

Los Angeles Dodgers - 2000



Batter	1	2	3	4	5	6	7	8	9	AB R H RBI BB SO LOB	TOP											
22 Devon White, S (1, 8) C F X	0-2 E5 G6-3		2-3 K		0-1 E5 WP 3B		0-3 K	1-1 G6-3		5 1 0 1 0 2 2												
Mark Grudzielanek, R (1, 4) OBP: 0.200, SLG: 0.200 B F X	1-2 G6-3 1-2f			1-0 G4-3	0-1 F8		2-0 BB HR 1B	0-2 E3		5 1 1 0 0 0 3												
Gary Sheffield, R (1, 7) OBP: 0.500, SLG: 1.000 Terry Adams, R (7, 1) C S F X	0-2 F8			3-3 K	1-1 3B 1-H 2-H		1-0 BB HR 1B	3-3 K		4 1 2 2 0 1 0 1 0 0 0 0 1 1												
Shawn Green, L (1, 9) X		0-0 G3-1		4-2 BB	1-0 G4-3		4-0 HR BB		3-1 G6-3	3 1 0 1 2 0 1												
Eric Karros, R (1, 3) OBP: 0.200, SLG: 0.800 B S F X		1-2 P4		1-0 F8		0-0 F8	1-1 HR		2-1 G4-3	5 1 1 4 0 0 1												
Todd Hundley, S (1, 2) OBP: 0.600, SLG: 1.200 X		0-0 HR			0-0 G3	3-1 1B	0-0 F8		1-0 1B	5 1 3 1 0 0 0												
Adrián Beltré, R (1, 5) OBP: 0.400, SLG: 0.400 C S B F X		2-2 G6-3			1-2 SH BB 1B	1-2 F7	3-2 FC6-4 1B		1-1 F7	5 1 2 0 0 0 2												
Kevin Elster, R (1, 6) X			1-1 F2		4-1 SH 22 E BB	0-1 G4-3	0-0 FC6-4			3 1 0 0 1 0 2												
Kevin Brown, R (1, 1) F.P. Santangelo, S (7, PH) (7, 7) X			0-0 F7		0-2 SH WP 22 E 3B		4-1 1B BB BB	2-2 G3		1 1 0 0 0 0 0 1 1 0 0 1 0 0												
<b>Inning Stats</b>	R: 0 E: 1 K: 0 S: 10	H: 0 LOB: 0 BB: 0 P: 11	R: 1 E: 0 K: 0 S: 8	H: 1 LOB: 0 BB: 0 P: 11	R: 0 E: 0 K: 1 S: 6	H: 0 LOB: 0 BB: 0 P: 9	R: 0 E: 0 K: 1 S: 9	H: 0 LOB: 1 BB: 1 P: 18	R: 4 E: 2 K: 0 S: 15	H: 2 LOB: 1 BB: 1 P: 22	R: 0 E: 0 K: 0 S: 8	H: 1 LOB: 1 BB: 0 P: 12	R: 5 E: 0 K: 1 S: 16	H: 4 LOB: 1 BB: 2 P: 31	R: 0 E: 1 K: 1 S: 14	H: 0 LOB: 1 BB: 0 P: 20	R: 0 E: 0 K: 0 S: 7	H: 1 LOB: 1 BB: 0 P: 14	1B: 6 2B: 0 3B: 1 HR: 2	SF: 0 SAC: 1 DP: 1 HBP: 0	WP: 1 PB: 0 SB: 0 CS: 0	PA: 43
<b>PITCHER</b>	IP WLS BF H R ER SO BB IBB HBP BLK WP HR S P ERA WHIP											<b>PITCHER</b>	IP WLS BF H R ER SO BB IBB HBP BLK WP HR S P ERA WHIP									
Dustin Hermanson, R (1, 1) ERA: 1.5	6.0 L 26 4 5 1 2 2 0 0 0 1 1 56 83 1.50 1.000																					
Anthony Telford, R (7, 1) ERA: 108.0	0.1 5 2 4 4 1 2 0 0 0 0 0 0 6 17 108.00 12.000																					
Scott Strickland, R (7, 1) ERA: 5.4	1.2 8 2 1 1 1 0 0 0 0 0 0 1 24 34 5.40 1.200																					
Matt Blank, L (9, 1) ERA:	1.0 4 1 0 0 0 0 0 0 0 0 0 0 7 14 0.00 1.000																					

Los Angeles Dodgers @ Montreal Expos  
Olympic Stadium, Montreal, QB  
Mon Apr 03 2000, 7:05 PM EDT  
Att. 51,249 - Dome - 72 F

livebaseballscorecards.com

AB	38
R	10
H	9
RBI	9
BB	4
SO	4
LOB	12







Batter	1	2	3	4	5	6	7	8	9	AB R H RBI BB SO LOB	TOP											
22 Devon White, S OBP: 0.182, SLG: 0.455 Gregg Olson, R	1-2 HR	2-3 K	2-3 K		1-0 HBP FC3-6 1B	3-3 K			0-3 K	6 2 2 1 0 4 4 0 0 0 0 0 0 0												
Mark Grudzielanek, R OBP: 0.364, SLG: 0.364	1-0 WP S 1B		1B HR		1-2 FC3-6 HBP SF7 1B		3-1 G4-3		0-3 K	6 2 3 0 0 1 0												
Gary Sheffield, R OBP: 0.556, SLG: 1.125 Onan Masaoka, R Dave Hansen, L	2-1 F7		1B HR		3-2 FC3-6 HBP		1-2 G6-3			4 1 2 2 0 0 1 0 0 0 0 0 0 0 0 0 0 0 0 0 0												
Shawn Green, L OBP: 0.300, SLG: 0.125	2-3 K		1B 1B		1-1 FC3-6		2-3 K			5 1 1 1 0 2 5												
Eric Karros, R OBP: 0.200, SLG: 0.556 Mike Fetters, R Todd Hollandsworth, L	2-3 K		1-0 1B 2B 1B		0-0 F8		1-0 SF7		3-2 G5-3	4 1 1 1 0 1 1 0 0 0 0 0 0 0 0 0 0 0 0 0 0												
Adrián Beltré, R OBP: 0.500, SLG: 0.600		1-1 F8	2-1 2B 1B		0-2 1B 1B		0-3 K		2-2 WP 2B	5 1 3 1 0 1 1												
Chad Kreuter, S OBP: 0.600, SLG: 0.800		2-2 WP 1B	1-0 2B 2B		0-1 L4 1B		1-2 F7		2-3 K	5 1 3 1 0 1 1												
Kevin Elster, R OBP: 0.556, SLG: 0.500		4-2 BB	1-2 F9 E 2B		0-1 1B		4-1 G1-3 BB		0-0 L9	3 1 2 2 2 0 1												
Chan Ho Park, R F.P. Santangelo, S		3-3 K	2-1 F9		0-2 L4		0-1 G1-3		0-3 K	4 0 0 0 0 1 7 1 0 0 0 0 1 0												
<b>Inning Stats</b>	R: 1 E: 0 K: 2 S: 13	H: 2 LOB: 1 BB: 0 P: 21	R: 0 E: 0 K: 2 S: 14	H: 1 LOB: 2 BB: 1 P: 26	R: 7 E: 1 K: 1 S: 28	H: 8 LOB: 2 BB: 0 P: 44	R: 0 E: 0 K: 0 S: 11	H: 3 LOB: 2 BB: 0 P: 11	R: 2 E: 0 K: 1 S: 13	H: 2 LOB: 1 BB: 0 P: 20	R: 0 E: 0 K: 1 S: 10	H: 0 LOB: 1 BB: 1 P: 18	R: 0 E: 0 K: 1 S: 8	H: 0 LOB: 0 BB: 0 P: 14	R: 0 E: 0 K: 1 S: 11	H: 1 LOB: 1 BB: 0 P: 18	R: 0 E: 0 K: 3 S: 9	H: 0 LOB: 0 BB: 0 P: 9	1B: 12 2B: 4 3B: 0 HR: 2	SF: 1 SAC: 0 DP: 1 HBP: 1	WP: 3 PB: 0 SB: 1 CS: 0	PA: 47
<b>PITCHER</b>	IP WLS BF H R ER SO BB IBB HBP BLK WP HR S P ERA WHIP																					
Hideki Irabu, R ERA: 27.0	(1, 1) 2.0 L 15 8 6 6 4 1 0 0 0 0 2 2 39 67 27.00 4.500																					
Miguel Batista, R ERA: 9.0	(3, 1) 3.0 18 8 4 3 2 0 0 0 1 0 0 0 40 55 9.00 2.667																					
Matt Blank, L ERA:	(6, 1) 2.0 7 0 0 0 2 1 0 0 0 0 0 0 18 32 0.00 0.500																					
Steve Kline, L ERA:	(8, 1) 1.0 4 1 0 0 1 0 0 0 0 0 1 0 11 18 0.00 1.000																					
Ugueth Urbina, R ERA:	(9, 1) 1.0 3 0 0 0 3 0 0 0 0 0 0 0 9 9 0.00 0.000																					

**Los Angeles Dodgers @ Montreal Expos**  
**Olympic Stadium, Montreal, QB**  
 Tue Apr 04 2000, 7:05 PM EDT  
 Att. 12,143 - Dome - 72 F

AB	43
R	10
H	17
RBI	9
BB	2
SO	12
LOB	21



WP: 3	PA: 47
-------	--------







**BOTTOM**

**Los Angeles Dodgers @ Montreal Expos**  
 Olympic Stadium, Montreal, QB  
 Wed Apr 05 2000, 7:05 PM EDT  
 Att. 8,867 - Dome - 72 F

livebaseballscorecards.com

<b>AB</b>	<b>33</b>
<b>R</b>	<b>6</b>
<b>H</b>	<b>10</b>
<b>RBI</b>	<b>6</b>
<b>BB</b>	<b>4</b>
<b>SO</b>	<b>5</b>
<b>LOB</b>	<b>20</b>



WP: 0	PA: 39
PB: 0	
SB: 0	
CS: 0	

AB	R	H	RBI	BB	SO	LOB
5	3	3	0	0	0	1
5	2	2	1	0	0	4
4	0	1	2	1	1	4
2	0	1	0	1	0	1
3	0	2	3	1	0	2
0	0	0	0	0	0	0
0	0	0	0	0	0	0
3	0	0	0	0	0	4
0	0	0	0	0	0	0
3	0	0	0	0	1	0
1	0	0	0	0	1	2
2	0	0	0	1	1	0
0	0	0	0	0	0	0
0	0	0	0	0	0	0
1	1	1	1	0	0	0

Batter	1	2	3	4	5	6	7	8	9
<b>Peter Bergeron, L</b> OBP: 0.267, SLG: 0.333 (1, 8)	3-2 2B 1B		0-1 G1-3		0-0 HBP FC1-5 1B	2-0 G4-3			1-1 E 1B
<b>Jose Vidro, S</b> OBP: 0.583, SLG: 0.727 (1, 4)	0-1 1B 1B 2B		2-1 2B		0-0 FC1-5 HBP 1B		2-2 F9		0-0 E4 1B
<b>Rondell White, R</b> OBP: 0.167, SLG: 0.091 (1, 7)	1-2 G5-3		0-1 G5-3		2-3 K		4-2 G6-4-3 BB		1-2 1B
<b>Vladimir Guerrero, R</b> OBP: 0.727, SLG: 1.333 (1, 9)	1-1 1B 2-3 1B		4-0 IBB		1-0 1B 1-2 2-3 HBP		1-0 G6-4-3		1-2 2-H 3-H 1B
<b>Lee Stevens, L</b> OBP: 0.417, SLG: 0.300 <b>Terry Jones, S</b> (8, PR) <b>Chris Widger, R</b> (9, 2)	1-1 G4-6-3 1B		1-1 F7		1-1 1B			4-1 G4-3 SH3-4 BB	
<b>Michael Barrett, R</b> OBP: 0.182, SLG: 0.200 <b>Mike Mordecai, R</b> (9, 3)	1-2 G4-6-3			2-2 P5	2-2 G5-3			0-0 SH3-4	
<b>15 Lenny Webster, R</b> <b>Wilton Guerrero, S</b> (8, PH) <b>Anthony Telford, R</b> (9, 1)		2-3 K		1-1 G5-3		0-1 G4-3		3-1 G4-3	
<b>Orlando Cabrera, R</b> <b>Geoff Blum, S</b> OBP: 0.333, SLG: 0.500 (8, PH) (9, 6)		2-2 G5-3		1-3 K		2-2 G5-3		3-3 K	
<b>Javier Vazquez, R</b> <b>Scott Strickland, R</b> <b>Ugueth Urbina, R</b> <b>Trace Coquillette, R</b> OBP: 0.333, SLG: 0.333 (9, 5)		1-3 K			4-0 FC1-5 1B BB	2-2 E5			2-2 E 1B 1B

Inning	R	H	E	K	S	H	LOB	BB	P	R	H	E	K	S	H	LOB	BB	P	R	H	E	K	S	H	LOB	BB	P	R	H	E	K	S	H	LOB	BB	P
1	2	4	0	15	22	0	0	9	14	0	0	0	8	10	0	0	11	21	0	0	0	6	13	0	0	7	17	2	3	1	14	8	2	0	14	

PITCHER	IP	WLS	BF	H	R	ER	SO	BB	IBB	HBP	BLK	WP	HR	S	P	ERA	WHIP
<b>Orel Hershiser, R</b> ERA: 7.2 (1, 1)	5.0		24	7	4	4	4	1	1	1	0	0	0	53	86	7.20	1.600
<b>Matt Herges, R</b> ERA: (6, 1)	2.0		7	0	0	0	0	1	0	0	0	0	0	16	29	0.00	0.500
<b>Onan Masaoka, L</b> ERA: (8, 1)	0.0		1	0	0	0	0	1	0	0	0	0	0	1	5	∞	∞
<b>Mike Fetters, R</b> ERA: (8, 1)	1.0	H	3	0	0	0	1	0	0	0	0	0	0	6	12	0.00	0.000
<b>Jeff Shaw, R</b> ERA: (9, 1)	0.0	L	4	3	2	1	0	0	0	0	0	0	0	10	14	∞	∞



Batter	1	2	3	4	5	6	7	8	9	AB R H RBI BB SO LOB	TOP											
22 Devon White, S OBP: 0.200, SLG: 0.400 F.P. Santangelo, S	0-0 G3-1		1-0 G6-4-3 1B		0-0 F8			2-2 G1-3		4 0 1 1 0 0 0 0 0 0 0 0 0 0												
Mark Grudzielanek, R OBP: 0.300, SLG: 0.300	1-3 K		0-1 G6-4-3			3-2 G4-3		1-2 G6-3		4 0 0 0 0 1 1												
Gary Sheffield, R OBP: 0.471, SLG: 0.933 Todd Hollandsworth, L OBP: 0.500, SLG: 0.600	1-1 2B			4-0 2B BB		1-0 G4-3			2-2 HBP E SF7 1B	2 0 1 0 1 0 0 1 1 1 0 0 0 0												
Shawn Green, L OBP: 0.316, SLG: 0.294	0-0 F7			0-1 2B		0-2 E5		1-2 E3 SF7 HBP FC4-6		4 1 1 0 0 0 2												
Eric Karros, R OBP: 0.158, SLG: 0.294		1-1 F9		1-3 K		0-1 F8		2-2 FC4-6 HBP		3 0 0 0 0 1 3												
Todd Hundley, S OBP: 0.444, SLG: 0.857		1-0 G4-3		1-1 HBP		1-0 F8		2-2 SF7		2 0 0 1 0 0 0												
Adrian Beltré, R OBP: 0.529, SLG: 0.824 Onan Masaoka, R Jose Vizcaino, S OBP: 0.600, SLG: 0.333		1-1 CS 1B		2-2 G5-4-3		1-2 G1-3		2-2 FC4-6		3 0 1 0 0 0 3 0 0 0 0 0 0 0 1 0 0 1 0 0 1												
Kevin Elster, R OBP: 0.462, SLG: 0.500		1-2 CS	2-1 SH1-3 22 1B 2B		1-1 G5-3		2-3 K	0-3 K		4 1 1 0 0 2 1												
Carlos Perez, L Alan Mills, R Dave Hansen, L OBP: 0.500, SLG: 2.000			0-0 SH1-3		2-1 G4-3		2-3 K			1 0 0 0 0 0 0 0 0 0 0 0 0 0 1 0 0 0 0 1 0												
Inning Stats	R: 0 E: 0 K: 1 S: 8	H: 1 LOB: 1 BB: 0 P: 10	R: 0 E: 0 K: 0 S: 7	H: 1 LOB: 0 BB: 0 P: 11	R: 1 E: 0 K: 0 S: 6	H: 2 LOB: 0 BB: 0 P: 9	R: 0 E: 0 K: 1 S: 11	H: 1 LOB: 2 BB: 1 P: 19	R: 0 E: 0 K: 0 S: 5	H: 0 LOB: 0 BB: 0 P: 8	R: 0 E: 1 K: 0 S: 11	H: 0 LOB: 1 BB: 0 P: 15	R: 0 E: 0 K: 1 S: 7	H: 0 LOB: 0 BB: 0 P: 11	R: 0 E: 0 K: 1 S: 14	H: 0 LOB: 0 BB: 0 P: 19	R: 2 E: 1 K: 1 S: 18	H: 1 LOB: 1 BB: 0 P: 27	1B: 3 2B: 3 3B: 0 HR: 0	SF: 1 SAC: 1 DP: 2 HBP: 2	WP: 0 PB: 0 SB: 0 CS: 1	PA: 36
PITCHER	IP WLS BF H R ER SO BB IBB HBP BLK WP HR S P ERA WHIP																					
Carl Pavano, R ERA: 1.13 Anthony Telford, R ERA: 15.43	(1, 1) 8.0 W 29 5 1 1 4 1 0 1 0 0 0 0 69 102 1.12 0.750	(9, 1) 1.0 6 1 2 0 1 0 0 1 0 0 0 18 27 0.00 1.000																				

Los Angeles Dodgers @ Montreal Expos  
Olympic Stadium, Montreal, QB  
Thu Apr 06 2000, 7:05 PM EDT  
Att. 9,121 - Dome - 72 F

livebaseballscorecards.com

AB	30
R	3
H	6
RBI	3
BB	1
SO	5
LOB	11



Batter	1	2	3	4	5	6	7	8	9	AB	R	H	RBI	BB	SO	LOB
<b>Peter Bergeron, L</b> OBP: 0.250, SLG: 0.263 (1, 8)	1-0 F9 BB	4-1 2B BB		0-3 K		2-1 G5-3	1-3 K			4	1	0	0	1	2	1
<b>Michael Barrett, R</b> OBP: 0.250, SLG: 0.286 (1, 5)	1-2 HBP	0-0 F7		0-0 G5-3		0-1 G4-3 2B		3-1 G6-3		4	0	1	0	0	0	2
<b>Rondell White, R</b> OBP: 0.235, SLG: 0.250 <b>Terry Jones, S</b> (8, PR) (9, 7)	0-2 F8	0-0 2B 1-H 2-H			2-3 K	0-0 G4-3		2-0 HR 1B		5	0	2	2	0	1	2
<b>Vladimir Guerrero, R</b> OBP: 0.688, SLG: 1.308 <b>Anthony Telford, R</b> (1, 9) (9, 1)	1-0 P6	0-1 F9			0-0 HR 1B	4-2 BB		0-1 HR		4	2	2	2	1	0	2
<b>Jose Vidro, S</b> OBP: 0.529, SLG: 0.625 (1, 4)		0-1 HR 1B	1-1 1B		2-1 E5 HR 1B	0-0 G4-3		2-2 G6-3		5	2	2	0	0	0	4
<b>Lee Stevens, L</b> OBP: 0.294, SLG: 0.200 (1, 3)		0-0 F2	0-0 F7		0-3 K		1-0 F7	1-3 K		5	0	0	0	0	2	5
<b>Chris Widger, R</b> OBP: 0.417, SLG: 0.667 (1, 2)		4-1 HR BB	1-0 F8		2-0 HR		0-2 1B 2B			3	3	2	3	1	0	1
<b>Orlando Cabrera, R</b> OBP: 0.214, SLG: 0.500 (1, 6)		2-2 HR	0-0 F8		1-2 2B		1-0 1B			4	1	3	4	0	0	1
<b>Carl Pavano, R</b> OBP: 0.500, SLG: 0.500 <b>Wilton Guerrero, S</b> (1, 1) (9, 9)		1-1 BB 2B 1B		1-0 F8	0-2 G4-1		1-1 1B			4	1	2	0	0	0	1

Inning Stats	R: 0	H: 0	E: 0	K: 0	S: 8	R: 5	H: 4	E: 0	K: 0	S: 14	R: 0	H: 1	E: 0	K: 0	S: 5	R: 3	H: 3	E: 1	K: 2	S: 20	R: 0	H: 1	E: 0	K: 0	S: 8	R: 1	H: 3	E: 0	K: 1	S: 10	R: 2	H: 2	E: 0	K: 1	S: 12
	LOB: 1	BB: 1	BB: 1	BB: 1	BB: 11	LOB: 1	BB: 2	LOB: 1	BB: 0	BB: 7	LOB: 0	LOB: 0	LOB: 0	LOB: 0	LOB: 6	LOB: 1	LOB: 1	LOB: 1	LOB: 1	LOB: 27	LOB: 1	LOB: 2	LOB: 1	LOB: 1	LOB: 14	LOB: 1	LOB: 1	LOB: 0	LOB: 0	LOB: 20	LOB: 1	LOB: 1	LOB: 1	LOB: 1	LOB: 20

PITCHER	IP	WLS	BF	H	R	ER	SO	BB	IBB	HBP	BLK	WP	HR	S	P	ERA	WHIP
<b>Carlos Perez, L</b> ERA: 9.64 (1, 1)	4.2	L	25	7	8	5	3	2	0	1	0	0	0	44	67	9.64	1.929
<b>Alan Mills, R</b> ERA: (5, 1)	1.1		7	2	0	0	0	1	0	0	0	0	0	16	23	0.00	2.250
<b>Onan Masaoka, L</b> ERA: 9.0 (7, 1)	2.0		10	5	3	3	2	0	0	0	0	0	1	22	34	13.50	2.500


**BOTTOM**

**Los Angeles Dodgers @ Montreal Expos**  
Olympic Stadium, Montreal, QB

Thu Apr 06 2000, 7:05 PM EDT  
Att. 9,121 - Dome - 72 F

livebaseballscorecards.com

<b>AB</b>	<b>38</b>
<b>R</b>	<b>11</b>
<b>H</b>	<b>14</b>
<b>RBI</b>	<b>11</b>
<b>BB</b>	<b>3</b>
<b>SO</b>	<b>5</b>
<b>LOB</b>	<b>19</b>



1B: 7	SF: 0	WP: 0	PA: 42
2B: 4	SAC: 0	PB: 0	
3B: 0	DP: 0	SB: 2	
HR: 3	HBP: 1	CS: 0	



Batter	1	2	3	4	5	6	7	8	9	AB R H RBI BB SO LOB	TOP		
22 Devon White, S (1, 8) Todd Hollandsworth, L (4, 8) OBP: 0.176, SLG: 0.353 OBP: 0.500, SLG: 0.500	2-1 F8			1-3 K	2-2 F8			4-2 BB		2 0 0 0 0 1 0 1 0 0 0 1 0 2			
Mark Grudzielanek, R (1, 4) OBP: 0.250, SLG: 0.250	3-2 G5-3			0-2 G4-3		0-0 F8		0-1 F3		4 0 0 0 0 0 1			
Gary Sheffield, R (1, 7) OBP: 0.429, SLG: 0.947	0-3 K			0-0 HR		1-2 G6-3		1-0 F9		4 1 1 1 0 1 0			
Shawn Green, L (1, 9) OBP: 0.348, SLG: 0.350		3-1 G4-3		0-0 2B		3-3 K		4-2 BB		3 0 1 0 1 1 0			
Eric Karros, R (1, 3) OBP: 0.130, SLG: 0.238		3-3 K		0-1 G4-3		0-0 G6-3		0-0 F8		4 0 0 0 0 1 2			
Todd Hundley, S (1, 2) OBP: 0.308, SLG: 0.545		0-0 P8		1-2 G6-3		0-2 G4-3		2-0 G3		4 0 0 0 0 0 1			
Adrian Beltré, R (1, 5) OBP: 0.500, SLG: 0.750			0-2 G6-3		0-1 37 F9 1B 1B		1-2 G6-3			3 0 1 0 0 0 0			
Jose Vizcaino, S (1, 6) OBP: 0.500, SLG: 0.333			1-3 K		2-1 S 1B		1-2 F8			3 0 1 0 0 1 0			
37 Darren Dreifort, R (1, 1) Matt Herges, L (6, 1) F.P. Santangelo, S (8, PH) Terry Adams, R (8, 1)			0-3 K		1-0 F9		1-3 K			2 0 0 0 0 1 2 0 0 0 0 0 0 0 1 0 0 0 0 1 0 0 0 0 0 0 0 0			
<b>Inning Stats</b>	R: 0 H: 0 E: 0 LOB: 0 K: 1 BB: 0 S: 8 P: 13	R: 0 H: 0 E: 0 LOB: 0 K: 1 BB: 0 S: 6 P: 12	R: 0 H: 0 E: 0 LOB: 0 K: 2 BB: 0 S: 15 P: 16	R: 1 H: 2 E: 0 LOB: 1 K: 1 BB: 0 S: 11 P: 12	R: 0 H: 2 E: 0 LOB: 2 K: 0 BB: 0 S: 14 P: 20	R: 0 H: 0 E: 0 LOB: 0 K: 1 BB: 0 S: 8 P: 12	R: 0 H: 0 E: 0 LOB: 0 K: 0 BB: 0 S: 9 P: 10	R: 0 H: 0 E: 0 LOB: 1 K: 1 BB: 1 S: 12 P: 18	R: 0 H: 0 E: 0 LOB: 1 K: 0 BB: 1 S: 6 P: 13	1B: 2 SF: 0 2B: 1 SAC: 0 3B: 0 DP: 0 HR: 1 HBP: 0	WP: 0 PA: 33 PB: 0 SB: 1 CS: 0		
<b>PITCHER</b>	IP WLS BF H R ER SO BB IBB HBP BLK WP HR S P ERA WHIP											<b>PITCHER</b>	IP WLS BF H R ER SO BB IBB HBP BLK WP HR S P ERA WHIP
Rick Reed, R (1, 1) ERA: 0.57	7.2 W 28 4 1 1 7 1 0 0 0 0 0 1 81 111 1.17 0.652												
Armando Benitez, R (8, 1) ERA:	1.1 S 5 0 0 0 0 1 0 0 0 0 0 0 8 15 0.00 0.750												

**Los Angeles Dodgers @ New York Mets**  
 Shea Stadium, Flushing, NY  
 Fri Apr 07 2000, 7:10 PM EDT  
 Att. 27,791 - Cloudy - 59 F

AB	31
R	1
H	4
RBI	1
BB	2
SO	7
LOB	8




Batter	1	2	3	4	5	6	7	8	9
Jon Nunnally, L (1, 7) OBP: 0.333, SLG: 0.143	4-2 WP 31 2B BB	0-0 G4-3		4-2 L6-4 1-2 BB BB		3-3 K			
Derek Bell, R (1, 9) OBP: 0.308, SLG: 0.364	1-3 K		2-1 BB HBP BB	4-1 1-2 BB 2-3			1-1 G6-3		
Edgardo Alfonzo, R (1, 4) OBP: 0.462, SLG: 0.294	4-0 31 2B 1-2 G4-3 BB		4-1 BB 1-2 BB	1-0 L6-4 2-3			3-3 K		
31 Mike Piazza, R (1, 2) OBP: 0.208, SLG: 0.348 Armando Benitez, R (8, 1)	0-1 G4-3 1-3 2-H 2B		2-3 K		0-1 G4-3		2-1 F9		
Robin Ventura, L (1, 5) OBP: 0.200, SLG: 0.091	0-0 G4-3 2-3 3-H		0-0 F8		2-3 K		1-0 F5		
Todd Zeile, R (1, 3) OBP: 0.417, SLG: 0.353	4-1 FC6-4 BB		4-1 1-2 BB 2-3		4-2 FC6-4 BB		0-1 G4-3		
Jay Payton, R (1, 8) OBP: 0.333, SLG: 0.444 Melvin Mora, R (9, 8)	2-0 F8		0-1 FC6-4 1-2f		2-0 FC6-4 1-2f		2-1 L8		
Rey Ordonez, R (1, 6) OBP: 0.250, SLG: 0.063		3-1 G4-3		1-0 G6-3		1-3 K			
Rick Reed, R (1, 1) OBP: 0.200, SLG: 0.200 Todd Pratt, R (8, 2) OBP: 1.000, SLG: 4.000		0-0 F9		3-2 BB 1B		0-0 G5-3			

AB	R	H	RBI	BB	SO	LOB
2	1	0	0	2	1	0
2	0	0	0	1	1	1
2	1	0	0	2	1	3
4	0	1	1	0	1	2
0	0	0	0	0	0	0
4	0	0	1	0	1	3
1	0	0	0	3	0	0
4	0	0	0	0	0	6
0	0	0	0	0	0	0
3	0	0	0	0	1	0
3	0	1	0	0	0	0
0	0	0	0	0	0	0

**Los Angeles Dodgers @ New York Mets**  
 Shea Stadium, Flushing, NY  
 Fri Apr 07 2000, 7:10 PM EDT  
 Att: 27,791 - Cloudy - 59 F

AB	25
R	2
H	2
RBI	2
BB	8
SO	6
LOB	15



Inning Stats		R: 2	H: 1	E: 0	K: 1	S: 11	R: 0	H: 0	E: 0	K: 0	S: 4	R: 0	H: 0	E: 0	K: 1	S: 9	R: 0	H: 1	E: 0	K: 0	S: 8	R: 0	H: 0	E: 0	K: 1	S: 8	R: 0	H: 0	E: 0	K: 2	S: 8	R: 0	H: 0	E: 0	K: 1	S: 7	R: 0	H: 0	E: 0	K: 0	S: 5
PITCHER		IP	WLS	BF	H	R	ER	SO	BB	IBB	HBP	BLK	WP	HR	S	P	ERA	WHIP																							
37 Darren Dreifort, R (1, 1) ERA: 3.6	(1, 1)	5.0	L	25	2	2	2	3	8	0	1	0	1	0	40	91	3.60	2.000																							
Matt Herges, R (6, 1) ERA:	(6, 1)	2.0		6	0	0	0	3	0	0	0	0	0	0	15	25	0.00	0.000																							
Terry Adams, R (8, 1) ERA: 2.25	(8, 1)	1.0		3	0	0	0	0	0	0	0	0	0	0	5	8	0.00	0.000																							

WP	HR	S	P	ERA	WHIP
1	0	0	34		
0	0	0			
0	0	1			
0	0	0			





BOTTOM

Los Angeles Dodgers @ New York Mets  
Shea Stadium, Flushing, NY  
Sat Apr 08 2000, 1:10 PM EDT  
Att: 37,814 - Sunny - 63 F

livebaseballscorecards.com

AB	42
R	5
H	11
RBI	5
BB	4
SO	10
LOB	23



WP:	0	PA:	47
PB:	0		
SB:	2		
CS:	0		

AB R H RBI BB SO LOB

4	0	0	0	0	2	3
2	0	0	1	0	0	2
2	1	1	0	1	1	1
3	0	0	0	0	2	2
5	1	2	2	0	0	3
5	0	2	0	0	2	1
4	0	0	0	1	0	4
3	1	1	1	0	0	2
0	0	0	0	0	0	0
0	0	0	0	0	0	0
1	1	1	0	0	0	0
0	0	0	0	0	0	0
0	0	0	0	1	0	0
0	0	0	0	0	0	0
4	1	1	0	1	1	1
5	0	3	1	0	2	2
2	0	0	0	0	0	1
2	0	0	0	0	0	1

Batter 1 2 3 4 5 6 7 8 9 10

Rickey Henderson, R OBP: 0.192, SLG: 0.130 Rey Ordóñez, R OBP: 0.227, SLG: 0.056	(1, 7) (7, 6)	2-3 FC	1-3 FC		2-2 BB	G5-3		0-2 G1-3		0-0 G1-3		
Jon Nunnally, L OBP: 0.417, SLG: 0.333 Derek Bell, R OBP: 0.276, SLG: 0.320	(1, 9) (6, 8) (7, 7) (7, PH) (8, 9)	0-0 1B	2-3	4-2 HR	1-3 K		3-3 K	0-0 FC5-2	2-3 K			
Edgardo Alfonzo, R OBP: 0.452, SLG: 0.455	(1, 4)	3-2 L9		1-1 HR		0-1 G6-3	1-0 F7	1-2 FC5-4				
Robin Ventura, L OBP: 0.233, SLG: 0.148	(1, 5)	2-2 FC4-6		1-3 K		3-2 F8	1-0 1B		2-3 K			
Matt Franco, L	(1, 3)	2-2 FC4-6		4-2 FC6-4		2-2 G6-3	2-0 F9		2-0 G1			
Jay Payton, R OBP: 0.335, SLG: 0.667 Turk Wendell, L Dennis Cook, L 20 Kurt Abbott, R John Franco, L Todd Zeile, R Armando Benítez, R	(1, 8) (6, 1) (8, 1) (8, PH) (9, 1) (9, PH) (10, 1)		1-0 HR	2-2 FC6-4		1-1 G1-3		1-2 1B	4-2 S			
Todd Pratt, R OBP: 0.500, SLG: 1.000	(1, 2)	0-2 G4-3		1-1 G5-3		3-3 K	0-1 1B	4-2 1B				
Melvin Mora, R OBP: 0.455, SLG: 0.444	(1, 6) (7, 8)	1-2 S			2-3 K	2-2 F9	1-1 G1-3	1-3 FC5-2	1-3 K			
Pat Mahomes, R Benny Agbayani, R	(1, 1) (6, 9) (8, 7)	0-2 G5-3		1-2 E3		1-1 F9	0-0 CI	0-1 G4-3				

Inning Stats	R: 0 E: 0 K: 1 S: 14	H: 2 LOB: 2 BB: 0 P: 23	R: 1 E: 0 K: 1 S: 13	H: 2 LOB: 1 BB: 0 P: 16	R: 2 E: 0 K: 1 S: 16	H: 1 LOB: 1 BB: 2 P: 29	R: 0 E: 1 K: 2 S: 13	H: 0 LOB: 1 BB: 0 P: 19	R: 0 E: 0 K: 0 S: 14	H: 1 LOB: 1 BB: 0 P: 20	R: 0 E: 0 K: 1 S: 12	H: 1 LOB: 1 BB: 0 P: 19	R: 0 E: 0 K: 1 S: 6	H: 1 LOB: 1 BB: 0 P: 13	R: 2 E: 1 K: 0 S: 16	H: 3 LOB: 2 BB: 0 P: 19	R: 0 E: 0 K: 2 S: 18	H: 0 LOB: 2 BB: 2 P: 31	R: 0 E: 0 K: 1 S: 6	H: 0 LOB: 0 BB: 0 P: 8	1B: 7 2B: 2 3B: 0 HR: 2	SF: 0 SAC: 0 DP: 0 HBP: 0
--------------	-------------------------------	----------------------------------	-------------------------------	----------------------------------	-------------------------------	----------------------------------	-------------------------------	----------------------------------	-------------------------------	----------------------------------	-------------------------------	----------------------------------	------------------------------	----------------------------------	-------------------------------	----------------------------------	-------------------------------	----------------------------------	------------------------------	---------------------------------	----------------------------------	------------------------------------

PITCHER	IP	WLS	BF	H	R	ER	SO	BB	IBB	HBP	BLK	WP	HR	S	P	ERA	WHIP
Kevin Brown, R ERA: 4.91	(1, 1)	5.0	24	6	3	3	5	2	0	0	0	0	2	70	107	5.40	1.600
Alan Mills, R ERA:	(6, 1)	1.0	4	1	0	0	1	0	0	0	0	0	0	12	19	0.00	1.000
Onan Masaoka, L ERA: 6.75	(7, 1)	1.0	4	1	0	0	1	0	0	0	0	0	0	6	13	0.00	1.000
Gregg Olson, R ERA: 9.0	(8, 1)	1.0	7	3	2	2	0	0	0	0	0	0	0	16	19	18.00	3.000
Mike Fetters, R ERA:	(9, 1)	1.0	W 5	0	0	0	2	2	0	0	0	0	0	18	31	0.00	2.000
PITCHER	IP	WLS	BF	H	R	ER	SO	BB	IBB	HBP	BLK	WP	HR	S	P	ERA	WHIP
Jeff Shaw, R ERA: 9.0	(10, 1)	1.0	S 3	0	0	0	1	0	0	0	0	0	0	6	8	0.00	0.000







Batter	1	2	3	4	5	6	7	8	9	AB R H RBI BB SO LOB	TOP		
22 Devon White, S OBP: 0.333, SLG: 0.577 (1, 8)	2-2 CS 1B		1-0 P6		2-1 G1-3 1B		0-0 S 1B 2B	1-3 K		5 2 3 0 0 1 1			
Mark Grudzielanek, R OBP: 0.235, SLG: 0.303 (1, 4)	1-3 K			1-1 G5-3	0-2 G1-3		2-3 K	0-0 G6-3		5 0 0 0 0 2 4			
Shawn Green, L OBP: 0.333, SLG: 0.310 (1, 9)	3-2 SAFE G3-1			4-2 BB BB	1-0 1B		3-2 P5		3-3 K	4 0 1 1 1 1 2			
Gary Sheffield, R OBP: 0.481, SLG: 0.870 Jeff Shaw, R (9, 1)		1-0 G5-4-3 1B		4-0 BB	2-2 P4		4-0 1B IBB		0-0 P6	3 0 1 0 2 0 1 0 0 0 0 0 0 0			
Geronimo Berroa, R OBP: 0.333, SLG: 0.333 Terry Adams, R (7, 1) Todd Hollandsworth, L OBP: 0.364, SLG: 0.333 (9, PH)		2-1 G5-4-3		0-3 K		3-2 FC5-4 1B	2-1 1-3 2-H 1B		1-3 K	4 0 2 1 0 1 3 0 0 0 0 0 0 0 1 0 0 0 0 1 0			
Adrian Beltré, R OBP: 0.345, SLG: 0.517 (1, 5)		1-0 G4-3		1-3 K		1-0 FC5-4 BB	0-2 F9			4 0 0 0 0 1 5			
Todd Hundley, S OBP: 0.294, SLG: 0.467 (1, 2)			2-1 G5-3		2-2 HR 1B	2-1 F9		0-0 F5		4 1 1 0 0 0 1			
Kevin Elster, R OBP: 0.524, SLG: 1.059 (1, 6)			3-2 HR		2-1 HR	4-1 BB		3-2 HR		3 3 3 4 1 0 0			
Chan Ho Park, R Dave Hansen, L OBP: 0.667, SLG: 2.000 (7, 3)			0-0 G4-3		0-2 G2-3	0-1 F9		3-2 2B		3 0 0 0 0 0 2 1 0 1 0 0 0 0			
<b>Inning Stats</b>	R: 0 H: 1 E: 0 LOB: 0 K: 1 BB: 0 S: 9 P: 15	R: 0 H: 1 E: 0 LOB: 0 K: 0 BB: 0 S: 4 P: 8	R: 1 H: 1 E: 0 LOB: 0 K: 0 BB: 0 S: 7 P: 13	R: 0 H: 0 E: 0 LOB: 2 K: 2 BB: 2 S: 10 P: 20	R: 3 H: 4 E: 0 LOB: 1 K: 0 BB: 0 S: 18 P: 27	R: 0 H: 1 E: 0 LOB: 2 K: 0 BB: 1 S: 9 P: 19	R: 1 H: 2 E: 0 LOB: 2 K: 1 BB: 1 S: 13 P: 24	R: 1 H: 2 E: 0 LOB: 1 K: 1 BB: 0 S: 13 P: 20	R: 0 H: 0 E: 0 LOB: 0 K: 2 BB: 0 S: 8 P: 12	1B: 7 SF: 0 2B: 2 SAC: 0 3B: 0 DP: 1 HR: 3 HBP: 0	WP: 0 PA: 41 PB: 0 SB: 1 CS: 1		
<b>PITCHER</b>	IP WLS BF H R ER SO BB IBB HBP BLK WP HR S P ERA WHIP											<b>PITCHER</b>	IP WLS BF H R ER SO BB IBB HBP BLK WP HR S P ERA WHIP
Kirk Rueter, L ERA: 8.38 (1, 1)	6.0 L 27 8 4 4 3 3 0 0 0 0 0 2 57 102 6.00 1.833												
Alan Embree, L ERA: 7.71 (7, 1)	1.0 6 2 1 1 1 0 1 0 0 0 0 13 24 9.00 2.000												
Felix Rodriguez, R ERA: 4.76 (8, 1)	2.0 8 2 1 1 3 0 0 0 0 0 1 21 32 4.50 1.000												

Los Angeles Dodgers @ San Francisco Giants  
PacBell Park, San Francisco, CA  
Tue Apr 11 2000, 4:05 PM EDT  
Att. 40,930 - Sunny - 61 F

livebaseballscorecards.com

AB 37  
R 6  
H 12  
RBI 6  
BB 4  
SO 7  
LOB 19



Batter	1	2	3	4	5	6	7	8	9	AB	R	H	RBI	BB	SO	LOB
<b>Marvin Benard, L</b> (1, 8) OBP: 0.219, SLG: 0.194	1-1 F9		1-3 K		1-1 E3		2-1 G5-3			4	0	0	0	0	1	0
<b>Bill Mueller, S</b> (1, 5) OBP: 0.360, SLG: 0.478	0-1 2B		3-2 G6-3		0-0 G4-3		0-0 L6			4	1	1	0	0	0	1
<b>Barry Bonds, L</b> (1, 7) OBP: 0.412, SLG: 0.700	0-0 F9		2-2 HR		3-2 L9			0-0 P2		4	1	2	2	0	0	0
<b>Jeff Kent, R</b> (1, 4) OBP: 0.324, SLG: 0.655	1-2 F9		2-3 K		4-2 G5-4-3			1-0 G6-3		3	1	0	0	1	1	1
<b>Ellis Burks, R</b> (1, 9) OBP: 0.385, SLG: 0.591	3-2 G6-3			3-2 G6-3		2-2 G5-4-3		1-2 G6-3		4	0	1	0	0	0	1
<b>J.T. Snow, L</b> (1, 3) OBP: 0.250, SLG: 0.320		0-0 F9		4-0 2B		0-2 G5-4-3			3-1 HR	3	1	1	1	1	0	2
<b>Rich Aurilia, R</b> (1, 6) OBP: 0.207, SLG: 0.321		2-0 F7		0-0 2B		1-1 G4-3			1-2 F3	4	0	1	0	0	0	0
<b>Doug Mirabelli, R</b> (1, 2) OBP: 0.500, SLG: 0.727		2-1 3B		2-3 K			2-1 HR		0-1 F7	4	1	2	1	0	1	2
<b>Kirk Rueter, L</b> (1, 1) <b>Alan Embree, L</b> (7, 1) <b>Felipe Crespo, S</b> (7, PH) <b>Felix Rodriguez, R</b> (8, 1) <b>Armando Rios, L</b> (9, PH)		0-1 B2-3		1-3 K			0-0 G3-1		2-1 G4-3	2	0	0	0	0	1	3

Inning Stats	R: 1	H: 2	E: 0	K: 0	S: 12	H: 2	LOB: 1	BB: 0	P: 17	R: 0	H: 1	E: 0	K: 0	S: 6	H: 1	LOB: 0	BB: 0	P: 10	R: 1	H: 1	E: 0	K: 2	S: 14	H: 1	LOB: 0	BB: 0	P: 22	R: 0	H: 1	E: 0	K: 2	S: 10	R: 0	H: 0	E: 1	K: 0	S: 8	R: 1	H: 1	E: 0	K: 0	S: 11	H: 1	LOB: 0	BB: 1	P: 18	R: 1	H: 1	E: 0	K: 0	S: 6	R: 0	H: 0	E: 0	K: 0	S: 5	H: 0	LOB: 0	BB: 0	P: 7	R: 1	H: 1	E: 0	K: 0	S: 9	H: 1	LOB: 0	BB: 0	P: 15	1B: 2	2B: 2	3B: 1	HR: 3	SF: 0	SAC: 0	DP: 2	HBP: 0	WP: 1	PB: 0	SB: 0	CS: 0	PA: 36
--------------	------	------	------	------	-------	------	--------	-------	-------	------	------	------	------	------	------	--------	-------	-------	------	------	------	------	-------	------	--------	-------	-------	------	------	------	------	-------	------	------	------	------	------	------	------	------	------	-------	------	--------	-------	-------	------	------	------	------	------	------	------	------	------	------	------	--------	-------	------	------	------	------	------	------	------	--------	-------	-------	-------	-------	-------	-------	-------	--------	-------	--------	-------	-------	-------	-------	--------

PITCHER	IP	WLS	BF	H	R	ER	SO	BB	IBB	HBP	BLK	WP	HR	S	P	ERA	WHIP
<b>Chan Ho Park, R</b> (1, 1) ERA: 4.5	6.0	W	25	6	3	3	4	2	0	0	0	1	1	61	99	4.50	1.333
<b>Terry Adams, R</b> (7, 1) ERA: 3.0	2.0	H	7	1	1	1	0	0	0	0	0	0	1	11	17	4.50	0.500
<b>Jeff Shaw, R</b> (9, 1) ERA: 9.0	1.0	S	4	1	1	1	0	0	0	0	0	0	1	9	15	9.00	1.000

**BOTTOM**

**Los Angeles Dodgers @ San Francisco Giants**  
**PacBell Park, San Francisco, CA**  
 Tue Apr 11 2000, 4:05 PM EDT  
 Att: 40,930 - Sunny - 61 F

livebaseballscorecards.com

<b>AB</b>	<b>34</b>
<b>R</b>	<b>5</b>
<b>H</b>	<b>8</b>
<b>RBI</b>	<b>4</b>
<b>BB</b>	<b>2</b>
<b>SO</b>	<b>4</b>
<b>LOB</b>	<b>10</b>





Batter	1	2	3	4	5	6	7	8	9	AB R H RBI BB SO LOB	TOP																									
Todd Hollandsworth, L OBP: 0.438, SLG: 0.462 (1, 8)	2-3 K		3-2 1B SF7 2B		4-1 FC6-4 BB		1-1 WP 1B	0-0 F8		4 2 2 0 1 1 0																										
Mark Grudzielanek, R OBP: 0.256, SLG: 0.297 (1, 4)	2-2 L9		4-1 1B BB		2-0 FC6-4 FC5-4		1-2 BB SF8 1B	1-2 F9		4 1 1 1 1 0 1																										
Gary Sheffield, R OBP: 0.469, SLG: 0.786 (1, 7)	2-2 G3		0-2 1B		1-1 FC5-4		3-2 SF8 BB 1B	1-2 G6-3		5 1 2 0 0 0 1																										
Mike Fetters, R (8, 1)			1-2 2-3 1B		1-2 2-3		1-2 1B			0 0 0 0 0 0 0																										
Dave Hansen, L OBP: 0.667, SLG: 2.000 (9, 3)										0 0 0 0 0 0 0																										
Shawn Green, L OBP: 0.342, SLG: 0.364 (1, 9)		3-2 BB S G6-4-3 1B	2-1 SF7		1-0 BB SF8 2B		1-3 K		3-1 G4-3	4 2 2 1 0 1 2																										
Eric Karros, R OBP: 0.273, SLG: 0.536 (1, 3)		4-2 G6-4-3 BB 1-2 BB	1-0 F7		3-0 SF8 BB HBP		4-2 BB 1B BB		0-3 K	2 0 0 0 2 1 2																										
Jeff Shaw, R (9, 1)							1-2 2-3 BB		2-0 F9	0 0 0 0 0 0 0																										
Todd Hundley, S OBP: 0.318, SLG: 0.412 (1, 2)		4-0 G6-4-3 BB 1-2 2-3		2-2 F5		4-0 BB	2-2 SF8			2 0 0 1 2 0 0																										
Adrian Beltré, R OBP: 0.333, SLG: 0.500 (1, 5)		0-1 G6-4-3		1-2 L5		1-1 SF8	0-2 BB 1B			3 0 1 2 0 0 2																										
Kevin Elster, R OBP: 0.480, SLG: 0.900 (1, 6)		1-2 2-3 3-H		1-3 K		2-3 3-H	1-2 3-H 1B			3 0 0 0 1 2 3																										
37 Darren Dreifort, R (1, 1)			1-3 G6-3		0-0 K		4-1 BB			3 0 0 0 0 2 2																										
Jeff Williams, R (6, 1)					1-3 K		1-2 2-3 BB			0 0 0 0 0 0 0																										
Terry Adams, R (6, 1)										1 0 0 0 0 0 3																										
F.P. Santangelo, S (8, 7)										0 0 0 0 0 0 0																										
<b>Inning Stats</b>	R: 0 E: 0 K: 1 S: 10	H: 0 LOB: 0 BB: 0 P: 16	R: 1 E: 0 K: 1 S: 11	H: 1 LOB: 1 BB: 2 P: 23	R: 1 E: 0 K: 1 S: 15	H: 2 LOB: 2 BB: 1 P: 26	R: 0 E: 0 K: 0 S: 7	H: 0 LOB: 0 BB: 0 P: 10	R: 0 E: 0 K: 1 S: 7	H: 0 LOB: 1 BB: 1 P: 15	R: 1 E: 0 K: 1 S: 7	H: 1 LOB: 2 BB: 1 P: 18	R: 3 E: 0 K: 1 S: 24	H: 4 LOB: 3 BB: 2 P: 42	R: 0 E: 0 K: 0 S: 9	H: 0 LOB: 0 BB: 0 P: 11	R: 0 E: 0 K: 1 S: 6	H: 0 LOB: 0 BB: 0 P: 11	1B: 6 2B: 2 3B: 0 HR: 0	SF: 3 SAC: 0 DP: 1 HBP: 1	WP: 1 PB: 0 SB: 1 CS: 0	PA: 42														
<b>PITCHER</b>	IP WLS BF H R ER SO BB IBB HBP BLK WP HR S P ERA WHIP																																			
Joe Nathan, R ERA: 2.77 (1, 1)	6.0		27	4	3	3	5	5	0	1	0	0	0	57	108	4.50	1.500																			
Ben Weber, R ERA: 12.46 (7, 1)	0.0	L	3	3	3	3	0	0	0	0	0	1	0	10	15	∞	∞																			
Aaron Fultz, L ERA: 1.69 (7, 1)	2.0		9	1	0	0	1	2	0	0	0	0	0	23	38	0.00	1.500																			
John Johnstone, R ERA: 6.75 (9, 1)	1.0		3	0	0	0	1	0	0	0	0	0	0	6	11	0.00	0.000																			

Los Angeles Dodgers @ San Francisco Giants  
PacBell Park, San Francisco, CA  
Wed Apr 12 2000, Postponed  
Att. 40,930 - Overcast - 62 F

livebaseballscorecards.com

AB	31
R	6
H	8
RBI	5
BB	7
SO	7
LOB	16



Batter	1	2	3	4	5	6	7	8	9	AB	R	H	RBI	BB	SO	LOB
Marvin Benard, L (1, 8) OBP: 0.216, SLG: 0.194	3-2 G4-3		1-0 F7		2-2 G1-3		1-2 F7		0-1 S 1B	5	0	1	0	0	0	1
Bill Mueller, S (1, 5) OBP: 0.367, SLG: 0.423	0-2 F7			4-1 WP E BB		4-0 FC8-6 BB	3-2 G4-3		3-3 K 1-2	3	1	0	0	2	1	1
Barry Bonds, L (1, 7) OBP: 0.385, SLG: 0.618	3-2 P5			2-2 E3 F8 WP 1-H		0-0 FC8-6 BB 1B FC5 1-2f		2-3 K 1B	4-0 IBB	4	1	0	0	1	1	1
Jeff Kent, R (1, 4) OBP: 0.333, SLG: 0.618		1-0 G4-3		2-0 P6		1-2 FC5 BB 1B 1-2		1-1 BB FC5 1B 1B	1-0 F9	5	1	2	0	0	0	3
J.T. Snow, L (1, 3) OBP: 0.281, SLG: 0.321		1-1 F8		2-2 F8 1-3		4-1 FC5 1B BB 1-2 2-3		2-1 FC5 BB 1B 1-2		3	1	1	0	1	0	1
Ellis Burks, R (1, 9) OBP: 0.367, SLG: 0.520		2-2 G6-3		2-2 F8		1-0 FC5 FC5-4 1B 1-2 2-3f 3-H		4-0 FC5 BB 1-2 2-3		3	0	0	1	1	0	3
Rich Aurilia, R (1, 6) OBP: 0.242, SLG: 0.438			0-0 HR		0-1 L7	0-0 FC5-4 1B 1-2 2-H		2-2 FC5 1-2 2-3f 3-H		4	1	2	3	0	0	2
Bobby Estalella, R (1, 2) OBP: 0.300, SLG: 0.474		0-2 G1-3		0-3 K		2-2 FC5-4 1-2f 2-3		2-1 F8		3	0	0	0	0	1	2
John Johnstone, R (9, 1)										0	0	0	0	0	0	0
Joe Nathan, R (1, 1) OBP: 0.200, SLG: 0.400		2-0 G1-3		2-2 G1-3		2-2 2B		3-1 G5-3		2	0	1	0	0	0	0
Ben Weber, R (7, 1)									1-0 F8	0	0	0	0	0	0	0
Aaron Fultz, L (7, 1) OBP: 1.000, SLG: 1.000										0	0	0	0	0	0	0
Doug Mirabelli, R (7, 2) OBP: 0.444, SLG: 0.615										2	0	0	0	0	0	0
Felipe Crespo, S (8, PH) OBP: 0.333, SLG: 0.833										1	0	0	0	0	0	2

Inning Stats	R: 0	H: 0	E: 0	K: 0	S: 11	H: 0	LOB: 0	BB: 0	P: 17	R: 0	H: 0	E: 0	K: 0	S: 6	H: 0	LOB: 0	BB: 0	P: 10	R: 1	H: 1	E: 0	K: 0	S: 6	H: 1	LOB: 0	BB: 0	P: 9	R: 1	H: 0	E: 1	K: 0	S: 13	H: 0	LOB: 1	BB: 1	P: 25	R: 0	H: 1	E: 0	K: 1	S: 11	H: 2	LOB: 2	BB: 2	P: 23	R: 0	H: 0	E: 0	K: 0	S: 8	H: 0	LOB: 0	BB: 0	P: 15	R: 1	H: 2	E: 0	K: 1	S: 16	H: 2	LOB: 2	BB: 1	P: 29	R: 0	H: 1	E: 0	K: 1	S: 7	H: 1	LOB: 2	BB: 1	P: 16	1B: 5	SF: 0	2B: 1	SAC: 0	3B: 0	DP: 0	HR: 1	HBP: 0	WP: 2	PA: 40
--------------	------	------	------	------	-------	------	--------	-------	-------	------	------	------	------	------	------	--------	-------	-------	------	------	------	------	------	------	--------	-------	------	------	------	------	------	-------	------	--------	-------	-------	------	------	------	------	-------	------	--------	-------	-------	------	------	------	------	------	------	--------	-------	-------	------	------	------	------	-------	------	--------	-------	-------	------	------	------	------	------	------	--------	-------	-------	-------	-------	-------	--------	-------	-------	-------	--------	-------	--------

PITCHER	IP	WLS	BF	H	R	ER	SO	BB	IBB	HBP	BLK	WP	HR	S	P	ERA	WHIP
37 Darren Dreifort, R (1, 1) ERA: 2.7	5.0		19	2	2	1	1	1	0	0	0	2	1	47	76	1.80	0.600
Jeff Williams, L (6, 1) ERA: 54.0	0.1	H	4	1	2	2	0	2	0	0	0	0	0	6	15	54.00	9.000
Terry Adams, R (6, 1) ERA: 2.35	1.2	W	6	1	0	0	0	0	0	0	0	0	0	13	23	0.00	0.600
Mike Fetters, R (8, 1) ERA: 2.25	1.0	H	6	2	1	1	1	1	0	0	0	0	0	16	29	9.00	3.000
Jeff Shaw, R (9, 1) ERA: 6.0	1.0	S	5	1	0	0	1	0	1	0	0	0	0	7	16	0.00	1.000

BOTTOM

Los Angeles Dodgers @ San Francisco Giants  
PacBell Park, San Francisco, CA

Wed Apr 12 2000, Postponed  
Att: 40,930 - Overcast - 62 F

livebaseballscores.com

AB	35
R	5
H	7
RBI	4
BB	5
SO	3
LOB	16





Batter	1	2	3	4	5	6	7	8	9	AB	R	H	RBI	BB	SO	LOB	TOP											
Todd Hollandsworth, L OBP: 0.429, SLG: 0.444	E5 HBP			G6-3						5	1	2	1	0	0	1												
Mark Grudzielanek, R OBP: 0.250, SLG: 0.268	FC6		G1-3	F9						4	1	0	0	0	1	3												
Gary Sheffield, R OBP: 0.444, SLG: 0.719 F.P. Santangelo, S			F8							4	1	1	1	0	1	1												
Shawn Green, L OBP: 0.372, SLG: 0.474										1	0	0	0	0	0	0												
Adrian Beltré, R OBP: 0.368, SLG: 0.541										5	3	3	1	0	1	0												
Dave Hansen, L OBP: 0.625, SLG: 1.286										5	1	3	2	0	1	0												
Chad Kreuter, S OBP: 0.389, SLG: 0.333										5	1	3	2	0	1	0												
Jose Vizcaino, S OBP: 0.357, SLG: 0.250										4	2	2	2	1	0	0												
Carlos Perez, L										4	1	0	1	1	0	3												
Geronimo Berroa, R OBP: 0.429, SLG: 0.429										5	1	1	1	0	0	5												
Onan Masaoka, R										3	0	0	0	0	2	1												
Alan Mills, R										1	0	1	2	0	0	0												
Jeff Shaw, R										0	0	0	0	0	0	0												
<b>Inning Stats</b>	R: 6 E: 1 K: 1 S: 23	H: 5 LOB: 1 BB: 0 P: 37	R: 1 E: 0 K: 1 S: 10	H: 1 LOB: 0 BB: 0 P: 19	R: 0 E: 0 K: 0 S: 7	H: 0 LOB: 0 BB: 0 P: 11	R: 0 E: 0 K: 1 S: 13	H: 0 LOB: 0 BB: 0 P: 18	R: 1 E: 0 K: 1 S: 15	H: 3 LOB: 2 BB: 0 P: 20	R: 0 E: 0 K: 1 S: 10	H: 1 LOB: 1 BB: 0 P: 16	R: 3 E: 0 K: 0 S: 17	H: 3 LOB: 2 BB: 2 P: 32	R: 0 E: 0 K: 1 S: 6	H: 0 LOB: 0 BB: 0 P: 9	R: 0 E: 0 K: 0 S: 6	H: 0 LOB: 0 BB: 0 P: 11	1B: 10 2B: 2 3B: 0 HR: 1	SF: 0 SAC: 0 DP: 0 HBP: 1	WP: 0 PB: 0 SB: 1 CS: 0	PA: 44						
<b>PITCHER</b>	IP	WLS	BF	H	R	ER	SO	BB	IBB	HBP	BLK	WP	HR	S	P	ERA	WHIP											
Mark Gardner, R ERA: 8.31	(1, 1)	1.2	L	13	6	7	6	1	0	0	1	0	0	1	29	50	32.40	3.600										
Felix Rodriguez, R ERA: 3.38	(2, 1)	2.1		7	0	0	0	2	0	0	0	0	0	24	35	0.00	0.000											
Ben Weber, R ERA: 13.5	(5, 1)	2.1		14	5	4	4	2	2	0	0	0	0	34	55	15.43	3.000											
Alan Embree, L ERA: 4.5	(7, 1)	1.2		7	2	0	0	1	0	0	0	0	0	14	22	0.00	1.200											
Robb Nen, R ERA:	(9, 1)	1.0		3	0	0	0	0	0	0	0	0	0	6	11	0.00	0.000											

Los Angeles Dodgers @ San Francisco Giants  
PacBell Park, San Francisco, CA  
Thu Apr 13 2000, 10:35 PM EDT  
Att. 40,930 - Sunny - 57 F

livebaseballscorecards.com

AB	41
R	11
H	13
RBI	11
BB	2
SO	6
LOB	14



Batter	1	2	3	4	5	6	7	8	9	AB	R	H	RBI	BB	SO	LOB
Marvin Benard, L (1, 8) OBP: 0.214, SLG: 0.268	0-3 K		0-2 HR		0-0 B4		2-2 F8		1-1 G1-3	5	1	1	1	0	1	0
Russ Davis, R (1, 5) OBP: 0.368, SLG: 0.500	4-2 HR HBP		2-1 P4		2-2 P6		2-1 HR 1B		2-1 G1-3 BB 1B	4	2	2	0	0	0	0
Barry Bonds, L (1, 7) OBP: 0.405, SLG: 0.694 Calvin Murray, R (7, PH) OBP: 0.462, SLG: 0.727 (8, 7)	2-2 HR 1-H		1-0 P6		4-0 BB		2-0 HR 1-H		4-2 G1-3 BB 1-2	2	1	1	2	1	0	0
Jeff Kent, R (1, 4) OBP: 0.310, SLG: 0.568 Bill Mueller, S (7, PH) OBP: 0.344, SLG: 0.393 (8, 4)	0-2 F9		0-0 F9		0-1 F7		2-2 F8		3-2 G1-3 1-2 2-3	3	0	0	0	0	0	1
Ellis Burks, R (1, 9) OBP: 0.424, SLG: 0.571 Armando Rios, L (8, 9) OBP: 0.300, SLG: 0.500	2-2 1B			1-0 FC5-4 1B		1-0 PB 1B		1-0 G3-1	0-1 G6-3	3	0	3	0	0	0	0
Rich Aurilia, R (1, 6) OBP: 0.243, SLG: 0.417	2-1 G4-3			0-0 FC5-4 1B		1-1 F7		2-2 G5-3		4	0	1	0	0	0	2
J.T. Snow, L (1, 3) OBP: 0.250, SLG: 0.281 Robb Nen, R (9, 1)		0-1 L1		1-3 K		1-1 F8		2-3 K		4	0	0	0	0	2	3
Bobby Estelella, R (1, 2) OBP: 0.261, SLG: 0.409 Alan Embree, L (7, 1) Felipe Crespo, S (9, 3) OBP: 0.429, SLG: 0.857		2-1 F9		0-0 FC5-4 1-2f 2-3		1-2 P3			0-0 HR 1B	3	0	0	0	0	0	3
Mark Gardner, R (1, 1) OBP: 0.333, SLG: 0.333 Felix Rodriguez, R (2, 1) Ramon Martinez, R (4, PH) OBP: 0.167, SLG: 0.167 Ben Weber, R (5, 1) Doug Mirabelli, R (7, 2) OBP: 0.450, SLG: 0.800		2-3 K		2-2 G5-3			0-1 F7		2-1 HR 1-H	0	0	0	0	0	0	0


Inning Stats	R: 2	H: 2	E: 0	K: 1	S: 18	H: 2	LOB: 1	BB: 0	P: 28	R: 0	H: 0	E: 0	K: 1	S: 8	R: 0	H: 2	LOB: 2	BB: 0	P: 14	R: 0	H: 0	E: 0	K: 0	S: 7	R: 0	H: 1	LOB: 1	BB: 0	P: 12	R: 2	H: 2	E: 0	K: 0	S: 11	R: 0	H: 0	LOB: 0	BB: 0	P: 19	R: 0	H: 0	LOB: 0	BB: 0	P: 13	R: 2	H: 3	E: 0	K: 0	S: 16	R: 2	H: 3	LOB: 2	BB: 1	P: 28	1B: 7	2B: 0	3B: 0	HR: 4	SF: 0	SAC: 0	DP: 0	HBP: 1
--------------	------	------	------	------	-------	------	--------	-------	-------	------	------	------	------	------	------	------	--------	-------	-------	------	------	------	------	------	------	------	--------	-------	-------	------	------	------	------	-------	------	------	--------	-------	-------	------	------	--------	-------	-------	------	------	------	------	-------	------	------	--------	-------	-------	-------	-------	-------	-------	-------	--------	-------	--------

PITCHER	IP	WLS	BF	H	R	ER	SO	BB	IBB	HBP	BLK	WP	HR	S	P	ERA	WHIP
Carlos Perez, L (1, 1) ERA: 6.75	6.0		26	6	3	3	3	1	0	1	0	0	2	58	89	4.50	1.167
Onan Masaoka, L (7, 1) ERA: 7.5	2.0		8	2	2	2	1	0	0	0	0	0	1	19	32	9.00	1.000
Alan Mills, R (9, 1) ERA: 6.75	0.1		5	3	2	2	0	1	0	0	0	0	1	11	20	54.00	12.000
Jeff Shaw, R (9, 1) ERA: 4.91	0.2	S	2	0	0	0	0	0	0	0	0	0	0	5	8	0.00	0.000

**Los Angeles Dodgers @ San Francisco Giants**  
**PacBell Park, San Francisco, CA**  
 Thu Apr 13 2000, 10:35 PM EDT  
 Att: 40,930 - Sunny - 57 F

<b>AB</b>	<b>38</b>
<b>R</b>	<b>7</b>
<b>H</b>	<b>11</b>
<b>RBI</b>	<b>7</b>
<b>BB</b>	<b>2</b>
<b>SO</b>	<b>4</b>
<b>LOB</b>	<b>15</b>

WP: 0 PA: 41  
 PB: 1  
 SB: 0  
 CS: 0



PITCHER	IP	WLS	BF	H	R	ER	SO	BB	IBB	HBP	BLK	WP	HR	S	P	ERA	WHIP
Carlos Perez, L (1, 1) ERA: 6.75	6.0		26	6	3	3	3	1	0	1	0	0	2	58	89	4.50	1.167
Onan Masaoka, L (7, 1) ERA: 7.5	2.0		8	2	2	2	1	0	0	0	0	0	1	19	32	9.00	1.000
Alan Mills, R (9, 1) ERA: 6.75	0.1		5	3	2	2	0	1	0	0	0	0	1	11	20	54.00	12.000
Jeff Shaw, R (9, 1) ERA: 4.91	0.2	S	2	0	0	0	0	0	0	0	0	0	0	5	8	0.00	0.000



Batter	1	2	3	4	5	6	7	8	9	AB R H RBI BB SO LOB	TOP											
<b>Pokey Reese, R</b> (1, 4) OBP: 0.575, SLG: 0.618	2-2 G3-6-3 1B		2-1 G6-3 2B		3-2 G5-3 1B		1-0 1-2 1B		4-1 DI BB	4 0 4 0 1 0 0												
<b>Barry Larkin, R</b> (1, 6) OBP: 0.440, SLG: 0.535	0-2 F9		1-0 G6-3		1-2 G5-3		1-0 1-2 1B		0-2 G4-3	5 0 1 0 0 0 4												
<b>Ken Griffey Jr., L</b> (1, 8) OBP: 0.286, SLG: 0.425	1-0 G3-6-3 1-2f		4-2 BB		2-1 G4-3		1-3 K			3 0 0 0 1 1 5												
<b>Dante Bichette, R</b> (1, 9) OBP: 0.261, SLG: 0.357		2-1 G4-3 1B	0-0 F3		2-2 P4		1-2 DI HBP			3 0 1 0 0 0 2												
<b>Dmitri Young, S</b> (1, 7) (8, 3) OBP: 0.277, SLG: 0.386		1-1 G4-3 1B		0-3 K		1-0 G3-1		0-3 K		4 0 1 0 0 2 1												
<b>Eddie Taubensee, L</b> (1, 2) OBP: 0.250, SLG: 0.265		1-2 G4-3 1-2f 2-3		4-1 BB		3-2 F7		1-0 F7		3 0 0 0 1 0 3												
<b>Hal Morris, L</b> (1, 3) OBP: 0.273, SLG: 0.700		0-1 G1-3		2-0 F5		2-2 G3-1		3-3 K		4 0 0 0 0 1 3												
<b>Hector Mercado, L</b> (8, 1)										0 0 0 0 0 0 0												
<b>Aaron Boone, R</b> (1, 5) OBP: 0.250, SLG: 0.457			2-1 HR		1-1 G1-3		0-1 F9		0-0 G4-3	4 1 1 1 0 0 1												
<b>Rob Bell, R</b> (1, 1)			3-3 K		0-0 G6-3		0-0 1B 1B 1B		0-3 K	2 0 0 0 0 0 1 0												
<b>Scott Williamson, R</b> (6, 1)										0 0 0 0 0 0 0 0												
<b>D.T. Cromer, L</b> (7, PH) OBP: 0.636, SLG: 0.833										1 0 1 0 0 0 0 0												
<b>Scott Sullivan, R</b> (7, 1)										0 0 0 0 0 0 0 0												
<b>Dennys Reyes, R</b> (7, 1)										0 0 0 0 0 0 0 0												
<b>Manny Aybar, R</b> (7, 1)										0 0 0 0 0 0 0 0												
<b>Michael Tucker, L</b> (8, 7) OBP: 0.294, SLG: 0.600										1 0 0 0 0 0 1 0												
<b>Inning Stats</b>	R: 0 E: 0 K: 0 S: 7	H: 1 LOB: 0 BB: 0 P: 10	R: 0 E: 0 K: 0 S: 9	H: 2 LOB: 1 BB: 0 P: 13	R: 1 E: 0 K: 1 S: 13	H: 2 LOB: 2 BB: 1 P: 25	R: 0 E: 0 K: 1 S: 7	H: 0 LOB: 1 BB: 1 P: 14	R: 0 E: 0 K: 1 S: 11	H: 1 LOB: 1 BB: 0 P: 17	R: 0 E: 0 K: 0 S: 10	H: 0 LOB: 0 BB: 0 P: 16	R: 0 E: 0 K: 1 S: 11	H: 3 LOB: 3 BB: 0 P: 16	R: 0 E: 0 K: 2 S: 9	H: 0 LOB: 1 BB: 0 P: 14	R: 0 E: 0 K: 1 S: 8	H: 0 LOB: 1 BB: 1 P: 12	1B: 7 2B: 1 3B: 0 HR: 1	SF: 0 SAC: 0 DP: 2 HBP: 1	WP: 0 PB: 0 SB: 1 CS: 0	PA: 38
<b>PITCHER</b>	IP WLS BF H R ER SO BB IBB HBP BLK WP HR S P ERA WHIP																					
<b>Orel Hershiser, R</b> (1, 1) ERA: 4.09	6.0 W 24 6 1 1 2 2 0 0 0 0 0 1 57 95 1.50 1.333																					
<b>Terry Adams, R</b> (7, 1) ERA: 2.08	1.0 H 6 3 0 0 1 0 0 0 0 0 0 0 11 16 0.00 3.000																					
<b>Matt Herges, R</b> (8, 1) ERA:	2.0 8 0 0 0 3 1 0 1 0 0 0 0 17 26 0.00 0.500																					

Cincinnati Reds @ Los Angeles Dodgers  
Dodger Stadium, Los Angeles, CA  
Fri Apr 14 2000, 1:10 PM PDT  
Att. 53,223 - Cloudy - 71 F

livebaseballscorecards.com

AB	34
R	1
H	9
RBI	1
BB	3
SO	6
LOB	19



Batter	1	2	3	4	5	6	7	8	9
22 Devon White, S OBP: 0.344, SLG: 0.548 (1, 8)	2-0 G3		2-1 E1 G1-3 1B		1-2 F5		1-1 FC5-2-5-1 1-3 2-H 2B 1B	1-1 G4-6-3 1B	
Mark Grudzielanek, R OBP: 0.224, SLG: 0.239 (1, 4)	2-3 K		0-0 G1-3 1-2			0-0 G6-3	3-1 FC5-2-5-1 1-3 3-H 2B	3-2 G4-6-3 1-2f	
Gary Sheffield, R OBP: 0.500, SLG: 0.829 Matt Herges, L (8, 1)	1-0 HR		0-0 1B 2-H			2-1 1B 1B	4-0 2B 2B IBB		
Shawn Green, L OBP: 0.383, SLG: 0.500 (1, 9)	3-2 F7		2-2 F7			2-0 1-2 1B	0-2 1-3 2-H 3-H 2B 2B		
Eric Karros, R OBP: 0.270, SLG: 0.531 (1, 3)		1-0 G5-3		0-3 K		0-0 P6	2-2 2-H 3-H 1B 2B		
Todd Hundley, S OBP: 0.308, SLG: 0.350 (1, 2)		1-1 F8		2-2 F8		3-2 G1-3	4-0 1B BB		
Adrian Beltré, R OBP: 0.381, SLG: 0.525 (1, 5)		4-1 BB		1-3 K			F8 HBP BB 1B		
Kevin Elster, R OBP: 0.448, SLG: 0.783 (1, 6)		1-3 K		0-3 K			2-1 2B BB K		
Orel Hershiser, R Terry Adams, R Todd Hollandsworth, L OBP: 0.435, SLG: 0.421 (8, 7)			0-3 K		0-0 F7		1-0 22 1B 1-2 FC5-2-5-1 HBP	1-3 K	

Inning Stats	R: 1	H: 1	E: 0	LOB: 0	K: 1	S: 8	P: 16	R: 0	H: 0	E: 0	LOB: 1	K: 1	S: 7	P: 14	R: 1	H: 1	E: 1	LOB: 1	K: 1	S: 10	R: 0	H: 0	E: 0	LOB: 0	K: 2	S: 10	P: 13	R: 0	H: 2	E: 0	LOB: 2	K: 0	S: 8	P: 15	R: 6	H: 4	E: 0	LOB: 2	K: 1	S: 17	P: 39	R: 0	H: 1	E: 0	LOB: 0	K: 1	S: 9	P: 14	
1B: 6	SF: 0	2B: 2	SAC: 0	3B: 0	DP: 1	HR: 1	HBP: 1	WP: 0	PA: 38	1B: 6	SF: 0	2B: 2	SAC: 0	3B: 0	DP: 1	HR: 1	HBP: 1	WP: 0	PA: 38	1B: 6	SF: 0	2B: 2	SAC: 0	3B: 0	DP: 1	HR: 1	HBP: 1	WP: 0	PA: 38	1B: 6	SF: 0	2B: 2	SAC: 0	3B: 0	DP: 1	HR: 1	HBP: 1	WP: 0	PA: 38	1B: 6	SF: 0	2B: 2	SAC: 0	3B: 0	DP: 1	HR: 1	HBP: 1	WP: 0	PA: 38

PITCHER	IP	WLS	BF	H	R	ER	SO	BB	IBB	HBP	BLK	WP	HR	S	P	ERA	WHIP
Rob Bell, R ERA: 1.46 (1, 1)	5.1	L	22	4	2	1	6	1	0	0	0	0	1	46	73	1.69	0.938
Scott Williamson, R ERA: 4.26 (6, 1)	0.2		2	0	0	0	0	0	0	0	0	0	0	4	7	0.00	0.000
Scott Sullivan, R ERA: 6.75 (7, 1)	0.2		6	1	4	4	0	1	1	1	0	0	0	7	22	54.00	3.000
Dennys Reyes, L ERA: 12.27 (7, 1)	0.0		4	3	2	2	0	1	0	0	0	0	0	7	14	∞	∞
Manny Aybar, R ERA: 5.68 (7, 1)	0.1		1	0	0	0	1	0	0	0	0	0	0	3	3	0.00	0.000

**BOTTOM**

**Cincinnati Reds @ Los Angeles Dodgers**  
 Dodger Stadium, Los Angeles, CA

Fri Apr 14 2000, 1:10 PM PDT  
 Att: 53,223 - Cloudy - 71 F

livebaseballscorecards.com

AB	33
R	8
H	9
RBI	8
BB	4
SO	8
LOB	12





Batter	1	2	3	4	5	6	7	8	9	AB R H RBI BB SO LOB	TOP																	
<b>Pokey Reese, R</b> (1, 4) OBP: 0.511, SLG: 0.538	0-3 K		3-1 F2		1-2 F7		1-2 L8	1-3 K		5 0 0 0 0 2 2																		
<b>Barry Larkin, R</b> (1, 6) OBP: 0.473, SLG: 0.543	4-2 HR BB		2-1 BB 1B		2-1 G4-3		4-2 BB 2B BB		3-2 S PO 1B	3 2 2 0 2 0 0																		
<b>Ken Griffey Jr., L</b> (1, 8) OBP: 0.296, SLG: 0.395	0-3 K		4-0 1-2 BB		2-1 F8		4-2 1-2 2B BB		0-1 G4-3	3 1 0 0 2 1 2																		
<b>Eddie Taubensee, L</b> (1, 2) OBP: 0.293, SLG: 0.395	2-0 1-H HR		1-3 K			2-1 G6-3	2-2 1-H 2-H 2B		4-2 BB	4 1 2 4 1 1 2																		
<b>Dante Bichette, R</b> (1, 9) OBP: 0.255, SLG: 0.362	1-2 P3			1-2 F2		2-2 1B 2B	1-2 F8		2-3 K	5 1 1 0 0 1 3																		
<b>D.T. Cromer, L</b> (1, 3) OBP: 0.529, SLG: 0.813		0-0 F5		2-1 2B		0-2 BB 1B		1-0 G3-1	1-0 PO	4 0 2 1 0 0 0 0 0 0 0 0 0 0																		
<b>Hal Morris, L</b> (8, 3) OBP: 0.273, SLG: 0.700																												
<b>Michael Tucker, L</b> (1, 7) OBP: 0.381, SLG: 0.588		1-3 K		4-2 BB		4-0 1-2 BB BB		1-2 BB 1B		2 0 1 0 2 1 0																		
<b>Mark Lewis, R</b> (1, 5)		0-2 G1-3		3-2 L9		2-1 G6-4-3		4-0 BB		3 0 0 0 0 0 4 0 0 0 0 0 0 0 0 0 0 0 0 0 0 0 0 0 0 1 0 0 0 0 0 0 0 0 0																		
<b>Scott Williamson, R</b> (6, 1)																												
<b>Manny Aybar, R</b> (7, 1)																												
<b>Dmitri Young, S</b> (8, PH) OBP: 0.292, SLG: 0.386																												
<b>Danny Graves, R</b> (8, 1)																												
<b>Denny Neagle, L</b> (1, 1) OBP: 0.200, SLG: 0.400			2-2 F9		2-3 K		1-2 G5-3	2-3 K		2 0 0 0 0 1 2 2 0 0 0 0 1 2																		
<b>Aaron Boone, R</b> (6, 5) OBP: 0.238, SLG: 0.432																												
<b>Inning Stats</b>	R: 2 E: 0 K: 2 S: 18	H: 1 LOB: 0 BB: 1 P: 25	R: 0 E: 0 K: 1 S: 7	H: 0 LOB: 0 BB: 0 P: 8	R: 0 E: 0 K: 1 S: 10	H: 1 LOB: 2 BB: 1 P: 22	R: 0 E: 0 K: 1 S: 16	H: 1 LOB: 2 BB: 1 P: 28	R: 0 E: 0 K: 0 S: 7	H: 0 LOB: 0 BB: 0 P: 12	R: 1 E: 0 K: 0 S: 10	H: 2 LOB: 1 BB: 1 P: 20	R: 2 E: 0 K: 0 S: 19	H: 1 LOB: 1 BB: 2 P: 32	R: 0 E: 0 K: 2 S: 11	H: 1 LOB: 2 BB: 1 P: 20	R: 0 E: 0 K: 1 S: 10	H: 1 LOB: 1 BB: 1 P: 20	1B: 4 2B: 3 3B: 0 HR: 1	SF: 0 SAC: 0 DP: 1 HBP: 0	WP: 0 PB: 0 SB: 1 CS: 0	PA: 42						
<b>PITCHER</b>	IP WLS BF H R ER SO BB IBB HBP BLK WP HR S P ERA WHIP																											
<b>Eric Gagne, R</b> (1, 1) ERA: 3.6	5.0	B	21	3	2	2	5	3	0	0	0	0	0	1	58	95	3.60	1.200										
<b>Jeff Williams, L</b> (6, 1) ERA: 20.25	1.0	L	5	2	1	1	0	1	0	0	0	0	0	0	10	20	9.00	3.000										
<b>Alan Mills, R</b> (7, 1) ERA: 7.71	2.0	L	11	2	2	2	2	3	0	0	0	0	0	0	30	52	9.00	2.500										
<b>Mike Fetters, R</b> (9, 1) ERA: 1.8	1.0		4	1	0	0	1	1	0	0	0	0	0	10	20	0.00	2.000											

**Cincinnati Reds @ Los Angeles Dodgers**  
**Dodger Stadium, Los Angeles, CA**  
 Sat Apr 15 2000, 5:10 PM PDT  
 Att. 51,179 - Cloudy - 64 F

<b>AB</b>	<b>33</b>
<b>R</b>	<b>5</b>
<b>H</b>	<b>8</b>
<b>RBI</b>	<b>5</b>
<b>BB</b>	<b>8</b>
<b>SO</b>	<b>8</b>
<b>LOB</b>	<b>17</b>



Batter	1	2	3	4	5	6	7	8	9	AB R H RBI BB SO LOB
22 Devon White, S OBP: 0.378, SLG: 0.583	2-2 2B	0-3 K			0-0 FC1-6 1B	0-3 K			0-0 G4-3 G4-1 1B	5 0 3 0 0 2 3
Mark Grudzielanek, R OBP: 0.222, SLG: 0.235	3-2 F9		1-0 F9		0-2 FC1-6 BB HR		2-1 E6 1B		2-2 G4-1	5 1 1 1 0 0 3
Shawn Green, L OBP: 0.365, SLG: 0.457	1-1 L4		3-1 G3		4-2 HR BB		2-2 L3		3-1 G4-3	4 1 0 0 1 0 3
Gary Sheffield, R OBP: 0.533, SLG: 0.892	4-2 BB		4-2 BB		0-0 HR		1-1 L8		4-2 FC4-6 BB	2 1 1 3 3 0 1
Eric Karros, R OBP: 0.262, SLG: 0.472	1-0 F7		1-3 K		4-2 FC6-4 BB		0-0 F8		0-0 FC4-6	4 0 0 0 1 1 6
Adrián Beltré, R OBP: 0.370, SLG: 0.488		4-0 1B BB		2-3 K	0-1 FC6-4		2-3 K			3 0 0 0 1 2 1
Todd Hundley, S OBP: 0.267, SLG: 0.292		1-3 K		1-3 K		2-0 G1-3		3-1 F7		4 0 0 0 0 2 1
Kevin Elster, R OBP: 0.424, SLG: 0.692		3-1 F7		2-1 F9		4-2 BB		0-0 G5-3		3 0 0 0 1 0 1
Eric Gagne, R OBP: 0.000, SLG: 1.000 F.P. Santangelo, S OBP: 0.000, SLG: 0.000 Jeff Williams, R OBP: 0.000, SLG: 0.000 Dave Hansen, L OBP: 0.556, SLG: 1.125 Alan Mills, R OBP: 0.000, SLG: 0.000 Mike Fetters, R OBP: 0.000, SLG: 0.000 Todd Hollandsworth, L OBP: 0.458, SLG: 0.500		0-0 1B		1-2 1B		1-2 F8		2-2 22 1B G4-1 2B		1 0 1 0 0 0 0 1 0 0 0 0 0 0 0 0 0 0 0 0 0 1 0 0 0 0 0 1 0 0 0 0 0 0 0 0 0 0 0 0 0 0 1 1 1 0 0 0 0

Inning Stats	R: 0 E: 0 K: 13	H: 1 LOB: 2 BB: 1 P: 24	R: 0 E: 0 K: 2 S: 9	H: 1 LOB: 2 BB: 1 P: 17	R: 0 E: 0 K: 1 S: 11	H: 0 LOB: 1 BB: 1 P: 20	R: 0 E: 0 K: 2 S: 8	H: 0 LOB: 0 BB: 0 P: 13	R: 3 E: 0 K: 0 S: 22	H: 2 LOB: 1 BB: 2 P: 31	R: 0 E: 0 K: 2 S: 9	H: 0 LOB: 1 BB: 1 P: 16	R: 0 E: 1 K: 0 S: 9	H: 1 LOB: 1 BB: 0 P: 14	R: 0 E: 0 K: 1 S: 6	H: 0 LOB: 0 BB: 0 P: 11	R: 1 E: 0 K: 0 S: 14	H: 2 LOB: 2 BB: 1 P: 25	1B: 4 2B: 2 3B: 0 HR: 1	SF: 0 SAC: 0 DP: 0 HBP: 0	WP: 0 PB: 0 SB: 0 CS: 0	PA: 41
--------------	-----------------------	----------------------------------	------------------------------	----------------------------------	-------------------------------	----------------------------------	------------------------------	----------------------------------	-------------------------------	----------------------------------	------------------------------	----------------------------------	------------------------------	----------------------------------	------------------------------	----------------------------------	-------------------------------	----------------------------------	----------------------------------	------------------------------------	----------------------------------	--------

PITCHER	IP	WLS	BF	H	R	ER	SO	BB	IBB	HBP	BLK	WP	HR	S	P	ERA	WHIP
Denny Neagle, L ERA: 5.29	(1, 1)	5.1		4	3	3	5	5	0	0	0	0	1	64	108	5.06	1.688
Scott Williamson, R ERA: 3.86	(6, 1)	0.2	W	3	0	0	2	1	0	0	0	0	0	8	13	0.00	1.500
Manny Aybar, R ERA: 4.91	(7, 1)	1.0	H	4	1	0	0	0	0	0	0	0	0	9	14	0.00	1.000
Danny Graves, R ERA: 2.08	(8, 1)	2.0	S	9	2	1	1	1	0	0	0	0	0	20	36	4.50	1.500

BOTTOM

Cincinnati Reds @ Los Angeles Dodgers  
 Dodger Stadium, Los Angeles, CA  
 Sat Apr 15 2000, 5:10 PM PDT  
 Att: 51,179 - Cloudy - 64 F

livebaseballscores.com

AB	34
R	4
H	7
RBI	4
BB	7
SO	8
LOB	20





Batter	1	2	3	4	5	6	7	8	9	AB R H RBI BB SO LOB	TOP											
<b>Pokey Reese, R</b> OBP: 0.490, SLG: 0.500 (1, 4)	2-3 	0-1 G4-3			4-1 G4-3 BB		0-0 SH1-4	2-2 F9		3 0 0 0 1 1 3												
<b>Barry Larkin, R</b> OBP: 0.433, SLG: 0.490 (1, 6)	1-3 		0-1 F9		3-2 G4-3		3-2 G4-3		1-1 G4-3	5 0 0 0 0 1 3												
<b>Ken Griffey Jr., L</b> OBP: 0.305, SLG: 0.383 (1, 8)	0-1 BB 1B		1-2 F9		3-0 F9		1-1 F8		4-1 FC4-6 BB	4 0 1 0 1 0 2												
<b>Eddie Taubensee, L</b> OBP: 0.304, SLG: 0.452 (1, 2)	4-2 BB		3-2 G3-1			1-1 F7		1-2 HR	2-0 FC4-6	4 1 1 1 1 0 1												
<b>Dmitri Young, S</b> OBP: 0.283, SLG: 0.367 (1, 7)	0-3 			2-2 F8		0-0 E7		0-1 BB 2B 1B	1-1 F7	5 1 1 0 0 1 3												
<b>D.T. Cromer, L</b> OBP: 0.550, SLG: 0.833 (1, 3)		1-1 G4-3 E 2B		1-1 HR HBP		2-1 G1-3		2-3 		2 2 1 0 0 0 1 1 0 0 0 0 1 1												
<b>Hal Morris, L</b> OBP: 0.250, SLG: 0.636 (6, 3)																						
<b>Michael Tucker, L</b> OBP: 0.440, SLG: 0.737 (1, 9)		0-0 G4-3		1-1 HR		4-0 IBB		4-2 2B BB		2 1 1 2 2 0 1												
<b>Mark Lewis, R</b> (1, 5)		2-2 E5 SH3-4		0-1 F7		1-0 F9		2-1 2B		3 0 0 0 0 0 2 1 0 1 1 0 0 0												
<b>Aaron Boone, R</b> OBP: 0.256, SLG: 0.474 (6, 5)																						
<b>Steve Parris, R</b> (1, 1)		0-0 SH3-4		1-3 			1-1 G4-3 SH1-4 1B		0-3 	1 0 0 0 0 0 1 0 1 0 1 0 0 0 0 0 0 0 0 0 0 0 0 0 1 0 0 0 0 0 1 2 0 0 0 0 0 0 0 0 0 0 0 0 0 0 0 0												
<b>Alex Ochoa, R</b> OBP: 0.450, SLG: 0.833 (7, PH)																						
<b>Pete Harnisch, S</b> OBP: 0.250, SLG: 0.250 (7, PR)																						
<b>Scott Williamson, R</b> (7, 1)																						
<b>Dante Bichette, R</b> OBP: 0.250, SLG: 0.354 (8, PH)																						
<b>Manny Aybar, R</b> (8, 1)																						
<b>Danny Graves, R</b> (8, 1)																						
<b>Inning Stats</b>	R: 0 E: 0 K: 3 S: 14	H: 1 LOB: 2 BB: 1 P: 21	R: 1 E: 1 K: 0 S: 10	H: 1 LOB: 1 BB: 0 P: 13	R: 0 E: 0 K: 0 S: 9	H: 0 LOB: 0 BB: 0 P: 13	R: 2 E: 0 K: 1 S: 12	H: 1 LOB: 0 BB: 0 P: 17	R: 0 E: 0 K: 0 S: 7	H: 0 LOB: 0 BB: 1 P: 17	R: 0 E: 1 K: 0 S: 6	H: 0 LOB: 2 BB: 1 P: 14	R: 0 E: 0 K: 0 S: 9	H: 1 LOB: 2 BB: 0 P: 14	R: 2 E: 0 K: 2 S: 20	H: 3 LOB: 2 BB: 1 P: 31	R: 0 E: 0 K: 0 S: 6	H: 0 LOB: 1 BB: 1 P: 14	1B: 3 2B: 2 3B: 0 HR: 2	SF: 0 SAC: 2 DP: 0 HBP: 1	WP: 0 PB: 0 SB: 0 CS: 0	PA: 41
<b>PITCHER</b>	IP WLS BF H R ER SO BB IBB HBP BLK WP HR S P ERA WHIP																					
<b>Chan Ho Park, R</b> ERA: 3.79 (1, 1)	7.0 L 30 4 3 2 4 2 1 1 0 0 0 1 67 109 2.57 0.857																					
<b>Jeff Williams, L</b> ERA: 27.0 (8, 1)	0.1 4 2 2 2 1 1 0 0 0 0 0 1 12 19 54.00 9.000																					
<b>Matt Herges, R</b> ERA: (8, 1)	0.2 3 1 0 0 1 0 0 0 0 0 0 0 8 12 0.00 1.500																					
<b>Terry Adams, R</b> ERA: 1.86 (9, 1)	1.0 4 0 0 0 0 1 0 0 0 0 0 0 6 14 0.00 1.000																					

Cincinnati Reds @ Los Angeles Dodgers  
Dodger Stadium, Los Angeles, CA  
Sun Apr 16 2000, 1:10 PM PDT  
Att. 52,594 - Cloudy - 71 F

AB	33
R	5
H	7
RBI	4
BB	5
SO	6
LOB	19



BOTTOM

Cincinnati Reds @ Los Angeles Dodgers  
Dodger Stadium, Los Angeles, CA

livebaseballscores.com

AB 32  
R 3  
H 6  
RBI 3  
BB 7  
SO 4  
LOB 25



WP: 1 PA: 40  
PB: 0  
SB: 0  
CS: 0

ERA WHIP

Sun Apr 16 2000, 1:10 PM PDT  
Att: 52,594 - Cloudy - 71 F


AB R H RBI BB SO LOB

4	0	0	0	0	1	1	4
3	0	0	0	1	0	1	
5	1	1	1	0	1	7	
5	1	3	1	0	0	1	
3	0	0	0	1	1	2	
4	0	0	0	0	0	3	
0	1	0	0	4	0	0	
4	0	1	1	0	1	4	
2	0	0	0	0	0	2	
1	0	1	0	0	0	0	
0	0	0	0	0	0	0	
0	0	0	0	0	0	0	
1	0	0	0	0	0	1	
0	0	0	0	0	0	0	

Batter	1	2	3	4	5	6	7	8	9
Todd Hollandsworth, L (1, 8) OBP: 0.414, SLG: 0.417	2-2 G4-3		0-0 F8		3-2 G1-3		3-3 K		4-0 BB
F.P. Santangelo, S (1, 4) C F X	0-2 P4		4-2 F8 1-2 2-3 BB		1-2 F7		2-2 HBP 1-2 2-3		1-1 F8
Gary Sheffield, R (1, 7) OBP: 0.500, SLG: 0.881	2-1 G5-3		0-1 F8			1-0 HR	3-3 K		0-0 F8
Shawn Green, L (1, 9) OBP: 0.386, SLG: 0.569		2-2 L6		3-1 G5-3 2B		3-0 5-3-1 2B		3-1 HR	3-2 G1-3
Eric Karros, R (1, 3) OBP: 0.261, SLG: 0.436		4-1 G1-4-3 BB		0-1 G5-3		1-1 G5-3		2-3 K	
Adrian Beltré, R (1, 5) OBP: 0.340, SLG: 0.447		0-1 G1-4-3 1-2f		1-1 G5-3 2-3		1-2 5-3-1 2-3f		0-0 F2	
Chad Kreuter, S (1, 2) OBP: 0.500, SLG: 0.333			4-2 WP BB	4-1 BB			4-0 HBP BB	4-1 3B BB	
Jose Vizcaino, S (1, 6) OBP: 0.333, SLG: 0.375			0-1 E5 1-2 WP	2-1 F6			1-3 K	1-2 3B	
Chan Ho Park, R (1, 1) Dave Hansen, L (7, PH) Jeff Williams, R (8, 1) Matt Herges, L (8, 1) 22 Devon White, S (8, PH) Terry Adams, R (9, 1)			2-0 F5		0-1 F8		3-2 HBP 1B	0-0 F7	


Inning Stats	R: 0 H: 0 E: 0 K: 8 S: 8	H: 0 LOB: 0 BB: 0 P: 12	R: 0 H: 0 E: 0 K: 6 S: 6	H: 0 LOB: 0 BB: 1 P: 12	R: 0 H: 1 E: 0 K: 9 S: 9	H: 1 LOB: 2 BB: 1 P: 19	R: 0 H: 0 E: 0 K: 8 S: 8	H: 0 LOB: 0 BB: 0 P: 12	R: 1 H: 2 E: 0 K: 7 S: 7	H: 2 LOB: 0 BB: 0 P: 13	R: 0 H: 1 E: 0 K: 3 S: 16	H: 1 LOB: 3 BB: 1 P: 32	R: 2 H: 2 E: 0 K: 13 S: 13	H: 2 LOB: 1 BB: 1 P: 23	R: 0 H: 0 E: 0 K: 8 S: 8	H: 0 LOB: 1 BB: 1 P: 16	1B: 1 2B: 3 3B: 1 HR: 2	SF: 0 SAC: 0 DP: 2 HBP: 1	WP: 1 PB: 0 SB: 0 CS: 0	PA: 40
--------------	--------------------------	-------------------------	--------------------------	-------------------------	--------------------------	-------------------------	--------------------------	-------------------------	--------------------------	-------------------------	---------------------------	-------------------------	----------------------------	-------------------------	--------------------------	-------------------------	-------------------------	---------------------------	-------------------------	--------

PITCHER	IP	WLS	BF	H	R	ER	SO	BB	IBB	HBP	BLK	WP	HR	S	P	ERA	WHIP
Steve Parris, R (1, 1) ERA: 6.6	6.0	W	24	3	1	1	0	4	0	0	0	1	1	51	91	1.50	1.167
Scott Williamson, R (7, 1) ERA: 3.38	1.0	H	6	1	0	0	3	1	0	1	0	0	0	16	32	0.00	2.000
Manny Aybar, R (8, 1) ERA: 6.75	0.2	S	5	2	2	2	1	1	0	0	0	0	1	12	22	27.00	4.500
Danny Graves, R (8, 1) ERA: 1.8	1.1	S	5	0	0	0	0	1	0	0	0	0	0	9	17	0.00	0.750

Batter	1	2	3	4	5	6	7	8	9	AB R H RBI BB SO LOB	TOP																								
												<p style="text-align: center;"><b>Houston Astros @ Los Angeles Dodgers</b>            Dodger Stadium, Los Angeles, CA            Mon Apr 17 2000, 7:10 PM PDT</p> <p style="text-align: right;"><a href="http://livebaseballscorecards.com">livebaseballscorecards.com</a></p> <table style="width: 100%; border-collapse: collapse;"> <tr><td style="width: 50%;"><b>AB</b></td><td style="width: 50%; text-align: right;"><b>0</b></td></tr> <tr><td><b>R</b></td><td style="text-align: right;">0</td></tr> <tr><td><b>H</b></td><td style="text-align: right;">0</td></tr> <tr><td><b>RBI</b></td><td style="text-align: right;">0</td></tr> <tr><td><b>BB</b></td><td style="text-align: right;">0</td></tr> <tr><td><b>SO</b></td><td style="text-align: right;">0</td></tr> <tr><td><b>LOB</b></td><td style="text-align: right;">0</td></tr> </table> 	<b>AB</b>	<b>0</b>	<b>R</b>	0	<b>H</b>	0	<b>RBI</b>	0	<b>BB</b>	0	<b>SO</b>	0	<b>LOB</b>	0									
<b>AB</b>											<b>0</b>																								
<b>R</b>											0																								
<b>H</b>											0																								
<b>RBI</b>											0																								
<b>BB</b>											0																								
<b>SO</b>											0																								
<b>LOB</b>											0																								
Inning Stats										1B: 0 SF: 0 2B: 0 SAC: 0 3B: 0 DP: 0 HR: 0 HBP: 0	WP: 0 PA: 0 PB: 0 SB: 0 CS: 0																								
PITCHER	IP	WLS	BF	H	R	ER	SO	BB	IBB	HBP	BLK	WP	HR	S	P	ERA	WHIP	PITCHER	IP	WLS	BF	H	R	ER	SO	BB	IBB	HBP	BLK	WP	HR	S	P	ERA	WHIP



Batter	1	2	3	4	5	6	7	8	9	AB R H RBI BB SO LOB	BOTTOM
--------	---	---	---	---	---	---	---	---	---	----------------------	--------

												<p><b>Houston Astros @ Los Angeles Dodgers</b>          Dodger Stadium, Los Angeles, CA          Mon Apr 17 2000, 7:10 PM PDT</p> <p><a href="http://livebaseballscorecards.com">livebaseballscorecards.com</a></p> <p><b>AB 0</b>  <b>R 0</b>  <b>H 0</b>  <b>RBI 0</b>  <b>BB 0</b>  <b>SO 0</b>  <b>LOB 0</b></p> 
<b>Inning Stats</b>											1B: 0 SF: 0 WP: 0 PA: 0 2B: 0 SAC: 0 PB: 0 3B: 0 DP: 0 SB: 0 HR: 0 HBP: 0 CS: 0	

PITCHER	IP	WLS	BF	H	R	ER	SO	BB	IBB	HBP	BLK	WP	HR	S	P	ERA	WHIP	PITCHER	IP	WLS	BF	H	R	ER	SO	BB	IBB	HBP	BLK	WP	HR	S	P	ERA	WHIP
---------	----	-----	----	---	---	----	----	----	-----	-----	-----	----	----	---	---	-----	------	---------	----	-----	----	---	---	----	----	----	-----	-----	-----	----	----	---	---	-----	------

Batter	1	2	3	4	5	6	7	8	9	AB R H RBI BB SO LOB	TOP											
<b>Craig Biggio, R</b> (1, 4) OBP: 0.392, SLG: 0.395	2-3 K		3-3 K		2-0 L1-3			3-2 FC6 1B		4 0 1 0 0 2 1												
<b>Roger Cedeno, S</b> (1, 8) OBP: 0.245, SLG: 0.233	3-2 F8			4-1 G3-1 1B BB		2-2 L4		3-2 FC6 5 WP 1-2f		3 1 0 0 1 0 1												
<b>5 Jeff Bagwell, R</b> (1, 3) OBP: 0.389, SLG: 0.644	1-0 1B			1-1 SAFE G3-1 1-2 1B HBP		0-1 HR		4-1 G3-6-1 1-2 BB		2 2 2 1 1 0 0												
<b>Ken Caminiti, S</b> (1, 5) OBP: 0.333, SLG: 0.375	0-0 F7			3-0 G3-1 1-2 2-3		2-3 K		1-0 G3-6-1 1-2f		4 0 0 0 0 1 5												
<b>Richard Hidalgo, R</b> (1, 9) OBP: 0.426, SLG: 0.732		2-1 G6-3		3-2 2-H 3-H 1B		1-3 K		0-1 2B		4 0 2 2 0 1 0												
<b>Daryle Ward, L</b> (1, 7) OBP: 0.276, SLG: 0.556		1-2 F7		0-3 K		1-1 G3-1		0-3 K		4 0 0 0 0 2 2												
<b>Tony Eusebio, R</b> (1, 2) OBP: 0.367, SLG: 0.240		1-3 K		2-1 G6-3		1-2 G1-3		2-2 G1-3		4 0 0 0 0 1 2												
<b>Tim Bogar, R</b> (1, 6) OBP: 0.244, SLG: 0.333			2-3 K		4-2 L1-3 BB		4-2 BB		0-0 F8	1 0 0 0 2 1 0 1 0 0 0 0 0 1												
<b>Matt Mieske, R</b> (9, PH)																						
<b>Octavio Dotel, R</b> (1, 1)										2 0 0 0 0 1 1												
<b>Bill Spiers, L</b> (7, PH) OBP: 0.289, SLG: 0.303										1 0 0 0 0 0 1												
<b>Doug Henry, R</b> (7, 1)										0 0 0 0 0 0 0												
<b>Yorkis Perez, L</b> (7, 1)										0 0 0 0 0 0 0												
<b>Jose Cabrera, R</b> (8, 1)										0 0 0 0 0 0 0												
<b>Inning Stats</b>	R: 0 E: 0 K: 1 S: 8	H: 1 LOB: 1 BB: 0 P: 14	R: 0 E: 0 K: 1 S: 8	H: 0 LOB: 0 BB: 0 P: 12	R: 0 E: 0 K: 2 S: 8	H: 0 LOB: 0 BB: 0 P: 13	R: 2 E: 1 K: 1 S: 12	H: 1 LOB: 1 BB: 1 P: 25	R: 0 E: 0 K: 1 S: 6	H: 0 LOB: 0 BB: 1 P: 14	R: 1 E: 0 K: 2 S: 11	H: 1 LOB: 0 BB: 0 P: 16	R: 0 E: 0 K: 0 S: 8	H: 0 LOB: 1 BB: 1 P: 14	R: 0 E: 0 K: 0 S: 12	H: 1 LOB: 1 BB: 1 P: 23	R: 0 E: 0 K: 1 S: 10	H: 1 LOB: 1 BB: 0 P: 12	1B: 3 2B: 2 3B: 0 HR: 1	SF: 0 SAC: 0 DP: 2 HBP: 1	WP: 1 PB: 0 SB: 0 CS: 0	PA: 35
<b>PITCHER</b>	IP WLS BF H R ER SO BB IBB HBP BLK WP HR S P ERA WHIP																					
<b>37 Darren Dreifort, R</b> (1, 1) ERA: 3.38	6.0 W 23 3 3 3 8 2 0 1 0 0 1 53 94 4.50 0.833																					
<b>Terry Adams, R</b> (7, 1) ERA: 1.64	1.1 H 6 1 0 0 0 1 0 0 0 0 0 0 18 30 0.00 1.500																					
<b>Mike Fetters, R</b> (8, 1) ERA: 1.59	0.2 H 2 0 0 0 0 1 0 0 0 0 1 0 2 7 0.00 1.500																					
<b>Jeff Shaw, R</b> (9, 1) ERA: 3.86	1.0 S 4 1 0 0 1 0 0 0 0 0 0 0 10 12 0.00 1.000																					

Houston Astros @ Los Angeles Dodgers  
Dodger Stadium, Los Angeles, CA

Tue Apr 18 2000, 7:10 PM PDT  
Att. 26,298 - Cloudy - 61 F

livebaseballscorecards.com

AB	30
R	3
H	5
RBI	3
BB	4
SO	9
LOB	14



Batter	1	2	3	4	5	6	7	8	9	AB	R	H	RBI	BB	SO	LOB
22 Devon White, S OBP: 0.357, SLG: 0.610	1-3 K	1-0 F5			2-3 K		2-0 HR			4	1	1	1	0	2	2
Mark Grudzielanek, R OBP: 0.224, SLG: 0.236	0-1 S 1B		0-3 K		1-2 F9		2-3 K			4	0	1	0	0	2	0
Gary Sheffield, R OBP: 0.481, SLG: 0.822 F.P. Santangelo, S	2-3 K		0-1 F9		1-3 K		2-1 FC3-6 HBP			3	0	0	0	0	2	1
Shawn Green, L OBP: 0.361, SLG: 0.527	0-3 K		2-0 F8			2-3 K	2-1 FC3-6			4	0	0	0	0	2	2
Eric Karros, R OBP: 0.280, SLG: 0.452		4-0 1B SF8 BB		2-1 G6-3		1-0 HR 2B	3-3 K			3	2	1	0	1	1	1
Todd Hundley, S OBP: 0.294, SLG: 0.429		2-1 37 SH1-4 PB 1B		2-3 K		0-0 HR	2-1 L3			4	1	2	2	0	1	0
Adrian Beltré, R OBP: 0.352, SLG: 0.520		0-2 SF8		0-1 HR		3-2 F8 S 1B	2-2 G6-3			3	1	2	2	0	0	0
Kevin Elster, R OBP: 0.432, SLG: 0.690		4-0 37 SH1-4 BB		3-2 37 WP 2B		2-0 F8	2-3 K			3	0	1	0	1	1	1
37 Darren Dreifort, R Todd Hollandsworth, L Terry Adams, R Mike Fetters, R Jeff Shaw, R		0-0 SH1-4		1-3 K		0-3 K				1	0	0	0	0	1	1

Inning Stats	R: 0	H: 1	E: 0	K: 3	S: 12	LOB: 1	BB: 0	P: 15	R: 1	H: 1	E: 0	K: 0	S: 7	LOB: 2	BB: 2	P: 18	R: 0	H: 0	E: 0	K: 1	S: 6	LOB: 0	BB: 0	P: 8	R: 1	H: 2	E: 0	K: 2	S: 14	LOB: 1	BB: 0	P: 22	R: 0	H: 0	E: 0	K: 2	S: 11	LOB: 0	BB: 0	P: 15	R: 2	H: 3	E: 0	K: 2	S: 12	LOB: 1	BB: 0	P: 20	R: 1	H: 1	E: 0	K: 2	S: 10	LOB: 1	BB: 0	P: 21	R: 0	H: 0	E: 0	K: 1	S: 9	LOB: 0	BB: 0	P: 15
--------------	------	------	------	------	-------	--------	-------	-------	------	------	------	------	------	--------	-------	-------	------	------	------	------	------	--------	-------	------	------	------	------	------	-------	--------	-------	-------	------	------	------	------	-------	--------	-------	-------	------	------	------	------	-------	--------	-------	-------	------	------	------	------	-------	--------	-------	-------	------	------	------	------	------	--------	-------	-------

PITCHER	IP	WLS	BF	H	R	ER	SO	BB	IBB	HBP	BLK	WP	HR	S	P	ERA	WHIP
Octavio Dotel, R ERA: 5.5	(1, 1)	6.0	L	27	7	4	4	10	2	0	0	1	2	62	98	6.00	1.500
Doug Henry, R ERA: 6.0	(7, 1)	0.1		3	1	1	1	0	0	1	0	0	1	5	11	27.00	3.000
Yorkis Perez, L ERA: 2.25	(7, 1)	1.0		3	0	0	1	0	0	0	0	0	0	7	14	0.00	0.000
Jose Cabrera, R ERA: 7.88	(8, 1)	0.2		2	0	0	1	0	0	0	0	0	0	7	11	0.00	0.000


**BOTTOM**

**Houston Astros @ Los Angeles Dodgers**  
Dodger Stadium, Los Angeles, CA

Tue Apr 18 2000, 7:10 PM PDT  
Att: 26,298 - Cloudy - 61 F

livebaseballscorecards.com

AB	30
R	5
H	8
RBI	5
BB	2
SO	13
LOB	9



WP: 1	PA: 35
PB: 1	
SB: 2	
CS: 0	





Batter	1	2	3	4	5	6	7	8	9	AB	R	H	RBI	BB	SO	LOB
22 Devon White, S OBP: 0.333, SLG: 0.568 Jeff Williams, R (6, 1) Chad Kreuter, S OBP: 0.542, SLG: 0.563 (7, 2)	3-2 F9 1	2-3 K 3			1-3 K 2			4-2 1B BB BB	3-0 HR	3	0	0	0	0	2	2
Mark Grudzielanek, R OBP: 0.238, SLG: 0.237 (1, 4)	4-0 G4-3 1B BB		2-2 F7 1		2-3 K 3			0-1 BB 1B 1-2 1B	1-3 K 3	4	0	1	0	1	2	0
Gary Sheffield, R OBP: 0.491, SLG: 0.875 F.P. Santangelo, S (1, 7) (7, 7)	2-2 G4-3 1B		0-2 G6-3 2			3-2 HR		0-0 F7 1		3	1	2	1	0	0	0
Shawn Green, L OBP: 0.359, SLG: 0.517 Geronimo Berroa, R OBP: 0.500, SLG: 0.500 (1, 9) (8, 9)	2-2 G4-3 1-2 2-3		0-1 1B		1-2 L9 1			2-0 BB 1-2 2-3 1B		3	0	1	0	0	0	2
Eric Karros, R OBP: 0.284, SLG: 0.422 Dave Hansen, L OBP: 0.636, SLG: 1.111 (1, 3) (7, 3)	2-0 P6 3		2-0 F2 3		3-2 P4 2			4-1 BB 1-2 2-3 3-H BB		3	0	0	0	0	0	3
Todd Hundley, S OBP: 0.270, SLG: 0.387 Matt Herges, L (7, 1) Jose Vizcaino, S OBP: 0.316, SLG: 0.353 (8, PH) (9, 5)		1-2 P4 1		1-2 F8 1		0-2 F9 3		2-1 L5 2		3	0	0	0	0	0	0
Adrián Beltré, R OBP: 0.328, SLG: 0.481 Alan Mills, R (1, 5) (9, 1)		1-1 G3-1 2		1-2 F9 2		0-3 K 1		2-2 F7 3		4	0	0	0	0	1	3
Kevin Elster, R OBP: 0.415, SLG: 0.625 (1, 6)		4-1 2B BB		0-2 G6-3 3		1-3 K 2			2-3 K 1	3	0	0	0	1	2	0
Orel Hershiser, R (1, 1) Carlos Perez, L OBP: 0.200, SLG: 0.400 Todd Hollandsworth, L OBP: 0.364, SLG: 0.357 (5, PH) (6, 8)		1-2 1-3 2B		2-1 G3 1		0-2 F6 3			1-3 K 2	0	0	0	0	0	0	0

Inning Stats	R: 0	H: 1	E: 0	K: 0	S: 12	H: 1	LOB: 2	BB: 1	P: 25	R: 0	H: 1	E: 0	K: 1	S: 13	H: 1	LOB: 2	BB: 1	P: 22	R: 0	H: 0	E: 0	K: 0	S: 9	H: 0	LOB: 0	BB: 0	P: 13	R: 0	H: 0	E: 0	K: 2	S: 9	H: 1	LOB: 0	BB: 0	P: 14	R: 1	H: 1	E: 0	K: 0	S: 14	H: 1	LOB: 0	BB: 0	P: 21	R: 0	H: 0	E: 0	K: 2	S: 11	H: 0	LOB: 0	BB: 0	P: 12	R: 1	H: 2	E: 0	K: 0	S: 13	H: 2	LOB: 3	BB: 2	P: 27	R: 1	H: 1	E: 0	K: 3	S: 12	H: 1	LOB: 0	BB: 0	P: 19	1B: 4	SF: 0	2B: 1	SAC: 0	3B: 0	DP: 0	HR: 2	HBP: 0	WP: 0	PA: 38
--------------	------	------	------	------	-------	------	--------	-------	-------	------	------	------	------	-------	------	--------	-------	-------	------	------	------	------	------	------	--------	-------	-------	------	------	------	------	------	------	--------	-------	-------	------	------	------	------	-------	------	--------	-------	-------	------	------	------	------	-------	------	--------	-------	-------	------	------	------	------	-------	------	--------	-------	-------	------	------	------	------	-------	------	--------	-------	-------	-------	-------	-------	--------	-------	-------	-------	--------	-------	--------

PITCHER	IP	WLS	BF	H	R	ER	SO	BB	IBB	HBP	BLK	WP	HR	S	P	ERA	WHIP
Shane Reynolds, R ERA: 2.88 (1, 1)	6.0		24	4	1	1	3	2	0	0	0	0	1	67	107	1.50	1.000
Mike Maddux, R ERA: 5.14 (7, 1)	1.0		3	0	0	0	2	0	0	0	0	0	0	11	12	0.00	0.000
Jay Powell, R ERA: 2.45 (8, 1)	1.0		7	2	1	1	0	2	0	0	0	0	0	13	27	9.00	4.000
Billy Wagner, L ERA: 2.08 (9, 1)	1.0		4	1	1	1	3	0	0	0	0	0	1	12	19	9.00	1.000

**BOTTOM**

**Houston Astros @ Los Angeles Dodgers**  
**Dodger Stadium, Los Angeles, CA**  
 Wed Apr 19 2000, 7:05 PM PDT  
 Att: 29,717 - Cloudy - 63 F

livebaseballscores.com

<b>AB</b>	<b>34</b>
<b>R</b>	<b>3</b>
<b>H</b>	<b>7</b>
<b>RBI</b>	<b>3</b>
<b>BB</b>	<b>4</b>
<b>SO</b>	<b>8</b>
<b>LOB</b>	<b>15</b>





Batter	1	2	3	4	5	6	7	8	9	AB R H RBI BB SO LOB	TOP	
22 Devon White, S OBP: 0.314, SLG: 0.520 (1, 8)	2-2 FC4-6 1B	3-3 K2-3	1-1 G4-3			0-0 F7		2-1 G3	1-2 G5-3	6 0 1 0 0 1 3		
Mark Grudzielanek, R OBP: 0.250, SLG: 0.238 (1, 4)	2-2 FC4-6 G4-3 1B 1-2f	2-1 1B 2-H 3-H			0-1 G6-3	4-2 FC6-5 WP BB		0-0 G5-3		4 0 1 2 1 0 1		
Gary Sheffield, R OBP: 0.484, SLG: 0.827 (1, 7) Terry Adams, R (8, 1)	0-2 G4-3 1B 1-2	4-1 BB			1-1 F8	3-2 FC6-5 1-3		1-0 F9		4 0 1 0 1 0 1 0 0 0 0 0 0 0		
Shawn Green, L OBP: 0.333, SLG: 0.476 (1, 9)	3-2 G4-3 1-2 2-3	3-1 G3			2-2 P6	0-0 P4			3-3 K	5 0 0 0 0 1 5		
Eric Karros, R OBP: 0.293, SLG: 0.417 (1, 3)	2-3 K		1-2 2B 1B 1B			4-0 1B BB		0-0 G6-3	4-1 BB HR BB	3 2 1 0 2 1 2		
Todd Hundley, S OBP: 0.333, SLG: 0.543 (1, 2)		2-2 HR	3-2 1B 2B			1-1 1B 1-2		2-1 E4 WP 1B	4-1 BB HR BB	4 3 3 1 1 0 0		
Adrian Beltré, R OBP: 0.349, SLG: 0.474 (1, 5)		4-2 SH1-4 1B BB	3-2 SH1-4 1B 2-H 3-H			1-3 K		3-1 F9	4-2 HR BB	3 2 1 2 2 1 3		
Kevin Elster, R OBP: 0.435, SLG: 0.703 (1, 6)		1-0 SH1-4 1B 1B	3-1 F8			0-0 L7		2-2 WP 1B	0-0 HR	5 2 3 4 0 0 3		
Eric Gagne, R OBP: 0.500, SLG: 0.500 (1, 1) Matt Herges, L (5, 1) Todd Hollandsworth, L OBP: 0.353, SLG: 0.345 (8, 7)		2-2 SH1-4	0-0 SH1-4			0-2 L1		3-3 K	0-2 G1-3	1 0 0 0 0 0 2 1 0 0 0 0 1 2 1 0 0 0 0 0 0		
<b>Inning Stats</b>	R: 0 E: 0 K: 1 S: 18 H: 2 LOB: 2 P: 27	R: 3 E: 0 K: 1 S: 25 H: 3 LOB: 2 P: 46	R: 2 E: 0 K: 0 S: 15 H: 3 LOB: 1 P: 26	R: 0 E: 0 K: 0 S: 7 H: 0 LOB: 0 P: 10	R: 0 E: 0 K: 1 S: 10 H: 1 LOB: 2 P: 16	R: 0 E: 0 K: 0 S: 8 H: 0 LOB: 1 P: 15	R: 0 E: 1 K: 1 S: 14 H: 1 LOB: 2 P: 24	R: 0 E: 0 K: 0 S: 4 H: 0 LOB: 0 P: 7	R: 4 E: 0 K: 1 S: 15 H: 1 LOB: 0 P: 31	1B: 8 2B: 1 3B: 0 HR: 2 SF: 0 SAC: 2 DP: 0 HBP: 0	WP: 2 PB: 0 SB: 0 CS: 0 PA: 46	
<b>PITCHER</b>	IP WLS BF H R ER SO BB IBB HBP BLK WP HR S P ERA WHIP											
Steve Parris, R ERA: 8.47 (1, 1)	2.0 L 15 7 5 5 2 2 2 0 0 0 0 1 50 84 22.50 4.500											
Scott Sullivan, R ERA: 3.95 (3, 1)	4.0 16 2 0 0 1 2 0 0 0 1 0 33 56 0.00 1.000											
Scott Williamson, R ERA: 4.35 (7, 1)	1.0 5 1 0 0 1 0 0 0 0 1 0 14 24 0.00 1.000											
Manny Aybar, R ERA: 6.94 (8, 1)	1.0 3 0 0 0 0 0 0 0 0 0 0 4 7 0.00 0.000											
Norm Charlton, L ERA: 36.0 (9, 1)	1.0 7 1 4 4 1 3 0 0 0 0 1 15 31 36.00 4.000											

**Los Angeles Dodgers @ Cincinnati Reds**  
Cinergy Field, Cincinnati, OH  
Fri Apr 21 2000, 7:05 PM EDT  
Att. 34,458 - Cloudy - 42 F

AB	37
R	9
H	11
RBI	9
BB	7
SO	5
LOB	22



Batter	1	2	3	4	5	6	7	8	9	AB	R	H	RBI	BB	SO	LOB
<b>Pokey Reese, R</b> OBP: 0.485, SLG: 0.500 (1, 4)	3-1 L4	1-3 K		2-3 K		0-1 G4-3			2-3 K	5	0	0	0	0	3	2
<b>Barry Larkin, R</b> OBP: 0.459, SLG: 0.548 <b>Mark Lewis, R</b> OBP: 0.111, SLG: 0.118 (1, 6) (2, 5)	2-2 S BB 1B	2-3 K		2-1 2B			3-1 G4-3		1-3 K	1	0	1	0	0	0	0
<b>Ken Griffey Jr., L</b> OBP: 0.338, SLG: 0.475 (1, 8)	4-0 S 1-2 BB	4-1 BB		1-1 G4-3			3-2 F5		1-0 2B	3	0	1	0	2	0	1
<b>Sean Casey, L</b> OBP: 0.385, SLG: 0.455 (1, 3)	3-3 K 1-2 2-3	2-3 K			0-1 G4-3		1-0 E6		4-1 BB	4	0	0	0	1	2	5
<b>Dante Bichette, R</b> OBP: 0.261, SLG: 0.359 (1, 9)	2-2 G5-3			1-3 K WP		2-2 1B		3-1 F8	0-2 G1-3	5	0	1	0	0	1	5
<b>Eddie Taubensee, L</b> OBP: 0.356, SLG: 0.472 (1, 2)		2-2 BB 1B 2B 1B		3-1 F8		0-2 G6-4-3 1B			0-0 FC3-6 1B	4	1	3	0	0	0	1
<b>Dmitri Young, S</b> OBP: 0.262, SLG: 0.328 (1, 7)		2-2 BB 2B 1B		3-2 F7		1-0 G6-4-3 1-2f			1-1 FC3-6 1B	4	1	1	0	0	0	4
<b>Aaron Boone, R</b> OBP: 0.350, SLG: 0.480 (1, 5) (2, 6)		4-2 2B 1-2 2-3 BB		2-3 K			0-0 G4-3		1-0 G6-4-3 1B	3	0	1	0	1	1	1
<b>Steve Parris, R</b> OBP: 0.280, SLG: 0.400 <b>Scott Sullivan, R</b> <b>Hal Morris, L</b> OBP: 0.214, SLG: 0.538 <b>Scott Williamson, R</b> <b>Manny Aybar, R</b> <b>Michael Tucker, L</b> OBP: 0.445, SLG: 0.667 <b>Norm Charlton, S</b> (1, 1) (3, 1) (6, PH) (7, 1) (8, 1) (8, PH) (9, 1)		1-1 2B		0-3 K			2-1 G3		1-1 G6-4-3 1-2f	1	0	1	2	0	0	0

Inning Stats	R: 0	H: 1	E: 0	K: 1	S: 11	H: 1	LOB: 2	BB: 1	P: 25	R: 2	H: 3	E: 0	K: 3	S: 25	H: 0	LOB: 3	BB: 2	P: 43	R: 0	H: 0	E: 0	K: 2	S: 14	H: 1	LOB: 1	BB: 0	P: 23	R: 0	H: 1	E: 0	K: 2	S: 10	H: 2	LOB: 1	BB: 0	P: 13	R: 0	H: 0	E: 0	K: 0	S: 5	H: 0	LOB: 0	BB: 0	P: 7	R: 0	H: 0	E: 1	K: 0	S: 8	H: 0	LOB: 1	BB: 0	P: 18	R: 0	H: 2	E: 0	K: 0	S: 6	H: 2	LOB: 1	BB: 0	P: 9	R: 0	H: 1	E: 0	K: 2	S: 16	H: 1	LOB: 2	BB: 1	P: 24	1B: 7	SF: 0	2B: 3	SAC: 0	3B: 0	DP: 2	HR: 0	HBP: 0	WP: 2	PA: 41
--------------	------	------	------	------	-------	------	--------	-------	-------	------	------	------	------	-------	------	--------	-------	-------	------	------	------	------	-------	------	--------	-------	-------	------	------	------	------	-------	------	--------	-------	-------	------	------	------	------	------	------	--------	-------	------	------	------	------	------	------	------	--------	-------	-------	------	------	------	------	------	------	--------	-------	------	------	------	------	------	-------	------	--------	-------	-------	-------	-------	-------	--------	-------	-------	-------	--------	-------	--------

PITCHER	IP	WLS	BF	H	R	ER	SO	BB	IBB	HBP	BLK	WP	HR	S	P	ERA	WHIP
<b>Eric Gagne, R</b> ERA: 3.86 (1, 1)	4.1		24	7	2	2	8	3	0	0	0	2	0	69	117	4.15	2.308
<b>Matt Herges, R</b> ERA: (5, 1)	2.2	W	8	0	0	0	0	0	0	0	0	0	0	14	27	0.00	0.000
<b>Terry Adams, R</b> ERA: 1.38 (8, 1)	2.0	S	9	3	0	0	2	1	0	0	0	0	0	22	33	0.00	2.000

**BOTTOM**

**Los Angeles Dodgers @ Cincinnati Reds**

Cinergy Field, Cincinnati, OH

Fri Apr 21 2000, 7:05 PM EDT

Att: 34,458 - Cloudy - 42 F

livebaseballscorecards.com

<b>AB</b>	<b>37</b>
<b>R</b>	<b>2</b>
<b>H</b>	<b>10</b>
<b>RBI</b>	<b>2</b>
<b>BB</b>	<b>4</b>
<b>SO</b>	<b>10</b>
<b>LOB</b>	<b>23</b>





Batter	1	2	3	4	5	6	7	8	9	AB R H RBI BB SO LOB	TOP	
Todd Hollandsworth, L OBP: 0.375, SLG: 0.486 (1, 8)	3-2 HR	2-1 G3 2B		1-3 K	0-3 K			1-2 G6-4-3 1B	1-1 FC6-4 2B 1B	6 2 3 2 0 2 3		
Mark Grudzielanek, R OBP: 0.284, SLG: 0.319 (1, 4)	1-3 K	1-0 G3 2-3			1-0 HR 3B	1-0 HR 1B		1-1 G6-4-3 1B	0-0 1B 2B	6 3 4 1 0 1 1		
Gary Sheffield, R OBP: 0.485, SLG: 0.855 F.P. Santangelo, S OBP: 0.313, SLG: 0.083 (1, 7) (7, 7)	0-0 G6-3	4-0 BB			2-0 G4-3	0-0 HR		0-0 G6-4-3 1-2f 2-3	2-0 1B	3 1 1 2 1 0 1 2 0 1 2 0 0 2		
Shawn Green, L OBP: 0.333, SLG: 0.448 (1, 9)	4-2 S BB	2-0 G4-3			4-1 HR BB	2-2 G3-1		2-2 F7	2-0 L4	4 1 0 0 2 0 4		
Eric Karros, R OBP: 0.302, SLG: 0.491 (1, 3)	2-3 K 1-2			2-3 K	0-1 HR	0-0 G5-3			1-1 WP BB 2B	5 2 2 3 0 2 1		
Adrián Beltré, R OBP: 0.338, SLG: 0.468 (1, 5)		1-1 1B 2B		1-2 P4	2-0 F8	1-1 G5-3			2-1 F8	5 1 1 0 0 0 1		
Chad Kreuter, S OBP: 0.552, SLG: 0.526 (1, 2)		3-2 HR 1B		3-3 K	4-2 BB 2B BB		0-2 F8		4-0 BB FC6-4 BB 2-3	3 3 1 1 2 1 0		
Kevin Elster, R OBP: 0.451, SLG: 0.750 (1, 6)		1-0 HR			0-1 F9	4-1 2B BB		2-1 F7	4-1 FC6-4 BB 1-2 2B BB	3 3 1 2 2 0 0		
Chan Ho Park, R OBP: 0.083, SLG: 0.167 Alan Mills, R (6, 1)		0-3 K		1-2 G1-3	1-0 2B		0-3 K		4-2 FC6-4 BB 1-2 2-3 3-H	3 0 1 2 0 1 0 1 0 0 1 1 1 0		
<b>Inning Stats</b>	R: 1 E: 0 K: 2 S: 12 H: 1 LOB: 1 BB: 1 P: 22	R: 3 E: 0 K: 1 S: 13 H: 4 LOB: 2 BB: 1 P: 27	R: 0 E: 0 K: 2 S: 11 H: 0 LOB: 0 BB: 0 P: 17	R: 0 E: 0 K: 1 S: 8 H: 0 LOB: 0 BB: 0 P: 10	R: 5 E: 0 K: 1 S: 13 H: 3 LOB: 1 BB: 3 P: 31	R: 2 E: 0 K: 0 S: 9 H: 2 LOB: 0 BB: 0 P: 13	R: 0 E: 0 K: 1 S: 8 H: 0 LOB: 0 BB: 0 P: 10	R: 0 E: 0 K: 0 S: 9 H: 2 LOB: 1 BB: 0 P: 13	R: 5 E: 0 K: 0 S: 13 H: 3 LOB: 1 BB: 3 P: 33	1B: 5 2B: 5 3B: 1 HR: 4 SF: 0 SAC: 0 DP: 1 HBP: 0	WP: 1 PB: 0 SB: 1 CS: 0 PA: 49	
<b>PITCHER</b>	IP WLS BF H R ER SO BB IBB HBP BLK WP HR S P ERA WHIP											
Pete Harnisch, R ERA: 9.64 (1, 1)	4.2 L 27 8 9 9 6 5 0 0 0 0 3 54 104 17.36 2.786											
Manny Aybar, R ERA: 7.07 (5, 1)	2.1 9 2 2 2 2 0 0 0 0 0 1 20 26 7.71 0.857											
Norm Charlton, L ERA: 27.0 (8, 1)	2.0 13 5 5 5 0 3 0 0 0 1 0 22 46 22.50 4.000											

**Los Angeles Dodgers @ Cincinnati Reds**  
Cinergy Field, Cincinnati, OH  
Sat Apr 22 2000, 1:15 PM EDT  
Att. 35,557 - Cloudy - 45 F

AB	41
R	16
H	15
RBI	16
BB	8
SO	8
LOB	13





Batter	1	2	3	4	5	6	7	8	9	AB	R	H	RBI	BB	SO	LOB
Pokey Reese, R OBP: 0.465, SLG: 0.476 Chris Stynes, R OBP: 0.556, SLG: 0.533	1-0 F8		1-2 G1-3		2-2 F9		2-3 K			3	0	0	0	0	0	0
Michael Tucker, L OBP: 0.455, SLG: 0.750	0-0 HR		2-3 K		4-2 BB		2-1 G3			3	1	1	1	1	1	0
Ken Griffey Jr., L OBP: 0.325, SLG: 0.453 Alex Ochoa, R OBP: 0.423, SLG: 0.696	0-3 K		3-2 P6		1-1 F9			2-2 G4-6-3 1B		3	0	0	0	0	1	1
Sean Casey, L OBP: 0.375, SLG: 0.385 Hal Morris, L OBP: 0.200, SLG: 0.500	2-2 F7			3-1 F7		4-1 1B BB		2-2 G4-6-3 1-2f		2	1	0	0	1	0	0
Dmitri Young, S OBP: 0.261, SLG: 0.323		0-1 G3-1		2-2 F8		2-0 1B 1B		0-1 G4-3		4	0	1	0	0	0	0
Eddie Taubensee, L OBP: 0.377, SLG: 0.472 Benito Santiago, R OBP: 0.333, SLG: 0.600		4-2 CI BB		4-0 WP BB		1-2 G5-4-3 1B		0-0 DI 1B		0	0	0	0	2	0	0
Aaron Boone, R OBP: 0.349, SLG: 0.462		0-2 CI		2-0 FC5-4 HBP		1-0 F8		0-0 F7		2	0	0	0	0	0	3
Gookie Dawkins, R		2-3 K		0-0 FC5-4 1-2f		2-2 G5-4-3 1-2f		0-0 F8		4	0	0	0	0	1	7
Pete Harnisch, S OBP: 0.200, SLG: 0.200 Manny Aybar, R		1-3 K			2-3 K			2-1 F9		1	0	0	0	0	1	2
Mark Lewis, R OBP: 0.105, SLG: 0.111 Norm Charlton, S Dante Bichette, R OBP: 0.257, SLG: 0.354									1-2 P3	1	0	0	0	0	1	0

Inning Stats	R: 1	H: 1	E: 0	K: 1	S: 9	LOB: 0	BB: 0	P: 12	R: 0	H: 0	E: 1	K: 2	S: 16	LOB: 2	BB: 1	P: 23	R: 0	H: 0	E: 0	K: 1	S: 10	LOB: 2	BB: 1	P: 17	R: 0	H: 0	E: 0	K: 1	S: 12	LOB: 1	BB: 1	P: 21	R: 0	H: 2	E: 0	K: 0	S: 9	LOB: 1	BB: 1	P: 19	R: 0	H: 0	E: 0	K: 1	S: 7	LOB: 0	BB: 0	P: 13	R: 0	H: 1	E: 0	K: 0	S: 9	LOB: 0	BB: 0	P: 13	R: 0	H: 1	E: 0	K: 0	S: 6	LOB: 1	BB: 0	P: 7	1B: 4	SF: 0	2B: 0	SAC: 0	3B: 0	DP: 2	HR: 1	HBP: 1	WP: 2	PA: 36
--------------	------	------	------	------	------	--------	-------	-------	------	------	------	------	-------	--------	-------	-------	------	------	------	------	-------	--------	-------	-------	------	------	------	------	-------	--------	-------	-------	------	------	------	------	------	--------	-------	-------	------	------	------	------	------	--------	-------	-------	------	------	------	------	------	--------	-------	-------	------	------	------	------	------	--------	-------	------	-------	-------	-------	--------	-------	-------	-------	--------	-------	--------

PITCHER	IP	WLS	BF	H	R	ER	SO	BB	IBB	HBP	BLK	WP	HR	S	P	ERA	WHIP
Chan Ho Park, R ERA: 3.38	(1, 1)	5.0	W	21	1	1	1	5	3	0	0	1	1	53	89	1.80	0.800
Alan Mills, R ERA: 4.66	(6, 1)	4.0	S	15	4	1	1	1	0	0	0	0	0	31	52	2.25	1.250

BOTTOM

Los Angeles Dodgers @ Cincinnati Reds  
Cinergy Field, Cincinnati, OH  
Sat Apr 22 2000, 1:15 PM EDT  
Att: 35,557 - Cloudy - 45 F

livebaseballscorecards.com

AB	30
R	2
H	5
RBI	2
BB	4
SO	6
LOB	15



Batter	1	2	3	4	5	6	7	8	9	AB R H RBI BB SO LOB	TOP												
<b>22 Devon White, S</b> (1, 8) <small>OBP: 0.309, SLG: 0.500</small> <b>F.P. Santangelo, S</b> (6, 8) <small>OBP: 0.294, SLG: 0.077</small>	0-2 F8	1-2 FC5-4			2-2 CS 2-H 1B	2-0 E3 1B WP		1-0 F8		4 1 1 1 0 0 2 1 0 0 0 0 0 0													
<b>Mark Grudzielanek, R</b> (1, 4) <small>OBP: 0.278, SLG: 0.311</small>	1-3 K		3-2 P4		1-0 F3	3-2 WP HR 1B		2-2 G4-3		5 1 1 1 0 1 1													
<b>Shawn Green, L</b> (1, 9) <small>OBP: 0.363, SLG: 0.521</small> <b>Jeff Shaw, R</b> (9, 1)	4-1 FC5-4 BB		0-0 G6-4-3 1B			G4-3		0-0 1B 2B		4 1 3 2 1 0 0 0 0 0 0 0 0 0													
<b>Gary Sheffield, R</b> (1, 7) <small>OBP: 0.471, SLG: 0.814</small> <b>Matt Herges, L</b> (6, 1) <b>Dave Hansen, L</b> (7, 3) <small>OBP: 0.667, SLG: 1.111</small>	2-1 FC5-4		0-2 G6-4-3			G4-3 1B		4-1 1B BB		4 1 1 0 0 1 2 0 0 0 0 0 0 0 0 0 0 0 1 0 0													
<b>Eric Karros, R</b> (1, 3) <small>OBP: 0.299, SLG: 0.474</small> <b>Mike Fetters, R</b> (7, 1) <b>Orel Hershiser, R</b> (8, 1) <b>Todd Hollandsworth, L</b> (9, PH) <small>OBP: 0.366, SLG: 0.472</small>		3-2 G1-3		3-1 F9	1-0 2B PB 1B	1-3 K		2-1 L9		4 1 1 0 0 1 0 0 0 0 0 0 0 0 0 0 0 0 0 0 0 1 0 0 0 0 0 2													
<b>Adrián Beltré, R</b> (1, 5) <small>OBP: 0.356, SLG: 0.485</small>		4-1 HR BB		3-3 K	2-1 PB SF8 2B	1-3 K		0-1 1-2 2-3 1B		4 2 2 1 1 2 0													
<b>Todd Hundley, S</b> (1, 2) <small>OBP: 0.319, SLG: 0.590</small>		3-1 1-H HR		3-1 G4-3	1-0 SF8	0-1 G6-3		3-2 G1-3		4 1 1 3 0 0 3													
<b>Jose Vizcaino, S</b> (1, 6) <small>OBP: 0.391, SLG: 0.368</small>		1-0 FC1-6 1B			4-1 22 1B SH1-4 BB	4-2 22 E E BB		0-1 P6		2 2 1 0 2 0 0													
<b>Carlos Perez, L</b> (1, 1) <small>OBP: 0.167, SLG: 0.333</small> <b>Geronimo Berroa, R</b> (6, PH) <small>OBP: 0.400, SLG: 0.400</small> (6, 7)		0-0 FC1-6 22 FC5-4			0-0 SH1-4	2-0 22 E E 1B		3-1 G5-3		1 0 0 0 0 0 1 2 1 0 0 0 0 1													
<b>Inning Stats</b>	R: 0 E: 0 K: 1 S: 9	H: 0 LOB: 1 BB: 1 P: 16	R: 2 E: 0 K: 0 S: 11	H: 2 LOB: 1 BB: 1 P: 23	R: 0 E: 0 K: 0 S: 8	H: 1 LOB: 0 BB: 0 P: 11	R: 0 E: 0 K: 1 S: 7	H: 0 LOB: 0 BB: 0 P: 16	R: 1 E: 0 K: 0 S: 6	H: 1 LOB: 0 BB: 1 P: 13	R: 8 E: 2 K: 1 S: 24	H: 5 LOB: 0 BB: 1 P: 49	R: 0 E: 0 K: 2 S: 8	H: 0 LOB: 0 BB: 0 P: 10	R: 0 E: 0 K: 0 S: 5	H: 0 LOB: 0 BB: 0 P: 9	R: 0 E: 0 K: 0 S: 19	H: 2 LOB: 3 BB: 1 P: 30	1B: 7 2B: 2 3B: 0 HR: 2	SF: 1 SAC: 1 DP: 1 HBP: 0	WP: 1 PB: 1 SB: 0 CS: 1	PA: 43	
<b>PITCHER</b>	IP WLS BF H R ER SO BB IBB HBP BLK WP HR S P ERA WHIP	IP WLS BF H R ER SO BB IBB HBP BLK WP HR S P ERA WHIP																					
<b>Ron Villone, L</b> (1, 1) <small>ERA: 4.79</small> <b>Dennys Reyes, L</b> (6, 1) <small>ERA: 10.8</small> <b>Scott Sullivan, R</b> (6, 1) <small>ERA: 3.86</small> <b>Scott Williamson, R</b> (7, 1) <small>ERA: 3.97</small> <b>Manny Aybar, R</b> (8, 1) <small>ERA: 6.6</small>	5.1 L 24 7 6 5 2 3 0 0 0 0 1 49 96 8.44 1.875	0.1 6 2 5 0 0 1 0 0 0 0 1 12 27 0.00 9.000	0.1 1 0 0 0 1 0 0 0 0 0 0 4 5 0.00 0.000	1.0 3 0 0 0 2 0 0 0 0 0 0 8 10 0.00 0.000	1.0 3 0 0 0 0 0 0 0 0 0 0 5 9 0.00 0.000																		
<b>PITCHER</b>	IP WLS BF H R ER SO BB IBB HBP BLK WP HR S P ERA WHIP																						
<b>Danny Graves, R</b> (9, 1) <small>ERA: 1.93</small>	1.0 6 2 0 0 0 0 1 0 0 0 0 0 19 30 0.00 3.000																						

**Los Angeles Dodgers @ Cincinnati Reds**  
 Cinergy Field, Cincinnati, OH  
 Sun Apr 23 2000, 1:15 PM EDT  
 Att. 29,124 - Sunny - 62 F

<b>AB</b>	36
<b>R</b>	11
<b>H</b>	11
<b>RBI</b>	8
<b>BB</b>	5
<b>SO</b>	5
<b>LOB</b>	12



<b>WP</b>	1	<b>PA</b>	43
-----------	---	-----------	----

<b>1B</b>	7	<b>SF</b>	1
<b>2B</b>	2	<b>SAC</b>	1
<b>3B</b>	0	<b>DP</b>	1
<b>HR</b>	2	<b>HBP</b>	0



Batter	1	2	3	4	5	6	7	8	9	AB	R	H	RBI	BB	SO	LOB
<b>Pokey Reese, R</b> OBP: 0.447, SLG: 0.456 (1, 4)	2-1 S 1B	2-1 F8			1-1 F9	0-1 FC5-4 1-2f 2-3		0-1 G1-3		5	1	1	0	0	0	6
<b>Alex Ochoa, R</b> OBP: 0.387, SLG: 0.714 (1, 7)	0-1 F3		2-2 F9		1-0 HR		2-3 K		2-0 F8	5	1	1	1	0	1	1
<b>Ken Griffey Jr., L</b> OBP: 0.318, SLG: 0.435 (1, 8)	1-0 F8 1-2		0-0 FC5-4 1B		1-3 K		0-2 G6-3		1-2 G3-1	5	0	1	0	0	1	1
<b>Dante Bichette, R</b> OBP: 0.280, SLG: 0.386 (1, 9)	2-2 1B 2-H		1-1 FC5-4 FC4 1-2f		1-2 S 1B 1B		0-0 F9		0-0 2B	5	0	3	1	0	0	1
<b>Sean Casey, L</b> OBP: 0.333, SLG: 0.333 (1, 3)	1-1 F7		0-0 FC4 1-2f		1-1 1B 1-H			2-3 K	2-2 G6-3	5	0	1	0	0	1	3
<b>Aaron Boone, R</b> OBP: 0.373, SLG: 0.473 (1, 5)		3-2 1B 1B		2-1 FC6-4 1B		2-2 F7		3-1 1B 1B FC3-6 HBP		3	1	2	0	0	0	0
<b>Benito Santiago, R</b> OBP: 0.316, SLG: 0.526 (1, 2)		1-0 F8		2-1 FC6-4 FC6-4 1-2f		0-0 F9		0-1 FC3-6 1B 1-2 1B		4	0	1	0	0	0	2
<b>Gookie Dawkins, R</b> OBP: 0.250, SLG: 0.143 (1, 6)		2-0 F7		0-1 P4		4-2 FC5-4 1B BB		0-0 FC3-6 1B 1-2 2-3 1B		3	0	1	0	1	0	2
<b>Ron Villone, L</b> OBP: 0.250, SLG: 0.250 (6, 1) <b>Dennys Reyes, R</b> (6, 1) <b>Scott Sullivan, R</b> (6, PH) <b>Hal Morris, L</b> OBP: 0.250, SLG: 0.533 (7, 1) <b>Scott Williamson, R</b> (8, 1) <b>Manny Aybar, R</b> (8, PH) <b>Michael Tucker, L</b> OBP: 0.441, SLG: 0.720 (9, 1) <b>Danny Graves, R</b> (9, 1)		0-0 1B 1-2		1-2 FC6-4 1-2f		0-0 FC5-4 1B		2-1 FC3-6 1-2f 2-3 3-H		2	0	1	0	0	0	1

Inning Stats	R: 1	H: 2	E: 0	LOB: 1	K: 0	S: 11	R: 0	H: 2	E: 0	LOB: 2	K: 0	S: 10	R: 0	H: 1	E: 0	LOB: 1	K: 0	S: 7	R: 0	H: 1	E: 0	LOB: 1	K: 0	S: 9	R: 1	H: 3	E: 0	LOB: 2	K: 1	S: 13	R: 0	H: 0	E: 0	LOB: 0	K: 1	S: 8	R: 1	H: 2	E: 0	LOB: 2	K: 1	S: 11	R: 0	H: 1	E: 0	LOB: 1	K: 0	S: 12	1B: 11	SF: 0	2B: 1	SAC: 0	3B: 0	DP: 0	HR: 1	HBP: 1	WP: 0	PA: 41
--------------	------	------	------	--------	------	-------	------	------	------	--------	------	-------	------	------	------	--------	------	------	------	------	------	--------	------	------	------	------	------	--------	------	-------	------	------	------	--------	------	------	------	------	------	--------	------	-------	------	------	------	--------	------	-------	--------	-------	-------	--------	-------	-------	-------	--------	-------	--------

PITCHER	IP	WLS	BF	H	R	ER	SO	BB	IBB	HBP	BLK	WP	HR	S	P	ERA	WHIP
<b>Carlos Perez, L</b> ERA: 5.12 (1, 1)	5.0		23	9	2	2	1	0	0	0	0	0	0	50	77	3.60	1.800
<b>Matt Herges, R</b> ERA: (6, 1)	1.0		5	1	0	0	0	1	0	0	0	0	0	12	18	0.00	2.000
<b>Mike Fetters, R</b> ERA: 1.35 (7, 1)	1.0		3	0	0	0	1	0	0	0	0	0	0	8	10	0.00	0.000
<b>Orel Hershiser, R</b> ERA: 8.78 (8, 1)	1.0		6	2	1	1	1	0	0	1	0	0	0	11	18	9.00	2.000
<b>Jeff Shaw, R</b> ERA: 3.18 (9, 1)	1.0		4	1	0	0	0	0	0	0	0	0	0	12	17	0.00	1.000

**BOTTOM**

**Los Angeles Dodgers @ Cincinnati Reds**  
Cinergy Field, Cincinnati, OH  
Sun Apr 23 2000, 1:15 PM EDT  
Att: 29,124 - Sunny - 62 F

livebaseballscores.com

<b>AB</b>	<b>39</b>
<b>R</b>	<b>3</b>
<b>H</b>	<b>13</b>
<b>RBI</b>	<b>3</b>
<b>BB</b>	<b>1</b>
<b>SO</b>	<b>3</b>
<b>LOB</b>	<b>19</b>





Batter	1	2	3	4	5	6	7	8	9	AB R H RBI BB SO LOB	TOP																
22 Devon White, S OBP: 0.305, SLG: 0.474 (1, 8)	2-2 G3		3-2 P6			4-2 G6-3 G4-3 BB	2-2 F2			3 0 0 0 1 0 3																	
Mark Grudzielanek, R OBP: 0.265, SLG: 0.295 (1, 4)	1-1 F8			3-1 F9		2-2 G4-3		2-3 K		4 0 0 0 0 1 1																	
Gary Sheffield, R OBP: 0.446, SLG: 0.762 (1, 7)	1-2 G3-1			1-1 F9		1-1 G6-3		0-0 G6-3		4 0 0 0 0 0 1																	
Shawn Green, L OBP: 0.345, SLG: 0.493 (1, 9)		2-3 K		1-3 K		1-1 P4		1-0 G1-3		4 0 0 0 0 2 1																	
Eric Karros, R OBP: 0.324, SLG: 0.466 (1, 3)		2-2 1B HBP			2-3 K		4-2 SH2-4 1B BB	4-2 G6-4-3 BB		1 0 0 0 2 1 0																	
Todd Hundley, S OBP: 0.353, SLG: 0.605 (1, 2)		3-2 CS 1B		1-2 BB 1B		3-1 SH2-4 1B		2-3 K		4 0 3 0 0 1 1																	
Adrián Beltré, R OBP: 0.355, SLG: 0.471 (1, 5)		3-3 K		4-1 BB 1-2 BB		1-0 SH2-4		3-1 G6-4-3		2 0 0 0 1 1 3																	
Kevin Elster, R OBP: 0.426, SLG: 0.698 (1, 6)			3-2 L4		3-2 F9		2-3 K			3 0 0 0 0 1 4																	
37 Darren Dreifort, R (1, 1)			1-2 G5-3		1-1 G1-3		4-0 BB			2 0 0 0 0 0 2																	
Dave Hansen, L (7, PH)										0 0 0 0 1 0 0																	
Terry Adams, R (7, 1)										0 0 0 0 0 0 0																	
<b>Inning Stats</b>	R: 0 E: 0 K: 0 S: 10	H: 0 LOB: 0 BB: 0 P: 14	R: 0 E: 0 K: 2 S: 15	H: 1 LOB: 2 BB: 0 P: 25	R: 0 E: 0 K: 0 S: 9	H: 0 LOB: 0 BB: 0 P: 16	R: 0 E: 0 K: 1 S: 7	H: 0 LOB: 0 BB: 0 P: 12	R: 0 E: 0 K: 1 S: 12	H: 1 LOB: 2 BB: 1 P: 23	R: 0 E: 0 K: 0 S: 9	H: 0 LOB: 1 BB: 1 P: 17	R: 0 E: 0 K: 1 S: 13	H: 1 LOB: 3 BB: 2 P: 29	R: 0 E: 0 K: 1 S: 5	H: 0 LOB: 0 BB: 0 P: 8	R: 0 E: 0 K: 1 S: 8	H: 0 LOB: 0 BB: 1 P: 17	1B: 3 2B: 1 3B: 0 HR: 0	SF: 0 SAC: 1 DP: 2 HBP: 1	WP: 0 PB: 0 SB: 0 CS: 1	PA: 34					
<b>PITCHER</b>	IP WLS BF H R ER SO BB IBB HBP BLK WP HR S P ERA WHIP																										
Pat Mahomes, R (1, 1)	5.2		21	2	0	0	4	2	0	1	0	0	0	60	104	0.00	0.706										
Dennis Cook, L (6, 1)	0.1		3	1	0	0	0	1	0	0	0	0	0	7	15	0.00	6.000										
Turk Wendell, R (7, 1)	2.0		7	0	0	0	2	1	0	0	0	0	0	13	25	0.00	0.500										
Armando Benitez, R (9, 1)	1.0	W	3	0	0	0	1	1	0	0	0	0	0	8	17	0.00	1.000										

Los Angeles Dodgers @ New York Mets  
Shea Stadium, Flushing, NY  
Mon Apr 24 2000, 1:05 PM EDT  
Att. 37,987 - Sunny - 61 F

livebaseballscorecards.com

AB 27  
R 0  
H 3  
RBI 0  
BB 5  
SO 7  
LOB 16



BOTTOM

Los Angeles Dodgers @ New York Mets  
Shea Stadium, Flushing, NY  
Mon Apr 24 2000, 1:05 PM EDT  
Att: 37,987 - Sunny - 61 F

livebaseballscorecards.com

AB 32  
R 1  
H 8  
RBI 1  
BB 4  
SO 2  
LOB 18



WP: 0 PA: 36  
PB: 0  
SB: 0  
CS: 0

AB R H RBI BB SO LOB

4 0 1 0 0 0 1  
0 0 0 0 0 0 0

4 0 2 0 0 0 1

1 0 1 0 3 0 0

4 0 0 0 0 0 7

4 0 1 0 0 0 1  
0 0 0 0 0 0 0

3 0 1 0 0 1 1  
0 1 0 0 1 0 0

4 0 0 0 0 0 3

4 0 0 0 0 0 4

2 0 1 0 0 1 0  
0 0 0 0 0 0 0  
0 0 0 0 0 0 0  
2 0 1 1 0 0 0

1B: 5 SF: 0  
2B: 3 SAC: 0  
3B: 0 DP: 2  
HR: 0 HBP: 0

Batter	1	2	3	4	5	6	7	8	9
Rickey Henderson, R (1, 7) Armando Benitez, R (9, 1)	1-2 P4		0-0 BB 1B		0-0 FC5-4			2-2 G5-3	
Derek Bell, R (1, 9)	2-1 BLK 1B		0-0 BB 1B		1-1 G6-4-3			1-0 G6-3	
Edgardo Alfonzo, R (1, 4)	4-1 31 G6-4-3 BB		4-0 BB		4-2 BB			1-1 2B	
31 Mike Piazza, R (1, 2)	2-0 G6-4-3		2-2 F7		0-0 F4			0-1 G6-3	
Robin Ventura, L (1, 5) Melvin Mora, R (9, PR)		3-2 F8		1-1 G3-1		2-2 F7		1-1 FC6 2B	
Todd Zeile, R (1, 3) Jon Nunnally, L (9, 7)		3-1 G6-3		1-1 FC6-5 2B		1-3 K		4-1 FC6-2 1B BB	
Jay Payton, R (1, 8)		0-2 G4-3		3-1 FC6-5		0-1 G4-3		0-2 FC6 1B FC6-2	
Rey Ordonez, R (1, 6)			0-0 G6-3	0-0 G4-3		0-0 G1-3		2-1 FC6-2 1B	
Pat Mahomes, R (1, 1) Dennis Cook, L (6, 1) Turk Wendell, L (7, 1) Matt Franco, L (7, 3)			3-3 K		2-2 FC5-4 1B		0-0 G1-3	0-0 1B	

Inning Stats	R: 0	H: 1	E: 0	LOB: 1	K: 0	BB: 1	S: 7	R: 0	H: 0	E: 0	LOB: 0	K: 0	BB: 0	S: 9	R: 0	H: 2	E: 0	LOB: 3	K: 1	BB: 1	S: 10	R: 0	H: 1	E: 0	LOB: 1	K: 0	BB: 0	S: 7	R: 0	H: 1	E: 0	LOB: 0	K: 0	BB: 0	S: 6	R: 0	H: 0	E: 0	LOB: 1	K: 1	BB: 1	S: 10	R: 0	H: 0	E: 0	LOB: 0	K: 0	BB: 0	S: 4	R: 0	H: 1	E: 0	LOB: 1	K: 0	BB: 0	S: 8	R: 1	H: 2	E: 0	LOB: 3	K: 0	BB: 1	S: 9	R: 0	H: 0	E: 0	LOB: 0	K: 0	BB: 0	S: 9	R: 0	H: 2	E: 0	LOB: 3	K: 0	BB: 1	S: 16
--------------	------	------	------	--------	------	-------	------	------	------	------	--------	------	-------	------	------	------	------	--------	------	-------	-------	------	------	------	--------	------	-------	------	------	------	------	--------	------	-------	------	------	------	------	--------	------	-------	-------	------	------	------	--------	------	-------	------	------	------	------	--------	------	-------	------	------	------	------	--------	------	-------	------	------	------	------	--------	------	-------	------	------	------	------	--------	------	-------	-------

PITCHER	IP	WLS	BF	H	R	ER	SO	BB	IBB	HBP	BLK	WP	HR	S	P	ERA	WHIP
37 Darren Dreifort, R (1, 1) ERA: 2.45	6.0		24	5	0	0	2	3	0	0	1	0	0	49	88	0.00	1.333
Terry Adams, R (7, 1) ERA: 1.76	2.1	L	12	3	1	1	0	1	0	0	0	0	0	21	32	3.86	1.714

PITCHER	IP	WLS	BF	H	R	ER	SO	BB	IBB	HBP	BLK	WP	HR	S	P	ERA	WHIP
---------	----	-----	----	---	---	----	----	----	-----	-----	-----	----	----	---	---	-----	------



Batter	1	2	3	4	5	6	7	8	9	AB R H RBI BB SO LOB	TOP	
22 Devon White, S (1, 8) OBP: 0.286, SLG: 0.443	1-0 F9 ①		1-2 F8 ③			2-0 G1-3 ②			2-1 F8 ①	4 0 0 0 0 0 0	<b>Los Angeles Dodgers @ Atlanta Braves</b> Turner Field, Atlanta, GA Tue Apr 25 2000, 7:40 PM EDT Att. 35,046 - Sunny - 59 F	
Mark Grudzielanek, R (1, 4) OBP: 0.253, SLG: 0.280	2-3 K ②			1-0 G5-3 ①		2-2 G6-3 ③			3-2 L9 ②	4 0 0 0 0 1 0		
Shawn Green, L (1, 9) OBP: 0.341, SLG: 0.494	1-2 L7 ③			1-3 K ②			1-0 1B 2B		2-3 K ③	4 0 1 0 0 2 0		
Gary Sheffield, R (1, 7) OBP: 0.429, SLG: 0.727		2-2 L5 ①		1-0 F8 ③			2-3 K ①			3 0 0 0 0 1 1		
Eric Karros, R (1, 3) OBP: 0.324, SLG: 0.459		2-1 G4-3 ②			1-1 G5-3 ①		0-0 1B			3 0 1 0 0 0 0		
Adrián Beltré, R (1, 5) OBP: 0.367, SLG: 0.471		4-0 BB			2-2 1B		2-3 1B			2 0 1 0 1 0 2		
Todd Hundley, S (1, 2) OBP: 0.333, SLG: 0.565		3-3 K ③			2-0 F8 ②		1-0 G5-4-3 ③			3 0 0 0 0 2 2		
Kevin Elster, R (1, 6) OBP: 0.404, SLG: 0.652			2-2 F9 ①		2-2 G3-1 ③			2-3 K ①		3 0 0 0 0 0 1		
Kevin Brown, R (1, 1) Geronimo Berroa, R (8, PH) Matt Herges, L (8, 1)			1-0 P6 ②			1-2 G6-3 ①		3-3 K ③		2 0 0 0 0 0 0 1 0 0 0 0 1 0 0 0 0 0 0 0 0		
<b>Inning Stats</b>	R: 0 H: 0 E: 0 LOB: 0 K: 1 BB: 0 S: 10 P: 14	R: 0 H: 0 E: 0 LOB: 1 K: 1 BB: 1 S: 9 P: 20	R: 0 H: 0 E: 0 LOB: 0 K: 0 BB: 0 S: 8 P: 12	R: 0 H: 0 E: 0 LOB: 0 K: 1 BB: 0 S: 5 P: 8	R: 0 H: 1 E: 0 LOB: 1 K: 0 BB: 0 S: 9 P: 16	R: 0 H: 0 E: 0 LOB: 0 K: 0 BB: 0 S: 7 P: 12	R: 0 H: 2 E: 0 LOB: 1 K: 1 BB: 0 S: 6 P: 10	R: 0 H: 0 E: 0 LOB: 0 K: 2 BB: 0 S: 8 P: 13	R: 0 H: 0 E: 0 LOB: 0 K: 1 BB: 0 S: 9 P: 16	1B: 2 SF: 0 2B: 1 SAC: 0 3B: 0 DP: 1 HR: 0 HBP: 0	WP: 0 PA: 30 PB: 0 SB: 0 CS: 0	
<b>PITCHER</b> Tom Glavine, L (1, 1) ERA: 1.95	IP WLS BF H R ER SO BB IBB HBP BLK WP HR S P ERA WHIP	9.0 W 30 3 0 0 7 1 0 0 0 0 0 0 71 121 0.00 0.444										

livebaseballscorecards.com

<b>AB</b>	29
<b>R</b>	0
<b>H</b>	3
<b>RBI</b>	0
<b>BB</b>	1
<b>SO</b>	7
<b>LOB</b>	6



Batter	1	2	3	4	5	6	7	8	9	AB R H RBI BB SO LOB
Quilvio Veras, S OBP: 0.378, SLG: 0.359 (1, 4)	1-1 CS 1B		2-1 FC6-4 BB 1-2f		1-0 2-H 1B		3-3 K			4 0 2 1 0 1 2
Andruw Jones, R OBP: 0.388, SLG: 0.500 (1, 8)	3-3 SAFE K 1-2		4-2 1-2 BB		3-2 G6-3			0-2 2B		3 0 1 0 1 1 2
10 Chipper Jones, S OBP: 0.350, SLG: 0.465 (1, 5)	0-0 F7		1-1 F5		2-0 FC6-5-4 2B			0-0 F7		4 0 1 0 0 0 3
Brian Jordan, R OBP: 0.241, SLG: 0.154 (1, 9)		3-2 F9		0-0 F9		1-0 FC6-5-4 G5-3 2-3		0-3 K		4 0 0 0 0 1 2
Andres Galarraga, R OBP: 0.411, SLG: 0.683 (1, 3)		0-3 K		1-1 G6-3		0-1 G5-3 1-2		2-1 F9		4 0 0 0 0 1 2
Javy Lopez, R OBP: 0.333, SLG: 0.482 (1, 2)		1-0 1B		1-3 K		0-1 G4-3				3 0 1 0 0 1 1
Reggie Sanders, R OBP: 0.231, SLG: 0.171 (1, 7)		1-2 F9		0-2 F9			2-2 F9			3 0 0 0 0 0 1
Walt Weiss, S OBP: 0.463, SLG: 0.382 (1, 6)			1-1 G3		4-0 SH1-4 1B BB		0-0 SH1-4 1B			2 1 1 0 1 0 0
Tom Glavine, L OBP: 0.455, SLG: 0.444 (1, 1)			4-2 FC6-4 BB		2-0 SH1-4 1-2		3-1 SH1-4 1-2			0 0 0 0 1 0 0

Inning Stats	R: 0	H: 1	E: 0	LOB: 0	K: 1	S: 6	P: 10	R: 0	H: 1	E: 0	LOB: 1	K: 1	S: 14	P: 19	R: 0	H: 0	E: 0	LOB: 0	K: 1	S: 6	R: 1	H: 1	E: 0	LOB: 1	K: 0	S: 8	P: 18	R: 0	H: 1	E: 0	LOB: 1	K: 1	S: 16	R: 0	H: 1	E: 0	LOB: 1	K: 1	S: 9	R: 0	H: 1	E: 0	LOB: 1	K: 1	S: 9	1B: 4	2B: 2	3B: 0	HR: 0	SF: 0	SAC: 2	DP: 0	HBP: 0	WP: 0	PA: 32
--------------	------	------	------	--------	------	------	-------	------	------	------	--------	------	-------	-------	------	------	------	--------	------	------	------	------	------	--------	------	------	-------	------	------	------	--------	------	-------	------	------	------	--------	------	------	------	------	------	--------	------	------	-------	-------	-------	-------	-------	--------	-------	--------	-------	--------

PITCHER	IP	WLS	BF	H	R	ER	SO	BB	IBB	HBP	BLK	WP	HR	S	P	ERA	WHIP
Kevin Brown, R ERA: 3.5 (1, 1)	7.0	L	28	5	1	1	4	3	0	0	0	0	0	67	111	1.29	1.143
Matt Herges, R ERA: (8, 1)	1.0		4	1	0	0	1	0	0	0	0	0	0	9	11	0.00	1.000

**BOTTOM**

**Los Angeles Dodgers @ Atlanta Braves**  
 Turner Field, Atlanta, GA  
 Tue Apr 25 2000, 7:40 PM EDT  
 Att: 35,046 - Sunny - 59 F

[livebaseballscorecards.com](http://livebaseballscorecards.com)

<b>AB</b>	<b>27</b>
<b>R</b>	<b>1</b>
<b>H</b>	<b>6</b>
<b>RBI</b>	<b>1</b>
<b>BB</b>	<b>3</b>
<b>SO</b>	<b>5</b>
<b>LOB</b>	<b>13</b>







Batter	1	2	3	4	5	6	7	8	9
<b>Quilvio Veras, S</b> <small>OBP: 0.385, SLG: 0.368</small> (1, 4)	3-1 		2-1 		1-1 		0-0 		
<b>Andruw Jones, R</b> <small>OBP: 0.393, SLG: 0.535</small> (1, 8)	0-2 		2-1 		4-1 		0-0 		
<b>10 Chipper Jones, S</b> <small>OBP: 0.357, SLG: 0.507</small> (1, 5)	1-0 		1-0 		1-1 		2-0 		
<b>Brian Jordan, R</b> <small>OBP: 0.212, SLG: 0.133</small> (1, 9)	2-2 		2-3 			2-3 	0-0 		
<b>Andres Galarraga, R</b> <small>OBP: 0.416, SLG: 0.716</small> (1, 3)		0-1 	1-2 			3-1 		1-3 	
<b>Javy Lopez, R</b> <small>OBP: 0.328, SLG: 0.483</small> (1, 2)		3-2 		0-0 		1-2 		2-2 	
<b>Reggie Sanders, R</b> <small>OBP: 0.232, SLG: 0.164</small> (1, 7)		4-1 		2-2 		1-3 		0-1 	
<b>Walt Weiss, S</b> <small>OBP: 0.455, SLG: 0.405</small> <b>Wally Joyner, L</b> <small>OBP: 0.471, SLG: 0.462</small> (8, PH) <b>John Rocker, R</b> (9, 1)		1-0 		1-2 			1-0 	0-0 	
<b>Kevin Millwood, R</b> (1, 1) <b>Keith Lockhart, L</b> <small>OBP: 0.222, SLG: 0.250</small> (7, PH) <b>Mike Remlinger, L</b> (8, 1) <b>Rafael Furcal, S</b> <small>OBP: 0.447, SLG: 0.419</small> (9, 6)		0-3 		0-2 			2-2 		

AB	R	H	RBI	BB	SO	LOB
4	1	2	1	0	0	0
3	1	1	1	1	0	2
4	1	2	2	0	0	2
4	0	0	0	0	2	2
4	1	2	1	0	1	0
4	0	1	0	0	0	1
3	0	0	0	1	1	1
3	1	1	0	0	0	2
1	0	0	0	0	0	1
0	0	0	0	0	0	0
2	0	0	0	0	1	2
1	0	0	0	0	0	1
0	0	0	0	0	0	0
0	0	0	0	0	0	0

**BOTTOM**

**Los Angeles Dodgers @ Atlanta Braves**  
 Turner Field, Atlanta, GA

Wed Apr 26 2000, 7:40 PM EDT  
 Att: 31,734 - Sunny - 69 F

<b>AB</b>	<b>33</b>
<b>R</b>	<b>5</b>
<b>H</b>	<b>9</b>
<b>RBI</b>	<b>5</b>
<b>BB</b>	<b>2</b>
<b>SO</b>	<b>5</b>
<b>LOB</b>	<b>14</b>

WP: 0 PA: 35  
 PB: 0  
 SB: 3  
 CS: 0

Inning Stats	R	H	E	K	S	H	LOB	BB	P	R	H	E	K	S	H	LOB	BB	P
	0	1	0	0	15	1	1	0	15	0	0	0	0	12	2	0	0	10
	0	0	0	1	12	0	2	0	12	0	0	0	0	7	0	0	0	14
	1	1	0	2	19	1	1	0	19	0	0	0	0	10	3	1	0	15
	0	0	0	1	12	0	1	0	12	0	0	0	0	10	0	0	0	15

PITCHER	IP	WLS	BF	H	R	ER	SO	BB	IBB	HBP	BLK	WP	HR	S	P	ERA	WHIP
<b>Eric Gagne, R</b> <small>ERA: 4.11</small> (1, 1)	6.0	L	25	5	3	3	4	2	0	0	0	0	3	60	98	4.50	1.167
<b>Alan Mills, R</b> <small>ERA: 5.4</small> (7, 1)	2.0		10	4	2	2	1	0	0	0	0	0	0	22	30	9.00	2.000



Batter	1	2	3	4	5	6	7	8	9	AB R H RBI BB SO LOB	TOP											
22 Devon White, S OBP: 0.304, SLG: 0.439 (1, 8)	0-2 FC5-4 1B		0-0 G5-4-3 1-2f			0-0 E5 FC5-4	1-0 1B	4-2 BB		4 0 2 0 1 0 1												
Mark Grudzielanek, R OBP: 0.240, SLG: 0.264 (1, 4)	1-3 K			2-0 G5-3		2-0 FC5-4 BB E 1-2f	1-0 1B	0-2 G1-3		5 0 1 0 0 1 5												
Shawn Green, L OBP: 0.351, SLG: 0.471 (1, 9)	2-3 K			2-2 FC6-4 HBP		1-3 K	2-3 K		0-0 BB BB 1B	4 0 1 0 0 3 4												
Gary Sheffield, R OBP: 0.419, SLG: 0.689 (1, 7)	0-2 FC5-4 1-2f			0-3 K		3-2 E5 BB 1-2		1-0 HR 1B	4-2 BB BB	4 1 1 0 1 1 3												
Eric Karros, R OBP: 0.337, SLG: 0.485 (1, 3)		0-1 F9		0-0 FC6-4 1-2f		4-0 BB 1-2 2-3 BB		0-2 HR 1-H	4-1 BB 1-2 2-3 BB	3 1 1 2 2 0 1												
Adrian Beltré, R OBP: 0.352, SLG: 0.436 (1, 5)		3-2 G6-3			1-0 G4-3	0-1 F9		3-1 L6	0-3 K	5 0 0 0 0 1 6												
Chad Kreuter, S OBP: 0.500, SLG: 0.458 (1, 2)		3-2 G4-3			0-0 F9		2-1 F9	1-2 E 1B	1-3 K	5 0 1 0 0 1 3												
Kevin Elster, R OBP: 0.403, SLG: 0.680 (1, 6)			3-2 G6-3		4-1 BB		1-0 HR	0-0 P4	2-3 K	4 1 1 1 1 1 4												
Chan Ho Park, R OBP: 0.143, SLG: 0.214 Terry Adams, R OBP: 0.276, SLG: 0.071 F.P. Santangelo, S OBP: 0.276, SLG: 0.071 Matt Herges, L OBP: 0.385, SLG: 0.333 Geronimo Berroa, R OBP: 0.385, SLG: 0.333 Mike Fetters, R OBP: 0.385, SLG: 0.333			0-0 G5-4-3 1B		0-2 F9		2-1 G5-3	3-2 E4 22 BB 1-3		2 0 1 0 0 0 1 0 0 0 0 0 0 0 1 0 0 0 0 0 0 0 0 0 0 0 0 0 1 0 0 0 0 0 1 0 0 0 0 0 0 0												
<b>Inning Stats</b>	R: 0 E: 0 K: 2 S: 17	H: 1 LOB: 1 BB: 0 P: 20	R: 0 E: 0 K: 0 S: 8	H: 0 LOB: 0 BB: 0 P: 14	R: 0 E: 0 K: 0 S: 5	H: 1 LOB: 0 BB: 0 P: 8	R: 0 E: 0 K: 1 S: 7	H: 0 LOB: 1 BB: 0 P: 11	R: 0 E: 0 K: 1 S: 6	H: 0 LOB: 1 BB: 1 P: 11	R: 0 E: 2 K: 1 S: 11	H: 0 LOB: 3 BB: 1 P: 21	R: 1 E: 0 K: 1 S: 10	H: 3 LOB: 2 BB: 0 P: 19	R: 2 E: 1 K: 0 S: 20	H: 3 LOB: 3 BB: 1 P: 32	R: 0 E: 0 K: 3 S: 15	H: 1 LOB: 3 BB: 2 P: 26	1B: 7 2B: 0 3B: 0 HR: 2	SF: 0 SAC: 0 DP: 1 HBP: 1	WP: 0 PB: 0 SB: 0 CS: 0	PA: 44
<b>PITCHER</b>	IP WLS BF H R ER SO BB IBB HBP BLK WP HR S P ERA WHIP																					
Terry Mulholland, L ERA: 4.45 (1, 1)	7.0 W 30 5 1 1 5 2 0 1 0 0 1 64 104 1.29 1.000																					
Kerry Ligtenberg, R ERA: 13.5 (8, 1)	0.1 4 3 2 2 0 0 0 0 0 0 1 10 15 54.00 9.000																					
Mike Remlinger, L ERA: 1.88 (8, 1)	0.2 H 4 0 0 0 0 1 0 0 0 0 0 10 17 0.00 1.500																					
John Rocker, L ERA: (9, 1)	1.0 S 6 1 0 0 3 2 0 0 0 0 0 0 15 26 0.00 3.000																					

**Los Angeles Dodgers @ Atlanta Braves**  
 Turner Field, Atlanta, GA  
 Thu Apr 27 2000, 1:10 PM EDT  
 Att. 37,750 - Sunny - 71 F

AB	38
R	3
H	9
RBI	3
BB	5
SO	8
LOB	29



# Los Angeles Dodgers @ Atlanta Braves

Turner Field, Atlanta, GA

Thu Apr 27 2000, 1:10 PM EDT  
Att: 37,750 - Sunny - 71 F

[livebaseballscorecards.com](http://livebaseballscorecards.com)

AB	28
R	6
H	9
RBI	5
BB	7
SO	2
LOB	18



WP: 0	PA: 38
PB: 1	
SB: 1	
CS: 0	

AB	R	H	RBI	BB	SO	LOB
----	---	---	-----	----	----	-----

4	2	2	0	1	0	2
4	2	2	0	1	0	2
2	1	1	4	2	0	0
0	0	0	0	0	0	0
4	0	1	0	0	1	4
3	0	0	1	1	0	2
2	0	0	0	1	0	3
2	0	0	0	1	0	4
1	0	0	0	0	0	0
4	1	1	0	0	1	1
1	0	1	0	0	0	0
0	0	0	0	0	0	0
0	0	0	0	0	0	0
1	0	1	0	0	0	0
0	0	0	0	0	0	0

1B: 6	SF: 0
2B: 2	SAC: 2
3B: 0	DP: 3
HR: 1	HBP: 1

Batter	1	2	3	4	5	6	7	8	9	
<b>Quilvio Veras, S</b> <small>(1, 4) OBP: 0.398, SLG: 0.375</small>	0-0 	2-1 		3-2 		4-2 		2-1 		
<b>Andruw Jones, R</b> <small>(1, 8) OBP: 0.404, SLG: 0.547</small>	0-0 		0-0 	1-2 		4-1 		1-0 		
<b>10 Chipper Jones, S</b> <small>(1, 5) OBP: 0.375, SLG: 0.545</small> <b>Reggie Sanders, R</b> <small>(7, 7) OBP: 0.232, SLG: 0.164</small>	4-2 		2-1 		4-1 	1-0 				
<b>Wally Joyner, L</b> <small>(1, 3) OBP: 0.429, SLG: 0.412</small>	3-3 		2-1 		0-1 	1-2 				
<b>Brian Jordan, R</b> <small>(1, 9) OBP: 0.216, SLG: 0.121</small>	4-0 		1-1 		0-0 	1-2 				
<b>Javy Lopez, R</b> <small>(1, 2) OBP: 0.338, SLG: 0.468</small>	1-0 		4-1 		3-2 		2-1 			
<b>Bobby Bonilla, S</b> <small>(1, 7) OBP: 0.362, SLG: 0.512</small> <b>Keith Lockhart, L</b> <small>(7, 5) OBP: 0.211, SLG: 0.235</small>		4-2 	1-0 		0-2 		0-1 			
<b>Rafael Furcal, S</b> <small>(1, 6) OBP: 0.429, SLG: 0.400</small>		3-2 		0-1 		2-2 	2-3 			
<b>Terry Mulholland, R</b> <small>(1, 1) OBP: 0.250, SLG: 0.375</small> <b>Kerry Ligtenberg, R</b> <small>(8, 1) ERA: 1.69</small> <b>Mike Remlinger, L</b> <small>(8, 1) ERA: 1.69</small> <b>Trenidad Hubbard, R</b> <small>(8, PH) OBP: 0.353, SLG: 0.286</small> <b>John Rocker, R</b> <small>(9, 1) ERA: 1.17</small>		0-1 		0-0 		2-0 		0-0 		
<b>Inning Stats</b>	R: 1 H: 2 E: 0 LOB: 2 K: 1 BB: 2 S: 9 P: 21	R: 0 H: 0 E: 0 LOB: 1 K: 0 BB: 1 S: 9 P: 18	R: 1 H: 2 E: 0 LOB: 2 K: 0 BB: 1 S: 9 P: 19	R: 0 H: 2 E: 0 LOB: 1 K: 0 BB: 0 S: 9 P: 13	R: 0 H: 0 E: 0 LOB: 2 K: 0 BB: 1 S: 9 P: 16	R: 4 H: 2 E: 0 LOB: 0 K: 0 BB: 2 S: 15 P: 30	R: 0 H: 0 E: 0 LOB: 0 K: 1 BB: 0 S: 7 P: 11	R: 0 H: 1 E: 0 LOB: 0 K: 0 BB: 0 S: 4 P: 7		

PITCHER	IP	WLS	BF	H	R	ER	SO	BB	IBB	HBP	BLK	WP	HR	S	P	ERA	WHIP
<b>Chan Ho Park, R</b> <small>(1, 1) ERA: 4.6</small>	5.1	L	30	8	6	6	1	7	0	1	0	0	1	54	109	10.12	2.812
<b>Terry Adams, R</b> <small>(6, 1) ERA: 1.69</small>	0.2		2	0	0	0	0	0	0	0	0	0	0	6	8	0.00	0.000
<b>Matt Herges, R</b> <small>(7, 1) ERA: 1.69</small>	1.0		3	0	0	0	1	0	0	0	0	0	0	7	11	0.00	0.000
<b>Mike Fetters, R</b> <small>(8, 1) ERA: 1.17</small>	1.0		3	1	0	0	0	0	0	0	0	0	0	4	7	0.00	1.000


WP	PA	ERA	WHIP
0	38		



Batter	1	2	3	4	5	6	7	8	9	AB R H RBI BB SO LOB	TOP														
Mark Kotsay, L (1, 9) OBP: 0.392, SLG: 0.529	1-2 2B	1-2 FC9-2			0-0 F7		4-1 G6-4-3 BB			3 0 1 0 1 0 2	<b>Florida Marlins @ Los Angeles Dodgers</b> <b>Dodger Stadium, Los Angeles, CA</b> Fri Apr 28 2000, 7:10 PM PDT Att. 46,012 - Cloudy - 64 F														
Alex Gonzalez, R (1, 6) OBP: 0.232, SLG: 0.247	3-3 K		3-2 F8		1-1 E8 PO S		1-2 G6-4-3			4 0 0 0 0 1 3															
Cliff Floyd, L (1, 7) OBP: 0.329, SLG: 0.351	0-0 F7		0-2 L9		3-2 PO	0-0 G3		1-1 G3		4 0 0 0 0 0 1															
Preston Wilson, R (1, 8) OBP: 0.314, SLG: 0.366	3-3 K		1-3 K			3-3 K		3-2 G4-3		4 0 0 0 0 3 1															
Mike Lowell, R (1, 5) OBP: 0.360, SLG: 0.539		1-1 1B HBP		0-0 G5-3		1-0 2B		1-3 K		3 1 1 0 0 1 0															
Kevin Millar, R (1, 3) OBP: 0.338, SLG: 0.406		1-1 1B 1B		4-2 BB		0-1 G6-3		1-1 P4		3 1 1 0 1 0 1															
Dave Berg, R (1, 4) OBP: 0.467, SLG: 0.538		0-2 1B FC9-2 1B		2-3 K		1-1 E 1B		0-0 2B		4 1 3 1 0 1 1															
Mike Redmond, R (1, 2) OBP: 0.383, SLG: 0.357		3-2 1B		0-1 F9		1-0 E4 1-H		1-3 K		3 0 1 1 0 0 1															
Mark Smith, R (9, PH) OBP: 0.467, SLG: 0.348		1-3 2-H 1B								1 0 0 0 0 1 1															
Brad Penny, R (1, 1) OBP: 0.143, SLG: 0.143		2-3 K		0-0 G5-3		2-2 L3		1-0 P4		3 0 0 0 0 1 3															
Armando Almanza, L (7, 1)										0 0 0 0 0 0 0															
Braden Loper, R (8, 1)										0 0 0 0 0 0 0															
Derrek Lee, R (9, PH) OBP: 0.475, SLG: 0.452										1 0 0 0 0 0 1															
<b>Inning Stats</b>	R: 0 E: 0 K: 2 S: 13	H: 1 LOB: 1 BB: 0 P: 20	R: 2 E: 0 K: 1 S: 16	H: 3 LOB: 1 BB: 0 P: 24	R: 0 E: 0 K: 1 S: 9	H: 0 LOB: 0 BB: 0 P: 13	R: 0 E: 0 K: 1 S: 8	H: 0 LOB: 1 BB: 1 P: 14	R: 0 E: 1 K: 0 S: 8	H: 0 LOB: 0 BB: 0 P: 12	R: 0 E: 0 K: 1 S: 7	H: 1 LOB: 1 BB: 0 P: 11	R: 1 E: 1 K: 0 S: 10	H: 1 LOB: 1 BB: 1 P: 19	R: 0 E: 0 K: 1 S: 10	H: 0 LOB: 0 BB: 0 P: 15	R: 0 E: 0 K: 1 S: 7	H: 1 LOB: 1 BB: 0 P: 10	1B: 4 2B: 4 3B: 0 HR: 0	SF: 0 SAC: 0 DP: 2 HBP: 1	WP: 0 PB: 0 SB: 1 CS: 0	PA: 37			
<b>PITCHER</b>	IP WLS BF H R ER SO BB IBB HBP BLK WP HR S P ERA WHIP																								
Carlos Perez, L (1, 1) ERA: 4.62	6.0		24	5	2	2	6	1	0	1	0	0	0	61	94	3.00	1.000								
Terry Adams, R (7, 1) ERA: 1.5	2.0	W	8	1	1	0	1	1	0	0	0	0	0	20	34	0.00	1.000								
Jeff Shaw, R (9, 1) ERA: 2.7	1.0	S	4	1	0	0	1	0	0	0	0	0	0	7	10	0.00	1.000								

livebaseballscorecards.com

<b>AB</b>	<b>33</b>
<b>R</b>	<b>3</b>
<b>H</b>	<b>7</b>
<b>RBI</b>	<b>2</b>
<b>BB</b>	<b>2</b>
<b>SO</b>	<b>8</b>
<b>LOB</b>	<b>15</b>







Batter	1	2	3	4	5	6	7	8	9	AB R H RBI BB SO LOB	TOP																
Mark Kotsay, L (1, 9) OBP: 0.381, SLG: 0.507	0-3 K		1-1 L6		0-0 E 1B	0-0 G6-3		1-1 G4-3		5 1 1 0 0 1 0	<b>Florida Marlins @ Los Angeles Dodgers</b> Dodger Stadium, Los Angeles, CA Sat Apr 29 2000, 5:10 PM PDT Att. 35,583 - Cloudy - 72 F																
Dave Berg, R (1, 4) OBP: 0.450, SLG: 0.471	0-0 1B WP 1B		0-0 G5-3		4-1 E 1B BB	3-1 F9		0-2 G5-3		4 2 1 0 1 0 0																	
Cliff Floyd, L (1, 7) OBP: 0.307, SLG: 0.323	3-3 K		1-0 G4-3		3-2 E4 HR 1-H 2-H 3-H		1-0 G4-3	2-3 K		5 1 0 1 0 2 1																	
Preston Wilson, R (1, 8) OBP: 0.327, SLG: 0.381	1-1 WP 2B 1B			1-3 K	4-0 HR BB		0-0 1B 1B	2-3 K		4 3 2 0 1 2 0																	
Mike Lowell, R (1, 5) OBP: 0.371, SLG: 0.585	2-2 1-H 3-H 2B		1-0 G5-3		0-0 HR 1-H 2-H		1-1 1B 1B 1B 1B	1-2 P4		5 2 3 4 0 0 0																	
Derrek Lee, R (1, 3) OBP: 0.511, SLG: 0.657	0-1 G6-3		4-2 HBP		0-0 HR		1-1 1B 1B 1B 1B	1-0 HR		4 2 3 3 0 0 1																	
Alex Gonzalez, R (1, 6) OBP: 0.231, SLG: 0.245		3-1 F8		1-1 F8	0-1 G5-3		1-2 1B 1B 1B 1B	0-2 E6		5 0 1 0 0 0 1																	
Paul Bako, L (1, 2) OBP: 0.343, SLG: 0.258		2-2 G3-1		1-1 F7			0-3 K	1-1 F8		5 0 0 0 0 1 4																	
Antonio Alfonseca, R (9, 1)										0 0 0 0 0 0 0																	
Jesus Sanchez, L (1, 1) OBP: 0.300, SLG: 0.300		0-2 G1-3			1-1 E5 BB 1B E		0-3 K			1 0 0 0 0 0 0																	
Ricky Bones, R (2, 1) OBP: 0.250, SLG: 0.351										1 1 0 0 0 0 0																	
Brant Brown, L (6, PH) OBP: 1.000, SLG: 1.000										1 0 0 0 0 1 0																	
Vic Darenbourg, L (6, 1) OBP: 0.347, SLG: 0.415										0 0 0 0 0 0 0																	
Kevin Millar, R (7, PH) OBP: 0.347, SLG: 0.415										1 0 1 1 0 0 0																	
Dan Miceli, R (7, 1) OBP: 0.383, SLG: 0.357										0 0 0 0 0 0 0																	
Mike Redmond, R (9, 2)										0 0 0 0 0 0 0																	
<b>Inning Stats</b>	R: 2 E: 0 K: 2 S: 17	H: 3 LOB: 1 BB: 0 P: 23	R: 0 E: 0 K: 0 S: 9	H: 0 LOB: 0 BB: 0 P: 14	R: 0 E: 0 K: 0 S: 4	H: 0 LOB: 1 BB: 0 P: 6	R: 0 E: 0 K: 1 S: 11	H: 0 LOB: 1 BB: 0 P: 18	R: 7 E: 2 K: 0 S: 14	H: 3 LOB: 0 BB: 2 P: 30	R: 0 E: 0 K: 1 S: 6	H: 0 LOB: 0 BB: 0 P: 9	R: 2 E: 0 K: 1 S: 14	H: 5 LOB: 2 BB: 0 P: 19	R: 0 E: 0 K: 1 S: 8	H: 0 LOB: 0 BB: 0 P: 11	R: 1 E: 1 K: 1 S: 16	H: 1 LOB: 1 BB: 0 P: 21	1B: 7 2B: 2 3B: 0 HR: 3	SF: 0 SAC: 0 DP: 0 HBP: 1	WP: 1 PB: 1 SB: 0 CS: 0	PA: 44					
<b>PITCHER</b>	IP WLS BF H R ER SO BB IBB HBP BLK WP HR S P ERA WHIP																										
37 Darren Dreifort, R (1, 1) ERA: 2.67	5.0		26	6	9	2	3	2	0	1	0	1	2	55	91	3.60	1.600										
Matt Herges, R (6, 1) ERA:	1.0	H	3	0	0	0	1	0	0	0	0	0	0	6	9	0.00	0.000										
Mike Fetters, R (7, 1) ERA: 3.12	1.0	H	7	5	2	2	1	0	0	0	0	0	0	14	19	18.00	5.000										
Orel Hershiser, R (8, 1) ERA: 8.16	1.0	H	3	0	0	0	1	0	0	0	0	0	0	8	11	0.00	0.000										
Jeff Shaw, R (9, 1) ERA: 3.52	1.0	W	5	1	1	1	1	0	0	0	0	0	1	16	21	9.00	1.000										

AB	41
R	12
H	12
RBI	9
BB	2
SO	7
LOB	7



Batter	1	2	3	4	5	6	7	8	9	AB	R	H	RBI	BB	SO	LOB
22 Devon White, S OBP: 0.342, SLG: 0.461 (1, 8)	1-0 HR 1B	2-3 K	3-1 2B E 1B		2-2 PB 1B	1-3 K		2-1 1B		6	2	4	0	0	2	2
Mark Grudzielanek, R OBP: 0.255, SLG: 0.302 (1, 4)	1-1 HR 1-H 1B	3-2 HR 1B	1-3 K		1-0 F9	4-2 WP BB		1-2 F8		5	2	2	2	1	1	3
Shawn Green, L OBP: 0.374, SLG: 0.489 (1, 9)	4-2 HR BB	2-2 HR 1B	1-1 L4		2-0 G6-3	1-1 G3-1			1-0 BB 1B	5	3	2	0	1	0	4
Gary Sheffield, R OBP: 0.448, SLG: 0.765 (1, 7)	0-1 HR 1-H 1B	3-1 HR 1-H 2-H 1B	1-0 E7 1-H 2B		4-0 IBB		2-3 K		4-2 1B 1-2 BB	4	2	3	5	2	1	0
Eric Karros, R OBP: 0.323, SLG: 0.487 (1, 3)	1-1 F7	3-2 HR	2-1 G4-1		1-1 G4-3		1-2 P6		3-2 1B 1-2 2-H	6	1	2	2	0	0	3
Adrian Beltré, R OBP: 0.371, SLG: 0.434 (1, 5)	2-2 S 1B 2B	4-2 E BB		3-3 K		4-2 S 1B BB	4-2 BB			2	2	1	0	3	1	0
Orel Hershiser, R (8, 1)										0	0	0	0	0	0	0
Jeff Shaw, R (9, 1)										0	0	0	0	0	0	0
Todd Hundley, S OBP: 0.358, SLG: 0.544 (1, 2)	3-2 FC6-4 2-H 1B	2-2 E3	1-2	1-3 K		1-3 K				5	0	1	1	0	3	3
Kevin Elster, R OBP: 0.423, SLG: 0.649 (1, 6)	3-2 F8	2-3 K	1-2 1B		4-2 1B WP BB		1-1 P3			4	1	1	0	1	1	3
37 Darren Dreifort, R (1, 1)	1-0 FC6-4 1-2f	0-2 F8	1-3 K		0-1 WP BB 1B		0-0 F9			3	0	0	0	0	1	4
Matt Herges, L (6, 1)										0	0	0	0	0	0	0
Geronimo Berroa, R (6, PH)										1	0	1	1	0	0	0
Mike Fetters, R (7, 1)										0	0	0	0	0	0	0
Jose Vizcaino, S OBP: 0.357, SLG: 0.304 (8, 5)										1	0	0	0	0	0	0

Inning Stats	R: 5	H: 5	LOB: 1	BB: 1	S: 21	R: 4	H: 4	LOB: 2	BB: 1	S: 28	R: 1	H: 2	LOB: 1	BB: 0	S: 18	R: 0	H: 1	LOB: 1	BB: 0	S: 14	R: 0	H: 1	LOB: 2	BB: 1	S: 8	R: 2	H: 1	LOB: 2	BB: 3	S: 21	R: 0	H: 0	LOB: 1	BB: 1	S: 12	R: 0	H: 1	LOB: 1	BB: 0	S: 12	R: 1	H: 2	LOB: 2	BB: 1	S: 6	1B: 11	SF: 0	2B: 2	SAC: 0	3B: 0	DP: 0	HR: 4	HBP: 0	WP: 1	PA: 50	PB: 1	SB: 3	CS: 0
--------------	------	------	--------	-------	-------	------	------	--------	-------	-------	------	------	--------	-------	-------	------	------	--------	-------	-------	------	------	--------	-------	------	------	------	--------	-------	-------	------	------	--------	-------	-------	------	------	--------	-------	-------	------	------	--------	-------	------	--------	-------	-------	--------	-------	-------	-------	--------	-------	--------	-------	-------	-------

PITCHER	IP	WLS	BF	H	R	ER	SO	BB	IBB	HBP	BLK	WP	HR	S	P	ERA	WHIP
Jesus Sanchez, L (1, 1)	1.1		13	8	8	8	1	1	0	0	0	0	3	32	58	54.00	6.750
Ricky Bones, R (2, 1)	3.2		19	5	2	1	5	1	1	0	0	0	1	49	84	2.46	1.636
Vic Darenbourg, L (6, 1)	1.0		7	1	2	2	2	3	0	0	0	1	0	21	36	18.00	4.000
Dan Miceli, R (7, 1)	2.0		8	1	0	0	2	1	0	0	0	0	0	24	35	0.00	1.000
Antonio Alfonseca, R (9, 1)	0.0	L	3	2	1	1	0	1	0	0	0	0	0	6	14	∞	∞

BOTTOM

Florida Marlins @ Los Angeles Dodgers  
 Dodger Stadium, Los Angeles, CA  
 Sat Apr 29 2000, 5:10 PM PDT  
 Att: 35,583 - Cloudy - 72 F

livebaseballscorecards.com

AB	42
R	13
H	17
RBI	11
BB	8
SO	10
LOB	22






Batter	1	2	3	4	5	6	7	8	9	AB R H RBI BB SO LOB	TOP											
Mark Kotsay, L (1, 9) OBP: 0.364, SLG: 0.481	0-2 G1-3		0-0 F7		0-0 G3-1		1-3 K			4 0 0 0 0 1 4	<b>Florida Marlins @ Los Angeles Dodgers</b> <b>Dodger Stadium, Los Angeles, CA</b> Sun Apr 30 2000, 1:10 PM PDT Att. 31,940 - Sunny - 82 F											
Alex Gonzalez, R (1, 6) OBP: 0.222, SLG: 0.235	1-2 G6-3		0-2 F8			0-1 G4-3		0-0 G5-3		4 0 0 0 0 0 0												
Cliff Floyd, L (1, 7) OBP: 0.304, SLG: 0.308	4-2 BB			2-2 F8		1-3 K		3-2 F8		3 0 0 0 1 1 0												
Preston Wilson, R (1, 8) OBP: 0.316, SLG: 0.366	0-0 G5-3			2-1 P3		2-3 K		0-0 G1-3		4 0 0 0 0 1 1												
Mike Lowell, R (1, 5) OBP: 0.358, SLG: 0.561		1-2 G6-3		2-2 G6-3			2-3 K		1-1 G6-3	4 0 0 0 0 1 0												
Derrek Lee, R (1, 3) OBP: 0.490, SLG: 0.692		0-0 G6-3			1-3 K		0-1 HR		3-2 G5-3	4 1 1 1 0 1 0												
Pablo Ozuna, R (1, 4) OBP: 0.222, SLG: 0.222		1-0 1B			0-1 S 1B		1-2 E5 BB		0-0 F8	3 0 2 0 0 0 0 1 0 0 0 0 0 0												
Brant Brown, L (9, PH) OBP: 0.244, SLG: 0.342																						
Mike Redmond, R (1, 2) OBP: 0.360, SLG: 0.333		1-3 K			1-1 G1-3		0-0 F9			3 0 0 0 0 1 3												
Alex Fernandez, R (1, 1) OBP: 0.235, SLG: 0.071			2-3 K		4-1 BB		4-2 BB			1 0 0 0 1 1 0 0 0 0 0 1 0 0 0 0 0 0 0 0 0												
Kevin Millar, R (7, PH) OBP: 0.355, SLG: 0.415																						
Armando Almanza, L (7, 1)																						
<b>Inning Stats</b>	R: 0 E: 0 K: 0 S: 11	H: 0 LOB: 1 BB: 1 P: 16	R: 0 E: 0 K: 1 S: 9	H: 1 LOB: 1 BB: 0 P: 12	R: 0 E: 0 K: 1 S: 8	H: 0 LOB: 0 BB: 0 P: 10	R: 0 E: 0 K: 0 S: 9	H: 0 LOB: 0 BB: 0 P: 15	R: 0 E: 0 K: 1 S: 9	H: 1 LOB: 2 BB: 1 P: 15	R: 0 E: 0 K: 2 S: 8	H: 0 LOB: 0 BB: 0 P: 11	R: 1 E: 1 K: 2 S: 21	H: 1 LOB: 2 BB: 1 P: 29	R: 0 E: 0 K: 0 S: 6	H: 0 LOB: 0 BB: 0 P: 9	R: 0 E: 0 K: 0 S: 7	H: 0 LOB: 0 BB: 0 P: 11	1B: 2 2B: 0 3B: 0 HR: 1	SF: 0 SAC: 0 DP: 0 HBP: 0	WP: 0 PB: 0 SB: 1 CS: 0	PA: 34
<b>PITCHER</b>	IP WLS BF H R ER SO BB IBB HBP BLK WP HR S P ERA WHIP																					
Kevin Brown, R (1, 1) ERA: 2.88	7.0 W 28 3 1 1 7 3 0 0 0 0 0 1 75 108 1.29 0.857																					
Terry Adams, R (8, 1) ERA: 1.35	2.0 6 0 0 0 0 0 0 0 0 0 0 0 13 20 0.00 0.000																					

livebaseballscorecards.com

<b>AB</b>	<b>31</b>
<b>R</b>	<b>1</b>
<b>H</b>	<b>3</b>
<b>RBI</b>	<b>1</b>
<b>BB</b>	<b>3</b>
<b>SO</b>	<b>7</b>
<b>LOB</b>	<b>8</b>



Batter	1	2	3	4	5	6	7	8	9
Todd Hollandsworth, L (1, 8) OBP: 0.294, SLG: 0.370	0-3 K	2-2 G6-3			0-0 G3-1		2-3 K	0-3 K	
Mark Grudzielanek, R (1, 4) OBP: 0.274, SLG: 0.330	1-0 G5-3		2-2 BB 1B		1-0 HR 1B		2-0 BB 1B 2B		
Gary Sheffield, R (1, 7) OBP: 0.460, SLG: 0.795 Terry Adams, R (8, 1)	1-1 HR		4-0 G5-3 1B BB		0-1 F7		4-0 BB 1B IBB		
Shawn Green, L (1, 9) OBP: 0.387, SLG: 0.557	2-0 HR		2-1 F7		2-2 HR 1-H		4-0 1B BB		
Eric Karros, R (1, 3) OBP: 0.340, SLG: 0.494	4-2 BB		1-0 G5-3 1B		2-1 F9		2-2 1B BB 1B		
Adrián Beltré, R (1, 5) OBP: 0.356, SLG: 0.414	1-3 K		0-2 G5-3		3-2 G6-3		1-0 F9		
Chad Kreuter, S (1, 2) OBP: 0.500, SLG: 0.481		0-0 2B		1-2 G3-1		1-2 G3-1		4-2 G4-6-3 BB	
Jose Vizcaino, S (1, 6) OBP: 0.313, SLG: 0.259		0-0 G1-3		2-2 L6		0-3 K		0-0 G4-6-3	
Kevin Brown, R (1, 1) F.P. Santangelo, S (7, PH) OBP: 0.261, SLG: 0.056		1-2 F9		0-0 G6-3			1-0 P4	0-0 E6	

Inning Stats	R: 2	H: 2	E: 0	K: 2	S: 12	LOB: 1	BB: 1	P: 21	R: 0	H: 1	E: 0	K: 0	S: 9	LOB: 1	BB: 0	P: 12	R: 1	H: 2	E: 0	K: 0	S: 9	LOB: 1	BB: 1	P: 18	R: 0	H: 0	E: 0	K: 0	S: 7	LOB: 0	BB: 0	P: 10	R: 2	H: 2	E: 0	K: 1	S: 9	LOB: 0	BB: 0	P: 14	R: 0	H: 0	E: 0	K: 1	S: 9	LOB: 0	BB: 0	P: 13	R: 2	H: 2	E: 0	K: 1	S: 13	LOB: 2	BB: 2	P: 29	R: 0	H: 0	E: 1	K: 1	S: 8	LOB: 1	BB: 1	P: 12
1B: 4	SF: 0	2B: 2	SAC: 0	3B: 0	DP: 2	HR: 3	HBP: 0	WP: 0	PA: 37																																																							

PITCHER	IP	WLS	BF	H	R	ER	SO	BB	IBB	HBP	BLK	WP	HR	S	P	ERA	WHIP
Alex Fernandez, R (1, 1) ERA: 4.35	6.0	L	26	7	5	5	3	2	0	0	0	0	3	55	88	7.50	1.500
Armando Almanza, L (7, 1) ERA: 2.89	2.0		11	2	2	2	2	2	1	0	0	0	0	21	41	9.00	2.000


**BOTTOM**

**Florida Marlins @ Los Angeles Dodgers**  
**Dodger Stadium, Los Angeles, CA**

Sun Apr 30 2000, 1:10 PM PDT  
Att: 31,940 - Sunny - 82 F

livebaseballscorecards.com

AB	32
R	7
H	9
RBI	7
BB	5
SO	5
LOB	13





Batter	1	2	3	4	5	6	7	8	9	AB R H RBI BB SO LOB	TOP
<b>Quilvio Veras, S</b> (1, 4) OBP: 0.412, SLG: 0.420 CFCBFX	1-2 F7 		3-1 HR 		0-1 G1-3 			2-1 G4-3 E 1B 		4 2 2 1 0 0 0	<b>Atlanta Braves @ Los Angeles Dodgers</b> <b>Dodger Stadium, Los Angeles, CA</b> Mon May 01 2000, 7:10 PM PDT Att. 28,790 - Sunny - 64 F
<b>Andruw Jones, R</b> (1, 8) OBP: 0.398, SLG: 0.554 CFCBFX	2-2 10 E 		2-3 			0-0 G6-3 1B 		1-2 G4-3 		4 0 2 0 0 1 1	
<b>10 Chipper Jones, S</b> (1, 5) OBP: 0.393, SLG: 0.516 BFX	1-0 E4 BB 		2-2 WP 1B 			1-1 F7 		2-0 L6 		4 0 1 0 0 0 3	
<b>Andres Galarraga, R</b> (1, 3) OBP: 0.375, SLG: 0.671 CBBB	4-1 G6-4-3 1-2 BB 		2-2 G6-3 1-2 			1-0 G6-3 1-2 		2-2 E5 2-H 1B 		3 0 1 0 1 0 2	
<b>Brian Jordan, R</b> (1, 9) OBP: 0.309, SLG: 0.313 X	0-0 G6-4-3 1-2f 			1-3 		4-2 		0-2 G4-3 		3 0 0 0 1 1 4	
<b>Javy Lopez, R</b> (1, 2) OBP: 0.313, SLG: 0.408 BBSBFX		3-2 G1-3 		3-1 G5-3 		0-0 F8 		2-3 		4 0 0 0 0 1 2	
<b>Bobby Bonilla, S</b> (1, 7) OBP: 0.346, SLG: 0.521 <b>Trenidad Hubbard, R</b> (7, 7) OBP: 0.320, SLG: 0.381 BBSBFX		2-0 G3 		0-0 F8 			0-3 		3-2 G4-3 	3 0 0 0 0 1 0 1 0 0 0 0 0 0	
<b>Walt Weiss, S</b> (1, 6) OBP: 0.412, SLG: 0.349 X		0-0 G3-1 			3-2 F7 		1-1 F9 		0-3 	4 0 0 0 0 1 0	
<b>Kevin Millwood, R</b> (1, 1) <b>Rudy Seanez, R</b> (8, 1) <b>John Rocker, R</b> (9, 1) BBSBFX			1-3 		0-3 		2-3 			3 0 0 0 0 3 0 0 0 0 0 0 0 0 0 0 0 0 0 0 0	
<b>Inning Stats</b>	R: 0 H: 1 E: 1 LOB: 2 K: 0 BB: 1 S: 10 P: 18	R: 0 H: 0 E: 0 LOB: 0 K: 0 BB: 0 S: 5 P: 10	R: 1 H: 2 E: 0 LOB: 1 K: 2 BB: 0 S: 14 P: 24	R: 0 H: 0 E: 0 LOB: 0 K: 1 BB: 0 S: 6 P: 10	R: 0 H: 0 E: 0 LOB: 0 K: 1 BB: 0 S: 11 P: 14	R: 0 H: 1 E: 0 LOB: 2 K: 0 BB: 1 S: 7 P: 13	R: 0 H: 0 E: 0 LOB: 0 K: 2 BB: 0 S: 8 P: 11	R: 1 H: 2 E: 1 LOB: 1 K: 0 BB: 0 S: 12 P: 19	R: 0 H: 0 E: 0 LOB: 0 K: 2 BB: 0 S: 14 P: 19	1B: 4 SF: 0 2B: 1 SAC: 0 3B: 0 DP: 1 HR: 1 HBP: 0	
<b>PITCHER</b> <b>Eric Gagne, R</b> (1, 1) ERA: 3.22 <b>Matt Herges, R</b> (8, 1) ERA:	IP WLS BF H R ER SO BB IBB HBP BLK WP HR S P ERA WHIP 7.0 L 27 4 1 1 6 2 0 0 0 0 1 1 61 100 1.29 0.857 2.0 8 2 1 0 2 0 0 0 0 0 0 0 26 38 0.00 1.000	<b>PITCHER</b> IP WLS BF H R ER SO BB IBB HBP BLK WP HR S P ERA WHIP									

livebaseballscorecards.com

AB	33
R	2
H	6
RBI	1
BB	2
SO	8
LOB	12









Batter	1	2	3	4	5	6	7	8	9	AB	R	H	RBI	BB	SO	LOB
22 Devon White, S (1, 8) OBP: 0.322, SLG: 0.422 F.P. Santangelo, S (9, PH) OBP: 0.250, SLG: 0.053	1-1 L5	2-1 F9			0-2 G5-3		4-2 BB E G1-2-3 BB		1-1 G5-4-3 1-2f	3	0	0	0	1	0	2
Mark Grudzielanek, R (1, 4) OBP: 0.296, SLG: 0.343	2-1 G6-3		X	0-0 FC3-6 1B		4-1 1B BB	2-1 E6 G1-2-3 BB 1-2		1-2 WP 1B	4	0	2	0	1	0	1
Shawn Green, L (1, 9) OBP: 0.400, SLG: 0.544	2-2 1B 1B		C	1-1 FC3-6 G5-4-3 1-2f		0-1 G4-3 1B 1-2 2-H	4-1 G1-2-3 BB 1-2 2-3		4-0 BB 1-2	3	0	2	1	2	0	1
Gary Sheffield, R (1, 7) OBP: 0.440, SLG: 0.736	1-0 1-2 1B		B	2-0 G5-4-3 1-2f		0-1 G4-3 1-2f	2-1 G1-2-3 1-2 2-3 3-Hf		3-2 F8	5	0	1	0	0	0	8
Geronimo Berroa, R (1, 3) OBP: 0.333, SLG: 0.294 Dave Hansen, L (7, 3) OBP: 0.588, SLG: 0.833	0-0 G4-3		X	0-0 G6-3		1-1 F9	2-3 K			3	0	0	0	0	0	2
Adrián Beltré, R (1, 5) OBP: 0.376, SLG: 0.442		X	0-0 2B G5-3 1B		1-1 1B	0-2 2B 2B			2-2 L1	4	2	3	0	0	0	0
Todd Hundley, S (1, 2) OBP: 0.373, SLG: 0.563		C	1-1 1-3 2B		1-3 K	2-1 G3-1 2B 2-H			0-2 F3	4	0	2	1	0	1	1
Kevin Elster, R (1, 6) OBP: 0.392, SLG: 0.585 Alan Mills, R (9, 1)		C	1-2 G5-3 3-H		1-1 G1-3	2-1 G3-1 2-3			3-3 K	4	0	0	1	0	1	3
Chan Ho Park, R (1, 1) OBP: 0.176, SLG: 0.294 Terry Adams, R (7, 1) Mike Fetters, R (8, 1) Jose Vizcaino, S (9, 6) OBP: 0.333, SLG: 0.259		S	0-3 K		X	0-0 1B 2B	0-2 G5-3		4-2 G5-4-3 BB	3	1	1	0	0	1	2

Inning Stats	R: 0	H: 2	E: 0	K: 10	S: 10	Lob: 2	BB: 0	P: 16	R: 1	H: 2	E: 0	K: 11	S: 11	Lob: 1	BB: 0	P: 15	R: 0	H: 1	E: 0	K: 0	S: 4	Lob: 0	BB: 0	P: 7	R: 0	H: 1	E: 0	K: 1	S: 8	Lob: 1	BB: 0	P: 11	R: 1	H: 2	E: 0	K: 0	S: 9	Lob: 1	BB: 1	P: 13	R: 1	H: 2	E: 0	K: 0	S: 12	Lob: 1	BB: 0	P: 17	R: 0	H: 0	E: 1	K: 1	S: 10	Lob: 2	BB: 2	P: 24	R: 0	H: 0	E: 0	K: 1	S: 9	Lob: 0	BB: 0	P: 14	R: 0	H: 1	E: 0	K: 0	S: 10	Lob: 2	BB: 2	P: 23	1B: 7	2B: 4	3B: 0	HR: 0	SF: 0	SAC: 0	DP: 4	HBP: 0	WP: 1	PB: 0	SB: 0	CS: 0	PA: 40
--------------	------	------	------	-------	-------	--------	-------	-------	------	------	------	-------	-------	--------	-------	-------	------	------	------	------	------	--------	-------	------	------	------	------	------	------	--------	-------	-------	------	------	------	------	------	--------	-------	-------	------	------	------	------	-------	--------	-------	-------	------	------	------	------	-------	--------	-------	-------	------	------	------	------	------	--------	-------	-------	------	------	------	------	-------	--------	-------	-------	-------	-------	-------	-------	-------	--------	-------	--------	-------	-------	-------	-------	--------

PITCHER	IP	WLS	BF	H	R	ER	SO	BB	IBB	HBP	BLK	WP	HR	S	P	ERA	WHIP
Terry Mulholland, L (1, 1) ERA: 4.46	6.0		27	10	3	3	2	1	0	0	0	0	0	54	79	4.50	1.833
Bruce Chen, L (7, 1) ERA: 0.82	1.0	W	5	0	0	0	1	2	0	0	0	0	0	10	24	0.00	2.000
Mike Remlinger, L (8, 1) ERA: 1.56	1.0	H	3	0	0	0	1	0	0	0	0	0	0	9	14	0.00	0.000
John Rocker, L (9, 1) ERA: 0.96	1.0	S	5	1	0	0	0	2	0	0	0	1	0	10	23	0.00	3.000

**BOTTOM**

**Atlanta Braves @ Los Angeles Dodgers**  
**Dodger Stadium, Los Angeles, CA**

Tue May 02 2000, 7:10 PM PDT  
Att. 30,246 - Sunny - 69 F

livebaseballscorecards.com

<b>AB</b>	<b>35</b>
<b>R</b>	<b>3</b>
<b>H</b>	<b>11</b>
<b>RBI</b>	<b>3</b>
<b>BB</b>	<b>5</b>
<b>SO</b>	<b>4</b>
<b>LOB</b>	<b>23</b>





Batter	1	2	3	4	5	6	7	8	9	AB R H RBI BB SO LOB	TOP
<b>Quilvio Veras, S</b> (1, 4) <small>OBP: 0.396, SLG: 0.389</small>	0-1 		2-1 	1-0 			2-1 			4 0 0 0 0 0 2	<b>Atlanta Braves @ Los Angeles Dodgers</b> <b>Dodger Stadium, Los Angeles, CA</b> Wed May 03 2000, 7:05 PM PDT Att. 34,960 - Sunny - 66 F
<b>Andruw Jones, R</b> (1, 8) <small>OBP: 0.405, SLG: 0.541</small>	3-2 		4-2 	4-2 			1-2 			2 2 1 0 2 0 0	
<b>10 Chipper Jones, S</b> (1, 5) <small>OBP: 0.379, SLG: 0.485</small>	2-2 		4-0 	0-0 			3-2 			3 1 1 1 1 0 3	
<b>Andres Galarraga, R</b> (1, 3) <small>OBP: 0.376, SLG: 0.652</small>	0-1 		0-0 		0-2 		3-2 			3 0 1 1 0 0 1	
<b>Brian Jordan, R</b> (1, 9) <small>OBP: 0.317, SLG: 0.340</small>	0-0 		0-0 		1-1 		1-1 			4 0 1 1 0 0 3	
<b>Bobby Bonilla, S</b> (1, 7) <small>OBP: 0.400, SLG: 0.519</small>	0-1 	4-2 		2-2 		0-0 		1-3 		3 1 1 0 1 1 0	
<b>Eddie Pérez, R</b> (1, 2) <small>OBP: 0.182, SLG: 0.227</small>			2-0 	0-0 		0-2 		0-1 		3 0 0 0 0 0 2	
<b>Javy Lopez, R</b> (6, 2) <small>OBP: 0.318, SLG: 0.420</small>			1-2 	1-2 				0-1 		1 0 0 0 0 0 0	
<b>Walt Weiss, S</b> (1, 6) <small>OBP: 0.415, SLG: 0.356</small>			0-0 	2-2 		3-2 		1-2 		2 0 1 1 0 0 1	
<b>Rafael Furcal, S</b> (5, 6) <small>OBP: 0.397, SLG: 0.333</small>			2-3 	1-2 				2-2 		2 0 0 0 0 0 0	
<b>Greg Maddux, R</b> (1, 1) <small>OBP: 0.294, SLG: 0.438</small>			1-1 	0-0 		0-0 		2-2 		2 0 0 0 0 0 1	
<b>Wally Joyner, L</b> (9, PH) <small>OBP: 0.429, SLG: 0.500</small>				1-2 				2-2 		1 0 0 0 0 0 0	
<b>Inning Stats</b>	R: 2 H: 3 E: 0 LOB: 0 K: 0 BB: 0 S: 12 P: 17	R: 0 H: 0 E: 1 LOB: 1 K: 0 BB: 1 S: 6 P: 13	R: 1 H: 1 E: 0 LOB: 1 K: 0 BB: 2 S: 7 P: 17	R: 1 H: 2 E: 1 LOB: 3 K: 0 BB: 1 S: 13 P: 22	R: 0 H: 0 E: 0 LOB: 0 K: 0 BB: 0 S: 6 P: 7	R: 0 H: 0 E: 0 LOB: 0 K: 0 BB: 0 S: 7 P: 10	R: 0 H: 0 E: 0 LOB: 0 K: 0 BB: 0 S: 9 P: 15	R: 0 H: 0 E: 0 LOB: 0 K: 1 BB: 0 S: 8 P: 13	R: 0 H: 0 E: 0 LOB: 0 K: 0 BB: 0 S: 8 P: 11	1B: 6 SF: 0 2B: 1 SAC: 1 3B: 0 DP: 2 HR: 0 HBP: 1	WP: 0 PA: 37 PB: 0 SB: 1 CS: 1
<b>PITCHER</b> <b>Carlos Perez, L</b> (1, 1) <small>ERA: 4.73</small> <b>Mike Fetters, R</b> (8, 1) <small>ERA: 2.53</small> <b>Jeff Shaw, R</b> (9, 1) <small>ERA: 3.12</small>	IP WLS BF H R ER SO BB IBB HBP BLK WP HR S P ERA WHIP 7.0 W 30 6 4 4 0 4 0 0 0 0 0 0 60 101 5.14 1.429 1.0 H 3 0 0 0 1 0 0 1 0 0 0 0 8 13 0.00 0.000 1.0 S 3 0 0 0 0 0 0 0 0 0 0 0 8 11 0.00 0.000	<b>PITCHER</b> IP WLS BF H R ER SO BB IBB HBP BLK WP HR S P ERA WHIP									

livebaseballscorecards.com

<b>AB</b>	<b>30</b>
<b>R</b>	<b>4</b>
<b>H</b>	<b>6</b>
<b>RBI</b>	<b>4</b>
<b>BB</b>	<b>4</b>
<b>SO</b>	<b>1</b>
<b>LOB</b>	<b>13</b>



Batter	1	2	3	4	5	6	7	8	9	AB	R	H	RBI	BB	SO	LOB
Todd Hollandsworth, L (1, 8) OBP: 0.327, SLG: 0.460	0-1 1B G6-3 1B		0-1 G1-3 S 1B		0-0 G3		1-1 HR			4	3	3	1	0	0	0
Mark Grudzielanek, R (1, 4) OBP: 0.303, SLG: 0.348	0-1 F9 1-3 1B		0-2 G1-3		0-1 PB 1B		0-0 G1-3			4	1	2	0	0	0	1
Gary Sheffield, R (1, 7) OBP: 0.434, SLG: 0.716	1-2 G6-3		0-0 HR 1B		3-1 F5		1-2 L8			4	1	1	2	0	0	2
Shawn Green, L (1, 9) OBP: 0.419, SLG: 0.585	4-0 S BB		0-0 1-H HR		2-1 1-H 1B		1-1 S 1B			3	1	3	3	1	0	0
Eric Karros, R (1, 3) OBP: 0.314, SLG: 0.449	0-2 F9 2-3		0-3 K		1-2 F3		1-3 K			4	0	0	0	0	2	4
Todd Hundley, S (1, 2) OBP: 0.354, SLG: 0.529	0-3 K 1-2		1-2 F8		3-2 F7		0-0 F7			4	0	0	0	0	1	3
Adrian Beltré, R (1, 5) OBP: 0.363, SLG: 0.424		0-0 G4-3		0-0 G6-3		0-1 G6-3		2-1 G5-3		4	0	0	0	0	0	1
Kevin Elster, R (1, 6) OBP: 0.378, SLG: 0.559		0-0 F3		1-0 G5-3		0-1 G6-3				3	0	0	0	0	0	0
Jose Vizcaino, S (7, 6) OBP: 0.333, SLG: 0.259										0	0	0	0	0	0	0
Carlos Perez, L (1, 1) OBP: 0.111, SLG: 0.222		0-0 G4-3		0-1 P3			0-1 G3			2	0	0	0	0	0	0
Dave Hansen, L (7, PH) OBP: 0.556, SLG: 0.769										1	0	0	0	0	0	0
Mike Fetters, R (8, 1)										0	0	0	0	0	0	0
Jeff Shaw, R (9, 1)										0	0	0	0	0	0	0

Inning Stats	R: 1	H: 2	E: 0	LOB: 2	K: 1	BB: 1	S: 13	R: 0	H: 0	E: 0	LOB: 0	K: 0	BB: 0	S: 3	R: 3	H: 3	E: 0	LOB: 0	K: 1	BB: 0	S: 14	R: 0	H: 0	E: 0	LOB: 0	K: 0	BB: 0	S: 4	R: 1	H: 2	E: 0	LOB: 1	K: 0	BB: 0	S: 11	R: 0	H: 0	E: 0	LOB: 0	K: 0	BB: 0	S: 7	R: 1	H: 1	E: 0	LOB: 0	K: 0	BB: 0	S: 8	R: 0	H: 1	E: 0	LOB: 1	K: 1	BB: 0	S: 8
--------------	------	------	------	--------	------	-------	-------	------	------	------	--------	------	-------	------	------	------	------	--------	------	-------	-------	------	------	------	--------	------	-------	------	------	------	------	--------	------	-------	-------	------	------	------	--------	------	-------	------	------	------	------	--------	------	-------	------	------	------	------	--------	------	-------	------

PITCHER	IP	WLS	BF	H	R	ER	SO	BB	IBB	HBP	BLK	WP	HR	S	P	ERA	WHIP
Greg Maddux, R (1, 1) ERA: 2.98	8.0	L	34	9	6	5	3	1	0	0	0	0	2	68	89	5.62	1.250

**BOTTOM**

**Atlanta Braves @ Los Angeles Dodgers**  
**Dodger Stadium, Los Angeles, CA**

Wed May 03 2000, 7:05 PM PDT  
Att. 34,960 - Sunny - 66 F

livebaseballscorecards.com

<b>AB</b>	<b>33</b>
<b>R</b>	<b>6</b>
<b>H</b>	<b>9</b>
<b>RBI</b>	<b>6</b>
<b>BB</b>	<b>1</b>
<b>SO</b>	<b>3</b>
<b>LOB</b>	<b>11</b>



WP: 0	PA: 34
PB: 1	
SB: 3	
CS: 0	



Batter	1	2	3	4	5	6	7	8	9	AB R H RBI BB SO LOB	TOP											
<b>Craig Biggio, R</b> (1, 4) OBP: 0.419, SLG: 0.357	0-1 G3		2-3 K			0-0 G5-3		2-1 G5-3		4 0 0 0 0 1 0												
<b>Roger Cedeno, S</b> (1, 8) OBP: 0.333, SLG: 0.287	1-2 E1 G4-3 1B			0-0 L6		0-0 B1-3		1-0 F7		4 0 1 0 0 0 0												
<b>5 Jeff Bagwell, R</b> (1, 3) OBP: 0.444, SLG: 0.657	2-2 G4-3			2-1 HR			1-0 F8 17 E 2 1B	0-1 F9		4 1 2 1 0 0 1												
<b>17 Lance Berkman, S</b> (1, 9) OBP: 0.222, SLG: 0.313	3-2 G3-1			1-1 P6		0-0 E6 BB		1-0 HR		4 1 1 1 0 0 2												
<b>Daryle Ward, L</b> (1, 7) OBP: 0.315, SLG: 0.540		1-0 F9		1-3 K		1-3 K		1-1 L4		4 0 0 0 0 2 2												
<b>Julio Lugo, R</b> (9, 7) OBP: 0.400, SLG: 0.250					1-3 K					0 0 0 0 0 0 0												
<b>Bill Spiers, L</b> (1, 5) OBP: 0.344, SLG: 0.339		0-0 F7			3-2 P6		0-0 F8			3 0 0 0 0 0 2												
<b>Tony Eusebio, R</b> (1, 2) OBP: 0.288, SLG: 0.220			1-3 K		3-2 F9		4-0 BB			2 0 0 0 1 1 0												
<b>Tim Bogar, R</b> (1, 6) OBP: 0.244, SLG: 0.230				3-2 P4		2-2 F9		1-1 2	2-3 K	3 0 0 0 0 1 0												
<b>Shane Reynolds, R</b> (1, 1) OBP: 0.267, SLG: 0.429			0-0 G1-3				1-1 3-H	0-0 G4-3		2 0 0 0 0 0 0												
<b>Ken Caminiti, S</b> (8, PH) OBP: 0.446, SLG: 0.592										1 0 0 0 0 0 0												
<b>Doug Henry, R</b> (8, 1)										0 0 0 0 0 0 0												
<b>Jay Powell, R</b> (9, 1)										0 0 0 0 0 0 0												
<b>Inning Stats</b>	R: 0 E: 1 K: 0 S: 13	H: 1 LOB: 1 BB: 0 P: 19	R: 0 E: 0 K: 1 S: 6	H: 0 LOB: 0 BB: 0 P: 8	R: 0 E: 0 K: 1 S: 8	H: 0 LOB: 0 BB: 0 P: 13	R: 1 E: 0 K: 1 S: 8	H: 1 LOB: 0 BB: 0 P: 12	R: 0 E: 0 K: 0 S: 13	H: 0 LOB: 0 BB: 0 P: 21	R: 0 E: 0 K: 0 S: 3	H: 0 LOB: 0 BB: 0 P: 4	R: 0 E: 1 K: 1 S: 7	H: 1 LOB: 3 BB: 1 P: 14	R: 0 E: 0 K: 1 S: 7	H: 0 LOB: 0 BB: 0 P: 11	R: 1 E: 0 K: 0 S: 6	H: 1 LOB: 0 BB: 0 P: 9	1B: 2 2B: 0 3B: 0 HR: 2	SF: 0 SAC: 0 DP: 0 HBP: 0	WP: 0 PB: 0 SB: 0 CS: 0	PA: 32
<b>PITCHER</b>	IP WLS BF H R ER SO BB IBB HBP BLK WP HR S P ERA WHIP																					
<b>Kevin Brown, R</b> (1, 1) ERA: 2.45	8.0 0 29 3 1 1 5 1 0 0 0 0 1 65 102 1.12 0.500																					
<b>Jeff Shaw, R</b> (9, 1) ERA: 3.72	1.0 W 4 1 1 1 0 0 0 0 0 0 0 1 6 9 9.00 1.000																					

Houston Astros @ Los Angeles Dodgers  
Dodger Stadium, Los Angeles, CA

Fri May 05 2000, 7:10 PM PDT  
Att. 45,428 - Overcast - 66 F

livebaseballscorecards.com

AB 31  
R 2  
H 4  
RBI 2  
BB 1  
SO 5  
LOB 7



Batter	1	2	3	4	5	6	7	8	9	AB	R	H	RBI	BB	SO	LOB
Todd Hollandsworth, L (1, 8) OBP: 0.333, SLG: 0.473	3-3 K		0-1 2B	0-0 G4-3			1-1 FC4-6		3-1 1B	5	1	2	1	0	1	2
Mark Grudzielanek, R (1, 4) OBP: 0.293, SLG: 0.336	0-1 F8		0-0 G5-3			0-0 G1-3	2-1 L7			4	0	0	0	0	0	2
Gary Sheffield, R (1, 7) OBP: 0.444, SLG: 0.724	4-1 BB		0-1 2B			0-0 G6-4-3	1-0 FC6			3	0	2	1	1	0	1
Shawn Green, L (1, 9) OBP: 0.414, SLG: 0.569	1-1 P4		4-1 BB			2-2 G6-4-3		1-3 K		3	0	0	0	1	1	2
Eric Karros, R (1, 3)		0-2 G6-3	2-0 F9			0-1 G5-3		1-0 F8		4	0	1	0	0	0	2
Todd Hundley, S (1, 2) OBP: 0.361, SLG: 0.563		3-2 G6-3		2-0 HR		2-3 K		4-0 BB		3	1	1	1	1	1	1
Dave Hansen, L (1, 5) OBP: 0.545, SLG: 0.688		1-2 FC1-5-6		3-2 FC4-6		4-2 BB		2-2 L9		3	0	1	0	1	0	2
Alex Cora, L (1, 6) OBP: 0.250, SLG: 0.500		0-2 F8		3-1 FC4-6		1-0 G3		2-2 SH1-4		4	1	1	0	0	0	3
Kevin Brown, R (1, 1) OBP: 0.111, SLG: 0.111			1-2 G1-3		0-0 SH3-4		0-1 FC4-6		0-1 SH1-4	2	0	1	0	0	0	0
Jeff Shaw, R (9, 1)									2-3	0	0	0	0	0	0	0
F.P. Santangelo, S (9, PH) OBP: 0.250, SLG: 0.053										0	0	0	0	0	0	0

Inning Stats	R: 0	H: 0	E: 0	K: 1	S: 8	R: 0	H: 1	E: 0	K: 0	S: 13	R: 1	H: 2	E: 0	K: 0	S: 11	R: 1	H: 2	E: 0	K: 0	S: 8	R: 0	H: 1	E: 0	K: 0	S: 5	R: 0	H: 0	E: 0	K: 1	S: 10	R: 0	H: 1	E: 0	K: 0	S: 7	R: 0	H: 0	E: 0	K: 1	S: 9	R: 1	H: 2	E: 0	K: 0	S: 7	1B: 5	2B: 3	3B: 0	HR: 1	SF: 0	SAC: 2	DP: 1	HBP: 0	WP: 0	PB: 0	SB: 0	CS: 0	PA: 37
--------------	------	------	------	------	------	------	------	------	------	-------	------	------	------	------	-------	------	------	------	------	------	------	------	------	------	------	------	------	------	------	-------	------	------	------	------	------	------	------	------	------	------	------	------	------	------	------	-------	-------	-------	-------	-------	--------	-------	--------	-------	-------	-------	-------	--------

PITCHER	IP	WLS	BF	H	R	ER	SO	BB	IBB	HBP	BLK	WP	HR	S	P	ERA	WHIP
Shane Reynolds, R (1, 1) ERA: 3.22	7.0		30	7	2	2	2	3	0	0	0	0	1	62	102	2.57	1.429
Doug Henry, R (8, 1) ERA: 5.5	1.1	L	6	1	1	1	1	1	0	0	0	0	0	14	24	6.75	1.500
Jay Powell, R (9, 1) ERA: 3.45	0.0		1	1	0	0	0	0	0	0	0	0	0	2	5	∞	∞

BOTTOM

Houston Astros @ Los Angeles Dodgers  
Dodger Stadium, Los Angeles, CA

livebaseballscorecards.com

AB 31  
R 3  
H 9  
RBI 3  
BB 4  
SO 3  
LOB 15



Fri May 05 2000, 7:10 PM PDT  
Att. 45,428 - Overcast - 66 F



Batter	1	2	3	4	5	6	7	8	9	AB R H RBI BB SO LOB	TOP		
<b>Craig Biggio, R</b> (1, 4) OBP: 0.419, SLG: 0.353	0-0 G5-3		2-1 G6-3		0-0 G6-3	4-2 BB			1-2 G5-4-3 PB 1B	4 1 1 1 1 0 1			
<b>Roger Cedeno, S</b> (1, 8) OBP: 0.336, SLG: 0.293	0-1 G6-3		0-0 G4-3		1-2 1B 1B	3-2 L8			0-1 G5-4-3 1B	5 1 2 0 0 0 2			
<b>5 Jeff Bagwell, R</b> (1, 3) OBP: 0.450, SLG: 0.660	3-3 K			2-2 CS 2B	2-1 1B 1B			4-2 G5-4-3 BB	3-2 G5-4-3 1-2f 2-3	4 0 2 0 1 1 2			
<b>Ken Caminiti, S</b> (1, 5) OBP: 0.454, SLG: 0.627		3-2 HR		4-0 17 1B BB	0-0 FC6-4 1B			0-1 F8	3-2 G3 3-H	4 1 2 2 1 0 1			
<b>Richard Hidalgo, R</b> (1, 9) OBP: 0.374, SLG: 0.589		1-2 17 FC5-4 HBP		2-2 F9	0-0 FC6-4			1-2 G5-4-3		3 0 0 0 0 0 4			
<b>17 Lance Berkman, S</b> (1, 7) OBP: 0.273, SLG: 0.350		2-1 FC5-4 1-2f		1-1 1B		1-1 PB BB G4-3 1B		0-3 K		4 1 2 0 0 1 1			
<b>Mitch Meluskey, S</b> (1, 2) OBP: 0.338, SLG: 0.481		1-1 G6-4-3 1-2f		0-0 P6		4-2 G4-3 PB G5-3 BB		2-1 2B		3 1 1 0 1 0 3			
<b>Bill Spiers, L</b> (1, 6) OBP: 0.353, SLG: 0.367			2-2 G6-3 S 1B		1-0 SH3 G6-3 2B			1-3 2-H K		4 1 2 1 0 1 2			
<b>Octavio Dotel, R</b> (1, 1) <b>Yorkis Perez, L</b> (5, 1) <b>Daryle Ward, L</b> (6, PH) <b>Joe Siusarski, R</b> (6, 1) <b>Matt Mieske, R</b> (8, PH) <b>Jose Cabrera, R</b> (8, 1)			1-3 K		0-1 SH3	2-1 G5-3		0-0 G6-3		1 0 0 0 0 0 1 1 0 0 0 0 0 0 0 0 1 0 0 0 1 0 0 0 0 0 0 0 0 0 0 0 1 0 0 0 0 0 0 1 0 0 0 0 0 0 0 0			
<b>Inning Stats</b>	R: 0 E: 0 K: 1 S: 6 H: 0 LOB: 0 BB: 0 P: 9	R: 1 E: 0 K: 0 S: 11 H: 1 LOB: 0 BB: 0 P: 18	R: 0 E: 0 K: 1 S: 9 H: 1 LOB: 1 BB: 0 P: 14	R: 0 E: 0 K: 0 S: 9 H: 2 LOB: 2 BB: 1 P: 18	R: 2 E: 0 K: 0 S: 12 H: 4 LOB: 2 BB: 0 P: 16	R: 2 E: 0 K: 0 S: 16 H: 1 LOB: 1 BB: 2 P: 31	R: 0 E: 0 K: 0 S: 7 H: 0 LOB: 0 BB: 1 P: 12	R: 0 E: 0 K: 2 S: 9 H: 1 LOB: 1 BB: 0 P: 12	R: 1 E: 0 K: 0 S: 14 H: 2 LOB: 0 BB: 0 P: 21	1B: 8 2B: 3 3B: 0 HR: 1 SF: 0 SAC: 1 DP: 3 HBP: 1	WP: 0 PB: 2 SB: 1 CS: 1 PA: 40		
<b>PITCHER</b>	IP WLS BF H R ER SO BB IBB HBP BLK WP HR S P ERA WHIP											<b>PITCHER</b>	IP WLS BF H R ER SO BB IBB HBP BLK WP HR S P ERA WHIP
<b>37 Darren Dreifort, R</b> (1, 1) ERA: 3.31	5.2 W 28 9 5 4 2 3 0 1 0 0 1 59 99 6.35 2.118												
<b>Matt Herges, R</b> (6, 1) ERA:	2.1 H 8 1 0 0 2 1 0 0 0 0 0 20 31 0.00 0.857												
<b>Terry Adams, R</b> (9, 1) ERA: 2.11	1.0 4 2 1 0 0 0 0 0 0 0 0 14 21 0.00 2.000												

Houston Astros @ Los Angeles Dodgers  
Dodger Stadium, Los Angeles, CA

Sat May 06 2000, 7:10 PM PDT  
Att. 44,345 - Sunny - 62 F

livebaseballscorecards.com

AB	34
R	6
H	12
RBI	5
BB	4
SO	4
LOB	18













Batter	1	2	3	4	5	6	7	8	9	AB R H RBI BB SO LOB	TOP		
F.P. Santangelo, S OBP: 0.267, SLG: 0.045 (1, 8) (6, 7)	2-2 G6-3		4-2 BB		1-1 F8		1-0 SF8		4-1 G4-6-3 BB	2 0 0 1 2 0 0			
Mark Grudzielanek, R OBP: 0.304, SLG: 0.372 (1, 4)	1-2 G5-3		0-0 F8		1-0 G5-3		0-1 G6-3		0-2 G4-6-3 1-2f 2-3	5 0 0 0 0 0 3			
Shawn Green, L OBP: 0.407, SLG: 0.546 Todd Hollandsworth, L OBP: 0.324, SLG: 0.477 (1, 9) (6, 8)	0-1 G4-3		3-2 G3			1-2 F8 FC5-4 2B		0-1 P6	1-2 F5	3 1 1 0 0 0 1 2 0 0 0 0 0 1			
Gary Sheffield, R OBP: 0.423, SLG: 0.670 Alan Mills, R (1, 7) (6, 1)		1-1 HR 2B		3-2 G6-3		2-0 F8 2-3		1-0 G4-3		3 1 1 0 0 0 1 1 0 0 0 0 0 0			
Eric Karros, R OBP: 0.344, SLG: 0.529 (1, 3)		1-1 F5		1-2 G5-3		4-0 FC5-4 BB		1-0 E 2B		3 1 1 0 1 0 1			
Adrián Beltré, R OBP: 0.361, SLG: 0.444 (1, 5)		1-1 HR 2-H		0-0 HR 1B		0-0 FC5-4 1-2f 3-H		1-1 E5 2-H		4 2 2 3 0 0 1			
Todd Hundley, S OBP: 0.352, SLG: 0.608 Chad Kreuter, S OBP: 0.455, SLG: 0.406 (1, 2) (7, 2)		2-2 F9		3-2 HR 1-H		3-1 F7		4-1 BB		3 1 1 2 0 0 1 0 0 0 0 1 0 0			
Jose Vizcaino, S OBP: 0.302, SLG: 0.243 (1, 6)		0-0 G4-3		0-0 F7			0-0 P6	3-2 G6-3		4 0 0 0 0 0 2			
Chan Ho Park, R OBP: 0.167, SLG: 0.278 Matt Herges, L Geronimo Berroa, R OBP: 0.409, SLG: 0.450 (1, 1) (4, 1) (6, 9)			0-0 G5-3		0-3 K		1-0 SF8 3B		4-1 G4-6-3 BB BB	1 0 0 0 0 0 0 1 0 0 0 0 1 0 1 1 1 0 1 0 0			
Inning Stats	R: 0 E: 0 K: 0 S: 9 H: 0 LOB: 0 BB: 0 P: 12	R: 2 E: 0 K: 0 S: 11 H: 2 LOB: 0 BB: 0 P: 16	R: 0 E: 0 K: 0 S: 7 H: 0 LOB: 1 BB: 1 P: 14	R: 2 E: 0 K: 0 S: 11 H: 2 LOB: 0 BB: 0 P: 18	R: 0 E: 0 K: 1 S: 6 H: 0 LOB: 0 BB: 0 P: 8	R: 1 E: 0 K: 0 S: 7 H: 1 LOB: 1 BB: 1 P: 17	R: 1 E: 0 K: 0 S: 5 H: 1 LOB: 0 BB: 0 P: 7	R: 1 E: 1 K: 0 S: 10 H: 1 LOB: 2 BB: 1 P: 20	R: 0 E: 0 K: 0 S: 8 H: 0 LOB: 1 BB: 2 P: 17	1B: 1 2B: 3 3B: 1 HR: 2 SF: 1 SAC: 0 DP: 1 HBP: 0	WP: 0 PB: 0 SB: 0 CS: 0 PA: 39		
PITCHER	IP WLS BF H R ER SO BB IBB HBP BLK WP HR S P ERA WHIP											PITCHER	IP WLS BF H R ER SO BB IBB HBP BLK WP HR S P ERA WHIP
Omar Daal, L ERA: 5.4 (1, 1)	7.0 W 29 6 6 6 1 2 0 0 0 0 0 2 56 92 7.71 1.143												
Dan Plesac, L ERA: 3.52 (8, 1)	1.0 6 1 1 0 0 1 0 0 0 0 0 0 10 20 0.00 2.000												
Russ Springer, R ERA: 6.75 (9, 1)	1.0 4 0 0 0 0 2 0 0 0 0 0 0 8 17 0.00 2.000												

Los Angeles Dodgers @ Arizona Diamondbacks  
Bank One Ballpark, Phoenix, AZ  
Mon May 08 2000, 9:35 PM EDT  
Att. 33,338 - Sunny - 92 F

livebaseballscorecards.com

AB 33  
R 7  
H 7  
RBI 6  
BB 5  
SO 1  
LOB 11



Batter	1	2	3	4	5	6	7	8	9
<b>Tony Womack, L</b> OBP: 0.292, SLG: 0.432 (1, 6)									
<b>Jay Bell, R</b> OBP: 0.421, SLG: 0.496 (1, 4)									
<b>Hanley Frias, S</b> OBP: 0.263, SLG: 0.265 (8, PR)									
<b>Luis Gonzalez, L</b> OBP: 0.367, SLG: 0.528 (1, 7)									
<b>Erubiel Durazo, L</b> OBP: 0.453, SLG: 0.600 (1, 3)									
<b>Steve Finley, L</b> OBP: 0.381, SLG: 0.648 (1, 8)									
<b>Travis Lee, L</b> OBP: 0.368, SLG: 0.505 (1, 9)									
<b>Kelly Stinnett, R</b> OBP: 0.321, SLG: 0.586 (1, 2)									
<b>Andy Fox, L</b> OBP: 0.250, SLG: 0.273 (1, 5)									
<b>Omar Daal, L</b> OBP: 0.278, SLG: 0.294 (1, 1)									
<b>Bernard Gilkey, R</b> OBP: 0.300, SLG: 0.394 (7, PH)									
<b>Dan Plesac, L</b> (8, 1)									
<b>Russ Springer, R</b> OBP: 1.000, SLG: 1.000 (9, 1)									

Inning Stats	R: 5	H: 5	R: 0	H: 0	R: 0	H: 1	R: 5	H: 6	R: 5	H: 5	R: 0	H: 1	R: 0	H: 1	R: 0	H: 1
	E: 0	LOB: 2	E: 0	LOB: 1	E: 0	LOB: 1	E: 0	LOB: 2	E: 0	LOB: 1	E: 0	LOB: 1	E: 0	LOB: 1	E: 0	LOB: 2
	K: 1	BB: 1	K: 0	BB: 1	K: 1	BB: 0	K: 0	BB: 1	K: 0	BB: 0	K: 1	BB: 0	K: 0	BB: 0	K: 0	BB: 0
	S: 22	P: 36	S: 7	P: 14	S: 10	P: 14	S: 19	P: 31	S: 22	P: 33	S: 10	P: 20	S: 8	P: 12	S: 6	P: 13

PITCHER	IP	WLS	BF	H	R	ER	SO	BB	IBB	HBP	BLK	WP	HR	S	P	ERA	WHIP
<b>Chan Ho Park, R</b> ERA: 5.72 (1, 1)	3.1	L	22	9	8	8	2	2	0	0	0	0	1	49	79	21.60	3.300
<b>Matt Herges, R</b> ERA: 3.0 (4, 1)	1.2		15	8	7	7	0	2	0	0	0	0	2	31	49	37.80	6.000
<b>Alan Mills, R</b> ERA: 4.86 (6, 1)	3.0		12	3	0	0	1	0	0	0	0	1	0	24	45	0.00	1.000

AB	R	H	RBI	BB	SO	LOB
6	2	2	1	0	1	5
6	2	3	0	0	0	0
0	0	0	0	0	0	0
6	3	3	1	0	0	2
4	1	0	1	2	0	4
5	2	2	2	0	0	5
4	3	3	4	1	0	0
4	1	1	1	1	1	3
5	1	4	4	0	1	1
3	0	2	1	0	0	1
1	0	0	0	0	0	1
0	0	0	0	0	0	0
0	0	0	0	0	0	0

WP	PA
1	49
PB: 0	
SB: 0	
CS: 0	

WP	HR	S	P	ERA	WHIP
1	0	1	0		

**Los Angeles Dodgers @ Arizona Diamondbacks**  
**Bank One Ballpark, Phoenix, AZ**  
 Mon May 08 2000, 9:35 PM EDT  
 Att: 33,338 - Sunny - 92 F

livebaseballscorecards.com

<b>AB</b>	<b>44</b>
<b>R</b>	<b>15</b>
<b>H</b>	<b>20</b>
<b>RBI</b>	<b>15</b>
<b>BB</b>	<b>4</b>
<b>SO</b>	<b>3</b>
<b>LOB</b>	<b>22</b>

























Batter	1	2	3	4	5	6	7	8	9	AB R H RBI BB SO LOB	TOP			
F.P. Santangelo, S OBP: 0.289, SLG: 0.103 Todd Hollandsworth, L OBP: 0.326, SLG: 0.500 (1, 8) (9, PH) (9, 8)	G1-3		BLK S 1B		P4			BB 1B SF8 HBP	K	3 1 1 0 0 0 0 1 0 0 0 0 1 2	<b>Los Angeles Dodgers @ St. Louis Cardinals</b> Busch Stadium, St. Louis, MO Sat May 13 2000, 7:10 PM CDT Att. 48,372 - Sunny - 66 F			
Mark Grudzielanek, R OBP: 0.314, SLG: 0.384 (1, 4)	G4-3		G5-3		K			SF8 BB 1B	E7 2B	5 0 2 2 0 1 1				
Shawn Green, L OBP: 0.431, SLG: 0.560 (1, 9)	K		BLK BB					BB BB 1-2 2-3	G3	3 0 0 0 2 2 1				
Gary Sheffield, R OBP: 0.430, SLG: 0.648 (1, 7)		BB 1B BB	BB BB 1-2 2-3					P5		2 0 0 0 2 1 3				
Eric Karros, R OBP: 0.333, SLG: 0.525 (1, 3)		K	L8					SF8 1B		3 0 1 1 0 1 4				
Adrián Beltré, R OBP: 0.333, SLG: 0.402 (1, 5)		G5-3 1B						L9		4 0 1 0 0 2 3				
Chad Kreuter, S OBP: 0.479, SLG: 0.412 (1, 2)		BB	L8					G6-3 1B	1B SH1-3 E BB	2 1 1 0 2 0 0				
Jose Vizcaino, S OBP: 0.333, SLG: 0.311 (1, 6)		G5-3	K2-3					G6-3	SH1-3	3 0 0 0 0 1 4				
Chan Ho Park, R OBP: 0.143, SLG: 0.238 Dave Hansen, L OBP: 0.519, SLG: 0.714 Jeff Shaw, R (1, 1) (9, PH) (9, 1)			K					G6-3	E 1B	3 0 0 0 0 1 0 1 1 1 0 0 0 0 0 0 0 0 0 0 0				
<b>Inning Stats</b>	R: 0 H: 0 E: 0 LOB: 0 K: 1 BB: 0 S: 8 P: 10	R: 0 H: 1 E: 0 LOB: 2 K: 1 BB: 2 S: 11 P: 22	R: 0 H: 1 E: 0 LOB: 3 K: 1 BB: 2 S: 13 P: 24	R: 0 H: 0 E: 0 LOB: 0 K: 2 BB: 0 S: 9 P: 16	R: 0 H: 0 E: 0 LOB: 0 K: 1 BB: 0 S: 8 P: 11	R: 0 H: 1 E: 0 LOB: 1 K: 3 BB: 0 S: 14 P: 20	R: 0 H: 1 E: 0 LOB: 0 K: 0 BB: 0 S: 9 P: 15	R: 1 H: 1 E: 0 LOB: 2 K: 0 BB: 1 S: 13 P: 29	R: 2 H: 2 E: 1 LOB: 1 K: 1 BB: 1 S: 14 P: 24	1B: 6 SF: 1 2B: 1 SAC: 1 3B: 0 DP: 2 HR: 0 HBP: 1	WP: 0 PA: 39 PB: 1 SB: 1 CS: 0			
<b>PITCHER</b>	IP WLS BF H R ER SO BB IBB HBP BLK WP HR S P ERA WHIP													
Rick Ankiel, L ERA: 2.72 (1, 1)	7.0		4 0 0 9 4 0 0 1 0 0 1	0 0 72 118 0.00 1.143										
Mike Mohler, L ERA: 9.0 (8, 1)	0.0	3	1 1 1 0 1 0 1 0 0 0 0	∞ ∞										
Dave Veres, R ERA: 3.57 (8, 1)	2.0	L 9	2 2 2 1 1 0 0 0 0 0 0	9.00 1.500										

AB	30
R	3
H	7
RBI	3
BB	6
SO	10
LOB	18



Batter	1	2	3	4	5	6	7	8	9	AB	R	H	RBI	BB	SO	LOB
Fernando Vina, L (1, 4) OBP: 0.427, SLG: 0.482	1-1 HR		0-0 G5-3			4-2 SH1-4 BB		4-0 1B BB		2	1	1	1	2	0	0
Placido Polanco, R (1, 5) OBP: 0.333, SLG: 0.500	0-0 L5		3-2 F9			0-0 SH1-4		1-2 1B		3	0	1	0	0	0	0
15 Jim Edmonds, L (1, 8) OBP: 0.507, SLG: 0.743	3-2 G3		2-3 K			0-3 K		2-3 K		4	0	0	0	0	3	3
Mark McGwire, R (1, 3) OBP: 0.505, SLG: 0.833	2-2 L4			2-3 K		0-1 G1-3			1-3 K	4	0	0	0	0	2	1
Ray Lankford, L (1, 7) OBP: 0.300, SLG: 0.419		2-3 K		1-3 K			2-3 K		0-1 G6-3	4	0	0	0	0	3	0
J.D. Drew, L (1, 9) OBP: 0.430, SLG: 0.611		1-0 WP BB 1B		3-3 K			1-1 G3-1		0-0 L4	3	0	1	0	0	1	0
Edgar Renteria, R (1, 6) OBP: 0.317, SLG: 0.469		4-2 WP BB			1-2 F3		1-2 P4			2	0	0	0	1	0	0
Mike Matheny, R (1, 2) OBP: 0.324, SLG: 0.355		2-3 K			1-3 K			0-3 K		3	0	0	0	0	3	2
Rick Ankiel, L (1, 1) OBP: 0.421, SLG: 0.833		0-1 G4-3			0-3 K			2-1 F8		2	0	0	0	0	1	2
Mike Mohler, R (8, 1) OBP: 1.000, SLG: 1.000										0	0	0	0	0	0	0
Dave Veres, R (8, 1)										0	0	0	0	0	0	0
Thomas Howard, S (8, 9) OBP: 0.297, SLG: 0.588										1	0	0	0	0	0	0
Shawon Dunston, R (9, PH) OBP: 0.174, SLG: 0.356										1	0	0	0	0	0	0

Inning Stats	R: 1	H: 1	E: 0	LOB: 0	K: 0	S: 9	R: 0	H: 1	E: 0	LOB: 2	K: 2	S: 11	R: 0	H: 0	E: 0	LOB: 0	K: 1	S: 7	R: 0	H: 0	E: 0	LOB: 0	K: 3	S: 10	R: 0	H: 0	E: 0	LOB: 0	K: 2	S: 10	R: 0	H: 0	E: 0	LOB: 1	K: 1	S: 9	R: 0	H: 0	E: 0	LOB: 0	K: 1	S: 8	R: 0	H: 1	E: 0	LOB: 2	K: 2	S: 13	R: 0	H: 0	E: 0	LOB: 0	K: 1	S: 6	1B: 2	2B: 0	3B: 0	HR: 1	SF: 0	SAC: 1	DP: 0	HBP: 0
--------------	------	------	------	--------	------	------	------	------	------	--------	------	-------	------	------	------	--------	------	------	------	------	------	--------	------	-------	------	------	------	--------	------	-------	------	------	------	--------	------	------	------	------	------	--------	------	------	------	------	------	--------	------	-------	------	------	------	--------	------	------	-------	-------	-------	-------	-------	--------	-------	--------

PITCHER	IP	WLS	BF	H	R	ER	SO	BB	IBB	HBP	BLK	WP	HR	S	P	ERA	WHIP
Chan Ho Park, R (1, 1) ERA: 4.94	8.0	W	30	3	1	1	12	3	0	0	0	1	1	77	122	1.12	0.750
Jeff Shaw, R (9, 1) ERA: 7.11	1.0	S	3	0	0	0	1	0	0	0	0	0	0	6	7	0.00	0.000

**BOTTOM**

**Los Angeles Dodgers @ St. Louis Cardinals**  
 Busch Stadium, St. Louis, MO  
 Sat May 13 2000, 7:10 PM CDT  
 Att. 48,372 - Sunny - 66 F

AB	29
R	1
H	3
RBI	1
BB	3
SO	13
LOB	8



WP	PA	ERA	WHIP
1	33		
0			
0			











BOTTOM

Los Angeles Dodgers @ Chicago Cubs

Wrigley Field, Chicago, IL

Tue May 16 2000, 7:05 PM CDT

Att. 38,860 - Sunny - 68 F

livebaseballscorecards.com

AB	32
R	5
H	7
RBI	5
BB	4
SO	8
LOB	12



WP:	0	PA:	38
PB:	0		
SB:	1		
CS:	0		

AB R H RBI BB SO LOB

5	2	2	0	0	0	2
4	1	1	2	0	1	2
3	0	0	1	0	2	0
1	0	0	0	0	0	0
2	1	1	1	1	1	0
0	0	0	0	0	0	0
3	0	0	0	1	2	1
3	0	0	0	1	0	1
3	1	1	0	1	0	1
4	0	1	0	0	1	3
3	0	0	0	0	1	2
1	0	1	1	0	0	0

1B: 4 SF: 1  
2B: 1 SAC: 1  
3B: 0 DP: 0  
HR: 2 HBP: 0

Batter	1	2	3	4	5	6	7	8	9
Eric Young Sr., R OBP: 0.384, SLG: 0.486 (1, 4)	0-1 E6 SH1-3 SF8 1B		2-2 S HR 1B		3-2 F9		1-1 F3		1-1 P5
Ricky Gutierrez, R OBP: 0.424, SLG: 0.510 (1, 6)	0-0 SH1-3 2-3		1-2 1-H HR		2-3 K			0-1 G6-3	0-0 F9
Sammy Sosa, R OBP: 0.424, SLG: 0.648 (1, 9)	2-2 SF8 3-H		1-3 K		2-3 K			0-1 L8	
Henry Rodriguez, L OBP: 0.339, SLG: 0.613 (1, 7)	2-2 F5		1-3 K		3-2 HR			4-1 BB	
Glenallen Hill, R OBP: 0.319, SLG: 0.582 (3, PH)								1-2 G4-3	
Kyle Farnsworth, R (9, 1)									
Willie Greene, L OBP: 0.408, SLG: 0.500 (1, 5)					4-2 G4-3 BB		1-3 K		
Dave Martinez, L OBP: 0.317, SLG: 0.355 (1, 3) (9, 7)					0-1 G4-3		3-2 G5-3		2-2 G5-3
Jeff Reed, L OBP: 0.397, SLG: 0.368 (1, 2)					1-2 BB		3-2 G6-3		0-0 1B 15 2B 1B
Damon Buford, R OBP: 0.302, SLG: 0.412 (1, 8)					4-0 BB		2-1 L8		1-2 15 2B 1B
Kevin Tapani, R OBP: 0.158, SLG: 0.368 (1, 1)					2-3 K		1-2 G5-3		0-0 1B 1-3 2-H 2B
15 Julio Zuleta, R OBP: 0.308, SLG: 0.273 (9, 3)					1-1 G5-3				

Inning Stats	R: 1	H: 1	E: 1	K: 0	S: 9	H: 1	LOB: 0	BB: 0	P: 13	R: 0	H: 0	E: 0	K: 1	S: 13	R: 0	H: 2	E: 0	K: 3	S: 17	R: 0	H: 0	E: 0	K: 1	S: 9	R: 0	H: 0	E: 0	K: 2	S: 10	R: 1	H: 1	E: 0	K: 1	S: 12	R: 0	H: 0	E: 0	K: 0	S: 7	R: 0	H: 0	E: 0	K: 0	S: 8	R: 1	H: 3	E: 0	K: 0	S: 12	1B: 4	SF: 1	2B: 1	SAC: 1	3B: 0	DP: 0	HR: 2	HBP: 0	WP: 0	PA: 38
--------------	------	------	------	------	------	------	--------	-------	-------	------	------	------	------	-------	------	------	------	------	-------	------	------	------	------	------	------	------	------	------	-------	------	------	------	------	-------	------	------	------	------	------	------	------	------	------	------	------	------	------	------	-------	-------	-------	-------	--------	-------	-------	-------	--------	-------	--------

PITCHER	IP	WLS	BF	H	R	ER	SO	BB	IBB	HBP	BLK	WP	HR	S	P	ERA	WHIP
Kevin Brown, R ERA: 2.49 (1, 1)	6.0		25	4	4	3	8	3	0	0	0	0	2	70	120	4.50	1.167
Alan Mills, R ERA: 4.58 (7, 1)	1.0	W	3	0	0	0	0	0	0	0	0	0	0	7	11	0.00	0.000
Terry Adams, R ERA: 3.09 (8, 1)	1.0	H	4	0	0	0	0	1	0	0	0	0	0	8	13	0.00	1.000
Jeff Shaw, R ERA: 7.24 (9, 1)	1.0	S	6	3	1	1	0	0	0	0	0	0	0	12	16	9.00	3.000


PITCHER	IP	WLS	BF	H	R	ER	SO	BB	IBB	HBP	BLK	WP	HR	S	P	ERA	WHIP
---------	----	-----	----	---	---	----	----	----	-----	-----	-----	----	----	---	---	-----	------









Batter	1	2	3	4	5	6	7	8	9	AB R H RBI BB SO LOB	TOP																								
												<b>Los Angeles Dodgers @ Chicago Cubs</b> Wrigley Field, Chicago, IL Thu May 18 2000, 1:20 PM CDT  <a href="http://livebaseballscorecards.com">livebaseballscorecards.com</a>																							
		<b>AB</b> 0 <b>R</b> 0 <b>H</b> 0 <b>RBI</b> 0 <b>BB</b> 0 <b>SO</b> 0 <b>LOB</b> 0																																	
																																			
Inning Stats		1B: 0 SF: 0 2B: 0 SAC: 0 3B: 0 DP: 0 HR: 0 HBP: 0	WP: 0 PA: 0 PB: 0 SB: 0 CS: 0																																
PITCHER	IP	WLS	BF	H	R	ER	SO	BB	IBB	HBP	BLK	WP	HR	S	P	ERA	WHIP	PITCHER	IP	WLS	BF	H	R	ER	SO	BB	IBB	HBP	BLK	WP	HR	S	P	ERA	WHIP

Batter	1	2	3	4	5	6	7	8	9	AB R H RBI BB SO LOB	BOTTOM
--------	---	---	---	---	---	---	---	---	---	----------------------	--------

												<b>Los Angeles Dodgers @ Chicago Cubs</b> Wrigley Field, Chicago, IL Thu May 18 2000, 1:20 PM CDT  <a href="http://livebaseballscorecards.com">livebaseballscorecards.com</a>
											<b>AB 0</b> <b>R 0</b> <b>H 0</b> <b>RBI 0</b> <b>BB 0</b> <b>SO 0</b> <b>LOB 0</b>	
												

<b>Inning Stats</b>	1B: 0	SF: 0	WP: 0	PA: 0
	2B: 0	SAC: 0	PB: 0	
	3B: 0	DP: 0	SB: 0	
	HR: 0	HBP: 0	CS: 0	

PITCHER IP WLS BF H R ER SO BB IBB HBP BLK WP HR S P ERA WHIP	PITCHER IP WLS BF H R ER SO BB IBB HBP BLK WP HR S P ERA WHIP
---	---



Batter	1	2	3	4	5	6	7	8	9	AB R H RBI BB SO LOB	TOP																	
Todd Hollandsworth, L (1, 8) OBP: 0.314, SLG: 0.452	1-1 G4-3		1-2 G3-1 2B		1-3 K		2-2 G4-3		2-2 G4-3	5 0 1 0 0 1 1																		
Mark Grudzielanek, R (1, 4) OBP: 0.313, SLG: 0.384	1-2 E5		0-2 G3-1 2-3		1-1 1-H 1B 3B			0-2 G6-3	2-1 F9	5 1 1 1 0 0 1																		
Gary Sheffield, R (1, 7) OBP: 0.443, SLG: 0.662	2-1 E5 BB		1-2 G5-3		0-1 1B			0-0 G5-3 2B		4 1 2 1 0 0 1																		
Shawn Green, L (1, 9) OBP: 0.433, SLG: 0.559	4-2 1-2 BB			1-0 G3	2-0 P6			4-0 G5-3 2B IBB		2 1 0 0 2 0 1																		
Eric Karros, R (1, 3) OBP: 0.340, SLG: 0.556	3-3 K			2-1 F2		0-0 F9		1-1 G5-3 1-2 2-3		4 0 0 0 0 1 4																		
Adrian Beltré, R (1, 5) OBP: 0.333, SLG: 0.424		2-1 F9		1-2 2B		1-1 P3		0-1 1B 2B 2-H 3-H		4 1 2 2 0 0 0																		
Chad Kreuter, S (1, 2) OBP: 0.462, SLG: 0.395		3-2 P6		3-2 G3-1		1-1 G5-3		1-1 FC6-4 1B 2-H		4 0 1 1 0 0 1																		
Alex Cora, L (1, 6) OBP: 0.324, SLG: 0.344		1-2 G3-1			1-0 G6-3		3-2 F7	1-1 FC6-4 1-2f		4 0 0 0 0 0 1																		
Chan Ho Park, R (1, 1) OBP: 0.174, SLG: 0.261 F.P. Santangelo, S (7, PH) OBP: 0.267, SLG: 0.086 Matt Herges, L (7, 1) Terry Adams, R (8, 1) Dave Hansen, L (9, PH) OBP: 0.592, SLG: 0.913 Geronimo Berroa, R (9, PH) OBP: 0.400, SLG: 0.409 Jeff Shaw, R (9, 1)			1-2 F7		1-1 3B 1B		1-2 F7	0-0 F9		2 1 1 0 0 0 0 1 0 1 0 0 0 0 0 0 0 0 0 0 0 0 0																		
<b>Inning Stats</b>	R: 0 E: 2 K: 1 S: 13	H: 0 LOB: 2 BB: 1 P: 24	R: 0 E: 0 K: 0 S: 9	H: 0 LOB: 0 BB: 0 P: 15	R: 0 E: 0 K: 0 S: 12	H: 1 LOB: 1 BB: 0 P: 15	R: 0 E: 0 K: 0 S: 9	H: 1 LOB: 1 BB: 0 P: 16	R: 2 E: 0 K: 1 S: 11	H: 3 LOB: 1 BB: 0 P: 17	R: 0 E: 0 K: 0 S: 5	H: 0 LOB: 0 BB: 0 P: 7	R: 0 E: 0 K: 0 S: 9	H: 0 LOB: 0 BB: 0 P: 15	R: 3 E: 0 K: 0 S: 12	H: 3 LOB: 1 BB: 1 P: 19	R: 0 E: 0 K: 0 S: 8	H: 0 LOB: 0 BB: 0 P: 12	1B: 3 2B: 4 3B: 1 HR: 0	SF: 0 SAC: 0 DP: 0 HBP: 0	WP: 0 PB: 0 SB: 0 CS: 0	PA: 38						
<b>PITCHER</b>	IP WLS BF H R ER SO BB IBB HBP BLK WP HR S P ERA WHIP												<b>PITCHER</b>	IP WLS BF H R ER SO BB IBB HBP BLK WP HR S P ERA WHIP														
Vladimir Nunez, R (1, 1) ERA: 7.77	7.0		5	2	2	2	1	0	0	0	0	0	0	68	109	2.57	0.857											
Braden Looper, R (8, 1) ERA: 2.45	1.0	L	7	3	3	0	0	1	0	0	0	0	0	12	19	27.00	3.000											
Armando Almanza, L (9, 1) ERA: 1.62	1.0		3	0	0	0	0	0	0	0	0	0	0	8	12	0.00	0.000											

Los Angeles Dodgers @ Florida Marlins  
 Pro Player Stadium, Miami, FL  
 Fri May 19 2000, 7:05 PM EDT  
 Att. 16,467 - Cloudy - 81 F

livebaseballscorecards.com

AB	36
R	5
H	8
RBI	5
BB	2
SO	2
LOB	10







Batter	1	2	3	4	5	6	7	8	9	AB R H RBI BB SO LOB	TOP											
Todd Hollandsworth, L OBP: 0.333, SLG: 0.469 (1, 8)	3-1 L7 1B	1-0 1B		4-0 G6-4-3 BB		0-1 WP BB 1B	0-0 F7		0-0 2B	5 1 3 0 1 0 2												
Mark Grudzielanek, R OBP: 0.319, SLG: 0.385 (1, 4)	0-2 3B 1B	0-0 P4		3-1 G6-4-3 1-2f		0-0 BB WP 1B	4-2 HR BB		2-3 K	5 2 2 0 1 1 3												
Gary Sheffield, R OBP: 0.436, SLG: 0.667 Antonio Osuna, R Alan Mills, R (1, 7) (7, 1) (8, 1)	1-3 K		1-0 L7		0-1 G6-3	0-0 F5	3-2 HR			5 1 1 4 0 1 3 0 0 0 0 0 0 0 0 0 0 0 0 0 0												
Shawn Green, L OBP: 0.443, SLG: 0.584 (1, 9)	3-1 1-H 1B 3B		1-2 G1-3 3B 1B		2-1 HR 2B	4-0 BB BB	1-3 K			4 3 3 1 1 1 0												
Eric Karros, R OBP: 0.348, SLG: 0.572 (1, 3)	4-1 1B BB		3-2 G1-3		2-1 HR	4-0 BB		2-3 K		3 1 1 3 2 1 1												
Todd Hundley, S OBP: 0.371, SLG: 0.651 (1, 2)	1-2 1-2 3-H 1B		4-2 3B BB		0-2 F7	3-3 K		3-3 K		4 1 1 1 1 2 3												
Adrian Beltré, R OBP: 0.335, SLG: 0.436 (1, 5)	2-3 K		1-0 1-H 2-H 3B		2-2 S 1B 1B		1-2 G1-3	0-0 G5-3		5 1 2 2 0 1 2												
Alex Cora, L OBP: 0.333, SLG: 0.378 (1, 6)		2-1 G1-3	3-2 G5-3		3-2 1-H 1B		1-0 WP HR 2B		0-1 G5-3	5 1 2 1 0 0 1												
Carlos Perez, L OBP: 0.063, SLG: 0.125 F.P. Santangelo, S OBP: 0.277, SLG: 0.083 (1, 1) (7, PH) (7, 7)		0-0 G4-3		1-3 K		0-3 K	4-2 WP HR BB		1-3 K	3 0 0 0 0 2 0 1 1 0 0 1 1 0												
Inning Stats	R: 2 E: 0 K: 2 S: 17	H: 3 LOB: 2 BB: 1 P: 31	R: 0 E: 0 K: 0 S: 5	H: 1 LOB: 1 BB: 0 P: 8	R: 2 E: 0 K: 0 S: 17	H: 2 LOB: 1 BB: 1 P: 30	R: 0 E: 0 K: 1 S: 5	H: 0 LOB: 0 BB: 1 P: 13	R: 3 E: 0 K: 0 S: 17	H: 4 LOB: 1 BB: 0 P: 26	R: 1 E: 0 K: 2 S: 12	H: 2 LOB: 3 BB: 2 P: 23	R: 4 E: 0 K: 1 S: 17	H: 2 LOB: 0 BB: 2 P: 31	R: 0 E: 0 K: 2 S: 10	H: 0 LOB: 0 BB: 0 P: 15	R: 0 E: 0 K: 2 S: 10	H: 1 LOB: 1 BB: 0 P: 13	1B: 8 2B: 3 3B: 2 HR: 2	SF: 0 SAC: 0 DP: 1 HBP: 0	WP: 2 PB: 0 SB: 1 CS: 0	PA: 47
PITCHER	IP WLS BF H R ER SO BB IBB HBP BLK WP HR S P ERA WHIP											PITCHER	IP WLS BF H R ER SO BB IBB HBP BLK WP HR S P ERA WHIP									
Brad Penny, R ERA: 5.4 (1, 1)	3.0 L 17 6 4 4 2 2 0 0 0 0 0 39 69 12.00 2.667																					
Ron Mahay, L ERA: 8.34 (4, 1)	2.2 15 6 4 4 2 3 0 0 0 1 1 29 54 13.50 3.375																					
Joe Strong, R ERA: 6.0 (6, 1)	2.1 11 2 4 4 4 2 0 0 0 1 1 32 54 15.43 1.714																					
Vic Darenbourg, L ERA: 4.26 (9, 1)	1.0 4 1 0 0 2 0 0 0 0 0 0 10 13 0.00 1.000																					

Los Angeles Dodgers @ Florida Marlins  
 Pro Player Stadium, Miami, FL  
 Sat May 20 2000, 7:05 PM EDT  
 Att. 21,142 - Sunny - 81 F

livebaseballscorecards.com

AB	40
R	12
H	15
RBI	12
BB	7
SO	10
LOB	15



Batter	1	2	3	4	5	6	7	8	9	AB	R	H	RBI	BB	SO	LOB
Luis Castillo, S (1, 4) Vic Darenbourg, L (9, 1) OBP: 0.463, SLG: 0.400 OBP: 0.667, SLG: 0.667	3-2 1B SF9 2B	0-0 F3		2-1 G6-4-3 1-2f		3-3 K		4-1 BB		4	1	1	0	1	1	5
Dave Berg, R (1, 5) OBP: 0.370, SLG: 0.396	0-0 1B 2-3 1B	2-1 G4-3			0-0 G5-3		1-2 1B 2B 1B	1-3 K		5	1	2	0	0	1	3
Cliff Floyd, L (1, 7) Brant Brown, L (8, 7) OBP: 0.377, SLG: 0.397 OBP: 0.242, SLG: 0.390	2-2 SF9		4-1 S BB		1-1 HR		3-1 1B 2B 1B	1-3 K		2	2	2	2	1	0	0
Preston Wilson, R (1, 8) OBP: 0.342, SLG: 0.497	2-3 K		0-1 F7		1-2 F9		0-3 K	0-2 BB 1B		5	0	1	0	0	2	4
Derrek Lee, R (1, 3) OBP: 0.374, SLG: 0.446	1-2 1B		1-3 K		1-1 L3		3-2 2B 1B	2-3 K		5	1	2	0	0	2	2
Danny Bautista, R (1, 9) OBP: 0.271, SLG: 0.424	1-0 F8		1-2 G1-3			1-0 HR	2-2 P2	4-1 BB		4	1	1	1	1	0	6
Alex Gonzalez, R (1, 6) OBP: 0.214, SLG: 0.241		0-2 HBP 1B		1-2 F9		1-1 G6-3	0-1 2B	0-0 F7		5	0	2	3	0	0	2
Mike Redmond, R (1, 2) OBP: 0.358, SLG: 0.347		1-2 HBP		2-1 1B		1-2 1B		1-1 F8		3	0	2	0	0	0	0
Brad Penny, R (1, 1) Ron Mahay, L (4, 1) Joe Strong, S (6, 1) Chris Clapinski, S (8, PH) OBP: 0.111, SLG: 0.111 OBP: 1.000, SLG: 1.000 OBP: 0.314, SLG: 0.441		0-0 B2		1-2 G6-4-3 1B		1-3 K		0-1 G4-3		1	0	0	0	0	0	2

Inning Stats	R: 1	H: 3	E: 0	K: 1	S: 20	H: 3	LOB: 2	BB: 0	P: 29	R: 0	H: 1	E: 0	K: 0	S: 9	H: 1	LOB: 2	BB: 0	P: 12	R: 0	H: 0	E: 0	K: 1	S: 9	H: 0	LOB: 1	BB: 1	P: 15	R: 0	H: 2	E: 0	K: 0	S: 12	H: 1	LOB: 0	BB: 0	P: 12	R: 1	H: 2	E: 0	K: 2	S: 12	H: 2	LOB: 1	BB: 0	P: 19	R: 3	H: 4	E: 0	K: 1	S: 20	H: 4	LOB: 1	BB: 0	P: 29	R: 0	H: 0	E: 0	K: 1	S: 9	H: 0	LOB: 1	BB: 1	P: 15	R: 0	H: 1	E: 0	K: 2	S: 13	H: 1	LOB: 2	BB: 1	P: 20	1B: 10	SF: 1	2B: 2	SAC: 0	3B: 0	DP: 1	HR: 2	HBP: 1	WP: 0	PA: 43
--------------	------	------	------	------	-------	------	--------	-------	-------	------	------	------	------	------	------	--------	-------	-------	------	------	------	------	------	------	--------	-------	-------	------	------	------	------	-------	------	--------	-------	-------	------	------	------	------	-------	------	--------	-------	-------	------	------	------	------	-------	------	--------	-------	-------	------	------	------	------	------	------	--------	-------	-------	------	------	------	------	-------	------	--------	-------	-------	--------	-------	-------	--------	-------	-------	-------	--------	-------	--------

PITCHER	IP	WLS	BF	H	R	ER	SO	BB	IBB	HBP	BLK	WP	HR	S	P	ERA	WHIP
Carlos Perez, L (1, 1) ERA: 5.74	6.0		28	9	3	3	4	1	0	1	0	0	2	71	105	4.50	1.667
Antonio Osuna, R (7, 1) ERA: 3.52	1.0		6	4	3	3	1	0	0	0	0	0	0	20	29	27.00	4.000
Alan Mills, R (8, 1) ERA: 3.98	2.0		9	1	0	0	3	2	0	0	0	0	0	22	35	0.00	1.500

**BOTTOM**

**Los Angeles Dodgers @ Florida Marlins**  
**Pro Player Stadium, Miami, FL**  
 Sat May 20 2000, 7:05 PM EDT  
 Att. 21,142 - Sunny - 81 F

livebaseballscores.com

<b>AB</b>	<b>38</b>
<b>R</b>	<b>6</b>
<b>H</b>	<b>14</b>
<b>RBI</b>	<b>6</b>
<b>BB</b>	<b>3</b>
<b>SO</b>	<b>8</b>
<b>LOB</b>	<b>25</b>












Batter	1	2	3	4	5	6	7	8	9	10	11	12	13	14	AB	R	H	RBI	BB	SO	LOB	TOP										
<b>Pokey Reese, R</b> OBP: 0.375, SLG: 0.393 (1, 4)	G6-3		E6			BLK 1B		S 2B		F8		BB			5	1	2	0	1	0	1											
<b>Barry Larkin, R</b> OBP: 0.444, SLG: 0.484 (1, 6)	G5-3		F9			G4-3 1B		F2			P4	L4			6	0	1	1	0	0	5											
<b>Ken Griffey Jr., L</b> OBP: 0.397, SLG: 0.510 (1, 8)	K				G3-1	K		F9			F7		G6-3		6	0	0	0	0	2	2											
<b>Dmitri Young, S</b> OBP: 0.335, SLG: 0.444 <b>Scott Williamson, R</b> (8, 1) <b>Alex Ochoa, R</b> OBP: 0.397, SLG: 0.556 (10, 7)		F7		G3		G4-3		F7				S 2B 1B	G6-3		4	0	0	0	0	0	2											
<b>Dante Bichette, R</b> OBP: 0.284, SLG: 0.374 (1, 9)		G1-3				G4-3				K			P4		6	0	2	1	0	1	1											
<b>Sean Casey, L</b> OBP: 0.320, SLG: 0.327 (1, 3)		F9			F7					K				K	6	0	0	0	0	3	2											
<b>Eddie Taubensee, L</b> OBP: 0.382, SLG: 0.462 (1, 2)			FC2-6 1B		G5-3			L6		G4-3			G1-3 1B		6	0	2	0	0	0	0											
<b>Aaron Boone, R</b> OBP: 0.384, SLG: 0.510 (1, 5)			F8		G4-3			F7			F9			K	6	0	1	0	0	1	2											
<b>Denny Neagle, L</b> <b>Michael Tucker, R</b> <b>Scott Sullivan, R</b> <b>Danny Griggs, R</b> <b>Hal Morris, L</b> <b>Benjamin G. Davis, R</b> <b>Clint Szymas, R</b> <b>Manny Aybar, R</b>			FC2-6 E		K						G3		G1-3		2	0	0	0	0	1	1											
<b>Inning Stats</b>	R: 0 E: 0 K: 1 S: 7	H: 0 LOB: 0 BB: 0 P: 11	R: 0 E: 0 K: 0 S: 5	H: 0 LOB: 0 BB: 0 P: 10	R: 0 E: 1 K: 0 S: 10	H: 1 LOB: 2 BB: 0 P: 20	R: 0 E: 0 K: 0 S: 7	H: 1 LOB: 1 BB: 0 P: 9	R: 0 E: 0 K: 1 S: 6	H: 0 LOB: 0 BB: 0 P: 7	R: 1 E: 0 K: 1 S: 12	H: 2 LOB: 1 BB: 0 P: 17	R: 0 E: 0 K: 1 S: 8	H: 0 LOB: 0 BB: 0 P: 11	R: 1 E: 0 K: 0 S: 8	H: 2 LOB: 1 BB: 0 P: 12	R: 0 E: 0 K: 1 S: 7	H: 0 LOB: 0 BB: 0 P: 11	R: 0 E: 0 K: 0 S: 5	H: 0 LOB: 0 BB: 0 P: 10	R: 1 E: 0 K: 1 S: 9	H: 2 LOB: 1 BB: 0 P: 14	R: 0 E: 0 K: 1 S: 10	H: 1 LOB: 2 BB: 1 P: 21	R: 0 E: 0 K: 0 S: 4	H: 0 LOB: 0 BB: 0 P: 6	R: 0 E: 0 K: 1 S: 8	H: 1 LOB: 1 BB: 0 P: 10	1B: 7 2B: 2 3B: 0 HR: 1	SF: 0 SAC: 0 DP: 0 HBP: 0	WP: 0 PB: 0 SB: 4 CS: 0	PA: 54
<b>PITCHER</b> <b>37 Darren Dreifort, R</b> ERA: 3.33 <b>Terry Adams, R</b> ERA: 2.73 <b>Jeff Shaw, R</b> ERA: 6.11 <b>Matt Herges, R</b> ERA: 3.16	IP	WLS	BF	H	R	ER	SO	BB	IBB	HBP	BLK	WP	HR	S	P	ERA	WHIP															
	8.0		31	6	2	2	4	0	0	0	1	0	1	63	97	2.25	0.750															
	2.0	6	0	0	0	0	1	0	0	0	0	0	0	12	21	0.00	0.000															
	2.0	10	3	1	1	2	1	0	0	0	0	0	0	19	35	4.50	2.000															
	2.0	W	7	1	0	0	1	0	0	0	0	0	0	12	16	0.00	0.500															

**Cincinnati Reds @ Los Angeles Dodgers**  
 Dodger Stadium, Los Angeles, CA  
 Mon May 22 2000, 7:10 PM PDT  
 Att. 31,000 - Sunny - 74 F

AB	53
R	3
H	10
RBI	3
BB	1
SO	8
LOB	18





Batter	1	2	3	4	5	6	7	8	9	10	11	12	13	14	AB	R	H	RBI	BB	SO	LOB	
F.P. Santangelo, S OBP: 0.268, SLG: 0.111 Todd Hollandsworth, L OBP: 0.330, SLG: 0.455	1-0 L7		1-0 F7			0-1 G5-3		1-1 P6		1-1 G1-2-3			2-1 F8	4-2 E IBB	3	0	0	0	0	0	0	0
Mark Grudzielanek, R OBP: 0.338, SLG: 0.398	0-0 F9		1-0 G3			2-2 1B 1B			2-2 1B				2-2 E9 WP 1B	0-0 E2	6	1	3	0	1	0	2	
Shawn Green, L OBP: 0.446, SLG: 0.610	2-1 HR		2-3 K			1-2 G6-4-3 1B			2-0 F9				0-0 BB 1B		5	1	3	1	1	1	1	
Gary Sheffield, R OBP: 0.432, SLG: 0.658 Geronimo Berroa, R OBP: 0.385, SLG: 0.391	3-2 F9			2-1 G5-3		2-1 G6-4-3			1-3 K				4-1 G5-4-3 BB	2-3 K	4	0	0	0	1	1	3	
Eric Karros, R OBP: 0.369, SLG: 0.603		2-1 HR		1-1 P3			0-0 F8		2-3 K				4-1 SF8	4-2 BB	4	1	1	2	1	1	1	
Adrián Beltré, R OBP: 0.330, SLG: 0.453		2-2 F8		0-0 P4			1-0 F7			3-3 K			2-1 G5-4-3	0-0 F9	6	0	0	0	0	1	5	
Todd Hundley, S OBP: 0.377, SLG: 0.636		4-2 BB			1-1 L5		2-3 K			2-0 2B G1-2-3 1B			2-2 G6-3		4	1	1	0	2	1	0	
Kevin Elster, R OBP: 0.359, SLG: 0.519		1-0 F9			0-0 F7			0-3 K		1-1 2B			3-3 K	0-0 SH3	5	0	1	0	0	2	1	
37 Darren Dreifort, R OBP: 0.091, SLG: 0.138 Dave Hillenbrant, L OBP: 0.033, SLG: 0.075 Terry Adams, R OBP: 0.316, SLG: 0.280 Jose Vizcaino, F OBP: 0.059, SLG: 0.118 Jeff Shaw, R OBP: 0.059, SLG: 0.118 Carlos Perez, L OBP: 0.059, SLG: 0.118 Matt Herges, L OBP: 0.059, SLG: 0.118 Chad Kreuter, S OBP: 0.059, SLG: 0.118		0-3 K			2-3 K			2-2 P6		4-0 IBB			1-3 K	4-2 E WP BB	2	0	0	0	0	2	1	

Inning Stats	R: 1	H: 1	E: 0	LOB: 0	K: 0	BB: 0	S: 7	P: 13	R: 1	H: 1	E: 0	LOB: 1	K: 1	BB: 1	S: 12	P: 21	R: 0	H: 0	E: 0	LOB: 0	K: 1	BB: 0	S: 6	P: 10	R: 0	H: 0	E: 0	LOB: 0	K: 1	BB: 0	S: 5	P: 8	R: 0	H: 0	E: 0	LOB: 0	K: 1	BB: 0	S: 6	P: 9	R: 0	H: 2	E: 0	LOB: 1	K: 0	BB: 0	S: 12	P: 17	R: 0	H: 0	E: 0	LOB: 0	K: 1	BB: 0	S: 9	P: 12	R: 0	H: 1	E: 0	LOB: 1	K: 2	BB: 2	S: 10	P: 17	R: 0	H: 2	E: 0	LOB: 2	K: 1	BB: 1	S: 10	P: 21	R: 1	H: 1	E: 0	LOB: 1	K: 0	BB: 2	S: 6	P: 17	R: 0	H: 0	E: 0	LOB: 0	K: 2	BB: 0	S: 11	P: 17	R: 0	H: 1	E: 1	LOB: 3	K: 1	BB: 2	S: 14	P: 28	R: 1	H: 0	E: 1	LOB: 3	K: 0	BB: 3	S: 13	P: 25	1B: 6	SF: 1	2B: 1	SAC: 1	3B: 0	DP: 3	HR: 2	HBP: 0	WP: 3	PA: 56
PITCHER	IP	WLS	BF	H	R	ER	SO	BB	IBB	HBP	BLK	WP	HR	S	P	ERA	WHIP																																																																																																	
Denny Neagle, L	(1, 1)	7.0	25	4	2	2	4	1	0	0	0	0	0	19	29	0.00	0.500																																																																																																	
Scott Williamson, R	(8, 1)	2.0	7	1	0	0	3	0	0	0	0	0	0	8	18	0.00	6.000																																																																																																	
Scott Sullivan, R	(10, 1)	0.1	4	2	0	0	1	0	1	0	0	0	0	8	18	0.00	6.000																																																																																																	
Danny Graves, R	(10, 1)	1.2	6	1	1	1	0	2	0	0	0	0	0	8	20	5.40	1.800																																																																																																	
Elmer Dessens, R	(12, 1)	2.0	9	1	0	0	3	1	1	0	0	1	0	25	45	0.00	1.000																																																																																																	
PITCHER	IP	WLS	BF	H	R	ER	SO	BB	IBB	HBP	BLK	WP	HR	S	P	ERA	WHIP																																																																																																	
Manny Aybar, R	(14, 1)	0.1	5	0	1	0	0	2	1	0	0	2	0	13	25	0.00	6.000																																																																																																	

**BOTTOM**

**Cincinnati Reds @ Los Angeles Dodgers**  
 Dodger Stadium, Los Angeles, CA  
 Mon May 22 2000, 7:10 PM PDT  
 Att. 31,000 - Sunny - 74 F

livebaseballscorecards.com

AB	45
R	4
H	9
RBI	3
BB	9
SO	11
LOB	19





Batter	1	2	3	4	5	6	7	8	9	AB R H RBI BB SO LOB	TOP
<b>Pokey Reese, R</b> (1, 4) OBP: 0.376, SLG: 0.395	2-2 F8		0-1 G6-3		2-2 2B		2-3 K		4-2 BB	4 0 1 1 1 1 1	
<b>Barry Larkin, R</b> (1, 6) OBP: 0.446, SLG: 0.526	2-1 G4-3		1-0 HR		1-1 G6-3		1-2 2B		2-0 F7	4 1 2 1 0 0 1 1 0 0 0 0 0 1	
<b>Juan Castro, R</b> (7, 6) OBP: 0.237, SLG: 0.405											
<b>Ken Griffey Jr., L</b> (1, 8) OBP: 0.389, SLG: 0.525	2-3 K		0-0 P6			0-0 HR		4-0 IBB		3 1 1 1 1 1 0	
<b>Dmitri Young, S</b> (1, 7) OBP: 0.328, SLG: 0.433		1-0 L9		0-0 F5		2-2 F8		0-2 L7		4 0 0 0 0 0 3 0 0 0 0 0 0 0	
<b>Alex Ochoa, R</b> (8, 7) OBP: 0.397, SLG: 0.556											
<b>Dante Bichette, R</b> (1, 9) OBP: 0.295, SLG: 0.376		4-0 BB		4-2 CS BB		2-2 1B		1-3 K		2 0 1 0 2 1 0 0 0 0 0 0 0 0	
<b>Michael Tucker, L</b> (8, 9) OBP: 0.366, SLG: 0.571											
<b>Sean Casey, L</b> (1, 3) OBP: 0.318, SLG: 0.319		1-3 K		4-0 BB		0-0 F7		0-3 K		3 0 0 0 1 2 2 0 0 0 0 0 0 0	
<b>Danny Graves, R</b> (9, 1) OBP: 0.500, SLG: 2.000				1-2 BB							
<b>Aaron Boone, R</b> (1, 5) OBP: 0.376, SLG: 0.497		1-3 K		2-3 K		0-1 F9		3-2 G5-3		4 0 0 0 0 2 3	
<b>Benito Santiago, R</b> (1, 2) OBP: 0.339, SLG: 0.434			2-1 SH3-4 G6-3 2B		3-2 F8		0-0 F9		2-3 K	4 1 1 0 0 1 0	
<b>Oswaldo Fernandez, R</b> (1, 1) OBP: 0.143, SLG: 0.143			1-1 SH3-4		2-2 G4-3		0-2 2B 1B		3-2 G6-3	2 0 1 0 0 0 0 0 0 0 0 0 0 0 1 0 0 0 0 0 0	
<b>Scott Williamson, R</b> (8, 1) OBP: 0.293, SLG: 0.353											
<b>Hal Morris, L</b> (8, 3) OBP: 0.293, SLG: 0.353											
<b>Inning Stats</b>	R: 0 E: 0 K: 1 S: 9 H: 0 LOB: 0 BB: 0 P: 15	R: 0 E: 0 K: 2 S: 8 H: 0 LOB: 1 BB: 1 P: 15	R: 2 E: 0 K: 0 S: 8 H: 2 LOB: 0 BB: 0 P: 12	R: 0 E: 0 K: 1 S: 6 H: 0 LOB: 1 BB: 2 P: 16	R: 0 E: 0 K: 0 S: 14 H: 1 LOB: 1 BB: 0 P: 22	R: 1 E: 0 K: 0 S: 10 H: 2 LOB: 1 BB: 0 P: 14	R: 0 E: 0 K: 1 S: 14 H: 2 LOB: 3 BB: 1 P: 21	R: 0 E: 0 K: 2 S: 12 H: 0 LOB: 0 BB: 0 P: 16	R: 0 E: 0 K: 1 S: 10 H: 0 LOB: 1 BB: 1 P: 21	1B: 2 2B: 3 3B: 0 HR: 2 SF: 0 SAC: 1 DP: 0 HBP: 0	WP: 0 PB: 0 SB: 0 CS: 1 PA: 38
<b>PITCHER</b>	IP WLS BF H R ER SO BB IBB HBP BLK WP HR S P ERA WHIP										
<b>Eric Gagne, R</b> (1, 1) ERA: 4.33	6.0 L 25 5 3 3 4 3 0 0 0 0 0 2 55 94 4.50 1.333										
<b>Antonio Osuna, R</b> (7, 1) ERA: 2.79	2.0 9 2 0 0 3 0 1 0 0 0 0 0 26 37 0.00 1.000										
<b>Alan Mills, R</b> (9, 1) ERA: 3.8	1.0 4 0 0 0 1 1 0 0 0 0 0 0 10 21 0.00 1.000										

Cincinnati Reds @ Los Angeles Dodgers  
Dodger Stadium, Los Angeles, CA  
Tue May 23 2000, 7:10 PM PDT  
Att. 39,411 - Sunny - 66 F

AB	32
R	3
H	7
RBI	3
BB	5
SO	8
LOB	11



Batter	1	2	3	4	5	6	7	8	9	AB	R	H	RBI	BB	SO	LOB
Todd Hollandsworth, L (1, 8) OBP: 0.336, SLG: 0.452	0-2 BB HBP SF8 1B		2-2 F7		1-0 G4-3			4-2 WP G5-3 BB		3	1	1	0	1	0	0
Mark Grudzielanek, R (1, 4) OBP: 0.337, SLG: 0.391	2-1 FC5-4 BB 1-2 HBP		2-0 G5-3			0-3 K		0-0 G5-3 1-2 2-3f		3	0	0	0	0	1	2
Shawn Green, L (1, 9) OBP: 0.452, SLG: 0.615	4-2 FC5-4 1-2 2-3 BB		1-1 2B			1-1 G4-3		4-2 BB		2	0	1	0	2	0	0
Eric Karros, R (1, 3) OBP: 0.387, SLG: 0.597	0-0 SF8		0-1 G6-3			0-0 1B		2-3 K		3	0	1	1	0	1	3
Todd Hundley, S (1, 2) OBP: 0.366, SLG: 0.614	2-3 K			2-3 K		2-3 K			0-3 K	4	0	0	0	0	4	3
Adrián Beltré, R (1, 5) OBP: 0.322, SLG: 0.442	0-1 FC5-4 1-2f 2-3			1-0 G6-3			0-2 L5		1-3 K2-3	4	0	0	0	0	1	2
Geronimo Berroa, R (1, 7) OBP: 0.333, SLG: 0.333		0-0 G6-3		2-0 L6			0-0 G4-3		1-3 K	4	0	0	0	0	1	0
Jose Vizcaino, S (1, 6) OBP: 0.300, SLG: 0.264		0-1 G6-3			0-0 G2-3		1-2 F7			3	0	0	0	0	0	0
Eric Gagne, R (1, 1) OBP: 0.100, SLG: 0.100 Antonio Osuna, R (7, 1) F.P. Santangelo, S (8, PH) Alan Mills, R (9, 1)		2-2 G4-3			0-0 G5-3			4-2 G5-3 BB BB		2	0	0	0	0	0	0

Inning Stats	R: 1	H: 1	E: 0	K: 15	S: 15	LOB: 2	BB: 1	P: 23	R: 0	H: 0	E: 0	K: 0	S: 7	LOB: 0	BB: 0	P: 9	R: 0	H: 1	E: 0	K: 11	S: 11	LOB: 1	BB: 0	P: 16	R: 0	H: 0	E: 0	K: 1	S: 5	LOB: 0	BB: 0	P: 10	R: 0	H: 1	E: 0	K: 10	S: 10	LOB: 1	BB: 0	P: 13	R: 0	H: 0	E: 0	K: 13	S: 13	LOB: 0	BB: 0	P: 14	R: 0	H: 0	E: 0	K: 10	S: 10	LOB: 2	BB: 3	P: 24	R: 0	H: 0	E: 0	K: 9	S: 9	LOB: 0	BB: 0	P: 11	1B: 2	2B: 1	3B: 0	HR: 0	SF: 1	SAC: 0	DP: 1	HBP: 1	WP: 1	PB: 0	SB: 0	CS: 0	PA: 34
--------------	------	------	------	-------	-------	--------	-------	-------	------	------	------	------	------	--------	-------	------	------	------	------	-------	-------	--------	-------	-------	------	------	------	------	------	--------	-------	-------	------	------	------	-------	-------	--------	-------	-------	------	------	------	-------	-------	--------	-------	-------	------	------	------	-------	-------	--------	-------	-------	------	------	------	------	------	--------	-------	-------	-------	-------	-------	-------	-------	--------	-------	--------	-------	-------	-------	-------	--------

PITCHER	IP	WLS	BF	H	R	ER	SO	BB	IBB	HBP	BLK	WP	HR	S	P	ERA	WHIP
Oswaldo Fernandez, R (1, 1) ERA: 3.72	7.0	W	27	3	1	1	4	2	0	0	0	0	0	66	95	1.29	0.714
Scott Williamson, R (8, 1) ERA: 1.64	1.0	H	4	0	0	0	1	2	0	0	0	1	0	8	18	0.00	2.000
Danny Graves, R (9, 1) ERA: 2.18	1.0	S	3	0	0	0	3	0	0	0	0	0	0	9	11	0.00	0.000

**BOTTOM**

**Cincinnati Reds @ Los Angeles Dodgers**  
**Dodger Stadium, Los Angeles, CA**

Tue May 23 2000, 7:10 PM PDT  
Att: 39,411 - Sunny - 66 F

livebaseballscorecards.com

<b>AB</b>	<b>28</b>
<b>R</b>	<b>1</b>
<b>H</b>	<b>3</b>
<b>RBI</b>	<b>1</b>
<b>BB</b>	<b>4</b>
<b>SO</b>	<b>8</b>
<b>LOB</b>	<b>10</b>





Batter	1	2	3	4	5	6	7	8	9	AB R H RBI BB SO LOB	TOP											
<b>Pokey Reese, R</b> (1, 4) OBP: 0.379, SLG: 0.424	1-1 F9		2-1 G6-3		0-3 K		2-1 HR	1-1 G4-3 3B	4-2 3B BB	5 3 2 1 1 1 0												
<b>Michael Tucker, L</b> (1, 7) OBP: 0.390, SLG: 0.600	1-2 P3		1-3 K		0-0 BB 2B 1B		3-2 WP 1B HBP	4-0 G4-3 BB	1-1 E 3B	4 4 2 1 1 1 0												
<b>Ken Griffey Jr., L</b> (1, 8) OBP: 0.393, SLG: 0.515	2-3 K			2-1 BB HBP	4-2 2B BB		4-2 1B BB	1-1 G4-3	0-0 E1 1B	3 2 0 1 2 1 1												
<b>Dante Bichette, R</b> (1, 9) OBP: 0.313, SLG: 0.399		1-1 BB 1B		0-1 F9	1-2 2B		0-2 1B	1-0 1B	2-2 1B	6 1 5 4 0 0 1												
<b>Eddie Taubensee, L</b> (1, 2) OBP: 0.380, SLG: 0.452	0-0 F9			4-2 BB 1-2 BB	0-1 G3		2-2 F7	1-1 1B	1-1 F8	5 0 1 0 1 0 6												
<b>Aaron Boone, R</b> (1, 5) OBP: 0.371, SLG: 0.484		1-3 K		2-2 P6		4-0 G4-6-3 BB	3-3 K	1-3 K		4 0 0 0 1 3 7												
<b>Hal Morris, L</b> (1, 3) OBP: 0.348, SLG: 0.343		4-2 1-2 BB		4-1 1-2 2-3 BB		4-2 G4-6-3 BB	4-0 1B IBB	2-2 G4-3		1 0 0 0 4 0 2												
<b>Juan Castro, R</b> (1, 6) OBP: 0.233, SLG: 0.381		1-3 K		1-0 F7		0-2 G4-6-3	1-1 1B		1-0 F8	5 0 1 2 0 1 7												
<b>Steve Parris, R</b> (1, 1) OBP: 0.125, SLG: 0.267			0-3 K		2-2 G5-3	0-0 G5-3	0-0 G4-3		0-0 F9	2 0 0 0 0 1 0												
<b>Dmitri Young, S</b> (6, PH) OBP: 0.326, SLG: 0.430										1 0 0 0 0 0 1												
<b>Scott Sullivan, R</b> (6, 1) OBP: 0.250, SLG: 0.250										1 0 0 0 0 0 2												
<b>Chris Stynes, R</b> (9, PH) OBP: 0.432, SLG: 0.500										1 0 0 0 0 0 0												
<b>Dennys Reyes, R</b> (9, 1)										0 0 0 0 0 0 0												
<b>Inning Stats</b>	R: 0 E: 0 K: 1 S: 9	H: 0 LOB: 0 BB: 0 P: 13	R: 0 E: 0 K: 2 S: 13	H: 1 LOB: 2 BB: 1 P: 20	R: 0 E: 0 K: 2 S: 8	H: 0 LOB: 0 BB: 0 P: 11	R: 0 E: 0 K: 0 S: 10	H: 0 LOB: 3 BB: 2 P: 23	R: 2 E: 0 K: 1 S: 15	H: 2 LOB: 1 BB: 1 P: 22	R: 0 E: 0 K: 0 S: 6	H: 0 LOB: 1 BB: 2 P: 14	R: 4 E: 0 K: 1 S: 18	H: 3 LOB: 2 BB: 2 P: 37	R: 2 E: 0 K: 1 S: 15	H: 3 LOB: 2 BB: 1 P: 26	R: 2 E: 1 K: 0 S: 13	H: 2 LOB: 2 BB: 1 P: 22	1B: 7 2B: 1 3B: 2 HR: 1	SF: 0 SAC: 0 DP: 1 HBP: 2	WP: 1 PB: 0 SB: 0 CS: 0	PA: 50
<b>PITCHER</b>	IP WLS BF H R ER SO BB IBB HBP BLK WP HR S P ERA WHIP																					
<b>Chan Ho Park, R</b> (1, 1) ERA: 5.01	6.0 L 29 4 4 4 6 6 0 2 0 0 0 1 65 112 6.00 1.667																					
<b>Matt Herges, R</b> (7, 1) ERA: 3.71	1.0 7 2 2 2 1 1 1 0 0 1 0 14 28 18.00 3.000																					
<b>Trevor Miller, L</b> (8, 1) ERA: 9.42	0.1 5 3 2 2 0 1 0 0 0 0 0 7 15 54.00 12.000																					
<b>Terry Adams, R</b> (8, 1) ERA: 2.67	0.2 2 0 0 0 1 0 0 0 0 0 0 8 11 0.00 0.000																					
<b>Jeff Shaw, R</b> (9, 1) ERA: 6.27	1.0 7 2 2 1 0 1 0 0 0 0 0 13 22 9.00 3.000																					

Cincinnati Reds @ Los Angeles Dodgers  
 Dodger Stadium, Los Angeles, CA  
 Wed May 24 2000, 7:05 PM PDT  
 Att. 31,740 - Overcast - 66 F

livebaseballscorecards.com

AB	38
R	10
H	11
RBI	9
BB	10
SO	8
LOB	27



Batter	1	2	3	4	5	6	7	8	9	AB R H RBI BB SO LOB
F.P. Santangelo, S (1, 7) OBP: 0.274, SLG: 0.140	0-3 K	2-2 G3			0-0 2B		1-2 G3		2-1 F7	5 0 1 0 0 1 3
Mark Grudzielanek, R (1, 4) OBP: 0.340, SLG: 0.394	1-2 BB E 1B		2-0 F9		0-1 F9		2-2 HBP 1B			4 1 2 0 0 0 1
Shawn Green, L (1, 9) OBP: 0.453, SLG: 0.607	4-1 E 2B BB		1-0 G3		2-1 F5		2-2 HBP G4-6-3 HBP			2 1 0 0 1 0 1
Eric Karros, R (1, 3) OBP: 0.359, SLG: 0.582	0-0 F7		1-2 P4			0-3 K		0-3 K		4 0 0 0 0 2 4
Todd Hollandsworth, L (1, 8) OBP: 0.325, SLG: 0.435	1-2 E4 2B			0-0 G6-3		2-2 F8		2-2 G4-6-3		4 1 0 0 0 0 3
Adrián Beltré, R (1, 5) OBP: 0.322, SLG: 0.446	0-2 2B			0-3 K		1-1 G5-3			1-3 K	3 0 1 2 0 1 0
Trever Miller, R (8, 1)										0 0 0 0 0 0 0
Terry Adams, R (8, 1)										0 0 0 0 0 0 0
Jeff Shaw, R (9, 1)										0 0 0 0 0 0 0
Jose Vizcaino, S (9, PH) OBP: 0.295, SLG: 0.259	1-H 3-H 2B									1 0 0 0 0 1 0
Chad Kreuter, S (1, 2) OBP: 0.468, SLG: 0.391	2-1 G6-3			0-0 1B			3-1 F9		4-2 1B BB	3 0 1 0 1 0 1
Kevin Elster, R (1, 6) OBP: 0.365, SLG: 0.531			2-3 K		1-3 K		0-0 G4-3 2B		1-0 1B	4 0 2 0 0 2 1
Chan Ho Park, R (1, 1) OBP: 0.160, SLG: 0.240						1-1 G5-3			2-3 K	2 0 0 0 0 0 0
Matt Herges, L (7, 1)										0 0 0 0 0 0 0
Dave Hansen, L (7, 5) OBP: 0.516, SLG: 0.840										1 0 0 0 0 0 1
Geronimo Berroa, R (9, PH) OBP: 0.323, SLG: 0.321										1 0 0 0 0 1 2

Inning Stats	R: 3	H: 2	E: 1	K: 1	S: 17	H: 2	LOB: 1	BB: 1	P: 25	R: 0	H: 0	E: 0	K: 1	S: 10	H: 0	LOB: 0	BB: 0	P: 15	R: 0	H: 1	E: 0	K: 2	S: 8	H: 1	LOB: 1	BB: 0	P: 10	R: 0	H: 0	E: 0	K: 1	S: 8	H: 0	LOB: 0	BB: 0	P: 11	R: 0	H: 1	E: 0	K: 0	S: 8	H: 1	LOB: 1	BB: 0	P: 13	R: 0	H: 1	E: 0	K: 1	S: 11	H: 1	LOB: 1	BB: 0	P: 17	R: 0	H: 1	E: 0	K: 2	S: 11	H: 1	LOB: 2	BB: 1	P: 21	1B: 4	2B: 3	3B: 0	HR: 0	SF: 0	SAC: 0	DP: 1	HBP: 1	WP: 0	PB: 0	SB: 0	CS: 0	PA: 37
PITCHER	IP	WLS	BF	H	R	ER	SO	BB	IBB	HBP	BLK	WP	HR	S	P	ERA	WHIP																																																											
Steve Parris, R (1, 1) ERA: 5.09	5.0		21	4	3	0	4	1	0	0	0	0	0	47	68	0.00	1.000																																																											
Scott Sullivan, R (6, 1) ERA: 4.34	3.0	W	11	2	0	0	2	0	0	1	0	0	0	27	41	0.00	0.667																																																											
Dennys Reyes, L (9, 1) ERA: 6.1	1.0		5	1	0	0	2	1	0	0	0	0	0	11	21	0.00	2.000																																																											

BOTTOM

Cincinnati Reds @ Los Angeles Dodgers  
 Dodger Stadium, Los Angeles, CA  
 Wed May 24 2000, 7:05 PM PDT  
 Att. 31,740 - Overcast - 66 F

livebaseballscorecards.com

AB	34
R	3
H	7
RBI	2
BB	2
SO	8
LOB	17





Batter	1	2	3	4	5	6	7	8	9	AB R H RBI BB SO LOB	TOP																
Doug Glanville, R (1, 8) OBP: 0.338, SLG: 0.409	0-2 E1		0-1 SH2-3 3B 1B	1-2 L4			0-2 S 1B		2-2 F9	5 1 2 0 0 0 0	Philadelphia Phillies @ Los Angeles Dodgers Dodger Stadium, Los Angeles, CA Fri May 26 2000, 7:10 PM PDT Att. 37,048 - Sunny - 71 F																
Desi Relaford, S (1, 6) Wayne Gomes, R (7, 1) Kevin Sevcik, R (9, PH) OBP: 0.394, SLG: 0.402 OBP: 0.256, SLG: 0.286	3-2 F8		0-0 SH2-3 1-2	2-1 P6			0-0 F8		1-3 K	3 0 0 0 0 0 2 0 0 0 0 0 0 0 1 0 0 0 0 1 0																	
Bobby Abreu, L (1, 9) OBP: 0.409, SLG: 0.540	1-3 K		1-1 HR 3B 2-H			2-2 G3	4-1 G5-4-3 1-2 BB			3 1 1 1 1 1 1																	
Pat Burrell, R (1, 3) OBP: 0.231, SLG: 0.615	1-2 G4-3		3-3 K			0-3 K	0-0 G5-4-3 1-2f			4 0 0 0 0 2 4																	
Rob Ducey, L (1, 7) OBP: 0.404, SLG: 0.581		0-2 F5	0-0 HR			1-3 K		1-0 P4		4 1 1 2 0 1 0																	
23 Kevin Jordan, R (1, 5) OBP: 0.269, SLG: 0.287		1-1 1B 1B	1-1 E 1B			2-1 E5 SH2-3 SH2-3		1-0 F9		4 1 2 0 0 0 0																	
Mickey Morandini, L (1, 4) OBP: 0.345, SLG: 0.331		0-0 1B	1-1 E9 1B			0-0 SH2-3 2-3		4-2 BB		2 0 2 0 1 0 0																	
Tom Prince, R (1, 2) OBP: 0.227, SLG: 0.158		0-3 K	3-3 K			0-1 SH2-3		1-0 P7		3 0 0 1 0 2 5																	
Paul Byrd, R (1, 1) Scott Aldred, L (6, 1) Chris Brock, R (6, 1) Alex Arias, R (7, 6) OBP: 0.200, SLG: 0.111 OBP: 0.222, SLG: 0.667 OBP: 0.170, SLG: 0.093		0-3 K		1-1 G1-3		0-3 K			0-1 G4-3	3 0 0 0 0 2 2 0 0 0 0 0 0 0 0 0 0 0 0 0 0 1 0 0 0 0 0 0																	
Inning Stats	R: 0 E: 1 K: 1 S: 13	H: 0 LOB: 1 BB: 0 P: 18	R: 0 E: 0 K: 2 S: 12	H: 2 LOB: 2 BB: 0 P: 13	R: 3 E: 1 K: 2 S: 17	H: 5 LOB: 2 BB: 0 P: 26	R: 0 E: 0 K: 0 S: 7	H: 0 LOB: 0 BB: 0 P: 11	R: 0 E: 0 K: 2 S: 9	H: 0 LOB: 0 BB: 0 P: 12		R: 1 E: 1 K: 1 S: 8	H: 0 LOB: 0 BB: 0 P: 10	R: 0 E: 0 K: 0 S: 7	H: 1 LOB: 1 BB: 1 P: 11	R: 0 E: 0 K: 0 S: 5	H: 0 LOB: 1 BB: 1 P: 12	R: 0 E: 0 K: 1 S: 10	H: 0 LOB: 0 BB: 0 P: 13	1B: 6 2B: 0 3B: 1 HR: 1	SF: 0 SAC: 3 DP: 1 HBP: 0	WP: 0 PB: 0 SB: 2 CS: 0	PA: 38				
PITCHER Kevin Brown, R (1, 1) ERA: 2.57 Antonio Osuna, R (8, 1) ERA: 2.31	IP 7.0 2.0	WLS W 7	BF 31 7	H 8 0	R 4 0	ER 3 0	SO 8 1	BB 1 1	IBB 0 0	HBP 0 0	BLK 0 0	WP 0 0	HR 1 0	S 73 15	P 101 25	ERA 3.86 0.00	WHIP 1.286 0.500										

livebaseballscorecards.com

AB	33
R	4
H	8
RBI	4
BB	2
SO	9
LOB	14







Batter	1	2	3	4	5	6	7	8	9	AB	R	H	RBI	BB	SO	LOB	TOP					
Doug Glanville, R (1, 8) OBP: 0.335, SLG: 0.403	2-1 G4-3	0-2 F5		0-1 G4-3 1B		0-2 E1 G4-3 CS		0-2 G1-3		5	0	1	0	0	0	1						
Mickey Morandini, L (1, 4) OBP: 0.347, SLG: 0.328	2-1 1B	4-1 BB		3-1 G4-3 1-2f		0-1 G4-3		1-2 G4-3		4	0	1	0	1	0	3						
Bobby Abreu, L (1, 9) OBP: 0.409, SLG: 0.530	2-3 K	3-3 K		4-1 BB		4-2 BB			0-1 G1-3	3	0	0	0	2	2	2						
Mike Lieberthal, R (1, 2) OBP: 0.326, SLG: 0.429	1-0 G4-3		1-2 L4	3-3 BB		3-3 K 3-H			1-0 HR	5	1	1	1	0	2	4						
Pat Burrell, R (1, 3) OBP: 0.333, SLG: 0.750		3-1 HR	4-0 23 WP 1B BB		2-3 K		4-2 23 F2 BB		2-0 G3	3	2	1	1	2	1	0						
Rob Ducey, L (1, 7) OBP: 0.411, SLG: 0.565		4-1 23 1B HR	3-1 23 WP 1B BB		2-2 G1-4-3		2-3 K		4-2 BB	3	2	1	0	1	1	1						
Wayne Gomes, R (7, 1)										0	0	0	0	0	0	0						
Brian Hunter, R (9, PH) OBP: 0.229, SLG: 0.375										0	0	0	0	1	0	0						
23 Kevin Jordan, R (1, 5) OBP: 0.274, SLG: 0.292		2-1 HR 1B	1-3 2-3 K	1-3 2-3 K		0-2 E9 1B		1-2 SAFE F2	0-1 F7	5	1	2	0	0	1	4						
Desi Relaford, S (1, 6) OBP: 0.411, SLG: 0.437		3-2 1-H 3-H HR	0-0 2-H 3-H 1B		4-0 IBB			4-2 SH2-3 BB		2	1	2	5	2	0	0						
Robert Person, R (1, 1) OBP: 0.087, SLG: 0.136		0-3 K	3-3 K		1-3 K			0-0 SH2-3		3	0	0	0	0	3	3						
Jason Boyd, R (6, 1)										0	0	0	0	0	0	0						
Scott Aldred, L (7, 1)										0	0	0	0	0	0	0						
Kevin Sefcik, R (7, 7) OBP: 0.256, SLG: 0.286										0	0	0	0	0	0	0						
Inning Stats	R: 0 E: 0 K: 1 S: 8	H: 1 LOB: 1 BB: 0 P: 15	R: 4 E: 0 K: 2 S: 18	H: 3 LOB: 1 BB: 2 P: 37	R: 2 E: 0 K: 2 S: 15	H: 2 LOB: 1 BB: 1 P: 27	R: 0 E: 0 K: 1 S: 8	H: 1 LOB: 1 BB: 1 P: 18	R: 0 E: 1 K: 2 S: 12	H: 1 LOB: 2 BB: 1 P: 21	R: 0 E: 1 K: 1 S: 13	H: 0 LOB: 2 BB: 1 P: 19	R: 0 E: 0 K: 1 S: 9	H: 0 LOB: 0 BB: 1 P: 16	R: 0 E: 0 K: 0 S: 9	H: 0 LOB: 1 BB: 1 P: 14	R: 1 E: 0 K: 0 S: 8	H: 1 LOB: 1 BB: 1 P: 15	1B: 6 2B: 1 3B: 0 HR: 3	SF: 0 SAC: 1 DP: 2 HBP: 0	WP: 1 PB: 0 SB: 0 CS: 1	PA: 43
PITCHER	IP	WLS	BF	H	R	ER	SO	BB	IBB	HBP	BLK	WP	HR	S	P	ERA	WHIP					
37 Darren Dreifort, R (1, 1) ERA: 4.11	3.0	L	18	6	6	6	5	3	0	0	0	1	2	41	79	18.00	3.000					
Matt Herges, R (4, 1) ERA: 3.34	3.0		13	2	0	0	4	2	1	0	0	0	0	33	58	0.00	1.333					
Alan Mills, R (7, 1) ERA: 3.63	1.0		3	0	0	0	1	1	0	0	0	0	0	9	16	0.00	1.000					
Mike Fetters, R (8, 1) ERA: 2.31	1.0		4	0	0	0	0	1	0	0	0	0	0	9	14	0.00	1.000					
Jeff Shaw, R (9, 1) ERA: 6.41	1.0		5	1	1	1	0	1	0	0	0	0	1	8	15	9.00	2.000					

Philadelphia Phillies @ Los Angeles Dodgers  
Dodger Stadium, Los Angeles, CA

Sat May 27 2000, 7:10 PM PDT  
Att. 33,967 - Sunny - 74 F

livebaseballscorecards.com

AB	33
R	7
H	9
RBI	7
BB	9
SO	10
LOB	18



Batter	1	2	3	4	5	6	7	8	9	AB	R	H	RBI	BB	SO	LOB
Todd Hollandsworth, L (1, 8) OBP: 0.323, SLG: 0.424	2-3 K		0-3 K		3-2 WP 2B E 1B		0-1 G4-3	1-1 G4-3		5	1	1	0	0	2	1
Mark Grudzielanek, R (1, 4) OBP: 0.343, SLG: 0.388	2-2 2B 1B		1-0 S 1B		3-1 F9		1-1 S BB 1B HBP	3-1 F9		4	2	2	0	0	0	2
Gary Sheffield, R (1, 7) OBP: 0.427, SLG: 0.654	1-0 F7		3-3 K		4-1 WP 2B BB		4-0 1B BB BB		0-1 HR	3	2	1	1	2	1	2
Shawn Green, L (1, 9) OBP: 0.462, SLG: 0.618	1-1 2B 2B		4-2 BB		3-3 K		3-3 K		0-1 S 1B	4	1	2	0	1	2	4
Eric Karros, R (1, 3) OBP: 0.363, SLG: 0.590	2-2 2B		2-3 K		2-1 BB		4-2 1B BB		0-1 P6	4	0	2	4	1	1	3
Todd Hundley, S (1, 2) OBP: 0.378, SLG: 0.653	2-2 G4-3			4-2 FC5-4 BB	3-3 K		0-0 1B		2-3 K	4	0	1	1	1	2	3
Adrian Beltré, R (1, 5) OBP: 0.316, SLG: 0.434		0-2 F8		0-0 FC5-4 BB		2-2 G4-3		0-1 L8	3-3 K	3	0	0	0	0	0	1
Alan Mills, R (7, 1) Dave Hansen, L (7, PH) Mike Fetters, R (8, 1) Jeff Shaw, R (9, 1) Geronimo Berroa, R (9, PH) OBP: 0.456, SLG: 0.778				1-2f						0	0	0	0	0	0	0
Kevin Elster, R (1, 6) OBP: 0.365, SLG: 0.545		2-2 G1-3		1-3 K		0-1 L9		1-2 G4-3 SH1-3 1B		4	0	1	0	0	1	1
37 Darren Dreifort, R (1, 1) OBP: 0.087, SLG: 0.130										1	0	0	0	0	0	0
Matt Herges, L (4, 1)										1	0	0	0	0	1	1
Jose Vizcaino, S (6, PH) (7, 5)										1	0	0	0	0	0	0

Inning Stats	R: 2	H: 3	E: 0	LOB: 1	K: 1	P: 27	R: 0	H: 0	E: 0	LOB: 0	K: 0	P: 7	R: 0	H: 1	E: 0	LOB: 2	K: 3	P: 22	R: 0	H: 0	E: 0	LOB: 1	K: 2	P: 18	R: 2	H: 2	E: 1	LOB: 1	K: 2	P: 32	R: 0	H: 0	E: 0	LOB: 0	K: 0	P: 12	R: 1	H: 1	E: 0	LOB: 3	K: 1	P: 23	R: 0	H: 1	E: 0	LOB: 1	K: 0	P: 15	R: 1	H: 2	E: 0	LOB: 1	K: 2	P: 20
	S: 17	BB: 0	S: 7	BB: 11	S: 12	BB: 1	S: 10	BB: 1	S: 14	BB: 0	S: 7	BB: 2	S: 8	BB: 0	S: 15	BB: 0	1B: 6	SF: 0	2B: 3	SAC: 1	3B: 0	DP: 0	HR: 1	HBP: 1	WP: 1	PA: 43	PB: 0	SB: 3	CS: 0																									


PITCHER	IP	WLS	BF	H	R	ER	SO	BB	IBB	HBP	BLK	WP	HR	S	P	ERA	WHIP
Robert Person, R (1, 1) ERA: 3.55	5.0	W	24	6	4	4	8	3	0	0	0	1	0	60	110	7.20	1.800
Jason Boyd, R (6, 1) ERA: 4.5	1.1	H	6	0	1	1	0	1	0	1	0	0	0	10	20	6.75	0.750
Scott Aldred, L (7, 1) ERA: 5.4	0.1	H	1	0	0	0	1	0	0	0	0	0	0	3	6	0.00	0.000
Wayne Gomes, R (7, 1) ERA: 2.67	1.1	H	7	2	0	0	0	1	0	0	0	0	0	13	24	0.00	2.250
Jeff Brantley, R (9, 1) ERA: 4.0	1.0	S	5	2	1	1	2	0	0	0	0	0	1	15	20	9.00	2.000

**BOTTOM**

Philadelphia Phillies @ Los Angeles Dodgers  
 Dodger Stadium, Los Angeles, CA

Sat May 27 2000, 7:10 PM PDT  
 Att. 33,967 - Sunny - 74 F

AB	36
R	6
H	10
RBI	6
BB	5
SO	11
LOB	22



PITCHER	IP	WLS	BF	H	R	ER	SO	BB	IBB	HBP	BLK	WP	HR	S	P	ERA	WHIP
Robert Person, R (1, 1) ERA: 3.55	5.0	W	24	6	4	4	8	3	0	0	0	1	0	60	110	7.20	1.800
Jason Boyd, R (6, 1) ERA: 4.5	1.1	H	6	0	1	1	0	1	0	1	0	0	0	10	20	6.75	0.750
Scott Aldred, L (7, 1) ERA: 5.4	0.1	H	1	0	0	0	1	0	0	0	0	0	0	3	6	0.00	0.000
Wayne Gomes, R (7, 1) ERA: 2.67	1.1	H	7	2	0	0	0	1	0	0	0	0	0	13	24	0.00	2.250
Jeff Brantley, R (9, 1) ERA: 4.0	1.0	S	5	2	1	1	2	0	0	0	0	0	1	15	20	9.00	2.000









Batter	1	2	3	4	5	6	7	8	9	AB R H RBI BB SO LOB	TOP											
Derek Bell, R (1, 9) OBP: 0.396, SLG: 0.490	0-0 F9		4-2 WP BB		4-1 BB		4-0 BB		1-2 FC5-4 2B	2 0 0 0 3 0 2	<b>New York Mets @ Los Angeles Dodgers</b> <b>Dodger Stadium, Los Angeles, CA</b> Mon May 29 2000, 5:10 PM PDT Att. 43,084 - Sunny - 84 F											
Joe McEwing, R (1, 8) OBP: 0.283, SLG: 0.480	1-1 F7		1-1 F8		2-3 K		1-3 K	0-2 2B	5 0 1 1 0 2 5													
Edgardo Alfonzo, R (1, 4) OBP: 0.444, SLG: 0.593	3-1 F8			1-2 F8	3-2 F9			0-1 G5-3	5 0 0 0 0 0 4													
31 Mike Piazza, R (1, 2) OBP: 0.444, SLG: 0.745		2-1 G3		4-1 BB BB		0-2 G5-3		4-2 BB	2 0 0 0 2 0 0													
Robin Ventura, L (1, 5) OBP: 0.351, SLG: 0.517		4-2 BB		2-0 F8		2-1 G3-1		1-0 F5	3 0 0 0 1 0 2													
Todd Zeile, R (1, 3) OBP: 0.383, SLG: 0.535		1-3 K		4-2 BB		1-1 G1-3		3-2 G6-3	3 0 0 0 1 1 2													
Benny Agbayani, R (1, 7) OBP: 0.358, SLG: 0.405		2-3 K		0-1 G1-3		0-1 L8		0-0 FC5-4 2B DI 1B	4 1 1 0 0 1 3													
Rey Ordonez, R (1, 6) OBP: 0.278, SLG: 0.226			1-0 G4-3		1-1 SH1-4 1B		2-3 K	0-0 P3	0 0 0 0 0 0 0													
20 Kurt Abbott, R (1, 6) OBP: 0.238, SLG: 0.250									4 0 1 0 0 1 1													
Al Leiter, L (1, 1) OBP: 0.125, SLG: 0.045			1-3 K		0-1 SH1-4		0-0 BB 1B	4-0 FC5-4 BB	1 0 0 0 0 1 0													
Jon Nunnally, L (7, PH) OBP: 0.341, SLG: 0.370									1 0 1 0 0 0 0													
Rich Rodriguez, L (7, 1)									0 0 0 0 0 0 0													
Jim Mann, R (8, 1)									0 0 0 0 0 0 0													
Matt Franco, L (9, PH) OBP: 0.340, SLG: 0.186									0 0 0 0 1 0 0													
<b>Inning Stats</b>	R: 0 E: 0 K: 0 S: 5	H: 0 LOB: 0 BB: 0 P: 9	R: 0 E: 0 K: 2 S: 11	H: 0 LOB: 1 BB: 1 P: 20	R: 0 E: 0 K: 1 S: 8	H: 0 LOB: 1 BB: 1 P: 15	R: 0 E: 0 K: 2 S: 9	H: 0 LOB: 2 BB: 2 P: 20	R: 0 E: 0 K: 1 S: 14	H: 1 LOB: 2 BB: 1 P: 24	R: 0 E: 0 K: 2 S: 7	H: 0 LOB: 0 BB: 0 P: 10	R: 0 E: 0 K: 2 S: 10	H: 1 LOB: 2 BB: 1 P: 17	R: 0 E: 0 K: 0 S: 8	H: 0 LOB: 1 BB: 1 P: 16	R: 1 E: 0 K: 0 S: 12	H: 2 LOB: 2 BB: 1 P: 18	1B: 3 2B: 1 3B: 0 HR: 0	SF: 0 SAC: 1 DP: 0 HBP: 0	WP: 1 PB: 0 SB: 0 CS: 0	PA: 39
<b>PITCHER</b>	IP WLS BF H R ER SO BB IBB HBP BLK WP HR S P ERA WHIP																					
Chan Ho Park, R (1, 1) ERA: 4.48	7.0 W 29 2 0 0 6 6 0 0 0 1 0 64 115 0.00 1.143																					
Mike Fetters, R (8, 1) ERA: 2.13	1.0 4 0 0 0 0 1 0 0 0 0 0 8 16 0.00 1.000																					
Jeff Shaw, R (9, 1) ERA: 6.53	1.0 6 2 1 1 0 1 0 0 0 0 0 12 18 9.00 3.000																					

livebaseballscorecards.com

AB	30
R	1
H	4
RBI	1
BB	8
SO	6
LOB	19



Batter	1	2	3	4	5	6	7	8	9	AB	R	H	RBI	BB	SO	LOB
--------	---	---	---	---	---	---	---	---	---	----	---	---	-----	----	----	-----

F.P. Santangelo, S OBP: 0.310, SLG: 0.130 (1, 8) (8, 4)	4-2 CS BB			1-3 K		4-2 HBP HR HBP	4-1 BB 1-2 BB			1	1	0	0	2	1	0
Mark Grudzielanek, R OBP: 0.345, SLG: 0.386 Todd Hollandsworth, L OBP: 0.321, SLG: 0.420 (1, 4) (7, PH) (8, 8)	1-0 SAFE G5-3 1-2			0-1 G3		1-0 HR HBP 1-2 2-3	2-3 K			2	1	0	0	0	0	1
Shawn Green, L OBP: 0.455, SLG: 0.624 (1, 9)	0-3 K			1-0 G4-3		0-0 HR 1-H 2-H 3-H	2-1 F7			4	1	1	4	0	1	0
Gary Sheffield, R OBP: 0.430, SLG: 0.645 (1, 7)			1-1 P4		1-1 G6-3	1-0 1B	2-0 1B 1B			4	0	2	0	0	0	0
Eric Karros, R OBP: 0.363, SLG: 0.580 (1, 3)			1-2 CS 1B		2-0 2B 1B	0-0 L4	1-1 1B 1B			4	0	3	0	0	0	1
Kevin Elster, R OBP: 0.339, SLG: 0.500 (1, 6)			0-0 F9		2-2 F7	1-1 G5-3	1-1 P6			4	0	0	0	0	0	5
Chad Kreuter, S OBP: 0.457, SLG: 0.453 (1, 2)			1-1 SAFE CS		1-1 G6-3	2-2 2B 1-H	2-0 P5			4	0	1	0	0	0	2
Jose Vizcaino, S OBP: 0.304, SLG: 0.279 (1, 5)			1-3 K2-3		0-1 HBP SH1-4 HR 1B	0-1 F8				3	1	1	0	0	1	0
Chan Ho Park, R OBP: 0.154, SLG: 0.231 Geronimo Berroa, R OBP: 0.324, SLG: 0.300 Mike Fetters, R Jeff Shaw, R			1-0 G1-3		0-0 SH1-4	4-0 BB BB				1	0	0	0	0	0	0

Inning Stats	R: 0	H: 0	E: 0	K: 1	S: 7	R: 0	H: 1	E: 0	K: 0	S: 6	R: 0	H: 0	E: 0	K: 1	S: 7	R: 0	H: 2	E: 0	K: 10	S: 10	R: 4	H: 3	E: 0	K: 10	S: 10	R: 0	H: 0	E: 0	K: 1	S: 7	R: 0	H: 2	E: 0	K: 0	S: 8
	LOB: 0	BB: 1	P: 12			LOB: 0	BB: 0	P: 8			LOB: 0	BB: 0	P: 10			LOB: 2	BB: 0	P: 17			LOB: 1	BB: 0	P: 17			LOB: 2	BB: 2	P: 19			LOB: 2	BB: 0	P: 15		

PITCHER	IP	WLS	BF	H	R	ER	SO	BB	IBB	HBP	BLK	WP	HR	S	P	ERA	WHIP
Al Leiter, L ERA: 3.53	(1, 1)	6.0	L	24	6	4	4	3	1	0	0	0	1	47	73	6.00	1.167
Rich Rodriguez, L ERA: 8.87	(7, 1)	1.1		6	0	0	1	2	0	0	0	0	0	9	23	0.00	1.500
Jim Mann, R ERA:	(8, 1)	0.2		4	2	0	0	0	0	0	0	0	0	6	11	0.00	3.000

**BOTTOM**

**New York Mets @ Los Angeles Dodgers**  
**Dodger Stadium, Los Angeles, CA**  
 Mon May 29 2000, 5:10 PM PDT  
 Att. 43,084 - Sunny - 84 F

livebaseballscores.com

<b>AB</b>	<b>28</b>
<b>R</b>	<b>4</b>
<b>H</b>	<b>8</b>
<b>RBI</b>	<b>4</b>
<b>BB</b>	<b>3</b>
<b>SO</b>	<b>4</b>
<b>LOB</b>	<b>11</b>



1B: 6	SF: 0	WP: 0	PA: 35
2B: 1	SAC: 1	PB: 0	
3B: 0	DP: 0	SB: 0	
HR: 1	HBP: 2	CS: 2	

PITCHER	IP	WLS	BF	H	R	ER	SO	BB	IBB	HBP	BLK	WP	HR	S	P	ERA	WHIP
---------	----	-----	----	---	---	----	----	----	-----	-----	-----	----	----	---	---	-----	------



**New York Mets @ Los Angeles Dodgers**  
**Dodger Stadium, Los Angeles, CA**

Tue May 30 2000, 7:10 PM PDT  
 Att. 26,102 - Sunny - 74 F

AB	39
R	10
H	13
RBI	10
BB	8
SO	10
LOB	25



WP	0	PA	48
PB	0		
SB	1		
CS	0		

AB R H RBI BB SO LOB

Batter	1	2	3	4	5	6	7	8	9
Melvin Mora, R OBP: 0.357, SLG: 0.421 (1, 8) (9, 9)	2-2 E S 1B 1B		2-2 G6-3 BB	4-1 BB		0-0 E 1B 1B		0-1 G5-3 BB	4-2 HR BB 1-2 2-3 3-H
Derek Bell, R OBP: 0.397, SLG: 0.493 John Franco, L OBP: 0.403, SLG: 0.673 (1, 9) (8, 1) (9, PH) (9, 2)	0-2 F2 1B		3-1 F9 2B	1-1 F7 1B		1-1 E5 1B 1B		0-1 F3 1B	1-2 HR BB 1-H 2-H 3-H
Edgardo Alfonzo, R OBP: 0.445, SLG: 0.596 (1, 4) (9, 2)	0-1 F8 31 1B 1B 1-H		2-0 F9 2B 2-3		2-1 31 1B 2B	1-1 2-H 3-H 1B		1-2 G3 1B	0-1 G6-3 1B
31 Mike Piazza, R OBP: 0.454, SLG: 0.745 Jay Payton, R OBP: 0.272, SLG: 0.343 (1, 2) (9, PR) (9, 8)	1-1 FC5-4 1B		4-2 BB		3-2 FC6-4 1B 2-H	0-3 K 1B			0-0 BB 1B 1B
Robin Ventura, L OBP: 0.348, SLG: 0.506 (1, 5) (9, 7)	1-1 F8 2-3		2-3 K		1-0 F8 1B		2-3 K		4-0 20 BB 1B BB BB 1-2
Todd Zeile, R OBP: 0.388, SLG: 0.540 (1, 3) (9, 7)	0-1 FC5-4 1-2f			4-1 SH3 20 BB BB	1-2 L4		2-2 2B		2-2 BB 20 BB HR 1B 1-2 2-H
Benny Agbayani, R OBP: 0.341, SLG: 0.385 Joe McEwing, R OBP: 0.278, SLG: 0.471 (1, 7) (9, PH) (9, 7)		2-3 K		3-1 F8 1B	2-1 FC6-4 1-2f		2-3 K		0-3 K 1B
20 Kurt Abbott, R OBP: 0.265, SLG: 0.242 (1, 6) (9, 7)		1-3 K		4-1 SH3 1-2 BB		3-3 K 1B		4-2 BB	4-1 BB HR BB 1-2 2-3
Bobby Jones, R Dennis Cook, L Pat Mahomes, R Matt Franco, L Turk Wendell, L Jon Nunnally, L Armando Benitez, R (1, 1) (6, 1) (6, 1) (7, PH) (7, 1) (8, 9) (9, 1)		1-2 F4		0-1 SH3		1-3 K		0-1 G4-3	2-3 K

Inning Stats	1	2	3	4	5	6	7	8	9										
R: 1 E: 0 K: 0 S: 14	H: 3 LOB: 2 BB: 0 P: 18	R: 0 E: 0 K: 2 S: 11	H: 0 LOB: 0 BB: 0 P: 15	R: 0 E: 0 K: 1 S: 14	H: 1 LOB: 2 BB: 1 P: 27	R: 0 E: 0 K: 0 S: 9	H: 0 LOB: 3 BB: 3 P: 25	R: 1 E: 0 K: 0 S: 11	H: 2 LOB: 1 BB: 0 P: 20	R: 2 E: 1 K: 3 S: 18	H: 3 LOB: 1 BB: 0 P: 23	R: 0 E: 0 K: 2 S: 14	H: 1 LOB: 2 BB: 1 P: 24	R: 0 E: 0 K: 0 S: 7	H: 0 LOB: 0 BB: 0 P: 8	R: 6 E: 0 K: 2 S: 25	H: 3 LOB: 1 BB: 3 P: 42	1B: 9 2B: 3 3B: 0 HR: 1	SF: 0 SAC: 1 DP: 0 HBP: 0

PITCHER	IP	WLS	BF	H	R	ER	SO	BB	IBB	HBP	BLK	WP	HR	S	P	ERA	WHIP
Eric Gagne, R ERA: 4.35 (1, 1)	4.0		22	6	2	2	3	4	0	0	0	0	0	53	95	4.50	2.500
Matt Herges, R ERA: 3.41 (5, 1)	2.0		9	3	2	1	3	0	0	0	0	0	0	24	33	4.50	1.500
Antonio Osuna, R ERA: 2.51 (7, 1)	2.0	H	8	1	0	0	2	1	0	0	0	0	0	21	32	0.00	1.000
Jeff Shaw, R ERA: 7.84 (9, 1)	0.0	L	3	2	3	3	0	1	0	0	0	0	0	6	12	∞	∞
Terry Adams, R ERA: 3.6 (9, 1)	1.0		6	1	3	3	2	2	0	0	0	0	1	19	30	27.00	3.000

Batter	1	2	3	4	5	6	7	8	9	AB	R	H	RBI	BB	SO	LOB
Todd Hollandsworth, L (1, 8) OBP: 0.316, SLG: 0.407	0-1 G1-3		4-0 BB E BB		0-3 K	1-3 K		1-2 F9		4	1	0	0	1	2	4
Mark Grudzielanek, R (1, 4) OBP: 0.346, SLG: 0.386	2-2 F9		3-2 G5-3		1-0 1B	2-1 1B		1-1 F9		5	0	2	1	0	0	2
Gary Sheffield, R (1, 7) OBP: 0.434, SLG: 0.641 Jeff Shaw, R (9, 1) Terry Adams, R (9, 1)	2-2 1B		1-0 L6		0-0 1B	3-3 K		4-1 BB		4	0	2	0	1	1	4
Shawn Green, L (1, 9) OBP: 0.449, SLG: 0.612	1-1 L9		3-2 E8 HR 1B		0-0 F7		3-3 K	2-2 L3		0	0	0	0	0	0	0
Eric Karros, R (1, 3) OBP: 0.359, SLG: 0.586		1-0 F7	2-1 HR		2-2 P6		1-3 K		0-0 F3	5	1	1	2	0	1	2
Todd Hundley, S (1, 2) OBP: 0.377, SLG: 0.653 Chad Kreuter, S (6, PR) OBP: 0.458, SLG: 0.473		0-1 G4-3	2-3 K		0-1 1B 2B	3-1 1B 2B		1-3 K		3	0	1	0	0	1	0
Dave Hansen, L (1, 5) OBP: 0.486, SLG: 0.793 Kevin Elster, R (6, PH) OBP: 0.348, SLG: 0.505		3-2 2B		3-0 F8	1-1 1B 1B	1-2 1B		0-0 G5-3		2	0	1	0	0	0	0
Jose Vizcaino, S (1, 6) OBP: 0.301, SLG: 0.266		4-1 BB		0-0 F8	2-3 1B	2-3 1B		0-0 F5	3-3 G4-3	3	0	0	0	1	0	4
Eric Gagne, R (1, 1) OBP: 0.083, SLG: 0.083 Matt Herge, L (5, 1) Geronimo Berroa, R (6, PH) OBP: 0.343, SLG: 0.323 Carlos Perez, L (6, PR) OBP: 0.053, SLG: 0.105 Antonio Osuna, R (7, 1) F.P. Santangelo, S (8, PH) OBP: 0.319, SLG: 0.145		2-2 F9		0-0 F7	3-2 1B 1B		0-2 BB 1B			2	0	0	0	0	0	2

Inning Stats	R: 0	H: 1	E: 0	LOB: 1	K: 0	BB: 0	S: 10	R: 0	H: 1	E: 0	LOB: 2	K: 0	BB: 1	S: 16	R: 3	H: 2	E: 1	LOB: 0	K: 1	BB: 1	S: 13	R: 0	H: 0	E: 0	LOB: 0	K: 0	BB: 0	S: 3	R: 0	H: 2	E: 0	LOB: 2	K: 1	BB: 0	S: 9	R: 2	H: 4	E: 0	LOB: 3	K: 2	BB: 0	S: 18	R: 0	H: 2	E: 0	LOB: 2	K: 2	BB: 0	S: 14	R: 0	H: 1	E: 0	LOB: 2	K: 0	BB: 1	S: 15	R: 0	H: 0	E: 0	LOB: 0	K: 1	BB: 0	S: 6	1B: 9	2B: 3	3B: 0	HR: 1	SF: 0	SAC: 0	DP: 0	HBP: 0	WP: 0	PA: 43
--------------	------	------	------	--------	------	-------	-------	------	------	------	--------	------	-------	-------	------	------	------	--------	------	-------	-------	------	------	------	--------	------	-------	------	------	------	------	--------	------	-------	------	------	------	------	--------	------	-------	-------	------	------	------	--------	------	-------	-------	------	------	------	--------	------	-------	-------	------	------	------	--------	------	-------	------	-------	-------	-------	-------	-------	--------	-------	--------	-------	--------

PITCHER	IP	WLS	BF	H	R	ER	SO	BB	IBB	HBP	BLK	WP	HR	S	P	ERA	WHIP
Bobby Jones, R (1, 1) ERA: 9.13	5.0		24	7	4	4	2	2	0	0	0	0	0	53	89	7.20	1.800
Dennis Cook, L (6, 1) ERA: 5.91	0.2	B	4	2	0	0	1	0	0	0	0	0	0	11	16	0.00	3.000
Pat Mahomes, R (6, 1) ERA: 4.3	0.1		2	1	1	1	1	0	0	0	0	0	0	5	10	27.00	3.000
Turk Wendell, R (7, 1) ERA: 2.81	1.2		9	3	0	0	2	1	0	0	0	0	0	26	39	0.00	2.400
John Franco, L (8, 1) ERA: 3.63	0.1	W	1	0	0	0	0	0	0	0	0	0	0	3	5	0.00	0.000


**BOTTOM**

**New York Mets @ Los Angeles Dodgers**  
**Dodger Stadium, Los Angeles, CA**

Tue May 30 2000, 7:10 PM PDT  
Att: 26,102 - Sunny - 74 F

livebaseballscores.com

**AB 40**  
**R 5**  
**H 13**  
**RBI 5**  
**BB 3**  
**SO 7**  
**LOB 23**







Batter	1	2	3	4	5	6	7	8	9	AB	R	H	RBI	BB	SO	LOB
F.P. Santangelo, S OBP: 0.303, SLG: 0.136 (1, 8)	3-2 G5-3 ①		1-2 G5-3 ③			2-3 K ①	2-3 K ③			4	0	0	0	0	2	0
Mark Grudzielanek, R OBP: 0.345, SLG: 0.389 (1, 4)	1-1 G6-3 ②			1-1 1B 2B		3-2 E4 1B 1B		1-3 K ①		4	2	1	0	0	1	0
Shawn Green, L OBP: 0.450, SLG: 0.610 (1, 9)	1-1 G4-3 ③			1-0 G6-4-3 2-H 1B		1-2 BB 1B 1B		1-0 G4-3 ②		4	0	2	1	0	0	0
Gary Sheffield, R OBP: 0.426, SLG: 0.626 (1, 7)		1-1 G1-3 ①		2-1 L8 ①		2-3 K ②		0-0 G6-3 ③		4	0	0	0	0	1	3
Eric Karros, R OBP: 0.357, SLG: 0.579 (1, 3)		1-0 G5-3 ②		2-0 G6-4-3 1-2f ③		2-2 BB 1B		2-3 K ①		4	0	1	1	0	1	1
Kevin Elster, R OBP: 0.361, SLG: 0.535 (1, 6)		1-1 F9 ③			4-2 FC6-4 BB	4-1 FC6-4 BB		0-0 HR		2	1	1	1	2	0	0
Chad Kreuter, S OBP: 0.453, SLG: 0.517 (1, 2)			1-2 HR		2-3 K ①	0-0 FC6-4 1-2f ③				3	1	1	1	0	1	4
Jose Vizcaino, S OBP: 0.289, SLG: 0.254 (1, 5)			1-0 G5-3 ①		3-2 FC6-4 1-2f ②		2-3 K ①			3	0	0	0	0	1	1
Kevin Brown, R OBP: 0.143, SLG: 0.100 (1, 1)			0-3 K ②		2-2 G4-3 ③		1-3 K ②			2	0	0	0	0	1	1
Alan Mills, R (7, 1)										1	0	0	0	0	1	0
Matt Herges, L (8, 1)										0	0	0	0	0	0	0
Mike Fetters, R (9, 1)										0	0	0	0	0	0	0

Inning Stats	R: 0	H: 0	E: 0	K: 0	S: 7	R: 0	H: 0	E: 0	K: 0	S: 5	R: 1	H: 1	E: 0	K: 1	S: 11	R: 1	H: 2	E: 0	K: 0	S: 6	R: 0	H: 0	E: 0	K: 12	S: 12	R: 1	H: 2	E: 1	K: 2	S: 19	R: 0	H: 0	E: 0	K: 3	S: 10	R: 0	H: 0	E: 0	K: 1	S: 6	R: 1	H: 1	E: 0	K: 1	S: 4	1B: 3	SF: 0	2B: 1	SAC: 0	3B: 0	DP: 1	HR: 2	HBP: 0	WP: 0	PA: 33
--------------	------	------	------	------	------	------	------	------	------	------	------	------	------	------	-------	------	------	------	------	------	------	------	------	-------	-------	------	------	------	------	-------	------	------	------	------	-------	------	------	------	------	------	------	------	------	------	------	-------	-------	-------	--------	-------	-------	-------	--------	-------	--------

PITCHER	IP	WLS	BF	H	R	ER	SO	BB	IBB	HBP	BLK	WP	HR	S	P	ERA	WHIP
Mike Hampton, L ERA: 3.86 (1, 1)	7.0		28	5	3	2	7	2	0	0	0	0	1	70	117	2.57	1.000
Pat Mahomes, R ERA: 4.19 (8, 1)	1.0		3	0	0	0	1	0	0	0	0	0	0	6	8	0.00	0.000
Turk Wendell, R ERA: 3.06 (9, 1)	0.1	L	2	1	1	1	1	0	0	0	0	0	1	4	6	27.00	3.000

**BOTTOM**

**New York Mets @ Los Angeles Dodgers**  
**Dodger Stadium, Los Angeles, CA**

Wed May 31 2000, 7:10 PM PDT  
Att. 31,323 - Sunny - 70 F

livebaseballscorecards.com

<b>AB</b>	<b>31</b>
<b>R</b>	<b>4</b>
<b>H</b>	<b>6</b>
<b>RBI</b>	<b>4</b>
<b>BB</b>	<b>2</b>
<b>SO</b>	<b>9</b>
<b>LOB</b>	<b>10</b>





Batter	1	2	3	4	5	6	7	8	9	AB R H RBI BB SO LOB	TOP													
Todd Hollandsworth, L OBP: 0.312, SLG: 0.398 (1, 8)	F9		F7	F7			G5-3		K	5 0 1 0 0 1 0														
Mark Grudzielanek, R OBP: 0.342, SLG: 0.384 (1, 4)	K		F7			P4	F9			5 0 1 0 0 1 1														
Gary Sheffield, R OBP: 0.432, SLG: 0.627 F.P. Santangelo, S OBP: 0.299, SLG: 0.133 (7, 7)							G5-3		F5	3 0 2 0 1 0 0 1 0 0 0 0 0 1														
Shawn Green, L OBP: 0.449, SLG: 0.604 (1, 9)	G6-3		F7						G4-3	5 0 2 0 0 0 4														
Eric Karros, R OBP: 0.355, SLG: 0.588 Jose Vizcaino, S OBP: 0.289, SLG: 0.254 (8, 3)							G4-3			4 1 1 1 0 2 3 0 0 0 0 0 0 0														
Dave Hansen, L OBP: 0.513, SLG: 0.767 (1, 10)									G4-3	1 1 0 0 3 0 0														
Kevin Elster, R OBP: 0.366, SLG: 0.562 (1, 5)							F7		HR	4 2 2 1 0 1 2														
Paul Lo Duca, R OBP: 0.250, SLG: 1.000 (1, 2)							L6		G6-3	4 1 1 3 0 1 2														
Alex Cora, L OBP: 0.326, SLG: 0.390 (1, 6)							L7		F5	4 0 1 0 0 0 1														
<b>Inning Stats</b>	R: 0 E: 0 K: 1 S: 11	H: 0 LOB: 1 BB: 1 P: 20	R: 1 E: 0 K: 2 S: 15	H: 1 LOB: 1 BB: 1 P: 25	R: 0 E: 0 K: 0 S: 11	H: 3 LOB: 2 BB: 0 P: 19	R: 3 E: 0 K: 1 S: 17	H: 2 LOB: 0 BB: 1 P: 30	R: 0 E: 0 K: 1 S: 7	H: 1 LOB: 1 BB: 0 P: 13	R: 0 E: 0 K: 0 S: 7	H: 0 LOB: 1 BB: 1 P: 15	R: 0 E: 0 K: 0 S: 9	H: 2 LOB: 2 BB: 0 P: 17	R: 1 E: 0 K: 0 S: 7	H: 1 LOB: 0 BB: 0 P: 9	R: 0 E: 0 K: 1 S: 11	H: 1 LOB: 1 BB: 0 P: 16	1B: 7 2B: 2 3B: 0 HR: 3	SF: 0 SAC: 0 DP: 1 HBP: 0	WP: 0 PA: 40 PB: 0 SB: 0 CS: 1			
<b>PITCHER</b>	IP WLS BF H R ER SO BB IBB HBP BLK WP HR S P ERA WHIP																							
Kent Bottenfield, R ERA: 5.15 Al Levine, R ERA: 3.16 Eric Weaver, R ERA: 6.75 Mike Holtz, L ERA: 4.7	(1, 1) 5.0 W 23 7 4 4 5 3 0 0 0 0 2 61 107 7.20 2.000	(6, 1) 2.0 9 2 0 0 0 1 0 0 0 0 0 16 32 0.00 1.500	(8, 1) 1.0 4 1 1 1 0 0 0 0 0 0 1 7 9 9.00 1.000	(9, 1) 1.0 4 1 0 0 0 1 0 0 0 0 0 11 16 0.00 1.000																				

Los Angeles Dodgers @ Anaheim Angels  
Edison International Field, Anaheim, CA

Fri Jun 02 2000, 10:05 PM EDT  
Att. 43,619 - Sunny - 73 F

livebaseballscorecards.com

AB 36  
R 5  
H 11  
RBI 5  
BB 4  
SO 6  
LOB 14



Batter	1	2	3	4	5	6	7	8	9
Darin Erstad, L (1, 7) OBP: 0.436, SLG: 0.567	1-2 CS 1B	4-2 FC5-4 BB	1-2 G5-3		3-1 G5-3	1-1 G3		3-2 1B	
Orlando Palmeiro, L (1, 10) OBP: 0.418, SLG: 0.345	3-2 BB 1B	0-1 FC5-4 FC6-4 BB	1-2 G4-3		4-1 BB		2-3 K	2-2 P3	
Mo Vaughn, L (1, 3) OBP: 0.383, SLG: 0.623 Scott Spiezio, S (8, 3) OBP: 0.350, SLG: 0.435	4-0 16 1B 1B BB	1-3 K		0-1 G3-1	1-3 K		1-3 K	3-3 K	
Tim Salmon, R (1, 9) OBP: 0.406, SLG: 0.536 Edgard Clemente, R (7, PR) OBP: 0.205, SLG: 0.211	0-1 16 1B 1B BB	4-2 16 FC6-4 BB		1-1 G5-3		4-1 16 2B BB	1-0 16 BB 1B		
16 Garret Anderson, L (1, 8) OBP: 0.270, SLG: 0.495	0-1 BB 1B	1-1 FC6-4		0-0 HR		2-1 2B	4-1 BB	1-2 BB	
Troy Glaus, R (1, 5) OBP: 0.457, SLG: 0.689	0-0 BB 1B		2-2 1B 2B	2-1 F9		0-1 S 1B 2B	2-3 K		
Bengie Molina, R (1, 2) OBP: 0.376, SLG: 0.459	1-1 F9		0-0 HR 1B		1-1 G5-3	2-2 P5		0-2 FC6-4 1B 1B	
Adam Kennedy, L (1, 4) OBP: 0.315, SLG: 0.406	4-2 BB		3-2 HR		1-0 2B HBP	0-2 1B		0-0 FC6-4 1B	
Benji Gil, R (1, 6) OBP: 0.284, SLG: 0.288	0-2 G5-3		1-2 F8		1-0 S 2B	0-1 2B		1-1 FC6-4 1B	

Inning Stats	R: 3 E: 0 K: 0 S: 22	H: 5 LOB: 3 BB: 2 P: 35	R: 0 E: 0 K: 1 S: 14	H: 0 LOB: 2 BB: 2 P: 24	R: 3 E: 0 K: 0 S: 19	H: 3 LOB: 0 BB: 0 P: 27	R: 1 E: 0 K: 0 S: 7	H: 1 LOB: 0 BB: 0 P: 10	R: 1 E: 0 K: 1 S: 11	H: 1 LOB: 2 BB: 1 P: 22	R: 3 E: 0 K: 0 S: 20	H: 4 LOB: 1 BB: 1 P: 29	R: 0 E: 0 K: 3 S: 12	H: 1 LOB: 2 BB: 1 P: 22	R: 1 E: 0 K: 1 S: 17	H: 3 LOB: 2 BB: 0 P: 26
--------------	-------------------------------	----------------------------------	-------------------------------	----------------------------------	-------------------------------	----------------------------------	------------------------------	----------------------------------	-------------------------------	----------------------------------	-------------------------------	----------------------------------	-------------------------------	----------------------------------	-------------------------------	----------------------------------

PITCHER	IP	WLS	BF	H	R	ER	SO	BB	IBB	HBP	BLK	WP	HR	S	P	ERA	WHIP
37 Darren Dreifort, R (1, 1) ERA: 4.87	4.0	L	24	9	7	7	1	4	0	0	0	0	2	62	96	15.75	3.250
Trevor Miller, L (5, 1) ERA: 10.47	2.0		13	5	4	4	1	2	0	1	0	0	0	31	51	18.00	3.500
Alan Mills, R (7, 1) ERA: 4.26	2.0		11	4	1	1	4	1	0	0	0	0	0	29	48	4.50	2.500

AB R H RBI BB SO LOB

5	0	2	1	1	0	2
5	1	1	0	1	1	3
4	1	0	0	1	3	3
1	0	0	0	0	1	2
3	2	2	1	2	0	0
0	0	0	0	0	0	0
4	2	3	2	1	0	2
5	2	3	3	0	1	2
5	2	2	1	0	0	3
3	2	3	3	1	0	0
5	0	2	1	0	0	5

AB	40
R	12
H	18
RBI	12
BB	7
SO	6
LOB	22



WP	PA	ERA	WHIP
0	48		
0			
2			
1			

Los Angeles Dodgers @ Anaheim Angels  
Edison International Field, Anaheim, CA  
Fri Jun 02 2000, 10:05 PM EDT  
Att. 43,619 - Sunny - 73 F

livebaseballscorecards.com



Batter	1	2	3	4	5	6	7	8	9	AB R H RBI BB SO LOB	TOP											
Todd Hollandsworth, L OBP: 0.308, SLG: 0.391 Shawn Gilbert, R	1-0 E6 1B S HR	1-2 SAFE 1-H 1B			1-2 F7		1-3 K	1-3 K		5 1 1 1 0 2 2 0 0 0 0 0 0 0												
Mark Grudzielanek, R OBP: 0.339, SLG: 0.380	1-2 HR 1B		0-0 G6-3		1-0 F9		0-0 F9		0-1 F9	5 1 1 0 0 0 0												
Gary Sheffield, R OBP: 0.440, SLG: 0.663 F.P. Santangelo, S OBP: 0.299, SLG: 0.133	0-0 HR		2-2 HR		1-0 2B 1B		3-3 K		4-1 BB BB	4 3 3 4 1 1 0 0 0 0 0 0 0 0												
Shawn Green, L OBP: 0.448, SLG: 0.602	0-0 F8		1-3 K		0-0 2B			3-1 G4-3	4-0 BB	4 0 1 1 1 1 0												
Eric Karros, R OBP: 0.352, SLG: 0.575	3-2 F8		1-2 F7		3-2 P5			4-2 BB 1B BB	0-0 P4	4 1 0 0 1 0 3												
Dave Hansen, L OBP: 0.500, SLG: 0.758 Jose Vizcaino, S OBP: 0.295, SLG: 0.250	1-1 G6-3			0-0 G3-1		1-0 G4-3 2B		4-1 BB 1B BB	1-0 G6-3	3 0 1 0 0 0 0 1 1 0 0 1 0 2												
Kevin Elster, R OBP: 0.362, SLG: 0.546		1-1 P5		2-0 G6-3		0-0 F9		4-0 1B BB		3 0 0 0 1 0 1												
Chad Kreuter, S OBP: 0.456, SLG: 0.516		2-3 K		0-0 1B		0-0 G4-3		3-1 1B		4 0 2 2 0 1 1												
Alex Cora, L OBP: 0.319, SLG: 0.364		4-2 E 1B BB		1-1 F8		3-3 K		0-2 L6		3 1 0 0 1 1 4												
<b>Inning Stats</b>	R: 3 E: 1 K: 0 S: 12	H: 2 LOB: 0 BB: 0 P: 18	R: 1 E: 1 K: 1 S: 12	H: 1 LOB: 1 BB: 1 P: 20	R: 1 E: 0 K: 1 S: 12	H: 1 LOB: 0 BB: 0 P: 16	R: 0 E: 0 K: 0 S: 5	H: 1 LOB: 1 BB: 0 P: 8	R: 1 E: 0 K: 0 S: 10	H: 2 LOB: 1 BB: 0 P: 16	R: 0 E: 0 K: 1 S: 6	H: 1 LOB: 1 BB: 0 P: 10	R: 0 E: 0 K: 2 S: 7	H: 0 LOB: 0 BB: 0 P: 11	R: 2 E: 0 K: 1 S: 13	H: 1 LOB: 2 BB: 3 P: 32	R: 0 E: 0 K: 0 S: 5	H: 0 LOB: 2 BB: 2 P: 14	1B: 5 2B: 2 3B: 0 HR: 2	SF: 0 SAC: 0 DP: 0 HBP: 0	WP: 0 PB: 0 SB: 1 CS: 0	PA: 42
<b>PITCHER</b>	IP WLS BF H R ER SO BB IBB HBP BLK WP HR S P ERA WHIP																					
Brian Cooper, R ERA: 3.86	(1, 1) 7.0 L 30 8 6 4 5 1 0 0 0 0 0 2 64 99 5.14 1.286																					
Mike Holtz, L ERA: 5.63	(8, 1) 0.1 2 0 1 1 0 1 0 0 0 0 0 4 11 27.00 3.000																					
Eric Weaver, R ERA: 7.36	(8, 1) 0.0 3 1 1 1 0 2 0 0 0 0 0 3 14 ∞ ∞																					
Mike Fyhrie, R ERA: 4.5	(8, 1) 0.2 2 0 0 0 1 0 0 0 0 0 0 6 7 0.00 0.000																					
Derrick Turnbow, R ERA: 3.68	(9, 1) 1.0 5 0 0 0 0 2 0 0 0 0 0 5 14 0.00 2.000																					

Los Angeles Dodgers @ Anaheim Angels  
Edison International Field, Anaheim, CA

Sat Jun 03 2000, 4:05 PM EDT  
Att. 34,580 - Sunny - 82 F

AB	36
R	8
H	9
RBI	8
BB	6
SO	6
LOB	13



Batter	1	2	3	4	5	6	7	8	9	AB R H RBI BB SO LOB
<b>Darin Erstad, L</b> (1, 7) OBP: 0.439, SLG: 0.568	2-2 L5		1-0 F7		2-2 1B	0-0 WP 1B		2-2 1B		5 0 3 1 0 0 1
<b>Kevin Stocker, S</b> (1, 6) OBP: 0.386, SLG: 0.393	4-0 1B BB		1-0 G1-3		1-0 1B	4-1 1B BB		0-2 F9		3 0 1 0 2 0 3
<b>Mo Vaughn, L</b> (1, 3) OBP: 0.383, SLG: 0.618	0-1 1B		1-2 16 WP HBP 1B		1-2 F8	2-2 G6-3		2-3 K		5 0 2 1 0 1 4
<b>Tim Salmon, R</b> (1, 9) OBP: 0.402, SLG: 0.526	1-0 F9		4-2 16 WP HBP 1B		1-3 K		0-2 F9		0-0 F8	4 0 0 0 0 1 4
<b>16 Garret Anderson, L</b> (1, 8) OBP: 0.268, SLG: 0.489	0-3 K		2-2 G1-3		2-3 K		1-0 G4-3		0-0 1B 1B	5 0 1 0 0 2 6
<b>Troy Glaus, R</b> (1, 5) OBP: 0.451, SLG: 0.677		0-0 G4-3		2-3 K		2-3 K	2-0 G6-3		0-0 1B	5 0 1 0 0 2 0
<b>Scott Spiezio, S</b> (1, 10) OBP: 0.352, SLG: 0.430		3-2 F9		3-2 1B 1B		4-0 2B BB		1-3 K	1-1 G6-3	4 1 1 0 1 1 2
<b>Adam Kennedy, L</b> (1, 4) OBP: 0.322, SLG: 0.421		2-3 K		1-0 G6-4-3 1B		0-0 1B 2B		1-0 1B 2B		4 1 3 1 0 1 0
<b>Matt Walbeck, S</b> (1, 2) OBP: 0.206, SLG: 0.311			4-0 1B BB		1-2 G6-4-3		2-3 K		1-2 G6-3	1 1 0 0 1 0 2
<b>Oriando Palmeiro, L</b> (6, PH) OBP: 0.412, SLG: 0.339										1 0 0 0 0 1 1
<b>Bengie Molina, R</b> (7, 2) OBP: 0.373, SLG: 0.456										1 0 0 0 0 0 1

Inning Stats	R: 0	H: 1	E: 0	LOB: 2	K: 1	S: 9	P: 16	R: 0	H: 0	E: 0	LOB: 0	K: 1	S: 7	P: 12	R: 1	H: 1	E: 0	LOB: 2	K: 0	S: 11	P: 24	R: 0	H: 2	E: 0	LOB: 1	K: 1	S: 11	P: 18	R: 0	H: 2	E: 0	LOB: 2	K: 2	S: 14	P: 21	R: 2	H: 2	E: 0	LOB: 2	K: 2	S: 14	P: 28	R: 0	H: 0	E: 0	LOB: 0	K: 0	S: 5	P: 8	R: 0	H: 2	E: 0	LOB: 2	K: 1	S: 14	P: 19	R: 0	H: 2	E: 0	LOB: 2	K: 1	S: 8	P: 11	1B: 10	SF: 0	2B: 2	SAC: 0	3B: 0	DP: 1	HR: 0	HBP: 1	WP: 2	PA: 43
--------------	------	------	------	--------	------	------	-------	------	------	------	--------	------	------	-------	------	------	------	--------	------	-------	-------	------	------	------	--------	------	-------	-------	------	------	------	--------	------	-------	-------	------	------	------	--------	------	-------	-------	------	------	------	--------	------	------	------	------	------	------	--------	------	-------	-------	------	------	------	--------	------	------	-------	--------	-------	-------	--------	-------	-------	-------	--------	-------	--------


PITCHER	IP	WLS	BF	H	R	ER	SO	BB	IBB	HBP	BLK	WP	HR	S	P	ERA	WHIP
<b>Chan Ho Park, R</b> (1, 1) ERA: 4.5	5.2	W	29	8	3	3	7	4	0	0	0	2	0	63	114	4.76	2.118
<b>Terry Adams, R</b> (6, 1) ERA: 3.34	2.1	H	9	2	0	0	1	0	0	0	0	0	0	22	32	0.00	0.857
<b>Onan Masaoka, L</b> (9, 1) ERA: 5.87	0.2		4	2	0	0	1	0	0	0	0	0	0	6	8	0.00	3.000
<b>Antonio Osuna, R</b> (9, 1) ERA: 2.45	0.1		1	0	0	0	0	0	0	0	0	0	0	2	3	0.00	0.000

**Los Angeles Dodgers @ Anaheim Angels**  
**Edison International Field, Anaheim, CA**

Sat Jun 03 2000, 4:05 PM EDT  
Att: 34,580 - Sunny - 82 F

livebaseballscorecards.com

<b>AB</b>	<b>38</b>
<b>R</b>	<b>3</b>
<b>H</b>	<b>12</b>
<b>RBI</b>	<b>3</b>
<b>BB</b>	<b>4</b>
<b>SO</b>	<b>9</b>
<b>LOB</b>	<b>24</b>





Batter	1	2	3	4	5	6	7	8	9	AB R H RBI BB SO LOB	TOP																
Shawn Gilbert, R (1, 7) BBBFCFS	2-3 K	2-2 FC6-4 G4-6-3 1-2f		0-0 SH1-4		2-1 FC6-4 1-2f 2-3		3-3 K		4 0 0 0 0 2 4																	
Mark Grudzielanek, R (1, 4) OBP: 0.332, SLG: 0.373 BFCBBBX	3-2 F7	1-0 G4-6-3 1-2f		0-1 SF8		1-2 G4-3			1-3 K	4 0 0 1 0 1 3																	
Shawn Green, L (1, 9) OBP: 0.447, SLG: 0.597 BBBFCBX	2-2 S HR 1B			0-1 F7	3-1 PO 2 SAFE 2-3	2-2 G1-3		0-3 K	2-2 G6-4-3 1B	5 1 2 0 0 1 0																	
Gary Sheffield, R (1, 10) OBP: 0.435, SLG: 0.649 BFCBBB	4-2 HR 1-2 BB			0-0 F8		1-0 L7		3-3 K	1-1 G6-4-3 1-2f	4 1 0 0 1 1 1																	
Eric Karros, R (1, 3) OBP: 0.359, SLG: 0.605 BFCBX	1-1 HR 1-H 2-H			0-1 CS 2B		2-3 K		3-2 2B		4 1 3 3 0 1 0																	
Kevin Elster, R (1, 5) OBP: 0.366, SLG: 0.536 BFCBB	4-1 2B BB			4-2 BB 2-3		2-1 F7		1-2 G4-3		2 1 0 0 2 0 1																	
Chad Kreuter, S (1, 2) OBP: 0.470, SLG: 0.585 SBBBFX	3-1 1-H 2B				4-0 1B 1B BB	2-0 HR		2-3 K		3 2 2 2 1 1 0																	
Jose Vizcaino, S (1, 6) OBP: 0.305, SLG: 0.264 BFCBFX	2-2 P4			0-1 SH1-4 1B 1-3 SF8 1B		1-1 FC6-4 BB 1B		0-0 G6-3		4 1 2 0 0 0 1																	
F.P. Santangelo, S (1, 8) OBP: 0.333, SLG: 0.161 CFCFH		1-2 FC6-4 HBP		3-2 PO SH1-4 1-2 3-H 1B		4-2 FC6-4 BB		1-0 1B		2 0 2 1 1 0 0																	
<b>Inning Stats</b>	R: 4 E: 0 K: 1 S: 19	H: 3 LOB: 1 BB: 2 P: 40	R: 0 E: 0 K: 0 S: 7	H: 0 LOB: 0 BB: 0 P: 11	R: 0 E: 0 K: 0 S: 7	H: 1 LOB: 1 BB: 1 P: 11	R: 2 E: 0 K: 0 S: 10	H: 2 LOB: 0 BB: 1 P: 20	R: 0 E: 0 K: 1 S: 9	H: 0 LOB: 0 BB: 0 P: 14	R: 1 E: 0 K: 0 S: 15	H: 2 LOB: 2 BB: 1 P: 27	R: 0 E: 0 K: 2 S: 12	H: 1 LOB: 1 BB: 0 P: 19	R: 0 E: 0 K: 2 S: 8	H: 1 LOB: 1 BB: 0 P: 14	R: 0 E: 0 K: 1 S: 11	H: 1 LOB: 0 BB: 0 P: 15	1B: 6 2B: 3 3B: 0 HR: 2	SF: 1 SAC: 1 DP: 2 HBP: 1	WP: 0 PB: 0 SB: 1 CS: 1	PA: 41					
<b>PITCHER</b>	IP WLS BF H R ER SO BB IBB HBP BLK WP HR S P ERA WHIP																										
Jarrod Washburn, L (1, 1) ERA: 5.16	5.1		27	8	7	7	2	5	0	1	0	0	2	62	115	11.81	2.438										
Mike Fyhrie, R (6, 1) ERA: 3.55	2.2		10	2	0	0	4	0	0	0	0	0	0	25	41	0.00	0.750										
Troy Percival, R (9, 1) ERA: 2.86	1.0	W	3	1	0	0	1	0	0	0	0	0	0	11	15	0.00	1.000										

Los Angeles Dodgers @ Anaheim Angels  
Edison International Field, Anaheim, CA

Sun Jun 04 2000, 4:05 PM EDT  
Att. 40,489 - Sunny - 85 F

AB	32
R	7
H	11
RBI	7
BB	5
SO	7
LOB	10



WP: 0	PA: 41
-------	--------

ERA	WHIP
-----	------

livebaseballscorecards.com

Batter	1	2	3	4	5	6	7	8	9	AB	R	H	RBI	BB	SO	LOB
<b>Darin Erstad, L</b> (1, 7) OBP: 0.438, SLG: 0.568	1-1 G4-3 1B 2B		0-1 F7		0-0 L9		2-2 1B	2-3 K		5	1	2	0	0	1	2
<b>Kevin Stocker, S</b> (1, 6) OBP: 0.386, SLG: 0.383	4-2 G4-3 1B BB		3-2 F8		3-3 K		2-1 F7		4-2 16 G3-1 HBP BB BB	3	1	0	0	2	1	1
<b>Mo Vaughn, L</b> (1, 3) OBP: 0.379, SLG: 0.607	3-2 G4-3 1-2 2-3		4-0 HR BB			0-1 F8	2-3 K		1-1 F8	4	1	0	0	1	1	4
<b>Tim Salmon, R</b> (1, 10) OBP: 0.414, SLG: 0.545	4-1 1B BB		0-0 HR			4-1 16 2B G5-3 BB		0-2 16 1B 1B	1-0 BB 16 G3-1 HBP	2	3	2	2	2	0	0
<b>16 Garret Anderson, L</b> (1, 8) OBP: 0.271, SLG: 0.491	1-0 F3		1-2 G4-3			0-1 1B 2B		1-0 1B FC4-6 1B	1-2 G3-1	5	2	2	0	0	0	5
<b>Troy Glaus, R</b> (1, 5) OBP: 0.450, SLG: 0.668	1-0 1B			3-1 F7		2-0 G5-3		2-3 K	4-2 BB BB	4	0	1	2	1	1	3
<b>Bengie Molina, R</b> (1, 2) OBP: 0.377, SLG: 0.457		1-2 G5-3		0-0 F8		1-1 FC6-4 1B		0-0 FC4-6 BB 1B	4-0 BB	4	0	2	2	0	0	0
<b>Orlando Palmeiro, L</b> (8, PR) OBP: 0.420, SLG: 0.339										0	0	0	1	1	0	0
<b>Edgard Clemente, R</b> (1, 9) OBP: 0.190, SLG: 0.195			0-3 K		1-0 L6		2-0 FC6-4		4-0 FC4-6 BB	3	0	0	0	0	1	1
<b>Scott Spiezio, S</b> (8, PH) OBP: 0.356, SLG: 0.430										0	0	0	0	1	0	0
<b>Matt Walbeck, S</b> (9, 2) OBP: 0.206, SLG: 0.311										0	0	0	0	0	0	0
<b>Adam Kennedy, L</b> (1, 4) OBP: 0.317, SLG: 0.413			3-3 K		1-0 G3		0-0 G3-1		2-2 FC4-6	4	0	0	1	0	1	2

Inning Stats	R: 1	H: 2	E: 0	LOB: 2	K: 0	BB: 2	S: 11	R: 0	H: 0	E: 0	LOB: 0	K: 2	BB: 0	S: 13	R: 2	H: 1	E: 0	LOB: 0	K: 0	BB: 1	S: 10	R: 0	H: 0	E: 0	LOB: 0	K: 0	BB: 0	S: 4	R: 0	H: 0	E: 0	LOB: 0	K: 1	BB: 0	S: 8	R: 2	H: 2	E: 0	LOB: 1	K: 0	BB: 1	S: 9	R: 0	H: 1	E: 0	LOB: 1	K: 1	BB: 0	S: 11	R: 2	H: 3	E: 0	LOB: 2	K: 2	BB: 1	S: 15	R: 1	H: 0	E: 0	LOB: 3	K: 0	BB: 3	S: 9	1B: 6	2B: 2	3B: 0	HR: 1	SF: 0	SAC: 0	DP: 0	HBP: 1	WP: 0	PA: 43
--------------	------	------	------	--------	------	-------	-------	------	------	------	--------	------	-------	-------	------	------	------	--------	------	-------	-------	------	------	------	--------	------	-------	------	------	------	------	--------	------	-------	------	------	------	------	--------	------	-------	------	------	------	------	--------	------	-------	-------	------	------	------	--------	------	-------	-------	------	------	------	--------	------	-------	------	-------	-------	-------	-------	-------	--------	-------	--------	-------	--------

PITCHER	IP	WLS	BF	H	R	ER	SO	BB	IBB	HBP	BLK	WP	HR	S	P	ERA	WHIP
<b>Carlos Perez, L</b> (1, 1) ERA: 5.61	6.0		26	5	5	5	3	4	0	0	0	0	0	55	98	7.50	1.500
<b>Matt Herges, R</b> (7, 1) ERA: 3.67	1.1	H	8	4	2	2	2	0	0	0	0	0	0	20	29	13.50	3.000
<b>Antonio Osuna, R</b> (8, 1) ERA: 2.81	1.1	L	9	0	1	1	1	4	0	1	0	0	0	15	38	6.75	3.000

**BOTTOM**

**Los Angeles Dodgers @ Anaheim Angels**  
Edison International Field, Anaheim, CA

<b>AB</b>	<b>34</b>
<b>R</b>	<b>8</b>
<b>H</b>	<b>9</b>
<b>RBI</b>	<b>8</b>
<b>BB</b>	<b>8</b>
<b>SO</b>	<b>6</b>
<b>LOB</b>	<b>18</b>



Sun Jun 04 2000, 4:05 PM EDT  
Att. 40,489 - Sunny - 85 F

livebaseballscores.com



Batter	1	2	3	4	5	6	7	8	9	AB R H RBI BB SO LOB	TOP		
<b>F.P. Santangelo, S</b> (1, 8) OBP: 0.329, SLG: 0.167	3-3 		1-2 G4-3 			0-1 CS 1B 		0-2 G1-3 		4 0 1 0 0 1 0			
<b>Mark Grudzielanek, R</b> (1, 4) OBP: 0.331, SLG: 0.371	1-0 G6-3 		0-1 P3 			3-1 BB 1B 		0-3 K 		4 0 1 0 0 1 0			
<b>Gary Sheffield, R</b> (1, 7) OBP: 0.436, SLG: 0.642	4-1 BB BB 				1-0 F8 		2-2 F7 		4-1 FC3-6 BB 	2 0 0 0 2 0 1			
<b>Shawn Green, L</b> (1, 9) OBP: 0.448, SLG: 0.591	4-1 BB BB 				0-0 L8 		4-0 BB BB 		3-1 FC3-6 DI 	2 0 0 0 2 0 1			
<b>Eric Karros, R</b> (1, 3) OBP: 0.352, SLG: 0.593	1-3 K 				1-0 F8 		1-3 K 		2-3 K 	4 0 0 0 0 3 5			
<b>Dave Hansen, L</b> (1, 10) OBP: 0.457, SLG: 0.676			1-2 F7 			0-2 G6-3 		2-2 F7 		3-2 P6 	4 0 0 0 0 0 1		
<b>Kevin Elster, R</b> (1, 5) OBP: 0.358, SLG: 0.522			1-3 K 			2-0 E5 SH5-3 		1-2 F8 			3 0 0 0 0 1 0		
<b>Chad Kreuter, S</b> (1, 2) OBP: 0.459, SLG: 0.567			1-1 G4-3 			0-0 SH5-3 		3-3 K 			2 0 0 0 0 1 0		
<b>Alex Cora, L</b> (1, 6) OBP: 0.300, SLG: 0.340			3-2 G3 			0-0 F9 		1-1 F7 			3 0 0 0 0 0 1		
<b>Inning Stats</b>	R: 0 E: 0 K: 2 S: 11 H: 0 LOB: 2 BB: 2 P: 24	R: 0 E: 0 K: 1 S: 8 H: 0 LOB: 0 BB: 0 P: 11	R: 0 E: 0 K: 0 S: 9 H: 0 LOB: 0 BB: 0 P: 13	R: 0 E: 0 K: 0 S: 3 H: 0 LOB: 0 BB: 0 P: 5	R: 0 E: 1 K: 0 S: 6 H: 0 LOB: 1 BB: 0 P: 8	R: 0 E: 0 K: 1 S: 11 H: 2 LOB: 2 BB: 1 P: 21	R: 0 E: 0 K: 1 S: 11 H: 0 LOB: 0 BB: 0 P: 17	R: 0 E: 0 K: 1 S: 8 H: 0 LOB: 0 BB: 0 P: 9	R: 0 E: 0 K: 1 S: 10 H: 0 LOB: 1 BB: 1 P: 22	1B: 2 2B: 0 3B: 0 HR: 0 SF: 0 SAC: 1 DP: 0 HBP: 0	WP: 0 PB: 0 SB: 0 CS: 1 PA: 33		
<b>PITCHER</b>	IP WLS BF H R ER SO BB IBB HBP BLK WP HR S P ERA WHIP											<b>PITCHER</b>	IP WLS BF H R ER SO BB IBB HBP BLK WP HR S P ERA WHIP
<b>Ryan Glynn, R</b> (1, 1) ERA:	8.0 W 29 2 0 0 6 3 0 0 0 0 0 0 67 108 0.00 0.625												
<b>John Wetteland, R</b> (9, 1) ERA: 3.76	1.0 S 4 0 0 0 1 1 0 0 0 0 0 0 10 22 0.00 1.000												

Los Angeles Dodgers @ Texas Rangers  
The Ballpark at Arlington, Arlington, TX

Mon Jun 05 2000, 8:35 PM EDT  
Att. 34,709 - Sunny - 84 F

livebaseballscorecards.com

AB 28  
R 0  
H 2  
RBI 0  
BB 4  
SO 7  
LOB 9



Batter	1	2	3	4	5	6	7	8	9
Jason McDonald, S OBP: 0.356, SLG: 0.360 (1, 8) (8, 9)	2-3 K			1-1 G4-6-3 1B		1-2 2-H 2B		2-2 FC3-6 1-2f	
Frank Catalanotto, L OBP: 0.569, SLG: 0.667 Ivan Rodriguez, R OBP: 0.395, SLG: 0.724 (1, 4) (9, 2)	0-3 K			2-2 G4-6-3 1-2f		0-0 L6		1-2 P1	
29 Rusty Greer, L OBP: 0.318, SLG: 0.386 (1, 7)	0-0 G6-3			3-1 G3			2-0 1B SF8 2B		
Rafael Palmeiro, L OBP: 0.397, SLG: 0.586 (1, 10)			1-0 G3		2-0 L9		0-0 2-3 1B		
David Segui, S OBP: 0.391, SLG: 0.507 (1, 3)			0-0 F5		3-2 L5		0-2 SF8		
Chad Curtis, R OBP: 0.330, SLG: 0.454 Scarborough Green, S OBP: 0.259, SLG: 0.269 (1, 9) (8, 8)			0-1 F3		0-3 K		3-H 0-3 K		
Mike Lamb, L OBP: 0.348, SLG: 0.465 (1, 5)			0-3 K			0-0 G5-3 2B 1B	2-1 F9		
Bill Haselman, R OBP: 0.310, SLG: 0.308 Luis Alicea, S OBP: 0.392, SLG: 0.455 (1, 2) (8, PR) (9, 4)			3-3 K			3-2 G5-3 1-2	2-2 E4 FC3-6		
Royce Clayton, R OBP: 0.283, SLG: 0.421 (1, 6)			2-3 K			0-3 K	2-3 K		

AB	R	H	RBI	BB	SO	LOB
4	0	2	1	0	1	1
4	0	0	0	0	1	3
0	0	0	0	0	0	0
3	1	1	0	0	0	0
3	0	1	0	0	0	0
2	0	0	1	0	0	0
3	0	0	0	0	2	1
0	0	0	0	0	0	0
3	1	1	0	0	1	1
3	0	0	0	0	1	1
0	0	0	0	0	0	0
3	0	0	0	0	3	2

**Los Angeles Dodgers @ Texas Rangers**  
The Ballpark at Arlington, Arlington, TX

Mon Jun 05 2000, 8:35 PM EDT  
Att: 34,709 - Sunny - 84 F

livebaseballscorecards.com

AB	28
R	2
H	5
RBI	2
BB	0
SO	9
LOB	9



Inning Stats	R: 0	H: 0	E: 0	LOB: 0	K: 2	BB: 0	S: 7	R: 0	H: 0	E: 0	LOB: 0	K: 0	BB: 0	S: 4	R: 0	H: 1	E: 0	LOB: 0	K: 0	BB: 0	S: 8	R: 0	H: 0	E: 0	LOB: 0	K: 1	BB: 0	S: 7	R: 1	H: 2	E: 0	LOB: 1	K: 1	BB: 0	S: 13	R: 1	H: 2	E: 0	LOB: 1	K: 1	BB: 0	S: 10	R: 0	H: 0	E: 1	LOB: 1	K: 1	BB: 0	S: 15	1B: 3	SF: 1	2B: 2	SAC: 0	3B: 0	DP: 1	HR: 0	HBP: 0	WP: 0	PA: 29
<b>PITCHER</b> Kevin Brown, R ERA: 2.45 (1, 1)	IP	WLS	BF	H	R	ER	SO	BB	IBB	HBP	BLK	WP	HR	S	P	ERA	WHIP													<b>PITCHER</b>	IP	WLS	BF	H	R	ER	SO	BB	IBB	HBP	BLK	WP	HR	S	P	ERA	WHIP												





Batter	1	2	3	4	5	6	7	8	9	AB	R	H	RBI	BB	SO	LOB
Luis Alicea, S OBP: 0.389, SLG: 0.448 (1, 4)	4-1 L5-3 BB		2-2 G3-1		0-0 G4-3		2-3 K			3	0	0	0	1	1	4
29 Rusty Greer, L OBP: 0.300, SLG: 0.361 (1, 7)	3-2 L5-3 1-2		1-0 F9			3-3 K		3-3 K		4	0	0	0	0	2	1
Ivan Rodriguez, R OBP: 0.401, SLG: 0.738 (1, 2)	0-0 1B 1B			0-0 L4-3 1B		0-3 K		1-2 HR		4	1	3	1	0	1	0
Rafael Palmeiro, L OBP: 0.394, SLG: 0.579 (1, 3)	2-2 1-2 1B		1-2 L4-3 1-2		0-3 K		1-3 K			4	0	1	0	0	2	1
David Segui, S OBP: 0.393, SLG: 0.512 (1, 10)	1-3 K		2-2 1B		2-1 F9 2B		3-3 K			4	0	2	0	0	2	2
Chad Curtis, R OBP: 0.328, SLG: 0.446 (1, 9)		3-2 G5-3		3-3 K		4-2 BB BB			1-1 P6	3	0	0	0	1	1	1
Mike Lamb, L OBP: 0.338, SLG: 0.451 (1, 5)		1-3 K		2-0 F8		1-0 F9			0-1 G4-3	4	0	0	0	0	1	2
Royce Clayton, R OBP: 0.287, SLG: 0.417 (1, 6)		1-3 K		4-2 BB		0-0 L4			4-2 BB	2	0	0	0	2	1	2
Scarborough Green, S OBP: 0.267, SLG: 0.250 (1, 8)			0-2 F7		1-1 P6		4-0 BB		0-3 K	2	0	0	0	1	0	1
Frank Catalanotto, L OBP: 0.558, SLG: 0.651 (9, PH)										1	0	0	0	0	1	1

Inning Stats	R: 0	H: 2	E: 0	K: 12	S: 12	R: 0	H: 0	E: 0	K: 2	S: 11	R: 0	H: 0	E: 0	K: 0	S: 9	R: 0	H: 2	E: 0	K: 1	S: 12	R: 0	H: 0	E: 0	K: 0	S: 7	R: 0	H: 0	E: 0	K: 3	S: 9	R: 0	H: 1	E: 0	K: 1	S: 10	R: 1	H: 1	E: 0	K: 3	S: 12	R: 0	H: 0	E: 0	K: 1	S: 9	1B: 4	2B: 3	3B: 0	HR: 1	SF: 0	SAC: 0	DP: 2	HBP: 0	WP: 0	PB: 0	SB: 0	CS: 0	PA: 36
Eric Gagne, R ERA: 3.77 (1, 1)	6.0	WLS W	24	H 5	R 0	ER 0	SO 7	BB 3	IBB 0	HBP 0	BLK 0	WP 0	HR 0	S 64	P 104	ERA 0.00	WHIP 1.333																																									
Terry Adams, R ERA: 3.41 (7, 1)	2.0		8	1	1	1	4	1	0	0	0	0	1	18	33	4.50	1.000																																									
Mike Fetters, R ERA: 1.88 (9, 1)	1.0		4	0	0	0	1	1	0	0	0	0	0	9	14	0.00	1.000																																									

BOTTOM

Los Angeles Dodgers @ Texas Rangers  
The Ballpark at Arlington, Arlington, TX

Tue Jun 06 2000, 8:35 PM EDT  
Att. 35,847 - Sunny - 77 F

livebaseballscorecards.com

AB 31  
R 1  
H 6  
RBI 1  
BB 5  
SO 12  
LOB 15





Batter	1	2	3	4	5	6	7	8	9	AB R H RBI BB SO LOB	TOP											
<b>F.P. Santangelo, S</b> OBP: 0.347, SLG: 0.213 (1, 8) (8, 7)	1-2 S 1B	0-1 F7 1B		0-3 K		3-2 1B 2B	0-0 G5-3		0-0 E5 1B	6 2 3 1 0 1 1												
<b>Mark Grudzielanek, R</b> OBP: 0.340, SLG: 0.402 (1, 4)	0-3 K	2-1 3B		3-1 2B		0-1 2B 1B		1-0 P4	1-0 SF8	5 1 3 3 0 1 1												
<b>Gary Sheffield, R</b> OBP: 0.439, SLG: 0.637 <b>Shawn Gilbert, R</b> (8, PR) (8, 8)	2-2 1B	0-3 K		1-2 G6-3		4-1 2B BB		1-0 HBP	1-0 G3-1	3 1 1 1 1 1 2 1 0 0 0 0 0 1												
<b>Shawn Green, L</b> OBP: 0.450, SLG: 0.586 (1, 9)	2-0 2B			1-0 P6		1-3 K		4-0 BB		4 0 1 0 1 2 2												
<b>Eric Karros, R</b> OBP: 0.350, SLG: 0.574 (1, 3)	1-1 G6-3			4-2 1B SF7 BB		1-1 G6-3		1-3 K		4 1 0 0 1 2 5												
<b>Dave Hansen, L</b> OBP: 0.464, SLG: 0.652 (1, 10)				2-1 1B		1-1 BB 1B		3-3 K		4 1 3 2 1 1 2												
<b>Chad Kreuter, S</b> OBP: 0.467, SLG: 0.571 (1, 2)				3-2 PB 2B 1B		4-0 BB 1B		2-2 G4-3		3 2 2 1 1 0 1												
<b>Jose Vizcaino, S</b> OBP: 0.293, SLG: 0.256 (1, 5)				2-2 F9 1B		1-3 K		0-0 G6-3		5 0 0 0 0 2 5												
<b>Alex Cora, L</b> OBP: 0.356, SLG: 0.407 (1, 6)				2-0 3B 2B		0-1 F8		2-2 2B 2B		4 3 2 1 1 0 0												
<b>Inning Stats</b>	R: 1 E: 0 K: 1 S: 12	H: 3 LOB: 1 BB: 0 P: 18	R: 3 E: 0 K: 1 S: 19	H: 3 LOB: 1 BB: 1 P: 32	R: 1 E: 0 K: 0 S: 9	H: 1 LOB: 1 BB: 1 P: 17	R: 0 E: 0 K: 1 S: 10	H: 1 LOB: 1 BB: 0 P: 14	R: 0 E: 0 K: 2 S: 17	H: 1 LOB: 2 BB: 1 P: 27	R: 4 E: 0 K: 2 S: 28	H: 4 LOB: 1 BB: 1 P: 43	R: 0 E: 0 K: 0 S: 5	H: 0 LOB: 0 BB: 0 P: 6	R: 0 E: 0 K: 2 S: 7	H: 0 LOB: 2 BB: 1 P: 17	R: 2 E: 1 K: 1 S: 11	H: 2 LOB: 1 BB: 1 P: 19	1B: 8 2B: 6 3B: 1 HR: 0	SF: 2 SAC: 0 DP: 0 HBP: 1	WP: 0 PB: 1 SB: 1 CS: 0	PA: 48
<b>PITCHER</b>	IP WLS BF H R ER SO BB IBB HBP BLK WP HR S P ERA WHIP																					
<b>Rick Helling, R</b> ERA: 4.0 (1, 1)	5.0 L 28 11 7 7 5 3 0 0 0 0 0 0 78 124 12.60 2.800																					
<b>Tim Crabtree, R</b> ERA: 6.21 (6, 1)	1.0 6 2 2 2 2 1 0 0 0 0 0 0 17 27 18.00 3.000																					
<b>Jonathan Johnson, R</b> ERA: (7, 1)	3.0 14 2 2 0 3 2 0 1 0 0 0 0 23 42 0.00 1.333																					

**Los Angeles Dodgers @ Texas Rangers**  
**The Ballpark at Arlington, Arlington, TX**  
 Wed Jun 07 2000, 3:05 PM EDT  
 Att. 35,860 - Sunny - 78 F

[livebaseballscorecards.com](http://livebaseballscorecards.com)

<b>AB</b>	<b>39</b>
<b>R</b>	<b>11</b>
<b>H</b>	<b>15</b>
<b>RBI</b>	<b>9</b>
<b>BB</b>	<b>6</b>
<b>SO</b>	<b>10</b>
<b>LOB</b>	<b>20</b>







Batter	1	2	3	4	5	6	7	8	9	AB R H RBI BB SO LOB	TOP											
<b>Craig Biggio, R</b> (1, 4) OBP: 0.403, SLG: 0.358	2-1 G6-3		1-2 G5-3			3-2 HR		2-2 1B HBP		3 1 1 1 0 0 0	<b>Houston Astros @ Los Angeles Dodgers</b> <b>Dodger Stadium, Los Angeles, CA</b> Thu Jun 08 2000, 6:10 PM PDT Att. 23,648 - Sunny - 72 F											
<b>Mitch Meluskey, S</b> (1, 2) OBP: 0.382, SLG: 0.537	1-3 K		0-1 F8			0-1 F7		0-1 1B		4 0 1 0 0 1 0												
<b>5 Jeff Bagwell, R</b> (1, 3) OBP: 0.403, SLG: 0.545	2-2 F9				2-3 K2-3	2-2 1B BB		1-3 K		4 0 1 0 0 2 2												
<b>Ken Caminiti, S</b> (1, 5) OBP: 0.430, SLG: 0.600		0-2 F7			2-2 G1-3	4-0 1B BB G6-4-3		2-3 K		3 0 0 0 1 1 2												
<b>Moises Alou, R</b> (1, 7) OBP: 0.400, SLG: 0.610		0-0 HR			0-0	1-2 G6-4-3		0-1 G6-3		4 1 2 1 0 0 4												
<b>Julio Lugo, R</b> (8, 7) OBP: 0.389, SLG: 0.333						1-2f				0 0 0 0 0 0 0												
<b>Richard Hidalgo, R</b> (1, 8) OBP: 0.394, SLG: 0.628		0-2 1B			1-2 P6		4-2 BB G4-6-3		1-2 G5-3	3 0 1 0 1 0 1												
<b>Daryle Ward, L</b> (1, 9) OBP: 0.281, SLG: 0.524		0-3 K				2-2 G3		1-2 G4-6-3		4 0 0 0 0 2 2												
<b>Tim Lincecum, R</b> (1, 6) OBP: 0.237, SLG: 0.243		1-3 K				1-1 F9		4-0 BB		2 0 0 0 1 1 1												
<b>Bill Spiers, L</b> (9, PH) OBP: 0.361, SLG: 0.383										1 0 0 0 0 0 0												
<b>Chris Holt, R</b> (1, 1) OBP: 0.148, SLG: 0.115			0-0 G4-3			1-3 K		3-3 K		3 0 0 0 0 2 1												
<b>Joe Slusarski, R</b> (8, 1)										0 0 0 0 0 0 0												
<b>Inning Stats</b>	R: 0 E: 0 K: 1 S: 9	H: 0 LOB: 0 BB: 0 P: 14	R: 1 E: 0 K: 2 S: 15	H: 2 LOB: 1 BB: 0 P: 16	R: 0 E: 0 K: 0 S: 6	H: 0 LOB: 0 BB: 0 P: 7	R: 0 E: 0 K: 1 S: 10	H: 1 LOB: 1 BB: 0 P: 15	R: 0 E: 0 K: 1 S: 8	H: 0 LOB: 0 BB: 0 P: 12	R: 1 E: 0 K: 0 S: 12	H: 2 LOB: 1 BB: 1 P: 22	R: 0 E: 0 K: 1 S: 12	H: 0 LOB: 1 BB: 2 P: 24	R: 0 E: 0 K: 2 S: 12	H: 1 LOB: 2 BB: 0 P: 17	R: 0 E: 0 K: 1 S: 8	H: 0 LOB: 0 BB: 0 P: 13	1B: 4 2B: 0 3B: 0 HR: 2	SF: 0 SAC: 0 DP: 2 HBP: 1	WP: 0 PB: 0 SB: 0 CS: 0	PA: 35
<b>PITCHER</b>	IP WLS BF H R ER SO BB IBB HBP BLK WP HR S P ERA WHIP																					
<b>Chan Ho Park, R</b> (1, 1) ERA: 4.33	7.0 W 27 5 2 2 6 3 0 0 0 0 0 2 72 110 2.57 1.143																					
<b>Alan Mills, R</b> (8, 1) ERA: 4.21	0.1 H 3 1 0 0 1 0 0 1 0 0 0 0 7 10 0.00 3.000																					
<b>Terry Adams, R</b> (8, 1) ERA: 3.34	0.2 H 2 0 0 0 1 0 0 0 0 0 0 0 5 7 0.00 0.000																					
<b>Mike Fetters, R</b> (9, 1) ERA: 1.76	1.0 S 3 0 0 0 1 0 0 0 0 0 0 0 8 13 0.00 0.000																					

livebaseballscorecards.com

AB	31
R	2
H	6
RBI	2
BB	3
SO	9
LOB	13







Batter	1	2	3	4	5	6	7	8	9	AB R H RBI BB SO LOB	TOP		
Ryan Christenson, R OBP: 0.375, SLG: 0.317 Terrence Long, L OBP: 0.309, SLG: 0.443	4-2 CS BB		2-1 F8			0-2 F8		2-1 G1-3	2-3 K	2 0 0 0 1 0 0 2 0 0 0 0 1 1	<b>Oakland Athletics @ Los Angeles Dodgers</b> <b>Dodger Stadium, Los Angeles, CA</b> Fri Jun 09 2000, 7:10 PM PDT Att. 31,038 - Sunny - 68 F		
Randy Velarde, R OBP: 0.403, SLG: 0.476	1-1 F8			1-2 G6-3		0-2 F9		1-1 G5-3		4 0 0 0 0 0 1			
Jason Giambi, L OBP: 0.429, SLG: 0.621	1-2 G4-3			0-1 F8		4-0 1B 2B BB		4-0 HR BB		2 2 0 0 2 0 1			
Olmedo Saenz, R OBP: 0.397, SLG: 0.541 3 Eric Chavez, L OBP: 0.350, SLG: 0.449		2-1 E5		1-0 E5		1-2 2B 1-2 1B		1-1 1-H HR		4 1 2 2 0 0 0 0 0 0 0 0 0 0			
Ben Grieve, L OBP: 0.355, SLG: 0.467		0-3 K		0-1 G3		1-1 1-3 2-H 2B		4-2 BB		3 0 1 1 1 1 2			
Ramon Hernandez, R OBP: 0.325, SLG: 0.385		2-0 G5-3			1-3 K	0-1 G1-3		0-2 F8		4 0 0 0 0 1 4			
Matt Stairs, L OBP: 0.335, SLG: 0.413		2-2 F7			3-2 G6-3		1-1 P6		0-0 F8	4 0 0 0 0 0 1			
Miguel Tejada, R OBP: 0.307, SLG: 0.409			1-2 P3		1-0 2B		1-2 F7		4-2 BB	3 0 1 0 1 0 0			
Tim Hudson, R Jeff Tam, R John Jaha, R OBP: 0.435, SLG: 0.186 Jason Isringhausen, R		2-2 G5-3		1-1 G6-3		2-3 K		2-0 F9		3 0 0 0 0 1 1 0 0 0 0 0 0 0 1 0 0 0 0 0 1 0 0 0 0 0 0 0			
<b>Inning Stats</b>	R: 0 H: 0 E: 0 LOB: 0 K: 0 BB: 1 S: 10 P: 16	R: 0 H: 0 E: 1 LOB: 1 K: 1 BB: 0 S: 9 P: 15	R: 0 H: 0 E: 0 LOB: 0 K: 0 BB: 0 S: 8 P: 13	R: 0 H: 0 E: 1 LOB: 1 K: 0 BB: 0 S: 8 P: 10	R: 0 H: 1 E: 0 LOB: 1 K: 1 BB: 0 S: 9 P: 15	R: 1 H: 2 E: 0 LOB: 2 K: 0 BB: 1 S: 16 P: 22	R: 0 H: 0 E: 0 LOB: 0 K: 1 BB: 0 S: 9 P: 13	R: 2 H: 1 E: 0 LOB: 1 K: 0 BB: 2 S: 11 P: 23	R: 0 H: 0 E: 0 LOB: 1 K: 1 BB: 1 S: 8 P: 16	1B: 1 SF: 0 2B: 2 SAC: 0 3B: 0 DP: 0 HR: 1 HBP: 0		WP: 0 PA: 37 PB: 0 SB: 0 CS: 1	
<b>PITCHER</b>	IP WLS BF H R ER SO BB IBB HBP BLK WP HR S P ERA WHIP											<b>PITCHER</b>	IP WLS BF H R ER SO BB IBB HBP BLK WP HR S P ERA WHIP
Carlos Perez, L ERA: 5.16 Antonio Osuna, R ERA: 4.42	(1, 1) 7.0 (8, 1) 2.0 L												

livebaseballscorecards.com

AB	32
R	3
H	4
RBI	3
BB	5
SO	4
LOB	12



Batter	1	2	3	4	5	6	7	8	9	AB R H RBI BB SO LOB
F.P. Santangelo, S (1, 8) OBP: 0.330, SLG: 0.205	2-3 K		1-3 K		2-1 FC6-4 1B		0-0 SH1-3		2-2 L3	4 0 1 0 0 2 1
Mark Grudzielanek, R (1, 4) OBP: 0.341, SLG: 0.411	0-0 HR		4-1 FC6-4 BB		1-1 FC6-4 FC6-4		2-3 K			3 1 1 1 1 1 4
Gary Sheffield, R (1, 7) OBP: 0.441, SLG: 0.628	3-2 G5-3		0-0 FC6-4		3-1 FC6-4		3-2 F8			4 0 0 0 0 0 6
Shawn Green, L (1, 9) OBP: 0.451, SLG: 0.581	2-3 K			0-1 G3		1-1 F7		0-0 1B		4 0 1 0 0 1 0
Eric Karros, R (1, 3)		0-3 K		1-1 G4-3		3-3 K		1-3 K		4 0 0 0 0 3 1
Chad Kreuter, S (1, 2) OBP: 0.449, SLG: 0.532		2-0 G4-3		4-1 BB		3-1 FC4-6 1B		2-3 K		3 0 1 0 1 1 1
Kevin Elster, R (1, 5) OBP: 0.338, SLG: 0.488		1-3 K		2-3 K		0-1 FC4-6		2-3 K		4 0 0 0 0 3 3
Alex Cora, L (1, 6) OBP: 0.373, SLG: 0.417			1-1 FC6-4 SH2-4 HBP		4-1 FC6-4 1B BB		2-1 SH1-3 2B		1-2 G4-3	2 0 1 0 1 0 0
Carlos Perez, L (1, 1) OBP: 0.050, SLG: 0.100			1-0 SH2-4		1-3 K		4-0 SH1-3 BB		1-1 G3	1 0 0 0 0 0 1 1
Dave Hansen, L (7, PH) OBP: 0.483, SLG: 0.723										0 0 0 0 0 1 0 0
Antonio Osuna, R (8, 1)										0 0 0 0 0 0 0 0
Jose Vizcaino, S (9, PH) OBP: 0.290, SLG: 0.253										1 0 0 0 0 0 0 0

Inning Stats	R: 1	H: 1	E: 0	K: 2	S: 10	LOB: 0	BB: 0	P: 17	R: 0	H: 0	E: 0	K: 2	S: 7	LOB: 0	BB: 0	P: 10	R: 0	H: 0	E: 0	K: 1	S: 7	LOB: 2	BB: 1	P: 14	R: 0	H: 0	E: 0	K: 1	S: 8	LOB: 1	BB: 1	P: 15	R: 0	H: 1	E: 0	K: 1	S: 10	LOB: 2	BB: 1	P: 21	R: 0	H: 1	E: 0	K: 1	S: 9	LOB: 1	BB: 0	P: 16	R: 0	H: 1	E: 0	K: 1	S: 11	LOB: 2	BB: 1	P: 22	R: 0	H: 1	E: 0	K: 3	S: 10	LOB: 1	BB: 0	P: 15	R: 0	H: 0	E: 0	K: 0	S: 11	LOB: 0	BB: 0	P: 15	1B: 3	2B: 1	3B: 0	HR: 1	SF: 0	SAC: 2	DP: 0	HBP: 1	WP: 0	PB: 0	SB: 0	CS: 0	PA: 37
--------------	------	------	------	------	-------	--------	-------	-------	------	------	------	------	------	--------	-------	-------	------	------	------	------	------	--------	-------	-------	------	------	------	------	------	--------	-------	-------	------	------	------	------	-------	--------	-------	-------	------	------	------	------	------	--------	-------	-------	------	------	------	------	-------	--------	-------	-------	------	------	------	------	-------	--------	-------	-------	------	------	------	------	-------	--------	-------	-------	-------	-------	-------	-------	-------	--------	-------	--------	-------	-------	-------	-------	--------

PITCHER	IP	WLS	BF	H	R	ER	SO	BB	IBB	HBP	BLK	WP	HR	S	P	ERA	WHIP
Tim Hudson, R (1, 1) ERA: 4.42	6.1		28	4	1	1	8	4	0	1	0	0	1	54	102	1.42	1.263
Jeff Tam, R (7, 1) ERA: 1.93	1.2	W	6	1	0	0	4	0	0	0	0	0	0	18	28	0.00	0.600
Jason Isringhausen, R (9, 1) ERA: 3.18	1.0	S	3	0	0	0	0	0	0	0	0	0	0	11	15	0.00	0.000

BOTTOM

Oakland Athletics @ Los Angeles Dodgers  
Dodger Stadium, Los Angeles, CA

livebaseballscorecards.com

AB	30
R	1
H	5
RBI	1
BB	4
SO	12
LOB	17



Fri Jun 09 2000, 7:10 PM PDT  
Att: 31,038 - Sunny - 68 F



Batter	1	2	3	4	5	6	7	8	9	AB R H RBI BB SO LOB	TOP									
Terrence Long, L (1, 8) OBP: 0.307, SLG: 0.444	1-2 G1-3		1-2 G6-4-3			1-0 WP 1B 2B		0-1 G6-3		4 1 1 0 0 0 1	<b>Oakland Athletics @ Los Angeles Dodgers</b> <b>Dodger Stadium, Los Angeles, CA</b> Sat Jun 10 2000, 7:10 PM PDT Att. 38,621 - Sunny - 70 F									
Randy Velarde, R (1, 4) OBP: 0.391, SLG: 0.458	0-0 G1-3		3-2 F9			1-3 K 2-3		0-3 K		4 0 0 0 0 2 1										
Jason Giambi, L (1, 3) OBP: 0.433, SLG: 0.620	2-0 1B HBP			2-1 F7		1-1 1B		4-2 BB		2 0 1 1 1 0 0										
Matt Stairs, L (1, 9) OBP: 0.333, SLG: 0.410	0-0 1B			1-0 F8		3-3 K		0-0 G4-3		4 0 1 0 0 1 2										
Ben Grieve, L (1, 7) OBP: 0.354, SLG: 0.463	0-0 L5			2-1 G4-3		0-1 P5		2-1 E8 1B		4 0 1 0 0 0 3										
Ramon Hernandez, R (1, 2) OBP: 0.324, SLG: 0.382		2-2 G3		1-0 G2-3 1B		1-0 G6-3		0-0 G1-3		4 0 1 0 0 0 1										
3 Eric Chavez, L (1, 5) OBP: 0.349, SLG: 0.460		2-1 F9		2-2 P3		1-2 HR		1-0 F8		4 1 1 1 0 0 2										
Miguel Tejada, R (1, 6) OBP: 0.302, SLG: 0.402		1-3 K		0-0 G2-3		3-2 G6-3		1-1 F8		4 0 0 0 0 1 2										
Omar Olivares, R (1, 1) OBP: 1.000, SLG: 1.000			0-0 G6-4-3 1B		3-1 L6		0-1 G4-3			1 0 1 0 0 0 0										
Olmedo Saenz, R (5, PH) OBP: 0.584, SLG: 0.537										1 0 0 0 0 0 0 1										
Scott Service, R (5, 1)										0 0 0 0 0 0 0 0										
Jeremy Giambi, L (7, PH) OBP: 0.338, SLG: 0.382										1 0 0 0 0 0 0 0										
Doug Jones, R (7, 1)										0 0 0 0 0 0 0 0										
Rich Sauvieur, L (8, 1)										0 0 0 0 0 0 0 0										
<b>Inning Stats</b>	R: 0 E: 0 K: 0 S: 7	H: 1 LOB: 2 BB: 0 P: 10	R: 0 E: 0 K: 1 S: 8	H: 0 LOB: 0 BB: 0 P: 13	R: 0 E: 0 K: 0 S: 8	H: 1 LOB: 0 BB: 0 P: 12	R: 0 E: 0 K: 0 S: 7	H: 1 LOB: 1 BB: 0 P: 13	R: 1 E: 0 K: 2 S: 12	H: 2 LOB: 1 BB: 0 P: 18	R: 1 E: 0 K: 0 S: 9	H: 1 LOB: 0 BB: 0 P: 14	R: 0 E: 0 K: 1 S: 8	H: 0 LOB: 1 BB: 1 P: 12	R: 0 E: 1 K: 0 S: 6	H: 1 LOB: 1 BB: 0 P: 10	1B: 5 2B: 1 3B: 0 HR: 1	SF: 0 SAC: 0 DP: 1 HBP: 1	WP: 1 PB: 0 SB: 0 CS: 0	PA: 35
<b>PITCHER</b> Kevin Brown, R (1, 1) ERA: 2.41	IP 9.0 WLS W BF 35 H 7 R 2 ER 2 SO 4 BB 1 IBB 0 HBP 1 BLK 0 WP 1 HR 1 S 70 P 112 ERA 2.00 WHIP 0.889							<b>PITCHER</b>	IP WLS BF H R ER SO BB IBB HBP BLK WP HR S P ERA WHIP											

livebaseballscorecards.com

<b>AB</b>	33
<b>R</b>	2
<b>H</b>	7
<b>RBI</b>	2
<b>BB</b>	1
<b>SO</b>	4
<b>LOB</b>	13



Batter	1	2	3	4	5	6	7	8	9	AB	R	H	RBI	BB	SO	LOB
F.P. Santangelo, S OBP: 0.333, SLG: 0.216	1-0 2B 1B	1-1 FC6-4 1B	0-0 G4-3		1-3 K		1-2 G3			5	1	2	0	0	1	4
Mark Grudzielanek, R OBP: 0.338, SLG: 0.410	1-0 2B 2B	0-1 FC6-4 1B		2-2 F3	1-2 F8		0-1 G4-3			5	1	1	0	0	0	3
Gary Sheffield, R OBP: 0.444, SLG: 0.631 Shawn Gilbert, R (9, 7)	0-0 2B 2B	2-1 1B		4-0 HR BB		3-2 P4		0-3 K		4	2	2	2	1	1	0
Shawn Green, L OBP: 0.450, SLG: 0.595	3-2 G4-6-3 2B	1-3 K		0-0 HR		3-3 K		1-3 K		5	1	2	3	0	3	2
Eric Karros, R OBP: 0.348, SLG: 0.575	4-0 G4-6-3 BB		3-3 K	0-0 F8		1-1 HR		3-1 F9		4	1	1	1	1	1	0
Dave Hansen, L OBP: 0.468, SLG: 0.686	1-1 G4-6-3		1-3 K	0-0 F8		2-1 1B				4	0	1	0	0	1	2
Chad Kreuter, S OBP: 0.471, SLG: 0.538	4-2 BB		4-1 1B BB		4-2 1B BB		1-2 1B			1	1	1	0	3	0	0
Alex Cora, L OBP: 0.380, SLG: 0.422	2-3 K		3-2 1B		0-0 1B		1-2 L7			4	0	2	0	0	1	4
Kevin Brown, R OBP: 0.160, SLG: 0.125		1-2 G6-3	1-2 1B		1-3 K		0-2 F7			4	0	1	1	0	1	2

Inning Stats	R: 3	H: 4	E: 0	LOB: 2	K: 1	S: 15	P: 31	R: 0	H: 2	E: 0	LOB: 2	K: 1	S: 13	P: 18	R: 1	H: 2	E: 0	LOB: 2	K: 2	S: 16	P: 28	R: 2	H: 1	E: 0	LOB: 0	K: 0	S: 6	R: 0	H: 1	E: 0	LOB: 2	K: 2	S: 16	P: 23	R: 1	H: 3	E: 0	LOB: 2	K: 1	S: 16	P: 27	R: 0	H: 0	E: 0	LOB: 0	K: 0	S: 9	P: 10	R: 0	H: 0	E: 0	LOB: 0	K: 2	S: 8	P: 12
--------------	------	------	------	--------	------	-------	-------	------	------	------	--------	------	-------	-------	------	------	------	--------	------	-------	-------	------	------	------	--------	------	------	------	------	------	--------	------	-------	-------	------	------	------	--------	------	-------	-------	------	------	------	--------	------	------	-------	------	------	------	--------	------	------	-------

PITCHER	IP	WLS	BF	H	R	ER	SO	BB	IBB	HBP	BLK	WP	HR	S	P	ERA	WHIP	
Omar Olivares, R ERA: 6.64	(1, 1)	4.0	L	24	9	6	6	4	4	0	0	0	0	1	50	89	13.50	3.250
Scott Service, R ERA: 7.88	(5, 1)	2.0		11	4	1	3	1	0	0	0	0	1	32	50	4.50	2.500	
Doug Jones, R ERA: 5.65	(7, 1)	1.0		3	0	0	0	0	0	0	0	0	0	9	10	0.00	0.000	
Rich Sauveur, L ERA: 5.19	(8, 1)	1.0		3	0	0	2	0	0	0	0	0	0	8	12	0.00	0.000	

**BOTTOM**

**Oakland Athletics @ Los Angeles Dodgers**  
**Dodger Stadium, Los Angeles, CA**

Sat Jun 10 2000, 7:10 PM PDT  
Att: 38,621 - Sunny - 70 F

AB	36
R	7
H	13
RBI	7
BB	5
SO	9
LOB	17

WP: 0 PA: 41  
PB: 0  
SB: 0  
CS: 0



PITCHER	IP	WLS	BF	H	R	ER	SO	BB	IBB	HBP	BLK	WP	HR	S	P	ERA	WHIP
---------	----	-----	----	---	---	----	----	----	-----	-----	-----	----	----	---	---	-----	------



Batter	1	2	3	4	5	6	7	8	9	AB R H RBI BB SO LOB	TOP	
Terrence Long, L (1, 8) OBP: 0.315, SLG: 0.446	1-2 BB HBP BB 1B	2-2 F8		1-1 1-2 1B		4-2 BB BB		1-2 P6		4 1 2 0 1 0 0		
Randy Velarde, R (1, 4) OBP: 0.383, SLG: 0.441	4-2 HBP BB 2B BB	3-3 K		1-1 P3		3-3 K		0-2 F9		4 1 0 0 1 2 4		
Jason Giambi, L (1, 3) OBP: 0.440, SLG: 0.623	4-0 HBP 2B BB			4-1 BB		0-0 WP S 2B		4-1 1-2 2-3 BB		2 2 1 0 3 0 0		
Matt Stairs, L (1, 9) OBP: 0.331, SLG: 0.402	2-2 2B 3 1B 1-2 2-3 3-H HBP			1-3 K		2-2 F7		2-1 F8		4 1 0 1 0 2 5		
Miguel Tejada, R (1, 6) OBP: 0.301, SLG: 0.403	2-2 3 1B 1-3 2-H 3-H 2B			2-2 F9		0-1 F8		0-3 K		4 1 1 2 0 1 2		
Ben Grievie, L (1, 7) OBP: 0.352, SLG: 0.457	0-1 F9			2-2 G4-3		4-0 S 2-3 IBB		1-0 G4-3		3 0 0 0 1 0 3		
Ryan Christenson, R (8, 7) OBP: 0.375, SLG: 0.317										0 0 0 0 0 0 0		
Sal Fasano, R (1, 2) OBP: 0.278, SLG: 0.258	0-3 K					0-3 K		0-3 K		4 0 0 0 0 4 3		
3 Eric Chavez, L (1, 5) OBP: 0.351, SLG: 0.466	3-2 1B 2-H 3-H			0-2 G1-3				1-0 BB 2B		4 0 2 2 0 0 0		
Kevin Appier, R (1, 1) OBP: 0.250, SLG: 0.250				2-2 1B 1B		3-3 K		0-0 F5		4 0 1 0 0 3 1		
<b>Inning Stats</b>	R: 5 H: 3 E: 0 LOB: 1 K: 1 BB: 2 S: 23 P: 39	R: 0 H: 0 E: 0 LOB: 0 K: 2 BB: 0 S: 12 P: 19	R: 0 H: 0 E: 0 LOB: 1 K: 1 BB: 1 S: 10 P: 19	R: 0 H: 2 E: 0 LOB: 2 K: 1 BB: 0 S: 14 P: 18	R: 1 H: 1 E: 0 LOB: 1 K: 1 BB: 1 S: 10 P: 17	R: 0 H: 1 E: 0 LOB: 3 K: 2 BB: 2 S: 12 P: 29	R: 0 H: 0 E: 0 LOB: 0 K: 2 BB: 0 S: 7 P: 8	R: 0 H: 0 E: 0 LOB: 0 K: 1 BB: 0 S: 9 P: 13	R: 0 H: 0 E: 0 LOB: 0 K: 1 BB: 0 S: 8 P: 10	1B: 4 SF: 0 2B: 3 SAC: 0 3B: 0 DP: 0 HR: 0 HBP: 1	WP: 1 PA: 40 PB: 0 SB: 2 CS: 0	
<b>PITCHER</b>	IP WLS BF H R ER SO BB IBB HBP BLK WP HR S P ERA WHIP											
Eric Gagne, R (1, 1) ERA: 4.47	5.0 L 25 6 6 6 6 3 1 1 0 1 0 69 112 10.80 1.800											
Onan Masaoka, L (6, 1) ERA: 4.66	2.0 9 1 0 0 4 2 0 0 0 0 0 19 37 0.00 1.500											
Matt Herges, R (8, 1) ERA: 3.5	1.0 3 0 0 0 1 0 0 0 0 0 0 9 13 0.00 0.000											
Jeff Shaw, R (9, 1) ERA: 7.15	1.0 3 0 0 0 1 0 0 0 0 0 0 8 10 0.00 0.000											

Oakland Athletics @ Los Angeles Dodgers  
Dodger Stadium, Los Angeles, CA  
Sun Jun 11 2000, 1:10 PM PDT  
Att. 38,733 - Sunny - 80 F

AB	33
R	6
H	7
RBI	5
BB	6
SO	12
LOB	18



livebaseballscores.com

Batter	1	2	3	4	5	6	7	8	9	AB	R	H	RBI	BB	SO	LOB
F.P. Santangelo, S OBP: 0.330, SLG: 0.217 (1, 8)	0-0 B3		3-3 K			0-0 BB 1B		2-1 F9		4	0	1	0	0	1	0
Mark Grudzielanek, R OBP: 0.337, SLG: 0.408 (1, 4)	3-1 E5 2B		1-1 FC5-4 1B			1-3 K		2-3 K		4	0	1	0	0	2	1
Gary Sheffield, R OBP: 0.445, SLG: 0.626 Shawn Gilbert, R (8, PR) (9, 7)	1-1 F8		1-1 FC5-4 1-2f			4-1 1-2 BB		1-0 1B		3	0	1	0	1	0	2
Shawn Green, L OBP: 0.447, SLG: 0.593 (1, 9)	0-0 1-3 2B			0-1 F7		1-0 P4		2-3 K		4	0	1	0	0	1	3
Eric Karros, R OBP: 0.343, SLG: 0.564 (1, 3)	3-2 F8			0-0 F8		2-1 F9			2-2 G6-3	4	0	0	0	0	0	4
Kevin Elster, R OBP: 0.329, SLG: 0.472 (1, 5)		2-3 K		2-1 G6-3			1-3 K		3-1 F5	4	0	0	0	0	2	0
Paul Lo Duca, R OBP: 0.308, SLG: 0.615 (1, 2)		0-1 G5-3			1-1 G6-3		0-0 2B		0-2 1B	4	0	2	0	0	0	0
Alex Cora, L OBP: 0.373, SLG: 0.412 (1, 6)		2-2 P6			0-1 L3 1B		2-2 P5		3-1 F2	4	0	1	0	0	0	2
Eric Gagne, R OBP: 0.077, SLG: 0.077 Jose Vizcaino, S OBP: 0.287, SLG: 0.250 Onan Masacka, R Dave Hansen, L OBP: 0.460, SLG: 0.673 Matt Herges, L Jeff Shaw, R (1, 1) (5, PH) (6, 1) (7, PH) (8, 1) (9, 1)			0-0 G4-3		0-2 L3 1-2		1-0 F9			1	0	0	0	0	0	0

Inning Stats	R: 0	H: 1	E: 1	LOB: 2	K: 0	BB: 0	S: 9	P: 16	R: 0	H: 0	E: 0	LOB: 0	K: 1	BB: 0	S: 10	P: 14	R: 0	H: 1	E: 0	LOB: 1	K: 1	BB: 0	S: 8	P: 13	R: 0	H: 0	E: 0	LOB: 0	K: 0	BB: 0	S: 5	P: 7	R: 0	H: 1	E: 0	LOB: 0	K: 0	BB: 0	S: 7	P: 8	R: 0	H: 1	E: 0	LOB: 2	K: 1	BB: 1	S: 8	P: 16	R: 0	H: 1	E: 0	LOB: 1	K: 1	BB: 0	S: 8	P: 12	R: 0	H: 1	E: 0	LOB: 1	K: 2	BB: 0	S: 11	P: 18	R: 0	H: 1	E: 0	LOB: 1	K: 0	BB: 0	S: 10	P: 18	1B: 5	SF: 0	2B: 3	SAC: 0	3B: 0	DP: 1	HR: 0	HBP: 0	WP: 0	PA: 35	PB: 0	SB: 0	CS: 0	ERA	WHIP
PITCHER Kevin Appier, R ERA: 3.65 (1, 1)	IP	WLS	BF	H	R	ER	SO	BB	IBB	HBP	BLK	WP	HR	S	P	ERA	WHIP	IP	WLS	BF	H	R	ER	SO	BB	IBB	HBP	BLK	WP	HR	S	P	ERA	WHIP	IP	WLS	BF	H	R	ER	SO	BB	IBB	HBP	BLK	WP	HR	S	P	ERA	WHIP																																				


**BOTTOM**

**Oakland Athletics @ Los Angeles Dodgers**  
**Dodger Stadium, Los Angeles, CA**

Sun Jun 11 2000, 1:10 PM PDT  
Att: 38,733 - Sunny - 80 F

livebaseballscorecards.com

AB	34
R	0
H	7
RBI	0
BB	1
SO	6
LOB	14







Batter	1	2	3	4	5	6	7	8	9	AB	R	H	RBI	BB	SO	LOB
Shawn Gilbert, R (1, 8) Terry Adams, R (8, 1)	4-2 G3-6-1 1B 1B BB		2-2 F3		0-0 F7		1-2 G5-3			3	1	0	0	1	0	0
Mark Grudzielanek, R (1, 4) OBP: 0.339, SLG: 0.409	2-1 G3-6-1 1-2 1B		0-1 1B 1B		1-0 L9		1-3 K			4	0	2	0	0	1	0
Shawn Green, L (1, 9) OBP: 0.444, SLG: 0.587	0-1 G3-6-1 1-2f 2-3		3-2 1-3 1B		1-2 L4			1-1 G4-3		4	0	1	0	0	0	2
Gary Sheffield, R (1, 7) OBP: 0.446, SLG: 0.624	2-2 1B		2-3 K			1-1 1B G1-2-3 1B		0-1 P3		4	0	2	1	0	1	2
Eric Karros, R (1, 3) OBP: 0.341, SLG: 0.559	3-H 1-2 F9			3-2 1-2 F7		3-1 G1-2-3 1B 1-2 1B		0-0 P6		4	0	1	0	0	0	1
Kevin Elster, R (1, 6) OBP: 0.333, SLG: 0.496		1-3 K		0-0 HR		1-0 G1-2-3 1B 1-2 2-3		1-2 G4-3		4	1	2	1	0	1	0
Chad Kreuter, S (1, 2) OBP: 0.462, SLG: 0.519		2-1 G6-3		4-2 FC3-6 BB		1-2 G1-2-3 1-2 2-3 3-Hf 2-3		2-3 K		3	0	0	0	1	1	3
Jose Vizcaino, S (1, 5) OBP: 0.276, SLG: 0.239		3-3 K		0-0 FC3-6 37 FC6-4 1-2f		0-0 K		0-3 K		4	0	0	0	0	3	3
37 Darren Dreifort, R (1, 1) OBP: 0.080, SLG: 0.120 F.P. Santangelo, S (7, PH) OBP: 0.327, SLG: 0.215 (8, 8)			1-2 G5-3		1-0 FC6-4 1-2f		1-0 G6-3			2	0	0	0	0	0	1
										1	0	0	0	0	0	0

Inning Stats	R: 1	H: 2	E: 0	K: 0	S: 13	LOB: 1	BB: 1	P: 22	R: 0	H: 0	E: 0	K: 2	S: 9	LOB: 0	BB: 0	P: 15	R: 0	H: 2	E: 0	K: 1	S: 14	LOB: 2	BB: 0	P: 22	R: 1	H: 1	E: 1	K: 0	S: 9	LOB: 1	BB: 1	P: 17	R: 0	H: 0	E: 0	K: 0	S: 5	LOB: 0	BB: 0	P: 7	R: 0	H: 3	E: 0	K: 1	S: 12	LOB: 2	BB: 0	P: 20	R: 0	H: 0	E: 0	K: 1	S: 8	LOB: 0	BB: 0	P: 11	R: 0	H: 0	E: 0	K: 0	S: 11	LOB: 0	BB: 0	P: 14	1B: 7	2B: 0	3B: 0	HR: 1	SF: 0	SAC: 0	DP: 2	HBP: 0	WP: 0	PB: 0	SB: 0	CS: 0	PA: 35
--------------	------	------	------	------	-------	--------	-------	-------	------	------	------	------	------	--------	-------	-------	------	------	------	------	-------	--------	-------	-------	------	------	------	------	------	--------	-------	-------	------	------	------	------	------	--------	-------	------	------	------	------	------	-------	--------	-------	-------	------	------	------	------	------	--------	-------	-------	------	------	------	------	-------	--------	-------	-------	-------	-------	-------	-------	-------	--------	-------	--------	-------	-------	-------	-------	--------

PITCHER	IP	WLS	BF	H	R	ER	SO	BB	IBB	HBP	BLK	WP	HR	S	P	ERA	WHIP
Brian Anderson, L (1, 1) ERA: 4.71	6.0	W	26	8	2	2	4	2	0	0	0	0	1	62	103	3.00	1.667
Vicente Padilla, R (7, 1) ERA: 0.59	2.0	H	6	0	0	0	1	0	0	0	0	0	0	13	17	0.00	0.000
Byung-Hyun Kim, R (9, 1) ERA: 1.72	1.0	S	3	0	0	0	2	0	0	0	0	0	0	11	14	0.00	0.000

BOTTOM

Arizona Diamondbacks @ Los Angeles Dodgers  
Dodger Stadium, Los Angeles, CA

Mon Jun 12 2000, 7:10 PM PDT  
Att. 25,552 - Sunny - 68 F

livebaseballscores.com

AB	33
R	2
H	8
RBI	2
BB	2
SO	7
LOB	12





Batter	1	2	3	4	5	6	7	8	9	AB R H RBI BB SO LOB	TOP									
Tony Womack, L (1, 6) OBP: 0.317, SLG: 0.421	2-1 F7		1-1 1B			0-2 G5-3		2-2 F7		4 0 1 0 0 0 1	<p>Arizona Diamondbacks @ Los Angeles Dodgers Dodger Stadium, Los Angeles, CA</p> <p>Tue Jun 13 2000, 7:10 PM PDT Att. 34,067 - Sunny - 78 F</p>									
Jay Bell, R (1, 4) OBP: 0.394, SLG: 0.462	0-0 P6		2-1 P6			1-3 K		2-2 F8	4 0 0 0 0 1 1											
Luis Gonzalez, L (1, 7) OBP: 0.404, SLG: 0.583	1-1 F7			0-1 1B		2-0 G4-3		0-1 G3	4 0 1 0 0 0 0											
Steve Finley, L (1, 8) OBP: 0.377, SLG: 0.624		2-2 F7		1-2 F3			2-3 K	2-3 K	4 0 0 0 0 2 1											
Travis Lee, L (1, 3) OBP: 0.354, SLG: 0.493		0-0 2B		2-0 G4-6-3			2-0 P6		3 0 1 0 0 0 1											
Turner Ward, S (1, 9) OBP: 0.241, SLG: 0.250		0-1 P6			1-0 G4-3		2-1 G4-3		3 0 0 0 0 0 1											
Damian Miller, R (1, 2) OBP: 0.319, SLG: 0.472		1-1 G5-3			1-0 HR		0-3 K2-3		3 1 1 1 0 1 1											
Craig Counsell, L (1, 5) OBP: 0.522, SLG: 0.850			4-1 1B SH1-4 BB		3-2 G4-3		1-1 G5-3 1B		2 0 1 0 1 0 0											
Mike Morgan, R (1, 1) OBP: 0.286, SLG: 0.286			0-0 SH1-4		2-2 G6-3		3-1 G5-3		1 0 0 0 0 0 0											
Greg Swindell, L (5, 1)									0 0 0 0 0 0 0											
Russ Springer, R (7, 1) OBP: 0.333, SLG: 0.333									0 0 0 0 0 0 0											
Hanley Frias, S (8, PH) OBP: 0.266, SLG: 0.246			1-2						1 0 0 0 0 0 1											
Matt Mantei, R (8, 1)									0 0 0 0 0 0 0											
<b>Inning Stats</b>	R: 0 E: 0 K: 0 S: 5	H: 0 LOB: 0 BB: 0 P: 8	R: 0 E: 0 K: 0 S: 8	H: 1 LOB: 1 BB: 0 P: 11	R: 0 E: 0 K: 0 S: 6	H: 1 LOB: 0 BB: 0 P: 9	R: 1 E: 0 K: 0 S: 9	H: 1 LOB: 0 BB: 0 P: 16	R: 0 E: 0 K: 1 S: 8	H: 0 LOB: 0 BB: 0 P: 11	R: 0 E: 0 K: 1 S: 6	H: 0 LOB: 0 BB: 0 P: 12	R: 0 E: 0 K: 1 S: 10	H: 1 LOB: 1 BB: 0 P: 16	R: 0 E: 0 K: 1 S: 8	H: 0 LOB: 0 BB: 0 P: 12	1B: 3 2B: 1 3B: 0 HR: 1	SF: 0 SAC: 1 DP: 1 HBP: 0	WP: 0 PB: 0 SB: 0 CS: 0	PA: 31
<b>PITCHER</b> Chan Ho Park, R (1, 1) ERA: 3.99	IP: 9.0 WLS: W BF: 31 H: 5 R: 1 ER: 1 SO: 4 BB: 1 IBB: 0 HBP: 0 BLK: 0 WP: 0 HR: 1 S: 66 P: 108 ERA: 1.00 WHIP: 0.667											<b>PITCHER</b>	IP: 9.0 WLS: W BF: 31 H: 5 R: 1 ER: 1 SO: 4 BB: 1 IBB: 0 HBP: 0 BLK: 0 WP: 0 HR: 1 S: 66 P: 108 ERA: 1.00 WHIP: 0.667							

AB	29
R	1
H	5
RBI	1
BB	1
SO	4
LOB	7



Batter	1	2	3	4	5	6	7	8	9	AB R H RBI BB SO LOB
<b>F.P. Santangelo, S</b> OBP: 0.333, SLG: 0.219 (1, 8)	4-1 HR BB	0-1 FC4-6 1-2f 2-3			1-0 2B 1B		1-1 F9			3 2 1 0 1 0 2
<b>Mark Grudzielanek, R</b> OBP: 0.341, SLG: 0.414 (1, 4)	0-0 F9	1-1 G5-3			1-2 E 1-H 2B		1-1 WP SF9 1B			4 2 2 1 0 0 3
<b>Gary Sheffield, R</b> OBP: 0.447, SLG: 0.637 (1, 7)	2-1 HR 1-H		1-2 P6		4-0 FC5-4 BB		3-2 SF9 1-H			2 1 1 3 1 0 0
<b>Shawn Green, L</b> OBP: 0.442, SLG: 0.581 (1, 9)	2-1 G3-1		2-1 G5-4-3 1B		3-1 FC5-4 1B 1-2f 2-H		3-3 K			4 0 1 0 0 1 1
<b>Eric Karros, R</b> OBP: 0.347, SLG: 0.575 (1, 3)	0-2 1B		0-0 G5-4-3 1-2f		3-2 1-3 1B		2-1 HR			4 1 3 1 0 0 1
<b>Dave Hansen, L</b> OBP: 0.462, SLG: 0.667 <b>Kevin Elster, R</b> OBP: 0.329, SLG: 0.489 (5, PH) (6, 5)	2-3 K		1-0 G4-6-3 1B		3-2 L7		1-1 F9			2 0 1 0 0 1 1 2 0 0 0 0 0 2
<b>Chad Kreuter, S</b> OBP: 0.455, SLG: 0.500 (1, 2)		2-3 K	1-1 G4-6-3 1-2f		0-0 F9		4-1 BB			3 0 0 0 1 1 1
<b>Alex Cora, L</b> OBP: 0.367, SLG: 0.403 (1, 6)		0-2 FC4-6 SH 1B	2-1 G6-3		1-3 K		0-3 K			4 0 1 0 0 2 1
<b>Chan Ho Park, R</b> OBP: 0.133, SLG: 0.200 (1, 1)		0-0 SH FC4-6 1-2			0-1 F9		1-3 K			3 0 0 0 0 2 1

Inning Stats	R: 2 E: 0 K: 1 S: 12	H: 2 LOB: 1 BB: 1 P: 22	R: 0 E: 1 K: 1 S: 12	H: 1 LOB: 2 BB: 0 P: 15	R: 0 E: 0 K: 0 S: 6	H: 1 LOB: 0 BB: 0 P: 9	R: 0 E: 0 K: 0 S: 5	H: 1 LOB: 0 BB: 0 P: 9	R: 2 E: 1 K: 0 S: 15	H: 3 LOB: 2 BB: 1 P: 30	R: 0 E: 0 K: 2 S: 7	H: 0 LOB: 0 BB: 0 P: 8	R: 1 E: 0 K: 1 S: 11	H: 1 LOB: 0 BB: 0 P: 19	R: 1 E: 0 K: 2 S: 11	H: 1 LOB: 1 BB: 1 P: 19	1B: 7 2B: 1 3B: 0 HR: 2	SF: 1 SAC: 1 DP: 2 HBP: 0	WP: 1 PB: 0 SB: 2 CS: 0	PA: 36
--------------	-------------------------------	----------------------------------	-------------------------------	----------------------------------	------------------------------	---------------------------------	------------------------------	---------------------------------	-------------------------------	----------------------------------	------------------------------	---------------------------------	-------------------------------	----------------------------------	-------------------------------	----------------------------------	----------------------------------	------------------------------------	----------------------------------	--------

PITCHER	IP	WLS	BF	H	R	ER	SO	BB	IBB	HBP	BLK	WP	HR	S	P	ERA	WHIP
<b>Mike Morgan, R</b> ERA: 3.55 (1, 1)	4.2	L	23	8	4	4	2	2	0	0	0	0	1	46	78	7.71	2.143
<b>Greg Swindell, L</b> ERA: 2.6 (5, 1)	1.2		5	0	0	0	2	0	0	0	0	0	0	13	18	0.00	0.000
<b>Russ Springer, R</b> ERA: 5.26 (7, 1)	0.2		3	1	1	1	1	0	0	0	0	1	0	9	16	13.50	1.500
<b>Matt Mantei, R</b> ERA: 6.94 (8, 1)	1.0		5	1	1	1	2	1	0	0	0	0	1	11	19	9.00	2.000

**BOTTOM**


**Arizona Diamondbacks @ Los Angeles Dodgers**  
**Dodger Stadium, Los Angeles, CA**  
 Tue Jun 13 2000, 7:10 PM PDT  
 Att: 34,067 - Sunny - 78 F

[livebaseballscorecards.com](http://livebaseballscorecards.com)

<b>AB</b>	<b>31</b>
<b>R</b>	<b>6</b>
<b>H</b>	<b>10</b>
<b>RBI</b>	<b>5</b>
<b>BB</b>	<b>3</b>
<b>SO</b>	<b>7</b>
<b>LOB</b>	<b>13</b>






Batter	1	2	3	4	5	6	7	8	9	AB R H RBI BB SO LOB	TOP
Tony Womack, L (1, 6) OBP: 0.322, SLG: 0.424	3-2 F8	1-1 2-H 1B			1-0 CS 1B		1-0 F8-3 1B		0-0 G3	5 0 3 1 0 0 0	<p>Arizona Diamondbacks @ Los Angeles Dodgers Dodger Stadium, Los Angeles, CA</p> <p>livebaseballscorecards.com</p> <p>AB 36 R 5 H 11 RBI 5 BB 2 SO 7 LOB 16</p> 
Jay Bell, R (1, 4) OBP: 0.394, SLG: 0.465	2-1 2B	3-1 P3			1-1 FC3-6 1B		0-0 F8-3	2-2 G4-3	5 0 2 0 0 0 2		
Luis Gonzalez, L (1, 7) OBP: 0.400, SLG: 0.575	3-2 F9			1-0 G3	1-2 FC3-6 HR		2-0 1B	2-3 K	5 1 1 0 0 1 2		
Matt Williams, R (1, 5) OBP: 0.320, SLG: 0.423	0-3 K			0-0 1B	1-2 HR		2-2 F8		4 1 2 2 0 1 2		
Greg Colbrunn, R (1, 3) OBP: 0.468, SLG: 0.588		1-2 HR		1-1 F9	3-3 K			4-2 G6-3 BB	3 1 1 1 0 1 1		
Travis Lee, L (6, 3) OBP: 0.358, SLG: 0.493									0 0 0 0 1 0 0		
Steve Finley, L (1, 8) OBP: 0.375, SLG: 0.616		1-2 F7		0-0 G3		2-2 HBP		1-3 K	3 0 0 0 0 1 2		
Danny Bautista, R (1, 9) OBP: 0.233, SLG: 0.398		2-2 1B 2B		0-0 G5-3		1-0 F9		3-1 G6-3	4 1 1 0 0 0 2		
Damian Miller, R (1, 2) OBP: 0.325, SLG: 0.468		0-1 1B 1B		0-0 F3		1-3 K		4-0 IBB	3 1 1 1 1 1 1		
Randy Johnson, R (1, 1) OBP: 0.209, SLG: 0.214		0-0 G5-3		1-3 K		0-0 G6-3		2-3 K	4 0 0 0 0 2 4		
Byung-Hyun Kim, R (9, 1)									0 0 0 0 0 0 0		
<b>Inning Stats</b>	R: 0 H: 1 E: 0 LOB: 1 K: 1 BB: 0 S: 12 P: 20	R: 3 H: 4 E: 0 LOB: 1 K: 0 BB: 0 P: 24	R: 0 H: 1 E: 0 LOB: 1 K: 0 BB: 0 P: 7	R: 0 H: 0 E: 0 LOB: 0 K: 1 BB: 0 P: 6	R: 2 H: 3 E: 0 LOB: 0 K: 1 BB: 0 P: 25	R: 0 H: 0 E: 0 LOB: 1 K: 1 BB: 0 P: 11	R: 0 H: 2 E: 0 LOB: 1 K: 0 BB: 0 P: 12	R: 0 H: 0 E: 0 LOB: 2 K: 2 BB: 2 P: 25	R: 0 H: 0 E: 0 LOB: 0 K: 1 BB: 0 P: 11	1B: 7 SF: 0 2B: 3 SAC: 0 3B: 0 DP: 1 HR: 2 HBP: 1	WP: 0 PA: 39 PB: 0 SB: 0 CS: 1
<b>PITCHER</b>	IP WLS BF H R ER SO BB IBB HBP BLK WP HR S P ERA WHIP										
Carlos Perez, L (1, 1) ERA: 5.28	7.0 L 31 11 5 5 4 0 0 1 0 0 0 2 70 105 6.43 1.571										
Onan Masaoka, L (8, 1) ERA: 4.22	1.0 5 0 0 0 2 1 1 0 0 0 0 11 25 0.00 1.000										
Antonio Osuna, R (9, 1) ERA: 4.19	1.0 3 0 0 0 1 0 0 0 0 0 0 7 11 0.00 0.000										

Wed Jun 14 2000, 7:05 PM PDT  
Att. 27,332 - Sunny - 74 F





Batter	1	2	3	4	5	6	7	8	9	AB R H RBI BB SO LOB	TOP														
Tony Womack, L (1, 6) OBP: 0.321, SLG: 0.425	1-1 G4-3 2B		0-2 G3			1-0 G3-1			0-1 G1-3	4 0 1 0 0 0 1	<p>Arizona Diamondbacks @ Los Angeles Dodgers Dodger Stadium, Los Angeles, CA</p> <p>Thu Jun 15 2000, 7:10 PM PDT Att. 30,103 - Sunny - 72 F</p> <p>livebaseballscorecards.com</p> <table border="1"> <tr><td>AB</td><td>31</td></tr> <tr><td>R</td><td>0</td></tr> <tr><td>H</td><td>4</td></tr> <tr><td>RBI</td><td>0</td></tr> <tr><td>BB</td><td>0</td></tr> <tr><td>SO</td><td>10</td></tr> <tr><td>LOB</td><td>9</td></tr> </table> 	AB	31	R	0	H	4	RBI	0	BB	0	SO	10	LOB	9
AB	31																								
R	0																								
H	4																								
RBI	0																								
BB	0																								
SO	10																								
LOB	9																								
Jay Bell, R (1, 4) OBP: 0.388, SLG: 0.457	1-2 G6-3		2-3 K			3-3 K			1-1 G5-3	4 0 0 0 0 2 2															
Luis Gonzalez, L (1, 7) OBP: 0.398, SLG: 0.570	1-0 G4-3								0-0 1B	4 0 1 0 0 1 1															
Matt Williams, R (1, 5) OBP: 0.316, SLG: 0.427	2-3 K								3-2 F9	4 0 1 0 0 1 2															
Steve Finley, L (1, 8) OBP: 0.371, SLG: 0.608										3 0 0 0 0 2 1															
Travis Lee, L (1, 3) OBP: 0.352, SLG: 0.483										3 0 0 0 0 0 1															
Bernard Gilkey, R (1, 9) OBP: 0.182, SLG: 0.203										3 0 0 0 0 1 0															
Kelly Stinnett, R (1, 2) OBP: 0.292, SLG: 0.442										3 0 1 0 0 1 0															
Todd Stottlemire, L (1, 1) OBP: 0.269, SLG: 0.375										2 0 0 0 0 2 1															
Dan Plesac, L (7, 1)										0 0 0 0 0 0 0															
Craig Counsell, L (8, PH) OBP: 0.500, SLG: 0.810										1 0 0 0 0 0 0															
Vicente Padilla, R (8, 1)										0 0 0 0 0 0 0															
<b>Inning Stats</b>	R: 0 H: 1 E: 0 LOB: 1 K: 1 BB: 0 S: 9 P: 14	R: 0 H: 0 E: 0 LOB: 0 K: 1 BB: 0 S: 7 P: 11	R: 0 H: 1 E: 0 LOB: 1 K: 2 BB: 0 S: 10 P: 13	R: 0 H: 0 E: 0 LOB: 0 K: 2 BB: 0 S: 9 P: 12	R: 0 H: 0 E: 0 LOB: 0 K: 0 BB: 0 S: 9 P: 10	R: 0 H: 0 E: 0 LOB: 0 K: 2 BB: 0 S: 10 P: 16	R: 0 H: 1 E: 0 LOB: 1 K: 0 BB: 0 S: 8 P: 14	R: 0 H: 0 E: 0 LOB: 0 K: 2 BB: 0 S: 7 P: 10	R: 0 H: 1 E: 0 LOB: 1 K: 0 BB: 0 S: 11 P: 15	1B: 1 SF: 0 2B: 3 SAC: 0 3B: 0 DP: 0 HR: 0 HBP: 0	WP: 0 PA: 31 PB: 0 SB: 0 CS: 0														
<b>PITCHER</b> Kevin Brown, R (1, 1) ERA: 2.18	IP WLS BF H R ER SO BB IBB HBP BLK WP HR S P ERA WHIP																								
	9.0 W 31 4 0 0 10 0 0 0 0 0 0 0 80 115 0.00 0.444																								
<b>PITCHER</b>	IP WLS BF H R ER SO BB IBB HBP BLK WP HR S P ERA WHIP																								





Batter	1	2	3	4	5	6	7	8	9	AB R H RBI BB SO LOB	TOP									
Fernando Vina, L (1, 4) OBP: 0.380, SLG: 0.400	1-0 F7	0-1 G3		0-0 F7		2-3 K			0-0 G3	5 0 0 0 0 1 1										
Edgar Renteria, R (1, 6) OBP: 0.317, SLG: 0.426	2-2 F4	1-0 G5-3			4-0 1B 1B BB	2-1 G5-3			0-2 G6-3	4 1 0 0 1 0 0										
15 Jim Edmonds, L (1, 8) OBP: 0.460, SLG: 0.668	1-0 HR		2-2 F8		3-2 1B 1B 1B		1-1 G4-3		2-2 HR	5 3 3 2 0 0 0										
Mark McGwire, R (1, 3) OBP: 0.496, SLG: 0.774	3-2 2B HBP		1-1 G4-3 1B		0-3 K		1-3 K		4-2 BB	3 1 1 0 1 2 2										
Ray Lankford, L (1, 7) OBP: 0.348, SLG: 0.458	4-1 2B BB		3-2 G4-3		1-3 K		4-1 BB		0-0 G4-3	3 1 0 0 2 1 4										
Eric Davis, R (1, 9) OBP: 0.397, SLG: 0.484	0-1 FC5 2B		2-2 1B		1-0 1B		1-1 G4-3			4 0 3 2 0 0 1										
Alan Benes, R (7, 1)					1-3 2-H 1B					0 0 0 0 0 0 0										
Dave Veres, R (9, 1)										0 0 0 0 0 0 0										
Mike Matheny, R (1, 2) OBP: 0.321, SLG: 0.386	4-1 FC5 BB			0-0 G5-3	3-2 1B			2-1 G6-3		3 0 1 1 1 0 0										
Placido Polanco, R (1, 5) OBP: 0.354, SLG: 0.455	1-0 FC5			0-1 F9	1-1 G1-3			4-0 CS BB		3 0 0 0 1 0 4										
Pat Hentgen, R (1, 1) OBP: 0.357, SLG: 0.308				0-0 1B				3-3 K		3 0 1 0 0 2 0										
J.D. Drew, L (7, 9) OBP: 0.386, SLG: 0.506										1 0 0 0 0 1 1										
Mike Matthews, L (7, 1)										0 0 0 0 0 0 0										
<b>Inning Stats</b>	R: 3 E: 0 K: 0 S: 16	H: 2 LOB: 2 BB: 2 P: 32	R: 0 E: 0 K: 1 S: 6	H: 0 LOB: 0 BB: 0 P: 9	R: 0 E: 0 K: 0 S: 11	H: 2 LOB: 2 BB: 0 P: 19	R: 0 E: 0 K: 0 S: 5	H: 1 LOB: 1 BB: 0 P: 5	R: 2 E: 0 K: 2 S: 8	H: 3 LOB: 2 BB: 1 P: 29	R: 0 E: 0 K: 1 S: 8	H: 0 LOB: 1 BB: 1 P: 15	R: 0 E: 0 K: 1 S: 5	H: 0 LOB: 1 BB: 1 P: 14	R: 1 E: 0 K: 0 S: 12	H: 1 LOB: 1 BB: 1 P: 18	1B: 6 2B: 2 3B: 0 HR: 2	SF: 0 SAC: 0 DP: 1 HBP: 1	WP: 0 PB: 0 SB: 0 CS: 1	PA: 41
<b>PITCHER</b>	IP WLS BF H R ER SO BB IBB HBP BLK WP HR S P ERA WHIP																			
Orel Hershiser, R (1, 1) ERA: 10.8	4.0 L 21 6 5 5 1 3 0 1 0 0 0 1 42 76 11.25 2.250																			
Matt Herges, R (5, 1) ERA: 3.23	3.0 12 2 0 0 5 1 0 0 0 0 0 0 28 47 0.00 1.000																			
Terry Adams, R (8, 1) ERA: 3.08	1.0 3 0 0 0 1 1 0 0 0 0 0 0 5 14 0.00 1.000																			
Mike Fetters, R (9, 1) ERA: 2.2	1.0 5 1 1 1 0 1 0 0 0 0 0 1 12 18 9.00 2.000																			

St. Louis Cardinals @ Los Angeles Dodgers  
Dodger Stadium, Los Angeles, CA  
Fri Jun 16 2000, 7:10 PM PDT  
Att. 43,971 - Cloudy - 73 F

AB	34
R	6
H	9
RBI	5
BB	6
SO	7
LOB	13



Batter	1	2	3	4	5	6	7	8	9	AB	R	H	RBI	BB	SO	LOB
Todd Hollandsworth, L (1, 8) OBP: 0.318, SLG: 0.426	2-1 L6		1-2 G1-3		1-1 E6		0-0 F3			4	0	1	0	0	0	1
Mark Grudzielanek, R (1, 4) OBP: 0.338, SLG: 0.409	1-0 G6-3			1-1 2B	2-2 F8		4-2 BB			3	1	1	0	1	0	1
Gary Sheffield, R (1, 7) OBP: 0.453, SLG: 0.650	1-0 G5-3			1-2 2B	2-2 G1-6-3		2-1 G4-3			4	1	2	0	0	0	2
Shawn Green, L (1, 9) OBP: 0.434, SLG: 0.567		1-2 G4-3		0-1 G3	2-2 G1-6-3			2-3 K		4	0	1	2	0	1	2
Eric Karros, R (1, 3) OBP: 0.343, SLG: 0.570		0-1 HR		2-3 K		0-3 K		1-2 G6-3		4	1	1	1	0	2	1
Dave Hansen, L (1, 5) OBP: 0.452, SLG: 0.617		2-1 L5-3		4-2 FC5	G3	1-3 K		0-0 G3-1		3	0	1	0	1	1	0
Chad Kreuter, S (1, 2) OBP: 0.436, SLG: 0.467		3-2 L5-3		1-1 G3		2-2 G6-3			3-2 G4-3	4	0	0	0	0	0	3
Alex Cora, L (1, 6) OBP: 0.360, SLG: 0.377			1-2 G1-3	4-0 FC5	IBB		3-1 BB		0-2 F5	2	0	0	0	1	0	0
Orel Hershiser, R (1, 1)			0-0 P4	0-1 FC5			2-3 K		2-3 K	2	0	0	0	0	0	3
Matt Herges, L (5, 1)										0	0	0	0	0	0	0
F.P. Santangelo, S (7, PH)										1	0	0	0	0	1	1
Terry Adams, R (8, 1)										0	0	0	0	0	0	0
Mike Fetters, R (9, 1)										0	0	0	0	0	0	0
Adam Melhuse, S (9, PH)										1	0	0	0	0	1	0

Inning Stats	R: 0	H: 0	E: 0	K: 0	S: 4	R: 1	H: 2	E: 0	K: 0	S: 12	R: 0	H: 0	E: 0	K: 0	S: 7	R: 2	H: 3	E: 0	K: 1	S: 17	R: 0	H: 2	E: 1	K: 0	S: 11	R: 0	H: 0	E: 0	K: 2	S: 10	R: 0	H: 0	E: 0	K: 1	S: 11	R: 0	H: 0	E: 0	K: 1	S: 8	R: 0	H: 0	E: 0	K: 1	S: 11	R: 0	H: 0	E: 0	K: 1	S: 11	1B: 5	2B: 2	3B: 0	HR: 1	SF: 0	SAC: 0	DP: 2	HBP: 1	WP: 0	PB: 0	SB: 0	CS: 0	PA: 36
--------------	------	------	------	------	------	------	------	------	------	-------	------	------	------	------	------	------	------	------	------	-------	------	------	------	------	-------	------	------	------	------	-------	------	------	------	------	-------	------	------	------	------	------	------	------	------	------	-------	------	------	------	------	-------	-------	-------	-------	-------	-------	--------	-------	--------	-------	-------	-------	-------	--------

PITCHER	IP	WLS	BF	H	R	ER	SO	BB	IBB	HBP	BLK	WP	HR	S	P	ERA	WHIP
Pat Hentgen, R (1, 1) ERA: 5.31	6.0	W	26	7	3	3	3	1	1	1	0	0	1	62	100	4.50	1.333
Mike Matthews, L (7, 1) ERA: 19.29	0.2	H	2	0	0	0	1	0	0	0	0	0	0	6	8	0.00	0.000
Alan Benes, R (7, 1) ERA: 2.25	1.1	H	5	0	0	0	1	1	0	0	0	0	0	12	21	0.00	0.750
Dave Veres, R (9, 1) ERA: 3.06	1.0	S	3	0	0	0	1	0	0	0	0	0	0	11	16	0.00	0.000

BOTTOM

St. Louis Cardinals @ Los Angeles Dodgers  
 Dodger Stadium, Los Angeles, CA  
 Fri Jun 16 2000, 7:10 PM PDT  
 Att: 43,971 - Cloudy - 73 F

livebaseballscorecards.com

AB	32
R	3
H	7
RBI	3
BB	3
SO	6
LOB	14





Batter	1	2	3	4	5	6	7	8	9	AB R H RBI BB SO LOB	TOP																												
<b>Fernando Vina, L</b> (1, 4) OBP: 0.384, SLG: 0.412 <b>Eric Davis, R</b> (8, PR) OBP: 0.397, SLG: 0.484 (8, 9)	1-1 1B		X 0-0 15 WP 2B	X 1-3 K		X 0-0 G4-3 2B		X 0-0 FC4-6 BB 1-2f		5 0 3 0 0 1 4 0 0 0 0 0 0 0																													
<b>Edgar Renteria, R</b> (1, 6) OBP: 0.322, SLG: 0.427	0-1 1B		X 0-0 G1-3		0-2 15 HBP 1B	1-2 G4-3		4-2 BB		4 1 2 0 1 0 2																													
<b>15 Jim Edmonds, L</b> (1, 8) OBP: 0.459, SLG: 0.659	3-3 K		4-1 BB		1-1 HR HBP	2-2 F7		3-1 G3		3 1 0 0 1 1 5																													
<b>Mark McGwire, R</b> (1, 3) OBP: 0.489, SLG: 0.775	1-3 K		2-2 P3		1-3 K		1-1 HR		2-3 K	5 1 1 1 0 3 6																													
<b>Ray Lankford, L</b> (1, 7) OBP: 0.349, SLG: 0.456	1-3 K			1-1 FC4-6 1B	3-3 K		2-3 K		2-2 FC5-4 1B	5 0 2 0 0 3 4																													
<b>J.D. Drew, L</b> (1, 9) OBP: 0.383, SLG: 0.518 <b>Matt Morris, R</b> (7, 1) <b>Thomas Howard, S</b> (9, PH) OBP: 0.273, SLG: 0.508 <b>Dave Veres, R</b> (9, 1)		1-3 K2-3		2-2 FC4-6 1B S 1-2f	0-2 HR		1-2 G6-3		0-1 FC5-4 1B	4 1 1 3 0 1 1 0 0 0 0 0 0 0 1 0 1 0 0 0 0 0 0 0 0 0 0 0																													
<b>Mike Matheny, R</b> (1, 2) OBP: 0.323, SLG: 0.382		2-3 K		4-2 1B 1-2 BB	2-1 1B		1-3 K		1-1 FC5-4 1-2f 2-3	4 0 1 0 1 2 2																													
<b>Placido Polanco, R</b> (1, 5) OBP: 0.356, SLG: 0.453 (8, 4)		0-0 G3-1		2-2 1B 1-2 2-3	1-1 P4			1-0 FC4-6 1B	0-1 F7	5 0 2 0 0 0 3																													
<b>Andy Benes, R</b> (1, 1) OBP: 0.182, SLG: 0.226 <b>Craig Paquette, R</b> (7, 9) (8, 5)			1-1 G5-3	3-3 K		1-0 L6		2-2 B1		3 0 0 0 0 1 3 1 0 0 0 0 0 1																													
<b>Inning Stats</b>	R: 0 E: 0 K: 3 S: 13	H: 2 LOB: 2 BB: 0 P: 19	R: 0 E: 0 K: 2 S: 7	H: 0 LOB: 0 BB: 0 P: 10	R: 0 E: 0 K: 0 S: 8	H: 1 LOB: 2 BB: 1 P: 15	R: 0 E: 0 K: 2 S: 18	H: 2 LOB: 3 BB: 1 P: 31	R: 3 E: 0 K: 2 S: 17	H: 3 LOB: 1 BB: 0 P: 25	R: 0 E: 0 K: 0 S: 9	H: 1 LOB: 1 BB: 0 P: 13	R: 1 E: 0 K: 2 S: 11	H: 1 LOB: 0 BB: 0 P: 16	R: 0 E: 0 K: 0 S: 10	H: 1 LOB: 2 BB: 1 P: 20	R: 0 E: 0 K: 1 S: 13	H: 2 LOB: 2 BB: 0 P: 18	1B: 9 2B: 2 3B: 0 HR: 2	SF: 0 SAC: 0 DP: 0 HBP: 1	WP: 1 PB: 0 SB: 1 CS: 0	PA: 44																	
<b>37 Darren Dreifort, R</b> (1, 1) ERA: 4.84 <b>Antonio Osuna, R</b> (6, 1) ERA: 4.22 <b>Terry Adams, R</b> (8, 1) ERA: 3.0 <b>Jeff Shaw, R</b> (9, 1) ERA: 6.85	IP	WLS	BF	H	R	ER	SO	BB	IBB	HBP	BLK	WP	HR	S	P	ERA	WHIP																						
	5.0	L	26	8	3	3	9	2	0	1	0	1	1	63	100	5.40	2.000																						
	2.0		8	2	1	1	2	0	0	0	0	0	1	20	29	4.50	1.000																						
	1.0		5	1	0	0	0	1	0	0	0	0	0	10	20	0.00	2.000																						
	1.0		5	2	0	0	1	0	0	0	0	0	0	13	18	0.00	2.000																						
																				PITCHER	IP	WLS	BF	H	R	ER	SO	BB	IBB	HBP	BLK	WP	HR	S	P	ERA	WHIP		

**St. Louis Cardinals @ Los Angeles Dodgers**  
**Dodger Stadium, Los Angeles, CA**  
 Sat Jun 17 2000, 1:05 PM PDT  
 Att. 46,048 - Sunny - 76 F

<b>AB</b>	40
<b>R</b>	4
<b>H</b>	13
<b>RBI</b>	4
<b>BB</b>	3
<b>SO</b>	12
<b>LOB</b>	31



Batter	1	2	3	4	5	6	7	8	9	AB	R	H	RBI	BB	SO	LOB
Todd Hollandsworth, L (1, 8) OBP: 0.316, SLG: 0.421	2-1 1B	2-2 G4-3					2-3 K2-3			4	0	1	0	0	1	2
Mark Grudzielanek, R (1, 4) OBP: 0.337, SLG: 0.406	2-3 K		2-3 K		1-1 HR 1B		1-0 G6-3			4	1	1	0	0	2	1
Gary Sheffield, R (1, 7) OBP: 0.457, SLG: 0.670	1-2 1B		1-3 K		0-0 HR			0-1 E9 G4-3 2B		4	2	3	2	0	1	0
Shawn Green, L (1, 9) OBP: 0.431, SLG: 0.560	1-0 F7		4-2 S BB		3-3 K			0-0 G4-3		3	0	0	1	1	1	2
Eric Karros, R (1, 3) OBP: 0.342, SLG: 0.563	3-3 K		3-3 K			4-2 BB		3-H G5-3		3	0	0	0	1	2	3
Adrian Beltré, R (1, 5) OBP: 0.320, SLG: 0.441		0-1 1B 2B		1-2 G5-4-3 1B		0-2 P4		1-0 G4-3		4	0	2	0	0	0	1
Jeff Shaw, R (9, 1)										0	0	0	0	0	0	0
Paul Lo Duca, R (1, 2) OBP: 0.333, SLG: 0.524		2-0 1B		1-0 G5-4-3		1-3 K			2-3 K	4	0	1	0	0	2	2
Alex Cora, L (1, 6) OBP: 0.344, SLG: 0.358		1-2 L6		2-1 G4-3		0-3 K			0-0 F8	4	0	0	0	0	1	3
37 Darren Dreifort, R (1, 1) F.P. Santangelo, S Antonio Osuna, R Jose Vizcaino, S Terry Adams, R Dave Hansen, L		2-3 K			3-3 K		0-1 F8		3-2 F8	1	0	0	0	0	1	2

Inning Stats	R: 0	H: 2	E: 0	K: 2	S: 13	LOB: 2	BB: 0	P: 22	R: 0	H: 2	E: 0	K: 1	S: 13	LOB: 2	BB: 0	P: 20	R: 0	H: 0	E: 0	K: 3	S: 11	LOB: 1	BB: 1	P: 21	R: 0	H: 1	E: 0	K: 0	S: 6	LOB: 0	BB: 0	P: 10	R: 2	H: 2	E: 0	K: 2	S: 14	LOB: 0	BB: 0	P: 23	R: 0	H: 0	E: 0	K: 2	S: 11	LOB: 1	BB: 1	P: 16	R: 0	H: 0	E: 0	K: 1	S: 6	LOB: 0	BB: 0	P: 9	R: 1	H: 1	E: 1	K: 0	S: 7	LOB: 0	BB: 0	P: 10	R: 0	H: 0	E: 0	K: 1	S: 8	LOB: 0	BB: 0	P: 13	1B: 5	SF: 0	2B: 2	SAC: 0	3B: 0	DP: 1	HR: 1	HBP: 0	WP: 0	PA: 36	PB: 0	SB: 1	CS: 0
--------------	------	------	------	------	-------	--------	-------	-------	------	------	------	------	-------	--------	-------	-------	------	------	------	------	-------	--------	-------	-------	------	------	------	------	------	--------	-------	-------	------	------	------	------	-------	--------	-------	-------	------	------	------	------	-------	--------	-------	-------	------	------	------	------	------	--------	-------	------	------	------	------	------	------	--------	-------	-------	------	------	------	------	------	--------	-------	-------	-------	-------	-------	--------	-------	-------	-------	--------	-------	--------	-------	-------	-------

PITCHER	IP	WLS	BF	H	R	ER	SO	BB	IBB	HBP	BLK	WP	HR	S	P	ERA	WHIP
Andy Benes, R ERA: 4.59	(1, 1)	6.0	W	26	7	2	2	10	2	0	0	0	0	68	112	3.00	1.500
Matt Morris, R ERA: 1.54	(7, 1)	2.0	H	7	1	1	1	0	0	0	0	0	0	13	19	4.50	0.500
Dave Veres, R ERA: 2.97	(9, 1)	1.0	S	3	0	0	0	1	0	0	0	0	0	8	13	0.00	0.000

BOTTOM

St. Louis Cardinals @ Los Angeles Dodgers  
 Dodger Stadium, Los Angeles, CA  
 Sat Jun 17 2000, 1:05 PM PDT  
 Att: 46,048 - Sunny - 76 F

livebaseballscores.com

AB	34
R	3
H	8
RBI	3
BB	2
SO	12
LOB	16





Batter	1	2	3	4	5	6	7	8	9	AB R H RBI BB SO LOB	TOP	
Placido Polanco, R (1, 4) OBP: 0.346, SLG: 0.439	1-0 F7	0-1 G4-3			0-3 K		3-1 L9			4 0 0 0 0 1 4		
Shawon Dunston, R (1, 6) OBP: 0.227, SLG: 0.402	1-0 HR 1B		1-0 2B		1-1 G6-3			0-3 K		4 1 2 0 0 1 1		
15 Jim Edmonds, L (1, 8) OBP: 0.456, SLG: 0.651	1-3 K		0-0 F7		1-2 G3-1			4-0 BB		3 0 0 0 1 1 1		
Mark McGwire, R (1, 3) OBP: 0.485, SLG: 0.780	3-1 HR 1-H		1-0 G6-3		2-3 K			1-3 K		4 1 1 2 0 2 1		
Ray Lankford, L (1, 7) OBP: 0.342, SLG: 0.445 Mike Matthews, L (8, 1)	1-0 F8			1-0 G3-1		0-0 G3-1		2-2 G3-1		4 0 0 0 0 0 1 0 0 0 0 0 0 0		
J.D. Drew, L (1, 9) OBP: 0.376, SLG: 0.506 (8, 7)			2-3 K		1-3 K		3-3 K		3-2 G3	4 0 0 0 0 3 0		
Craig Paquette, R (1, 5) OBP: 0.315, SLG: 0.440			4-2 1B HBP		1-3 K		0-1 1B 2B		3-3 K	3 1 1 0 0 2 0		
Eli Marrero, R (1, 2) OBP: 0.326, SLG: 0.500			3-2 1B		0-3 K		0-2 2-H 1B		1-2	4 0 2 1 0 1 0		
Darryl Kile, R (1, 1) OBP: 0.139, SLG: 0.143 Thomas Howard, S (7, PH) OBP: 0.269, SLG: 0.500 Heathcliff Stocumb, R (7, 1) Eric Davis, R (8, 9) OBP: 0.397, SLG: 0.484			1-3 K		2-1 2B		2-1 F7			2 0 1 0 0 1 2 1 0 0 0 0 0 1 0 0 0 0 0 0 0 0 0 0 0 0 0 0		
<b>Inning Stats</b>	R: 2 E: 0 K: 1 S: 8 H: 2 LOB: 0 BB: 0 P: 15	R: 0 E: 0 K: 2 S: 14 H: 1 LOB: 2 BB: 0 P: 24	R: 0 E: 0 K: 0 S: 3 H: 1 LOB: 0 BB: 0 P: 5	R: 0 E: 0 K: 2 S: 7 H: 0 LOB: 0 BB: 0 P: 10	R: 0 E: 0 K: 2 S: 12 H: 1 LOB: 1 BB: 0 P: 15	R: 0 E: 0 K: 1 S: 7 H: 0 LOB: 0 BB: 0 P: 10	R: 1 E: 0 K: 1 S: 13 H: 2 LOB: 1 BB: 0 P: 21	R: 0 E: 0 K: 2 S: 9 H: 0 LOB: 1 BB: 1 P: 16	R: 0 E: 0 K: 1 S: 14 H: 0 LOB: 0 BB: 0 P: 20	1B: 3 2B: 3 3B: 0 HR: 1 SF: 0 SAC: 0 DP: 0 HBP: 1	WP: 0 PB: 0 SB: 1 CS: 0 PA: 35	
<b>PITCHER</b>	IP WLS BF H R ER SO BB IBB HBP BLK WP HR S P ERA WHIP											
Chan Ho Park, R (1, 1) ERA: 3.98	7.0 W 28 7 3 3 9 0 0 1 0 0 1 64 100 3.86 1.000											
Mike Fetters, R (8, 1) ERA: 2.08	1.0 H 4 0 0 0 2 1 0 0 0 0 0 9 16 0.00 1.000											
Jeff Shaw, R (9, 1) ERA: 6.57	1.0 S 3 0 0 0 2 0 0 0 0 0 0 0 14 20 0.00 0.000											

St. Louis Cardinals @ Los Angeles Dodgers  
Dodger Stadium, Los Angeles, CA  
Sun Jun 18 2000, 1:10 PM PDT  
Att. 50,713 - Sunny - 76 F

AB	33
R	3
H	7
RBI	3
BB	1
SO	12
LOB	11









BOTTOM

Los Angeles Dodgers @ Houston Astros  
Enron Field, Houston, TX  
Tue Jun 20 2000, 8:05 PM EDT  
Att: 36,354 - Dome - 72 F

livebaseballscorecards.com



AB	R	H	RBI	BB	SO	LOB
3	1	2	2	0	0	2
3	0	1	1	0	1	2

4	0	0	0	0	3	6
---	---	---	---	---	---	---

4	1	1	2	0	1	3
---	---	---	---	---	---	---

4	0	2	0	1	1	0
---	---	---	---	---	---	---

4	0	0	0	1	0	3
---	---	---	---	---	---	---

5	1	1	1	0	1	2
---	---	---	---	---	---	---

5	1	2	0	0	0	2
---	---	---	---	---	---	---

4	2	3	0	1	0	0
---	---	---	---	---	---	---

1	0	1	0	0	0	0
1	0	0	0	0	1	0
0	0	0	0	0	0	0
0	0	0	0	0	0	0
0	0	0	0	0	0	0
1	0	0	0	0	1	2
0	0	0	0	0	0	0
1	0	0	0	0	0	1

AB	40
R	6
H	13
RBI	6
BB	3
SO	9
LOB	23


WP	1	PA	47
PB	0		
SB	0		
CS	0		

1B:	9	SF:	1
2B:	2	SAC:	2
3B:	0	DP:	1
HR:	2	HBP:	1

IP	WLS	BF	H	R	ER	SO	BB	IBB	HBP	BLK	WP	HR	S	P	ERA	WHIP
7.0		32	9	4	4	5	1	0	1	0	0	1	79	118	5.14	1.429
1.0	H	6	2	0	0	3	0	0	0	0	1	0	18	25	0.00	2.000
0.0	B	3	2	1	1	0	1	0	0	0	0	1	6	14	∞	∞
1.0	W	2	0	0	0	0	0	0	0	0	0	0	2	2	0.00	0.000
1.0		4	0	1	1	1	1	0	0	0	0	0	10	18	9.00	1.000

Batter	1	2	3	4	5	6	7	8	9	10	AB	R	H	RBI	BB	SO	LOB				
Bill Spiers, L OBP: 0.378, SLG: 0.381 Chris Truby, R OBP: 0.286, SLG: 0.571	1-2 SH3-4 5 SF9 2B	0-0 FC3-6		1-2 HBP 1B			0-1 17 1B 1B	1-3 K		2-2 G6-3	3	1	2	2	0	0	2				
Craig Biggio, R OBP: 0.403, SLG: 0.377	2-0 SH3-4 2-3	2-1 G5-3		1-0 HBP 1B			2-3 K	2-3 K		0-3 K	4	0	0	0	0	3	6				
5 Jeff Bagwell, R OBP: 0.402, SLG: 0.548	1-0 SF9		0-2 L9	1-1 G1-3			0-3 K		2-1 HR		4	1	1	2	0	1	3				
17 Lance Berkman, S OBP: 0.347, SLG: 0.527	4-2 FC5-4 BB		1-3 K		2-2 P6		1-2 1B		2-2 2B		4	0	2	0	1	1	0				
Moises Alou, R OBP: 0.382, SLG: 0.601	1-1 FC5-4		0-0 F8		2-2 G6-3		1-0 P4		4-1 G5-4-3 BB		4	0	0	0	1	0	3				
Mitch Meluskey, S OBP: 0.380, SLG: 0.516		2-1 HR		1-1 F7		3-3 K		0-0 G3	0-0 F8		5	1	1	1	0	1	2				
Tim Bogar, R OBP: 0.243, SLG: 0.232		0-0 F9		3-2 SH5-4 1B 1B			2-2 G5-3		0-0 G5-4-3		5	1	2	0	0	0	2				
Glen Barker, S OBP: 0.467, SLG: 0.333		2-0 FC3-6 1B 1B		0-2 SH5-4 1B 1B			1-0 F8		0-0 WP 1B	4-1 G6-3 DI G6-3 BB	4	2	3	0	1	0	0				
Chris Holt, R OBP: 0.137, SLG: 0.138 Matt Mieske, R OBP: 0.228, SLG: 0.264 Marc Valdes, R Yorkis Perez, L Doug Henry, R Daryle Ward, L Joe Slusarski, R Julio Lugo, R OBP: 0.463, SLG: 0.467		0-2 FC3-6 1B		0-0 SH5-4			2-3 K		2-3 K	2-2 G6-3	1	0	1	0	0	0	0				
Inning Stats	R: 1 E: 0 K: 0 S: 11	H: 1 LOB: 1 BB: 1 P: 20	R: 1 E: 0 K: 0 S: 10	H: 3 LOB: 2 BB: 0 P: 16	R: 0 E: 0 K: 1 S: 7	H: 0 LOB: 0 BB: 0 P: 8	R: 2 E: 0 K: 0 S: 18	H: 3 LOB: 2 BB: 0 P: 25	R: 0 E: 0 K: 1 S: 10	H: 0 LOB: 0 BB: 0 P: 17	R: 0 E: 0 K: 2 S: 13	H: 2 LOB: 2 BB: 0 P: 17	R: 0 E: 0 K: 3 S: 18	H: 2 LOB: 3 BB: 0 P: 25	R: 1 E: 0 K: 0 S: 8	H: 2 LOB: 1 BB: 1 P: 16	R: 1 E: 0 K: 1 S: 10	H: 0 LOB: 0 BB: 1 P: 18	1B: 9 2B: 2 3B: 0 HR: 2	SF: 1 SAC: 2 DP: 1 HBP: 1	WP: 1 PA: 47
PITCHER	IP	WLS	BF	H	R	ER	SO	BB	IBB	HBP	BLK	WP	HR	S	P	ERA	WHIP				
Kevin Brown, R ERA: 2.38	7.0		32	9	4	4	5	1	0	1	0	0	1	79	118	5.14	1.429				
Terry Adams, R ERA: 2.93	1.0	H	6	2	0	0	3	0	0	0	0	1	0	18	25	0.00	2.000				
Jeff Shaw, R ERA: 6.93	0.0	B	3	2	1	1	0	1	0	0	0	0	1	6	14	∞	∞				
Matt Herges, R ERA: 3.15	1.0	W	2	0	0	0	0	0	0	0	0	0	0	2	2	0.00	0.000				
Mike Fetters, R ERA: 2.45	1.0		4	0	1	1	1	1	0	0	0	0	0	10	18	9.00	1.000				



Batter	1	2	3	4	5	6	7	8	9	AB R H RBI BB SO LOB	TOP																									
Todd Hollandsworth, L OBP: 0.318, SLG: 0.409 (1, 8)	0-3 K	1-0 F7		1-1 1B		1-0 L7		0-0 F8		5 0 1 0 0 1 1																										
Mark Grudzielanek, R OBP: 0.343, SLG: 0.411 (1, 4)	1-2 1B 1B		1-2 F9	0-1 F4			0-1 1B SF8 2B	1-0 F9		5 2 2 0 0 0 1																										
Gary Sheffield, R OBP: 0.461, SLG: 0.710 (1, 7)	0-0 1B E 1B		1-2 HR	0-3 K			0-0 HR 1B	1-1 HR		5 4 4 2 0 1 1																										
Shawn Green, L OBP: 0.433, SLG: 0.569 (1, 9)	1-2 E 1B		0-2 F8		1-2 2B		0-0 SF8	1-1 F8		4 0 2 2 0 0 0																										
Eric Karros, R OBP: 0.345, SLG: 0.571 (1, 3)	2-3 K		0-1 E6 2B		0-0 P3		1-1 HR	2-2 G6-3		5 1 1 2 0 1 3																										
Adrián Beltré, R OBP: 0.316, SLG: 0.448 (1, 5)	0-3 K2-3		0-0 FC5 2B		0-1 F8		0-0 L5	2-2 G4-3		5 0 1 0 0 1 2																										
Chad Kreuter, S OBP: 0.443, SLG: 0.455 (1, 2)		4-0 SH5-4 BB	2-1 FC5 HBP		3-2 L6		3-1 1B 1B	3-3 K		3 0 1 0 1 1 1	AB 38 R 7 H 13 RBI 6 BB 2 SO 7 LOB 16																									
Kevin Elster, R OBP: 0.335, SLG: 0.482 (1, 6)		2-3 K	0-0 FC5			4-2 G1-6-3 BB	0-0 1B			3 0 1 0 1 1 4																										
Carlos Perez, L OBP: 0.043, SLG: 0.087 (1, 1)		0-0 SH5-4		3-3 K		0-1 G1-6-3	1-0 F8			1 0 0 0 0 1 0																										
Antonio Osuna, R OBP: 0.440, SLG: 0.597 (7, PH)										1 0 0 0 0 0 1																										
Dave Hansen, L OBP: 0.440, SLG: 0.597 (7, PH)										1 0 0 0 0 0 2																										
Matt Herges, L OBP: 0.440, SLG: 0.597 (7, 1)										0 0 0 0 0 0 0																										
<b>Inning Stats</b>	R: 2 E: 1 K: 3 S: 19	H: 3 LOB: 1 BB: 0 P: 23	R: 0 E: 0 K: 1 S: 5	H: 0 LOB: 1 BB: 1 P: 12	R: 1 E: 1 K: 0 S: 14	H: 2 LOB: 3 BB: 0 P: 18	R: 0 E: 0 K: 2 S: 14	H: 1 LOB: 1 BB: 0 P: 18	R: 0 E: 0 K: 0 S: 8	H: 0 LOB: 0 BB: 1 P: 13	R: 3 E: 0 K: 0 S: 11	H: 5 LOB: 2 BB: 0 P: 16	R: 1 E: 0 K: 1 S: 6	H: 1 LOB: 0 BB: 0 P: 9	R: 0 E: 0 K: 1 S: 11	H: 0 LOB: 0 BB: 0 P: 18	1B: 7 2B: 3 3B: 0 HR: 3	SF: 1 SAC: 1 DP: 1 HBP: 1	WP: 0 PB: 0 SB: 0 CS: 0	PA: 43																
<b>PITCHER</b>	IP WLS BF H R ER SO BB IBB HBP BLK WP HR S P ERA WHIP																																			
Octavio Dotel, R ERA: 5.33 (1, 1)	6.2		34	11	6	5	6	2	0	1	0	0	2	81	113	6.75	1.950																			
Jose Cabrera, R ERA: 5.04 (7, 1)	1.1	L	6	2	1	1	0	0	0	0	0	0	1	8	12	6.75	1.500																			
Doug Henry, R ERA: 4.14 (9, 1)	1.0		3	0	0	0	1	0	0	0	0	0	0	11	18	0.00	0.000																			

**Los Angeles Dodgers @ Houston Astros**  
 Enron Field, Houston, TX  
 Wed Jun 21 2000, 8:05 PM EDT  
 Att: 35,356 - Dome - 72 F

livebaseballscorecards.com

BOTTOM

Los Angeles Dodgers @ Houston Astros  
Enron Field, Houston, TX  
Wed Jun 21 2000, 8:05 PM EDT  
Att. 35,356 - Dome - 72 F

livebaseballscorecards.com

AB 33  
R 6  
H 7  
RBI 6  
BB 5  
SO 7  
LOB 9



WP: 0 PA: 39  
PB: 1  
SB: 0  
CS: 0

AB R H RBI BB SO LOB

5 2 2 1 0 1 0

2 1 0 0 2 1 0

5 0 1 2 0 1 2

2 0 0 0 2 1 2

3 1 2 1 1 0 0

4 1 1 2 0 0 4

3 0 0 0 0 0 0

1 0 0 0 0 0 0

4 0 1 0 0 1 0

3 1 0 0 0 2 1

0 0 0 0 0 0 0

1 0 0 0 0 0 0

0 0 0 0 0 0 0

1B: 3 SF: 0  
2B: 2 SAC: 0  
3B: 0 DP: 1  
HR: 2 HBP: 1

Batter	1	2	3	4	5	6	7	8	9
Glen Barker, S OBP: 0.450, SLG: 0.588 (1, 8)	2-2 G6-3		0-1 HR	2-2 5 2B		2-3 K			2-1 G1-3
Craig Biggio, R OBP: 0.406, SLG: 0.374 (1, 4)	4-2 17 BB 1B BB		4-2 5 G1-4-3 BB	1-0 5 2B HBP			2-1 G6-3		2-3 K
5 Jeff Bagwell, R OBP: 0.399, SLG: 0.545 (1, 3)	0-0 P6		1-2 G1-4-3 1-2f	1-1 2B			0-3 K		0-1 F8
17 Lance Berkman, S OBP: 0.352, SLG: 0.518 (1, 9)	4-2 E 1B 1-2 BB		0-0 G5-3	2-3 K			4-1 FC5-4 PB BB		
Moises Alou, R OBP: 0.391, SLG: 0.603 (1, 7)	0-0 E7 1-3 2-H 1B			1-0 HR 1B		2-2 F9		4-1 FC5-4 1-2 IBB	
Julio Lugo, R OBP: 0.448, SLG: 0.510 (1, 6)	0-0 G5-3			0-2 1-H HR		3-2 F9		1-1 FC5-4 1-2f 2-3	
Tony Eusebio, R OBP: 0.347, SLG: 0.350 Mitch Meluskey, S OBP: 0.378, SLG: 0.513 (8, PH) (9, 2)		3-1 F9		0-0 G5-3		2-2 F9		3-2 F7	
Chris Truby, R OBP: 0.273, SLG: 0.455 (1, 5)		1-2 F9		0-0 FC1-6 1B		2-3 K		2-0 G4-3	
Octavio Dotel, R OBP: 0.074, SLG: 0.038 Jose Cabrera, R (7, 1) Daryle Ward, L OBP: 0.274, SLG: 0.500 Doug Henry, R (8, PH) (9, 1)		1-3 K		0-0 FC1-6 2B 5 2B 1-2f		2-3 K		2-1 F9	

Inning Stats	R: 1	H: 1	E: 1	K: 0	S: 11	LOB: 2	BB: 2	P: 21	R: 0	H: 0	E: 0	K: 1	S: 12	LOB: 0	BB: 0	P: 17	R: 1	H: 1	E: 0	K: 0	S: 9	LOB: 0	BB: 1	P: 14	R: 4	H: 5	E: 0	K: 1	S: 15	LOB: 2	BB: 0	P: 22	R: 0	H: 0	E: 0	K: 0	S: 12	LOB: 0	BB: 0	P: 19	R: 0	H: 0	E: 0	K: 3	S: 10	LOB: 0	BB: 0	P: 16	R: 0	H: 0	E: 0	K: 1	S: 9	LOB: 2	BB: 2	P: 20	R: 0	H: 0	E: 0	K: 0	S: 6	LOB: 0	BB: 0	P: 13	R: 0	H: 0	E: 0	K: 1	S: 7	LOB: 0	BB: 0	P: 11
--------------	------	------	------	------	-------	--------	-------	-------	------	------	------	------	-------	--------	-------	-------	------	------	------	------	------	--------	-------	-------	------	------	------	------	-------	--------	-------	-------	------	------	------	------	-------	--------	-------	-------	------	------	------	------	-------	--------	-------	-------	------	------	------	------	------	--------	-------	-------	------	------	------	------	------	--------	-------	-------	------	------	------	------	------	--------	-------	-------

PITCHER	IP	WLS	BF	H	R	ER	SO	BB	IBB	HBP	BLK	WP	HR	S	P	ERA	WHIP
Carlos Perez, L ERA: 5.73 (1, 1)	3.2		21	7	6	6	1	3	0	1	0	0	2	44	69	14.73	2.727
Antonio Osuna, R ERA: 3.8 (4, 1)	2.1		7	0	0	0	4	0	0	0	0	0	0	25	40	0.00	0.000
Matt Herges, R ERA: 2.93 (7, 1)	3.0	W	11	0	0	0	2	1	1	0	0	0	0	22	44	0.00	0.333

PITCHER	IP	WLS	BF	H	R	ER	SO	BB	IBB	HBP	BLK	WP	HR	S	P	ERA	WHIP
---------	----	-----	----	---	---	----	----	----	-----	-----	-----	----	----	---	---	-----	------



Batter	1	2	3	4	5	6	7	8	9	AB R H RBI BB SO LOB	TOP											
Todd Hollandsworth, L OBP: 0.311, SLG: 0.399 (1, 8)	2-2 G6-3		1-3 K		0-3 K			1-3 K		4 0 0 0 0 3 3	<b>Los Angeles Dodgers @ Houston Astros</b> Enron Field, Houston, TX Thu Jun 22 2000, 8:05 PM EDT Att: 37,150 - Dome - 72 F											
Mark Grudzielanek, R OBP: 0.342, SLG: 0.412 (1, 4)	1-0 2B			2-3 K		0-3 K		2-2 G1-3		4 0 1 0 0 2 1												
Gary Sheffield, R OBP: 0.458, SLG: 0.714 (1, 7)	0-1 G5-3			2-1 P4		0-2 G6-3			1-1 HR	4 1 1 1 0 0 1												
Shawn Green, L OBP: 0.431, SLG: 0.562 (1, 9)	1-2 F8			3-2 L6		3-2 F7			4-0 BB 1B G1-4-3	3 1 0 0 1 0 1												
Eric Karros, R OBP: 0.343, SLG: 0.566 (1, 3)			1-1 F9		0-0 P6		1-3 K		1-1 G1-4-3 BB 1-2 1B	4 0 1 0 0 1 0												
Adrian Beltré, R OBP: 0.315, SLG: 0.442 (1, 5)			3-2 F9		1-2 L4		1-1 F7		4-0 G1-4-3 1-2 2-3 BB	3 0 0 0 1 0 0												
Chad Kreuter, S OBP: 0.437, SLG: 0.441 (1, 2)			1-1 F2		4-1 1B 37 2B BB		2-1 G4-3		0-1 G1-4-3 1-2 2-3 2-2	3 1 0 0 1 0 2												
Kevin Elster, R OBP: 0.339, SLG: 0.483 (1, 6)				0-0 P4		0-1 1B 37 2B		0-2 G1-3 1B	1-2 F8	4 0 2 0 0 0 1												
37 Darren Dreifort, R OBP: 0.107, SLG: 0.179 (1, 1) Dave Hansen, L OBP: 0.434, SLG: 0.587 (8, PH) Terry Adams, R (8, 1)			0-2 F9		1-1 2B 1-3 2-H			1-2 G1-3		2 0 1 1 0 0 0 1 0 0 0 0 0 1 0 0 0 0 0 0 0												
<b>Inning Stats</b>	R: 0 E: 0 K: 0 S: 11	H: 1 LOB: 1 BB: 0 P: 15	R: 0 E: 0 K: 0 S: 10	H: 0 LOB: 0 BB: 0 P: 15	R: 0 E: 0 K: 1 S: 8	H: 0 LOB: 0 BB: 0 P: 9	R: 0 E: 0 K: 1 S: 11	H: 0 LOB: 0 BB: 0 P: 18	R: 1 E: 0 K: 1 S: 12	H: 2 LOB: 2 BB: 1 P: 18	R: 0 E: 0 K: 1 S: 9	H: 0 LOB: 0 BB: 0 P: 12	R: 0 E: 0 K: 1 S: 7	H: 0 LOB: 0 BB: 0 P: 11	R: 0 E: 0 K: 1 S: 14	H: 1 LOB: 1 BB: 0 P: 18	R: 2 E: 0 K: 0 S: 9	H: 2 LOB: 1 BB: 2 P: 21	1B: 3 2B: 2 3B: 0 HR: 1	SF: 0 SAC: 0 DP: 1 HBP: 0	WP: 0 PB: 0 SB: 0 CS: 0	PA: 35
<b>PITCHER</b>	IP WLS BF H R ER SO BB IBB HBP BLK WP HR S P ERA WHIP																					
Scott Elarton, R ERA: 7.11 (1, 1)	8.0 W 29 4 1 1 6 1 0 0 0 0 0 0 82 116 1.12 0.625																					
Doug Henry, R ERA: 4.62 (9, 1)	0.0 3 2 2 2 0 1 0 0 0 0 0 1 4 10 ∞ ∞																					
Marc Valdes, R ERA: 0.66 (9, 1)	1.0 S 3 0 0 0 0 1 0 0 0 0 0 0 5 11 0.00 1.000																					

livebaseballscorecards.com

AB	32
R	3
H	6
RBI	2
BB	3
SO	6
LOB	10



Batter	1	2	3	4	5	6	7	8	9	AB	R	H	RBI	BB	SO	LOB							
<b>Glen Barker, S</b> OBP: 0.375, SLG: 0.476 (1, 8) BB C X	2-1 F8 1	2-0 F6 3			X 0-0 G1-3 1		B B X 2-0 G3 2			4	0	0	0	0	0	1							
<b>Craig Biggio, R</b> OBP: 0.407, SLG: 0.377 (1, 4) B B B B	4-0 5 BB 17 HR BB		C S F B B F B F X	3-2 2B 1	C S B B X	1-3 K 2	X 0-0 P3 3			3	1	1	0	1	1	0							
<b>5 Jeff Bagwell, R</b> OBP: 0.400, SLG: 0.541 (1, 3) B F B B	4-2 17 HR 1-2 BB		C B B X	2-1 G6-3 2	B X	1-0 F9 3		B S B B 4-1 17 1B 2B BB		2	2	0	0	2	0	0							
<b>17 Lance Berkman, S</b> OBP: 0.372, SLG: 0.557 (1, 9) X	0-0 1-H 2-H HR		B S B B	4-1 FC5-4 BB	B B C X	2-2 S 1B E 1B		F X 0-1 2B 1-3 1B		3	2	3	3	1	0	0							
<b>Moises Alou, R</b> OBP: 0.388, SLG: 0.600 (1, 7) B B X	2-0 F8 2		F X	0-1 FC5-4 1-2f	B X	1-0 L8 1		C X 0-1 1-3 3-H 2B		4	0	1	1	0	0	2							
<b>Mitch Meluskey, S</b> OBP: 0.376, SLG: 0.506 (1, 2) B C B F S	2-3 K 3			2-0 P4 1	B X	1-0 1-2 S E 1B		B F C B X 2-2 P6 1		4	1	1	0	0	1	2							
<b>Julio Lugo, R</b> OBP: 0.419, SLG: 0.472 (1, 6) C X		0-1 G6-3 1		X 0-0 G6-3 2	B C S X	1-2 E4 CS 1-H 2-H		B F S B X 2-3 K 2		4	0	0	0	0	1	2							
<b>Chris Truby, R</b> OBP: 0.333, SLG: 0.500 (1, 5) H T B U O		2-2 SH1-4 HBP		B X 1-0 2B	B B S S X	3-3 K2-3 2-3		B F X 1-1 G3-1 3		3	0	1	0	0	1	3							
<b>Scott Elarton, R</b> OBP: 0.300, SLG: 0.316 (1, 1) <b>Doug Henry, R</b> (9, 1) <b>Marc Valdes, R</b> (9, 1) <b>Tim Bogar, R</b> OBP: 0.243, SLG: 0.232 (9, 6) L X		0-1 SH1-4 2		X 0-0 G1-3 3			F S B B X 2-2 G6-3 1			2	0	0	0	0	0	1							
<b>Inning Stats</b>	R: 3 E: 0 K: 1 S: 9	H: 1 LOB: 0 BB: 2 P: 23	R: 0 E: 0 K: 10 S: 10	H: 0 LOB: 1 BB: 0 P: 14	R: 0 E: 0 K: 11 S: 11	H: 1 LOB: 1 BB: 1 P: 20	R: 0 E: 0 K: 0 S: 4	H: 1 LOB: 1 BB: 0 P: 7	R: 0 E: 0 K: 1 S: 5	H: 0 LOB: 0 BB: 0 P: 7	R: 2 E: 1 K: 1 S: 11	H: 2 LOB: 0 BB: 0 P: 19	R: 0 E: 0 K: 0 S: 6	H: 0 LOB: 0 BB: 0 P: 10	R: 1 E: 0 K: 1 S: 13	H: 2 LOB: 2 BB: 1 P: 22	1B: 3 2B: 3 3B: 0 HR: 1	SF: 0 SAC: 1 DP: 0 HBP: 1	WP: 0 PB: 0 SB: 2 CS: 1	PA: 35			
<b>37 Darren Dreifort, R</b> ERA: 4.76 (1, 1) <b>Terry Adams, R</b> ERA: 3.07 (8, 1)	IP 7.0 1.0	WLS L	BF 29 6	H 5 2	R 5 1	ER 3 1	SO 3 1	BB 3 1	IBB 0 0	HBP 1 0	BLK 0 0	WP 0 0	HR 1 0	S 56 13	P 100 22	ERA 3.86 9.00	WHIP 1.143 3.000						

**BOTTOM**

**Los Angeles Dodgers @ Houston Astros**  
Enron Field, Houston, TX  
Thu Jun 22 2000, 8:05 PM EDT  
Att: 37,150 - Dome - 72 F

[livebaseballscorecards.com](http://livebaseballscorecards.com)

<b>AB</b>	<b>29</b>
<b>R</b>	<b>6</b>
<b>H</b>	<b>7</b>
<b>RBI</b>	<b>4</b>
<b>BB</b>	<b>4</b>
<b>SO</b>	<b>4</b>
<b>LOB</b>	<b>11</b>







Batter	1	2	3	4	5	6	7	8	9	10	11	12	AB	R	H	RBI	BB	SO	LOB
Shawon Dunston, R OBP: 0.260, SLG: 0.484 Edgar Renteria, R OBP: 0.315, SLG: 0.408	4-1 15 BB 1B BB	0-3 K			4-0 HR BB		1-2 G5-4-3 1-2f		4-1 BB		2-0 F9		1 2 0 0 2 1 0 2 0 0 0 1 0 2						
J.D. Drew, L OBP: 0.380, SLG: 0.525	4-0 15 BB 1B BB		1-1 F5		2-1 1H HR BB		4-0 15 S BB		1-3 K		3-1 2-H 1B		4 2 2 3 2 1 1						
15 Jim Edmonds, L OBP: 0.452, SLG: 0.646	4-2 G6-4-3 1B BB		2-0 1B		1-0 F8		2-3 K			4-1 BB BB		0-0 FC2-5 2B	4 0 2 0 2 1 1						
Mark McGwire, R OBP: 0.492, SLG: 0.785 Mike James, R (12, PR)	2-1 G6-4-3 1B		0-0 P5		2-3 K			1-1 HR		1-0 F8		4-0 FC2-5 HR IBB	5 1 2 3 1 1 2 0 1 0 0 0 0 0						
Ray Lankford, L OBP: 0.348, SLG: 0.438	1-2 G6-4-3 1-2f 2-3		0-3 K			2-2 G3-1		1-3 K		4-2 BB		1-1 FC2-5 HR	4 0 0 0 1 2 3						
Craig Paquette, R OBP: 0.321, SLG: 0.468	4-2 BB			1-1 G5-3		1-0 2B		1-0 G6-3		0-0 F7		2-2 HR	5 1 2 3 1 0 2						
Mike Matheny, R OBP: 0.328, SLG: 0.379	0-0 G5-3			0-0 G5-3		0-3 K		0-3 K		0-3 K			5 0 0 0 0 3 5						
Placido Polanco, R OBP: 0.329, SLG: 0.412		1-1 G1-4-3		2-1 P4		0-1 G6-3			2-3 K		0-0 SH1-3 1B 1B		5 1 1 0 0 1 1						
Andy Benes, R OBP: 0.171, SLG: 0.212 Eric Davis, R OBP: 0.387, SLG: 0.477 Matt Morris, R (8, PH) Thomas Howard, S OBP: 0.257, SLG: 0.477 Dave Veres, R (10, PH) Larry Sutton, L OBP: 0.333, SLG: 0.421 Gene Stiechschulte, R (11, PH) Eli Marrero, R OBP: 0.322, SLG: 0.493 (12, PH)		1-3 K		0-3 K			4-1 G5-4-3 BB		0-1 G4-3		0-0 SH1-3		2 0 0 0 0 0 2 0 0 0 0 0 0 1 0 0 0 0 0 0 0 0 0 0 0 0 1 0 1 1 0 0 0 0 0 0 2						

Inning Stats	R: 2	H: 1	E: 0	LOB: 2	K: 0	S: 14	R: 0	H: 0	E: 0	LOB: 0	K: 2	S: 8	R: 0	H: 1	E: 0	LOB: 1	K: 1	S: 7	R: 0	H: 0	E: 0	LOB: 0	K: 0	S: 5	R: 0	H: 1	E: 0	LOB: 0	K: 2	S: 9	R: 0	H: 1	E: 0	LOB: 1	K: 1	S: 9	R: 1	H: 1	E: 0	LOB: 0	K: 2	S: 9	R: 0	H: 0	E: 0	LOB: 2	K: 1	S: 9	R: 1	H: 2	E: 0	LOB: 1	K: 0	S: 5	R: 3	H: 2	E: 0	LOB: 1	K: 0	S: 7	1B: 4	2B: 2	3B: 0	HR: 3	SF: 0	SAC: 1	DP: 2	HBP: 0	WP: 0	PA: 51
PITCHER	IP	WLS	BF	H	R	ER	SO	BB	IBB	HBP	BLK	WP	HR	S	P	ERA	WHIP											IP	WLS	BF	H	R	ER	SO	BB	IBB	HBP	BLK	WP	HR	S	P	ERA	WHIP																										
Chan Ho Park, R ERA: 4.1	(1, 1)	6.0		26	4	4	4	6	5	0	0	0	0	1	52	91	6.00	1.500											Jeff Shaw, R ERA: 7.96	(11, 1)	1.1	L	8	4	4	4	0	0	1	0	0	0	1	12	24	27.00	3.000																							
Onan Masaoka, L ERA: 3.86	(7, 1)	1.0		4	0	0	0	1	2	0	0	0	0	0	8	19	0.00	2.000																																																				
Matt Herges, R ERA: 3.07	(8, 1)	1.0	B	4	1	1	1	2	0	0	0	0	0	1	9	12	9.00	1.000																																																				
Mike Fetters, R ERA: 2.33	(9, 1)	1.0		4	0	0	0	2	1	0	0	0	0	0	9	16	0.00	1.000																																																				
Antonio Osuna, R ERA: 3.65	(10, 1)	1.0		5	0	0	0	1	2	0	0	0	0	0	9	18	0.00	2.000																																																				

**Los Angeles Dodgers @ St. Louis Cardinals**  
 Busch Stadium, St. Louis, MO  
 Fri Jun 23 2000, 7:10 PM CDT  
 Att: 48,395 - Cloudy - 90 F

AB	39
R	9
H	9
RBI	9
BB	11
SO	12
LOB	19





Batter	1	2	3	4	5	6	7	8	9	AB	R	H	RBI	BB	SO	LOB	TOP										
F.P. Santangelo, S OBP: 0.312, SLG: 0.202 (1, 8)	2-2 G6-3 ①		1-0 F7 ③			2-3 K ①		2-3 K ②		4	0	0	0	0	2	0											
Mark Grudzielanek, R OBP: 0.343, SLG: 0.410 (1, 4)	1-0 P6 ②			0-1 G6-4-3 1B		1-1 FC5-4 1B		4-2 BB BB		3	0	2	0	1	0	0											
Gary Sheffield, R OBP: 0.456, SLG: 0.710 (1, 7)	0-0 P6 ③			1-0 F9 ①		2-1 FC5-4 ② 1-2f		4-1 BB 1-2 BB		3	0	0	0	1	0	2											
Shawn Green, L OBP: 0.424, SLG: 0.558 (1, 9)		3-3 K ①		2-1 G6-4-3 ② ③ 1-2f		1-0 G4-3 ③		1-0 G3 ③		4	0	0	0	0	1	4											
Eric Karros, R OBP: 0.340, SLG: 0.553 (1, 3)		1-1 G6-3 ②			0-1 G6-3 ①		4-1 BB BB		3-2 FC6-4 1B	3	0	1	0	1	0	0											
Adrián Beltré, R OBP: 0.323, SLG: 0.463 (1, 5)		4-2 BB			2-0 WP WP 2B		0-1 F7 ①		2-1 FC6-4 1B 1-2f	3	1	1	0	1	0	2											
Paul Lo Duca, R OBP: 0.370, SLG: 0.615 (1, 2)		2-3 K ③			1-3 K ②		4-0 G4-6-3 BB 1-2		2-2 G4-3 1B	3	0	1	0	1	2	2											
Alex Cora, L OBP: 0.327, SLG: 0.371 (1, 6)			0-0 G4-3 ①		3-2 3B ③		2-1 G4-6-3 ② ③ 1-2f		3-2 G4-3 ② ③ 1-2f	4	0	1	0	0	0	4											
Orel Hershiser, R Carlos Perez, L Terry Adams, R Onan Masaoka, R Todd Hollandsworth, L Jim Levitz, R Matt Herges, L	(1, 1) (2, 1) (6, 1) (7, 1) (8, PH) (8, PH) (8, 1)		1-1 L6 ②		1-3 K ③			0-0 F8 ①		0 0 0 0 0 0 0 2 0 0 0 0 0 1 1 0 1 0 0 0 0 0 0 0 0 0 0 0 0 0 0 0																	
<b>Inning Stats</b>	R: 0 E: 0 K: 0 S: 7	H: 0 LOB: 0 BB: 0 P: 10	R: 0 E: 0 K: 2 S: 13	H: 0 LOB: 1 BB: 1 P: 23	R: 0 E: 0 K: 0 S: 4	H: 0 LOB: 0 BB: 0 P: 6	R: 0 E: 0 K: 0 S: 5	H: 1 LOB: 0 BB: 0 P: 8	R: 1 E: 0 K: 2 S: 12	H: 2 LOB: 1 BB: 0 P: 19	R: 0 E: 0 K: 1 S: 9	H: 1 LOB: 1 BB: 0 P: 15	R: 0 E: 0 K: 0 S: 5	H: 0 LOB: 1 BB: 2 P: 15	R: 0 E: 0 K: 1 S: 9	H: 0 LOB: 2 BB: 2 P: 20	R: 0 E: 0 K: 0 S: 12	H: 2 LOB: 1 BB: 0 P: 22	1B: 4 2B: 1 3B: 1 HR: 0	SF: 0 SAC: 0 DP: 3 HBP: 0	WP: 2 PB: 0 SB: 0 CS: 0	PA: 35					
<b>PITCHER</b>	IP	WLS	BF	H	R	ER	SO	BB	IBB	HBP	BLK	WP	HR	S	P	ERA	WHIP										
Darryl Kile, R ERA: 4.57	(1, 1)	2.0	7	0	0	0	2	1	0	0	0	0	0	20	33	0.00	0.500										
Alan Benes, R ERA: 2.12	(3, 1)	3.0	W	11	3	1	2	0	0	0	0	2	0	21	33	3.00	1.000										
Mike James, R ERA: 4.24	(6, 1)	1.0	H	4	1	0	0	1	0	0	0	0	0	9	15	0.00	1.000										
Gene Stechschulte, R ERA: 7.0	(7, 1)	1.0	H	4	0	0	0	2	0	0	0	0	0	5	15	0.00	2.000										
Mike Matthews, L ERA: 8.44	(8, 1)	1.0	H	5	0	0	1	2	0	0	0	0	0	9	20	0.00	2.000										
<b>PITCHER</b>	IP	WLS	BF	H	R	ER	SO	BB	IBB	HBP	BLK	WP	HR	S	P	ERA	WHIP										
Dave Veres, R ERA: 3.22	(9, 1)	1.0		4	2	0	0	0	0	0	0	0	0	12	22	0.00	2.000										


Los Angeles Dodgers @ St. Louis Cardinals  
 Busch Stadium, St. Louis, MO  
 Sat Jun 24 2000, 7:10 PM CDT  
 Att. 47,071 - Cloudy - 79 F

AB	30
R	1
H	6
RBI	0
BB	5
SO	6
LOB	15







Batter	1	2	3	4	5	6	7	8	9	AB R H RBI BB SO LOB	TOP	
Shawn Gilbert, R (1, 8) OBP: 0.167, SLG: 0.250	4-2 G3-6 BB		2-3 K		2-1 HR		1-1 F3			3 1 1 1 1 1 1		
Mark Grudzielanek, R (1, 4) OBP: 0.342, SLG: 0.408	1-0 F8		3-2 F8		1-0 G5-3			1-0 FC6-4 1B		4 0 1 0 0 0 1		
Shawn Green, L (1, 9) OBP: 0.419, SLG: 0.550	0-0 G3-6 1-2f		2-1 G1-3		0-1 L4			1-2 FC6-4 FC6-4 S 1-2f		4 0 0 0 0 0 2		
Gary Sheffield, R (1, 7) OBP: 0.457, SLG: 0.705		3-2 G1		4-1 F9 BB		2-3 K		4-2 FC6-4 BB		2 0 0 0 2 1 0		
Eric Karros, R (1, 3) OBP: 0.342, SLG: 0.551		2-2 BB 1B 1B		2-2 F9 1-2		4-1 BB		0-0 F8		3 0 1 0 1 0 3		
Adrian Beltré, R (1, 5) OBP: 0.317, SLG: 0.455		0-2 P6		0-0 F9		1-0 F9		3-1 FC6-4 1-2f 2-3		4 0 0 0 0 0 5		
Chad Kreuter, S (1, 2) OBP: 0.455, SLG: 0.443		0-0 BB 1B		3-2 F9		4-1 P5-6 1B BB			0-0 G4-6-3 1B	3 0 2 0 1 0 1 0 0 0 0 0 0 0	AB 30 R 1 H 6 RBI 1 BB 6 SO 3 LOB 20	
Paul Lo Duca, R (9, PR) (9, 2) OBP: 0.370, SLG: 0.615		1-2 BB 1B										
Kevin Elster, R (1, 6) OBP: 0.343, SLG: 0.479		4-0 BB 1-2 2-3 BB		0-2 G5-3		0-1 1-2 1B			0-0 F3	3 0 1 0 1 0 1		
Kevin Brown, R (1, 1) OBP: 0.121, SLG: 0.094		1-3 K		2-2 G6-3		1-1 P5-6 2-3f			1-2 G4-6-3 1-2f	3 0 0 0 0 1 5 1 0 0 0 0 0 1 0 0 0 0 0 0 0		
Dave Hansen, L (9, PH) OBP: 0.423, SLG: 0.569												
Antonio Osuna, R (9, 1) OBP: 0.370, SLG: 0.615												
<b>Inning Stats</b>	R: 0 E: 0 K: 0 S: 5 H: 0 LOB: 0 BB: 1 P: 10	R: 0 E: 0 K: 1 S: 16 H: 2 LOB: 3 BB: 1 P: 26	R: 0 E: 0 K: 1 S: 8 H: 0 LOB: 0 BB: 0 P: 15	R: 0 E: 0 K: 0 S: 9 H: 0 LOB: 1 BB: 1 P: 18	R: 1 E: 0 K: 0 S: 10 H: 1 LOB: 0 BB: 0 P: 15	R: 0 E: 0 K: 1 S: 7 H: 0 LOB: 1 BB: 1 P: 14	R: 0 E: 0 K: 0 S: 7 H: 1 LOB: 1 BB: 1 P: 13	R: 0 E: 0 K: 0 S: 9 H: 1 LOB: 2 BB: 1 P: 18	R: 0 E: 0 K: 0 S: 5 H: 1 LOB: 1 BB: 0 P: 6	1B: 5 2B: 1 3B: 0 HR: 1 SF: 0 SAC: 0 DP: 3 HBP: 0	WP: 0 PB: 0 SB: 1 CS: 0 PA: 36	
<b>PITCHER</b>	IP WLS BF H R ER SO BB IBB HBP BLK WP HR S P ERA WHIP	IP WLS BF H R ER SO BB IBB HBP BLK WP HR S P ERA WHIP										
Rick Ankiel, L (1, 1) ERA: 3.39	7.0 W 28 4 1 1 3 5 0 0 0 0 1 62 111 1.29 1.286	2.0 W 8 2 0 0 0 1 0 0 0 0 0 14 24 0.00 1.500										

Los Angeles Dodgers @ St. Louis Cardinals  
 Busch Stadium, St. Louis, MO  
 Sun Jun 25 2000, 1:10 PM CDT  
 Att. 47,062 - Cloudy - 84 F

livebaseballscorecards.com

Batter	1	2	3	4	5	6	7	8	9	AB	R	H	RBI	BB	SO	LOB
Shawon Dunston, R (1, 5) OBP: 0.263, SLG: 0.474 Placido Polanco, R (3, 4) OBP: 0.325, SLG: 0.407	1-0 1B HBP		0-2 G5-3		1-1 SH2-4		1-1 G1-3			0	0	0	0	0	0	0
J.D. Drew, L (1, 8) OBP: 0.380, SLG: 0.516	1-2 S 1-3 1B		2-1 E4		4-2 15 G3 BB		0-2 F2			3	0	1	0	1	0	0
15 Jim Edmonds, L (1, 3) OBP: 0.447, SLG: 0.632	0-3 K		1-0 G1-3		1-2 G3		1-2 G4-3			4	0	0	0	0	1	5
Thomas Howard, S (1, 9) OBP: 0.253, SLG: 0.457	1-3 K			2-1 WP S 1B	2-1 G3			1-3 K		4	1	1	0	0	2	4
Ray Lankford, L (1, 7) OBP: 0.344, SLG: 0.436	3-1 L3			2-3 K		2-3 K		1-3 K		4	0	0	0	0	3	3
Craig Paquette, R (1, 4) OBP: 0.314, SLG: 0.455 (3, 5)		0-1 F9		3-3 K		1-1 G6-3		1-2 F8		4	0	0	0	0	1	1
Edgar Renteria, R (1, 6) OBP: 0.316, SLG: 0.404		1-1 G5-3		1-0 S 1B		3-2 E8 1B		4-1 SH1-4 1B BB		3	1	2	1	1	0	0
Mike Matheny, R (1, 2) OBP: 0.324, SLG: 0.373		1-3 K		3-H 2-0 G6-3		1-3 K		0-1 SH1-4		3	0	0	0	0	2	2
Rick Ankiel, L (1, 1) OBP: 0.273, SLG: 0.500 Heathcliff Slocumb, R (8, 1) Larry Sutton, L (9, PH) OBP: 0.360, SLG: 0.450			0-1 P4		0-0 15 G3 SH2-4 1B		1-2 G4-3		3-2 2-H 1B	3	0	1	0	0	0	0
										0	0	0	0	0	0	0
										1	0	1	1	0	0	0


Inning Stats	R: 0	H: 1	E: 0	K: 2	S: 12	R: 0	H: 0	E: 0	K: 1	S: 7	R: 0	H: 0	E: 1	K: 0	S: 8	R: 1	H: 2	E: 0	K: 2	S: 11	R: 0	H: 1	E: 0	K: 0	S: 14	R: 0	H: 1	E: 1	K: 2	S: 11	R: 0	H: 0	E: 0	K: 0	S: 8	R: 0	H: 0	E: 0	K: 2	S: 11	R: 1	H: 1	E: 0	K: 0	S: 11	1B: 6	2B: 0	3B: 0	HR: 0	SF: 0	SAC: 2	DP: 0	HBP: 1	WP: 1	PA: 36
PITCHER	IP	WLS	BF	H	R	ER	SO	BB	IBB	HBP	BLK	WP	HR	S	P	ERA	WHIP																																						
Kevin Brown, R (1, 1) ERA: 2.29	8.0		32	5	1	1	9	1	0	1	0	1	0	82	123	1.12	0.750																																						
Antonio Osuna, R (9, 1) ERA: 3.91	0.2	L	4	1	1	1	0	1	0	0	0	0	0	11	19	13.50	3.000																																						

**BOTTOM**

**Los Angeles Dodgers @ St. Louis Cardinals**  
 Busch Stadium, St. Louis, MO  
 Sun Jun 25 2000, 1:10 PM CDT  
 Att: 47,062 - Cloudy - 84 F

livebaseballscorecards.com

AB	31
R	2
H	6
RBI	2
BB	2
SO	9
LOB	15





Batter	1	2	3	4	5	6	7	8	9	AB R H RBI BB SO LOB	TOP			
Eric Owens, R OBP: 0.398, SLG: 0.448 (1, 9) (9, 7)	4-2 G4-6-3 BB	1-0 1B WP 2B 1B	1-1 F9			1-1 G6-3 1-2f			1-0 FC4-6 1B	4 1 2 1 1 0 2				
Ed Sprague, R OBP: 0.336, SLG: 0.615 Carlos Almanzar, R (1, 7) (9, 1)	2-1 F8	1-1 SF8		0-0 F9			1-0 F8		0-1 L5	4 0 0 1 0 0 3 0 0 0 0 0 0 0				
Ryan Klesko, L OBP: 0.403, SLG: 0.617 (1, 3)	0-0 G4-6-3 1-2f	3-1 1B 2B HBP		0-0 F8			0-1 G6-3		0-1 FC4-6 1-2f 3-H	4 1 0 1 0 0 2				
Phil Nevin, R OBP: 0.341, SLG: 0.513 (1, 5)		4-6 HR BB 3-2 2B 1B		2-2 F9			1-2 G4-3		1-2 L5	4 2 1 0 1 0 1				
Bret Boone, R OBP: 0.320, SLG: 0.455 (1, 4)		5-3 HR 5-2 2B				0-1 G5-3		2-1 G6-3		4 1 2 5 0 0 0				
Carlos Hernandez, R OBP: 0.321, SLG: 0.349 (1, 2)		1-6 1B 1-10 F8				3-2 F8		0-1 F8		4 1 1 0 0 0 1				
Ruben Rivera, R OBP: 0.350, SLG: 0.500 (1, 8)		4-0 S 16 1B 1-2 1B BB	4-0 16 G5-4-3 BB			1-1 G5-3		4-1 BB		1 1 0 0 3 0 0				
16 Kevin Nicholson, S OBP: 0.385, SLG: 0.583 (1, 6)		1-1 1B S SF8 1B 1-2 2-H	0-0 G5-4-3 1-2f			1-2 G5-3		3-2 F8		4 1 1 1 0 0 2				
Brian Meadows, R OBP: 0.172, SLG: 0.172 Matt Whiteside, R 29 Kory DeHaan, L OBP: 0.226, SLG: 0.245 (1, 1) (8, 1) (9, PH) (9, 9)		1-3 K 1-2 2-3	1-0 1B			0-0 G6-3 1B			4-1 1B FC4-6 BB	3 0 2 0 0 1 2 0 0 0 0 0 0 0 0 1 0 0 1 0 0				
Inning Stats	R: 0 E: 0 K: 0 S: 5 H: 0 LOB: 0 BB: 1 P: 11	R: 8 E: 0 K: 1 S: 20 H: 6 LOB: 1 BB: 2 P: 45	R: 0 E: 0 K: 0 S: 4 H: 1 LOB: 1 BB: 1 P: 10	R: 0 E: 0 K: 0 S: 6 H: 0 LOB: 0 BB: 0 P: 8	R: 0 E: 0 K: 0 S: 7 H: 0 LOB: 0 BB: 0 P: 11	R: 0 E: 0 K: 0 S: 6 H: 1 LOB: 0 BB: 0 P: 8	R: 0 E: 0 K: 0 S: 6 H: 0 LOB: 0 BB: 0 P: 8	R: 0 E: 0 K: 0 S: 9 H: 0 LOB: 1 BB: 1 P: 18	R: 1 E: 0 K: 0 S: 10 H: 1 LOB: 1 BB: 1 P: 16	1B: 7 2B: 1 3B: 0 HR: 1 SF: 1 SAC: 0 DP: 3 HBP: 1	WP: 1 PB: 0 SB: 2 CS: 0	PA: 40		
PITCHER	IP WLS BF H R ER SO BB IBB HBP BLK WP HR S P ERA WHIP												PITCHER	IP WLS BF H R ER SO BB IBB HBP BLK WP HR S P ERA WHIP
Orel Hershiser, R ERA: 13.14 Carlos Perez, L ERA: 5.25 Onan Masaoka, L ERA: 3.21 Jeff Shaw, R ERA: 8.0	(1, 1) 1.2 L 14 6 8 8 1 3 0 1 0 1 1 24 54 43.20 5.400													

San Diego Padres @ Los Angeles Dodgers  
 Dodger Stadium, Los Angeles, CA  
 Mon Jun 26 2000, 7:10 PM PDT  
 Att. 26,417 - Sunny - 78 F

AB	32
R	9
H	9
RBI	9
BB	6
SO	1
LOB	13



Batter	1	2	3	4	5	6	7	8	9	AB	R	H	RBI	BB	SO	LOB
Todd Hollandsworth, L (1, 8) OBP: 0.314, SLG: 0.422	1-2 HR		2-1 F9		3-2 F9 2B		2-0 G6-3		4-2 BB 2B	4	3	2	1	1	0	0
Mark Grudzielanek, R (1, 4) OBP: 0.340, SLG: 0.403	0-1 G6-3		1-1 G4-3		1-1 F9 2-3		3-1 G6-3		4-2 2B BB	4	0	0	0	1	0	1
Gary Sheffield, R (1, 7) OBP: 0.451, SLG: 0.696	0-3 K		0-1 G6-3		1-0 SF9		1-0 F7		2-1 F7	3	0	0	1	0	1	0
Shawn Gilbert, R (9, 9) OBP: 0.211, SLG: 0.353									1-3 2-H 3-H	1	0	1	2	0	0	0
Shawn Green, L (1, 9) OBP: 0.417, SLG: 0.544	3-1 F2			0-0 G3		2-2 F7		4-1 F7 DI BB	0-1 L4	3	0	0	0	1	0	0
F.P. Santangelo, S (9, 7) OBP: 0.310, SLG: 0.200										1	0	0	0	0	0	2
Eric Karros, R (1, 3) OBP: 0.338, SLG: 0.542		0-1 P5		1-0 G3-1		1-3 K		0-1 F7		4	0	0	0	0	1	1
Jeff Shaw, R (9, 1)								1-3		0	0	0	0	0	0	0
Todd Hundley, S (1, 2) OBP: 0.383, SLG: 0.651		1-2 FC4-6 1B		4-1 BB 1B		2-3 K		1-3 K		2	0	1	0	1	1	0
Onan Masaoka, R (7, 1)										0	0	0	0	0	0	0
Dave Hansen, L (8, PH) OBP: 0.418, SLG: 0.561										1	0	0	0	0	1	1
Adrian Beltré, R (1, 5) OBP: 0.320, SLG: 0.455		3-1 FC4-6 1B		1-2 BB 1B		2-1 G5-3			1-3 K	4	0	2	0	0	1	0
Alex Cora, L (1, 6) OBP: 0.342, SLG: 0.404		0-1 F8		4-1 BB 1B			2-2 HR		4-0 BB BB 2B BB	2	2	1	1	2	0	2
Orel Hershiser, R (1, 1)		1-0 FC4-6		0-3 K			0-3 K		1-0 F8	0	0	0	0	0	0	0
Carlos Perez, L (2, 1) OBP: 0.037, SLG: 0.074										2	0	0	0	0	1	5
Jim Leyritz, R (7, 2) OBP: 0.313, SLG: 0.259		1-2 2-3								2	0	0	0	0	1	1

Inning Stats	R: 1	H: 1	E: 0	K: 1	S: 10	R: 0	H: 2	E: 0	K: 0	S: 10	R: 0	H: 0	E: 0	K: 0	S: 6	R: 0	H: 1	E: 0	K: 1	S: 10	R: 1	H: 1	E: 0	K: 0	S: 11	R: 0	H: 0	E: 0	K: 2	S: 10	R: 1	H: 1	E: 0	K: 1	S: 13	R: 0	H: 0	E: 0	K: 1	S: 8	R: 2	H: 1	E: 0	K: 1	S: 13	1B: 3	2B: 2	3B: 0	HR: 2	SF: 1	SAC: 0	DP: 0	HBP: 0	WP: 0	PA: 40
--------------	------	------	------	------	-------	------	------	------	------	-------	------	------	------	------	------	------	------	------	------	-------	------	------	------	------	-------	------	------	------	------	-------	------	------	------	------	-------	------	------	------	------	------	------	------	------	------	-------	-------	-------	-------	-------	-------	--------	-------	--------	-------	--------

PITCHER	IP	WLS	BF	H	R	ER	SO	BB	IBB	HBP	BLK	WP	HR	S	P	ERA	WHIP
Brian Meadows, R (1, 1) ERA: 5.17	7.1		31	6	3	3	5	3	0	0	0	0	2	73	120	3.68	1.227
Matt Whiteside, R (8, 1) ERA: 3.42	0.2		2	0	0	0	1	0	0	0	0	0	0	5	6	0.00	0.000
Carlos Almanzar, R (9, 1) ERA: 5.27	1.0		7	1	2	2	1	3	0	0	0	0	0	13	29	18.00	4.000

BOTTOM

San Diego Padres @ Los Angeles Dodgers  
 Dodger Stadium, Los Angeles, CA  
 Mon Jun 26 2000, 7:10 PM PDT  
 Att. 26,417 - Sunny - 78 F

livebaseballscores.com

AB	33
R	5
H	7
RBI	5
BB	6
SO	7
LOB	13







BOTTOM

San Diego Padres @ Los Angeles Dodgers  
Dodger Stadium, Los Angeles, CA  
Tue Jun 27 2000, 7:10 PM PDT  
Att: 41,897 - Sunny - 76 F

livebaseballscorecards.com

AB 38  
R 5  
H 10  
RBI 5  
BB 3  
SO 1  
LOB 12



WP: 0 PA: 41  
PB: 0  
SB: 0  
CS: 0

AB R H RBI BB SO LOB

5	0	0	0	0	0	0
4	1	3	0	1	0	0
4	0	1	0	1	0	2
4	0	1	0	1	0	5
5	1	2	2	0	0	3
4	2	2	1	0	0	0
4	0	0	0	0	0	1
4	0	0	0	0	1	1
1	0	0	0	0	0	0
1	0	0	0	0	0	0
0	0	0	0	0	0	0
1	1	1	2	0	0	0
0	0	0	0	0	0	0
1	0	0	0	0	0	0
0	0	0	0	0	0	0

1B: 5 SF: 0  
2B: 2 SAC: 0  
3B: 0 DP: 1  
HR: 3 HBP: 0

Batter	1	2	3	4	5	6	7	8	9	10
Todd Hollandsworth, L OBP: 0.306, SLG: 0.410	G4-3		G6-3			F9	P6			F2
Mark Grudzielanek, R OBP: 0.347, SLG: 0.410	BB			FC5-4 1B		BB 1B		G3		1B 2B
Gary Sheffield, R OBP: 0.450, SLG: 0.690	F8			FC5-4 1B		BB		G6-3		G5-3
Shawn Green, L OBP: 0.416, SLG: 0.540	F7			FC5-4 1B		G3-1		1B		1B IBB
Eric Karros, R OBP: 0.339, SLG: 0.551		P6		G6-4-3			HR	G6-3		1B
Todd Hundley, S OBP: 0.386, SLG: 0.677		F8			L6		HR 2B			HR
Adrian Beltré, R OBP: 0.315, SLG: 0.447		P3			F8		G5-3			F7
Kevin Elster, R OBP: 0.335, SLG: 0.467			P5		K		P4			F9
Eric Gagne, R OBP: 0.071, SLG: 0.071 F.P. Santangelo, S OBP: 0.307, SLG: 0.198 Antonio Osuna, R OBP: 0.425, SLG: 0.612 Dave Hansen, L OBP: 0.425, SLG: 0.612 Matt Herges, L OBP: 0.359, SLG: 0.254 Jim Leyritz, R OBP: 0.359, SLG: 0.254 Mike Fetters, R			G1-3			G4-3	HR			F3

Inning Stats	R: 0	H: 0	E: 0	K: 0	S: 9	R: 0	H: 0	E: 0	K: 0	S: 6	R: 0	H: 0	E: 0	K: 0	S: 6	R: 0	H: 2	E: 0	K: 0	S: 8	R: 0	H: 0	E: 0	K: 1	S: 10	R: 0	H: 1	E: 0	K: 0	S: 12	R: 3	H: 3	E: 0	K: 0	S: 17	R: 0	H: 1	E: 0	K: 0	S: 10	R: 0	H: 1	E: 0	K: 0	S: 10	R: 1	H: 1	E: 0	K: 0	S: 10	R: 1	H: 2	E: 0	K: 0	S: 8	R: 0	H: 2	E: 0	K: 0	S: 15	1B: 5	SF: 0	2B: 2	SAC: 0	3B: 0	DP: 1	HR: 3	HBP: 0	WP: 0	PA: 41
--------------	------	------	------	------	------	------	------	------	------	------	------	------	------	------	------	------	------	------	------	------	------	------	------	------	-------	------	------	------	------	-------	------	------	------	------	-------	------	------	------	------	-------	------	------	------	------	-------	------	------	------	------	-------	------	------	------	------	------	------	------	------	------	-------	-------	-------	-------	--------	-------	-------	-------	--------	-------	--------

PITCHER	IP	WLS	BF	H	R	ER	SO	BB	IBB	HBP	BLK	WP	HR	S	P	ERA	WHIP
Will Cunnane, R ERA: 5.31	(1, 1)	6.0	24	5	2	2	1	2	0	0	0	0	1	56	100	3.00	1.167
Carlos Reyes, R ERA: 5.48	(7, 1)	1.2	6	1	1	1	0	0	0	0	0	0	1	18	25	5.40	0.600
Kevin Walker, L ERA: 4.88	(8, 1)	0.0	1	1	0	0	0	0	0	0	0	0	0	2	4	∞	∞
Trevor Hoffman, R ERA: 3.34	(8, 1)	1.1	5	1	1	1	0	0	0	0	0	0	1	12	16	6.75	0.750
Matt Whiteside, R ERA: 3.67	(10, 1)	0.2	5	2	1	1	0	0	1	0	0	0	0	8	15	13.50	3.000



Batter	1	2	3	4	5	6	7	8	9	AB R H RBI BB SO LOB	TOP											
<b>Eric Owens, R</b> (1, 9) OBP: 0.395, SLG: 0.441	0-0 FC3-6 1B	0-1 E4		1-1 G4-3		4-2 1B BB		2-2 G1-3		4 0 1 0 1 0 1												
<b>Al Martin, L</b> (1, 7) OBP: 0.356, SLG: 0.496	1-0 FC3-6 2B 1B 1-2f	3-2 G4-3			2-1 1B SF9 1B	1-0 1B 1-2 2-H		2-0 G4-3		5 2 2 1 0 0 2												
<b>Ryan Klesko, L</b> (1, 3) OBP: 0.407, SLG: 0.626	0-1 1B 2B 1-3		4-0 BB		1-0 1B 1-3	0-1 G4-3		2-1 G6-3		4 1 2 0 1 0 2												
<b>Phil Nevin, R</b> (1, 5) OBP: 0.343, SLG: 0.511	0-1 FC5-4 BB 1B 2-H 3-H		2-3 K		1-3 K		1-2 G1-3		2-2 G6-3	5 0 1 2 0 2 3												
<b>Bret Boone, R</b> (1, 4) OBP: 0.322, SLG: 0.450	4-2 FC5-4 BB 1-2		2-3 K		3-0 SF9		2-1 G4-3			2 0 0 1 1 1 1												
<b>Carlos Hernandez, R</b> (1, 2) OBP: 0.313, SLG: 0.335	0-0 FC5-4 1-2f 2-3		1-2 F9		1-0 G1-3		4-2 BB			3 0 0 0 1 0 4												
<b>Ruben Rivera, R</b> (1, 8) OBP: 0.346, SLG: 0.481	0-0 P4			4-0 CS BB		0-0 F7	3-3 K			3 0 0 0 1 1 3												
<b>16 Kevin Nicholson, S</b> (1, 6) OBP: 0.333, SLG: 0.421		1-3 K		2-3 K		2-3 K		2-3 K		4 0 0 0 0 4 1												
<b>Adam Eaton, R</b> (1, 1) OBP: 0.455, SLG: 0.375		2-3 K		4-2 BB		1-1 BB 1B HBP		2-2 G5-3		1 1 0 0 1 1 0												
<b>Dave Magadan, L</b> (8, PH) OBP: 0.286, SLG: 0.222										1 0 0 0 0 0 0												
<b>Steve Montgomery, R</b> (8, 1)										0 0 0 0 0 0 0												
<b>Kevin Walker, L</b> (9, 1) OBP: 0.250, SLG: 0.250										0 0 0 0 0 0 0												
<b>Inning Stats</b>	R: 2 E: 0 K: 0 S: 10	H: 3 LOB: 2 BB: 1 P: 15	R: 0 E: 1 K: 2 S: 11	H: 0 LOB: 1 BB: 0 P: 17	R: 0 E: 0 K: 2 S: 9	H: 0 LOB: 1 BB: 1 P: 18	R: 0 E: 0 K: 1 S: 7	H: 0 LOB: 1 BB: 2 P: 18	R: 1 E: 0 K: 1 S: 8	H: 2 LOB: 1 BB: 0 P: 16	R: 1 E: 0 K: 1 S: 11	H: 1 LOB: 2 BB: 1 P: 19	R: 0 E: 0 K: 1 S: 12	H: 0 LOB: 1 BB: 1 P: 22	R: 0 E: 0 K: 1 S: 9	H: 0 LOB: 0 BB: 0 P: 15	R: 0 E: 0 K: 0 S: 6	H: 0 LOB: 0 BB: 0 P: 12	1B: 5 2B: 1 3B: 0 HR: 0	SF: 1 SAC: 0 DP: 0 HBP: 1	WP: 0 PB: 0 SB: 0 CS: 1	PA: 40
<b>PITCHER</b>	IP WLS BF H R ER SO BB IBB HBP BLK WP HR S P ERA WHIP																					
<b>Chan Ho Park, R</b> (1, 1) ERA: 4.17	7.0 0 34 6 4 4 8 6 0 1 0 0 0 68 125 5.14 1.714																					
<b>Terry Adams, R</b> (8, 1) ERA: 3.07	2.0 W 6 0 0 0 1 0 0 0 0 0 0 0 15 27 0.00 0.000																					

San Diego Padres @ Los Angeles Dodgers  
 Dodger Stadium, Los Angeles, CA  
 Wed Jun 28 2000, 7:05 PM PDT  
 Att. 32,351 - Sunny - 76 F

AB	32
R	4
H	6
RBI	4
BB	6
SO	9
LOB	17







Batter	1	2	3	4	5	6	7	8	9	AB R H RBI BB SO LOB	TOP											
Eric Owens, R (1, 9) OBP: 0.395, SLG: 0.438	2-2 G5-3		0-0 G4-3		4-0 BB		3-1 CS 1B		0-0 G1-3	4 0 1 0 1 0 0												
Al Martin, L (1, 7) OBP: 0.354, SLG: 0.492	0-0 1B		2-1 G3		1-0 G4-3		0-0 P4			4 0 1 0 0 0 2												
Ryan Klesko, L (1, 3) OBP: 0.405, SLG: 0.618	0-1 F8		1-0 F7			4-2 HR BB	3-2 P6			3 1 0 0 1 0 2												
Phil Nevin, R (1, 5) OBP: 0.345, SLG: 0.521	1-3 K			0-0 FC6-4 1B		2-2 HR	0-0 CS	1-2 G5-3		4 1 2 2 0 1 1												
Bret Boone, R (1, 4) OBP: 0.324, SLG: 0.447		4-2 HR BB		1-3 K		0-2 G4-3		2-1 HBP		2 1 0 0 1 1 1												
Wiki Gonzalez, R (1, 2) OBP: 0.339, SLG: 0.388		1-0 HR		2-3 K		1-2 G4-3		3-2 F7		4 1 1 2 0 1 2												
Ruben Rivera, R (1, 8) OBP: 0.344, SLG: 0.494		2-3 K		0-2 FC6-4		1-2 HR		0-3 K		4 1 1 1 0 2 2												
16 Kevin Nicholson, S (1, 6) OBP: 0.320, SLG: 0.435		0-0 F7			3-3 K	0-1 2B			2-3 K	4 0 1 0 0 2 0												
Matt Clement, R (1, 1) OBP: 0.147, SLG: 0.129 Carlos Reyes, S (7, 1) Kevin Walker, L (7, 1) OBP: 0.250, SLG: 0.250 Matt Whiteside, R (8, 1) Dave Magadan, L (9, PH) OBP: 0.281, SLG: 0.218 Trevor Hoffman, R (9, 1)		2-2 G1-3			1-3 K	3-3 K			1-2 G3-1	3 0 0 0 0 0 2 1 0 1 0 0 0 0 0 0 0 0 0 0 0 0 0 0 0												
<b>Inning Stats</b>	R: 0 E: 0 K: 1 S: 10	H: 1 LOB: 1 BB: 0 P: 13	R: 2 E: 0 K: 1 S: 11	H: 1 LOB: 0 BB: 1 P: 20	R: 0 E: 0 K: 2 S: 4	H: 0 LOB: 0 BB: 0 P: 7	R: 0 E: 0 K: 2 S: 10	H: 1 LOB: 1 BB: 0 P: 13	R: 0 E: 0 K: 2 S: 8	H: 0 LOB: 1 BB: 1 P: 17	R: 3 E: 0 K: 1 S: 22	H: 3 LOB: 1 BB: 1 P: 33	R: 0 E: 0 K: 0 S: 7	H: 1 LOB: 0 BB: 0 P: 13	R: 0 E: 0 K: 1 S: 11	H: 0 LOB: 1 BB: 0 P: 17	R: 0 E: 0 K: 1 S: 7	H: 0 LOB: 0 BB: 0 P: 10	1B: 3 2B: 1 3B: 0 HR: 3	SF: 0 SAC: 0 DP: 0 HBP: 1	WP: 0 PB: 0 SB: 0 CS: 1	PA: 38
<b>PITCHER</b>	IP WLS BF H R ER SO BB IBB HBP BLK WP HR S P ERA WHIP																					
37 Darren Dreifort, R (1, 1) ERA: 4.94	6.0 L 27 6 5 5 7 3 0 0 0 0 0 3 65 103 7.50 1.500																					
Onan Masaoka, L (7, 1) ERA: 3.0	1.0 3 1 0 0 0 0 0 0 0 0 0 0 7 13 0.00 1.000																					
Matt Herges, R (8, 1) ERA: 3.38	1.0 4 0 0 0 1 0 0 1 0 0 0 0 11 17 0.00 0.000																					
Antonio Osuna, R (9, 1) ERA: 3.62	1.0 3 0 0 0 1 0 0 0 0 0 0 0 7 10 0.00 0.000																					

San Diego Padres @ Los Angeles Dodgers  
Dodger Stadium, Los Angeles, CA  
Thu Jun 29 2000, 6:10 PM PDT  
Att. 50,171 - Sunny - 78 F

livebaseballscorecards.com

AB	33
R	5
H	7
RBI	5
BB	3
SO	9
LOB	11



Batter	1	2	3	4	5	6	7	8	9	AB	R	H	RBI	BB	SO	LOB
Todd Hollandsworth, L (1, 8) OBP: 0.317, SLG: 0.424	4-0 CS BB		4-0 F8 1B SF7 BB		1-1 2-H G5-4-3 1B		2-2 P5	0-3 K		3	1	1	1	2	1	3
Mark Grudzielanek, R (1, 4) OBP: 0.346, SLG: 0.408	0-2 FC5-4 1-2 BB 1B		2-1 E S 1-2 1B		0-1 1-2f G5-4-3		1-0 1-2 3-H G5-3		0-1 L3	5	0	2	0	0	0	2
Gary Sheffield, R (1, 7) OBP: 0.441, SLG: 0.669	1-3 K		1-1 F8 2-3		0-1 1-2f G6-3		4-1 1B BB		2-2 F9	4	0	0	0	1	1	3
Shawn Green, L (1, 9) OBP: 0.417, SLG: 0.534	4-1 FC5-4 1-2 BB		0-1 SF7 3-H		3-2 G3-1		3-2 1-3 2-H BB 1B		4-1 BB BB	2	0	1	2	2	0	0
Eric Karros, R (1, 3) OBP: 0.338, SLG: 0.551	0-1 FC5-4 1-2f 2-3		2-3 K 1-3		4-2 BB		4-2 1-2 BB		1-3 K	3	0	0	0	2	2	4
Todd Hundley, S (1, 2) OBP: 0.373, SLG: 0.652		3-3 K		3-3 K		2-1 F8	3-2 F3			4	0	0	0	0	2	4
Adrian Beltré, R (1, 5) OBP: 0.317, SLG: 0.439		3-2 G5-3		3-3 K		3-1 G6-3		4-1 SH1-4 BB		3	0	0	0	1	1	1
Alex Cora, L (1, 6) OBP: 0.347, SLG: 0.419		4-0 BB		1-2 G1-3			0-0 BLK 3B	1-0 SH1-4		2	1	1	0	1	0	0
37 Darren Dreifort, R (1, 1) Onan Masaboka, R (7, 1) F.P. Santangelo, S (7, PH) Matt Herges, L (8, 1) Dave Hansen, L (8, PH) Antonio Osuna, R (9, 1)		2-3 K		0-0 WP 1B 2B			4-2 BLK 1B BB	2-3 K		2	1	1	0	0	1	1

Inning Stats	R: 0	H: 1	E: 0	K: 1	S: 10	H: 1	LOB: 2	BB: 2	P: 19	R: 0	H: 0	E: 0	K: 2	S: 9	R: 1	H: 1	E: 0	K: 1	S: 12	R: 0	H: 0	E: 0	K: 2	S: 9	R: 1	H: 2	E: 0	K: 0	S: 7	R: 0	H: 0	E: 0	K: 0	S: 10	R: 2	H: 2	E: 0	K: 0	S: 18	R: 0	H: 0	E: 0	K: 2	S: 8	R: 0	H: 0	E: 0	K: 1	S: 11	1B: 4	2B: 1	3B: 1	HR: 0	SF: 1	SAC: 1	DP: 1	HBP: 0	WP: 1	PB: 0	SB: 1	CS: 1	PA: 41
--------------	------	------	------	------	-------	------	--------	-------	-------	------	------	------	------	------	------	------	------	------	-------	------	------	------	------	------	------	------	------	------	------	------	------	------	------	-------	------	------	------	------	-------	------	------	------	------	------	------	------	------	------	-------	-------	-------	-------	-------	-------	--------	-------	--------	-------	-------	-------	-------	--------

PITCHER	IP	WLS	BF	H	R	ER	SO	BB	IBB	HBP	BLK	WP	HR	S	P	ERA	WHIP
Matt Clement, R (1, 1) ERA: 5.24	6.0	W	27	5	4	4	6	6	0	0	0	1	0	60	114	6.00	1.833
Carlos Reyes, R (7, 1) ERA: 5.32	0.2	H	3	0	0	0	0	1	0	0	1	0	0	5	12	0.00	1.500
Kevin Walker, L (7, 1) ERA: 4.78	0.1	H	3	1	0	0	0	1	0	0	0	0	0	10	20	0.00	6.000
Matt Whiteside, R (8, 1) ERA: 3.54	1.0	H	4	0	0	0	2	1	0	0	0	0	0	8	15	0.00	1.000
Trevor Hoffman, R (9, 1) ERA: 3.24	1.0	S	4	0	0	0	1	1	0	0	0	0	0	11	18	0.00	1.000


**BOTTOM**

**San Diego Padres @ Los Angeles Dodgers**  
**Dodger Stadium, Los Angeles, CA**

Thu Jun 29 2000, 6:10 PM PDT  
 Att: 50,171 - Sunny - 78 F

livebaseballscorecards.com

AB	29
R	4
H	6
RBI	3
BB	10
SO	9
LOB	19





Batter	1	2	3	4	5	6	7	8	9	AB R H RBI BB SO LOB	TOP													
Todd Hollandsworth, L OBP: 0.322, SLG: 0.420 (1, 8)	3-2 F7	2-1 1B		4-2 HR BB		4-0 2B BB	0-2 F7		1-0 P6	4 2 1 0 2 0 3														
Mark Grudzielanek, R OBP: 0.346, SLG: 0.410 (1, 4)	3-2 BB SF7 1B	1-1 G1-3		2-1 F9		0-1 1B 2B	0-1 G6-3		0-0 F9	6 2 2 1 0 0 6														
Gary Sheffield, R OBP: 0.443, SLG: 0.689 Antonio Osuna, R (8, 1)	4-2 2B BB		2-2 HR	0-0 HR		0-0 F3		1-0 F7		4 3 2 4 1 0 1 0 0 0 0 0 0 0														
Shawn Green, L OBP: 0.423, SLG: 0.533 (1, 9)	4-1 2B 1-2 2-3 BB		4-2 CS BB	4-2 BB		1-1 F8		4-1 L6-3 BB		1 0 0 0 4 0 1														
Eric Karros, R OBP: 0.336, SLG: 0.547 (1, 3)	0-1 SF7		2-0 F9	1-2 F9		0-1 BB 1B		0-0 L6-3		4 0 1 2 0 0 3														
Todd Hundley, S OBP: 0.393, SLG: 0.696 (1, 2)	2-2 1-3 2-H 2B		2-2 2B		4-2 G6-3 G5-3 BB	4-2 1-2 BB			2-1 HR	3 1 3 2 2 0 0														
Adrian Beltré, R OBP: 0.310, SLG: 0.430 (1, 5)	3-3 K		1-2 G6-3		1-2 G5-3	1-1 F8			1-3 K	5 0 0 0 0 2 6														
Alex Cora, L OBP: 0.358, SLG: 0.436 (1, 6)		2-2 G4-3		1-1 HR 2B	1-2 G6-3		0-1 SH3-4 1B		1-1 1B 1B	5 1 3 0 0 0 1														
Kevin Brown, R OBP: 0.111, SLG: 0.086 F.P. Santangelo, S OBP: 0.315, SLG: 0.204 (8, 7)		1-1 F8		2-1 F2	0-3 K		1-1 SH3-4		2-0 1B	3 0 0 0 0 1 2 1 0 1 0 0 0 0														
Inning Stats	R: 2 E: 0 K: 1 S: 20	H: 2 LOB: 2 BB: 2 P: 39	R: 0 E: 0 K: 0 S: 11	H: 1 LOB: 1 BB: 0 P: 17	R: 1 E: 0 K: 0 S: 19	H: 2 LOB: 1 BB: 1 P: 30	R: 3 E: 0 K: 0 S: 15	H: 2 LOB: 1 BB: 2 P: 29	R: 0 E: 0 K: 1 S: 13	H: 0 LOB: 1 BB: 1 P: 19	R: 2 E: 0 K: 0 S: 13	H: 2 LOB: 2 BB: 2 P: 23	R: 0 E: 0 K: 0 S: 9	H: 1 LOB: 1 BB: 0 P: 10	R: 0 E: 0 K: 0 S: 3	H: 0 LOB: 0 BB: 1 P: 8	R: 1 E: 0 K: 1 S: 10	H: 3 LOB: 2 BB: 0 P: 17	1B: 6 2B: 5 3B: 0 HR: 3	SF: 1 SAC: 1 DP: 1 HBP: 0	WP: 0 PB: 0 SB: 0 CS: 1	PA: 47		
PITCHER	IP WLS BF H R ER SO BB IBB HBP BLK WP HR S P ERA WHIP																							
Russ Ortiz, R ERA: 6.93 Mark Gardner, R ERA: 5.98 Alan Embree, L ERA: 6.21 Robb Nen, R ERA: 2.63	(1, 1) 3.2 L 22 7 6 6 1 5 0 0 0 0 2 62 111 14.73 3.273	(4, 1) 3.1 16 3 2 2 1 3 0 0 0 0 0 38 56 5.40 1.800	(8, 1) 1.0 3 0 0 0 0 1 0 0 0 0 0 3 8 0.00 1.000	(9, 1) 1.0 6 3 1 1 1 0 0 0 0 0 1 10 17 9.00 3.000																				

Los Angeles Dodgers @ San Francisco Giants  
PacBell Park, San Francisco, CA  
Fri Jun 30 2000, 10:35 PM EDT  
Att. 40,930 - Cloudy - 59 F

livebaseballscorecards.com

AB 36  
R 9  
H 13  
RBI 9  
BB 9  
SO 3  
LOB 23







Batter	1	2	3	4	5	6	7	8	9	AB R H RBI BB SO LOB	TOP		
F.P. Santangelo, S (1, 8) OBP: 0.313, SLG: 0.207 Jamie Arnold, R (7, 1) Dave Hansen, L (9, PH) OBP: 0.415, SLG: 0.594	1-1 G5-3		2-2 G6-4-3		1-1 1B		0-0 SF8		1-3 K	3 0 1 1 0 0 1 0 0 0 0 0 0 0 1 0 0 0 0 1 0	<p>Los Angeles Dodgers @ San Francisco Giants</p> <p>PacBell Park, San Francisco, CA</p> <p>Sat Jul 01 2000, 4:05 PM EDT</p> <p>Att. 40,930 - Overcast - 62 F</p>		
Mark Grudzielanek, R (1, 4) OBP: 0.348, SLG: 0.414	0-0 G5-4-3 1B			2-2 G1-3	2-0 F8		0-0 2B			4 0 2 0 0 0 2			
Shawn Green, L (1, 9) OBP: 0.418, SLG: 0.525	1-1 G5-4-3			2-2 F9		1-3 K	2-1 F8			4 0 0 0 0 1 2			
Gary Sheffield, R (1, 7) OBP: 0.444, SLG: 0.685		1-2 F9		2-0 1B 1B		1-0 E3 1B		4-2 BB		3 0 1 0 1 0 0			
Eric Karros, R (1, 3) OBP: 0.338, SLG: 0.545		4-2 G6-4-3 1B BB		2-0 1B		3-2 F8		0-0 P6		3 0 1 0 1 0 2			
Adrian Beltré, R (1, 5) OBP: 0.313, SLG: 0.431		1-1 G6-4-3 1B		2-2 P4		1-1 1B		1-3 K		4 0 2 0 0 1 3			
Chad Kreuter, S (1, 2) OBP: 0.453, SLG: 0.432 Todd Hundley, S (8, PH) OBP: 0.390, SLG: 0.691		0-1 G6-4-3				3-3 K	2-2 F8		1-0 F5	3 0 0 0 0 1 4 1 0 0 0 0 0 1			
Kevin Elster, R (1, 6) OBP: 0.347, SLG: 0.480 Alex Cora, L (7, 6) OBP: 0.355, SLG: 0.432			4-0 FC3-6 BB		3-1 FC3-6 1B		1-0 G4-3 SF8 2B		1-3 K	2 1 2 0 1 0 0 1 0 0 0 0 1 0			
Carlos Perez, L (1, 1) OBP: 0.034, SLG: 0.069 Todd Hollandsworth, L (7, PH) OBP: 0.319, SLG: 0.416			0-0 FC3-6		0-0 FC3-6 1B		2-0 G4-3		0-3 K	2 0 0 0 0 0 2 2 0 0 0 0 1 1			
<b>Inning Stats</b>	R: 0 H: 1 E: 0 LOB: 0 K: 0 BB: 0 S: 5 P: 7	R: 0 H: 1 E: 0 LOB: 1 K: 0 BB: 1 S: 9 P: 15	R: 0 H: 0 E: 0 LOB: 0 K: 0 BB: 1 S: 4 P: 10	R: 0 H: 2 E: 0 LOB: 2 K: 0 BB: 0 S: 13 P: 23	R: 0 H: 2 E: 0 LOB: 2 K: 1 BB: 0 S: 9 P: 18	R: 0 H: 1 E: 1 LOB: 2 K: 1 BB: 0 S: 14 P: 22	R: 1 H: 2 E: 0 LOB: 1 K: 0 BB: 0 S: 6 P: 11	R: 0 H: 0 E: 0 LOB: 1 K: 1 BB: 1 S: 7 P: 13	R: 0 H: 0 E: 0 LOB: 0 K: 3 BB: 0 S: 10 P: 12	1B: 7 SF: 1 2B: 2 SAC: 0 3B: 0 DP: 3 HR: 0 HBP: 0		WP: 0 PA: 37 PB: 0 SB: 0 CS: 0	
<b>PITCHER</b>	IP WLS BF H R ER SO BB IBB HBP BLK WP HR S P ERA WHIP											<b>PITCHER</b>	IP WLS BF H R ER SO BB IBB HBP BLK WP HR S P ERA WHIP
Kirk Rueter, L (1, 1) ERA: 3.94	6.0 W 25 7 0 0 2 2 0 0 0 0 0 0 54 95 0.00 1.500												
John Johnstone, R (7, 1) ERA: 6.75	0.2 4 2 1 1 0 0 0 0 0 0 0 0 4 7 13.50 3.000												
Alan Embree, L (7, 1) ERA: 6.15	0.1 H 1 0 0 0 0 0 0 0 0 0 0 0 2 4 0.00 0.000												
Felix Rodriguez, R (8, 1) ERA: 3.02	1.0 H 4 0 0 0 1 1 0 0 0 0 0 0 7 13 0.00 1.000												
Robb Nen, R (9, 1) ERA: 2.54	1.0 S 3 0 0 0 3 0 0 0 0 0 0 0 10 12 0.00 0.000												

livebaseballscorecards.com

AB	33
R	1
H	9
RBI	1
BB	3
SO	6
LOB	18



Batter	1	2	3	4	5	6	7	8	9
Calvin Murray, R OBP: 0.380, SLG: 0.385 (1, 8)	0-2 CS 2B		2-2 FC6-4 BLK HR 1-2f	0-2 F7			0-0 G1-3		
Ramon Martinez, R OBP: 0.381, SLG: 0.564 J.T. Snow, L OBP: 0.376, SLG: 0.455 (7, PH) (8, 3)	1-0 G6-3 2-3		0-2 HR		1-0 G4-3		2-2 1B		
Barry Bonds, L OBP: 0.438, SLG: 0.731 (1, 7)	0-2 P6		0-3 K		0-1 F8		2-1 F8		
Jeff Kent, R OBP: 0.433, SLG: 0.670 (8, 4)			0-1 G1-3		0-3 K		0-3 K		
Ellis Burks, R OBP: 0.417, SLG: 0.566 Robb Nen, R (9, 1)		2-3 K		3-2 HR 1B		0-0 FC1-5 2B		0-1 G4-3	
Russ Davis, R OBP: 0.323, SLG: 0.424 John Johnstone, R Alan Embree, L Felix Rodriguez, R Marvin Benard, L OBP: 0.348, SLG: 0.391 (7, 1) (8, PH) (8, 9)		0-1 E7		0-0 F9		0-0 FC1-5 1B 2-3		3-2 G4-3	
Rich Aurilia, R OBP: 0.321, SLG: 0.396 (1, 6)		1-1 1B		3-2 HR 1B		1-2 1B		1-0 G4-3	
Doug Mirabelli, R OBP: 0.357, SLG: 0.467 (1, 2)		1-3 K		0-0 G3-1 2B		3-3 K			
Kirk Rueter, L OBP: 0.148, SLG: 0.148 Bill Mueller, S OBP: 0.348, SLG: 0.406 (6, PH) (7, 5)			0-1 FC6-4 1B	0-0 G3-1		2-3 K2-3			

AB	R	H	RBI	BB	SO	LOB
4	1	1	0	0	0	2
3	1	1	2	0	0	1
1	0	1	0	0	0	0
4	0	0	0	0	1	1
4	0	0	0	0	2	1
4	1	2	0	0	1	0
0	0	0	0	0	0	0
3	0	0	0	0	0	2
0	0	0	0	0	0	0
0	0	0	0	0	0	0
1	0	0	0	0	0	0
4	1	3	2	0	0	0
3	0	1	0	0	2	4
2	0	1	0	0	0	1
1	0	0	0	0	1	2
1B: 5	SF: 0					
2B: 3	SAC: 0					
3B: 0	DP: 0					
HR: 2	HBP: 0					

**BOTTOM**

Los Angeles Dodgers @ San Francisco Giants  
PacBell Park, San Francisco, CA

Sat Jul 01 2000, 4:05 PM EDT  
Att: 40,930 - Overcast - 62 F

AB	34
R	4
H	10
RBI	4
BB	0
SO	7
LOB	14

livebaseballscorecards.com

**GIANTS**

WP: 0	PA: 34
PB: 0	
SB: 0	
CS: 1	

Inning Stats	R: 0	H: 1	E: 0	K: 0	S: 9	LOB: 0	BB: 0	P: 10
R: 0	H: 1	E: 0	K: 2	S: 14	LOB: 2	BB: 0	P: 20	
R: 2	H: 2	E: 0	K: 1	S: 14	LOB: 0	BB: 0	P: 16	
R: 2	H: 3	E: 0	K: 0	S: 19	LOB: 1	BB: 0	P: 25	
R: 0	H: 0	E: 0	K: 1	S: 6	LOB: 0	BB: 0	P: 7	
R: 0	H: 2	E: 0	K: 2	S: 12	LOB: 2	BB: 0	P: 18	
R: 0	H: 1	E: 0	K: 1	S: 9	LOB: 1	BB: 0	P: 13	
R: 0	H: 0	E: 0	K: 0	S: 6	LOB: 0	BB: 0	P: 10	

PITCHER	IP	WLS	BF	H	R	ER	SO	BB	IBB	HBP	BLK	WP	HR	S	P	ERA	WHIP
Carlos Perez, L ERA: 5.3	(1, 1)	6.0	27	9	4	4	6	0	0	0	1	0	2	74	96	6.00	1.500
Jamie Arnold, R ERA:	(7, 1)	2.0	7	1	0	0	1	0	0	0	0	0	0	15	23	0.00	0.500



Batter	1	2	3	4	5	6	7	8	9	AB R H RBI BB SO LOB	TOP																
F.P. Santangelo, S OBP: 0.317, SLG: 0.217 (1, 8) (6, 9)	2-2 G5-3	0-1 F9		1-0 G4-3 1-3 2B		3-2 F7		4-2 1B 1B BB		4 1 1 0 1 0 2																	
Mark Grudzielanek, R OBP: 0.346, SLG: 0.411 (1, 4)	3-2 G5-3		0-1 G5-3	3-1 G4-3		2-3 K		0-1 1B 1-3 WP 1B		5 1 1 1 0 1 1																	
Gary Sheffield, R OBP: 0.449, SLG: 0.686 (1, 7)	0-0 1B 1B		4-2 BB BB BB	1-0 G6-3			2-1 FC6-4 1B	1-0 WP 1B		4 0 3 1 1 0 1																	
Eric Karros, R OBP: 0.342, SLG: 0.544 (1, 3)	2-0 1-3 1B		4-1 BB BB BB		3-1 SH1-3 BB 1B		0-3 K 1B	1-3 3-H K 1-2 3-H		4 0 2 0 1 2 2																	
Adrián Beltré, R OBP: 0.315, SLG: 0.426 (1, 5)	1-1 F9		4-0 1-2 2-3 BB		4-2 SH1-3 1-2 BB		0-0 FC6-4 WP 1B E 1-2f	3-1 F8		3 1 0 0 2 0 4																	
Todd Hundley, S OBP: 0.387, SLG: 0.678 (1, 2)			1-3 K		2-1 SH1-3 1-2 2-3		0-1 E WP 1B 1B	2-3 K		4 1 1 0 0 2 3																	
Kevin Elster, R OBP: 0.341, SLG: 0.471 Dave Hansen, L OBP: 0.422, SLG: 0.600 Alex Cora, L OBP: 0.352, SLG: 0.429 (1, 6) (7, PH) (7, 6)			0-0 L4	3-2 F9		2-3 K2-3		2-2 SAFE 1B 1H 2-H	0-0 G1-3	3 0 0 0 0 1 5 1 0 1 1 0 0 0 1 0 0 0 0 0 0	AB 39 R 5 H 13 RBI 3 BB 5 SO 9 LOB 22																
Shawn Gilbert, R OBP: 0.227, SLG: 0.350 Matt Herges, L OBP: 0.417, SLG: 0.524 Shawn Green, L OBP: 0.477, SLG: 0.524 Antonio Osuna, R OBP: 0.329, SLG: 0.279 Jim Leyritz, R OBP: 0.329, SLG: 0.279 Mike Fetters, R (1, 9) (6, 1) (7, PH) (7, 1) (9, PH) (9, 1)			2-0 1B 1B		1-1 G1-3	2-3 K		1-3 K 1B	2-0 WP 1B	3 0 1 0 0 1 2 0 0 0 0 0 0 0 1 0 0 0 0 0 1 1 0 0 0 0 0 0 0 0 1 0 1 0 0 0 0 0 0 0 0 0 0 0 0 0																	
Eric Gagne, R OBP: 0.188, SLG: 0.188 Todd Hollandsworth, L OBP: 0.315, SLG: 0.409 (1, 1) (6, PH) (6, 8)			0-0 1-2 1B	1-1 2B G4-3 1B		2-1 P6		3-2 F9	1-3 K	2 1 2 0 0 0 0 3 0 0 0 0 1 1																	
Inning Stats	R: 0 E: 0 K: 0 S: 14	H: 2 LOB: 2 BB: 0 P: 22	R: 0 E: 0 K: 0 S: 7	H: 2 LOB: 2 BB: 0 P: 12	R: 0 E: 0 K: 1 S: 11	H: 0 LOB: 3 BB: 3 P: 27	R: 1 E: 0 K: 0 S: 8	H: 2 LOB: 1 BB: 0 P: 15	R: 0 E: 0 K: 2 S: 13	H: 1 LOB: 2 BB: 1 P: 26	R: 0 E: 0 K: 1 S: 10	H: 0 LOB: 0 BB: 0 P: 17	R: 2 E: 1 K: 2 S: 15	H: 3 LOB: 1 BB: 0 P: 20	R: 2 E: 0 K: 1 S: 20	H: 2 LOB: 1 BB: 1 P: 32	R: 0 E: 0 K: 2 S: 9	H: 1 LOB: 1 BB: 0 P: 14	1B: 12 2B: 1 3B: 0 HR: 0	SF: 0 SAC: 1 DP: 0 HBP: 0	WP: 3 PB: 0 SB: 0 CS: 0	PA: 45					
PITCHER	IP	WLS	BF	H	R	ER	SO	BB	IBB	HBP	BLK	WP	HR	S	P	ERA	WHIP										
Shawn Estes, L ERA: 3.7 (1, 1)	5.0		26	7	1	1	3	4	0	0	0	0	0	53	102	1.80	2.200										
Aaron Fultz, L ERA: 7.13 (6, 1)	1.2	H	7	2	2	2	2	0	0	0	0	0	0	18	27	10.80	1.200										
Felix Rodriguez, R ERA: 3.38 (7, 1)	0.2	H	6	3	2	2	1	1	0	0	0	1	0	22	33	27.00	6.000										
Robb Nen, R ERA: 2.4 (8, 1)	1.2	W	6	1	0	0	3	0	0	0	0	2	0	14	23	0.00	0.600										

Los Angeles Dodgers @ San Francisco Giants  
PacBell Park, San Francisco, CA  
Sun Jul 02 2000, 4:05 PM EDT  
Att. 40,930 - Overcast - 57 F

livebaseballscorecards.com



Batter	1	2	3	4	5	6	7	8	9	AB	R	H	RBI	BB	SO	LOB
Marvin Benard, L OBP: 0.349, SLG: 0.402 (1, 8) (8, 7)	3-2 E S SF8 1B		2-2 F7	1-1 G4-3		2-0 F7			2-2 HR	5	2	2	1	0	0	5
Bill Mueller, S OBP: 0.344, SLG: 0.401 (1, 5)	3-2 SF8 1-H		3-2 G3		1-3 K		0-0 F8			3	0	0	1	0	1	1
J.T. Snow, L OBP: 0.375, SLG: 0.452 (1, 3)	0-2 F9			0-0 BB 1B SF9 1B	3-0 P5		3-3 K			4	1	1	0	0	1	0
Jeff Kent, R OBP: 0.437, SLG: 0.691 (1, 4)	2-2 F9			0-0 SF9 BB 1-2 1B 1B	2-1 HR		0-1 HR			4	3	3	2	0	0	0
Ellis Burks, R OBP: 0.424, SLG: 0.566 (1, 9)		3-2 G6-3		4-1 BB 1B 1-2 2-3 BB	4-1 BB		0-0 1B			2	0	1	0	2	0	0
Armando Rios, L OBP: 0.340, SLG: 0.461 Robb Nen, R (8, 1)		2-3 K		1-1 SF9	0-0 F9		2-0 F9			3	0	0	1	0	1	2
Rich Aurilia, R OBP: 0.323, SLG: 0.397 (1, 6)		3-2 F9		2-3 3-H 1-2 BB 3-H 1B		3-1 1B		0-1 G5-3		4	0	2	1	0	0	0
Bobby Estalella, R OBP: 0.413, SLG: 0.597 (1, 2)			0-1 2B	4-0 1-2 2-3 BB		0-0 F8		1-1 F8		3	0	1	0	1	0	1
Shawn Estes, R OBP: 0.265, SLG: 0.406 Aaron Fultz, L OBP: 0.333, SLG: 0.333 Felix Rodriguez, R Calvin Murray, R OBP: 0.377, SLG: 0.381 (1, 1) (6, 1) (7, 1) (8, 8)			1-3 K2-3	0-2 P5		1-3 K		0-0 F9		2	0	0	0	0	1	4

Inning Stats	R: 1	H: 1	R: 0	H: 0	R: 0	H: 1	R: 2	H: 3	R: 1	H: 1	R: 0	H: 1	R: 1	H: 2	R: 0	H: 0	R: 1	H: 1
	E: 0	LOB: 0	E: 0	LOB: 0	E: 0	LOB: 1	E: 0	LOB: 3	E: 0	LOB: 1	E: 0	LOB: 1	E: 0	LOB: 1	E: 0	LOB: 0	E: 0	LOB: 0
	K: 0	BB: 0	K: 1	BB: 0	K: 1	BB: 0	K: 0	BB: 2	K: 1	BB: 1	K: 1	BB: 0	K: 1	BB: 0	K: 0	BB: 0	K: 0	BB: 0
	S: 12	P: 20	S: 9	P: 17	S: 12	P: 18	S: 13	P: 24	S: 8	P: 18	S: 7	P: 13	S: 9	P: 14	S: 5	P: 6	S: 4	P: 6


PITCHER	IP	WLS	BF	H	R	ER	SO	BB	IBB	HBP	BLK	WP	HR	S	P	ERA	WHIP
Eric Gagne, R ERA: 4.55 (1, 1)	5.0		24	6	4	3	3	3	0	0	0	0	1	54	97	5.40	1.800
Matt Herges, R ERA: 3.31 (6, 1)	1.0		4	1	0	0	1	0	0	0	0	0	0	7	13	0.00	1.000
Antonio Osuna, R ERA: 3.45 (7, 1)	2.0		8	2	1	1	1	0	0	0	0	0	1	14	20	4.50	1.000
Mike Fetters, R ERA: 2.66 (9, 1)	0.0	L	1	1	1	1	0	0	0	0	0	0	1	4	6	∞	∞

**BOTTOM**

Los Angeles Dodgers @ San Francisco Giants  
PacBell Park, San Francisco, CA  
Sun Jul 02 2000, 4:05 PM EDT  
Att: 40,930 - Overcast - 57 F

AB	32
R	6
H	10
RBI	6
BB	3
SO	5
LOB	14

livebaseballscorecards.com



WP	HR	S	P	ERA	WHIP
0	0	0	37		



Los Angeles Dodgers @ San Diego Padres  
Qualcomm Stadium, San Diego, CA

Tue Jul 04 2000, 9:05 PM EDT  
Att. 51,285 - Sunny - 71 F

livebaseballscorecards.com

AB	28
R	2
H	4
RBI	2
BB	4
SO	6
LOB	11



Batter	1	2	3	4	5	6	7	8	9	AB	R	H	RBI	BB	SO	LOB
Todd Hollandsworth, L (1, 8) OBP: 0.309, SLG: 0.401	1-3 K		1-3 K		2-1 G4-3			0-1 FC4-6		4	0	0	0	0	2	2
Mark Grudzielanek, R (1, 4) OBP: 0.348, SLG: 0.408	4-2 G6-4-3 BB		4-0 1B BB		1-0 G6-3			2-3 K		2	0	0	0	2	1	1
Shawn Green, L (1, 9) OBP: 0.415, SLG: 0.520	0-2 G6-4-3 1-2f		2-1 FC5-4 1B		3-1 G3			3-1 L4		4	0	1	1	0	0	2
Gary Sheffield, R (1, 7) OBP: 0.447, SLG: 0.678		4-2 CS BB	0-2 FC5-4 1-2f		0-2 F8				1-2 F9	3	0	0	0	1	0	2
Eric Karros, R (1, 3) OBP: 0.341, SLG: 0.539		2-3 K		0-1 F8		0-0 F8			2-2 G5-3 BB HBP	3	0	0	0	0	1	1
Chad Kreuter, S (1, 2) OBP: 0.455, SLG: 0.456		0-2 HR		0-1 G3			1-3 K		4-2 BB	3	1	1	1	1	1	0
Adrian Beltré, R (1, 5) OBP: 0.314, SLG: 0.423		2-2 F7		0-1 1B			1-3 K		2-2 G5-3 2-3f	4	0	1	0	0	1	2
Alex Cora, L (1, 6) OBP: 0.344, SLG: 0.417			2-2 SH3 PB 1B		0-1 G5-3		1-2 G3			3	1	0	0	0	0	1
Chan Ho Park, R (1, 1) OBP: 0.184, SLG: 0.237			2-2 SH3		1-2 G6-3			1-1 FC4-6 1B		1	0	0	0	0	0	0
Onan Masaoka, R (7, 1)										0	0	0	0	0	0	0
Dave Hansen, L (8, PH) OBP: 0.429, SLG: 0.606										1	0	1	0	0	0	0
Matt Herges, L (8, 1)										0	0	0	0	0	0	0

Inning Stats	R: 0	H: 0	E: 0	K: 1	S: 10	P: 15	R: 1	H: 1	E: 0	K: 1	S: 16	P: 24	R: 1	H: 1	E: 1	K: 1	S: 14	P: 25	R: 0	H: 1	E: 0	K: 0	S: 8	P: 8	R: 0	H: 0	E: 0	K: 0	S: 6	P: 10	R: 0	H: 0	E: 0	K: 2	S: 10	P: 13	R: 0	H: 1	E: 0	K: 1	S: 9	P: 15	R: 0	H: 0	E: 0	K: 0	S: 17	P: 26	1B: 3	SF: 0	2B: 0	SAC: 1	3B: 0	DP: 2	HR: 1	HBP: 1	WP: 0	PA: 34
--------------	------	------	------	------	-------	-------	------	------	------	------	-------	-------	------	------	------	------	-------	-------	------	------	------	------	------	------	------	------	------	------	------	-------	------	------	------	------	-------	-------	------	------	------	------	------	-------	------	------	------	------	-------	-------	-------	-------	-------	--------	-------	-------	-------	--------	-------	--------

PITCHER	IP	WLS	BF	H	R	ER	SO	BB	IBB	HBP	BLK	WP	HR	S	P	ERA	WHIP
Matt Clement, R (1, 1) ERA: 4.92	8.1	W	33	4	2	1	6	4	0	1	0	0	1	88	135	1.08	0.960
Donne Wall, R (9, 1) ERA: 3.77	0.2		1	0	0	0	0	0	0	0	0	0	0	8	10	0.00	0.000

Batter	1	2	3	4	5	6	7	8	9	AB	R	H	RBI	BB	SO	LOB
<b>Al Martin, L</b> (1, 7) OBP: 0.352, SLG: 0.479	2-3 K		3-3 K		1-3 K		3-2 G4-3			4	0	0	0	0	3	2
<b>29 Kory DeHaan, L</b> (1, 9) OBP: 0.246, SLG: 0.264	1-1 G1-3			0-0 G3 WP 1B	0-1 E9 SF7 1B		3-3 K			4	2	2	0	0	1	0
<b>Ryan Klesko, L</b> (1, 3) OBP: 0.415, SLG: 0.655	2-3 K2-3			4-2 G3 1B BB	0-0 SF7			1-0 HR		2	2	1	2	1	1	0
<b>Dave Magadan, L</b> (1, 5) OBP: 0.296, SLG: 0.217		4-2 G6-4-3 BB		1-1 G3	3-2 G5-3			2-2 1B		3	0	1	0	1	0	2
<b>Bret Boone, R</b> (1, 4) OBP: 0.322, SLG: 0.458		1-2 G6-4-3		0-0 G3 WP 2B 1B		2-1 G4-3 SF7 2B		0-2 F8		4	2	2	2	0	0	2
<b>Wiki Gonzalez, R</b> (1, 2) OBP: 0.310, SLG: 0.351		1-3 K		0-2 G3		1-1 G4-3		3-1 F8		4	0	0	0	0	1	3
<b>Ruben Rivera, R</b> (1, 8) OBP: 0.341, SLG: 0.503			3-1 K	3-0 K		0-0 SF7		0-3 K		3	0	2	2	0	1	1
<b>Damian Jackson, R</b> (1, 6) OBP: 0.352, SLG: 0.369			1-3 K	1-1 L4		3-H K				3	0	0	0	0	2	2
<b>Matt Clement, R</b> (1, 1) OBP: 0.162, SLG: 0.147 <b>Donne Wall, R</b> (9, 1)			0-3 K		0-0 29 1B E		3-2 G6-3			3	1	1	0	0	1	1
										0	0	0	0	0	0	0

Inning Stats	R: 0	H: 0	E: 0	K: 2	S: 9	LOB: 0	BB: 0	P: 14	R: 0	H: 0	E: 0	K: 1	S: 9	LOB: 0	BB: 1	P: 15	R: 0	H: 1	E: 0	K: 3	S: 11	LOB: 1	BB: 0	P: 18	R: 3	H: 3	E: 0	K: 0	S: 14	LOB: 1	BB: 1	P: 23	R: 2	H: 2	E: 1	K: 1	S: 10	LOB: 0	BB: 0	P: 14	R: 1	H: 1	E: 0	K: 1	S: 8	LOB: 0	BB: 0	P: 12	R: 0	H: 0	E: 0	K: 1	S: 13	LOB: 0	BB: 0	P: 22	R: 1	H: 2	E: 0	K: 1	S: 13	LOB: 1	BB: 0	P: 19
1B: 5	SF: 2	2B: 3	SAC: 0	3B: 0	DP: 1	HR: 1	HBP: 0	CS: 0	WP: 2	PA: 34	1B: 5	SF: 2	2B: 3	SAC: 0	3B: 0	DP: 1	HR: 1	HBP: 0	CS: 0	WP: 2	PA: 34																																											

PITCHER	IP	WLS	BF	H	R	ER	SO	BB	IBB	HBP	BLK	WP	HR	S	P	ERA	WHIP
<b>Chan Ho Park, R</b> (1, 1) ERA: 4.34	6.0	L	26	7	6	5	8	2	0	0	0	2	0	61	96	7.50	1.500
<b>Onan Masaoka, L</b> (7, 1) ERA: 2.81	1.0		3	0	0	0	1	0	0	0	0	0	0	13	22	0.00	0.000
<b>Matt Herges, R</b> (8, 1) ERA: 3.42	1.0		5	2	1	1	1	0	0	0	0	0	1	13	19	9.00	2.000

BOTTOM

Los Angeles Dodgers @ San Diego Padres  
Qualcomm Stadium, San Diego, CA

AB	30
R	7
H	9
RBI	6
BB	2
SO	10
LOB	13



PITCHER	IP	WLS	BF	H	R	ER	SO	BB	IBB	HBP	BLK	WP	HR	S	P	ERA	WHIP
<b>Chan Ho Park, R</b> (1, 1) ERA: 4.34	6.0	L	26	7	6	5	8	2	0	0	0	2	0	61	96	7.50	1.500
<b>Onan Masaoka, L</b> (7, 1) ERA: 2.81	1.0		3	0	0	0	1	0	0	0	0	0	0	13	22	0.00	0.000
<b>Matt Herges, R</b> (8, 1) ERA: 3.42	1.0		5	2	1	1	1	0	0	0	0	0	1	13	19	9.00	2.000

Tue Jul 04 2000, 9:05 PM EDT  
Att: 51,285 - Sunny - 71 F

livebaseballscores.com





BOTTOM

Los Angeles Dodgers @ San Diego Padres  
Qualcomm Stadium, San Diego, CA

AB 37  
R 5  
H 11  
RBI 4  
BB 2  
SO 14  
LOB 19



WP: 0 PA: 40  
PB: 0  
SB: 3  
CS: 0

ERA 9.00 WHIP 2.200  
ERA 5.14  
ERA 3.24  
ERA 3.0  
ERA 2.53

Wed Jul 05 2000, 10:05 PM EDT  
Att. 27,002 - Sunny - 72 F

AB R H RBI BB SO LOB

5 1 2 0 0 2 2

5 2 3 2 0 1 1

5 1 1 2 0 2 3

5 0 1 0 0 3 1

3 0 1 0 1 2 1

1 0 1 0 1 0 0

2 0 0 0 0 2 3

4 0 1 0 0 1 4

4 1 1 0 0 1 4

1B: 8 SF: 0  
2B: 2 SAC: 1  
3B: 0 DP: 1  
HR: 1 HBP: 0

Batter	1	2	3	4	5	6	7	8	9
Al Martin, L OBP: 0.353, SLG: 0.481 (1, 7)	0-0 29 1B 2B 1B	1-0 G4-3 1-2 2-3		0-3 K		1-1 29 F8 2B		0-3 K	
29 Kory DeHaan, L OBP: 0.274, SLG: 0.345 (1, 9)	1-1 2B 1B	0-0 G4-6-3 1B		0-1 HR		2-2 F8 2-3		1-3 K	
Ryan Klesko, L OBP: 0.412, SLG: 0.650 (1, 3)	2-2 G4-3 1-H 2-H 2B	0-2 G4-6-3 1-2f		1-3 K		2-3 K		2-2 G3	
Phil Nevin, R OBP: 0.334, SLG: 0.503 (1, 5)	0-0 G4-3 2-3		2-3 K		2-2 G3-1 1B 1B		3-3 K	0-3 K	
Bret Boone, R OBP: 0.325, SLG: 0.457 (1, 4)	3-3 K		2-3 K		0-0 G3-1 1B 1-2		4-2 S BB		
Carlos Hernandez, R OBP: 0.320, SLG: 0.341 Wiki Gonzalez, R OBP: 0.305, SLG: 0.345 (1, 2) (4, 2)	4-2 S BB		0-0 1B 1B		0-3 K		2-3 K 1-2		
Ruben Rivera, R OBP: 0.340, SLG: 0.497 (1, 8)	0-3 K 1-2 3-H		3-1 1B 1-2		3-2 G3-1 1-2 2-3		2-2 F7		
16 Kevin Nicholson, S OBP: 0.268, SLG: 0.333 (1, 6)		3-2 G4-3 SH 29 1B 1B	0-1 F5		0-3 K		2-2 F7		
Brian Tollberg, R Carlos Reyes, S Dusty Allen, R Matt Whiteside, R Dave Magadan, L Will Cunnane, R (1, 1) (6, 1) (6, PH) (7, 1) (8, PH) (9, 1)		0-0 SH 29 1B G4-3 1-2		1-1 G3		0-2 F2		1-0 G3-1	

Inning Stats	R: 3	H: 3	E: 0	K: 2	S: 18	LOB: 1	BB: 1	P: 28
	R: 1	H: 2	E: 1	K: 0	S: 11	LOB: 1	BB: 0	P: 15
	R: 0	H: 2	E: 0	K: 2	S: 11	LOB: 2	BB: 0	P: 18
	R: 1	H: 1	E: 0	K: 2	S: 10	LOB: 0	BB: 0	P: 12
	R: 0	H: 2	E: 0	K: 2	S: 14	LOB: 2	BB: 0	P: 19
	R: 0	H: 1	E: 0	K: 1	S: 12	LOB: 1	BB: 0	P: 17
	R: 0	H: 0	E: 0	K: 2	S: 13	LOB: 1	BB: 1	P: 24
	R: 0	H: 0	E: 0	K: 1	S: 7	LOB: 0	BB: 0	P: 10
	R: 0	H: 0	E: 0	K: 2	S: 10	LOB: 0	BB: 0	P: 13

PITCHER	IP	WLS	BF	H	R	ER	SO	BB	IBB	HBP	BLK	WP	HR	S	P	ERA	WHIP
37 Darren Dreifort, R ERA: 5.14 (1, 1)	5.0		26	10	5	5	8	1	0	0	0	0	1	64	92	9.00	2.200
Antonio Osuna, R ERA: 3.24 (6, 1)	2.0	W	8	1	0	0	3	1	0	0	0	0	0	25	41	0.00	1.000
Terry Adams, R ERA: 3.0 (8, 1)	1.0	H	3	0	0	0	1	0	0	0	0	0	0	7	10	0.00	0.000
Mike Fetters, R ERA: 2.53 (9, 1)	1.0	S	3	0	0	0	2	0	0	0	0	0	0	10	13	0.00	0.000



Batter	1	2	3	4	5	6	7	8	9	AB	R	H	RBI	BB	SO	LOB	TOP										
Todd Hollandsworth, L OBP: 0.314, SLG: 0.398 (1, 8)	1-0 F8-2-3 1B		1-2 G6-3	1-2 F8		0-3 K		4-0 2B E BB		4	1	1	0	1	1	2											
Mark Grudzielanek, R OBP: 0.352, SLG: 0.422 (1, 4)	0-1 F7		2-2 E 1B		0-1 G6-3	1-1 F8		2-1 E 2B		5	1	2	1	0	0	2											
Gary Sheffield, R OBP: 0.441, SLG: 0.663 Onan Masaoka, R Matt Herges, L (1, 7) (9, 1) (9, 1)	2-2 F8-2-3 1-2		2-1 E5 1-3		0-1 G6-3		3-3 K	4-0 E IBB		4	1	0	0	1	1	2											
Shawn Green, L OBP: 0.416, SLG: 0.529 (1, 9)		0-0 1B 2B	2-2 P6		0-0 HR		1-0 L3	3-2 E7 1-H 2-H 3-H		5	2	2	1	0	0	2											
Eric Karros, R OBP: 0.349, SLG: 0.549 (1, 3)		2-2 F7		3-2 HR 1B	3-2 1B 1B		4-2 FC6-4 BB	1-2 F9		4	1	2	0	1	0	2											
Todd Hundley, S OBP: 0.401, SLG: 0.715 (1, 2)		2-1 F7 1B 2-H		0-0 F8 1B	3-2 1B		2-2 FC6-4 1-2f		0-0 HR	5	1	3	2	0	0	2											
Adrian Beltré, R OBP: 0.315, SLG: 0.429 (1, 5)		0-1 1B		1-1 HR	1-2 F2			4-2 1B FC9-2 BB	1-0 G6-3	4	1	2	2	1	0	2											
Alex Cora, L OBP: 0.343, SLG: 0.407 (1, 6)		2-0 F7 2-3		1-0 F7		4-2 SH3-4 BB		0-0 2B 1B	0-0 F8	4	1	1	0	1	0	2											
Kevin Brown, R OBP: 0.128, SLG: 0.105 Mike Metcalfe, S (1, 1) (9, PH) (9, 7)			1-3 K	1-1 1B		0-0 SH3-4		1-1 FC9-2	0-2 L3	3	0	1	0	0	1	2											
										1	0	0	0	0	0	0											
<b>Inning Stats</b>	R: 0 E: 0 K: 0 S: 6	H: 1 LOB: 0 BB: 0 P: 9	R: 1 E: 0 K: 0 S: 9	H: 3 LOB: 2 BB: 0 P: 15	R: 0 E: 1 K: 1 S: 14	H: 1 LOB: 2 BB: 0 P: 22	R: 2 E: 0 K: 0 S: 14	H: 3 LOB: 1 BB: 0 P: 21	R: 1 E: 0 K: 0 S: 14	H: 3 LOB: 2 BB: 0 P: 21	R: 0 E: 0 K: 1 S: 9	H: 0 LOB: 1 BB: 1 P: 14	R: 0 E: 0 K: 1 S: 9	H: 0 LOB: 1 BB: 1 P: 19	R: 4 E: 1 K: 0 S: 14	H: 2 LOB: 1 BB: 3 P: 33	R: 1 E: 0 K: 0 S: 6	H: 1 LOB: 0 BB: 0 P: 7	1B: 9 2B: 4 3B: 0 HR: 3	SF: 0 SAC: 1 DP: 2 HBP: 0	WP: 0 PB: 0 SB: 0 CS: 0	PA: 45					
<b>PITCHER</b>	IP	WLS	BF	H	R	ER	SO	BB	IBB	HBP	BLK	WP	HR	S	P	ERA	WHIP										
Brian Meadows, R ERA: 5.13 (1, 1)	5.0	L	25	11	4	4	1	0	0	0	0	0	2	57	88	7.20	2.200										
Will Cunnane, R ERA: 4.63 (6, 1)	1.0		4	0	0	0	1	1	0	0	0	0	0	9	14	0.00	1.000										
Steve Montgomery, R ERA: 4.15 (7, 1)	1.0		4	0	0	0	1	1	0	0	0	0	0	9	19	0.00	1.000										
Kevin Walker, L ERA: 4.67 (8, 1)	1.0		8	2	4	1	0	2	1	0	0	0	0	14	33	9.00	4.000										
Carlos Reyes, R ERA: 5.47 (9, 1)	1.0		4	1	1	1	0	0	0	0	0	0	1	6	7	9.00	1.000										

Los Angeles Dodgers @ San Diego Padres  
Qualcomm Stadium, San Diego, CA  
Thu Jul 06 2000, 5:05 PM EDT  
Att. 30,902 - Sunny - 74 F

livebaseballscorecards.com

AB	39
R	9
H	14
RBI	6
BB	5
SO	3
LOB	18



Batter	1	2	3	4	5	6	7	8	9	AB	R	H	RBI	BB	SO	LOB
Al Martin, L (1, 7) OBP: 0.348, SLG: 0.474	1-2 G3		2-3 K			1-2 F8		2-2 G4-3		4	0	0	0	0	1	0
29 Kory DeHaan, L (1, 9) OBP: 0.262, SLG: 0.328 Damian Jackson, R (9, PH) OBP: 0.351, SLG: 0.368	1-3 K		1-0 G6-3			3-2 F8			3-2 P4	3	0	0	0	0	1	0
Ryan Klesko, L (1, 3) OBP: 0.409, SLG: 0.643	1-1 HR 1B				1-3 K	0-0 G4-3			1-0 G3	4	1	1	0	0	1	0
Phil Nevin, R (1, 5) OBP: 0.339, SLG: 0.514	1-0 HR				0-3 K		4-0 G5-4-3 BB		0-1 BB 1B	3	1	2	2	1	1	0
Bret Boone, R (1, 4) OBP: 0.324, SLG: 0.453	2-2 F9				3-3 K		0-1 G5-4-3		4-0 BB	3	0	0	0	1	1	1
Wiki Gonzalez, R (1, 2) OBP: 0.311, SLG: 0.383		1-0 G6-3			0-1 2B		0-0 HR		1-3 K	4	1	2	1	0	1	2
Ruben Rivera, R (1, 8) OBP: 0.335, SLG: 0.489		0-0 P6			2-3 K		1-3 K			3	0	0	0	0	2	1
16 Kevin Nicholson, S (1, 6) OBP: 0.250, SLG: 0.310		1-3 K			0-3 K			0-3 K		3	0	0	0	0	3	1
Brian Meadows, R (1, 1) OBP: 0.181, SLG: 0.181 Dusty Allen, R (5, PH) Will Cunnane, R (6, 1) OBP: 0.200, SLG: 0.400 Steve Montgomery, R (7, 1) Kevin Walker, L (8, 1) OBP: 0.250, SLG: 0.250 Dave Magadan, L (8, PH) OBP: 0.288, SLG: 0.210 Carlos Reyes, S (9, 1)			3-3 K		1-3 K			1-1 G3-1		1	0	0	0	0	1	0

Inning Stats	R: 2	H: 2	E: 0	K: 1	S: 13	H: 2	LOB: 0	BB: 0	P: 19	R: 0	H: 0	E: 0	K: 1	S: 8	H: 0	LOB: 0	BB: 0	P: 10	R: 0	H: 0	E: 0	K: 2	S: 8	H: 0	LOB: 0	BB: 0	P: 14	R: 0	H: 0	E: 0	K: 3	S: 10	H: 0	LOB: 0	BB: 0	P: 14	R: 0	H: 1	E: 0	K: 3	S: 14	H: 0	LOB: 0	BB: 0	P: 17	R: 0	H: 0	E: 0	K: 0	S: 9	H: 1	LOB: 0	BB: 0	P: 13	R: 1	H: 1	E: 0	K: 1	S: 6	H: 1	LOB: 0	BB: 1	P: 11	R: 0	H: 0	E: 0	K: 1	S: 8	H: 0	LOB: 0	BB: 0	P: 11	R: 0	H: 1	E: 0	K: 1	S: 10	H: 1	LOB: 2	BB: 1	P: 19	1B: 2	SF: 0	2B: 1	SAC: 0	3B: 0	DP: 1	HR: 2	HBP: 0	WP: 0	PA: 33
--------------	------	------	------	------	-------	------	--------	-------	-------	------	------	------	------	------	------	--------	-------	-------	------	------	------	------	------	------	--------	-------	-------	------	------	------	------	-------	------	--------	-------	-------	------	------	------	------	-------	------	--------	-------	-------	------	------	------	------	------	------	--------	-------	-------	------	------	------	------	------	------	--------	-------	-------	------	------	------	------	------	------	--------	-------	-------	------	------	------	------	-------	------	--------	-------	-------	-------	-------	-------	--------	-------	-------	-------	--------	-------	--------

PITCHER	IP	WLS	BF	H	R	ER	SO	BB	IBB	HBP	BLK	WP	HR	S	P	ERA	WHIP
Kevin Brown, R (1, 1) ERA: 2.38	8.0	W	28	4	3	3	12	1	0	0	0	0	2	76	109	3.38	0.625
Onan Masaoka, L (9, 1) ERA: 2.7	0.2		4	1	0	0	0	1	0	0	0	0	0	7	15	0.00	3.000
Matt Herges, R (9, 1) ERA: 3.4	0.1		1	0	0	0	1	0	0	0	0	0	0	3	4	0.00	0.000

**BOTTOM**

**Los Angeles Dodgers @ San Diego Padres**  
Qualcomm Stadium, San Diego, CA

Thu Jul 06 2000, 5:05 PM EDT  
Att: 30,902 - Sunny - 74 F

livebaseballscorecards.com

AB	31
R	3
H	5
RBI	3
BB	2
SO	13
LOB	6





Batter	1	2	3	4	5	6	7	8	9	10	11	AB R H RBI BB SO LOB	TOP														
<b>F.P. Santangelo, S</b> OBP: 0.310, SLG: 0.208 (1, 4)	3-3 <b>K</b>	0-2 G4-6-3 1-2f		0-1 G3			4-2 G6-4-3 BB			0-3 <b>K</b>		4 0 0 0 1 2 1															
<b>Todd Hollandsworth, L</b> OBP: 0.320, SLG: 0.397 (1, 8)	4-2 1B 2B BB		1-0 G5-3 1B		4-0 CS BB		3-2 G6-4-3 1-2f			1-2 F7		3 1 1 0 2 0 2															
<b>Gary Sheffield, R</b> OBP: 0.440, SLG: 0.659 (1, 7)	0-1 BB 1-3 2B 1B		0-2 FC5 G5-3 1B		0-1 P4					2-2 G6-3		5 1 2 0 0 1 1															
<b>Shawn Green, L</b> OBP: 0.413, SLG: 0.522 (1, 9)	1-3 <b>K</b>		1-3 <b>K</b>		0-3 <b>K</b>					4-2 BB		4 0 0 0 1 4 5															
<b>Eric Karros, R</b> OBP: 0.350, SLG: 0.555 (1, 3)	4-1 2B 1-2 BB		3-2 G5-3 1-2 2-3		0-0 CS 1-2		3-3 <b>K</b>			1-3 <b>K</b>		4 1 1 1 1 2 3															
<b>Todd Hundley, S</b> OBP: 0.401, SLG: 0.710 (1, 2)	1-1 1-3 2-H 3-H 2B		4-0 FC5 IBB				3-2 L7			2-1 F9		4 0 1 2 1 1 1															
<b>Adrian Beltré, R</b> OBP: 0.309, SLG: 0.421 (1, 5)	1-2 G6-3		3-2 FC5 1-2 2-3f		2-1 F9					3-3 <b>K</b>		5 0 0 0 0 2 5															
<b>Dave Hansen, L</b> OBP: 0.416, SLG: 0.573 (1, 10)		1-1 G3-1		3-3 <b>K</b>			4-2 SH1-4 BB			0-0 G4-3		3 0 0 0 1 1 0															
<b>Alex Cora, L</b> OBP: 0.343, SLG: 0.400 (1, 6)		4-2 G4-6-3 BB		1-0 L7			0-0 SH1-4			1-3 <b>K</b>		2 0 0 0 1 1 0															
<b>Inning Stats</b>	R: 2 E: 0 K: 2 S: 21	H: 2 LOB: 2 BB: 2 P: 35	R: 0 E: 0 K: 0 S: 11	H: 0 LOB: 0 BB: 1 P: 16	R: 0 E: 0 K: 1 S: 14	H: 2 LOB: 3 BB: 1 P: 26	R: 0 E: 0 K: 1 S: 6	H: 0 LOB: 0 BB: 0 P: 10	R: 0 E: 0 K: 1 S: 5	H: 0 LOB: 0 BB: 1 P: 9	R: 0 E: 0 K: 1 S: 11	H: 0 LOB: 0 BB: 0 P: 19	R: 0 E: 0 K: 2 S: 11	H: 0 LOB: 1 BB: 1 P: 19	R: 0 E: 0 K: 2 S: 12	H: 0 LOB: 0 BB: 0 P: 16	R: 0 E: 0 K: 1 S: 9	H: 0 LOB: 0 BB: 0 P: 12	R: 1 E: 0 K: 3 S: 18	H: 1 LOB: 0 BB: 0 P: 27	1B: 3 2B: 1 3B: 0 HR: 1	SF: 0 SAC: 1 DP: 2 HBP: 0	WP: 0 PB: 0 SB: 0 CS: 1	PA: 44			
<b>PITCHER</b>	IP	WLS	BF	H	R	ER	SO	BB	IBB	HBP	BLK	WP	HR	S	P	ERA	WHIP										
<b>Freddy Garcia, R</b> ERA: 6.0 (1, 1)	6.0		25	4	2	2	6	4	1	0	0	0	0	68	115	3.00	1.333										
<b>Jose Paniagua, R</b> ERA: 3.95 (7, 1)	2.0		8	0	0	0	2	3	0	0	0	0	0	20	39	0.00	1.500										
<b>Jose Mesa, R</b> ERA: 5.83 (9, 1)	1.0		3	0	0	0	2	0	0	0	0	0	0	12	16	0.00	0.000										
<b>Arthur Rhodes, L</b> ERA: 2.68 (10, 1)	2.0	L	7	1	1	1	4	0	0	0	0	0	1	27	39	4.50	0.500										

Los Angeles Dodgers @ Seattle Mariners  
Safeco Field, Seattle, WA  
Fri Jul 07 2000, 7:05 PM PDT  
Att: 45,206 - Sunny - 78 F

AB	34
R	3
H	5
RBI	3
BB	8
SO	14
LOB	18



Batter	1	2	3	4	5	6	7	8	9	10	11	AB R H RBI BB SO LOB
Rickey Henderson, R OBP: 0.360, SLG: 0.255 Robert Machado, R OBP: 0.267, SLG: 0.429	1-1 P4		1-1 2B		4-2 BB 1B 1-2 BB		0-0 F9	2-2 G6-3		1-3 K		4 0 1 0 1 0 4 1 0 0 0 0 1 1
Stan Javier, S OBP: 0.361, SLG: 0.400	3-2 1B		0-1 G5-3		0-0 BB 1-2 2-3 1B		3-3 K		4-1 SH5-4 BB		1-3 K	5 0 2 0 1 2 2
Alex Rodriguez, R OBP: 0.439, SLG: 0.639 Mark McLemore, S OBP: 0.349, SLG: 0.281	2-1 F9		1-1 P4		4-1 G6-3 BB 1-2 2-3 3-H		0-0 G4-3		0-1 SH5-4		1-1 G3 S 1B	2 0 0 1 1 0 2 2 0 1 0 0 0 1
Edgar Martinez, R OBP: 0.441, SLG: 0.668 John Mabry, L OBP: 0.306, SLG: 0.309	0-3 K			0-1 FC5-4 1B	0-2 G6-3			0-1 E BB 1B	2-3 K		4-0 G3 BB 1-2	4 0 2 0 0 1 4 1 1 0 0 1 1 1
John Olerud, L OBP: 0.417, SLG: 0.478		2-2 F9		0-0 L8		1-0 1B 2B		1-0 L5	4-0 IBB		2-2 G3	5 0 1 0 1 0 4
Jay Buhner, R OBP: 0.380, SLG: 0.500		2-2 F3		3-2 FC5-4 1-2f		1-1 G6-3		2-2 BB E 1B	1-3 K		1-3 K	6 0 1 0 0 2 6
David Bell, R OBP: 0.304, SLG: 0.359		3-1 2B		2-2 F7		2-2 1B 2-H		2-3 K		4-2 FC2-6 BB		4 0 2 0 1 1 3
Joe Oliver, R OBP: 0.309, SLG: 0.442 Raul Ibanez, L OBP: 0.317, SLG: 0.333		1-2 G5-3			2-2 F9	0-0 G5-3		1-1 E5 BB 1-2 2-3		0-0 FC2-6 E S 1-2f		3 0 0 0 0 0 2 2 0 0 0 0 0 3
Carlos Guillen, S OBP: 0.260, SLG: 0.176			1-1 F3		2-1 1B BB BB 1B		1-0 S 1B	4-2 BB		1-3 K		4 1 2 1 1 1 1

BOTTOM															
<b>Los Angeles Dodgers @ Seattle Mariners</b> Safeco Field, Seattle, WA Fri Jul 07 2000, 7:05 PM PDT Att. 45,206 - Sunny - 78 F	<table border="1"> <tr> <td>AB</td> <td>43</td> </tr> <tr> <td>R</td> <td>2</td> </tr> <tr> <td>H</td> <td>12</td> </tr> <tr> <td>RBI</td> <td>2</td> </tr> <tr> <td>BB</td> <td>7</td> </tr> <tr> <td>SO</td> <td>9</td> </tr> <tr> <td>LOB</td> <td>34</td> </tr> </table> 	AB	43	R	2	H	12	RBI	2	BB	7	SO	9	LOB	34
AB	43														
R	2														
H	12														
RBI	2														
BB	7														
SO	9														
LOB	34														

Inning Stats	R: 0	H: 1	E: 0	LOB: 1	K: 1	BB: 0	S: 12	P: 18	R: 0	H: 1	E: 0	LOB: 1	K: 0	BB: 0	S: 11	P: 19	R: 0	H: 1	E: 0	LOB: 1	K: 0	BB: 0	S: 8	P: 11	R: 0	H: 1	E: 0	LOB: 1	K: 0	BB: 0	S: 10	P: 15	R: 1	H: 2	E: 0	LOB: 2	K: 0	BB: 2	S: 15	P: 27	R: 0	H: 2	E: 0	LOB: 1	K: 0	BB: 0	S: 8	P: 12	R: 0	H: 1	E: 0	LOB: 1	K: 1	BB: 0	S: 6	P: 10	R: 1	H: 2	E: 1	LOB: 3	K: 1	BB: 1	S: 20	P: 32	R: 0	H: 0	E: 0	LOB: 2	K: 2	BB: 2	S: 9	P: 20	R: 0	H: 0	E: 1	LOB: 1	K: 2	BB: 1	S: 9	P: 15	R: 0	H: 1	E: 0	LOB: 2	K: 2	BB: 1	S: 12	P: 21	1B: 9	SF: 0	2B: 3	SAC: 1	3B: 0	DP: 1	HR: 0	HBP: 0	WP: 0	PA: 51
PITCHER	IP	WLS	BF	H	R	ER	SO	BB	IBB	HBP	BLK	WP	HR	S	P	ERA	WHIP																			PITCHER																		IP	WLS	BF	H	R	ER	SO	BB	IBB	HBP	BLK	WP	HR	S	P	ERA	WHIP																												
Carlos Perez, L ERA: 5.05	(1, 1)	6.1	B	28	9	1	1	1	2	0	0	0	0	66	105	1.42	1.737																			Terry Adams, R ERA: 2.89																		(7, 1)	1.2	B	9	2	1	0	2	1	0	0	0	0	0	24	39	0.00	1.800																											
Matt Herges, R ERA: 3.27	(9, 1)	2.0	W	9	0	0	0	4	2	1	0	0	0	18	35	0.00	1.000																			Mike Fetters, R ERA: 2.42																		(11, 1)	1.0	S	5	1	0	0	2	1	0	0	0	0	12	21	0.00	2.000																												



Los Angeles Dodgers @ Seattle Mariners  
Safeco Field, Seattle, WA

Sat Jul 08 2000, 6:05 PM PDT  
Att. 45,248 - Cloudy - 67 F

AB	30
R	0
H	5
RBI	0
BB	4
SO	3
LOB	10



AB R H RBI BB SO LOB

3	0	0	0	1	0	0
4	0	1	0	0	0	1
3	0	1	0	0	1	1
0	0	0	0	0	0	0
1	0	0	0	0	0	0
4	0	0	0	0	0	1
2	0	1	0	2	0	0
3	0	1	0	1	1	1
4	0	1	0	0	0	3
3	0	0	0	0	1	3
3	0	0	0	0	0	0

WP:	0	PA:	34
PB:	0		
SB:	0		
CS:	0		

Batter	1	2	3	4	5	6	7	8	9
Mike Metcalfe, S (1, 4) (8, 7)	3-2 F7 ①		4-2 B BB			0-0 F7 ②		0-1 G3 ②	
Todd Hollandsworth, L OBP: 0.319, SLG: 0.394	0-0 G3 ②		0-0 F7 ③			0-0 1B		1-1 F9 ③	
Gary Sheffield, R OBP: 0.440, SLG: 0.656 F.P. Santangelo, S OBP: 0.310, SLG: 0.208 Kevin Elster, R OBP: 0.339, SLG: 0.468	3-3 K ③			1-2 G6-3 1B		0-1 G4-3 ③		1-1 G6-3 ①	
Shawn Green, L OBP: 0.408, SLG: 0.516		3-0 L9 ①		1-2 G6-3 ① 1-2f		1-2 G1-3 ①		1-0 G1 ②	
Eric Karros, R OBP: 0.354, SLG: 0.555		4-1 BB		0-1 G6-3 ③		4-1 1B BB BB		0-1 1B 1B	
Todd Hundley, S OBP: 0.403, SLG: 0.703		1-2 F7 ②			2-3 K ①	4-2 1B BB		0-0 1B 1B	
Jim Leyritz, R OBP: 0.324, SLG: 0.277		0-1 G5-3 ③			0-0 G4-3 ②	2-2 G6-4-3 1B		1-2 F8 ③	
Adrian Beltré, R OBP: 0.306, SLG: 0.416			2-3 K ①		3-2 G4-3 ③	1-2 G6-4-3 ② 1-2f			
Alex Cora, L OBP: 0.336, SLG: 0.391			3-2 L6 ②			0-1 G1-3 ①		1-2 G6-3 ①	

Inning Stats	R: 0	H: 0	E: 0	K: 1	S: 10	P: 16	R: 0	H: 0	E: 0	K: 0	S: 7	P: 15	R: 0	H: 0	E: 0	K: 1	S: 14	P: 23	R: 0	H: 1	E: 0	K: 0	S: 8	P: 10	R: 0	H: 0	E: 0	K: 1	S: 7	P: 12	R: 0	H: 1	E: 0	K: 0	S: 6	P: 6	R: 0	H: 1	E: 0	K: 0	S: 14	P: 26	R: 0	H: 0	E: 0	K: 0	S: 8	P: 10	R: 0	H: 2	E: 0	K: 0	S: 9	P: 12	1B: 5	SF: 0	2B: 0	SAC: 0	3B: 0	DP: 2	HR: 0	HBP: 0	WP: 0	PA: 34
--------------	------	------	------	------	-------	-------	------	------	------	------	------	-------	------	------	------	------	-------	-------	------	------	------	------	------	-------	------	------	------	------	------	-------	------	------	------	------	------	------	------	------	------	------	-------	-------	------	------	------	------	------	-------	------	------	------	------	------	-------	-------	-------	-------	--------	-------	-------	-------	--------	-------	--------

PITCHER	IP	WLS	BF	H	R	ER	SO	BB	IBB	HBP	BLK	WP	HR	S	P	ERA	WHIP
Aaron Sele, R ERA: 3.95	(1, 1)	7.0	W	26	3	0	0	3	4	0	0	0	0	66	108	0.00	1.000
Brett Tomko, R ERA: 4.73	(8, 1)	2.0		8	2	0	0	0	0	0	0	0	0	17	22	0.00	1.000

PITCHER	IP	WLS	BF	H	R	ER	SO	BB	IBB	HBP	BLK	WP	HR	S	P	ERA	WHIP
---------	----	-----	----	---	---	----	----	----	-----	-----	-----	----	----	---	---	-----	------





Batter	1	2	3	4	5	6	7	8	9	AB R H RBI BB SO LOB	TOP									
Mike Metcalfe, S (1, 7) OBP: 0.154, SLG: 0.083	2-3 K		0-0 F7			0-0 1B	2-3 K			4 0 1 0 0 2 3										
Adrian Beltré, R (1, 5) OBP: 0.305, SLG: 0.413	0-2 F9		2-3 K			0-1 1B		0-1 G5-3		4 0 1 0 0 1 1										
Shawn Green, L (1, 9) OBP: 0.404, SLG: 0.509	1-3 K			1-2 G4-3		0-0 F7		2-2 P6		4 0 0 0 0 1 2										
Gary Sheffield, R (1, 10) OBP: 0.440, SLG: 0.652		0-1 CS 1B		4-1 1B BB		1-3 K		2-3 K		3 0 1 0 1 2 2										
Eric Karros, R (1, 3) OBP: 0.356, SLG: 0.553		4-2 SAFE 1-2 BB		2-2 G6-4-3 1B		0-0 P6		0-2 G6-3		3 0 1 0 1 0 2										
Jim Leyritz, R (1, 2) OBP: 0.308, SLG: 0.261		1-3 K		1-0 G6-4-3 1-2f			1-3 K		0-0 P4	4 0 0 0 0 2 3										
Kevin Elster, R (1, 6) OBP: 0.337, SLG: 0.463		2-3 K			3-2 F9		1-1 1B 1B		2-1 L8	4 0 1 0 0 1 1										
Todd Hollandsworth, L (1, 8) OBP: 0.323, SLG: 0.398			2-2 L4		1-2 G4-6-3 1B		2-0 1B 1B			3 0 2 0 0 0 0										
Alex Cora, L (1, 4) OBP: 0.336, SLG: 0.385			1-2 HBP		0-2 G4-6-3 1-2f		0-0 F7			2 0 0 0 0 0 3										
<b>Inning Stats</b>	R: 0 E: 0 K: 2 S: 11	H: 0 LOB: 0 BB: 0 P: 14	R: 0 E: 0 K: 2 S: 11	H: 1 LOB: 1 BB: 1 P: 18	R: 0 E: 0 K: 1 S: 9	H: 0 LOB: 1 BB: 0 P: 14	R: 0 E: 0 K: 0 S: 8	H: 1 LOB: 1 BB: 1 P: 16	R: 0 E: 0 K: 1 S: 8	H: 2 LOB: 2 BB: 0 P: 9	R: 0 E: 0 K: 2 S: 10	H: 2 LOB: 2 BB: 0 P: 16	R: 0 E: 0 K: 1 S: 10	H: 0 LOB: 0 BB: 0 P: 14	R: 0 E: 0 K: 0 S: 6	H: 0 LOB: 0 BB: 0 P: 8	1B: 7 2B: 0 3B: 0 HR: 0	SF: 0 SAC: 0 DP: 2 HBP: 1	WP: 0 PB: 0 SB: 0 CS: 1	PA: 34
<b>PITCHER</b>	IP WLS BF H R ER SO BB IBB HBP BLK WP HR S P ERA WHIP																			
Jamie Moyer, L (1, 1) ERA: 4.21	7.0 W 28 7 0 0 8 2 0 1 0 0 0 66 100 0.00 1.286																			
Jose Paniagua, R (8, 1) ERA: 3.86	1.0 H 3 0 0 0 1 0 0 0 0 0 0 10 14 0.00 0.000																			
Kazuhiro Sasaki, R (9, 1) ERA: 3.48	1.0 S 3 0 0 0 0 0 0 0 0 0 0 6 8 0.00 0.000																			

Los Angeles Dodgers @ Seattle Mariners  
 Safeco Field, Seattle, WA  
 Sun Jul 09 2000, 1:35 PM PDT  
 Att. 45,251 - Cloudy - 62 F

AB	31
R	0
H	7
RBI	0
BB	2
SO	9
LOB	17













Batter	1	2	3	4	5	6	7	8	9	AB R H RBI BB SO LOB	TOP											
Darin Erstad, L (1, 7) OBP: 0.438, SLG: 0.594 (8, 8)	0-0 CS 1B		0-0 G3-1		1-0 1B		1-1 1-H HR		2-0 G6-3	5 1 3 2 0 0 0	<b>Anaheim Angels @ Los Angeles Dodgers</b> <b>Dodger Stadium, Los Angeles, CA</b> Fri Jul 14 2000, 7:10 PM PDT Att: 53,115 - Sunny - 75 F											
Kevin Stocker, S (1, 6) OBP: 0.371, SLG: 0.370	2-3 1-2		2-2 G4-3		1-3 K		1-1 F8		0-0 F8	5 0 0 0 0 2 3												
Mo Vaughn, L (1, 3) OBP: 0.373, SLG: 0.551	1-2 1B		3-1 G3-1		0-3 K		3-2 16 2B			4 1 2 0 0 1 0												
Tim Salmon, R (1, 9) OBP: 0.390, SLG: 0.487	3-3 K			4-0 16 FC3-6 BB		0-0 G6-3		2-2 F3		3 0 0 0 1 1 2												
16 Garret Anderson, L (1, 8) OBP: 0.269, SLG: 0.517 Orlando Palmeiro, L (8, PR) OBP: 0.380, SLG: 0.385 (8, 7)			1-0 G4-3		1-0 FC3-6 CS 1-2f		2-1 F7		2-0 2B	4 0 1 1 0 0 1 0 0 0 0 0 0 0												
Troy Glaus, R (1, 5) OBP: 0.411, SLG: 0.638		1-2 G3-1 1B 2B		1-3 K		3-1 HR		4-1 BB		3 2 2 1 1 1 1												
Adam Kennedy, L (1, 4) OBP: 0.318, SLG: 0.417		0-1 G3-1		2-0 CS 1-2		1-1 F7		0-0 F7		4 0 0 0 0 0 3												
Matt Walbeck, S (1, 2) OBP: 0.269, SLG: 0.375		0-1 1B			1-1 F7		2-2 G6-3		3-2 F8	4 0 1 1 0 0 2												
Kent Bottenfield, R (1, 1) OBP: 0.667, SLG: 0.667 Mark Petkovsek, R (8, 1) Scott Spiezio, S (9, PH) OBP: 0.333, SLG: 0.407 Troy Percival, R (9, 1)		0-3 K			1-2 1B 1B		0-0 HR 1B		2-3 K	3 1 2 0 0 1 1 0 0 0 0 0 0 0 1 0 0 0 0 1 0 0 0 0 0 0 0 0												
<b>Inning Stats</b>	R: 0 E: 0 K: 2 S: 10	H: 2 LOB: 1 BB: 0 P: 16	R: 1 E: 0 K: 1 S: 11	H: 2 LOB: 1 BB: 0 P: 13	R: 0 E: 0 K: 0 S: 8	H: 0 LOB: 0 BB: 1 P: 13	R: 0 E: 0 K: 1 S: 4	H: 0 LOB: 0 BB: 1 P: 12	R: 0 E: 0 K: 1 S: 12	H: 2 LOB: 2 BB: 0 P: 17		R: 0 E: 0 K: 1 S: 6	H: 0 LOB: 0 BB: 0 P: 8	R: 3 E: 0 K: 0 S: 16	H: 3 LOB: 0 BB: 0 P: 25	R: 1 E: 0 K: 0 S: 13	H: 2 LOB: 2 BB: 1 P: 27	R: 0 E: 0 K: 1 S: 5	H: 0 LOB: 0 BB: 0 P: 9	1B: 6 2B: 3 3B: 0 HR: 2	SF: 0 SAC: 0 DP: 0 HBP: 0	WP: 0 PB: 0 SB: 0 CS: 2
<b>PITCHER</b>	IP WLS BF H R ER SO BB IBB HBP BLK WP HR S P ERA WHIP																					
Kevin Brown, R (1, 1) ERA: 2.52	7.0 L 29 9 4 4 6 1 0 0 0 0 0 2 67 104 5.14 1.429																					
Onan Masaoka, L (8, 1) ERA: 3.18	0.1 3 2 1 1 0 0 0 0 0 0 0 0 7 14 27.00 6.000																					
Matt Herges, R (8, 1) ERA: 3.23	0.2 3 0 0 0 0 1 0 0 0 0 0 0 6 13 0.00 1.500																					
Jeff Shaw, R (9, 1) ERA: 7.71	1.0 3 0 0 0 1 0 0 0 0 0 0 0 5 9 0.00 0.000																					

AB	36
R	5
H	11
RBI	5
BB	2
SO	7
LOB	13



Batter	1	2	3	4	5	6	7	8	9	AB	R	H	RBI	BB	SO	LOB
Alex Cora, L OBP: 0.340, SLG: 0.398 (1, 4)	1-1 B1-3		2-2 L1			2-2 SF9 3B			4-2 BB BB	3	1	1	0	1	0	0
Paul Lo Duca, R OBP: 0.361, SLG: 0.576 (1, 2)	1-2 F9			1-1 L4		2-0 SF9			1-1 L8	3	0	0	1	0	0	1
Gary Sheffield, R OBP: 0.446, SLG: 0.679 (1, 7)	1-2 HR			0-0 HR		3-1 F9			4-1 G6-4-3 BB	3	2	2	2	1	0	0
Shawn Green, L OBP: 0.400, SLG: 0.500 (1, 9)	2-3 K			0-1 G6-3			2-1 G6-3		0-0 G6-4-3	4	0	0	0	0	1	2
Eric Karros, R OBP: 0.351, SLG: 0.541 (1, 3)		2-2 F3		0-0 P4			0-1 F9			3	0	0	0	0	0	0
Adrian Beltré, R OBP: 0.307, SLG: 0.423 (1, 5)		3-3 K			1-1 F9		1-1 F9			3	0	0	0	0	1	0
Todd Hollandsworth, L OBP: 0.317, SLG: 0.385 (1, 8)		1-0 G4-3			1-1 G6-3			0-0 B1-3		3	0	0	0	0	0	0
Kevin Elster, R OBP: 0.326, SLG: 0.443 (1, 6)			3-3 K		2-1 F2			2-2 F9		3	0	0	0	0	1	0
Kevin Brown, R OBP: 0.122, SLG: 0.100 (1, 1)			1-1 G5-3			0-2 G1-3		1-1 G6-3		2	0	0	0	0	0	0
Onan Masaoka, R (8, 1)										0	0	0	0	0	0	0
Matt Herges, L (8, 1)										0	0	0	0	0	0	0
Dave Hansen, L (8, PH)										1	0	0	0	0	0	0
Jeff Shaw, R (9, 1)										0	0	0	0	0	0	0

Inning Stats	R: 1	H: 1	E: 0	K: 1	S: 12	LOB: 0	BB: 0	P: 17	R: 0	H: 0	E: 0	K: 1	S: 12	LOB: 0	BB: 0	P: 18	R: 0	H: 0	E: 0	K: 1	S: 11	LOB: 0	BB: 0	P: 17	R: 1	H: 1	E: 0	K: 0	S: 6	LOB: 0	BB: 0	P: 10	R: 0	H: 1	E: 0	K: 0	S: 12	LOB: 0	BB: 0	P: 19	R: 0	H: 0	E: 0	K: 0	S: 6	LOB: 0	BB: 0	P: 9	R: 0	H: 0	E: 0	K: 0	S: 6	LOB: 0	BB: 0	P: 9	R: 0	H: 0	E: 0	K: 0	S: 7	LOB: 1	BB: 2	P: 16	1B: 0	SF: 1	2B: 0	SAC: 0	3B: 1	DP: 1	HR: 2	HBP: 0	WP: 0	PA: 31
--------------	------	------	------	------	-------	--------	-------	-------	------	------	------	------	-------	--------	-------	-------	------	------	------	------	-------	--------	-------	-------	------	------	------	------	------	--------	-------	-------	------	------	------	------	-------	--------	-------	-------	------	------	------	------	------	--------	-------	------	------	------	------	------	------	--------	-------	------	------	------	------	------	------	--------	-------	-------	-------	-------	-------	--------	-------	-------	-------	--------	-------	--------

PITCHER	IP	WLS	BF	H	R	ER	SO	BB	IBB	HBP	BLK	WP	HR	S	P	ERA	WHIP
Kent Bottenfield, R ERA: 5.6 (1, 1)	7.0	W	24	3	3	3	3	0	0	0	0	0	2	65	97	3.86	0.429
Mark Petkovsek, R ERA: 4.93 (8, 1)	1.0	H	3	0	0	0	0	0	0	0	0	0	0	6	9	0.00	0.000
Troy Percival, R ERA: 4.11 (9, 1)	1.0	S	4	0	0	0	0	2	0	0	0	0	0	7	16	0.00	2.000

BOTTOM

Anaheim Angels @ Los Angeles Dodgers  
Dodger Stadium, Los Angeles, CA

Fri Jul 14 2000, 7:10 PM PDT  
Att: 53,115 - Sunny - 75 F

livebaseballscores.com

AB	28
R	3
H	3
RBI	3
BB	2
SO	3
LOB	3





Batter	1	2	3	4	5	6	7	8	9	AB R H RBI BB SO LOB	TOP											
Darin Erstad, L (1, 8) OBP: 0.437, SLG: 0.592	0-2 G3-1	1-2 2B 1B		2-1 G5-3		0-0 SH5-4 1B 2B	1-3 K		0-0 G4-3	6 1 2 0 0 1 1												
Orlando Palmeiro, L (1, 7) OBP: 0.400, SLG: 0.395	4-1 BB 2B	3-2 2B		4-1 1B BB		0-0 SH5-4 2-3	3-2 G6-3			2 1 1 1 2 0 1												
Mo Vaughn, L (1, 3) OBP: 0.378, SLG: 0.552	4-2 2B SF7 1-2	4-0 IBB		0-0 FC5-4 1-3 1B		1-3 K		0-2 G5-4-3 1B		3 1 2 0 2 1 1												
Tim Salmon, R (1, 9) OBP: 0.390, SLG: 0.488	3-2 2B	0-3 K		2-1 L5		4-2 BB 1B		0-0 G5-4-3 1-2f		4 1 1 1 1 1 6												
Troy Glaus, R (1, 5) OBP: 0.414, SLG: 0.645	4-2 BB	1-3 K		2-2 FC5-4 1-2f		4-2 1B 1-2 BB		0-1 HR		3 1 1 1 2 1 5												
Bengie Molina, R (1, 2) OBP: 0.341, SLG: 0.479	1-0 SF7		0-0 P3		0-2 FC4-6 1B	1-2 1-3 2-H 3-H 1B		0-0 G6-3		4 0 2 3 0 0 0												
Adam Kennedy, L (1, 4) OBP: 0.316, SLG: 0.414	1-3 K		0-0 F9		0-2 FC4-6 1-2f	2-2 F8		0-2 FC6-4 1B		5 0 1 0 0 1 5												
Benji Gil, R (1, 6) OBP: 0.300, SLG: 0.333		1-2 F8	4-2 BB		1-1 F5		2-1 F8		0-1 P3	4 0 0 0 1 0 2												
Seth Etherton, R (1, 1) Scott Spiezio, S (7, PH) Mark Petkovsek, R (7, 1) Shigetoshi Hasegawa, R (8, 1)		4-2 1B 2B BB	1-2 G5-3		2-1 F4		2-3 K		0-0 FC6-4 1-2f	2 1 0 0 1 0 2 1 0 0 0 0 1 0 0 0 0 0 0 0 0 1 0 0 0 0 0 1												
<b>Inning Stats</b>	R: 2 E: 0 K: 1 S: 15	H: 1 LOB: 2 BB: 3 P: 32	R: 1 E: 0 K: 2 S: 19	H: 2 LOB: 3 BB: 2 P: 33	R: 0 E: 0 K: 0 S: 7	H: 0 LOB: 1 BB: 1 P: 12	R: 0 E: 0 K: 0 S: 9	H: 1 LOB: 2 BB: 1 P: 19	R: 0 E: 0 K: 0 S: 12	H: 1 LOB: 1 BB: 0 P: 15	R: 2 E: 0 K: 1 S: 19	H: 2 LOB: 2 BB: 2 P: 31	R: 0 E: 0 K: 2 S: 13	H: 0 LOB: 1 BB: 0 P: 21	R: 1 E: 0 K: 0 S: 7	H: 2 LOB: 0 BB: 0 P: 7	R: 0 E: 0 K: 0 S: 7	H: 1 LOB: 1 BB: 0 P: 7	1B: 6 2B: 3 3B: 0 HR: 1	SF: 1 SAC: 1 DP: 1 HBP: 0	WP: 1 PB: 0 SB: 1 CS: 0	PA: 46
<b>PITCHER</b>	IP WLS BF H R ER SO BB IBB HBP BLK WP HR S P ERA WHIP																					
Chan Ho Park, R (1, 1) ERA: 4.21	5.0 L 27 5 3 3 3 6 1 0 0 0 0 0 62 111 5.40 2.200																					
Antonio Osuna, R (6, 1) ERA: 3.47	1.0 7 2 2 2 1 2 0 0 0 0 0 0 19 31 18.00 4.000																					
Onan Masaoka, L (7, 1) ERA: 3.0	1.0 4 0 0 0 2 0 0 0 0 0 1 0 13 21 0.00 0.000																					
Matt Herges, R (8, 1) ERA: 3.33	1.0 4 2 1 1 0 0 0 0 0 0 0 1 7 7 9.00 2.000																					
Jeff Shaw, R (9, 1) ERA: 7.45	1.0 4 1 0 0 0 0 0 0 0 0 0 0 7 7 0.00 1.000																					

Anaheim Angels @ Los Angeles Dodgers  
Dodger Stadium, Los Angeles, CA  
Sat Jul 15 2000, 1:05 PM PDT  
Att. 42,726 - Sunny - 82 F

AB	35
R	6
H	10
RBI	6
BB	9
SO	6
LOB	24













Batter	1	2	3	4	5	6	7	8	9	AB R H RBI BB SO LOB	TOP		
Warren Morris, L (1, 4) OBP: 0.331, SLG: 0.326	4-2 FC1-6 18 BB 2B BB		0-0 HR 1B		0-2 G6-3			2-2 18 1B G5-4-3 1B	1-1 3B	4 3 3 0 1 0 0	<b>Pittsburgh Pirates @ Los Angeles Dodgers</b> Dodger Stadium, Los Angeles, CA Mon Jul 17 2000, 7:10 PM PDT Att. 25,261 - Sunny - 75 F		
18 Jason Kendall, R (1, 2) OBP: 0.427, SLG: 0.471	4-0 FC1-6 1-2 BB		0-3 K		1-2 1B		3-2 1-3 G5-4-3 1B	0-1 G5-3	4 0 2 0 1 1 2				
Wil Cordero, R (1, 7) OBP: 0.334, SLG: 0.516	0-2 FC1-6 2B 1-2f 2-3		2-1 L5		2-2 G3		3-2 1-2f G5-4-3		4 0 0 0 0 0 5				
Brian Giles, L (1, 8) OBP: 0.418, SLG: 0.607	1-2 1-3 3-H 2B		0-0 1-H HR		3-2 G3		1-2 3-H HR 2B		4 2 3 3 0 0 0				
Kevin Young, R (1, 3) OBP: 0.312, SLG: 0.461	2-3 K		1-3 K		2-1 G5-3		2-2 2-H HR		4 1 1 2 0 2 2				
John Vander Wal, L (1, 9) OBP: 0.391, SLG: 0.559	3-3 K			3-2 G5-4-3 HBP		1-0 G6-3	1-2 1B		3 0 1 0 0 1 2				
Aramis Ramirez, R (1, 5) OBP: 0.270, SLG: 0.343		1-2 G5-3		1-1 G5-4-3 1-2f		3-3 K	1-1 F9		4 0 0 0 0 1 2				
Pat Meares, R (1, 6) OBP: 0.292, SLG: 0.373		0-3 K		2-1 G1-3		1-3 K		0-3 K	4 0 0 0 0 3 0				
Bronson Arroyo, R (1, 1) Chris Peters, L (6, 1) Josias Manzanillo, R (6, 1) Abraham Nunez, S (7, PH) Marc Wilkins, R (7, 1) Scott Sauerbeck, R (7, 1) Mike Benjamin, R (9, PH)		0-0 G6-3		2-3 K		1-2 G3		0-1 G5-3	2 0 0 0 0 0 1 0 0 0 0 0 0 0 0 0 0 0 0 0 0 0 0 0 1 0 1 0 0 0 0 0 0 0				
<b>Inning Stats</b>	R: 1 H: 1 E: 0 LOB: 2 K: 2 BB: 2 S: 19 P: 33	R: 0 H: 0 E: 0 LOB: 0 K: 1 BB: 0 S: 7 P: 8	R: 2 H: 2 E: 0 LOB: 0 K: 2 BB: 0 S: 10 P: 13	R: 0 H: 0 E: 0 LOB: 0 K: 0 BB: 0 S: 6 P: 12	R: 0 H: 1 E: 0 LOB: 1 K: 1 BB: 0 S: 13 P: 18	R: 0 H: 0 E: 0 LOB: 0 K: 0 BB: 0 S: 6 P: 12	R: 0 H: 0 E: 0 LOB: 0 K: 2 BB: 0 S: 9 P: 14	R: 3 H: 5 E: 0 LOB: 1 K: 0 BB: 0 S: 21 P: 34	R: 0 H: 1 E: 0 LOB: 1 K: 1 BB: 0 S: 9 P: 10	1B: 5 SF: 0 2B: 2 SAC: 0 3B: 1 DP: 2 HR: 2 HBP: 1	WP: 0 PA: 38 PB: 0 SB: 0 CS: 0		
<b>PITCHER</b>	IP WLS BF H R ER SO BB IBB HBP BLK WP HR S P ERA WHIP											<b>PITCHER</b>	IP WLS BF H R ER SO BB IBB HBP BLK WP HR S P ERA WHIP
37 Darren Dreifort, R (1, 1) ERA: 5.06	7.0 W 27 4 3 3 8 2 0 1 0 0 0 1 70 110 3.86 0.857												
Terry Adams, R (8, 1) ERA: 3.28	0.2 5 4 3 3 0 0 0 0 0 0 0 1 16 27 40.50 6.000												
Onan Masaoka, L (8, 1) ERA: 3.0	0.0 1 1 0 0 0 0 0 0 0 0 0 0 3 4 ∞ ∞												
Jeff Shaw, R (8, 1) ERA: 7.12	1.1 S 5 1 0 0 1 0 0 0 0 0 0 0 11 13 0.00 0.750												

AB	35
R	6
H	10
RBI	5
BB	2
SO	9
LOB	13



Batter	1	2	3	4	5	6	7	8	9	AB	R	H	RBI	BB	SO	LOB
Todd Hollandsworth, L (1, 8) OBP: 0.318, SLG: 0.377	4-1 FC2-6 BB	3-1 2-H 3-H 1B			1-0 G4-3	4-0 1-2 2-3 3-H BB	3-3 1-2 2-3			3	0	1	3	2	1	2
Alex Cora, L (1, 4) OBP: 0.333, SLG: 0.386	1-1 FC2-6 1-2f	0-0 F8			3-2 1B	0-3 BB		0-0 HR 1B		5	1	2	0	0	1	5
Gary Sheffield, R (1, 7) OBP: 0.444, SLG: 0.683	2-1 P4		0-0 F8		0-1 F9	2-1 F9		3-2 1-H HR		5	1	1	2	0	0	5
Shawn Green, L (1, 9) OBP: 0.396, SLG: 0.494	3-2 G3		2-0 3B		3-3 K		1-0 F8	2-1 G6-3		5	0	1	0	0	1	2
Eric Karros, R (1, 3) OBP: 0.357, SLG: 0.539		3-2 1B 2B 1B	3-3 K		0-0 E6 BB 37 HBP BB	2-0 F8	4-0 FC5-4 BB BB			4	2	1	0	1	1	0
Adrian Beltré, R (1, 5) OBP: 0.317, SLG: 0.428		3-2 2B 1B 1B		1-1 1B	2-2 F9	1-1 S 1B 1B	4-1 FC5-4 BB			4	2	3	0	1	0	1
Chad Kreuter, S (1, 2) OBP: 0.453, SLG: 0.449		2-3 K		1-0 F8	4-0 37 HBP BB BB	1-2 BB BB	2-0 FC5-4			4	2	1	0	1	1	5
Kevin Elster, R (1, 6) OBP: 0.337, SLG: 0.446		0-1 1B 2B		1-0 F7	4-2 BB 37 HBP BB	1-2 2-3 BB	2-1 G5-3			3	1	1	1	2	0	3
37 Darren Dreifort, R (1, 1) Dave Hansen, L (7, PH) Jim Leyritz, R (7, PH) Terry Adams, R (8, 1) Onan Masaoka, R (8, 1) Jeff Shaw, R (8, 1)		0-3 K		2-3 K	2-2 BB BB	2-0 WP 1B				2	0	0	1	0	2	3

Inning Stats	R: 0	H: 0	E: 0	K: 0	S: 8	H: 0	LOB: 1	BB: 1	P: 18	R: 3	H: 4	E: 0	K: 2	S: 18	H: 1	LOB: 0	BB: 0	P: 29	R: 0	H: 1	E: 0	K: 1	S: 5	R: 0	H: 1	E: 0	K: 1	S: 8	H: 1	LOB: 1	BB: 0	P: 13	R: 0	H: 1	E: 0	K: 1	S: 10	R: 2	H: 3	E: 0	K: 1	S: 11	H: 2	LOB: 2	BB: 2	P: 27	R: 2	H: 2	E: 0	K: 0	S: 10	H: 2	LOB: 2	BB: 2	P: 27
--------------	------	------	------	------	------	------	--------	-------	-------	------	------	------	------	-------	------	--------	-------	-------	------	------	------	------	------	------	------	------	------	------	------	--------	-------	-------	------	------	------	------	-------	------	------	------	------	-------	------	--------	-------	-------	------	------	------	------	-------	------	--------	-------	-------

PITCHER	IP	WLS	BF	H	R	ER	SO	BB	IBB	HBP	BLK	WP	HR	S	P	ERA	WHIP
Bronson Arroyo, R ERA: 8.75	(1, 1)	5.1	L	25	7	5	4	5	2	0	0	0	0	54	98	6.75	1.688
Chris Peters, L ERA: 3.6	(6, 1)	0.1		4	0	0	1	2	0	1	0	0	0	13	23	0.00	6.000
Josias Manzanillo, R ERA: 3.75	(6, 1)	0.1		1	0	0	0	0	0	0	0	0	0	2	4	0.00	0.000
Marc Wilkins, R ERA: 5.14	(7, 1)	0.2		5	2	2	0	1	0	0	0	1	0	7	16	27.00	4.500
Scott Sauerbeck, L ERA: 3.83	(7, 1)	1.1		9	3	2	1	2	0	0	0	1	1	14	36	13.50	3.750

**BOTTOM**

**Pittsburgh Pirates @ Los Angeles Dodgers**  
**Dodger Stadium, Los Angeles, CA**

Mon Jul 17 2000, 7:10 PM PDT  
Att: 25,261 - Sunny - 75 F

AB	36
R	9
H	12
RBI	9
BB	7
SO	7
LOB	26

livebaseballscorecards.com



PITCHER	IP	WLS	BF	H	R	ER	SO	BB	IBB	HBP	BLK	WP	HR	S	P	ERA	WHIP
1B: 9	SF: 0	2B: 1	SAC: 0	3B: 1	DP: 0	HR: 1	HBP: 1	WP: 2	PA: 44	PB: 0	SB: 1	CS: 0					



Batter	1	2	3	4	5	6	7	8	9	AB R H RBI BB SO LOB	TOP											
Warren Morris, L (1, 4) OBP: 0.335, SLG: 0.329	4-2 18 HBP HR BB	1-3 K			4-2 18 HR BB		2-1 18 F9 SF7 2B		0-1 G6-3	3 3 1 0 2 1 1	<b>Pittsburgh Pirates @ Los Angeles Dodgers</b> <b>Dodger Stadium, Los Angeles, CA</b> Tue Jul 18 2000, 1:10 PM PDT Att. 34,872 - Sunny - 85 F											
18 Jason Kendall, R (1, 2) OBP: 0.429, SLG: 0.480	2-2 HR HBP	1-1 1B			1-0 HR		0-0 F9		3-2 P5	4 2 2 3 0 0 1												
Wil Cordero, R (1, 7) OBP: 0.338, SLG: 0.525 Mike Williams, R (9, 1)	1-2 HR	3-3 K			2-1 P6		4-2 BB		0-0 1B	4 1 2 3 1 1 1 0 0 0 0 0 0 0												
Brian Giles, L (1, 8) OBP: 0.413, SLG: 0.599	3-2 G5-3				1-3 K		3-1 SF7		3-2 F8	4 0 0 1 0 2 1												
Kevin Young, R (1, 3) OBP: 0.309, SLG: 0.456 Jason Christiansen, R (7, 1) Scott Sauerbeck, R (8, 1) Tike Redman, L (9, 7) OBP: 0.368, SLG: 0.556	1-2 F8				2-1 G6-3		2-3 K			4 0 0 0 0 2 1 0												
John Vander Wal, L (1, 9) OBP: 0.393, SLG: 0.563	1-3 K				3-2 P4		1-1 E1 1B		0-2 E 2B	4 0 2 0 0 1 0												
Aramis Ramirez, R (1, 5) OBP: 0.263, SLG: 0.333					0-1 F9		0-3 K		2-2 E6 G5-4-3	4 0 0 0 0 2 2												
Mike Benjamin, R (1, 6) OBP: 0.305, SLG: 0.382					2-2 L8		1-1 G5-3		2-3 K	3 1 0 0 1 1 3												
Todd Ritchie, R (1, 1) OBP: 0.220, SLG: 0.244 Josias Manzanillo, R (3, 1) Marc Wilkins, R (7, 1) Bruce Aven, R (7, 9) OBP: 0.283, SLG: 0.426					2-2 F9		1-3 K		0-1 G5-4-3 1-2f	1 1 1 1 0 0 0 2 0 0 0 0 1 1 0 0 0 0 0 0 0 1 0 0 0 0 0 2												
<b>Inning Stats</b>	R: 3 E: 0 K: 1 S: 17	H: 1 LOB: 0 BB: 1 P: 29	R: 2 E: 0 K: 3 S: 19	H: 2 LOB: 1 BB: 1 P: 34	R: 0 E: 0 K: 1 S: 10	H: 0 LOB: 0 BB: 0 P: 18	R: 0 E: 0 K: 0 S: 10	H: 0 LOB: 0 BB: 0 P: 14	R: 2 E: 0 K: 2 S: 12	H: 1 LOB: 0 BB: 1 P: 22		R: 0 E: 1 K: 2 S: 10	H: 1 LOB: 1 BB: 0 P: 13	R: 1 E: 0 K: 1 S: 10	H: 1 LOB: 1 BB: 1 P: 21	R: 0 E: 1 K: 1 S: 13	H: 1 LOB: 1 BB: 0 P: 17	R: 0 E: 0 K: 0 S: 9	H: 1 LOB: 1 BB: 0 P: 15	1B: 3 2B: 3 3B: 0 HR: 2	SF: 1 SAC: 0 DP: 1 HBP: 1	WP: 0 PB: 0 SB: 0 CS: 0
<b>PITCHER</b>	IP WLS BF H R ER SO BB IBB HBP BLK WP HR S P ERA WHIP																					
Mike Judd, R (1, 1) ERA: 15.75	4.0 L 20 4 7 7 5 3 0 1 0 0 2 60 104 15.75 1.750																					
Antonio Osuna, R (5, 1) ERA: 3.2	3.0 12 2 1 0 5 1 0 0 0 0 0 28 47 0.00 1.000																					
Matt Herges, R (8, 1) ERA: 3.16	2.0 8 2 0 0 1 0 0 0 0 0 0 22 32 0.00 1.000																					

AB	34
R	8
H	8
RBI	8
BB	4
SO	11
LOB	13



WP: 0	PA: 40
-------	--------

Batter	1	2	3	4	5	6	7	8	9	AB	R	H	RBI	BB	SO	LOB
Alex Cora, L OBP: 0.331, SLG: 0.383 Mark Grudzielanek, R OBP: 0.349, SLG: 0.419	F8		F7		P6		K			4	1	1	0	0	0	4
Paul Lo Duca, R OBP: 0.347, SLG: 0.489	1B		K	F7		F9		FC4-6 1B		5	0	2	0	0	1	2
Gary Sheffield, R OBP: 0.443, SLG: 0.678	F7		2B 1B	S BB		K		F9		4	1	1	0	1	1	2
Shawn Green, L OBP: 0.394, SLG: 0.493	K		1B 2B	P6		K		FC4-6		5	1	1	2	0	2	3
Eric Karros, R OBP: 0.358, SLG: 0.537		1B	1B BLK 1B	F9			G6-3	F9		5	1	2	2	0	0	2
Adrian Beltré, R OBP: 0.318, SLG: 0.428	F9		1B 1B		BB 1B		L4		G6-3	5	1	2	0	0	0	1
Todd Hollandsworth, L OBP: 0.323, SLG: 0.377	F9		SH2-3 1B IBB		BB 1B		BB BB 1B		K	3	0	1	0	2	1	1
Kevin Elster, R OBP: 0.338, SLG: 0.442	K		SH2-3 1B		K		BB BB		L5	4	0	1	2	1	2	3
Mike Judd, R OBP: 1.000, SLG: 1.000 Antonio Osuna, R Chad Kreuter, S Matt Herges, L			SH2-3		K		K			1	1	1	0	0	0	0
										1	0	0	0	0	1	2
										0	0	0	0	1	0	0
										0	0	0	0	0	0	0

Inning Stats	R: 0	H: 1	E: 0	LOB: 1	K: 1	S: 12	R: 0	H: 1	E: 0	LOB: 1	K: 1	S: 13	R: 6	H: 7	E: 0	LOB: 2	K: 1	S: 23	R: 0	H: 0	E: 0	LOB: 1	K: 0	S: 11	R: 0	H: 1	E: 0	LOB: 2	K: 2	S: 12	R: 0	H: 0	E: 0	LOB: 0	K: 2	S: 8	R: 0	H: 1	E: 0	LOB: 3	K: 1	S: 14	R: 0	H: 1	E: 0	LOB: 1	K: 0	S: 9	R: 0	H: 0	E: 0	LOB: 0	K: 1	S: 9	1B: 11	SF: 0	2B: 1	SAC: 1	3B: 0	DP: 0	HR: 0	HBP: 0	WP: 0	PA: 44
--------------	------	------	------	--------	------	-------	------	------	------	--------	------	-------	------	------	------	--------	------	-------	------	------	------	--------	------	-------	------	------	------	--------	------	-------	------	------	------	--------	------	------	------	------	------	--------	------	-------	------	------	------	--------	------	------	------	------	------	--------	------	------	--------	-------	-------	--------	-------	-------	-------	--------	-------	--------


PITCHER	IP	WLS	BF	H	R	ER	SO	BB	IBB	HBP	BLK	WP	HR	S	P	ERA	WHIP
Todd Ritchie, R ERA: 4.75	(1, 1)	2.1		9	6	6	3	0	0	0	1	0	0	45	65	23.14	3.857
Josias Manzanillo, R ERA: 3.25	(3, 1)	3.2	W	14	1	0	4	2	0	0	0	0	0	34	56	0.00	0.818
Marc Wilkins, R ERA: 4.98	(7, 1)	0.2	H	4	1	0	0	1	0	0	0	0	0	9	16	0.00	3.000
Jason Christiansen, L ERA: 3.53	(7, 1)	0.1	H	2	0	0	0	1	0	0	0	0	0	5	12	0.00	3.000
Scott Sauerbeck, L ERA: 3.74	(8, 1)	1.0	H	4	1	0	0	0	0	0	0	0	0	8	13	0.00	1.000

**BOTTOM**

**Pittsburgh Pirates @ Los Angeles Dodgers**  
**Dodger Stadium, Los Angeles, CA**

Tue Jul 18 2000, 1:10 PM PDT  
Att: 34,872 - Sunny - 85 F

<b>AB</b>	<b>38</b>
<b>R</b>	<b>6</b>
<b>H</b>	<b>12</b>
<b>RBI</b>	<b>6</b>
<b>BB</b>	<b>5</b>
<b>SO</b>	<b>9</b>
<b>LOB</b>	<b>23</b>



PITCHER	IP	WLS	BF	H	R	ER	SO	BB	IBB	HBP	BLK	WP	HR	S	P	ERA	WHIP
Mike Williams, R ERA: 2.95	(9, 1)	1.0		0	0	0	1	0	0	0	0	0	0	9	13	0.00	0.000



Batter	1	2	3	4	5	6	7	8	9	AB R H RBI BB SO LOB	TOP											
Brian Hunter, R (1, 8) OBP: 0.376, SLG: 0.342	0-1 G6-3		1-3 K			1-2 G3-1			1-1 G6-3	4 0 0 0 0 1 0	<b>Colorado Rockies @ Los Angeles Dodgers</b> <b>Dodger Stadium, Los Angeles, CA</b> Wed Jul 19 2000, 7:05 PM PDT Att. 26,889 - Sunny - 76 F											
Jeff Cirillo, R (1, 5) OBP: 0.406, SLG: 0.526	0-1 E6 17 G3-1		3-1 G6-3			2-2 G5-3			4-1 17 DI BB	3 1 0 0 1 0 0												
Larry Walker, L (1, 7) OBP: 0.425, SLG: 0.521 Butch Huskey, R (6, 7) OBP: 0.312, SLG: 0.365	1-2 E8 17 G3-1 1-3 1B			1-3 K		3-3 K			2-3 K	3 0 1 0 0 2 0 1 0 0 0 0 1 1												
17 Todd Helton, L (1, 3) OBP: 0.480, SLG: 0.706	2-2 G3-1 2-3 3-H			4-0 BB			0-0 L6		4-0 BB 1-2 BB	2 0 0 1 2 0 1												
Jeffrey Hammonds, R (1, 9) OBP: 0.416, SLG: 0.608	1-1 G5-3			2-3 K			2-3 K		0-3 K	4 0 0 0 0 3 4												
Todd Walker, L (1, 4) OBP: 0.286, SLG: 0.352		1-2 G3-1		1-0 G4-3			1-2 F7			3 0 0 0 0 0 1												
Neifi Perez, S (1, 6) OBP: 0.306, SLG: 0.417		2-1 F9			0-0 L4			1-2 G6-3		3 0 0 0 0 0 0												
Brent Mayne, L (1, 2) OBP: 0.392, SLG: 0.435		0-1 G6-3			3-1 P6			2-1 F8		3 0 0 0 0 0 0												
Rolando Arrojo, R (1, 1) OBP: 0.143, SLG: 0.148 Terry Shumpert, R (8, PH) OBP: 0.358, SLG: 0.500 Stan Belinda, R (8, 1)			0-3 K		0-3 K			0-3 K		2 0 0 0 0 2 0 1 0 0 0 0 1 0 0 0 0 0 0 0 0												
<b>Inning Stats</b>	R: 1 E: 2 K: 0 S: 13	H: 1 LOB: 1 BB: 0 P: 17	R: 0 E: 0 K: 0 S: 8	H: 0 LOB: 0 BB: 0 P: 11	R: 0 E: 0 K: 2 S: 9	H: 0 LOB: 0 BB: 0 P: 13	R: 0 E: 0 K: 2 S: 7	H: 0 LOB: 1 BB: 1 P: 15	R: 0 E: 0 K: 1 S: 6	H: 0 LOB: 0 BB: 0 P: 9		R: 0 E: 0 K: 1 S: 12	H: 0 LOB: 0 BB: 0 P: 18	R: 0 E: 0 K: 1 S: 7	H: 0 LOB: 0 BB: 0 P: 10	R: 0 E: 0 K: 1 S: 8	H: 0 LOB: 0 BB: 0 P: 11	R: 0 E: 0 K: 2 S: 10	H: 0 LOB: 2 BB: 2 P: 21	1B: 1 2B: 0 3B: 0 HR: 0	SF: 0 SAC: 0 DP: 0 HBP: 0	WP: 0 PB: 0 SB: 0 CS: 0
<b>PITCHER</b>	IP WLS BF H R ER SO BB IBB HBP BLK WP HR S P ERA WHIP																					
Kevin Brown, R (1, 1) ERA: 2.38	8.0 W 27 1 1 0 8 1 0 0 0 0 0 0 70 104 0.00 0.250																					
Mike Fetters, R (9, 1) ERA: 2.13	1.0 5 0 0 0 2 2 0 0 0 0 0 0 10 21 0.00 2.000																					

livebaseballscorecards.com

<b>AB</b>	29
<b>R</b>	1
<b>H</b>	1
<b>RBI</b>	1
<b>BB</b>	3
<b>SO</b>	10
<b>LOB</b>	7



Batter	1	2	3	4	5	6	7	8	9
Todd Hollandsworth, L (1, 8) OBP: 0.321, SLG: 0.377	3-2 F3		0-1 G1-3		0-2 G5-3		0-0 G6-3	2-1 2B	
Mark Grudzielanek, R (1, 4) OBP: 0.347, SLG: 0.418	0-0 G1-3		1-1 1B 2B		1-3 K		1-3 K	1-0 L8	
Gary Sheffield, R (1, 7) OBP: 0.446, SLG: 0.677	4-2 BB		2-0 2B 1B		2-1 G6-3		4-2 BB FC1-2 BB		
Shawn Green, L (1, 9) OBP: 0.397, SLG: 0.497	1-0 G1		1-2 2B		0-0 1B HR 1B		4-0 FC1-2 BB 1-2 2B BB		
Eric Karros, R (1, 3) OBP: 0.359, SLG: 0.536		1-0 G5-3	3-2 F9		1-2 HR 1B		4-2 FC1-2 2B BB		
Dave Hansen, L (1, 5) OBP: 0.411, SLG: 0.588		2-2 G3		3-3 K		0-0 HR	0-2 FC1-2 2B SF7		
Adrian Beltré, R (8, 5) OBP: 0.317, SLG: 0.426						1-H 3-H	1-2 2-3 3-H		
Chad Kreuter, S (1, 2) OBP: 0.457, SLG: 0.455		4-1 BB		3-3 K		2-3 K	2-0 2B 2B		
Alex Cora, L (1, 6) OBP: 0.324, SLG: 0.375		2-2 G1-3		2-1 G3		1-2 G6-3	0-0 SF7		
Kevin Brown, R (1, 1) OBP: 0.114, SLG: 0.093			2-3 K		1-2 F7		0-0 2B 2B		
Chris Donnels, L (8, PH) OBP: 1.000, SLG: 2.000									
Mike Fetters, R (9, 1)									

Inning Stats		R: 0	H: 0	E: 0	K: 0	S: 9	R: 0	H: 0	E: 0	K: 0	S: 10	R: 1	H: 3	E: 0	K: 1	S: 16	R: 0	H: 0	E: 0	K: 2	S: 11	R: 0	H: 0	E: 0	K: 1	S: 9	R: 3	H: 3	E: 0	K: 1	S: 13	R: 0	H: 0	E: 0	K: 2	S: 7	R: 5	H: 3	E: 0	K: 0	S: 17	R: 0	H: 0	E: 0	K: 0	S: 0										
PITCHER		IP	WLS	BF	H	R	ER	SO	BB	IBB	HBP	BLK	WP	HR	S	P	ERA	WHIP	PITCHER		IP	WLS	BF	H	R	ER	SO	BB	IBB	HBP	BLK	WP	HR	S	P	ERA	WHIP	PITCHER		IP	WLS	BF	H	R	ER	SO	BB	IBB	HBP	BLK	WP	HR	S	P	ERA	WHIP
Rolando Arrojo, R (1, 1) ERA: 6.14	7.0	L	29	6	4	4	7	7	2	0	0	0	0	1	75	119	5.14	1.143	Stan Belinda, R (8, 1) ERA: 6.88		1.0		9	3	5	5	0	3	0	0	0	0	0	17	34	45.00	6.000	Randy Johnson, R (8, 1) ERA: 6.88		1.0		9	3	5	5	0	3	0	0	0	0	17	34	45.00	6.000	

AB R H RBI BB SO LOB

5	0	1	1	0	0	0
5	1	1	0	0	2	1
2	0	1	1	2	0	0
3	2	2	0	1	0	1
3	2	1	0	1	0	2
3	1	1	3	0	1	0
1	1	0	0	0	0	3
3	1	1	2	1	2	0
3	0	0	1	0	0	1
3	0	0	0	0	2	0
1	1	1	1	0	0	0
0	0	0	0	0	0	0

1B: 3	SF: 1	WP: 0	PA: 38
2B: 5	SAC: 0	PB: 0	
3B: 0	DP: 0	SB: 1	
HR: 1	HBP: 0	CS: 0	

**Colorado Rockies @ Los Angeles Dodgers**  
**Dodger Stadium, Los Angeles, CA**  
 Wed Jul 19 2000, 7:05 PM PDT  
 Att: 26,889 - Sunny - 76 F

livebaseballscorecards.com

AB	32
R	9
H	9
RBI	9
BB	5
SO	7
LOB	8






Batter	1	2	3	4	5	6	7	8	9	AB R H RBI BB SO LOB	TOP											
Tom Goodwin, L (1, 8) OBP: 0.376, SLG: 0.412	1-3 K		0-1 G1-3		4-1 BB	2-3 K			4-1 G5-4-3 BB	3 0 0 0 2 2 2	<b>Colorado Rockies @ Los Angeles Dodgers</b> <b>Dodger Stadium, Los Angeles, CA</b> Thu Jul 20 2000, 7:10 PM PDT Att. 33,619 - Sunny - 83 F											
3 Mike Lansing, R (1, 4) OBP: 0.317, SLG: 0.430	2-3 K			0-0 G6-3	1-1 F8		1-0 F8	2-2 G5-4-3 1-2f	5 0 0 0 0 1 4													
Larry Walker, L (1, 7) OBP: 0.423, SLG: 0.514	2-0 F7			4-2 17 1B 2B BB	0-3 K		1-2 G6-3		3 1 0 0 1 1 3													
17 Todd Helton, L (1, 3) OBP: 0.477, SLG: 0.700		3-3 K		1-2 2B 1-2 1B	2-2 F9		1-2 G5-3		4 0 1 0 0 1 3													
Jeffrey Hammonds, R (1, 9) OBP: 0.424, SLG: 0.615		4-2 G3-6-3 BB		0-0 1-3 2-H 2B		4-2 HR HBP	3-2 FC1-6 1B		2 1 2 1 1 0 0													
Brent Mayne, L (1, 2) OBP: 0.390, SLG: 0.445		2-0 G3-6-3		1-1 P6		1-1 HR	0-1 FC1-6		4 1 1 2 0 0 4													
Ben Petrick, R (8, PR) OBP: 0.348, SLG: 0.524		1-2f					1-2f		0 0 0 0 0 0 0													
Terry Shumpert, R (1, 5) OBP: 0.355, SLG: 0.490			3-2 G4-3		0-3 K		4-0 SH1-4 BB	0-2 F9	3 0 0 0 1 1 3													
Gabe White, L (8, 1) OBP: 0.200, SLG: 0.800									0 0 0 0 0 0 0													
Neifi Perez, S (1, 6) OBP: 0.306, SLG: 0.415			2-2 G3-1		0-0 BB E 1B	0-1 F9	0-1 G4-3		4 0 1 0 0 0 2													
Masato Yoshii, R (1, 1) OBP: 0.265, SLG: 0.364			4-2		1-2 E1 BB	0-0 SH1-4		2-1 F7	1 0 0 0 1 0 1													
Bobby Chouinard, R (7, 1) OBP: 1.000, SLG: 1.000									0 0 0 0 0 0 0													
Mike Myers, L (8, 1)									0 0 0 0 0 0 0													
Jeff Cirillo, R (8, 5) OBP: 0.405, SLG: 0.524					1-2				1 0 0 0 0 0 0													
Mike DeJean, R (8, 1)									0 0 0 0 0 0 0													
<b>Inning Stats</b>	R: 0 E: 0 K: 2 S: 8	H: 0 LOB: 0 BB: 0 P: 13	R: 0 E: 0 K: 1 S: 9	H: 0 LOB: 0 BB: 1 P: 18	R: 0 E: 0 K: 0 S: 12	H: 0 LOB: 1 BB: 1 P: 21	R: 1 E: 0 K: 1 S: 13	H: 2 LOB: 2 BB: 1 P: 19	R: 0 E: 1 K: 1 S: 13	H: 1 LOB: 3 BB: 1 P: 21	R: 2 E: 0 K: 1 S: 10	H: 1 LOB: 1 BB: 1 P: 21	R: 0 E: 0 K: 0 S: 7	H: 0 LOB: 0 BB: 0 P: 10	R: 0 E: 0 K: 0 S: 13	H: 1 LOB: 1 BB: 0 P: 16	R: 0 E: 0 K: 0 S: 6	H: 0 LOB: 0 BB: 1 P: 14	1B: 3 2B: 1 3B: 0 HR: 1	SF: 0 SAC: 1 DP: 2 HBP: 1	WP: 0 PB: 0 SB: 0 CS: 0	PA: 38
<b>PITCHER</b>	IP WLS BF H R ER SO BB IBB HBP BLK WP HR S P ERA WHIP												IP WLS BF H R ER SO BB IBB HBP BLK WP HR S P ERA WHIP									
Chan Ho Park, R (1, 1) ERA: 4.23	6.0 W 28 4 3 3 6 5 0 1 0 0 1 65 113 4.50 1.500																					
Terry Adams, R (7, 1) ERA: 3.16	2.0 H 7 1 0 0 0 0 0 0 0 0 0 20 26 0.00 0.500																					
Mike Fetters, R (9, 1) ERA: 2.05	1.0 S 3 0 0 0 0 1 0 0 0 0 0 6 14 0.00 1.000																					

livebaseballscorecards.com

AB	30
R	3
H	5
RBI	3
BB	6
SO	6
LOB	22



Batter	1	2	3	4	5	6	7	8	9	AB	R	H	RBI	BB	SO	LOB
Todd Hollandsworth, L (1, 8) OBP: 0.320, SLG: 0.375	1-0 G6-4-3 1B		2-1 F8		1-0 F7		3-3 K			4	0	1	0	0	1	3
Mark Grudzielanek, R (1, 4) OBP: 0.346, SLG: 0.416	2-1 G6-4-3 1-2f			1-0 F8		1-2 BB HR 1B		2-2 G6-3		4	1	1	0	0	0	1
Gary Sheffield, R (1, 7) OBP: 0.449, SLG: 0.686	0-0 HR			3-2 F9		4-2 BB HR BB		2-1 2B 1B		3	3	2	1	1	0	0
Shawn Green, L (1, 9) OBP: 0.400, SLG: 0.510	2-2 G3			4-0 S BB		2-0 1-H 2-H HR		0-1 1B 2B		3	2	2	3	1	0	0
Eric Karros, R (1, 3) OBP: 0.358, SLG: 0.531		2-0 F8		2-2 F7 1-2		3-1 F8		4-0 WP 1B IBB		3	0	0	0	1	0	1
Adrian Beltré, R (1, 5) OBP: 0.316, SLG: 0.427		1-2 F9			2-1 L3-6 2B	0-2 G6-3		2-1 P4		4	0	1	0	0	0	3
Chad Kreuter, S (1, 2) OBP: 0.449, SLG: 0.444		1-0 F7			1-0 L3-6 2-3	2-2 G3-1		1-0 WP 1B		3	0	0	0	0	0	1
Terry Adams, R (7, 1)										0	0	0	0	0	0	0
Dave Hansen, L (8, PH) OBP: 0.411, SLG: 0.588										1	0	1	2	0	0	0
Jim Leyritz, R (8, PH) OBP: 0.341, SLG: 0.292										0	0	0	0	0	0	0
Mike Fetters, R (9, 1)										0	0	0	0	0	0	0
Alex Cora, L (1, 6) OBP: 0.322, SLG: 0.372		0-0 G4-3			1-2 1B 1B		1-1 G3-1	3-2 G6-3		4	0	1	0	0	0	2
Chan Ho Park, R (1, 1) OBP: 0.190, SLG: 0.238			2-3 K		0-0 1B		4-0 CS BB			2	0	1	0	0	1	0
Paul Lo Duca, R (7, 2) OBP: 0.360, SLG: 0.489										0	0	0	0	1	0	0

Inning Stats	R: 1	H: 2	E: 0	K: 0	S: 8	H: 0	LOB: 0	BB: 0	P: 13	R: 0	H: 0	E: 0	K: 0	S: 6	H: 0	LOB: 0	BB: 0	P: 10	R: 0	H: 0	E: 0	K: 1	S: 8	R: 0	H: 0	E: 0	K: 0	S: 7	R: 0	H: 3	E: 0	K: 0	S: 8	R: 3	H: 2	E: 0	K: 0	S: 19	R: 0	H: 0	E: 0	K: 1	S: 5	R: 2	H: 3	E: 0	K: 0	S: 14	H: 3	LOB: 2	BB: 1	P: 28	1B: 6	SF: 0	3B: 0	HR: 2
--------------	------	------	------	------	------	------	--------	-------	-------	------	------	------	------	------	------	--------	-------	-------	------	------	------	------	------	------	------	------	------	------	------	------	------	------	------	------	------	------	------	-------	------	------	------	------	------	------	------	------	------	-------	------	--------	-------	-------	-------	-------	-------	-------

PITCHER	IP	WLS	BF	H	R	ER	SO	BB	IBB	HBP	BLK	WP	HR	S	P	ERA	WHIP
Masato Yoshii, R (1, 1) ERA: 5.73	6.0	L	25	7	4	4	1	2	0	0	0	0	2	56	96	6.00	1.500
Bobby Chouinard, R (7, 1) ERA: 2.08	1.1		5	1	1	1	1	1	0	0	0	0	0	10	22	6.75	1.500
Mike Myers, L (8, 1) ERA: 1.85	0.0		1	1	0	0	0	0	0	0	0	0	0	2	2	∞	∞
Mike DeJean, R (8, 1) ERA: 3.74	0.1		2	0	0	0	0	0	1	0	0	0	0	2	8	0.00	0.000
Gabe White, L (8, 1) ERA: 2.4	0.1		2	1	1	1	0	0	0	0	0	1	0	5	9	27.00	3.000


**BOTTOM**

**Colorado Rockies @ Los Angeles Dodgers**  
**Dodger Stadium, Los Angeles, CA**

Thu Jul 20 2000, 7:10 PM PDT  
 Att. 33,619 - Sunny - 83 F

livebaseballscorecards.com

AB	31
R	6
H	10
RBI	6
BB	4
SO	2
LOB	11



WP: 1	PA: 35
PB: 0	
SB: 1	
CS: 1	



Batter	1	2	3	4	5	6	7	8	9	AB R H RBI BB SO LOB	TOP					
Calvin Murray, R (1, 8) OBP: 0.364, SLG: 0.368 Felipe Crespo, S (9, PH) OBP: 0.353, SLG: 0.442	0-2 G5-3		1-1 FC5-4			0-0 1B SF7 1B	2-2 F9		3-3 K	4 1 1 0 0 0 1 1 0 0 0 0 1 0						
Russ Davis, R (1, 5) OBP: 0.325, SLG: 0.431	0-1 G6-3		1-0 CS	0-0 F8		3-2 1B 2B 1B	1-0 L5			4 1 1 0 0 0 0						
Barry Bonds, L (1, 7) OBP: 0.441, SLG: 0.746	1-1 F8			1-0 G3-1		1-1 SF7		1-1 HR		3 1 1 2 0 0 0						
Jeff Kent, R (1, 4) OBP: 0.422, SLG: 0.644		0-1 E6 1B		2-1 1B		3-2 F9		4-1 CS BB		3 0 1 0 1 0 1						
Ellis Burks, R (1, 9) OBP: 0.448, SLG: 0.630		2-1 F8		1-0 P4		1-2 2B 1B		1-1 G4-3		4 1 1 0 0 0 3						
Rich Aurilia, R (1, 6) OBP: 0.337, SLG: 0.420		0-1 G4-6-3 1B			0-1 F8	0-1 1B 2B		1-0 1B		4 1 3 1 0 0 0						
J.T. Snow, L (1, 3) OBP: 0.384, SLG: 0.500		0-0 G4-6-3			0-2 1B	1-1 2B 1B		3-3 K		4 0 2 2 0 1 3						
Bobby Estalella, R (1, 2) OBP: 0.382, SLG: 0.534 Marvin Benard, L (9, PH) OBP: 0.342, SLG: 0.404			1-0 G6-3		0-0 P4	1-0 F9		1-3 K		3 0 0 0 0 0 2 1 0 0 0 0 1 0						
Shawn Estes, R (1, 1) OBP: 0.262, SLG: 0.375 Felix Rodriguez, R (8, 1) Armando Rios, L (9, PH) OBP: 0.335, SLG: 0.447			0-1 FC5-4 1B		0-3 K		1-3 K		1-1 G3-1	3 0 1 0 0 2 1 0 0 0 0 0 0 0 1 0 0 0 0 0 0						
<b>Inning Stats</b>	R: 0 H: 0 E: 0 LOB: 0 K: 0 BB: 0 S: 8 P: 9	R: 0 H: 1 E: 1 LOB: 1 K: 0 BB: 0 S: 7 P: 9	R: 0 H: 1 E: 0 LOB: 0 K: 0 BB: 0 S: 5 P: 8	R: 0 H: 1 E: 0 LOB: 1 K: 0 BB: 0 S: 5 P: 9	R: 0 H: 1 E: 0 LOB: 1 K: 1 BB: 0 S: 10 P: 10	R: 4 H: 5 E: 0 LOB: 1 K: 0 BB: 0 S: 19 P: 29	R: 0 H: 0 E: 0 LOB: 0 K: 1 BB: 0 S: 8 P: 12	R: 1 H: 2 E: 0 LOB: 1 K: 1 BB: 1 S: 11 P: 21	R: 0 H: 0 E: 0 LOB: 0 K: 2 BB: 0 S: 9 P: 14	1B: 9 SF: 1 2B: 1 SAC: 0 3B: 0 DP: 1 HR: 1 HBP: 0	WP: 0 PA: 38 PB: 0 SB: 0 CS: 2					
<b>PITCHER</b>	IP WLS BF H R ER SO BB IBB HBP BLK WP HR S P ERA WHIP															
Carlos Perez, L (1, 1) ERA: 4.98	7.0	29	9	4	4	2	0	0	0	0	0	0	62	86	5.14	1.286
Matt Herges, R (8, 1) ERA: 3.28	1.0	5	2	1	1	1	1	0	0	0	0	1	11	21	9.00	3.000
Jeff Shaw, R (9, 1) ERA: 6.89	1.0	3	0	0	0	2	0	0	0	0	0	0	9	14	0.00	0.000

San Francisco Giants @ Los Angeles Dodgers  
Dodger Stadium, Los Angeles, CA  
Fri Jul 21 2000, 7:10 PM PDT  
Att. 53,563 - Sunny - 74 F

livebaseballscorecards.com

AB	35
R	5
H	11
RBI	5
BB	1
SO	5
LOB	11



Batter	1	2	3	4	5	6	7	8	9	AB	R	H	RBI	BB	SO	LOB
Paul Lo Duca, R OBP: 0.352, SLG: 0.469 (1, 2)	0-1 G4-6-3 1B	0-1 G4-3			1-1 F8		2-1 G3			4	0	1	0	0	0	1
Mark Grudzielanek, R OBP: 0.348, SLG: 0.414 (1, 4)	0-0 G4-6-3 1-2f		4-2 FC6-4 BB		3-2 G4-3			4-0 1B HR BB		2	1	0	0	2	0	1
Shawn Green, L OBP: 0.399, SLG: 0.507 (1, 9)	1-0 F8		0-1 F8		1-1 G3-1			1-1 1-3 HR 1B		4	1	1	0	0	0	1
Gary Sheffield, R OBP: 0.450, SLG: 0.690 (1, 7)		1-0 BB SF7 2B	1-2 FC6-4 1B		3-1 G3 2B			1-1 P3		4	1	2	0	0	0	3
Eric Karros, R OBP: 0.362, SLG: 0.541 (1, 3)		4-0 BB 3B BB	0-0 1-2 1B		0-3 K2-3			3-1 1-H 3-H HR		3	2	2	3	1	1	1
Adrián Beltré, R OBP: 0.315, SLG: 0.423 (1, 5)		4-2 1-2 2-3 3B BB	1-3 K		0-0 G3 2-3			1-0 F7		3	1	0	0	1	1	3
Todd Hollandsworth, L OBP: 0.315, SLG: 0.370 (1, 8)		3-1 SF7		1-2 F9		1-1 G5-3		0-3 K		3	0	0	1	0	1	1
Kevin Elster, R OBP: 0.333, SLG: 0.435 Alex Cora, L OBP: 0.322, SLG: 0.372 (1, 6) (9, 6)		2-3 K		0-0 F8			3-1 P3			3	0	0	0	0	1	2
Carlos Perez, L OBP: 0.059, SLG: 0.147 Jim Leyritz, R OBP: 0.337, SLG: 0.288 Matt Herges, L Jeff Shaw, R (1, 1) (7, PH) (8, 1) (9, 1)		2-2 K		2-2 G1-3			1-3 K			0	0	0	0	0	0	0
		1-H 2-H 3B								2	0	1	2	0	0	0
										1	0	0	0	0	1	0
										0	0	0	0	0	0	0
										0	0	0	0	0	0	0

Inning Stats	R: 0	H: 1	E: 0	K: 0	S: 4	R: 3	H: 2	E: 0	K: 1	S: 13	R: 0	H: 1	E: 0	K: 1	S: 14	R: 0	H: 0	E: 0	K: 0	S: 7	R: 0	H: 1	E: 0	K: 1	S: 9	R: 0	H: 2	E: 0	K: 1	S: 11	R: 0	H: 1	E: 0	K: 0	S: 7	R: 3	H: 2	E: 0	K: 1	S: 11	1B: 3	SF: 1	2B: 2	SAC: 0	3B: 1	DP: 1	HR: 1	HBP: 0	WP: 0	PA: 34
PITCHER	IP	WLS	BF	H	R	ER	SO	BB	IBB	HBP	BLK	WP	HR	S	P	ERA	WHIP																																	
Shawn Estes, L ERA: 4.15 Felix Rodriguez, R ERA: 2.96	(1, 1)	7.0		6	5	5	4	4	0	0	0	0	0	63	109	6.43	1.429																																	
	(8, 1)	1.0	L	4	1	1	1	0	0	0	0	0	1	9	14	9.00	1.000																																	

BOTTOM

San Francisco Giants @ Los Angeles Dodgers  
 Dodger Stadium, Los Angeles, CA  
 Fri Jul 21 2000, 7:10 PM PDT  
 Att: 53,563 - Sunny - 74 F

livebaseballscorecards.com

AB	29
R	6
H	7
RBI	6
BB	4
SO	5
LOB	13





Batter	1	2	3	4	5	6	7	8	9	AB R H RBI BB SO LOB	TOP	
Marvin Benard, L (1, 8) OBP: 0.338, SLG: 0.399	1-2 F3		3-3 K		0-3 K			1-1 G3		4 0 0 0 0 2 1	<p>San Francisco Giants @ Los Angeles Dodgers            Dodger Stadium, Los Angeles, CA</p> <p>Sat Jul 22 2000, 1:05 PM PDT            Att. 45,705 - Sunny - 84 F</p>	
Bill Mueller, S (1, 5) OBP: 0.334, SLG: 0.386	1-0 P6		0-2 G4-3		3-2 G4-6-3			3-1 L8		4 0 0 0 0 0 1		
Barry Bonds, L (1, 7) OBP: 0.436, SLG: 0.736	3-3 K		2-3 K			2-2 F5		2-1 F8		4 0 0 0 0 2 0		
Jeff Kent, R (1, 4) OBP: 0.420, SLG: 0.640		1-1 F8		1-0 G6-4-3 1B		3-1 F8		1-1 F9		4 0 1 0 0 0 0		
J.T. Snow, L (1, 3) OBP: 0.380, SLG: 0.494		3-2 P6		2-2 G6-4-3		1-3 K		0-1 F7		4 0 0 0 0 1 1		
Rich Aurilia, R (1, 6) OBP: 0.340, SLG: 0.431		2-2 HR		4-2 HR BB			2-3 K			2 2 1 1 1 1 0		
Armando Rios, L (1, 9) OBP: 0.340, SLG: 0.476		0-1 HR 2B		0-0 HR 1-H		2-2 F7				3 2 2 2 0 0 0		
Bobby Estalella, R (1, 2) OBP: 0.381, SLG: 0.547		1-2 HR		2-3 K		2-3 K				3 1 1 2 0 2 0		
Livan Hernandez, R (1, 1) OBP: 0.302, SLG: 0.385 Robb Nen, R (9, 1)		1-0 G4-3			0-1 G4-6-3 1B			0-3 K		3 0 1 0 0 1 0 0 0 0 0 0 0 0		
<b>Inning Stats</b>	R: 0 E: 0 K: 1 S: 7 H: 0 LOB: 0 BB: 0 P: 12	R: 3 E: 0 K: 0 S: 17 H: 3 LOB: 0 BB: 0 P: 25	R: 0 E: 0 K: 2 S: 10 H: 0 LOB: 0 BB: 0 P: 15	R: 2 E: 0 K: 1 S: 12 H: 2 LOB: 0 BB: 1 P: 21	R: 0 E: 0 K: 1 S: 9 H: 1 LOB: 0 BB: 0 P: 12	R: 0 E: 0 K: 1 S: 8 H: 0 LOB: 0 BB: 0 P: 14	R: 0 E: 0 K: 2 S: 11 H: 0 LOB: 0 BB: 0 P: 17	R: 0 E: 0 K: 1 S: 7 H: 0 LOB: 0 BB: 0 P: 11	R: 0 E: 0 K: 0 S: 6 H: 0 LOB: 0 BB: 0 P: 9	1B: 2 2B: 1 3B: 0 HR: 3 SF: 0 SAC: 0 DP: 2 HBP: 0	WP: 0 PB: 0 SB: 0 CS: 0 PA: 32	
<b>PITCHER</b>	IP WLS BF H R ER SO BB IBB HBP BLK WP HR S P ERA WHIP											
Eric Gagne, R (1, 1) ERA: 5.59	5.0 L 20 6 5 5 5 1 0 0 0 0 0 3 55 85 9.00 1.400											
Onan Masaoka, L (6, 1) ERA: 2.84	1.0 3 0 0 0 1 0 0 0 0 0 0 0 8 14 0.00 0.000											
Antonio Osuna, R (7, 1) ERA: 3.05	2.0 6 0 0 0 3 0 0 0 0 0 0 0 18 28 0.00 0.000											
Al Reyes, R (9, 1) ERA: 6.43	1.0 3 0 0 0 0 0 0 0 0 0 0 0 6 9 0.00 0.000											

livebaseballscorecards.com

AB	31
R	5
H	6
RBI	5
BB	1
SO	9
LOB	3



Batter	1	2	3	4	5	6	7	8	9	AB R H RBI BB SO LOB
--------	---	---	---	---	---	---	---	---	---	----------------------

<b>Alex Cora, L</b> <small>OBP: 0.320, SLG: 0.369</small> <small>(1, 4)</small> 										4 0 1 0 0 0 0
<b>Todd Hollandsworth, L</b> <small>OBP: 0.318, SLG: 0.370</small> <small>(1, 8)</small> 										3 0 1 0 1 1 1
<b>Gary Sheffield, R</b> <small>OBP: 0.445, SLG: 0.682</small> <small>(1, 7)</small> 										4 0 0 0 0 0 2
<b>Shawn Green, L</b> <small>OBP: 0.398, SLG: 0.503</small> <small>(1, 9)</small> 										3 0 0 0 1 1 1
<b>Eric Karros, R</b> <small>OBP: 0.359, SLG: 0.534</small> <small>(1, 3)</small> 										4 0 0 0 0 1 2
<b>Adrian Beltré, R</b> <small>OBP: 0.319, SLG: 0.425</small> <small>(1, 5)</small> 										3 1 2 0 0 1 0
<b>Chad Kreuter, S</b> <small>OBP: 0.441, SLG: 0.433</small> <small>(1, 2)</small> 										3 0 0 0 0 1 3
<b>Kevin Elster, R</b> <small>OBP: 0.333, SLG: 0.449</small> <small>(1, 6)</small> 										3 1 1 2 0 1 0
<b>Eric Gagne, R</b> <small>OBP: 0.187, SLG: 0.187</small> <small>(6, 1)</small> <b>Onan Masakoka, R</b> <small>OBP: 0.500, SLG: 1.000</small> <small>(6, PH)</small> <b>Chris Donnels, L</b> <small>OBP: 0.500, SLG: 1.000</small> <small>(7, 1)</small> <b>Antonio Osuna, R</b> <small>OBP: 0.496, SLG: 0.590</small> <small>(8, PH)</small> <b>Dave Hansen, L</b> <small>OBP: 0.496, SLG: 0.590</small> <small>(9, 1)</small> <b>Al Reyes, R</b> <small>OBP: 0.496, SLG: 0.590</small> <small>(9, 1)</small> 										1 0 0 0 0 0 0 0 0 0 0 0 0 0 1 0 0 0 0 0 0 0 0 0 0 0 0 0 1 0 0 0 0 1 0 0 0 0 0 0 0 0

Inning Stats	R: 0	H: 1	E: 0	LOB: 0	K: 0	S: 7	P: 11	R: 0	H: 1	E: 0	LOB: 2	K: 1	S: 8	P: 18	R: 0	H: 1	E: 0	LOB: 1	K: 0	S: 7	P: 11	R: 0	H: 0	E: 0	LOB: 0	K: 0	S: 7	P: 14	R: 0	H: 0	E: 0	LOB: 0	K: 2	S: 10	P: 15	R: 0	H: 0	E: 0	LOB: 0	K: 1	S: 10	P: 15	R: 0	H: 0	E: 0	LOB: 0	K: 1	S: 8	P: 12	R: 2	H: 2	E: 0	LOB: 0	K: 1	S: 11	P: 18	R: 0	H: 0	E: 0	LOB: 1	K: 1	S: 10	P: 19	1B: 4	SF: 0	2B: 1	SAC: 0	3B: 0	DP: 1	HR: 1	HBP: 0	WP: 0	PA: 32
--------------	------	------	------	--------	------	------	-------	------	------	------	--------	------	------	-------	------	------	------	--------	------	------	-------	------	------	------	--------	------	------	-------	------	------	------	--------	------	-------	-------	------	------	------	--------	------	-------	-------	------	------	------	--------	------	------	-------	------	------	------	--------	------	-------	-------	------	------	------	--------	------	-------	-------	-------	-------	-------	--------	-------	-------	-------	--------	-------	--------

PITCHER	IP	WLS	BF	H	R	ER	SO	BB	IBB	HBP	BLK	WP	HR	S	P	ERA	WHIP
<b>Livan Hernandez, R</b> <small>ERA: 4.25</small>	(1, 1)	8.0	W	28	5	2	6	1	0	0	0	0	1	68	114	2.25	0.750
<b>Robb Nen, R</b> <small>ERA: 2.04</small>	(9, 1)	1.0	S	4	0	0	1	1	0	0	0	0	0	10	19	0.00	1.000

**BOTTOM**

**San Francisco Giants @ Los Angeles Dodgers**  
**Dodger Stadium, Los Angeles, CA**  
 Sat Jul 22 2000, 1:05 PM PDT  
 Att: 45,705 - Sunny - 84 F

[livebaseballscorecards.com](http://livebaseballscorecards.com)

<b>AB</b>	<b>30</b>
<b>R</b>	<b>2</b>
<b>H</b>	<b>5</b>
<b>RBI</b>	<b>2</b>
<b>BB</b>	<b>2</b>
<b>SO</b>	<b>7</b>
<b>LOB</b>	<b>9</b>





Batter	1	2	3	4	5	6	7	8	9	AB R H RBI BB SO LOB	TOP									
Marvin Benard, L (1, 8) OBP: 0.337, SLG: 0.395	0-1 F8		1-0 G5-3		1-0 F9			4-2 G1-3 BB		3 0 0 0 1 0 2	<b>San Francisco Giants @ Los Angeles Dodgers</b> <b>Dodger Stadium, Los Angeles, CA</b> Sun Jul 23 2000, 5:10 PM PDT Att. 47,969 - Sunny - 83 F									
Bill Mueller, S (1, 5) OBP: 0.331, SLG: 0.381	2-0 F8			1-3 K2-3		2-0 G3		2-1 G1-3		4 0 0 0 0 1 1										
Barry Bonds, L (1, 7) OBP: 0.433, SLG: 0.729	1-3 K			3-2 G5-3 E 1B		0-1 F9		3-2 F7		4 0 1 0 0 1 1										
Jeff Kent, R (1, 4) OBP: 0.418, SLG: 0.634		0-3 K		1-1 E9 G5-3		2-3 K		4-2 G6-4-3 E BB		3 0 0 0 1 2 1										
Ellis Burks, R (1, 9) OBP: 0.441, SLG: 0.618		0-3 K		0-0 G5-3		0-0 E5		0-0 E6 G6-4-3		4 0 0 0 0 1 3										
J.T. Snow, L (1, 3) OBP: 0.376, SLG: 0.488		1-3 K		2-3 K		2-1 G6-3		0-1 G6-4-3		4 0 0 0 0 2 5										
Rich Aurilia, R (1, 6) OBP: 0.339, SLG: 0.427			2-0 G5-3		1-0 F9		3-3 K	4-1 BB		3 0 0 0 1 1 1										
Bobby Estalella, R (1, 2) OBP: 0.384, SLG: 0.549			4-0 SH1-3 BB		2-1 WP 2B		1-3 K	1-1 F6		3 0 1 0 1 1 3										
Russ Ortiz, R (1, 1) OBP: 0.270, SLG: 0.219			0-0 SH1-3		3-2 P6		1-1 F9			1 0 0 0 0 0 1										
Ramon Martinez, R (8, PH) OBP: 0.358, SLG: 0.514			1-2		2-3					1 0 0 0 0 0 0										
Scott Linebrink, R (8, 1)										0 0 0 0 0 0 0										
<b>Inning Stats</b>	R: 0 E: 0 K: 1 S: 6	H: 0 LOB: 0 BB: 0 P: 9	R: 0 E: 0 K: 3 S: 9	H: 0 LOB: 0 BB: 1 P: 10	R: 0 E: 1 K: 2 S: 12	H: 1 LOB: 2 BB: 0 P: 19	R: 0 E: 0 K: 0 S: 7	H: 1 LOB: 1 BB: 0 P: 14	R: 0 E: 0 K: 1 S: 6	H: 0 LOB: 0 BB: 0 P: 10	R: 0 E: 1 K: 2 S: 10	H: 0 LOB: 1 BB: 0 P: 16	R: 0 E: 0 K: 0 S: 10	H: 0 LOB: 1 BB: 1 P: 20	R: 0 E: 1 K: 0 S: 10	H: 0 LOB: 2 BB: 2 P: 19	1B: 1 2B: 1 3B: 0 HR: 0	SF: 0 SAC: 1 DP: 1 HBP: 0	WP: 1 PB: 0 SB: 0 CS: 0	PA: 35
<b>PITCHER</b>	IP WLS BF H R ER SO BB IBB HBP BLK WP HR S P ERA WHIP																			
37 Darren Dreifort, R (1, 1) ERA: 4.74	7.0 W 26 2 0 0 9 1 0 0 0 1 0 53 88 0.00 0.429																			
Terry Adams, R (8, 1) ERA: 3.06	1.2 8 0 0 0 0 3 0 0 0 0 0 18 36 0.00 1.800																			
Jeff Shaw, R (9, 1) ERA: 6.82	0.1 1 0 0 0 0 0 0 0 0 0 0 2 3 0.00 0.000																			

livebaseballscorecards.com

<b>AB</b>	<b>30</b>
<b>R</b>	<b>0</b>
<b>H</b>	<b>2</b>
<b>RBI</b>	<b>0</b>
<b>BB</b>	<b>4</b>
<b>SO</b>	<b>9</b>
<b>LOB</b>	<b>18</b>



Batter	1	2	3	4	5	6	7	8	9
Todd Hollandsworth, L (1, 8) OBP: 0.320, SLG: 0.384	0-0 HR	0-1 FC4-6 1-2f		1-3 K			1-1 B2-6 1B		
Mark Grudzielanek, R (1, 4) OBP: 0.347, SLG: 0.412	3-2 HR 1B		0-1 L5	2-3 K			1-0 B2-6 1-2f		
Gary Sheffield, R (1, 7) OBP: 0.446, SLG: 0.681	0-0 F9		2-1 1B 2B		4-2 BB		2-2 G5-3		
Shawn Green, L (1, 9) OBP: 0.399, SLG: 0.519	0-1 HR		2-2 P6		2-3 K		1-2 HR		
Eric Karros, R (1, 3) OBP: 0.360, SLG: 0.533	1-3 K		4-0 BB 1B BB		1-1 F9		0-1 1B		
Adrián Beltré, R (1, 5) OBP: 0.321, SLG: 0.426	2-0 CS 1B		2-2 BB 1B 1-2 2-H		3-3 K		0-2 F9		
Chad Kreuter, S (1, 2) OBP: 0.443, SLG: 0.431	0-2 CS 1-2	0-0 37 FC2-6 1B	4-2 FC4-6 BB 1-2 2-3		1-3 K2-3		2-1 F8		
Alex Cora, L (1, 6) OBP: 0.313, SLG: 0.360		1-1 P6	0-0 FC4-6 1-2f		2-2 G1-3		1-2 L1-3		
37 Darren Dreifort, R (1, 1) OBP: 0.158, SLG: 0.297		2-2 FC2-6 FC4-6 1-2f		3-3 K		0-0 F9			
Terry Adams, R (8, 1)									
Jeff Shaw, R (9, 1)									

AB	R	H	RBI	BB	SO	LOB
4	1	2	1	0	1	1
4	1	1	0	0	1	1
3	1	1	0	1	0	1
4	2	2	3	0	1	2
3	0	1	0	1	1	1
4	0	2	1	0	1	2
3	0	1	0	1	1	1
4	0	0	0	0	0	5
3	0	0	0	0	1	1
0	0	0	0	0	0	0
0	0	0	0	0	0	0

Inning	3	4	5	6	7	8	9
R:	0	1	0	0	0	1	1
E:	0	0	0	0	0	0	0
K:	1	0	3	1	1	0	15
S:	14	8	14	12	7	15	19
H:	4	1	2	0	0	2	2
LOB:	0	1	3	1	0	1	1
BB:	0	0	2	0	0	0	19
P:	20	11	28	22	10	11	19

PITCHER	IP	WLS	BF	H	R	ER	SO	BB	IBB	HBP	BLK	WP	HR	S	P	ERA	WHIP
Russ Ortiz, R (1, 1) ERA: 6.22	7.0	L	30	8	4	4	7	3	0	0	0	0	2	71	117	5.14	1.571
Scott Linebrink, R (8, 1) ERA: 4.5	1.0		5	2	1	1	0	0	0	0	0	0	1	15	19	9.00	2.000

**BOTTOM**

San Francisco Giants @ Los Angeles Dodgers  
 Dodger Stadium, Los Angeles, CA  
 Sun Jul 23 2000, 5:10 PM PDT  
 Att. 47,969 - Sunny - 83 F

AB	32
R	5
H	10
RBI	5
BB	3
SO	7
LOB	15




WP	HR	S	P	ERA	WHIP
1B: 6	SF: 0	WP: 0	PA: 36		
2B: 1	SAC: 0	PB: 0			
3B: 0	DP: 1	SB: 0			
HR: 3	HBP: 0	CS: 1			



Batter	1	2	3	4	5	6	7	8	9	AB R H RBI BB SO LOB	TOP																
22 Devon White, S OBP: 0.337, SLG: 0.419 (1, 8)	2-2 CS 1B	1-3 K		2-3 K			4-1 HBP 1B BB	4-2 BB		3 1 1 0 2 2 3																	
Mark Grudzielanek, R OBP: 0.350, SLG: 0.413 (1, 4)	4-2 1-2 3B BB		0-0 2B 1B		1-1 G6-3		2-1 1B HBP 1B	0-1 G1-3		4 2 2 0 1 0 2																	
Gary Sheffield, R OBP: 0.452, SLG: 0.702 (1, 7)	0-1 1-H 3B		3-2 G5-4-3 1-H 2B		0-1 HR		1-0 L3-6 1B 1-2 2-3 HBP		4-0 FC4-6 BB	3 1 3 3 1 0 0 0 0 0 0 0 0 0																	
Todd Hollandsworth, L OBP: 0.320, SLG: 0.384 (9, PR) (9, 7)																											
Shawn Green, L OBP: 0.399, SLG: 0.516 (1, 9)	1-3 K		4-1 G5-4-3 BB		2-3 K		2-1 1-2 2-3 3-H 1B		0-0 FC4-6 1B 1-2f	4 0 1 1 1 2 2																	
Eric Karros, R OBP: 0.356, SLG: 0.525 (1, 3)	1-3 K		2-2 G5-4-3 1-2f 2-3		0-0 G6-3		1-3 K		1-0 F8	5 0 0 0 0 2 7																	
Adrian Beltré, R OBP: 0.322, SLG: 0.424 (1, 5)			2-1 F8			1-0 F8	0-0 L3-6 2-3		1-0 1-2 1B	4 0 1 0 1 0 4																	
Chad Kreuter, S OBP: 0.447, SLG: 0.440 (1, 2)					4-1 BB				1-0 1B	4 0 2 0 1 1 2																	
Alex Cora, L OBP: 0.312, SLG: 0.363 (1, 6)			0-1 SH1-4 1-2 1B		4-1 BB		2-2 2B		3-2 G4-3	4 0 2 0 1 1 2	AB 34 R 4 H 11 RBI 4 BB 7 SO 10 LOB 27																
Kevin Brown, R OBP: 0.106, SLG: 0.087 (1, 1)			2-3 K		1-3 K		0-1 G5-3		1-2 2B	4 0 1 0 0 2 4																	
Mike Fetters, R (9, 1)			1-0 SH1-4		1-3 K		0-0 G5-3		0-0 L4	3 0 0 0 0 1 3 0 0 0 0 0 0 0																	
Inning Stats	R: 1 E: 0 K: 2 S: 15	H: 2 LOB: 1 BB: 1 P: 23	R: 0 E: 0 K: 2 S: 12	H: 1 LOB: 2 BB: 1 P: 20	R: 1 E: 0 K: 0 S: 11	H: 2 LOB: 1 BB: 1 P: 22	R: 0 E: 0 K: 3 S: 10	H: 0 LOB: 1 BB: 1 P: 18	R: 1 E: 0 K: 1 S: 8	H: 1 LOB: 0 BB: 0 P: 11	R: 0 E: 0 K: 0 S: 7	H: 1 LOB: 1 BB: 0 P: 10	R: 1 E: 0 K: 1 S: 9	H: 2 LOB: 2 BB: 1 P: 19	R: 0 E: 0 K: 1 S: 11	H: 1 LOB: 2 BB: 1 P: 18	R: 0 E: 0 K: 0 S: 6	H: 1 LOB: 2 BB: 1 P: 15	1B: 6 2B: 4 3B: 1 HR: 1	SF: 0 SAC: 1 DP: 2 HBP: 1	WP: 0 PB: 0 SB: 0 CS: 1	PA: 43					
PITCHER	IP	WLS	BF	H	R	ER	SO	BB	IBB	HBP	BLK	WP	HR	S	P	ERA	WHIP										
Rolando Arrojo, R ERA: 6.04 (1, 1)	6.0	L	27	7	3	3	8	4	0	0	0	0	1	63	104	4.50	1.833										
Mike DeJean, R ERA: 3.89 (7, 1)	0.0		1	0	1	1	0	1	0	0	0	0	0	1	5	∞	∞										
Julian Tavarez, R ERA: 5.55 (7, 1)	2.0		10	3	0	0	2	1	0	1	0	0	0	19	32	0.00	2.000										
Bobby Chouinard, R ERA: 1.69 (9, 1)	1.0		5	1	0	0	0	1	0	0	0	0	0	6	15	0.00	2.000										

Los Angeles Dodgers @ Colorado Rockies  
Coors Field, Denver, CO  
Mon Jul 24 2000, 7:05 PM MDT  
Att. 39,425 - Cloudy - 88 F

livebaseballscorecards.com









BOTTOM

Los Angeles Dodgers @ Colorado Rockies

Coors Field, Denver, CO

Tue Jul 25 2000, 7:05 PM MDT

Att: 41,220 - Cloudy - 86 F

livebaseballscores.com

AB	35
R	4
H	11
RBI	4
BB	2
SO	3
LOB	19



WP:	0	PA:	39
PB:	0	SB:	0
CS:	0		

AB R H RBI BB SO LOB

4	0	2	1	1	1	2
4	0	0	0	0	1	4
5	1	2	0	0	0	2
3	0	1	1	0	0	1
3	1	0	0	1	0	1
4	1	3	0	0	0	0
4	0	1	0	0	0	5
0	0	0	0	0	0	0
3	1	1	1	0	1	1
1	0	0	0	0	0	0
3	0	0	1	0	0	3
0	0	0	0	0	0	0
0	0	0	0	0	0	0
0	0	0	0	0	0	0
1	0	1	0	0	0	0

Batter	1	2	3	4	5	6	7	8	9
Tom Goodwin, L OBP: 0.375, SLG: 0.408 (1, 8)	4-2 BB G4-6-3	2-2 1B 3-H			1-3 K 2		2-2 P4 2		2-2 SH5-3 1B 1-2
Neifi Perez, S OBP: 0.308, SLG: 0.422 (1, 6)	2-1 G4-6-3 1-2f	1-3 K 3			1-0 F5 3		1-1 F7 3		0-0 SH5-3 2 1-2 2-3
Larry Walker, L OBP: 0.406, SLG: 0.496 (1, 9)	1-1 1B		1-1 G1-3 1			2-1 E8 SF9 2B		2-2 G3 1	2-2 G1-3 3
Jeff Cirillo, R OBP: 0.399, SLG: 0.509 (1, 5)	0-2 G5-3 3		0-0 G6-3 2			3-1 SF9 1 3-H		1-0 1B 1B	
17 Todd Helton, L OBP: 0.475, SLG: 0.695 (1, 3)		4-1 1B E BB	1-1 G6-3 3			0-0 G4-3 2		1-0 F7 2	
Jeffrey Hammonds, R OBP: 0.421, SLG: 0.601 (1, 7)		0-0 E G6-3 1B		1-0 G5-4-3 1B		1-0 F9 3		0-0 1B 1-3	
3 Mike Lansing, R OBP: 0.318, SLG: 0.424 Gabe White, L OBP: 0.167, SLG: 0.667 (9, 1)		1-1 F8 1		1-2 G5-4-3 2 1-2f			2-2 FC3-5 1B 1B	3-1 G6-3 3	
Ben Petrick, R OBP: 0.379, SLG: 0.480 Brent Mayne, L OBP: 0.386, SLG: 0.442 (9, PH)		3-1 E5 G6-3 1B 1-3 3-H		1-3 K 3			0-0 FC3-5 1B 1-2		2-2 F7 1 2-2
Masato Yoshii, R OBP: 0.243, SLG: 0.333 Bobby Chouinard, R OBP: 1.000, SLG: 1.000 Mike Myers, L (8, 1) Jose Jimenez, R OBP: 0.500, SLG: 0.500 Todd Walker, L OBP: 0.298, SLG: 0.383 (9, 4)		1-1 G6-3 2 2-3 3-H			2-2 F8 1		1-0 FC3-5 1 1-2 2-3f		2-2 SH5-3 1B 1B

Inning Stats	R: 0	H: 1	E: 0	LOB: 1	K: 0	S: 10	R: 3	H: 2	E: 1	LOB: 1	K: 1	S: 14	R: 0	H: 0	E: 0	LOB: 0	K: 0	S: 5	R: 0	H: 1	E: 0	LOB: 0	K: 1	S: 8	R: 0	H: 0	E: 0	LOB: 0	K: 1	S: 7	R: 1	H: 1	E: 1	LOB: 0	K: 0	S: 6	R: 0	H: 2	E: 0	LOB: 2	K: 0	S: 11	R: 0	H: 2	E: 0	LOB: 2	K: 0	S: 8	R: 0	H: 2	E: 0	LOB: 2	K: 0	S: 18	1B: 10	SF: 1	2B: 1	SAC: 1	3B: 0	DP: 2	HR: 0	HBP: 0	WP: 0	PA: 39
--------------	------	------	------	--------	------	-------	------	------	------	--------	------	-------	------	------	------	--------	------	------	------	------	------	--------	------	------	------	------	------	--------	------	------	------	------	------	--------	------	------	------	------	------	--------	------	-------	------	------	------	--------	------	------	------	------	------	--------	------	-------	--------	-------	-------	--------	-------	-------	-------	--------	-------	--------

PITCHER	IP	WLS	BF	H	R	ER	SO	BB	IBB	HBP	BLK	WP	HR	S	P	ERA	WHIP
Chan Ho Park, R ERA: 4.14 (1, 1)	7.0	W	29	7	4	2	3	2	0	0	0	0	0	61	101	2.57	1.286
Terry Adams, R ERA: 3.0 (8, 1)	1.0	H	5	2	0	0	0	0	0	0	0	0	0	8	15	0.00	2.000
Jeff Shaw, R ERA: 6.61 (9, 1)	1.0	S	5	2	0	0	0	0	0	0	0	0	0	18	26	0.00	2.000









# Los Angeles Dodgers @ Colorado Rockies

## Coors Field, Denver, CO

Thu Jul 27 2000, 1:05 PM MDT  
Att. 40,724 - Cloudy - 93 F

AB	47
R	16
H	20
RBI	16
BB	5
SO	6
LOB	18



WP:	0	PA:	52
PB:	0		
SB:	1		
CS:	0		

Batter	1	2	3	4	5	6	7	8	9	AB	R	H	RBI	BB	SO	LOB
22 Devon White, S OBP: 0.350, SLG: 0.417 (1, 8)	K		G3	G3-1	K	F7		1B		6	1	1	1	0	2	3
Mark Grudzielanek, R OBP: 0.350, SLG: 0.413 (1, 4)	F9		E5	G5-3		1B		1B		5	2	2	0	1	0	0
Gary Sheffield, R OBP: 0.456, SLG: 0.692 (1, 7)	L9		FC3-6	F8		1B		P6		6	1	3	3	0	0	1
Mike Fetters, R (8, 1)			1B			1B		1B		0	0	0	0	0	0	0
Jeff Shaw, R (9, 1)			1B			1B		1B		0	0	0	0	0	0	0
Shawn Green, L OBP: 0.390, SLG: 0.508 (1, 9)		L4	FC3-6		1B	K		P4		5	2	0	0	1	1	5
Eric Karros, R OBP: 0.363, SLG: 0.538 (1, 3)		F8	E		1B	1B				5	3	3	0	1	0	0
Todd Hundley, S OBP: 0.408, SLG: 0.704 (1, 2)			HR		1B	1B				4	2	2	1	1	1	4
Todd Hollandsworth, L OBP: 0.319, SLG: 0.379 (8, 7)		1B	HR		K	2B		F9		1	0	0	0	0	1	0
Adrian Beltré, R OBP: 0.324, SLG: 0.430 (1, 5)		2B	IBB		1B	1B				6	2	4	6	0	0	2
Alex Cora, L OBP: 0.323, SLG: 0.418 (1, 6)		1B	HR		HR	F8		G4-6-3		5	2	4	5	0	0	1
Eric Gagne, R OBP: 0.143, SLG: 0.143 (1, 1)					HR	HR				3	0	0	0	0	1	2
Onan Masaoka, R (5, 1)										0	0	0	0	0	0	0
Dave Hansen, L OBP: 0.456, SLG: 0.573 (6, PH)										0	0	0	0	1	0	0
Terry Adams, R (6, 1)										0	0	0	0	0	0	0
Chris Donnels, L OBP: 0.400, SLG: 0.800 (8, PH)										1	1	1	0	0	0	0
Chad Kruter, S OBP: 0.443, SLG: 0.435 (8, 2)										0	0	0	0	0	0	0

Batter	1	2	3	4	5	6	7	8	9
22 Devon White, S OBP: 0.350, SLG: 0.417 (1, 8)	K		G3	G3-1	K	F7		1B	
Mark Grudzielanek, R OBP: 0.350, SLG: 0.413 (1, 4)	F9		E5	G5-3		1B		1B	
Gary Sheffield, R OBP: 0.456, SLG: 0.692 (1, 7)	L9		FC3-6	F8		1B		P6	
Mike Fetters, R (8, 1)			1B			1B		1B	
Jeff Shaw, R (9, 1)			1B			1B		1B	
Shawn Green, L OBP: 0.390, SLG: 0.508 (1, 9)		L4	FC3-6		1B	K		P4	
Eric Karros, R OBP: 0.363, SLG: 0.538 (1, 3)		F8	E		1B	1B			
Todd Hundley, S OBP: 0.408, SLG: 0.704 (1, 2)			HR		1B	1B			
Todd Hollandsworth, L OBP: 0.319, SLG: 0.379 (8, 7)		1B	HR		K	2B		F9	
Adrian Beltré, R OBP: 0.324, SLG: 0.430 (1, 5)		2B	IBB		1B	1B			
Alex Cora, L OBP: 0.323, SLG: 0.418 (1, 6)		1B	HR		HR	F8		G4-6-3	
Eric Gagne, R OBP: 0.143, SLG: 0.143 (1, 1)					HR	HR			
Onan Masaoka, R (5, 1)									
Dave Hansen, L OBP: 0.456, SLG: 0.573 (6, PH)									
Terry Adams, R (6, 1)									
Chris Donnels, L OBP: 0.400, SLG: 0.800 (8, PH)									
Chad Kruter, S OBP: 0.443, SLG: 0.435 (8, 2)									

Inning Stats	R: 0	H: 0	E: 0	K: 1	S: 7	P: 12	R: 1	H: 3	E: 0	K: 0	S: 11	P: 17	R: 6	H: 4	E: 2	K: 0	S: 17	P: 30	R: 0	H: 0	E: 0	K: 0	S: 5	P: 9	R: 4	H: 3	E: 0	K: 1	S: 29	P: 42	R: 3	H: 5	E: 0	K: 1	S: 21	P: 36	R: 0	H: 0	E: 0	K: 0	S: 10	P: 20	R: 2	H: 5	E: 0	K: 0	S: 12	P: 17	R: 0	H: 0	E: 0	K: 1	S: 6	P: 6
--------------	------	------	------	------	------	-------	------	------	------	------	-------	-------	------	------	------	------	-------	-------	------	------	------	------	------	------	------	------	------	------	-------	-------	------	------	------	------	-------	-------	------	------	------	------	-------	-------	------	------	------	------	-------	-------	------	------	------	------	------	------

PITCHER	IP	WLS	BF	H	R	ER	SO	BB	IBB	HBP	BLK	WP	HR	S	P	ERA	WHIP
Kevin Jarvis, R ERA: 6.44 (1, 1)	3.0		18	7	7	1	1	0	1	0	0	0	2	35	59	3.00	2.333
Giovanni Carrara, R ERA: 22.85 (4, 1)	2.1	L	15	7	7	7	4	1	0	0	0	0	1	43	64	27.00	3.429
David Lee, R ERA: 9.64 (6, 1)	1.2		9	1	0	0	0	3	0	0	0	0	0	22	43	0.00	2.400
Bobby Chouinard, R ERA: 6.75 (8, 1)	1.0		7	5	2	2	0	0	0	0	0	0	0	12	17	18.00	5.000
Jose Jimenez, R ERA: 3.86 (9, 1)	1.0		3	0	0	0	1	0	0	0	0	0	0	6	6	0.00	0.000

PITCHER	IP	WLS	BF	H	R	ER	SO	BB	IBB	HBP	BLK	WP	HR	S	P	ERA	WHIP

1B:	2B:	3B:	HR:	SF:	SAC:	DP:	HBP:
13	4	0	3	0	0	1	0

WP:	PA:
0	52

BOTTOM

Los Angeles Dodgers @ Colorado Rockies  
Coors Field, Denver, CO  
Thu Jul 27 2000, 1:05 PM MDT  
Att: 40,724 - Cloudy - 93 F

livebaseballscorecards.com

AB 41  
R 11  
H 15  
RBI 11  
BB 4  
SO 5  
LOB 19



WP: 0 PA: 45  
PB: 0  
SB: 3  
CS: 0

AB R H RBI BB SO LOB

5 1 1 0 0 1 2

5 3 2 1 0 0 2

4 5 4 2 1 0 0

5 0 1 2 0 0 4

3 1 2 1 2 1 1

5 0 2 3 0 0 3

5 1 1 2 0 1 4

4 0 1 0 1 1 0

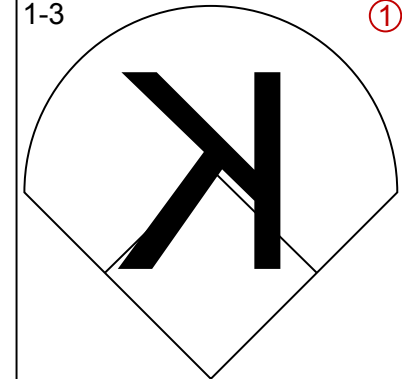
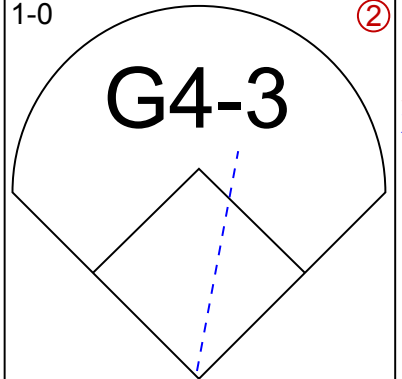
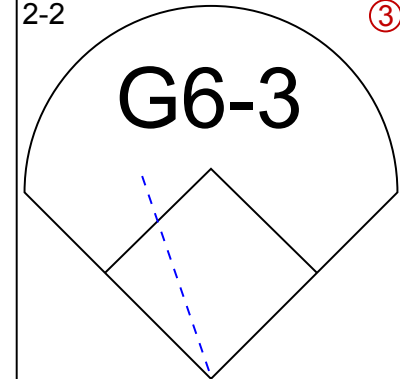
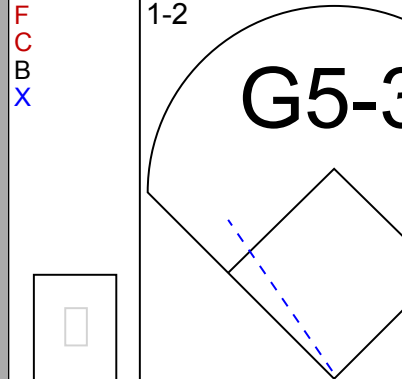
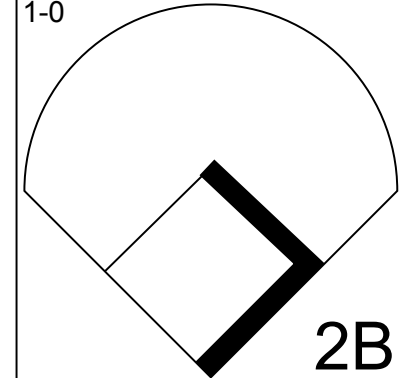
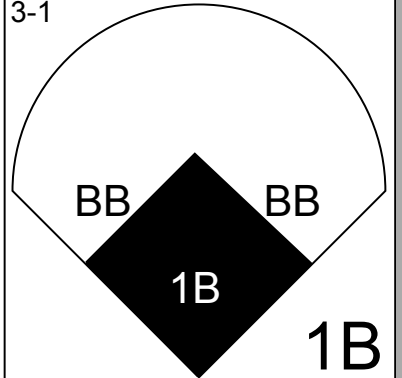
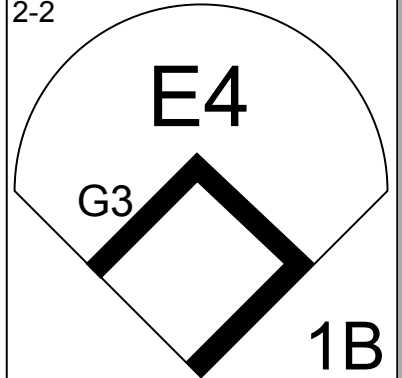
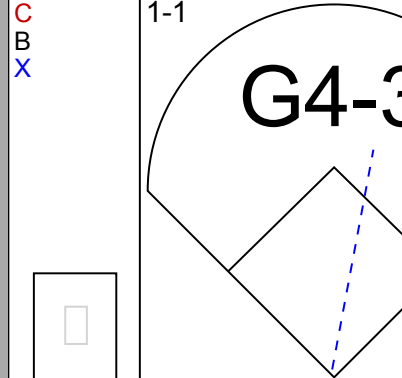
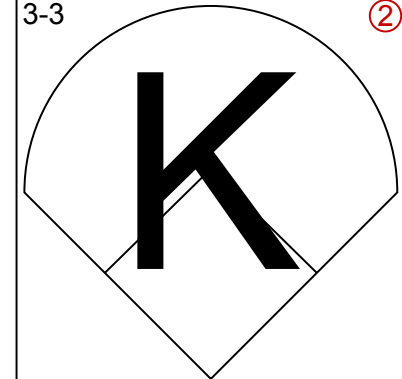
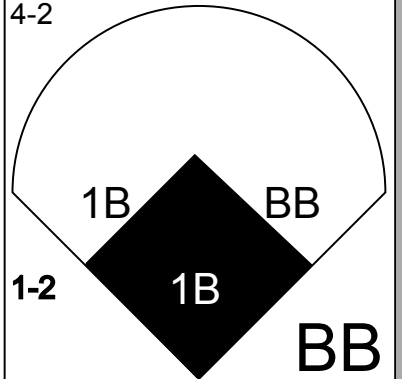
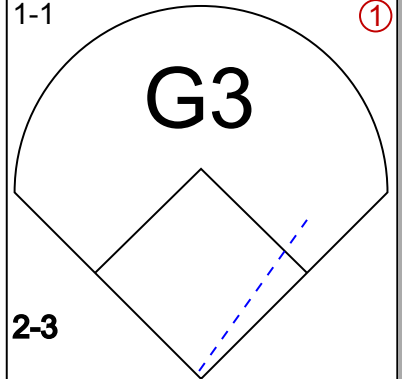
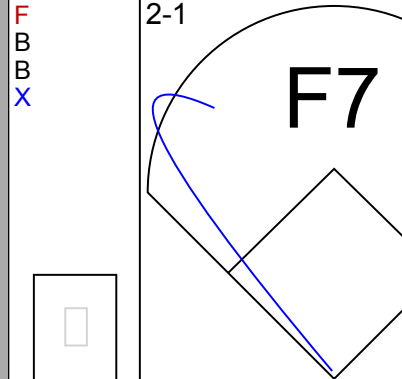
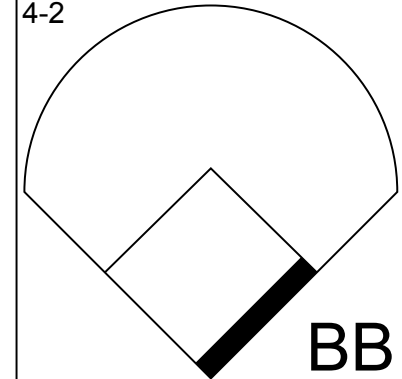
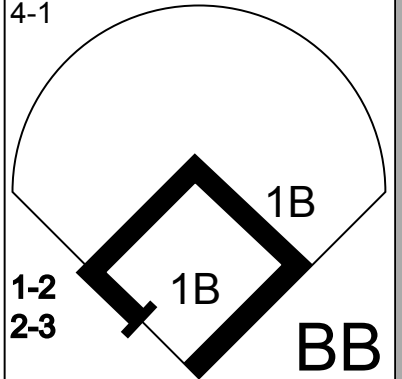
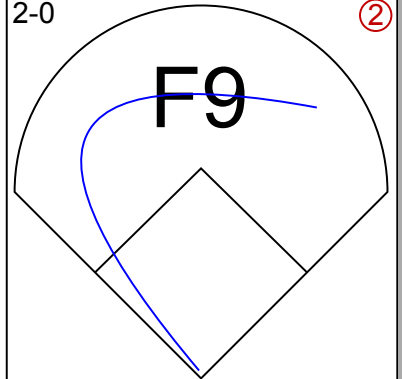
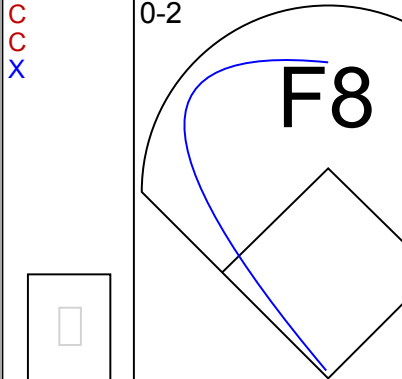
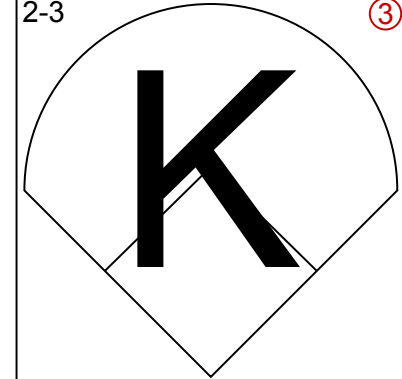
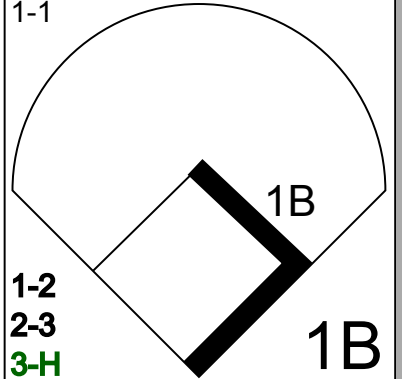
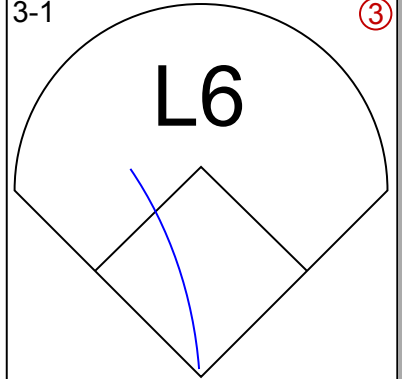
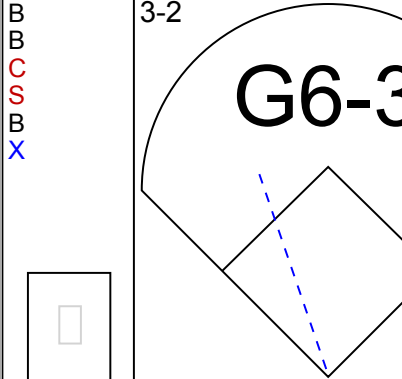
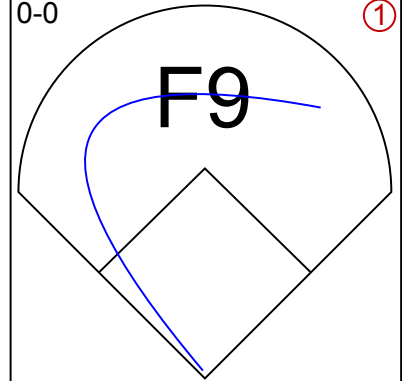
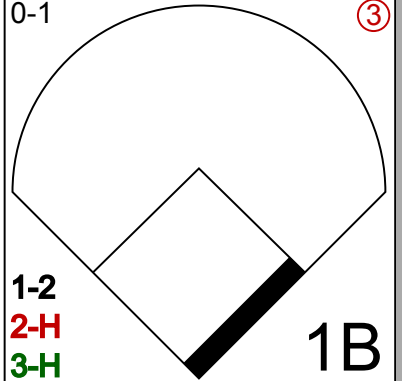
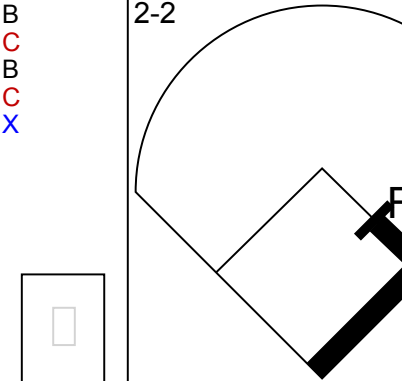
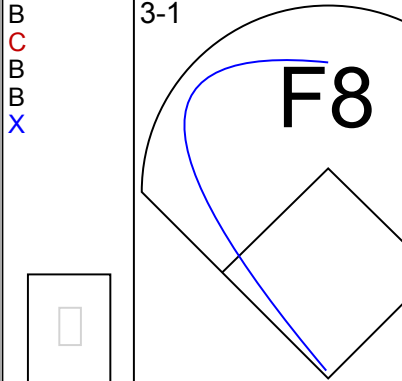
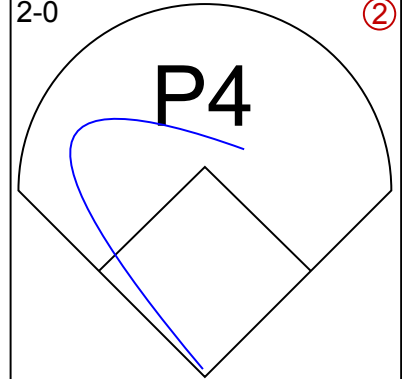
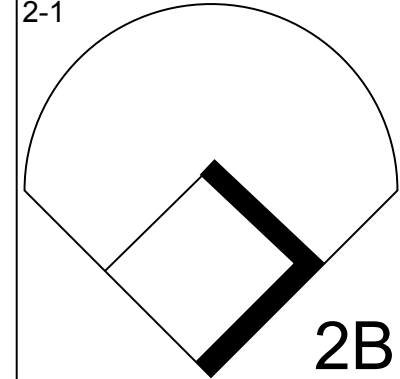
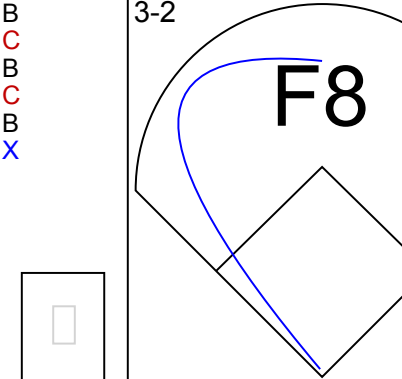
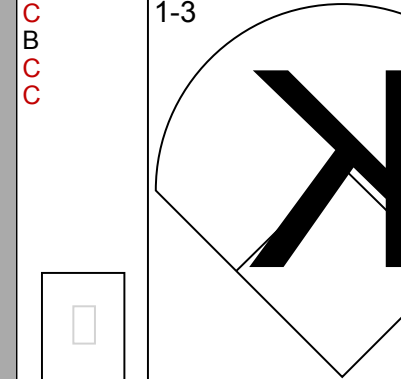
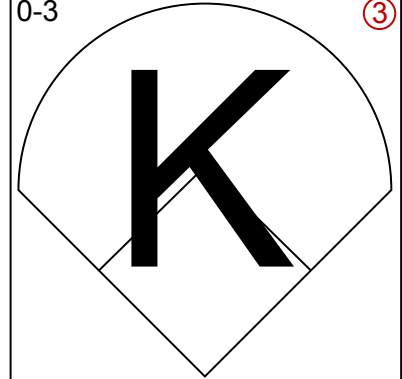
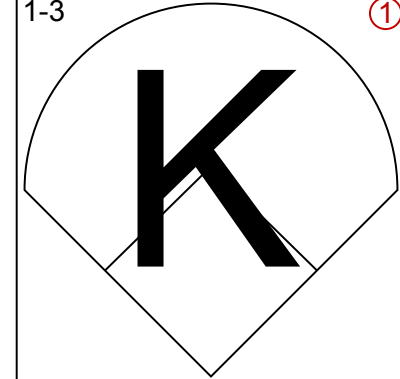
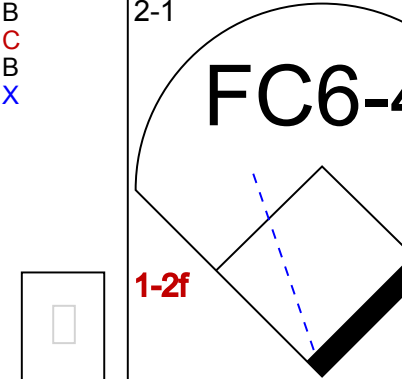
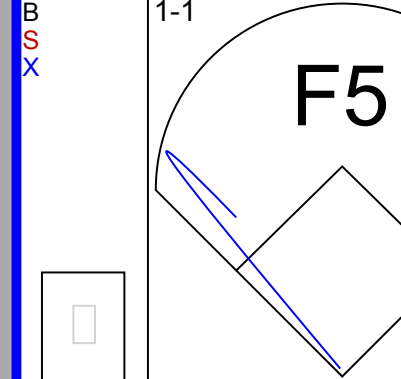
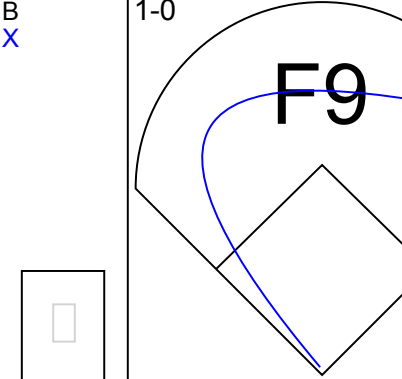
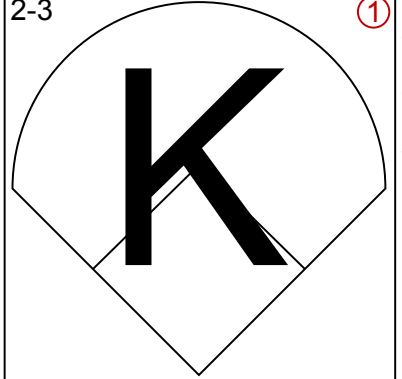
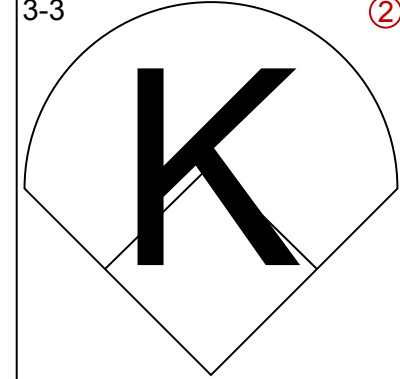
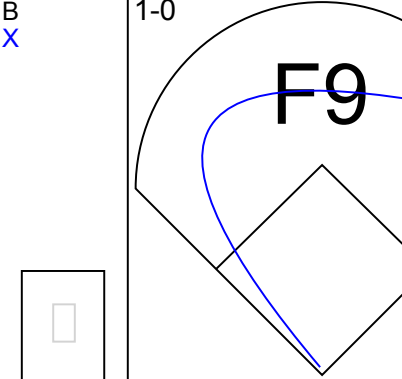
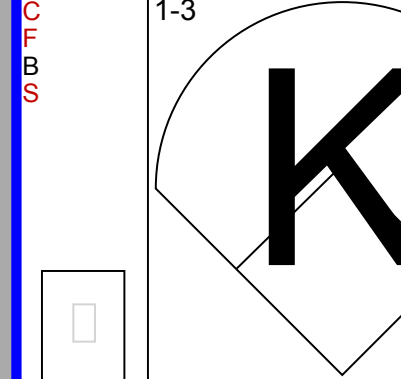
1B: 11 SF: 0  
2B: 2 SAC: 0  
3B: 0 DP: 2  
HR: 2 HBP: 0

Batter	1	2	3	4	5	6	7	8	9
Tom Goodwin, L OBP: 0.373, SLG: 0.405 (1, 8)	1-0 E S 1B	0-0 F8		3-2 G6-3	3-2 F7		2-3 K		
Neifi Perez, S OBP: 0.311, SLG: 0.423 (1, 6)	3-1 1B BB 1B	0-1 FC3-6		0-0 E6 17 1B	2-0 P5			1-1 DI HR 1B	
Larry Walker, L OBP: 0.416, SLG: 0.520 (1, 9)	4-2 1B 1B BB		0-1 17 G3 1B	0-0 17 1B	2-2 2B 1B			2-2 1-H HR	
17 Todd Helton, L OBP: 0.471, SLG: 0.685 (1, 3)	0-0 F7		1-1 G3	0-2 1B	0-2 F5			0-0 G6-3	
Jeffrey Hammonds, R OBP: 0.427, SLG: 0.613 (1, 7)	1-0 1B 1B		4-2 1B S BB	1-3 K	1-0 2B			4-1 G6-4-3 BB	
Jeff Cirillo, R OBP: 0.399, SLG: 0.508 (1, 5)	2-2 G4-6-3 1B		1-1 E 1B	0-0 G4-3	1-2 G5-3			2-2 G6-4-3	
Brent Mayne, L OBP: 0.383, SLG: 0.450 (1, 2)	2-1 G4-6-3 1-2f		0-0 G3		0-0 HR			2-3 K	
Terry Shumpert, R OBP: 0.356, SLG: 0.474 (1, 4)		0-2 P5	4-0 BB		2-1 S 1B		1-1 L7	3-3 K	
Kevin Jarvis, L OBP: 0.172, SLG: 0.148 Butch Huskey, R OBP: 0.314, SLG: 0.376 Giovanni Carrara, R OBP: 1.000, SLG: 1.000 David Lee, R OBP: 0.347 Brian Hunter, R OBP: 1.000, SLG: 1.000 Bobby Chouinard, R OBP: 0.500, SLG: 0.500 Jose Jimenez, R OBP: 0.285, SLG: 0.379 (1, 1) (3, PH) (4, 1) (6, 1) (7, PH) (8, 1) (9, 1) (9, PH)	1-1 FC3-6 1B		2-2 F8		1-3 K		0-1 G1-3	0-0 G6-3	

Inning Stats	R: 3	H: 4	E: 0	LOB: 1	K: 0	S: 12	R: 0	H: 1	E: 0	LOB: 1	K: 0	S: 8	R: 2	H: 2	E: 1	LOB: 2	K: 0	S: 13	R: 2	H: 2	E: 2	LOB: 1	K: 1	S: 14	R: 1	H: 2	E: 0	LOB: 1	K: 1	S: 12	R: 1	H: 2	E: 0	LOB: 1	K: 0	S: 16	R: 0	H: 0	E: 0	LOB: 0	K: 1	S: 8	R: 2	H: 2	E: 0	LOB: 0	K: 0	S: 17	R: 0	H: 0	E: 0	LOB: 0	K: 2	S: 13	1B: 11	SF: 0	2B: 2	SAC: 0	3B: 0	DP: 2	HR: 2	HBP: 0	WP: 0	PA: 45
--------------	------	------	------	--------	------	-------	------	------	------	--------	------	------	------	------	------	--------	------	-------	------	------	------	--------	------	-------	------	------	------	--------	------	-------	------	------	------	--------	------	-------	------	------	------	--------	------	------	------	------	------	--------	------	-------	------	------	------	--------	------	-------	--------	-------	-------	--------	-------	-------	-------	--------	-------	--------

PITCHER	IP	WLS	BF	H	R	ER	SO	BB	IBB	HBP	BLK	WP	HR	S	P	ERA	WHIP
Eric Gagne, R ERA: 5.85 (1, 1)	4.1		27	11	8	5	2	3	0	0	0	0	1	53	86	10.38	3.231
Onan Masaoka, L ERA: 2.75 (5, 1)	0.2	W	2	0	0	0	0	0	0	0	0	0	0	6	11	0.00	0.000
Terry Adams, R ERA: 3.05 (6, 1)	2.0		8	2	1	1	1	0	0	0	0	0	0	24	34	4.50	1.000
Mike Fetters, R ERA: 2.54 (8, 1)	1.0		5	2	2	2	0	1	0	0	0	0	1	17	26	18.00	3.000
Jeff Shaw, R ERA: 6.42 (9, 1)	1.0		3	0	0	0	2	0	0	0	0	0	0	13	18	0.00	0.000



Batter	1	2	3	4	5	6	7	8	9	AB R H RBI BB SO LOB	TOP									
22 Devon White, S OBP: 0.336, SLG: 0.400 (1, 8)	1-3 		1-0 G4-3 	2-2 G6-3 			1-2 G5-3 			4 0 0 0 0 1 1	<b>Los Angeles Dodgers @ Philadelphia Phillies</b> <b>Veterans Stadium, Philadelphia, PA</b> Fri Jul 28 2000, 7:35 PM EDT Att. 20,110 - Overcast - 79 F									
Mark Grudzielanek, R OBP: 0.354, SLG: 0.419 (1, 4)	1-0  2B		3-1 BB 1B 			2-2 E4 G3 1B 	1-1 G4-3 			4 1 3 0 0 0 0										
Shawn Green, L OBP: 0.389, SLG: 0.504 (1, 9)	3-3 		4-2 1B BB 1B 			1-1 G3 	2-1 F7 			3 1 0 0 1 1 2										
Gary Sheffield, R OBP: 0.457, SLG: 0.688 (1, 7)	4-2  BB		4-1 1B BB 1B 			2-0 F9 		0-2 F8 		2 0 0 0 2 0 1										
Eric Karros, R OBP: 0.362, SLG: 0.535 (1, 3)	2-3 		1-1 1B 1B 			3-1 L6 		3-2 G6-3 		4 0 1 1 0 1 3										
Adrian Beltré, R OBP: 0.326, SLG: 0.431 (1, 5)		0-0 F9 	0-1 1B 			2-2 FC6-4 1B 		3-1 F8 		4 0 2 1 0 0 0										
Chad Kreuter, S OBP: 0.439, SLG: 0.437 (1, 2)		2-0 P4 		2-1  2B		3-2 F8 		1-3 		4 0 1 0 0 1 1										
Kevin Elster, R OBP: 0.324, SLG: 0.435 (1, 6)		0-3 		1-3 		2-1 FC6-4 		1-1 F5 		3 0 0 0 0 2 2										
Dave Hansen, L OBP: 0.404, SLG: 0.566 (9, PH)						1-2 				1 0 0 0 0 0 0										
Alex Cora, L OBP: 0.323, SLG: 0.418 (9, 6)										0 0 0 0 0 0 0										
37 Darren Dreifort, R OBP: 0.146, SLG: 0.275 (1, 1)			2-3 	3-3 		1-0 F9 		1-3 		3 0 0 0 0 2 2										
Mike Fetters, R (8, 1)										0 0 0 0 0 0 0										
Chris Donnels, L OBP: 0.333, SLG: 0.667 (9, PH)										1 0 0 0 0 1 0										
Jeff Shaw, R (9, 1)										0 0 0 0 0 0 0										
<b>Inning Stats</b>	R: 0 E: 0 K: 3 S: 13	H: 1 LOB: 2 BB: 1 P: 24	R: 0 E: 0 K: 1 S: 5	H: 0 LOB: 0 BB: 0 P: 7	R: 2 E: 0 K: 1 S: 15	H: 3 LOB: 2 BB: 2 P: 30	R: 0 E: 0 K: 2 S: 11	H: 1 LOB: 1 BB: 0 P: 19	R: 0 E: 1 K: 0 S: 9	H: 1 LOB: 1 BB: 0 P: 17	R: 0 E: 0 K: 0 S: 7	H: 0 LOB: 0 BB: 0 P: 11	R: 0 E: 0 K: 0 S: 8	H: 0 LOB: 0 BB: 0 P: 14	R: 0 E: 0 K: 2 S: 8	H: 0 LOB: 0 BB: 0 P: 11	1B: 5 2B: 2 3B: 0 HR: 0	SF: 0 SAC: 0 DP: 0 HBP: 0	WP: 0 PB: 0 SB: 0 CS: 0	PA: 36
<b>PITCHER</b>	IP WLS BF H R ER SO BB IBB HBP BLK WP HR S P ERA WHIP																			
Omar Daal, L (1, 1) ERA: 7.04	5.0 L 23 6 2 2 7 3 0 0 0 0 0 0 53 97 3.60 1.800																			
Mark Holzemer, L (6, 1) ERA: 5.6	2.0 7 1 0 0 0 0 0 0 0 0 0 0 16 28 0.00 0.500																			
Chris Brock, R (8, 1) ERA: 4.13	1.0 3 0 0 0 0 0 0 0 0 0 0 0 8 14 0.00 0.000																			
Jeff Brantley, R (9, 1) ERA: 5.93	1.0 3 0 0 0 2 0 0 0 0 0 0 0 8 11 0.00 0.000																			

livebaseballscorecards.com

AB	33
R	2
H	7
RBI	2
BB	3
SO	9
LOB	12







Batter	1	2	3	4	5	6	7	8	9	AB R H RBI BB SO LOB	TOP											
Todd Hollandsworth, L (1, 8) OBP: 0.314, SLG: 0.372	1-1 G4-3		1-2 F9		1-2 F9		1-3 K		2-3 K	5 0 0 0 0 2 3												
Mark Grudzielanek, R (1, 4) OBP: 0.350, SLG: 0.414	3-2 G5-3		0-1 F9		2-2 L3			3-3 K	0-0 F3	5 0 0 0 0 1 2												
Gary Sheffield, R (1, 7) OBP: 0.457, SLG: 0.685	4-2 BB		3-2 F7			2-2 F8		1-2 BB 1B		3 0 1 0 1 0 0												
Shawn Green, L (1, 9) OBP: 0.390, SLG: 0.504	0-1 L9			1-0 G4-3		1-1 1B		2-1 BB 1B		4 0 2 0 0 0 1												
Eric Karros, R (1, 3) OBP: 0.358, SLG: 0.529		2-3 K		2-3 K		0-1 F8		2-1 F8		4 0 0 0 0 2 3												
Todd Hundley, S (1, 2) OBP: 0.415, SLG: 0.701		4-0 BB BB		0-0 1B		0-2 F8		4-2 FC6-4 BB		2 0 1 0 2 0 1												
Adrián Beltré, R (1, 5) OBP: 0.325, SLG: 0.427		4-0 BB		1-1 F3			1-3 K	1-2 FC6-4		3 0 0 0 1 1 4												
Alex Cora, L (1, 6) OBP: 0.323, SLG: 0.417		2-3 K			2-2 SH1-4 1B		2-1 G1-3		4-2 BB	3 0 1 0 0 1 2												
Dave Hansen, L (9, PH) OBP: 0.410, SLG: 0.566										0 0 0 0 1 0 0												
Kevin Brown, R (1, 1) OBP: 0.104, SLG: 0.085		0-3 K			0-2 SH1-4		2-2 1B		2-1 F2	1 0 0 0 0 1 2												
Chris Donnels, L (7, PH) OBP: 0.429, SLG: 0.714										1 0 1 0 0 0 0												
Matt Herges, L (7, 1)										0 0 0 0 0 0 0												
22 Devon White, S (9, PH) OBP: 0.333, SLG: 0.396										1 0 0 0 0 0 1												
<b>Inning Stats</b>	R: 0 E: 0 K: 0 S: 11	H: 0 LOB: 1 BB: 1 P: 19	R: 0 E: 0 K: 3 S: 9	H: 0 LOB: 2 BB: 2 P: 21	R: 0 E: 0 K: 0 S: 11	H: 0 LOB: 0 BB: 0 P: 15	R: 0 E: 0 K: 1 S: 8	H: 1 LOB: 1 BB: 0 P: 12	R: 0 E: 0 K: 0 S: 12	H: 1 LOB: 1 BB: 0 P: 17	R: 0 E: 0 K: 2 S: 10	H: 1 LOB: 1 BB: 0 P: 13	R: 0 E: 0 K: 2 S: 11	H: 1 LOB: 1 BB: 0 P: 17	R: 0 E: 0 K: 1 S: 17	H: 2 LOB: 3 BB: 1 P: 30	R: 0 E: 0 K: 1 S: 8	H: 0 LOB: 1 BB: 1 P: 16	1B: 6 2B: 0 3B: 0 HR: 0	SF: 0 SAC: 1 DP: 0 HBP: 0	WP: 0 PB: 0 SB: 0 CS: 0	PA: 38
<b>PITCHER</b>	IP WLS BF H R ER SO BB IBB HBP BLK WP HR S P ERA WHIP																					
Cliff Politte, R (1, 1) ERA: 3.72	7.0 W 28 4 0 0 6 3 0 0 0 0 0 0 72 114 0.00 1.000																					
Vicente Padilla, R (8, 1) ERA: 2.79	1.0 H 6 2 0 0 1 1 0 0 0 0 0 0 17 30 0.00 3.000																					
Jeff Brantley, R (9, 1) ERA: 5.74	1.0 S 4 0 0 0 1 1 0 0 0 0 0 0 8 16 0.00 1.000																					

Los Angeles Dodgers @ Philadelphia Phillies  
Veterans Stadium, Philadelphia, PA

livebaseballscorecards.com

AB	32
R	0
H	6
RBI	0
BB	5
SO	8
LOB	19



Sat Jul 29 2000, 7:05 PM EDT  
Att. 35,189 - Cloudy - 81 F

Batter	1	2	3	4	5	6	7	8	9
<b>Doug Glanville, R</b> OBP: 0.295, SLG: 0.347 (1, 8)	2-2 1B FC4-6 1B		0-1 F8		4-0 2B G4-3 BB		0-0 G4-3		
<b>Mickey Morandini, L</b> OBP: 0.324, SLG: 0.313 (1, 4)	3-2 FC4-6 1-3 1B		2-1 L6		2-2 G4-3 1-3 2-H 2B		1-2 L6		
<b>Bobby Abreu, L</b> OBP: 0.406, SLG: 0.538 (1, 9)	3-3 K		1-1 G3-1		2-1 G4-3 2-3 3-H		2-0 F7		
<b>Scott Rolen, R</b> OBP: 0.360, SLG: 0.524 (1, 5)	0-1 FC4-6 2B 1-2f 3-H			4-2 G6-4-3 BB	1-1 G5-3			0-2 G5-3	
<b>Rico Brogna, L</b> OBP: 0.291, SLG: 0.384 (1, 3)	2-2 1-3 2B		1-0 G6-4-3 1-2f			3-3 K		3-1 WP 1B	
<b>Ron Gant, R</b> OBP: 0.324, SLG: 0.487 (1, 7)	2-2 G5-3		4-2 FC6-4 BB			0-3 K		2-3 K	
<b>Gary Bennett, R</b> OBP: 0.391, SLG: 0.550 (1, 2)		1-3 K	0-1 FC6-4 1-2f			0-0 2B		1-2 G4-3 1-2	
<b>Desi Relaford, S</b> OBP: 0.365, SLG: 0.332 (1, 6)		1-1 G4-3			1-1 G6-3		4-0 IBB		
<b>Cliff Politte, R</b> OBP: 0.300, SLG: 0.333 <b>Vicente Padilla, R</b> OBP: 1.000, SLG: 1.000 <b>Jeff Brantley, R</b>		2-3 K			2-2 2B 2B		1-1 G4-3		

Inning Stats	R: 1	H: 3	E: 0	K: 1	S: 19	LOB: 2	BB: 0	P: 31	R: 0	H: 0	E: 0	K: 2	S: 9	LOB: 0	BB: 0	P: 13	R: 0	H: 0	E: 0	K: 0	S: 6	LOB: 1	BB: 2	P: 20	R: 2	H: 2	E: 0	K: 0	S: 14	LOB: 1	BB: 1	P: 26	R: 0	H: 1	E: 0	K: 2	S: 10	LOB: 2	BB: 1	P: 18	R: 0	H: 0	E: 0	K: 0	S: 5	LOB: 0	BB: 0	P: 8	R: 0	H: 1	E: 0	K: 1	S: 14	LOB: 1	BB: 0	P: 20
<b>Kevin Brown, R</b> ERA: 2.4 <b>Matt Herges, R</b> ERA: 3.14	IP	WLS	BF	H	R	ER	SO	BB	IBB	HBP	BLK	WP	HR	S	P	ERA	WHIP																																							
	6.0	L	27	6	3	3	5	3	1	0	0	0	0	69	117	4.50	1.500																																							
	2.0		7	1	0	0	1	0	0	0	0	1	0	19	28	0.00	0.500																																							

**BOTTOM**

Los Angeles Dodgers @ Philadelphia Phillies  
Veterans Stadium, Philadelphia, PA

Sat Jul 29 2000, 7:05 PM EDT  
Att: 35,189 - Cloudy - 81 F

AB	R	H	RBI	BB	SO	LOB
3	2	1	0	1	0	0
4	0	2	1	0	0	0
4	0	0	1	0	1	3
3	0	0	1	1	0	2
4	0	2	0	0	1	1
3	0	0	0	1	2	3
4	0	1	0	0	1	2
2	0	0	0	1	0	0
3	1	1	0	0	1	2
0	0	0	0	0	0	0
0	0	0	0	0	0	0

AB	30
R	3
H	7
RBI	3
BB	4
SO	6
LOB	13

WP: 1 PA: 34  
PB: 0  
SB: 0  
CS: 0



PITCHER	IP	WLS	BF	H	R	ER	SO	BB	IBB	HBP	BLK	WP	HR	S	P	ERA	WHIP
<b>Kevin Brown, R</b> ERA: 2.4	6.0	L	27	6	3	3	5	3	1	0	0	0	0	69	117	4.50	1.500
<b>Matt Herges, R</b> ERA: 3.14	2.0		7	1	0	0	1	0	0	0	0	1	0	19	28	0.00	0.500



Batter	1	2	3	4	5	6	7	8	9	AB R H RBI BB SO LOB	TOP			
22 Devon White, S (1, 8) OBP: 0.327, SLG: 0.396	0-3 K		1-1 F8		0-1 2B		1-2 G4-3		0-3 K	5 0 1 0 0 2 2				
Mark Grudzielanek, R (1, 4) OBP: 0.346, SLG: 0.410	2-2 F8			1-2 G6-3	3-2 F8		2-2 P6			4 0 0 0 0 0 2				
Shawn Green, L (1, 9) OBP: 0.388, SLG: 0.500	1-3 K			4-2 BB 1B 1B BB	2-1 G1-3			2-3 K		3 1 0 0 1 2 1				
Gary Sheffield, R (1, 7) OBP: 0.460, SLG: 0.684		4-2 BB		1-2 BB 1-2 1B		0-0 P6		4-1 S BB		2 1 1 0 2 0 0				
Eric Karros, R (1, 3) OBP: 0.357, SLG: 0.529	2-2 P4			2-2 L9		1-0 2B		2-0 F7		4 0 1 0 0 0 4				
Adrian Beltré, R (1, 5) OBP: 0.324, SLG: 0.423	0-2 F8			4-2 1B 1-2 2-3 BB		0-0 F9		2-1 G4-3		3 0 0 0 1 0 3				
Chad Kreuter, S (1, 2) OBP: 0.437, SLG: 0.434	3-2 F8			2-2 FC6 1-2 2-H 3-H 1B		2-2 G6-3		4-1 BB		3 0 1 2 0 0 2				
Dave Hansen, L (9, PH) OBP: 0.416, SLG: 0.566										0 0 0 0 1 0 0	AB 30			
Alex Cora, L (9, PR) OBP: 0.323, SLG: 0.417										0 0 0 0 0 0 0	R 2			
Kevin Elster, R (1, 6) OBP: 0.324, SLG: 0.431			2-1 P4	0-0 FC6		4-1 22 G4-3 SH1-4 BB		2-2 L7		2 0 0 0 1 0 2	H 4			
Chris Donnels, L (9, PH) OBP: 0.375, SLG: 0.625				1-2 G1-3				1-2 L9		1 0 0 0 0 0 1	RBI 2			
Chan Ho Park, R (1, 1) OBP: 0.213, SLG: 0.277											BB 6			
Terry Adams, R (7, 1)											SO 4			
Todd Hundley, S (9, PH) OBP: 0.413, SLG: 0.697											LOB 18			
<b>Inning Stats</b>	R: 0 H: 0 E: 0 LOB: 0 K: 2 BB: 0 S: 9 P: 12	R: 0 H: 0 E: 0 LOB: 1 K: 0 BB: 1 S: 12 P: 21	R: 0 H: 0 E: 0 LOB: 0 K: 0 BB: 0 S: 9 P: 13	R: 2 H: 2 E: 0 LOB: 2 K: 0 BB: 2 S: 21 P: 35	R: 0 H: 1 E: 0 LOB: 1 K: 0 BB: 0 S: 14 P: 20	R: 0 H: 1 E: 0 LOB: 1 K: 0 BB: 0 S: 6 P: 9	R: 0 H: 0 E: 0 LOB: 1 K: 0 BB: 1 S: 11 P: 21	R: 0 H: 0 E: 0 LOB: 1 K: 1 BB: 1 S: 7 P: 17	R: 0 H: 0 E: 0 LOB: 1 K: 1 BB: 1 S: 12 P: 19	1B: 2 SF: 0 2B: 2 SAC: 1 3B: 0 DP: 0 HR: 0 HBP: 0	WP: 0 PA: 37 PB: 0 SB: 1 CS: 0			
<b>PITCHER</b>	IP WLS BF H R ER SO BB IBB HBP BLK WP HR S P ERA WHIP												<b>PITCHER</b>	IP WLS BF H R ER SO BB IBB HBP BLK WP HR S P ERA WHIP
Randy Wolf, L (1, 1) ERA: 3.64	7.0 W 29 4 2 2 2 4 0 0 0 0 0 0 82 131 2.57 1.143													
Ed Vosberg, L (8, 1) ERA: 2.35	0.1 H 1 0 0 0 1 0 0 0 0 0 0 0 3 5 0.00 0.000													
Chris Brock, R (8, 1) ERA: 4.09	0.2 H 3 0 0 0 0 1 0 0 0 0 0 0 4 12 0.00 1.500													
Jeff Brantley, R (9, 1) ERA: 5.57	1.0 S 4 0 0 0 1 1 0 0 0 0 0 0 12 19 0.00 1.000													

Los Angeles Dodgers @ Philadelphia Phillies  
Veterans Stadium, Philadelphia, PA  
Sun Jul 30 2000, 1:35 PM EDT  
Att. 23,301 - Cloudy - 86 F

livebaseballscorecards.com







Batter	1	2	3	4	5	6	7	8	9	AB R H RBI BB SO LOB	TOP											
22 Devon White, S (1, 8) OBP: 0.316, SLG: 0.382	2-0 G3		0-0 G6-3		2-3 K			1-0 F8		4 0 0 0 0 1 1												
Mark Grudzielanek, R (1, 4) OBP: 0.345, SLG: 0.408	2-1 G1-3		2-0 L3			2-1 G6-3		2-2 1B		4 0 1 0 0 0 1												
Gary Sheffield, R (1, 7) OBP: 0.460, SLG: 0.688 Tom Goodwin, L (8, 7) OBP: 0.368, SLG: 0.394	1-1 G6-3			3-2 1B 2B		0-1 2B		3-1 L8		4 0 2 0 0 0 1 0 0 0 0 0 0 0												
Eric Karros, R (1, 3) OBP: 0.354, SLG: 0.523		3-1 G6-3		1-1 G5-3		1-3 K		3-1 P3		4 0 0 0 0 1 3												
Shawn Green, L (1, 9) OBP: 0.387, SLG: 0.497		1-3 K		2-1 FC6-4 1B		0-1 G3			3-3 K	4 0 1 0 0 2 1												
Adrián Beltré, R (1, 5) OBP: 0.326, SLG: 0.422		4-1 FC5-4 BB		1-3 K			2-2 E3 G6-4-3		1-0 G1-3 1B	3 0 1 0 1 1 2												
Chad Kreuter, S (1, 2) OBP: 0.428, SLG: 0.423		0-1 FC5-4		3-0 FC6-4			0-0 G6-4-3		2-1 G1-3	4 0 0 0 0 0 5												
Kevin Elster, R (1, 6) OBP: 0.328, SLG: 0.429			3-2 22 G6-3 SH1-4 1B		1-2 P4		4-1 BB		2-2 G5-3	3 0 1 0 1 0 1												
Carlos Perez, L (1, 1) OBP: 0.056, SLG: 0.139 Chris Donnels, L (5, PH) OBP: 0.333, SLG: 0.556 Matt Herges, L (5, 1) Jim Leyritz, R (7, PH) OBP: 0.337, SLG: 0.280 Gregg Olson, R (7, 1)			1-1 SH1-4		2-2 G3-1		2-1 F9			0 0 0 0 0 0 0 1 0 0 0 0 0 0 0 0 0 0 0 0 0 1 0 0 0 0 0 1 0 0 0 0 0 0 0												
<b>Inning Stats</b>	R: 0 E: 0 K: 0 S: 5	H: 0 LOB: 0 BB: 0 P: 10	R: 0 E: 0 K: 1 S: 9	H: 0 LOB: 1 BB: 1 P: 17	R: 0 E: 0 K: 0 S: 7	H: 1 LOB: 1 BB: 0 P: 13	R: 0 E: 0 K: 1 S: 12	H: 2 LOB: 2 BB: 0 P: 22	R: 0 E: 0 K: 1 S: 11	H: 0 LOB: 0 BB: 0 P: 16	R: 0 E: 0 K: 1 S: 10	H: 1 LOB: 1 BB: 0 P: 13	R: 0 E: 1 K: 0 S: 7	H: 0 LOB: 1 BB: 1 P: 15	R: 0 E: 0 K: 0 S: 8	H: 1 LOB: 1 BB: 0 P: 17	R: 0 E: 0 K: 1 S: 10	H: 1 LOB: 1 BB: 0 P: 18	1B: 4 2B: 2 3B: 0 HR: 0	SF: 0 SAC: 1 DP: 1 HBP: 0	WP: 0 PB: 0 SB: 0 CS: 0	PA: 35
<b>PITCHER</b>	IP WLS BF H R ER SO BB IBB HBP BLK WP HR S P ERA WHIP																					
Jimmy Anderson, L (1, 1) ERA: 4.24	8.0 W 31 5 0 0 4 2 0 0 0 0 0 0 69 123 0.00 0.875																					
Scott Sauerbeck, L (9, 1) ERA: 3.51	0.2 3 1 0 0 1 0 0 0 0 0 0 0 6 12 0.00 1.500																					
Marc Wilkins, R (9, 1) ERA: 5.26	0.1 1 0 0 0 0 0 0 0 0 0 0 0 4 6 0.00 0.000																					

Los Angeles Dodgers @ Pittsburgh Pirates  
 Three Rivers Stadium, Pittsburgh, PA  
 Tue Aug 01 2000, 5:05 PM EDT  
 Cloudy - 84 F

livebaseballscorecards.com

AB	32
R	0
H	6
RBI	0
BB	2
SO	5
LOB	16



Batter	1	2	3	4	5	6	7	8	9
Mike Benjamin, R (1, 4) OBP: 0.316, SLG: 0.413	0-2 G5-3	2-2 G5-3		1-0 18 WP 2B 1B		1-2 18 FC4-6 HBP		0-3 K	
18 Jason Kendall, R (1, 2) OBP: 0.426, SLG: 0.470	0-1 1B 2B		0-1 G3 1B 1B	1-2 F9		1-2 FC4-6		1-2 F8	
Alex Ramirez, R (1, 9) OBP: 0.312, SLG: 0.471	1-0 F9		0-1 G3	3-2 2B		0-3 K			
Kevin Young, R (1, 3) OBP: 0.310, SLG: 0.448	1-2 FC4-6 1B		0-1 F9	0-1 G5-3			1-0 P6		
Emil Brown, R (1, 8) OBP: 0.324, SLG: 0.500	2-0 FC4-6		0-0 1B		0-0 G6-3		0-3 K		
Bruce Aven, R (1, 7) OBP: 0.282, SLG: 0.438		0-1 G4-3	0-2 F3		2-2 G5-3		2-0 HR		
Luis Sojo, R (1, 5) OBP: 0.321, SLG: 0.425		2-0 S 2B		1-1 WP 1B 1B	2-0 G5-3		3-2 F8		
Pat Meares, R (1, 6) OBP: 0.292, SLG: 0.373		4-1 SH5-4 BB		0-2 F8		1-2 18 FC4-6 SH5-4 1B		2-2 1B	
Jimmy Anderson, L (1, 1) OBP: 0.133, SLG: 0.167 Warren Morris, L (8, PH) OBP: 0.331, SLG: 0.331 Scott Sauerbeck, R (9, 1) Marc Wilkins, R (9, 1)		0-0 SH5-4		1-1 18 WP 2B 1B		1-1 SH5-4		2-2 F7	

Inning Stats	R: 1 E: 0 K: 12 S: 12	H: 2 LOB: 1 BB: 0 P: 16	R: 0 E: 0 K: 8 S: 8	H: 1 LOB: 2 BB: 1 P: 16	R: 1 E: 0 K: 10 S: 10	H: 2 LOB: 1 BB: 0 P: 10	R: 3 E: 0 K: 19 S: 19	H: 4 LOB: 1 BB: 0 P: 26	R: 0 E: 0 K: 5 S: 9	H: 0 LOB: 0 BB: 0 P: 9	R: 0 E: 0 K: 17 S: 17	H: 1 LOB: 2 BB: 0 P: 21	R: 1 E: 0 K: 10 S: 10	H: 1 LOB: 0 BB: 0 P: 16	R: 0 E: 0 K: 12 S: 12	H: 1 LOB: 1 BB: 0 P: 17
1B: 8 2B: 3 3B: 0 HR: 1	SF: 0 SAC: 2 DP: 0 HBP: 1	WP: 2 PB: 0 SB: 1 CS: 0	PA: 38													

PITCHER	IP	WLS	BF	H	R	ER	SO	BB	IBB	HBP	BLK	WP	HR	S	P	ERA	WHIP
Carlos Perez, L (1, 1) ERA: 5.67	4.0	L	22	9	5	5	0	1	0	0	0	2	0	49	68	11.25	2.500
Matt Herges, R (5, 1) ERA: 3.05	2.0		8	1	0	0	1	0	0	1	0	0	0	22	30	0.00	0.500
Gregg Olson, R (7, 1) ERA: 6.75	2.0		8	2	1	1	2	0	0	0	0	0	1	22	33	4.50	1.000

**BOTTOM**

**Los Angeles Dodgers @ Pittsburgh Pirates**  
**Three Rivers Stadium, Pittsburgh, PA**

Tue Aug 01 2000, 5:05 PM EDT  
 Cloudy - 84 F

livebaseballscorecards.com

<b>AB</b>	<b>34</b>
<b>R</b>	<b>6</b>
<b>H</b>	<b>12</b>
<b>RBI</b>	<b>6</b>
<b>BB</b>	<b>1</b>
<b>SO</b>	<b>3</b>
<b>LOB</b>	<b>18</b>



WP: 2	PA: 38
PB: 0	
SB: 1	
CS: 0	



Batter	1	2	3	4	5	6	7	8	9	AB R H RBI BB SO LOB	TOP																										
Tom Goodwin, L OBP: 0.366, SLG: 0.389 (1, 8) (9, 7)	3-3 K		1-0 F7		3-3 K		4-2 BB	3-3 K		4 0 0 0 1 3 1																											
Mark Grudzielanek, R OBP: 0.346, SLG: 0.408 (1, 4)	1-0 BB 1B		0-2 FC6-4 1B		0-0 F9		2-3 K		1-1 F8	5 0 2 0 0 1 3																											
Gary Sheffield, R OBP: 0.457, SLG: 0.681 Jeff Shaw, R (1, 7) (9, 1)	1-3 K		0-1 FC6-4 1-2f		2-2 1B		2-3 K		0-0 G6-3	5 0 1 0 0 2 5 0 0 0 0 0 0 0																											
Shawn Green, L OBP: 0.389, SLG: 0.495 (1, 9)	4-0 1-2 BB			2-2 G3		2-1 F7		4-0 1B 2B BB	4-2 HBP	2 1 0 0 2 0 1																											
Eric Karros, R OBP: 0.350, SLG: 0.517 (1, 3)	2-3 K			1-2 F4		0-0 F9		0-1 F7	0-0 F7	5 0 0 0 0 1 5																											
Todd Hundley, S OBP: 0.415, SLG: 0.690 (1, 2)		3-2 G3-1		4-0 HR BB		2-1 G3		0-0 2B 3B 1B		3 2 1 0 1 0 1																											
Adrián Beltré, R OBP: 0.331, SLG: 0.437 (1, 5)		2-2 F8		3-2 1-H HR		4-2 BB SH2-4 BB		1-0 3B 2B		3 2 2 3 1 0 0																											
Alex Cora, L OBP: 0.323, SLG: 0.426 (1, 6)		2-2 F8		0-0 F7		0-1 SH2-4		1-1 3B		3 0 1 2 0 0 0																											
Ismael Valdez, R OBP: 0.313, SLG: 0.400 Chris Donnels, L OBP: 0.300, SLG: 0.500 Antonio Osuna, R (5, PH) (5, 1) Jim Leyritz, R OBP: 0.340, SLG: 0.280 Matt Herges, L (7, PH) (7, 1) Dave Hansen, L OBP: 0.412, SLG: 0.560 Terry Adams, R (8, PH) (8, 1) 22 Devon White, S OBP: 0.316, SLG: 0.382 (9, 8)		0-3 K2-3		3-1 G4-3		4-0 BB BB		1-1 G4-3		1 0 0 0 0 0 1 0 1 0 1 0 0 0 0 0 0 0 0 0 0 1 0 0 0 0 0 0 1 0 0 0 0 0 0 0 0 0 0 0 0 0 0 0 0																											
<b>Inning Stats</b>	R: 0 E: 0 K: 3 S: 10	H: 1 LOB: 2 BB: 1 P: 21	R: 0 E: 0 K: 0 S: 10	H: 0 LOB: 0 BB: 0 P: 17	R: 0 E: 0 K: 1 S: 10	H: 1 LOB: 1 BB: 0 P: 11	R: 2 E: 0 K: 0 S: 12	H: 1 LOB: 0 BB: 1 P: 22	R: 0 E: 0 K: 1 S: 6	H: 0 LOB: 0 BB: 0 P: 12	R: 0 E: 0 K: 2 S: 9	H: 1 LOB: 1 BB: 0 P: 15	R: 0 E: 0 K: 2 S: 14	H: 0 LOB: 3 BB: 3 P: 30	R: 3 E: 0 K: 1 S: 13	H: 3 LOB: 1 BB: 1 P: 22	R: 0 E: 0 K: 0 S: 6	H: 0 LOB: 1 BB: 0 P: 11	1B: 4 2B: 1 3B: 1 HR: 1	SF: 0 SAC: 1 DP: 0 HBP: 1	WP: 0 PB: 0 SB: 0 CS: 0	PA: 41															
<b>PITCHER</b>	IP WLS BF H R ER SO BB IBB HBP BLK WP HR S P ERA WHIP																																				
Bronson Arroyo, R ERA: 5.91 (1, 1)	6.0		24	4	2	2	5	2	0	0	0	0	1	57	98	3.00	1.000																				
Chris Peters, L ERA: 3.47 (7, 1)	0.1	H	4	0	0	0	0	3	0	0	0	0	0	8	20	0.00	9.000																				
Josias Manzanillo, R ERA: 3.45 (7, 1)	0.2	H	2	0	0	0	2	0	0	0	0	0	0	6	10	0.00	0.000																				
Marc Wilkins, R ERA: 5.88 (8, 1)	0.1	L	3	1	2	2	0	1	0	0	0	0	0	3	7	54.00	6.000																				
Mike Williams, R ERA: 3.45 (8, 1)	1.2	B	8	2	1	1	1	0	0	1	0	0	0	16	26	5.40	1.200																				

Los Angeles Dodgers @ Pittsburgh Pirates  
 Three Rivers Stadium, Pittsburgh, PA  
 Tue Aug 01 2000, 8:43 PM EDT  
 Att. 21,028 - Sunny - 84 F

AB	33
R	5
H	7
RBI	5
BB	6
SO	8
LOB	17



BOTTOM

Los Angeles Dodgers @ Pittsburgh Pirates  
Three Rivers Stadium, Pittsburgh, PA

Tue Aug 01 2000, 8:43 PM EDT  
Att. 21,028 - Sunny - 84 F

livebaseballscorecards.com

AB	33
R	3
H	8
RBI	3
BB	6
SO	12
LOB	22



WP:	0	PA:	41
PB:	0		
SB:	1		
CS:	0		

AB R H RBI BB SO LOB

4	1	1	0	0	1	1
5	1	1	1	0	1	2
3	1	1	2	2	2	0
4	0	2	0	1	0	2
4	0	2	0	0	1	1
2	0	0	0	2	1	3
4	0	0	0	0	3	7
0	0	0	0	0	0	0
0	0	0	0	0	0	0
3	0	0	0	1	0	5
2	0	0	0	0	2	1
1	0	1	0	0	0	0
0	0	0	0	0	0	0
0	0	0	0	0	0	0
1	0	0	0	0	1	0

Batter	1	2	3	4	5	6	7	8	9
Warren Morris, L OBP: 0.330, SLG: 0.333 (1, 4)	0-0 HR 2B	0-0 F7		2-3 K 1-2		1-0 SH3-4 1-2		0-1 G1-3	
Enrique Wilson, S OBP: 0.354, SLG: 0.467 (1, 6)	0-1 F7		0-1 F7		3-2 HR	2-3 K		2-2 F9	
John Vander Wal, L OBP: 0.398, SLG: 0.576 (1, 3)	0-2 HR 2-H		1-3 K		4-2 SH1-3 BB	4-1 BB		2-3 K	
Brian Giles, L OBP: 0.418, SLG: 0.595 (1, 8)	3-2 2B		4-2 1B BB		0-0 SH1-3 1B	1-0 F5		3-2 F8	
Aramis Ramirez, R OBP: 0.286, SLG: 0.390 (1, 5)	2-3 K		0-0 1B		0-0 SH1-3		3-2 FC1-5 1B	2-2 G4-3	
Alex Ramirez, R OBP: 0.318, SLG: 0.463 (1, 9)	4-1 BB		2-3 K		4-2 FC5-4 BB		0-0 E6 G5-3 FC1-5		
Emil Brown, R OBP: 0.289, SLG: 0.441 (1, 7)	2-3 K		1-3 K		0-3 K		2-1 FC1-5		
Marc Wilkins, R (8, 1)									
Mike Williams, R (8, 1)									
Keith Osik, R OBP: 0.367, SLG: 0.512 (1, 2)		0-0 F9		4-0 S BB		0-0 FC5-4		2-2 G5-3	
Bronson Arroyo, R OBP: 0.133, SLG: 0.267 (1, 1)		1-3 K		0-3 K		0-0 SH3-4 1B		2-3 K	
Luis Sojo, R OBP: 0.324, SLG: 0.429 (6, PH)									
Chris Peters, L OBP: 0.200, SLG: 0.200 (7, 1)									
Josias Manzanillo, R (7, 1)									
Bruce Aven, R OBP: 0.280, SLG: 0.434 (8, 7)									

Inning Stats	R: 2 E: 0 K: 2 S: 24	H: 3 LOB: 2 BB: 1 P: 35	R: 0 E: 0 K: 1 S: 5	H: 0 LOB: 0 BB: 0 P: 6	R: 0 E: 0 K: 2 S: 11	H: 1 LOB: 2 BB: 1 P: 18	R: 0 E: 0 K: 3 S: 9	H: 0 LOB: 1 BB: 1 P: 16	R: 1 E: 0 K: 1 S: 15	H: 2 LOB: 3 BB: 2 P: 26	R: 0 E: 0 K: 1 S: 8	H: 1 LOB: 2 BB: 1 P: 16	R: 0 E: 1 K: 0 S: 10	H: 1 LOB: 1 BB: 0 P: 17	R: 0 E: 0 K: 1 S: 8	H: 0 LOB: 0 BB: 0 P: 12	R: 0 E: 0 K: 1 S: 13	H: 0 LOB: 0 BB: 0 P: 20	1B: 4 2B: 2 3B: 0 HR: 2	SF: 0 SAC: 2 DP: 1 HBP: 0
--------------	-------------------------------	----------------------------------	------------------------------	---------------------------------	-------------------------------	----------------------------------	------------------------------	----------------------------------	-------------------------------	----------------------------------	------------------------------	----------------------------------	-------------------------------	----------------------------------	------------------------------	----------------------------------	-------------------------------	----------------------------------	----------------------------------	------------------------------------

PITCHER	IP	WLS	BF	H	R	ER	SO	BB	IBB	HBP	BLK	WP	HR	S	P	ERA	WHIP
Ismael Valdez, R ERA: 5.32 (1, 1)	4.0		19	4	2	2	8	3	0	0	0	0	1	49	75	4.50	1.750
Antonio Osuna, R ERA: 3.18 (5, 1)	2.0		12	3	1	1	2	3	0	0	0	0	1	23	42	4.50	3.000
Matt Herges, R ERA: 3.0 (7, 1)	1.0	W	4	1	0	0	0	0	0	0	0	0	0	10	17	0.00	1.000
Terry Adams, R ERA: 2.93 (8, 1)	1.0	H	3	0	0	0	1	0	0	0	0	0	0	8	12	0.00	0.000
Jeff Shaw, R ERA: 6.06 (9, 1)	1.0	S	3	0	0	0	1	0	0	0	0	0	0	13	20	0.00	0.000



Batter	1	2	3	4	5	6	7	8	9	AB R H RBI BB SO LOB	TOP																
Tom Goodwin, L OBP: 0.371, SLG: 0.389 (1, 8) (8, 7)	4-1 1B HR BB	4-2 E SF8 1B BB	2-1 S 1B 1-H 2-H	4-2 BB BB		1-1 G6-3 1-2f			2-1 G3	3 2 1 2 3 0 1																	
Mark Grudzielanek, R OBP: 0.350, SLG: 0.413 (1, 4)	0-1 1B HR	2-1 E7 SF8 F9 1B	0-1 F9	4-2 BB				0-0 2B	0-0 G5-3	5 1 3 0 1 0 1																	
Shawn Green, L OBP: 0.388, SLG: 0.499 (1, 9)	3-1 1B HR 1-H 3-H	0-0 F9	0-0 G4-3	1-3 K				2-2 F8		5 1 1 3 0 1 7																	
Gary Sheffield, R OBP: 0.457, SLG: 0.685 22 Devon White, S OBP: 0.316, SLG: 0.382 (1, 7) (8, 8)	1-3 K	1-0 SF8		0-1 BB E 2B	3-2 F8 2B			0-3 K		4 1 2 1 0 2 1 0 0 0 0 0 0 0																	
Todd Hundley, S OBP: 0.415, SLG: 0.678 Terry Adams, R Mike Fetters, R (1, 2) (7, 1) (9, 1)	4-0 1B BB BB	3-2 F9		4-2 BB E BB	1-1 P3			1-0 G4-3		3 2 0 0 2 0 3 0 0 0 0 0 0 0 0 0 0 0 0 0 0																	
Adrian Beltré, R OBP: 0.332, SLG: 0.435 (1, 5)	4-1 1B BB 1-2		3-2 E 1B	1-1 F2	2-1 F8			3-1 F8		4 1 1 0 1 0 3																	
Dave Hansen, L OBP: 0.410, SLG: 0.547 Jim Leyritz, R OBP: 0.337, SLG: 0.273 (1, 3) (5, PH) (5, 3)	1-2 F8		3-2 E3 WP 1B	4-0 E 37 G5-3 BB	1-1 G5-3			2-0 F9		2 2 0 0 1 0 3 2 0 0 0 0 0 1																	
Alex Cora, L OBP: 0.330, SLG: 0.431 (1, 6)	2-1 1B 1-2 2-H		0-2 WP 1B 1B	2-0 E8 37 G5-3 1B		2-2 E6 G6-3		2-3 K		5 1 3 4 0 1 0																	
37 Darren Dreifort, R OBP: 0.133, SLG: 0.250 Chad Kreuter, S OBP: 0.426, SLG: 0.420 (1, 1) (7, 2)	2-3 K		0-3 K	3-2 G5-3		2-0 F8			3-2 F8	4 0 0 1 0 2 6 1 0 0 0 0 0 0																	
Inning Stats	R: 4 E: 0 K: 2 S: 19	H: 3 LOB: 2 BB: 3 P: 40	R: 1 E: 1 K: 1 S: 13	H: 1 LOB: 1 BB: 1 P: 22	R: 3 E: 1 K: 1 S: 17	H: 3 LOB: 1 BB: 0 P: 25	R: 3 E: 1 K: 1 S: 19	H: 2 LOB: 3 BB: 4 P: 42	R: 0 E: 0 K: 0 S: 9	H: 1 LOB: 1 BB: 0 P: 16	R: 0 E: 1 K: 0 S: 6	H: 0 LOB: 0 BB: 0 P: 11	R: 0 E: 0 K: 1 S: 9	H: 1 LOB: 1 BB: 0 P: 12	R: 0 E: 0 K: 1 S: 7	H: 0 LOB: 0 BB: 0 P: 14	R: 0 E: 0 K: 0 S: 7	H: 0 LOB: 0 BB: 0 P: 12	1B: 7 2B: 3 3B: 0 HR: 1	SF: 1 SAC: 0 DP: 1 HBP: 0	WP: 1 PB: 0 SB: 1 CS: 0	PA: 47					
PITCHER	IP	WLS	BF	H	R	ER	SO	BB	IBB	HBP	BLK	WP	HR	S	P	ERA	WHIP										
Jose Silva, R ERA: 4.02 (1, 1)	2.0	L	17	6	8	6	2	4	0	0	0	0	1	41	77	27.00	5.000										
57 Steve Sparks, R ERA: 6.75 (3, 1)	1.2		12	3	3	3	1	4	0	0	0	1	0	24	48	16.20	4.200										
Chris Peters, L ERA: 3.16 (4, 1)	2.1		8	1	0	0	1	0	0	0	0	0	0	18	31	0.00	0.429										
Josias Manzanillo, R ERA: 3.15 (7, 1)	3.0		10	1	0	0	2	0	0	0	0	0	0	23	38	0.00	0.333										

Los Angeles Dodgers @ Pittsburgh Pirates  
 Three Rivers Stadium, Pittsburgh, PA  
 Wed Aug 02 2000, 1:35 PM EDT  
 Att. 19,537 - Cloudy - 84 F

livebaseballscorecards.com

AB	38
R	11
H	11
RBI	11
BB	8
SO	6
LOB	26



Batter	1	2	3	4	5	6	7	8	9	AB R H RBI BB SO LOB
Warren Morris, L (1, 4) OBP: 0.331, SLG: 0.334	3-2 G4-3	1-2 18 CS 1B			1-3 K		3-2 1B		2-1 G1-6-3	5 0 2 1 0 1 1
18 Jason Kendall, R (1, 2) OBP: 0.421, SLG: 0.464	3-2 G5-3	1-1 CS 1-2	0-0 F8		2-2 G4-3		3-3 K		0-0 G5-3	5 0 0 0 0 1 1
John Vander Wal, L (1, 7) OBP: 0.399, SLG: 0.571	4-1 BB		4-1 FC6-4 BB		3-1 F7		1-2 P6			2 0 0 0 2 0 1
Brian Giles, L (1, 8) OBP: 0.418, SLG: 0.601	2-1 F8		4-0 FC6-4 BB		1-0 HR		1-2 G4-1			3 1 1 1 1 0 2
Kevin Young, R (1, 3) OBP: 0.312, SLG: 0.452		1-1 G5-3 HR 2B	1-0 FC6-4		1-0 2B G5-3 1B			2-1 L8		4 2 2 0 0 0 2
Aramis Ramirez, R (1, 5) OBP: 0.286, SLG: 0.393		0-1 G5-3	0-0 F8		1-2 2B		1-2 G6-3			4 0 1 0 0 0 3
Alex Ramirez, R (1, 9) OBP: 0.323, SLG: 0.488		3-2 HR		0-3 K	0-0 G5-3		2-0 1B			4 1 2 3 0 1 1
Enrique Wilson, S (1, 6) OBP: 0.351, SLG: 0.460		1-0 SH1-4 1B		0-0 G5-3	0-0 F5		1-0 G1-3			4 1 1 0 0 0 2
Jose Silva, R (1, 1) 57 Steve Sparks, R (3, 1) Chris Peters, L (4, 1) Bruce Aven, R (6, PH) Josias Manzanillo, R (7, 1) Luis Sojo, R (9, PH)		0-0 SH1-4 1B		3-2 G1-3	0-3 K			0-0 G1-6-3 1B		0 0 0 0 0 0 0 0 0 0 0 0 0 0 1 0 0 0 0 0 0 1 0 0 0 0 0 1 0 0 0 0 0 0 0 1 0 1 0 0 0 0

Inning Stats	R: 0	H: 0	E: 0	K: 0	S: 9	LOB: 1	BB: 1	P: 21	R: 3	H: 4	E: 0	K: 0	S: 13	LOB: 0	BB: 0	P: 20	R: 0	H: 0	E: 0	K: 0	S: 4	LOB: 2	BB: 2	P: 13	R: 0	H: 0	E: 0	K: 1	S: 9	LOB: 0	BB: 0	P: 12	R: 0	H: 0	E: 0	K: 1	S: 8	LOB: 0	BB: 0	P: 14	R: 2	H: 3	E: 0	K: 1	S: 11	LOB: 1	BB: 0	P: 15	R: 0	H: 1	E: 0	K: 1	S: 15	LOB: 1	BB: 0	P: 23	R: 0	H: 1	E: 0	K: 0	S: 7	LOB: 1	BB: 0	P: 13	R: 0	H: 1	E: 0	K: 0	S: 4	LOB: 0	BB: 0	P: 6	1B: 6	SF: 0	2B: 2	SAC: 1	3B: 0	DP: 1	HR: 2	HBP: 0	WP: 0	PA: 39
--------------	------	------	------	------	------	--------	-------	-------	------	------	------	------	-------	--------	-------	-------	------	------	------	------	------	--------	-------	-------	------	------	------	------	------	--------	-------	-------	------	------	------	------	------	--------	-------	-------	------	------	------	------	-------	--------	-------	-------	------	------	------	------	-------	--------	-------	-------	------	------	------	------	------	--------	-------	-------	------	------	------	------	------	--------	-------	------	-------	-------	-------	--------	-------	-------	-------	--------	-------	--------

PITCHER	IP	WLS	BF	H	R	ER	SO	BB	IBB	HBP	BLK	WP	HR	S	P	ERA	WHIP
37 Darren Dreifort, R (1, 1) ERA: 4.61	6.0		27	7	5	5	3	3	0	0	0	0	2	54	95	7.50	1.667
Terry Adams, R (7, 1) ERA: 2.83	2.0		8	2	0	0	1	0	0	0	0	0	0	22	36	0.00	1.000
Mike Fetters, R (9, 1) ERA: 2.37	1.0		3	1	0	0	0	0	0	0	0	0	0	4	6	0.00	1.000

**BOTTOM**

**Los Angeles Dodgers @ Pittsburgh Pirates**  
 Three Rivers Stadium, Pittsburgh, PA

Wed Aug 02 2000, 1:35 PM EDT  
 Att: 19,537 - Cloudy - 84 F

AB	34
R	5
H	10
RBI	5
BB	3
SO	4
LOB	14

livebaseballscorecards.com







Batter	1	2	3	4	5	6	7	8	9
Tom Goodwin, L OBP: 0.367, SLG: 0.384 (1, 8)	2-3 K	3-3 K		2-1 F8			2-1 G3-1		
Mark Grudzielanek, R OBP: 0.349, SLG: 0.411 (1, 4)	2-1 L3		0-0 G6-3		3-3 K			1-2 G5-3 1B	
Gary Sheffield, R OBP: 0.457, SLG: 0.682 (1, 7)	4-2 BB BB		1-2 G6-3		0-0 G4-6-3 1B			3-2 G5-3 1-2	
Shawn Green, L OBP: 0.388, SLG: 0.496 (1, 9)	4-2 BB 1-2 BB		2-2 F7		0-1 G4-6-3 1-2f			4-0 1B IBB	
Eric Karros, R OBP: 0.349, SLG: 0.514 (1, 3)	3-3 K			0-0 F8		0-1 F7		0-1 1-3 2-H 1B	
Todd Hundley, S OBP: 0.411, SLG: 0.667 (1, 2)		3-3 K		2-2 L6		0-0 G3-1		4-0 IBB	
Adrian Beltré, R OBP: 0.333, SLG: 0.447 (1, 5)		0-2 HR		2-2 1B 2B		1-1 F8		0-2 L6	
Alex Cora, L OBP: 0.333, SLG: 0.429 (1, 6)		0-0 SH3-4 1B		4-0 1B IBB		1-1 G1-3	1-1 G3-1	0-0 G3-1	
Kevin Brown, R OBP: 0.120, SLG: 0.102 (1, 1)		1-2 SH3-4		0-0 1-2 2-3 1B			3-2 G5-3		
Mike Fetters, R (8, 1)									

AB	R	H	RBI	BB	SO	LOB
4	0	0	0	0	2	4
4	1	1	0	0	1	0
3	0	1	0	1	0	1
2	0	0	0	2	0	1
4	0	1	1	0	1	2
3	0	0	0	1	1	0
4	1	2	1	0	0	3
3	0	1	0	1	0	3
2	0	1	0	0	0	0
0	0	0	0	0	0	0
1B: 5	SF: 0					
2B: 1	SAC: 1					
3B: 0	DP: 1					
HR: 1	HBP: 0					

**BOTTOM**

**Milwaukee Brewers @ Los Angeles Dodgers**  
**Dodger Stadium, Los Angeles, CA**  
 Fri Aug 04 2000, 7:10 PM PDT  
 Att: 36,074 - Sunny - 77 F

AB	29
R	2
H	7
RBI	2
BB	5
SO	5
LOB	14



Inning Stats		R: 0	H: 0	E: 0	K: 2	S: 16	R: 1	H: 2	E: 0	K: 2	S: 18	R: 0	H: 0	E: 0	K: 0	S: 8	R: 0	H: 1	E: 0	K: 1	S: 7	R: 0	H: 0	E: 0	K: 0	S: 5	R: 0	H: 2	E: 0	K: 0	S: 11	R: 0	H: 0	E: 0	K: 0	S: 5	R: 0	H: 0	E: 0	K: 0	S: 10	R: 1	H: 2	E: 0	K: 0	S: 14										
PITCHER		IP	WLS	BF	H	R	ER	SO	BB	IBB	HBP	BLK	WP	HR	S	P	ERA	WHIP	PITCHER		IP	WLS	BF	H	R	ER	SO	BB	IBB	HBP	BLK	WP	HR	S	P	ERA	WHIP																			
Paul Rigdon, R ERA: 6.07 (1, 1)		7.0		28	5	1	1	5	2	1	0	0	0	1	75	120	1.29	1.000	Paul Rigdon, R ERA: 6.07 (1, 1)		7.0		28	5	1	1	5	2	1	0	0	0	1	75	120	1.29	1.000	Paul Rigdon, R ERA: 6.07 (1, 1)		7.0		28	5	1	1	5	2	1	0	0	0	1	75	120	1.29	1.000
Juan Acevedo, R ERA: 3.95 (8, 1)		1.0	L	7	2	1	1	0	0	2	0	0	0	0	14	26	9.00	2.000	Juan Acevedo, R ERA: 3.95 (8, 1)		1.0	L	7	2	1	1	0	0	2	0	0	0	0	14	26	9.00	2.000	Juan Acevedo, R ERA: 3.95 (8, 1)		1.0	L	7	2	1	1	0	0	0	0	14	26	9.00	2.000			

WP: 0	PA: 35
PB: 0	
SB: 0	
CS: 0	



Batter	1	2	3	4	5	6	7	8	9	10	AB R H RBI BB SO LOB	TOP														
Marquis Grissom, R (1, 8) OBP: 0.282, SLG: 0.353	0-0 F8		2-3 K		1-0 1B		1-0 G4-3		0-0 G6-3		5 0 1 0 0 1 0	<b>Milwaukee Brewers @ Los Angeles Dodgers</b> Dodger Stadium, Los Angeles, CA Sat Aug 05 2000, 7:10 PM PDT Att: 42,580 - Sunny - 78 F														
Luis Lopez, S (1, 4) OBP: 0.307, SLG: 0.381	0-2 G3			4-1 BB	3-1 G4-3		3-2 F7		1-0 FC4		4 0 1 0 1 0 2															
Geoff Jenkins, L (1, 7) OBP: 0.352, SLG: 0.587	0-1 HR			0-3 K		1-0 HR	1-1 1B		4-0 FC4		4 2 3 2 1 1 1															
Richie Sexson, R (1, 3) OBP: 0.313, SLG: 0.464	0-3 K			4-0 BB	1-2 BB	1-2 G4-3	1-0 F8		0-1 FC4		4 0 1 0 1 1 3															
Jeromy Burnitz, L (1, 9) OBP: 0.334, SLG: 0.440		1-1 G3		1-3 K		2-2 G4-3		1-1 G6-3		3-1 F8	5 0 0 0 0 1 3															
Tyler Houston, L (1, 5) OBP: 0.289, SLG: 0.484		3-3 K		1-2 L3		0-0 FC3-2		1-3 K		1-1 F8	5 0 0 0 0 2 3															
Ronnie Belliard, R (10, 4) OBP: 0.357, SLG: 0.403						WP 1B					0 0 0 0 0 0 0															
José Hernández, R (1, 6) OBP: 0.314, SLG: 0.389		2-2 G4-3			0-0 1B	3-2 WP		4-2 BB		3-1 HR	4 1 3 0 1 0 0															
Henry Blanco, R (1, 2) OBP: 0.317, SLG: 0.384			2-1 G5-3		1-3 K	4-1 1B		1-3 K		0-0 HR	4 1 1 2 1 2 2															
Jeff D'Amico, R (1, 1) OBP: 0.103, SLG: 0.148			0-3 K		0-3 K	0-0 G6-3			3-2 F8	3-2 G1-3	3 0 0 0 0 2 4															
Raul Casanova, S (9, PH) OBP: 0.340, SLG: 0.426											1 0 0 0 0 0 0															
Juan Acevedo, R (9, 1)											0 0 0 0 0 0 0															
Angel Echevarria, R (10, PH) OBP: 0.250, SLG: 0.370											1 0 0 0 0 0 0															
Curt Leskanic, R (10, 1)											0 0 0 0 0 0 0															
<b>Inning Stats</b>	R: 1 E: 0 K: 1 S: 10	H: 1 LOB: 0 BB: 0 P: 10	R: 0 E: 0 K: 1 S: 9	H: 0 LOB: 0 BB: 0 P: 15	R: 0 E: 0 K: 2 S: 8	H: 0 LOB: 2 BB: 2 P: 12	R: 0 E: 0 K: 2 S: 10	H: 2 LOB: 2 BB: 0 P: 15	R: 1 E: 0 K: 0 S: 14	H: 3 LOB: 3 BB: 1 P: 25	R: 0 E: 0 K: 0 S: 8	H: 1 LOB: 1 BB: 0 P: 14	R: 0 E: 0 K: 2 S: 10	H: 0 LOB: 1 BB: 1 P: 17	R: 0 E: 0 K: 0 S: 9	H: 1 LOB: 2 BB: 1 P: 17	R: 2 E: 0 K: 0 S: 10	H: 2 LOB: 0 BB: 0 P: 20	1B: 5 2B: 2 3B: 0 HR: 3	SF: 0 SAC: 0 DP: 0 HBP: 0	WP: 1 PB: 0 SB: 0 CS: 0	PA: 45				
<b>PITCHER</b>	IP WLS BF H R ER SO BB IBB HBP BLK WP HR S P ERA WHIP																									
Chan Ho Park, R (1, 1) ERA: 4.04	6.0	27	6	2	2	8	2	1	0	0	1	2	61	97	3.00	1.333										
Terry Adams, R (7, 1) ERA: 2.74	2.0	8	1	0	0	2	1	0	0	0	0	0	18	31	0.00	1.000										
Jeff Shaw, R (9, 1) ERA: 5.89	1.0	5	1	0	0	0	0	1	0	0	0	0	9	17	0.00	1.000										
Mike Fetters, R (10, 1) ERA: 2.76	1.0	L 5	2	2	2	0	0	0	0	0	0	1	10	20	18.00	2.000										

AB	40
R	4
H	10
RBI	4
BB	5
SO	10
LOB	18



Batter	1	2	3	4	5	6	7	8	9	10	AB	R	H	RBI	BB	SO	LOB
Tom Goodwin, L (1, 8) OBP: 0.367, SLG: 0.384	2-2 CS 1B		0-3 K			1-0 1B		0-3 K		1-3 K	5	0	2	0	0	3	1
Mark Grudzielanek, R (1, 4) OBP: 0.346, SLG: 0.408	2-1 F8			0-1 G4-3		1-1 F3			0-0 G5-3		4	0	0	0	0	0	2
Gary Sheffield, R (1, 7) OBP: 0.457, SLG: 0.687	3-3 K 1-2			0-0 HR		2-3 K			4-2 CS BB		3	1	1	1	1	2	2
Shawn Green, L (1, 9) OBP: 0.389, SLG: 0.506		0-1 P4		2-1 G4-3			1-1 HR		2-1 1-2 2B		4	1	2	1	0	0	0
Eric Karros, R (1, 3) OBP: 0.348, SLG: 0.510		3-1 L7		0-3 K			2-1 F8		4-0 IBB		3	0	0	0	1	1	0
Adrián Beltré, R (1, 5) OBP: 0.335, SLG: 0.446		0-2 1B			2-3 K		4-1 CS BB		0-2 G1-3		3	0	1	0	1	1	2
Chad Kreuter, S (1, 2) OBP: 0.417, SLG: 0.409		1-2 F9			0-0 G3		1-1 G4-3 1-2			1-3 K	4	0	0	0	0	1	2
Alex Cora, L (1, 6) OBP: 0.332, SLG: 0.426			2-3 K		3-2 F8			0-0 G6-3		2-1 DI 1B	4	0	1	0	0	1	0
Chan Ho Park, R (1, 1) OBP: 0.209, SLG: 0.271 22 Devon White, S (6, PH) OBP: 0.314, SLG: 0.378 Terry Adams, R (7, 1) Dave Hansen, L (8, PH) OBP: 0.408, SLG: 0.540 Jeff Shaw, R (9, 1) Mike Fetters, R (10, 1) Todd Hundley, S (10, PH) OBP: 0.410, SLG: 0.663			1-0 P4			0-1 G5-3		1-3 K		1-3 K 1-2	1	0	0	0	0	0	0


Inning Stats	R: 0	H: 1	E: 0	LOB: 0	K: 1	S: 11	P: 17	R: 0	H: 1	E: 0	LOB: 1	K: 0	BB: 0	S: 11	P: 15	R: 0	H: 0	E: 0	LOB: 0	K: 2	BB: 0	S: 11	P: 14	R: 1	H: 1	E: 0	LOB: 0	K: 1	BB: 0	S: 8	P: 10	R: 0	H: 0	E: 0	LOB: 0	K: 1	BB: 0	S: 8	P: 13	R: 0	H: 1	E: 0	LOB: 1	K: 1	BB: 0	S: 8	P: 12	R: 1	H: 1	E: 0	LOB: 0	K: 0	BB: 1	S: 7	P: 15	R: 0	H: 0	E: 0	LOB: 0	K: 2	BB: 0	S: 7	P: 8	R: 0	H: 1	E: 0	LOB: 2	K: 0	BB: 2	S: 9	P: 19	R: 0	H: 1	E: 0	LOB: 1	K: 3	BB: 0	S: 11	P: 16	1B: 4	SF: 0	2B: 1	SAC: 0	3B: 0	DP: 0	HR: 2	HBP: 0	WP: 0	PA: 37
--------------	------	------	------	--------	------	-------	-------	------	------	------	--------	------	-------	-------	-------	------	------	------	--------	------	-------	-------	-------	------	------	------	--------	------	-------	------	-------	------	------	------	--------	------	-------	------	-------	------	------	------	--------	------	-------	------	-------	------	------	------	--------	------	-------	------	-------	------	------	------	--------	------	-------	------	------	------	------	------	--------	------	-------	------	-------	------	------	------	--------	------	-------	-------	-------	-------	-------	-------	--------	-------	-------	-------	--------	-------	--------

PITCHER	IP	WLS	BF	H	R	ER	SO	BB	IBB	HBP	BLK	WP	HR	S	P	ERA	WHIP
Jeff D'Amico, R (1, 1) ERA: 1.85	8.0		28	5	2	2	8	1	0	0	0	0	2	71	104	2.25	0.750
Juan Acevedo, R (9, 1) ERA: 3.88	1.0	W	5	1	0	0	0	1	1	0	0	0	0	9	19	0.00	2.000
Curt Leskanic, R (10, 1) ERA: 2.81	1.0	S	4	1	0	0	3	0	0	0	0	0	0	11	16	0.00	1.000

**Milwaukee Brewers @ Los Angeles Dodgers**  
**Dodger Stadium, Los Angeles, CA**  
 Sat Aug 05 2000, 7:10 PM PDT  
 Att. 42,580 - Sunny - 78 F

livebaseballscorecards.com

**AB 34**  
**R 2**  
**H 7**  
**RBI 2**  
**BB 3**  
**SO 11**  
**LOB 10**





Batter	1	2	3	4	5	6	7	8	9	AB R H RBI BB SO LOB	TOP											
Ronnie Belliard, R (1, 4) OBP: 0.356, SLG: 0.400	1-1 G6-3	0-0 HR 1B		0-2 L6		3-2 G4-3		3-3 K		5 1 1 1 0 1 2												
Marquis Grissom, R (1, 8) OBP: 0.279, SLG: 0.349	0-1 G6-3	1-1 P4		2-0 P4		3-1 G5-3		3-2 L1		5 0 0 0 0 0 3												
Geoff Jenkins, L (1, 7) OBP: 0.355, SLG: 0.600	3-0 1B 2B 1B	0-1 1B HR		1-2 F7			0-0 G4-3 2B		1-3 K	5 2 3 2 0 1 0												
Richie Sexson, R (1, 3) OBP: 0.317, SLG: 0.469	2-2 2B 1B	0-0 1B 2B			3-2 G1-3		0-1 G5-3		1-1 BB 1B	5 2 3 0 0 0 1												
Jeremy Burnitz, L (1, 9) OBP: 0.335, SLG: 0.441	2-1 2B	1-3 K			3-2 F8		0-0 G4-3		4-1 1B 2B BB	4 1 1 2 1 1 2												
Charlie Hayes, R (1, 5) OBP: 0.360, SLG: 0.394	2-3 K	3-1 1B			4-1 1B BB		1-1 G6-3		2-3 K	4 0 1 0 1 2 4												
José Hernández, R (1, 6) OBP: 0.320, SLG: 0.396		4-1 2B 2B BB		3-3 K		1-0 1B		2-0 SH1-3 2B	2-2 2B 1B	4 1 3 1 1 1 0	AB 40											
Henry Blanco, R (1, 2) OBP: 0.323, SLG: 0.395		0-1 2B 2B		1-1 L6		1-2 F6		4-1 SH1-3 BB	1-1 1B 2B	4 1 2 1 1 0 2	R 9											
Jimmy Haynes, R (1, 1) OBP: 0.156, SLG: 0.244		0-1 1B 2B		0-3 K			0-0 G3-1		1-3 3B 2B	3 1 1 2 0 1 0	H 15											
Ray King, L (7, 1)										0 0 0 0 0 0 0	RBI 9											
Luis Lopez, S (8, PH) OBP: 0.307, SLG: 0.381										0 0 0 0 0 0 0	BB 4											
Valerio De Los Santos, L (8, 1)										1 0 0 0 0 1 2	SO 8											
Curt Leskanic, R (9, 1)										0 0 0 0 0 0 0	LOB 16											
<b>Inning Stats</b>	R: 2 E: 0 K: 1 S: 14	H: 3 LOB: 1 BB: 0 P: 24	R: 5 E: 0 K: 1 S: 16	H: 6 LOB: 2 BB: 1 P: 25	R: 0 E: 0 K: 2 S: 10	H: 0 LOB: 0 BB: 0 P: 14	R: 0 E: 0 K: 0 S: 7	H: 0 LOB: 0 BB: 0 P: 10	R: 0 E: 0 K: 0 S: 12	H: 1 LOB: 2 BB: 1 P: 24	R: 0 E: 0 K: 0 S: 7	H: 0 LOB: 0 BB: 0 P: 13	R: 0 E: 0 K: 0 S: 6	H: 1 LOB: 1 BB: 0 P: 7	R: 0 E: 0 K: 1 S: 9	H: 1 LOB: 2 BB: 1 P: 21	R: 2 E: 0 K: 3 S: 17	H: 3 LOB: 2 BB: 1 P: 29	1B: 7 2B: 7 3B: 0 HR: 1	SF: 0 SAC: 1 DP: 0 HBP: 0	WP: 0 PB: 0 SB: 0 CS: 0	PA: 45
<b>PITCHER</b>	IP WLS BF H R ER SO BB IBB HBP BLK WP HR S P ERA WHIP																					
Ismael Valdez, R (1, 1) ERA: 6.1	1.1 L 13 8 7 7 1 1 0 0 0 0 0 1 25 40 47.25 6.750																					
Carlos Perez, L (2, 1) ERA: 5.41	5.2 20 3 0 0 3 1 0 0 0 0 0 0 47 77 0.00 0.706																					
Gregg Olson, R (8, 1) ERA: 7.5	2.0 12 4 2 2 4 2 0 0 0 0 0 0 26 50 9.00 3.000																					

Milwaukee Brewers @ Los Angeles Dodgers  
Dodger Stadium, Los Angeles, CA  
Sun Aug 06 2000, 5:10 PM PDT  
Att. 40,275 - Sunny - 79 F

AB	40
R	9
H	15
RBI	9
BB	4
SO	8
LOB	16



Batter	1	2	3	4	5	6	7	8	9	AB R H RBI BB SO LOB
Tom Goodwin, L (1, 7) OBP: 0.368, SLG: 0.388	3-2 G4-3		3-2 G4-3		2-2 G4-6-3 1-2 3-H 1B		3-2 G4-3 1-2 2-3		3-2 1B 2B	5 1 2 1 0 0 2
Mark Grudzielanek, R (1, 4) OBP: 0.347, SLG: 0.407	1-0 G4-3		2-2 F9		2-1 G4-6-3 1-2f		3-1 1B		0-2 FC6-4 2-H 3-H 1B	5 0 2 3 0 0 2
Shawn Green, L (1, 9) OBP: 0.385, SLG: 0.500	2-2 G4-3			0-0 F8		0-1 G4-3		1-2 G4-3	FC6-4 DI 1-2f	5 0 0 0 0 0 3
Todd Hundley, S (1, 2) OBP: 0.405, SLG: 0.648		4-1 22 1B BB		0-1 F2		2-3 K		3-3 K	3-2 G3 1-2	4 0 0 0 1 2 1
Eric Karros, R (1, 3) OBP: 0.345, SLG: 0.505		1-3 K		3-3 K		1-1 G1-3		3-3 K		4 0 0 0 0 3 1
22 Devon White, S (1, 8) OBP: 0.328, SLG: 0.391		2-0 1B			0-1 1B FC4-6 1B		3-1 1B 1B	0-2 E9		4 2 3 0 0 0 0
Adrián Beltré, R (1, 5) OBP: 0.337, SLG: 0.447		0-3 K			1-2 FC4-6 1B 1B		1-0 G4-3 1B 1B	0-1 P4		4 2 2 0 0 1 3
Alex Cora, L (1, 6) OBP: 0.339, SLG: 0.432		2-3 K			0-2 FC4-6 1B		3-1 1B G4-3 1B	2-1 2B 1B 1B		4 1 3 1 0 1 2
Ismael Valdez, R (1, 1) OBP: 0.313, SLG: 0.400			0-3 K		1-1 FC4-6 1B		0-0 F8		1-3 K	0 0 0 0 0 0 0
Carlos Pérez, L (2, 1) OBP: 0.053, SLG: 0.132					1-2f 2-3 3-H					2 0 0 1 0 1 2
Dave Hansen, L (7, PH) OBP: 0.406, SLG: 0.540										0 0 0 0 0 0 0
Jim Leyritz, R (7, PH) OBP: 0.233, SLG: 0.269										1 0 0 0 0 0 2
Gregg Olson, R (8, 1) OBP: 0.326, SLG: 0.427										0 0 0 0 0 0 0
Kevin Elster, R (9, PH)										1 0 0 0 0 1 1

Inning Stats	R: 0	H: 0	E: 0	K: 0	S: 8	H: 0	LOB: 0	BB: 0	P: 14	R: 0	H: 1	E: 0	K: 3	S: 14	R: 0	H: 0	E: 0	K: 1	S: 10	R: 0	H: 0	E: 0	K: 1	S: 6	R: 2	H: 4	E: 0	K: 0	S: 15	R: 0	H: 0	E: 0	K: 1	S: 8	R: 2	H: 4	E: 0	K: 0	S: 14	R: 0	H: 0	E: 1	K: 2	S: 12	R: 2	H: 3	E: 0	K: 1	S: 17	1B: 11	SF: 0	2B: 1	SAC: 0	3B: 0	DP: 1	HR: 0	HBP: 0	WP: 0	PA: 40
--------------	------	------	------	------	------	------	--------	-------	-------	------	------	------	------	-------	------	------	------	------	-------	------	------	------	------	------	------	------	------	------	-------	------	------	------	------	------	------	------	------	------	-------	------	------	------	------	-------	------	------	------	------	-------	--------	-------	-------	--------	-------	-------	-------	--------	-------	--------

PITCHER	IP	WLS	BF	H	R	ER	SO	BB	IBB	HBP	BLK	WP	HR	S	P	ERA	WHIP
Jimmy Haynes, R (1, 1) ERA: 4.92	6.0	W	26	8	4	4	6	1	0	0	0	0	0	66	105	6.00	1.500
Ray King, L (7, 1) ERA: 3.86	1.0	H	4	1	0	0	0	0	0	0	0	0	0	9	16	0.00	1.000
Valerio De Los Santos, L (8, 1) ERA: 6.11	1.1	H	8	3	2	2	3	0	0	0	0	0	0	23	35	13.50	2.250
Curt Leskanic, R (9, 1) ERA: 2.77	0.2	S	2	0	0	0	0	0	0	0	0	0	0	6	10	0.00	0.000

**BOTTOM**

**Milwaukee Brewers @ Los Angeles Dodgers**  
**Dodger Stadium, Los Angeles, CA**

Sun Aug 06 2000, 5:10 PM PDT  
 Att: 40,275 - Sunny - 79 F

livebaseballscorecards.com

<b>AB</b>	<b>39</b>
<b>R</b>	<b>6</b>
<b>H</b>	<b>12</b>
<b>RBI</b>	<b>6</b>
<b>BB</b>	<b>1</b>
<b>SO</b>	<b>9</b>
<b>LOB</b>	<b>19</b>





Batter	1	2	3	4	5	6	7	8	9	AB R H RBI BB SO LOB	TOP
<b>Eric Young Sr., R</b> (1, 4) OBP: 0.380, SLG: 0.422	1-1 SH1-3 2B		0-0 3B 1B		1-0 G4-3		4-2 HR BB	1-2 BLK 1B		4 2 3 1 1 0 0	<b>Chicago Cubs @ Los Angeles Dodgers</b> <b>Dodger Stadium, Los Angeles, CA</b> Mon Aug 07 2000, 7:10 PM PDT Att. 31,697 - Sunny - 74 F
<b>Ricky Gutierrez, R</b> (1, 6) OBP: 0.364, SLG: 0.410	0-1 SH1-3		1-2 SF9 3B		0-1 G4-3		3-2 HR 1-H	2-2 F9		4 2 2 4 0 0 1	
<b>Sammy Sosa, R</b> (1, 9) OBP: 0.411, SLG: 0.633	2-3 K		4-2 E BB		4-1 1B BB		2-0 G5-3			3 1 1 1 2 1 1	
<b>Mark Grace, L</b> (1, 3) OBP: 0.400, SLG: 0.468	2-1 G3		0-0 SF9		1-0 1B		1-1 BB 1B			4 0 2 1 0 0 1	
<b>Rondell White, R</b> (1, 7) OBP: 0.370, SLG: 0.498 <b>Gary Matthews, S</b> (7, PR) OBP: 0.258, SLG: 0.246		2-2 G1-3	1-0 HBP		2-0 G4-3		4-2 BB			2 0 0 0 1 0 2 1 0 0 0 0 0 0	
<b>Willie Greene, L</b> (1, 5) OBP: 0.313, SLG: 0.381		0-0 G3	3-2 F8			2-1 L7	1-0 P4			5 0 0 0 0 0 4	
<b>Damon Buford, R</b> (1, 8) OBP: 0.336, SLG: 0.434		2-1 G1-3		1-0 G5-3		0-1 F8				4 0 1 0 0 0 0	
<b>Jeff Reed, L</b> (1, 2) OBP: 0.354, SLG: 0.352			2-1 3B 1B		0-0 F7		1-3 K			3 2 1 0 1 1 0	
<b>Ruben Quevedo, R</b> (1, 1) OBP: 0.083, SLG: 0.083			0-3 K		0-0 G2-3		1-1 G6-3			4 0 0 0 0 1 3	
<b>Inning Stats</b>	R: 0 H: 1 E: 0 LOB: 1 K: 1 BB: 0 S: 9 P: 14	R: 0 H: 0 E: 0 LOB: 0 K: 0 BB: 0 S: 6 P: 10	R: 3 H: 3 E: 1 LOB: 2 K: 1 BB: 1 S: 16 P: 27	R: 0 H: 0 E: 0 LOB: 0 K: 0 BB: 0 S: 3 P: 4	R: 0 H: 1 E: 0 LOB: 2 K: 0 BB: 1 S: 6 P: 14	R: 0 H: 0 E: 0 LOB: 0 K: 1 BB: 0 S: 7 P: 10	R: 2 H: 2 E: 0 LOB: 2 K: 0 BB: 2 S: 14 P: 30	R: 1 H: 2 E: 0 LOB: 1 K: 0 BB: 1 S: 10 P: 17	R: 1 H: 1 E: 0 LOB: 0 K: 0 BB: 0 S: 7 P: 11	1B: 5 SF: 1 2B: 2 SAC: 1 3B: 1 DP: 1 HR: 2 HBP: 1	
<b>PITCHER</b>	IP WLS BF H R ER SO BB IBB HBP BLK WP HR S P ERA WHIP										
<b>Matt Herges, R</b> (1, 1) ERA: 3.13	6.0 L 26 5 3 3 3 2 0 1 0 0 0 0 47 79 4.50 1.167										
<b>Antonio Osuna, R</b> (7, 1) ERA: 3.72	3.0 16 5 4 4 0 3 0 0 1 0 2 31 58 12.00 2.667										

livebaseballscorecards.com

<b>AB</b>	<b>34</b>
<b>R</b>	<b>7</b>
<b>H</b>	<b>10</b>
<b>RBI</b>	<b>7</b>
<b>BB</b>	<b>5</b>
<b>SO</b>	<b>3</b>
<b>LOB</b>	<b>12</b>




Batter	1	2	3	4	5	6	7	8	9	AB	R	H	RBI	BB	SO	LOB
Tom Goodwin, L (1, 8) OBP: 0.369, SLG: 0.389	1-1 2B 1B		2-2 E5		1-2 CS 1B			1-3 K		4	1	2	0	0	1	0
Mark Grudzielanek, R (1, 4) OBP: 0.348, SLG: 0.409	3-2 E 1-H FC1-5-2-4-3		4-2 BB		2-2 G4-3			1-1 G5-3		3	0	1	1	1	0	1
Gary Sheffield, R (1, 7) OBP: 0.453, SLG: 0.680	1-2 FC1-5-2-4-3-4 2-H		2-2 F9		0-2 G4-3			0-0 G6-3		4	0	0	0	0	0	3
Shawn Green, L (1, 9) OBP: 0.384, SLG: 0.505	1-0 F5			0-0 HR			2-3 K		1-1 F7	4	1	1	1	0	1	0
Eric Karros, R (1, 3) OBP: 0.347, SLG: 0.510		0-0 F7		3-3 K			0-1 2B		2-1 1B 2B	4	1	2	0	0	1	0
Todd Hundley, S (1, 2) OBP: 0.399, SLG: 0.637		0-3 K		1-3 K			2-1 F9		1-1 F9	3	0	0	0	0	2	1
Antonio Osuna, R (7, 1)										0	0	0	0	0	0	0
Dave Hansen, L (9, PH) OBP: 0.402, SLG: 0.534										1	0	0	0	0	0	1
Adrian Beltré, R (1, 5) OBP: 0.339, SLG: 0.446		0-1 F7		4-0 BB			2-1 G4-3		1-1 2-H 1B	3	0	1	1	1	0	0
Alex Cora, L (1, 6) OBP: 0.333, SLG: 0.424			2-1 F8		1-2 F7		0-3 K		1-0 G4-3	4	0	0	0	0	1	2
Matt Herges, L (1, 1)			0-1 G1-3				1-3 K			2	0	0	0	0	1	0
Chad Kreuter, S (7, 2) OBP: 0.415, SLG: 0.406								3-3 K		1	0	0	0	0	1	0

Inning Stats	R: 1	H: 2	R: 0	H: 0	R: 0	H: 0	R: 1	H: 1	R: 0	H: 1	R: 0	H: 0	R: 0	H: 0	R: 1	H: 2	R: 0	H: 0	R: 0	H: 1	R: 0	H: 2	1B: 3	SF: 0	WP: 0	PA: 35
E: 1	LOB: 0	E: 0	LOB: 0	E: 0	LOB: 2	E: 0	LOB: 1	E: 0	LOB: 0	E: 0	LOB: 1	E: 0	LOB: 0	E: 0	LOB: 1	E: 0	LOB: 1	E: 0	LOB: 0	E: 0	LOB: 0	E: 0	LOB: 0	2B: 4	SAC: 0	PB: 0
K: 0	BB: 0	K: 1	BB: 0	K: 0	BB: 1	K: 2	BB: 1	K: 1	BB: 0	K: 1	BB: 0	K: 2	BB: 0	K: 1	BB: 0	K: 0	BB: 0	K: 1	BB: 0	K: 2	BB: 0	K: 1	BB: 0	3B: 0	DP: 1	SB: 0
S: 9	P: 15	S: 6	P: 6	S: 14	P: 24	S: 10	P: 19	S: 14	P: 18	S: 11	P: 15	S: 8	P: 13	S: 6	P: 8	S: 9	P: 15	S: 6	P: 8	S: 8	P: 13	S: 6	P: 8	HR: 1	HBP: 0	CS: 1

PITCHER	IP	WLS	BF	H	R	ER	SO	BB	IBB	HBP	BLK	WP	HR	S	P	ERA	WHIP
Ruben Quevedo, R (1, 1) ERA: 6.28	9.0	W	35	7	3	3	8	2	0	0	0	0	1	87	133	3.00	1.000

**Chicago Cubs @ Los Angeles Dodgers**  
**Dodger Stadium, Los Angeles, CA**  
 Mon Aug 07 2000, 7:10 PM PDT  
 Att: 31,697 - Sunny - 74 F

<b>AB</b>	<b>33</b>
<b>R</b>	<b>3</b>
<b>H</b>	<b>7</b>
<b>RBI</b>	<b>3</b>
<b>BB</b>	<b>2</b>
<b>SO</b>	<b>8</b>
<b>LOB</b>	<b>8</b>





Batter	1	2	3	4	5	6	7	8	9	AB R H RBI BB SO LOB	TOP											
Eric Young Sr. R (1, 4) OBP: 0.376, SLG: 0.417	0-1 F7		0-2 F3	2-3 K			1-1 G5-3	1-3 K		5 0 0 0 0 2 4												
Ricky Gutierrez, R (1, 6) OBP: 0.370, SLG: 0.409	4-1 WP BB		4-0 E BB			4-1 FC4-6 BB	4-2 1B BB		0-3 K	1 1 0 0 4 1 0												
Sammy Sosa, R (1, 9) OBP: 0.407, SLG: 0.625	3-3 K		0-1 E6 1B 1-H 2-H			0-2 FC4-6 G1-3	2-3 K		0-1 F3	5 1 0 0 0 2 4												
Mark Grace, L (1, 3) OBP: 0.400, SLG: 0.467	2-1 F8		2-2 F9 1B 2-H			0-2 G1-3	1-0 1B		1-2 G6-3	5 0 2 2 0 0 2												
Rondell White, R (1, 7) OBP: 0.369, SLG: 0.495			2-0 F9 1B 1-2			1-1 L9	1-3 K			4 0 1 0 0 1 4												
Felix Heredia, L (7, 1)										0 0 0 0 0 0 0												
Steve Rain, R (8, 1)										0 0 0 0 0 0 0												
Willie Greene, L (1, 5) OBP: 0.309, SLG: 0.374			0-0 L5	2-0 L3			1-3 K		1-0 G4-3	4 0 0 0 0 1 2												
Damon Buford, R (1, 8) OBP: 0.333, SLG: 0.430			2-0 F8		0-0 P1		0-3 K		0-0 G3-1	3 0 0 0 0 1 1												
Kyle Farnsworth, R (6, 1)										0 0 0 0 0 0 0												
Brant Brown, L (7, 7) OBP: 0.238, SLG: 0.331										1 0 0 0 0 0 0												
Jeff Reed, L (1, 2) OBP: 0.358, SLG: 0.376			1-2 G1-3		0-0 SH1-4 1B		1-2 F8		3-2 HR	4 1 2 1 0 0 1												
Phil Norton, R (1, 1) OBP: 0.667, SLG: 0.667			1-0 E 1B		0-0 SH1-4		0-0 G5-3 1B		3-2 3B	1 1 1 0 0 0 0												
Todd Van Poppel, R (4, 1)										0 0 0 0 0 0 0												
Gary Matthews, S (6, 8) OBP: 0.279, SLG: 0.302										2 1 2 0 0 0 0												
<b>Inning Stats</b>	R: 0 E: 0 K: 1 S: 8	H: 0 LOB: 1 BB: 1 P: 17	R: 0 E: 0 K: 0 S: 7	H: 1 LOB: 1 BB: 0 P: 10	R: 3 E: 1 K: 0 S: 12	H: 2 LOB: 1 BB: 1 P: 23	R: 0 E: 0 K: 1 S: 6	H: 1 LOB: 1 BB: 0 P: 8	R: 0 E: 0 K: 0 S: 10	H: 0 LOB: 1 BB: 1 P: 15	R: 0 E: 0 K: 2 S: 10	H: 0 LOB: 0 BB: 0 P: 12	R: 1 E: 0 K: 2 S: 14	H: 2 LOB: 2 BB: 1 P: 23	R: 1 E: 0 K: 1 S: 11	H: 2 LOB: 1 BB: 0 P: 19	R: 0 E: 0 K: 1 S: 8	H: 0 LOB: 0 BB: 0 P: 9	1B: 6 2B: 0 3B: 1 HR: 1	SF: 0 SAC: 1 DP: 0 HBP: 0	WP: 1 PB: 0 SB: 0 CS: 0	PA: 40
<b>PITCHER</b>	IP WLS BF H R ER SO BB IBB HBP BLK WP HR S P ERA WHIP																					
37 Darren Dreifort, R (1, 1) ERA: 4.51	6.2 W 31 6 4 2 5 4 0 0 0 1 0 63 103 2.70 1.500																					
Mike Fetters, R (7, 1) ERA: 2.94	1.0 H 5 2 1 1 1 0 0 0 0 0 1 12 20 9.00 2.000																					
Jeff Shaw, R (8, 1) ERA: 5.68	1.1 S 4 0 0 0 2 0 0 0 0 0 0 0 11 13 0.00 0.000																					

Chicago Cubs @ Los Angeles Dodgers  
Dodger Stadium, Los Angeles, CA  
Tue Aug 08 2000, 7:10 PM PDT  
Att. 46,373 - Sunny - 77 F

livebaseballscorecards.com

AB	35
R	5
H	8
RBI	3
BB	4
SO	8
LOB	18













Batter	1	2	3	4	5	6	7	8	9	AB R H RBI BB SO LOB	TOP						
Tom Goodwin, L (1, 8) OBP: 0.368, SLG: 0.387 22 Devon White, S (8, PH) OBP: 0.323, SLG: 0.376	1-0 F9		2-1 G4-3		0-0 F7			2-2 G4-3		3 0 0 0 0 0 1 1 0 0 0 0 0 0							
Mark Grudzielanek, R (1, 4) OBP: 0.349, SLG: 0.409	1-0 F8			2-2 CS 1B		3-2 F8			2-1 G4-3	4 0 1 0 0 0 0							
Gary Sheffield, R (1, 7) OBP: 0.449, SLG: 0.671	3-3 K			3-3 K 1-2		2-3 K			3-3 K	4 0 0 0 0 4 1							
Shawn Green, L (1, 9) OBP: 0.386, SLG: 0.508		3-2 G4-3		1-2 F8		0-1 F7			4-2 DI BB	3 0 0 0 1 0 0							
Eric Karros, R (1, 3) OBP: 0.344, SLG: 0.504		1-1 F5			2-2 G4-3 1B 2B		2-0 P4		0-2 F3 1-2	4 1 1 0 0 0 1							
Adrian Beltré, R (1, 5) OBP: 0.336, SLG: 0.443		1-2 2B			1-2 G4-3 2-3		1-0 F8			3 0 1 0 0 0 1							
Chad Kreuter, S (1, 2) OBP: 0.414, SLG: 0.405		2-3 K			1-0 2B 1B		0-1 F9			3 1 1 1 0 1 1							
Alex Cora, L (1, 6) OBP: 0.329, SLG: 0.426			1-3 K		0-0 F7 3-H			1-3 K		3 0 0 0 0 2 1							
Chan Ho Park, R (1, 1) OBP: 0.220, SLG: 0.300 Jim Leyritz, R (8, PH) OBP: 0.337, SLG: 0.275 Terry Adams, R (8, 1) Gregg Olson, R (8, 1)			2-2 G6-3		3-2 1-H 2B			3-1 F8		2 0 1 1 0 0 0 1 0							
<b>Inning Stats</b>	R: 0 H: 0 E: 0 LOB: 0 K: 1 BB: 0 S: 6 P: 11	R: 0 H: 1 E: 0 LOB: 1 K: 1 BB: 0 S: 12 P: 19	R: 0 H: 0 E: 0 LOB: 0 K: 1 BB: 0 S: 9 P: 14	R: 0 H: 1 E: 0 LOB: 0 K: 1 BB: 0 S: 12 P: 18	R: 2 H: 3 E: 0 LOB: 1 K: 0 BB: 0 S: 14 P: 21	R: 0 H: 0 E: 0 LOB: 0 K: 1 BB: 0 S: 8 P: 13	R: 0 H: 0 E: 0 LOB: 0 K: 0 BB: 0 S: 4 P: 7	R: 0 H: 0 E: 0 LOB: 0 K: 1 BB: 0 S: 10 P: 16	R: 0 H: 0 E: 0 LOB: 1 K: 1 BB: 1 S: 14 P: 23	1B: 2 SF: 0 2B: 3 SAC: 0 3B: 0 DP: 0 HR: 0 HBP: 0	WP: 0 PA: 32 PB: 0 SB: 0 CS: 1						
<b>PITCHER</b>	IP WLS BF H R ER SO BB IBB HBP BLK WP HR S P ERA WHIP																
Kevin Millwood, R (1, 1) ERA: 4.94	7.0	25	5	2	2	5	0	0	0	0	0	0	0	65	103	2.57	0.714
Mike Remlinger, L (8, 1) ERA: 2.83	1.0	W	3	0	0	0	1	0	0	0	0	0	0	10	16	0.00	0.000
John Rocker, L (9, 1) ERA: 3.82	1.0		4	0	0	0	1	1	0	0	0	0	0	14	23	0.00	1.000

Los Angeles Dodgers @ Atlanta Braves  
Turner Field, Atlanta, GA  
Fri Aug 11 2000, 7:40 PM EDT  
Att. 48,824 - Sunny - 85 F

livebaseballscorecards.com

AB 31  
R 2  
H 5  
RBI 2  
BB 1  
SO 7  
LOB 6



BOTTOM

Los Angeles Dodgers @ Atlanta Braves  
Turner Field, Atlanta, GA

Fri Aug 11 2000, 7:40 PM EDT  
Att. 48,824 - Sunny - 85 F

livebaseballscorecards.com

AB	34
R	7
H	12
RBI	7
BB	5
SO	6
LOB	19



WP:	0	PA:	39
PB:	0		
SB:	0		
CS:	0		

AB	R	H	RBI	BB	SO	LOB
4	0	0	0	1	1	2
4	1	2	0	1	1	0
5	1	1	1	0	1	4
3	0	1	1	1	0	1
0	1	0	0	0	0	0
0	0	0	0	0	0	0
3	0	1	0	1	0	1
4	2	3	1	0	0	2
3	1	0	1	1	1	4
4	1	3	1	0	0	2
2	0	0	0	0	1	2
1	0	0	0	0	1	1
0	0	0	0	0	0	0
1	0	1	2	0	0	0

Batter	1	2	3	4	5	6	7	8	9									
Rafael Furcal, S OBP: 0.404, SLG: 0.385 (1, 6)	2-2 G4-1		1-0 G1-3		0-3 K		2-2 P5	4-1 BB										
Andruw Jones, R OBP: 0.378, SLG: 0.538 (1, 8)	1-2 10E 1B		1-3 K			2-2 F7		10 2B 1B										
10 Chipper Jones, S OBP: 0.397, SLG: 0.560 (1, 5)	2-3 K			2-0 G4-3		2-2 G4-3		14 1B 2B										
Wally Joyner, L OBP: 0.345, SLG: 0.417 (1, 3)	0-0 G6-3			1-2 P5		4-2 BB		3-1 G3 BB										
George Lombard, L OBP: 0.111, SLG: 0.059 (8, PR)								2-H FC5-4 1B										
John Rocker, R OBP: 0.059 (9, 1)								1-2 FC5-4 G3										
Brian Jordan, R OBP: 0.330, SLG: 0.460 (1, 9)		2-2 1B 1B		1-0 G6-3		3-2 G5-3		4-1 FC5-4 G3										
B.J. Surhoff, L OBP: 0.338, SLG: 0.454 (1, 7)		0-0 G6-4-3 1B			2-2 BB 1B		1-0 HR	1-0 G3										
Javy Lopez, R OBP: 0.335, SLG: 0.487 (1, 2)		1-3 K			4-0 B5-6-4 1B		0-0 F8	2-1 FC5-4 1B										
Keith Lockhart, L OBP: 0.313, SLG: 0.362 (1, 4)		0-0 G6-4-3			1-1 B5-6-4 1B		0-0 1B	1-1 2B 1B										
Kevin Millwood, R OBP: 0.116, SLG: 0.119 (1, 1)			1-3 K		0-0 B5-6-4		2-3 K	0-0 BB										
Bobby Bonilla, S OBP: 0.368, SLG: 0.404 (7, PH)					1-2 2-H			1-2 2B										
Mike Remlinger, L OBP: 0.367, SLG: 0.544 (8, PH)					1-2 2-3f			1-H 2-H 2B										
Andres Galarraga, R OBP: 0.367, SLG: 0.544 (9, 3)																		
Inning Stats	R: 0 H: 1 E: 1 K: 1 S: 14	H: 2 LOB: 1 BB: 0 P: 19	R: 0 H: 0 E: 0 K: 2 S: 8	H: 0 LOB: 0 BB: 0 P: 11	R: 0 H: 0 E: 0 K: 2 S: 7	H: 0 LOB: 0 BB: 0 P: 10	R: 0 H: 0 E: 0 K: 1 S: 5	H: 0 LOB: 1 BB: 1 P: 17	R: 0 H: 0 E: 0 K: 1 S: 13	H: 0 LOB: 1 BB: 1 P: 24	R: 1 H: 2 E: 0 K: 1 S: 9	H: 2 LOB: 1 BB: 0 P: 14	R: 5 H: 5 E: 0 K: 0 S: 20	H: 3 LOB: 3 BB: 3 P: 45				
PITCHER	IP WLS BF H R ER SO BB IBB HBP BLK WP HR S P ERA WHIP	IP WLS BF H R ER SO BB IBB HBP BLK WP HR S P ERA WHIP	IP WLS BF H R ER SO BB IBB HBP BLK WP HR S P ERA WHIP	IP WLS BF H R ER SO BB IBB HBP BLK WP HR S P ERA WHIP	IP WLS BF H R ER SO BB IBB HBP BLK WP HR S P ERA WHIP	IP WLS BF H R ER SO BB IBB HBP BLK WP HR S P ERA WHIP	IP WLS BF H R ER SO BB IBB HBP BLK WP HR S P ERA WHIP	IP WLS BF H R ER SO BB IBB HBP BLK WP HR S P ERA WHIP	IP WLS BF H R ER SO BB IBB HBP BLK WP HR S P ERA WHIP	IP WLS BF H R ER SO BB IBB HBP BLK WP HR S P ERA WHIP	IP WLS BF H R ER SO BB IBB HBP BLK WP HR S P ERA WHIP	IP WLS BF H R ER SO BB IBB HBP BLK WP HR S P ERA WHIP	IP WLS BF H R ER SO BB IBB HBP BLK WP HR S P ERA WHIP	IP WLS BF H R ER SO BB IBB HBP BLK WP HR S P ERA WHIP				
Chan Ho Park, R ERA: 3.97 (1, 1)	7.0	L	28	7	2	2	6	2	0	0	0	0	0	0	0	0	2.57	1.286
Terry Adams, R ERA: 3.32 (8, 1)	0.2	L	7	4	5	5	0	1	0	0	0	0	0	0	0	15	67.50	7.500
Gregg Olson, R ERA: 7.11 (8, 1)	0.1		4	1	0	0	0	2	0	0	0	0	0	0	5	15	0.00	9.000



Batter	1	2	3	4	5	6	7	8	9	AB R H RBI BB SO LOB	TOP											
22 Devon White, S OBP: 0.314, SLG: 0.364 (1, 8) X	0-0 G1-3		0-2 G4-3		0-0 E3		3-2 F8			4 0 0 0 0 0 1												
Mark Grudzielanek, R OBP: 0.348, SLG: 0.407 (1, 4) B X	1-1 2B 1B		1-0 G4-3		0-1 CS	0-1 G1-3	0-1 FC6-4			4 0 1 0 0 0 1												
Gary Sheffield, R OBP: 0.447, SLG: 0.669 (1, 7) C X	0-1 1-3 2B		3-3 K		1-3 K			1-2 G5-3		4 0 1 0 0 2 0												
Shawn Green, L OBP: 0.384, SLG: 0.508 (1, 9) C C C C	1-3 K			0-0 G4-3		0-0 2B		0-1 P5		4 1 1 0 0 1 2												
Eric Karros, R OBP: 0.343, SLG: 0.504 (1, 3) C F X	0-2 F9			3-2 G6-3		0-0 2B		0-3 K		4 0 1 1 0 1 2												
Todd Hundley, S OBP: 0.398, SLG: 0.630 (1, 2) F C C C C C		2-3 K		1-1 1B		4-1 BB		4-1 G4-3-6 BB		2 0 1 0 2 1 0												
Adrian Beltré, R OBP: 0.335, SLG: 0.441 (1, 5) C C C C C C		3-2 S 1B		1-2 G1-3		1-0 G5-3		0-3 K		4 0 1 0 0 1 4												
Alex Cora, L OBP: 0.328, SLG: 0.423 (1, 6) C C C C C C		2-3 K		1-2 K		1-1 L1		0-1 FC4-6 1B		4 0 1 0 0 1 2												
Ismael Valdez, R OBP: 0.278, SLG: 0.353 (1, 1) F C C C C C		2-1 G1-3		0-0 G5-3		0-0 G5-3		1-1 FC4-6 FC6-4		2 0 0 0 0 0 1												
Dave Hansen, L OBP: 0.404, SLG: 0.567 (7, PH) X										1 0 0 0 0 0 1												
Matt Herges, L OBP: 0.404, SLG: 0.567 (7, 1) X										0 0 0 0 0 0 0												
<b>Inning Stats</b>	R: 0 E: 0 K: 1 S: 11	H: 2 LOB: 2 BB: 0 P: 13	R: 0 E: 0 K: 2 S: 13	H: 1 LOB: 1 BB: 0 P: 22	R: 0 E: 0 K: 1 S: 7	H: 0 LOB: 0 BB: 0 P: 11	R: 0 E: 0 K: 0 S: 9	H: 1 LOB: 1 BB: 0 P: 14	R: 0 E: 1 K: 0 S: 5	H: 0 LOB: 0 BB: 0 P: 6	R: 1 E: 0 K: 1 S: 9	H: 2 LOB: 2 BB: 1 P: 15	R: 0 E: 0 K: 0 S: 10	H: 1 LOB: 1 BB: 0 P: 14	R: 0 E: 0 K: 1 S: 8	H: 0 LOB: 0 BB: 0 P: 9	R: 0 E: 0 K: 1 S: 8	H: 0 LOB: 0 BB: 1 P: 13	1B: 4 2B: 3 3B: 0 HR: 0	SF: 0 SAC: 0 DP: 1 HBP: 0	WP: 0 PB: 0 SB: 1 CS: 1	PA: 36
<b>PITCHER</b>	IP WLS BF H R ER SO BB IBB HBP BLK WP HR S P ERA WHIP																					
Greg Maddux, R ERA: 3.15 (1, 1)	6.1 W 27 7 1 1 5 1 0 0 0 0 0 58 86 1.42 1.263																					
Mike Reminger, L ERA: 2.8 (7, 1)	0.2 H 2 0 0 0 0 0 0 0 0 0 0 6 9 0.00 0.000																					
Kerry Ligtenberg, R ERA: 3.32 (8, 1)	2.0 S 6 0 0 0 2 1 0 0 0 0 0 0 16 22 0.00 0.500																					

**Los Angeles Dodgers @ Atlanta Braves**  
 Turner Field, Atlanta, GA  
 Sat Aug 12 2000, 4:15 PM EDT  
 Att. 47,806 - Sunny - 88 F

[livebaseballscorecards.com](http://livebaseballscorecards.com)

**AB 33**  
**R 1**  
**H 7**  
**RBI 1**  
**BB 2**  
**SO 7**  
**LOB 14**



Batter	1	2	3	4	5	6	7	8	9	AB R H RBI BB SO LOB
Rafael Furcal, S OBP: 0.402, SLG: 0.383 (1, 6)	2-2 E5 10 HR G1-3	1-0 1B 3-H			0-1 G3		3-3 K			4 1 1 1 0 1 0
Andruw Jones, R OBP: 0.375, SLG: 0.534 (1, 8)	1-2 G1-3	2-3 K			0-0 F7			1-2 G4-3		4 0 0 0 0 1 3
10 Chipper Jones, S OBP: 0.398, SLG: 0.565 (1, 5)	2-2 HR				0-0 F9			3-1 F7		3 1 1 2 1 0 0
Brian Jordan, R OBP: 0.329, SLG: 0.457 (1, 9)	1-3 K				0-2 G4-6-3 1B			0-0 F3		4 0 1 0 0 1 1
Andres Galarraga, R OBP: 0.364, SLG: 0.540 (1, 3)	2-3 K				2-2 G4-6-3 1-2f					3 0 0 0 0 2 2
B.J. Surhoff, L OBP: 0.338, SLG: 0.453 (1, 7)					2-2 G3-1					3 0 1 0 0 0 1
Keith Lockhart, L OBP: 0.313, SLG: 0.373 (1, 4)		1-2 FC6-4 1B 1-2f			1-2 F9		2-1 SF8 3B			3 2 1 0 0 0 1
Paul Bako, L OBP: 0.322, SLG: 0.306 (1, 2)		0-3 K			1-2 F7		0-1 G3			3 0 0 0 0 1 2
Greg Maddux, R OBP: 0.232, SLG: 0.245 (1, 1)		3-2 1B			1-2 L5		1-0 SF8 3-H			2 0 1 0 0 0 0
Mike Remlinger, L (7, 1)										0 0 0 0 0 0 0
Wally Joyner, L OBP: 0.343, SLG: 0.417 (7, PH)										0 0 0 1 0 0 0
Kerry Ligtenberg, R (8, 1)		1-3 1B								0 0 0 0 0 0 0

Inning Stats	R: 2	H: 1	E: 1	LOB: 0	K: 2	S: 19	P: 27	R: 1	H: 3	E: 0	LOB: 2	K: 2	S: 18	P: 26	R: 0	H: 0	E: 0	LOB: 1	K: 1	S: 10	P: 19	R: 0	H: 0	E: 0	LOB: 0	K: 0	S: 10	P: 13	R: 0	H: 1	E: 0	LOB: 0	K: 0	S: 9	P: 13	R: 1	H: 1	E: 0	LOB: 0	K: 1	S: 9	P: 15	R: 0	H: 0	E: 0	LOB: 0	K: 0	S: 6	P: 10	1B: 4	SF: 1	2B: 0	SAC: 0	3B: 1	DP: 1	HR: 1	HBP: 0	WP: 0	PA: 31
--------------	------	------	------	--------	------	-------	-------	------	------	------	--------	------	-------	-------	------	------	------	--------	------	-------	-------	------	------	------	--------	------	-------	-------	------	------	------	--------	------	------	-------	------	------	------	--------	------	------	-------	------	------	------	--------	------	------	-------	-------	-------	-------	--------	-------	-------	-------	--------	-------	--------

PITCHER	IP	WLS	BF	H	R	ER	SO	BB	IBB	HBP	BLK	WP	HR	S	P	ERA	WHIP
Ismael Valdez, R ERA: 5.86 (1, 1)	6.0	L	24	5	3	2	5	1	0	0	0	0	1	70	102	3.00	1.000
Matt Herges, R ERA: 3.16 (7, 1)	2.0		7	1	1	1	1	0	0	0	0	0	0	15	25	4.50	0.500

**BOTTOM**

**Los Angeles Dodgers @ Atlanta Braves**  
Turner Field, Atlanta, GA

Sat Aug 12 2000, 4:15 PM EDT  
Att: 47,806 - Sunny - 88 F

AB	29
R	4
H	6
RBI	4
BB	1
SO	6
LOB	10

livebaseballscorecards.com







Batter	1	2	3	4	5	6	7	8	9	AB R H RBI BB SO LOB
Rafael Furcal, S OBP: 0.405, SLG: 0.385 (1, 6)	2-2 10 G1-6-3 E 3B 1B	2-0 F7		4-0 WP 1-2 BB		3-2 F8			1-2 1B 1B	4 1 2 0 1 0 3
Andruw Jones, R OBP: 0.373, SLG: 0.530 (1, 8)	0-0 E5 10 G1-6-3 1-2		1-1 F8	3-1 L6-5 1-2 2-H		2-3 K			0-0 1B 1-2 1B	5 0 1 0 0 1 4
10 Chipper Jones, S OBP: 0.396, SLG: 0.563 (1, 5)	1-1 G1-6-3 1-2f 2-3		3-2 FC1-5 2B		2-3 K				1-0 F5	5 0 1 0 0 1 4
B.J. Surhoff, L OBP: 0.339, SLG: 0.455 (1, 7)	0-0 3B		1-1 FC1-5 1B 1B 2-3		4-0 G5-3 1B BB			0-0 P1	1-3 K	4 0 1 1 1 1 3
Andres Galarraga, R OBP: 0.365, SLG: 0.538 (1, 3)	1-2 F8		0-1 1B 1-2 1B		0-1 G5-3 1-2 1B			2-3 K	3-3 K	5 0 2 0 0 2 3
Javy Lopez, R OBP: 0.337, SLG: 0.490 (1, 2)		3-2 G5-3	2-2 1B 1-2 2-3		2-0 G5-3 1-2 2-3			0-1 1B 2B		4 1 2 0 0 0 2
Keith Lockhart, L OBP: 0.317, SLG: 0.376 (1, 4)		1-2 1B 1B	1-1 P5		3-2 G3-1			0-0 G4-6-3 1B 2-H		4 0 2 1 0 0 5
George Lombard, L OBP: 0.136, SLG: 0.095 (1, 9)		3-2 S 1-3 1B		3-2 G3		2-2 F7		0-0 G4-6-3 1-2f		4 0 1 0 0 0 1
Andy Ashby, R OBP: 0.195, SLG: 0.154 (1, 1)		3-3 K		0-0 WP BB L6-5 1B		1-2 1B		1-1 F5		2 0 1 0 0 1 2
Bobby Bonilla, S OBP: 0.371, SLG: 0.407 (6, PH)										1 0 1 0 0 0 0
Terry Mulholland, R OBP: 0.250, SLG: 0.333 (7, 1)										0 0 0 0 0 0 0
Wally Joyner, L OBP: 0.342, SLG: 0.415 (8, PH)										1 0 0 0 0 0 0
Stan Belinda, R OBP: 0.342, SLG: 0.415 (9, 1)										0 0 0 0 0 0 0

Inning Stats	R: 1	H: 2	E: 1	LOB: 1	K: 0	BB: 0	S: 10	R: 0	H: 2	E: 0	LOB: 2	K: 1	BB: 0	S: 14	R: 0	H: 3	E: 0	LOB: 3	K: 0	BB: 0	S: 15	R: 0	H: 1	E: 0	LOB: 1	K: 0	BB: 1	S: 6	R: 0	H: 1	E: 0	LOB: 2	K: 1	BB: 0	S: 10	R: 0	H: 1	E: 0	LOB: 1	K: 1	BB: 0	S: 14	R: 0	H: 2	E: 0	LOB: 0	K: 1	BB: 0	S: 8	R: 1	H: 2	E: 0	LOB: 0	K: 0	BB: 0	S: 6	R: 0	H: 2	E: 0	LOB: 2	K: 2	BB: 0	S: 12	1B: 11	SF: 0	2B: 3	SAC: 0	3B: 1	DP: 3	HR: 0	HBP: 0
--------------	------	------	------	--------	------	-------	-------	------	------	------	--------	------	-------	-------	------	------	------	--------	------	-------	-------	------	------	------	--------	------	-------	------	------	------	------	--------	------	-------	-------	------	------	------	--------	------	-------	-------	------	------	------	--------	------	-------	------	------	------	------	--------	------	-------	------	------	------	------	--------	------	-------	-------	--------	-------	-------	--------	-------	-------	-------	--------

PITCHER	IP	WLS	BF	H	R	ER	SO	BB	IBB	HBP	BLK	WP	HR	S	P	ERA	WHIP
37 Darren Dreifort, R ERA: 4.35 (1, 1)	5.0	W	25	9	1	0	2	2	0	0	0	1	0	55	100	0.00	2.200
Antonio Osuna, R ERA: 3.68 (6, 1)	2.0	H	7	1	0	0	2	0	0	0	0	0	0	22	33	0.00	0.500
Mike Fetters, R ERA: 3.12 (8, 1)	1.0		4	2	1	1	0	0	0	0	0	0	0	6	7	9.00	2.000
Jeff Shaw, R ERA: 5.4 (9, 1)	1.0		5	2	0	0	2	0	0	0	0	0	0	12	18	0.00	2.000

**BOTTOM**

**Los Angeles Dodgers @ Atlanta Braves**  
 Turner Field, Atlanta, GA  
 Sun Aug 13 2000, 1:10 PM EDT  
 Att: 40,443 - Sunny - 79 F

livebaseballscores.com

<b>AB</b>	<b>39</b>
<b>R</b>	<b>2</b>
<b>H</b>	<b>14</b>
<b>RBI</b>	<b>2</b>
<b>BB</b>	<b>2</b>
<b>SO</b>	<b>6</b>
<b>LOB</b>	<b>27</b>



<b>WP:</b> 1	<b>PA:</b> 41
<b>PB:</b> 0	
<b>SB:</b> 1	
<b>CS:</b> 0	



Batter	1	2	3	4	5	6	7	8	9	AB R H RBI BB SO LOB	TOP	
22 Devon White, S OBP: 0.310, SLG: 0.358 (1, 8)	3-2 BB 2B 1B	2-2 G5-3		1-0 G6-3			0-1 F8		1-2 F7	5 1 1 0 0 0 1		
Mark Grudzielanek, R OBP: 0.347, SLG: 0.402 (1, 4)	4-1 2B 1-2 BB	0-1 F9				0-1 F7	1-0 F9		4-1 1B BB BB	3 1 0 0 2 0 1		
Gary Sheffield, R OBP: 0.443, SLG: 0.666 (1, 7)	3-2 F8					1-0 F7	0-3 K		4-2 1B BB	4 0 0 0 0 1 2		
Tom Goodwin, L OBP: 0.372, SLG: 0.390 (7, 7)									1-2 1B BB	0 0 0 0 1 0 0		
Eric Karros, R OBP: 0.342, SLG: 0.503 (1, 3)	0-1 G3-1 1-H 2-H 2B					3-2 2B		0-1 G6-3	2-2 1B 2-3	5 0 3 2 0 0 0		
Shawn Green, L OBP: 0.385, SLG: 0.512 (1, 9)	1-0 G3-1 2-3					2-3 K		0-0 1B DI 1B	0-1 F8	5 0 2 0 0 1 5		
Adrian Beltré, R OBP: 0.337, SLG: 0.437 (1, 5)	4-0 BB					1-2 1B		1-3 K	0-0 G3-1	4 0 1 0 1 1 4		
Todd Hundley, S OBP: 0.408, SLG: 0.648 (1, 2)	3-1 F7					3-2 F8		3-1 BB 1B		4 0 2 0 0 0 4		
Kevin Elster, R OBP: 0.331, SLG: 0.437 (1, 6)						1-1 G4-3 SH1-4 1B		3-3 K	4-2 BB 1-2 BB	3 0 1 0 1 1 1		
Kevin Brown, R OBP: 0.115, SLG: 0.098 (1, 1)						2-2 F7		2-2 P3	3-2 P5	0 0 0 0 0 0 0		
Carlos Perez, L OBP: 0.051, SLG: 0.128 (2, 1)										1 0 0 0 0 0 0		
F.P. Santangelo, S OBP: 0.307, SLG: 0.205 (6, PH)										1 0 0 0 0 0 1		
Gregg Olson, R (6, 1)										0 0 0 0 0 0 0		
Dave Hansen, L OBP: 0.386, SLG: 0.554 (8, PH)										1 0 0 0 0 0 3		
Antonio Osuna, R (8, 1)										0 0 0 0 0 0 0		
<b>Inning Stats</b>	R: 2 H: 2 E: 0 LOB: 2 K: 0 BB: 2 S: 12 P: 30	R: 0 H: 1 E: 0 LOB: 1 K: 0 BB: 0 S: 13 P: 17	R: 0 H: 2 E: 0 LOB: 2 K: 0 BB: 0 S: 15 P: 21	R: 0 H: 0 E: 0 LOB: 0 K: 0 BB: 0 S: 7 P: 11	R: 0 H: 1 E: 0 LOB: 1 K: 1 BB: 0 S: 9 P: 15	R: 0 H: 1 E: 0 LOB: 1 K: 1 BB: 0 S: 12 P: 20	R: 0 H: 0 E: 0 LOB: 0 K: 1 BB: 0 S: 6 P: 7	R: 0 H: 2 E: 0 LOB: 3 K: 1 BB: 1 S: 18 P: 29	R: 0 H: 1 E: 0 LOB: 3 K: 0 BB: 2 S: 12 P: 23	1B: 7 SF: 0 2B: 3 SAC: 1 3B: 0 DP: 0 HR: 0 HBP: 0	WP: 0 PA: 42 PB: 0 SB: 0 CS: 0	
<b>PITCHER</b>	IP WLS BF H R ER SO BB IBB HBP BLK WP HR S P ERA WHIP											
Jesus Sanchez, L ERA: 4.58 (1, 1)	6.0 W 27 7 2 2 2 2 2 0 0 0 0 0 68 114 3.00 1.500											
Ricky Bones, R ERA: 2.89 (7, 1)	2.0 9 2 0 0 2 1 0 0 0 0 0 0 24 36 0.00 1.500											
Manny Aybar, R ERA: 4.41 (9, 1)	1.0 6 1 0 0 0 2 0 0 0 0 0 0 12 23 0.00 3.000											

Los Angeles Dodgers @ Florida Marlins  
 Pro Player Stadium, Miami, FL  
 Mon Aug 14 2000, 7:05 PM EDT  
 Att: 8,345 - Cloudy - 74 F

livebaseballscorecards.com

AB	36
R	2
H	10
RBI	2
BB	5
SO	4
LOB	22



Batter	1	2	3	4	5	6	7	8	9
Luis Castillo, S OBP: 0.437, SLG: 0.410 Dave Berg, R OBP: 0.352, SLG: 0.354 (1, 4) (8, PH) (9, 5)	4-1 1B 2B BB	3-2 E5 1B 2B	4-0 CS BB			2-2 G4-3		3-2 HR	
Mark Kotsay, L OBP: 0.333, SLG: 0.440 Mark Smith, R OBP: 0.333, SLG: 0.422 (1, 9) (8, PH) (9, 9)	1-1 2B E 1B	0-1 2B 1B	1-1 P5			3-1 G3		3-2 2B	
Henry Rodriguez, L OBP: 0.318, SLG: 0.517 Ricky Bones, R Mike Redmond, R OBP: 0.344, SLG: 0.331 Manny Aybar, R (1, 7) (7, 1) (8, PH) (9, 1)	1-1 E 2B	1-0 2B 2B			1-2 F8	3-1 HR		1-2 F7	
Preston Wilson, R OBP: 0.317, SLG: 0.452 (1, 8)	0-1 E6 2B	1-3 K			0-1 L5	2-2 F8			
Mike Lowell, R OBP: 0.326, SLG: 0.468 Chris Clapinski, S OBP: 0.383, SLG: 0.452 (1, 5) (8, 5) (9, 4)	0-3 K	0-0 E 2B			1-1 F8		3-2 G6-3		
Derrek Lee, R OBP: 0.383, SLG: 0.539 (1, 3)	3-1 F9	1-1 F9			2-2 1B	4-2 L4-3 BB			
Andy Fox, L OBP: 0.305, SLG: 0.359 (1, 6)	2-1 S 2B	1-2 E4 1B			3-3 K	0-0 L4-3			
Ramon Castro, R OBP: 0.306, SLG: 0.231 (1, 2)	0-1 G4-3	1-0 P6			2-3 K		2-3 K		
Jesus Sanchez, L OBP: 0.227, SLG: 0.227 Kevin Millar, R OBP: 0.387, SLG: 0.512 (1, 1) (7, 7)		0-2 E 1B 1B	1-3 K		0-1 P4		1-2 F3		

AB	R	H	RBI	BB	SO	LOB
2	2	0	0	2	0	1
1	1	1	1	0	0	0
4	2	2	1	0	0	1
1	0	1	0	0	0	0
4	3	3	4	0	0	0
0	0	0	0	0	0	0
1	0	0	0	0	0	1
0	0	0	0	0	0	0
4	1	0	1	0	1	2
4	1	1	1	0	1	2
0	0	0	0	0	0	0
3	0	1	0	1	0	3
4	0	2	2	0	1	2
4	0	0	0	0	2	3
3	1	1	0	0	1	1
1	0	0	0	0	0	0

**BOTTOM**

**Los Angeles Dodgers @ Florida Marlins**  
**Pro Player Stadium, Miami, FL**  
 Mon Aug 14 2000, 7:05 PM EDT  
 Att. 8,345 - Cloudy - 74 F

livebaseballscorecards.com

<b>AB</b>	<b>36</b>
<b>R</b>	<b>11</b>
<b>H</b>	<b>12</b>
<b>RBI</b>	<b>10</b>
<b>BB</b>	<b>3</b>
<b>SO</b>	<b>6</b>
<b>LOB</b>	<b>16</b>



1B: 5	SF: 0	WP: 0	PA: 39
2B: 6	SAC: 0	PB: 0	
3B: 0	DP: 1	SB: 2	
HR: 2	HBP: 0	CS: 1	

Inning Stats	R	H	E	K	S	R	H	E	K	S	R	H	E	K	S	R	H	E	K	S
	4	3	1	16	27	5	5	2	21	29	0	0	0	7	13	0	0	0	7	13

PITCHER	IP	WLS	BF	H	R	ER	SO	BB	IBB	HBP	BLK	WP	HR	S	P	ERA	WHIP
Kevin Brown, R ERA: 2.72	1.1		14	7	9	5	2	1	0	0	0	0	0	30	46	33.75	6.000
Carlos Perez, L ERA: 5.26	3.2		13	2	0	0	3	1	0	0	0	0	0	33	51	0.00	0.818
Gregg Olson, R ERA: 6.48	2.0		7	1	1	1	0	1	0	0	0	0	1	19	36	4.50	1.000
Antonio Osuna, R ERA: 3.78	1.0		5	2	1	1	1	0	0	0	0	0	1	19	29	9.00	2.000



Batter	1	2	3	4	5	6	7	8	9	AB R H RBI BB SO LOB	TOP											
Tom Goodwin, L (1, 8) OBP: 0.370, SLG: 0.386	1-0 F7		2-3 K		1-0 G4-3			4-0 FC4-8 BB	2-2 F8	4 0 0 0 1 1 1												
Mark Grudzielanek, R (1, 4) OBP: 0.344, SLG: 0.399	0-0 E6 FC6-4		2-2 F9		1-1 G1-6-3			1-2 FC4-6 1-2f		4 0 0 0 0 0 1												
Gary Sheffield, R (1, 7) OBP: 0.439, SLG: 0.659	2-1 E6 FC6-4		0-0 F8		3-2 P3			1-3 K		4 0 0 0 0 1 2												
Ismael Valdez, R (8, 1) OBP: 0.278, SLG: 0.353	1-2				0-1 G3			3-1 G4-3		0 0 0 0 0 0 0												
Shawn Green, L (1, 9) OBP: 0.382, SLG: 0.508	2-3 K			2-3 K						4 0 0 0 0 2 3												
Eric Karros, R (1, 3) OBP: 0.341, SLG: 0.501	2-2 FC6-4 1-2f 2-3			3-1 F9			0-1 F9		2-2 1B 2B 1B	4 1 1 0 0 0 2												
Adrian Beltré, R (1, 5) OBP: 0.338, SLG: 0.440		2-2 L9		1-2 2B			1-3 K		2-2 2B 1B	4 1 2 0 0 1 0												
Chad Kreuter, S (1, 2) OBP: 0.420, SLG: 0.422			3-2 2B		0-0 P5		4-2 BB		2-2 2B 1-H 2-H	3 0 2 2 1 0 1												
Alex Cora, L (1, 6) OBP: 0.326, SLG: 0.416			1-3 K		0-3 K		0-0 F8		1-0 F8	4 0 0 0 0 2 3												
Matt Herges, L (1, 1) Terry Adams, R (7, 1) F.P. Santangelo, S (8, PH) OBP: 0.310, SLG: 0.233		0-0 G4-3		1-3 K				0-0 HR	1-0 G6-3	2 0 0 0 0 1 1												
										0 0 0 0 0 0 0												
										2 1 1 1 0 0 1												
<b>Inning Stats</b>	R: 0 E: 2 K: 1 S: 11	H: 0 LOB: 2 BB: 0 P: 18	R: 0 E: 0 K: 1 S: 14	H: 1 LOB: 1 BB: 0 P: 20	R: 0 E: 0 K: 1 S: 8	H: 0 LOB: 0 BB: 0 P: 12	R: 0 E: 0 K: 1 S: 9	H: 1 LOB: 1 BB: 0 P: 15	R: 0 E: 0 K: 2 S: 8	H: 0 LOB: 0 BB: 0 P: 10	R: 0 E: 0 K: 0 S: 10	H: 0 LOB: 0 BB: 0 P: 14	R: 0 E: 0 K: 1 S: 10	H: 0 LOB: 1 BB: 1 P: 15	R: 1 E: 0 K: 1 S: 11	H: 1 LOB: 1 BB: 1 P: 20	R: 2 E: 0 K: 0 S: 15	H: 3 LOB: 1 BB: 0 P: 25	1B: 2 2B: 3 3B: 0 HR: 1	SF: 0 SAC: 0 DP: 0 HBP: 0	WP: 0 PB: 0 SB: 0 CS: 0	PA: 37
<b>PITCHER</b>	IP WLS BF H R ER SO BB IBB HBP BLK WP HR S P ERA WHIP																					
Ryan Dempster, R (1, 1) ERA: 3.73	8.0 W 31 3 1 1 8 2 0 0 0 0 1 81 124 1.12 0.625																					
Braden Looper, R (9, 1) ERA: 3.62	0.0 3 3 2 2 0 0 0 0 0 0 0 10 16 ∞ ∞																					
Antonio Alfonseca, R (9, 1) ERA: 4.17	1.0 3 0 0 0 0 0 0 0 0 0 0 5 9 0.00 0.000																					

Los Angeles Dodgers @ Florida Marlins  
 Pro Player Stadium, Miami, FL  
 Tue Aug 15 2000, 7:05 PM EDT  
 Att: 9,380 - Cloudy - 82 F

AB	35
R	3
H	6
RBI	3
BB	2
SO	8
LOB	15



Batter	1	2	3	4	5	6	7	8	9	AB	R	H	RBI	BB	SO	LOB
Luis Castillo, S OBP: 0.441, SLG: 0.414 (1, 4)	2-2 CS 1B		4-2 E 1-2 1B BB	1-1 FC1-6 1B		1-0 1B		0-3 K		4	1	3	0	1	1	0
Mark Kotsay, L OBP: 0.332, SLG: 0.436 (1, 9)	4-1 WP 1-2 SF9 BB		0-0 E4 1-3 2-H 1B	2-1 FC1-6 1-2f		1-0 L9		0-2 F9		4	2	0	0	1	0	3
Henry Rodriguez, L OBP: 0.323, SLG: 0.518 (1, 7)	4-1 WP 1-2 BB		3-2 1B 2-H 3-H 1B	1-1 L9			1-0 2B 1B	1-1 3B		3	2	2	2	1	0	1
Mark Smith, R OBP: 0.338, SLG: 0.442 (8, 7)										1	0	1	0	0	0	0
Preston Wilson, R OBP: 0.318, SLG: 0.455 (1, 8)	1-2 SF9 1-2 2-H		2-2 1B 1-3 FC1-2 1B	1-2 G1-3			0-2 1B 1-H FC4-6 2B	1-3 K		4	1	2	2	0	1	2
Mike Lowell, R OBP: 0.325, SLG: 0.466 (1, 5)	1-0 G5-3		3-1 G1-3			0-3 K	2-2 FC4-6 2-3 1B			4	0	1	0	0	1	3
Derrek Lee, R OBP: 0.387, SLG: 0.540 (1, 3)		1-2 G1-6-3 1B	0-2 FC1-2 2-3 3-H 1B			2-3 K	4-0 1-2 FC4-6 BB			3	0	2	1	1	1	0
Andy Fox, L OBP: 0.304, SLG: 0.353 (1, 6)		0-0 G1-6-3 1-2f	4-1 FC1-2 1-2 BB			0-0 F8	0-3 K			3	0	0	0	1	1	4
Mike Redmond, R OBP: 0.337, SLG: 0.323 (1, 2)		1-0 G4-3	0-2 FC1-2 1-2 2-3 3-Hf				2-1 G1-6-3 1-1 FC4-6			4	0	0	1	0	0	5
Ryan Dempster, R OBP: 0.086, SLG: 0.121 (1, 1)			0-1 BB E 1B				2-2 G5-3			4	1	1	0	0	1	5
Braden Looper, R (9, 1)										0	0	0	0	0	0	0
Antonio Alfonseca, R (9, 1)										0	0	0	0	0	0	0

Inning Stats	R: 1	H: 1	R: 0	H: 1	R: 4	H: 4	R: 0	H: 1	R: 0	H: 0	R: 2	H: 3	R: 0	H: 1
	E: 0	LOB: 1	E: 0	LOB: 0	E: 1	LOB: 3	E: 0	LOB: 1	E: 0	LOB: 0	E: 0	LOB: 2	E: 0	LOB: 1
	K: 0	BB: 2	K: 0	BB: 0	K: 1	BB: 2	K: 0	BB: 0	K: 2	BB: 0	K: 1	BB: 1	K: 2	BB: 0
	S: 11	P: 23	S: 5	P: 7	S: 25	P: 42	S: 9	P: 14	S: 7	P: 9	S: 8	P: 13	S: 11	P: 13

PITCHER	IP	WLS	BF	H	R	ER	SO	BB	IBB	HBP	BLK	WP	HR	S	P	ERA	WHIP
Matt Herges, R (1, 1)	6.0	L	29	8	5	4	3	4	0	0	0	1	0	65	108	6.00	2.000
Terry Adams, R (7, 1)	1.0		7	3	2	2	1	1	0	0	0	0	0	14	22	18.00	4.000
Ismael Valdez, R (8, 1)	1.0		4	1	0	0	2	0	0	0	0	0	0	11	13	0.00	1.000

**BOTTOM**

**Los Angeles Dodgers @ Florida Marlins**  
 Pro Player Stadium, Miami, FL

Tue Aug 15 2000, 7:05 PM EDT  
 Att. 9,380 - Cloudy - 82 F

AB	34
R	7
H	12
RBI	6
BB	5
SO	6
LOB	23

livebaseballscorecards.com



1B:	10	SF:	1	WP:	1	PA:	40
2B:	1	SAC:	0	PB:	0		
3B:	1	DP:	1	SB:	0		
HR:	0	HBP:	0	CS:	1		





BOTTOM

Los Angeles Dodgers @ Florida Marlins  
Pro Player Stadium, Miami, FL  
Wed Aug 16 2000, 7:05 PM EDT  
Att. 11,855 - Sunny - 86 F

livebaseballscorecards.com

AB 35  
R 4  
H 13  
RBI 3  
BB 4  
SO 8  
LOB 19



WP: 1 PA: 39  
PB: 1  
SB: 0  
CS: 1

AB R H RBI BB SO LOB

4 1 3 0 1 0 0

5 0 1 0 0 1 5

3 0 0 0 1 1 2

4 1 3 0 0 0 2

4 2 2 2 0 1 1

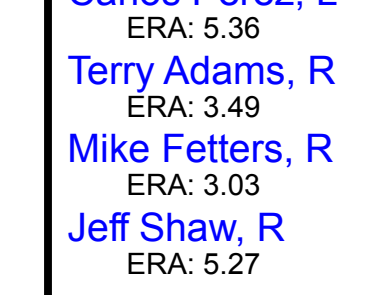
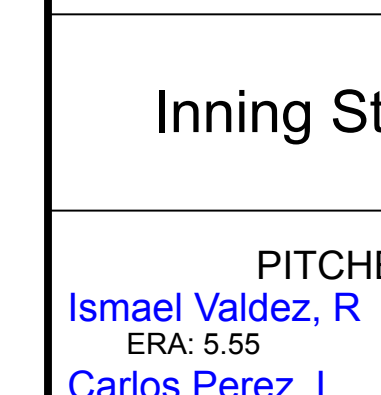
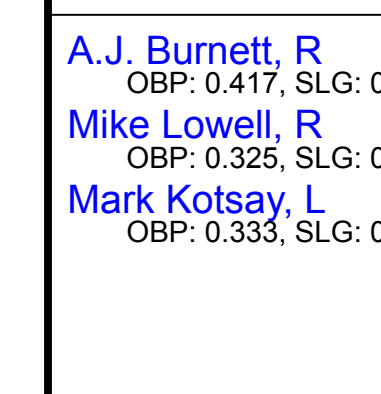
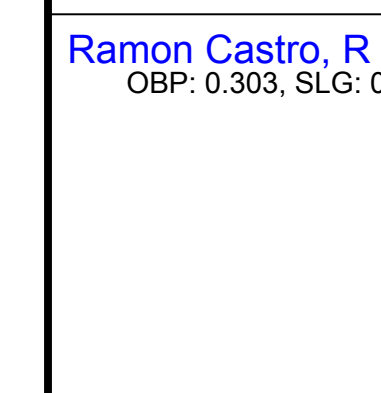
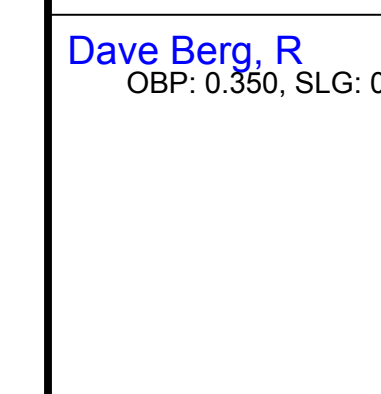
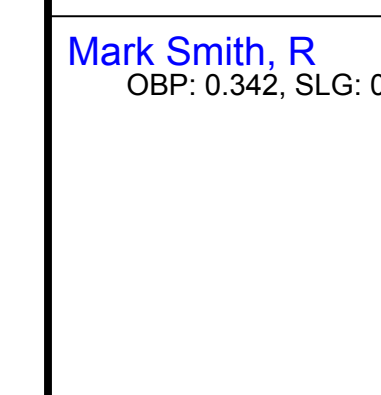
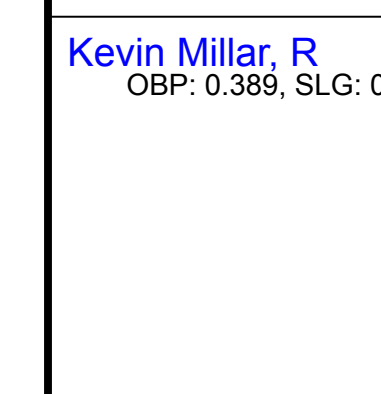
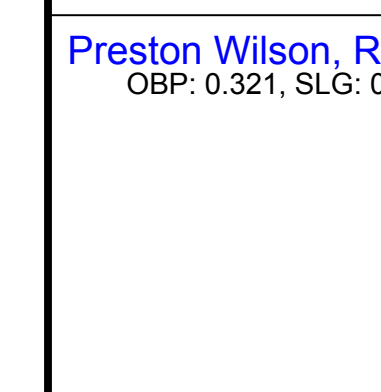
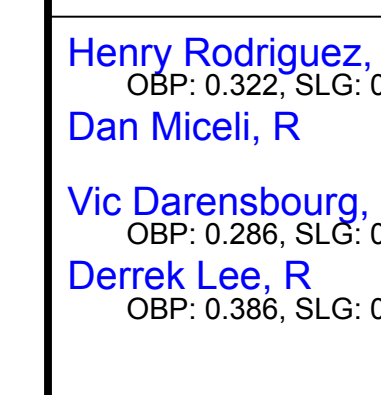
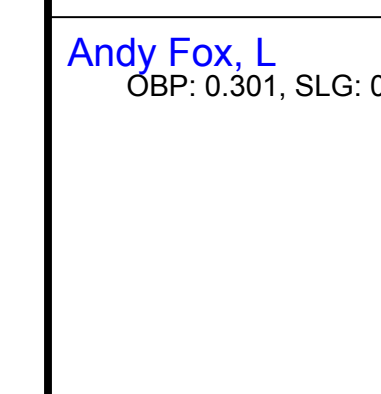
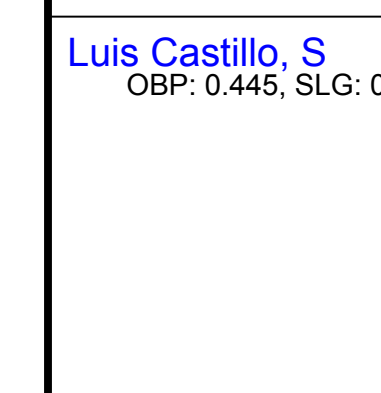

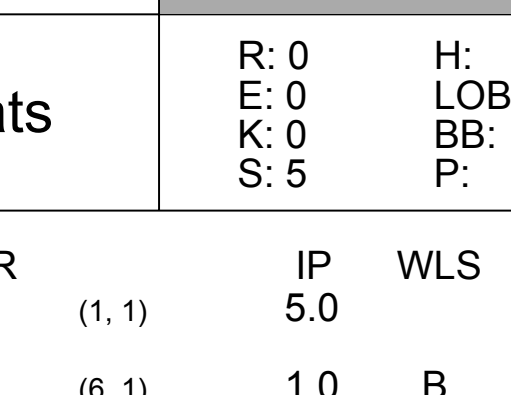






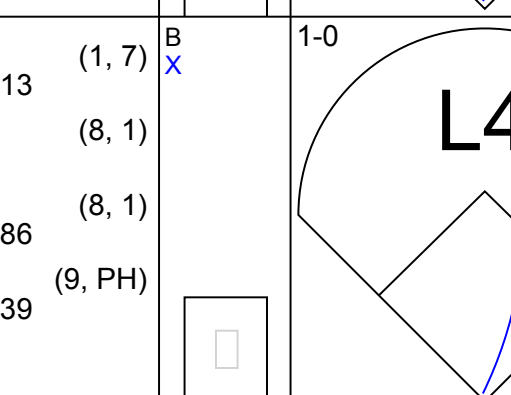
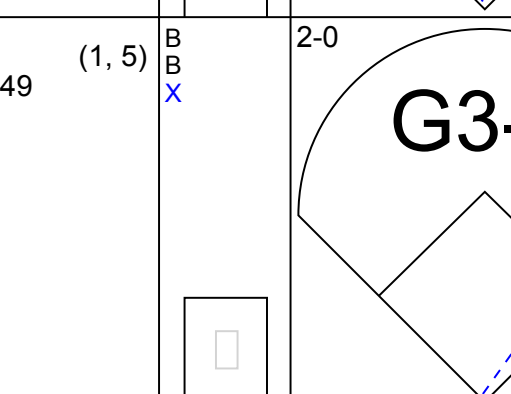
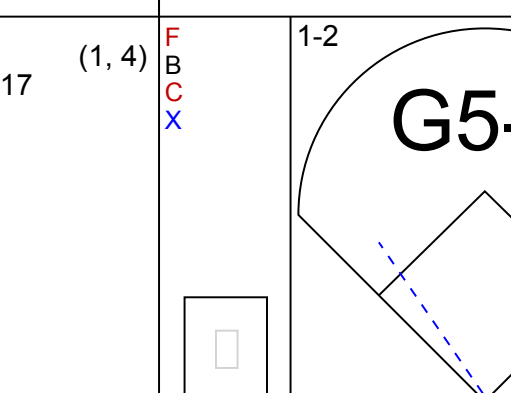

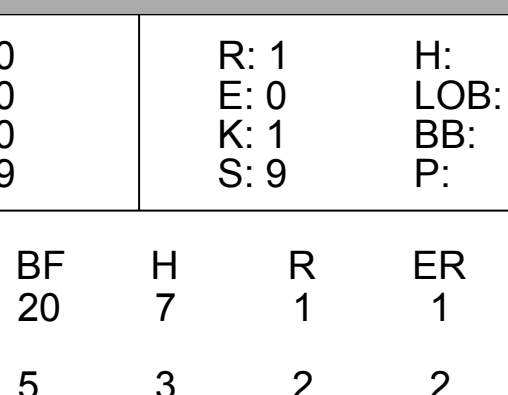

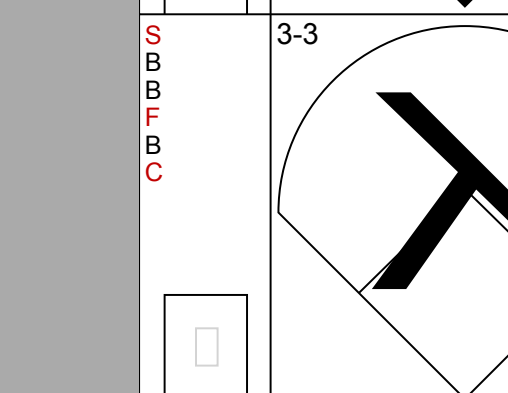
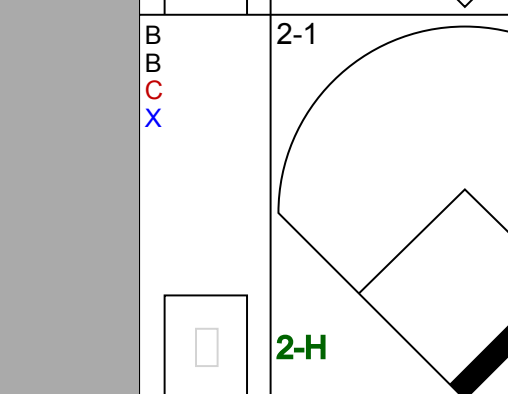
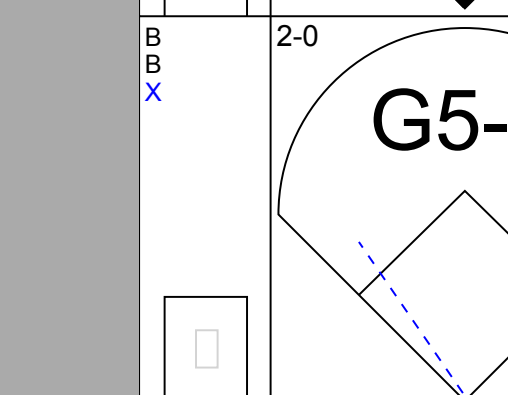
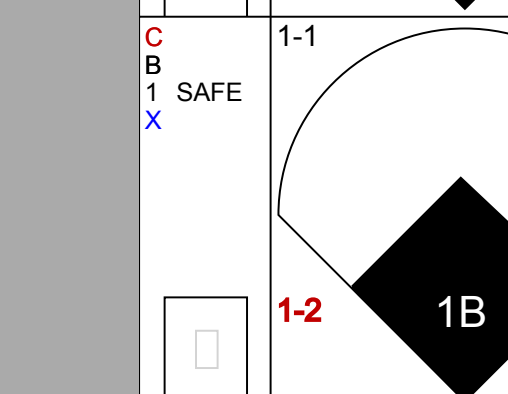
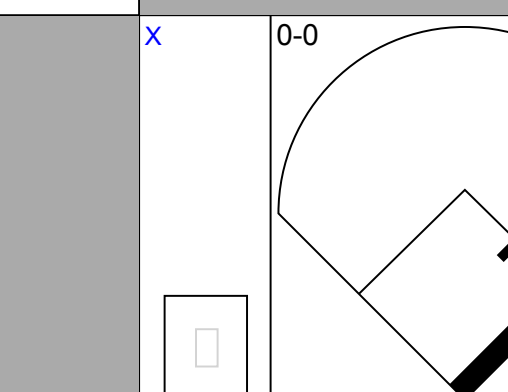
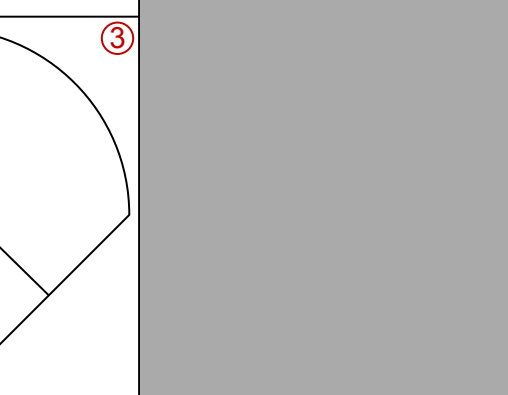
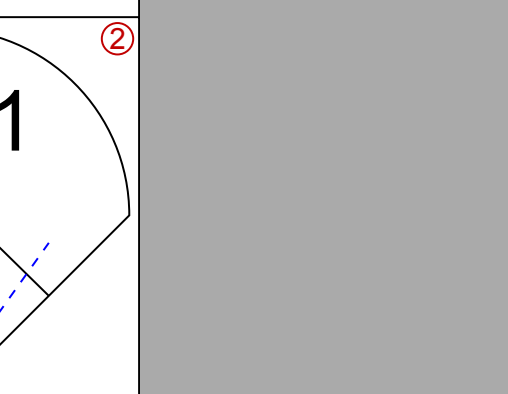
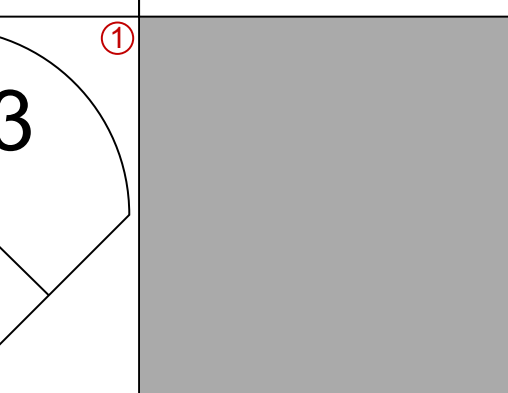

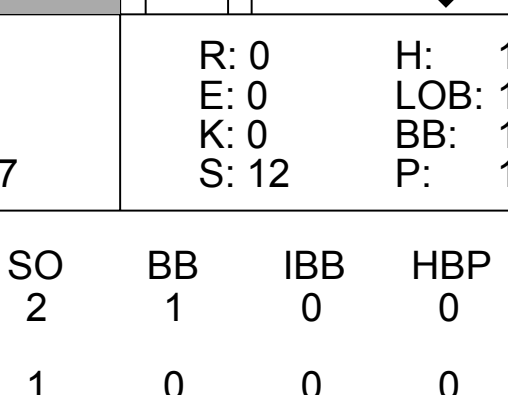
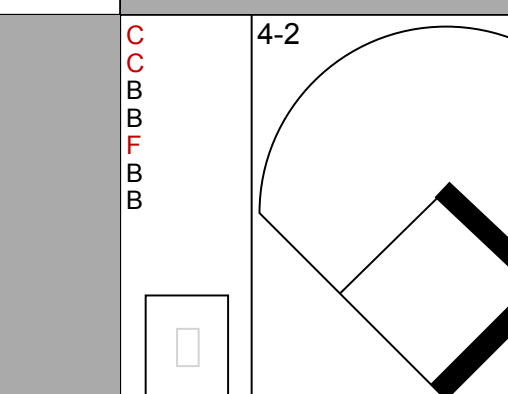
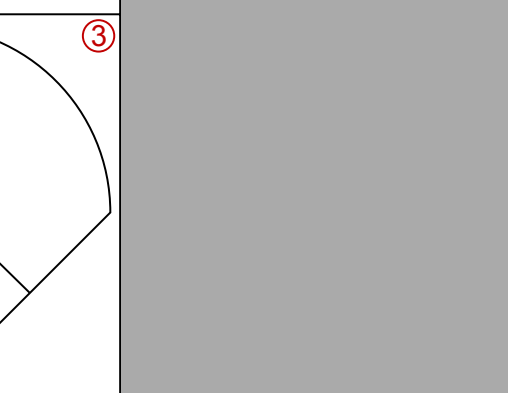
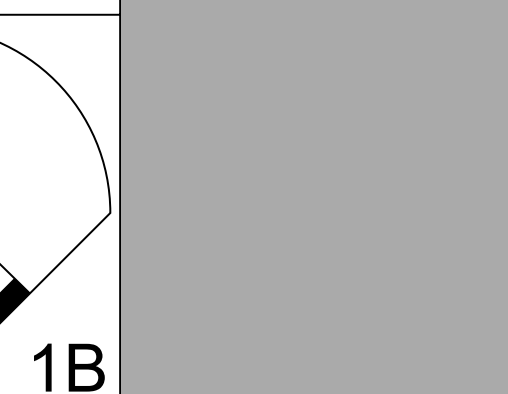
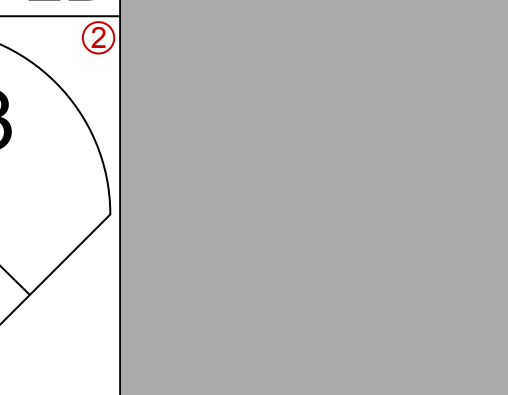
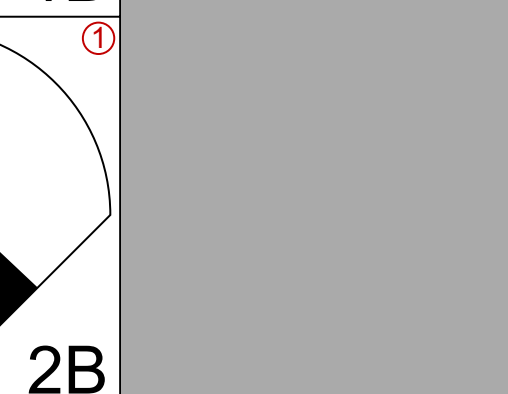
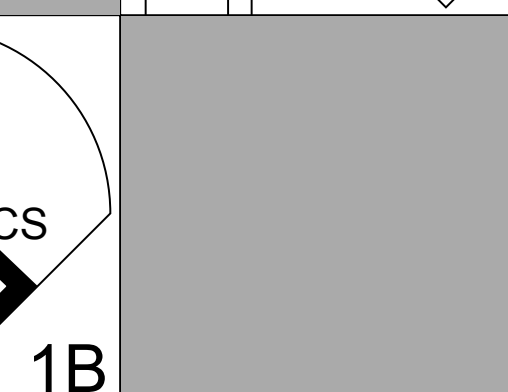
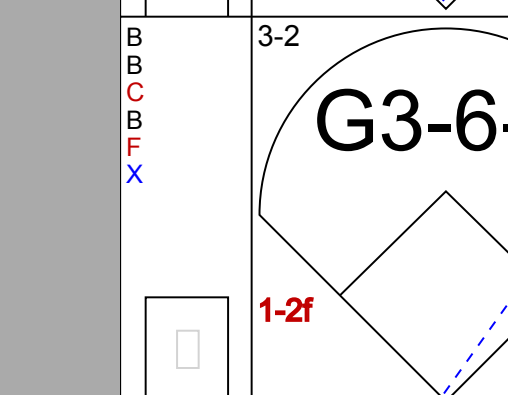
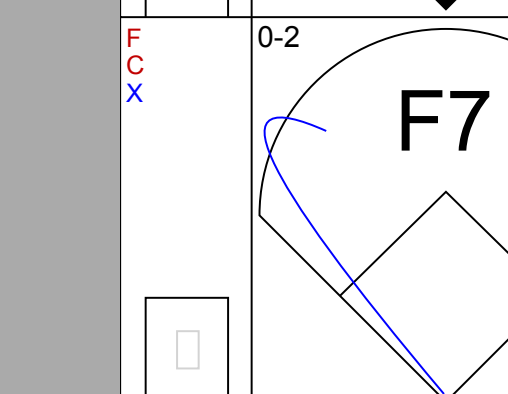
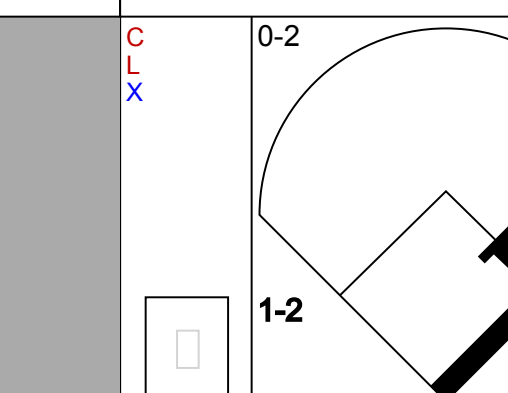

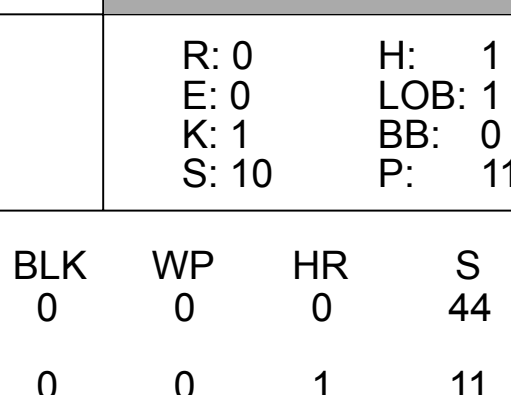
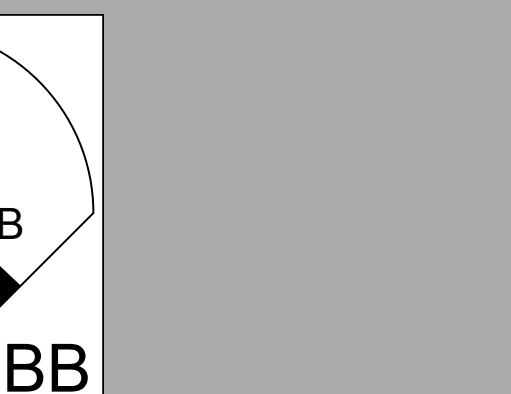

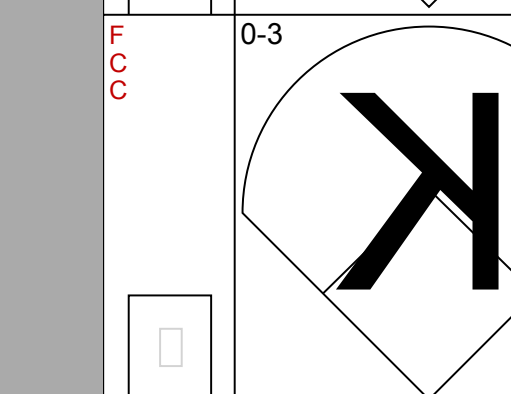
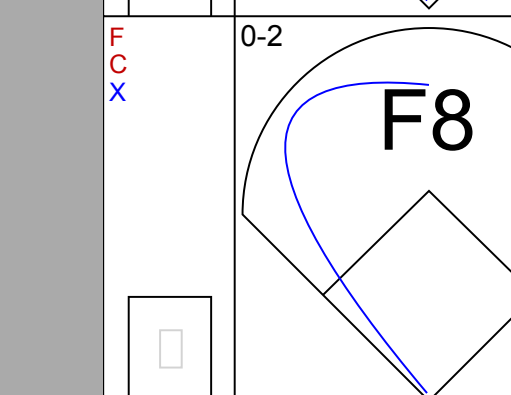
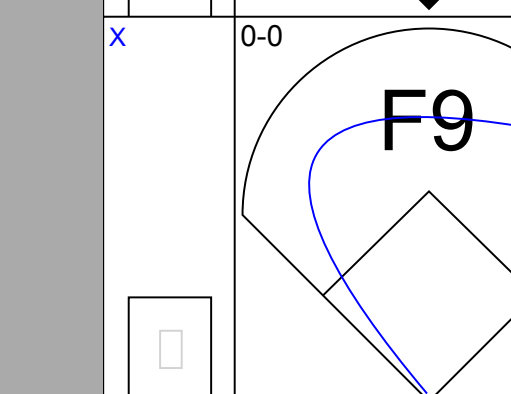
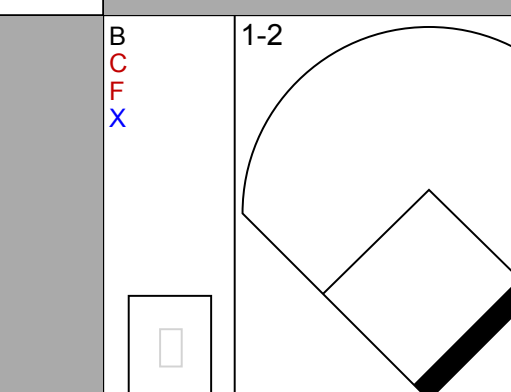
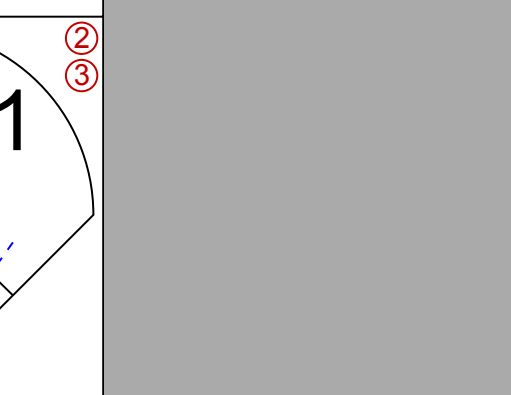
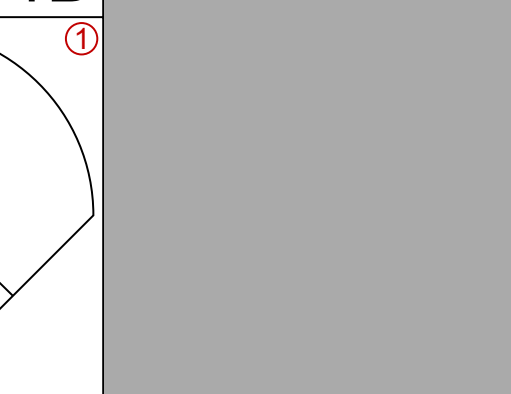
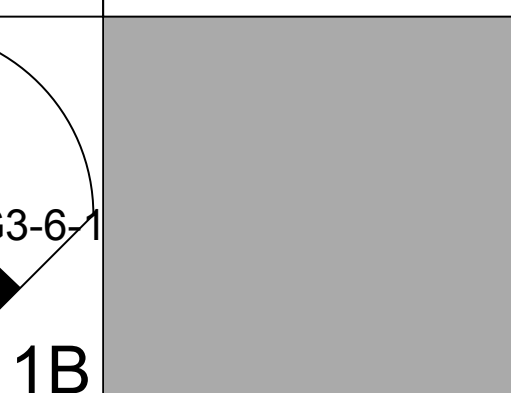

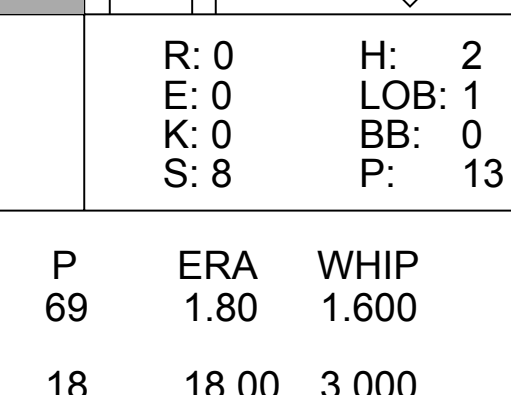
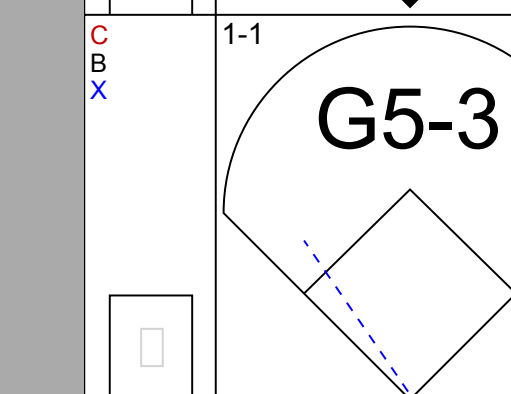
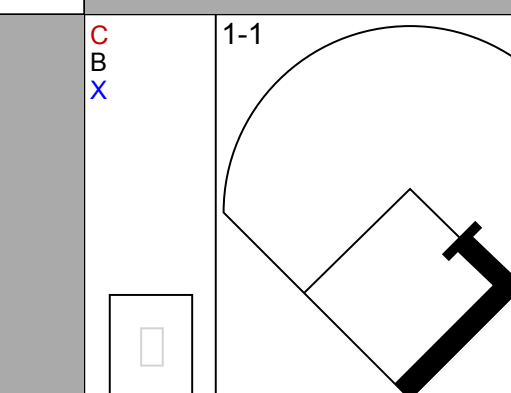


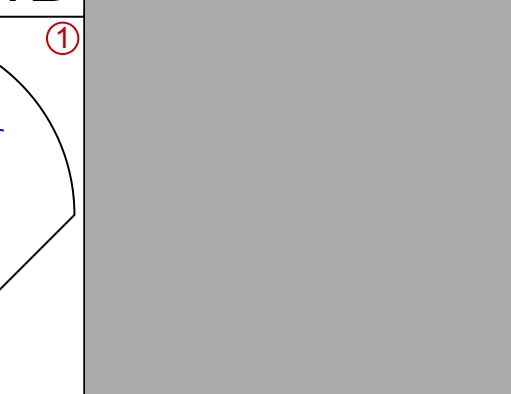


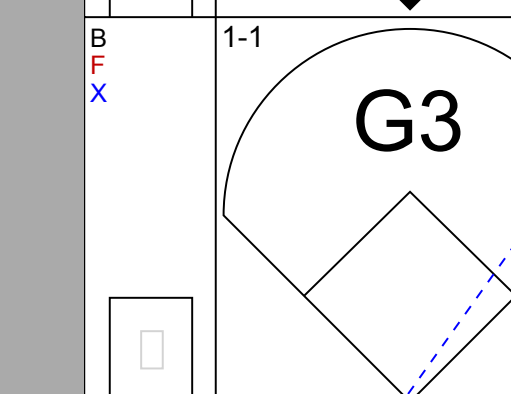
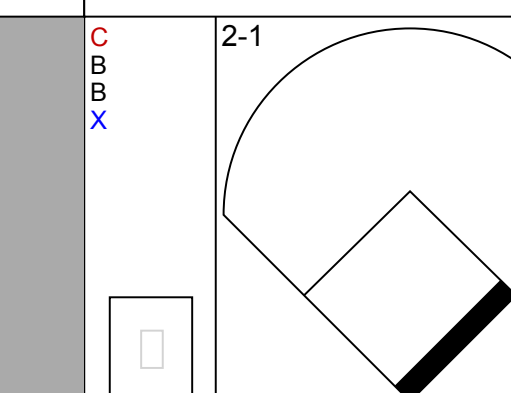
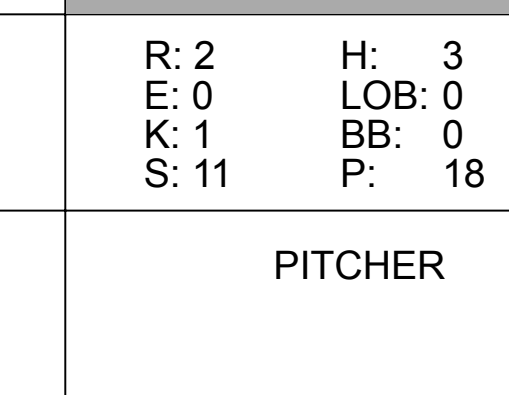

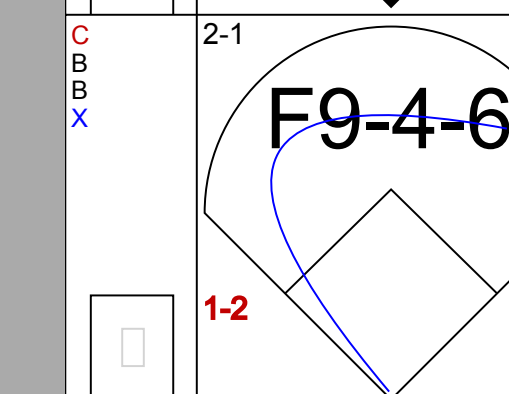
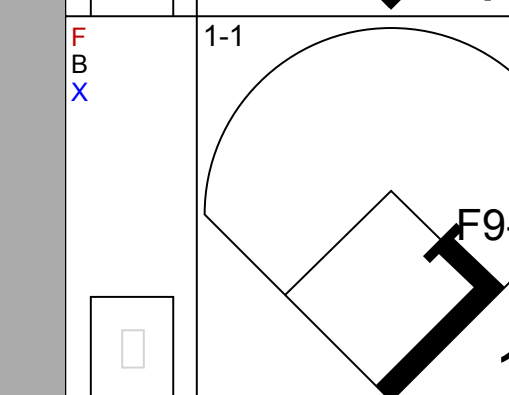
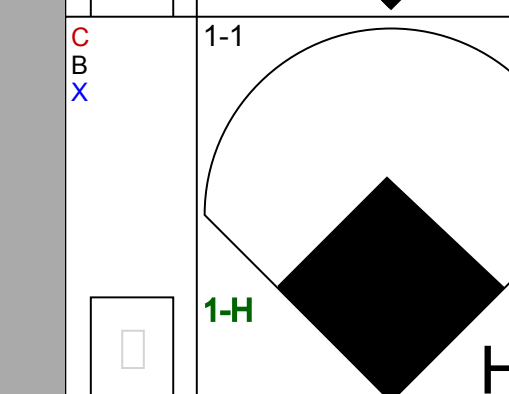
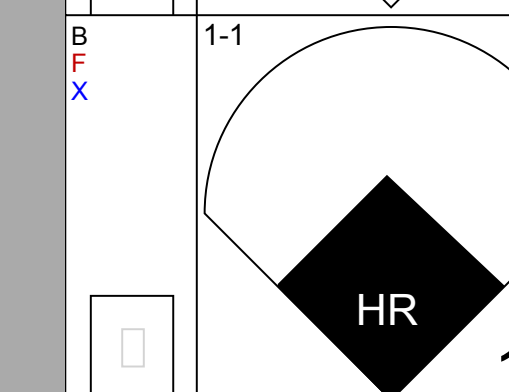
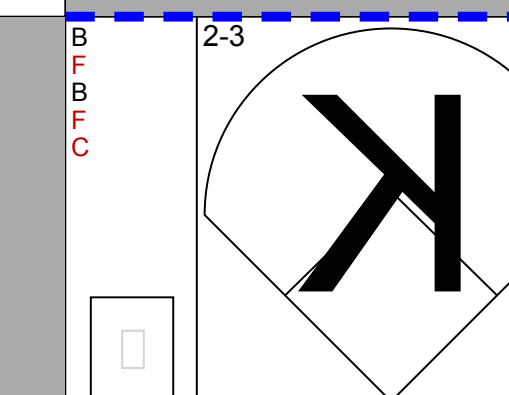
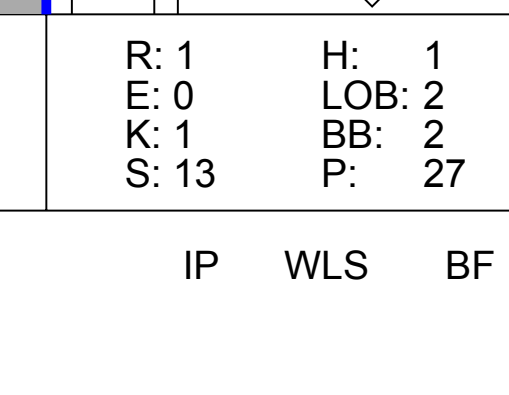
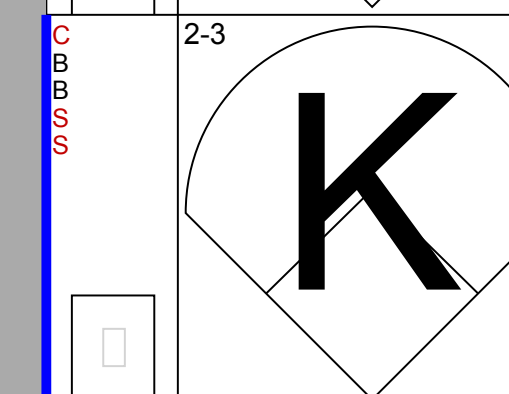
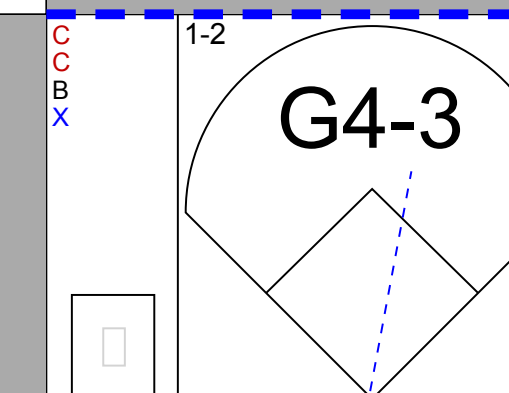

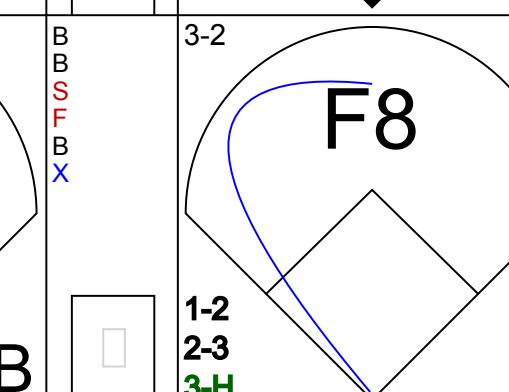
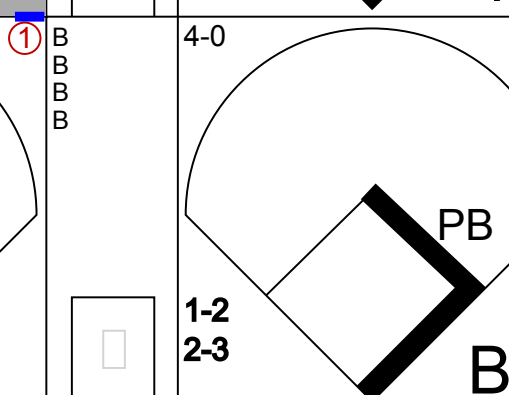
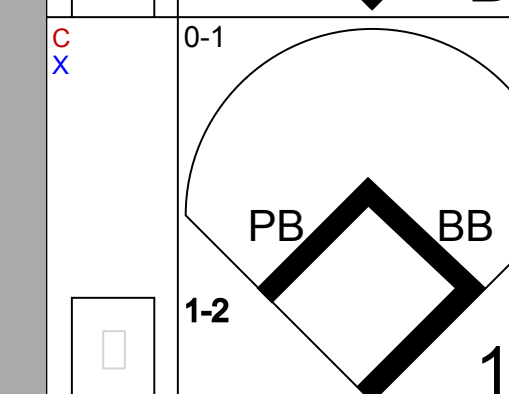
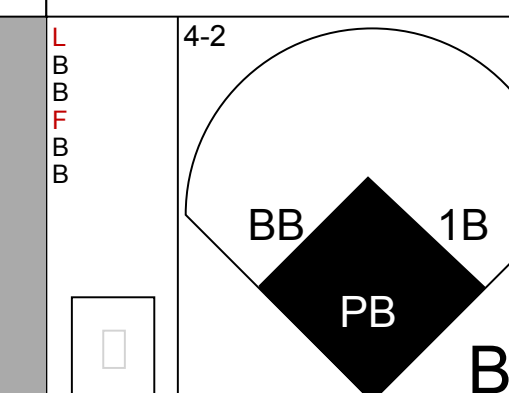
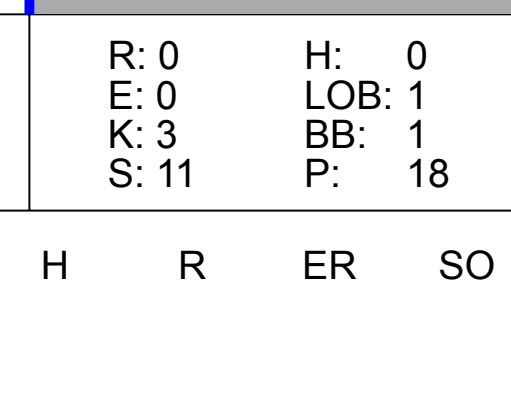

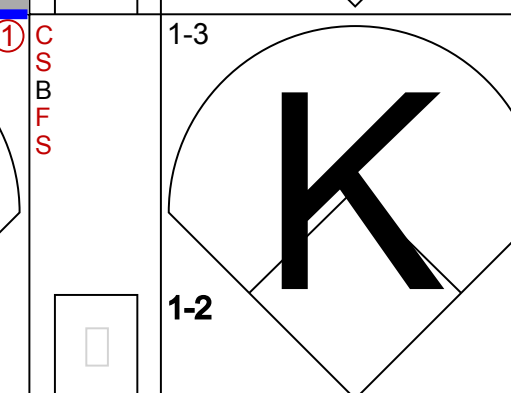
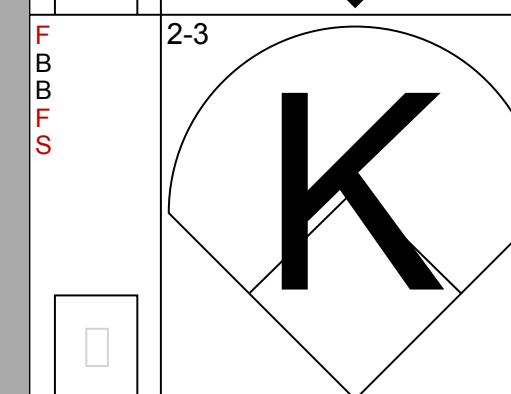
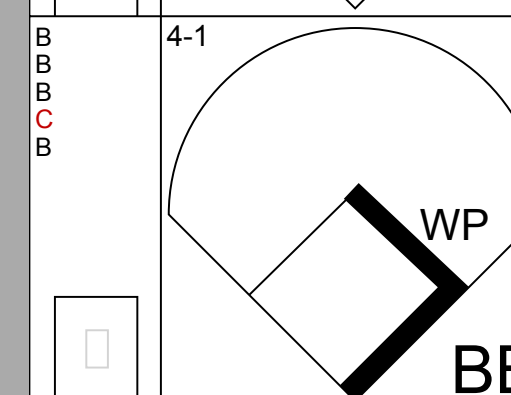
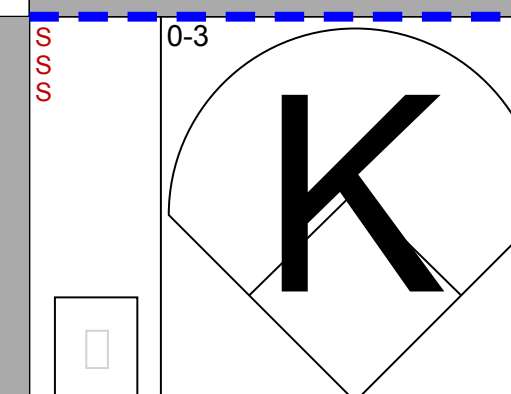

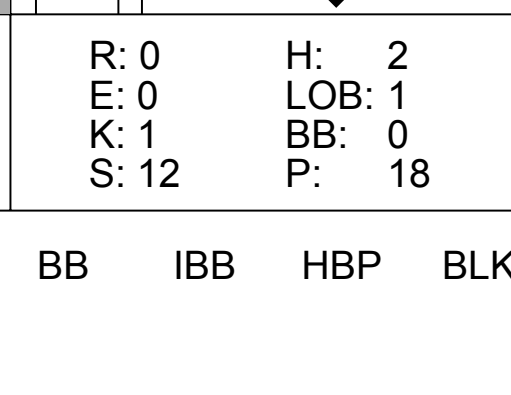
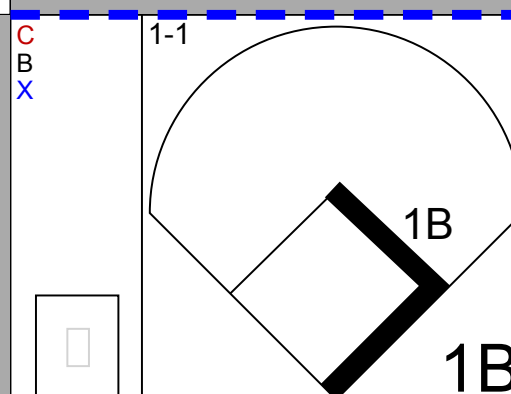

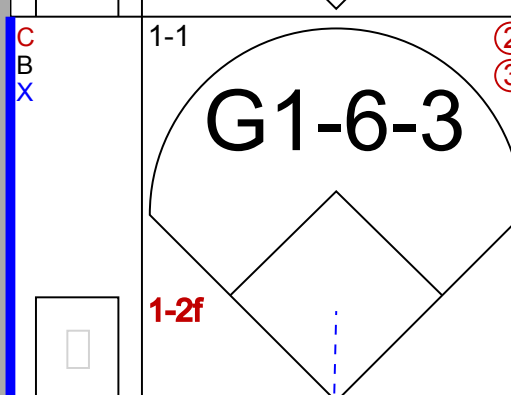
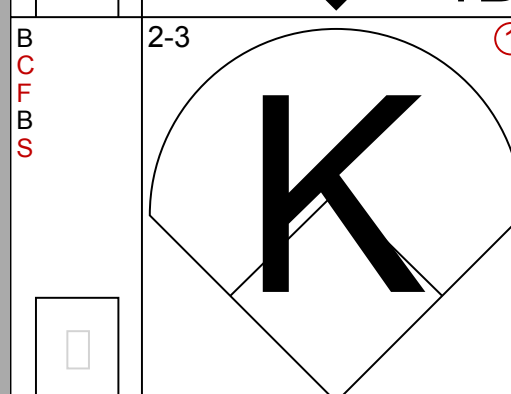
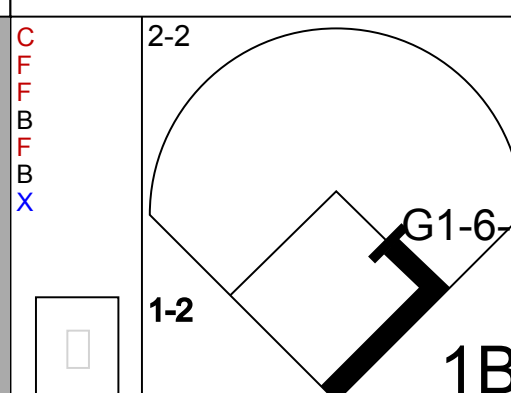
3 0 1 0 1 0 2

4 0 1 1 0 2 3

4 0 1 0 0 2 2

1 0 0 0 1 0 0  
1 0 0 0 0 1 0  
1 0 1 0 0 0 0

1B: 11 SF: 0  
2B: 2 SAC: 0  
3B: 0 DP: 3  
HR: 1 HBP: 0



Inning Stats

R: 0 H: 0  
E: 0 LOB: 0  
K: 0 BB: 0  
S: 5 P: 9

R: 1 H: 3  
E: 0 LOB: 1  
K: 1 BB: 0  
S: 9 P: 17

R: 0 H: 1  
E: 0 LOB: 1  
K: 0 BB: 1  
S: 12 P: 19

R: 0 H: 1  
E: 0 LOB: 1  
K: 1 BB: 0  
S: 10 P: 11

R: 0 H: 2  
E: 0 LOB: 1  
K: 0 BB: 0  
S: 8 P: 13

R: 2 H: 3  
E: 0 LOB: 0  
K: 1 BB: 0  
S: 11 P: 18

R: 1 H: 1  
E: 0 LOB: 2  
K: 1 BB: 2  
S: 13 P: 27

R: 0 H: 0  
E: 0 LOB: 1  
K: 3 BB: 1  
S: 11 P: 18

R: 0 H: 2  
E: 0 LOB: 1  
K: 1 BB: 0  
S: 12 P: 18

R: 0 H: 0  
E: 0 LOB: 1  
K: 3 BB: 1  
S: 11 P: 18

R: 0 H: 2  
E: 0 LOB: 1  
K: 1 BB: 0  
S: 12 P: 18

R: 0 H: 0  
E: 0 LOB: 1  
K: 3 BB: 1  
S: 11 P: 18

R: 0 H: 2  
E: 0 LOB: 1  
K: 1 BB: 0  
S: 12 P: 18

R: 0 H: 0  
E: 0 LOB: 1  
K: 3 BB: 1  
S: 11 P: 18

R: 0 H: 2  
E: 0 LOB: 1  
K: 1 BB: 0  
S: 12 P: 18

R: 0 H: 0  
E: 0 LOB: 1  
K: 3 BB: 1  
S: 11 P: 18

R: 0 H: 2  
E: 0 LOB: 1  
K: 1 BB: 0  
S: 12 P: 18

IP WLS BF H R ER SO BB IBB HBP BLK WP HR S P ERA WHIP

Ismael Valdez, R (1, 1) 5.0 0 20 7 1 1 2 1 0 0 0 0 0 0 1.80 1.600  
Carlos Perez, L (6, 1) 1.0 B 5 3 2 2 1 0 0 0 0 0 0 1 11 18 18.00 3.000  
Terry Adams, R (7, 1) 1.0 W 6 1 1 0 1 2 0 0 0 0 0 0 13 27 0.00 3.000  
Mike Fetters, R (8, 1) 1.0 4 0 0 0 3 1 0 0 0 1 0 0 11 18 0.00 1.000  
Jeff Shaw, R (9, 1) 1.0 4 2 0 0 1 0 0 0 0 0 0 0 12 18 0.00 2.000





Batter	1	2	3	4	5	6	7	8	9	AB	R	H	RBI	BB	SO	LOB
F.P. Santangelo, S OBP: 0.321, SLG: 0.248 Antonio Osuna, R (9, 1)	3-3 K		4-2 BB		1-3 K	1-3 K		0-3 K		4	0	0	0	1	4	6
Mark Grudzielanek, R OBP: 0.341, SLG: 0.394 (1, 4)	1-2 P4		2-1 G6-3		2-1 G4-3	1-1 G3-1		0-0 G5-3		5	0	0	0	0	0	8
Gary Sheffield, R OBP: 0.441, SLG: 0.663 (1, 7)	1-0 G1-3			1-1 E 1B		2-2 HR	3-2 1B		1-3 K	5	1	3	1	0	1	0
Eric Karros, R OBP: 0.340, SLG: 0.498 (1, 3)		3-1 F5		0-1 E6		0-2 2B 1B	0-0 F7		2-2 G5-3	5	1	1	0	0	0	2
Shawn Green, L OBP: 0.378, SLG: 0.503 (1, 9)		2-0 G5-3		1-0 F7		1-0 1B SF8 2B	1-3 K		4-2 DI BB	4	1	1	0	1	1	3
Adrian Beltré, R OBP: 0.338, SLG: 0.446 (1, 5)		2-2 G4-3		0-3 K		1-1 S E 1B	2-3 K		1-2 P4	5	0	1	1	0	2	4
Todd Hundley, S OBP: 0.400, SLG: 0.635 Chad Kreuter, S OBP: 0.424, SLG: 0.427 (1, 2) (9, 2)			1-2 G5-3	2-3 K		0-2 SF8		3-3 K		3	0	0	1	0	2	2
Kevin Elster, R OBP: 0.340, SLG: 0.438 Tom Goodwin, L OBP: 0.373, SLG: 0.385 (8, PR) (9, 8)			4-2 SH1-4 BB		0-0 SH3-4 1B	4-0 BB IBB		4-2 1B BB		1	0	1	0	3	0	0
Kevin Brown, R OBP: 0.116, SLG: 0.098 Jim Leyritz, R OBP: 0.330, SLG: 0.262 Terry Adams, R Gregg Olson, R Alex Cora, L OBP: 0.326, SLG: 0.415 (1, 1) (6, PH) (7, 1) (8, 1) (8, PH) (9, 8)			0-1 SH1-4		0-0 SH3-4	4-2 BB		2-2 1B		0	0	0	0	0	0	0

Inning Stats	R: 0	H: 0	E: 0	K: 1	S: 12	H: 0	LOB: 0	BB: 0	P: 17	R: 0	H: 0	E: 0	K: 0	S: 6	H: 0	LOB: 0	BB: 0	P: 13	R: 0	H: 0	E: 0	K: 0	S: 13	R: 0	H: 1	E: 1	K: 2	S: 11	H: 1	LOB: 2	BB: 0	P: 15	R: 0	H: 1	E: 0	K: 1	S: 8	R: 3	H: 4	E: 1	K: 1	S: 27	H: 4	LOB: 3	BB: 2	P: 41	R: 0	H: 1	E: 0	K: 2	S: 12	H: 1	LOB: 1	BB: 0	P: 18	R: 0	H: 1	E: 0	K: 2	S: 12	H: 1	LOB: 2	BB: 1	P: 21	R: 0	H: 0	E: 0	K: 1	S: 14	H: 0	LOB: 1	BB: 1	P: 22	1B: 6	SF: 1	2B: 1	SAC: 2	3B: 0	DP: 0	HR: 1	HBP: 0	WP: 0	PA: 42
--------------	------	------	------	------	-------	------	--------	-------	-------	------	------	------	------	------	------	--------	-------	-------	------	------	------	------	-------	------	------	------	------	-------	------	--------	-------	-------	------	------	------	------	------	------	------	------	------	-------	------	--------	-------	-------	------	------	------	------	-------	------	--------	-------	-------	------	------	------	------	-------	------	--------	-------	-------	------	------	------	------	-------	------	--------	-------	-------	-------	-------	-------	--------	-------	-------	-------	--------	-------	--------

PITCHER	IP	WLS	BF	H	R	ER	SO	BB	IBB	HBP	BLK	WP	HR	S	P	ERA	WHIP
Al Leiter, L ERA: 3.18 (1, 1)	5.1		27	6	3	3	4	3	1	0	0	0	1	71	113	5.06	1.688
Rick White, R ERA: 3.05 (6, 1)	1.2	W	6	1	0	0	3	0	0	0	0	0	0	18	26	0.00	0.600
John Franco, L ERA: 2.66 (8, 1)	1.0	H	5	1	0	0	2	1	0	0	0	0	0	12	21	0.00	2.000
Armando Benitez, R ERA: 2.55 (9, 1)	1.0	S	4	0	0	0	1	1	0	0	0	0	0	14	22	0.00	1.000

**BOTTOM**

**New York Mets @ Los Angeles Dodgers**  
**Dodger Stadium, Los Angeles, CA**

Fri Aug 18 2000, 7:10 PM PDT  
 Att: 47,486 - Sunny - 79 F

livebaseballscores.com

<b>AB</b>	<b>33</b>
<b>R</b>	<b>3</b>
<b>H</b>	<b>8</b>
<b>RBI</b>	<b>3</b>
<b>BB</b>	<b>6</b>
<b>SO</b>	<b>10</b>
<b>LOB</b>	<b>25</b>





Batter	1	2	3	4	5	6	7	8	9	AB R H RBI BB SO LOB	TOP	
Benny Agbayani, R (1, 7) OBP: 0.390, SLG: 0.486	1-3 K		0-0 G5-3			1-3 K		1-2 G6-3		4 0 0 0 0 2 0	<b>New York Mets @ Los Angeles Dodgers</b> <b>Dodger Stadium, Los Angeles, CA</b> Sat Aug 19 2000, 1:05 PM PDT Att. 53,051 - Sunny - 86 F <a href="http://livebaseballscorecards.com">livebaseballscorecards.com</a>	
Derek Bell, R (1, 9) OBP: 0.368, SLG: 0.455	1-1 HR		0-0 G5-3			4-1 BB		3-3 K	3 1 1 1 1 1 0			
Edgardo Alfonzo, R (1, 4) OBP: 0.431, SLG: 0.519	2-2 F8				1-3 K	2-2 F8		0-3 K	4 0 0 0 0 2 1			
Robin Ventura, L (1, 5) OBP: 0.353, SLG: 0.469	1-1 1B				0-0 G3	1-2 G3		4-2 DI BB	3 0 1 0 1 0 1			
Todd Zeile, R (1, 3) OBP: 0.369, SLG: 0.499	1-2 F9				3-3 K		1-0 F8	0-1 F9	4 0 0 0 0 1 2			
Jay Payton, R (1, 8) OBP: 0.337, SLG: 0.445		0-3 K			0-0 CS 1B		1-0 F8		3 0 1 0 0 1 0			
Todd Pratt, R (1, 2) OBP: 0.344, SLG: 0.443		1-3 K			2-2 1B		1-1 G6-3		3 0 1 0 0 1 0			
Mike Bordick, R (1, 6) OBP: 0.347, SLG: 0.481		3-1 L8			0-3 K			0-2 P6	3 0 0 0 0 1 1			
Rick Reed, R (1, 1) OBP: 0.211, SLG: 0.176			1-3 K		0-0 F8			0-0 G6-3	2 0 0 0 0 1 1			
Lenny Harris, L (8, PH) OBP: 0.305, SLG: 0.382									1 0 0 0 0 0 0			
Pat Mahomes, R (8, 1) OBP: 0.214, SLG: 0.231									0 0 0 0 0 0 0			
<b>Inning Stats</b>	R: 1 H: 2 E: 0 LOB: 1 K: 1 BB: 0 S: 14 P: 20	R: 0 H: 0 E: 0 LOB: 0 K: 2 BB: 0 S: 8 P: 12	R: 0 H: 0 E: 0 LOB: 0 K: 1 BB: 0 S: 6 P: 7	R: 0 H: 0 E: 0 LOB: 0 K: 2 BB: 0 S: 7 P: 11	R: 0 H: 2 E: 0 LOB: 1 K: 1 BB: 0 S: 8 P: 10	R: 0 H: 0 E: 0 LOB: 1 K: 0 BB: 1 S: 11 P: 19	R: 0 H: 0 E: 0 LOB: 0 K: 0 BB: 0 S: 4 P: 7	R: 0 H: 0 E: 0 LOB: 0 K: 2 BB: 1 S: 12 P: 19	R: 0 H: 0 E: 0 LOB: 1 K: 2 BB: 1 S: 12 P: 19	1B: 3 SF: 0 2B: 0 SAC: 0 3B: 0 DP: 0 HR: 1 HBP: 0	WP: 0 PA: 32 PB: 0 SB: 0 CS: 1	
<b>PITCHER</b> Chan Ho Park, R (1, 1) ERA: 3.81	IP WLS BF H R ER SO BB IBB HBP BLK WP HR S P ERA WHIP	9.0 W 32 4 1 1 10 2 0 0 0 0 1 77 113 1.00 0.667										

**New York Mets @ Los Angeles Dodgers**  
**Dodger Stadium, Los Angeles, CA**  
 Sat Aug 19 2000, 1:05 PM PDT  
 Att. 53,051 - Sunny - 86 F

<b>AB</b>	<b>30</b>
<b>R</b>	<b>1</b>
<b>H</b>	<b>4</b>
<b>RBI</b>	<b>1</b>
<b>BB</b>	<b>2</b>
<b>SO</b>	<b>10</b>
<b>LOB</b>	<b>6</b>



Batter	1	2	3	4	5	6	7	8	9
Tom Goodwin, L (1, 8) OBP: 0.372, SLG: 0.384	0-0 G6-3		2-2 G4-3 HR		3-2 G4-3		0-3 K		
Mark Grudzielanek, R (1, 4) OBP: 0.340, SLG: 0.393	1-0 G3 BB 1B		0-1 G4-3		2-2 F8		1-1 F9		
Gary Sheffield, R (1, 7) OBP: 0.445, SLG: 0.679 F.P. Santangelo, S (9, 7) OBP: 0.321, SLG: 0.248	4-2 G3 BB 1-2		0-0 HR		2-2 1B		1-1 HR		
Shawn Green, L (1, 9) OBP: 0.378, SLG: 0.503	2-2 G3 1-2 2-3		3-2 P6		0-3 K		0-1 2B		
Eric Karros, R (1, 3) OBP: 0.341, SLG: 0.505	2-3 K		2-2 HR		0-0 G5-3 1B		2-3 K		
Adrian Beltré, R (1, 5) OBP: 0.335, SLG: 0.442		0-2 F8	1-2 G6-3		1-0 G5-3		2-0 P4		
Chad Kreuter, S (1, 2) OBP: 0.421, SLG: 0.423		0-0 FC6-4 1B		2-2 F7		1-3 K	0-3 K		
Alex Cora, L (1, 6) OBP: 0.324, SLG: 0.410		0-1 L7		0-1 G1-3		0-2 G6-3			
Chan Ho Park, R (1, 1) OBP: 0.208, SLG: 0.283		1-0 FC6-4		1-1 G5-3		1-1 G5-3			

Inning Stats	R: 0	H: 1	E: 0	K: 1	S: 13	R: 0	H: 1	E: 0	K: 0	S: 7	R: 3	H: 3	E: 0	K: 0	S: 23	R: 0	H: 1	E: 0	K: 1	S: 13	R: 0	H: 1	E: 0	K: 1	S: 9	R: 0	H: 2	E: 0	K: 2	S: 12
	LOB: 2	BB: 1	P: 22			LOB: 1	BB: 0	P: 8			LOB: 0	BB: 0	P: 11			LOB: 1	BB: 0	P: 20			LOB: 0	BB: 0	P: 9			LOB: 1	BB: 0	P: 17		

PITCHER	IP	WLS	BF	H	R	ER	SO	BB	IBB	HBP	BLK	WP	HR	S	P	ERA	WHIP
Rick Reed, R (1, 1) ERA: 4.42	7.0	L	29	7	3	3	4	1	0	0	0	0	2	80	112	3.86	1.143
Pat Mahomes, R (8, 1) ERA: 4.36	1.0		5	2	1	1	2	0	0	0	0	0	1	12	17	9.00	2.000

**BOTTOM**

**New York Mets @ Los Angeles Dodgers**  
**Dodger Stadium, Los Angeles, CA**

Sat Aug 19 2000, 1:05 PM PDT  
Att: 53,051 - Sunny - 86 F

AB	R	H	RBI	BB	SO	LOB
4	1	1	0	0	1	0
4	0	1	0	0	0	1
3	2	3	3	1	0	0
0	0	0	0	0	0	0
4	0	1	0	0	1	3
4	1	2	1	0	2	3
4	0	0	0	0	0	2
4	0	1	0	0	2	2
3	0	0	0	0	0	2
3	0	0	0	0	0	1

AB	33
R	4
H	9
RBI	4
BB	1
SO	6
LOB	14

livebaseballscorecards.com



1B	SF	WP	PA
5	0	0	34
2B	1	PB	0
3B	0	SB	0
HR	3	CS	0



Batter	1	2	3	4	5	6	7	8	9	AB R H RBI BB SO LOB	TOP																	
Lenny Harris, L (1, 7) OBP: 0.313, SLG: 0.402 John Franco, L (8, 1) Armando Benitez, R (9, 1)	0-1 L7	1-0 S 1B		4-0 SH1-4 BB		1-0 HR		3-0 FC5 E		4 2 2 2 1 0 0 0 0 0 0 0 0 0 0 0 0 0 0 0 0																		
Derek Bell, R (1, 9) OBP: 0.367, SLG: 0.455	1-0 HR 2B	3-3 K 1B		1-0 SH1-4		2-0 F5		0-0 E4 31 G6-4-3		4 1 1 0 0 1 2																		
Edgardo Alfonzo, R (1, 4) OBP: 0.428, SLG: 0.522	0-0 HR	1-0 G6-3		1-3 K		2-0 L8		1-3 K		5 1 1 2 0 2 4																		
31 Mike Piazza, R (1, 2) OBP: 0.410, SLG: 0.655	2-1 L6		0-2 F8	0-1 F8		0-0 F8		1-0 G6-4-3 1-2f		5 0 0 0 0 0 3																		
Robin Ventura, L (1, 5) OBP: 0.351, SLG: 0.464	4-1 WP BB		1-3 K		1-1 G3-1		3-2 G3-1		0-0 F8	4 0 0 0 1 1 0																		
Todd Zeile, R (1, 3) OBP: 0.369, SLG: 0.500	2-2 G4-3		3-1 2B		1-1 F7		0-2 G4-3		3-2 1B	5 0 2 0 0 0 1																		
Jay Payton, R (1, 8) OBP: 0.340, SLG: 0.447		0-1 G3-1 1B 2B	4-0 BB		4-1 BB		0-0 F9		1-3 K	3 1 1 0 2 1 1																		
Mike Bordick, R (1, 6) OBP: 0.345, SLG: 0.478		0-0 G3-1	3-2 G1-3		0-1 F8			0-0 1B E 1B	0-0 F8	5 1 1 0 0 0 5																		
Bobby Jones, R (1, 1) Dennis Cook, L (5, 1) Bubba Trammell, R (6, PH) Turk Wendell, L (6, 1) Darryl Hamilton, L (8, PH) Joe Vicedomini, R (8, PR) Joe Vicedomini, R (8, 7)		1-3 K 1B E		4-2 SH1-4 BB BB		2-0 HR		0-1 E 1B		1 1 0 0 1 1 1 0 0 0 0 0 0 0 1 1 1 1 0 0 0 0 0 0 0 0 0 0 1 0 1 0 0 0 0 0 1 0 0 0 0 0																		
<b>Inning Stats</b>	R: 2 E: 0 K: 0 S: 10	H: 2 LOB: 1 BB: 1 P: 19	R: 2 E: 0 K: 2 S: 11	H: 2 LOB: 1 BB: 0 P: 17	R: 0 E: 0 K: 1 S: 11	H: 1 LOB: 2 BB: 1 P: 22	R: 0 E: 0 K: 1 S: 9	H: 0 LOB: 2 BB: 2 P: 19	R: 0 E: 0 K: 0 S: 7	H: 0 LOB: 1 BB: 1 P: 13	R: 2 E: 0 K: 0 S: 5	H: 2 LOB: 0 BB: 0 P: 12	R: 0 E: 0 K: 0 S: 10	H: 0 LOB: 0 BB: 0 P: 13	R: 3 E: 2 K: 1 S: 9	H: 2 LOB: 1 BB: 0 P: 14	R: 0 E: 0 K: 1 S: 9	H: 1 LOB: 1 BB: 0 P: 13	1B: 4 2B: 3 3B: 0 HR: 3	SF: 0 SAC: 1 DP: 1 HBP: 0	WP: 1 PB: 1 SB: 2 CS: 0	PA: 44						
<b>PITCHER</b>	IP WLS BF H R ER SO BB IBB HBP BLK WP HR S P ERA WHIP												<b>PITCHER</b>	IP WLS BF H R ER SO BB IBB HBP BLK WP HR S P ERA WHIP														
37 Darren Dreifort, R (1, 1) ERA: 4.51	5.0		28	7	6	5	4	5	0	0	0	1	3	50	95	9.00	2.400											
Antonio Osuna, R (6, 1) ERA: 3.81	1.0		3	0	0	0	0	0	0	0	0	0	0	3	7	0.00	0.000											
Terry Adams, R (7, 1) ERA: 3.47	2.0	L	9	2	3	0	1	0	0	0	0	0	0	19	27	0.00	1.000											
Gregg Olson, R (9, 1) ERA: 5.23	1.0		4	1	0	0	1	0	0	0	0	0	0	9	13	0.00	1.000											

New York Mets @ Los Angeles Dodgers  
Dodger Stadium, Los Angeles, CA

Sun Aug 20 2000, 1:10 PM PDT  
Att. 46,122 - Sunny - 82 F

AB	38
R	9
H	10
RBI	5
BB	5
SO	6
LOB	17



New York Mets @ Los Angeles Dodgers  
 Dodger Stadium, Los Angeles, CA

Sun Aug 20 2000, 1:10 PM PDT  
 Att: 46,122 - Sunny - 82 F

livebaseballscores.com

AB	37
R	6
H	11
RBI	5
BB	3
SO	8
LOB	9



WP:	0	PA:	40
PB:	0		
SB:	3		
CS:	0		

AB	R	H	RBI	BB	SO	LOB
4	0	0	0	0	2	1
1	0	0	0	0	0	0

5	1	1	0	0	1	0
---	---	---	---	---	---	---

4	2	1	0	1	1	1
---	---	---	---	---	---	---

4	0	2	1	1	2	0
---	---	---	---	---	---	---

4	1	3	1	0	0	1
---	---	---	---	---	---	---

3	2	2	3	1	1	2
---	---	---	---	---	---	---

4	0	1	0	0	0	2
---	---	---	---	---	---	---

3	0	0	0	0	0	1
---	---	---	---	---	---	---

1	0	0	0	0	0	0
---	---	---	---	---	---	---

2	0	0	0	0	0	1
0	0	0	0	0	0	0
1	0	1	0	0	0	0
0	0	0	0	0	0	0
1	0	0	0	0	1	0
0	0	0	0	0	0	0

1B:	8	SF:	0
2B:	1	SAC:	0
3B:	0	DP:	0
HR:	2	HBP:	0

Batter	1	2	3	4	5	6	7	8	9
Tom Goodwin, L (1, 8) OBP: 0.368, SLG: 0.380 22 Devon White, S (8, PH) OBP: 0.306, SLG: 0.353 (9, 8)	1-3 K		0-0 B5-3		0-2 F8	3-3 K		1-2 F9	
Mark Grudzielanek, R (1, 4) OBP: 0.339, SLG: 0.391	2-1 F2		2-2 G4-3		0-1 1B		0-3 K	2-2 F2	
Gary Sheffield, R (1, 7) OBP: 0.444, SLG: 0.675	1-0 F8		2-1 2B		1-2 F7		4-1 1B	0-3 K	
Shawn Green, L (1, 9) OBP: 0.380, SLG: 0.505		0-3 K	1-0 2B		4-2 1B		1-2 E7	1-3 K	
Eric Karros, R (1, 3) OBP: 0.344, SLG: 0.507		0-2 HR	1-1 G5-3		2-2 1B		1-2 S		
Todd Hundley, S (1, 2) OBP: 0.406, SLG: 0.665		1-1 HR		0-0 HR	3-3 K		4-2 IBB		
Adrian Beltré, R (1, 5) OBP: 0.334, SLG: 0.440		1-2 F2		1-2 F8		1-2 G1-3		0-1 F6	
Alex Cora, L (1, 6) OBP: 0.320, SLG: 0.404 Kevin Elster, R (8, PH) OBP: 0.339, SLG: 0.435 (9, 6)		0-2 F2		3-2 F7		1-2 G6-3		0-1 F9	
37 Darren Dreifort, R (1, 1) OBP: 0.170, SLG: 0.385 Antonio Osuna, R (6, 1) F.P. Santangelo, S (6, PH) OBP: 0.325, SLG: 0.254 Terry Adams, R (7, 1) Jim Leyritz, R (8, PH) OBP: 0.327, SLG: 0.259 Gregg Olson, R (9, 1)		1-0 F9		2-1 F5		1-1 S		2-3 K	

Inning Stats	R: 0	H: 0	E: 0	K: 1	S: 6	R: 2	H: 3	E: 0	K: 1	S: 15	R: 1	H: 2	E: 0	K: 0	S: 10	R: 1	H: 1	E: 0	K: 0	S: 9	R: 1	H: 2	E: 0	K: 1	S: 19	R: 0	H: 1	E: 0	K: 1	S: 11	R: 1	H: 2	E: 1	K: 1	S: 17	R: 0	H: 0	E: 0	K: 1	S: 8	R: 0	H: 0	E: 0	K: 2	S: 11	1B: 8	2B: 1	3B: 0	HR: 2	SF: 0	SAC: 0	DP: 0	HBP: 0	WP: 0	PA: 40
--------------	------	------	------	------	------	------	------	------	------	-------	------	------	------	------	-------	------	------	------	------	------	------	------	------	------	-------	------	------	------	------	-------	------	------	------	------	-------	------	------	------	------	------	------	------	------	------	-------	-------	-------	-------	-------	-------	--------	-------	--------	-------	--------

PITCHER	IP	WLS	BF	H	R	ER	SO	BB	IBB	HBP	BLK	WP	HR	S	P	ERA	WHIP
Bobby Jones, R (1, 1) ERA: 5.27	4.2		23	8	5	5	2	1	0	0	0	0	2	56	82	9.64	1.929
Dennis Cook, L (5, 1) ERA: 6.13	0.1		1	0	0	0	1	0	0	0	0	0	0	3	6	0.00	0.000
Turk Wendell, R (6, 1) ERA: 3.28	2.0	W	10	3	1	1	2	1	1	0	0	0	0	28	44	4.50	2.000
John Franco, L (8, 1) ERA: 2.61	1.0	H	3	0	0	0	1	0	0	0	0	0	0	8	11	0.00	0.000
Armando Benitez, R (9, 1) ERA: 2.51	1.0	S	3	0	0	0	2	0	0	0	0	0	0	11	14	0.00	0.000



Batter	1	2	3	4	5	6	7	8	9	AB R H RBI BB SO LOB	TOP		
<b>Peter Bergeron, L</b> (1, 7) OBP: 0.323, SLG: 0.332	0-0 G6-3		0-3 K		2-1 CS 1B		1-1 F7		0-0 G1-3	5 0 1 0 0 1 0			
<b>Milton Bradley, S</b> (1, 8) OBP: 0.293, SLG: 0.303	4-2 G4-3 BB			0-0 S 1B	3-1 F9		1-1 F8			3 1 1 0 1 0 1			
<b>Jose Vidro, S</b> (1, 4) OBP: 0.391, SLG: 0.559	1-2 G4-3 1-2f			4-2 G4-3 1B 1-2 BB		4-2 2B SF8 BB	3-2 1B			2 1 1 0 2 0 1			
<b>Vladimir Guerrero, R</b> (1, 9) OBP: 0.410, SLG: 0.649		1-2 CS 1B		2-3 K		0-0 SF8 1B 2B	0-0 P6			4 1 2 0 0 1 3			
<b>Lee Stevens, L</b> (1, 3) OBP: 0.342, SLG: 0.498		0-0 F8		1-1 G4-3 1B 1-2 2-H		0-3 K		1-3 K		4 0 1 1 0 2 3			
<b>Geoff Blum, S</b> (1, 5) OBP: 0.344, SLG: 0.466		1-2 L5		1-0 G4-3 1-2 2-3		1-1 SF8		2-1 CS 1B		3 0 1 1 0 0 3			
<b>Orlando Cabrera, R</b> (1, 6) OBP: 0.295, SLG: 0.397		1-2 CS 1-2	1-0 HR	4-2 BB		0-1 S 1B 3-H		3-3 K 1-2		3 1 2 2 1 1 1			
<b>Michael Barrett, R</b> (1, 2) OBP: 0.259, SLG: 0.272			2-2 G6-3	0-0 F9		4-1 IBB		0-0 F8		3 0 0 0 1 0 3			
<b>Dustin Hermanson, R</b> (1, 1) OBP: 0.195, SLG: 0.179 <b>Scott Strickland, R</b> (9, 1)			0-0 G6-3		0-0 P6		2-3 K		0-3 K	4 0 0 0 0 2 2 0 0 0 0 0 0 0			
<b>Inning Stats</b>	R: 0 E: 0 K: 0 S: 6 H: 0 LOB: 0 BB: 1 P: 11	R: 0 E: 0 K: 0 S: 12 H: 1 LOB: 0 BB: 0 P: 15	R: 1 E: 0 K: 1 S: 9 H: 1 LOB: 0 BB: 0 P: 12	R: 1 E: 0 K: 1 S: 13 H: 2 LOB: 3 BB: 2 P: 25	R: 0 E: 0 K: 0 S: 5 H: 1 LOB: 0 BB: 0 P: 10	R: 2 E: 0 K: 2 S: 16 H: 2 LOB: 2 BB: 2 P: 27	R: 0 E: 0 K: 0 S: 9 H: 1 LOB: 1 BB: 0 P: 14	R: 0 E: 0 K: 2 S: 8 H: 1 LOB: 1 BB: 0 P: 14	R: 0 E: 0 K: 1 S: 5 H: 0 LOB: 0 BB: 0 P: 5	1B: 7 2B: 2 3B: 0 HR: 1 SF: 1 SAC: 0 DP: 2 HBP: 0	WP: 0 PB: 0 SB: 2 CS: 3 PA: 38		
<b>PITCHER</b>	IP WLS BF H R ER SO BB IBB HBP BLK WP HR S P ERA WHIP											<b>PITCHER</b>	IP WLS BF H R ER SO BB IBB HBP BLK WP HR S P ERA WHIP
<b>Matt Herges, R</b> (1, 1) ERA: 3.56	6.0 L 27 7 4 4 4 4 4 1 0 0 0 1 61 100 6.00 1.833												
<b>Antonio Osuna, R</b> (7, 1) ERA: 3.67	2.0 7 2 0 0 2 0 0 0 0 0 0 0 17 28 0.00 1.000												
<b>Jeff Shaw, R</b> (9, 1) ERA: 5.14	1.0 3 0 0 0 1 0 0 0 0 0 0 0 5 5 0.00 0.000												

**Montreal Expos @ Los Angeles Dodgers**  
Dodger Stadium, Los Angeles, CA

Mon Aug 21 2000, 7:10 PM PDT  
Att. 32,053 - Sunny - 76 F

[livebaseballscorecards.com](http://livebaseballscorecards.com)

<b>AB</b>	<b>31</b>
<b>R</b>	<b>4</b>
<b>H</b>	<b>9</b>
<b>RBI</b>	<b>4</b>
<b>BB</b>	<b>5</b>
<b>SO</b>	<b>7</b>
<b>LOB</b>	<b>17</b>







Batter	1	2	3	4	5	6	7	8	9	AB R H RBI BB SO LOB	TOP																		
<b>Peter Bergeron, L</b> (1, 7) OBP: 0.321, SLG: 0.331	2-1 F7 1B 1B		2-1 G4-3		0-1 F7	1-2 G1-3			0-3 K	5 1 1 0 0 1 3																			
<b>Milton Bradley, S</b> (1, 8) OBP: 0.298, SLG: 0.319	1-0 1B 1-2 1B		2-2 G4-3 2B		0-1 F5		0-2 G3		0-1 FC6-4 2B	5 1 2 0 0 0 1																			
<b>Jose Vidro, S</b> (1, 4) OBP: 0.390, SLG: 0.556 <b>Mike Mordecai, R</b> (7, 4) OBP: 0.338, SLG: 0.472	3-2 F7 2-3		2-2 G4-3			4-2 1B SF7 BB	1-3 K		1-0 2B 1-H	3 1 0 0 1 1 3 1 0 1 1 0 0 0																			
<b>Lee Stevens, L</b> (1, 3) OBP: 0.344, SLG: 0.498 <b>Wilton Guerrero, S</b> (7, 9) OBP: 0.323, SLG: 0.326	1-2 G3-6-3 1-3 3-H 1B		1-0 G4-3		1-0 F8	1-0 FC6-4 1B 1B	1-3 K		2-1 G1-3	4 1 2 1 0 1 1 1 0 0 0 0 0 1																			
<b>Geoff Blum, S</b> (1, 5) OBP: 0.347, SLG: 0.471	1-2 G3-6-3 1-2f			1-0 F8		1-0 FC6-4 1B		2-2 G3-1 2B		4 0 2 0 0 0 2																			
<b>Fernando Seguinol, S</b> (1, 9) OBP: 0.360, SLG: 0.588		0-1 CS 1B		2-0 HR		0-0 SF7		2-0 F5		3 1 2 2 0 0 1																			
<b>Brian Schneider, L</b> (1, 2) OBP: 0.327, SLG: 0.295		4-2 G5-3 1-2 BB		1-2 P6		1-2 FC6-4 1B		1-0 G3-1		3 1 0 0 1 0 3																			
<b>Orlando Cabrera, R</b> (1, 6) OBP: 0.294, SLG: 0.395		1-1 G5-3		1-1 F9		1-2 1B		2-3 K		4 0 1 1 0 1 2																			
<b>Trey Moore, L</b> (1, 1) OBP: 0.333, SLG: 0.200 <b>Andy Tracy, L</b> (8, PH) OBP: 0.341, SLG: 0.457 <b>Julio Santana, R</b> (6, 1) <b>51 Scott Forster, R</b> (6, 1) <b>Anthony Telford, R</b> (6, 1) <b>Steve Kline, S</b> (8, 1) <b>Terry Jones, S</b> (9, PH) OBP: 0.319, SLG: 0.345		0-3 K			0-0 G1-3	0-0 1B			2-1 FC6-4 1B	2 0 0 0 0 0 1 1 1 0 1 1 0 1 0 1 0 0 0 0 0																			
<b>Inning Stats</b>	R: 1 E: 0 K: 0 S: 14	H: 3 LOB: 1 BB: 0 P: 22	R: 0 E: 0 K: 1 S: 9	H: 1 LOB: 1 BB: 1 P: 14	R: 0 E: 0 K: 0 S: 10	H: 1 LOB: 1 BB: 0 P: 17	R: 1 E: 0 K: 0 S: 7	H: 1 LOB: 0 BB: 0 P: 12	R: 0 E: 0 K: 0 S: 5	H: 0 LOB: 0 BB: 0 P: 5	R: 3 E: 0 K: 0 S: 21	H: 4 LOB: 2 BB: 1 P: 30	R: 0 E: 0 K: 2 S: 10	H: 0 LOB: 0 BB: 0 P: 12	R: 0 E: 0 K: 1 S: 8	H: 1 LOB: 1 BB: 0 P: 15	R: 1 E: 0 K: 1 S: 11	H: 2 LOB: 1 BB: 0 P: 16	1B: 9 2B: 3 3B: 0 HR: 1	SF: 1 SAC: 0 DP: 1 HBP: 0	WP: 0 PB: 0 SB: 0 CS: 1	PA: 40							
<b>PITCHER</b>	IP WLS BF H R ER SO BB IBB HBP BLK WP HR S P ERA WHIP																												
<b>Ismael Valdez, R</b> (1, 1) ERA: 5.7	5.2		26	9	5	5	1	2	0	0	0	0	0	1	62	95	7.94	1.941											
<b>Terry Adams, R</b> (6, 1) ERA: 3.41	1.1	W	5	1	0	0	2	0	0	0	0	0	0	0	14	17	0.00	0.750											
<b>Mike Fetters, R</b> (8, 1) ERA: 2.95	1.0		4	1	0	0	1	0	0	0	0	0	0	0	8	15	0.00	1.000											
<b>Carlos Perez, L</b> (9, 1) ERA: 5.39	1.0		5	2	1	1	1	0	0	0	0	0	0	0	11	16	9.00	2.000											

**Montreal Expos @ Los Angeles Dodgers**  
Dodger Stadium, Los Angeles, CA

Tue Aug 22 2000, 7:10 PM PDT  
Att. 29,804 - Sunny - 73 F

[livebaseballscorecards.com](http://livebaseballscorecards.com)

AB	37
R	6
H	13
RBI	6
BB	2
SO	5
LOB	18



Batter	1	2	3	4	5	6	7	8	9	AB	R	H	RBI	BB	SO	LOB
22 Devon White, S OBP: 0.309, SLG: 0.371 (1, 8)	0-2 G6-3		2-0 HR		1-0 G5-3	4-0 BB 2B	1-1 F8			4	2	1	1	1	0	2
F.P. Santangelo, S OBP: 0.322, SLG: 0.246 (1, 4)	0-0 F8		0-0 F8		3-1 G6-3	4-2 BB 2B HR	0-3 K			4	1	0	0	1	1	2
Shawn Green, L OBP: 0.381, SLG: 0.506 (1, 9)	0-1 CS 1B				1-2 1B 1B	2-2 HR 2B		2-2 G2-3		5	2	3	1	0	0	0
Eric Karros, R OBP: 0.344, SLG: 0.519 (1, 3)	2-2 CS 1-2	2-1 F9		0-1 L9		HR		2-1 G6-3		5	2	2	4	0	0	1
Jim Leyritz, R OBP: 0.347, SLG: 0.310 (1, 7)			2-0 HR		0-1 1B 1B	HR BB				2	1	2	1	1	0	0
Tom Goodwin, L OBP: 0.368, SLG: 0.377 (6, PR) (7, 7)					1-3 1B 1B	HR BB	F7			2	1	0	0	0	1	1
Adrian Beltré, R OBP: 0.337, SLG: 0.442 (1, 5)		2-2 F7		0-2 1B 1B		HR 1B	F9			4	2	2	1	0	0	1
Todd Hundley, S OBP: 0.412, SLG: 0.678 (1, 2)		3-2 F7		1-2 1B 1B		HR 1B				4	1	3	3	0	0	0
Alex Cora, L OBP: 0.323, SLG: 0.403 (1, 6)			2-0 G3	3-2 2-H 3-H 1B		HR BB	F9			3	1	1	1	1	0	1
Ismael Valdez, R OBP: 0.273, SLG: 0.476 (1, 1)			1-3 K		0-0 HR		SH2-4			2	1	1	1	0	1	0
Terry Adams, R (6, 1)										0	0	0	0	0	0	0
Dave Hansen, L OBP: 0.410, SLG: 0.573 (7, PH)										1	0	1	0	0	0	0
Mike Fetters, R (8, 1)										0	0	0	0	0	0	0
Carlos Perez, L OBP: 0.051, SLG: 0.128 (9, 1)										0	0	0	0	0	0	0

Inning Stats	R: 0	H: 1	E: 0	K: 0	S: 10	LOB: 0	BB: 0	P: 12	R: 1	H: 1	E: 0	K: 0	S: 12	LOB: 0	BB: 0	P: 21	R: 1	H: 1	E: 0	K: 1	S: 6	LOB: 0	BB: 0	P: 11	R: 2	H: 5	E: 0	K: 0	S: 17	LOB: 2	BB: 0	P: 22	R: 1	H: 1	E: 0	K: 0	S: 7	LOB: 0	BB: 0	P: 12	R: 9	H: 5	E: 1	K: 0	S: 23	LOB: 1	BB: 4	P: 51	R: 0	H: 2	E: 0	K: 1	S: 15	LOB: 2	BB: 0	P: 21	R: 0	H: 0	E: 0	K: 1	S: 9	LOB: 0	BB: 0	P: 14
1B: 9	SF: 0	2B: 1	SAC: 1	3B: 0	DP: 0	HR: 6	HBP: 0	WP: 0	PA: 42	PB: 0	SB: 0	CS: 1																																																				

PITCHER	IP	WLS	BF	H	R	ER	SO	BB	IBB	HBP	BLK	WP	HR	S	P	ERA	WHIP
Trey Moore, L ERA: 6.12 (1, 1)	5.0		21	9	5	5	1	0	0	0	0	0	3	52	78	9.00	1.800
Julio Santana, R ERA: 5.17 (6, 1)	0.0	L	3	2	4	4	0	1	0	0	0	0	1	7	16	∞	∞
51 Scott Forster, L ERA: 7.36 (6, 1)	0.1		6	2	2	2	0	3	0	0	0	0	1	11	28	54.00	15.000
Anthony Telford, R ERA: 4.26 (6, 1)	1.2		8	3	3	3	1	0	0	0	0	0	1	20	28	16.20	1.800
Steve Kline, L ERA: 2.67 (8, 1)	1.0		3	0	0	0	1	0	0	0	0	0	0	9	14	0.00	0.000

BOTTOM

Montreal Expos @ Los Angeles Dodgers  
Dodger Stadium, Los Angeles, CA

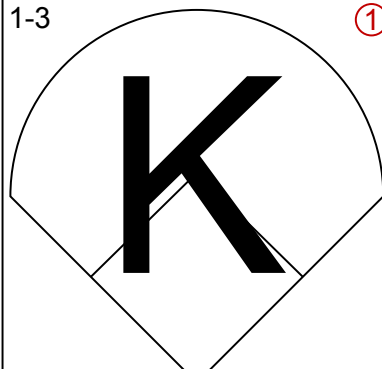
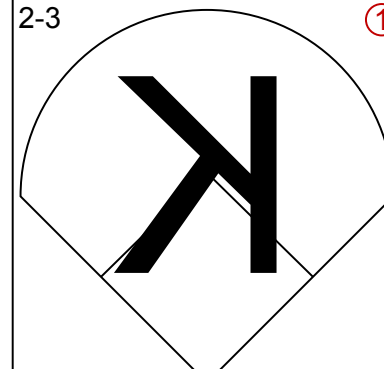
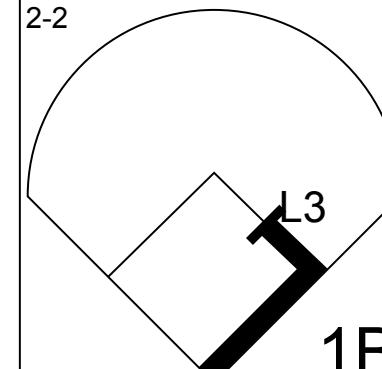
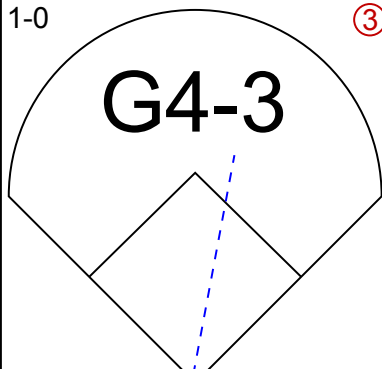
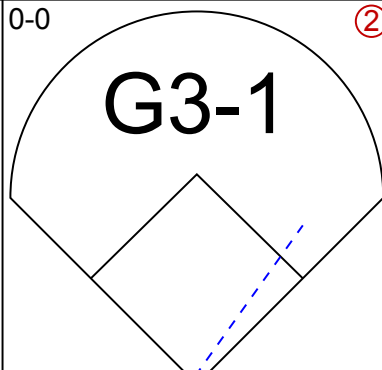
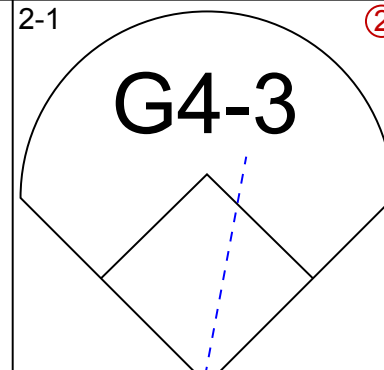
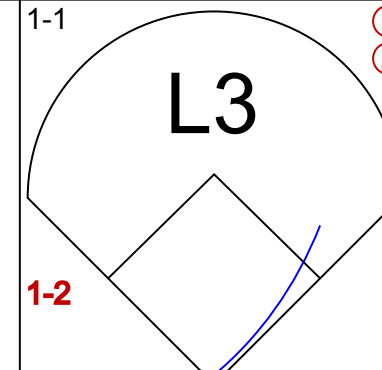
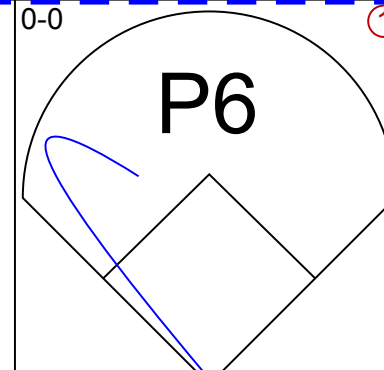
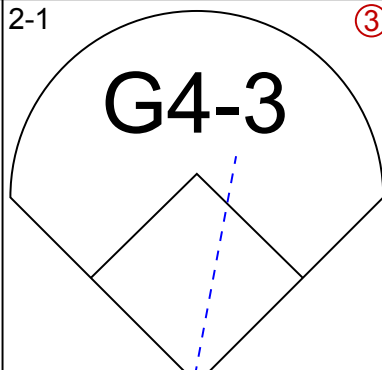
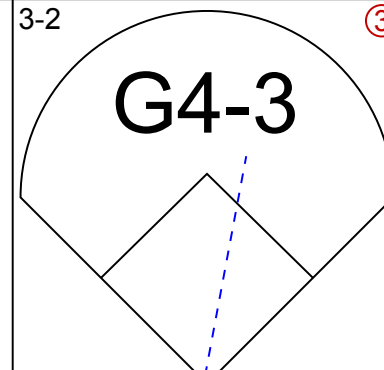
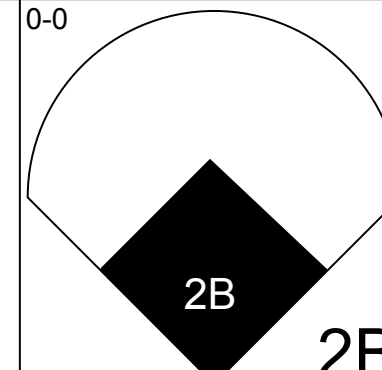
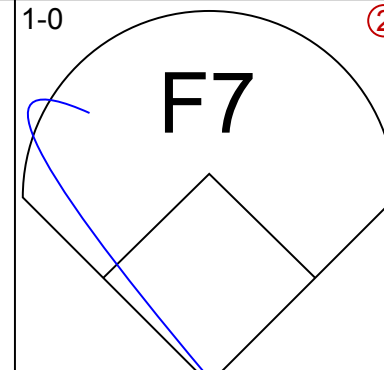
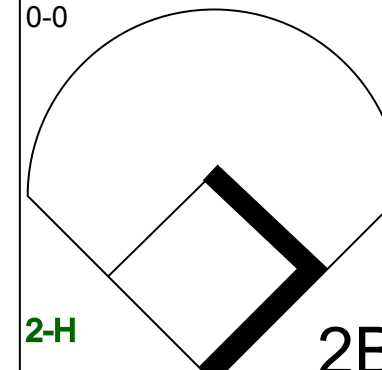
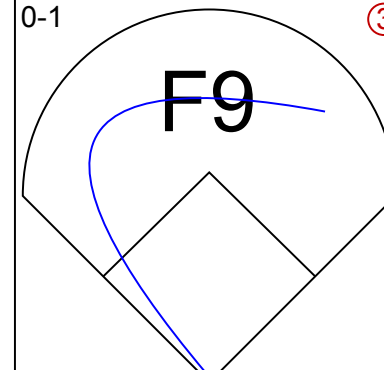
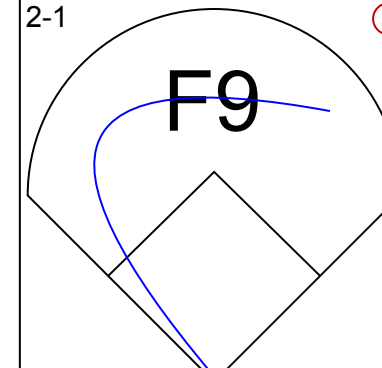
Tue Aug 22 2000, 7:10 PM PDT  
Att: 29,804 - Sunny - 73 F

livebaseballscorecards.com

AB	36
R	14
H	16
RBI	13
BB	4
SO	3
LOB	8





Batter	1	2	3	4	5	6	7	8	9	AB R H RBI BB SO LOB	TOP									
<b>Peter Bergeron, L</b> (1, 7) OBP: 0.321, SLG: 0.330	1-3 			2-3 			2-2 	1-0 		4 0 1 0 0 2 2	<b>Montreal Expos @ Los Angeles Dodgers</b> <b>Dodger Stadium, Los Angeles, CA</b> Wed Aug 23 2000, 7:05 PM PDT Att. 31,337 - Sunny - 76 F									
<b>Milton Bradley, S</b> (1, 8) OBP: 0.287, SLG: 0.306	0-0 			2-1 			1-1 		0-0 	4 0 0 0 0 0 1										
<b>Jose Vidro, S</b> (1, 4) OBP: 0.389, SLG: 0.555	2-1 			3-2 			0-0 		1-0 	4 1 1 0 0 0 0										
<b>Lee Stevens, L</b> (1, 3) OBP: 0.343, SLG: 0.498							0-0 		0-1 	4 0 1 1 0 0 0										
<b>Geoff Blum, S</b> (1, 5) OBP: 0.343, SLG: 0.465							2-1 			3 0 0 0 0 0 1										
<b>Fernando Seguinol, S</b> (1, 9) OBP: 0.360, SLG: 0.573										2 0 0 0 0 1 0										
<b>Orlando Cabrera, R</b> (1, 6) OBP: 0.295, SLG: 0.394										3 0 1 0 0 0 0										
<b>Brian Schneider, L</b> (1, 2) OBP: 0.308, SLG: 0.277										3 0 0 0 0 0 2										
<b>Mike Thurman, R</b> (1, 1) OBP: 0.200, SLG: 0.077										1 0 0 0 0 1 0										
<b>Wilton Guerrero, S</b> (6, PH) OBP: 0.322, SLG: 0.324										1 0 0 0 0 0 0										
<b>Mike Johnson, L</b> (6, 1) OBP: 0.211, SLG: 0.167										0 0 0 0 0 0 0										
<b>Andy Tracy, L</b> (8, PH) OBP: 0.339, SLG: 0.453										1 0 0 0 0 0 2										
<b>51 Scott Forster, R</b> (8, 1)										0 0 0 0 0 0 0										
<b>Inning Stats</b>	R: 0 E: 0 K: 1 S: 6	H: 0 LOB: 0 BB: 0 P: 9	R: 0 E: 0 K: 0 S: 10	H: 0 LOB: 0 BB: 0 P: 14	R: 0 E: 0 K: 1 S: 10	H: 0 LOB: 0 BB: 0 P: 13	R: 0 E: 0 K: 1 S: 10	H: 0 LOB: 0 BB: 0 P: 17	R: 0 E: 0 K: 0 S: 7	H: 0 LOB: 0 BB: 0 P: 9	R: 1 E: 0 K: 0 S: 10	H: 3 LOB: 1 BB: 0 P: 15	R: 0 E: 0 K: 0 S: 9	H: 1 LOB: 2 BB: 0 P: 16	R: 0 E: 0 K: 0 S: 4	H: 0 LOB: 0 BB: 0 P: 5	1B: 2 2B: 3 3B: 0 HR: 0	SF: 0 SAC: 0 DP: 1 HBP: 1	WP: 0 PB: 0 SB: 0 CS: 0	PA: 31
<b>PITCHER</b>	IP WLS BF H R ER SO BB IBB HBP BLK WP HR S P ERA WHIP																			
<b>Kevin Brown, R</b> (1, 1) ERA: 2.67	7.0 W 25 4 1 1 4 0 0 1 0 0 0 0 63 91 1.29 0.571																			
<b>Mike Fetters, R</b> (8, 1) ERA: 2.87	1.0 H 3 0 0 0 0 0 0 0 0 0 0 0 6 10 0.00 0.000																			
<b>Jeff Shaw, R</b> (9, 1) ERA: 5.02	1.0 3 0 0 0 0 0 0 0 0 0 0 0 4 5 0.00 0.000																			

<b>AB</b>	30
<b>R</b>	1
<b>H</b>	4
<b>RBI</b>	1
<b>BB</b>	0
<b>SO</b>	4
<b>LOB</b>	8



WP: 0	PA: 31
PB: 0	
SB: 0	
CS: 0	

Batter	1	2	3	4	5	6	7	8	9
Tom Goodwin, L (1, 7) OBP: 0.367, SLG: 0.374	0-0 F7			3-2 G4-3	0-0 E1 1B SF8		4-2 F8 FC3-2 BB		
Mark Grudzielanek, R (1, 4) OBP: 0.335, SLG: 0.389	3-3 K			2-2 1B 2B	2-2 F8		3-2 F8		
Shawn Green, L (1, 9) OBP: 0.381, SLG: 0.505	3-1 G4-3			4-0 1B 1B BB	2-2 S 1B		2-2 FC3-2 1B		
Eric Karros, R (1, 3) OBP: 0.343, SLG: 0.517		1-3 K		0-0 F7	3-2 SF8		0-0 1B		
Todd Hundley, S (1, 2) OBP: 0.410, SLG: 0.670		1-2 G6-3		2-1 1B 22 BB 1B	1-0 G4-3		1-1 G3-1		
22 Devon White, S (1, 8) OBP: 0.314, SLG: 0.378		0-0 G4-3		4-0 1B 1-2 BB		1-0 2B		1-3 K	
Adrián Beltré, R (1, 5) OBP: 0.339, SLG: 0.441			0-1 P4	2-1 1B		3-3 K		4-2 FC1-6 BB	
Alex Cora, L (1, 6) OBP: 0.318, SLG: 0.396			0-3 K	0-0 G6-3		0-0 F9		0-0 FC1-6	
Kevin Brown, R (1, 1) OBP: 0.127, SLG: 0.094 Mike Fetters, R (8, 1) Jim Leyritz, R (8, PH) Jeff Shaw, R (9, 1)			3-2 F7		1-0 F8 E 1B HBP		1-3 K		0-0 G6-3

Inning Stats	R: 0	H: 0	E: 0	K: 1	S: 8	R: 0	H: 0	E: 0	K: 1	S: 8	R: 0	H: 0	E: 0	K: 1	S: 8	R: 3	H: 3	E: 0	K: 0	S: 13	R: 2	H: 1	E: 1	K: 0	S: 12	R: 0	H: 1	E: 0	K: 2	S: 9	R: 0	H: 1	E: 0	K: 0	S: 14	R: 0	H: 0	E: 0	K: 1	S: 7	R: 0	H: 0	E: 0	K: 1	S: 12
	LOB: 0	BB: 0	P: 14	LOB: 0	BB: 0	P: 10	LOB: 0	BB: 0	P: 11	LOB: 2	BB: 2	P: 30	LOB: 1	BB: 0	P: 21	LOB: 1	BB: 0	P: 14	LOB: 2	BB: 1	P: 24	LOB: 1	BB: 1	P: 12	LOB: 1	BB: 1	P: 12	LOB: 0	BB: 0	P: 14	LOB: 0	BB: 1	P: 24	LOB: 0	BB: 1	P: 12	LOB: 1	BB: 1	P: 12						

PITCHER	IP	WLS	BF	H	R	ER	SO	BB	IBB	HBP	BLK	WP	HR	S	P	ERA	WHIP
Mike Thurman, R (1, 1) ERA: 5.4	5.0	L	23	4	5	3	3	2	0	1	0	0	0	49	86	5.40	1.200
Mike Johnson, R (6, 1) ERA: 6.44	2.0		9	2	0	0	2	1	0	0	0	0	0	23	38	0.00	1.500
51 Scott Forster, L (8, 1) ERA: 6.98	1.0		4	0	0	0	1	1	0	0	0	0	0	7	12	0.00	1.000

**BOTTOM**

**Montreal Expos @ Los Angeles Dodgers**  
Dodger Stadium, Los Angeles, CA

Wed Aug 23 2000, 7:05 PM PDT  
Att: 31,337 - Sunny - 76 F

AB	30
R	5
H	6
RBI	5
BB	4
SO	6
LOB	17

WP: 0 PA: 36  
PB: 0  
SB: 2  
CS: 0



PITCHER	IP	WLS	BF	H	R	ER	SO	BB	IBB	HBP	BLK	WP	HR	S	P	ERA	WHIP
1B	4	SF	1	2B	2	SAC	0	3B	0	DP	0	HR	0	HBP	1		



Batter	1	2	3	4	5	6	7	8	9	AB R H RBI BB SO LOB	TOP											
Peter Bergeron, L (1, 7) OBP: 0.318, SLG: 0.327	1-1 F8		0-0 F7		1-3 K			0-3 K		4 0 0 0 0 2 4												
Milton Bradley, S (1, 8) OBP: 0.286, SLG: 0.297	1-3 K			3-2 F7		3-1 F7		1-1 FC6-4 HBP		3 0 0 0 0 1 0												
Jose Vidro, S (1, 4) OBP: 0.387, SLG: 0.552 Mike Mordecai, R (6, 4) OBP: 0.335, SLG: 0.469	1-3 K			1-1 F8		2-1 F9		2-1 FC6-4 1-2f		3 0 0 0 0 1 0 1 0 0 0 0 0 1												
Lee Stevens, L (1, 3) OBP: 0.341, SLG: 0.494 Andy Tracy, L (7, 3) OBP: 0.336, SLG: 0.449		1-2 G4-3		1-1 F5		0-3 K			2-3 K	3 0 0 0 0 1 0 1 0 0 0 0 1 0												
Geoff Blum, S (1, 5) OBP: 0.345, SLG: 0.470		2-2 CS 1B			2-1 1B 2B		1-3 K		1-3 K	4 0 2 0 0 2 0												
Wilton Guerrero, S (1, 9) OBP: 0.325, SLG: 0.330		2-2 F9 1-2			4-2 1B BB		1-0 2B		1-3 K	3 0 1 0 1 1 1												
Orlando Cabrera, R (1, 6) OBP: 0.292, SLG: 0.390			2-2 F7		2-2 F9		2-0 F7			3 0 0 0 0 0 3												
Michael Barrett, R (1, 2) OBP: 0.260, SLG: 0.273			0-2 G6-3		0-1 1B 1-2 2-3		2-3 K		2-3 K	3 0 1 0 0 1 1												
Javier Vazquez, R (1, 1) OBP: 0.235, SLG: 0.245 Fernando Seguinol, S (5, PH) OBP: 0.356, SLG: 0.566 Julio Santana, R (5, 1) Terry Jones, S (8, PH) OBP: 0.317, SLG: 0.342 Steve Kline, S (8, 1)			2-1 1B		2-3 K			1-0 F8		1 0 1 0 0 0 0 1 0 0 0 0 1 3 0 0 0 0 0 0 0 1 0 0 0 0 0 0 0 0 0 0 0 0 0												
<b>Inning Stats</b>	R: 0 E: 0 K: 2 S: 8	H: 0 LOB: 0 BB: 0 P: 11	R: 0 E: 0 K: 0 S: 10	H: 1 LOB: 0 BB: 0 P: 15	R: 0 E: 0 K: 0 S: 11	H: 1 LOB: 1 BB: 0 P: 15	R: 0 E: 0 K: 0 S: 7	H: 0 LOB: 0 BB: 0 P: 12	R: 0 E: 0 K: 1 S: 7	H: 0 LOB: 0 BB: 0 P: 12	R: 0 E: 0 K: 2 S: 11	H: 1 LOB: 1 BB: 0 P: 17	R: 0 E: 0 K: 1 S: 7	H: 0 LOB: 1 BB: 0 P: 11	R: 0 E: 0 K: 3 S: 10	H: 0 LOB: 0 BB: 0 P: 14	1B: 3 2B: 2 3B: 0 HR: 0	SF: 0 SAC: 0 DP: 0 HBP: 1	WP: 0 PB: 0 SB: 0 CS: 1	PA: 33		
<b>PITCHER</b>	IP WLS BF H R ER SO BB IBB HBP BLK WP HR S P ERA WHIP	IP WLS BF H R ER SO BB IBB HBP BLK WP HR S P ERA WHIP	IP WLS BF H R ER SO BB IBB HBP BLK WP HR S P ERA WHIP	IP WLS BF H R ER SO BB IBB HBP BLK WP HR S P ERA WHIP	IP WLS BF H R ER SO BB IBB HBP BLK WP HR S P ERA WHIP	IP WLS BF H R ER SO BB IBB HBP BLK WP HR S P ERA WHIP	IP WLS BF H R ER SO BB IBB HBP BLK WP HR S P ERA WHIP	IP WLS BF H R ER SO BB IBB HBP BLK WP HR S P ERA WHIP	IP WLS BF H R ER SO BB IBB HBP BLK WP HR S P ERA WHIP	IP WLS BF H R ER SO BB IBB HBP BLK WP HR S P ERA WHIP	IP WLS BF H R ER SO BB IBB HBP BLK WP HR S P ERA WHIP	IP WLS BF H R ER SO BB IBB HBP BLK WP HR S P ERA WHIP	IP WLS BF H R ER SO BB IBB HBP BLK WP HR S P ERA WHIP	IP WLS BF H R ER SO BB IBB HBP BLK WP HR S P ERA WHIP	IP WLS BF H R ER SO BB IBB HBP BLK WP HR S P ERA WHIP	IP WLS BF H R ER SO BB IBB HBP BLK WP HR S P ERA WHIP	IP WLS BF H R ER SO BB IBB HBP BLK WP HR S P ERA WHIP	IP WLS BF H R ER SO BB IBB HBP BLK WP HR S P ERA WHIP	IP WLS BF H R ER SO BB IBB HBP BLK WP HR S P ERA WHIP	IP WLS BF H R ER SO BB IBB HBP BLK WP HR S P ERA WHIP	IP WLS BF H R ER SO BB IBB HBP BLK WP HR S P ERA WHIP	
Chan Ho Park, R (1, 1) ERA: 3.66 Gregg Olson, R (8, 1) ERA: 4.38	7.0 W 26 5 0 0 7 1 0 0 0 0 0 71 110 0.00 0.857	2.0 W 7 0 0 0 4 0 0 1 0 0 0 17 25 0.00 0.000																				

**Montreal Expos @ Los Angeles Dodgers**  
**Dodger Stadium, Los Angeles, CA**  
 Thu Aug 24 2000, 1:10 PM PDT  
 Att. 28,896 - Sunny - 80 F

AB	31
R	0
H	5
RBI	0
BB	1
SO	11
LOB	13



Batter	1	2	3	4	5	6	7	8	9
Tom Goodwin, L (1, 7) OBP: 0.363, SLG: 0.369	1-1 G1-3		1-0 F7	0-2 P6		1-3 K		2-2 G5-4-3	
Mark Grudzielanek, R (1, 4) OBP: 0.333, SLG: 0.386 Jeff Branson, L (8, 4)	0-2 G5-3		2-3 K	2-3 K		3-2 G6-3			
Shawn Green, L (1, 9) OBP: 0.381, SLG: 0.509	2-2 G4-3			2-1 HR	0-0 G3-1	0-3 K			
Eric Karros, R (1, 3) OBP: 0.345, SLG: 0.516 Gregg Olson, R (8, 1)		1-3 K		0-0 22 1B 22 E	4-0 22 2B 1B		2-3 K		
22 Devon White, S (1, 8) OBP: 0.318, SLG: 0.388		0-1 E5		0-2 1B	0-0 1B		0-2 G5-3		
Adrian Beltré, R (1, 5) OBP: 0.342, SLG: 0.444		1-3 K		0-1 F9 1B BB	3-0 1B		1-1 1B		
Chad Kreuter, S (1, 2) OBP: 0.422, SLG: 0.421		3-3 K		4-2 1B	0-2 1B		1-1 G3		
Alex Cora, L (1, 6) OBP: 0.317, SLG: 0.393			1-3 K	0-0 F9	2-1 F8		0-2 G5-4-3 1B		
Chan Ho Park, R (1, 1) OBP: 0.232, SLG: 0.357 Jim Leyritz, R (8, 3) OBP: 0.340, SLG: 0.303			0-0 HR	1-1 1B	0-3 K		0-2 F9		

Inning Stats	R: 0	H: 0	E: 0	K: 0	S: 9	R: 0	H: 0	E: 1	K: 3	S: 14	R: 1	H: 1	E: 0	K: 2	S: 8	R: 4	H: 5	E: 1	K: 1	S: 21	R: 2	H: 3	E: 0	K: 1	S: 11	R: 0	H: 1	E: 0	K: 1	S: 10	R: 0	H: 1	E: 0	K: 0	S: 11	R: 0	H: 1	E: 0	K: 0	S: 11		
	0	0	0	0	12	0	0	1	3	14	1	1	0	2	8	4	5	1	1	21	2	3	0	1	10	0	1	0	1	10	0	1	0	11	0	1	0	11	0	1	0	11

PITCHER	IP	WLS	BF	H	R	ER	SO	BB	IBB	HBP	BLK	WP	HR	S	P	ERA	WHIP
Javier Vazquez, R (1, 1) ERA: 4.18	4.0	L	20	6	5	5	6	1	0	0	0	0	2	52	73	11.25	1.750
Julio Santana, R (5, 1) ERA: 5.23	3.0		14	4	2	2	4	1	0	0	0	0	0	31	48	6.00	1.667
Steve Kline, L (8, 1) ERA: 2.64	1.0		3	1	0	0	0	0	0	0	0	0	0	11	13	0.00	1.000

AB R H RBI BB SO LOB

5	0	0	0	0	1	3
4	0	0	0	0	2	2
0	0	0	0	0	0	0
4	1	1	1	0	1	0
3	2	1	0	1	2	0
0	0	0	0	0	0	0
4	2	2	0	0	0	0
4	1	3	2	0	1	1
3	0	1	1	1	1	2
4	0	1	0	0	1	4
3	1	2	2	0	1	2
1	0	0	0	0	0	1

AB	35
R	7
H	11
RBI	6
BB	2
SO	10
LOB	15



**Montreal Expos @ Los Angeles Dodgers**  
**Dodger Stadium, Los Angeles, CA**  
 Thu Aug 24 2000, 1:10 PM PDT  
 Att. 28,896 - Sunny - 80 F

WP: 0 PA: 37  
 PB: 0  
 SB: 0  
 CS: 0

livebaseballscorecards.com









Batter	1	2	3	4	5	6	7	8	9	AB R H RBI BB SO LOB	TOP												
22 Devon White, S OBP: 0.313, SLG: 0.391 Jeff Shaw, R	1-1 F8 S 1B		2-2 F9		2-2 1B 2-H 3B		1-0 E5 FC4-6		3-2 G6-3	5 1 2 1 0 0 0 0 0 0 0 0 0 0													
Mark Grudzielanek, R OBP: 0.331, SLG: 0.382	3-2 F3 1-2		1-3 K		4-1 1B BB		0-0 FC4-6 1-2f		1-0 G5-3	4 0 0 0 1 1 2													
Shawn Green, L OBP: 0.376, SLG: 0.502	0-0 F8 2-3		2-2 G1-3		1-2 1B 1-3 3-H			2-3 K		4 0 1 1 0 1 1													
Eric Karros, R OBP: 0.342, SLG: 0.511	0-0 G6-3			0-0 G5-3	0-2 F8			2-3 K		4 0 0 0 0 1 3													
Jim Leyritz, R OBP: 0.339, SLG: 0.298 Tom Goodwin, L OBP: 0.365, SLG: 0.373		1-1 F3		1-0 F9		3-3 K		4-2 2B BB		3 0 0 0 1 1 0 0 1 0 0 0 0 0													
Adrián Beltré, R OBP: 0.350, SLG: 0.461		4-2 1B BB		3-2 G6-3		0-2 G6-3		0-1 2B 1-H		3 0 1 1 1 0 0													
Chad Kreuter, S OBP: 0.423, SLG: 0.420		2-0 1B			2-1 G6-3	0-1 G6-3		4-1 BB		3 0 1 0 1 0 0													
Alex Cora, L OBP: 0.310, SLG: 0.381		1-2 F7		2-2 22 3B HBP			0-1 G5-3	0-2 G4-3		3 1 0 0 0 0 4													
Carlos Perez, L OBP: 0.049, SLG: 0.122 Terry Adams, R Dave Hansen, L OBP: 0.400, SLG: 0.556		1-3 K		0-0 SH1-4			1-2 G3-1	2-2 F7		2 0 0 0 0 1 2 0 0 0 0 0 0 0 1 0 0 0 0 0 0													
<b>Inning Stats</b>	R: 0 E: 0 K: 0 S: 9	H: 1 LOB: 1 BB: 0 P: 13	R: 0 E: 0 K: 1 S: 11	H: 1 LOB: 2 BB: 1 P: 20	R: 0 E: 0 K: 1 S: 10	H: 0 LOB: 0 BB: 0 P: 15	R: 0 E: 0 K: 0 S: 5	H: 0 LOB: 0 BB: 0 P: 9	R: 2 E: 0 K: 0 S: 16	H: 2 LOB: 2 BB: 1 P: 27	R: 0 E: 0 K: 1 S: 8	H: 0 LOB: 0 BB: 0 P: 11	R: 0 E: 1 K: 0 S: 7	H: 0 LOB: 1 BB: 0 P: 9	R: 1 E: 0 K: 2 S: 16	H: 1 LOB: 2 BB: 2 P: 28	R: 0 E: 0 K: 0 S: 7	H: 0 LOB: 0 BB: 0 P: 13	1B: 3 2B: 1 3B: 1 HR: 0	SF: 0 SAC: 1 DP: 0 HBP: 1	WP: 0 PB: 0 SB: 1 CS: 0	PA: 38	
<b>PITCHER</b>	IP WLS BF H R ER SO BB IBB HBP BLK WP HR S P ERA WHIP																						
76 Daniel Garibay, L ERA: 4.48 Steve Rain, R ERA: 4.04 Tim Worrell, R ERA: 3.29	(1, 1) 7.0 L 29 4 2 2 3 2 0 1 0 0 0 66 104 2.57 0.857	(8, 1) 1.0 6 1 1 2 2 0 0 0 0 0 16 28 9.00 3.000	(9, 1) 1.0 3 0 0 0 0 0 0 0 0 0 7 13 0.00 0.000																				

Los Angeles Dodgers @ Chicago Cubs  
Wrigley Field, Chicago, IL  
Fri Aug 25 2000, 4:30 PM CDT  
Att. 38,854 - Sunny - 82 F

livebaseballscorecards.com

AB	32
R	3
H	5
RBI	3
BB	4
SO	5
LOB	12







Batter	1	2	3	4	5	6	7	8	9	AB R H RBI BB SO LOB	TOP																
Tom Goodwin, L (1, 8) OBP: 0.363, SLG: 0.371	0-2 G1-3		2-1 FC4-6 2B		0-0 CS 1B		0-2 G6-3		0-3 K	5 1 1 0 0 1 2																	
Mark Grudzielanek, R (1, 4) OBP: 0.332, SLG: 0.385	1-2 F9		0-1 2B		1-0 CS 1-2	1-1 1B BB 1B	0-0 L4		0-0 FC6-4 1-2f	5 1 2 1 0 0 1																	
Shawn Green, L (1, 9) OBP: 0.377, SLG: 0.501	2-2 P5		0-0 F9			3-1 BB 1-3 1B 1B	4-2 FC5-4 BB			3 1 1 0 1 0 1																	
Eric Karros, R (1, 3) OBP: 0.341, SLG: 0.508		1-0 E8 G4-6-3		2-2 G5-3 S 1B		3-3 K 1-2	1-0 FC5-4 1-2f			4 0 1 0 0 1 3																	
Todd Hundley, S (1, 2) OBP: 0.405, SLG: 0.653		2-1 G4-6-3 1-2f		3-3 K 1-2		3-3 K 2		3-2 F8		4 0 0 0 0 2 4																	
Adrián Beltré, R (1, 5) OBP: 0.351, SLG: 0.460		0-1 1B		1-2 G5-3 2-3		4-0 BB 1B IBB		0-0 P4		3 1 1 0 1 0 1																	
Bruce Aven, R (1, 7) OBP: 0.274, SLG: 0.417		0-1 F8		1-3 K 3		4-1 1B 1-2 2-3 3-H BB		2-2 F9		3 0 0 1 1 1 2																	
Alex Cora, L (1, 6) OBP: 0.313, SLG: 0.383			0-0 F7		3-2 L7	0-1 1B 1-3 2-H 3-H			0-1 FC6-4 1B	4 0 2 2 0 0 0																	
Matt Herges, L (1, 1) OBP: 0.100, SLG: 0.100			1-2 FC4-6 1B		2-3 K	0-1 F8			3-2 F7	2 0 1 0 0 1 0																	
Dave Hansen, L (6, PH) OBP: 0.397, SLG: 0.550										1 0 0 0 0 0 2																	
Gregg Olson, R (6, 1)										0 0 0 0 0 0 0																	
Antonio Osuna, R (7, 1)										0 0 0 0 0 0 0																	
Jim Leyritz, R (9, PH) OBP: 0.336, SLG: 0.295										1 0 0 0 0 0 1																	
<b>Inning Stats</b>	R: 0 E: 0 K: 0 S: 9	H: 0 LOB: 0 BB: 0 P: 12	R: 0 E: 1 K: 0 S: 7	H: 1 LOB: 1 BB: 0 P: 10	R: 1 E: 0 K: 0 S: 9	H: 2 LOB: 1 BB: 0 P: 12	R: 0 E: 0 K: 2 S: 15	H: 1 LOB: 1 BB: 0 P: 22	R: 0 E: 0 K: 1 S: 11	H: 1 LOB: 0 BB: 0 P: 17	R: 3 E: 0 K: 2 S: 21	H: 3 LOB: 2 BB: 2 P: 39	R: 0 E: 0 K: 0 S: 9	H: 0 LOB: 1 BB: 1 P: 14	R: 0 E: 0 K: 0 S: 9	H: 0 LOB: 0 BB: 0 P: 14	R: 0 E: 0 K: 1 S: 10	H: 1 LOB: 1 BB: 0 P: 13	1B: 8 2B: 1 3B: 0 HR: 0	SF: 0 SAC: 0 DP: 1 HBP: 0	WP: 0 PB: 0 SB: 2 CS: 1	PA: 39					
<b>PITCHER</b>	IP WLS BF H R ER SO BB IBB HBP BLK WP HR S P ERA WHIP																										
Kevin Tapani, R (1, 1) ERA: 4.58	6.0		27	8	4	4	5	1	1	0	0	0	0	72	112	6.00	1.500										
Tim Worrell, R (7, 1) ERA: 3.17	2.0	W	7	0	0	0	0	1	0	0	0	0	0	18	28	0.00	0.500										
Rick Aguilera, R (9, 1) ERA: 4.95	1.0	S	4	1	0	0	1	0	0	0	0	0	0	10	13	0.00	1.000										

Los Angeles Dodgers @ Chicago Cubs  
Wrigley Field, Chicago, IL  
Sat Aug 26 2000, 12:15 PM CDT  
Att. 38,710 - Cloudy - 80 F

livebaseballscorecards.com

AB	35
R	4
H	9
RBI	4
BB	3
SO	6
LOB	17



Batter	1	2	3	4	5	6	7	8	9
<b>Eric Young Sr., R</b> (1, 4) OBP: 0.362, SLG: 0.395	3-2 G6-3		0-1 1B HBP 1B		1-1 G3-1		3-2 SF7		
<b>Mark Grace, L</b> (1, 3) OBP: 0.389, SLG: 0.451	2-2 G4-3		2-0 HBP BB 1B		2-2 F8		2-0 F7		
<b>Sammy Sosa, R</b> (1, 9) OBP: 0.403, SLG: 0.639	2-2 G6-3		4-0 G5-3 HBP BB		3-1 1B 2B		1-3 K		
<b>Rondell White, R</b> (1, 7) OBP: 0.374, SLG: 0.493		2-2 F8	2-2		2-1 CS 1B		1-3 K		
<b>Tim Worrell, R</b> (7, 1)			1-2 2-3 3-H HBP		2-3 K		0-0 F8		
<b>Brant Brown, L</b> (8, PH) OBP: 0.230, SLG: 0.311		0-2 L4	3-1 G5-3		2-2 F4		1-3 K		
<b>Rick Aguilera, R</b> (9, 1)			2-3f		1-2				
<b>Damon Buford, R</b> (1, 8) OBP: 0.330, SLG: 0.414									
<b>Willie Greene, L</b> (1, 5) OBP: 0.304, SLG: 0.371									
<b>Ricky Gutierrez, R</b> (1, 6) OBP: 0.384, SLG: 0.416			0-1 SH1-3 1B 1B		0-1 G3		1-1 HR		
<b>Jeff Reed, L</b> (1, 2) OBP: 0.348, SLG: 0.343			2-1 SH1-3 1B 1B		0-3 K		4-2 E 1B SF7 BB		
<b>Kevin Tapani, R</b> (1, 1) OBP: 0.196, SLG: 0.259			1-2 SH1-3		0-0 G4-3		0-0 E2		
<b>Gary Matthews, S</b> (7, 7) OBP: 0.286, SLG: 0.333			1-2 2-3				1-3 1B		

Inning Stats	R: 0	H: 0	E: 0	K: 0	S: 10	R: 0	H: 0	E: 0	K: 0	S: 9	R: 3	H: 4	E: 0	K: 0	S: 15	R: 0	H: 0	E: 0	K: 1	S: 9	R: 0	H: 0	E: 0	K: 0	S: 6	R: 1	H: 2	E: 0	K: 1	S: 10	R: 2	H: 2	E: 1	K: 1	S: 13	R: 0	H: 0	E: 0	K: 2	S: 7
	0	0	0	0	17	0	0	0	0	9	3	4	0	0	15	0	0	0	1	9	0	0	0	0	6	1	2	0	1	10	2	2	1	1	13	0	0	0	2	9

PITCHER	IP	WLS	BF	H	R	ER	SO	BB	IBB	HBP	BLK	WP	HR	S	P	ERA	WHIP
<b>Matt Herges, R</b> (1, 1) ERA: 3.66	5.0		20	4	3	3	1	1	0	0	0	0	0	49	79	5.40	1.000
<b>Gregg Olson, R</b> (6, 1) ERA: 5.27	1.1	L	8	4	3	2	1	1	0	0	0	0	1	19	36	13.50	3.750
<b>Antonio Osuna, R</b> (7, 1) ERA: 3.45	1.2		5	0	0	0	3	0	0	0	0	0	0	11	16	0.00	0.000

**BOTTOM**

**Los Angeles Dodgers @ Chicago Cubs**  
 Wrigley Field, Chicago, IL  
 Sat Aug 26 2000, 12:15 PM CDT  
 Att: 38,710 - Cloudy - 80 F

AB	R	H	RBI	BB	SO	LOB
3	1	1	3	0	0	0
4	0	1	0	0	0	1
3	1	1	0	1	1	1
2	0	1	2	0	0	0
0	0	0	0	0	0	0
1	0	0	0	0	1	0
0	0	0	0	0	0	0
4	0	0	0	0	1	4
4	0	0	0	0	1	1
3	2	2	1	0	0	0
2	2	1	0	1	1	0
1	0	0	0	0	0	0
1	0	1	0	0	0	0

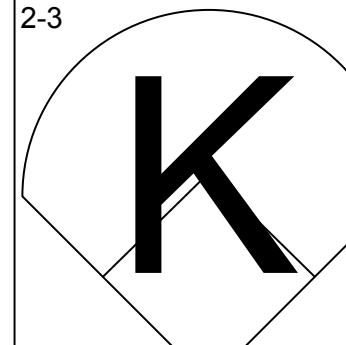
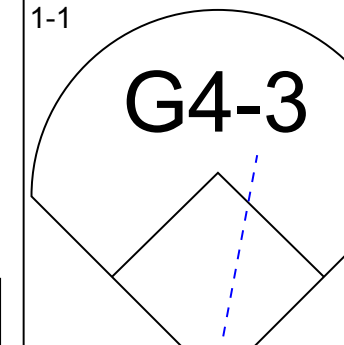
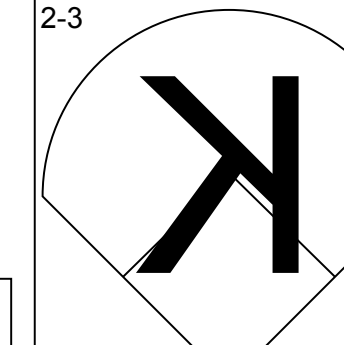
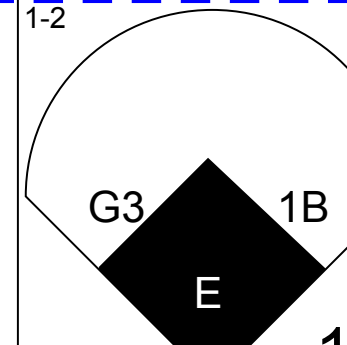
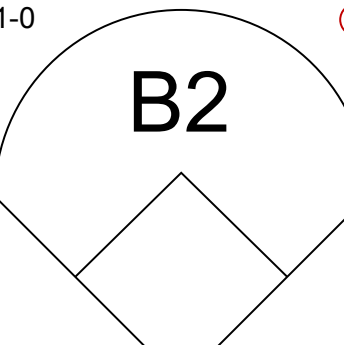
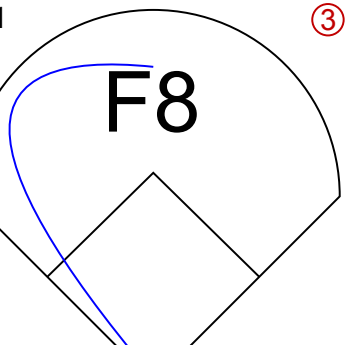
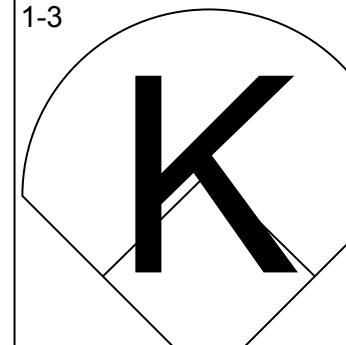
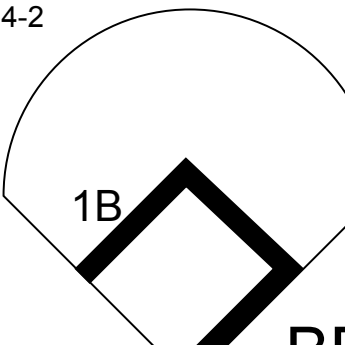
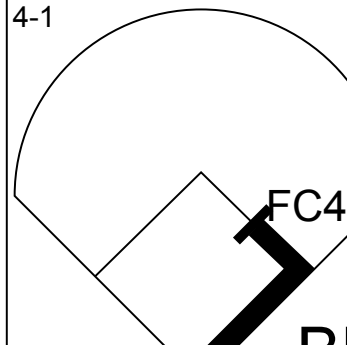
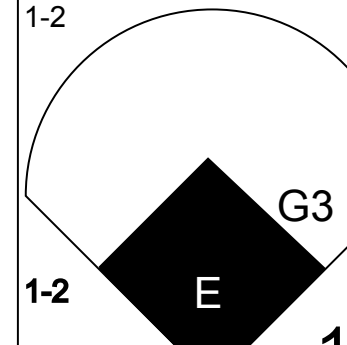
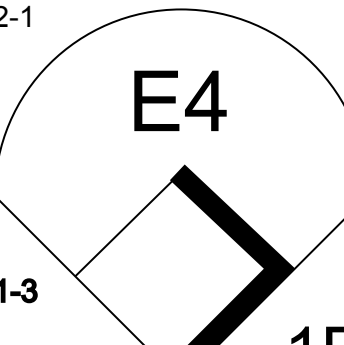
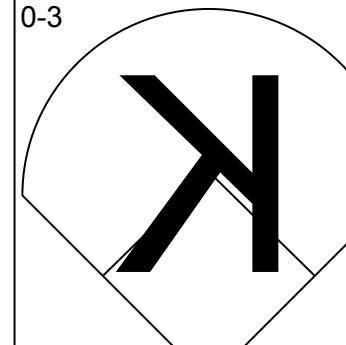
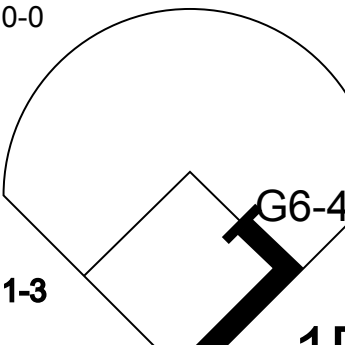
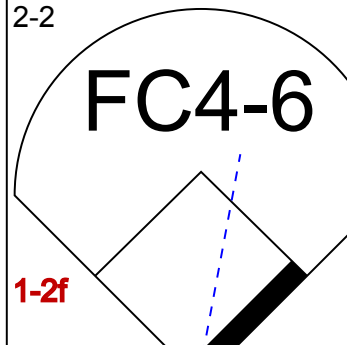
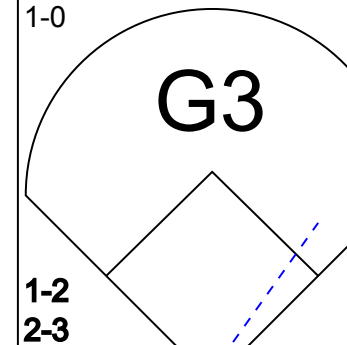
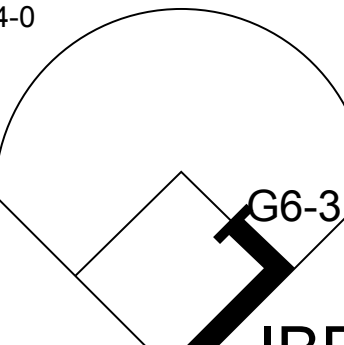
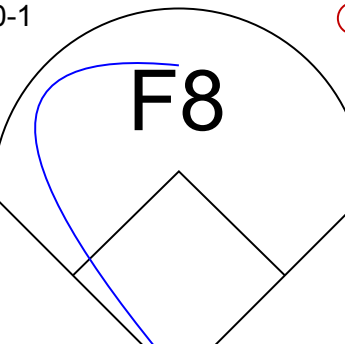
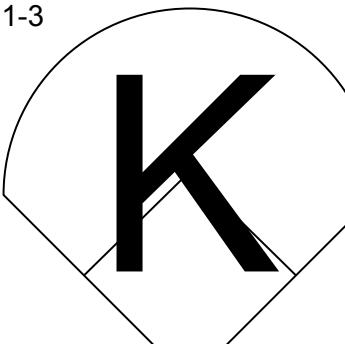
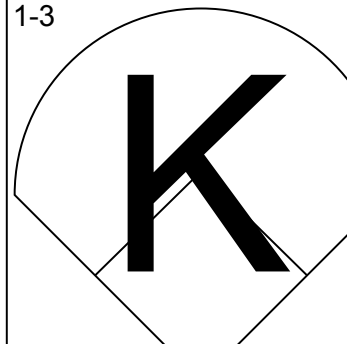
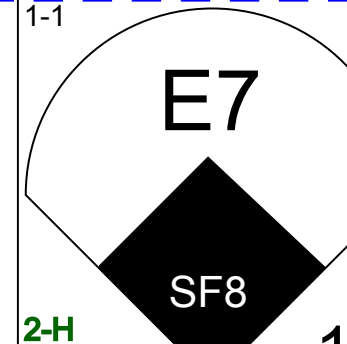
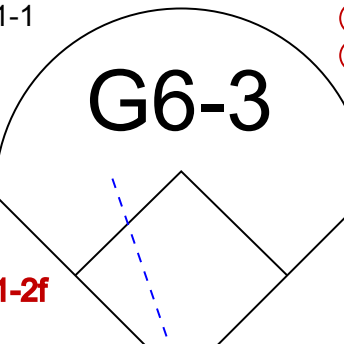
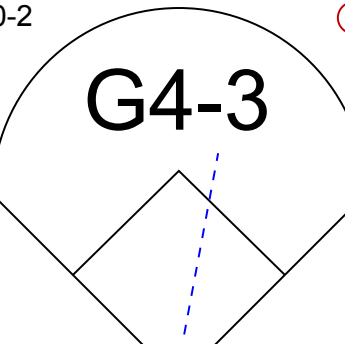
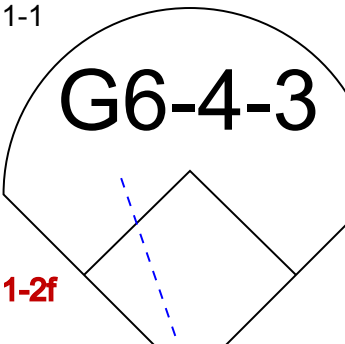
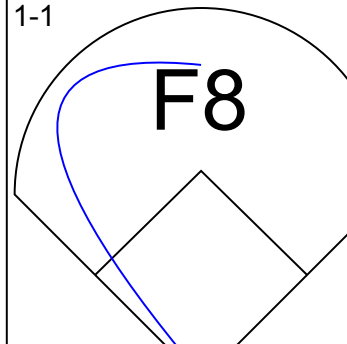
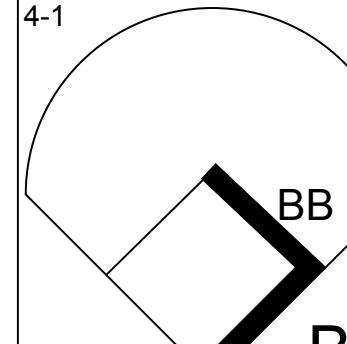
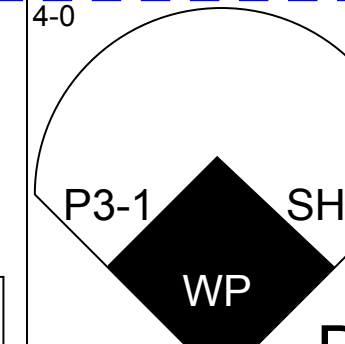
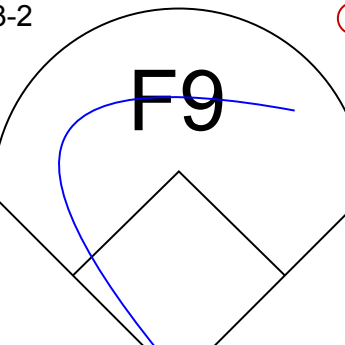
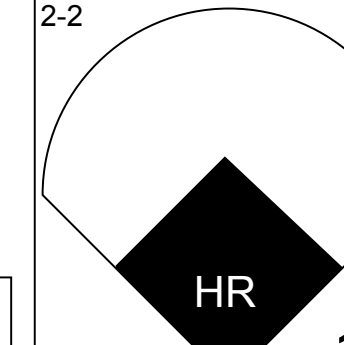
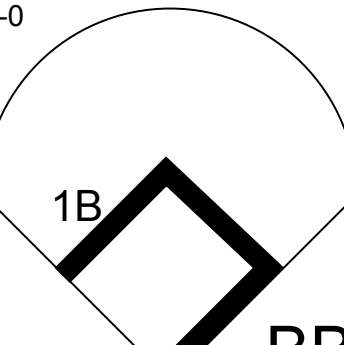
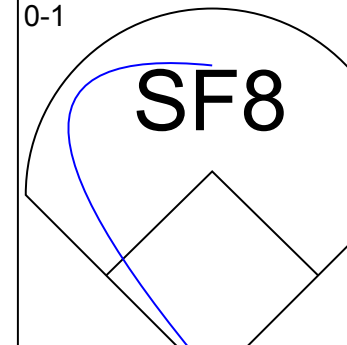
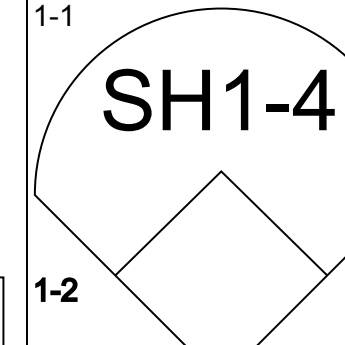
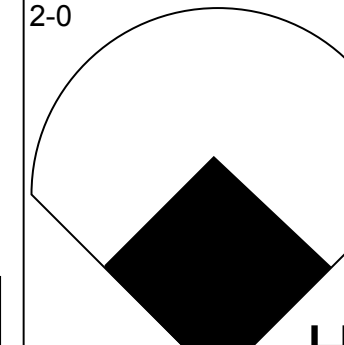
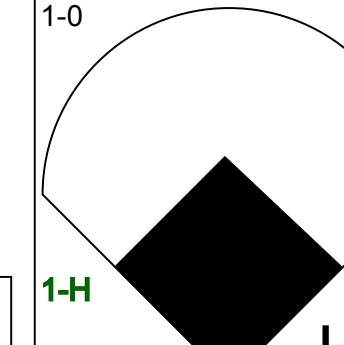
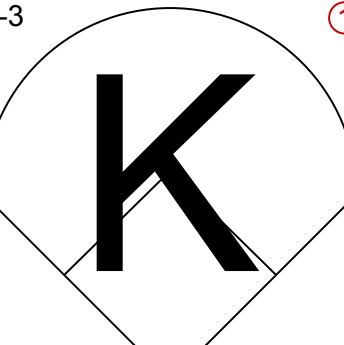
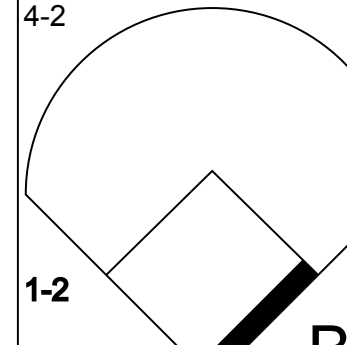
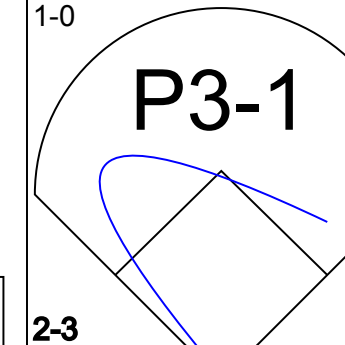
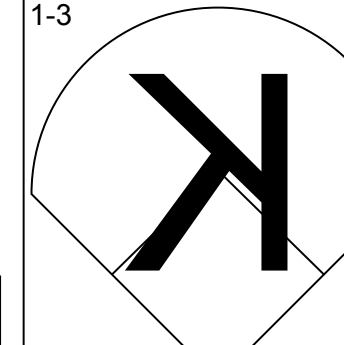
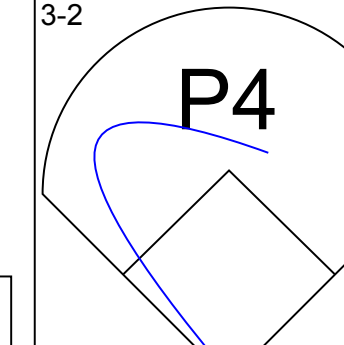
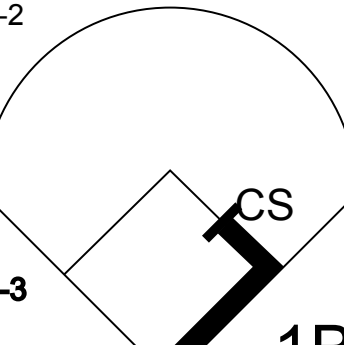
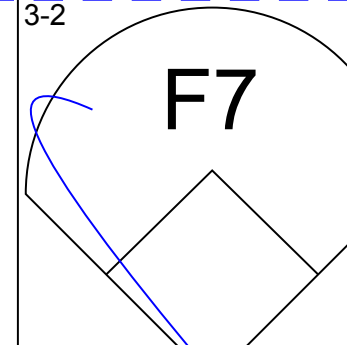
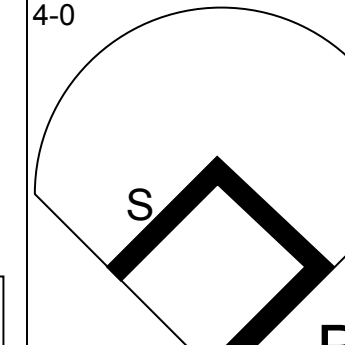
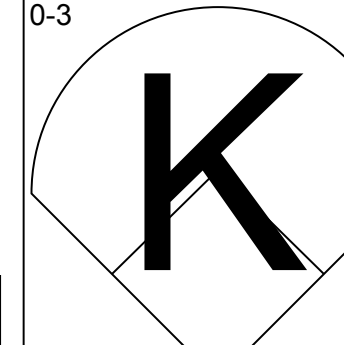
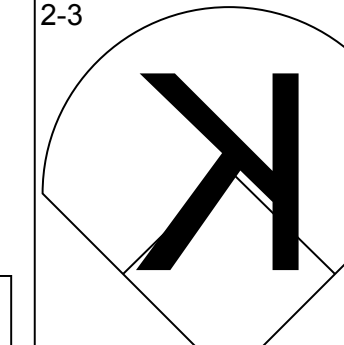
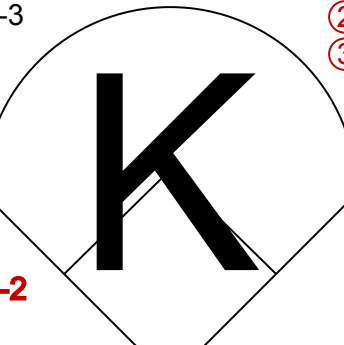
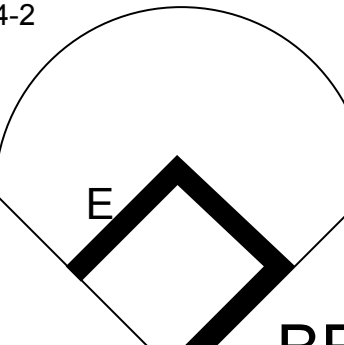
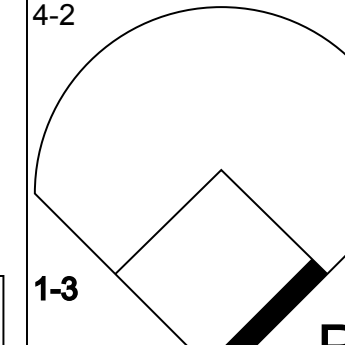
AB	28
R	6
H	8
RBI	6
BB	2
SO	5
LOB	7

WP: 0 PA: 33  
 PB: 0  
 SB: 0  
 CS: 1



PITCHER	IP	WLS	BF	H	R	ER	SO	BB	IBB	HBP	BLK	WP	HR	S	P	ERA	WHIP
<b>Matt Herges, R</b> (1, 1) ERA: 3.66	5.0		20	4	3	3	1	1	0	0	0	0	0	49	79	5.40	1.000
<b>Gregg Olson, R</b> (6, 1) ERA: 5.27	1.1	L	8	4	3	2	1	1	0	0	0	0	1	19	36	13.50	3.750
<b>Antonio Osuna, R</b> (7, 1) ERA: 3.45	1.2		5	0	0	0	3	0	0	0	0	0	0	11	16	0.00	0.000



Batter	1	2	3	4	5	6	7	8	9	10	AB R H RBI BB SO LOB	TOP																
Tom Goodwin, L (1, 8) OBP: 0.361, SLG: 0.368											6 1 1 0 0 2 3	<b>Los Angeles Dodgers @ Chicago Cubs</b> Wrigley Field, Chicago, IL Sun Aug 27 2000, 1:20 PM CDT Att. 37,557 - Sunny - 72 F																
Mark Grudzielanek, R (1, 4) OBP: 0.336, SLG: 0.386											3 1 2 0 2 1 0																	
Shawn Green, L (1, 9) OBP: 0.377, SLG: 0.499											4 0 1 0 1 1 3																	
Eric Karros, R (1, 3) OBP: 0.340, SLG: 0.505											5 1 1 2 0 2 6																	
Todd Hundley, S (1, 2) OBP: 0.401, SLG: 0.645											3 0 0 0 0 0 3																	
Terry Adams, R (6, 1) OBP: 0.462, SLG: 0.550											0 0 0 0 0 0 0																	
Dave Hansen, L (8, PH) OBP: 0.462, SLG: 0.550											0 0 0 0 0 1 0 0 0																	
Mike Fetters, R (8, 1) OBP: 0.462, SLG: 0.550											0 0 0 0 0 0 0 0 0																	
Jeff Branson, L (10, PH) OBP: 0.462, SLG: 0.550											0 1 0 0 1 0 0 0																	
Jeff Shaw, R (10, 1) OBP: 0.462, SLG: 0.550											0 0 0 0 0 0 0 0 0																	
Adrian Beltré, R (1, 5) OBP: 0.352, SLG: 0.460													2 1 1 1 1 0 0															
Bruce Aven, R (1, 7) OBP: 0.284, SLG: 0.458													4 2 2 3 1 1 2															
Alex Cora, L (1, 6) OBP: 0.314, SLG: 0.381													4 0 1 0 1 1 2															
Ismael Valdez, R (1, 1) OBP: 0.250, SLG: 0.435													2 0 0 0 0 2 0															
Carlos Perez, L (5, 1) OBP: 0.049, SLG: 0.122											0 0 0 0 0 0 0																	
Chad Kreuter, S (6, 2) OBP: 0.427, SLG: 0.417											1 0 0 0 2 1 2																	
<b>Inning Stats</b>	R: 0 E: 0 K: 3 S: 10	H: 0 LOB: 0 BB: 0 P: 13	R: 0 E: 0 K: 0 S: 8	H: 0 LOB: 0 BB: 0 P: 11	R: 1 E: 0 K: 2 S: 9	H: 1 LOB: 0 BB: 0 P: 13	R: 0 E: 0 K: 1 S: 8	H: 1 LOB: 1 BB: 1 P: 14	R: 2 E: 0 K: 2 S: 18	H: 2 LOB: 0 BB: 0 P: 28	R: 0 E: 0 K: 1 S: 11	H: 0 LOB: 1 BB: 1 P: 19	R: 0 E: 0 K: 2 S: 12	H: 1 LOB: 1 BB: 1 P: 19	R: 3 E: 1 K: 0 S: 18	H: 3 LOB: 2 BB: 2 P: 33	R: 0 E: 1 K: 0 S: 7	H: 1 LOB: 2 BB: 2 P: 19	R: 1 E: 0 K: 0 S: 8	H: 0 LOB: 2 BB: 3 P: 24	1B: 7 2B: 0 3B: 0 HR: 2	SF: 1 SAC: 1 DP: 2 HBP: 0	WP: 1 PB: 0 SB: 2 CS: 1	PA: 46				
<b>PITCHER</b>	IP WLS BF H R ER SO BB IBB HBP BLK WP HR S P ERA WHIP																											
34 Kerry Wood, R (1, 1) ERA: 5.22	7.0		5	3	3	11	3	0	0	0	0	0	0	7	10	54.00	6.000											
Felix Heredia, L (8, 1) ERA: 4.79	0.1	H	3	2	2	0	0	0	0	0	0	0	0	7	10	54.00	6.000											
Steve Rain, R (8, 1) ERA: 4.0	0.1	B	4	1	1	0	2	0	0	0	0	0	0	8	17	0.00	9.000											
Kyle Farnsworth, R (8, 1) ERA: 7.63	1.1		6	1	0	0	1	1	0	0	0	0	0	10	25	0.00	1.500											
Todd Van Poppel, R (10, 1) ERA: 3.25	1.0	L	6	0	1	1	0	3	0	0	0	1	0	8	24	9.00	3.000											

livebaseballscorecards.com

AB 34  
R 7  
H 9  
RBI 6  
BB 10  
SO 11  
LOB 21



BOTTOM

Los Angeles Dodgers @ Chicago Cubs  
Wrigley Field, Chicago, IL  
Sun Aug 27 2000, 1:20 PM CDT  
Att. 37,557 - Sunny - 72 F

livebaseballscorecards.com

AB	39
R	6
H	13
RBI	6
BB	5
SO	6
LOB	18



WP	1	PA	45
PB	0		
SB	1		
CS	0		

AB R H RBI BB SO LOB

5 0 3 1 0 0 0

5 0 0 1 0 1 3

4 0 1 0 1 0 2

1 0 0 0 3 0 0

4 1 1 1 0 1 4

0 0 0 0 0 0 0

1 0 0 0 0 0 2

0 0 0 0 0 1 1

2 1 1 1 0 1 1

2 1 1 1 0 1 1

1B: 8 SF: 0

2B: 5 3B: 0

HR: 2 HBP: 1

Batter	1	2	3	4	5	6	7	8	9	10
Eric Young Sr. R (1.4) OBP: 0.364, SLG: 0.399	0-0 P4-3 1B	1-2 G4-3 2B		0-1 P6		2-1 1B		2-1 G6-3		
Joe Girardi, R (1.2) OBP: 0.361, SLG: 0.406	0-2 P4-3 1-2f	2-0 G4-3 2-3 3-H		3-2 L6		1-0 F7			2-3 K	
Sammy Sosa, R (1.9) OBP: 0.403, SLG: 0.635	4-2 BB	2-2 G5-3		1-2 G6-3		0-0 P3			0-1 WP 1B	
Mark Grace, L (1.3) OBP: 0.393, SLG: 0.450	4-1 BB		0-2 F9		4-1 G6-4-3 HBP		4-0 F9-6 BB		4-1 G4-6-3 IBB	
Gary Matthews, S (1.7) OBP: 0.284, SLG: 0.362	0-3 K		1-1		3-1 G6-4-3		1-1 F9-6		0-1 G4-6-3	
Kyle Farnsworth, R (8.1) OBP: 0.083, SLG: 0.167										
Brant Brown, L (9, PH) OBP: 0.229, SLG: 0.309										
Todd Van Poppel, R (10.1)										
Ricky Gutierrez, R (1.6) OBP: 0.386, SLG: 0.421		0-0 2B	2-0 1B		0-0 1B		0-0 G6-3			2-2 G6-3
Damon Buford, R (1.8) OBP: 0.333, SLG: 0.415		1-0 F9	3-2 1B		1-0 1B			0-3 K		4-2 BB
Jeff Huson, L (1.5) OBP: 0.330, SLG: 0.344		1-2 34 1B	1-1 F8		2-2 G6-3			0-0 G4-3		2-3 K
Shane Andrews, R (5, PH) OBP: 0.310, SLG: 0.472										
Willie Greene, L (8, PH) OBP: 0.302, SLG: 0.368		2-H 2B								
34 Kerry Wood, R (1.1) OBP: 0.313, SLG: 0.367		0-2 2B	0-3 K					0-0 G5-3		2-3 K
Felix Heredia, L (8.1)										
Steve Rain, R (8.1)										
Roosevelt Brown, L (8.7) OBP: 0.318, SLG: 0.524		2-3 G4-3 1B								

Inning Stats	R: 0	H: 1	E: 0	K: 1	S: 11	H: 1	LOB: 2	P: 19	R: 3	H: 4	E: 0	K: 0	S: 20	R: 2	H: 3	E: 0	K: 1	S: 14	R: 0	H: 0	E: 0	K: 0	S: 8	R: 0	H: 2	E: 0	K: 0	S: 10	R: 0	H: 1	E: 0	K: 0	S: 6	R: 0	H: 0	E: 0	K: 0	S: 3	R: 1	H: 1	E: 0	K: 1	S: 7	R: 0	H: 1	E: 0	K: 1	S: 8	R: 0	H: 1	E: 0	K: 1	S: 14	R: 0	H: 0	E: 0	K: 2	S: 12	R: 0	H: 0	E: 0	K: 2	S: 12	R: 0	H: 0	E: 0	K: 2	S: 12	1B: 8	2B: 5	3B: 0	HR: 2	SF: 0	SAC: 0	DP: 4	HBP: 1	WP: 1	PA: 45
--------------	------	------	------	------	-------	------	--------	-------	------	------	------	------	-------	------	------	------	------	-------	------	------	------	------	------	------	------	------	------	-------	------	------	------	------	------	------	------	------	------	------	------	------	------	------	------	------	------	------	------	------	------	------	------	------	-------	------	------	------	------	-------	------	------	------	------	-------	------	------	------	------	-------	-------	-------	-------	-------	-------	--------	-------	--------	-------	--------

PITCHER	IP	WLS	BF	H	R	ER	SO	BB	IBB	HBP	BLK	WP	HR	S	P	ERA	WHIP
Ismael Valdez, R (1.1) ERA: 5.94	4.0		22	8	5	5	2	2	0	1	0	0	1	54	84	11.25	2.500
Carlos Perez, L (5.1) ERA: 5.14	1.2		7	3	0	0	0	0	0	0	0	0	0	14	24	0.00	1.800
Terry Adams, R (6.1) ERA: 3.27	1.1		4	0	0	0	0	1	0	0	0	0	0	4	9	0.00	0.750
Mike Fetters, R (8.1) ERA: 2.88	2.0	W	8	2	1	1	2	0	1	0	0	1	1	15	23	4.50	1.000
Jeff Shaw, R (10.1) ERA: 4.89	1.0	S	4	0	0	0	2	1	0	0	0	0	0	12	22	0.00	1.000



Batter	1	2	3	4	5	6	7	8	9	AB R H RBI BB SO LOB	TOP									
Tom Goodwin, L (1, 8) OBP: 0.361, SLG: 0.368	1-2 1B 1B	1-1 F7		2-2 G4-3			2-2 G1-3		1-2 FC4-6 1B	5 1 2 0 0 0 0										
Mark Grudzielanek, R (1, 4) OBP: 0.335, SLG: 0.384	0-1 1B 1B	1-1 F7		0-1 F9			3-1 F9		2-0 FC4-6 1-2f	5 1 1 0 0 0 1										
Shawn Green, L (1, 9) OBP: 0.378, SLG: 0.501	0-2 1B SF4 3-H	1-0 2B		1-3 K			0-1 E4			4 1 2 1 0 1 0										
Eric Karros, R (1, 3) OBP: 0.339, SLG: 0.503	0-0 HR 1B 1-3 2-H	2-1 F8		2-2 G5-3			0-0 F3			4 1 1 1 0 0 2										
Todd Hundley, S (1, 2) OBP: 0.395, SLG: 0.636	0-2 SF4 1-2 3-H		1-2 G4-3				1-3 K		0-3 K	3 0 0 1 0 2 0										
Adrian Beltré, R (1, 5) OBP: 0.356, SLG: 0.471	1-1 HR 2-H		1-1 FC6-5 2B				0-1 G4-3		4-1 CS BB	3 1 2 2 1 0 0										
Jim Leyritz, R (1, 7) OBP: 0.325, SLG: 0.283	2-3 K		1-1 FC6-5 1B 2-3				1-1 G6-3		2-3 K 1-2	4 0 0 0 0 2 2										
Alex Cora, L (1, 6) OBP: 0.317, SLG: 0.383	2-1 1B		1-1 1B 1-2				2-2 F8		0-2 G1-3	4 0 2 0 0 0 0										
Kevin Brown, R (1, 1) OBP: 0.121, SLG: 0.089	0-3 K		1-3 K				1-3 K		2-3 K	3 0 0 0 0 3 3										
Terry Adams, R (8, 1)										0 0 0 0 0 0 0										
Jeff Branson, L (9, PH) OBP: 0.500, SLG: 0.400										1 0 0 0 0 1 0										
Jeff Shaw, R (9, 1)										0 0 0 0 0 0 0										
<b>Inning Stats</b>	R: 5 E: 0 K: 2 S: 25	H: 6 LOB: 1 BB: 0 P: 31	R: 0 E: 0 K: 0 S: 7	H: 1 LOB: 1 BB: 0 P: 12	R: 0 E: 0 K: 1 S: 12	H: 2 LOB: 2 BB: 0 P: 17	R: 0 E: 0 K: 1 S: 8	H: 0 LOB: 0 BB: 0 P: 11	R: 0 E: 0 K: 1 S: 12	H: 0 LOB: 0 BB: 0 P: 15	R: 0 E: 1 K: 0 S: 8	H: 0 LOB: 1 BB: 0 P: 13	R: 0 E: 0 K: 2 S: 8	H: 0 LOB: 0 BB: 1 P: 13	R: 0 E: 0 K: 1 S: 10	H: 1 LOB: 1 BB: 0 P: 15	1B: 7 2B: 2 3B: 0 HR: 1	SF: 1 SAC: 0 DP: 0 HBP: 0	WP: 0 PB: 0 SB: 0 CS: 1	PA: 38
<b>PITCHER</b>	IP WLS BF H R ER SO BB IBB HBP BLK WP HR S P ERA WHIP																			
Jeff D'Amico, R (1, 1) ERA: 2.2	7.0 L 31 9 5 5 6 0 0 0 0 0 0 1 80 111 6.43 1.286																			
Juan Acevedo, R (8, 1) ERA: 3.78	1.0 3 0 0 0 2 1 0 0 0 0 0 0 8 13 0.00 1.000																			
Ray King, L (9, 1) ERA: 2.0	1.0 4 1 0 0 1 0 0 0 0 0 0 0 10 15 0.00 1.000																			

Los Angeles Dodgers @ Milwaukee Brewers  
 Milwaukee County Stadium, Milwaukee, WI

AB	36
R	5
H	10
RBI	5
BB	1
SO	9
LOB	8



Mon Aug 28 2000, 8:05 PM EDT  
 Att. 17,167 - Cloudy - 72 F

WP: 0	PA: 38
-------	--------

Batter	1	2	3	4	5	6	7	8	9	AB	R	H	RBI	BB	SO	LOB
Marquis Grissom, R OBP: 0.281, SLG: 0.337 (1, 8)	1-1 F8		1-3 K		0-0 G5-3		0-3 K		2-2 P4	5	0	0	1	0	2	2
Mark Loretta, R OBP: 0.374, SLG: 0.439 (1, 6)	0-0 L4		1-1 F9		1-1 F8			4-1 G5-3 BB		3	0	0	0	1	0	0
Geoff Jenkins, L OBP: 0.369, SLG: 0.584 (1, 7)	4-1 BB BB		4-2 BB			0-0 2B 3B		2-2 G5-3		2	1	1	0	2	0	1
Richie Sexson, R OBP: 0.337, SLG: 0.500 (1, 3)	4-2 1-2 BB		0-3 K			0-0 F7 1B 2B		2-3 K		3	1	1	1	1	2	2
Jeremy Burnitz, L OBP: 0.339, SLG: 0.435 (1, 9)	0-3 K			1-2 G3-1		0-0 F7		1-3 K		4	0	0	0	0	2	4
Tyler Houston, L OBP: 0.281, SLG: 0.495 (1, 5)		0-3 K		0-1 F9		0-1 G6-4-3 1B		1-3 K		4	0	1	1	0	2	0
Ronnie Belliard, R OBP: 0.350, SLG: 0.386 (1, 4)		1-1 P3		2-3 K		1-2 G6-4-3		2-3 K		4	0	0	0	0	2	1
Henry Blanco, R OBP: 0.327, SLG: 0.393 (1, 2)		0-1 1B			0-0 SH1-3 G5-3 2B		2-2 G4-3		1-1 1B 1B	4	1	3	0	0	0	0
Jeff D'Amico, R OBP: 0.132, SLG: 0.194 Mark Swesney, L OBP: 0.344, SLG: 0.315 Juan Acevedo, R Ray King, L Raul Casanova, S OBP: 0.339, SLG: 0.429 James Mouton, R OBP: 0.360, SLG: 0.317 (1, 1) (7, PH) (8, 1) (9, 1) (9, PH) (9, PR)		3-3 K			0-0 SH1-3		0-1 G3-1		0-0 1B	1	0	0	0	0	1	1

Inning Stats	R: 0	H: 0	E: 0	K: 1	S: 10	R: 0	H: 1	E: 0	K: 2	S: 11	R: 0	H: 0	E: 0	K: 2	S: 10	R: 1	H: 1	E: 0	K: 0	S: 5	R: 2	H: 3	E: 0	K: 0	S: 8	R: 0	H: 0	E: 0	K: 1	S: 8	R: 0	H: 0	E: 0	K: 2	S: 11	R: 0	H: 2	E: 0	K: 2	S: 16	1B: 4	2B: 2	3B: 1	HR: 0	SF: 0	SAC: 1	DP: 1	HBP: 0	WP: 0	PA: 37
PITCHER	IP	WLS	BF	H	R	ER	SO	BB	IBB	HBP	BLK	WP	HR	S	P	ERA	WHIP																																	
Kevin Brown, R ERA: 2.71 (1, 1)	7.0	W	28	5	3	3	7	3	0	0	0	0	0	60	86	3.86	1.143																																	
Terry Adams, R ERA: 3.23 (8, 1)	1.0	H	4	0	0	0	2	1	0	0	0	0	0	11	20	0.00	1.000																																	
Jeff Shaw, R ERA: 4.79 (9, 1)	1.0	S	5	2	0	0	2	0	0	0	0	0	0	16	22	0.00	2.000																																	

**BOTTOM**

**Los Angeles Dodgers @ Milwaukee Brewers**  
**Milwaukee County Stadium, Milwaukee, WI**


Mon Aug 28 2000, 8:05 PM EDT  
 Att: 17,167 - Cloudy - 72 F

livebaseballscorecards.com

AB	32
R	3
H	7
RBI	3
BB	4
SO	11
LOB	11





Batter	1	2	3	4	5	6	7	8	9	AB R H RBI BB SO LOB	TOP	
Tom Goodwin, L (1, 8) OBP: 0.360, SLG: 0.365	3-3 K	4-2 1B BB		1-2 2-3 G1		2-0 G4-3			2-2 F2	4 0 0 0 1 1 3		
Mark Grudzielanek, R (1, 4) OBP: 0.338, SLG: 0.393	3-2 F8	0-2 1B		1-0 2B			0-0 L8		2-2 E2 3B	5 1 3 4 0 0 0		
Shawn Green, L (1, 9) OBP: 0.378, SLG: 0.499	2-3 K	0-0 F7			4-2 BB		1-0 1B		1-2 G6-3	4 0 1 0 1 1 2		
Eric Karros, R (1, 3) OBP: 0.339, SLG: 0.500		4-2 FC5-4 BB	1-3 K		2-2 P4		1-3 K			3 0 0 0 1 2 2		
Adrian Beltré, R (1, 5) OBP: 0.353, SLG: 0.467		1-2 FC5-4 1B	0-2 L9		0-2 P6		0-0 F7			4 1 0 0 0 0 3		
Jim Leyritz, R (1, 7) OBP: 0.322, SLG: 0.282		2-2 1B E 1B	1-2 F4		0-0 G5-3			3-2 G5-3		4 1 1 0 0 0 1		
Chad Kreuter, S (1, 2) OBP: 0.424, SLG: 0.413		3-2 SH5-4 1B 1B		2-1 G3-1		3-2 F7		0-0 F7		4 1 1 1 0 0 0		
Alex Cora, L (1, 6) OBP: 0.320, SLG: 0.388		1-0 E3 SH5-4 1B		1-2 G1 BB 2B 1B		2-2 2B		1-2 G6-3		4 2 2 1 0 0 1		
Chan Ho Park, R (1, 1) OBP: 0.241, SLG: 0.351		0-1 SH5-4		4-1 G1 BB		1-3 K			1-3 K	1 1 0 0 1 1 1		
Dave Hansen, L (9, PH) OBP: 0.398, SLG: 0.545				1-2 2B						1 0 0 0 0 1 0		
Mike Fetters, R (9, 1)				1-2 2B						0 0 0 0 0 0 0		
<b>Inning Stats</b>	R: 0 E: 0 K: 2 S: 11 H: 0 LOB: 0 BB: 0 P: 19	R: 4 E: 1 K: 0 S: 27 H: 3 LOB: 2 BB: 2 P: 42	R: 0 E: 0 K: 1 S: 12 H: 0 LOB: 0 BB: 0 P: 14	R: 2 E: 0 K: 0 S: 10 H: 2 LOB: 1 BB: 1 P: 19	R: 0 E: 0 K: 0 S: 9 H: 0 LOB: 1 BB: 1 P: 15	R: 0 E: 0 K: 1 S: 10 H: 1 LOB: 1 BB: 0 P: 18	R: 0 E: 0 K: 1 S: 6 H: 1 LOB: 1 BB: 0 P: 8	R: 0 E: 0 K: 0 S: 9 H: 0 LOB: 0 BB: 0 P: 13	R: 1 E: 1 K: 1 S: 15 H: 1 LOB: 0 BB: 0 P: 21	1B: 5 2B: 2 3B: 1 HR: 0 SF: 0 SAC: 1 DP: 0 HBP: 0	WP: 0 PB: 0 SB: 1 CS: 0 PA: 39	
<b>PITCHER</b>	IP WLS BF H R ER SO BB IBB HBP BLK WP HR S P ERA WHIP											
Jimmy Haynes, R (1, 1) ERA: 4.91	4.0 L 20 5 6 4 3 3 0 0 0 0 0 0 60 94 9.00 2.000											
Everett Stull, R (5, 1) ERA: 6.0	2.0 8 1 0 0 1 1 0 0 0 0 0 0 19 33 0.00 1.000											
David Weathers, R (7, 1) ERA: 3.55	2.0 7 1 0 0 1 0 0 0 0 0 0 0 15 21 0.00 0.500											
Valerio De Los Santos, L (9, 1) ERA: 5.52	1.0 4 1 1 0 1 0 0 0 0 0 0 0 15 21 0.00 1.000											

Los Angeles Dodgers @ Milwaukee Brewers  
Milwaukee County Stadium, Milwaukee, WI

Tue Aug 29 2000, 8:05 PM EDT  
Att. 14,179 - Cloudy - 69 F

AB	34
R	7
H	8
RBI	6
BB	4
SO	6
LOB	13

Batter	1	2	3	4	5	6	7	8	9	AB	R	H	RBI	BB	SO	LOB
James Mouton, R (1, 8) OBP: 0.363, SLG: 0.338	1-1 G6-3			3-0 G6-3		3-2 HR		4-1 BB		3	1	1	2	1	0	0
Mark Loretta, R (1, 6) OBP: 0.368, SLG: 0.432	2-2 G1-3			0-0 E3		1-3 K		2-3 K		4	0	0	0	0	2	1
Geoff Jenkins, L (1, 7) OBP: 0.365, SLG: 0.578	0-3 K			0-0 G6-3			1-3 K		2-2 G4-3	4	0	0	0	0	2	1
Richie Sexson, R (1, 3) OBP: 0.336, SLG: 0.496			3-3 K		2-3 K		4-1 BB HBP		1-3 K	3	0	0	0	0	3	0
Tyler Houston, L (1, 5) OBP: 0.276, SLG: 0.487			2-2 F8		1-1 G4-3		1-2 F9		2-2 G5-3	4	0	0	0	0	0	1
Angel Echevarria, R (1, 9) OBP: 0.263, SLG: 0.314			1-3 K		1-3 K		4-2 BB			2	0	0	0	1	2	0
Ronnie Belliard, R (1, 4) OBP: 0.348, SLG: 0.384			1-0 F9		0-3 K		0-3 K			3	0	0	0	0	2	2
Henry Blanco, R (1, 2) OBP: 0.323, SLG: 0.389			2-3 K		2-3 K		1-2 G5-3			3	0	0	0	0	2	0
Jimmy Haynes, R (1, 1) Everett Stull, R (5, 1) Mark Sweeney, L (6, PH) David Weathers, R (7, 1) Raul Casanova, S (8, PH) Valerio De Los Santos, L (9, 1)			1-3 K		4-1 HR BB		0-3 K			1	0	0	0	0	1	0

Inning Stats	R: 0	H: 0	E: 0	K: 1	S: 8	P: 11	R: 0	H: 0	E: 0	K: 2	S: 13	P: 19	R: 0	H: 0	E: 0	K: 2	S: 8	P: 12	R: 0	H: 0	E: 0	K: 2	S: 8	P: 12	R: 2	H: 1	E: 0	K: 3	S: 16	P: 26	R: 0	H: 0	E: 0	K: 2	S: 13	P: 23	R: 0	H: 0	E: 0	K: 2	S: 13	P: 20	R: 0	H: 0	E: 0	K: 1	S: 14	P: 19	1B: 0	2B: 0	3B: 0	HR: 1	SF: 0	SAC: 0	DP: 1	HBP: 1	WP: 0	PA: 32
PITCHER	IP	WLS	BF	H	R	ER	SO	BB	IBB	HBP	BLK	WP	HR	S	P	ERA	WHIP																																									
Chan Ho Park, R (1, 1) ERA: 3.6	8.0	W	29	1	2	2	14	3	0	1	0	0	0	82	129	2.25	0.500																																									
Mike Fetters, R (9, 1) ERA: 2.81	1.0		3	0	0	0	1	0	0	0	0	0	0	14	19	0.00	0.000																																									


BOTTOM

Los Angeles Dodgers @ Milwaukee Brewers  
Milwaukee County Stadium, Milwaukee, WI

Tue Aug 29 2000, 8:05 PM EDT  
Att. 14,179 - Cloudy - 69 F

livebaseballscores.com

AB	28
R	2
H	1
RBI	2
BB	3
SO	15
LOB	5





Batter	1	2	3	4	5	6	7	8	9	AB R H RBI BB SO LOB	TOP						
Tom Goodwin, L (1, 8) OBP: 0.360, SLG: 0.364	4-2 BB SF8 BB		3-2 F7		0-1 BB 1B		2-1 F8		0-0 G4-3	4 1 1 0 1 0 0	<b>Los Angeles Dodgers @ Milwaukee Brewers</b> <b>Milwaukee County Stadium, Milwaukee, WI</b> Wed Aug 30 2000, 8:05 PM EDT Att. 15,940 - Cloudy - 72 F <a href="http://livebaseballscorecards.com">livebaseballscorecards.com</a>						
Mark Grudzielanek, R (1, 4) OBP: 0.341, SLG: 0.392	4-2 G3-1 BB BB		2-2 G5-3		4-0 BB 1B		2-1 HBP			1 0 0 0 2 0 0							
Shawn Green, L (1, 9) OBP: 0.379, SLG: 0.498	4-1 1B G3-1 BB		0-1 G5-3		0-2 G2-3		0-0 G4-6-3 1B			3 0 1 0 1 0 3							
Eric Karros, R (1, 3) OBP: 0.338, SLG: 0.498	0-0 SF8			4-1 L4-3 BB		1-0 G6-3		1-1 G4-6-3		2 0 0 1 1 0 2							
Todd Hundley, S (1, 2) OBP: 0.393, SLG: 0.628	2-2 G3-1			2-2 L4-3		4-0 G5-3 2B BB		0-1 G4-1		3 1 0 0 1 0 3							
Adrian Beltré, R (1, 5) OBP: 0.354, SLG: 0.467	1-1 1B			1-0 F9		1-2 G5-3		2-2 G5-4-3 1B		4 0 2 0 0 0 1							
Jim Leyritz, R (1, 7) OBP: 0.320, SLG: 0.290		3-3 K			1-3 K	0-0 2B		1-0 G5-4-3		4 0 1 1 0 2 1							
Alex Cora, L (1, 6) OBP: 0.322, SLG: 0.387		2-3 K			1-0 1B 1B	4-0 IBB			2-3 K	3 0 1 0 1 2 0							
37 Darren Dreifort, R (1, 1) OBP: 0.190, SLG: 0.386 22 Devon White, S (9, PH) OBP: 0.311, SLG: 0.389 Terry Adams, R (9, 1)		1-0 G6-3			2-3 K	1-2 F3		0-1 G4-3		3 0 0 0 0 1 3 1 0 0 0 0 0 0 0 0 0 0 0 0 0							
<b>Inning Stats</b>	R: 1 H: 1 E: 0 LOB: 3 K: 0 BB: 3 S: 15 P: 30	R: 0 H: 0 E: 0 LOB: 0 K: 2 BB: 0 S: 9 P: 15	R: 0 H: 0 E: 0 LOB: 0 K: 0 BB: 1 S: 10 P: 15	R: 0 H: 0 E: 0 LOB: 0 K: 0 BB: 1 S: 6 P: 13	R: 0 H: 2 E: 0 LOB: 3 K: 2 BB: 1 S: 12 P: 20	R: 1 H: 1 E: 0 LOB: 2 K: 0 BB: 2 S: 9 P: 20	R: 0 H: 1 E: 0 LOB: 1 K: 0 BB: 0 S: 6 P: 11	R: 0 H: 1 E: 0 LOB: 0 K: 1 BB: 0 S: 8 P: 10	1B: 5 SF: 1 2B: 2 SAC: 0 3B: 0 DP: 3 HR: 0 HBP: 1	WP: 0 PA: 37 PB: 0 SB: 0 CS: 0							
<b>PITCHER</b>	IP WLS BF H R ER SO BB IBB HBP BLK WP HR S P ERA WHIP																
Jamey Wright, R (1, 1) ERA: 4.14	8.0	34	6	2	2	4	6	1	1	0	0	0	0	76	136	2.25	1.500
Ray King, L (9, 1) ERA: 1.89	1.0	W	3	0	0	0	1	0	0	0	0	0	0	8	10	0.00	0.000







Batter	1	2	3	4	5	6	7	8	9	AB R H RBI BB SO LOB	TOP											
Tom Goodwin, L (1, 8) OBP: 0.359, SLG: 0.363	0-0 P6		0-0 B1-3		2-2 F7			2-1 1B 1B		4 0 1 0 0 0 0	<b>Los Angeles Dodgers @ Milwaukee Brewers</b> <b>Milwaukee County Stadium, Milwaukee, WI</b> Thu Aug 31 2000, 2:05 PM EDT Att. 15,483 - Cloudy - 84 F											
Mark Grudzielanek, R (1, 4) OBP: 0.340, SLG: 0.393	0-1 F9 2B		0-2 P4		2-2 P3			2-2 F7		4 1 1 0 0 0 1												
Shawn Green, L (1, 9) OBP: 0.378, SLG: 0.495	3-2 F9 2-3		4-2 BB		2-0 F8			2-2 F5		3 0 0 0 1 0 2												
Eric Karros, R (1, 3) OBP: 0.339, SLG: 0.500	1-2 2B		0-3 K		2-3 K			1-2 1B		4 0 2 1 0 2 1												
Todd Hundley, S (1, 2) OBP: 0.387, SLG: 0.618	1-2 G1-3			3-2 F9		3-2 G3		1-2 G3-1		4 0 0 0 0 0 3												
Adrián Beltré, R (1, 5) OBP: 0.353, SLG: 0.465		1-3 K		2-2 1B SF7 1B		2-2 F8		3-2 G1-3		4 1 1 0 0 1 0												
Dave Hansen, L (1, 7) OBP: 0.409, SLG: 0.552		1-2 1B		3-2 1B			1-3 K	3-2 G4-3 1B		4 0 3 0 0 1 0												
Alex Cora, L (1, 6) OBP: 0.318, SLG: 0.383		1-2 F7		0-1 SF7			1-3 K	3-2 G4-3		3 0 0 1 0 1 2												
Carlos Perez, L (1, 1) OBP: 0.048, SLG: 0.119		0-2 B1-3		1-3 K			2-0 F9	2-1 F8		1 0 0 0 0 0 1												
Matt Herges, L (3, 1) OBP: 0.091, SLG: 0.091										1 0 0 0 0 1 1												
Jim Leyritz, R (7, PH) OBP: 0.317, SLG: 0.287										1 0 0 0 0 0 0												
Gregg Olson, R (7, 1)										0 0 0 0 0 0 0												
Jeff Branson, L (9, PH) OBP: 0.429, SLG: 0.333										1 0 0 0 0 0 1												
<b>Inning Stats</b>	R: 1 E: 0 K: 0 S: 13	H: 2 LOB: 1 BB: 0 P: 18	R: 0 E: 0 K: 1 S: 13	H: 1 LOB: 1 BB: 0 P: 16	R: 0 E: 0 K: 1 S: 9	H: 0 LOB: 1 BB: 1 P: 13	R: 1 E: 0 K: 1 S: 16	H: 2 LOB: 1 BB: 0 P: 25	R: 0 E: 0 K: 0 S: 7	H: 0 LOB: 0 BB: 0 P: 13	R: 0 E: 0 K: 1 S: 10	H: 0 LOB: 0 BB: 0 P: 17	R: 0 E: 0 K: 2 S: 7	H: 0 LOB: 0 BB: 0 P: 11	R: 0 E: 0 K: 0 S: 16	H: 2 LOB: 2 BB: 0 P: 24	R: 0 E: 0 K: 0 S: 14	H: 1 LOB: 1 BB: 0 P: 25	1B: 6 2B: 2 3B: 0 HR: 0	SF: 1 SAC: 0 DP: 0 HBP: 0	WP: 0 PB: 0 SB: 0 CS: 0	PA: 36
<b>PITCHER</b>	IP WLS BF H R ER SO BB IBB HBP BLK WP HR S P ERA WHIP																					
Paul Rigdon, R (1, 1) ERA: 5.88	6.0 W 24 5 2 2 4 1 0 0 0 0 0 0 68 102 3.00 1.000																					
Valerio De Los Santos, L (7, 1) ERA: 5.34	2.0 8 2 0 0 2 0 0 0 0 0 0 0 23 35 0.00 1.000																					
Juan Acevedo, R (9, 1) ERA: 3.72	1.0 4 1 0 0 0 0 0 0 0 0 0 0 14 25 0.00 1.000																					

livebaseballscorecards.com

<b>AB</b>	<b>34</b>
<b>R</b>	<b>2</b>
<b>H</b>	<b>8</b>
<b>RBI</b>	<b>2</b>
<b>BB</b>	<b>1</b>
<b>SO</b>	<b>6</b>
<b>LOB</b>	<b>12</b>



Batter	1	2	3	4	5	6	7	8	9	AB	R	H	RBI	BB	SO	LOB
<b>Marquis Grissom, R</b> OBP: 0.280, SLG: 0.336 (1, 8)	1-0 F8	1-1 F8	1-2 P3		1-0 G1-3			2-0 1B		5	0	1	0	0	0	4
<b>Mark Loretta, R</b> OBP: 0.363, SLG: 0.422 (1, 6)	1-1 F8		4-2 2B 1B BB	2-1 G4-3		2-1 G6-3		0-1 1B		4	1	1	0	1	0	0
<b>Geoff Jenkins, L</b> OBP: 0.369, SLG: 0.595 (1, 7)	1-0 HR		1-0 1B 2B	0-0 E S 2B 1B		2-2 G3-1		1-3 K		5	3	3	1	0	1	2
<b>Richie Sexson, R</b> OBP: 0.336, SLG: 0.492 (1, 3)	4-2 2B BB		0-1 1B 1B 1B	1-3 K		2-3 K		3-1 F8		4	2	1	1	1	2	3
<b>Jeremy Burnitz, L</b> OBP: 0.342, SLG: 0.440 (1, 9)	3-2 1-H 2B		1-2 1B 1B	0-0 2B		3-1 G3-1				4	1	3	3	0	0	0
<b>Charlie Hayes, R</b> OBP: 0.347, SLG: 0.365 (1, 5)	1-0 F7		2-2 SH1-4 1B 1B	2-1 G4-3		3-1 P3				4	0	1	0	0	0	2
<b>Henry Blanco, R</b> OBP: 0.319, SLG: 0.383 (1, 2)		3-2 F7	0-3 K		1-0 G6-3		1-1 F3			4	0	0	0	0	1	3
<b>Luis Lopez, S</b> OBP: 0.298, SLG: 0.404 (1, 4)		1-1 F7	2-1 SH1-4 1B		2-1 SH3-4 1B			1-0 HR		4	1	3	3	0	0	0
<b>Paul Rigdon, R</b> OBP: 0.200, SLG: 0.111 <b>Valerio De Los Santos, L</b> (7, 1) <b>Mark Sweeney, L</b> OBP: 0.343, SLG: 0.304 <b>Juan Acevedo, R</b> (9, 1)		1-1 1B	1-1 SH1-4		0-0 SH3-4			2-1 P6		1	0	1	0	0	0	0
			1-2 2-3		1-2					0	0	0	0	0	0	0
										1	0	0	0	0	0	0
										0	0	0	0	0	0	0
										0	0	0	0	0	0	0
										0	0	0	0	0	0	0
										0	0	0	0	0	0	0

Inning Stats	R: 2	H: 2	E: 0	K: 0	S: 12	LOB: 1	BB: 1	P: 23	R: 0	H: 1	E: 0	K: 0	S: 16	LOB: 1	BB: 0	P: 22	R: 4	H: 5	E: 0	K: 1	S: 22	LOB: 2	BB: 1	P: 34	R: 1	H: 2	E: 1	K: 1	S: 11	LOB: 1	BB: 0	P: 9	R: 0	H: 1	E: 0	K: 0	S: 5	LOB: 0	BB: 0	P: 14	R: 0	H: 0	E: 0	K: 0	S: 6	LOB: 0	BB: 0	P: 13	R: 1	H: 3	E: 0	K: 1	S: 11	LOB: 2	BB: 0	P: 20
<b>PITCHER</b>	IP	WLS	BF	H	R	ER	SO	BB	IBB	HBP	BLK	WP	HR	S	P	ERA	WHIP																																							
<b>Carlos Perez, L</b> ERA: 5.39 (1, 1)	2.0	L	15	7	6	5	0	2	0	0	0	0	0	40	65	22.50	4.500																																							
<b>Matt Herges, R</b> ERA: 3.6 (3, 1)	4.0		16	4	1	1	3	0	0	0	0	0	0	34	53	2.25	1.000																																							
<b>Gregg Olson, R</b> ERA: 5.17 (7, 1)	2.0		9	3	1	1	1	0	0	0	0	0	0	17	33	4.50	1.500																																							

**BOTTOM**

**Los Angeles Dodgers @ Milwaukee Brewers**  
Milwaukee County Stadium, Milwaukee, WI

Thu Aug 31 2000, 2:05 PM EDT  
Att: 15,483 - Cloudy - 84 F

livebaseballscorecards.com

<b>AB</b>	<b>36</b>
<b>R</b>	<b>8</b>
<b>H</b>	<b>14</b>
<b>RBI</b>	<b>8</b>
<b>BB</b>	<b>2</b>
<b>SO</b>	<b>4</b>
<b>LOB</b>	<b>14</b>



<b>WP</b> : 0	<b>PA</b> : 40
<b>PB</b> : 0	
<b>SB</b> : 1	
<b>CS</b> : 0	



Batter	1	2	3	4	5	6	7	8	9	AB R H RBI BB SO LOB	TOP																									
<b>Bobby Abreu, L</b> (1, 9) OBP: 0.414, SLG: 0.562	3-2 F X G4-3		1-1 F X F7			4-2 B C B C F B F B CS BB		2-2 C C C B B X 2B	3 0 1 0 1 0 0																											
<b>Doug Glanville, R</b> (1, 8) OBP: 0.311, SLG: 0.379	1-0 B X G4-3			0-0 X G6-4-3 1B		2-0 B B 1-2 CS	3-3 B B B B B B K	1-0 B X G1-3	4 0 1 0 0 1 1																											
<b>Scott Rolen, R</b> (1, 5) OBP: 0.367, SLG: 0.533	1-3 B C C C K			0-0 X G6-4-3 1-2f			0-2 C C C X T X 2B	1-0 B X G1-3	4 0 1 0 0 1 2																											
<b>Mike Lieberthal, R</b> (1, 2) OBP: 0.346, SLG: 0.471		0-0 X F8		3-1 B B F B X G4-3			2-1 F B B X F7		3 0 0 0 0 0 1																											
<b>Travis Lee, L</b> (1, 3) OBP: 0.331, SLG: 0.370		2-3 C B B C K			1-1 B F X F8		0-0 X F8		3 0 0 0 0 1 1																											
<b>Pat Burrell, R</b> (1, 7) OBP: 0.350, SLG: 0.451		3-2 B B C C B B X G5-3			2-3 B F F F C K		2-0 B B X G5-3		3 0 0 0 0 1 0																											
<b>Marlon Anderson, L</b> (1, 4) OBP: 0.312, SLG: 0.386			1-0 B X E G6-3 1B		2-3 B B F S C K		0-3 S L C K2-3		3 1 1 0 0 2 0																											
<b>Tomas Perez, S</b> (1, 6) OBP: 0.302, SLG: 0.364			1 SAFE 3-2 F F B B X G6-3 1-H			0-0 X B5-3		1-1 B F X B1-3	3 0 0 1 0 0 0																											
<b>Randy Wolf, L</b> (1, 1) OBP: 0.235, SLG: 0.250			0-2 S C X G5-3			1-3 B B F F C K		3-2 B B F C X G4-3	2 0 0 0 0 1 0																											
<b>Chris Brock, R</b> (8, 1) OBP: 0.222, SLG: 0.667									0 0 0 0 0 0 0																											
<b>Rob Ducey, L</b> (9, PH) OBP: 0.317, SLG: 0.370									1 0 0 0 0 0 0																											
<b>Inning Stats</b>	R: 0 E: 0 K: 1 S: 12	H: 0 LOB: 0 BB: 0 P: 17	R: 0 E: 0 K: 1 S: 7	H: 0 LOB: 0 BB: 0 P: 12	R: 1 E: 1 K: 0 S: 9	H: 1 LOB: 0 BB: 0 P: 14	R: 0 E: 0 K: 0 S: 4	H: 1 LOB: 0 BB: 0 P: 7	R: 0 E: 0 K: 2 S: 9	H: 0 LOB: 0 BB: 0 P: 14	R: 0 E: 0 K: 1 S: 9	H: 0 LOB: 0 BB: 1 P: 16	R: 0 E: 0 K: 1 S: 10	H: 1 LOB: 1 BB: 0 P: 15	R: 0 E: 0 K: 1 S: 6	H: 0 LOB: 0 BB: 0 P: 9	R: 0 E: 0 K: 0 S: 8	H: 1 LOB: 1 BB: 0 P: 15	1B: 2 2B: 2 3B: 0 HR: 0	SF: 0 SAC: 0 DP: 1 HBP: 0	WP: 0 PA: 31 PB: 0 SB: 0 CS: 1															
<b>PITCHER</b>	IP WLS BF H R ER SO BB IBB HBP BLK WP HR S P ERA WHIP																																			
<b>Ismael Valdez, R</b> (1, 1) ERA: 5.52	7.0	23	3	1	0	6	1	0	0	0	0	0	0	60	95	0.00	0.571																			
<b>Mike Fetters, R</b> (8, 1) ERA: 2.74	1.0	W	3	0	0	0	1	0	0	0	0	0	0	6	9	0.00	0.000																			
<b>Jeff Shaw, R</b> (9, 1) ERA: 4.69	1.0	S	4	1	0	0	0	0	0	0	0	0	0	8	15	0.00	1.000																			

Philadelphia Phillies @ Los Angeles Dodgers  
 Dodger Stadium, Los Angeles, CA

Fri Sep 01 2000, 7:10 PM PDT  
 Att. 28,383 - Overcast - 71 F

livebaseballscorecards.com

AB	29
R	1
H	4
RBI	1
BB	1
SO	7
LOB	5













Batter	1	2	3	4	5	6	7	8	9	AB R H RBI BB SO LOB	TOP
<b>Bobby Abreu, L</b> (1, 9) OBP: 0.414, SLG: 0.558 <b>23 Kevin Jordan, R</b> (8, 5) OBP: 0.257, SLG: 0.318	2-2 		4-1 			1-1 		4-2 	2-1 	2 0 0 0 2 0 0 1 0 0 0 0 0 3	Philadelphia Phillies @ Los Angeles Dodgers Dodger Stadium, Los Angeles, CA Sun Sep 03 2000, 5:10 PM PDT Att. 38,150 - Sunny - 79 F
<b>Doug Glanville, R</b> (1, 8) OBP: 0.308, SLG: 0.373	0-3 		0-1 			3-1 		4-0 		3 0 0 0 1 1 1	
<b>Scott Rolen, R</b> (1, 5) OBP: 0.365, SLG: 0.527 <b>Jason Boyd, R</b> (8, 1)	0-0 			0-1 		2-1 		1-3 		4 0 1 0 0 1 2 0 0 0 0 0 0 0	
<b>Mike Lieberthal, R</b> (1, 2) OBP: 0.351, SLG: 0.474	3-2 			1-1 			4-0 		3-1 	3 1 1 0 1 0 1	
<b>Travis Lee, L</b> (1, 3) OBP: 0.329, SLG: 0.366		2-2 		1-0 			2-2 		2-2 	4 0 1 0 0 0 1	
<b>Pat Burrell, R</b> (1, 7) OBP: 0.349, SLG: 0.447		1-3 			4-1 		0-3 		0-2 	3 0 0 0 1 2 3	
<b>Marlon Anderson, L</b> (1, 4) OBP: 0.317, SLG: 0.372		4-1 		4-2 		1-0 		1-1 		2 0 0 1 2 0 2	
<b>Tomas Perez, S</b> (1, 6) OBP: 0.288, SLG: 0.344		1-3 		1-2 			1-2 		0-3 	4 0 1 0 0 2 5	
<b>Robert Person, R</b> (1, 1) OBP: 0.170, SLG: 0.205 <b>Cliff Politte, R</b> (7, 1) OBP: 0.300, SLG: 0.333 <b>Rob Ducey, L</b> (8, PH) OBP: 0.312, SLG: 0.357 (8, 9)			1-2 		3-3 			2-1 	4-2 	2 0 0 0 0 1 1 0 0 0 0 0 0 0 1 0 0 0 1 0 1	
<b>Inning Stats</b>	R: 0 H: 1 E: 0 LOB: 1 K: 1 BB: 0 S: 14 P: 19	R: 0 H: 0 E: 0 LOB: 1 K: 2 BB: 1 S: 10 P: 18	R: 0 H: 0 E: 0 LOB: 0 K: 0 BB: 1 S: 6 P: 11	R: 0 H: 0 E: 0 LOB: 0 K: 0 BB: 0 S: 5 P: 7	R: 0 H: 0 E: 0 LOB: 1 K: 1 BB: 2 S: 14 P: 26	R: 0 H: 0 E: 0 LOB: 0 K: 0 BB: 0 S: 6 P: 12	R: 0 H: 0 E: 0 LOB: 1 K: 1 BB: 1 S: 7 P: 14	R: 0 H: 1 E: 0 LOB: 2 K: 1 BB: 2 S: 12 P: 24	R: 1 H: 2 E: 1 LOB: 3 K: 1 BB: 1 S: 20 P: 32	1B: 4 SF: 0 2B: 0 SAC: 0 3B: 0 DP: 3 HR: 0 HBP: 0	WP: 0 PA: 37 PB: 0 SB: 0 CS: 0
<b>PITCHER</b> <b>Chan Ho Park, R</b> (1, 1) ERA: 3.45 <b>Terry Adams, R</b> (9, 1) ERA: 3.32 <b>Jeff Shaw, R</b> (9, 1) ERA: 4.56	IP WLS BF H R ER SO BB IBB HBP BLK WP HR S P ERA WHIP 8.0 W 30 2 0 0 6 7 0 0 0 0 0 0 74 131 0.00 1.125 0.2 6 2 1 1 1 1 0 0 0 0 0 0 18 28 13.50 4.500 0.1 S 1 0 0 0 0 0 0 0 0 0 0 0 0 4 0.00 0.000	<b>PITCHER</b> IP WLS BF H R ER SO BB IBB HBP BLK WP HR S P ERA WHIP									

livebaseballscorecards.com

AB	29
R	1
H	4
RBI	1
BB	8
SO	7
LOB	20



Batter	1	2	3	4	5	6	7	8	9
Tom Goodwin, L (1, 8) OBP: 0.362, SLG: 0.364	4-0 S 1B BB		2-3 K		1-0 1B 1-2 1B		0-3 K		
Mark Grudzielanek, R (1, 4) OBP: 0.343, SLG: 0.393	4-1 1B 1-2 BB		0-2 F5		2-2 1-3 2-H 1B		3-2 1B 1-2 G4-3 1B		
Gary Sheffield, R (1, 7) OBP: 0.441, SLG: 0.661 Paul Lo Duca, R (9, 7) OBP: 0.333, SLG: 0.426	3-2 1-3 2-H 1B			1-2 G6-3	2-0 F9		2-1 1-3 2-H 1B G4-3 1B		
Shawn Green, L (1, 9) OBP: 0.374, SLG: 0.495	1-3 K			1-3 K		3-1 HR	3-2 1-2 3-H G4-3		
Eric Karros, R (1, 3) OBP: 0.334, SLG: 0.490	1-2 G6-3 1-2f			2-0 F5		2-2 F8	3-2 2-H 1B		
Adrian Beltré, R (1, 5) OBP: 0.352, SLG: 0.474		2-2 G6-3			2-2 HR	3-2 F8		0-1 F9	
Chad Kreuter, S (1, 2) OBP: 0.430, SLG: 0.418		0-0 F8			4-2 1B 1B BB	4-1 BB		1-3 K	
Alex Cora, L (1, 6) OBP: 0.311, SLG: 0.375		2-3 K			0-3 K	0-3 K		0-0 G3	
Chan Ho Park, R (1, 1) OBP: 0.246, SLG: 0.350 Terry Adams, R (9, 1) Jeff Shaw, R (9, 1)			1-3 K		2-3 K		0-1 1B 1B		

Inning Stats	R: 1	H: 1	E: 0	K: 1	S: 10	R: 0	H: 0	E: 0	K: 1	S: 9	R: 0	H: 0	E: 0	K: 2	S: 9	R: 0	H: 0	E: 0	K: 1	S: 8	R: 2	H: 3	E: 0	K: 2	S: 19	R: 1	H: 1	E: 0	K: 1	S: 13	R: 2	H: 4	E: 0	K: 1	S: 17	R: 0	H: 0	E: 0	K: 1	S: 6
	LOB: 1	BB: 2	P: 23	LOB: 0	BB: 0	LOB: 0	BB: 0	LOB: 0	BB: 0	P: 13	LOB: 0	BB: 0	LOB: 0	BB: 0	P: 12	LOB: 2	BB: 1	P: 32	LOB: 1	BB: 1	P: 25	LOB: 2	BB: 0	P: 28	LOB: 0	BB: 0	P: 7	LOB: 0	BB: 0	P: 7	LOB: 0	SF: 0	SAC: 0	DP: 1	HBP: 0	1B: 7	2B: 0	3B: 0	HR: 2	

PITCHER	IP	WLS	BF	H	R	ER	SO	BB	IBB	HBP	BLK	WP	HR	S	P	ERA	WHIP
Robert Person, R (1, 1) ERA: 3.3	6.0	L	26	5	4	4	8	4	0	0	0	0	2	68	117	6.00	1.500
Cliff Politte, R (7, 1) ERA: 4.36	1.0		6	4	2	2	1	0	0	0	0	0	0	17	28	18.00	4.000
Jason Boyd, R (8, 1) ERA: 7.43	1.0		3	0	0	0	1	0	0	0	0	0	0	6	7	0.00	0.000


**BOTTOM**

Philadelphia Phillies @ Los Angeles Dodgers  
 Dodger Stadium, Los Angeles, CA

Sun Sep 03 2000, 5:10 PM PDT  
 Att: 38,150 - Sunny - 79 F

livebaseballscorecards.com

AB	31
R	6
H	9
RBI	6
BB	4
SO	10
LOB	11



WP	PA	35
WP: 0	PA: 35	
PB: 0		
SB: 1		
CS: 0		





Batter	1	2	3	4	5	6	7	8	9	AB	R	H	RBI	BB	SO	LOB
Tom Goodwin, L (1, 8) OBP: 0.361, SLG: 0.363	1-2 1B G1-3 1B	1-3 K			3-2 G4-3		3-3 K			4	0	1	0	0	2	2
Mark Grudzielanek, R (1, 4) OBP: 0.341, SLG: 0.390	1-1 G1-3 1-2		1-0 G4-3		2-1 G6-3			2-2 G1-3		4	0	0	0	0	0	1
Gary Sheffield, R (1, 7) OBP: 0.440, SLG: 0.658 Jim Leyritz, R (7, 3) OBP: 0.312, SLG: 0.282	1-0 G1-6-3 2-3 1B		1-0 G6-3		2-1 F9			0-2 F3		3	0	1	0	0	0	0
Eric Karros, R (1, 3) OBP: 0.332, SLG: 0.487 Chad Kreuter, S (7, 2) OBP: 0.433, SLG: 0.418	0-1 G1-6-3 1-2f		1-3 K				0-1 G3-1		4-2 BB	3	0	0	0	0	1	2
Shawn Green, L (1, 9) OBP: 0.377, SLG: 0.498 Dave Hansen, L (8, 7) OBP: 0.403, SLG: 0.542		1-1 1B 1B			3-2 G1-3 BB 1B		2-0 BB 1B		0-2 G4-3	3	1	3	0	0	0	0
Adrián Beltré, R (1, 5) OBP: 0.358, SLG: 0.476		3-2 FC2-5 1B 1-3 1B		4-1 G1-3 1-2 BB		4-1 G4-6-3 1-2 BB		1-2 G6-4-3 1B		2	0	2	0	2	0	0
Todd Hundley, S (1, 2) OBP: 0.386, SLG: 0.611 Luke Prokopec, L (7, 1) Chris Donnels, L (9, PH) OBP: 0.273, SLG: 0.455		1-1 FC2-5 37 1B 1-2 1B 3-H		2-2 F8		0-1 G4-6-3 1-2f		1-2 G6-4-3 1-2f		3	0	1	1	0	0	4
Alex Cora, L (1, 6) OBP: 0.311, SLG: 0.373		1-0 FC2-5 37 1B 1-2 2-3f		0-1 G1-3 1-2 2-3		1-1 G4-6-3 1B		0-1 G4-3		4	0	1	0	0	0	4
37 Darren Dreifort, R (1, 1) OBP: 0.200, SLG: 0.390 Onan Masaoka, R (6, 1) Matt Herges, L (6, 1) OBP: 0.091, SLG: 0.091 Paul Lo Duca, R (7, 7) OBP: 0.328, SLG: 0.418		2-0 1B 1-2 2-H		1-0 G4-3			1-0 G4-6-3 1-2f			2	0	1	0	0	0	2

Inning Stats	R: 0	H: 2	E: 0	K: 0	S: 8	R: 1	H: 4	E: 0	K: 1	S: 12	R: 0	H: 0	E: 0	K: 1	S: 5	R: 0	H: 1	E: 0	K: 0	S: 12	R: 0	H: 0	E: 0	K: 0	S: 7	R: 0	H: 1	E: 0	K: 1	S: 6	R: 0	H: 0	E: 0	K: 0	S: 11	R: 0	H: 1	E: 0	K: 0	S: 10	1B: 10	SF: 0	2B: 0	SAC: 0	3B: 0	DP: 4	HR: 0	HBP: 0	WP: 0	PA: 35
--------------	------	------	------	------	------	------	------	------	------	-------	------	------	------	------	------	------	------	------	------	-------	------	------	------	------	------	------	------	------	------	------	------	------	------	------	-------	------	------	------	------	-------	--------	-------	-------	--------	-------	-------	-------	--------	-------	--------

PITCHER	IP	WLS	BF	H	R	ER	SO	BB	IBB	HBP	BLK	WP	HR	S	P	ERA	WHIP
Jimmy Anderson, L (1, 1) ERA: 4.31	9.0	W	35	10	1	1	3	3	0	0	0	0	0	77	128	1.00	1.444

**BOTTOM**


**Pittsburgh Pirates @ Los Angeles Dodgers**  
Dodger Stadium, Los Angeles, CA

Mon Sep 04 2000, 6:05 PM PDT  
Att: 31,418 - Sunny - 73 F

AB	32
R	1
H	10
RBI	1
BB	3
SO	3
LOB	18





Batter	1	2	3	4	5	6	7	8	9	AB R H RBI BB SO LOB	TOP											
Emil Brown, R (1, 8) OBP: 0.303, SLG: 0.329	2-2 G6-3	0-1 G3-1 1B		1-2 F8	0-1 F8		1-0 F9		2-2 1B	6 0 2 1 0 0 3												
18 Jason Kendall, R (1, 2) OBP: 0.416, SLG: 0.476 John Vander Wal, L (9, 3) OBP: 0.396, SLG: 0.541	2-2 CS 1B	2-3 K		0-1 2B		3-2 F5	1-1 G5-3		2-3 K	6 1 2 1 0 2 4 0 0 0 0 0 0 0												
Brian Giles, L (1, 7) OBP: 0.426, SLG: 0.606 Marc Wilkins, R (9, 1) OBP: 0.250, SLG: 0.250	2-2 1B E 1B	1-2 G3-1		4-1 2B		0-0 G4-3		2-2 G5-3	3-2 F7	5 1 1 0 1 0 4 0 0 0 0 0 0 0												
Alex Ramirez, R (1, 9) OBP: 0.288, SLG: 0.433	1-0 E 1B	1-1 G5-3		2-0 2B		1-2 E5 1B		0-2 G6-3		5 2 2 1 0 0 2												
Enrique Wilson, S (1, 4) OBP: 0.350, SLG: 0.447	1-2 E5 1B		2-0 F9	1-0 G6-3		1-1 E4 BB 1B		4-1 BB		4 1 1 0 1 0 3												
Keith Osik, R (1, 3) OBP: 0.384, SLG: 0.519	3-2 1B		3-1 F7		1-1 SH2-4 S 1B	0-0 BB 1B		3-2 G5-3		5 0 3 3 0 0 1												
John Wehner, R (1, 5) OBP: 0.375, SLG: 0.357	1-2 G5-3		3-3 K		1-1 G2-3	4-2 BB			4-1 1B BB	3 1 0 0 2 1 2	AB 41 R 8 H 15 RBI 7 BB 5 SO 5 LOB 24											
Pat Meares, R (1, 6) OBP: 0.295, SLG: 0.380		1-2 HR		3-2 SH3-4 1B	4-0 SH2-4 BB	0-3 K			1-2 1B 1B	4 2 3 1 1 1 3												
Jose Silva, R (1, 1) OBP: 0.241, SLG: 0.185 Rich Loiselle, R (8, 1) 19 Alex Hernandez, L (9, PH) OBP: 0.200, SLG: 0.250 Gregg Olson, R (9, 7) ERA: 5.4		0-1 G3-1 1B		3-2 SH3-4	1-0 SH2-4	0-3 K			1-0 P4	2 0 1 0 0 1 0 0 0 0 0 0 0 0 1 0 0 0 0 0 2												
Inning Stats	R: 3 E: 1 K: 0 S: 25	H: 5 LOB: 1 BB: 0 P: 37	R: 1 E: 0 K: 1 S: 19	H: 3 LOB: 2 BB: 0 P: 24	R: 0 E: 0 K: 1 S: 6	H: 0 LOB: 0 BB: 0 P: 14	R: 2 E: 0 K: 0 S: 15	H: 3 LOB: 2 BB: 1 P: 28	R: 0 E: 0 K: 0 S: 7	H: 1 LOB: 2 BB: 1 P: 14	R: 1 E: 2 K: 1 S: 18	H: 1 LOB: 3 BB: 1 P: 27	R: 0 E: 0 K: 1 S: 6	H: 0 LOB: 0 BB: 0 P: 8	R: 0 E: 0 K: 0 S: 11	H: 0 LOB: 1 BB: 1 P: 20	R: 1 E: 0 K: 1 S: 16	H: 2 LOB: 2 BB: 1 P: 29	1B: 12 2B: 2 3B: 0 HR: 1	SF: 0 SAC: 2 DP: 0 HBP: 0	WP: 0 PB: 0 SB: 1 CS: 1	PA: 48
PITCHER	IP WLS BF H R ER SO BB IBB HBP BLK WP HR S P ERA WHIP																					
Carlos Perez, L (1, 1) ERA: 5.56	3.2 L 20 10 6 5 2 0 0 0 0 0 0 1 62 93 12.27 2.727																					
Matt Herges, R (4, 1) ERA: 3.58	1.1 8 2 0 0 0 1 1 0 0 0 0 0 10 24 0.00 2.250																					
Antonio Osuna, R (6, 1) ERA: 3.29	2.0 10 1 1 0 2 1 0 0 0 0 0 0 24 35 0.00 1.000																					
Onan Masaoka, L (8, 1) ERA: 4.35	1.0 4 0 0 0 0 1 0 0 0 0 0 0 11 20 0.00 1.000																					
Gregg Olson, R (9, 1) ERA: 5.4	1.0 6 2 1 1 1 1 0 0 0 0 0 0 16 29 9.00 3.000																					

Pittsburgh Pirates @ Los Angeles Dodgers  
Dodger Stadium, Los Angeles, CA

Tue Sep 05 2000, 7:10 PM PDT  
Att. 22,780 - Sunny - 76 F

livebaseballscorecards.com

Batter	1	2	3	4	5	6	7	8	9	AB	R	H	RBI	BB	SO	LOB
Tom Goodwin, L (1, 8) OBP: 0.360, SLG: 0.362	2-2 1B		3-2 G6-3		1-3 K		0-0 FC4-6			4	0	1	0	0	1	4
Mark Grudzielanek, R (1, 4) OBP: 0.339, SLG: 0.387	2-3 K			2-2 G4-3		1-1 G4-3		0-1 G6-3		4	0	0	0	0	1	1
Gary Sheffield, R (1, 7) OBP: 0.439, SLG: 0.656 Paul Lo Duca, R (6, PR) OBP: 0.323, SLG: 0.411 (7, 7)	3-2 F4			1-2 P3		0-1 FC4-6 1B		2-1 G6-3		3	0	1	0	0	0	1
Shawn Green, L (1, 9) OBP: 0.376, SLG: 0.495	3-2 F8			4-0 BB		1-1 F9		3-2 P5		1	0	0	0	0	0	0
Eric Karros, R (1, 3) OBP: 0.330, SLG: 0.483		1-3 K		2-2 G5-3		0-1 FC4-6			0-3 K	4	0	0	0	0	2	2
Todd Hundley, S (1, 2) OBP: 0.388, SLG: 0.609		1-0 F9			2-3 K		0-1 FC4-6 1B		1-1 1B	4	0	2	0	0	1	0
Adrian Beltré, R (1, 5) OBP: 0.355, SLG: 0.472		0-3 K			2-2 G5-3		0-0 F9		0-3 K	4	0	0	0	0	2	2
Alex Cora, L (1, 6) OBP: 0.313, SLG: 0.373			0-1 G3		1-0 1B HBP		1-2 FC4-6 1B		1-3 K	3	0	1	0	0	1	1
Carlos Perez, L (1, 1) OBP: 0.047, SLG: 0.116 Matt Herge, L (4, 1) OBP: 0.091, SLG: 0.091 Chris Donnels, L (5, PH) OBP: 0.333, SLG: 0.500 Antonio Osuna, R (8, 1) Dave Hansen, L (7, PH) OBP: 0.460, SLG: 0.537 Onan Masaoka, R (8, 1) Gregg Olson, R (9, 1)			0-0 G4-3		0-0 1B		3-2 F8			1	0	0	0	0	0	0

Inning Stats	R: 0	H: 1	E: 0	LOB: 1	K: 1	S: 15	R: 0	H: 0	E: 0	LOB: 0	K: 2	S: 7	R: 0	H: 0	E: 0	LOB: 0	K: 0	S: 6	R: 0	H: 0	E: 0	LOB: 1	K: 0	S: 9	R: 0	H: 1	E: 0	LOB: 2	K: 2	S: 11	R: 0	H: 1	E: 0	LOB: 1	K: 0	S: 8	R: 0	H: 2	E: 0	LOB: 2	K: 0	S: 10	R: 0	H: 0	E: 0	LOB: 0	K: 0	S: 7	R: 0	H: 1	E: 0	LOB: 1	K: 3	S: 12	1B: 6	SF: 0	2B: 0	SAC: 0	3B: 0	DP: 0	HR: 0	HBP: 1	WP: 0	PA: 35
PITCHER	IP	WLS	BF	H	R	ER	SO	BB	IBB	HBP	BLK	WP	HR	S	P	ERA	WHIP																																															
Jose Silva, R (1, 1) ERA: 5.24	7.0	W	28	5	0	0	5	1	0	1	0	0	0	0	102	0.00	0.857																																															
Rich Loiselle, R (8, 1) ERA: 5.28	1.0		3	0	0	0	0	0	0	0	0	0	0	7	12	0.00	0.000																																															
Marc Wilkins, R (9, 1) ERA: 5.01	1.0		4	1	0	0	3	0	0	0	0	0	0	12	14	0.00	1.000																																															

BOTTOM

Pittsburgh Pirates @ Los Angeles Dodgers  
Dodger Stadium, Los Angeles, CA

livebaseballscores.com

AB	33
R	0
H	6
RBI	0
BB	1
SO	8
LOB	15



Tue Sep 05 2000, 7:10 PM PDT  
Att. 22,780 - Sunny - 76 F



Batter	1	2	3	4	5	6	7	8	9	AB R H RBI BB SO LOB	TOP											
Adrian Brown, S (1, 8) OBP: 0.379, SLG: 0.452	2-1 1B 2B 1B	0-1 1B 2B		0-3 K			3-2 G1-3	1-0 18 1B 1B		5 3 3 1 0 1 0	<b>Pittsburgh Pirates @ Los Angeles Dodgers</b> <b>Dodger Stadium, Los Angeles, CA</b> Wed Sep 06 2000, 7:05 PM PDT Att. 28,462 - Sunny - 77 F											
18 Jason Kendall, R (1, 2) OBP: 0.414, SLG: 0.473	0-0 F8	2-2 P4		0-1 G5-3			1-2 G1-3	1-2 1B 1B		5 0 1 1 0 0 2												
Brian Giles, L (1, 7) OBP: 0.427, SLG: 0.606	1-1 2B 1B 1B	0-1 2-H 1B			3-3 K		1-3 K BB	0-2 1-3 2-H 1B		5 1 3 2 0 2 0												
John Vander Wal, L (1, 9) OBP: 0.399, SLG: 0.542	3-2 1B 19 1B 2B	2-1 F7			4-2 G4-6-3 BB		4-2 1-2 BB	1-1 G4-3		3 1 1 1 2 0 3												
Enrique Wilson, S (1, 5) OBP: 0.348, SLG: 0.443	0-0 19 1B BB SF7	1-0 F7			1-0 G4-6-3		1-0 G6-3		2-2 F8	4 1 1 1 0 0 4												
Scott Sauerbeck, R (7, 1)										0 0 0 0 0 0 0												
Marc Wilkins, R (8, 1) OBP: 0.250, SLG: 0.250										0 0 0 0 0 0 0												
Alex Ramirez, R (9, PH) OBP: 0.287, SLG: 0.431										1 0 0 0 0 0 0												
Mike Williams, R (9, 1)										0 0 0 0 0 0 0												
Warren Morris, L (1, 4) OBP: 0.335, SLG: 0.327	4-1 19 1B 1-2 BB			0-0 F8			3-1 19 FC1-6 1B	1-0 G4-3	3-1 F9	4 0 1 0 1 0 0												
19 Alex Hernandez, L (1, 3) OBP: 0.200, SLG: 0.240	1-1 1-2 2-3 3-H 1B			1-1 P5			2-2 FC1-6 FC5-4	0-1 G1-3	0-0 G4-3	5 0 1 1 0 0 1												
Pat Meares, R (1, 6) OBP: 0.295, SLG: 0.378	2-1 SF7			1-0 F8			3-1 FC5-4	4-0 1B 1B BB		2 1 0 1 1 0 1												
Dan Serafini, S (1, 1)	0-0 F7						0-1 F3	3-2 1B 18 1B 1B		3 0 0 0 0 0 3												
John Wehner, R (7, 5) OBP: 0.412, SLG: 0.400				0-2 G6-3						1 1 1 0 0 0 0												
<b>Inning Stats</b>	R: 4 E: 0 K: 0 S: 17	H: 5 LOB: 2 BB: 1 P: 30	R: 1 E: 0 K: 0 S: 10	H: 2 LOB: 1 BB: 0 P: 15	R: 0 E: 0 K: 0 S: 4	H: 0 LOB: 0 BB: 0 P: 6	R: 0 E: 0 K: 1 S: 8	H: 0 LOB: 0 BB: 0 P: 8	R: 0 E: 0 K: 1 S: 6	H: 0 LOB: 0 BB: 1 P: 14	R: 0 E: 0 K: 0 S: 9	H: 1 LOB: 1 BB: 0 P: 17	R: 0 E: 0 K: 1 S: 12	H: 0 LOB: 2 BB: 1 P: 22	R: 3 E: 0 K: 0 S: 18	H: 4 LOB: 2 BB: 1 P: 29	R: 0 E: 0 K: 0 S: 6	H: 0 LOB: 0 BB: 0 P: 11	1B: 10 2B: 2 3B: 0 HR: 0	SF: 1 SAC: 0 DP: 1 HBP: 0	WP: 1 PB: 0 SB: 0 CS: 0	PA: 43
<b>PITCHER</b>	IP WLS BF H R ER SO BB IBB HBP BLK WP HR S P ERA WHIP																					
Ismael Valdez, R (1, 1) ERA: 5.64	6.0 L 27 8 5 5 2 2 0 0 0 0 0 0 54 90 7.50 1.667																					
Terry Adams, R (7, 1) ERA: 3.27	1.0 5 0 0 0 1 1 0 0 0 0 1 0 12 22 0.00 1.000																					
Mike Fetters, R (8, 1) ERA: 3.3	1.0 8 4 3 3 0 1 0 0 0 0 0 0 18 29 27.00 5.000																					
Jeff Shaw, R (9, 1) ERA: 4.47	1.0 3 0 0 0 0 0 0 0 0 0 0 0 6 11 0.00 0.000																					

AB	38
R	8
H	12
RBI	8
BB	4
SO	3
LOB	14



livebaseballscorecards.com

Batter	1	2	3	4	5	6	7	8	9	AB	R	H	RBI	BB	SO	LOB
Tom Goodwin, L (1, 8) OBP: 0.358, SLG: 0.360	1-3 K	0-0 G4-3			0-0 B5-3		0-0 1B		1-1 G1-3	5	0	1	0	0	1	3
Mark Grudzielanek, R (1, 4) OBP: 0.338, SLG: 0.388	1-2 G6-3		3-2 2B		2-0 F8		3-3 K2-3			4	0	1	0	0	1	2
Shawn Green, L (1, 9) OBP: 0.374, SLG: 0.491	2-2 G4-3		2-3 K			0-1 G3		3-1 F9		4	0	0	0	0	1	1
Gary Sheffield, R (1, 7) OBP: 0.440, SLG: 0.654		4-1 HBP E BB	0-1 F2			1-2 G5-3		1-2 FC6-4 1B		3	1	1	0	1	0	1
Adrian Beltré, R (1, 5) OBP: 0.354, SLG: 0.469		1-2 E HBP	1-3 K			2-2 G6-3		1-2 FC6-4 FC6-4		3	1	0	0	0	1	2
Jeff Branson, L (9, 5) OBP: 0.333, SLG: 0.364		1-2 E HBP						1-2f		0	0	0	0	0	0	0
Jim Leyritz, R (1, 3) OBP: 0.302, SLG: 0.272		1-2 E5 FC4-6		1-0 F7			1-0 G6-3	0-1 FC6-4		4	0	0	0	0	0	2
Chad Kreuter, S (1, 2) OBP: 0.434, SLG: 0.417		1-1 E6 FC4-6		1-0 L3 1B			1-1 G6-3		4-2	3	0	1	1	1	0	1
Alex Cora, L (1, 6) OBP: 0.312, SLG: 0.378		3-2 FC4-6 SH1-4		2-1 L3			1-0 1B 3B		1-1 F9	4	1	1	0	0	0	4
Ismael Valdez, R (1, 1) Terry Adams, R (7, 1) Kevin Elster, R (7, PH) Mike Fetters, R (8, 1) Jeff Shaw, R (9, 1) Dave Hansen, L (9, PH)		1-1 SH1-4		1-3 K			0-1 1B 1B		3-3 K	1	0	0	0	0	1	0

Inning Stats	R: 0	H: 0	E: 0	K: 1	S: 9	R: 2	H: 0	E: 2	K: 0	S: 16	R: 0	H: 1	E: 0	K: 2	S: 11	R: 0	H: 1	E: 0	K: 0	S: 4	R: 0	H: 0	E: 0	K: 1	S: 5	R: 0	H: 0	E: 0	K: 0	S: 8	R: 1	H: 3	E: 0	K: 1	S: 10	R: 0	H: 1	E: 0	K: 0	S: 10	R: 0	H: 0	E: 0	K: 1	S: 9	1B: 4	2B: 2	3B: 1	HR: 0	SF: 0	SAC: 1	DP: 1	HBP: 1	WP: 0	PB: 0	SB: 0	CS: 0	PA: 37
--------------	------	------	------	------	------	------	------	------	------	-------	------	------	------	------	-------	------	------	------	------	------	------	------	------	------	------	------	------	------	------	------	------	------	------	------	-------	------	------	------	------	-------	------	------	------	------	------	-------	-------	-------	-------	-------	--------	-------	--------	-------	-------	-------	-------	--------

PITCHER	IP	WLS	BF	H	R	ER	SO	BB	IBB	HBP	BLK	WP	HR	S	P	ERA	WHIP
Dan Serafini, L (1, 1) ERA: 5.61	6.2	W	27	4	3	2	4	1	0	0	0	0	0	59	93	2.70	0.750
Scott Sauerbeck, L (7, 1) ERA: 3.49	0.2	H	4	2	0	0	1	0	0	0	0	0	0	9	16	0.00	3.000
Marc Wilkins, R (8, 1) ERA: 4.94	0.2		2	0	0	0	0	0	0	0	0	0	0	5	6	0.00	0.000
Mike Williams, R (9, 1) ERA: 3.62	1.0		4	0	0	0	1	1	0	0	0	0	0	9	18	0.00	1.000

**BOTTOM**

**Pittsburgh Pirates @ Los Angeles Dodgers**  
Dodger Stadium, Los Angeles, CA

Wed Sep 06 2000, 7:05 PM PDT  
Att. 28,462 - Sunny - 77 F

AB	33
R	3
H	6
RBI	2
BB	2
SO	6
LOB	17



PITCHER	IP	WLS	BF	H	R	ER	SO	BB	IBB	HBP	BLK	WP	HR	S	P	ERA	WHIP
---------	----	-----	----	---	---	----	----	----	-----	-----	-----	----	----	---	---	-----	------



Batter	1	2	3	4	5	6	7	8	9	AB R H RBI BB SO LOB	TOP											
Tom Goodwin, L (1, 8) OBP: 0.359, SLG: 0.359	2-0 E4 G4-3 1B		1-0 B1-3	0-0 G3			1-0 G4-3		4-2 L6-3 BB	4 1 1 0 1 0 3												
Mark Grudzielanek, R (1, 4) OBP: 0.340, SLG: 0.394	3-3 K		4-2 BB		2-1 1B		1-0 HR		2-1 L6-3 1-2	4 1 2 1 1 1 2												
Shawn Green, L (1, 9) OBP: 0.372, SLG: 0.488	0-0 G4-3		0-1 F7		3-2 G3		1-3 K			4 0 0 1 0 1 1												
Gary Sheffield, R (1, 7) OBP: 0.440, SLG: 0.659	3-2 G6-3			0-0 HR	0-0 G6-3			2-2 E 1B SF8 1B		4 2 2 1 0 0 0												
Eric Karros, R (1, 3) OBP: 0.333, SLG: 0.484		2-1 FC6-4 1B		4-0 FC3-6 1B BB		3-2 F9		1-2 E8 G1-6-3 1B		3 0 2 0 1 0 0												
Adrian Beltré, R (1, 5) OBP: 0.351, SLG: 0.466		2-2 FC6-4 1-2f		0-2 F9		2-2 G4-3		0-0 SF8		3 0 0 1 0 0 2												
Todd Hundley, S (1, 2) OBP: 0.389, SLG: 0.606		2-3 K		0-0 FC3-6 1-2 1B		4-2 BB		3-H 2-1 G1-6-3 1-2f		3 0 1 0 1 1 2												
Alex Cora, L (1, 6) OBP: 0.309, SLG: 0.374		2-0 G1-3		2-1 FC3-6 HBP 1-2f 2-3		1-2 F9		1-1 HR		3 0 0 0 0 0 4												
Jim Leyritz, R (9, PH) OBP: 0.302, SLG: 0.272										0 0 0 0 0 0 0												
Dave Hansen, L (9, PH) OBP: 0.402, SLG: 0.564										1 1 1 1 0 0 0												
Kevin Brown, R (1, 1) OBP: 0.129, SLG: 0.085			2-2 G5-3		2-2 HBP		2-1 F8		2-3 K	1 0 0 0 0 0 0												
Paul Lo Duca, R (7, PH) OBP: 0.317, SLG: 0.404										1 0 0 0 0 0 0												
Antonio Osuna, R (7, 1)										0 0 0 0 0 0 0												
Onan Masaoka, R (8, 1)										0 0 0 0 0 0 0												
Chris Donnels, L (9, PH) OBP: 0.308, SLG: 0.462										1 0 0 0 0 1 0												
<b>Inning Stats</b>	R: 1 E: 1 K: 1 S: 9	H: 1 LOB: 0 BB: 0 P: 17	R: 0 E: 0 K: 1 S: 10	H: 1 LOB: 1 BB: 0 P: 18	R: 0 E: 0 K: 0 S: 8	H: 0 LOB: 1 BB: 1 P: 15	R: 1 E: 0 K: 0 S: 10	H: 2 LOB: 3 BB: 1 P: 18	R: 0 E: 0 K: 0 S: 6	H: 1 LOB: 0 BB: 0 P: 11	R: 0 E: 0 K: 0 S: 11	H: 0 LOB: 1 BB: 1 P: 21	R: 1 E: 0 K: 1 S: 7	H: 1 LOB: 0 BB: 0 P: 12	R: 1 E: 1 K: 0 S: 9	H: 2 LOB: 0 BB: 0 P: 14	R: 1 E: 0 K: 1 S: 9	H: 1 LOB: 0 BB: 1 P: 18	1B: 6 2B: 1 3B: 0 HR: 3	SF: 1 SAC: 0 DP: 2 HBP: 1	WP: 0 PB: 0 SB: 1 CS: 0	PA: 38
<b>PITCHER</b>	IP WLS BF H R ER SO BB IBB HBP BLK WP HR S P ERA WHIP																					
Brian Bohanon, L (1, 1) ERA: 5.04	7.0 W 30 6 3 2 3 3 0 1 0 0 2 61 112 2.57 1.286																					
Bobby Chouinard, R (8, 1) ERA: 3.81	0.1 3 2 1 0 0 0 0 0 0 0 0 7 10 0.00 6.000																					
Mike Myers, L (8, 1) ERA: 1.83	0.2 1 0 0 0 0 0 0 0 0 0 0 2 4 0.00 0.000																					
Jose Jimenez, R (9, 1) ERA: 3.41	1.0 4 1 1 1 1 1 0 0 0 0 1 9 18 9.00 2.000																					

Los Angeles Dodgers @ Colorado Rockies  
Coors Field, Denver, CO  
Fri Sep 08 2000, 7:05 PM MDT  
Att. 37,647 - Cloudy - 83 F

AB	32
R	5
H	9
RBI	5
BB	4
SO	4
LOB	14



Batter	1	2	3	4	5	6	7	8	9	AB	R	H	RBI	BB	SO	LOB
Juan Pierre, L OBP: 0.387, SLG: 0.365 (1, 8)	1-0 G4-3	1-2 F7		2-1 FC4-6 1B		1-2 G4-3		1-2 17 S 1B		5	0	2	1	0	0	1
Neifi Perez, S OBP: 0.320, SLG: 0.439 (1, 6)	0-0 G4-3	2-2 P6		0-0 FC4-6			1-0 17 1B 2B	0-1 F5		5	1	1	0	0	0	3
17 Todd Helton, L OBP: 0.476, SLG: 0.702 (1, 3)	2-2 1B 1B		1-3 K		2-2 HR 1B		1-0 2B 2B 1B	0-3 K		5	3	3	0	0	2	1
Jeffrey Hammonds, R OBP: 0.407, SLG: 0.559 (1, 9)	3-2 FC6-4 BB 1B		3-3 K		0-0 F7		1-1 2B 2B			4	1	2	2	0	1	1
Todd Walker, L OBP: 0.347, SLG: 0.515 (1, 4)	4-1 FC6-4 BB		0-0 FC6-4 1B		0-0 L9		1-1 2B			3	0	2	2	1	0	1
Terry Shumpert, R OBP: 0.345, SLG: 0.440 (1, 5)	1-0 FC6-4		0-0 FC6-4		2-1 HR		3-2 G5-3			4	1	1	2	0	0	4
Bobby Chouinard, R OBP: 0.333, SLG: 0.333 (8, 1)										0	0	0	0	0	0	0
Mike Myers, L (8, 1)										0	0	0	0	0	0	0
Jose Jimenez, R OBP: 0.333, SLG: 0.333 (9, 1)	1-2f 2-3		1-2f		1-H					0	0	0	0	0	0	0
Todd Hollandsworth, L OBP: 0.309, SLG: 0.387 (1, 7)		0-1 G4-3 FC4 2B		0-0 G3		0-1 G4-3		1-1 F5		4	1	1	0	0	0	1
Ben Petrick, R OBP: 0.420, SLG: 0.500 (1, 2)		2-0 G4-3		2-2 SH3 1B		2-2 2B		0-1 F7		4	1	2	0	0	0	2
Brian Bohanon, L OBP: 0.222, SLG: 0.333 (1, 1)		2-1 FC4		2-1 SH3		1-0 F7		1-3 K		2	0	0	1	0	0	0
Jeff Cirillo, R OBP: 0.391, SLG: 0.489 (8, 5)		3-H		1-2						1	0	0	0	0	1	0

Inning Stats	R: 1	H: 2	E: 1	K: 0	S: 10	H: 2	LOB: 2	BB: 1	P: 21	R: 1	H: 1	E: 0	K: 0	S: 13	H: 1	LOB: 1	BB: 0	P: 20	R: 0	H: 1	E: 0	K: 2	S: 9	H: 1	LOB: 1	BB: 0	P: 13	R: 1	H: 2	E: 0	K: 0	S: 9	H: 2	LOB: 1	BB: 0	P: 15	R: 2	H: 2	E: 0	K: 0	S: 9	H: 2	LOB: 0	BB: 0	P: 13	R: 0	H: 1	E: 0	K: 0	S: 7	H: 1	LOB: 0	BB: 0	P: 11	R: 3	H: 4	E: 0	K: 0	S: 13	H: 4	LOB: 1	BB: 0	P: 21	R: 0	H: 1	E: 0	K: 2	S: 12	H: 1	LOB: 1	BB: 0	P: 14
1B: 8	SF: 0	2B: 5	SAC: 1	3B: 0	DP: 0	HR: 1	HBP: 0	WP: 0	PA: 39	1B: 8	SF: 0	2B: 5	SAC: 1	3B: 0	DP: 0	HR: 1	HBP: 0	WP: 0	PA: 39	1B: 8	SF: 0	2B: 5	SAC: 1	3B: 0	DP: 0	HR: 1	HBP: 0	WP: 0	PA: 39	1B: 8	SF: 0	2B: 5	SAC: 1	3B: 0	DP: 0	HR: 1	HBP: 0	WP: 0	PA: 39	1B: 8	SF: 0	2B: 5	SAC: 1	3B: 0	DP: 0	HR: 1	HBP: 0	WP: 0	PA: 39																							

PITCHER	IP	WLS	BF	H	R	ER	SO	BB	IBB	HBP	BLK	WP	HR	S	P	ERA	WHIP
Kevin Brown, R ERA: 2.72 (1, 1)	6.0	L	28	9	5	4	2	1	0	0	0	0	1	57	93	6.00	1.667
Antonio Osuna, R ERA: 3.66 (7, 1)	1.0		7	4	3	3	0	0	0	0	0	0	0	13	21	27.00	4.000
Onan Masaoka, L ERA: 4.15 (8, 1)	1.0		4	1	0	0	2	0	0	0	0	0	0	12	14	0.00	1.000

BOTTOM

Los Angeles Dodgers @ Colorado Rockies  
Coors Field, Denver, CO  
Fri Sep 08 2000, 7:05 PM MDT  
Att: 37,647 - Cloudy - 83 F

AB	37
R	8
H	14
RBI	8
BB	1
SO	4
LOB	14



WP	PA	ERA	WHIP
0	39		



Batter	1	2	3	4	5	6	7	8	9	AB	R	H	RBI	BB	SO	LOB	TOP										
Tom Goodwin, L (1, 8) OBP: 0.358, SLG: 0.358 22 Devon White, S (8, PH) OBP: 0.310, SLG: 0.386 Mike Fetters, R (8, 1)	2-2 G4-3	2-2 F8			1-2 BB S 1B	0-0 F9		1-2 G1-3		4	1	1	0	0	0	2											
Mark Grudzielanek, R (1, 4) OBP: 0.339, SLG: 0.391	1-2 G6-3		1-1 F8		4-1 1B BB SF9 BB	1-1 G4-3		1-0 F7		4	1	0	0	1	0	0											
Gary Sheffield, R (1, 7) OBP: 0.442, SLG: 0.656	2-3 K		1-0 P6		4-0 1B 1-2 2-3 BB		4-2 G3-6 BB		4-2 G4-6-3 BB	2	0	0	0	3	1	0											
Shawn Green, L (1, 9) OBP: 0.372, SLG: 0.489		0-0 F8 HR 2B	0-0 P6		0-1 1-2 2-3 3-H 1B		3-2 G3-6		2-2 G4-6-3	5	1	2	1	0	0	2											
Eric Karros, R (1, 3) OBP: 0.332, SLG: 0.484		2-0 F8		0-1 G5-3	0-1 SF9		1-1 E S 1B			3	0	1	1	0	0	1											
Adrian Beltré, R (1, 5) OBP: 0.352, SLG: 0.472		1-0 HR		4-2 E S BB	1-3 K		1-2 E4			3	1	1	2	1	1	3											
Chad Kreuter, S (1, 2) OBP: 0.431, SLG: 0.414		2-2 BB 1B		2-3 K	1-3 K		0-0 G6-3		2-3 K	4	0	1	0	0	2	3											
Alex Cora, L (1, 6) OBP: 0.310, SLG: 0.372 Kevin Elster, R (8, PH) OBP: 0.340, SLG: 0.436 Jeff Branson, L (8, 6) OBP: 0.333, SLG: 0.364		1-2 F9		1-2 F7		4-2 HR BB		1-1 P3		2	1	0	0	1	0	2											
Chan Ho Park, R (1, 1) OBP: 0.294, SLG: 0.344 Chris Donnels, L (8, PH) OBP: 0.357, SLG: 0.714 Onan Masaoka, R (8, 1) Terry Adams, R (8, 1) Jim Leyritz, R (8, PH) OBP: 0.300, SLG: 0.270		4-1 1-2 BB		1-1 G4-3	3-2 HR		1-2 G6-3			1	0	0	0	1	0	0											
<b>Inning Stats</b>	R: 0 E: 0 K: 1 S: 10	H: 0 LOB: 0 BB: 0 P: 15	R: 2 E: 0 K: 0 S: 15	H: 3 LOB: 2 BB: 1 P: 27	R: 0 E: 0 K: 0 S: 4	H: 0 LOB: 0 BB: 0 P: 6	R: 0 E: 0 K: 1 S: 13	H: 0 LOB: 1 BB: 1 P: 20	R: 2 E: 0 K: 1 S: 13	H: 2 LOB: 2 BB: 2 P: 24	R: 2 E: 0 K: 0 S: 11	H: 1 LOB: 0 BB: 1 P: 19	R: 0 E: 1 K: 1 S: 17	H: 1 LOB: 2 BB: 1 P: 28	R: 0 E: 0 K: 0 S: 10	H: 0 LOB: 0 BB: 0 P: 13	R: 0 E: 0 K: 0 S: 7	H: 0 LOB: 0 BB: 1 P: 14	1B: 4 2B: 1 3B: 0 HR: 2	SF: 1 SAC: 0 DP: 2 HBP: 0	WP: 0 PB: 0 SB: 3 CS: 0	PA: 40					
<b>PITCHER</b>	IP	WLS	BF	H	R	ER	SO	BB	IBB	HBP	BLK	WP	HR	S	P	ERA	WHIP										
Brian Rose, R (1, 1) ERA: 5.46	4.1		22	5	4	4	2	4	0	0	0	0	1	50	86	8.31	2.077										
Mike DeJean, R (5, 1) ERA: 5.04	1.2		7	1	2	2	1	1	0	0	0	0	1	16	25	10.80	1.200										
Jerry Dipoto, R (7, 1) ERA: 5.4	0.2	H	4	1	0	0	0	1	0	0	0	0	0	14	23	0.00	3.000										
Gabe White, L (7, 1) ERA: 2.3	1.1	W	4	0	0	0	1	0	0	0	0	0	0	13	18	0.00	0.000										
Jose Jimenez, R (9, 1) ERA: 3.36	1.0	S	3	0	0	0	0	1	0	0	0	0	0	7	14	0.00	1.000										

**Los Angeles Dodgers @ Colorado Rockies**  
 Coors Field, Denver, CO  
 Sat Sep 09 2000, 1:05 PM MDT  
 Att. 37,241 - Sunny - 80 F

AB	32
R	6
H	7
RBI	6
BB	7
SO	4
LOB	13



Batter	1	2	3	4	5	6	7	8	9
Juan Pierre, L OBP: 0.380, SLG: 0.358 (1, 8)			G4-3			L6		FC5-4	
Neifi Perez, S OBP: 0.323, SLG: 0.443 (1, 6)	17 2B 1-2 E BB	17 WP 2-2 2B		K		E7 2B		G3	
17 Todd Helton, L OBP: 0.475, SLG: 0.700 (1, 3)	1-3 2-H 1B 2B	G1-3		F8		K			
Jeff Cirillo, R OBP: 0.389, SLG: 0.485 (1, 5)	0-0 1B 1B	K		K		G4-3			
Todd Walker, L OBP: 0.350, SLG: 0.515 (1, 4)	0-0 1B 1B	G1-3				F7			
Todd Hollandsworth, L OBP: 0.314, SLG: 0.389 (1, 9) (9, 7)	1-0 1-2 E 1B		K			G6-4-3 1B			
Butch Huskey, R OBP: 0.328, SLG: 0.385 (1, 7) Jeffrey Hammonds, R OBP: 0.407, SLG: 0.559 (9, 9)	E6 CS 1B		2B			G6-4-3 1B			
Brent Mayne, L OBP: 0.377, SLG: 0.424 (1, 2)	2-2 1-2 CS 1B					K		FC5-4 1B	
Brian Rose, R (1, 1) Mike DeJean, R (5, 1) Jerry Dipoto, R (7, 1) Gabe White, L (7, 1) Jeff Frye, R (8, PH) Jose Jimenez, R (9, 1)	0-3 1-2 K		K			L3		FC5-4 FC5-4	

Inning Stats	R: 6 E: 2 K: 1 S: 25	H: 6 LOB: 1 BB: 1 P: 37	R: 0 E: 0 K: 1 S: 12	H: 1 LOB: 1 BB: 0 P: 17	R: 1 E: 0 K: 2 S: 13	H: 2 LOB: 1 BB: 0 P: 14	R: 0 E: 0 K: 2 S: 10	H: 0 LOB: 0 BB: 0 P: 15	R: 0 E: 0 K: 1 S: 12	H: 1 LOB: 2 BB: 2 P: 21	R: 0 E: 1 K: 1 S: 13	H: 1 LOB: 1 BB: 0 P: 20	R: 0 E: 0 K: 0 S: 7	H: 1 LOB: 0 BB: 0 P: 10	R: 0 E: 0 K: 0 S: 8	H: 1 LOB: 1 BB: 0 P: 11
--------------	-------------------------------	----------------------------------	-------------------------------	----------------------------------	-------------------------------	----------------------------------	-------------------------------	----------------------------------	-------------------------------	----------------------------------	-------------------------------	----------------------------------	------------------------------	----------------------------------	------------------------------	----------------------------------

PITCHER	IP	WLS	BF	H	R	ER	SO	BB	IBB	HBP	BLK	WP	HR	S	P	ERA	WHIP
Chan Ho Park, R ERA: 3.59 (1, 1)	5.0	L	27	10	7	5	7	3	0	0	0	1	0	72	104	9.00	2.600
Onan Masaoka, L ERA: 4.03 (6, 1)	0.2		3	1	0	0	1	0	0	0	0	0	0	12	19	0.00	1.500
Terry Adams, R ERA: 3.22 (6, 1)	1.1		4	1	0	0	0	0	0	0	0	0	0	8	11	0.00	0.750
Mike Fetters, R ERA: 3.22 (8, 1)	1.0		4	1	0	0	0	0	0	0	0	0	0	8	11	0.00	1.000

AB R H RBI BB SO LOB

5	1	1	0	0	0	3
4	1	2	0	1	1	1
4	1	1	1	0	1	2
4	1	0	1	0	2	3
4	1	2	1	0	0	1
3	1	2	1	1	1	0
3	1	2	0	1	0	1
0	0	0	0	0	0	0
4	0	3	1	0	1	2
2	0	0	0	0	2	3
1	0	0	0	0	0	2
0	0	0	0	0	0	0
0	0	0	0	0	0	0
1	0	0	0	0	0	1
0	0	0	0	0	0	0

AB	35
R	7
H	13
RBI	5
BB	3
SO	8
LOB	19



WP	PA	3B	SF	SAC	DP	HBP
1	38	0	0	0	1	0
PB	0	0	0	0	0	0
SB	0	0	0	0	0	0
CS	4	0	0	0	0	0

**Los Angeles Dodgers @ Colorado Rockies**  
Coors Field, Denver, CO  
Sat Sep 09 2000, 1:05 PM MDT  
Att: 37,241 - Sunny - 80 F

livebaseballscores.com



Batter	1	2	3	4	5	6	7	8	9	AB R H RBI BB SO LOB	TOP											
Tom Goodwin, L (1, 8) OBP: 0.360, SLG: 0.363	0-0 1B 2B	1-0 E 1B 1B		1-2 G4-3		0-1 F9 1B 1B	1-2 G1-3			5 3 3 2 0 0 0												
Mark Grudzielanek, R (1, 4) OBP: 0.338, SLG: 0.389	1-2 1B 2H 1B	1-0 E3 1B		1-1 F8		2-2 F9 1-3	1-2 G5-3			5 1 1 1 0 0 2												
Gary Sheffield, R (1, 7) OBP: 0.446, SLG: 0.659	0-1 G6-3 1B	2-0 CS 1B			4-2 2B BB	2-2 1B HR 1B		2-1 F9		3 2 3 3 1 0 0												
Paul Lo Duca, R (6, 7) OBP: 0.313, SLG: 0.397	1-3 1B	2-H 3-H 1B			2-1 2B	1-1 L3		2-3 K		1 0 0 0 0 0 0												
Shawn Green, L (1, 9) OBP: 0.372, SLG: 0.489	0-3 K	4-2 SAFE BB			1-H 2B	1-1 L3		2-3 K		4 1 1 1 1 2 3												
Eric Karros, R (1, 3) OBP: 0.332, SLG: 0.482	1-1 G6-3	0-1 F3			2-3 K	0-0 1B HR		1-3 K		4 1 1 0 0 1 4												
Chris Donnels, L (6, 3) OBP: 0.333, SLG: 0.667	1-2f					1-2 1B				1 0 0 0 0 1 0												
Todd Hundley, S (1, 2) OBP: 0.393, SLG: 0.621		1-1 F7 1B BB 1B		1-1 F8		2-2 2B HR		1-3 K		5 2 3 4 0 1 0												
Adrián Beltré, R (1, 5) OBP: 0.353, SLG: 0.469		4-0 F7 1B BB		0-3 K		0-1 G5-3	4-0 FC4-6 BB	1-2 G5-3		3 1 0 0 2 1 1												
Alex Cora, L (1, 6) OBP: 0.309, SLG: 0.368		1-0 F7		2-2 G3		4-0 BB	2-1 FC4-6	1-0 F8		3 0 0 0 1 0 3												
Matt Herges, L (6, 1) OBP: 0.083, SLG: 0.083		1-2 2-3				1-2f				1 0 0 0 0 0 0												
37 Darren Dreifort, R (1, 1) OBP: 0.206, SLG: 0.377		4-1 1B E BB			0-3 K	1-2 G5-3		0-0 F8		2 1 0 0 1 1 2												
Jeff Branson, L (6, 6) OBP: 0.308, SLG: 0.333										1 0 0 0 0 0 0												
<b>Inning Stats</b>	R: 1 E: 0 K: 1 S: 11	H: 3 LOB: 1 BB: 0 P: 13	R: 5 E: 1 K: 0 S: 11	H: 3 LOB: 1 BB: 3 P: 29	R: 0 E: 0 K: 1 S: 8	H: 0 LOB: 0 BB: 0 P: 11	R: 0 E: 0 K: 1 S: 10	H: 0 LOB: 0 BB: 0 P: 12	R: 2 E: 0 K: 1 S: 17	H: 2 LOB: 2 BB: 2 P: 32	R: 4 E: 0 K: 0 S: 15	H: 4 LOB: 1 BB: 1 P: 27	R: 0 E: 0 K: 0 S: 7	H: 0 LOB: 0 BB: 0 P: 9	R: 0 E: 0 K: 2 S: 8	H: 0 LOB: 0 BB: 0 P: 13	R: 0 E: 0 K: 1 S: 7	H: 0 LOB: 0 BB: 0 P: 10	1B: 8 2B: 3 3B: 0 HR: 1	SF: 0 SAC: 0 DP: 1 HBP: 0	WP: 0 PB: 0 SB: 1 CS: 1	PA: 44
<b>PITCHER</b>	IP WLS BF H R ER SO BB IBB HBP BLK WP HR S P ERA WHIP																					
Pedro Astacio, R (1, 1) ERA: 5.35	1.1 L 12 6 6 5 1 2 0 0 0 0 0 0 18 34 33.75 6.000																					
Kevin Jarvis, R (2, 1) ERA: 6.05	2.2 8 0 0 0 2 1 0 0 0 0 0 0 22 31 0.00 0.375																					
Pete Walker, R (5, 1) ERA: 32.4	1.2 13 6 6 6 1 2 0 0 0 0 0 1 30 51 32.40 4.800																					
48 Craig House, R (6, 1) ERA: 4.26	2.1 8 0 0 0 2 1 0 0 0 0 0 0 17 30 0.00 0.429																					
Giovanni Carrara, R (9, 1) ERA: 13.5	1.0 3 0 0 0 1 0 0 0 0 0 0 0 7 10 0.00 0.000																					

Los Angeles Dodgers @ Colorado Rockies  
 Coors Field, Denver, CO  
 Sun Sep 10 2000, 1:05 PM MDT  
 Att. 36,273 - Sunny - 83 F

AB	38
R	12
H	12
RBI	11
BB	6
SO	7
LOB	15



WP: 0	PA: 44
-------	--------





Batter	1	2	3	4	5	6	7	8	9	AB R H RBI BB SO LOB	TOP		
Tom Goodwin, L (1, 8) OBP: 0.359, SLG: 0.368	0-0 P6	1-2 G3			1-0 HR	0-1 G3		2-0 F8		5 1 1 1 0 0 2			
Mark Grudzielanek, R (1, 4) OBP: 0.338, SLG: 0.390	4-2 2B BB		1-1 P4		1-1 2B	1-2 F7		1-2 G5-3		4 2 1 0 1 0 1			
Gary Sheffield, R (1, 7) OBP: 0.447, SLG: 0.662 Paul Lo Duca, R (9, 7) OBP: 0.313, SLG: 0.397	0-1 E 1-H 2B		4-1 FC4-6 BB		0-0 1B 2B	0-0 F8			3-3 K	4 1 2 2 1 1 0 0 0 0 0 0 0 0			
Shawn Green, L (1, 9) OBP: 0.372, SLG: 0.487	3-2 F8		0-0 FC4-6		1-1 2B 1B		2-1 G4-3		4-0 S 1B BB	4 2 1 1 1 0 2			
Eric Karros, R (1, 3) OBP: 0.332, SLG: 0.483	3-2 E6 2-3		2-2 L5		3-2 F7		0-0 2B		2-0 1B	5 0 2 1 0 0 3			
Todd Hundley, S (1, 2) OBP: 0.396, SLG: 0.623	1-2 F7			3-2 SH1-3 2B	4-0 2B IBB		3-2 1B		1-2 F8	4 0 2 0 1 0 3			
Adrián Beltré, R (1, 5) OBP: 0.354, SLG: 0.470		2-2 P4		0-0 SH1-3	0-1 2B		3-2 F3		4-0 IBB	3 0 1 1 1 0 1			
Alex Cora, L (1, 6) OBP: 0.304, SLG: 0.362		0-2 F7		3-1 F5	1-3 K			0-1 F7	1-1 F8	5 0 0 0 0 1 5			
Eric Gagne, R (1, 1) OBP: 0.167, SLG: 0.167 Terry Adams, R (7, 1) Antonio Osuna, R (7, 1) Dave Hansen, L (8, PH) Mike Fetters, R (8, 1) Jeff Shaw, R (8, 1)		0-1 1B		1-0 G5-3	0-3 K			4-1 BB		3 0 1 0 0 1 3 0 0 0 0 0 0 0 0 0 0 0 0 0 0 0 0 0 0 0 1 0 0 0 0 0 0 0 0 0 0 0 0 0 0 0 0			
<b>Inning Stats</b>	R: 1 H: 1 E: 1 LOB: 2 K: 0 BB: 1 S: 17 P: 28	R: 0 H: 1 E: 0 LOB: 1 K: 0 BB: 0 S: 12 P: 15	R: 0 H: 0 E: 0 LOB: 1 K: 0 BB: 1 S: 8 P: 15	R: 0 H: 1 E: 0 LOB: 1 K: 0 BB: 0 S: 7 P: 14	R: 4 H: 5 E: 0 LOB: 2 K: 2 BB: 1 S: 17 P: 28	R: 0 H: 0 E: 0 LOB: 0 K: 0 BB: 0 S: 6 P: 7	R: 0 H: 2 E: 0 LOB: 1 K: 0 BB: 0 S: 10 P: 18	R: 0 H: 0 E: 0 LOB: 1 K: 0 BB: 1 S: 8 P: 15	R: 1 H: 1 E: 0 LOB: 2 K: 1 BB: 2 S: 9 P: 24	1B: 4 SF: 0 2B: 6 SAC: 1 3B: 0 DP: 0 HR: 1 HBP: 0	WP: 0 PA: 44 PB: 0 SB: 2 CS: 0		
<b>PITCHER</b>	IP WLS BF H R ER SO BB IBB HBP BLK WP HR S P ERA WHIP											<b>PITCHER</b>	IP WLS BF H R ER SO BB IBB HBP BLK WP HR S P ERA WHIP
Armando Reynoso, R (1, 1) ERA: 5.4	4.1 L 25 8 5 5 0 2 1 0 0 0 0 1 55 93 10.38 2.308												
Russ Springer, R (5, 1) ERA: 4.85	2.2 9 2 0 0 2 0 0 0 0 0 0 0 22 32 0.00 0.750												
Geraldo Guzman, R (8, 1) ERA: 6.25	1.1 7 1 1 1 1 2 0 0 0 0 0 0 12 28 6.75 2.250												
Greg Swindell, L (9, 1) ERA: 3.18	0.2 3 0 0 0 0 0 0 1 0 0 0 0 5 11 0.00 0.000												

Los Angeles Dodgers @ Arizona Diamondbacks  
Bank One Ballpark, Phoenix, AZ  
Mon Sep 11 2000, 9:35 PM EDT  
Att: 37,589 - Dome - 72 F

AB	37
R	6
H	11
RBI	6
BB	6
SO	3
LOB	20



WP	0	PA	44
PB	0		
SB	2		
CS	0		

1B	4	SF	0
2B	6	SAC	1
3B	0	DP	0
HR	1	HBP	0





Batter	1	2	3	4	5	6	7	8	9	AB	R	H	RBI	BB	SO	LOB	TOP										
Tom Goodwin, L (1, 8) OBP: 0.358, SLG: 0.367	2-1 G4-3		1-2 G4-3			0-0 G1-3 1B	1-1 F9			4	0	1	0	0	0	1											
Alex Cora, L (1, 6) OBP: 0.301, SLG: 0.357	2-2 F7		2-3 K			0-0 G1-3		0-0 B1-3		4	0	0	0	0	1	2											
Gary Sheffield, R (1, 7) OBP: 0.446, SLG: 0.660	2-3 K			0-1 F9 SF7 2B		1-0 P6		0-1 F4		4	1	1	0	0	1	1											
Shawn Green, L (1, 9) OBP: 0.372, SLG: 0.485		0-2 G4-3		1-1 F9		3-3 K		0-1 K		4	0	1	0	0	1	2											
Eric Karros, R (1, 3) OBP: 0.332, SLG: 0.482		1-1 K 1B		2-0 SF7		3-1 F8		0-0 G1-3		3	0	1	1	0	0	1											
Todd Hundley, S (1, 2) OBP: 0.394, SLG: 0.616		1-3 K		3-H 0-3 K		4-0 K 1B HR BB		1-0 P4		3	1	0	0	1	2	1											
Adrian Beltré, R (1, 5) OBP: 0.353, SLG: 0.468		3-2 G6-3			1-2 G2-3		0-0 K 1B HR		0-2 F9	4	1	1	0	0	0	1	AB 32										
Jeff Branson, L (1, 4) OBP: 0.294, SLG: 0.313			1-0 G4-3 SH1-4 1B		0-2 F2		2-3 K		1-1 G3	4	0	1	0	0	1	2	R 4										
Luke Prokopec, L (1, 1)			0-0 SH1-4		0-2 G3		0-0 K HR			1	0	0	0	0	0	0	H 7										
Jeff Williams, R (5, 1)										0	0	0	0	0	0	0	RBI 4										
Dave Hansen, L (7, PH) OBP: 0.410, SLG: 0.595										1	1	1	3	0	0	0	BB 1										
Onan Masaoka, R (7, 1)										0	0	0	0	0	0	0	SO 6										
Matt Herges, L (8, 1) OBP: 0.083, SLG: 0.083										0	0	0	0	0	0	0	LOB 11										
<b>Inning Stats</b>	R: 0 E: 0 K: 1 S: 12	H: 0 LOB: 0 BB: 0 P: 18	R: 0 E: 0 K: 1 S: 11	H: 1 LOB: 1 BB: 0 P: 16	R: 0 E: 0 K: 1 S: 11	H: 1 LOB: 1 BB: 0 P: 15	R: 1 E: 0 K: 1 S: 8	H: 1 LOB: 0 BB: 0 P: 11	R: 0 E: 0 K: 0 S: 9	H: 0 LOB: 0 BB: 0 P: 10	R: 0 E: 0 K: 1 S: 6	H: 1 LOB: 1 BB: 0 P: 10	R: 3 E: 0 K: 1 S: 10	H: 2 LOB: 0 BB: 1 P: 20	R: 0 E: 0 K: 0 S: 6	H: 1 LOB: 1 BB: 0 P: 6	R: 0 E: 0 K: 0 S: 6	H: 0 LOB: 0 BB: 0 P: 8	1B: 5 2B: 1 3B: 0 HR: 1	SF: 1 SAC: 1 DP: 0 HBP: 0	WP: 0 PB: 0 SB: 0 CS: 0	PA: 35					
<b>PITCHER</b>	IP	WLS	BF	H	R	ER	SO	BB	IBB	HBP	BLK	WP	HR	S	P	ERA	WHIP										
Curt Schilling, R (1, 1) ERA: 3.98	7.0		28	6	4	4	6	1	0	0	0	0	1	67	100	5.14	1.000										
Byung-Hyun Kim, R (8, 1) ERA: 3.32	1.0	W	4	1	0	0	0	0	0	0	0	0	0	6	6	0.00	1.000										
Matt Mantei, R (9, 1) ERA: 4.35	1.0	S	3	0	0	0	0	0	0	0	0	0	0	6	8	0.00	0.000										

Los Angeles Dodgers @ Arizona Diamondbacks  
Bank One Ballpark, Phoenix, AZ  
Tue Sep 12 2000, 9:35 PM EDT  
Att. 32,102 - Dome - 72 F

livebaseballscorecards.com



Batter	1	2	3	4	5	6	7	8	9
<b>Tony Womack, L</b> OBP: 0.308, SLG: 0.383 (1, 6) (9, 9)	1-3 K		0-1 F2	0-2 F7		0-0 G6-3			
<b>Craig Counsell, L</b> OBP: 0.376, SLG: 0.422 <b>Jay Bell, R</b> OBP: 0.352, SLG: 0.424 (1, 5) (7, PH) (8, 4)	1-2 S HBP		3-2 F9		1-2 2B 1B		0-2 G6-3		
<b>Luis Gonzalez, L</b> OBP: 0.396, SLG: 0.548 (1, 7)	2-2 G4-6-3 HBP		4-2 1-2 BB		1-0 F9 E 2B		3-3 K		
<b>Greg Colbrunn, R</b> OBP: 0.423, SLG: 0.556 (1, 3)	0-1 G4-6-3 1-2f		1-1 G4-3		2-2 F9 2-3		3-2 F8		
<b>Steve Finley, L</b> OBP: 0.372, SLG: 0.576 <b>Matt Mieske, R</b> OBP: 0.247, SLG: 0.265 <b>Matt Williams, R</b> OBP: 0.301, SLG: 0.391 (1, 8) (8, PR) (9, 5)		2-1 1B		2-1 F8		1-2 E4 G4-6-3		1-2 F9 SH1-4 1B HBP	
<b>Jason Conti, L</b> OBP: 0.286, SLG: 0.351 <b>Danny Bautista, R</b> OBP: 0.322, SLG: 0.447 (1, 9) (5, PH) (6, 9) (9, 8)		1-3 K		1-3 K		1-1 G4-6-3 1-2f		0-0 SH1-4	
<b>Hanley Frias, S</b> OBP: 0.330, SLG: 0.340 (1, 4) (8, 5) (9, 6)		1-0 F9		2-0 E 2B		0-0 2B		0-0 F9	
<b>Kelly Stinnett, R</b> OBP: 0.286, SLG: 0.365 <b>David Dellucci, L</b> OBP: 0.500, SLG: 0.522 <b>Damian Miller, R</b> OBP: 0.344, SLG: 0.442 (1, 2) (8, PH) (9, 2)		1-0 G5-3		1-0 E6 2B		1-0 F2		2-0 1B	
<b>Curt Schilling, R</b> OBP: 0.218, SLG: 0.259 <b>Byung-Hyun Kim, R</b> <b>Rob Ryan, L</b> OBP: 0.350, SLG: 0.444 <b>Matt Mantei, R</b> (1, 1) (8, 1) (8, PH) (9, 1)			0-0 BB 1B	0-1 1-H 2B		1-3 K		1-0 L9	

Inning Stats	R: 0 E: 0 K: 1 S: 11	H: 0 LOB: 1 BB: 0 P: 15	R: 0 E: 0 K: 1 S: 7	H: 1 LOB: 1 BB: 0 P: 12	R: 0 E: 0 K: 0 S: 11	H: 1 LOB: 2 BB: 1 P: 19	R: 2 E: 1 K: 1 S: 15	H: 2 LOB: 1 BB: 0 P: 21	R: 2 E: 1 K: 0 S: 12	H: 2 LOB: 0 BB: 0 P: 18	R: 0 E: 0 K: 1 S: 6	H: 1 LOB: 1 BB: 0 P: 8	R: 0 E: 0 K: 1 S: 12	H: 0 LOB: 0 BB: 0 P: 18	R: 1 E: 0 K: 0 S: 6	H: 1 LOB: 1 BB: 0 P: 10
--------------	-------------------------------	----------------------------------	------------------------------	----------------------------------	-------------------------------	----------------------------------	-------------------------------	----------------------------------	-------------------------------	----------------------------------	------------------------------	---------------------------------	-------------------------------	----------------------------------	------------------------------	----------------------------------

PITCHER	IP	WLS	BF	H	R	ER	SO	BB	IBB	HBP	BLK	WP	HR	S	P	ERA	WHIP
<b>Luke Prokepec, R</b> ERA: 1.23 (1, 1)	4.1		22	6	4	1	3	1	0	0	0	0	0	51	78	2.08	1.615
<b>Jeff Williams, L</b> ERA: 11.57 (5, 1)	1.2		6	1	0	0	1	0	0	0	0	0	0	11	15	0.00	0.600
<b>Onan Masaoka, L</b> ERA: 4.24 (7, 1)	1.0	L	4	0	1	1	1	0	0	1	0	0	0	14	21	9.00	0.000
<b>Matt Herges, R</b> ERA: 3.41 (8, 1)	1.0		4	1	0	0	0	0	0	0	0	0	0	4	7	0.00	1.000

**BOTTOM**


Los Angeles Dodgers @ Arizona Diamondbacks  
Bank One Ballpark, Phoenix, AZ

Tue Sep 12 2000, 9:35 PM EDT  
Att: 32,102 - Dome - 72 F

AB	R	H	RBI	BB	SO	LOB
4	0	0	0	0	1	3
2	1	1	0	0	0	1
1	0	0	0	0	0	0
2	1	1	1	1	1	0
4	0	0	0	0	0	5
3	0	1	0	0	0	0
0	1	0	0	0	0	0
0	0	0	0	0	0	0
2	0	0	0	0	2	1
1	0	0	0	0	0	1
4	1	2	0	0	0	3
3	1	0	0	0	0	2
1	0	1	1	0	0	0
0	0	0	0	0	0	0
3	0	2	1	0	1	1
0	0	0	0	0	0	0
1	0	0	0	0	0	1
0	0	0	0	0	0	0

AB	31
R	5
H	8
RBI	3
BB	1
SO	5
LOB	18

WP: 0 PA: 36  
PB: 0  
SB: 1  
CS: 0



WP	HR	S	P	ERA	WHIP
0	0	0	0	0.00	0.600
0	0	0	0	9.00	0.000
0	0	0	0	0.00	1.000

livebaseballscorecards.com



Batter	1	2	3	4	5	6	7	8	9	AB R H RBI BB SO LOB	TOP																
Tom Goodwin, L (1, 8) OBP: 0.357, SLG: 0.366	0-0 G3-1 BLK 1B		1-0 G4-3			2-3 K		0-0 FC5-2		4 0 1 0 0 1 3	<b>Los Angeles Dodgers @ Arizona Diamondbacks</b> <b>Bank One Ballpark, Phoenix, AZ</b> Wed Sep 13 2000, 9:35 PM EDT Att. 34,526 - Dome - 72 F																
Mark Grudzielanek, R (1, 4) OBP: 0.336, SLG: 0.387	1-2 F9		1-0 G6-3			0-2 G6-3		1-2 3-H 3-3 K		4 0 0 0 0 1 3																	
Shawn Green, L (1, 9) OBP: 0.372, SLG: 0.485	0-0 G3-1				0-2 F8		0-0 G5-4-3 1B		4-0 S 1B BB	3 1 1 0 1 0 1																	
Gary Sheffield, R (1, 7) OBP: 0.443, SLG: 0.655	1-3 K				1-0 F9		0-1 G5-4-3 1-2f		1-2 P5	4 0 0 0 0 1 3																	
Eric Karros, R (1, 3) OBP: 0.329, SLG: 0.478					2-3 K		1-0 F8		2-3 K 1-2	4 0 0 0 0 3 1																	
Adrian Beltré, R (1, 5) OBP: 0.356, SLG: 0.476					4-1 FC3-6 BB		2-2 L7		0-0 HR 2-H 1B	3 1 2 2 1 0 0																	
Todd Hundley, S (1, 2) OBP: 0.394, SLG: 0.617					2-2 FC3-6		1-2 L4		2-1 G4-3 FC5-2 2B	3 0 1 0 0 0 1																	
Paul Lo Duca, R (8, PR) OBP: 0.313, SLG: 0.397					1-2f FC4-6				1-3 K	0 0 0 0 0 0 0																	
Dave Hansen, L (9, PH) OBP: 0.407, SLG: 0.589					0-0 FC4-6		1-2 G6-3		0-0 G4-3	1 0 0 0 0 1 1																	
Chad Kreuter, S (9, 2) OBP: 0.431, SLG: 0.414					1-2f K				2-3 FC5-2 HBP	0 0 0 0 0 0 0																	
Alex Cora, L (1, 6) OBP: 0.299, SLG: 0.355					0-0 K		1-2 P4			2 0 0 0 0 1 0																	
Kevin Elster, R (8, PH) OBP: 0.339, SLG: 0.434					1-3 K					0 0 0 0 0 0 0																	
Jeff Branson, L (8, 6) OBP: 0.294, SLG: 0.313										0 0 0 0 0 0 0																	
Kevin Brown, R (1, 1) OBP: 0.125, SLG: 0.082										0 0 0 0 0 0 0																	
Jim Leyritz, R (8, PH) OBP: 0.305, SLG: 0.270										0 0 0 0 0 0 0																	
Hiram Bocachica, R (8, PR)										0 0 0 0 0 0 0																	
Terry Adams, R (8, 1)										0 0 0 0 0 0 0																	
<b>Inning Stats</b>	R: 0 E: 0 K: 1 S: 10	H: 1 LOB: 1 BB: 0 P: 12	R: 0 E: 0 K: 1 S: 8	H: 0 LOB: 1 BB: 1 P: 16	R: 0 E: 0 K: 1 S: 5	H: 0 LOB: 0 BB: 0 P: 8	R: 0 E: 0 K: 1 S: 7	H: 0 LOB: 0 BB: 0 P: 10	R: 0 E: 0 K: 0 S: 10	H: 0 LOB: 0 BB: 0 P: 14	R: 0 E: 0 K: 1 S: 8	H: 0 LOB: 0 BB: 0 P: 11	R: 0 E: 0 K: 0 S: 4	H: 1 LOB: 0 BB: 0 P: 5	R: 1 E: 0 K: 1 S: 11	H: 2 LOB: 2 BB: 0 P: 20	R: 1 E: 0 K: 2 S: 11	H: 1 LOB: 1 BB: 1 P: 19	1B: 3 2B: 1 3B: 0 HR: 1	SF: 0 SAC: 0 DP: 1 HBP: 1	WP: 0 PB: 0 SB: 1 CS: 0	PA: 34					
<b>PITCHER</b>	IP WLS BF H R ER SO BB IBB HBP BLK WP HR S P ERA WHIP																										
Brian Anderson, L (1, 1) ERA: 4.18	8.0		29	4	1	1	6	1	0	1	1	0	1	63	96	1.12	0.625										
Matt Mantei, R (9, 1) ERA: 4.5	0.2	B	4	1	1	1	1	1	0	0	0	0	0	8	15	13.50	3.000										
Dan Plesac, L (9, 1) ERA: 2.83	0.1	W	1	0	0	0	1	0	0	0	0	0	0	3	4	0.00	0.000										

livebaseballscorecards.com

AB	31
R	2
H	5
RBI	2
BB	2
SO	8
LOB	15



Batter	1	2	3	4	5	6	7	8	9	AB	R	H	RBI	BB	SO	LOB
Tony Womack, L OBP: 0.306, SLG: 0.381 (1, 6)	3-3 K ①		1-1 G4-3 ③		0-0 F8 ③		0-1 L1 ③			4	0	0	0	0	1	2
Jay Bell, R OBP: 0.351, SLG: 0.428 (1, 4)	1-1 F9 ②			0-0 G5-3 ①		1-1 HR		1-3 K ①		4	1	1	1	0	1	0
Luis Gonzalez, L OBP: 0.395, SLG: 0.547 (1, 7)	0-2 G4-3 ③			1-1 G6-3 2B		3-1 G4-3 ①		0-1 F5 ②		4	0	1	0	0	0	0
Greg Colbrunn, R OBP: 0.421, SLG: 0.563 (1, 3)		1-0 F9 ①		0-0 G6-3 ②		2-1 HR		1-3 K ③		4	1	1	1	0	1	1
David Dellucci, L OBP: 0.517, SLG: 0.520 (1, 9)		1-0 G4-3 1B		4-0 BB		1-2 G6-3 ②			0-0 G4-3 1B	2	0	1	0	1	0	0
Jason Conti, L OBP: 0.294, SLG: 0.359 (9, 9)										1	1	1	0	0	0	0
Matt Williams, R OBP: 0.301, SLG: 0.389 (1, 5)		1-1 G4-3 ②		3-3 K ③		0-0 G6-3 ③			2-0 G4-3 1B	4	0	1	0	0	1	3
Danny Bautista, R OBP: 0.324, SLG: 0.451 (1, 8)		0-1 F9 ③							1-0 G4-3 ①	4	0	2	0	0	0	3
Kelly Stinnett, R OBP: 0.282, SLG: 0.359 (1, 2)			0-1 F9 ①						4-2 1B BB	3	0	0	0	0	1	2
Craig Counsell, L OBP: 0.381, SLG: 0.422 (9, PH)										0	0	0	0	1	0	0
Brian Anderson, R OBP: 0.206, SLG: 0.246 (1, 1)			0-3 K ②						0-0 SH1-4 ②	2	0	0	0	0	1	1
Matt Mantei, R (9, 1)										0	0	0	0	0	0	0
Dan Plesac, L (9, 1)										0	0	0	0	0	0	0
Rob Ryan, L OBP: 0.381, SLG: 0.474 (9, PH)									1-2 1B ③	1	0	1	1	0	0	0

Inning Stats	R: 0	H: 0	E: 0	K: 1	S: 8	R: 0	H: 1	E: 0	K: 0	S: 6	R: 0	H: 0	E: 0	K: 1	S: 7	R: 0	H: 1	E: 0	K: 1	S: 10	R: 2	H: 2	E: 0	K: 0	S: 10	R: 0	H: 1	E: 0	K: 0	S: 7	R: 0	H: 0	E: 0	K: 2	S: 12	R: 1	H: 3	E: 0	K: 0	S: 7	1B: 5	2B: 2	3B: 0	HR: 2	SF: 0	SAC: 1	DP: 1	HBP: 0	WP: 0	PA: 36
	0	0	0	1	8	0	1	0	0	6	0	0	0	1	7	0	2	0	0	10	2	2	0	0	10	0	0	0	0	0	7	0	0	0	12	1	3	0	0	7	5	2	0	2	0	0	0	0	36	

PITCHER	IP	WLS	BF	H	R	ER	SO	BB	IBB	HBP	BLK	WP	HR	S	P	ERA	WHIP
Kevin Brown, R ERA: 2.71 (1, 1)	7.0		28	6	2	2	4	1	0	0	0	0	2	56	83	2.57	1.000
Terry Adams, R ERA: 3.38 (8, 1)	1.2	L	8	3	1	1	2	1	0	0	0	0	0	19	28	5.40	2.400

**BOTTOM**

**Los Angeles Dodgers @ Arizona Diamondbacks**  
**Bank One Ballpark, Phoenix, AZ**  
 Wed Sep 13 2000, 9:35 PM EDT  
 Att: 34,526 - Dome - 72 F

livebaseballscorecards.com

<b>AB</b>	<b>33</b>
<b>R</b>	<b>3</b>
<b>H</b>	<b>9</b>
<b>RBI</b>	<b>3</b>
<b>BB</b>	<b>2</b>
<b>SO</b>	<b>6</b>
<b>LOB</b>	<b>12</b>





Batter	1	2	3	4	5	6	7	8	9	AB R H RBI BB SO LOB	TOP											
Juan Pierre, L (1, 8) OBP: 0.379, SLG: 0.343	0-1 1B		1-0 F7	4-0 1B 2-3 BB		1-0 SH1-3		0-0 B1-3		3 0 1 0 1 0 0												
Neffi Perez, S (1, 6) OBP: 0.320, SLG: 0.434	2-2 F8		4-1 17 E BB	2-2 P6		2-2 17 CS 1B		4-1 PO BB		3 0 1 1 2 0 3												
Jeff Cirillo, R (1, 5) OBP: 0.389, SLG: 0.482	3-2 F8		1-1 P4	3-2 1-3 1B		1-1 17 CS 1B		2-2 PO 1-2	3-1 F7	5 0 2 1 0 0 2												
17 Todd Helton, L (1, 3) OBP: 0.466, SLG: 0.680	0-0 G4-3		3-2 E3	0-0 G4-3		4-0 1-2 2-3 BB			2-3 K	4 0 0 0 1 1 4												
Jeffrey Hammonds, R (1, 9) OBP: 0.404, SLG: 0.544		1-0 F7	0-1 F9		4-2 SH5-3 E BB	2-1 F8			3-2 E3 CS	4 1 0 0 1 0 4												
Todd Walker, L (1, 4) OBP: 0.353, SLG: 0.510		0-1 1B 1B		4-2 1B 2B BB	0-1 SH5-3		1-2 G1-3		1-1 CS 1-2	2 1 1 0 1 0 0												
Todd Hollandsworth, L (1, 7) OBP: 0.318, SLG: 0.417		1-0 1-3 1B		1-1 1-2 2B 1B	0-3 K2-3		3-3 K			4 1 2 0 0 2 0												
Ben Petrick, R (1, 2) OBP: 0.410, SLG: 0.492		2-3 K		2-1 WP 1B 2B	1-0 G5-3		1-3 K			4 1 1 2 0 2 2												
Brian Rose, R (1, 1) OBP: 0.091, SLG: 0.048		1-3 K2-3		0-3 K		1-1 SH1-3 1B		1-3 K		3 1 1 0 0 2 3												
Jerry Dipoto, R (7, 1)										0 0 0 0 0 0 0												
Terry Shumpert, R (8, PH) OBP: 0.343, SLG: 0.436										1 0 0 0 0 1 0												
Gabe White, L (8, 1) OBP: 0.143, SLG: 0.571										0 0 0 0 0 0 0												
Jose Jimenez, R (9, 1) OBP: 0.500, SLG: 0.500										0 0 0 0 0 0 0												
<b>Inning Stats</b>	R: 0 E: 0 K: 0 S: 11	H: 1 LOB: 1 BB: 0 P: 16	R: 0 E: 0 K: 2 S: 10	H: 2 LOB: 2 BB: 0 P: 15	R: 0 E: 1 K: 0 S: 9	H: 0 LOB: 2 BB: 1 P: 18	R: 3 E: 0 K: 1 S: 17	H: 3 LOB: 2 BB: 2 P: 33	R: 1 E: 1 K: 1 S: 9	H: 0 LOB: 0 BB: 1 P: 14	R: 1 E: 0 K: 0 S: 11	H: 3 LOB: 2 BB: 1 P: 22	R: 0 E: 0 K: 2 S: 11	H: 0 LOB: 0 BB: 0 P: 16	R: 0 E: 0 K: 1 S: 7	H: 0 LOB: 0 BB: 1 P: 14	R: 0 E: 1 K: 1 S: 12	H: 0 LOB: 0 BB: 0 P: 20	1B: 8 2B: 1 3B: 0 HR: 0	SF: 0 SAC: 2 DP: 0 HBP: 0	WP: 1 PB: 0 SB: 0 CS: 3	PA: 43
<b>PITCHER</b>	IP WLS BF H R ER SO BB IBB HBP BLK WP HR S P ERA WHIP																					
Chan Ho Park, R (1, 1) ERA: 3.67	5.1 L 30 9 5 4 4 4 0 0 0 0 1 0 65 110 6.75 2.438																					
Jeff Williams, L (6, 1) ERA: 10.13	0.2 2 0 0 0 0 1 0 0 0 0 0 0 2 8 0.00 1.500																					
Onan Masaoka, L (7, 1) ERA: 4.07	1.0 3 0 0 0 2 0 0 0 0 0 0 0 11 16 0.00 0.000																					
Antonio Osuna, R (8, 1) ERA: 3.55	1.0 3 0 0 0 1 1 0 0 0 0 0 0 7 14 0.00 1.000																					
Gregg Olson, R (9, 1) ERA: 5.09	1.0 3 0 0 0 1 0 0 0 0 0 0 0 12 20 0.00 0.000																					

Colorado Rockies @ Los Angeles Dodgers  
Dodger Stadium, Los Angeles, CA

Thu Sep 14 2000, 7:10 PM PDT  
Att. 24,368 - Sunny - 75 F

AB	33
R	5
H	9
RBI	4
BB	6
SO	8
LOB	18



BOTTOM

Colorado Rockies @ Los Angeles Dodgers  
Dodger Stadium, Los Angeles, CA

Thu Sep 14 2000, 7:10 PM PDT  
Att. 24,368 - Sunny - 75 F

livebaseballscorecards.com

AB	34
R	4
H	8
RBI	4
BB	1
SO	3
LOB	13



WP:	0	PA:	38
PB:	0		
SB:	0		
CS:	0		

AB	R	H	RBI	BB	SO	LOB
4	0	0	0	0	1	0
1	0	0	1	0	0	2
5	1	1	0	0	1	2
4	0	0	0	0	0	1
4	1	2	1	0	0	0
4	0	1	0	0	0	1
3	1	1	1	0	0	2
1	0	0	0	0	0	0
0	0	0	0	0	0	0
2	0	1	0	1	0	0
0	1	0	0	0	0	0
2	0	1	1	0	0	1
1	0	1	0	0	0	0
2	0	0	0	0	1	3
0	0	0	0	0	0	0
1	0	0	0	0	0	1
0	0	0	0	0	0	0
0	0	0	0	0	0	0
0	0	0	0	0	0	0
0	0	0	0	0	0	0
0	0	0	0	0	0	0
0	0	0	0	0	0	0
1B:	5	SF:	0			
2B:	2	SAC:	1			
3B:	0	DP:	0			
HR:	1	HBP:	2			

Batter	1	2	3	4	5	6	7	8	9
Tom Goodwin, L (1, 8) OBP: 0.354, SLG: 0.363 Eric Karros, R (9, PH) OBP: 0.329, SLG: 0.478	2-2 F7		2-3 K		1-0 G5-3		0-0 F5		0-1 G6-3
Mark Grudzielanek, R (1, 4) OBP: 0.335, SLG: 0.388	0-0 G6-3		3-3 K		1-2 2B		2-1 G4-3		1-1 G6-3
Gary Sheffield, R (1, 7) OBP: 0.439, SLG: 0.649	0-0 G6-3			3-1 F2	3-1 F8		3-2 G5-3		
Shawn Green, L (1, 9) OBP: 0.373, SLG: 0.487		1-1 F8		2-0 FC6 1B HBP	1-2 2B		2-2 F2		
Adrian Beltré, R (1, 5) OBP: 0.355, SLG: 0.474		1-1 F9		1-2 FC6 1B	1-1 F5		1-2 G6-3		
Chris Donnels, L (1, 3) OBP: 0.333, SLG: 0.778 Hiram Bocachica, R (8, PH) Kevin Elster, R (9, 3) OBP: 0.339, SLG: 0.434		3-2 HR		0-0 FC6 HBP		2-0 F9		1-2 G5-3	
Chad Kreuter, S (1, 2) OBP: 0.436, SLG: 0.415 Jeff Branson, L (9, PR) OBP: 0.294, SLG: 0.313		1-1 HBP		4-0 HBP BB		2-1 F9		0-1 SH2-4 1B G6-3 1B	
Alex Cora, L (1, 6) OBP: 0.302, SLG: 0.356 Dave Hansen, L (9, PH) OBP: 0.412, SLG: 0.593		0-1 F7		2-2 HBP		1-1 1B		0-0 SH2-4 1B	
Chan Ho Park, R (1, 1) OBP: 0.246, SLG: 0.333 Jeff Williams, R (6, 1) Todd Hundley, S (6, PH) OBP: 0.392, SLG: 0.614 Onan Masaoka, R (7, 1) Antonio Osuna, R (8, 1) Gregg Olson, R (9, 1) Paul Lo Duca, R (9, PH) OBP: 0.313, SLG: 0.397			1-2 G6-3	1-3 K		2-2 F7		0-0 SH2-4 1B	

Inning Stats	R: 0	H: 0	E: 0	K: 0	S: 5	LOB: 0	BB: 0	P: 7	R: 1	H: 1	E: 0	K: 0	S: 10	LOB: 1	BB: 0	P: 16	R: 0	H: 0	E: 0	K: 2	S: 10	LOB: 0	BB: 0	P: 16	R: 1	H: 2	E: 0	K: 1	S: 12	LOB: 3	BB: 1	P: 25	R: 1	H: 2	E: 0	K: 0	S: 12	LOB: 1	BB: 0	P: 19	R: 0	H: 0	E: 0	K: 0	S: 7	LOB: 0	BB: 0	P: 12	R: 0	H: 0	E: 0	K: 0	S: 12	LOB: 0	BB: 0	P: 16	R: 1	H: 2	E: 0	K: 0	S: 8	LOB: 2	BB: 0	P: 9	1B: 5	SF: 0	2B: 2	SAC: 1	3B: 0	DP: 0	HR: 1	HBP: 2
--------------	------	------	------	------	------	--------	-------	------	------	------	------	------	-------	--------	-------	-------	------	------	------	------	-------	--------	-------	-------	------	------	------	------	-------	--------	-------	-------	------	------	------	------	-------	--------	-------	-------	------	------	------	------	------	--------	-------	-------	------	------	------	------	-------	--------	-------	-------	------	------	------	------	------	--------	-------	------	-------	-------	-------	--------	-------	-------	-------	--------

PITCHER	IP	WLS	BF	H	R	ER	SO	BB	IBB	HBP	BLK	WP	HR	S	P	ERA	WHIP
Brian Rose, R (1, 1) ERA: 5.4	6.0	W	27	6	3	3	3	1	0	0	0	0	1	58	99	4.50	1.167
Jerry Dipoto, R (7, 1) ERA: 4.7	1.0	H	3	0	0	0	0	0	0	0	0	0	0	7	12	0.00	0.000
Gabe White, L (8, 1) ERA: 2.37	1.0	H	3	0	0	0	0	0	0	0	0	0	0	12	16	0.00	0.000
Jose Jimenez, R (9, 1) ERA: 3.38	1.0	S	5	2	1	1	0	0	0	0	0	0	0	8	9	9.00	2.000



Batter	1	2	3	4	5	6	7	8	9	10	AB R H RBI BB SO LOB	TOP										
Juan Pierre, L (1, 8) OBP: 0.373, SLG: 0.338	1-2 P4		2-1 WP 1B		0-1 P6		1-3 K		1-0 G4-3		5 0 1 0 0 1 0	<b>Colorado Rockies @ Los Angeles Dodgers</b> Dodger Stadium, Los Angeles, CA Fri Sep 15 2000, 7:10 PM PDT Att: 33,009 - Sunny - 81 F										
Neifi Perez, S (1, 6) OBP: 0.319, SLG: 0.437	2-2 HR		0-3 K		2-0 G1-3		1-0 G3		2-0 P4		5 1 1 1 0 1 1											
Jeff Cirillo, R (1, 5) OBP: 0.391, SLG: 0.483	2-0 CS HBP		3-3 K			0-0 17 HR 2B	4-2 BB		2-1 F8		3 1 1 0 1 1 1											
17 Todd Helton, L (1, 3) OBP: 0.464, SLG: 0.681	1-3 K			2-2 L9		3-1 2H HR	0-0 G3			3-1 F7	5 1 1 2 0 1 2											
Jeffrey Hammonds, R (1, 9) OBP: 0.402, SLG: 0.539	0-1 CS	0-0 F9		4-2 BB BB		3-3 K		0-0 F8		2-1 G5-3	4 0 0 0 1 1 0											
Todd Walker, L (1, 4) OBP: 0.346, SLG: 0.498			2-3 K		0-1 F8		3-2 G4-3		1-0 F7		5 0 0 0 0 1 1											
Mike DeJean, R (10, 1)										3-1 G6-3	0 0 0 0 0 0 0											
Todd Hollandsworth, L (1, 7) OBP: 0.320, SLG: 0.416			0-3 K S		4-2 BB 1B		1-2 S 1B		0-2 E4		3 0 1 0 1 1 0											
Brent Mayne, L (1, 2) OBP: 0.380, SLG: 0.421			3-1 G3		2-3 K		4-0 IBB		4-0 IBB		2 0 0 0 2 1 3											
Pedro Astacio, R (1, 1) OBP: 0.108, SLG: 0.098					0-0 G1-3		0-1 G4-3		3-2 F8		1 0 0 0 0 0 0											
Kevin Jarvis, L (4, 1) OBP: 0.188, SLG: 0.138											2 0 0 0 0 0 2											
Mike Myers, L (7, 1)											0 0 0 0 0 0 0											
Bobby Chouinard, R (7, 1) OBP: 0.333, SLG: 0.333											0 0 0 0 0 0 0											
Adam Melhuse, S (8, PH) OBP: 0.260, SLG: 0.143											1 0 0 0 0 0 2											
Gabe White, L (8, 1) OBP: 0.143, SLG: 0.571											0 0 0 0 0 0 0											
Terry Shumpert, R (10, 4) OBP: 0.343, SLG: 0.436											0 0 0 0 0 0 0											
<b>Inning Stats</b>	R: 1 E: 0 K: 1 S: 13	H: 1 LOB: 0 BB: 0 P: 19	R: 0 E: 1 K: 2 S: 9	H: 0 LOB: 1 BB: 0 P: 14	R: 0 E: 0 K: 2 S: 9	H: 1 LOB: 1 BB: 0 P: 14	R: 0 E: 0 K: 1 S: 14	H: 0 LOB: 2 BB: 2 P: 25	R: 0 E: 0 K: 0 S: 5	H: 3 LOB: 2 BB: 1 P: 29	R: 0 E: 0 K: 1 S: 10	H: 0 LOB: 1 BB: 1 P: 16	R: 0 E: 1 K: 0 S: 8	H: 0 LOB: 2 BB: 1 P: 16	R: 0 E: 0 K: 0 S: 4	H: 0 LOB: 0 BB: 0 P: 9	R: 0 E: 0 K: 0 S: 6	H: 0 LOB: 0 BB: 0 P: 14	1B: 2 2B: 1 3B: 0 HR: 2	SF: 0 SAC: 0 DP: 0 HBP: 1	WP: 1 PB: 0 SB: 2 CS: 1	PA: 43
<b>PITCHER</b>	IP WLS BF H R ER SO BB IBB HBP BLK WP HR S P ERA WHIP																					
37 Darren Dreifort, R (1, 1) ERA: 4.53	6.0		5	3	3	7	2	1	0	0	0	1	2	64	108	4.50	1.167					
Terry Adams, R (7, 1) ERA: 3.33	1.0	4	0	0	0	1	1	0	0	0	0	0	0	10	16	0.00	1.000					
Mike Feters, R (8, 1) ERA: 3.09	1.0	5	0	0	0	0	0	1	0	0	0	0	0	8	16	0.00	0.000					
Jeff Shaw, R (9, 1) ERA: 4.64	1.0	3	0	0	0	0	0	0	0	0	0	0	0	4	9	0.00	0.000					
Matt Herges, R (10, 1) ERA: 3.38	1.0	W 3	0	0	0	0	0	0	0	0	0	0	0	6	14	0.00	0.000					

AB	36
R	3
H	5
RBI	3
BB	5
SO	8
LOB	12



BOTTOM

Colorado Rockies @ Los Angeles Dodgers  
Dodger Stadium, Los Angeles, CA

Fri Sep 15 2000, 7:10 PM PDT  
Att: 33,009 - Sunny - 81 F

livebaseballscorecards.com

AB	32
R	4
H	5
RBI	4
BB	6
SO	6
LOB	10



WP	0	PA	38
PB	0		
SB	0		
CS	0		

AB R H RBI BB SO LOB

4	0	1	0	1	0	1
5	1	1	1	1	0	5
4	0	0	0	0	1	2
3	0	0	0	1	1	1
4	0	0	0	0	1	1
3	1	0	0	1	2	0
0	0	0	0	0	0	0
2	2	0	0	2	0	0
4	0	2	3	0	0	0
1	0	0	0	0	0	0
1	0	1	0	0	0	0
0	0	0	0	0	0	0
0	0	0	0	0	0	0
0	0	0	0	1	0	0
0	0	0	0	0	0	0
0	0	0	0	0	0	0
0	0	0	0	0	0	0
1	0	0	0	0	0	0

1B	1	SF	0
2B	3	SAC	0
3B	0	DP	1
HR	1	HBP	0

Batter	1	2	3	4	5	6	7	8	9	10
Tom Goodwin, L (1, 8) OBP: 0.355, SLG: 0.362	L4			G6-3 G6-3 1B		F8	4-1 1-2 2-3 BB			G3
Mark Grudzielanek, R (1, 4) OBP: 0.334, SLG: 0.391	G5-3			G6-3 1-2		G6-3	G1-3			HR
Gary Sheffield, R (1, 7) OBP: 0.436, SLG: 0.644	K			G6-3 2-3		G6-3		F7		
Shawn Green, L (1, 9) OBP: 0.372, SLG: 0.484		G5-4-3 BB		G3			F7	K		
Eric Karros, R (1, 3) OBP: 0.327, SLG: 0.474		G5-4-3 1-2f			K		F8	P4		
Todd Hundley, S (1, 2) OBP: 0.391, SLG: 0.607			F9		K					K
Matt Herges, L (10, 1) OBP: 0.083, SLG: 0.083							BB 2B BB			
Adrian Beltré, R (1, 5) OBP: 0.356, SLG: 0.472			F7		2B BB		4-1 1-2 2B BB		F7	
Alex Cora, L (1, 6) OBP: 0.304, SLG: 0.364			G4-3		1-H 2B		1-2 BB 2B		F7	
37 Darren Dreifort, R (0, 15) Chris Donnels, L (0, 15) Terry Adams, 3rd (0, 15) Jeff Branson, L (0, 15) Kevin Elster, 3rd (0, 15) Luke Prokopiec, L (0, 15) Mike Fetters, R (0, 15) Jeff Shaw, R (0, 15) Chad Kreuter, S (0, 15)			G6-3				0-0 2B			K

Inning Stats	R: 0	H: 0	E: 0	K: 1	S: 6	R: 0	H: 0	E: 0	K: 0	S: 6	R: 0	H: 0	E: 0	K: 0	S: 5	R: 0	H: 1	E: 0	K: 0	S: 13	R: 1	H: 1	E: 0	K: 2	S: 10	R: 0	H: 1	E: 0	K: 0	S: 9	R: 2	H: 1	E: 0	K: 0	S: 13	R: 0	H: 0	E: 0	K: 1	S: 11	R: 0	H: 0	E: 0	K: 1	S: 11	R: 0	H: 1	E: 0	K: 1	S: 7
	0	0	0	0	11	0	0	0	0	13	0	0	0	0	5	0	1	1	0	14	0	1	0	0	18	0	1	0	0	14	0	1	0	0	14	0	0	0	15	0	0	0	15	0	1	0	10			

PITCHER	IP	WLS	BF	H	R	ER	SO	BB	IBB	HBP	BLK	WP	HR	S	P	ERA	WHIP
Pedro Astacio, R (1, 1) ERA: 5.27	3.0		9	0	0	0	1	1	0	0	0	0	0	17	29	0.00	0.333
Kevin Jarvis, R (4, 1) ERA: 6.1	3.2		17	4	3	3	2	3	0	0	0	0	0	39	71	7.36	1.909
Mike Myers, L (7, 1) ERA: 1.77	0.0		2	0	0	0	0	1	1	0	0	0	0	1	9	∞	∞
Bobby Chouinard, R (7, 1) ERA: 3.67	0.1		1	0	0	0	0	0	0	0	0	0	0	5	6	0.00	0.000
Gabe White, L (8, 1) ERA: 2.31	2.0		6	0	0	0	2	0	0	0	0	0	0	22	30	0.00	0.000
PITCHER	IP	WLS	BF	H	R	ER	SO	BB	IBB	HBP	BLK	WP	HR	S	P	ERA	WHIP
Mike DeJean, R (10, 1) ERA: 5.05	0.2		3	1	1	1	1	0	0	0	0	0	0	7	10	13.50	1.500



Batter	1	2	3	4	5	6	7	8	9	AB R H RBI BB SO LOB	TOP									
Juan Pierre, L (1, 8) OBP: 0.368, SLG: 0.333	0-1 CS 1B	2-1 F7			1-2 L4		1-2 G1-3	1-2 FC6-4		5 0 1 0 0 0 4										
Neifi Perez, S (1, 6) OBP: 0.322, SLG: 0.439	0-0 P3	4-1 BB			0-0 B5-3 17 2B		0-1 1B		0-0 F8	4 1 2 0 1 0 1										
Jeff Cirillo, R (1, 5) OBP: 0.389, SLG: 0.480	4-2 17 2B BB	2-2 F8			1-1 B5-3		2-2 F8		0-1 F9	4 1 0 0 1 0 5										
17 Todd Helton, L (1, 3) OBP: 0.465, SLG: 0.684 Terry Shumpert, R (9, PR) OBP: 0.343, SLG: 0.436	1-1 1-H 2B				2-2 2B		1-3 K		2-2 1B	5 0 3 2 0 1 1 0 0 0 0 0 0 0										
Jeffrey Hammonds, R (1, 9) OBP: 0.398, SLG: 0.533	0-2 F9				1-1 G6-3			2-3 K	2-3 K	5 0 0 0 0 2 3										
Todd Hollandsworth, L (1, 7) OBP: 0.324, SLG: 0.420		0-2 1B 1B			0-0 G3		2-2 1B		1-0 1B 1B	4 2 3 0 0 0 0										
Ben Petrick, R (1, 2) OBP: 0.413, SLG: 0.492		0-1 1B 1B			1-0 F8		2-0 P4		3-2 FC6-4 1B 1B	4 0 2 0 0 0 1										
Jeff Frye, R (1, 4) OBP: 0.367, SLG: 0.362 Todd Walker, L (8, PH) OBP: 0.344, SLG: 0.495		3-2 SH2-4 1B			2-1 G4-3		2-1 P4		2-3 K	3 0 1 1 0 0 1 1 0 0 0 0 1 2										
Julian Tavarez, L (1, 1) OBP: 0.094, SLG: 0.094 Jerry Dipoto, R (7, 1) Mike Myers, L (7, 1) Brent Mayne, L (8, PH) 23 Elvis Pena, S (8, PR) Bobby Chouinard, R (8, 1) OBP: 0.333, SLG: 0.333		0-0 SH2-4			1-1 F2		0-0 P6		2-2 FC6-4 1B	2 0 0 0 0 0 0 1 0 0 0 0 0 0 0 0 0 0 0 0 0 0 0 0 1 0 1 1 0										
<b>Inning Stats</b>	R: 1 E: 0 K: 0 S: 10	H: 2 LOB: 1 BB: 1 P: 15	R: 1 E: 0 K: 0 S: 16	H: 3 LOB: 3 BB: 1 P: 27	R: 0 E: 0 K: 0 S: 5	H: 0 LOB: 0 BB: 0 P: 10	R: 0 E: 0 K: 0 S: 5	H: 0 LOB: 0 BB: 0 P: 9	R: 1 E: 0 K: 0 S: 12	H: 2 LOB: 1 BB: 0 P: 17	R: 0 E: 0 K: 1 S: 11	H: 1 LOB: 1 BB: 0 P: 15	R: 1 E: 0 K: 2 S: 19	H: 3 LOB: 2 BB: 0 P: 30	R: 0 E: 0 K: 1 S: 10	H: 1 LOB: 1 BB: 0 P: 14	1B: 10 2B: 3 3B: 0 HR: 0	SF: 0 SAC: 1 DP: 0 HBP: 0	WP: 0 PB: 0 SB: 0 CS: 1	PA: 41
<b>PITCHER</b>	IP WLS BF H R ER SO BB IBB HBP BLK WP HR S P ERA WHIP																			
Eric Gagne, R (1, 1) ERA: 5.38	6.0 W 27 8 3 3 0 2 0 0 0 0 0 0 56 92 4.50 1.667																			
Al Reyes, R (7, 1) ERA: 6.0	1.0 H 4 1 0 0 1 0 0 0 0 0 0 0 11 15 0.00 1.000																			
Antonio Osuna, R (8, 1) ERA: 3.65	0.2 H 5 3 1 1 2 0 0 0 0 0 0 0 16 26 13.50 4.500																			
Mike Fetters, R (8, 1) ERA: 3.06	0.1 H 1 0 0 0 0 0 0 0 0 0 0 0 3 4 0.00 0.000																			
Jeff Shaw, R (9, 1) ERA: 4.56	1.0 S 4 1 0 0 1 0 0 0 0 0 0 0 10 14 0.00 1.000																			


Colorado Rockies @ Los Angeles Dodgers  
Dodger Stadium, Los Angeles, CA  
Sat Sep 16 2000, 7:10 PM PDT  
Att. 36,464 - Sunny - 85 F

AB	38
R	4
H	13
RBI	4
BB	2
SO	4
LOB	19







Batter	1	2	3	4	5	6	7	8	9	AB R H RBI BB SO LOB	TOP		
Juan Pierre, L (1, 8) OBP: 0.369, SLG: 0.331	1-1 G1-3			2-2 BB 17 SF7 1B	0-1 F5		0-0 G4-3		4-0 G6-4-3 BB	4 1 1 1 1 0 1			
Neffi Perez, S (1, 6) OBP: 0.321, SLG: 0.438 Jeff Frye, R (8, 4) OBP: 0.366, SLG: 0.361	1-0 F3			2-2 L6-4 BB 1B		0-0 P6	1-1 G4-3		1-1 G6-4-3	4 0 1 0 0 0 0 1 0 0 0 0 0 3			
Jeff Cirillo, R (1, 5) OBP: 0.388, SLG: 0.477	2-1 G6-3			4-2 1-2 2-3 BB		0-0 G5-3		2-0 F8		3 0 0 0 1 0 0			
17 Todd Helton, L (1, 3) OBP: 0.465, SLG: 0.683 Pete Walker, R (8, 1)		4-2 G4-6-3 BB		0-0 SF7		3-3 K		3-2 DI 1B		2 0 1 1 1 1 0 0 0 0 0 0 0 0			
Todd Walker, L (1, 4) OBP: 0.341, SLG: 0.491 Terry Shumpert, R (7, PH) OBP: 0.344, SLG: 0.437		1-2 F7		1-1 L6-4		2-1 1B SF7 1B		0-1 L5		2 0 0 0 0 0 3 2 1 1 0 0 0 1			
Todd Hollandsworth, L (1, 9) OBP: 0.323, SLG: 0.416		1-1 G4-6-3		0-3 K		0-1 SF7 BB 3B 1B		1-0 F7		4 1 1 0 0 1 2			
Butch Huskey, R (1, 7) OBP: 0.332, SLG: 0.397			2-2 G1-6-3 1B		0-2 HR	4-0 1-2 3B BB		1-2 G4-3		3 2 2 1 1 0 0	AB 32 R 6 H 11 RBI 6 BB 4 SO 3 LOB 13		
Brent Mayne, L (1, 2) OBP: 0.383, SLG: 0.425			0-3 K		0-2 1B	0-2 SF7		0-0 BB 23 1B 1B		3 0 2 1 0 1 1			
Masato Yoshii, R (1, 1) OBP: 0.212, SLG: 0.250 Giovanni Carrara, R (3, 1) OBP: 0.157, SLG: 0.167 Carlos Mendoza, L (5, PH) OBP: 0.250, SLG: 0.250 John Wasdin, R (5, 1) OBP: 0.254, SLG: 0.333 Adam Melhuse, S (7, PH) OBP: 0.254, SLG: 0.333 48 Craig House, R (7, 1) Mike DeJean, R (7, 1) 23 Elvis Pena, S (8, 6) OBP: 0.250, SLG: 0.250			0-1 G1-6-3		3-2 P4	3-1 G4-3 3B		0-2 BB 1B		1 0 0 0 0 0 0 1 0 0 0 0 0 0 0 0 1 0 0 0 0 0 0 1 0 0 0 0 0 0 0 0 1 1 1 2 0 1 0 1 0 0 0 0 0			
<b>Inning Stats</b>	R: 0 H: 0 E: 0 LOB: 0 K: 0 BB: 0 S: 5 P: 9	R: 0 H: 0 E: 0 LOB: 0 K: 0 BB: 1 S: 8 P: 14	R: 0 H: 1 E: 0 LOB: 0 K: 1 BB: 0 S: 8 P: 10	R: 1 H: 2 E: 0 LOB: 1 K: 0 BB: 1 S: 12 P: 21	R: 1 H: 2 E: 0 LOB: 1 K: 1 BB: 0 S: 16 P: 19	R: 0 H: 0 E: 0 LOB: 0 K: 1 BB: 0 S: 7 P: 10	R: 4 H: 3 E: 0 LOB: 0 K: 0 BB: 1 S: 14 P: 24	R: 0 H: 1 E: 0 LOB: 1 K: 0 BB: 0 S: 8 P: 14	R: 0 H: 2 E: 0 LOB: 2 K: 0 BB: 1 S: 10 P: 16	1B: 9 SF: 2 2B: 1 SAC: 0 3B: 1 DP: 4 HR: 1 HBP: 0	WP: 0 PA: 38 PB: 0 SB: 0 CS: 0		
<b>PITCHER</b>	IP WLS BF H R ER SO BB IBB HBP BLK WP HR S P ERA WHIP											<b>PITCHER</b>	IP WLS BF H R ER SO BB IBB HBP BLK WP HR S P ERA WHIP
Luke Prokopec, R (1, 1) ERA: 2.03	6.0 W 22 5 2 2 3 2 0 0 0 0 0 1 56 83 3.00 1.167												
Jeff Williams, L (7, 1) ERA: 15.88	0.1 5 3 4 4 0 1 0 0 0 0 0 0 11 20 108.00 12.000												
Matt Herges, R (7, 1) ERA: 3.29	2.2 11 3 0 0 0 1 0 0 0 0 0 0 21 34 0.00 1.500												

**Colorado Rockies @ Los Angeles Dodgers**  
**Dodger Stadium, Los Angeles, CA**  
Sun Sep 17 2000, 1:10 PM PDT  
Att. 36,498 - Sunny - 88 F

[livebaseballscorecards.com](http://livebaseballscorecards.com)

Batter	1	2	3	4	5	6	7	8	9
Tom Goodwin, L (1, 8) OBP: 0.353, SLG: 0.359	0-1 G3		1-2 G3 HR 1B	3-2 G3-1		1-3 K	2-0 F8		
Mark Grudzielanek, R (1, 4) OBP: 0.333, SLG: 0.392 Jeff Williams, R (7, 1)	1-0 L7		2-0 F9	2-2 G4-3		0-0 1B 2B	1-3 K		
Shawn Green, L (1, 9) OBP: 0.375, SLG: 0.485 Paul Lo Duca, R (8, 9) OBP: 0.308, SLG: 0.390	2-2 1B		1-2 G3		2-3 K	4-2 1B HBP	1-0 F3		
Eric Karros, R (1, 3) OBP: 0.329, SLG: 0.475 Dave Hansen, L (8, PH) OBP: 0.413, SLG: 0.591	2-2 G6-3		4-2 HR BB		2-3 K	1-2 1B	0-0 G6-3 1B		
Chris Donnels, L (1, 7) OBP: 0.357, SLG: 0.808		0-0 HR 1B	3-1 1-H 2-H HR		2-2 F8		4-0 HR BB	1-0 G6-3	
Adrian Beltré, R (1, 5) OBP: 0.362, SLG: 0.485		3-1 HR	4-1 BB			1-2 HR	4-1 HR BB		
Chad Kreuter, S (1, 2) OBP: 0.431, SLG: 0.424		3-1 G3	1-3 K			1-2 G4-3	3-2 HR		
Alex Cora, L (1, 6) OBP: 0.312, SLG: 0.372		0-0 F6		3-1 HR		4-0 1B 2B BB	4-2 BB		
Luke Prokopec, L (1, 1) Hiram Bocachica, R (6, PH) OBP: 0.500, SLG: 0.500		0-1 F8		1-2 G3		0-2 2B 1B	2-2 F8		

AB	R	H	RBI	BB	SO	LOB
5	1	1	0	0	1	3
4	0	1	2	0	0	1
0	0	0	0	0	0	0
1	0	0	0	0	1	1
3	0	1	0	0	1	1
1	0	0	0	0	0	0
3	1	1	0	1	1	1
1	0	1	0	0	0	0
4	3	2	3	1	0	1
2	3	2	3	2	0	0
4	1	1	3	0	1	1
2	2	1	1	2	0	0
2	0	0	0	0	0	0
2	1	1	0	0	0	1

Inning Stats		R: 0	H: 1	E: 0	K: 0	S: 11	R: 2	H: 2	E: 0	K: 0	S: 8	R: 3	H: 2	E: 0	K: 1	S: 18	R: 1	H: 1	E: 0	K: 0	S: 12	R: 0	H: 0	E: 0	K: 2	S: 12	R: 3	H: 4	E: 0	K: 1	S: 20	R: 3	H: 1	E: 0	K: 1	S: 14	R: 0	H: 1	E: 0	K: 0	S: 3
LOB: 1		LOB: 0		LOB: 1		LOB: 0		LOB: 0		LOB: 0		LOB: 0		LOB: 2		LOB: 0		LOB: 1		LOB: 0		LOB: 0		LOB: 0		LOB: 2		LOB: 1		LOB: 1		LOB: 0		LOB: 0		LOB: 0		LOB: 0			
BB: 0		BB: 0		BB: 2		BB: 0		BB: 2		BB: 0		BB: 2		BB: 0		BB: 0		BB: 3		BB: 0		BB: 0		BB: 0		BB: 1		BB: 3		BB: 3		BB: 0		BB: 0		BB: 0		BB: 0		BB: 0	
P: 16		P: 14		P: 34		P: 21		P: 18		P: 18		P: 32		P: 31		P: 34		P: 5		P: 5		P: 5		P: 5		P: 5		P: 5		P: 5		P: 5		P: 5		P: 5		P: 5		P: 5	


**BOTTOM**

**Colorado Rockies @ Los Angeles Dodgers**  
 Dodger Stadium, Los Angeles, CA

Sun Sep 17 2000, 1:10 PM PDT  
 Att: 36,498 - Sunny - 88 F

AB	34
R	12
H	12
RBI	12
BB	6
SO	5
LOB	10

WP: 0 PA: 41  
 PB: 0  
 SB: 0  
 CS: 0



PITCHER	IP	WLS	BF	H	R	ER	SO	BB	IBB	HBP	BLK	WP	HR	S	P	ERA	WHIP
Masato Yoshii, R (1, 1) ERA: 5.86	2.2	L	15	5	5	5	0	2	0	0	0	0	2	33	59	16.88	2.625
Giovanni Carrara, R (3, 1) ERA: 11.12	1.1		5	1	1	1	1	0	0	0	0	0	1	16	26	6.75	0.750
John Wasdin, R (5, 1) ERA: 5.61	2.0		11	4	3	3	3	1	0	1	0	0	1	32	50	13.50	2.500
48 Craig House, R (7, 1) ERA: 6.39	0.0		3	1	3	3	0	2	0	0	0	0	1	4	15	∞	∞
Mike DeJean, R (7, 1) ERA: 4.94	1.0		4	0	0	0	1	1	0	0	0	0	0	10	19	0.00	1.000

PITCHER	IP	WLS	BF	H	R	ER	SO	BB	IBB	HBP	BLK	WP	HR	S	P	ERA	WHIP
Pete Walker, R (8, 1) ERA: 20.25	1.0		3	1	0	0	0	0	0	0	0	0	0	3	5	0.00	1.000



Batter	1	2	3	4	5	6	7	8	9	AB R H RBI BB SO LOB	TOP																
Tony Womack, L (1, 6) OBP: 0.304, SLG: 0.380	0-1 G6-3		1-3 K		1-3 K			0-2 G5-3 1B		4 1 1 0 0 2 3	<p>Arizona Diamondbacks @ Los Angeles Dodgers Dodger Stadium, Los Angeles, CA</p> <p>Mon Sep 18 2000, 7:10 PM PDT Att. 31,345 - Cloudy - 75 F</p>																
Jay Bell, R (1, 4) OBP: 0.351, SLG: 0.430	4-2 G6-3 BB		2-2 G4-3			0-1 S 1B		1-0 G5-3 1-2	3 0 1 0 1 0 3																		
Luis Gonzalez, L (1, 7) OBP: 0.393, SLG: 0.539	1-2 G6-3 1-2f			1-0 F5		3-3 K 1-2		0-1 1B	4 0 1 1 0 1 2																		
Greg Colbrunn, R (1, 3) OBP: 0.414, SLG: 0.554		1-0 FC6-4 HBP		0-3 K		1-1 G5-3		1-1 F9	3 0 0 0 0 1 2																		
Steve Finley, L (1, 8) OBP: 0.371, SLG: 0.571		0-3 K		0-0 1B		0-3 K		3-2 G3	4 0 1 0 0 2 3																		
Danny Bautista, R (1, 9) OBP: 0.320, SLG: 0.452		0-1 FC6-4 CS 1-2f		0-2 G5-3		2-2 G5-3		0-2 P4	4 0 0 0 0 0 2																		
Craig Counsell, L (1, 5) OBP: 0.397, SLG: 0.455	2-1 CS 1-2	2-1 1B 1B		2-2 F7		3-2 G3 1B		2-0 2B	4 0 3 0 0 0 0																		
Damian Miller, R (1, 2) OBP: 0.346, SLG: 0.442			0-1 1B		0-3 K		0-1 G3	3-2 F8	3 0 1 0 0 1 1																		
Rob Ryan, L (9, PH) OBP: 0.348, SLG: 0.429			1-3 1B			1-2 G3			1 0 0 0 0 0 1																		
Greg Swindell, L (9, 1)									0 0 0 0 0 0 0																		
Armando Revnos, R (1, 1) OBP: 0.111, SLG: 0.070			0-3 K		3-2 1B		1-1 G3	2-2 G3-1	2 0 1 0 0 1 2																		
David Dellucci, L (7, PH) OBP: 0.486, SLG: 0.516									1 0 0 0 0 0 1																		
Mike Morgan, R (7, 1) OBP: 0.436, SLG: 0.438									0 0 0 0 0 0 0																		
Dan Plesac, L (8, 1)									0 0 0 0 0 0 0																		
Jason Conti, L (9, PH) OBP: 0.311, SLG: 0.402									1 0 0 0 0 0 1																		
Kelly Srinnett, R (9, 2) OBP: 0.283, SLG: 0.358									0 0 0 0 0 0 0																		
<b>Inning Stats</b>	R: 0 E: 0 K: 0 S: 8	H: 0 LOB: 0 BB: 1 P: 13	R: 0 E: 0 K: 1 S: 6	H: 0 LOB: 0 BB: 0 P: 9	R: 0 E: 0 K: 2 S: 14	H: 2 LOB: 2 BB: 0 P: 19	R: 0 E: 0 K: 1 S: 10	H: 1 LOB: 1 BB: 0 P: 11	R: 0 E: 0 K: 2 S: 15	H: 1 LOB: 1 BB: 0 P: 21	R: 0 E: 0 K: 2 S: 12	H: 1 LOB: 1 BB: 0 P: 16	R: 0 E: 0 K: 0 S: 10	H: 1 LOB: 1 BB: 0 P: 16	R: 1 E: 0 K: 0 S: 13	H: 2 LOB: 1 BB: 0 P: 18	R: 0 E: 0 K: 0 S: 13	H: 1 LOB: 1 BB: 0 P: 20	1B: 8 2B: 1 3B: 0 HR: 0	SF: 0 SAC: 0 DP: 1 HBP: 1	WP: 0 PB: 0 SB: 1 CS: 1	PA: 37					
<b>PITCHER</b>	IP WLS BF H R ER SO BB IBB HBP BLK WP HR S P ERA WHIP																										
Kevin Brown, R (1, 1) ERA: 2.63	7.0		27	6	0	0	8	1	0	1	0	0	0	75	105	0.00	1.000										
Mike Fetters, R (8, 1) ERA: 3.19	1.0	B	5	2	1	1	0	0	0	0	0	0	0	13	18	9.00	2.000										
Jeff Shaw, R (9, 1) ERA: 4.47	1.0	W	4	1	0	0	0	0	0	0	0	0	0	13	20	0.00	1.000										

livebaseballscorecards.com

AB	34
R	1
H	9
RBI	1
BB	1
SO	8
LOB	21







Batter	1	2	3	4	5	6	7	8	9	AB R H RBI BB SO LOB	TOP											
Tony Womack, L (1, 6) OBP: 0.303, SLG: 0.378	0-1 G6-3		1-0 F8		0-3 K		1-1 F9			4 0 0 0 0 1 3	<p>Arizona Diamondbacks @ Los Angeles Dodgers            Dodger Stadium, Los Angeles, CA</p> <p>Tue Sep 19 2000, 7:10 PM PDT            Att. 29,753 - Sunny - 70 F</p>											
Jay Bell, R (1, 4) OBP: 0.350, SLG: 0.429	1-0 F8		3-2 P4			1-1 F7		0-1 1B	4 0 1 0 0 0 0													
Luis Gonzalez, L (1, 7) OBP: 0.392, SLG: 0.537	2-1 1B			1-0 F7		0-3 K		0-0 F8	4 0 1 0 0 1 1													
Greg Colbrunn, R (1, 3) OBP: 0.415, SLG: 0.552	2-2 F9			0-1 G6-3		4-2 BB		1-1 1B	3 0 1 0 1 0 1													
Steve Finley, L (1, 8) OBP: 0.370, SLG: 0.568		1-0 G1		1-3 K		4-2 BB		3-3 K	3 0 0 0 1 2 2													
Matt Williams, R (1, 5) OBP: 0.293, SLG: 0.377		0-0 G1-3			0-3 K	0-0 G1-3		1-3 K	4 0 1 0 0 2 4													
David Dellucci, L (1, 9) OBP: 0.462, SLG: 0.486		1-0 G1-3			2-1 CS		0-1 G4-3	2-1 G3-1	4 0 1 0 0 0 1													
Damian Miller, R (1, 2) OBP: 0.348, SLG: 0.441		1-1 G5-3			4-2 1B		4-0 BB	1-2 P6	1 0 0 0 2 0 1													
Craig Counsell, L (9, PH) OBP: 0.394, SLG: 0.450					1-2 BB				1 0 0 0 0 0 0													
Brian Anderson, R (1, 1) OBP: 0.212, SLG: 0.250			2-3 K		0-0 1B		1-3 K	1-1 F3	3 0 1 0 0 2 1													
Rob Ryan, L (9, PH) OBP: 0.333, SLG: 0.409					1-2 1B				1 0 0 0 0 0 0													
<b>Inning Stats</b>	R: 0 E: 0 K: 0 S: 9	H: 1 LOB: 1 BB: 0 P: 14	R: 0 E: 0 K: 0 S: 5	H: 1 LOB: 1 BB: 0 P: 8	R: 0 E: 0 K: 1 S: 7	H: 0 LOB: 0 BB: 0 P: 13	R: 0 E: 0 K: 1 S: 6	H: 0 LOB: 0 BB: 0 P: 8	R: 0 E: 0 K: 2 S: 12	H: 2 LOB: 2 BB: 1 P: 18	R: 0 E: 0 K: 1 S: 12	H: 0 LOB: 2 BB: 2 P: 21	R: 0 E: 0 K: 1 S: 8	H: 0 LOB: 1 BB: 1 P: 14	R: 0 E: 0 K: 2 S: 14	H: 2 LOB: 2 BB: 0 P: 19	R: 0 E: 0 K: 0 S: 7	H: 0 LOB: 0 BB: 0 P: 11	1B: 6 2B: 0 3B: 0 HR: 0	SF: 0 SAC: 0 DP: 0 HBP: 0	WP: 0 PB: 0 SB: 0 CS: 1	PA: 36
<b>PITCHER</b>	IP WLS BF H R ER SO BB IBB HBP BLK WP HR S P ERA WHIP												<b>PITCHER</b>	IP WLS BF H R ER SO BB IBB HBP BLK WP HR S P ERA WHIP								
Chan Ho Park, R (1, 1) ERA: 3.53	8.0 W 33 6 0 0 8 4 0 0 0 0 0 0 73 115 0.00 1.250																					
Jeff Shaw, R (9, 1) ERA: 4.39	1.0 S 3 0 0 0 0 0 0 0 0 0 0 0 7 11 0.00 0.000																					

livebaseballscorecards.com

AB	32
R	0
H	6
RBI	0
BB	4
SO	8
LOB	14







Batter	1	2	3	4	5	6	7	8	9	AB R H RBI BB SO LOB	TOP																									
Tony Womack, L (1, 6) OBP: 0.304, SLG: 0.379	2-3 K		0-1 1B			2-1 P6		0-0 1B		4 0 2 0 0 1 0	Arizona Diamondbacks @ Los Angeles Dodgers Dodger Stadium, Los Angeles, CA Wed Sep 20 2000, 7:05 PM PDT Att. 31,630 - Sunny - 73 F																									
Craig Counsell, L (1, 4) OBP: 0.405, SLG: 0.456	1-2 CS 1B		3-1 1B			2-2 G4-3		4-2 1B BB		3 0 2 0 1 0 0																										
Luis Gonzalez, L (1, 7) OBP: 0.390, SLG: 0.533	0-3 K		1-0 L7			3-3 K		2-3 K		4 0 0 0 0 3 6																										
Greg Colbrunn, R (1, 3) OBP: 0.416, SLG: 0.551 Danny Bautista, R (9, PR) OBP: 0.320, SLG: 0.452	1-2 CS 1-2	3-2 G6-4-3 1B			0-1 G5-3		1-1 F8	2-2 1B 1B		4 0 2 0 0 0 0 0 0 0 0 0 0 0																										
David Dellucci, L (1, 9) OBP: 0.419, SLG: 0.436 39 Alex Cabrera, R (9, 3) OBP: 0.306, SLG: 0.515		0-0 G6-4-3 1-2f			2-2 G4-3		2-0 G6-3	0-0 B5		4 0 0 0 0 0 2 0 0 0 0 0 0 0																										
Matt Williams, R (1, 5) OBP: 0.296, SLG: 0.379 Byung-Hyun Kim, R (9, 1)		0-0 1B			0-1 G3		0-2 G5-3	0-2 1B		4 0 2 0 0 0 0 0 0 0 0 0 0 0																										
Jason Conti, L (1, 8) OBP: 0.298, SLG: 0.384		1-3 K			0-0 F7		2-3 K2-3	2-2 P6		4 0 0 0 0 2 3																										
Kelly Stinnett, R (1, 2) OBP: 0.284, SLG: 0.358 Hanley Frias, S (8, PR) OBP: 0.319, SLG: 0.327 Damian Miller, R (8, 2) OBP: 0.347, SLG: 0.439			2-3 K		0-2 G4-3		0-2 CS 1B	2-3 K		3 0 1 0 0 1 0 0 0 0 0 0 0 0 1 0 0 0 0 1 2																										
Randy Johnson, R (1, 1) OBP: 0.183, SLG: 0.167 Rob Ryan, L (8, PH) OBP: 0.360, SLG: 0.409 Steve Finley, L (8, PR) OBP: 0.370, SLG: 0.568 Dan Plesac, L (8, 1) Jay Bell, R (9, 4) OBP: 0.350, SLG: 0.429		0-3 K	0-1 G4-3		0-1 G4-3		4-2 BB 1B BB			2 0 0 0 0 1 0 0 0 0 0 1 0																										
<b>Inning Stats</b>	R: 0 E: 0 K: 2 S: 12	H: 1 LOB: 0 BB: 0 P: 16	R: 0 E: 0 K: 1 S: 10	H: 2 LOB: 1 BB: 0 P: 14	R: 0 E: 0 K: 2 S: 12	H: 2 LOB: 2 BB: 0 P: 18	R: 0 E: 0 K: 0 S: 7	H: 0 LOB: 0 BB: 0 P: 9	R: 0 E: 0 K: 0 S: 6	H: 0 LOB: 0 BB: 0 P: 6	R: 0 E: 0 K: 1 S: 8	H: 0 LOB: 0 BB: 0 P: 15	R: 0 E: 0 K: 0 S: 6	H: 0 LOB: 0 BB: 0 P: 9	R: 0 E: 0 K: 2 S: 14	H: 2 LOB: 3 BB: 2 P: 26	R: 0 E: 0 K: 1 S: 15	H: 2 LOB: 2 BB: 0 P: 21	1B: 9 2B: 0 3B: 0 HR: 0	SF: 0 SAC: 0 DP: 1 HBP: 0	WP: 0 PB: 0 SB: 0 CS: 2	PA: 36														
<b>PITCHER</b>	IP WLS BF H R ER SO BB IBB HBP BLK WP HR S P ERA WHIP																																			
37 Darren Dreifort, R (1, 1) ERA: 4.33	7.2		29	7	0	0	7	2	0	0	0	0	0	72	108	0.00	1.174																			
Terry Adams, R (8, 1) ERA: 3.32	0.1		1	0	0	0	1	0	0	0	0	0	0	3	5	0.00	0.000																			
Matt Herges, R (9, 1) ERA: 3.26	1.0	W	5	2	0	0	1	0	0	0	0	0	0	15	21	0.00	2.000																			

AB	33
R	0
H	9
RBI	0
BB	2
SO	9
LOB	13



Batter	1	2	3	4	5	6	7	8	9	AB	R	H	RBI	BB	SO	LOB
Tom Goodwin, L OBP: 0.352, SLG: 0.358 (1, 8)	1-3 K		2-2 F7			1-1 1B		0-0 1B		4	0	2	0	0	1	0
Mark Grudzielanek, R OBP: 0.336, SLG: 0.396 (1, 6) (9, 4)	2-2 3B			4-2 CS 1B BB	1-3 K			3-2 G6-3		3	0	1	0	1	1	3
Shawn Green, L OBP: 0.373, SLG: 0.479 (1, 9)	1-3 K			3-1 S CS 1B		2-2 F9		1-3 K		4	0	1	0	0	2	2
Eric Karros, R OBP: 0.326, SLG: 0.475 (1, 3)	3-3 K			3-3 K	1-2 2-3	1-2 F8			2-0 HR	4	1	1	1	0	2	3
Adrian Beltré, R OBP: 0.361, SLG: 0.481 (1, 5)		3-2 F8		4-1 BB		1-2 CS 1B				2	0	1	0	1	0	0
Bruce Aven, R OBP: 0.286, SLG: 0.453 (1, 7)		1-3 K		0-0 G3		3-1 CS	2-2 P5			3	0	0	0	0	1	2
Paul Lo Duca, R OBP: 0.290, SLG: 0.365 (1, 2)		1-3 K			1-2 G5-3		0-1 F7			3	0	0	0	0	1	0
Hiram Bocachica, R OBP: 0.429, SLG: 0.429 Alex Cora, L OBP: 0.308, SLG: 0.367 (1, 4) (9, 6)			3-1 F8		3-1 1B 1B		2-2 G4-3			3	0	1	0	0	0	0
37 Darren Dreifort, R OBP: 0.197, SLG: 0.359 Terry Adams, R (8, 1) Kevin Elster, R OBP: 0.341, SLG: 0.447 Matt Herges, L OBP: 0.077, SLG: 0.077 (8, PH) (9, 1)			0-3 K		0-0 F9		0-2 F2			2	0	0	0	0	1	1

Inning Stats	R: 0	H: 1	E: 0	K: 3	S: 12	LOB: 1	BB: 0	P: 19	R: 0	H: 0	E: 0	K: 2	S: 11	LOB: 0	BB: 0	P: 16	R: 0	H: 0	E: 0	K: 1	S: 9	LOB: 0	BB: 0	P: 14	R: 0	H: 1	E: 0	K: 1	S: 13	LOB: 2	BB: 2	P: 27	R: 0	H: 2	E: 0	K: 1	S: 13	LOB: 2	BB: 0	P: 19	R: 0	H: 1	E: 0	K: 0	S: 10	LOB: 0	BB: 0	P: 17	R: 0	H: 0	E: 0	K: 0	S: 9	LOB: 0	BB: 0	P: 13	R: 0	H: 1	E: 0	K: 1	S: 10	LOB: 1	BB: 0	P: 14	R: 1	H: 1	E: 0	K: 0	S: 1	LOB: 0	BB: 0	P: 3
1B: 5	SF: 0	2B: 1	SAC: 0	3B: 1	DP: 1	HR: 1	HBP: 0	WP: 0	PA: 32																																																															

PITCHER	IP	WLS	BF	H	R	ER	SO	BB	IBB	HBP	BLK	WP	HR	S	P	ERA	WHIP
Randy Johnson, L ERA: 2.31 (1, 1)	7.0		26	5	0	0	8	2	0	0	0	0	0	77	125	0.00	1.000
Dan Plesac, L ERA: 2.7 (8, 1)	1.0		4	1	0	0	1	0	0	0	0	0	0	10	14	0.00	1.000
Byung-Hyun Kim, R ERA: 4.09 (9, 1)	0.0	L	1	1	1	1	0	0	0	0	0	0	1	3	∞	∞	

**BOTTOM**

Arizona Diamondbacks @ Los Angeles Dodgers  
Dodger Stadium, Los Angeles, CA

Wed Sep 20 2000, 7:05 PM PDT  
Att: 31,630 - Sunny - 73 F

livebaseballscores.com

AB	29
R	1
H	7
RBI	1
BB	2
SO	9
LOB	11





Batter	1	2	3	4	5	6	7	8	9	AB R H RBI BB SO LOB
--------	---	---	---	---	---	---	---	---	---	----------------------

<p><b>Damian Jackson, R</b> (1, 4) OBP: 0.350, SLG: 0.385</p> <p>HR BB</p>	<p>4-2</p>		<p>0-0</p> <p>F8</p>	<p>1-1</p> <p>F7</p>		<p>1-3</p> <p>K</p>		<p>2-2</p> <p>E5</p>		4 1 0 0 1 1 2
<p><b>Desi Relaford, S</b> (1, 6) OBP: 0.364, SLG: 0.315</p> <p>HR</p>	<p>1-0</p> <p>1-H</p>		<p>4-0</p> <p>F8 1B BB</p>	<p>4-1</p> <p>BB</p>		<p>4-2</p> <p>E S 2B BB</p>		<p>2-3</p> <p>K</p>		2 2 1 2 3 1 1
<p><b>Ryan Klesko, L</b> (1, 3) OBP: 0.396, SLG: 0.523</p> <p>P6</p>	<p>2-1</p> <p>P6</p>		<p>2-2</p> <p>S 1B</p>	<p>0-3</p> <p>K</p>		<p>1-1</p> <p>F2</p>		<p>3-0</p> <p>F8</p>		5 0 1 0 0 1 4
<p><b>Phil Nevin, R</b> (1, 5) OBP: 0.379, SLG: 0.558</p> <p><b>Tom Davey, R</b> (7, 1)</p> <p><b>Kevin Walker, L</b> (8, 1) OBP: 0.250, SLG: 0.250</p> <p><b>Ed Sprague, R</b> (9, PH) OBP: 0.311, SLG: 0.442</p> <p><b>Trevor Hoffman, R</b> (9, 1)</p> <p>G1-6-3 1B</p>	<p>2-1</p> <p>G1-6-3 1B</p>		<p>2-1</p> <p>F8</p>		<p>0-0</p> <p>1B</p>	<p>1-0</p> <p>P5</p>		<p>1-3</p> <p>K</p>		4 0 2 0 0 0 3 0 0 0 0 0 0 0 0 0 0 0 0 0 0 1 0 0 0 0 1 0 0 0 0 0 0 0 0
<p><b>John Mabry, L</b> (1, 9) OBP: 0.306, SLG: 0.434</p> <p><b>Ruben Rivera, R</b> (7, PR) OBP: 0.293, SLG: 0.386</p> <p>G1-6-3</p>	<p>0-0</p> <p>G1-6-3</p>		<p>4-1</p> <p>BB</p>	<p>1-3</p> <p>K</p>		<p>3-2</p> <p>BB</p>		<p>1-3</p> <p>K</p>		3 0 1 1 1 1 2 1 0 0 0 0 1 0
<p><b>Mike Darr, L</b> (1, 8) OBP: 0.360, SLG: 0.411</p> <p>S 1B</p>		<p>3-2</p> <p>S 1B</p>	<p>2-2</p> <p>F8</p>	<p>1-0</p> <p>F8</p>		<p>4-2</p> <p>BB</p>				3 0 1 0 1 0 4
<p><b>Ben Davis, S</b> (1, 2) OBP: 0.307, SLG: 0.363</p> <p>FC5-6-4 BB</p>		<p>4-2</p> <p>FC5-6-4 BB</p>		<p>1-1</p> <p>F7</p>	<p>0-0</p> <p>F7</p>		<p>1-3</p> <p>K</p>			3 0 0 0 1 1 3
<p><b>29 Kory DeHaan, L</b> (1, 7) OBP: 0.240, SLG: 0.327</p> <p>K</p>		<p>2-3</p> <p>K</p>		<p>2-2</p> <p>BB S 1B</p>		<p>1-1</p> <p>F9</p>		<p>1-3</p> <p>K</p>		4 0 1 0 0 2 2
<p><b>Jay Witasick, R</b> (1, 1) OBP: 0.154, SLG: 0.120</p> <p><b>Carlos Almanzar, R</b> (4, 1)</p> <p><b>Gabe Alvarez, R</b> (6, PH) OBP: 0.333, SLG: 0.250</p> <p><b>Dave Maurer, R</b> (6, 1)</p> <p><b>Greg LaRocca, R</b> (7, 5) OBP: 0.263, SLG: 0.333</p> <p>FC5-6-4</p>	<p>0-0</p> <p>FC5-6-4</p>		<p>4-2</p> <p>BB</p>	<p>4-2</p> <p>BB</p>		<p>3-1</p> <p>P4</p>		<p>0-0</p> <p>P6</p>		1 0 0 0 1 0 2 0 0 0 0 0 0 0 1 0 0 0 0 0 0 0 0 0 0 0 0 0 1 0 0 0 0 0 0

Inning Stats	R: 2	H: 2	E: 0	K: 0	S: 9	P: 18	R: 0	H: 1	E: 0	K: 1	S: 14	P: 23	R: 0	H: 1	E: 0	K: 0	S: 11	P: 25	R: 0	H: 1	E: 0	K: 1	S: 16	P: 28	R: 0	H: 1	E: 0	K: 1	S: 6	P: 8	R: 0	H: 0	E: 0	K: 1	S: 7	P: 12	R: 1	H: 1	E: 0	K: 1	S: 15	P: 29	R: 0	H: 0	E: 1	K: 2	S: 11	P: 16	R: 0	H: 0	E: 0	K: 2	S: 8	P: 13	1B: 5	2B: 1	3B: 0	HR: 1	SF: 0	SAC: 0	DP: 2	HBP: 0	WP: 0	PB: 0	SB: 4	CS: 0	PA: 41
--------------	------	------	------	------	------	-------	------	------	------	------	-------	-------	------	------	------	------	-------	-------	------	------	------	------	-------	-------	------	------	------	------	------	------	------	------	------	------	------	-------	------	------	------	------	-------	-------	------	------	------	------	-------	-------	------	------	------	------	------	-------	-------	-------	-------	-------	-------	--------	-------	--------	-------	-------	-------	-------	--------

PITCHER	IP	WLS	BF	H	R	ER	SO	BB	IBB	HBP	BLK	WP	HR	S	P	ERA	WHIP
<b>Eric Gagne, R</b> (1, 1) ERA: 5.38	3.1		18	5	2	2	1	5	0	0	0	0	1	44	83	5.40	3.000
<b>Luke Prokopec, R</b> (4, 1) ERA: 1.69	2.2		10	1	0	0	3	1	0	0	0	0	0	19	31	0.00	0.750
<b>Antonio Osuna, R</b> (7, 1) ERA: 3.74	0.2	L	4	1	1	1	0	1	0	0	0	0	0	9	18	13.50	3.000
<b>Onan Masaoka, L</b> (7, 1) ERA: 4.01	0.1		2	0	0	0	1	1	0	0	0	0	0	6	11	0.00	3.000
<b>Al Reyes, R</b> (8, 1) ERA: 5.29	2.0		7	0	0	0	4	0	0	0	0	0	0	19	29	0.00	0.000

**San Diego Padres @ Los Angeles Dodgers**  
Dodger Stadium, Los Angeles, CA

Fri Sep 22 2000, 7:10 PM PDT  
Att. 37,512 - Cloudy - 66 F

<b>AB</b>	<b>33</b>
<b>R</b>	<b>3</b>
<b>H</b>	<b>7</b>
<b>RBI</b>	<b>3</b>
<b>BB</b>	<b>8</b>
<b>SO</b>	<b>9</b>
<b>LOB</b>	<b>23</b>

Batter	1	2	3	4	5	6	7	8	9	AB	R	H	RBI	BB	SO	LOB
Tom Goodwin, L (1, 8) OBP: 0.351, SLG: 0.357	2-1 S HBP 1B	2-3 K			0-1 B2-3		1-2 P6		3-2 L8	5	0	1	0	0	1	1
Mark Grudzielanek, R (1, 4) OBP: 0.337, SLG: 0.395	2-1 S HBP 1B		0-0 G6-3		0-1 1B		1-0 F9		1-2 G4-3	4	0	1	0	0	0	0
Shawn Green, L (1, 9) OBP: 0.371, SLG: 0.476	2-3 K		0-0 L3		1-1 F7		3-2 P6			4	0	0	0	0	1	3
Eric Karros, R (1, 3) OBP: 0.326, SLG: 0.473 F.P. Santangelo, S (8, PR) OBP: 0.322, SLG: 0.246 Chad Kreuter, S (9, 2) OBP: 0.430, SLG: 0.423	2-3 K 1-2 2-3		2-1 P6		0-0 F9			1-0 P6-3 1B		4	0	1	0	0	1	3
Todd Hundley, S (1, 2) OBP: 0.383, SLG: 0.591 Jeff Branson, L (9, 6) OBP: 0.294, SLG: 0.313	0-3 K			0-0 F4		1-1 L3		1-1 P6-3 1-2f		4	0	0	0	0	1	3
Adrián Beltré, R (1, 5) OBP: 0.364, SLG: 0.482		1-1 G4-3		2-0 BB 1B		4-1 2B BB		1-2 1B 1B		3	1	2	0	1	0	0
Chris Donnels, L (1, 7) OBP: 0.419, SLG: 0.926 Bruce Aven, R (6, PH) OBP: 0.288, SLG: 0.454 (7, 7)		1-0 HR		4-1 BB 1-2 BB		2-3 K		0-0 1-2 1B		1	1	1	1	1	0	0
Alex Cora, L (1, 6) OBP: 0.311, SLG: 0.371 Dave Hansen, L (8, PH) OBP: 0.410, SLG: 0.586 (9, 3)		4-2 SH3-4 BB		0-1 F8		1-0 1-H 2B		2-3 K		2	0	1	1	1	0	2
Eric Gagne, R (1, 1) OBP: 0.180, SLG: 0.180 Luke Prokopec, L (4, 1) Hiram Bocachica, R (6, PH) OBP: 0.375, SLG: 0.375 Antonio Osuna, R (7, 1) Onan Masaoka, R (7, 1) Al Reyes, R (8, 1) Paul Lo Duca, R (9, PH) OBP: 0.286, SLG: 0.359		0-0 SH3-4		1-3 K		2-3 K2-3			0-0 F7	0	0	0	0	0	0	0

Inning Stats	R: 0	H: 1	E: 0	LOB: 2	K: 3	P: 14	R: 1	H: 1	E: 0	LOB: 1	K: 1	P: 9	R: 0	H: 0	E: 0	LOB: 0	K: 0	P: 4	R: 0	H: 1	E: 0	LOB: 2	K: 1	P: 11	R: 0	H: 1	E: 0	LOB: 1	K: 2	P: 8	R: 1	H: 1	E: 0	LOB: 1	K: 2	P: 20	R: 0	H: 0	E: 0	LOB: 0	K: 0	P: 7	R: 0	H: 3	E: 0	LOB: 2	K: 1	P: 11	R: 0	H: 0	E: 0	LOB: 0	K: 0	P: 8	R: 0	H: 0	E: 0	LOB: 0	K: 0	P: 12	R: 0	H: 3	E: 0	LOB: 2	K: 1	P: 16	R: 0	H: 0	E: 0	LOB: 0	K: 0	P: 12	1B: 6	SF: 0	2B: 2	SAC: 1	3B: 0	DP: 1	HR: 1	HBP: 1	WP: 0	PA: 38
--------------	------	------	------	--------	------	-------	------	------	------	--------	------	------	------	------	------	--------	------	------	------	------	------	--------	------	-------	------	------	------	--------	------	------	------	------	------	--------	------	-------	------	------	------	--------	------	------	------	------	------	--------	------	-------	------	------	------	--------	------	------	------	------	------	--------	------	-------	------	------	------	--------	------	-------	------	------	------	--------	------	-------	-------	-------	-------	--------	-------	-------	-------	--------	-------	--------

PITCHER	IP	WLS	BF	H	R	ER	SO	BB	IBB	HBP	BLK	WP	HR	S	P	ERA	WHIP
Jay Witasick, R (1, 1) ERA: 5.77	3.0		13	2	1	1	4	1	0	0	0	0	0	27	45	3.00	1.000
Carlos Almanzar, R (4, 1) ERA: 4.46	2.0		9	2	0	0	1	1	0	0	0	0	0	18	26	0.00	1.500
Dave Maurer, L (6, 1) ERA: 3.27	1.0	W	5	1	1	1	2	1	0	0	0	0	0	10	20	9.00	2.000
Tom Davey, R (7, 1) ERA:	1.2	H	7	3	0	0	0	0	0	0	0	0	0	14	22	0.00	1.800
Kevin Walker, L (8, 1) ERA: 4.22	0.1	H	1	0	0	0	1	0	0	0	0	0	0	4	6	0.00	0.000


**BOTTOM**

**San Diego Padres @ Los Angeles Dodgers**  
**Dodger Stadium, Los Angeles, CA**

Fri Sep 22 2000, 7:10 PM PDT  
 Att: 37,512 - Cloudy - 66 F

livebaseballscorecards.com

AB	33
R	2
H	8
RBI	2
BB	3
SO	8
LOB	18





Batter	1	2	3	4	5	6	7	8	9	AB R H RBI BB SO LOB	TOP
<b>Damian Jackson, R</b> (1, 4) OBP: 0.350, SLG: 0.386	2-3 K			1-3 K		1-3 K			1-2 S 2B	4 0 1 0 0 3 0	<b>San Diego Padres @ Los Angeles Dodgers</b> <b>Dodger Stadium, Los Angeles, CA</b> Sat Sep 23 2000, 7:10 PM PDT Att. 40,623 - Cloudy - 71 F
<b>Desi Relaford, S</b> (1, 6) OBP: 0.363, SLG: 0.313	1-0 F8			4-2 S 1B BB		2-1 F7			3-3 K 2-3	3 1 0 0 1 1 1	
<b>Ryan Klesko, L</b> (1, 3) OBP: 0.395, SLG: 0.521	1-0 F3			2-2 G4-3 1-H 1B			1-1 G3-1		2-3 K 2-3	4 0 1 1 0 1 1	
<b>Phil Nevin, R</b> (1, 5) OBP: 0.377, SLG: 0.555				0-2 G4-3 1-2			1-1 G6-3			3 0 0 0 0 0 1	
<b>Mike Darr, L</b> (1, 9) OBP: 0.354, SLG: 0.404 (8, 8)				0-3 K			0-1 G6-3			3 0 0 0 0 1 1	
<b>Eric Owens, R</b> (1, 7) OBP: 0.348, SLG: 0.375								2-3 K		3 0 0 0 0 1 0	
<b>Wiki Gonzalez, R</b> (1, 2) OBP: 0.311, SLG: 0.341								2-1 G6-3		3 0 0 0 0 0 0	
<b>Ruben Rivera, R</b> (1, 8) OBP: 0.292, SLG: 0.384 <b>John Mabry, L</b> (8, PH) OBP: 0.305, SLG: 0.432 (8, 9)								0-3 K		2 0 0 0 0 2 0 1 0 0 0 0 1 0	
<b>Woody Williams, R</b> (1, 1) OBP: 0.302, SLG: 0.386 <b>Ed Sprague, R</b> (9, PH) OBP: 0.310, SLG: 0.440								2-3 K		2 0 0 0 0 2 0 1 0 0 0 0 1 0	
<b>Inning Stats</b>	R: 0 E: 0 K: 1 S: 5 H: 0 LOB: 0 BB: 0 P: 9	R: 0 E: 0 K: 0 S: 7 H: 0 LOB: 0 BB: 0 P: 13	R: 0 E: 0 K: 2 S: 7 H: 0 LOB: 0 BB: 0 P: 9	R: 1 E: 0 K: 2 S: 16 H: 1 LOB: 1 BB: 1 P: 23	R: 0 E: 0 K: 1 S: 6 H: 0 LOB: 0 BB: 0 P: 7	R: 0 E: 0 K: 2 S: 10 H: 0 LOB: 0 BB: 0 P: 15	R: 0 E: 0 K: 0 S: 6 H: 0 LOB: 0 BB: 0 P: 8	R: 0 E: 0 K: 2 S: 11 H: 0 LOB: 0 BB: 0 P: 15	R: 0 E: 0 K: 3 S: 17 H: 1 LOB: 1 BB: 0 P: 25	1B: 1 2B: 1 3B: 0 HR: 0 SF: 0 SAC: 0 DP: 0 HBP: 0	
<b>PITCHER Kevin Brown, R</b> (1, 1) ERA: 2.56	IP: 9.0 WLS: W BF: 30 H: 2 R: 1 ER: 1 SO: 13 BB: 1 IBB: 0 HBP: 0 BLK: 0 WP: 0 HR: 0 S: 85 P: 124 ERA: 1.00 WHIP: 0.333										

livebaseballscorecards.com

<b>AB</b>	29
<b>R</b>	1
<b>H</b>	2
<b>RBI</b>	1
<b>BB</b>	1
<b>SO</b>	13
<b>LOB</b>	4



Batter	1	2	3	4	5	6	7	8	9
Tom Goodwin, L OBP: 0.350, SLG: 0.356 (1, 8)	1-2 G4-6-3 1B		2-3 K			1-2 E3 1B E		2-3 K	
Mark Grudzielanek, R OBP: 0.336, SLG: 0.394 (1, 4)	2-2 G4-6-3 1-2f			3-2 G4-3		0-1 E8 1B 1B		2-0 P3	
Shawn Green, L OBP: 0.372, SLG: 0.476 (1, 9)	2-2 P5			2-1 1B		1-1 1B		3-2 G3-1	
Eric Karros, R OBP: 0.324, SLG: 0.471 (1, 3)		0-2 F8		1-0 L7		1-0 P6			
Todd Hundley, S OBP: 0.379, SLG: 0.585 (1, 2)		0-3 K		3-1 F5		0-1 P5			
Adrián Beltré, R OBP: 0.366, SLG: 0.482 (1, 5)		3-2 1B			4-1 G3 BB	0-1 F7			
Bruce Aven, R OBP: 0.283, SLG: 0.446 (1, 7)		1-3 K			0-0 P4		1-3 K		
Alex Cora, L OBP: 0.309, SLG: 0.368 (1, 6)			2-3 K		1-2 G3		0-2 G3-1		
Kevin Brown, R OBP: 0.116, SLG: 0.076 (1, 1)			0-3 K		1-3 K		0-3 K		

Inning Stats	R: 0 E: 0 K: 11 S: 11	H: 1 LOB: 0 BB: 0 P: 16	R: 0 E: 0 K: 2 S: 12	H: 1 LOB: 1 BB: 0 P: 16	R: 0 E: 0 K: 3 S: 10	H: 0 LOB: 0 BB: 0 P: 14	R: 0 E: 0 K: 0 S: 9	H: 1 LOB: 1 BB: 0 P: 18	R: 0 E: 0 K: 1 S: 9	H: 0 LOB: 1 BB: 1 P: 15	R: 2 E: 2 K: 0 S: 12	H: 2 LOB: 1 BB: 0 P: 15	R: 0 E: 0 K: 2 S: 10	H: 0 LOB: 0 BB: 0 P: 11	R: 0 E: 0 K: 1 S: 7	H: 0 LOB: 0 BB: 0 P: 14
--------------	--------------------------------	----------------------------------	-------------------------------	----------------------------------	-------------------------------	----------------------------------	------------------------------	----------------------------------	------------------------------	----------------------------------	-------------------------------	----------------------------------	-------------------------------	----------------------------------	------------------------------	----------------------------------

PITCHER	IP	WLS	BF	H	R	ER	SO	BB	IBB	HBP	BLK	WP	HR	S	P	ERA	WHIP
Woody Williams, R ERA: 3.83 (1, 1)	8.0	L	30	5	2	0	9	1	0	0	0	0	0	80	119	0.00	0.750

AB R H RBI BB SO LOB

4	1	1	0	0	2	0
4	1	1	0	0	0	1
4	0	2	1	0	0	0
3	0	0	0	0	0	2
3	0	0	0	0	1	2
2	0	1	0	1	0	1
3	0	0	0	0	2	2
3	0	0	0	0	1	1
3	0	0	0	0	3	1

WP	PA	ERA	WHIP
0	30		

**San Diego Padres @ Los Angeles Dodgers**  
 Dodger Stadium, Los Angeles, CA  
 Sat Sep 23 2000, 7:10 PM PDT  
 Att: 40,623 - Cloudy - 71 F

livebaseballscorecards.com

AB	29
R	2
H	5
RBI	1
BB	1
SO	9
LOB	10





Batter	1	2	3	4	5	6	7	8	9	AB R H RBI BB SO LOB	TOP		
<b>Damian Jackson, R</b> (1, 4) OBP: 0.351, SLG: 0.384	4-2 FC5-4 BB		1-3 K		1-3 K			2-1 HBP		2 0 0 0 1 2 1	<b>San Diego Padres @ Los Angeles Dodgers</b> <b>Dodger Stadium, Los Angeles, CA</b> Sun Sep 24 2000, 1:10 PM PDT Att. 46,393 - Sunny - 78 F		
<b>Mike Darr, L</b> (1, 9) OBP: 0.348, SLG: 0.396	1-0 FC5-4 S 1-2f		2-3 K		3-3 K			3-2 F8		4 0 0 0 0 2 2			
<b>Ryan Klesko, L</b> (1, 3) OBP: 0.396, SLG: 0.519	2-1 L9			4-1 1B BB		3-3 K		4-2 F8-3 BB		2 0 0 0 2 1 1			
<b>John Mabry, L</b> (1, 7) OBP: 0.304, SLG: 0.429	2-3 K 1-2			0-0 BB 1-3 1B		1-3 K		0-3 K		4 0 1 0 0 3 2			
<b>Ed Sprague, R</b> (1, 5) OBP: 0.309, SLG: 0.435		1-3 K		4-2 L1-3 BB 1-2		1-3 K		2-2 F8-3 1-2		3 0 0 0 1 2 1			
<b>Ben Davis, S</b> (1, 2) OBP: 0.308, SLG: 0.357		4-1 BB		2-0 L1-3 1-2		2-0 F8				2 0 0 0 1 0 2			
<b>Ruben Rivera, R</b> (1, 8) OBP: 0.292, SLG: 0.388		2-3 K			0-2 3B		2-3 K			3 0 1 0 0 2 1			
<b>Greg LaRocca, R</b> (1, 6) OBP: 0.227, SLG: 0.286		0-1 G3			2-2 G5-3			0-0 F8		3 0 0 0 0 0 2			
<b>Matt Clement, R</b> (1, 1) OBP: 0.129, SLG: 0.103			2-3 K		2-3 K			1-2 G3		2 0 0 0 0 2 1			
<b>Dave Magadan, L</b> (8, PH) OBP: 0.412, SLG: 0.374										1 0 0 0 0 0 0			
<b>Kevin Walker, L</b> (8, 1) OBP: 0.250, SLG: 0.250										0 0 0 0 0 0 0			
<b>Inning Stats</b>	R: 0 E: 0 K: 1 S: 8 H: 0 LOB: 1 BB: 1 P: 17	R: 0 E: 0 K: 2 S: 9 H: 0 LOB: 1 BB: 1 P: 16	R: 0 E: 0 K: 3 S: 9 H: 0 LOB: 0 BB: 0 P: 14	R: 0 E: 0 K: 0 S: 5 H: 1 LOB: 1 BB: 2 P: 15	R: 0 E: 0 K: 2 S: 12 H: 1 LOB: 1 BB: 0 P: 17	R: 0 E: 0 K: 3 S: 10 H: 0 LOB: 0 BB: 0 P: 17	R: 0 E: 0 K: 2 S: 8 H: 0 LOB: 0 BB: 0 P: 13	R: 0 E: 0 K: 0 S: 9 H: 0 LOB: 1 BB: 0 P: 15	R: 0 E: 0 K: 1 S: 10 H: 0 LOB: 0 BB: 1 P: 16	1B: 1 2B: 2 3B: 1 HR: 0 SF: 0 SAC: 0 DP: 2 HBP: 1	WP: 0 PB: 0 SB: 1 CS: 0 PA: 32		
<b>PITCHER</b>	IP WLS BF H R ER SO BB IBB HBP BLK WP HR S P ERA WHIP											<b>PITCHER</b>	IP WLS BF H R ER SO BB IBB HBP BLK WP HR S P ERA WHIP
<b>Chan Ho Park, R</b> (1, 1) ERA: 3.4	8.0 W 29 2 0 0 13 4 0 1 0 0 0 70 124 0.00 0.750												
<b>Jeff Shaw, R</b> (9, 1) ERA: 4.31	1.0 S 3 0 0 0 1 1 0 0 0 0 0 0 10 16 0.00 1.000												

<b>AB</b>	26
<b>R</b>	0
<b>H</b>	2
<b>RBI</b>	0
<b>BB</b>	5
<b>SO</b>	14
<b>LOB</b>	13



Batter	1	2	3	4	5	6	7	8	9
Tom Goodwin, L OBP: 0.348, SLG: 0.353 (1, 8)	2-1 G4-3		2-3 K		1-1 F7			1-0 G4-3	
Mark Grudzielanek, R OBP: 0.336, SLG: 0.393 (1, 4)	4-1 G4-3 BB			2-3 K		3-3 K			
Shawn Green, L OBP: 0.372, SLG: 0.475 (1, 9)	1-0 G4-3			2-1 2B WP 1B		2-0 G4-3			
Adrián Beltré, R OBP: 0.365, SLG: 0.483 (1, 5)				3-1 WP 2B		2-2 G6-3			
Chris Donnels, L OBP: 0.412, SLG: 0.862 (1, 3)		2-2 G3		4-0 WP IBB			2-1 G4-3		
Bruce Aven, R OBP: 0.284, SLG: 0.440 (1, 7)		4-1 BB		2-3 K			2-3 K		
Chad Kreuter, S OBP: 0.425, SLG: 0.417 (1, 2)		1-3 K		2-3 K			1-0 G3		
Alex Cora, L OBP: 0.311, SLG: 0.369 (1, 6)			0-0 1B		0-1 G3-1			4-2 G4-3 BB	
Chan Ho Park, R OBP: 0.232, SLG: 0.313 (1, 1)			0-0 G4-3		0-1 F8			1-3 K	
Hiram Bocachica, R OBP: 0.333, SLG: 0.333 (8, PH)									
Jeff Shaw, R (9, 1)									

Inning Stats	R: 0	H: 0	E: 0	K: 0	S: 4	R: 0	H: 0	E: 0	K: 1	S: 12	R: 0	H: 1	E: 0	K: 1	S: 5	R: 1	H: 2	E: 0	K: 3	S: 14	R: 0	H: 0	E: 0	K: 0	S: 6	R: 0	H: 0	E: 0	K: 1	S: 7	R: 0	H: 0	E: 0	K: 1	S: 6	R: 0	H: 0	E: 0	K: 1	S: 8
	LOB: 0	BB: 1	LOB: 1	BB: 1	P: 11	LOB: 0	BB: 1	LOB: 1	BB: 1	P: 20	LOB: 0	BB: 0	LOB: 0	BB: 0	P: 7	LOB: 2	BB: 1	LOB: 0	BB: 0	P: 29	LOB: 0	BB: 0	LOB: 0	BB: 0	P: 7	LOB: 0	BB: 0	LOB: 0	BB: 0	P: 14	LOB: 0	BB: 0	LOB: 0	BB: 0	P: 11	LOB: 0	BB: 1	LOB: 0	BB: 1	P: 14

PITCHER	IP	WLS	BF	H	R	ER	SO	BB	IBB	HBP	BLK	WP	HR	S	P	ERA	WHIP
Matt Clement, R ERA: 4.88 (1, 1)	7.0	L	25	3	1	1	7	2	1	0	0	1	0	54	99	1.29	0.714
Kevin Walker, L ERA: 4.15 (8, 1)	1.0		3	0	0	0	1	1	0	0	0	0	0	8	14	0.00	1.000

**BOTTOM**

**San Diego Padres @ Los Angeles Dodgers**  
 Dodger Stadium, Los Angeles, CA

Sun Sep 24 2000, 1:10 PM PDT  
 Att. 46,393 - Sunny - 78 F

AB	24
R	1
H	3
RBI	0
BB	4
SO	8
LOB	9

livebaseballscorecards.com



1B	2B	3B	HR	SF	SAC	DP	HBP	WP	HR	S	P	ERA	WHIP
2	1	0	0	0	0	2	0	1	0	0	0	1.29	0.714
0	0	0	0	0	0	0	0	0	0	0	0	0.00	1.000



Batter	1	2	3	4	5	6	7	8	9	AB	R	H	RBI	BB	SO	LOB	TOP
<b>Marvin Benard, L</b> (1, 8) <small>OBP: 0.348, SLG: 0.404</small> <b>Armando Rios, L</b> (8, 9) <small>OBP: 0.347, SLG: 0.513</small>	1-2 <b>G3-1</b> 		0-0 <b>G3</b> 			2-1 <b>F7</b> 		4-0 <b>HBP BB</b> 		3	0	0	0	1	0	0	<b>San Francisco Giants @ Los Angeles Dodgers</b> <b>Dodger Stadium, Los Angeles, CA</b> Tue Sep 26 2000, 7:10 PM PDT Att. 43,909 - Sunny - 74 F
<b>Bill Mueller, S</b> (1, 5) <small>OBP: 0.332, SLG: 0.391</small> <b>Calvin Murray, R</b> (8, 8) <small>OBP: 0.347, SLG: 0.332</small>	0-0 <b>G5-3</b> 		0-1 <b>G4-3</b> 			2-0 <b>G4-3</b> 		2-1 <b>F8</b> 		4	0	0	0	0	0	1	
<b>Barry Bonds, L</b> (1, 7) <small>OBP: 0.442, SLG: 0.688</small> <b>Ramon Martinez, R</b> (8, 4) <small>OBP: 0.345, SLG: 0.495</small>	3-2 <b>FC5-4 BB</b> <b>1B</b> 			2-1 <b>F7</b> 		4-1 <b>BB</b> 		4-1 <b>HBP BB</b> 		2	0	1	0	2	0	0	
<b>Jeff Kent, R</b> (1, 4) <small>OBP: 0.423, SLG: 0.599</small> <b>Pedro Feliz, R</b> (8, 5) <small>OBP: 0.286, SLG: 0.286</small>	4-1 <b>FC5-4 BB</b> 			0-2 <b>F9</b> 		0-0 <b>L6</b> 		1-1 	1-2 <b>HBP</b> 	2	0	0	0	1	0	1	
<b>Ellis Burks, R</b> (1, 9) <small>OBP: 0.420, SLG: 0.609</small> <b>41 Chad Zerbe, L</b> (8, 1)	1-0 <b>FC5-4</b> 			1-2 <b>1B</b> 			0-1 <b>G6-3</b> 	2-2 <b>F8</b> 		4	0	1	0	0	0	5	
<b>J.T. Snow, L</b> (1, 3)		1-3 <b>K</b> 		2-3 <b>K</b> 			1-0 <b>F8</b> 		1-3 <b>K</b> 	4	0	0	0	0	3	1	
<b>Rich Aurilia, R</b> (1, 6)		3-1 <b>P4</b> 			2-1 <b>G1-3</b> 		4-1 <b>BB</b> 		0-0 <b>G1-3</b> 	3	0	0	0	1	0	0	
<b>Bobby Estalella, R</b> (1, 2) <small>OBP: 0.361, SLG: 0.483</small> <b>Russ Davis, R</b> (9, PH) <small>OBP: 0.303, SLG: 0.439</small>		0-2 <b>F7</b> 			3-1 <b>F9</b> 		2-3 <b>K</b> 		2-3 <b>K</b> 	3	0	0	0	0	1	1	
<b>Russ Ortiz, R</b> (1, 1) <small>OBP: 0.292, SLG: 0.228</small> <b>Doug Henry, R</b> (7, 1) <small>OBP: 0.303, SLG: 0.439</small> <b>Alan Embree, L</b> (7, 1) <small>OBP: 0.303, SLG: 0.439</small> <b>Terrell Lowery, R</b> (8, PH) <small>OBP: 0.575, SLG: 0.688</small> (8, 7)		2-2 <b>G6-3</b> 		0-3 <b>K</b> 			0-3 <b>K</b> 			2	0	0	0	0	1	0	
<b>Inning Stats</b>	R: 0 H: 1 E: 0 LOB: 2 K: 0 BB: 1 S: 12 P: 21	R: 0 H: 0 E: 0 LOB: 0 K: 1 BB: 0 S: 8 P: 12	R: 0 H: 0 E: 0 LOB: 0 K: 0 BB: 0 S: 6 P: 8	R: 0 H: 1 E: 0 LOB: 1 K: 1 BB: 0 S: 11 P: 16	R: 0 H: 0 E: 0 LOB: 0 K: 1 BB: 0 S: 7 P: 12	R: 0 H: 0 E: 0 LOB: 1 K: 0 BB: 1 S: 5 P: 13	R: 0 H: 0 E: 0 LOB: 1 K: 1 BB: 1 S: 9 P: 16	R: 0 H: 0 E: 0 LOB: 3 K: 1 BB: 2 S: 12 P: 25	R: 0 H: 0 E: 0 LOB: 0 K: 2 BB: 0 S: 8 P: 11	1B: 2 SF: 0 2B: 0 SAC: 0 3B: 0 DP: 0 HR: 0 HBP: 1	WP: 0 PA: 35 PB: 0 SB: 0 CS: 0						
<b>PITCHER</b> <b>37 Darren Dreifort, R</b> (1, 1) <small>ERA: 4.17</small> <b>Mike Fetters, R</b> (8, 1) <small>ERA: 3.12</small> <b>Terry Adams, R</b> (9, 1) <small>ERA: 3.28</small>	IP WLS BF H R ER SO BB IBB HBP BLK WP HR S P ERA WHIP 7.0 W 26 2 0 0 4 3 0 0 0 0 0 0 58 98 0.00 0.714 1.0 6 0 0 0 1 2 0 1 0 0 0 0 12 25 0.00 2.000 1.0 3 0 0 0 2 0 0 0 0 0 0 0 8 11 0.00 0.000	<b>PITCHER</b> IP WLS BF H R ER SO BB IBB HBP BLK WP HR S P ERA WHIP															

livebaseballscorecards.com

<b>AB</b>	29
<b>R</b>	0
<b>H</b>	2
<b>RBI</b>	0
<b>BB</b>	5
<b>SO</b>	7
<b>LOB</b>	9



Batter	1	2	3	4	5	6	7	8	9	AB	R	H	RBI	BB	SO	LOB
Tom Goodwin, L OBP: 0.352, SLG: 0.361 (1, 8)	G1-3		1B 3B		1B 1B		BB SF7 1B	BB 1B		5	3	4	0	0	0	0
Mark Grudzielanek, R OBP: 0.340, SLG: 0.394 (1, 4)	K		S 1B		WP HR 1B		SF7 BB E BB	G6-4-3 BB		3	2	2	1	2	1	0
Gary Sheffield, R OBP: 0.435, SLG: 0.643 (1, 7) Paul Lo Duca, R OBP: 0.286, SLG: 0.359 (9, 7)	BB		K		HR		WP E SF9 BB	G6-4-3		3	2	1	3	2	1	3
Shawn Green, L OBP: 0.371, SLG: 0.474 (1, 9)	F5		BB		F9		SF7			0	0	0	0	0	0	0
Eric Karros, R OBP: 0.322, SLG: 0.467 (1, 3)			F9		F8		E4 SF9 WP			2	0	0	1	1	0	1
Todd Hundley, S OBP: 0.378, SLG: 0.582 (1, 2) Chad Kreuter, S OBP: 0.425, SLG: 0.417 (8, 2)			FC6-4 1B		K		SF9			4	0	0	1	0	0	3
Adrián Beltré, R OBP: 0.363, SLG: 0.479 (1, 5)			F7		F9		K			3	0	1	1	0	2	0
Alex Cora, L OBP: 0.308, SLG: 0.364 (1, 6)			FC6-4		G3-1		G4-3			0	0	0	0	0	0	0
37 Darren Dreifort, R OBP: 0.191, SLG: 0.348 (7, PH) Chris Donnels, L OBP: 0.429, SLG: 0.862 (7, PR) F.P. Santangelo, S OBP: 0.322, SLG: 0.246 (8, 1) Mike Fetters, R OBP: 0.344, SLG: 0.463 (8, PH) Terry Adams, R OBP: 0.344, SLG: 0.463 (9, 1)			K		G6-3		G5-3			4	0	0	0	0	0	1
										2	0	0	0	0	1	0
										0	0	0	0	1	0	0
										0	1	0	0	0	0	0
										0	0	0	0	0	0	0
										1	1	1	1	0	0	0
										0	0	0	0	0	0	0

Inning Stats	R: 0	H: 0	E: 0	K: 1	S: 10	H: 1	LOB: 1	BB: 1	P: 17	R: 0	H: 0	E: 0	K: 1	S: 7	H: 2	LOB: 2	BB: 1	P: 24	R: 0	H: 0	E: 0	K: 1	S: 7	R: 3	H: 3	E: 0	K: 0	S: 13	R: 0	H: 0	E: 0	K: 2	S: 12	R: 4	H: 1	E: 1	K: 0	S: 13	R: 1	H: 2	E: 0	K: 0	S: 9	1B: 6	2B: 0	3B: 1	HR: 2	SF: 2	SAC: 0	DP: 1	HBP: 0	WP: 3	PB: 0	SB: 2	CS: 0	PA: 39
--------------	------	------	------	------	-------	------	--------	-------	-------	------	------	------	------	------	------	--------	-------	-------	------	------	------	------	------	------	------	------	------	-------	------	------	------	------	-------	------	------	------	------	-------	------	------	------	------	------	-------	-------	-------	-------	-------	--------	-------	--------	-------	-------	-------	-------	--------


PITCHER	IP	WLS	BF	H	R	ER	SO	BB	IBB	HBP	BLK	WP	HR	S	P	ERA	WHIP
Russ Ortiz, R ERA: 4.98 (1, 1)	6.0	L	28	7	6	6	6	3	0	0	0	1	1	69	117	9.00	1.667
Doug Henry, R ERA: 3.87 (7, 1)	0.0		2	0	0	0	0	2	0	0	0	0	0	2	10	∞	∞
Alan Embree, L ERA: 4.65 (7, 1)	1.0		4	0	2	1	0	0	0	0	0	1	0	7	12	9.00	0.000
41 Chad Zerbe, L ERA: 4.5 (8, 1)	1.0		5	2	1	1	0	1	0	0	0	0	1	9	17	9.00	3.000

**BOTTOM**

**San Francisco Giants @ Los Angeles Dodgers**  
**Dodger Stadium, Los Angeles, CA**

Tue Sep 26 2000, 7:10 PM PDT  
Att: 43,909 - Sunny - 74 F

AB 31  
R 9  
H 9  
RBI 8  
BB 6  
SO 6  
LOB 11







Batter	1	2	3	4	5	6	7	8	9	AB	R	H	RBI	BB	SO	LOB
Tom Goodwin, L (1, 8) OBP: 0.351, SLG: 0.359	0-2 F9		0-1 G3			0-0 P6		4-2 G5-3 BB		3	0	0	0	1	0	0
Mark Grudzielanek, R (1, 4) OBP: 0.338, SLG: 0.392	0-0 L8		2-3 K			3-2 G6-3		0-1 G5-3		4	0	0	0	0	1	2
Shawn Green, L (1, 9) OBP: 0.372, SLG: 0.476	2-2 2B				0-0 G3	1-1 1B 1B		2-3 K		4	0	2	0	0	1	2
Gary Sheffield, R (1, 7) OBP: 0.434, SLG: 0.639 Al Reyes, R (9, 1)	2-1 G6-3				2-0 F9	1-0 1B		0-0 F8		4	0	1	0	0	0	3
Eric Karros, R (1, 3) OBP: 0.322, SLG: 0.466					2-0 P3	1-2 G4-3				4	0	1	0	0	0	2
Adrián Beltré, R (1, 5) OBP: 0.361, SLG: 0.476 Chris Donnels, L (8, 5) (9, 7)																
Chad Kreuter, S (1, 2) OBP: 0.423, SLG: 0.418																
Alex Cora, L (1, 6) OBP: 0.308, SLG: 0.364																
Luke Prokopec, L (1, 1) Kevin Elster, R (5, PH) Matt Herges, L (6, 1) Dave Hansen, L (8, PH) (9, 5)																

Inning Stats	R: 0	H: 1	E: 0	LOB: 1	K: 0	BB: 0	S: 9	R: 0	H: 1	E: 0	LOB: 1	K: 0	BB: 0	S: 9	R: 0	H: 0	E: 0	LOB: 0	K: 2	BB: 0	S: 9	R: 0	H: 0	E: 0	LOB: 0	K: 0	BB: 0	S: 3	R: 0	H: 1	E: 0	LOB: 1	K: 0	BB: 0	S: 9	R: 0	H: 2	E: 0	LOB: 2	K: 0	BB: 0	S: 10	R: 0	H: 0	E: 0	LOB: 0	K: 0	BB: 0	S: 7	R: 0	H: 0	E: 0	LOB: 2	K: 1	BB: 2	S: 11	R: 0	H: 1	E: 0	LOB: 0	K: 1	BB: 0	S: 6	1B: 4	SF: 0	2B: 2	SAC: 0	3B: 0	DP: 1	HR: 0	HBP: 0	WP: 0	PA: 34
--------------	------	------	------	--------	------	-------	------	------	------	------	--------	------	-------	------	------	------	------	--------	------	-------	------	------	------	------	--------	------	-------	------	------	------	------	--------	------	-------	------	------	------	------	--------	------	-------	-------	------	------	------	--------	------	-------	------	------	------	------	--------	------	-------	-------	------	------	------	--------	------	-------	------	-------	-------	-------	--------	-------	-------	-------	--------	-------	--------

PITCHER	IP	WLS	BF	H	R	ER	SO	BB	IBB	HBP	BLK	WP	HR	S	P	ERA	WHIP
Kirk Rueter, L (1, 1) ERA: 3.96	7.0		26	5	0	0	2	0	0	0	0	0	0	56	91	0.00	0.714
Felix Rodriguez, R (8, 1) ERA: 2.69	1.0		5	0	0	0	1	2	0	0	0	0	0	11	21	0.00	2.000
Robb Nen, R (9, 1) ERA: 1.41	1.0		3	1	0	0	1	0	0	0	0	0	0	6	8	0.00	1.000

**BOTTOM**

**San Francisco Giants @ Los Angeles Dodgers**  
**Dodger Stadium, Los Angeles, CA**  
 Wed Sep 27 2000, 7:05 PM PDT  
 Att: 44,232 - Cloudy - 70 F

livebaseballscores.com

<b>AB</b>	<b>32</b>
<b>R</b>	<b>0</b>
<b>H</b>	<b>6</b>
<b>RBI</b>	<b>0</b>
<b>BB</b>	<b>2</b>
<b>SO</b>	<b>4</b>
<b>LOB</b>	<b>12</b>





Batter	1	2	3	4	5	6	7	8	9	AB R H RBI BB SO LOB	TOP															
Marvin Benard, L OBP: 0.343, SLG: 0.398 (1, 8) (9, 7)	2-3 K		2-2 G4-3		1-3 K	3-2 G6-3		1-0 G6-3		5 0 0 0 0 2 1																
Bill Mueller, S OBP: 0.333, SLG: 0.391 (1, 5)	3-2 1B		1-1 G3-1		2-0 G6-3 WP 1B		1-1 HR 1B		2-3 K	5 1 3 0 0 1 0																
Barry Bonds, L OBP: 0.443, SLG: 0.695 Calvin Murray, R OBP: 0.347, SLG: 0.332 (1, 7) (9, 8)	3-1 F8			0-2 1B 2B	4-1 G6-3 BB		3-1 1-H HR		0-3 K	4 2 2 2 1 1 1 0 0 0 0 0 0 0																
Jeff Kent, R OBP: 0.420, SLG: 0.593 (1, 4)	1-1 F8			0-3 K	1-1 G6-3		2-1 G4-3		0-0 P4	5 0 0 0 0 1 4																
J.T. Snow, L OBP: 0.368, SLG: 0.464 (1, 3)				1-0 1B WP 1B	1-0 HBP		0-0 G4-3			3 1 1 1 0 1 0																
Ellis Burks, R OBP: 0.421, SLG: 0.606 (1, 9)				4-1 WP 1B BB	3-1 L6		0-0 F9			3 0 0 0 1 0 3																
Rich Aurilia, R OBP: 0.337, SLG: 0.439 (1, 6)				0-2 WP 1B		0-3 K		1-1 F8		4 0 2 0 0 1 0																
Bobby Estalella, R OBP: 0.357, SLG: 0.476 (1, 2)				2-3 K2-3		2-3 K		1-2 F8		4 0 0 0 0 3 3																
Shawn Estes, R OBP: 0.229, SLG: 0.309 Aaron Fultz, L OBP: 0.333, SLG: 0.333 Felipe Crespo, S OBP: 0.352, SLG: 0.422 Felix Rodriguez, R Robb Nen, R (1, 1) (6, 1) (8, PH) (8, 1) (9, 1)				0-3 K		2-2 PB 1B		2-0 HR		3 0 1 0 0 2 2 0 0 0 0 0 0 0 1 1 1 1 0 0 0 0 0 0 0 0 0 0 0 0 0 0 0 0 0																
<b>Inning Stats</b>	R: 0 E: 0 K: 1 S: 13	H: 1 LOB: 1 BB: 0 P: 22	R: 0 E: 0 K: 2 S: 12	H: 1 LOB: 1 BB: 0 P: 22	R: 0 E: 0 K: 1 S: 10	H: 0 LOB: 0 BB: 0 P: 15	R: 2 E: 0 K: 3 S: 17	H: 3 LOB: 2 BB: 1 P: 24	R: 0 E: 0 K: 1 S: 9	H: 1 LOB: 3 BB: 1 P: 21	R: 0 E: 0 K: 2 S: 13	H: 1 LOB: 1 BB: 0 P: 20	R: 2 E: 0 K: 0 S: 8	H: 2 LOB: 0 BB: 0 P: 14	R: 1 E: 0 K: 0 S: 7	H: 1 LOB: 0 BB: 0 P: 12	R: 0 E: 0 K: 2 S: 8	H: 0 LOB: 0 BB: 0 P: 10	1B: 7 2B: 1 3B: 0 HR: 2	SF: 0 SAC: 0 DP: 0 HBP: 1	WP: 2 PB: 1 SB: 0 CS: 0	PA: 40				
<b>PITCHER</b>	IP WLS BF H R ER SO BB IBB HBP BLK WP HR S P ERA WHIP	IP WLS BF H R ER SO BB IBB HBP BLK WP HR S P ERA WHIP	IP WLS BF H R ER SO BB IBB HBP BLK WP HR S P ERA WHIP	IP WLS BF H R ER SO BB IBB HBP BLK WP HR S P ERA WHIP	IP WLS BF H R ER SO BB IBB HBP BLK WP HR S P ERA WHIP	IP WLS BF H R ER SO BB IBB HBP BLK WP HR S P ERA WHIP	IP WLS BF H R ER SO BB IBB HBP BLK WP HR S P ERA WHIP	IP WLS BF H R ER SO BB IBB HBP BLK WP HR S P ERA WHIP	IP WLS BF H R ER SO BB IBB HBP BLK WP HR S P ERA WHIP	IP WLS BF H R ER SO BB IBB HBP BLK WP HR S P ERA WHIP	IP WLS BF H R ER SO BB IBB HBP BLK WP HR S P ERA WHIP	IP WLS BF H R ER SO BB IBB HBP BLK WP HR S P ERA WHIP	IP WLS BF H R ER SO BB IBB HBP BLK WP HR S P ERA WHIP	IP WLS BF H R ER SO BB IBB HBP BLK WP HR S P ERA WHIP	IP WLS BF H R ER SO BB IBB HBP BLK WP HR S P ERA WHIP	IP WLS BF H R ER SO BB IBB HBP BLK WP HR S P ERA WHIP	IP WLS BF H R ER SO BB IBB HBP BLK WP HR S P ERA WHIP	IP WLS BF H R ER SO BB IBB HBP BLK WP HR S P ERA WHIP	IP WLS BF H R ER SO BB IBB HBP BLK WP HR S P ERA WHIP	IP WLS BF H R ER SO BB IBB HBP BLK WP HR S P ERA WHIP	IP WLS BF H R ER SO BB IBB HBP BLK WP HR S P ERA WHIP	IP WLS BF H R ER SO BB IBB HBP BLK WP HR S P ERA WHIP	IP WLS BF H R ER SO BB IBB HBP BLK WP HR S P ERA WHIP	IP WLS BF H R ER SO BB IBB HBP BLK WP HR S P ERA WHIP	IP WLS BF H R ER SO BB IBB HBP BLK WP HR S P ERA WHIP	IP WLS BF H R ER SO BB IBB HBP BLK WP HR S P ERA WHIP

San Francisco Giants @ Los Angeles Dodgers  
Dodger Stadium, Los Angeles, CA  
Thu Sep 28 2000, 7:10 PM PDT  
Att. 44,513 - Sunny - 70 F

livebaseballscorecards.com

AB	37
R	5
H	10
RBI	4
BB	2
SO	12
LOB	14



Batter	1	2	3	4	5	6	7	8	9	AB	R	H	RBI	BB	SO	LOB
Tom Goodwin, L OBP: 0.349, SLG: 0.357 (1, 8)	E8 FC6-5		K		G4-3		G4-3			4	0	0	0	0	1	1
Mark Grudzielanek, R OBP: 0.337, SLG: 0.392 (1, 4)	FC6-5 G4-6-3			G6-3	G6-3					4	0	1	0	0	0	1
Shawn Green, L OBP: 0.369, SLG: 0.472 (1, 9)	G4-6-3			E1 WP FC3-6		K	G6-3			4	1	0	0	0	1	2
Gary Sheffield, R OBP: 0.434, SLG: 0.637 (1, 7)		F9		FC3-6 BB		1B 1B				3	1	1	0	1	1	0
Jeff Shaw, R (9, 1)				BB		1B				0	0	0	0	0	0	0
Eric Karros, R OBP: 0.323, SLG: 0.465 (1, 3)		G1-3		FC3-6 BB		1B SF9 1B				3	1	1	0	1	1	0
Todd Hundley, S OBP: 0.376, SLG: 0.577 (1, 2)				BB		1B				4	0	1	2	0	1	2
Paul Lo Duca, R OBP: 0.301, SLG: 0.369 (1, 5)				FC3-6 BB		SF9 1B				1	0	1	1	1	0	0
Jeff Branson, L OBP: 0.278, SLG: 0.294 (7, 5)				BB		SF9				1	0	0	0	0	1	0
Alex Cora, L OBP: 0.306, SLG: 0.361 (1, 6)				CS 1B		1-2 3-H				3	0	0	0	0	2	5
Dave Hansen, L OBP: 0.411, SLG: 0.581 (9, PH)				BB		G4-3				1	0	0	0	0	1	0
Kevin Brown, R OBP: 0.129, SLG: 0.076 (1, 1)				K						0	0	0	0	0	1	0
Kevin Elster, R OBP: 0.341, SLG: 0.459 (5, PH)										1	0	0	0	0	0	1
Al Reyes, R (6, 1)										0	0	0	0	0	0	0
Onan Masaoka, R (6, 1)										0	0	0	0	0	0	0
Terry Adams, R (7, 1)										0	0	0	0	0	0	0
Hiram Bocachica, R OBP: 0.330, SLG: 0.300 (7, PH)										1	0	0	0	0	0	0
Mike Fetters, R (8, 1)										0	0	0	0	0	0	0
Chris Donnels, L OBP: 0.405, SLG: 0.806 (9, 7)				BB						1	0	0	0	0	1	0

Inning Stats	R: 0	H: 0	E: 1	LOB: 0	K: 0	BB: 0	S: 4	P: 8	R: 0	H: 0	E: 0	LOB: 0	K: 0	BB: 0	S: 7	P: 16	R: 0	H: 1	E: 0	LOB: 1	K: 2	BB: 1	S: 7	P: 17	R: 1	H: 0	E: 1	LOB: 3	K: 1	BB: 3	S: 13	R: 0	H: 0	E: 0	LOB: 0	K: 1	BB: 0	S: 6	P: 9	R: 2	H: 3	E: 0	LOB: 1	K: 1	BB: 0	S: 12	P: 22	R: 0	H: 1	E: 0	LOB: 1	K: 0	BB: 0	S: 8	P: 12	R: 0	H: 0	E: 0	LOB: 0	K: 3	BB: 0	S: 10	P: 15	R: 0	H: 0	E: 0	LOB: 0	K: 3	BB: 0	S: 11	P: 15	R: 0	H: 0	E: 0	LOB: 0	K: 3	BB: 0	S: 11	P: 15	1B: 4	SF: 1	2B: 1	SAC: 0	3B: 0	DP: 1	HR: 0	HBP: 0	WP: 1	PA: 36	PB: 0	SB: 0	CS: 1
--------------	------	------	------	--------	------	-------	------	------	------	------	------	--------	------	-------	------	-------	------	------	------	--------	------	-------	------	-------	------	------	------	--------	------	-------	-------	------	------	------	--------	------	-------	------	------	------	------	------	--------	------	-------	-------	-------	------	------	------	--------	------	-------	------	-------	------	------	------	--------	------	-------	-------	-------	------	------	------	--------	------	-------	-------	-------	------	------	------	--------	------	-------	-------	-------	-------	-------	-------	--------	-------	-------	-------	--------	-------	--------	-------	-------	-------

PITCHER	IP	WLS	BF	H	R	ER	SO	BB	IBB	HBP	BLK	WP	HR	S	P	ERA	WHIP
Shawn Estes, L (1, 1) ERA: 4.26	5.1		24	4	3	2	5	4	0	0	0	1	0	44	95	3.38	1.500
Aaron Fultz, L (6, 1) ERA: 4.74	1.2	W	6	1	0	0	0	0	0	0	0	0	0	13	19	0.00	0.600
Felix Rodriguez, R (8, 1) ERA: 2.66	1.0	H	3	0	0	0	3	0	0	0	0	0	0	10	15	0.00	0.000
Robb Nen, R (9, 1) ERA: 1.38	1.0	S	3	0	0	0	3	0	0	0	0	0	0	11	15	0.00	0.000

**BOTTOM**

**San Francisco Giants @ Los Angeles Dodgers**  
**Dodger Stadium, Los Angeles, CA**

Thu Sep 28 2000, 7:10 PM PDT  
 Att. 44,513 - Sunny - 70 F

livebaseballscores.com

<b>AB</b>	<b>31</b>
<b>R</b>	<b>3</b>
<b>H</b>	<b>5</b>
<b>RBI</b>	<b>3</b>
<b>BB</b>	<b>4</b>
<b>SO</b>	<b>11</b>
<b>LOB</b>	<b>11</b>





Batter	1	2	3	4	5	6	7	8	9	AB R H RBI BB SO LOB	TOP	
Tom Goodwin, L (1, 8) OBP: 0.346, SLG: 0.354	1-2 E4 1B		3-1 F8		1-3 K			0-1 G4-3		4 1 0 0 0 1 0		
Mark Grudzielanek, R (1, 4) OBP: 0.337, SLG: 0.391	3-3 K		1-2 1B			0-1 G6-3		0-1 G6-3		4 0 1 0 0 1 1		
Gary Sheffield, R (1, 7) OBP: 0.434, SLG: 0.642 Jeff Branson, L (8, 5) OBP: 0.278, SLG: 0.294	2-3 K 1-2		2-2 L7			1-2 1B		0-0 HR		4 1 2 1 0 1 2 0 0 0 0 0 0 0		
Shawn Green, L (1, 9) OBP: 0.370, SLG: 0.476	0-0 1B			3-1 P4		1-1 P4		0-0 3B		4 0 2 1 0 0 1		
Eric Karros, R (1, 3) OBP: 0.321, SLG: 0.462	0-2 G5-3			0-1 G5-3		0-1 G5-3		3-2 P3		4 0 0 0 0 0 3		
Chris Donnels, L (1, 5) OBP: 0.400, SLG: 0.758 Kevin Elster, R (9, PH) OBP: 0.340, SLG: 0.457 Bruce Aven, R (9, 7) OBP: 0.284, SLG: 0.440		0-0 G1		4-0 BB		2-1 F7		2-0 F3		2 0 0 0 1 0 0 1 0 0 0 0 0 0 0 0 0 0 0 0 0		
Chad Kreuter, S (1, 2) OBP: 0.416, SLG: 0.410		0-3 K		1-3 K		1-3 K		3-3 K		4 0 0 0 0 4 1		
Alex Cora, L (1, 6) OBP: 0.303, SLG: 0.357		1-3 K		3-1 L4		1-0 F7		1-2 G4-3		4 0 0 0 0 1 0		
Chan Ho Park, R (1, 1) OBP: 0.236, SLG: 0.357			0-0 F9		2-3 K			3-2 HR		3 1 1 1 0 1 0		
<b>Inning Stats</b>	R: 1 H: 1 E: 1 LOB: 1 K: 2 BB: 0 S: 15 P: 21	R: 0 H: 0 E: 0 LOB: 0 K: 2 BB: 0 S: 8 P: 9	R: 0 H: 1 E: 0 LOB: 1 K: 0 BB: 0 S: 10 P: 16	R: 0 H: 0 E: 0 LOB: 1 K: 1 BB: 1 S: 7 P: 15	R: 0 H: 0 E: 0 LOB: 0 K: 2 BB: 0 S: 8 P: 14	R: 0 H: 1 E: 0 LOB: 1 K: 0 BB: 0 S: 9 P: 11	R: 0 H: 0 E: 0 LOB: 0 K: 1 BB: 0 S: 6 P: 10	R: 2 H: 3 E: 0 LOB: 1 K: 0 BB: 0 S: 12 P: 18	R: 0 H: 0 E: 0 LOB: 0 K: 1 BB: 0 S: 8 P: 14	1B: 3 SF: 0 2B: 0 SAC: 0 3B: 1 DP: 0 HR: 2 HBP: 0	WP: 0 PA: 35 PB: 0 SB: 1 CS: 0	
<b>PITCHER</b> Woody Williams, R (1, 1) ERA: 3.75 Dave Maurer, L (9, 1) ERA: 3.68	IP WLS BF H R ER SO BB IBB HBP BLK WP HR S P ERA WHIP	8.0 L 32 6 3 2 8 1 0 0 0 0 0 2 75 114 2.25 0.875	1.0 3 0 0 0 1 0 0 0 0 0 0 0 8 14 0.00 0.000	<b>PITCHER</b> IP WLS BF H R ER SO BB IBB HBP BLK WP HR S P ERA WHIP								

Los Angeles Dodgers @ San Diego Padres  
Qualcomm Stadium, San Diego, CA  
Fri Sep 29 2000, 10:05 PM EDT  
Att. 40,382 - Cloudy - 70 F

AB	34
R	3
H	6
RBI	3
BB	1
SO	9
LOB	8



Batter	1	2	3	4	5	6	7	8	9	AB R H RBI BB SO LOB
Eric Owens, R OBP: 0.347, SLG: 0.378 (1, 7)	1-0 F8		2-3 K			0-0 F9			2-2 G5-3	4 0 0 0 0 1 1
Desi Relaford, S OBP: 0.354, SLG: 0.303 (1, 6)	3-3 K			2-2 G3-1		0-0 G3-1			2-3 K	4 0 0 0 0 2 0
Ryan Klesko, L OBP: 0.393, SLG: 0.510 (1, 3)	1-3 K			1-1 G1-3		0-1 G6-3			0-0 F7	4 0 0 0 0 1 0
Phil Nevin, R OBP: 0.373, SLG: 0.545 (1, 5)		0-0 G1-3		0-1 1B			0-3 K			3 0 1 0 0 1 0
John Mabry, L OBP: 0.294, SLG: 0.409 (1, 9)		0-3 K		0-1 F8			2-3 K			3 0 0 0 0 2 1
Ruben Rivera, R OBP: 0.296, SLG: 0.400 (1, 8)		1-3 K			1-1 G5-3		3-3 K			3 0 0 0 0 2 0
Wiki Gonzalez, R OBP: 0.311, SLG: 0.345 (1, 2)			3-1 F9		2-3 K2-3			2-3 K		3 0 0 0 0 2 0
Greg LaRocca, R OBP: 0.240, SLG: 0.292 (1, 4)			2-3 K		0-2 1B			2-1 G6-3		3 0 1 0 0 1 0
Woody Williams, R OBP: 0.308, SLG: 0.379 (1, 1)			4-0 BB		1-3 K			3-2 G3-1		1 0 0 0 1 1 1
Joe Vitiello, R OBP: 0.355, SLG: 0.423 (8, PH)										1 0 0 0 0 0 0
Dave Maurer, R (9, 1)										0 0 0 0 0 0 0

Inning Stats	R: 0	H: 0	E: 0	LOB: 0	K: 2	BB: 0	S: 7	P: 12	R: 0	H: 0	E: 0	LOB: 0	K: 2	BB: 0	S: 8	P: 9	R: 0	H: 0	E: 0	LOB: 1	K: 2	BB: 1	S: 8	P: 19	R: 0	H: 1	E: 0	LOB: 1	K: 0	BB: 0	S: 10	P: 13	R: 0	H: 1	E: 0	LOB: 1	K: 2	BB: 0	S: 11	P: 15	R: 0	H: 0	E: 0	LOB: 0	K: 3	BB: 0	S: 10	P: 15	R: 0	H: 0	E: 0	LOB: 0	K: 1	BB: 0	S: 10	P: 17	R: 0	H: 0	E: 0	LOB: 0	K: 1	BB: 0	S: 8	P: 12	1B: 2	SF: 0	2B: 0	SAC: 0	3B: 0	DP: 0	HR: 0	HBP: 0	WP: 0	PA: 30
PITCHER Chan Ho Park, R ERA: 3.27 (1, 1)	IP	WLS	BF	H	R	ER	SO	BB	IBB	HBP	BLK	WP	HR	S	P	ERA	WHIP	IP	WLS	BF	H	R	ER	SO	BB	IBB	HBP	BLK	WP	HR	S	P	ERA	WHIP																																								

**BOTTOM**

**Los Angeles Dodgers @ San Diego Padres**  
Qualcomm Stadium, San Diego, CA

Fri Sep 29 2000, 10:05 PM EDT  
Att: 40,382 - Cloudy - 70 F

livebaseballscorecards.com

AB	29
R	0
H	2
RBI	0
BB	1
SO	13
LOB	3





**Los Angeles Dodgers @ San Diego Padres**  
 Qualcomm Stadium, San Diego, CA

Sat Sep 30 2000, 10:05 PM EDT  
 Att. 50,267 - Sunny - 70 F

AB	37
R	10
H	9
RBI	9
BB	6
SO	9
LOB	11



WP:	0	PA:	44
PB:	0		
SB:	1		
CS:	0		

AB	R	H	RBI	BB	SO	LOB
4	1	1	2	1	1	2
5	1	1	0	0	1	1
4	1	1	1	1	1	1
0	0	0	0	0	0	0
5	1	1	0	0	2	1
4	2	1	0	1	1	2
0	0	0	0	0	0	0
4	2	1	4	0	0	0
3	1	1	0	2	0	0
5	1	2	2	0	1	2
3	0	0	0	0	2	2
0	0	0	0	1	0	0
0	0	0	0	0	0	0
0	0	0	0	0	0	0
0	0	0	0	0	0	0

Batter	1	2	3	4	5	6	7	8	9
<b>Tom Goodwin, L</b> (1, 8) OBP: 0.347, SLG: 0.353	0-1 F7	3-2 G4-3			4-1 S BB	2-1 1B 2B 1B	1-3 K		
<b>Mark Grudzielanek, R</b> (1, 4) OBP: 0.336, SLG: 0.390	2-1 F8		1-3 K		0-0 B1	3-2 2B E 1B		0-0 P4	
<b>Gary Sheffield, R</b> (1, 7) OBP: 0.434, SLG: 0.641 <b>Bruce Aven, R</b> (8, 7) OBP: 0.284, SLG: 0.440	4-2 2B HR BB		0-1 G5-3		3-3 K	1-2 E 1-3 2B		3-2 F2	
<b>Shawn Green, L</b> (1, 9) OBP: 0.369, SLG: 0.475	1-0 HR 2B		3-3 K		1-2 P6	1-3 3-H E3		2-3 K	
<b>Eric Karros, R</b> (1, 3) OBP: 0.322, SLG: 0.460 <b>Chris Donnels, L</b> (9, 3) OBP: 0.400, SLG: 0.758	4-0 HR BB		1-1 G5-3		1-2 BB HBP 2B 1B	3-1 BB HBP 2B		2-2 G6-3	
<b>Todd Hundley, S</b> (1, 2) OBP: 0.376, SLG: 0.583	1-2 HR		1-0 G3-1		3-1 BB HBP 2B	0-0 G3-1		0-2 G3-1	
<b>Dave Hansen, L</b> (1, 5) OBP: 0.418, SLG: 0.575	1-2 G4-3		1-2 1B		4-1 2B 1B BB	2-2 F8		4-2 BB	
<b>Alex Cora, L</b> (1, 6) OBP: 0.304, SLG: 0.360		2-2 G3		1-3 K	0-0 1B 2B	0-0 BB 1B		0-2 F7	
<b>Eric Gagne, R</b> (1, 1) OBP: 0.143, SLG: 0.143 <b>Kevin Elster, R</b> (7, PH) OBP: 0.342, SLG: 0.457 <b>F.P. Santangelo, S</b> (7, PR) OBP: 0.322, SLG: 0.246 <b>Onan Masaoka, R</b> (7, 1) <b>Al Reyes, R</b> (9, 1)		1-3 K		0-1 G6-3	0-3 K	4-2 BB			

Inning Stats	R: 4	H: 2	E: 0	K: 0	S: 15	R: 0	H: 0	E: 0	K: 2	S: 10	R: 0	H: 0	E: 0	K: 1	S: 8	R: 0	H: 1	E: 0	K: 1	S: 10	R: 0	H: 0	E: 0	K: 1	S: 8	R: 6	H: 5	E: 1	K: 2	S: 27	R: 0	H: 1	E: 0	K: 1	S: 14	R: 0	H: 0	E: 0	K: 1	S: 10	R: 0	H: 0	E: 0	K: 0	S: 16	R: 0	H: 0	E: 0	K: 0	S: 16	1B: 5	2B: 3	HR: 1	SF: 0	SAC: 0	DP: 0	HBP: 1
--------------	------	------	------	------	-------	------	------	------	------	-------	------	------	------	------	------	------	------	------	------	-------	------	------	------	------	------	------	------	------	------	-------	------	------	------	------	-------	------	------	------	------	-------	------	------	------	------	-------	------	------	------	------	-------	-------	-------	-------	-------	--------	-------	--------

PITCHER	IP	WLS	BF	H	R	ER	SO	BB	IBB	HBP	BLK	WP	HR	S	P	ERA	WHIP
<b>Matt Clement, R</b> (1, 1) ERA: 5.14	5.2	L	28	6	9	9	6	4	0	1	0	0	1	66	111	14.29	1.765
<b>Will Cunnane, R</b> (6, 1) ERA: 4.23	0.1		4	2	1	0	1	0	0	0	0	0	0	12	17	0.00	6.000
<b>Todd Erdos, R</b> (7, 1) ERA: 5.93	1.0		5	1	0	0	1	1	0	0	0	0	0	14	21	0.00	2.000
<b>Carlos Almanzar, R</b> (8, 1) ERA: 4.39	1.0		3	0	0	0	1	0	0	0	0	0	0	10	15	0.00	0.000
<b>Buddy Carlyle, R</b> (9, 1) ERA: 21.0	1.0		4	0	0	0	0	1	0	0	0	0	0	16	22	0.00	1.000





Batter	1	2	3	4	5	6	7	8	9	AB R H RBI BB SO LOB	TOP											
Tom Goodwin, L (1, 8) OBP: 0.346, SLG: 0.352	0-2 F8		0-2 F7		X 0-0 F8			0-1 1B G5-3 1B		4 0 1 0 0 0 1	<b>Los Angeles Dodgers @ San Diego Padres</b> Qualcomm Stadium, San Diego, CA Sun Oct.01 2000, 4:05 PM EDT Att. 43,691 - Sunny - 76 F											
Mark Grudzielanek, R (1, 4) OBP: 0.335, SLG: 0.389	1-0 G3-1 WP 1B		2-2 F7		3-2 G4-3			0-1 G5-3 1-2		4 0 1 0 0 0 2												
Gary Sheffield, R (1, 7) OBP: 0.438, SLG: 0.643	4-2 G3-1 1-2 BB		4-2 BB			1-0 G6-3 1B		0-0 1B		2 0 2 0 2 0 0												
Shawn Green, L (1, 9) OBP: 0.367, SLG: 0.472	2-0 G3-1 1-2 2-3		1-2 F5		1-2 G6-3 1-2f			1-2 G5-3		4 0 0 0 0 0 6												
Eric Karros, R (1, 3) OBP: 0.321, SLG: 0.459	0-2 F9			2-0 P4		0-0 F9			1-0 1B 1B	4 0 1 0 0 0 2												
Todd Hundley, S (1, 2) OBP: 0.375, SLG: 0.579		1-2 F5		0-3 K			3-1 P3		0-1 1-2 1B	4 0 1 0 0 1 0												
Adrian Beltré, R (1, 5) OBP: 0.360, SLG: 0.475		2-2 1B		1-1 F7			2-2 P6		2-2 P4	4 0 1 0 0 0 2												
Alex Cora, L (1, 6) OBP: 0.302, SLG: 0.357		2-3 K			2-2 F8		2-3 K		2-3 K	3 0 0 0 0 2 1												
Dave Hansen, L (9, PH) OBP: 0.415, SLG: 0.570										1 0 0 0 0 1 2												
37 Darren Dreifort, R (1, 1) OBP: 0.186, SLG: 0.338		0-1 F7			1-0 E5			0-3 K	2-3 K	2 0 0 0 0 0 1												
Kevin Elster, R (8, PH) OBP: 0.341, SLG: 0.455										1 0 0 0 0 1 0												
Terry Adams, R (8, 1)										0 0 0 0 0 0 0												
Chris Donnels, L (9, PH) OBP: 0.390, SLG: 0.735										1 0 0 0 0 1 2												
<b>Inning Stats</b>	R: 0 E: 0 K: 0 S: 11	H: 1 LOB: 2 BB: 1 P: 18	R: 0 E: 0 K: 1 S: 12	H: 1 LOB: 1 BB: 0 P: 17	R: 0 E: 0 K: 0 S: 12	H: 0 LOB: 1 BB: 1 P: 19	R: 0 E: 0 K: 1 S: 7	H: 0 LOB: 0 BB: 0 P: 10	R: 0 E: 1 K: 0 S: 8	H: 0 LOB: 1 BB: 0 P: 14	R: 0 E: 0 K: 1 S: 6	H: 1 LOB: 0 BB: 0 P: 8	R: 0 E: 0 K: 1 S: 10	H: 0 LOB: 0 BB: 0 P: 17	R: 0 E: 0 K: 1 S: 11	H: 2 LOB: 2 BB: 0 P: 12	R: 0 E: 0 K: 2 S: 13	H: 2 LOB: 2 BB: 0 P: 20	1B: 7 2B: 0 3B: 0 HR: 0	SF: 0 SAC: 0 DP: 1 HBP: 0	WP: 1 PB: 0 SB: 0 CS: 0	PA: 36
<b>PITCHER</b>	IP WLS BF H R ER SO BB IBB HBP BLK WP HR S P ERA WHIP																					
Adam Eaton, R (1, 1) ERA: 4.13	6.0 W 23 3 0 0 2 2 0 0 0 0 1 0 56 86 0.00 0.833																					
Kevin Walker, L (7, 1) ERA: 4.19	1.0 H 3 0 0 0 1 0 0 0 0 0 0 0 10 17 0.00 0.000																					
Tom Davey, R (8, 1) ERA: 0.71	0.2 H 4 2 0 0 1 0 0 0 0 0 0 0 8 8 0.00 3.000																					
Trevor Hoffman, R (8, 1) ERA: 2.99	1.1 S 6 2 0 0 2 0 0 0 0 0 0 0 16 24 0.00 1.500																					

livebaseballscorecards.com

AB	34
R	0
H	7
RBI	0
BB	2
SO	6
LOB	19



Batter	1	2	3	4	5	6	7	8	9
Damian Jackson, R (1, 4) OBP: 0.345, SLG: 0.377	0-2 G6-3		2-2 G5-3		1-0 P6			2-0 F8	
29 Kory DeHaan, L (1, 7) OBP: 0.239, SLG: 0.330	0-0 G5-3		1-1 G3-1			1-0 G4-3		1-0 WP 2B	
Ryan Klesko, L (1, 3) OBP: 0.393, SLG: 0.516	2-3 K			2-0 1B G3 2B		1-1 HR		3-3 K 2-3	
Phil Nevin, R (1, 5) OBP: 0.374, SLG: 0.543		1-1 F9		1-2 G3 1B		0-2 F8		2-0 G4-3 3-H	
Mike Darr, L (1, 8) OBP: 0.342, SLG: 0.390		1-0 BLK 1B		0-0 G3 1-2 3-H		1-1 L5			
John Mabry, L (1, 9) OBP: 0.287, SLG: 0.398		3-3 K 1-2		1-3 K		0-0 F7			
Ben Davis, S (1, 2) OBP: 0.297, SLG: 0.338		0-0 S 1B		3-2 L3		2-2 F8			
Greg LaRocca, R (1, 6) OBP: 0.250, SLG: 0.296		3-2 F8 1-2			1-2 G4-3		0-0 FC6-4 1B		
Adam Eaton, R (1, 1) OBP: 0.400, SLG: 0.342			1-1 F9		1-3 K		0-1 FC6-4 1-2f		
Kevin Walker, L (7, 1) OBP: 0.250, SLG: 0.250									
Ed Sprague, R (7, PH) OBP: 0.312, SLG: 0.437									
Tom Davey, R (8, 1)									
Trevor Hoffman, R (8, 1)									

Inning Stats	R: 0	H: 0	E: 0	K: 1	S: 8	R: 1	H: 2	E: 0	K: 1	S: 13	R: 0	H: 0	E: 0	K: 0	S: 8	R: 1	H: 2	E: 0	K: 1	S: 13	R: 0	H: 0	E: 0	K: 1	S: 8	R: 1	H: 1	E: 0	K: 0	S: 8	R: 0	H: 1	E: 0	K: 0	S: 8	R: 1	H: 1	E: 0	K: 1	S: 6
	LOB: 0	BB: 0	LOB: 0	BB: 0	LOB: 0	LOB: 1	BB: 0	LOB: 0	BB: 0	LOB: 1	LOB: 0	BB: 0	LOB: 0	BB: 0	LOB: 1	LOB: 1	BB: 0	LOB: 0	BB: 0	LOB: 1	LOB: 0	BB: 0	LOB: 1	BB: 0	LOB: 1	LOB: 0	BB: 0	LOB: 1	LOB: 1	BB: 0	LOB: 1	LOB: 0	BB: 0	LOB: 0	BB: 0	LOB: 0	BB: 0	LOB: 0	BB: 0	LOB: 0

PITCHER	IP	WLS	BF	H	R	ER	SO	BB	IBB	HBP	BLK	WP	HR	S	P	ERA	WHIP
37 Darren Dreifort, R (1, 1) ERA: 4.16	7.0	L	27	6	3	3	4	0	0	0	1	0	1	66	95	3.86	0.857
Terry Adams, R (8, 1) ERA: 3.52	1.0		4	1	1	1	1	0	0	0	0	2	0	6	14	9.00	1.000

AB R H RBI BB SO LOB

4	0	0	0	0	0	0
4	1	1	0	0	0	0
4	2	2	1	0	2	1
4	0	1	0	0	0	0
3	1	1	1	0	0	1
3	0	0	0	0	2	2
3	0	1	1	0	0	1
3	0	1	0	0	0	1
2	0	0	0	0	1	0
0	0	0	0	0	0	0
1	0	0	0	0	0	1
0	0	0	0	0	0	0
0	0	0	0	0	0	0

AB	R	H	RBI	BB	SO	LOB
31	4	7	3	0	5	7

**Los Angeles Dodgers @ San Diego Padres**  
 Qualcomm Stadium, San Diego, CA  
 Sun Oct 01 2000, 4:05 PM EDT  
 Att. 43,691 - Sunny - 76 F

