

Los Angeles Dodgers - 2000


Batter	1	2	3	4	5	6	7	8	9	AB	R	H	RBI	BB	SO	LOB	TOP								
22 Devon White, S (1.8)	E5 G6-3		K		E5 3B WP		K	G6-3		5	1	0	1	0	2	2	Los Angeles Dodgers @ Montreal Expos Olympic Stadium, Montreal, QB Mon Apr 03 2000, 7:05 PM EDT Att: 51,249 - Dome - 72 F								
Mark Grudzielanek, R (1.4)	G6-3			G4-3	F8		BB 1B HR	E3		5	1	1	0	0	0	3									
Gary Sheffield, R (1.7) Terry Adams, R (7.1)	F8			K	3B 1-H 2-H		BB HR 1B	K		4	1	2	2	0	1	0									
Shawn Green, L (1.9)		G3-1			G4-3		HR BB	G6-3		3	1	0	1	2	0	1									
Eric Karros, R (1.3)	P4			F8		F8	HR	G4-3		5	1	1	4	0	0	1									
Todd Hundley, S (1.2)	HR				G3	1B	F8	1B		5	1	3	1	0	0	0									
Adrián Beltré, R (1.5)	G6-3				SH 1B	F7	FC6-4 1B	F7		5	1	2	0	0	0	2									
Kevin Elster, R (1.6)			F2		SH 22 E BB	G4-3	FC6-4			3	1	0	0	1	0	2									
Kevin Brown, R (1.1) F.P. Santangelo, S (7.7)	F7				SH WP 22 E 3B		1B BB	G3		1	1	0	0	0	0	0									
Inning Stats	R: 0 E: 1 K: 0 S: 10	H: 0 LOB: 0 BB: 0 P: 11	R: 1 E: 0 K: 0 S: 8	H: 1 LOB: 0 BB: 0 P: 11	R: 0 E: 0 K: 1 S: 6	H: 0 LOB: 0 BB: 0 P: 9	R: 0 E: 0 K: 1 S: 9	H: 0 LOB: 1 BB: 1 P: 18	R: 4 E: 2 K: 0 S: 15	H: 2 LOB: 1 BB: 1 P: 22	R: 0 E: 0 K: 0 S: 8	H: 1 LOB: 1 BB: 0 P: 12	R: 5 E: 0 K: 1 S: 16	H: 4 LOB: 1 BB: 2 P: 31	R: 0 E: 1 K: 1 S: 14	H: 0 LOB: 1 BB: 0 P: 20	R: 0 E: 0 K: 0 S: 7	H: 1 LOB: 1 BB: 0 P: 14	1B: 6 2B: 0 3B: 1 HR: 2	SF: 0 SAC: 1 DP: 1 HBP: 0	WP: 1 PB: 0 SB: 0 CS: 0	PA: 43			
PITCHER	IP	WLS	BF	H	R	ER	SO	BB	IBB	HBP	BLK	WP	HR	S	P	ERA	WHIP								
Dustin Hermanson, R (1.1)	6.0	L	26	4	5	1	2	2	0	0	0	1	1	56	83	1.50	1.000								
Anthony Telford, R (7.1)	0.1		5	2	4	4	1	2	0	0	0	0	0	6	17	108.00	12.000								
Scott Strickland, R (7.1)	1.2		8	2	1	1	1	0	0	0	0	0	1	24	34	5.40	1.200								
Matt Blank, L (9.1)	1.0		4	1	0	0	0	0	0	0	0	0	0	7	14	0.00	1.000								

Batter	1	2	3	4	5	6	7	8	9	AB	R	H	RBI	BB	SO	LOB	BOTTOM								
Peter Bergeron, L (1.8)	G4-3		K		G4-3		G4-3		FC5	5	0	0	0	0	1	3	Los Angeles Dodgers @ Montreal Expos Olympic Stadium, Montreal, QB Mon Apr 03 2000, 7:05 PM EDT Att: 51,249 - Dome - 72 F								
Jose Vidro, S (1.4) Trace Coquillette, R (8.4)	E 1B		G5-3 S 1B		HR 1B		G6-3		FC5	4	2	3	0	0	0	0									
Rondell White, R (1.7) Terry Jones, S (9.7)	K		K		K			G5-3		4	0	0	0	0	3	3									
Vladimir Guerrero, R (1.9) Matt Blank, L (9.1)	FC6-4 1B		G5-3		HR			HR		4	2	3	4	0	0	1									
Lee Stevens, L (1.3)	FC6-4 1B				G4-3			G6-3		3	0	1	0	1	0	0									
Michael Barrett, R (1.5)	FC6-4		G1-3			G4-3		L8		4	0	0	0	0	0	4									
Chris Widger, R (1.2)		F8			K		G6-3		K	4	0	0	0	0	2	0									
Orlando Cabrera, R (1.6) Scott Strickland, R (7.1) Wilton Guerrero, S (9.9)		G5-3			G4-1		K		FC5 1B BB	3	0	0	0	0	1	0									
Dustin Hermanson, R (1.1) Anthony Telford, R (7.1) Geoff Blum, S (7.6)					K			L4	FC5 FC5 1B	2	0	1	0	0	1	0									
Inning Stats	R: 1 E: 1 K: 1 S: 12	H: 3 LOB: 2 BB: 0 P: 16	R: 0 E: 0 K: 1 S: 11	H: 1 LOB: 1 BB: 0 P: 14	R: 0 E: 0 K: 1 S: 9	H: 1 LOB: 2 BB: 1 P: 20	R: 0 E: 0 K: 2 S: 8	H: 0 LOB: 0 BB: 0 P: 8	R: 2 E: 0 K: 1 S: 12	H: 2 LOB: 0 BB: 0 P: 19	R: 0 E: 0 K: 1 S: 6	H: 0 LOB: 0 BB: 0 P: 10	R: 0 E: 0 K: 0 S: 7	H: 0 LOB: 0 BB: 0 P: 11	R: 1 E: 0 K: 0 S: 8	H: 1 LOB: 0 BB: 0 P: 11	R: 0 E: 0 K: 1 S: 9	H: 1 LOB: 2 BB: 1 P: 16	1B: 7 2B: 0 3B: 0 HR: 2	SF: 0 SAC: 0 DP: 0 HBP: 0	WP: 0 PB: 0 SB: 2 CS: 0	PA: 38			
PITCHER	IP	WLS	BF	H	R	ER	SO	BB	IBB	HBP	BLK	WP	HR	S	P	ERA	WHIP								
Kevin Brown, R (1.1)	6.0	W	26	7	3	3	7	1	0	0	0	0	1	58	87	4.50	1.333								
Terry Adams, R (7.1)	3.0	S	12	2	1	1	1	1	0	0	0	0	1	24	38	3.00	1.000								

Batter	1	2	3	4	5	6	7	8	9	AB	R	H	RBI	BB	SO	LOB	TOP										
22 Devon White, S OBP: 0.182, SLG: 0.455 Gregg Olson, R	1-2 HR	2-3 K	2-3 K		1-0 HBP FC3-6 1B	3-3 K			0-3 K	6	2	2	1	0	4	4											
Mark Grudzielanek, R OBP: 0.364, SLG: 0.364	1-0 WP S 1B		1B		1-2 FC3-6 HBP SF7 1B		3-1 G4-3		0-3 K	6	2	3	0	0	1	0											
Gary Sheffield, R OBP: 0.556, SLG: 1.125 Onan Masaoka, R Dave Hansen, L	2-1 F7		HR		3-2 FC3-6 HBP		1-2 G6-3			4	1	2	2	0	0	1											
Shawn Green, L OBP: 0.300, SLG: 0.125	2-3 K		1B		1-1 FC3-6 HBP		2-3 K			5	1	1	1	0	2	5											
Eric Karros, R OBP: 0.200, SLG: 0.556 Mike Fetters, R Todd Hollandsworth, L	2-3 K		1B		0-0 F8			3-2 G5-3		4	1	1	1	0	1	1											
Adrián Beltré, R OBP: 0.500, SLG: 0.600		1-1 F8	2-1 2B 1B	0-2 1B 1B	1-0 K			2-2 WP 2B		5	1	3	1	0	1	1											
Chad Kreuter, S OBP: 0.600, SLG: 0.800		2-2 WP 1B	1-0 2B 2B	0-1 L4 1B		1-2 F7		2-3 K		5	1	3	1	0	1	1											
Kevin Elster, R OBP: 0.556, SLG: 0.500		4-2 1B	1-2 F9 E 2B	0-1 1B	1-2 2-3 1B	4-1 G1-3 BB		0-0 L9		3	1	2	2	2	0	1											
Chan Ho Park, R F.P. Santangelo, S		3-3 K	2-1 F9	0-2 L4		0-1 G1-3		0-3 K		4	0	0	0	0	1	7											
Inning Stats	R: 1 E: 0 K: 2 S: 13	H: 2 LOB: 1 BB: 0 P: 21	R: 0 E: 0 K: 2 S: 14	H: 1 LOB: 2 BB: 1 P: 26	R: 7 E: 1 K: 1 S: 28	H: 8 LOB: 2 BB: 0 P: 44	R: 0 E: 0 K: 0 S: 11	H: 3 LOB: 2 BB: 0 P: 11	R: 2 E: 0 K: 1 S: 13	H: 2 LOB: 1 BB: 0 P: 20	R: 0 E: 0 K: 1 S: 10	H: 0 LOB: 1 BB: 1 P: 18	R: 0 E: 0 K: 1 S: 8	H: 0 LOB: 0 BB: 0 P: 14	R: 0 E: 0 K: 1 S: 11	H: 1 LOB: 1 BB: 0 P: 18	R: 0 E: 0 K: 3 S: 9	H: 0 LOB: 0 BB: 0 P: 9	1B: 12 2B: 4 3B: 0 HR: 2	SF: 1 SAC: 0 DP: 1 HBP: 1	WP: 3 PB: 0 SB: 1 CS: 0	PA: 47					
PITCHER	IP	WLS	BF	H	R	ER	SO	BB	IBB	HBP	BLK	WP	HR	S	P	ERA	WHIP										
Hideki Irapu, R ERA: 27.0	2.0	L	15	8	6	6	4	1	0	0	0	2	2	39	67	27.00	4.500										
Miguel Batista, R ERA: 9.0	3.0		18	8	4	3	2	0	0	1	0	0	0	40	55	9.00	2.667										
Matt Blank, L ERA:	2.0		7	0	0	0	2	1	0	0	0	0	0	18	32	0.00	0.500										
Steve Kline, L ERA:	1.0		4	1	0	0	1	0	0	0	0	1	0	11	18	0.00	1.000										
Ugueth Urbina, R ERA:	1.0		3	0	0	0	3	0	0	0	0	0	0	9	9	0.00	0.000										

Los Angeles Dodgers @ Montreal Expos
Olympic Stadium, Montreal, QB
Tue Apr 04 2000, 7:05 PM EDT
Att: 12,143 - Dome - 72 F

AB 43
R 10
H 17
RBI 9
BB 2
SO 12
LOB 21



Batter	1	2	3	4	5	6	7	8	9	AB	R	H	RBI	BB	SO	LOB	BOTTOM										
Peter Bergeron, L OBP: 0.100, SLG: 0.200	1-0 P6		2-1 F7		0-0 WP G5-3 2B	1-1 G3			1-0 L5	5	1	1	0	0	0	2											
Jose Vidro, S OBP: 0.714, SLG: 0.667 Terry Jones, S	1-0 F8		0-0 FC5 1B		3-2 G5-3 1B HBP	4-2 G6-4-3 BB				2	1	1	0	0	0	0											
Rondell White, R Wilton Guerrero, S	2-3 K		2-3 K		2-1 G5-3	1-2 G6-4-3				3	0	0	1	0	2	3											
Vladimir Guerrero, R OBP: 0.714, SLG: 1.571 Matt Blank, L Trace Coquillette, R Steve Kline, S Mike Mordecai, R		0-0 CS BB 1B	0-0 FC5		0-0 2H 1B	1-0 G5-3				3	0	2	1	0	0	2											
Lee Stevens, L OBP: 0.250, SLG: 0.143 Ugueth Urbina, R		0-0 F7		0-0 L4	0-1 G4-3			0-0 G2-3		4	0	0	0	0	0	2											
Michael Barrett, R OBP: 0.250, SLG: 0.286		4-1 BB E BB		3-2 G6-3		0-2 2B 2B		2-3 K		3	2	1	0	1	1	0											
Chris Widger, R		4-2 E BB		4-2 BB		0-3 K		0-3 K		2	0	0	0	2	2	1											
Orlando Cabrera, R		0-2 E6		1-1 G5-3		1-2 G5-3		2-2 G4-3		4	0	0	0	0	0	3											
Hideki Irapu, R Miguel Batista, R Geoff Blum, S OBP: 0.400, SLG: 0.600			4-0 FC5 1B BB		3-1 P4	1-0 2B		2-0 F9		0	0	0	0	0	0	0											
Inning Stats	R: 0 E: 0 K: 1 S: 5	H: 0 LOB: 0 BB: 0 P: 9	R: 1 E: 1 K: 0 S: 8	H: 1 LOB: 2 BB: 2 P: 16	R: 0 E: 0 K: 1 S: 9	H: 1 LOB: 2 BB: 1 P: 17	R: 0 E: 0 K: 0 S: 8	H: 0 LOB: 1 BB: 1 P: 16	R: 2 E: 0 K: 0 S: 11	H: 2 LOB: 1 BB: 0 P: 19	R: 1 E: 0 K: 1 S: 13	H: 2 LOB: 1 BB: 0 P: 16	R: 0 E: 0 K: 2 S: 8	H: 0 LOB: 0 BB: 0 P: 10	R: 0 E: 0 K: 0 S: 5	H: 0 LOB: 0 BB: 0 P: 10	1B: 3 2B: 3 3B: 0 HR: 0	SF: 0 SAC: 0 DP: 1 HBP: 1	WP: 1 PB: 0 SB: 0 CS: 1	PA: 37							
PITCHER	IP	WLS	BF	H	R	ER	SO	BB	IBB	HBP	BLK	WP	HR	S	P	ERA	WHIP										
Chan Ho Park, R ERA: 4.5	6.0	W	28	6	4	3	3	4	0	1	0	1	0	8	14	0.00	1.000										
Onan Masaoka, L ERA:	1.0		3	0	0	0	0	1	0	0	0	0	0	8	10	0.00	0.000										
Mike Fetters, R ERA:	1.0		3	0	0	0	2	0	0	0	0	0	0	8	10	0.00	0.000										
Gregg Olson, R ERA:	1.0		3	0	0	0	0	0	0	0	0	0	0	5	10	0.00	0.000										

Los Angeles Dodgers @ Montreal Expos
Olympic Stadium, Montreal, QB
Tue Apr 04 2000, 7:05 PM EDT
Att: 12,143 - Dome - 72 F

AB 31
R 4
H 6
RBI 3
BB 5
SO 5
LOB 14



Batter	1	2	3	4	5	6	7	8	9	AB	R	H	RBI	BB	SO	LOB	TOP					
Todd Hollandsworth, L OBP: 0.400, SLG: 0.500										4	1	1	0	1	1	2	Los Angeles Dodgers @ Montreal Expos Olympic Stadium, Montreal, QB Wed Apr 05 2000, 7:05 PM EDT Att: 8,867 - Dome - 72 F					
Mark Grudzielanek, R OBP: 0.375, SLG: 0.375										5	0	2	0	0	0	2						
Gary Sheffield, R OBP: 0.429, SLG: 0.923 Jeff Shaw, R										5	0	1	1	0	0	3						
Shawn Green, L OBP: 0.333, SLG: 0.231										5	0	2	0	0	2	2						
Eric Karros, R OBP: 0.133, SLG: 0.357										5	0	0	0	0	2	4						
Adrian Beltré, R OBP: 0.571, SLG: 0.929										4	1	3	1	0	0	0						
Chad Kreuter, S OBP: 0.444, SLG: 0.556										4	1	1	0	0	1	2						
Jose Vizcaino, S OBP: 0.750, SLG: 0.500										2	1	1	0	2	0	0						
Orel Hershiser, R F.P. Santangelo, S Matt Herges, L Dave Hansen, L Onan Masaoka, R Mike Fetters, R 22 Devon White, S										2	0	0	0	0	0	4						
Inning Stats	R: 1 E: 0 K: 2 S: 10	H: 2 LOB: 1 BB: 0 P: 13	R: 0 E: 0 K: 0 S: 12	H: 2 LOB: 2 BB: 0 P: 17	R: 0 E: 0 K: 1 S: 8	H: 0 LOB: 0 BB: 0 P: 11	R: 0 E: 0 K: 2 S: 9	H: 1 LOB: 2 BB: 1 P: 18	R: 0 E: 0 K: 0 S: 9	H: 2 LOB: 2 BB: 0 P: 10	R: 0 E: 0 K: 0 S: 6	H: 1 LOB: 0 BB: 0 P: 6	R: 0 E: 0 K: 0 S: 8	H: 0 LOB: 1 BB: 1 P: 14	R: 3 E: 0 K: 1 S: 16	H: 2 LOB: 0 BB: 1 P: 24		R: 0 E: 0 K: 0 S: 10	H: 2 LOB: 1 BB: 0 P: 12	1B: 7 2B: 2 3B: 1 HR: 2	SF: 0 SAC: 0 DP: 1 HBP: 0	WP: 0 PB: 0 SB: 0 CS: 0
PITCHER	IP WLS BF H R ER SO BB IBB HBP BLK WP HR S P ERA WHIP																					
Javier Vazquez, R ERA: 2.57	(1, 1) 7.0 31 8 2 2 5 1 1 0 0 0 0 1 62 89 2.57 1.286																					
Scott Strickland, R ERA: 7.71	(8, 1) 0.2 H 3 1 1 1 0 0 0 0 0 0 0 9 12 13.50 1.500																					
Ugueth Urbina, R ERA: 13.5	(8, 1) 0.1 B 3 1 2 2 1 1 0 0 0 0 0 1 7 12 54.00 6.000																					
Anthony Telford, R ERA: 27.0	(9, 1) 1.0 W 4 2 0 0 0 0 0 0 0 0 0 0 10 12 0.00 2.000																					

Batter	1	2	3	4	5	6	7	8	9	AB	R	H	RBI	BB	SO	LOB	BOTTOM			
Peter Bergeron, L OBP: 0.267, SLG: 0.333										5	3	3	0	0	0	1	Los Angeles Dodgers @ Montreal Expos Olympic Stadium, Montreal, QB Wed Apr 05 2000, 7:05 PM EDT Att: 8,867 - Dome - 72 F			
Jose Vidro, S OBP: 0.583, SLG: 0.727										5	2	2	1	0	0	4				
Rondell White, R OBP: 0.167, SLG: 0.091										4	0	1	2	1	1	4				
Vladimir Guerrero, R OBP: 0.727, SLG: 1.333										2	0	1	0	1	0	1				
Lee Stevens, L Terry Jones, S Chris Widger, R										3	0	2	3	1	0	2				
Michael Barrett, R Mike Mordecai, R										3	0	0	0	0	0	4				
15 Lenny Webster, R Wilton Guerrero, S Anthony Telford, R										3	0	0	0	0	1	0				
Orlando Cabrera, R Geoff Blum, S										3	0	0	0	0	1	0				
Javier Vazquez, R Scott Strickland, R Ugueth Urbina, R Trace Coquillette, R										2	0	0	0	1	1	0				
Inning Stats	R: 2 E: 0 K: 0 S: 15	H: 4 LOB: 1 BB: 0 P: 22	R: 0 E: 0 K: 2 S: 9	H: 0 LOB: 0 BB: 0 P: 14	R: 0 E: 0 K: 1 S: 10	H: 0 LOB: 0 BB: 0 P: 14	R: 2 E: 0 K: 1 S: 11	H: 2 LOB: 2 BB: 1 P: 21	R: 0 E: 1 K: 0 S: 10	H: 0 LOB: 0 BB: 0 P: 16	R: 0 E: 0 K: 0 S: 6	H: 0 LOB: 0 BB: 1 P: 13	R: 0 E: 0 K: 1 S: 7	H: 0 LOB: 2 BB: 1 P: 17	R: 2 E: 1 K: 0 S: 10	H: 3 LOB: 2 BB: 0 P: 14		1B: 8 2B: 2 3B: 0 HR: 0	SF: 0 SAC: 1 DP: 2 HBP: 1	WP: 0 PB: 0 SB: 0 CS: 0
PITCHER	IP WLS BF H R ER SO BB IBB HBP BLK WP HR S P ERA WHIP																			
Orel Hershiser, R ERA: 7.2	(1, 1) 5.0 24 7 4 4 4 1 0 0 0 0 0 0 16 29 0.00 0.500																			
Matt Herges, R ERA:	(6, 1) 2.0 7 0 0 0 0 1 0 0 0 0 0 0 16 29 0.00 0.500																			
Onan Masaoka, L ERA:	(8, 1) 0.0 1 0 0 0 0 1 0 0 0 0 0 0 1 5 ∞ ∞																			
Mike Fetters, R ERA:	(8, 1) 1.0 H 3 0 0 0 0 1 0 0 0 0 0 0 6 12 0.00 0.000																			
Jeff Shaw, R ERA:	(9, 1) 0.0 L 4 3 2 1 0 0 0 0 0 0 0 0 10 14 ∞ ∞																			

Batter	1	2	3	4	5	6	7	8	9	AB	R	H	RBI	BB	SO	LOB	TOP										
22 Devon White, S OBP: 0.176, SLG: 0.353 Todd Hollandsworth, L OBP: 0.500, SLG: 0.500	F8			K	F8					2	0	0	0	0	1	0											
Mark Crutzieleak, R OBP: 0.250, SLG: 0.250	G5-3			G4-3				F8		4	0	0	0	0	0	1											
Gary Sheffield, R OBP: 0.429, SLG: 0.947	K			HR				G6-3		4	1	1	1	0	1	0											
Shawn Green, L OBP: 0.348, SLG: 0.350										3	0	1	0	1	1	0											
Eric Karros, R OBP: 0.130, SLG: 0.238	K			2B						4	0	0	0	0	1	2											
Todd Hundley, S OBP: 0.306, SLG: 0.545	P8			G4-3						4	0	0	0	0	0	1											
Adrian Beltré, R OBP: 0.500, SLG: 0.750				G6-3						3	0	1	0	0	0	0											
Jose Vizcaino, S OBP: 0.500, SLG: 0.333				K						3	0	1	0	0	1	0											
37 Darren Dreifort, R Matt Herges, L F.P. Santangelo, S Terry Adams, R				K						2	0	0	0	0	1	2											
				K						0	0	0	0	0	0	0											
				K						1	0	0	0	0	1	0											
				K						0	0	0	0	0	0	0											
Inning Stats	R: 0 H: 0 E: 0 K: 1 S: 8	H: 0 LOB: 0 BB: 0 P: 13	R: 0 H: 0 E: 0 K: 1 S: 6	H: 0 LOB: 0 BB: 0 P: 12	R: 0 H: 0 E: 0 K: 2 S: 15	H: 0 LOB: 0 BB: 0 P: 16	R: 1 H: 2 E: 0 K: 1 S: 11	H: 2 LOB: 1 BB: 0 P: 12	R: 0 H: 0 E: 0 K: 0 S: 14	H: 0 LOB: 0 BB: 0 P: 20	R: 0 H: 0 E: 0 K: 0 S: 9	H: 0 LOB: 0 BB: 0 P: 10	R: 0 H: 0 E: 0 K: 1 S: 12	H: 0 LOB: 1 BB: 1 P: 18	R: 0 H: 0 E: 0 K: 0 S: 6	H: 0 LOB: 1 BB: 1 P: 13	1B: 2 2B: 1 3B: 0 HR: 1	SF: 0 SAC: 0 DP: 0 HBP: 0	WP: 0 PB: 0 SB: 1 CS: 0	PA: 33							
PITCHER	IP	WLS	BF	H	R	ER	SO	BB	IBB	HBP	BLK	WP	HR	S	P	ERA	WHIP										
Rick Reed, R ERA: 0.57	7.2	W	28	4	1	1	7	1	0	0	0	0	1	81	111	1.17	0.652										
Armando Benitez, R ERA:	1.1	S	5	0	0	0	0	1	0	0	0	0	0	8	15	0.00	0.750										

Los Angeles Dodgers @ New York Mets
Shea Stadium, Flushing, NY
Fri Apr 07 2000, 7:10 PM EDT
Att: 27,791 - Cloudy - 59 F

AB 31
R 1
H 4
RBI 1
BB 2
SO 7
LOB 8



Batter	1	2	3	4	5	6	7	8	9	AB	R	H	RBI	BB	SO	LOB	BOTTOM										
Jon Nunnally, L OBP: 0.333, SLG: 0.143	WP 2B BB	G4-3		L6-4 BB BB		K				2	1	0	0	2	1	0											
Derek Bell, R OBP: 0.306, SLG: 0.364	K			BB BB HBP				G6-3		2	0	0	0	1	1	1											
Edgardo Alfonzo, R OBP: 0.462, SLG: 0.294	31 2B G4-3 BB			L6-4 BB				K		2	1	0	0	2	1	3											
31 Mike Piazza, R Armando Benitez, R	G4-3 2B			K		G4-3		F9		4	0	1	1	0	1	2											
										0	0	0	0	0	0	0											
Robin Ventura, L OBP: 0.200, SLG: 0.091	G4-3			F8		K				4	0	0	1	0	1	3											
Todd Zeile, R OBP: 0.417, SLG: 0.353	2-3 3H									1	0	0	0	3	0	0											
Jay Payton, R Melvin Mora, R	F8			FC6-4 BB		FC6-4 BB				4	0	0	0	0	0	6											
										0	0	0	0	0	0	0											
Rey Ordóñez, R OBP: 0.250, SLG: 0.063				G4-3		G6-3		K		3	0	0	0	0	1	0											
Rick Reed, R Todd Pratt, R	F9			BB BB 1B		G5-3				3	0	1	0	0	0	0											
										0	0	0	0	0	0	0											
Inning Stats	R: 2 H: 1 E: 0 K: 1 S: 11	H: 1 LOB: 2 BB: 3 P: 26	R: 0 H: 0 E: 0 K: 0 S: 4	H: 0 LOB: 0 BB: 0 P: 7	R: 0 H: 0 E: 0 K: 1 S: 9	H: 0 LOB: 3 BB: 2 P: 21	R: 0 H: 1 E: 0 K: 0 S: 8	H: 1 LOB: 2 BB: 2 P: 21	R: 0 H: 0 E: 0 K: 2 S: 8	H: 0 LOB: 0 BB: 0 P: 12	R: 0 H: 0 E: 0 K: 1 S: 7	H: 0 LOB: 0 BB: 0 P: 13	R: 0 H: 0 E: 0 K: 0 S: 5	H: 0 LOB: 0 BB: 0 P: 8	1B: 1 2B: 2 3B: 0 HR: 0	SF: 0 SAC: 0 DP: 1 HBP: 1	WP: 1 PB: 0 SB: 0 CS: 0	PA: 34									
PITCHER	IP	WLS	BF	H	R	ER	SO	BB	IBB	HBP	BLK	WP	HR	S	P	ERA	WHIP										
37 Darren Dreifort, R ERA: 3.6	5.0	L	25	2	2	2	3	8	0	1	0	0	0	40	91	3.60	2.000										
Matt Herges, R ERA:	2.0		6	0	0	0	3	0	0	0	0	0	0	15	25	0.00	0.000										
Terry Adams, R ERA: 2.25	1.0		3	0	0	0	0	0	0	0	0	0	0	5	8	0.00	0.000										

Los Angeles Dodgers @ New York Mets
Shea Stadium, Flushing, NY
Fri Apr 07 2000, 7:10 PM EDT
Att: 27,791 - Cloudy - 59 F

AB 25
R 2
H 2
RBI 2
BB 8
SO 6
LOB 15



Batter	1	2	3	4	5	6	7	8	9	10	AB	R	H	RBI	BB	SO	LOB	TOP										
22 Devon White, S OBP: 0.273, SLG: 0.524	(1, 8) 3-2 CS 1B		(1, 1) 4-1 FC4-6 BB		(1, 1) 3-2 G4-3		(1, 1) 0-0 F7		(1, 1) 0-0 HR		4	1	2	3	1	0	1											
Mark Grudzielanek, R Mike Fetters, R	(1, 4) 2-3 K		(1, 1) 1-1 FC4-6			(1, 1) 3-1 HR		(1, 1) 4-2 G4-6-3 BB	(1, 1) 3-1 F8		4	1	1	1	1	1	2											
Dave Hansen, L OBP: 0.500, SLG: 2.000	(10, 3) 1-2 K		(1, 2) 1-2 FC4-6					(1, 1) 0-0 G4-6-3 BB	(1, 1) 3-1 F8		0	0	0	0	0	0	0											
Gary Sheffield, R OBP: 0.455, SLG: 0.850	(1, 7) 0-0 1B		(1, 1) 0-1 G4-3			(1, 1) 0-1 P5		(1, 1) 0-0 G4-6-3 BB		(1, 1) 3-2 F8	1	0	1	0	0	0	0											
Todd Hollandsworth, L Geronimo Berroa, R	(2, 7) 1B		(1, 1) 0-1 G4-3			(1, 1) 1-3 K		(1, 1) 3-2 P6		(1, 1) 0-1 F9	2	0	0	0	0	0	1											
Shawn Green, L OBP: 0.321, SLG: 0.320	(1, 9) 3-1 G4-3			(1, 1) 0-0 FC4 1B		(1, 1) 1-3 K		(1, 1) 3-2 P6		(1, 1) 0-1 F9	5	0	1	0	0	1	1											
Eric Karros, R Jeff Shaw, R	(1, 3) 2-3 K		(1, 1) 2-0 FC4 FC6-4		(1, 1) 2-0 FC4 1B		(1, 1) 1-0 2B		(1, 1) 2-1 HR	(1, 1) 2-2 HR	5	2	3	2	0	1	1											
Adrian Beltré, R OBP: 0.400, SLG: 0.600	(1, 5) 1-1 F9		(1, 2) 1-2 FC6-4		(1, 1) 1-2 FC6-4		(1, 1) 2-3 K		(1, 1) 1-3 HR	(1, 1) 1-3 K	5	0	0	0	0	3	2											
Chad Kreuter, S OBP: 0.462, SLG: 0.455	(1, 2) 4-0 BB			(1, 1) 0-0 F8				(1, 1) 3-2 L7		(1, 1) 4-2 1B HR BB	2	1	0	0	2	0	1											
Kevin Elster, R OBP: 0.412, SLG: 0.429	(1, 6) 2-3 K				(1, 1) 2-2 F9		(1, 1) 3-2 G6-3		(1, 1) 1-0 2B HR BB	(1, 1) 1-2 2B HR 1B	4	1	1	0	0	1	1											
Kevin Brown, R Alan Mills, R F.P. Santangelo, S Onan Masaoka, R Gregg Olson, R Jose Vizcaino, S OBP: 0.444, SLG: 0.286	(1, 11) 1-3 K				(1, 1) 0-2 F8		(1, 1) 4-2 BB		(1, 1) 0-1 F8		2	0	0	0	0	1	0											
Inning Stats	R: 0 E: 0 K: 1 S: 10	H: 2 LOB: 1 BB: 0 P: 18	R: 0 E: 0 K: 2 S: 8	H: 0 LOB: 1 BB: 1 P: 17	R: 0 E: 0 K: 1 S: 8	H: 0 LOB: 1 BB: 1 P: 14	R: 0 E: 0 K: 0 S: 6	H: 1 LOB: 1 BB: 0 P: 9	R: 0 E: 0 K: 0 S: 9	H: 0 LOB: 0 BB: 0 P: 14	R: 1 E: 0 K: 2 S: 14	H: 2 LOB: 1 BB: 0 P: 21	R: 0 E: 0 K: 0 S: 11	H: 0 LOB: 1 BB: 1 P: 21	R: 0 E: 0 K: 0 S: 7	H: 0 LOB: 0 BB: 1 P: 14	R: 4 E: 0 K: 1 S: 13	H: 3 LOB: 0 BB: 0 P: 24	R: 1 E: 0 K: 1 S: 15	H: 1 LOB: 0 BB: 0 P: 21	1B: 4 2B: 1 3B: 0 HR: 4	SF: 0 SAC: 0 DP: 1 HBP: 0	WP: 0 PB: 0 SB: 0 CS: 1	PA: 42				
PITCHER	IP	WLS	BF	H	R	ER	SO	BB	IBB	HBP	BLK	WP	HR	S	P	ERA	WHIP											
Pat Mahomes, R ERA: 1.29	(1, 1) 5.2		23	5	1	1	5	2	0	0	0	0	0	1	49	85	1.59	1.235										
Turk Wendell, R ERA: 3.6	(6, 1) 1.1	H	5	0	0	0	1	1	0	0	0	0	0	17	29	0.00	0.750											
Dennis Cook, L ERA: 4.91	(8, 1) 1.0	H	3	0	0	0	0	1	0	0	0	0	0	7	14	0.00	1.000											
John Franco, L ERA: 11.25	(9, 1) 1.0		7	3	4	4	1	1	0	0	0	0	2	13	24	36.00	4.000											
Armando Benitez, R ERA: 1.69	(10, 1) 1.0	L	4	1	1	1	1	0	0	0	0	0	1	15	21	9.00	1.000											

Los Angeles Dodgers @ New York Mets
Shea Stadium, Flushing, NY
Sat Apr 08 2000, 1:10 PM EDT
Att. 37,814 - Sunny - 63 F

livebaseballscorecards.com


AB 37
R 6
H 9
RBI 6
BB 5
SO 8
LOB 13


Batter	1	2	3	4	5	6	7	8	9	10	AB	R	H	RBI	BB	SO	LOB	BOTTOM									
Rickey Henderson, R OBP: 0.192, SLG: 0.130	(1, 7) 2-3 K		(1, 3) 1-3 K		(1, 1) 2-2 F9		(1, 1) 1-1 G5-3		(1, 1) 0-2 G1-3		4	0	0	0	0	2	3										
Jon Nunnally, L OBP: 0.417, SLG: 0.333	(1, 9) 0-0 1B		(1, 1) 4-2 HR BB		(1, 1) 1-3 K		(1, 1) 3-3 K		(1, 1) 3-3 FC5-2 FC5-4	(1, 1) 2-3 K	2	1	1	0	1	1	1										
Derek Bell, R OBP: 0.276, SLG: 0.320	(7, 7) 1B 2B										3	0	0	0	0	2	2										
Edgardo Alfonzo, R OBP: 0.452, SLG: 0.455	(1, 4) 3-2 L9		(1, 1) 1-1 HR					(1, 1) 1-0 F7		(1, 1) 1-2 FC5-4	5	1	2	2	0	0	3										
Robin Ventura, L OBP: 0.233, SLG: 0.148	(1, 5) 2-2 FC4-6 1B		(1, 3) 1-3 K		(1, 1) 3-2 F8		(1, 1) 1-0 1B		(1, 1) 1-0 1B		5	0	2	0	0	2	1										
Matt Franco, L	(1, 3) 2-2 FC4-6		(1, 1) 4-2 FC6-4 BB		(1, 1) 2-2 G6-3		(1, 1) 2-0 F9		(1, 1) 2-0 G1		4	0	0	0	1	0	4										
Jay Dwyer, R Turk Wendell, R Dennis Cook, L 20 Kurt Abbott, R John Franco, L Todd Zelle, R Armando Benitez, R	(1, 8) 1-0 FC6-4		(1, 2) 2-2 FC6-4		(1, 1) 1-1 G1-3		(1, 1) 1-1 G1-3		(1, 1) 1-2 1B 1B	(1, 1) 4-2 S BB	3	1	1	1	0	0	2										
Todd Pratt, R OBP: 0.500, SLG: 1.000	(1, 2) 0-2 G4-3		(1, 1) 1-1 G5-3				(1, 1) 3-3 K		(1, 1) 0-1 1B G1-3 1B	(1, 1) 4-2 BB	4	1	1	0	1	1	1										
Melvin Mora, R OBP: 0.455, SLG: 0.444	(7, 8) 1-2 S G5-3 1B		(1, 2) 2-3 K		(1, 1) 1-2 F9		(1, 1) 2-2 F9 2B		(1, 1) 1-1 G1-3 CI FC5-2 1B	(1, 1) 1-3 K	5	0	3	1	0	2	2										
Pat Mahomes, R Benny Agbayani, R	(1, 1) 0-2 G5-3		(1, 2) 1-2 E3				(1, 1) 1-1 F9		(1, 1) 0-0 CI G1-3	(1, 1) 0-1 G4-3	2	0	0	0	0	0	1										
Inning Stats	R: 0 E: 0 K: 1 S: 14	H: 2 LOB: 2 BB: 0 P: 23	R: 1 E: 0 K: 1 S: 13	H: 2 LOB: 1 BB: 0 P: 16	R: 2 E: 0 K: 1 S: 16	H: 1 LOB: 1 BB: 2 P: 29	R: 0 E: 1 K: 2 S: 13	H: 0 LOB: 1 BB: 0 P: 19	R: 0 E: 0 K: 0 S: 14	H: 1 LOB: 1 BB: 0 P: 20	R: 0 E: 0 K: 1 S: 12	H: 1 LOB: 1 BB: 0 P: 19	R: 0 E: 0 K: 1 S: 6	H: 1 LOB: 1 BB: 0 P: 13	R: 2 E: 1 K: 0 S: 16	H: 3 LOB: 2 BB: 0 P: 19	R: 0 E: 0 K: 2 S: 18	H: 0 LOB: 2 BB: 0 P: 31	R: 0 E: 0 K: 1 S: 6	H: 0 LOB: 0 BB: 0 P: 8	1B: 7 2B: 2 3B: 0 HR: 2	SF: 0 SAC: 0 DP: 0 HBP: 0	WP: 0 PB: 0 SB: 2 CS: 0	PA: 47			
PITCHER	IP	WLS	BF	H	R	ER	SO	BB	IBB	HBP	BLK	WP	HR	S	P	ERA	WHIP										
Kevin Brown, R ERA: 4.91	(1, 1) 5.0		24	6	3	3	5	2	0	0	0	0	0	10	107	5.40	1.600										
Alan Mills, R	(6, 1) 1.0		4	1	0	0	1	0	0	0	0	0	0	7	19	0.00	1.000										
Onan Masaoka, L ERA: 6.75	(7, 1) 1.0		4	1	0	0	1	0	0	0	0	0	0	6	13	0.00	1.000										
Gregg Olson, R ERA: 9.0	(8, 1) 1.0		7	3	2	2	0	0	0	0	0	0	0	16	19	18.00	3.000										
Mike Fetters, R ERA:	(9, 1) 1.0	W	5	0	0	0	2	2	0	0	0	0	0	18	31	0.00	2.000										

Los Angeles Dodgers @ New York Mets
Shea Stadium, Flushing, NY
Sat Apr 08 2000, 1:10 PM EDT
Att. 37,814 - Sunny - 63 F

livebaseballscorecards.com

AB 42
R 5
H 11
RBI 5
BB 4
SO 10
LOB 23

Batter	1	2	3	4	5	6	7	8	9	AB R H RBI BB SO LOB	TOP																																		
											Los Angeles Dodgers @ New York Mets Shea Stadium, Flushing, NY Sun Apr 09 2000, 1:10 PM EDT livebaseballscorecards.com																																		
																				AB 0 R 0 H 0 RBI 0 BB 0 SO 0 LOB 0																									
																																													
Inning Stats																				1B: 0 SF: 0 WP: 0 PA: 0 2B: 0 SAC: 0 FB: 0 3B: 0 DP: 0 SB: 0 HR: 0 HBP: 0 CS: 0																									
PITCHER										IP		WLS	BF	H	R	ER	SO	BB	IBB	HBP	BLK	WP	HR	S	P	ERA	WHIP	PITCHER	IP	WLS	BF	H	R	ER	SO	BB	IBB	HBP	BLK	WP	HR	S	P	ERA	WHIP

Batter	1	2	3	4	5	6	7	8	9	AB R H RBI BB SO LOB	BOTTOM																																		
											Los Angeles Dodgers @ New York Mets Shea Stadium, Flushing, NY Sun Apr 09 2000, 1:10 PM EDT livebaseballscorecards.com																																		
																				AB 0 R 0 H 0 RBI 0 BB 0 SO 0 LOB 0																									
																																													
Inning Stats																				1B: 0 SF: 0 WP: 0 PA: 0 2B: 0 SAC: 0 FB: 0 3B: 0 DP: 0 SB: 0 HR: 0 HBP: 0 CS: 0																									
PITCHER										IP		WLS	BF	H	R	ER	SO	BB	IBB	HBP	BLK	WP	HR	S	P	ERA	WHIP	PITCHER	IP	WLS	BF	H	R	ER	SO	BB	IBB	HBP	BLK	WP	HR	S	P	ERA	WHIP

Batter	1	2	3	4	5	6	7	8	9	AB	R	H	RBI	BB	SO	LOB	TOP										
Todd Hollandsworth, L (1.8) OBP: 0.438, SLG: 0.462	K		1B SF7 2B		FC6-4 BB		1B WP 1B	F8		4	2	2	0	1	1	0	Los Angeles Dodgers @ San Francisco Giants PacBell Park, San Francisco, CA Wed Apr 12 2000, Postponed Att: 40,930 - Overcast - 62 F										
Mark Crutzielnek, R (1.4) OBP: 0.266, SLG: 0.297	L9		1B BB		FC6-4 FC5-4		1B SF8 1B	F9		4	1	1	1	1	0	1											
Gary Sheffield, R (1.7) OBP: 0.469, SLG: 0.786 Mike Fetters, R (8.1) Dave Hansen, L (9.3) OBP: 0.867, SLG: 2.000	G3		1-2 2-3 1B		FC5-4		SF8 BB 1B	G6-3		5	1	2	0	0	0	1											
Shawn Green, L (1.9) OBP: 0.342, SLG: 0.364		BB S G6-4-3 1B	SF7		1-0 BB SF8 2B		K	G4-3		4	2	2	1	0	1	2											
Eric Karros, R (1.3) OBP: 0.273, SLG: 0.536 Jeff Shaw, R (9.1)		G6-4-3 BB 1-2 BB	3-H F7		SF8 BB HBP		BB 1B BB	K		2	0	0	0	2	1	2											
Todd Hundley, S (1.2) OBP: 0.316, SLG: 0.412		G6-4-3 BB 1-2 2-3		F5		BB 1-2 2-3	SF8	F9		2	0	0	1	2	0	0											
Adrian Beltré, R (1.5) OBP: 0.333, SLG: 0.500		G6-4-3		L5		SF8	BB 1B			3	0	1	2	0	0	2											
Kevin Elster, R (1.6) OBP: 0.480, SLG: 0.900		1-2 2-3 3-H 1-3 K		G6-3		2-3 3-H 1-3 K	BB 1B			3	0	0	0	1	2	3											
37 Darren Dreifort, R (1.1) Jeff Williams, R (6.1) Terry Adams, R (6.1) F.P. Santangelo, S (8.7)			K		K		P4 G3			3	0	0	0	0	2	2											
Inning Stats	R: 0 E: 0 K: 1 S: 10	H: 0 LOB: 0 BB: 0 P: 16	R: 1 E: 0 K: 1 S: 11	H: 1 LOB: 1 BB: 2 P: 23	R: 1 E: 0 K: 1 S: 15	H: 2 LOB: 2 BB: 1 P: 26	R: 0 E: 0 K: 0 S: 7	H: 0 LOB: 0 BB: 0 P: 10	R: 0 E: 0 K: 1 S: 7	H: 0 LOB: 1 BB: 1 P: 15	R: 1 E: 0 K: 1 S: 7	H: 1 LOB: 2 BB: 1 P: 18	R: 3 E: 0 K: 1 S: 24	H: 4 LOB: 3 BB: 2 P: 42	R: 0 E: 0 K: 0 S: 9	H: 0 LOB: 0 BB: 0 P: 11		R: 0 E: 0 K: 1 S: 6	H: 0 LOB: 0 BB: 0 P: 11	1B: 6 2B: 2 3B: 0 HR: 0	SF: 3 SAC: 0 DP: 1 HBP: 1	WP: 1 PB: 0 SB: 1 CS: 0	PA: 42				
PITCHER	IP	WLS	BF	H	R	ER	SO	BB	IBB	HBP	BLK	WP	HR	S	P	ERA	WHIP										
Joe Nathan, R (1.1) ERA: 2.77	6.0		27	4	3	3	5	5	0	1	0	0	0	57	108	4.50	1.500										
Ben Weber, R (7.1) ERA: 12.46	0.0	L	3	3	3	3	0	0	0	0	0	1	0	10	15	∞	∞										
Aaron Fultz, L (7.1) ERA: 1.69	2.0		9	1	0	0	1	2	0	0	0	0	0	23	38	0.00	1.500										
John Johnstone, R (9.1) ERA: 6.75	1.0		3	0	0	0	1	0	0	0	0	0	0	6	11	0.00	0.000										

Batter	1	2	3	4	5	6	7	8	9	AB	R	H	RBI	BB	SO	LOB	BOTTOM										
Marvin Benard, L (1.8) OBP: 0.216, SLG: 0.194	G4-3		F7		G1-3		F7		S 1B	5	0	1	0	0	0	1	Los Angeles Dodgers @ San Francisco Giants PacBell Park, San Francisco, CA Wed Apr 12 2000, Postponed Att: 40,930 - Overcast - 62 F										
Bill Mueller, S (1.5) OBP: 0.367, SLG: 0.423	F7			WP E BB		FC8-6 BB	G4-3		K	3	1	0	0	2	1	1											
Barry Bonds, L (1.7) OBP: 0.385, SLG: 0.618	P5		E3 F8 1-H WP		FC8-6 BB FC5		K	IBB		4	1	0	0	1	1	1											
Jeff Kent, R (1.4) OBP: 0.333, SLG: 0.618		G4-3		P6		FC5 BB 1B	BB FC5 1B	F9		5	1	2	0	0	0	3											
J.T. Snow, L (1.3) OBP: 0.281, SLG: 0.321		F8		F8		FC5 BB 1B	FC5 BB 1B			3	1	1	0	1	0	1											
Ellis Burks, R (1.9) OBP: 0.367, SLG: 0.520		G6-3		F8		FC5 BB 1B	FC5 BB 1B			3	0	0	1	1	0	3											
Rich Aurilia, R (1.6) OBP: 0.242, SLG: 0.438			HR		L7		FC5-4 1B	FC5		4	1	2	3	0	0	2											
Bobby Estalella, R (1.2) OBP: 0.300, SLG: 0.474 John Johnstone, R (9.1)			G1-3		K		FC5-4	F8		3	0	0	0	0	0	0											
Joe Nathan, R (1.1) OBP: 0.200, SLG: 0.400 Ben Weber, R (7.1)			G1-3				G5-3		F8	2	0	1	0	0	0	0											
Aaron Fultz, L (7.1) OBP: 1.000, SLG: 1.000 Doug Mirabeli, R (7.2) Felipe Crespo, S (8. PH) OBP: 0.444, SLG: 0.615 OBP: 0.333, SLG: 0.833										0	0	0	0	0	0	0											
Inning Stats	R: 0 E: 0 K: 0 S: 11	H: 0 LOB: 0 BB: 0 P: 17	R: 0 E: 0 K: 0 S: 6	H: 0 LOB: 0 BB: 0 P: 10	R: 1 E: 0 K: 0 S: 6	H: 1 LOB: 0 BB: 0 P: 9	R: 1 E: 1 K: 0 S: 13	H: 0 LOB: 1 BB: 1 P: 25	R: 0 E: 0 K: 0 S: 11	H: 1 LOB: 1 BB: 0 P: 15	R: 2 E: 0 K: 0 S: 11	H: 2 LOB: 2 BB: 2 P: 23	R: 0 E: 0 K: 0 S: 8	H: 0 LOB: 0 BB: 0 P: 15	R: 1 E: 0 K: 1 S: 16	H: 2 LOB: 2 BB: 1 P: 29	R: 0 E: 0 K: 1 S: 7	H: 1 LOB: 2 BB: 1 P: 16	1B: 5 2B: 1 3B: 0 HR: 1	SF: 0 SAC: 0 DP: 0 HBP: 0	WP: 2 PB: 0 SB: 1 CS: 0	PA: 40					
PITCHER	IP	WLS	BF	H	R	ER	SO	BB	IBB	HBP	BLK	WP	HR	S	P	ERA	WHIP										
37 Darren Dreifort, R (1.1) ERA: 2.7	5.0		19	2	2	1	1	1	0	0	0	0	0	6	15	54.00	9.000										
Jeff Williams, L (6.1) ERA: 54.0	0.1	H	4	1	2	2	0	2	0	0	0	0	0	6	15	54.00	9.000										
Terry Adams, R (6.1) ERA: 2.35	1.2	W	6	1	0	0	0	0	0	0	0	0	0	13	23	0.00	0.600										
Mike Fetters, R (8.1) ERA: 2.25	1.0	H	6	2	1	1	1	1	0	0	0	0	0	16	29	9.00	3.000										
Jeff Shaw, R (9.1) ERA: 6.0	1.0	S	5	1	0	0	1	0	1	0	0	0	0	7	16	0.00	1.000										

AB 31
R 6
H 8
RBI 5
BB 7
SO 7
LOB 16



AB 35
R 5
H 7
RBI 4
SO 3
LOB 16

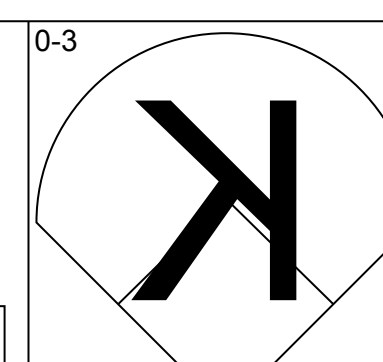
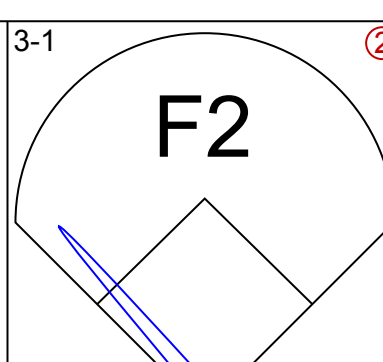
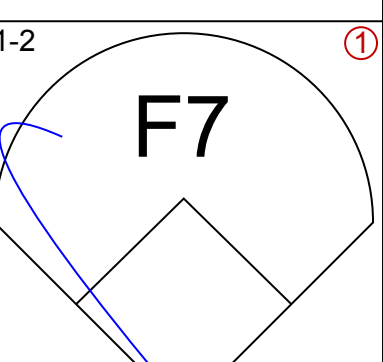
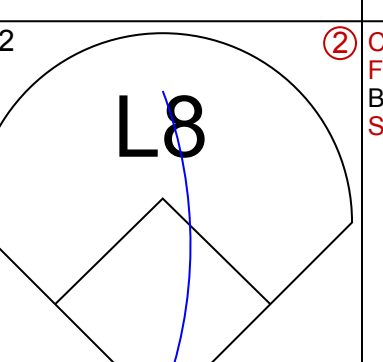
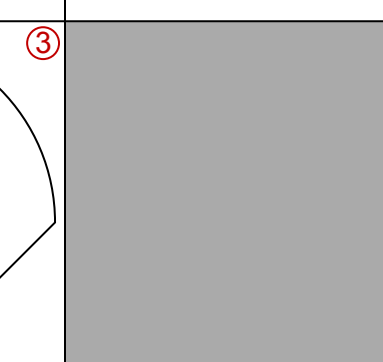
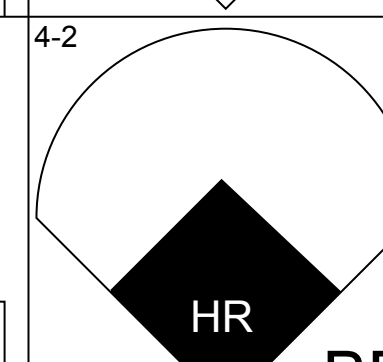
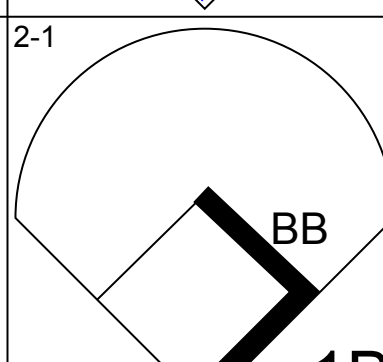
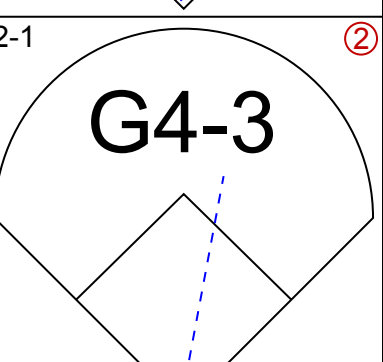
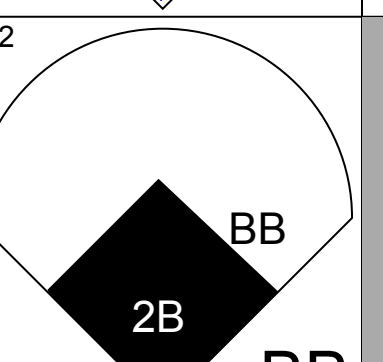
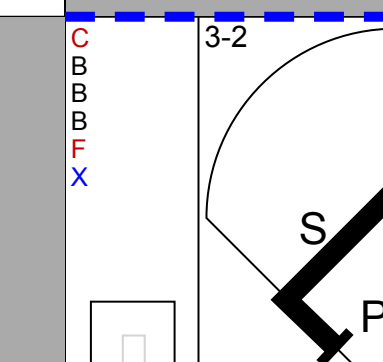
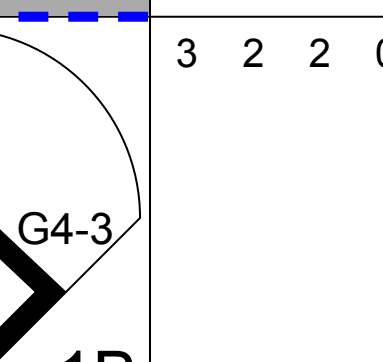
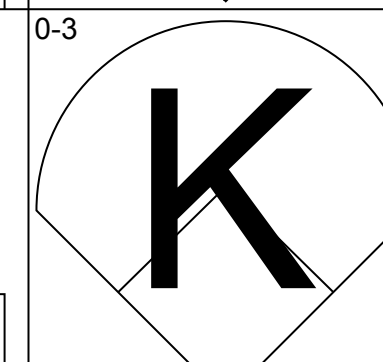
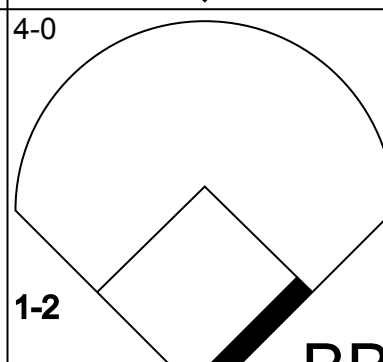
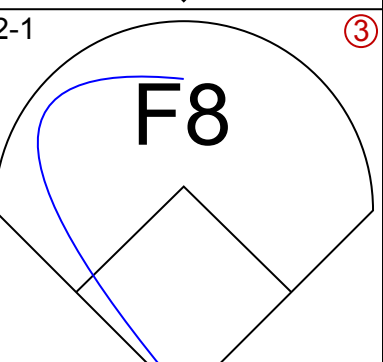
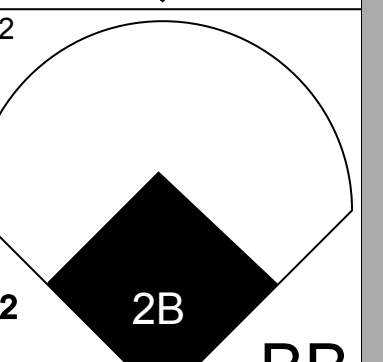
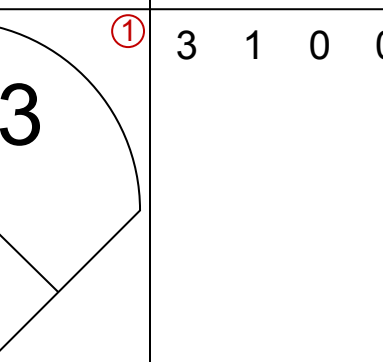
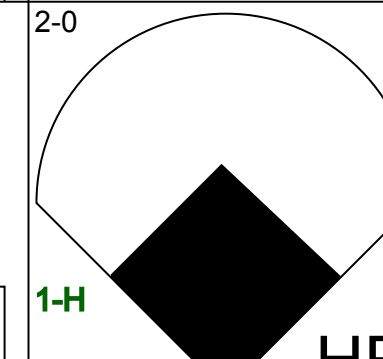
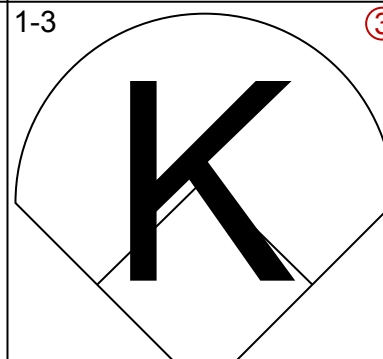
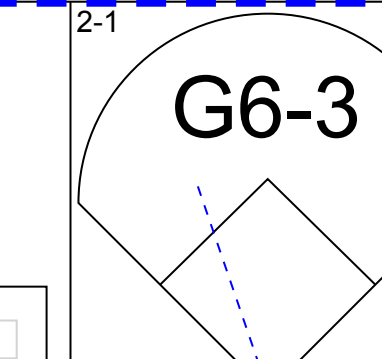
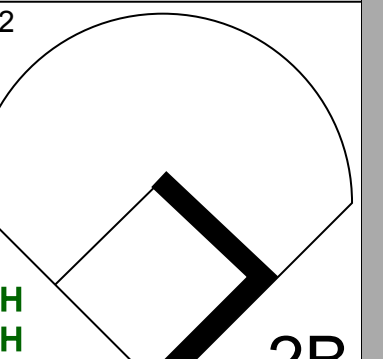
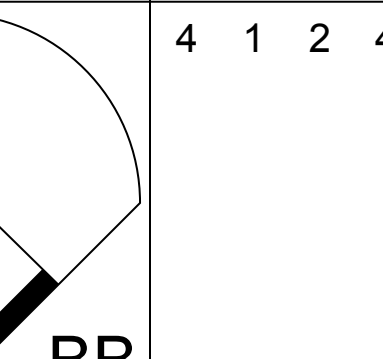
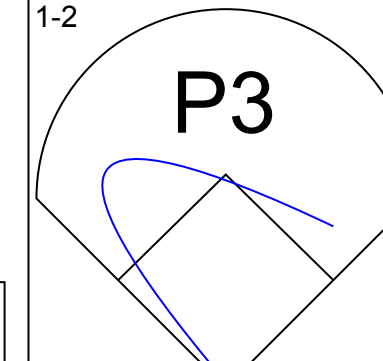
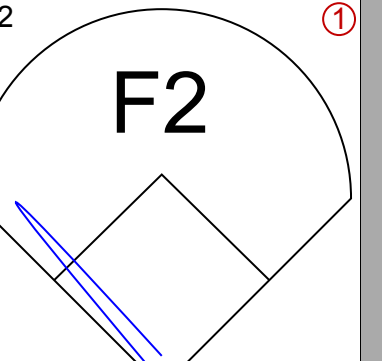
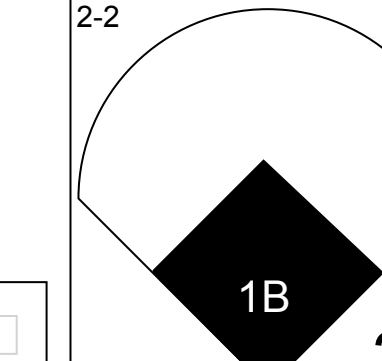
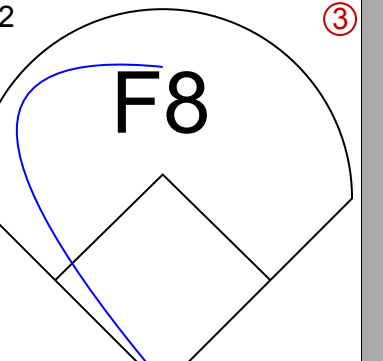
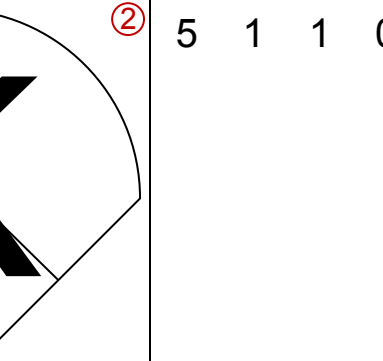
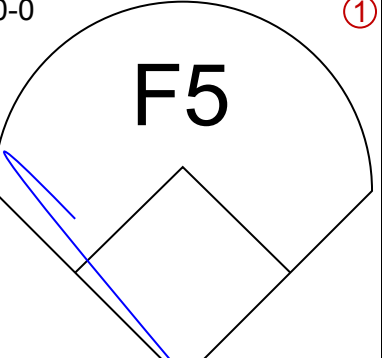
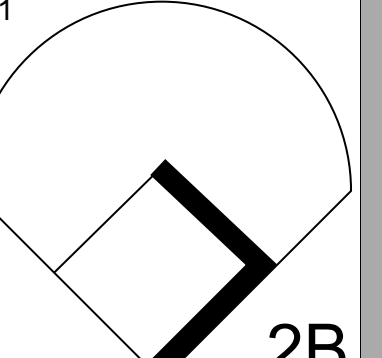
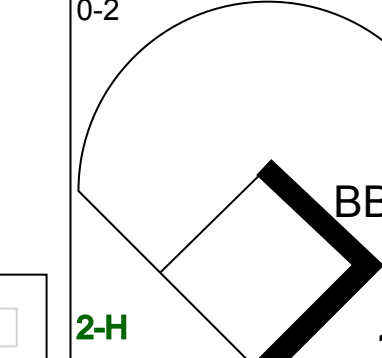
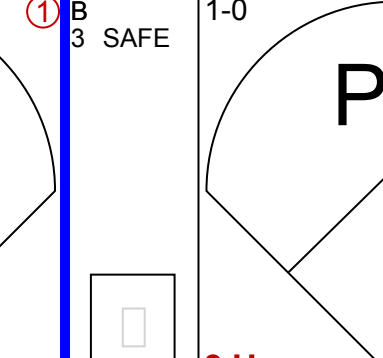
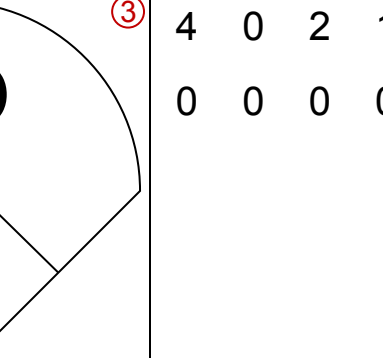
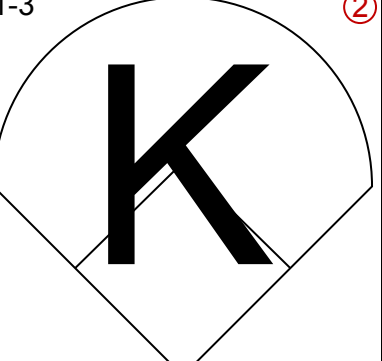
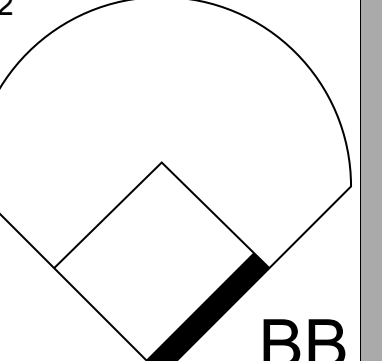
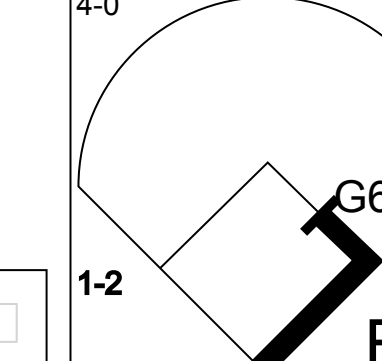
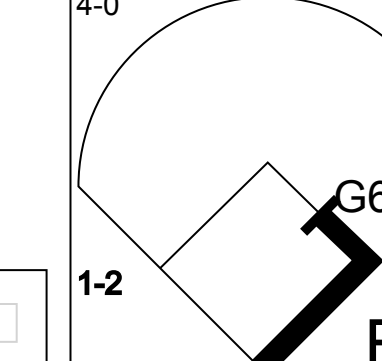
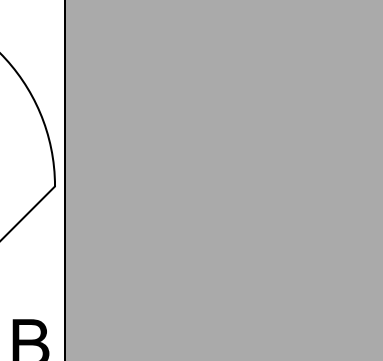
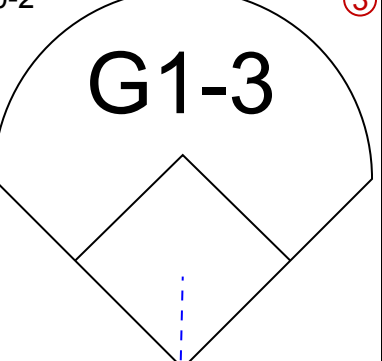
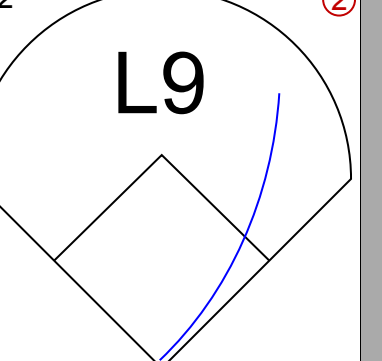
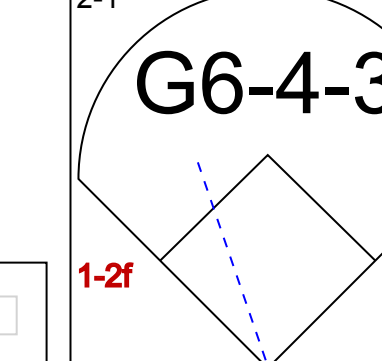
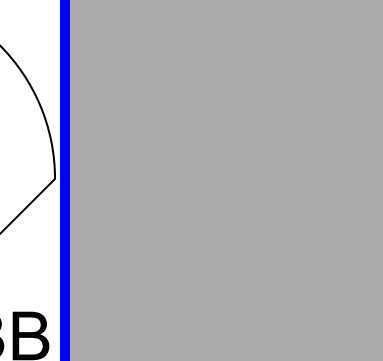
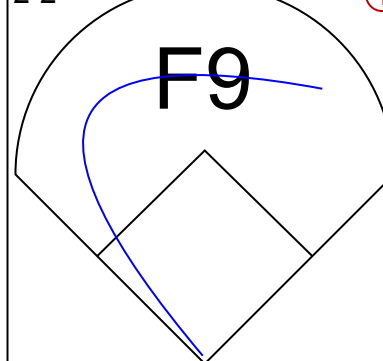

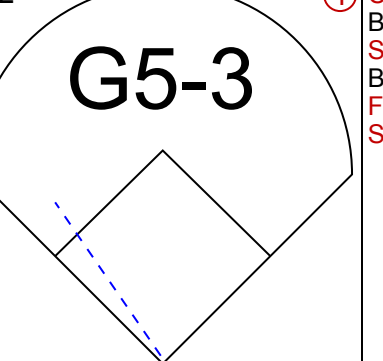
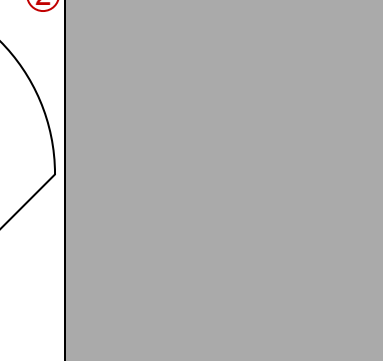


Batter	1	2	3	4	5	6	7	8	9	AB	R	H	RBI	BB	SO	LOB	TOP					
Todd Hollandsworth, L (1.8) OBP: 0.429, SLG: 0.444	E5 FC6			G6-3						5	1	2	1	0	0	1	Los Angeles Dodgers @ San Francisco Giants PacBell Park, San Francisco, CA Thu Apr 13 2000, 10:35 PM EDT Att: 40,930 - Sunny - 57 F					
Mark Crutzielnek, R (1.4) OBP: 0.250, SLG: 0.298	1-0 1B 1B HBP	G1-3		F9						4	1	0	0	0	1	3						
Gary Sheffield, R (1.7) F.P. Santangelo, S (7.7)	2-2 1B 1B	F8			K					4	1	1	1	0	1	1						
Shawn Green, L (1.9) OBP: 0.372, SLG: 0.474	2-1 1B 2B 1B				1B 1B					5	3	3	1	0	1	0						
Adrian Beltré, R (1.5) OBP: 0.368, SLG: 0.541	0-2 2B 1B				1B 1B					5	1	3	2	0	1	0						
Dave Hansen, L (1.3) OBP: 0.625, SLG: 1.286	3-2 G4-3 1B 2B			F9						4	2	2	2	1	0	0						
Chad Kreuter, S (1.2) OBP: 0.389, SLG: 0.333	1-0 G4-3			G4-3						4	1	0	1	1	0	3						
Jose Vizcaino, S (1.6) OBP: 0.357, SLG: 0.250	2-3 3-H 1B			F7						5	1	1	1	0	0	5						
Carlos Perez, L (1.1) Geronimo Berroa, R (7, PH) Onan Masaoka, R (7.1) Alan Mills, R (9.1) Jeff Shaw, R (9.1)	0-3 K									3	0	0	0	0	2	1						
Inning Stats	R: 6 E: 1 K: 1 S: 23	H: 5 LOB: 1 BB: 0 P: 37	R: 1 E: 0 K: 1 S: 10	H: 1 LOB: 0 BB: 0 P: 19	R: 0 E: 0 K: 0 S: 7	H: 0 LOB: 0 BB: 0 P: 11	R: 0 E: 0 K: 1 S: 13	H: 0 LOB: 0 BB: 0 P: 18	R: 1 E: 0 K: 1 S: 15	H: 3 LOB: 2 BB: 0 P: 20	R: 0 E: 0 K: 1 S: 10	H: 1 LOB: 1 BB: 0 P: 16	R: 3 E: 0 K: 0 S: 17	H: 3 LOB: 2 BB: 2 P: 32	R: 0 E: 0 K: 1 S: 6	H: 0 LOB: 0 BB: 0 P: 9		R: 0 E: 0 K: 0 S: 6	H: 0 LOB: 0 BB: 0 P: 11	1B: 10 2B: 2 3B: 0 HR: 1	SF: 0 SAC: 0 DP: 0 HBP: 1	WP: 0 PB: 0 SB: 1 CS: 0
PITCHER	IP WLS BF H R ER SO BB IBB HBP BLK WP HR S P ERA WHIP	IP WLS BF H R ER SO BB IBB HBP BLK WP HR S P ERA WHIP																				
Mark Gardner, R (1.1) ERA: 8.31	1.2 L 13 6 7 6 1 0 0 0 0 0 1 29 50 32.40 3.600																					
Felix Rodriguez, R (2.1) ERA: 3.39	2.1 7 0 0 0 2 0 0 0 0 0 0 0 24 35 0.00 0.000																					
Ben Weber, R (5.1) ERA: 13.5	2.1 14 5 4 4 2 2 0 0 0 0 0 0 34 55 15.43 3.000																					
Alan Embree, L (7.1) ERA: 4.5	1.2 7 2 0 0 1 0 0 0 0 0 0 0 14 22 0.00 1.200																					
Robb Nen, R (9.1) ERA:	1.0 3 0 0 0 0 0 0 0 0 0 0 0 6 11 0.00 0.000																					
Marvin Benard, L (1.8) OBP: 0.214, SLG: 0.268	0-3 K																Los Angeles Dodgers @ San Francisco Giants PacBell Park, San Francisco, CA Thu Apr 13 2000, 10:35 PM EDT Att: 40,930 - Sunny - 57 F					
Russ Davis, R (1.5) OBP: 0.368, SLG: 0.500	4-2 HR HBP			P4						4	2	2	0	0	0	0						
Barry Bonds, L (1.7) Calvin Murray, R (7, PH) OBP: 0.462, SLG: 0.727	2-2 1H HR			P6						2	1	1	2	1	0	0						
Jeff Kent, R (1.4) Bill Mueller, S (7, PH) OBP: 0.344, SLG: 0.393	0-2 F9			P6						2	1	1	2	1	0	0						
Ellis Burks, R (1.9) Armando Rios, L (8.9) OBP: 0.424, SLG: 0.571 OBP: 0.300, SLG: 0.500	2-2 1B			P6						2	1	1	2	1	0	0						
Rich Aurilia, R (1.6) OBP: 0.243, SLG: 0.417	2-1 G4-3			F9						3	0	0	0	0	0	1						
J.T. Snow, L (1.3) Robb Nen, R (9.1)				F9						2	0	0	0	0	0	2						
Bobby Estelella, R (1.2) Alan Embree, L (7.1) Felipe Crespo, S (9.3) OBP: 0.429, SLG: 0.857	2-2 1B			F9						3	0	0	0	0	0	3						
Mark Gardner, R (1.1) Felix Rodriguez, R (2.1) Ramon Martinez, R (4, PH) Ben Weber, R (5.1) Doug Mirabelli, R (7.2) OBP: 0.333, SLG: 0.333 OBP: 0.167, SLG: 0.167 OBP: 0.450, SLG: 0.800	2-1 K			F9						0	0	0	0	0	0	0						
Inning Stats	R: 2 E: 0 K: 1 S: 18	H: 2 LOB: 1 BB: 0 P: 28	R: 0 E: 0 K: 1 S: 8	H: 0 LOB: 0 BB: 0 P: 12	R: 1 E: 0 K: 0 S: 7	H: 1 LOB: 0 BB: 0 P: 10	R: 0 E: 0 K: 1 S: 10	H: 2 LOB: 2 BB: 0 P: 14	R: 0 E: 0 K: 0 S: 7	H: 0 LOB: 1 BB: 1 P: 13	R: 0 E: 0 K: 0 S: 8	H: 1 LOB: 0 BB: 0 P: 12	R: 2 E: 0 K: 0 S: 11	H: 2 LOB: 0 BB: 0 P: 19	R: 0 E: 0 K: 1 S: 8	H: 0 LOB: 0 BB: 0 P: 13		R: 2 E: 0 K: 0 S: 16	H: 3 LOB: 2 BB: 1 P: 28	1B: 7 2B: 0 3B: 0 HR: 4	SF: 0 SAC: 0 DP: 0 HBP: 1	WP: 0 PB: 1 SB: 0 CS: 0
PITCHER	IP WLS BF H R ER SO BB IBB HBP BLK WP HR S P ERA WHIP	IP WLS BF H R ER SO BB IBB HBP BLK WP HR S P ERA WHIP																				
Carlos Perez, L (1.1) ERA: 6.75	6.0 W 26 6 3 3 3 1 0 0 0 0 0 58 89 4.50 1.167																					
Onan Masaoka, L (7.1) ERA: 7.5	2.0 8 2 2 2 1 0 0 0 0 0 0 1 19 32 9.00 1.000																					
Alan Mills, R (9.1) ERA: 6.75	0.1 5 3 2 2 0 1 0 0 0 0 0 1 11 20 54.00 12.000																					
Jeff Shaw, R (9.1) ERA: 4.91	0.2 S 2 0 0 0 0 0 0 0 0 0 0 5 8 0.00 0.000																					
AB																	38					
R																	7					
H																	11					
RBI																	7					
BB																	2					
SO																	4					
LOB																	15					
WP																	0					
PB																	1					
SB																	0					
CS																	0					

Batter	1	2	3	4	5	6	7	8	9	AB	R	H	RBI	BB	SO	LOB	TOP										
Pokey Reese, R OBP: 0.575, SLG: 0.618 (1, 4)										4	0	4	0	1	0	0	Cincinnati Reds @ Los Angeles Dodgers Dodger Stadium, Los Angeles, CA Fri Apr 14 2000, 1:10 PM PDT Att: 53,223 - Cloudy - 71 F										
Barry Larkin, R OBP: 0.440, SLG: 0.535 (1, 6)										5	0	1	0	0	0	4											
Ken Griffey Jr., L OBP: 0.286, SLG: 0.425 (1, 8)										3	0	0	0	1	1	5											
Dante Bichette, R OBP: 0.261, SLG: 0.357 (1, 9)										3	0	1	0	0	0	2											
Dmitri Young, S OBP: 0.277, SLG: 0.386 (1, 7) (8, 3)										4	0	1	0	0	2	1											
Eddie Taubensee, L OBP: 0.250, SLG: 0.265 (1, 2)										3	0	0	0	1	0	3											
Hal Morris, L OBP: 0.273, SLG: 0.700 Hector Mercado, L (8, 1)										4	0	0	0	0	1	3											
Aaron Boone, R OBP: 0.250, SLG: 0.457 (1, 5)										4	1	1	1	0	0	1											
Rob Bell, R Scott Williamson, R D.T. Cromer, L Scott Sullivan, R Dennys Reyes, R Manny Aybar, R Michael Tucker, L										2	0	0	0	0	1	0											
Inning Stats	R: 0 E: 0 K: 0 S: 7	H: 1 LOB: 0 BB: 0 P: 10	R: 0 E: 0 K: 0 S: 9	H: 2 LOB: 1 BB: 0 P: 13	R: 1 E: 0 K: 1 S: 13	H: 2 LOB: 2 BB: 1 P: 25	R: 0 E: 0 K: 1 S: 7	H: 0 LOB: 1 BB: 1 P: 14	R: 0 E: 0 K: 0 S: 11	H: 1 LOB: 1 BB: 0 P: 17	R: 0 E: 0 K: 0 S: 10	H: 0 LOB: 0 BB: 0 P: 16	R: 0 E: 0 K: 1 S: 11	H: 3 LOB: 3 BB: 0 P: 16	R: 0 E: 0 K: 2 S: 9	H: 0 LOB: 1 BB: 1 P: 14		R: 0 E: 0 K: 1 S: 8	H: 0 LOB: 1 BB: 1 P: 12	1B: 7 2B: 1 3B: 0 HR: 1	SF: 0 SAC: 0 DP: 2 HBP: 1	WP: 0 PB: 0 SB: 1 CS: 0	PA: 38				
PITCHER	IP	WLS	BF	H	R	ER	SO	BB	IBB	HBP	BLK	WP	HR	S	P	ERA	WHIP										
Orel Hershiser, R ERA: 4.09 Terry Adams, R ERA: 2.09 Matt Herges, R ERA:	(1, 1) (7, 1) (8, 1)	6.0 1.0 2.0	W H 8	24 6 0	6 3 0	1 0 0	2 1 3	2 0 1	0 0 0	0 0 1	0 0 0	0 0 0	1 11 17	57 16 26	95 16 26	1.50 0.00 0.00	1.333 3.000 0.500										


Batter	1	2	3	4	5	6	7	8	9	AB	R	H	RBI	BB	SO	LOB	BOTTOM											
22 Devon White, S OBP: 0.344, SLG: 0.548 (1, 8)										5	2	2	1	0	0	0	Cincinnati Reds @ Los Angeles Dodgers Dodger Stadium, Los Angeles, CA Fri Apr 14 2000, 1:10 PM PDT Att: 53,223 - Cloudy - 71 F											
Mark Cuddehegan, R OBP: 0.224, SLG: 0.239 (1, 4)										5	1	0	0	0	1	4												
Gary Sheffield, R OBP: 0.500, SLG: 0.829 Matt Herges, L (8, 1)										3	2	3	2	1	0	0												
Shawn Green, L OBP: 0.383, SLG: 0.500 (1, 9)										4	1	2	2	0	0	1												
Eric Karros, R OBP: 0.270, SLG: 0.531 (1, 3)										4	1	1	2	0	1	2												
Todd Hundley, S OBP: 0.306, SLG: 0.350 (1, 2)										3	0	0	0	1	0	2												
Adrian Beltré, R OBP: 0.381, SLG: 0.525 (1, 5)										3	0	1	1	1	1	0												
Kevin Elster, R OBP: 0.448, SLG: 0.783 (1, 6)										3	1	0	0	1	3	3												
Orel Hershiser, R Terry Adams, R Todd Hollandsworth, L	(1, 1) (7, 1) (8, 7)	5.1 0.2 0.0	L 4 1	22 0 3	4 1 2	1 4 2	0 4 0	0 1 2	0 1 0	0 0 1	0 1 0	0 0 0	0 7 3	46 7 14	73 22 14	1.69 54.00 =		0.938 3.000 =										
Inning Stats	R: 1 E: 0 K: 1 S: 8	H: 1 LOB: 0 BB: 0 P: 16	R: 0 E: 0 K: 1 S: 7	H: 0 LOB: 1 BB: 1 P: 14	R: 1 E: 1 K: 1 S: 10	H: 1 LOB: 1 BB: 0 P: 14	R: 0 E: 0 K: 2 S: 10	H: 0 LOB: 0 BB: 0 P: 13	R: 0 E: 0 K: 1 S: 7	H: 0 LOB: 0 BB: 0 P: 8	R: 0 E: 0 K: 0 S: 8	H: 2 LOB: 2 BB: 0 P: 15	R: 6 E: 0 K: 1 S: 17	H: 4 LOB: 3 BB: 3 P: 39	R: 0 E: 0 K: 1 S: 9	H: 1 LOB: 0 BB: 0 P: 14		1B: 6 2B: 2 3B: 0 HR: 1	SF: 0 SAC: 0 DP: 1 HBP: 1	WP: 0 PB: 0 SB: 0 CS: 0	PA: 38							
PITCHER	IP	WLS	BF	H	R	ER	SO	BB	IBB	HBP	BLK	WP	HR	S	P	ERA	WHIP											
Rob Bell, R ERA: 1.48 Scott Williamson, R ERA: 4.26 Scott Sullivan, R ERA: 0.75 Dennys Reyes, L ERA: 12.27 Manny Aybar, R ERA: 5.68	(1, 1) (6, 1) (7, 1) (7, 1) (7, 1)	0.2 0.2 0.0 0.1	L 2 6 1	0 0 3 0	0 0 2 0	0 0 2 0	0 0 1 1	0 0 1 0	0 0 0 0	0 0 0 0	0 1 0 0	0 0 0 0	4 7 14 3	7 22 14 3	73 22 14 3	0.00 0.000 =	0.000 3.000 =											
PITCHER	IP	WLS	BF	H	R	ER	SO	BB	IBB	HBP	BLK	WP	HR	S	P	ERA	WHIP											
Hector Mercado, L ERA: 7.11	(8, 1)	1.0	L	3	1	0	0	0	0	0	0	0	0	9	14	0.00	1.000											

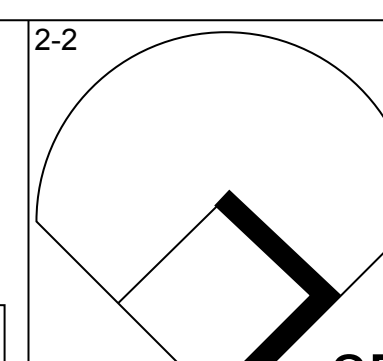
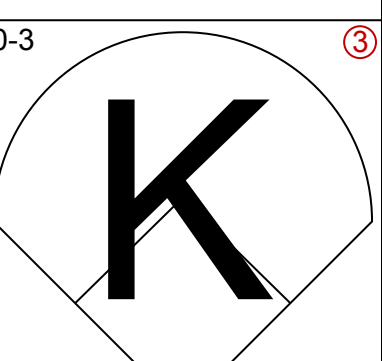
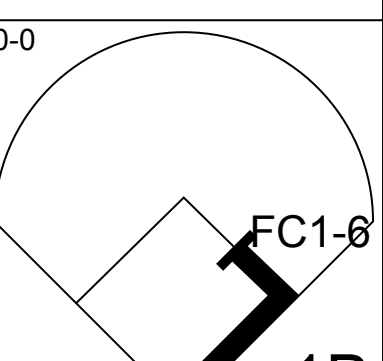
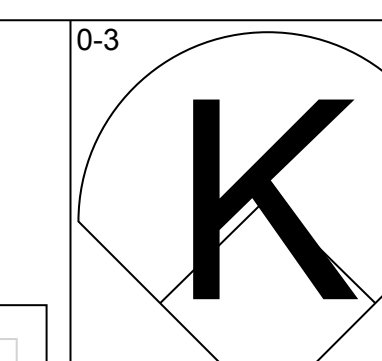
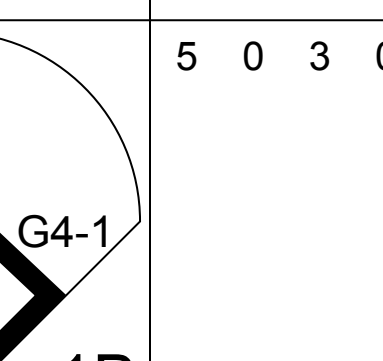
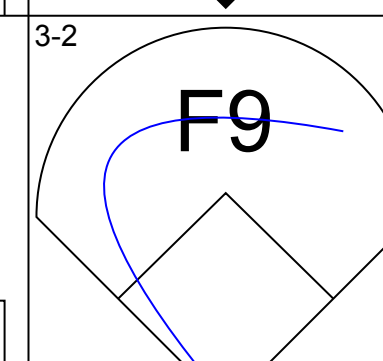
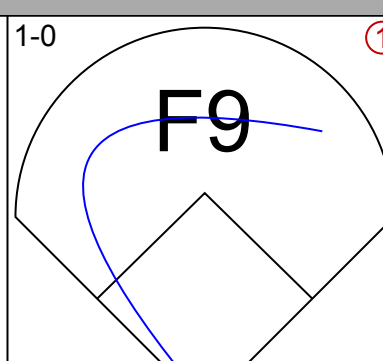
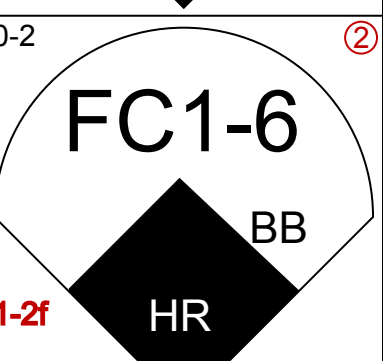

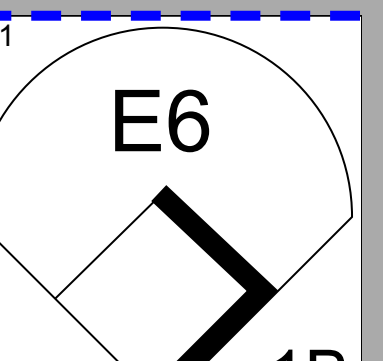
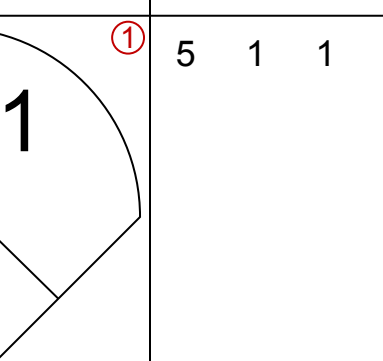
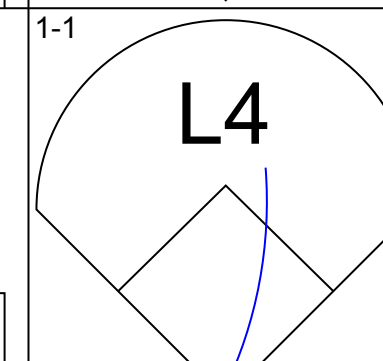
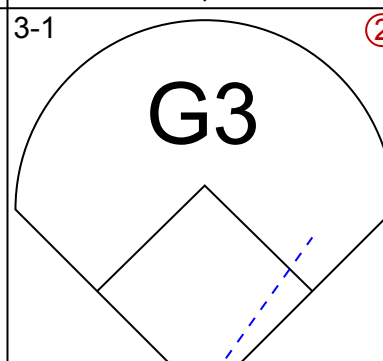
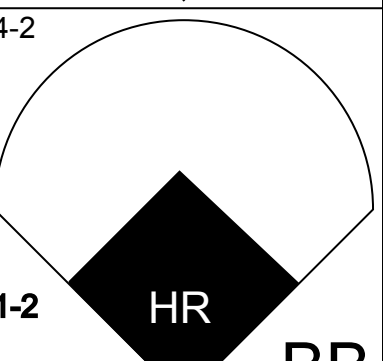

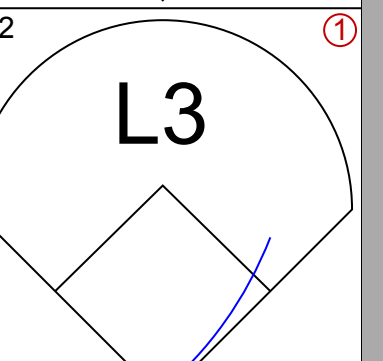
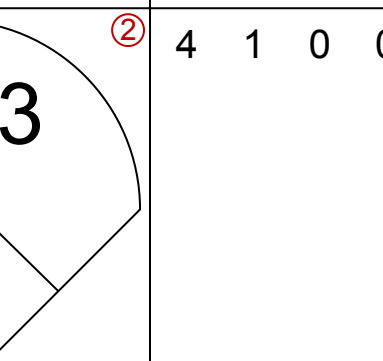
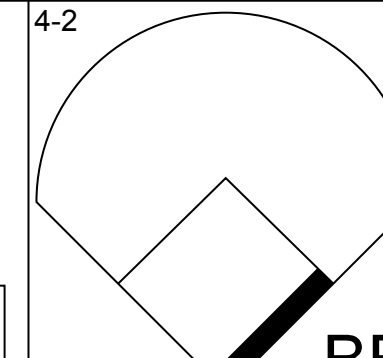
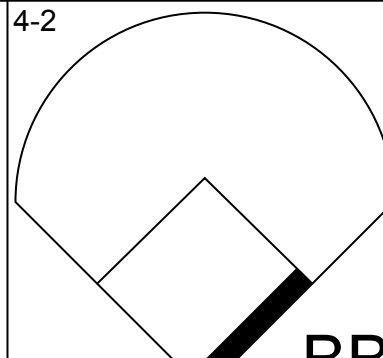
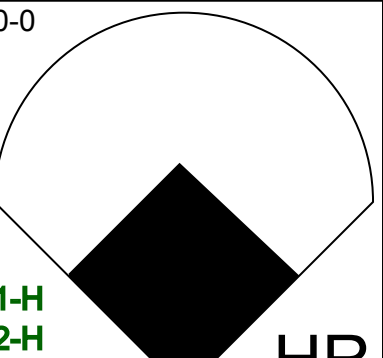

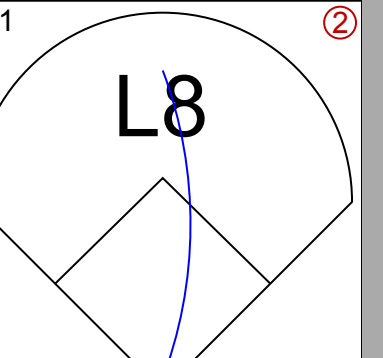
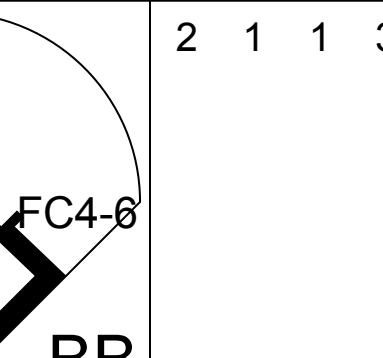
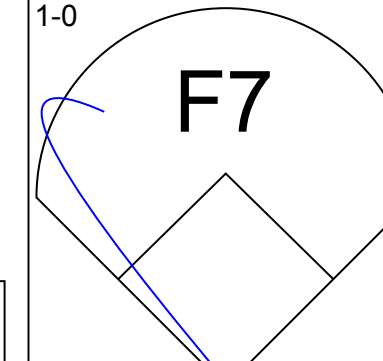
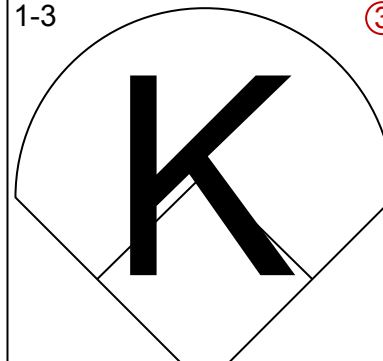
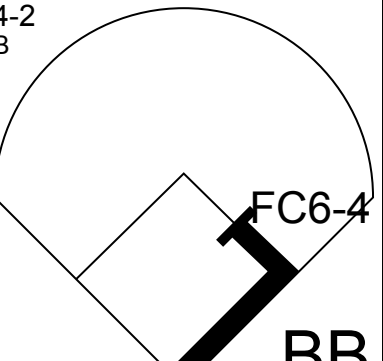

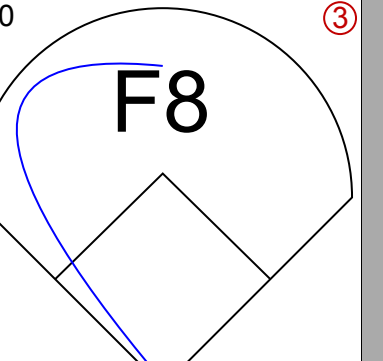
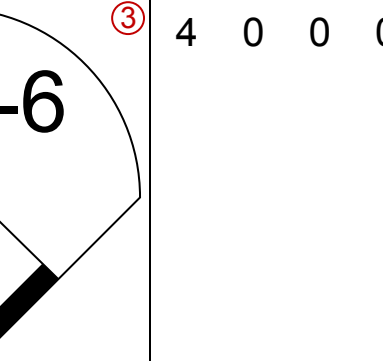
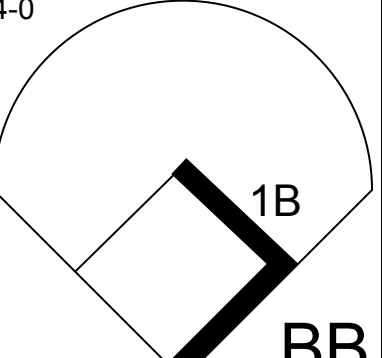
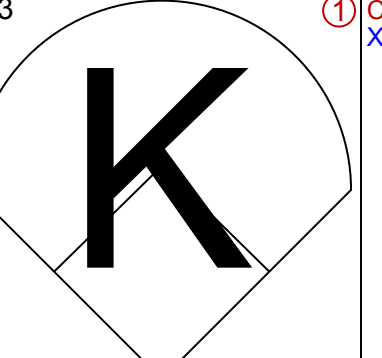

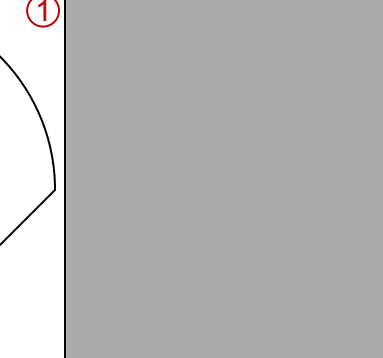
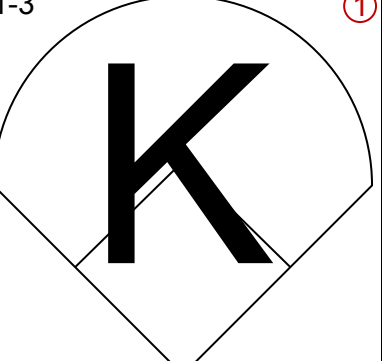
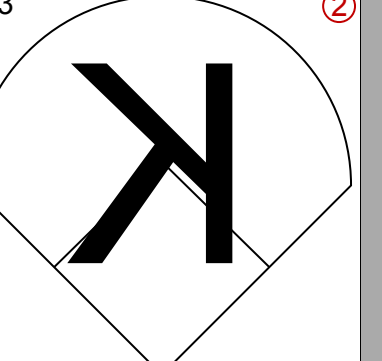
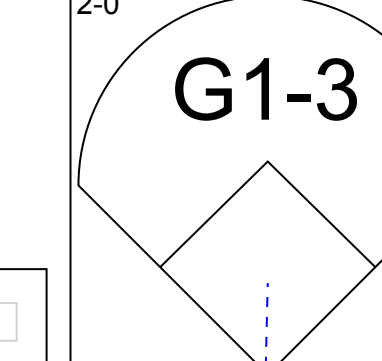

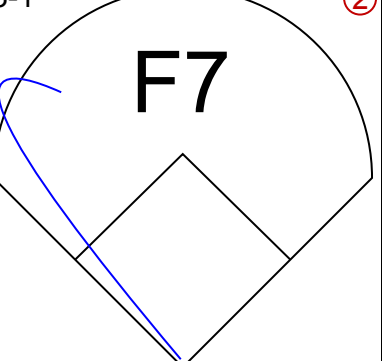
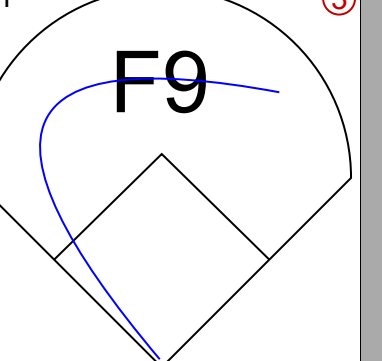
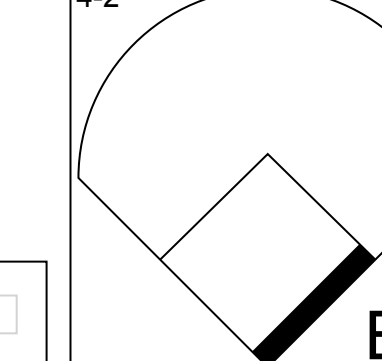
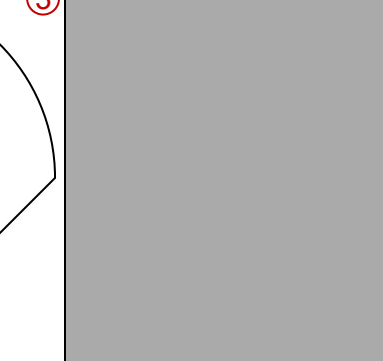


Batter	1	2	3	4	5	6	7	8	9	AB	R	H	RBI	BB	SO	LOB	TOP					
Pokey Reese, R OBP: 0.511, SLG: 0.538 (1, 4)										5	0	0	0	0	2	2						
Barry Larkin, R OBP: 0.473, SLG: 0.543 (1, 6)										3	2	2	0	2	0	0						
Ken Griffey Jr., L OBP: 0.296, SLG: 0.395 (1, 8)										3	1	0	0	2	1	2						
Eddie Taubensee, L OBP: 0.293, SLG: 0.395 (1, 2)										4	1	2	4	1	1	2						
Dante Bichette, R OBP: 0.255, SLG: 0.362 (1, 9)										5	1	1	0	0	1	3						
D.T. Cromer, L OBP: 0.529, SLG: 0.813 Hal Morris, L OBP: 0.273, SLG: 0.700 (1, 3) (8, 3)										4	0	2	1	0	0	0						
Michael Tucker, L OBP: 0.381, SLG: 0.588 (1, 7)										2	0	1	0	2	1	0						
Mark Lewis, R Scott Williamson, R Manny Aybar, R Dmitri Young, S Danny Graves, R (1, 5) (6, 1) (7, 1) (8, PH) (8, 1)										3	0	0	0	0	0	4						
Denny Neagle, L Aaron Boone, R OBP: 0.200, SLG: 0.400 OBP: 0.238, SLG: 0.432 (1, 1) (6, 5)										2	0	0	0	0	1	2						
Inning Stats	R: 2 E: 0 K: 2 S: 18	H: 1 LOB: 0 BB: 1 P: 25	R: 0 E: 0 K: 1 S: 7	H: 0 LOB: 0 BB: 0 P: 8	R: 0 E: 0 K: 1 S: 10	H: 1 LOB: 2 BB: 1 P: 22	R: 0 E: 0 K: 1 S: 16	H: 1 LOB: 2 BB: 1 P: 28	R: 0 E: 0 K: 0 S: 7	H: 0 LOB: 0 BB: 0 P: 12	R: 1 E: 0 K: 0 S: 10	H: 2 LOB: 1 BB: 1 P: 20	R: 2 E: 0 K: 0 S: 19	H: 1 LOB: 1 BB: 1 P: 32	R: 0 E: 0 K: 2 S: 11	H: 1 LOB: 2 BB: 1 P: 20	R: 0 E: 0 K: 1 S: 10	H: 1 LOB: 1 BB: 1 P: 20	1B: 4 2B: 3 3B: 0 HR: 1	SF: 0 SAC: 0 DP: 1 HBP: 0	WP: 0 PB: 0 SB: 1 CS: 0	PA: 42
PITCHER	IP	WLS	BF	H	R	ER	SO	BB	IBB	HBP	BLK	WP	HR	S	P	ERA	WHIP					
Eric Gagne, R ERA: 3.6 (1, 1)	5.0		21	3	2	2	5	3	0	0	0	0	1	58	95	3.60	1.200					
Jeff Williams, L ERA: 20.25 (6, 1)	1.0	B	5	2	1	1	0	1	0	0	0	0	0	10	20	9.00	3.000					
Alan Mills, R ERA: 7.71 (7, 1)	2.0	L	11	2	2	2	2	3	0	0	0	0	0	30	52	9.00	2.500					
Mike Fetters, R ERA: 1.8 (9, 1)	1.0		4	1	0	0	1	1	0	0	0	0	0	10	20	0.00	2.000					

Cincinnati Reds @ Los Angeles Dodgers
Dodger Stadium, Los Angeles, CA
Sat Apr 15 2000, 5:10 PM PDT
Att: 51,179 - Cloudy - 64 F


AB	33
R	5
H	8
RBI	5
BB	8
SO	8
LOB	17

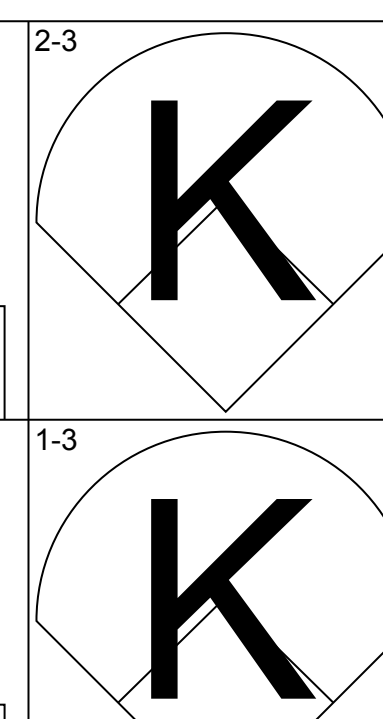
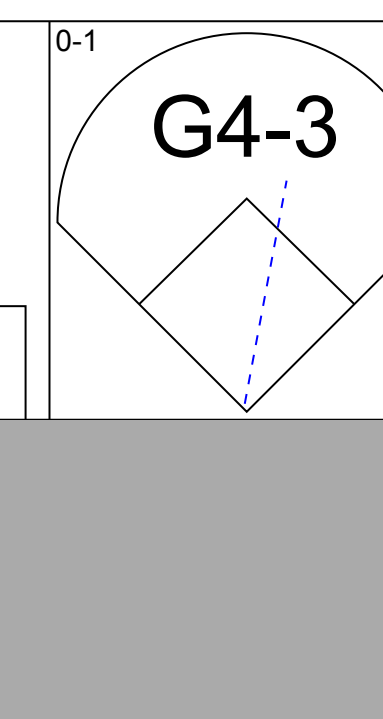
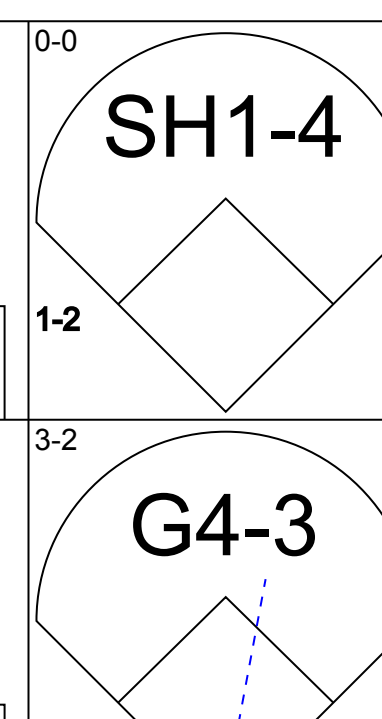
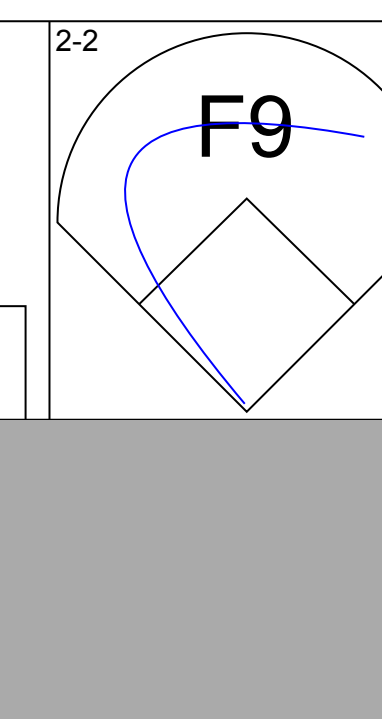
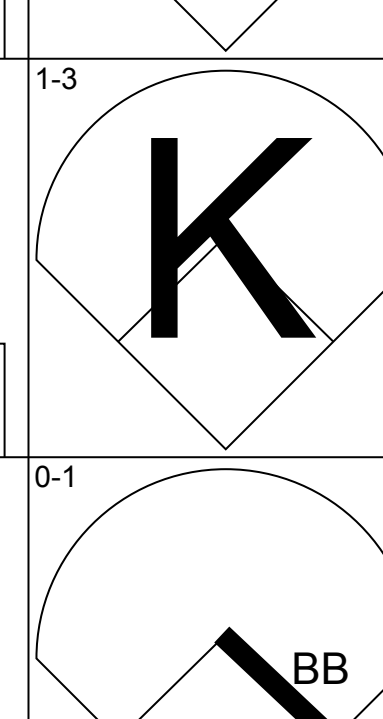
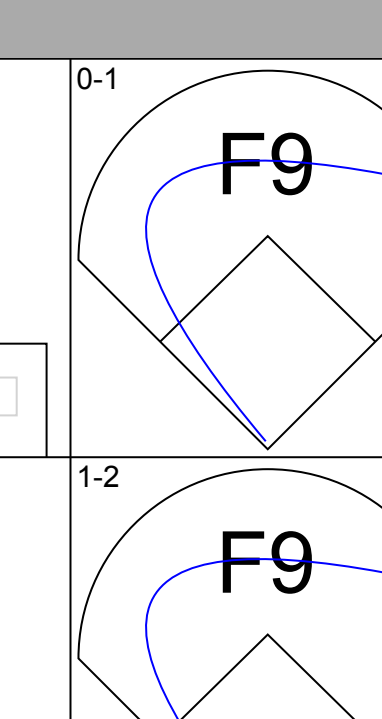
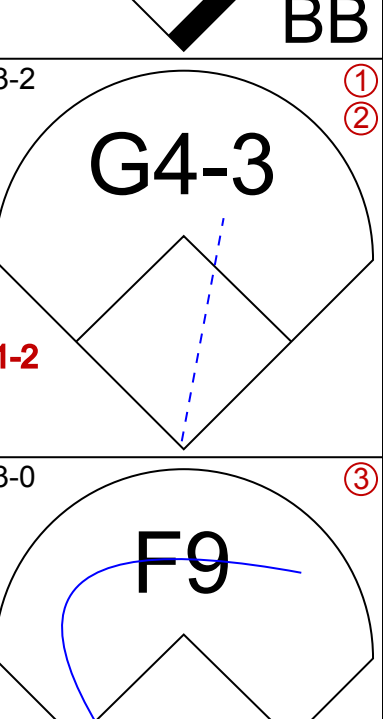
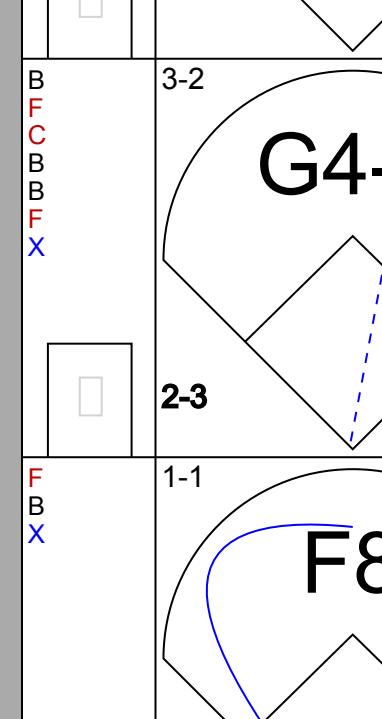
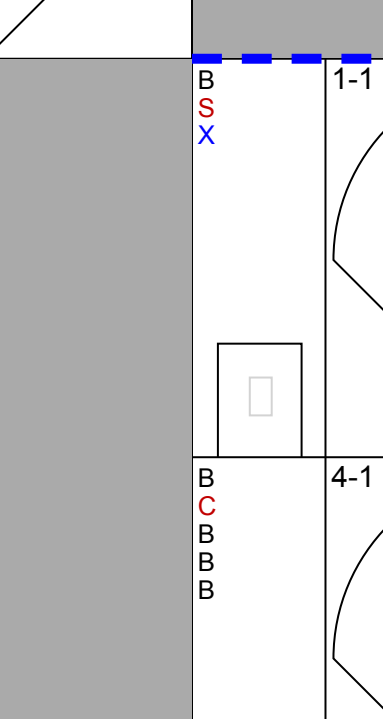
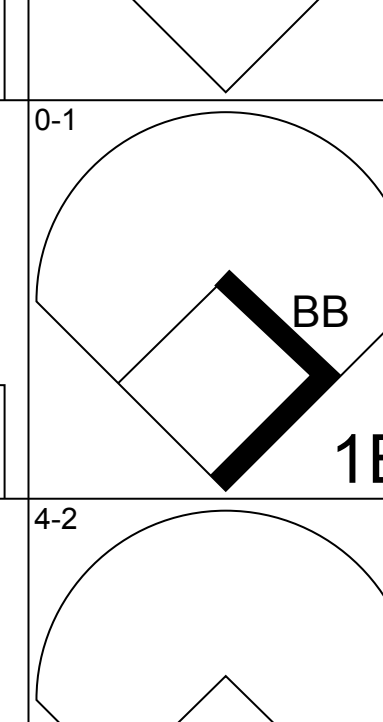
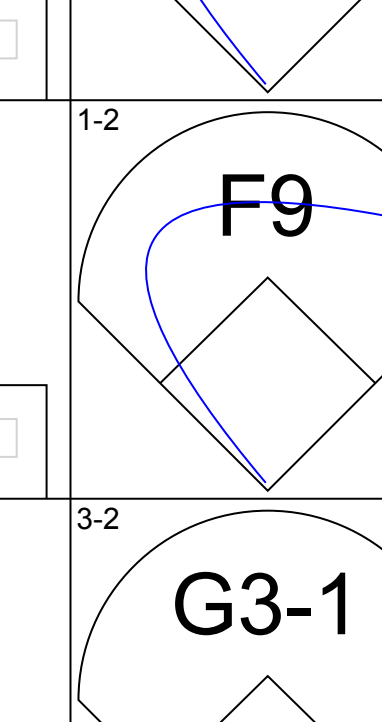
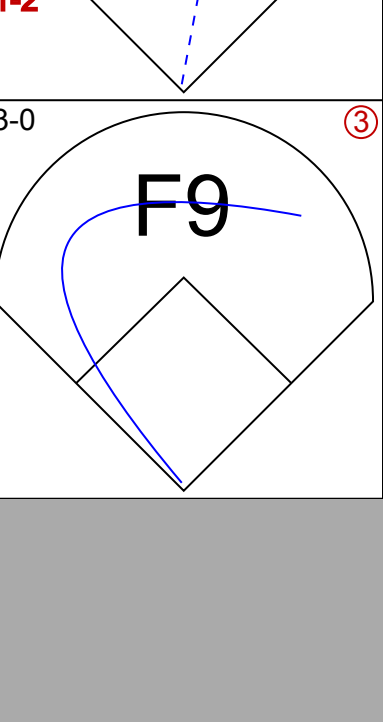
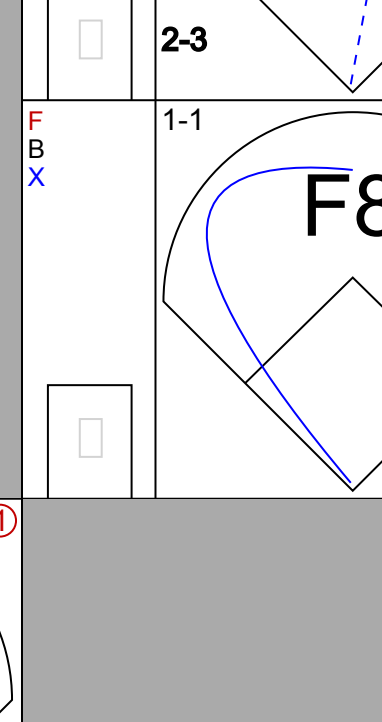
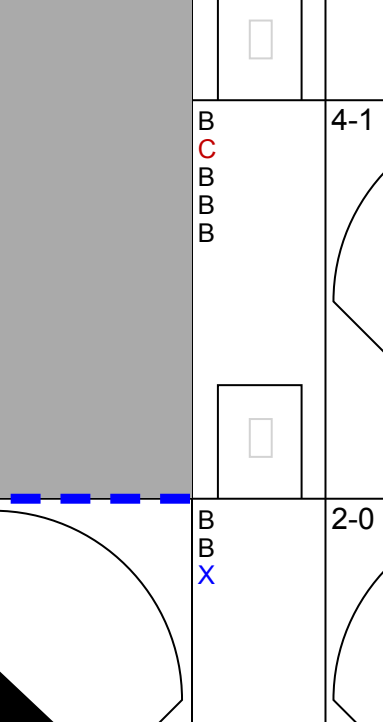
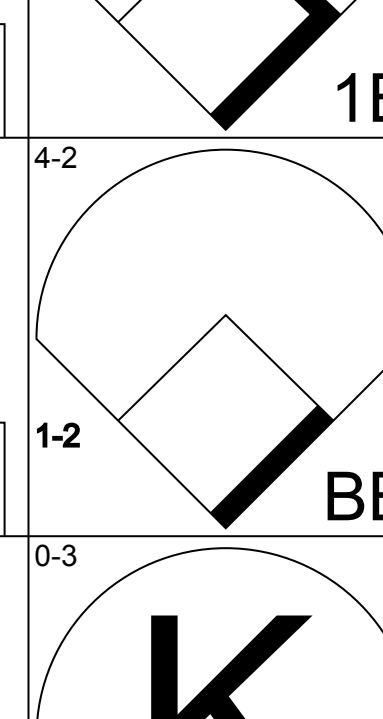
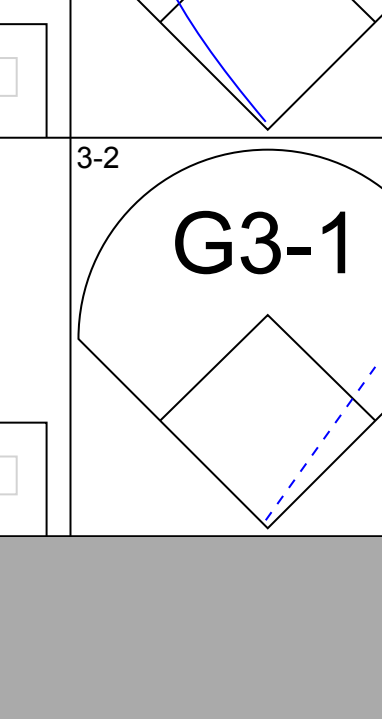

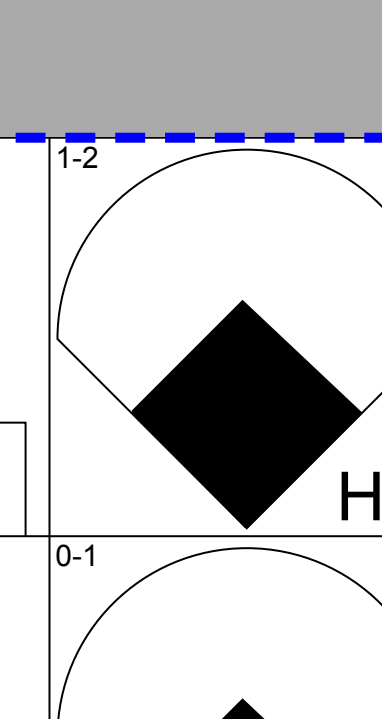
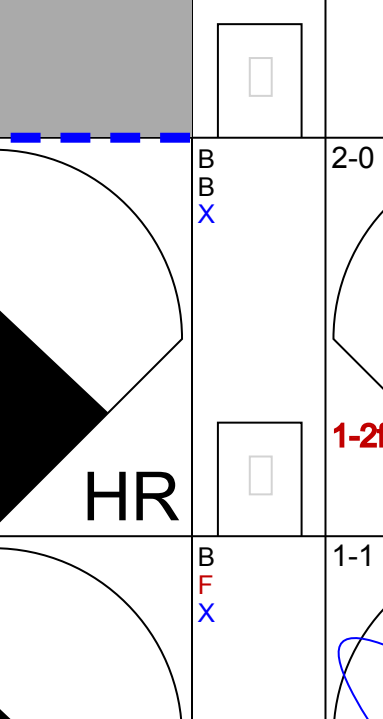
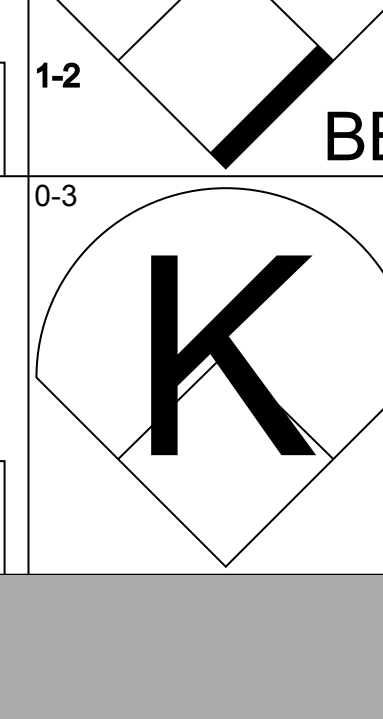
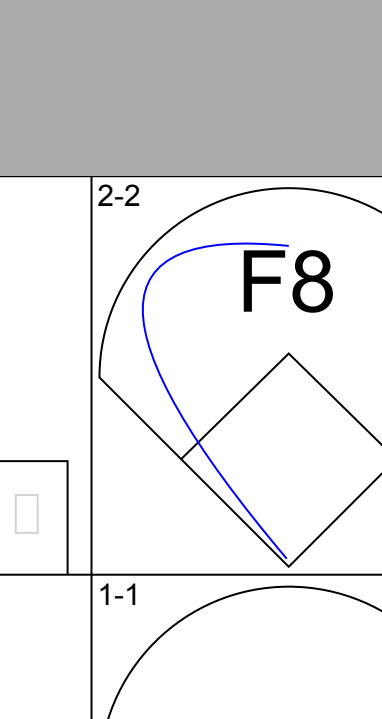
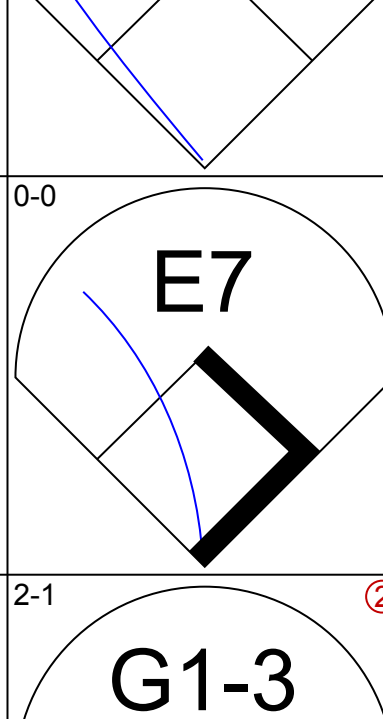
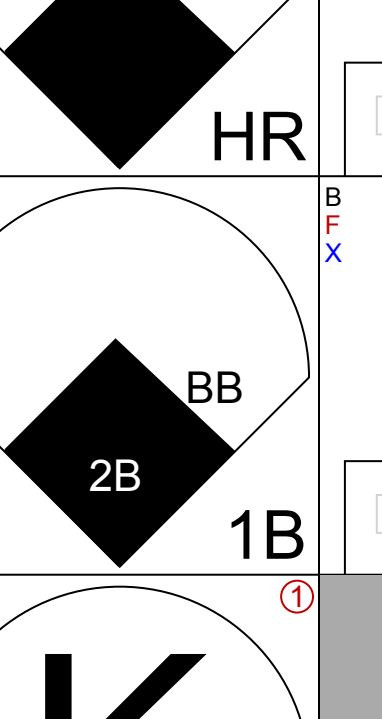
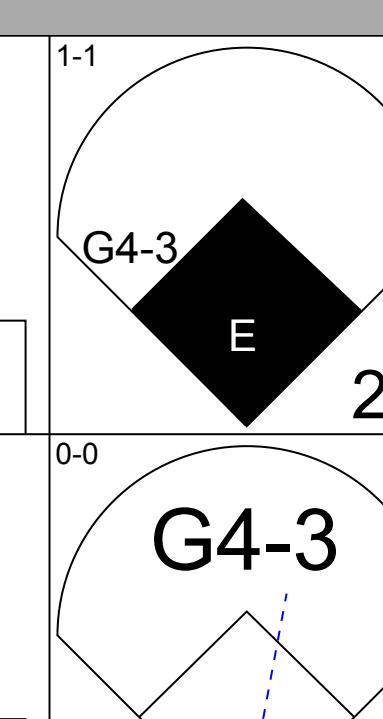
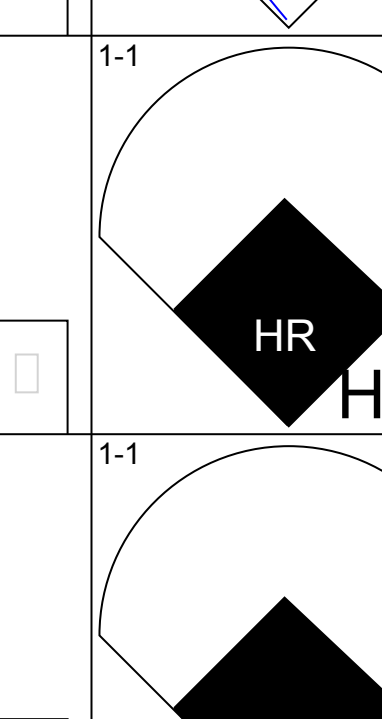
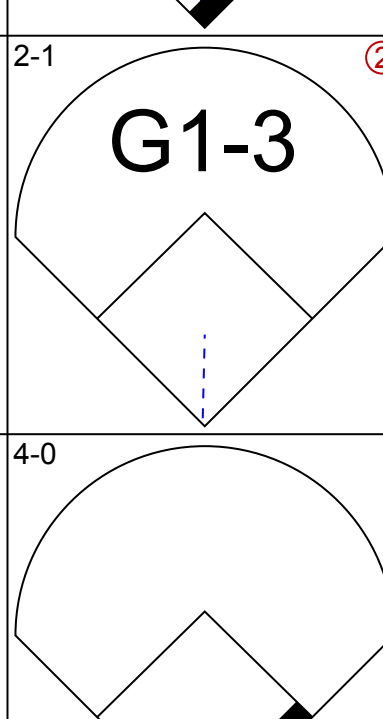
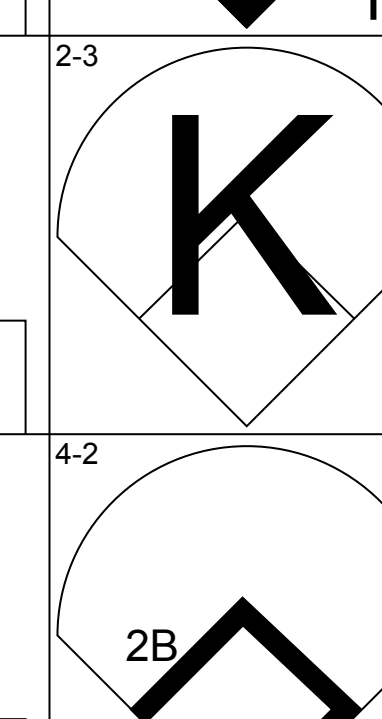
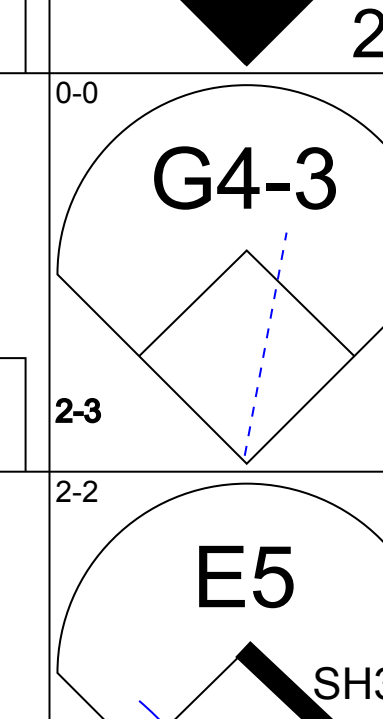
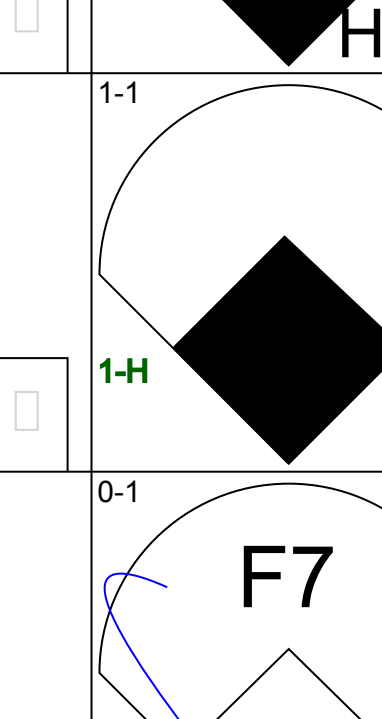
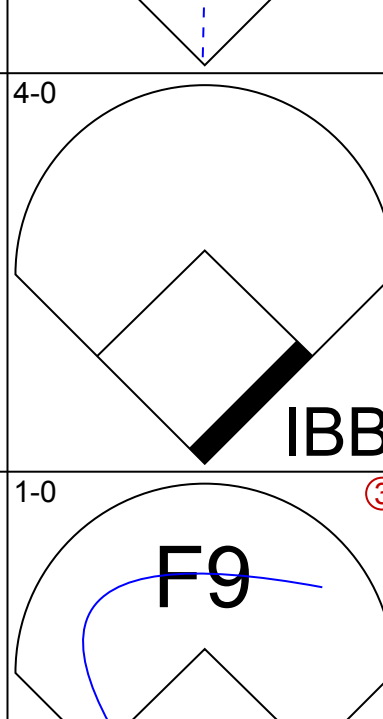
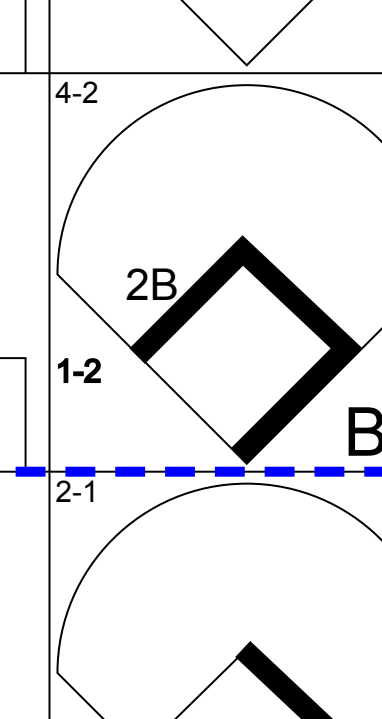
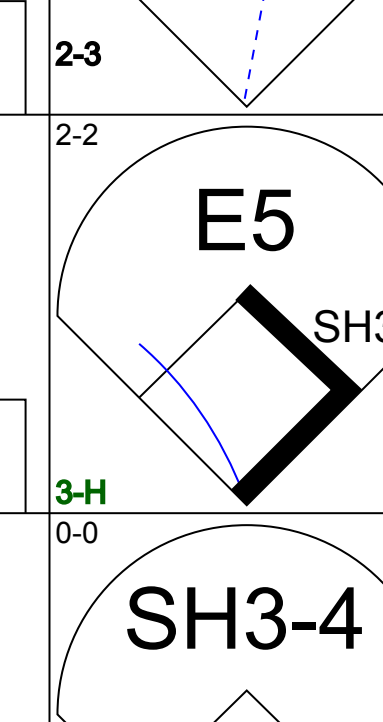
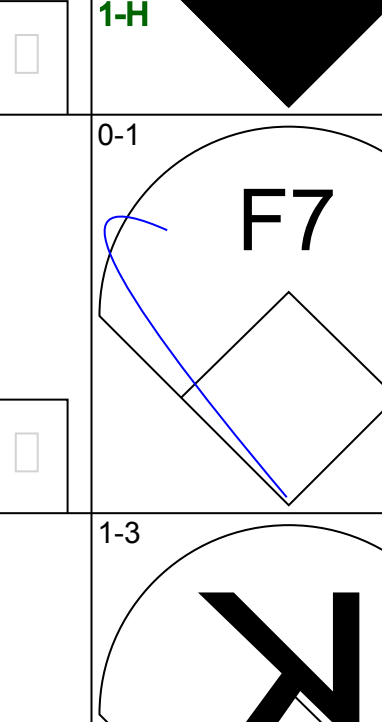
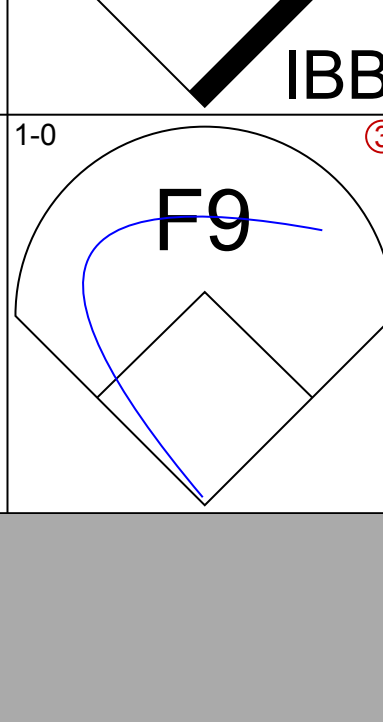
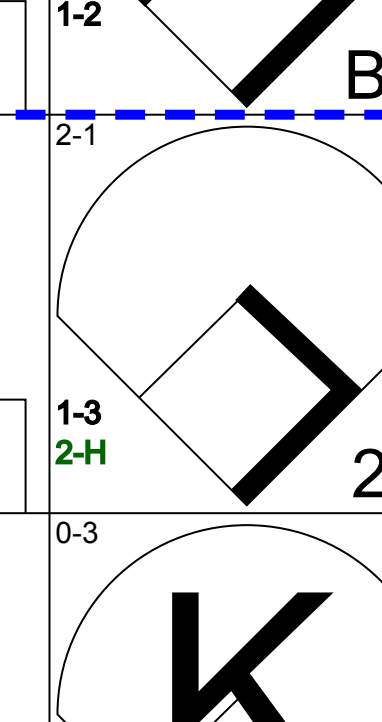
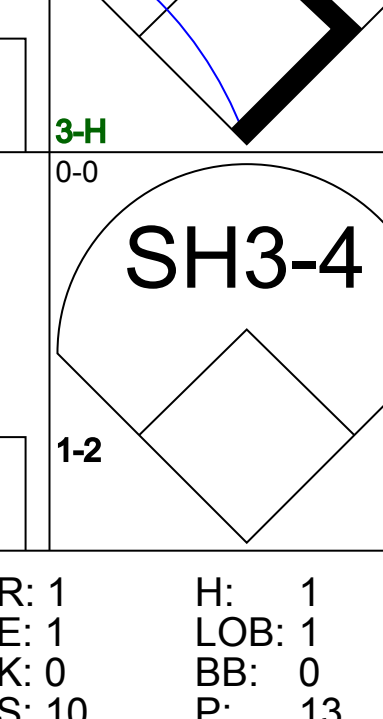
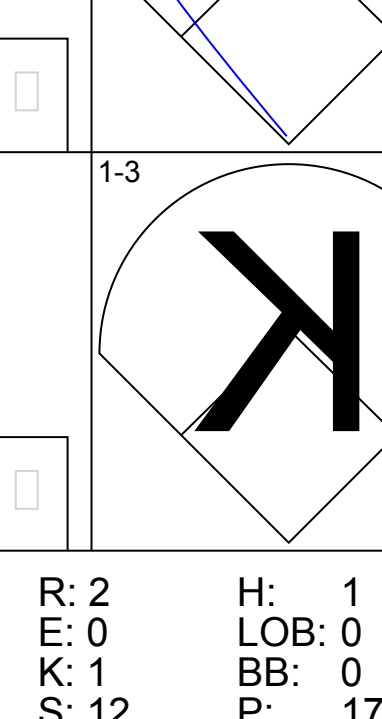

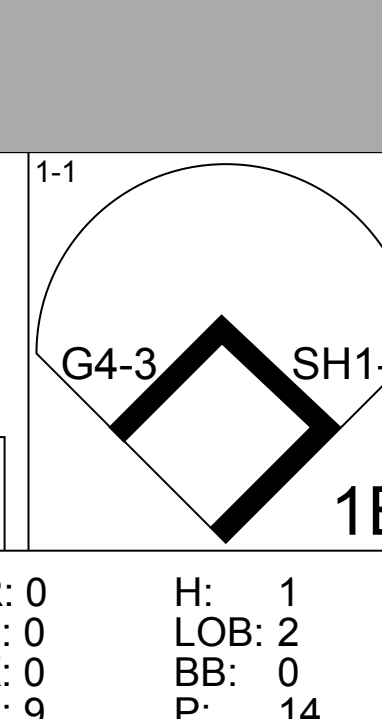
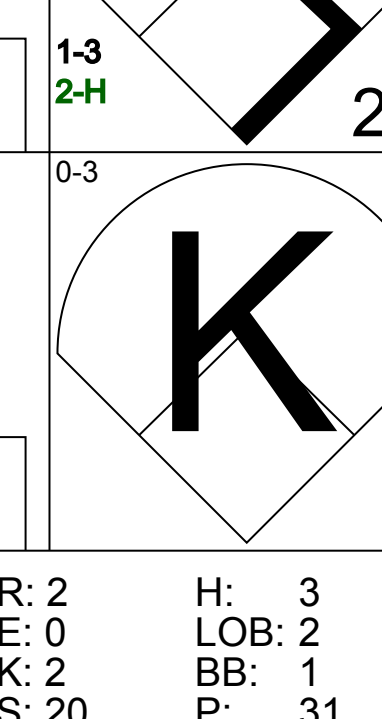


Batter	1	2	3	4	5	6	7	8	9	AB	R	H	RBI	BB	SO	LOB	BOTTOM					
22 Devon White, S OBP: 0.378, SLG: 0.583 (1, 8)										5	0	3	0	0	2	3						
Mark Czudzielanek, R OBP: 0.222, SLG: 0.235 (1, 4)										5	1	1	1	0	0	3						
Shawn Green, L OBP: 0.365, SLG: 0.457 (1, 9)										4	1	0	0	1	0	3						
Gary Sheffield, R OBP: 0.533, SLG: 0.892 (1, 7)										2	1	1	3	3	0	1						
Eric Karros, R OBP: 0.262, SLG: 0.472 (1, 3)										4	0	0	0	1	1	6						
Adrián Beltré, R OBP: 0.370, SLG: 0.488 (1, 5)										3	0	0	0	1	2	1						
Todd Hundley, S OBP: 0.267, SLG: 0.292 (1, 2)										4	0	0	0	0	2	1						
Kevin Elster, R OBP: 0.424, SLG: 0.692 (1, 6)										3	0	0	0	1	0	1						
Eric Gagne, R ERA: 3.6 F.P. Sgarbi, 0.00, SLG: 1.000 Jeff Williams, R ERA: 3.86 (1, 1) (5, PH)	5.1		25	4	3	3	5	5	0	0	0	0	0	0	0	0						
Dave Hansen, L ERA: 4.91 OBP: 0.296, SLG: 1.125 (7, 1)	1.0	H	4	1	0	0	0	0	0	0	0	0	0	0	1	1						
Mike Fetters, R Todd Hollandsworth, L OBP: 0.406, SLG: 0.500 (9, PH) (9, PH)	2.0	S	9	2	1	1	1	1	0	0	0	0	0	0	0	0						
Inning Stats	R: 0 E: 0 K: 0 S: 13	H: 1 LOB: 2 BB: 1 P: 24	R: 0 E: 0 K: 2 S: 9	H: 1 LOB: 1 BB: 1 P: 17	R: 0 E: 0 K: 1 S: 11	H: 0 LOB: 1 BB: 1 P: 20	R: 0 E: 0 K: 2 S: 8	H: 0 LOB: 0 BB: 0 P: 13	R: 3 E: 0 K: 0 S: 22	H: 2 LOB: 1 BB: 2 P: 31	R: 0 E: 0 K: 2 S: 9	H: 0 LOB: 1 BB: 1 P: 16	R: 0 E: 1 K: 0 S: 9	H: 1 LOB: 1 BB: 0 P: 14	R: 0 E: 0 K: 1 S: 6	H: 0 LOB: 0 BB: 0 P: 11	R: 1 E: 0 K: 0 S: 14	H: 2 LOB: 2 BB: 1 P: 25	1B: 4 2B: 2 3B: 0 HR: 1	SF: 0 SAC: 0 DP: 0 HBP: 0	WP: 0 PB: 0 SB: 0 CS: 0	PA: 41
PITCHER	IP	WLS	BF	H	R	ER	SO	BB	IBB	HBP	BLK	WP	HR	S	P	ERA	WHIP					
Denny Neagle, L ERA: 5.25 (1, 1)	0.2	W	3	0	0	0	2	1	0	0	0	0	0	8	13	0.00	1.500					
Scott Williamson, R ERA: 3.86 (6, 1)	1.0	H	4	1	0	0	0	0	0	0	0	0	0	9	14	0.00	1.000					
Manny Aybar, R ERA: 4.91 (7, 1)	1.0	S	9	2	1	1	1	1	0	0	0	0	0	20	36	4.50	1.500					

Cincinnati Reds @ Los Angeles Dodgers
Dodger Stadium, Los Angeles, CA
Sat Apr 15 2000, 5:10 PM PDT
Att: 51,179 - Cloudy - 64 F

AB	34
R	4
H	7
RBI	4
BB	7
SO	8
LOB	20

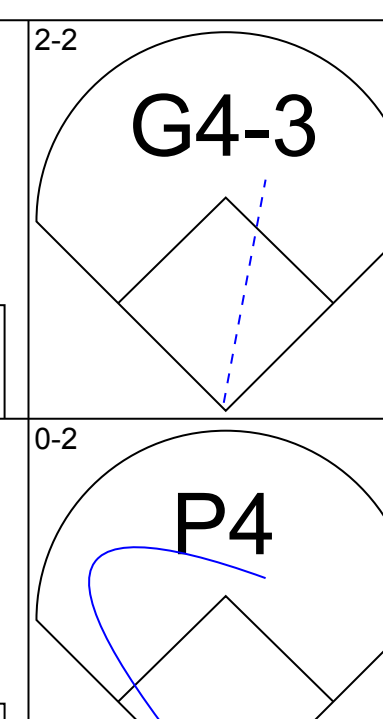
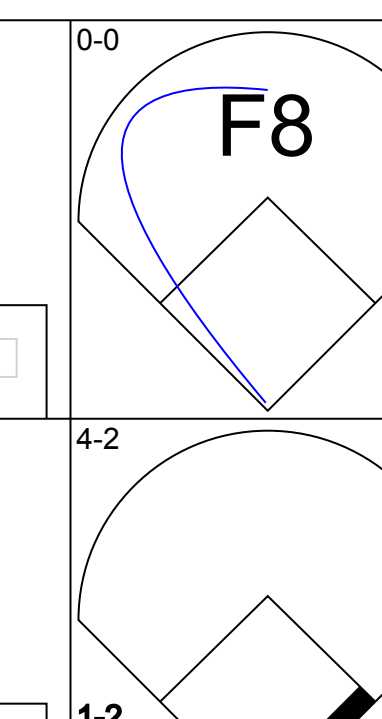
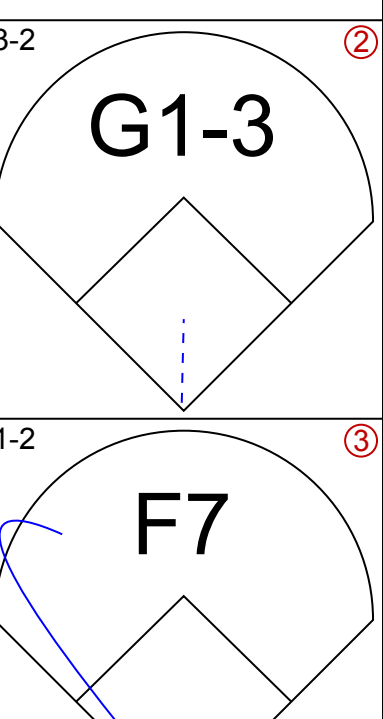
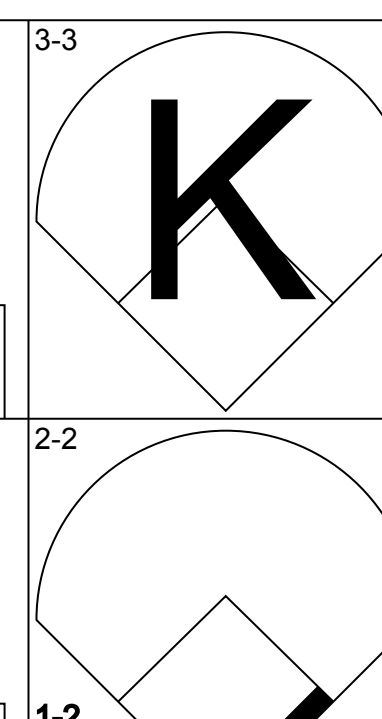
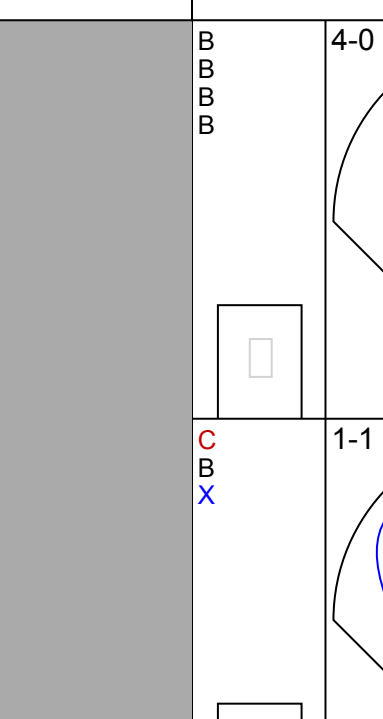
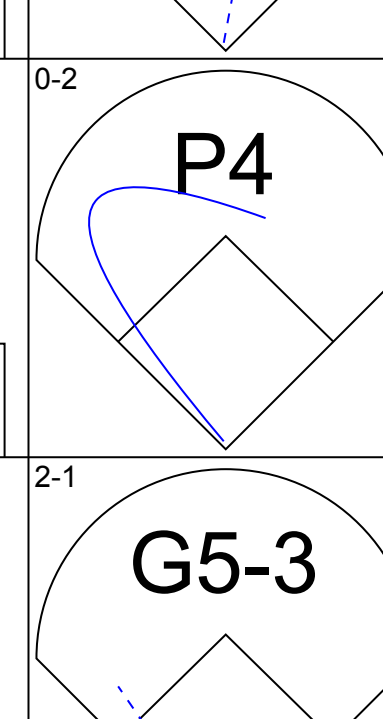
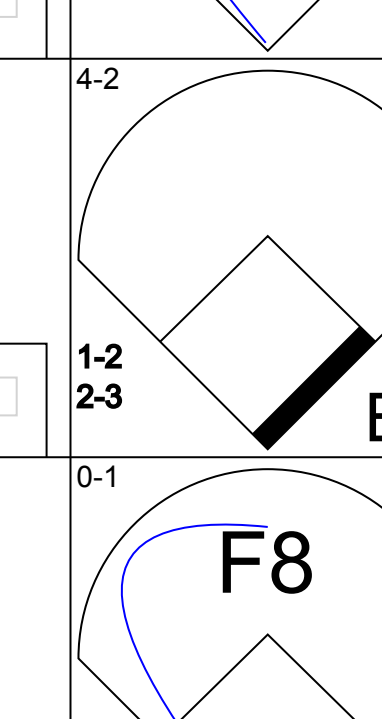
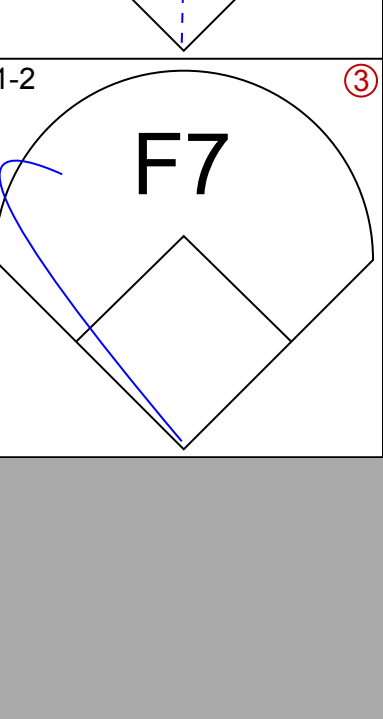
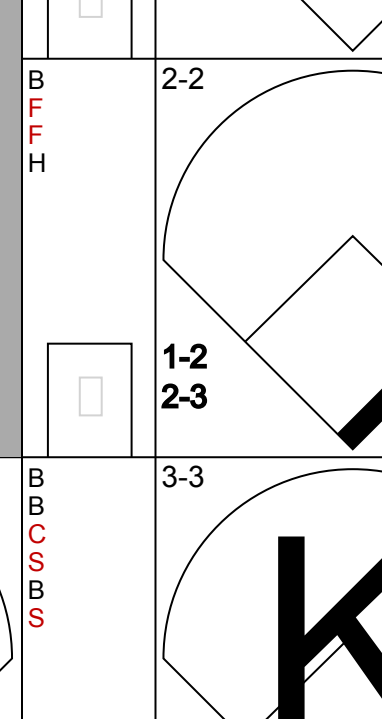
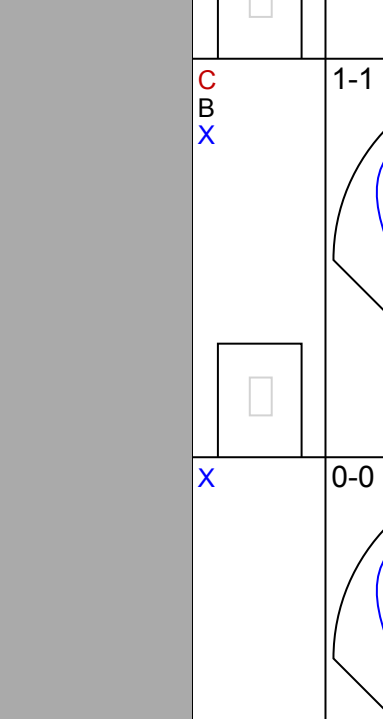
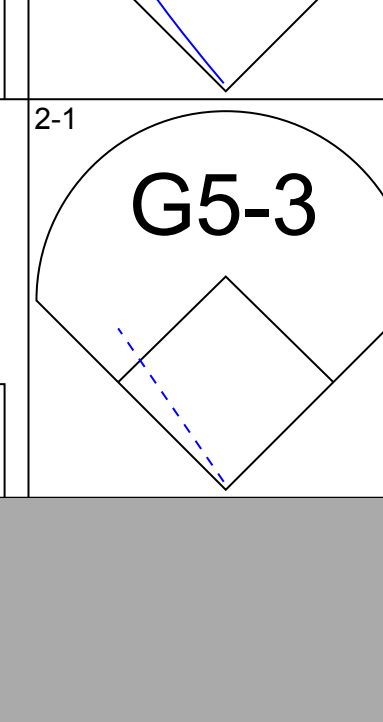
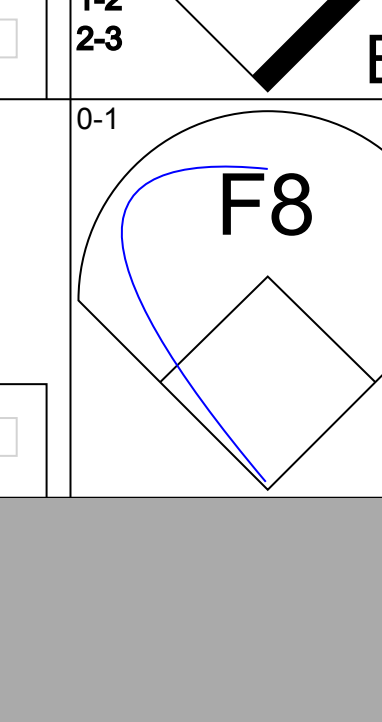

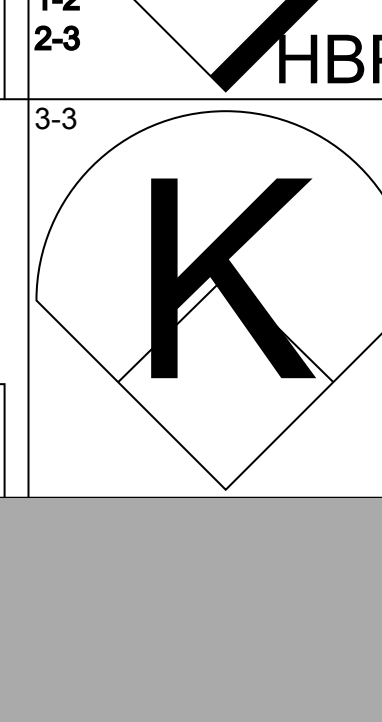
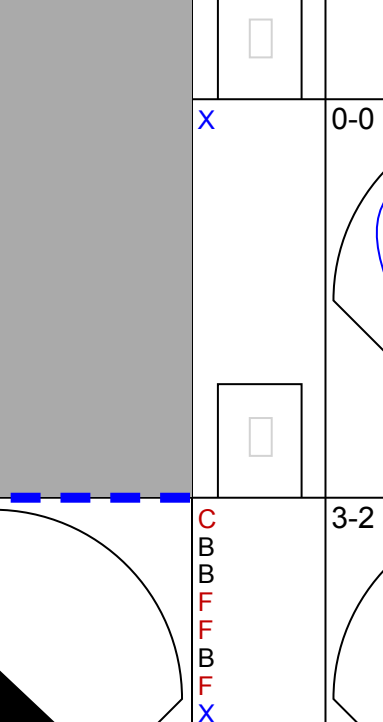
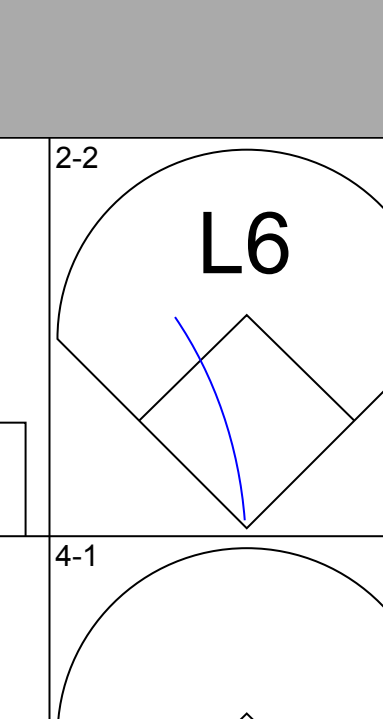
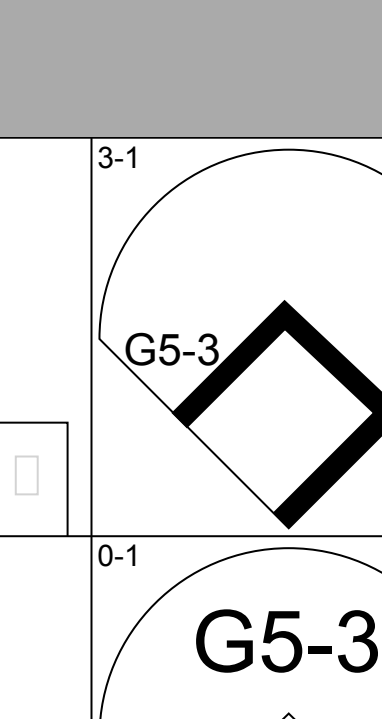
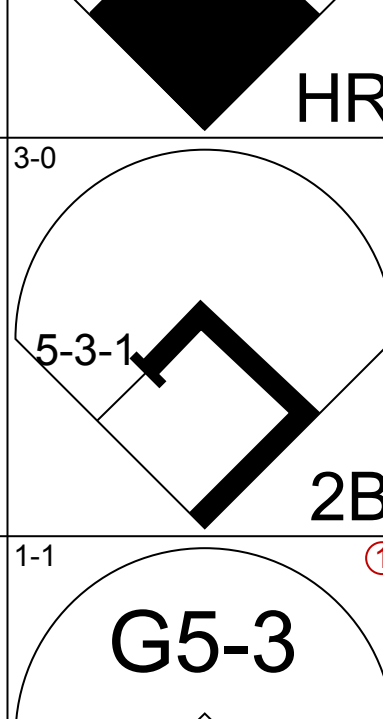

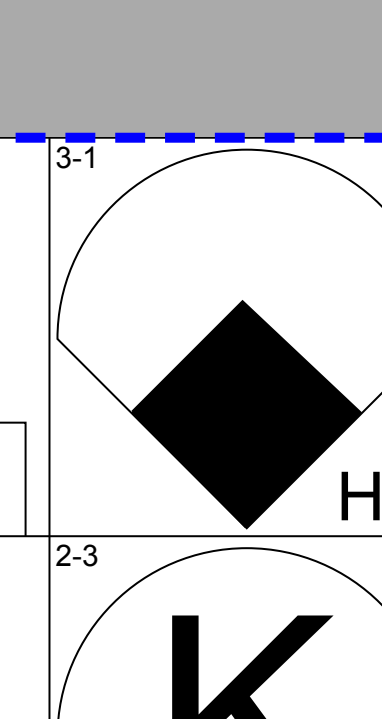
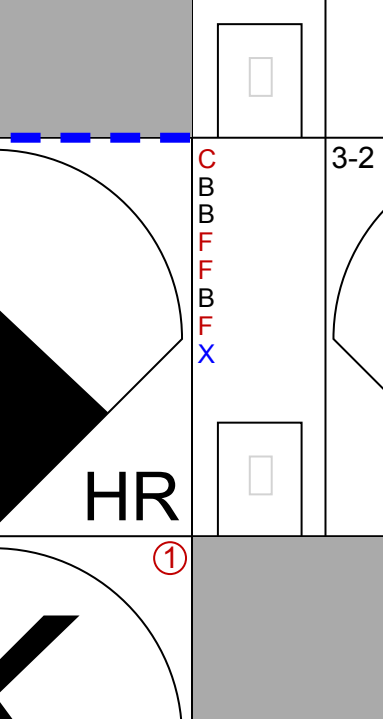
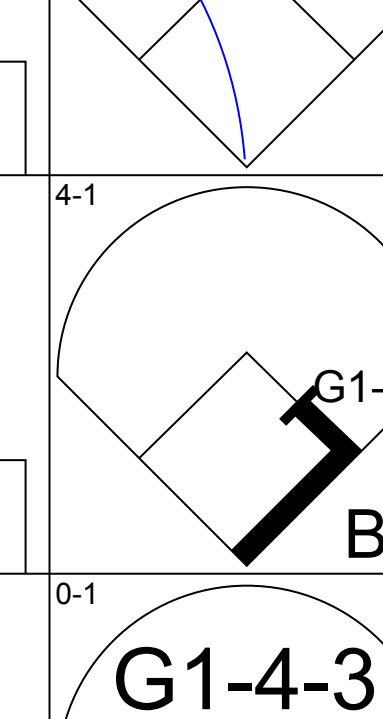
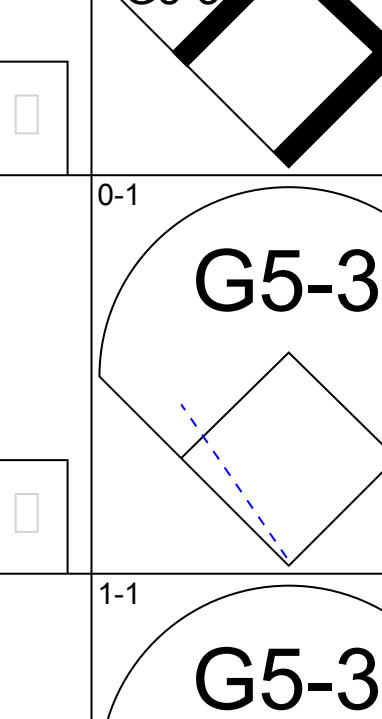
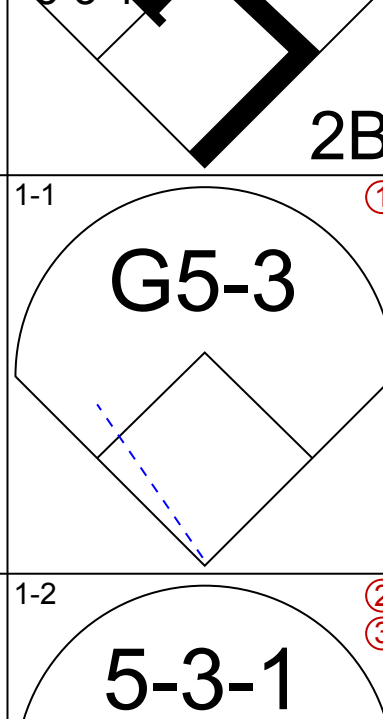

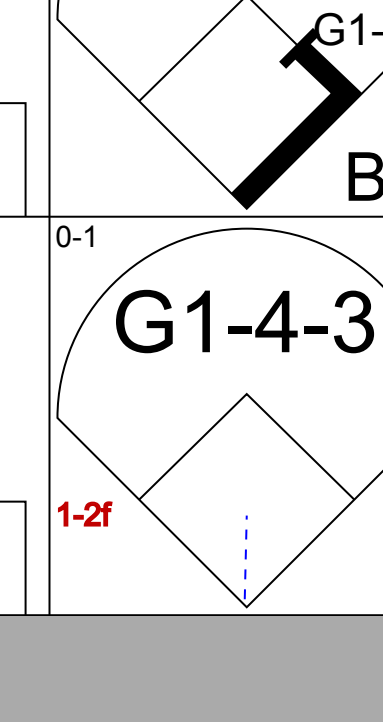
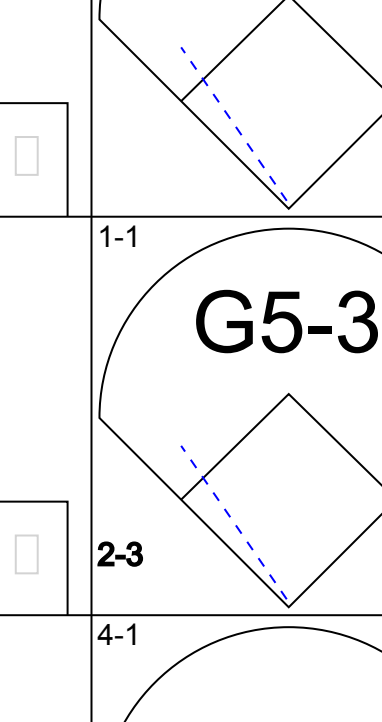
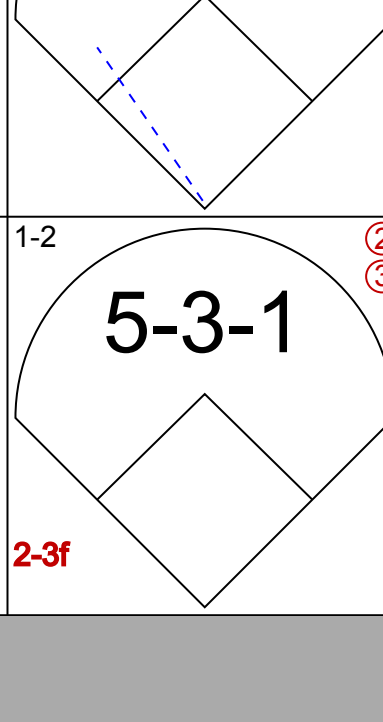
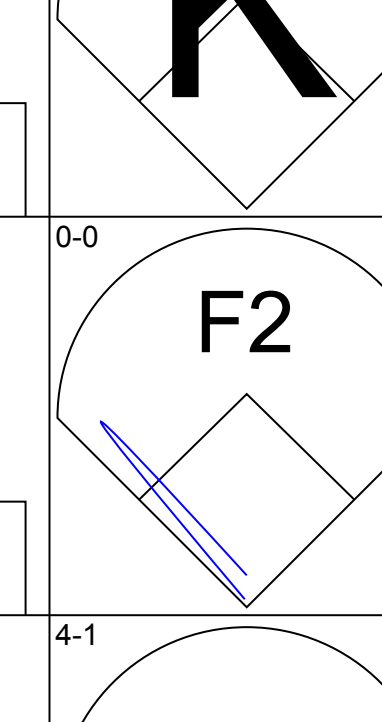
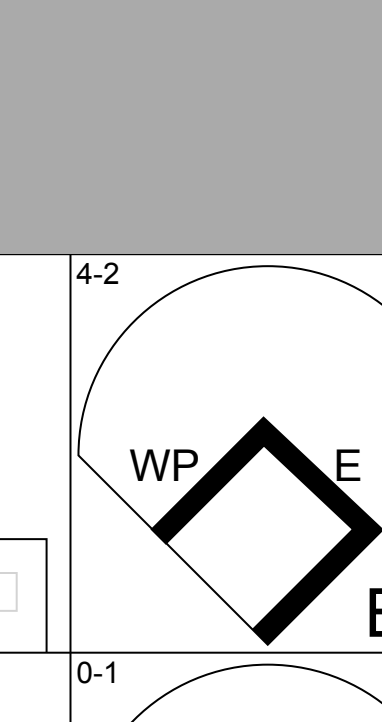
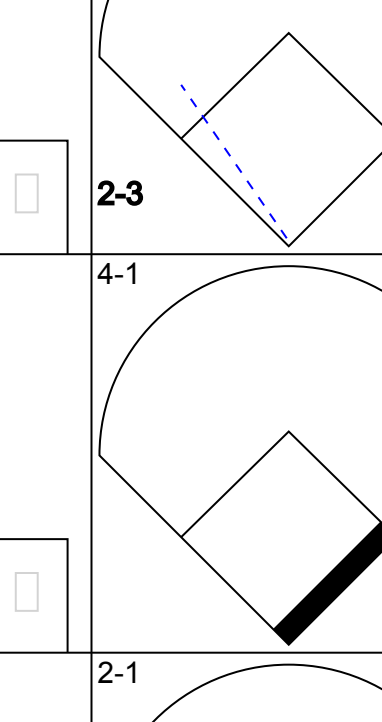

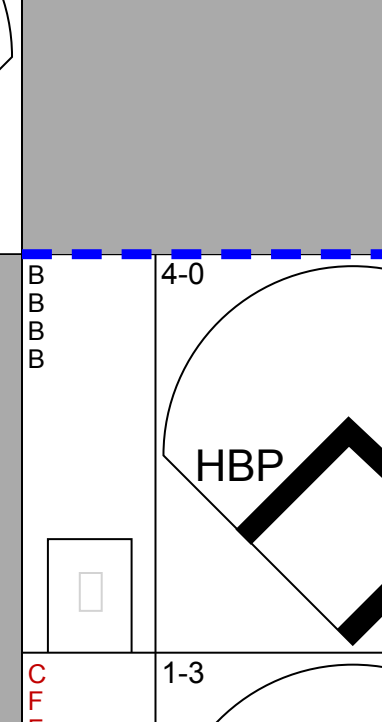
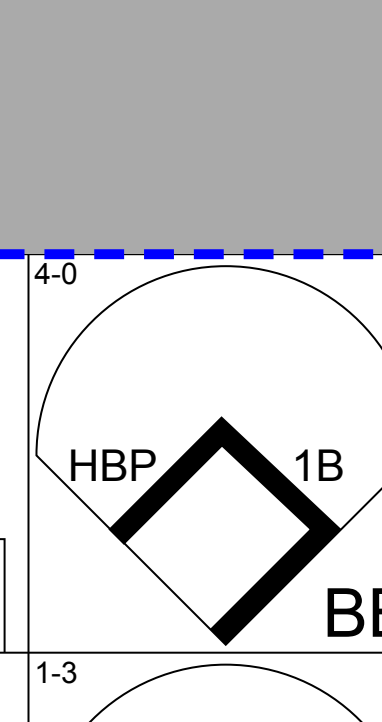
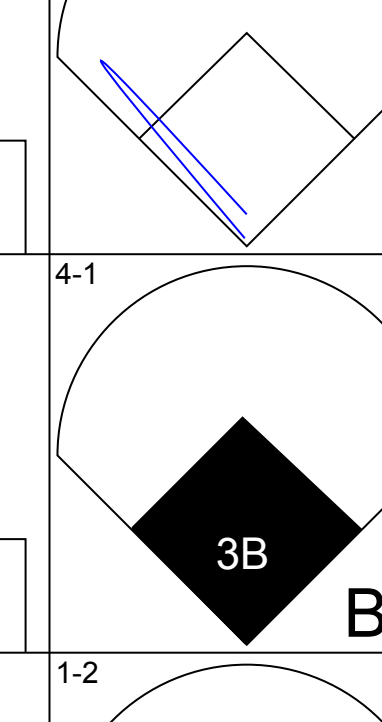
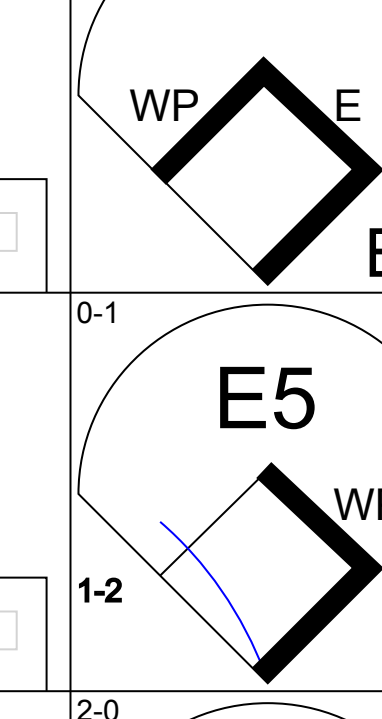
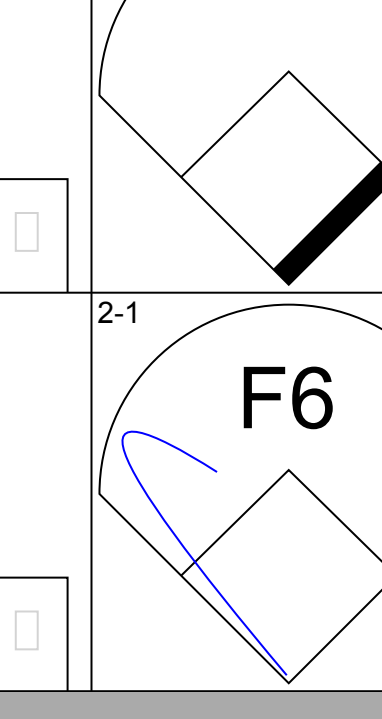

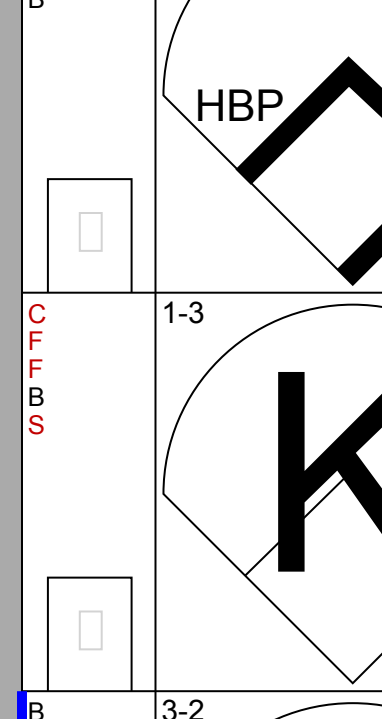
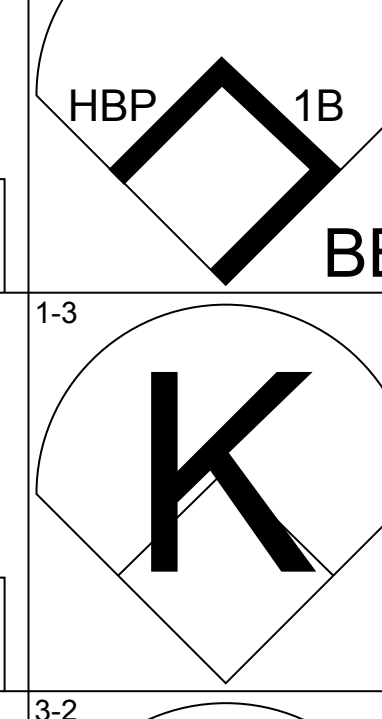
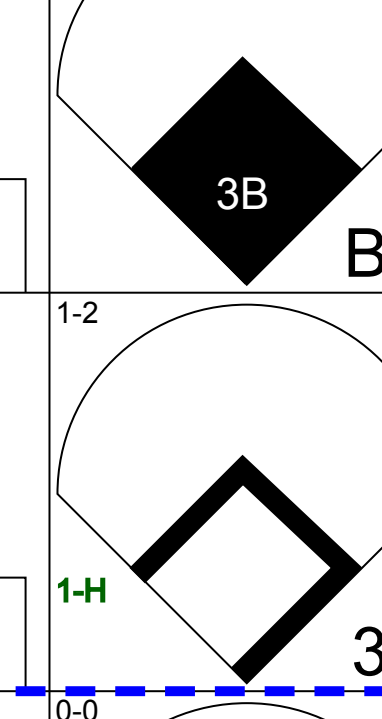
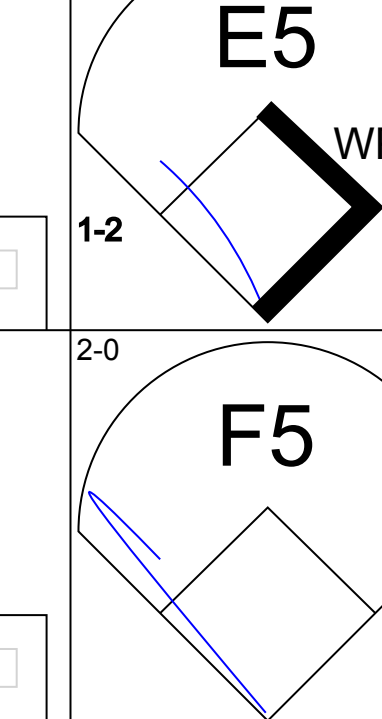
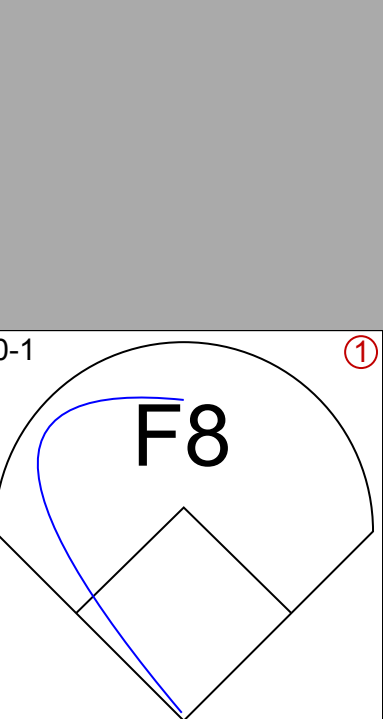
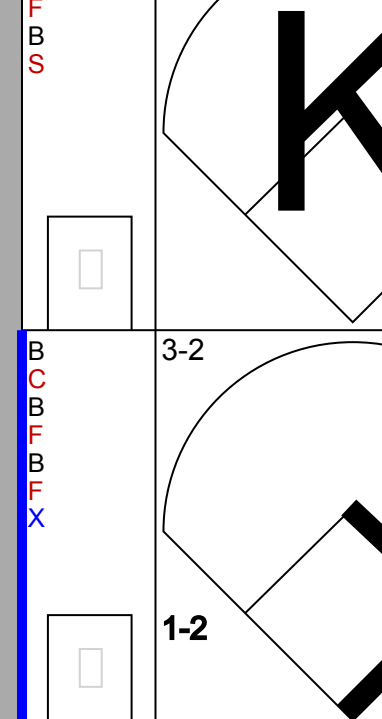
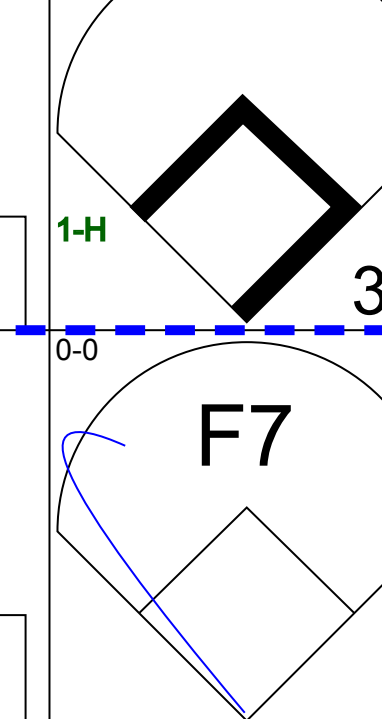


Batter	1	2	3	4	5	6	7	8	9	AB	R	H	RBI	BB	SO	LOB	TOP			
Pokey Reese, R OBP: 0.490, SLG: 0.500 (1, 4)										3	0	0	0	1	1	3				
Barry Larkin, R OBP: 0.433, SLG: 0.490 (1, 6)										5	0	0	0	0	1	3				
Ken Griffey Jr., L OBP: 0.305, SLG: 0.383 (1, 8)										4	0	1	0	1	0	2				
Eddie Taubensee, L OBP: 0.304, SLG: 0.452 (1, 2)										4	1	1	1	1	0	1				
Dmitri Young, S OBP: 0.283, SLG: 0.367 (1, 7)										5	1	1	0	0	1	3				
D.T. Cromer, L OBP: 0.550, SLG: 0.833 Hal Morris, L OBP: 0.250, SLG: 0.636 (1, 3) (6, 3)										2	2	1	0	0	0	1				
Michael Tucker, L OBP: 0.440, SLG: 0.737 (1, 9)										2	1	1	2	2	0	1				
Mark Lewis, R Aaron Boone, R OBP: 0.256, SLG: 0.474 (1, 5) (6, 5)										3	0	0	0	0	0	2				
Steve Parris, R Alex Ochoa, R Pete Hartnett, S Scott Williamson, R Dante Bichette, R Manny Aybar, R Danny Graves, R (1, 1) (7, PH) (7, PH) (7, 1) (8, PH) (8, 1) (8, 1)										1	0	0	0	0	1	0				
Inning Stats	R: 0 E: 0 K: 3 S: 14	H: 1 LOB: 2 BB: 1 P: 21	R: 1 E: 1 K: 0 S: 10	H: 1 LOB: 1 BB: 0 P: 13	R: 0 E: 0 K: 0 S: 9	H: 0 LOB: 0 BB: 0 P: 13	R: 2 E: 0 K: 1 S: 12	H: 1 LOB: 0 BB: 0 P: 17	R: 0 E: 0 K: 0 S: 7	H: 0 LOB: 2 BB: 1 P: 14	R: 0 E: 0 K: 0 S: 9	H: 1 LOB: 2 BB: 0 P: 14	R: 2 E: 0 K: 2 S: 20	H: 3 LOB: 2 BB: 1 P: 31	R: 0 E: 0 K: 0 S: 6	H: 0 LOB: 1 BB: 1 P: 14	1B: 3 2B: 2 3B: 0 HR: 2	SF: 0 SAC: 2 DP: 0 HBP: 1	WP: 0 PA: 41 PB: 0 SB: 0 CS: 0	
PITCHER	IP	WLS	BF	H	R	ER	SO	BB	IBB	HBP	BLK	WP	HR	S	P	ERA	WHIP			
Chan Ho Park, R ERA: 3.79 Jeff Williams, L ERA: 27.0 Matt Herges, R ERA: Terry Adams, R ERA: 1.86 (1, 1) (8, 1) (8, 1) (9, 1)	7.0	L	30	4	3	2	4	2	1	1	0	0	1	67	109	2.57	0.857			

Cincinnati Reds @ Los Angeles Dodgers
Dodger Stadium, Los Angeles, CA
Sun Apr 16 2000, 1:10 PM PDT
Att: 52,594 - Cloudy - 71 F

AB 33
R 5
H 7
RBI 4
BB 5
SO 6
LOB 19



Batter	1	2	3	4	5	6	7	8	9	AB	R	H	RBI	BB	SO	LOB	BOTTOM			
Todd Hollandsworth, L OBP: 0.414, SLG: 0.417 (1, 8)										4	0	0	0	1	1	4				
F.P. Santangelo, S (1, 4)										3	0	0	0	1	0	1				
Gary Sheffield, R OBP: 0.500, SLG: 0.881 (1, 7)										5	1	1	1	0	1	7				
Shawn Green, L OBP: 0.386, SLG: 0.569 (1, 9)										5	1	3	1	0	0	1				
Eric Karros, R OBP: 0.261, SLG: 0.436 (1, 3)										3	0	0	0	1	1	2				
Adrian Beltré, R OBP: 0.340, SLG: 0.447 (1, 5)										4	0	0	0	0	0	3				
Chad Kreuter, S OBP: 0.500, SLG: 0.333 (1, 2)										0	1	0	0	4	0	0				
Jose Vizcaino, S OBP: 0.333, SLG: 0.375 (1, 6)										4	0	1	1	0	1	4				
Chan Ho Park, R Dave Hansen, L Jeff Williams, R Matt Herges, L 22 Devon White, S Terry Adams, R (1, 1) (7, PH) (8, 1) (8, 1) (8, PH) (9, 1)										2	0	0	0	0	0	2				
Inning Stats	R: 0 E: 0 K: 0 S: 8	H: 0 LOB: 0 BB: 0 P: 12	R: 0 E: 0 K: 0 S: 6	H: 0 LOB: 0 BB: 1 P: 12	R: 0 E: 1 K: 0 S: 13	H: 0 LOB: 2 BB: 2 P: 23	R: 0 E: 0 K: 0 S: 9	H: 1 LOB: 2 BB: 1 P: 19	R: 0 E: 0 K: 0 S: 8	H: 2 LOB: 0 BB: 0 P: 13	R: 1 E: 0 K: 3 S: 16	H: 2 LOB: 3 BB: 1 P: 32	R: 2 E: 0 K: 1 S: 13	H: 2 LOB: 1 BB: 1 P: 23	R: 0 E: 0 K: 0 S: 8	H: 0 LOB: 1 BB: 1 P: 16	1B: 1 2B: 3 3B: 1 HR: 2	SF: 0 SAC: 0 DP: 2 HBP: 1	WP: 1 PA: 40 PB: 0 SB: 0 CS: 0	
PITCHER	IP	WLS	BF	H	R	ER	SO	BB	IBB	HBP	BLK	WP	HR	S	P	ERA	WHIP			
Steve Parris, R ERA: 6.6 Scott Williamson, R ERA: 3.38 Manny Aybar, R ERA: 6.75 Danny Graves, R ERA: 1.8 (1, 1) (7, 1) (8, 1) (8, 1)	6.0	W	24	3	1	1	0	4	0	0	0	0	1	51	91	1.50	1.167			

Cincinnati Reds @ Los Angeles Dodgers
Dodger Stadium, Los Angeles, CA
Sun Apr 16 2000, 1:10 PM PDT
Att: 52,594 - Cloudy - 71 F

AB 32
R 3
H 6
RBI 3
BB 7
SO 4
LOB 25



Batter	1	2	3	4	5	6	7	8	9	AB	R	H	RBI	BB	SO	LOB	TOP																		
Inning Stats																																			
PITCHER	IP	WLS	BF	H	R	ER	SO	BB	IBB	HBP	BLK	WP	HR	S	P	ERA	WHIP	PITCHER	IP	WLS	BF	H	R	ER	SO	BB	IBB	HBP	BLK	WP	HR	S	P	ERA	WHIP

Houston Astros @ Los Angeles Dodgers
Dodger Stadium, Los Angeles, CA
Mon Apr 17 2000, 7:10 PM PDT

AB 0
R 0
H 0
RBI 0
BB 0
SO 0
LOB 0



1B: 0 SF: 0 WP: 0 PA: 0
2B: 0 SAC: 0 FB: 0
3B: 0 DP: 0 SB: 0
HR: 0 HBP: 0 CS: 0

livebaseballscorecards.com

Batter	1	2	3	4	5	6	7	8	9	AB	R	H	RBI	BB	SO	LOB	BOTTOM																		
Inning Stats																																			
PITCHER	IP	WLS	BF	H	R	ER	SO	BB	IBB	HBP	BLK	WP	HR	S	P	ERA	WHIP	PITCHER	IP	WLS	BF	H	R	ER	SO	BB	IBB	HBP	BLK	WP	HR	S	P	ERA	WHIP

Houston Astros @ Los Angeles Dodgers
Dodger Stadium, Los Angeles, CA
Mon Apr 17 2000, 7:10 PM PDT

AB 0
R 0
H 0
RBI 0
BB 0
SO 0
LOB 0



1B: 0 SF: 0 WP: 0 PA: 0
2B: 0 SAC: 0 FB: 0
3B: 0 DP: 0 SB: 0
HR: 0 HBP: 0 CS: 0

livebaseballscorecards.com

Batter	1	2	3	4	5	6	7	8	9	AB	R	H	RBI	BB	SO	LOB	TOP									
Craig Biggio, R (1, 4) OBP: 0.392, SLG: 0.395										4	0	1	0	0	2	1	Houston Astros @ Los Angeles Dodgers Dodger Stadium, Los Angeles, CA Tue Apr 18 2000, 7:10 PM PDT Att: 26,298 - Cloudy - 61 F									
Roger Cedeno, S (1, 8) OBP: 0.245, SLG: 0.233										3	1	0	0	1	0	1										
5 Jeff Bagwell, R (1, 3) OBP: 0.389, SLG: 0.644										2	2	2	1	1	0	0										
Ken Caminiti, S (1, 5) OBP: 0.333, SLG: 0.375										4	0	0	0	0	1	5										
Richard Hidalgo, R (1, 9) OBP: 0.426, SLG: 0.732										4	0	2	2	0	1	0										
Daryle Ward, L (1, 7) OBP: 0.276, SLG: 0.556										4	0	0	0	0	2	2										
Tony Eusebio, R (1, 2) OBP: 0.367, SLG: 0.240										4	0	0	0	0	1	2										
Tim Lincecum, R (1, 6) OBP: 0.244, SLG: 0.333										1	0	0	0	2	1	0										
Matt Mieske, R (9, PH)										1	0	0	0	0	0	1										
Octavio Dotel, R (1, 1)										2	0	0	0	0	1	1										
Bill Spiers, L (7, PH) OBP: 0.289, SLG: 0.303										1	0	0	0	0	0	1										
Doug Henry, R (7, 1)										0	0	0	0	0	0	0										
Yorkis Perez, L (7, 1)										0	0	0	0	0	0	0										
Jose Cabrera, R (8, 1)										0	0	0	0	0	0	0										
Inning Stats	R: 0 E: 0 K: 1 S: 8	H: 1 LOB: 1 BB: 0 P: 14	R: 0 E: 0 K: 1 S: 8	H: 0 LOB: 0 BB: 0 P: 12	R: 0 E: 0 K: 2 S: 8	H: 0 LOB: 0 BB: 0 P: 13	R: 2 E: 1 K: 1 S: 12	H: 1 LOB: 1 BB: 1 P: 25	R: 0 E: 0 K: 1 S: 6	H: 0 LOB: 0 BB: 1 P: 14	R: 1 E: 0 K: 2 S: 11	H: 1 LOB: 0 BB: 0 P: 16	R: 0 E: 0 K: 0 S: 8	H: 0 LOB: 1 BB: 1 P: 14	R: 0 E: 0 K: 1 S: 12	H: 1 LOB: 1 BB: 0 P: 23	R: 0 E: 0 K: 1 S: 10	H: 1 LOB: 1 BB: 0 P: 12	1B: 3 2B: 2 3B: 0 HR: 1	SF: 0 SAC: 0 DP: 2 HBP: 1	WP: 1 PB: 0 SB: 0 CS: 0	PA: 35				
PITCHER	IP	WLS	BF	H	R	ER	SO	BB	IBB	HBP	BLK	WP	HR	S	P	ERA	WHIP									
37 Darren Dreifort, R (1, 1) ERA: 3.38	6.0	W	23	3	3	3	8	2	0	1	0	0	0	1	53	94	4.50	0.833								
Terry Adams, R (7, 1) ERA: 1.54	1.1	H	6	1	0	0	0	1	0	0	0	0	0	0	18	30	0.00	1.500								
Mike Fetters, R (8, 1) ERA: 1.59	0.2	H	2	0	0	0	0	1	0	0	0	0	0	2	7	0.00	1.500									
Jeff Shaw, R (9, 1) ERA: 3.86	1.0	S	4	1	0	0	1	0	0	0	0	0	0	10	12	0.00	1.000									

Batter	1	2	3	4	5	6	7	8	9	AB	R	H	RBI	BB	SO	LOB	BOTTOM									
22 Devon White, S (1, 8) OBP: 0.357, SLG: 0.610										4	1	1	1	0	2	2	Houston Astros @ Los Angeles Dodgers Dodger Stadium, Los Angeles, CA Tue Apr 18 2000, 7:10 PM PDT Att: 26,298 - Cloudy - 61 F									
Mark Czuprianeck, R (1, 4) OBP: 0.224, SLG: 0.236										4	0	1	0	0	2	0										
Gary Sheffield, R (1, 7) OBP: 0.481, SLG: 0.822										3	0	0	0	0	2	1										
F.P. Santangelo, S (8, 7)										0	0	0	0	0	0	0										
Shawn Green, L (1, 9) OBP: 0.361, SLG: 0.527										4	0	0	0	0	2	2										
Eric Karros, R (1, 3) OBP: 0.280, SLG: 0.452										3	2	1	0	1	1	1										
Todd Hundley, S (1, 2) OBP: 0.294, SLG: 0.429										4	1	2	2	0	1	0										
Adrian Beltré, R (1, 5) OBP: 0.352, SLG: 0.520										3	1	2	2	0	0	0										
Kevin Elster, R (1, 6) OBP: 0.432, SLG: 0.690										3	0	1	0	1	1	1										
37 Darren Dreifort, R (1, 1)										1	0	0	0	0	1	1										
Todd Hollandsworth, L (8, PH) OBP: 0.450, SLG: 0.400										1	0	0	0	0	1	1										
Terry Adams, R (7, 1)										0	0	0	0	0	0	0										
Mike Fetters, R (8, 1)										0	0	0	0	0	0	0										
Jeff Shaw, R (9, 1)										0	0	0	0	0	0	0										
Inning Stats	R: 0 E: 0 K: 3 S: 12	H: 1 LOB: 1 BB: 0 P: 15	R: 1 E: 0 K: 0 S: 7	H: 1 LOB: 2 BB: 2 P: 18	R: 0 E: 0 K: 1 S: 6	H: 0 LOB: 0 BB: 0 P: 8	R: 1 E: 0 K: 2 S: 14	H: 2 LOB: 1 BB: 0 P: 22	R: 0 E: 0 K: 2 S: 11	H: 0 LOB: 0 BB: 0 P: 15	R: 2 E: 0 K: 2 S: 12	H: 3 LOB: 1 BB: 0 P: 20	R: 1 E: 0 K: 2 S: 10	H: 1 LOB: 1 BB: 0 P: 21	R: 0 E: 0 K: 1 S: 9	H: 0 LOB: 0 BB: 0 P: 15	1B: 3 2B: 2 3B: 0 HR: 3	SF: 1 SAC: 1 DP: 0 HBP: 1	WP: 1 PB: 1 SB: 2 CS: 0	PA: 35						
PITCHER	IP	WLS	BF	H	R	ER	SO	BB	IBB	HBP	BLK	WP	HR	S	P	ERA	WHIP									
Octavio Dotel, R (1, 1) ERA: 5.5	6.0	L	27	7	4	4	10	2	0	1	0	0	0	1	5	11	27.00	3.000								
Doug Henry, R (7, 1) ERA: 6.0	0.1		3	1	1	1	1	0	0	1	0	0	0	1	5	11	27.00	3.000								
Yorkis Perez, L (7, 1) ERA: 2.25	1.0		3	0	0	0	1	0	0	0	0	0	0	7	14	0.00	0.000									
Jose Cabrera, R (8, 1) ERA: 7.88	0.2		2	0	0	0	1	0	0	0	0	0	0	7	11	0.00	0.000									

AB	30
R	3
H	5
RBI	3
BB	4
SO	9
LOB	14



AB	30
R	5
H	8
RBI	5
BB	2
SO	13
LOB	9



Batter	1	2	3	4	5	6	7	8	9	AB	R	H	RBI	BB	SO	LOB	TOP										
22 Devon White, S OBP: 0.314, SLG: 0.520	2-2 FC4-6 1B	3-3 K2-3	1-1 G4-3			0-0 F7		2-1 G3	1-2 G5-3	6	0	1	0	0	1	3	Los Angeles Dodgers @ Cincinnati Reds Cinergy Field, Cincinnati, OH Fri Apr 21 2000, 7:05 PM EDT Att: 34,458 - Cloudy - 42 F										
Mark Crutzielnek, R OBP: 0.250, SLG: 0.238	2-2 FC4-6 G4-3 1B 1-2	2-1 1B		0-1 G6-3		4-2 FC6-5 WP BB		0-0 G5-3		4	0	1	2	1	0	1											
Gary Sheffield, R OBP: 0.484, SLG: 0.827 Terry Adams, R (8, 1)	0-2 G4-3 1B	4-1 2H 3H		1-1 F8		3-2 FC6-5 1-3		1-0 F9		4	0	1	0	1	0	1											
Shawn Green, L OBP: 0.333, SLG: 0.476	3-2 G4-3 1B 2-3	3-1 G3		2-2 P6		0-0 P4			3-3 K	5	0	0	0	0	1	5											
Eric Karros, R OBP: 0.293, SLG: 0.417	2-3 K		1-2 2B 1B		4-0 1B BB		0-0 G6-3	4-1 BB BB HR BB		3	2	1	0	2	1	2											
Todd Hundley, S OBP: 0.333, SLG: 0.543		2-2 HR	3-2 1B 2B		1-1 1B		2-1 E4 WP 1B	4-1 BB HR BB		4	3	3	1	1	0	0											
Adrian Beltré, R OBP: 0.349, SLG: 0.474		4-2 SH1-4 1B BB	3-2 SH1-4 1B		1-3 K		3-1 F9	4-2 HR BB		3	2	1	2	2	1	3											
Kevin Elster, R OBP: 0.435, SLG: 0.703	1-0 SH1-4 1B	1-2 SH1-4 1B		0-0 F8		0-0 L7		2-2 WP 1B		5	2	3	4	0	0	3											
Eric Gagne, R OBP: 0.500, SLG: 0.500 Matt Herges, L (5, 1) Todd Hollandsworth, L OBP: 0.353, SLG: 0.345 (8, 7)	2-2 SH1-4 1B 1-2 2-3	0-0 SH1-4		0-2 L1		3-3 K		3-3 K	0-2 G1-3	1	0	0	0	0	0	2											
Inning Stats	R: 0 E: 0 K: 1 S: 18	H: 2 LOB: 2 BB: 0 P: 27	R: 3 E: 0 K: 1 S: 25	H: 3 LOB: 2 BB: 2 P: 46	R: 2 E: 0 K: 0 S: 15	H: 3 LOB: 1 BB: 0 P: 26	R: 0 E: 0 K: 0 S: 7	H: 0 LOB: 0 BB: 0 P: 10	R: 0 E: 0 K: 1 S: 10	H: 1 LOB: 2 BB: 1 P: 16	R: 0 E: 0 K: 0 S: 8	H: 0 LOB: 1 BB: 1 P: 15	R: 0 E: 1 K: 1 S: 14	H: 1 LOB: 2 BB: 0 P: 24	R: 0 E: 0 K: 0 S: 4	H: 0 LOB: 0 BB: 0 P: 7	R: 4 E: 0 K: 1 S: 15	H: 1 LOB: 0 BB: 3 P: 31	1B: 8 2B: 1 3B: 0 HR: 2	SF: 0 SAC: 2 DP: 0 HBP: 0	WP: 2 PB: 0 SB: 0 CS: 0	PA: 46					
PITCHER	IP	WLS	BF	H	R	ER	SO	BB	IBB	HBP	BLK	WP	HR	S	P	ERA	WHIP										
Steve Paris, R ERA: 8.47	(1, 1)	2.0	L	15	7	5	5	2	2	0	0	0	0	1	50	84	22.50	4.500									
Scott Sullivan, R ERA: 3.95	(3, 1)	4.0		16	2	0	0	1	2	0	0	0	0	1	0	33	56	0.00	1.000								
Scott Williamson, R ERA: 4.35	(7, 1)	1.0		5	1	0	0	1	0	0	0	0	0	1	0	14	24	0.00	1.000								
Manny Aybar, R ERA: 6.94	(8, 1)	1.0		3	0	0	0	0	0	0	0	0	0	0	4	7	0.00	0.000									
Norm Charlton, L ERA: 38.0	(9, 1)	1.0		7	1	4	4	1	3	0	0	0	0	0	1	15	31	36.00	4.000								

Batter	1	2	3	4	5	6	7	8	9	AB	R	H	RBI	BB	SO	LOB	BOTTOM								
Pokey Reese, R OBP: 0.485, SLG: 0.500	3-1 L4	1-3 K		2-3 K		0-1 G4-3			2-3 K	5	0	0	0	0	3	2	Los Angeles Dodgers @ Cincinnati Reds Cinergy Field, Cincinnati, OH Fri Apr 21 2000, 7:05 PM EDT Att: 34,458 - Cloudy - 42 F								
Barry Larkin, R OBP: 0.459, SLG: 0.548 Mark Lewis, R OBP: 0.111, SLG: 0.118	2-2 S BB 1B	2-3 K		2-1 2B		3-1 G4-3			1-3 K	1	0	1	0	0	0	0									
Ken Griffey Jr., L OBP: 0.338, SLG: 0.475	4-0 S BB	4-1 BB		1-1 G4-3		3-2 F5			1-0 2B	3	0	1	0	2	0	1									
Sean Casey, L OBP: 0.385, SLG: 0.455	3-3 K	2-3 K		0-1 G4-3		1-0 E6			4-1 BB	4	0	0	0	1	2	5									
Dante Bichette, R OBP: 0.281, SLG: 0.359	2-2 G5-3		1-3 K WP		2-2 1B		3-1 F8		0-2 G1-3	5	0	1	0	0	1	5									
Eddie Taubensee, L OBP: 0.356, SLG: 0.472		2-2 BB 1B 2B	3-1 F8		0-2 G6-4-3 1B		0-0 FC3-6 1B			4	1	3	0	0	0	1									
Dmitri Young, S OBP: 0.262, SLG: 0.328		2-2 BB 2B 1B	3-2 F7		1-0 G6-4-3 1-2		1-1 FC3-6 1B 1-2			4	1	1	0	0	0	4									
Aaron Boone, R OBP: 0.350, SLG: 0.480		4-2 2B 1-2 2-3 BB	2-3 K		0-0 G4-3		1-0 G6-4-3 1B			3	0	1	0	1	1	1									
Steve Paris, R ERA: 8.47 Scott Sullivan, R ERA: 3.95 Hal Morris, L ERA: 6.94 Scott Williamson, R ERA: 4.35 Manny Aybar, R ERA: 6.94 Michael Tucker, S ERA: 1.97 Norm Charlton, S ERA: 38.0	(1, 1) (3, 1) (7, 1) (8, 1) (8, 1) (9, 1)	4.1 2.2 2.0	W S	8 9	0 3	0 0	0 2	1 0	0 0	0 0	0 0	0 22	14 33	0.00 0.000	2.000										
Inning Stats	R: 0 E: 0 K: 1 S: 11	H: 1 LOB: 2 BB: 1 P: 25	R: 2 E: 0 K: 3 S: 25	H: 3 LOB: 3 BB: 2 P: 43	R: 0 E: 0 K: 2 S: 14	H: 0 LOB: 1 BB: 0 P: 23	R: 0 E: 0 K: 2 S: 10	H: 1 LOB: 1 BB: 0 P: 15	R: 0 E: 0 K: 0 S: 5	H: 0 LOB: 0 BB: 0 P: 7	R: 0 E: 0 K: 0 S: 8	H: 0 LOB: 1 BB: 0 P: 18	R: 0 E: 0 K: 0 S: 6	H: 2 LOB: 1 BB: 0 P: 9	R: 0 E: 0 K: 2 S: 16	H: 1 LOB: 2 BB: 1 P: 24	1B: 7 2B: 3 3B: 0 HR: 0	SF: 0 SAC: 0 DP: 2 HBP: 0	WP: 2 PB: 0 SB: 2 CS: 0	PA: 41					
PITCHER	IP	WLS	BF	H	R	ER	SO	BB	IBB	HBP	BLK	WP	HR	S	P	ERA	WHIP								
Eric Gagne, R ERA: 3.86	(1, 1)	4.1		7	2	2	8	3	0	0	0	0	0	69	117	4.15	2.308								
Matt Herges, R ERA: 1.38	(5, 1)	2.2	W	8	0	0	0	0	0	0	0	0	0	14	27	0.00	0.000								
Terry Adams, R ERA: 1.38	(8, 1)	2.0	S	9	3	0	0	2	1	0	0	0	0	22	33	0.00	2.000								



Batter	1	2	3	4	5	6	7	8	9	AB	R	H	RBI	BB	SO	LOB	TOP					
Todd Hollandsworth, L OBP: 0.375, SLG: 0.486										6	2	3	2	0	2	3	Los Angeles Dodgers @ Cincinnati Reds Cinergy Field, Cincinnati, OH Sat Apr 22 2000, 1:15 PM EDT Att: 35,557 - Cloudy - 45 F					
Mark Chudzielanek, R OBP: 0.284, SLG: 0.319										6	3	4	1	0	1	1						
Gary Sheffield, R OBP: 0.485, SLG: 0.855 F.P. Santangelo, S OBP: 0.313, SLG: 0.083										3	1	1	2	1	0	1						
Shawn Green, L OBP: 0.333, SLG: 0.448										4	1	0	0	2	0	4						
Eric Karros, R OBP: 0.302, SLG: 0.491										5	2	2	3	0	2	1						
Adrián Beltré, R OBP: 0.336, SLG: 0.468										5	1	1	0	0	0	1						
Chad Kreuter, S OBP: 0.552, SLG: 0.526										3	3	1	1	2	1	0						
Kevin Elster, R OBP: 0.451, SLG: 0.750										3	3	1	2	2	0	0						
Chan Ho Park, R OBP: 0.083, SLG: 0.167 Alan Mills, R (6, 1)										3	0	1	2	0	1	0						
Inning Stats	R: 1 E: 0 K: 2 S: 12	H: 1 LOB: 1 BB: 1 P: 22	R: 3 E: 0 K: 1 S: 13	H: 4 LOB: 2 BB: 1 P: 27	R: 0 E: 0 K: 2 S: 11	H: 0 LOB: 0 BB: 0 P: 17	R: 0 E: 0 K: 1 S: 8	H: 0 LOB: 0 BB: 0 P: 10	R: 5 E: 0 K: 1 S: 13	H: 3 LOB: 1 BB: 3 P: 31	R: 2 E: 0 K: 0 S: 9	H: 2 LOB: 0 BB: 0 P: 13	R: 0 E: 0 K: 1 S: 8	H: 0 LOB: 0 BB: 0 P: 10	R: 0 E: 0 K: 0 S: 9	H: 2 LOB: 1 BB: 0 P: 13	R: 5 E: 0 K: 0 S: 13	H: 3 LOB: 1 BB: 3 P: 33	1B: 5 2B: 5 3B: 1 HR: 4	SF: 0 SAC: 0 DP: 1 HBP: 0	WP: 1 PB: 0 SB: 1 CS: 0	PA: 49
PITCHER	IP WLS BF H R ER SO BB IBB HBP BLK WP HR S P ERA WHIP																					
Pete Harnisch, R ERA: 9.64	(1, 1) 4.2 L 27 8 9 9 6 5 0 0 0 0 0 3 54 104 17.36 2.786																					
Manny Aybar, R ERA: 7.07	(5, 1) 2.1 9 2 2 2 2 0 0 0 0 0 1 20 26 7.71 0.857																					
Norm Charlton, L ERA: 27.0	(8, 1) 2.0 13 5 5 5 0 3 0 0 0 1 0 22 46 22.50 4.000																					


Batter	1	2	3	4	5	6	7	8	9	AB	R	H	RBI	BB	SO	LOB	BOTTOM					
Pokey Reese, R OBP: 0.465, SLG: 0.476 Chris Stynes, R OBP: 0.556, SLG: 0.533										3	0	0	0	0	0	0	Los Angeles Dodgers @ Cincinnati Reds Cinergy Field, Cincinnati, OH Sat Apr 22 2000, 1:15 PM EDT Att: 35,557 - Cloudy - 45 F					
Michael Tucker, L OBP: 0.455, SLG: 0.750										3	1	1	1	1	1	0						
Ken Griffey Jr., L OBP: 0.325, SLG: 0.453 Alex Ochoa, R OBP: 0.423, SLG: 0.696										3	0	0	0	0	1	1						
Sean Casey, L OBP: 0.375, SLG: 0.385 Hal Morris, L OBP: 0.200, SLG: 0.500										2	1	0	0	1	0	0						
Dmitri Young, S OBP: 0.261, SLG: 0.323										4	0	1	0	0	0	0						
Eddie Taubensee, L OBP: 0.377, SLG: 0.472 Benito Santiago, R OBP: 0.333, SLG: 0.600										0	0	0	0	2	0	0						
Aaron Boone, R OBP: 0.349, SLG: 0.462										2	0	0	0	0	0	3						
Gookie Dawkins, R (1, 6)										4	0	0	0	0	1	7						
Pete Harnisch, S OBP: 0.200, SLG: 0.200 Manny Aybar, R (7, PH) Norm Charlton, S (8, 1) Dante Bichette, R OBP: 0.257, SLG: 0.354										1	0	0	0	0	1	2						
Inning Stats	R: 1 E: 0 K: 1 S: 9	H: 1 LOB: 0 BB: 0 P: 12	R: 0 E: 1 K: 2 S: 16	H: 0 LOB: 2 BB: 1 P: 23	R: 0 E: 0 K: 1 S: 10	H: 0 LOB: 0 BB: 0 P: 16	R: 0 E: 0 K: 0 S: 6	H: 0 LOB: 2 BB: 1 P: 17	R: 0 E: 0 K: 1 S: 12	H: 0 LOB: 1 BB: 1 P: 21	R: 1 E: 0 K: 0 S: 9	H: 2 LOB: 1 BB: 1 P: 19	R: 0 E: 0 K: 1 S: 7	H: 0 LOB: 0 BB: 0 P: 13	R: 0 E: 0 K: 0 S: 9	H: 1 LOB: 0 BB: 0 P: 13	R: 0 E: 0 K: 0 S: 6	H: 1 LOB: 1 BB: 0 P: 7	1B: 4 2B: 0 3B: 0 HR: 1	SF: 0 SAC: 0 DP: 2 HBP: 1	WP: 2 PB: 0 SB: 0 CS: 0	PA: 36
PITCHER	IP WLS BF H R ER SO BB IBB HBP BLK WP HR S P ERA WHIP																					
Chan Ho Park, R ERA: 3.38	(1, 1) 5.0 W 21 1 1 1 5 3 0 0 0 0 1 53 89 1.80 0.800																					
Alan Mills, R ERA: 4.66	(6, 1) 4.0 S 15 4 1 1 1 1 0 0 0 0 0 31 52 2.25 1.250																					



Batter	1	2	3	4	5	6	7	8	9	AB	R	H	RBI	BB	SO	LOB	TOP					
22 Devon White, S OBP: 0.305, SLG: 0.474	G3		P6			G6-3 G4-3 BB	F2			3	0	0	0	1	0	3						
Mark Crutzieleak, R OBP: 0.265, SLG: 0.295	F8			F9		G4-3		K		4	0	0	0	0	1	1						
Gary Sheffield, R OBP: 0.446, SLG: 0.762	G3-1			F9		G6-3		G6-3		4	0	0	0	0	0	1						
Shawn Green, L OBP: 0.345, SLG: 0.493		K			K			G1-3		4	0	0	0	0	2	1						
Eric Karros, R OBP: 0.324, SLG: 0.466		1B HBP				K		G6-4-3 BB		1	0	0	0	2	1	0						
Todd Hundley, S OBP: 0.353, SLG: 0.605		CS 1B			BB 1B		SH2-4 1B	K		4	0	3	0	0	1	1						
Adrián Beltré, R OBP: 0.355, SLG: 0.471		K			BB		SH2-4	G6-4-3 1-2		2	0	0	0	1	1	3						
Kevin Elster, R OBP: 0.426, SLG: 0.698			L4		F9		K			3	0	0	0	0	1	4						
37 Darren Dreifort, R Dave Hansen, L Terry Adams, R			G5-3		G1-3			BB		2	0	0	0	0	0	2						
										0	0	0	0	1	0	0						
										0	0	0	0	0	0	0						
Inning Stats	R: 0 E: 0 K: 0 S: 10	H: 0 LOB: 0 BB: 0 P: 14	R: 0 E: 0 K: 2 S: 15	H: 1 LOB: 2 BB: 0 P: 25	R: 0 E: 0 K: 1 S: 9	H: 0 LOB: 0 BB: 0 P: 16	R: 0 E: 0 K: 1 S: 7	H: 0 LOB: 0 BB: 0 P: 12	R: 0 E: 0 K: 1 S: 12	H: 1 LOB: 2 BB: 1 P: 23	R: 0 E: 0 K: 0 S: 9	H: 0 LOB: 1 BB: 1 P: 17	R: 0 E: 0 K: 1 S: 13	H: 1 LOB: 3 BB: 2 P: 29	R: 0 E: 0 K: 1 S: 5	H: 0 LOB: 0 BB: 1 P: 8	R: 0 E: 0 K: 1 S: 8	H: 0 LOB: 0 BB: 1 P: 17	1B: 3 2B: 1 3B: 0 HR: 0	SF: 0 SAC: 1 DP: 2 HBP: 1	WP: 0 PB: 0 SB: 0 CS: 1	PA: 34
PITCHER	IP	WLS	BF	H	R	ER	SO	BB	IBB	HBP	BLK	WP	HR	S	P	ERA	WHIP					
Pat Mahomes, R ERA: 1.66	5.2		21	2	0	0	4	2	0	1	0	0	0	60	104	0.00	0.706					
Dennis Cook, L ERA: 3.19	0.1		3	1	0	0	0	1	0	0	0	0	0	7	15	0.00	6.000					
Turk Wendell, R ERA: 2.51	2.0		7	0	0	0	2	1	0	0	0	0	0	13	25	0.00	0.500					
Armando Benitez, R ERA: 2.92	1.0	W	3	0	0	0	1	1	0	0	0	0	0	8	17	0.00	1.000					

Los Angeles Dodgers @ New York Mets
Shea Stadium, Flushing, NY
Mon Apr 24 2000, 1:05 PM EDT
Att: 37,987 - Sunny - 61 F


AB	27
R	0
H	3
RBI	0
BB	5
SO	7
LOB	16



Batter	1	2	3	4	5	6	7	8	9	AB	R	H	RBI	BB	SO	LOB	BOTTOM					
Rickey Henderson, R Armando Benitez, R	P4		BB 1B		FC5-4 G6-4-3 1-2			G5-3		4	0	1	0	0	0	1						
Derek Bell, R	BLK 1B		BB 1B		G6-4-3 1-2			G6-3		4	0	2	0	0	0	1						
Edgardo Alfonzo, R	31 G6-4-3 BB		BB		BB			BB		1	0	1	0	3	0	0						
31 Mike Piazza, R	G6-4-3 1-2		F7				F4	G6-3		4	0	0	0	0	0	7						
Robin Ventura, L Melvin Mora, R		F8			G3-1		F7		FC6 FC6-2 2B	4	0	1	0	0	0	1						
Todd Zeile, R Jon Nunnally, L		G6-3		FC6-5 2B			K		FC6-2 FC6 1B BB	3	0	1	0	0	1	1						
Jay Payton, R	G4-3			FC6-5 2-3			G4-3		FC6 1B FC6-2	4	0	0	0	0	0	3						
Rey Ordenez, R			G6-3		G4-3		G1-3		FC6-2 1B	4	0	0	0	0	0	4						
Pat Mahomes, R Dennis Cook, L Turk Wendell, L Matt Franco, L			K		FC5-4 1B		G1-3		1-2 2-3 3-H 1B	2	0	1	0	0	1	0						
										0	0	0	0	0	0	0						
										2	0	1	1	0	0	0						
Inning Stats	R: 0 E: 0 K: 0 S: 7	H: 1 LOB: 1 BB: 1 P: 16	R: 0 E: 0 K: 0 S: 9	H: 0 LOB: 0 BB: 0 P: 15	R: 0 E: 0 K: 1 S: 10	H: 2 LOB: 3 BB: 1 P: 19	R: 0 E: 0 K: 0 S: 7	H: 1 LOB: 1 BB: 0 P: 12	R: 0 E: 0 K: 0 S: 6	H: 1 LOB: 0 BB: 0 P: 9	R: 0 E: 0 K: 1 S: 10	H: 0 LOB: 1 BB: 1 P: 17	R: 0 E: 0 K: 0 S: 4	H: 0 LOB: 0 BB: 0 P: 4	R: 0 E: 0 K: 0 S: 8	H: 1 LOB: 1 BB: 0 P: 12	R: 0 E: 0 K: 0 S: 9	H: 2 LOB: 3 BB: 1 P: 16	1B: 5 2B: 3 3B: 0 HR: 0	SF: 0 SAC: 0 DP: 2 HBP: 0	WP: 0 PB: 0 SB: 0 CS: 0	PA: 36
PITCHER	IP	WLS	BF	H	R	ER	SO	BB	IBB	HBP	BLK	WP	HR	S	P	ERA	WHIP					
37 Darren Dreifort, R ERA: 2.45	6.0		24	5	0	0	2	3	0	0	1	0	0	49	88	0.00	1.333					
Terry Adams, R ERA: 1.75	2.1	L	12	3	1	1	0	1	0	0	0	0	0	21	32	3.86	1.714					

Los Angeles Dodgers @ New York Mets
Shea Stadium, Flushing, NY
Mon Apr 24 2000, 1:05 PM EDT
Att: 37,987 - Sunny - 61 F

AB	32
R	1
H	8
RBI	1
BB	4
SO	2
LOB	18



Batter	1	2	3	4	5	6	7	8	9	AB	R	H	RBI	BB	SO	LOB	TOP			
22 Devon White, S OBP: 0.286, SLG: 0.443	1-0 F9		1-2 F8			2-0 G1-3			2-1 F8	4	0	0	0	0	0	0	Los Angeles Dodgers @ Atlanta Braves Turner Field, Atlanta, GA Tue Apr 25 2000, 7:40 PM EDT Att: 35,046 - Sunny - 59 F			
Mark Grudzielanek, R OBP: 0.253, SLG: 0.280	2-3 K			1-0 G5-3		2-2 G6-3			3-2 L9	4	0	0	0	0	1	0				
Shawn Green, L OBP: 0.341, SLG: 0.494	1-2 L7			1-3 K			1-0 1B		2-3 K	4	0	1	0	0	2	0				
Gary Sheffield, R OBP: 0.429, SLG: 0.727		2-2 L5		1-0 F8			2-3 K			3	0	0	0	0	1	1				
Eric Karros, R OBP: 0.324, SLG: 0.459		2-1 G4-3			1-1 G5-3		0-0 G5-4-3			3	0	1	0	0	0	0				
Adrián Beltré, R OBP: 0.387, SLG: 0.471		4-0 BB			2-2 1B		1-0 G5-4-3			2	0	1	0	1	0	2				
Todd Hundley, S OBP: 0.333, SLG: 0.565		3-3 K			2-0 F8		2-3 K			3	0	0	0	0	2	2				
Kevin Elster, R OBP: 0.404, SLG: 0.652			2-2 F9		2-2 G3-1		0-0 F9			3	0	0	0	0	0	1				
Kevin Brown, R			1-0 P6			1-2 G6-3				2	0	0	0	0	0	0				
Geronimo Berroa, R (8, PH) Matt Herges, L										1	0	0	0	0	1	0				
										0	0	0	0	0	0	0				
Inning Stats	R: 0 E: 0 K: 1 S: 10	H: 0 LOB: 0 BB: 0 P: 14	R: 0 E: 0 K: 1 S: 9	H: 0 LOB: 1 BB: 1 P: 20	R: 0 E: 0 K: 0 S: 8	H: 0 LOB: 0 BB: 0 P: 12	R: 0 E: 0 K: 1 S: 5	H: 0 LOB: 0 BB: 0 P: 8	R: 0 E: 0 K: 0 S: 7	H: 1 LOB: 1 BB: 0 P: 16	R: 0 E: 0 K: 1 S: 6	H: 2 LOB: 1 BB: 0 P: 10	R: 0 E: 0 K: 2 S: 8	H: 0 LOB: 0 BB: 0 P: 13	R: 0 E: 0 K: 1 S: 9	H: 0 LOB: 0 BB: 0 P: 16	1B: 2 2B: 1 3B: 0 HR: 0	SF: 0 SAC: 0 DP: 1 HBP: 0	WP: 0 PB: 0 SB: 0 CS: 0	PA: 30
PITCHER Tom Glavine, L ERA: 1.95	IP: 9.0 WLS: W BF: 30 H: 3 R: 0 ER: 0 SO: 7 BB: 1 IBB: 0 HBP: 0 BLK: 0 WP: 0 HR: 0 S: 71 P: 121 ERA: 0.00 WHIP: 0.444															PITCHER				

Batter	1	2	3	4	5	6	7	8	9	AB	R	H	RBI	BB	SO	LOB	BOTTOM			
Quilvio Veras, S OBP: 0.378, SLG: 0.359	1-1 CS		2-1 FC6-4						3-3 K	4	0	2	1	0	1	2	Los Angeles Dodgers @ Atlanta Braves Turner Field, Atlanta, GA Tue Apr 25 2000, 7:40 PM EDT Att: 35,046 - Sunny - 59 F			
Andruw Jones, R OBP: 0.388, SLG: 0.500	3-3 K		4-2 BB		2-1 1B				0-2 2B	3	0	1	0	1	1	2				
10 Chipper Jones, S OBP: 0.350, SLG: 0.465	0-0 F7		1-1 F5			2-0 2B			0-0 F7	4	0	1	0	0	0	3				
Brian Jordan, R OBP: 0.241, SLG: 0.154		3-2 F9		0-0 F9		1-0 FC6-5-4			0-3 K	4	0	0	0	0	1	2				
Andres Galarraga, R OBP: 0.411, SLG: 0.683		0-3 K		1-1 G6-3		2-3 G5-3			2-1 F9	4	0	0	0	0	1	2				
Javy Lopez, R OBP: 0.333, SLG: 0.482		1-0 1B		1-3 K		1-2 G4-3				3	0	1	0	0	1	1				
Reggie Sanders, R OBP: 0.231, SLG: 0.171		1-2 F9			0-2 F9		2-2 F9			3	0	0	0	0	0	1				
Walt Weiss, S OBP: 0.463, SLG: 0.382			1-1 G3		4-0 SH1-4		0-0 SH1-4			2	1	1	0	1	0	0				
Tom Glavine, L			4-2 FC6-4		2-0 SH1-4		3-1 SH1-4			0	0	0	0	1	0	0				
Inning Stats	R: 0 E: 0 K: 1 S: 6	H: 1 LOB: 0 BB: 0 P: 10	R: 0 E: 0 K: 1 S: 14	H: 1 LOB: 1 BB: 0 P: 19	R: 0 E: 0 K: 0 S: 11	H: 0 LOB: 2 BB: 2 P: 23	R: 0 E: 0 K: 1 S: 6	H: 0 LOB: 0 BB: 0 P: 8	R: 1 E: 0 K: 0 S: 8	H: 1 LOB: 1 BB: 1 P: 18	R: 0 E: 0 K: 0 S: 6	H: 1 LOB: 1 BB: 0 P: 9	R: 0 E: 0 K: 1 S: 16	H: 1 LOB: 1 BB: 0 P: 24	R: 0 E: 0 K: 1 S: 9	H: 1 LOB: 1 BB: 0 P: 11	1B: 4 2B: 2 3B: 0 HR: 0	SF: 0 SAC: 2 DP: 0 HBP: 0	WP: 0 PB: 0 SB: 0 CS: 1	PA: 32
PITCHER Kevin Brown, R Matt Herges, R	IP: 7.0 WLS: L BF: 28 H: 5 R: 1 ER: 1 SO: 4 BB: 3 IBB: 0 HBP: 0 BLK: 0 WP: 0 HR: 0 S: 67 P: 111 ERA: 1.29 WHIP: 1.143															PITCHER				

AB	29
R	0
H	3
RBI	0
BB	1
SO	7
LOB	6

AB	27
R	1
H	6
RBI	1
BB	3
SO	5
LOB	13

Batter	1	2	3	4	5	6	7	8	9	AB	R	H	RBI	BB	SO	LOB	TOP					
Todd Hollandsworth, L (1, 8) OBP: 0.333, SLG: 0.425 22 Devon White, S (9, PH) OBP: 0.281, SLG: 0.435	K		F8	K			G4-3		G4-6-3	4	0	0	0	0	2	3						
Mark Crutzielnek, R (1, 4) OBP: 0.262, SLG: 0.267	F9		K		G6-3		F9			4	0	0	0	0	1	0						
Gary Sheffield, R (1, 7) OBP: 0.420, SLG: 0.714 F.P. Santangelo, S (8, 7) OBP: 0.294, SLG: 0.077	2B		L4		G6-3			K		4	0	1	0	0	1	0						
Shawn Green, L (1, 9) OBP: 0.348, SLG: 0.481	BB			K	P5			G6-4-3	BB	2	0	0	0	2	1	0						
Eric Karros, R (1, 3)	F8			2B E 1B		G1-3		G6-4-3	BB	4	1	1	0	0	0	3						
Todd Hundley, S (1, 2) OBP: 0.382, SLG: 0.592		G4-3		E 2B					BB BB BB	3	0	2	0	1	0	0						
Adrian Beltré, R (1, 5) OBP: 0.373, SLG: 0.466			FC6-4 1B	K		F9			BB BB	3	0	1	0	1	1	3						
Jose Vizcaino, S (1, 6) OBP: 0.370, SLG: 0.318		FC6-4 1-2		E IBB		K			F8	3	0	0	0	1	1	4						
Eric Gagne, R (1, 1) OBP: 0.250, SLG: 0.250 Dave Hansen, L (7, PH) OBP: 0.643, SLG: 1.000 Alan Mills, R (7, 1) Geronimo Berroa, R (9, PH) OBP: 0.417, SLG: 0.364	L6			E6			K		22 G4-6-3 BB	2	0	0	0	0	0	3						
Inning Stats	R: 0 E: 0 K: 1 S: 9	H: 1 LOB: 2 BB: 1 P: 16	R: 0 E: 0 K: 0 S: 10	H: 1 LOB: 1 BB: 0 P: 15	R: 0 E: 0 K: 1 S: 9	H: 0 LOB: 0 BB: 0 P: 15	R: 1 E: 1 K: 3 S: 20	H: 2 LOB: 3 BB: 1 P: 31	R: 0 E: 0 K: 0 S: 5	H: 0 LOB: 0 BB: 0 P: 6	R: 0 E: 0 K: 1 S: 11	H: 1 LOB: 1 BB: 0 P: 14	R: 0 E: 0 K: 1 S: 8	H: 0 LOB: 0 BB: 0 P: 12	R: 0 E: 0 K: 1 S: 8	H: 0 LOB: 0 BB: 1 P: 13	R: 0 E: 0 K: 0 S: 11	H: 0 LOB: 2 BB: 3 P: 25	1B: 3 2B: 2 3B: 0 HR: 0	SF: 0 SAC: 0 DP: 2 HBP: 0	WP: 0 PB: 0 SB: 0 CS: 0	PA: 37
PITCHER	IP	WLS	BF	H	R	ER	SO	BB	IBB	HBP	BLK	WP	HR	S	P	ERA	WHIP					
Kevin Millwood, R (1, 1) ERA: 3.38	7.0	W	29	5	1	0	7	1	1	0	0	0	0	72	109	0.00	0.857					
Mike Remlinger, L (8, 1) ERA: 1.59	1.0		3	0	0	0	1	1	0	0	0	0	0	8	13	0.00	1.000					
John Rocker, L (9, 1) ERA:	1.0		5	0	0	0	0	3	0	0	0	0	0	11	25	0.00	3.000					

Los Angeles Dodgers @ Atlanta Braves
Turner Field, Atlanta, GA
Wed Apr 26 2000, 7:40 PM EDT
Att: 31,734 - Sunny - 69 F


AB 31
R 1
H 5
RBI 0
BB 6
SO 8
LOB 19



Batter	1	2	3	4	5	6	7	8	9	AB	R	H	RBI	BB	SO	LOB	BOTTOM				
Quilvio Veras, S (1, 4) OBP: 0.385, SLG: 0.368	10 G3 S 1B		G6-3		G6-3		G4-3 10 1B			4	1	2	1	0	0	0					
Andruw Jones, R (1, 8) OBP: 0.393, SLG: 0.535	G5-3			HR	10 S BB		G4-3			3	1	1	1	1	0	2					
10 Chipper Jones, S (1, 5) OBP: 0.357, SLG: 0.507	G3			HR	G3-1					4	1	2	2	0	0	2					
Brian Jordan, R (1, 9) OBP: 0.212, SLG: 0.133	G5-3		K			K	F9			4	0	0	0	0	2	2					
Andres Galarraga, R (1, 3) OBP: 0.416, SLG: 0.716		S 1B	G6-3			HR		K		4	1	2	1	0	1	0					
Javy Lopez, R (1, 2) OBP: 0.328, SLG: 0.483		P6			G6-3		F9	F8 2B		4	0	1	0	0	0	1					
Reggie Sanders, R (1, 7) OBP: 0.232, SLG: 0.164					G5-3		K	F8		3	0	0	0	1	1	1					
Walt Weiss, S (1, 6) OBP: 0.455, SLG: 0.405 Wally Joyner, L (8, PH) OBP: 0.471, SLG: 0.462 John Rocker, R (9, 1)	F8				P6			G6-3		3	1	1	0	0	0	2					
Kevin Millwood, R (1, 1)					G5-3					1	0	0	0	0	0	1					
Keith Lockhart, L (7, PH) OBP: 0.222, SLG: 0.250 Mike Remlinger, L (8, 1) Rafael Furcal, S (9, 6) OBP: 0.447, SLG: 0.419	K									0	0	0	0	0	0	0					
Inning Stats	R: 0 E: 0 K: 0 S: 9	H: 1 LOB: 1 BB: 0 P: 15	R: 0 E: 0 K: 1 S: 12	H: 1 LOB: 2 BB: 1 P: 20	R: 2 E: 0 K: 1 S: 12	H: 2 LOB: 0 BB: 0 P: 20	R: 0 E: 0 K: 0 S: 7	H: 0 LOB: 0 BB: 0 P: 10	R: 0 E: 0 K: 0 S: 8	H: 0 LOB: 1 BB: 1 P: 14	R: 1 E: 0 K: 2 S: 12	H: 1 LOB: 0 BB: 0 P: 19	R: 2 E: 0 K: 0 S: 10	H: 3 LOB: 1 BB: 0 P: 15	R: 0 E: 0 K: 1 S: 12	H: 1 LOB: 1 BB: 0 P: 15	1B: 4 2B: 2 3B: 0 HR: 3	SF: 0 SAC: 0 DP: 0 HBP: 0	WP: 0 PB: 0 SB: 3 CS: 0	PA: 35	
PITCHER	IP	WLS	BF	H	R	ER	SO	BB	IBB	HBP	BLK	WP	HR	S	P	ERA	WHIP				
Eric Gagne, R (1, 1) ERA: 4.11	6.0	L	25	5	3	3	4	2	0	0	0	0	0	60	98	4.50	1.167				
Alan Mills, R (7, 1) ERA: 5.4	2.0		10	4	2	2	1	0	0	0	0	0	0	22	30	9.00	2.000				

Los Angeles Dodgers @ Atlanta Braves
Turner Field, Atlanta, GA
Wed Apr 26 2000, 7:40 PM EDT
Att: 31,734 - Sunny - 69 F

AB 33
R 5
H 9
RBI 5
BB 2
SO 5
LOB 14



Batter	1	2	3	4	5	6	7	8	9	AB	R	H	RBI	BB	SO	LOB	TOP					
Mark Kotsay, L (1, 9) OBP: 0.392, SLG: 0.529	1-2 2B	1-2 FC9-2			0-0 F7		4-1 BB			3	0	1	0	1	0	2	Florida Marlins @ Los Angeles Dodgers Dodger Stadium, Los Angeles, CA Fri Apr 28 2000, 7:10 PM PDT Att: 46,012 - Cloudy - 64 F					
Alex Gonzalez, R (1, 6) OBP: 0.232, SLG: 0.247	3-3 K		3-2 F8		1-1 E8		1-2 G6-4-3			4	0	0	0	0	1	3						
Cliff Floyd, L (1, 7) OBP: 0.329, SLG: 0.351	0-0 F7		0-2 L9		3-2 PO	0-0 G3		1-1 G3		4	0	0	0	0	0	1						
Preston Wilson, R (1, 8) OBP: 0.314, SLG: 0.366	3-3 K		1-3 K			3-3 K		3-2 G4-3		4	0	0	0	0	3	1						
Mike Lowell, R (1, 5) OBP: 0.360, SLG: 0.539		1-1 1B HBP		0-0 G5-3		1-0 2B		1-3 K		3	1	1	0	0	1	0						
Kevin Millar, R (1, 3) OBP: 0.336, SLG: 0.406		1-1 1B 1B		4-2 BB		0-1 G6-3		1-1 P4		3	1	1	0	1	0	1						
Dave Berg, R (1, 4) OBP: 0.467, SLG: 0.538		0-2 1B FC9-2 1B		2-3 K		1-1 1B		0-0 2B		4	1	3	1	0	1	1						
Mike Redmond, R (1, 2) OBP: 0.383, SLG: 0.357		3-2 1B		0-1 F9		1-0 E4		1-3 K		3	0	1	1	0	0	1						
Mark Smith, R (9, PH) OBP: 0.477, SLG: 0.348		1-3 2H 1B				1-0 E4		1-3 K		1	0	0	0	0	1	1						
Brad Penny, R (1, 1) OBP: 0.143, SLG: 0.143		2-3 K		0-0 G5-3		2-2 L3		1-0 P4		3	0	0	0	0	1	3						
Armando Almanza, L (7, 1)										0	0	0	0	0	0	0						
Braden Looper, R (8, 1)										0	0	0	0	0	0	0						
Derrek Lee, R (9, PH) OBP: 0.475, SLG: 0.452										1	0	0	0	0	0	1						
Inning Stats	R: 0 E: 0 K: 13 S: 13	H: 1 LOB: 1 BB: 0 P: 20	R: 2 E: 0 K: 16 S: 16	H: 3 LOB: 1 BB: 0 P: 24	R: 0 E: 0 K: 11 S: 9	H: 0 LOB: 0 BB: 1 P: 13	R: 0 E: 0 K: 11 S: 8	H: 0 LOB: 1 BB: 1 P: 14	R: 0 E: 1 K: 0 S: 8	H: 0 LOB: 0 BB: 0 P: 12	R: 0 E: 0 K: 11 S: 7	H: 1 LOB: 1 BB: 0 P: 11	R: 1 E: 1 K: 0 S: 10	H: 1 LOB: 1 BB: 1 P: 19	R: 0 E: 0 K: 10 S: 10	H: 0 LOB: 0 BB: 0 P: 15	R: 0 E: 0 K: 7 S: 7	H: 1 LOB: 1 BB: 0 P: 10	1B: 4 2B: 4 3B: 0 HR: 0	SF: 0 SAC: 0 DP: 2 HBP: 1	WP: 0 PB: 0 SB: 1 CS: 1	PA: 37
PITCHER	IP WLS BF H R ER SO BB IBB HBP BLK WP HR S P ERA WHIP																					
Carlos Perez, L (1, 1) ERA: 4.62	6.0	24	5	2	2	6	1	0	1	0	0	0	0	61	94	3.00	1.000					
Terry Adams, R (7, 1) ERA: 1.5	2.0	8	1	1	0	1	1	0	0	0	0	0	0	20	34	0.00	1.000					
Jeff Shaw, R (9, 1) ERA: 2.7	1.0	4	1	0	0	1	0	0	0	0	0	0	0	7	10	0.00	1.000					

AB	33
R	3
H	7
RBI	2
BB	2
SO	8
LOB	15



Batter	1	2	3	4	5	6	7	8	9	AB	R	H	RBI	BB	SO	LOB	BOTTOM				
22 Devon White, S (1, 8) OBP: 0.315, SLG: 0.443	1-1 CS 1B		2-2 G4-3	1-0 G3			0-1 SH3 1B			4	1	2	0	0	0	2	Florida Marlins @ Los Angeles Dodgers Dodger Stadium, Los Angeles, CA Fri Apr 28 2000, 7:10 PM PDT Att: 46,012 - Cloudy - 64 F				
F.P. Santangelo, S (1, 4) OBP: 0.286, SLG: 0.063	4-0 1B 1B BB		0-2 G2-3		1-2 G3		0-0 SH3			2	0	0	0	1	0	0					
Gary Sheffield, R (1, 7) OBP: 0.422, SLG: 0.675	1-1 1B		3-2 G6-3		1-0 F9		4-2 E BB			3	1	1	0	1	0	0					
Shawn Green, L (1, 9) OBP: 0.366, SLG: 0.494	1-0 1B			1-1 BB 1B	1-1 G4-3		2-0 E3 2B			4	2	3	2	0	0	0					
Eric Karros, R (1, 3) OBP: 0.322, SLG: 0.458	2-3 K			3-2 G5-3		0-2 G4-3	1-3 K			4	0	0	0	0	2	4					
Todd Hundley, S (1, 2) OBP: 0.371, SLG: 0.577	1-0 F8			4-0 BB 1B		3-2 BB 1B	2-1 F8			3	1	1	0	1	0	3					
Adrian Beltré, R (1, 5) OBP: 0.348, SLG: 0.420		2-3 K		4-0 SH3 1B BB		1-0 F9		1-1 G6-3		3	0	0	0	1	1	1					
Kevin Elster, R (1, 6) OBP: 0.424, SLG: 0.679		0-1 P3		0-0 SH3 1B		4-1 BB		2-2 G4-6-3 1B		3	0	2	2	1	0	0					
Carlos Perez, L (1, 1) OBP: 0.143, SLG: 0.286		2-2 L4		2-2 SH3		2-2 BB		1-1 G4-6-3		1	0	0	0	0	0	0					
Dave Hansen, L (6, PH) OBP: 0.600, SLG: 0.909				1-2 2H 3H		0-1 SH3				1	0	0	0	0	0	2					
Terry Adams, R (7, 1) ERA: 1.23				1-2 2-3						0	0	0	0	0	0	1					
Todd Hollandsworth, L (8, PH) OBP: 0.326, SLG: 0.415										0	0	0	0	0	0	0					
Jeff Shaw, R (9, 1) ERA: 1.2										0	0	0	0	0	0	0					
Inning Stats	R: 0 E: 0 K: 11 S: 11	H: 3 LOB: 3 BB: 1 P: 21	R: 0 E: 0 K: 11 S: 8	H: 0 LOB: 0 BB: 0 P: 12	R: 0 E: 0 K: 0 S: 9	H: 0 LOB: 0 BB: 0 P: 14	R: 2 E: 0 K: 0 S: 9	H: 2 LOB: 2 BB: 2 P: 22	R: 0 E: 0 K: 0 S: 7	H: 0 LOB: 0 BB: 0 P: 10	R: 0 E: 0 K: 0 S: 11	H: 1 LOB: 2 BB: 1 P: 21	R: 3 E: 1 K: 1 S: 12	H: 2 LOB: 0 BB: 1 P: 21	R: 0 E: 0 K: 0 S: 7	H: 1 LOB: 0 BB: 0 P: 11	1B: 8 2B: 1 3B: 0 HR: 0	SF: 0 SAC: 2 DP: 1 HBP: 0	WP: 0 PB: 0 SB: 1 CS: 1	PA: 36	
PITCHER	IP WLS BF H R ER SO BB IBB HBP BLK WP HR S P ERA WHIP																				
Brad Penny, R (1, 1) ERA: 3.86	6.1	30	7	4	4	2	5	0	0	0	0	0	0	60	109	5.68	1.895				
Armando Almanza, L (7, 1) ERA: 1.23	0.2	3	1	1	0	1	0	0	0	0	0	0	0	7	12	0.00	1.500				
Braden Looper, R (8, 1) ERA: 1.2	1.0	3	1	0	0	0	0	0	0	0	0	0	0	7	11	0.00	1.000				

AB	29
R	5
H	9
RBI	4
BB	5
SO	3
LOB	13



Batter	1	2	3	4	5	6	7	8	9	AB	R	H	RBI	BB	SO	LOB	TOP										
Mark Kotsay, L (1, 9) OBP: 0.364, SLG: 0.481	G1-3		F7		G3-1		K			4	0	0	0	0	1	4	Florida Marlins @ Los Angeles Dodgers Dodger Stadium, Los Angeles, CA Sun Apr 30 2000, 1:10 PM PDT Att: 31,940 - Sunny - 82 F										
Alex Gonzalez, R (1, 6) OBP: 0.222, SLG: 0.235	G6-3		F8			G4-3		G5-3		4	0	0	0	0	0	0											
Cliff Floyd, L (1, 7) OBP: 0.304, SLG: 0.308					F8		K		F8	3	0	0	0	1	1	0											
Preston Wilson, R (1, 8) OBP: 0.316, SLG: 0.366	G5-3				P3		K		G1-3	4	0	0	0	0	1	1											
Mike Lowell, R (1, 5) OBP: 0.358, SLG: 0.561		G6-3			G6-3				K									4	0	0	0	1	0				
Derrek Lee, R (1, 3) OBP: 0.490, SLG: 0.692		G6-3					K			4	1	1	1	0	1	0											
Pablo Ozuna, R (1, 4) OBP: 0.222, SLG: 0.222 (9, PH)																		3	0	2	0	0	0	0			
Brant Brown, L (9, PH) OBP: 0.244, SLG: 0.342							S		E5	1	0	0	0	0	0	0		1	0	0	0	0	0	0			
Mike Redmond, R (1, 2) OBP: 0.360, SLG: 0.333																		3	0	0	0	0	1	3			
Alex Fernandez, R (1, 1) OBP: 0.235, SLG: 0.071																		1	0	0	0	1	1	0			
Kevin Millar, R (7, PH) OBP: 0.355, SLG: 0.415																	0	0	0	0	1	0	0				
Armando Almanza, L (7, 1)																	0	0	0	0	0	0	0				
Inning Stats	R: 0 E: 0 K: 0 S: 11	H: 0 LOB: 1 BB: 1 P: 16	R: 0 E: 0 K: 1 S: 9	H: 1 LOB: 1 BB: 0 P: 12	R: 0 E: 0 K: 1 S: 8	H: 0 LOB: 0 BB: 0 P: 10	R: 0 E: 0 K: 0 S: 9	H: 0 LOB: 0 BB: 0 P: 15	R: 0 E: 0 K: 1 S: 9	H: 1 LOB: 2 BB: 1 P: 15	R: 0 E: 0 K: 2 S: 8	H: 0 LOB: 0 BB: 0 P: 11	R: 1 E: 1 K: 2 S: 21	H: 1 LOB: 2 BB: 1 P: 29	R: 0 E: 0 K: 0 S: 6	H: 0 LOB: 0 BB: 0 P: 9	R: 0 E: 0 K: 0 S: 7	H: 0 LOB: 0 BB: 0 P: 11	1B: 2 2B: 0 3B: 0 HR: 1	SF: 0 SAC: 0 DP: 0 HBP: 0	WP: 0 PB: 0 SB: 1 CS: 0	PA: 34					
PITCHER	IP	WLS	BF	H	R	ER	SO	BB	IBB	HBP	BLK	WP	HR	S	P	ERA	WHIP										
Kevin Brown, R (1, 1) ERA: 2.88	7.0	W	28	3	1	1	7	3	0	0	0	0	1	75	108	1.29	0.857										
Terry Adams, R (8, 1) ERA: 1.35	2.0		6	0	0	0	0	0	0	0	0	0	0	13	20	0.00	0.000										

AB	31
R	1
H	3
RBI	1
BB	3
SO	7
LOB	8



Batter	1	2	3	4	5	6	7	8	9	AB	R	H	RBI	BB	SO	LOB	BOTTOM										
Todd Hollandsworth, L (1, 8) OBP: 0.294, SLG: 0.370	K	G6-3			G3-1		K	K		5	0	0	0	0	3	2	Florida Marlins @ Los Angeles Dodgers Dodger Stadium, Los Angeles, CA Sun Apr 30 2000, 1:10 PM PDT Att: 31,940 - Sunny - 82 F										
Mark Czudzielanek, R (1, 4) OBP: 0.274, SLG: 0.330	G5-3									4	3	3	0	0	0	0											
Gary Sheffield, R (1, 7) OBP: 0.460, SLG: 0.795										2	2	1	1	2	0	1											
Terry Adams, R (8, 1)										0	0	0	0	0	0	0											
Shawn Green, L (1, 9) OBP: 0.387, SLG: 0.557										3	2	2	3	1	0	2											
Eric Karros, R (1, 3) OBP: 0.340, SLG: 0.494										3	0	2	3	1	0	0											
Adrián Beltré, R (1, 5) OBP: 0.356, SLG: 0.414										4	0	0	0	0	1	5											
Chad Kreuter, S (1, 2) OBP: 0.500, SLG: 0.481										3	0	1	0	1	0	0											
Jose Vizcaino, S (1, 6) OBP: 0.313, SLG: 0.259										4	0	0	0	0	1	2											
Kevin Brown, R (1, 1) OBP: 0.261, SLG: 0.056										2	0	0	0	0	0	1											
Inning Stats	R: 2 E: 0 K: 2 S: 12	H: 2 LOB: 1 BB: 1 P: 21	R: 0 E: 0 K: 0 S: 9	H: 1 LOB: 0 BB: 0 P: 12	R: 1 E: 0 K: 0 S: 9	H: 2 LOB: 1 BB: 1 P: 18	R: 0 E: 0 K: 0 S: 7	H: 0 LOB: 0 BB: 0 P: 10	R: 2 E: 0 K: 1 S: 9	H: 2 LOB: 0 BB: 0 P: 14	R: 0 E: 0 K: 1 S: 9	H: 0 LOB: 0 BB: 0 P: 13	R: 2 E: 0 K: 1 S: 13	H: 2 LOB: 2 BB: 2 P: 29	R: 0 E: 1 K: 1 S: 8	H: 0 LOB: 1 BB: 1 P: 12	1B: 4 2B: 2 3B: 0 HR: 3	SF: 0 SAC: 0 DP: 2 HBP: 0	WP: 0 PB: 0 SB: 0 CS: 0	PA: 37							
PITCHER	IP	WLS	BF	H	R	ER	SO	BB	IBB	HBP	BLK	WP	HR	S	P	ERA	WHIP										
Alex Fernandez, R (1, 1) ERA: 4.35	6.0	L	26	7	5	5	3	2	0	0	0	0	0	55	88	7.50	1.500										
Armando Almanza, L (7, 1) ERA: 2.89	2.0		11	2	2	2	2	2	1	0	0	0	0	21	41	9.00	2.000										



Batter	1	2	3	4	5	6	7	8	9	AB	R	H	RBI	BB	SO	LOB	TOP				
Craig Biggio, R (1.4) OBP: 0.319, SLG: 0.357	G3		K			G5-3		G5-3		4	0	0	0	0	1	0					
Roger Cedeno, S (1.8) OBP: 0.333, SLG: 0.287	E1 G4-3 1B				L6	B1-3			F7	4	0	1	0	0	0	0					
5 Jeff Bagwell, R (1.3) OBP: 0.444, SLG: 0.657	G4-3				HR			F8 E17 2 1B	F9	4	1	2	1	0	0	1					
17 Lance Berkman, S (1.9) OBP: 0.222, SLG: 0.313	G3-1				P6			E6 BB	HR	4	1	1	1	0	0	2					
Daryle Ward, L (1.7) OBP: 0.315, SLG: 0.540 Julio Lugo, R (9.7) OBP: 0.400, SLG: 0.250		F9			K			K	L4	4	0	0	0	0	2	2					
Bill Spillers, L (1.5) OBP: 0.344, SLG: 0.339		F7				P6		F8		3	0	0	0	0	0	2					
Tony Eusebio, R (1.2) OBP: 0.288, SLG: 0.220						F9		BB		2	0	0	0	1	1	0					
Tim Bogar, R (1.6) OBP: 0.244, SLG: 0.230				P4		F9		2	K	3	0	0	0	0	1	0					
Shane Reynolds, R (1.1) OBP: 0.267, SLG: 0.429 Ken Caminiti, S (8, PH) OBP: 0.446, SLG: 0.592 Doug Henry, R (8, 1) Jay Powell, R (9, 1)				G1-3		G4-3		G4-3		2	0	0	0	0	0	0					
Inning Stats	R: 0 E: 1 K: 0 S: 13	H: 1 LOB: 1 BB: 0 P: 19	R: 0 E: 0 K: 1 S: 6	H: 0 LOB: 0 BB: 0 P: 8	R: 0 E: 0 K: 1 S: 8	H: 0 LOB: 0 BB: 0 P: 13	R: 1 E: 0 K: 1 S: 8	H: 1 LOB: 0 BB: 0 P: 12	R: 0 E: 0 K: 0 S: 13	H: 0 LOB: 0 BB: 0 P: 21	R: 0 E: 0 K: 1 S: 7	H: 1 LOB: 3 BB: 1 P: 14	R: 0 E: 0 K: 1 S: 7	H: 0 LOB: 0 BB: 0 P: 11	R: 1 E: 0 K: 0 S: 6	H: 1 LOB: 0 BB: 0 P: 9	1B: 2 2B: 0 3B: 0 HR: 2	SF: 0 SAC: 0 DP: 0 HBP: 0	WP: 0 PB: 0 SB: 0 CS: 0	PA: 32	
PITCHER	IP	WLS	BF	H	R	ER	SO	BB	IBB	HBP	BLK	WP	HR	S	P	ERA	WHIP				
Kevin Brown, R (1.1) ERA: 2.45	8.0		29	3	1	1	5	1	0	0	0	0	1	65	102	1.12	0.500				
Jeff Shaw, R (9, 1) ERA: 3.72	1.0	W	4	1	1	1	0	0	0	0	0	0	1	6	9	9.00	1.000				

Houston Astros @ Los Angeles Dodgers
Dodger Stadium, Los Angeles, CA
Fri May 05 2000, 7:10 PM PDT
Att: 45,428 - Overcast - 66 F

AB	31
R	2
H	4
RBI	2
BB	1
SO	5
LOB	7



Batter	1	2	3	4	5	6	7	8	9	AB	R	H	RBI	BB	SO	LOB	BOTTOM				
Todd Hollandsworth, L (1.8) OBP: 0.333, SLG: 0.473	K		2B	G4-3			FC4-6 FC6 1-2		1B	5	1	2	1	0	1	2					
Mark Czuzdzianek, R (1.4) OBP: 0.293, SLG: 0.336	F8		G5-3		G1-3		L7			4	0	0	0	0	0	2					
Gary Sheffield, R (1.7) OBP: 0.444, SLG: 0.724			BB	2B	1B		FC6 1-2			3	0	2	1	1	0	1					
Shawn Green, L (1.9) OBP: 0.414, SLG: 0.569	P4		BB		G6-4-3			K		3	0	0	0	1	1	2					
Eric Karros, R (1.3) OBP: 0.312, SLG: 0.441		G6-3 1B	F9			G5-3		F8		4	0	1	0	0	0	2					
Todd Hundley, S (1.2) OBP: 0.381, SLG: 0.563		G6-3		HR		K		BB		3	1	1	1	1	1	1					
Dave Hansen, L (1.5) OBP: 0.545, SLG: 0.688		FC1-5-6		FC4-6 1B				L9		3	0	1	0	1	0	2					
Alex Cora, L (1.6) OBP: 0.250, SLG: 0.500		F8		FC4-6 SH3-4 1-2		G3			SH1-4 1B 2B	4	1	1	0	0	0	3					
Kevin Brown, R (1.1) OBP: 0.111, SLG: 0.111 Jeff Shaw, R (9, 1) F.P. Santangelo, S (9, PH) OBP: 0.250, SLG: 0.053			G1-3	SH3-4			FC4-6 1B		SH1-4	2	0	1	0	0	0	0					
Inning Stats	R: 0 E: 0 K: 1 S: 8	H: 0 LOB: 1 BB: 1 P: 16	R: 0 E: 0 K: 0 S: 13	H: 1 LOB: 2 BB: 0 P: 17	R: 1 E: 0 K: 0 S: 11	H: 2 LOB: 1 BB: 1 P: 18	R: 1 E: 0 K: 0 S: 8	H: 2 LOB: 1 BB: 0 P: 16	R: 0 E: 0 K: 1 S: 10	H: 0 LOB: 1 BB: 1 P: 17	R: 0 E: 0 K: 0 S: 7	H: 1 LOB: 1 BB: 0 P: 11	R: 0 E: 0 K: 1 S: 9	H: 0 LOB: 1 BB: 1 P: 17	R: 1 E: 0 K: 0 S: 7	H: 2 LOB: 1 BB: 0 P: 12	1B: 5 2B: 3 3B: 0 HR: 1	SF: 0 SAC: 2 DP: 1 HBP: 0	WP: 0 PB: 0 SB: 0 CS: 0	PA: 37	
PITCHER	IP	WLS	BF	H	R	ER	SO	BB	IBB	HBP	BLK	WP	HR	S	P	ERA	WHIP				
Shane Reynolds, R (1.1) ERA: 3.22	7.0		30	7	2	2	2	3	0	0	0	0	0	62	102	2.57	1.429				
Doug Henry, R (8, 1) ERA: 5.5	1.1	L	6	1	1	1	1	1	0	0	0	0	0	14	24	6.75	1.500				
Jay Powell, R (9, 1) ERA: 3.45	0.0		1	1	0	0	0	0	0	0	0	0	0	2	5	∞	∞				

Houston Astros @ Los Angeles Dodgers
Dodger Stadium, Los Angeles, CA
Fri May 05 2000, 7:10 PM PDT
Att: 45,428 - Overcast - 66 F

AB	31
R	3
H	9
RBI	3
BB	4
SO	3
LOB	15




Batter	1	2	3	4	5	6	7	8	9	10	AB	R	H	RBI	BB	SO	LOB										
Craig Biggio, R OBP: 0.426, SLG: 0.343	G4-3 HR	G1-3		K		FC4-6 HBP	1B HBP		K	BB 1B	3	1	0	0	2	2	1										
Bill Spiers, L OBP: 0.373, SLG: 0.379	G4-3	F7		BB		FC4-6					6	1	3	2	1	0	2										
5 Jeff Bagwell, R OBP: 0.449, SLG: 0.640	HR	F7		FC3-6 BB		K	F8				5	2	1	0	1	2	5										
Ken Caminiti, S OBP: 0.462, SLG: 0.646	HR		F8	FC3-6		P6					4	2	1	3	3	0	4										
Richard Hidalgo, R OBP: 0.377, SLG: 0.600	HR			17 G4-3 BB		F3	F3	K			5	2	1	2	1	1	4										
17 Lance Berkman, S OBP: 0.286, SLG: 0.346	K		G4-3		FC6-4 1B		K	F5		1B HR	6	1	2	1	0	2	2										
Darby Ward, L OBP: 0.316, SLG: 0.522	1B		G6-3		F7		1B	K		K	5	1	2	0	0	1	3										
Jose Cabrera, R (10, 1)							1B				0	0	0	0	0	0	0										
Mitch Meluskey, S OBP: 0.380, SLG: 0.533	FC6-4 1B			SH3-4 2B	FC6-4 1B		HBP 1B		F8	HR 1B	6	2	5	2	0	0	0										
Jose Lima, R OBP: 0.333, SLG: 0.492	FC6-4			SH3-4	FC6-4		1B		F8	HR	1	0	0	0	0	0	2										
Alan Mills, R ERA: 5.99							1B				1	0	0	0	0	0	0										
Inning Stats	R: 4 E: 0 K: 1 S: 25	H: 4 LOB: 2 BB: 1 P: 44	R: 0 E: 0 K: 0 S: 8	H: 0 LOB: 0 BB: 0 P: 11	R: 0 E: 0 K: 0 S: 16	H: 0 LOB: 1 BB: 1 P: 25	R: 0 E: 0 K: 1 S: 12	H: 1 LOB: 3 BB: 2 P: 26	R: 0 E: 0 K: 0 S: 12	H: 2 LOB: 2 BB: 0 P: 20	R: 0 E: 0 K: 1 S: 10	H: 0 LOB: 1 BB: 0 P: 16	R: 0 E: 0 K: 1 S: 19	H: 4 LOB: 2 BB: 0 P: 31	R: 0 E: 0 K: 2 S: 9	H: 0 LOB: 1 BB: 1 P: 16	R: 0 E: 0 K: 1 S: 7	H: 0 LOB: 0 BB: 0 P: 10	R: 7 E: 0 K: 2 S: 24	H: 6 LOB: 3 BB: 3 P: 50	1B: 13 2B: 1 3B: 0 HR: 3	SF: 0 SAC: 1 DP: 0 HBP: 4	WP: 0 PB: 0 SB: 2 CS: 0	PA: 59			
PITCHER	IP	WLS	BF	H	R	ER	SO	BB	IBB	HBP	BLK	WP	HR	S	P	ERA	WHIP										
Eric Gagne, R ERA: 4.15	3.2		20	5	4	4	2	3	0	1	0	0	0	2	58	9.82	2.182										
Orel Hershiser, R ERA: 8.31	3.0		17	5	3	3	2	1	0	2	0	0	0	40	67	9.00	2.000										
Antonio Osuna, R ERA: 8.31	1.1	B	6	1	0	0	2	1	0	0	0	0	0	13	25	0.00	1.500										
Jeff Shaw, R ERA: 7.59	1.0	L	8	3	5	5	1	1	0	1	0	0	0	13	25	45.00	4.000										
Alan Mills, R ERA: 5.99	1.0		8	3	2	2	2	2	0	0	0	0	1	18	35	18.00	5.000										

Houston Astros @ Los Angeles Dodgers
Dodger Stadium, Los Angeles, CA
Sun May 07 2000, 1:10 PM PDT
Att. 52,806 - Sunny - 72 F

livebaseballscorecards.com

AB	46
R	14
H	17
RBI	14
BB	8
SO	9
LOB	28




Batter	1	2	3	4	5	6	7	8	9	10	AB	R	H	RBI	BB	SO	LOB										
Todd Hollandsworth, L OBP: 0.333, SLG: 0.492	HR			G4-3		1B		K			4	1	2	1	0	1	2										
Garonimo Bieroa, R OBP: 0.350, SLG: 0.316											1	0	0	0	0	1	1										
Jeff Shaw, R ERA: 7.59											0	0	0	0	0	0	0										
Alan Mills, R ERA: 5.99											0	0	0	0	0	0	0										
Todd Hundley, S OBP: 0.352, SLG: 0.579	K										1	0	0	0	0	1	1										
Mark Grudzielanek, R OBP: 0.316, SLG: 0.387	G1-3 WP SF	G6-4-3 1B		HR		F9		BB			5	2	4	2	1	0	1										
Gary Sheffield, R OBP: 0.425, SLG: 0.670	SF G1-3 BB	F7		K				BB			4	1	0	0	2	2	2										
Shawn Green, L OBP: 0.409, SLG: 0.543	G1-3	G6-4-3		G3-1		G3 1B		G1-3			5	0	1	0	0	0	6										
Eric Karros, R OBP: 0.339, SLG: 0.525	SF 1B E			HR		G5-3		G3 1B		K	4	2	2	2	0	1	0										
Adrian Beltré, R OBP: 0.356, SLG: 0.413	E 1B			F7		G6-3		G3		P6	5	1	1	1	0	0	2										
Chad Kreuter, S OBP: 0.442, SLG: 0.406	E3			G4-3		P6		L5		K	5	0	0	0	0	1	3										
Alex Cora, L OBP: 0.200, SLG: 0.222	E1			E6		P6				BB SH1-3 1B	3	0	0	0	0	0	1										
Jose Vizcaino, S OBP: 0.333, SLG: 0.273										G4-3 1B	2	1	2	0	0	0	0										
Eric Gagne, R OBP: 0.125, SLG: 0.125	F9			F8		K		SH1-3		G4-3	2	0	0	0	0	0	3										
Orel Hershiser, R ERA: 8.31											1	0	0	0	0	1	0										
Antonio Osuna, R ERA: 8.31											0	0	0	0	0	0	0										
F.P. Santangelo, S OBP: 0.240, SLG: 0.050											1	0	0	0	0	0	1										
Inning Stats	R: 5 E: 3 K: 1 S: 24	H: 3 LOB: 2 BB: 1 P: 32	R: 0 E: 0 K: 0 S: 5	H: 1 LOB: 0 BB: 0 P: 7	R: 1 E: 1 K: 0 S: 14	H: 1 LOB: 1 BB: 0 P: 18	R: 1 E: 0 K: 1 S: 14	H: 1 LOB: 0 BB: 0 P: 18	R: 0 E: 0 K: 0 S: 4	H: 0 LOB: 0 BB: 0 P: 6	R: 0 E: 0 K: 1 S: 11	H: 1 LOB: 1 BB: 0 P: 18	R: 0 E: 0 K: 0 S: 12	H: 2 LOB: 2 BB: 0 P: 21	R: 0 E: 0 K: 1 S: 17	H: 1 LOB: 3 BB: 2 P: 27	R: 0 E: 0 K: 2 S: 7	H: 0 LOB: 0 BB: 0 P: 12	R: 1 E: 0 K: 2 S: 13	H: 2 LOB: 1 BB: 0 P: 22	1B: 9 2B: 0 3B: 0 HR: 3	SF: 1 SAC: 1 DP: 1 HBP: 0	WP: 1 PB: 0 SB: 0 CS: 0	PA: 48			
PITCHER	IP	WLS	BF	H	R	ER	SO	BB	IBB	HBP	BLK	WP	HR	S	P	ERA	WHIP										
Jose Lima, R ERA: 9.53	4.0		27	6	7	4	2	1	0	0	0	0	0	3	57	9.00	1.750										
Mike Maddux, R ERA: 4.42	2.0		7	1	0	0	1	0	0	0	0	0	0	5	24	0.00	0.500										
Doug Henry, R ERA: 5.21	1.0		5	2	0	0	0	0	0	0	0	0	0	12	21	0.00	2.000										
Yorkis Perez, L ERA: 8.22	0.2		3	1	0	0	1	0	0	0	0	0	0	8	9	0.00	1.500										
Jay Powell, R ERA: 3.45	0.0		2	0	0	0	0	2	0	0	0	0	0	7	15	∞	∞										

Houston Astros @ Los Angeles Dodgers
Dodger Stadium, Los Angeles, CA
Sun May 07 2000, 1:10 PM PDT
Att. 52,806 - Sunny - 72 F

livebaseballscorecards.com

AB	43
R	8
H	12
RBI	6
BB	3
SO	8
LOB	23



Batter	1	2	3	4	5	6	7	8	9	AB	R	H	RBI	BB	SO	LOB	TOP								
F.P. Santangelo, S OBP: 0.267, SLG: 0.045	G6-3				F8		SF8		G4-6-3 BB	2	0	0	1	2	0	0	Los Angeles Dodgers @ Arizona Diamondbacks Bank One Ballpark, Phoenix, AZ Mon May 08 2000, 9:35 PM EDT Att: 33,338 - Sunny - 92 F								
Mark Grudzielanek, R OBP: 0.304, SLG: 0.372	G5-3		F8		G5-3		G6-3		G4-6-3 BB	5	0	0	0	0	0	3									
Shawn Green, L OBP: 0.407, SLG: 0.546 Todd Hollandsworth, L OBP: 0.324, SLG: 0.477	G4-3		G3			F8 FC5-4 2B		P6	F5	3	1	1	0	0	0	1									
Gary Sheffield, R OBP: 0.423, SLG: 0.670 Alan Mills, R				G6-3		F8		G4-3		3	1	1	0	0	0	1									
Eric Karros, R OBP: 0.344, SLG: 0.529		F5		G5-3				G4-3		1	0	0	0	0	0	0									
Adrián Beltré, R OBP: 0.381, SLG: 0.444								E5		4	2	2	3	0	0	1									
Todd Hundley, S OBP: 0.352, SLG: 0.608 Chad Kreuter, S OBP: 0.455, SLG: 0.406	F9									3	1	1	2	0	0	1									
Jose Vizcaino, S OBP: 0.302, SLG: 0.243	G4-3									0	0	0	0	1	0	0									
Chan Ho Park, R OBP: 0.167, SLG: 0.278 Matt Herges, L			G5-3							1	0	0	0	0	0	0									
Geronimo Berroa, R OBP: 0.409, SLG: 0.450								G4-6-3 BB		1	0	0	0	0	1	0									
										1	1	1	0	1	0	0									
Inning Stats	R: 0 E: 0 K: 0 S: 9	H: 0 LOB: 0 BB: 0 P: 12	R: 2 E: 0 K: 0 S: 11	H: 2 LOB: 0 BB: 0 P: 16	R: 0 E: 0 K: 0 S: 7	H: 0 LOB: 1 BB: 1 P: 14	R: 2 E: 0 K: 0 S: 11	H: 2 LOB: 0 BB: 0 P: 18	R: 0 E: 0 K: 1 S: 6	H: 0 LOB: 0 BB: 0 P: 8	R: 1 E: 0 K: 0 S: 7	H: 1 LOB: 0 BB: 1 P: 17	R: 1 E: 0 K: 0 S: 5	H: 1 LOB: 0 BB: 0 P: 7	R: 1 E: 1 K: 0 S: 10	H: 1 LOB: 2 BB: 2 P: 20	R: 0 E: 0 K: 0 S: 8	H: 0 LOB: 1 BB: 2 P: 17	1B: 1 2B: 3 3B: 1 HR: 2	SF: 1 SAC: 0 DP: 1 HBP: 0	WP: 0 PB: 0 SB: 0 CS: 0	PA: 39			
PITCHER	IP	WLS	BF	H	R	ER	SO	BB	IBB	HBP	BLK	WP	HR	S	P	ERA	WHIP								
Omar Daal, L ERA: 5.4	7.0	W	29	6	6	6	1	2	0	0	0	0	2	56	92	7.71	1.143								
Dan Plesac, L ERA: 3.52	1.0		6	1	1	0	0	1	0	0	0	0	0	10	20	0.00	2.000								
Russ Springer, R ERA: 6.75	1.0		4	0	0	0	0	2	0	0	0	0	0	8	17	0.00	2.000								

AB 33
R 7
H 7
RBI 6
BB 5
SO 1
LOB 11



Batter	1	2	3	4	5	6	7	8	9	AB	R	H	RBI	BB	SO	LOB	BOTTOM								
Tony Womack, L OBP: 0.292, SLG: 0.432					G4-3			G4-3		6	2	2	1	0	1	5	Los Angeles Dodgers @ Arizona Diamondbacks Bank One Ballpark, Phoenix, AZ Mon May 08 2000, 9:35 PM EDT Att: 33,338 - Sunny - 92 F								
Jay Bell, R OBP: 0.421, SLG: 0.496 Hanley Frias, S OBP: 0.263, SLG: 0.265		G5-3			P3	F9			WP 1B	6	2	3	0	0	0	0									
Luis Gonzalez, L OBP: 0.367, SLG: 0.528	FC4 BB	F7						F8		6	3	3	1	0	0	2									
Erubiel Durazo, L OBP: 0.453, SLG: 0.600								G3		4	1	0	1	2	0	4									
Steve Finley, L OBP: 0.381, SLG: 0.648	F8	F7								5	2	2	2	0	0	5									
Travis Lee, L OBP: 0.368, SLG: 0.505										4	3	3	4	1	0	0									
Kelly Stinnett, R OBP: 0.321, SLG: 0.586	F9									4	1	1	1	1	1	3									
Andy Fox, L OBP: 0.250, SLG: 0.273										5	1	4	4	0	1	1									
Omar Daal, L OBP: 0.278, SLG: 0.294 Bernard Gilkey, R OBP: 0.300, SLG: 0.394 Dan Plesac, L										3	0	2	1	0	0	1									
Russ Springer, R OBP: 1.000, SLG: 1.000										0	0	0	0	0	0	0									
										0	0	0	0	0	0	0									
Inning Stats	R: 5 E: 0 K: 1 S: 22	H: 5 LOB: 2 BB: 1 P: 36	R: 0 E: 0 K: 0 S: 7	H: 0 LOB: 1 BB: 1 P: 14	R: 0 E: 0 K: 1 S: 10	H: 1 LOB: 1 BB: 0 P: 14	R: 5 E: 0 K: 0 S: 19	H: 6 LOB: 2 BB: 1 P: 31	R: 5 E: 0 K: 0 S: 22	H: 5 LOB: 1 BB: 1 P: 33	R: 0 E: 0 K: 0 S: 10	H: 1 LOB: 1 BB: 0 P: 20	R: 0 E: 0 K: 1 S: 8	H: 1 LOB: 1 BB: 0 P: 12	R: 0 E: 0 K: 0 S: 6	H: 1 LOB: 2 BB: 0 P: 13	1B: 12 2B: 5 3B: 0 HR: 3	SF: 0 SAC: 1 DP: 0 HBP: 0	WP: 1 PB: 0 SB: 0 CS: 0	PA: 49					
PITCHER	IP	WLS	BF	H	R	ER	SO	BB	IBB	HBP	BLK	WP	HR	S	P	ERA	WHIP								
Chan Ho Park, R ERA: 5.72	3.1	L	22	9	8	8	2	2	0	0	0	0	1	49	79	21.60	3.300								
Matt Herges, R ERA: 3.0	1.2		15	8	7	7	0	2	0	0	0	0	2	31	49	37.80	6.000								
Alan Mills, R ERA: 4.86	3.0		12	3	0	0	1	0	0	0	0	1	0	24	45	0.00	1.000								

AB 44
R 15
H 20
RBI 15
BB 4
SO 3
LOB 22



Batter	1	2	3	4	5	6	7	8	9	AB R H RBI BB SO LOB	TOP											
Todd Hollandsworth, L (1,8) OBP: 0.329, SLG: 0.506	0-1 1B 2B 2B	2-2 G1-3		2-1 L9		1-0 2H 1B		1-1 3B 1B	0-3 K	6 2 3 1 0 1 1	Los Angeles Dodgers @ St. Louis Cardinals Busch Stadium, St. Louis, MO Fri May 12 2000, 7:10 PM CDT Att: 44,975 - Cloudy - 75 F											
Mark Grudzielanek, R (1,4) OBP: 0.312, SLG: 0.376	2-0 1B 2B HBP	4-2 BB 2B BB		1-1 G6-3		1-1 F8		0-1 1H 2H G3-1 3B		3 3 1 2 1 0 1												
Gary Sheffield, R (1,7) OBP: 0.428, SLG: 0.658 F.P. Santangelo, S (8,7) OBP: 0.265, SLG: 0.077	1-0 2B 1B	4-2 2B BB			0-0 G5-3		4-1 BB BB	0-0 G3-1		3 1 1 1 2 0 0 0 0 0 0 0 0 0												
Shawn Green, L (1,9) OBP: 0.432, SLG: 0.573	1-2 G4-3 HR 2B	2-2 BB			0-0 G4-3		3-3 K	3-H G4-3		5 1 2 4 0 1 1												
Eric Karros, R (1,3) OBP: 0.336, SLG: 0.530	2-2 G4-3	1-0 L5			0-0 HR		1-0 F8	3-1 G4-3		5 1 1 1 0 0 4												
Todd Hundley, S (1,2) OBP: 0.386, SLG: 0.637	3-2 HR		1-0 G6-3		3-2 F5		4-0 BB	4-2 BLK 1B BB		3 2 1 2 2 0 0												
Adrian Beltré, R (1,5) OBP: 0.407	1-0 P6		2-3 K			0-1 G5-3	1-3 K	1-0 BLK 1B		5 1 1 0 0 2 2												
Alex Cora, L (1,6) OBP: 0.381, SLG: 0.450	1-2 L9		1-3 K			2-2 1B 2B		2-2 1B 3B 1B 1H 2H	0-1 1B	5 2 3 2 0 1 0												
37 Darren Dreifort, R (1,1) OBP: 0.056, SLG: 0.056			0-3 K			2-2 G5-3		2-1 F2	1-1 F8	5 0 0 0 0 2 3												
Inning Stats	R: 5 E: 0 K: 0 S: 16	H: 4 LOB: 0 BB: 0 P: 27	R: 1 E: 0 K: 1 S: 20	H: 1 LOB: 2 BB: 2 P: 34	R: 0 E: 0 K: 2 S: 8	H: 0 LOB: 0 BB: 0 P: 12	R: 0 E: 0 K: 1 S: 7	H: 0 LOB: 0 BB: 0 P: 10	R: 1 E: 0 K: 0 S: 6	H: 1 LOB: 0 BB: 0 P: 9		R: 1 E: 0 K: 0 S: 12	H: 2 LOB: 1 BB: 0 P: 18	R: 0 E: 0 K: 2 S: 8	H: 0 LOB: 2 BB: 2 P: 21	R: 3 E: 0 K: 0 S: 13	H: 3 LOB: 0 BB: 0 P: 18	R: 2 E: 0 K: 1 S: 12	H: 2 LOB: 1 BB: 1 P: 21	1B: 6 2B: 4 3B: 1 HR: 2	SF: 0 SAC: 0 DP: 0 HBP: 1	WP: 0 PB: 0 CS: 0
PITCHER	IP WLS BF H R ER SO BB IBB HBP BLK WP HR S P ERA WHIP											IP WLS BF H R ER SO BB IBB HBP BLK WP HR S P ERA WHIP										
Darryl Kile, R (1,1) ERA: 5.51	5.2 L 27 7 8 8 4 2 0 1 0 0 2 66 105 12.71 1.588																					
Darren Holmes, R (6,1) ERA: 13.5	2.1 13 4 3 3 2 2 0 0 0 0 0 24 44 11.57 2.571																					
Justin Brunette, L (9,1) ERA: 5.79	1.0 6 2 2 2 1 1 0 0 1 0 0 12 21 18.00 3.000																					

Batter	1	2	3	4	5	6	7	8	9	AB R H RBI BB SO LOB	BOTTOM											
Fernando Vina, L (1,4) OBP: 0.419, SLG: 0.460	4-0 CS BB		4-1 G4-6-3 HBP			1-1 G6-3 1B			2-1 F7	2 0 1 0 1 0 0	Los Angeles Dodgers @ St. Louis Cardinals Busch Stadium, St. Louis, MO Fri May 12 2000, 7:10 PM CDT Att: 44,975 - Cloudy - 75 F											
Edgar Renteria, R (1,6) OBP: 0.317, SLG: 0.476	1-3 K		1-0 G4-6-3			0-0 G6-3		0-2 G5-3		4 0 0 0 0 1 3												
Ray Lankford, L (1,7) OBP: 0.310, SLG: 0.436 Eric Davis, R (1,PH) OBP: 0.372, SLG: 0.515	0-0 WP 2B			1-3 K			0-0 F9			0 0 0 0 0 0 0 3 0 1 0 0 1 0												
Mark McGwire, R (1,3) OBP: 0.523, SLG: 0.878	4-0 BB		1-3 K			2-2 G6-3				2 0 0 0 1 1 0												
15 Jim Edmonds, L (1,8) OBP: 0.521, SLG: 0.771	3-3 K		3-2 G3			1-0 F7				3 0 0 0 0 1 2												
Craig Paquette, R (1,5) OBP: 0.284, SLG: 0.419 Darren Holmes, R (6,1)		3-2 G6-3			4-2 FC6-4 BB			0-0 G1-3		1 0 0 0 1 0 0 0 0 0 0 0 0 0 1 0 0 0 0 0 0 0 0 0 0 0 0 0												
Thomas Howard, S (8,PH) OBP: 0.306, SLG: 0.696 Justin Brunette, L (9,1) OBP: 1.000, SLG: 1.000		2-3 K			1-1 FC6-4 1-2 L4-3			1-0 G6-3		3 0 0 0 0 1 1												
J.D. Drew, L (1,9) OBP: 0.434, SLG: 0.623		1-0 G4-3			2-2 L4-3 1-2			0-3 K		3 0 0 0 0 1 1												
Mike Matheny, R (1,2) OBP: 0.333, SLG: 0.367																						
Darryl Kile, R (1,1) Placido Polanco, R (6,5) OBP: 0.333, SLG: 0.510			3-2 G1-3			0-0 G6-3			2-1 G6-3	1 0 0 0 0 0 0 2 0 0 0 0 0 0												
Inning Stats	R: 0 E: 0 K: 2 S: 7	H: 1 LOB: 2 BB: 2 P: 19	R: 0 E: 0 K: 1 S: 9	H: 0 LOB: 0 BB: 0 P: 15	R: 0 E: 0 K: 0 S: 5	H: 0 LOB: 0 BB: 0 P: 13	R: 0 E: 0 K: 2 S: 11	H: 0 LOB: 0 BB: 0 P: 16	R: 0 E: 0 K: 0 S: 8	H: 0 LOB: 0 BB: 1 P: 15	R: 0 E: 0 K: 0 S: 4	H: 1 LOB: 0 BB: 0 P: 5	R: 0 E: 0 K: 0 S: 5	H: 0 LOB: 0 BB: 0 P: 8	R: 0 E: 0 K: 1 S: 5	H: 0 LOB: 0 BB: 0 P: 6	R: 0 E: 0 K: 0 S: 7	H: 0 LOB: 0 BB: 0 P: 11	1B: 1 2B: 2 3B: 0 HR: 0	SF: 0 SAC: 0 DP: 3 HBP: 1	WP: 1 PB: 0 SB: 0 CS: 1	PA: 29
PITCHER	IP WLS BF H R ER SO BB IBB HBP BLK WP HR S P ERA WHIP											IP WLS BF H R ER SO BB IBB HBP BLK WP HR S P ERA WHIP										
37 Darren Dreifort, R (1,1) ERA: 2.59	9.0 W 29 2 0 0 6 3 0 1 0 1 0 61 108 0.00 0.556																					

Batter	1	2	3	4	5	6	7	8	9	AB	R	H	RBI	BB	SO	LOB	TOP								
F.P. Santangelo, S OBP: 0.289, SLG: 0.103 Todd Hollandsworth, L OBP: 0.326, SLG: 0.500 (9, 8)	1-2 G1-3		0-1 BLK S 1B		2-1 P4			2-1 BB 1B SF8 HBP	1-3 K	3	1	1	0	0	0	0									
Mark Chudzielanek, R OBP: 0.314, SLG: 0.584 (1, 4)	1-1 G4-3		2-2 G5-3		1-3 K			2-2 SF8 BB 1B	2-2 E7 1-H 3-H 2B	5	0	2	2	0	1	1									
Shawn Green, L OBP: 0.431, SLG: 0.560 (1, 9)	0-3 K		4-2 BLK BB			2-3 K		4-2 BB	1-1 G3	3	0	0	0	2	2	1									
Gary Sheffield, R OBP: 0.430, SLG: 0.648 (1, 7)		4-1 BB 1B BB	4-0 BB		2-3 K			2-0 P5		2	0	0	0	2	1	3									
Eric Karros, R OBP: 0.333, SLG: 0.525 (1, 3)		1-3 K	0-1 L8		0-0 PB 1B			3-2 SF8		3	0	1	1	0	1	4									
Adrián Beltré, R OBP: 0.333, SLG: 0.402 (1, 5)	1-2 G5-3 1B			2-3 K				2-3 L9		4	0	1	0	0	2	3									
Chad Kreuter, S OBP: 0.479, SLG: 0.412 (1, 2)	4-1 BB		3-2 L8		3-2 G6-3 1B			4-2 1B SH1-3 E BB		2	1	1	0	2	0	0									
Jose Vizcaino, S OBP: 0.333, SLG: 0.311 (1, 6)	1-2 G5-3		2-3 K2-3		0-1 G6-3			0-0 SH1-3		3	0	0	0	0	1	4									
Chan Ho Park, R OBP: 0.143, SLG: 0.238 Dave Hansen, L OBP: 0.519, SLG: 0.714 Jeff Shaw, R (9, 1)			1-3 K		0-2 G1-3			3-2 G6-3	2-1 E 1B	3	0	0	0	0	1	0									
Inning Stats	R: 0 H: 0 E: 0 K: 1 S: 8	H: 0 LOB: 0 BB: 0 P: 10	R: 0 H: 1 E: 0 K: 1 S: 11	LOB: 2 BB: 2 P: 22	R: 0 H: 1 E: 0 K: 1 S: 13	H: 0 LOB: 0 BB: 2 P: 24	R: 0 H: 0 E: 0 K: 2 S: 9	H: 0 LOB: 0 BB: 0 P: 16	R: 0 H: 0 E: 0 K: 1 S: 8	H: 1 LOB: 0 BB: 0 P: 11	R: 0 H: 1 E: 0 K: 3 S: 14	H: 1 LOB: 0 BB: 0 P: 20	R: 0 H: 1 E: 0 K: 0 S: 9	H: 1 LOB: 0 BB: 0 P: 15	R: 1 H: 1 E: 0 K: 0 S: 13	H: 1 LOB: 2 BB: 1 P: 29	R: 2 H: 2 E: 1 K: 1 S: 14	H: 2 LOB: 1 BB: 1 P: 24	1B: 6 2B: 1 3B: 0 HR: 0	SF: 1 SAC: 1 DP: 2 HBP: 1	WP: 0 PB: 1 SB: 1 CS: 0	PA: 39			
PITCHER	IP	WLS	BF	H	R	ER	SO	BB	IBB	HBP	BLK	WP	HR	S	P	ERA	WHIP								
Rick Ankiel, L ERA: 2.72 Mike Mohler, L ERA: 9.0 Dave Veres, R ERA: 3.57	(1, 1)	7.0	27	4	0	0	9	4	0	0	1	0	0	72	118	0.00	1.143								
	(8, 1)	0.0	3	1	1	1	0	1	0	1	0	0	0	6	14	∞	∞								
	(8, 1)	2.0	L	9	2	2	1	1	0	0	0	0	0	21	39	9.00	1.500								

Los Angeles Dodgers @ St. Louis Cardinals
 Busch Stadium, St. Louis, MO
 Sat May 13 2000, 7:10 PM CDT
 Att: 48,372 - Sunny - 66 F

AB	30
R	3
H	7
RBI	3
BB	6
SO	10
LOB	18





Batter	1	2	3	4	5	6	7	8	9	AB	R	H	RBI	BB	SO	LOB	BOTTOM								
Fernando Vina, L OBP: 0.427, SLG: 0.482 (1, 4)	1-1 HR		0-0 G5-3			4-2 SH1-4 BB		4-0 1B BB		2	1	1	1	2	0	0									
Placido Polanco, R OBP: 0.333, SLG: 0.500 (1, 5)	0-0 L5		3-2 F9			0-0 SH1-4		1-2 BB		3	0	1	0	0	0	0									
15 Jim Edmonds, L OBP: 0.507, SLG: 0.743 (1, 8)	3-2 G3		2-3 K			0-3 K		2-3 K		4	0	0	0	0	3	3									
Mark McGwire, R OBP: 0.505, SLG: 0.833 (1, 3)	2-2 L4			2-3 K		0-1 G1-3			1-3 K	4	0	0	0	0	2	1									
Ray Lankford, L OBP: 0.300, SLG: 0.419 (1, 7)		2-3 K		1-3 K			2-3 K		0-1 G6-3	4	0	0	0	0	3	0									
J.D. Drew, L OBP: 0.430, SLG: 0.611 (1, 9)		1-0 WP BB 1B		3-3 K			1-1 G3-1		0-0 L4	3	0	1	0	0	1	0									
Edgar Renteria, R OBP: 0.317, SLG: 0.469 (1, 6)		4-2 WP BB			1-2 F3		1-2 P4			2	0	0	0	1	0	0									
Mike Matheny, R OBP: 0.324, SLG: 0.355 (1, 2)		2-3 K			1-3 K			0-3 K		3	0	0	0	0	3	2									
Rick Ankiel, L OBP: 0.421, SLG: 0.833 Mike Mohler, R OBP: 1.000, SLG: 1.000 Dave Veres, R (9, 1)		0-1 G4-3			0-3 K			2-1 F8		2	0	0	0	0	1	2									
Thomas Howard, S OBP: 0.297, SLG: 0.588 Shawon Dunston, R OBP: 0.174, SLG: 0.356 (9, PH)										0	0	0	0	0	0	0									
Inning Stats	R: 1 H: 1 E: 0 K: 0 S: 9	H: 1 LOB: 2 BB: 1 P: 15	R: 0 H: 1 E: 0 K: 2 S: 11	H: 1 LOB: 1 BB: 1 P: 20	R: 0 H: 0 E: 0 K: 1 S: 7	H: 0 LOB: 0 BB: 0 P: 12	R: 0 H: 0 E: 0 K: 3 S: 10	H: 0 LOB: 0 BB: 0 P: 16	R: 0 H: 0 E: 0 K: 2 S: 10	H: 0 LOB: 0 BB: 0 P: 12	R: 0 H: 0 E: 0 K: 1 S: 9	H: 0 LOB: 1 BB: 1 P: 13	R: 0 H: 0 E: 0 K: 1 S: 8	H: 0 LOB: 0 BB: 0 P: 12	R: 0 H: 1 E: 0 K: 2 S: 13	H: 1 LOB: 2 BB: 1 P: 22	R: 0 H: 0 E: 0 K: 1 S: 6	H: 0 LOB: 0 BB: 0 P: 7	1B: 2 2B: 0 3B: 0 HR: 1	SF: 0 SAC: 1 DP: 0 HBP: 0	WP: 1 PB: 0 SB: 0 CS: 0	PA: 33			
PITCHER	IP	WLS	BF	H	R	ER	SO	BB	IBB	HBP	BLK	WP	HR	S	P	ERA	WHIP								
Chan Ho Park, R ERA: 4.94 Jeff Shaw, R ERA: 7.11	(1, 1)	8.0	30	3	1	1	12	3	0	0	0	0	0	77	122	1.12	0.750								
	(9, 1)	1.0	S	3	0	0	0	0	0	0	0	0	0	6	7	0.00	0.000								

Los Angeles Dodgers @ St. Louis Cardinals
 Busch Stadium, St. Louis, MO
 Sat May 13 2000, 7:10 PM CDT
 Att: 48,372 - Sunny - 66 F

AB	29
R	1
H	3
RBI	1
BB	3
SO	13
LOB	8



Batter	1	2	3	4	5	6	7	8	9	AB R H RBI BB SO LOB	TOP																								
											<p style="text-align: center;">Los Angeles Dodgers @ Chicago Cubs Wrigley Field, Chicago, IL Thu May 18 2000, 1:20 PM CDT</p> <p style="text-align: right;">livebaseballscorecards.com</p> <p> AB 0 R 0 H 0 RBI 0 BB 0 SO 0 LOB 0 </p> 																								
Inning Stats										1B: 0 SF: 0 WP: 0 PA: 0 2B: 0 SAC: 0 FB: 0 3B: 0 DP: 0 SB: 0 HR: 0 HBP: 0 CS: 0																									
PITCHER	IP	WLS	BF	H	R	ER	SO	BB	IBB	HBP	BLK	WP	HR	S	P	ERA	WHIP	PITCHER	IP	WLS	BF	H	R	ER	SO	BB	IBB	HBP	BLK	WP	HR	S	P	ERA	WHIP

Batter	1	2	3	4	5	6	7	8	9	AB R H RBI BB SO LOB	BOTTOM																								
											<p style="text-align: center;">Los Angeles Dodgers @ Chicago Cubs Wrigley Field, Chicago, IL Thu May 18 2000, 1:20 PM CDT</p> <p style="text-align: right;">livebaseballscorecards.com</p> <p> AB 0 R 0 H 0 RBI 0 BB 0 SO 0 LOB 0 </p> 																								
Inning Stats										1B: 0 SF: 0 WP: 0 PA: 0 2B: 0 SAC: 0 FB: 0 3B: 0 DP: 0 SB: 0 HR: 0 HBP: 0 CS: 0																									
PITCHER	IP	WLS	BF	H	R	ER	SO	BB	IBB	HBP	BLK	WP	HR	S	P	ERA	WHIP	PITCHER	IP	WLS	BF	H	R	ER	SO	BB	IBB	HBP	BLK	WP	HR	S	P	ERA	WHIP

Batter	1	2	3	4	5	6	7	8	9	AB	R	H	RBI	BB	SO	LOB	TOP										
Todd Hollandsworth, L (1.8)	G4-3		G3-1 2B		K		G4-3		G4-3	5	0	1	0	0	1	1	Los Angeles Dodgers @ Florida Marlins Pro Player Stadium, Miami, FL Fri May 19 2000, 7:05 PM EDT Att: 16,467 - Cloudy - 81 F										
Mark Grudzielanek, R (1.4)	E5		G3-1 2-3		1B 3B			G6-3	F9	5	1	1	1	0	0	1											
Gary Sheffield, R (1.7)	E5 BB		G5-3		1B			G5-3 2B		4	1	2	1	0	0	1											
Shawn Green, L (1.9)	1-2 BB			G3	P6			G5-3 2B		2	1	0	0	2	0	1											
Eric Karros, R (1.3)	K			F2			F9	G5-3		4	0	0	0	0	1	4											
Adrian Beltré, R (1.5)		F9		1-2 2B			P3	1B 2B		4	1	2	2	0	0	0											
Chad Kreuter, S (1.2)		P6		G3-1			G5-3	FC6-4 1B		4	0	1	1	0	0	1											
Alex Cora, L (1.6)		G3-1			G6-3		F7	FC6-4 1-2		4	0	0	0	0	0	1											
Chan Ho Park, R (1.1)			F7				F7		F9	2	1	1	0	0	0	0											
F. J. Martinez, S (7. PH) Matt Herges, L (7.1) Terry Adams, R (8.1) Dave Hansen, L (9. PH) Geronimo Berroa, R (9. PH) Jeff Shaw, R (9.1)					3B 1B					1	0	0	0	0	0	0											
Inning Stats	R: 0 E: 2 K: 1 S: 13	H: 0 LOB: 2 BB: 1 P: 24	R: 0 E: 0 K: 0 S: 9	H: 0 LOB: 0 BB: 0 P: 15	R: 0 E: 0 K: 0 S: 12	H: 1 LOB: 1 BB: 0 P: 15	R: 0 E: 0 K: 0 S: 9	H: 1 LOB: 1 BB: 0 P: 16	R: 2 E: 0 K: 1 S: 11	H: 3 LOB: 1 BB: 0 P: 17	R: 0 E: 0 K: 0 S: 5	H: 0 LOB: 0 BB: 0 P: 7	R: 0 E: 0 K: 0 S: 9	H: 0 LOB: 0 BB: 0 P: 15	R: 3 E: 0 K: 0 S: 12	H: 3 LOB: 1 BB: 0 P: 19	R: 0 E: 0 K: 0 S: 8	H: 0 LOB: 0 BB: 0 P: 12	1B: 3 2B: 4 3B: 1 HR: 0	SF: 0 SAC: 0 DP: 0 HBP: 0	WP: 0 PB: 0 SB: 0 CS: 0	PA: 38					
PITCHER	IP	WLS	BF	H	R	ER	SO	BB	IBB	HBP	BLK	WP	HR	S	P	ERA	WHIP										
Vladimir Nunez, R (1.1)	7.0		28	5	2	2	2	1	0	0	0	0	0	68	109	2.57	0.857										
Braden Looper, R (8.1)	1.0	L	7	3	3	3	0	0	1	0	0	0	0	12	19	27.00	3.000										
Armando Almanza, L (9.1)	1.0		3	0	0	0	0	0	0	0	0	0	0	8	12	0.00	0.000										

Batter	1	2	3	4	5	6	7	8	9	AB	R	H	RBI	BB	SO	LOB	BOTTOM										
Luis Castillo, S (1.4)	G1-3		CS BB			3B BB	K		G3	3	1	0	0	2	1	3	Los Angeles Dodgers @ Florida Marlins Pro Player Stadium, Miami, FL Fri May 19 2000, 7:05 PM EDT Att: 16,467 - Cloudy - 81 F										
Mark Kotsay, L (1.9)	G5-3		CS 1-2	F8		PB 3B		B3	F9	5	1	1	1	0	0	3											
Cliff Floyd, L (1.7)	F7			FC5-4 BB		PB FC6-2 IBB		G4-3		2	0	0	0	2	0	0											
Preston Wilson, R (1.8)		G6-3		K		FC6-2 1B			1B 1B	4	0	1	0	0	1	2											
Kevin Millar, R (1.5)				FC5-4 1-2					1B 1B	3	1	2	1	0	0	1											
Dave Berg, R (7.5)		HR							1B	1	0	1	0	0	0	0											
Brant Brown, L (1.3)					F9				P5	4	0	0	0	0	2	4											
Armando Almanza, L (9.1)										0	0	0	0	0	0	0											
Alex Gonzalez, R (1.6)					K				F7	4	0	0	0	0	3	0											
Paul Bako, L (1.2)					G4-3					4	0	1	0	0	1	0											
Chris Ciapinski, S (9. PR)									G3 1B	0	0	0	0	0	0	0											
Vladimir Nunez, R (1.1)					G4-3					2	0	0	0	0	0	0											
Danny Bautista, R (7. PH)										0	0	0	0	0	1	0											
Braden Looper, R (8.1)										0	0	0	0	0	0	0											
Derrek Lee, R (9.3)									1-2 1B	1	0	1	0	0	0	0											
Inning Stats	R: 0 E: 0 K: 0 S: 5	H: 0 LOB: 0 BB: 0 P: 8	R: 1 E: 0 K: 2 S: 14	H: 1 LOB: 0 BB: 0 P: 22	R: 0 E: 0 K: 0 S: 12	H: 0 LOB: 0 BB: 1 P: 22	R: 0 E: 0 K: 1 S: 11	H: 0 LOB: 1 BB: 1 P: 17	R: 0 E: 0 K: 3 S: 13	H: 2 LOB: 1 BB: 1 P: 21	R: 0 E: 0 K: 0 S: 7	H: 2 LOB: 2 BB: 0 P: 14	R: 0 E: 0 K: 0 S: 20	H: 2 LOB: 3 BB: 0 P: 26	1B: 5 2B: 0 3B: 1 HR: 1	SF: 0 SAC: 0 DP: 0 HBP: 0	WP: 0 PB: 2 SB: 0 CS: 1	PA: 39									
PITCHER	IP	WLS	BF	H	R	ER	SO	BB	IBB	HBP	BLK	WP	HR	S	P	ERA	WHIP										
Chan Ho Park, R (1.1)	6.0		24	3	3	3	3	3	1	0	0	0	0	72	123	4.50	1.000										
Matt Herges, R (7.1)	1.0	W	4	0	0	0	3	1	0	0	0	0	0	13	21	0.00	1.000										
Terry Adams, R (8.1)	1.0	H	5	2	0	0	0	0	0	0	0	0	0	7	14	0.00	2.000										
Jeff Shaw, R (9.1)	1.0	S	5	2	0	0	0	0	0	0	0	0	0	20	26	0.00	2.000										

Batter	1	2	3	4	5	6	7	8	9	AB	R	H	RBI	BB	SO	LOB	TOP					
Todd Hollandsworth, L OBP: 0.333, SLG: 0.469	(1, 8) 3-1 L7	1-0 1B		4-0 G6-4-3 BB		0-1 WP BB 1B	0-0 F7		0-0 2B	5	1	3	0	1	0	2						
Mark Grudzielanek, R OBP: 0.319, SLG: 0.385	(1, 4) 0-2 3B 1B	0-0 P4		3-1 G6-4-3 1-2		0-0 BB WP 1B	4-2 HR BB		2-3 K	5	2	2	0	1	1	3						
Gary Sheffield, R Antonio Osuna, R Alan Mills, R	(1, 7) 1-3 K		1-0 L7		0-1 G6-3	F5	3-2 HR			5	1	1	4	0	1	3						
Shawn Green, L OBP: 0.443, SLG: 0.584	(1, 9) 3-1 1H 1B 3B		1-2 G1-3 3B 1B		2-1 HR 2B	4-0 BB BB	3-2 K			4	3	3	1	1	1	0						
Eric Karros, R OBP: 0.348, SLG: 0.572	(1, 3) 4-1 1B BB		3-2 G1-3 1-2		2-1 HR 2B	4-0 BB BB	2-3 K			3	1	1	3	2	1	1						
Todd Hundley, S OBP: 0.371, SLG: 0.651	(1, 2) 1-2 1B		4-2 3B BB		0-2 F7 3-3 K	3-3 K	3-3 K			4	1	1	1	1	2	3						
Adrian Beltré, R OBP: 0.335, SLG: 0.436	(1, 5) 3-1 K		1-0 1H 2H 3B		2-2 1B S		1-2 G1-3 G5-3			5	1	2	2	0	1	2						
Alex Cora, L OBP: 0.333, SLG: 0.378			2-1 G1-3 G5-3		3-2 1H 1B		0-1 WP HR 2B		0-1 G5-3	5	1	2	1	0	0	1						
Carlos Perez, L F.P. Santangelo, S OBP: 0.063, SLG: 0.125 OBP: 0.277, SLG: 0.083	(1, 1) 0-0 G4-3		0-0 K		0-3 K		4-2 WP HR BB		1-3 K	3	0	0	0	0	2	0						
Inning Stats	R: 2 E: 0 K: 2 S: 17	H: 3 LOB: 2 BB: 1 P: 31	R: 0 E: 0 K: 0 S: 5	H: 1 LOB: 1 BB: 0 P: 8	R: 2 E: 0 K: 0 S: 17	H: 2 LOB: 1 BB: 1 P: 30	R: 0 E: 0 K: 1 S: 5	H: 0 LOB: 0 BB: 1 P: 13	R: 3 E: 0 K: 0 S: 17	H: 4 LOB: 1 BB: 0 P: 26	R: 1 E: 0 K: 2 S: 12	H: 2 LOB: 3 BB: 2 P: 23	R: 4 E: 0 K: 1 S: 17	H: 2 LOB: 0 BB: 2 P: 31	R: 0 E: 0 K: 2 S: 10	H: 0 LOB: 0 BB: 0 P: 15	R: 0 E: 0 K: 2 S: 10	H: 1 LOB: 1 BB: 0 P: 13	1B: 8 2B: 3 3B: 2 HR: 2	SF: 0 SAC: 0 DP: 1 HBP: 0	WP: 2 PB: 0 SB: 1 CS: 0	PA: 47
PITCHER	IP WLS BF H R ER SO BB IBB HBP BLK WP HR S P ERA WHIP																					
Brad Penny, R ERA: 5.4	(1, 1) 3.0 L 17 6 4 4 2 2 0 0 0 0 0 0 39 69 12.00 2.667																					
Ron Mahay, L ERA: 8.34	(4, 1) 2.2 15 6 4 4 2 3 0 0 0 1 1 29 54 13.50 3.375																					
Joe Strong, R ERA: 6.0	(6, 1) 2.1 11 2 4 4 2 2 0 0 0 1 1 32 54 15.43 1.714																					
Vic Darenburg, L ERA: 4.26	(9, 1) 1.0 4 1 0 0 2 0 0 0 0 0 0 10 13 0.00 1.000																					

Los Angeles Dodgers @ Florida Marlins
 Pro Player Stadium, Miami, FL
 Sat May 20 2000, 7:05 PM EDT
 Att: 21,142 - Sunny - 81 F


AB 40
 R 12
 H 15
 RBI 12
 BB 7
 SO 10
 LOB 15



Batter	1	2	3	4	5	6	7	8	9	AB	R	H	RBI	BB	SO	LOB	BOTTOM			
Luis Castillo, S Vic Darenburg, L OBP: 0.463, SLG: 0.400 OBP: 0.667, SLG: 0.667	(1, 4) 3-2 1B SF9 2B	0-0 F3		2-1 G6-4-3 1-2		3-3 K		4-1 BB		4	1	1	0	1	1	5				
Dave Berg, R OBP: 0.370, SLG: 0.396	(1, 5) 0-0 1B 2-3 1B	2-1 G4-3			0-0 G5-3		1-2 1B 1B 2B 1B	1-3 K		5	1	2	0	0	1	3				
Cliff Floyd, L Brant Brown, L OBP: 0.377, SLG: 0.397 OBP: 0.242, SLG: 0.390	(1, 7) 2-2 SF9		4-1 S BB		1-1 HR		3-1 1B 2B 1B	1-3 K		2	2	2	2	1	0	0				
Preston Wilson, R OBP: 0.342, SLG: 0.497	(1, 8) 2-3 K		0-1 F7		1-2 F9		0-3 K	0-2 BB 1B		5	0	1	0	0	2	4				
Derrek Lee, R OBP: 0.374, SLG: 0.446	(1, 3) 1-2 1B		1-3 K		1-1 L3		3-2 2B 1B	2-3 K		5	1	2	0	0	2	2				
Danny Bautista, R OBP: 0.271, SLG: 0.424	(1, 9) 1-0 F8		1-2 G1-3			1-0 HR	2-2 P2	4-1 BB		4	1	1	1	1	0	6				
Alex Gonzalez, R OBP: 0.214, SLG: 0.241		0-2 HBP 1B		1-2 F9		1-1 G6-3	0-1 1H 2H 3H 2B	0-0 F7		5	0	2	3	0	0	2				
Mike Redmond, R OBP: 0.358, SLG: 0.347	(1, 2) 1-2 HBP		1-2 1B		2-1 1B			1-1 F8		3	0	2	0	0	0	0				
Brad Penny, R Ron Mahay, L Joe Strong, S Chris Clapinski, S OBP: 0.111, SLG: 0.111 OBP: 1.000, SLG: 1.000 OBP: 0.314, SLG: 0.441	(1, 1) 0-0 B2		0-0 HBP 1B		1-2 G6-4-3 1B		1-3 K	0-1 G4-3		1	0	0	0	0	0	2				
Inning Stats	R: 1 E: 0 K: 1 S: 20	H: 3 LOB: 2 BB: 0 P: 29	R: 0 E: 0 K: 0 S: 9	H: 1 LOB: 2 BB: 0 P: 12	R: 0 E: 0 K: 1 S: 9	H: 0 LOB: 1 BB: 1 P: 15	R: 0 E: 0 K: 0 S: 12	H: 2 LOB: 1 BB: 0 P: 18	R: 1 E: 0 K: 2 S: 12	H: 1 LOB: 0 BB: 0 P: 12	R: 3 E: 0 K: 1 S: 20	H: 4 LOB: 1 BB: 0 P: 29	R: 0 E: 0 K: 1 S: 9	H: 0 LOB: 1 BB: 1 P: 15	R: 0 E: 0 K: 2 S: 13	H: 1 LOB: 2 BB: 1 P: 20	1B: 10 2B: 2 3B: 0 HR: 2	SF: 1 SAC: 0 DP: 1 HBP: 1	WP: 0 PB: 0 SB: 1 CS: 0	PA: 43
PITCHER	IP WLS BF H R ER SO BB IBB HBP BLK WP HR S P ERA WHIP																			
Carlos Perez, L Antonio Osuna, R Alan Mills, R ERA: 5.74 ERA: 3.52 ERA: 3.98	(1, 1) 6.0 W 28 9 3 3 4 1 0 0 0 0 0 0 20 29 27.00 4.000																			
	(7, 1) 1.0 6 4 3 3 1 0 0 0 0 0 0 20 29 27.00 4.000																			
	(8, 1) 2.0 9 1 0 0 3 2 0 0 0 0 0 22 35 0.00 1.500																			

Los Angeles Dodgers @ Florida Marlins
 Pro Player Stadium, Miami, FL
 Sat May 20 2000, 7:05 PM EDT
 Att: 21,142 - Sunny - 81 F

AB 38
 R 6
 H 14
 RBI 6
 BB 3
 SO 8
 LOB 25



Batter	1	2	3	4	5	6	7	8	9	AB R H RBI BB SO LOB	TOP						
F.P. Santangelo, S OBP: 0.283, SLG: 0.119	F8			F7		F8	FC6-4		1B HR	6 1 2 1 0 0 4	Los Angeles Dodgers @ Florida Marlins Pro Player Stadium, Miami, FL Sun May 21 2000, 1:05 PM EDT Att. 15,538 - Sunny - 73 F						
Mark Crutzele, R OBP: 0.330, SLG: 0.394	BB BB 1B	G6-3			BB HBP BB 1B	F8 S 1B		F7	HR 1B	6 2 4 0 0 0 2							
Shawn Green, L OBP: 0.439, SLG: 0.591	K		G4-3		BB HR HBP 1B	F8		G1-3	HR	5 2 1 4 0 1 2							
Gary Sheffield, R OBP: 0.438, SLG: 0.676 Todd Hollandsworth, L OBP: 0.333, SLG: 0.469	BB BB 1B		F7		BB HR BB	K		G6-3	HR	4 2 1 1 2 1 1 0 0 0 0 0 0 0							
Eric Karros, R OBP: 0.371, SLG: 0.592	BB BB 1B				HR BB					4 2 4 1 2 0 0							
Adrian Beltré, R OBP: 0.341, SLG: 0.471	P6		F8		HR					6 2 3 4 0 0 5							
Chad Kreuter, S OBP: 0.456, SLG: 0.395		F9		SH3-4 1B	F6		G1-3	1B HR 1B		5 1 2 1 0 0 2							
Kevin Elster, R OBP: 0.366, SLG: 0.528		G6-3		F9	G5-3		FC6-4 IBB	P4		4 0 0 0 1 0 3							
Kevin Brown, R OBP: 0.125, SLG: 0.067		1B BB		SH3-4 1-2	K		K	F7		3 0 0 0 1 2 5							
Inning Stats	R: 0 E: 0 K: 1 S: 10	H: 1 LOB: 3 BB: 2 P: 25	R: 0 E: 0 K: 0 S: 13	H: 1 LOB: 2 BB: 1 P: 23	R: 0 E: 0 K: 0 S: 8	H: 1 LOB: 1 BB: 0 P: 12	R: 5 E: 0 K: 1 S: 12	H: 2 LOB: 3 BB: 1 P: 29	R: 0 E: 0 K: 1 S: 10	H: 2 LOB: 3 BB: 1 P: 20	R: 0 E: 0 K: 0 S: 11	H: 0 LOB: 0 BB: 0 P: 14	R: 7 E: 0 K: 0 S: 20	H: 8 LOB: 1 BB: 0 P: 28	1B: 11 2B: 3 3B: 0 HR: 3	SF: 0 SAC: 1 DP: 0 HBP: 1	WP: 0 PA: 51 PB: 0 SB: 1 CS: 0
PITCHER	IP WLS BF H R ER SO BB IBB HBP BLK WP HR S P ERA WHIP											IP WLS BF H R ER SO BB IBB HBP BLK WP HR S P ERA WHIP					
Jesus Sanchez, L ERA: 6.27	(1, 1) 5.0 L 27 6 5 5 2 5 0 1 0 0 1 48 95 9.00 2.200																
Ricky Bones, R ERA: 0.4	(6, 1) 2.0 0 3 0 0 0 2 0 1 0 0 0 0 22 32 0.00 1.500																
Vic Darenbourg, L ERA: 4.05	(8, 1) 1.0 3 0 0 0 0 0 0 0 0 0 0 0 11 14 0.00 0.000																
Antonio Alfonseca, R ERA: 6.55	(9, 1) 1.0 11 8 7 7 0 0 0 0 0 0 2 20 28 63.00 8.000																

Batter	1	2	3	4	5	6	7	8	9	AB R H RBI BB SO LOB	BOTTOM								
Luis Castillo, S OBP: 0.472, SLG: 0.414	E5 1B		G4-6-3 1B			K			E1 HR 1B	4 1 3 0 0 1 0	Los Angeles Dodgers @ Florida Marlins Pro Player Stadium, Miami, FL Sun May 21 2000, 1:05 PM EDT Att. 15,538 - Sunny - 73 F								
Mark Kotsay, L OBP: 0.305, SLG: 0.420	E5 1B G3 1B		G4-6-3 1-2			G6-3			P6	4 1 0 0 0 0 3									
Cliff Floyd, L OBP: 0.374, SLG: 0.416	G3 1-2		F5			P4			HR	4 1 1 2 0 0 1									
Preston Wilson, R OBP: 0.345, SLG: 0.497	FC5 1B 2-3 1B				K		G6-3		FC6-4 1B	4 0 2 0 0 1 0									
Derrek Lee, R OBP: 0.369, SLG: 0.438	FC5 1-2 3H 1B				K		K		FC6-4 1-2	4 0 1 1 0 2 1									
Dave Berg, R OBP: 0.345, SLG: 0.365	FC5 1-2 2-3		G5-3			F9			F8	4 0 0 0 0 0 3									
Alex Gonzalez, R OBP: 0.211, SLG: 0.236			F9			F9			F8	3 0 0 0 0 0 0									
Mike Redmond, R OBP: 0.345, SLG: 0.333			G5-3			G1-3			G6-3	3 0 0 0 0 0 0									
Jesus Sanchez, L OBP: 0.235, SLG: 0.235 Brant Brown, L OBP: 0.238, SLG: 0.383 Ricky Bones, R OBP: 0.345, SLG: 0.420 Vic Darenbourg, L OBP: 0.345, SLG: 0.420 Danny Bautista, R OBP: 0.345, SLG: 0.420 Antonio Alfonseca, R OBP: 0.345, SLG: 0.420			K			K			G5-3	1 0 0 0 0 1 0 1 0 0 0 0 1 0 0 0 0 0 0 0 0 0 0 0 0 0 0 0 1 0 0 0 0 0 0 0 0 0 0 0 0 0									
Inning Stats	R: 1 E: 1 K: 0 S: 16	H: 3 LOB: 2 BB: 0 P: 23	R: 0 E: 0 K: 1 S: 9	H: 0 LOB: 0 BB: 0 P: 12	R: 0 E: 0 K: 2 S: 8	H: 1 LOB: 0 BB: 0 P: 5	R: 0 E: 0 K: 1 S: 9	H: 0 LOB: 0 BB: 0 P: 13	R: 0 E: 0 K: 1 S: 6	H: 0 LOB: 0 BB: 0 P: 7	R: 0 E: 0 K: 0 S: 8	H: 0 LOB: 0 BB: 0 P: 14	R: 0 E: 0 K: 0 S: 6	H: 0 LOB: 0 BB: 0 P: 7	R: 2 E: 1 K: 0 S: 16	H: 3 LOB: 1 BB: 0 P: 23	1B: 6 2B: 0 3B: 0 HR: 1	SF: 0 SAC: 0 DP: 1 HBP: 0	WP: 0 PA: 33 PB: 0 SB: 0 CS: 0
PITCHER	IP WLS BF H R ER SO BB IBB HBP BLK WP HR S P ERA WHIP											IP WLS BF H R ER SO BB IBB HBP BLK WP HR S P ERA WHIP							
Kevin Brown, R ERA: 2.41	(1, 1) 9.0 W 33 7 3 2 6 0 0 0 0 0 1 82 115 2.00 0.778																		

Batter	1	2	3	4	5	6	7	8	9	AB	R	H	RBI	BB	SO	LOB	TOP										
Pokey Reese, R OBP: 0.376, SLG: 0.395 (1,4)	F8		G6-3				K										4 0 1 1 1 1 1 1										
Barry Larkin, R OBP: 0.446, SLG: 0.526 Juan Castro, R OBP: 0.237, SLG: 0.405 (7,6)	G4-3		HR				2B										4 1 2 1 0 0 0 1 1 0 0 0 0 0 0 1										
Ken Griffey Jr., L OBP: 0.389, SLG: 0.525 (1,8)	K		P6														3 1 1 1 1 1 1 0										
Dmitri Young, S OBP: 0.328, SLG: 0.433 Alex Ochoa, R OBP: 0.397, SLG: 0.556 (8,7)		L9			F5												4 0 0 0 0 0 0 3 0 0 0 0 0 0 0 0										
Dante Bichette, R OBP: 0.295, SLG: 0.376 Michael Tucker, L OBP: 0.366, SLG: 0.571 (8,9)																	2 0 1 0 2 1 0 0 0 0 0 0 0 0 0										
Sean Casey, L OBP: 0.318, SLG: 0.319 Danny Graves, R OBP: 0.500, SLG: 2.000 (9,1)																	3 0 0 0 1 2 2 0 0 0 0 0 0 0 0										
Aaron Boone, R OBP: 0.376, SLG: 0.497 (1,5)																	4 0 0 0 0 2 3										
Benito Santiago, R OBP: 0.339, SLG: 0.434 (1,2)																	4 1 1 0 0 1 0										
Oswaldo Fernandez, R OBP: 0.143, SLG: 0.143 Scott Williamson, R ERA: 3.72 Hal Morris, L OBP: 0.293, SLG: 0.353 (8,3)																	2 0 1 0 0 0 0 0 0 0 0 0 0 0 0 0 1 0 0 0 0 0 0 0										
Inning Stats	R: 0 E: 0 K: 1 S: 9	H: 0 LOB: 0 BB: 0 P: 15	R: 0 E: 0 K: 2 S: 8	H: 0 LOB: 1 BB: 1 P: 15	R: 2 E: 0 K: 0 S: 8	H: 2 LOB: 0 BB: 0 P: 12	R: 0 E: 0 K: 1 S: 6	H: 0 LOB: 1 BB: 2 P: 16	R: 0 E: 0 K: 0 S: 14	H: 1 LOB: 1 BB: 0 P: 22	R: 1 E: 0 K: 0 S: 10	H: 2 LOB: 1 BB: 0 P: 14	R: 0 E: 0 K: 1 S: 14	H: 2 LOB: 3 BB: 1 P: 21	R: 0 E: 0 K: 2 S: 12	H: 0 LOB: 0 BB: 0 P: 16	R: 0 E: 0 K: 1 S: 10	H: 0 LOB: 1 BB: 1 P: 21	1B: 2 2B: 3 3B: 0 HR: 2	SF: 0 SAC: 1 DP: 0 HBP: 0	WP: 0 PB: 0 SB: 0 CS: 1	PA: 38					
PITCHER	IP	WLS	BF	H	R	ER	SO	BB	IBB	HBP	BLK	WP	HR	S	P	ERA	WHIP										
Eric Gagne, R ERA: 4.33 Antonio Osuna, R ERA: 2.79 Alan Mills, R ERA: 3.8	(1,1)	6.0	L	25	5	3	3	4	3	0	0	0	2	55	94	4.50	1.333										
(7,1)	2.0		9	2	0	0	3	0	1	0	0	0	0	26	37	0.00	1.000										
(9,1)	1.0		4	0	0	0	1	1	0	0	0	0	0	10	21	0.00	1.000										

Cincinnati Reds @ Los Angeles Dodgers
Dodger Stadium, Los Angeles, CA
Tue May 23 2000, 7:10 PM PDT
Att: 39,411 - Sunny - 66 F

AB 32
R 3
H 7
RBI 3
BB 5
SO 8
LOB 11



Batter	1	2	3	4	5	6	7	8	9	AB	R	H	RBI	BB	SO	LOB	BOTTOM										
Todd Hollandsworth, L OBP: 0.336, SLG: 0.452 (1,8)			F7														3 1 1 0 1 0 0										
Mark Czuzdzianek, R OBP: 0.337, SLG: 0.391 (1,4)			G5-3														3 0 0 0 0 1 2										
Shawn Green, L OBP: 0.452, SLG: 0.615 (1,9)																	2 0 1 0 2 0 0										
Eric Karros, R OBP: 0.367, SLG: 0.597 (1,3)			G6-3														3 0 1 1 0 1 3										
Todd Hundley, S OBP: 0.366, SLG: 0.614 (1,2)																	4 0 0 0 0 4 3										
Adrián Beltré, R OBP: 0.322, SLG: 0.442 (1,5)																	4 0 0 0 0 1 2										
Geronimo Berroa, R OBP: 0.333, SLG: 0.333 (1,7)																	4 0 0 0 0 1 0										
Jose Vizcaino, S OBP: 0.300, SLG: 0.264 (1,6)																	3 0 0 0 0 0 0										
Eric Gagne, R OBP: 0.100, SLG: 0.100 Antonio Osuna, R ERA: 3.72 F.P. Santangelo, S OBP: 0.281, SLG: 0.111 Alan Mills, R ERA: 2.18 (9,1)																	2 0 0 0 0 0 0 0 0 0 0 0 0 0 0 0 0 0 1 0 0 0 0 0 0 0 0 0										
Inning Stats	R: 1 E: 0 K: 1 S: 15	H: 1 LOB: 2 BB: 1 P: 23	R: 0 E: 0 K: 0 S: 7	H: 0 LOB: 0 BB: 0 P: 9	R: 0 E: 0 K: 0 S: 11	H: 1 LOB: 1 BB: 0 P: 16	R: 0 E: 0 K: 1 S: 5	H: 0 LOB: 0 BB: 0 P: 10	R: 0 E: 0 K: 2 S: 10	H: 1 LOB: 1 BB: 0 P: 13	R: 0 E: 0 K: 0 S: 13	H: 0 LOB: 0 BB: 0 P: 14	R: 0 E: 0 K: 1 S: 10	H: 0 LOB: 2 BB: 3 P: 24	R: 0 E: 0 K: 3 S: 9	H: 0 LOB: 0 BB: 0 P: 11	1B: 2 2B: 1 3B: 0 HR: 0	SF: 1 SAC: 0 DP: 1 HBP: 1	WP: 1 PB: 0 SB: 0 CS: 0	PA: 34							
PITCHER	IP	WLS	BF	H	R	ER	SO	BB	IBB	HBP	BLK	WP	HR	S	P	ERA	WHIP										
Oswaldo Fernandez, R ERA: 3.72 Scott Williamson, R ERA: 1.64 Danny Graves, R ERA: 2.18	(1,1)	7.0	W	27	3	1	1	4	2	0	1	0	0	66	95	1.29	0.714										
(8,1)	1.0	H	4	0	0	0	1	2	0	0	0	1	0	8	18	0.00	2.000										
(9,1)	1.0	S	3	0	0	0	3	0	0	0	0	0	0	9	11	0.00	0.000										


Cincinnati Reds @ Los Angeles Dodgers
Dodger Stadium, Los Angeles, CA
Tue May 23 2000, 7:10 PM PDT
Att: 39,411 - Sunny - 66 F

AB 28
R 1
H 3
RBI 1
BB 4
SO 8
LOB 10



Batter	1	2	3	4	5	6	7	8	9	AB	R	H	RBI	BB	SO	LOB	TOP											
Pokey Reese, R OBP: 0.379, SLG: 0.424	1-1 F9		2-1 G6-3		0-3 K		2-1 HR	1-1 G4-3 3B	4-2 3B BB	5	3	2	1	1	1	0	Cincinnati Reds @ Los Angeles Dodgers Dodger Stadium, Los Angeles, CA Wed May 24, 2000, 7:05 PM PDT Att: 31,740 - Overcast - 66 F											
Michael Tucker, L OBP: 0.390, SLG: 0.600	1-2 P3		1-3 K		0-0 BB 2B 1B		3-2 WP 1B HBP	4-0 G4-3 1B BB	1-1 E 3B	4	4	2	1	1	1	0												
Ken Griffey Jr., L OBP: 0.393, SLG: 0.515	2-3 K			2-1 BB HBP	4-2 2B BB		4-2 1B BB	1-1 G4-3	0-0 E1 1B	3	2	0	1	2	1	1												
Dante Bichette, R OBP: 0.313, SLG: 0.399		1-1 BB 1B		0-1 F9	1-2 2B		0-2 1B	2-2 1B	3-2 1B	6	1	5	4	0	0	1												
Eddie Taubensee, L OBP: 0.380, SLG: 0.452		0-0 F9		4-2 BB BB	0-1 G3		2-2 F7	1-1 1B	1-1 F8	5	0	1	0	1	0	6												
Aaron Boone, R OBP: 0.371, SLG: 0.484		1-3 K		2-2 P6		4-0 G4-6-3 BB	3-3 K	1-3 K		4	0	0	0	1	3	7												
Hal Morris, L OBP: 0.348, SLG: 0.343		4-2 BB		4-1 BB		4-2 G4-6-3 BB	4-0 1B IBB	2-2 G4-3		1	0	0	0	4	0	2												
Juan Castro, R OBP: 0.233, SLG: 0.381		1-3 K		1-0 F7		0-2 G4-6-3	1-1 1B		1-0 F8	5	0	1	2	0	1	7												
Steve Parris, R OBP: 0.125, SLG: 0.267			0-3 K		2-2 G5-3		0-0 G5-3	0-0 G4-3		2	0	0	0	0	1	0												
Dmitri Young, S OBP: 0.326, SLG: 0.430									0-0 F9	1	0	0	0	0	0	1												
Scott Sullivan, R OBP: 0.250, SLG: 0.250										1	0	0	0	0	0	2												
Chris Stynes, R OBP: 0.432, SLG: 0.500										1	0	0	0	0	0	0												
Dennys Reyes, R OBP: 0.432, SLG: 0.500										0	0	0	0	0	0	0												
Inning Stats	R: 0 E: 0 K: 1 S: 9	H: 0 LOB: 0 BB: 0 P: 13	R: 0 E: 0 K: 2 S: 13	H: 1 LOB: 2 BB: 1 P: 20	R: 0 E: 0 K: 2 S: 8	H: 0 LOB: 0 BB: 0 P: 11	R: 0 E: 0 K: 0 S: 10	H: 0 LOB: 3 BB: 2 P: 23	R: 2 E: 0 K: 1 S: 15	H: 2 LOB: 1 BB: 1 P: 22	R: 0 E: 0 K: 0 S: 6	H: 0 LOB: 1 BB: 2 P: 14	R: 4 E: 0 K: 1 S: 18	H: 3 LOB: 2 BB: 2 P: 37	R: 2 E: 0 K: 1 S: 15	H: 3 LOB: 2 BB: 1 P: 26	R: 2 E: 1 K: 0 S: 13	H: 2 LOB: 2 BB: 1 P: 22	1B: 7 2B: 1 3B: 2 HR: 1	SF: 0 SAC: 0 DP: 1 HBP: 2	WP: 1 PB: 0 SB: 0 CS: 0	PA: 50						
PITCHER	IP	WLS	BF	H	R	ER	SO	BB	IBB	HBP	BLK	WP	HR	S	P	ERA	WHIP											
Chan Ho Park, R ERA: 5.01	(1, 1)	6.0	L	29	4	4	4	6	6	0	2	0	0	1	65	112	6.00	1.667										
Matt Herges, R ERA: 3.71	(7, 1)	1.0		7	2	2	2	1	1	1	0	0	1	0	14	28	18.00	3.000										
Trevor Miller, L ERA: 9.42	(8, 1)	0.1		5	3	2	2	0	1	0	0	0	0	0	7	15	54.00	12.000										
Terry Adams, R ERA: 2.67	(8, 1)	0.2		2	0	0	0	1	0	0	0	0	0	0	8	11	0.00	0.000										
Jeff Shaw, R ERA: 6.27	(9, 1)	1.0		7	2	2	1	0	1	0	0	0	0	0	13	22	9.00	3.000										
Batter	1	2	3	4	5	6	7	8	9	AB	R	H	RBI	BB	SO	LOB	BOTTOM											
F.P. Santangelo, S OBP: 0.274, SLG: 0.140	0-3 K	2-2 G3			0-0 2B		1-2 G3		2-1 F7	5	0	1	0	0	1	3	Cincinnati Reds @ Los Angeles Dodgers Dodger Stadium, Los Angeles, CA Wed May 24, 2000, 7:05 PM PDT Att: 31,740 - Overcast - 66 F											
Mark Cudzielnick, R OBP: 0.340, SLG: 0.394	1-2 BB E 1B		2-0 F9		0-1 F9		2-2 HBP 1B			4	1	2	0	0	0	1												
Shawn Green, L OBP: 0.453, SLG: 0.607	4-1 E 2B BB		1-0 G3		2-1 F5		2-2 G4-6-3 HBP			2	1	0	0	1	0	1												
Eric Karros, R OBP: 0.359, SLG: 0.582	0-0 F7		1-2 P4		0-3 K		0-3 K			4	0	0	0	0	2	4												
Todd Hollandsworth, L OBP: 0.325, SLG: 0.435	1-2 E4 2B		0-0 G6-3		2-2 F8		2-2 G4-6-3			4	1	0	0	0	0	3												
Adrián Beltré, R OBP: 0.322, SLG: 0.446	0-2 1-3 2H		0-3 K		1-1 G5-3				1-3 K	3	0	1	2	0	1	0												
Trevor Miller, R OBP: 0.250, SLG: 0.250										0	0	0	0	0	0	0												
Terry Adams, R OBP: 0.250, SLG: 0.250										0	0	0	0	0	0	0												
Jeff Shaw, R OBP: 0.250, SLG: 0.250										0	0	0	0	0	0	0												
Jose Vizcaino, S OBP: 0.295, SLG: 0.259										1	0	0	0	0	1	0												
Chad Kreuter, S OBP: 0.468, SLG: 0.391	1-2 G6-3		0-0 1B		3-1 F9		4-2 1B BB			3	0	1	0	1	0	1												
Kevin Elster, R OBP: 0.365, SLG: 0.531		2-3 K		1-3 K		0-0 G4-3 2B		1-0 K	1-2 1B	4	0	2	0	0	2	1												
Chan Ho Park, R OBP: 0.160, SLG: 0.240		1-2 G6-3			1-1 G5-3		1-1 G4-3		2-3 K	2	0	0	0	0	0	0												
Matt Herges, L OBP: 0.160, SLG: 0.240										0	0	0	0	0	0	0												
Dave Hansen, L OBP: 0.516, SLG: 0.840										1	0	0	0	0	0	1												
Geronimo Berroa, R OBP: 0.323, SLG: 0.321										1	0	0	0	0	1	2												
Inning Stats	R: 3 E: 1 K: 1 S: 17	H: 2 LOB: 1 BB: 1 P: 25	R: 0 E: 0 K: 1 S: 10	H: 0 LOB: 0 BB: 0 P: 15	R: 0 E: 0 K: 0 S: 5	H: 0 LOB: 0 BB: 0 P: 9	R: 0 E: 0 K: 2 S: 8	H: 1 LOB: 1 BB: 0 P: 9	R: 0 E: 0 K: 0 S: 7	H: 1 LOB: 1 BB: 0 P: 10	R: 0 E: 0 K: 1 S: 8	H: 0 LOB: 0 BB: 0 P: 11	R: 0 E: 0 K: 0 S: 8	H: 1 LOB: 1 BB: 0 P: 13	R: 0 E: 0 K: 1 S: 11	H: 1 LOB: 1 BB: 0 P: 17	R: 0 E: 0 K: 2 S: 11	H: 1 LOB: 2 BB: 1 P: 21	1B: 4 2B: 3 3B: 0 HR: 0	SF: 0 SAC: 0 DP: 1 HBP: 1	WP: 0 PB: 0 SB: 0 CS: 0	PA: 37						
PITCHER	IP	WLS	BF	H	R	ER	SO	BB	IBB	HBP	BLK	WP	HR	S	P	ERA	WHIP											
Steve Parris, R ERA: 5.09	(1, 1)	5.0		21	4	3	0	4	1	0	0	0	0	47	68	0.00	1.000											
Scott Sullivan, R ERA: 4.34	(6, 1)	3.0	W	11	2	0	0	2	0	0	1	0	0	0	27	41	0.00	0.667										
Dennys Reyes, L ERA: 6.1	(9, 1)	1.0		5	1	0	0	2	1	0	0	0	0	0	11	21	0.00	2.000										

AB 38
R 10
H 11
RBI 9
BB 10
SO 8
LOB 27



AB 34
R 3
H 7
RBI 2
BB 2
SO 8
LOB 17



Batter	1	2	3	4	5	6	7	8	9	AB	R	H	RBI	BB	SO	LOB	TOP					
Doug Glanville, R (1, 8) OBP: 0.338, SLG: 0.409	E1		SH2-3 3B 1B	L4					F9	5	1	2	0	0	0	0						
Dest Relaford, S (1, 6) Wayne Gomes, R (7, 1) Kevin Sefcik, R (9, PH) OBP: 0.256, SLG: 0.286	F8		SH2-3	P6					K	3	0	0	0	0	0	2						
Bobby Abreu, L (1, 9) OBP: 0.409, SLG: 0.540	K		HR 3B			G3				3	1	1	1	1	1							
Pat Burrell, R (1, 3) OBP: 0.231, SLG: 0.615	G4-3		K			K			G5-4-3	4	0	0	0	0	2	4						
Rob Ducey, L (1, 7) OBP: 0.404, SLG: 0.581		F5	HR			K			P4	4	1	1	2	0	1	0						
23 Kevin Jordan, R (1, 5) OBP: 0.269, SLG: 0.287		1B	E 1B			E5 SH2-3			F9	4	1	2	0	0	0	0						
Mickey Morandini, L (1, 4) OBP: 0.349, SLG: 0.331		1B	E9 1B			SH2-3				2	0	2	0	1	0	0						
Tom Prince, R (1, 2) OBP: 0.227, SLG: 0.158		K	K			SH2-3			P7	3	0	0	1	0	2	5						
Paul Byrd, R (1, 1) Scott Aldred, L (6, 1) Chris Brock, R (6, 1) Alex Arias, R (7, 6) OBP: 0.170, SLG: 0.093	K			G1-3		K			G4-3	3	0	0	0	0	2	2						
Inning Stats	R: 0 E: 1 K: 1 S: 13	H: 0 LOB: 1 BB: 0 P: 18	R: 0 E: 0 K: 2 S: 12	H: 2 LOB: 2 BB: 0 P: 13	R: 3 E: 1 K: 2 S: 17	H: 5 LOB: 2 BB: 0 P: 26	R: 0 E: 0 K: 0 S: 7	H: 0 LOB: 0 BB: 0 P: 11	R: 0 E: 0 K: 2 S: 9	H: 0 LOB: 0 BB: 0 P: 12	R: 1 E: 1 K: 1 S: 8	H: 0 LOB: 3 BB: 0 P: 10	R: 0 E: 0 K: 0 S: 7	H: 1 LOB: 1 BB: 1 P: 11	R: 0 E: 0 K: 0 S: 5	H: 0 LOB: 1 BB: 1 P: 12	R: 0 E: 0 K: 1 S: 10	H: 0 LOB: 0 BB: 0 P: 13	1B: 6 2B: 0 3B: 1 HR: 1	SF: 0 SAC: 3 DP: 1 HBP: 0	WP: 0 PB: 0 SB: 2 CS: 0	PA: 38
PITCHER	IP	WLS	BF	H	R	ER	SO	BB	IBB	HBP	BLK	WP	HR	S	P	ERA	WHIP					
Kevin Brown, R (1, 1) ERA: 2.57	7.0	W	31	8	4	3	8	1	0	0	0	0	1	73	101	3.86	1.286					
Antonio Osuna, R (8, 1) ERA: 2.31	2.0		7	0	0	0	1	1	0	0	0	0	0	15	25	0.00	0.500					

Philadelphia Phillies @ Los Angeles Dodgers
 Dodger Stadium, Los Angeles, CA
 Fri May 26 2000, 7:10 PM PDT
 Att: 37,048 - Sunny - 71 F

AB	33
R	4
H	8
RBI	4
BB	2
SO	9
LOB	14



Batter	1	2	3	4	5	6	7	8	9	AB	R	H	RBI	BB	SO	LOB	BOTTOM				
Todd Hollandsworth, L (1, 8) OBP: 0.328, SLG: 0.434	S 2B 1B		F8			K			G4-3	5	1	2	1	0	1	0					
Mark Czuzdzianek, R (1, 4) OBP: 0.336, SLG: 0.385	F2		K			E5 SH2-3			G5-3	4	1	0	0	1	1	1					
Gary Sheffield, R (1, 7) F.P. Santangelo, S (8, 7) OBP: 0.270, SLG: 0.137	K			P6		G6-3			F8	4	0	0	0	0	1	5					
Shawn Green, L (1, 9) OBP: 0.459, SLG: 0.614				HR 1B		P8				3	2	2	1	1	0	1					
Eric Karros, R (1, 3) OBP: 0.356, SLG: 0.580	F9			F7		1B 2B			K	4	1	1	1	0	1	3					
Todd Hundley, S (1, 2) OBP: 0.377, SLG: 0.667		F7		HR		1B 1B IBB			HR	3	3	2	4	1	0	0					
Adrian Beltré, R (1, 5) OBP: 0.321, SLG: 0.442		K		P4		1B 1B			P9	4	1	1	1	0	1	0					
Kevin Elster, R (1, 6) OBP: 0.370, SLG: 0.560		G5-3				F3				3	2	1	1	1	0	0					
Kevin Brown, R (1, 1) Dave Hansen, L (7, PH) Antonio Osuna, R (8, 1) OBP: 0.158, SLG: 0.111 OBP: 0.500, SLG: 0.808			K			G3			G4-3	3	0	1	2	0	1	0					
Inning Stats	R: 1 E: 0 K: 1 S: 9	H: 2 LOB: 1 BB: 0 P: 15	R: 0 E: 0 K: 1 S: 8	H: 0 LOB: 0 BB: 0 P: 16	R: 0 E: 0 K: 2 S: 7	H: 0 LOB: 0 BB: 0 P: 10	R: 2 E: 1 K: 0 S: 10	H: 2 LOB: 0 BB: 0 P: 17	R: 0 E: 0 K: 1 S: 10	H: 0 LOB: 0 BB: 0 P: 18	R: 5 E: 1 K: 0 S: 14	H: 4 LOB: 3 BB: 3 P: 34	R: 3 E: 0 K: 1 S: 16	H: 2 LOB: 0 BB: 1 P: 31	R: 0 E: 0 K: 0 S: 8	H: 0 LOB: 0 BB: 0 P: 14	1B: 5 2B: 2 3B: 0 HR: 3	SF: 0 SAC: 0 DP: 0 HBP: 0	WP: 0 PB: 0 SB: 3 CS: 0	PA: 39	
PITCHER	IP	WLS	BF	H	R	ER	SO	BB	IBB	HBP	BLK	WP	HR	S	P	ERA	WHIP				
Paul Byrd, R (1, 1) ERA: 7.32	5.2	L	27	7	8	3	5	0	2	0	0	0	1	54	101	4.76	1.235				
Scott Aldred, L (6, 1) ERA: 5.49	0.0		2	1	0	0	0	1	0	0	0	0	0	1	6	∞	∞				
Chris Brock, R (6, 1) ERA: 4.39	1.0		6	2	3	3	1	1	0	0	0	0	2	17	29	27.00	3.000				
Wayne Gomes, R (7, 1) ERA: 2.79	1.1		4	0	0	0	0	0	0	0	0	0	0	10	19	0.00	0.000				

Philadelphia Phillies @ Los Angeles Dodgers
 Dodger Stadium, Los Angeles, CA
 Fri May 26 2000, 7:10 PM PDT
 Att: 37,048 - Sunny - 71 F

AB	35
R	11
H	10
RBI	11
BB	4
SO	6
LOB	10



Batter	1	2	3	4	5	6	7	8	9	AB	R	H	RBI	BB	SO	LOB	TOP					
Doug Glanville, R OBP: 0.335, SLG: 0.403	2-1 G4-3	0-2 F5		0-1 G4-3 1B		0-2 E1 G4-3 CS		0-2 G1-3		5	0	1	0	0	0	1						
Mickey Morandini, L OBP: 0.347, SLG: 0.328	2-1 1B	4-1 BB		3-1 G4-3 1-2		0-1 G4-3 2-3		1-2 G4-3		4	0	1	0	1	0	3						
Bobby Abreu, L OBP: 0.409, SLG: 0.530	2-3 K	3-3 K		4-1 BB		4-2 BB			0-1 G1-3	3	0	0	0	2	2	2						
Mike Lieberthal, R OBP: 0.326, SLG: 0.429	1-0 G4-3		1-2 L4	3-3 K		3-3 K			1-0 HR	5	1	1	1	0	2	4						
Pat Burrell, R OBP: 0.333, SLG: 0.750 Jeff Brantley, R (9, 1)		3-1 HR	4-0 23 WP 1B 1B		2-3 K		4-2 23 F2 BB		2-0 G3	3	2	1	1	2	1	0						
Rob Ducey, L OBP: 0.411, SLG: 0.565 Wayne Gomes, R (7, 1)		4-1 23 HR BB	3-1 23 WP 1B		2-2 G1-4-3		2-3 K		4-2 BB	3	2	1	0	1	1	1						
Brian Hunter, R OBP: 0.229, SLG: 0.375 (9, PH)		2-1 23 HR BB	1-2 1B		0-2 E9 1B		1-2 F2 1-2		0-1 F7	5	1	2	0	0	1	4						
23 Kevin Jordan, R OBP: 0.274, SLG: 0.292		3-2 HR	0-0 1B		4-0 IBB			4-2 SH2-3 BB		2	1	2	5	2	0	0						
Desi Relaford, S OBP: 0.411, SLG: 0.437		1-H 3-H HR	2-H 3-H 1B		1-3 K			0-0 SH2-3		3	0	0	0	0	3	3						
Robert Person, R OBP: 0.087, SLG: 0.136 Jason Boyd, R (6, 1) Scott Aldred, L (7, 1) Kevin Sefcik, R OBP: 0.256, SLG: 0.286 (7, 7)		0-3 K	0-3 K		1-3 K			1-2 SH2-3		0	0	0	0	0	0	0						
Inning Stats	R: 0 E: 0 K: 1 S: 8	H: 1 LOB: 1 BB: 0 P: 15	R: 4 E: 0 K: 2 S: 18	H: 3 LOB: 1 BB: 2 P: 37	R: 2 E: 0 K: 2 S: 15	H: 2 LOB: 1 BB: 1 P: 27	R: 0 E: 0 K: 1 S: 8	H: 1 LOB: 1 BB: 1 P: 18	R: 0 E: 1 K: 2 S: 12	H: 0 LOB: 2 BB: 1 P: 21	R: 0 E: 0 K: 1 S: 13	H: 0 LOB: 0 BB: 1 P: 16	R: 0 E: 0 K: 0 S: 9	H: 0 LOB: 1 BB: 1 P: 14	R: 1 E: 0 K: 0 S: 8	H: 1 LOB: 1 BB: 1 P: 15	1B: 6 2B: 1 3B: 0 HR: 3	SF: 0 SAC: 1 DP: 2 HBP: 0	WP: 1 PB: 0 SB: 0 CS: 1	PA: 43		
PITCHER	IP WLS BF H R ER SO BB IBB HBP BLK WP HR S P ERA WHIP	IP WLS BF H R ER SO BB IBB HBP BLK WP HR S P ERA WHIP	IP WLS BF H R ER SO BB IBB HBP BLK WP HR S P ERA WHIP	IP WLS BF H R ER SO BB IBB HBP BLK WP HR S P ERA WHIP	IP WLS BF H R ER SO BB IBB HBP BLK WP HR S P ERA WHIP	IP WLS BF H R ER SO BB IBB HBP BLK WP HR S P ERA WHIP	IP WLS BF H R ER SO BB IBB HBP BLK WP HR S P ERA WHIP	IP WLS BF H R ER SO BB IBB HBP BLK WP HR S P ERA WHIP	IP WLS BF H R ER SO BB IBB HBP BLK WP HR S P ERA WHIP	IP WLS BF H R ER SO BB IBB HBP BLK WP HR S P ERA WHIP	IP WLS BF H R ER SO BB IBB HBP BLK WP HR S P ERA WHIP	IP WLS BF H R ER SO BB IBB HBP BLK WP HR S P ERA WHIP	IP WLS BF H R ER SO BB IBB HBP BLK WP HR S P ERA WHIP	IP WLS BF H R ER SO BB IBB HBP BLK WP HR S P ERA WHIP	IP WLS BF H R ER SO BB IBB HBP BLK WP HR S P ERA WHIP	IP WLS BF H R ER SO BB IBB HBP BLK WP HR S P ERA WHIP	IP WLS BF H R ER SO BB IBB HBP BLK WP HR S P ERA WHIP	IP WLS BF H R ER SO BB IBB HBP BLK WP HR S P ERA WHIP	IP WLS BF H R ER SO BB IBB HBP BLK WP HR S P ERA WHIP	IP WLS BF H R ER SO BB IBB HBP BLK WP HR S P ERA WHIP	IP WLS BF H R ER SO BB IBB HBP BLK WP HR S P ERA WHIP	IP WLS BF H R ER SO BB IBB HBP BLK WP HR S P ERA WHIP

Philadelphia Phillies @ Los Angeles Dodgers
Dodger Stadium, Los Angeles, CA
Sat May 27 2000, 7:10 PM PDT
Att: 33,967 - Sunny - 74 F

AB	33
R	7
H	9
RBI	7
BB	9
SO	10
LOB	18



Batter	1	2	3	4	5	6	7	8	9	AB	R	H	RBI	BB	SO	LOB	BOTTOM						
Todd Hollandsworth, L OBP: 0.323, SLG: 0.424	2-3 K		0-3 K		3-2 WP E 2B 1B		0-1 G4-3	1-1 G4-3		5	1	1	0	0	2	1							
Mark Czuzdzianek, R OBP: 0.343, SLG: 0.388	2-2 2B 1B		1-0 S 1B		3-1 F9		1-1 S BB HBP	3-1 F9		4	2	2	0	0	0	2							
Gary Sheffield, R OBP: 0.427, SLG: 0.654	1-0 F7		3-3 K		4-1 WP 2B BB		4-0 1B BB BB		0-1 HR	3	2	1	1	2	1	2							
Shawn Green, L OBP: 0.462, SLG: 0.618	1-1 2B 2B		4-2 BB		3-3 K		3-3 K		0-1 S 1B	4	1	2	0	1	2	4							
Eric Karros, R OBP: 0.363, SLG: 0.590	2-2 2B 2B		2-3 K		2-1 K		4-2 1B BB		0-1 P6	4	0	2	4	1	1	3							
Todd Hundley, S OBP: 0.376, SLG: 0.653	2-2 G4-3			4-2 FC5-4 BB	3-3 K		0-0 K		2-3 K	4	0	1	1	1	2	3							
Adrian Beltre, R OBP: 0.376, SLG: 0.634 Alan Mills, R (7, 1) Dave Hansen, L OBP: 0.485, SLG: 0.778 Jeff Shaw, R (8, 1) Geronimo Berroa, R OBP: 0.313, SLG: 0.310 (9, PH)		0-2 F8		0-0 FC5-4		2-2 G4-3	0-1 L8		3-3 K	3	0	0	0	0	0	1							
Kevin Elster, R OBP: 0.365, SLG: 0.545		2-2 G1-3		1-3 K		0-1 L9		1-2 G4-3 SH1-3 1B		4	0	1	0	0	1	1							
37 Darren Dreifort, R OBP: 0.087, SLG: 0.130 Matt Herges, L (4, 1) Jose Vizcaino, S OBP: 0.290, SLG: 0.255 (6, PH) (7, 5)		2-0 L8		3-3 K		3-1 G4-3		2-0 SH1-3		1	0	0	0	0	0	0							
Inning Stats	R: 2 E: 0 K: 1 S: 17	H: 3 LOB: 1 BB: 0 P: 27	R: 0 E: 0 K: 0 S: 7	H: 0 LOB: 0 BB: 0 P: 11	R: 0 E: 0 K: 3 S: 12	H: 1 LOB: 2 BB: 1 P: 22	R: 0 E: 0 K: 2 S: 10	H: 0 LOB: 1 BB: 1 P: 18	R: 2 E: 1 K: 2 S: 14	H: 2 LOB: 1 BB: 1 P: 32	R: 0 E: 0 K: 0 S: 7	H: 0 LOB: 0 BB: 0 P: 12	R: 1 E: 0 K: 1 S: 11	H: 1 LOB: 3 BB: 2 P: 23	R: 0 E: 0 K: 0 S: 8	H: 1 LOB: 1 BB: 0 P: 15	R: 1 E: 0 K: 2 S: 15	H: 2 LOB: 1 BB: 0 P: 20	1B: 6 2B: 3 3B: 0 HR: 1	SF: 0 SAC: 1 DP: 0 HBP: 1	WP: 1 PB: 0 SB: 3 CS: 0	PA: 43	
PITCHER	IP WLS BF H R ER SO BB IBB HBP BLK WP HR S P ERA WHIP	IP WLS BF H R ER SO BB IBB HBP BLK WP HR S P ERA WHIP	IP WLS BF H R ER SO BB IBB HBP BLK WP HR S P ERA WHIP	IP WLS BF H R ER SO BB IBB HBP BLK WP HR S P ERA WHIP	IP WLS BF H R ER SO BB IBB HBP BLK WP HR S P ERA WHIP	IP WLS BF H R ER SO BB IBB HBP BLK WP HR S P ERA WHIP	IP WLS BF H R ER SO BB IBB HBP BLK WP HR S P ERA WHIP	IP WLS BF H R ER SO BB IBB HBP BLK WP HR S P ERA WHIP	IP WLS BF H R ER SO BB IBB HBP BLK WP HR S P ERA WHIP	IP WLS BF H R ER SO BB IBB HBP BLK WP HR S P ERA WHIP	IP WLS BF H R ER SO BB IBB HBP BLK WP HR S P ERA WHIP	IP WLS BF H R ER SO BB IBB HBP BLK WP HR S P ERA WHIP	IP WLS BF H R ER SO BB IBB HBP BLK WP HR S P ERA WHIP	IP WLS BF H R ER SO BB IBB HBP BLK WP HR S P ERA WHIP	IP WLS BF H R ER SO BB IBB HBP BLK WP HR S P ERA WHIP	IP WLS BF H R ER SO BB IBB HBP BLK WP HR S P ERA WHIP	IP WLS BF H R ER SO BB IBB HBP BLK WP HR S P ERA WHIP	IP WLS BF H R ER SO BB IBB HBP BLK WP HR S P ERA WHIP	IP WLS BF H R ER SO BB IBB HBP BLK WP HR S P ERA WHIP	IP WLS BF H R ER SO BB IBB HBP BLK WP HR S P ERA WHIP	IP WLS BF H R ER SO BB IBB HBP BLK WP HR S P ERA WHIP	IP WLS BF H R ER SO BB IBB HBP BLK WP HR S P ERA WHIP	IP WLS BF H R ER SO BB IBB HBP BLK WP HR S P ERA WHIP

Philadelphia Phillies @ Los Angeles Dodgers
Dodger Stadium, Los Angeles, CA
Sat May 27 2000, 7:10 PM PDT
Att: 33,967 - Sunny - 74 F

AB	36
R	6
H	10
RBI	6
BB	5
SO	11
LOB	22



Batter	1	2	3	4	5	6	7	8	9	AB	R	H	RBI	BB	SO	LOB	TOP					
Melvin Mora, R OBP: 0.357, SLG: 0.421 (1.8)										4	3	2	1	2	0	0	New York Mets @ Los Angeles Dodgers Dodger Stadium, Los Angeles, CA Tue May 30 2000, 7:10 PM PDT Att: 26,102 - Sunny - 74 F					
Derek Bell, R OBP: 0.397, SLG: 0.493 John Franco, L (8.1)										5	1	2	0	0	0	4						
Todd Pratt, R OBP: 0.403, SLG: 0.673 (9.2)										1	1	1	4	0	0	0						
Edgardo Alfonzo, R OBP: 0.445, SLG: 0.596 (1.4)										6	1	3	3	0	0	2						
31 Mike Piazza, R OBP: 0.454, SLG: 0.745 Jay Payton, R OBP: 0.272, SLG: 0.343 (9.8)										4	0	3	1	1	1	1						
Robin Ventura, L OBP: 0.348, SLG: 0.506 (1.5)										4	1	0	0	1	2	5						
Todd Zeile, R OBP: 0.382, SLG: 0.540 (1.3)										4	1	2	1	1	0	3						
Benny Agbayani, R OBP: 0.341, SLG: 0.385 Joe McEwing, R OBP: 0.278, SLG: 0.471 (9.7)										4	0	0	0	0	2	3						
20 Kurt Abbott, R OBP: 0.265, SLG: 0.242 (1.6)										2	1	0	0	3	2	0						
Bobby Jones, R Dennis Cook, L Pat Mahomes, R Matt Franco, L Turk Wendell, L Jon Nunnally, L Armando Benitez, R (9.1)										2	0	0	0	0	1	0						
Inning Stats	R: 1 E: 0 K: 0 S: 14	H: 3 LOB: 2 BB: 0 P: 18	R: 0 E: 0 K: 2 S: 11	H: 0 LOB: 0 BB: 0 P: 15	R: 0 E: 0 K: 1 S: 14	H: 1 LOB: 2 BB: 1 P: 27	R: 0 E: 0 K: 0 S: 9	H: 0 LOB: 3 BB: 3 P: 25	R: 1 E: 0 K: 0 S: 11	H: 2 LOB: 1 BB: 0 P: 20	R: 2 E: 1 K: 3 S: 18	H: 3 LOB: 1 BB: 0 P: 23	R: 0 E: 0 K: 2 S: 14	H: 1 LOB: 2 BB: 1 P: 24	R: 0 E: 0 K: 0 S: 7	H: 0 LOB: 0 BB: 0 P: 8	R: 6 E: 0 K: 2 S: 25	H: 3 LOB: 1 BB: 3 P: 42	1B: 9 2B: 3 3B: 0 HR: 1	SF: 0 SAC: 1 DP: 0 HBP: 0	WP: 0 PB: 0 SB: 1 CS: 0	PA: 48
PITCHER	IP WLS BF H R ER SO BB IBB HBP BLK WP HR S P ERA WHIP																PITCHER	IP WLS BF H R ER SO BB IBB HBP BLK WP HR S P ERA WHIP				
Eric Gagne, R ERA: 4.35 Matt Herges, R ERA: 3.41 Antonio Osuna, R ERA: 2.51 Jeff Shaw, R ERA: 7.84 Terry Adams, R ERA: 3.6	(1.1) 4.0 22 6 2 2 3 4 0 0 0 0 0 0 53 95 4.50 2.500	(5.1) 2.0 9 3 2 1 3 0 0 0 0 0 0 24 33 4.50 1.500	(7.1) 2.0 8 1 0 0 2 1 0 0 0 0 0 21 32 0.00 1.000	(9.1) 0.0 3 2 3 3 0 1 0 0 0 0 0 6 12 ∞ ∞	(9.1) 1.0 6 1 3 3 2 2 0 0 0 0 1 19 30 27.00 3.000																(9.1) 1.0 6 1 3 3 2 2 0 0 0 0 1 19 30 27.00 3.000	

AB 39
R 10
H 13
RBI 10
BB 8
SO 10
LOB 25



Batter	1	2	3	4	5	6	7	8	9	AB	R	H	RBI	BB	SO	LOB	BOTTOM					
Todd Hollandsworth, L OBP: 0.316, SLG: 0.407 (1.8)										4	1	0	0	1	2	4	New York Mets @ Los Angeles Dodgers Dodger Stadium, Los Angeles, CA Tue May 30 2000, 7:10 PM PDT Att: 26,102 - Sunny - 74 F					
Mark Czudzielanek, R OBP: 0.346, SLG: 0.396 (1.4)										5	0	2	1	0	0	2						
Gary Sheffield, R OBP: 0.434, SLG: 0.641 Jeff Shaw, R (9.1)										4	0	2	0	1	1	4						
Terry Adams, R (9.1)										0	0	0	0	0	0	0						
Shawn Green, L OBP: 0.449, SLG: 0.612 (1.9)										5	1	1	1	0	1	5						
Eric Karros, R OBP: 0.359, SLG: 0.586 (1.3)										5	1	1	2	0	1	2						
Todd Hundley, S OBP: 0.377, SLG: 0.653 Chad Kreuter, S OBP: 0.458, SLG: 0.473 (7.2)										3	0	1	0	0	1	0						
Dave Hansen, L OBP: 0.486, SLG: 0.793 Kevin Elster, R OBP: 0.348, SLG: 0.505 (7.6)										2	0	1	0	0	0	0						
Jose Vizcaino, S OBP: 0.301, SLG: 0.266 (7.5)										3	0	0	0	1	0	4						
Eric Gagne, R ERA: 9.13 Dennis Cook, L ERA: 5.91 Pat Mahomes, R ERA: 4.3 Turk Wendell, R ERA: 2.81 John Franco, L ERA: 3.53 (9.1)	(1.1) 5.0 24 7 4 4 2 2 0 0 0 0 0 0 11 16 0.00 3.000	(6.1) 0.2 4 2 0 0 1 0 0 0 0 0 0 4 5 0.00 0.000	(6.1) 0.1 2 1 1 1 1 0 0 0 0 0 0 5 10 27.00 3.000	(7.1) 1.2 9 3 0 0 2 1 0 0 0 0 0 26 39 0.00 2.400	(8.1) 0.1 1 0 0 0 0 0 0 0 0 0 0 3 5 0.00 0.000																(9.1) 1.0 6 1 3 3 2 2 0 0 0 0 1 19 30 27.00 3.000	
Inning Stats	R: 0 E: 0 K: 0 S: 10	H: 1 LOB: 1 BB: 0 P: 15	R: 0 E: 0 K: 0 S: 16	H: 1 LOB: 2 BB: 1 P: 26	R: 3 E: 1 K: 1 S: 13	H: 2 LOB: 0 BB: 1 P: 28	R: 0 E: 0 K: 0 S: 3	H: 0 LOB: 0 BB: 0 P: 6	R: 0 E: 0 K: 1 S: 9	H: 2 LOB: 2 BB: 0 P: 12	R: 2 E: 0 K: 2 S: 18	H: 4 LOB: 3 BB: 0 P: 28	R: 0 E: 0 K: 2 S: 14	H: 2 LOB: 2 BB: 0 P: 23	R: 0 E: 0 K: 0 S: 15	H: 1 LOB: 2 BB: 1 P: 21	R: 0 E: 0 K: 1 S: 6	H: 0 LOB: 0 BB: 0 P: 7	1B: 9 2B: 3 3B: 0 HR: 1	SF: 0 SAC: 0 DP: 0 HBP: 0	WP: 0 PB: 0 SB: 1 CS: 0	PA: 43
PITCHER	IP WLS BF H R ER SO BB IBB HBP BLK WP HR S P ERA WHIP																PITCHER	IP WLS BF H R ER SO BB IBB HBP BLK WP HR S P ERA WHIP				
Bobby Jones, R ERA: 9.13 Dennis Cook, L ERA: 5.91 Pat Mahomes, R ERA: 4.3 Turk Wendell, R ERA: 2.81 John Franco, L ERA: 3.53	(1.1) 5.0 24 7 4 4 2 2 0 0 0 0 0 0 11 16 0.00 3.000	(6.1) 0.2 4 2 0 0 1 0 0 0 0 0 0 4 5 0.00 0.000	(6.1) 0.1 2 1 1 1 1 0 0 0 0 0 0 5 10 27.00 3.000	(7.1) 1.2 9 3 0 0 2 1 0 0 0 0 0 26 39 0.00 2.400	(8.1) 0.1 1 0 0 0 0 0 0 0 0 0 0 3 5 0.00 0.000																(9.1) 1.0 6 1 3 3 2 2 0 0 0 0 1 19 30 27.00 3.000	

AB 40
R 5
H 13
RBI 5
BB 3
SO 7
LOB 23



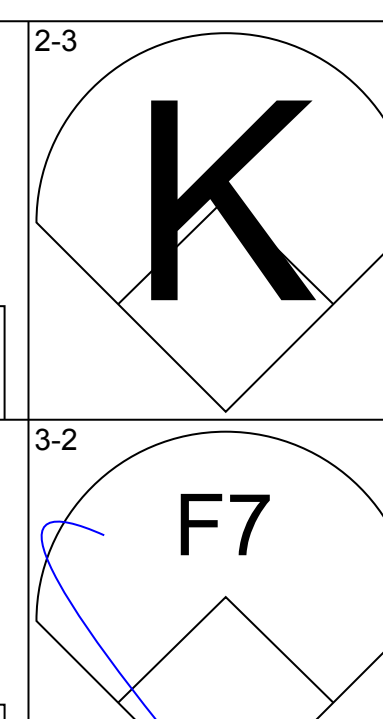
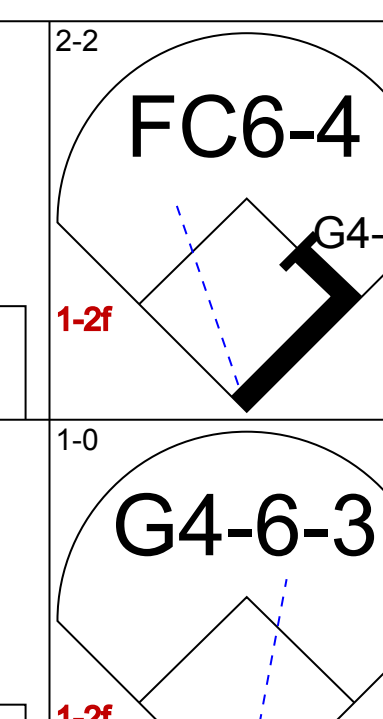
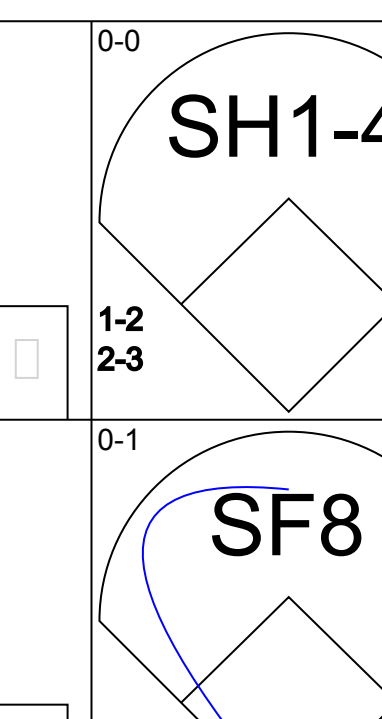
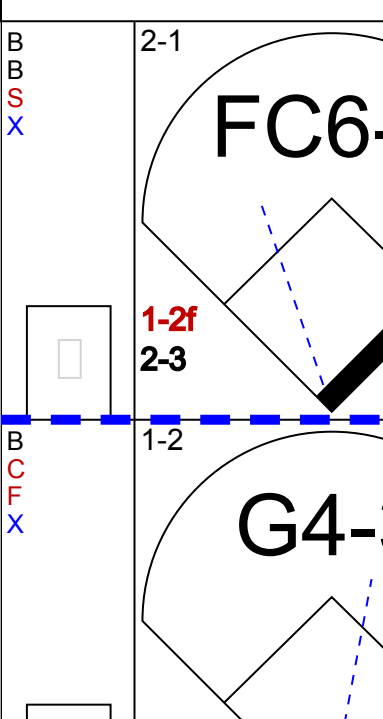
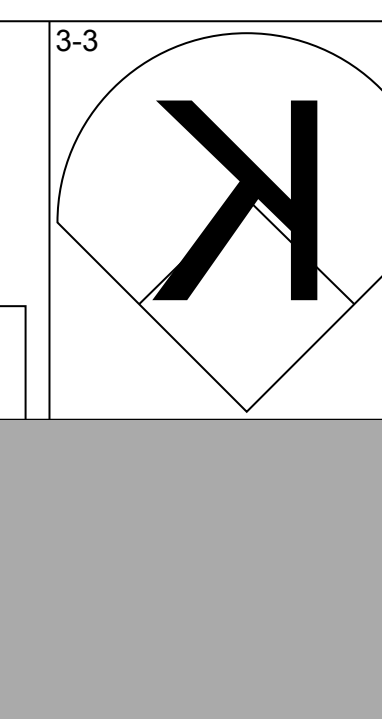
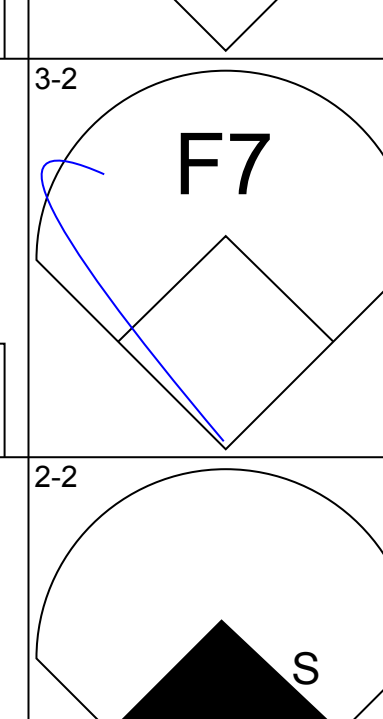
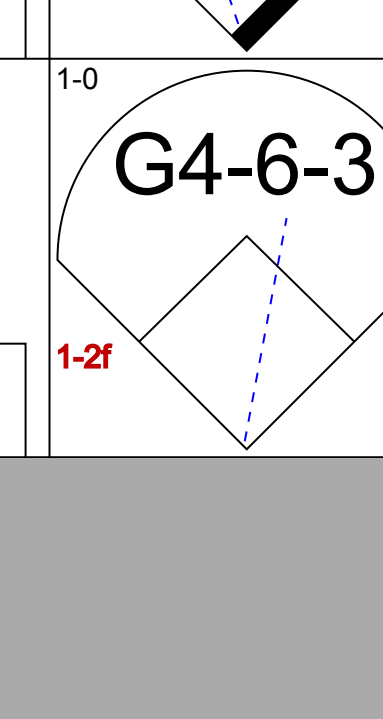
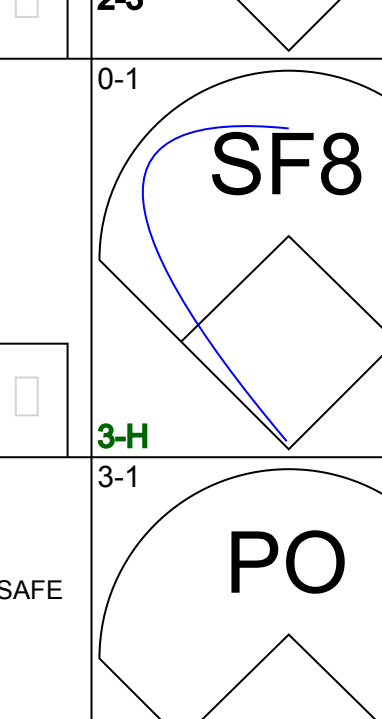
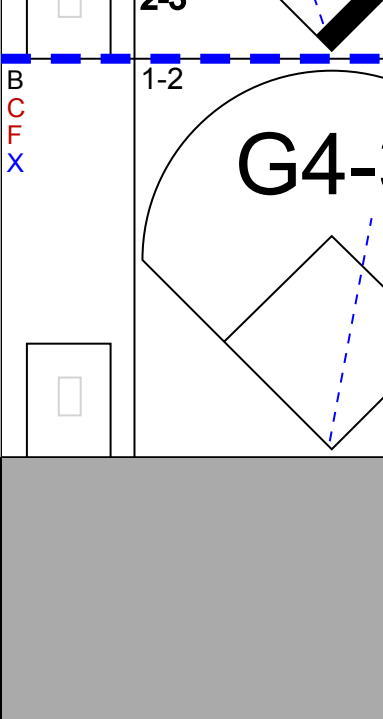
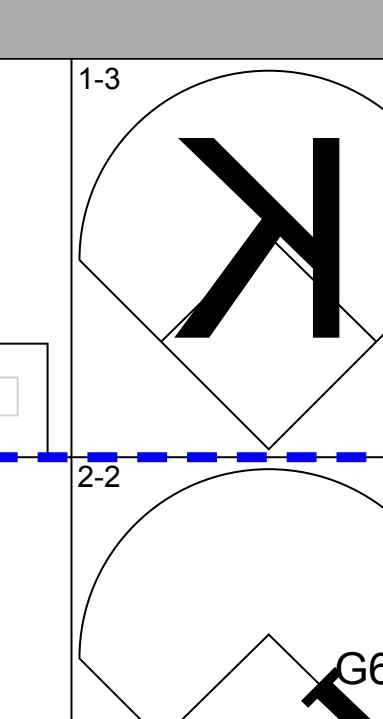
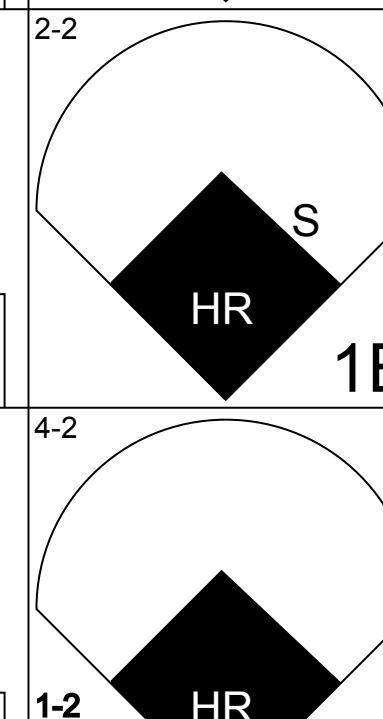
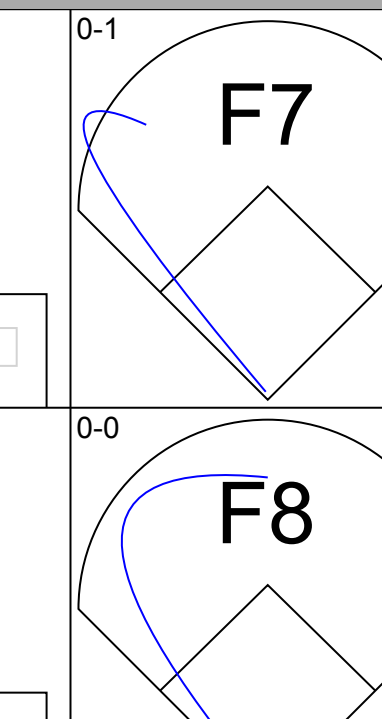
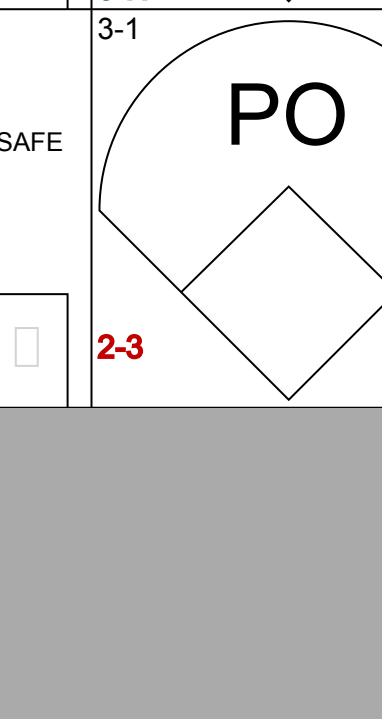
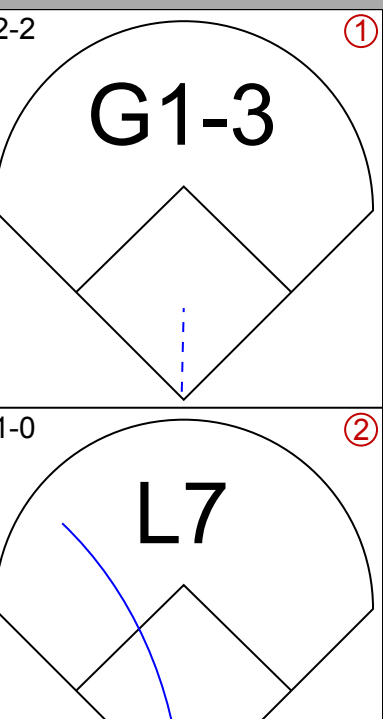
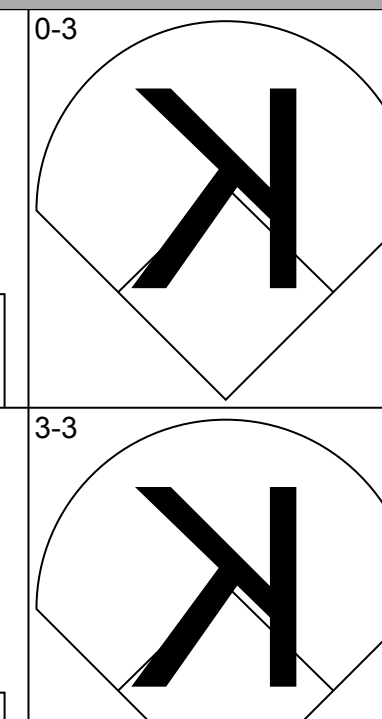
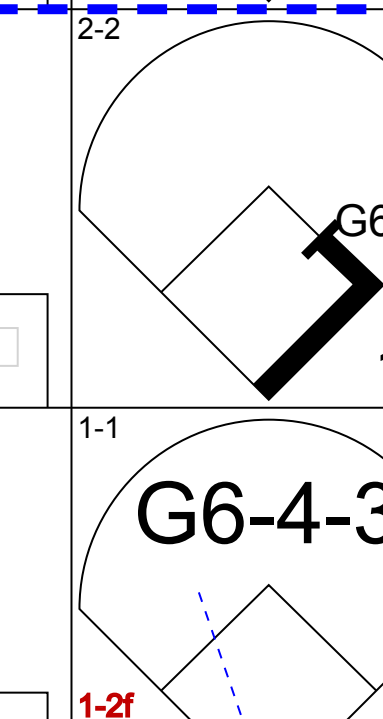
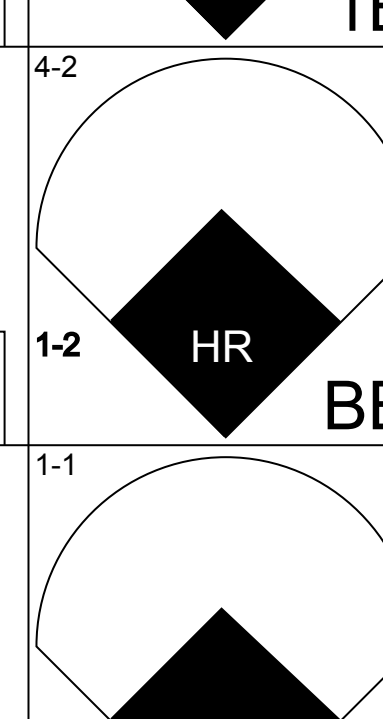
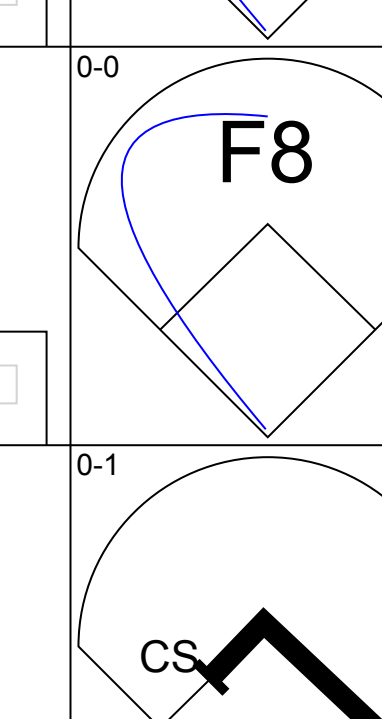
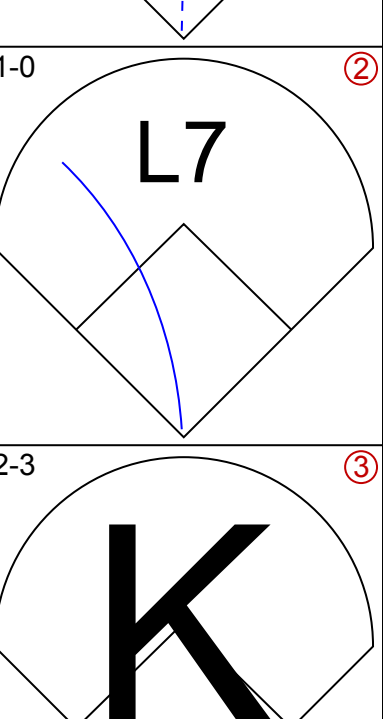
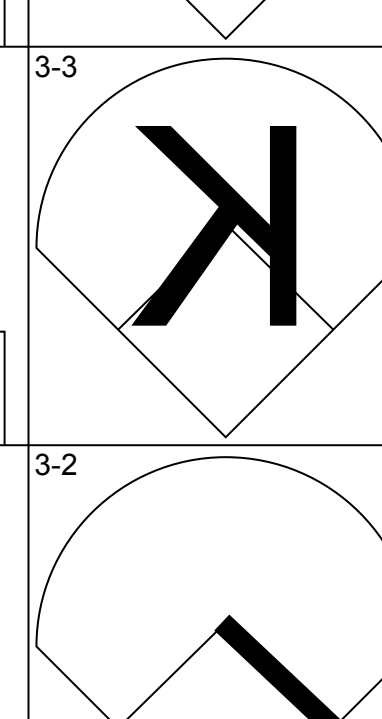
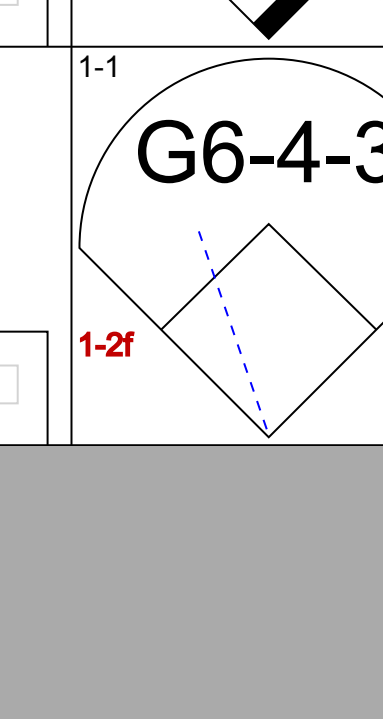
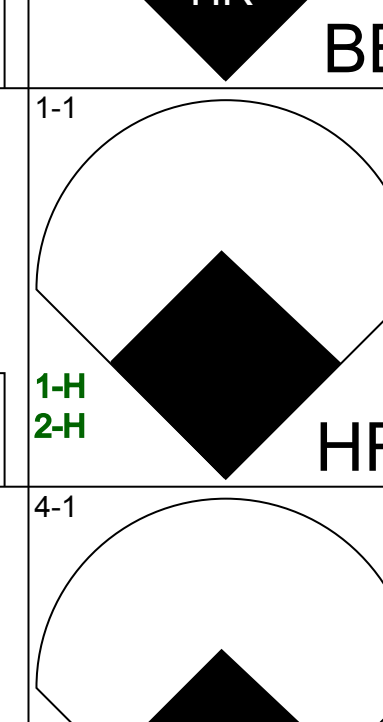
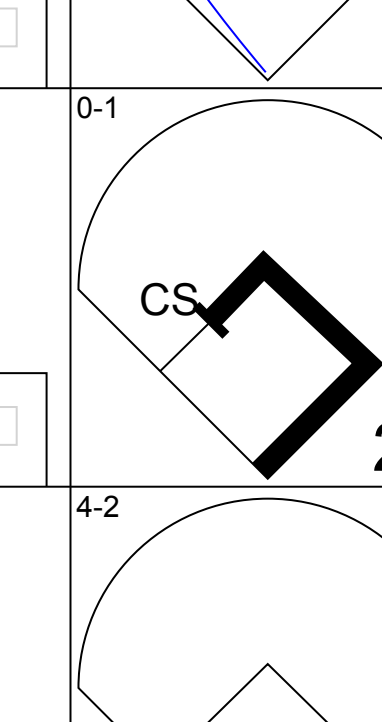
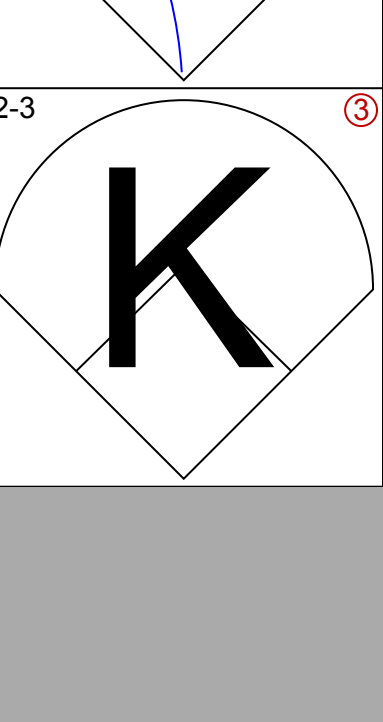
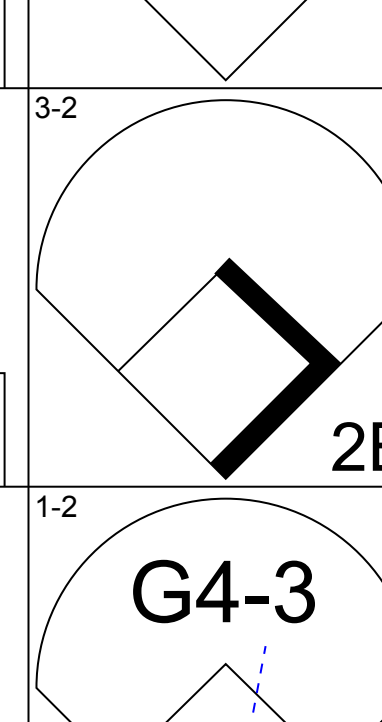
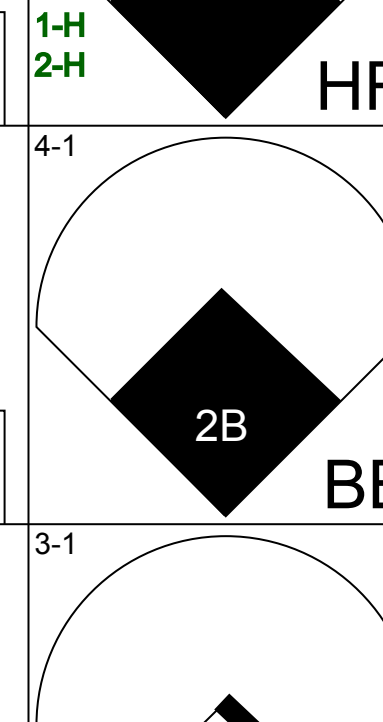
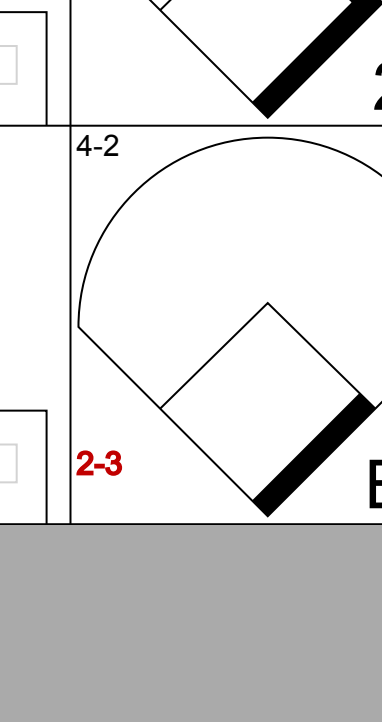
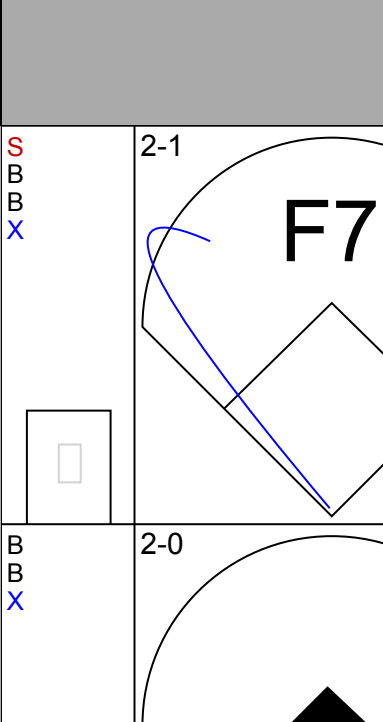
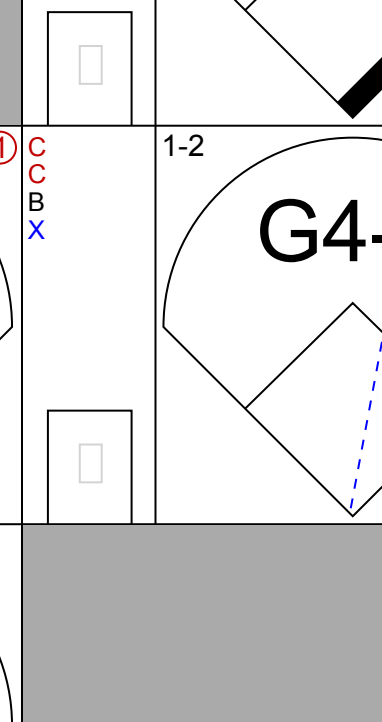
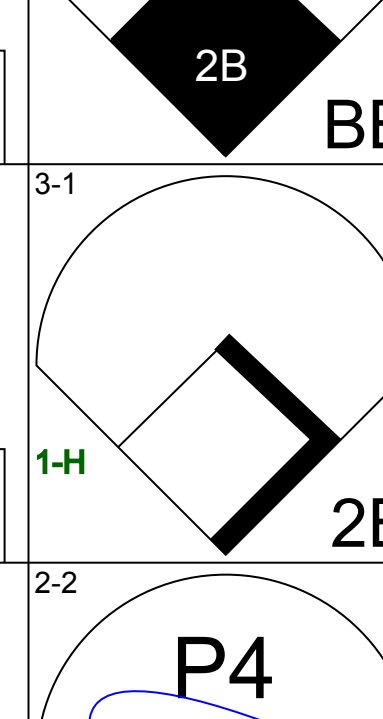
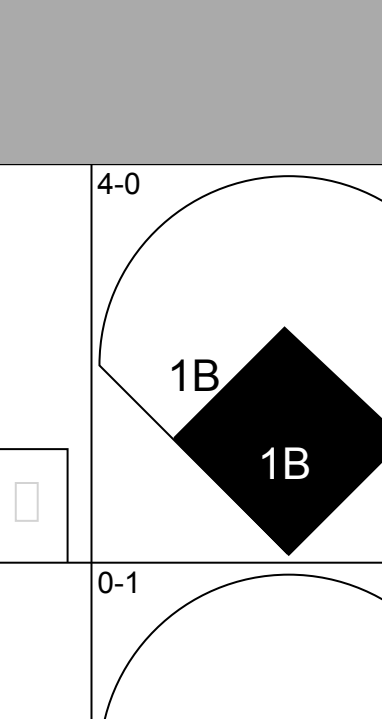
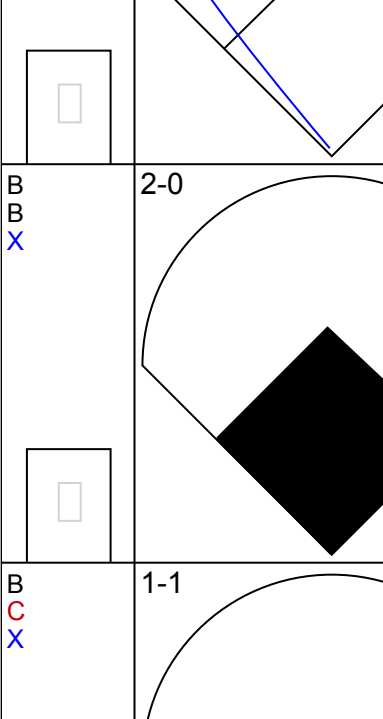
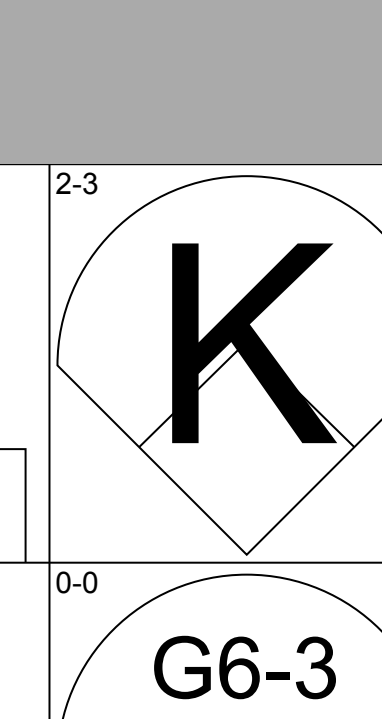
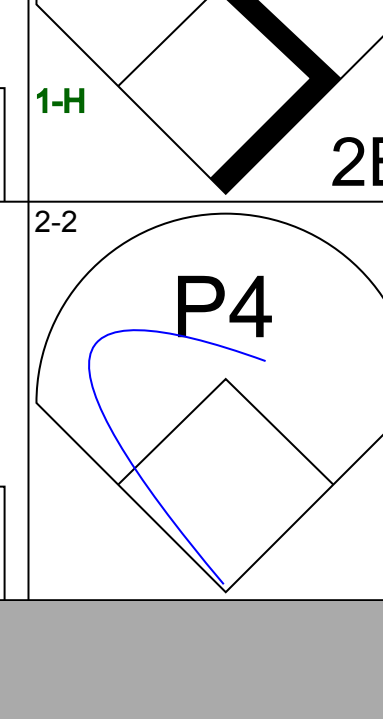
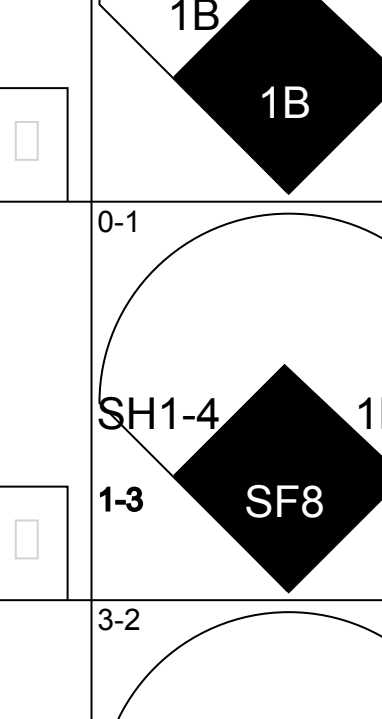
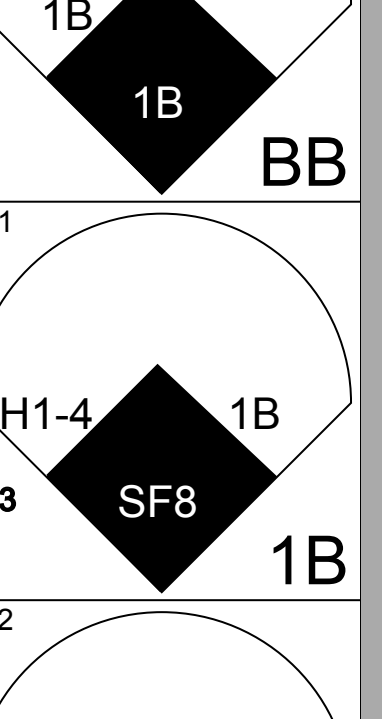
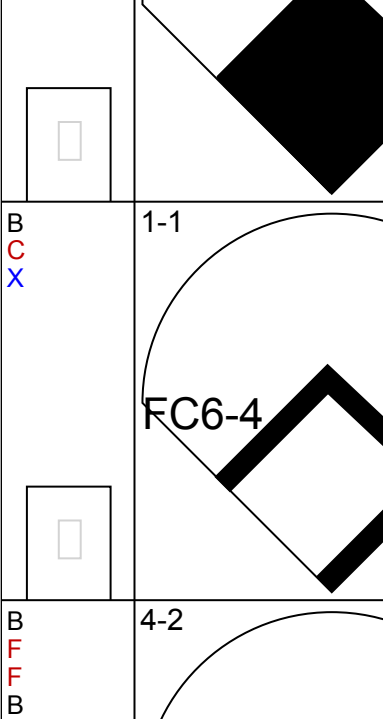
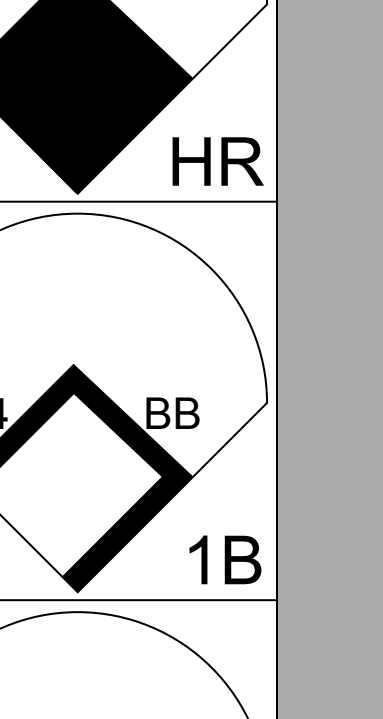
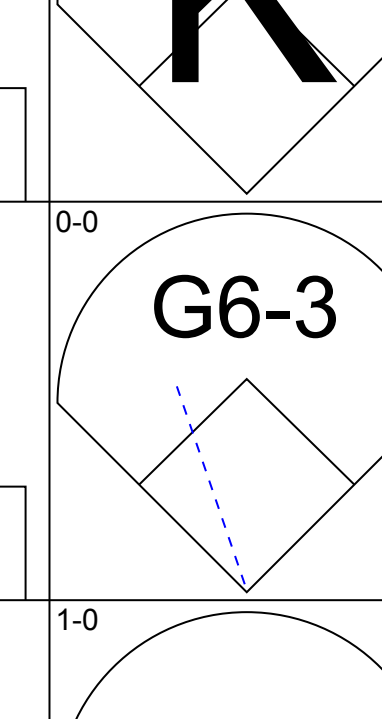
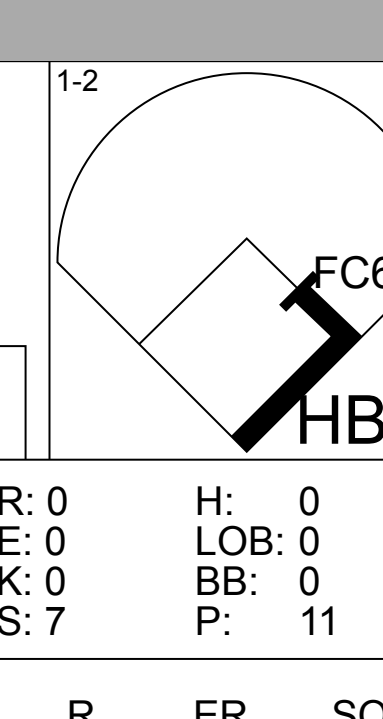
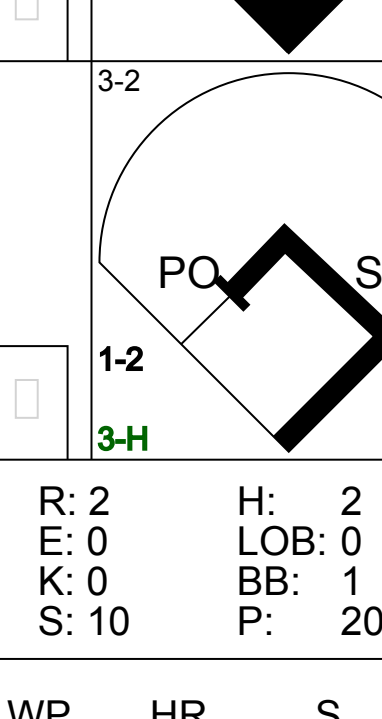
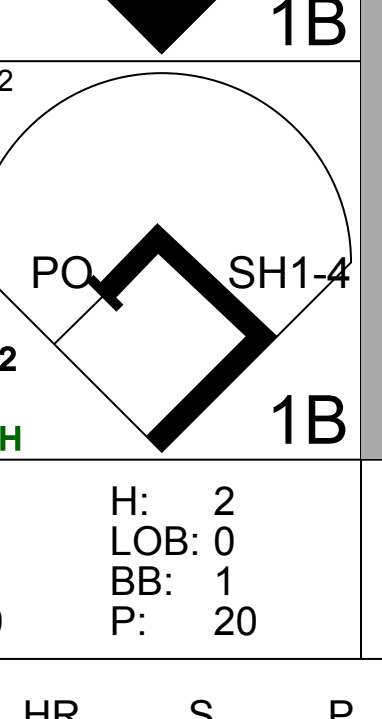
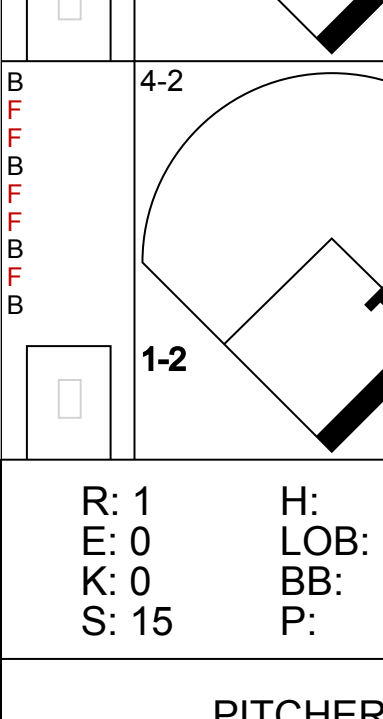
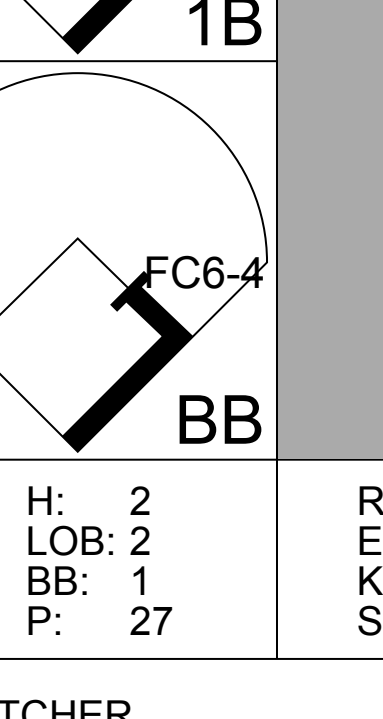
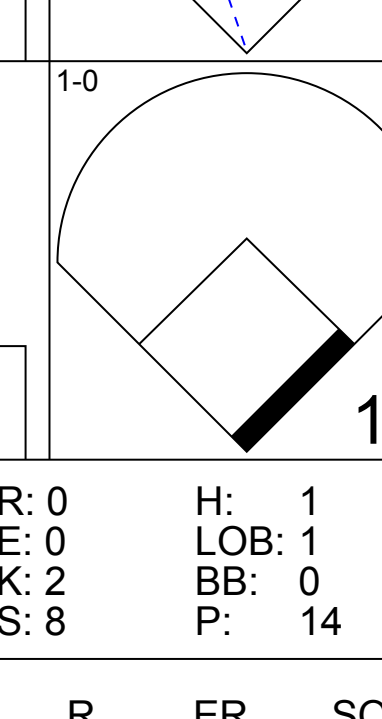
Batter	1	2	3	4	5	6	7	8	9	AB	R	H	RBI	BB	SO	LOB	TOP
Melvin Mora, R <small>OBP: 0.391, SLG: 0.410</small> 										4	0	1	0	0	2	2	New York Mets @ Los Angeles Dodgers Dodger Stadium, Los Angeles, CA Wed May 31 2000, 7:10 PM PDT Att: 31,323 - Sunny - 70 F
Derek Bell, R <small>OBP: 0.390, SLG: 0.483</small> 										4	0	0	0	0	1	2	
Edgardo Alfonzo, R <small>OBP: 0.446, SLG: 0.615</small> 										4	1	2	2	0	0	0	
31 Mike Piazza, R <small>OBP: 0.446, SLG: 0.731</small> Todd Pratt, R <small>OBP: 0.397, SLG: 0.661</small> 										3	0	0	0	0	1	0	
Robin Ventura, L <small>OBP: 0.355, SLG: 0.508</small> 										3	0	2	0	1	0	0	
Todd Zeile, R <small>OBP: 0.386, SLG: 0.533</small> 										4	0	1	0	0	1	2	
Benny Agbavani, R <small>OBP: 0.326, SLG: 0.366</small> Turk Wendell, L <small>OBP: 0.397, SLG: 0.333</small> 										4	0	0	0	0	1	3	
20 Kurt Abbott, R <small>OBP: 0.278, SLG: 0.292</small> 										3	1	1	1	1	0	3	
Mike Hampton, R <small>OBP: 0.375, SLG: 0.321</small> Matt Franco, L <small>OBP: 0.345, SLG: 0.182</small> Jon Nunez, L <small>OBP: 0.337, SLG: 0.365</small> Pat Mahomes, R <small>OBP: 0.293, SLG: 0.333</small> Jay Payton, R <small>OBP: 0.270, SLG: 0.340</small> 										2	0	1	0	0	0	0	
Inning Stats <small>R: 1, H: 1, E: 0, LOB: 0, K: 1, S: 11</small> <small>H: 1, BB: 0, P: 15</small>	<small>R: 0, H: 1, E: 0, LOB: 1, K: 1, S: 8</small> <small>H: 1, BB: 0, P: 11</small>	<small>R: 0, H: 0, E: 0, LOB: 0, K: 0, S: 5</small> <small>H: 0, BB: 0, P: 6</small>	<small>R: 0, H: 0, E: 0, LOB: 0, K: 1, S: 10</small> <small>H: 0, BB: 0, P: 16</small>	<small>R: 0, H: 1, E: 0, LOB: 2, K: 2, S: 11</small> <small>H: 1, BB: 1, P: 18</small>	<small>R: 0, H: 0, E: 0, LOB: 0, K: 0, S: 6</small> <small>H: 0, BB: 0, P: 9</small>	<small>R: 0, H: 0, E: 0, LOB: 0, K: 0, S: 5</small> <small>H: 0, BB: 1, P: 11</small>	<small>R: 2, H: 3, E: 0, LOB: 2, K: 1, S: 14</small> <small>H: 3, BB: 1, P: 26</small>	<small>R: 0, H: 2, E: 0, LOB: 0, K: 0, S: 8</small> <small>H: 2, BB: 0, P: 17</small>	<small>1B: 5, SF: 0, 2B: 2, SAC: 0, 3B: 0, DP: 2, HR: 2, HBP: 0</small>	<small>WP: 0, PA: 36, PB: 0, SB: 0, CS: 0</small>							
PITCHER Kevin Brown, R <small>ERA: 2.48</small> Alan Mills, R <small>ERA: 4.24</small> Matt Herges, R <small>ERA: 3.27</small> Mike Fetters, R <small>ERA: 2.03</small>	<small>IP: 6.0, WLS: 22, BF: 3, R: 1, ER: 1, SO: 5, BB: 1, IBB: 0, HBP: 0, BLK: 0, WP: 0, HR: 1, S: 51, P: 75, ERA: 1.50, WHIP: 0.667</small>	<small>IP: 1.0, WLS: 6, BF: 2, R: 2, ER: 2, SO: 2, BB: 0, IBB: 0, HBP: 0, BLK: 0, WP: 0, HR: 12, P: 26, ERA: 18.00, WHIP: 4.000</small>	<small>IP: 1.1, WLS: 6, BF: 3, R: 0, ER: 0, SO: 1, BB: 0, IBB: 0, HBP: 0, BLK: 0, WP: 0, HR: 12, P: 23, ERA: 0.00, WHIP: 2.250</small>	<small>IP: 0.2, WLS: 2, BF: 0, R: 0, ER: 0, SO: 0, BB: 0, IBB: 0, HBP: 0, BLK: 0, WP: 0, HR: 3, P: 5, ERA: 0.00, WHIP: 0.000</small>	PITCHER <small>IP: 6.0, WLS: 22, BF: 3, R: 1, ER: 1, SO: 5, BB: 1, IBB: 0, HBP: 0, BLK: 0, WP: 0, HR: 1, S: 51, P: 75, ERA: 1.50, WHIP: 0.667</small>	<small>IP: 1.0, WLS: 6, BF: 2, R: 2, ER: 2, SO: 2, BB: 0, IBB: 0, HBP: 0, BLK: 0, WP: 0, HR: 12, P: 26, ERA: 18.00, WHIP: 4.000</small>	<small>IP: 1.1, WLS: 6, BF: 3, R: 0, ER: 0, SO: 1, BB: 0, IBB: 0, HBP: 0, BLK: 0, WP: 0, HR: 12, P: 23, ERA: 0.00, WHIP: 2.250</small>	<small>IP: 0.2, WLS: 2, BF: 0, R: 0, ER: 0, SO: 0, BB: 0, IBB: 0, HBP: 0, BLK: 0, WP: 0, HR: 3, P: 5, ERA: 0.00, WHIP: 0.000</small>	<small>IP: 6.0, WLS: 22, BF: 3, R: 1, ER: 1, SO: 5, BB: 1, IBB: 0, HBP: 0, BLK: 0, WP: 0, HR: 1, S: 51, P: 75, ERA: 1.50, WHIP: 0.667</small>	<small>IP: 1.0, WLS: 6, BF: 2, R: 2, ER: 2, SO: 2, BB: 0, IBB: 0, HBP: 0, BLK: 0, WP: 0, HR: 12, P: 26, ERA: 18.00, WHIP: 4.000</small>	<small>IP: 1.1, WLS: 6, BF: 3, R: 0, ER: 0, SO: 1, BB: 0, IBB: 0, HBP: 0, BLK: 0, WP: 0, HR: 12, P: 23, ERA: 0.00, WHIP: 2.250</small>	<small>IP: 0.2, WLS: 2, BF: 0, R: 0, ER: 0, SO: 0, BB: 0, IBB: 0, HBP: 0, BLK: 0, WP: 0, HR: 3, P: 5, ERA: 0.00, WHIP: 0.000</small>					

Batter	1	2	3	4	5	6	7	8	9	AB	R	H	RBI	BB	SO	LOB	BOTTOM
F.P. Santangelo, S <small>OBP: 0.303, SLG: 0.136</small> 										4	0	0	0	0	2	0	New York Mets @ Los Angeles Dodgers Dodger Stadium, Los Angeles, CA Wed May 31 2000, 7:10 PM PDT Att: 31,323 - Sunny - 70 F
Mark Czudzielanek, R <small>OBP: 0.345, SLG: 0.389</small> 										4	2	1	0	0	1	0	
Shawn Green, L <small>OBP: 0.450, SLG: 0.610</small> 										4	0	2	1	0	0	0	
Gary Sheffield, R <small>OBP: 0.426, SLG: 0.626</small> 										4	0	0	0	0	1	3	
Eric Karros, R <small>OBP: 0.357, SLG: 0.579</small> 										4	0	1	1	0	1	1	
Kevin Elster, R <small>OBP: 0.381, SLG: 0.535</small> 										2	1	1	1	2	0	0	
Chad Kreuter, S <small>OBP: 0.453, SLG: 0.517</small> 										3	1	1	1	0	1	4	
Jose Vizcaino, S <small>OBP: 0.289, SLG: 0.254</small> 										3	0	0	0	0	1	1	
Kevin Brown, R <small>OBP: 0.143, SLG: 0.100</small> Alan Mills, R <small>OBP: 0.345, SLG: 0.389</small> Matt Herges, L <small>OBP: 0.357, SLG: 0.579</small> Mike Fetters, R <small>OBP: 0.381, SLG: 0.535</small> 										2	0	0	0	0	1	1	
Inning Stats <small>R: 0, H: 0, E: 0, LOB: 0, K: 0, S: 7</small> <small>H: 0, BB: 0, P: 12</small>	<small>R: 0, H: 0, E: 0, LOB: 0, K: 0, S: 5</small> <small>H: 0, BB: 0, P: 8</small>	<small>R: 1, H: 1, E: 0, LOB: 0, K: 1, S: 11</small> <small>H: 1, BB: 0, P: 14</small>	<small>R: 1, H: 2, E: 0, LOB: 0, K: 0, S: 6</small> <small>H: 2, BB: 0, P: 12</small>	<small>R: 0, H: 0, E: 0, LOB: 1, K: 1, S: 12</small> <small>H: 0, BB: 1, P: 23</small>	<small>R: 1, H: 2, E: 1, LOB: 3, K: 2, S: 19</small> <small>H: 2, BB: 1, P: 33</small>	<small>R: 0, H: 0, E: 0, LOB: 0, K: 3, S: 10</small> <small>H: 0, BB: 0, P: 15</small>	<small>R: 0, H: 0, E: 0, LOB: 0, K: 1, S: 6</small> <small>H: 0, BB: 0, P: 8</small>	<small>R: 1, H: 1, E: 0, LOB: 0, K: 1, S: 4</small> <small>H: 1, BB: 0, P: 6</small>	<small>1B: 3, SF: 0, 2B: 1, SAC: 0, 3B: 0, DP: 1, HR: 2, HBP: 0</small>	<small>WP: 0, PA: 33, PB: 0, SB: 0, CS: 0</small>							
PITCHER Mike Hampton, L <small>ERA: 3.86</small> Pat Mahomes, R <small>ERA: 4.19</small> Turk Wendell, R <small>ERA: 3.06</small>	<small>IP: 7.0, WLS: 28, BF: 5, R: 3, ER: 2, SO: 7, BB: 2, IBB: 0, HBP: 0, BLK: 0, WP: 0, HR: 1, S: 70, P: 117, ERA: 2.57, WHIP: 1.000</small>	<small>IP: 1.0, WLS: 3, BF: 0, R: 0, ER: 0, SO: 1, BB: 0, IBB: 0, HBP: 0, BLK: 0, WP: 0, HR: 6, P: 8, ERA: 0.00, WHIP: 0.000</small>	<small>IP: 0.1, WLS: 2, BF: 1, R: 1, ER: 1, SO: 0, BB: 0, IBB: 0, HBP: 0, BLK: 0, WP: 1, HR: 4, P: 6, ERA: 27.00, WHIP: 3.000</small>	<small>IP: 7.0, WLS: 28, BF: 5, R: 3, ER: 2, SO: 7, BB: 2, IBB: 0, HBP: 0, BLK: 0, WP: 0, HR: 1, S: 70, P: 117, ERA: 2.57, WHIP: 1.000</small>	<small>IP: 1.0, WLS: 3, BF: 0, R: 0, ER: 0, SO: 1, BB: 0, IBB: 0, HBP: 0, BLK: 0, WP: 0, HR: 6, P: 8, ERA: 0.00, WHIP: 0.000</small>	<small>IP: 0.1, WLS: 2, BF: 1, R: 1, ER: 1, SO: 0, BB: 0, IBB: 0, HBP: 0, BLK: 0, WP: 1, HR: 4, P: 6, ERA: 27.00, WHIP: 3.000</small>	<small>IP: 7.0, WLS: 28, BF: 5, R: 3, ER: 2, SO: 7, BB: 2, IBB: 0, HBP: 0, BLK: 0, WP: 0, HR: 1, S: 70, P: 117, ERA: 2.57, WHIP: 1.000</small>	<small>IP: 1.0, WLS: 3, BF: 0, R: 0, ER: 0, SO: 1, BB: 0, IBB: 0, HBP: 0, BLK: 0, WP: 0, HR: 6, P: 8, ERA: 0.00, WHIP: 0.000</small>	<small>IP: 0.1, WLS: 2, BF: 1, R: 1, ER: 1, SO: 0, BB: 0, IBB: 0, HBP: 0, BLK: 0, WP: 1, HR: 4, P: 6, ERA: 27.00, WHIP: 3.000</small>	<small>IP: 7.0, WLS: 28, BF: 5, R: 3, ER: 2, SO: 7, BB: 2, IBB: 0, HBP: 0, BLK: 0, WP: 0, HR: 1, S: 70, P: 117, ERA: 2.57, WHIP: 1.000</small>	<small>IP: 1.0, WLS: 3, BF: 0, R: 0, ER: 0, SO: 1, BB: 0, IBB: 0, HBP: 0, BLK: 0, WP: 0, HR: 6, P: 8, ERA: 0.00, WHIP: 0.000</small>	<small>IP: 0.1, WLS: 2, BF: 1, R: 1, ER: 1, SO: 0, BB: 0, IBB: 0, HBP: 0, BLK: 0, WP: 1, HR: 4, P: 6, ERA: 27.00, WHIP: 3.000</small>					



Batter	1	2	3	4	5	6	7	8	9	AB	R	H	RBI	BB	SO	LOB	TOP			
Todd Hollandsworth, L OBP: 0.312, SLG: 0.398	3-2 F9		3-2 1B 2H	2-1 F7			2-1 G5-3		3-3 K	5	0	1	0	0	1	0	Los Angeles Dodgers @ Anaheim Angels Edison International Field, Anaheim, CA Fri Jun 02 2000, 10:05 PM EDT Att: 43,619 - Sunny - 73 F			
Mark Grudzielanek, R OBP: 0.362, SLG: 0.394	1-3 K		0-0 F7		2-1 P4		0-1 F9		0-2 1B	5	0	1	0	0	1	1				
Gary Sheffield, R F.P. Santangelo, S OBP: 0.299, SLG: 0.133	4-2 BB		2-1 1B		1-0 G5-3		3-1 1B		2-2 F5	3	0	2	0	1	0	0				
Shawn Green, L OBP: 0.449, SLG: 0.604	1-1 G6-3		1-0 F7		2-0 1B		2-0 1B		0-0 G4-3	5	0	2	0	0	0	4				
Eric Karros, R Jose Vizcaino, S OBP: 0.355, SLG: 0.588		1-2 HR		2-3 K			1-1 G4-3			4	1	1	1	0	2	3				
Dave Hansen, L OBP: 0.513, SLG: 0.767		4-2 CS BB		4-2 1B HR			4-1 BB		0-0 G4-3	1	1	0	0	3	0	0				
Kevin Elster, R OBP: 0.306, SLG: 0.562		2-3 K		1-2 HR			2-1 F7		2-1 HR	4	2	2	1	0	1	2				
Paul Lo Duca, R OBP: 0.250, SLG: 1.000		3-3 K		2-1 HR			2-2 L6		0-2 G6-3	4	1	1	3	0	1	2				
Alex Cora, L OBP: 0.326, SLG: 0.390				2-2 G6-3			0-0 L7		0-0 F5	4	0	1	0	0	0	1				
Inning Stats	R: 0 E: 0 K: 1 S: 11	H: 0 LOB: 1 BB: 1 P: 20	R: 1 E: 0 K: 2 S: 15	H: 1 LOB: 1 BB: 1 P: 25	R: 0 E: 0 K: 0 S: 11	H: 3 LOB: 2 BB: 0 P: 19	R: 3 E: 0 K: 1 S: 17	H: 2 LOB: 0 BB: 1 P: 30	R: 0 E: 0 K: 0 S: 7	H: 0 LOB: 1 BB: 1 P: 15	R: 0 E: 0 K: 0 S: 9	H: 2 LOB: 2 BB: 0 P: 17	R: 1 E: 0 K: 0 S: 7	H: 1 LOB: 0 BB: 0 P: 9	R: 0 E: 0 K: 1 S: 11	H: 1 LOB: 1 BB: 0 P: 16		1B: 7 2B: 2 3B: 0 HR: 3	SF: 0 SAC: 0 DP: 1 HBP: 0	WP: 0 PB: 0 SB: 0 CS: 1
PITCHER	IP WLS BF H R ER SO	IP WLS BF H R ER SO	IP WLS BF H R ER SO	IP WLS BF H R ER SO	IP WLS BF H R ER SO	IP WLS BF H R ER SO	IP WLS BF H R ER SO	IP WLS BF H R ER SO	IP WLS BF H R ER SO	IP WLS BF H R ER SO	IP WLS BF H R ER SO	IP WLS BF H R ER SO	IP WLS BF H R ER SO	IP WLS BF H R ER SO	IP WLS BF H R ER SO	IP WLS BF H R ER SO	ERA WHIP	ERA WHIP		
Kent Bottenfield, R ERA: 5.15	5.0	W	23	7	4	4	5	3	0	0	0	0	0	0	0	0	0	7.20	2.000	
Al Levine, R ERA: 3.16	2.0		9	2	0	0	0	1	0	0	0	0	0	0	0	0	0	0.00	1.500	
Eric Weaver, R ERA: 6.75	1.0		4	1	1	1	0	0	0	0	0	0	0	0	0	0	0	9.00	1.000	
Mike Holtz, L ERA: 4.7	1.0		4	1	0	0	1	0	0	0	0	0	0	0	0	0	0	0.00	1.000	

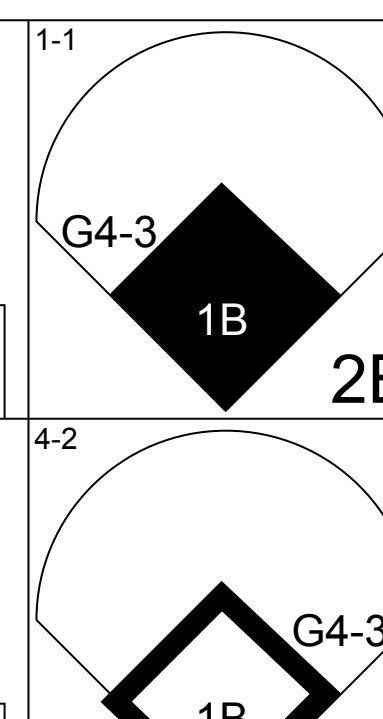
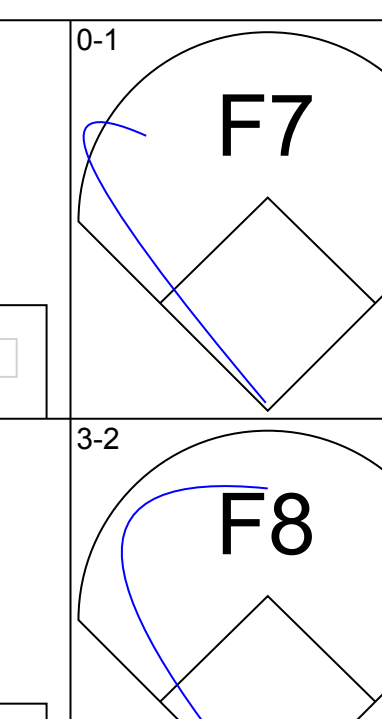
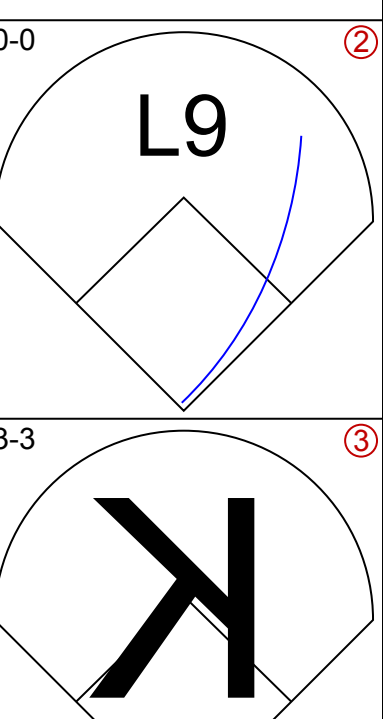
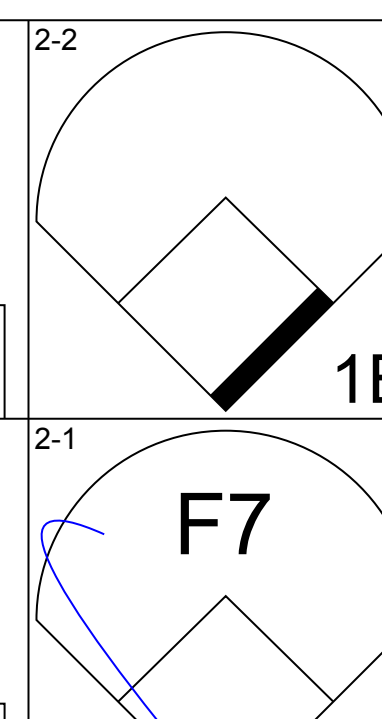
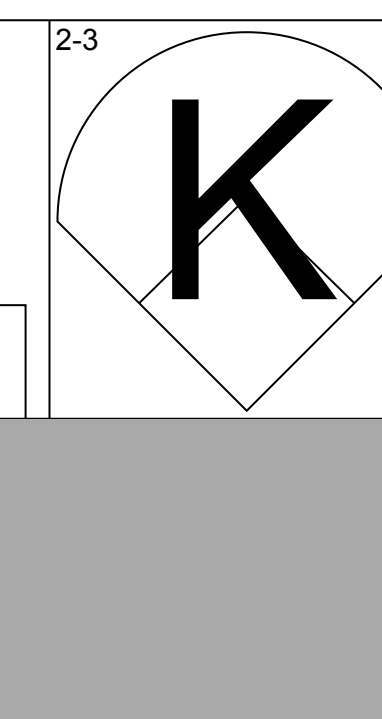
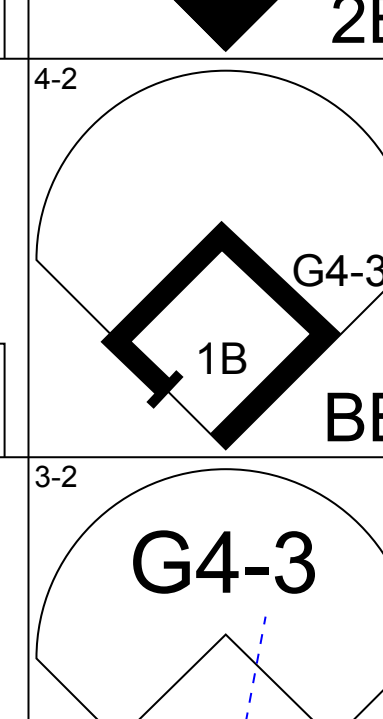
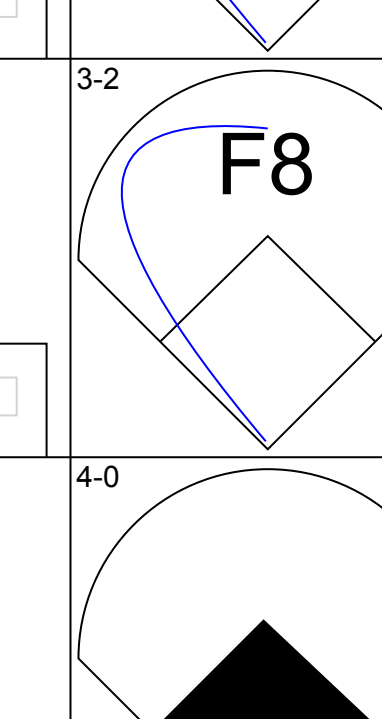

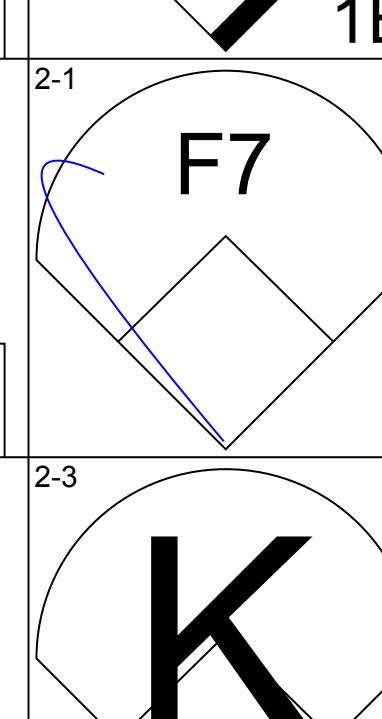
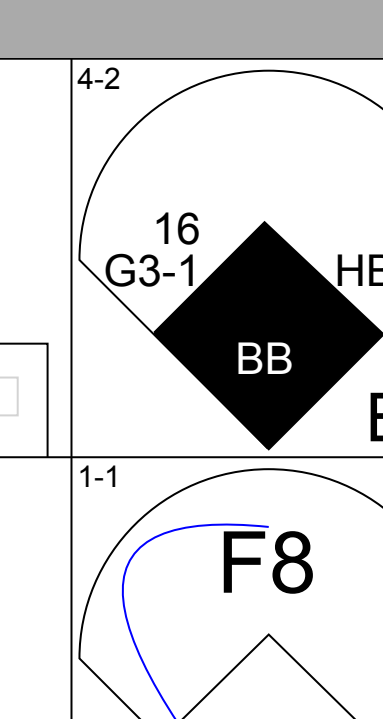
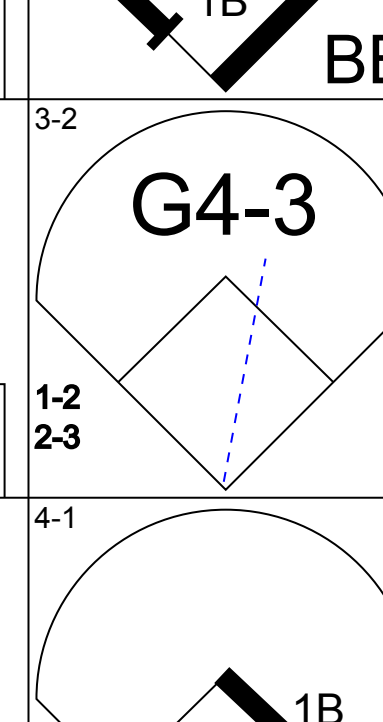
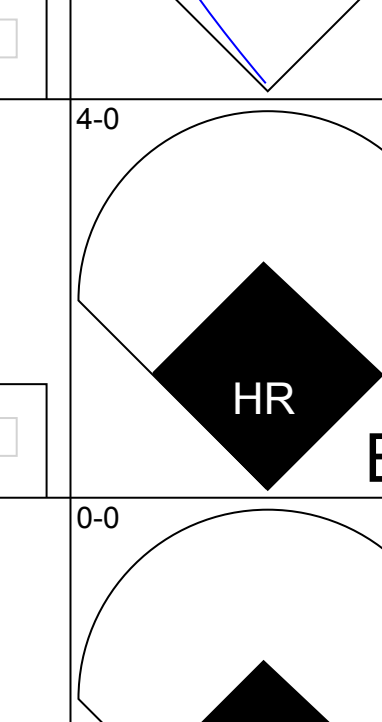
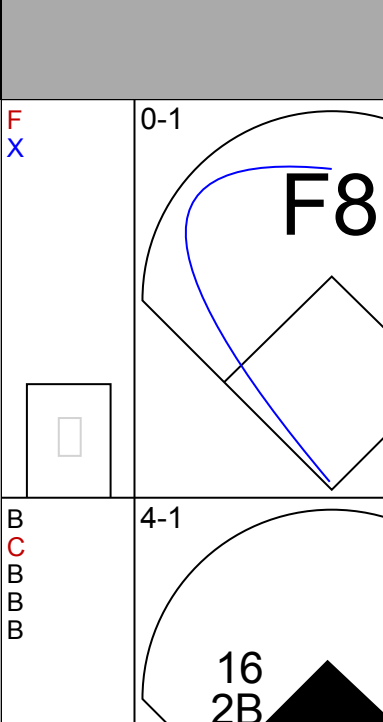
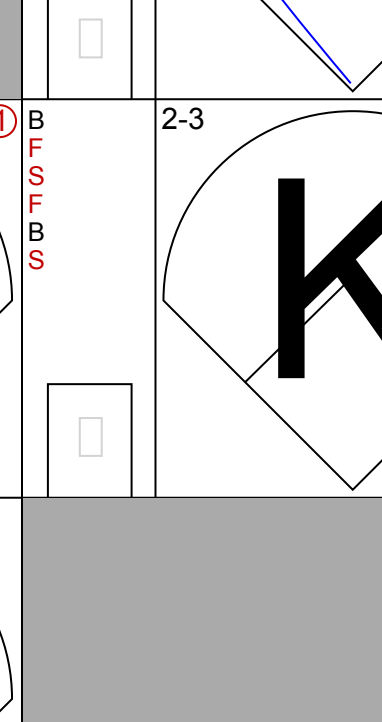
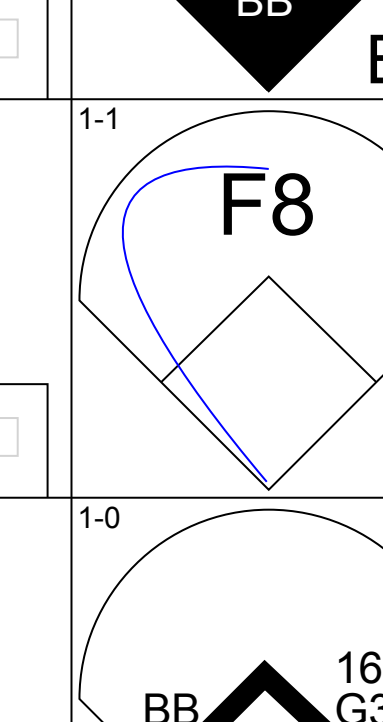
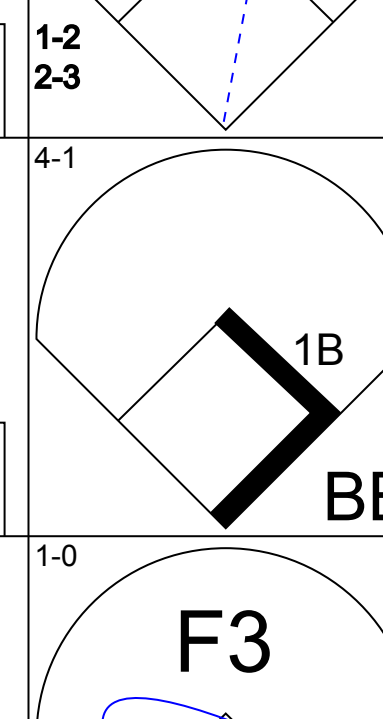
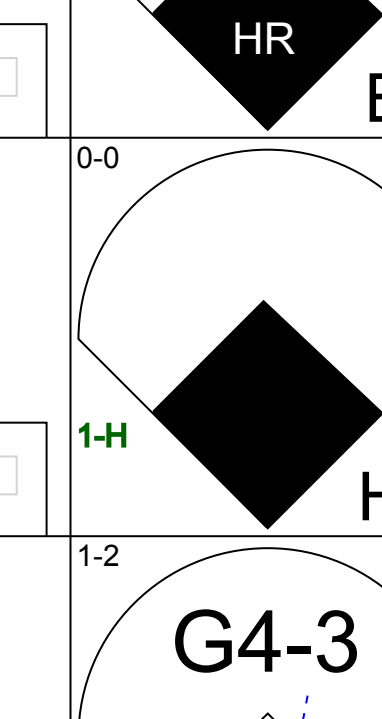
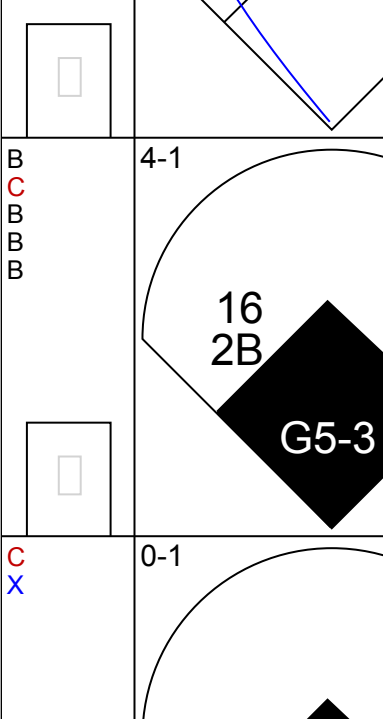
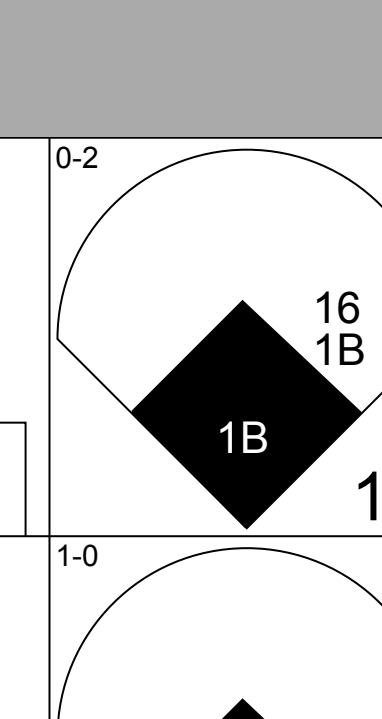
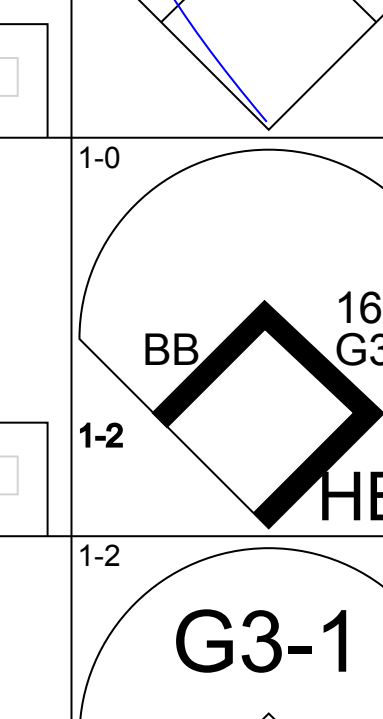
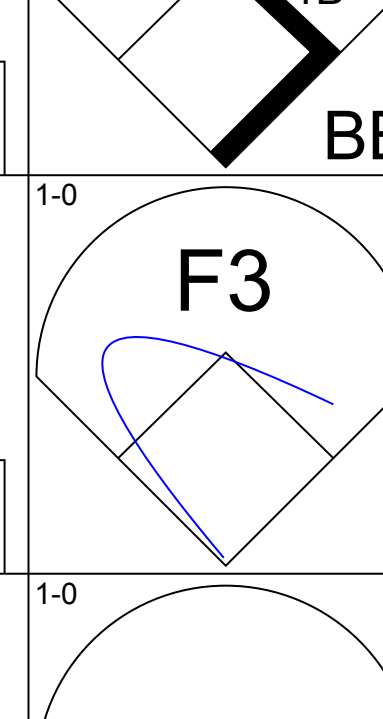
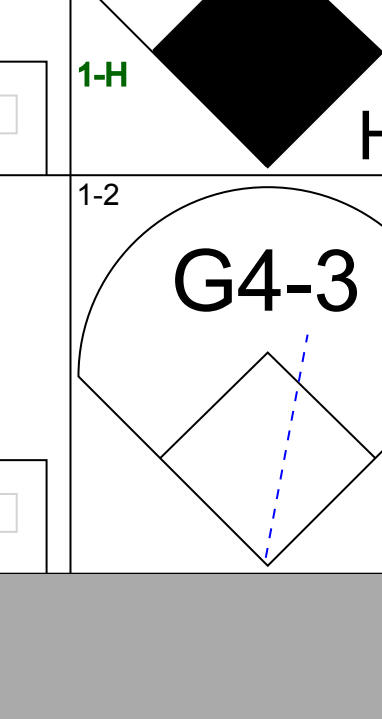
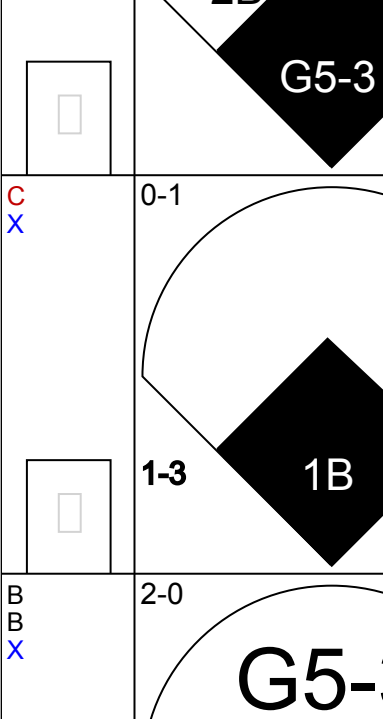
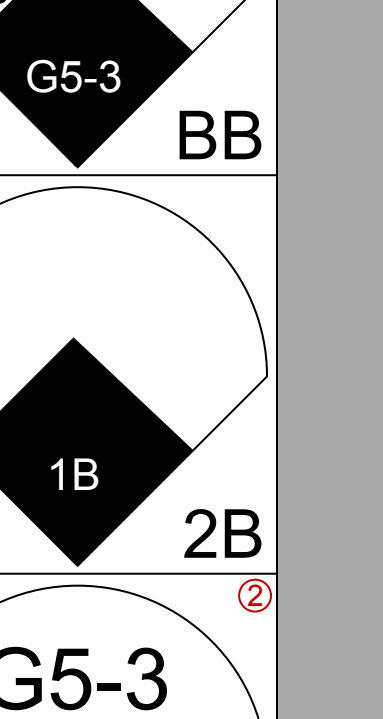
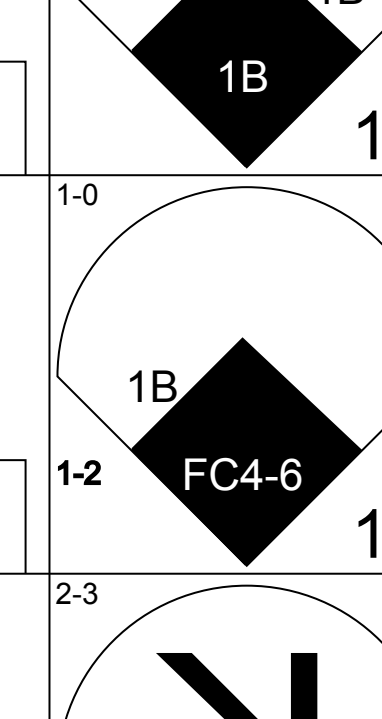
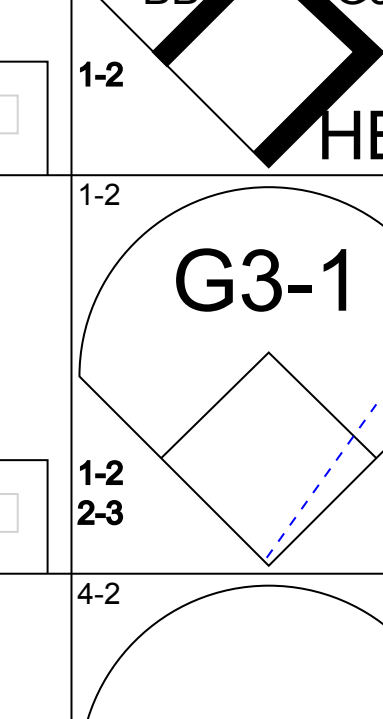
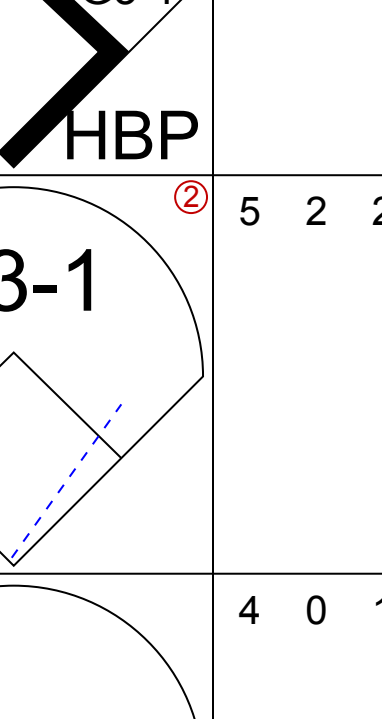
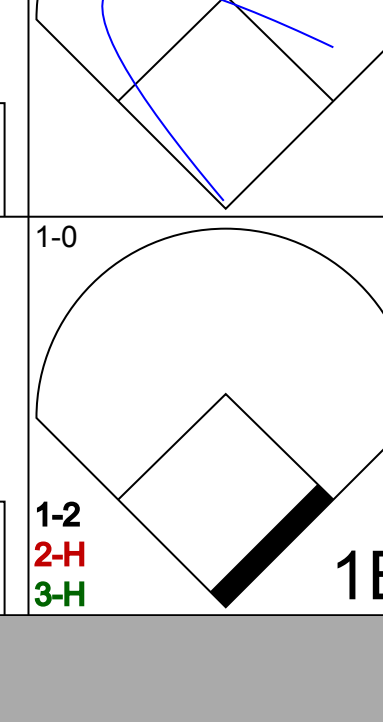
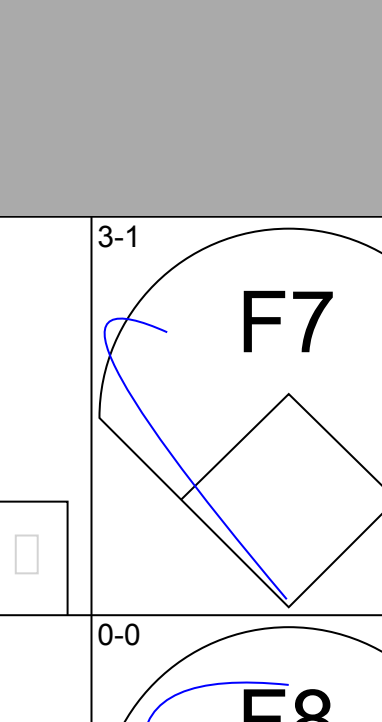
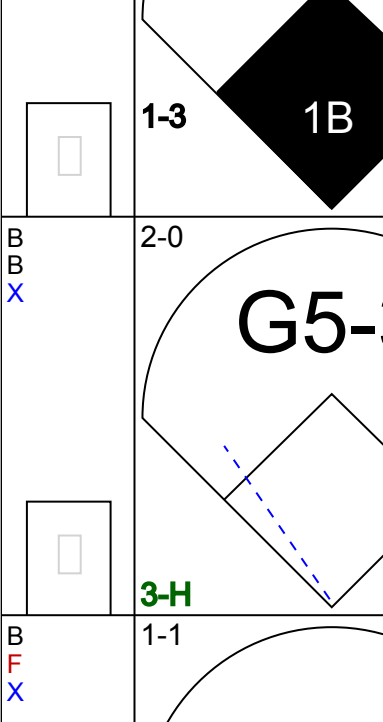
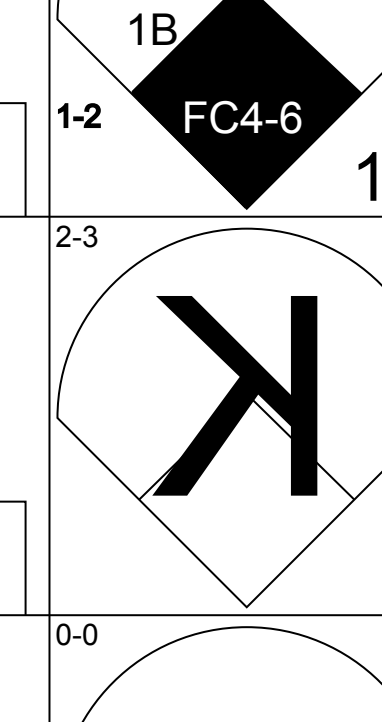
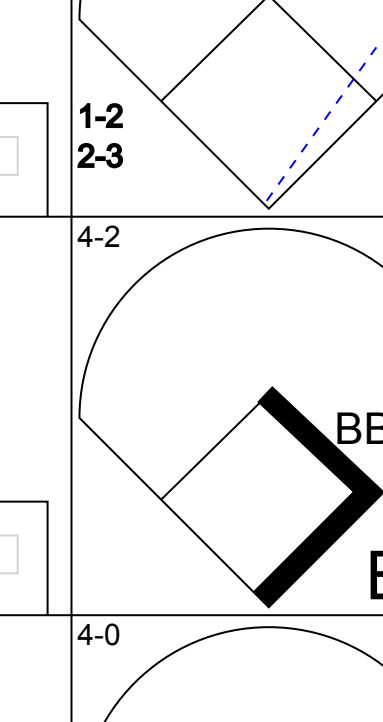
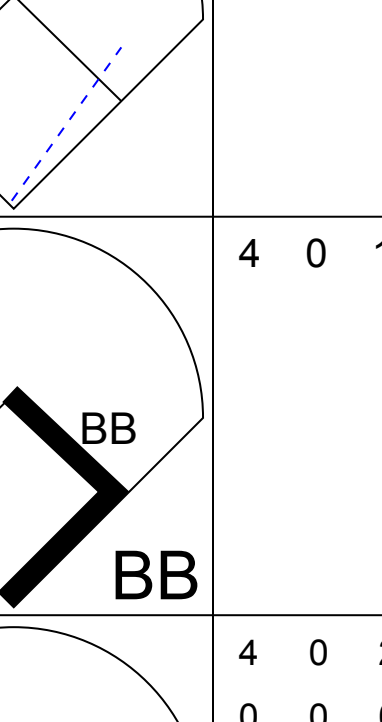
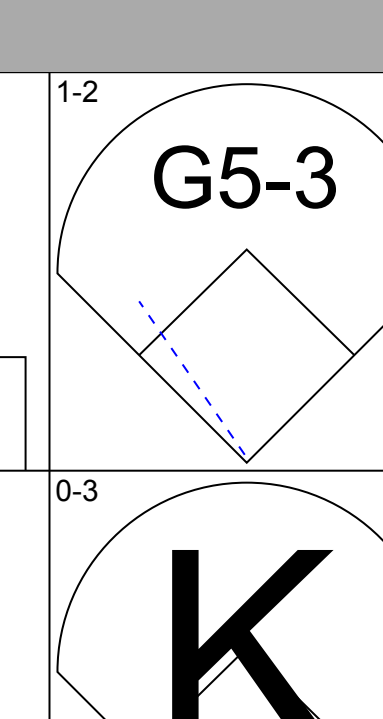
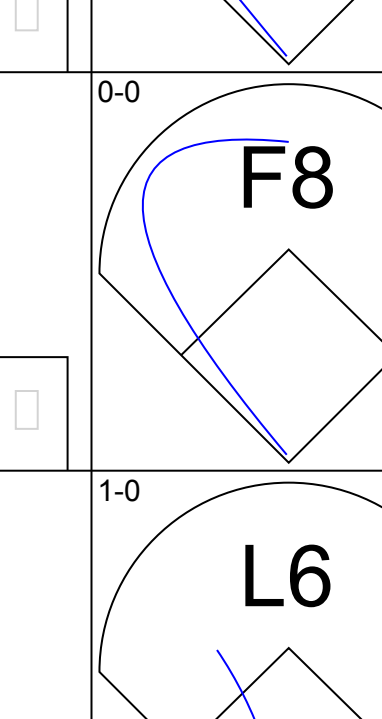
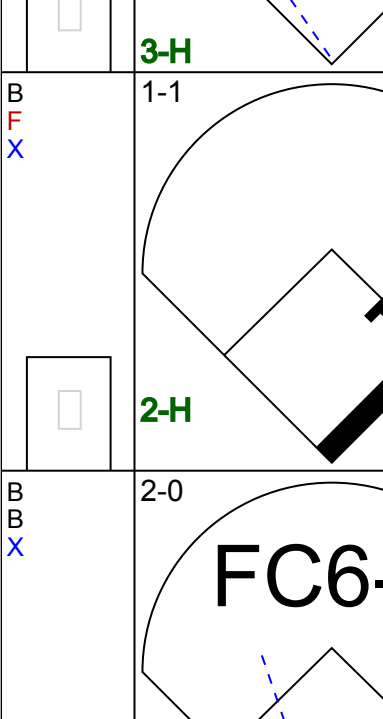
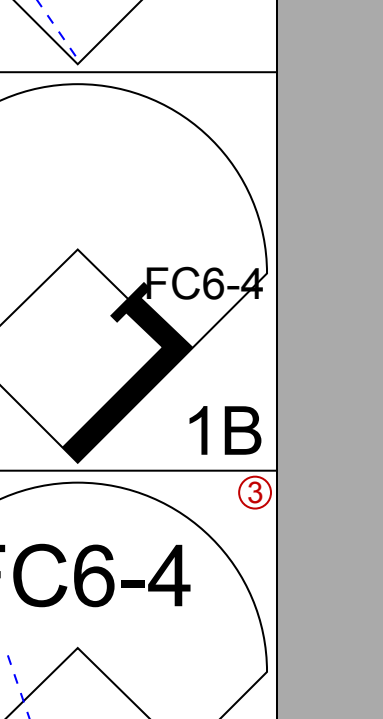
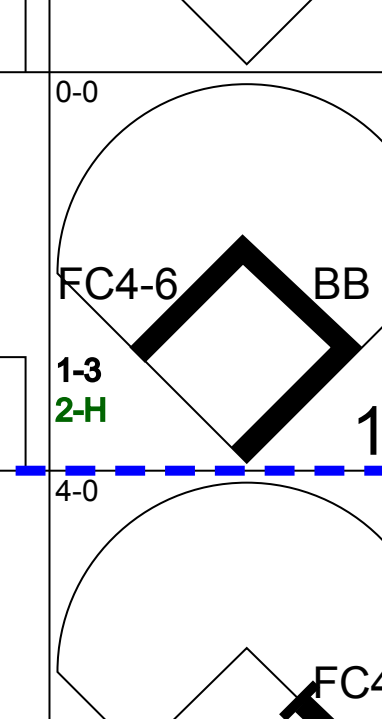
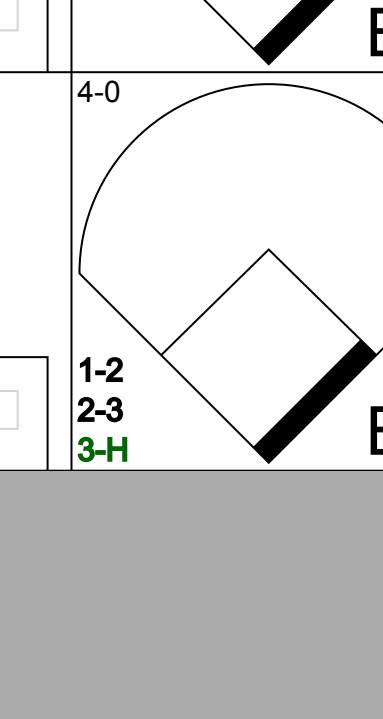
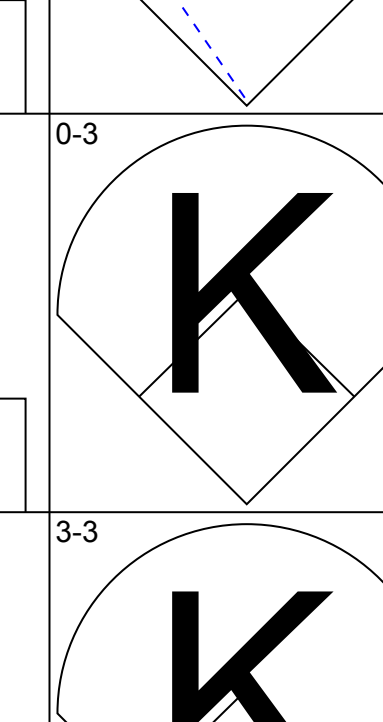
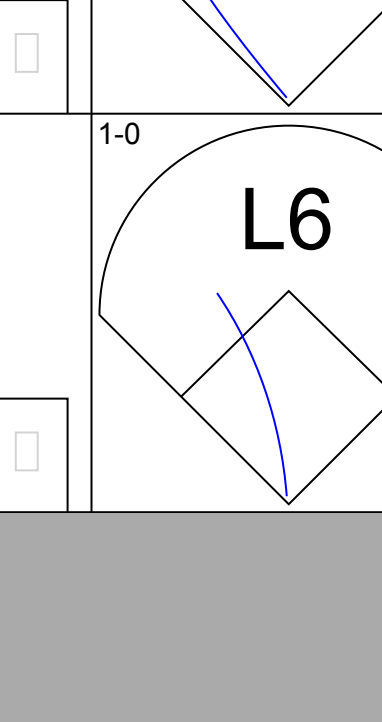
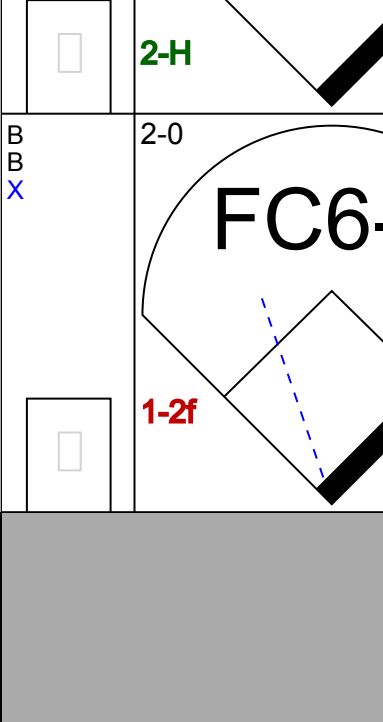
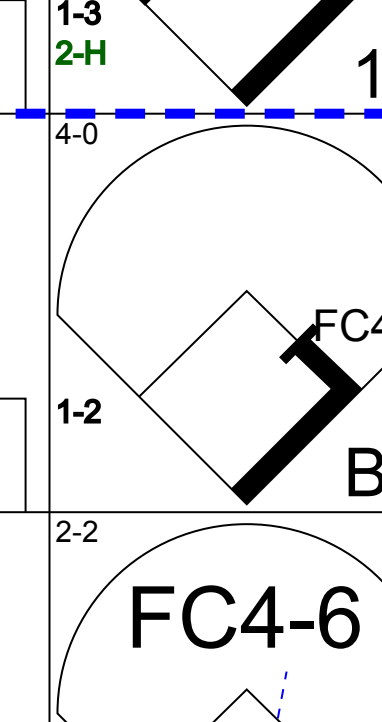

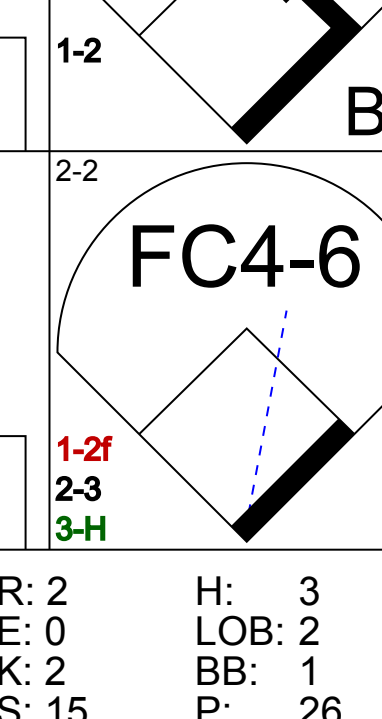

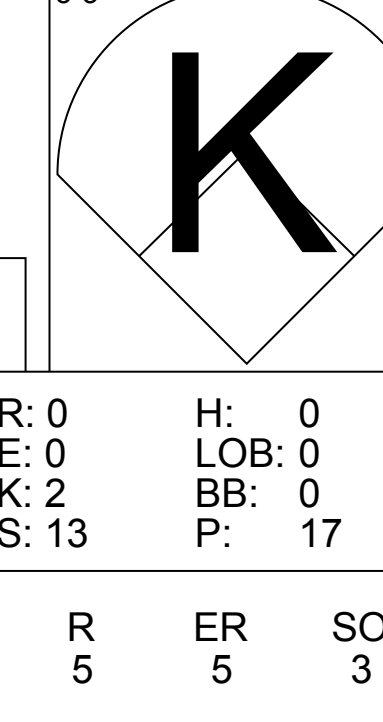
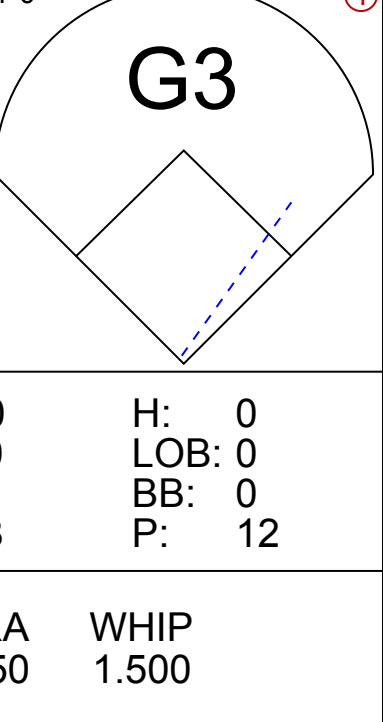
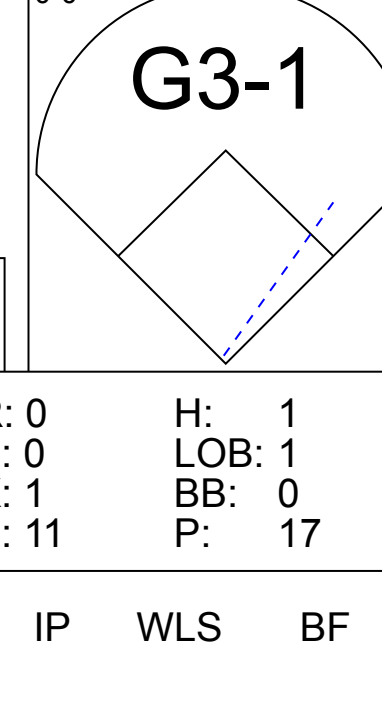
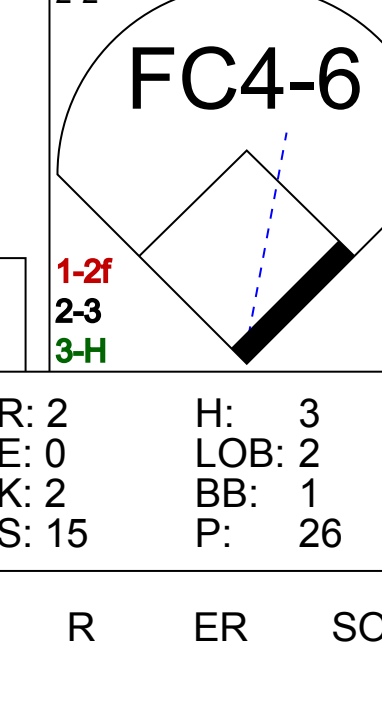
Batter	1	2	3	4	5	6	7	8	9	AB	R	H	RBI	BB	SO	LOB	BOTTOM			
Darin Erstad, L OBP: 0.436, SLG: 0.567	1-2 CS 1B		1-2 G5-3		3-1 G5-3		1-1 G3		3-2 1B	5	0	2	1	1	0	2	Los Angeles Dodgers @ Anaheim Angels Edison International Field, Anaheim, CA Fri Jun 02 2000, 10:05 PM EDT Att: 43,619 - Sunny - 73 F			
Orlando Palmeiro, L OBP: 0.419, SLG: 0.345	3-2 BB 1B		0-1 FC5-4 FC6-4 BB		4-1 BB		2-3 K		2-2 P3	5	1	1	0	1	1	3				
Mo Vaughn, L Scott Spiezo, S OBP: 0.350, SLG: 0.435	4-0 1B BB		1-3 K		0-1 G3-1		1-3 K		3-3 K	4	1	0	0	1	3	3				
Tim Salmon, R Edgard Clemente, R OBP: 0.406, SLG: 0.536	0-1 1B BB		4-2 K		1-1 G5-3		4-1 BB		1-0 BB	3	2	2	1	2	0	0				
16 Garret Anderson, L	0-1 BB 1B		1-1 FC6-4		0-0 HR		2-1 2B		4-1 BB	4	2	3	2	1	0	2				
Troy Glaus, R OBP: 0.457, SLG: 0.689	0-0 BB 1B		2-2 1B 2B		2-1 F9		0-1 S 1B 2B		2-3 K	5	2	3	3	0	1	2				
Bengie Molina, R OBP: 0.376, SLG: 0.459	1-1 F9		0-0 HR 1B		1-1 G5-3		2-2 P5		0-2 FC6-4 1B	5	2	2	1	0	0	3				
Adam Kennedy, L OBP: 0.315, SLG: 0.406	4-2 BB		3-2 HR		1-0 2B HBP		0-2 1B		0-0 FC6-4 1B	3	2	3	3	1	0	0				
Benji Gil, R OBP: 0.284, SLG: 0.288	0-2 G5-3		1-2 F8		1-0 S 2B		0-1 2B		1-1 FC6-4 1B	5	0	2	1	0	0	5				
Inning Stats	R: 3 E: 0 K: 0 S: 22	H: 5 LOB: 3 BB: 2 P: 35	R: 0 E: 0 K: 1 S: 14	H: 0 LOB: 2 BB: 2 P: 24	R: 3 E: 0 K: 0 S: 19	H: 3 LOB: 0 BB: 0 P: 27	R: 1 E: 0 K: 0 S: 7	H: 1 LOB: 0 BB: 0 P: 10	R: 1 E: 0 K: 1 S: 11	H: 1 LOB: 2 BB: 1 P: 22	R: 3 E: 0 K: 0 S: 20	H: 4 LOB: 1 BB: 1 P: 29	R: 0 E: 0 K: 3 S: 12	H: 1 LOB: 2 BB: 1 P: 22	R: 1 E: 0 K: 1 S: 17	H: 3 LOB: 2 BB: 0 P: 26		1B: 11 2B: 5 3B: 0 HR: 2	SF: 0 SAC: 0 DP: 0 HBP: 1	WP: 0 PB: 0 SB: 2 CS: 1
PITCHER	IP WLS BF H R ER SO	IP WLS BF H R ER SO	IP WLS BF H R ER SO	IP WLS BF H R ER SO	IP WLS BF H R ER SO	IP WLS BF H R ER SO	IP WLS BF H R ER SO	IP WLS BF H R ER SO	IP WLS BF H R ER SO	IP WLS BF H R ER SO	IP WLS BF H R ER SO	IP WLS BF H R ER SO	IP WLS BF H R ER SO	IP WLS BF H R ER SO	IP WLS BF H R ER SO	IP WLS BF H R ER SO	ERA WHIP	ERA WHIP		
37 Darren Dreifort, R ERA: 4.87	4.0	L	24	9	7	7	1	0	0	0	0	0	0	0	0	0	15.75	3.250		
Treyver Miller, L ERA: 10.47	2.0		13	5	4	4	1	2	0	1	0	0	0	0	0	0	18.00	3.500		
Alan Mills, R ERA: 4.26	2.0		11	4	1	1	4	1	0	0	0	0	0	0	0	0	4.50	2.500		

Batter	1	2	3	4	5	6	7	8	9	AB	R	H	RBI	BB	SO	LOB	TOP			
Shawn Gilbert, R (1, 7)										4	0	0	0	0	2	4				
Mark Grudzielanek, R (1, 4) OBP: 0.332, SLG: 0.373										4	0	0	1	0	1	3				
Shawn Green, L (1, 9) OBP: 0.447, SLG: 0.597										5	1	2	0	0	1	0				
Gary Sheffield, R (1, 10) OBP: 0.435, SLG: 0.649										4	1	0	0	1	1	1				
Eric Karros, R (1, 3) OBP: 0.359, SLG: 0.605										4	1	3	3	0	1	0				
Kevin Elster, R (1, 5) OBP: 0.386, SLG: 0.536										2	1	0	0	2	0	1				
Chad Kreuter, S (1, 2) OBP: 0.470, SLG: 0.585										3	2	2	2	1	1	0				
Jose Vizcaino, S (1, 6) OBP: 0.305, SLG: 0.264										4	1	2	0	0	0	1				
F.P. Santangelo, S (1, 8) OBP: 0.333, SLG: 0.161										2	0	2	1	1	0	0				
Inning Stats	R: 4 H: 3 E: 0 K: 1 S: 19	H: 3 R: 0 ER: 0 LOB: 1 BB: 2 P: 40	R: 0 H: 0 E: 0 K: 0 S: 7	H: 0 R: 0 ER: 0 LOB: 0 BB: 0 P: 11	R: 0 H: 1 E: 0 K: 0 S: 7	H: 1 R: 0 ER: 0 LOB: 1 BB: 1 P: 11	R: 2 H: 2 E: 0 K: 0 S: 10	H: 2 R: 0 ER: 0 LOB: 0 BB: 1 P: 20	R: 0 H: 0 E: 0 K: 1 S: 9	H: 0 R: 0 ER: 0 LOB: 0 BB: 0 P: 14	R: 1 H: 2 E: 0 K: 0 S: 15	H: 2 R: 0 ER: 0 LOB: 2 BB: 1 P: 27	R: 0 H: 1 E: 0 K: 2 S: 12	H: 1 R: 0 ER: 0 LOB: 1 BB: 0 P: 19	R: 0 H: 1 E: 0 K: 2 S: 8	H: 1 R: 0 ER: 0 LOB: 1 BB: 0 P: 14	R: 0 H: 1 E: 0 K: 1 S: 11	H: 1 R: 0 ER: 0 LOB: 0 BB: 0 P: 15	1B: 6 R: 7 H: 11 RBI: 7 BB: 5 SO: 7 LOB: 10	WP: 0 PA: 41 PB: 0 SB: 1 CS: 1
PITCHER	IP: 5.1 WLS: 1 BF: 27 H: 8 R: 7 ER: 7 SO: 2 BB: 5 IBB: 0 HBP: 1 BLK: 0 WP: 0 HR: 2 S: 62 P: 115 ERA: 11.81 WHIP: 2.438	IP: 2.2 WLS: 0 BF: 10 H: 2 R: 0 ER: 0 SO: 4 BB: 0 IBB: 0 HBP: 0 BLK: 0 WP: 0 HR: 0 S: 25 P: 41 ERA: 0.00 WHIP: 0.750	IP: 1.0 WLS: 0 BF: 3 H: 1 R: 0 ER: 0 SO: 1 BB: 0 IBB: 0 HBP: 0 BLK: 0 WP: 0 HR: 0 S: 11 P: 15 ERA: 0.00 WHIP: 1.000	PITCHER																

Los Angeles Dodgers @ Anaheim Angels
Edison International Field, Anaheim, CA
Sun Jun 04 2000, 4:05 PM EDT
Att: 40,489 - Sunny - 85 F

AB 32
R 7
H 11
RBI 7
BB 5
SO 7
LOB 10



Batter	1	2	3	4	5	6	7	8	9	AB	R	H	RBI	BB	SO	LOB	BOTTOM			
Darin Erstad, L (1, 7) OBP: 0.438, SLG: 0.568										5	1	2	0	0	1	2				
Kevin Stocker, S (1, 6) OBP: 0.386, SLG: 0.383										3	1	0	0	2	1	1				
Mo Vaughn, L (1, 3) OBP: 0.379, SLG: 0.607										4	1	0	0	1	1	4				
Tim Salmon, R (1, 10) OBP: 0.414, SLG: 0.545										2	3	2	2	2	0	0				
16 Garret Anderson, L (1, 8) OBP: 0.271, SLG: 0.491										5	2	2	0	0	0	5				
Troy Glaus, R (1, 5) OBP: 0.450, SLG: 0.668										4	0	1	2	1	1	3				
Bengie Molina, R (1, 2) OBP: 0.377, SLG: 0.457										4	0	2	2	0	0	0				
Orlando Palmeiro, L (8, PR) OBP: 0.420, SLG: 0.339										0	0	0	1	1	0	0				
Edgard Clemente, R (1, 9) OBP: 0.190, SLG: 0.195										3	0	0	0	0	1	1				
Scott Spiezio, S (8, PH) OBP: 0.356, SLG: 0.430										0	0	0	0	1	0	0				
Matt Walbeck, S (9, 2) OBP: 0.206, SLG: 0.311										0	0	0	0	0	0	0				
Adam Kennedy, L (1, 4) OBP: 0.317, SLG: 0.413										4	0	0	1	0	1	2				
Inning Stats	R: 1 H: 2 E: 0 K: 0 S: 11	H: 2 R: 0 ER: 0 LOB: 2 BB: 2 P: 25	R: 0 H: 0 E: 0 K: 2 S: 13	H: 0 R: 0 ER: 0 LOB: 0 BB: 0 P: 17	R: 2 H: 1 E: 0 K: 0 S: 10	H: 1 R: 0 ER: 0 LOB: 0 BB: 1 P: 18	R: 0 H: 0 E: 0 K: 0 S: 4	H: 0 R: 0 ER: 0 LOB: 0 BB: 0 P: 8	R: 0 H: 0 E: 0 K: 1 S: 8	H: 0 R: 0 ER: 0 LOB: 0 BB: 0 P: 12	R: 2 H: 2 E: 0 K: 0 S: 9	H: 2 R: 0 ER: 0 LOB: 1 BB: 1 P: 18	R: 0 H: 1 E: 0 K: 1 S: 11	H: 1 R: 0 ER: 0 LOB: 1 BB: 0 P: 17	R: 2 H: 3 E: 0 K: 2 S: 15	H: 3 R: 0 ER: 0 LOB: 2 BB: 1 P: 26	R: 1 H: 0 E: 0 K: 0 S: 9	H: 0 R: 0 ER: 0 LOB: 3 BB: 3 P: 24	1B: 6 R: 8 H: 9 RBI: 8 BB: 8 SO: 6 LOB: 18	WP: 0 PA: 43 PB: 0 SB: 0 CS: 0
PITCHER	IP: 6.0 WLS: 1 BF: 26 H: 5 R: 5 ER: 5 SO: 3 BB: 4 IBB: 0 HBP: 0 BLK: 0 WP: 0 HR: 1 S: 55 P: 98 ERA: 7.50 WHIP: 1.500	IP: 1.1 WLS: 0 BF: 8 H: 4 R: 2 ER: 2 SO: 2 BB: 0 IBB: 0 HBP: 0 BLK: 0 WP: 0 HR: 0 S: 20 P: 29 ERA: 13.50 WHIP: 3.000	IP: 1.1 WLS: 0 BF: 9 H: 0 R: 1 ER: 1 SO: 1 BB: 4 IBB: 0 HBP: 1 BLK: 0 WP: 0 HR: 0 S: 15 P: 38 ERA: 6.75 WHIP: 3.000	PITCHER																

Los Angeles Dodgers @ Anaheim Angels
Edison International Field, Anaheim, CA
Sun Jun 04 2000, 4:05 PM EDT
Att: 40,489 - Sunny - 85 F

AB 34
R 8
H 9
RBI 8
BB 8
SO 6
LOB 18



Batter	1	2	3	4	5	6	7	8	9	AB	R	H	RBI	BB	SO	LOB	TOP																						
F.P. Santangelo, S (1, 8) OBP: 0.328, SLG: 0.167			G4-3					G1-3		4	0	1	0	0	1	0	Los Angeles Dodgers @ Texas Rangers The Ballpark at Arlington, Arlington, TX Mon Jun 05 2000, 8:35 PM EDT Att: 34,709 - Sunny - 84 F																						
Mark Grudzielanek, R (1, 4) OBP: 0.331, SLG: 0.371	G6-3		P3					K		4	0	1	0	0	1	0																							
Gary Sheffield, R (1, 7) OBP: 0.436, SLG: 0.642										2	0	0	0	2	0	1																							
Shawn Green, L (1, 9) OBP: 0.448, SLG: 0.591										2	0	0	0	2	0	1																							
Eric Karros, R (1, 3) OBP: 0.352, SLG: 0.593	K					K				4	0	0	0	0	3	5																							
Dave Hansen, L (1, 10) OBP: 0.457, SLG: 0.676										4	0	0	0	0	0	1																							
Kevin Elster, R (1, 5) OBP: 0.356, SLG: 0.522										3	0	0	0	0	1	0																							
Chad Kreuter, S (1, 2) OBP: 0.459, SLG: 0.567										2	0	0	0	0	1	0																							
Alex Cora, L (1, 6) OBP: 0.300, SLG: 0.340										3	0	0	0	0	0	1																							
Inning Stats	R: 0 H: 0 E: 0 K: 2 S: 11	H: 0 LOB: 2 BB: 2 P: 24	R: 0 H: 0 E: 0 K: 1 S: 8	H: 0 LOB: 0 BB: 0 P: 11	R: 0 H: 0 E: 0 K: 0 S: 9	H: 0 LOB: 0 BB: 0 P: 13	R: 0 H: 0 E: 0 K: 0 S: 3	H: 0 LOB: 0 BB: 0 P: 5	R: 0 H: 2 E: 1 K: 1 S: 6	H: 2 LOB: 2 BB: 1 P: 21	R: 0 H: 0 E: 0 K: 1 S: 11	H: 0 LOB: 0 BB: 0 P: 17	R: 0 H: 0 E: 0 K: 1 S: 8	H: 0 LOB: 0 BB: 0 P: 9	R: 0 H: 0 E: 0 K: 1 S: 10	H: 0 LOB: 1 BB: 1 P: 22	1B: 2 2B: 0 3B: 0 HR: 0	SF: 0 SAC: 1 DP: 0 HBP: 0	WP: 0 PB: 0 SB: 0 CS: 1	PA: 33																			
PITCHER	IP	WLS	BF	H	R	ER	SO	BB	IBB	HBP	BLK	WP	HR	S	P	ERA	WHIP	PITCHER		IP	WLS	BF	H	R	ER	SO	BB	IBB	HBP	BLK	WP	HR	S	P	ERA	WHIP			
Ryan Glynn, R (1, 1) ERA: 3.75	8.0	W	29	2	0	0	6	3	0	0	0	0	0	67	108	0.00	0.625			8.0	L	29	5	2	2	9	0	0	0	0	0	0	0	0	0	0	2.25	0.625	
John Wetteland, R (9, 1) ERA: 3.75	1.0	S	4	0	0	0	1	1	0	0	0	0	0	10	22	0.00	1.000			1.0	S	4	0	0	0	1	1	0	0	0	0	0	0	0	0	0	0	0	0

Batter	1	2	3	4	5	6	7	8	9	AB	R	H	RBI	BB	SO	LOB	BOTTOM																						
Jason McDonald, S (1, 8) OBP: 0.356, SLG: 0.360								FC3-6		4	0	2	1	0	1	1	Los Angeles Dodgers @ Texas Rangers The Ballpark at Arlington, Arlington, TX Mon Jun 05 2000, 8:35 PM EDT Att: 34,709 - Sunny - 84 F																						
Frank Catalanotto, L (1, 4) OBP: 0.609, SLG: 0.667								P1		4	0	0	0	0	1	3																							
Ivan Rodriguez, R (9, 2) OBP: 0.395, SLG: 0.724										0	0	0	0	0	0	0																							
29 Rusty Greer, L (1, 7) OBP: 0.318, SLG: 0.386	G6-3									3	1	1	0	0	0	0																							
Rafael Palmeiro, L (1, 10) OBP: 0.397, SLG: 0.586										3	0	1	0	0	0	0																							
David Segui, S (1, 3) OBP: 0.391, SLG: 0.507										2	0	0	1	0	0	0																							
Chad Curtis, R (1, 9) OBP: 0.330, SLG: 0.454										3	0	0	0	0	2	1																							
Scarborough Green, S (8, 8) OBP: 0.289, SLG: 0.289										0	0	0	0	0	0	0																							
Mike Lamb, L (1, 5) OBP: 0.348, SLG: 0.465										3	1	1	0	0	1	1																							
Bill Haselman, R (1, 2) OBP: 0.310, SLG: 0.308										3	0	0	0	0	1	1																							
Luis Alices, S (8, PR) OBP: 0.392, SLG: 0.455										0	0	0	0	0	0	0																							
Royce Clayton, R (1, 6) OBP: 0.283, SLG: 0.421										3	0	0	0	0	3	2																							
Inning Stats	R: 0 H: 0 E: 0 K: 2 S: 7	H: 0 LOB: 0 BB: 0 P: 9	R: 0 H: 0 E: 0 K: 0 S: 4	H: 0 LOB: 0 BB: 0 P: 5	R: 0 H: 0 E: 0 K: 3 S: 11	H: 0 LOB: 0 BB: 0 P: 16	R: 0 H: 1 E: 0 K: 0 S: 8	H: 1 LOB: 0 BB: 0 P: 14	R: 1 H: 2 E: 0 K: 1 S: 13	H: 2 LOB: 1 BB: 0 P: 17	R: 1 H: 2 E: 0 K: 1 S: 10	H: 2 LOB: 1 BB: 0 P: 14	R: 0 H: 0 E: 1 K: 1 S: 15	H: 0 LOB: 1 BB: 0 P: 22	1B: 3 2B: 2 3B: 0 HR: 0	SF: 1 SAC: 0 DP: 1 HBP: 0	WP: 0 PB: 0 SB: 0 CS: 0	PA: 29																					
PITCHER	IP	WLS	BF	H	R	ER	SO	BB	IBB	HBP	BLK	WP	HR	S	P	ERA	WHIP	PITCHER		IP	WLS	BF	H	R	ER	SO	BB	IBB	HBP	BLK	WP	HR	S	P	ERA	WHIP			
Kevin Brown, R (1, 1) ERA: 2.45	8.0	L	29	5	2	2	9	0	0	0	0	0	0	75	109	2.25	0.625			8.0	L	29	5	2	2	9	0	0	0	0	0	0	0	0	0	0	0	0	0




Batter	1	2	3	4	5	6	7	8	9	AB	R	H	RBI	BB	SO	LOB	TOP										
F.P. Santangelo, S OBP: 0.347, SLG: 0.213 (1, 8)										6	2	3	1	0	1	1	Los Angeles Dodgers @ Texas Rangers The Ballpark at Arlington, Arlington, TX Wed Jun 07 2000, 3:05 PM EDT Att: 35,860 - Sunny - 78 F										
Mark Grudzielanek, R OBP: 0.360, SLG: 0.402 (1, 4)										5	1	3	3	0	1	1											
Gary Sheffield, R Shawn Gilbert, R (8, PR) (8, 8)										3	1	1	1	1	1	2											
Shawn Green, L OBP: 0.450, SLG: 0.586 (1, 9)										4	0	1	0	1	2	2											
Eric Karros, R OBP: 0.350, SLG: 0.574 (1, 3)										4	1	0	0	1	2	5											
Dave Hansen, L OBP: 0.484, SLG: 0.652 (1, 10)										4	1	3	2	1	1	2											
Chad Kreuter, S OBP: 0.467, SLG: 0.571 (1, 2)										3	2	2	1	1	0	1											
Jose Vizcaino, S OBP: 0.293, SLG: 0.256 (1, 5)										5	0	0	0	0	2	5											
Alex Cora, L OBP: 0.356, SLG: 0.407 (1, 6)										4	3	2	1	1	0	0											
Inning Stats	R: 1 E: 0 K: 1 S: 12	H: 3 LOB: 1 BB: 0 P: 18	R: 3 E: 0 K: 1 S: 19	H: 3 LOB: 1 BB: 1 P: 32	R: 1 E: 0 K: 1 S: 9	H: 1 LOB: 1 BB: 1 P: 17	R: 0 E: 0 K: 1 S: 10	H: 1 LOB: 1 BB: 0 P: 14	R: 0 E: 0 K: 2 S: 17	H: 1 LOB: 2 BB: 1 P: 27	R: 4 E: 0 K: 2 S: 28	H: 4 LOB: 1 BB: 1 P: 43	R: 0 E: 0 K: 0 S: 5	H: 0 LOB: 0 BB: 0 P: 6	R: 0 E: 0 K: 2 S: 7	H: 0 LOB: 2 BB: 1 P: 17	R: 2 E: 1 K: 1 S: 11	H: 2 LOB: 1 BB: 1 P: 19	1B: 8 2B: 6 3B: 1 HR: 0	SF: 2 SAC: 0 DP: 0 HBP: 1	WP: 0 PB: 1 SB: 1 CS: 0	PA: 48					
PITCHER	IP	WLS	BF	H	R	ER	SO	BB	IBB	HBP	BLK	WP	HR	S	P	ERA	WHIP										
Rick Helling, R ERA: 4.0 (1, 1)	5.0	L	28	11	7	7	5	3	0	0	0	0	0	78	124	12.60	2.800										
Tim Crabbree, R ERA: 6.21 (6, 1)	1.0		6	2	2	2	2	1	0	0	0	0	0	17	27	18.00	3.000										
Jonathan Johnson, R ERA: (7, 1)	3.0		14	2	2	0	3	2	0	1	0	0	0	23	42	0.00	1.333										

AB	39
R	11
H	15
RBI	9
BB	6
SO	10
LOB	20



Batter	1	2	3	4	5	6	7	8	9	AB	R	H	RBI	BB	SO	LOB	BOTTOM										
Luis Altea, S OBP: 0.394, SLG: 0.463 (1, 4)										4	1	2	0	1	0	0	Los Angeles Dodgers @ Texas Rangers The Ballpark at Arlington, Arlington, TX Wed Jun 07 2000, 3:05 PM EDT Att: 35,860 - Sunny - 78 F										
Royce Clayton, R OBP: 0.287, SLG: 0.417 (9, 6)										4	0	2	1	1	0	3											
29 Rusty Greer, L OBP: 0.320, SLG: 0.385 (1, 7)										5	1	1	0	0	1	4											
Ivan Rodriguez, R OBP: 0.397, SLG: 0.726 (1, 2)										3	2	1	1	2	0	1											
Rafael Palmeiro, L OBP: 0.398, SLG: 0.581 (1, 10)										5	1	2	0	0	1	3											
David Segui, S OBP: 0.393, SLG: 0.514 (1, 3)										4	0	0	1	0	1	2											
Chad Curtis, R OBP: 0.320, SLG: 0.436 (1, 9)										4	0	0	1	0	1	2											
Mike Lamb, L OBP: 0.342, SLG: 0.456 (1, 5)										3	1	1	0	1	1	0											
Jason McDonald, S OBP: 0.370, SLG: 0.400 (1, 8)										4	0	3	2	0	1	0											
Scott Sheldon, R OBP: 0.300, SLG: 0.222 Frank Catalanotto, L OBP: 0.347, SLG: 0.656 (8, PH) (9, 4)										3	0	0	0	0	2	2											
Inning Stats	R: 0 E: 0 K: 0 S: 8	H: 1 LOB: 0 BB: 0 P: 13	R: 2 E: 1 K: 1 S: 11	H: 2 LOB: 1 BB: 1 P: 20	R: 1 E: 0 K: 0 S: 6	H: 2 LOB: 1 BB: 0 P: 8	R: 0 E: 0 K: 1 S: 13	H: 1 LOB: 0 BB: 0 P: 19	R: 1 E: 0 K: 1 S: 11	H: 2 LOB: 1 BB: 0 P: 17	R: 0 E: 0 K: 2 S: 8	H: 0 LOB: 0 BB: 0 P: 11	R: 0 E: 0 K: 1 S: 9	H: 1 LOB: 1 BB: 1 P: 14	R: 2 E: 0 K: 0 S: 14	H: 2 LOB: 3 BB: 3 P: 32	R: 0 E: 0 K: 1 S: 13	H: 1 LOB: 1 BB: 0 P: 18	1B: 4 2B: 7 3B: 1 HR: 0	SF: 1 SAC: 0 DP: 3 HBP: 0	WP: 0 PB: 0 SB: 1 CS: 0	PA: 42					
PITCHER	IP	WLS	BF	H	R	ER	SO	BB	IBB	HBP	BLK	WP	HR	S	P	ERA	WHIP										
37 Darren Dreifort, R ERA: 4.9 (8, 1)	0.1		4	1	2	2	0	2	0	0	0	0	0	6	19	54.00	9.000										
Antonic Osuna, R ERA: 3.86 (8, 1)	0.2	H	4	1	0	0	0	1	0	0	0	0	0	8	13	0.00	3.000										
Matt Herge, R ERA: 3.6 (9, 1)	1.0		4	1	0	0	1	0	0	0	0	0	0	13	18	0.00	1.000										



Batter	1	2	3	4	5	6	7	8	9	AB	R	H	RBI	BB	SO	LOB	TOP								
Craig Biggio, R OBP: 0.403, SLG: 0.358 (1,4)	G6-3		G5-3			HR		HBP		3	1	1	1	0	0	0	Houston Astros @ Los Angeles Dodgers Dodger Stadium, Los Angeles, CA Thu Jun 08 2000, 6:10 PM PDT Att: 23,648 - Sunny - 72 F								
Mitch Meluskey, S OBP: 0.382, SLG: 0.537 (1,2)	K		F8			F7		1B		4	0	1	0	0	1	0									
5 Jeff Bagwell, R OBP: 0.403, SLG: 0.545 (1,3)	F9					BB		K		4	0	1	0	0	2	2									
Ken Caminiti, S OBP: 0.430, SLG: 0.600 (1,5)		F7				G1-3		K		3	0	0	0	1	1	2									
Moises Alou, R OBP: 0.400, SLG: 0.610 (1,7)								K		4	1	2	1	0	0	4									
Julio Lugo, R OBP: 0.389, SLG: 0.333 (8,7)		HR				G6-4-3		G6-3		0	0	0	0	0	0	0									
Richard Hidalgo, R OBP: 0.394, SLG: 0.628 (1,8)										3	0	1	0	1	0	1									
Daryle Ward, L OBP: 0.281, SLG: 0.524 (1,9)		K				G3		K		4	0	0	0	0	2	2									
Tim Lincecum, R OBP: 0.237, SLG: 0.243 (1,6)						F9		G3		2	0	0	0	1	1	1									
Bill Spillers, L OBP: 0.361, SLG: 0.383 (9,PH)	K									1	0	0	0	0	0	0									
Chris Holt, R OBP: 0.148, SLG: 0.115 (1,1)										3	0	0	0	0	2	1									
Joe Slusarski, R (8,1)	G4-3					K		K		0	0	0	0	0	0	0									
Inning Stats	R: 0 E: 0 K: 1 S: 9	H: 0 LOB: 0 BB: 0 P: 14	R: 1 E: 0 K: 2 S: 15	H: 2 LOB: 1 BB: 0 P: 16	R: 0 E: 0 K: 0 S: 6	H: 0 LOB: 0 BB: 0 P: 7	R: 0 E: 0 K: 1 S: 10	H: 1 LOB: 1 BB: 0 P: 15	R: 0 E: 0 K: 1 S: 8	H: 0 LOB: 0 BB: 0 P: 12	R: 1 E: 0 K: 0 S: 12	H: 2 LOB: 1 BB: 1 P: 22	R: 0 E: 0 K: 1 S: 12	H: 0 LOB: 2 BB: 2 P: 24	R: 0 E: 0 K: 2 S: 12	H: 1 LOB: 2 BB: 0 P: 17	R: 0 E: 0 K: 1 S: 8	H: 0 LOB: 0 BB: 0 P: 13	1B: 4 2B: 0 3B: 0 HR: 2	SF: 0 SAC: 0 DP: 2 HBP: 1	WP: 0 PB: 0 SB: 0 CS: 0	PA: 35			
PITCHER	IP	WLS	BF	H	R	ER	SO	BB	IBB	HBP	BLK	WP	HR	S	P	ERA	WHIP								
Chan Ho Park, R ERA: 4.33 (1,1)	7.0	W	27	5	2	2	6	3	0	0	0	0	2	72	110	2.57	1.143								
Alan Mills, R ERA: 4.21 (8,1)	0.1	H	3	1	0	0	1	0	0	1	0	0	0	7	10	0.00	3.000								
Terry Adams, R ERA: 3.34 (8,1)	0.2	H	2	0	0	0	1	0	0	0	0	0	0	5	7	0.00	0.000								
Mike Fetters, R ERA: 1.76 (9,1)	1.0	S	3	0	0	0	1	0	0	0	0	0	0	8	13	0.00	0.000								

Batter	1	2	3	4	5	6	7	8	9	AB	R	H	RBI	BB	SO	LOB	BOTTOM								
F.P. Santangelo, S OBP: 0.333, SLG: 0.203 (1,8)	G1-3		F7			G3-1		F8		4	0	0	0	0	0	1	Houston Astros @ Los Angeles Dodgers Dodger Stadium, Los Angeles, CA Thu Jun 08 2000, 6:10 PM PDT Att: 23,648 - Sunny - 72 F								
Mark Czuzdzianek, R OBP: 0.338, SLG: 0.399 (1,4)	G6-3		BB			G6-3		G6-3		4	1	1	0	0	0	0									
Gary Sheffield, R OBP: 0.448, SLG: 0.641 (1,7)										2	1	2	0	2	0	0									
Shawn Gilbert, R (8,PR) (9,7)										0	1	0	0	0	0	0									
Shawn Green, L OBP: 0.454, SLG: 0.587 (1,9)										3	1	2	1	1	1	1									
Eric Karros, R OBP: 0.353, SLG: 0.578 (1,3)										4	0	2	2	0	0	2									
Chad Kreuter, S OBP: 0.447, SLG: 0.541 (1,2)										4	0	0	0	0	1	5									
Kevin Elster, R OBP: 0.348, SLG: 0.504 (1,5)										4	0	0	0	0	1	2									
Alex Cora, L OBP: 0.349, SLG: 0.397 (1,6)										4	0	1	0	0	1	2									
Chan Ho Park, R OBP: 0.148, SLG: 0.222 (1,1)										1	0	0	0	0	0	0									
Dave Hansen, L OBP: 0.474, SLG: 0.723 (7,PH)										1	1	1	1	0	0	0									
Alan Mills, R (8,1)										0	0	0	0	0	0	0									
Terry Adams, R (8,1)										0	0	0	0	0	0	0									
Mike Fetters, R (9,1)										0	0	0	0	0	0	0									
Inning Stats	R: 0 E: 0 K: 0 S: 12	H: 1 LOB: 2 BB: 1 P: 22	R: 0 E: 0 K: 0 S: 5	H: 0 LOB: 0 BB: 0 P: 5	R: 2 E: 1 K: 0 S: 17	H: 3 LOB: 2 BB: 1 P: 28	R: 0 E: 0 K: 0 S: 6	H: 1 LOB: 1 BB: 0 P: 8	R: 0 E: 0 K: 2 S: 8	H: 0 LOB: 0 BB: 0 P: 14	R: 1 E: 0 K: 1 S: 9	H: 1 LOB: 0 BB: 0 P: 11	R: 2 E: 0 K: 0 S: 19	H: 2 LOB: 2 BB: 1 P: 30	1B: 7 2B: 2 3B: 0 HR: 1	SF: 0 SAC: 1 DP: 1 HBP: 0	WP: 1 PB: 0 SB: 0 CS: 1	PA: 35							
PITCHER	IP	WLS	BF	H	R	ER	SO	BB	IBB	HBP	BLK	WP	HR	S	P	ERA	WHIP								
Chris Holt, R ERA: 5.1 (1,1)	7.0	L	32	9	5	5	4	3	0	0	0	1	1	71	115	6.43	1.714								
Joe Slusarski, R ERA: 2.55 (8,1)	1.0		3	0	0	0	0	0	0	0	0	1	0	13	17	0.00	0.000								



Batter	1	2	3	4	5	6	7	8	9	AB	R	H	RBI	BB	SO	LOB	TOP								
Ryan Christenson, R OBP: 0.375, SLG: 0.317 Terrence Long, L OBP: 0.309, SLG: 0.443	4-2 CS BB		2-1 F8			0-2 F8		2-1 G1-3	2-3 K	2	0	0	0	1	0	0									
Randy Velarde, R OBP: 0.403, SLG: 0.476	1-1 F8			1-2 G6-3		0-2 F9		1-1 G5-3		4	0	0	0	0	0	1									
Jason Giambi, L OBP: 0.429, SLG: 0.621	1-2 G4-3			0-1 F8		4-0 1B 2B BB		4-0 HR BB		2	2	0	0	2	0	1									
Olmedo Saenz, R OBP: 0.397, SLG: 0.541 Eric Chavez, L OBP: 0.350, SLG: 0.449		2-1 E5		1-0 E5		1-2 2B 1B		1-1 HR		4	1	2	2	0	0	0									
Ben Griever, L OBP: 0.355, SLG: 0.467	0-3 K			0-1 G3		1-1 1B		4-2 BB		3	0	1	1	1	1	2									
Ramon Hernandez, R OBP: 0.325, SLG: 0.385	2-0 G5-3				1-3 K	0-1 G1-3		0-2 F8		4	0	0	0	0	1	4									
Matt Stairs, L OBP: 0.335, SLG: 0.413	2-2 F7				3-2 G6-3		1-1 P6		0-0 F8	4	0	0	0	0	0	1									
Miguel Tejada, R OBP: 0.307, SLG: 0.409			1-2 P3		1-0 2B		1-2 F7		4-2 BB	3	0	1	0	1	0	0									
Tim Hudson, R Jeff Tam, R John Jaha, R Jason Isringhausen, R	2-2 G5-3		2-2 G5-3		1-1 G6-3		2-3 K		2-0 F9	3	0	0	0	0	1	1									
Inning Stats	R: 0 E: 0 K: 0 S: 10	H: 0 LOB: 0 BB: 1 P: 16	R: 0 E: 1 K: 1 S: 9	H: 0 LOB: 1 BB: 0 P: 15	R: 0 E: 0 K: 0 S: 8	H: 0 LOB: 0 BB: 0 P: 13	R: 0 E: 1 K: 0 S: 8	H: 0 LOB: 1 BB: 0 P: 10	R: 0 E: 0 K: 1 S: 9	H: 1 LOB: 0 BB: 0 P: 15	R: 1 E: 0 K: 0 S: 16	H: 2 LOB: 2 BB: 1 P: 22	R: 0 E: 0 K: 1 S: 9	H: 0 LOB: 0 BB: 0 P: 13	R: 2 E: 0 K: 0 S: 11	H: 1 LOB: 1 BB: 2 P: 23	R: 0 E: 0 K: 1 S: 8	H: 0 LOB: 1 BB: 1 P: 16	1B: 1 2B: 2 3B: 0 HR: 1	SF: 0 SAC: 0 DP: 0 HBP: 0	WP: 0 PB: 0 SB: 0 CS: 1	PA: 37			
PITCHER	IP	WLS	BF	H	R	ER	SO	BB	IBB	HBP	BLK	WP	HR	S	P	ERA	WHIP								
Carlos Perez, L ERA: 5.16	7.0		27	3	1	1	3	2	0	0	0	0	0	69	104	1.29	0.714								
Antonio Osuna, R ERA: 4.42	2.0	L	10	1	2	2	1	3	0	0	0	0	1	19	39	9.00	2.000								

Oakland Athletics @ Los Angeles Dodgers
Dodger Stadium, Los Angeles, CA
Fri Jun 09 2000, 7:10 PM PDT
Att: 31,038 - Sunny - 68 F

AB	32
R	3
H	4
RBI	3
BB	5
SO	4
LOB	12



Batter	1	2	3	4	5	6	7	8	9	AB	R	H	RBI	BB	SO	LOB	BOTTOM								
F.P. Santangelo, S OBP: 0.330, SLG: 0.205	2-3 K		1-3 K			2-1 FC6-4 1B		0-0 SH1-3	2-2 L3	4	0	1	0	0	2	1									
Mark Czuzielanek, R OBP: 0.341, SLG: 0.411	0-0 HR		4-1 FC6-4 BB		1-1 FC6-4 FC6-4	1-2 2-3		2-3 K		3	1	1	1	1	1	4									
Gary Sheffield, R OBP: 0.441, SLG: 0.628	3-2 G5-3		0-0 FC6-4		3-1 FC6-4	1-2		3-2 F8		4	0	0	0	0	0	6									
Shawn Green, L OBP: 0.451, SLG: 0.581	2-3 K			0-1 G3		1-1 F7		0-0 1B		4	0	1	0	0	1	0									
Eric Karros, R OBP: 0.347, SLG: 0.567		0-3 K		1-1 G4-3		3-3 K		1-3 K		4	0	0	0	0	3	1									
Chad Kreuter, S OBP: 0.446, SLG: 0.532		2-0 G4-3		4-1 BB		3-1 FC4-6 1B		2-3 K		3	0	1	0	1	1	1									
Kevin Elster, R OBP: 0.336, SLG: 0.488		1-3 K		2-3 K		0-1 FC4-6		2-3 K		4	0	0	0	0	3	3									
Alex Cora, L OBP: 0.373, SLG: 0.417			1-1 FC6-4 SH2-4 HBP		4-1 FC6-4 1B BB		2-1 SH1-3 2B		1-2 G4-3	2	0	1	0	1	0	0									
Carlos Perez, L OBP: 0.050, SLG: 0.100 Dave Hansen, L OBP: 0.483, SLG: 0.723 Antonio Osuna, R Jose Vizcaino, S OBP: 0.290, SLG: 0.253		1-0 SH2-4		1-3 K		1-3 K		4-0 SH1-3 BB		1	0	0	0	0	1	1									
Inning Stats	R: 1 E: 0 K: 2 S: 10	H: 1 LOB: 0 BB: 0 P: 17	R: 0 E: 0 K: 2 S: 7	H: 0 LOB: 0 BB: 0 P: 10	R: 0 E: 0 K: 1 S: 7	H: 0 LOB: 1 BB: 1 P: 14	R: 0 E: 0 K: 1 S: 8	H: 0 LOB: 1 BB: 1 P: 15	R: 0 E: 0 K: 1 S: 9	H: 1 LOB: 2 BB: 1 P: 21	R: 0 E: 0 K: 1 S: 11	H: 1 LOB: 2 BB: 1 P: 22	R: 0 E: 0 K: 3 S: 10	H: 1 LOB: 1 BB: 0 P: 15	R: 0 E: 0 K: 0 S: 11	H: 0 LOB: 0 BB: 0 P: 15	1B: 3 2B: 1 3B: 0 HR: 1	SF: 0 SAC: 2 DP: 0 HBP: 1	WP: 0 PB: 0 SB: 0 CS: 0	PA: 37					
PITCHER	IP	WLS	BF	H	R	ER	SO	BB	IBB	HBP	BLK	WP	HR	S	P	ERA	WHIP								
Tim Hudson, R ERA: 4.42	6.1		28	4	1	1	8	4	0	0	0	0	0	18	28	0.00	0.600								
Jeff Tam, R ERA: 1.93	1.2	W	6	1	0	0	4	0	0	0	0	0	0	11	15	0.00	0.000								
Jason Isringhausen, R ERA: 3.18	1.0	S	3	0	0	0	0	0	0	0	0	0	0	11	15	0.00	0.000								

Oakland Athletics @ Los Angeles Dodgers
Dodger Stadium, Los Angeles, CA
Fri Jun 09 2000, 7:10 PM PDT
Att: 31,038 - Sunny - 68 F

AB	30
R	1
H	5
RBI	1
BB	4
SO	12
LOB	17



Batter	1	2	3	4	5	6	7	8	9	AB	R	H	RBI	BB	SO	LOB	TOP					
Terrence Long, L (1, 8) OBP: 0.307, SLG: 0.444	G1-3		G6-4-3			WP 1B 2B		G6-3		4	1	1	0	0	0	1	Oakland Athletics @ Los Angeles Dodgers Dodger Stadium, Los Angeles, CA Sat Jun 10 2000, 7:10 PM PDT Att: 38,621 - Sunny - 70 F					
Randy Velarde, R (1, 4) OBP: 0.391, SLG: 0.458	G1-3		F9			K		K		4	0	0	0	0	2	1						
Jason Giambi, L (1, 3) OBP: 0.433, SLG: 0.620	HBP			F7		1B		BB		2	0	1	1	1	0	0						
Matt Stairs, L (1, 9) OBP: 0.333, SLG: 0.410	1B			F8		K		G4-3		4	0	1	0	0	1	2						
Ben Grieve, L (1, 7) OBP: 0.354, SLG: 0.463	L5			G4-3		P5			E8 3 F8 1B	4	0	1	0	0	0	3						
Ramon Hernandez, R (1, 2) OBP: 0.324, SLG: 0.382		G3			G2-3 1B			G6-3	G1-3	4	0	1	0	0	0	1						
3 Eric Chavez, L (1, 5) OBP: 0.349, SLG: 0.460		F9			P3			HR	F8	4	1	1	1	0	0	2						
Miguel Tejada, R (1, 6) OBP: 0.302, SLG: 0.402		K			G2-3			G6-3	F8	4	0	0	0	0	1	2						
Omar Olivares, R (1, 1) OBP: 1.000, SLG: 1.000 Orlando Hernandez, R (5, PH) Scott Service, R (5, 1) Jeremy Giambi, L (7, PH) Doug Jones, R (7, 1) Rich Sauveur, L (8, 1)					L6			G4-3		1	0	1	0	0	0	0						
Inning Stats	R: 0 E: 0 K: 0 S: 7	H: 1 LOB: 2 BB: 0 P: 10	R: 0 E: 0 K: 1 S: 8	H: 0 LOB: 0 BB: 0 P: 13	R: 0 E: 0 K: 0 S: 8	H: 1 LOB: 0 BB: 0 P: 12	R: 0 E: 0 K: 0 S: 5	H: 0 LOB: 0 BB: 0 P: 10	R: 0 E: 0 K: 0 S: 7	H: 1 LOB: 1 BB: 0 P: 13	R: 1 E: 0 K: 2 S: 12	H: 2 LOB: 1 BB: 0 P: 18	R: 1 E: 0 K: 0 S: 9	H: 1 LOB: 0 BB: 0 P: 14	R: 0 E: 0 K: 1 S: 8	H: 0 LOB: 1 BB: 1 P: 12	R: 0 E: 1 K: 0 S: 6	H: 1 LOB: 1 BB: 0 P: 10	1B: 5 2B: 1 3B: 0 HR: 1	SF: 0 SAC: 0 DP: 1 HBP: 1	WP: 1 PB: 0 SB: 0 CS: 0	PA: 35
PITCHER Kevin Brown, R (1, 1) ERA: 2.41	IP: 9.0 WLS: W BF: 35 H: 7 R: 2 ER: 2 SO: 4 BB: 1 IBB: 0 HBP: 1 BLK: 0 WP: 1 HR: 1 S: 70 P: 112 ERA: 2.00 WHIP: 0.889											PITCHER	IP: 9.0 WLS: W BF: 35 H: 7 R: 2 ER: 2 SO: 4 BB: 1 IBB: 0 HBP: 1 BLK: 0 WP: 1 HR: 1 S: 70 P: 112 ERA: 2.00 WHIP: 0.889									

AB	33
R	2
H	7
RBI	2
BB	1
SO	4
LOB	13



Batter	1	2	3	4	5	6	7	8	9	AB	R	H	RBI	BB	SO	LOB	BOTTOM					
F.P. Santangelo, S (1, 8) OBP: 0.333, SLG: 0.216	2B 2B	FC6-4 1B	G4-3			K		G3		5	1	2	0	0	1	4	Oakland Athletics @ Los Angeles Dodgers Dodger Stadium, Los Angeles, CA Sat Jun 10 2000, 7:10 PM PDT Att: 38,621 - Sunny - 70 F					
Mark Czudzielanek, R (1, 4) OBP: 0.338, SLG: 0.410	2B	FC6-4 1B		F3	F8			G4-3		5	1	1	0	0	0	3						
Gary Sheffield, R (1, 7) Shawn Gilbert, R (9, 7)	2B	1B		HR	BB			K		4	2	2	2	1	1	0						
Shawn Green, L (1, 9) OBP: 0.450, SLG: 0.595	2B	1B		HR	BB			K		5	1	2	3	0	3	2						
Eric Karros, R (1, 3) OBP: 0.348, SLG: 0.575	G4-6-3 BB		K	F8		HR		F9		4	1	1	1	1	1	0						
Dave Hansen, L (1, 5) OBP: 0.488, SLG: 0.686	G4-6-3		K	F8		1B		1B		4	0	1	0	0	1	2						
Chad Kreuter, S (1, 2) OBP: 0.471, SLG: 0.538	BB		1B 1B		1B BB			1B		1	1	1	0	3	0	0						
Alex Cora, L (1, 6) OBP: 0.380, SLG: 0.422	K		1B 1B		1B			L7		4	0	2	0	0	1	4						
Kevin Brown, R (1, 1) OBP: 0.160, SLG: 0.125		G6-3			K			F7		4	0	1	1	0	1	2						
Inning Stats	R: 3 E: 0 K: 1 S: 15	H: 4 LOB: 2 BB: 2 P: 31	R: 0 E: 0 K: 1 S: 13	H: 2 LOB: 0 BB: 0 P: 18	R: 1 E: 0 K: 2 S: 16	H: 2 LOB: 2 BB: 1 P: 28	R: 2 E: 0 K: 0 S: 6	H: 1 LOB: 1 BB: 1 P: 12	R: 0 E: 0 K: 2 S: 16	H: 1 LOB: 2 BB: 1 P: 23	R: 1 E: 0 K: 0 S: 16	H: 3 LOB: 0 BB: 0 P: 27	R: 0 E: 0 K: 0 S: 9	H: 0 LOB: 0 BB: 0 P: 10	R: 0 E: 0 K: 2 S: 8	H: 0 LOB: 0 BB: 0 P: 12	R: 0 E: 0 K: 2 S: 8	H: 0 LOB: 0 BB: 0 P: 12	1B: 8 2B: 3 3B: 0 HR: 2	SF: 0 SAC: 0 DP: 1 HBP: 0	WP: 0 PB: 0 SB: 0 CS: 0	PA: 41
PITCHER Omar Olivares, R (1, 1) ERA: 6.64 Scott Service, R (5, 1) ERA: 7.89 Doug Jones, R (7, 1) ERA: 5.65 Rich Sauveur, L (8, 1) ERA: 5.19	IP: 4.0 WLS: L BF: 24 H: 9 R: 6 ER: 6 SO: 4 BB: 4 IBB: 0 HBP: 0 BLK: 0 WP: 0 HR: 1 S: 50 P: 89 ERA: 13.50 WHIP: 3.250											PITCHER	IP: 4.0 WLS: L BF: 24 H: 9 R: 6 ER: 6 SO: 4 BB: 4 IBB: 0 HBP: 0 BLK: 0 WP: 0 HR: 1 S: 50 P: 89 ERA: 13.50 WHIP: 3.250									

AB	36
R	7
H	13
RBI	7
BB	5
SO	9
LOB	17



Batter	1	2	3	4	5	6	7	8	9	AB	R	H	RBI	BB	SO	LOB	TOP								
Terrence Long, L OBP: 0.315, SLG: 0.446	1-2 BB HBP 1B	2-2 F8		1-1 1B		4-2 BB BB		1-2 P6		4	1	2	0	1	0	0									
Randy Velarde, R OBP: 0.383, SLG: 0.441	4-2 HBP BB 2B	3-3 K		1-1 P3		3-3 K		0-2 F9		4	1	0	0	1	2	4									
Jason Giambi, L OBP: 0.440, SLG: 0.623	4-0 HBP 2B		4-1 BB		0-0 WP S 2B	4-1 BB		1-1 P5		2	2	1	0	3	0	0									
Matt Stairs, L OBP: 0.331, SLG: 0.402	2-2 2B 3 1B HBP		1-3 K		2-2 F7	2-1 F8		1-3 K		4	1	0	1	0	2	5									
Miguel Tejada, R OBP: 0.301, SLG: 0.403	2-2 3 1B 2B		2-2 F9		0-1 F8		0-3 K			4	1	1	2	0	1	2									
Ben Grievs, L OBP: 0.352, SLG: 0.457	0-1 F9		2-2 G4-3		4-0 S IBB		1-0 G4-3			3	0	0	0	1	0	3									
Ryan Christenson, R OBP: 0.375, SLG: 0.317										0	0	0	0	0	0	0									
Sal Fasano, R OBP: 0.278, SLG: 0.258	0-3 K		0-3 K		1-3 K		0-3 K			4	0	0	0	0	4	3									
3 Eric Chavez, L OBP: 0.351, SLG: 0.466	3-2 1B		0-2 G1-3		1-0 BB 2B		0-0 F5			4	0	2	2	0	0	0									
Kevin Appier, R OBP: 0.250, SLG: 0.250		2-3 K		2-2 1B		3-3 K		3-3 K		4	0	1	0	0	3	1									
Inning Stats	R: 5 E: 0 K: 1 S: 23	H: 3 LOB: 1 BB: 2 P: 39	R: 0 E: 0 K: 2 S: 12	H: 0 LOB: 0 BB: 0 P: 19	R: 0 E: 0 K: 1 S: 10	H: 0 LOB: 1 BB: 1 P: 19	R: 0 E: 0 K: 1 S: 14	H: 2 LOB: 2 BB: 0 P: 18	R: 1 E: 0 K: 1 S: 10	H: 1 LOB: 1 BB: 1 P: 17	R: 0 E: 0 K: 2 S: 12	H: 1 LOB: 3 BB: 2 P: 29	R: 0 E: 0 K: 1 S: 7	H: 0 LOB: 0 BB: 0 P: 8	R: 0 E: 0 K: 1 S: 9	H: 0 LOB: 0 BB: 0 P: 13	R: 0 E: 0 K: 1 S: 8	H: 0 LOB: 0 BB: 0 P: 10	1B: 4 2B: 3 3B: 0 HR: 0	SF: 0 SAC: 0 DP: 0 HBP: 1	WP: 1 PB: 0 CS: 2 SB: 0	PA: 40			
PITCHER	IP	WLS	BF	H	R	ER	SO	BB	IBB	HBP	BLK	WP	HR	S	P	ERA	WHIP								
Eric Gagne, R ERA: 4.47	(1, 1)	5.0	L	25	6	6	6	3	1	1	0	1	0	69	112	10.80	1.800								
Onan Masaoka, L ERA: 4.66	(6, 1)	2.0		9	1	0	0	4	2	0	0	0	0	19	37	0.00	1.500								
Matt Herge, R ERA: 3.5	(8, 1)	1.0		3	0	0	0	1	0	0	0	0	0	9	13	0.00	0.000								
Jeff Shaw, R ERA: 7.15	(9, 1)	1.0		3	0	0	0	1	0	0	0	0	0	8	10	0.00	0.000								

Oakland Athletics @ Los Angeles Dodgers
Dodger Stadium, Los Angeles, CA
Sun Jun 11 2000, 1:10 PM PDT
Att: 38,733 - Sunny - 80 F

AB	33
R	6
H	7
RBI	5
BB	6
SO	12
LOB	18



Batter	1	2	3	4	5	6	7	8	9	AB	R	H	RBI	BB	SO	LOB	BOTTOM								
F.P. Santangelo, S OBP: 0.330, SLG: 0.217	0-0 B3		3-3 K			0-0 BB 1B		2-1 F9		4	0	1	0	0	1	0									
Mark Czudzielanek, R OBP: 0.337, SLG: 0.408	3-1 2B		1-1 FC5-4 1B			1-3 K		2-3 K		4	0	1	0	0	2	1									
Gary Sheffield, R OBP: 0.445, SLG: 0.626	1-1 F8		1-1 FC5-4			4-1 BB		1-0 1B		3	0	1	0	1	0	2									
Shawn Gilbert, R	(6, PR)					1-2 BB				0	0	0	0	0	0	0									
Shawn Green, L OBP: 0.447, SLG: 0.593	0-0 1-3 2B				0-1 F7		1-0 P4		2-3 K	4	0	1	0	0	1	3									
Eric Karros, R OBP: 0.343, SLG: 0.564	3-2 F8				0-0 F8		2-1 F9		2-2 G6-3	4	0	0	0	0	0	4									
Kevin Elster, R OBP: 0.329, SLG: 0.472		2-3 K		2-1 G6-3			1-3 K		3-1 F5	4	0	0	0	0	2	0									
Paul Lo Duca, R OBP: 0.308, SLG: 0.615		0-1 G5-3			1-1 G6-3		0-0 2B		0-2 1B	4	0	2	0	0	0	0									
Alex Cora, L OBP: 0.373, SLG: 0.412		2-2 P6			0-1 L3 1B		2-2 P5		3-1 F2	4	0	1	0	0	0	2									
Eric Gagne, R OBP: 0.207, SLG: 0.077	(1, 1)				0-0 G4-3		1-0 F9			1	0	0	0	0	0	0									
Jose Vizcaino, S OBP: 0.287, SLG: 0.250	(5, PH)									1	0	0	0	0	0	1									
Onan Masaoka, L	(6, 1)									0	0	0	0	0	0	0									
Dave Hansen, L OBP: 0.340, SLG: 0.673	(7, PH)									1	0	0	0	0	0	1									
Matt Herge, R	(8, 1)									0	0	0	0	0	0	0									
Jeff Shaw, R	(9, 1)									0	0	0	0	0	0	0									
Inning Stats	R: 0 E: 0 K: 0 S: 9	H: 1 LOB: 2 BB: 0 P: 16	R: 0 E: 0 K: 1 S: 10	H: 0 LOB: 0 BB: 0 P: 14	R: 0 E: 0 K: 1 S: 8	H: 1 LOB: 1 BB: 0 P: 13	R: 0 E: 0 K: 0 S: 5	H: 0 LOB: 0 BB: 0 P: 7	R: 0 E: 0 K: 0 S: 7	H: 1 LOB: 0 BB: 0 P: 8	R: 0 E: 0 K: 1 S: 8	H: 1 LOB: 2 BB: 1 P: 16	R: 0 E: 0 K: 1 S: 8	H: 1 LOB: 1 BB: 0 P: 12	R: 0 E: 0 K: 2 S: 11	H: 1 LOB: 1 BB: 0 P: 18	R: 0 E: 0 K: 0 S: 10	H: 1 LOB: 1 BB: 0 P: 18	1B: 5 2B: 3 3B: 0 HR: 0	SF: 0 SAC: 0 DP: 1 HBP: 0	WP: 0 PB: 0 CS: 0	PA: 35			
PITCHER	IP	WLS	BF	H	R	ER	SO	BB	IBB	HBP	BLK	WP	HR	S	P	ERA	WHIP								
Kevin Appier, R ERA: 3.65	(1, 1)	9.0	W	35	7	0	6	1	0	0	0	0	0	76	122	0.00	0.889								

Oakland Athletics @ Los Angeles Dodgers
Dodger Stadium, Los Angeles, CA
Sun Jun 11 2000, 1:10 PM PDT
Att: 38,733 - Sunny - 80 F

AB	34
R	0
H	7
RBI	0
BB	1
SO	6
LOB	14



Batter	1	2	3	4	5	6	7	8	9	AB	R	H	RBI	BB	SO	LOB	TOP										
Tony Womack, L (1, 6) OBP: 0.318, SLG: 0.423	F8		FC4-6 1B		L5		F9			4	0	1	0	0	0	0	Arizona Diamondbacks @ Los Angeles Dodgers Dodger Stadium, Los Angeles, CA Mon Jun 12 2000, 7:10 PM PDT Att: 25,552 - Sunny - 68 F										
Craig Counsell, L (1, 4) OBP: 0.500, SLG: 0.889	G1-3		FC4-6		1B		K			3	0	0	1	1	1												
Luis Gonzalez, L (1, 7) OBP: 0.406, SLG: 0.588	K		F8		FC6-4 1B			K		4	0	1	0	0	2	1											
Matt Williams, R (1, 5) OBP: 0.310, SLG: 0.373		K2-3		E5 2B	FC6-4			G6-3		4	1	0	0	0	1	2											
Steve Finley, L (1, 8) OBP: 0.383, SLG: 0.635	G4-3			K		G4-3		F9		4	0	0	0	0	1	1											
Travis Lee, L (1, 3) OBP: 0.354, SLG: 0.489	G1-3			G6-3 2B		HR			SH2-4 BB	3	1	2	2	1	0	0											
Turner Ward, S (1, 9) OBP: 0.255, SLG: 0.265			WP SH1 2B	G6-3		E7 WP CS		SH2-4		3	1	1	0	0	0	1											
Kelly Stinnett, R (1, 2) OBP: 0.291, SLG: 0.437			1B FC4-6 BB	G6-3		K		L6		3	1	0	0	1	1	3											
Brian Anderson, R (1, 1) OBP: 0.138, SLG: 0.143			SH1		G1-3	CS	G3-1		K	2	0	0	1	0	0	0											
Vicente Padilla, R (7, 1)										0	0	0	0	0	0	0											
Jay Bell, R (9, PH) OBP: 0.399, SLG: 0.470										1	0	0	0	0	1	1											
Byung-Hyun Kim, R (9, 1)										0	0	0	0	0	0	0											
Inning Stats	R: 0 E: 0 K: 1 S: 10	H: 0 LOB: 0 BB: 0 P: 13	R: 0 E: 0 K: 1 S: 12	H: 0 LOB: 0 BB: 0 P: 16	R: 2 E: 1 K: 0 S: 5	H: 2 LOB: 1 BB: 1 P: 10	R: 1 E: 1 K: 1 S: 13	H: 1 LOB: 1 BB: 0 P: 19	R: 0 E: 0 K: 0 S: 8	H: 1 LOB: 2 BB: 1 P: 20	R: 1 E: 1 K: 1 S: 10	H: 1 LOB: 0 BB: 0 P: 17	R: 0 E: 0 K: 1 S: 7	H: 0 LOB: 0 BB: 0 P: 10	R: 0 E: 0 K: 1 S: 8	H: 0 LOB: 0 BB: 0 P: 15	R: 0 E: 0 K: 1 S: 9	H: 0 LOB: 1 BB: 1 P: 14	1B: 2 2B: 2 3B: 0 HR: 1	SF: 0 SAC: 2 DP: 0 HBP: 0	WP: 2 PB: 2 CS: 1	PA: 37					
PITCHER	IP	WLS	BF	H	R	ER	SO	BB	IBB	HBP	BLK	WP	HR	S	P	ERA	WHIP										
37 Darren Dreifort, R (1, 1) ERA: 4.8	7.0	L	29	5	4	3	5	2	0	0	0	2	1	65	105	3.86	1.000										
Terry Adams, R (8, 1) ERA: 3.16	2.0		7	0	0	0	2	1	0	0	0	0	0	17	29	0.00	0.500										

Batter	1	2	3	4	5	6	7	8	9	AB	R	H	RBI	BB	SO	LOB	BOTTOM										
Shawn Gilbert, R (1, 8)			F3		F7		G5-3			3	1	0	0	1	0	0	Arizona Diamondbacks @ Los Angeles Dodgers Dodger Stadium, Los Angeles, CA Mon Jun 12 2000, 7:10 PM PDT Att: 25,552 - Sunny - 68 F										
Terry Adams, R (8, 1)	G3-6-1 1B BB									0	0	0	0	0	0	0											
Mark Chudzielanek, R (1, 4) OBP: 0.339, SLG: 0.409	G3-6-1 1B		1B		L9		K			4	0	2	0	0	1	0											
Shawn Green, L (1, 9) OBP: 0.444, SLG: 0.587	G3-6-1		1B		L4			G4-3		4	0	1	0	0	0	2											
Gary Sheffield, R (1, 7) OBP: 0.446, SLG: 0.624	1B		K			1B G1-2-3 1B		P3		4	0	2	1	0	1	2											
Eric Karros, R (1, 3) OBP: 0.341, SLG: 0.559	F9			F7		G1-2-3 1B		P6		4	0	1	0	0	0	1											
Kevin Elster, R (1, 6) OBP: 0.333, SLG: 0.496		K			HR	G1-2-3 1B		G4-3		4	1	2	1	0	1	0											
Chad Kreuter, S (1, 2) OBP: 0.462, SLG: 0.519		G6-3				G1-2-3		K		3	0	0	0	1	1	3											
Jose Vizcaino, S (1, 5) OBP: 0.276, SLG: 0.239			K		FC3-6 37 FC6-4		K		K	4	0	0	0	0	3	3											
37 Darren Dreifort, R (1, 1) OBP: 0.080, SLG: 0.120			G5-3		FC6-4			G6-3		2	0	0	0	0	0	1											
F.P. Santangelo, S (7, PH) OBP: 0.327, SLG: 0.215										1	0	0	0	0	0	0											
Inning Stats	R: 1 E: 0 K: 0 S: 13	H: 2 LOB: 1 BB: 1 P: 22	R: 0 E: 0 K: 2 S: 9	H: 0 LOB: 0 BB: 0 P: 15	R: 0 E: 0 K: 1 S: 14	H: 2 LOB: 0 BB: 0 P: 22	R: 1 E: 1 K: 0 S: 9	H: 1 LOB: 1 BB: 1 P: 17	R: 0 E: 0 K: 0 S: 5	H: 3 LOB: 2 BB: 0 P: 7	R: 0 E: 0 K: 1 S: 12	H: 0 LOB: 0 BB: 0 P: 20	R: 0 E: 0 K: 1 S: 8	H: 0 LOB: 0 BB: 0 P: 11	R: 0 E: 0 K: 0 S: 5	H: 0 LOB: 0 BB: 0 P: 6	R: 0 E: 0 K: 2 S: 11	H: 0 LOB: 0 BB: 0 P: 14	1B: 7 2B: 0 3B: 0 HR: 1	SF: 0 SAC: 0 DP: 2 HBP: 0	WP: 0 PB: 0 CS: 0	PA: 35					
PITCHER	IP	WLS	BF	H	R	ER	SO	BB	IBB	HBP	BLK	WP	HR	S	P	ERA	WHIP										
Brian Anderson, L (1, 1) ERA: 4.71	6.0	W	26	8	2	2	4	2	0	0	0	0	0	62	103	3.00	1.667										
Vicente Padilla, R (7, 1) ERA: 0.59	2.0	H	6	0	0	0	1	0	0	0	0	0	0	13	17	0.00	0.000										
Byung-Hyun Kim, R (9, 1) ERA: 1.72	1.0	S	3	0	0	0	2	0	0	0	0	0	0	11	14	0.00	0.000										

Batter	1	2	3	4	5	6	7	8	9	AB	R	H	RBI	BB	SO	LOB	TOP					
Tony Womack, L (1,6) OBP: 0.317, SLG: 0.421	F7		1B			G5-3		F7		4	0	1	0	0	0	1						
Jay Bell, R (1,4) OBP: 0.394, SLG: 0.462	P6		P6			K		F8		4	0	0	0	0	1	1						
Luis Gonzalez, L (1,7) OBP: 0.404, SLG: 0.583	F7			G4-6-3 1B		G4-3		G3		4	0	1	0	0	0	0						
Steve Finley, L (1,8) OBP: 0.377, SLG: 0.624		F7		F3			K		K	4	0	0	0	0	2	1						
Travis Lee, L (1,3) OBP: 0.354, SLG: 0.493				G4-6-3 1-2			P6			3	0	1	0	0	0	1						
Turner Ward, S (1,9) OBP: 0.241, SLG: 0.250		P6			G4-3		G4-3			3	0	0	0	0	0	1						
Damian Miller, R (1,2) OBP: 0.319, SLG: 0.472								K2-3		3	1	1	1	0	1	1						
Craig Counsell, L (1,5) OBP: 0.522, SLG: 0.850				1B SH1-4 BB		G4-3		G5-3 1B		2	0	1	0	1	0	0						
Mike Morgan, R (1,1) OBP: 0.286, SLG: 0.286						G6-3		G5-3		1	0	0	0	0	0	0						
Greg Swindell, L (5,1)										0	0	0	0	0	0	0						
Russ Springer, R (7,1) OBP: 0.333, SLG: 0.333										0	0	0	0	0	0	0						
Hanley Frias, S (8, FH) OBP: 0.266, SLG: 0.246										1	0	0	0	0	0	1						
Matt Mantei, R (8,1)										0	0	0	0	0	0	0						
Inning Stats	R: 0 E: 0 K: 0 S: 5	H: 0 LOB: 0 BB: 0 P: 8	R: 0 E: 0 K: 0 S: 8	H: 1 LOB: 1 BB: 0 P: 11	R: 0 E: 0 K: 0 S: 6	H: 1 LOB: 1 BB: 1 P: 13	R: 0 E: 0 K: 0 S: 6	H: 1 LOB: 0 BB: 0 P: 9	R: 1 E: 0 K: 1 S: 9	H: 1 LOB: 0 BB: 0 P: 16	R: 0 E: 0 K: 1 S: 8	H: 0 LOB: 0 BB: 0 P: 11	R: 0 E: 0 K: 1 S: 6	H: 0 LOB: 0 BB: 0 P: 12	R: 0 E: 0 K: 1 S: 10	H: 1 LOB: 1 BB: 0 P: 16	R: 0 E: 0 K: 1 S: 8	H: 0 LOB: 0 BB: 0 P: 12	1B: 3 2B: 1 3B: 0 HR: 1	SF: 0 SAC: 1 DP: 1 HBP: 0	WP: 0 PB: 0 SB: 0 CS: 0	PA: 31
PITCHER Chan Ho Park, R (1,1) ERA: 3.99	IP: 9.0 WLS: W BF: 31 H: 5 R: 1 ER: 1 SO: 4 BB: 1 IBB: 0 HBP: 0 BLK: 0 WP: 0 HR: 1 S: 66 P: 108 ERA: 1.00 WHIP: 0.667															PITCHER						

Arizona Diamondbacks @ Los Angeles Dodgers
Dodger Stadium, Los Angeles, CA
Tue Jun 13 2000, 7:10 PM PDT
Att: 34,067 - Sunny - 78 F

AB 29
R 1
H 5
RBI 1
BB 1
SO 4
LOB 7



Batter	1	2	3	4	5	6	7	8	9	AB	R	H	RBI	BB	SO	LOB	BOTTOM			
F.P. Santangelo, S (1,8) OBP: 0.333, SLG: 0.219	HR BB	FC4-6 1-2 2-3			2B 1B		F9			3	2	1	0	1	0	2				
Mark Czuzdzianek, R (1,4) OBP: 0.341, SLG: 0.414	F9	G5-3			E 2B		WP SF9 1B			4	2	2	1	0	0	3				
Gary Sheffield, R (1,7) OBP: 0.447, SLG: 0.637	1H HR		P6		FC5-4 BB		SF9 1H			2	1	1	3	1	0	0				
Shawn Green, L (1,9) OBP: 0.442, SLG: 0.581	G3-1		G5-4-3 1B		FC5-4 1B S		K			4	0	1	0	0	1	1				
Eric Karros, R (1,3) OBP: 0.347, SLG: 0.575			G5-4-3 1-2					HR		4	1	3	1	0	0	1				
Dave Hansen, L (1,5) OBP: 0.482, SLG: 0.667					L7		F9			2	0	1	0	0	1	1				
Kevin Elster, R (5, FH) OBP: 0.329, SLG: 0.489	K			G4-6-3 1B				F9		2	0	0	0	0	0	2				
Chad Kreuter, S (1,2) OBP: 0.455, SLG: 0.500		K		G4-6-3 1-2			F9			3	0	0	0	1	1	1				
Alex Cora, L (1,6) OBP: 0.367, SLG: 0.403		FC4-6 SH 1B		G6-3		K		K		4	0	1	0	0	2	1				
Chan Ho Park, R (1,1) OBP: 0.133, SLG: 0.200		SH FC4-6			F9		K			3	0	0	0	0	2	1				
Inning Stats	R: 2 E: 0 K: 1 S: 12	H: 2 LOB: 1 BB: 1 P: 22	R: 0 E: 1 K: 1 S: 12	H: 1 LOB: 2 BB: 0 P: 15	R: 0 E: 0 K: 0 S: 6	H: 1 LOB: 0 BB: 0 P: 9	R: 0 E: 0 K: 0 S: 5	H: 1 LOB: 0 BB: 0 P: 9	R: 2 E: 1 K: 0 S: 15	H: 3 LOB: 2 BB: 1 P: 30	R: 0 E: 0 K: 2 S: 7	H: 0 LOB: 0 BB: 0 P: 8	R: 1 E: 0 K: 1 S: 11	H: 1 LOB: 0 BB: 0 P: 19	R: 1 E: 0 K: 2 S: 11	H: 1 LOB: 1 BB: 1 P: 19	1B: 7 2B: 1 3B: 0 HR: 2	SF: 1 SAC: 1 DP: 2 HBP: 0	WP: 1 PB: 0 SB: 2 CS: 0	PA: 36
PITCHER Mike Morgan, R (1,1) ERA: 3.55	IP: 4.2 WLS: L BF: 23 H: 8 R: 4 ER: 4 SO: 2 BB: 2 IBB: 0 HBP: 0 BLK: 0 WP: 0 HR: 1 S: 46 P: 78 ERA: 7.71 WHIP: 2.143															PITCHER				
Greg Swindell, L (5,1) ERA: 2.6	1.2	5	0	0	0	0	0	0	0	0	0	13	18	0.00	0.000					
Russ Springer, R (7,1) ERA: 5.26	0.2	3	1	1	1	1	0	0	0	0	1	0	9	16	13.50	1.500				
Matt Mantei, R (8,1) ERA: 6.94	1.0	5	1	1	1	2	1	0	0	0	0	1	11	19	9.00	2.000				

Arizona Diamondbacks @ Los Angeles Dodgers
Dodger Stadium, Los Angeles, CA
Tue Jun 13 2000, 7:10 PM PDT
Att: 34,067 - Sunny - 78 F

AB 31
R 6
H 10
RBI 5
BB 3
SO 7
LOB 13



Batter	1	2	3	4	5	6	7	8	9	AB	R	H	RBI	BB	SO	LOB	TOP										
Tony Womack, L (1, 6) OBP: 0.322, SLG: 0.424	F8	1-1			1-0		1-0		G3	5	0	3	1	0	0	0	Arizona Diamondbacks @ Los Angeles Dodgers Dodger Stadium, Los Angeles, CA Wed Jun 14 2000, 7:05 PM PDT Att: 27,332 - Sunny - 74 F										
Jay Bell, R (1, 4) OBP: 0.394, SLG: 0.465	2B	3-1			1-1		F8-3		G4-3	5	0	2	0	0	0	2											
Luis Gonzalez, L (1, 7) OBP: 0.400, SLG: 0.575	F9				1-2				K	5	1	1	0	0	1	2											
Matt Williams, R (1, 5) OBP: 0.375, SLG: 0.423	K				1-2					4	1	2	2	0	1	2											
Greg Colbrunn, R (1, 3) OBP: 0.468, SLG: 0.588		1-2			3-3				G6-3	3	1	1	1	0	1	1											
Travis Lee, L (6, 3) OBP: 0.358, SLG: 0.493		HR			F9				BB	0	0	0	0	1	0	0											
Steve Finley, L (1, 8) OBP: 0.375, SLG: 0.616	F7	1-2			0-0				K	3	0	0	0	0	1	2											
Danny Bautista, R (1, 9) OBP: 0.233, SLG: 0.398	1B	2-2			0-0				G6-3	4	1	1	0	0	0	2											
Damian Miller, R (1, 2) OBP: 0.325, SLG: 0.468	1B	0-1			0-0					3	1	1	1	1	1	1											
Randy Johnson, R (1, 1) OBP: 0.209, SLG: 0.214	G5-3	2H			1-3				K	4	0	0	0	0	2	4											
Byung-Hyun Kim, R (9, 1)					K				G6-3	0	0	0	0	0	0	0											
Inning Stats	R: 0 E: 0 K: 1 S: 12	H: 1 LOB: 1 BB: 0 P: 20	R: 3 E: 0 K: 0 S: 16	H: 4 LOB: 1 BB: 0 P: 24	R: 0 E: 0 K: 0 S: 5	H: 1 LOB: 1 BB: 0 P: 7	R: 0 E: 0 K: 1 S: 5	H: 0 LOB: 0 BB: 0 P: 6	R: 2 E: 0 K: 1 S: 18	H: 3 LOB: 0 BB: 0 P: 25	R: 0 E: 0 K: 0 S: 7	H: 0 LOB: 1 BB: 0 P: 11	R: 0 E: 0 K: 0 S: 7	H: 2 LOB: 1 BB: 0 P: 12	R: 0 E: 0 K: 2 S: 11	H: 0 LOB: 2 BB: 2 P: 25	R: 0 E: 0 K: 1 S: 7	H: 0 LOB: 0 BB: 0 P: 11	1B: 7 2B: 3 3B: 0 HR: 2	SF: 0 SAC: 0 DP: 1 HBP: 1	WP: 0 PB: 0 SB: 0 CS: 1	PA: 39					
PITCHER	IP	WLS	BF	H	R	ER	SO	BB	IBB	HBP	BLK	WP	HR	S	P	ERA	WHIP										
Carlos Perez, L (1, 1) ERA: 5.28	7.0	L	31	11	5	5	4	0	0	1	0	0	2	70	105	6.43	1.571										
Onan Masaoka, L (8, 1) ERA: 4.22	1.0		5	0	0	0	2	1	1	0	0	0	0	11	25	0.00	1.000										
Antonio Osuna, R (9, 1) ERA: 4.19	1.0		3	0	0	0	1	0	0	0	0	0	0	7	11	0.00	0.000										

Batter	1	2	3	4	5	6	7	8	9	AB	R	H	RBI	BB	SO	LOB	BOTTOM										
Shawn Gilbert, R (1, 8)	K	K			K				P3	4	0	0	0	0	3	3	Arizona Diamondbacks @ Los Angeles Dodgers Dodger Stadium, Los Angeles, CA Wed Jun 14 2000, 7:05 PM PDT Att: 27,332 - Sunny - 74 F										
Mark Chuziatsanek, R (1, 4) OBP: 0.337, SLG: 0.408	G5-3	F9			K				G6-3	4	0	0	0	0	1	3											
Shawn Green, L (1, 9) OBP: 0.439, SLG: 0.574	BB				G3				K	3	0	0	0	1	1	0											
Gary Sheffield, R (1, 7) OBP: 0.451, SLG: 0.642	K				G1-6-3					3	0	2	0	1	1	1											
Eric Karros, R (1, 3) OBP: 0.346, SLG: 0.568		HBP			G1-6-3				FC4-6	3	1	0	0	1	1	3											
Kevin Elster, R (1, 6) OBP: 0.327, SLG: 0.481	1B	HBP			K				K	4	0	1	0	0	2	2											
Jose Vizcaino, S (1, 5) OBP: 0.284, SLG: 0.242	1B	HBP			F9				FC4-6	3	0	1	0	0	0	0											
Paul Lo Duca, R (1, 2) OBP: 0.353, SLG: 0.588	1B				G6-3				FC4-6	4	0	2	1	0	0	2											
Carlos Perez, L (1, 1) OBP: 0.045, SLG: 0.091					K					2	0	0	0	0	2	3											
F.P. Santangelo, S (7, PH) OBP: 0.331, SLG: 0.216										1	0	0	0	0	1	0											
Onan Masaoka, R (8, 1) OBP: 0.331, SLG: 0.216					K					0	0	0	0	0	0	0											
Antonio Osuna, R (9, 1)										0	0	0	0	0	0	0											
Inning Stats	R: 0 E: 0 K: 2 S: 8	H: 0 LOB: 1 BB: 1 P: 15	R: 1 E: 0 K: 2 S: 15	H: 2 LOB: 3 BB: 1 P: 25	R: 0 E: 0 K: 2 S: 10	H: 1 LOB: 1 BB: 0 P: 16	R: 0 E: 0 K: 1 S: 7	H: 1 LOB: 0 BB: 0 P: 9	R: 0 E: 0 K: 0 S: 13	H: 0 LOB: 0 BB: 0 P: 20	R: 0 E: 0 K: 0 S: 3	H: 1 LOB: 0 BB: 0 P: 6	R: 0 E: 0 K: 1 S: 8	H: 0 LOB: 0 BB: 0 P: 16	R: 0 E: 0 K: 1 S: 8	H: 0 LOB: 0 BB: 0 P: 13	R: 0 E: 0 K: 1 S: 11	H: 1 LOB: 2 BB: 1 P: 19	1B: 5 2B: 1 3B: 0 HR: 0	SF: 0 SAC: 0 DP: 1 HBP: 1	WP: 0 PB: 0 SB: 0 CS: 0	PA: 35					
PITCHER	IP	WLS	BF	H	R	ER	SO	BB	IBB	HBP	BLK	WP	HR	S	P	ERA	WHIP										
Randy Johnson, L (1, 1) ERA: 1.4	8.0	W	30	5	1	1	11	2	0	1	0	0	0	72	120	1.12	0.875										
Byung-Hyun Kim, R (9, 1) ERA: 1.07	1.0		5	1	0	0	1	1	0	0	0	0	0	11	19	0.00	2.000										



Batter	1	2	3	4	5	6	7	8	9	AB	R	H	RBI	BB	SO	LOB	TOP									
Tony Womack, L (1,6) OBP: 0.321, SLG: 0.425	1-1 G4-3 2B		0-2 G3			1-0 G3-1			0-1 G1-3	4	0	1	0	0	0	1										
Jay Bell, R (1,4) OBP: 0.388, SLG: 0.457	1-2 G6-3		2-3 K			3-3 K			1-1 G5-3	4	0	0	0	0	2	2										
Luis Gonzalez, L (1,7) OBP: 0.398, SLG: 0.570	1-0 G4-3			1-3 K			2-2 G4-3		0-0 1B	4	0	1	0	0	1	1										
Matt Williams, R (1,5) OBP: 0.316, SLG: 0.427	2-3 K			1-1 G1-3			1-0 2B		3-2 F9	4	0	1	0	0	1	2										
Steve Finley, L (1,8) OBP: 0.371, SLG: 0.608		0-3 K		1-3 K			2-2 F8			3	0	0	0	0	2	1										
Travis Lee, L (1,3) OBP: 0.352, SLG: 0.483	1-0 G4-3				0-0 G4-3			1-0 G1-3		3	0	0	0	0	0	1										
Bernard Gilkey, R (1,9) OBP: 0.182, SLG: 0.203		3-1 G5-3			0-2 F8			1-3 K		3	0	0	0	0	1	0										
Kelly Stinnett, R (1,2) OBP: 0.292, SLG: 0.442			0-0 G3 2B			1-2 G4-3		1-3 K2-3		3	0	1	0	0	1	0										
Todd Stottlemyre, L (1,1) OBP: 0.269, SLG: 0.375			1-3 K			2-3 K		1-0 G3		2	0	0	0	0	2	1										
Dan Plesac, L (7,1) OBP: 0.500, SLG: 0.910										0	0	0	0	0	0	0										
Craig Counsell, L (8,PH) Vicente Padilla, R (8,1)										1	0	0	0	0	0	0										
										0	0	0	0	0	0	0										
Inning Stats	R: 0 H: 1 E: 0 K: 1 S: 9	H: 1 LOB: 1 BB: 0 P: 14	R: 0 H: 0 E: 0 K: 1 S: 7	H: 0 LOB: 0 BB: 0 P: 11	R: 0 H: 1 E: 0 K: 2 S: 10	H: 1 LOB: 1 BB: 0 P: 13	R: 0 H: 0 E: 0 K: 2 S: 9	H: 0 LOB: 0 BB: 0 P: 12	R: 0 H: 0 E: 0 K: 0 S: 9	H: 0 LOB: 0 BB: 0 P: 10	R: 0 H: 0 E: 0 K: 2 S: 10	H: 0 LOB: 0 BB: 0 P: 16	R: 0 H: 1 E: 0 K: 0 S: 8	H: 1 LOB: 1 BB: 0 P: 14	R: 0 H: 0 E: 0 K: 2 S: 7	H: 0 LOB: 0 BB: 0 P: 10	R: 0 H: 1 E: 0 K: 0 S: 11	H: 1 LOB: 1 BB: 0 P: 15	1B: 1 2B: 3 3B: 0 HR: 0	SF: 0 SAC: 0 DP: 0 HBP: 0	WP: 0 PB: 0 SB: 0 CS: 0	PA: 31				
PITCHER Kevin Brown, R (1,1) ERA: 2.18	IP: 9.0 WLS: W BF: 31 H: 4 R: 0 ER: 0 SO: 10 BB: 0 IBB: 0 HBP: 0 BLK: 0 WP: 0 HR: 0 S: 80 P: 115 ERA: 0.00 WHIP: 0.444																									

Arizona Diamondbacks @ Los Angeles Dodgers
Dodger Stadium, Los Angeles, CA
Thu Jun 15 2000, 7:10 PM PDT
Att: 30,103 - Sunny - 72 F

AB 31
R 0
H 4
RBI 0
BB 0
SO 10
LOB 9



Batter	1	2	3	4	5	6	7	8	9	AB	R	H	RBI	BB	SO	LOB	BOTTOM								
Todd Hollandsworth, L (1,8) OBP: 0.320, SLG: 0.431	0-0 HR	0-1 1B			0-2 G4-3 2B		0-2 P5			4	1	3	1	0	0	1									
Mark Czuzielanek, R (1,4) OBP: 0.330, SLG: 0.410	0-1 HR 2B	1-3 K			1-1 G4-3			0-1 G5-3		4	1	1	0	0	1	2									
Gary Sheffield, R (1,7) Shawn Gilbert, R (8,PR) (9,7)	1-1 2H HR		1-3 K		0-0 G4-3			1-0 1B 1B		4	1	2	2	0	1	1									
Shawn Green, L (1,9) OBP: 0.436, SLG: 0.568	2-2 G4-3		2-3 K			3-1 G4-3		2-0 1B 1B		4	0	1	0	0	1	0									
Eric Karros, R (1,3) OBP: 0.344, SLG: 0.562	2-2 F8		0-3 K			1-1 F8		1-2 1B 1B		4	0	1	1	0	1	0									
Dave Hansen, L (1,5) OBP: 0.448, SLG: 0.632	4-2 BB			0-1 G1-3				1-3 2H 1B	1-2 G6-4-3	3	0	0	0	1	1	3									
Chad Kreuter, S (1,2) OBP: 0.451, SLG: 0.488	3-2 G1-3			1-3 K			4-2 SH3-4 BB			2	0	0	0	1	1	1									
Alex Cora, L (1,6) OBP: 0.354, SLG: 0.387		0-2 P4			1-2 G3-1			0-3 K		3	0	0	0	0	1	1									
Kevin Brown, R (1,1) OBP: 0.148, SLG: 0.115			1-3 K		0-2 G4-3			1-1 SH3-4		2	0	0	0	0	1	0									
Inning Stats	R: 3 H: 3 E: 0 K: 0 S: 16	H: 3 LOB: 1 BB: 1 P: 28	R: 0 H: 1 E: 0 K: 2 S: 11	H: 1 LOB: 1 BB: 0 P: 13	R: 0 H: 0 E: 0 K: 3 S: 10	H: 0 LOB: 0 BB: 0 P: 13	R: 0 H: 0 E: 0 K: 1 S: 9	H: 0 LOB: 0 BB: 0 P: 11	R: 0 H: 1 E: 0 K: 0 S: 11	H: 1 LOB: 1 BB: 0 P: 12	R: 0 H: 0 E: 0 K: 1 S: 7	H: 0 LOB: 0 BB: 0 P: 14	R: 0 H: 0 E: 0 K: 1 S: 11	H: 0 LOB: 1 BB: 1 P: 16	R: 1 H: 3 E: 0 K: 0 S: 12	H: 3 LOB: 2 BB: 0 P: 17	1B: 4 2B: 2 3B: 0 HR: 2	SF: 0 SAC: 1 DP: 1 HBP: 0	WP: 0 PB: 0 SB: 0 CS: 0	PA: 33					
PITCHER Todd Stottlemyre, R (1,1) ERA: 4.38 Dan Plesac, L (7,1) ERA: 2.65 Vicente Padilla, R (8,1) ERA: 1.1	IP: 6.0 WLS: L BF: 24 H: 3 R: 3 ER: 3 SO: 7 BB: 1 IBB: 0 HBP: 0 BLK: 0 WP: 0 HR: 0 S: 64 P: 91 ERA: 4.50 WHIP: 1.000																								

Arizona Diamondbacks @ Los Angeles Dodgers
Dodger Stadium, Los Angeles, CA
Thu Jun 15 2000, 7:10 PM PDT
Att: 30,103 - Sunny - 72 F

AB 30
R 4
H 8
RBI 4
BB 2
SO 8
LOB 9



Batter	1	2	3	4	5	6	7	8	9	AB	R	H	RBI	BB	SO	LOB	TOP	
Fernando Vina, L OBP: 0.380, SLG: 0.400	F7	G3		F7		K			G3	5	0	0	0	0	1	1		
Edgar Renteria, R OBP: 0.317, SLG: 0.426	F4	G5-3			1B 1B	G5-3			G6-3	4	1	0	0	1	0	0		
15 Jim Edmonds, L OBP: 0.460, SLG: 0.668	HR		F8		1B 1B		G4-3		HR	5	3	3	2	0	0	0		
Mark McGwire, R OBP: 0.496, SLG: 0.774	BB 2B HBP		G4-3 1B		K				BB	3	1	1	0	1	2	2		
Ray Lankford, L OBP: 0.348, SLG: 0.458	BB		G4-3		K				G4-3	3	1	0	0	2	1	4		
Eric Davis, R OBP: 0.397, SLG: 0.484										4	0	3	2	0	0	1		
Alan Benes, R OBP: 0.366, SLG: 0.506	FC5 1-H 2-H				1B					0	0	0	0	0	0	0		
Dave Veres, R	2B				1B					0	0	0	0	0	0	0		
Mike Matheny, R OBP: 0.321, SLG: 0.386	FC5 BB			G5-3		1B			G6-3	3	0	1	1	1	0	0		
Placido Polanco, R OBP: 0.354, SLG: 0.455	FC5			F9		G1-3				3	0	0	0	1	0	4		
Pat Hentgen, R OBP: 0.357, SLG: 0.308										3	0	1	0	0	2	0		
J.D. Drew, L OBP: 0.366, SLG: 0.506										1	0	0	0	0	1	1		
Mike Matthews, L					1B					0	0	0	0	0	0	0		
Inning Stats	R: 3 H: 2 E: 0 K: 0 S: 16	H: 2 R: 0 ER: 0 LOB: 2 BB: 2 P: 32	R: 0 H: 0 E: 0 K: 1 S: 6	H: 0 R: 0 ER: 0 LOB: 2 BB: 0 P: 9	R: 0 H: 2 E: 0 K: 0 S: 11	H: 1 R: 0 ER: 0 LOB: 0 BB: 0 P: 5	R: 2 H: 3 E: 0 K: 2 S: 16	H: 0 R: 0 ER: 0 LOB: 1 BB: 1 P: 15	R: 0 H: 0 E: 0 K: 1 S: 8	H: 0 R: 1 ER: 0 LOB: 1 BB: 1 P: 18	R: 6 RBI: 5 2B: 2 3B: 0 HR: 2	SF: 0 SAC: 0 DP: 1 HBP: 1	WP: 0 PB: 0 SB: 0 CS: 1	PA: 41				
PITCHER	IP WLS BF H R ER SO BB IBB HBP BLK WP HR S P ERA WHIP																	
Orel Hershiser, R ERA: 10.8	4.0 L 21 6 5 5 1 3 0 0 0 0 0 1 42 76 11.25 2.250																	
Matt Herges, R ERA: 3.23	3.0 12 2 0 0 5 1 0 0 0 0 0 28 47 0.00 1.000																	
Terry Adams, R ERA: 3.08	1.0 3 0 0 0 1 1 0 0 0 0 0 5 14 0.00 1.000																	
Mike Fetters, R ERA: 2.2	1.0 5 1 1 1 0 1 0 0 0 0 0 1 12 18 9.00 2.000																	

St. Louis Cardinals @ Los Angeles Dodgers
Dodger Stadium, Los Angeles, CA
Fri Jun 16 2000, 7:10 PM PDT
Att: 43,971 - Cloudy - 73 F

AB 34
R 6
H 9
RBI 5
BB 6
SO 7
LOB 13



Batter	1	2	3	4	5	6	7	8	9	AB	R	H	RBI	BB	SO	LOB	BOTTOM	
Todd Hollandsworth, L OBP: 0.318, SLG: 0.426	L6		G1-3		E6 1B		F3			4	0	1	0	0	0	1		
Mark Czuzielanek, R OBP: 0.338, SLG: 0.409	G6-3			1B 2B	F8		BB			3	1	1	0	1	0	1		
Gary Sheffield, R OBP: 0.453, SLG: 0.650	G5-3			1B 2B	G1-6-3 1B		G4-3			4	1	2	0	0	0	2		
Shawn Green, L OBP: 0.434, SLG: 0.567		G4-3		G3 1-H 2-H	G1-6-3		K			4	0	1	2	0	1	2		
Eric Karros, R OBP: 0.343, SLG: 0.570		HR		K			G6-3			4	1	1	1	0	2	1		
Dave Hansen, L OBP: 0.452, SLG: 0.617				FC5 G3	BB		G3-1			3	0	1	0	1	1	0		
Chad Kreuter, S OBP: 0.436, SLG: 0.467		L5-3		G3			G6-3			4	0	0	0	0	0	3		
Alex Cora, L OBP: 0.360, SLG: 0.377			G1-3		FC5 IBB				F5	2	0	0	0	1	0	0		
Orel Hershiser, R ERA: 5.31	6.0 W 26 7 3 3 3 1 0 0 0 0 0 62 100 4.50 1.333																	
Mike Matthews, L ERA: 19.29	0.2 H 2 0 0 0 1 0 0 0 0 0 0 6 8 0.00 0.000																	
Alan Benes, R ERA: 2.25	1.1 H 5 0 0 0 1 1 0 0 0 0 0 12 21 0.00 0.750																	
Dave Veres, R ERA: 3.06	1.0 S 3 0 0 0 1 0 0 0 0 0 0 11 16 0.00 0.000																	
Inning Stats	R: 0 H: 0 E: 0 K: 0 S: 4	H: 2 R: 0 ER: 0 LOB: 0 BB: 0 P: 8	R: 1 H: 2 E: 0 K: 0 S: 12	H: 2 R: 0 ER: 0 LOB: 0 BB: 0 P: 18	R: 0 H: 0 E: 0 K: 0 S: 7	H: 0 R: 0 ER: 0 LOB: 0 BB: 0 P: 9	R: 2 H: 3 E: 0 K: 1 S: 17	H: 3 R: 0 ER: 0 LOB: 2 BB: 2 P: 30	R: 0 H: 0 E: 0 K: 2 S: 10	H: 0 R: 0 ER: 0 LOB: 0 BB: 0 P: 13	R: 0 H: 0 E: 0 K: 1 S: 11	H: 0 R: 0 ER: 0 LOB: 0 BB: 0 P: 11	R: 0 H: 0 E: 0 K: 1 S: 8	H: 0 R: 1 ER: 0 LOB: 0 BB: 0 P: 16	R: 5 RBI: 3 2B: 2 3B: 0 HR: 1	SF: 0 SAC: 0 DP: 2 HBP: 1	WP: 0 PB: 0 SB: 0 CS: 0	PA: 36
PITCHER	IP WLS BF H R ER SO BB IBB HBP BLK WP HR S P ERA WHIP																	
Pat Hentgen, R ERA: 5.31	6.0 W 26 7 3 3 3 1 0 0 0 0 0 62 100 4.50 1.333																	
Mike Matthews, L ERA: 19.29	0.2 H 2 0 0 0 1 0 0 0 0 0 0 6 8 0.00 0.000																	
Alan Benes, R ERA: 2.25	1.1 H 5 0 0 0 1 1 0 0 0 0 0 12 21 0.00 0.750																	
Dave Veres, R ERA: 3.06	1.0 S 3 0 0 0 1 0 0 0 0 0 0 11 16 0.00 0.000																	

St. Louis Cardinals @ Los Angeles Dodgers
Dodger Stadium, Los Angeles, CA
Fri Jun 16 2000, 7:10 PM PDT
Att: 43,971 - Cloudy - 73 F

AB 32
R 3
H 7
RBI 3
BB 3
SO 6
LOB 14



Batter	1	2	3	4	5	6	7	8	9	AB	R	H	RBI	BB	SO	LOB	TOP								
Fernando Vina, L (1.4) Eric Davis, R (8, FR) OBP: 0.384, SLG: 0.412 (8, FR) (8, 9)	1-1 1B		0-0 15 WP 2B	1-3 K		0-0 G4-3 2B		0-0 FC4-6 BB 1-2		5	0	3	0	0	1	4	St. Louis Cardinals @ Los Angeles Dodgers Dodger Stadium, Los Angeles, CA Sat Jun 17 2000, 1:05 PM PDT Att: 46,048 - Sunny - 76 F livebaseballscorecards.com								
Edgar Renteria, R (1.6) OBP: 0.322, SLG: 0.427	0-1 1B		0-0 G1-3		0-2 15 HBP HR 1B	1-2 G4-3		4-2 BB 1-2		4	1	2	0	1	0	2									
15 Jim Edmonds, L (1.8) OBP: 0.459, SLG: 0.659	3-3 K		4-1 BB 2-3		1-1 HR HBP 1-2	2-2 F7		3-1 G3		3	1	0	0	1	1	5									
Mark McGwire, R (1.3) OBP: 0.489, SLG: 0.775	1-3 K		2-2 P3		1-3 K			2-3 K		5	1	1	1	0	3	6									
Ray Lankford, L (1.7) OBP: 0.349, SLG: 0.456	1-3 K			1-1 FC4-6 1B	3-3 K			2-3 K		5	0	2	0	0	3	4									
J.D. Drew, L (1.9) Matt Morris, R (7.1) Thomas Howard, S (9, PH) Dave Veres, R (9.1)		1-3 K2-3		2-2 FC4-6 1B 1-2	0-2 HR		1-2 G6-3		0-1 FC5-4 1B	4	1	1	3	0	1	1									
Mike Matheny, R (1.2) OBP: 0.323, SLG: 0.382		2-3 K		4-2 1B BB 1-2	2-1 1B		1-3 K		1-1 FC5-4 1B 1-2	4	0	1	0	1	2	2									
Piacleo Polanco, R (1.5) OBP: 0.356, SLG: 0.453		0-0 G3-1		2-2 1B 1-2 2-3	1-1 P4			1-0 FC4-6 1B		5	0	2	0	0	0	3									
Andy Benes, R (1.1) Craig Paquette, R (7.9) OBP: 0.311, SLG: 0.436 (8, 5)			1-1 G5-3	3-3 K		1-0 L6		2-2 B1		3	0	0	0	0	1	3									
										1	0	0	0	0	0	1									
Inning Stats	R: 0 H: 2 E: 0 K: 3 S: 13	H: 2 LOB: 2 BB: 0 P: 19	R: 0 H: 0 E: 0 K: 2 S: 7	H: 0 LOB: 0 BB: 0 P: 10	R: 0 H: 1 E: 0 K: 0 S: 8	H: 1 LOB: 2 BB: 1 P: 15	R: 0 H: 2 E: 0 K: 2 S: 18	H: 2 LOB: 3 BB: 1 P: 31	R: 3 H: 3 E: 0 K: 2 S: 17	H: 3 LOB: 1 BB: 0 P: 25	R: 0 H: 1 E: 0 K: 0 S: 9	H: 1 LOB: 1 BB: 0 P: 13	R: 1 H: 1 E: 0 K: 2 S: 11	H: 1 LOB: 0 BB: 0 P: 16	R: 0 H: 1 E: 0 K: 0 S: 10	H: 2 LOB: 2 BB: 1 P: 20	R: 0 H: 2 E: 0 K: 1 S: 13	H: 2 LOB: 2 BB: 0 P: 18	1B: 9 2B: 2 3B: 0 HR: 2	SF: 0 SAC: 0 DP: 0 HBP: 1	WP: 1 PB: 0 SB: 1 CS: 0	PA: 44			
PITCHER	IP	WLS	BF	H	R	ER	SO	BB	IBB	HBP	BLK	WP	HR	S	P	ERA	WHIP								
37 Darren Dreifort, R (1.1) ERA: 4.84	5.0	L	26	8	3	3	9	2	0	1	0	1	1	63	100	5.40	2.000								
Antonio Osuna, R (6.1) ERA: 4.22	2.0		8	2	1	1	2	0	0	0	0	0	1	20	29	4.50	1.000								
Terry Adams, R (8.1) ERA: 3.0	1.0		5	1	0	0	0	1	0	0	0	0	0	10	20	0.00	2.000								
Jeff Shaw, R (9.1) ERA: 6.85	1.0		5	2	0	0	1	0	0	0	0	0	0	13	18	0.00	2.000								

Batter	1	2	3	4	5	6	7	8	9	AB	R	H	RBI	BB	SO	LOB	BOTTOM								
Todd Hollandsworth, L (1.8) OBP: 0.316, SLG: 0.421	2-1 1B	2-2 G4-3			2-2 G3		2-3 K2-3			4	0	1	0	0	1	2	St. Louis Cardinals @ Los Angeles Dodgers Dodger Stadium, Los Angeles, CA Sat Jun 17 2000, 1:05 PM PDT Att: 46,048 - Sunny - 76 F livebaseballscorecards.com								
Mark Czuzdzianek, R (1.4) OBP: 0.337, SLG: 0.406	2-3 K		2-3 K		1-1 HR 1B	1-0 G6-3				4	1	1	0	0	2	1									
Gary Sheffield, R (1.7) OBP: 0.457, SLG: 0.670	1-2 1B		1-3 K		0-0 HR		0-1 E9 G4-3 2B			4	2	3	2	0	1	0									
Shawn Green, L (1.9) OBP: 0.431, SLG: 0.560	1-0 F7		4-2 BB		3-3 K			0-0 G4-3		3	0	0	1	1	1	2									
Eric Karros, R (1.3) OBP: 0.342, SLG: 0.563	3-3 K		3-3 K		1-2 K		4-2 BB	2-2 G5-3		3	0	0	0	1	2	3									
Adrian Beltré, R (1.5) Jeff Shaw, R (9.1)		0-1 1B 2B		1-2 G5-4-3 1B		0-2 P4		1-0 G4-3		4	0	2	0	0	0	1									
Paul Lo Duca, R (1.2) OBP: 0.333, SLG: 0.524		2-0 1B		1-0 G5-4-3		1-3 K		2-3 K		4	0	1	0	0	2	2									
Alex Cora, L (1.6) OBP: 0.344, SLG: 0.358		1-2 L6		2-1 G4-3		0-3 K		0-0 F8		4	0	0	0	0	1	3									
37 Darren Dreifort, R (1.1) F. B. ... Antonio Osuna, R (6.1) Jose Vizcaino, S (7. PH) Terry Adams, R (8.1) Dave Hansen, L (9.5)		2-3 K		3-3 K		0-1 F8		3-2 F8		1	0	0	0	0	1	2									
										1	0	0	0	0	0	0									
Inning Stats	R: 0 H: 2 E: 0 K: 2 S: 13	H: 2 LOB: 2 BB: 0 P: 22	R: 0 H: 0 E: 0 K: 1 S: 13	H: 2 LOB: 0 BB: 0 P: 20	R: 0 H: 0 E: 0 K: 3 S: 11	H: 0 LOB: 1 BB: 1 P: 21	R: 0 H: 1 E: 0 K: 0 S: 6	H: 1 LOB: 0 BB: 0 P: 10	R: 2 H: 2 E: 0 K: 2 S: 14	H: 2 LOB: 0 BB: 0 P: 23	R: 0 H: 0 E: 0 K: 2 S: 11	H: 0 LOB: 1 BB: 1 P: 16	R: 0 H: 0 E: 0 K: 1 S: 6	H: 0 LOB: 0 BB: 0 P: 9	R: 1 H: 1 E: 1 K: 0 S: 7	H: 1 LOB: 0 BB: 0 P: 10	R: 0 H: 0 E: 0 K: 1 S: 8	H: 0 LOB: 0 BB: 0 P: 13	1B: 5 2B: 2 3B: 0 HR: 1	SF: 0 SAC: 0 DP: 1 HBP: 0	WP: 0 PB: 0 SB: 1 CS: 0	PA: 36			
PITCHER	IP	WLS	BF	H	R	ER	SO	BB	IBB	HBP	BLK	WP	HR	S	P	ERA	WHIP								
Andy Benes, R (1.1) ERA: 4.59	6.0		26	7	2	2	10	2	0	0	0	0	0	13	19	3.00	1.500								
Matt Morris, R (7.1) ERA: 1.54	2.0	H	7	1	1	1	1	0	0	0	0	0	0	8	13	0.00	0.000								
Dave Veres, R (9.1) ERA: 2.97	1.0	S	3	0	0	0	1	0	0	0	0	0	0	8	13	0.00	0.000								

Batter	1	2	3	4	5	6	7	8	9	AB	R	H	RBI	BB	SO	LOB	TOP								
Plácido Polanco, R OBP: 0.346, SLG: 0.439	F7	G4-3			K		L9			4	0	0	0	0	1	4	St. Louis Cardinals @ Los Angeles Dodgers Dodger Stadium, Los Angeles, CA Sun Jun 18 2000, 1:10 PM PDT Att: 50,713 - Sunny - 76 F								
Shawon Dunston, R OBP: 0.227, SLG: 0.402	HR	1B			G6-3			K		4	1	2	0	0	1	1									
15 Jim Edmonds, L OBP: 0.456, SLG: 0.651	K				F7			S	BB	3	0	0	0	1	1										
Mark McGwire, R OBP: 0.485, SLG: 0.780	1-H	HR			G6-3			K		4	1	1	2	0	2	1									
Ray Lankford, L OBP: 0.342, SLG: 0.445 Mike Matthews, L (8, 1)	F8				G3-1			G3-1		4	0	0	0	0	0	1									
J.D. Drew, L OBP: 0.376, SLG: 0.506					G3-1			G3-1		0	0	0	0	0	0	0									
Craig Paquette, R OBP: 0.315, SLG: 0.440					K			K		4	0	0	0	0	3	0									
Eli Marrero, R OBP: 0.326, SLG: 0.500					K			K		3	1	1	0	0	2	0									
Darryl Kile, R OBP: 0.139, SLG: 0.143 Thomas Howard, S OBP: 0.259, SLG: 0.500 Heathcliff Slocumb, R (7, 1) Eric Davis, R OBP: 0.397, SLG: 0.484					K			K		4	0	2	1	0	1	0									
					K			F7		2	0	1	0	0	0	1									
					2B					1	0	0	0	0	0	0									
					2B					0	0	0	0	0	0	0									
					2B					0	0	0	0	0	0	0									
Inning Stats	R: 2 E: 0 K: 1 S: 8	H: 2 LOB: 0 BB: 0 P: 15	R: 0 E: 0 K: 2 S: 14	H: 1 LOB: 2 BB: 0 P: 24	R: 0 E: 0 K: 0 S: 3	H: 1 LOB: 0 BB: 0 P: 5	R: 0 E: 0 K: 2 S: 7	H: 0 LOB: 0 BB: 0 P: 10	R: 0 E: 0 K: 1 S: 12	H: 1 LOB: 1 BB: 0 P: 15	R: 0 E: 0 K: 1 S: 7	H: 0 LOB: 0 BB: 0 P: 10	R: 1 E: 0 K: 1 S: 13	H: 2 LOB: 1 BB: 0 P: 21	R: 0 E: 0 K: 2 S: 9	H: 0 LOB: 1 BB: 1 P: 16	R: 0 E: 0 K: 1 S: 14	H: 0 LOB: 0 BB: 0 P: 20	1B: 3 2B: 3 3B: 0 HR: 1	SF: 0 SAC: 0 DP: 0 HBP: 1	WP: 0 PB: 0 SB: 1 CS: 1	PA: 35			
PITCHER	IP	WLS	BF	H	R	ER	SO	BB	IBB	HBP	BLK	WP	HR	S	P	ERA	WHIP								
Chan Ho Park, R ERA: 3.98	7.0	W	28	7	3	3	9	0	0	1	0	0	1	64	100	3.86	1.000								
Mike Fetters, R ERA: 2.08	1.0	H	4	0	0	0	2	1	0	0	0	0	0	9	16	0.00	1.000								
Jeff Shaw, R ERA: 6.57	1.0	S	3	0	0	0	2	0	0	0	0	0	0	14	20	0.00	0.000								

Batter	1	2	3	4	5	6	7	8	9	AB	R	H	RBI	BB	SO	LOB	BOTTOM									
Todd Hollandsworth, L OBP: 0.315, SLG: 0.416	P6		FC6-4	F9			F8			4	1	1	0	0	0	1	St. Louis Cardinals @ Los Angeles Dodgers Dodger Stadium, Los Angeles, CA Sun Jun 18 2000, 1:10 PM PDT Att: 50,713 - Sunny - 76 F									
Mark Czuzdzianek, R OBP: 0.330, SLG: 0.404	K		E9		K		K			4	1	1	0	0	3	1										
Gary Sheffield, R OBP: 0.454, SLG: 0.670			SF9		F7		F8			3	0	1	1	0	0	1										
Shawn Green, L OBP: 0.432, SLG: 0.560	K		HR		G3					4	1	2	0	0	1	1										
Eric Karros, R OBP: 0.344, SLG: 0.572		HR	HR		K		K			3	2	1	1	1	2	1										
Adrian Beltré, R OBP: 0.318, SLG: 0.454		G5-3	HR		K		K			4	1	1	3	0	1	1										
Chad Kreuter, S OBP: 0.438, SLG: 0.457		G4-3	G4-3		BB		BB			2	0	0	0	2	0	0										
Alex Cora, L OBP: 0.340, SLG: 0.345	L3				G4-3					3	0	0	0	1	0	2										
Chan Ho Park, R OBP: 0.152, SLG: 0.212 Mike Fetters, R (8, 1) Jeff Shaw, R (9, 1)			FC6-4		K		L5			3	0	1	0	0	1	2										
			1B							0	0	0	0	0	0	0										
										0	0	0	0	0	0	0										
Inning Stats	R: 0 E: 0 K: 2 S: 12	H: 1 LOB: 1 BB: 0 P: 19	R: 1 E: 0 K: 0 S: 12	H: 1 LOB: 0 BB: 0 P: 16	R: 5 E: 1 K: 0 S: 21	H: 4 LOB: 0 BB: 1 P: 32	R: 0 E: 0 K: 1 S: 8	H: 0 LOB: 0 BB: 0 P: 9	R: 0 E: 0 K: 1 S: 6	H: 0 LOB: 2 BB: 2 P: 7	R: 0 E: 0 K: 1 S: 9	H: 1 LOB: 0 BB: 0 P: 12	R: 0 E: 0 K: 1 S: 9	H: 1 LOB: 2 BB: 1 P: 15	1B: 5 2B: 1 3B: 0 HR: 2	SF: 1 SAC: 0 DP: 0 HBP: 0	WP: 0 PB: 0 SB: 0 CS: 0	PA: 35								
PITCHER	IP	WLS	BF	H	R	ER	SO	BB	IBB	HBP	BLK	WP	HR	S	P	ERA	WHIP									
Darryl Kile, R ERA: 4.67	6.0	L	27	6	6	6	6	3	0	0	0	0	0	2	75	111	9.000	1.500								
Heathcliff Slocumb, R ERA: 4.59	1.2		7	2	0	0	2	1	0	0	0	0	0	16	24	0.000	1.800									
Mike Matthews, L ERA: 16.88	0.1		1	0	0	0	0	0	0	0	0	0	0	2	3	0.000	0.000									

AB 33
R 3
H 7
RBI 3
BB 1
SO 12
LOB 11



AB 30
R 6
H 8
RBI 5
BB 4
SO 8
LOB 10



Batter	1	2	3	4	5	6	7	8	9	AB	R	H	RBI	BB	SO	LOB	TOP		
Todd Hollandsworth, L (1.8) OBP: 0.318, SLG: 0.409	0-3 K	1-0 F7		1-1 1B		1-0 L7		0-0 F8		5	0	1	0	0	1	1			
Mark Grudzielanek, R (1.4) OBP: 0.343, SLG: 0.411	1-2 1B		1-2 F9	0-1 F4			0-1 1B	1-0 F9		5	2	2	0	0	0	1			
Gary Sheffield, R (1.7) OBP: 0.461, SLG: 0.710	0-0 1B	1-2 E	1-2 HR	0-3 K			0-0 HR	1-1 HR		5	4	4	2	0	1	1			
Shawn Green, L (1.9) OBP: 0.433, SLG: 0.569	1-2 1B		0-2 F8		1-2 2B		0-0 SF8	1-1 F8		4	0	2	2	0	0	0			
Eric Karros, R (1.3) OBP: 0.345, SLG: 0.571	2-3 K		0-1 E6	2B	0-0 P3		1-1 HR		2-2 G6-3	5	1	1	2	0	1	3			
Adrián Beltré, R (1.5) OBP: 0.316, SLG: 0.448	1-2 K2-3		0-0 FC5	1-3 2B	0-1 F8		0-0 L5		2-2 G4-3	5	0	1	0	0	1	2			
Chad Kreuter, S (1.2) OBP: 0.443, SLG: 0.455		4-0 SH5-4	2-1 FC5		3-2 L6		3-1 1B		3-3 K	3	0	1	0	1	1	1			
Kevin Elster, R (1.6) OBP: 0.335, SLG: 0.482	2-3 K		0-0 FC5		4-2 BB		1-2 1B			3	0	1	0	1	1	4			
Carlos Perez, L (1.1) OBP: 0.043, SLG: 0.087		0-0 SH5-4		3-3 K		0-1 G1-6-3	1-0 F8			1	0	0	0	0	1	0			
Antonio Osuna, R (4.1)										1	0	0	0	0	0	1			
Dave Hansen, L (7. PH) OBP: 0.440, SLG: 0.597										1	0	0	0	0	0	2			
Matt Herges, L (7.1)										0	0	0	0	0	0	0			
Inning Stats	R: 2 H: 3 E: 1 K: 3 S: 19	H: 3 R: 1 ER: 0 LOB: 1 BB: 0 P: 23	R: 0 H: 0 E: 0 K: 1 S: 5	H: 0 R: 1 ER: 1 LOB: 3 BB: 1 P: 12	R: 1 H: 2 E: 1 K: 0 S: 14	H: 2 R: 0 ER: 0 LOB: 1 BB: 0 P: 18	R: 0 H: 1 E: 0 K: 0 S: 12	H: 1 R: 0 ER: 0 LOB: 0 BB: 1 P: 16	R: 0 H: 0 E: 0 K: 0 S: 8	H: 0 R: 3 ER: 0 LOB: 2 BB: 0 P: 13	R: 3 H: 5 E: 0 K: 0 S: 11	H: 5 R: 1 ER: 0 LOB: 0 BB: 0 P: 9	R: 0 H: 0 E: 0 K: 1 S: 11	H: 0 R: 0 ER: 0 LOB: 0 BB: 0 P: 18	1B: 7 2B: 3 3B: 0 HR: 3	SF: 1 SAC: 1 DP: 1 HBP: 1	WP: 0 PB: 0 SB: 0 CS: 0	PA: 43	
PITCHER	IP	WLS	BF	H	R	ER	SO	BB	IBB	HBP	BLK	WP	HR	S	P	ERA	WHIP		
Octavio Dotel, R (1.1) ERA: 5.33	6.2		34	11	6	5	6	2	0	1	0	0	2	81	113	6.75	1.950		
Jose Cabrera, R (7.1) ERA: 5.04	1.1	L	6	2	1	1	0	0	0	0	0	0	1	8	12	6.75	1.500		
Doug Henry, R (9.1) ERA: 4.14	1.0		3	0	0	0	1	0	0	0	0	0	0	11	18	0.00	0.000		

Los Angeles Dodgers @ Houston Astros
Enron Field, Houston, TX
Wed Jun 21 2000, 8:05 PM EDT
Att: 35,356 - Dome - 72 F

AB	38
R	7
H	13
RBI	6
BB	2
SO	7
LOB	16



Batter	1	2	3	4	5	6	7	8	9	AB	R	H	RBI	BB	SO	LOB	BOTTOM		
Glen Barker, S (1.8) OBP: 0.450, SLG: 0.588	2-2 G6-3		0-1 HR	2-2 5 2B		2-3 K			2-1 G1-3	5	2	2	1	0	1	0			
Craig Biggio, R (1.4) OBP: 0.406, SLG: 0.374	4-2 17 BB		4-2 5 G1-4-3	5 2B	1-0 HBP		2-1 G6-3		2-3 K	2	1	0	0	2	1	0			
5 Jeff Bagwell, R (1.3) OBP: 0.399, SLG: 0.545	0-0 P6		1-2 G1-4-3	1-1 2B	1-1 1-3 2H 3H 2-3		0-3 K		0-1 F8	5	0	1	2	0	1	2			
17 Lance Berkman, S (1.9) OBP: 0.352, SLG: 0.518	4-2 E	1-2 BB	0-0 G5-3			4-1 FC5-4	4-1 PB			2	0	0	0	2	1	2			
Moises Alou, R (1.7) OBP: 0.391, SLG: 0.603	0-0 E7		1-0 HR	1B	2-2 F9		4-1 FC5-4		1-2 IBB	3	1	2	1	1	0	0			
Julio Lugo, R (1.6) OBP: 0.446, SLG: 0.510	1-3 2H		0-2 HR		3-2 F9		1-1 FC5-4			4	1	1	2	0	0	4			
Tony Eusebio, R (1.2) OBP: 0.347, SLG: 0.350		3-1 F9		0-0 G5-3	2-2 F9			3-2 F7		3	0	0	0	0	0	0			
Mitch Meluskey, S (6. PH) OBP: 0.378, SLG: 0.513										1	0	0	0	0	0	0			
Chris Truby, R (1.5) OBP: 0.273, SLG: 0.455	1-2 F9		0-0 FC1-6	1B		2-3 K		2-0 G4-3		4	0	1	0	0	1	0			
Octavio Dotel, R (1.1) OBP: 0.074, SLG: 0.038		1-3 K		0-0 FC1-6	2B	2-3 K		2-1 F9		3	1	0	0	0	2	1			
Jose Cabrera, R (7.1)										0	0	0	0	0	0	0			
Daryle Ward, L (6. PH) OBP: 0.274, SLG: 0.500										1	0	0	0	0	0	0			
Doug Henry, R (9.1)										0	0	0	0	0	0	0			
Inning Stats	R: 1 H: 1 E: 1 K: 0 S: 11	H: 1 R: 0 ER: 0 LOB: 0 BB: 2 P: 21	R: 0 H: 0 E: 0 K: 1 S: 12	H: 0 R: 1 ER: 0 LOB: 0 BB: 1 P: 17	R: 1 H: 1 E: 0 K: 0 S: 9	H: 1 R: 0 ER: 0 LOB: 2 BB: 0 P: 14	R: 4 H: 5 E: 0 K: 1 S: 15	H: 5 R: 0 ER: 0 LOB: 0 BB: 0 P: 22	R: 0 H: 0 E: 0 K: 3 S: 10	H: 0 R: 0 ER: 0 LOB: 2 BB: 2 P: 20	R: 0 H: 0 E: 0 K: 1 S: 9	H: 0 R: 0 ER: 0 LOB: 0 BB: 0 P: 13	R: 0 H: 0 E: 0 K: 1 S: 7	H: 0 R: 0 ER: 0 LOB: 0 BB: 0 P: 11	1B: 3 2B: 2 3B: 0 HR: 2	SF: 0 SAC: 0 DP: 1 HBP: 1	WP: 0 PB: 1 SB: 0 CS: 0	PA: 39	
PITCHER	IP	WLS	BF	H	R	ER	SO	BB	IBB	HBP	BLK	WP	HR	S	P	ERA	WHIP		
Carlos Perez, L (1.1) ERA: 5.73	3.2		21	7	6	6	1	3	0	1	0	0	0	25	44	6.99	2.727		
Antonio Osuna, R (4.1) ERA: 3.8	2.1		7	0	0	0	4	0	0	0	0	0	0	25	40	0.00	0.000		
Matt Herges, R (7.1) ERA: 2.93	3.0	W	11	0	0	0	2	1	1	0	0	0	0	22	44	0.00	0.333		


Los Angeles Dodgers @ Houston Astros
Enron Field, Houston, TX
Wed Jun 21 2000, 8:05 PM EDT
Att: 35,356 - Dome - 72 F

AB	33
R	6
H	7
RBI	6
BB	5
SO	7
LOB	9



Batter	1	2	3	4	5	6	7	8	9	AB	R	H	RBI	BB	SO	LOB	TOP										
Todd Hollandsworth, L (1, 8) OBP: 0.311, SLG: 0.399	G6-3		K		K			K		4	0	0	0	0	3	3	Los Angeles Dodgers @ Houston Astros Enron Field, Houston, TX Thu Jun 22 2000, 8:05 PM EDT Att: 37,150 - Dome - 72 F										
Mark Crutzielnek, R (1, 4) OBP: 0.342, SLG: 0.412	2B			K		K		G1-3		4	0	1	0	0	2	1											
Gary Sheffield, R (1, 7) OBP: 0.458, SLG: 0.714	G5-3			P4		G6-3			HR	4	1	1	1	0	0	1											
Shawn Green, L (1, 9) OBP: 0.431, SLG: 0.562	F8			L6		F7			BB 1B G1-4-3 BB	3	1	0	0	1	0	1											
Eric Karros, R (1, 3)		F9			P6		K		G1-4-3 BB 1-2 BB 1B	4	0	1	0	0	1	0											
Adrian Beltré, R (1, 5) OBP: 0.315, SLG: 0.442	F9			L4		F7			G1-4-3 BB 1-2 BB	3	0	0	0	1	0	0											
Chad Kreuter, S (1, 2) OBP: 0.437, SLG: 0.441	F2				1B 37 2B BB	G4-3			G1-4-3	3	1	0	0	1	0	2											
Kevin Elster, R (1, 6) OBP: 0.339, SLG: 0.483			P4						F8	4	0	2	0	0	0	1											
37 Darren Dreifort, R (1, 1) OBP: 0.107, SLG: 0.179			F9							2	0	1	1	0	0	0											
Dave Hansen, L (8, PH) OBP: 0.434, SLG: 0.587								G1-3		1	0	0	0	0	0	1											
Terry Adams, R (8, 1)										0	0	0	0	0	0	0											
Inning Stats	R: 0 E: 0 K: 0 S: 11	H: 1 LOB: 1 BB: 0 P: 15	R: 0 E: 0 K: 0 S: 10	H: 0 LOB: 0 BB: 0 P: 15	R: 0 E: 0 K: 1 S: 8	H: 0 LOB: 0 BB: 0 P: 9	R: 0 E: 0 K: 1 S: 11	H: 0 LOB: 0 BB: 0 P: 18	R: 1 E: 0 K: 1 S: 12	H: 2 LOB: 2 BB: 1 P: 18	R: 0 E: 0 K: 1 S: 9	H: 0 LOB: 0 BB: 0 P: 12	R: 0 E: 0 K: 1 S: 7	H: 0 LOB: 0 BB: 0 P: 11	R: 0 E: 0 K: 1 S: 14	H: 1 LOB: 1 BB: 0 P: 18	R: 2 E: 0 K: 0 S: 9	H: 2 LOB: 1 BB: 2 P: 21	1B: 3 2B: 2 3B: 0 HR: 1	SF: 0 SAC: 0 DP: 1 HBP: 0	WP: 0 PA: 35 PB: 0 SB: 0 CS: 0						
PITCHER	IP	WLS	BF	H	R	ER	SO	BB	IBB	HBP	BLK	WP	HR	S	P	ERA	WHIP										
Scott Elarton, R (1, 1) ERA: 7.11	8.0	W	29	4	1	1	6	1	0	0	0	0	0	82	116	1.12	0.625										
Doug Henry, R (9, 1) ERA: 4.52	0.0		3	2	2	2	0	1	0	0	0	0	1	4	10	∞	∞										
Marc Valdes, R (9, 1) ERA: 0.66	1.0	S	3	0	0	0	0	1	0	0	0	0	0	5	11	0.00	1.000										

AB	32
R	3
H	6
RBI	2
BB	3
SO	6
LOB	10



Batter	1	2	3	4	5	6	7	8	9	AB	R	H	RBI	BB	SO	LOB	BOTTOM										
Glen Barker, S (1, 8) OBP: 0.375, SLG: 0.476	F8	F6			G1-3		G3			4	0	0	0	0	0	1	Los Angeles Dodgers @ Houston Astros Enron Field, Houston, TX Thu Jun 22 2000, 8:05 PM EDT Att: 37,150 - Dome - 72 F										
Craig Biggio, R (1, 4) OBP: 0.407, SLG: 0.377	5 BB 17 HR BB		2B		K		P3			3	1	1	0	1	1	0											
5 Jeff Bagwell, R (1, 3) OBP: 0.300, SLG: 0.541	17 HR BB		G6-3		F9			17 BB 2B BB		2	2	0	0	2	0	0											
17 Lance Berkman, S (1, 9) OBP: 0.372, SLG: 0.557	HR		FC5-4 BB			S 1B E 1B		2B 1B		3	2	3	3	1	0	0											
Moises Alou, R (1, 7) OBP: 0.388, SLG: 0.600	F8		FC5-4		L8			1-3 1B		4	0	1	1	0	0	2											
Mitch Meluskey, S (1, 2) OBP: 0.376, SLG: 0.506	K			P4		S 1B E 1B		P6		4	1	1	0	0	1	2											
Julio Lugo, R (1, 6) OBP: 0.419, SLG: 0.472		G6-3		G6-3		E4 CS 1-2H 2H		K		4	0	0	0	0	1	2											
Chris Truby, R (1, 5) OBP: 0.333, SLG: 0.500		SH1-4 HBP				K2-3 2-3		G3-1		3	0	1	0	0	1	3											
Scott Elarton, R (1, 1) OBP: 0.300, SLG: 0.316										2	0	0	0	0	0	1											
Doug Henry, R (9, 1) ERA: 4.76										0	0	0	0	0	0	0											
Marc Valdes, R (9, 1) ERA: 3.07										0	0	0	0	0	0	0											
Tim Bogar, R (9, 6) OBP: 0.243, SLG: 0.232										0	0	0	0	0	0	0											
Inning Stats	R: 3 E: 0 K: 1 S: 9	H: 1 LOB: 0 BB: 2 P: 23	R: 0 E: 0 K: 0 S: 10	H: 0 LOB: 1 BB: 0 P: 14	R: 0 E: 0 K: 0 S: 11	H: 1 LOB: 1 BB: 1 P: 20	R: 0 E: 0 K: 0 S: 4	H: 1 LOB: 1 BB: 0 P: 7	R: 0 E: 0 K: 1 S: 5	H: 0 LOB: 0 BB: 0 P: 7	R: 2 E: 1 K: 1 S: 11	H: 2 LOB: 0 BB: 0 P: 19	R: 0 E: 0 K: 0 S: 6	H: 0 LOB: 0 BB: 0 P: 10	R: 1 E: 0 K: 1 S: 13	H: 2 LOB: 2 BB: 1 P: 22	R: 3 E: 0 K: 0 S: 9	H: 2 LOB: 1 BB: 2 P: 21	1B: 3 2B: 3 3B: 0 HR: 1	SF: 0 SAC: 1 DP: 0 HBP: 1	WP: 0 PA: 35 PB: 0 SB: 2 CS: 1						
PITCHER	IP	WLS	BF	H	R	ER	SO	BB	IBB	HBP	BLK	WP	HR	S	P	ERA	WHIP										
37 Darren Dreifort, R (1, 1) ERA: 4.76	7.0	L	29	5	5	3	3	1	0	0	0	0	0	56	100	3.86	1.143										
Terry Adams, R (8, 1) ERA: 3.07	1.0		6	2	1	1	1	1	0	0	0	0	0	13	22	9.00	3.000										

AB	29
R	6
H	7
RBI	4
BB	4
SO	4
LOB	11



Batter	1	2	3	4	5	6	7	8	9	AB	R	H	RBI	BB	SO	LOB	TOP					
F.P. Santangelo, S OBP: 0.312, SLG: 0.202	G6-3		F7			K		K		4	0	0	0	0	2	0	Los Angeles Dodgers @ St. Louis Cardinals Busch Stadium, St. Louis, MO Sat Jun 24 2000, 7:10 PM CDT Att: 47,071 - Cloudy - 79 F					
Mark Grudzielanek, R OBP: 0.363, SLG: 0.410	P6			G6-4-3 1B		FC5-4 1B		BB BB		3	0	2	0	1	0	0						
Gary Sheffield, R OBP: 0.456, SLG: 0.710	P6			F9		FC5-4 1-2		BB BB		3	0	0	0	1	0	2						
Shawn Green, L OBP: 0.424, SLG: 0.558		K		G6-4-3 1-2		G4-3		G3		4	0	0	0	0	1	4						
Eric Karros, R OBP: 0.340, SLG: 0.553	G6-3				G6-3		BB BB		FC6-4 1B	3	0	1	0	1	0	0						
Adrián Beltré, R OBP: 0.323, SLG: 0.463				BB	WP WP 2B	F7		FC6-4 1B 1-2		3	1	1	0	1	0	2						
Paul Lo Duca, R OBP: 0.370, SLG: 0.615				K		K	G4-6-3 BB		G4-3 1B	3	0	1	0	1	2	2						
Alex Cora, L OBP: 0.327, SLG: 0.371			G4-3			G4-6-3 3-H 3B		G4-3 1-2		4	0	1	0	0	0	4						
Orel Hershiser, R OBP: 0.280, SLG: 0.080			L6			K		F8		0	0	0	0	0	0	0						
Carlos Perez, L OBP: 0.280, SLG: 0.080										2	0	0	0	0	1	1						
Terry Adams, R OBP: 0.280, SLG: 0.080										0	0	0	0	0	0	0						
Onan Masaoka, R OBP: 0.280, SLG: 0.080										0	0	0	0	0	0	0						
Todd Hollandsworth, L OBP: 0.280, SLG: 0.080										0	0	0	0	0	0	0						
Jim Leyritz, R OBP: 0.280, SLG: 0.080										1	0	0	0	0	0	0						
Matt Herges, L OBP: 0.280, SLG: 0.080										0	0	0	0	0	0	0						
Inning Stats	R: 0 E: 0 K: 0 S: 7	H: 0 LOB: 0 BB: 0 P: 10	R: 0 E: 0 K: 2 S: 13	H: 0 LOB: 1 BB: 1 P: 23	R: 0 E: 0 K: 0 S: 4	H: 0 LOB: 0 BB: 0 P: 6	R: 0 E: 0 K: 0 S: 5	H: 1 LOB: 0 BB: 0 P: 8	R: 1 E: 0 K: 2 S: 12	H: 2 LOB: 1 BB: 0 P: 19	R: 0 E: 0 K: 1 S: 9	H: 1 LOB: 1 BB: 0 P: 15	R: 0 E: 0 K: 0 S: 5	H: 0 LOB: 1 BB: 2 P: 15	R: 0 E: 0 K: 1 S: 9	H: 0 LOB: 2 BB: 0 P: 20	R: 0 E: 0 K: 0 S: 12	H: 2 LOB: 1 BB: 0 P: 22	1B: 4 2B: 1 3B: 1 HR: 0	SF: 0 SAC: 0 DP: 3 HBP: 0	WP: 2 PB: 0 SB: 0 CS: 0	PA: 35
PITCHER	IP WLS BF H R ER SO BB IBB HBP BLK WP HR S P ERA WHIP																					
Darryl Kile, R ERA: 4.57	(1, 1) 2.0 7 0 0 2 1 0 0 0 0 0 0 20 33 0.00 0.500																					
Alan Benes, R ERA: 2.12	(3, 1) 3.0 W 11 3 1 1 2 0 0 0 0 2 0 0 21 33 3.00 1.000																					
Mike James, R ERA: 4.24	(6, 1) 1.0 H 4 1 0 0 1 0 0 0 0 0 0 9 15 0.00 1.000																					
Gene Stechschulte, R ERA: 7.0	(7, 1) 1.0 H 4 0 0 0 0 2 0 0 0 0 0 0 5 15 0.00 2.000																					
Mike Matthews, L ERA: 5.44	(8, 1) 1.0 H 5 0 0 0 1 2 0 0 0 0 0 0 9 20 0.00 2.000																					
Dave Veres, R ERA: 3.22	(9, 1) 1.0 WLS 4 H 2 R 0 ER 0 SO 0 BB 0 IBB 0 HBP 0 BLK 0 WP 0 HR 0 S 12 P 22 ERA 0.00 WHIP 2.000																					

AB	30
R	1
H	6
RBI	0
BB	5
SO	6
LOB	15



Batter	1	2	3	4	5	6	7	8	9	AB	R	H	RBI	BB	SO	LOB	BOTTOM	
Edgar Renteria, R OBP: 0.311, SLG: 0.401	G4-3		F8			G6-3	F9			4	0	0	0	0	0	1	Los Angeles Dodgers @ St. Louis Cardinals Busch Stadium, St. Louis, MO Sat Jun 24 2000, 7:10 PM CDT Att: 47,071 - Cloudy - 79 F	
J.D. Drew, L OBP: 0.377, SLG: 0.519			P6			K	K			4	1	1	0	0	2	1		
15 Jim Edmonds, L OBP: 0.453, SLG: 0.643					K	BB 1B 1B		FC5-4 BB 2B		3	2	1	0	1	2	1		
Mark McGwire, R OBP: 0.496, SLG: 0.799				F3		BB 1B 1B		FC5-4 BB		3	2	2	2	1	0	0		
Eric Davis, R OBP: 0.394, SLG: 0.466				G5-3		1B BB		F9		3	0	0	0	1	0	2		
Dave Veres, R ERA: 3.22	G6-3					1-2 2-3		F9		0	0	0	0	0	0	0		
Craig Panquette, R OBP: 0.320, SLG: 0.464		G1-3			G6-3			FC5-4 2B		4	1	1	2	0	0	2		
Edgar Renteria, R OBP: 0.311, SLG: 0.401			L6-4 2B			K		1-2 2-3		1	0	1	0	0	0	0		
Alan Benes, R ERA: 2.12										1	0	0	0	0	0	0		
Mike James, R ERA: 4.24										0	0	0	0	0	0	0		
Gene Stechschulte, R ERA: 7.0										0	0	0	0	0	0	0		
Mike Matthews, L ERA: 5.44										0	0	0	0	0	0	0		
Eli Marrero, R OBP: 0.319, SLG: 0.481			L6-4		P4			G5-3		4	0	1	0	0	0	3		
Darryl Kile, R OBP: 0.139, SLG: 0.143										0	0	0	0	0	0	0		
Shawon Dunston, R OBP: 0.255, SLG: 0.474										2	0	0	0	0	0	1		
Placido Polanco, R OBP: 0.329, SLG: 0.412										0	0	0	0	0	0	0		
Inning Stats	R: 2 E: 0 K: 1 S: 10	H: 2 LOB: 0 BB: 0 P: 16	R: 0 E: 0 K: 0 S: 6	H: 1 LOB: 1 BB: 0 P: 11	R: 0 E: 0 K: 0 S: 7	H: 0 LOB: 0 BB: 0 P: 9	R: 0 E: 0 K: 1 S: 9	H: 0 LOB: 0 BB: 0 P: 14	R: 0 E: 0 K: 2 S: 16	H: 3 LOB: 2 BB: 1 P: 29	R: 0 E: 0 K: 1 S: 10	H: 1 LOB: 1 BB: 0 P: 16	R: 2 E: 0 K: 0 S: 20	H: 1 LOB: 1 BB: 2 P: 34	1B: 5 2B: 4 3B: 0 HR: 1	SF: 0 SAC: 1 DP: 1 HBP: 0	WP: 0 PB: 0 SB: 0 CS: 0	PA: 35
PITCHER	IP WLS BF H R ER SO BB IBB HBP BLK WP HR S P ERA WHIP																	
Orel Hershiser, R ERA: 10.96	(1, 1) 1.1 L 7 3 2 1 1 2 0 0 0 0 0 0 15 26 13.50 2.250																	
Carlos Perez, L ERA: 5.53	(2, 1) 4.1 14 2 1 1 2 0 0 0 0 0 0 35 51 2.08 0.462																	
Terry Adams, R ERA: 3.21	(6, 1) 1.0 7 3 1 1 1 1 0 0 0 0 0 0 15 28 9.00 4.000																	
Onan Masaoka, L ERA: 3.75	(7, 1) 0.1 1 0 0 0 1 0 0 0 0 0 0 3 5 0.00 0.000																	
Matt Herges, R ERA: 3.4	(8, 1) 1.0 6 1 2 2 0 2 0 0 0 0 0 0 20 34 18.00 3.000																	

AB	31
R	6
H	9
RBI	6
BB	3
SO	5
LOB	13



Batter	1	2	3	4	5	6	7	8	9	AB	R	H	RBI	BB	SO	LOB	TOP									
Eric Owens, R OBP: 0.398, SLG: 0.448 (1, 9)	4-2 G4-6-3 BB	1-0 1B WP 2B 1B	1-1 F9			1-1 G6-3			1-0 FC4-6 1B	4	1	2	1	1	0	2	San Diego Padres @ Los Angeles Dodgers Dodger Stadium, Los Angeles, CA Mon Jun 26 2000, 7:10 PM PDT Att: 26,417 - Sunny - 78 F									
Ed Sprague, R OBP: 0.336, SLG: 0.615 Carlos Almanzar, R (9, 1)	2-1 F8	1-1 SF8		0-0 F9			1-0 F8		0-1 L5	4	0	0	1	0	0	3										
Ryan Klesko, L OBP: 0.403, SLG: 0.617 (1, 3)	0-0 G4-6-3	3-H 1B 2B HBP		0-0 F8			0-1 G6-3		0-1 FC4-6	4	1	0	1	0	0	2										
Phil Nevin, R OBP: 0.341, SLG: 0.513 (1, 5)				2-2 F9			1-2 G4-3		3-H 1-2 L5	4	2	1	0	1	0	1										
Bret Boone, R OBP: 0.320, SLG: 0.455 (1, 4)					0-1 G5-3			2-1 G6-3		4	1	2	5	0	0	0										
Carlos Hernandez, R OBP: 0.321, SLG: 0.349 (1, 2)				3-2 F8				0-1 F8		4	1	1	0	0	0	1										
Ruben Rivera, R OBP: 0.350, SLG: 0.500 (1, 8)	4-0 S 1B BB	4-0 16 1B BB		1-1 G5-3			4-1 BB			1	0	0	0	3	0	0										
16 Kevin Nicholson, S OBP: 0.385, SLG: 0.583 (1, 6)	1-1 1B SF8 1B	0-0 G5-4-3		1-2 G5-3			3-2 F8			4	1	1	1	0	0	2										
Brian Meadows, R OBP: 0.172, SLG: 0.172 Matt Whiteside, R (8, 1) 29 Kory DeHaan, L OBP: 0.226, SLG: 0.245 (9, PH) (9, 9)	1-3 K	1-0 1B		0-0 G6-3 1B			4-1 1B FC4-6 BB			3	0	2	0	0	1	2										
Inning Stats	R: 0 E: 0 K: 0 S: 5	H: 0 LOB: 0 BB: 1 P: 11	R: 8 E: 0 K: 1 S: 20	H: 6 LOB: 1 BB: 2 P: 45	R: 0 E: 0 K: 0 S: 4	H: 1 LOB: 1 BB: 1 P: 10	R: 0 E: 0 K: 0 S: 6	H: 0 LOB: 0 BB: 0 P: 8	R: 0 E: 0 K: 0 S: 7	H: 0 LOB: 0 BB: 0 P: 11	R: 0 E: 0 K: 0 S: 6	H: 1 LOB: 0 BB: 0 P: 8	R: 0 E: 0 K: 0 S: 6	H: 0 LOB: 0 BB: 0 P: 8	R: 0 E: 0 K: 0 S: 9	H: 0 LOB: 1 BB: 1 P: 18	R: 1 E: 0 K: 0 S: 10	H: 1 LOB: 1 BB: 1 P: 16	1B: 7 2B: 1 3B: 0 HR: 1	SF: 1 SAC: 0 DP: 3 HBP: 1	WP: 1 PB: 0 SB: 2 CS: 0	PA: 40				
PITCHER	IP	WLS	BF	H	R	ER	SO	BB	IBB	HBP	BLK	WP	HR	S	P	ERA	WHIP									
Orel Hershiser, R ERA: 13.14 Carlos Perez, L ERA: 5.25 Onan Masaoka, L ERA: 3.21 Jeff Shaw, R ERA: 8.0	(1, 1)	1.2	L	14	6	8	8	1	3	0	0	0	1	1	24	54	43.20	5.400								

Batter	1	2	3	4	5	6	7	8	9	AB	R	H	RBI	BB	SO	LOB	BOTTOM								
Todd Hollandsworth, L OBP: 0.314, SLG: 0.422 (1, 8)	1-2 HR		2-1 F9		3-2 F9 SF9 2B		2-0 G6-3		4-2 BB 2B BB	4	3	2	1	1	0	0	San Diego Padres @ Los Angeles Dodgers Dodger Stadium, Los Angeles, CA Mon Jun 26 2000, 7:10 PM PDT Att: 26,417 - Sunny - 78 F								
Mark Czudzielanek, R OBP: 0.340, SLG: 0.403 (1, 4)	0-1 G6-3		1-1 G4-3		1-1 F9		3-1 G6-3		4-2 2B BB	4	0	0	0	1	0	1									
Gary Sheffield, R OBP: 0.451, SLG: 0.696 Shawn Gilbert, R OBP: 0.211, SLG: 0.353 (9, 9)	0-3 K		0-1 G6-3		1-0 SF9		1-0 SF9		2-1 F7	3	0	0	1	0	1	0									
Shawn Green, L OBP: 0.417, SLG: 0.544 F.P. Santangelo, S OBP: 0.310, SLG: 0.200 (9, 7)	3-1 F2			0-0 G3		3-H 2-2 F7		4-1 F7 BB	1-3 2B L4	3	0	0	0	1	0	0									
Eric Karros, R OBP: 0.338, SLG: 0.542 Jeff Shaw, R (9, 1)		0-1 P5		1-0 G3-1		1-3 K		0-1 F7		4	0	0	0	0	1	1									
Todd Hundley, S OBP: 0.383, SLG: 0.651 Onan Masaoka, R (7, 1)		1-2 FC4-6 1B		4-1 BB 1B BB		2-3 K		1-3 K		2	0	1	0	1	1	0									
Dave Hansen, L OBP: 0.416, SLG: 0.561 (8, PH) (9, 3)		FC4-6 1B		BB 1B BB						1	0	0	0	0	1	1									
Adrian Beltré, R OBP: 0.320, SLG: 0.455 (1, 5)		3-1 FC4-6 1B		1-2 BB 1B		2-1 G5-3			1-3 K	4	0	2	0	0	1	0									
Alex Cora, L OBP: 0.342, SLG: 0.404 (1, 6)		0-1 F8		4-1 BB 1B		2-2 HR			4-0 BB BB 2B BB	2	2	1	1	2	0	2									
Orel Hershiser, R (1, 1) Carlos Perez, L OBP: 0.037, SLG: 0.074 Jim Leyritz, R OBP: 0.313, SLG: 0.259 (7, 2)		1-0 FC4-6		0-3 K		0-3 K			1-0 F8	0	0	0	0	0	0	0									
Inning Stats	R: 1 E: 0 K: 1 S: 10	H: 1 LOB: 0 BB: 0 P: 14	R: 0 E: 0 K: 0 S: 10	H: 2 LOB: 2 BB: 0 P: 15	R: 0 E: 0 K: 1 S: 10	H: 1 LOB: 3 BB: 2 P: 20	R: 0 E: 0 K: 2 S: 10	H: 0 LOB: 0 BB: 0 P: 15	R: 1 E: 0 K: 1 S: 13	H: 1 LOB: 0 BB: 0 P: 20	R: 0 E: 0 K: 1 S: 8	H: 0 LOB: 1 BB: 1 P: 15	R: 2 E: 0 K: 1 S: 13	H: 1 LOB: 2 BB: 3 P: 29	1B: 3 2B: 2 3B: 0 HR: 2	SF: 1 SAC: 0 DP: 0 HBP: 0	WP: 0 PB: 0 SB: 0 CS: 0	PA: 40							
PITCHER	IP	WLS	BF	H	R	ER	SO	BB	IBB	HBP	BLK	WP	HR	S	P	ERA	WHIP								
Brian Meadows, R ERA: 5.17 Matt Whiteside, R ERA: 3.42 Carlos Almanzar, R ERA: 5.27	(1, 1)	0.2	2	0	0	0	1	0	0	0	0	0	0	5	6	0.00	0.000								



Batter	1	2	3	4	5	6	7	8	9	10	AB	R	H	RBI	BB	SO	LOB	TOP				
Eric Owens, R OBP: 0.395, SLG: 0.444 (1, 9) (10, 7)	G6-3		P4		L8				G4-6-3		5	0	1	0	0	0	1	San Diego Padres @ Los Angeles Dodgers Dodger Stadium, Los Angeles, CA Tue Jun 27 2000, 7:10 PM PDT Att. 41,897 - Sunny - 76 F livebaseballscorecards.com				
Al Martin, L OBP: 0.355, SLG: 0.498 Matt Whiteside, R (10, 1)	K		F8		G4-3		G4-3		G4-3		5	0	0	0	0	1	2					
Ryan Klesko, L OBP: 0.403, SLG: 0.624 (1, 3)	HR				P4		F5		G6-3		4	2	1	1	1	0	0					
Phil Nevin, R OBP: 0.345, SLG: 0.516 (1, 5)	BB				BB		G5-3		K		4	1	2	0	1	1	0					
Bret Boone, R OBP: 0.323, SLG: 0.453 (1, 4)	F8				BB		F8		G5-3		3	1	1	1	1	0	1					
Carlos Hernandez, R OBP: 0.314, SLG: 0.341 29 Kory DeHaan, L OBP: 0.226, SLG: 0.245 (1, 2) (10, 9)	F9		F9		F9		K		G5-3		4	0	0	0	0	1	3					
Ruben Rivera, R OBP: 0.348, SLG: 0.490 (1, 8)	G5-3				BB				G6-3		3	0	0	0	1	1	1					
16 Kevin Nicholson, S OBP: 0.412, SLG: 0.533 (1, 6)	F9				BB				G6-3		3	0	1	2	1	1	0					
Will Cunnane, R OBP: 0.200, SLG: 0.400 Carlos Reyes, S (7, 1)	G6-3				FC5-4				K		3	0	1	0	0	0	2					
Kevin Walker, L OBP: 0.250, SLG: 0.250 Trevor Hoffman, R (8, 1) Wiki Gonzalez, R OBP: 0.342, SLG: 0.364 (8, 2)					1B				K		0	0	0	0	0	0	0					
Inning Stats	R: 1 E: 0 K: 1 S: 9	H: 1 LOB: 1 BB: 1 P: 20	R: 0 E: 0 K: 0 S: 9	H: 0 LOB: 0 BB: 0 P: 16	R: 0 E: 0 K: 0 S: 5	H: 0 LOB: 0 BB: 0 P: 6	R: 2 E: 0 K: 0 S: 12	H: 2 LOB: 2 BB: 2 P: 25	R: 0 E: 0 K: 1 S: 8	H: 0 LOB: 0 BB: 0 P: 12	R: 0 E: 0 K: 2 S: 10	H: 2 LOB: 2 BB: 0 P: 15	R: 0 E: 0 K: 2 S: 12	H: 2 LOB: 1 BB: 1 P: 20	R: 0 E: 0 K: 1 S: 5	H: 0 LOB: 0 BB: 1 P: 11	R: 0 E: 0 K: 1 S: 5	H: 0 LOB: 0 BB: 0 P: 8	1B: 4 2B: 2 3B: 0 HR: 1	SF: 0 SAC: 0 DP: 1 HBP: 0	WP: 0 PB: 0 SB: 1 CS: 0	PA: 40
PITCHER	IP WLS BF H R ER SO BB IBB HBP BLK WP HR S P ERA WHIP																					
Eric Gagne, R ERA: 4.47 (1, 1)	6.0	24	3	3	3	2	3	3	0	0	0	0	0	0	0	1	53	94	4.50	1.000		
Antonio Osuna, R ERA: 3.76 (7, 1)	1.0	5	2	0	0	2	0	0	0	0	0	0	0	0	0	0	12	16	0.00	2.000		
Matt Herges, R ERA: 3.45 (8, 1)	2.0	8	2	1	1	1	2	0	0	0	0	0	0	0	0	0	17	31	4.50	2.000		
Mike Fetters, R ERA: 2.21 (10, 1)	1.0	3	0	0	0	1	0	0	0	0	0	0	0	0	0	0	5	8	0.00	0.000		

Batter	1	2	3	4	5	6	7	8	9	10	AB	R	H	RBI	BB	SO	LOB	BOTTOM						
Todd Hollandsworth, L OBP: 0.306, SLG: 0.410 (1, 8) (8, 9)	G4-3		G6-3			F9				F2	5	0	0	0	0	0	0	San Diego Padres @ Los Angeles Dodgers Dodger Stadium, Los Angeles, CA Tue Jun 27 2000, 7:10 PM PDT Att. 41,897 - Sunny - 76 F livebaseballscorecards.com						
Mark Grudzielanek, R OBP: 0.347, SLG: 0.410 (1, 4)	BB				FC5-4		BB		G3		4	1	3	0	1	0	0							
Gary Sheffield, R OBP: 0.450, SLG: 0.690 (1, 7)	F8				FC5-4		BB		G6-3		4	0	1	0	1	0	2							
Shawn Green, L OBP: 0.416, SLG: 0.540 (1, 9)	F7				FC5-4		G3-1				4	0	1	0	1	0	5							
Eric Karros, R OBP: 0.339, SLG: 0.551 (1, 3)	P6				G6-4-3		HR		G6-3		5	1	2	2	0	0	3							
Todd Hundley, S OBP: 0.396, SLG: 0.677 (1, 2)	F8				L6		HR				4	2	2	1	0	0	0							
Adrian Beltré, R OBP: 0.315, SLG: 0.447 (1, 5)	P3				F8		G5-3		F7		4	0	0	0	0	0	1							
Kevin Elster, R OBP: 0.335, SLG: 0.467 (1, 6)	P5				K		P4		F9		4	0	0	0	0	1	1							
Eric Gagne, R F.P. OBP: 0.271, SLG: 0.071 OBP: 0.290, SLG: 0.198 Antonio Osuna, R (7, 1) Dave Hansen, L OBP: 0.265, SLG: 0.482 Matt Herges, L (8, 1) Jim Leyritz, R OBP: 0.306, SLG: 0.254 Mike Fetters, R (10, 1)	G1-3				G4-3		HR		F3		1	0	0	0	0	0	0							
Inning Stats	R: 0 E: 0 K: 0 S: 9	H: 0 LOB: 1 BB: 1 P: 18	R: 0 E: 0 K: 0 S: 6	H: 0 LOB: 0 BB: 0 P: 11	R: 0 E: 0 K: 0 S: 6	H: 0 LOB: 0 BB: 0 P: 10	R: 0 E: 0 K: 0 S: 8	H: 2 LOB: 1 BB: 0 P: 14	R: 0 E: 0 K: 1 S: 10	H: 0 LOB: 0 BB: 0 P: 17	R: 0 E: 0 K: 0 S: 12	H: 1 LOB: 2 BB: 1 P: 23	R: 3 E: 0 K: 0 S: 17	H: 3 LOB: 0 BB: 0 P: 25	R: 0 E: 0 K: 0 S: 10	H: 1 LOB: 1 BB: 0 P: 16	R: 1 E: 0 K: 0 S: 10		H: 1 LOB: 0 BB: 1 P: 11	R: 1 E: 0 K: 0 S: 8	H: 2 LOB: 2 BB: 1 P: 15	1B: 5 2B: 2 3B: 0 HR: 3	SF: 0 SAC: 0 DP: 1 HBP: 0	WP: 0 PB: 0 SB: 0 CS: 0
PITCHER	IP WLS BF H R ER SO BB IBB HBP BLK WP HR S P ERA WHIP																							
Will Cunnane, R ERA: 5.31 (1, 1)	6.0	24	5	2	2	1	2	2	0	0	0	0	0	0	0	0	1	56	3.00	1.167				
Carlos Reyes, R ERA: 5.46 (7, 1)	1.2	6	1	1	1	0	0	0	0	0	0	0	0	0	0	0	1	18	25	5.40	0.600			
Kevin Walker, L ERA: 4.88 (8, 1)	0.0	1	1	0	0	0	0	0	0	0	0	0	0	0	0	0	2	4	∞	∞				
Trevor Hoffman, R ERA: 3.34 (8, 1)	1.1	5	1	1	1	0	0	0	0	0	0	0	0	0	0	0	1	12	16	6.75	0.750			
Matt Whiteside, R ERA: 3.67 (10, 1)	0.2	5	2	1	1	0	0	1	0	0	0	0	0	0	0	0	8	15	13.50	3.000				



Batter	1	2	3	4	5	6	7	8	9	AB	R	H	RBI	BB	SO	LOB	TOP					
Eric Owens, R OBP: 0.395, SLG: 0.441 (1, 9)										4	0	1	0	1	0	1						
Al Martin, L OBP: 0.356, SLG: 0.496 (1, 7)										5	2	2	1	0	0	2						
Ryan Klesko, L OBP: 0.407, SLG: 0.626 (1, 3)										4	1	2	0	1	0	2						
Phil Nevin, R OBP: 0.343, SLG: 0.511 (1, 5)										5	0	1	2	0	2	3						
Bret Boone, R OBP: 0.322, SLG: 0.450 (1, 4)										2	0	0	1	1	1	1						
Carlos Hernandez, R OBP: 0.313, SLG: 0.335 (1, 2)										3	0	0	0	1	0	4						
Ruben Rivera, R OBP: 0.346, SLG: 0.481 (1, 8)										3	0	0	0	1	1	3						
16 Kevin Nicholson, S OBP: 0.333, SLG: 0.421 (1, 6)										4	0	0	0	0	4	1						
Adam Eaton, R OBP: 0.455, SLG: 0.375 (8, PH)										1	1	0	0	1	1	0						
Dave Magadan, L OBP: 0.256, SLG: 0.222 (8, PH)										0	0	0	0	0	0	0						
Steve Montgomery, R OBP: 0.250, SLG: 0.250 (9, PH)										0	0	0	0	0	0	0						
Kevin Walker, L OBP: 0.250, SLG: 0.250 (9, PH)										0	0	0	0	0	0	0						
Inning Stats	R: 2 E: 0 K: 0 S: 10	H: 3 LOB: 2 BB: 1 P: 15	R: 0 E: 1 K: 2 S: 11	H: 0 LOB: 1 BB: 0 P: 17	R: 0 E: 0 K: 2 S: 9	H: 0 LOB: 1 BB: 1 P: 18	R: 0 E: 0 K: 1 S: 7	H: 0 LOB: 1 BB: 2 P: 18	R: 1 E: 0 K: 1 S: 8	H: 2 LOB: 1 BB: 0 P: 16	R: 1 E: 0 K: 1 S: 11	H: 1 LOB: 2 BB: 1 P: 19	R: 0 E: 0 K: 1 S: 12	H: 0 LOB: 1 BB: 1 P: 22	R: 0 E: 0 K: 1 S: 9	H: 0 LOB: 0 BB: 0 P: 15	R: 0 E: 0 K: 0 S: 6	H: 0 LOB: 0 BB: 0 P: 12	1B: 5 2B: 1 3B: 0 HR: 0	SF: 1 SAC: 0 DP: 0 HBP: 1	WP: 0 PB: 0 SB: 0 CS: 1	PA: 40
PITCHER	IP	WLS	BF	H	R	ER	SO	BB	IBB	HBP	BLK	WP	HR	S	P	ERA	WHIP					
Chan Ho Park, R ERA: 4.17 (1, 1)	7.0		34	6	4	4	8	6	0	1	0	0	0	68	125	5.14	1.714					
Terry Adams, R ERA: 3.07 (8, 1)	2.0	W	6	0	0	0	1	0	0	0	0	0	0	15	27	0.00	0.000					

San Diego Padres @ Los Angeles Dodgers
Dodger Stadium, Los Angeles, CA
Wed Jun 28 2000, 7:05 PM PDT
Att: 32,351 - Sunny - 76 F

AB 32
R 4
H 6
RBI 4
BB 6
SO 9
LOB 17

Batter	1	2	3	4	5	6	7	8	9	AB	R	H	RBI	BB	SO	LOB	BOTTOM				
Todd Hollandsworth, L OBP: 0.310, SLG: 0.425 (8, PH)										3	1	1	2	1	0	0					
Jim Leyritz, R OBP: 0.310, SLG: 0.267 (8, PH)										4	0	1	0	0	0	0					
Mark Czudzielanek, R OBP: 0.346, SLG: 0.408 (1, 4)										4	0	1	0	0	0	0					
Gary Sheffield, R OBP: 0.444, SLG: 0.679 (1, 7)										4	0	0	0	0	0	2					
Shawn Green, L OBP: 0.414, SLG: 0.535 (1, 9)										3	1	0	0	1	1	0					
Eric Karros, R OBP: 0.337, SLG: 0.557 (1, 3)										4	1	1	2	0	1	0					
Adrián Beltré, R OBP: 0.318, SLG: 0.445 (1, 5)										3	0	1	0	1	1	0					
Chad Kreuter, S OBP: 0.463, SLG: 0.444 (1, 2)										2	1	1	0	2	0	1					
Shawn Gilbert, R OBP: 0.211, SLG: 0.353 (9, PR)										0	1	0	0	0	0	0					
Alex Cora, L OBP: 0.339, SLG: 0.398 (1, 6)										4	0	1	0	0	2	3					
Chan Ho Park, R OBP: 0.189, SLG: 0.243 (1, 1)										2	0	0	0	0	0	1					
F.P. Santangelo, S OBP: 0.305, SLG: 0.196 (7, PH)										1	0	0	0	0	0	0					
Terry Adams, R OBP: 0.383, SLG: 0.672 (8, PH)										1	0	0	0	0	0	2					
Inning Stats	R: 0 E: 0 K: 0 S: 8	H: 0 LOB: 0 BB: 0 P: 13	R: 0 E: 0 K: 3 S: 9	H: 0 LOB: 0 BB: 0 P: 12	R: 2 E: 0 K: 1 S: 14	H: 2 LOB: 0 BB: 0 P: 21	R: 2 E: 0 K: 0 S: 14	H: 2 LOB: 0 BB: 1 P: 26	R: 0 E: 0 K: 1 S: 10	H: 1 LOB: 2 BB: 1 P: 23	R: 0 E: 0 K: 0 S: 5	H: 0 LOB: 0 BB: 0 P: 5	R: 0 E: 0 K: 0 S: 5	H: 0 LOB: 0 BB: 0 P: 8	R: 1 E: 0 K: 0 S: 8	H: 2 LOB: 2 BB: 1 P: 17	1B: 5 2B: 0 3B: 0 HR: 2	SF: 0 SAC: 0 DP: 1 HBP: 0	WP: 0 PB: 0 SB: 2 CS: 0	PA: 37	
PITCHER	IP	WLS	BF	H	R	ER	SO	BB	IBB	HBP	BLK	WP	HR	S	P	ERA	WHIP				
Adam Eaton, R ERA: 3.26 (1, 1)	7.0		29	5	4	4	5	4	0	0	0	0	0	8	16	6.75	1.500				
Steve Montgomery, R ERA: 6.75 (8, 1)	1.1	L	6	1	1	1	0	1	0	0	0	0	0	8	16	6.75	1.500				
Kevin Walker, L ERA: 4.83 (9, 1)	0.1		2	1	0	0	0	0	0	0	0	0	0	5	9	0.00	3.000				

San Diego Padres @ Los Angeles Dodgers
Dodger Stadium, Los Angeles, CA
Wed Jun 28 2000, 7:05 PM PDT
Att: 32,351 - Sunny - 76 F

AB 32
R 5
H 7
RBI 5
BB 5
SO 5
LOB 9

Batter	1	2	3	4	5	6	7	8	9	AB	R	H	RBI	BB	SO	LOB	TOP											
Eric Owens, R OBP: 0.395, SLG: 0.438 (1,9)	G5-3		G4-3						G1-3	4	0	1	0	1	0	0	San Diego Padres @ Los Angeles Dodgers Dodger Stadium, Los Angeles, CA Thu Jun 29 2000, 6:10 PM PDT Att: 50,171 - Sunny - 78 F											
Al Martin, L OBP: 0.354, SLG: 0.492 (1,7)	1B		G3			G4-3	P4			4	0	1	0	0	0	2												
Ryan Klesko, L OBP: 0.405, SLG: 0.618 (1,3)	F8		F7				P6			3	1	0	0	1	0	2												
Phil Nevin, R OBP: 0.345, SLG: 0.521 (1,5)	K						CS	G5-3		4	1	2	2	0	1	1												
Bret Boone, R OBP: 0.324, SLG: 0.447 (1,4)		HR								2	1	0	0	1	1	1												
Wiki Gonzalez, R OBP: 0.339, SLG: 0.388 (1,2)										4	1	1	2	0	1	2												
Ruben Rivera, R OBP: 0.344, SLG: 0.494 (1,8)										4	1	1	1	0	2	2												
16 Kevin Nicholson, S OBP: 0.320, SLG: 0.435 (1,6)										4	0	1	0	0	2	0												
Matt Clement, R OBP: 0.147, SLG: 0.129 (7,1)										3	0	0	0	0	2	1												
Carlos Reyes, S OBP: 0.226, SLG: 0.250 (7,1)										0	0	0	0	0	0	0												
Kevin Walker, L OBP: 0.316, SLG: 0.196 (8,1)										0	0	0	0	0	0	0												
Matt Whiteside, R OBP: 0.316, SLG: 0.196 (8,1)										0	0	0	0	0	0	0												
Dave Magadan, L OBP: 0.420, SLG: 0.603 (9,PH)										1	0	0	0	0	0	0												
Trevor Hoffman, R OBP: 0.420, SLG: 0.603 (9,PH)										0	0	0	0	0	0	0												
Inning Stats	R: 0 E: 0 K: 1 S: 10	H: 1 LOB: 1 BB: 0 P: 13	R: 2 E: 0 K: 1 S: 11	H: 1 LOB: 0 BB: 1 P: 20	R: 0 E: 0 K: 0 S: 4	H: 0 LOB: 0 BB: 0 P: 7	R: 0 E: 0 K: 2 S: 10	H: 1 LOB: 1 BB: 0 P: 13	R: 0 E: 0 K: 1 S: 8	H: 0 LOB: 1 BB: 1 P: 17	R: 3 E: 0 K: 1 S: 22	H: 3 LOB: 1 BB: 1 P: 33	R: 0 E: 0 K: 0 S: 7	H: 1 LOB: 0 BB: 0 P: 13	R: 0 E: 0 K: 1 S: 11	H: 0 LOB: 1 BB: 0 P: 17	R: 0 E: 0 K: 1 S: 7	H: 0 LOB: 0 BB: 0 P: 10	1B: 3 2B: 1 3B: 0 HR: 3	SF: 0 SAC: 0 DP: 0 HBP: 1	WP: 0 PB: 0 SB: 0 CS: 1	PA: 38						
PITCHER	IP	WLS	BF	H	R	ER	SO	BB	IBB	HBP	BLK	WP	HR	S	P	ERA	WHIP											
37 Darren Dreifort, R ERA: 4.94 (1,1)	6.0	L	27	6	5	5	7	3	0	0	0	0	0	3	65	103	7.50	1.500										
Onan Masaoka, L ERA: 3.0 (7,1)	1.0		3	1	0	0	0	0	0	0	0	0	0	0	7	13	0.00	1.000										
Matt Herge, R ERA: 3.38 (8,1)	1.0		4	0	0	0	1	0	0	1	0	0	0	0	11	17	0.00	0.000										
Antonio Osuna, R ERA: 3.62 (9,1)	1.0		3	0	0	0	1	0	0	0	0	0	0	0	7	10	0.00	0.000										

Batter	1	2	3	4	5	6	7	8	9	AB	R	H	RBI	BB	SO	LOB	BOTTOM										
Todd Hollandsworth, L OBP: 0.317, SLG: 0.424 (1,8)										3	1	1	1	2	1	3	San Diego Padres @ Los Angeles Dodgers Dodger Stadium, Los Angeles, CA Thu Jun 29 2000, 6:10 PM PDT Att: 50,171 - Sunny - 78 F										
Mark Grudzielanek, R OBP: 0.346, SLG: 0.408 (1,4)										5	0	2	0	0	0	2											
Gary Sheffield, R OBP: 0.441, SLG: 0.669 (1,7)										4	0	0	0	1	1	3											
Shawn Green, L OBP: 0.417, SLG: 0.534 (1,9)										2	0	1	2	2	0	0											
Eric Karros, R OBP: 0.338, SLG: 0.551 (1,3)										3	0	0	0	2	2	4											
Todd Hundley, S OBP: 0.373, SLG: 0.652 (1,2)										4	0	0	0	0	2	4											
Adrian Beltré, R OBP: 0.317, SLG: 0.439 (1,5)										3	0	0	0	1	1	1											
Alex Cora, L OBP: 0.347, SLG: 0.419 (1,6)										2	1	1	0	1	0	0											
37 Darren Dreifort, R OBP: 0.135, SLG: 0.233 (7,1)										2	1	1	0	0	1	1											
Onan Masaoka, R ERA: 5.32 (7,PH)										0	0	0	0	0	0	0											
F.P. Santangelo, S OBP: 0.316, SLG: 0.196 (8,1)										0	0	0	0	0	0	0											
Matt Herge, L OBP: 0.316, SLG: 0.196 (8,1)										0	0	0	0	0	0	0											
Dave Hansen, L OBP: 0.420, SLG: 0.603 (9,PH)										1	0	0	0	0	1	1											
Antonio Osuna, R OBP: 0.420, SLG: 0.603 (9,PH)										0	0	0	0	0	0	0											
Inning Stats	R: 0 E: 0 K: 1 S: 10	H: 1 LOB: 2 BB: 2 P: 19	R: 0 E: 0 K: 2 S: 9	H: 0 LOB: 1 BB: 1 P: 21	R: 1 E: 0 K: 1 S: 12	H: 1 LOB: 1 BB: 1 P: 21	R: 0 E: 0 K: 2 S: 9	H: 0 LOB: 0 BB: 0 P: 16	R: 1 E: 0 K: 0 S: 7	H: 2 LOB: 0 BB: 0 P: 8	R: 0 E: 0 K: 0 S: 10	H: 0 LOB: 1 BB: 1 P: 22	R: 2 E: 0 K: 0 S: 18	H: 2 LOB: 3 BB: 3 P: 39	R: 0 E: 0 K: 2 S: 8	H: 0 LOB: 1 BB: 1 P: 15	R: 0 E: 0 K: 1 S: 11	H: 0 LOB: 1 BB: 1 P: 18	1B: 4 2B: 1 3B: 1 HR: 0	SF: 1 SAC: 1 DP: 1 HBP: 0	WP: 1 PB: 0 SB: 1 CS: 1	PA: 41					
PITCHER	IP	WLS	BF	H	R	ER	SO	BB	IBB	HBP	BLK	WP	HR	S	P	ERA	WHIP										
Matt Clement, R ERA: 5.24 (1,1)	6.0	W	27	5	4	4	6	6	0	0	0	0	0	5	12	6.00	1.833										
Carlos Reyes, R ERA: 5.32 (7,1)	0.2	H	3	0	0	0	0	1	0	0	0	0	0	5	12	0.00	1.500										
Kevin Walker, L ERA: 4.78 (7,1)	0.1	H	3	1	0	0	0	1	0	0	0	0	0	10	20	0.00	6.000										
Matt Whiteside, R ERA: 3.54 (8,1)	1.0	H	4	0	0	0	2	1	0	0	0	0	0	8	15	0.00	1.000										
Trevor Hoffman, R ERA: 3.24 (9,1)	1.0	S	4	0	0	0	1	1	0	0	0	0	0	11	18	0.00	1.000										



Batter	1	2	3	4	5	6	7	8	9	AB	R	H	RBI	BB	SO	LOB	TOP					
F.P. Santangelo, S OBP: 0.313, SLG: 0.207 Jamie Arnold, R (7, 1)	G5-3		G6-4-3				SF8		K	3	0	1	1	0	0	1	Los Angeles Dodgers @ San Francisco Giants PacBell Park, San Francisco, CA Sat Jul 01 2000, 4:05 PM EDT Att: 40,930 - Overcast - 62 F					
Mark Grudzielanek, R OBP: 0.348, SLG: 0.414	G5-4-3 1B			G1-3	F8					4	0	2	0	0	0	2						
Shawn Green, L OBP: 0.418, SLG: 0.525	G5-4-3			F9			K	F8		4	0	0	0	0	1	2						
Gary Sheffield, R OBP: 0.444, SLG: 0.685		F9		1B 1B		E3 1B		BB		3	0	1	0	1	0	0						
Eric Karros, R OBP: 0.338, SLG: 0.545		G6-4-3 1B BB		1B 1B		F8		P6		3	0	1	0	1	0	2						
Adrian Beltré, R OBP: 0.313, SLG: 0.431	G6-4-3 1B			P4		1B		K		4	0	2	0	0	1	3						
Chad Kreuter, S OBP: 0.034, SLG: 0.432 Todd Hundley, S OBP: 0.390, SLG: 0.691	G6-4-3				K	F8		F5		3	0	0	0	0	1	4						
Kevin Elster, R OBP: 0.347, SLG: 0.480 Alex Cora, L OBP: 0.355, SLG: 0.432			FC3-6 BB		FC3-6 1B		G4-3 SF8 2B		K	2	1	2	0	1	0	0						
Carlos Perez, L OBP: 0.034, SLG: 0.069 Todd Hollandsworth, L OBP: 0.319, SLG: 0.416			FC3-6		FC3-6 1B		G4-3		K	2	0	0	0	0	0	2						
Inning Stats	R: 0 E: 0 K: 0 S: 5	H: 1 LOB: 0 BB: 0 P: 7	R: 0 E: 0 K: 0 S: 9	H: 1 LOB: 1 BB: 1 P: 15	R: 0 E: 0 K: 0 S: 4	H: 0 LOB: 0 BB: 1 P: 10	R: 0 E: 0 K: 0 S: 13	H: 2 LOB: 2 BB: 0 P: 23	R: 0 E: 0 K: 1 S: 9	H: 2 LOB: 2 BB: 0 P: 18	R: 0 E: 1 K: 1 S: 14	H: 1 LOB: 2 BB: 0 P: 22	R: 1 E: 0 K: 0 S: 6	H: 2 LOB: 1 BB: 0 P: 11	R: 0 E: 0 K: 1 S: 7	H: 0 LOB: 1 BB: 1 P: 13		R: 0 E: 0 K: 3 S: 10	H: 0 LOB: 0 BB: 0 P: 12	1B: 7 2B: 2 3B: 0 HR: 0	SF: 1 SAC: 0 DP: 3 HBP: 0	WP: 0 PB: 0 SB: 0 CS: 0
PITCHER	IP	WLS	BF	H	R	ER	SO	BB	IBB	HBP	BLK	WP	HR	S	P	ERA	WHIP					
Kirk Rueter, L ERA: 3.94	6.0	W	25	7	0	0	2	2	0	0	0	0	0	54	95	0.00	1.500					
John Johnstone, R ERA: 5.75	0.2		4	2	1	1	0	0	0	0	0	0	0	4	7	13.50	3.000					
Alan Embree, L ERA: 6.15	0.1	H	1	0	0	0	0	0	0	0	0	0	0	2	4	0.00	0.000					
Felix Rodriguez, R ERA: 3.02	1.0	H	4	0	0	0	1	1	0	0	0	0	0	7	13	0.00	1.000					
Robb Nen, R ERA: 2.54	1.0	S	3	0	0	0	3	0	0	0	0	0	0	10	12	0.00	0.000					

Batter	1	2	3	4	5	6	7	8	9	AB	R	H	RBI	BB	SO	LOB	BOTTOM				
Calvin Murray, R OBP: 0.380, SLG: 0.385	CS 2B		FC6-4 BLK HR	F7			G1-3			4	1	1	0	0	0	2	Los Angeles Dodgers @ San Francisco Giants PacBell Park, San Francisco, CA Sat Jul 01 2000, 4:05 PM EDT Att: 40,930 - Overcast - 62 F				
Ramon Martinez, R OBP: 0.381, SLG: 0.564 J.T. Snow, L OBP: 0.376, SLG: 0.455	G6-3		HR		G4-3		1B			3	1	1	2	0	0	1					
Barry Bonds, L OBP: 0.438, SLG: 0.731	P6		K		F8		F8			4	0	0	0	0	1	1					
Jeff Kent, R OBP: 0.433, SLG: 0.670		F8	G1-3		K		K			4	0	0	0	0	2	1					
Ellis Burks, R OBP: 0.417, SLG: 0.566 Robb Nen, R	K			HR 1B		FC1-5 2B		G4-3		4	1	2	0	0	1	0					
Russ Davis, R OBP: 0.223, SLG: 0.424 John Johnstone, R Alan Embree, L Felix Rodriguez, R Marvin Benard, L OBP: 0.348, SLG: 0.391	E7			F9		FC1-5 1B		G4-3		3	0	0	0	0	0	2					
Rich Aurilia, R OBP: 0.321, SLG: 0.396	1B			HR		1B		G4-3		4	1	3	2	0	0	0					
Doug Mirabeli, R OBP: 0.357, SLG: 0.467	K			G3-1 2B		K		G4-3		3	0	1	0	0	2	4					
Kirk Rueter, L OBP: 0.148, SLG: 0.148 Bill Mueller, S OBP: 0.348, SLG: 0.406			FC6-4 1B	G3-1		K2-3				2	0	1	0	0	0	1					
Inning Stats	R: 0 E: 0 K: 0 S: 9	H: 1 LOB: 2 BB: 0 P: 10	R: 0 E: 1 K: 2 S: 14	H: 1 LOB: 0 BB: 0 P: 20	R: 2 E: 0 K: 1 S: 14	H: 2 LOB: 0 BB: 0 P: 16	R: 2 E: 0 K: 0 S: 19	H: 3 LOB: 1 BB: 0 P: 25	R: 0 E: 0 K: 1 S: 6	H: 2 LOB: 2 BB: 0 P: 7	R: 0 E: 0 K: 2 S: 12	H: 2 LOB: 2 BB: 0 P: 18	R: 0 E: 0 K: 1 S: 9	H: 1 LOB: 1 BB: 0 P: 13	R: 0 E: 0 K: 0 S: 6	H: 0 LOB: 0 BB: 0 P: 10		1B: 5 2B: 3 3B: 0 HR: 2	SF: 0 SAC: 0 DP: 0 HBP: 0	WP: 0 PB: 0 SB: 0 CS: 1	PA: 34
PITCHER	IP	WLS	BF	H	R	ER	SO	BB	IBB	HBP	BLK	WP	HR	S	P	ERA	WHIP				
Carlos Perez, L ERA: 5.3	6.0	L	27	9	4	4	6	0	0	0	1	0	0	15	23	6.00	1.500				
Jamie Arnold, R ERA:	2.0		7	1	0	0	1	0	0	0	0	0	0	15	23	0.00	0.500				

AB 33
R 1
H 9
RBI 1
BB 3
SO 6
LOB 18



AB 34
R 4
H 10
RBI 4
BB 0
SO 7
LOB 14



Batter	1	2	3	4	5	6	7	8	9	AB	R	H	RBI	BB	SO	LOB	TOP					
F.P. Santangelo, S OBP: 0.317, SLG: 0.217 (1, 8)	G5-3	F9		G4-3 2B		F7		1B BB		4	1	1	0	1	0	2	Los Angeles Dodgers @ San Francisco Giants PacBell Park, San Francisco, CA Sun Jul 02 2000, 4:05 PM EDT Att. 40,930 - Overcast - 57 F					
Mark Crutzielnek, R OBP: 0.366, SLG: 0.411 (1, 4)	G5-3		G5-3	G4-3		K		1B WP		5	1	1	1	0	1	1						
Gary Sheffield, R OBP: 0.449, SLG: 0.686 (1, 7)	1B		BB BB	G6-3			FC6-4 1B	WP 1B		4	0	3	1	1	0	1						
Eric Karros, R OBP: 0.342, SLG: 0.544 (1, 3)	1B		BB		SH1-3 1B		K	K		4	0	2	0	1	2	2						
Adrián Beltré, R OBP: 0.315, SLG: 0.426 (1, 5)	F9		BB	BB	SH1-3 BB		FC6-4 WP 1B E	F8		3	1	0	0	2	0	4						
Todd Hundley, S OBP: 0.387, SLG: 0.678 (1, 2)		G6-3	K		SH1-3		E WP 1B	K		4	1	1	0	0	2	3						
Kevin Elster, R OBP: 0.341, SLG: 0.471 (7, PH)	L4		F9		K2-3		SAFE 1B	G1-3		3	0	0	0	0	1	5						
Dave Hansen, L OBP: 0.422, SLG: 0.600 (7, PH)										1	0	1	1	0	0	0						
Alex Cora, L OBP: 0.352, SLG: 0.429 (7, 6)										1	0	0	0	0	0	0						
Shawn Gilbert, R OBP: 0.227, SLG: 0.350 (8, 1)										3	0	1	0	0	1	2						
Matt Herges, L OBP: 0.417, SLG: 0.524 (7, PH)										0	0	0	0	0	0	0						
Shawn Green, L OBP: 0.417, SLG: 0.524 (7, PH)										1	0	0	0	0	1	1						
Antonio Osuna, R OBP: 0.326, SLG: 0.279 (9, PH)										0	0	0	0	0	0	0						
Jim Leyritz, R OBP: 0.326, SLG: 0.279 (9, PH)										1	0	1	0	0	0	0						
Mike Fetters, R (9, 1)										0	0	0	0	0	0	0						
Eric Gagne, R OBP: 0.188, SLG: 0.188 (6, PH)										2	1	2	0	0	0	0						
Todd Hollandsworth, L OBP: 0.315, SLG: 0.469 (6, 8)				2B G4-3 1B		P6		F9		3	0	0	0	0	1	1						
Inning Stats	R: 0 E: 0 K: 0 S: 14	H: 2 LOB: 2 BB: 0 P: 22	R: 0 E: 0 K: 0 S: 7	H: 2 LOB: 2 BB: 0 P: 12	R: 0 E: 0 K: 1 S: 11	H: 0 LOB: 3 BB: 3 P: 27	R: 1 E: 0 K: 0 S: 8	H: 2 LOB: 1 BB: 0 P: 15	R: 0 E: 0 K: 2 S: 13	H: 1 LOB: 2 BB: 1 P: 26	R: 0 E: 0 K: 1 S: 10	H: 0 LOB: 0 BB: 0 P: 17	R: 2 E: 1 K: 2 S: 15	H: 3 LOB: 1 BB: 0 P: 20	R: 2 E: 0 K: 1 S: 20	H: 2 LOB: 1 BB: 1 P: 32	R: 0 E: 0 K: 2 S: 9	H: 1 LOB: 1 BB: 0 P: 14	1B: 12 2B: 1 3B: 0 HR: 0	SF: 0 SAC: 1 DP: 0 HBP: 0	WP: 3 PB: 0 SB: 0 CS: 0	PA: 45
PITCHER	IP	WLS	BF	H	R	ER	SO	BB	IBB	HBP	BLK	WP	HR	S	P	ERA	WHIP					
Shawn Estes, L ERA: 3.7 (1, 1)	5.0		26	7	1	1	3	4	0	0	0	0	0	53	102	1.80	2.200					
Aaron Fultz, L ERA: 7.13 (6, 1)	1.2	H	7	2	2	2	2	0	0	0	0	0	0	18	27	10.80	1.200					
Felix Rodriguez, R ERA: 3.38 (7, 1)	0.2	H	6	3	2	2	1	1	0	0	0	1	0	22	33	27.00	6.000					
Robb Nen, R ERA: 2.4 (8, 1)	1.2	W	6	1	0	0	3	0	0	0	0	2	0	14	23	0.00	0.600					

Batter	1	2	3	4	5	6	7	8	9	AB	R	H	RBI	BB	SO	LOB	BOTTOM					
Marvin Benard, L OBP: 0.349, SLG: 0.402 (1, 8)	E SF8 1B		F7	G4-3		F7			HR	5	2	2	1	0	0	5	Los Angeles Dodgers @ San Francisco Giants PacBell Park, San Francisco, CA Sun Jul 02 2000, 4:05 PM EDT Att. 40,930 - Overcast - 57 F					
Bill Mueller, S OBP: 0.344, SLG: 0.401 (1, 5)	SF8		G3		K		F8			3	0	0	1	0	1	1						
J.T. Snow, L OBP: 0.375, SLG: 0.452 (1, 3)	F9			BB 1B SF9 1B	P5		K			4	1	1	0	0	1	0						
Jeff Kent, R OBP: 0.437, SLG: 0.691 (1, 4)	F9			SF9 BB 1B			HR	HR		4	3	3	2	0	0	0						
Ellis Burks, R OBP: 0.424, SLG: 0.566 (1, 9)		G6-3		BB 1B BB				1B		2	0	1	0	2	0	0						
Armando Rios, L OBP: 0.340, SLG: 0.461 (8, 1)			K	SF9	F9		F9			3	0	0	1	0	1	2						
Rich Aurilia, R OBP: 0.323, SLG: 0.397 (1, 6)		F9		BB 1B				G5-3		4	0	2	1	0	0	0						
Bobby Estalella, R OBP: 0.413, SLG: 0.597 (1, 2)							F8	F8		3	0	1	0	1	0	1						
Shawn Estes, R OBP: 0.265, SLG: 0.406 (1, 1)								F9		2	0	0	0	0	1	4						
Aaron Fultz, L OBP: 0.333, SLG: 0.333 (6, 1)				K2-3	P5			F9		1	0	0	0	0	1	1						
Felix Rodriguez, R (7, 1)										0	0	0	0	0	0	0						
Calvin Murray, R OBP: 0.377, SLG: 0.381 (8, 8)										1	0	0	0	0	0	0						
Inning Stats	R: 1 E: 0 K: 0 S: 12	H: 1 LOB: 0 BB: 0 P: 20	R: 0 E: 0 K: 1 S: 9	H: 0 LOB: 0 BB: 0 P: 17	R: 0 E: 0 K: 1 S: 12	H: 1 LOB: 1 BB: 0 P: 18	R: 2 E: 0 K: 0 S: 13	H: 3 LOB: 3 BB: 2 P: 24	R: 1 E: 0 K: 1 S: 8	H: 1 LOB: 1 BB: 1 P: 18	R: 0 E: 0 K: 1 S: 7	H: 1 LOB: 1 BB: 0 P: 13	R: 1 E: 0 K: 1 S: 9	H: 2 LOB: 1 BB: 0 P: 14	R: 0 E: 0 K: 0 S: 5	H: 0 LOB: 0 BB: 0 P: 6	R: 1 E: 0 K: 0 S: 4	H: 1 LOB: 0 BB: 0 P: 6	1B: 6 2B: 1 3B: 0 HR: 3	SF: 2 SAC: 0 DP: 0 HBP: 0	WP: 0 PB: 0 SB: 1 CS: 0	PA: 37
PITCHER	IP	WLS	BF	H	R	ER	SO	BB	IBB	HBP	BLK	WP	HR	S	P	ERA	WHIP					
Eric Gagne, R ERA: 4.55 (1, 1)	5.0		24	6	4	3	3	3	0	0	0	0	0	54	97	5.40	1.800					
Matt Herges, R ERA: 3.31 (6, 1)	1.0		4	1	0	0	1	0	0	0	0	0	0	7	13	0.00	1.000					
Antonio Osuna, R ERA: 3.45 (7, 1)	2.0		8	2	1	1	1	0	0	0	0	0	1	14	20	4.50	1.000					
Mike Fetters, R ERA: 2.66 (9, 1)	0.0	L	1	1	1	1	0	0	0	0	0	0	1	4	6	∞	∞					



Batter	1	2	3	4	5	6	7	8	9	AB	R	H	RBI	BB	SO	LOB	TOP								
Todd Hollandsworth, L (1.8)	F8-2-3 1B		G6-3	F8		K		2B E BB		4	1	1	0	1	1	2	Los Angeles Dodgers @ San Diego Padres Qualcomm Stadium, San Diego, CA Thu Jul 06 2000, 5:05 PM EDT Att: 30,902 - Sunny - 74 F								
Mark Crutzieleak, R (1.4)	F7		F		G6-3	F8		E 2B		5	1	2	1	0	0	2									
Gary Sheffield, R (1.7) Onan Masaoka, R (9.1) Matt Herges, L (9.1)	F8-2-3		E5		G6-3		K	E IBB		4	1	0	0	1	1	2									
Shawn Green, L (1.9)		1B 2B	P6				L3	E7 1-H 2-H 3-H		5	2	2	1	0	0	2									
Eric Karros, R (1.3)	F7			HR	1B	1B	FC6-4 BB	F9		4	1	2	0	1	0	2									
Todd Hundley, S (1.2)	F7 2-H 1B			F8	1B	1B	FC6-4 1-2		HR	5	1	3	2	0	0	2									
Adrian Beltré, R (1.5)		1B		HR		F2		1B FC9-2 BB	G6-3	4	1	2	2	1	0	2									
Alex Cora, L (1.6)	F7 2-3			F7			SH3-4 BB	FC9-2 2B 1B	F8	4	1	1	0	1	0	2									
Kevin Brown, R (1.1) Mike Metcalfe, S (9.7)			K			SH3-4		FC9-2 1-2 3-H	L3	3	0	1	0	0	1	2									
Inning Stats	R: 0 E: 0 K: 0 S: 6	H: 1 LOB: 0 BB: 0 P: 9	R: 1 E: 0 K: 0 S: 9	H: 3 LOB: 2 BB: 0 P: 15	R: 0 E: 1 K: 1 S: 14	H: 1 LOB: 2 BB: 0 P: 22	R: 2 E: 0 K: 0 S: 14	H: 3 LOB: 1 BB: 0 P: 21	R: 1 E: 0 K: 1 S: 14	H: 3 LOB: 2 BB: 0 P: 21	R: 0 E: 0 K: 1 S: 9	H: 0 LOB: 1 BB: 1 P: 14	R: 0 E: 0 K: 1 S: 9	H: 0 LOB: 1 BB: 1 P: 19	R: 4 E: 1 K: 0 S: 14	H: 2 LOB: 1 BB: 3 P: 33		R: 1 E: 0 K: 0 S: 6	H: 1 LOB: 0 BB: 0 P: 7	1B: 9 2B: 4 3B: 0 HR: 3	SF: 0 SAC: 1 DP: 2 HBP: 0	WP: 0 PB: 0 SB: 0 CS: 0	PA: 45		
PITCHER	IP	WLS	BF	H	R	ER	SO	BB	IBB	HBP	BLK	WP	HR	S	P	ERA	WHIP								
Brian Meadows, R (1.1)	5.0	L	25	11	4	4	1	0	0	0	0	0	2	57	88	7.20	2.200								
Will Cunnane, R (6.1)	1.0		4	0	0	0	1	1	0	0	0	0	0	9	14	0.00	1.000								
Steve Montgomery, R (7.1)	1.0		4	0	0	0	1	1	0	0	0	0	0	9	19	0.00	1.000								
Kevin Walker, L (8.1)	1.0		8	2	4	1	0	2	1	0	0	0	0	14	33	9.00	4.000								
Carlos Reyes, R (9.1)	1.0		4	1	1	1	0	0	0	0	0	0	1	6	7	9.00	1.000								

Batter	1	2	3	4	5	6	7	8	9	AB	R	H	RBI	BB	SO	LOB	BOTTOM								
Al Martin, L (1.7)	G3		K			F8		G4-3		4	0	0	0	0	1	0	Los Angeles Dodgers @ San Diego Padres Qualcomm Stadium, San Diego, CA Thu Jul 06 2000, 5:05 PM EDT Att: 30,902 - Sunny - 74 F								
29 Kory DeHaan, L (1.9) Damian Jackson, R (9.7)	K		G6-3			F8		P4		3	0	0	0	0	1	0									
Ryan Klesko, L (1.3)	HR 1B			K		G4-3		G3		4	1	1	0	0	1	0									
Phil Nevin, R (1.5)	HR			K			G5-4-3 BB	BB 1B		3	1	2	2	1	1	0									
Bret Boone, R (1.4)	F9			K			G5-4-3 1-2	BB		3	0	0	0	1	1	1									
Wiki Gonzalez, R (1.2)		G6-3						HR	K	4	1	2	1	0	1	2									
Ruben Rivera, R (1.8)		P6			K		K			3	0	0	0	0	2	1									
16 Kevin Nicholson, S (1.6)			K			K		K		3	0	0	0	0	3	1									
Brian Meadows, R (1.1) Dusty Allen, R (5.7) Will Cunnane, R (6.1) Steve Montgomery, R (7.1) Kevin Walker, L (8.1) Dave Magadan, S (8.7) Carlos Reyes, S (9.1)			K			K		G3-1		1	0	0	0	0	1	0									
Inning Stats	R: 2 E: 0 K: 1 S: 13	H: 2 LOB: 0 BB: 0 P: 19	R: 0 E: 0 K: 1 S: 8	H: 0 LOB: 0 BB: 0 P: 10	R: 0 E: 0 K: 2 S: 8	H: 0 LOB: 0 BB: 0 P: 14	R: 0 E: 0 K: 3 S: 10	H: 0 LOB: 0 BB: 0 P: 14	R: 0 E: 0 K: 0 S: 9	H: 1 LOB: 1 BB: 0 P: 17	R: 1 E: 0 K: 1 S: 6	H: 1 LOB: 0 BB: 1 P: 11	R: 0 E: 0 K: 1 S: 8	H: 0 LOB: 2 BB: 0 P: 11	R: 0 E: 0 K: 1 S: 10	H: 1 LOB: 1 BB: 1 P: 19		1B: 2 2B: 1 3B: 0 HR: 2	SF: 0 SAC: 0 DP: 1 HBP: 0	WP: 0 PB: 0 SB: 0 CS: 0	PA: 33				
PITCHER	IP	WLS	BF	H	R	ER	SO	BB	IBB	HBP	BLK	WP	HR	S	P	ERA	WHIP								
Kevin Brown, R (1.1)	8.0	W	28	4	3	3	12	1	0	0	0	0	2	76	109	3.38	0.625								
Onan Masaoka, L (9.1)	0.2		4	1	0	0	0	1	0	0	0	0	0	7	15	0.00	3.000								
Matt Herges, R (9.1)	0.1		1	0	0	0	1	0	0	0	0	0	0	3	4	0.00	0.000								

Batter	1	2	3	4	5	6	7	8	9	10	11	AB	R	H	RBI	BB	SO	LOB	TOP	
F.P. Santangelo, S OBP: 0.310, SLG: 0.208 (1.4)	 3-3	 0-2		 0-1			 4-2			 0-3		4	0	0	0	1	2	1		
Todd Hollandsworth, L OBP: 0.320, SLG: 0.327 (1.8)	 4-2		 1-0		 4-0		 3-2			 1-2		3	1	1	0	2	0	2		
Gary Sheffield, R OBP: 0.440, SLG: 0.659 (1.7)	 0-1		 0-2		 0-1					 1-3		5	1	2	0	0	1	1		
Shawn Green, L OBP: 0.413, SLG: 0.522 (1.9)	 1-3		 1-3		 0-3					 4-2		4	0	0	0	1	4	5		
Eric Karros, R OBP: 0.350, SLG: 0.555 (1.3)	 4-1		 3-2		 0-0	 3-3				 1-3		4	1	1	1	1	2	3		
Todd Hundley, S OBP: 0.401, SLG: 0.710 (1.2)	 1-1		 4-0		 3-2					 2-1		4	0	1	2	1	1	1		
Adrian Beltré, R OBP: 0.309, SLG: 0.421 (1.5)	 1-2		 3-2		 2-1					 3-3		5	0	0	0	0	2	5		
Dave Hansen, L OBP: 0.416, SLG: 0.573 (1.10)		 1-1		 3-3			 4-2			 0-0		3	0	0	0	1	1	0		
Alex Cora, L OBP: 0.343, SLG: 0.400 (1.6)		 4-2		 1-0			 0-0			 1-3		2	0	0	0	1	1	0		
Inning Stats	R: 2 E: 0 K: 2 S: 21	H: 2 LOB: 2 BB: 0 P: 35	R: 0 E: 0 K: 0 S: 11	H: 0 LOB: 0 BB: 1 P: 16	R: 0 E: 0 K: 1 S: 14	H: 2 LOB: 3 BB: 1 P: 26	R: 0 E: 0 K: 1 S: 5	H: 0 LOB: 0 BB: 0 P: 9	R: 0 E: 0 K: 1 S: 11	H: 0 LOB: 0 BB: 0 P: 19	R: 0 E: 0 K: 2 S: 11	H: 0 LOB: 1 BB: 1 P: 19	R: 0 E: 0 K: 2 S: 12	H: 0 LOB: 0 BB: 0 P: 16	R: 0 E: 0 K: 1 S: 9	H: 1 LOB: 0 BB: 0 P: 27	1B: 3 2B: 1 3B: 0 HR: 1	SF: 0 SAC: 1 DP: 2 HBP: 0	WP: 0 PB: 0 SB: 0 CS: 1	PA: 44
PITCHER	IP 6.0	WLS 2.0	BF 25	H 4	R 2	ER 2	SO 6	BB 4	IBB 1	HBP 0	BLK 0	WP 0	HR 0	S 68	P 115	ERA 3.00	WHIP 1.333			
Freddy Garcia, R ERA: 6.0 (1.1)																				
Jose Paniagua, R ERA: 3.95 (7.1)																				
Jose Mesa, R ERA: 5.83 (9.1)																				
Arthur Rhodes, L ERA: 2.68 (10.1)																				

Los Angeles Dodgers @ Seattle Mariners
Safeco Field, Seattle, WA
Fri Jul 07 2000, 7:05 PM PDT
Att: 45,206 - Sunny - 78 F

livebaseballscores.com

AB 34
R 3
H 5
RBI 3
BB 8
SO 14
LOB 18

Batter	1	2	3	4	5	6	7	8	9	10	11	AB	R	H	RBI	BB	SO	LOB	BOTTOM	
Rickey Henderson, R OBP: 0.360, SLG: 0.295 (1.7)	 1-1		 1-1		 4-2		 0-0	 2-2		 1-3		4	0	1	0	1	0	4		
Robert Machado, R OBP: 0.267, SLG: 0.429 (9.2)												1	0	0	0	0	1	1		
Stan Javier, S OBP: 0.361, SLG: 0.400 (1.8)	 3-2		 0-1		 0-0		 3-3			 4-1		5	0	2	0	1	2	2		
Alex Rodriguez, R OBP: 0.439, SLG: 0.639 (1.6)	 2-1		 1-1		 4-1		 0-0			 0-1		2	0	0	1	1	0	2		
Mark McLemore, S OBP: 0.349, SLG: 0.281 (6.4)										 1-2		2	0	1	0	0	0	1		
Edgar Martinez, R OBP: 0.441, SLG: 0.668 (1.10)	 0-3				 0-1		 0-1			 0-1		4	0	2	0	0	1	4		
John Mabry, L OBP: 0.308, SLG: 0.309 (8. PR)					 1-2					 1-2		1	1	0	0	1	1	1		
John Olerud, L OBP: 0.417, SLG: 0.478 (1.3)		 2-2		 0-0		 1-0		 1-0		 4-0		5	0	1	0	1	0	4		
Jay Buhner, R OBP: 0.380, SLG: 0.500 (1.9)		 2-2		 3-2		 1-1		 2-2		 1-3		6	0	1	0	0	2	6		
David Bell, R OBP: 0.304, SLG: 0.359 (1.4)		 3-1		 2-2		 2-2		 2-3		 4-2		4	0	2	0	1	1	3		
Joe Oliver, R OBP: 0.309, SLG: 0.442 (1.2)		 1-2								 0-0		3	0	0	0	0	2			
Raul Ibanez, L OBP: 0.317, SLG: 0.333 (8. PH)										 1-2		2	0	0	0	0	3			
Carlos Guillen, S OBP: 0.260, SLG: 0.176 (1.5)			 1-1		 2-1		 1-0		 4-2	 1-3		4	1	2	1	1	1	1		
Inning Stats	R: 0 E: 0 K: 1 S: 12	H: 1 LOB: 1 BB: 0 P: 18	R: 0 E: 0 K: 0 S: 11	H: 1 LOB: 1 BB: 0 P: 19	R: 0 E: 0 K: 0 S: 8	H: 1 LOB: 1 BB: 2 P: 11	R: 0 E: 0 K: 0 S: 10	H: 1 LOB: 1 BB: 0 P: 15	R: 1 E: 0 K: 0 S: 15	H: 2 LOB: 2 BB: 2 P: 27	R: 0 E: 0 K: 1 S: 6	H: 1 LOB: 1 BB: 0 P: 10	R: 1 E: 1 K: 1 S: 20	H: 0 LOB: 2 BB: 2 P: 20	R: 0 E: 1 K: 2 S: 9	H: 1 LOB: 2 BB: 1 P: 15	1B: 9 2B: 3 3B: 0 HR: 0	SF: 0 SAC: 1 DP: 1 HBP: 0	WP: 0 PB: 0 SB: 3 CS: 0	PA: 51
PITCHER	IP 6.1	WLS 1.2	BF 28	H 9	R 2	ER 1	SO 2	BB 2	IBB 0	HBP 0	BLK 0	WP 0	HR 0	S 66	P 105	ERA 1.42	WHIP 1.737			
Carlos Perez, L ERA: 5.05 (1.1)																				
Terry Adams, R ERA: 2.89 (7.1)																				
Matt Herge, R ERA: 3.27 (9.1)																				
Mike Fetters, R ERA: 2.42 (11.1)																				

Los Angeles Dodgers @ Seattle Mariners
Safeco Field, Seattle, WA
Fri Jul 07 2000, 7:05 PM PDT
Att: 45,206 - Sunny - 78 F

livebaseballscores.com

AB 43
R 2
H 12
RBI 2
BB 7
SO 9
LOB 34

Batter	1	2	3	4	5	6	7	8	9	AB	R	H	RBI	BB	SO	LOB	TOP					
Mike Metcalfe, S (1, 4) (8, 7)	F7		BB			F7		G3		3	0	0	0	1	0	0						
Todd Hollandsworth, L OBP: 0.319, SLG: 0.394 (1, 8)	G3		F7			1B		F9		4	0	1	0	0	0	1						
Gary Sheffield, R OBP: 0.440, SLG: 0.656 F.P. Santangelo, S OBP: 0.310, SLG: 0.208 Kevin Elster, R OBP: 0.339, SLG: 0.468 (1, 7) (6, 7) (8, 6)	K			G6-3		G4-3		G6-3		3	0	1	0	0	1	1						
Shawn Green, L OBP: 0.408, SLG: 0.516 (1, 9)		L9		G6-3			G1-3		G1	4	0	0	0	0	0	1						
Eric Karros, R OBP: 0.354, SLG: 0.555 (1, 3)				G6-3			1B BB		1B	2	0	1	0	2	0	0						
Todd Hundley, S OBP: 0.403, SLG: 0.703 (1, 10)		F7			K		1B BB		1B	3	0	1	0	1	1	1						
Jim Leyritz, R OBP: 0.324, SLG: 0.277 (1, 2)				G5-3		G4-3			1B	4	0	1	0	0	0	3						
Adrian Beltré, R OBP: 0.306, SLG: 0.416 (1, 5)			K		G4-3		G6-4-3			3	0	0	0	0	1	3						
Alex Cora, L OBP: 0.336, SLG: 0.391 (1, 6) (8, 4)		L6				G1-3		G6-3		3	0	0	0	0	0	0						
Inning Stats	R: 0 E: 0 K: 1 S: 10	H: 0 LOB: 0 BB: 0 P: 16	R: 0 E: 0 K: 0 S: 7	H: 0 LOB: 1 BB: 1 P: 15	R: 0 E: 0 K: 1 S: 14	H: 0 LOB: 1 BB: 1 P: 23	R: 0 E: 0 K: 0 S: 8	H: 1 LOB: 0 BB: 0 P: 10	R: 0 E: 0 K: 1 S: 7	H: 0 LOB: 0 BB: 0 P: 12	R: 0 E: 0 K: 0 S: 6	H: 1 LOB: 1 BB: 0 P: 6	R: 0 E: 0 K: 0 S: 14	H: 1 LOB: 2 BB: 2 P: 26	R: 0 E: 0 K: 0 S: 8	H: 0 LOB: 0 BB: 0 P: 10	R: 0 E: 0 K: 0 S: 9	H: 2 LOB: 2 BB: 0 P: 12	1B: 5 2B: 0 3B: 0 HR: 0	SF: 0 SAC: 0 DP: 2 HBP: 0	WP: 0 PB: 0 CS: 0	PA: 34
PITCHER	IP	WLS	BF	H	R	ER	SO	BB	IBB	HBP	BLK	WP	HR	S	P	ERA	WHIP					
Aaron Sele, R ERA: 3.95 (1, 1)	7.0	W	26	3	0	0	3	4	0	0	0	0	0	66	108	0.00	1.000					
Brett Tomko, R ERA: 4.73 (8, 1)	2.0		8	2	0	0	0	0	0	0	0	0	0	17	22	0.00	1.000					

Los Angeles Dodgers @ Seattle Mariners
Safeco Field, Seattle, WA
Sat Jul 08 2000, 6:05 PM PDT
Att: 45,248 - Cloudy - 67 F

livebaseballscores.com

AB 30
R 0
H 5
RBI 0
BB 4
SO 3
LOB 10




Batter	1	2	3	4	5	6	7	8	9	AB	R	H	RBI	BB	SO	LOB	BOTTOM					
Rickey Henderson, R OBP: 0.361, SLG: 0.295 John Mabry, L OBP: 0.366, SLG: 0.309 (1, 7) (8, 7)	G6-3		SH1-3 HR	FC4-6 BB	G6-3		G3			4	1	1	0	1	0	1						
Carlos Guillen, S OBP: 0.255, SLG: 0.169 (1, 6)	L8		SH1-3	FC4-6 2B WP	G3		BB			3	2	0	0	0	0	2						
Edgar Martinez, R OBP: 0.447, SLG: 0.670 (1, 10)	F9		HR	WP SF9 2B		1B BB	2B BB			2	2	1	1	3	0	0						
John Olerud, L OBP: 0.422, SLG: 0.493 (1, 3)		2B 1B BB	HR	SF9 WP 1B BB		K	2B			3	3	2	5	2	1	1						
Mike Cameron, R OBP: 0.360, SLG: 0.454 (1, 8)	K		1B SF7 BB	1B BB		F8	G6-3			3	1	0	0	2	1	4						
Jay Buhner, R OBP: 0.385, SLG: 0.512 Raul Ibanez, L OBP: 0.314, SLG: 0.330 (1, 9) (8, 9)	1B			1B BB	SF9			F8		3	0	3	1	0	0	0						
David Bell, R OBP: 0.303, SLG: 0.358 (1, 5)	F3		SF7	1B		F7		G6-3		4	0	1	2	0	0	4						
Joe Oliver, R OBP: 0.300, SLG: 0.421 (1, 2)		1B	F3	G1-3			F8	F8		5	0	1	1	0	0	3						
Mark McLemore, S OBP: 0.351, SLG: 0.282 (1, 4)	F8			FC4-6 2B 1B	K		BB G3 2B BB			3	2	1	0	1	1	2						
Inning Stats	R: 0 E: 0 K: 0 S: 5	H: 0 LOB: 0 BB: 0 P: 8	R: 1 E: 0 K: 1 S: 17	H: 2 LOB: 2 BB: 1 P: 28	R: 4 E: 0 K: 0 S: 13	H: 3 LOB: 1 BB: 2 P: 26	R: 4 E: 0 K: 0 S: 12	H: 3 LOB: 2 BB: 3 P: 28	R: 0 E: 0 K: 1 S: 6	H: 0 LOB: 0 BB: 0 P: 9	R: 0 E: 0 K: 1 S: 14	H: 1 LOB: 2 BB: 1 P: 20	R: 2 E: 0 K: 0 S: 7	H: 1 LOB: 2 BB: 2 P: 18	R: 0 E: 0 K: 0 S: 7	H: 0 LOB: 0 BB: 0 P: 10	1B: 6 2B: 3 3B: 0 HR: 1	SF: 2 SAC: 1 DP: 0 HBP: 1	WP: 1 PB: 0 SB: 1 CS: 0	PA: 44		
PITCHER	IP	WLS	BF	H	R	ER	SO	BB	IBB	HBP	BLK	WP	HR	S	P	ERA	WHIP					
Eric Gagne, R ERA: 5.43 (1, 1)	3.1	L	21	7	8	8	1	4	0	0	0	0	1	40	72	21.60	3.300					
Jamie Arnold, R ERA: 4.05 (4, 1)	4.2		23	3	3	3	2	5	0	1	0	1	0	41	75	5.79	1.714					

Los Angeles Dodgers @ Seattle Mariners
Safeco Field, Seattle, WA
Sat Jul 08 2000, 6:05 PM PDT
Att: 45,248 - Cloudy - 67 F

livebaseballscores.com

AB 31
R 11
H 10
RBI 10
BB 9
SO 3
LOB 17



Batter	1	2	3	4	5	6	7	8	9	AB	R	H	RBI	BB	SO	LOB	TOP				
Mike Metcalfe, S OBP: 0.154, SLG: 0.083 (1, 7)										4	0	1	0	0	2	3	Los Angeles Dodgers @ Seattle Mariners Safeco Field, Seattle, WA Sun Jul 09 2000, 1:35 PM PDT Att: 45,251 - Cloudy - 62 F				
Adrian Beltré, R OBP: 0.305, SLG: 0.413 (1, 5)										4	0	1	0	0	1	1					
Shawn Green, L OBP: 0.404, SLG: 0.509 (1, 9)										4	0	0	0	0	1	2					
Gary Sheffield, R OBP: 0.440, SLG: 0.652 (1, 10)										3	0	1	0	1	2	2					
Eric Karros, R OBP: 0.356, SLG: 0.553 (1, 3)											3	0	1	0	1	0					
Jim Levritz, R OBP: 0.308, SLG: 0.261 (1, 2)											4	0	0	0	0	2					
Kevin Elster, R OBP: 0.337, SLG: 0.463 (1, 6)											4	0	1	0	0	1					
Todd Hollandsworth, L OBP: 0.323, SLG: 0.398 (1, 8)											3	0	2	0	0	0					
Alex Cora, L OBP: 0.336, SLG: 0.385 (1, 4)											2	0	0	0	0	3					
Inning Stats	R: 0 E: 0 K: 2 S: 11	H: 0 LOB: 0 BB: 0 P: 14	R: 0 E: 0 K: 2 S: 11	H: 1 LOB: 1 BB: 1 P: 18	R: 0 E: 0 K: 1 S: 9	H: 0 LOB: 1 BB: 0 P: 14	R: 0 E: 0 K: 0 S: 8	H: 1 LOB: 1 BB: 1 P: 16	R: 0 E: 0 K: 1 S: 9	H: 1 LOB: 0 BB: 0 P: 13	R: 0 E: 0 K: 1 S: 10	H: 2 LOB: 2 BB: 0 P: 16	R: 0 E: 0 K: 2 S: 10	H: 0 LOB: 0 BB: 0 P: 14	R: 0 E: 0 K: 0 S: 6	H: 0 LOB: 0 BB: 0 P: 8		1B: 7 2B: 0 3B: 0 HR: 0	SF: 0 SAC: 0 DP: 2 HBP: 1	WP: 0 PB: 0 SB: 0 CS: 1	PA: 34
PITCHER	IP WLS BF H R ER SO BB IBB HBP BLK WP HR S P ERA WHIP	IP WLS BF H R ER SO BB IBB HBP BLK WP HR S P ERA WHIP	IP WLS BF H R ER SO BB IBB HBP BLK WP HR S P ERA WHIP	IP WLS BF H R ER SO BB IBB HBP BLK WP HR S P ERA WHIP	IP WLS BF H R ER SO BB IBB HBP BLK WP HR S P ERA WHIP	IP WLS BF H R ER SO BB IBB HBP BLK WP HR S P ERA WHIP	IP WLS BF H R ER SO BB IBB HBP BLK WP HR S P ERA WHIP	IP WLS BF H R ER SO BB IBB HBP BLK WP HR S P ERA WHIP	IP WLS BF H R ER SO BB IBB HBP BLK WP HR S P ERA WHIP	IP WLS BF H R ER SO BB IBB HBP BLK WP HR S P ERA WHIP	IP WLS BF H R ER SO BB IBB HBP BLK WP HR S P ERA WHIP	IP WLS BF H R ER SO BB IBB HBP BLK WP HR S P ERA WHIP	IP WLS BF H R ER SO BB IBB HBP BLK WP HR S P ERA WHIP	IP WLS BF H R ER SO BB IBB HBP BLK WP HR S P ERA WHIP	IP WLS BF H R ER SO BB IBB HBP BLK WP HR S P ERA WHIP	IP WLS BF H R ER SO BB IBB HBP BLK WP HR S P ERA WHIP	IP WLS BF H R ER SO BB IBB HBP BLK WP HR S P ERA WHIP	IP WLS BF H R ER SO BB IBB HBP BLK WP HR S P ERA WHIP	IP WLS BF H R ER SO BB IBB HBP BLK WP HR S P ERA WHIP	IP WLS BF H R ER SO BB IBB HBP BLK WP HR S P ERA WHIP	IP WLS BF H R ER SO BB IBB HBP BLK WP HR S P ERA WHIP
Jamie Moyer, L ERA: 4.21 (1, 1)	7.0	W	28	7	0	0	8	2	0	0	1	0	0	0	0	0	0.00	1.286			
Jose Paniagua, R ERA: 3.95 (8, 1)	1.0	H	3	0	0	0	1	0	0	0	0	0	0	10	14	0.00	0.000				
Kazuhiro Sasaki, R ERA: 3.48 (9, 1)	1.0	S	3	0	0	0	0	0	0	0	0	0	0	6	8	0.00	0.000				



Batter	1	2	3	4	5	6	7	8	9	AB	R	H	RBI	BB	SO	LOB	BOTTOM				
Stan Javier, S OBP: 0.354, SLG: 0.392 (1, 7)										4	0	0	0	0	2	3	Los Angeles Dodgers @ Seattle Mariners Safeco Field, Seattle, WA Sun Jul 09 2000, 1:35 PM PDT Att: 45,251 - Cloudy - 62 F				
Carlos Guillen, S OBP: 0.247, SLG: 0.160 (1, 6)										4	0	0	0	0	1	1					
Edgar Martinez, R OBP: 0.447, SLG: 0.657 Rickey Henderson, R OBP: 0.361, SLG: 0.295 (8, PR)										3	0	1	0	1	2	0					
John Olerud, L OBP: 0.421, SLG: 0.489 (1, 3)										3	0	0	0	1	1	1					
Mike Cameron, R OBP: 0.355, SLG: 0.448 (1, 8)										4	0	0	0	0	1	3					
Raul Ibanez, L OBP: 0.305, SLG: 0.319 (1, 9)										3	0	0	0	0	1	0					
David Bell, R OBP: 0.300, SLG: 0.354 (1, 5)										3	1	0	0	0	0	0					
Joe Oliver, R OBP: 0.333, SLG: 0.517 (1, 2)										3	1	3	2	0	0	0					
Mark McLemore, S OBP: 0.352, SLG: 0.281 (1, 4)										1	0	0	0	1	0	0					
Inning Stats	R: 0 E: 0 K: 0 S: 13	H: 0 LOB: 2 BB: 2 P: 25	R: 2 E: 1 K: 1 S: 13	H: 1 LOB: 0 BB: 0 P: 15	R: 0 E: 0 K: 2 S: 7	H: 0 LOB: 0 BB: 0 P: 12	R: 0 E: 0 K: 0 S: 6	H: 0 LOB: 0 BB: 0 P: 13	R: 0 E: 0 K: 1 S: 8	H: 1 LOB: 1 BB: 0 P: 13	R: 0 E: 0 K: 1 S: 10	H: 0 LOB: 0 BB: 0 P: 15	R: 0 E: 0 K: 1 S: 14	H: 1 LOB: 2 BB: 1 P: 24	R: 0 E: 0 K: 2 S: 14	H: 1 LOB: 1 BB: 0 P: 21		1B: 2 2B: 1 3B: 0 HR: 1	SF: 0 SAC: 1 DP: 0 HBP: 0	WP: 1 PB: 0 SB: 0 CS: 0	PA: 32
PITCHER	IP WLS BF H R ER SO BB IBB HBP BLK WP HR S P ERA WHIP	IP WLS BF H R ER SO BB IBB HBP BLK WP HR S P ERA WHIP	IP WLS BF H R ER SO BB IBB HBP BLK WP HR S P ERA WHIP	IP WLS BF H R ER SO BB IBB HBP BLK WP HR S P ERA WHIP	IP WLS BF H R ER SO BB IBB HBP BLK WP HR S P ERA WHIP	IP WLS BF H R ER SO BB IBB HBP BLK WP HR S P ERA WHIP	IP WLS BF H R ER SO BB IBB HBP BLK WP HR S P ERA WHIP	IP WLS BF H R ER SO BB IBB HBP BLK WP HR S P ERA WHIP	IP WLS BF H R ER SO BB IBB HBP BLK WP HR S P ERA WHIP	IP WLS BF H R ER SO BB IBB HBP BLK WP HR S P ERA WHIP	IP WLS BF H R ER SO BB IBB HBP BLK WP HR S P ERA WHIP	IP WLS BF H R ER SO BB IBB HBP BLK WP HR S P ERA WHIP	IP WLS BF H R ER SO BB IBB HBP BLK WP HR S P ERA WHIP	IP WLS BF H R ER SO BB IBB HBP BLK WP HR S P ERA WHIP	IP WLS BF H R ER SO BB IBB HBP BLK WP HR S P ERA WHIP	IP WLS BF H R ER SO BB IBB HBP BLK WP HR S P ERA WHIP	IP WLS BF H R ER SO BB IBB HBP BLK WP HR S P ERA WHIP	IP WLS BF H R ER SO BB IBB HBP BLK WP HR S P ERA WHIP	IP WLS BF H R ER SO BB IBB HBP BLK WP HR S P ERA WHIP	IP WLS BF H R ER SO BB IBB HBP BLK WP HR S P ERA WHIP	IP WLS BF H R ER SO BB IBB HBP BLK WP HR S P ERA WHIP
Chan Ho Park, R ERA: 4.17 (1, 1)	7.0	L	28	3	2	1	6	3	0	0	0	0	0	0	0	0	0.00	1.000			
Antonio Osuna, R ERA: 3.15 (8, 1)	1.0		4	1	0	0	2	0	0	0	0	0	0	14	21	0.00	1.000				



Batter	1	2	3	4	5	6	7	8	9	AB	R	H	RBI	BB	SO	LOB	TOP										
Darin Erstad, L (1.7) OBP: 0.438, SLG: 0.594 (8.8)			G3-1																								
Kevin Stocker, S (1.6) OBP: 0.371, SLG: 0.370			G4-3																								
Mo Vaughn, L (1.3) OBP: 0.373, SLG: 0.551			G3-1																								
Tim Salmon, R (1.9) OBP: 0.390, SLG: 0.487																											
16 Garret Anderson, L (1.8) OBP: 0.289, SLG: 0.517 Orlando Palmeiro, L (8. PR) OBP: 0.390, SLG: 0.385 (8.7)			G4-3																								
Troy Glaus, R (1.5) OBP: 0.411, SLG: 0.638																											
Adam Kennedy, L (1.4) OBP: 0.318, SLG: 0.417																											
Matt Walbeck, S (1.2) OBP: 0.269, SLG: 0.375																											
Kent Bottenfield, R (1.1) OBP: 0.667, SLG: 0.667 Mark Petkovsek, R (8.1) Scott Spiezio, S (9. PH) OBP: 0.333, SLG: 0.407 Troy Percival, R (9.1)																											
Inning Stats	R: 0 E: 0 K: 2 S: 10	H: 2 LOB: 1 BB: 0 P: 16	R: 1 E: 0 K: 1 S: 11	H: 2 LOB: 1 BB: 0 P: 13	R: 0 E: 0 K: 0 S: 8	H: 0 LOB: 0 BB: 0 P: 13	R: 0 E: 0 K: 1 S: 4	H: 0 LOB: 0 BB: 1 P: 12	R: 0 E: 0 K: 1 S: 12	H: 2 LOB: 2 BB: 0 P: 17	R: 0 E: 0 K: 1 S: 6	H: 0 LOB: 0 BB: 0 P: 8	R: 3 E: 0 K: 0 S: 16	H: 3 LOB: 0 BB: 0 P: 25	R: 1 E: 0 K: 0 S: 13	H: 2 LOB: 2 BB: 1 P: 27	R: 0 E: 0 K: 1 S: 5	H: 0 LOB: 0 BB: 0 P: 9	1B: 6 2B: 3 3B: 0 HR: 2	SF: 0 SAC: 0 DP: 0 HBP: 0	WP: 0 PB: 0 SB: 0 CS: 2	PA: 39					
PITCHER	IP	WLS	BF	H	R	ER	SO	BB	IBB	HBP	BLK	WP	HR	S	P	ERA	WHIP										
Kevin Brown, R (1.1) ERA: 2.52	7.0	L	29	9	4	4	6	1	0	0	0	0	2	67	104	5.14	1.429										
Onan Masaoka, L (8.1) ERA: 3.18	0.1		3	2	1	1	0	0	0	0	0	0	0	7	14	27.00	6.000										
Matt Herges, R (8.1) ERA: 3.23	0.2		3	0	0	0	0	1	0	0	0	0	0	6	13	0.00	1.500										
Jeff Shaw, R (9.1) ERA: 7.71	1.0		3	0	0	0	1	0	0	0	0	0	0	5	9	0.00	0.000										

Anaheim Angels @ Los Angeles Dodgers
Dodger Stadium, Los Angeles, CA
Fri Jul 14, 2000, 7:10 PM PDT
Att: 53,115 - Sunny - 75 F

AB	36
R	5
H	11
RBI	5
BB	2
SO	7
LOB	13



Batter	1	2	3	4	5	6	7	8	9	AB	R	H	RBI	BB	SO	LOB	BOTTOM										
Alex Cora, L (1.4) OBP: 0.340, SLG: 0.398			L1																								
Paul Lo Duca, R (1.2) OBP: 0.361, SLG: 0.576																											
Gary Sheffield, R (1.7) OBP: 0.446, SLG: 0.679																											
Shawn Green, L (1.9) OBP: 0.400, SLG: 0.500																											
Eric Karros, R (1.3) OBP: 0.351, SLG: 0.541																											
Adrian Beltré, R (1.5) OBP: 0.307, SLG: 0.423																											
Todd Hollandsworth, L (1.8) OBP: 0.317, SLG: 0.385																											
Kevin Elster, R (1.6) OBP: 0.328, SLG: 0.443																											
Kevin Brown, R (1.1) OBP: 0.122, SLG: 0.100 Onan Masaoka, R (8.1) Matt Herges, L (8.1) Dave Hansen, L (8. PH) OBP: 0.407, SLG: 0.558 Jeff Shaw, R (9.1)																											
Inning Stats	R: 1 E: 0 K: 1 S: 12	H: 1 LOB: 0 BB: 0 P: 17	R: 0 E: 0 K: 1 S: 12	H: 0 LOB: 0 BB: 0 P: 18	R: 0 E: 0 K: 1 S: 11	H: 0 LOB: 0 BB: 0 P: 17	R: 1 E: 0 K: 0 S: 6	H: 1 LOB: 0 BB: 0 P: 7	R: 0 E: 0 K: 0 S: 6	H: 0 LOB: 0 BB: 0 P: 10	R: 1 E: 0 K: 0 S: 12	H: 1 LOB: 0 BB: 0 P: 19	R: 0 E: 0 K: 0 S: 6	H: 0 LOB: 0 BB: 0 P: 9	R: 0 E: 0 K: 0 S: 6	H: 0 LOB: 0 BB: 0 P: 9	R: 0 E: 0 K: 0 S: 7	H: 0 LOB: 1 BB: 2 P: 16	1B: 0 2B: 0 3B: 1 HR: 2	SF: 1 SAC: 0 DP: 1 HBP: 0	WP: 0 PB: 0 SB: 0 CS: 0	PA: 31					
PITCHER	IP	WLS	BF	H	R	ER	SO	BB	IBB	HBP	BLK	WP	HR	S	P	ERA	WHIP										
Kent Bottenfield, R (1.1) ERA: 5.6	1.0	H	3	0	0	0	0	0	0	0	0	0	0	6	9	0.00	0.000										
Mark Petkovsek, R (8.1) ERA: 4.93	1.0	S	4	0	0	0	0	2	0	0	0	0	0	7	16	0.00	2.000										
Troy Percival, R (9.1) ERA: 4.11	1.0		4	0	0	0	0	0	0	0	0	0	0	7	16	0.00	2.000										

Anaheim Angels @ Los Angeles Dodgers
Dodger Stadium, Los Angeles, CA
Fri Jul 14, 2000, 7:10 PM PDT
Att: 53,115 - Sunny - 75 F

AB	28
R	3
H	3
RBI	3
BB	2
SO	3
LOB	3



Batter	1	2	3	4	5	6	7	8	9	AB	R	H	RBI	BB	SO	LOB	TOP					
Warren Morris, L (1,4) OBP: 0.324, SLG: 0.313	F8	G3-1			F7		F7		FC4-6	5	0	0	0	0	0	1						
18 Jason Kendall, R (1,2) OBP: 0.424, SLG: 0.470	BB 1B BB		F8		F8		F8		P3	5	1	1	0	0	0	1						
Wil Cordero, R (1,7) OBP: 0.338, SLG: 0.523	BB 1B BB		L7			HR				4	1	2	1	0	1	0						
Brian Giles, L (1,8) OBP: 0.415, SLG: 0.590	F8		F2		P4			BB		3	0	0	0	1	0	2						
Kevin Young, R (1,3) OBP: 0.313, SLG: 0.455	BB 1-2 2-3 BB			K	F3			F8		3	0	0	0	1	1	1						
John Vander Wal, L (1,9) OBP: 0.389, SLG: 0.563	FC6-4 1-2 2-3 3-H BB			HR	S 1B 1B			K		3	1	2	2	1	1	1						
Aramis Ramirez, R (1,5) OBP: 0.277, SLG: 0.353	FC6-4 1-2 BB		P3		BB 1B			F9		4	0	1	0	0	0	4						
Pat Meares, R (1,6) OBP: 0.296, SLG: 0.378		F7		K				FC4-6 1B		3	0	1	0	1	1	0						
Jimmy Anderson, L (1,1) OBP: 0.130, SLG: 0.174		F2			K					3	0	0	0	0	1	3						
Jason Christiansen, R (7,1)										0	0	0	0	0	0	0						
Mike Williams, R (8,1)										0	0	0	0	0	0	0						
Tike Redman, L (8,9) OBP: 0.368, SLG: 0.556										1	0	0	0	0	1	1						
Chris Peters, L (8,1)										0	0	0	0	0	0	0						
Inning Stats	R: 1 E: 0 K: 0 S: 13	H: 2 LOB: 3 BB: 2 P: 27	R: 0 E: 0 K: 0 S: 5	H: 0 LOB: 0 BB: 0 P: 9	R: 0 E: 0 K: 0 S: 9	H: 0 LOB: 0 BB: 0 P: 14	R: 1 E: 0 K: 2 S: 12	H: 1 LOB: 0 BB: 0 P: 18	R: 0 E: 0 K: 1 S: 8	H: 0 LOB: 0 BB: 0 P: 11	R: 1 E: 0 K: 0 S: 13	H: 3 LOB: 3 BB: 1 P: 25	R: 0 E: 0 K: 1 S: 6	H: 0 LOB: 0 BB: 0 P: 13	R: 0 E: 0 K: 1 S: 8	H: 0 LOB: 1 BB: 1 P: 15	R: 0 E: 0 K: 1 S: 11	H: 1 LOB: 1 BB: 0 P: 15	1B: 5 2B: 0 3B: 0 HR: 2	SF: 0 SAC: 0 DP: 0 HBP: 0	WP: 0 PB: 0 SB: 1 CS: 0	PA: 38
PITCHER	IP WLS BF H R ER SO BB IBB HBP BLK WP HR S P ERA WHIP																					
Eric Gagne, R (1,1) ERA: 5.35	6.0	27	6	3	3	3	3	0	0	0	0	0	0	2	60	104	4.50	1.500				
Matt Herges, R (7,1) ERA: 3.27	1.0	3	0	0	0	1	0	0	0	0	0	0	0	6	13	0.00	0.000					
Terry Adams, R (8,1) ERA: 2.77	1.0	W	4	0	0	1	1	0	0	0	0	0	0	8	15	0.00	1.000					
Mike Fetters, R (9,1) ERA: 2.22	1.0	4	1	0	0	1	0	0	0	0	0	0	0	11	15	0.00	1.000					

Pittsburgh Pirates @ Los Angeles Dodgers
Dodger Stadium, Los Angeles, CA
Sun Jul 16 2000, 5:10 PM PDT
Att: 34,116 - Sunny - 78 F

AB	34
R	3
H	7
RBI	3
BB	4
SO	6
LOB	14



Batter	1	2	3	4	5	6	7	8	9	AB	R	H	RBI	BB	SO	LOB	BOTTOM					
Alex Cora, L (1,4) OBP: 0.331, SLG: 0.386	G1-3		G4-3		G6-3		K	K		3	0	0	0	0	0	1						
Mark Grudzielanek, R (7,PH) OBP: 0.350, SLG: 0.420										2	0	0	0	0	2	4						
Paul Lo Duca, R (1,2) OBP: 0.341, SLG: 0.500	G1-3		G6-3		G4-3			BB		4	1	1	1	1	0	0						
Shawn Green, L (1,9) OBP: 0.399, SLG: 0.493	G3			G4-3		G5-4-3 BB		BB 1B		4	1	1	0	1	0	2						
Gary Sheffield, R (1,7) OBP: 0.447, SLG: 0.682		F9		1B BB		G5-4-3 1-2 BB		BB 1B 1B		3	1	1	1	1	0	1						
Eric Karros, R (1,3) OBP: 0.357, SLG: 0.543		1B BB		G1-6-3 1B		G5-3		BB 1B BB		2	1	1	0	2	0	0						
Adrián Beltré, R (1,5) OBP: 0.309, SLG: 0.423		1B		G1-6-3		E6 FC5-4		1B BB		3	1	1	1	1	0	2						
Todd Hollandsworth, L (1,8) OBP: 0.312, SLG: 0.376	F7				K		FC5-4 2B	1B S 1B		4	2	1	2	0	1	3						
Kevin Elster, R (1,6) OBP: 0.330, SLG: 0.443			K			SH2-4 BB		1B SH1-3 1B		3	0	2	2	1	1	2						
Eric Gagne, R (1,1) ERA: 5.32										1	0	0	0	0	0	0						
Jim Leyritz, R (7,PH) OBP: 0.326, SLG: 0.271										0	0	0	0	0	0	0						
Terry Adams, R (8,1) ERA: 3.03										0	0	0	0	0	0	0						
F.P. Santangelo, S (8,PH) OBP: 0.328, SLG: 0.236										0	0	0	0	0	0	0						
Mike Fetters, R (9,1) ERA: 3.66										0	0	0	0	0	0	0						
Inning Stats	R: 0 E: 0 K: 0 S: 5	H: 0 LOB: 0 BB: 0 P: 9	R: 0 E: 0 K: 1 S: 9	H: 1 LOB: 1 BB: 1 P: 17	R: 0 E: 0 K: 0 S: 6	H: 0 LOB: 0 BB: 0 P: 9	R: 0 E: 0 K: 0 S: 10	H: 1 LOB: 1 BB: 1 P: 18	R: 0 E: 0 K: 1 S: 7	H: 0 LOB: 0 BB: 1 P: 13	R: 0 E: 0 K: 0 S: 6	H: 0 LOB: 0 BB: 1 P: 12	R: 1 E: 1 K: 1 S: 17	H: 1 LOB: 2 BB: 1 P: 23	R: 6 E: 0 K: 1 S: 20	H: 5 LOB: 2 BB: 3 P: 40	R: 0 E: 0 K: 1 S: 11	H: 0 LOB: 0 BB: 0 P: 15	1B: 7 2B: 1 3B: 0 HR: 0	SF: 0 SAC: 2 DP: 2 HBP: 0	WP: 1 PB: 0 SB: 1 CS: 0	PA: 39
PITCHER	IP WLS BF H R ER SO BB IBB HBP BLK WP HR S P ERA WHIP																					
Jimmy Anderson, L (1,1) ERA: 5.32	6.2	27	3	1	0	2	5	0	0	0	0	0	0	57	98	0.00	1.200					
Jason Christiansen, L (7,1) ERA: 3.57	0.1	H	3	1	2	2	1	1	0	0	0	0	1	0	6	13	54.00	6.000				
Mike Williams, R (8,1) ERA: 3.03	0.0	L	5	3	3	3	0	2	0	0	0	0	0	9	19	*	*					
Chris Peters, L (8,1) ERA: 3.66	1.0	4	1	1	1	1	0	0	0	0	0	0	0	8	11	9.00	1.000					

Pittsburgh Pirates @ Los Angeles Dodgers
Dodger Stadium, Los Angeles, CA
Sun Jul 16 2000, 5:10 PM PDT
Att: 34,116 - Sunny - 78 F

AB	29
R	7
H	8
RBI	7
BB	8
SO	4
LOB	15



Batter	1	2	3	4	5	6	7	8	9	AB	R	H	RBI	BB	SO	LOB	TOP										
Warren Morris, L (1.4) OBP: 0.331, SLG: 0.326	4-2 FC1-6 18 BB 2B		0-0 HR 1B		0-2 G6-3			2-2 18 1B G5-4-3 1B	1-1 3B	4	3	3	0	1	0	0											
18 Jason Kendall, R (1.2) OBP: 0.427, SLG: 0.471	4-0 FC1-6 1-2 BB		0-3 K		1-2 1B			3-2 1-3 G5-4-3 1B	0-1 G5-3	4	0	2	0	1	1	2											
Wil Cordero, R (1.7) OBP: 0.334, SLG: 0.516	0-2 FC1-6 2B 1-2 2-3		2-1 L5		2-2 G3			3-2 1-2 G5-4-3 1-2		4	0	0	0	0	0	5											
Brian Giles, L (1.8) OBP: 0.418, SLG: 0.607	1-2 1-3 3-H 2B		0-0 1-H HR		3-2 G3			1-2 HR 2B		4	2	3	3	0	0	0											
Kevin Young, R (1.3) OBP: 0.312, SLG: 0.461	2-3 K		1-3 K		2-1 G5-3			2-2 2-H HR		4	1	1	2	0	2	2											
John Vander Wal, L (1.9) OBP: 0.391, SLG: 0.559	3-3 K			3-2 G5-4-3 HBP				1-2 1B		3	0	1	0	0	1	2											
Aramis Ramirez, R (1.5) OBP: 0.270, SLG: 0.343		1-2 G5-3		1-1 G5-4-3 1-2				1-1 F9		4	0	0	0	0	1	2											
Pat Meares, R (1.6) OBP: 0.292, SLG: 0.373		0-3 K		2-1 G1-3					0-3 K	4	0	0	0	0	3	0											
Bronson Arroyo, R (1.1) Chris Peters, L (6.1) Josias Manzanillo, R (6.1) Abraham Nunez, S (7.1) Marc Wilkins, R (7.1) Scott Sauerbeck, R (7.1) Mike Benjamin, R (9.1)		0-0 G6-3			2-3 K				0-1 G5-3	2	0	0	0	0	0	1	0										
Inning Stats	R: 1 E: 0 K: 2 S: 19	H: 1 LOB: 2 BB: 2 P: 33	R: 0 E: 0 K: 1 S: 7	H: 0 LOB: 0 BB: 0 P: 8	R: 2 E: 0 K: 2 S: 10	H: 2 LOB: 0 BB: 0 P: 13	R: 0 E: 0 K: 0 S: 6	H: 0 LOB: 0 BB: 0 P: 12	R: 0 E: 0 K: 1 S: 13	H: 1 LOB: 1 BB: 0 P: 18	R: 0 E: 0 K: 0 S: 6	H: 0 LOB: 0 BB: 0 P: 12	R: 0 E: 0 K: 2 S: 9	H: 0 LOB: 0 BB: 0 P: 14	R: 3 E: 0 K: 0 S: 21	H: 5 LOB: 1 BB: 0 P: 34	R: 0 E: 0 K: 1 S: 9	H: 1 LOB: 1 BB: 0 P: 10	1B: 5 2B: 2 3B: 1 HR: 2	SF: 0 SAC: 0 DP: 2 HBP: 1	WP: 0 PB: 0 SB: 0 CS: 0	PA: 38					
PITCHER	IP	WLS	BF	H	R	ER	SO	BB	IBB	HBP	BLK	WP	HR	S	P	ERA	WHIP	PITCHER									
37 Darren Dreifort, R (1.1) ERA: 5.06	7.0	W	27	4	3	3	8	2	0	1	0	0	1	70	110	3.86	0.857										
Terry Adams, R (8.1) ERA: 3.29	0.2		5	4	3	3	0	0	0	0	0	0	1	16	27	40.50	6.000										
Onan Masaoka, L (8.1) ERA: 3.0	0.0		1	1	0	0	0	0	0	0	0	0	0	3	4	∞	∞										
Jeff Shaw, R (8.1) ERA: 7.12	1.1	S	5	1	0	0	1	0	0	0	0	0	0	11	13	0.00	0.750										

Pittsburgh Pirates @ Los Angeles Dodgers
 Dodger Stadium, Los Angeles, CA
 Mon Jul 17 2000, 7:10 PM PDT
 Att: 25,261 - Sunny - 75 F

AB 35
 R 6
 H 10
 RBI 5
 BB 2
 SO 9
 LOB 13



Batter	1	2	3	4	5	6	7	8	9	AB	R	H	RBI	BB	SO	LOB	BOTTOM										
Todd Hollandsworth, L (1.8) OBP: 0.318, SLG: 0.377	4-1 FC2-6 BB	3-1 2-H 3-H 1B			1-0 G4-3	4-0 1-2 2-3 3-H BB	3-3 K			3	0	1	3	2	1	2											
Alex Cora, L (1.4) OBP: 0.333, SLG: 0.386	1-1 FC2-6 1-2	0-0 F8			3-2 1B	0-3 K		0-0 HR 1B		5	1	2	0	0	1	5											
Gary Sheffield, R (1.7) OBP: 0.444, SLG: 0.683	2-1 P4		0-0 F8		0-1 F9	2-1 F9		3-2 1-H HR		5	1	1	2	0	0	5											
Shawn Green, L (1.9) OBP: 0.396, SLG: 0.494	3-2 G3		2-0 K		3-3 K			1-0 F8	2-1 G6-3	5	0	1	0	0	1	2											
Eric Karros, R (1.3) OBP: 0.357, SLG: 0.539		3-2 1B 2B 1B	3-3 K		0-0 E6 37 HBP BB	2-0 F8		4-0 FC5-4 BB		4	2	1	0	1	1	0											
Adrian Beltré, R (1.5) OBP: 0.317, SLG: 0.428		3-2 2B 1-2 1B 1B		1-1 1B		2-2 F9	1-1 S 1B 1B	4-1 FC5-4 BB		4	2	3	0	1	0	1											
Chad Kreuter, S (1.2) OBP: 0.453, SLG: 0.449		2-3 K		1-0 F8		4-0 37 HBP BB 1-2 BB	1-0 1B 1B	2-0 FC5-4 1-2 2-3		4	2	1	0	1	1	5											
Kevin Elster, R (1.6) OBP: 0.337, SLG: 0.446		0-1 1B 1-3 2-H 2B		1-0 F7		4-2 BB 37 HBP BB 1-2 BB	4-2 WP 1B 1B	2-1 G5-3		3	1	1	1	2	0	3											
37 Darren Dreifort, R (1.1) Dave Hansen, L (7.1) Jim Leyritz, S (7.1) Terry Adams, R (8.1) Onan Masaoka, R (8.1) Jeff Shaw, R (8.1)		0-3 K		2-3 K		2-2 BB 1-2 3-H HBP	2-0 WP 1B 1B			2	0	0	1	0	2	3											
Inning Stats	R: 0 E: 0 K: 0 S: 8	H: 0 LOB: 1 BB: 1 P: 18	R: 3 E: 0 K: 2 S: 18	H: 4 LOB: 1 BB: 0 P: 29	R: 0 E: 0 K: 1 S: 5	H: 1 LOB: 0 BB: 0 P: 10	R: 0 E: 0 K: 1 S: 8	H: 1 LOB: 1 BB: 0 P: 13	R: 0 E: 0 K: 1 S: 10	H: 1 LOB: 1 BB: 0 P: 17	R: 2 E: 1 K: 1 S: 20	H: 3 LOB: 2 BB: 1 P: 25	R: 2 E: 0 K: 0 S: 10	H: 2 LOB: 2 BB: 2 P: 27	1B: 9 2B: 1 3B: 1 HR: 1	SF: 0 SAC: 0 DP: 0 HBP: 1	WP: 2 PB: 0 SB: 1 CS: 0	PA: 44									
PITCHER	IP	WLS	BF	H	R	ER	SO	BB	IBB	HBP	BLK	WP	HR	S	P	ERA	WHIP	PITCHER									
Bronson Arroyo, R (1.1) ERA: 8.75	5.1	L	25	7	5	4	5	2	0	0	0	0	0	54	98	6.75	1.688										
Chris Peters, L (6.1) ERA: 3.6	0.1		4	0	0	0	1	2	0	1	0	0	0	13	23	0.00	6.000										
Josias Manzanillo, R (6.1) ERA: 3.75	0.1		1	0	0	0	0	0	0	0	0	0	0	2	4	0.00	0.000										
Marc Wilkins, R (7.1) ERA: 5.14	0.2		5	2	2	2	0	1	0	0	0	1	0	7	16	27.00	4.500										
Scott Sauerbeck, L (7.1) ERA: 3.83	1.1		9	3	2	2	1	2	0	0	0	1	1	14	36	13.50	3.750										

Pittsburgh Pirates @ Los Angeles Dodgers
 Dodger Stadium, Los Angeles, CA
 Mon Jul 17 2000, 7:10 PM PDT
 Att: 25,261 - Sunny - 75 F

AB 36
 R 9
 H 12
 RBI 9
 BB 7
 SO 7
 LOB 26



Batter	1	2	3	4	5	6	7	8	9	AB	R	H	RBI	BB	SO	LOB	TOP										
Warren Morris, L (1,4) OBP: 0.335, SLG: 0.329	4-2 18 HBP HR BB	1-3 K			4-2 18 HR BB		2-1 18 F9 SF7 2B		0-1 G6-3	3	3	1	0	2	1	1	Pittsburgh Pirates @ Los Angeles Dodgers Dodger Stadium, Los Angeles, CA Tue Jul 18 2000, 1:10 PM PDT Att: 34,872 - Sunny - 85 F										
18 Jason Kendall, R (1,2) OBP: 0.426, SLG: 0.480	2-2 HR HBP	1-1 1B			1-0 HR		0-0 F9		3-2 P5	4	2	2	3	0	0	1											
Wil Cordero, R (1,7) OBP: 0.338, SLG: 0.525 Mike Williams, R (9,1)	1-2 HR	3-3 K			2-1 P6		4-2 BB		0-0 1B	4	1	2	3	1	1	1											
Brian Giles, L (1,8) OBP: 0.413, SLG: 0.599	3-2 G5-3				1-3 K		3-1 SF7		3-2 F8	4	0	0	1	0	2	1											
Kevin Young, R (1,3) OBP: 0.309, SLG: 0.456 Jason Christiansen, R (7,1) Scott Sauerbeck, R (8,1) Tike Redman, L (9,7) OBP: 0.368, SLG: 0.556	1-2 F8				2-1 G6-3		2-3 K			4	0	0	0	0	2	1											
John Vander Wal, L (1,9) OBP: 0.393, SLG: 0.563	1-3 K				3-2 P4		1-1 E1 1B		0-2 2B	4	0	2	0	0	1	0											
Aramis Ramirez, R (1,5)					0-1 F9		0-3 K		2-2 E6 G5-4-3	4	0	0	0	0	2	2											
Mike Benjamin, R (1,6) OBP: 0.305, SLG: 0.382					2-2 L8		1-1 G5-3		2-3 K	3	1	0	0	1	1	3											
Todd Ritchie, R (1,1) OBP: 0.220, SLG: 0.244 Josias Manzanillo, R (3,1) Marc Wilkins, R (7,1) Bruce Aven, R (7,9) OBP: 0.283, SLG: 0.426	3-2 1B 2B				2-2 F9		1-3 K		0-1 G5-4-3	1	1	1	1	0	0	0											
Inning Stats	R: 3 E: 0 K: 1 S: 17	H: 1 LOB: 0 BB: 1 P: 29	R: 2 E: 0 K: 3 S: 19	H: 2 LOB: 1 BB: 1 P: 34	R: 0 E: 0 K: 1 S: 10	H: 0 LOB: 0 BB: 0 P: 18	R: 0 E: 0 K: 2 S: 10	H: 1 LOB: 0 BB: 1 P: 14	R: 2 E: 1 K: 2 S: 12	H: 1 LOB: 1 BB: 0 P: 22	R: 1 E: 0 K: 1 S: 10	H: 1 LOB: 1 BB: 1 P: 21	R: 0 E: 1 K: 1 S: 13	H: 1 LOB: 1 BB: 0 P: 17	R: 0 E: 0 K: 0 S: 9	H: 1 LOB: 1 BB: 0 P: 15		1B: 3 2B: 3 3B: 0 HR: 2	SF: 1 SAC: 0 DP: 1 HBP: 1	WP: 0 PB: 0 SB: 0 CS: 0	PA: 40						
PITCHER	IP	WLS	BF	H	R	ER	SO	BB	IBB	HBP	BLK	WP	HR	S	P	ERA	WHIP										
Mike Judd, R (1,1) ERA: 15.75	4.0	L	20	4	7	7	5	3	0	1	0	0	2	60	104	15.75	1.750										
Antonio Osuna, R (5,1) ERA: 3.2	3.0		12	2	1	0	5	1	0	0	0	0	0	28	47	0.00	1.000										
Matt Herges, R (8,1) ERA: 3.16	2.0		8	2	0	0	1	0	0	0	0	0	0	22	32	0.00	1.000										

Batter	1	2	3	4	5	6	7	8	9	AB	R	H	RBI	BB	SO	LOB	BOTTOM										
Alex Cora, L (1,4) OBP: 0.331, SLG: 0.383 Mark Grudzielanek, R (7,PH) OBP: 0.349, SLG: 0.419	2-1 F8				0-1 P6					4	1	1	0	0	0	4	Pittsburgh Pirates @ Los Angeles Dodgers Dodger Stadium, Los Angeles, CA Tue Jul 18 2000, 1:10 PM PDT Att: 34,872 - Sunny - 85 F										
Paul Lo Duca, R (1,2) OBP: 0.347, SLG: 0.489	0-2 1B				0-3 K				0-1 F9	5	0	2	0	0	1	2											
Gary Sheffield, R (1,7) OBP: 0.443, SLG: 0.678	2-1 F7				0-1 2B 1B				2-3 K	4	1	1	0	1	1	2											
Shawn Green, L (1,9) OBP: 0.394, SLG: 0.493	3-3 K				2-2 1B 2B				1-3 K	5	1	1	2	0	2	3											
Eric Karros, R (1,3) OBP: 0.358, SLG: 0.537					0-0 1B BLK 1B				2-2 G6-3	5	1	2	2	0	0	2											
Adrian Beltré, R (1,5) OBP: 0.316, SLG: 0.428					0-1 F9				2-0 F9	5	1	2	0	0	0	1											
Todd Hollandsworth, L (1,8) OBP: 0.323, SLG: 0.377					0-2 BB 1B				0-1 L4	5	1	2	0	0	0	1											
Kevin Elster, R (1,6) OBP: 0.338, SLG: 0.442					1-2 F9				1-1 BB BB 1B	3	0	1	0	2	1	1											
Mike Judd, R (1,1) OBP: 1.000, SLG: 1.000 Antonio Osuna, R (5,1) Chad Kreuter, S (7,PH) OBP: 0.456, SLG: 0.449 Matt Herges, L (8,1)					1-3 K				4-2 BB BB 1B	4	0	1	2	1	2	3											
					1-3 K				1-2 BB	1	1	1	0	0	0	0											
Inning Stats	R: 0 E: 0 K: 1 S: 12	H: 1 LOB: 0 BB: 0 P: 19	R: 0 E: 0 K: 1 S: 13	H: 1 LOB: 0 BB: 0 P: 17	R: 6 E: 0 K: 1 S: 23	H: 7 LOB: 2 BB: 1 P: 35	R: 0 E: 0 K: 0 S: 11	H: 0 LOB: 1 BB: 1 P: 21	R: 0 E: 0 K: 2 S: 12	H: 1 LOB: 0 BB: 1 P: 18	R: 0 E: 0 K: 2 S: 8	H: 0 LOB: 0 BB: 0 P: 11	R: 0 E: 0 K: 1 S: 14	H: 1 LOB: 3 BB: 2 P: 28	R: 0 E: 0 K: 0 S: 8	H: 1 LOB: 1 BB: 0 P: 13	R: 0 E: 0 K: 1 S: 9	H: 0 LOB: 0 BB: 0 P: 13	1B: 11 2B: 1 3B: 0 HR: 0	SF: 0 SAC: 1 DP: 0 HBP: 0	WP: 0 PB: 0 SB: 1 CS: 0	PA: 44					
PITCHER	IP	WLS	BF	H	R	ER	SO	BB	IBB	HBP	BLK	WP	HR	S	P	ERA	WHIP										
Todd Ritchie, R (1,1) ERA: 4.75	2.1		17	9	6	6	3	0	0	1	0	0	0	45	65	23.14	3.857										
Josias Manzanillo, R (3,1) ERA: 3.25	3.2	W	14	1	0	0	4	2	0	0	0	0	0	34	56	0.00	0.818										
Marc Wilkins, R (7,1) ERA: 4.98	0.2	H	4	1	0	0	0	1	0	0	0	0	0	9	16	0.00	3.000										
Jason Christiansen, L (7,1) ERA: 3.53	0.1	H	2	0	0	0	1	1	0	0	0	0	0	5	12	0.00	3.000										
Scott Sauerbeck, L (8,1) ERA: 3.74	1.0	H	4	1	0	0	0	0	0	0	0	0	0	8	13	0.00	1.000										



Batter	1	2	3	4	5	6	7	8	9	AB	R	H	RBI	BB	SO	LOB	TOP										
Brian Hunter, R OBP: 0.376, SLG: 0.342 (1, 8)	G6-3		K			G3-1			G6-3	4	0	0	0	0	1	0	Colorado Rockies @ Los Angeles Dodgers Dodger Stadium, Los Angeles, CA Wed Jul 19 2000, 7:05 PM PDT Att: 26,889 - Sunny - 76 F livebaseballscorecards.com										
Jeff Cirillo, R OBP: 0.406, SLG: 0.526 (1, 5)	E6 17 G3-1		G6-3			G5-3			17 DJ BB	3	1	0	0	1	0	0											
Larry Walker, L OBP: 0.425, SLG: 0.521 Butch Huskey, R OBP: 0.312, SLG: 0.365 (1, 7) (6, 7)	E8 17 G3-1 1B					K			K	3	0	1	0	0	2	0											
17 Todd Helton, L OBP: 0.480, SLG: 0.706 (1, 3)	G3-1					BB			BB	2	0	0	1	2	0	1											
Jeffrey Hammonds, R OBP: 0.416, SLG: 0.608 (1, 9)	G5-3					K			K	4	0	0	0	0	3	4											
Todd Walker, L OBP: 0.286, SLG: 0.352 (1, 4)		G3-1				G4-3			F7	3	0	0	0	0	0	1											
Neifi Perez, S OBP: 0.306, SLG: 0.417 (1, 6)		F9				L4			G6-3	3	0	0	0	0	0	0											
Brent Mayne, L OBP: 0.392, SLG: 0.435 (1, 2)		G6-3				P6			F8	3	0	0	0	0	0	0											
Rolando Arrojo, R OBP: 0.143, SLG: 0.148 Terry Shumpert, R OBP: 0.358, SLG: 0.500 Stan Belinda, R (8, 1) (6, 1)						K			K	2	0	0	0	0	2	0											
										1	0	0	0	0	1	0											
										0	0	0	0	0	0	0											
Inning Stats	R: 1 E: 2 K: 0 S: 13	H: 1 LOB: 1 BB: 0 P: 17	R: 0 E: 0 K: 0 S: 8	H: 0 LOB: 0 BB: 0 P: 11	R: 0 E: 0 K: 2 S: 9	H: 0 LOB: 0 BB: 0 P: 13	R: 0 E: 0 K: 2 S: 7	H: 0 LOB: 1 BB: 1 P: 15	R: 0 E: 0 K: 1 S: 6	H: 0 LOB: 0 BB: 0 P: 9	R: 0 E: 0 K: 1 S: 12	H: 0 LOB: 0 BB: 0 P: 18	R: 0 E: 0 K: 1 S: 7	H: 0 LOB: 0 BB: 0 P: 10	R: 0 E: 0 K: 1 S: 8	H: 0 LOB: 2 BB: 2 P: 11	R: 0 E: 0 K: 2 S: 10	H: 0 LOB: 0 BB: 2 P: 21	1B: 1 2B: 0 3B: 0 HR: 0	SF: 0 SAC: 0 DP: 0 HBP: 0	WP: 0 PB: 0 SB: 0 CS: 0	PA: 32					
PITCHER	IP	WLS	BF	H	R	ER	SO	BB	IBB	HBP	BLK	WP	HR	S	P	ERA	WHIP										
Kevin Brown, R ERA: 2.38 Mike Fetters, R ERA: 2.13	(1, 1) (9, 1)	8.0 5	W 27	1 0	1 0	0 0	8 2	1 2	0 0	0 0	0 0	0 0	0 0	70 10	104 21	0.00 0.00	0.250 2.000										

Batter	1	2	3	4	5	6	7	8	9	AB	R	H	RBI	BB	SO	LOB	BOTTOM										
Todd Hollandsworth, L OBP: 0.321, SLG: 0.377 (1, 8)	F3		G1-3			G5-3			G6-3	5	0	1	1	0	0	0	Colorado Rockies @ Los Angeles Dodgers Dodger Stadium, Los Angeles, CA Wed Jul 19 2000, 7:05 PM PDT Att: 26,889 - Sunny - 76 F livebaseballscorecards.com										
Mark Czudzielanek, R OBP: 0.367, SLG: 0.416 (1, 4)	G1-3		1B			K			L8	5	1	1	0	0	2	1											
Gary Sheffield, R OBP: 0.446, SLG: 0.677 (1, 7)	BB		2B			G6-3			BB FC1-2 BB	2	0	1	1	2	0	0											
Shawn Green, L OBP: 0.397, SLG: 0.497 (1, 9)	G1		2B			1B HR			FC1-2 2B BB	3	2	2	0	1	0	1											
Eric Karros, R OBP: 0.359, SLG: 0.536 (1, 3)		G5-3	F9			1B HR			FC1-2 2B BB	3	2	1	0	1	0	2											
Dave Hansen, L OBP: 0.411, SLG: 0.588 Adrian Beltré, R OBP: 0.317, SLG: 0.426 (1, 5) (8, 5)		G3				K			FC1-2 2B SF7	3	1	1	3	0	1	0											
Chad Kreuter, S OBP: 0.457, SLG: 0.455 (1, 2)		BB				K			2B 2B	3	1	1	2	1	2	0											
Alex Cora, L OBP: 0.324, SLG: 0.375 (1, 6)		G1-3				G6-3			SF7	3	0	0	1	0	0	1											
Kevin Brown, R OBP: 0.114, SLG: 0.093 Chris Donnels, L OBP: 1.000, SLG: 2.000 Mike Fetters, R (9, 1)			K			F7			2B 2B	3	0	0	0	0	2	0											
										1	1	1	1	0	0	0											
										0	0	0	0	0	0	0											
Inning Stats	R: 0 E: 0 K: 0 S: 9	H: 0 LOB: 1 BB: 1 P: 17	R: 0 E: 0 K: 0 S: 10	H: 0 LOB: 1 BB: 1 P: 19	R: 1 E: 0 K: 1 S: 16	H: 3 LOB: 0 BB: 0 P: 25	R: 0 E: 0 K: 2 S: 11	H: 0 LOB: 0 BB: 0 P: 19	R: 0 E: 0 K: 1 S: 9	H: 0 LOB: 0 BB: 0 P: 11	R: 3 E: 0 K: 1 S: 13	H: 3 LOB: 0 BB: 0 P: 19	R: 0 E: 0 K: 2 S: 7	H: 0 LOB: 0 BB: 0 P: 9	R: 5 E: 0 K: 0 S: 17	H: 3 LOB: 1 BB: 3 P: 34	1B: 3 2B: 5 3B: 0 HR: 1	SF: 1 SAC: 0 DP: 0 HBP: 0	WP: 0 PB: 0 SB: 1 CS: 0	PA: 38							
PITCHER	IP	WLS	BF	H	R	ER	SO	BB	IBB	HBP	BLK	WP	HR	S	P	ERA	WHIP										
Rolando Arrojo, R ERA: 6.14 Stan Belinda, R ERA: 6.88	(1, 1) (8, 1)	7.0 9	L 29	6 3	4 5	4 5	7 0	2 3	0 0	0 0	0 0	0 0	0 0	17 17	34	45.00 6.000											

Batter	1	2	3	4	5	6	7	8	9	AB	R	H	RBI	BB	SO	LOB	TOP					
Tom Goodwin, L (1.8) OBP: 0.376, SLG: 0.412										3	0	0	0	2	2	2	Colorado Rockies @ Los Angeles Dodgers Dodger Stadium, Los Angeles, CA Thu Jul 20 2000, 7:10 PM PDT Att: 33,619 - Sunny - 83 F					
3 Mike Lansing, R (1.4) OBP: 0.317, SLG: 0.430										5	0	0	0	0	1	4						
Larry Walker, L (1.7) OBP: 0.423, SLG: 0.514										3	1	0	0	1	1	3						
17 Todd Helton, L (1.3) OBP: 0.477, SLG: 0.700										4	0	1	0	0	1	3						
Jeffrey Hammonds, R (1.9) OBP: 0.424, SLG: 0.615										2	1	2	1	1	0	0						
Brent Mayne, L (1.2) OBP: 0.390, SLG: 0.445										4	1	1	2	0	0	4						
Ben Petrick, R (8, PR) OBP: 0.348, SLG: 0.524										0	0	0	0	0	0	0						
Terry Shumpert, R (1.5) OBP: 0.355, SLG: 0.490										3	0	0	0	1	1	3						
Gabe White, L (8, 1) OBP: 0.200, SLG: 0.800										0	0	0	0	0	0	0						
Neffi Perez, S (1.6) OBP: 0.306, SLG: 0.415										4	0	1	0	0	0	2						
Masato Yoshii, R (1.1) OBP: 0.265, SLG: 0.364										1	0	0	0	1	0	1						
Bobby Chouinard, R (7, 1) OBP: 1.000, SLG: 1.000										0	0	0	0	0	0	0						
Mike Myers, L (8, 1) OBP: 0.405, SLG: 0.524										0	0	0	0	0	0	0						
Jeff Cirillo, R (8, 5) OBP: 0.405, SLG: 0.524										1	0	0	0	0	0	0						
Mike DeJean, R (8, 1) OBP: 0.405, SLG: 0.524										0	0	0	0	0	0	0						
Inning Stats	R: 0 E: 0 K: 2 S: 8	H: 0 LOB: 0 BB: 0 P: 13	R: 0 E: 0 K: 1 S: 9	H: 0 LOB: 0 BB: 1 P: 18	R: 0 E: 0 K: 1 S: 12	H: 0 LOB: 1 BB: 1 P: 21	R: 1 E: 0 K: 1 S: 13	H: 2 LOB: 2 BB: 1 P: 19	R: 0 E: 1 K: 1 S: 13	H: 1 LOB: 3 BB: 1 P: 21	R: 2 E: 0 K: 1 S: 10	H: 1 LOB: 1 BB: 1 P: 21	R: 0 E: 0 K: 0 S: 7	H: 0 LOB: 0 BB: 0 P: 10	R: 0 E: 0 K: 0 S: 13	H: 1 LOB: 1 BB: 0 P: 16	R: 0 E: 0 K: 0 S: 6	H: 0 LOB: 0 BB: 1 P: 14	1B: 3 2B: 1 3B: 0 HR: 1	SF: 0 SAC: 1 DP: 2 HBP: 1	WP: 0 PB: 0 SB: 0 CS: 0	PA: 38
PITCHER	IP	WLS	BF	H	R	ER	SO	BB	IBB	HBP	BLK	WP	HR	S	P	ERA	WHIP					
Chan Ho Park, R (1, 1) ERA: 4.23	6.0	W	28	4	3	3	6	5	0	1	0	0	1	65	113	4.50	1.500					
Terry Adams, R (7, 1) ERA: 3.15	2.0	H	7	1	0	0	0	0	0	0	0	0	0	20	26	0.00	0.500					
Mike Fetters, R (9, 1) ERA: 2.05	1.0	S	3	0	0	0	0	1	0	0	0	0	0	6	14	0.00	1.000					

Batter	1	2	3	4	5	6	7	8	9	AB	R	H	RBI	BB	SO	LOB	BOTTOM					
Todd Hollandsworth, L (1.8) OBP: 0.320, SLG: 0.375										4	0	1	0	0	1	3	Colorado Rockies @ Los Angeles Dodgers Dodger Stadium, Los Angeles, CA Thu Jul 20 2000, 7:10 PM PDT Att: 33,619 - Sunny - 83 F					
Mark Chudzielanek, R (1.4) OBP: 0.346, SLG: 0.416										4	1	1	0	0	0	1						
Gary Sheffield, R (1.7) OBP: 0.449, SLG: 0.686										3	3	2	1	1	0	0						
Shawn Green, L (1.9) OBP: 0.400, SLG: 0.510										3	2	2	3	1	0	0						
Eric Karros, R (1.3) OBP: 0.358, SLG: 0.531										3	0	0	0	1	0	1						
Adrian Beltré, R (1.5) OBP: 0.316, SLG: 0.427										4	0	1	0	0	0	3						
Chad Kreuter, S (1.2) OBP: 0.449, SLG: 0.444										3	0	0	0	0	0	1						
Terry Adams, R (7, 1) ERA: 2.08										0	0	0	0	0	0	0						
Dave Hansen, L (8, PH) OBP: 0.411, SLG: 0.588										0	0	0	0	0	0	0						
Jim Levritz, R (8, PH) OBP: 0.341, SLG: 0.292										1	0	1	2	0	0	0						
Mike Fetters, R (9, 1) ERA: 1.85										0	0	0	0	0	0	0						
Alex Cora, L (1.6) OBP: 0.322, SLG: 0.372										4	0	1	0	0	0	2						
Chan Ho Park, R (1, 1) OBP: 0.190, SLG: 0.238										2	0	1	0	0	1	0						
Paul Lo Duca, R (7, 2) OBP: 0.360, SLG: 0.489										0	0	0	0	1	0	0						
Inning Stats	R: 1 E: 0 K: 0 S: 8	H: 2 LOB: 0 BB: 0 P: 13	R: 0 E: 0 K: 0 S: 6	H: 0 LOB: 0 BB: 0 P: 10	R: 0 E: 0 K: 1 S: 8	H: 0 LOB: 0 BB: 0 P: 12	R: 0 E: 0 K: 0 S: 7	H: 0 LOB: 1 BB: 1 P: 17	R: 0 E: 0 K: 0 S: 8	H: 3 LOB: 2 BB: 0 P: 13	R: 3 E: 0 K: 0 S: 19	H: 2 LOB: 0 BB: 1 P: 31	R: 0 E: 0 K: 1 S: 5	H: 0 LOB: 1 BB: 1 P: 13	R: 0 E: 0 K: 0 S: 14	H: 3 LOB: 2 BB: 1 P: 28	1B: 6 2B: 4 3B: 0 HR: 2	SF: 0 SAC: 0 DP: 3 HBP: 0	WP: 1 PB: 0 SB: 1 CS: 1	PA: 35		
PITCHER	IP	WLS	BF	H	R	ER	SO	BB	IBB	HBP	BLK	WP	HR	S	P	ERA	WHIP					
Masato Yoshii, R (1, 1) ERA: 5.73	6.0	L	25	7	4	4	1	2	0	0	0	0	2	56	96	6.00	1.500					
Bobby Chouinard, R (7, 1) ERA: 2.08	1.1		5	1	1	1	1	1	0	0	0	0	0	10	22	6.75	1.500					
Mike Myers, L (8, 1) ERA: 1.85	0.0		1	1	0	0	0	0	0	0	0	0	0	2	2	∞	∞					
Mike DeJean, R (8, 1) ERA: 3.74	0.1		2	0	0	0	0	0	1	0	0	0	0	2	8	0.00	0.000					
Gabe White, L (8, 1) ERA: 2.4	0.1		2	1	1	1	0	0	0	0	0	1	0	5	9	27.00	3.000					



Batter	1	2	3	4	5	6	7	8	9	AB	R	H	RBI	BB	SO	LOB	TOP								
Calvin Murray, R (1, 8) OBP: 0.364, SLG: 0.368 Felipe Crespo, S (9, PH) OBP: 0.353, SLG: 0.442	G5-3		FC5-4			1B SF7	F9		K	4	1	1	0	0	0	1									
Russ Davis, R (1, 5) OBP: 0.325, SLG: 0.431	G6-3		CS	F8		1B	L5			4	1	1	0	0	0	0									
Barry Bonds, L (1, 7) OBP: 0.441, SLG: 0.746	F8			G3-1		SF7				3	1	1	2	0	0	0									
Jeff Kent, R (1, 4) OBP: 0.422, SLG: 0.644		E6				F9				3	0	1	0	1	0	1									
Ellis Burks, R (1, 9) OBP: 0.448, SLG: 0.630	F8			P4		2B 1B				4	1	1	0	0	0	3									
Rich Aurilia, R (1, 6) OBP: 0.337, SLG: 0.420						1B				4	1	3	1	0	0	0									
J.T. Snow, L (1, 3) OBP: 0.384, SLG: 0.500	G4-6-3					1B				4	0	2	2	0	1	3									
Bobby Estalella, R (1, 2) OBP: 0.382, SLG: 0.534 Marvin Benard, L (9, PH) OBP: 0.342, SLG: 0.404			G6-3			P4	F9		K	3	0	0	0	0	0	2									
Shawn Estes, R (1, 1) OBP: 0.262, SLG: 0.375 Felix Rodriguez, R (8, 1) Armando Rios, L (9, PH) OBP: 0.335, SLG: 0.447						K			G3-1	3	0	1	0	0	2	1									
Inning Stats	R: 0 E: 0 K: 0 S: 8	H: 0 LOB: 0 BB: 0 P: 9	R: 0 E: 1 K: 0 S: 7	H: 1 LOB: 1 BB: 0 P: 9	R: 0 E: 0 K: 0 S: 5	H: 1 LOB: 1 BB: 0 P: 8	R: 0 E: 0 K: 0 S: 5	H: 1 LOB: 1 BB: 0 P: 9	R: 0 E: 0 K: 1 S: 10	H: 1 LOB: 1 BB: 0 P: 10	R: 4 E: 0 K: 0 S: 19	H: 5 LOB: 1 BB: 0 P: 29	R: 0 E: 0 K: 1 S: 8	H: 0 LOB: 0 BB: 0 P: 12	R: 1 E: 0 K: 1 S: 11	H: 2 LOB: 1 BB: 1 P: 21	R: 0 E: 0 K: 2 S: 9	H: 0 LOB: 0 BB: 0 P: 14	1B: 9 2B: 1 3B: 0 HR: 1	SF: 1 SAC: 0 DP: 1 HBP: 0	WP: 0 PB: 0 SB: 0 CS: 2	PA: 38			
PITCHER	IP	WLS	BF	H	R	ER	SO	BB	IBB	HBP	BLK	WP	HR	S	P	ERA	WHIP								
Carlos Perez, L (1, 1) ERA: 4.98	7.0		29	9	4	4	2	0	0	0	0	0	0	62	86	5.14	1.286								
Matt Herges, R (8, 1) ERA: 3.25	1.0	W	5	2	1	1	1	1	0	0	0	0	1	11	21	9.00	3.000								
Jeff Shaw, R (9, 1) ERA: 6.89	1.0	S	3	0	0	0	2	0	0	0	0	0	0	9	14	0.00	0.000								

San Francisco Giants @ Los Angeles Dodgers
 Dodger Stadium, Los Angeles, CA
 Fri Jul 21 2000, 7:10 PM PDT
 Att: 53,563 - Sunny - 74 F

AB	35
R	5
H	11
RBI	5
BB	1
SO	5
LOB	11



Batter	1	2	3	4	5	6	7	8	9	AB	R	H	RBI	BB	SO	LOB	BOTTOM								
Paul Lo Duca, R (1, 2) OBP: 0.352, SLG: 0.469	G4-6-3	G4-3			F8		G3			4	0	1	0	0	0	1									
Mark Grudzielanek, R (1, 4) OBP: 0.349, SLG: 0.414	G4-6-3		FC6-4		G4-3			1B		2	1	0	0	2	0	1									
Shawn Green, L (1, 9) OBP: 0.399, SLG: 0.507	F8		F8		G3-1			HR		4	1	1	0	0	0	1									
Gary Sheffield, R (1, 7) OBP: 0.450, SLG: 0.690		BB	FC6-4		G3			P3		4	1	2	0	0	0	3									
Eric Karros, R (1, 3) OBP: 0.362, SLG: 0.541		BB			K2-3			HR		3	2	2	3	1	1	1									
Adrián Beltré, R (1, 5) OBP: 0.315, SLG: 0.423			K		G3			F7		3	1	0	0	1	1	3									
Todd Hollandsworth, L (1, 8) OBP: 0.315, SLG: 0.370		SF7			F9		G5-3		K	3	0	0	1	0	1	1									
Kevin Elster, R (1, 6) OBP: 0.333, SLG: 0.435 Alex Cora, L (9, 6) OBP: 0.322, SLG: 0.372		K			F8					3	0	0	0	0	1	2									
Carlos Perez, L (1, 1) OBP: 0.059, SLG: 0.147 Jim Levritz, R (7, PH) OBP: 0.337, SLG: 0.288 Matt Herges, L (8, 1) Jeff Shaw, R (9, 1)					G1-3				K	2	0	1	2	0	0	0									
Inning Stats	R: 0 E: 0 K: 0 S: 4	H: 1 LOB: 1 BB: 2 P: 5	R: 3 E: 0 K: 1 S: 13	H: 2 LOB: 1 BB: 2 P: 29	R: 0 E: 0 K: 1 S: 14	H: 1 LOB: 2 BB: 1 P: 20	R: 0 E: 0 K: 0 S: 7	H: 0 LOB: 0 BB: 0 P: 10	R: 0 E: 0 K: 1 S: 9	H: 1 LOB: 1 BB: 0 P: 13	R: 0 E: 0 K: 1 S: 7	H: 0 LOB: 0 BB: 0 P: 13	R: 3 E: 0 K: 1 S: 11	H: 2 LOB: 0 BB: 1 P: 21	R: 0 E: 0 K: 1 S: 11	H: 0 LOB: 0 BB: 0 P: 21	1B: 3 2B: 2 3B: 1 HR: 1	SF: 1 SAC: 0 DP: 1 HBP: 0	WP: 0 PB: 0 SB: 0 CS: 0	PA: 34					
PITCHER	IP	WLS	BF	H	R	ER	SO	BB	IBB	HBP	BLK	WP	HR	S	P	ERA	WHIP								
Shawn Estes, L (1, 1) ERA: 4.15	7.0		30	6	5	5	4	4	0	0	0	0	0	63	109	6.43	1.429								
Felix Rodriguez, R (8, 1) ERA: 2.95	1.0	L	4	1	1	1	1	0	0	0	0	0	1	9	14	9.00	1.000								

San Francisco Giants @ Los Angeles Dodgers
 Dodger Stadium, Los Angeles, CA
 Fri Jul 21 2000, 7:10 PM PDT
 Att: 53,563 - Sunny - 74 F

AB	29
R	6
H	7
RBI	6
BB	4
SO	5
LOB	13



Batter	1	2	3	4	5	6	7	8	9	AB	R	H	RBI	BB	SO	LOB	TOP					
Marvin Benard, L (1, 8) OBP: 0.338, SLG: 0.399	1-2 F3		3-3 K		0-3 K			1-1 G3		4	0	0	0	0	2	1	San Francisco Giants @ Los Angeles Dodgers Dodger Stadium, Los Angeles, CA Sat Jul 22 2000, 1:05 PM PDT Att: 45,705 - Sunny - 84 F					
Bill Mueller, S (1, 5) OBP: 0.334, SLG: 0.386	1-0 P6		0-2 G4-3		3-2 G4-6-3			3-1 L8		4	0	0	0	0	0	1						
Barry Bonds, L (1, 7) OBP: 0.436, SLG: 0.736	3-3 K		2-3 K			2-2 F5			2-1 F8	4	0	0	0	0	2	0						
Jeff Kent, R (1, 4) OBP: 0.420, SLG: 0.640																						
J.T. Snow, L (1, 3) OBP: 0.380, SLG: 0.494																						
Rich Aurilia, R (1, 6) OBP: 0.340, SLG: 0.431																						
Armando Rios, L (1, 9) OBP: 0.340, SLG: 0.476																						
Bobby Estelle, R (1, 2) OBP: 0.381, SLG: 0.547																						
Livan Hernandez, R (1, 1) OBP: 0.302, SLG: 0.385																						
Robb Nen, R (9, 1)																						
Inning Stats	R: 0 E: 0 K: 1 S: 7	H: 0 LOB: 0 BB: 0 P: 12	R: 3 E: 0 K: 0 S: 17	H: 3 LOB: 0 BB: 25	R: 0 E: 0 K: 2 S: 10	H: 0 LOB: 0 BB: 0 P: 15	R: 2 E: 0 K: 1 S: 12	H: 2 LOB: 0 BB: 1 P: 21	R: 0 E: 0 K: 1 S: 9	H: 1 LOB: 0 BB: 0 P: 12	R: 0 E: 0 K: 1 S: 8	H: 0 LOB: 0 BB: 0 P: 14	R: 0 E: 0 K: 2 S: 11	H: 0 LOB: 0 BB: 0 P: 17	R: 0 E: 0 K: 1 S: 7	H: 0 LOB: 0 BB: 0 P: 11	R: 0 E: 0 K: 0 S: 6	H: 0 LOB: 0 BB: 0 P: 9	1B: 2 2B: 1 3B: 0 HR: 3	SF: 0 SAC: 0 DP: 2 HBP: 0	WP: 0 PB: 0 SB: 0 CS: 0	PA: 32
PITCHER	IP	WLS	BF	H	R	ER	SO	BB	IBB	HBP	BLK	WP	HR	S	P	ERA	WHIP					
Eric Gagne, R (1, 1) ERA: 5.59	5.0	L	20	6	5	5	5	1	0	0	0	0	0	3	55	85	9.00	1.400				
Oran Mesaoka, L (6, 1) ERA: 2.84	1.0		3	0	0	0	1	0	0	0	0	0	0	0	8	14	0.00	0.000				
Antonio Osuna, R (7, 1) ERA: 3.05	2.0		6	0	0	0	3	0	0	0	0	0	0	0	18	28	0.00	0.000				
Al Reyes, R (9, 1) ERA: 6.43	1.0		3	0	0	0	0	0	0	0	0	0	0	6	9	0.00	0.000					

Batter	1	2	3	4	5	6	7	8	9	AB	R	H	RBI	BB	SO	LOB	BOTTOM					
Alex Cora, L (1, 4) OBP: 0.320, SLG: 0.369	0-2 G6-3		1-1 1B			2-2 P5		1-0 F7		4	0	1	0	0	0	0	San Francisco Giants @ Los Angeles Dodgers Dodger Stadium, Los Angeles, CA Sat Jul 22 2000, 1:05 PM PDT Att: 45,705 - Sunny - 84 F					
Todd Hollandsworth, L (1, 8) OBP: 0.318, SLG: 0.370	1-0 CS		3-1 G3			1-3 K			4-1 S	3	0	1	0	1	1	1						
Gary Sheffield, R (1, 7) OBP: 0.445, SLG: 0.682	3-2 F5																					
Shawn Green, L (1, 9) OBP: 0.398, SLG: 0.503																						
Eric Karros, R (1, 3) OBP: 0.359, SLG: 0.534																						
Adrian Beltré, R (1, 5) OBP: 0.319, SLG: 0.425																						
Chad Kreuter, S (1, 2) OBP: 0.441, SLG: 0.433																						
Kevin Elster, R (1, 6) OBP: 0.333, SLG: 0.449																						
Eric Gagne, R (1, 1) ERA: 5.59																						
Oran Mesaoka, L (6, 1) ERA: 2.84																						
Antonio Osuna, R (7, 1) ERA: 3.05																						
Dave Hansen, L (8, 1) ERA: 0.98																						
Al Reyes, R (9, 1) ERA: 6.43																						
Inning Stats	R: 0 E: 0 K: 0 S: 7	H: 1 LOB: 0 BB: 0 P: 11	R: 0 E: 0 K: 1 S: 8	H: 1 LOB: 2 BB: 1 P: 18	R: 0 E: 0 K: 0 S: 7	H: 0 LOB: 0 BB: 0 P: 14	R: 0 E: 0 K: 2 S: 10	H: 0 LOB: 0 BB: 0 P: 15	R: 0 E: 0 K: 1 S: 8	H: 0 LOB: 0 BB: 0 P: 12	R: 2 E: 0 K: 1 S: 11	H: 2 LOB: 0 BB: 0 P: 18	R: 0 E: 0 K: 1 S: 10	H: 0 LOB: 1 BB: 1 P: 19	1B: 4 2B: 1 3B: 0 HR: 1	SF: 0 SAC: 0 DP: 1 HBP: 0	WP: 0 PB: 0 SB: 1 CS: 2	PA: 32				
PITCHER	IP	WLS	BF	H	R	ER	SO	BB	IBB	HBP	BLK	WP	HR	S	P	ERA	WHIP					
Livan Hernandez, R (1, 1) ERA: 4.25	8.0	W	28	5	2	2	6	1	0	0	0	0	0	1	68	114	2.25	0.750				
Robb Nen, R (9, 1) ERA: 2.04	1.0	S	4	0	0	0	1	1	0	0	0	0	0	10	19	0.00	1.000					

Batter	1	2	3	4	5	6	7	8	9	AB	R	H	RBI	BB	SO	LOB	TOP								
Marvin Benard, L (1, 8) OBP: 0.337, SLG: 0.395	F8		G5-3		F9			G1-3 BB		3	0	0	0	1	0	2	<p>San Francisco Giants @ Los Angeles Dodgers Dodger Stadium, Los Angeles, CA</p> <p>Sun Jul 23 2000, 5:10 PM PDT Att: 47,969 - Sunny - 83 F</p> <p>livebaseballscores.com</p>								
Bill Mueller, S (1, 5) OBP: 0.331, SLG: 0.381	F8			K2-3		G3		G1-3		4	0	0	0	0	1	1									
Barry Bonds, L (1, 7) OBP: 0.433, SLG: 0.729	K			G5-3 E 1B		F9		F7		4	0	1	0	0	1	1									
Jeff Kent, R (1, 4) OBP: 0.418, SLG: 0.634		K		E9 G5-3		K		G6-4-3 E BB		3	0	0	0	1	2	1									
Ellis Burks, R (1, 9) OBP: 0.441, SLG: 0.618	K			G5-3			E5	E6 G6-4-3		4	0	0	0	0	1	3									
J.T. Snow, L (1, 3) OBP: 0.376, SLG: 0.488	K			K			G6-3	G6-4-3		4	0	0	0	0	2	5									
Rich Aurilia, R (1, 6) OBP: 0.339, SLG: 0.427			G5-3		F9		K	BB		3	0	0	0	1	1	1									
Bobby Estalella, R (1, 2) OBP: 0.384, SLG: 0.549			SH1-3 BB		WP 2B		K	F6		3	0	1	0	1	1	3									
Russ Ortiz, R (1, 1) OBP: 0.270, SLG: 0.219			SH1-3		P6			F9		1	0	0	0	0	0	1									
Ramon Martinez, R (8, PH) OBP: 0.358, SLG: 0.514										1	0	0	0	0	0	0									
Scott Linebrink, R (8, 1)										0	0	0	0	0	0	0									
Inning Stats	R: 0 E: 0 K: 1 S: 6	H: 0 LOB: 0 BB: 0 P: 9	R: 0 E: 0 K: 3 S: 9	H: 0 LOB: 0 BB: 0 P: 10	R: 0 E: 0 K: 0 S: 3	H: 0 LOB: 1 BB: 1 P: 10	R: 0 E: 1 K: 2 S: 12	H: 1 LOB: 2 BB: 0 P: 19	R: 0 E: 0 K: 1 S: 7	H: 1 LOB: 1 BB: 0 P: 14	R: 0 E: 0 K: 1 S: 6	H: 0 LOB: 0 BB: 0 P: 10	R: 0 E: 1 K: 2 S: 10	H: 0 LOB: 1 BB: 0 P: 16	R: 0 E: 0 K: 0 S: 10	H: 0 LOB: 1 BB: 1 P: 20	R: 0 E: 1 K: 0 S: 10	H: 0 LOB: 2 BB: 2 P: 19	1B: 1 2B: 1 3B: 0 HR: 0	SF: 0 SAC: 1 DP: 1 HBP: 0	WP: 1 PB: 0 SB: 0 CS: 0	PA: 35			
PITCHER	IP	WLS	BF	H	R	ER	SO	BB	IBB	HBP	BLK	WP	HR	S	P	ERA	WHIP								
37 Darren Dreifort, R (1, 1) ERA: 4.74	7.0	W	26	2	0	0	9	1	0	0	0	1	0	53	88	0.00	0.429								
Terry Adams, R (8, 1) ERA: 3.05	1.2		8	0	0	0	0	3	0	0	0	0	0	18	36	0.00	1.800								
Jeff Shaw, R (9, 1) ERA: 6.82	0.1		1	0	0	0	0	0	0	0	0	0	0	2	3	0.00	0.000								

Batter	1	2	3	4	5	6	7	8	9	AB	R	H	RBI	BB	SO	LOB	BOTTOM								
Todd Hollandsworth, L (1, 8) OBP: 0.320, SLG: 0.384	HR	FC4-6		K			B2-6 1B			4	1	2	1	0	1	1	<p>San Francisco Giants @ Los Angeles Dodgers Dodger Stadium, Los Angeles, CA</p> <p>Sun Jul 23 2000, 5:10 PM PDT Att: 47,969 - Sunny - 83 F</p> <p>livebaseballscores.com</p>								
Mark Czudzielanek, R (1, 4) OBP: 0.347, SLG: 0.412	HR		L5	K		B2-6 1B				4	1	1	0	0	1	1									
Gary Sheffield, R (1, 7) OBP: 0.446, SLG: 0.681	F9		1B 2B		BB		G5-3			3	1	1	0	1	0	1									
Shawn Green, L (1, 9) OBP: 0.399, SLG: 0.519	HR		P6		K			HR		4	2	2	3	0	1	2									
Eric Karros, R (1, 3) OBP: 0.360, SLG: 0.533	K		BB 1B BB		F9			1B		3	0	1	0	1	1	1									
Adrián Beltré, R (1, 5) OBP: 0.321, SLG: 0.426	CS		BB 1B		K			F9		4	0	2	1	0	1	2									
Chad Kreuter, S (1, 2) OBP: 0.443, SLG: 0.431	CS		37 FC2-6 1B		FC4-6 BB		K2-3	F8		3	0	1	0	1	1	1									
Alex Cora, L (1, 6) OBP: 0.313, SLG: 0.360		P6	FC4-6		G1-3			L1-3		4	0	0	0	0	0	5									
37 Darren Dreifort, R (1, 1) OBP: 0.158, SLG: 0.237		FC2-6 FC4-6		K						3	0	0	0	0	1	1									
Terry Adams, R (8, 1)										0	0	0	0	0	0	0									
Jeff Shaw, R (9, 1)										0	0	0	0	0	0	0									
Inning Stats	R: 3 E: 0 K: 1 S: 14	H: 4 LOB: 0 BB: 0 P: 20	R: 0 E: 0 K: 0 S: 8	H: 1 LOB: 1 BB: 0 P: 11	R: 1 E: 0 K: 0 S: 14	H: 2 LOB: 3 BB: 2 P: 28	R: 0 E: 0 K: 3 S: 9	H: 0 LOB: 0 BB: 0 P: 15	R: 0 E: 0 K: 2 S: 12	H: 0 LOB: 1 BB: 1 P: 22	R: 0 E: 0 K: 1 S: 7	H: 0 LOB: 0 BB: 0 P: 10	R: 0 E: 0 K: 0 S: 7	H: 1 LOB: 0 BB: 0 P: 11	R: 1 E: 0 K: 0 S: 15	H: 2 LOB: 1 BB: 0 P: 19	1B: 6 2B: 1 3B: 0 HR: 3	SF: 0 SAC: 0 DP: 1 HBP: 0	WP: 0 PB: 0 SB: 0 CS: 1	PA: 36					
PITCHER	IP	WLS	BF	H	R	ER	SO	BB	IBB	HBP	BLK	WP	HR	S	P	ERA	WHIP								
Russ Ortiz, R (1, 1) ERA: 6.22	7.0	L	30	8	4	4	7	3	0	0	0	0	2	71	117	5.14	1.571								
Scott Linebrink, R (8, 1) ERA: 4.5	1.0		5	2	1	1	0	0	0	0	0	0	1	15	19	9.00	2.000								

AB	30
R	0
H	2
RBI	0
BB	4
SO	9
LOB	18



Batter	1	2	3	4	5	6	7	8	9	AB	R	H	RBI	BB	SO	LOB	TOP						
22 Devon White, S OBP: 0.337, SLG: 0.419	2-2 CS 1B	1-3 K		2-3 K			4-1 HBP 1B BB	4-2 BB		3	1	1	0	2	2	3							
Mark Czudzielanek, R OBP: 0.350, SLG: 0.413	4-2 3B BB		0-0 2B 1B		1-1 G6-3		2-1 1B HBP 1B	0-1 G1-3		4	2	2	0	1	0	2							
Gary Sheffield, R OBP: 0.452, SLG: 0.702 Todd Hollandsworth, L OBP: 0.320, SLG: 0.384	0-1 1-H 3B		3-2 G5-4-3 1-H 2B		0-1 HR		1-0 L3-6 1B HBP		4-0 FC4-6 BB	3	1	3	3	1	0	0							
Shawn Green, L OBP: 0.399, SLG: 0.516	1-3 K		4-1 G5-4-3 BB		2-3 K		2-1 1B HBP		0-0 FC4-6 1B	4	0	1	1	1	2	2							
Eric Karros, R OBP: 0.356, SLG: 0.525	1-3 K		2-2 G5-4-3		0-0 G6-3		1-2 2-3 3-H 1B		1-0 F8	5	0	0	0	0	2	7							
Adrian Beltré, R OBP: 0.322, SLG: 0.424		4-1 SH1-4 1B BB		2-1 F8		1-0 F8		0-0 L3-6		1-0 1B	4	0	1	0	1	0	4						
Chad Kreuter, S OBP: 0.447, SLG: 0.440		0-1 SH1-4 1B		4-1 BB		2-2 2B		2-3 K		3-2 G4-3	4	0	2	0	1	1	2						
Alex Cora, L OBP: 0.312, SLG: 0.363		2-3 K		1-3 K		0-1 G5-3		1-2 2B			4	0	1	0	0	2	4						
Kevin Brown, R OBP: 0.106, SLG: 0.087 Mike Fetters, R		1-0 SH1-4		1-3 K		0-0 G5-3		0-0 L4			3	0	0	0	0	1	3						
Inning Stats	R: 1 E: 0 K: 2 S: 15	H: 2 LOB: 1 BB: 1 P: 23	R: 0 E: 0 K: 2 S: 12	H: 1 LOB: 2 BB: 1 P: 20	R: 1 E: 0 K: 0 S: 11	H: 2 LOB: 1 BB: 1 P: 22	R: 0 E: 0 K: 3 S: 10	H: 0 LOB: 1 BB: 1 P: 18	R: 1 E: 0 K: 1 S: 8	H: 1 LOB: 0 BB: 0 P: 11	R: 0 E: 0 K: 0 S: 7	H: 1 LOB: 1 BB: 0 P: 10	R: 1 E: 0 K: 1 S: 9	H: 2 LOB: 2 BB: 1 P: 19	R: 0 E: 0 K: 1 S: 11	H: 1 LOB: 2 BB: 1 P: 18	R: 0 E: 0 K: 0 S: 6	H: 1 LOB: 2 BB: 1 P: 15	1B: 6 2B: 4 3B: 1 HR: 1	SF: 0 SAC: 1 DP: 2 HBP: 1	WP: 0 PB: 0 SB: 0 CS: 1	PA: 43	
PITCHER	IP	WLS	BF	H	R	ER	SO	BB	IBB	HBP	BLK	WP	HR	S	P	ERA	WHIP						
Rolando Arroyo, R ERA: 6.04	(1, 1)	6.0	L	27	7	3	3	8	4	0	0	0	0	1	63	104	4.50	1.833					
Mike DeJean, R ERA: 3.89	(7, 1)	0.0		1	0	1	1	0	1	0	0	0	0	0	1	5	∞	∞					
Julian Tavarez, R ERA: 5.55	(7, 1)	2.0		10	3	0	0	2	1	0	1	0	0	0	19	32	0.00	2.000					
Bobby Chouinard, R ERA: 1.69	(9, 1)	1.0		5	1	0	0	0	1	0	0	0	0	0	6	15	0.00	2.000					

Los Angeles Dodgers @ Colorado Rockies
Coors Field, Denver, CO
Mon Jul 24 2000, 7:05 PM MDT
Att: 39,425 - Cloudy - 88 F

AB 34
R 4
H 11
RBI 4
BB 7
SO 10
LOB 27



Batter	1	2	3	4	5	6	7	8	9	AB	R	H	RBI	BB	SO	LOB	BOTTOM						
Tom Goodwin, L OBP: 0.372, SLG: 0.407	0-0 G3		3-1 G4-3			1-2 G1-3		1-3 K		4	0	0	0	0	1	2							
Neftali Pérez, S OBP: 0.311, SLG: 0.427	1-2 F8			0-1 G5-3		0-0 E4			3-2 F7	4	0	0	0	0	0	1							
Larry Walker, L OBP: 0.406, SLG: 0.494	1-3 K			1-2 G6-3		3-1 G6-3			0-1 17 F8 1B 1B	4	0	1	0	0	1	2							
Jeff Cirillo, R OBP: 0.400, SLG: 0.510		1-0 G5-3		1-0 P1			0-2 F8		1-1 DI 1B	4	0	1	0	0	0	0							
17 Todd Helton, L OBP: 0.477, SLG: 0.701		4-1 G4-3 BB			3-2 G4-3		1-0 G1-6-3 HBP		1-1 F8	2	0	0	0	1	0	2							
Brent Mayne, L OBP: 0.388, SLG: 0.444		3-2 G4-3			0-0 G3-1		1-0 G1-6-3		1-1 G5-3	4	0	0	0	0	0	4							
Butch Huskey, R OBP: 0.313, SLG: 0.378			0-2 G6-3		1-3 K			1-2 HR		3	1	1	1	0	1	0							
Todd Walker, L OBP: 0.291, SLG: 0.376			0-0 3B			2-3 K		2-1 G4-3		3	0	1	0	0	1	0							
Rolando Arroyo, R OBP: 0.136, SLG: 0.143 Terry Liguori, R OBP: 0.234, SLG: 0.480 Mike DeJean, R Julian Tavarez, L OBP: 0.143, SLG: 0.143 3 Mike Lansing, R Bobby Chouinard, R OBP: 1.000, SLG: 1.000	(1, 1)	(5, PH)	(7, 1)	(7, 1)	(8, PH)	(9, 1)				1	0	0	0	0	1	1							
Inning Stats	R: 0 E: 0 K: 1 S: 8	H: 0 LOB: 0 BB: 0 P: 10	R: 0 E: 0 K: 0 S: 6	H: 0 LOB: 0 BB: 1 P: 14	R: 0 E: 0 K: 1 S: 9	H: 1 LOB: 0 BB: 0 P: 14	R: 0 E: 0 K: 0 S: 6	H: 0 LOB: 0 BB: 0 P: 8	R: 0 E: 1 K: 1 S: 13	H: 1 LOB: 2 BB: 0 P: 20	R: 0 E: 0 K: 0 S: 6	H: 0 LOB: 0 BB: 0 P: 8	R: 1 E: 0 K: 1 S: 10	H: 1 LOB: 0 BB: 0 P: 14	R: 0 E: 0 K: 0 S: 11	H: 2 LOB: 2 BB: 0 P: 17	1B: 3 2B: 0 3B: 1 HR: 1	SF: 0 SAC: 0 DP: 2 HBP: 1	WP: 0 PB: 0 SB: 0 CS: 0	PA: 33			
PITCHER	IP	WLS	BF	H	R	ER	SO	BB	IBB	HBP	BLK	WP	HR	S	P	ERA	WHIP						
Kevin Brown, R ERA: 2.31	(1, 1)	8.0	W	28	3	1	1	5	1	0	1	0	0	0	69	103	1.12	0.500					
Mike Fetters, R ERA: 1.95	(9, 1)	1.0	S	5	2	0	0	0	0	0	0	0	0	11	17	0.00	2.000						

Los Angeles Dodgers @ Colorado Rockies
Coors Field, Denver, CO
Mon Jul 24 2000, 7:05 PM MDT
Att: 39,425 - Cloudy - 88 F

AB 31
R 1
H 5
RBI 1
BB 1
SO 5
LOB 12



Batter	1	2	3	4	5	6	7	8	9	AB	R	H	RBI	BB	SO	LOB	TOP										
Todd Hollandsworth, L OBP: 0.322, SLG: 0.382	P6		G1-3			L9		SH2-4 1B		4	1	1	0	1	0	2	Los Angeles Dodgers @ Colorado Rockies Coors Field, Denver, CO Tue Jul 25 2000, 7:05 PM MDT Att: 41,220 - Cloudy - 86 F										
Mark Oudizielanek, R OBP: 0.346, SLG: 0.409	G5-3		L6-4			L9-2		SH2-4		4	0	0	0	0	1	3											
Gary Sheffield, R OBP: 0.453, SLG: 0.698	F7									2	2	0	0	2	0	0											
Shawn Green, L OBP: 0.397, SLG: 0.522		HR				L4				4	2	1	1	0	0	3											
Eric Karros, R OBP: 0.357, SLG: 0.532	G6-3					F8				3	1	1	3	1	0	0											
Adrian Beltré, R OBP: 0.321, SLG: 0.422						F9				4	0	1	2	0	1	0											
Chad Kreuter, S OBP: 0.443, SLG: 0.435						F8				4	0	1	0	0	1	2											
Alex Cora, L OBP: 0.311, SLG: 0.366						F9				4	0	1	0	0	0	1											
Chan Ho Park, R OBP: 0.222, SLG: 0.289										3	0	2	0	0	0	1											
Terry Adams, R OBP: 0.333, SLG: 0.284										0	0	0	0	0	0	0											
Jeff Shaw, R										0	0	0	0	0	0	0											
Inning Stats	R: 0 E: 0 K: 0 S: 8	H: 0 LOB: 0 BB: 0 P: 11	R: 1 E: 0 K: 1 S: 14	H: 2 LOB: 1 BB: 0 P: 19	R: 0 E: 0 K: 0 S: 5	H: 1 LOB: 0 BB: 0 P: 9	R: 0 E: 0 K: 0 S: 6	H: 0 LOB: 0 BB: 0 P: 9	R: 0 E: 0 K: 0 S: 7	H: 0 LOB: 0 BB: 0 P: 11	R: 0 E: 0 K: 0 S: 3	H: 1 LOB: 0 BB: 0 P: 3	R: 3 E: 1 K: 0 S: 16	H: 2 LOB: 1 BB: 1 P: 27	R: 2 E: 0 K: 1 S: 10	H: 1 LOB: 2 BB: 3 P: 27	R: 0 E: 0 K: 1 S: 11	H: 1 LOB: 1 BB: 0 P: 14	1B: 4 2B: 4 3B: 0 HR: 2	SF: 0 SAC: 1 DP: 2 HBP: 0	WP: 0 PA: 38 PB: 0 CS: 1 SB: 0						
PITCHER	IP	WLS	BF	H	R	ER	SO	BB	IBB	HBP	BLK	WP	HR	S	P	ERA	WHIP										
Masato Yoshii, R ERA: 5.62	7.0		27	6	4	3	1	1	0	0	0	0	2	59	89	3.86	1.000										
Bobby Chouinard, R ERA: 4.79	0.1	L	3	0	2	2	0	1	1	0	0	0	0	1	9	54.00	3.000										
Mike Myers, L ERA: 1.78	0.1		1	0	0	0	0	0	0	0	0	0	0	2	3	0.00	0.000										
Jose Jimenez, R ERA: 3.96	0.1		3	1	0	0	1	1	0	0	0	0	0	7	15	0.00	6.000										
Gabe White, L ERA: 2.24	1.0		4	1	0	0	1	0	0	0	0	0	0	11	14	0.00	1.000										
Batter	1	2	3	4	5	6	7	8	9	AB	R	H	RBI	BB	SO	LOB	BOTTOM										
Tom Goodwin, L OBP: 0.375, SLG: 0.408	G4-6-3 BB									4	0	2	1	1	1	2	Los Angeles Dodgers @ Colorado Rockies Coors Field, Denver, CO Tue Jul 25 2000, 7:05 PM MDT Att: 41,220 - Cloudy - 86 F										
Neft Perez, S OBP: 0.308, SLG: 0.422	G4-6-3 1-2									4	0	0	0	0	1	4											
Larry Walker, L OBP: 0.406, SLG: 0.496										5	1	2	0	0	0	2											
Jeff Cirillo, R OBP: 0.399, SLG: 0.509	G5-3									3	0	1	1	0	0	1											
Todd Helton, L OBP: 0.475, SLG: 0.695										3	1	0	0	1	0	1											
Jeffrey Hammonds, R OBP: 0.421, SLG: 0.601										4	1	3	0	0	0	0											
3 Mike Lansing, R OBP: 1.000, SLG: 1.000										4	0	1	0	0	0	5											
Gabe White, L OBP: 0.167, SLG: 0.667										0	0	0	0	0	0	0											
Ben Petrick, R OBP: 0.379, SLG: 0.480										3	1	1	1	0	1	1											
Brent Mayne, L OBP: 0.386, SLG: 0.442										1	0	0	0	0	0	0											
Masato Yoshii, R OBP: 0.243, SLG: 0.333										3	0	0	1	0	0	3											
Bobby Chouinard, R OBP: 1.000, SLG: 1.000										0	0	0	0	0	0	0											
Mike Myers, L										0	0	0	0	0	0	0											
Jose Jimenez, R OBP: 0.500, SLG: 0.500										0	0	0	0	0	0	0											
Todd Walker, L OBP: 0.288, SLG: 0.383										1	0	1	0	0	0	0											
Inning Stats	R: 0 E: 0 K: 0 S: 10	H: 1 LOB: 1 BB: 1 P: 17	R: 3 E: 1 K: 1 S: 14	H: 2 LOB: 1 BB: 1 P: 26	R: 0 E: 0 K: 0 S: 5	H: 0 LOB: 0 BB: 0 P: 7	R: 0 E: 0 K: 1 S: 8	H: 1 LOB: 0 BB: 0 P: 11	R: 0 E: 0 K: 1 S: 7	H: 0 LOB: 0 BB: 0 P: 11	R: 1 E: 1 K: 0 S: 6	H: 1 LOB: 0 BB: 0 P: 12	R: 0 E: 0 K: 0 S: 11	H: 2 LOB: 2 BB: 0 P: 17	R: 0 E: 0 K: 0 S: 8	H: 2 LOB: 2 BB: 0 P: 15	R: 0 E: 0 K: 0 S: 18	H: 2 LOB: 2 BB: 0 P: 26	1B: 10 2B: 1 3B: 0 HR: 0	SF: 1 SAC: 1 DP: 2 HBP: 0	WP: 0 PA: 39 PB: 0 CS: 0						
PITCHER	IP	WLS	BF	H	R	ER	SO	BB	IBB	HBP	BLK	WP	HR	S	P	ERA	WHIP										
Chan Ho Park, R ERA: 4.14	7.0		29	7	4	2	3	2	0	0	0	0	0	61	101	2.57	1.286										
Terry Adams, R ERA: 3.0	1.0	H	5	2	0	0	0	0	0	0	0	0	0	8	15	0.00	2.000										
Jeff Shaw, R ERA: 6.61	1.0	S	5	2	0	0	0	0	0	0	0	0	0	18	26	0.00	2.000										

Batter	1	2	3	4	5	6	7	8	9	AB	R	H	RBI	BB	SO	LOB	TOP			
22 Devon White, S OBP: 0.336, SLG: 0.400			G4-3	G6-3			G5-3			4	0	0	0	0	1	1				
Mark Grudzielanek, R OBP: 0.364, SLG: 0.419		2B	BB 1B		E4		G4-3			4	1	3	0	0	0	0				
Shawn Green, L OBP: 0.389, SLG: 0.504			1B BB		G3		F7			3	1	0	0	1	1	2				
Gary Sheffield, R OBP: 0.457, SLG: 0.688		BB	1B BB		F9			F8		2	0	0	0	2	0	1				
Eric Karros, R OBP: 0.362, SLG: 0.535			1B BB		L6			G6-3		4	0	1	1	0	1	3				
Adrian Beltré, R OBP: 0.326, SLG: 0.431		F9	1B			FC6-4		F8		4	0	2	1	0	0	0				
Chad Kreuter, S OBP: 0.439, SLG: 0.437	P4			2B		F8				4	0	1	0	0	1	1				
Kevin Elster, R OBP: 0.324, SLG: 0.435									F5	3	0	0	0	0	2	2	AB 33			
Dave Hansen, L OBP: 0.404, SLG: 0.566						FC6-4				1	0	0	0	0	0	0	R 2			
Alex Cora, L OBP: 0.323, SLG: 0.418										0	0	0	0	0	0	0	H 7			
37 Darren Dreifort, R OBP: 0.146, SLG: 0.275										3	0	0	0	0	2	2	RBI 2			
Mike Fetters, R										1	0	0	0	0	0	0	BB 3			
Chris Donnels, L OBP: 0.333, SLG: 0.667										0	0	0	0	0	0	0	SO 9			
Jeff Shaw, R										0	0	0	0	0	0	0	LOB 12			
										3	0	0	0	0	2	2				
										0	0	0	0	0	0	0				
										1	0	0	0	0	1	0				
										0	0	0	0	0	0	0				
Inning Stats	R: 0 E: 0 K: 3 S: 13	H: 1 LOB: 2 BB: 1 P: 24	R: 0 E: 0 K: 1 S: 5	H: 0 LOB: 0 BB: 0 P: 7	R: 2 E: 0 K: 1 S: 15	H: 3 LOB: 2 BB: 2 P: 30	R: 0 E: 0 K: 2 S: 11	H: 1 LOB: 1 BB: 0 P: 19	R: 0 E: 1 K: 0 S: 9	H: 1 LOB: 1 BB: 0 P: 17	R: 0 E: 0 K: 0 S: 7	H: 0 LOB: 0 BB: 0 P: 11	R: 0 E: 0 K: 0 S: 8	H: 0 LOB: 0 BB: 0 P: 14	R: 0 E: 0 K: 2 S: 8	H: 0 LOB: 0 BB: 0 P: 11	1B: 5 2B: 2 3B: 0 HR: 0	SF: 0 SAC: 0 DP: 0 HBP: 0	WP: 0 PB: 0 SB: 0 CS: 0	PA: 36
PITCHER	IP WLS BF H R ER SO BB IBB HBP BLK WP HR S P ERA WHIP																			
Omar Daal, L ERA: 7.04	(1, 1) 5.0 L 23 6 2 2 7 3 0 0 0 0 0 0 0 53 97 3.60 1.800																			
Mark Holzemer, L ERA: 5.6	(6, 1) 2.0 7 1 0 0 0 0 0 0 0 0 0 0 8 16 28 0.00 0.500																			
Chris Brock, R ERA: 4.13	(8, 1) 1.0 3 0 0 0 0 0 0 0 0 0 0 0 8 14 0.00 0.000																			
Jeff Brantley, R ERA: 5.93	(9, 1) 1.0 3 0 0 0 2 0 0 0 0 0 0 0 8 11 0.00 0.000																			

Los Angeles Dodgers @ Philadelphia Phillies
Veterans Stadium, Philadelphia, PA
Fri Jul 28, 2000, 7:35 PM EDT
Att: 20,110 - Overcast - 79 F

AB 33
R 2
H 7
RBI 2
BB 3
SO 9
LOB 12



Batter	1	2	3	4	5	6	7	8	9	AB	R	H	RBI	BB	SO	LOB	BOTTOM					
Doug Glanville, R OBP: 0.293, SLG: 0.347			FC4			G4-3		P4		4	0	0	0	0	0	1						
Mickey Morandini, L OBP: 0.322, SLG: 0.307				WP S HBP					P6	3	0	1	0	0	0	0						
Bobby Abreu, L OBP: 0.410, SLG: 0.544									BB	3	0	0	0	1	2	2						
Scott Rolen, R OBP: 0.361, SLG: 0.529									F8	4	0	1	0	0	1	2						
Pat Burrell, R OBP: 0.336, SLG: 0.462										3	0	0	0	1	2	2						
Ron Gant, R OBP: 0.325, SLG: 0.491										2	0	0	0	0	0	0						
Mark Holzemer, L										0	0	0	0	0	0	0						
Rico Brogna, L OBP: 0.265, SLG: 0.372										1	0	0	0	0	0	2						
Gary Bennett, R OBP: 0.421, SLG: 0.563										0	0	0	0	0	0	0						
Tom Prince, R OBP: 0.290, SLG: 0.375										2	0	0	0	0	1	0						
23 Kevin Jordan, R OBP: 0.277, SLG: 0.346										1	0	0	0	0	0	1	AB 28					
Chris Brock, R OBP: 0.222, SLG: 0.667										0	0	0	0	0	0	0	R 0					
Jeff Brantley, R										0	0	0	0	0	0	0	H 2					
Desi Relaford, S OBP: 0.365, SLG: 0.335										3	0	0	0	0	1	0	RBI 0					
Omar Daal, L OBP: 0.310, SLG: 0.407										0	0	0	0	1	0	0	BB 3					
Travis Lee, L OBP: 0.306, SLG: 0.394										2	0	0	0	0	0	0	SO 7					
										0	0	0	0	1	0	0	LOB 10					
										2	0	0	0	0	0	0						
Inning Stats	R: 0 E: 0 K: 0 S: 5	H: 0 LOB: 0 BB: 0 P: 9	R: 0 E: 0 K: 1 S: 8	H: 0 LOB: 0 BB: 0 P: 12	R: 0 E: 0 K: 1 S: 9	H: 0 LOB: 1 BB: 1 P: 16	R: 0 E: 0 K: 2 S: 10	H: 0 LOB: 1 BB: 0 P: 20	R: 0 E: 0 K: 1 S: 7	H: 0 LOB: 0 BB: 0 P: 11	R: 0 E: 0 K: 1 S: 11	H: 1 LOB: 1 BB: 0 P: 16	R: 0 E: 0 K: 0 S: 5	H: 1 LOB: 1 BB: 1 P: 13	R: 0 E: 0 K: 0 S: 9	H: 0 LOB: 0 BB: 0 P: 14	R: 0 E: 0 K: 1 S: 7	H: 0 LOB: 1 BB: 1 P: 14	1B: 1 2B: 1 3B: 0 HR: 0	SF: 0 SAC: 0 DP: 1 HBP: 1	WP: 1 PB: 0 SB: 1 CS: 0	PA: 32
PITCHER	IP WLS BF H R ER SO BB IBB HBP BLK WP HR S P ERA WHIP																					
37 Darren Dreifort, R ERA: 4.46	(1, 1) 7.0 W 25 2 0 0 6 2 0 0 0 0 0 0 55 97 0.00 0.571																					
Mike Fetters, R ERA: 2.45	(8, 1) 1.0 H 3 0 0 0 0 0 0 0 0 0 0 9 14 0.00 0.000																					
Jeff Shaw, R ERA: 6.23	(9, 1) 1.0 S 4 0 0 0 1 1 0 0 0 0 0 0 7 14 0.00 1.000																					

Los Angeles Dodgers @ Philadelphia Phillies
Veterans Stadium, Philadelphia, PA
Fri Jul 28, 2000, 7:35 PM EDT
Att: 20,110 - Overcast - 79 F

AB 28
R 0
H 2
RBI 0
BB 3
SO 7
LOB 10



Batter	1	2	3	4	5	6	7	8	9	AB	R	H	RBI	BB	SO	LOB	TOP										
Todd Hollandsworth, L (1, 8)	G4-3		F9		F9		K		K	5	0	0	0	0	2	3	Los Angeles Dodgers @ Philadelphia Phillies Veterans Stadium, Philadelphia, PA Sat Jul 29 2000, 7:05 PM EDT Att: 35,189 - Cloudy - 81 F										
Mark Grudzielanek, R (1, 4)	G5-3		F9		L3			K	F3	5	0	0	0	0	1	2											
Gary Sheffield, R (1, 7)	BB		F7			F8		BB 1B		3	0	1	0	1	0	0											
Shawn Green, L (1, 9)	L9			G4-3		1B		BB 1B		4	0	2	0	0	0	1											
Eric Karros, R (1, 3)		K		K		F8		F8		4	0	0	0	0	2	3											
Todd Hundley, S (1, 2)	BB BB					F8		FC6-4 BB		2	0	1	0	2	0	1											
Adrián Beltré, R (1, 5)		BB		F3			K	FC6-4		3	0	0	0	1	1	4											
Alex Cora, L (1, 6)	K				SH1-4 1B		G1-3		BB	3	0	1	0	0	1	2											
Dave Hansen, L (9, PH)										0	0	0	0	1	0	0											
Kevin Brown, R (1, 1)					SH1-4				F2	1	0	0	0	0	1	2											
Chris Donnels, L (7, PH)										1	0	1	0	0	0	0											
Matt Herges, L (7, 1)										0	0	0	0	0	0	0											
22 Devon White, S (9, PH)										1	0	0	0	0	0	1											
Inning Stats	R: 0 H: 0 E: 0 K: 0 S: 11	H: 0 LOB: 1 BB: 1 P: 19	R: 0 H: 0 E: 0 K: 3 S: 9	H: 0 LOB: 2 BB: 2 P: 21	R: 0 H: 0 E: 0 K: 0 S: 11	H: 0 LOB: 0 BB: 0 P: 15	R: 0 H: 1 E: 0 K: 1 S: 8	H: 1 LOB: 1 BB: 0 P: 12	R: 0 H: 1 E: 0 K: 0 S: 12	H: 1 LOB: 1 BB: 0 P: 17	R: 0 H: 1 E: 0 K: 2 S: 10	H: 1 LOB: 1 BB: 0 P: 13	R: 0 H: 1 E: 0 K: 2 S: 11	H: 1 LOB: 3 BB: 1 P: 17	R: 0 H: 2 E: 0 K: 1 S: 17	H: 2 LOB: 3 BB: 1 P: 30	R: 0 H: 0 E: 0 K: 1 S: 8	H: 0 LOB: 1 BB: 1 P: 16	1B: 6 2B: 0 3B: 0 HR: 0	SF: 0 SAC: 1 DP: 0 HBP: 0	WP: 0 PB: 0 SB: 0 CS: 0	PA: 38					
PITCHER	IP	WLS	BF	H	R	ER	SO	BB	IBB	HBP	BLK	WP	HR	S	P	ERA	WHIP										
Cliff Politte, R (1, 1)	7.0	W	28	4	0	0	6	3	0	0	0	0	0	72	114	0.00	1.000										
Vicente Padilla, R (8, 1)	1.0	H	6	2	0	0	1	1	0	0	0	0	0	17	30	0.00	3.000										
Jeff Brantley, R (9, 1)	1.0	S	4	0	0	0	1	1	0	0	0	0	0	8	16	0.00	1.000										

Batter	1	2	3	4	5	6	7	8	9	AB	R	H	RBI	BB	SO	LOB	BOTTOM										
Doug Glanville, R (1, 8)	1B FC4-6		F8		2B G4-3		G4-3			3	2	1	0	1	0	0	Los Angeles Dodgers @ Philadelphia Phillies Veterans Stadium, Philadelphia, PA Sat Jul 29 2000, 7:05 PM EDT Att: 35,189 - Cloudy - 81 F										
Mickey Morandini, L (1, 4)	FC4-6 1B		L6		G4-3 2B		L6			4	0	2	1	0	0	0											
Bobby Abreu, L (1, 9)	K		G3-1		G4-3		F7			4	0	0	1	0	1	3											
Scott Rolen, R (1, 5)	FC4-6 2B			G6-4-3 BB	G5-3			G5-3		3	0	0	1	1	0	2											
Rico Brogna, L (1, 3)				G6-4-3			K		WP 1B	4	0	2	0	0	1	1											
Ron Gant, R (1, 7)	G5-3			FC6-4 BB			K		K	3	0	0	0	1	2	3											
Gary Bennett, R (1, 2)			K	FC6-4					G4-3	4	0	1	0	0	1	2											
Desi Relaford, S (1, 6)		G4-3			G6-3					2	0	0	0	1	0	0											
Cliff Politte, R (1, 1)										3	1	1	0	0	1	2											
Vicente Padilla, R (8, 1)										0	0	0	0	0	0	0											
Jeff Brantley, R (9, 1)					2B					0	0	0	0	0	0	0											
Inning Stats	R: 1 H: 3 E: 0 K: 1 S: 19	H: 3 LOB: 2 BB: 0 P: 31	R: 0 H: 0 E: 0 K: 2 S: 9	H: 0 LOB: 0 BB: 0 P: 13	R: 0 H: 0 E: 0 K: 0 S: 6	H: 0 LOB: 0 BB: 0 P: 9	R: 0 H: 0 E: 0 K: 0 S: 11	H: 0 LOB: 1 BB: 2 P: 20	R: 2 H: 2 E: 0 K: 0 S: 14	H: 2 LOB: 1 BB: 1 P: 26	R: 0 H: 1 E: 0 K: 2 S: 10	H: 1 LOB: 2 BB: 1 P: 18	R: 0 H: 0 E: 0 K: 0 S: 5	H: 0 LOB: 0 BB: 0 P: 8	R: 0 H: 1 E: 0 K: 1 S: 14	H: 1 LOB: 1 BB: 0 P: 20	1B: 3 2B: 4 3B: 0 HR: 0	SF: 0 SAC: 0 DP: 1 HBP: 0	WP: 1 PB: 0 SB: 0 CS: 0	PA: 34							
PITCHER	IP	WLS	BF	H	R	ER	SO	BB	IBB	HBP	BLK	WP	HR	S	P	ERA	WHIP										
Kevin Brown, R (1, 1)	6.0	L	27	6	3	3	5	3	1	0	0	0	0	69	117	4.50	1.500										
Matt Herges, R (7, 1)	2.0		7	1	0	0	1	0	0	0	0	1	0	19	28	0.00	0.500										

Batter	1	2	3	4	5	6	7	8	9	AB	R	H	RBI	BB	SO	LOB	TOP								
22 Devon White, S OBP: 0.327, SLG: 0.396	(1, 8) K		(1, 1) F8				(1, 2) G4-3		(1, 3) K	5	0	1	0	0	2	2	Los Angeles Dodgers @ Philadelphia Phillies Veterans Stadium, Philadelphia, PA Sun Jul 30 2000, 1:35 PM EDT Att: 23,301 - Cloudy - 86 F								
Mark Grudzielanek, R OBP: 0.346, SLG: 0.410	(1, 4) F8			(1, 2) G6-3	(1, 2) F8		(1, 3) P6			4	0	0	0	0	0	2									
Shawn Green, L OBP: 0.388, SLG: 0.500	(1, 9) K			(1, 2) BB	(1, 3) G1-3			(1, 3) K		3	1	0	0	1	2	1									
Gary Sheffield, R OBP: 0.460, SLG: 0.684		(1, 2) BB		(1, 2) BB		(1, 1) P6		(1, 2) S		2	1	1	0	2	0	0									
Eric Karros, R OBP: 0.357, SLG: 0.529	(1, 3) P4			(1, 2) L9		(1, 0) 2B		(1, 2) F7		4	0	1	0	0	0	4									
Adrian Beltré, R OBP: 0.324, SLG: 0.423	(1, 5) F8			(1, 2) 1B		(1, 2) F9		(1, 2) G4-3		3	0	0	0	1	0	3									
Chad Kreuter, S OBP: 0.437, SLG: 0.434		(1, 2) F8		(1, 2) FC6		(1, 2) G6-3			(1, 1) BB	3	0	1	2	0	0	2									
Dave Hansen, L OBP: 0.416, SLG: 0.566				(1, 2) 1B						0	0	0	0	1	0	0									
Alex Cora, L OBP: 0.323, SLG: 0.417				(1, 2) FC6						0	0	0	0	0	0	0									
Kevin Elster, R OBP: 0.324, SLG: 0.431			(1, 6) P4	(1, 2) FC6			(1, 1) SH1-4		(1, 2) L7	2	0	0	0	1	0	2									
Chris Donnels, L OBP: 0.375, SLG: 0.625				(1, 2) 1B						1	0	0	0	0	0	1									
Chan Ho Park, R OBP: 0.213, SLG: 0.277			(1, 1) G1-3		(1, 2) G5-3				(1, 2) L9	2	0	0	0	0	0	0									
Terry Adams, R OBP: 0.413, SLG: 0.697							(1, 1) SH1-4			0	0	0	0	0	0	0									
Todd Hundley, S OBP: 0.413, SLG: 0.697										1	0	0	0	0	0	1									
Inning Stats	R: 0 E: 0 K: 2 S: 9	H: 0 LOB: 0 BB: 0 P: 12	R: 0 E: 0 K: 0 S: 12	H: 0 LOB: 1 BB: 1 P: 21	R: 0 E: 0 K: 0 S: 9	H: 0 LOB: 0 BB: 0 P: 13	R: 2 E: 0 K: 0 S: 21	H: 2 LOB: 2 BB: 2 P: 35	R: 0 E: 0 K: 0 S: 14	H: 1 LOB: 1 BB: 0 P: 20	R: 0 E: 0 K: 0 S: 6	H: 1 LOB: 1 BB: 0 P: 9	R: 0 E: 0 K: 0 S: 11	H: 0 LOB: 1 BB: 1 P: 21	R: 0 E: 0 K: 1 S: 7	H: 0 LOB: 1 BB: 1 P: 17	R: 0 E: 0 K: 1 S: 12	H: 0 LOB: 1 BB: 1 P: 19	1B: 2 2B: 2 3B: 0 HR: 0	SF: 0 SAC: 1 DP: 0 HBP: 0	WP: 0 PB: 0 SB: 1 CS: 0	PA: 37			
PITCHER	IP	WLS	BF	H	R	ER	SO	BB	IBB	HBP	BLK	WP	HR	S	P	ERA	WHIP								
Randy Wolf, L ERA: 3.64	(1, 1) 7.0	W	29	4	2	2	2	4	0	0	0	0	0	82	131	2.57	1.143								
Ed Vosberg, L ERA: 2.35	(8, 1) 0.1	H	1	0	0	0	1	0	0	0	0	0	0	3	5	0.00	0.000								
Chris Brock, R ERA: 4.09	(8, 1) 0.2	H	3	0	0	0	0	1	0	0	0	0	0	4	12	0.00	1.500								
Jeff Brantley, R ERA: 5.57	(9, 1) 1.0	S	4	0	0	0	1	1	0	0	0	0	0	12	19	0.00	1.000								


Batter	1	2	3	4	5	6	7	8	9	AB	R	H	RBI	BB	SO	LOB	BOTTOM								
Doug Glanville, R OBP: 0.294, SLG: 0.346	(1, 8) F8		(1, 1) G6-3		(1, 3) E4		(1, 1) SH2-4	(1, 3) FC6-4		4	1	1	0	0	0	1	Los Angeles Dodgers @ Philadelphia Phillies Veterans Stadium, Philadelphia, PA Sun Jul 30 2000, 1:35 PM EDT Att: 23,301 - Cloudy - 86 F								
Mickey Morandini, L OBP: 0.329, SLG: 0.319	(1, 4) G5-3		(1, 2) 1B		(1, 2) G4-6-3		(1, 2) P5			4	0	3	0	0	0	1									
Bobby Abreu, L OBP: 0.407, SLG: 0.536	(1, 9) F8		(1, 0) 1B		(1, 2) G4-6-3		(1, 1) BB			3	0	1	0	1	0	4									
Travis Lee, L OBP: 0.305, SLG: 0.389	(1, 7) G5-3		(1, 3) G6-4-3		(1, 2) G4-3		(1, 1) BB			3	0	0	1	1	0	4									
Pat Burrell, R OBP: 0.339, SLG: 0.464	(1, 3) F8			(1, 2) 23			(1, 1) K			3	1	1	1	1	1	1									
Ed Vosberg, L OBP: 0.222, SLG: 0.667				(1, 2) PB			(1, 2) BB			0	0	0	0	0	0	0									
Chris Brock, R OBP: 0.222, SLG: 0.667				(1, 2) 23			(1, 2) BB			0	0	0	0	0	0	0									
Jeff Brantley, R OBP: 0.277, SLG: 0.344				(1, 2) G4-3			(1, 2) G6-3			4	0	1	0	0	0	4									
Tom Prince, R OBP: 0.301, SLG: 0.364		(1, 2) G5-4-3		(1, 2) G3				(1, 1) G6-3		2	0	0	0	2	0	1									
Desi Relaford, S OBP: 0.366, SLG: 0.332				(1, 2) G3			(1, 1) G5-3			3	0	1	0	1	0	2									
Randy Wolf, L OBP: 0.225, SLG: 0.275	(1, 1) K		(1, 3) 1B		(1, 1) F9			(1, 2) BB		2	0	0	0	0	1	2									
Kevin Seick, R OBP: 0.327, SLG: 0.333							(1, 2) BB	(1, 3) SH2-4		2	1	1	0	0	1	1									
Inning Stats	R: 1 E: 0 K: 0 S: 8	H: 2 LOB: 1 BB: 0 P: 12	R: 0 E: 0 K: 1 S: 11	H: 2 LOB: 1 BB: 0 P: 13	R: 0 E: 0 K: 0 S: 8	H: 2 LOB: 1 BB: 0 P: 12	R: 1 E: 0 K: 0 S: 12	H: 1 LOB: 1 BB: 1 P: 20	R: 0 E: 0 K: 0 S: 7	H: 1 LOB: 1 BB: 0 P: 14	R: 0 E: 0 K: 1 S: 10	H: 0 LOB: 1 BB: 1 P: 17	R: 1 E: 0 K: 0 S: 14	H: 1 LOB: 3 BB: 3 P: 32	R: 0 E: 0 K: 1 S: 6	H: 0 LOB: 1 BB: 1 P: 12	1B: 8 2B: 1 3B: 0 HR: 0	SF: 0 SAC: 1 DP: 3 HBP: 0	WP: 0 PB: 1 SB: 0 CS: 0	PA: 37					
PITCHER	IP	WLS	BF	H	R	ER	SO	BB	IBB	HBP	BLK	WP	HR	S	P	ERA	WHIP								
Chan Ho Park, R ERA: 4.08	(1, 1) 6.2	L	32	9	3	2	2	5	0	0	0	0	0	65	112	2.70	2.100								
Terry Adams, R ERA: 2.95	(7, 1) 1.1		5	0	0	0	1	1	0	0	0	0	0	11	20	0.00	0.750								


AB	30
R	2
H	4
RBI	2
BB	6
SO	4
LOB	18



AB	30
R	3
H	9
RBI	2
BB	6
SO	3
LOB	21



Batter	1	2	3	4	5	6	7	8	9	AB	R	H	RBI	BB	SO	LOB	TOP								
22 Devon White, S OBP: 0.316, SLG: 0.382	G3		G6-3		K			F8		4	0	0	0	0	1	1	Los Angeles Dodgers @ Pittsburgh Pirates Three Rivers Stadium, Pittsburgh, PA Tue Aug 01 2000, 5:05 PM EDT Cloudy - 84 F livebaseballscorecards.com 								
Mark Grudzielanek, R OBP: 0.345, SLG: 0.408	G1-3		L3			G6-3		1B		4	0	1	0	0	0	1									
Gary Sheffield, R OBP: 0.460, SLG: 0.688 Tom Goodwin, L OBP: 0.368, SLG: 0.394	G6-3			1B	2B			L8		4	0	2	0	0	0	1									
Eric Karros, R OBP: 0.354, SLG: 0.523		G6-3		G5-3		K		P3		4	0	0	0	0	1	3									
Shawn Green, L OBP: 0.387, SLG: 0.497		K		FC6-4	1B			K		4	0	1	0	0	2	1									
Adrián Beltré, R OBP: 0.326, SLG: 0.422		FC5-4	BB		K			E3	G6-4-3	3	0	1	0	1	1	2									
Chad Kreuter, S OBP: 0.428, SLG: 0.423		FC5-4	1-2		FC6-4	1-2		G6-4-3		4	0	0	0	0	0	5									
Kevin Elster, R OBP: 0.328, SLG: 0.429			22 G6-3	SH1-4	1B			P4		3	0	1	0	1	0	1									
Carlos Perez, L OBP: 0.056, SLG: 0.139 Chris Donnels, L OBP: 0.333, SLG: 0.556 Matt Herges, L OBP: 0.331, SLG: 0.331 Jim Leyritz, R OBP: 0.337, SLG: 0.280 Gregg Olson, R OBP: 0.337, SLG: 0.280			SH1-4			G3-1		F9		0	0	0	0	0	0	0									
Inning Stats	R: 0 E: 0 K: 0 S: 5	H: 0 LOB: 0 BB: 0 P: 10	R: 0 E: 0 K: 1 S: 9	H: 0 LOB: 1 BB: 1 P: 17	R: 0 E: 0 K: 0 S: 7	H: 1 LOB: 1 BB: 0 P: 13	R: 0 E: 0 K: 1 S: 12	H: 2 LOB: 2 BB: 0 P: 22	R: 0 E: 0 K: 1 S: 11	H: 0 LOB: 0 BB: 0 P: 16	R: 0 E: 0 K: 1 S: 10	H: 1 LOB: 1 BB: 0 P: 13	R: 0 E: 1 K: 0 S: 7	H: 0 LOB: 1 BB: 1 P: 15	R: 0 E: 0 K: 0 S: 8	H: 1 LOB: 1 BB: 0 P: 17		R: 0 E: 0 K: 1 S: 10	H: 1 LOB: 1 BB: 0 P: 18	1B: 4 2B: 2 3B: 0 HR: 0	SF: 0 SAC: 1 DP: 1 HBP: 0	WP: 0 PB: 0 SB: 0 CS: 0	PA: 35		
PITCHER	IP	WLS	BF	H	R	ER	SO	BB	IBB	HBP	BLK	WP	HR	S	P	ERA	WHIP								
Jimmy Anderson, L ERA: 4.24	(1, 1)	8.0	W	31	5	0	4	2	0	0	0	0	0	69	123	0.00	0.875								
Scott Sauerbeck, L ERA: 3.51	(9, 1)	0.2		3	1	0	1	0	0	0	0	0	0	6	12	0.00	1.500								
Marc Wilkins, R ERA: 5.26	(9, 1)	0.1		1	0	0	0	0	0	0	0	0	0	4	6	0.00	0.000								

Batter	1	2	3	4	5	6	7	8	9	AB	R	H	RBI	BB	SO	LOB	BOTTOM								
Mike Benjamin, R OBP: 0.316, SLG: 0.413	G5-3	G5-3		18 WP	2B	1B		K		4	1	1	1	0	1	3	Los Angeles Dodgers @ Pittsburgh Pirates Three Rivers Stadium, Pittsburgh, PA Tue Aug 01 2000, 5:05 PM EDT Cloudy - 84 F livebaseballscorecards.com 								
18 Jason Kendall, R OBP: 0.426, SLG: 0.470	1B		G3	1B	F9	FC4-6		F8		5	2	2	0	0	0	5									
Alex Ramirez, R OBP: 0.312, SLG: 0.471	F9		G3	1B	2B			K		4	0	1	2	0	1	4									
Kevin Young, R OBP: 0.310, SLG: 0.448	FC4-6	1B	F9	G5-3				P6		4	0	1	1	0	0	2									
Emil Brown, R OBP: 0.324, SLG: 0.500	FC4-6			1B		G6-3		K		4	0	1	1	0	1	1									
Bruce Aven, R OBP: 0.282, SLG: 0.438		G4-3	F3			G5-3		HR		4	1	1	1	0	0	1									
Luis Sojo, R OBP: 0.321, SLG: 0.425		S		WP	1B	G5-3		F8		4	1	2	0	0	0	0									
Pat Meares, R OBP: 0.292, SLG: 0.373		SH5-4	BB		F8	18 FC4-6	SH5-4	1B		3	0	2	0	1	0	1									
Jimmy Anderson, L OBP: 0.133, SLG: 0.167 Warren Morris, L OBP: 0.331, SLG: 0.331 Scott Sauerbeck, R OBP: 0.331, SLG: 0.331 Marc Wilkins, R OBP: 0.337, SLG: 0.280		SH5-4		18 WP	1B	1B		F7		1	1	1	0	0	0	0									
Inning Stats	R: 1 E: 0 K: 0 S: 12	H: 2 LOB: 1 BB: 0 P: 16	R: 0 E: 0 K: 0 S: 8	H: 1 LOB: 2 BB: 1 P: 16	R: 1 E: 0 K: 0 S: 10	H: 2 LOB: 1 BB: 0 P: 10	R: 3 E: 0 K: 0 S: 19	H: 4 LOB: 1 BB: 0 P: 26	R: 0 E: 0 K: 1 S: 5	H: 0 LOB: 0 BB: 0 P: 9	R: 0 E: 0 K: 1 S: 17	H: 1 LOB: 2 BB: 0 P: 21	R: 1 E: 0 K: 0 S: 10	H: 1 LOB: 0 BB: 0 P: 16	R: 0 E: 0 K: 1 S: 12	H: 1 LOB: 1 BB: 0 P: 17		1B: 8 2B: 3 3B: 0 HR: 1	SF: 0 SAC: 2 DP: 0 HBP: 1	WP: 2 PB: 0 SB: 1 CS: 0	PA: 38				
PITCHER	IP	WLS	BF	H	R	ER	SO	BB	IBB	HBP	BLK	WP	HR	S	P	ERA	WHIP								
Carlos Perez, L ERA: 5.67	(1, 1)	4.0	L	22	9	5	5	0	1	0	0	0	0	22	30	0.00	0.500								
Matt Herges, R ERA: 3.05	(5, 1)	2.0		8	1	0	0	1	0	0	0	0	0	22	30	0.00	0.500								
Gregg Olson, R ERA: 6.75	(7, 1)	2.0		8	2	1	1	2	0	0	0	0	1	22	33	4.50	1.000								

Batter	1	2	3	4	5	6	7	8	9	AB	R	H	RBI	BB	SO	LOB	TOP					
Tom Goodwin, L OBP: 0.366, SLG: 0.389										4	0	0	0	1	3	1	Los Angeles Dodgers @ Pittsburgh Pirates Three Rivers Stadium, Pittsburgh, PA Tue Aug 01 2000, 8:43 PM EDT Att: 21,028 - Sunny - 84 F					
Mark Grudzielanek, R OBP: 0.366, SLG: 0.408										5	0	2	0	0	1	3						
Gary Sheffield, R OBP: 0.681, SLG: 0.681 Jeff Shaw, R										5	0	1	0	0	2	5						
Shawn Green, L OBP: 0.389, SLG: 0.495										2	1	0	0	2	0	1						
Eric Karros, R OBP: 0.350, SLG: 0.517										5	0	0	0	0	1	5						
Todd Hundley, S OBP: 0.415, SLG: 0.690										3	2	1	0	1	0	1						
Adrián Beltré, R OBP: 0.331, SLG: 0.437										3	2	2	3	1	0	0						
Alex Cora, L OBP: 0.323, SLG: 0.426										3	0	1	2	0	0	0						
Ismael Valdez, R OBP: 0.313, SLG: 0.400 Chris Donnels, L OBP: 0.300, SLG: 0.500 Antonio Osuna, R OBP: 0.340, SLG: 0.280 Jim Leyritz, R OBP: 0.340, SLG: 0.280 Matt Herge, L OBP: 0.340, SLG: 0.280 Dave Hansen, L OBP: 0.340, SLG: 0.280 Terry Adams, R OBP: 0.340, SLG: 0.280 22 Devon White, S OBP: 0.340, SLG: 0.280										1	0	0	0	0	1	0						
Inning Stats	R: 0 E: 0 K: 3 S: 10	H: 1 LOB: 2 BB: 1 P: 21	R: 0 E: 0 K: 0 S: 10	H: 0 LOB: 0 BB: 0 P: 17	R: 0 E: 0 K: 1 S: 10	H: 1 LOB: 1 BB: 0 P: 11	R: 2 E: 0 K: 0 S: 12	H: 1 LOB: 0 BB: 1 P: 22	R: 0 E: 0 K: 1 S: 6	H: 0 LOB: 0 BB: 0 P: 12	R: 0 E: 0 K: 0 S: 9	H: 1 LOB: 1 BB: 0 P: 15	R: 0 E: 0 K: 2 S: 14	H: 0 LOB: 3 BB: 3 P: 30	R: 3 E: 0 K: 1 S: 13	H: 3 LOB: 1 BB: 1 P: 22		R: 0 E: 0 K: 0 S: 6	H: 0 LOB: 1 BB: 0 P: 11	1B: 4 2B: 1 3B: 1 HR: 1	SF: 0 SAC: 1 DP: 0 HBP: 1	WP: 0 PB: 0 SB: 0 CS: 0
PITCHER	IP WLS BF H R ER SO BB IBB HBP BLK WP HR S P ERA WHIP																					
Bronson Arroyo, R ERA: 5.91	(1, 1) 6.0 24 4 2 2 5 2 0 0 0 0 0 1 57 98 3.00 1.000																					
Chris Peters, L ERA: 3.47	(7, 1) 0.1 H 4 0 0 0 0 3 0 0 0 0 0 0 8 20 0.00 0.000																					
Josias Manzanillo, R ERA: 3.45	(7, 1) 0.2 H 2 0 0 0 2 0 0 0 0 0 0 0 6 10 0.00 0.000																					
Marc Wilkins, R ERA: 5.88	(8, 1) 0.1 L 3 1 2 2 0 1 0 0 0 0 0 0 3 7 54.00 6.000																					
Mike Williams, R ERA: 3.45	(8, 1) 1.2 B 8 2 1 1 1 0 0 0 1 0 0 0 0 16 26 5.40 1.200																					

AB	33
R	5
H	7
RBI	5
BB	6
SO	8
LOB	17



Batter	1	2	3	4	5	6	7	8	9	AB	R	H	RBI	BB	SO	LOB	BOTTOM					
Warren Morris, L OBP: 0.330, SLG: 0.333										4	1	1	0	0	1	1	Los Angeles Dodgers @ Pittsburgh Pirates Three Rivers Stadium, Pittsburgh, PA Tue Aug 01 2000, 8:43 PM EDT Att: 21,028 - Sunny - 84 F					
Enrique Wilson, S OBP: 0.354, SLG: 0.467										5	1	1	1	0	1	2						
John Vander Wal, L OBP: 0.398, SLG: 0.576										3	1	1	2	2	0							
Brian Giles, L OBP: 0.418, SLG: 0.595										4	0	2	0	1	0	2						
Aramis Ramirez, R OBP: 0.286, SLG: 0.390										4	0	2	0	0	1	1						
Alex Ramirez, R OBP: 0.318, SLG: 0.463										2	0	0	0	2	1	3						
Emil Brown, R OBP: 0.289, SLG: 0.441 Marc Wilkins, R Mike Williams, R										4	0	0	0	0	3	7						
Keith Osik, R OBP: 0.367, SLG: 0.512										3	0	0	0	1	0	5						
Bronson Arroyo, R OBP: 0.133, SLG: 0.267 Luis Sojo, R OBP: 0.324, SLG: 0.429 Chris Peters, L OBP: 0.280, SLG: 0.200 Josias Manzanillo, R Bruce Aven, R OBP: 0.290, SLG: 0.434										2	0	0	0	0	2	1						
Inning Stats	R: 2 E: 0 K: 2 S: 24	H: 3 LOB: 2 BB: 1 P: 35	R: 0 E: 0 K: 1 S: 5	H: 0 LOB: 0 BB: 0 P: 6	R: 0 E: 0 K: 2 S: 11	H: 1 LOB: 2 BB: 1 P: 18	R: 0 E: 0 K: 3 S: 9	H: 0 LOB: 1 BB: 1 P: 16	R: 1 E: 0 K: 1 S: 15	H: 2 LOB: 3 BB: 2 P: 26	R: 0 E: 0 K: 1 S: 8	H: 1 LOB: 2 BB: 1 P: 16	R: 0 E: 1 K: 0 S: 10	H: 1 LOB: 1 BB: 0 P: 17	R: 0 E: 0 K: 1 S: 8	H: 0 LOB: 0 BB: 0 P: 12		R: 0 E: 0 K: 1 S: 13	H: 0 LOB: 0 BB: 0 P: 20	1B: 4 2B: 2 3B: 0 HR: 2	SF: 0 SAC: 2 DP: 1 HBP: 0	WP: 0 PB: 0 SB: 1 CS: 0
PITCHER	IP WLS BF H R ER SO BB IBB HBP BLK WP HR S P ERA WHIP																					
Ismael Valdez, R ERA: 5.32	(1, 1) 4.0 19 4 2 2 8 3 0 0 0 0 0 1 23 42 4.50 3.000																					
Antonio Osuna, R ERA: 3.18	(5, 1) 2.0 12 3 1 1 2 3 0 0 0 0 0 1 23 42 4.50 3.000																					
Matt Herge, R ERA: 3.0	(7, 1) 1.0 W 4 1 0 0 0 0 0 0 0 0 0 0 10 17 0.00 1.000																					
Terry Adams, R ERA: 2.93	(8, 1) 1.0 H 3 0 0 0 1 0 0 0 0 0 0 0 8 12 0.00 0.000																					
Jeff Shaw, R ERA: 6.06	(9, 1) 1.0 S 3 0 0 0 1 0 0 0 0 0 0 0 0 13 20 0.00 0.000																					



Batter	1	2	3	4	5	6	7	8	9	AB	R	H	RBI	BB	SO	LOB	TOP			
Ronnie Belliard, R (1, 4) OBP: 0.357, SLG: 0.403	F7		G6-3		G5-3			F3		4	0	0	0	0	0	2	Milwaukee Brewers @ Los Angeles Dodgers Dodger Stadium, Los Angeles, CA Fri Aug 04 2000, 7:10 PM PDT Att: 36,074 - Sunny - 77 F livebaseballscorecards.com			
Marquis Crissom, R (1, 8) OBP: 0.283, SLG: 0.355	K						CS 1B	CS 1B		4	0	3	1	0	1	0				
Geoff Jenkins, L (1, 7) OBP: 0.345, SLG: 0.566	K		G3				CS 1-2	CS	F8	4	0	0	0	0	2	2				
Richie Sexson, R (1, 3) OBP: 0.312, SLG: 0.464		G6-3								4	0	0	0	0	3	0				
Jeremy Burnitz, L (1, 9) OBP: 0.338, SLG: 0.446		1B BB								3	0	0	0	1	3	0				
Charlie Hayes, R (1, 5) OBP: 0.350, SLG: 0.396	F9									3	0	0	0	0	1	1				
José Hernández, R (1, 6) OBP: 0.308, SLG: 0.385		1B								3	0	2	0	0	1	0				
Raul Casanova, S (1, 2) OBP: 0.342, SLG: 0.430										3	0	1	0	0	2	3				
James Mouton, R (8, PR) OBP: 0.357, SLG: 0.324										0	1	0	0	0	0	0				
Juan Acevedo, R (8, 1)								G4-3 1B 2B		0	0	0	0	0	0	0				
Paul Rigdon, R (1, 1)										2	0	0	0	0	1	1				
Tyler Houston, L (8, PH) OBP: 0.297, SLG: 0.497			G6-3					G4-3		1	0	0	0	0	0	1				
Inning Stats	R: 0 H: 0 E: 0 K: 2 S: 14	H: 0 LOB: 0 BB: 0 P: 20	R: 0 H: 1 E: 0 K: 1 S: 9	LOB: 2 BB: 1 P: 18	R: 0 H: 1 E: 0 K: 0 S: 5	LOB: 1 BB: 0 P: 6	R: 0 H: 0 E: 0 K: 2 S: 8	H: 0 LOB: 0 BB: 0 P: 12	R: 0 H: 1 E: 0 K: 2 S: 15	LOB: 1 BB: 0 P: 22	R: 0 H: 0 E: 0 K: 3 S: 10	H: 0 LOB: 0 BB: 0 P: 15	R: 1 H: 2 E: 0 K: 0 S: 8	H: 2 LOB: 1 BB: 0 P: 13	R: 0 H: 0 E: 0 K: 2 S: 8	H: 0 LOB: 0 BB: 0 P: 13	1B: 5 2B: 1 3B: 0 HR: 0	SF: 0 SAC: 0 DP: 0 HBP: 0	WP: 0 PB: 0 SB: 1 CS: 2	PA: 33
PITCHER	IP	WLS	BF	H	R	ER	SO	BB	IBB	HBP	BLK	WP	HR	S	P	ERA	WHIP			
Kevin Brown, R (1, 1) ERA: 2.34	7.2		29	6	1	1	12	1	0	0	0	0	0	76	116	1.17	0.913			
Mike Fetters, R (8, 1) ERA: 2.27	1.1	W	3	0	0	0	2	0	0	0	0	0	0	8	14	0.00	0.000			

Batter	1	2	3	4	5	6	7	8	9	AB	R	H	RBI	BB	SO	LOB	BOTTOM					
Tom Goodwin, L (1, 8) OBP: 0.367, SLG: 0.384	K				F8			G3-1		4	0	0	0	0	2	4	Milwaukee Brewers @ Los Angeles Dodgers Dodger Stadium, Los Angeles, CA Fri Aug 04 2000, 7:10 PM PDT Att: 36,074 - Sunny - 77 F livebaseballscorecards.com					
Mark Czudzielanek, R (1, 4) OBP: 0.349, SLG: 0.411	L3		G6-3					G5-3 1B		4	1	1	0	0	1	0						
Gary Sheffield, R (1, 7) OBP: 0.457, SLG: 0.682	BB		G6-3				G4-6-3 1B	G5-3		3	0	1	0	1	0	1						
Shawn Green, L (1, 9) OBP: 0.388, SLG: 0.496	BB		F7				G4-6-3	1B		2	0	0	0	2	0	1						
Eric Karros, R (1, 3) OBP: 0.349, SLG: 0.514	K				F8			1B		4	0	1	1	0	1	2						
Todd Hundley, S (1, 2) OBP: 0.411, SLG: 0.667		K			L6			1B		3	0	0	0	1	1	0						
Adrian Beltré, R (1, 5) OBP: 0.333, SLG: 0.447		HR			1B			L6		4	1	2	1	0	0	3						
Alex Cora, L (1, 6) OBP: 0.333, SLG: 0.429		SH3-4 1B			1B			G3-1		3	0	1	0	1	0	3						
Kevin Brown, R (1, 1) OBP: 0.120, SLG: 0.102		SH3-4			1B					2	0	1	0	0	0	0						
Mike Fetters, R (8, 1)					1B			G5-3		0	0	0	0	0	0	0						
Inning Stats	R: 0 H: 0 E: 0 K: 2 S: 16	H: 2 LOB: 1 BB: 2 P: 31	R: 1 H: 2 E: 0 K: 2 S: 18	LOB: 0 BB: 0 P: 25	R: 0 H: 0 E: 0 K: 0 S: 8	LOB: 0 BB: 0 P: 11	R: 0 H: 2 E: 0 K: 0 S: 11	LOB: 3 BB: 1 P: 21	R: 0 H: 1 E: 0 K: 1 S: 7	LOB: 0 BB: 0 P: 10	R: 0 H: 0 E: 0 K: 0 S: 5	H: 0 LOB: 0 BB: 0 P: 6	R: 0 H: 0 E: 0 K: 0 S: 10	H: 0 LOB: 0 BB: 0 P: 16	R: 1 H: 2 E: 0 K: 0 S: 14	H: 2 LOB: 3 BB: 2 P: 26	R: 0 H: 0 E: 0 K: 0 S: 16	H: 0 LOB: 0 BB: 0 P: 16	1B: 5 2B: 1 3B: 0 HR: 1	SF: 0 SAC: 1 DP: 1 HBP: 0	WP: 0 PB: 0 SB: 0 CS: 0	PA: 35
PITCHER	IP	WLS	BF	H	R	ER	SO	BB	IBB	HBP	BLK	WP	HR	S	P	ERA	WHIP					
Paul Rigdon, R (1, 1) ERA: 6.07	7.0		28	5	1	1	5	2	1	0	0	0	0	75	120	9.00	2.000					
Juan Acevedo, R (8, 1) ERA: 3.95	1.0	L	7	2	1	1	0	0	2	0	0	0	0	14	26	9.00	2.000					

Batter	1	2	3	4	5	6	7	8	9	10	AB	R	H	RBI	BB	SO	LOB	TOP									
Marquis Grissom, R OBP: 0.282, SLG: 0.353 (1, 8)	F8		K				G4-3		G6-3		5	0	1	0	0	1	0	Milwaukee Brewers @ Los Angeles Dodgers Dodger Stadium, Los Angeles, CA Sat Aug 05 2000, 7:10 PM PDT Alt. 42,580 - Sunny - 78 F									
Luis Lopez, S OBP: 0.307, SLG: 0.381 (1, 4)	G3			BB	G4-3		F7		FC4		4	0	1	0	1	0	2										
Geoff Jenkins, L OBP: 0.352, SLG: 0.587 (1, 7)	HR			BB			HR		FC4		4	2	3	2	1	1	1										
Richie Sexson, R OBP: 0.313, SLG: 0.464 (1, 3)	K				BB		F8		FC4		4	0	1	0	1	1	3										
Jeremy Burnitz, L OBP: 0.334, SLG: 0.440 (1, 9)		G3				G4-3		G6-3		F8	5	0	0	0	0	1	3										
Tyler Houston, L OBP: 0.289, SLG: 0.484 Ronnie Belliard, R OBP: 0.357, SLG: 0.403 (1, 5)		K					FC3-2		K		5	0	0	0	0	2	3										
José Hernández, R OBP: 0.314, SLG: 0.389 (1, 6)		G4-3									0	0	0	0	0	0	0										
Henny Blanco, R OBP: 0.317, SLG: 0.384 (1, 2)			G5-3								4	1	1	2	1	2	2										
Jeff D'Amico, R OBP: 0.103, SLG: 0.148 Raul Casanova, S OBP: 0.340, SLG: 0.426 Juan Acevedo, R OBP: 0.290, SLG: 0.370 Curt Leskanic, R OBP: 0.370, SLG: 0.403 (1, 1)			K				G6-3				3	0	0	0	0	2	4										
Inning Stats	R: 1 E: 0 K: 1 S: 10	H: 1 LOB: 0 BB: 0 P: 10	R: 0 E: 0 K: 1 S: 9	H: 0 LOB: 0 BB: 0 P: 15	R: 0 E: 0 K: 2 S: 8	H: 0 LOB: 0 BB: 0 P: 12	R: 0 E: 0 K: 2 S: 10	H: 0 LOB: 2 BB: 2 P: 20	R: 0 E: 0 K: 1 S: 8	H: 2 LOB: 2 BB: 0 P: 15	R: 1 E: 0 K: 0 S: 14	H: 3 LOB: 3 BB: 1 P: 25	R: 0 E: 0 K: 0 S: 8	H: 1 LOB: 1 BB: 0 P: 14	R: 0 E: 0 K: 2 S: 10	H: 0 LOB: 1 BB: 1 P: 17	R: 0 E: 0 K: 0 S: 9	H: 1 LOB: 2 BB: 1 P: 17	R: 2 E: 0 K: 0 S: 10	H: 2 LOB: 0 BB: 0 P: 20	1B: 5 2B: 2 3B: 0 HR: 3	SF: 0 SAC: 0 DP: 0 HBP: 0	WP: 1 PB: 0 SB: 0 CS: 0	PA: 45			
PITCHER	IP	WLS	BF	H	R	ER	SO	BB	IBB	HBP	BLK	WP	HR	S	P	ERA	WHIP										
Chan Ho Park, R ERA: 4.04 (1, 1)	6.0		27	6	2	2	8	2	0	0	0	1	2	61	97	3.00	1.333										
Terry Adams, R ERA: 2.74 (7, 1)	2.0		8	1	0	0	2	1	0	0	0	0	0	18	31	0.00	1.000										
Jeff Shaw, R ERA: 5.89 (9, 1)	1.0		5	1	0	0	0	0	1	0	0	0	0	9	17	0.00	1.000										
Mike Fetters, R ERA: 2.76 (10, 1)	1.0	L	5	2	2	2	0	0	0	0	0	0	1	10	20	18.00	2.000										

Batter	1	2	3	4	5	6	7	8	9	10	AB	R	H	RBI	BB	SO	LOB	BOTTOM									
Tom Goodwin, L OBP: 0.367, SLG: 0.384 (1, 8)	CS		K					K		K	5	0	2	0	0	3	1	Milwaukee Brewers @ Los Angeles Dodgers Dodger Stadium, Los Angeles, CA Sat Aug 05 2000, 7:10 PM PDT Alt. 42,580 - Sunny - 78 F									
Mark Grudzielanek, R OBP: 0.346, SLG: 0.408 (1, 4)	F8			G4-3		F3			G5-3		4	0	0	0	0	2											
Gary Sheffield, R OBP: 0.457, SLG: 0.687 (1, 7)	K				HR		K			CS	3	1	1	1	1	2	2										
Shawn Green, L OBP: 0.389, SLG: 0.506 (1, 9)		P4		G4-3			HR			CS	4	1	2	1	0	0	0										
Eric Karros, R OBP: 0.348, SLG: 0.510 (1, 3)		L7			K		F8			2B	3	0	0	0	1	1	0										
Adrián Beltré, R OBP: 0.335, SLG: 0.446 (1, 5)					K			CS		G1-3	3	0	1	0	1	1	2										
Chad Kreuter, S OBP: 0.417, SLG: 0.409 (1, 2)		F9			G3						4	0	0	0	0	1	2										
Alex Cora, L OBP: 0.332, SLG: 0.426 (1, 6)			K			F8			G6-3		4	0	1	0	0	1	0										
Chan Ho Park, R OBP: 0.306, SLG: 0.371 22 Devon White, S OBP: 0.314, SLG: 0.378 Terry Adams, R OBP: 0.350, SLG: 0.540 Dave Hansen, L OBP: 0.310, SLG: 0.370 Jeff Shaw, R OBP: 0.370, SLG: 0.403 Mike Fetters, R OBP: 0.370, SLG: 0.403 (1, 1)			P4				G5-3				1	0	0	0	0	0	0										
Inning Stats	R: 0 E: 0 K: 1 S: 11	H: 1 LOB: 0 BB: 0 P: 17	R: 0 E: 0 K: 0 S: 11	H: 1 LOB: 1 BB: 0 P: 15	R: 0 E: 0 K: 2 S: 11	H: 0 LOB: 0 BB: 0 P: 14	R: 1 E: 0 K: 1 S: 8	H: 1 LOB: 0 BB: 0 P: 10	R: 0 E: 0 K: 1 S: 8	H: 0 LOB: 0 BB: 0 P: 13	R: 0 E: 0 K: 1 S: 8	H: 1 LOB: 1 BB: 0 P: 12	R: 1 E: 0 K: 0 S: 7	H: 1 LOB: 0 BB: 1 P: 15	R: 0 E: 0 K: 2 S: 7	H: 0 LOB: 0 BB: 0 P: 8	R: 0 E: 0 K: 0 S: 9	H: 1 LOB: 2 BB: 1 P: 19	R: 0 E: 0 K: 3 S: 11	H: 1 LOB: 1 BB: 0 P: 16	1B: 4 2B: 1 3B: 0 HR: 2	SF: 0 SAC: 0 DP: 0 HBP: 0	WP: 0 PB: 0 SB: 0 CS: 3	PA: 37			
PITCHER	IP	WLS	BF	H	R	ER	SO	BB	IBB	HBP	BLK	WP	HR	S	P	ERA	WHIP										
Jeff D'Amico, R ERA: 1.85 (1, 1)	8.0		28	5	2	2	8	1	0	0	0	0	0	71	104	2.25	0.750										
Juan Acevedo, R ERA: 3.89 (9, 1)	1.0	W	5	1	0	0	0	1	1	0	0	0	0	9	19	0.00	2.000										
Curt Leskanic, R ERA: 2.81 (10, 1)	1.0	S	4	1	0	0	3	0	0	0	0	0	0	11	16	0.00	1.000										

Batter	1	2	3	4	5	6	7	8	9	AB	R	H	RBI	BB	SO	LOB	TOP					
Ronnie Belliard, R (1.4) OBP: 0.356, SLG: 0.400	1-1 G6-3	0-0 HR		0-2 L6		3-2 G4-3		3-3 K		5	1	1	1	0	1	2						
Marquis Grissom, R (1.8) OBP: 0.279, SLG: 0.349	0-1 G6-3	1-1 P4		2-0 P4		3-1 G5-3		3-2 L1		5	0	0	0	0	0	3						
Geoff Jenkins, L (1.7) OBP: 0.355, SLG: 0.600	3-0 2B	0-1 HR		1-2 F7			0-0 G4-3		1-3 K	5	2	3	2	0	1	0						
Richie Sexson, R (1.3) OBP: 0.317, SLG: 0.469	2-2 2B	0-0 1B			3-2 G1-3		0-1 G5-3		1-1 BB	5	2	3	0	0	0	1						
Jeremy Burnitz, L (1.9) OBP: 0.335, SLG: 0.441	2-1 1B	1-3 K			3-2 F8		0-0 G4-3		4-1 1B	4	1	1	2	1	1	2						
Charlie Hayes, R (1.5) OBP: 0.350, SLG: 0.394	2-3 K	3-1 1B			4-1 1B		1-1 G6-3		2-3 K	4	0	1	0	1	2	4						
José Hernández, R (1.6) OBP: 0.320, SLG: 0.396		4-1 2B		3-3 K		1-0 1B		2-0 SH1-3	4	1	3	1	1	1	0		AB 40					
Henry Blanco, R (1.2) OBP: 0.323, SLG: 0.395	0-1 2B	1-3 2B		1-1 L6		1-2 F6		4-1 SH1-3	4	1	2	1	1	0	2		R 9					
Jimmy Haynes, R (1.1) OBP: 0.156, SLG: 0.244	0-1 1B	0-1 2B		0-3 K			0-0 G3-1		0-0 SH1-3	3	1	1	2	0	1	0						
Ray King, L (7.1) OBP: 0.307, SLG: 0.381										0	0	0	0	0	0	0						
Luis Lopez, S (8. PH) OBP: 0.307, SLG: 0.381										0	0	0	0	0	0	0						
Valerio De Los Santos, L (8.1) OBP: 0.307, SLG: 0.381										1	0	0	0	0	1	2						
Curt Leskanic, R (9.1) OBP: 0.307, SLG: 0.381										0	0	0	0	0	0	0						
Inning Stats	R: 2 E: 0 K: 1 S: 14	H: 3 LOB: 1 BB: 0 P: 24	R: 5 E: 0 K: 1 S: 16	H: 6 LOB: 2 BB: 1 P: 25	R: 0 E: 0 K: 2 S: 10	H: 0 LOB: 0 BB: 0 P: 14	R: 0 E: 0 K: 0 S: 7	H: 0 LOB: 0 BB: 0 P: 10	R: 0 E: 0 K: 0 S: 12	H: 1 LOB: 2 BB: 1 P: 24	R: 0 E: 0 K: 0 S: 7	H: 0 LOB: 0 BB: 0 P: 13	R: 0 E: 0 K: 0 S: 6	H: 1 LOB: 1 BB: 0 P: 7	R: 0 E: 0 K: 1 S: 9	H: 1 LOB: 2 BB: 1 P: 21	R: 2 E: 0 K: 3 S: 17	H: 3 LOB: 2 BB: 1 P: 29	1B: 7 2B: 7 3B: 0 HR: 1	SF: 0 SAC: 1 DP: 0 HBP: 0	WP: 0 PB: 0 SB: 0 CS: 0	PA: 45
PITCHER	IP	WLS	BF	H	R	ER	SO	BB	IBB	HBP	BLK	WP	HR	S	P	ERA	WHIP					
Ismael Valdez, R (1.1) ERA: 6.1	1.1	L	13	8	7	7	1	1	0	0	0	0	1	25	40	47.25	6.750					
Carlos Perez, L (2.1) ERA: 5.41	5.2		20	3	0	0	3	1	0	0	0	0	0	47	77	0.00	0.706					
Gregg Olson, R (8.1) ERA: 7.5	2.0		12	4	2	2	4	2	0	0	0	0	0	26	50	9.00	3.000					

Milwaukee Brewers @ Los Angeles Dodgers
 Dodger Stadium, Los Angeles, CA
 Sun Aug 06 2000, 5:10 PM PDT
 Att: 40,275 - Sunny - 79 F

AB	40
R	9
H	15
RBI	9
BB	4
SO	8
LOB	16



Batter	1	2	3	4	5	6	7	8	9	AB	R	H	RBI	BB	SO	LOB	BOTTOM					
Tom Goodwin, L (1.7) OBP: 0.368, SLG: 0.388	3-2 G4-3		3-2 G4-3		2-2 G4-6-3		3-2 G4-3		3-2 1B	5	1	2	1	0	0	2						
Mark Czudzielanek, R (1.4) OBP: 0.347, SLG: 0.407	1-0 G4-3		2-2 F9		2-1 G4-6-3		3-1 1B		0-2 FC6-4	5	0	2	3	0	0	2						
Shawn Green, L (1.9) OBP: 0.385, SLG: 0.500	2-2 G4-3				0-0 F8		0-1 G4-3		2-3 FC6-4	5	0	0	0	0	0	3						
Todd Hundley, S (1.2) OBP: 0.405, SLG: 0.648		4-1 2B		0-1 F2		2-3 K		3-3 K	4	0	0	0	1	2	1							
Eric Karros, R (1.3) OBP: 0.345, SLG: 0.505		1-3 K		3-3 K		1-1 G1-3		3-3 K	4	0	0	0	0	3	1							
22 Devon White, S (1.8) OBP: 0.328, SLG: 0.391		2-0 1B			0-1 1B		3-1 1B		0-2 E9	4	2	3	0	0	0	0						
Adrián Beltré, R (1.5) OBP: 0.337, SLG: 0.447		0-3 K		1-2 FC4-6		1-0 G4-3		0-1 P4	4	2	2	0	0	1	3		AB 39					
Alex Cora, L (1.6) OBP: 0.339, SLG: 0.432		2-3 K		0-2 FC4-6		1-2 1B		3-1 1B	4	1	3	1	0	1	2		R 6					
Ismael Valdez, R (1.1) OBP: 0.313, SLG: 0.400					1-1 FC4-6		0-0 F8		1-3 K	0	0	0	0	0	0	0						
Carlos Pérez, L (2.1) OBP: 0.307, SLG: 0.132										2	0	0	1	0	1	2						
Dave Harmon, L (7. PH) OBP: 0.346, SLG: 0.540										0	0	0	0	0	0	0						
Jim Leyritz, R (7. PH) OBP: 0.346, SLG: 0.540										1	0	0	0	0	0	2						
Gregg Olson, R (8.1) OBP: 0.307, SLG: 0.381										0	0	0	0	0	0	0						
Kevin Elster, R (9. PH) OBP: 0.307, SLG: 0.427										1	0	0	0	0	1	1						
Inning Stats	R: 0 E: 0 K: 0 S: 8	H: 0 LOB: 0 BB: 0 P: 14	R: 0 E: 0 K: 3 S: 14	H: 1 LOB: 2 BB: 1 P: 23	R: 0 E: 0 K: 1 S: 10	H: 0 LOB: 0 BB: 0 P: 15	R: 0 E: 0 K: 1 S: 6	H: 0 LOB: 0 BB: 0 P: 9	R: 2 E: 0 K: 0 S: 15	H: 4 LOB: 1 BB: 0 P: 21	R: 0 E: 0 K: 1 S: 8	H: 0 LOB: 0 BB: 0 P: 11	R: 2 E: 0 K: 0 S: 14	H: 4 LOB: 2 BB: 0 P: 28	R: 0 E: 1 K: 2 S: 12	H: 0 LOB: 1 BB: 0 P: 18	R: 2 E: 0 K: 1 S: 17	H: 3 LOB: 1 BB: 0 P: 27	1B: 11 2B: 1 3B: 0 HR: 0	SF: 0 SAC: 0 DP: 1 HBP: 0	WP: 0 PB: 0 SB: 0 CS: 0	PA: 40
PITCHER	IP	WLS	BF	H	R	ER	SO	BB	IBB	HBP	BLK	WP	HR	S	P	ERA	WHIP					
Jimmy Haynes, R (1.1) ERA: 4.52	6.0	W	26	6	4	4	6	1	0	0	0	0	0	9	16	0.00	1.000					
Ray King, L (7.1) ERA: 3.86	1.0	H	4	1	0	0	0	0	0	0	0	0	0	9	16	0.00	1.000					
Valerio De Los Santos, L (8.1) ERA: 6.11	1.1	H	8	3	2	2	3	0	0	0	0	0	0	23	35	13.50	2.250					
Curt Leskanic, R (9.1) ERA: 2.77	0.2	S	2	0	0	0	0	0	0	0	0	0	0	6	10	0.00	0.000					

Milwaukee Brewers @ Los Angeles Dodgers
 Dodger Stadium, Los Angeles, CA
 Sun Aug 06 2000, 5:10 PM PDT
 Att: 40,275 - Sunny - 79 F

AB	39
R	6
H	12
RBI	6
BB	1
SO	9
LOB	19



Batter	1	2	3	4	5	6	7	8	9	AB	R	H	RBI	BB	SO	LOB	TOP					
Eric Young Sr. R OBP: 0.376, SLG: 0.417	0-1 F7		0-2 F3	2-3 K			1-1 G5-3	1-3 K		5	0	0	0	0	2	4						
Ricky Gutierrez R OBP: 0.370, SLG: 0.409	4-1 WP BB		4-0 E		4-1 FC4-6 BB		4-2 1B BB		0-3 K	1	1	0	0	4	1	0						
Sammy Sosa R OBP: 0.407, SLG: 0.625	3-3 K		0-1 E6 1B		0-2 FC4-6 G1-3		2-3 K		0-1 F3	5	1	0	0	0	2	4						
Mark Grace L OBP: 0.400, SLG: 0.467	2-1 F8		2-2 F9 1B		0-2 G1-3		1-0 1B		1-2 G6-3	5	0	2	2	0	0	2						
Rondell White R OBP: 0.369, SLG: 0.495 Felix Heredia L Steve Rain R		0-0 1B	2-0 F9 1B		1-1 L9		1-3 K			4	0	1	0	0	1	4						
Willie Greene L OBP: 0.309, SLG: 0.374		0-0 L5	2-0 L3			1-3 K		1-0 G4-3		4	0	0	0	0	1	2						
Damon Buford R Kyle Farnsworth R	2-0 F8			0-0 P1		0-3 K		0-0 G3-1		3	0	0	0	0	1	1						
Brant Brown L OBP: 0.238, SLG: 0.331										0	0	0	0	0	0	0						
Jeff Reed L OBP: 0.358, SLG: 0.376	1-2 G1-3			0-0 SH1-4 1B		1-2 F8		3-2 HR		4	1	2	1	0	0	1						
Phil Norton R Todd Van Poppel R			1-0 SH1-4							1	1	1	0	0	0	0						
Gary Matthews S OBP: 0.279, SLG: 0.302			E 1B	1-2 SH1-4				G5-3 1B		2	1	2	0	0	0	0						
Inning Stats	R: 0 E: 0 K: 1 S: 8	H: 0 LOB: 1 BB: 1 P: 17	R: 0 E: 0 K: 0 S: 7	H: 1 LOB: 1 BB: 0 P: 10	R: 3 E: 1 K: 0 S: 12	H: 2 LOB: 1 BB: 1 P: 23	R: 0 E: 0 K: 1 S: 6	H: 1 LOB: 1 BB: 0 P: 8	R: 0 E: 0 K: 0 S: 10	H: 0 LOB: 1 BB: 0 P: 15	R: 0 E: 0 K: 2 S: 10	H: 0 LOB: 0 BB: 0 P: 12	R: 1 E: 0 K: 2 S: 14	H: 2 LOB: 2 BB: 1 P: 23	R: 1 E: 0 K: 1 S: 11	H: 2 LOB: 1 BB: 0 P: 19	R: 0 E: 0 K: 1 S: 8	H: 0 LOB: 0 BB: 0 P: 9	1B: 6 2B: 0 3B: 1 HR: 1	SF: 0 SAC: 1 DP: 0 HBP: 0	WP: 1 PB: 0 SB: 0 CS: 0	PA: 40
PITCHER	IP	WLS	BF	H	R	ER	SO	BB	IBB	HBP	BLK	WP	HR	S	P	ERA	WHIP					
37 Darren Dreifort R ERA: 4.51	6.2	W	31	6	4	2	5	4	0	0	0	1	0	63	103	2.70	1.500					
Mike Fetters R ERA: 2.94	1.0	H	5	2	1	1	1	0	0	0	0	0	1	12	20	9.00	2.000					
Jeff Shaw R ERA: 5.68	1.1	S	4	0	0	0	2	0	0	0	0	0	0	11	13	0.00	0.000					

Chicago Cubs @ Los Angeles Dodgers
Dodger Stadium, Los Angeles, CA
Tue Aug 08 2000, 7:10 PM PDT
Att: 46,373 - Sunny - 77 F

AB	35
R	5
H	8
RBI	3
BB	4
SO	8
LOB	18



Batter	1	2	3	4	5	6	7	8	9	AB	R	H	RBI	BB	SO	LOB	BOTTOM					
22 Devon White S OBP: 0.331, SLG: 0.392	0-0 G5-3	2-2 1B		2-2 G1-3	0-2 G4-3		2-1 HBP 1B			5	0	2	1	0	0	0						
Mark Czudzielanek R OBP: 0.331, SLG: 0.412	3-1 G5-3	1-0 1B		2-0 F9	3-2 2B		3-0 HBP			4	0	2	0	0	0	0						
Gary Sheffield R OBP: 0.455, SLG: 0.685	4-0 1B BB	2-1 F8		0-1 HR	4-0 BB		3-2 P3			3	1	1	1	2	0	5						
Eric Karros R OBP: 0.347, SLG: 0.509	1-1 1B		1-1 F9	2-2 HR 1B	2-2 P6		0-1 F2			5	1	2	0	0	0	4						
Shawn Green L OBP: 0.384, SLG: 0.510	0-2 F8		4-1 BB	1-0 HR	0-1 F9		2-2 G3			4	1	1	2	1	0	6						
Adrian Beltré R OBP: 0.339, SLG: 0.446		4-1 37 1B BB	1-1 F3	0-1 2B		0-0 F2		2-2 G6-3		4	1	1	0	1	0	1						
Todd Hundley S OBP: 0.395, SLG: 0.624		1-3 K	2-3 K	4-1 BB		2-3 K		1-3 K		4	0	0	0	1	4	2						
Kevin Elster R Alex Cora L		2-0 F8				4-2 BB		3-2 F7		4	1	1	1	1	0	3						
37 Darren Dreifort R Mike Fetters R Jeff Shaw R		0-1 1B 22 1B		1-1 HR	3-2 HR	2-3 K				4	2	3	2	0	1	1						
Inning Stats	R: 0 E: 0 K: 0 S: 8	H: 1 LOB: 2 BB: 1 P: 16	R: 1 E: 0 K: 1 S: 13	H: 3 LOB: 3 BB: 1 P: 25	R: 0 E: 0 K: 1 S: 8	H: 0 LOB: 1 BB: 1 P: 16	R: 5 E: 0 K: 0 S: 21	H: 6 LOB: 2 BB: 1 P: 33	R: 1 E: 0 K: 0 S: 15	H: 2 LOB: 2 BB: 1 P: 27	R: 0 E: 0 K: 2 S: 9	H: 0 LOB: 1 BB: 1 P: 17	R: 0 E: 0 K: 0 S: 13	H: 1 LOB: 2 BB: 0 P: 23	R: 0 E: 0 K: 1 S: 10	H: 0 LOB: 0 BB: 0 P: 16	R: 0 E: 0 K: 1 S: 8	H: 0 LOB: 0 BB: 0 P: 9	1B: 6 2B: 2 3B: 0 HR: 5	SF: 0 SAC: 0 DP: 0 HBP: 1	WP: 0 PB: 0 SB: 0 CS: 0	PA: 44
PITCHER	IP	WLS	BF	H	R	ER	SO	BB	IBB	HBP	BLK	WP	HR	S	P	ERA	WHIP					
Phil Norton L ERA: 9.35	3.2	L	23	9	6	6	2	3	0	0	0	0	4	45	81	14.73	3.273					
Todd Van Poppel R ERA: 2.7	1.1		9	3	1	1	0	2	0	0	0	0	1	20	36	6.75	3.750					
Kyle Farnsworth R ERA: 8.31	1.2		8	1	0	0	2	1	0	1	0	0	0	17	33	0.00	1.200					
Felix Heredia L ERA: 4.86	0.1		1	0	0	0	0	0	0	0	0	0	0	5	7	0.00	0.000					
Steve Rain R ERA: 3.14	1.0		3	0	0	0	1	0	0	0	0	0	0	10	16	0.00	0.000					

Chicago Cubs @ Los Angeles Dodgers
Dodger Stadium, Los Angeles, CA
Tue Aug 08 2000, 7:10 PM PDT
Att: 46,373 - Sunny - 77 F

AB	37
R	7
H	13
RBI	7
BB	6
SO	5
LOB	22



Batter	1	2	3	4	5	6	7	8	9	10	AB	R	H	RBI	BB	SO	LOB	TOP			
Eric Young Sr., R OBP: 0.376, SLG: 0.417 (1, 4)	F7		E S 1B	1-2 2-3 1B		G6-3			P4		5	1	2	0	0	0	1				
Ricky Gutierrez, R OBP: 0.371, SLG: 0.407 (1, 6)	2B		E S 2B	K			G6-3			F9	4	2	1	1	1	1	3				
Sammy Sosa, R OBP: 0.407, SLG: 0.627 (1, 9)	2B		K					P4		HBP FC3-2 2B	5	0	2	1	0	1	1				
Mark Grace, L OBP: 0.400, SLG: 0.467 (1, 3)	G3-1							G6-3		FC3-2 HBP BB IBB	4	1	1	1	1	0	0				
Rondell White, R OBP: 0.200, SLG: 0.492 Damon Buford, R OBP: 0.335, SLG: 0.430 (1, 7) (9, 8)		G6-3		K				G4-3		BB FC3-2 HBP	4	0	1	0	0	1	1				
Gary Matthews, S OBP: 0.280, SLG: 0.279 (1, 8) (9, 7)	G1-3			G3-1				F7		FC3-2 BB	5	0	0	0	0	0	4				
Jeff Reed, L OBP: 0.359, SLG: 0.368 (1, 2)	K							F8			3	0	0	1	2	2	0				
Jeff Huson, L OBP: 0.337, SLG: 0.324 (1, 5)																					
Jon Lieber, L OBP: 0.200, SLG: 0.224 Brant Brown, L OBP: 0.256, SLG: 0.329 Tim Worrell, R Rick Aguilera, R (1, 1) (9, PH) (9, 1) (10, 1)			1B S 1B	FC6-4 BB				SH2-3 1B			5	1	2	0	0	1	4				
Inning Stats	R: 1 E: 0 K: 0 S: 5	H: 1 LOB: 0 BB: 1 P: 9	R: 0 E: 0 K: 1 S: 7	H: 0 LOB: 0 BB: 0 P: 11	R: 3 E: 1 K: 2 S: 22	H: 4 LOB: 1 BB: 0 P: 30	R: 0 E: 0 K: 1 S: 9	H: 2 LOB: 3 BB: 1 P: 21	R: 0 E: 0 K: 1 S: 12	H: 1 LOB: 1 BB: 0 P: 15	R: 0 E: 0 K: 0 S: 7	H: 0 LOB: 0 BB: 0 P: 12	R: 0 E: 0 K: 0 S: 8	H: 0 LOB: 0 BB: 0 P: 9	R: 0 E: 0 K: 0 S: 6	H: 0 LOB: 0 BB: 0 P: 8	R: 1 E: 0 K: 1 S: 20	H: 1 LOB: 3 BB: 2 P: 37	1B: 7 2B: 3 3B: 0 HR: 0	SF: 0 SAC: 1 DP: 0 HBP: 1	WP: 0 PA: 44
PITCHER	IP	WLS	BF	H	R	ER	SO	BB	IBB	HBP	BLK	WP	HR	S	P	ERA	WHIP				
Kevin Brown, R ERA: 2.47 Terry Adams, R ERA: 2.69 Jeff Shaw, R ERA: 5.54 Antonio Osuna, R ERA: 3.83	(1, 1) (7, 1) (9, 1) (10, 1)	6.0 2.0 1.0 1.0	28 6 3 7	9 0 0 1	4 0 0 1	4 0 0 1	5 0 0 1	2 0 0 1	0 0 0 1	0 0 0 1	0 0 0 0	0 0 0 0	0 0 6 0	65 15 8 20	101 21 8 37	6.00 0.00 0.00 9.00	1.833 0.000 0.000 2.000				

Chicago Cubs @ Los Angeles Dodgers
Dodger Stadium, Los Angeles, CA
Wed Aug 09 2000, 7:05 PM PDT
Att. 39,753 - Sunny - 79 F

AB	38
R	5
H	10
RBI	4
BB	4
SO	6
LOB	15



Batter	1	2	3	4	5	6	7	8	9	10	AB	R	H	RBI	BB	SO	LOB	BOTTOM			
22 Devon White, S OBP: 0.326, SLG: 0.379 (1, 8)	K		1B HBP		G3-1			K		K	4	1	0	0	0	3	2				
Mark Grudzielanek, R OBP: 0.349, SLG: 0.410 (1, 4)	F8		1B			G6-3		G4-3		P4	5	0	1	1	0	0	2				
Shawn Green, L OBP: 0.367, SLG: 0.512 (1, 9)	K							G1-3			4	0	2	1	1	1	0				
Gary Sheffield, R OBP: 0.452, SLG: 0.678 (1, 7)		F8	G6-4-3					K			4	0	0	0	1	1	5				
Todd Hundley, S OBP: 0.392, SLG: 0.632 Antonio Osuna, R (1, 2) (10, 1)								F5			4	1	1	1	0	2	2				
Eric Karros, R OBP: 0.344, SLG: 0.504 (1, 3)		HR						F8			4	0	0	0	0	1	2				
Adrián Beltré, R OBP: 0.336, SLG: 0.441 (1, 5)								F8			4	0	0	0	0	0	2				
Alex Cora, L OBP: 0.333, SLG: 0.432 Tom Goodwin, L OBP: 0.371, SLG: 0.391 (1, 6) (10, PH)								G4-3			3	1	1	0	0	0	0				
Kevin Brown, R ERA: 3.83 Terry Adams, R ERA: 2.69 Dave Hansen, L ERA: 3.48 Jeff Shaw, R ERA: 5.54 Chad Kreuter, S ERA: 4.40 Jim Leyritz, R ERA: 0.278 (1, 1) (7, 1) (8, PH) (9, 1) (10, 2) (10, PH)	(1, 1) (9, 1) (10, 1)	8.0 1.0 1.0	29 5 6	5 1 2	4 0 0	4 1 0	8 1 1	0 0 0	0 1 0	0 0 0	0 0 0	0 0 0	0 0 0	2 11 16	116 20 27	4.50 0.00 0.00	0.625 1.000 3.000				
Inning Stats	R: 0 E: 0 K: 2 S: 9	H: 0 LOB: 0 BB: 0 P: 12	R: 1 E: 0 K: 1 S: 11	H: 1 LOB: 0 BB: 0 P: 16	R: 2 E: 0 K: 1 S: 12	H: 3 LOB: 1 BB: 0 P: 19	R: 0 E: 0 K: 1 S: 9	H: 0 LOB: 0 BB: 0 P: 16	R: 0 E: 0 K: 1 S: 8	H: 0 LOB: 0 BB: 0 P: 14	R: 0 E: 0 K: 0 S: 4	H: 0 LOB: 0 BB: 0 P: 7	R: 1 E: 0 K: 1 S: 12	H: 1 LOB: 0 BB: 0 P: 21	R: 0 E: 0 K: 1 S: 11	H: 1 LOB: 2 BB: 1 P: 20	R: 0 E: 0 K: 1 S: 16	H: 2 LOB: 3 BB: 1 P: 27	1B: 4 2B: 1 3B: 1 HR: 2	SF: 0 SAC: 0 DP: 1 HBP: 1	WP: 0 PA: 40
PITCHER	IP	WLS	BF	H	R	ER	SO	BB	IBB	HBP	BLK	WP	HR	S	P	ERA	WHIP				

Chicago Cubs @ Los Angeles Dodgers
Dodger Stadium, Los Angeles, CA
Wed Aug 09 2000, 7:05 PM PDT
Att. 39,753 - Sunny - 79 F

AB	37
R	4
H	8
RBI	4
BB	2
SO	10
LOB	16




Batter	1	2	3	4	5	6	7	8	9	AB	R	H	RBI	BB	SO	LOB	TOP								
Tom Goodwin, L (1, 8) OBP: 0.368, SLG: 0.387 22 Devon White, S (8, PH) OBP: 0.323, SLG: 0.376	F9		G4-3		F7			G4-3		3	0	0	0	0	0	1	Los Angeles Dodgers @ Atlanta Braves Turner Field, Atlanta, GA Fri Aug 11 2000, 7:40 PM EDT Att: 48,824 - Sunny - 85 F								
Mark Grudzielanek, R (1, 4) OBP: 0.349, SLG: 0.409	F8			CS 1B	F8			G4-3		4	0	1	0	0	0	0									
Gary Sheffield, R (1, 7) OBP: 0.449, SLG: 0.671	K			1-2 K	K			K		4	0	0	0	0	4	1									
Shawn Green, L (1, 9) OBP: 0.386, SLG: 0.508		G4-3		F8	F7				DI BB	3	0	0	0	1	0	0									
Eric Karros, R (1, 3) OBP: 0.344, SLG: 0.504	F5				G4-3 1B 2B			P4		4	1	1	0	0	0	1									
Adrian Beltré, R (1, 5) OBP: 0.336, SLG: 0.443					G4-3 2-3 2B			F8		3	0	1	0	0	0	1									
Chad Kreuter, S (1, 2) OBP: 0.414, SLG: 0.405					1-0 2B 1B			F9		3	1	1	1	0	1	1									
Alex Cora, L (1, 6) OBP: 0.329, SLG: 0.426			K		F7			K		3	0	0	0	0	2	1									
Chan Ho Park, R (1, 1) OBP: 0.220, SLG: 0.300 Jim Levritz, R (8, PH) OBP: 0.337, SLG: 0.275 Terry Adams, R (8, 1) Gregg Olson, R (8, 1)			G6-3					F8		2	0	1	1	0	0	0									
					1-H 2B					1	0	0	0	0	0	0									
Inning Stats	R: 0 E: 0 K: 1 S: 6	H: 0 LOB: 0 BB: 0 P: 11	R: 0 E: 0 K: 1 S: 12	H: 1 LOB: 1 BB: 0 P: 19	R: 0 E: 0 K: 1 S: 9	H: 0 LOB: 0 BB: 0 P: 14	R: 0 E: 0 K: 1 S: 12	H: 1 LOB: 0 BB: 0 P: 18	R: 2 E: 0 K: 0 S: 14	H: 3 LOB: 1 BB: 0 P: 21	R: 0 E: 0 K: 0 S: 8	H: 0 LOB: 0 BB: 0 P: 13	R: 0 E: 0 K: 0 S: 4	H: 0 LOB: 0 BB: 0 P: 7	R: 0 E: 0 K: 1 S: 10	H: 0 LOB: 1 BB: 1 P: 16	R: 0 E: 0 K: 1 S: 14	H: 0 LOB: 1 BB: 1 P: 23	1B: 2 2B: 3 3B: 0 HR: 0	SF: 0 SAC: 0 DP: 0 HBP: 0	WP: 0 PB: 0 SB: 0 CS: 1	PA: 32			
PITCHER	IP	WLS	BF	H	R	ER	SO	BB	IBB	HBP	BLK	WP	HR	S	P	ERA	WHIP								
Kevin Millwood, R (1, 1) ERA: 4.94	7.0		25	5	2	2	5	0	0	0	0	0	0	65	103	2.57	0.714								
Mike Remlinger, L (8, 1) ERA: 2.53	1.0	W	3	0	0	0	1	0	0	0	0	0	0	10	16	0.00	0.000								
John Rocker, L (9, 1) ERA: 3.82	1.0		4	0	0	0	1	1	0	0	0	0	0	14	23	0.00	1.000								

AB	31
R	2
H	5
RBI	2
BB	1
SO	7
LOB	6



Batter	1	2	3	4	5	6	7	8	9	AB	R	H	RBI	BB	SO	LOB	BOTTOM								
Rafael Furcal, S (1, 6) OBP: 0.404, SLG: 0.385	G4-1		G1-3		K			P5		4	0	0	0	1	1	2	Los Angeles Dodgers @ Atlanta Braves Turner Field, Atlanta, GA Fri Aug 11 2000, 7:40 PM EDT Att: 48,824 - Sunny - 85 F								
Andruw Jones, R (1, 8) OBP: 0.378, SLG: 0.538	10 E 1B		K				F7			4	1	2	0	1	1	0									
10 Chipper Jones, S (1, 5) OBP: 0.397, SLG: 0.560	K				G4-3		G4-3			5	1	1	1	0	1	4									
Wally Joyner, L (1, 3) OBP: 0.345, SLG: 0.417 George Lombard, L (8, PR) OBP: 0.111, SLG: 0.059 John Rocker, R (9, 1)	G6-3				P5					3	0	1	1	1	0	1									
Brian Jordan, R (1, 9) OBP: 0.330, SLG: 0.460		1B			G6-3		G5-3			3	0	1	0	1	0	1									
B.J. Surhoff, L (1, 7) OBP: 0.338, SLG: 0.454								G3		4	2	3	1	0	0	2									
Javy Lopez, R (1, 2) OBP: 0.335, SLG: 0.487			K					FC5-4 1B		3	1	0	1	1	1	4									
Keith Lockhart, L (1, 4) OBP: 0.313, SLG: 0.362			G6-4-3					FC5-4 1B		4	1	3	1	0	0	2									
Kevin Millwood, R (1, 1) OBP: 0.116, SLG: 0.119 Bobby Bonilla, S (7, PH) OBP: 0.358, SLG: 0.404 Mike Remlinger, L (8, 1) Andres Galarraga, R (8, PH) OBP: 0.367, SLG: 0.544			K					BB 1B		2	0	0	0	0	1	2									
					B5-6-4 1B			FC5-4 1B		1	0	0	0	0	0	0									
Inning Stats	R: 0 E: 1 K: 1 S: 14	H: 1 LOB: 1 BB: 0 P: 19	R: 0 E: 0 K: 1 S: 8	H: 2 LOB: 0 BB: 0 P: 11	R: 0 E: 0 K: 2 S: 7	H: 0 LOB: 0 BB: 0 P: 10	R: 0 E: 0 K: 0 S: 5	H: 0 LOB: 0 BB: 0 P: 9	R: 1 E: 0 K: 1 S: 10	H: 2 LOB: 1 BB: 1 P: 17	R: 0 E: 0 K: 0 S: 13	H: 0 LOB: 1 BB: 1 P: 24	R: 1 E: 0 K: 1 S: 9	H: 2 LOB: 1 BB: 0 P: 14	R: 5 E: 0 K: 0 S: 20	H: 5 LOB: 3 BB: 3 P: 45	1B: 9 2B: 2 3B: 0 HR: 1	SF: 0 SAC: 0 DP: 2 HBP: 0	WP: 0 PB: 0 SB: 0 CS: 0	PA: 39					
PITCHER	IP	WLS	BF	H	R	ER	SO	BB	IBB	HBP	BLK	WP	HR	S	P	ERA	WHIP								
Chan Ho Park, R (1, 1) ERA: 3.97	7.0		28	7	2	2	6	2	0	0	0	0	0	66	104	2.57	1.286								
Terry Adams, R (8, 1) ERA: 3.32	0.2	L	7	4	5	5	0	1	0	0	0	0	0	15	30	67.50	7.500								
Gregg Olson, R (8, 1) ERA: 7.11	0.1		4	1	0	0	0	2	0	0	0	0	0	5	15	0.00	9.000								

AB	34
R	7
H	12
RBI	7
BB	5
SO	6
LOB	19



Batter	1	2	3	4	5	6	7	8	9	AB	R	H	RBI	BB	SO	LOB	TOP		
22 Devon White, S OBP: 0.314, SLG: 0.364	G1-3		G4-3		E3		F8			4	0	0	0	0	0	1	Los Angeles Dodgers @ Atlanta Braves Turner Field, Atlanta, GA Sat Aug 12 2000, 4:15 PM EDT Att: 47,806 - Sunny - 88 F		
Mark Grudzielanek, R OBP: 0.349, SLG: 0.407	2B		G4-3		CS		FC6-4			4	0	1	0	0	0	1			
Gary Sheffield, R OBP: 0.447, SLG: 0.669	1B		K							4	0	1	0	0	2	0			
Shawn Green, L OBP: 0.384, SLG: 0.508	2B				G4-3					4	1	1	0	0	1	2			
Eric Karros, R OBP: 0.343, SLG: 0.504	F9				G6-3					4	0	1	1	0	1	2			
Todd Hundley, S OBP: 0.396, SLG: 0.630										2	0	1	0	2	1	0			
Adrian Beltré, R OBP: 0.335, SLG: 0.441					G1-3					4	0	1	0	0	1	4			
Alex Cora, L OBP: 0.328, SLG: 0.423										4	0	1	0	0	1	2			
Ismael Valdez, R OBP: 0.278, SLG: 0.353	G1-3				L1					2	0	0	0	0	0	1			
Dave Hansen, L OBP: 0.404, SLG: 0.567					G5-3					1	0	0	0	0	0	1			
Matt Herges, L OBP: 0.333, SLG: 0.417										0	0	0	0	0	0	0			
Inning Stats	R: 0 H: 2 E: 0 K: 1 S: 11	H: 2 R: 1 ER: 1 SO: 5 BB: 0 P: 13	R: 0 H: 1 E: 0 K: 2 S: 13	H: 1 R: 0 ER: 0 SO: 2 BB: 0 P: 22	R: 0 H: 0 E: 0 K: 1 S: 7	H: 0 R: 0 ER: 0 SO: 0 BB: 0 P: 11	R: 0 H: 1 E: 0 K: 0 S: 9	H: 1 R: 0 ER: 0 SO: 6 BB: 0 P: 14	R: 0 H: 0 E: 1 K: 0 S: 5	H: 0 R: 0 ER: 1 SO: 0 BB: 0 P: 6	R: 1 H: 2 E: 0 K: 1 S: 9	H: 2 R: 0 ER: 0 SO: 15 BB: 1 P: 15	R: 0 H: 1 E: 0 K: 0 S: 10	H: 1 R: 0 ER: 0 SO: 14 BB: 0 P: 14	R: 0 H: 0 E: 0 K: 1 S: 8	H: 0 R: 0 ER: 0 SO: 13 BB: 1 P: 13	1B: 4 2B: 3 3B: 0 HR: 0	SF: 0 SAC: 0 DP: 1 HBP: 0	WP: 0 PA: 36 PB: 0 SB: 1 CS: 1
PITCHER	IP WLS BF H R ER SO BB IBB HBP BLK WP HR S P ERA WHIP																		
Greg Maddux, R ERA: 3.15	(1, 1) 6.1 W 27 7 1 1 5 1 0 0 0 0 0 0 58 86 1.42 1.263																		
Mike Remlinger, L ERA: 2.8	(7, 1) 0.2 H 2 0 0 0 0 0 0 0 0 0 0 6 9 0.00 0.000																		
Kerry Ligtenberg, R ERA: 3.32	(8, 1) 2.0 S 6 0 0 0 2 1 0 0 0 0 0 0 16 22 0.00 0.500																		

Batter	1	2	3	4	5	6	7	8	9	AB	R	H	RBI	BB	SO	LOB	BOTTOM		
Rafael Furcal, S OBP: 0.402, SLG: 0.383	E5				G3		K			4	1	1	1	0	1	0	Los Angeles Dodgers @ Atlanta Braves Turner Field, Atlanta, GA Sat Aug 12 2000, 4:15 PM EDT Att: 47,806 - Sunny - 88 F		
Andruw Jones, R OBP: 0.375, SLG: 0.534	G1-3				F7					4	0	0	0	0	1	3			
10 Chipper Jones, S OBP: 0.398, SLG: 0.565	HR				F9					3	1	1	2	1	0	0			
Brian Jordan, R OBP: 0.329, SLG: 0.457	K				F8					4	0	1	0	0	1	1			
Andres Galarraga, R OBP: 0.364, SLG: 0.540	K				K					3	0	0	0	0	2	2			
B.J. Surhoff, L OBP: 0.338, SLG: 0.453					F9					3	0	1	0	0	0	1			
Keith Lockhart, L OBP: 0.313, SLG: 0.373					F9					3	2	1	0	0	0	1			
Paul Bako, L OBP: 0.322, SLG: 0.306					F7					3	0	0	0	0	1	2			
Greg Maddux, R OBP: 0.232, SLG: 0.245					L5					2	0	1	0	0	0	0			
Wally Joyner, L OBP: 0.343, SLG: 0.417										0	0	0	1	0	0	0			
Kerry Ligtenberg, R ERA: 3.16										0	0	0	0	0	0	0			
Inning Stats	R: 2 H: 1 E: 1 K: 2 S: 19	H: 3 R: 2 ER: 2 SO: 5 BB: 0 P: 27	R: 1 H: 0 E: 0 K: 2 S: 18	H: 3 R: 2 ER: 1 SO: 2 BB: 0 P: 26	R: 0 H: 0 E: 0 K: 1 S: 10	H: 0 R: 0 ER: 0 SO: 19 BB: 1 P: 19	R: 0 H: 0 E: 0 K: 0 S: 10	H: 0 R: 0 ER: 0 SO: 13 BB: 0 P: 13	R: 0 H: 1 E: 0 K: 0 S: 9	H: 0 R: 0 ER: 0 SO: 4 BB: 0 P: 4	R: 0 H: 1 E: 0 K: 0 S: 9	H: 1 R: 0 ER: 0 SO: 13 BB: 0 P: 13	R: 1 H: 1 E: 0 K: 1 S: 9	H: 1 R: 0 ER: 0 SO: 15 BB: 0 P: 15	R: 0 H: 0 E: 0 K: 0 S: 6	H: 0 R: 0 ER: 0 SO: 10 BB: 0 P: 10	1B: 4 2B: 0 3B: 1 HR: 1	SF: 1 SAC: 0 DP: 1 HBP: 0	WP: 0 PA: 31 PB: 0 SB: 0 CS: 0
PITCHER	IP WLS BF H R ER SO BB IBB HBP BLK WP HR S P ERA WHIP																		
Ismael Valdez, R ERA: 5.86	(1, 1) 6.0 L 24 5 3 2 5 1 0 0 0 0 0 0 15 25 4.50 0.500																		
Matt Herges, R ERA: 3.16	(7, 1) 2.0 7 1 1 1 1 0 0 0 0 0 0 0 15 25 4.50 0.500																		

Batter	1	2	3	4	5	6	7	8	9	AB	R	H	RBI	BB	SO	LOB	TOP				
22 Devon White, S OBP: 0.310, SLG: 0.358	3-2 BB 2B	2-2 G5-3		1-0 G6-3			0-1 F8		1-2 F7	5	1	1	0	0	0	1					
Mark Grudzielanek, R OBP: 0.347, SLG: 0.402	4-1 2B	0-1 F9			0-1 F7		1-0 F9		4-1 1B BB	3	1	0	0	2	0	1					
Gary Sheffield, R OBP: 0.443, SLG: 0.666 Tom Goodwin, L OBP: 0.372, SLG: 0.390	3-2 F8		0-2 G6-3		1-0 F7		0-3 K		4-2 1B BB	4	0	0	0	0	1	2					
Eric Karros, R OBP: 0.342, SLG: 0.503	0-1 G3-1 1H 2H		0-0 G6-3		3-2 2B			0-1 G6-3	2-2 1B	5	0	3	2	0	0	0					
Shawn Green, L OBP: 0.385, SLG: 0.512	1-0 G3-1		1-0 1B		2-3 K			0-0 1B DI	0-1 F8	5	0	2	0	0	1	5					
Adrian Beltré, R OBP: 0.337, SLG: 0.437	4-0 BB		2-2 1B		0-1 P4			1-3 K	0-0 G3-1	4	0	1	0	1	1	4					
Todd Hundley, S OBP: 0.408, SLG: 0.648	3-1 F7		3-2 F8		3-1 2B			3-1 BB 1B		4	0	2	0	0	0	4					
Kevin Elster, R OBP: 0.331, SLG: 0.437		1-2 SH1-4 1B		1-1 G4-3		3-3 K		4-2 BB	1-2 BB	3	0	1	0	1	1	1					
Kevin Brown, R OBP: 0.115, SLG: 0.098 Carlos Pérez, L OBP: 0.287, SLG: 0.198 F. P. Carrasquillo, S OBP: 0.247, SLG: 0.255 Gregg Olson, R OBP: 0.344, SLG: 0.331 Dave Hansen, L OBP: 0.306, SLG: 0.554 Antonio Osuna, R OBP: 0.387, SLG: 0.512	1-2 SH1-4		2-2 F7		2-2 P3			3-2 P5		0	0	0	0	0	0	0					
Inning Stats	R: 2 H: 2 E: 0 K: 0 S: 12	L: 2 BB: 2 P: 30	R: 0 H: 1 E: 0 K: 0 S: 13	L: 1 LOB: 1 BB: 0 P: 17	R: 0 H: 2 E: 0 K: 0 S: 15	L: 2 LOB: 2 BB: 0 P: 21	R: 0 H: 0 E: 0 K: 1 S: 7	L: 0 LOB: 0 BB: 0 P: 11	R: 0 H: 1 E: 0 K: 1 S: 9	L: 1 LOB: 1 BB: 0 P: 15	R: 0 H: 0 E: 0 K: 1 S: 6	L: 0 LOB: 0 BB: 0 P: 7	R: 0 H: 2 E: 0 K: 1 S: 18	L: 2 LOB: 3 BB: 1 P: 29	R: 0 H: 1 E: 0 K: 0 S: 12	L: 3 LOB: 3 BB: 2 P: 23	1B: 7 2B: 3 3B: 0 HR: 0	SF: 0 SAC: 1 DP: 0 HBP: 0	WP: 0 PB: 0 SB: 0 CS: 0	PA: 42	
PITCHER	IP WLS BF H R ER SO BB IBB HBP BLK WP HR S P ERA WHIP	IP WLS BF H R ER SO BB IBB HBP BLK WP HR S P ERA WHIP	IP WLS BF H R ER SO BB IBB HBP BLK WP HR S P ERA WHIP	IP WLS BF H R ER SO BB IBB HBP BLK WP HR S P ERA WHIP	IP WLS BF H R ER SO BB IBB HBP BLK WP HR S P ERA WHIP	IP WLS BF H R ER SO BB IBB HBP BLK WP HR S P ERA WHIP	IP WLS BF H R ER SO BB IBB HBP BLK WP HR S P ERA WHIP	IP WLS BF H R ER SO BB IBB HBP BLK WP HR S P ERA WHIP	IP WLS BF H R ER SO BB IBB HBP BLK WP HR S P ERA WHIP	IP WLS BF H R ER SO BB IBB HBP BLK WP HR S P ERA WHIP	IP WLS BF H R ER SO BB IBB HBP BLK WP HR S P ERA WHIP	IP WLS BF H R ER SO BB IBB HBP BLK WP HR S P ERA WHIP	IP WLS BF H R ER SO BB IBB HBP BLK WP HR S P ERA WHIP	IP WLS BF H R ER SO BB IBB HBP BLK WP HR S P ERA WHIP	IP WLS BF H R ER SO BB IBB HBP BLK WP HR S P ERA WHIP	IP WLS BF H R ER SO BB IBB HBP BLK WP HR S P ERA WHIP	IP WLS BF H R ER SO BB IBB HBP BLK WP HR S P ERA WHIP	IP WLS BF H R ER SO BB IBB HBP BLK WP HR S P ERA WHIP	IP WLS BF H R ER SO BB IBB HBP BLK WP HR S P ERA WHIP	IP WLS BF H R ER SO BB IBB HBP BLK WP HR S P ERA WHIP	IP WLS BF H R ER SO BB IBB HBP BLK WP HR S P ERA WHIP

Los Angeles Dodgers @ Florida Marlins
Pro Player Stadium, Miami, FL
Mon Aug 14 2000, 7:05 PM EDT
Att: 8,345 - Cloudy - 74 F

AB	36
R	2
H	10
RBI	2
BB	5
SO	4
LOB	22



Batter	1	2	3	4	5	6	7	8	9	AB	R	H	RBI	BB	SO	LOB	BOTTOM				
Luis Castillo, S OBP: 0.437, SLG: 0.410 Dave Berg, R OBP: 0.352, SLG: 0.354	4-1 1B 2B	3-2 E5 1B 2B	4-0 CS BB			2-2 G4-3		3-2 HR		2	2	0	0	2	0	1					
Mark Kotsay, L OBP: 0.333, SLG: 0.440 Mark Smith, R OBP: 0.333, SLG: 0.422	1-1 2B E	0-1 2B 1B	1-1 P5			3-1 G3		3-2 2B		4	2	2	1	0	0	1					
Henry Rodriguez, L OBP: 0.316, SLG: 0.517 Ricky Bones, R OBP: 0.344, SLG: 0.331 Manny Aybar, R OBP: 0.344, SLG: 0.331	1-1 E 2B	1-0 2B 2B		1-2 F8		3-1 HR		1-2 F7		4	3	3	4	0	0	0					
Preston Wilson, R OBP: 0.317, SLG: 0.452	0-1 E6 2B	1-3 K		0-1 L5		2-2 F8				4	1	0	1	0	1	2					
Mike Lowell, R OBP: 0.326, SLG: 0.468 Chris Clapinski, S OBP: 0.383, SLG: 0.452	0-3 K	0-0 E 2B		1-1 F8			3-2 G6-3			4	1	1	1	0	1	2					
Derrek Lee, R OBP: 0.383, SLG: 0.539	3-1 F9	1-1 F9			2-2 1B		4-2 L4-3 BB			3	0	1	0	1	0	3					
Andy Fox, L OBP: 0.305, SLG: 0.359	2-1 S 2B	1-2 E4 1B			3-3 K		0-0 L4-3			4	0	2	2	0	1	2					
Ramon Castro, R OBP: 0.306, SLG: 0.231	0-1 G4-3	1-0 P6			2-3 K			2-3 K		4	0	0	0	0	2	3					
Jesus Sanchez, L OBP: 0.227, SLG: 0.227 Kevin Millar, R OBP: 0.387, SLG: 0.512		0-2 E 1B		1-3 K		0-1 P4		1-2 F3		3	1	1	0	0	1	1					
Inning Stats	R: 4 H: 3 E: 1 K: 1 S: 16	L: 3 LOB: 1 BB: 1 P: 27	R: 5 H: 5 E: 2 K: 1 S: 21	L: 5 LOB: 1 BB: 0 P: 29	R: 0 H: 0 E: 0 K: 1 S: 7	L: 0 LOB: 0 BB: 1 P: 13	R: 0 H: 0 E: 0 K: 0 S: 7	L: 0 LOB: 0 BB: 0 P: 9	R: 0 H: 1 E: 0 K: 2 S: 12	L: 1 LOB: 1 BB: 0 P: 19	R: 1 H: 1 E: 0 K: 0 S: 10	L: 0 LOB: 0 BB: 1 P: 16	R: 0 H: 0 E: 0 K: 0 S: 9	L: 0 LOB: 0 BB: 0 P: 16	R: 1 H: 2 E: 0 K: 1 S: 19	L: 2 LOB: 1 BB: 0 P: 29	1B: 5 2B: 6 3B: 0 HR: 2	SF: 0 SAC: 0 DP: 1 HBP: 0	WP: 0 PB: 0 SB: 2 CS: 1	PA: 39	
PITCHER	IP WLS BF H R ER SO BB IBB HBP BLK WP HR S P ERA WHIP	IP WLS BF H R ER SO BB IBB HBP BLK WP HR S P ERA WHIP	IP WLS BF H R ER SO BB IBB HBP BLK WP HR S P ERA WHIP	IP WLS BF H R ER SO BB IBB HBP BLK WP HR S P ERA WHIP	IP WLS BF H R ER SO BB IBB HBP BLK WP HR S P ERA WHIP	IP WLS BF H R ER SO BB IBB HBP BLK WP HR S P ERA WHIP	IP WLS BF H R ER SO BB IBB HBP BLK WP HR S P ERA WHIP	IP WLS BF H R ER SO BB IBB HBP BLK WP HR S P ERA WHIP	IP WLS BF H R ER SO BB IBB HBP BLK WP HR S P ERA WHIP	IP WLS BF H R ER SO BB IBB HBP BLK WP HR S P ERA WHIP	IP WLS BF H R ER SO BB IBB HBP BLK WP HR S P ERA WHIP	IP WLS BF H R ER SO BB IBB HBP BLK WP HR S P ERA WHIP	IP WLS BF H R ER SO BB IBB HBP BLK WP HR S P ERA WHIP	IP WLS BF H R ER SO BB IBB HBP BLK WP HR S P ERA WHIP	IP WLS BF H R ER SO BB IBB HBP BLK WP HR S P ERA WHIP	IP WLS BF H R ER SO BB IBB HBP BLK WP HR S P ERA WHIP	IP WLS BF H R ER SO BB IBB HBP BLK WP HR S P ERA WHIP	IP WLS BF H R ER SO BB IBB HBP BLK WP HR S P ERA WHIP	IP WLS BF H R ER SO BB IBB HBP BLK WP HR S P ERA WHIP	IP WLS BF H R ER SO BB IBB HBP BLK WP HR S P ERA WHIP	IP WLS BF H R ER SO BB IBB HBP BLK WP HR S P ERA WHIP

Los Angeles Dodgers @ Florida Marlins
Pro Player Stadium, Miami, FL
Mon Aug 14 2000, 7:05 PM EDT
Att: 8,345 - Cloudy - 74 F

AB	36
R	11
H	12
RBI	10
BB	3
SO	6
LOB	16



Batter	1	2	3	4	5	6	7	8	9	AB	R	H	RBI	BB	SO	LOB	TOP								
Tom Goodwin, L (1, 8) OBP: 0.370, SLG: 0.386	F7		K		G4-3			FC4-6 BB	F8	4	0	0	0	1	1	1	Los Angeles Dodgers @ Florida Marlins Pro Player Stadium, Miami, FL Tue Aug 15 2000, 7:05 PM EDT Att: 9,380 - Cloudy - 82 F								
Mark Grudzielanek, R (1, 4) OBP: 0.344, SLG: 0.399	E6 FC6-4		F9			G1-6-3		FC4-6 1-2		4	0	0	0	0	0	1									
Gary Sheffield, R (1, 7) OBP: 0.439, SLG: 0.659 Ismael Valdez, R (8, 1) OBP: 0.278, SLG: 0.353	E6 FC6-4		F8			P3		K		4	0	0	0	0	1	2									
Shawn Green, L (1, 9) OBP: 0.382, SLG: 0.508	K					G3		G4-3		4	0	0	0	0	2	3									
Eric Karros, R (1, 3) OBP: 0.341, SLG: 0.501	FC6-4 1-2 2-3					F9				4	1	1	0	0	0	2									
Adrian Beltré, R (1, 5) OBP: 0.338, SLG: 0.440		L9						K		4	1	2	0	0	1	0									
Chad Kreuter, S (1, 2) OBP: 0.420, SLG: 0.422						P5				3	0	2	2	1	0	1									
Alex Cora, L (1, 6) OBP: 0.326, SLG: 0.416										4	0	0	0	0	2	3									
Matt Herges, L (1, 1) Terry Adams, R (7, 1) F.P. Santangelo, S (8, PH) OBP: 0.310, SLG: 0.233										2	0	0	0	0	1	1									
										2	1	1	1	0	0	1									
Inning Stats	R: 0 E: 2 K: 1 S: 11	H: 0 LOB: 2 BB: 0 P: 18	R: 0 E: 0 K: 1 S: 14	H: 1 LOB: 1 BB: 0 P: 20	R: 0 E: 0 K: 1 S: 8	H: 0 LOB: 0 BB: 0 P: 12	R: 0 E: 0 K: 1 S: 9	H: 1 LOB: 1 BB: 0 P: 15	R: 0 E: 0 K: 2 S: 8	H: 0 LOB: 0 BB: 0 P: 10	R: 0 E: 0 K: 1 S: 10	H: 0 LOB: 1 BB: 1 P: 14	R: 0 E: 0 K: 1 S: 10	H: 0 LOB: 1 BB: 1 P: 15	R: 1 E: 0 K: 1 S: 11	H: 1 LOB: 1 BB: 0 P: 20	R: 2 E: 0 K: 0 S: 15	H: 3 LOB: 1 BB: 0 P: 25	1B: 2 2B: 3 3B: 0 HR: 1	SF: 0 SAC: 0 DP: 0 HBP: 0	WP: 0 PB: 0 SB: 0 CS: 0	PA: 37			
PITCHER	IP	WLS	BF	H	R	ER	SO	BB	IBB	HBP	BLK	WP	HR	S	P	ERA	WHIP								
Ryan Dempster, R (1, 1) ERA: 3.75	8.0	W	31	3	1	1	8	2	0	0	0	0	1	81	124	1.12	0.625								
Braden Looper, R (9, 1) ERA: 3.62	0.0		3	3	2	2	0	0	0	0	0	0	0	10	16	*	*								
Antonio Alfonseca, R (9, 1) ERA: 4.17	1.0		3	0	0	0	0	0	0	0	0	0	0	5	9	0.00	0.000								

Batter	1	2	3	4	5	6	7	8	9	AB	R	H	RBI	BB	SO	LOB	BOTTOM								
Luis Castillo, S (1, 4) OBP: 0.441, SLG: 0.414										4	1	3	0	1	1	0	Los Angeles Dodgers @ Florida Marlins Pro Player Stadium, Miami, FL Tue Aug 15 2000, 7:05 PM EDT Att: 9,380 - Cloudy - 82 F								
Mark Kotsay, L (1, 9) OBP: 0.332, SLG: 0.436										4	2	0	0	1	0	3									
Henry Rodriguez, L (1, 7) OBP: 0.323, SLG: 0.518 Mark Smith, R (8, 7) OBP: 0.338, SLG: 0.442										3	2	2	2	1	0	1									
Preston Wilson, R (1, 8) OBP: 0.318, SLG: 0.455										1	0	1	0	0	0	0									
Mike Lowell, R (1, 5) OBP: 0.325, SLG: 0.466										4	1	2	2	0	1	2									
Derrek Lee, R (1, 3) OBP: 0.387, SLG: 0.540										4	0	1	0	0	1	3									
Andy Fox, L (1, 6) OBP: 0.304, SLG: 0.353										3	0	0	0	1	1	4									
Mike Redmond, R (1, 2) OBP: 0.337, SLG: 0.323										4	0	0	1	0	0	5									
Ryan Dempster, R (1, 1) OBP: 0.086, SLG: 0.121 Braden Looper, R (9, 1) ERA: 3.55 Antonio Alfonseca, R (9, 1) ERA: 5.79										4	1	1	0	0	1	5									
										0	0	0	0	0	0	0									
										0	0	0	0	0	0	0									
Inning Stats	R: 1 E: 0 K: 0 S: 11	H: 1 LOB: 1 BB: 2 P: 23	R: 0 E: 0 K: 0 S: 5	H: 1 LOB: 0 BB: 0 P: 7	R: 4 E: 1 K: 1 S: 25	H: 4 LOB: 3 BB: 2 P: 42	R: 0 E: 0 K: 0 S: 9	H: 1 LOB: 1 BB: 0 P: 14	R: 0 E: 0 K: 2 S: 7	H: 0 LOB: 0 BB: 0 P: 9	R: 0 E: 0 K: 0 S: 8	H: 1 LOB: 1 BB: 0 P: 13	R: 2 E: 0 K: 1 S: 14	H: 3 LOB: 2 BB: 1 P: 22	R: 0 E: 0 K: 2 S: 11	H: 1 LOB: 1 BB: 0 P: 13	1B: 10 2B: 1 3B: 1 HR: 0	SF: 1 SAC: 0 DP: 1 HBP: 0	WP: 1 PB: 0 SB: 0 CS: 1	PA: 40					
PITCHER	IP	WLS	BF	H	R	ER	SO	BB	IBB	HBP	BLK	WP	HR	S	P	ERA	WHIP								
Matt Herges, R (1, 1) ERA: 3.38	6.0	L	29	8	5	4	3	4	0	0	0	0	0	65	108	6.00	2.000								
Terry Adams, R (7, 1) ERA: 3.55	1.0		7	3	2	2	1	1	0	0	0	0	0	14	22	18.00	4.000								
Ismael Valdez, R (8, 1) ERA: 5.79	1.0		4	1	0	0	2	0	0	0	0	0	0	11	13	0.00	1.000								

Batter	1	2	3	4	5	6	7	8	9	AB	R	H	RBI	BB	SO	LOB	TOP					
Benny Agbayani, R (1, 7) OBP: 0.390, SLG: 0.486										4	0	0	0	0	2	0	New York Mets @ Los Angeles Dodgers Dodger Stadium, Los Angeles, CA Sat Aug 19 2000, 1:05 PM PDT Att: 53,051 - Sunny - 86 F					
Derek Bell, R (1, 9) OBP: 0.366, SLG: 0.455										3	1	1	1	1	1	0						
Edgardo Alfonso, R (1, 4) OBP: 0.431, SLG: 0.519										4	0	0	0	0	2	1						
Robin Ventura, L (1, 5) OBP: 0.353, SLG: 0.469										3	0	1	0	1	0	1						
Todd Zeile, R (1, 3) OBP: 0.369, SLG: 0.499										4	0	0	0	0	1	2						
Jay Payton, R (1, 8) OBP: 0.337, SLG: 0.445										3	0	1	0	0	1	0						
Todd Pratt, R (1, 2) OBP: 0.344, SLG: 0.443										3	0	1	0	0	1	0						
Mike Bordick, R (1, 6) OBP: 0.347, SLG: 0.481										3	0	0	0	0	1	1						
Rick Reed, R (1, 1) OBP: 0.211, SLG: 0.176										2	0	0	0	0	1	1						
Lenny Harris, L (8, PH) OBP: 0.305, SLG: 0.382										1	0	0	0	0	0	0						
Pat Mahomes, R (8, 1) OBP: 0.214, SLG: 0.231										0	0	0	0	0	0	0						
Inning Stats	R: 1 E: 0 K: 1 S: 14	H: 2 LOB: 1 BB: 0 P: 20	R: 0 E: 0 K: 2 S: 8	H: 0 LOB: 0 BB: 0 P: 12	R: 0 E: 0 K: 1 S: 6	H: 0 LOB: 0 BB: 0 P: 7	R: 0 E: 0 K: 2 S: 7	H: 0 LOB: 0 BB: 0 P: 11	R: 0 E: 0 K: 1 S: 8	H: 2 LOB: 1 BB: 0 P: 10	R: 0 E: 0 K: 1 S: 11	H: 0 LOB: 1 BB: 1 P: 19	R: 0 E: 0 K: 0 S: 4	H: 0 LOB: 0 BB: 0 P: 7	R: 0 E: 0 K: 0 S: 7	H: 0 LOB: 0 BB: 0 P: 8	R: 0 E: 0 K: 2 S: 12	H: 0 LOB: 1 BB: 1 P: 19	1B: 3 2B: 0 3B: 0 HR: 1	SF: 0 SAC: 0 DP: 0 HBP: 0	WP: 0 PB: 0 SB: 0 CS: 1	PA: 32
PITCHER Chan Ho Park, R (1, 1) ERA: 3.81	IP: 9.0 WLS: W BF: 32 H: 4 R: 1 ER: 1 SO: 10 BB: 2 IBB: 0 HBP: 0 BLK: 0 WP: 0 HR: 1 S: 77 P: 113 ERA: 1.00 WHIP: 0.667															PITCHER						

Batter	1	2	3	4	5	6	7	8	9	AB	R	H	RBI	BB	SO	LOB	BOTTOM			
Tom Goodwin, L (1, 8) OBP: 0.372, SLG: 0.384										4	1	1	0	0	1	0	New York Mets @ Los Angeles Dodgers Dodger Stadium, Los Angeles, CA Sat Aug 19 2000, 1:05 PM PDT Att: 53,051 - Sunny - 86 F			
Mark Czudzielanek, R (1, 4) OBP: 0.360, SLG: 0.393										4	0	1	0	0	0	1				
Gary Sheffield, R (1, 7) OBP: 0.445, SLG: 0.679										3	2	3	3	1	0	0				
F.P. Santangelo, S (9, 7) OBP: 0.321, SLG: 0.248										0	0	0	0	0	0	0				
Shawn Green, L (1, 9) OBP: 0.378, SLG: 0.503										4	0	1	0	0	1	3				
Eric Karros, R (1, 3) OBP: 0.341, SLG: 0.505										4	1	2	1	0	2	3				
Adrian Beltré, R (1, 5) OBP: 0.335, SLG: 0.442										4	0	0	0	0	0	2				
Chad Kreuter, S (1, 2) OBP: 0.421, SLG: 0.423										4	0	1	0	0	2	2				
Alex Cora, L (1, 6) OBP: 0.324, SLG: 0.410										3	0	0	0	0	0	2				
Chan Ho Park, R (1, 1) OBP: 0.208, SLG: 0.283										3	0	0	0	0	0	1				
Inning Stats	R: 0 E: 0 K: 1 S: 13	H: 1 LOB: 2 BB: 1 P: 22	R: 0 E: 0 K: 0 S: 7	H: 1 LOB: 1 BB: 0 P: 8	R: 3 E: 0 K: 0 S: 23	H: 3 LOB: 0 BB: 0 P: 31	R: 0 E: 0 K: 0 S: 8	H: 0 LOB: 0 BB: 0 P: 11	R: 0 E: 0 K: 1 S: 13	H: 1 LOB: 1 BB: 0 P: 20	R: 0 E: 0 K: 1 S: 9	H: 1 LOB: 1 BB: 0 P: 11	R: 0 E: 0 K: 1 S: 7	H: 0 LOB: 0 BB: 0 P: 9	R: 1 E: 0 K: 2 S: 12	H: 2 LOB: 1 BB: 0 P: 17	1B: 5 2B: 1 3B: 0 HR: 3	SF: 0 SAC: 0 DP: 0 HBP: 0	WP: 0 PB: 0 SB: 0 CS: 0	PA: 34
PITCHER Rick Reed, R (1, 1) ERA: 4.42	IP: 7.0 WLS: L BF: 29 H: 7 R: 3 ER: 3 SO: 4 BB: 1 IBB: 0 HBP: 0 BLK: 0 WP: 0 HR: 2 S: 80 P: 112 ERA: 3.86 WHIP: 1.143															PITCHER				
Pat Mahomes, R (8, 1) ERA: 4.36	IP: 1.0 WLS: L BF: 5 H: 2 R: 1 ER: 1 SO: 2 BB: 0 IBB: 0 HBP: 0 BLK: 0 WP: 0 HR: 1 S: 12 P: 17 ERA: 9.00 WHIP: 2.000															PITCHER				

Batter	1	2	3	4	5	6	7	8	9	AB	R	H	RBI	BB	SO	LOB	TOP					
Lenny Harris, L OBP: 0.313, SLG: 0.402 John Franco, L (8, 1) Armando Benitez, R (9, 1)	L7	S		SH1-4 BB		HR		FC5 E		4	2	2	2	1	0	0						
Derek Bell, R OBP: 0.367, SLG: 0.455	HR			SH1-4		F5		E4		4	1	1	0	0	1	2						
Edgardo Alfonzo, R OBP: 0.428, SLG: 0.522	HR	G6-3		K		L8		K		5	1	1	2	0	2	4						
31 Mike Piazza, R OBP: 0.410, SLG: 0.655	L6		F8	F8		F8		G6-4-3		5	0	0	0	0	0	3						
Robin Ventura, L OBP: 0.351, SLG: 0.464	WP BB		K		G3-1		G3-1		F8	4	0	0	0	1	1	0						
Todd Zeile, R OBP: 0.369, SLG: 0.500	G4-3			2B		F7		G4-3		5	0	2	0	0	0	1						
Jay Payton, R OBP: 0.340, SLG: 0.447			G3-1 1B	BB				F9		3	1	1	0	2	1	1						
Mike Bordick, R OBP: 0.345, SLG: 0.478		G3-1	G1-3			F8			F8	5	1	1	0	0	0	5						
Bobby Jones, R Dennis Cook, L Bubba Trammell, R Turk Wendell, R Darryl Hamilton, L Joe McEwing, R	K 1B E			SH1-4 BB				E 1B		1	1	0	0	1	1	1						
Inning Stats	R: 2 E: 0 K: 0 S: 10	H: 2 LOB: 1 BB: 1 P: 19	R: 2 E: 0 K: 2 S: 11	H: 2 LOB: 1 BB: 0 P: 17	R: 0 E: 0 K: 1 S: 11	H: 1 LOB: 2 BB: 1 P: 22	R: 0 E: 0 K: 1 S: 9	H: 0 LOB: 2 BB: 2 P: 19	R: 0 E: 0 K: 0 S: 7	H: 0 LOB: 1 BB: 1 P: 13	R: 2 E: 0 K: 0 S: 5	H: 2 LOB: 0 BB: 0 P: 12	R: 0 E: 0 K: 0 S: 10	H: 0 LOB: 0 BB: 0 P: 13	R: 3 E: 2 K: 1 S: 9	H: 2 LOB: 1 BB: 0 P: 14	R: 0 E: 0 K: 1 S: 9	H: 1 LOB: 1 BB: 0 P: 13	1B: 4 2B: 3 3B: 0 HR: 3	SF: 0 SAC: 1 DP: 1 HBP: 0	WP: 1 PB: 1 SB: 2 CS: 0	PA: 44
PITCHER	IP	WLS	BF	H	R	ER	SO	BB	IBB	HBP	BLK	WP	HR	S	P	ERA	WHIP					
37 Darren Dreifort, R ERA: 4.51	5.0		28	7	6	5	4	5	0	0	0	1	3	50	95	9.00	2.400					
Antonio Osuna, R ERA: 3.51	1.0		3	0	0	0	0	0	0	0	0	0	0	3	7	0.00	0.000					
Terry Adams, R ERA: 3.47	2.0	L	9	2	3	0	1	0	0	0	0	0	0	19	27	0.00	1.000					
Gregg Olson, R ERA: 5.23	1.0		4	1	0	0	1	0	0	0	0	0	0	9	13	0.00	1.000					

New York Mets @ Los Angeles Dodgers
Dodger Stadium, Los Angeles, CA
Sun Aug 20 2000, 1:10 PM PDT
Att: 46,122 - Sunny - 82 F

AB	38
R	9
H	10
RBI	5
BB	5
SO	6
LOB	17



Batter	1	2	3	4	5	6	7	8	9	AB	R	H	RBI	BB	SO	LOB	BOTTOM					
Tom Goodwin, L OBP: 0.368, SLG: 0.380 22 Devon White, S OBP: 0.306, SLG: 0.353	K		B5-3		F8	K		F9		4	0	0	0	0	2	1						
Mark Czuzdzianek, R OBP: 0.339, SLG: 0.391	F2		G4-3			S 1B			F2	5	1	1	0	0	1	0						
Gary Sheffield, R OBP: 0.444, SLG: 0.675	F8		2B 1B		F7		E BB		K	4	2	1	0	1	1	1						
Shawn Green, L OBP: 0.380, SLG: 0.505		K		1B 2B		1B BB		E7 1B	K	4	0	2	1	1	2	0						
Eric Karros, R OBP: 0.344, SLG: 0.507		HR 1B		G5-3		1B				4	1	3	1	0	0	1						
Todd Hundley, S OBP: 0.406, SLG: 0.665		HR			HR					3	2	2	3	1	1	2						
Adrian Beltré, R OBP: 0.334, SLG: 0.440			F8			G1-3		F6		4	0	1	0	0	0	2						
Alex Cora, L OBP: 0.320, SLG: 0.404 Kevin Elster, R OBP: 0.339, SLG: 0.435	F2		F2		F7	G6-3		F9		3	0	0	0	0	0	1						
37 Darren Dreifort, R Antonio Osuna, R P.P. Santangelo, S Terry Adams, R Jim Lutz, R Gregg Olson, R	F9				F5			K		2	0	0	0	0	0	1						
Inning Stats	R: 0 E: 0 K: 1 S: 6	H: 0 LOB: 0 BB: 0 P: 10	R: 2 E: 0 K: 1 S: 15	H: 3 LOB: 1 BB: 0 P: 18	R: 1 E: 0 K: 0 S: 10	H: 2 LOB: 1 BB: 0 P: 16	R: 1 E: 0 K: 0 S: 9	H: 1 LOB: 0 BB: 0 P: 15	R: 1 E: 0 K: 1 S: 19	H: 2 LOB: 2 BB: 1 P: 29	R: 0 E: 0 K: 1 S: 11	H: 1 LOB: 1 BB: 0 P: 17	R: 1 E: 1 K: 1 S: 17	H: 2 LOB: 2 BB: 2 P: 27	R: 0 E: 0 K: 1 S: 8	H: 0 LOB: 0 BB: 0 P: 11	R: 0 E: 0 K: 2 S: 11	H: 0 LOB: 0 BB: 0 P: 14	1B: 8 2B: 1 3B: 0 HR: 2	SF: 0 SAC: 0 DP: 0 HBP: 0	WP: 0 PB: 0 SB: 3 CS: 0	PA: 40
PITCHER	IP	WLS	BF	H	R	ER	SO	BB	IBB	HBP	BLK	WP	HR	S	P	ERA	WHIP					
Bobby Jones, R ERA: 5.27	4.2		23	8	5	5	2	1	0	0	0	0	2	56	82	9.64	1.929					
Dennis Cook, L ERA: 6.13	0.1		1	0	0	0	1	0	0	0	0	0	0	3	6	0.00	0.000					
Turk Wendell, R ERA: 3.28	2.0	W	10	3	1	1	2	1	1	0	0	0	0	28	44	4.50	2.000					
John Franco, L ERA: 2.61	1.0	H	3	0	0	0	1	0	0	0	0	0	0	8	11	0.00	0.000					
Armando Benitez, R ERA: 2.51	1.0	S	3	0	0	0	2	0	0	0	0	0	0	11	14	0.00	0.000					

New York Mets @ Los Angeles Dodgers
Dodger Stadium, Los Angeles, CA
Sun Aug 20 2000, 1:10 PM PDT
Att: 46,122 - Sunny - 82 F

AB	37
R	6
H	11
RBI	5
BB	3
SO	8
LOB	9



Batter	1	2	3	4	5	6	7	8	9	AB	R	H	RBI	BB	SO	LOB	TOP			
Peter Bergeron, L OBP: 0.321, SLG: 0.331 (1, 7)										5	1	1	0	0	1	3	Montreal Expos @ Los Angeles Dodgers Dodger Stadium, Los Angeles, CA Tue Aug 22 2000, 7:10 PM PDT Att: 29,804 - Sunny - 73 F			
Milton Bradley, S OBP: 0.298, SLG: 0.319 (1, 8)										5	1	2	0	0	0	1				
Jose Vidro, S OBP: 0.360, SLG: 0.556 Mike Mordecai, R OBP: 0.338, SLG: 0.472 (1, 4) (7, 4)										3	1	0	0	1	1	3				
Lee Stevens, L OBP: 0.344, SLG: 0.498 Wilton Guerrero, S OBP: 0.323, SLG: 0.326 (1, 3) (7, 9)										4	1	2	1	0	1	1				
Geoff Blum, S OBP: 0.347, SLG: 0.471 (1, 5)										4	0	2	0	0	0	2				
Fernando Sesequiol, S OBP: 0.320, SLG: 0.588 (1, 9) (7, 3)										3	1	2	2	0	0	1				
Brian Schneider, L OBP: 0.327, SLG: 0.295 (1, 2)										3	1	0	0	1	0	3				
Orlando Cabrera, R OBP: 0.294, SLG: 0.395 (1, 6)										4	0	1	1	0	1	2				
Trey Moore, L OBP: 0.333, SLG: 0.200 Andy Tracy, S OBP: 0.341, SLG: 0.457 Julio Santana, R 51 Scott Forster, R Anthony Telford, R Steve Kline, S Terry Jones, S OBP: 0.316, SLG: 0.345 (1, 1) (6, PH) (6, 1) (6, 1) (6, 1) (8, 1) (9, PH)										2	0	0	0	0	1	1				
Inning Stats	R: 1 E: 0 K: 0 S: 14	H: 3 LOB: 1 BB: 0 P: 22	R: 0 E: 0 K: 1 S: 9	H: 1 LOB: 1 BB: 1 P: 14	R: 0 E: 0 K: 0 S: 10	H: 1 LOB: 0 BB: 0 P: 12	R: 0 E: 0 K: 0 S: 5	H: 0 LOB: 0 BB: 0 P: 5	R: 3 E: 0 K: 0 S: 21	H: 4 LOB: 2 BB: 1 P: 30	R: 0 E: 0 K: 2 S: 10	H: 0 LOB: 1 BB: 0 P: 12	R: 0 E: 0 K: 1 S: 8	H: 1 LOB: 1 BB: 0 P: 15	R: 1 E: 0 K: 1 S: 11	H: 2 LOB: 1 BB: 0 P: 16		1B: 9 2B: 3 3B: 0 HR: 1	SF: 1 SAC: 0 DP: 1 HBP: 0	WP: 0 PB: 0 SB: 0 CS: 1
PITCHER	IP WLS BF H R ER SO BB IBB HBP BLK WP HR S P ERA WHIP																			
Ismael Valdez, R ERA: 5.7 (1, 1)	5.2	26	9	5	5	1	2	0	0	0	0	0	0	0	1	62	95	7.94	1.941	
Terry Adams, R ERA: 3.41 (6, 1)	1.1	W	5	1	0	0	2	0	0	0	0	0	0	0	0	14	17	0.00	0.750	
Mike Fetters, R ERA: 2.95 (8, 1)	1.0		4	1	0	0	1	0	0	0	0	0	0	0	8	15	0.00	1.000		
Carlos Perez, L ERA: 5.39 (9, 1)	1.0		5	2	1	1	1	0	0	0	0	0	0	0	11	16	9.00	2.000		

Batter	1	2	3	4	5	6	7	8	9	AB	R	H	RBI	BB	SO	LOB	BOTTOM			
22 Devon White, S OBP: 0.309, SLG: 0.371 (1, 8)										4	2	1	1	1	0	2	Montreal Expos @ Los Angeles Dodgers Dodger Stadium, Los Angeles, CA Tue Aug 22 2000, 7:10 PM PDT Att: 29,804 - Sunny - 73 F			
F.P. Santangelo, S OBP: 0.322, SLG: 0.246 (1, 4)										4	1	0	0	1	1	2				
Shawn Green, L OBP: 0.381, SLG: 0.506 (1, 9)										5	2	3	1	0	0	0				
Eric Karros, R OBP: 0.344, SLG: 0.519 (1, 3)										5	2	2	4	0	0	1				
Jim Leyritz, R OBP: 0.347, SLG: 0.310 Tom Goodwin, L OBP: 0.368, SLG: 0.377 (1, 7) (6, PR) (7, 7)										2	1	2	1	1	0	0				
Adrian Beltré, R OBP: 0.337, SLG: 0.442 (1, 5)										4	2	2	1	0	0	1				
Todd Hundley, S OBP: 0.412, SLG: 0.678 (1, 2)										4	1	3	3	0	0	0				
Alex Cora, L OBP: 0.323, SLG: 0.403 (1, 6)										3	1	1	1	1	0	1				
Ismael Valdez, R OBP: 0.273, SLG: 0.476 Terry Adams, R (1, 1) (6, 1)										2	1	1	1	0	1	0				
Dave Hansen, L OBP: 0.410, SLG: 0.573 Mike Fetters, R (7, PH) (8, 1)										1	0	1	0	0	0	0				
Carlos Perez, L OBP: 0.351, SLG: 0.128 (9, 1)										0	0	0	0	0	0	0				
Inning Stats	R: 0 E: 0 K: 0 S: 10	H: 1 LOB: 0 BB: 0 P: 12	R: 1 E: 0 K: 0 S: 12	H: 1 LOB: 0 BB: 0 P: 21	R: 1 E: 0 K: 1 S: 6	H: 1 LOB: 0 BB: 0 P: 11	R: 2 E: 0 K: 0 S: 17	H: 5 LOB: 2 BB: 0 P: 22	R: 1 E: 0 K: 0 S: 7	H: 1 LOB: 0 BB: 0 P: 12	R: 9 E: 1 K: 0 S: 23	H: 5 LOB: 1 BB: 4 P: 51	R: 0 E: 0 K: 1 S: 15	H: 2 LOB: 2 BB: 0 P: 21	R: 0 E: 0 K: 1 S: 9	H: 0 LOB: 0 BB: 0 P: 14	1B: 9 2B: 1 3B: 0 HR: 6	SF: 0 SAC: 1 DP: 0 HBP: 0	WP: 0 PB: 0 SB: 0 CS: 1	PA: 42
PITCHER	IP WLS BF H R ER SO BB IBB HBP BLK WP HR S P ERA WHIP																			
Trey Moore, L ERA: 6.12 (1, 1)	5.0		9	5	5	1	0	0	0	0	0	0	0	0	3	52	78	9.00	1.800	
Julio Santana, R ERA: 5.17 (6, 1)	0.0	L	3	2	4	4	1	0	0	0	0	1	7	16						
51 Scott Forster, L ERA: 7.36 (6, 1)	0.1		6	2	2	2	0	3	0	0	0	0	1	11	28	54.00	15.000			
Anthony Telford, R ERA: 4.26 Steve Kline, L ERA: 2.67 (6, 1) (8, 1)	1.2		8	3	3	3	1	0	0	0	0	0	1	20	28	16.20	1.800			
Carlos Perez, L OBP: 0.351, SLG: 0.128 (9, 1)	1.0		3	0	0	0	1	0	0	0	0	0	0	9	14	0.00	0.000			

Batter	1	2	3	4	5	6	7	8	9	AB	R	H	RBI	BB	SO	LOB	TOP			
Peter Bergeron, L (1, 7) OBP: 0.321, SLG: 0.330	1-3 K			2-3 K			2-2 L3 1B	1-0 G4-3		4	0	1	0	0	2	2				
Milton Bradley, S (1, 8) OBP: 0.297, SLG: 0.306	0-0 G3-1			2-1 G4-3			1-1 L3 1-2	0-0 P6	0-0 P6	4	0	0	0	0	0	1				
Jose Vidro, S (1, 4) OBP: 0.389, SLG: 0.555	2-1 G4-3			3-2 G4-3			0-0 2B	1-0 F7	1-0 F7	4	1	1	0	0	0	0				
Lee Stevens, L (1, 3) OBP: 0.343, SLG: 0.498		0-1 G4-3			0-1 G2-3		0-0 2B	0-1 F9	0-1 F9	4	0	1	1	0	0	0				
Geoff Blum, S (1, 5) OBP: 0.343, SLG: 0.465		1-2 F7			0-1 G3-1		2-1 F9			3	0	0	0	0	0	1				
Fernando Seguignol, S (1, 9) OBP: 0.391, SLG: 0.573		3-2 P6			2-3 K			1-1 G3 1B HBP		2	0	0	0	0	1	0				
Orlando Cabrera, R (1, 6) OBP: 0.295, SLG: 0.394				2-2 G5-3			0-1 G6-3	2-1 G3 1B		3	0	1	0	0	0	0				
Brian Schneider, L (1, 2) OBP: 0.308, SLG: 0.277				1-2 F7			1-0 G4-3	0-2 F7		3	0	0	0	0	0	2				
Mike Thurman, R (1, 1) OBP: 0.200, SLG: 0.077				0-3 K			0-2 G6-3	3-1 G3		1	0	0	0	0	1	0				
Wilton Guerrero, S (6, PH) OBP: 0.322, SLG: 0.324										1	0	0	0	0	0	0				
Mike Johnson, L (6, PH) OBP: 0.211, SLG: 0.167										0	0	0	0	0	0	0				
Andy Tracy, L (8, PH) OBP: 0.339, SLG: 0.453										1	0	0	0	0	0	2				
51 Scott Forster, R (8, 1)										0	0	0	0	0	0	0				
Inning Stats	R: 0 E: 0 K: 1 S: 6	H: 0 LOB: 0 BB: 0 P: 9	R: 0 E: 0 K: 0 S: 10	H: 0 LOB: 0 BB: 0 P: 14	R: 0 E: 0 K: 1 S: 10	H: 0 LOB: 0 BB: 0 P: 13	R: 0 E: 0 K: 1 S: 10	H: 0 LOB: 0 BB: 0 P: 17	R: 0 E: 0 K: 0 S: 7	H: 0 LOB: 0 BB: 0 P: 9	R: 1 E: 0 K: 0 S: 10	H: 3 LOB: 1 BB: 0 P: 15	R: 0 E: 0 K: 0 S: 9	H: 1 LOB: 2 BB: 0 P: 16	R: 0 E: 0 K: 0 S: 4	H: 0 LOB: 0 BB: 0 P: 5	1B: 2 2B: 3 3B: 0 HR: 0	SF: 0 SAC: 0 DP: 1 HBP: 1	WP: 0 PB: 0 SB: 0 CS: 0	PA: 31
PITCHER	IP WLS BF H R ER SO BB IBB HBP BLK WP HR S P ERA WHIP																			
Kevin Brown, R (1, 1) ERA: 2.67	7.0 W 25 4 1 1 4 0 0 0 0 0 0 0 63 91 1.29 0.571																			
Mike Fetters, R (8, 1) ERA: 2.97	1.0 H 3 0 0 0 0 0 0 0 0 0 0 0 6 10 0.00 0.000																			
Jeff Shaw, R (9, 1) ERA: 5.02	1.0 3 0 0 0 0 0 0 0 0 0 0 0 4 5 0.00 0.000																			

Montreal Expos @ Los Angeles Dodgers
Dodger Stadium, Los Angeles, CA
 Wed Aug 23 2000, 7:05 PM PDT
 Att: 31,337 - Sunny - 76 F

AB	30
R	1
H	4
RBI	1
BB	0
SO	4
LOB	8



Batter	1	2	3	4	5	6	7	8	9	AB	R	H	RBI	BB	SO	LOB	BOTTOM			
Tom Goodwin, L (1, 7) OBP: 0.367, SLG: 0.374	0-0 F7			3-2 G4-3	0-0 E1 1B SF8		4-2 F8 FC3-2 BB			3	1	0	0	1	0	1				
Mark Czudzielanek, R (1, 4) OBP: 0.335, SLG: 0.389	3-3 K			2-2 1B	2-2 F8		3-2 F8	1-3 FC3-2 1B		4	1	1	0	0	1	3				
Shawn Green, L (1, 9) OBP: 0.381, SLG: 0.505	3-1 G4-3			4-0 1B BB	2-2 S 1B		2-2 FC3-2 1B	3-1 FC3-2 1B		3	1	1	1	1	0	1				
Eric Karros, R (1, 3) OBP: 0.343, SLG: 0.517		1-3 K		0-0 F7	0-0 SF8		0-0 1B	1-2 1B		3	0	1	1	0	1	2				
Todd Hundley, S (1, 2) OBP: 0.410, SLG: 0.670		1-2 G6-3		2-1 22 BB 1B	1-0 G4-3		1-1 G3-1			4	1	1	1	0	0	3				
22 Devon White, S (1, 8) OBP: 0.314, SLG: 0.378		0-0 G4-3		4-0 1B BB			1-0 2B	1-3 K		3	0	1	0	1	1	0				
Adrián Beltré, R (1, 5) OBP: 0.339, SLG: 0.441				0-1 P4	2-1 1B		3-3 K	4-2 FC1-6 BB		3	0	1	2	1	1	1				
Alex Cora, L (1, 6) OBP: 0.318, SLG: 0.396				0-3 K	0-0 G6-3		0-0 F9	0-0 FC1-6		4	0	0	0	0	1	4				
Kevin Brown, R (1, 1) OBP: 0.127, SLG: 0.094				3-2 F7			1-3 K	0-0 G6-3		2	1	0	0	0	1	1				
Mike Fetters, R (8, 1) OBP: 0.343, SLG: 0.307					1-0 F8 E 1B HBP		1-3 K			0	0	0	0	0	0	0				
Jeff Shaw, R (9, 1) ERA: 6.98										0	0	0	0	0	0	0				
Inning Stats	R: 0 E: 0 K: 1 S: 8	H: 0 LOB: 0 BB: 0 P: 14	R: 0 E: 0 K: 1 S: 8	H: 0 LOB: 0 BB: 0 P: 10	R: 0 E: 0 K: 1 S: 8	H: 0 LOB: 0 BB: 0 P: 11	R: 3 E: 0 K: 0 S: 13	H: 3 LOB: 2 BB: 2 P: 30	R: 2 E: 1 K: 0 S: 12	H: 1 LOB: 1 BB: 0 P: 21	R: 0 E: 0 K: 2 S: 9	H: 1 LOB: 1 BB: 0 P: 14	R: 0 E: 0 K: 0 S: 14	H: 1 LOB: 2 BB: 1 P: 24	R: 0 E: 0 K: 1 S: 7	H: 0 LOB: 1 BB: 1 P: 12	1B: 4 2B: 2 3B: 0 HR: 0	SF: 1 SAC: 0 DP: 0 HBP: 1	WP: 0 PB: 0 SB: 0 CS: 0	PA: 36
PITCHER	IP WLS BF H R ER SO BB IBB HBP BLK WP HR S P ERA WHIP																			
Mike Thurman, R (1, 1) ERA: 5.4	5.0 L 23 4 5 3 3 2 0 0 0 0 0 0 49 86 5.40 1.200																			
Mike Johnson, R (6, 1) ERA: 6.44	2.0 9 2 0 0 2 1 0 0 0 0 0 0 23 38 0.00 1.500																			
51 Scott Forster, L (8, 1) ERA: 6.98	1.0 4 0 0 0 1 1 0 0 0 0 0 0 7 12 0.00 1.000																			

Montreal Expos @ Los Angeles Dodgers
Dodger Stadium, Los Angeles, CA
 Wed Aug 23 2000, 7:05 PM PDT
 Att: 31,337 - Sunny - 76 F

AB	30
R	5
H	6
RBI	5
BB	4
SO	6
LOB	17



Batter	1	2	3	4	5	6	7	8	9	AB	R	H	RBI	BB	SO	LOB	TOP				
Peter Bergeron, L (1, 7) OBP: 0.318, SLG: 0.327										4	0	0	0	0	2	4	Montreal Expos @ Los Angeles Dodgers Dodger Stadium, Los Angeles, CA Thu Aug 24 2000, 1:10 PM PDT Att: 28,896 - Sunny - 80 F				
Milton Bradley, S (1, 8) OBP: 0.285, SLG: 0.297										3	0	0	0	0	1	0					
Jose Vidro, S (1, 4) Mike Mordecai, R (6, 4) OBP: 0.335, SLG: 0.469										3	0	0	0	0	1	0					
Lee Stevens, L (1, 3) Andy Tracy, L (7, 3) OBP: 0.341, SLG: 0.494 OBP: 0.336, SLG: 0.449										3	0	0	0	0	1	0					
Geoff Blum, S (1, 5) OBP: 0.345, SLG: 0.470										4	0	2	0	0	2	0					
Wilton Guerrero, S (1, 9) OBP: 0.325, SLG: 0.330										3	0	1	0	1	1	1					
Orlando Cabrera, R (1, 6) OBP: 0.292, SLG: 0.390										3	0	0	0	0	0	3					
Michael Barrett, R (1, 2) OBP: 0.266, SLG: 0.273										3	0	1	0	0	1	1					
Javier Vazquez, R (1, 1) OBP: 0.235, SLG: 0.245										1	0	1	0	0	0	0					
Fernando Seguinol, S (5, PH) Julio Santana, R (5, 1) Terry Jones, S (8, PH) Steve Kline, S (8, 1) OBP: 0.336, SLG: 0.559 OBP: 0.317, SLG: 0.342										0	0	0	0	0	0	0					
Inning Stats	R: 0 E: 0 K: 2 S: 8	H: 0 LOB: 0 BB: 0 P: 11	R: 0 E: 0 K: 0 S: 10	H: 1 LOB: 0 BB: 0 P: 15	R: 0 E: 0 K: 0 S: 11	H: 1 LOB: 1 BB: 0 P: 15	R: 0 E: 0 K: 0 S: 7	H: 0 LOB: 0 BB: 0 P: 12	R: 0 E: 0 K: 1 S: 7	H: 2 LOB: 3 BB: 1 P: 28	R: 0 E: 0 K: 2 S: 11	H: 1 LOB: 1 BB: 0 P: 17	R: 0 E: 0 K: 1 S: 7	H: 0 LOB: 1 BB: 0 P: 11	R: 0 E: 0 K: 3 S: 10	H: 0 LOB: 0 BB: 0 P: 14	1B: 3 2B: 2 3B: 0 HR: 0	SF: 0 SAC: 0 DP: 0 HBP: 1	WP: 0 PB: 0 SB: 0 CS: 1	PA: 33	
PITCHER	IP	WLS	BF	H	R	ER	SO	BB	IBB	HBP	BLK	WP	HR	S	P	ERA	WHIP				
Chan Ho Park, R (1, 1) ERA: 3.66	7.0	W	26	5	0	0	7	1	0	0	0	0	0	71	110	0.00	0.857				
Gregg Olson, R (8, 1) ERA: 4.35	2.0		7	0	0	0	4	0	0	1	0	0	0	17	25	0.00	0.000				

AB	31
R	0
H	5
RBI	0
BB	1
SO	11
LOB	13



Batter	1	2	3	4	5	6	7	8	9	AB	R	H	RBI	BB	SO	LOB	BOTTOM				
Tom Goodwin, L (1, 7) OBP: 0.363, SLG: 0.369										5	0	0	0	0	1	3	Montreal Expos @ Los Angeles Dodgers Dodger Stadium, Los Angeles, CA Thu Aug 24 2000, 1:10 PM PDT Att: 28,896 - Sunny - 80 F				
Mark Czudzielanek, R (1, 4) Jeff Branson, L (8, 4)										4	0	0	0	0	2	2					
Shawn Green, L (1, 9) OBP: 0.381, SLG: 0.509										4	1	1	1	0	1	0					
Eric Karros, R (1, 3) Gregg Olson, R (8, 1) OBP: 0.345, SLG: 0.516										3	2	1	0	1	2	0					
22 Devon White, S (1, 8) OBP: 0.318, SLG: 0.388										4	2	2	0	0	0	0					
Adrian Beltré, R (1, 5) OBP: 0.342, SLG: 0.444										4	1	3	2	0	1	1					
Chad Kreuter, S (1, 2) OBP: 0.422, SLG: 0.421										3	0	1	1	1	1	2					
Alex Cora, L (1, 6) OBP: 0.317, SLG: 0.393										4	0	1	0	0	1	4					
Chan Ho Park, R (1, 1) Jim Leyritz, R (8, 3) OBP: 0.232, SLG: 0.357 OBP: 0.340, SLG: 0.303										3	1	2	2	0	1	2					
Inning Stats	R: 0 E: 0 K: 0 S: 9	H: 0 LOB: 0 BB: 0 P: 12	R: 0 E: 1 K: 3 S: 14	H: 0 LOB: 1 BB: 0 P: 19	R: 1 E: 0 K: 2 S: 8	H: 1 LOB: 0 BB: 0 P: 12	R: 4 E: 1 K: 1 S: 21	H: 5 LOB: 2 BB: 1 P: 30	R: 2 E: 0 K: 2 S: 10	H: 3 LOB: 2 BB: 1 P: 20	R: 0 E: 0 K: 1 S: 10	H: 1 LOB: 1 BB: 0 P: 14	R: 0 E: 0 K: 0 S: 11	H: 1 LOB: 0 BB: 0 P: 13	R: 0 E: 0 K: 0 S: 11	H: 1 LOB: 0 BB: 0 P: 13		1B: 8 2B: 1 3B: 0 HR: 2	SF: 0 SAC: 0 DP: 1 HBP: 0	WP: 0 PB: 0 SB: 0 CS: 0	PA: 37
PITCHER	IP	WLS	BF	H	R	ER	SO	BB	IBB	HBP	BLK	WP	HR	S	P	ERA	WHIP				
Javier Vazquez, R (1, 1) ERA: 4.18			20	6	5	5	6	1	0	0	0	0	0	31	48	6.00	1.667				
Julio Santana, R (5, 1) ERA: 5.23	3.0		14	4	2	2	4	1	0	0	0	0	0	11	13	0.00	1.000				
Steve Kline, L (8, 1) ERA: 2.64	1.0		3	1	0	0	0	0	0	0	0	0	0	11	13	0.00	1.000				



Batter	1	2	3	4	5	6	7	8	9	AB	R	H	RBI	BB	SO	LOB	TOP										
Tom Goodwin, L (1, 7) OBP: 0.365, SLG: 0.373	B5-3		1-2 1B		G5-4-3		4-2 BB		B5 2B	4	0	2	0	1	0	1	Los Angeles Dodgers @ Chicago Cubs Wrigley Field, Chicago, IL Fri Aug 25 2000, 1:05 PM CDT Sunny - 76 F										
Alex Cora, L (1, 6) OBP: 0.311, SLG: 0.386	F9		F7		K		L4		B5	5	0	0	0	0	1	6											
Shawn Green, L (1, 9) OBP: 0.377, SLG: 0.504	K		F7			P6		G4-3	G5-3	5	0	0	0	0	1	3											
Eric Karros, R (1, 3) OBP: 0.345, SLG: 0.515 Antonio Osuna, R (6, 1)		2-3 K		3-2 22 G3-6 1B		F8		22 FC1-6 BB	K	3	1	1	0	0	1	0											
Jim Leyritz, R (8, PH) OBP: 0.343, SLG: 0.308										0	0	0	0	0	0	0											
Todd Hundley, S (1, 2) OBP: 0.411, SLG: 0.665	L7									2	1	1	0	0	1	1											
22 Devon White, S (1, 8) OBP: 0.311, SLG: 0.377	F7									3	0	1	0	1	0	0											
Adrián Beltré, R (1, 5) OBP: 0.348, SLG: 0.460										3	0	1	0	1	0	0											
Jeff Branson, L (1, 4) OBP: 0.500, SLG: 0.500										4	1	0	0	0	0	4											
37 Darren Dreifort, R (1, 1) OBP: 0.200, SLG: 0.407 Dave Hansen, L (6, 3) Mike Fetters, R (8, 1) Jeff Shaw, R (9, 1)										4	2	4	4	0	0	0											
										4	0	2	0	0	1	2											
										2	0	2	1	0	0	0											
										2	0	0	0	0	1	3											
										0	0	0	0	0	0	0											
										0	0	0	0	0	0	0											
Inning Stats	R: 0 E: 0 K: 1 S: 8	H: 0 LOB: 0 BB: 0 P: 10	R: 0 E: 0 K: 1 S: 9	H: 0 LOB: 0 BB: 0 P: 12	R: 1 E: 0 K: 0 S: 13	H: 3 LOB: 2 BB: 0 P: 16	R: 1 E: 0 K: 1 S: 13	H: 3 LOB: 1 BB: 0 P: 16	R: 0 E: 0 K: 0 S: 5	H: 0 LOB: 0 BB: 0 P: 6	R: 0 E: 0 K: 1 S: 14	H: 2 LOB: 3 BB: 1 P: 22	R: 3 E: 0 K: 0 S: 16	H: 3 LOB: 1 BB: 1 P: 26	R: 0 E: 0 K: 1 S: 10	H: 1 LOB: 1 BB: 0 P: 14	1B: 10 2B: 2 3B: 0 HR: 1	SF: 0 SAC: 0 DP: 2 HBP: 0	WP: 0 PB: 0 SB: 0 CS: 0	PA: 40							
PITCHER	IP	WLS	BF	H	R	ER	SO	BB	IBB	HBP	BLK	WP	HR	S	P	ERA	WHIP										
Jon Lieber, R (1, 1) ERA: 4.24	7.1	L	32	10	4	4	5	2	0	0	0	0	0	78	108	4.91	1.636										
Todd Van Poppel, R (8, 1) ERA: 3.15	0.2		4	2	1	1	0	0	0	0	0	0	1	8	10	13.50	3.000										
Felix Heredia, L (9, 1) ERA: 4.39	1.0		4	1	0	0	1	0	0	0	0	0	0	10	14	0.00	1.000										

AB	38
R	5
H	13
RBI	5
BB	2
SO	6
LOB	20



Batter	1	2	3	4	5	6	7	8	9	AB	R	H	RBI	BB	SO	LOB	BOTTOM										
Eric Young Sr., R (1, 4) OBP: 0.366, SLG: 0.398			G6-3 S		4-1 S	2-3 K			F7	4	1	2	0	1	1	1	Los Angeles Dodgers @ Chicago Cubs Wrigley Field, Chicago, IL Fri Aug 25 2000, 1:05 PM CDT Sunny - 76 F										
Mark Grace, L (1, 3) OBP: 0.387, SLG: 0.449	4-0 BB		G6-3		2-2 1B	L4		F8	4	1	1	1	1	0	2												
Sammy Sosa, R (1, 9) OBP: 0.403, SLG: 0.642	K		4-1 BB		3-0 FC3-6 2H	BB		1B	1B	4	1	3	1	1	1	2											
Rondell White, R (1, 7) OBP: 0.373, SLG: 0.496	K		G4-3		4-2 FC3-6	BB		1B	1B	4	0	1	0	1	2	5											
Willie Greene, L (1, 5) OBP: 0.309, SLG: 0.377 Jeff Huson, L (9, PR) OBP: 0.327, SLG: 0.330	G4-3				1-1 F7	2B		FC3-6 S	F7	5	0	2	1	0	0	5											
Ricky Gutierrez, R (1, 6) OBP: 0.378, SLG: 0.403			G6-3		2-0 F7	HBP		1-3 2H	1B	0	0	0	0	0	0	0											
Gary Matthews, S (1, 8) OBP: 0.271, SLG: 0.284			K		1-0 F7			G3	4	0	0	0	0	2	4												
Jeff Reed, L (1, 2) OBP: 0.343, SLG: 0.341			G4-3		0-3 K			F8	4	0	0	0	0	1	2												
Jon Lieber, L (1, 1) OBP: 0.212, SLG: 0.250 Todd Van Poppel, R (8, 1)					3-3 K			F9	3	0	1	0	0	2	2												
Brant Brown, L (8, PH) OBP: 0.231, SLG: 0.313 Felix Heredia, L (9, 1)			K		K			F8	0	0	0	0	0	0	0												
										1	0	0	0	0	0	0											
										0	0	0	0	0	0	0											
Inning Stats	R: 0 E: 0 K: 2 S: 8	H: 1 LOB: 2 BB: 1 P: 18	R: 0 E: 0 K: 1 S: 6	H: 0 LOB: 0 BB: 0 P: 10	R: 0 E: 0 K: 1 S: 12	H: 1 LOB: 2 BB: 1 P: 22	R: 0 E: 0 K: 2 S: 11	H: 1 LOB: 2 BB: 0 P: 18	R: 2 E: 0 K: 0 S: 15	H: 2 LOB: 2 BB: 2 P: 31	R: 0 E: 0 K: 1 S: 8	H: 1 LOB: 1 BB: 0 P: 11	R: 0 E: 0 K: 0 S: 15	H: 0 LOB: 0 BB: 0 P: 9	R: 1 E: 0 K: 0 S: 15	H: 3 LOB: 2 BB: 0 P: 22	1B: 7 2B: 3 3B: 0 HR: 0	SF: 0 SAC: 0 DP: 0 HBP: 1	WP: 0 PB: 0 SB: 3 CS: 0	PA: 42							
PITCHER	IP	WLS	BF	H	R	ER	SO	BB	IBB	HBP	BLK	WP	HR	S	P	ERA	WHIP										
37 Darren Dreifort, R (1, 1) ERA: 4.48	5.0		25	5	2	2	8	4	0	0	0	0	0	23	32	0.00	1.000										
Antonio Osuna, R (6, 1) ERA: 3.55	2.0	W	8	2	0	0	2	0	0	0	0	0	0	5	9	0.00	0.000										
Mike Fetters, R (8, 1) ERA: 2.79	1.0	H	3	0	0	0	0	0	0	0	0	0	0	15	22	9.00	3.000										
Jeff Shaw, R (9, 1) ERA: 5.11	1.0	S	6	3	1	1	0	0	0	0	0	0	0	15	22	9.00	3.000										



Batter	1	2	3	4	5	6	7	8	9	AB	R	H	RBI	BB	SO	LOB	TOP								
22 Devon White, S OBP: 0.313, SLG: 0.391 Jeff Shaw, R	1-1 F8 1B		2-2 F9		2-2 1B 3B		1-0 E5 FC4-6		3-2 G6-3	5	1	2	1	0	0	0									
Mark Grudzielanek, R OBP: 0.331, SLG: 0.392	3-2 F3		1-3 K		4-1 1B BB		0-0 FC4-6 1-2		1-0 G5-3	4	0	0	0	1	1	2									
Shawn Green, L OBP: 0.376, SLG: 0.502	0-0 F8		2-2 G1-3		1-2 1-3 3-H 1B			2-3 K		4	0	1	1	0	1	1									
Eric Karros, R OBP: 0.342, SLG: 0.511	0-0 G6-3			0-0 G5-3		0-2 F8		2-3 K		4	0	0	0	0	1	3									
Jim Leyritz, R OBP: 0.339, SLG: 0.298 Tom Goodwin, L OBP: 0.365, SLG: 0.373	1-1 F3			1-0 F9		3-3 K		4-2 2B BB		3	0	0	0	1	1	0									
Adrián Beltré, R OBP: 0.350, SLG: 0.461	4-2 1B BB			3-2 G6-3		0-2 G6-3		0-1 1-H 2B		3	0	1	1	1	0	0									
Chad Kreuter, S OBP: 0.423, SLG: 0.420	2-0 1B			2-1 G6-3		0-1 G6-3		4-1 BB		3	0	1	0	1	0	0									
Alex Cora, L OBP: 0.310, SLG: 0.381	1-2 F7			2-2 SH1-4 2B HBP		0-1 G5-3		0-2 G4-3		3	1	0	0	0	0	4									
Carlos Perez, L OBP: 0.049, SLG: 0.122 Terry Adams, R	1-3 K			0-0 SH1-4		1-2 G3-1		2-2 F7		2	0	0	0	0	1	2									
Dave Hansen, L OBP: 0.400, SLG: 0.556				1-2						1	0	0	0	0	0	0									
Inning Stats	R: 0 E: 0 K: 0 S: 9	H: 1 LOB: 1 BB: 0 P: 13	R: 0 E: 0 K: 1 S: 11	H: 1 LOB: 2 BB: 1 P: 20	R: 0 E: 0 K: 1 S: 10	H: 0 LOB: 0 BB: 0 P: 15	R: 0 E: 0 K: 0 S: 5	H: 0 LOB: 0 BB: 0 P: 9	R: 2 E: 0 K: 1 S: 16	H: 2 LOB: 2 BB: 1 P: 27	R: 0 E: 0 K: 1 S: 8	H: 0 LOB: 0 BB: 0 P: 11	R: 0 E: 1 K: 0 S: 7	H: 0 LOB: 1 BB: 0 P: 9	R: 1 E: 0 K: 2 S: 16	H: 1 LOB: 2 BB: 2 P: 28	R: 0 E: 0 K: 0 S: 7	H: 0 LOB: 0 BB: 0 P: 13	1B: 3 2B: 1 3B: 1 HR: 0	SF: 0 SAC: 1 DP: 0 HBP: 1	WP: 0 PB: 0 SB: 1 CS: 0	PA: 38			
PITCHER	IP	WLS	BF	H	R	ER	SO	BB	IBB	HBP	BLK	WP	HR	S	P	ERA	WHIP								
76 Daniel Garibay, L ERA: 4.48	7.0	L	29	4	2	2	3	2	0	1	0	0	0	66	104	2.57	0.857								
Steve Rain, R ERA: 4.04	1.0		6	1	1	1	2	2	0	0	0	0	0	16	28	9.00	3.000								
Tim Worrell, R ERA: 3.29	1.0		3	0	0	0	0	0	0	0	0	0	0	7	13	0.00	0.000								

Los Angeles Dodgers @ Chicago Cubs
Wrigley Field, Chicago, IL
Fri Aug 25 2000, 4:30 PM CDT
Att: 38,854 - Sunny - 82 F

AB 32
R 3
H 5
RBI 3
BB 4
SO 5
LOB 12



Batter	1	2	3	4	5	6	7	8	9	AB	R	H	RBI	BB	SO	LOB	BOTTOM								
Eric Young Sr., R OBP: 0.363, SLG: 0.395	1-2 F8		1-0 G3		0-0 G4-3		2-1 P3			4	0	0	0	0	0	4									
Mark Grace, L OBP: 0.390, SLG: 0.453	4-0 1B BB		2-1 1B 2B		0-0 G6-4-3 1B		3-2 G4-3			3	0	2	0	1	0	0									
Sammy Sosa, R OBP: 0.402, SLG: 0.638	1-3 K		0-2 G5-4-3 1B		3-2 G6-4-3 1-2			3-3 K		4	0	1	0	0	2	2									
Rondell White, R OBP: 0.372, SLG: 0.493	2-2 1B		1-1 F3		1-2 F9			0-0 G6-3		4	0	1	0	0	0	2									
Shane Andrews, R OBP: 0.312, SLG: 0.475	0-2 P5		2-0 G5-4-3 1-2			0-0 F3		1-3 K		4	0	0	0	0	1	4									
Ricky Gutierrez, R OBP: 0.382, SLG: 0.405		0-0 76 FC5 1B		0-0 76 S 1B		1-1 G5-3		4-2 G1-6-3 BB		3	0	2	0	1	0	0									
Damon Buford, R OBP: 0.333, SLG: 0.418		1-1 76 FC5 1B		0-2 76 S 1B		0-2 G5-3		1-2 G1-6-3 1-2		4	0	2	0	0	0	1									
Joe Girardi, R OBP: 0.366, SLG: 0.413		0-0 F8		0-1 F5			2-1 F2		1-0 L6	4	0	0	0	0	0	4									
76 Daniel Garibay, L OBP: 0.091, SLG: 0.091 Gary Matthews, S OBP: 0.278, SLG: 0.326 Steve Rain, R		0-0 FC5		2-3 K			0-0 HR			2	0	0	0	0	1	4									
Tim Worrell, R		1-2 2-3		1-2 2-3						0	0	0	0	0	0	0									
Inning Stats	R: 0 E: 0 K: 1 S: 12	H: 1 LOB: 2 BB: 1 P: 20	R: 0 E: 0 K: 0 S: 6	H: 2 LOB: 0 BB: 0 P: 8	R: 0 E: 0 K: 1 S: 8	H: 2 LOB: 1 BB: 0 P: 13	R: 0 E: 0 K: 1 S: 10	H: 2 LOB: 2 BB: 0 P: 12	R: 0 E: 0 K: 0 S: 6	H: 0 LOB: 0 BB: 0 P: 7	R: 1 E: 0 K: 0 S: 10	H: 1 LOB: 0 BB: 0 P: 17	R: 0 E: 0 K: 2 S: 7	H: 0 LOB: 0 BB: 0 P: 11	R: 0 E: 0 K: 0 S: 7	H: 0 LOB: 0 BB: 1 P: 13	1B: 7 2B: 1 3B: 0 HR: 1	SF: 0 SAC: 0 DP: 3 HBP: 0	WP: 0 PB: 0 SB: 2 CS: 0	PA: 35					
PITCHER	IP	WLS	BF	H	R	ER	SO	BB	IBB	HBP	BLK	WP	HR	S	P	ERA	WHIP								
Carlos Perez, L ERA: 5.2	6.1	W	27	9	1	1	2	1	0	0	0	0	0	55	79	1.42	1.579								
Terry Adams, R ERA: 3.33	1.2	H	5	0	0	0	2	0	0	0	0	0	0	14	23	0.00	0.000								
Jeff Shaw, R ERA: 5.0	1.0	S	3	0	0	0	0	1	0	0	0	0	0	7	13	0.00	1.000								

Los Angeles Dodgers @ Chicago Cubs
Wrigley Field, Chicago, IL
Fri Aug 25 2000, 4:30 PM CDT
Att: 38,854 - Sunny - 82 F

AB 33
R 1
H 9
RBI 1
BB 2
SO 4
LOB 21



Batter	1	2	3	4	5	6	7	8	9	AB	R	H	RBI	BB	SO	LOB	TOP								
Tom Goodwin, L (1.8) OBP: 0.363, SLG: 0.371	G1-3		FC4-6 2B				G6-3		K	5	1	1	0	0	1	2	Los Angeles Dodgers @ Chicago Cubs Wrigley Field, Chicago, IL Sat Aug 26 2000, 12:15 PM CDT Att: 38,710 - Cloudy - 80 F								
Mark Grudzielanek, R (1.4) OBP: 0.332, SLG: 0.385	F9					CS	L4		FC6-4	5	1	2	1	0	0	1									
Shawn Green, L (1.9) OBP: 0.377, SLG: 0.501	P5		F9							3	1	1	0	1	0	1									
Eric Karros, R (1.3)		E8								4	0	1	0	0	1	3									
Todd Hundley, S (1.2) OBP: 0.405, SLG: 0.653	G4-6-3									4	0	0	0	0	2	4									
Adrián Beltré, R (1.5) OBP: 0.351, SLG: 0.460										3	1	1	0	1	0	1									
Bruce Aven, R (1.7) OBP: 0.274, SLG: 0.417										3	0	0	1	1	1	2									
Alex Cora, L (1.6) OBP: 0.313, SLG: 0.383										4	0	2	2	0	0	0									
Matt Herges, L (1.1) OBP: 0.100, SLG: 0.100										2	0	1	0	0	1	0									
Dave Hansen, L (6, PH) OBP: 0.397, SLG: 0.550										1	0	0	0	0	0	2									
Gregg Olson, R (6.1)										0	0	0	0	0	0	0									
Antonio Osuna, R (7.1)										0	0	0	0	0	0	0									
Jim Leyritz, R (9, PH) OBP: 0.336, SLG: 0.295										1	0	0	0	0	0	1									
Inning Stats	R: 0 E: 0 K: 0 S: 9	H: 0 LOB: 0 BB: 0 P: 12	R: 0 E: 1 K: 0 S: 7	H: 1 LOB: 1 BB: 0 P: 10	R: 1 E: 0 K: 0 S: 9	H: 2 LOB: 1 BB: 0 P: 12	R: 0 E: 0 K: 2 S: 15	H: 1 LOB: 1 BB: 0 P: 22	R: 0 E: 0 K: 1 S: 11	H: 1 LOB: 0 BB: 0 P: 17	R: 3 E: 0 K: 2 S: 21	H: 3 LOB: 2 BB: 2 P: 39	R: 0 E: 0 K: 0 S: 9	H: 0 LOB: 1 BB: 1 P: 14	R: 0 E: 0 K: 0 S: 9	H: 0 LOB: 0 BB: 0 P: 14	R: 0 E: 0 K: 1 S: 10	H: 1 LOB: 1 BB: 0 P: 13	1B: 8 2B: 1 3B: 0 HR: 0	SF: 0 SAC: 0 DP: 1 HBP: 0	WP: 0 PB: 0 SB: 2 CS: 1	PA: 39			
PITCHER	IP	WLS	BF	H	R	ER	SO	BB	IBB	HBP	BLK	WP	HR	S	P	ERA	WHIP								
Kevin Tapani, R (1.1) ERA: 4.58	6.0		27	8	4	4	5	1	1	0	0	0	0	72	112	6.00	1.500								
Tim Worrell, R (7.1) ERA: 3.17	2.0	W	7	0	0	0	0	1	0	0	0	0	0	18	28	0.00	0.500								
Rick Aguilera, R (9.1) ERA: 4.95	1.0	S	4	1	0	0	1	0	0	0	0	0	0	10	13	0.00	1.000								

AB	35
R	4
H	9
RBI	4
BB	3
SO	6
LOB	17



Batter	1	2	3	4	5	6	7	8	9	AB	R	H	RBI	BB	SO	LOB	BOTTOM								
Eric Young Sr., R (1.4) OBP: 0.362, SLG: 0.395	G6-3									3	1	1	3	0	0	0	Los Angeles Dodgers @ Chicago Cubs Wrigley Field, Chicago, IL Sat Aug 26 2000, 12:15 PM CDT Att: 38,710 - Cloudy - 80 F								
Mark Grace, L (1.3) OBP: 0.389, SLG: 0.451	G4-3									4	0	1	0	0	0	1									
Sammy Sosa, R (1.9) OBP: 0.403, SLG: 0.639	G6-3									3	1	1	0	1	1	1									
Rondell White, R (1.7) OBP: 0.374, SLG: 0.493										2	0	1	2	0	0	0									
Tim Worrell, R (7.1)										0	0	0	0	0	0	0									
Brant Brown, L (8, PH) OBP: 0.230, SLG: 0.311										1	0	0	0	0	1	0									
Rick Aguilera, R (9.1)										0	0	0	0	0	0	0									
Damon Buford, R (1.8) OBP: 0.330, SLG: 0.414										4	0	0	0	0	1	4									
Willie Greene, L (1.5) OBP: 0.304, SLG: 0.371										4	0	0	0	0	1	1									
Ricky Gutierrez, R (1.6) OBP: 0.384, SLG: 0.416										3	2	2	1	0	0	0									
Jeff Reed, L (1.2) OBP: 0.348, SLG: 0.343										2	2	1	0	1	1	0									
Kevin Tapani, R (1.1) OBP: 0.196, SLG: 0.259										1	0	0	0	0	0	0									
Gary Matthews, S (7.7) OBP: 0.286, SLG: 0.333										1	0	1	0	0	0	0									
Inning Stats	R: 0 E: 0 K: 0 S: 10	H: 0 LOB: 0 BB: 0 P: 17	R: 0 E: 0 K: 0 S: 9	H: 0 LOB: 0 BB: 0 P: 14	R: 3 E: 0 K: 0 S: 15	H: 4 LOB: 2 BB: 1 P: 28	R: 0 E: 0 K: 1 S: 9	H: 0 LOB: 0 BB: 0 P: 11	R: 0 E: 0 K: 0 S: 6	H: 0 LOB: 0 BB: 0 P: 9	R: 1 E: 0 K: 1 S: 10	H: 2 LOB: 0 BB: 0 P: 19	R: 2 E: 1 K: 1 S: 13	H: 2 LOB: 1 BB: 1 P: 24	R: 0 E: 0 K: 2 S: 7	H: 0 LOB: 0 BB: 0 P: 9	1B: 6 2B: 1 3B: 0 HR: 1	SF: 1 SAC: 1 DP: 1 HBP: 1	WP: 0 PB: 0 SB: 0 CS: 1	PA: 33					
PITCHER	IP	WLS	BF	H	R	ER	SO	BB	IBB	HBP	BLK	WP	HR	S	P	ERA	WHIP								
Matt Herges, R (1.1) ERA: 3.66	5.0		20	4	3	3	1	1	0	1	0	0	0	49	79	5.40	1.000								
Gregg Olson, R (6.1) ERA: 5.27	1.1	L	8	4	3	2	1	1	0	0	0	0	1	19	36	13.50	3.750								
Antonio Osuna, R (7.1) ERA: 3.45	1.2		5	0	0	0	3	0	0	0	0	0	0	11	16	0.00	0.000								

AB	28
R	6
H	8
RBI	6
BB	2
SO	5
LOB	7



Batter	1	2	3	4	5	6	7	8	9	AB	R	H	RBI	BB	SO	LOB	TOP
Tom Goodwin, L (1, 8) OBP: 0.361, SLG: 0.368	1-2 1B 1B	1-1 F7		2-2 G4-3			2-2 G1-3		1-2 FC4-6 1B	5	1	2	0	0	0	0	Los Angeles Dodgers @ Milwaukee Brewers Milwaukee County Stadium, Milwaukee, WI Mon Aug 28 2000, 8:05 PM EDT Att: 17,167 - Cloudy - 72 F
Mark Grudzielanek, R (1, 4) OBP: 0.335, SLG: 0.394	0-1 1B 1B	1-1 F7		0-1 F9			3-1 F9		2-0 FC4-6 1-2	5	1	1	0	0	0	1	
Shawn Green, L (1, 9) OBP: 0.378, SLG: 0.501	0-2 1B SF4	1-0		1-3 K			0-1 E4			4	1	2	1	0	1	0	
Eric Karros, R (1, 3) OBP: 0.339, SLG: 0.503	0-0 SF4 HR	2-1 F8			2-2 G5-3		0-0 F3			4	1	1	1	0	0	2	
Todd Hundley, S (1, 2) OBP: 0.395, SLG: 0.636	0-2 SF4		1-2 G4-3				1-3 K		0-3 K	3	0	0	1	0	2	0	
Adrian Beltré, R (1, 5) OBP: 0.356, SLG: 0.471	1-1 HR		1-1 FC6-5 2B		0-1 G4-3			4-1 CS BB		3	1	2	2	1	0	0	
Jim Leyritz, R (1, 7) OBP: 0.325, SLG: 0.283	2-3 K		1-1 FC6-5 1B			1-1 G6-3		2-3 K		4	0	0	0	0	2	2	
Alex Cora, L (1, 6) OBP: 0.317, SLG: 0.383	2-1 1B		1-1 1B		2-2 F8			0-2 G1-3		4	0	2	0	0	0	0	
Kevin Brown, R (1, 1) OBP: 0.121, SLG: 0.089	0-3 K		1-3 K			1-3 K		2-3 K		3	0	0	0	0	3	3	
Terry Adams, R (8, 1) Jeff Branson, L (9, PH) Jeff Shaw, R (9, 1)										0	0	0	0	0	0	0	
Inning Stats	R: 5 E: 0 K: 2 S: 25	H: 6 LOB: 1 BB: 0 P: 31	R: 0 E: 0 K: 0 S: 7	H: 1 LOB: 1 BB: 0 P: 12	R: 0 E: 0 K: 1 S: 12	H: 2 LOB: 2 BB: 0 P: 17	R: 0 E: 0 K: 1 S: 8	H: 0 LOB: 0 BB: 0 P: 11	R: 0 E: 0 K: 1 S: 12	H: 0 LOB: 0 BB: 0 P: 15	R: 0 E: 0 K: 1 S: 8	H: 0 LOB: 1 BB: 0 P: 13	R: 0 E: 0 K: 2 S: 10	H: 1 LOB: 1 BB: 0 P: 15	1B: 7 2B: 2 3B: 0 HR: 1	SF: 1 SAC: 0 DP: 0 HBP: 0	WP: 0 PB: 0 CS: 1 PA: 38
PITCHER	IP WLS BF H R ER SO BB IBB HBP BLK WP HR S P ERA WHIP																
Jeff D'Amico, R (1, 1) ERA: 2.2	7.0 L 31 9 5 5 6 0 0 0 0 0 1 80 111 6.43 1.286																
Juan Acevedo, R (8, 1) ERA: 3.78	1.0 3 0 0 0 2 1 0 0 0 0 0 8 13 0.00 1.000																
Ray King, L (9, 1) ERA: 2.0	1.0 4 1 0 0 1 0 0 0 0 0 0 10 15 0.00 1.000																

Batter	1	2	3	4	5	6	7	8	9	AB	R	H	RBI	BB	SO	LOB	BOTTOM		
Marquis Grissom, R (1, 8) OBP: 0.281, SLG: 0.337	1-1 F8		1-3 K		0-0 G5-3				2-2 P4	5	0	0	1	0	2	2	Los Angeles Dodgers @ Milwaukee Brewers Milwaukee County Stadium, Milwaukee, WI Mon Aug 28 2000, 8:05 PM EDT Att: 17,167 - Cloudy - 72 F		
Mark Loretta, R (1, 6) OBP: 0.374, SLG: 0.439	0-0 L4		1-1 F9		3-1 F8			4-1 G5-3 BB		3	0	0	0	1	0	0			
Geoff Jenkins, L (1, 7) OBP: 0.369, SLG: 0.584	4-1 BB		4-2 BB			0-0 2B 3B		2-2 G5-3		2	1	1	0	2	0	1			
Richie Sexson, R (1, 3) OBP: 0.337, SLG: 0.500	4-2 BB		0-3 K			0-0 F7 1B 2B		2-3 K		3	1	1	1	1	2	2			
Jeremy Burnitz, L (1, 9) OBP: 0.339, SLG: 0.435	0-3 K			1-2 G3-1			0-0 F7		1-3 K	4	0	0	0	0	2	4			
Tyler Houston, L (1, 5) OBP: 0.281, SLG: 0.495			0-1 K		0-1 F9		0-1 G6-4-3 1B		1-3 K	4	0	1	1	0	2	0			
Ronnie Belliard, R (1, 4) OBP: 0.350, SLG: 0.386		1-1 P3		2-3 K			3-1 G6-4-3		2-3 K	4	0	0	0	0	2	1			
Henry Blanco, R (1, 2) OBP: 0.327, SLG: 0.393		0-1 1B			0-0 SH1-3 G5-3 2B			2-2 G4-3		4	1	3	0	0	0	0			
Jeff D'Amico, R (1, 1) Mark Swestrom, L (7, PH) Juan Acevedo, R (8, 1) Ray King, L (9, 1) Raul Casanova, S (9, PH) James Moulton, R (9, PH)										1	0	0	0	0	1	1			
Inning Stats	R: 0 E: 0 K: 1 S: 10	H: 0 LOB: 2 BB: 2 P: 19	R: 0 E: 0 K: 2 S: 11	H: 1 LOB: 1 BB: 0 P: 15	R: 0 E: 0 K: 2 S: 10	H: 0 LOB: 1 BB: 1 P: 16	R: 0 E: 0 K: 1 S: 8	H: 0 LOB: 0 BB: 0 P: 11	R: 1 E: 0 K: 0 S: 5	H: 1 LOB: 0 BB: 0 P: 6	R: 2 E: 0 K: 0 S: 8	H: 3 LOB: 0 BB: 0 P: 9	R: 0 E: 0 K: 1 S: 11	H: 0 LOB: 1 BB: 1 P: 20	R: 0 E: 0 K: 2 S: 16	H: 2 LOB: 3 BB: 0 P: 22		1B: 4 2B: 2 3B: 1 HR: 0	SF: 0 SAC: 1 DP: 1 HBP: 0
PITCHER	IP WLS BF H R ER SO BB IBB HBP BLK WP HR S P ERA WHIP																		
Kevin Brown, R (1, 1) ERA: 2.71	7.0 W 28 5 3 3 7 3 0 0 0 0 0 60 86 3.86 1.143																		
Terry Adams, R (8, 1) ERA: 3.23	1.0 H 4 0 0 0 2 1 0 0 0 0 0 11 20 0.00 1.000																		
Jeff Shaw, R (9, 1) ERA: 4.79	1.0 S 5 2 0 0 2 0 0 0 0 0 0 16 22 0.00 2.000																		

Batter	1	2	3	4	5	6	7	8	9	AB	R	H	RBI	BB	SO	LOB	TOP										
Tom Goodwin, L (1, 8) OBP: 0.360, SLG: 0.365	3-3 K	4-2 1B BB		1-2 G1		2-0 G4-3			2-2 F2	4	0	0	0	1	1	3	Los Angeles Dodgers @ Milwaukee Brewers Milwaukee County Stadium, Milwaukee, WI Tue Aug 29 2000, 8:05 PM EDT Att: 14,179 - Cloudy - 69 F										
Mark Grudzielanek, R (1, 4) OBP: 0.339, SLG: 0.393	3-2 F8	0-2 1B		1-2 2-3 2B			0-0 L8		2-2 E2 3B	5	1	3	4	0	0	0											
Shawn Green, L (1, 9) OBP: 0.378, SLG: 0.499	2-3 K	0-0 F7			4-2 BB		1-0 1B		1-2 G6-3	4	0	1	0	1	1	2											
Eric Karros, R (1, 3)		4-2 FC5-4 BB	1-3 K		2-2 P4		1-3 K			3	0	0	0	1	2	2											
Adrian Beltré, R (1, 5) OBP: 0.353, SLG: 0.467		1-2 FC5-4 1B	0-2 L9		0-2 P6		0-0 F7			4	1	0	0	0	0	3											
Jim Leyritz, R (1, 7) OBP: 0.322, SLG: 0.282		2-2 1B E	1-2 F4		0-0 G5-3			3-2 G5-3		4	1	1	0	0	0	1											
Chad Kreuter, S (1, 2) OBP: 0.424, SLG: 0.413		3-2 SH5-4 1B		2-1 G3-1		3-2 F7		0-0 F7		4	1	1	1	0	0	0											
Alex Cora, L (1, 6) OBP: 0.320, SLG: 0.388		1-0 E3		1-2 G1 2B		2-2 2B		1-2 G6-3		4	2	2	1	0	0	1											
Chan Ho Park, R (1, 1) OBP: 0.241, SLG: 0.351		1-2 3-H SH5-4		4-1 G1 2B		1-3 K			1-3 K	1	1	0	0	1	1	1											
Dave Hansen, L (9, PH) OBP: 0.398, SLG: 0.545		1-2 2-3 SH5-4		1-2 2B BB						1	0	0	0	0	1	0											
Mike Fetters, R (9, 1)										0	0	0	0	0	0	0											
Inning Stats	R: 0 H: 0 E: 0 K: 2 S: 11	H: 0 LOB: 0 BB: 0 P: 19	R: 4 H: 3 E: 1 K: 0 S: 27	H: 3 LOB: 2 BB: 2 P: 42	R: 0 H: 0 E: 0 K: 1 S: 12	H: 0 LOB: 0 BB: 0 P: 14	R: 2 H: 2 E: 0 K: 0 S: 10	H: 2 LOB: 1 BB: 1 P: 19	R: 0 H: 0 E: 0 K: 1 S: 9	H: 1 LOB: 1 BB: 0 P: 18	R: 0 H: 1 E: 0 K: 1 S: 6	H: 1 LOB: 1 BB: 0 P: 8	R: 0 H: 0 E: 0 K: 0 S: 9	H: 0 LOB: 0 BB: 0 P: 13	R: 1 H: 1 E: 1 K: 1 S: 15	H: 1 LOB: 0 BB: 0 P: 21	1B: 5 2B: 2 3B: 1 HR: 0	SF: 0 SAC: 1 DP: 0 HBP: 0	WP: 0 PB: 0 SB: 1 CS: 1	PA: 39							
PITCHER	IP	WLS	BF	H	R	ER	SO	BB	IBB	HBP	BLK	WP	HR	S	P	ERA	WHIP										
Jimmy Haynes, R (1, 1) ERA: 4.91	4.0	L	20	5	6	4	3	3	0	0	0	0	0	60	94	9.00	2.000										
Everett Stull, R (5, 1) ERA: 6.0	2.0		8	1	0	0	1	1	0	0	0	0	0	19	33	0.00	1.000										
David Weathers, R (7, 1) ERA: 3.65	2.0		7	1	0	0	1	0	0	0	0	0	0	15	21	0.00	0.500										
Valerio De Los Santos, L (9, 1) ERA: 5.52	1.0		4	1	1	0	1	0	0	0	0	0	0	15	21	0.00	1.000										

Batter	1	2	3	4	5	6	7	8	9	AB	R	H	RBI	BB	SO	LOB	BOTTOM										
James Mouton, R (1, 8) OBP: 0.363, SLG: 0.338	1-1 G6-3			3-0 G6-3		3-2 HR		4-1 BB		3	1	1	2	1	0	0	Los Angeles Dodgers @ Milwaukee Brewers Milwaukee County Stadium, Milwaukee, WI Tue Aug 29 2000, 8:05 PM EDT Att: 14,179 - Cloudy - 69 F										
Mark Loretta, R (1, 6) OBP: 0.368, SLG: 0.432	2-2 G1-3			0-0 E3 G6-3		1-3 K		2-3 K		4	0	0	0	0	2	1											
Geoff Jenkins, L (1, 7) OBP: 0.365, SLG: 0.578	0-3 K			0-0 G6-3			1-3 K		2-2 G4-3	4	0	0	0	0	2	1											
Richie Sexson, R (1, 3) OBP: 0.336, SLG: 0.496		3-3 K			2-3 K		4-1 BB HBP		1-3 K	3	0	0	0	0	3	0											
Tyler Houston, L (1, 5) OBP: 0.276, SLG: 0.487		2-2 F8			1-1 G4-3		1-2 F9		2-2 G5-3	4	0	0	0	0	0	1											
Angel Echevarria, R (1, 9) OBP: 0.263, SLG: 0.314		1-3 K			1-3 K		4-2 BB			2	0	0	0	1	2	0											
Ronnie Belliard, R (1, 4) OBP: 0.348, SLG: 0.384			1-0 F9			0-3 K		0-3 K		3	0	0	0	0	2	2											
Henry Blanco, R (1, 2) OBP: 0.323, SLG: 0.389			2-3 K			2-3 K		1-2 G5-3		3	0	0	0	0	2	0											
Jimmy Haynes, R (1, 1) OBP: 0.318, SLG: 0.212			1-3 K			4-1 K		0-3 K		1	0	0	0	0	1	0											
Everett Stull, R (5, 1) ERA: 3.6										0	0	0	0	0	0	0											
Mark Sweeney, L (6, PH) OBP: 0.346, SLG: 0.416										0	1	0	0	0	1	0											
David Weathers, R (7, 1) OBP: 0.307, SLG: 0.423										0	0	0	0	0	0	0											
Raul Casanova, S (8, PH) OBP: 0.337, SLG: 0.423										1	0	0	0	0	1	0											
Valerio De Los Santos, L (9, 1) ERA: 2.81										0	0	0	0	0	0	0											
Inning Stats	R: 0 H: 0 E: 0 K: 1 S: 8	H: 0 LOB: 0 BB: 0 P: 11	R: 0 H: 0 E: 0 K: 2 S: 13	H: 0 LOB: 0 BB: 0 P: 19	R: 0 H: 0 E: 0 K: 2 S: 8	H: 0 LOB: 0 BB: 0 P: 12	R: 0 H: 0 E: 1 K: 0 S: 3	H: 0 LOB: 0 BB: 0 P: 6	R: 0 H: 0 E: 0 K: 2 S: 8	H: 0 LOB: 0 BB: 0 P: 12	R: 2 H: 1 E: 0 K: 3 S: 16	H: 1 LOB: 0 BB: 1 P: 26	R: 0 H: 0 E: 0 K: 2 S: 13	H: 0 LOB: 2 BB: 1 P: 23	R: 0 H: 0 E: 0 K: 2 S: 13	H: 0 LOB: 1 BB: 1 P: 20	R: 0 H: 0 E: 0 K: 1 S: 14	H: 0 LOB: 0 BB: 0 P: 19	1B: 0 2B: 0 3B: 0 HR: 1	SF: 0 SAC: 0 DP: 1 HBP: 1	WP: 0 PB: 0 SB: 0 CS: 0	PA: 32					
PITCHER	IP	WLS	BF	H	R	ER	SO	BB	IBB	HBP	BLK	WP	HR	S	P	ERA	WHIP										
Chan Ho Park, R (1, 1) ERA: 3.6	8.0	W	29	1	2	2	14	3	0	1	0	0	0	82	129	2.25	0.500										
Mike Fetters, R (9, 1) ERA: 2.81	1.0		3	0	0	0	1	0	0	0	0	0	0	14	19	0.00	0.000										

AB 34
R 7
H 8
RBI 6
BB 4
SO 6
LOB 13



AB 28
R 2
H 1
RBI 2
BB 3
SO 15
LOB 5



Batter	1	2	3	4	5	6	7	8	9	AB	R	H	RBI	BB	SO	LOB	TOP			
Tom Goodwin, L (1, 8) OBP: 0.359, SLG: 0.363	0-0 P6		0-0 B1-3		2-2 F7			2-1 1B		4	0	1	0	0	0	0	Los Angeles Dodgers @ Milwaukee Brewers Milwaukee County Stadium, Milwaukee, WI Thu Aug 31 2000, 2:05 PM EDT Att: 15,483 - Cloudy - 84 F			
Mark Grudzielanek, R (1, 4) OBP: 0.360, SLG: 0.393	0-1 F9		0-2 P4		2-2 P3			2-2 F7		4	1	1	0	0	0	1				
Shawn Green, L (1, 9) OBP: 0.378, SLG: 0.495	3-2 F9		4-2		2-0 F8			2-2 F5		3	0	0	0	1	0	2				
Eric Karros, R (1, 3) OBP: 0.339, SLG: 0.500	1-2		0-3 K		2-3 K			1-2		4	0	2	1	0	2	1				
Todd Hundley, S (1, 2) OBP: 0.387, SLG: 0.618	1-2 G1-3				3-2 F9			1-2 G3-1		4	0	0	0	0	0	3				
Adrián Beltré, R (1, 5) OBP: 0.353, SLG: 0.465					2-2 1B			3-2 F8		4	1	1	0	0	1	0				
Dave Hansen, L (1, 7) OBP: 0.409, SLG: 0.552					3-2 1B			1-3 K		4	0	3	0	0	1	0				
Alex Cora, L (1, 6) OBP: 0.318, SLG: 0.383					0-1 SF7			3-2 G4-3		3	0	0	1	0	1	2				
Carlos Perez, L (1, 1) OBP: 0.048, SLG: 0.119					3-2 K			1-2 F8		1	0	0	0	0	0	1				
Matt Herges, L (3, 1) OBP: 0.091, SLG: 0.091										1	0	0	0	0	1	1				
Jim Leyritz, R (7, PH) OBP: 0.317, SLG: 0.287										1	0	0	0	0	0	0				
Gregg Olson, R (7, 1)										0	0	0	0	0	0	0				
Jeff Branson, L (9, PH) OBP: 0.423, SLG: 0.333										1	0	0	0	0	0	1				
Inning Stats	R: 1 E: 0 K: 0 S: 13	H: 2 LOB: 1 BB: 0 P: 18	R: 0 E: 0 K: 1 S: 13	H: 1 LOB: 1 BB: 0 P: 16	R: 0 E: 0 K: 1 S: 9	H: 0 LOB: 1 BB: 1 P: 13	R: 1 E: 0 K: 1 S: 16	H: 2 LOB: 0 BB: 0 P: 25	R: 0 E: 0 K: 0 S: 7	H: 0 LOB: 0 BB: 0 P: 17	R: 0 E: 0 K: 2 S: 10	H: 0 LOB: 0 BB: 0 P: 11	R: 0 E: 0 K: 0 S: 16	H: 2 LOB: 2 BB: 0 P: 24	R: 0 E: 0 K: 0 S: 14	H: 1 LOB: 1 BB: 0 P: 25	1B: 6 2B: 2 3B: 0 HR: 0	SF: 1 SAC: 0 DP: 0 HBP: 0	WP: 0 PB: 0 SB: 0 CS: 0	PA: 36
PITCHER	IP WLS BF H R ER SO BB IBB HBP BLK WP HR S P ERA WHIP																			
Paul Rigdon, R (1, 1) ERA: 5.88	6.0 W 24 5 2 2 4 1 0 0 0 0 0 0 68 102 3.00 1.000																			
Valerio De Los Santos, L (7, 1) ERA: 5.34	2.0 8 2 0 0 2 0 0 0 0 0 0 0 23 35 0.00 1.000																			
Juan Acevedo, R (9, 1) ERA: 3.72	1.0 4 1 0 0 0 0 0 0 0 0 0 0 14 25 0.00 1.000																			

Batter	1	2	3	4	5	6	7	8	9	AB	R	H	RBI	BB	SO	LOB	BOTTOM			
Marquis Grissom, R (1, 8) OBP: 0.280, SLG: 0.336	1-0 F8	1-1 F8	1-2 P3		1-0 G1-3			2-0 1B		5	0	1	0	0	0	4	Los Angeles Dodgers @ Milwaukee Brewers Milwaukee County Stadium, Milwaukee, WI Thu Aug 31 2000, 2:05 PM EDT Att: 15,483 - Cloudy - 84 F			
Mark Loretta, R (1, 6) OBP: 0.363, SLG: 0.422	1-1 F8		4-2 2B		2-1 G4-3			0-1 1B		4	1	1	0	1	0	0				
Geoff Jenkins, L (1, 7) OBP: 0.369, SLG: 0.595	1-0		1-0 1B		0-0 E			1-3 K		5	3	3	1	0	1	2				
Richie Sexson, R (1, 3) OBP: 0.336, SLG: 0.492	4-2		0-1 1B		1-3 K			3-1 F8		4	2	1	1	1	2	3				
Jeremy Burnitz, L (1, 9) OBP: 0.342, SLG: 0.440	3-2		1-2 1B		0-0			G3-1		4	1	3	3	0	0	0				
Charlie Hayes, R (1, 5) OBP: 0.347, SLG: 0.365	1-0 F7		1-2 1B		2-1 G4-3			P3		4	0	1	0	0	0	2				
Henry Blanco, R (1, 2) OBP: 0.319, SLG: 0.383			0-3 K		1-0 G6-3			1-1 F3		4	0	0	0	0	1	3				
Luis Lopez, S (1, 4) OBP: 0.298, SLG: 0.404	1-1 F7		2-1 SH1-4		2-1 SH3-4			1-0		4	1	3	3	0	0	0				
Paul Rigdon, R (1, 1) OBP: 0.200, SLG: 0.111	1-1		1-1 SH1-4		0-0 SH3-4			2-1 P6		1	0	1	0	0	0	0				
Valerio De Los Santos, L (7, 1) ERA: 5.34										0	0	0	0	0	0	0				
Mark Sweeney, L (8, PH) OBP: 0.363, SLG: 0.304										1	0	0	0	0	0	0				
Juan Acevedo, R (9, 1) ERA: 3.72										0	0	0	0	0	0	0				
Inning Stats	R: 2 E: 0 K: 0 S: 12	H: 2 LOB: 1 BB: 1 P: 23	R: 0 E: 0 K: 0 S: 16	H: 1 LOB: 0 BB: 0 P: 22	R: 0 E: 0 K: 1 S: 22	H: 5 LOB: 2 BB: 1 P: 34	R: 1 E: 1 K: 1 S: 11	H: 2 LOB: 1 BB: 0 P: 16	R: 0 E: 0 K: 0 S: 5	H: 0 LOB: 0 BB: 0 P: 9	R: 0 E: 0 K: 1 S: 8	H: 0 LOB: 0 BB: 0 P: 14	R: 0 E: 0 K: 0 S: 6	H: 0 LOB: 0 BB: 0 P: 13	R: 1 E: 0 K: 1 S: 11	H: 3 LOB: 2 BB: 0 P: 20	1B: 9 2B: 3 3B: 0 HR: 2	SF: 0 SAC: 2 DP: 0 HBP: 0	WP: 0 PB: 0 SB: 1 CS: 0	PA: 40
PITCHER	IP WLS BF H R ER SO BB IBB HBP BLK WP HR S P ERA WHIP																			
Carlos Perez, L (1, 1) ERA: 5.39	2.0 L 15 4 1 1 3 0 0 0 0 0 0 0 34 53 2.25 1.000																			
Matt Herges, R (3, 1) ERA: 3.0	4.0 16 4 1 1 3 0 0 0 0 0 0 0 34 53 2.25 1.000																			
Gregg Olson, R (7, 1) ERA: 5.17	2.0 9 3 1 1 1 0 0 0 0 0 0 1 17 33 4.50 1.500																			

Batter	1	2	3	4	5	6	7	8	9	AB	R	H	RBI	BB	SO	LOB	TOP				
Bobby Abreu, L (1, 9) OBP: 0.414, SLG: 0.562	G4-3		F7			CS BB			2B	3	0	1	0	1	0	0	Philadelphia Phillies @ Los Angeles Dodgers Dodger Stadium, Los Angeles, CA Fri Sep 01 2000, 7:10 PM PDT Att: 28,383 - Overcast - 71 F				
Doug Glanville, R (1, 8) OBP: 0.311, SLG: 0.379	G4-3			G6-4-3 1B		CS	K		G1-3	4	0	1	0	0	1	1					
Scott Rolen, R (1, 5) OBP: 0.367, SLG: 0.533	K			G6-4-3 1-2					G1-3	4	0	1	0	0	1	2					
Mike Lieberthal, R (1, 2) OBP: 0.346, SLG: 0.471		F8		G4-3						3	0	0	0	0	0	1					
Travis Lee, L (1, 3) OBP: 0.331, SLG: 0.370		K			F8					3	0	0	0	0	1	1					
Pat Burrell, R (1, 7) OBP: 0.350, SLG: 0.451		G5-3				K				3	0	0	0	0	1	0					
Marlon Anderson, L (1, 4) OBP: 0.312, SLG: 0.386			E G6-3 1B			K			K2-3	3	1	1	0	0	2	0					
Tomas Perez, S (1, 6) OBP: 0.302, SLG: 0.364			SAFE G6-3 1-H			B5-3			B1-3	3	0	0	1	0	0	0					
Randy Wolf, L (1, 1) OBP: 0.235, SLG: 0.250			G5-3						G4-3	2	0	0	0	0	1	0					
Chris Brock, R (8, 1) OBP: 0.222, SLG: 0.667						K				0	0	0	0	0	0	0					
Rob Ducey, L (9, PH) OBP: 0.317, SLG: 0.370										1	0	0	0	0	0	0					
Inning Stats	R: 0 E: 0 K: 1 S: 12	H: 0 LOB: 0 BB: 0 P: 17	R: 0 E: 0 K: 1 S: 7	H: 0 LOB: 0 BB: 0 P: 12	R: 1 E: 1 K: 0 S: 9	H: 1 LOB: 0 BB: 0 P: 14	R: 0 E: 0 K: 0 S: 4	H: 1 LOB: 0 BB: 0 P: 7	R: 0 E: 0 K: 2 S: 9	H: 0 LOB: 0 BB: 1 P: 14	R: 0 E: 0 K: 1 S: 10	H: 1 LOB: 1 BB: 0 P: 15	R: 0 E: 0 K: 1 S: 6	H: 0 LOB: 0 BB: 0 P: 9	R: 0 E: 0 K: 0 S: 8	H: 1 LOB: 1 BB: 0 P: 15	1B: 2 2B: 2 3B: 0 HR: 0	SF: 0 SAC: 0 DP: 1 HBP: 0	WP: 0 PB: 0 SB: 0 CS: 1	PA: 31	
PITCHER	IP	WLS	BF	H	R	ER	SO	BB	IBB	HBP	BLK	WP	HR	S	P	ERA	WHIP				
Ismael Valdez, R (1, 1) ERA: 5.52	7.0		23	3	1	0	6	1	0	0	0	0	0	60	95	0.00	0.571				
Mike Fetters, R (8, 1) ERA: 2.74	1.0	W	3	0	0	0	1	0	0	0	0	0	0	6	9	0.00	0.000				
Jeff Shaw, R (9, 1) ERA: 4.69	1.0	S	4	1	0	0	0	0	0	0	0	0	0	8	15	0.00	1.000				

AB	29
R	1
H	4
RBI	1
BB	1
SO	7
LOB	5



Batter	1	2	3	4	5	6	7	8	9	AB	R	H	RBI	BB	SO	LOB	BOTTOM				
Tom Goodwin, L (1, 8) OBP: 0.358, SLG: 0.361	F8	L7		K						4	0	1	0	0	1	3	Philadelphia Phillies @ Los Angeles Dodgers Dodger Stadium, Los Angeles, CA Fri Sep 01 2000, 7:10 PM PDT Att: 28,383 - Overcast - 71 F				
Mark Czudzielanek, R (1, 4) OBP: 0.341, SLG: 0.392	F9 BB 2B				K					3	1	1	0	1	2	1					
Gary Sheffield, R (1, 7) OBP: 0.442, SLG: 0.667	2B 1-2 BB		P4		L8				F5	3	0	0	0	1	0	2					
Eric Karros, R (1, 3) OBP: 0.337, SLG: 0.496	F9		F8		G6-3				G1-3	4	0	0	0	0	0	3					
Shawn Green, L (1, 9) OBP: 0.377, SLG: 0.495	2-3									4	0	1	1	0	1	1					
Adrian Beltré, R (1, 5) OBP: 0.356, SLG: 0.474	1-3 3-H 2B		K							3	1	2	1	1	1	2					
Chad Kreuter, S (1, 2) OBP: 0.429, SLG: 0.423				2B 1B						3	0	2	0	1	0	0					
Alex Cora, L (1, 6) OBP: 0.316, SLG: 0.380										2	0	0	0	0	2	3					
Jeff Branson, L (6, 6) OBP: 0.375, SLG: 0.286										1	0	0	0	0	0	2					
Ismael Valdez, R (1, 1) OBP: 0.240, SLG: 0.417										1	0	0	0	0	0	2					
Paul Lo Duca, R (7, PH) OBP: 0.339, SLG: 0.434		SH1-4								1	0	0	0	0	1	0					
Mike Fetters, R (8, 1) ERA: 2.74										0	0	0	0	0	0	0					
Jeff Shaw, R (9, 1) ERA: 4.69										0	0	0	0	0	0	0					
Inning Stats	R: 1 E: 0 K: 1 S: 11	H: 1 LOB: 2 BB: 2 P: 24	R: 0 E: 0 K: 1 S: 9	H: 0 LOB: 1 BB: 1 P: 13	R: 0 E: 0 K: 1 S: 10	H: 1 LOB: 1 BB: 0 P: 15	R: 0 E: 0 K: 2 S: 12	H: 2 LOB: 2 BB: 0 P: 18	R: 0 E: 0 K: 1 S: 10	H: 0 LOB: 0 BB: 0 P: 16	R: 0 E: 0 K: 0 S: 7	H: 1 LOB: 1 BB: 1 P: 15	R: 0 E: 0 K: 2 S: 13	H: 1 LOB: 1 BB: 0 P: 17	R: 1 E: 0 K: 0 S: 12	H: 1 LOB: 0 BB: 0 P: 16	1B: 4 2B: 2 3B: 0 HR: 1	SF: 0 SAC: 1 DP: 1 HBP: 0	WP: 0 PB: 0 SB: 0 CS: 0	PA: 34	
PITCHER	IP	WLS	BF	H	R	ER	SO	BB	IBB	HBP	BLK	WP	HR	S	P	ERA	WHIP				
Randy Wolf, L (1, 1) ERA: 4.34	7.0		30	6	1	1	8	4	0	0	0	0	0	72	118	1.29	1.429				
Chris Brock, R (8, 1) ERA: 4.39	1.0	L	4	1	1	1	0	0	0	0	0	0	1	12	16	9.00	1.000				

AB	29
R	2
H	7
RBI	2
BB	4
SO	8
LOB	19



Batter	1	2	3	4	5	6	7	8	9	10	AB	R	H	RBI	BB	SO	LOB	TOP									
Bobby Abreu, L OBP: 0.413, SLG: 0.560 (1, 9)											5	0	2	0	0	0	0										
Doug Gianville, R OBP: 0.308, SLG: 0.375 (1, 8)											5	0	0	0	0	0	2	3									
Scott Rolen, R OBP: 0.366, SLG: 0.530 (1, 5)											4	0	1	0	0	1	1										
Mike Lieberthal, R OBP: 0.350, SLG: 0.475 (1, 2)											3	0	2	0	0	0	0										
Travis Lee, L OBP: 0.330, SLG: 0.367 (1, 3)											3	0	0	0	1	1	4										
Rob Ducey, L OBP: 0.310, SLG: 0.359 Vicente Padilla, R OBP: 1.000, SLG: 1.000 (9, 1)											4	0	0	0	0	3	4										
Marlon Anderson, L OBP: 0.309, SLG: 0.380 (1, 4)											4	0	1	0	0	1	3										
Tomas Perez, S OBP: 0.290, SLG: 0.348 (1, 6)											4	0	0	0	0	2	2										
Bruce Chen, L OBP: 0.042, SLG: 0.042 Kevin Seifick, R OBP: 0.307, SLG: 0.306 (9, 7)											3	0	0	0	0	3	0										
Inning Stats	R: 0 E: 0 K: 0 S: 10	H: 1 LOB: 0 BB: 0 P: 15	R: 0 E: 0 K: 2 S: 13	H: 1 LOB: 1 BB: 0 P: 18	R: 0 E: 1 K: 3 S: 11	H: 0 LOB: 1 BB: 0 P: 14	R: 0 E: 0 K: 2 S: 12	H: 1 LOB: 2 BB: 0 P: 16	R: 0 E: 0 K: 1 S: 11	H: 0 LOB: 0 BB: 0 P: 17	R: 0 E: 0 K: 3 S: 18	H: 1 LOB: 1 BB: 0 P: 21	R: 0 E: 0 K: 1 S: 13	H: 0 LOB: 0 BB: 0 P: 20	R: 0 E: 0 K: 3 S: 18	H: 1 LOB: 1 BB: 0 P: 24	R: 0 E: 0 K: 1 S: 13	H: 1 LOB: 2 BB: 0 P: 19	R: 0 E: 0 K: 0 S: 7	H: 0 LOB: 0 BB: 0 P: 9	1B: 5 2B: 1 3B: 0 HR: 0	SF: 0 SAC: 0 DP: 1 HBP: 1	WP: 0 PB: 0 SB: 1 CS: 0	PA: 38			
PITCHER	IP	WLS	BF	H	R	ER	SO	BB	IBB	HBP	BLK	WP	HR	S	P	ERA	WHIP										
Kevin Brown, R ERA: 2.62 (1, 1)	7.0		26	4	0	0	9	0	0	0	0	0	0	82	121	0.00	0.571										
Antonio Osuna, R ERA: 3.39 (8, 1)	1.0		4	1	0	0	3	0	0	0	0	0	0	18	24	0.00	1.000										
Jeff Shaw, R ERA: 4.59 (9, 1)	1.0		5	1	0	0	1	1	0	0	0	0	0	13	19	0.00	2.000										
Matt Herges, R ERA: 3.56 (10, 1)	1.0	W	3	0	0	0	0	0	0	0	0	0	0	7	9	0.00	0.000										

Philadelphia Phillies @ Los Angeles Dodgers
Dodger Stadium, Los Angeles, CA
Sat Sep 02 2000, 7:10 PM PDT
Att. 37,244 - Sunny - 70 F

AB 36
R 0
H 6
RBI 0
BB 1
SO 13
LOB 17



Batter	1	2	3	4	5	6	7	8	9	10	AB	R	H	RBI	BB	SO	LOB	BOTTOM									
Tom Goodwin, L OBP: 0.361, SLG: 0.364 (1, 8)											5	0	3	1	0	2	0										
Mark Grudzielanek, R OBP: 0.340, SLG: 0.391 (1, 4)											4	0	1	0	0	0	3										
Gary Sheffield, R OBP: 0.440, SLG: 0.662 (1, 7)											3	0	0	0	1	0	2										
Eric Karros, R OBP: 0.335, SLG: 0.492 (1, 3)											4	0	0	0	0	0	3										
Shawn Green, L OBP: 0.375, SLG: 0.491 (1, 9)											4	0	0	0	0	2	3										
Adrián Beltré, R OBP: 0.353, SLG: 0.469 Matt Herges, L OBP: 0.091, SLG: 0.091 (10, 1)											4	0	0	0	0	2	1										
Todd Hundley, S OBP: 0.387, SLG: 0.614 Paul Lo Duca, R OBP: 0.333, SLG: 0.426 (9, 2)											3	0	1	0	0	1	0										
Jeff Branson, L OBP: 0.333, SLG: 0.364 (1, 6)											4	1	1	0	0	2	1										
Kevin Brown, R OBP: 0.117, SLG: 0.086 Antonio Osuna, R (8, 1) Jim Leyritz, R OBP: 0.315, SLG: 0.284 Jeff Shaw, R (9, 1) Dave Hansen, L OBP: 0.406, SLG: 0.547 (10, 5)											2	0	0	0	0	0	0										
Inning Stats	R: 0 E: 1 K: 0 S: 12	H: 1 LOB: 2 BB: 0 P: 13	R: 0 E: 0 K: 2 S: 8	H: 0 LOB: 0 BB: 0 P: 10	R: 0 E: 0 K: 1 S: 7	H: 1 LOB: 1 BB: 0 P: 9	R: 0 E: 0 K: 0 S: 9	H: 0 LOB: 0 BB: 0 P: 14	R: 0 E: 0 K: 1 S: 8	H: 0 LOB: 0 BB: 0 P: 11	R: 0 E: 0 K: 2 S: 8	H: 0 LOB: 0 BB: 0 P: 12	R: 0 E: 0 K: 0 S: 10	H: 0 LOB: 2 BB: 0 P: 15	R: 0 E: 0 K: 2 S: 10	H: 0 LOB: 1 BB: 0 P: 17	R: 1 E: 0 K: 0 S: 6	H: 2 LOB: 1 BB: 0 P: 10	1B: 5 2B: 1 3B: 0 HR: 0	SF: 0 SAC: 0 DP: 0 HBP: 0	WP: 0 PB: 0 SB: 0 CS: 0	PA: 37					
PITCHER	IP	WLS	BF	H	R	ER	SO	BB	IBB	HBP	BLK	WP	HR	S	P	ERA	WHIP										
Bruce Chen, L ERA: 3.04 (1, 1)	8.2		32	4	0	0	8	1	0	0	0	0	0	76	108	0.00	0.577										
Vicente Padilla, R ERA: 3.09 (9, 1)	1.0	L	5	2	1	1	1	0	0	0	0	0	0	9	14	9.00	2.000										

Philadelphia Phillies @ Los Angeles Dodgers
Dodger Stadium, Los Angeles, CA
Sat Sep 02 2000, 7:10 PM PDT
Att. 37,244 - Sunny - 70 F

AB 36
R 1
H 6
RBI 1
BB 1
SO 9
LOB 15



Batter	1	2	3	4	5	6	7	8	9	AB	R	H	RBI	BB	SO	LOB	TOP										
Bobby Abreu, L (1, 9) OBP: 0.414, SLG: 0.558 23 Kevin Jordan, R (8, 5) OBP: 0.257, SLG: 0.318	2-2 F7		4-1 G1-6-3 BB			1-1 G1-3		4-2 BB BB	2-1 F7	2	0	0	0	2	0	0	1										
Doug Glanville, R (1, 8) OBP: 0.308, SLG: 0.373	0-3 K		0-1 G1-6-3 1-2			3-1 F8		4-0 1-2 BB		3	0	0	0	1	1	1	1										
Scott Rolen, R (1, 5) Jason Boyd, R (8, 1)	0-0 1B			0-1 G6-3		2-1 F8		1-3 K		4	0	1	0	0	1	2	0										
Mike Lieberthal, R (1, 2) OBP: 0.351, SLG: 0.474	3-2 F9			1-1 G6-3			4-0 BB		3-1 1B E 1B	3	1	1	0	1	0	1	1										
Travis Lee, L (1, 3) OBP: 0.329, SLG: 0.366		2-2 G3		1-0 F8			2-2 P6		2-2 BB G1-3 1B	4	0	1	0	0	0	1	1										
Pat Burrell, R (1, 7) OBP: 0.346, SLG: 0.447		1-3 K			4-1 G1-6-3 BB BB		0-3 K		0-2 G1-3 1-2	3	0	0	0	1	2	3	3										
Marlon Anderson, L (1, 4) OBP: 0.317, SLG: 0.372		4-1 BB			4-2 G1-6-3 BB BB		1-0 G4-3		1-1 E1 BB	2	0	0	1	2	0	2	2										
Tomas Perez, S (1, 6) OBP: 0.288, SLG: 0.344		1-3 K			1-2 G1-6-3 1-2 2-3			1-2 G3-6-3 1B	0-3 K	4	0	1	0	0	2	5	5										
Robert Person, R (1, 1) OBP: 0.170, SLG: 0.205 Cliff Politte, R (7, 1) OBP: 0.300, SLG: 0.333 Rob Ducey, L (8, PH) OBP: 0.312, SLG: 0.357			1-2 G4-3		3-3 K		2-1 G3-6-3 1-2 2-3 BB			2	0	0	0	0	1	1	1										
Inning Stats	R: 0 E: 0 K: 1 S: 14	H: 1 LOB: 1 BB: 0 P: 19	R: 0 E: 0 K: 2 S: 10	H: 0 LOB: 1 BB: 1 P: 18	R: 0 E: 0 K: 0 S: 6	H: 0 LOB: 0 BB: 1 P: 11	R: 0 E: 0 K: 0 S: 5	H: 0 LOB: 0 BB: 0 P: 7	R: 0 E: 0 K: 1 S: 14	H: 0 LOB: 1 BB: 2 P: 26	R: 0 E: 0 K: 0 S: 6	H: 0 LOB: 0 BB: 0 P: 12	R: 0 E: 0 K: 1 S: 7	H: 0 LOB: 1 BB: 1 P: 14	R: 0 E: 0 K: 1 S: 12	H: 1 LOB: 2 BB: 1 P: 24	R: 1 E: 1 K: 1 S: 20	H: 2 LOB: 3 BB: 1 P: 32	1B: 4 2B: 0 3B: 0 HR: 0	SF: 0 SAC: 0 DP: 3 HBP: 0	WP: 0 PB: 0 SB: 0 CS: 0	PA: 37					
PITCHER	IP	WLS	BF	H	R	ER	SO	BB	IBB	HBP	BLK	WP	HR	S	P	ERA	WHIP										
Chan Ho Park, R (1, 1) ERA: 3.45	8.0	W	30	2	0	0	6	7	0	0	0	0	0	74	131	0.00	1.125										
Terry Adams, R (9, 1) ERA: 3.32	0.2		6	2	1	1	1	1	0	0	0	0	0	18	28	13.50	4.500										
Jeff Shaw, R (9, 1) ERA: 4.56	0.1	S	1	0	0	0	0	0	0	0	0	0	0	2	4	0.00	0.000										

Philadelphia Phillies @ Los Angeles Dodgers
 Dodger Stadium, Los Angeles, CA
 Sun Sep 03 2000, 5:10 PM PDT
 Att: 38,150 - Sunny - 79 F

AB 29
 R 1
 H 4
 RBI 1
 BB 8
 SO 7
 LOB 20



Batter	1	2	3	4	5	6	7	8	9	AB	R	H	RBI	BB	SO	LOB	BOTTOM										
Tom Goodwin, L (1, 8) OBP: 0.362, SLG: 0.364	4-0 S 1B BB		2-3 K		1-0 1B 1-2 1B		0-3 K			3	1	1	0	1	2	1	1										
Mark Czudzielanek, R (1, 4) OBP: 0.363, SLG: 0.393	4-1 1B BB		0-2 F5		2-2 1-3 2-H 1B		3-2 1B G4-3 1B			3	1	2	1	1	0	0	0										
Gary Sheffield, R (1, 7) OBP: 0.441, SLG: 0.661 Paul Lo Duca, R (9, 7) OBP: 0.333, SLG: 0.426	3-2 G6-3 1-3 2-H 1B			1-2 G6-3		2-0 F9		2-1 G4-3 1B 1B		4	0	2	2	0	0	2	2										
Shawn Green, L (1, 9) OBP: 0.374, SLG: 0.495	1-3 K			1-3 K			3-1 HR		3-2 G4-3	4	1	1	2	0	2	3	3										
Eric Karros, R (1, 3) OBP: 0.334, SLG: 0.490	1-2 G6-3 1-2			2-0 F5			2-2 F8		3-2 1B	4	0	1	0	0	0	2	2										
Adrian Beltré, R (1, 5) OBP: 0.352, SLG: 0.474		2-2 G6-3			2-2 HR		3-2 F8		0-1 F9	4	1	1	1	0	0	0	0										
Chad Kreuter, S (1, 2) OBP: 0.430, SLG: 0.418		0-0 F8			4-2 1B 1B BB		4-1 BB		1-3 K	2	1	0	0	2	1	0	0										
Alex Cora, L (1, 6) OBP: 0.311, SLG: 0.375		2-3 K			0-3 K		0-3 K		0-0 G3	4	0	0	0	0	3	2	2										
Chan Ho Park, R (1, 1) OBP: 0.246, SLG: 0.350 Terry Adams, R (9, 1) Jeff Shaw, R (9, 1)			1-3 K		2-3 K		0-1 1B 1B 1B			3	1	1	0	0	2	1	1										
Inning Stats	R: 1 E: 0 K: 1 S: 10	H: 1 LOB: 1 BB: 2 P: 23	R: 0 E: 0 K: 1 S: 9	H: 0 LOB: 0 BB: 0 P: 13	R: 0 E: 0 K: 2 S: 9	H: 0 LOB: 0 BB: 0 P: 12	R: 0 E: 0 K: 1 S: 8	H: 0 LOB: 0 BB: 0 P: 12	R: 2 E: 0 K: 2 S: 19	H: 3 LOB: 2 BB: 1 P: 32	R: 1 E: 0 K: 1 S: 13	H: 1 LOB: 1 BB: 1 P: 25	R: 2 E: 0 K: 1 S: 17	H: 4 LOB: 2 BB: 0 P: 28	R: 0 E: 0 K: 1 S: 6	H: 0 LOB: 0 BB: 0 P: 7	1B: 7 2B: 0 3B: 0 HR: 2	SF: 0 SAC: 0 DP: 1 HBP: 0	WP: 0 PB: 0 SB: 1 CS: 0	PA: 35							
PITCHER	IP	WLS	BF	H	R	ER	SO	BB	IBB	HBP	BLK	WP	HR	S	P	ERA	WHIP										
Robert Person, R (1, 1) ERA: 3.3	6.0	L	26	5	4	4	8	4	0	0	0	0	0	68	117	6.00	1.500										
Cliff Politte, R (7, 1) ERA: 4.36	1.0		6	4	2	2	1	0	0	0	0	0	0	17	28	18.00	4.000										
Jason Boyd, R (8, 1) ERA: 7.43	1.0		3	0	0	0	1	0	0	0	0	0	0	6	7	0.00	0.000										

Philadelphia Phillies @ Los Angeles Dodgers
 Dodger Stadium, Los Angeles, CA
 Sun Sep 03 2000, 5:10 PM PDT
 Att: 38,150 - Sunny - 79 F

AB 31
 R 6
 H 9
 RBI 6
 BB 4
 SO 10
 LOB 11



Batter	1	2	3	4	5	6	7	8	9	AB	R	H	RBI	BB	SO	LOB	TOP										
Adrian Brown, S (1, 8) OBP: 0.374, SLG: 0.444	1-1 G4-3	0-2 18 BB HR		3-2 G4-3					3-2 18 G5-3	5	2	2	0	1	0	2	Pittsburgh Pirates @ Los Angeles Dodgers Dodger Stadium, Los Angeles, CA Mon Sep 04 2000, 6:05 PM PDT Att: 31,418 - Sunny - 73 F livebaseballscorecards.com										
18 Jason Kendall, R (1, 2) OBP: 0.417, SLG: 0.475	1-1 G5-3	4-2 HR		2-3 K		1-0 BB	0-2 F8		3-2 G5-3	5	2	1	0	1	1	1											
Brian Giles, L (1, 7) OBP: 0.427, SLG: 0.611 Emil Brown, R (8, 7) OBP: 0.301, SLG: 0.329	4-0 E	1-0 HR		4-0 1B		4-1 BB	0-1 1B		0-3 K	2	2	2	4	3	0	0											
John Vander Wal, L (1, 9) OBP: 0.396, SLG: 0.541	2-1 E7	1-2 K		0-2 BB		4-1 1B	3-3 K		4-1 1B	4	1	1	1	1	2	2											
Warren Morris, L (1, 4) OBP: 0.335, SLG: 0.328	0-1 F7	4-2 BB		0-1 G4-3		1-1 19 BB	1-0 F9		1-1 19 BB	4	1	1	2	1	0	5											
19 Alex Hernandez, L (1, 3) OBP: 0.211, SLG: 0.263		0-1 F7				2-2 CS			2-2 F9	5	1	2	1	0	0	2											
John Wehner, R (1, 5) OBP: 0.364, SLG: 0.455		2-2 G6-3		0-0 G6-3		1-3 K	0-1 WP		0-0 G5-3	5	1	1	2	0	1	1											
Pat Meares, R (1, 6) OBP: 0.289, SLG: 0.369		0-0 HR		1-0 G6-3		2-3 K	4-2 1B		1-2 F9	4	1	1	1	1	1	0											
Jimmy Anderson, L (1, 1) OBP: 0.159, SLG: 0.182		2-1 18 BB		0-2 P6		0-1 G6-3	0-1 P4		0-0 P4	5	1	2	1	0	0	0											
Inning Stats	R: 0 E: 1 K: 0 S: 8	H: 0 LOB: 2 BB: 1 P: 16	R: 5 E: 0 K: 1 S: 22	H: 4 LOB: 2 BB: 2 P: 37	R: 0 E: 0 K: 0 S: 5	H: 0 LOB: 0 BB: 1 P: 6	R: 0 E: 0 K: 1 S: 13	H: 1 LOB: 2 BB: 1 P: 22	R: 0 E: 0 K: 2 S: 13	H: 1 LOB: 0 BB: 0 P: 18	R: 7 E: 0 K: 0 S: 18	H: 5 LOB: 1 BB: 4 P: 38	R: 0 E: 0 K: 1 S: 9	H: 1 LOB: 1 BB: 0 P: 13	R: 0 E: 0 K: 0 S: 9	H: 0 LOB: 0 BB: 0 P: 12		R: 0 E: 0 K: 1 S: 11	H: 1 LOB: 1 BB: 0 P: 17	1B: 9 2B: 3 3B: 0 HR: 2	SF: 0 SAC: 0 DP: 1 HBP: 0	WP: 2 PB: 0 CS: 1	PA: 48				
PITCHER	IP	WLS	BF	H	R	ER	SO	BB	IBB	HBP	BLK	WP	HR	S	P	ERA	WHIP										
37 Darren Dreifort, R (1, 1) ERA: 4.61	5.1	L	29	7	7	7	4	5	0	0	0	1	2	67	111	11.81	2.250										
Onan Masaoka, L (6, 1) ERA: 4.59	0.0		4	2	2	2	0	2	0	0	0	0	0	6	15	∞	∞										
Matt Herges, R (6, 1) ERA: 3.63	0.2		4	2	3	3	0	1	0	0	0	1	0	6	11	40.50	4.500										
Luke Prokopec, R (7, 1) ERA:	3.0		11	2	0	0	2	0	0	0	0	0	0	29	42	0.00	0.667										

Batter	1	2	3	4	5	6	7	8	9	AB	R	H	RBI	BB	SO	LOB	BOTTOM										
Tom Goodwin, L (1, 8) OBP: 0.361, SLG: 0.363	1-2 1B	1-3 K			3-2 G4-3				3-3 K	4	0	1	0	0	2	2	Pittsburgh Pirates @ Los Angeles Dodgers Dodger Stadium, Los Angeles, CA Mon Sep 04 2000, 6:05 PM PDT Att: 31,418 - Sunny - 73 F livebaseballscorecards.com										
Mark Czudzielanek, R (1, 4) OBP: 0.341, SLG: 0.390	1-1 G1-3			1-0 G4-3		2-1 G6-3		2-2 G1-3	4	0	0	0	0	0	1												
Gary Sheffield, R (1, 7) OBP: 0.440, SLG: 0.658 Jim Leyritz, R (7, 3) OBP: 0.312, SLG: 0.282	1-0 G1-6-3			1-0 G6-3		2-1 F9		0-2 F3	3	0	1	0	0	0	0												
Eric Karros, R (1, 3) OBP: 0.332, SLG: 0.487 Chad Kreuter, S (7, 2) OBP: 0.433, SLG: 0.418	0-1 G1-6-3			1-3 K		0-1 G3-1		4-2 BB	3	0	0	0	0	1	2												
Shawn Green, L (1, 9) OBP: 0.377, SLG: 0.498 Dave Hansen, L (8, 7) OBP: 0.403, SLG: 0.542		1-1 1B		3-2 G1-3		2-0 BB		0-2 G4-3	3	1	3	0	0	0	0												
Adrián Beltré, R (1, 5) OBP: 0.356, SLG: 0.476		3-2 FC2-5		4-1 G1-3		4-1 G4-6-3		1-2 BB	2	0	2	0	2	0	0												
Todd Hundley, S (1, 2) OBP: 0.386, SLG: 0.611 Luke Prokopec, L (7, 1) OBP: 0.273, SLG: 0.455		1-1 FC2-5		2-2 F8		0-1 G4-6-3		1-2 G6-4-3	3	0	1	1	0	0	4												
Chris Donnels, L (9, PH) OBP: 0.273, SLG: 0.455		1-2 37 BB		1-2 1B		1-2 1B		1-2 G4-3	1	0	0	0	0	0	1												
Alex Cora, L (1, 6) OBP: 0.311, SLG: 0.373		1-0 FC2-5		1-0 G1-3		0-1 G1-3		1-1 G4-6-3	4	0	1	0	0	0	4												
37 Darren Dreifort, R (1, 1) OBP: 0.200, SLG: 0.390 Onan Masaoka, R (6, 1) OBP: 0.091, SLG: 0.091 Paulo Duca, R (7, 7) OBP: 0.328, SLG: 0.418		2-0 1B		2-0 G4-3		1-0 G4-6-3		1-2 1B	2	0	1	0	0	0	2												
Inning Stats	R: 0 E: 0 K: 0 S: 8	H: 2 LOB: 1 BB: 0 P: 11	R: 1 E: 0 K: 1 S: 12	H: 4 LOB: 0 BB: 0 P: 21	R: 0 E: 0 K: 1 S: 5	H: 0 LOB: 0 BB: 0 P: 8	R: 0 E: 0 K: 0 S: 12	H: 1 LOB: 2 BB: 1 P: 22	R: 0 E: 0 K: 0 S: 7	H: 0 LOB: 0 BB: 0 P: 14	R: 0 E: 0 K: 0 S: 6	H: 1 LOB: 1 BB: 1 P: 12	R: 0 E: 0 K: 1 S: 6	H: 1 LOB: 0 BB: 0 P: 11	R: 0 E: 0 K: 0 S: 11	H: 0 LOB: 1 BB: 1 P: 17	R: 0 E: 0 K: 0 S: 10	H: 1 LOB: 0 BB: 0 P: 12	1B: 10 2B: 0 3B: 0 HR: 0	SF: 0 SAC: 0 DP: 4 HBP: 0	WP: 0 PB: 0 CS: 0	PA: 35					
PITCHER	IP	WLS	BF	H	R	ER	SO	BB	IBB	HBP	BLK	WP	HR	S	P	ERA	WHIP										
Jimmy Anderson, L (1, 1) ERA: 4.31	9.0	W	35	10	1	1	3	3	0	0	0	0	0	77	128	1.00	1.444										



Batter	1	2	3	4	5	6	7	8	9	AB	R	H	RBI	BB	SO	LOB	TOP					
Emil Brown, R OBP: 0.303, SLG: 0.329	G6-3	G3-1		F8	F8		F9		1B	6	0	2	1	0	0	3	Pittsburgh Pirates @ Los Angeles Dodgers Dodger Stadium, Los Angeles, CA Tue Sep 05 2000, 7:10 PM PDT Att: 22,780 - Sunny - 76 F					
18 Jason Kendall, R OBP: 0.416, SLG: 0.476									1B	6	1	2	1	0	2	4						
John Vander Wal, L OBP: 0.396, SLG: 0.541		K		2B			G5-3		K	0	0	0	0	0	0	0						
Brian Giles, L OBP: 0.265, SLG: 0.250		G3-1		2B					F7	5	1	1	0	1	0	4						
Marc Wilkins, R OBP: 0.250, SLG: 0.250	1B			IBB			G4-3			0	0	0	0	0	0	0						
Alex Ramirez, R OBP: 0.288, SLG: 0.433		G5-3								5	2	2	1	0	0	2						
Enrique Wilson, S OBP: 0.350, SLG: 0.447	E5			G6-3						4	1	1	0	1	0	3						
Keith Oskik, R OBP: 0.384, SLG: 0.519										5	0	3	3	0	0	1						
John Wehner, R OBP: 0.375, SLG: 0.357	G5-3									3	1	0	0	2	1	2						
Pat Meares, R OBP: 0.295, SLG: 0.380										4	2	3	1	1	1	3						
Jose Silva, R OBP: 0.241, SLG: 0.185										2	0	1	0	0	1	0						
Rich Loiselle, R OBP: 0.200, SLG: 0.250										0	0	0	0	0	0	0						
19 Alex Hernandez, L OBP: 0.200, SLG: 0.250										1	0	0	0	0	0	2						
Inning Stats	R: 3 H: 5 E: 1 K: 0 S: 25	H: 5 LOB: 1 BB: 0 P: 37	R: 1 H: 3 E: 0 K: 1 S: 19	H: 3 LOB: 2 BB: 0 P: 24	R: 0 H: 0 E: 0 K: 1 S: 6	H: 0 LOB: 0 BB: 0 P: 14	R: 2 H: 3 E: 0 K: 0 S: 15	H: 3 LOB: 2 BB: 1 P: 28	R: 0 H: 1 E: 0 K: 0 S: 7	H: 1 LOB: 2 BB: 1 P: 14	R: 1 H: 1 E: 2 K: 1 S: 18	H: 1 LOB: 3 BB: 1 P: 27	R: 0 H: 0 E: 0 K: 1 S: 6	H: 0 LOB: 0 BB: 0 P: 8	R: 0 H: 0 E: 0 K: 0 S: 11	H: 0 LOB: 1 BB: 1 P: 20	R: 1 H: 2 E: 0 K: 1 S: 16	H: 2 LOB: 2 BB: 1 P: 29	1B: 12 2B: 2 3B: 0 HR: 1	SF: 0 SAC: 2 DP: 0 HBP: 0	WP: 0 PB: 0 SB: 1 CS: 1	PA: 48
PITCHER	IP WLS BF H R ER SO BB IBB HBP BLK WP HR S P ERA WHIP																					
Carlos Perez, L ERA: 5.66	(1, 1) 3.2 L 20 10 6 5 2 0 0 0 0 0 0 1 62 93 12.27 2.727																					
Matt Herges, R ERA: 3.59	(4, 1) 1.1 8 2 0 0 0 1 1 0 0 0 0 0 10 24 0.00 2.250																					
Antonio Osuna, R ERA: 3.29	(6, 1) 2.0 10 1 1 0 2 1 0 0 0 0 0 0 24 35 0.00 1.000																					
Onan Masaoka, L ERA: 4.35	(8, 1) 1.0 4 0 0 0 0 1 0 0 0 0 0 0 11 20 0.00 1.000																					
Gregg Olson, R ERA: 5.4	(9, 1) 1.0 6 2 1 1 1 1 0 0 0 0 0 0 16 29 9.00 3.000																					


Batter	1	2	3	4	5	6	7	8	9	AB	R	H	RBI	BB	SO	LOB	BOTTOM					
Tom Goodwin, L OBP: 0.360, SLG: 0.362			G6-3				K		FC4-6	4	0	1	0	0	1	4	Pittsburgh Pirates @ Los Angeles Dodgers Dodger Stadium, Los Angeles, CA Tue Sep 05 2000, 7:10 PM PDT Att: 22,780 - Sunny - 76 F					
Mark Czudzielanek, R OBP: 0.339, SLG: 0.397										4	0	0	0	0	1	1						
Gary Sheffield, R OBP: 0.439, SLG: 0.656										3	0	1	0	0	0	1						
Paul Lo Duca, R OBP: 0.323, SLG: 0.411										1	0	0	0	0	0	0						
Shawn Green, L OBP: 0.376, SLG: 0.495										3	0	0	0	1	0	2						
Eric Karros, R OBP: 0.330, SLG: 0.483										4	0	0	0	0	2	2						
Todd Hundley, S OBP: 0.388, SLG: 0.609										4	0	2	0	0	1	0						
Adrian Beltré, R OBP: 0.355, SLG: 0.472										4	0	0	0	0	2	2						
Alex Cora, L OBP: 0.313, SLG: 0.373										3	0	1	0	0	1	1						
Carlos Perez, L ERA: 5.66	(1, 1) 3.2 L 20 10 6 5 2 0 0 0 0 0 0 1 62 93 12.27 2.727																					
Matt Herges, R ERA: 3.59	(4, 1) 1.1 8 2 0 0 0 1 1 0 0 0 0 0 10 24 0.00 2.250																					
Chris Donnels, L ERA: 5.33	(5, PH) 0.0 0 0 0 0 0 0 0 0 0 0 0 0 0 0 0 0																					
Antonio Osuna, R ERA: 3.29	(6, PH) 0.0 0 0 0 0 0 0 0 0 0 0 0 0 0 0 0 0																					
Dave Hansen, L ERA: 4.92	(7, PH) 0.0 0 0 0 0 0 0 0 0 0 0 0 0 0 0 0 0																					
Onan Masaoka, R ERA: 4.35	(8, 1) 1.0 4 0 0 0 0 1 0 0 0 0 0 0 11 20 0.00 1.000																					
Gregg Olson, R ERA: 5.4	(9, 1) 1.0 6 2 1 1 1 1 0 0 0 0 0 0 16 29 9.00 3.000																					
Inning Stats	R: 0 H: 1 E: 0 K: 1 S: 15	H: 1 LOB: 1 BB: 0 P: 25	R: 0 H: 0 E: 0 K: 2 S: 7	H: 0 LOB: 0 BB: 0 P: 9	R: 0 H: 0 E: 0 K: 0 S: 6	H: 0 LOB: 0 BB: 0 P: 9	R: 0 H: 0 E: 0 K: 0 S: 9	H: 0 LOB: 1 BB: 1 P: 18	R: 0 H: 1 E: 0 K: 2 S: 11	H: 1 LOB: 2 BB: 0 P: 17	R: 0 H: 1 E: 0 K: 0 S: 8	H: 1 LOB: 1 BB: 0 P: 10	R: 0 H: 2 E: 0 K: 0 S: 10	H: 2 LOB: 2 BB: 0 P: 14	R: 0 H: 0 E: 0 K: 0 S: 7	H: 0 LOB: 0 BB: 0 P: 12	R: 0 H: 1 E: 0 K: 3 S: 12	H: 1 LOB: 1 BB: 0 P: 14	1B: 6 2B: 0 3B: 0 HR: 0	SF: 0 SAC: 0 DP: 0 HBP: 1	WP: 0 PB: 0 SB: 1 CS: 0	PA: 35
PITCHER	IP WLS BF H R ER SO BB IBB HBP BLK WP HR S P ERA WHIP																					
Jose Silva, R ERA: 5.24	(1, 1) 7.0 W 28 5 0 0 0 0 1 0 0 0 0 0 66 102 0.00 0.857																					
Rich Loiselle, R ERA: 5.29	(8, 1) 1.0 3 0 0 0 0 0 0 0 0 0 0 0 7 12 0.00 0.000																					
Marc Wilkins, R ERA: 5.01	(9, 1) 1.0 4 1 0 0 3 0 0 0 0 0 0 0 12 14 0.00 1.000																					




Batter	1	2	3	4	5	6	7	8	9	AB	R	H	RBI	BB	SO	LOB	TOP			
Adrian Brown, S OBP: 0.379, SLG: 0.452	2-1 1B 2B	0-1 1B 2B		0-3 K			3-2 G1-3	1-0 1B 1B		5	3	3	1	0	1	0	Pittsburgh Pirates @ Los Angeles Dodgers Dodger Stadium, Los Angeles, CA Wed Sep 06 2000, 7:05 PM PDT Att: 28,462 - Sunny - 77 F			
18 Jason Kendall, R OBP: 0.414, SLG: 0.473	0-0 F8	2-2 P4		0-1 G5-3			1-2 G1-3	1-2 1B 1B		5	0	1	1	0	0	2				
Brian Giles, L OBP: 0.427, SLG: 0.606	1-1 2B 1B	0-1 1B			3-3 K		1-3 K BB	1-3 1B 1B		5	1	3	2	0	2	0				
John Vander Wal, L OBP: 0.399, SLG: 0.542	3-2 1B 1B 2B	2-1 F7			4-2 G4-6-3 BB		4-2 1B BB	1-1 G4-3		3	1	1	1	2	0	3				
Enrique Wilson, S OBP: 0.348, SLG: 0.443 Scott Sauerbeck, R (7, 1)	0-0 19 1B BB	1-0 F7			1-0 G4-6-3		1-0 G6-3		2-2 F8	4	1	1	1	0	0	4				
Marc Wilkins, R OBP: 0.250, SLG: 0.250 Alex Ramirez, R (9, PH) Mike Williams, R (9, 1)	2-3 3-H 1B				1-2 1B					0	0	0	0	0	0	0				
Warren Morris, L OBP: 0.335, SLG: 0.327	4-1 19 1B BB			0-0 F8		3-1 19 FC1-6 1B		1-0 G4-3	3-1 F9	4	0	1	0	1	0	0				
19 Alex Hernandez, L OBP: 0.200, SLG: 0.240	1-1 1B		1-1 P5			2-2 FC1-6 FC5-4		0-1 G1-3	0-0 G4-3	5	0	1	1	0	0	1				
Pat Meares, R OBP: 0.295, SLG: 0.378	2-1 SF7		1-0 F8			3-1 FC5-4		4-0 1B 1B BB		2	1	0	1	1	0	1				
Dan Serafini, S John Wehner, R OBP: 0.412, SLG: 0.400	0-0 F7			0-2 G6-3		0-1 F3		3-2 1B 1B 1B		3	0	0	0	0	0	3				
Inning Stats	R: 4 E: 0 K: 0 S: 17	H: 5 LOB: 2 BB: 1 P: 30	R: 1 E: 0 K: 0 S: 10	H: 2 LOB: 1 BB: 0 P: 15	R: 0 E: 0 K: 0 S: 4	H: 0 LOB: 0 BB: 0 P: 6	R: 0 E: 0 K: 1 S: 8	H: 0 LOB: 0 BB: 0 P: 8	R: 0 E: 0 K: 1 S: 6	H: 1 LOB: 1 BB: 0 P: 14	R: 0 E: 0 K: 1 S: 12	H: 0 LOB: 2 BB: 1 P: 22	R: 3 E: 0 K: 0 S: 18	H: 4 LOB: 2 BB: 1 P: 29	R: 0 E: 0 K: 0 S: 6	H: 0 LOB: 0 BB: 0 P: 11	1B: 10 2B: 2 3B: 0 HR: 0	SF: 1 SAC: 0 DP: 1 HBP: 0	WP: 1 PB: 0 SB: 0 CS: 0	PA: 43
PITCHER	IP WLS BF H R ER SO BB IBB HBP BLK WP HR S P ERA WHIP	IP WLS BF H R ER SO BB IBB HBP BLK WP HR S P ERA WHIP	IP WLS BF H R ER SO BB IBB HBP BLK WP HR S P ERA WHIP	IP WLS BF H R ER SO BB IBB HBP BLK WP HR S P ERA WHIP	IP WLS BF H R ER SO BB IBB HBP BLK WP HR S P ERA WHIP	IP WLS BF H R ER SO BB IBB HBP BLK WP HR S P ERA WHIP	IP WLS BF H R ER SO BB IBB HBP BLK WP HR S P ERA WHIP	IP WLS BF H R ER SO BB IBB HBP BLK WP HR S P ERA WHIP	IP WLS BF H R ER SO BB IBB HBP BLK WP HR S P ERA WHIP	IP WLS BF H R ER SO BB IBB HBP BLK WP HR S P ERA WHIP	IP WLS BF H R ER SO BB IBB HBP BLK WP HR S P ERA WHIP	IP WLS BF H R ER SO BB IBB HBP BLK WP HR S P ERA WHIP	IP WLS BF H R ER SO BB IBB HBP BLK WP HR S P ERA WHIP	IP WLS BF H R ER SO BB IBB HBP BLK WP HR S P ERA WHIP	IP WLS BF H R ER SO BB IBB HBP BLK WP HR S P ERA WHIP	IP WLS BF H R ER SO BB IBB HBP BLK WP HR S P ERA WHIP	IP WLS BF H R ER SO BB IBB HBP BLK WP HR S P ERA WHIP			
Ismael Valdez, R ERA: 5.64	6.0	27	8	5	5	2	2	0	0	0	0	0	0	0	0	0	7.50	1.667		
Terry Adams, R ERA: 3.27	1.0	5	0	0	0	1	1	0	0	0	0	1	0	12	22	0.00	1.000			
Mike Fetters, R ERA: 3.3	1.0	8	4	3	3	0	1	0	0	0	0	0	0	18	29	27.00	5.000			
Jeff Shaw, R ERA: 4.47	1.0	3	0	0	0	0	0	0	0	0	0	0	0	6	11	0.00	0.000			

Batter	1	2	3	4	5	6	7	8	9	AB	R	H	RBI	BB	SO	LOB	BOTTOM					
Tom Goodwin, L OBP: 0.358, SLG: 0.360	1-3 K	0-0 G4-3			0-0 B5-3		0-0 G1-3			5	0	1	0	0	1	3	Pittsburgh Pirates @ Los Angeles Dodgers Dodger Stadium, Los Angeles, CA Wed Sep 06 2000, 7:05 PM PDT Att: 28,462 - Sunny - 77 F					
Mark Czudzielanek, R OBP: 0.338, SLG: 0.388	1-2 G6-3		3-2 2B		2-0 F8		3-3 K2-3			4	0	1	0	0	1	2						
Shawn Green, L OBP: 0.374, SLG: 0.491	2-2 G4-3		2-3 K			0-1 G3		3-1 F9		4	0	0	0	0	1	1						
Gary Sheffield, R OBP: 0.440, SLG: 0.654		4-1 HBP E BB	0-1 F2			1-2 G5-3		1-2 FC6-4 1B		3	1	1	0	1	0	1						
Adrian Beltré, R OBP: 0.354, SLG: 0.469 Jeff Branson, L OBP: 0.333, SLG: 0.364		1-2 E HBP	1-3 K			2-2 G6-3		1-2 FC6-4 FC6-4		3	1	0	0	0	1	2						
Jim Leyritz, R OBP: 0.302, SLG: 0.272		1-2 E5 FC4-6		1-0 F7			1-0 G6-3	0-1 FC6-4		4	0	0	0	0	0	2						
Chad Kreuter, S OBP: 0.434, SLG: 0.417		1-1 E6 FC4-6		1-0 1B			1-1 G6-3		4-2 BB	3	0	1	1	1	0	1						
Alex Cora, L OBP: 0.312, SLG: 0.378		3-H FC4-6 SH1-4		2-1 L3			1-0 1B 3B		1-1 F9	4	1	1	0	0	0	4						
Ismael Valdez, R ERA: 5.61 Terry Adams, R ERA: 3.49 Kevin Elster, R Mike Fetters, R Jeff Shaw, R Dave Hansen, L OBP: 0.307, SLG: 0.532		1-1 SH1-4		1-3 K			0-1 1B		3-3 K	1	0	0	0	0	1	0						
Inning Stats	R: 0 E: 0 K: 1 S: 9	H: 0 LOB: 0 BB: 0 P: 13	R: 2 E: 2 K: 0 S: 16	H: 0 LOB: 2 BB: 1 P: 27	R: 0 E: 0 K: 2 S: 11	H: 1 LOB: 1 BB: 0 P: 17	R: 0 E: 0 K: 0 S: 4	H: 1 LOB: 0 BB: 0 P: 8	R: 0 E: 0 K: 1 S: 5	H: 0 LOB: 0 BB: 0 P: 8	R: 0 E: 0 K: 0 S: 8	H: 0 LOB: 0 BB: 0 P: 11	R: 1 E: 0 K: 1 S: 10	H: 3 LOB: 2 BB: 0 P: 16	R: 0 E: 0 K: 0 S: 10	H: 1 LOB: 1 BB: 0 P: 15		R: 0 E: 0 K: 1 S: 9	H: 0 LOB: 1 BB: 1 P: 18	1B: 4 2B: 2 3B: 1 HR: 0	SF: 0 SAC: 1 DP: 1 HBP: 1	WP: 0 PB: 0 SB: 0 CS: 0
PITCHER	IP WLS BF H R ER SO BB IBB HBP BLK WP HR S P ERA WHIP	IP WLS BF H R ER SO BB IBB HBP BLK WP HR S P ERA WHIP	IP WLS BF H R ER SO BB IBB HBP BLK WP HR S P ERA WHIP	IP WLS BF H R ER SO BB IBB HBP BLK WP HR S P ERA WHIP	IP WLS BF H R ER SO BB IBB HBP BLK WP HR S P ERA WHIP	IP WLS BF H R ER SO BB IBB HBP BLK WP HR S P ERA WHIP	IP WLS BF H R ER SO BB IBB HBP BLK WP HR S P ERA WHIP	IP WLS BF H R ER SO BB IBB HBP BLK WP HR S P ERA WHIP	IP WLS BF H R ER SO BB IBB HBP BLK WP HR S P ERA WHIP	IP WLS BF H R ER SO BB IBB HBP BLK WP HR S P ERA WHIP	IP WLS BF H R ER SO BB IBB HBP BLK WP HR S P ERA WHIP	IP WLS BF H R ER SO BB IBB HBP BLK WP HR S P ERA WHIP	IP WLS BF H R ER SO BB IBB HBP BLK WP HR S P ERA WHIP	IP WLS BF H R ER SO BB IBB HBP BLK WP HR S P ERA WHIP	IP WLS BF H R ER SO BB IBB HBP BLK WP HR S P ERA WHIP	IP WLS BF H R ER SO BB IBB HBP BLK WP HR S P ERA WHIP	IP WLS BF H R ER SO BB IBB HBP BLK WP HR S P ERA WHIP					
Dan Serafini, L ERA: 5.61	6.2	27	4	3	2	4	1	0	0	0	0	0	0	0	0	0	2.70	0.750				
Scott Sauerbeck, L ERA: 3.49	0.2	4	2	0	0	1	0	0	0	0	0	9	16	0.00	3.000							
Marc Wilkins, R ERA: 4.94	0.2	2	0	0	0	0	0	0	0	0	0	5	6	0.00	0.000							
Mike Williams, R ERA: 3.62	1.0	4	0	0	0	1	1	0	0	0	0	9	18	0.00	1.000							



Batter	1	2	3	4	5	6	7	8	9	AB	R	H	RBI	BB	SO	LOB	TOP								
Tom Goodwin, L (1, 8) OBP: 0.358, SLG: 0.358 22 Devon White, S (8, PH) OBP: 0.310, SLG: 0.386 Mike Fetters, R (8, 1)	G4-3	F8				F9		G1-3		4	1	1	0	0	0	2	Los Angeles Dodgers @ Colorado Rockies Coors Field, Denver, CO Sat Sep 09 2000, 1:05 PM MDT Att: 37,241 - Sunny - 80 F AB 32 R 6 H 7 RBI 6 BB 7 SO 4 LOB 13 								
Mark Crutzieleak, R (1, 4) OBP: 0.339, SLG: 0.391	G6-3		F8			G4-3			F7	4	1	0	0	1	0										
Gary Sheffield, R (1, 7) OBP: 0.442, SLG: 0.656	K		P6							2	0	0	0	3	1										
Shawn Green, L (1, 9) OBP: 0.372, SLG: 0.489			P6							5	1	2	1	0	0										
Eric Karros, R (1, 3) OBP: 0.332, SLG: 0.484		F8								3	0	1	1	0	0										
Adrian Beltré, R (1, 5) OBP: 0.352, SLG: 0.472										3	1	1	2	1	1										
Chad Kreuter, S (1, 2) OBP: 0.431, SLG: 0.414										4	0	1	0	0	2										
Alex Cora, L (1, 6) OBP: 0.310, SLG: 0.372 Kevin Elster, R (8, PH) OBP: 0.340, SLG: 0.436 Jeff Branson, L (8, 6) OBP: 0.333, SLG: 0.364										2	1	0	0	1	0										
Chan Ho Park, R (1, 1) OBP: 0.254, SLG: 0.344 Chris Donnels, L (8, PH) OBP: 0.387, SLG: 0.714 Onan Mасаoka, R (8, 1) Terry Adams, R (8, 1) Jim Leyritz, R (8, PH) OBP: 0.350, SLG: 0.270										1	0	0	0	1	0										
Inning Stats	R: 0 E: 0 K: 1 S: 10	H: 0 LOB: 0 BB: 0 P: 15	R: 2 E: 0 K: 0 S: 15	H: 3 LOB: 2 BB: 1 P: 27	R: 0 E: 0 K: 0 S: 4	H: 0 LOB: 0 BB: 0 P: 6	R: 0 E: 0 K: 1 S: 13	H: 0 LOB: 1 BB: 1 P: 20	R: 2 E: 0 K: 1 S: 13	H: 2 LOB: 2 BB: 2 P: 24	R: 2 E: 0 K: 0 S: 11	H: 1 LOB: 2 BB: 1 P: 19	R: 0 E: 1 K: 1 S: 17	H: 1 LOB: 2 BB: 1 P: 28	R: 0 E: 0 K: 0 S: 10	H: 0 LOB: 0 BB: 1 P: 13		R: 0 E: 0 K: 0 S: 7	H: 0 LOB: 0 BB: 1 P: 14	1B: 4 2B: 1 3B: 0 HR: 2	SF: 1 SAC: 0 DP: 2 HBP: 0	WP: 0 PB: 0 SB: 3 CS: 0	PA: 40		
PITCHER	IP	WLS	BF	H	R	ER	SO	BB	IBB	HBP	BLK	WP	HR	S	P	ERA	WHIP								
Brian Rose, R (1, 1) ERA: 5.46	4.1		22	5	4	4	2	4	0	0	0	0	1	50	86	8.31	2.077								
Mike DeJean, R (5, 1) ERA: 5.04	1.2		7	1	2	2	1	1	0	0	0	0	0	16	25	10.80	1.200								
Jerry Dipoto, R (7, 1) ERA: 5.4	0.2	H	4	1	0	0	0	1	0	0	0	0	0	14	23	0.00	3.000								
Gabe White, L (7, 1) ERA: 2.3	1.1	W	4	0	0	0	1	0	0	0	0	0	0	13	18	0.00	0.000								
Jose Jimenez, R (9, 1) ERA: 3.39	1.0	S	3	0	0	0	0	1	0	0	0	0	0	7	14	0.00	1.000								

Batter	1	2	3	4	5	6	7	8	9	AB	R	H	RBI	BB	SO	LOB	BOTTOM								
Juan Pierre, L (1, 8) OBP: 0.380, SLG: 0.358			G4-3			L6		FC5-4		5	1	1	0	0	0	3	Los Angeles Dodgers @ Colorado Rockies Coors Field, Denver, CO Sat Sep 09 2000, 1:05 PM MDT Att: 37,241 - Sunny - 80 F AB 35 R 7 H 13 RBI 5 BB 3 SO 8 LOB 19 								
Neftali Pérez, S (1, 6) OBP: 0.323, SLG: 0.443						E7		G3		4	1	2	0	1	1										
17 Todd Helton, L (1, 3) OBP: 0.475, SLG: 0.700										4	1	1	1	0	1										
Jeff Cirillo, R (1, 5) OBP: 0.389, SLG: 0.485										4	1	0	1	0	2										
Todd Walker, L (1, 4) OBP: 0.350, SLG: 0.515										4	1	2	1	0	0										
Todd Hollandsworth, L (1, 9) OBP: 0.314, SLG: 0.389										3	1	2	1	1	1										
Butch Huskey, R (1, 7) OBP: 0.329, SLG: 0.395 Jeffrey Hammonds, R (9, 9) OBP: 0.407, SLG: 0.559										3	1	2	0	1	0										
Brent Mayne, L (1, 2) OBP: 0.377, SLG: 0.424										4	0	3	1	0	1										
Brian Rose, R (1, 1) ERA: 3.59 Mike DeJean, R (5, 1) ERA: 5.04 Jerry Dipoto, R (7, 1) ERA: 5.4 Gabe White, L (7, 1) ERA: 2.3 Jeff Faye, R (8, PH) OBP: 0.350, SLG: 0.350 Jose Jimenez, R (9, 1) ERA: 3.22										2	0	0	0	0	2										
Inning Stats	R: 6 E: 2 K: 1 S: 25	H: 6 LOB: 1 BB: 1 P: 37	R: 0 E: 0 K: 1 S: 12	H: 1 LOB: 1 BB: 0 P: 17	R: 1 E: 0 K: 2 S: 13	H: 2 LOB: 1 BB: 0 P: 14	R: 0 E: 0 K: 2 S: 10	H: 0 LOB: 0 BB: 0 P: 15	R: 0 E: 0 K: 1 S: 12	H: 1 LOB: 2 BB: 2 P: 21	R: 0 E: 1 K: 1 S: 13	H: 1 LOB: 1 BB: 0 P: 20	R: 0 E: 0 K: 0 S: 7	H: 1 LOB: 0 BB: 0 P: 10	R: 0 E: 0 K: 0 S: 8	H: 1 LOB: 1 BB: 0 P: 11		1B: 8 2B: 5 3B: 0 HR: 0	SF: 0 SAC: 0 DP: 1 HBP: 0	WP: 1 PB: 0 SB: 0 CS: 4	PA: 38				
PITCHER	IP	WLS	BF	H	R	ER	SO	BB	IBB	HBP	BLK	WP	HR	S	P	ERA	WHIP								
Chan Ho Park, R (1, 1) ERA: 3.59	5.0	L	27	10	7	5	7	3	0	0	0	0	0	12	104	9.00	2.600								
Onan Mасаoka, L (6, 1) ERA: 4.03	0.2		3	1	0	0	1	0	0	0	0	0	0	8	19	0.00	1.500								
Terry Adams, R (6, 1) ERA: 3.22	1.1		4	1	0	0	0	0	0	0	0	0	0	8	11	0.00	0.750								
Mike Fetters, R (8, 1) ERA: 3.22	1.0		4	1	0	0	0	0	0	0	0	0	0	8	11	0.00	1.000								

Batter	1	2	3	4	5	6	7	8	9	AB	R	H	RBI	BB	SO	LOB	TOP				
Tom Goodwin, L (1.8) OBP: 0.360, SLG: 0.363	0-0 1B	1-0 E 1B		1-2 G4-3		0-1 F9 1B	1-2 G1-3			5	3	3	2	0	0	0					
Mark Grudzielanek, R (1.4) OBP: 0.338, SLG: 0.389	1-2 1B	1-0 E3 1B		1-1 F8		2-2 F9	1-2 G5-3			5	1	1	1	0	0	2					
Gary Sheffield, R (1.7) OBP: 0.448, SLG: 0.659 Paul Lo Duca, R (6.7) OBP: 0.313, SLG: 0.397	0-1 G6-3 1B	2-0 CS 1B			4-2 2B BB	2-2 1B HR		2-1 F9		3	2	3	3	1	0	0					
Shawn Green, L (1.9) OBP: 0.372, SLG: 0.489	0-3 K	4-2 SAFE BB			2-1 2B	1-1 L3		2-3 K		4	1	1	1	1	2	3					
Eric Karros, R (1.3) OBP: 0.332, SLG: 0.482 Chris Donnels, L (6.3) OBP: 0.333, SLG: 0.667	1-1 G6-3	0-1 F3			2-3 K	0-0 1B HR		1-3 K		4	1	1	0	0	1	4					
Todd Hundley, S (1.2) OBP: 0.393, SLG: 0.621		1-1 F7 1B BB	1-1 F8		2-2 2B	1-1 HR		1-3 K		5	2	3	4	0	1	0					
Adrián Beltré, R (1.5) OBP: 0.353, SLG: 0.469		4-0 F7 1B BB	0-3 K		0-1 G5-3	4-0 FC4-6 BB		1-2 G5-3		3	1	0	0	2	1	1					
Alex Cora, L (1.6) OBP: 0.309, SLG: 0.368 Matt Herges, L (6.1) OBP: 0.393, SLG: 0.083	1-0 F7	2-2 G3			4-0 BB	2-1 FC4-6		1-0 F8		3	0	0	0	1	0	3					
37 Darren Dreifort, R (1.1) OBP: 0.206, SLG: 0.377 Jeff Branson, L (6.6) OBP: 0.308, SLG: 0.333	4-1 1B E BB			0-3 K	1-2 G5-3			0-0 F8		2	1	0	0	1	1	2					
Inning Stats	R: 1 E: 0 K: 1 S: 11	H: 3 LOB: 1 BB: 0 P: 13	R: 5 E: 1 K: 0 S: 11	H: 3 LOB: 1 BB: 3 P: 29	R: 0 E: 0 K: 1 S: 8	H: 0 LOB: 0 BB: 0 P: 11	R: 0 E: 0 K: 1 S: 10	H: 0 LOB: 0 BB: 0 P: 12	R: 2 E: 0 K: 0 S: 17	H: 2 LOB: 2 BB: 2 P: 32	R: 4 E: 0 K: 0 S: 15	H: 4 LOB: 1 BB: 1 P: 27	R: 0 E: 0 K: 2 S: 7	H: 0 LOB: 0 BB: 0 P: 9	R: 0 E: 0 K: 2 S: 8	H: 0 LOB: 0 BB: 0 P: 13	R: 0 E: 0 K: 1 S: 7	H: 0 LOB: 0 BB: 0 P: 10	1B: 8 2B: 3 3B: 0 HR: 1	SF: 0 SAC: 0 DP: 1 HBP: 0	WP: 0 PA: 44 PB: 0 SB: 1 CS: 1
PITCHER	IP WLS BF H R ER SO BB IBB HBP BLK WP HR S P ERA WHIP	IP WLS BF H R ER SO BB IBB HBP BLK WP HR S P ERA WHIP	IP WLS BF H R ER SO BB IBB HBP BLK WP HR S P ERA WHIP	IP WLS BF H R ER SO BB IBB HBP BLK WP HR S P ERA WHIP	IP WLS BF H R ER SO BB IBB HBP BLK WP HR S P ERA WHIP	IP WLS BF H R ER SO BB IBB HBP BLK WP HR S P ERA WHIP	IP WLS BF H R ER SO BB IBB HBP BLK WP HR S P ERA WHIP	IP WLS BF H R ER SO BB IBB HBP BLK WP HR S P ERA WHIP	IP WLS BF H R ER SO BB IBB HBP BLK WP HR S P ERA WHIP	IP WLS BF H R ER SO BB IBB HBP BLK WP HR S P ERA WHIP	IP WLS BF H R ER SO BB IBB HBP BLK WP HR S P ERA WHIP	IP WLS BF H R ER SO BB IBB HBP BLK WP HR S P ERA WHIP	IP WLS BF H R ER SO BB IBB HBP BLK WP HR S P ERA WHIP	IP WLS BF H R ER SO BB IBB HBP BLK WP HR S P ERA WHIP	IP WLS BF H R ER SO BB IBB HBP BLK WP HR S P ERA WHIP	IP WLS BF H R ER SO BB IBB HBP BLK WP HR S P ERA WHIP	IP WLS BF H R ER SO BB IBB HBP BLK WP HR S P ERA WHIP	IP WLS BF H R ER SO BB IBB HBP BLK WP HR S P ERA WHIP	IP WLS BF H R ER SO BB IBB HBP BLK WP HR S P ERA WHIP	IP WLS BF H R ER SO BB IBB HBP BLK WP HR S P ERA WHIP	IP WLS BF H R ER SO BB IBB HBP BLK WP HR S P ERA WHIP

Los Angeles Dodgers @ Colorado Rockies
 Coors Field, Denver, CO
 Sun Sep 10 2000, 1:05 PM MDT
 Att: 36,273 - Sunny - 83 F

AB	38
R	12
H	12
RBI	11
BB	6
SO	7
LOB	15



Batter	1	2	3	4	5	6	7	8	9	AB	R	H	RBI	BB	SO	LOB	BOTTOM				
Juan Pierre, L (1.8) OBP: 0.388, SLG: 0.358	4-1 WP BB		4-0 1-2 BB		0-1 G6-3 17 E 1B		0-0 P6		1-0 L4	3	0	1	0	2	0	1					
Neftali Pérez, S (1.6) OBP: 0.321, SLG: 0.441 23 Elvis Peña, S (7.6)	2-1 F7		1-3 K		0-3 K		0-0 F7		1-1 G4-3	3	0	0	0	0	2	4					
17 Todd Helton, L (1.3) OBP: 0.472, SLG: 0.696 Butch Huskey, R (7.3) OBP: 0.327, SLG: 0.384	2-2 F7		1-1 G6-3		0-0 E6 G6-3		0-2 G5-3			3	0	0	0	0	0	4					
Jeffrey Hammonds, R (1.9) OBP: 0.407, SLG: 0.556 Carlos Mendoza, L (7.7) OBP: 0.250, SLG: 0.250	1-1 G6-3			4-1 1B BB	0-1 G6-3			0-0 G5-3		2	1	0	0	1	0	3					
Todd Walker, L (1.4) OBP: 0.350, SLG: 0.510 48 Craig House, R (6.1) Terry Shumpert, R (8. PH) OBP: 0.200, SLG: 0.148 Giovanni Carrara, R (9.1) OBP: 0.390, SLG: 0.486		3-3 K		4-0 G3 1B BB	1-2 F8			2-0 P4		2	0	0	0	1	1	2					
Jeff Cirillo, R (1.5) OBP: 0.390, SLG: 0.486		3-3 K		1-2 G3 1B		3-1 F9		1-1 1B		4	0	2	1	0	1	0					
Todd Hollandsworth, L (1.7) OBP: 0.313, SLG: 0.386				1-2 2H				1-1 1B		4	0	1	0	0	2	2					
Brent Mayne, L (1.2) OBP: 0.372, SLG: 0.419				2-1 G4-3	0-0 G3			3-2 F9		4	0	0	0	0	0	4					
Pedro Astacio, R (1.1) OBP: 0.110, SLG: 0.099 Kevin Jarvis, L (2.1) OBP: 0.200, SLG: 0.148 Adam Melhuse, S (4. PH) OBP: 0.364, SLG: 0.222 Pete Walker, R (5.1) OBP: 0.390, SLG: 0.351				4-1 BB	1-1 G4-3			3-1 1B		0	0	0	0	0	0	0					
Jeff Frye, R (6.4) OBP: 0.390, SLG: 0.351								1-2 L6		0	0	0	0	1	0	0					
Inning Stats	R: 0 E: 0 K: 0 S: 8	H: 0 LOB: 1 BB: 1 P: 17	R: 0 E: 0 K: 3 S: 15	H: 0 LOB: 0 BB: 0 P: 21	R: 0 E: 0 K: 1 S: 8	H: 0 LOB: 2 BB: 2 P: 20	R: 1 E: 0 K: 1 S: 10	H: 1 LOB: 2 BB: 2 P: 21	R: 0 E: 0 K: 0 S: 14	H: 1 LOB: 2 BB: 0 P: 15	R: 0 E: 0 K: 0 S: 5	H: 0 LOB: 0 BB: 0 P: 10	R: 0 E: 0 K: 0 S: 7	H: 2 LOB: 2 BB: 0 P: 10	R: 0 E: 0 K: 0 S: 10	H: 0 LOB: 0 BB: 0 P: 17	R: 0 E: 0 K: 0 S: 7	H: 0 LOB: 0 BB: 0 P: 10	1B: 5 2B: 0 3B: 0 HR: 0	SF: 0 SAC: 0 DP: 0 HBP: 0	WP: 1 PA: 38 PB: 0 SB: 0 CS: 0
PITCHER	IP WLS BF H R ER SO BB IBB HBP BLK WP HR S P ERA WHIP	IP WLS BF H R ER SO BB IBB HBP BLK WP HR S P ERA WHIP	IP WLS BF H R ER SO BB IBB HBP BLK WP HR S P ERA WHIP	IP WLS BF H R ER SO BB IBB HBP BLK WP HR S P ERA WHIP	IP WLS BF H R ER SO BB IBB HBP BLK WP HR S P ERA WHIP	IP WLS BF H R ER SO BB IBB HBP BLK WP HR S P ERA WHIP	IP WLS BF H R ER SO BB IBB HBP BLK WP HR S P ERA WHIP	IP WLS BF H R ER SO BB IBB HBP BLK WP HR S P ERA WHIP	IP WLS BF H R ER SO BB IBB HBP BLK WP HR S P ERA WHIP	IP WLS BF H R ER SO BB IBB HBP BLK WP HR S P ERA WHIP	IP WLS BF H R ER SO BB IBB HBP BLK WP HR S P ERA WHIP	IP WLS BF H R ER SO BB IBB HBP BLK WP HR S P ERA WHIP	IP WLS BF H R ER SO BB IBB HBP BLK WP HR S P ERA WHIP	IP WLS BF H R ER SO BB IBB HBP BLK WP HR S P ERA WHIP	IP WLS BF H R ER SO BB IBB HBP BLK WP HR S P ERA WHIP	IP WLS BF H R ER SO BB IBB HBP BLK WP HR S P ERA WHIP	IP WLS BF H R ER SO BB IBB HBP BLK WP HR S P ERA WHIP	IP WLS BF H R ER SO BB IBB HBP BLK WP HR S P ERA WHIP	IP WLS BF H R ER SO BB IBB HBP BLK WP HR S P ERA WHIP	IP WLS BF H R ER SO BB IBB HBP BLK WP HR S P ERA WHIP	

Los Angeles Dodgers @ Colorado Rockies
 Coors Field, Denver, CO
 Sun Sep 10 2000, 1:05 PM MDT
 Att: 36,273 - Sunny - 83 F

AB	33
R	1
H	5
RBI	1
BB	5
SO	6
LOB	24




Batter	1	2	3	4	5	6	7	8	9	AB	R	H	RBI	BB	SO	LOB	TOP					
Tom Goodwin, L (1, 8) OBP: 0.359, SLG: 0.368	0-0 P6	1-2 G3			1-0 G3	0-1 G3		2-0 F8		5	1	1	1	0	0	2	Los Angeles Dodgers @ Arizona Diamondbacks Bank One Ballpark, Phoenix, AZ Mon Sep 11 2000, 9:35 PM EDT Att: 37,589 - Dome - 72 F livebaseballscores.com					
Mark Grudzielanek, R (1, 4) OBP: 0.338, SLG: 0.390	4-2 2B		1-1 P4		1-1 2B	1-2 F7		1-2 G5-3		4	2	1	0	1	0	1						
Gary Sheffield, R (1, 7) OBP: 0.447, SLG: 0.662 Paul Lo Duca, R (9, 7) OBP: 0.313, SLG: 0.397	0-1 2B		4-1 FC4-6		0-0 1B	0-0 F8			3-3 K	4	1	2	2	1	1	0						
Shawn Green, L (1, 9) OBP: 0.372, SLG: 0.487	3-2 F8		0-0 FC4-6		1-1 2B				4-0 1B	4	2	1	1	1	0	2						
Eric Karros, R (1, 3) OBP: 0.332, SLG: 0.483	3-2 E6		2-2 L5		3-2 F7				2-0 1B	5	0	2	1	0	0	3						
Todd Hundley, S (1, 2) OBP: 0.396, SLG: 0.623	1-2 F7			3-2 SH1-3	4-0 2B				1-2 F8	4	0	2	0	1	0	3						
Adrián Beltré, R (1, 5) OBP: 0.354, SLG: 0.470		2-2 P4		0-0 SH1-3	0-1 2B				4-0 1B	3	0	1	1	1	0	1						
Alex Cora, L (1, 6) OBP: 0.304, SLG: 0.362	0-2 F7		2-3 F5		1-3 K				1-1 F8	5	0	0	0	0	1	5						
Eric Gagne, R (7, 1) Terry Adams, R (7, 1) Antonio Osuna, R (7, 1) Dave Hansen, L (8, PH) Mike Fetters, R (8, 1) Jeff Shaw, R (9, 1)	0-1 1B			1-0 G5-3	0-3 K				4-1 BB	3	0	1	0	0	1	3						
Inning Stats	R: 1 E: 1 K: 0 S: 17	H: 1 LOB: 2 BB: 1 P: 28	R: 0 E: 0 K: 0 S: 12	H: 1 LOB: 1 BB: 0 P: 15	R: 0 E: 0 K: 0 S: 8	H: 0 LOB: 1 BB: 1 P: 15	R: 0 E: 0 K: 0 S: 7	H: 1 LOB: 1 BB: 0 P: 14	R: 4 E: 0 K: 2 S: 17	H: 5 LOB: 2 BB: 1 P: 28	R: 0 E: 0 K: 0 S: 6	H: 0 LOB: 0 BB: 0 P: 7	R: 0 E: 0 K: 0 S: 10	H: 2 LOB: 1 BB: 0 P: 18	R: 0 E: 0 K: 0 S: 8	H: 0 LOB: 1 BB: 2 P: 15		R: 1 E: 0 K: 1 S: 9	H: 1 LOB: 2 BB: 2 P: 24	1B: 4 2B: 6 3B: 0 HR: 1	SF: 0 SAC: 1 DP: 0 HBP: 0	WP: 0 PB: 0 SB: 2 CS: 0
PITCHER	IP WLS BF H R ER SO BB IBB HBP BLK WP HR S P ERA WHIP																					
Armando Reynoso, R (1, 1) ERA: 5.4	4.1 L 25 8 5 5 0 2 1 0 0 0 0 1 55 93 10.38 2.308																					
Russ Springer, R (5, 1) ERA: 4.85	2.2 9 2 0 0 2 0 0 0 0 0 0 22 32 0.00 0.750																					
Geraldo Guzman, R (8, 1) ERA: 6.25	1.1 7 1 1 1 1 2 0 0 0 0 0 12 28 6.75 2.250																					
Greg Swindell, L (9, 1) ERA: 3.18	0.2 3 0 0 0 0 0 1 0 0 0 0 5 11 0.00 0.000																					
Batter	1	2	3	4	5	6	7	8	9	AB	R	H	RBI	BB	SO	LOB	BOTTOM					
Tony Womack, L (1, 6) OBP: 0.310, SLG: 0.386	3-2 F8	1-1 F9			1-2 F8				0-3 K	5	0	0	0	0	1	3	Los Angeles Dodgers @ Arizona Diamondbacks Bank One Ballpark, Phoenix, AZ Mon Sep 11 2000, 9:35 PM EDT Att: 37,589 - Dome - 72 F livebaseballscores.com					
Jay Bell, R (1, 4) OBP: 0.383, SLG: 0.424 Geraldo Guzman, R (8, 1) Greg Swindell, L (9, 1) David Dellucci, L (9, PH) OBP: 0.480, SLG: 0.500	2-3 K		0-3 K			2-1 F8	0-3 K		2-1 1B	4	0	0	0	0	3	2						
Luis Gonzalez, L (1, 7) OBP: 0.394, SLG: 0.546	1-1 BB		3-3 K			4-2 BB			1-3 K	4	0	1	0	1	2	1						
Greg Colbrunn, R (1, 3) OBP: 0.429, SLG: 0.564	4-2 BB		2-0 F8			2-1 F9			4-1 BB	2	0	0	0	2	0	1						
Steve Finley, L (1, 8) OBP: 0.371, SLG: 0.577	4-2 BB			1-3 K		2-0 F9			4-0 BB	2	0	0	0	2	1	1						
Matt Williams, R (1, 5) OBP: 0.301, SLG: 0.391	0-3 K			3-2 F8					1-2 G5-4-3	4	1	1	0	0	1	5						
Rob Ryan, L (1, 9) OBP: 0.368, SLG: 0.471 Russ Springer, R (5, 1) Craig Counsell, L (7, PH) OBP: 0.368, SLG: 0.420		2-3 K		2-3 K					4-0 1B	2	0	0	0	0	2	0						
Kelly Stinnett, R (1, 2) OBP: 0.290, SLG: 0.370 Hanley Frías, S (9, PH) OBP: 0.324, SLG: 0.313		4-2 BB			1-0 F3				1-1 BB	2	0	1	1	1	0	0						
Armando Reynoso, R (1, 1) OBP: 0.093, SLG: 0.049 Jason Conti, L (5, 9) OBP: 0.293, SLG: 0.360		1-2 BB			2-2 G3-1				2-2 HR	1	0	0	0	0	0	1						
Inning Stats	R: 0 E: 0 K: 2 S: 20	H: 1 LOB: 3 BB: 2 P: 34	R: 0 E: 0 K: 1 S: 10	H: 0 LOB: 1 BB: 1 P: 18	R: 0 E: 0 K: 2 S: 8	H: 0 LOB: 0 BB: 0 P: 13	R: 0 E: 0 K: 2 S: 10	H: 0 LOB: 0 BB: 0 P: 16	R: 0 E: 0 K: 0 S: 7	H: 0 LOB: 0 BB: 0 P: 11	R: 0 E: 0 K: 0 S: 8	H: 0 LOB: 1 BB: 1 P: 18	R: 1 E: 0 K: 2 S: 12	H: 2 LOB: 2 BB: 1 P: 23	R: 0 E: 0 K: 1 S: 7	H: 0 LOB: 2 BB: 2 P: 17		R: 2 E: 0 K: 1 S: 13	H: 3 LOB: 1 BB: 0 P: 19	1B: 3 2B: 2 3B: 0 HR: 1	SF: 0 SAC: 0 DP: 1 HBP: 0	WP: 0 PB: 0 SB: 0 CS: 0
PITCHER	IP WLS BF H R ER SO BB IBB HBP BLK WP HR S P ERA WHIP																					
Eric Gagne, R (1, 1) ERA: 5.44	6.0 W 23 1 0 0 7 4 0 0 0 0 0 5 63 0.00 0.833																					
Terry Adams, R (7, 1) ERA: 3.33	0.0 3 2 1 1 0 1 0 0 0 0 0 5 13 " " " "																					
Antonio Osuna, R (7, 1) ERA: 3.6	1.0 H 3 0 0 0 2 0 0 0 0 0 0 7 10 0.00 0.000																					
Mike Fetters, R (8, 1) ERA: 3.15	1.0 4 0 0 0 1 2 0 0 0 0 0 7 17 0.00 2.000																					
Jeff Shaw, R (9, 1) ERA: 4.73	1.0 6 3 2 2 1 0 0 0 0 0 1 13 19 18.00 3.000																					


Batter	1	2	3	4	5	6	7	8	9	AB	R	H	RBI	BB	SO	LOB	TOP					
Tom Goodwin, L (1,8) OBP: 0.358, SLG: 0.367	G4-3		G4-3			G1-3	F9			4	0	1	0	0	0	1	Los Angeles Dodgers @ Arizona Diamondbacks Bank One Ballpark, Phoenix, AZ Tue Sep 12 2000, 9:35 PM EDT Att: 32,102 - Dome - 72 F					
Alex Cora, L (1,6) OBP: 0.301, SLG: 0.357	F7		K			G1-3		B1-3		4	0	0	0	0	1	2						
Gary Sheffield, R (1,7) OBP: 0.446, SLG: 0.660	K				F9 SF7	P6		F4		4	1	1	0	0	1	1						
Shawn Green, L (1,9) OBP: 0.372, SLG: 0.485		G4-3			F9	K				4	0	1	0	0	1	2						
Eric Karros, R (1,3) OBP: 0.332, SLG: 0.482					SF7			F8	G1-3	3	0	1	1	0	0	1						
Todd Hundley, S (1,2) OBP: 0.394, SLG: 0.616					K				P4	3	1	0	0	1	2	1						
Adrian Beltré, R (1,5) OBP: 0.353, SLG: 0.468									F9	4	1	1	0	0	0	1						
Jeff Branson, L (1,4) OBP: 0.294, SLG: 0.313			G4-3 SH1-4		F2				G3	4	0	1	0	0	1	2						
Luke Prokopec, L (1,1) Jeff Williams, R (5,1) Dave Hansen, L (7,PH) Onan Masaoka, R (7,1) Matt Herges, L (8,1)			SH1-4		G3					1	0	0	0	0	0	0						
Inning Stats	R: 0 E: 0 K: 1 S: 12	H: 0 LOB: 0 BB: 0 P: 18	R: 0 E: 0 K: 1 S: 11	H: 1 LOB: 1 BB: 0 P: 16	R: 0 E: 0 K: 1 S: 11	H: 1 LOB: 0 BB: 0 P: 15	R: 1 E: 0 K: 1 S: 8	H: 1 LOB: 0 BB: 0 P: 11	R: 0 E: 0 K: 0 S: 9	H: 0 LOB: 0 BB: 0 P: 10	R: 0 E: 0 K: 1 S: 6	H: 1 LOB: 1 BB: 0 P: 10	R: 3 E: 0 K: 1 S: 10	H: 2 LOB: 0 BB: 1 P: 20	R: 0 E: 0 K: 0 S: 6	H: 1 LOB: 1 BB: 0 P: 6		R: 0 E: 0 K: 0 S: 6	H: 0 LOB: 0 BB: 0 P: 8	1B: 5 2B: 1 3B: 0 HR: 1	SF: 1 SAC: 1 DP: 0 HBP: 0	WP: 0 PB: 0 SB: 0 CS: 0
PITCHER	IP	WLS	BF	H	R	ER	SO	BB	IBB	HBP	BLK	WP	HR	S	P	ERA	WHIP					
Curt Schilling, R (1,1) ERA: 3.98	7.0		28	6	4	4	6	1	0	0	0	0	1	67	100	5.14	1.000					
Byung-Hyun Kim, R (8,1) ERA: 3.32	1.0	W	4	1	0	0	0	0	0	0	0	0	0	6	6	0.00	1.000					
Matt Mantei, R (9,1) ERA: 4.35	1.0	S	3	0	0	0	0	0	0	0	0	0	0	6	8	0.00	0.000					

Batter	1	2	3	4	5	6	7	8	9	AB	R	H	RBI	BB	SO	LOB	BOTTOM				
Tony Womack, L (1,6) OBP: 0.308, SLG: 0.383	K		F2	F7		G6-3				4	0	0	0	0	1	3	Los Angeles Dodgers @ Arizona Diamondbacks Bank One Ballpark, Phoenix, AZ Tue Sep 12 2000, 9:35 PM EDT Att: 32,102 - Dome - 72 F				
Craig Counsell, L (1,5) OBP: 0.376, SLG: 0.422			F9				G6-3			2	1	1	0	0	0	1					
Jay Bell, R (7,PH) OBP: 0.352, SLG: 0.424	S HBP					2B 1B				1	0	0	0	0	0	0					
Luis Gonzalez, L (1,7) OBP: 0.396, SLG: 0.548						F9 E 2B		K		2	1	1	1	1	1	0					
Greg Colbrunn, R (1,3) OBP: 0.423, SLG: 0.556	G4-6-3		G4-3		F9		F8			4	0	0	0	0	0	5					
Steve Finley, L (1,8) OBP: 0.372, SLG: 0.576					F8					3	0	1	0	0	0	0					
Matt Mieske, R (8,PR) OBP: 0.247, SLG: 0.265						E4				0	1	0	0	0	0	0					
Matt Williams, R (9,5) OBP: 0.301, SLG: 0.391						G4-6-3		F9 SH1-4 1B HBP		0	0	0	0	0	0	0					
Jason Conti, L (1,9) OBP: 0.286, SLG: 0.351										2	0	0	0	0	2	1					
Danny Bautista, R (5,PH) OBP: 0.322, SLG: 0.447			K		K	G4-6-3		SH1-4		1	0	0	0	0	0	1					
Hanley Frias, S (1,4) OBP: 0.330, SLG: 0.340										4	1	2	0	0	0	3					
Kelly Stinnett, R (1,2) OBP: 0.286, SLG: 0.365										3	1	0	0	0	0	2					
David DeLucci, L (8,PH) OBP: 0.500, SLG: 0.522										1	0	1	1	0	0	0					
Damian Miller, R (9,2) OBP: 0.344, SLG: 0.442										0	0	0	0	0	0	0					
Curt Schilling, R (1,1) OBP: 0.218, SLG: 0.259										3	0	2	1	0	1	1					
Byung-Hyun Kim, R (8,1) Rob Ryan, L (8,PH) Matt Mantei, R (9,1)										0	0	0	0	0	0	0					
Inning Stats	R: 0 E: 0 K: 1 S: 11	H: 0 LOB: 1 BB: 0 P: 15	R: 0 E: 0 K: 1 S: 7	H: 1 LOB: 0 BB: 0 P: 12	R: 0 E: 0 K: 0 S: 11	H: 1 LOB: 2 BB: 1 P: 19	R: 2 E: 1 K: 1 S: 15	H: 2 LOB: 1 BB: 0 P: 21	R: 2 E: 1 K: 0 S: 12	H: 2 LOB: 0 BB: 0 P: 18	R: 0 E: 0 K: 1 S: 6	H: 1 LOB: 1 BB: 0 P: 8	R: 0 E: 0 K: 1 S: 12	H: 0 LOB: 0 BB: 0 P: 18	R: 1 E: 0 K: 0 S: 6	H: 1 LOB: 1 BB: 0 P: 10	1B: 4 2B: 4 3B: 0 HR: 0	SF: 0 SAC: 1 DP: 2 HBP: 3	WP: 0 PB: 0 SB: 1 CS: 0	PA: 36	
PITCHER	IP	WLS	BF	H	R	ER	SO	BB	IBB	HBP	BLK	WP	HR	S	P	ERA	WHIP				
Luke Prokopec, R (1,1) ERA: 1.23	4.1		22	6	4	1	3	1	0	2	0	0	0	51	78	2.08	1.615				
Jeff Williams, L (5,1) ERA: 11.57	1.2		6	1	0	0	1	0	0	0	0	0	0	11	15	0.00	0.600				
Onan Masaoka, L (7,1) ERA: 4.24	1.0	L	4	0	1	1	1	0	0	1	0	0	0	14	21	9.00	0.000				
Matt Herges, R (8,1) ERA: 3.41	1.0		4	1	0	0	0	0	0	0	0	0	0	4	7	0.00	1.000				

AB 32
 R 4
 H 7
 RBI 4
 BB 1
 SO 6
 LOB 11



AB 31
 R 5
 H 8
 RBI 3
 BB 1
 SO 5
 LOB 18



Batter	1	2	3	4	5	6	7	8	9	AB	R	H	RBI	BB	SO	LOB	TOP								
Juan Pierre, L (1,8) OBP: 0.369, SLG: 0.331	G1-3			BB 17 SF7 1B	F5		G4-3		G6-4-3 BB	4	1	1	1	1	0	1	Colorado Rockies @ Los Angeles Dodgers Dodger Stadium, Los Angeles, CA Sun Sep 17 2000, 1:10 PM PDT Att: 36,498 - Sunny - 88 F								
Neft Perez, S (1,6) OBP: 0.321, SLG: 0.438 Jeff Frye, R (8,4) OBP: 0.366, SLG: 0.361	F3			L6-4 BB 1B		P6	G4-3		G6-4-3 BB	4	0	1	0	0	0	0									
Jeff Cirillo, R (1,5) OBP: 0.388, SLG: 0.477	G6-3					G5-3		F8		3	0	0	0	1	0	0									
17 Todd Helton, L (1,3) OBP: 0.465, SLG: 0.683 Pete Walker, R (8,1)		G4-6-3 BB		SF7		K			DI 1B	2	0	1	1	1	1	0									
Todd Walker, L (1,4) OBP: 0.341, SLG: 0.491 Terry Shumpert, R (7,PH) OBP: 0.344, SLG: 0.437	F7			L6-4					L5	2	0	0	0	0	0	3									
Todd Hollandsworth, L (1,9) OBP: 0.323, SLG: 0.418	G4-6-3					K			F7	4	1	1	0	0	1	2									
Butch Huskey, R (1,7) OBP: 0.332, SLG: 0.397				G1-6-3 1B		HR			G4-3	3	2	2	1	1	0	0									
Brent Mayne, L (1,2) OBP: 0.383, SLG: 0.425				K					BB 23 1B	3	0	2	1	0	1	1									
Masato Yoshi, R (1,1) OBP: 0.212, SLG: 0.280 Giovanni Carrara, R (3,1) OBP: 0.187, SLG: 0.187 Carlos Mendoza, L (5,PH) OBP: 0.187, SLG: 0.187 John Wastin, R (5,1) OBP: 0.187, SLG: 0.187 Adam Melhuse, S (7,PH) OBP: 0.187, SLG: 0.187 48 Craig House, R (7,1) OBP: 0.187, SLG: 0.187 Mike DeJean, R (7,1) OBP: 0.187, SLG: 0.187 23 Elvis Pena, S (8,6) OBP: 0.205, SLG: 0.250	G1-6-3					P4			G4-3 3B	1	0	0	0	0	0	1									
Inning Stats	R: 0 E: 0 K: 0 S: 5	H: 0 LOB: 0 BB: 0 P: 9	R: 0 E: 0 K: 0 S: 8	H: 0 LOB: 0 BB: 1 P: 14	R: 0 E: 0 K: 1 S: 8	H: 1 LOB: 0 BB: 0 P: 10	R: 1 E: 0 K: 0 S: 12	H: 2 LOB: 1 BB: 0 P: 21	R: 1 E: 0 K: 1 S: 16	H: 2 LOB: 1 BB: 0 P: 19	R: 0 E: 0 K: 1 S: 7	H: 0 LOB: 0 BB: 0 P: 10	R: 4 E: 0 K: 0 S: 14	H: 3 LOB: 0 BB: 1 P: 24	R: 0 E: 0 K: 0 S: 8	H: 1 LOB: 1 BB: 0 P: 14		R: 0 E: 0 K: 0 S: 10	H: 2 LOB: 2 BB: 1 P: 16	1B: 9 2B: 1 3B: 1 HR: 1	SF: 2 SAC: 0 DP: 4 HBP: 0	WP: 0 PB: 0 SB: 0 CS: 0	PA: 38		
PITCHER	IP WLS BF H R ER SO BB IBB HBP BLK WP HR S P ERA WHIP	6.0 W 22 5 2 2 3 2 0 0 0 0 1 56 83 3.00 1.167	0.1 5 3 4 4 0 1 0 0 0 0 0 11 20 108.00 12.000	2.2 11 3 0 0 0 1 0 0 0 0 0 21 34 0.00 1.500																					

Batter	1	2	3	4	5	6	7	8	9	AB	R	H	RBI	BB	SO	LOB	BOTTOM						
Tom Goodwin, L (1,8) OBP: 0.353, SLG: 0.359	G3		G3 HR 1B	G3-1		K	F8			5	1	1	0	0	1	3	Colorado Rockies @ Los Angeles Dodgers Dodger Stadium, Los Angeles, CA Sun Sep 17 2000, 1:10 PM PDT Att: 36,498 - Sunny - 88 F						
Mark Czudzielanek, R (1,4) OBP: 0.333, SLG: 0.392 Jeff Williams, R (7,1) OBP: 0.077, SLG: 0.077	L7		F9	G4-3		1B 2B	K			4	0	1	2	0	0	1							
Shawn Green, L (1,9) OBP: 0.375, SLG: 0.485 Paul Lo Duca, R (8,9) OBP: 0.308, SLG: 0.390			G3			K			F3	3	0	1	0	0	1	1							
Eric Karros, R (1,3) OBP: 0.329, SLG: 0.475 Dave Hansen, L (8,PH) OBP: 0.413, SLG: 0.591	G6-3					K				3	1	1	0	1	1	1							
Chris Donnels, L (1,7) OBP: 0.357, SLG: 0.808			HR 1B	1H 2H HR		F8			G6-3 1B	4	3	2	3	1	0	1							
Adrian Beltré, R (1,5) OBP: 0.382, SLG: 0.485			HR 1B	1H HR						2	3	2	3	2	0	0							
Chad Kreuter, S (1,2) OBP: 0.431, SLG: 0.424			G3	K		G4-3				4	1	1	3	0	1	1							
Alex Cora, L (1,6) OBP: 0.312, SLG: 0.372			F6							2	2	1	1	2	0	0							
Luke Prokopec, L (1,1) Hiram Bocachica, R (6,PH) OBP: 0.500, SLG: 0.500	F8			G3					F8	2	0	0	0	0	0	0							
Inning Stats	R: 0 E: 0 K: 0 S: 11	H: 1 LOB: 1 BB: 0 P: 16	R: 2 E: 0 K: 0 S: 8	H: 2 LOB: 0 BB: 0 P: 14	R: 3 E: 0 K: 1 S: 18	H: 2 LOB: 1 BB: 2 P: 34	R: 1 E: 0 K: 0 S: 12	H: 1 LOB: 0 BB: 0 P: 21	R: 0 E: 0 K: 2 S: 12	H: 0 LOB: 0 BB: 0 P: 18	R: 3 E: 0 K: 1 S: 20	H: 4 LOB: 2 BB: 1 P: 32	R: 3 E: 0 K: 1 S: 14	H: 1 LOB: 1 BB: 3 P: 34	R: 0 E: 0 K: 0 S: 3	H: 1 LOB: 0 BB: 0 P: 5		1B: 6 2B: 1 3B: 0 HR: 5	SF: 0 SAC: 0 DP: 1 HBP: 1	WP: 0 PB: 0 SB: 0 CS: 0	PA: 41		
PITCHER	IP WLS BF H R ER SO BB IBB HBP BLK WP HR S P ERA WHIP	2.2 L 15 5 5 5 0 2 0 0 0 0 0 1 16 26 6.75 0.750	1.1 5 1 1 1 1 0 0 0 0 0 0 1 16 26 6.75 0.750	2.0 11 4 3 3 3 1 0 1 0 0 0 1 32 50 13.50 2.500	0.0 3 1 3 3 0 2 0 0 0 0 0 1 4 15 = =	1.0 4 0 0 0 0 1 0 0 0 0 0 0 10 19 0.00 1.000																	



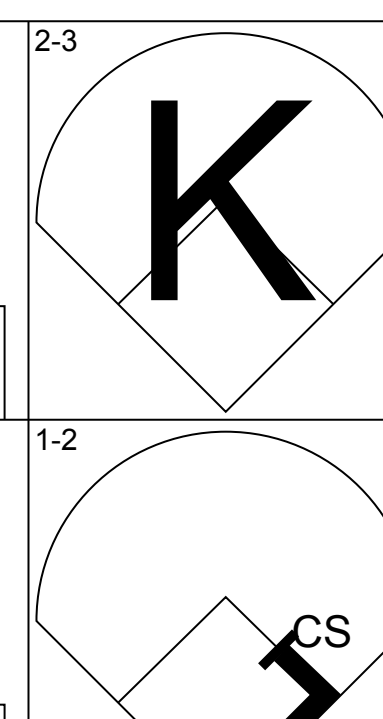
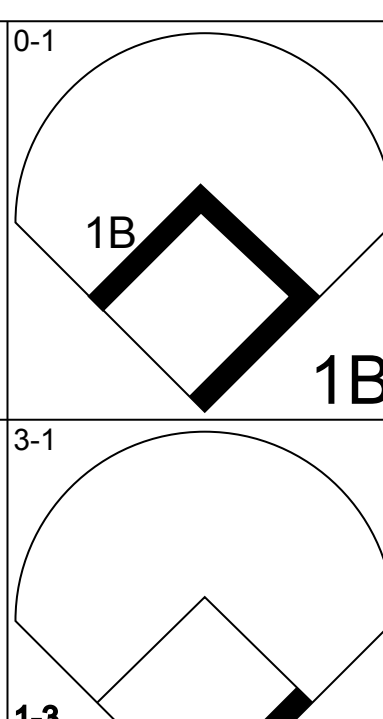
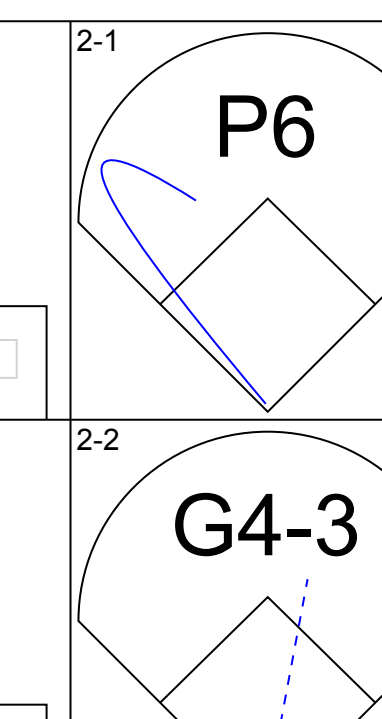
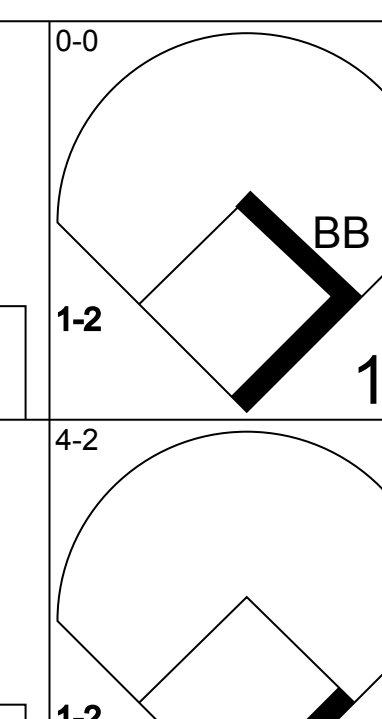
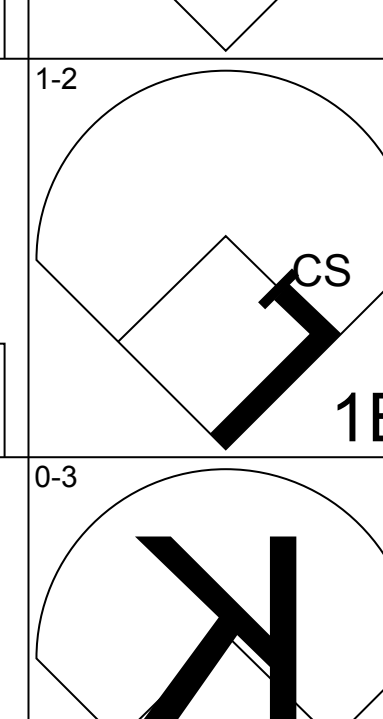
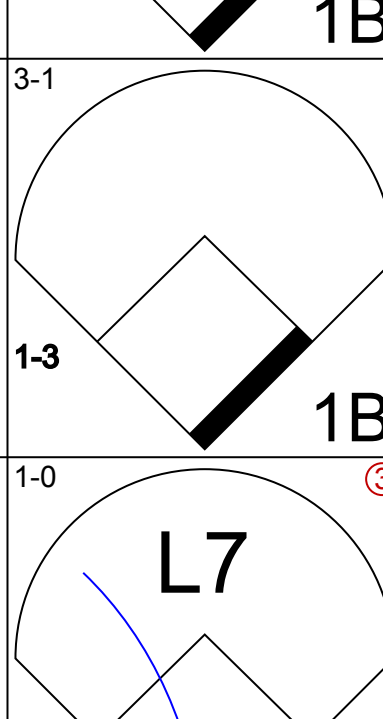
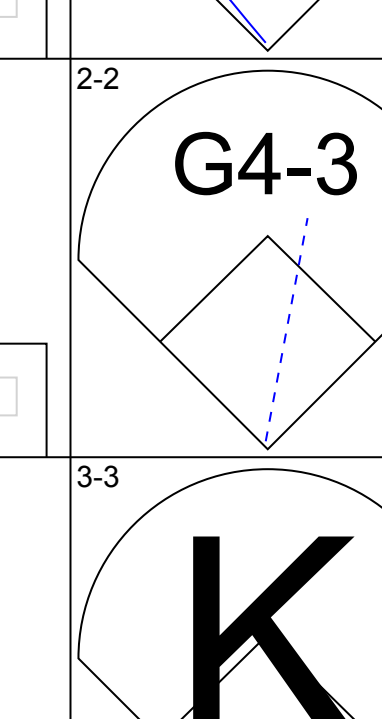
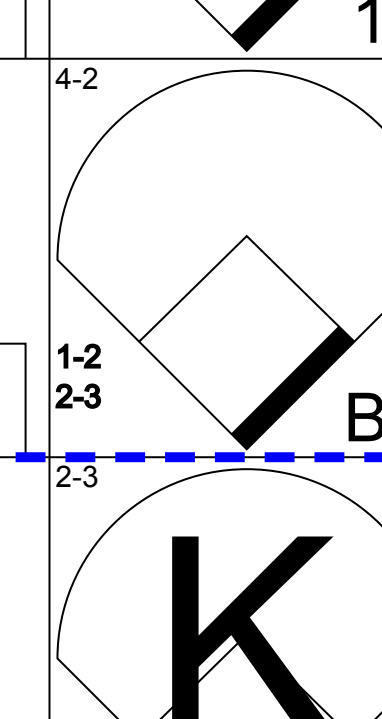
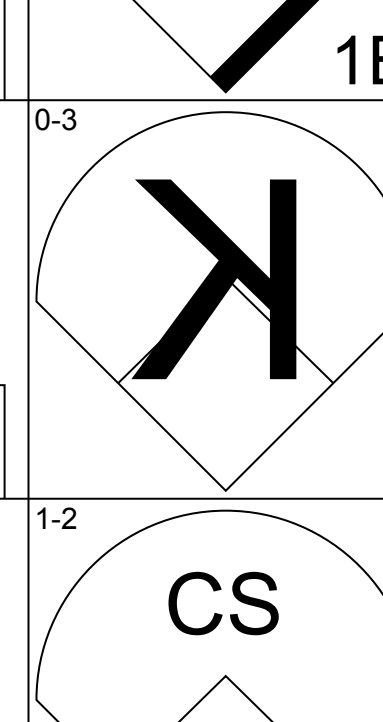
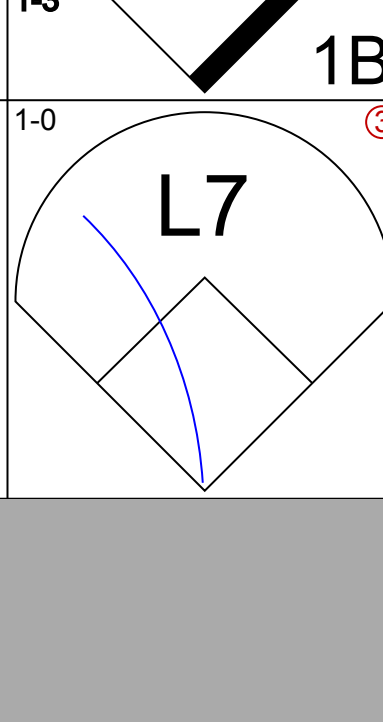
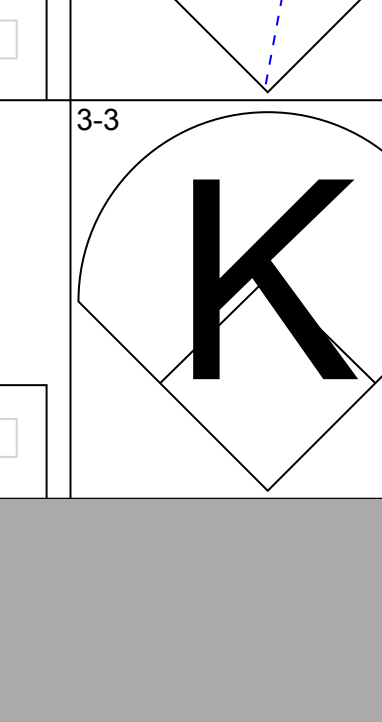
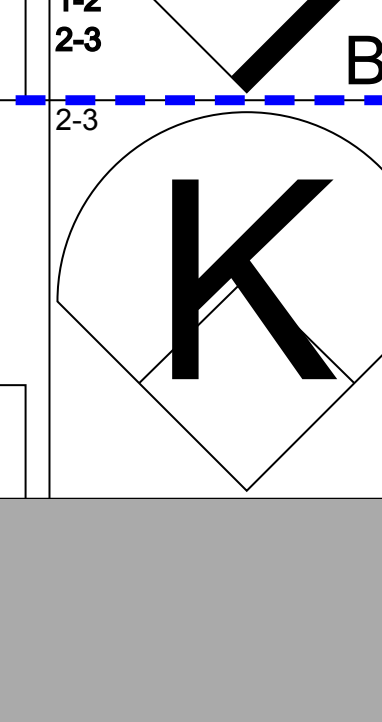
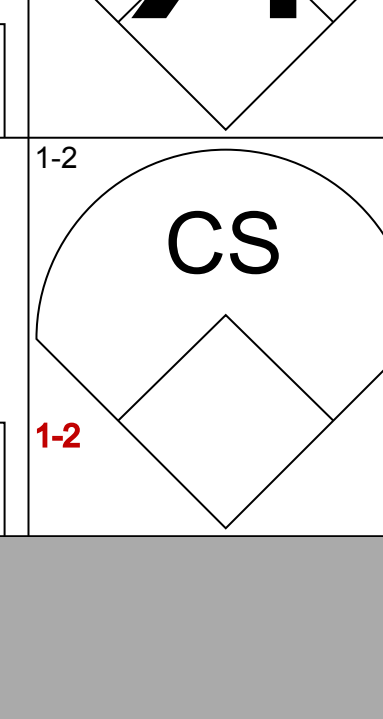
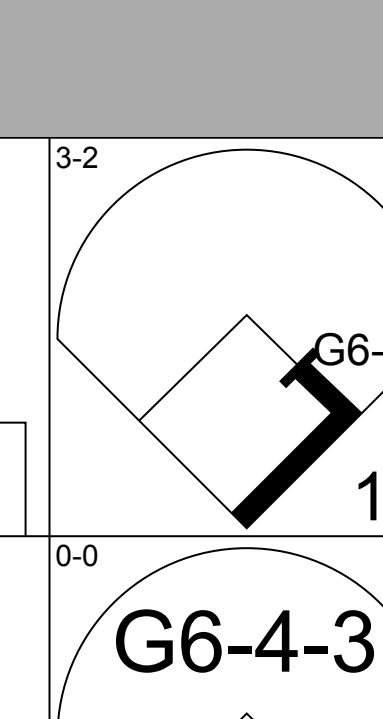
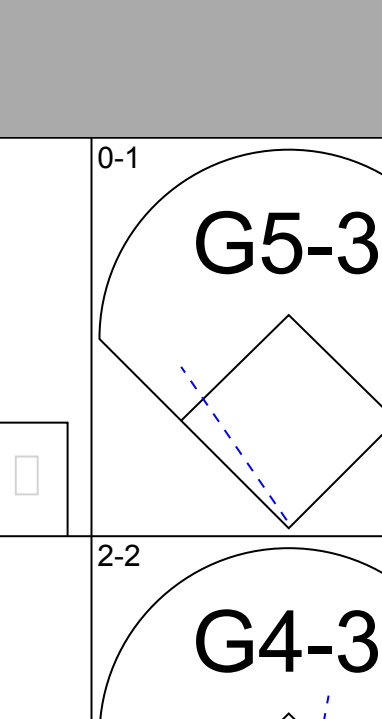
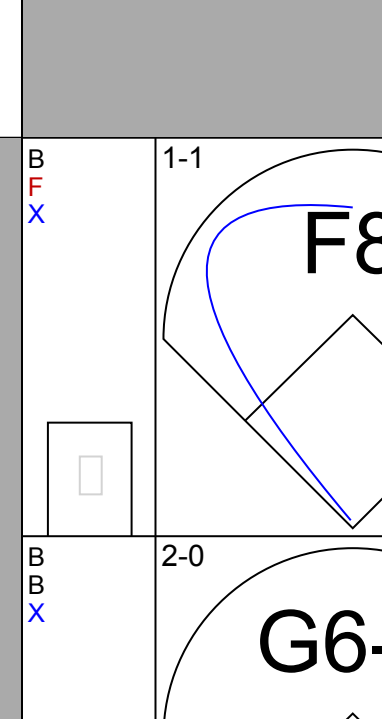
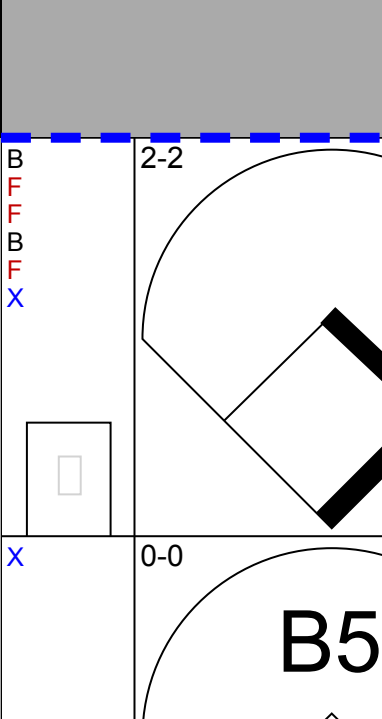
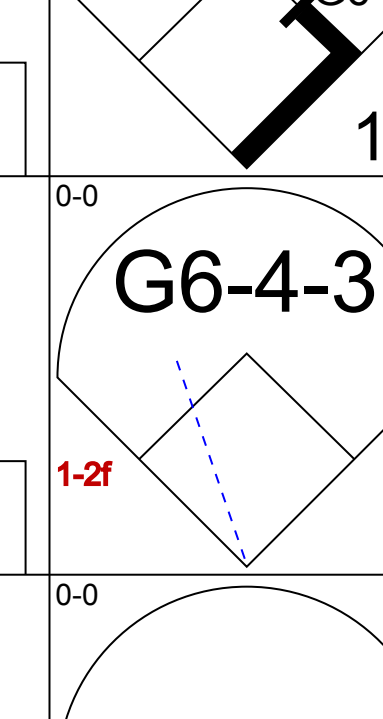
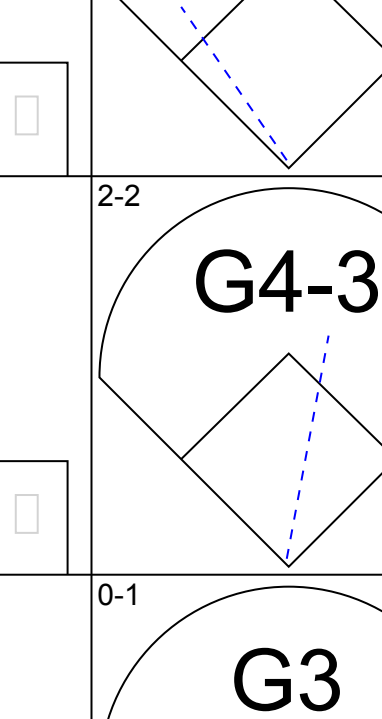
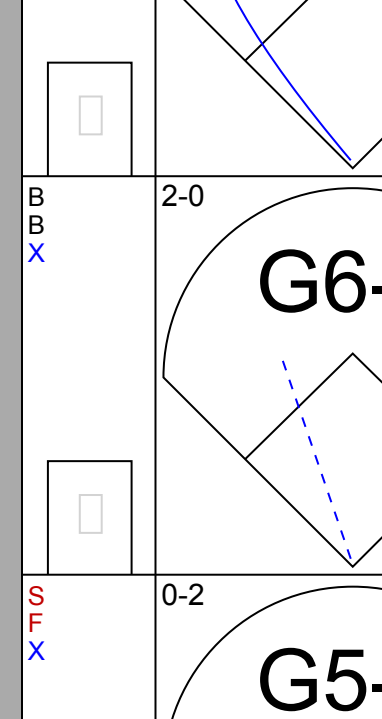
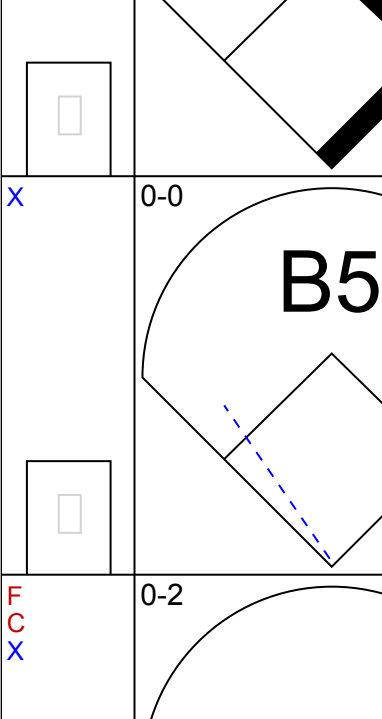
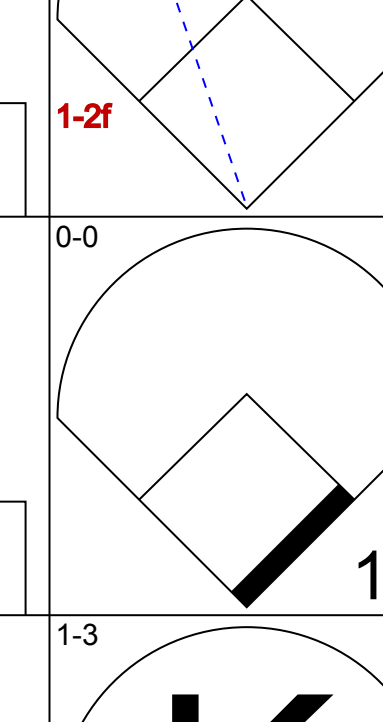
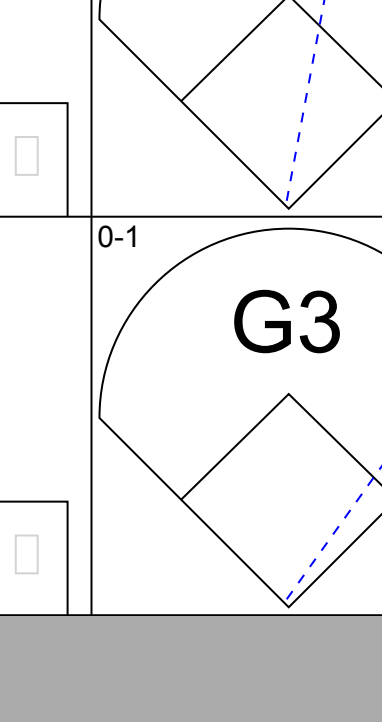
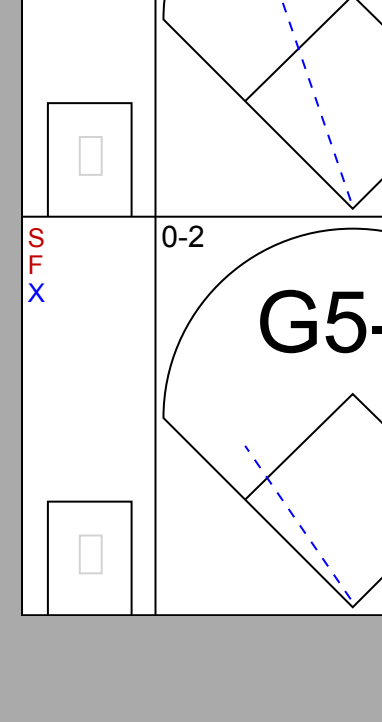
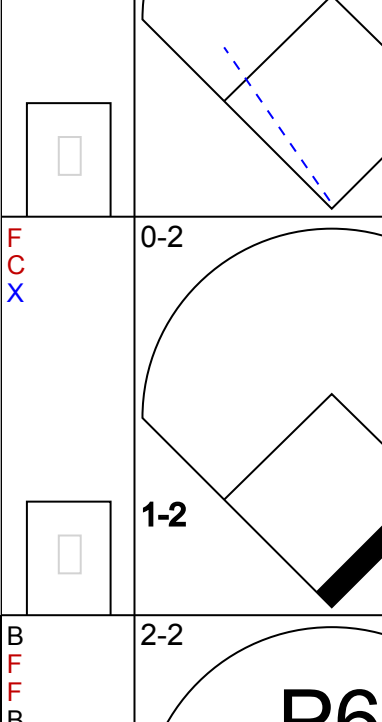
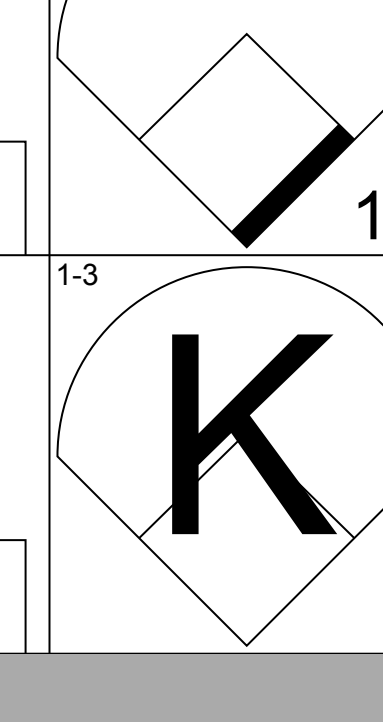
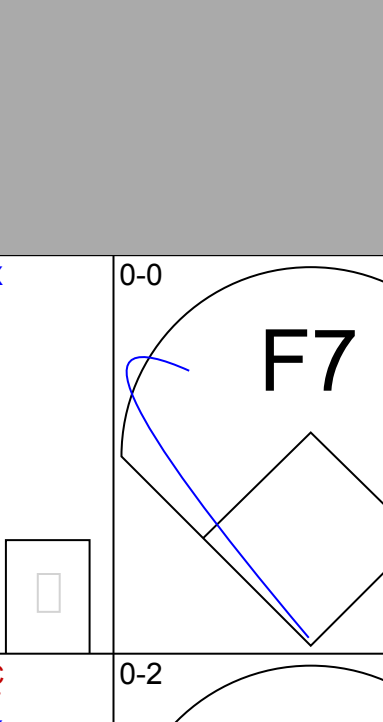
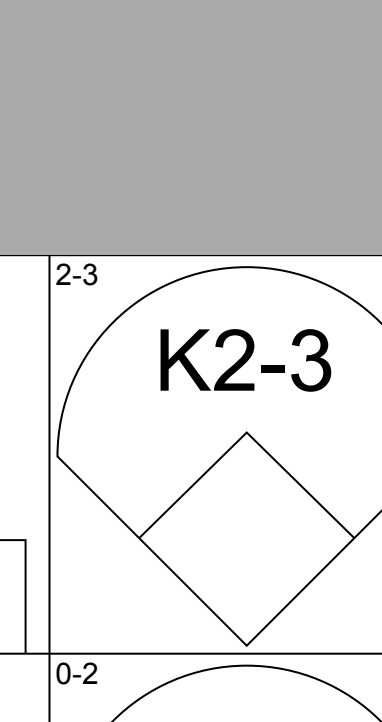
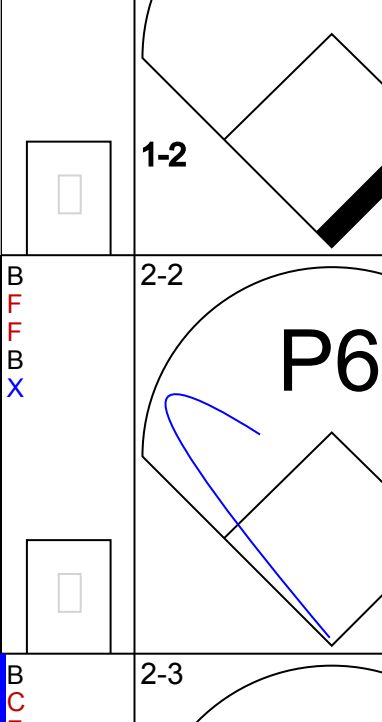
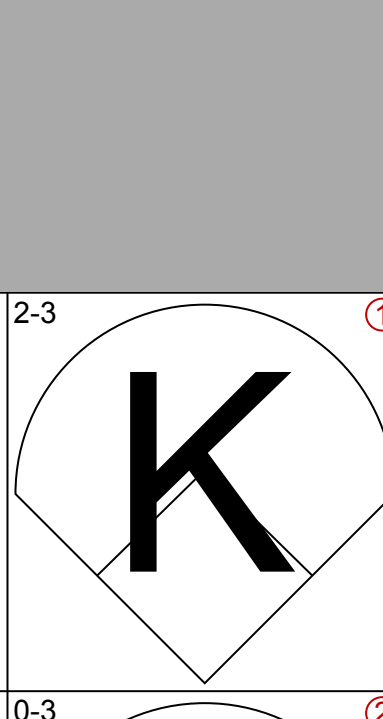
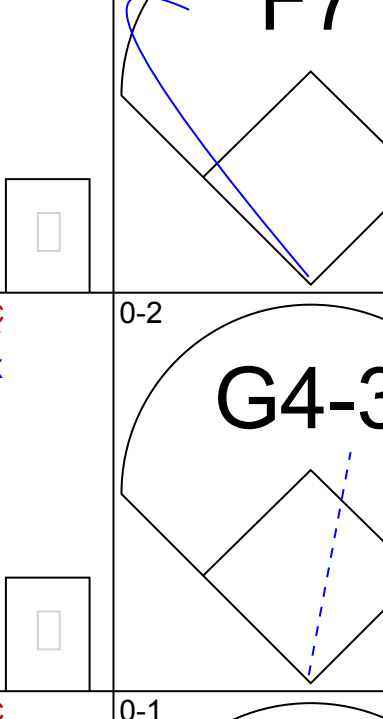
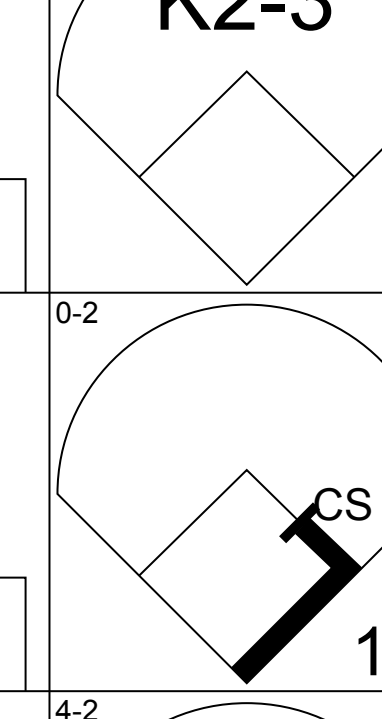
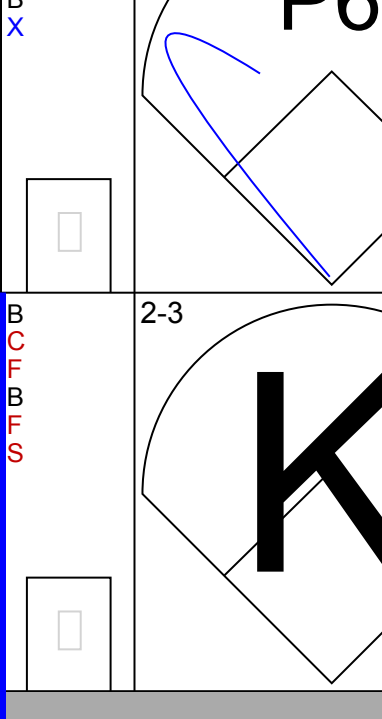
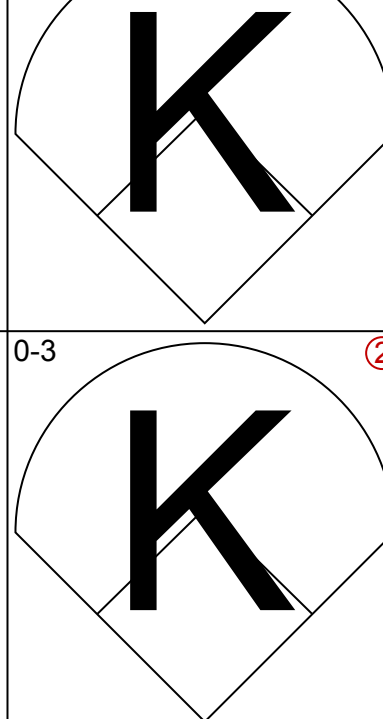
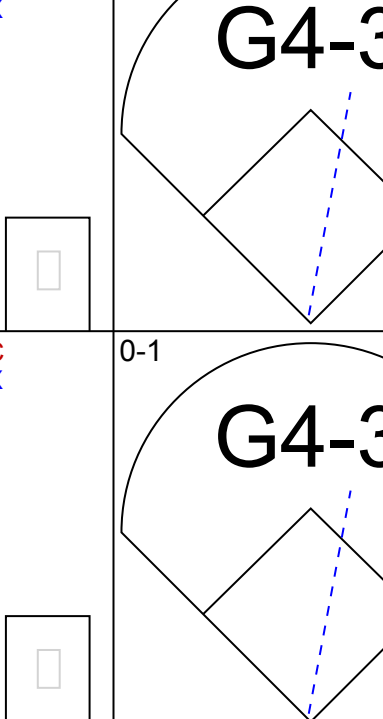
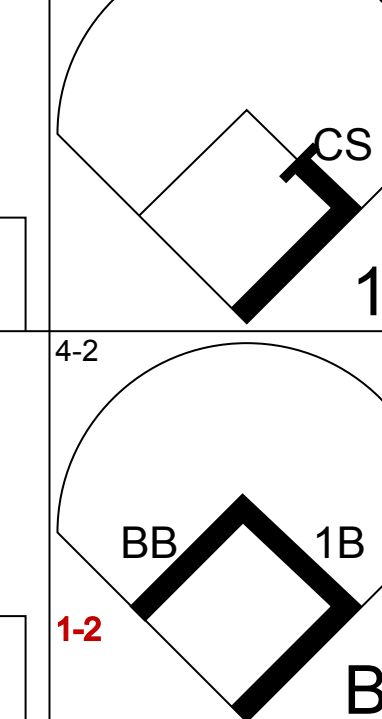
Batter	1	2	3	4	5	6	7	8	9	AB	R	H	RBI	BB	SO	LOB	TOP										
Tony Womack, L (1, 6) OBP: 0.304, SLG: 0.380	G6-3		K		K			G5-3 1B		4	1	1	0	0	2	3	Arizona Diamondbacks @ Los Angeles Dodgers Dodger Stadium, Los Angeles, CA Mon Sep 18 2000, 7:10 PM PDT Att: 31,345 - Cloudy - 75 F										
Jay Bell, R (1, 4) OBP: 0.351, SLG: 0.430	G6-3 BB		G4-3				G5-3 1B	G5-3		3	0	1	0	1	0	3											
Luis Gonzalez, L (1, 7) OBP: 0.393, SLG: 0.539	G6-3 1-2			F5		K				4	0	1	1	0	1	2											
Greg Colbrunn, R (1, 3) OBP: 0.414, SLG: 0.554		FC6-4 HBP		K			G5-3	F9		3	0	0	0	0	1	2											
Steve Finley, L (1, 8) OBP: 0.371, SLG: 0.571		K					K	G3		4	0	1	0	0	2	3											
Danny Bautista, R (1, 9) OBP: 0.320, SLG: 0.452	FC6-4 CS			G5-3			G5-3		P4	4	0	0	0	0	0	2											
Craig Counsell, L (1, 5) OBP: 0.397, SLG: 0.455	CS		1B		F7		G3			4	0	3	0	0	0	0											
Damian Miller, R (1, 2) OBP: 0.346, SLG: 0.442																											
Rob Ryan, L (9, PH) OBP: 0.345, SLG: 0.429					K				F8	3	0	1	0	0	1	1											
Greg Swindell, L (9, 1)										1	0	0	0	0	0	1											
Armando Reynoso, R (1, 1) OBP: 0.111, SLG: 0.070										2	0	1	0	0	1	2											
David DeLuca, L (7, PH) OBP: 0.486, SLG: 0.516										1	0	0	0	0	0	1											
Mike Morgan, R (7, 1) OBP: 0.348, SLG: 0.438										0	0	0	0	0	0	0											
Dan Plesac, L (8, 1)										0	0	0	0	0	0	0											
Jason Conti, L (9, PH) OBP: 0.311, SLG: 0.402										1	0	0	0	0	0	1											
Kelly Stinnett, R (9, 2) OBP: 0.251, SLG: 0.326										0	0	0	0	0	0	0											
Inning Stats	R: 0 E: 0 K: 0 S: 8	H: 0 LOB: 0 BB: 1 P: 13	R: 0 E: 0 K: 1 S: 6	H: 0 LOB: 0 BB: 0 P: 9	R: 0 E: 0 K: 2 S: 14	H: 2 LOB: 2 BB: 0 P: 19	R: 0 E: 0 K: 1 S: 10	H: 1 LOB: 1 BB: 0 P: 11	R: 0 E: 0 K: 2 S: 15	H: 1 LOB: 1 BB: 0 P: 21	R: 0 E: 0 K: 2 S: 12	H: 1 LOB: 1 BB: 0 P: 16	R: 0 E: 0 K: 0 S: 10	H: 1 LOB: 1 BB: 0 P: 16	R: 1 E: 0 K: 0 S: 13	H: 2 LOB: 1 BB: 0 P: 18	R: 0 E: 0 K: 0 S: 13	H: 1 LOB: 1 BB: 0 P: 20	1B: 8 2B: 1 3B: 0 HR: 0	SF: 0 SAC: 0 DP: 1 HBP: 1	WP: 0 PB: 0 SB: 1 CS: 1	PA: 37					
PITCHER	IP	WLS	BF	H	R	ER	SO	BB	IBB	HBP	BLK	WP	HR	S	P	ERA	WHIP										
Kevin Brown, R (1, 1) ERA: 2.63	7.0		27	6	0	0	8	1	0	1	0	0	0	75	105	0.00	1.000										
Mike Fetters, R (8, 1) ERA: 3.19	1.0	B	5	2	1	1	0	0	0	0	0	0	0	13	18	9.00	2.000										
Jeff Shaw, R (9, 1) ERA: 4.47	1.0	W	4	1	0	0	0	0	0	0	0	0	0	13	20	0.00	1.000										

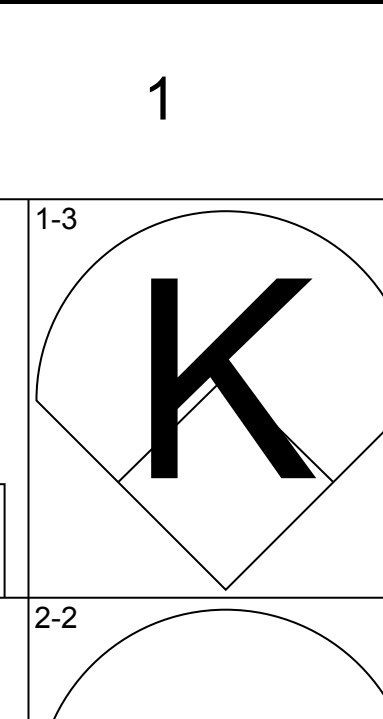
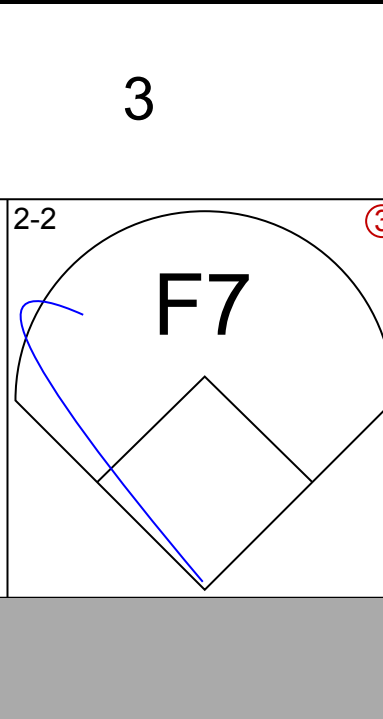
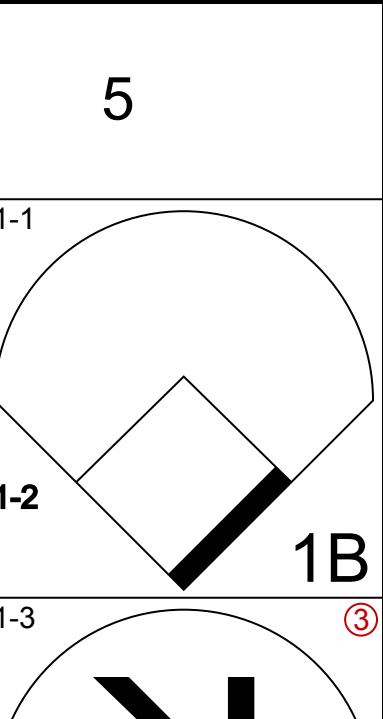
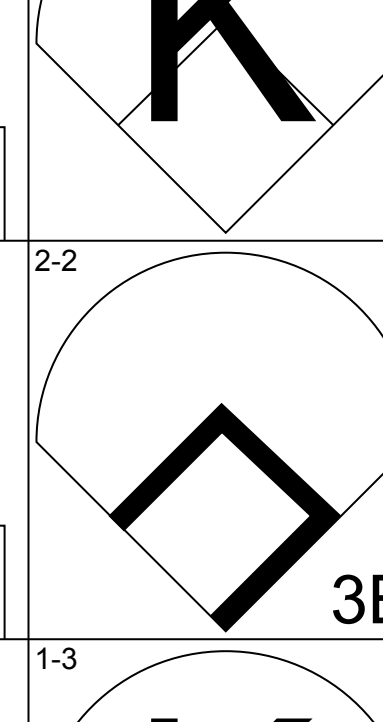
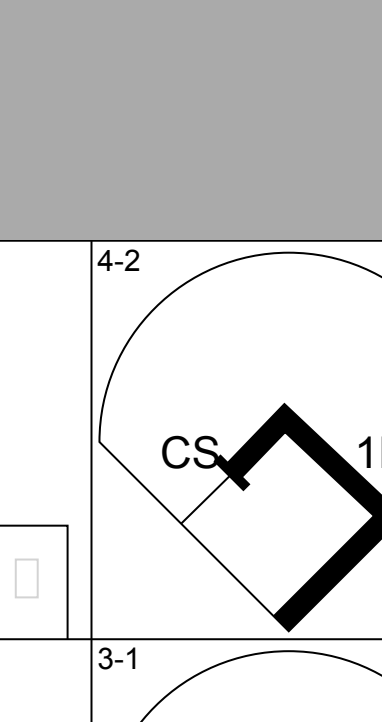
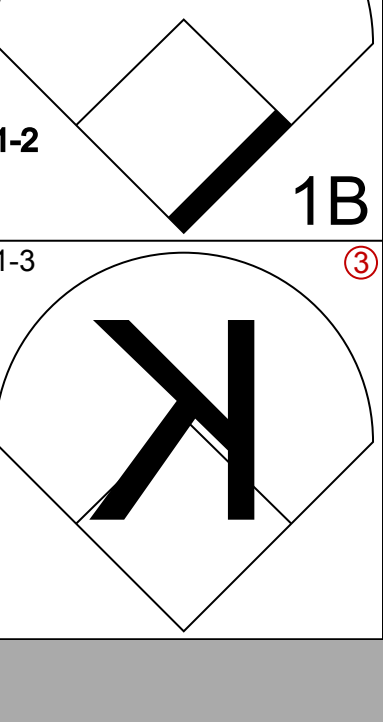
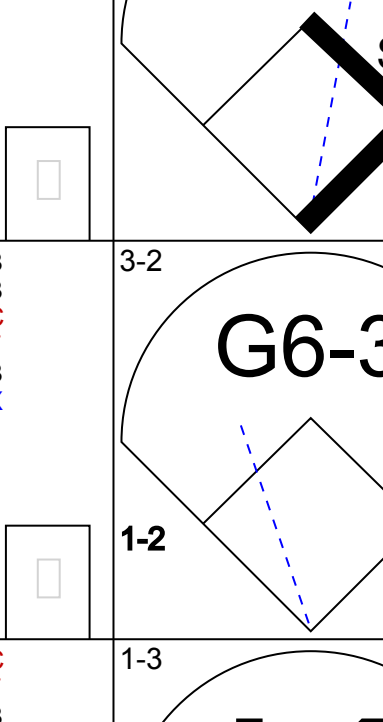
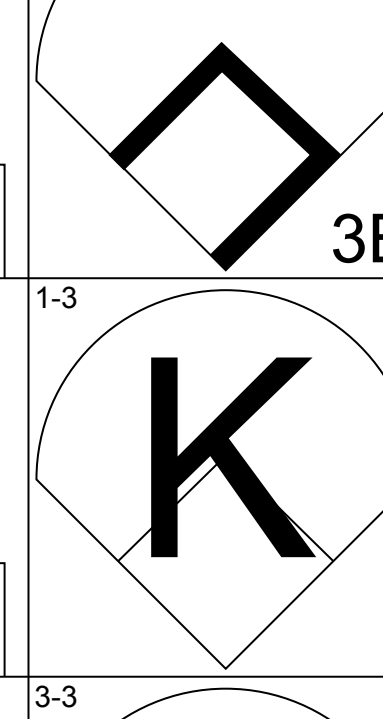
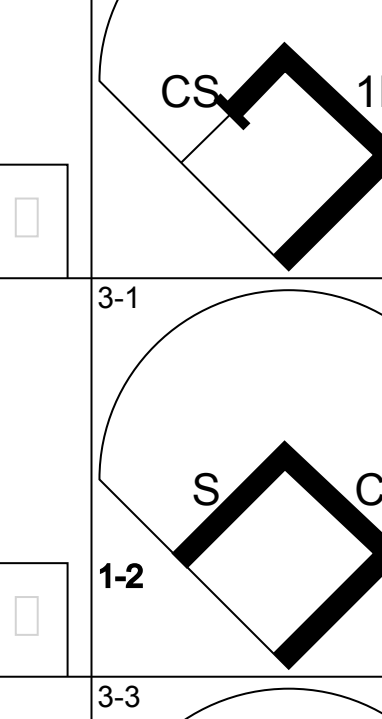
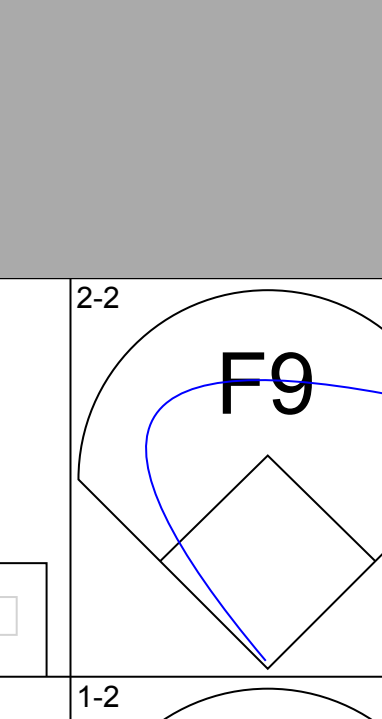
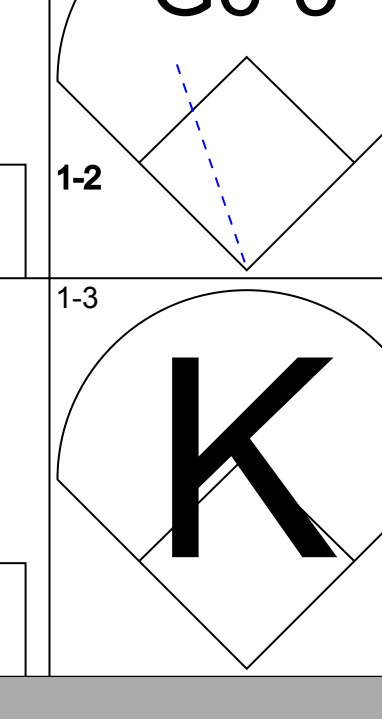
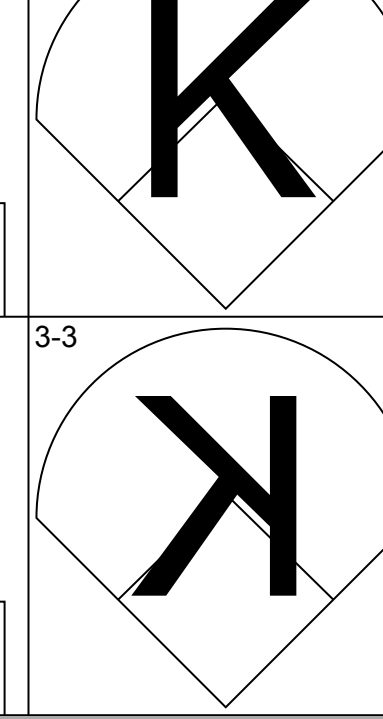
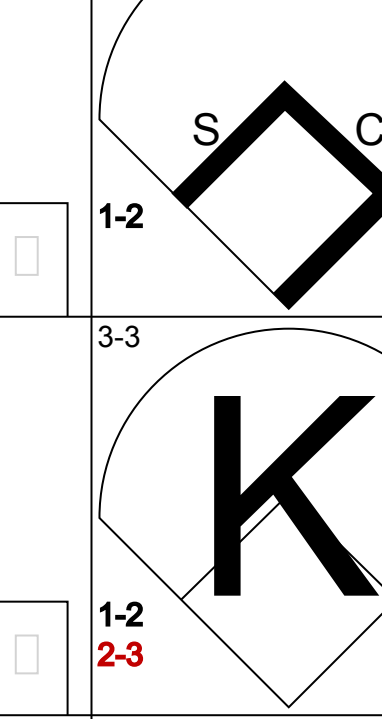
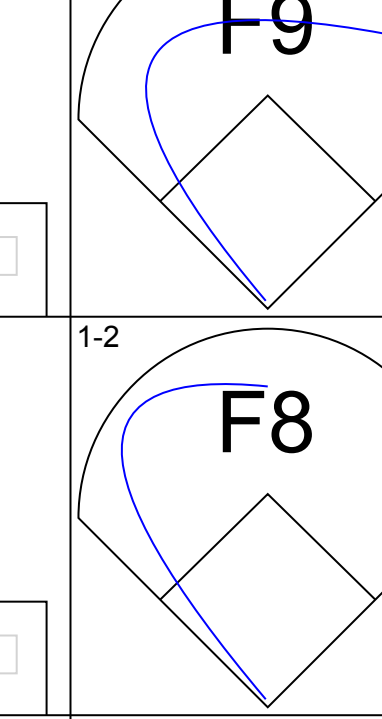

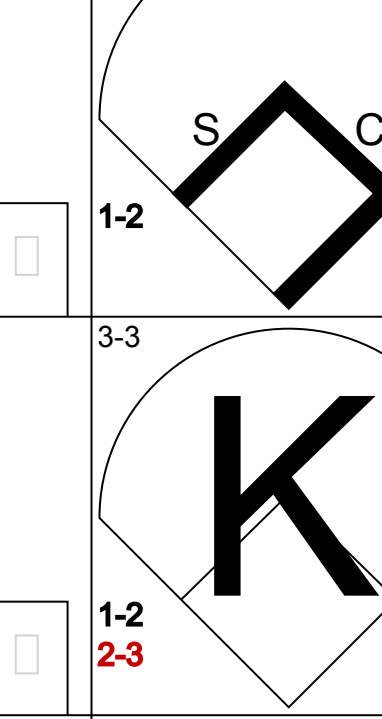
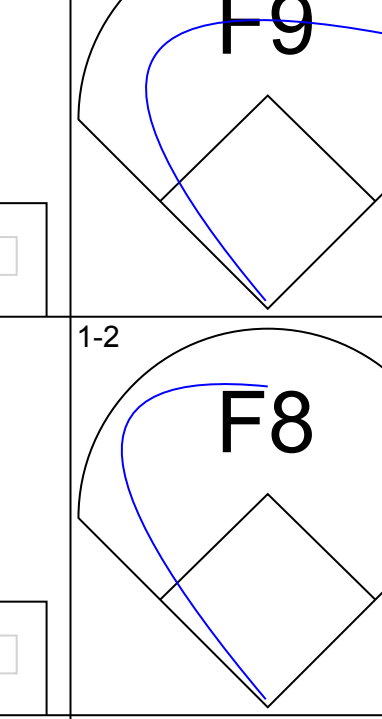

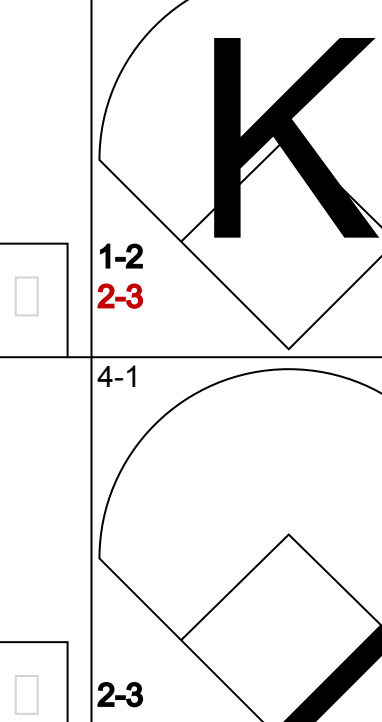
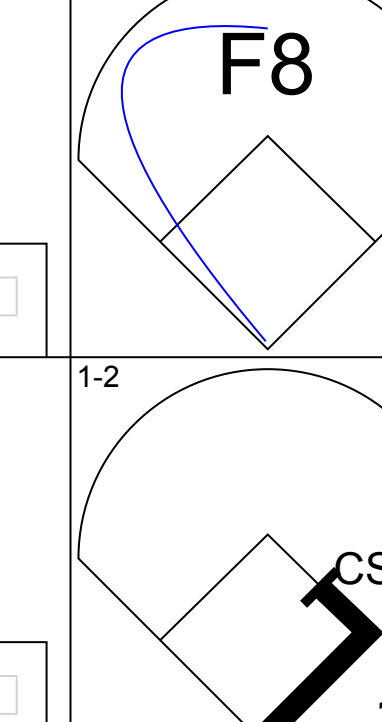



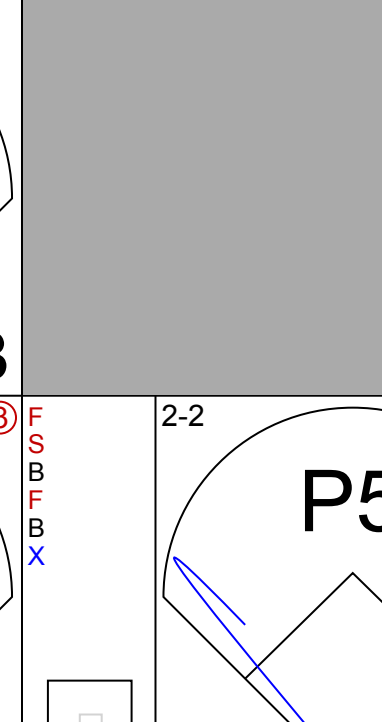


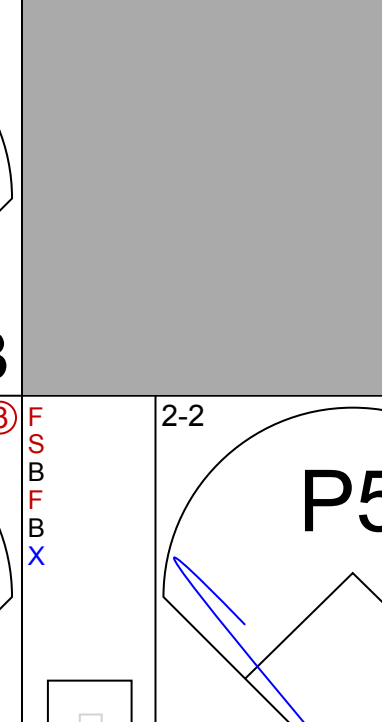

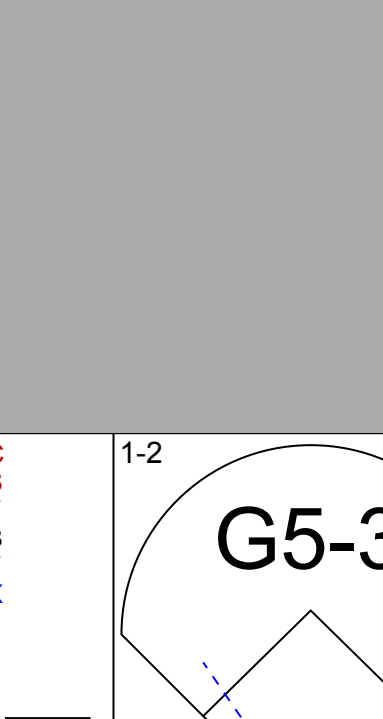

Batter	1	2	3	4	5	6	7	8	9	AB	R	H	RBI	BB	SO	LOB	BOTTOM										
Tom Goodwin, L (1, 8) OBP: 0.352, SLG: 0.358	F8		G1-3				FC4-6 1B			4	0	1	0	0	0	2	Arizona Diamondbacks @ Los Angeles Dodgers Dodger Stadium, Los Angeles, CA Mon Sep 18 2000, 7:10 PM PDT Att: 31,345 - Cloudy - 75 F										
Mark Cuddehele, R (1, 4) OBP: 0.333, SLG: 0.391	F9					1B	FC5-4 1B	G5-3		4	1	1	0	0	0	3											
Gary Sheffield, R (1, 7) OBP: 0.433, SLG: 0.638	F7									4	0	0	0	0	1	1											
Shawn Green, L (1, 9) OBP: 0.376, SLG: 0.484		F7								3	0	1	0	1	0	0											
Eric Karros, R (1, 3) OBP: 0.329, SLG: 0.473		G5-3								4	0	1	1	0	0	1											
Todd Hundley, S (1, 2) OBP: 0.387, SLG: 0.599										3	0	0	0	1	0	3											
Adrian Beltré, R (1, 5) OBP: 0.361, SLG: 0.484		FC6-4 BB								4	0	1	0	0	2	3											
Alex Cora, L (1, 6) OBP: 0.310, SLG: 0.370										2	0	0	0	0	0	0											
Kevin Elster, R (9, PH) OBP: 0.344, SLG: 0.451										1	1	1	1	0	0	0											
Kevin Brown, R (1, 1) OBP: 0.121, SLG: 0.079										2	0	0	0	0	1	0											
Chris Donnels, L (7, PH) OBP: 0.379, SLG: 0.808										0	0	0	0	1	0	0											
Mike Fetters, R (8, 1)										0	0	0	0	0	0	0											
Jeff Shaw, R (9, 1)										0	0	0	0	0	0	0											
Inning Stats	R: 0 E: 0 K: 0 S: 9	H: 0 LOB: 0 BB: 0 P: 13	R: 0 E: 0 K: 0 S: 7	H: 0 LOB: 1 BB: 1 P: 13	R: 0 E: 0 K: 0 S: 7	H: 0 LOB: 0 BB: 0 P: 8	R: 1 E: 0 K: 2 S: 18	H: 3 LOB: 2 BB: 0 P: 30	R: 0 E: 0 K: 1 S: 6	H: 1 LOB: 1 BB: 0 P: 7	R: 0 E: 0 K: 0 S: 10	H: 0 LOB: 1 BB: 1 P: 17	R: 0 E: 0 K: 0 S: 7	H: 1 LOB: 2 BB: 1 P: 16	R: 0 E: 0 K: 0 S: 5	H: 0 LOB: 0 BB: 0 P: 11	R: 1 E: 0 K: 1 S: 12	H: 1 LOB: 0 BB: 0 P: 19	1B: 5 2B: 0 3B: 0 HR: 1	SF: 0 SAC: 1 DP: 0 HBP: 0	WP: 0 PB: 0 SB: 1 CS: 0	PA: 35					
PITCHER	IP	WLS	BF	H	R	ER	SO	BB	IBB	HBP	BLK	WP	HR	S	P	ERA	WHIP										
Armando Reynoso, R (1, 1) ERA: 5.25	6.0		24	4	1	1	3	2	0	0	0	0	0	8	20	1.50	1.000										
Mike Morgan, R (7, 1) ERA: 4.52	1.1		6	1	0	0	0	1	0	0	0	0	0	8	20	0.00	1.500										
Dan Plesac, L (8, 1) ERA: 2.78	0.2		2	0	0	0	0	0	0	0	0	0	0	4	7	0.00	0.000										
Greg Swindell, L (9, 1) ERA: 3.19	0.2	L	3	1	1	1	1	0	0	0	0	0	1	12	19	13.50	1.500										



Batter	1	2	3	4	5	6	7	8	9	AB	R	H	RBI	BB	SO	LOB	TOP		
Tony Womack, L (1, 6) OBP: 0.303, SLG: 0.378	G6-3		F8		K		F9			4	0	0	0	0	1	3	Arizona Diamondbacks @ Los Angeles Dodgers Dodger Stadium, Los Angeles, CA Tue Sep 19 2000, 7:10 PM PDT Att: 29,753 - Sunny - 70 F		
Jay Bell, R (1, 4) OBP: 0.350, SLG: 0.429	F8		P4			F7		1B	1B	4	0	1	0	0	0	0			
Luis Gonzalez, L (1, 7) OBP: 0.392, SLG: 0.537				F7		K		F8		4	0	1	0	0	1	1			
Greg Colbrunn, R (1, 3) OBP: 0.415, SLG: 0.552	F9			G6-3			BB	BB	1B	3	0	1	0	1	0	1			
Steve Finley, L (1, 8) OBP: 0.370, SLG: 0.568		G1		K			BB	K		3	0	0	0	1	2	2			
Matt Williams, R (1, 5) OBP: 0.293, SLG: 0.377					K	G1-3		K		4	0	1	0	0	2	4			
David Dellucci, L (1, 9) OBP: 0.462, SLG: 0.486		G1-3							G3-1	4	0	1	0	0	0	1			
Damian Miller, R (1, 2) OBP: 0.348, SLG: 0.441 Craig Counsell, L (9, PH) OBP: 0.394, SLG: 0.450		G5-3							P6	1	0	0	0	2	0	1			
Brian Anderson, R (1, 1) OBP: 0.212, SLG: 0.250 Rob Ryan, L (9, PH) OBP: 0.333, SLG: 0.409				K					F3	3	0	1	0	0	2	1			
Inning Stats	R: 0 H: 1 E: 0 K: 0 S: 9	H: 1 LOB: 1 BB: 0 P: 14	R: 0 H: 1 E: 0 K: 0 S: 5	H: 1 LOB: 1 BB: 0 P: 8	R: 0 H: 0 E: 0 K: 1 S: 7	H: 0 LOB: 0 BB: 0 P: 13	R: 0 H: 0 E: 0 K: 1 S: 6	H: 0 LOB: 0 BB: 0 P: 8	R: 0 H: 2 E: 0 K: 2 S: 12	H: 2 LOB: 2 BB: 1 P: 18	R: 0 H: 0 E: 0 K: 1 S: 8	H: 0 LOB: 1 BB: 1 P: 14	R: 0 H: 2 E: 0 K: 2 S: 14	H: 2 LOB: 2 BB: 0 P: 19	R: 0 H: 0 E: 0 K: 0 S: 7	H: 0 LOB: 0 BB: 0 P: 11	1B: 6 2B: 0 3B: 0 HR: 0	SF: 0 SAC: 0 DP: 0 HBP: 0	WP: 0 PA: 36 PB: 0 SB: 0 CS: 1
PITCHER	IP	WLS	BF	H	R	ER	SO	BB	IBB	HBP	BLK	WP	HR	S	P	ERA	WHIP		
Chan Ho Park, R (1, 1) ERA: 3.53	8.0	W	33	6	0	0	8	4	0	0	0	0	0	73	115	0.00	1.250		
Jeff Shaw, R (9, 1) ERA: 4.39	1.0	S	3	0	0	0	0	0	0	0	0	0	0	7	11	0.00	0.000		

Batter	1	2	3	4	5	6	7	8	9	AB	R	H	RBI	BB	SO	LOB	BOTTOM		
Tom Goodwin, L (1, 8) OBP: 0.351, SLG: 0.357	G1-3			F7		G4-3				4	1	1	0	0	0	0	Arizona Diamondbacks @ Los Angeles Dodgers Dodger Stadium, Los Angeles, CA Tue Sep 19 2000, 7:10 PM PDT Att: 29,753 - Sunny - 70 F		
Mark Czuzdzianek, R (1, 4) OBP: 0.335, SLG: 0.393	F9			G4-6-3				CS	1B	4	0	3	1	0	0	0			
Shawn Green, L (1, 9) OBP: 0.374, SLG: 0.481	L7			G4-6-3		G1-3		G3-1		4	0	0	0	0	0	3			
Eric Karros, R (1, 3) OBP: 0.327, SLG: 0.471		F8			G5-3				P4	3	0	0	0	0	0	0			
Adrian Beltré, R (1, 5) OBP: 0.359, SLG: 0.481		F9			G6-3			F9		3	0	0	0	0	0	0			
Bruce Aven, R (1, 7) OBP: 0.291, SLG: 0.462		F7			1B			1B		3	0	2	0	0	0	0			
Chad Kreuter, S (1, 2) OBP: 0.430, SLG: 0.423			G6-3					K		3	0	1	0	0	1	1			
Alex Cora, L (1, 6) OBP: 0.308, SLG: 0.367 Kevin Elster, R (8, PH) OBP: 0.343, SLG: 0.449 Jeff Shaw, R (9, 1)			F7					G1-3		2	0	0	0	0	1	2			
Chan Ho Park, R (1, 1) OBP: 0.239, SLG: 0.323 Paul Lo Duca, R (8, PH) OBP: 0.303, SLG: 0.383 Jeff Branson, L (9, 6) OBP: 0.294, SLG: 0.313				K				L6		2	0	0	0	0	1	0			
Inning Stats	R: 0 H: 0 E: 0 K: 0 S: 9	H: 0 LOB: 0 BB: 0 P: 11	R: 0 H: 0 E: 0 K: 0 S: 7	H: 0 LOB: 0 BB: 0 P: 12	R: 0 H: 0 E: 0 K: 1 S: 7	H: 0 LOB: 0 BB: 0 P: 11	R: 0 H: 1 E: 0 K: 0 S: 5	H: 1 LOB: 0 BB: 0 P: 6	R: 0 H: 2 E: 0 K: 1 S: 14	H: 2 LOB: 2 BB: 0 P: 17	R: 0 H: 1 E: 0 K: 0 S: 12	H: 1 LOB: 1 BB: 0 P: 14	R: 0 H: 1 E: 0 K: 1 S: 14	H: 1 LOB: 1 BB: 0 P: 20	R: 1 H: 2 E: 0 K: 0 S: 16	H: 2 LOB: 1 BB: 0 P: 23	1B: 7 2B: 0 3B: 0 HR: 0	SF: 0 SAC: 0 DP: 1 HBP: 0	WP: 0 PA: 30 PB: 0 SB: 1 CS: 1
PITCHER	IP	WLS	BF	H	R	ER	SO	BB	IBB	HBP	BLK	WP	HR	S	P	ERA	WHIP		
Brian Anderson, L (1, 1) ERA: 4.05	8.0	L	30	7	1	1	3	0	0	0	0	0	0	84	114	1.12	0.875		

Batter	1	2	3	4	5	6	7	8	9	AB	R	H	RBI	BB	SO	LOB	TOP					
Tony Womack, L OBP: 0.304, SLG: 0.379 (1, 6)										4	0	2	0	0	1	0	Arizona Diamondbacks @ Los Angeles Dodgers Dodger Stadium, Los Angeles, CA Wed Sep 20 2000, 7:05 PM PDT Att: 31,630 - Sunny - 73 F					
Craig Counsell, L OBP: 0.405, SLG: 0.456 (1, 4) (9, 5)										3	0	2	0	1	0	0						
Luis Gonzalez, L OBP: 0.390, SLG: 0.533 (1, 7)										4	0	0	0	0	3	6						
Greg Colbrunn, R OBP: 0.416, SLG: 0.551 (9, PR) Danny Bautista, R OBP: 0.320, SLG: 0.452 (9, 8)										4	0	2	0	0	0	0						
David Dellucci, L OBP: 0.419, SLG: 0.436 39 Alex Cabrera, R OBP: 0.306, SLG: 0.515 (9, 3)									4	0	0	0	0	0	2	0						
Matt Williams, R OBP: 0.296, SLG: 0.379 Byung-Hyun Kim, R (9, 1)									4	0	2	0	0	0	0	0						
Jason Conti, L OBP: 0.298, SLG: 0.384 (9, 9)										4	0	0	0	0	2	3						
Kelly Stinnett, R OBP: 0.284, SLG: 0.358 Hanley Frías, S OBP: 0.519, SLG: 0.327 Damian Miller, R OBP: 0.347, SLG: 0.439 (8, PR) (8, 2)										3	0	1	0	0	1	0						
Randy Johnson, R OBP: 0.183, SLG: 0.167 Rob Ryan, L OBP: 0.360, SLG: 0.409 Steve Finley, L OBP: 0.370, SLG: 0.568 Dan Plesac, L (8, 1) Jay Bell, R OBP: 0.350, SLG: 0.429 (9, 4)										2	0	0	0	0	1	0						
Inning Stats	R: 0 E: 0 K: 2 S: 12	H: 1 LOB: 0 BB: 0 P: 16	R: 0 E: 0 K: 1 S: 10	H: 2 LOB: 1 BB: 0 P: 14	R: 0 E: 0 K: 2 S: 12	H: 2 LOB: 2 BB: 0 P: 18	R: 0 E: 0 K: 0 S: 7	H: 0 LOB: 0 BB: 0 P: 9	R: 0 E: 0 K: 0 S: 6	H: 0 LOB: 0 BB: 0 P: 6	R: 0 E: 0 K: 1 S: 8	H: 0 LOB: 0 BB: 0 P: 15	R: 0 E: 0 K: 0 S: 6	H: 0 LOB: 0 BB: 0 P: 9	R: 0 E: 0 K: 2 S: 14	H: 2 LOB: 2 BB: 2 P: 26		R: 0 E: 0 K: 1 S: 15	H: 2 LOB: 2 BB: 0 P: 21	1B: 9 2B: 0 3B: 0 HR: 0	SF: 0 SAC: 0 DP: 1 HBP: 0	WP: 0 PB: 0 SB: 0 CS: 2
PITCHER	IP	WLS	BF	H	R	ER	SO	BB	IBB	HBP	BLK	WP	HR	S	P	ERA	WHIP					
37 Darren Dreifort, R ERA: 4.33 Terry Adams, R ERA: 3.32 Matt Herges, R ERA: 3.26	7.2		29	7	0	0	7	2	0	0	0	0	0	72	108	0.00	1.174					

Batter	1	2	3	4	5	6	7	8	9	AB	R	H	RBI	BB	SO	LOB	BOTTOM					
Tom Goodwin, L OBP: 0.352, SLG: 0.358 (1, 8)										4	0	2	0	0	1	0	Arizona Diamondbacks @ Los Angeles Dodgers Dodger Stadium, Los Angeles, CA Wed Sep 20 2000, 7:05 PM PDT Att: 31,630 - Sunny - 73 F					
Mark Czuzdzianek, R OBP: 0.336, SLG: 0.396 (1, 6) (9, 4)										3	0	1	0	1	1	3						
Shawn Green, L OBP: 0.373, SLG: 0.479 (1, 9)										4	0	1	0	0	2	2						
Eric Karros, R OBP: 0.326, SLG: 0.475 (1, 3)										4	1	1	1	0	2	3						
Adrian Beltré, R OBP: 0.361, SLG: 0.481 (1, 5)										2	0	1	0	1	0	0						
Bruce Aven, R OBP: 0.286, SLG: 0.453 (1, 7)										3	0	0	0	0	1	2						
Paul Lo Duca, R OBP: 0.290, SLG: 0.365 (1, 2)										3	0	0	0	0	1	0						
Hiram Bocachica, R OBP: 0.429, SLG: 0.429 Alex Cora, L OBP: 0.308, SLG: 0.367 (9, 6)										3	0	1	0	0	0	0						
37 Darren Dreifort, R OBP: 0.197, SLG: 0.359 Terry Adams, R (8, 1) Kevin Elster, R OBP: 0.341, SLG: 0.447 Matt Herges, L OBP: 0.077, SLG: 0.077 (9, 1)										2	0	0	0	0	1	1						
Inning Stats	R: 0 E: 0 K: 3 S: 12	H: 1 LOB: 1 BB: 0 P: 19	R: 0 E: 0 K: 2 S: 11	H: 0 LOB: 0 BB: 0 P: 16	R: 0 E: 0 K: 1 S: 9	H: 0 LOB: 0 BB: 0 P: 14	R: 0 E: 0 K: 1 S: 13	H: 1 LOB: 2 BB: 2 P: 27	R: 0 E: 0 K: 1 S: 13	H: 2 LOB: 2 BB: 0 P: 19	R: 0 E: 0 K: 0 S: 10	H: 1 LOB: 0 BB: 0 P: 17	R: 0 E: 0 K: 0 S: 9	H: 0 LOB: 0 BB: 0 P: 13	R: 0 E: 0 K: 1 S: 10	H: 1 LOB: 1 BB: 0 P: 14		R: 1 E: 0 K: 0 S: 1	H: 1 LOB: 0 BB: 0 P: 3	1B: 5 2B: 1 3B: 1 HR: 1	SF: 0 SAC: 0 DP: 1 HBP: 0	WP: 0 PB: 0 SB: 2 CS: 3
PITCHER	IP	WLS	BF	H	R	ER	SO	BB	IBB	HBP	BLK	WP	HR	S	P	ERA	WHIP					
Randy Johnson, L ERA: 2.31 Dan Plesac, L ERA: 2.27 Byung-Hyun Kim, R ERA: 4.09	7.0		26	5	0	0	8	2	0	0	0	0	0	10	14	0.00	1.000					

Batter	1	2	3	4	5	6	7	8	9	AB	R	H	RBI	BB	SO	LOB	TOP										
Damian Jackson, R (1,4) OBP: 0.350, SLG: 0.385										4	1	0	0	1	1	2	San Diego Padres @ Los Angeles Dodgers Dodger Stadium, Los Angeles, CA Fri Sep 22 2000, 7:10 PM PDT Att: 37,512 - Cloudy - 66 F										
Dest Relaford, S (1,6) OBP: 0.311, SLG: 0.315										2	2	1	2	3	1	1											
Ryan Klesko, L (1,3) OBP: 0.396, SLG: 0.523										5	0	1	0	0	1	4											
Phil Nevin, R (1,5) OBP: 0.379, SLG: 0.558 Tom Davey, R (7,1)										4	0	2	0	0	0	3											
Kevin Walker, L (8,1) OBP: 0.250, SLG: 0.250 Ed Sprague, R (9,PH) Trevor Hoffman, R (9,1)										0	0	0	0	0	0	0											
John Mabry, L (1,9) OBP: 0.306, SLG: 0.434 Ruben Rivera, R (7,PR) (7,8)										3	0	1	1	1	1	2											
Mike Darr, L (1,8) OBP: 0.360, SLG: 0.411 (7,9)										3	0	1	0	1	0	4											
Ben Davis, S (1,2) OBP: 0.307, SLG: 0.363										3	0	0	0	1	1	3											
29 Kory DeHaan, L (1,7) OBP: 0.240, SLG: 0.327									4	0	1	0	0	2	2												
Jay Witasick, R (1,1) OBP: 0.154, SLG: 0.120 Carlos Almanzar, R (4,1)									1	0	0	0	1	0	2												
Gabe Alvarez, R (6,PH) OBP: 0.333, SLG: 0.250 Dave Maurer, R (6,1)									0	0	0	0	0	0	0												
Greg LaRocca, R (7,5) OBP: 0.283, SLG: 0.333									1	0	0	0	0	0	0												
Inning Stats	R: 2 E: 0 K: 0 S: 9	H: 2 LOB: 0 BB: 1 P: 18	R: 0 E: 0 K: 1 S: 14	H: 1 LOB: 1 BB: 1 P: 23	R: 0 E: 0 K: 0 S: 11	H: 1 LOB: 3 BB: 2 P: 25	R: 0 E: 0 K: 1 S: 16	H: 1 LOB: 0 BB: 0 P: 28	R: 0 E: 0 K: 1 S: 6	H: 0 LOB: 0 BB: 0 P: 12	R: 1 E: 0 K: 1 S: 15	H: 1 LOB: 2 BB: 2 P: 29	R: 0 E: 1 K: 2 S: 11	H: 0 LOB: 1 BB: 0 P: 16	R: 0 E: 0 K: 2 S: 8	H: 0 LOB: 0 BB: 0 P: 13	1B: 5 2B: 1 3B: 0 HR: 1	SF: 0 SAC: 0 DP: 2 HBP: 0	WP: 0 PB: 0 SB: 4 CS: 4	PA: 41							
PITCHER	IP	WLS	BF	H	R	ER	SO	BB	IBB	HBP	BLK	WP	HR	S	P	ERA	WHIP										
Eric Gagne, R (1,1) ERA: 5.38	3.1		18	5	2	2	1	5	0	0	0	0	1	44	83	5.40	3.000										
Luke Prokopec, R (4,1) ERA: 1.69	2.2	L	10	1	0	0	3	1	0	0	0	0	0	19	31	0.00	0.750										
Antonio Osuna, R (7,1) ERA: 3.74	0.2		4	1	1	1	0	1	0	0	0	0	0	9	18	13.50	3.000										
Onan Masaoka, L (7,1) ERA: 4.01	0.1		2	0	0	0	1	1	0	0	0	0	0	6	11	0.00	3.000										
Al Reyes, R (8,1) ERA: 5.29	2.0		7	0	0	0	4	0	0	0	0	0	0	19	29	0.00	0.000										

Batter	1	2	3	4	5	6	7	8	9	AB	R	H	RBI	BB	SO	LOB	BOTTOM											
Tom Goodwin, L (1,8) OBP: 0.351, SLG: 0.357										5	0	1	0	0	1	1	San Diego Padres @ Los Angeles Dodgers Dodger Stadium, Los Angeles, CA Fri Sep 22 2000, 7:10 PM PDT Att: 37,512 - Cloudy - 66 F											
Mark Cudjorjanek, R (1,4) OBP: 0.337, SLG: 0.395										4	0	1	0	0	0	0												
Shawn Green, L (1,9) OBP: 0.371, SLG: 0.476										4	0	0	0	0	1	3												
Eric Karros, R (1,3) OBP: 0.326, SLG: 0.473 F.P. Santangelo, S (8,PR) Chad Kreuter, S (9,2) OBP: 0.430, SLG: 0.423										4	0	1	0	0	1	3												
Todd Hundley, S (1,2) OBP: 0.383, SLG: 0.591 Jeff Branson, L (9,6) OBP: 0.294, SLG: 0.313										4	0	0	0	0	1	3												
Adrián Beltré, R (1,5) OBP: 0.364, SLG: 0.482										3	1	2	0	1	0	0												
Chris Donnels, L (1,7) OBP: 0.180, SLG: 0.160 Hiram Bocachica, R (6,PH) Antonio Osuna, R (7,1) Onan Masaoka, R (7,1) Al Reyes, R (8,1) Paul Lo Duca, R (9,PH) OBP: 0.298, SLG: 0.359										0	0	0	0	0	0	0												
Alex Cora, L (1,6) OBP: 0.311, SLG: 0.371 Dave Hansen, L (9,PH) OBP: 0.410, SLG: 0.586										2	0	1	1	1	0	2												
Inning Stats	R: 0 E: 0 K: 3 S: 14	H: 1 LOB: 2 BB: 0 P: 22	R: 1 E: 0 K: 1 S: 9	H: 1 LOB: 1 BB: 1 P: 17	R: 0 E: 0 K: 0 S: 4	H: 0 LOB: 0 BB: 0 P: 6	R: 0 E: 0 K: 1 S: 11	H: 1 LOB: 1 BB: 1 P: 18	R: 0 E: 0 K: 2 S: 10	H: 1 LOB: 1 BB: 1 P: 20	R: 0 E: 0 K: 0 S: 7	H: 0 LOB: 0 BB: 0 P: 12	R: 0 E: 0 K: 1 S: 11	H: 3 LOB: 2 BB: 0 P: 16	R: 0 E: 0 K: 0 S: 8	H: 0 LOB: 0 BB: 0 P: 12		1B: 6 2B: 2 3B: 0 HR: 1	SF: 0 SAC: 1 DP: 1 HBP: 1	WP: 0 PB: 0 SB: 2 CS: 0	PA: 38							
PITCHER	IP	WLS	BF	H	R	ER	SO	BB	IBB	HBP	BLK	WP	HR	S	P	ERA		WHIP										
Jay Witasick, R (1,1) ERA: 5.77	3.0		13	2	1	1	4	1	0	0	0	0	0	18	26	0.00		1.500										
Carlos Almanzar, R (4,1) ERA: 4.46	2.0		9	2	0	0	1	1	0	0	0	0	0	18	26	0.00		1.500										
Dave Maurer, L (6,1) ERA: 3.27	1.0	W	5	1	1	1	2	1	0	0	0	0	0	10	20	9.00	2.000											
Tom Davey, R (7,1) ERA:	1.2	H	7	3	0	0	0	0	0	0	0	0	0	14	22	0.00	1.800											
Kevin Walker, L (8,1) ERA: 4.22	0.1	H	1	0	0	0	1	0	0	0	0	0	0	4	6	0.00	0.000											



Batter	1	2	3	4	5	6	7	8	9	AB R H RBI BB SO LOB	TOP												
Damian Jackson, R (1,4) OBP: 0.350, SLG: 0.386	2-3 K			1-3 K		1-3 K			1-2 S 2B	4 0 1 0 0 3 0	San Diego Padres @ Los Angeles Dodgers Dodger Stadium, Los Angeles, CA Sat Sep 23 2000, 7:10 PM PDT Att: 40,623 - Cloudy - 71 F												
Dest Relaford, S (1,6) OBP: 0.363, SLG: 0.313	1-0 F8			4-2 S 1B BB		2-1 F7			3-3 K	3 1 0 0 1 1 1													
Ryan Klesko, L (1,3) OBP: 0.395, SLG: 0.521	1-0 F3			2-2 G4-3 1-H 1B			1-1 G3-1		2-3 K	4 0 1 1 0 1 1													
Phil Nevin, R (1,5) OBP: 0.377, SLG: 0.555		2-1 G6-3		0-2 G4-3			1-1 G6-3			3 0 0 0 0 0 1													
Mike Darr, L (1,9) (8,8) OBP: 0.354, SLG: 0.404		1-1 L7		0-3 K			0-1 G6-3			3 0 0 0 0 1 1													
Eric Owens, R (1,7) OBP: 0.348, SLG: 0.375		3-2 G3-1			1-0 F9			2-3 K		3 0 0 0 0 1 0													
Wiki Gonzalez, R (1,2) OBP: 0.311, SLG: 0.341			1-0 F9		0-0 G6-3			2-1 G6-3		3 0 0 0 0 0 0													
Ruben Rivera, R (1,8) OBP: 0.292, SLG: 0.384			1-3 K		0-3 K			0-3 K		2 0 0 0 0 2 0													
John Mabry, L (8,PH) (8,9) OBP: 0.305, SLG: 0.432										1 0 0 0 0 1 0													
Woody Williams, R (1,1) OBP: 0.302, SLG: 0.386			0-3 K			2-3 K			2-3 K	2 0 0 0 0 2 0													
Ed Sprague, R (8,PH) OBP: 0.310, SLG: 0.440										1 0 0 0 0 1 0													
Inning Stats	R: 0 H: 0 E: 0 K: 1 S: 5	H: 0 LOB: 0 BB: 0 P: 9	R: 0 H: 0 E: 0 K: 0 S: 7	H: 0 LOB: 0 BB: 0 P: 13	R: 0 H: 0 E: 0 K: 2 S: 7	H: 0 LOB: 0 BB: 1 P: 9	R: 1 H: 1 E: 0 K: 2 S: 16	H: 1 LOB: 1 BB: 1 P: 23	R: 0 H: 0 E: 0 K: 1 S: 6	H: 0 LOB: 0 BB: 0 P: 7	R: 0 H: 0 E: 0 K: 2 S: 10	H: 0 LOB: 0 BB: 0 P: 15	R: 0 H: 0 E: 0 K: 0 S: 6	H: 0 LOB: 0 BB: 0 P: 8	R: 0 H: 0 E: 0 K: 2 S: 11	H: 0 LOB: 0 BB: 0 P: 15	R: 0 H: 1 E: 0 K: 3 S: 17	H: 1 LOB: 1 BB: 0 P: 25	1B: 1 2B: 1 3B: 0 HR: 0	SF: 0 SAC: 0 DP: 0 HBP: 0	WP: 0 PB: 0 SB: 2 CS: 0	PA: 30	
PITCHER	IP WLS BF H R ER SO BB IBB HBP BLK WP HR S P ERA WHIP											PITCHER	IP WLS BF H R ER SO BB IBB HBP BLK WP HR S P ERA WHIP										
Kevin Brown, R (1,1) ERA: 2.56	9.0 W 30 2 1 1 13 1 0 0 0 0 0 0 85 124 1.00 0.333																						

Batter	1	2	3	4	5	6	7	8	9	AB R H RBI BB SO LOB	BOTTOM												
Tom Goodwin, L (1,8) OBP: 0.350, SLG: 0.356	1-2 G4-6-3 1B		2-3 K							4 1 1 0 0 2 0	San Diego Padres @ Los Angeles Dodgers Dodger Stadium, Los Angeles, CA Sat Sep 23 2000, 7:10 PM PDT Att: 40,623 - Cloudy - 71 F												
Mark Czuzdzianek, R (1,4) OBP: 0.336, SLG: 0.394	2-2 G4-6-3 1-2			3-2 G4-3		0-1 E8 1B		2-0 P3		4 1 1 0 0 0 1													
Shawn Green, L (1,9) OBP: 0.372, SLG: 0.476	2-2 P5			2-1 1B		1-1 1B		3-2 G3-1		4 0 2 1 0 0 0													
Eric Karros, R (1,3) OBP: 0.324, SLG: 0.471		0-2 F8		1-0 L7		3-H 1-0 P6				3 0 0 0 0 0 2													
Todd Hundley, S (1,2) OBP: 0.379, SLG: 0.585		0-3 K		3-1 F5		0-1 P5				3 0 0 0 0 1 2													
Adrián Beltré, R (1,5) OBP: 0.386, SLG: 0.482		3-2 1B			4-1 G3 BB	0-1 F7				2 0 1 0 1 0 1													
Bruce Aven, R (1,7) OBP: 0.283, SLG: 0.446		1-3 K			0-0 P4		1-3 K			3 0 0 0 0 2 2													
Alex Cora, L (1,6) OBP: 0.309, SLG: 0.368			2-3 K		1-2 G3		0-2 G3-1			3 0 0 0 0 1 1													
Kevin Brown, R (1,1) OBP: 0.116, SLG: 0.076			0-3 K		1-3 K		0-3 K			3 0 0 0 0 3 1													
Inning Stats	R: 0 H: 1 E: 0 K: 0 S: 11	H: 1 LOB: 0 BB: 0 P: 16	R: 0 H: 1 E: 0 K: 2 S: 12	H: 1 LOB: 0 BB: 0 P: 16	R: 0 H: 0 E: 0 K: 3 S: 10	H: 0 LOB: 0 BB: 0 P: 14	R: 0 H: 1 E: 0 K: 0 S: 9	H: 1 LOB: 1 BB: 0 P: 18	R: 0 H: 2 E: 2 K: 0 S: 12	H: 2 LOB: 1 BB: 0 P: 15		R: 0 H: 0 E: 0 K: 2 S: 10	H: 0 LOB: 0 BB: 0 P: 11	R: 0 H: 0 E: 0 K: 1 S: 7	H: 0 LOB: 0 BB: 0 P: 14	R: 0 H: 0 E: 0 K: 1 S: 7	H: 0 LOB: 0 BB: 0 P: 14	1B: 5 2B: 0 3B: 0 HR: 0	SF: 0 SAC: 0 DP: 1 HBP: 0	WP: 0 PB: 0 SB: 0 CS: 0	PA: 30		
PITCHER	IP WLS BF H R ER SO BB IBB HBP BLK WP HR S P ERA WHIP											PITCHER	IP WLS BF H R ER SO BB IBB HBP BLK WP HR S P ERA WHIP										
Woody Williams, R (1,1) ERA: 3.83	8.0 L 30 5 2 0 9 1 0 0 0 0 0 0 80 119 0.00 0.750																						

AB 29
R 1
H 2
RBI 1
BB 1
SO 13
LOB 4




AB 29
R 2
H 5
RBI 1
BB 1
SO 9
LOB 10



Batter	1	2	3	4	5	6	7	8	9	AB	R	H	RBI	BB	SO	LOB	TOP								
Damian Jackson, R (1, 4) OBP: 0.351, SLG: 0.384	4-2 FC5-4 BB		1-3 K		1-3 K			2-1 HBP		2	0	0	0	1	2	1	San Diego Padres @ Los Angeles Dodgers Dodger Stadium, Los Angeles, CA Sun Sep 24 2000, 1:10 PM PDT Att: 46,393 - Sunny - 78 F livebaseballscorecards.com								
Mike Darr, L (1, 9) OBP: 0.348, SLG: 0.396	1-0 FC5-4 S 1-2		2-3 K			3-3 K		3-2 F8		4	0	0	0	0	2	2									
Ryan Klesko, L (1, 3) OBP: 0.396, SLG: 0.519	2-1 L9			4-1 1B BB		3-3 K		4-2 F8-3 BB		2	0	0	0	2	1	1									
John Mabry, L (1, 7) OBP: 0.304, SLG: 0.429	2-3 K			0-0 BB		1-3 K		0-3 K		4	0	1	0	0	3	2									
Ed Sprague, R (1, 5) OBP: 0.309, SLG: 0.435		1-3 K		4-2 L1-3 BB		1-3 K		2-2 F8-3		3	0	0	0	1	2	1									
Ben Davis, S (1, 2) OBP: 0.308, SLG: 0.357		4-1 BB		2-0 L1-3		2-0 F8				2	0	0	0	1	0	2									
Ruben Rivera, R (1, 8) OBP: 0.292, SLG: 0.388		2-3 K		0-2 3B		2-3 K				3	0	1	0	0	2	1									
Greg LaRocca, R (1, 6) OBP: 0.227, SLG: 0.286		0-1 G3		2-2 G5-3		0-0 F8				3	0	0	0	0	0	2									
Matt Clement, R (1, 1) OBP: 0.129, SLG: 0.103			2-3 K		2-3 K		1-2 G3			2	0	0	0	0	2	1									
Dave Magadan, L (8, PH) OBP: 0.242, SLG: 0.374										1	0	0	0	0	0	0									
Kevin Walker, L (8, 1) OBP: 0.250, SLG: 0.250										0	0	0	0	0	0	0									
Inning Stats	R: 0 E: 0 K: 1 S: 8	H: 0 LOB: 1 BB: 1 P: 17	R: 0 E: 0 K: 2 S: 9	H: 0 LOB: 1 BB: 1 P: 16	R: 0 E: 0 K: 3 S: 9	H: 0 LOB: 0 BB: 0 P: 14	R: 0 E: 0 K: 0 S: 5	H: 1 LOB: 1 BB: 2 P: 15	R: 0 E: 0 K: 2 S: 12	H: 1 LOB: 1 BB: 0 P: 17	R: 0 E: 0 K: 3 S: 10	H: 0 LOB: 0 BB: 0 P: 17	R: 0 E: 0 K: 2 S: 8	H: 0 LOB: 0 BB: 0 P: 13	R: 0 E: 0 K: 0 S: 9	H: 0 LOB: 1 BB: 0 P: 15	R: 0 E: 0 K: 1 S: 10	H: 0 LOB: 0 BB: 1 P: 16	1B: 1 2B: 2 3B: 1 HR: 0	SF: 0 SAC: 0 DP: 2 HBP: 1	WP: 0 PB: 0 SB: 1 CS: 1	PA: 32			
PITCHER	IP	WLS	BF	H	R	ER	SO	BB	IBB	HBP	BLK	WP	HR	S	P	ERA	WHIP								
Chan Ho Park, R (1, 1) ERA: 3.4	8.0	W	29	2	0	0	13	4	0	1	0	0	0	70	124	0.00	0.750								
Jeff Shaw, R (9, 1) ERA: 4.31	1.0	S	3	0	0	0	1	1	0	0	0	0	0	10	16	0.00	1.000								

Batter	1	2	3	4	5	6	7	8	9	AB	R	H	RBI	BB	SO	LOB	BOTTOM								
Tom Goodwin, L (1, 8) OBP: 0.348, SLG: 0.353	2-1 G4-3		2-3 K		1-1 F7			1-0 G4-3		4	0	0	0	0	1	1	San Diego Padres @ Los Angeles Dodgers Dodger Stadium, Los Angeles, CA Sun Sep 24 2000, 1:10 PM PDT Att: 46,393 - Sunny - 78 F livebaseballscorecards.com								
Mark Czuzdzianek, R (1, 4) OBP: 0.330, SLG: 0.393	4-1 G4-3 BB			2-3 K		3-3 K		2-0 G4-3		2	0	0	0	1	2	0									
Shawn Green, L (1, 9) OBP: 0.372, SLG: 0.475	1-0 G4-3			2-1 2B WP 1B		2-0 G4-3		2-2 G6-3		3	1	1	0	0	0	1									
Adrián Beltré, R (1, 5) OBP: 0.365, SLG: 0.483		1-1 F8		3-1 WP 2B		2-2 G6-3				3	0	1	0	0	0	0									
Chris Donnels, L (1, 3) OBP: 0.412, SLG: 0.862		2-2 G3		4-0 WP IBB		2-1 G4-3				2	0	0	0	1	0	0									
Bruce Aven, R (1, 7) OBP: 0.284, SLG: 0.440		4-1 BB		2-3 K		2-3 K		2-1 G4-3		2	0	0	0	1	2	3									
Chad Kreuter, S (1, 2) OBP: 0.425, SLG: 0.417		1-3 K		2-3 K		1-0 G3				3	0	0	0	0	2	3									
Alex Cora, L (1, 6) OBP: 0.311, SLG: 0.369			0-0 1B		0-1 G3-1			4-2 G4-3 BB		2	0	1	0	1	0	0									
Chan Ho Park, R (1, 1) OBP: 0.232, SLG: 0.313			0-0 G4-3		0-1 F8			1-3 K		2	0	0	0	0	0	0									
Hiram Bocachica, R (8, PH) OBP: 0.333, SLG: 0.333										1	0	0	0	0	1	1									
Jeff Shaw, R (9, 1) ERA: 4.15										0	0	0	0	0	0	0									
Inning Stats	R: 0 E: 0 K: 0 S: 4	H: 0 LOB: 0 BB: 1 P: 11	R: 0 E: 0 K: 1 S: 12	H: 0 LOB: 1 BB: 1 P: 20	R: 0 E: 0 K: 1 S: 5	H: 1 LOB: 0 BB: 0 P: 7	R: 1 E: 0 K: 3 S: 14	H: 2 LOB: 2 BB: 1 P: 29	R: 0 E: 0 K: 0 S: 6	H: 0 LOB: 0 BB: 0 P: 7	R: 0 E: 0 K: 1 S: 7	H: 0 LOB: 0 BB: 0 P: 14	R: 0 E: 0 K: 1 S: 6	H: 0 LOB: 0 BB: 0 P: 11	R: 0 E: 0 K: 1 S: 8	H: 0 LOB: 1 BB: 1 P: 14	R: 0 E: 0 K: 1 S: 7	H: 0 LOB: 0 BB: 1 P: 14	1B: 2 2B: 1 3B: 0 HR: 0	SF: 0 SAC: 0 DP: 2 HBP: 0	WP: 1 PB: 0 SB: 0 CS: 0	PA: 28			
PITCHER	IP	WLS	BF	H	R	ER	SO	BB	IBB	HBP	BLK	WP	HR	S	P	ERA	WHIP								
Matt Clement, R (1, 1) ERA: 4.88	7.0	L	25	3	1	1	7	2	0	0	0	0	0	54	99	1.29	0.714								
Kevin Walker, L (8, 1) ERA: 4.15	1.0	S	3	0	0	0	1	1	0	0	0	0	0	8	14	0.00	1.000								



Batter	1	2	3	4	5	6	7	8	9	AB	R	H	RBI	BB	SO	LOB	TOP								
Marvin Benard, L (1, 8) OBP: 0.348, SLG: 0.404 Armando Rios, L (8, 9) OBP: 0.347, SLG: 0.513	1-2 G3-1		0-0 G3			2-1 F7		4-0 HBP BB BB		3	0	0	0	1	0	0									
Bill Mueller, S (1, 5) OBP: 0.332, SLG: 0.391 Calvin Murray, R (8, 8) OBP: 0.347, SLG: 0.332	0-0 G5-3		0-1 G4-3			2-0 G4-3		2-1 F8		4	0	0	0	0	0	1									
Barry Bonds, L (1, 7) OBP: 0.442, SLG: 0.688 Ramon Martinez, R (8, 4) OBP: 0.345, SLG: 0.495	3-2 FC5-4 BB 1B				2-1 F7			4-1 HBP BB BB		2	0	1	0	2	0	0									
Jeff Kent, R (1, 4) OBP: 0.423, SLG: 0.599 Pedro Feliz, R (8, 5) OBP: 0.296, SLG: 0.286	4-1 FC5-4 BB				0-2 F9		0-0 L6	1-1 HBP BB BB		2	0	0	0	1	0	1									
Ellis Burks, R (1, 9) OBP: 0.420, SLG: 0.609 41 Chad Zerbe, L (8, 1)	1-0 FC5-4 BB				1-2 1B			2-2 F8		4	0	1	0	0	0	5									
J.T. Snow, L (1, 3) OBP: 0.368, SLG: 0.461		1-3 K			2-3 K			1-0 F8		4	0	0	0	0	3	1									
Rich Aurilia, R (1, 6) OBP: 0.336, SLG: 0.440		3-1 P4				2-1 G1-3		4-1 BB		3	0	0	0	1	0	0									
Bobby Estelella, R (1, 2) OBP: 0.361, SLG: 0.483 Russ Davis, R (9, PH) OBP: 0.303, SLG: 0.439		0-2 F7				3-1 F9		2-3 K		3	0	0	0	0	1	1									
Russ Ortiz, R (1, 1) OBP: 0.292, SLG: 0.228 Doug Henry, R (7, 1) Alan Embree, L (7, 1) Terrell Lowery, R (8, PH) OBP: 0.575, SLG: 0.688			2-2 G6-3			0-3 K		0-3 K		2	0	0	0	0	1	0									
Inning Stats	R: 0 E: 0 K: 0 S: 12	H: 1 LOB: 2 BB: 1 P: 21	R: 0 E: 0 K: 1 S: 8	H: 0 LOB: 0 BB: 0 P: 12	R: 0 E: 0 K: 0 S: 6	H: 0 LOB: 0 BB: 0 P: 8	R: 0 E: 0 K: 1 S: 11	H: 1 LOB: 1 BB: 0 P: 16	R: 0 E: 0 K: 1 S: 7	H: 0 LOB: 0 BB: 0 P: 12	R: 0 E: 0 K: 0 S: 5	H: 0 LOB: 1 BB: 1 P: 13	R: 0 E: 0 K: 1 S: 9	H: 0 LOB: 1 BB: 1 P: 16	R: 0 E: 0 K: 1 S: 12	H: 0 LOB: 2 BB: 2 P: 25	R: 0 E: 0 K: 2 S: 8	H: 0 LOB: 0 BB: 0 P: 11	1B: 2 2B: 0 3B: 0 HR: 0	SF: 0 SAC: 0 DP: 0 HBP: 1	WP: 0 PB: 0 SB: 0 CS: 0	PA: 35			
PITCHER	IP WLS BF H R ER SO BB IBB HBP BLK WP HR S P ERA WHIP	7.0 W 26 2 0 0 4 3 0 0 0 0 0 58 98 0.00 0.714	1.0 6 0 0 0 1 2 0 1 0 0 0 12 25 0.00 2.000	1.0 3 0 0 0 2 0 0 0 0 0 0 8 11 0.00 0.000																					

San Francisco Giants @ Los Angeles Dodgers
 Dodger Stadium, Los Angeles, CA
 Tue Sep 26 2000, 7:10 PM PDT
 Att: 43,909 - Sunny - 74 F

AB 29
 R 0
 H 2
 RBI 0
 BB 5
 SO 7
 LOB 9



Batter	1	2	3	4	5	6	7	8	9	AB	R	H	RBI	BB	SO	LOB	BOTTOM								
Tom Goodwin, L (1, 8) OBP: 0.352, SLG: 0.361	1-2 G1-3		1-0 1B		1-1 1B E		3-1 BB S SF7	0-0 BB		5	3	4	0	0	0	0									
Mark Czudzielanek, R (1, 4) OBP: 0.340, SLG: 0.394	2-3 K		2-0 S 1B		2-0 WP HR		4-0 SF7 BB E	4-1 G6-4-3 BB		3	2	2	1	2	1	0									
Gary Sheffield, R (1, 7) OBP: 0.435, SLG: 0.643 Paul Lo Duca, R (9, 7) OBP: 0.286, SLG: 0.359	4-2 BB		0-3 K		3-2 1H 2H HR		4-2 WP SF9 E	1-1 G6-4-3 BB		3	2	1	3	2	1	3									
Shawn Green, L (1, 9) OBP: 0.371, SLG: 0.474	0-1 F5		4-0 BB		2-2 F9		0-0 SF7			2	0	0	1	1	0	1									
Eric Karros, R (1, 3) OBP: 0.322, SLG: 0.467		3-2 F9	1-2 F8		1-1 P6		1-0 E4 SF9 WP			4	0	0	1	0	0	3									
Todd Hundley, S (1, 2) OBP: 0.376, SLG: 0.582 Chad Kreuter, S (8, 2) OBP: 0.425, SLG: 0.417		2-2 FC6-4 1B		0-3 K		2-3 K	2-1 SF9			3	0	1	1	0	2	0									
Adrian Beltré, R (1, 5) OBP: 0.363, SLG: 0.479		1-1 F7		1-1 F9		1-3 K	2-2 G4-3			4	0	0	0	0	1	3									
Alex Cora, L (1, 6) OBP: 0.308, SLG: 0.364		1-1 FC6-4 1B		1-1 G3-1		2-2 G5-3		2-2 G6-3		4	0	0	0	0	0	1									
37 Darren Dreifort, R (1, 1) Chris Donnels, L (7, PH) F.P. (7, PH) Mike Fetters, R (8, 1) Kevin Elster, R (8, PH) Terry Adams, R (9, 1)			3-3 K		0-0 G6-3		4-2 1B BB BB	1-1 HR		2	0	0	0	0	1	0									
Inning Stats	R: 0 E: 0 K: 1 S: 10	H: 0 LOB: 1 BB: 1 P: 17	R: 0 E: 0 K: 0 S: 10	H: 1 LOB: 1 BB: 0 P: 17	R: 1 E: 0 K: 2 S: 13	H: 2 LOB: 2 BB: 1 P: 24	R: 0 E: 0 K: 1 S: 7	H: 0 LOB: 0 BB: 0 P: 9	R: 3 E: 0 K: 0 S: 13	H: 3 LOB: 0 BB: 0 P: 22	R: 0 E: 0 K: 2 S: 12	H: 0 LOB: 0 BB: 0 P: 17	R: 4 E: 1 K: 0 S: 13	H: 1 LOB: 2 BB: 3 P: 33	R: 1 E: 0 K: 0 S: 9	H: 2 LOB: 1 BB: 1 P: 17	1B: 6 2B: 0 3B: 1 HR: 2	SF: 2 SAC: 0 DP: 1 HBP: 0	WP: 3 PB: 0 SB: 2 CS: 0	PA: 39					
PITCHER	IP WLS BF H R ER SO BB IBB HBP BLK WP HR S P ERA WHIP	6.0 L 28 7 6 6 6 3 0 0 0 0 0 69 117 9.00 1.667	0.0 2 0 0 0 0 2 0 0 0 0 0 2 10 - -	1.0 4 0 2 1 0 0 0 0 0 0 1 0 7 12 9.00 0.000	1.0 5 2 1 1 0 1 0 0 0 0 0 1 9 17 9.00 3.000																				

San Francisco Giants @ Los Angeles Dodgers
 Dodger Stadium, Los Angeles, CA
 Tue Sep 26 2000, 7:10 PM PDT
 Att: 43,909 - Sunny - 74 F

AB 31
 R 9
 H 9
 RBI 8
 BB 6
 SO 6
 LOB 11



Batter	1	2	3	4	5	6	7	8	9	AB	R	H	RBI	BB	SO	LOB	TOP				
Marvin Benard, L (1, 8) OBP: 0.343, SLG: 0.398											5	0	0	0	0	2	1				
Bill Mueller, S (1, 5) OBP: 0.333, SLG: 0.391											5	1	3	0	0	1	0				
Barry Bonds, L Calvin Murray, R (1, 7) (9, 8) OBP: 0.443, SLG: 0.695 OBP: 0.347, SLG: 0.332											4	2	2	2	1	1	1				
Jeff Kent, R (1, 4) OBP: 0.420, SLG: 0.593											5	0	0	0	0	1	4				
J.T. Snow, L (1, 3) OBP: 0.368, SLG: 0.464											3	1	1	1	0	1	0				
Ellis Burks, R (1, 9) OBP: 0.421, SLG: 0.606											3	0	0	0	1	0	3				
Rich Aurilia, R (1, 6) OBP: 0.337, SLG: 0.439										4	0	2	0	0	1	0					
Bobby Estelle, R (1, 2) OBP: 0.357, SLG: 0.476										4	0	0	0	0	3	3					
Shawn Estes, R Aaron Fultz, L Felipe Crespo, S Felix Rodriguez, R Robb Nen, R (1, 1) (6, 1) (6, PH) (8, 1) (9, 1) OBP: 0.229, SLG: 0.309 OBP: 0.333, SLG: 0.333 OBP: 0.352, SLG: 0.422 OBP: 0.352, SLG: 0.422 OBP: 0.357, SLG: 0.476										3	0	1	0	0	2	2					
Inning Stats	R: 0 E: 0 K: 1 S: 13	H: 1 LOB: 1 BB: 0 P: 22	R: 0 E: 0 K: 2 S: 12	H: 1 LOB: 1 BB: 0 P: 22	R: 0 E: 0 K: 1 S: 10	H: 0 LOB: 0 BB: 0 P: 15	R: 2 E: 0 K: 3 S: 17	H: 3 LOB: 2 BB: 1 P: 24	R: 0 E: 0 K: 1 S: 9	H: 1 LOB: 3 BB: 1 P: 21	R: 2 E: 0 K: 0 S: 8	H: 2 LOB: 0 BB: 0 P: 14	R: 1 E: 0 K: 0 S: 7	H: 1 LOB: 0 BB: 0 P: 12	R: 0 E: 0 K: 2 S: 8	H: 0 LOB: 0 BB: 0 P: 10	1B: 7 2B: 1 3B: 0 HR: 2	SF: 0 SAC: 0 DP: 0 HBP: 1	WP: 2 PB: 1 SB: 0 CS: 0	PA: 40	
PITCHER	IP WLS BF H R ER SO BB IBB HBP BLK WP HR S P ERA WHIP	Kevin Brown, R ERA: 2.98	5.0 24 6 2 2 8 2 0 1 0 2 0 61 104 3.60 1.600	Al Reyes, R ERA: 4.92	0.2 3 1 0 0 2 0 0 0 0 0 0 10 14 0.00 1.500	Onan Masaoka, L ERA: 3.96	0.1 1 0 0 0 0 0 0 0 0 0 0 3 6 0.00 0.000	Terry Adams, R ERA: 3.46	1.0 L 5 2 2 2 0 0 0 0 0 0 1 8 14 18.00 2.000	Mike Fetters, R ERA: 3.24	1.0 4 1 1 1 0 0 0 0 0 0 1 7 12 9.00 1.000	PITCHER	IP WLS BF H R ER SO BB IBB HBP BLK WP HR S P ERA WHIP	Jeff Shaw, R ERA: 4.24	1.0 3 0 0 0 2 0 0 0 0 0 0 8 10 0.00 0.000						

San Francisco Giants @ Los Angeles Dodgers
 Dodger Stadium, Los Angeles, CA
 Thu Sep 28 2000, 7:10 PM PDT
 Att: 44,513 - Sunny - 70 F

livebaseballscores.com

AB 37
 R 5
 H 10
 RBI 4
 BB 2
 SO 12
 LOB 14

Batter	1	2	3	4	5	6	7	8	9	AB	R	H	RBI	BB	SO	LOB	BOTTOM					
Tom Goodwin, L (1, 8) OBP: 0.349, SLG: 0.357										4	0	0	0	0	1	1						
Mark Cuddehegan, R (1, 4) OBP: 0.337, SLG: 0.392										4	0	1	0	0	0	1						
Shawn Green, L (1, 9) OBP: 0.369, SLG: 0.472										4	1	0	0	0	1	2						
Gary Sheffield, R Jeff Shaw, R (1, 7) (9, 1) OBP: 0.434, SLG: 0.637										3	1	1	0	1	1	0						
Eric Karros, R (1, 3) OBP: 0.323, SLG: 0.465										3	1	1	0	1	1	0						
Todd Hundley, S (1, 2) OBP: 0.376, SLG: 0.577										4	0	1	2	0	1	2						
Paul Lo Duca, R Jeff Branson, L (1, 5) (7, 5) OBP: 0.301, SLG: 0.369 OBP: 0.278, SLG: 0.294										1	0	1	1	1	0	0						
Alex Cora, L Dave Hansen, L (1, 6) (9, PH) OBP: 0.306, SLG: 0.361 OBP: 0.411, SLG: 0.581										3	0	0	0	0	2	5						
Kevin Brown, R Kevin Eitel, R Al Reyes, R Onan Masaoka, R Terry Adams, R Hiram Bocachica, R Mike Fetters, R Chris Donnels, L (1, 1) (5, PH) (8, 1) (8, 1) (7, PH) (8, 1) (9, 7) OBP: 0.129, SLG: 0.076 OBP: 0.341, SLG: 0.459 OBP: 0.352, SLG: 0.422 OBP: 0.352, SLG: 0.422 OBP: 0.357, SLG: 0.476 OBP: 0.302, SLG: 0.330 OBP: 0.352, SLG: 0.422 OBP: 0.466, SLG: 0.606											0	0	0	0	1	0						
Inning Stats	R: 0 E: 1 K: 0 S: 4	H: 0 LOB: 0 BB: 0 P: 8	R: 0 E: 0 K: 0 S: 7	H: 0 LOB: 0 BB: 0 P: 16	R: 0 E: 0 K: 2 S: 7	H: 1 LOB: 1 BB: 1 P: 17	R: 1 E: 1 K: 1 S: 13	H: 0 LOB: 3 BB: 3 P: 30	R: 0 E: 0 K: 1 S: 6	H: 0 LOB: 0 BB: 0 P: 9	R: 2 E: 0 K: 1 S: 12	H: 3 LOB: 1 BB: 0 P: 22	R: 0 E: 0 K: 0 S: 8	H: 1 LOB: 1 BB: 0 P: 12	R: 0 E: 0 K: 3 S: 10	H: 0 LOB: 0 BB: 0 P: 15	R: 0 E: 0 K: 3 S: 11	H: 0 LOB: 0 BB: 0 P: 15	1B: 4 2B: 1 3B: 0 HR: 0	SF: 1 SAC: 0 DP: 1 HBP: 0	WP: 1 PB: 0 SB: 0 CS: 1	PA: 36
PITCHER	IP WLS BF H R ER SO BB IBB HBP BLK WP HR S P ERA WHIP	Shawn Estes, L ERA: 4.26	5.1 24 4 3 2 5 4 0 0 0 0 0 64 95 3.38 1.500	Aaron Fultz, L ERA: 4.74	1.2 W 6 1 0 0 0 0 0 0 0 0 0 13 19 0.00 0.600	Felix Rodriguez, R ERA: 2.66	1.0 H 3 0 0 0 3 0 0 0 0 0 0 10 15 0.00 0.000	Robb Nen, R ERA: 1.38	1.0 S 3 0 0 0 3 0 0 0 0 0 0 11 15 0.00 0.000	PITCHER	IP WLS BF H R ER SO BB IBB HBP BLK WP HR S P ERA WHIP											



San Francisco Giants @ Los Angeles Dodgers
 Dodger Stadium, Los Angeles, CA
 Thu Sep 28 2000, 7:10 PM PDT
 Att: 44,513 - Sunny - 70 F

livebaseballscores.com

AB 31
 R 3
 H 5
 RBI 3
 BB 4
 SO 11
 LOB 11

Batter	1	2	3	4	5	6	7	8	9	AB	R	H	RBI	BB	SO	LOB	TOP		
Tom Goodwin, L (1, 8) OBP: 0.346, SLG: 0.354	E4 1B		F8		K			G4-3		4	1	0	0	0	1	0	Los Angeles Dodgers @ San Diego Padres Qualcomm Stadium, San Diego, CA Fri Sep 29, 2000, 10:05 PM EDT Att: 40,382 - Cloudy - 70 F		
Mark Grudzielanek, R (1, 4) OBP: 0.337, SLG: 0.391	K					G6-3		G6-3		4	0	1	0	0	1	1			
Gary Sheffield, R (1, 7) OBP: 0.340, SLG: 0.642 Jeff Branson, L (8, 5) OBP: 0.278, SLG: 0.294	K		L7					HR		4	1	2	1	0	1	2			
Shawn Green, L (1, 9) OBP: 0.370, SLG: 0.476	2H 1B				P4			3B		4	0	2	1	0	0	1			
Eric Karros, R (1, 3) OBP: 0.321, SLG: 0.462	G5-3				G5-3			P3		4	0	0	0	0	0	3			
Chris Donnels, L (1, 5) OBP: 0.400, SLG: 0.758		G1					F7		F3	2	0	0	0	1	0	0			
Kevin Elster, R (8, PH) OBP: 0.340, SLG: 0.457 Bruce Aven, R (9, 7) OBP: 0.284, SLG: 0.440					BB					1	0	0	0	0	0	0			
Chad Kreuter, S (1, 2) OBP: 0.416, SLG: 0.410	K				K				K	4	0	0	0	0	4	1			
Alex Cora, L (1, 6) OBP: 0.303, SLG: 0.357	K					L4			G4-3	4	0	0	0	0	1	0			
Chan Ho Park, R (1, 1) OBP: 0.236, SLG: 0.357			F9			K			HR	3	1	1	1	0	1	0			
Inning Stats	R: 1 H: 1 E: 1 K: 2 S: 15	H: 1 LOB: 1 BB: 0 P: 21	R: 0 H: 0 E: 0 K: 2 S: 8	H: 0 LOB: 0 BB: 0 P: 9	R: 0 H: 1 E: 0 K: 0 S: 10	H: 1 LOB: 1 BB: 1 P: 16	R: 0 H: 0 E: 0 K: 1 S: 7	H: 0 LOB: 1 BB: 1 P: 15	R: 0 H: 1 E: 0 K: 0 S: 9	H: 1 LOB: 1 BB: 0 P: 11	R: 0 H: 0 E: 0 K: 1 S: 6	H: 0 LOB: 0 BB: 0 P: 10	R: 2 H: 3 E: 0 K: 0 S: 12	H: 3 LOB: 1 BB: 0 P: 18	R: 0 H: 0 E: 0 K: 1 S: 8	H: 0 LOB: 0 BB: 0 P: 14	1B: 3 2B: 0 3B: 1 HR: 2	SF: 0 SAC: 0 DP: 0 HBP: 0	WP: 0 PA: 35 PB: 0 SB: 1 CS: 0
PITCHER	IP WLS BF H R ER SO BB IBB HBP BLK WP HR S P ERA WHIP																		
Woody Williams, R (1, 1) ERA: 3.75	8.0 L 32 6 3 2 8 1 0 0 0 0 2 75 114 2.25 0.875																		
Dave Maurer, L (9, 1) ERA: 3.68	1.0 3 0 0 0 1 0 0 0 0 0 0 8 14 0.00 0.000																		

Batter	1	2	3	4	5	6	7	8	9	AB	R	H	RBI	BB	SO	LOB	BOTTOM		
Eric Owens, R (1, 7) OBP: 0.347, SLG: 0.378	F8		K			F9			G5-3	4	0	0	0	0	1	1	Los Angeles Dodgers @ San Diego Padres Qualcomm Stadium, San Diego, CA Fri Sep 29, 2000, 10:05 PM EDT Att: 40,382 - Cloudy - 70 F		
Desti Relaford, S (1, 6) OBP: 0.354, SLG: 0.303	K				G3-1			K		4	0	0	0	0	2	0			
Ryan Klesko, L (1, 3) OBP: 0.393, SLG: 0.510	K				G1-3			G6-3		4	0	0	0	0	1	0			
Phil Nevin, R (1, 5) OBP: 0.373, SLG: 0.545		G1-3						K		3	0	1	0	0	1	0			
John Mabry, L (1, 9) OBP: 0.294, SLG: 0.409	K				1B			K		3	0	0	0	0	2	1			
Ruben Rivera, R (1, 8) OBP: 0.296, SLG: 0.400	K					G5-3		K		3	0	0	0	0	2	0			
Wiki Gonzalez, R (1, 2) OBP: 0.311, SLG: 0.345			F9			K2-3		K		3	0	0	0	0	2	0			
Greg LaRocca, R (1, 4) OBP: 0.240, SLG: 0.292			K					G6-3		3	0	1	0	0	1	0			
Woody Williams, R (1, 1) OBP: 0.308, SLG: 0.379 Joe Vitello, R (8, PH) OBP: 0.355, SLG: 0.423 Dave Maurer, R (9, 1) ERA: 3.27					BB			G3-1		1	0	0	0	1	1	1			
Inning Stats	R: 0 H: 0 E: 0 K: 2 S: 7	H: 0 LOB: 0 BB: 0 P: 12	R: 0 H: 0 E: 0 K: 2 S: 8	H: 0 LOB: 0 BB: 0 P: 9	R: 0 H: 0 E: 0 K: 2 S: 8	H: 1 LOB: 1 BB: 1 P: 19	R: 0 H: 1 E: 0 K: 0 S: 10	H: 1 LOB: 1 BB: 0 P: 13	R: 0 H: 1 E: 0 K: 0 S: 4	H: 0 LOB: 0 BB: 0 P: 4	R: 0 H: 0 E: 0 K: 3 S: 10	H: 0 LOB: 0 BB: 0 P: 15	R: 0 H: 0 E: 0 K: 1 S: 10	H: 0 LOB: 0 BB: 0 P: 17	R: 0 H: 0 E: 0 K: 1 S: 8	H: 0 LOB: 0 BB: 0 P: 12		1B: 2 2B: 0 3B: 0 HR: 0	SF: 0 SAC: 0 DP: 0 HBP: 0
PITCHER	IP WLS BF H R ER SO BB IBB HBP BLK WP HR S P ERA WHIP																		
Chan Ho Park, R (1, 1) ERA: 3.27	9.0 W 30 2 0 0 13 1 0 0 0 0 0 76 116 0.00 0.333																		

Batter	1	2	3	4	5	6	7	8	9	AB	R	H	RBI	BB	SO	LOB	TOP					
Tom Goodwin, L (1.8) OBP: 0.347, SLG: 0.353	F7	G4-3				S	K			4	1	2	1	1	2		Los Angeles Dodgers @ San Diego Padres Qualcomm Stadium, San Diego, CA Sat Sep 30 2000, 10:05 PM EDT Att: 50,267 - Sunny - 70 F AB 37 R 10 H 9 RBI 9 BB 6 SO 9 LOB 11 					
Mark Grudzielanek, R (1.4) OBP: 0.336, SLG: 0.390	F8		K		B1	E		P4		5	1	1	0	0	1							
Gary Sheffield, R (1.7) OBP: 0.434, SLG: 0.641	HR		G5-3		K	E		F2		4	1	1	1	1	1							
Bruce Aven, R (8.7) OBP: 0.284, SLG: 0.440	HR				K	E				0	0	0	0	0	0							
Shawn Green, L (1.9) OBP: 0.369, SLG: 0.475	HR		K			P6		K		5	1	1	0	0	2							
Eric Karros, R (1.3) OBP: 0.322, SLG: 0.460	HR				G5-3					4	2	1	0	1	1							
Chris Donnels, L (9.3) OBP: 0.400, SLG: 0.758	HR							G6-3		0	0	0	0	0	0							
Todd Hundley, S (1.2) OBP: 0.376, SLG: 0.583	HR		G3-1		G3-1	HBP		G3-1		4	2	1	4	0	0							
Dave Hansen, L (1.5) OBP: 0.418, SLG: 0.575	G4-3					BB		F8		3	1	1	0	2	0							
Alex Cora, L (1.6) OBP: 0.304, SLG: 0.360		G3		K		BB				5	1	2	2	0	1							
Eric Gagne, R (1.1) OBP: 0.143, SLG: 0.143			K		G6-3					3	0	0	0	0	2							
Kevin Elster, R (7, PH) OBP: 0.342, SLG: 0.457										0	0	0	0	1	0							
F.P. Santangelo, S (7, PR) OBP: 0.322, SLG: 0.246										0	0	0	0	0	0							
Onan Masaoka, R (7.1) OBP: 0.322, SLG: 0.246										0	0	0	0	0	0							
Al Reyes, R (9.1)										0	0	0	0	0	0							
Inning Stats	R: 4 E: 0 K: 0 S: 15	H: 2 LOB: 0 BB: 2 P: 28	R: 0 E: 0 K: 1 S: 10	H: 0 LOB: 0 BB: 0 P: 16	R: 0 E: 0 K: 2 S: 8	H: 0 LOB: 0 BB: 0 P: 12	R: 0 E: 0 K: 1 S: 10	H: 1 LOB: 1 BB: 0 P: 14	R: 0 E: 0 K: 1 S: 8	H: 0 LOB: 1 BB: 1 P: 15	R: 6 E: 1 K: 2 S: 27	H: 5 LOB: 2 BB: 1 P: 43	R: 0 E: 0 K: 1 S: 14	H: 1 LOB: 2 BB: 1 P: 21	R: 0 E: 0 K: 0 S: 10	H: 0 LOB: 0 BB: 0 P: 15	R: 0 E: 0 K: 0 S: 16	H: 0 LOB: 1 BB: 1 P: 22	1B: 5 2B: 3 3B: 0 HR: 1	SF: 0 SAC: 0 DP: 0 HBP: 1	WP: 0 PB: 0 SB: 1 CS: 0	PA: 44
PITCHER	IP WLS BF H R ER SO BB IBB HBP BLK WP HR S P ERA WHIP																					
Matt Clement, R (1.1) ERA: 5.14	5.2 L 28 6 2 9 9 6 4 0 1 0 0 1 66 111 14.29 1.765																					
Will Cunnane, R (6.1) ERA: 4.23	0.1 4 2 1 0 1 0 0 0 0 0 0 12 17 0.00 6.000																					
Todd Erdos, R (7.1) ERA: 5.93	1.0 5 1 0 0 1 1 0 0 0 0 0 14 21 0.00 2.000																					
Carlos Almanzar, R (8.1) ERA: 4.39	1.0 3 0 0 0 1 0 0 0 0 0 0 10 15 0.00 0.000																					
Buddy Carlyle, R (9.1) ERA: 21.0	1.0 4 0 0 0 0 1 0 0 0 0 0 16 22 0.00 1.000																					
Batter	1	2	3	4	5	6	7	8	9	AB	R	H	RBI	BB	SO	LOB	BOTTOM					
Damian Jackson, R (1.4) OBP: 0.347, SLG: 0.380	L6		S		F7					4	0	2	1	0	0		Los Angeles Dodgers @ San Diego Padres Qualcomm Stadium, San Diego, CA Sat Sep 30 2000, 10:05 PM EDT Att: 50,267 - Sunny - 70 F AB 33 R 2 H 6 RBI 2 BB 2 SO 10 LOB 12 					
Eric Owens, R (1.7) OBP: 0.346, SLG: 0.381			1B		G6-3					4	1	1	0	0	2							
Ruben Rivera, R (8.8) OBP: 0.296, SLG: 0.400	G4-3		F9				G4-3			0	0	0	0	0	0							
Ryan Klesko, L (1.3) OBP: 0.392, SLG: 0.508	G4-3									2	0	0	1	1	0							
Joe Vitello, R (7.3) OBP: 0.365, SLG: 0.423										0	0	0	0	1	0							
Phil Nevin, R (1.5) OBP: 0.374, SLG: 0.545										2	0	1	0	0	1							
Gabe Alvarez, R (7.5) OBP: 0.294, SLG: 0.214			K							1	0	0	0	0	1							
John Mabry, L (1.9) OBP: 0.290, SLG: 0.404					F8					3	0	0	0	0	2							
29 Kory DeHaan, L (7.9) OBP: 0.238, SLG: 0.323	K									1	0	0	0	0	1							
Mike Dam, L (1.8) OBP: 0.342, SLG: 0.391		F9								4	0	1	0	0	2							
Ben Davis, S (1.2) OBP: 0.296, SLG: 0.339			K		F9					4	0	0	0	0	2							
Desi Relaford, S (1.6) OBP: 0.351, SLG: 0.300		F8			K					4	0	0	0	0	2							
Matt Clement, R (1.1) ERA: 5.15	6.0 W 24 4 1 1 1 2 1 0 0 0 0 0 71 106 1.50 0.833																					
Onan Masaoka, L (7.1) ERA: 4.0	2.0 9 2 1 1 2 1 0 0 0 0 0 21 35 4.50 1.500																					
Al Reyes, R (9.1) ERA: 4.58	1.0 3 0 0 0 1 0 0 0 0 0 0 7 10 0.00 0.000																					
PITCHER	IP WLS BF H R ER SO BB IBB HBP BLK WP HR S P ERA WHIP																					
Eric Gagne, R (1.1) ERA: 5.15	6.0 W 24 4 1 1 1 2 1 0 0 0 0 0 71 106 1.50 0.833																					
Onan Masaoka, L (7.1) ERA: 4.0	2.0 9 2 1 1 2 1 0 0 0 0 0 21 35 4.50 1.500																					
Al Reyes, R (9.1) ERA: 4.58	1.0 3 0 0 0 1 0 0 0 0 0 0 7 10 0.00 0.000																					
Inning Stats	R: 1 E: 0 K: 1 S: 11	H: 1 LOB: 1 BB: 0 P: 17	R: 0 E: 0 K: 1 S: 9	H: 0 LOB: 0 BB: 0 P: 14	R: 0 E: 0 K: 2 S: 19	H: 1 LOB: 2 BB: 1 P: 30	R: 0 E: 0 K: 1 S: 12	H: 1 LOB: 1 BB: 0 P: 20	R: 0 E: 0 K: 1 S: 6	H: 0 LOB: 0 BB: 0 P: 9	R: 0 E: 0 K: 1 S: 14	H: 1 LOB: 1 BB: 0 P: 16	R: 1 E: 0 K: 2 S: 12	H: 2 LOB: 1 BB: 0 P: 18	R: 0 E: 0 K: 0 S: 9	H: 0 LOB: 1 BB: 1 P: 17	R: 0 E: 0 K: 1 S: 7	H: 0 LOB: 0 BB: 0 P: 10	1B: 3 2B: 2 3B: 1 HR: 0	SF: 0 SAC: 0 DP: 0 HBP: 1	WP: 0 PB: 0 SB: 1 CS: 0	PA: 36

