

Los Angeles Dodgers - 2001

Batter	1	2	3	4	5	6	7	8	9	AB R H RBI BB SO LOB	TOP	
Ronnie Belliard, R (1, 4) OBP: 0.500, SLG: 0.500	1-2 G4-3		0-1 1B		0-0 1B		1-2 L9			4 0 2 0 0 0 1		
Tyler Houston, L (1, 5)	0-1 G1-3		1-3 K		2-3 K2-1-3			1-3 K		4 0 0 0 0 3 2		
Geoff Jenkins, L (1, 7) OBP: 0.250, SLG: 0.250	1-0 F7		0-0 G4-3		0-3 K			0-0 1B		4 0 1 0 0 1 2		
Richie Sexson, R (1, 3)		1-1 F8		4-1 CS BB		0-3 K		1-3 K		3 0 0 0 1 2 1		
Jeremy Burnitz, L (1, 9) OBP: 0.250, SLG: 0.250		0-2 G1-3 1B		3-3 K		3-3 K		2-3 K		4 0 1 0 0 3 2		
Jeffrey Hammonds, R (1, 8) OBP: 0.500, SLG: 0.750		1-2 G1-3 1B		1-2 FC6-4 2B		2-2 G5-3		1-2 F9		4 0 2 0 0 0 0		
José Hernández, R (1, 6)		2-2 G1-3		4-0 FC6-4 BB		0-0 L6		1-3 K		3 0 0 0 1 1 2		
Henry Blanco, R (1, 2) Tony Fernandez, S (9, PH)		2-2 P4		0-0 FC6-4		1-1 HBP		2-2 G4-3		2 0 0 0 0 0 4 1 0 0 0 0 0 0		
Jamey Wright, R (1, 1) David Weathers, R (8, 1)			1-2 G4-3		0-0 F9		1-3 K			3 0 0 0 0 1 1 0 0 0 0 0 0 0		
Inning Stats	R: 0 E: 0 K: 0 S: 6 H: 0 LOB: 0 BB: 0 P: 8	R: 0 E: 0 K: 0 S: 14 H: 2 LOB: 2 BB: 0 P: 20	R: 0 E: 0 K: 1 S: 9 H: 1 LOB: 1 BB: 0 P: 11	R: 0 E: 0 K: 1 S: 8 H: 1 LOB: 2 BB: 2 P: 20	R: 0 E: 0 K: 2 S: 10 H: 1 LOB: 1 BB: 0 P: 12	R: 0 E: 0 K: 2 S: 10 H: 0 LOB: 0 BB: 0 P: 15	R: 0 E: 0 K: 1 S: 8 H: 0 LOB: 1 BB: 0 P: 11	R: 0 E: 0 K: 3 S: 11 H: 1 LOB: 1 BB: 0 P: 15	R: 0 E: 0 K: 1 S: 9 H: 0 LOB: 0 BB: 0 P: 13	1B: 5 2B: 2 3B: 0 HR: 0 SF: 0 SAC: 0 DP: 1 HBP: 1	WP: 0 PB: 0 SB: 1 CS: 1 PA: 35	
PITCHER	IP WLS BF H R ER SO BB IBB HBP BLK WP HR S P ERA WHIP											
Chan Ho Park, R (1, 1) ERA:	7.0 W 28 5 0 0 7 2 0 1 0 0 0 65 97 0.00 1.000											
Mike Fetters, R (8, 1) ERA:	1.0 H 4 1 0 0 3 0 0 0 0 0 0 11 15 0.00 1.000											
Jeff Shaw, R (9, 1) ERA:	1.0 S 3 0 0 0 1 0 0 0 0 0 0 9 13 0.00 0.000											

Milwaukee Brewers @ Los Angeles Dodgers
Dodger Stadium, Los Angeles, CA
Mon Apr 02 2001, 1:10 PM PDT
Att. 53,154 - Overcast - 64 F

AB	32
R	0
H	6
RBI	0
BB	2
SO	11
LOB	15



Batter	1	2	3	4	5	6	7	8	9	AB R H RBI BB SO LOB	TOP																									
Tony Womack, L (1, 6) OBP: 0.200, SLG: 0.200	1-1 G4-3 1B	2-2 G4-3		1-1 F9		1-0 F6		0-0 G1-3 1-2 2-3		5 1 1 0 0 0 7	<p>Arizona Diamondbacks @ Los Angeles Dodgers Dodger Stadium, Los Angeles, CA</p> <p>Tue Apr 03 2001, 7:10 PM PDT Att. 22,927 - Overcast - 58 F</p> <p>livebaseballscorecards.com</p>																									
Mark Grace, L (1, 3) OBP: 0.400, SLG: 0.800	2-1 G4-3 1-2		0-0 G4-3 2B		0-3 K		1-1 HR 2B	0-0 G4-3		5 1 2 0 0 1 3																										
Luis Gonzalez, L (1, 7) OBP: 0.200, SLG: 0.800	0-3 K		1-2 G4-3 2-3		0-0 L3		2-2 HR 2-H	1-3 K		5 1 1 2 0 2 2																										
Matt Williams, R (1, 5) OBP: 0.600, SLG: 0.500	1-0 2-H 1B		2-3 K		4-2 FC6-4 1B BB		0-0 F8	1-0 1B		4 0 2 1 1 1 1																										
Steve Finley, L (1, 8) OBP: 0.200, SLG: 0.200	1-0 F9		1-2 P3		0-1 FC6-4 1-2 1B		1-3 K	0-3 K		5 0 1 0 0 2 3																										
Danny Bautista, R (1, 9) OBP: 0.250, SLG: 0.250		1-3 K		1-0 SH3-4 1B 1B		0-1 FC6-4 1-2 2-3	1-3 K	2-3 K		4 0 1 0 0 2 2 1 0 0 0 0 1 1																										
David Dellucci, L (9, PH) (9, 9)																																				
Jay Bell, R (1, 4) OBP: 0.250, SLG: 0.500		1-1 WP 2B		2-3 K		2-1 F5		0-0 G1-3		4 0 1 0 0 1 1																										
Damian Miller, R (1, 2) OBP: 0.750, SLG: 0.667		4-1 2-3 BB		1-1 SH3-4 1-2 1B		1-2 E5		0-1 G1-3 1B 1B		3 0 2 0 1 0 0																										
Randy Johnson, R (1, 1)		0-3 K		0-1 SH3-4		1-3 K		1-1 G1-3 1-2 1B		2 0 0 0 0 2 3 1 0 1 0 0 0 0 0 0 0 0 0 0 0 0 0 0 0 0 0 0																										
Erubiel Durazo, L (8, PH) OBP: 1.000, SLG: 1.000																																				
Byung-Hyun Kim, R (8, 1)																																				
Matt Mantei, R (9, 1)																																				
Inning Stats	R: 1 E: 0 K: 1 S: 9	H: 2 LOB: 1 BB: 0 P: 14	R: 0 E: 0 K: 2 S: 17	H: 1 LOB: 2 BB: 1 P: 25	R: 0 E: 0 K: 1 S: 11	H: 1 LOB: 1 BB: 0 P: 15	R: 0 E: 0 K: 1 S: 11	H: 2 LOB: 2 BB: 0 P: 16	R: 0 E: 0 K: 1 S: 10	H: 1 LOB: 2 BB: 1 P: 14	R: 0 E: 1 K: 1 S: 12	H: 0 LOB: 1 BB: 0 P: 17	R: 2 E: 0 K: 2 S: 13	H: 2 LOB: 0 BB: 0 P: 18	R: 0 E: 0 K: 0 S: 7	H: 2 LOB: 2 BB: 0 P: 8	R: 0 E: 0 K: 3 S: 11	H: 1 LOB: 1 BB: 0 P: 15	1B: 8 2B: 3 3B: 0 HR: 1	SF: 0 SAC: 1 DP: 0 HBP: 0	WP: 1 PB: 0 SB: 0 CS: 0	PA: 42														
PITCHER	IP WLS BF H R ER SO BB IBB HBP BLK WP HR S P ERA WHIP																				PITCHER	IP WLS BF H R ER SO BB IBB HBP BLK WP HR S P ERA WHIP														
Eric Gagne, R (1, 1) ERA: 1.8	5.0		24	7	1	1	6	2	0	0	0	1	0	58	84	1.80	1.800																			
Gregg Olson, R (6, 1) ERA:	1.0	H	4	0	0	0	1	0	0	0	0	0	0	12	17	0.00	0.000																			
Jose Nunez, L (7, 1) ERA: 18.0	1.0	L	5	2	2	2	2	0	0	0	0	0	1	13	18	18.00	2.000																			
Terry Adams, R (8, 1) ERA:	2.0		9	3	0	0	3	0	0	0	0	0	0	18	23	0.00	1.500																			



Batter	1	2	3	4	5	6	7	8	9	AB	R	H	RBI	BB	SO	LOB
Marquis Grissom, R (1, 8) B C C C C S	2-3 K ①		0-3 K ②	0-3 K ③			1-2 F9 ②		1-0 P6 ③	5	0	0	0	0	3	4
Mark Grudzielanek, R (1, 4) OBP: 0.375, SLG: 0.375 C B X	1-1 CS 1B		2-0 CS 1B		2-3 K ①		3-2 CS ③	3-3 K ①		4	0	2	0	0	2	0
Gary Sheffield, R (1, 7) OBP: 0.625, SLG: 1.000 B X	1-0 P6 ②		0-0 F8 ③		2-2 P4 ②			4-1 BB BB		3	0	0	0	1	0	2
Eric Karros, R (1, 3) B C C B B	3-2 CS ③	1-3 K ①		2-3 K ①	0-3 K ③			1-3 K ②		4	0	0	0	0	4	1
Shawn Green, L (1, 9)		2-2 G1-3 ②		4-2 BB 2B BB		1-1 G4-3 ①		4-1 BB BB		2	1	0	0	2	0	0
Jeff Reboulet, R (1, 5) (8, 6)		4-2 1B HBP		4-2 BB 2B BB		0-3 K ②		2-3 K ③		2	1	0	0	1	2	2
Paul Lo Duca, R (1, 2) OBP: 0.500, SLG: 0.750 C X		0-1 1B		1-2 SH2-4 2B		1-3 K ③			0-1 F8 ①	4	0	2	2	0	1	0
Tim Bogar, R (1, 6) Hiram Bocachica, R (7, PH) OBP: 0.667, SLG: 1.000 (8, 5)		3-2 F9 ③		4-2 SH2-4 BB			4-2 CS BB		2-2 P6 ②	1	0	0	0	1	0	2
Eric Gagne, R (1, 1) Gregg Olson, R (6, 1) Jose Nunez, L (7, 1) Angel Pena, R (7, PH) Terry Adams, R (8, 1) Chris Donnels, L (9, PH) Tom Goodwin, L (9, PR)			1-3 K ①	0-0 SH2-4 ②			1-1 F9 ①		2-1 1B	1	0	0	0	0	0	0

Inning Stats	R: 0	H: 1	E: 0	LOB: 0	K: 1	BB: 0	S: 10	R: 0	H: 1	E: 0	LOB: 2	K: 1	BB: 0	S: 18	R: 0	H: 1	E: 0	LOB: 1	K: 2	BB: 0	S: 9	R: 2	H: 1	E: 0	LOB: 2	K: 2	BB: 3	S: 18	R: 0	H: 0	E: 0	LOB: 0	K: 2	BB: 0	S: 8	R: 0	H: 0	E: 0	LOB: 0	K: 0	BB: 0	S: 11	R: 0	H: 0	E: 0	LOB: 0	K: 3	BB: 2	S: 13	R: 0	H: 0	E: 0	LOB: 2	K: 0	BB: 2	S: 8	R: 0	H: 1	E: 0	LOB: 1	K: 0	BB: 0	S: 8	R: 0	H: 1	E: 0	LOB: 1	K: 0	BB: 0	S: 8	1B: 4	SF: 0	2B: 1	SAC: 1	3B: 0	DP: 0	HR: 0	HBP: 1	WP: 0	PA: 39
--------------	------	------	------	--------	------	-------	-------	------	------	------	--------	------	-------	-------	------	------	------	--------	------	-------	------	------	------	------	--------	------	-------	-------	------	------	------	--------	------	-------	------	------	------	------	--------	------	-------	-------	------	------	------	--------	------	-------	-------	------	------	------	--------	------	-------	------	------	------	------	--------	------	-------	------	------	------	------	--------	------	-------	------	-------	-------	-------	--------	-------	-------	-------	--------	-------	--------

PITCHER	IP	WLS	BF	H	R	ER	SO	BB	IBB	HBP	BLK	WP	HR	S	P	ERA	WHIP
Randy Johnson, L (1, 1) ERA: 2.57	7.0	W	28	4	2	2	10	4	0	1	0	0	0	83	133	2.57	1.143
Byung-Hyun Kim, R (8, 1) ERA:	1.0	H	5	0	0	0	3	2	0	0	0	0	0	13	27	0.00	2.000
Matt Mantei, R (9, 1) ERA:	1.0	S	4	1	0	0	0	0	0	0	0	0	0	8	13	0.00	1.000

BOTTOM

Arizona Diamondbacks @ Los Angeles Dodgers
 Dodger Stadium, Los Angeles, CA

Tue Apr 03 2001, 7:10 PM PDT
 Att. 22,927 - Overcast - 58 F

livebaseballscorecards.com

AB	29
R	2
H	5
RBI	2
BB	6
SO	13
LOB	12



Batter	1	2	3	4	5	6	7	8	9	AB	R	H	RBI	BB	SO	LOB
Marquis Grissom, R (1, 8) B F F F S	3-3 K		2-3 K2-3			3-2 P5		0-3 K		4	0	0	0	0	3	0
Mark Grudzielanek, R (1, 4) OBP: 0.250, SLG: 0.250 C B X	1-2 G4-3			0-0 B1-3		1-2 E5 1B		0-0 G5-3		4	1	0	0	0	0	0
Gary Sheffield, R (1, 7) OBP: 0.417, SLG: 0.556 C S F X	0-2 G5-3			1-3 K		0-2 F8		0-0 F8		4	0	0	0	0	1	1
Shawn Green, L (1, 9) OBP: 0.500, SLG: 0.333 X		0-0 F8		3-2 1B		3-1 1B 1B		0-0 1B		4	0	3	0	0	0	0
Eric Karros, R (1, 3) OBP: 0.167, SLG: 0.091 S B F S		2-3 K		0-1 G4-3		0-1 1B		0-0 F9		4	0	1	1	0	1	2
Chris Donnels, L (1, 5) OBP: 0.286, SLG: 0.167 Hiram Bocachica, R (9, PH) OBP: 0.500, SLG: 0.667 S B F S		1-3 K2-3			4-2 BB	3-3 K		1-0 P4		2	0	0	0	1	2	2
Paul Lo Duca, R (1, 2) OBP: 0.375, SLG: 0.875 C B X			1-1 HR		2-1 L7		0-1 G3-1		2-2 F8	4	1	1	1	0	0	2
Alex Cora, L (1, 6) OBP: 0.167, SLG: 0.167 L B F S			1-3 K		0-3 K		3-3 K			3	0	0	0	0	3	1
37 Darren Dreifort, R (1, 1) F B B S S F S			3-3 K		1-3 K		1-3 K2-3			1	0	0	0	0	1	0
Matt Herges, L (5, 1)										1	0	0	0	0	1	1
Tom Goodwin, L (7, PH)										1	0	0	0	0	1	0
Jose Nunez, L (8, 1)										0	0	0	0	0	0	0

Inning Stats	R: 0	H: 0	E: 0	K: 1	S: 11	R: 0	H: 0	E: 0	K: 2	S: 8	R: 1	H: 1	E: 0	K: 3	S: 13	R: 0	H: 1	E: 0	K: 1	S: 9	R: 0	H: 0	E: 0	K: 2	S: 10	R: 1	H: 2	E: 1	K: 1	S: 18	R: 0	H: 0	E: 0	K: 2	S: 8	R: 0	H: 0	E: 0	K: 1	S: 5	R: 0	H: 1	E: 0	K: 0	S: 6	R: 0	H: 0	E: 0	K: 1	S: 5	R: 0	H: 1	E: 0	K: 0	S: 6	1B: 4	2B: 0	3B: 0	HR: 1	SF: 0	SAC: 0	DP: 0	HBP: 0	WP: 0	PB: 0	SB: 0	CS: 0	PA: 34
PITCHER	IP	WLS	BF	H	R	ER	SO	BB	IBB	HBP	BLK	WP	HR	S	P	ERA	WHIP																																																			
Curt Schilling, R (1, 1) ERA: 1.29	7.0	W	27	4	2	1	12	1	0	0	0	0	1	77	116	1.29	0.714																																																			
Mike Morgan, R (8, 1) ERA:	1.0		3	0	0	0	1	0	0	0	0	0	0	5	5	0.00	0.000																																																			
Greg Swindell, L (9, 1) ERA:	1.0		4	1	0	0	0	0	0	0	0	0	0	6	9	0.00	1.000																																																			

BOTTOM

Arizona Diamondbacks @ Los Angeles Dodgers
 Dodger Stadium, Los Angeles, CA
 Wed Apr 04 2001, 7:10 PM PDT
 Att: 34,301 - Cloudy - 57 F

livebaseballscorecards.com

AB	33
R	2
H	5
RBI	2
BB	1
SO	13
LOB	10



Batter	1	2	3	4	5	6	7	8	9	AB R H RBI BB SO LOB	TOP		
Tony Womack, L (1, 6) OBP: 0.400, SLG: 0.467	0-1 G4-3 S 1B		2-1 G3		2-0 G3		0-2 1B		2-2 G3-1	5 0 2 2 0 0 1			
Mark Grace, L (1, 3) OBP: 0.214, SLG: 0.357	1-1 G4-3 1-3		2-1 G4-3		1-1 G3		1-0 G4-3			4 0 0 0 0 0 3			
Luis Gonzalez, L (1, 7) OBP: 0.286, SLG: 0.929	0-0 P5		1-1 F7		0-1 G3			2-3 K		4 0 0 0 0 1 1			
Matt Williams, R (1, 5) OBP: 0.429, SLG: 0.615	1-0 G6-3		3-2 2B		1-1 G4-3			0-3 K		4 0 1 0 0 1 1			
Steve Finley, L (1, 8) OBP: 0.286, SLG: 0.231		1-2 G4-3		0-0 G3		2-1 1B BB FC2 1B		3-3 K		4 0 1 0 0 1 1			
Jay Bell, R (1, 4) OBP: 0.250, SLG: 0.286		1-3 K		1-3 K2-3		4-2 FC2 1B 1B BB		1-3 K		3 1 0 0 1 3 0			
David Dellucci, L (1, 9) OBP: 0.600, SLG: 0.889		0-1 G6-3		0-0 HR 1B		0-0 FC2 1B 1B		2-1 1B 3B		4 3 3 0 0 0 0			
Damian Miller, R (1, 2) OBP: 0.417, SLG: 0.364		2-1 F9		0-0 F8		2-3 K		1-1 1B		4 0 1 1 0 1 4			
Brian Anderson, R (1, 1) Erubiel Durazo, L (5, PH) Miguel Batista, R (5, 1) Midre Cummings, L (7, PH) Russ Springer, R (7, 1) Greg Colbrunn, R (9, PH)		0-2 G1-3		1-2 HR		2-2 FC2 1B		1-1 P4		1 0 0 0 0 0 0 1 1 1 2 0 0 0 0 0 0 0 0 0 0 1 0 0 0 0 0 3 0 0 0 0 0 0 0 1 0 0 0 0 0 1			
Inning Stats	R: 0 H: 1 E: 0 LOB: 1 K: 0 BB: 0 S: 6 P: 8	R: 0 H: 0 E: 0 LOB: 0 K: 1 BB: 0 S: 10 P: 12	R: 0 H: 0 E: 0 LOB: 0 K: 0 BB: 0 S: 7 P: 11	R: 0 H: 1 E: 0 LOB: 1 K: 0 BB: 0 S: 9 P: 15	R: 2 H: 2 E: 0 LOB: 0 K: 1 BB: 0 S: 9 P: 13	R: 0 H: 0 E: 0 LOB: 0 K: 0 BB: 0 S: 6 P: 8	R: 2 H: 3 E: 0 LOB: 2 K: 1 BB: 1 S: 17 P: 28	R: 0 H: 0 E: 0 LOB: 0 K: 3 BB: 0 S: 13 P: 18	R: 1 H: 2 E: 0 LOB: 1 K: 1 BB: 0 S: 13 P: 20	1B: 6 SF: 0 2B: 1 SAC: 0 3B: 1 DP: 0 HR: 1 HBP: 0	WP: 0 PA: 37 PB: 0 SB: 1 CS: 0		
PITCHER	IP WLS BF H R ER SO BB IBB HBP BLK WP HR S P ERA WHIP											PITCHER	IP WLS BF H R ER SO BB IBB HBP BLK WP HR S P ERA WHIP
Andy Ashby, R (1, 1) ERA: 5.4	6.2 W 28 7 4 4 3 1 0 0 0 0 0 1 63 93 5.40 1.200												
Terry Adams, R (7, 1) ERA:	1.1 H 4 0 0 0 3 0 0 0 0 0 0 0 14 20 0.00 0.000												
Jeff Shaw, R (9, 1) ERA: 4.5	1.0 S 5 2 1 1 1 0 0 0 0 0 0 0 13 20 9.00 2.000												

Arizona Diamondbacks @ Los Angeles Dodgers
Dodger Stadium, Los Angeles, CA
Thu Apr 05 2001, 7:10 PM PDT
Att. 20,542 - Cloudy - 59 F

livebaseballscorecards.com

AB	36
R	5
H	9
RBI	5
BB	1
SO	7
LOB	15



Batter	1	2	3	4	5	6	7	8	9
Tom Goodwin, L OBP: 0.111, SLG: 0.444 (1, 8)	3-2 HR	0-1 G1-3		1-2 F7		1-2 FC6-4 1-2f 2-3			
Mark Grudzielanek, R OBP: 0.313, SLG: 0.563 (1, 4)	0-0 HR		1-2 G5-3		0-0 PB SF7 2B		0-0 F9		
Gary Sheffield, R OBP: 0.375, SLG: 0.500 (1, 7)	0-0		1-1 F9		1-2 SF7 2-H		0-0 L7		
Marquis Grissom, R (9, 7)	G4-6-3 1B								
Eric Karros, R OBP: 0.125, SLG: 0.067 (1, 3)	0-1 F9		1-3 K		0-1 G6-3		1-2 P3		
Shawn Green, L OBP: 0.438, SLG: 0.308 (1, 9)	0-1 G4-6-3 1-2f			2-1 E 1B	0-1 G3		0-0 F7		
Paul Lo Duca, R OBP: 0.417, SLG: 0.750 (1, 2)		2-2 FC6-4 1B		0-1 SAFE E 1B		2-2 G1-3		2-2 G6-3	
Phil Hiatt, R (1, 5)		0-1 FC6-4 1-2f 3B		1-0 G5-3		4-2 FC4-6 BB		0-0 F8	
Alex Cora, L OBP: 0.333, SLG: 0.500 (1, 6)		0-0 SH2-3 1-H 3B		4-2 FC BB		2-2 FC4-6 FC6-4 BB 1-2f			
Andy Ashby, R (1, 1)		1-1 SH2-3		0-1 FC 1-3 2-H		4-1 FC6-4 BB			
Terry Adams, R (7, 1)									
Jeff Shaw, R (9, 1)									

Inning Stats	R: 2 E: 0 K: 0 S: 10	H: 3 LOB: 0 BB: 0 P: 13	R: 2 E: 0 K: 0 S: 11	H: 2 LOB: 0 BB: 0 P: 14	R: 0 E: 0 K: 1 S: 8	H: 0 LOB: 0 BB: 0 P: 11	R: 2 E: 2 K: 0 S: 13	H: 2 LOB: 1 BB: 1 P: 21	R: 1 E: 0 K: 0 S: 8	H: 1 LOB: 0 BB: 0 P: 9	R: 0 E: 0 K: 0 S: 14	H: 0 LOB: 2 BB: 2 P: 27	R: 0 E: 0 K: 0 S: 6	H: 0 LOB: 0 BB: 0 P: 7	R: 0 E: 0 K: 0 S: 5	H: 0 LOB: 0 BB: 0 P: 7
--------------	-------------------------------	----------------------------------	-------------------------------	----------------------------------	------------------------------	----------------------------------	-------------------------------	----------------------------------	------------------------------	---------------------------------	-------------------------------	----------------------------------	------------------------------	---------------------------------	------------------------------	---------------------------------

PITCHER	IP	WLS	BF	H	R	ER	SO	BB	IBB	HBP	BLK	WP	HR	S	P	ERA	WHIP
Brian Anderson, L ERA: 11.25 (1, 1)	4.0	L	19	7	6	5	1	1	0	0	0	0	2	42	59	11.25	2.000
Miguel Batista, R ERA: 4.5 (5, 1)	2.0		9	1	1	1	0	2	0	0	0	0	0	22	36	4.50	1.500
Russ Springer, R ERA: (7, 1)	2.0		6	0	0	0	0	0	0	0	0	0	0	11	14	0.00	0.000

BOTTOM

Arizona Diamondbacks @ Los Angeles Dodgers
Dodger Stadium, Los Angeles, CA

Thu Apr 05 2001, 7:10 PM PDT
Att: 20,542 - Cloudy - 59 F

AB	R	H	RBI	BB	SO	LOB
4	1	1	1	0	0	3
4	2	2	1	0	0	0
3	0	1	1	0	0	0
0	0	0	0	0	0	0
4	0	0	0	0	1	1
4	1	1	0	0	0	1
4	1	2	1	0	0	0
3	1	0	0	1	0	2
2	1	1	1	1	0	1
1	0	0	1	1	0	1
0	0	0	0	0	0	0
0	0	0	0	0	0	0

livebaseballscorecards.com

AB	29
R	7
H	8
RBI	6
BB	3
SO	1
LOB	9



WP: 0	PA: 34
PB: 1	
SB: 1	
CS: 0	

Batter	1	2	3	4	5	6	7	8	9	AB R H RBI BB SO LOB	TOP												
Marvin Benard, L (1, 8) OBP: 0.056, SLG: 0.056	1-2 G3-1		2-1 F7			2-0 F8			0-1 G3-1	4 0 0 0 0 0 0	<p>San Francisco Giants @ Los Angeles Dodgers Dodger Stadium, Los Angeles, CA</p> <p>Fri Apr 06 2001, 7:10 PM PDT Att. 36,508 - Cloudy - 57 F</p>												
Rich Aurilia, R (1, 6) OBP: 0.500, SLG: 0.533	3-2 1B			0-0 F7			1-1 F8		1-1 F8	4 0 1 0 0 0 0													
Barry Bonds, L (1, 7) OBP: 0.333, SLG: 0.467	1-3 K			2-1 F8			3-3 K		2-0 G4-3	4 0 0 0 0 2 1													
Jeff Kent, R (1, 4) OBP: 0.313, SLG: 0.571	0-1 P3			0-2 G6-3			0-1 F9			3 0 0 0 0 0 1													
J.T. Snow, L (1, 3) OBP: 0.625, SLG: 0.692		3-2 F5			0-1 G4-6-3 1B			2-1 G5-3 2B		3 1 2 0 0 0 0													
Russ Davis, R (1, 5) OBP: 0.100, SLG: 0.100		1-3 K			0-3 K			0-2 P4		3 0 0 0 0 2 2													
Armando Rios, L (1, 9) OBP: 0.182, SLG: 0.182 Mark Gardner, R (5, 1)		0-0 G3			0-0 G4-6-3 1-2f			1-1 G5-3		2 0 0 0 0 0 1 1 0 0 0 0 0 1													
Bobby Estalella, R (1, 2) OBP: 0.455, SLG: 0.889			3-3 K			1-3 K		0-0 2B		3 0 1 1 0 2 0													
Shawn Estes, R (1, 1) Felipe Crespo, S (5, 9) OBP: 0.333, SLG: 0.333			0-3 K			3-1 P4		3-H 0-3 K		1 0 0 0 0 1 0 2 0 0 0 0 1 1													
Inning Stats	R: 0 E: 0 K: 1 S: 14	H: 1 LOB: 1 BB: 0 P: 19	R: 0 E: 0 K: 1 S: 10	H: 0 LOB: 0 BB: 0 P: 14	R: 0 E: 0 K: 2 S: 10	H: 0 LOB: 0 BB: 0 P: 15	R: 0 E: 0 K: 0 S: 6	H: 0 LOB: 0 BB: 0 P: 8	R: 0 E: 0 K: 1 S: 6	H: 1 LOB: 0 BB: 0 P: 6		R: 0 E: 0 K: 1 S: 6	H: 0 LOB: 0 BB: 0 P: 12	R: 0 E: 0 K: 1 S: 7	H: 0 LOB: 0 BB: 0 P: 11	R: 1 E: 0 K: 1 S: 11	H: 2 LOB: 1 BB: 0 P: 14	R: 0 E: 0 K: 0 S: 5	H: 0 LOB: 0 BB: 0 P: 8	1B: 2 2B: 2 3B: 0 HR: 0	SF: 0 SAC: 0 DP: 1 HBP: 0	WP: 0 PB: 0 SB: 0 CS: 0	PA: 30
PITCHER	IP WLS BF H R ER SO BB IBB HBP BLK WP HR S P ERA WHIP												IP WLS BF H R ER SO BB IBB HBP BLK WP HR S P ERA WHIP										
Luke Prokopec, R (1, 1) ERA: 1.17	7.2 W 26 4 1 1 7 0 0 0 0 0 0 0 67 96 1.17 0.522																						
Gregg Olson, R (8, 1) ERA:	0.1 1 0 0 0 1 0 0 0 0 0 0 0 3 3 0.00 0.000																						
Mike Fetters, R (9, 1) ERA:	1.0 3 0 0 0 0 0 0 0 0 0 0 0 5 8 0.00 0.000																						

livebaseballscorecards.com

AB	30
R	1
H	4
RBI	1
BB	0
SO	8
LOB	7



Batter	1	2	3	4	5	6	7	8	9	AB R H RBI BB SO LOB	TOP
Calvin Murray, R (1, 8) <small>OBP: 0.500, SLG: 1.000</small> Shawon Dunston, R (8, 8) <small>OBP: 0.500, SLG: 0.500</small>	4-2 	0-0 F8 			4-0 G3 S SF8 BB 	1-3 K 			0-0 F8 	2 1 0 0 2 1 0 1 0 0 0 0 0 0	San Francisco Giants @ Los Angeles Dodgers Dodger Stadium, Los Angeles, CA Sat Apr 07 2001, 7:10 PM PDT Att. 38,417 - Cloudy - 55 F
Ramon Martinez, R (1, 6) <small>OBP: 0.273, SLG: 0.368</small>	3-3 		1-0 G4-3 		4-2 SF8 G3 1B BB 		0-0 F9 	0-0 G6-3 	4 1 0 0 1 1 1		
Barry Bonds, L (1, 7) <small>OBP: 0.273, SLG: 0.368</small>	2-1 E4 		0-0 G4-3 		3-2 G3 		2-0 F7 		4 0 0 0 0 0 2		
Jeff Kent, R (1, 4) <small>OBP: 0.300, SLG: 0.529</small>	0-0 E6 		1-2 F9 		0-0 SF8 		1-1 		3 0 1 1 0 0 1		
J.T. Snow, L (1, 3) <small>OBP: 0.550, SLG: 0.588</small>	2-1 G4-1 			0-0 G3 	0-2 2B 		1-2 F7 		4 0 1 1 0 0 3		
Armando Rios, L (1, 9) <small>OBP: 0.333, SLG: 0.357</small>		4-0 HR BB 		3-2 1B 	2-1 1-3 2B 		1-0 G4-3 		3 1 2 0 1 0 0		
Russ Davis, R (1, 5) <small>OBP: 0.143, SLG: 0.357</small>		1-1 HR 		2-3 K 	0-3 K 		2-1 G6-3 		4 1 1 2 0 2 3		
Bobby Estalella, R (1, 2) <small>OBP: 0.400, SLG: 0.692</small> Alan Embree, L (8, 1)		0-3 K 		2-1 		0-3 		0-3 	4 0 1 0 0 3 0 0 0 0 0 0 0 0		
Livan Hernandez, R (1, 1) <small>OBP: 0.200, SLG: 0.200</small> Aaron Fultz, L (4, 1) Tim Worrell, R (6, 1) Benito Santiago, R (8, 2) <small>OBP: 0.600, SLG: 0.750</small>		1-1 G4-3 		0-0 G1-3 		1-0 G1-3 		3-1 F7 	2 0 0 0 0 0 2 1 0 0 0 0 0 0 0 0 0 0 0 0 0 1 0 0 0 0 0 0		
Inning Stats	R: 0 H: 0 E: 2 LOB: 2 K: 1 BB: 1 S: 10 P: 21	R: 2 H: 1 E: 0 LOB: 0 K: 1 BB: 1 S: 8 P: 14	R: 0 H: 0 E: 0 LOB: 0 K: 0 BB: 0 S: 5 P: 7	R: 0 H: 2 E: 0 LOB: 2 K: 1 BB: 0 S: 12 P: 19	R: 2 H: 2 E: 0 LOB: 2 K: 1 BB: 2 S: 17 P: 30	R: 0 H: 0 E: 0 LOB: 0 K: 2 BB: 0 S: 7 P: 9	R: 0 H: 1 E: 0 LOB: 1 K: 0 BB: 0 S: 8 P: 12	R: 0 H: 0 E: 0 LOB: 0 K: 1 BB: 0 S: 4 P: 7	1B: 4 SF: 1 2B: 2 SAC: 0 3B: 0 DP: 1 HR: 1 HBP: 0	WP: 0 PA: 38 PB: 0 SB: 1 CS: 1	
PITCHER Chan Ho Park, R (1, 1) <small>ERA: 3.0</small> Matt Herges, R (6, 1) <small>ERA:</small> Gregg Olson, R (9, 1) <small>ERA:</small>	IP WLS BF H R ER SO BB IBB HBP BLK WP HR S P ERA WHIP 5.0 W 25 5 4 4 4 4 4 0 0 0 0 1 52 91 7.20 1.800 3.0 10 1 0 0 3 0 0 0 0 0 0 0 21 30 0.00 0.333 1.0 3 0 0 0 0 0 0 0 0 0 0 0 4 7 0.00 0.000	PITCHER IP WLS BF H R ER SO BB IBB HBP BLK WP HR S P ERA WHIP									

livebaseballscorecards.com

AB	33
R	4
H	6
RBI	4
BB	4
SO	7
LOB	12



Batter	1	2	3	4	5	6	7	8	9
Tom Goodwin, L (1, 8) OBP: 0.286, SLG: 0.571	1-1 G3		1-1 HR 1B	3-2 2-H 3-H 2B		0-1 E8 1B		2-0 G4-3	
Mark Grudzielanek, R (1, 4) OBP: 0.360, SLG: 0.880	0-1 G6-3		0-1 HR 1-H	3-1 G5-3		1-1 S 1B			
Gary Sheffield, R (1, 7) Hiram Bocachica, R (9, 7) OBP: 0.458, SLG: 0.529 OBP: 0.500, SLG: 0.667	0-1 F7		1-2 F9	4-0 IBB		3-3 K			
Shawn Green, L (1, 9) OBP: 0.417, SLG: 0.600		2-1 HR	2-2 HR	2-3 K		2-3 K			
Eric Karros, R (1, 3) OBP: 0.208, SLG: 0.435		3-2 HR	3-2 G6-3		0-0 G6-3		3-1 G1-3		
Chris Donnels, L (1, 5) Matt Herges, L (6, 1) Gregg Olson, R (9, 1)		0-2 G6-3		0-0 HR	2-2 G1-4-3		1-3 K		
Chad Kreuter, S (1, 2)		1-0 G3		1-0 SH1-4 2B HBP	0-0 F8		1-3 K		
Alex Cora, L (1, 6) OBP: 0.308, SLG: 0.364		1-1 F9		4-2 SH1-4 2B BB		0-0 B2-3		1-3 K	
Chan Ho Park, R (1, 1) Phil Hiatt, R (6, 5) OBP: 0.400, SLG: 0.556			1-1 G1-3	0-1 SH1-4		2-1 E 1B 2B		2-3 K	

Inning Stats	R: 0 E: 0 K: 0 S: 6	H: 0 LOB: 0 BB: 0 P: 7	R: 2 E: 0 K: 0 S: 11	H: 2 LOB: 0 BB: 0 P: 18	R: 3 E: 0 K: 0 S: 15	H: 3 LOB: 0 BB: 0 P: 23	R: 3 E: 0 K: 1 S: 14	H: 2 LOB: 2 BB: 2 P: 31	R: 0 E: 0 K: 0 S: 5	H: 0 LOB: 0 BB: 0 P: 7	R: 2 E: 1 K: 2 S: 14	H: 3 LOB: 1 BB: 0 P: 22	R: 0 E: 0 K: 2 S: 8	H: 0 LOB: 0 BB: 0 P: 13	R: 0 E: 0 K: 2 S: 9	H: 0 LOB: 0 BB: 0 P: 14
--------------	------------------------------	---------------------------------	-------------------------------	----------------------------------	-------------------------------	----------------------------------	-------------------------------	----------------------------------	------------------------------	---------------------------------	-------------------------------	----------------------------------	------------------------------	----------------------------------	------------------------------	----------------------------------

PITCHER	IP	WLS	BF	H	R	ER	SO	BB	IBB	HBP	BLK	WP	HR	S	P	ERA	WHIP
Livan Hernandez, R (1, 1) ERA: 8.44	3.1	L	19	7	8	8	0	1	0	0	0	0	5	41	65	21.60	2.400
Aaron Fultz, L (4, 1) ERA: 3.38	2.0		9	2	2	1	1	0	1	0	0	0	0	15	28	4.50	1.000
Tim Worrell, R (6, 1) ERA:	1.2		6	1	0	0	4	0	0	0	0	0	0	17	28	0.00	0.600
Alan Embree, L (8, 1) ERA:	1.0		3	0	0	0	2	0	0	0	0	0	0	9	14	0.00	0.000

BOTTOM

AB	R	H	RBI	BB	SO	LOB
5	2	3	2	0	0	0
4	1	2	4	0	0	1
3	0	0	0	1	1	1
0	0	0	0	0	0	0
4	2	2	2	0	2	3
4	1	1	1	0	0	0
3	1	1	1	0	0	0
1	0	0	0	0	1	0
0	0	0	0	0	0	0
3	1	0	0	0	1	0
3	1	0	0	1	1	0
1	0	0	0	0	0	0
2	1	1	0	0	1	0


AB	33
R	10
H	10
RBI	10
BB	2
SO	7
LOB	5



WP	PA	3B	SF	SAC	DP	HBP	CS
0	37	0	0	1	0	1	0

San Francisco Giants @ Los Angeles Dodgers
Dodger Stadium, Los Angeles, CA
 Sat Apr 07 2001, 7:10 PM PDT
 Att: 38,417 - Cloudy - 55 F

livebaseballscores.com

Batter	1	2	3	4	5	6	7	8	9	AB R H RBI BB SO LOB	TOP	
Marvin Benard, L OBP: 0.130, SLG: 0.130 (1, 8) C X	0-1 G5-3 1B	1-2 G4-3			1-2 P1		2-1 HR 1B		2-3 K	5 1 2 0 0 1 0		
Rich Aurilia, R OBP: 0.478, SLG: 0.650 (1, 6) Robb Nen, R (9, 1) B B C X	3-1 G5-3 1-3		3-2 F8		1-1 F9		1-0 HR 1B		0-1 1B	5 1 2 2 0 0 1 0 0 0 0 0 0 0		
Barry Bonds, L OBP: 0.222, SLG: 0.292 (1, 7) S B C C	1-3 K		3-2 F8		3-2 P6		1-3 K		0-2 F2	5 0 0 0 0 2 2		
Jeff Kent, R OBP: 0.292, SLG: 0.450 (1, 4) S B B B	4-2 BB		0-2 G6-3			2-2 F8	2-0 G5-3			3 0 0 0 1 0 0		
J.T. Snow, L OBP: 0.500, SLG: 0.524 (1, 3) B X	1-0 F7			0-0 L9		2-1 2B 1B	3-3 K			4 1 1 0 0 1 2		
Armando Rios, L OBP: 0.421, SLG: 0.500 (1, 9) C B B X		2-2 HR 1B		3-1 HR 1B		0-0 2B 1B		1-1 G1-3		4 3 3 0 0 0 0		
Russ Davis, R OBP: 0.222, SLG: 0.611 (1, 5) Felix Rodriguez, R (8, 1) Ramon Martinez, R (9, 6) C B B X		2-2 HR		1-3 K		0-0 2B		2-2 G6-3		4 1 2 4 0 1 1 0 0 0 0 0 0 0 0 0 0 0 0 0 0	AB 38 R 8 H 11 RBI 8 BB 1 SO 8 LOB 8	
Benito Santiago, R OBP: 0.444, SLG: 0.875 (1, 2) S B B C B		2-3 K		0-0 HR		3-3 K		1-0 G6-3		4 1 1 2 0 2 1		
Kirk Rueter, L (1, 1) Alan Embree, L (7, 1) Tim Worrell, R (7, 1) Pedro Feliz, R (8, 5) OBP: 0.333, SLG: 0.333 C B B X		1-2 G2-3		0-2 F7		1-2 G6-3			1-3 K	3 0 0 0 0 0 1 0 0 0 0 0 0 0 0 0 0 0 0 0 0 1 0 0 0 0 1 0		
Inning Stats	R: 0 H: 1 E: 0 LOB: 2 K: 1 BB: 1 S: 10 P: 19	R: 2 H: 2 E: 0 LOB: 0 K: 1 BB: 0 S: 17 P: 25	R: 0 H: 0 E: 0 LOB: 0 K: 0 BB: 0 S: 10 P: 16	R: 2 H: 2 E: 0 LOB: 0 K: 1 BB: 0 S: 10 P: 14	R: 0 H: 0 E: 0 LOB: 0 K: 0 BB: 0 S: 8 P: 13	R: 2 H: 3 E: 0 LOB: 1 K: 1 BB: 0 S: 16 P: 24	R: 2 H: 2 E: 0 LOB: 0 K: 2 BB: 0 S: 10 P: 19	R: 0 H: 0 E: 0 LOB: 0 K: 0 BB: 0 S: 6 P: 10	R: 0 H: 1 E: 0 LOB: 1 K: 2 BB: 0 S: 15 P: 18	1B: 6 SF: 0 2B: 2 SAC: 0 3B: 0 DP: 0 HR: 3 HBP: 0	WP: 0 PA: 39 PB: 0 SB: 0 CS: 0	
PITCHER	IP WLS BF H R ER SO BB IBB HBP BLK WP HR S P ERA WHIP											
Eric Gagne, R (1, 1) ERA: 5.73	6.0 L 27 8 6 6 4 1 0 0 0 0 0 2 71 111 9.00 1.500											
Jose Nunez, L (7, 1) ERA: 11.25	1.0 5 2 2 2 2 0 0 0 0 0 0 1 10 19 18.00 2.000											
Terry Adams, R (8, 1) ERA:	1.0 3 0 0 0 0 0 0 0 0 0 0 0 6 10 0.00 0.000											
Jeff Shaw, R (9, 1) ERA: 3.0	1.0 4 1 0 0 2 0 0 0 0 0 0 0 15 18 0.00 1.000											

San Francisco Giants @ Los Angeles Dodgers
 Dodger Stadium, Los Angeles, CA
 Sun Apr 08 2001, 5:05 PM PDT
 Att. 37,549 - Sunny - 59 F

livebaseballscorecards.com

Batter	1	2	3	4	5	6	7	8	9	AB	R	H	RBI	BB	SO	LOB
Marquis Grissom, R OBP: 0.111, SLG: 0.278 (1, 8)	2-2 F8		2-1 G6-3		2-2 P6		1-1 FC5-2			4	0	0	0	0	0	2
Mark Grudzielanek, R OBP: 0.379, SLG: 0.929 (1, 4)	1-2 HBP		1-0 HR			2-1 G4-3	0-0 F3			3	1	1	1	0	0	2
Gary Sheffield, R OBP: 0.429, SLG: 0.476 (1, 7)	1-0 F8		1-1 F2			0-0 F2		1-0 FC4-6 1B		4	0	1	0	0	0	1
Eric Karros, R OBP: 0.214, SLG: 0.407 (1, 3)	2-2 F8			1-2 L9		3-1 1B		0-0 F8		4	0	1	0	0	0	2
Shawn Green, L OBP: 0.429, SLG: 0.625 (1, 9)		1-0 2B		2-1 F9			2-1 E7 1B	1-2 FC4-6 1-2f		4	1	2	0	0	0	1
Angel Pena, R OBP: 0.167, SLG: 0.167 (1, 2)		2-3 K		1-2 1B			0-0 F7	2-3 K		4	0	1	0	0	2	3
Phil Hiatt, R OBP: 0.357, SLG: 0.462 (1, 5)		1-1 E5 G4-6-3		1-1 G4-3			0-0 BB 2B 1B		3-2 F3	4	1	1	1	0	0	2
Alex Cora, L OBP: 0.294, SLG: 0.286 (1, 6)		1-2 G4-6-3 1-2f			1-1 G4-3		4-1 2B FC5-2 BB		1-3 K	3	0	0	0	1	1	2
Eric Gagne, R Jose Nunez, L Hiram Bocachica, R Terry Adams, R Jeff Shaw, R Chris Donnels, L (1, 1) (7, 1) (7, PH) (8, 1) (9, 1) (9, PH)			2-1 L7		1-1 G1-3		2-1 2B		0-3 K	2	0	0	0	0	0	0

Inning Stats	R: 0	H: 0	E: 0	K: 0	S: 9	LOB: 1	BB: 0	P: 15	R: 0	H: 1	E: 1	K: 1	S: 10	LOB: 1	BB: 0	P: 15	R: 1	H: 1	E: 0	K: 0	S: 7	LOB: 0	BB: 0	P: 13	R: 0	H: 1	E: 0	K: 0	S: 10	LOB: 1	BB: 0	P: 15	R: 0	H: 0	E: 0	K: 0	S: 7	LOB: 0	BB: 0	P: 11	R: 0	H: 1	E: 0	K: 0	S: 5	LOB: 1	BB: 0	P: 10	R: 2	H: 3	E: 1	K: 0	S: 10	LOB: 2	BB: 1	P: 19	R: 0	H: 1	E: 0	K: 1	S: 8	LOB: 1	BB: 0	P: 12	R: 0	H: 0	E: 0	K: 2	S: 10	LOB: 0	BB: 0	P: 14	1B: 5	SF: 0	2B: 2	SAC: 0	3B: 0	DP: 1	HR: 1	HBP: 1	WP: 0	PA: 36
--------------	------	------	------	------	------	--------	-------	-------	------	------	------	------	-------	--------	-------	-------	------	------	------	------	------	--------	-------	-------	------	------	------	------	-------	--------	-------	-------	------	------	------	------	------	--------	-------	-------	------	------	------	------	------	--------	-------	-------	------	------	------	------	-------	--------	-------	-------	------	------	------	------	------	--------	-------	-------	------	------	------	------	-------	--------	-------	-------	-------	-------	-------	--------	-------	-------	-------	--------	-------	--------

PITCHER	IP	WLS	BF	H	R	ER	SO	BB	IBB	HBP	BLK	WP	HR	S	P	ERA	WHIP
Kirk Rueter, L ERA: 6.1 (1, 1)	6.1		25	6	3	3	1	0	0	1	0	0	0	52	85	4.26	0.947
Alan Embree, L ERA: (7, 1)	0.0		2	1	0	0	0	1	0	0	0	0	0	3	9	∞	∞
Tim Worrell, R ERA: (7, 1)	0.2		2	0	0	0	0	0	0	0	0	0	0	3	4	0.00	0.000
Felix Rodriguez, R ERA: 3.38 (8, 1)	1.0		4	1	0	0	1	0	0	0	0	0	0	8	12	0.00	1.000
Robb Nen, R ERA: 3.0 (9, 1)	1.0		3	0	0	0	2	0	0	0	0	0	0	10	14	0.00	0.000

BOTTOM

San Francisco Giants @ Los Angeles Dodgers
Dodger Stadium, Los Angeles, CA
 Sun Apr 08 2001, 5:05 PM PDT
 Att: 37,549 - Sunny - 59 F

livebaseballscorecards.com

AB	34
R	3
H	8
RBI	3
BB	1
SO	4
LOB	15



Batter	1	2	3	4	5	6	7	8	9	AB R H RBI BB SO LOB	TOP											
Tom Goodwin, L (1, 8) OBP: 0.222, SLG: 0.444	0-1 F8			2-1 G4-3		0-3 K			2-2 G3-1	4 0 0 0 0 1 1	Los Angeles Dodgers @ Arizona Diamondbacks Bank One Ballpark, Phoenix, AZ Tue Apr 10 2001, 9:35 PM EDT Att. 29,191 - Dome - 72 F livebaseballscorecards.com											
Mark Grudzielanek, R (1, 4) OBP: 0.333, SLG: 0.813	2-3 K			1-3 K			0-0 G6-3		0-0 F8	4 0 0 0 0 2 0												
Gary Sheffield, R (1, 7) OBP: 0.387, SLG: 0.417	1-3 K			0-0 F8			0-1 G5-3			3 0 0 0 0 1 0												
Shawn Green, L (1, 9) OBP: 0.387, SLG: 0.556			1-0 G3		1-1 P5		0-1 F7			3 0 0 0 0 0 0												
Eric Karros, R (1, 3) OBP: 0.226, SLG: 0.400			1-3 K		2-1 G6-3			0-0 FC5-4 1B		3 0 1 0 0 1 0												
Chris Donnels, L (1, 5) OBP: 0.214, SLG: 0.385			2-3 K		1-3 K			0-2 F7		3 0 0 0 0 2 1												
Paul Lo Duca, R (1, 2) OBP: 0.368, SLG: 0.737				0-1 F7		2-2 1B		0-2 FC5-4		3 0 1 0 0 0 1												
Alex Cora, L (1, 6) OBP: 0.250, SLG: 0.235				0-0 F7		0-3 K		0-3 K		3 0 0 0 0 2 2												
Kevin Brown, R (1, 1) Marquis Grissom, R (9, PH) OBP: 0.105, SLG: 0.263				0-3 K		1-1 F2			1-2 F9	2 0 0 0 0 1 1 1 0 0 0 0 0 0												
Inning Stats	R: 0 E: 0 K: 2 S: 11	H: 0 LOB: 0 BB: 0 P: 14	R: 0 E: 0 K: 2 S: 8	H: 0 LOB: 0 BB: 0 P: 12	R: 0 E: 0 K: 1 S: 6	H: 0 LOB: 0 BB: 0 P: 6	R: 0 E: 0 K: 1 S: 7	H: 0 LOB: 0 BB: 0 P: 10	R: 0 E: 0 K: 1 S: 7	H: 0 LOB: 0 BB: 0 P: 11	R: 0 E: 0 K: 2 S: 12	H: 1 LOB: 1 BB: 0 P: 15	R: 0 E: 0 K: 0 S: 5	H: 0 LOB: 0 BB: 0 P: 5	R: 0 E: 0 K: 1 S: 10	H: 1 LOB: 1 BB: 0 P: 10	R: 0 E: 0 K: 0 S: 7	H: 0 LOB: 0 BB: 0 P: 10	1B: 2 2B: 0 3B: 0 HR: 0	SF: 0 SAC: 0 DP: 0 HBP: 0	WP: 0 PB: 0 SB: 0 CS: 0	PA: 29
PITCHER Curt Schilling, R (1, 1) ERA: 0.56	IP: 9.0 WLS: W BF: 29 H: 2 R: 0 ER: 0 SO: 10 BB: 0 IBB: 0 HBP: 0 BLK: 0 WP: 0 HR: 0 S: 73 P: 93 ERA: 0.00 WHIP: 0.222											PITCHER	IP: WLS: BF: H: R: ER: SO: BB: IBB: HBP: BLK: WP: HR: S: P: ERA: WHIP:									



Batter	1	2	3	4	5	6	7	8	9	AB R H RBI BB SO LOB
--------	---	---	---	---	---	---	---	---	---	----------------------

Tony Womack, L <small>OBP: 0.424, SLG: 0.467</small> <small>(1, 6)</small> 										3 1 0 0 0 0 0
Jay Bell, R <small>OBP: 0.318, SLG: 0.350</small> <small>(1, 4)</small> 										3 0 1 0 0 1 0
Luis Gonzalez, L <small>OBP: 0.344, SLG: 0.933</small> <small>(1, 7)</small> 										3 1 1 1 0 0 1
Matt Williams, R <small>OBP: 0.323, SLG: 0.600</small> <small>(1, 5)</small> 										3 0 0 0 0 2 0
Steve Finley, L <small>OBP: 0.259, SLG: 0.130</small> <small>(1, 8)</small> 										3 0 0 0 0 1 0
Danny Bautista, R <small>OBP: 0.167, SLG: 0.167</small> <small>(1, 9)</small> 										3 0 0 0 0 0 0
Mark Grace, L <small>OBP: 0.296, SLG: 0.462</small> <small>(1, 3)</small> 										3 0 1 0 0 1 0
Damian Miller, R <small>OBP: 0.391, SLG: 0.381</small> <small>(1, 2)</small> 										3 0 0 0 0 2 1
Curt Schilling, R <small>OBP: 0.200, SLG: 0.200</small> <small>(1, 1)</small> 										2 0 0 0 0 1 0

Inning Stats	R: 0 H: 0 E: 0 K: 0 S: 6	H: 0 LOB: 0 BB: 0 P: 7	R: 0 H: 0 E: 0 K: 1 S: 6	H: 0 LOB: 0 BB: 0 P: 7	R: 0 H: 1 E: 0 K: 1 S: 8	H: 1 LOB: 0 BB: 0 P: 11	R: 1 H: 1 E: 1 K: 1 S: 11	H: 1 LOB: 0 BB: 0 P: 16	R: 0 H: 0 E: 0 K: 1 S: 5	H: 0 LOB: 0 BB: 0 P: 9	R: 0 H: 0 E: 0 K: 1 S: 9	H: 0 LOB: 0 BB: 0 P: 12	R: 1 H: 1 E: 0 K: 2 S: 13	H: 1 LOB: 0 BB: 0 P: 19	R: 0 H: 0 E: 0 K: 1 S: 7	H: 0 LOB: 0 BB: 0 P: 7	1B: 2 2B: 0 3B: 0 HR: 1	SF: 0 SAC: 0 DP: 2 HBP: 0	WP: 0 PB: 0 SB: 0 CS: 0	PA: 26
--------------	--------------------------	------------------------	--------------------------	------------------------	--------------------------	-------------------------	---------------------------	-------------------------	--------------------------	------------------------	--------------------------	-------------------------	---------------------------	-------------------------	--------------------------	------------------------	-------------------------	---------------------------	-------------------------	--------

PITCHER Kevin Brown, R <small>ERA: 1.13</small> <small>(1, 1)</small>	IP: 8.0	WLS: L	BF: 26	H: 3	R: 2	ER: 1	SO: 8	BB: 0	IBB: 0	HBP: 0	BLK: 0	WP: 0	HR: 1	S: 65	P: 88	ERA: 1.12	WHIP: 0.375																	
PITCHER																		IP	WLS	BF	H	R	ER	SO	BB	IBB	HBP	BLK	WP	HR	S	P	ERA	WHIP

BOTTOM

Los Angeles Dodgers @ Arizona Diamondbacks
Bank One Ballpark, Phoenix, AZ
 Tue Apr 10 2001, 9:35 PM EDT
 Att: 29,191 - Dome - 72 F

livebaseballscorecards.com

AB	26
R	2
H	3
RBI	1
BB	0
SO	8
LOB	2



Batter	1	2	3	4	5	6	7	8	9	AB	R	H	RBI	BB	SO	LOB
Tony Womack, L (1, 6) OBP: 0.405, SLG: 0.424 Byung-Hyun Kim, R (8, 1) Matt Mantei, R (9, 1)	2-1 G4-3		3-2 P6				2-1 FC4-6			3	1	0	0	0	0	2
Mark Grace, L (1, 3) OBP: 0.310, SLG: 0.464 Erubiel Durazo, L (5, 3)	0-2 1B			1-2 G6-3	1-1 2B		2-0 G3			2	0	1	0	0	0	0
Luis Gonzalez, L (1, 7) OBP: 0.343, SLG: 0.875 Mike Morgan, R (6, 1) Craig Counsell, L (8, 6)	0-0 F7			4-1 G1-6-3 BB	2-0 G5-3			2-2 HR		2	0	0	0	1	0	2
Matt Williams, R (1, 5) OBP: 0.303, SLG: 0.563 Greg Colbrunn, R (5, 5)	0-1 F3			0-0 G1-6-3		0-2 F9		1-2 F9		2	0	0	0	0	0	2
Steve Finley, L (1, 8)		0-2 G4-3			4-2 HR BB	1-1 F8		1-1 G4-3		3	1	0	0	1	0	0
Reggie Sanders, R (1, 9)		3-3 K			0-0 HR	1-1 G5-3		0-3 K		4	1	1	2	0	2	0
Jay Bell, R (1, 4)		0-2 G4-3			2-0 P3		4-0 FC4-6 1B BB		1-1 P6	3	0	0	0	1	0	0
Damian Miller, R (1, 2)			1-1 F7		0-0 E6 2B HBP		0-0 F9		1-1 F9	4	1	0	0	0	0	1
Brian Anderson, R (1, 1) Miguel Batista, R (4, 1) Russ Springer, R (4, 1) Rod Barajas, R (5, PH) Midre Cummings, L (6, 7)			1-0 G6-3		2-3 K		2-0 FC4-6 1B		1-2 F7	1	0	0	0	0	0	0

Inning Stats	R: 0	H: 1	E: 0	K: 0	S: 8	H: 0	LOB: 1	BB: 0	P: 10	R: 0	H: 0	E: 0	K: 1	S: 10	H: 0	LOB: 0	BB: 0	P: 13	R: 0	H: 0	E: 0	K: 0	S: 6	R: 4	H: 2	E: 1	K: 12	S: 12	R: 0	H: 0	E: 0	K: 0	S: 7	R: 0	H: 1	E: 0	K: 0	S: 5	R: 1	H: 1	E: 0	K: 1	S: 12	R: 0	H: 0	E: 0	K: 0	S: 7	R: 0	H: 0	E: 0	K: 0	S: 7	1B: 2	2B: 1	3B: 0	HR: 2	SF: 0	SAC: 0	DP: 1	HBP: 1	WP: 0	PA: 36
PITCHER	IP	WLS	BF	H	R	ER	SO	BB	IBB	HBP	BLK	WP	HR	S	P	ERA	WHIP																																														
37 Darren Dreifort, R (1, 1) ERA: 6.75	6.0		24	3	4	2	2	2	0	1	0	0	0	49	80	3.00	0.833																																														
Terry Adams, R (7, 1) ERA:	1.0		5	1	0	0	0	1	0	0	0	0	0	5	15	0.00	2.000																																														
Mike Fetters, R (8, 1) ERA: 3.0	1.0		4	1	1	1	1	0	0	0	0	0	0	12	16	9.00	1.000																																														
Jeff Shaw, R (9, 1) ERA: 2.25	1.0		3	0	0	0	0	0	0	0	0	0	0	7	10	0.00	0.000																																														

BOTTOM

Los Angeles Dodgers @ Arizona Diamondbacks
Bank One Ballpark, Phoenix, AZ
Wed Apr 11 2001, 10:05 PM EDT
Att: 25,974 - Cloudy - 64 F

livebaseballscorecards.com

AB	32
R	5
H	5
RBI	5
BB	3
SO	3
LOB	10



Batter	1	2	3	4	5	6	7	8	9	AB R H RBI BB SO LOB	TOP											
Tom Goodwin, L (1, 8) OBP: 0.208, SLG: 0.391	0-2 G4-3		2-1 P4	1-1 SF9			1-0 1B S 1B		2-3 K	4 0 1 1 0 1 0	Los Angeles Dodgers @ Arizona Diamondbacks Bank One Ballpark, Phoenix, AZ Thu Apr 12 2001, 9:35 PM EDT Att. 29,465 - Sunny - 71 F											
Mark Grudzielanek, R (1, 4) OBP: 0.317, SLG: 0.700	0-1 L4		0-1 BB HR 1B	1-0 G4-3			1-2 F8			4 1 1 0 0 0 3												
Gary Sheffield, R (1, 7) OBP: 0.436, SLG: 0.645 Marquis Grissom, R (9, 7) OBP: 0.125, SLG: 0.250	0-2 F9		4-2 HR BB				0-1 1B 1B			3 1 2 0 1 0 0 0 0 0 0 0 0 0												
Shawn Green, L (1, 9) OBP: 0.385, SLG: 0.676		1-1 HR	2-1 HR				2-2 F9			4 2 2 4 0 0 3												
Eric Karros, R (1, 3) OBP: 0.256, SLG: 0.474		2-0 F3	3-1 F9				0-1 G4-6-3 1B			4 0 1 0 0 0 0												
Chris Donnels, L (1, 5) OBP: 0.211, SLG: 0.333 Phil Hiatt, R (8, 5) OBP: 0.368, SLG: 0.611		2-2 G1-3		2-0 1B SF9 1B			2-2 G4-6-3			4 1 1 0 0 1 2 0 0 0 0 0 0 0												
Paul Lo Duca, R (1, 2) OBP: 0.375, SLG: 0.667		1-0 2B 1B		2-1 SF9 1B			2-2 G5-3			4 0 2 0 0 0 0												
Alex Cora, L (1, 6) OBP: 0.250, SLG: 0.286		0-0 1-H 2B		0-0 F9			1-1 G4-3			4 0 1 0 0 0 2												
Andy Ashby, R (1, 1) OBP: 0.667, SLG: 0.500 Hiram Bocachica, R (8, PH) OBP: 0.429, SLG: 0.667 Matt Herges, L (6, 1) Terry Adams, R (8, 1) Chad Kreuter, S (9, PH) Jeff Shaw, R (9, 1)			1-1 G1-3	0-0 1-2 2-3 1B			1-1 F8			2 0 1 0 0 0 0 1 0 1 0 0 0 0 0 0 0 0 0 0 0 0 0												
Inning Stats	R: 0 E: 0 K: 0 S: 9	H: 0 LOB: 0 BB: 0 P: 9	R: 1 E: 0 K: 0 S: 8	H: 3 LOB: 2 BB: 0 P: 14	R: 3 E: 0 K: 0 S: 12	H: 2 LOB: 0 BB: 1 P: 24	R: 1 E: 0 K: 0 S: 8	H: 3 LOB: 2 BB: 0 P: 14	R: 0 E: 0 K: 0 S: 10	H: 2 LOB: 1 BB: 0 P: 14		R: 0 E: 0 K: 0 S: 7	H: 0 LOB: 0 BB: 0 P: 11	R: 0 E: 0 K: 0 S: 9	H: 2 LOB: 1 BB: 0 P: 10	R: 0 E: 0 K: 1 S: 10	H: 0 LOB: 0 BB: 0 P: 16	R: 0 E: 0 K: 1 S: 9	H: 0 LOB: 0 BB: 0 P: 15	1B: 9 2B: 1 3B: 0 HR: 2	SF: 1 SAC: 0 DP: 2 HBP: 0	WP: 0 PB: 0 SB: 1 CS: 0
PITCHER	IP WLS BF H R ER SO BB IBB HBP BLK WP HR S P ERA WHIP																				PITCHER	IP WLS BF H R ER SO BB IBB HBP BLK WP HR S P ERA WHIP
Armando Reynoso, R (1, 1) ERA: 11.57	5.0 L 24 10 5 5 0 1 0 0 0 0 2 47 75 9.00 2.200																					
Miguel Batista, R (6, 1) ERA: 5.4	1.1 6 2 0 0 0 0 0 0 0 0 0 0 15 20 0.00 1.500																					
Greg Swindell, L (7, 1) ERA:	0.2 1 0 0 0 0 0 0 0 0 0 0 0 1 1 0.00 0.000																					
Byung-Hyun Kim, R (8, 1) ERA:	2.0 6 0 0 0 0 2 0 0 0 0 0 0 19 31 0.00 0.000																					

livebaseballscorecards.com

AB	35
R	5
H	12
RBI	5
BB	1
SO	2
LOB	10



Batter	1	2	3	4	5	6	7	8	9	AB R H RBI BB SO LOB
Tony Womack, L (1, 6) OBP: 0.429, SLG: 0.432	3-1 G3		3-2 G4-3		1-0 1B		4-0 CS BB		2-2 DI HR 1B	4 1 2 0 1 0 0
Reggie Sanders, R (1, 9) OBP: 0.308, SLG: 0.500 Byung-Hyun Kim, R (8, 1)	1-0 CS 1B		1-0 G5-3		0-1 1B		2-3 K		3-2 HR	4 0 2 0 0 1 1 0 0 0 0 0 0 0 1 1 1 2 0 0 0
Greg Colbrunn, R (9, PH) OBP: 0.250, SLG: 0.571	2-1 FC5-4 1B		2-0 HR		1-2 1B		2-3 K		1-3 K	5 1 2 1 0 3 2
Luis Gonzalez, L (1, 7) OBP: 0.350, SLG: 0.892	0-1 FC5-4		1-0 F8		2-3 K		2-3 K			
Matt Williams, R (1, 5) OBP: 0.297, SLG: 0.514	0-1 FC5-4						2-1 L6		4-1 G3 BB	3 0 0 0 1 0 1
Erubiel Durazo, L (1, 3) OBP: 0.455, SLG: 0.818		0-1 F8		1-3 K		0-2 BB 1B		1-0 G3		4 0 1 0 0 1 1
Steve Finley, L (1, 8) OBP: 0.257, SLG: 0.103		0-3 K		3-2 F8		4-2 BB		1-2 L5		3 0 0 0 1 1 1
Rod Barajas, R (1, 2) OBP: 0.286, SLG: 0.667 Mark Grace, L (8, PH) OBP: 0.300, SLG: 0.448 Damian Miller, R (9, 2) OBP: 0.333, SLG: 0.320		0-1 E6 FC5-4 1B		2-3 K		2-1 F7		0-0 L4		3 0 0 0 0 1 2 1 0 0 0 0 0 1 0 0 0 0 0 0 0
Craig Counsell, L (1, 4) OBP: 0.357, SLG: 0.538		3-2 FC5-4 1B		0-1 G5-4-3 1B		2-2 P5		2-3 K		4 0 2 0 0 1 2
Armando Reynoso, R (1, 1) OBP: 0.333, SLG: 0.667 Midge Cummings, L (5, PH) OBP: 0.286, SLG: 0.286 Miguel Batista, R (6, 1) Greg Swindell, L (7, 1) David Dellucci, L (7, PH) OBP: 0.526, SLG: 0.882 (8, 9)		0-0 FC5-4		1-0 G5-4-3		3-1 HR		1-3 K		1 0 0 0 0 0 2 1 0 0 0 0 0 1 0 0 0 0 0 0 0 0 0 0 0 0 0 0 2 1 1 1 0 1 0

Inning Stats	R: 0 E: 0 K: 7	H: 2 LOB: 1 BB: 0 P: 13	R: 0 E: 1 K: 11	H: 1 LOB: 2 BB: 0 P: 14	R: 1 E: 0 K: 8	H: 1 LOB: 0 BB: 0 P: 15	R: 0 E: 0 K: 2	H: 0 LOB: 0 BB: 0 P: 22	R: 0 E: 0 K: 9	H: 3 LOB: 2 BB: 0 P: 13	R: 0 E: 0 K: 13	H: 1 LOB: 2 BB: 1 P: 23	R: 1 E: 0 K: 2	H: 1 LOB: 0 BB: 1 P: 20	R: 0 E: 0 K: 5	H: 0 LOB: 1 BB: 1 P: 13	R: 2 E: 0 K: 3	H: 2 LOB: 0 BB: 0 P: 25	1B: 8 2B: 0 3B: 0 HR: 3	SF: 0 SAC: 0 DP: 1 HBP: 0
--------------	----------------------	----------------------------------	-----------------------	----------------------------------	----------------------	----------------------------------	----------------------	----------------------------------	----------------------	----------------------------------	-----------------------	----------------------------------	----------------------	----------------------------------	----------------------	----------------------------------	----------------------	----------------------------------	----------------------------------	------------------------------------

PITCHER	IP	WLS	BF	H	R	ER	SO	BB	IBB	HBP	BLK	WP	HR	S	P	ERA	WHIP
Andy Ashby, R (1, 1) ERA: 3.86	5.0	W	21	7	1	1	4	0	0	0	0	0	1	51	77	1.80	1.400
Matt Herges, R (6, 1) ERA: 1.23	2.0		9	2	1	1	2	2	0	0	0	0	1	22	43	4.50	2.000
Terry Adams, R (8, 1) ERA:	1.0	H	4	0	0	0	0	1	0	0	0	0	0	5	13	0.00	1.000
Jeff Shaw, R (9, 1) ERA: 5.4	1.0	S	5	2	2	2	3	0	0	0	0	0	1	16	25	18.00	2.000


BOTTOM

Los Angeles Dodgers @ Arizona Diamondbacks
Bank One Ballpark, Phoenix, AZ

Thu Apr 12 2001, 9:35 PM EDT
Att: 29,465 - Sunny - 71 F

AB	36
R	4
H	11
RBI	4
BB	3
SO	9
LOB	14

WP: 0 PA: 39
PB: 0
SB: 0
CS: 2



PITCHER	IP	WLS	BF	H	R	ER	SO	BB	IBB	HBP	BLK	WP	HR	S	P	ERA	WHIP
---------	----	-----	----	---	---	----	----	----	-----	-----	-----	----	----	---	---	-----	------

BOTTOM

Los Angeles Dodgers @ San Diego Padres
Qualcomm Stadium, San Diego, CA

Fri Apr 13 2001, 10:05 PM EDT
Att: 29,883 - Sunny - 64 F

livebaseballscorecards.com

AB 33
R 5
H 7
RBI 5
BB 7
SO 10
LOB 22



WP: 0 PA: 44
PB: 0
SB: 2
CS: 0

AB R H RBI BB SO LOB

3 2 1 0 0 1 0

4 0 0 0 1 1 3

3 1 0 0 1 1 2

2 0 0 0 2 1 2

0 0 0 0 0 0 0

0 0 0 1 0 0 0

5 0 1 2 0 2 5

3 1 1 0 2 0 0

5 1 2 1 0 2 3

2 0 0 0 1 0 1

10

9

8

7

6

5

4

3

2

1

Batter

Damian Jackson, R (1, 4)
OBP: 0.420, SLG: 0.568
1-3
K

Mark Kotsay, L (1, 8)
OBP: 0.250, SLG: 0.257
0-0
G4-3

Ryan Klesko, L (1, 3)
OBP: 0.317, SLG: 0.229
1-0
E4
BB

Phil Nevin, R (1, 5)
OBP: 0.455, SLG: 0.730
Donald Mendez, R (8, PR)
OBP: 0.429, SLG: 0.615
Bubba Trammell, R (9, PH)
OBP: 0.464, SLG: 0.696
4-2
1-2
BB

Mike Darr, L (1, 9)
OBP: 0.500, SLG: 0.444
0-2
G4-3

Santiago Perez, S (1, 7)
OBP: 0.500, SLG: 0.455
10, 6
0-1
G5-3
1B

Ben Davis, S (1, 2)
OBP: 0.440, SLG: 0.600
3-1
F7

Chris Gomez, R (1, 6)
OBP: 0.259, SLG: 0.217
Alex Arias, R (8, PH)
OBP: 0.357, SLG: 0.417
9, 5
3-2
G5-3
1-3

Woody Williams, R (1, 1)
OBP: 0.125, SLG: 0.286
Dave Magadan, L (7, PH)
OBP: 0.425, SLG: 0.429
Adam Eaton, R (7, PR)
OBP: 0.400, SLG: 0.250
Tom Davay, R (8, 1)
Kevin Walker, L (8, 1)
Jay Witasick, R (9, 1)
Tony Gwynn, L (9, PH)
OBP: 0.490, SLG: 0.364
Trevor Hoffman, R (10, 1)
1-1
P3

Inning Stats
R: 0 H: 0
E: 1 LOB: 2
K: 1 BB: 1
S: 11 P: 17

1-1
G6-3

2-1
G6-3

1-0
G4-3

0-2
F8

0-3
K

4-0
S
2B
BB

3-2
1-H
2B

4-2
G5-3
BB

3-2
F9

R: 0 H: 0
E: 0 LOB: 0
K: 0 BB: 0
S: 5 P: 9

2-0
S
HBP
2B
HBP

1-0
F8

1-0
2B
HBP

0-2
F8

0-3
K

0-1
P6

1-3
K

0-0
F8

3-2
SH3-4
1B

R: 1 H: 1
E: 0 LOB: 2
K: 1 BB: 2
S: 16 P: 30

0-1
SH3-4

3-3
K

2-3
K

4-2
E
BB
BB

2-1
F8

4-1
E
BB

0-3
K

1-3
K

1-3
K

R: 0 H: 1
E: 0 LOB: 2
K: 2 BB: 0
S: 13 P: 21

0-0
BLK
SF7
2B

4-0
BLK
BB

4-0
1-2
2-3
IBB

1-2
SF7

3-H
1-3
K

1-2
G6-3

1-0
1B
2B

2-2
2-H
1B

1-3
K

R: 1 H: 2
E: 0 LOB: 1
K: 0 BB: 0
S: 8 P: 12

3 2 1 0 0 1 0

4 0 0 0 1 1 3

3 1 0 0 1 1 2

2 0 0 0 2 1 2

0 0 0 0 0 0 0

0 0 0 1 0 0 0

5 0 1 2 0 2 5

3 1 1 0 2 0 0

5 1 2 1 0 2 3

2 0 0 0 1 0 1

PITCHER
Chan Ho Park, R (1, 1)
ERA: 3.32
Gregg Olson, R (8, 1)
ERA:
Jeff Shaw, R (9, 1)
ERA: 6.0
Matt Herges, R (10, 1)
ERA: 2.35

IP WLS BF H R ER SO BB IBB HBP BLK WP HR S P ERA WHIP

7.0 30 4 3 3 6 3 0 2 0 0 0 0 66 110 3.86 1.000

1.0 H 5 0 0 0 2 2 0 0 0 0 0 0 14 25 0.00 2.000

1.0 B 6 1 1 1 2 1 1 0 1 0 0 20 31 9.00 2.000

0.1 L 3 2 1 1 0 0 0 0 0 0 0 8 12 27.00 6.000

IP WLS BF H R ER SO BB IBB HBP BLK WP HR S P ERA WHIP

7.0 30 4 3 3 6 3 0 2 0 0 0 0 66 110 3.86 1.000

1.0 H 5 0 0 0 2 2 0 0 0 0 0 0 14 25 0.00 2.000

1.0 B 6 1 1 1 2 1 1 0 1 0 0 20 31 9.00 2.000

PITCHER
Chan Ho Park, R (1, 1)
ERA: 3.32
Gregg Olson, R (8, 1)
ERA:
Jeff Shaw, R (9, 1)
ERA: 6.0
Matt Herges, R (10, 1)
ERA: 2.35

Batter	1	2	3	4	5	6	7	8	9
Damian Jackson, R (1, 4) OBP: 0.426, SLG: 0.543	4-2 E S FC4-6 BB		1-3 K		1-1 CS 1-2	4-1 HBP 2B BB		2-3 K	
Tony Gwynn, L (1, 9) OBP: 0.345, SLG: 0.308	1-1 E6 FC4-6		1-1 F8			1-1 F7		1-1 G1-3	
Ryan Klesko, L (1, 3) OBP: 0.311, SLG: 0.231	1-2 FC4-6 2B 1-2f 3-H		0-0 F7			1-1 F5		2-1 FC6-4 1B	
Phil Nevin, R (1, 5) OBP: 0.458, SLG: 0.725	0-1 2B 1-H			2-3 K		3-1 2B HBP 1-2		0-0 FC6-4 1-2f	
Mike Darr, L (1, 8) OBP: 0.500, SLG: 0.462	1-3 K			3-1 G6-3		2-0 2B 1-H 2-H		4-2 2B SF9 BB	
Bubba Trammell, R (1, 7) OBP: 0.406, SLG: 0.593	1-3 K			0-1 G3		3-1 L5		1-1 F5	
Ben Davis, S (1, 2) OBP: 0.448, SLG: 0.609		2-1 L8			4-2 CS BB		3-1 G4-3		0-0 2B 1-3
Donaldo Mendez, R (1, 6) OBP: 0.353, SLG: 0.500		0-0 P6			1-3 K		0-1 G6-3		2-0 SF9 3-H
Alex Arias, R (9, PH) OBP: 0.333, SLG: 0.417									
Brian Tollberg, R (1, 1) Jay Witasick, R (7, 1) Dave Magadan, L (7, PH) Tom Davey, R (8, 1) Kevin Walker, L (8, 1) Trevor Hoffman, R (9, 1)		1-1 G5-3			0-3 K		2-3 K		

AB R H RBI BB SO LOB

2	2	0	0	2	2	0
4	0	0	0	0	0	2
4	1	1	1	0	0	2
3	1	1	1	0	1	1
3	1	1	2	1	1	1
4	0	0	0	0	1	3
3	0	1	0	1	0	0
3	0	0	0	0	1	1
0	0	0	1	0	0	0
2	0	0	0	0	1	1
0	0	0	0	0	0	0
1	0	0	0	0	0	0
0	0	0	0	0	0	0
0	0	0	0	0	0	0
0	0	0	0	0	0	0

AB	29
R	5
H	4
RBI	5
BB	4
SO	8
LOB	11



WP: 0	PA: 36
PB: 0	
SB: 1	
CS: 1	

PITCHER	IP	WLS	BF	H	R	ER	SO	BB	IBB	HBP	BLK	WP	HR	S	P	ERA	WHIP
Eric Gagne, R (1, 1) ERA: 5.29	6.0		24	2	4	3	6	3	0	1	0	0	0	55	92	4.50	0.833
Terry Adams, R (7, 1) ERA:	2.0		7	1	0	0	2	0	0	0	0	0	0	15	25	0.00	0.500
Gregg Olson, R (9, 1) ERA: 2.25	0.2	L	4	1	1	1	0	1	0	0	0	0	0	6	13	13.50	3.000

Los Angeles Dodgers @ San Diego Padres
Qualcomm Stadium, San Diego, CA
Sat Apr 14 2001, 10:05 PM EDT
Att: 50,750 - Sunny - 63 F

livebaseballscorecards.com

Batter	1	2	3	4	5	6	7	8	9	AB R H RBI BB SO LOB	TOP											
Tom Goodwin, L (1, 8) OBP: 0.211, SLG: 0.351	1-2 BB 1B		0-1 G4-1		1-2 F9	2-1 2B		1-0 F8		5 0 2 2 0 0 1	Los Angeles Dodgers @ San Diego Padres Qualcomm Stadium, San Diego, CA Sun Apr 15 2001, 5:00 PM EDT Att. 23,852 - Sunny - 68 F livebaseballscorecards.com											
Mark Grudzielanek, R (1, 4) OBP: 0.347, SLG: 0.674	2-2 F3		2-2 HBP		0-0 2B	4-0 BB		2-3 K		3 0 1 0 1 1 2												
Gary Sheffield, R (1, 7) OBP: 0.491, SLG: 0.846 Marquis Grissom, R (9, 7) OBP: 0.115, SLG: 0.231	4-1 BB		0-0 F8		4-0 BB	0-1 SF8		1-3 K		2 0 0 1 2 1 2 0 0 0 0 0 0 0												
Shawn Green, L (1, 9) OBP: 0.302, SLG: 0.521	1-3 K		0-0 G3		0-2 F7	1-3 K		0-0 G4-3		5 0 0 0 0 2 7												
Eric Karros, R (1, 3) OBP: 0.245, SLG: 0.392	1-3 K			1-3 K	0-0 G6-3		0-1 G5-3	2-3 K		5 0 0 0 0 3 4												
Chris Donnels, L (1, 5) OBP: 0.241, SLG: 0.269 Phil Hiatt, R (7, 5) OBP: 0.348, SLG: 0.524		2-2 F8		4-2 2B G4-3 BB		1-2 E BB 2B 1B	3-1 F8	3-3 K		3 2 1 0 1 0 0 1 0 0 0 0 1 0												
Paul Lo Duca, R (1, 2) OBP: 0.406, SLG: 0.633		1-1 P3		1-1 G4-3 2B		4-2 2B BB	2-0 HBP			2 1 1 0 1 0 0												
Alex Cora, L (1, 6) OBP: 0.222, SLG: 0.364		2-1 HR		0-0 G4-3		1-3 K	0-0 F8			4 1 1 2 0 1 4												
Kevin Brown, R (1, 1) Andy Ashby, R (8, PR) Matt Herges, L (8, 1) Hiram Bocachica, R (8, PH) Mike Fetters, R (8, 1) Jeff Shaw, R (8, 1)		0-1 F3		1-1 G5-3		1-2 2B SF8 HBP		1-1 E5		2 0 0 0 0 0 1 0 1 0 0 0 0 0 0 0 0 0 0 0 0 1 0												
Inning Stats	R: 0 E: 0 K: 2 S: 19	H: 1 LOB: 2 BB: 1 P: 27	R: 1 E: 0 K: 0 S: 13	H: 1 LOB: 0 BB: 0 P: 18	R: 0 E: 0 K: 0 S: 6	H: 0 LOB: 1 BB: 0 P: 8	R: 1 E: 0 K: 1 S: 10	H: 1 LOB: 1 BB: 1 P: 17	R: 0 E: 0 K: 0 S: 10	H: 1 LOB: 2 BB: 1 P: 15	R: 3 E: 1 K: 2 S: 18	H: 2 LOB: 2 BB: 2 P: 32	R: 0 E: 0 K: 0 S: 5	H: 0 LOB: 1 BB: 0 P: 10	R: 0 E: 1 K: 2 S: 9	H: 0 LOB: 1 BB: 0 P: 14	R: 0 E: 0 K: 2 S: 9	H: 0 LOB: 0 BB: 0 P: 14	1B: 2 2B: 3 3B: 0 HR: 1	SF: 1 SAC: 0 DP: 0 HBP: 3	WP: 0 PB: 0 SB: 1 CS: 0	PA: 42
PITCHER	IP WLS BF H R ER SO BB IBB HBP BLK WP HR S P ERA WHIP																					
Kevin Jarvis, R (1, 1) ERA: 9.22	5.0		5 3 3 3 3 3 3 0 1 0 0 1 62 90 5.40 1.600																			
Rodney Myers, R (6, 1) ERA: 7.36	0.1	L	5 1 1 1 1 2 0 1 0 0 0 0 9 21 27.00 9.000																			
Brian Lawrence, R (6, 1) ERA:	1.2		6 0 1 1 1 0 0 1 0 0 0 0 10 16 5.40 0.000																			
Jay Witasick, R (8, 1) ERA:	1.0		4 0 0 0 2 0 0 0 0 0 0 0 9 14 0.00 0.000																			
Kevin Walker, L (9, 1) ERA: 4.05	1.0		3 0 0 0 2 0 0 0 0 0 0 0 9 14 0.00 0.000																			



Batter	1	2	3	4	5	6	7	8	9	AB R H RBI BB SO LOB	BOTTOM
Damian Jackson, R OBP: 0.407, SLG: 0.510 (1, 4)	0-0 F8	2-1 1B 1-2 2-H			2-2 F9		0-1 F7		3-3 K	5 0 1 1 0 1 1	Los Angeles Dodgers @ San Diego Padres Qualcomm Stadium, San Diego, CA Sun Apr 15 2001, 5:00 PM EDT Att. 23,852 - Sunny - 68 F
Tony Gwynn, L OBP: 0.364, SLG: 0.333 (1, 9)	2-0 G4-3	1-0 1B 1-2 2-H			2-1 FC6-4 1B		2-2 F7			4 0 2 1 0 0 0	
Ryan Klesko, L OBP: 0.286, SLG: 0.209 (1, 3)	0-0 G5-3	0-0 F5			0-0 F8			1-2 F7		4 0 0 0 0 0 3	
Phil Nevin, R OBP: 0.442, SLG: 0.682 (1, 5)		1-2 CS 1B	1-2 G6-3		2-0 FC6-4 1-2f			2-2 E6		4 0 1 0 0 0 1	
Mike Darr, L OBP: 0.479, SLG: 0.439 Bubba Trammell, R OBP: 0.412, SLG: 0.571 (6, PH) (7, 7)		2-1 E CS G4-3 1-2	1-0 F7		4-0 FC5-4 BB			0-1 G5-3		2 1 0 0 0 0 1 1 0 0 0 1 0 1	
Wiki Gonzalez, R OBP: 0.308, SLG: 0.304 Kevin Walker, L (9, 1)		1-2 E G4-3 1B 1-3 2-3	0-1 G6-3		1-3 K			0-2 G6-3		4 1 0 0 0 1 4 0 0 0 0 0 0 0	
Santiago Perez, S OBP: 0.444, SLG: 0.357 (7, 8)		0-0 G4-3		2-3 K		0-3 K		4-2 S BB		3 0 0 1 1 2 2	
Chris Gomez, R OBP: 0.267, SLG: 0.200 Mark Kotsay, L OBP: 0.244, SLG: 0.250 (9, PH)		4-2 1B BB	0-0 G6-3		1-0 FC5-4 1-2f			2-3 K		2 1 0 0 1 0 1 1 0 0 0 0 1 1	
Kevin Jarvis, L OBP: 0.000, SLG: 0.750 Rodney Myers, R Brian Lawrence, R Dave Magadan, L OBP: 0.333, SLG: 0.333 Jay Witasick, R Ben Davis, S OBP: 0.433, SLG: 0.583 (1, 1) (6, 1) (6, 1) (7, PH) (8, 1) (9, 2)		0-0 1B 1B	1-3 K		0-0 G4-3			0-3 K		2 1 1 1 0 1 0 0 0 0 0 0 0 0 0 0 0 0 0 0 0 1 0 0 0 0 0 0 0 0 0 0 0 0 0 1 0 0 0 0 1 1	

Inning Stats	R: 0 E: 0 K: 0 S: 3	H: 0 LOB: 0 BB: 0 P: 5	R: 4 E: 2 K: 0 S: 19	H: 4 LOB: 2 BB: 1 P: 30	R: 0 E: 0 K: 0 S: 6	H: 0 LOB: 0 BB: 0 P: 8	R: 0 E: 0 K: 2 S: 7	H: 0 LOB: 0 BB: 0 P: 10	R: 0 E: 0 K: 0 S: 8	H: 1 LOB: 1 BB: 0 P: 14	R: 0 E: 0 K: 2 S: 7	H: 0 LOB: 1 BB: 1 P: 13	R: 0 E: 0 K: 0 S: 6	H: 0 LOB: 0 BB: 0 P: 8	R: 0 E: 1 K: 0 S: 11	H: 0 LOB: 1 BB: 0 P: 14	R: 0 E: 0 K: 3 S: 15	H: 0 LOB: 1 BB: 1 P: 24	1B: 5 2B: 0 3B: 0 HR: 0	SF: 0 SAC: 0 DP: 0 HBP: 0	WP: 0 PB: 0 SB: 1 CS: 2	PA: 37
--------------	------------------------------	---------------------------------	-------------------------------	----------------------------------	------------------------------	---------------------------------	------------------------------	----------------------------------	------------------------------	----------------------------------	------------------------------	----------------------------------	------------------------------	---------------------------------	-------------------------------	----------------------------------	-------------------------------	----------------------------------	----------------------------------	------------------------------------	----------------------------------	--------

PITCHER	IP	WLS	BF	H	R	ER	SO	BB	IBB	HBP	BLK	WP	HR	S	P	ERA	WHIP
Kevin Brown, R ERA: 0.69 (1, 1)	5.0	W	22	5	4	0	2	1	0	0	0	0	0	43	67	0.00	1.200
Matt Herges, R ERA: 1.86 (6, 1)	2.0	H	7	0	0	0	2	1	0	0	0	0	0	13	21	0.00	0.500
Mike Fetters, R ERA: 2.25 (8, 1)	1.0	H	4	0	0	0	0	0	0	0	0	0	0	11	14	0.00	0.000
Jeff Shaw, R ERA: 5.14 (9, 1)	1.0	S	4	0	0	0	3	1	0	0	0	0	0	15	24	0.00	1.000

AB	34
R	4
H	5
RBI	4
BB	3
SO	7
LOB	16



livebaseballscorecards.com

Batter	1	2	3	4	5	6	7	8	9	AB R H RBI BB SO LOB	TOP																									
Marquis Grissom, R (1, 8) OBP: 0.161, SLG: 0.290	2-1 1B G6-4-3 2B	1-0 F9			1-1 1B SF9 1B		0-1 G6-3		3-2 G6-3 1-3	5 2 2 0 0 0 3	<p>Los Angeles Dodgers @ San Francisco Giants</p> <p>PacBell Park, San Francisco, CA</p> <p>Tue Apr 17 2001, 10:15 PM EDT</p> <p>Att. 41,059 - Cloudy - 61 F</p> <p>livebaseballscorecards.com</p>																									
Mark Grudzielanek, R (1, 4) OBP: 0.370, SLG: 0.660	1-1 G6-4-3 2-3 1B		2-0 F8		0-2 1-3 1B		4-2 BB BB	0-3 K	4 0 2 0 1 1 2																											
Gary Sheffield, R (1, 7) OBP: 0.448, SLG: 0.767	1-1 G6-4-3 1-2f 3-H		1-1 P6		2-1 SF9 3-H		1-3 K	3-3 K	4 0 0 1 0 2 4																											
Eric Karros, R (1, 3) OBP: 0.281, SLG: 0.426	1-2 1B		0-0 2B		2-3 K2-3		4-1 1-2 BB		3 0 2 0 1 1 1																											
Shawn Green, L (1, 9) OBP: 0.281, SLG: 0.481	2-3 K		0-2 G3			2-2 G6-3	0-0 G3		4 0 0 0 0 1 4																											
Phil Hiatt, R (1, 5) OBP: 0.296, SLG: 0.440		2-3 K		2-3 K		1-3 K		1-2 F8	4 0 0 0 0 3 0																											
Paul Lo Duca, R (1, 2) OBP: 0.417, SLG: 0.647		2-2 37 1B		3-2 G3		3-2 2B		1-3 K	4 0 2 0 0 1 0																											
Jeff Reboulet, R (1, 6) OBP: 0.471, SLG: 0.273		3-3 K		2-1 G5-3		4-1 BB		2-3 K	3 0 0 0 1 2 1																											
37 Darren Dreifort, R (1, 1) OBP: 0.333, SLG: 0.500		3-2		2-3 K		2-3 K		4-2 E S BB	3 0 1 0 0 2 2																											
Terry Adams, R (7, 1)									0 0 0 0 0 0 0																											
Chris Donnels, L (9, PH) OBP: 0.267, SLG: 0.269									0 0 0 0 1 0 0																											
Tom Goodwin, L (9, PR) OBP: 0.211, SLG: 0.351		1-3 1B							0 0 0 0 0 0 0																											
Inning Stats	R: 1 E: 0 K: 1 S: 12	H: 3 LOB: 1 BB: 0 P: 19	R: 0 E: 0 K: 2 S: 13	H: 2 LOB: 2 BB: 0 P: 24	R: 0 E: 0 K: 0 S: 7	H: 1 LOB: 1 BB: 0 P: 10	R: 0 E: 0 K: 1 S: 9	H: 0 LOB: 0 BB: 0 P: 16	R: 1 E: 0 K: 2 S: 14	H: 2 LOB: 1 BB: 0 P: 21	R: 0 E: 0 K: 2 S: 13	H: 1 LOB: 2 BB: 1 P: 25	R: 0 E: 0 K: 1 S: 9	H: 0 LOB: 2 BB: 2 P: 18	R: 0 E: 0 K: 2 S: 10	H: 0 LOB: 0 BB: 0 P: 14	R: 0 E: 0 K: 2 S: 18	H: 0 LOB: 2 BB: 1 P: 28	1B: 6 2B: 3 3B: 0 HR: 0	SF: 1 SAC: 0 DP: 1 HBP: 0	WP: 0 PB: 0 SB: 1 CS: 0	PA: 39														
PITCHER	IP WLS BF H R ER SO BB IBB HBP BLK WP HR S P ERA WHIP																																			
Shawn Estes, L (1, 1) ERA: 5.63	6.0		27	9	2	2	8	1	0	0	1	0	0	68	115	3.00	1.667																			
Tim Worrell, R (7, 1) ERA: 0.93	1.0		5	0	0	0	1	2	0	0	0	0	0	9	18	0.00	2.000																			
Felix Rodriguez, R (8, 1) ERA: 4.26	1.0	W	3	0	0	0	2	0	0	0	0	0	0	10	14	0.00	0.000																			
Robb Nen, R (9, 1) ERA: 1.35	1.0	S	4	0	0	0	2	1	0	0	0	0	0	18	28	0.00	1.000																			

AB	34
R	2
H	9
RBI	1
BB	4
SO	13
LOB	17



Batter	1	2	3	4	5	6	7	8	9	AB	R	H	RBI	BB	SO	LOB
--------	---	---	---	---	---	---	---	---	---	----	---	---	-----	----	----	-----

Marvin Benard, L <small>(1, 8) OBP: 0.200, SLG: 0.170</small> <small>(9, 9)</small>	0-1 		3-1 G4-3 <small>(1)</small>		3-1 F8 <small>(2)</small>		2-0 FC6-4 <small>(3)</small> 1-2f			4	1	1	0	0	0	2
Rich Aurilia, R <small>(1, 6) OBP: 0.458, SLG: 0.659</small>	2-1 		0-0 F8 <small>(2)</small>		3-2 F2 <small>(3)</small>			2-2 		4	1	2	0	0	0	0
Barry Bonds, L <small>(1, 7) OBP: 0.315, SLG: 0.674</small>	1-3 K <small>(1)</small>		2-2 F7 <small>(3)</small>			0-1 G3-1 <small>(1)</small>		2-0 		4	1	1	2	0	1	2
Jeff Kent, R <small>(1, 4) OBP: 0.291, SLG: 0.560</small>	2-1 			0-0 FC6-5 BB 1B		3-1 F9 <small>(2)</small>		0-0 F8 <small>(1)</small>		4	0	2	1	0	0	0
Armando Rios, L <small>(1, 9) OBP: 0.386, SLG: 0.550</small> Robb Nen, R <small>(9, 1)</small>	1-3 K <small>(2)</small>		1-3 P4 <small>(1)</small>			3-2 F7 <small>(3)</small>		2-3 K <small>(2)</small>		4	0	0	0	0	2	3
J.T. Snow, L <small>(1, 3) OBP: 0.434, SLG: 0.442</small>	3-3 K <small>(3)</small>			4-2 FC6-5 BB 1B			0-3 K <small>(1)</small>	2-2 G4-3 <small>(3)</small>		3	0	0	0	1	2	2
Russ Davis, R <small>(1, 5) OBP: 0.243, SLG: 0.471</small>		0-3 K2-3 <small>(1)</small>		2-3 K <small>(2)</small>			4-2 			2	0	0	0	1	2	2
Benito Santiago, R <small>(1, 2) OBP: 0.478, SLG: 0.750</small>		0-0 L7 <small>(2)</small>		0-1 FC6-5 <small>(3)</small> 1-2 2-3f			2-2 			3	0	1	0	0	0	2
Shawn Estes, R <small>(1, 1)</small> Tim Worrell, R <small>(7, 1)</small> Eric Davis, R <small>(7, PH) OBP: 0.214, SLG: 0.083</small> Felix Rodriguez, R <small>(8, 1)</small> Calvin Murray, R <small>(9, 8) OBP: 0.571, SLG: 1.000</small>		1-2 F9 <small>(3)</small>		0-0 P4 <small>(1)</small>			1-3 K <small>(2)</small>			2	0	0	0	0	0	0

Inning Stats	R: 1	H: 3	E: 0	LOB: 2	K: 3	S: 15	R: 0	H: 0	E: 0	LOB: 0	K: 1	S: 7	R: 0	H: 0	E: 0	LOB: 0	K: 0	S: 6	R: 0	H: 1	E: 0	LOB: 2	K: 1	S: 10	R: 0	H: 0	E: 0	LOB: 0	K: 0	S: 6	R: 0	H: 0	E: 0	LOB: 0	K: 2	S: 14	R: 2	H: 2	E: 0	LOB: 0	K: 1	S: 11
--------------	------	------	------	--------	------	-------	------	------	------	--------	------	------	------	------	------	--------	------	------	------	------	------	--------	------	-------	------	------	------	--------	------	------	------	------	------	--------	------	-------	------	------	------	--------	------	-------

PITCHER	IP	WLS	BF	H	R	ER	SO	BB	IBB	HBP	BLK	WP	HR	S	P	ERA	WHIP
37 Darren Dreifort, R <small>ERA: 4.76</small>	(1, 1)	6.1	25	4	1	1	6	2	0	0	0	0	0	58	97	1.42	0.947
Terry Adams, R <small>ERA: 1.8</small>	(7, 1)	1.2	8	3	2	2	2	0	0	0	0	0	1	18	31	10.80	1.800

BOTTOM

4	1	1	0	0	0	2
4	1	2	0	0	0	0
4	1	1	2	0	1	2
4	0	2	1	0	0	0
4	0	0	0	0	2	3
0	0	0	0	0	0	0
3	0	0	0	1	2	2
2	0	0	0	1	2	2
3	0	1	0	0	0	2
2	0	0	0	0	0	0
0	0	0	0	0	0	0
1	0	0	0	0	1	2
0	0	0	0	0	0	0
0	0	0	0	0	0	0

AB	31
R	3
H	7
RBI	3
BB	2
SO	8
LOB	15



WP	PA	ERA	WHIP
0	33		

Los Angeles Dodgers @ San Francisco Giants
PacBell Park, San Francisco, CA
 Tue Apr 17 2001, 10:15 PM EDT
 Att: 41,059 - Cloudy - 61 F

livebaseballscorecards.com

Batter	1	2	3	4	5	6	7	8	9	AB	R	H	RBI	BB	SO	LOB	TOP										
Tom Goodwin, L (1, 8) OBP: 0.209, SLG: 0.333	0-2 F7		2-2 FC1-6 1B E 1-2f	0-0 G4-3			1-0 G5-4-3 1B 1B	1-2 G4-3		5	2	1	0	0	0	3	<p>Los Angeles Dodgers @ San Francisco Giants</p> <p>PacBell Park, San Francisco, CA</p> <p>Wed Apr 18 2001, 10:15 PM EDT</p> <p>Att: 41,059 - Cloudy - 52 F</p>										
Mark Grudzielanek, R (1, 4) OBP: 0.390, SLG: 0.655	1-2 BB 1B		3-0 G4-3 1-2		2-2 1B		0-1 G5-4-3 1B 1-2		0-3 K	5	0	3	0	0	1	1											
Gary Sheffield, R (1, 7) OBP: 0.429, SLG: 0.702	1-1 P3		4-1 E BB		1-0 L8		2-0 G5-4-3 1-2f 2-3		0-2 P6	4	0	0	0	1	0	4											
Shawn Green, L (1, 9) OBP: 0.306, SLG: 0.482	4-2 BB 1-2		0-0 E5 1-2 2-H 1B		2-2 F8		2-1 2B 1B 3-H		2-3 K	4	1	2	1	1	1	1											
Eric Karros, R (1, 3) OBP: 0.279, SLG: 0.431	2-1 F9		1-3 K		1-2 G4-3		0-0 1B 2B 1-H			4	0	1	1	0	1	5											
Chris Donnels, L (1, 5) OBP: 0.273, SLG: 0.276		3-3 K		1-2 G1-3		0-0 G6-4-3 BB 1B		2-3 K		3	0	1	0	0	1	0											
Phil Hiatt, R (7, PH) OBP: 0.286, SLG: 0.423										1	0	0	0	0	1	1											
Chad Kreuter, S (1, 2) OBP: 0.238, SLG: 0.167		2-0 G1-3		1-0 E 2B		4-2 G6-4-3 BB 1-2		2-2 G4-3		3	1	1	0	1	0	0											
Alex Cora, L (1, 6) OBP: 0.225, SLG: 0.351		0-0 B1-3		0-2 E6 G3 2-H		2-2 G6-4-3 1-2f 2-3		2-2 1B		4	0	1	0	0	0	2											
Chan Ho Park, R (1, 1) OBP: 0.222, SLG: 0.222			1-0 FC1-6 1B		0-0 G3		1-1 F9		2-2 P6	3	0	1	0	0	0	2											
Matt Herges, L (7, 1)										0	0	0	0	0	0	0											
Hiram Bocachica, R (8, PH) OBP: 0.286, SLG: 0.333										1	0	0	0	0	0	1											
Gregg Olson, R (8, 1)										0	0	0	0	0	0	0											
Inning Stats	R: 0 E: 0 K: 0 S: 13	H: 1 LOB: 2 BB: 1 P: 21	R: 0 E: 0 K: 1 S: 5	H: 0 LOB: 0 BB: 0 P: 10	R: 1 E: 1 K: 1 S: 11	H: 2 LOB: 2 BB: 1 P: 22	R: 1 E: 1 K: 0 S: 9	H: 1 LOB: 1 BB: 0 P: 11	R: 0 E: 0 K: 0 S: 13	H: 1 LOB: 1 BB: 0 P: 19	R: 0 E: 0 K: 0 S: 10	H: 1 LOB: 1 BB: 1 P: 17	R: 2 E: 0 K: 1 S: 11	H: 4 LOB: 1 BB: 0 P: 18	R: 0 E: 0 K: 0 S: 16	H: 1 LOB: 1 BB: 0 P: 23	R: 0 E: 0 K: 2 S: 9	H: 0 LOB: 0 BB: 0 P: 11	1B: 9 2B: 2 3B: 0 HR: 0	SF: 0 SAC: 0 DP: 2 HBP: 0	WP: 0 PB: 0 SB: 0 CS: 0	PA: 40					
PITCHER	IP	WLS	BF	H	R	ER	SO	BB	IBB	HBP	BLK	WP	HR	S	P	ERA	WHIP										
Livan Hernandez, R (1, 1) ERA: 6.17	6.2		32	10	4	2	2	3	0	0	0	0	0	68	112	2.70	1.950										
Aaron Fultz, L (7, 1) ERA: 2.89	0.1	W	1	0	0	0	1	0	0	0	0	0	0	4	6	0.00	0.000										
Felix Rodriguez, R (8, 1) ERA: 3.68	1.0	H	4	1	0	0	0	0	0	0	0	0	0	16	23	0.00	1.000										
Robb Nen, R (9, 1) ERA: 1.17	1.0	S	3	0	0	0	2	0	0	0	0	0	0	9	11	0.00	0.000										

livebaseballscorecards.com

AB	37
R	4
H	11
RBI	2
BB	3
SO	5
LOB	20



Batter	1	2	3	4	5	6	7	8	9
Marvin Benard, L (1, 8) OBP: 0.204, SLG: 0.196	2-3 K	2-0 P6			0-2 F8		1-2 HR 2B		
Rich Aurilia, R (1, 6) OBP: 0.462, SLG: 0.708	2-1 G5-3		1-3 K2-3		1-2 1B		0-0 HR 2-H		
Barry Bonds, L (1, 7) OBP: 0.310, SLG: 0.700	3-3 K		3-1 F8		2-1 F8		0-0 HR		
Jeff Kent, R (1, 4) OBP: 0.271, SLG: 0.519		2-1 G5-3	0-1 P4		0-1 F8		1-1 G6-3		
J.T. Snow, L (1, 3) OBP: 0.421, SLG: 0.413		4-0 BB 1B BB		0-0 G3		0-0 L4		2-3 K	
Russ Davis, R (1, 5) OBP: 0.250, SLG: 0.459		0-3 K		1-1 P4		0-0 1B		0-2 G1-3	
Aaron Fultz, L (7, 1)									
Felix Rodriguez, R (8, 1)									
Felipe Crespo, S (8, PH) OBP: 0.143, SLG: 0.143									
Robb Nen, R (9, 1)									
Armando Rios, L (1, 9) OBP: 0.375, SLG: 0.512		4-1 1B 1B BB		1-0 G3-1		2-1 F8		0-3 K	
Bobby Estalella, R (1, 2) OBP: 0.375, SLG: 0.464		0-2 1B 1-2 2-H 1B			2-3 K		1-3 K		
Livan Hernandez, R (1, 1) OBP: 0.333, SLG: 0.333		0-2 1B			2-0 E5 1B		2-3 K		
Pedro Feliz, R (7, 5) OBP: 0.235, SLG: 0.267		1-3 2-H 1B							

Inning Stats	R: 0	H: 0	E: 0	K: 2	S: 9	LOB: 0	BB: 0	P: 16
	R: 2	H: 2	E: 0	K: 1	S: 13	LOB: 2	BB: 2	P: 25
	R: 0	H: 0	E: 0	K: 1	S: 8	LOB: 0	BB: 0	P: 12
	R: 0	H: 0	E: 0	K: 0	S: 4	LOB: 0	BB: 0	P: 6
	R: 0	H: 1	E: 1	K: 1	S: 12	LOB: 2	BB: 0	P: 19
	R: 0	H: 1	E: 0	K: 0	S: 6	LOB: 1	BB: 0	P: 8
	R: 3	H: 3	E: 0	K: 2	S: 13	LOB: 0	BB: 0	P: 18
	R: 0	H: 0	E: 0	K: 2	S: 9	LOB: 0	BB: 0	P: 11

PITCHER	IP	WLS	BF	H	R	ER	SO	BB	IBB	HBP	BLK	WP	HR	S	P	ERA	WHIP
Chan Ho Park, R (1, 1) ERA: 4.21	6.2	L	30	7	5	5	7	2	0	0	0	0	2	63	101	6.75	1.350
Matt Herges, R (7, 1) ERA: 1.8	0.1		1	0	0	0	0	0	0	0	0	0	0	2	3	0.00	0.000
Gregg Olson, R (8, 1) ERA: 1.8	1.0		3	0	0	0	2	0	0	0	0	0	0	9	11	0.00	0.000

BOTTOM

Los Angeles Dodgers @ San Francisco Giants
PacBell Park, San Francisco, CA

Wed Apr 18 2001, 10:15 PM EDT
Att: 41,059 - Cloudy - 52 F

AB	R	H	RBI	BB	SO	LOB
4	1	1	0	0	1	3
4	1	2	2	0	1	0
4	1	1	1	0	1	2
4	0	0	0	0	0	0
3	1	0	0	1	1	0
3	0	1	0	0	1	1
0	0	0	0	0	0	0
0	0	0	0	0	0	0
1	0	0	0	0	0	0
0	0	0	0	0	0	0
3	1	0	0	1	1	1
3	0	1	1	0	2	0
2	0	1	1	0	0	0
1	0	0	0	0	1	0

AB	32
R	5
H	7
RBI	5
BB	2
SO	9
LOB	7

livebaseballscorecards.com

GIANTS

WP	PA
0	34

Batter	1	2	3	4	5	6	7	8	9	AB R H RBI BB SO LOB	TOP		
Marquis Grissom, R (1, 8) <small>OBP: 0.194, SLG: 0.417</small>	2-2 HR		0-3 		0-1 1B	1-1 1B		3-2 F8		5 3 2 2 0 1 2	Los Angeles Dodgers @ San Francisco Giants PacBell Park, San Francisco, CA Thu Apr 19 2001, 10:35 PM EDT Att. 41,059 - Overcast - 52 F		
Mark Grudzielanek, R (1, 4) <small>OBP: 0.391, SLG: 0.633</small>	2-2 G4-3		3-2 G5-3		2-2 F8 BB 1B	0-0 1B		0-0 G6-3		5 1 2 2 0 0 1			
Gary Sheffield, R (1, 7) Tom Goodwin, L (8, 7) <small>OBP: 0.441, SLG: 0.740</small> <small>OBP: 0.209, SLG: 0.333</small>	4-0 BB		3-3 		4-1 1B	0-0 F5		0-2 HR		3 1 1 1 2 1 3 0 0 0 0 0 0 0			
Eric Karros, R (1, 3) <small>OBP: 0.273, SLG: 0.413</small>	1-3 			3-2 F9	0-0 F8	0-1 1B		0-1 G6-3		5 0 1 1 0 1 3			
Shawn Green, L (1, 9) <small>OBP: 0.328, SLG: 0.500</small>	1-2 G4-3			0-0 2B	2-1 G5-4-3 1B	0-0 L1-6		4-0 3B		4 2 2 1 1 0 3			
Paul Lo Duca, R (1, 2) Chad Kreuter, S (5, 2) <small>OBP: 0.410, SLG: 0.649</small> <small>OBP: 0.261, SLG: 0.300</small>			0-1 F8	3-2 1B SH1-3 2B	0-2 G5-4-3		3-3 K		0-0 3B			3 1 1 1 0 0 2 2 0 1 1 0 1 0	
Hiram Bocachica, R (1, 5) Phil Hiatt, R (7, 5) <small>OBP: 0.389, SLG: 0.500</small> <small>OBP: 0.276, SLG: 0.407</small>			0-2 F3	0-2 SH1-3 1B		2-2 1B FC5 2B	0-1 1B		0-3 K			4 1 3 0 0 0 0 1 0 0 0 0 1 1	
Jeff Reboulet, R (1, 6) <small>OBP: 0.429, SLG: 0.267</small>			1-0 P3	0-0 SH1-3		2-2 1B FC5 1B	2-3 K		0-0 P4			4 1 1 1 0 1 2	
Eric Gagne, R (1, 1) Chris Donnels, L (9, PH) Jose Nunez, L (9, 1) <small>OBP: 0.111, SLG: 0.222</small> <small>OBP: 0.265, SLG: 0.267</small> <small>ERA: 12.0</small>			2-2 2B	0-2 G2-3		0-3 K	0-1 G4-3		2-3 K			4 0 1 0 0 1 4 1 0 0 0 0 1 1 0 0 0 0 0 0 0	
Inning Stats	R: 1 H: 1 E: 0 LOB: 1 K: 1 BB: 1 S: 16 P: 26	R: 0 H: 0 E: 0 LOB: 0 K: 0 BB: 0 S: 6 P: 7	R: 0 H: 1 E: 0 LOB: 1 K: 2 BB: 0 S: 15 P: 23	R: 2 H: 3 E: 0 LOB: 1 K: 0 BB: 0 S: 18 P: 24	R: 2 H: 3 E: 0 LOB: 1 K: 0 BB: 1 S: 12 P: 20	R: 3 H: 4 E: 0 LOB: 2 K: 1 BB: 0 S: 18 P: 23	R: 0 H: 1 E: 0 LOB: 1 K: 2 BB: 0 S: 10 P: 15	R: 1 H: 1 E: 0 LOB: 0 K: 0 BB: 0 S: 9 P: 12	R: 1 H: 1 E: 0 LOB: 1 K: 2 BB: 1 S: 12 P: 18	1B: 7 SF: 0 2B: 5 SAC: 1 3B: 1 DP: 1 HR: 2 HBP: 0	WP: 0 PA: 45 PB: 0 SB: 0 CS: 0		
PITCHER	IP WLS BF H R ER SO BB IBB HBP BLK WP HR S P ERA WHIP											PITCHER	IP WLS BF H R ER SO BB IBB HBP BLK WP HR S P ERA WHIP
Kirk Rueter, L (1, 1) <small>ERA: 6.64</small>	4.0 L 21 7 5 5 3 2 0 0 0 0 0 1 61 92 11.25 2.250												
Aaron Fultz, L (5, 1) <small>ERA: 4.76</small>	2.0 11 5 3 3 1 0 0 0 0 0 0 0 24 31 13.50 2.500												
Alan Embree, L (7, 1) <small>ERA: 12.0</small>	2.0 8 2 1 1 2 0 0 0 0 0 0 1 19 27 4.50 1.000												
Tim Worrell, R (9, 1) <small>ERA: 1.69</small>	1.0 5 1 1 1 2 1 0 0 0 0 0 0 12 18 9.00 2.000												

livebaseballscorecards.com

AB	41
R	10
H	15
RBI	10
BB	3
SO	8
LOB	22



Batter	1	2	3	4	5	6	7	8	9	AB	R	H	RBI	BB	SO	LOB
--------	---	---	---	---	---	---	---	---	---	----	---	---	-----	----	----	-----

Marvin Benard, L (1, 8) <small>OBP: 0.190, SLG: 0.182</small> Calvin Murray, R (8, 8) <small>OBP: 0.571, SLG: 1.000</small>	0-2 F9		0-1 G1-3		0-1 F6		1-2 G4-3			4	0	0	0	0	0	1
Rich Aurilia, R (1, 6) <small>OBP: 0.446, SLG: 0.673</small> Tim Worrell, R (9, 1)	1-2 L4		1-0 F9		2-1 F9			0-2 1B		4	0	1	0	0	0	1
Barry Bonds, L (1, 7) <small>OBP: 0.311, SLG: 0.679</small> Shawon Dunston, R (7, 7) <small>OBP: 0.250, SLG: 0.250</small>	0-0 1B		2-3 K			1-0 G4-3		2-3 K		3	0	1	0	0	1	0
Jeff Kent, R (1, 4) <small>OBP: 0.254, SLG: 0.483</small>	1-0 F9			0-0 G6-3		0-2 G6-3		0-0 F9		4	0	0	0	0	0	2
J.T. Snow, L (1, 3) <small>OBP: 0.450, SLG: 0.426</small> Alan Embree, L (7, 1) Ramon Martinez, R (8, PH) <small>OBP: 0.467, SLG: 0.333</small> (9, 6)		3-2 2B SF8 1B		2-0 HBP		4-2 1B BB		2-3 K		1	1	1	0	1	0	0
Russ Davis, R (1, 5) <small>OBP: 0.273, SLG: 0.488</small>		0-0 SF8 1-3 2B		1-1 F9		1-1 1B		1-2 L5		4	0	2	0	0	0	1
Armando Rios, L (1, 9) <small>OBP: 0.346, SLG: 0.468</small>		3-3 K		0-3 K		0-0 G3-1		0-3 K		4	0	0	0	0	3	5
Benito Santiago, R (1, 2) <small>OBP: 0.444, SLG: 0.696</small>		2-2 SF8 2-3 3-H			2-2 P6		2-0 F9		0-0 1B	3	0	1	1	0	0	0
Kirk Rueter, L (1, 1) Aaron Fultz, L (5, 1) <small>OBP: 0.500, SLG: 0.500</small> Felipe Crespo, S (7, 3) <small>OBP: 0.111, SLG: 0.111</small>		1-3 K			2-2 1B		2-3 K		3-2 G6-3	1	0	0	0	0	1	1
										1	0	1	0	0	0	0
										2	0	0	0	0	1	1

Inning Stats	R: 0	H: 1	E: 0	LOB: 1	K: 0	BB: 0	S: 8	P: 10	R: 1	H: 2	E: 0	LOB: 1	K: 2	BB: 0	S: 20	P: 29	R: 0	H: 0	E: 0	LOB: 1	K: 1	BB: 0	S: 6	P: 9	R: 0	H: 1	E: 0	LOB: 2	K: 0	BB: 1	S: 9	P: 15	R: 0	H: 0	E: 0	LOB: 0	K: 1	BB: 0	S: 9	P: 14	R: 0	H: 1	E: 0	LOB: 1	K: 2	BB: 0	S: 12	P: 16	R: 0	H: 1	E: 0	LOB: 1	K: 1	BB: 0	S: 14	P: 18	1B: 6	SF: 1	2B: 1	SAC: 0	3B: 0	DP: 0	HR: 0	HBP: 1	WP: 0	PA: 36
--------------	------	------	------	--------	------	-------	------	-------	------	------	------	--------	------	-------	-------	-------	------	------	------	--------	------	-------	------	------	------	------	------	--------	------	-------	------	-------	------	------	------	--------	------	-------	------	-------	------	------	------	--------	------	-------	-------	-------	------	------	------	--------	------	-------	-------	-------	-------	-------	-------	--------	-------	-------	-------	--------	-------	--------

PITCHER	IP	WLS	BF	H	R	ER	SO	BB	IBB	HBP	BLK	WP	HR	S	P	ERA	WHIP
Eric Gagne, R (1, 1) <small>ERA: 3.96</small>	8.0		32	6	1	1	7	1	0	1	0	0	0	84	122	1.12	0.875
Jose Nunez, L (9, 1) <small>ERA: 9.0</small>	1.0		4	1	0	0	1	0	0	0	0	0	0	14	18	0.00	1.000

BOTTOM

Los Angeles Dodgers @ San Francisco Giants
 PacBell Park, San Francisco, CA
 Thu Apr 19 2001, 10:35 PM EDT
 Att: 41,059 - Overcast - 52 F

livebaseballscorecards.com

AB	33
R	1
H	7
RBI	1
BB	1
SO	8
LOB	14



Batter	1	2	3	4	5	6	7	8	9	AB R H RBI BB SO LOB	TOP		
Rickey Henderson, R OBP: 0.200, SLG: 0.200 (1, 7) C X	0-1 FC1-6 1B		2-1 G6-3		0-1 G1-6-3			1-3 K		4 0 1 0 0 1 2			
Tony Gwynn, L OBP: 0.378, SLG: 0.429 Chris Gomez, R OBP: 0.211, SLG: 0.152 (1, 9) B C X (6, 6)	2-1 FC1-6 BLK 2B 1-2f		1-1 G4-3		1-0 1B		1-3 K		3 1 1 0 0 0 1 1 0 0 0 0 1 0				
Ryan Klesko, L OBP: 0.323, SLG: 0.245 (1, 3) C X	0-1 F2			2-3 K		0-0 G6-4-3 1B		0-0 G3		4 0 1 0 0 1 1			
Phil Nevin, R OBP: 0.358, SLG: 0.542 (1, 5) C B S F T B X	2-2 1-H 2B		1-3 K		2-2 G6-4-3 1-2f		0-0 P1		4 0 1 1 0 1 1				
Mike Darr, L OBP: 0.417, SLG: 0.377 (1, 8) X	0-0 G3		2-3 K		2-3 K		2-3 K		4 0 0 0 0 3 1				
Santiago Perez, S OBP: 0.536, SLG: 0.333 (1, 6) (6, 9)		2-2 F5		4-2 CS BB		4-2 HBP BB		4-1 BB		1 0 0 0 3 0 0			
Damian Jackson, R OBP: 0.395, SLG: 0.470 (1, 4)		0-2 G4-3		1 SAFE 0-1 1B 1-2 1B		1-0 1-2 HBP		0-0 F8		3 0 1 0 0 0 1			
Wiki Gonzalez, R OBP: 0.303, SLG: 0.333 (1, 2)		2-3 K		2-2 S 1B 1-3 1B		2-3 K				3 0 1 0 0 2 2			
Brian Tollberg, R Brian Lawrence, R Dave Magadan, L OBP: 0.308, SLG: 0.250 Jay Witasick, R (7, 1) (1, 1) (6, 1) (7, PH) (7, 1)			1-3 K		0-3 K 1-2		1-1 G3			2 0 0 0 0 2 2 0 0 0 0 0 0 0 1 0 0 0 0 0 2 0 0 0 0 0 0 0			
Inning Stats	R: 1 H: 2 E: 0 LOB: 1 K: 0 BB: 0 S: 12 P: 16	R: 0 H: 0 E: 0 LOB: 0 K: 1 BB: 0 S: 9 P: 13	R: 0 H: 0 E: 0 LOB: 0 K: 1 BB: 0 S: 8 P: 12	R: 0 H: 0 E: 0 LOB: 0 K: 3 BB: 0 S: 9 P: 14	R: 0 H: 2 E: 0 LOB: 2 K: 1 BB: 1 S: 15 P: 21	R: 0 H: 2 E: 0 LOB: 0 K: 0 BB: 0 S: 5 P: 8	R: 0 H: 0 E: 0 LOB: 2 K: 2 BB: 1 S: 11 P: 21	R: 0 H: 0 E: 0 LOB: 0 K: 1 BB: 0 S: 9 P: 11	R: 0 H: 0 E: 0 LOB: 1 K: 1 BB: 1 S: 6 P: 11	1B: 5 SF: 0 2B: 1 SAC: 0 3B: 0 DP: 1 HR: 0 HBP: 1	WP: 0 PA: 34 PB: 0 SB: 1 CS: 1		
PITCHER	IP WLS BF H R ER SO BB IBB HBP BLK WP HR S P ERA WHIP											PITCHER	IP WLS BF H R ER SO BB IBB HBP BLK WP HR S P ERA WHIP
Kevin Brown, R ERA: 0.93 Gregg Olson, R ERA: 1.59 Mike Fetters, R ERA: 1.8 Jeff Shaw, R ERA: 4.5	(1, 1) 6.1 W 25 6 1 1 7 2 0 1 1 0 0 63 96 1.42 1.263												
	(7, 1) 0.2 H 2 0 0 0 1 0 0 0 0 0 0 6 9 0.00 0.000												
	(8, 1) 1.0 H 3 0 0 0 2 0 0 0 0 0 0 9 11 0.00 0.000												
	(9, 1) 1.0 S 4 0 0 0 1 1 0 0 0 0 0 6 11 0.00 1.000												

San Diego Padres @ Los Angeles Dodgers
Dodger Stadium, Los Angeles, CA
Fri Apr 20 2001, 7:10 PM PDT
Att. 34,368 - Cloudy - 54 F

AB	30
R	1
H	6
RBI	1
BB	3
SO	11
LOB	13



Batter	1	2	3	4	5	6	7	8	9
Tom Goodwin, L (1, 8) OBP: 0.234, SLG: 0.318	1-2 F8		2-2 G3-1			4-1 1B BB	4-0 1B BB		
Mark Grudzielanek, R (1, 4) OBP: 0.382, SLG: 0.609	1-1 F8			2-0 G1-3		1-1 1B BB	0-3 K		
Gary Sheffield, R (1, 7) OBP: 0.444, SLG: 0.722	0-1 G6-3			1-0 G1-3		0-0 BB 1B	1-0		
Marquis Grissom, R (9, 7) OBP: 0.194, SLG: 0.417						1-2 2-H 1B	2-H 1B		
Shawn Green, L (1, 9) OBP: 0.338, SLG: 0.516		2-1 FC1-5 2B		1-3 K		1-0 BB 1B	3-3 K		
Chris Donnels, L (1, 3) OBP: 0.237, SLG: 0.235		3-2 FC1-5			0-2 L8	0-0 L8		1-0 G4-3	
Phil Hiatt, R (1, 5) OBP: 0.242, SLG: 0.355		0-3 K			0-1 F9	0-3 K		2-1 G5-3	
Chad Kreuter, S (1, 2) OBP: 0.333, SLG: 0.286		3-2 F7			4-1 1B BB	4-0 1-2 2-3 BB		4-0 BB	
Alex Cora, L (1, 6) OBP: 0.227, SLG: 0.341			1-3 K		3-1 1B	2-2 F7		2-3 K	
Kevin Brown, R (1, 1)			0-3 K		1-3 K		2-3 K		
Gregg Olson, R (7, 1)									
Hiram Bocachica, R (7, PH) OBP: 0.368, SLG: 0.471									
Mike Fetters, R (8, 1)									
Jeff Shaw, R (9, 1)									

AB	R	H	RBI	BB	SO	LOB
2	2	0	0	2	0	0
4	1	1	0	0	1	1
4	0	2	2	0	0	0
0	0	0	0	0	0	0
4	0	2	1	0	2	1
4	0	0	0	0	0	3
4	0	0	0	0	2	3
1	0	0	0	3	0	1
4	0	1	0	0	2	4
2	0	0	0	0	2	2
0	0	0	0	0	0	0
1	0	0	0	0	1	0
0	0	0	0	0	0	0
0	0	0	0	0	0	0

BOTTOM

San Diego Padres @ Los Angeles Dodgers
 Dodger Stadium, Los Angeles, CA

Fri Apr 20 2001, 7:10 PM PDT
 Att: 34,368 - Cloudy - 54 F

livebaseballscorecards.com

AB	30
R	3
H	6
RBI	3
BB	5
SO	10
LOB	15



Inning Stats	R: 0	H: 0	E: 0	K: 0	S: 8	LOB: 0	BB: 0	P: 10
	R: 0	H: 1	E: 0	K: 1	S: 12	LOB: 1	BB: 0	P: 20
	R: 0	H: 0	E: 0	K: 2	S: 9	LOB: 0	BB: 0	P: 12
	R: 0	H: 0	E: 0	K: 1	S: 5	LOB: 0	BB: 0	P: 9
	R: 0	H: 1	E: 0	K: 1	S: 11	LOB: 2	BB: 1	P: 19
	R: 2	H: 3	E: 0	K: 1	S: 12	LOB: 3	BB: 2	P: 24
	R: 1	H: 1	E: 0	K: 3	S: 13	LOB: 1	BB: 1	P: 23
	R: 0	H: 0	E: 0	K: 1	S: 7	LOB: 1	BB: 1	P: 16

1B: 5	SF: 0	WP: 0	PA: 35
2B: 1	SAC: 0	PB: 0	
3B: 0	DP: 0	SB: 1	
HR: 0	HBP: 0	CS: 0	

PITCHER	IP	WLS	BF	H	R	ER	SO	BB	IBB	HBP	BLK	WP	HR	S	P	ERA	WHIP
Brian Tollberg, R (1, 1) ERA: 3.32	5.0	L	22	5	2	2	5	2	0	0	0	0	0	50	81	3.60	1.400
Brian Lawrence, R (6, 1) ERA: 9.64	1.0		4	0	0	0	1	1	0	0	0	0	0	7	13	0.00	1.000
Jay Witasick, R (7, 1) ERA: 0.71	2.0		9	1	1	1	4	2	0	0	0	0	0	20	39	4.50	1.500

Batter	1	2	3	4	5	6	7	8	9	AB R H RBI BB SO LOB	TOP											
Rickey Henderson, R OBP: 0.214, SLG: 0.154 Rodney Myers, R (7, 1) Alex Arias, R OBP: 0.400, SLG: 0.467 (8, 5)	3-2 1B G4-6-3 HBP		0-1 G1-3		3-2 E1		0-2 G6-3			3 1 0 0 0 0 1 0 0 0 0 0 0 0 0 0 0 0 0 0 0												
Damian Jackson, R OBP: 0.388, SLG: 0.457 (1, 4)	1-1 1-3 1B G4-6-3		2-0 G3		2-3 K			0-2 G1-3		4 0 1 0 0 1 1												
Ryan Klesko, L OBP: 0.333, SLG: 0.316 (1, 3)	0-1 G4-6-3 1-2f 3-H		0-2 1B CS 1B		1-1 HR			1-0 G1-3		4 1 2 1 0 0 1												
Dave Magadan, L OBP: 0.294, SLG: 0.250 Trevor Hoffman, R (8, 1)	1-3 K		1-0 1-3 1B		2-1 L9			1-1 G4-3		4 0 1 0 0 1 0 0 0 0 0 0 0 0												
Mike Darr, L OBP: 0.406, SLG: 0.368 (1, 8)		1-2 1B FC1-2-5 1B	2-2 CS	2-3 K		2-3 K			1-1 G1-3	4 0 1 0 0 2 0												
Bubba Trammell, R OBP: 0.333, SLG: 0.395 (1, 9)		0-1 1-3 1B FC1-2-5		2-1 P6		0-2 P4			0-2 F9	4 0 1 0 0 0 0												
Ben Davis, S OBP: 0.395, SLG: 0.457 (1, 2)		2-3 K		1-1 F7			2-1 G3 1B		2-3 K	4 0 1 0 0 2 2												
Donaldo Mendez, R OBP: 0.333, SLG: 0.409 (1, 6)		1-0 1-3 3-H FC1-2-5		2-2 G4-3			2-3 K			3 0 0 0 0 1 3												
Kevin Jarvis, L OBP: 0.333, SLG: 0.500 Santiago Perez, S OBP: 0.517, SLG: 0.316 (7, PH) (8, 7)		2-2 P4		0-0 G6-3			2-2 G3			2 0 0 0 0 0 2 1 0 0 0 0 0 1												
Inning Stats	R: 1 E: 0 K: 1 S: 10	H: 1 LOB: 0 BB: 0 P: 15	R: 0 E: 0 K: 1 S: 13	H: 2 LOB: 2 BB: 0 P: 19	R: 0 E: 0 K: 0 S: 10	H: 2 LOB: 1 BB: 0 P: 15	R: 0 E: 0 K: 1 S: 7	H: 0 LOB: 0 BB: 0 P: 12	R: 0 E: 1 K: 1 S: 11	H: 0 LOB: 1 BB: 0 P: 18	R: 1 E: 0 K: 1 S: 12	H: 1 LOB: 0 BB: 0 P: 17	R: 0 E: 0 K: 1 S: 12	H: 1 LOB: 1 BB: 0 P: 18	R: 0 E: 0 K: 0 S: 6	H: 0 LOB: 0 BB: 0 P: 8	R: 0 E: 0 K: 1 S: 8	H: 0 LOB: 0 BB: 0 P: 11	1B: 6 2B: 0 3B: 0 HR: 1	SF: 0 SAC: 0 DP: 1 HBP: 1	WP: 0 PB: 0 SB: 1 CS: 1	PA: 35
PITCHER	IP WLS BF H R ER SO BB IBB HBP BLK WP HR S P ERA WHIP																					
Luke Prokopec, R ERA: 1.98 (1, 1)	6.0 W 24 6 2 2 5 0 0 1 0 0 1 63 96 3.00 1.000																					
Terry Adams, R ERA: 1.5 (7, 1)	2.0 H 7 1 0 0 1 0 0 0 0 0 0 0 18 26 0.00 0.500																					
Jeff Shaw, R ERA: 4.0 (9, 1)	1.0 S 3 0 0 0 1 0 0 0 0 0 0 0 8 11 0.00 0.000																					

San Diego Padres @ Los Angeles Dodgers
Dodger Stadium, Los Angeles, CA
Sat Apr 21 2001, 7:10 PM PDT
Att. 30,295 - Sunny - 59 F

AB	33
R	2
H	7
RBI	1
BB	0
SO	7
LOB	11



Batter	1	2	3	4	5	6	7	8	9	10	11	AB R H RBI BB SO LOB	TOP													
Santiago Perez, S (1, 7) OBP: 0.441, SLG: 0.250	0-3 K			1-3 K		2-2 G3		1-3 K		1-3 K		5 0 0 0 0 4 1	San Diego Padres @ Los Angeles Dodgers Dodger Stadium, Los Angeles, CA Sun Apr 22 2001, 1:10 PM PDT Att: 31,040 - Sunny - 69 F													
Mike Darr, L (1, 8) OBP: 0.406, SLG: 0.371	1-0 G1-3			0-3 K		0-1 HR		0-0 G6-3		3-2 G6-3		5 1 2 0 0 1 0														
Ryan Klesko, L (1, 3) OBP: 0.338, SLG: 0.387	0-3 K			2-0 G6-3		1-1 HR			0-0 BB	0-0 G6-3		5 2 2 3 0 1 1														
Phil Nevin, R (1, 5) OBP: 0.361, SLG: 0.524			1-2 E6		2-3 K	0-0 1B			0-3 K		4-0 SH1-4	4 1 1 0 1 2 1														
Alex Arias, R (1, 4) OBP: 0.375, SLG: 0.389			1-2 G4-3		1-0 F9	1-1 G5-3			4-2 BB		0-1 SH1-4	3 1 0 0 1 0 2														
Rodney Myers, R (11, 1)			1-2 1-2f						1B	BB	1-2	0 0 0 0 0 0 0														
Bubba Trammell, R (1, 9) OBP: 0.339, SLG: 0.404			1-1 G1-3		1-3 K2-3		0-1 G6-3		4-2 1B		0-0 2B	4 0 1 1 1 1 0														
Wiki Gonzalez, R (1, 2) OBP: 0.316, SLG: 0.429			0-1 G3			3-1 HR	2-3 K		2-0 1B		1-3 K	5 1 2 3 0 2 1														
Donaldo Mendez, R (1, 6) OBP: 0.310, SLG: 0.346			3-1 G6-3			1-0 FC2-8	1-1 G4-3		1-3 K		0-1 G5-3	4 0 0 0 0 1 3														
HBP																										
Bobby Jones, R (1, 1) OBP: 0.250, SLG: 0.143			2-3 K			0-0 FC2-6		2-2 G5-3		0-0 F7		2 1 0 0 0 1 1														
Rickey Henderson, R (8, 9th) OBP: 0.200, SLG: 0.143						1B						1 0 0 0 0 0 0														
Tom Davey, R (8, 1)						HR						0 0 0 0 0 0 0														
Trevor Hoffman, R (8, 1)						HR						1 0 0 0 0 0 2														
Jay Witasick, R (10, 1)												0 0 0 0 0 0 0														
Damian Jackson, R (11, 4) OBP: 0.388, SLG: 0.437						HR						0 0 0 0 0 0 0														
Inning Stats	R: 0 E: 0 K: 2 S: 7	H: 0 LOB: 0 BB: 0 P: 8	R: 0 E: 1 K: 0 S: 10	H: 0 LOB: 0 BB: 0 P: 13	R: 0 E: 0 K: 1 S: 7	H: 0 LOB: 0 BB: 0 P: 12	R: 0 E: 0 K: 2 S: 8	H: 0 LOB: 0 BB: 0 P: 11	R: 0 E: 0 K: 2 S: 9	H: 0 LOB: 0 BB: 0 P: 13	R: 4 E: 0 K: 0 S: 13	H: 4 LOB: 1 BB: 0 P: 21	R: 0 E: 0 K: 1 S: 7	H: 0 LOB: 0 BB: 0 P: 10	R: 0 E: 0 K: 1 S: 9	H: 0 LOB: 0 BB: 0 P: 12	R: 2 E: 0 K: 2 S: 15	H: 2 LOB: 2 BB: 2 P: 26	R: 0 E: 0 K: 1 S: 10	H: 1 LOB: 0 BB: 0 P: 14	R: 1 E: 0 K: 1 S: 8	H: 1 LOB: 1 BB: 1 P: 13	1B: 4 2B: 2 3B: 0 HR: 2	SF: 0 SAC: 1 DP: 2 HBP: 1	WP: 0 PB: 0 SB: 0 CS: 0	PA: 44
PITCHER	IP	WLS	BF	H	R	ER	SO	BB	IBB	HBP	BLK	WP	HR	S	P	ERA	WHIP									
37 Darren Dreifort, R (1, 1) ERA: 4.88	7.0		26	4	4	4	8	0	0	1	0	0	2	61	88	5.14	0.571									
Mike Fetters, R (8, 1) ERA: 1.5	1.0		3	0	0	0	1	0	0	0	0	0	0	9	12	0.00	0.000									
Gregg Olson, R (9, 1) ERA: 4.05	1.0		7	2	2	2	2	2	0	0	0	0	0	15	26	18.00	4.000									
Matt Herges, R (10, 1) ERA: 1.64	1.0		3	1	0	0	1	0	0	0	0	0	0	10	14	0.00	1.000									
Jeff Shaw, R (11, 1) ERA: 4.5	1.0	L	5	1	1	1	1	1	0	0	0	0	0	8	13	9.00	2.000									

AB	39
R	7
H	8
RBI	7
BB	3
SO	13
LOB	12



Batter	1	2	3	4	5	6	7	8	9	10	11	AB R H RBI BB SO LOB	BOTTOM													
Marquis Grissom, R (1, 8) OBP: 0.256, SLG: 0.465	1-1 S 1B 2B		1-1 F7		0-2 E S 1B			2-2 1B WP 1B	1-1 1B		0-1 F9	6 1 4 0 0 0 1	San Diego Padres @ Los Angeles Dodgers Dodger Stadium, Los Angeles, CA Sun Apr 22 2001, 1:10 PM PDT Att: 31,040 - Sunny - 69 F livebaseballscorecards.com													
Mark Grudzielanek, R (1, 4) OBP: 0.346, SLG: 0.541	0-1 P4		1-1 G5-3		1-2 L4			2-3 K	2-3 K		1-1 G1-6-3	6 0 0 0 0 0 2 5														
Gary Sheffield, R (1, 7) OBP: 0.439, SLG: 0.661	2-2 G6-3		1-0 G6-3		2-0 G6-3			4-1 1B BB	1-2 F6		0-1 F8	5 0 0 0 1 0 4														
Shawn Green, L (1, 9) OBP: 0.363, SLG: 0.563	3-2 2-H 1B			3-2 HR			4-1 CS BB	1-0 G6-4-3 1B		0-0 E 1B 1B		4 1 4 2 1 0 0														
Eric Karros, R (1, 3) OBP: 0.282, SLG: 0.456	2-3 K			0-0 HR			2-3 K	1-2 G6-4-3		1-1 E 1B		5 1 2 1 0 2 5														
Chris Donnels, L (1, 5) OBP: 0.255, SLG: 0.220		1-1 F8		3-3 K			0-0 F9		1-2 E7 WP HR		4-1 SAFE 1B 2-3 IBB	4 1 0 0 1 1 0														
Chad Kreuter, S (1, 2) OBP: 0.281, SLG: 0.231		0-1 F7		2-3 K			3-3 K		0-3 K HR		0-3 K	5 1 0 0 0 4 4														
Alex Cora, L (1, 6) OBP: 0.220, SLG: 0.319		1-1 G1-3		0-2 F9			0-2 G4-3		0-3 K		0-3 K	3 0 0 0 0 0 0														
Angel Pena, R (9, PH) OBP: 0.182, SLG: 0.182												1 0 0 0 0 1 2														
Matt Herges, L (10, 1)												0 0 0 0 0 0 0														
Tom Goodwin, L (10, PH) OBP: 0.231, SLG: 0.347												1 0 0 0 0 1 3														
Jeff Shaw, R (11, 1)												0 0 0 0 0 0 0														
37 Darren Dreifort, R (1, 1) OBP: 0.376, SLG: 0.625			1-1 2B		1-0 G1-3			2-2 L6		1-1 1-H 3-H HR		1-3 K	2 0 1 0 0 0 0													
Hiram Garcia, R (7, PH) OBP: 0.348, SLG: 0.524												1 0 0 0 0 0 0														
Mike Fetters, R (8, 1)												0 0 0 0 0 0 0														
Gregg Olson, R (9, 1)												0 0 0 0 0 0 0														
Jeff Reboulet, R (9, PH) OBP: 0.455, SLG: 0.471												2 1 1 3 0 1 3														
Inning Stats	R: 1 E: 0 K: 1 S: 13	H: 2 LOB: 1 BB: 0 P: 21	R: 0 E: 0 K: 0 S: 6	H: 0 LOB: 0 BB: 0 P: 8	R: 0 E: 0 K: 0 S: 7	H: 1 LOB: 1 BB: 0 P: 11	R: 2 E: 0 K: 2 S: 13	H: 2 LOB: 0 BB: 0 P: 21	R: 0 E: 0 K: 0 S: 9	H: 1 LOB: 1 BB: 0 P: 13	R: 0 E: 0 K: 1 S: 6	H: 0 LOB: 0 BB: 1 P: 12	R: 0 E: 0 K: 1 S: 11	H: 2 LOB: 2 BB: 1 P: 21	R: 3 E: 1 K: 3 S: 19	H: 2 LOB: 1 BB: 0 P: 25	R: 0 E: 1 K: 3 S: 15	H: 2 LOB: 3 BB: 1 P: 21	R: 0 E: 0 K: 0 S: 6	H: 0 LOB: 0 BB: 0 P: 7	1B: 7 2B: 2 3B: 0 HR: 3	SF: 0 SAC: 0 DP: 1 HBP: 0	WP: 2 PB: 0 SB: 2 CS: 1	PA: 48		
PITCHER	IP WLS BF H R ER SO BB IBB HBP BLK WP HR S P ERA WHIP																									
Bobby Jones, R (1, 1) ERA: 3.81	7.0	27	6	3	3	5	1	0	0	0	0	2	63	100	3.86	1.000										
Tom Davey, R (8, 1) ERA: 4.76	0.1	H	3	1	0	0	1	0	0	0	1	0	7	15	0.00	6.000										
Trevor Hoffman, R (8, 1) ERA: 4.5	1.2	B	9	3	3	2	3	0	0	0	1	1	23	31	10.80	1.800										
Jay Witasick, R (10, 1) ERA: 0.66	1.0	W	6	2	0	0	3	0	1	0	0	0	15	21	0.00	2.000										
Rodney Myers, R (11, 1) ERA: 3.72	1.0	S	3	0	0	0	0	0	0	0	0	0	6	7	0.00	0.000										



Pittsburgh Pirates @ Los Angeles Dodgers

Dodger Stadium, Los Angeles, CA

Tue Apr 24 2001, 7:10 PM PDT
 Att. 23,596 - Sunny - 81 F

AB	33
R	5
H	7
RBI	5
BB	6
SO	3
LOB	14



Batter	1	2	3	4	5	6	7	8	9	AB R H RBI BB SO LOB
18 Jason Kendall, R (1, 2) OBP: 0.403, SLG: 0.417	4-1 BB		4-1 HR BB		1-1 F8		4-2 FC4-6 BB		2-0 G6-3 1B	2 1 1 0 3 0 0
Derek Bell, R (1, 9) OBP: 0.156, SLG: 0.129	0-0 F9		1-0 G6-3		0-0 G1-3		2-2 FC4-6		0-1 G6-3	5 0 0 0 0 0 5
John Vander Wal, L (1, 7) OBP: 0.413, SLG: 0.625 Jose Silva, R (8, 1)	1-2 F5		2-1 HR		4-1 BB			4-1 G4-3 WP 1B	1-2 K	2 2 1 3 2 0 1 1 0 0 0 0 1 1
Brian Giles, L (1, 8) OBP: 0.307, SLG: 0.500 (8, 7)	0-0 G1-3		1-1 G4-3		0-0 P6			3-2 G4-3		4 0 0 0 0 0 3
Aramis Ramirez, R (1, 5) OBP: 0.297, SLG: 0.517		0-1 G3		0-0 G1-3		1-0 G5-3		3-2 G4-3 2B 1B		4 1 1 1 0 0 0
Kevin Young, R (1, 3) OBP: 0.346, SLG: 0.592		1-1 F9		0-2 CS 1B		1-0 F2		3-H 2-0 1-H 2B		4 0 2 1 0 0 0
Pat Meares, R (1, 4) OBP: 0.347, SLG: 0.426		0-1 G5-3		1-2 2 BB 1B		1-1 P3		0-3 K		4 0 1 0 0 1 1
2 Jack Wilson, R (1, 6) OBP: 0.233, SLG: 0.268			0-0 G6-3	4-0 BB	1-2 BB		2-2 F7	3-2 F3		3 0 0 0 1 0 1
Omar Olivares, R (1, 1) OBP: 0.167, SLG: 0.333 Terry Mulholland, R (6, 1)			0-2 G6-3 HR 2B	2-3 K			1-0 G3		2-0 E5 18 CS	2 1 1 0 0 1 2 0 0 0 0 0 0 0 1 0 0 0 0 0 0 0 0 0 0 0 0 0 1 0 0 0 0 0 0
Abraham Nunez, S (7, PH) OBP: 0.400, SLG: 0.500 Bronson Arroyo, R (7, 1) Emil Brown, R (8, 8) OBP: 0.300, SLG: 0.407										

Inning Stats	R: 0 E: 0 K: 0 S: 7	H: 0 LOB: 1 BB: 1 P: 12	R: 0 E: 0 K: 0 S: 6	H: 0 LOB: 0 BB: 0 P: 7	R: 3 E: 0 K: 0 S: 11	H: 2 LOB: 0 BB: 1 P: 19	R: 0 E: 0 K: 1 S: 12	H: 2 LOB: 2 BB: 1 P: 19	R: 0 E: 0 K: 0 S: 5	H: 0 LOB: 1 BB: 1 P: 10	R: 0 E: 0 K: 0 S: 4	H: 0 LOB: 0 BB: 0 P: 7	R: 0 E: 0 K: 0 S: 10	H: 0 LOB: 1 BB: 1 P: 19	R: 2 E: 0 K: 1 S: 14	H: 2 LOB: 1 BB: 1 P: 29	R: 0 E: 1 K: 1 S: 7	H: 1 LOB: 1 BB: 0 P: 11	1B: 4 2B: 2 3B: 0 HR: 1	SF: 0 SAC: 0 DP: 0 HBP: 0	WP: 1 PB: 0 SB: 0 CS: 2	PA: 39
--------------	------------------------------	----------------------------------	------------------------------	---------------------------------	-------------------------------	----------------------------------	-------------------------------	----------------------------------	------------------------------	----------------------------------	------------------------------	---------------------------------	-------------------------------	----------------------------------	-------------------------------	----------------------------------	------------------------------	----------------------------------	----------------------------------	------------------------------------	----------------------------------	--------

PITCHER	IP	WLS	BF	H	R	ER	SO	BB	IBB	HBP	BLK	WP	HR	S	P	ERA	WHIP
Chan Ho Park, R (1, 1) ERA: 4.13	7.0	L	29	4	3	3	1	5	0	0	0	0	1	55	93	3.86	1.286
Gregg Olson, R (8, 1) ERA: 6.43	0.1		3	1	2	2	0	1	0	0	0	1	0	7	17	54.00	6.000
Matt Herges, R (8, 1) ERA: 1.42	1.2		7	2	0	0	2	0	0	0	0	0	0	14	23	0.00	1.200

Batter	1	2	3	4	5	6	7	8	9	AB	R	H	RBI	BB	SO	LOB
--------	---	---	---	---	---	---	---	---	---	----	---	---	-----	----	----	-----

<p>Tom Goodwin, L (1, 8) OBP: 0.232, SLG: 0.340</p>			<p> (3)</p>		<p> (2)</p>			<p> (1)</p>		4	0	1	0	0	1	2
<p>Mark Grudzielanek, R (1, 4) OBP: 0.329, SLG: 0.513</p>				<p> (1)</p>		<p> (1)</p>		<p> (2)</p>		4	0	0	0	0	2	1
<p>Gary Sheffield, R (1, 7) OBP: 0.430, SLG: 0.631</p>				<p> (2)</p>		<p> (2)</p>		<p> (3)</p>		3	0	0	0	1	1	1
<p>Shawn Green, L (1, 9) OBP: 0.337, SLG: 0.541</p>				<p> (2)</p>		<p> (2)</p>		<p> (1)</p>		3	0	0	0	1	0	2
<p>Eric Karros, R (1, 3) OBP: 0.283, SLG: 0.451</p>		<p> (1)</p>		<p> (1)</p>		<p> (3)</p>		<p> (1)</p>		3	1	1	0	1	0	1
<p>Chris Donnels, L (1, 5) OBP: 0.235, SLG: 0.200</p>		<p> (2)</p>		<p> (3)</p>		<p> (1)</p>		<p> (2)</p>		4	0	0	0	0	1	3
<p>Chad Kreuter, S (1, 2) OBP: 0.333, SLG: 0.310</p>		<p> (3)</p>		<p> (1)</p>		<p> (1)</p>		<p> (1)</p>		3	0	2	1	1	0	0
<p>Alex Cora, L (1, 6) OBP: 0.222, SLG: 0.300</p>			<p> (1)</p>	<p> (1)</p>		<p> (2)</p>		<p> (3)</p>		3	0	0	0	0	0	2
<p>Chan Ho Park, R (1, 1) OBP: 0.182, SLG: 0.182</p> <p>Hiram Bocachica, R (7, PH) OBP: 0.333, SLG: 0.500</p> <p>Gregg Olson, R (8, 1)</p> <p>Matt Herges, L (8, 1)</p>			<p> (2)</p>	<p> (1)</p>		<p> (3)</p>		<p> (3)</p>		2	0	0	0	0	2	2

BOTTOM

Pittsburgh Pirates @ Los Angeles Dodgers
 Dodger Stadium, Los Angeles, CA

Tue Apr 24 2001, 7:10 PM PDT
 Att: 23,596 - Sunny - 81 F

livebaseballscorecards.com

AB	30
R	1
H	4
RBI	1
BB	4
SO	8
LOB	15



Inning Stats	R: 0	H: 1	E: 0	K: 1	S: 11	R: 0	H: 0	E: 0	K: 1	S: 6	R: 0	H: 0	E: 0	K: 2	S: 8	R: 0	H: 1	E: 0	K: 1	S: 12	R: 0	H: 1	E: 0	K: 1	S: 5	R: 0	H: 0	E: 0	K: 1	S: 11	R: 0	H: 0	E: 0	K: 1	S: 6	R: 0	H: 1	E: 0	K: 0	S: 9	R: 1	H: 1	E: 0	K: 0	S: 9	1B: 3	2B: 2	3B: 0	HR: 0	SF: 0	SAC: 0	DP: 1	HBP: 1	WP: 0	PB: 0	SB: 0	CS: 0	PA: 35
--------------	------	------	------	------	-------	------	------	------	------	------	------	------	------	------	------	------	------	------	------	-------	------	------	------	------	------	------	------	------	------	-------	------	------	------	------	------	------	------	------	------	------	------	------	------	------	------	-------	-------	-------	-------	-------	--------	-------	--------	-------	-------	-------	-------	--------

PITCHER	IP	WLS	BF	H	R	ER	SO	BB	IBB	HBP	BLK	WP	HR	S	P	ERA	WHIP
Omar Olivares, R (1, 1)	5.1	W	21	3	0	0	7	2	0	0	0	0	0	50	80	0.00	0.938
Terry Mulholland, L (6, 1)	0.2	H	2	0	0	0	0	0	0	0	0	0	0	3	8	0.00	0.000
Bronson Arroyo, R (7, 1)	1.0	H	4	0	0	0	1	1	0	0	0	0	0	6	16	0.00	1.000
Jose Silva, R (8, 1)	2.0		8	1	1	1	0	1	0	0	0	0	0	18	31	4.50	1.000

Batter	1	2	3	4	5	6	7	8	9	AB R H RBI BB SO LOB	TOP																	
18 Jason Kendall, R OBP: 0.416, SLG: 0.413 (1, 2)	4-1 1B 1B BB		2-0 HBP CS	3-1 1B		1-1 P4			3-2 G5-3	3 1 1 0 1 0 0	Pittsburgh Pirates @ Los Angeles Dodgers Dodger Stadium, Los Angeles, CA Wed Apr 25 2001, 7:10 PM PDT Att. 22,495 - Sunny - 71 F																	
Derek Bell, R OBP: 0.174, SLG: 0.149 (1, 9)	0-0 1B 1B 1B		0-3 HBP	1-3 K				3-2 1B	2-0 G6-3	5 0 2 0 0 2 2																		
John Vander Wal, L OBP: 0.426, SLG: 0.633 (1, 7)	0-1 1B 1B 1B		3-2 1B 2B		4-2 HR BB			2-0 F8	3-3 HBP	4 2 2 0 1 1 1																		
Brian Giles, L OBP: 0.304, SLG: 0.486 (1, 8)	2-3 K		3-2 2B 1B		2-3 K			0-0 F8		4 1 1 1 0 2 5																		
Aramis Ramirez, R OBP: 0.309, SLG: 0.531 (1, 5)	1-2 1B 1B		0-0 2B		0-3 K			0-0 G4-3		4 0 2 2 0 1 2																		
Kevin Young, R OBP: 0.375, SLG: 0.654 (1, 3)	0-1 1B		3-2 HBP		1-1 HR			0-2 P4		3 1 2 2 0 0 0																		
Pat Meares, R OBP: 0.321, SLG: 0.392 (1, 4)			1-3 K	2-3 HBP	1-1 G5-3			0-2 E6		4 0 0 0 0 2 2																		
2 Jack Wilson, R OBP: 0.213, SLG: 0.244 (1, 6)			2-3 K		3-2 G6-3			1-3 K		4 0 0 0 0 2 1																		
Ramon Martinez, R (1, 1)			1-3 K		1-2 G1-3			0-3 K		2 0 0 0 0 1 0																		
Enrique Wilson, S (6, PH)										1 0 0 0 0 0 0																		
Joe Beimel, L (6, 1)										0 0 0 0 0 0 0																		
Abraham Nunez, S (8, PH)										1 0 0 0 0 1 1																		
Josias Manzanillo, R (8, 1)										0 0 0 0 0 0 0																		
Inning Stats	R: 1 E: 0 K: 1 S: 12	H: 4 LOB: 2 BB: 1 P: 19	R: 0 E: 0 K: 3 S: 11	H: 0 LOB: 0 BB: 0 P: 15	R: 2 E: 0 K: 2 S: 15	H: 3 LOB: 2 BB: 0 P: 28	R: 0 E: 0 K: 1 S: 13	H: 1 LOB: 1 BB: 0 P: 21	R: 2 E: 0 K: 2 S: 13	H: 1 LOB: 0 BB: 1 P: 21	R: 0 E: 0 K: 0 S: 5	H: 0 LOB: 0 BB: 0 P: 9	R: 0 E: 0 K: 0 S: 7	H: 1 LOB: 1 BB: 0 P: 12	R: 0 E: 1 K: 2 S: 12	H: 0 LOB: 1 BB: 0 P: 13	R: 0 E: 0 K: 1 S: 8	H: 0 LOB: 0 BB: 0 P: 16	1B: 7 2B: 2 3B: 0 HR: 1	SF: 0 SAC: 0 DP: 0 HBP: 2	WP: 0 PB: 0 SB: 0 CS: 1	PA: 39						
PITCHER	IP WLS BF H R ER SO BB IBB HBP BLK WP HR S P ERA WHIP												IP WLS BF H R ER SO BB IBB HBP BLK WP HR S P ERA WHIP															
Eric Gagne, R (1, 1) ERA: 4.8	5.0		25	9	5	5	9	2	0	2	0	0	1	64	104	9.00	2.200											
Matt Herges, R (6, 1) ERA: 1.23	2.0		7	1	0	0	0	0	0	0	0	0	0	12	21	0.00	0.500											
Terry Adams, R (8, 1) ERA: 1.29	2.0	W	7	0	0	0	3	0	0	0	0	0	0	20	29	0.00	0.000											

AB	35
R	5
H	10
RBI	5
BB	2
SO	12
LOB	14



BOTTOM

Pittsburgh Pirates @ Los Angeles Dodgers
Dodger Stadium, Los Angeles, CA

livebaseballscorecards.com

AB	29
R	6
H	5
RBI	4
BB	5
SO	5
LOB	6



WP: 2	PA: 34
PB: 0	
SB: 2	
CS: 0	

Wed Apr 25 2001, 7:10 PM PDT
Att: 22,495 - Sunny - 71 F

Batter	1	2	3	4	5	6	7	8	9	AB	R	H	RBI	BB	SO	LOB
Tom Goodwin, L OBP: 0.233, SLG: 0.321 (1, 8)	G4-3		2B	P6			G4-3			3	1	0	0	1	0	0
Hiram Bocachica, R OBP: 0.357, SLG: 0.520 (1, 5)	F9-3		HR				G4-3			3	1	1	1	1	0	0
Gary Sheffield, R OBP: 0.422, SLG: 0.603 (1, 7)	F9-3		HR						P5	3	1	0	0	1	0	1
Shawn Green, L OBP: 0.364, SLG: 0.571 (1, 9)		G3-1	HR						K	3	1	1	3	1	1	0
Eric Karros, R OBP: 0.291, SLG: 0.432 (1, 3)		E	K						G6-3	3	0	0	0	1	1	1
Mark Grudzielanek, R OBP: 0.337, SLG: 0.537 (1, 4)		F7	1B							4	1	2	0	0	0	1
Angel Pena, R OBP: 0.143, SLG: 0.143 (1, 2)		K	F8						WP	4	0	0	0	0	1	2
Alex Cora, L OBP: 0.228, SLG: 0.340 (1, 6)			WP	L4					B3	3	1	1	0	0	0	0
Eric Gagne, R OBP: 0.091, SLG: 0.182 (6, 1)			K	F7						2	0	0	0	0	1	1
Marquis Grissom, R OBP: 0.250, SLG: 0.455 (7, PH)										0	0	0	0	0	0	0
Terry Adams, R (8, 1)										1	0	0	0	0	1	0
										0	0	0	0	0	0	0

Inning	1	2	3	4	5	6	7	8	9
1	R: 0 H: 0 E: 0 LOB: 0 K: 0 BB: 1 S: 6 P: 14	R: 0 H: 0 E: 0 LOB: 1 K: 1 BB: 1 S: 9 P: 14	R: 5 H: 4 E: 0 LOB: 1 K: 2 BB: 2 S: 24 P: 37	R: 0 H: 0 E: 0 LOB: 0 K: 0 BB: 0 S: 7 P: 8	R: 0 H: 0 E: 0 LOB: 1 K: 0 BB: 1 S: 9 P: 21	R: 0 H: 0 E: 0 LOB: 0 K: 0 BB: 0 S: 7 P: 9	R: 0 H: 0 E: 0 LOB: 0 K: 1 BB: 0 S: 7 P: 9	R: 0 H: 0 E: 0 LOB: 0 K: 1 BB: 0 S: 10 P: 17	R: 1 H: 1 E: 0 LOB: 0 K: 0 BB: 0 S: 4 P: 5

Inning Stats																	1B:	2B:	3B:	SF:	SAC:	DP:	HBP:
R: 0 H: 0 E: 0 LOB: 0 K: 0 BB: 1 S: 6 P: 14																	1	2	2	0	0	1	0
R: 0 H: 0 E: 0 LOB: 1 K: 1 BB: 1 S: 9 P: 14																	0	0	0	0	0	0	0
R: 5 H: 4 E: 0 LOB: 1 K: 2 BB: 2 S: 24 P: 37																	0	0	0	0	0	0	0
R: 0 H: 0 E: 0 LOB: 0 K: 0 BB: 0 S: 7 P: 8																	0	0	0	0	0	0	0
R: 0 H: 0 E: 0 LOB: 1 K: 0 BB: 1 S: 9 P: 21																	0	0	0	0	0	0	0
R: 0 H: 0 E: 0 LOB: 0 K: 0 BB: 0 S: 7 P: 9																	0	0	0	0	0	0	0
R: 0 H: 0 E: 0 LOB: 0 K: 1 BB: 0 S: 7 P: 9																	0	0	0	0	0	0	0
R: 1 H: 1 E: 0 LOB: 0 K: 0 BB: 0 S: 4 P: 5																	0	0	0	0	0	0	0

PITCHER	IP	WLS	BF	H	R	ER	SO	BB	IBB	HBP	BLK	WP	HR	S	P	ERA	WHIP
Ramon Martinez, R ERA: 7.62 (1, 1)	5.0		23	4	5	5	3	5	0	0	0	1	1	55	94	9.00	1.800
Joe Beimel, L ERA: 1.46 (6, 1)	2.0		6	0	0	0	1	0	0	0	0	0	0	14	18	0.00	0.000
Josias Manzanillo, R ERA: 1.5 (8, 1)	1.0	L	5	1	1	1	1	0	0	0	0	1	0	14	22	9.00	1.000

Batter	1	2	3	4	5	6	7	8	9	AB R H RBI BB SO LOB	TOP									
18 Jason Kendall, R OBP: 0.407, SLG: 0.418 (1, 2)	1-1 G5-3		1-1 PO SAFE	1-2 1B 2B		1-1 G5-3		2-2 G5-4-3 1-2f		4 1 1 0 0 0 1	Pittsburgh Pirates @ Los Angeles Dodgers Dodger Stadium, Los Angeles, CA Thu Apr 26 2001, 7:10 PM PDT Att. 24,143 - Sunny - 60 F									
Emil Brown, R OBP: 0.324, SLG: 0.516 (1, 8)	0-0 L4			1-3 K		0-0 PO 1B			0-2 HR	4 1 2 1 0 1 1										
John Vander Wal, L OBP: 0.444, SLG: 0.645 (1, 9)	2-3 K			4-1 1B BB		1-2 PO SAFE 1-2	4-2 1B BB		1-2 E9 G4-3 2B	2 1 1 0 2 1 0										
Brian Giles, L OBP: 0.301, SLG: 0.474 (1, 7)		2-2 G6-3		0-0 G6-4-3 1B 1-2 2-H		1-0 F8			0-1 G4-3 3-H	4 0 1 2 0 0 1										
Aramis Ramirez, R OBP: 0.306, SLG: 0.515 (1, 5)		3-3 K		0-1 G6-4-3 1-2f		0-1 1B			1-2 F3	4 0 1 0 0 1 2										
Kevin Young, R OBP: 0.367, SLG: 0.618 (1, 3)		1-3 K		3-3 K		0-1 P3			2-2 HBP	3 0 0 0 0 2 2										
Enrique Wilson, S OBP: 0.135, SLG: 0.111 (1, 4)			0-0 L6		1-1 G4-3		1-1 G6-3		1-2 P6	4 0 0 0 0 0 3										
Abraham Nunez, S OBP: 0.345, SLG: 0.429 (1, 6)			1-1 E5 18 PO		1-2 P4			3-2 G4-3		3 0 0 0 0 0 0										
Todd Ritchie, R OBP: 0.100, SLG: 0.100 (1, 1)			1-3 K			2-3 K		4-2 18 G5-4-3 BB		2 0 0 0 0 2 1										
Terry Mulholland, R (6, 1)										0 0 0 0 0 0 0										
Craig Wilson, R (8, PH)										0 0 0 0 1 0 0										
Scott Sauerbeck, R (8, 1)										0 0 0 0 0 0 0										
Inning Stats	R: 0 E: 0 K: 1 S: 7	H: 0 LOB: 0 BB: 0 P: 10	R: 0 E: 0 K: 2 S: 13	H: 0 LOB: 0 BB: 0 P: 19	R: 0 E: 1 K: 1 S: 7	H: 0 LOB: 0 BB: 0 P: 10	R: 1 E: 0 K: 1 S: 12	H: 2 LOB: 1 BB: 1 P: 18	R: 0 E: 0 K: 1 S: 8	H: 1 LOB: 0 BB: 0 P: 12	R: 0 E: 0 K: 0 S: 11	H: 1 LOB: 2 BB: 1 P: 17	R: 0 E: 0 K: 0 S: 11	H: 0 LOB: 0 BB: 1 P: 20	R: 2 E: 1 K: 0 S: 17	H: 2 LOB: 1 BB: 0 P: 22	1B: 3 2B: 2 3B: 0 HR: 1	SF: 0 SAC: 0 DP: 2 HBP: 1	WP: 0 PB: 0 SB: 0 CS: 0	PA: 36
PITCHER	IP WLS BF H R ER SO BB IBB HBP BLK WP HR S P ERA WHIP																			
Kevin Brown, R (1, 1) ERA: 1.03	7.0 W 25 4 1 1 7 2 0 0 0 0 0 0 66 99 1.29 0.857																			
Gregg Olson, R (8, 1) ERA: 5.63	1.0 3 0 0 0 0 1 0 0 0 0 0 0 11 20 0.00 1.000																			
Jeff Shaw, R (9, 1) ERA: 4.91	1.0 6 2 2 1 0 0 0 0 1 0 0 0 1 17 22 9.00 2.000																			

AB	30
R	3
H	6
RBI	3
BB	3
SO	7
LOB	11



Batter	1	2	3	4	5	6	7	8	9	AB R H RBI BB SO LOB	TOP
Doug Glanville, R (1, 8) OBP: 0.274, SLG: 0.396	1-0 G6-3		1-1 E 1B		0-1 F6		0-2 F8			4 0 1 0 0 0 0	Philadelphia Phillies @ Los Angeles Dodgers Dodger Stadium, Los Angeles, CA Fri Apr 27 2001, 7:10 PM PDT Att. 40,643 - Sunny - 59 F
11 Jimmy Rollins, S (1, 6) OBP: 0.326, SLG: 0.301	0-0 F7		3-2 P6		3-2 L9			2-3 K	4 0 0 0 0 1 1		
Scott Rolen, R (1, 5) OBP: 0.305, SLG: 0.363	2-2 P4		0-1 FC5		0-0 G5-3			2-3 K	4 0 0 0 0 1 1		
Bobby Abreu, L (1, 9) OBP: 0.344, SLG: 0.506		0-1 F7	0-3 K			2-2 G3		1-3 K	4 0 0 0 0 2 2		
Mike Lieberthal, R (1, 2) OBP: 0.315, SLG: 0.299		1-3 K	2-3 K		2-2 P6			0-2 F9	4 0 0 0 0 2 2		
Travis Lee, L (1, 3) OBP: 0.429, SLG: 0.431		2-2 1B 1B		1-0 F9		2-3 K		4-1 G5-4-3 BB	3 1 1 0 1 1 0		
Pat Burrell, R (1, 7) OBP: 0.344, SLG: 0.439		2-2 1B 1-2 1B		0-2 HR		3-1 L7		0-0 G5-4-3 1-2f	4 1 2 1 0 0 1		
Marlon Anderson, L (1, 4) OBP: 0.319, SLG: 0.385		2-0 1-3 2-H 1B		1-0 F9		1-0 HR			3 1 2 2 0 0 0		
Amaury Telemaco, R (1, 1) OBP: 0.250, SLG: 0.143 Brian Hunter, R (7, PH) OBP: 0.333, SLG: 0.333 Rheal Cormier, L (7, 1) Wayne Gomes, R (8, 1) OBP: 1.000, SLG: 1.000		1-2 G5-3		1-2 G5-3			1-3 K		2 0 0 0 0 0 2 1 0 0 0 0 1 0 0 0 0 0 0 0 0 0 0 0 0 0 0 0		
Inning Stats	R: 0 E: 0 K: 0 S: 5 H: 0 LOB: 0 BB: 0 P: 8	R: 1 E: 0 K: 1 S: 15 H: 3 LOB: 2 BB: 0 P: 23	R: 0 E: 1 K: 2 S: 14 H: 1 LOB: 2 BB: 0 P: 20	R: 1 E: 0 K: 0 S: 8 H: 1 LOB: 0 BB: 0 P: 11	R: 0 E: 0 K: 0 S: 7 H: 0 LOB: 0 BB: 0 P: 10	R: 0 E: 0 K: 1 S: 12 H: 0 LOB: 0 BB: 0 P: 18	R: 1 E: 0 K: 1 S: 11 H: 1 LOB: 0 BB: 0 P: 16	R: 0 E: 0 K: 3 S: 9 H: 0 LOB: 0 BB: 0 P: 14	R: 0 E: 0 K: 0 S: 5 H: 0 LOB: 0 BB: 1 P: 9	1B: 4 2B: 0 3B: 0 HR: 2 SF: 0 SAC: 0 DP: 1 HBP: 0	WP: 0 PB: 0 SB: 0 CS: 0 PA: 34
PITCHER Luke Prokopec, R (1, 1) ERA: 2.61 Terry Adams, R (8, 1) ERA: 1.13	IP WLS BF H R ER SO BB IBB HBP BLK WP HR S P ERA WHIP	7.0 28 6 3 3 5 0 0 0 0 0 2 72 106 3.86 0.857	2.0 W 6 0 0 0 3 1 0 0 0 0 0 0 14 23 0.00 0.500	PITCHER IP WLS BF H R ER SO BB IBB HBP BLK WP HR S P ERA WHIP							

livebaseballscorecards.com

AB	33
R	3
H	6
RBI	3
BB	1
SO	8
LOB	9



Batter	1	2	3	4	5	6	7	8	9	AB R H RBI BB SO LOB
Tom Goodwin, L (1, 8) OBP: 0.235, SLG: 0.302	3-3 K		0-0 G3		0-1 1B			1-2 G4-3		4 0 1 1 0 1 1
Jeff Reboulet, R (1, 4) OBP: 0.548, SLG: 0.619	2-2 1B 2B		4-1 1B BB		3-3 K			4-1 2B BB		2 1 1 0 2 1 0
Shawn Green, L (1, 9) OBP: 0.375, SLG: 0.576	1-1 G5-4-3 1B		1-2 1B				0-1 F8	1-2 F8		4 0 2 2 0 0 1
Eric Karros, R (1, 3) OBP: 0.276, SLG: 0.415	2-2 G5-4-3		1-3 K				0-3 K	0-0 2B		4 0 1 0 0 2 3
Marquis Grissom, R (1, 7) OBP: 0.231, SLG: 0.404		2-2 G6-3		2-2 P4			1-0 G5-3	3-3 K		4 0 0 0 0 1 2
Dave Hansen, L (1, 5) OBP: 0.250, SLG: 0.500		3-2 F7		1-2 F8			2-2 G1-4-3	0-1 SH1-4 SF7 2B		4 1 1 0 0 0 0
Angel Pena, R (1, 2) OBP: 0.176, SLG: 0.176		2-1 F3		0-3 K			0-0 FC3-6 1B	0-0 SH1-4		3 0 1 0 0 1 0
Alex Cora, L (1, 6) OBP: 0.246, SLG: 0.367			2-2 G3 1B 1B				0-1 SH1-4 1B 2B	3-1 SF7		3 2 2 1 0 0 1
Luke Prokopec, L (1, 1) OBP: 0.200, SLG: 0.200			1-3 K				1-0 SH1-4			1 0 0 0 0 1 1
Paul Lo Duca, R (7, PH) OBP: 0.400, SLG: 0.632										1 0 0 0 0 0 1
Terry Adams, R (8, 1)										0 0 0 0 0 0 0

Inning Stats	R: 1	H: 2	E: 0	K: 1	S: 11	LOB: 0	BB: 0	P: 19	R: 0	H: 0	E: 0	K: 0	S: 9	LOB: 0	BB: 0	P: 16	R: 1	H: 2	E: 0	K: 2	S: 16	LOB: 2	BB: 1	P: 25	R: 0	H: 0	E: 0	K: 1	S: 10	LOB: 0	BB: 0	P: 13	R: 1	H: 2	E: 0	K: 1	S: 8	LOB: 0	BB: 0	P: 12	R: 0	H: 0	E: 0	K: 1	S: 6	LOB: 0	BB: 0	P: 7	R: 0	H: 1	E: 0	K: 0	S: 7	LOB: 1	BB: 0	P: 9	R: 0	H: 1	E: 0	K: 1	S: 12	LOB: 2	BB: 1	P: 21	R: 1	H: 1	E: 0	K: 0	S: 5	LOB: 0	BB: 0	P: 8	1B: 5	SF: 1	2B: 4	SAC: 2	3B: 0	DP: 1	HR: 0	HBP: 0	WP: 0	PA: 35
--------------	------	------	------	------	-------	--------	-------	-------	------	------	------	------	------	--------	-------	-------	------	------	------	------	-------	--------	-------	-------	------	------	------	------	-------	--------	-------	-------	------	------	------	------	------	--------	-------	-------	------	------	------	------	------	--------	-------	------	------	------	------	------	------	--------	-------	------	------	------	------	------	-------	--------	-------	-------	------	------	------	------	------	--------	-------	------	-------	-------	-------	--------	-------	-------	-------	--------	-------	--------

PITCHER	IP	WLS	BF	H	R	ER	SO	BB	IBB	HBP	BLK	WP	HR	S	P	ERA	WHIP
Amaury Telemaco, R (1, 1) ERA: 3.25	6.0		23	6	3	3	6	1	0	0	0	0	0	60	92	4.50	1.167
Rheal Cormier, L (7, 1) ERA: 3.6	1.0		4	1	0	0	0	0	0	0	0	0	0	7	9	0.00	1.000
Wayne Gomes, R (8, 1) ERA: 1.13	1.2	L	8	2	1	1	1	1	0	0	0	0	0	17	29	5.40	1.800

BOTTOM

Philadelphia Phillies @ Los Angeles Dodgers
Dodger Stadium, Los Angeles, CA

Fri Apr 27 2001, 7:10 PM PDT
Att: 40,643 - Sunny - 59 F

livebaseballscores.com

AB	30
R	4
H	9
RBI	4
BB	2
SO	7
LOB	10



Batter	1	2	3	4	5	6	7	8	9	AB R H RBI BB SO LOB	TOP											
Doug Glanville, R OBP: 0.280, SLG: 0.400 (1, 8)	4-2 1B BB	0-1 G6-3		1-1 2B		0-3 K			1-3 K	4 1 1 0 1 2 3												
11 Jimmy Rollins, S OBP: 0.320, SLG: 0.295 (1, 6)	0-0 1B SF7 1B		1-1 F9	2-2 G3-1			1-2 G3		0-0 F9	5 1 1 0 0 0 1												
Scott Rolen, R OBP: 0.300, SLG: 0.353 (1, 5)	2-1 1B S 1-3 2-H 1B		0-3 K2-3		1-0 F8		0-1 G6-3		0-3 K	5 0 1 1 0 2 0												
Bobby Abreu, L OBP: 0.340, SLG: 0.494 (1, 9)	1-1 SF7		4-2 1B 2B BB		1-3 K		0-3 K			2 1 0 1 1 2 0												
Mike Lieberthal, R OBP: 0.323, SLG: 0.309 (1, 2)	2-1 F8		1-0 1-2 2B 1B		0-0 P4			2-1 HR 1B		4 2 2 0 0 0 1												
Travis Lee, L OBP: 0.421, SLG: 0.434 (1, 3)	2-3 K		1-2 1-H 2-H 2B		0-1 F7			1-1 F8		4 0 1 2 0 1 2												
Pat Burrell, R OBP: 0.351, SLG: 0.435 (1, 7)		4-2 WP BB	0-0 P4		1-1 SH2-4 E 1B			1-3 K		3 0 1 0 1 1 2												
Marlon Anderson, L OBP: 0.316, SLG: 0.420 (1, 4)		1-3 K		0-3 K		0-2 E1 SH2-4		1-0 1-H HR		4 1 1 2 0 2 2												
Bruce Chen, L (1, 1)		0-3 K		3-2 G6-3		1-0 SH2-4		2-1 G6-3		2 0 0 0 0 1 1												
Vicente Padilla, R (6, 1)										0 0 0 0 0 0 0												
Eddie Oropesa, L (7, 1)										0 0 0 0 0 0 0												
Brian Hunter, R OBP: 0.286, SLG: 0.286 (8, PH)										1 0 0 0 0 0 0												
Ricky Bottalico, L (8, 1)										0 0 0 0 0 0 0												
Inning Stats	R: 2 E: 0 K: 1 S: 14	H: 2 LOB: 1 BB: 1 P: 25	R: 0 E: 0 K: 2 S: 11	H: 0 LOB: 1 BB: 1 P: 16	R: 2 E: 0 K: 1 S: 13	H: 2 LOB: 1 BB: 1 P: 20	R: 0 E: 0 K: 1 S: 12	H: 1 LOB: 1 BB: 0 P: 18	R: 0 E: 0 K: 1 S: 5	H: 0 LOB: 0 BB: 0 P: 7	R: 0 E: 1 K: 1 S: 11	H: 1 LOB: 2 BB: 0 P: 13	R: 0 E: 0 K: 1 S: 9	H: 0 LOB: 0 BB: 0 P: 10	R: 2 E: 0 K: 1 S: 10	H: 2 LOB: 0 BB: 0 P: 17	R: 0 E: 0 K: 2 S: 7	H: 0 LOB: 0 BB: 0 P: 8	1B: 5 2B: 2 3B: 0 HR: 1	SF: 1 SAC: 1 DP: 0 HBP: 0	WP: 1 PB: 0 SB: 1 CS: 0	PA: 39
PITCHER 37 Darren Dreifort, R ERA: 5.1 Matt Herges, R ERA: 2.16 Jeff Shaw, R ERA: 4.5	IP 6.0 2.0 1.0	WLS W S	BF 28 8 3	H 6 2 0	R 4 2 0	ER 4 2 0	SO 7 2 2	BB 3 0 0	IBB 0 0 0	HBP 0 0 0	BLK 0 0 0	WP 1 0 0	HR 0 1 0	S 66 19 7	P 99 27 8	ERA 6.00 9.00 0.00	WHIP 1.500 1.000 0.000					

Philadelphia Phillies @ Los Angeles Dodgers
Dodger Stadium, Los Angeles, CA

Sat Apr 28 2001, 7:10 PM PDT
Att. 37,322 - Sunny - 59 F

livebaseballscorecards.com

AB	34
R	6
H	8
RBI	6
BB	3
SO	11
LOB	12



Batter	1	2	3	4	5	6	7	8	9	AB R H RBI BB SO LOB
Tom Goodwin, L (1, 8) OBP: 0.250, SLG: 0.343	0-3 K		2-2 1B 3B		1-2 G3	1-0 1B				4 1 2 1 0 1 0
Jeff Reboulet, R (1, 4) OBP: 0.571, SLG: 0.760	2-1 HR		3-1 1B		1-2 1B	2-3 K				4 1 3 2 0 1 1
Marquis Grissom, R (1, 7) OBP: 0.232, SLG: 0.393	0-1 G1-3		2-3 K		0-0 F7			1-2 G6-4-3 1B		4 0 1 0 0 1 2
Eric Karros, R (1, 3) OBP: 0.275, SLG: 0.407	0-1 1B		1-3 K		2-2 F7			1-0 G6-4-3 1-2f		4 0 1 0 0 1 3
Shawn Green, L (1, 9) OBP: 0.380, SLG: 0.573	3-2 G3			1-2 1B		2-2 2B 1B		1-3 K		4 1 2 0 0 1 1
Hiram Bocachica, R (1, 5) OBP: 0.343, SLG: 0.500		2-2 F9		1-1 F8		3-2 F3		1-0 SH1-4 1B 2B		4 1 1 0 0 0 2
Jeff Shaw, R (9, 1)										0 0 0 0 0 0 0
Angel Pena, R (1, 2) OBP: 0.150, SLG: 0.150		1-3 K		0-0 F8		0-3 K		1-0 SH1-4 2-3		3 0 0 0 0 2 2
Alex Cora, L (1, 6) OBP: 0.261, SLG: 0.365		3-3 K		0-2 F7		4-2 2B BB		2-2 1B		3 1 1 1 1 1 1
37 Darren Dreifort, R (1, 1) OBP: 0.400, SLG: 0.900			3-2 P4		0-1 HR	0-0 1B 2B		2-3 K		2 1 1 1 0 0 0
Paul Lo Duca, R (6, PH) OBP: 0.400, SLG: 0.632										0 0 0 0 0 0 0
Chris Donnels, L (6, PH) OBP: 0.250, SLG: 0.239										1 1 1 2 0 0 0
Matt Herges, L (7, 1)										0 0 0 0 0 0 0
Dave Hansen, L (8, PH) OBP: 0.200, SLG: 0.400										1 0 0 0 0 1 0

Inning Stats	R: 1 E: 0 K: 1 S: 12	H: 2 LOB: 1 BB: 0 P: 17	R: 0 E: 0 K: 2 S: 10	H: 0 LOB: 0 BB: 0 P: 16	R: 1 E: 0 K: 2 S: 15	H: 2 LOB: 1 BB: 0 P: 26	R: 0 E: 0 K: 0 S: 9	H: 1 LOB: 1 BB: 0 P: 11	R: 1 E: 0 K: 0 S: 13	H: 2 LOB: 1 BB: 0 P: 17	R: 3 E: 0 K: 2 S: 22	H: 3 LOB: 1 BB: 1 P: 34	R: 0 E: 0 K: 1 S: 7	H: 1 LOB: 0 BB: 0 P: 10	R: 1 E: 0 K: 1 S: 9	H: 2 LOB: 0 BB: 0 P: 14	1B: 8 2B: 2 3B: 1 HR: 2	SF: 0 SAC: 1 DP: 1 HBP: 0	WP: 0 PB: 0 SB: 1 CS: 0	PA: 36
--------------	-------------------------------	----------------------------------	-------------------------------	----------------------------------	-------------------------------	----------------------------------	------------------------------	----------------------------------	-------------------------------	----------------------------------	-------------------------------	----------------------------------	------------------------------	----------------------------------	------------------------------	----------------------------------	----------------------------------	------------------------------------	----------------------------------	--------

PITCHER	IP	WLS	BF	H	R	ER	SO	BB	IBB	HBP	BLK	WP	HR	S	P	ERA	WHIP
Bruce Chen, L (1, 1) ERA: 3.58	5.2		26	8	5	5	6	1	0	0	0	0	2	74	111	7.94	1.588
Vicente Padilla, R (6, 1) ERA: 4.35	1.0	B	5	3	1	1	1	0	0	0	0	0	0	11	16	9.00	3.000
Eddie Oropesa, L (7, 1) ERA: 5.79	0.1		1	0	0	0	1	0	0	0	0	0	0	3	4	0.00	0.000
Ricky Bottalico, R (8, 1) ERA: 1.98	1.0	L	4	2	1	1	1	0	0	0	0	0	0	9	14	9.00	2.000

BOTTOM

Philadelphia Phillies @ Los Angeles Dodgers
 Dodger Stadium, Los Angeles, CA

Sat Apr 28 2001, 7:10 PM PDT
 Att: 37,322 - Sunny - 59 F

livebaseballscorecards.com

AB	34
R	7
H	13
RBI	7
BB	1
SO	9
LOB	12



Batter	1	2	3	4	5	6	7	8	9	AB R H RBI BB SO LOB	TOP									
Doug Glanville, R (1, 8) OBP: 0.269, SLG: 0.384	3-3 K		2-3 K			1-3 K		2-1 F8		4 0 0 0 0 3 1	Philadelphia Phillies @ Los Angeles Dodgers Dodger Stadium, Los Angeles, CA Sun Apr 29 2001, 1:10 PM PDT Att. 43,589 - Sunny - 66 F									
11 Jimmy Rollins, S (1, 6) OBP: 0.307, SLG: 0.283	2-2 G4-3		3-2 F7			2-0 F8		2-3 K		4 0 0 0 0 1 1										
Scott Rolen, R (1, 5) OBP: 0.308, SLG: 0.352	4-1 BB		2-3 K			3-2 G5-3		1-2 FC1-6 1B		3 0 1 0 1 1 0										
Bobby Abreu, L (1, 9) OBP: 0.337, SLG: 0.517	3-1 F8		3-2 F7			3-1 HR		2-3 K		4 1 1 1 0 1 2										
Travis Lee, L (1, 3) OBP: 0.404, SLG: 0.413		3-3 K			1-3 K		2-2 G4-3	0-0 FC1-6 1-2f		4 0 0 0 0 2 1										
Pat Burrell, R (1, 7) OBP: 0.347, SLG: 0.427		2-3 K			1-3 K		0-1 1B	3-3 K		4 0 1 0 0 3 1										
Gary Bennett, R (1, 2) OBP: 0.300, SLG: 0.333		2-3 K			3-2 E5		2-3 K			3 0 0 0 0 2 1										
Marlon Anderson, L (1, 4) OBP: 0.316, SLG: 0.408			2-0 G3		0-2 G4-3		4-1 11 WP BB			2 0 0 0 1 0 1										
Randy Wolf, L (1, 1)			1-1 G6-3			0-0 G3		2-3 K		2 0 0 0 0 0 0										
Chris Brock, R (6, 1)										0 0 0 0 0 0 0										
Rheal Cormier, L (7, 1)										0 0 0 0 0 0 0										
Rob Ducey, L (8, PH) OBP: 0.417, SLG: 0.500										1 0 0 0 0 1 1										
Jose Mesa, R (8, 1)										0 0 0 0 0 0 0										
Inning Stats	R: 0 E: 0 K: 1 S: 9	H: 0 LOB: 1 BB: 1 P: 21	R: 0 E: 0 K: 3 S: 11	H: 0 LOB: 0 BB: 0 P: 18	R: 0 E: 0 K: 1 S: 6	H: 0 LOB: 0 BB: 0 P: 11	R: 0 E: 0 K: 1 S: 11	H: 0 LOB: 0 BB: 0 P: 19	R: 0 E: 1 K: 2 S: 13	H: 0 LOB: 1 BB: 0 P: 18	R: 1 E: 0 K: 1 S: 14	H: 2 LOB: 1 BB: 0 P: 24	R: 0 E: 0 K: 2 S: 10	H: 0 LOB: 1 BB: 1 P: 20	R: 0 E: 0 K: 2 S: 12	H: 1 LOB: 1 BB: 0 P: 18	1B: 2 2B: 0 3B: 0 HR: 1	SF: 0 SAC: 0 DP: 0 HBP: 0	WP: 1 PB: 0 SB: 0 CS: 0	PA: 33
PITCHER	IP WLS BF H R ER SO BB IBB HBP BLK WP HR S P ERA WHIP																			
Chan Ho Park, R (1, 1) ERA: 3.63	7.0 W 25 2 1 1 10 1 0 0 0 0 1 69 119 1.29 0.429																			
Mike Fetters, R (8, 1) ERA: 1.29	1.0 H 4 0 0 0 2 1 0 0 0 0 1 10 20 0.00 1.000																			
Jeff Shaw, R (9, 1) ERA: 4.15	1.0 S 4 1 0 0 2 0 0 0 0 0 0 12 18 0.00 1.000																			

AB	31
R	1
H	3
RBI	1
BB	2
SO	14
LOB	9



Batter	1	2	3	4	5	6	7	8	9	AB	R	H	RBI	BB	SO	LOB
Tom Goodwin, L (1, 8) OBP: 0.237, SLG: 0.324	0-0 F8		1-0 F8		0-2 G1-3	0-3 K				4	0	0	0	0	1	5
Jeff Reboulet, R (1, 4) OBP: 0.513, SLG: 0.655	2-2 P6			1-3 K	2-1 F8		0-0 P4			4	0	0	0	0	1	1
Marquis Grissom, R (1, 7) OBP: 0.250, SLG: 0.450	1-2 F3			2-2 HR		0-0 BB E 1B	2-0 G2-3			4	2	2	1	0	0	0
Eric Karros, R (1, 3) OBP: 0.295, SLG: 0.409		1-3 K		1-1 FC1-6 1B		4-2 E SH BB	4-1 CS BB			2	1	1	0	2	1	0
Shawn Green, L (1, 9) OBP: 0.365, SLG: 0.548		0-1 G4-3		0-1 FC1-6 1-2		0-3 K SAFE	0-0 CS 1-2	2-2 F8		4	0	0	0	0	1	3
Hiram Bocachica, R (1, 5) OBP: 0.342, SLG: 0.486 Dave Hansen, L (7, 5) OBP: 0.333, SLG: 0.400		2-2 G1-3		2-0 F8		1-1 E7 SH 1B 1-3 2-H		4-1 BB		3	0	1	1	0	0	1
Chad Kreuter, S (1, 2) OBP: 0.341, SLG: 0.306			0-0 1B		0-1 L8	4-0 SH IBB		1-3 K		3	0	1	0	1	1	1
Alex Cora, L (1, 6) OBP: 0.278, SLG: 0.379			0-0 1B		3-2 E7 2B 1B	1-0 SH		1-3 K		3	1	2	1	0	1	1
Chan Ho Park, R (1, 1) OBP: 0.214, SLG: 0.286 Mike Fetters, R (8, 1) Jeff Shaw, R (9, 1)			3-3 K		1-1 2B	1-3 K				3	0	1	1	0	2	4
					2-H					0	0	0	0	0	0	0
										0	0	0	0	0	0	0

Inning Stats	R: 0	H: 0	E: 0	LOB: 0	K: 0	S: 8	P: 11	R: 0	H: 0	E: 0	LOB: 0	K: 1	S: 9	R: 0	H: 2	E: 0	LOB: 1	K: 1	S: 6	R: 1	H: 2	E: 0	LOB: 1	K: 1	S: 12	R: 1	H: 2	E: 1	LOB: 3	K: 3	S: 17	R: 0	H: 0	E: 0	LOB: 0	K: 0	S: 3	R: 0	H: 0	E: 0	LOB: 1	K: 2	S: 11	P: 19	1B: 6	SF: 0	2B: 1	SAC: 1	3B: 0	DP: 0	HR: 1	HBP: 0	WP: 0	PA: 36
--------------	------	------	------	--------	------	------	-------	------	------	------	--------	------	------	------	------	------	--------	------	------	------	------	------	--------	------	-------	------	------	------	--------	------	-------	------	------	------	--------	------	------	------	------	------	--------	------	-------	-------	-------	-------	-------	--------	-------	-------	-------	--------	-------	--------

PITCHER	IP	WLS	BF	H	R	ER	SO	BB	IBB	HBP	BLK	WP	HR	S	P	ERA	WHIP
Randy Wolf, L (1, 1) ERA: 6.46	5.1	L	26	8	4	3	4	1	1	0	0	0	1	57	89	5.06	1.688
Chris Brock, R (6, 1) ERA: 2.57	1.1		5	0	0	0	2	1	0	0	0	0	0	10	17	0.00	0.750
Rheal Cormier, L (7, 1) ERA: 3.38	0.1		0	0	0	0	0	0	0	0	0	0	0	0	0	0.00	0.000
Jose Mesa, R (8, 1) ERA: 3.48	1.0		4	0	0	0	2	1	0	0	0	0	0	11	19	0.00	1.000

BOTTOM

Philadelphia Phillies @ Los Angeles Dodgers
 Dodger Stadium, Los Angeles, CA
 Sun Apr 29 2001, 1:10 PM PDT
 Att. 43,589 - Sunny - 66 F

livebaseballscorecards.com

AB	30
R	4
H	8
RBI	4
BB	4
SO	8
LOB	16



Batter	1	2	3	4	5	6	7	8	9	AB	R	H	RBI	BB	SO	LOB	TOP										
Tom Goodwin, L (1, 8) OBP: 0.222, SLG: 0.303	1-3 K		1-2 F9		1-2 F9		1-0 F7	0-1 G6-3		5	0	0	0	0	1	1											
Mark Grudzielanek, R (1, 4) OBP: 0.330, SLG: 0.517	1-0 F8		2-2 F8			0-1 2B 1B	0-2 F7		0-1 G4-3	5	1	1	0	0	0	0											
Gary Sheffield, R (1, 7) OBP: 0.442, SLG: 0.616	0-0 1B			1-1 G6-4-3 E 1B		2-2 P3	0-0 1B E 2B 1B		0-0 G5-4-3 1B	5	1	4	0	0	0	1											
Shawn Green, L (1, 9) OBP: 0.358, SLG: 0.541	2-0 L7			0-0 E4 G6-4-3		1-0 1B 2B	3-1 E1 1B 2B		0-0 G5-4-3 1-2f	5	2	1	0	0	0	4											
Eric Karros, R (1, 3) OBP: 0.313, SLG: 0.435		2-2 G3 SF9 2B		1-1 G6-4-3 1-2f 2-3		1-0 BB BB 1B	1-2 2B 1B			4	2	3	2	0	0	2											
Dave Hansen, L (1, 5) OBP: 0.400, SLG: 0.500		3-1 G3		2-1 G4-3		4-2 BB BB	0-1 BB 2B			3	0	1	3	1	0	2											
Angel Pena, R (1, 2) OBP: 0.167, SLG: 0.174		2-0 SF9			0-0 FC5-4 1B	1-3 K	0-3 K2-3			3	0	1	1	0	2	3											
Alex Cora, L (1, 6) OBP: 0.276, SLG: 0.362		3-H G5-3			2-3 K	4-2 BB		1-1 F7		3	0	0	0	1	1	1											
Eric Gagne, R (1, 1) OBP: 0.083, SLG: 0.167			0-1 G6-3		1-0 FC5-4 1-2f	2-3 K		2-1 G3		1	0	0	0	0	0	0											
Hiram Bocachica, R (5, PH) OBP: 0.333, SLG: 0.472										1	0	0	0	0	0	0											
Jose Nunez, L (5, 1)										0	0	0	0	0	0	0											
Gregg Olson, R (5, 1)										0	0	0	0	0	0	0											
Marquis Grissom, R (6, PH) OBP: 0.246, SLG: 0.443										1	0	0	0	0	1	3											
Matt Herge, L (6, 1)										0	0	0	0	0	0	0											
Chris Donnels, L (8, PH) OBP: 0.245, SLG: 0.234										1	0	0	0	0	0	0											
Terry Adams, R (8, 1)										0	0	0	0	0	0	0											
Inning Stats	R: 0 E: 0 K: 1 S: 6	H: 1 LOB: 1 BB: 0 P: 10	R: 1 E: 0 K: 0 S: 9	H: 1 LOB: 0 BB: 0 P: 17	R: 0 E: 0 K: 0 S: 11	H: 0 LOB: 0 BB: 0 P: 14	R: 0 E: 1 K: 0 S: 7	H: 1 LOB: 1 BB: 0 P: 11	R: 0 E: 0 K: 1 S: 9	H: 1 LOB: 1 BB: 0 P: 13	R: 2 E: 0 K: 2 S: 19	H: 3 LOB: 3 BB: 2 P: 34	R: 3 E: 1 K: 1 S: 16	H: 3 LOB: 1 BB: 0 P: 21	R: 0 E: 0 K: 0 S: 6	H: 0 LOB: 0 BB: 0 P: 9	R: 0 E: 0 K: 0 S: 4	H: 1 LOB: 0 BB: 0 P: 4	1B: 8 2B: 3 3B: 0 HR: 0	SF: 1 SAC: 0 DP: 2 HBP: 0	WP: 0 PB: 0 SB: 0 CS: 0	PA: 40					
PITCHER	IP	WLS	BF	H	R	ER	SO	BB	IBB	HBP	BLK	WP	HR	S	P	ERA	WHIP										
Oswaldo Fernandez, R (1, 1) ERA: 5.23	5.1		23	7	3	3	2	0	0	0	0	0	0	49	76	5.06	1.312										
Dennys Reyes, L (6, 1) ERA: 2.13	0.2	H	4	0	0	0	2	2	0	0	0	0	0	12	23	0.00	3.000										
Mark Wohlers, R (7, 1) ERA: 4.5	1.0	W	7	3	3	0	1	0	0	0	0	0	0	16	21	0.00	3.000										
Scott Sullivan, R (8, 1) ERA: 6.75	1.0	H	3	0	0	0	0	0	0	0	0	0	0	6	9	0.00	0.000										
Danny Graves, R (8, 1) ERA:	1.0	S	3	1	0	0	0	0	0	0	0	0	0	4	4	0.00	1.000										

Los Angeles Dodgers @ Cincinnati Reds
Cinergy Field, Cincinnati, OH

Tue May 01 2001, 7:05 PM EDT
Att. 21,473 - Sunny - 82 F

livebaseballscorecards.com

AB	37
R	6
H	11
RBI	6
BB	2
SO	5
LOB	18



Batter	1	2	3	4	5	6	7	8	9	AB	R	H	RBI	BB	SO	LOB
Barry Larkin, R OBP: 0.470, SLG: 0.476 (1, 6)	1-0 F9 1B	4-2 HR BB		1-2 F7			2-1 SH1-3 1B			3	2	1	0	1	0	0
Deion Sanders, L OBP: 1.000, SLG: 2.000 (1, 7)	0-0 1B	0-0 HR			1-0 SH5-3 1B		0-0 SH1-3			3	2	3	3	0	0	0
Michael Tucker, L OBP: 0.346, SLG: 0.459 (1, 9)	0-1 F9	3-3 K			0-1 SH5-3		1-2 F7			3	0	0	0	0	1	2
Dmitri Young, S OBP: 0.330, SLG: 0.426 (1, 3)	0-0 G3		1-0 P6		0-3 K		0-1 2B 1B			4	0	1	1	0	1	2
Aaron Boone, R OBP: 0.337, SLG: 0.490 (1, 5)		1-0 HR	2-2 E1		0-1 FC5-4 1B		0-0 2B			4	1	3	2	0	0	0
Ruben Rivera, R OBP: 0.368, SLG: 0.462 (1, 8)		4-0 BLK 1B BB	0-0 F9		3-1 FC5-4		3-2 P4			3	1	0	0	1	0	4
Pokey Reese, R OBP: 0.322, SLG: 0.395 (1, 4)		3-2 S HR 1B	2-1 F2		0-1 L3		1-2 G6-3			4	1	1	1	0	0	1
Jason LaRue, R OBP: 0.404, SLG: 0.558 (1, 2)		1-3 K		2-2 G5-3		1-2 G5-3		0-0 F9		4	0	0	0	0	1	1
Oswaldo Fernandez, R Dennys Reyes, R Brady Clark, R Mark Wohlers, R Scott Sullivan, R Alex Ochoa, R Danny Graves, R (1, 1) (6, 1) (6, PH) (7, 1) (8, 1) (8, PH) (9, 1)		0-0 SH2-4		1-3 K		1-0 F8		1-0 G4-3		1	0	0	0	0	1	0

Inning Stats	R: 0	H: 1	E: 0	K: 5	S: 5	LOB: 1	BB: 0	P: 6	R: 5	H: 3	E: 0	K: 2	S: 16	LOB: 0	BB: 2	P: 32	R: 0	H: 0	E: 1	K: 0	S: 8	LOB: 1	BB: 0	P: 12	R: 0	H: 0	E: 0	K: 1	S: 12	LOB: 0	BB: 0	P: 16	R: 1	H: 2	E: 0	K: 1	S: 10	LOB: 1	BB: 0	P: 14	R: 0	H: 0	E: 0	K: 0	S: 6	LOB: 0	BB: 0	P: 8	R: 1	H: 3	E: 0	K: 0	S: 12	LOB: 2	BB: 0	P: 18	R: 0	H: 0	E: 0	K: 0	S: 5	LOB: 0	BB: 0	P: 7
--------------	------	------	------	------	------	--------	-------	------	------	------	------	------	-------	--------	-------	-------	------	------	------	------	------	--------	-------	-------	------	------	------	------	-------	--------	-------	-------	------	------	------	------	-------	--------	-------	-------	------	------	------	------	------	--------	-------	------	------	------	------	------	-------	--------	-------	-------	------	------	------	------	------	--------	-------	------


PITCHER	IP	WLS	BF	H	R	ER	SO	BB	IBB	HBP	BLK	WP	HR	S	P	ERA	WHIP
Eric Gagne, R ERA: 5.56 (1, 1)	4.0		19	4	5	5	3	2	0	0	1	0	2	41	66	11.25	1.500
Jose Nunez, L ERA: 9.53 (5, 1)	0.2		3	1	1	1	1	0	0	0	0	0	0	6	7	13.50	1.500
Gregg Olson, R ERA: 5.4 (5, 1)	0.1		2	1	0	0	0	0	0	0	0	0	0	4	7	0.00	3.000
Matt Herges, R ERA: 2.41 (6, 1)	2.0	L	9	3	1	1	0	0	0	0	0	0	0	18	26	4.50	1.500
Terry Adams, R ERA: 1.06 (8, 1)	1.0		3	0	0	0	0	0	0	0	0	0	0	5	7	0.00	0.000

BOTTOM

Los Angeles Dodgers @ Cincinnati Reds
Cinergy Field, Cincinnati, OH

Tue May 01 2001, 7:05 PM EDT
Att. 21,473 - Sunny - 82 F

AB	31
R	7
H	9
RBI	7
BB	2
SO	4
LOB	10



WP	HR	S	P	ERA	WHIP
1B: 6	SF: 0	2B: 1	SAC: 3	3B: 0	DP: 0
HR: 2	HBP: 0				

Batter	1	2	3	4	5	6	7	8	9	AB R H RBI BB SO LOB	TOP											
Marquis Grissom, R (1, 8) OBP: 0.258, SLG: 0.530	0-0 HR	2-1 F8		1-1 HR	1-0 G5-3			2-0 F8		5 2 2 3 0 0 2												
Mark Grudzielanek, R (1, 4) OBP: 0.344, SLG: 0.506	3-2 L9	1-2 CS HBP		4-2 F8 1B BB		4-2 L5 BB		1-2 G6-3		2 0 0 0 2 0 0												
Gary Sheffield, R (1, 7) OBP: 0.440, SLG: 0.641	1-1 F7	1-0 CS	0-0 G5-3	0-0 1B		1-1 L5		0-1 HR		5 1 2 1 0 0 1												
Mike Fetters, R (8, 1)		1-2		1-2 1B		1-2				0 0 0 0 0 0 0												
Jeff Shaw, R (9, 1)										0 0 0 0 0 0 0												
Shawn Green, L (1, 9) OBP: 0.360, SLG: 0.544	0-0 HR 2B		0-2 F7	0-0 F8		0-0 FC4-6 1B		2-0 P6		5 1 2 0 0 0 2												
Eric Karros, R (1, 3) OBP: 0.317, SLG: 0.458	1-0 HR		4-2 FC4-6 1B BB	1-2 G5-3		1-0 FC4-6		3-2 F8		4 1 1 2 1 0 3												
Dave Hansen, L (1, 5) OBP: 0.467, SLG: 0.500	4-0 BB		2-2 FC4-6 1B		0-0 G4-3		2-3 K	1-0 G3-6 1B		4 0 2 0 1 1 0												
Chad Kreuter, S (1, 2) OBP: 0.327, SLG: 0.293	0-1 G4-3		1-2 FC4-6		2-0 1B 1B		0-0 F7	0-0 G3-6		5 0 1 0 0 0 4												
Alex Cora, L (1, 6) OBP: 0.275, SLG: 0.356		0-0 G4-3		1-2 G3-1	1-0 F9		2-1 1B			4 0 1 0 0 0 1												
Kevin Brown, R (1, 1) OBP: 0.214, SLG: 0.385		0-1 HR		2-1 E5 HR	0-1 1B		1-1 P4			4 2 2 1 0 0 1												
Tom Goodwin, L (8, 7) OBP: 0.222, SLG: 0.303					1-2 1B					0 0 0 0 0 0 0												
Inning Stats	R: 3 E: 0 K: 0 S: 13	H: 3 LOB: 1 BB: 1 P: 22	R: 1 E: 0 K: 0 S: 7	H: 1 LOB: 0 BB: 0 P: 11	R: 0 E: 0 K: 0 S: 12	H: 1 LOB: 2 BB: 1 P: 19	R: 2 E: 1 K: 0 S: 15	H: 2 LOB: 2 BB: 1 P: 24	R: 0 E: 0 K: 0 S: 6	H: 2 LOB: 2 BB: 0 P: 10	R: 0 E: 0 K: 0 S: 10	H: 1 LOB: 1 BB: 1 P: 16	R: 0 E: 0 K: 1 S: 8	H: 1 LOB: 1 BB: 0 P: 13	R: 1 E: 0 K: 0 S: 8	H: 1 LOB: 0 BB: 0 P: 13	R: 0 E: 0 K: 0 S: 5	H: 1 LOB: 0 BB: 0 P: 9	1B: 7 2B: 1 3B: 0 HR: 5	SF: 0 SAC: 0 DP: 1 HBP: 1	WP: 0 PB: 0 SB: 0 CS: 1	PA: 44
PITCHER	IP WLS BF H R ER SO BB IBB HBP BLK WP HR S P ERA WHIP																					
Pete Harnisch, R (1, 1) ERA: 6.53	5.0 L 28 9 6 5 0 3 0 0 1 0 0 4 53 86 9.00 2.400																					
Hector Mercado, L (6, 1) ERA: 3.86	2.0 8 2 0 0 1 1 0 0 0 0 0 18 29 0.00 1.500																					
Scott Sullivan, R (8, 1) ERA: 6.46	2.0 7 2 1 1 0 0 0 0 0 0 1 13 22 4.50 1.000																					

Los Angeles Dodgers @ Cincinnati Reds
Cinergy Field, Cincinnati, OH
Wed May 02 2001, 7:05 PM EDT
Att. 21,323 - Sunny - 83 F

AB	38
R	7
H	13
RBI	7
BB	4
SO	1
LOB	14



WP: 0	PA: 44
PB: 0	
SB: 0	
CS: 1	

Batter	1	2	3	4	5	6	7	8	9	AB	R	H	RBI	BB	SO	LOB
Barry Larkin, R (1, 6) OBP: 0.462, SLG: 0.459	F8		G4-3		K			BB		3	0	0	0	1	1	1
Deion Sanders, L (1, 8) OBP: 0.429, SLG: 0.857	F5		G4-3		B5-3			F7		4	0	0	0	0	0	2
Michael Tucker, L (1, 7) OBP: 0.354, SLG: 0.474	1B		2B				L9	F7		4	1	2	1	0	0	1
Dmitri Young, S (1, 3) OBP: 0.336, SLG: 0.467	K		2B				HR	F8		4	1	2	2	0	1	2
Alex Ochoa, R (1, 9) OBP: 0.350, SLG: 0.387		L3	G5-3				K		L9	4	0	0	0	0	1	1
Aaron Boone, R (1, 5) OBP: 0.333, SLG: 0.475		G6-3 BB			F9		K		G4-3	3	0	0	0	1	1	0
Pokey Reese, R (1, 4) OBP: 0.308, SLG: 0.376		G6-3			F9		G5-3		L8	4	0	0	0	0	0	1
Kelly Stinnett, R (1, 2) OBP: 0.389, SLG: 0.370		G6-3			K		K			3	0	0	0	0	2	1
Pete Harnisch, S (1, 1) OBP: 0.222, SLG: 0.222			2B		G4-3		G5-3			1	1	1	0	0	0	0
Brady Clark, R (5, PH)										1	0	0	0	0	0	0
Hector Mercado, L (6, 1)										0	0	0	0	0	0	0
Juan Castro, R (7, PH) OBP: 0.296, SLG: 0.333			2B							1	0	0	0	0	0	0
Scott Sullivan, R (8, 1)			1B							0	0	0	0	0	0	0

Inning Stats	R: 0	H: 1	E: 0	K: 1	S: 9	R: 0	H: 0	E: 0	K: 0	S: 7	R: 2	H: 3	E: 0	K: 0	S: 8	R: 0	H: 0	E: 0	K: 1	S: 10	R: 0	H: 0	E: 0	K: 1	S: 8	R: 1	H: 1	E: 0	K: 2	S: 17	R: 0	H: 0	E: 0	K: 1	S: 7	R: 0	H: 0	E: 0	K: 0	S: 10	R: 0	H: 0	E: 0	K: 0	S: 5	1B: 2	2B: 2	3B: 0	HR: 1	SF: 0	SAC: 0	DP: 0	HBP: 0	WP: 0	PA: 34
--------------	------	------	------	------	------	------	------	------	------	------	------	------	------	------	------	------	------	------	------	-------	------	------	------	------	------	------	------	------	------	-------	------	------	------	------	------	------	------	------	------	-------	------	------	------	------	------	-------	-------	-------	-------	-------	--------	-------	--------	-------	--------

PITCHER	IP	WLS	BF	H	R	ER	SO	BB	IBB	HBP	BLK	WP	HR	S	P	ERA	WHIP
Kevin Brown, R (1, 1) ERA: 1.62	7.0		27	5	3	3	6	1	0	0	0	0	1	66	105	3.86	0.857
Mike Fetters, R (8, 1) ERA: 1.13	1.0		4	0	0	0	0	1	0	0	0	0	0	10	20	0.00	1.000
Jeff Shaw, R (9, 1) ERA: 3.86	1.0		3	0	0	0	0	0	0	0	0	0	0	5	8	0.00	0.000

BOTTOM

Los Angeles Dodgers @ Cincinnati Reds

Cinergy Field, Cincinnati, OH

Wed May 02 2001, 7:05 PM EDT
Att. 21,323 - Sunny - 83 F

livebaseballscorecards.com

AB	32
R	3
H	5
RBI	3
BB	2
SO	6
LOB	9



Batter	1	2	3	4	5	6	7	8	9	AB R H RBI BB SO LOB	TOP											
Tom Goodwin, L (1, 8) OBP: 0.233, SLG: 0.300	0-0 G1-3		2-2 2B 1B 1B		4-2 2B S BB	0-0 G4-3		3-1 G5-3		4 2 1 0 1 0 1												
Mark Grudzielanek, R (1, 4) OBP: 0.354, SLG: 0.522 Jeff Reboulet, R (7, PH) OBP: 0.512, SLG: 0.645	2-1 BB 1B		0-1 1B 2B		2-3 K		2-2 L8		0-2 BB 1B	3 1 2 0 0 1 1 2 0 1 0 0 0 0												
Gary Sheffield, R (1, 7) OBP: 0.448, SLG: 0.634 Jeff Shaw, R (9, 1)	4-2 G1-6-3 1-2 BB		2-0 2B 1B		1-2 P6		2-1 F9 S 2B 1B		1-2 L8	4 2 2 2 1 0 2 0 0 0 0 0 0 0												
Shawn Green, L (1, 9) OBP: 0.370, SLG: 0.547	0-0 G1-6-3 1-2f		0-2 1-H SF7 2B		4-2 2B BB		3-2 F9		4-0 1-2 BB	3 2 1 1 2 0 3												
Eric Karros, R (1, 3) OBP: 0.321, SLG: 0.480			2-0 SF7		3-2 1-H 2-H 2B		2-0 1B 2B		2-0 P6	4 1 2 4 0 0 2												
Chris Donnels, L (1, 5) OBP: 0.283, SLG: 0.255 Dave Hansen, L (7, 5) OBP: 0.438, SLG: 0.462			2-3 K		2-3 K		0-0 2-H 1B		3-1 G4-3	4 0 2 1 0 2 1 1 0 0 0 0 0 2												
Angel Pena, R (1, 2) OBP: 0.143, SLG: 0.148					2-0 G5-3		0-2 F9		2-0 F9	4 0 0 0 0 0 2												
Alex Cora, L (1, 6) OBP: 0.262, SLG: 0.338					0-2 F8		0-0 G5-3		0-2 P6	4 0 0 0 0 0 1												
Luke Prokopec, L (1, 1) OBP: 0.250, SLG: 0.375 Terry Adams, R (6, 1) Brian Johnson, R (8, PH) Mike Fetters, R (8, 1) Marquis Grissom, R (9, 7) OBP: 0.258, SLG: 0.530			0-3 K		1-1 F8		1-2 2B		0-0 G6-3	3 0 1 0 0 1 0 0 0 0 0 0 0 0 1 0												
Inning Stats	R: 0 E: 0 K: 0 S: 6	H: 1 LOB: 1 BB: 1 P: 12	R: 0 E: 0 K: 0 S: 9	H: 1 LOB: 1 BB: 0 P: 10	R: 4 E: 0 K: 2 S: 18	H: 4 LOB: 0 BB: 0 P: 26	R: 0 E: 0 K: 0 S: 6	H: 0 LOB: 0 BB: 0 P: 9	R: 2 E: 0 K: 2 S: 23	H: 1 LOB: 1 BB: 2 P: 37	R: 0 E: 0 K: 0 S: 8	H: 1 LOB: 1 BB: 0 P: 9	R: 2 E: 0 K: 0 S: 12	H: 3 LOB: 1 BB: 0 P: 23	R: 0 E: 0 K: 0 S: 7	H: 0 LOB: 0 BB: 0 P: 10	R: 0 E: 0 K: 0 S: 9	H: 1 LOB: 2 BB: 1 P: 19	1B: 7 2B: 5 3B: 0 HR: 0	SF: 1 SAC: 0 DP: 1 HBP: 0	WP: 0 PB: 0 SB: 2 CS: 0	PA: 42
PITCHER	IP WLS BF H R ER SO BB IBB HBP BLK WP HR S P ERA WHIP																					
Chris Reitsma, R (1, 1) ERA: 4.11	5.0 L 24 7 6 6 4 3 0 0 0 0 0 0 62 94 10.80 2.000																					
Jim Brower, R (6, 1) ERA: 5.64	2.0 10 4 2 2 0 0 0 0 0 0 0 0 20 32 9.00 2.000																					
John Riedling, R (8, 1) ERA: 3.31	2.0 8 1 0 0 0 1 0 0 0 0 0 0 16 29 0.00 1.000																					

Los Angeles Dodgers @ Cincinnati Reds
Cinergy Field, Cincinnati, OH

Thu May 03 2001, 7:05 PM EDT
Att. 18,371 - Sunny - 86 F

AB	37
R	8
H	12
RBI	8
BB	4
SO	4
LOB	15



WP: 0	PA: 42
-------	--------

ERA	WHIP
-----	------

livebaseballscorecards.com

Batter	1	2	3	4	5	6	7	8	9	AB	R	H	RBI	BB	SO	LOB
Barry Larkin, R OBP: 0.467, SLG: 0.459 Juan Castro, R OBP: 0.323, SLG: 0.333 (1, 6) BB C B (3, 6) (4, 5)	4-1 G3-6 BB		4-2 G3 BB 1-2 2-3		0-1 F8		2-3 K		0-2 1B 1B	0	0	0	0	1	0	0
Deion Sanders, L OBP: 0.250, SLG: 0.500 (1, 8) X	0-0 F9		2-2 F2 BB		2-0 G4-3		1-2 G1-3		0-3 K	5	0	0	0	0	1	7
Dmitri Young, S OBP: 0.347, SLG: 0.468 (1, 7) B X	1-0 G3-6 1-2f		1-0 G3 1-2 2-3 3-H			4-1 2B BB	0-0 2B 1B		3-2 BB 1B	4	2	2	1	1	0	3
Sean Casey, L OBP: 0.430, SLG: 0.581 (1, 3)			2-2 G4-3			1-2 G4-3 1-H 2B	0-2 1B 2B		4-1 BB	4	2	2	3	1	0	2
Alex Ochoa, R OBP: 0.346, SLG: 0.381 John Riedling, R (8, 1) Ruben Rivera, R OBP: 0.362, SLG: 0.453 (9, PH)		3-2 G6-3		0-2 G4-3		0-1 G4-3 2-3	0-0 FC6-4 1B		3-3 K	4	0	1	1	0	0	1
Aaron Boone, R OBP: 0.339, SLG: 0.475 Donnie Sadler, R OBP: 0.200, SLG: 0.265 (1, 5) (4, 6)		3-2 HBP		1-3 K		0-2 G4-3 3-H	0-1 FC6-4 1-2f		2-3 K	0	0	0	0	0	0	0
Pokey Reese, R OBP: 0.305, SLG: 0.371 (1, 4)		2-3 K		0-3 K		1-0 1B		0-0 F2		4	0	1	0	0	2	1
Kelly Stinnett, R OBP: 0.379, SLG: 0.347 (1, 2)			4-1 BB SH G3 BB		3-3 K	0-2 G1-3		1-3 K		3	1	0	0	1	2	1
Chris Reitsma, R OBP: 0.273, SLG: 0.200 Brady Clark, R (5, PH) Jim Brower, R OBP: 0.333, SLG: 0.444 Michael Tucker, L OBP: 0.357, SLG: 0.468 (7, PH) (8, 9)			0-0 SH G3 BB		4-2 BB		4-0 1B G1-3 2B BB	0-0 G5-3		0	0	0	0	0	0	0

Inning Stats	R: 0	H: 0	E: 0	K: 3	S: 3	H: 0	LOB: 0	BB: 1	P: 8	R: 0	H: 0	E: 0	K: 11	S: 11	R: 0	H: 0	E: 0	K: 2	S: 9	R: 0	H: 0	E: 0	K: 1	S: 8	R: 2	H: 2	E: 0	K: 15	S: 15	R: 3	H: 3	E: 0	K: 16	S: 16	R: 0	H: 0	E: 0	K: 6	S: 6	R: 0	H: 2	E: 0	K: 17	S: 17	R: 0	H: 2	E: 0	K: 3	S: 17	1B: 5	2B: 2	3B: 0	HR: 0	SF: 0	SAC: 1	DP: 1	HBP: 1	WP: 0	PA: 42
--------------	------	------	------	------	------	------	--------	-------	------	------	------	------	-------	-------	------	------	------	------	------	------	------	------	------	------	------	------	------	-------	-------	------	------	------	-------	-------	------	------	------	------	------	------	------	------	-------	-------	------	------	------	------	-------	-------	-------	-------	-------	-------	--------	-------	--------	-------	--------

PITCHER	IP	WLS	BF	H	R	ER	SO	BB	IBB	HBP	BLK	WP	HR	S	P	ERA	WHIP
Luke Prokepec, R ERA: 3.16 (1, 1)	5.0	W	22	1	3	3	4	5	0	1	0	0	0	49	93	5.40	1.200
Terry Adams, R ERA: 2.37 (6, 1)	2.0		11	4	3	3	1	1	0	0	0	0	0	26	34	13.50	2.500
Mike Fetters, R ERA: 1.0 (8, 1)	1.0	H	3	0	0	0	1	0	0	0	0	0	0	6	7	0.00	0.000
Jeff Shaw, R ERA: 3.6 (9, 1)	1.0	S	6	2	0	0	3	1	0	0	0	0	0	17	29	0.00	3.000

BOTTOM

Los Angeles Dodgers @ Cincinnati Reds
Cinergy Field, Cincinnati, OH
Thu May 03 2001, 7:05 PM EDT
Att. 18,371 - Sunny - 86 F

livebaseballscorecards.com

AB	33
R	6
H	7
RBI	6
BB	7
SO	9
LOB	24



Batter	1	2	3	4	5	6	7	8	9	AB R H RBI BB SO LOB	TOP											
Marquis Grissom, R (1, 8) OBP: 0.257, SLG: 0.514	3-1 G1-6-3 1B			3-2 F7		1-3 K		0-3 K		4 0 1 0 0 2 2												
Mark Grudzielanek, R (1, 4) OBP: 0.369, SLG: 0.521	1-2 G1-6-3 1-2f			0-0 BB 1B		4-2 FC4-6 BB		4-0 BB		2 0 1 0 2 0 1												
Gary Sheffield, R (1, 7) OBP: 0.440, SLG: 0.612	1-3 K			4-1 BB 1-2		1-2 FC4-6 1-2f 2-3		3-3 K		3 0 0 0 1 2 4												
Shawn Green, L (1, 9) OBP: 0.358, SLG: 0.527		2-3 K		0-0 P6		0-1 G3		1-2 G5-3		4 0 0 0 0 1 4												
Eric Karros, R (1, 3) OBP: 0.310, SLG: 0.462		0-0 L6		1-1 G1-3		1-0 L5		2-1 G4-3		4 0 0 0 0 0 2												
Dave Hansen, L (1, 5) OBP: 0.421, SLG: 0.438		1-0 P4			3-2 CS 1B		1-0 G4-3		2-2 F9	3 0 1 0 0 0 0 1 0 0 0 0 0 0												
Hiram Bocachica, R (9, PH) OBP: 0.325, SLG: 0.459																						
Chad Kreuter, S (1, 2) OBP: 0.308, SLG: 0.273				0-3 K		1-3 K 1-2		2-3 K		3 0 0 0 0 3 1												
Alex Cora, L (1, 6) OBP: 0.264, SLG: 0.329				0-1 G6-3		0-3 K		4-2 BB BB		2 0 0 0 1 1 0												
Chan Ho Park, R (1, 1) OBP: 0.250, SLG: 0.375				0-1 G1-3		3-2 FC4-6 2B		2-3 K		2 0 1 0 0 0 0 0 0 0 0 0 0 0 1 0 0 0 0 1 1 0 0 0 0 0 0 0												
Matt Herges, L (7, 1)																						
Chris Donnels, L (8, PH) OBP: 0.259, SLG: 0.250																						
Gregg Olson, R (8, 1)																						
Inning Stats	R: 0 E: 0 K: 1 S: 8	H: 1 LOB: 0 BB: 0 P: 13	R: 0 E: 0 K: 1 S: 5	H: 0 LOB: 0 BB: 0 P: 8	R: 0 E: 0 K: 1 S: 7	H: 0 LOB: 0 BB: 0 P: 7	R: 0 E: 0 K: 0 S: 8	H: 1 LOB: 2 BB: 1 P: 16	R: 0 E: 0 K: 2 S: 11	H: 1 LOB: 0 BB: 0 P: 15	R: 0 E: 0 K: 1 S: 15	H: 1 LOB: 2 BB: 1 P: 24	R: 0 E: 0 K: 1 S: 5	H: 0 LOB: 0 BB: 0 P: 9	R: 0 E: 0 K: 3 S: 12	H: 0 LOB: 2 BB: 2 P: 25	R: 0 E: 0 K: 0 S: 8	H: 0 LOB: 0 BB: 0 P: 13	1B: 3 2B: 1 3B: 0 HR: 0	SF: 0 SAC: 0 DP: 1 HBP: 0	WP: 0 PB: 0 SB: 0 CS: 1	PA: 33
PITCHER	IP WLS BF H R ER SO BB IBB HBP BLK WP HR S P ERA WHIP																					
Kevin Tapani, R (1, 1) ERA: 3.72	7.0 W 25 4 0 0 7 2 0 0 0 0 0 0 59 92 0.00 0.857																					
Kyle Farnsworth, R (8, 1) ERA: 1.62	1.0 H 5 0 0 0 3 2 0 0 0 0 0 0 12 25 0.00 2.000																					
Jeff Fassero, L (9, 1) ERA: 5.52	1.0 3 0 0 0 0 0 0 0 0 0 0 0 8 13 0.00 0.000																					

Los Angeles Dodgers @ Chicago Cubs
Wrigley Field, Chicago, IL
Fri May 04 2001, 2:20 PM CDT
Att. 27,871 - Overcast - 55 F

livebaseballscorecards.com

AB	29
R	0
H	4
RBI	0
BB	4
SO	10
LOB	15



BOTTOM

Los Angeles Dodgers @ Chicago Cubs
Wrigley Field, Chicago, IL
Fri May 04 2001, 2:20 PM CDT
Att. 27,871 - Overcast - 55 F

livebaseballscorecards.com

AB 30
R 4
H 8
RBI 4
BB 2
SO 9
LOB 11



WP: 0 PA: 34
PB: 0
SB: 1
CS: 0

AB R H RBI BB SO LOB

4 0 1 0 0 0 2

4 1 2 0 0 0 1

4 1 1 0 0 0 3

3 1 1 0 1 1 1

3 0 1 0 0 1 0
1 1 1 1 0 0 0

3 0 0 1 0 1 2

2 0 0 0 1 2 0
0 0 0 0 0 0 0
1 0 0 0 0 1 2
0 0 0 0 0 0 0

3 0 1 1 0 1 0

2 0 0 0 0 2 0
0 0 0 1 0 0 0

1B: 8 SF: 2
2B: 1 SAC: 0
3B: 0 DP: 1
HR: 0 HBP: 0

Batter	1	2	3	4	5	6	7	8	9
Eric Young Sr., R OBP: 0.325, SLG: 0.402 (1, 4)	1-1 P6		1-2 F9			0-0 1B	0-1 G4-3		
Ricky Gutierrez, R OBP: 0.303, SLG: 0.416 (1, 6)	1-2 G4-3 1B			2-2 L3 1B		1-2 G1-3		3-2 E5 1B	
Bill Mueller, S OBP: 0.397, SLG: 0.543 (1, 5)	2-0 G4-3			0-2 L3			0-1 1B SF8 1B	0-0 P6	
Sammy Sosa, R OBP: 0.431, SLG: 0.587 (1, 9)	3-3 K			2-2 G5-3			3-2 SF8 1B	4-1 1B BB	
Rondell White, R OBP: 0.337, SLG: 0.479 Gary Matthews, S OBP: 0.234, SLG: 0.390 (7, PR) (8, 7)		1-3 K			1-1 F9		1-1 1B SF8	3-2 15 S 1B	
Todd Hundley, S OBP: 0.291, SLG: 0.377 (1, 2)		0-2 F9			0-3 K		1-2 SF8	1-0 F7	
Matt Stairs, L OBP: 0.333, SLG: 0.294 Kyle Farnsworth, R OBP: 0.322, SLG: 0.472 15 Julio Zuleta, R Jeff Fassero, L (8, PH) (9, 1)		2-3 K			1-3 K		4-0 1B IBB	3-3 K	
Damon Buford, R OBP: 0.200, SLG: 0.228 (1, 8)			1-3 K			0-2 L8			
Kevin Tapani, R OBP: 0.286, SLG: 0.286 Ron Coomer, R OBP: 0.211, SLG: 0.235 (7, PH) (8, 3)			1-3 K			1-3 K			

Inning Stats	R: 0	H: 1	E: 0	K: 1	S: 9	H: 0	LOB: 1	BB: 0	P: 16	R: 0	H: 0	E: 0	K: 2	S: 10	H: 0	LOB: 0	BB: 0	P: 13	R: 0	H: 0	E: 0	K: 2	S: 10	H: 1	LOB: 0	BB: 0	P: 14	R: 0	H: 0	E: 0	K: 2	S: 8	H: 1	LOB: 1	BB: 0	P: 12	R: 3	H: 4	E: 0	K: 0	S: 18	H: 1	LOB: 2	BB: 1	P: 29
--------------	------	------	------	------	------	------	--------	-------	-------	------	------	------	------	-------	------	--------	-------	-------	------	------	------	------	-------	------	--------	-------	-------	------	------	------	------	------	------	--------	-------	-------	------	------	------	------	-------	------	--------	-------	-------

PITCHER	IP	WLS	BF	H	R	ER	SO	BB	IBB	HBP	BLK	WP	HR	S	P	ERA	WHIP
Chan Ho Park, R ERA: 3.55 (1, 1)	6.0	L	22	5	2	2	8	0	0	0	0	0	0	63	87	3.00	0.833
Matt Herges, R ERA: 2.75 (7, 1)	1.0		6	2	1	1	0	0	1	0	0	0	0	12	23	9.00	2.000
Gregg Olson, R ERA: 4.82 (8, 1)	1.0		6	1	1	0	1	1	0	0	0	0	0	15	29	0.00	2.000

Batter	1	2	3	4	5	6	7	8	9	AB R H RBI BB SO LOB	TOP											
Tom Goodwin, L (1, 8) OBP: 0.233, SLG: 0.298	1-0 L8		2-2 1B		0-0 G4-3			2-2 G4-3		4 0 1 0 0 0 0												
Mark Grudzielanek, R (1, 4) OBP: 0.364, SLG: 0.510	2-2 F7		0-1 1B		1-0 G5-3			2-1 P4		4 0 1 0 0 0 0												
Gary Sheffield, R (1, 7) OBP: 0.434, SLG: 0.607	2-3 K		2-3 K			3-2 1B 2B		2-2 G6-3		4 1 1 0 0 2 2												
Jeff Reboulet, R (8, 7) OBP: 0.512, SLG: 0.645										0 0 0 0 0 0 0												
Shawn Green, L (1, 9) OBP: 0.354, SLG: 0.513		0-0 G4-3	4-1 BB			2-3 K			1-2 G3-1	3 0 0 0 1 1 1												
Eric Karros, R (1, 3) OBP: 0.308, SLG: 0.454		2-1 F9	3-3 K			0-0 G3-6-1 1B			1-0 F9	4 0 1 1 0 1 3												
Dave Hansen, L (1, 5) OBP: 0.435, SLG: 0.421		3-1 FC4-6 1B		2-3 K		1-2 G3-6-1 1-2f			4-2 BB	3 0 1 0 1 1 1												
Angel Pena, R (1, 2) OBP: 0.188, SLG: 0.167		0-0 FC4-6 1B		0-0 G5-3			4-0 G3-6-1 BB		0-1 P6	3 0 1 0 1 0 1												
Alex Cora, L (1, 6) OBP: 0.256, SLG: 0.317		1-2 FC4-6		2-3 K			0-1 G3-6-1			3 0 0 0 0 1 3												
37 Darren Dreifort, R (1, 1) OBP: 0.333, SLG: 0.750			3-3 K			2-1 G1-3				2 0 0 0 0 1 0												
Hiram Bocachica, R (7, PH) OBP: 0.317, SLG: 0.447										1 0 0 0 0 1 0												
Terry Adams, R (7, 1)										0 0 0 0 0 0 0												
Jose Nunez, L (7, 1)										0 0 0 0 0 0 0												
Chris Donnels, L (8, 1) OBP: 0.259, SLG: 0.250										0 0 0 0 0 0 0												
Inning Stats	R: 0 E: 0 K: 1 S: 7	H: 0 LOB: 0 BB: 0 P: 12	R: 0 E: 0 K: 0 S: 9	H: 2 LOB: 2 BB: 0 P: 15	R: 0 E: 0 K: 3 S: 15	H: 2 LOB: 3 BB: 1 P: 29	R: 0 E: 0 K: 2 S: 8	H: 0 LOB: 0 BB: 0 P: 12	R: 0 E: 0 K: 0 S: 4	H: 0 LOB: 0 BB: 0 P: 7	R: 1 E: 0 K: 1 S: 11	H: 2 LOB: 0 BB: 0 P: 17	R: 0 E: 0 K: 1 S: 5	H: 0 LOB: 0 BB: 1 P: 10	R: 0 E: 0 K: 0 S: 9	H: 0 LOB: 0 BB: 0 P: 15	R: 0 E: 0 K: 0 S: 10	H: 0 LOB: 1 BB: 1 P: 16	1B: 5 2B: 1 3B: 0 HR: 0	SF: 0 SAC: 0 DP: 2 HBP: 0	WP: 0 PB: 0 SB: 0 CS: 0	PA: 34
PITCHER	IP WLS BF H R ER SO BB IBB HBP BLK WP HR S P ERA WHIP																					
Julian Tavarez, R (1, 1) ERA: 1.49	7.0 W 27 6 1 1 8 2 0 0 0 0 0 0 59 102 1.29 1.143																					
Courtney Duncan, R (8, 1) ERA: 3.21	2.0 7 0 0 0 0 1 0 0 0 0 0 0 19 31 0.00 0.500																					

Los Angeles Dodgers @ Chicago Cubs
Wrigley Field, Chicago, IL
Sat May 05 2001, 1:20 PM CDT
Att. 38,468 - Overcast - 63 F

AB	31
R	1
H	6
RBI	1
BB	3
SO	8
LOB	11



Batter	1	2	3	4	5	6	7	8	9
Eric Young Sr., R OBP: 0.339, SLG: 0.414 Augie Ojeda, S OBP: 0.143, SLG: 0.150 (1, 4) (8, PH) (9, 4)	0-2 G5-4-3 1B		2-3 K		0-1 CS 1B		2-0 SH 1B	K	
Ricky Gutierrez, R OBP: 0.308, SLG: 0.426 (1, 6)	0-2 G5-4-3 1-2f		2-3 K		0-0 F9 1-2		0-0 SH 1B	1B	
Bill Mueller, S OBP: 0.418, SLG: 0.542 (1, 5)	4-1 BB			4-2 HR BB	0-1 G4-3		0-0 1B 2B	BB	
Sammy Sosa, R OBP: 0.442, SLG: 0.619 (1, 9)	0-1 G1-3			2-2 HR		1-3 K	0-1 2B 15 HR 1B	E1	
Rondell White, R OBP: 0.343, SLG: 0.490 Gary Matthews, S OBP: 0.242, SLG: 0.383 (1, 7) (8, 7)		0-3 K		0-0 HR 1B		0-3 K	0-1 15 HR 2B	BB	
Todd Hundley, S OBP: 0.298, SLG: 0.411 (1, 2)		1-0 F7		0-1 HR		4-1 WP BB	1-3 K	2-3 K	
Matt Stairs, L OBP: 0.333, SLG: 0.283 15 Julio Zuleta, R OBP: 0.333, SLG: 0.537 Courtney Duncan, L (8, 1)		1-3 K		4-1 BB		2-3 K	1-0 HR	4-0 1B 1B E BB	
Damon Buford, R OBP: 0.231, SLG: 0.258 (1, 8)			1-0 SH1-4 1B	1-0 G5-4-3			E 1B	2-2 1B	
Julian Tavarez, L OBP: 0.300, SLG: 0.222 Ron Coomer, R OBP: 0.273, SLG: 0.300 (1, 1) (7, PH) (8, 3)			0-0 SH1-4	1-3 K			E6 1B	1-0 E	

Inning Stats	R: 0 E: 0 K: 0 S: 9	H: 1 LOB: 1 BB: 1 P: 13	R: 0 E: 0 K: 2 S: 8	H: 0 LOB: 0 BB: 0 P: 10	R: 0 E: 0 K: 2 S: 10	H: 1 LOB: 1 BB: 0 P: 15	R: 4 E: 0 K: 1 S: 14	H: 3 LOB: 0 BB: 2 P: 26	R: 0 E: 0 K: 0 S: 5	H: 1 LOB: 0 BB: 0 P: 5	R: 0 E: 0 K: 3 S: 14	H: 0 LOB: 1 BB: 1 P: 21	R: 8 E: 1 K: 3 S: 22	H: 7 LOB: 0 BB: 0 P: 28	R: 8 E: 2 K: 2 S: 24	H: 5 LOB: 3 BB: 5 P: 56
--------------	------------------------------	----------------------------------	------------------------------	----------------------------------	-------------------------------	----------------------------------	-------------------------------	----------------------------------	------------------------------	---------------------------------	-------------------------------	----------------------------------	-------------------------------	----------------------------------	-------------------------------	----------------------------------

PITCHER	IP	WLS	BF	H	R	ER	SO	BB	IBB	HBP	BLK	WP	HR	S	P	ERA	WHIP
37 Darren Dreifort, R ERA: 5.25 (1, 1)	6.0	L	25	6	4	4	8	4	0	0	0	1	2	60	90	6.00	1.667
Terry Adams, R ERA: 5.68 (7, 1)	0.0		7	6	7	7	0	0	0	0	0	0	0	10	12	∞	∞
Jose Nunez, L ERA: 13.5 (7, 1)	1.2		17	6	9	5	5	5	0	0	0	0	1	35	69	27.00	6.600
Chris Donnels, R ERA: (8, 1)	0.1		1	0	0	0	0	0	0	0	0	0	0	1	3	0.00	0.000

BOTTOM

Los Angeles Dodgers @ Chicago Cubs
 Wrigley Field, Chicago, IL
 Sat May 05 2001, 1:20 PM CDT
 Att. 38,468 - Overcast - 63 F

AB	R	H	RBI	BB	SO	LOB
4	1	3	1	0	1	1
2	1	0	0	0	1	1
5	2	2	1	0	1	3
2	3	1	2	4	0	0
5	3	3	4	1	1	1
4	2	2	1	0	2	0
1	1	0	0	1	0	3
4	1	1	2	1	2	5
2	0	0	0	1	2	1
1	1	1	3	0	0	0
0	1	0	1	1	0	0
5	2	3	2	0	1	1
1	0	0	0	0	1	0
3	2	2	0	0	1	0

AB	39
R	20
H	18
RBI	17
BB	9
SO	13
LOB	16

livebaseballscorecards.com



WP	1	PA	50
PB	0		
SB	0		
CS	1		

Batter	1	2	3	4	5	6	7	8	9	AB R H RBI BB SO LOB	TOP			
Mark Grudzielanek, R (1, 4) OBP: 0.360, SLG: 0.495	0-3 K2-3		2-1 G5-3			0-2 F9		4-2 1B BB		3 0 0 0 1 1 0	Los Angeles Dodgers @ Chicago Cubs Wrigley Field, Chicago, IL Sun May 06 2001, 1:20 PM CDT Att. 36,050 - Cloudy - 64 F			
Jeff Reboulet, R (1, 5) OBP: 0.467, SLG: 0.571	2-1 G6-3		3-1 F7			0-1 B1-3		1-3 K		4 0 0 0 0 1 2				
Gary Sheffield, R (1, 7) OBP: 0.444, SLG: 0.609	1-2 F9			4-2 FC1-6 BB		3-2 FC4-6 1B		1-0 1B		3 0 2 1 1 0 0				
Shawn Green, L (1, 9) OBP: 0.344, SLG: 0.496		2-3 K		0-1 FC1-6 G6-4-3		0-0 FC4-6		1-3 K		4 0 0 0 0 2 4				
Eric Karros, R (1, 3) OBP: 0.298, SLG: 0.438 Matt Herges, L (9, 1)		0-3 K		3-2 G6-4-3		0-2 F9		2-0 G4-3		4 0 0 0 0 1 1 0 0 0 0 0 0 0				
Marquis Grissom, R (1, 8) OBP: 0.257, SLG: 0.541		3-2 HR		1-2 G5-3		2-3 K		1-3 K		4 1 1 1 0 2 0				
Chad Kreuter, S (1, 2) OBP: 0.321, SLG: 0.292		0-0 1B		2-2 1B		2-2 G4-3		1-3 K		4 0 2 0 0 1 0				
Alex Cora, L (1, 6) OBP: 0.247, SLG: 0.306		0-0 F8		2-0 F8		1-2 G5-3				3 0 0 0 0 0 2				
Eric Gagne, R (1, 1) OBP: 0.071, SLG: 0.143 Chris Donnels, L (8, PH) OBP: 0.271, SLG: 0.250 Tom Goodwin, L (8, PR) OBP: 0.233, SLG: 0.298 Mike Fetters, R (8, 1) Dave Hansen, L (9, 3) OBP: 0.435, SLG: 0.421		0-3 K		0-3 K				4-2 S 1B BB		2 0 0 0 0 2 1 0 0 0 0 1 0 0 0 1 0 0 0 0 0 0 0 0 0 0 0 0 0 0 0 0 0 0 0				
Inning Stats	R: 0 H: 0 E: 0 LOB: 0 K: 1 BB: 0 S: 8 P: 11	R: 1 H: 2 E: 0 LOB: 1 K: 2 BB: 0 S: 11 P: 16	R: 0 H: 0 E: 0 LOB: 0 K: 1 BB: 0 S: 7 P: 12	R: 0 H: 0 E: 0 LOB: 0 K: 0 BB: 1 S: 9 P: 16	R: 0 H: 1 E: 0 LOB: 1 K: 1 BB: 0 S: 11 P: 16	R: 0 H: 1 E: 0 LOB: 1 K: 0 BB: 0 S: 11 P: 14	R: 0 H: 0 E: 0 LOB: 0 K: 1 BB: 0 S: 9 P: 13	R: 1 H: 1 E: 0 LOB: 2 K: 2 BB: 2 S: 17 P: 29	R: 0 H: 0 E: 0 LOB: 0 K: 2 BB: 0 S: 7 P: 11	1B: 4 SF: 0 2B: 0 SAC: 0 3B: 0 DP: 1 HR: 1 HBP: 0	WP: 0 PA: 34 PB: 0 SB: 1 CS: 0			
PITCHER	IP WLS BF H R ER SO BB IBB HBP BLK WP HR S P ERA WHIP													
Jason Bere, R (1, 1) ERA: 4.98	7.1		4 2 2 6 3 0 0 0 0 0 0 1 75 116 2.46 0.955											
Kyle Farnsworth, R (8, 1) ERA: 1.59	0.1		2 1 0 0 1 0 0 0 0 0 0 0 4 6 0.00 3.000											
Felix Heredia, L (8, 1) ERA: 2.08	0.1		1 0 0 0 1 0 0 0 0 0 0 0 4 5 0.00 0.000											
Tom Gordon, R (9, 1) ERA:	1.0 W	3	0 0 0 2 0 0 0 0 0 0 0 0 7 11 0.00 0.000											

livebaseballscorecards.com

AB	31
R	2
H	5
RBI	2
BB	3
SO	10
LOB	10



Batter	1	2	3	4	5	6	7	8	9	AB R H RBI BB SO LOB	TOP											
Luis Castillo, S (1, 4) OBP: 0.343, SLG: 0.295	4-2 FC6-5 G6-3 BB		2-3 K			3-2 1B			0-0 F8	3 0 1 0 1 1 0	Florida Marlins @ Los Angeles Dodgers Dodger Stadium, Los Angeles, CA Mon May 07 2001, 7:10 PM PDT Att. 20,807 - Sunny - 70 F											
Eric Owens, R (1, 9) OBP: 0.341, SLG: 0.380	0-1 G6-3			3-3 K		0-0 L8			0-2 G4-3	4 0 0 0 0 1 2												
Cliff Floyd, L (1, 7) OBP: 0.394, SLG: 0.618	0-2 FC6-5			0-0 G1-3					2-3 K	3 0 0 0 1 1 1												
Preston Wilson, R (1, 8) OBP: 0.386, SLG: 0.534	0-1 G1-3			1-3 K						3 0 0 0 0 1 2												
Charles Johnson, R (1, 2) OBP: 0.373, SLG: 0.688					1-3 K					3 0 0 0 0 1 0												
Kevin Millar, R (1, 5) OBP: 0.281, SLG: 0.387					2-3 K					3 0 0 0 0 3 0												
Dave Berg, R (8, 5) OBP: 0.100, SLG: 0.276										0 0 0 0 0 0 0												
Derrek Lee, R (1, 3) OBP: 0.270, SLG: 0.317					1-0 G6-3					3 0 0 0 0 0 0												
Alex Gonzalez, R (1, 6) OBP: 0.387, SLG: 0.417										3 0 1 0 0 1 0												
A.J. Burnett, R (1, 1)										2 0 0 0 0 1 0												
Ricky Bones, R (7, 1) OBP: 0.500, SLG: 0.500										0 0 0 0 0 0 0												
Mike Lowell, R (8, PH) OBP: 0.357, SLG: 0.535										1 0 0 0 0 1 1												
Braden Loper, R (8, 1)										0 0 0 0 0 0 0												
Vic Darenbourg, L (8, 1)										0 0 0 0 0 0 0												
Inning Stats	R: 0 E: 0 K: 0 S: 9	H: 0 LOB: 1 BB: 1 P: 13	R: 0 E: 0 K: 1 S: 10	H: 0 LOB: 0 BB: 0 P: 15	R: 0 E: 0 K: 1 S: 7	H: 0 LOB: 0 BB: 0 P: 12	R: 0 E: 0 K: 2 S: 10	H: 0 LOB: 0 BB: 0 P: 14	R: 0 E: 0 K: 2 S: 7	H: 0 LOB: 0 BB: 0 P: 11	R: 0 E: 0 K: 2 S: 12	H: 1 LOB: 1 BB: 0 P: 16	R: 0 E: 0 K: 0 S: 7	H: 0 LOB: 0 BB: 1 P: 12	R: 0 E: 0 K: 2 S: 14	H: 1 LOB: 1 BB: 0 P: 20	R: 0 E: 0 K: 1 S: 8	H: 0 LOB: 0 BB: 0 P: 10	1B: 2 2B: 0 3B: 0 HR: 0	SF: 0 SAC: 0 DP: 1 HBP: 0	WP: 0 PB: 0 SB: 0 CS: 0	PA: 30
PITCHER	IP WLS BF H R ER SO BB IBB HBP BLK WP HR S P ERA WHIP												IP WLS BF H R ER SO BB IBB HBP BLK WP HR S P ERA WHIP									
Kevin Brown, R (1, 1) ERA: 1.31	8.0 W 27 2 0 0 10 2 0 0 0 0 0 0 76 113 0.00 0.500																					
Jeff Shaw, R (9, 1) ERA: 3.38	1.0 S 3 0 0 0 1 0 0 0 0 0 0 0 8 10 0.00 0.000																					

livebaseballscorecards.com

AB	28
R	0
H	2
RBI	0
BB	2
SO	11
LOB	6



Batter	1	2	3	4	5	6	7	8	9
Tom Goodwin, L OBP: 0.255, SLG: 0.310 (1, 8)	3-2 E 1B		1-0 BB G6-3 1B		4-0 CS BB			2-1 G4-3	
Mark Grudzielanek, R OBP: 0.348, SLG: 0.476 (1, 4)	1 SAFE F3 1-2		1-2 G6-3 1-2		0-2 L7			3-1 F3	
Gary Sheffield, R OBP: 0.455, SLG: 0.638 Jeff Shaw, R (9, 1)	2-3 K		4-0 BB BB		2-0 CS 1-2	1-0 HR		4-2 FC4-6 BB	
Shawn Green, L OBP: 0.341, SLG: 0.483 (1, 9)	2-3 K		4-0 BB 1-2 2-3		2-2 G6-3			1-1 FC4-6 1-2f	
Eric Karros, R OBP: 0.298, SLG: 0.430 (1, 3)		4-2 G4-6-3 BB BB	1-3 K		2-1 P4				
Dave Hansen, L OBP: 0.423, SLG: 0.381 (1, 5)		4-0 G4-6-3 BB 1-2		2-2 G3		0-1 F8			
Chad Kreuter, S OBP: 0.305, SLG: 0.275 (1, 2)		1-1 G4-6-3 1-2f 2-3		2-3 K			2-2 G1-3		
Alex Cora, L OBP: 0.240, SLG: 0.295 (1, 6)		1-3 K		2-1 G4-3			1-2 G6-3		
Kevin Brown, R OBP: 0.176, SLG: 0.313 Marquis Grissom, R OBP: 0.257, SLG: 0.541 (9, 7)			2-3 K		1-3 K		0-2 G3		

Inning Stats	R: 0 E: 1 K: 2 S: 11	H: 1 LOB: 1 BB: 0 P: 21	R: 0 E: 0 K: 1 S: 7	H: 0 LOB: 1 BB: 2 P: 17	R: 0 E: 0 K: 2 S: 11	H: 1 LOB: 3 BB: 2 P: 23	R: 0 E: 0 K: 1 S: 8	H: 0 LOB: 0 BB: 0 P: 14	R: 0 E: 0 K: 1 S: 6	H: 0 LOB: 0 BB: 1 P: 13	R: 1 E: 0 K: 0 S: 9	H: 1 LOB: 0 BB: 0 P: 14	R: 0 E: 0 K: 0 S: 10	H: 0 LOB: 0 BB: 0 P: 13	R: 0 E: 0 K: 0 S: 8	H: 0 LOB: 1 BB: 1 P: 18
--------------	-------------------------------	----------------------------------	------------------------------	----------------------------------	-------------------------------	----------------------------------	------------------------------	----------------------------------	------------------------------	----------------------------------	------------------------------	----------------------------------	-------------------------------	----------------------------------	------------------------------	----------------------------------

PITCHER	IP	WLS	BF	H	R	ER	SO	BB	IBB	HBP	BLK	WP	HR	S	P	ERA	WHIP
A.J. Burnett, R ERA: 1.5 (1, 1)	6.0	L	24	3	1	1	7	5	0	0	0	0	1	52	102	1.50	1.333
Ricky Bones, R ERA: 3.65 (7, 1)	1.0		3	0	0	0	0	0	0	0	0	0	0	10	13	0.00	0.000
Braden Loeper, R ERA: 4.96 (8, 1)	0.2		3	0	0	0	0	1	0	0	0	0	0	6	15	0.00	1.500
Vic Darenbourg, L ERA: 6.1 (8, 1)	0.1		1	0	0	0	0	0	0	0	0	0	0	2	3	0.00	0.000

BOTTOM

Florida Marlins @ Los Angeles Dodgers
Dodger Stadium, Los Angeles, CA
 Mon May 07 2001, 7:10 PM PDT
 Att. 20,807 - Sunny - 70 F

AB	R	H	RBI	BB	SO	LOB
3	0	2	0	1	0	0
4	0	0	0	0	0	3
2	1	1	1	2	1	1
0	0	0	0	0	0	0
3	0	0	0	1	1	2
2	0	0	0	1	1	3
2	0	0	0	1	0	0
3	0	0	0	0	1	2
3	0	0	0	0	1	1
3	0	0	0	0	2	0
0	0	0	0	0	0	0

AB	25
R	1
H	3
RBI	1
BB	6
SO	7
LOB	12

WP: 0 PA: 32
 PB: 0
 SB: 0
 CS: 1




PITCHER	IP	WLS	BF	H	R	ER	SO	BB	IBB	HBP	BLK	WP	HR	S	P	ERA	WHIP
---------	----	-----	----	---	---	----	----	----	-----	-----	-----	----	----	---	---	-----	------

Batter	1	2	3	4	5	6	7	8	9	AB R H RBI BB SO LOB	TOP											
Luis Castillo, S OBP: 0.345, SLG: 0.293 (1, 4)	1-2 2B 1B	0-1 F7		0-0 B2-3		2-1 F8		4-1 CS BB		4 1 1 0 1 0 0	Florida Marlins @ Los Angeles Dodgers Dodger Stadium, Los Angeles, CA Tue May 08 2001, 7:10 PM PDT Att. 24,956 - Sunny - 69 F											
Eric Owens, R OBP: 0.343, SLG: 0.384 (1, 9)	0-0 1B 2B	2-1 F9		4-2 1B BB		2-2 G4-3		2-2 CS 1-2	1-0 G6-3	4 2 1 0 1 0 0												
Cliff Floyd, L OBP: 0.394, SLG: 0.605 (1, 7)	1-1 1B SF8 2-H 3-H	4-2 BB		0-3 K		0-1 G1-3			0-2 G3	4 1 1 2 1 1 1												
Preston Wilson, R OBP: 0.394, SLG: 0.533 (1, 8)	0-0 BLK 1B 1-2	0-0 L4		0-2 1B 1-2			0-0 E5 F7		4-2 1B BB	4 1 2 0 1 0 1												
Mike Lowell, R OBP: 0.367, SLG: 0.538 (1, 5)	2-1 BLK 1-2 2-3 1B		0-2 F7	0-2 1-3 2-H 1B		0-0 F7 2-3		0-0 1B 1-2 1B	5 0 3 1 0 0 1													
Charles Johnson, R OBP: 0.374, SLG: 0.673 (1, 2)	2-3 K		0-0 HR 1B	0-3 K		3-3 K		0-1 1-2 2-H 1B	5 1 2 1 0 3 6 0 0 0 0 0 0 0 0 0 0 0 0 0 0													
Lyle Mouton, R (9, PR)																						
Antonio Alfonseca, R (9, 1)																						
Derrek Lee, R OBP: 0.267, SLG: 0.343 (1, 3)	0-1 SF8 3-H		1-0 1-H HR		3-2 G6-3		2-3 K		1-0 P4	4 1 1 3 0 1 3												
Alex Gonzalez, R OBP: 0.383, SLG: 0.404 (1, 6)	4-2 FC3-6 1-2 2-3 BB		1-2 G4-3		0-0 L4			0-1 G6-3		3 0 0 0 1 0 0												
Brad Penny, R OBP: 0.118, SLG: 0.118 (1, 1)	1-1 FC3-6		0-2 F9		1-1 G6-3			2-3 K		3 0 0 0 0 0 3 0 0 0 0 0 0 0 1 0 0 0 0 1 0 0 0 0 0 0 0 0 0 0 0 0 0 0 0												
Ricky Bones, R OBP: 0.500, SLG: 0.500 (7, 1)																						
Ryan McGuire, L OBP: 0.167, SLG: 0.167 (8, PH)																						
Dan Miceli, R (8, 1)																						
Mike Redmond, R OBP: 0.391, SLG: 0.524 (9, 2)																						
Inning Stats	R: 3 E: 0 K: 1 S: 20	H: 5 LOB: 3 BB: 1 P: 31	R: 0 E: 0 K: 0 S: 7	H: 0 LOB: 1 BB: 1 P: 13	R: 2 E: 0 K: 0 S: 14	H: 2 LOB: 0 BB: 0 P: 16	R: 1 E: 0 K: 2 S: 18	H: 2 LOB: 2 BB: 1 P: 22	R: 0 E: 0 K: 0 S: 6	H: 0 LOB: 0 BB: 0 P: 10	R: 0 E: 0 K: 0 S: 7	H: 0 LOB: 0 BB: 0 P: 11	R: 0 E: 1 K: 2 S: 10	H: 0 LOB: 1 BB: 0 P: 15	R: 0 E: 0 K: 1 S: 8	H: 0 LOB: 0 BB: 1 P: 16	R: 1 E: 0 K: 0 S: 10	H: 2 LOB: 2 BB: 1 P: 16	1B: 9 2B: 1 3B: 0 HR: 1	SF: 1 SAC: 0 DP: 0 HBP: 0	WP: 0 PB: 0 SB: 0 CS: 1	PA: 44
PITCHER	IP WLS BF H R ER SO BB IBB HBP BLK WP HR S P ERA WHIP												PITCHER	IP WLS BF H R ER SO BB IBB HBP BLK WP HR S P ERA WHIP								
Luke Prokopec, R ERA: 4.55 (1, 1)	4.0 L 24 9 6 6 3 3 0 0 0 1 0 1 59 82 13.50 3.000																					
Giovanni Carrara, R ERA: (5, 1)	3.0 10 0 0 0 2 0 0 0 0 0 0 0 23 36 0.00 0.000																					
Gregg Olson, R ERA: 4.76 (8, 1)	2.0 9 2 1 1 1 2 0 0 0 0 0 0 18 32 4.50 2.000																					

livebaseballscorecards.com

AB	37
R	7
H	11
RBI	7
BB	5
SO	6
LOB	15



Batter	1	2	3	4	5	6	7	8	9	AB R H RBI BB SO LOB	TOP											
Luis Castillo, S OBP: 0.350, SLG: 0.294 (1, 4)	1-0 G3 G1-4-3 1B		2-2 G1-3		3-2 L8			4-0 HR BB		3 1 1 0 1 0 1												
Eric Owens, R OBP: 0.350, SLG: 0.394 Lyle Mouton, R (6, 9)	1-1 G1-4-3			4-1 HBP BB		0-1 1B 2B		2-1 G5-3		2 0 1 0 1 0 1 1 0 0 0 0 0 1												
Cliff Floyd, L OBP: 0.397, SLG: 0.624 (1, 7)	0-0 G3			0-0 F7		1-0 1B HBP		3-1 2-H HR		3 1 1 2 0 0 2												
Preston Wilson, R OBP: 0.390, SLG: 0.524 (1, 8)	2-3 K			3-2 F9		1-3 K		0-0 S 1B		4 0 1 0 0 2 4												
Mike Lowell, R OBP: 0.363, SLG: 0.523 (1, 5)		1-0 P3		1-0 HBP		3-3 K		1-1 L5		3 0 0 0 0 1 3												
Charles Johnson, R OBP: 0.369, SLG: 0.657 (1, 2)		0-0 F9		1-1 G1-3		1-2 1B		1-3 K		4 0 1 0 0 1 3												
Kevin Millar, R OBP: 0.257, SLG: 0.353 Derrek Lee, R OBP: 0.264, SLG: 0.339 (1, 3) (7, 3)		1-1 L6			1-2 F8		1-3 K		0-1 F8	3 0 0 0 0 1 0 1 0 0 0 0 0 0	AB 30 R 2 H 5 RBI 2 BB 3 SO 9 LOB 15											
Alex Gonzalez, R OBP: 0.378, SLG: 0.392 (1, 6)			0-3 K		4-2 SH1-4 BB		1-3 K		0-1 F7	3 0 0 0 1 2 0												
Ryan Dempster, R OBP: 0.118, SLG: 0.125 Braden Loooper, R OBP: 0.154, SLG: 0.154 (1, 1) (8, 1) Ryan McGuire, L (9, PH)			1-3 K		0-1 SH1-4		1-3 K		2-2 G1-6-3	2 0 0 0 0 2 0 0 0 0 0 0 0 0 1 0 0 0 0 0 0												
Inning Stats	R: 0 E: 0 K: 1 S: 8	H: 1 LOB: 1 BB: 0 P: 12	R: 0 E: 0 K: 0 S: 4	H: 0 LOB: 0 BB: 0 P: 6	R: 0 E: 0 K: 2 S: 11	H: 0 LOB: 0 BB: 0 P: 14	R: 0 E: 0 K: 0 S: 12	H: 0 LOB: 2 BB: 1 P: 21	R: 0 E: 0 K: 0 S: 10	H: 0 LOB: 1 BB: 1 P: 18	R: 0 E: 0 K: 2 S: 11	H: 2 LOB: 2 BB: 0 P: 17	R: 0 E: 0 K: 3 S: 10	H: 0 LOB: 0 BB: 0 P: 13	R: 2 E: 0 K: 1 S: 12	H: 2 LOB: 1 BB: 1 P: 23	R: 0 E: 0 K: 0 S: 9	H: 0 LOB: 0 BB: 0 P: 11	1B: 3 2B: 1 3B: 0 HR: 1	SF: 0 SAC: 1 DP: 0 HBP: 2	WP: 0 PB: 0 SB: 1 CS: 0	PA: 36
PITCHER	IP WLS BF H R ER SO BB IBB HBP BLK WP HR S P ERA WHIP												PITCHER	IP WLS BF H R ER SO BB IBB HBP BLK WP HR S P ERA WHIP								
Chan Ho Park, R ERA: 3.08 Mike Fetters, R ERA: 2.45 Jeff Shaw, R ERA: 3.18	(1, 1) (8, 1) (9, 1)	7.0 W 27 3 0 0 8 2 0 2 0 0 0 0 66 101 0.00 0.714																				

Florida Marlins @ Los Angeles Dodgers
Dodger Stadium, Los Angeles, CA
 Wed May 09 2001, 7:10 PM PDT
 Att. 27,301 - Sunny - 69 F

livebaseballscorecards.com

Batter	1	2	3	4	5	6	7	8	9
Tom Goodwin, L (1, 8) OBP: 0.275, SLG: 0.319	0-0 F7		3-1 1B	1-2 1B			2-1 1B		
Mark Grudzielanek, R (1, 4) OBP: 0.355, SLG: 0.526	2-3 K		2-2 1B	0-0 F9			1-0 1B		
Gary Sheffield, R (1, 7) OBP: 0.454, SLG: 0.657 Jeff Shaw, R (9, 1)	4-2 BB		2-3 K		1-1 G6-3		0-0 F7		
Shawn Green, L (1, 9) OBP: 0.340, SLG: 0.492	4-0 BB		0-2 E5	1-3 BB	0-0 BB		1-2 G3-1		
Eric Karros, R (1, 3) OBP: 0.311, SLG: 0.430	4-2 BB		1-2 BB	1-3 BB	0-0 F3		0-0 G5-3		
Dave Hansen, L (1, 5) OBP: 0.412, SLG: 0.333 Alex Cora, L (8, PR) OBP: 0.232, SLG: 0.286	0-0 F8		3-3 K			1-0 F7		4-0 BB	
Jeff Reboulet, R (1, 6) OBP: 0.460, SLG: 0.538		1-2 G4-6-3		3-2 G4-3		0-1 G5-3		2-2 G6-4-3	
Chad Kreuter, S (1, 2) OBP: 0.306, SLG: 0.264		0-0 G4-6-3		4-2 1B		3-1 L3			
Chan Ho Park, R (1, 1) OBP: 0.235, SLG: 0.353 Hiram Bocachica, R (7, PH) OBP: 0.302, SLG: 0.425 Mike Fetters, R (8, 1) Marquis Grissom, R (9, 7) OBP: 0.250, SLG: 0.526		2-3 K		0-2 SH1			1-3 K		

Inning Stats	R: 0	H: 0	E: 0	K: 1	S: 10	R: 0	H: 1	E: 0	K: 1	S: 8	R: 1	H: 3	E: 1	K: 2	S: 19	R: 0	H: 1	E: 0	K: 0	S: 13	R: 0	H: 0	E: 0	K: 0	S: 5	R: 2	H: 2	E: 0	K: 1	S: 10	R: 0	H: 0	E: 0	K: 0	S: 4	R: 0	H: 0	E: 0	K: 0	S: 4	R: 0	H: 0	E: 0	K: 0	S: 10	1B: 6	2B: 0	3B: 1	HR: 1	SF: 0	SAC: 1	DP: 2	HBP: 0	WP: 0	PB: 0	SB: 0	CS: 1	PA: 34
--------------	------	------	------	------	-------	------	------	------	------	------	------	------	------	------	-------	------	------	------	------	-------	------	------	------	------	------	------	------	------	------	-------	------	------	------	------	------	------	------	------	------	------	------	------	------	------	-------	-------	-------	-------	-------	-------	--------	-------	--------	-------	-------	-------	-------	--------

PITCHER	IP	WLS	BF	H	R	ER	SO	BB	IBB	HBP	BLK	WP	HR	S	P	ERA	WHIP
Ryan Dempster, R (1, 1) ERA: 4.38	7.0	L	31	8	3	2	5	4	0	0	0	0	1	69	115	2.57	1.714
Braden Loper, R (8, 1) ERA: 4.67	1.0		3	0	0	0	0	1	0	0	0	0	0	4	10	0.00	1.000

BOTTOM

Florida Marlins @ Los Angeles Dodgers
Dodger Stadium, Los Angeles, CA

Wed May 09 2001, 7:10 PM PDT
Att. 27,301 - Sunny - 69 F

livebaseballscorecards.com

AB 28
R 3
H 8
RBI 3
BB 5
SO 5
LOB 11



Batter	1	2	3	4	5	6	7	8	9	AB R H RBI BB SO LOB	TOP											
Luis Castillo, S (1, 4) OBP: 0.351, SLG: 0.298	2-2 G6-3		1-0 S 1B	2-3 K		3-1 1B			0-2 G6-3	5 0 2 0 0 1 2	Florida Marlins @ Los Angeles Dodgers Dodger Stadium, Los Angeles, CA Thu May 10 2001, 7:10 PM PDT Att. 21,907 - Sunny - 71 F											
Eric Owens, R (1, 9) OBP: 0.338, SLG: 0.379	1-2 G6-3		2-2 G5-3		2-3 K	0-1 G1-6-3			2-3 K	5 0 0 0 0 2 2												
Cliff Floyd, L (1, 7) OBP: 0.404, SLG: 0.617	4-2 BB		4-2 BB		0-1 E 1B				2-2 P3	3 1 1 0 2 0 0												
Preston Wilson, R (1, 8) OBP: 0.379, SLG: 0.508	0-2 F7		1-3 K		0-2 F9				3-2 G5-3	4 0 0 0 0 1 4												
Mike Lowell, R (1, 5) OBP: 0.367, SLG: 0.527		2-2 G6-3 G4-3 2B		4-0 FC5-4 1B BB	3-2 E6 1B				3-2 G5-3	3 2 1 0 1 0 1												
Charles Johnson, R (1, 2) OBP: 0.374, SLG: 0.651		0-1 G6-3		0-0 FC5-4 1B	0-0 1-2 2-H 1B				2-1 G6-3	4 0 2 1 0 0 1												
Derrek Lee, R (1, 3) OBP: 0.264, SLG: 0.336		1-0 G4-3		0-2 FC5-4 SH2-4 1B 1-2f 2-3	0-3 K				2-1 1B 1B	4 0 1 1 0 1 4												
Alex Gonzalez, R (1, 6) OBP: 0.382, SLG: 0.396	1-2 F8		0-0 SH2-4 1B 1-2 3-H		1-1 G6-3				2-2 G6-4-3 1B	4 0 2 1 0 0 0												
Matt Clement, R (1, 1) OBP: 0.083, SLG: 0.083			1-3 K		0-2 SH2-4				1-1 G6-4-3	2 0 0 0 0 1 0												
Kevin Millar, R (8, PH) OBP: 0.250, SLG: 0.343					0-2 SH2-4				1-1 G6-4-3	1 0 0 0 0 0 2												
Ricky Bones, R (8, 1) OBP: 0.500, SLG: 0.500									1-2f	0 0 0 0 0 0 0												
Vic Darenbourg, L (8, 1)										0 0 0 0 0 0 0												
Inning Stats	R: 0 E: 0 K: 0 S: 12	H: 0 LOB: 1 BB: 1 P: 19	R: 1 E: 0 K: 0 S: 9	H: 1 LOB: 0 BB: 0 P: 13	R: 0 E: 0 K: 2 S: 14	H: 1 LOB: 2 BB: 1 P: 23	R: 1 E: 0 K: 1 S: 12	H: 2 LOB: 2 BB: 1 P: 18	R: 1 E: 1 K: 2 S: 15	H: 2 LOB: 2 BB: 0 P: 20	R: 0 E: 0 K: 0 S: 8	H: 1 LOB: 1 BB: 0 P: 12	R: 0 E: 0 K: 0 S: 7	H: 0 LOB: 0 BB: 0 P: 15	R: 0 E: 0 K: 0 S: 13	H: 2 LOB: 1 BB: 0 P: 20	R: 0 E: 0 K: 1 S: 11	H: 0 LOB: 0 BB: 0 P: 15	1B: 8 2B: 1 3B: 0 HR: 0	SF: 0 SAC: 1 DP: 1 HBP: 0	WP: 0 PB: 0 SB: 1 CS: 0	PA: 39
PITCHER	IP WLS BF H R ER SO BB IBB HBP BLK WP HR S P ERA WHIP																					
37 Darren Dreifort, R (1, 1) ERA: 4.93	6.0 W 29 7 3 2 5 3 0 0 0 0 0 0 70 105 3.00 1.667																					
Terry Adams, R (7, 1) ERA: 5.14	2.0 H 7 2 0 0 0 0 0 0 0 0 0 0 20 35 0.00 1.000																					
Jeff Shaw, R (9, 1) ERA: 3.0	1.0 S 3 0 0 0 1 0 0 0 0 0 0 0 11 15 0.00 0.000																					

livebaseballscorecards.com

AB	35
R	3
H	9
RBI	3
BB	3
SO	6
LOB	16



Batter	1	2	3	4	5	6	7	8	9	AB	R	H	RBI	BB	SO	LOB
Tom Goodwin, L OBP: 0.274, SLG: 0.316 (1, 8) C B X	1-1 G4-3 ①		2-2 FC3-6 2B ②		2-2 CS G6-3 1B			0-2 F8 ①		4	1	1	0	0	0	1
Mark Grudzielanek, R OBP: 0.359, SLG: 0.534 (1, 4) X	0-0 G5-3 ②		2-1 HR 2B		3-1 G6-3 ①			2-2 1B		4	1	2	1	0	0	1
Gary Sheffield, R OBP: 0.455, SLG: 0.648 (1, 7) F S B B X	2-2 1B		2-1 HR HBP		2-1 G5-3 ② ③			2-1 F7 ②		3	1	1	0	0	0	2
Shawn Green, L OBP: 0.338, SLG: 0.508 (1, 9) B X	1-0 G4-1 ③		1-2 HR		1-0 G3 ①			1-0 P5 ③		4	1	1	3	0	0	2
Dave Hansen, L OBP: 0.405, SLG: 0.333 (1, 5) (7, 3)		1-0 F8 ①	3-2 P6 ③		3-2 G3-6-1 1B					3	0	1	0	0	0	0
Chris Donnels, L OBP: 0.286, SLG: 0.241 Terry Adams, R Jeff Shaw, R		1-1 F9 ②		4-0 2B 37 L6-5 BB		0-0 G3-6-1 ③ ③ ③ 1-2f				2	0	0	0	1	0	1
Angel Pena, R OBP: 0.179, SLG: 0.162 (1, 2) X	0-0 F7 ③			2-3 K			1-3 K ①			3	0	0	0	0	2	1
Alex Cora, L OBP: 0.255, SLG: 0.319 (1, 6) C X			0-1 37 FC 1B	1-1 2B			1-2 L5-3 1B			3	0	3	0	0	0	0
37 Darren Dreifort, R OBP: 0.308, SLG: 0.692 Jeff Reboulet, R OBP: 0.451, SLG: 0.525 (1, 1) (7, 5) B F B X			2-1 FC FC3-6 1-3	1-2 L6-5 ③ ③ ③ 3-H			3-2 L5-3 ② ③ ③ 1-2			2	0	0	0	0	0	3
										1	0	0	0	0	0	1

Inning Stats		R: 0	H: 1	E: 0	K: 0	S: 7	R: 0	H: 0	E: 0	K: 0	S: 4	R: 4	H: 3	E: 0	K: 0	S: 16	R: 0	H: 1	E: 0	K: 1	S: 8	R: 0	H: 1	E: 0	K: 0	S: 7	R: 0	H: 1	E: 0	K: 0	S: 5	R: 0	H: 1	E: 0	K: 1	S: 9	R: 0	H: 1	E: 0	K: 0	S: 9	R: 0	H: 1	E: 0	K: 0	S: 9															
PITCHER		IP	WLS	BF	H	R	ER	SO	BB	IBB	HBP	BLK	WP	HR	S	P	ERA	WHIP	PITCHER												IP	WLS	BF	H	R	ER	SO	BB	IBB	HBP	BLK	WP	HR	S	P	ERA	WHIP														
Matt Clement, R ERA: 5.77	(1, 1)	7.0	L	27	8	4	4	2	1	0	1	0	0	0	56	98	5.14	1.286																																											
Ricky Bones, R ERA: 3.21	(8, 1)	0.2		3	1	0	0	0	0	0	0	0	0	8	12	0.00	1.500																																												
Vic Darenbourg, L ERA: 5.91	(8, 1)	0.1		1	0	0	0	0	0	0	0	0	0	1	2	0.00	0.000																																												


BOTTOM

Florida Marlins @ Los Angeles Dodgers
Dodger Stadium, Los Angeles, CA

Thu May 10 2001, 7:10 PM PDT
Att: 21,907 - Sunny - 71 F

livebaseballscorecards.com

AB	29
R	4
H	9
RBI	4
BB	1
SO	2
LOB	12



WP: 0	PA: 31
PB: 0	
SB: 1	
CS: 1	

Batter	1	2	3	4	5	6	7	8	9	AB R H RBI BB SO LOB	TOP
Quilvio Veras, S (1, 4) <small>OBP: 0.273, SLG: 0.333</small>	0-1 		2-2 		2-2 		0-0 	3-3 		5 1 2 2 0 1 3	
Andruw Jones, R (1, 8) <small>OBP: 0.342, SLG: 0.457</small>	0-0 		2-3 			3-2 	1-2 		2-2 	5 0 1 0 0 1 1	
10 Chipper Jones, S (1, 5) <small>OBP: 0.439, SLG: 0.627</small>	3-3 			1-2 		1-0 	4-0 		2-1 	4 1 1 0 1 1 1	
Brian Jordan, R (1, 9) <small>OBP: 0.309, SLG: 0.433</small>	2-2 			1-1 		1-0 	0-0 		0-1 	4 0 1 2 0 0 1	
B.J. Surhoff, L (1, 7) <small>OBP: 0.305, SLG: 0.360</small>		2-2 		1-2 		0-0 	0-2 			4 0 1 0 0 0 3	
Javy Lopez, R (1, 2) <small>OBP: 0.283, SLG: 0.360</small>		1-3 			1-2 	0-3 		2-2 		4 0 1 0 0 2 2	
Rico Brogna, L (1, 3) <small>OBP: 0.324, SLG: 0.315</small>		0-0 			0-2 		3-2 	2-2 		4 1 2 0 0 0 1	
Rafael Furcal, S (1, 6) <small>OBP: 0.276, SLG: 0.338</small>		1-2 			0-3 		0-0 	1-2 		4 2 2 0 0 1 3	
Odalis Perez, L (1, 1) <small>OBP: 0.083, SLG: 0.167</small> Jose Cabrera, R (8, 1) John Rocker, R (9, 1)			0-0 		0-3 		2-0 	1-2 		4 0 1 1 0 1 4	
Inning Stats	R: 0 H: 1 E: 0 LOB: 1 K: 1 BB: 0 S: 9 P: 14	R: 0 H: 1 E: 0 LOB: 1 K: 1 BB: 0 S: 16 P: 20	R: 0 H: 0 E: 0 LOB: 0 K: 1 BB: 0 S: 8 P: 12	R: 0 H: 0 E: 0 LOB: 0 K: 0 BB: 0 S: 8 P: 11	R: 0 H: 2 E: 0 LOB: 2 K: 2 BB: 0 S: 22 P: 25	R: 1 H: 2 E: 0 LOB: 1 K: 1 BB: 0 S: 9 P: 14	R: 3 H: 4 E: 0 LOB: 2 K: 0 BB: 1 S: 13 P: 23	R: 1 H: 2 E: 0 LOB: 1 K: 1 BB: 0 S: 24 P: 33	R: 0 H: 0 E: 0 LOB: 0 K: 0 BB: 0 S: 7 P: 11	1B: 7 SF: 1 2B: 5 SAC: 0 3B: 0 DP: 0 HR: 0 HBP: 0	WP: 0 PA: 40 PB: 0 SB: 1 CS: 0
PITCHER Eric Gagne, R (1, 1) <small>ERA: 4.75</small> Gregg Olson, R (7, 1) <small>ERA: 4.5</small> Matt Herges, R (8, 1) <small>ERA: 3.32</small>	IP WLS BF H R ER SO BB IBB HBP BLK WP HR S P ERA WHIP 6.1 L 28 9 4 4 6 0 0 0 0 0 0 0 78 107 5.68 1.421 0.2 4 1 0 0 0 0 0 1 0 0 0 0 7 12 0.00 1.500 2.0 8 2 1 1 1 0 0 0 0 0 0 0 31 44 4.50 1.000	PITCHER IP WLS BF H R ER SO BB IBB HBP BLK WP HR S P ERA WHIP									

Atlanta Braves @ Los Angeles Dodgers
 Dodger Stadium, Los Angeles, CA
 Fri May 11 2001, 7:10 PM PDT
 Att. 54,343 - Sunny - 62 F

livebaseballscorecards.com

AB	38
R	5
H	12
RBI	5
BB	1
SO	7
LOB	19



Batter	1	2	3	4	5	6	7	8	9	AB	R	H	RBI	BB	SO	LOB
Tom Goodwin, L (1, 8) OBP: 0.264, SLG: 0.304 Shawn Green, L (9, PH) OBP: 0.336, SLG: 0.504	1-2 P4		2-1 FC4			1-0 F9		1-3 K2-3	1-3 K	4	0	0	0	0	1	1
Mark Grudzielanek, R (1, 4) OBP: 0.364, SLG: 0.529	3-1 G6-4-3 1B			0-1 G5-3		1-0 F7		4-2 WP BB		3	0	1	0	1	0	0
Gary Sheffield, R (1, 7) OBP: 0.457, SLG: 0.639	0-2 G6-4-3 1-2f			0-0 G5-3		1-0		4-2 BB	1-2 BB	3	0	1	0	1	0	1
Eric Karros, R (1, 3) OBP: 0.309, SLG: 0.419		2-3 K		4-2 1B BB		2-3 K		3-2 G1-3		3	0	0	0	1	2	3
Marquis Grissom, R (1, 9) OBP: 0.263, SLG: 0.525		2-3 K		0-0 1-2 1B			2-1 L7		1-0 1B E 1B	4	1	2	0	0	1	0
Hiram Bocachica, R (1, 5) OBP: 0.319, SLG: 0.432		0-0 F8		0-1 F9			1-2 G3 1B		0-2 E 1-2 1B	4	0	2	0	0	0	2
Jeff Reboulet, R (1, 6) OBP: 0.418, SLG: 0.477			3-2 F9		1-1 G1-3		2-2 G3 1-2		2-3 K	4	0	0	0	0	1	3
Chad Kreuter, S (1, 2) OBP: 0.292, SLG: 0.250 Matt Herges, L (8, 1) Angel Pena, R (9, PH) OBP: 0.175, SLG: 0.158			2-1 G5-3		0-0 F8		0-0 F9		0-3 K	3	0	0	0	0	0	1
Eric Gagne, R (1, 1) OBP: 0.125, SLG: 0.188 Gregg Olson, R (7, 1) Brian Johnson, R (8, 2) OBP: 0.333, SLG: 0.333			1-0 FC4 1B		0-3 K			1-3 K	1-0 E8 1-3 2-H 1B	2	0	1	0	0	1	0

Inning Stats	R: 0	H: 1	E: 0	K: 0	S: 8	R: 0	H: 0	E: 0	K: 2	S: 8	R: 0	H: 1	E: 0	K: 0	S: 8	R: 0	H: 0	E: 0	K: 1	S: 6	R: 0	H: 1	E: 0	K: 1	S: 8	R: 0	H: 1	E: 0	K: 2	S: 14	R: 1	H: 3	E: 1	K: 3	S: 17	1B: 8	2B: 0	3B: 0	HR: 0	SF: 0	SAC: 0	DP: 1	HBP: 0	WP: 1	PB: 0	SB: 0	CS: 0	PA: 37
--------------	------	------	------	------	------	------	------	------	------	------	------	------	------	------	------	------	------	------	------	------	------	------	------	------	------	------	------	------	------	-------	------	------	------	------	-------	-------	-------	-------	-------	-------	--------	-------	--------	-------	-------	-------	-------	--------

PITCHER	IP	WLS	BF	H	R	ER	SO	BB	IBB	HBP	BLK	WP	HR	S	P	ERA	WHIP
Odalis Perez, L (1, 1) ERA: 6.32	7.2		30	5	0	0	6	3	0	0	0	1	0	66	107	0.00	1.043
Jose Cabrera, R (8, 1) ERA: 1.0	0.1		1	0	0	0	0	0	0	0	0	0	0	3	6	0.00	0.000
John Rocker, L (9, 1) ERA: 3.78	1.0		6	3	1	1	3	0	0	0	0	0	0	17	22	9.00	3.000

BOTTOM

Atlanta Braves @ Los Angeles Dodgers
Dodger Stadium, Los Angeles, CA

Fri May 11 2001, 7:10 PM PDT
Att: 54,343 - Sunny - 62 F

livebaseballscorecards.com

AB	34
R	1
H	8
RBI	1
BB	3
SO	9
LOB	15



Batter	1	2	3	4	5	6	7	8	9	AB R H RBI BB SO LOB	TOP										
Rafael Furcal, S OBP: 0.269, SLG: 0.329 (1, 6)	0-2 G3			0-1 G6-3		1-0 F8			1-2 G5-3	4 0 0 0 0 0 1	<p>Atlanta Braves @ Los Angeles Dodgers Dodger Stadium, Los Angeles, CA</p> <p>Sat May 12 2001, 7:10 PM PDT Att. 53,006 - Overcast - 64 F</p>										
Andrew Jones, R OBP: 0.340, SLG: 0.451 (1, 8)	2-2 G3-6-3 1B			2-3 K		2-3 K			0-0 G1-3	4 0 1 0 0 2 1											
10 Chipper Jones, S OBP: 0.434, SLG: 0.612 (1, 5)	0-0 G3-6-3 1-2f			1-3 K					0-0 P6	3 0 0 0 1 1 1											
Brian Jordan, R OBP: 0.309, SLG: 0.431 (1, 9)			1-3 K		0-1 G6-3 1B				0-0 G5-3	3 0 1 0 0 1 1											
Bernard Gilkey, R OBP: 0.333, SLG: 0.545 Mike Remlinger, L (7, 1) Jose Cabrera, R (8, 1) Matt Whiteside, R (9, 1)			2-3 K		0-0 G6-3				0-1 P6	3 0 0 0 0 1 2 0											
Javy Lopez, R OBP: 0.276, SLG: 0.351 (1, 2)			2-2 G4-3		1-3 K				2-3 K	3 0 0 0 0 2 2											
Rico Brogna, L OBP: 0.314, SLG: 0.305 (1, 3)			2-3 K		1-3 K				2-2 G4-3	3 0 0 0 0 2 1											
Keith Lockhart, L OBP: 0.333, SLG: 0.302 (1, 4)			0-2 G4-3		2-0 G4-3				2-1 P4	3 0 0 0 0 0 0											
Jason Marquis, L OBP: 0.500, SLG: 0.500 B.J. Surhoff, L OBP: 0.302, SLG: 0.357 (1, 1) (7, 7)			0-0 G4-3		0-0 1B				0-2 F8	2 0 1 0 0 0 0 1 0 0 0 0 0 0											
Inning Stats	R: 0 E: 0 K: 0 S: 7	H: 1 LOB: 0 BB: 0 P: 9	R: 0 E: 0 K: 2 S: 10	H: 0 LOB: 0 BB: 0 P: 15	R: 0 E: 0 K: 1 S: 7	H: 0 LOB: 0 BB: 0 P: 9	R: 0 E: 0 K: 2 S: 8	H: 0 LOB: 0 BB: 0 P: 11	R: 0 E: 0 K: 1 S: 6	H: 1 LOB: 1 BB: 0 P: 11		R: 0 E: 0 K: 1 S: 11	H: 0 LOB: 1 BB: 1 P: 17	R: 0 E: 0 K: 1 S: 8	H: 0 LOB: 0 BB: 0 P: 12	R: 0 E: 0 K: 0 S: 5	H: 0 LOB: 0 BB: 0 P: 6	1B: 3 2B: 0 3B: 0 HR: 0	SF: 0 SAC: 0 DP: 1 HBP: 0	WP: 0 PB: 0 SB: 0 CS: 0	PA: 30
PITCHER Kevin Brown, R ERA: 1.09 Jeff Shaw, R ERA: 2.84	IP 8.0	WLS 3	BF 27	H 3	R 0	ER 0	SO 9	BB 1	IBB 0	HBP 0	BLK 0	WP 0	HR 0	S 66	P 95	ERA 0.00	WHIP 0.500				
	IP 1.0	WLS 0	BF 3	H 0	R 0	ER 0	SO 0	BB 0	IBB 0	HBP 0	BLK 0	WP 0	HR 0	S 5	P 6	ERA 0.00	WHIP 0.000				

AB	29
R	0
H	3
RBI	0
BB	1
SO	9
LOB	9



livebaseballscorecards.com

Batter	1	2	3	4	5	6	7	8	9	AB	R	H	RBI	BB	SO	LOB
Tom Goodwin, L (1, 8) OBP: 0.263, SLG: 0.295	3-2 G1-3		2-3 K			4-2 1B BB		2-2 F7		3	0	0	0	1	1	0
Mark Grudzielanek, R (1, 4) OBP: 0.360, SLG: 0.520	3-3 K			1-2 G5-3		0-1 1-3 1B		2-2 F9		4	0	1	0	0	1	0
Gary Sheffield, R (1, 7) OBP: 0.458, SLG: 0.661	0-0 1B FC1-6-4			1-0 P3		0-1 F7			0-1 HR	4	1	2	1	0	0	2
Shawn Green, L (1, 9) OBP: 0.329, SLG: 0.493	1-0 FC1-6-4			1-1 G1-3			3-3 K			3	0	0	0	0	1	1
Eric Karros, R (1, 3) OBP: 0.302, SLG: 0.409		2-3 K			0-3 K		2-2 P4			3	0	0	0	0	2	0
Adrian Beltré, R (1, 5) OBP: 0.333, SLG: 0.333		3-3 K			1-2 G5-3		2-2 1B 1B			3	0	1	0	0	1	0
Chad Kreuter, S (1, 2) OBP: 0.294, SLG: 0.254		0-2 G3			0-1 G1-3		3-2 1-2 1B			3	0	1	0	0	0	0
Alex Cora, L (1, 6) OBP: 0.250, SLG: 0.313			2-2 G3-1			0-1 F7		1-3 K		2	0	0	0	0	0	0
Jeff Reboulet, R (7, PH) OBP: 0.411, SLG: 0.467 (8, 6)										1	0	0	0	0	1	2
Kevin Brown, R (1, 1) OBP: 0.158, SLG: 0.278			1-2 G5-3			2-1 G5-3		2-1 F5		2	0	0	0	0	0	0
Dave Hansen, L (8, PH) OBP: 0.395, SLG: 0.323										1	0	0	0	0	0	0
Jeff Shaw, R (9, 1)										0	0	0	0	0	0	0

Inning Stats	R: 0	H: 1	E: 0	K: 1	S: 10	R: 0	H: 0	E: 0	K: 2	S: 10	R: 0	H: 0	E: 0	K: 1	S: 9	R: 0	H: 0	E: 0	K: 0	S: 8	R: 0	H: 0	E: 0	K: 1	S: 8	R: 0	H: 1	E: 0	K: 0	S: 10	R: 0	H: 2	E: 0	K: 2	S: 18	R: 0	H: 0	E: 0	K: 0	S: 11	R: 1	H: 1	E: 0	K: 0	S: 2	1B: 4	2B: 0	3B: 0	HR: 1	SF: 0	SAC: 0	DP: 0	HBP: 0	WP: 0	PB: 0	SB: 0	CS: 0	PA: 30
--------------	------	------	------	------	-------	------	------	------	------	-------	------	------	------	------	------	------	------	------	------	------	------	------	------	------	------	------	------	------	------	-------	------	------	------	------	-------	------	------	------	------	-------	------	------	------	------	------	-------	-------	-------	-------	-------	--------	-------	--------	-------	-------	-------	-------	--------

PITCHER	IP	WLS	BF	H	R	ER	SO	BB	IBB	HBP	BLK	WP	HR	S	P	ERA	WHIP
Jason Marquis, R (1, 1) ERA: 2.04	6.0		21	2	0	0	5	1	0	0	0	0	0	55	82	0.00	0.500
Mike Remlinger, L (7, 1) ERA: 2.49	1.0		5	2	0	0	2	0	0	0	0	0	0	18	29	0.00	2.000
Jose Cabrera, R (8, 1) ERA: 0.9	1.0		3	0	0	0	0	0	0	0	0	0	0	11	17	0.00	0.000
Matt Whiteside, R (9, 1) ERA: 16.2	0.0	L	1	1	1	1	0	0	0	0	0	0	1	2	2	∞	∞

BOTTOM


Atlanta Braves @ Los Angeles Dodgers
Dodger Stadium, Los Angeles, CA

Sat May 12 2001, 7:10 PM PDT
Att. 53,006 - Overcast - 64 F

livebaseballscorecards.com

AB	29
R	1
H	5
RBI	1
BB	1
SO	7
LOB	5



Batter	1	2	3	4	5	6	7	8	9	AB R H RBI BB SO LOB	TOP														
Rafael Furcal, S (1, 6) OBP: 0.263, SLG: 0.321	2-3 K		0-2 F9		1-2 G5-3			2-1 G4-3		4 0 0 0 0 1 0	<p>Atlanta Braves @ Los Angeles Dodgers Dodger Stadium, Los Angeles, CA</p> <p>Sun May 13 2001, 1:10 PM PDT Att. 37,152 - Cloudy - 66 F</p> <p>livebaseballscorecards.com</p> <table border="1"> <tr><td>AB</td><td>30</td></tr> <tr><td>R</td><td>1</td></tr> <tr><td>H</td><td>3</td></tr> <tr><td>RBI</td><td>1</td></tr> <tr><td>BB</td><td>2</td></tr> <tr><td>SO</td><td>4</td></tr> <tr><td>LOB</td><td>8</td></tr> </table> 	AB	30	R	1	H	3	RBI	1	BB	2	SO	4	LOB	8
AB	30																								
R	1																								
H	3																								
RBI	1																								
BB	2																								
SO	4																								
LOB	8																								
Andruw Jones, R (1, 8) OBP: 0.331, SLG: 0.439	1-2 G6-3		0-3 K			0-1 G6-3		1-2 F7		4 0 0 0 0 1 0															
10 Chipper Jones, S (1, 5) OBP: 0.429, SLG: 0.598	1-1 G3		2-3 K			4-1 G4-3 BB			0-2 G4-3	3 0 0 0 1 1 0															
Brian Jordan, R (1, 9) OBP: 0.308, SLG: 0.448		2-2 HR		0-0 F3		3-2 G4-3		1-2 P3		4 1 1 1 0 0 1															
B.J. Surhoff, L (1, 7) OBP: 0.301, SLG: 0.353		1-0 F7		2-0 1B		0-0 F7		2-1 G3-1		4 0 1 0 0 0 1															
Keith Lockhart, L (1, 4) OBP: 0.333, SLG: 0.289		4-2 1B BB		0-1 F7			2-3 K			2 0 0 0 1 1 1															
Wes Helms, R (1, 3) OBP: 0.268, SLG: 0.481		3-1 1-2 1B		0-0 F7			0-2 L4			3 0 1 0 0 0 1															
Paul Bako, L (1, 2) OBP: 0.214, SLG: 0.208		2-2 P5			1-2 G3-1		2-0 F7			3 0 0 0 0 0 2															
Greg Maddux, R (1, 1) OBP: 0.188, SLG: 0.188 Dave Martinez, L (8, PH) OBP: 0.420, SLG: 0.395 Kerry Ligtenberg, R (8, 1)		2-1 F8			0-1 G5-3			1-1 G4-3		2 0 0 0 0 0 2 1 0 0 0 0 0 0 0 0 0 0 0 0 0															
Inning Stats	R: 0 E: 0 K: 1 S: 9 H: 0 LOB: 0 BB: 0 P: 13	R: 1 E: 0 K: 0 S: 17 H: 2 LOB: 2 BB: 1 P: 31	R: 0 E: 0 K: 2 S: 10 H: 0 LOB: 0 BB: 0 P: 12	R: 0 E: 0 K: 0 S: 5 H: 1 LOB: 1 BB: 0 P: 7	R: 0 E: 0 K: 0 S: 8 H: 0 LOB: 0 BB: 0 P: 10	R: 0 E: 0 K: 0 S: 8 H: 0 LOB: 1 BB: 1 P: 15	R: 0 E: 0 K: 1 S: 9 H: 0 LOB: 0 BB: 0 P: 13	R: 0 E: 0 K: 0 S: 7 H: 0 LOB: 0 BB: 0 P: 11	R: 0 E: 0 K: 0 S: 11 H: 0 LOB: 0 BB: 0 P: 14	1B: 2 2B: 0 3B: 0 HR: 1 SF: 0 SAC: 0 DP: 0 HBP: 0	WP: 0 PB: 0 SB: 0 CS: 0 PA: 32														
PITCHER	IP WLS BF H R ER SO BB IBB HBP BLK WP HR S P ERA WHIP												PITCHER	IP WLS BF H R ER SO BB IBB HBP BLK WP HR S P ERA WHIP											
Luke Prokopec, R (1, 1) ERA: 3.93	7.0 W 26 3 1 1 4 2 0 0 0 0 0 1 66 101 1.29 0.714																								
Mike Fetters, R (8, 1) ERA: 2.25	1.0 H 3 0 0 0 0 0 0 0 0 0 0 0 7 11 0.00 0.000																								
Jeff Shaw, R (9, 1) ERA: 2.7	1.0 S 3 0 0 0 0 0 0 0 0 0 0 0 0 11 14 0.00 0.000																								

Batter	1	2	3	4	5	6	7	8	9	AB	R	H	RBI	BB	SO	LOB	
Marquis Grissom, R OBP: 0.250, SLG: 0.500 (1, 8)	0-1 L8 C X	0-1 G5-3 C X		0-1 FC5-4 C X 1-2f			0-0 G5-3 X			4	0	0	0	0	0	1	
Mark Grudzielanek, R OBP: 0.364, SLG: 0.519 (1, 4)	0-1 2B 1B C X		1-1 S 1B B F X		1-1 F9 F B X		1-3 K B S F X			4	1	2	0	0	1	0	
Gary Sheffield, R OBP: 0.459, SLG: 0.664 (1, 7)	1-2 1B 1-3 2B C C B X		3-3 K 1-2 B B B C C		0-0 1B 1B X		1-1 F5 B S X			4	1	2	0	0	1	1	
Shawn Green, L OBP: 0.340, SLG: 0.493 (1, 9)	4-0 1B SF8 IBB B B B		4-0 IBB B B B		0-1 1B 1-2 G4-6-3 S X			2-1 F8 B F B X			2	1	1	0	2	0	0
Eric Karros, R OBP: 0.301, SLG: 0.405 (1, 3)	2-2 1B 1-3 2-H 3-H C C C F B F X		0-3 K 2 C C C		1-1 G4-6-3 1-2f B F X			1-2 F5 B F S X			4	0	1	2	0	1	4
Adrián Beltré, R OBP: 0.143, SLG: 0.167 (1, 5)	1-1 SF8 3-H B C X		2-2 G5-3 B C S X		0-2 G5-3 C C X			2-2 L8 B B B X			3	0	0	1	0	0	2
Chad Kreuter, S OBP: 0.310, SLG: 0.262 (1, 2)	1-3 K F P C			4-1 FC2-6 BB B B B C B		0-0 1B X				2	0	1	0	1	1	1	
Alex Cora, L OBP: 0.243, SLG: 0.303 (1, 6)		0-0 G4-3 X		0-3 K F C S		0-1 F8 F X				3	0	0	0	0	1	2	
Luke Prokopec, L OBP: 0.167, SLG: 0.250 Mike Fetters, R Jeff Shaw, R (1, 1) (8, 1) (9, 1)		0-3 K2-3 C S		1-0 FC2-6 FC5-4 1-2f B X		1-3 K B F F C				3	0	0	0	0	2	2	
										0	0	0	0	0	0	0	
										0	0	0	0	0	0	0	

Inning Stats		R: 3	H: 3	E: 0	K: 1	S: 18	LOB: 1	BB: 1	P: 26
		R: 0	H: 0	E: 0	K: 1	S: 6	LOB: 0	BB: 0	P: 6
		R: 0	H: 1	E: 0	K: 2	S: 11	LOB: 2	BB: 1	P: 21
		R: 0	H: 0	E: 0	K: 1	S: 7	LOB: 1	BB: 1	P: 12
		R: 0	H: 2	E: 0	K: 0	S: 7	LOB: 1	BB: 0	P: 9
		R: 0	H: 1	E: 0	K: 1	S: 9	LOB: 1	BB: 0	P: 10
		R: 0	H: 0	E: 0	K: 1	S: 6	LOB: 0	BB: 0	P: 8
		R: 0	H: 0	E: 0	K: 0	S: 8	LOB: 0	BB: 0	P: 13

Atlanta Braves @ Los Angeles Dodgers
 Dodger Stadium, Los Angeles, CA
 Sun May 13 2001, 1:10 PM PDT
 Att: 37,152 - Cloudy - 66 F

AB	29
R	3
H	7
RBI	3
BB	3
SO	7
LOB	13

WP: 0	PA: 33
PB: 0	SB: 1
CS: 0	

PITCHER	IP	WLS	BF	H	R	ER	SO	BB	IBB	HBP	BLK	WP	HR	S	P	ERA	WHIP
Greg Maddux, R ERA: 2.63 (1, 1)	7.0	L	30	7	3	3	7	1	2	0	0	0	0	64	92	3.86	1.143
Kerry Ligtenberg, R ERA: 7.84 (8, 1)	1.0		3	0	0	0	0	0	0	0	0	0	0	8	13	0.00	0.000

Batter	1	2	3	4	5	6	7	8	9	AB R H RBI BB SO LOB	TOP											
Alex Cora, L (1, 6) OBP: 0.243, SLG: 0.294	2-3 K		0-0 F9-3			2-2 HBP			0-1 F7	3 0 0 0 0 1 1	Los Angeles Dodgers @ Montreal Expos Olympic Stadium, Montreal, QB Tue May 15 2001, 7:05 PM EDT Att. 4,714 - Dome - 72 F livebaseballscorecards.com											
Mark Grudzielanek, R (1, 4) OBP: 0.361, SLG: 0.511	1-2 1B			2-2 L9		2-3 K		2-3 K	4 0 1 0 0 2 1													
Gary Sheffield, R (1, 7) OBP: 0.447, SLG: 0.642	0-2 F9			1-3 K		0-0 F8		0-0 G6-3	4 0 0 0 0 1 2													
Shawn Green, L (1, 9) OBP: 0.340, SLG: 0.489	1-3 K			1-1 1B		2-2 P3			3 0 1 0 0 1 1													
Eric Karros, R (1, 3) OBP: 0.295, SLG: 0.396		2-2 F7		1-3 K		1-2 F8			3 0 0 0 0 1 1													
Adrián Beltré, R (1, 5) OBP: 0.100, SLG: 0.111		1-0 L7			3-1 F8		0-1 G6-3		3 0 0 0 0 0 0													
Marquis Grissom, R (1, 8) OBP: 0.241, SLG: 0.483		2-1 F7			2-2 F2				3 0 0 0 0 1 0													
Chad Kreuter, S (1, 2) OBP: 0.301, SLG: 0.254			0-0 P6		2-2 G4-3			2-2 P4	2 0 0 0 0 0 0													
Chris Donnels, L (8, PH) OBP: 0.281, SLG: 0.236								2-2 K	1 0 0 0 0 0 0													
Terry Adams, R (8, 1)								2-3 K	0 0 0 0 0 0 0													
Chan Ho Park, R (1, 1) OBP: 0.211, SLG: 0.316			2-1 E3			0-3 K		2-3 K	2 0 0 0 0 1 0													
Dave Hansen, L (8, PH) OBP: 0.385, SLG: 0.313									1 0 0 0 0 1 0													
Angel Pena, R (8, 2) OBP: 0.175, SLG: 0.158									0 0 0 0 0 0 0													
Inning Stats	R: 0 E: 0 K: 2 S: 17	H: 1 LOB: 1 BB: 0 P: 21	R: 0 E: 0 K: 0 S: 6	H: 0 LOB: 0 BB: 0 P: 11	R: 0 E: 1 K: 0 S: 4	H: 0 LOB: 0 BB: 0 P: 6	R: 0 E: 0 K: 2 S: 12	H: 1 LOB: 1 BB: 0 P: 17	R: 0 E: 0 K: 2 S: 8	H: 0 LOB: 0 BB: 0 P: 15	R: 0 E: 0 K: 2 S: 10	H: 0 LOB: 1 BB: 0 P: 14	R: 0 E: 0 K: 0 S: 9	H: 0 LOB: 0 BB: 0 P: 12	R: 0 E: 0 K: 2 S: 11	H: 0 LOB: 0 BB: 0 P: 17	R: 0 E: 0 K: 1 S: 6	H: 0 LOB: 0 BB: 0 P: 8	1B: 2 2B: 1 3B: 0 HR: 0	SF: 0 SAC: 0 DP: 1 HBP: 1	WP: 0 PB: 0 SB: 0 CS: 0	PA: 30
PITCHER Javier Vazquez, R (1, 1) ERA: 4.67	IP: 9.0 WLS: W BF: 30 H: 2 R: 0 ER: 0 SO: 9 BB: 0 IBB: 0 HBP: 1 BLK: 0 WP: 0 HR: 0 S: 83 P: 121 ERA: 0.00 WHIP: 0.222											PITCHER	IP: WLS: BF: H: R: ER: SO: BB: IBB: HBP: BLK: WP: HR: S: P: ERA: WHIP:									

AB	29
R	0
H	2
RBI	0
BB	0
SO	9
LOB	6



Batter	1	2	3	4	5	6	7	8	9
Orlando Cabrera, R OBP: 0.321, SLG: 0.438 (1, 6)	1-1 CS 1B		0-0 2-H 3B		0-0 1-2f G6-4-3			3-3 K	
Curtis Pride, L OBP: 0.200, SLG: 0.208 (1, 7)	0-0 F8		2-3 K			2-3 K		4-1 BB	
Lee Stevens, L OBP: 0.295, SLG: 0.455 (1, 3)	3-3 K			1-1 2B HBP		0-1 G6-4-3 1B		2-2 G5-3	
Vladimir Guerrero, R OBP: 0.378, SLG: 0.547 (1, 9)		3-3 K		2-1 1-H 2B		0-0 G6-4-3			
Jose Vidro, S OBP: 0.361, SLG: 0.510 (1, 4)		2-2 F9		1-1 F9			3-3 K		
Milton Bradley, S OBP: 0.328, SLG: 0.353 (1, 8)		0-1 F8		4-1 BB			2-1 2B		
Mike Mordecai, R OBP: 0.241, SLG: 0.407 (1, 5)			1-3 K	0-3 K			1-3 K		
Michael Barrett, R OBP: 0.271, SLG: 0.267 (1, 2)			4-1 SH2-4 3B BB		2-1 F8		1-1 G6-3		
Javier Vazquez, R OBP: 0.533, SLG: 0.500 (1, 1)			0-0 SH2-4		2-1 G6-4-3 1B		0-1 G6-3		

Inning Stats	R: 0	H: 1	E: 0	LOB: 0	K: 1	S: 6	R: 0	H: 0	E: 0	LOB: 0	K: 1	S: 9	R: 1	H: 1	E: 0	LOB: 1	K: 2	S: 9	R: 1	H: 1	E: 0	LOB: 1	K: 1	S: 9	R: 0	H: 1	E: 0	LOB: 0	K: 0	S: 5	R: 0	H: 1	E: 0	LOB: 0	K: 1	S: 6	R: 0	H: 1	E: 0	LOB: 1	K: 2	S: 11	R: 0	H: 0	E: 0	LOB: 1	K: 1	S: 9					
Chan Ho Park, R ERA: 3.02 (1, 1)	IP	WLS	BF	H	R	ER	SO	BB	IBB	HBP	BLK	WP	HR	S	P	ERA	WHIP																																				
Terry Adams, R ERA: 4.91 (8, 1)	1.0	4	0	0	0	0	1	1	0	0	0	0	0	9	18	0.00	1.000																																				

BOTTOM

Los Angeles Dodgers @ Montreal Expos
Olympic Stadium, Montreal, QB
Tue May 15 2001, 7:05 PM EDT
Att. 4,714 - Dome - 72 F

AB	R	H	RBI	BB	SO	LOB
4	0	2	1	0	1	1
3	0	0	0	1	2	2
3	1	1	0	0	1	2
3	0	1	1	0	1	1
3	0	0	0	0	1	0
2	0	1	0	1	0	0
3	0	0	0	0	3	2
2	1	0	0	1	0	1
2	0	1	0	0	0	0

AB	25
R	2
H	6
RBI	2
BB	3
SO	9
LOB	9



1B	3	SF	0	WP	0	PA	30
2B	2	SAC	1	PB	0		
3B	1	DP	2	SB	0		
HR	0	HBP	1	CS	1		

Batter	1	2	3	4	5	6	7	8	9	AB R H RBI BB SO LOB	TOP														
Tom Goodwin, L (1, 8) OBP: 0.265, SLG: 0.324 Marquis Grissom, R (7, PH) OBP: 0.247, SLG: 0.483 (7, 8)	0-1 G6-3		1-1 FC1-2-5 1B CS 1-2 3-H			1-0 HR	2-0 FC6-4 1-2f		1-1 BB 1B 1B	3 1 1 1 0 0 2 2 1 1 0 0 0 3															
Mark Grudzielanek, R (1, 4) OBP: 0.369, SLG: 0.514	1-3 K		1-2 1B 1-3 2-H			1-2 G6-3		3-2 BB HR 1B	1-0 BB 1B	5 2 3 1 0 1 0															
Gary Sheffield, R (1, 7) OBP: 0.439, SLG: 0.621	2-3 K		1-2 CS 3-H	3-2 G6-3		1-1 G1-3		4-1 HR BB	2-3 K	4 1 0 0 1 2 2															
Shawn Green, L (1, 9) OBP: 0.348, SLG: 0.510		3-3 K		0-0 S 1B		1-0 G3		1-1 HR 1-H 2-H	4-2 1B BB	4 1 2 3 1 1 0															
Eric Karros, R (1, 3) OBP: 0.298, SLG: 0.391		1-0 G3		0-3 K			0-0 P3	4-1 G4-3 BB	1-0 1B 1-2 2-H 3-H	4 0 1 2 1 1 1															
Adrián Beltré, R (1, 5) OBP: 0.067, SLG: 0.071		2-2 F8		3-3 K 1-2			1-0 F3	0-2 G4-3	2-2 G1-3	5 0 0 0 0 1 4															
Angel Peña, R (1, 2) OBP: 0.205, SLG: 0.214			1-1 1B FC1-2-5 2B		0-0 F8		2-1 BB PB 1B	0-2 F7		4 0 2 0 0 0 1															
Alex Cora, L (1, 6) OBP: 0.243, SLG: 0.292			1-1 37 FC1-6 1B 2-3		0-1 F8		1-3 K BB	3-2 G3		4 0 1 0 0 1 2															
37 Darren Dreifort, R (1, 1) OBP: 0.267, SLG: 0.600 Chris Donnels, L (7, PH) OBP: 0.292, SLG: 0.236 Gregg Olson, R (7, 1) Mike Fetters, R (8, 1) Jeff Reboulet, R (9, PH) OBP: 0.404, SLG: 0.457 Matt Herges, L (9, 1)			1-0 FC1-6 1B 1-2f		1-3 K		4-1 FC6-4 BB 1-2 2-3		0-0 G6-3	2 1 0 0 0 1 2 0 0 0 0 0 1 0 0 0 0 0 0 0 0 0 0 0 0 0 0 0 0 0 0 1 0 0 0 0 0 0 0 0 0 0 0 0 0 0 0															
Inning Stats	R: 0 E: 0 K: 2 S: 9	H: 0 LOB: 0 BB: 0 P: 12	R: 0 E: 0 K: 1 S: 8	H: 0 LOB: 0 BB: 0 P: 14	R: 1 E: 0 K: 0 S: 12	H: 3 LOB: 1 BB: 0 P: 18	R: 0 E: 0 K: 2 S: 11	H: 1 LOB: 1 BB: 0 P: 17	R: 0 E: 0 K: 1 S: 6	H: 0 LOB: 0 BB: 0 P: 7	R: 1 E: 0 K: 0 S: 8	H: 1 LOB: 0 BB: 0 P: 12	R: 0 E: 0 K: 1 S: 9	H: 1 LOB: 3 BB: 1 P: 19	R: 3 E: 0 K: 0 S: 17	H: 2 LOB: 1 BB: 2 P: 32	R: 2 E: 0 K: 1 S: 14	H: 3 LOB: 2 BB: 1 P: 25	1B: 8 2B: 1 3B: 0 HR: 2	SF: 0 SAC: 0 DP: 0 HBP: 0	WP: 0 PB: 1 SB: 1 CS: 1	PA: 43			
PITCHER	IP WLS BF H R ER SO BB IBB HBP BLK WP HR S P ERA WHIP	IP WLS BF H R ER SO BB IBB HBP BLK WP HR S P ERA WHIP	IP WLS BF H R ER SO BB IBB HBP BLK WP HR S P ERA WHIP	IP WLS BF H R ER SO BB IBB HBP BLK WP HR S P ERA WHIP	IP WLS BF H R ER SO BB IBB HBP BLK WP HR S P ERA WHIP	IP WLS BF H R ER SO BB IBB HBP BLK WP HR S P ERA WHIP	IP WLS BF H R ER SO BB IBB HBP BLK WP HR S P ERA WHIP	IP WLS BF H R ER SO BB IBB HBP BLK WP HR S P ERA WHIP	IP WLS BF H R ER SO BB IBB HBP BLK WP HR S P ERA WHIP	IP WLS BF H R ER SO BB IBB HBP BLK WP HR S P ERA WHIP	IP WLS BF H R ER SO BB IBB HBP BLK WP HR S P ERA WHIP	IP WLS BF H R ER SO BB IBB HBP BLK WP HR S P ERA WHIP	IP WLS BF H R ER SO BB IBB HBP BLK WP HR S P ERA WHIP	IP WLS BF H R ER SO BB IBB HBP BLK WP HR S P ERA WHIP	IP WLS BF H R ER SO BB IBB HBP BLK WP HR S P ERA WHIP	IP WLS BF H R ER SO BB IBB HBP BLK WP HR S P ERA WHIP	IP WLS BF H R ER SO BB IBB HBP BLK WP HR S P ERA WHIP	IP WLS BF H R ER SO BB IBB HBP BLK WP HR S P ERA WHIP	IP WLS BF H R ER SO BB IBB HBP BLK WP HR S P ERA WHIP	IP WLS BF H R ER SO BB IBB HBP BLK WP HR S P ERA WHIP	IP WLS BF H R ER SO BB IBB HBP BLK WP HR S P ERA WHIP	IP WLS BF H R ER SO BB IBB HBP BLK WP HR S P ERA WHIP	IP WLS BF H R ER SO BB IBB HBP BLK WP HR S P ERA WHIP	IP WLS BF H R ER SO BB IBB HBP BLK WP HR S P ERA WHIP	IP WLS BF H R ER SO BB IBB HBP BLK WP HR S P ERA WHIP

Los Angeles Dodgers @ Montreal Expos
Olympic Stadium, Montreal, QB
Wed May 16 2001, 7:05 PM EDT
Att. 4,759 - Dome - 72 F

livebaseballscorecards.com

AB	38
R	7
H	11
RBI	7
BB	4
SO	8
LOB	17



Batter	1	2	3	4	5	6	7	8	9	AB	R	H	RBI	BB	SO	LOB
Orlando Cabrera, R OBP: 0.323, SLG: 0.450 (1, 6)	0-1 G4-3			1-1 F8		0-0 WP 1-H 2B		0-1 2B	0-2 G6-3	5	0	2	1	0	0	3
Geoff Blum, S OBP: 0.333, SLG: 0.397 (1, 7)	2-3 K			3-3 K		2-2 WP HBP		1-1 SF7		2	0	0	1	0	2	0
Lee Stevens, L OBP: 0.294, SLG: 0.445 (1, 3)	2-2 P6			0-0 G6-3		4-1 BB		2-2 F8		3	0	0	0	1	0	1
Vladimir Guerrero, R OBP: 0.369, SLG: 0.532 (1, 9)			1-3 K		2-3 K	0-2 G6-3		1-3 K		4	0	0	0	0	3	4
Jose Vidro, S OBP: 0.353, SLG: 0.497 (1, 4)			1-2 F8		3-3 K		0-1 G5-3		0-0 F2	4	0	0	0	0	1	0
Milton Bradley, S OBP: 0.319, SLG: 0.342 (1, 8)			0-3 K		0-3 K		2-2 F5		3-2 L7	4	0	0	0	0	2	0
Andy Tracy, L OBP: 0.214, SLG: 0.360 (8, 1)			0-0 F7		2-3 K		4-2 BB		3-2 1B 1B 1B	2	0	0	0	1	1	0
Scott Strickland, R (8, 1)										0	0	0	0	0	0	0
Felipe Lira, R (9, 1)										0	0	0	0	0	0	0
Chris Peters, L OBP: 0.091, SLG: 0.091 (9, PH)										1	0	1	0	0	0	0
Curtis Pride, L OBP: 0.231, SLG: 0.240 (1, 2)			2-2 G6-3		3-2 G6-3		1-2 P4		2-2 1B 1B	4	0	1	0	0	0	1
Michael Barrett, R OBP: 0.270, SLG: 0.266 (1, 1)										1	1	0	0	1	1	0
Britt Reames, R OBP: 0.357, SLG: 0.100 (7, 1)			3-3 K		4-1 2B BB				0-0 1B 1B	0	0	0	0	0	0	0
Graeme Lloyd, L (8, 5)									1-2 2-3 1B	2	1	2	0	0	0	0

Inning Stats	R: 0	H: 0	E: 0	K: 1	S: 11	H: 0	LOB: 0	BB: 0	P: 15	R: 0	H: 0	E: 0	K: 2	S: 11	H: 0	LOB: 0	BB: 0	P: 13	R: 0	H: 0	E: 0	K: 1	S: 9	R: 0	H: 0	E: 0	K: 3	S: 14	R: 1	H: 1	E: 0	K: 1	S: 16	H: 0	LOB: 1	BB: 1	P: 17	R: 0	H: 2	E: 0	K: 1	S: 12	H: 3	LOB: 3	BB: 0	P: 23	1B: 4	2B: 2	3B: 0	HR: 0	SF: 1	SAC: 0	DP: 0	HBP: 1	WP: 1	PB: 0	SB: 0	CS: 0	PA: 37
--------------	------	------	------	------	-------	------	--------	-------	-------	------	------	------	------	-------	------	--------	-------	-------	------	------	------	------	------	------	------	------	------	-------	------	------	------	------	-------	------	--------	-------	-------	------	------	------	------	-------	------	--------	-------	-------	-------	-------	-------	-------	-------	--------	-------	--------	-------	-------	-------	-------	--------

PITCHER	IP	WLS	BF	H	R	ER	SO	BB	IBB	HBP	BLK	WP	HR	S	P	ERA	WHIP
37 Darren Dreifort, R ERA: 4.5 (1, 1)	6.0	W	22	1	1	1	9	2	0	1	0	1	0	67	102	1.50	0.500
Gregg Olson, R ERA: 4.15 (7, 1)	1.0	H	4	0	0	0	0	1	0	0	0	0	0	10	17	0.00	1.000
Mike Fetters, R ERA: 2.77 (8, 1)	1.0		5	2	1	1	1	0	0	0	0	0	0	12	17	9.00	2.000
Matt Herges, R ERA: 3.18 (9, 1)	1.0		6	3	0	0	0	0	0	0	0	0	0	15	23	0.00	3.000

BOTTOM

Los Angeles Dodgers @ Montreal Expos
Olympic Stadium, Montreal, QB
Wed May 16 2001, 7:05 PM EDT
Att. 4,759 - Dome - 72 F

livebaseballscorecards.com

AB	32
R	2
H	6
RBI	2
BB	3
SO	10
LOB	9



Batter	1	2	3	4	5	6	7	8	9	AB R H RBI BB SO LOB	TOP		
Tom Goodwin, L (1, 8) OBP: 0.267, SLG: 0.324 Jeff Reboulet, R (8, PH) OBP: 0.397, SLG: 0.447 (8, 7)	3-2 F9		3-3 K			1-1 FC4-6 1B		3-2 F9		3 0 1 0 0 1 2 1 0 0 0 0 0 0	Los Angeles Dodgers @ Montreal Expos Olympic Stadium, Montreal, QB Thu May 17 2001, 7:05 PM EDT Att. 12,926 - Dome - 72 F		
Hiram Bocachica, R (1, 4) OBP: 0.314, SLG: 0.438 (8, 9)	1-0 F9			2-3 K		0-0 F3		0-0 1B 2B		4 1 1 0 0 1 1			
Gary Sheffield, R (1, 7) OBP: 0.428, SLG: 0.602 Mark Grudzielanek, R (8, 4) OBP: 0.369, SLG: 0.514	2-0 P6			0-2 G4-3		1-0 FC4-6 BB 1-2f		2-3 K		4 0 0 0 0 1 2 0 0 0 0 0 0 0			
Shawn Green, L (1, 9) OBP: 0.351, SLG: 0.507 (8, 8)		3-2 G6-3		1-3 K		4-1 1-2 BB		2-2 2-H 1B		3 0 1 1 1 1 0			
Chris Donnels, L (1, 3) OBP: 0.275, SLG: 0.220		3-3 K			3-3 K	2-3 K		1-3 K		4 0 0 0 0 4 3			
Adrian Beltré, R (1, 5) OBP: 0.105, SLG: 0.111		3-3 K			2-2 BB 1B		1-1 F2		2-3 K	4 0 1 0 0 2 0			
Chad Kreuter, S (1, 2) OBP: 0.325, SLG: 0.262			4-2 FC3-6 1B BB		4-1 1-2 BB		3-2 1B		2-3 K	2 0 1 0 2 1 0			
Alex Cora, L (1, 6) OBP: 0.252, SLG: 0.300			0-0 FC3-6 1B		0-1 1-2 2-H 1B		0-1 F7		2-2 F7	4 0 2 0 0 0 1			
Eric Gagne, R (1, 1) OBP: 0.111, SLG: 0.167 Marquis Grissom, R (7, PH) OBP: 0.244, SLG: 0.478 Terry Adams, R (7, 1)			0-0 FC3-6 CS 1-2 2-3f		0-0 G5-3		2-3 K			2 0 0 0 0 0 4 1 0 0 0 0 1 1 0 0 0 0 0 0 0			
Inning Stats	R: 0 E: 0 K: 0 S: 6 H: 0 LOB: 0 BB: 0 P: 12	R: 0 E: 0 K: 2 S: 9 H: 0 LOB: 0 BB: 0 P: 18	R: 0 E: 0 K: 1 S: 8 H: 1 LOB: 2 BB: 1 P: 15	R: 0 E: 0 K: 2 S: 10 H: 0 LOB: 0 BB: 0 P: 13	R: 0 E: 0 K: 1 S: 11 H: 2 LOB: 2 BB: 1 P: 20	R: 0 E: 0 K: 1 S: 12 H: 1 LOB: 2 BB: 1 P: 20	R: 0 E: 0 K: 1 S: 10 H: 1 LOB: 1 BB: 0 P: 16	R: 1 E: 0 K: 2 S: 13 H: 2 LOB: 1 BB: 0 P: 21	R: 0 E: 0 K: 2 S: 12 H: 0 LOB: 0 BB: 0 P: 18	1B: 6 2B: 2 3B: 0 HR: 0 SF: 0 SAC: 0 DP: 1 HBP: 0	WP: 0 PB: 0 SB: 0 CS: 1 PA: 35		
PITCHER	IP WLS BF H R ER SO BB IBB HBP BLK WP HR S P ERA WHIP											PITCHER	IP WLS BF H R ER SO BB IBB HBP BLK WP HR S P ERA WHIP
Tony Armas, R (1, 1) ERA: 3.51	7.0 W 27 5 0 0 8 3 0 0 0 0 0 0 66 114 0.00 1.143												
Graeme Lloyd, L (8, 1) ERA: 2.5	0.1 H 2 1 1 1 0 0 0 0 0 0 0 0 4 7 27.00 3.000												
Scott Strickland, R (8, 1) ERA: 3.42	0.1 H 1 0 0 0 1 0 0 0 0 0 0 0 3 5 0.00 0.000												
Ugueth Urbina, R (8, 1) ERA: 4.26	1.1 S 5 1 0 0 3 0 0 0 0 0 0 0 18 27 0.00 0.750												

livebaseballscores.com

AB	32
R	1
H	7
RBI	1
BB	3
SO	12
LOB	14



Batter	1	2	3	4	5	6	7	8	9	AB R H RBI BB SO LOB	BOTTOM
--------	---	---	---	---	---	---	---	---	---	----------------------	--------

Orlando Cabrera, R <small>(1, 6) OBP: 0.321, SLG: 0.464</small>	0-1 		0-1 FC6-5 <small>G6-4-3</small>			3-3 K		0-2 G1-3		4 1 1 1 0 1 1	Los Angeles Dodgers @ Montreal Expos Olympic Stadium, Montreal, QB Thu May 17 2001, 7:05 PM EDT Att. 12,926 - Dome - 72 F
---	---------	--	--	--	--	-----------------	--	--------------------	--	---------------	---

Geoff Blum, S <small>(1, 7) OBP: 0.323, SLG: 0.383</small> Curtis Pride, L <small>(7, 7) OBP: 0.231, SLG: 0.240</small>	2-2 G3-1		1-2 G6-4-3 <small>1-2f</small>			1-1 G1-3				3 0 0 0 0 0 1 0 0 0 0 0 0 0
--	--------------------	--	---	--	--	--------------------	--	--	--	--------------------------------

Lee Stevens, L <small>(1, 3) OBP: 0.294, SLG: 0.463</small>	1-0 			3-3 K		0-3 K				3 1 1 1 0 2 0
---	---------	--	--	-----------------	--	-----------------	--	--	--	---------------

Vladimir Guerrero, R <small>(1, 9) OBP: 0.362, SLG: 0.521</small>	0-1 F8			0-3 K		2-0 F9				3 0 0 0 0 1 0
---	------------------	--	--	-----------------	--	------------------	--	--	--	---------------

Jose Vidro, S <small>(1, 4) OBP: 0.347, SLG: 0.488</small>	0-0 F9			1-3 K		0-0 F8				3 0 0 0 0 1 0
--	------------------	--	--	-----------------	--	------------------	--	--	--	---------------

Milton Bradley, S <small>(1, 8) OBP: 0.312, SLG: 0.333</small>		0-0 F8			2-2 G5-3		2-3 K			3 0 0 0 0 1 0
--	--	------------------	--	--	--------------------	--	-----------------	--	--	---------------

Ryan Minor, R <small>(1, 5) OBP: 0.600, SLG: 1.200</small>		2-3 K			0-3 K		1-0 			3 1 1 1 0 2 0
--	--	-----------------	--	--	-----------------	--	---------	--	--	---------------

Michael Barrett, R <small>(1, 2) OBP: 0.272, SLG: 0.277</small>		3-2 G4-3			2-0 		2-1 G6-3			3 0 1 0 0 0 0
---	--	--------------------	--	--	---------	--	--------------------	--	--	---------------

Tony Armas, R <small>(1, 1) OBP: 0.308, SLG: 0.385</small> Graeme Lloyd, L <small>(8, 1)</small> Scott Strickland, R <small>(8, 1)</small> Ugueth Urbina, R <small>(8, 1)</small>			1-1 FC6-5 		0-1 L9		0-3 K			2 0 1 0 0 0 1 0 0 0 0 0 0 0 0 0 0 0 0 0 0 1 0 0 0 0 1 0
--	--	--	-------------------------	--	------------------	--	-----------------	--	--	--

Inning Stats	R: 2 H: 2 E: 0 LOB: 0 K: 0 BB: 0 S: 12 P: 15	R: 0 H: 0 E: 0 LOB: 0 K: 1 BB: 0 S: 8 P: 13	R: 0 H: 1 E: 0 LOB: 0 K: 0 BB: 0 S: 8 P: 10	R: 0 H: 0 E: 0 LOB: 0 K: 3 BB: 0 S: 11 P: 15	R: 0 H: 1 E: 0 LOB: 1 K: 1 BB: 0 S: 9 P: 13	R: 0 H: 0 E: 0 LOB: 0 K: 2 BB: 0 S: 8 P: 12	R: 0 H: 0 E: 0 LOB: 0 K: 1 BB: 0 S: 5 P: 9	R: 1 H: 1 E: 0 LOB: 0 K: 1 BB: 0 S: 10 P: 13	1B: 0 SF: 0 2B: 2 SAC: 0 3B: 0 DP: 1 HR: 3 HBP: 0	WP: 0 PA: 28 PB: 0 SB: 0 CS: 0
---------------------	---	--	--	---	--	--	---	---	--	---

PITCHER Eric Gagne, R <small>(1, 1) ERA: 4.56</small> Terry Adams, R <small>(7, 1) ERA: 4.88</small>	IP WLS BF H R ER SO BB IBB HBP BLK WP HR S P ERA WHIP 6.0 L 21 4 2 2 7 0 0 0 0 0 2 56 78 3.00 0.667 2.0 7 1 1 1 2 0 0 0 0 0 1 15 22 4.50 0.500	PITCHER IP WLS BF H R ER SO BB IBB HBP BLK WP HR S P ERA WHIP	WP: 0 PA: 28 PB: 0 SB: 0 CS: 0
---	--	---	---

livebaseballscorecards.com

AB	28
R	3
H	5
RBI	3
BB	0
SO	9
LOB	3



Batter	1	2	3	4	5	6	7	8	9	AB R H RBI BB SO LOB	TOP									
Jeff Reboulet, R (1, 6) OBP: 0.387, SLG: 0.431	2-2 F9		0-1 1B			2-3 K		0-3 K		4 0 1 0 0 2 0										
Mark Grudzielanek, R (1, 4) OBP: 0.366, SLG: 0.504	1-3 K		1-1 G6-3			4-2 F2 BB		0-3 K		3 0 0 0 1 2 1										
Gary Sheffield, R (1, 7) OBP: 0.417, SLG: 0.583	2-3 K				1-1 G5-3	0-0 F2			1-0 P3	4 0 0 0 0 1 1										
Eric Karros, R (1, 3) OBP: 0.303, SLG: 0.401		1-1 1B 1B			3-1 2B	2-2 F8			1-2 F9	4 0 2 0 0 0 1										
Shawn Green, L (1, 9) OBP: 0.343, SLG: 0.493		1-0 F8			1-3 K		1-3 K		3-1 G4-3	4 0 0 0 0 2 2										
Marquis Grissom, R (1, 8) OBP: 0.247, SLG: 0.473		1-0 G5-4-3 1B			3-1 G5-3		3-1 G6-3			3 0 1 0 0 0 1										
Adrián Beltré, R (1, 5) OBP: 0.136, SLG: 0.143		1-2 G5-4-3				2-1 G6-3		0-1 1B		3 0 1 0 0 0 2										
Chad Kreuter, S (1, 2) OBP: 0.313, SLG: 0.250						2-2 G3		0-1 F5		3 0 0 0 0 1 1										
Kevin Brown, R (1, 1) OBP: 0.150, SLG: 0.263						0-0 P6		1-1 G4-3		1 0 0 0 0 1 0										
Tom Goodwin, L (5, PH) OBP: 0.264, SLG: 0.321										1 0 0 0 0 0 0										
Giovanni Carrara, R (5, 1)										0 0 0 0 0 0 0										
Chris Donnels, L (8, PH) OBP: 0.271, SLG: 0.217										1 0 0 0 0 0 0										
Gregg Olson, R (8, 1)										0 0 0 0 0 0 0										
Inning Stats	R: 0 E: 0 K: 2 S: 12	H: 0 LOB: 0 BB: 0 P: 17	R: 0 E: 0 K: 0 S: 7	H: 2 LOB: 1 BB: 0 P: 11	R: 0 E: 0 K: 1 S: 9	H: 1 LOB: 1 BB: 0 P: 17	R: 0 E: 0 K: 1 S: 6	H: 0 LOB: 0 BB: 0 P: 10	R: 0 E: 0 K: 1 S: 11	H: 0 LOB: 1 BB: 1 P: 19	R: 0 E: 0 K: 1 S: 9	H: 1 LOB: 1 BB: 0 P: 13	R: 0 E: 0 K: 2 S: 8	H: 0 LOB: 0 BB: 0 P: 9	R: 0 E: 0 K: 0 S: 6	H: 0 LOB: 0 BB: 0 P: 11	1B: 4 2B: 1 3B: 0 HR: 0	SF: 0 SAC: 0 DP: 1 HBP: 0	WP: 0 PB: 0 SB: 0 CS: 0	PA: 32
PITCHER	IP WLS BF H R ER SO BB IBB HBP BLK WP HR S P ERA WHIP																			
Al Leiter, L (1, 1) ERA: 4.66	6.0 W 22 4 0 0 6 1 0 0 0 0 0 0 55 88 0.00 0.833																			
Turk Wendell, R (7, 1) ERA: 1.9	3.0 S 10 1 0 0 3 0 0 0 0 0 0 0 23 33 0.00 0.333																			

Los Angeles Dodgers @ New York Mets
Shea Stadium, Flushing, NY
Fri May 18 2001, 7:10 PM EDT
Att. 37,502 - Overcast - 65 F

livebaseballscorecards.com

AB	31
R	0
H	5
RBI	0
BB	1
SO	9
LOB	9



Batter	1	2	3	4	5	6	7	8	9
Darren Bragg, L (1, 7) OBP: 0.385, SLG: 0.538	0-1 G4-1		3-2 G4-3 WP 1B	3-3 K		1-1 G5-3		3-2 2B	
Timo Perez, L (1, 9) OBP: 0.278, SLG: 0.312	1-1 G4-3		1-2 G4-3	0-0 E 1B			1-2 L9	0-2 G4-3	
Edgardo Alfonzo, R (1, 4) OBP: 0.333, SLG: 0.464	0-0 G6-3		4-1 31 FC6-4 BB	0-0 E9 1B			0-1 F9		
31 Mike Piazza, R (1, 2) OBP: 0.354, SLG: 0.523		0-1 G6-3	2-1 FC6-4	2-3 K			1-1 F9		
Robin Ventura, L (1, 5) OBP: 0.381, SLG: 0.470		1-1 2B		0-1 HR	2-2 G4-3			4-1 1B 2B BB	
Tsuyoshi Shinjo, R (1, 8) OBP: 0.327, SLG: 0.450		1-3 K		0-1 1B 2B 1B	1-0 F9			3-2 BB 2B 1B	
Todd Zeile, R (1, 3) OBP: 0.314, SLG: 0.331		1-1 G6-3		0-0 2B PB 1B	2-1 F7			0-1 P4	
Desi Relaford, S (1, 6) OBP: 0.433, SLG: 0.604			2-2 S 1B	1-1 PB 1B 2B		3-3 K		4-0 2B BB	
Al Leiter, L (1, 1)			1-3 K	0-1 F8		2-3 K		1-3 K	
Darryl Hamilton, L (6, PH) OBP: 0.211, SLG: 0.190									
Turk Wendell, L (7, 1)									

AB	R	H	RBI	BB	SO	LOB
5	0	2	4	0	1	1
5	0	1	1	0	0	2
3	0	1	0	1	0	0
4	0	0	0	0	1	4
3	2	2	1	1	0	0
4	2	2	0	0	1	1
4	1	1	0	0	0	3
3	3	2	1	1	1	0
2	0	0	0	0	1	3
1	0	0	0	0	1	0
1	0	0	0	0	1	3


AB	35
R	8
H	11
RBI	7
BB	3
SO	7
LOB	17

Inning Stats		R: 0	H: 0	E: 0	K: 0	S: 5	R: 0	H: 1	E: 0	K: 1	S: 9	R: 1	H: 2	E: 0	K: 1	S: 18	R: 4	H: 6	E: 1	K: 2	S: 17	R: 0	H: 0	E: 0	K: 0	S: 6	R: 0	H: 0	E: 0	K: 0	S: 10	R: 0	H: 2	E: 0	K: 1	S: 17
IP	WLS	BF	H	R	ER	SO	BB	IBB	HBP	BLK	WP	HR	S	P	ERA	WHIP	IP	WLS	BF	H	R	ER	SO	BB	IBB	HBP	BLK	WP	HR	S	P	ERA	WHIP			
Kevin Brown, R (1, 1) ERA: 1.86		22	9	5	5	4	1	0	0	0	1	1	49	72	11.25	2.500																				
Giovanni Carrara, R (5, 1) ERA:		9	0	0	0	2	0	0	0	0	0	0	24	37	0.00	0.000																				
Gregg Olson, R (8, 1) ERA: 5.79		7	2	3	3	1	2	0	0	0	0	0	17	32	27.00	4.000																				

Los Angeles Dodgers @ New York Mets
 Shea Stadium, Flushing, NY
 Fri May 18 2001, 7:10 PM EDT
 Att. 37,502 - Overcast - 65 F

livebaseballscorecards.com

WP: 1 PA: 38
 PB: 1
 SB: 1
 CS: 0



Los Angeles Dodgers @ New York Mets
 Shea Stadium, Flushing, NY
 Sat May 19 2001, 1:10 PM EDT
 Att. 46,346 - Sunny - 74 F

livebaseballscorecards.com

AB	38
R	10
H	13
RBI	10
BB	7
SO	6
LOB	16



WP:	1	PA:	45
PB:	0		
SB:	3		
CS:	0		

Batter	1	2	3	4	5	6	7	8	9	AB	R	H	RBI	BB	SO	LOB
Tom Goodwin, L (1, 8) OBP: 0.278, SLG: 0.339	2-2 L8		4-2 S BB		3-3 K		2-1 2B 3B	4-2 1-2 BB		3	1	1	0	2	1	1
Mark Grudzielanek, R (1, 4) OBP: 0.367, SLG: 0.497	2-2 G6-3		1-2 F8		2-0 BB 1B		4-2 2B BB	0-1 L6-4		4	2	1	1	1	0	3
Gary Sheffield, R (1, 7) OBP: 0.423, SLG: 0.588 Jeff Shaw, R (9, 1)	2-3 K			1-1 G6-3	4-2 1B BB		0-0 WP 1B 2B	2-2 HR 1B		4	2	2	2	1	1	0
Shawn Green, L (1, 9) OBP: 0.356, SLG: 0.538		1-1 F5		1-1 HR	1-1 1B		4-0 WP 1B IBB	0-1 HR		4	3	3	4	1	0	0
Eric Karros, R (1, 3) OBP: 0.302, SLG: 0.393 Terry Adams, R (7, 1) Matt Herges, L (8, 1) Marquis Grissom, R (9, PH) OBP: 0.255, SLG: 0.511		1-3 K		4-2 S BB	1-0 G4-3		2-2 F5	0-2 HR		3	0	0	0	1	1	4
Adrián Beltré, R (1, 5) OBP: 0.222, SLG: 0.231		3-2 S 1B		0-3 K		0-1 FC6-4 1B	1-1 1B	0-1 G5-3		5	0	3	2	0	1	1
Angel Peña, R (1, 2) OBP: 0.184, SLG: 0.191		1-2 G4-3		2-3 K		1-2 FC6-4 G6-4-3	2-2 P4	0-1 G5-3		5	0	0	0	0	1	4
Alex Cora, L (1, 6) OBP: 0.258, SLG: 0.322			0-2 L6		0-0 1B 3B	1-0 G6-4-3		1-0 G4-3		5	1	2	0	0	0	1
Luke Prokopec, L (1, 1) OBP: 0.143, SLG: 0.214 Hiram Bocachica, R (7, PH) OBP: 0.308, SLG: 0.429 Dave Hansen, L (7, 3) OBP: 0.390, SLG: 0.303			0-1 L6		1-1 G5-3		1-3 K	4-2 L6-4 BB BB	2-1 F7	2	0	0	0	0	0	1

Inning Stats	R: 0	H: 0	E: 0	K: 1	S: 9	P: 15	R: 0	H: 1	E: 0	K: 1	S: 11	P: 17	R: 0	H: 0	E: 0	K: 0	S: 12	P: 17	R: 1	H: 1	E: 0	K: 2	S: 14	P: 22	R: 2	H: 3	E: 0	K: 1	S: 13	P: 25	R: 0	H: 1	E: 0	K: 0	S: 6	P: 8	R: 4	H: 3	E: 0	K: 1	S: 16	P: 32	R: 0	H: 0	E: 0	K: 0	S: 7	P: 16	R: 3	H: 4	E: 0	K: 0	S: 16	P: 21	1B: 7	SF: 0	2B: 2	SAC: 0	3B: 2	DP: 2	HR: 3	HBP: 0	WP: 1	PA: 45
--------------	------	------	------	------	------	-------	------	------	------	------	-------	-------	------	------	------	------	-------	-------	------	------	------	------	-------	-------	------	------	------	------	-------	-------	------	------	------	------	------	------	------	------	------	------	-------	-------	------	------	------	------	------	-------	------	------	------	------	-------	-------	-------	-------	-------	--------	-------	-------	-------	--------	-------	--------

PITCHER	IP	WLS	BF	H	R	ER	SO	BB	IBB	HBP	BLK	WP	HR	S	P	ERA	WHIP
Kevin Appier, R (1, 1) ERA: 5.62	6.1	L	28	7	4	4	6	3	0	0	0	0	1	70	112	5.68	1.579
Rick White, R (7, 1) ERA: 6.0	1.2		10	2	3	3	0	3	1	0	0	1	0	18	40	16.20	3.000
Dennis Cook, L (9, 1) ERA: 3.0	1.0		7	4	3	3	0	0	0	0	0	0	2	16	21	27.00	4.000

BOTTOM

Los Angeles Dodgers @ New York Mets

Shea Stadium, Flushing, NY

Sat May 19 2001, 1:10 PM EDT

Att. 46,346 - Sunny - 74 F

livebaseballscorecards.com

AB	34
R	2
H	6
RBI	2
BB	0
SO	11
LOB	11



WP:	0	PA:	34
PB:	0	SB:	0
CS:	0		

AB R H RBI BB SO LOB

4 0 0 0 0 3 1

4 0 1 0 0 0 2

4 1 2 1 0 2 2

4 1 1 1 0 1 2

4 0 0 0 0 2 2

4 0 0 0 0 2 0

4 0 1 0 0 1 0

3 0 0 0 0 0 1

2 0 0 0 0 0 1

0 0 0 0 0 0 0

1 0 1 0 0 0 0

0 0 0 0 0 0 0

1B: 2 SF: 0

2B: 2 SAC: 0

3B: 0 DP: 0

HR: 2 HBP: 0

Batter	1	2	3	4	5	6	7	8	9
Darren Bragg, L (1, 8) OBP: 0.294, SLG: 0.412	0-3 K		1-3 K			2-3 K		3-1 E1	
Timo Perez, L (1, 9) OBP: 0.277, SLG: 0.321	1-2 F8 2B		1-1 G6-3			2-1 P4		0-1 F7	
Edgardo Alfonzo, R (1, 4) OBP: 0.338, SLG: 0.486 Dennis Cook, L (9, 1)	2-1 1B		1-3 K			0-1 HR		1-3 K	
Robin Ventura, L (1, 5) OBP: 0.378, SLG: 0.488	2-1 F8 2-3			0-0 F7		2-3 K			0-0 HR
Benny Agbayani, R (1, 7) OBP: 0.402, SLG: 0.443	1-3 K			2-2 L4		2-1 G6-3		2-3 K	
Todd Zeile, R (1, 3) OBP: 0.306, SLG: 0.322		2-1 G5-3		3-3 K		1-3 K		3-2 F8	
Todd Pratt, R (1, 2) OBP: 0.325, SLG: 0.344		0-1 2B			2-2 G6-3	2-0 G5-3		2-3 K	
Rey Ordonez, R (1, 6) OBP: 0.265, SLG: 0.312		0-0 P3			1-2 G5-3		1-1 G6-3		
Kevin Appier, R (1, 1) OBP: 0.063, SLG: 0.063 Rick White, R (7, 1)		2-1 G6-3			1-1 P6			0-1 E 1B	

Inning Stats	R: 0	H: 2	E: 0	K: 2	S: 14	LOB: 2	BB: 0	P: 20	R: 0	H: 1	E: 0	K: 0	S: 7	LOB: 1	BB: 0	P: 11	R: 0	H: 0	E: 0	K: 2	S: 9	LOB: 0	BB: 0	P: 12	R: 0	H: 0	E: 0	K: 1	S: 7	LOB: 0	BB: 0	P: 12	R: 0	H: 0	E: 0	K: 0	S: 9	LOB: 0	BB: 0	P: 13	R: 1	H: 1	E: 0	K: 2	S: 10	LOB: 0	BB: 0	P: 16	R: 0	H: 0	E: 0	K: 1	S: 7	LOB: 0	BB: 0	P: 12	R: 0	H: 1	E: 1	K: 1	S: 11	LOB: 2	BB: 0	P: 16	R: 1	H: 1	E: 0	K: 2	S: 11	LOB: 0	BB: 0	P: 18	1B: 2	SF: 0	2B: 2	SAC: 0	3B: 0	DP: 0	HR: 2	HBP: 0	WP: 0	PA: 34
--------------	------	------	------	------	-------	--------	-------	-------	------	------	------	------	------	--------	-------	-------	------	------	------	------	------	--------	-------	-------	------	------	------	------	------	--------	-------	-------	------	------	------	------	------	--------	-------	-------	------	------	------	------	-------	--------	-------	-------	------	------	------	------	------	--------	-------	-------	------	------	------	------	-------	--------	-------	-------	------	------	------	------	-------	--------	-------	-------	-------	-------	-------	--------	-------	-------	-------	--------	-------	--------

PITCHER	IP	WLS	BF	H	R	ER	SO	BB	IBB	HBP	BLK	WP	HR	S	P	ERA	WHIP
Luke Prokopec, R (1, 1) ERA: 3.59	6.0		22	4	1	1	7	0	0	0	0	0	1	56	84	1.50	0.667
Terry Adams, R (7, 1) ERA: 4.68	1.0		3	0	0	0	1	0	0	0	0	0	0	7	12	0.00	0.000
Matt Herges, R (8, 1) ERA: 3.04	1.0		5	1	0	0	1	0	0	0	0	0	0	11	16	0.00	1.000
Jeff Shaw, R (9, 1) ERA: 3.0	1.0		4	1	1	1	2	0	0	0	0	0	0	11	18	9.00	1.000

Batter	1	2	3	4	5	6	7	8	9	AB R H RBI BB SO LOB	TOP
Tom Goodwin, L (1, 8) <small>OBP: 0.279, SLG: 0.347</small> Marquis Grissom, R (8, PH) <small>OBP: 0.263, SLG: 0.516</small> (8, 8)	2-2 2B		1-3 (2)			1-2 G4-3		0-1 1B WP 2-H 3-H		3 0 1 0 0 1 0 1 1 1 2 0 0 0	
Mark Grudzielanek, R (1, 4) <small>OBP: 0.370, SLG: 0.503</small>	0-0 B3		1-3 (3)			1-0 2B		0-0 FC3-6 WP SF7 1-3		4 1 2 0 0 1 1	
Gary Sheffield, R (1, 7) <small>OBP: 0.419, SLG: 0.576</small>	0-0 P2			1-2 G5-3 (1)		0-0 P4 (3)		4-0 FC3-6 BB 1-2 3-H		3 0 0 0 1 0 2	
Shawn Green, L (1, 9) <small>OBP: 0.348, SLG: 0.525</small>	2-1 F8 (3)			1-0 F7 (2)		0-0 G6-3 (3)	0-0 G1-3 (1)	0-0 FC3-6 WP 1-2 2-3		4 0 0 0 0 0 3	
Eric Karros, R (1, 3) <small>OBP: 0.294, SLG: 0.385</small>		3-2 F8 (1)		0-0 G6-3 (3)		0-2 L4 (2)	2-2 SF7 (2)			3 0 0 1 0 0 0	
Adrian Beltré, R (1, 5) <small>OBP: 0.233, SLG: 0.241</small> Giovanni Carrara, R (7, 1) <small>OBP: 0.302, SLG: 0.420</small> Hiram Bocachica, R (8, PH) <small>OBP: 0.302, SLG: 0.420</small> Mike Fetters, R (8, 1) Terry Adams, R (8, 1)		1-1 1B		1-2 G3-1 (1)		1-1 F8 (3)	3-2 G4-3 (3)	3-2 G4-3 (3)		3 0 1 0 0 0 0 0 0 0 0 0 0 0 1 0 0 0 0 0 1 0 0 0 0 0 0 0 0 0 0 0 0 0 0	
Chad Kreuter, S (1, 2) <small>OBP: 0.298, SLG: 0.236</small>		0-1 F7 (2)		0-0 F7 (2)		0-0 F7 (2)		2-2 E4 1B 2B	1-3 K	4 1 0 0 0 1 1	AB 34 R 5 H 7 RBI 4 BB 1 SO 4 LOB 9
Alex Cora, L (1, 6) <small>OBP: 0.258, SLG: 0.319</small>		1-0 F8 (3)		2-2 G6-3 (3)		2-2 G6-3 (3)		0-1 2B 1B 1B	0-0 B3 (2)	4 1 1 0 0 0 1	
Chan Ho Park, R (1, 1) <small>OBP: 0.190, SLG: 0.286</small> Jeff Reboulet, R (7, 5) <small>OBP: 0.387, SLG: 0.431</small> Dave Hansen, L (8, PH) <small>OBP: 0.395, SLG: 0.343</small> (8, 5)			0-1 G4-3 (1)			1-3 K (1)		1-2 1B 2B 1-3 2-H	2-1 F8 (3)	2 0 0 0 0 1 0 0 0 0 0 0 0 0 2 1 1 1 0 0 0	
Inning Stats	R: 0 H: 1 E: 0 LOB: 1 K: 0 BB: 0 S: 7 P: 11	R: 0 H: 1 E: 0 LOB: 1 K: 0 BB: 0 S: 9 P: 13	R: 0 H: 0 E: 0 LOB: 0 K: 2 BB: 0 S: 9 P: 11	R: 0 H: 0 E: 0 LOB: 0 K: 0 BB: 0 S: 5 P: 7	R: 0 H: 0 E: 0 LOB: 0 K: 0 BB: 0 S: 7 P: 10	R: 0 H: 1 E: 0 LOB: 1 K: 1 BB: 0 S: 11 P: 14	R: 0 H: 0 E: 0 LOB: 0 K: 0 BB: 0 S: 6 P: 7	R: 5 H: 4 E: 1 LOB: 1 K: 0 BB: 1 S: 18 P: 30	R: 0 H: 0 E: 0 LOB: 0 K: 1 BB: 0 S: 6 P: 9	1B: 4 SF: 1 2B: 3 SAC: 0 3B: 0 DP: 0 HR: 0 HBP: 0	WP: 2 PA: 36 PB: 0 SB: 0 CS: 0
PITCHER	Rick Reed, R (1, 1) <small>ERA: 2.53</small> John Franco, L (8, 1) <small>ERA: 5.63</small> Armando Benitez, R (9, 1) <small>ERA: 3.79</small>	IP WLS BF H R ER SO BB IBB HBP BLK WP HR S P ERA WHIP	IP WLS BF H R ER SO BB IBB HBP BLK WP HR S P ERA WHIP	IP WLS BF H R ER SO BB IBB HBP BLK WP HR S P ERA WHIP	IP WLS BF H R ER SO BB IBB HBP BLK WP HR S P ERA WHIP	IP WLS BF H R ER SO BB IBB HBP BLK WP HR S P ERA WHIP	IP WLS BF H R ER SO BB IBB HBP BLK WP HR S P ERA WHIP	IP WLS BF H R ER SO BB IBB HBP BLK WP HR S P ERA WHIP	IP WLS BF H R ER SO BB IBB HBP BLK WP HR S P ERA WHIP	IP WLS BF H R ER SO BB IBB HBP BLK WP HR S P ERA WHIP	IP WLS BF H R ER SO BB IBB HBP BLK WP HR S P ERA WHIP

Los Angeles Dodgers @ New York Mets
 Shea Stadium, Flushing, NY

Sun May 20 2001, 1:10 PM EDT
 Att. 43,404 - Cloudy - 62 F

AB	34
R	5
H	7
RBI	4
BB	1
SO	4
LOB	9



Batter	1	2	3	4	5	6	7	8	9	AB	R	H	RBI	BB	SO	LOB
Timo Perez, L OBP: 0.273, SLG: 0.314 (1, 9)	2-1 B1-3	1-2 E7 2-H 1B		0-2 F9			1-1 F9	1-1 G4-3		5	0	1	1	0	0	3
Desi Relaford, S OBP: 0.415, SLG: 0.561 (1, 4)	2-3 K	3-3 K			1-0 F8		0-3 K		4-0 31 L9 31 WP 1B BB	4	1	0	0	1	3	1
31 Mike Piazza, R OBP: 0.355, SLG: 0.519 (1, 2)	3-2 1B		2-1 G3-1 1B		1-2 E4 CS		2-3 K		1-1 L9	5	0	2	0	0	1	1
Robin Ventura, L OBP: 0.378, SLG: 0.476 (1, 5)	3-3 K		1-0 G3-1		3-3 K	1-2		4-1 SH5-4 1B BB	4-0 1B IBB	3	1	0	0	2	2	3
Todd Zeile, R OBP: 0.317, SLG: 0.329 Joe McEwing, R OBP: 0.346, SLG: 0.447 (8, PR) (9, 3)		4-2 2B BB	2-2 F9		1-0 HBP FC6-2 1B		1-2 SH5-4 1B	1-3 K		3	1	2	0	1	0	1
Tsuyoshi Shinjo, R OBP: 0.324, SLG: 0.442 (1, 8)		2-2 F9	2-2 G6-3		1-2 E5 FC6-2 HBP CS		1-0 SH5-4	1-1 1B	1-1 1B	4	0	1	1	0	0	3
Darryl Hamilton, L OBP: 0.216, SLG: 0.185 Lenny Harris, L OBP: 0.196, SLG: 0.240 Armando Benitez, R (9, 1)		1-0 F7		0-1 G6-3		2-1 FC6-2 HBP	1-1 1B			2	0	0	0	0	0	1
Rey Ordonez, R OBP: 0.279, SLG: 0.341 (1, 6)		2-2 PB 2B 1-H 2B		0-1 2B		0-1 FC6-2	0-1 1B			4	1	3	1	0	0	3
Rick Reed, R OBP: 0.208, SLG: 0.217 John Franco, L OBP: 0.333, SLG: 0.412 (8, PH) (9, 7)		2-2 E 2B		0-3 K		1-2 2-3 3-Hf K	1-3 K	4-0 1B BB		3	1	1	1	0	2	4

Inning Stats	R: 0	H: 1	E: 0	LOB: 1	K: 2	BB: 0	S: 13	R: 3	H: 3	E: 1	LOB: 1	K: 1	BB: 1	S: 19	R: 0	H: 1	E: 0	LOB: 1	K: 0	BB: 0	S: 9	R: 0	H: 1	E: 1	LOB: 1	K: 1	BB: 0	S: 10	R: 0	H: 0	E: 0	LOB: 1	K: 1	BB: 0	S: 7	R: 0	H: 1	E: 1	LOB: 2	K: 1	BB: 0	S: 10	R: 0	H: 0	E: 0	LOB: 0	K: 2	BB: 0	S: 10	R: 2	H: 3	E: 0	LOB: 2	K: 0	BB: 2	S: 13	R: 1	H: 1	E: 0	LOB: 2	K: 1	BB: 2	S: 7	P: 18	1B: 8	SF: 0	2B: 4	SAC: 1	3B: 0	DP: 1	HR: 0	HBP: 1	WP: 1	PA: 42
--------------	------	------	------	--------	------	-------	-------	------	------	------	--------	------	-------	-------	------	------	------	--------	------	-------	------	------	------	------	--------	------	-------	-------	------	------	------	--------	------	-------	------	------	------	------	--------	------	-------	-------	------	------	------	--------	------	-------	-------	------	------	------	--------	------	-------	-------	------	------	------	--------	------	-------	------	-------	-------	-------	-------	--------	-------	-------	-------	--------	-------	--------

PITCHER	IP	WLS	BF	H	R	ER	SO	BB	IBB	HBP	BLK	WP	HR	S	P	ERA	WHIP
Chan Ho Park, R ERA: 3.15	(1, 1)		6.0	7	3	3	6	1	0	1	0	0	0	68	110	4.50	1.333
Giovanni Carrara, R ERA:	(7, 1)		1.0	3	0	0	2	0	0	0	0	0	0	10	13	0.00	0.000
Mike Fetters, R ERA: 3.95	(8, 1)	B	0.2	6	3	2	0	2	0	0	0	0	0	11	22	27.00	7.500
Terry Adams, R ERA: 4.85	(8, 1)	L	1.0	6	1	1	1	1	1	0	0	1	0	9	21	9.00	2.000

BOTTOM

Los Angeles Dodgers @ New York Mets
 Shea Stadium, Flushing, NY
 Sun May 20 2001, 1:10 PM EDT
 Att: 43,404 - Cloudy - 62 F

livebaseballscorecards.com

AB	35
R	6
H	11
RBI	6
BB	5
SO	9
LOB	22



Batter	1	2	3	4	5	6	7	8	9	AB R H RBI BB SO LOB	TOP		
Tom Goodwin, L (1, 8) OBP: 0.273, SLG: 0.339 Marquis Grissom, R (7, PH) OBP: 0.260, SLG: 0.510 (7, 8)	2-2 G1-3		2-2 G4-3		X 0-0 F9		X 0-0 G5-3			3 0 0 0 0 0 0 1 0 0 0 0 0 1	Los Angeles Dodgers @ Colorado Rockies Coors Field, Denver, CO Mon May 21 2001, 7:05 PM MDT Att. 38,196 - Sunny - 54 F		
Mark Grudzielanek, R (1, 4)	2-0 F8		2-2 G6-3		B 2-1 G4-3		H 1-0 G6-3 HBP		3 0 0 0 0 0 0				
Gary Sheffield, R (1, 7) OBP: 0.415, SLG: 0.563	3-3 K		4-1 FC6 BB		F 0-3 K		B 1-0 G6-3 1-2f		3 0 0 0 1 2 1				
Shawn Green, L (1, 9) OBP: 0.346, SLG: 0.515		1-3 K	0-0 FC6 1-2f		B 2-3 K		B 4-1 BB		3 0 0 0 1 2 1				
Eric Karros, R (1, 3) OBP: 0.289, SLG: 0.377 Dave Hansen, L (8, PH) OBP: 0.386, SLG: 0.333 (8, 3)	2-0 F8			B 2-3 K		X 0-0 F3	B 0-0 L3		3 0 0 0 0 1 0 1 0 0 0 0 0 1				
Adrián Beltré, R (1, 5) OBP: 0.324, SLG: 0.469		0-1 BB 1B		B 2-2 HR		C 3-2 1B 3B	B 4-0 G1-4-3 BB		3 3 3 1 1 0 0				
Paul Lo Duca, R (1, 2) OBP: 0.409, SLG: 0.610		4-1 1B BB		B 1-1 F9		B 2-0 FC5-4 1B	C 2-3 K		3 0 1 1 1 1 1				
Alex Cora, L (1, 6) OBP: 0.262, SLG: 0.322 Jeff Reboulet, R (7, PH) OBP: 0.375, SLG: 0.415 (7, 6)		0-0 1B		B 2-2 G6-3		C 3-H FC5-4 37 SH3-4 1-2f	C 2-2 G1-4-3		2 0 1 1 0 0 0 2 0 0 0 0 0 2				
37 Darren Dreifort, R (1, 1) OBP: 0.235, SLG: 0.529 Matt Herges, L (8, 1) Hiram Bocachica, R (9, PH) OBP: 0.296, SLG: 0.412		2-3 K		B 2-3 K		X 0-0 SH3-4	B 1-2 G6-3		2 0 0 0 0 2 2 0 0 0 0 0 0 0 1 0 0 0 0 0 1				
Inning Stats	R: 0 H: 0 E: 0 LOB: 0 K: 1 BB: 0 S: 9 P: 16	R: 1 H: 2 E: 0 LOB: 2 K: 2 BB: 1 S: 12 P: 21	R: 0 H: 0 E: 0 LOB: 1 K: 0 BB: 1 S: 8 P: 16	R: 1 H: 1 E: 0 LOB: 0 K: 1 BB: 0 S: 14 P: 21	R: 0 H: 0 E: 0 LOB: 0 K: 1 BB: 0 S: 6 P: 10	R: 0 H: 0 E: 0 LOB: 0 K: 2 BB: 0 S: 7 P: 9	R: 1 H: 2 E: 0 LOB: 1 K: 0 BB: 0 S: 9 P: 15	R: 0 H: 0 E: 0 LOB: 1 K: 0 BB: 1 S: 3 P: 9	R: 0 H: 0 E: 0 LOB: 1 K: 1 BB: 1 S: 11 P: 20	1B: 3 SF: 0 2B: 0 SAC: 1 3B: 1 DP: 1 HR: 1 HBP: 1		WP: 0 PA: 36 PB: 0 SB: 0 CS: 0	
PITCHER	IP WLS BF H R ER SO BB IBB HBP BLK WP HR S P ERA WHIP											PITCHER	IP WLS BF H R ER SO BB IBB HBP BLK WP HR S P ERA WHIP
Shawn Chacon, R (1, 1) ERA: 6.66	6.0 W 25 5 3 3 7 2 0 0 0 0 0 1 60 102 4.50 1.167												
Mike Myers, L (7, 1) ERA: 2.45	0.2 H 2 0 0 0 0 0 0 0 0 0 0 0 4 5 0.00 0.000												
Kane Davis, R (7, 1) ERA: 3.04	1.0 H 3 0 0 0 0 0 0 0 0 1 0 0 2 4 0.00 0.000												
Gabe White, L (8, 1) ERA: 5.89	0.0 1 0 0 0 0 0 1 0 0 0 0 0 1 5 ∞ ∞												
Jose Jimenez, R (8, 1) ERA: 4.41	1.1 S 5 0 0 0 0 1 1 0 0 0 0 0 12 21 0.00 0.750												

livebaseballscorecards.com

AB	30
R	3
H	5
RBI	3
BB	4
SO	8
LOB	10



Batter	1	2	3	4	5	6	7	8	9	AB	R	H	RBI	BB	SO	LOB
--------	---	---	---	---	---	---	---	---	---	----	---	---	-----	----	----	-----

Juan Pierre, L <small>OBP: 0.385, SLG: 0.361</small> (1, 8)	1-2 	2-1 		0-0 			3-2 			3	0	1	1	0	0	0
Neifi Perez, S <small>OBP: 0.373, SLG: 0.526</small> (1, 6)	1-1 	0-0 		1-2 			3-2 			4	1	1	0	0	0	3
Larry Walker, L <small>OBP: 0.444, SLG: 0.740</small> (1, 9)	4-0 		0-0 		0-0 			0-0 		3	2	1	0	1	0	0
17 Todd Helton, L <small>OBP: 0.457, SLG: 0.711</small> (1, 3)	0-0 		4-1 		0-1 			0-1 		2	1	0	0	1	0	2
Todd Walker, L <small>OBP: 0.370, SLG: 0.539</small> (1, 4)	0-0 		1-1 		0-1 			0-0 		4	1	2	4	0	0	1
Jeff Cirillo, R <small>OBP: 0.333, SLG: 0.523</small> (1, 5)	2-1 		0-1 		0-0 			1-0 		4	0	1	1	0	0	2
Ron Gant, R <small>OBP: 0.324, SLG: 0.472</small> Mark Little, R <small>OBP: 0.353, SLG: 0.490</small> (7, 7)	1-1 	2-1 		0-0 		3-3 		0-1 		3	1	1	0	0	1	0
Brent Mayne, L <small>OBP: 0.394, SLG: 0.381</small> Kane Davis, R (7, 1)		0-1 		1-0 		0-3 				3	0	1	0	0	1	1
Gabe White, L (8, 1)										0	0	0	0	0	0	0
Jose Jimenez, R (8, 1)										0	0	0	0	0	0	0
Shawn Chacon, R (1, 1)		1-2 		2-3 				3-1 		1	0	0	0	0	1	1
Mike Myers, L (7, 1)										0	0	0	0	0	0	0
Ben Petrick, R <small>OBP: 0.284, SLG: 0.366</small> (7, 2)		1-2 		2-3 						1	0	0	0	0	0	0

Inning Stats	R: 3	H: 3	E: 0	K: 10	S: 19	LOB: 0	BB: 1	P: 19	R: 0	H: 1	E: 0	K: 0	S: 9	LOB: 2	BB: 0	P: 14	R: 0	H: 0	E: 0	K: 0	S: 6	LOB: 1	BB: 1	P: 11	R: 1	H: 2	E: 0	K: 1	S: 9	LOB: 1	BB: 0	P: 13	R: 0	H: 0	E: 0	K: 0	S: 5	LOB: 0	BB: 0	P: 5	R: 0	H: 0	E: 0	K: 2	S: 7	LOB: 0	BB: 0	P: 10	R: 0	H: 0	E: 0	K: 0	S: 9	LOB: 0	BB: 0	P: 18	R: 2	H: 2	E: 1	K: 0	S: 7	LOB: 0	BB: 0	P: 8
--------------	------	------	------	-------	-------	--------	-------	-------	------	------	------	------	------	--------	-------	-------	------	------	------	------	------	--------	-------	-------	------	------	------	------	------	--------	-------	-------	------	------	------	------	------	--------	-------	------	------	------	------	------	------	--------	-------	-------	------	------	------	------	------	--------	-------	-------	------	------	------	------	------	--------	-------	------

PITCHER	IP	WLS	BF	H	R	ER	SO	BB	IBB	HBP	BLK	WP	HR	S	P	ERA	WHIP
37 Darren Dreifort, R <small>ERA: 4.58</small>	(1, 1)	7.0	L	32	8	6	4	3	2	0	0	0	0	59	94	5.14	1.429
Matt Herges, R <small>ERA: 2.92</small>	(8, 1)	1.0		2	0	0	0	0	0	0	0	0	0	3	4	0.00	0.000

BOTTOM

Los Angeles Dodgers @ Colorado Rockies
 Coors Field, Denver, CO
 Mon May 21 2001, 7:05 PM MDT
 Att. 38,196 - Sunny - 54 F

AB	29
R	6
H	8
RBI	6
BB	2
SO	3
LOB	11

livebaseballscores.com

WP	PA	3B	SF	SAC	DP	HBP
0	35	0	0	1	1	1

Batter	1	2	3	4	5	6	7	8	9	AB R H RBI BB SO LOB	TOP														
Paul Lo Duca, R OBP: 0.388, SLG: 0.644 (1, 3)	1-2 F9	2-2 SF7		2-1 F8		2-1 HR	1-1 FC6-4			4 1 1 3 0 0 1															
Jeff Reboulet, R OBP: 0.377, SLG: 0.404 (1, 6)	1-3 K	3-H F3			0-2 P6	1-0 2B		4-2 BB		4 1 1 0 1 1 0															
Mark Grudzielanek, R OBP: 0.374, SLG: 0.500 (1, 4)	4-2 1B			0-2 BB	1-2 F9	1-1 2B		0-1 F7		4 0 2 1 1 0 1															
Gary Sheffield, R OBP: 0.420, SLG: 0.559 (1, 7)	0-1 1B			1-0 F7	4-1 BB	4-0 IBB		0-1 G6-4-3		3 0 1 0 2 0 2															
Adrian Beltré, R OBP: 0.333, SLG: 0.429 (1, 5)	1-3 K			4-0 BB	4-2 BB	1-3 K		3-2 F7		3 0 0 0 2 2 4															
Shawn Green, L OBP: 0.342, SLG: 0.506 (1, 9)		1-2 3B		3-3 K	1-3 K		0-0 F8	0-1 G3		5 1 1 0 0 2 4															
Marquis Grissom, R OBP: 0.277, SLG: 0.574 (1, 8)		2-1 2B		2-1 F3		2-0 G3	0-0 F7	1-0 HR		5 3 3 2 0 0 2															
Chad Kreuter, S OBP: 0.315, SLG: 0.303 (1, 2)		2-1 SF7		1-1 F8		0-1 G6-3	2-1 HR	4-1 DI		4 2 2 2 1 0 1															
Eric Gagne, R OBP: 0.105, SLG: 0.158 (1, 1)		1-0 SH1-4		3-2 P6		3-2 G3	3-2 FC6-4	3-2 L3		1 0 0 0 0 0 0															
Gregg Olson, R OBP: 0.271, SLG: 0.336 (6, PH)										0 0 0 0 0 0 0															
Tom Goodwin, L OBP: 0.333, SLG: 0.333 (6, 1)										1 0 0 1 0 0 0 0 1															
Matt Herge, L OBP: 0.333, SLG: 0.333 (7, 1)										1 0 1 0 0 0 0 0															
Terry Adams, R OBP: 0.378, SLG: 0.324 (9, PH)										0 0 0 0 0 0 0 0															
Dave Hansen, L										1 0 0 0 0 0 0 1															
Inning Stats	R: 0 E: 0 K: 2 S: 14	H: 1 LOB: 2 BB: 1 P: 21	R: 3 E: 0 K: 0 S: 15	H: 3 LOB: 0 BB: 0 P: 26	R: 0 E: 0 K: 1 S: 10	H: 1 LOB: 2 BB: 1 P: 20	R: 0 E: 0 K: 0 S: 11	H: 0 LOB: 0 BB: 0 P: 17	R: 0 E: 0 K: 1 S: 14	H: 0 LOB: 2 BB: 2 P: 24	R: 3 E: 0 K: 1 S: 15	H: 4 LOB: 2 BB: 1 P: 29	R: 1 E: 0 K: 0 S: 11	H: 2 LOB: 1 BB: 0 P: 17	R: 0 E: 0 K: 0 S: 6	H: 0 LOB: 0 BB: 1 P: 10	R: 1 E: 0 K: 0 S: 11	H: 1 LOB: 1 BB: 1 P: 22	1B: 5 2B: 3 3B: 1 HR: 3	SF: 1 SAC: 1 DP: 1 HBP: 0	WP: 0 PB: 0 SB: 1 CS: 0	PA: 45			
PITCHER	IP WLS BF H R ER SO BB IBB HBP BLK WP HR S P ERA WHIP																								
Denny Neagle, L ERA: 4.22 (1, 1)	5.0	B	24	5	3	3	4	4	0	0	0	0	0	64	108	5.40	1.800								
John Wasdin, R ERA: 7.23 (6, 1)	0.2	B	7	4	3	3	0	0	1	0	0	0	1	11	24	40.50	6.000								
Gabe White, L ERA: 5.95 (6, 1)	1.1	W	6	2	1	1	1	0	0	0	0	0	1	15	22	6.75	1.500								
Jose Jimenez, R ERA: 4.42 (8, 1)	2.0	S	8	1	1	1	0	2	0	0	0	0	1	17	32	4.50	1.500								

Los Angeles Dodgers @ Colorado Rockies
Coors Field, Denver, CO
Tue May 22 2001, 7:05 PM MDT
Att. 41,563 - Cloudy - 72 F

AB	36
R	8
H	12
RBI	8
BB	7
SO	5
LOB	17



WP: 0	PA: 45
PB: 0	
SB: 1	
CS: 0	

PITCHER	IP	WLS	BF	H	R	ER	SO	BB	IBB	HBP	BLK	WP	HR	S	P	ERA	WHIP
Denny Neagle, L	5.0	B	24	5	3	3	4	4	0	0	0	0	0	64	108	5.40	1.800
John Wasdin, R	0.2	B	7	4	3	3	0	0	1	0	0	0	1	11	24	40.50	6.000
Gabe White, L	1.1	W	6	2	1	1	1	0	0	0	0	0	1	15	22	6.75	1.500
Jose Jimenez, R	2.0	S	8	1	1	1	0	2	0	0	0	0	1	17	32	4.50	1.500

Batter	1	2	3	4	5	6	7	8	9	AB	R	H	RBI	BB	SO	LOB				
Juan Pierre, L OBP: 0.377, SLG: 0.353 (1, 8)	F9	F9		G6-3	FC6-4			FC6-4		6	1	1	1	0	0	6				
Neifi Perez, S OBP: 0.381, SLG: 0.540 (1, 6)	K		17 FC3-6 2B BB		HR		F7	17 1B 3B		4	3	2	1	1	1	0				
Larry Walker, L OBP: 0.459, SLG: 0.770 (1, 9)	2B		17 FC3-6 HBP		HR		G4-3 17 S HBP	17 1B BB		2	2	2	2	1	0	0				
17 Todd Helton, L OBP: 0.450, SLG: 0.695 (1, 3)	G3-1		FC3-6 2B		K		G4-3	1B 1B		5	1	1	1	0	1	4				
Todd Walker, L OBP: 0.382, SLG: 0.548 (1, 4)		BB SF8 2B		F5	1B BB			1B BB		3	2	2	1	2	0	2				
Jeff Cirillo, R OBP: 0.339, SLG: 0.523 (1, 5)					BB 1B		F7			0	0	0	0	0	0	0				
Greg Norton, S OBP: 0.316, SLG: 0.473 (3, PH)		BB HBP		FC5 2B	BB 1B			K		4	0	2	2	0	1	4				
Jose Jimenez, R (8, 1)				1-H 3-H 2B	1B					0	0	0	0	0	0	0				
Ron Gant, R OBP: 0.336, SLG: 0.479 (1, 7)		F8		FC5	BB 1B			G5-3 1B 1B		5	2	3	1	0	0	3				
Ben Petrick, R OBP: 0.279, SLG: 0.347 (1, 2)				G5-3	K			G5-3		4	0	0	0	1	2	4				
Denny Neagle, L OBP: 0.187, SLG: 0.182 (1, 1)		SF8		F7	FC6-4 BB			K		1	0	0	1	0	0	0				
Adam Meiluse, S (5, PH)										0	0	0	0	0	1	0				
John Wasdin, R OBP: 0.333, SLG: 0.667 (6, 1)										0	0	0	0	0	0	0				
Gabe White, L (6, 1)										0	0	0	0	0	0	0				
Brent Mayne, L OBP: 0.281, SLG: 0.378 (7, PH)										1	0	0	0	0	1	1				
Terry Shumpert, R OBP: 0.313, SLG: 0.300 (8, 5)										1	0	1	0	0	0	0				
Inning Stats	R: 0 E: 0 K: 1 S: 11	H: 1 LOB: 1 BB: 0 P: 18	R: 1 E: 0 K: 0 S: 13	H: 1 LOB: 2 BB: 1 P: 25	R: 2 E: 0 K: 0 S: 15	H: 1 LOB: 1 BB: 1 P: 25	R: 0 E: 0 K: 0 S: 6	H: 0 LOB: 0 BB: 0 P: 9	R: 3 E: 0 K: 2 S: 20	H: 4 LOB: 3 BB: 2 P: 35	R: 0 E: 0 K: 0 S: 10	H: 0 LOB: 2 BB: 1 P: 20	R: 4 E: 0 K: 2 S: 17	H: 5 LOB: 2 BB: 1 P: 30	R: 1 E: 1 K: 1 S: 11	H: 2 LOB: 2 BB: 0 P: 16	1B: 9 2B: 3 3B: 1 HR: 1	SF: 1 SAC: 0 DP: 0 HBP: 3	WP: 0 PB: 0 SB: 1 CS: 0	PA: 46

BOTTOM

Los Angeles Dodgers @ Colorado Rockies
Coors Field, Denver, CO
 Tue May 22 2001, 7:05 PM MDT
 Att: 41,563 - Cloudy - 72 F

AB	36
R	11
H	14
RBI	10
BB	6
SO	6
LOB	24



PITCHER	IP	WLS	BF	H	R	ER	SO	BB	IBB	HBP	BLK	WP	HR	S	P	ERA	WHIP
Eric Gagne, R ERA: 5.15 (1, 1)	4.1		24	6	6	6	2	3	0	0	0	0	1	59	99	12.46	2.077
Gregg Olson, R ERA: 5.52 (5, 1)	0.2		4	1	0	0	1	1	0	0	0	0	0	6	13	0.00	3.000
Matt Herges, R ERA: 3.76 (6, 1)	1.2	L	10	3	3	3	1	1	0	1	0	0	0	22	38	16.20	2.400
Terry Adams, R ERA: 4.94 (7, 1)	1.1		8	4	2	1	2	1	0	0	0	0	0	16	28	6.75	3.750

Batter	1	2	3	4	5	6	7	8	9	AB R H RBI BB SO LOB	TOP		
Paul Lo Duca, R OBP: 0.370, SLG: 0.660 (1, 2) (7, 3)	1-0 HR		2-2 F8			1-1 G5-3		0-0 F8	3-2 G6-3	5 1 1 1 0 0 1			
Tom Goodwin, L OBP: 0.285, SLG: 0.352 (1, 8)	1-1 E9 G6-3 2B		4-1 G4-6-3 BB			2-2 G4-3		3-1 FC5-4 1B 1-2 E 1B		3 2 2 0 1 0 0			
Mark Grudzielanek, R OBP: 0.371, SLG: 0.494 (1, 4)	0-1 G6-3		0-1 G4-6-3			0-0 P4		2-1 FC5-4 1B 1-2 2-H		4 0 1 2 0 0 1			
Gary Sheffield, R OBP: 0.422, SLG: 0.551 (1, 7)	4-1 S BB			1-3 K				0-0 FC5-4 E BB 1-2f 2-3		2 1 0 0 1 1 2			
Shawn Green, L OBP: 0.345, SLG: 0.500 (1, 9)	4-1 G5-4-3 1-2 BB			0-0 F9				1-1 F9 1-2 E BB		2 0 0 0 2 0 1			
Adrian Beltré, R OBP: 0.302, SLG: 0.385 (1, 5)	1-2 G5-4-3 1-2f			2-3 K				0-3 K 1-2 2-3 3-H		4 0 0 0 0 2 5			
Dave Hansen, L OBP: 0.375, SLG: 0.325 Mike Fetters, R (7, 1) Marquis Grissom, R OBP: 0.275, SLG: 0.569 Giovanni Carrara, R (8, 1) Jeff Shaw, R (8, 1)					2-3 K			3-1 2B 1B 1-3		3 1 1 0 0 2 0 0 0 0 0 0 0 0 1 0			
Alex Cora, L OBP: 0.261, SLG: 0.328 (1, 6)					2-3 K			0-0 1-H 3-H 2B		4 0 1 2 0 2 0			
Kevin Brown, R OBP: 0.136, SLG: 0.238 Chad Kreuter, S OBP: 0.319, SLG: 0.308 (7, 2)					2-2 G5-3			3-1 1B 1B		2 0 0 0 0 1 0 2 1 1 0 0 1 0			
Inning Stats	R: 2 E: 1 K: 0 S: 11 H: 2 LOB: 1 BB: 2 P: 22	R: 0 E: 0 K: 2 S: 11 H: 0 LOB: 0 BB: 0 P: 15	R: 0 E: 0 K: 0 S: 7 H: 0 LOB: 0 BB: 1 P: 13	R: 0 E: 0 K: 2 S: 7 H: 0 LOB: 0 BB: 0 P: 10	R: 0 E: 0 K: 2 S: 11 H: 0 LOB: 0 BB: 0 P: 17	R: 0 E: 0 K: 0 S: 6 H: 0 LOB: 0 BB: 0 P: 9	R: 2 E: 0 K: 1 S: 11 H: 2 LOB: 1 BB: 0 P: 17	R: 2 E: 1 K: 0 S: 13 H: 3 LOB: 3 BB: 1 P: 27	R: 0 E: 0 K: 2 S: 9 H: 0 LOB: 0 BB: 0 P: 16	1B: 4 2B: 2 3B: 0 HR: 1 SF: 0 SAC: 0 DP: 2 HBP: 1	WP: 0 PB: 0 SB: 1 CS: 0 PA: 37		
PITCHER	IP WLS BF H R ER SO BB IBB HBP BLK WP HR S P ERA WHIP											PITCHER	IP WLS BF H R ER SO BB IBB HBP BLK WP HR S P ERA WHIP
Pedro Astacio, R ERA: 4.43 (1, 1)	7.0 L 26 4 4 3 7 3 0 1 0 0 0 1 64 103 3.86 1.000												
Kane Davis, R ERA: 3.33 (8, 1)	0.2 5 3 2 1 0 0 0 0 0 0 0 0 8 16 13.50 4.500												
Mike Myers, L ERA: 2.38 (8, 1)	0.1 3 0 0 0 0 1 0 0 0 0 0 0 5 11 0.00 3.000												
Ron Villone, L ERA: 7.45 (9, 1)	1.0 3 0 0 0 0 2 0 0 0 0 0 0 9 16 0.00 0.000												

Los Angeles Dodgers @ Colorado Rockies
Coors Field, Denver, CO
Wed May 23 2001, 1:05 PM MDT
Att. 46,836 - Sunny - 74 F

AB	32
R	6
H	7
RBI	5
BB	4
SO	9
LOB	13




livebaseballscorecards.com

BOTTOM

Los Angeles Dodgers @ Colorado Rockies
Coors Field, Denver, CO
Wed May 23 2001, 1:05 PM MDT
Att. 46,836 - Sunny - 74 F

livebaseballscores.com

AB	34
R	4
H	10
RBI	3
BB	5
SO	7
LOB	16



WP:	0	PA:	40
PB:	1		
SB:	1		
CS:	1		

AB R H RBI BB SO LOB

3	0	1	1	2	0	0
5	0	2	0	0	2	3
4	0	0	0	1	0	3
3	1	2	0	1	0	0
4	1	1	1	0	0	3
3	0	1	0	1	1	0
0	0	0	0	0	0	0
4	0	0	0	0	1	4
4	1	2	1	0	1	0
2	0	0	0	0	2	1
1	0	0	0	0	0	2
0	0	0	0	0	0	0
0	0	0	0	0	0	0
1	1	1	0	0	0	0

0-2	PB	2B		
3-3	K			
3-1	G4-3			
2-3				
1-0	1B	2B		
0-0	2B	1B		
1-2	1B	FC3-2	2B	
0-0	S	E	FC3-2	1B
2-2	2B			

4-0	BB	
0-3	K	
2-2	F5	
4-2	BB	BB
0-0	F5	
4-1	BB	
0-0	F7	

4-2	1B	BB		
3-2	1B			
3-2	G1-3			
1-0	1B	2B		
0-0	2B	1B		
1-2	1B	FC3-2	2B	
0-0	S	E	FC3-2	1B
1-3	K			
0-0	E	FC3-2		

4-2	BB	
3-2	1B	
3-2	G1-3	
1-1	G3-1	
0-0	G6-3	
1-3	K	
0-0	E	FC3-2

0-0	G1-3	
1-2	F8	
4-0	17 1B	BB
1-2	1B	
3-2	L9	
1-2	G3	
1-1	G3-1	
0-0	G6-3	

1-2	CS	
1-2	CS	
1-2	CS	
2-2	G5-3	
1-2	CS	1B
0-3	K	

1-1	G1-3	
0-0	G4-6-3	1B
1-2	G4-6-3	
1-0	G4-3	
1-1	G3-1	
2-3	K	

1-1	G1-3	
0-0	G4-6-3	1B
1-2	G4-6-3	
1-0	G4-3	
1-1	G3-1	
2-3	K	

1-1	G1-3	
0-0	G4-6-3	1B
1-2	G4-6-3	
1-0	G4-3	
1-1	G3-1	
2-3	K	

1-1	G1-3	
0-0	G4-6-3	1B
1-2	G4-6-3	
1-0	G4-3	
1-1	G3-1	
2-3	K	

1B: 6 SF: 0
2B: 4 SAC: 0
3B: 0 DP: 1
HR: 0 HBP: 0

PITCHER													IP	WLS	BF	H	R	ER	SO	BB	IBB	HBP	BLK	WP	HR	S	P	ERA	WHIP
Kevin Brown, R	(1, 1)	6.1	W	26	8	3	2	4	2	0	0	0	0	0	0	66	103	2.84	1.579										
Mike Fetters, R	(7, 1)	0.2	H	3	0	0	0	1	1	0	0	0	0	0	4	8	0.00	1.500											
Giovanni Carrara, R	(8, 1)	0.2	H	4	0	0	0	0	2	0	0	0	0	0	7	17	0.00	3.000											
Jeff Shaw, R	(8, 1)	1.1	S	6	2	1	1	2	0	0	0	0	0	0	17	27	6.75	1.500											

R: 0 H: 1 E: 0 LOB: 0 K: 0 BB: 0 S: 6 P: 8
R: 0 H: 0 E: 0 LOB: 0 K: 1 BB: 0 S: 6 P: 10
R: 0 H: 1 E: 0 LOB: 2 K: 0 BB: 1 S: 14 P: 23
R: 0 H: 0 E: 0 LOB: 0 K: 0 BB: 0 S: 6 P: 8
R: 0 H: 1 E: 0 LOB: 1 K: 1 BB: 1 S: 11 P: 22
R: 3 H: 4 E: 1 LOB: 2 K: 2 BB: 1 S: 14 P: 23
R: 0 H: 0 E: 0 LOB: 2 K: 0 BB: 2 S: 8 P: 18
R: 1 H: 2 E: 0 LOB: 1 K: 2 BB: 0 S: 16 P: 26

PITCHER													IP	WLS	BF	H	R	ER	SO	BB	IBB	HBP	BLK	WP	HR	S	P	ERA	WHIP
Kevin Brown, R	(1, 1)	6.1	W	26	8	3	2	4	2	0	0	0	0	0	66	103	2.84	1.579											
Mike Fetters, R	(7, 1)	0.2	H	3	0	0	0	1	1	0	0	0	0	0	4	8	0.00	1.500											
Giovanni Carrara, R	(8, 1)	0.2	H	4	0	0	0	0	2	0	0	0	0	0	7	17	0.00	3.000											
Jeff Shaw, R	(8, 1)	1.1	S	6	2	1	1	2	0	0	0	0	0	0	17	27	6.75	1.500											

Batter	1	2	3	4	5	6	7	8	9	AB R H RBI BB SO LOB	TOP											
Julio Lugo, R (1, 6) OBP: 0.310, SLG: 0.447	0-0 F8		1-3 K			2-3 K		0-0 F7		4 0 0 0 0 2 2												
Craig Biggio, R (1, 4) OBP: 0.397, SLG: 0.434	3-3 K		1-3 K2-3			1-1 1B		0-1 5 1B 2-H 1B		4 0 2 1 0 2 0												
5 Jeff Bagwell, R (1, 3) OBP: 0.417, SLG: 0.583	0-0 1B			1-2 G6-4-3 1B		1-1 F9		1-1 1B		4 0 3 0 0 0 1												
17 Lance Berkman, S (1, 8) OBP: 0.485, SLG: 0.673	1-0 P6			2-3 K		0-0 F5		2-3 K		4 0 0 0 0 2 4												
Moises Alou, R (1, 9) OBP: 0.433, SLG: 0.617		4-2 G6-3 BB		0-1 G6-4-3 1-2f		0-0 G6-3		0-1 F9		3 0 0 0 1 0 1												
Richard Hidalgo, R (1, 7) OBP: 0.358, SLG: 0.532		2-0 G6-3 1-2			2-3 K	1-0 FC6-4 HBP		0-1 G6-3 1B		3 0 1 0 0 1 1												
Vinny Castilla, R (1, 5) OBP: 0.250, SLG: 0.357		2-3 K			2-3 K	1-0 FC6-4 1-2f		1-0 G6-3 1-2f		4 0 0 0 0 2 3												
Brad Ausmus, R (1, 2) OBP: 0.262, SLG: 0.288		2-3 K			0-0 F7		1-1 BLK 1B 1B			3 1 1 0 0 1 1												
Wade Miller, R (1, 1) OBP: 0.136, SLG: 0.100			4-1 K BB			2-3 K		1-2 P6		1 0 0 0 1 1 0												
Jose Vizcaino, S (8, PH) OBP: 0.300, SLG: 0.304										1 0 0 0 0 0 1												
Jay Powell, R (8, 1)										0 0 0 0 0 0 0												
Inning Stats	R: 0 E: 0 K: 1 S: 6	H: 1 LOB: 1 BB: 0 P: 10	R: 0 E: 0 K: 2 S: 14	H: 0 LOB: 1 BB: 1 P: 24	R: 0 E: 0 K: 2 S: 7	H: 0 LOB: 0 BB: 1 P: 13	R: 0 E: 0 K: 1 S: 8	H: 1 LOB: 0 BB: 0 P: 11	R: 0 E: 0 K: 2 S: 7	H: 0 LOB: 0 BB: 0 P: 11	R: 0 E: 0 K: 2 S: 10	H: 1 LOB: 1 BB: 0 P: 16	R: 0 E: 0 K: 0 S: 3	H: 0 LOB: 1 BB: 0 P: 5	R: 1 E: 0 K: 1 S: 14	H: 3 LOB: 2 BB: 0 P: 19	R: 0 E: 0 K: 0 S: 5	H: 1 LOB: 0 BB: 0 P: 6	1B: 7 2B: 0 3B: 0 HR: 0	SF: 0 SAC: 0 DP: 2 HBP: 1	WP: 0 PB: 0 SB: 0 CS: 0	PA: 34
PITCHER	IP WLS BF H R ER SO BB IBB HBP BLK WP HR S P ERA WHIP																					
Chan Ho Park, R (1, 1) ERA: 2.95	7.2 W 29 5 1 1 10 2 0 1 1 0 0 64 101 1.17 0.913																					
Mike Fetters, R (8, 1) ERA: 3.68	0.1 H 2 1 0 0 1 0 0 0 0 0 0 5 8 0.00 3.000																					
Jeff Shaw, R (9, 1) ERA: 3.09	1.0 S 3 1 0 0 0 0 0 0 0 0 0 0 5 6 0.00 1.000																					

Houston Astros @ Los Angeles Dodgers
Dodger Stadium, Los Angeles, CA

Fri May 25 2001, 7:10 PM PDT
Att. 30,141 - Sunny - 76 F

livebaseballscorecards.com

AB	31
R	1
H	7
RBI	1
BB	2
SO	11
LOB	14



Batter	1	2	3	4	5	6	7	8	9	AB	R	H	RBI	BB	SO	LOB
Paul Lo Duca, R OBP: 0.362, SLG: 0.630 (1, 3)	1-1 G1-3		0-0 CS 1B		3-2 G4-3		0-2 G6-3			4	0	1	0	0	0	0
Tom Goodwin, L OBP: 0.291, SLG: 0.357 (1, 8)	2-1 CS 1B		3-1 F8			1-2 G4-3 HR 1B	1-3 K			4	1	2	0	0	1	1
Mark Grudzielanek, R OBP: 0.374, SLG: 0.494 (1, 4)	2-2 1-2 1B		1-2 1B			0-2 G4-3		1-3 K		4	0	2	0	0	1	1
Shawn Green, L OBP: 0.343, SLG: 0.511 (1, 9)	0-3 K		0-1 F8			0-2 2-H HR		2-3 K		4	1	1	2	0	2	2
Adrián Beltré, R OBP: 0.277, SLG: 0.349 (1, 5)		2-2 G6-3			1-3 K		1-3 K	1-1 G5-3		4	0	0	0	0	2	0
Marquis Grissom, R OBP: 0.286, SLG: 0.581 (1, 7)		2-1 2B 1B			0-3 K		1-0 2B			3	1	2	0	0	1	0
Chad Kreuter, S OBP: 0.330, SLG: 0.325 (1, 2)		2-0 WP SF7 2B			3-2 F8		4-1 BB			2	1	1	1	1	0	0
Alex Cora, L OBP: 0.255, SLG: 0.323 (1, 6)		1-2 SF7			0-0 F7		1-1 G3			2	0	0	1	0	0	2
Chan Ho Park, R OBP: 0.167, SLG: 0.250 (1, 1)		1-2 G5-3			0-3 K			0-2 G5-3		3	0	0	0	0	1	0
Mike Fetters, R (8, 1)										0	0	0	0	0	0	0
Jeff Shaw, R (9, 1)										0	0	0	0	0	0	0

Inning Stats	R: 0	H: 2	E: 0	K: 1	S: 11	R: 2	H: 2	E: 0	K: 0	S: 14	R: 0	H: 2	E: 0	K: 0	S: 8	R: 0	H: 0	E: 0	K: 2	S: 10	R: 0	H: 0	E: 0	K: 1	S: 7	R: 2	H: 3	E: 0	K: 1	S: 16	R: 0	H: 0	E: 0	K: 1	S: 10	R: 0	H: 0	E: 0	K: 2	S: 8	
	LOB: 1	BB: 0	P: 16	LOB: 0	BB: 0	P: 22	LOB: 1	BB: 0	P: 12	LOB: 0	BB: 0	P: 10	LOB: 2	BB: 1	P: 24	LOB: 0	BB: 0	P: 11	LOB: 0	BB: 0	LOB: 0	BB: 0	LOB: 0	BB: 0	LOB: 0	BB: 0	LOB: 0	BB: 0	LOB: 0	BB: 0	LOB: 0	BB: 0	LOB: 0	BB: 0	LOB: 0	BB: 0	LOB: 0	BB: 0	LOB: 0	BB: 0	LOB: 0

PITCHER	IP	WLS	BF	H	R	ER	SO	BB	IBB	HBP	BLK	WP	HR	S	P	ERA	WHIP
Wade Miller, R ERA: 3.18 (1, 1)	7.0	L	29	9	4	4	6	1	0	0	0	1	1	76	109	5.14	1.429
Jay Powell, R ERA: 4.44 (8, 1)	1.0		3	0	0	0	2	0	0	0	0	0	0	8	12	0.00	0.000


BOTTOM

Houston Astros @ Los Angeles Dodgers
Dodger Stadium, Los Angeles, CA

Fri May 25 2001, 7:10 PM PDT
Att: 30,141 - Sunny - 76 F

livebaseballscorecards.com

AB	30
R	4
H	9
RBI	4
BB	1
SO	8
LOB	6



1B: 6	SF: 1	WP: 1	PA: 32
2B: 2	SAC: 0	PB: 0	
3B: 0	DP: 0	SB: 0	
HR: 1	HBP: 0	CS: 2	

Batter	1	2	3	4	5	6	7	8	9	AB R H RBI BB SO LOB	TOP											
Jose Vizcaino, S (1, 6) OBP: 0.281, SLG: 0.283	3-2 G5-3		3-2 F7		0-3 K			1-0 F7		4 0 0 0 0 1 2												
Craig Biggio, R (1, 4) OBP: 0.394, SLG: 0.430	0-0 G6-3			1-0 17 F8 5 1B SF8 1B		1-0 P6		1-0 F8		4 1 1 0 0 0 0												
5 Jeff Bagwell, R (1, 3) OBP: 0.414, SLG: 0.576	3-2 F8			2-0 1-2 1B		0-0 G5-3		3-3 K		4 0 1 0 0 1 0												
17 Lance Berkman, S (1, 8) OBP: 0.480, SLG: 0.681		0-2 F5		3-1 F8 2-3		1-2 P6		1-2 HR		4 1 1 1 0 0 2												
Moises Alou, R (1, 9) OBP: 0.428, SLG: 0.611		1-0 G5-3		2-1 SF8 3-H		0-0 F8		0-0 BB 1B		3 0 1 1 0 0 0												
Richard Hidalgo, R (1, 7) OBP: 0.356, SLG: 0.522		0-2 F8		3-3 K		1-1 G6-3		4-2 BB		3 0 0 0 1 1 1												
Vinny Castilla, R (1, 5) OBP: 0.250, SLG: 0.353			0-0 1B		0-0 F9		0-0 F7		1-0 F8	4 0 1 0 0 0 2												
Tony Eusebio, R (1, 2) OBP: 0.333, SLG: 0.439			1-1 F8		2-1 SH3-4 1B		1-0 F8			3 0 1 0 0 0 1												
Shane Reynolds, R (1, 1) Orlando Merced, S (8, PH) Nelson Cruz, R (8, 1)			0-0 F3		0-0 SH3-4		1-2 P4			1 0 0 0 0 0 1 1 0 0 0 0 0 0 0 0 0 0 0 0 0												
Inning Stats	R: 0 E: 0 K: 0 S: 8	H: 0 LOB: 0 BB: 0 P: 14	R: 0 E: 0 K: 0 S: 7	H: 0 LOB: 0 BB: 0 P: 8	R: 0 E: 0 K: 0 S: 9	H: 1 LOB: 1 BB: 0 P: 13	R: 1 E: 0 K: 1 S: 9	H: 2 LOB: 1 BB: 0 P: 20	R: 0 E: 0 K: 1 S: 7	H: 1 LOB: 1 BB: 0 P: 9	R: 0 E: 0 K: 0 S: 5	H: 0 LOB: 0 BB: 0 P: 7	R: 0 E: 0 K: 0 S: 4	H: 0 LOB: 0 BB: 0 P: 5	R: 0 E: 0 K: 0 S: 5	H: 0 LOB: 0 BB: 0 P: 8	R: 1 E: 0 K: 1 S: 15	H: 2 LOB: 2 BB: 1 P: 25	1B: 5 2B: 0 3B: 0 HR: 1	SF: 1 SAC: 1 DP: 0 HBP: 0	WP: 0 PB: 0 SB: 0 CS: 0	PA: 34
PITCHER	IP WLS BF H R ER SO BB IBB HBP BLK WP HR S P ERA WHIP																					
Luke Prokopec, R (1, 1) ERA: 3.33	8.2 W 32 6 2 2 3 0 0 0 0 0 0 1 63 98 2.08 0.692																					
Gregg Olson, R (9, 1) ERA: 5.4	0.1 2 0 0 0 0 1 0 0 0 0 0 0 6 11 0.00 3.000																					

Houston Astros @ Los Angeles Dodgers
Dodger Stadium, Los Angeles, CA

Sat May 26 2001, 7:10 PM PDT
Att. 38,735 - Overcast - 64 F

AB	31
R	2
H	6
RBI	2
BB	1
SO	3
LOB	9



WP: 0	PA: 34
PB: 0	
SB: 0	
CS: 0	

Batter	1	2	3	4	5	6	7	8	9
Paul Lo Duca, R OBP: 0.397, SLG: 0.649 (1, 2)	0-1 1B 1B 1B	2-0 1-3 2B		4-1 FC4-6 BB		1-0 G6-3		4-2 BB	
Tom Goodwin, L OBP: 0.281, SLG: 0.343 (1, 8)	0-3 K	0-1 L4		1-0 FC4-6 1B			2-0 F8	0-3 K	
Mark Grudzielanek, R OBP: 0.377, SLG: 0.494 (1, 4)	0-1 1B 1-2 1B		0-2 G1-3	1-0 1B			0-0 G6-3		
Shawn Green, L OBP: 0.347, SLG: 0.511 (1, 9)	1-1 1B 1-2 2-3 1B		3-2 BB HR 1B	1-2 G2-3			1-2 P4		
Adrián Beltré, R OBP: 0.275, SLG: 0.404 (1, 5)	0-0 L4		0-3 K		0-1 G5-3		1-0 HR		
Dave Hansen, L OBP: 0.385, SLG: 0.310 (1, 3)	1-1 G4-3		4-0 HR BB 1-2		3-3 K		4-2 HR BB		
Marquis Grissom, R OBP: 0.294, SLG: 0.633 (1, 7)		0-1 G1-3	0-1 HR 1-H 2-H		1-1 G5-3		2-1 HR		
Alex Cora, L OBP: 0.248, SLG: 0.313 (1, 6)		2-2 G4-3	0-1 G4-3			1-2 G4-3	0-0 G1-3		
Luke Prokopec, L OBP: 0.167, SLG: 0.222 Gregg Olson, R (9, 1)		0-0 2B 1B		0-3 K		0-1 G2-3	0-3 K		

Inning Stats	R: 0	H: 3	E: 0	K: 1	S: 12	H: 3	LOB: 3	BB: 0	P: 14	R: 0	H: 2	E: 0	K: 0	S: 11	H: 2	LOB: 2	BB: 0	P: 15	R: 3	H: 2	E: 0	K: 1	S: 13	H: 2	LOB: 0	BB: 1	P: 20	R: 1	H: 1	E: 0	K: 1	S: 9	H: 0	LOB: 0	BB: 0	P: 11	R: 0	H: 0	E: 0	K: 0	S: 7	H: 0	LOB: 0	BB: 0	P: 8	R: 0	H: 0	E: 0	K: 0	S: 5	H: 0	LOB: 0	BB: 0	P: 8	R: 3	H: 2	E: 0	K: 2	S: 14	H: 2	LOB: 1	BB: 2	P: 25
--------------	------	------	------	------	-------	------	--------	-------	-------	------	------	------	------	-------	------	--------	-------	-------	------	------	------	------	-------	------	--------	-------	-------	------	------	------	------	------	------	--------	-------	-------	------	------	------	------	------	------	--------	-------	------	------	------	------	------	------	------	--------	-------	------	------	------	------	------	-------	------	--------	-------	-------

PITCHER	IP	WLS	BF	H	R	ER	SO	BB	IBB	HBP	BLK	WP	HR	S	P	ERA	WHIP
Shane Reynolds, R ERA: 5.77 (1, 1)	7.0	L	31	8	4	4	4	2	0	0	0	0	1	65	94	5.14	1.429
Nelson Cruz, R ERA: 3.81 (8, 1)	1.0		7	2	3	3	2	2	0	0	0	0	2	14	25	27.00	4.000

BOTTOM

Houston Astros @ Los Angeles Dodgers
Dodger Stadium, Los Angeles, CA

Sat May 26 2001, 7:10 PM PDT
Att. 38,735 - Overcast - 64 F

AB	R	H	RBI	BB	SO	LOB
3	0	2	0	2	0	0
5	1	0	0	0	2	5
4	0	2	1	0	0	0
4	1	2	0	0	0	1
4	1	1	1	0	1	4
2	2	0	0	2	1	3
4	2	2	5	0	0	0
4	0	0	0	0	0	0
4	0	1	0	0	2	0
0	0	0	0	0	0	0

AB	34
R	7
H	10
RBI	7
BB	4
SO	6
LOB	13

WP: 0 PA: 38
PB: 0
SB: 1
CS: 0



1B	2B	3B	HR	SF	SAC	DP	HBP	WP	HR	S	P	ERA	WHIP
6	1	0	3	0	0	0	0	0	1	25	25	27.00	4.000

Batter	1	2	3	4	5	6	7	8	9	10	11	12	AB	R	H	RBI	BB	SO	LOB	TOP						
17 Lance Berkman, S OBP: 0.481, SLG: 0.709	(1, 8) 1-3 K		4-2 G6-3 BB		3-3 K			1-1 1-H HR	1-2 G4-3			1-1 2-H HR	5	2	2	4	1	2	2							
Craig Biggio, R OBP: 0.393, SLG: 0.421	(1, 4) 4-2 5 BB BB		0-1 G6-3				1-1 F3	1-0 1B 5 BB HBP		1-2 G1-3		2-3 K	4	0	0	0	1	1	1							
5 Jeff Bagwell, R OBP: 0.412, SLG: 0.563	(1, 3) 4-1 1-2 BB		3-2 F9				2-0 G5-3	4-2 1B BB		0-1 P6		0-1 G1-3	4	0	0	0	2	0	1							
Richard Hidalgo, R OBP: 0.346, SLG: 0.506	(1, 7) 1-3 K			1-1 P3			0-1 F8	1-3 K		3-3 K			5	0	0	0	0	3	4							
Moises Alou, R OBP: 0.420, SLG: 0.596	(1, 9) 2-3 K			1-3 K				1-1	0-0 F7			1-0 G4-3	5	0	1	0	0	2	2							
Vinny Castilla, R OBP: 0.243, SLG: 0.343	(8, 1) 0-1 G4-3			0-2 F9			1-0 F8	0-0 P3				0-3 K	4	0	0	0	0	0	3							
Michael Jackson, R OBP: 0.125, SLG: 0.125	(12, 1) 0-1 G4-3												0	0	0	0	0	0	0							
Billy Wagner, L OBP: 0.214, SLG: 0.087	(11, PH) 0-1 G4-3												0	0	0	0	0	1	0							
44 Roy Oswalt, R OBP: 0.125, SLG: 0.125	(12, 1) 0-1 G4-3												0	0	0	0	0	0	0							
Octavio Dotel, R OBP: 0.125, SLG: 0.125	(12, 1) 0-1 G4-3												0	0	0	0	0	0	0							
Julio Lugo, R OBP: 0.307, SLG: 0.440	(1, 6) 1-1 F9						0-0 SH1-3 1B	2-3 K		0-1 F9		2-3 K	5	0	1	0	0	2	0							
Brad Ausmus, R OBP: 0.258, SLG: 0.284	(1, 2) 0-3 K						0-3 K	4-1 17 HR BB		0-2 F9		1-0 17 HR G5-3 1B	2	0	0	0	0	2	1							
Orlando Merced, S OBP: 0.300, SLG: 0.486	(8, PH) 0-3 K												0	1	0	0	1	0	0							
Jose Vizcaino, S OBP: 0.303, SLG: 0.306	(8, 5) 0-3 K												2	1	2	0	0	0	0							
Scott Elarton, R OBP: 0.238, SLG: 0.111	(1, 1) 0-0 F8						1-0 SH1-3	2-1 F2		1-3 K		1-2 G5-3	1	0	0	0	0	0	0							
Daryle Ward, L OBP: 0.368, SLG: 0.564	(8, PH) 1-2 F8												1	0	0	0	0	0	1							
Tony Eusebio, R OBP: 0.319, SLG: 0.419	(8, 2) 1-2 F8												2	0	0	0	0	1	2							
Inning Stats	R: 0 E: 0 K: 3 S: 15	H: 0 LOB: 2 BB: 2 P: 27	R: 0 E: 0 K: 1 S: 7	H: 0 LOB: 0 BB: 0 P: 8	R: 0 E: 0 K: 1 S: 8	H: 0 LOB: 1 BB: 1 P: 15	R: 0 E: 0 K: 1 S: 8	H: 0 LOB: 0 BB: 0 P: 10	R: 0 E: 0 K: 2 S: 8	H: 1 LOB: 1 BB: 0 P: 12	R: 0 E: 0 K: 1 S: 5	H: 0 LOB: 0 BB: 0 P: 8	R: 2 E: 0 K: 1 S: 13	H: 2 LOB: 3 BB: 2 P: 27	R: 0 E: 0 K: 1 S: 14	H: 1 LOB: 1 BB: 0 P: 16	R: 0 E: 0 K: 1 S: 9	H: 0 LOB: 0 BB: 0 P: 13	R: 0 E: 0 K: 2 S: 7	H: 0 LOB: 0 BB: 0 P: 10	R: 2 E: 0 K: 1 S: 13	H: 2 LOB: 0 BB: 0 P: 18	1B: 4 2B: 0 3B: 0 HR: 2	SF: 0 SAC: 1 DP: 0 HBP: 1	WP: 0 PB: 0 SB: 0 CS: 0	PA: 48
PITCHER	IP	WLS	BF	H	R	ER	SO	BB	IBB	HBP	BLK	WP	HR	S	P	ERA	WHIP									
37 Darren Dreifort, R ERA: 4.29	8.0		33	3	2	2	9	5	0	1	0	0	0	69	115	2.25	1.000									
Jeff Shaw, R ERA: 2.96	1.0		4	1	0	0	1	0	0	0	0	0	0	14	16	0.00	1.000									
Matt Herges, R ERA: 3.49	2.0		6	0	0	0	3	0	0	0	0	0	0	16	23	0.00	0.000									
Mike Fetters, R ERA: 4.6	1.0	W	5	2	2	2	1	0	0	0	0	0	1	13	18	18.00	2.000									

Houston Astros @ Los Angeles Dodgers
Dodger Stadium, Los Angeles, CA
Sun May 27 2001, 1:10 PM PDT
Att. 29,356 - Cloudy - 65 F

livebaseballscorecards.com

AB	41
R	4
H	6
RBI	4
BB	5
SO	14
LOB	17



Batter	1	2	3	4	5	6	7	8	9	10	11	12	AB	R	H	RBI	BB	SO	LOB
Paul Lo Duca, R OBP: 0.406, SLG: 0.635 (1, 3) (10, 2)	F9	L7			FC3-6 1B				F7		F7		6	0	3	0	0	0	4
Tom Goodwin, L OBP: 0.273, SLG: 0.333 Hiram Bocachica, R OBP: 0.286, SLG: 0.396 (1, 8) (9, PH) (10, 7)	F9		G3		FC3-6 1-2f		P6		F9			G6-3	4	0	0	0	0	0	2
Mark Grudzielanek, R OBP: 0.370, SLG: 0.480 (1, 4)	G6-3		F9		F9			F8				DI 1B BB	5	1	0	0	1	1	1
Shawn Green, L OBP: 0.346, SLG: 0.500 (1, 9)		F8	G3			G1-3		F7				1B BB	4	1	0	0	2	0	0
Adrian Beltré, R OBP: 0.281, SLG: 0.385 (1, 5)		BB 37 BB 1B BB		G5-3		L5		P3				1B E 1B	5	2	1	1	1	1	1
Marquis Grissom, R OBP: 0.304, SLG: 0.626 (1, 7) (10, 8)		BB 37 BB 1B 1-2				F8			G5-3		K2-3	E8 1B	6	0	3	1	0	1	1
Angel Pena, R OBP: 0.208, SLG: 0.275 Luke Prokopec, L OBP: 0.167, SLG: 0.222 Matt Herges, L OBP: 0.333, SLG: 0.333 Jeff Reboulet, R OBP: 0.386, SLG: 0.404 Mike Fetters, R (1, 2) (9, PR) (10, 1) (11, PH) (12, 1)		K		F7			HR		1B G3-1 1B		G6-3 BB		4	1	2	1	0	1	3
Alex Cora, L OBP: 0.247, SLG: 0.304 (1, 6)		BB 37 BB 1-2 2-3		F7		F2			G3-1		G6-3		4	0	0	0	1	0	3
37 Darren Dreifort, R OBP: 0.250, SLG: 0.474 Jeff Shaw, R (1, 1) (9, 1) Dave Hansen, L OBP: 0.407, SLG: 0.310 (9, PH) (10, 3)							K		F5		1B IBB		2	0	0	1	1	1	0

Inning Stats	R: 0	H: 0	E: 0	K: 0	S: 6	R: 1	H: 1	E: 0	K: 1	S: 17	R: 0	H: 0	E: 0	K: 0	S: 5	R: 0	H: 1	E: 0	K: 0	S: 10	R: 0	H: 1	E: 0	K: 1	S: 9	R: 0	H: 0	E: 0	K: 0	S: 13	R: 1	H: 2	E: 0	K: 0	S: 15	R: 0	H: 0	E: 0	K: 0	S: 5	R: 0	H: 2	E: 0	K: 0	S: 10	R: 0	H: 0	E: 0	K: 3	S: 14	R: 0	H: 0	E: 0	K: 0	S: 10	R: 0	H: 0	E: 0	K: 0	S: 10	R: 3	H: 2	E: 1	K: 0	S: 14	1B: 8	2B: 0	3B: 0	HR: 1	SF: 0	SAC: 0	DP: 1	HBP: 0	WP: 0	PA: 51
--------------	------	------	------	------	------	------	------	------	------	-------	------	------	------	------	------	------	------	------	------	-------	------	------	------	------	------	------	------	------	------	-------	------	------	------	------	-------	------	------	------	------	------	------	------	------	------	-------	------	------	------	------	-------	------	------	------	------	-------	------	------	------	------	-------	------	------	------	------	-------	-------	-------	-------	-------	-------	--------	-------	--------	-------	--------

PITCHER	IP	WLS	BF	H	R	ER	SO	BB	IBB	HBP	BLK	WP	HR	S	P	ERA	WHIP
Scott Elarton, R ERA: 5.91 (1, 1)	7.0		29	5	2	2	2	3	0	0	0	0	1	75	118	2.57	1.143
Michael Jackson, R ERA: 3.18 (8, 1)	1.2		8	2	0	0	0	0	1	0	0	0	0	13	23	0.00	1.200
Billy Wagner, L ERA: 3.18 (9, 1)	1.1		5	0	0	0	3	1	0	0	0	0	0	16	25	0.00	0.750
44 Roy Oswalt, R ERA: 2.08 (11, 1)	1.1	L	8	1	3	2	0	4	0	0	0	0	0	23	40	13.50	3.750
Octavio Dotel, R ERA: 4.14 (12, 1)	0.0	B	1	1	0	0	0	0	0	0	0	0	0	1	1	∞	∞


BOTTOM

Houston Astros @ Los Angeles Dodgers
Dodger Stadium, Los Angeles, CA

Sun May 27 2001, 1:10 PM PDT
Att. 29,356 - Cloudy - 65 F

livebaseballscorecards.com

AB	42
R	5
H	9
RBI	4
BB	9
SO	5
LOB	18



Batter	1	2	3	4	5	6	7	8	9	10	11	AB R H RBI BB SO LOB	TOP
Juan Pierre, L (1, 8) OBP: 0.380, SLG: 0.366	G3		F8	1B		G1-3		S 1B		BB		5 1 2 3 1 0 2	Colorado Rockies @ Los Angeles Dodgers Dodger Stadium, Los Angeles, CA Mon May 28 2001, 1:10 PM PDT Att: 27,812 - Cloudy - 70 F
Neifi Perez, S (1, 6) OBP: 0.367, SLG: 0.503	L6		HBP BB	F7		F7		S 1B		G5-3		5 1 1 1 1 0 2	
Larry Walker, L (1, 9) OBP: 0.448, SLG: 0.703	G4-3		HBP			G6-3		K			G4-3 1B	4 2 1 1 1 1 1	
17 Todd Helton, L (1, 3) OBP: 0.443, SLG: 0.681		K	HR			2B 1B		G3		P4	F9	6 1 2 5 0 1 1	
Jeff Cirillo, R (1, 5) OBP: 0.326, SLG: 0.492	F2		F9			B1		G6-3			G4-3	5 0 0 0 0 0 2	
Todd Walker, L (1, 4) OBP: 0.398, SLG: 0.563	G3-1			SH1-4 1B		1B		G1-4-3		P5	IBB	5 1 2 0 1 0 1	
Brooks Kieschnick, L (1, 7) OBP: 0.455, SLG: 0.727			G4-3	K		P4		K		F9	G5-3	4 0 0 0 0 2 3 2 0 0 0 0 0 3	
Mark Little, R (8, 7) OBP: 0.361, SLG: 0.525													
Brent Mayne, L (1, 2) OBP: 0.389, SLG: 0.372			WP E HBP 1B	SH1-4 1B		IBB		G3 1B		K		3 2 3 0 1 0 0 1 1 0 0 0 1 0	
Ben Petrick, R (8, 2) OBP: 0.305, SLG: 0.427													
Pedro Astacio, R (1, 1) OBP: 0.080, SLG: 0.080			E6	SH1-4		K		G3		G1-3		2 1 0 0 0 1 4 0 0 0 0 0 0 0 1 0 0 0 0 0 1 0 0 0 0 0 0 0 0 0 0 0 0 0 0 1 0 0 0 0 0 0 0 0 0 0 0 0 0	
Gabe White, L (8, 1) OBP: 0.311, SLG: 0.459			HBP 17 WP HR										
Juan Acevedo, R (8, 1) OBP: 0.311, SLG: 0.459													
Mike Myers, L (9, 1) OBP: 0.313, SLG: 0.282													
Terry Shumpert, R (10, PH) OBP: 0.313, SLG: 0.282													
Ron Villone, L (10, 1) OBP: 0.313, SLG: 0.282													
Inning Stats	R: 0 H: 0 E: 0 LOB: 0 K: 0 BB: 0 S: 10 P: 15	R: 0 H: 0 E: 0 LOB: 0 K: 1 BB: 0 S: 8 P: 12	R: 5 H: 2 E: 1 LOB: 0 K: 0 BB: 1 S: 22 P: 34	R: 2 H: 3 E: 0 LOB: 1 K: 1 BB: 0 S: 16 P: 23	R: 1 H: 2 E: 0 LOB: 3 K: 1 BB: 2 S: 20 P: 34	R: 0 H: 0 E: 0 LOB: 0 K: 0 BB: 0 S: 5 P: 9	R: 0 H: 0 E: 0 LOB: 0 K: 0 BB: 0 S: 5 P: 8	R: 2 H: 3 E: 0 LOB: 2 K: 2 BB: 0 S: 17 P: 25	R: 0 H: 0 E: 0 LOB: 1 K: 0 BB: 0 S: 9 P: 15	R: 0 H: 0 E: 0 LOB: 1 K: 1 BB: 1 S: 7 P: 14	R: 0 H: 1 E: 0 LOB: 2 K: 0 BB: 1 S: 7 P: 15	1B: 9 SF: 0 2B: 1 SAC: 1 3B: 0 DP: 0 HR: 1 HBP: 2	WP: 1 PA: 52 PB: 0 SB: 3 CS: 0
PITCHER	IP WLS BF H R ER SO BB IBB HBP BLK WP HR S P ERA WHIP												
Eric Gagne, R (1, 1) ERA: 5.14	3.2 19 5 7 2 2 1 0 1 0 1 1 54 81 4.91 1.636												
Giovanni Carrara, R (4, 1) ERA: 0.9	2.1 11 2 1 1 1 1 1 0 0 0 0 27 46 3.86 1.286												
Terry Adams, R (7, 1) ERA: 5.28	1.2 7 2 2 2 1 0 0 0 0 0 0 16 24 10.80 1.200												
Jesse Orosco, L (8, 1) ERA:	0.1 2 1 0 0 1 0 0 0 0 0 0 6 9 0.00 3.000												
Jeff Shaw, R (9, 1) ERA: 2.84	1.0 4 0 0 0 0 0 0 0 1 0 0 9 15 0.00 0.000												
PITCHER	IP WLS BF H R ER SO BB IBB HBP BLK WP HR S P ERA WHIP												
Matt Herges, R (10, 1) ERA: 3.26	2.0 9 1 0 0 1 1 1 0 0 0 0 29 29 0.00 1.000												

livebaseballscorecards.com

AB	44
R	10
H	11
RBI	10
BB	5
SO	6
LOB	20



Batter	1	2	3	4	5	6	7	8	9	10	11	AB R H RBI BB SO LOB
Paul Lo Duca, R OBP: 0.453, SLG: 0.710 (1, 2)	0-1 FC5-4 1B		0-1 1B 2B 1B		2-2 FC3-6 1B	0-2 HR		1-1 FC4-6 1B			1-1 1B BB 1B	6 3 6 4 0 0 0
Tom Goodwin, L OBP: 0.276, SLG: 0.329 (1, 8)	1-3 K		1-0 2B 1B		2-2 FC3-6 G5-3 1B	0-3 K		1-0 FC4-6			4-1 1B 1B BB	5 2 1 0 1 2 3
Marquis Grissom, R OBP: 0.306, SLG: 0.620 (1, 7)	1-2 FC5-4 2B		0-0 G6-3 2B		3-1 G5-3		0-1 F2	2-2 G4-3			0-0 1B	6 1 2 2 0 0 3
Shawn Green, L OBP: 0.355, SLG: 0.511 (1, 9)	2-2 2B		0-1 G6-3		1-0		0-2 HR 1B			0-0 G4-3	2-2 1B	6 1 4 3 0 0 1
Adrian Beltré, R OBP: 0.258, SLG: 0.351 (1, 5)	1-3 K		2-1 F9		2-3 K		0-0 P6			1-1 G6-3		5 0 0 0 0 2 4
Dave Hansen, L OBP: 0.397, SLG: 0.370 Tim Bogar, R (9, PH) (10, 3)		3-2 F7		2-0 G1-3		2-3 K	1-1 HR			1-0 F9		4 1 1 2 0 1 0 1 0 0 0 0 0 0
Hiram Bocachica, R OBP: 0.311, SLG: 0.431 (1, 4)		0-0 G6-4-3 1B		0-2 G4-3 1B		0-1 1B HR 2B	0-1 F8			0-1 G4-3		5 1 3 0 0 0 0
Alex Cora, L OBP: 0.245, SLG: 0.295 (1, 6)		1-0 G6-4-3		1-1 G4-3		0-1 F8		4-2 SH3-4 1B BB		1-3 K		4 1 0 0 1 1 3
Eric Gagne, R OBP: 0.100, SLG: 0.100 Giovanni Carrara, R Angel Pena, R Terry Adams, R Jesse Orosco, R Jeff Reboulet, R Jeff Shaw, R Matt Herges, L OBP: 0.250, SLG: 0.250 (1, 1) (4, 1) (6, PH) (7, 1) (8, 1) (8, PH) (9, 1) (10, 1)			1-2 F7		2-3 K	1-1 HR 1B		1-0 SH3-4		2-3 K		1 0 0 0 0 0 0 1 0 0 0 0 0 1 1 1 1 0 1 0 0 0 0 0 1

Inning Stats	R: 1	H: 2	R: 0	H: 1	R: 2	H: 3	R: 0	H: 1	R: 1	H: 2	R: 3	H: 3	R: 2	H: 2	R: 1	H: 1	R: 0	H: 0	R: 0	H: 0	R: 1	H: 3	1B: 13	SF: 0	WP: 0	PA: 49
E: 0	LOB: 1	E: 0	LOB: 0	E: 0	LOB: 1	E: 0	LOB: 1	E: 0	LOB: 0	E: 0	LOB: 1	E: 0	LOB: 0	E: 0	LOB: 1	E: 0	LOB: 0	E: 0	LOB: 0	E: 0	LOB: 3	2B: 3 <td>SAC: 1</td> <td>PB: 0</td> <td></td>	SAC: 1	PB: 0		
K: 2	BB: 0	K: 0	BB: 0	K: 0	BB: 0	K: 1	BB: 0	K: 1	BB: 0	K: 2	BB: 0	K: 1	BB: 0	K: 0	BB: 1	K: 0	BB: 0	K: 0	BB: 0	K: 2	BB: 1	3B: 0	DP: 1	SB: 3		
S: 15	P: 20	S: 9	P: 13	S: 12	P: 16	S: 9	P: 14	S: 13	P: 23	S: 15	P: 18	S: 10	P: 11	S: 9	P: 18	S: 4	P: 6	S: 8	P: 11	S: 7	P: 14	HR: 2	HBP: 0	CS: 0		

PITCHER	IP	WLS	BF	H	R	ER	SO	BB	IBB	HBP	BLK	WP	HR	S	P	ERA	WHIP
Pedro Astacio, R ERA: 4.98 (1, 1)	5.2		28	12	7	7	5	0	0	0	0	0	1	70	101	11.12	2.118
Gabe White, L ERA: 6.14 (6, 1)	1.1	B	6	2	2	2	1	0	0	0	0	0	1	13	14	13.50	1.500
Juan Acevedo, R ERA: 5.79 (8, 1)	1.0	B	5	1	1	1	0	1	0	0	0	0	0	9	18	9.00	2.000
Mike Myers, L ERA: 2.19 (9, 1)	1.0		3	0	0	0	0	0	0	0	0	0	0	4	6	0.00	0.000
Ron Villone, L ERA: 7.03 (10, 1)	1.0	L	7	3	1	1	2	1	0	0	0	0	0	15	25	9.00	4.000

PITCHER	IP	WLS	BF	H	R	ER	SO	BB	IBB	HBP	BLK	WP	HR	S	P	ERA	WHIP

BOTTOM

Colorado Rockies @ Los Angeles Dodgers
 Dodger Stadium, Los Angeles, CA
 Mon May 28 2001, 1:10 PM PDT
 Att: 27,812 - Cloudy - 70 F

livebaseballscores.com

AB	46
R	11
H	18
RBI	11
BB	2
SO	8
LOB	15



Batter	1	2	3	4	5	6	7	8	9	AB R H RBI BB SO LOB	TOP												
Juan Pierre, L (1, 8) OBP: 0.386, SLG: 0.376	4-1 S 1B BB	0-1 G1-3			1-2 G1-3		0-0 SH 1B	3-1 2B		4 1 2 0 1 0 2													
Nefti Perez, S (1, 6) OBP: 0.370, SLG: 0.500	0-1 S 1-2 1B		3-3 K		4-2 G6-3 BB		1-1 SH 17 CS 1B 1-2	1-2 F8		3 0 1 0 1 1 1													
Larry Walker, L (1, 9) OBP: 0.442, SLG: 0.689	3-3 K 1-2 2-3		0-3 K		2-0 G6-3 1-2f		3-2 17 CS 1B 1-2 2-H		2-3 K	5 1 1 1 0 3 3													
17 Todd Helton, L (1, 3) OBP: 0.447, SLG: 0.674	1-2 P4		4-2 HR BB			4-2 G3-1 SH2-3 BB	4-2 1B 1-2 2-3		0-1 P6	2 1 0 0 3 0 2													
Jeff Cirillo, R (1, 5) OBP: 0.331, SLG: 0.515	3-3 K		0-2 HR			0-1 SH2-3 1-2	0-2 G4-6-3 1B 1-2 2-H		1-3 K	4 1 2 3 0 2 2													
Todd Walker, L (1, 4) OBP: 0.390, SLG: 0.550		1-3 K	2-0 L7			0-0 G3-1 2-3	0-0 G4-6-3 1-2f			4 0 0 0 0 1 3													
Greg Norton, S (1, 7) OBP: 0.303, SLG: 0.446		0-0 F6		1-3 K		2-2 G1-3		1-3 K		3 0 0 0 0 1 1													
Kane Davis, R (6, 1)										1 0 0 0 0 1 0													
Gabe White, L (9, 1)										0 0 0 0 0 0 0													
Ben Petrick, R (1, 2) OBP: 0.313, SLG: 0.435		4-2 1B BB		2-3 K			0-0 HR 2B	3-2 G4-3		3 1 1 0 1 1 0													
Brian Bohanon, L (1, 1) OBP: 0.200, SLG: 0.200		3-2 1B		0-0 G6-3			0-0 HR	3-2 HR		2 0 1 0 0 0 0													
Brooks Kieschnick, L (6, 7) OBP: 0.538, SLG: 1.231										2 2 2 3 0 0 0													
Inning Stats	R: 0 E: 0 K: 2 S: 13	H: 1 LOB: 2 BB: 1 P: 24	R: 0 E: 0 K: 1 S: 11	H: 1 LOB: 2 BB: 1 P: 19	R: 2 E: 0 K: 2 S: 12	H: 1 LOB: 0 BB: 1 P: 21	R: 0 E: 0 K: 2 S: 8	H: 0 LOB: 0 BB: 0 P: 11	R: 0 E: 0 K: 0 S: 8	H: 0 LOB: 1 BB: 1 P: 14	R: 4 E: 1 K: 0 S: 14	H: 5 LOB: 1 BB: 1 P: 22	R: 1 E: 0 K: 1 S: 14	H: 2 LOB: 1 BB: 0 P: 25	R: 0 E: 0 K: 2 S: 8	H: 0 LOB: 0 BB: 0 P: 11	1B: 5 2B: 2 3B: 0 HR: 3	SF: 0 SAC: 2 DP: 2 HBP: 0	WP: 0 PB: 0 SB: 2 CS: 2	PA: 41			
PITCHER	IP WLS BF H R ER SO BB IBB HBP BLK WP HR S P ERA WHIP	IP WLS BF H R ER SO BB IBB HBP BLK WP HR S P ERA WHIP	IP WLS BF H R ER SO BB IBB HBP BLK WP HR S P ERA WHIP	IP WLS BF H R ER SO BB IBB HBP BLK WP HR S P ERA WHIP	IP WLS BF H R ER SO BB IBB HBP BLK WP HR S P ERA WHIP	IP WLS BF H R ER SO BB IBB HBP BLK WP HR S P ERA WHIP	IP WLS BF H R ER SO BB IBB HBP BLK WP HR S P ERA WHIP	IP WLS BF H R ER SO BB IBB HBP BLK WP HR S P ERA WHIP	IP WLS BF H R ER SO BB IBB HBP BLK WP HR S P ERA WHIP	IP WLS BF H R ER SO BB IBB HBP BLK WP HR S P ERA WHIP	IP WLS BF H R ER SO BB IBB HBP BLK WP HR S P ERA WHIP	IP WLS BF H R ER SO BB IBB HBP BLK WP HR S P ERA WHIP	IP WLS BF H R ER SO BB IBB HBP BLK WP HR S P ERA WHIP	IP WLS BF H R ER SO BB IBB HBP BLK WP HR S P ERA WHIP	IP WLS BF H R ER SO BB IBB HBP BLK WP HR S P ERA WHIP	IP WLS BF H R ER SO BB IBB HBP BLK WP HR S P ERA WHIP	IP WLS BF H R ER SO BB IBB HBP BLK WP HR S P ERA WHIP	IP WLS BF H R ER SO BB IBB HBP BLK WP HR S P ERA WHIP	IP WLS BF H R ER SO BB IBB HBP BLK WP HR S P ERA WHIP	IP WLS BF H R ER SO BB IBB HBP BLK WP HR S P ERA WHIP	IP WLS BF H R ER SO BB IBB HBP BLK WP HR S P ERA WHIP		
Kevin Brown, R (1, 1) ERA: 2.6	6.0 L 30 7 6 6 7 5 0 0 0 0 2 67 115 9.00 2.000																						
Jesse Orosco, L (7, 1) ERA:	1.0 3 1 0 0 0 0 1 0 0 0 0 0 6 10 0.00 2.000																						
Gregg Olson, R (8, 1) ERA: 5.29	2.0 8 2 1 1 3 0 0 0 0 0 0 1 22 36 4.50 1.000																						

Colorado Rockies @ Los Angeles Dodgers
Dodger Stadium, Los Angeles, CA
Tue May 29 2001, 7:10 PM PDT
Att. 22,570 - Sunny - 69 F

livebaseballscorecards.com

AB	33
R	7
H	10
RBI	7
BB	6
SO	10
LOB	14



BOTTOM

Colorado Rockies @ Los Angeles Dodgers
Dodger Stadium, Los Angeles, CA
Tue May 29 2001, 7:10 PM PDT
Att. 22,570 - Sunny - 69 F

livebaseballscores.com

AB	30
R	2
H	6
RBI	2
BB	4
SO	5
LOB	15



WP:	0	PA:	39
PB:	0		
SB:	0		
CS:	3		

AB R H RBI BB SO LOB

4	0	0	0	0	0	3
4	1	1	0	0	2	1
4	0	1	0	0	0	1
4	1	1	1	0	1	1
3	0	1	0	1	1	1
4	0	1	0	0	1	2
3	0	1	1	1	0	1
2	0	0	0	2	0	2
0	0	0	0	0	0	0
0	0	0	0	0	0	0
1	0	0	0	0	0	1
0	0	0	0	0	0	0
1	0	0	0	0	0	2

Batter	1	2	3	4	5	6	7	8	9
Paul Lo Duca, R OBP: 0.430, SLG: 0.671 (1, 3)	0-1 F7 ①		1-0 F7 ②		0-1 P4 ③			0-1 G5-3 ①	
Jeff Reboulet, R OBP: 0.378, SLG: 0.410 (1, 6)	3-2 1B 2B		1-1 G4-3 ③			1-3 K ①		1-3 K ②	
Mark Grudzielanek, R OBP: 0.368, SLG: 0.475 (1, 4)	0-0 L1 ②			1-0 P6 ①		0-1 1B		0-2 G4-3 ③	
Shawn Green, L OBP: 0.353, SLG: 0.505 (1, 9)	1-0 CS 1B 2-H			0-1 G3 ②		2-3 K ②		0-0 E4 F7 2B	
Marquis Grissom, R OBP: 0.312, SLG: 0.613 (1, 8)	0-2 CS 1-2	3-3 K ①		0-0 CS 1B		2-2 P6 ③		4-0 2B BB	
Adrián Beltré, R OBP: 0.258, SLG: 0.344 (1, 5)		2-1 CS 1B		3-1 CS 1-2	0-3 K ①		1-1 G1-3 ①	2-2 F7 ①	
Hiram Bocachica, R OBP: 0.323, SLG: 0.443 (1, 7)		1-0 F2			4-1 SH2-4 BB BB		1-1 F9 ②	0-2 2B 1-3 2B	
Chad Kreuter, S OBP: 0.337, SLG: 0.317 (1, 2)		3-2 CS 1-2	0-0 L8 ①		4-2 SH2-4 BB 1-2 BB		4-2 BB BB	2-1 P6 ②	
Kevin Brown, R OBP: 0.174, SLG: 0.238 Jesse Orosco, R (7, 1)			1-2 HBP		1-1 SH2-4 1-2 2-3		1-0 G6-3 ③	1-2 L6 ③	
Angel Pena, R OBP: 0.218, SLG: 0.283 Gregg Olson, R (8, 1)									
Tim Bogar, R (9, PH)									

Inning Stats	R: 1	H: 2	E: 0	K: 0	S: 11	LOB: 0	BB: 0	P: 15	R: 0	H: 1	E: 0	K: 1	S: 8	LOB: 0	BB: 0	P: 17	R: 0	H: 0	E: 0	K: 0	S: 6	LOB: 1	BB: 0	P: 9	R: 0	H: 1	E: 0	K: 0	S: 5	LOB: 0	BB: 0	P: 9	R: 0	H: 0	E: 0	K: 1	S: 12	LOB: 2	BB: 2	P: 21	R: 0	H: 1	E: 0	K: 2	S: 13	LOB: 1	BB: 0	P: 18	R: 0	H: 0	E: 0	K: 0	S: 7	LOB: 1	BB: 1	P: 14	R: 0	H: 0	E: 0	K: 1	S: 9	LOB: 0	BB: 0	P: 10	R: 1	H: 1	E: 1	K: 0	S: 14	LOB: 2	BB: 1	P: 23	1B: 4	SF: 0	2B: 2	SAC: 1	3B: 0	DP: 0	HR: 0	HBP: 1	WP: 0	PA: 39
--------------	------	------	------	------	-------	--------	-------	-------	------	------	------	------	------	--------	-------	-------	------	------	------	------	------	--------	-------	------	------	------	------	------	------	--------	-------	------	------	------	------	------	-------	--------	-------	-------	------	------	------	------	-------	--------	-------	-------	------	------	------	------	------	--------	-------	-------	------	------	------	------	------	--------	-------	-------	------	------	------	------	-------	--------	-------	-------	-------	-------	-------	--------	-------	-------	-------	--------	-------	--------

PITCHER	IP	WLS	BF	H	R	ER	SO	BB	IBB	HBP	BLK	WP	HR	S	P	ERA	WHIP
Brian Bohanon, L ERA: 8.15 (1, 1)	5.2	W	22	5	1	1	4	2	0	0	0	0	0	52	84	1.59	1.235
Kane Davis, R ERA: 3.04 (6, 1)	2.1	H	10	0	1	0	1	2	0	0	0	0	0	20	34	0.00	0.857
Gabe White, L ERA: 5.87 (9, 1)	1.0		4	1	0	0	0	0	0	0	0	0	0	13	18	0.00	1.000

Batter	1	2	3	4	5	6	7	8	9	AB R H RBI BB SO LOB	TOP											
Juan Pierre, L (1, 8) OBP: 0.388, SLG: 0.379	3-2 SH3 E7 1B		0-3 K		3-2 G4-3			0-2 BB G3 1B		4 0 2 0 0 1 0	Colorado Rockies @ Los Angeles Dodgers Dodger Stadium, Los Angeles, CA Wed May 30 2001, 7:10 PM PDT Att. 30,411 - Sunny - 65 F											
Neff Perez, S (1, 6) OBP: 0.364, SLG: 0.491	0-0 SH3		0-0 G4-3		0-3 K			1-3 K		3 0 0 0 0 2 1												
Larry Walker, L (1, 9) OBP: 0.438, SLG: 0.678	4-0 BB		2-3 K			2-2 F9		0-0 G3		3 0 0 0 1 1 1												
17 Todd Helton, L (1, 3) OBP: 0.452, SLG: 0.688	1-1 F3			4-0 G6-4-3 BB		2-0 HR		4-1 BB BB		2 1 1 1 2 0 2												
Jeff Cirillo, R (1, 5) OBP: 0.336, SLG: 0.507	0-0 G5-3			1-0 G6-4-3 1-2f		4-1 G1-6-3 BB		4-1 BB 1-2 2-3		2 0 0 0 2 0 3												
Todd Walker, L (1, 4) OBP: 0.387, SLG: 0.541		3-2 F7		4-2 2B BB		1-1 G1-6-3 1-2f		1-0 F8		3 0 0 0 1 0 4												
Brooks Kieschnick, L (1, 7) OBP: 0.529, SLG: 1.125		4-2 BB		0-0 1-3 2B			2-3 K		1-1 G6-3	3 0 1 0 1 1 0												
Brent Mayne, L (1, 2) OBP: 0.377, SLG: 0.359		2-3 K		0-3 K			0-1 G3		1-3 K	4 0 0 0 0 3 3												
Mike Hampton, R (1, 1) OBP: 0.242, SLG: 0.424		3-3 K			1-3 K		2-2 L5		2-2 F9	2 0 0 0 0 2 1												
Terry Shumpert, R (7, PH) OBP: 0.309, SLG: 0.278										1 0 0 0 0 0 0												
Justin Speier, R (7, 1)										0 0 0 0 0 0 0												
Greg Norton, S (9, PH) OBP: 0.300, SLG: 0.441										1 0 0 0 0 0 0												
Inning Stats	R: 0 E: 1 K: 0 S: 7	H: 1 LOB: 2 BB: 1 P: 15	R: 0 E: 0 K: 2 S: 12	H: 0 LOB: 1 BB: 1 P: 24	R: 0 E: 0 K: 2 S: 8	H: 0 LOB: 0 BB: 0 P: 10	R: 0 E: 0 K: 1 S: 9	H: 1 LOB: 2 BB: 2 P: 18	R: 0 E: 0 K: 2 S: 10	H: 0 LOB: 0 BB: 0 P: 14	R: 1 E: 0 K: 0 S: 8	H: 1 LOB: 0 BB: 1 P: 17	R: 0 E: 0 K: 1 S: 9	H: 0 LOB: 0 BB: 0 P: 13	R: 0 E: 0 K: 1 S: 10	H: 1 LOB: 3 BB: 2 P: 20	R: 0 E: 0 K: 1 S: 8	H: 0 LOB: 0 BB: 0 P: 12	1B: 2 2B: 1 3B: 0 HR: 1	SF: 0 SAC: 1 DP: 2 HBP: 0	WP: 0 PB: 0 SB: 0 CS: 0	PA: 36
PITCHER	IP WLS BF H R ER SO BB IBB HBP BLK WP HR S P ERA WHIP																					
Chan Ho Park, R (1, 1) ERA: 2.78	7.2 W 31 4 1 1 9 6 0 0 0 0 1 71 124 1.17 1.304																					
Mike Fetters, R (8, 1) ERA: 4.5	0.1 H 2 0 0 0 0 1 0 0 0 0 0 2 7 0.00 3.000																					
Jeff Shaw, R (9, 1) ERA: 2.73	1.0 S 3 0 0 0 1 0 0 0 0 0 0 8 12 0.00 0.000																					

livebaseballscorecards.com

AB	28
R	1
H	4
RBI	1
BB	7
SO	10
LOB	15



Batter	1	2	3	4	5	6	7	8	9	AB	R	H	RBI	BB	SO	LOB
Paul Lo Duca, R OBP: 0.415, SLG: 0.645 (1, 3)	0-3 K		0-0 SH1-4		1-2 F9		3-2 P3			3	0	0	0	0	1	0
Jeff Reboulet, R OBP: 0.372, SLG: 0.391 (1, 6)	1-2 G4-3		1-0 FC6-5-4-6 2B			4-2 1B 2B BB		0-2 G6-3		3	2	0	1	1	0	1
Mark Grudzielanek, R OBP: 0.371, SLG: 0.481 (1, 4)	2-2 G3		1-1 2B			0-1 2B 1B		1-0 F9		4	1	2	1	0	0	0
Shawn Green, L OBP: 0.356, SLG: 0.510 (1, 9)		1-2 E7 1B	1-0 G6-3			0-0 2B		2-1 G4-3		4	0	2	2	0	0	1
Marquis Grissom, R OBP: 0.305, SLG: 0.598 (1, 8)		0-3 K		3-3 K		1-0 G6-3				3	0	0	0	0	2	2
Adrián Beltré, R OBP: 0.246, SLG: 0.328 (1, 5)		3-2 G6-3		1-0 P6		3-2 F9				3	0	0	0	0	0	2
Hiram Bocachica, R OBP: 0.309, SLG: 0.422 (1, 7)		1-3 K		1-3 K		0-3 K				3	0	0	0	0	3	2
Tom Goodwin, L OBP: 0.276, SLG: 0.329 (8, 7)										0	0	0	0	0	0	0
Chad Kreuter, S OBP: 0.337, SLG: 0.310 (1, 2)			4-2 SH1-4 E FC6-5-4-6 BB		0-3 K		3-2 F9			2	1	0	0	1	1	0
Chan Ho Park, R OBP: 0.148, SLG: 0.222 (1, 1)			0-0 E6 SH1-4		2-3 K		1-2 G5-3			3	0	0	0	0	1	1
Mike Fetters, R (8, 1)										0	0	0	0	0	0	0
Jeff Shaw, R (9, 1)										0	0	0	0	0	0	0

Inning Stats	R: 0	H: 0	E: 0	K: 1	S: 11	LOB: 0	BB: 0	P: 14	R: 0	H: 1	E: 1	K: 2	S: 12	LOB: 1	BB: 0	P: 17	R: 2	H: 1	E: 1	K: 0	S: 8	LOB: 1	BB: 1	P: 15	R: 0	H: 0	E: 0	K: 2	S: 7	LOB: 0	BB: 0	P: 12	R: 0	H: 0	E: 0	K: 2	S: 9	LOB: 0	BB: 0	P: 12	R: 2	H: 2	E: 0	K: 1	S: 12	LOB: 1	BB: 1	P: 20	R: 0	H: 0	E: 0	K: 0	S: 9	LOB: 0	BB: 0	P: 16	R: 0	H: 0	E: 0	K: 0	S: 6	LOB: 0	BB: 0	P: 9
1B: 2	SF: 0	2B: 2	SAC: 1	3B: 0	DP: 0	HR: 0	HBP: 0																																																									

BOTTOM

Colorado Rockies @ Los Angeles Dodgers
Dodger Stadium, Los Angeles, CA

Wed May 30 2001, 7:10 PM PDT
Att: 30,411 - Sunny - 65 F

livebaseballscorecards.com

AB	28
R	4
H	4
RBI	4
BB	2
SO	8
LOB	9



PITCHER	IP	WLS	BF	H	R	ER	SO	BB	IBB	HBP	BLK	WP	HR	S	P	ERA	WHIP
Mike Hampton, L ERA: 2.68 (1, 1)	6.0	L	25	4	4	2	8	2	0	0	0	0	0	59	90	3.00	1.000
Justin Speier, R ERA: 6.35 (7, 1)	2.0		6	0	0	0	0	0	0	0	0	0	0	15	25	0.00	0.000

Los Angeles Dodgers @ Houston Astros
 Enron Field, Houston, TX
 Fri Jun 01 2001, 8:05 PM EDT
 Att. 34,131 - Cloudy - 90 F

AB	38
R	9
H	11
RBI	9
BB	4
SO	7
LOB	18



Batter	1	2	3	4	5	6	7	8	9	AB R H RBI BB SO LOB												
Paul Lo Duca, R OBP: 0.414, SLG: 0.638 (1, 2)	4-1 HR BB	1-2 G6-3		0-0 F9			1-0 FC5 HR 1B	3-1 2B		4 2 1 0 1 0 3												
Tom Goodwin, L OBP: 0.273, SLG: 0.324 (1, 8)	2-3 K	1-3 K			0-0 G6-3		3-2 HR 1B	2-3 K		5 1 1 0 0 3 3												
Mark Grudzielanek, R OBP: 0.366, SLG: 0.489 (1, 4)	2-2 L6		1-2 G6-3		2-1 F8		0-0 HR	0-1 G5-3		5 1 1 4 0 0 3												
Shawn Green, L OBP: 0.366, SLG: 0.533 (1, 9)	1-2 HR 1-H		4-1 1B BB		1-3 K		1-2 2B HBP	0-0 G4-3 2B		3 2 2 2 1 1 0												
Marquis Grissom, R OBP: 0.301, SLG: 0.580 (1, 7)	4-2 BB		3-0 P6		1-1 L6		0-3 K	2-2 F3		4 0 0 0 1 1 3												
Adrian Beltré, R OBP: 0.257, SLG: 0.348 (1, 5)	2-2 F2		0-1 PO 1B		1-1 G4-3		1-2 2B 1-H	1-1 G4-3		5 0 2 1 0 0 2												
Dave Hansen, L OBP: 0.393, SLG: 0.367 (1, 3)		0-1 HR 1B	3-1 PO	2-2 G1-3		3-2 G4-3	0-3 K	1-2 F8		3 1 1 0 0 0 0												
Giovanni Carrara, R OBP: 0.214, SLG: 0.278 (7, PH)			1-2							0 0 0 0 0 0 0												
Angel Pena, R OBP: 0.250, SLG: 0.250 (7, PH)										1 0 0 0 0 0 1												
Matt Herges, L OBP: 0.304, SLG: 0.415 (9, PH)										0 0 0 0 0 0 0												
Hiram Bocichica, R OBP: 0.304, SLG: 0.415 (9, PH)										1 0 0 0 0 0 0												
Mike Fetters, R OBP: 0.304, SLG: 0.415 (9, PH)										0 0 0 0 0 0 0												
Alex Cora, L OBP: 0.258, SLG: 0.331 (1, 6)		0-0 HR 1-H		1-0 L6			4-2 FC5 E BB	0-0 FC3-5 2B		3 1 2 2 1 0 0												
Luke Prokopec, L OBP: 0.200, SLG: 0.250 (1, 1)		3-3 K		0-2 1B			0-1 E5 1B FC5	0-1 FC3-5 2B		2 0 1 0 0 1 0												
Tim Bogar, R OBP: 0.200, SLG: 0.250 (6, 3)							1-2 HR	2-3		2 1 0 0 0 0 2												
Inning Stats	R: 2 E: 0 K: 1 S: 19	H: 1 LOB: 1 BB: 2 P: 34	R: 2 E: 0 K: 2 S: 17	H: 2 LOB: 0 BB: 0 P: 22	R: 0 E: 0 K: 0 S: 10	H: 1 LOB: 1 BB: 1 P: 21	R: 0 E: 0 K: 2 S: 9	H: 1 LOB: 1 BB: 0 P: 12	R: 0 E: 0 K: 1 S: 6	H: 0 LOB: 0 BB: 0 P: 9	R: 0 E: 0 K: 0 S: 7	H: 0 LOB: 0 BB: 0 P: 12	R: 5 E: 1 K: 2 S: 23	H: 3 LOB: 1 BB: 1 P: 32	R: 0 E: 0 K: 1 S: 10	H: 2 LOB: 2 BB: 0 P: 15	R: 0 E: 0 K: 0 S: 10	H: 1 LOB: 1 BB: 0 P: 14	1B: 4 2B: 4 3B: 0 HR: 3	SF: 0 SAC: 0 DP: 0 HBP: 1	WP: 0 PB: 0 SB: 0 CS: 0	PA: 44
PITCHER	IP WLS BF H R ER SO BB IBB HBP BLK WP HR S P ERA WHIP																					
Scott Elarton, R ERA: 6.14 (1, 1)	6.1 B 5 2 2 1 2 0 0 0 0 0 0 2 78 128 9.95 1.579																					
Nelson Cruz, R ERA: 4.2 (7, 1)	0.2 W 9 3 0 0 1 0 0 0 0 0 0 0 13 14 13.50 3.000																					
Octavio Dotel, R ERA: 3.83 (8, 1)	2.0 W 9 3 0 0 1 0 0 0 0 0 0 0 20 29 0.00 1.500																					

livebaseballscorecards.com

Batter	1	2	3	4	5	6	7	8	9	AB	R	H	RBI	BB	SO	LOB
Craig Biggio, R OBP: 0.389, SLG: 0.439 (1, 4)	4-2 1B 5 E BB	3-2 5 1B	1-2 L4		1-2 F2		0-2 2B 1-H 2-H			4	1	2	1	1	0	2
Julio Lugo, R OBP: 0.304, SLG: 0.422 (1, 6)	1-1 5 E 5 E G1-3 1B	0-1 L7		3-2 F8		0-3 K		1-2 G3		5	1	1	0	0	1	1
5 Jeff Bagwell, R OBP: 0.417, SLG: 0.550 (1, 3)	1-1 E5 G1-3 1B	1-1 17 G4-6-3 1B		1-1 S HBP		1-2 2B		2-1 E5 17 1B G5-4		4	2	2	1	0	0	1
17 Lance Berkman, S OBP: 0.471, SLG: 0.681 (1, 7)	1-2 L1	0-0 G4-6-3 1-2f		0-0 F8		0-1 L7		3-2 G5-4 1B		5	0	1	0	0	0	6
Moises Alou, R OBP: 0.396, SLG: 0.561 (1, 9)	0-0 G1-3		0-0 1B		1-3 K		3-3 K		1-1 G5-4	5	1	1	2	0	2	4
Richard Hidalgo, R OBP: 0.357, SLG: 0.523 (1, 8)	1-0 1B 1B		1-1 SH1-4 1B		2-2 F9		0-2 BB 2B 1B		2-0 HR	5	3	4	3	0	0	0
Vinny Castilla, R OBP: 0.274, SLG: 0.407 (1, 5)	1-0 1B 1B		0-1 SH1-4 1B		0-0 HR		2-3 K			4	1	3	1	0	1	1
Brad Ausmus, R OBP: 0.270, SLG: 0.307 (1, 2)	0-0 1B		3-3 K		1-1 BLK 3B		1-3 K			4	1	2	1	0	2	3
Scott Elarton, R OBP: 0.217, SLG: 0.100 (1, 1)	1-3 K		0-1 SH1-4		2-2 G5-3		4-2 2B BB			2	0	0	0	0	1	2
Nelson Cruz, R ERA: 3.67 (7, 1)										0	0	0	0	0	0	0
Orlando Merced, S ERA: 3.34 (7, PH)										0	0	0	0	1	0	0
Octavio Dotel, R OBP: 0.125, SLG: 0.125 (8, 1)										0	0	0	0	0	0	0

Inning Stats	R: 4	H: 4	E: 1	LOB: 2	K: 1	S: 19	R: 0	H: 2	E: 0	LOB: 1	K: 0	S: 8	R: 1	H: 3	E: 0	LOB: 2	K: 1	S: 13	R: 0	H: 0	E: 0	LOB: 1	K: 1	S: 10	R: 2	H: 2	E: 0	LOB: 0	K: 0	S: 15	R: 0	H: 1	E: 0	LOB: 1	K: 2	S: 13	R: 1	H: 2	E: 0	LOB: 2	K: 2	S: 14	R: 1	H: 1	E: 1	LOB: 2	K: 0	S: 10	R: 1	H: 1	E: 0	LOB: 0	K: 0	S: 1	1B: 10	SF: 0	2B: 3	SAC: 1	3B: 1	DP: 1	HR: 2	HBP: 1	WP: 0	PA: 42
--------------	------	------	------	--------	------	-------	------	------	------	--------	------	------	------	------	------	--------	------	-------	------	------	------	--------	------	-------	------	------	------	--------	------	-------	------	------	------	--------	------	-------	------	------	------	--------	------	-------	------	------	------	--------	------	-------	------	------	------	--------	------	------	--------	-------	-------	--------	-------	-------	-------	--------	-------	--------

PITCHER	IP	WLS	BF	H	R	ER	SO	BB	IBB	HBP	BLK	WP	HR	S	P	ERA	WHIP
Luke Prokopec, R ERA: 3.67 (1, 1)	5.0		28	11	7	4	3	1	0	1	1	0	1	65	94	7.20	2.400
Giovanni Carrara, R ERA: 0.82 (6, 1)	1.0		4	1	0	0	2	0	0	0	0	0	0	13	17	0.00	1.000
Matt Herges, R ERA: 3.34 (7, 1)	2.0	B	9	3	2	1	2	1	0	0	0	0	0	24	38	4.50	2.000
Mike Fetters, R ERA: 5.06 (9, 1)	0.0	L	1	1	1	1	0	0	0	0	0	0	1	1	3	∞	∞

BOTTOM

Los Angeles Dodgers @ Houston Astros
Enron Field, Houston, TX
Fri Jun 01 2001, 8:05 PM EDT
Att: 34,131 - Cloudy - 90 F

AB	38
R	10
H	16
RBI	9
BB	2
SO	7
LOB	20



WP: 0	PA: 42
PB: 0	
SB: 1	
CS: 0	

Batter	1	2	3	4	5	6	7	8	9	AB R H RBI BB SO LOB	TOP											
Paul Lo Duca, R OBP: 0.396, SLG: 0.607 (1, 2)	2-2 G6-3		3-1 L9			1-2 G4-3			1-2 P4	4 0 0 0 0 0 0	Los Angeles Dodgers @ Houston Astros Enron Field, Houston, TX Sat Jun 02 2001, 4:05 PM EDT Att. 38,621 - Dome - 72 F											
Tom Goodwin, L OBP: 0.268, SLG: 0.318 (1, 8) Tim Bogar, R (9, PH)	0-2 L9			1-0 G3		1-1 F8			0-1 L8	3 0 0 0 0 0 0 1 0 0 0 0 0 0												
Mark Grudzielanek, R OBP: 0.364, SLG: 0.484 (1, 4)	0-0 G6-3			0-0 F8			0-1 G4-6-3 1B		0-3 K	4 0 1 0 0 1 0												
Shawn Green, L OBP: 0.361, SLG: 0.525 (1, 9)		0-3 K		3-2 G3-1			0-3 K			3 0 0 0 0 2 1												
Marquis Grissom, R OBP: 0.294, SLG: 0.567 (1, 7)		1-2 F9			1-3 K		2-2 G4-6-3 1-2f			3 0 0 0 0 1 1												
Dave Hansen, L OBP: 0.406, SLG: 0.385 (1, 3)		0-1 1B			0-2 F8			0-1 1B 1B		3 0 2 0 0 0 0												
Adrian Beltré, R OBP: 0.260, SLG: 0.389 (1, 5)		2-1 F8			2-0 HR			1-3 K		3 1 1 1 0 1 2												
Alex Cora, L OBP: 0.259, SLG: 0.331 (1, 6)			1-0 G3-1		0-0 G3-1			1-1 G5-4-3 1B		3 0 1 0 0 0 0												
37 Darren Dreifort, R OBP: 0.227, SLG: 0.429 (1, 1) Jeff Reboulet, R (8, PH) Terry Adams, R (8, 1)			2-3 K			1-3 K		0-2 G5-4-3 1-2f		2 0 0 0 0 2 0 1 0 0 0 0 0 2 0 0 0 0 0 0 0												
Inning Stats	R: 0 E: 0 K: 0 S: 11	H: 0 LOB: 0 BB: 0 P: 13	R: 0 E: 0 K: 1 S: 11	H: 1 LOB: 1 BB: 0 P: 14	R: 0 E: 0 K: 1 S: 6	H: 0 LOB: 0 BB: 0 P: 12	R: 0 E: 0 K: 1 S: 6	H: 0 LOB: 0 BB: 0 P: 10	R: 1 E: 0 K: 1 S: 10	H: 1 LOB: 0 BB: 0 P: 13	R: 0 E: 0 K: 1 S: 8	H: 0 LOB: 0 BB: 0 P: 11	R: 0 E: 0 K: 1 S: 8	H: 1 LOB: 0 BB: 0 P: 10	R: 0 E: 0 K: 1 S: 10	H: 2 LOB: 1 BB: 0 P: 12	R: 0 E: 0 K: 1 S: 8	H: 0 LOB: 0 BB: 0 P: 9	1B: 4 2B: 0 3B: 0 HR: 1	SF: 0 SAC: 0 DP: 2 HBP: 0	WP: 0 PB: 0 SB: 0 CS: 0	PA: 30
PITCHER	IP WLS BF H R ER SO BB IBB HBP BLK WP HR S P ERA WHIP																					
44 Roy Oswalt, R (1, 1) ERA: 1.8	6.0 W 20 2 1 1 4 0 0 0 0 0 0 1 52 73 1.50 0.333																					
Jay Powell, R (7, 1) ERA: 4.28	1.0 H 3 1 0 0 1 0 0 0 0 0 0 0 8 10 0.00 1.000																					
Michael Jackson, R (8, 1) ERA: 2.92	1.0 H 4 2 0 0 1 0 0 0 0 0 0 0 10 12 0.00 2.000																					
Billy Wagner, L (9, 1) ERA: 2.92	1.0 S 3 0 0 0 1 0 0 0 0 0 0 0 8 9 0.00 0.000																					

AB	30
R	1
H	5
RBI	1
BB	0
SO	7
LOB	6



WP: 0	PA: 30
PB: 0	
SB: 0	
CS: 0	

Batter	1	2	3	4	5	6	7	8	9	AB	R	H	RBI	BB	SO	LOB
--------	---	---	---	---	---	---	---	---	---	----	---	---	-----	----	----	-----

Craig Biggio, R <small>OBP: 0.395, SLG: 0.442</small> (1, 4)	1-2 1B		0-1 1B		4-0 BB		3-3 K			3	1	2	1	1	1	0
Julio Lugo, R <small>OBP: 0.299, SLG: 0.413</small> (1, 6)	2-2 2-3		2-3 K		1-2 P4			3-3 K		4	0	0	0	0	2	4
5 Jeff Bagwell, R <small>OBP: 0.410, SLG: 0.538</small> (1, 3)	1-1 G6-3		3-3 K		0-1 F9			1-0 G6-3		4	0	0	1	0	1	1
17 Lance Berkman, S <small>OBP: 0.472, SLG: 0.676</small> (1, 9)	4-2 CS BB			2-0 G1-3		0-0 BB 1B		0-0 G4-3		3	0	1	0	1	0	0
Richard Hidalgo, R <small>OBP: 0.361, SLG: 0.522</small> (1, 8) (9, 7)	3-2 CS 1-2	0-2 1B		3-1 F7		4-2 BB 1-2				2	0	1	0	1	0	0
Daryle Ward, L <small>OBP: 0.365, SLG: 0.547</small> (1, 7)				2-3 K2-3		1-3 K				3	0	0	0	0	3	2
Glen Barker, S <small>OBP: 0.222, SLG: 0.133</small> (9, 8)										0	0	0	0	0	0	0
Vinny Castilla, R <small>OBP: 0.269, SLG: 0.399</small> (1, 5)		0-2 P3			0-1 G5-3		2-3 K			3	0	0	0	0	1	2
Brad Ausmus, R <small>OBP: 0.277, SLG: 0.314</small> (1, 2)			0-2 SH1-4 44S 1B 1B		0-0 G4-3		3-2 G6-3 1B			3	1	2	0	0	0	0
44 Roy Oswalt, R <small>OBP: 1.000, SLG: 2.000</small> (1, 1)			1-0 SH1-4		3-2 WP 2B		3-2 G6-3 1-2f			1	0	1	0	0	0	0
Jay Powell, R (7, 1)										0	0	0	0	0	0	0
Jose Vizcaino, S <small>OBP: 0.301, SLG: 0.294</small> (7, PH)										1	0	0	0	0	0	1
Michael Jackson, R (8, 1)										0	0	0	0	0	0	0
Billy Wagner, L (9, 1)										0	0	0	0	0	0	0

Inning Stats	R: 1	H: 1	R: 0	H: 1	R: 1	H: 2	R: 0	H: 0	R: 0	H: 1	R: 0	H: 1	R: 0	H: 0	R: 0	H: 0
	E: 1	LOB: 0	E: 0	LOB: 0	E: 0	LOB: 1	E: 0	LOB: 0	E: 0	LOB: 2	E: 0	LOB: 0	E: 0	LOB: 0	E: 0	LOB: 0
	K: 0	BB: 1	K: 1	BB: 0	K: 2	BB: 0	K: 1	BB: 0	K: 0	BB: 1	K: 1	BB: 0	K: 1	BB: 0	K: 1	BB: 0
	S: 12	P: 23	S: 9	P: 10	S: 13	P: 19	S: 9	P: 16	S: 9	P: 17	S: 12	P: 19	S: 9	P: 18	S: 5	P: 9

PITCHER	IP	WLS	BF	H	R	ER	SO	BB	IBB	HBP	BLK	WP	HR	S	P	ERA	WHIP
37 Darren Dreifort, R	(1, 1)	7.0	L	28	7	2	1	7	3	0	0	0	0	73	122	1.29	1.429
Terry Adams, R	(8, 1)	1.0		3	0	0	0	1	0	0	0	0	0	5	9	0.00	0.000

BOTTOM

Los Angeles Dodgers @ Houston Astros
 Enron Field, Houston, TX
 Sat Jun 02 2001, 4:05 PM EDT
 Att: 38,621 - Dome - 72 F

AB	27
R	2
H	7
RBI	2
BB	3
SO	8
LOB	10



WP	PA
1	32
PB: 0	
SB: 2	
CS: 1	

TOP

Los Angeles Dodgers @ Houston Astros
Enron Field, Houston, TX
Sun Jun 03 2001, 2:35 PM EDT
Att. 38,038 - Dome - 72 F

livebaseballscorecards.com

AB	43
R	9
H	16
RBI	9
BB	2
SO	7
LOB	17



WP:	0	PA:	47
PB:	0		
SB:	2		
CS:	1		

Batter	1	2	3	4	5	6	7	8	9	10	AB	R	H	RBI	BB	SO	LOB						
Paul Lo Duca, R OBP: 0.381, SLG: 0.573 (1, 3)	4-2 2B 2B BB	2-2 G6-3			1-0 P6	0-0 F8		1-1 G3-6-2		0-1 L9	5	1	0	0	1	0	4						
Tom Goodwin, L OBP: 0.290, SLG: 0.346 (1, 8)	1-2 2B 2B		0-1 S 1B		2-2 1B SF7 1B		2-1 HR 1B	0-1 CS 1B			5	3	5	1	0	0	0						
Mark Grudzielanek, R OBP: 0.365, SLG: 0.487 (1, 4)	0-1 2B		2-0 F8		0-0 1B		3-1 F9	1-0 CS	0-3 K		5	0	2	2	0	1	2						
Shawn Green, L OBP: 0.366, SLG: 0.546 (1, 9)	1-2 F7		2-1 P3		3-1 1B		2-1 HR		1-1 2B		5	1	3	3	0	0	2						
Marquis Grissom, R OBP: 0.284, SLG: 0.551 (1, 7)	1-1 L8		0-0 L5		1-1 SF7		0-1 P4		2-1 G1-3		4	0	0	1	0	0	3						
Adrian Beltré, R OBP: 0.256, SLG: 0.368 (1, 5)	2-3 K			3-2 G6-3	1-2 F9		4-0 BB		0-3 K		4	0	0	0	1	2	4						
Alex Cora, L OBP: 0.252, SLG: 0.320 (1, 6)		0-0 F8		2-3 K		1-2 F8	0-0 F8			0-3 K2-3	5	0	0	0	0	2	1						
Chad Kreuter, S OBP: 0.340, SLG: 0.315 (1, 2)		0-1 G4-3		1-3 K		2-0 1B		1-2 2B G3-6-2 1B		1-2 G5-3	5	0	2	0	0	1	0						
Eric Gagne, R Gagne, R Giovanni Carrara, R Hiram Bocachica, R Matt Harrison, L Dave Hansen, L Gregg Olson, R Jesse Orosco, R Mike Fetters, R Tim Lincecum, R Jeff Shaw, R		0-0 HR			1-1 1B 1B 1B	0-3 K		1-2 G3-6-2 1B 2B		2-1 HR	1	1	1	1	0	0	0						
Inning Stats	R: 2 E: 0 K: 1 S: 17	H: 2 LOB: 1 BB: 1 P: 26	R: 1 E: 0 K: 0 S: 8	H: 1 LOB: 0 BB: 0 P: 10	R: 0 E: 0 K: 0 S: 6	H: 1 LOB: 1 BB: 0 P: 10	R: 0 E: 0 K: 2 S: 11	H: 0 LOB: 0 BB: 0 P: 17	R: 2 E: 0 K: 1 S: 9	H: 4 LOB: 2 BB: 0 P: 23	R: 0 E: 0 K: 1 S: 9	H: 1 LOB: 1 BB: 0 P: 12	R: 2 E: 0 K: 0 S: 9	H: 2 LOB: 1 BB: 1 P: 20	R: 1 E: 0 K: 2 S: 10	H: 1 LOB: 1 BB: 0 P: 13	R: 1 E: 0 K: 1 S: 11	H: 1 LOB: 0 BB: 0 P: 14	1B: 9 2B: 5 3B: 0 HR: 3	SF: 1 SAC: 0 DP: 1 HBP: 0	WP: 0 PB: 0 SB: 2 CS: 1	PA: 47	
PITCHER	IP	WLS	BF	H	R	ER	SO	BB	IBB	HBP	BLK	WP	HR	S	P	ERA	WHIP						
Kent Bottenfield, R ERA: 5.54	(1, 1)	5.0		24	8	5	3	1	0	0	0	0	0	1	56	86	9.00	1.800					
Nelson Cruz, R ERA: 4.6	(6, 1)	1.1	H	7	3	2	1	0	0	0	0	0	1	15	25	13.50	2.250						
Jay Powell, R ERA: 4.18	(7, 1)	0.2	H	3	0	0	0	1	0	0	0	0	0	3	7	0.00	1.500						
Michael Jackson, R ERA: 3.16	(8, 1)	1.0	B	4	3	1	1	0	0	0	0	0	0	12	16	9.00	3.000						
Billy Wagner, L ERA: 2.88	(9, 1)	0.1		2	1	0	0	1	0	0	0	0	0	5	6	0.00	3.000						
PITCHER	IP	WLS	BF	H	R	ER	SO	BB	IBB	HBP	BLK	WP	HR	S	P	ERA	WHIP						
Octavio Dotel, R ERA: 3.89	(9, 1)	1.2	L	6	1	1	2	0	0	0	0	0	0	1	16	21	5.40	0.600					

Batter	1	2	3	4	5	6	7	8	9	10	AB	R	H	RBI	BB	SO	LOB
Craig Biggio, R OBP: 0.395, SLG: 0.451 (1, 4)	 F7		 1B	 3B		 G1-3		 E4			5	1	2	0	0	0	1
Julio Lugo, R OBP: 0.306, SLG: 0.423 (1, 6)	 K		 1B	 F3			 BB	 1B			5	0	3	0	0	1	1
5 Jeff Bagwell, R OBP: 0.406, SLG: 0.535 (1, 3)	 K		 1B	 G6-3			 F9	 F9			5	1	1	0	0	1	4
17 Lance Berkman, S OBP: 0.470, SLG: 0.665 (1, 7)		 G4-3	 1B		 K		 F5		 G4-3		3	2	0	0	0	1	1
Moises Alou, R OBP: 0.397, SLG: 0.553 (1, 9)	 F8		 HR		 F7		 BB	 IBB	 G6-3		4	1	1	1	1	0	1
Richard Hidalgo, R OBP: 0.362, SLG: 0.514 (1, 8)	 G4-3		 HR	 HBP	 G6-3		 FC6-4	 BB	 F2		3	1	0	0	1	0	1
Vinny Castilla, R OBP: 0.273, SLG: 0.437 (1, 5)	 HR		 HR			 G6-3	 FC6-4			 L7	5	2	2	6	0	0	3
Tony Eusebio, R OBP: 0.286, SLG: 0.353 (1, 2)	 F9		 L8			 G3-1		 G6-3		 FC6-4	4	0	0	0	0	0	0
Jose Vizcaino, S OBP: 0.311, SLG: 0.304 (10, PH)										 E	1	0	1	0	0	0	0
Glen Barker, S OBP: 0.222, SLG: 0.133 (10, PR)										 1B	0	0	0	0	0	0	0
Kent Bottenfield, R OBP: 0.143, SLG: 0.143 (1, 1)			 G4-3	 G4-3		 1B		 K		 FC6-4	2	0	0	0	0	0	0
Nelson Cruz, R OBP: 0.206, SLG: 0.500 (6, 1)											1	0	1	0	0	0	0
Jay Powell, R OBP: 0.351, SLG: 0.540 (7, 1)											0	0	0	0	0	0	0
Michael Jackson, R OBP: 0.361, SLG: 0.540 (8, 1)											0	0	0	0	0	0	0
Darryle Ward, L OBP: 0.361, SLG: 0.540 (8, PH)											1	0	0	0	0	1	0
Billy Wagner, L OBP: 0.125, SLG: 0.125 (9, 1)											0	0	0	0	0	0	0
Octavio Dotel, R OBP: 0.125, SLG: 0.125 (9, 1)											0	0	0	0	0	0	0
Orlando Merced, S OBP: 0.326, SLG: 0.472 (10, PH)											1	0	0	0	0	0	1

Inning Stats	R: 0	H: 0	E: 0	K: 2	S: 10	H: 0	LOB: 0	BB: 0	P: 15	R: 2	H: 1	E: 0	K: 0	S: 14	H: 0	LOB: 1	BB: 0	P: 23	R: 6	H: 5	E: 0	K: 0	S: 15	H: 1	LOB: 5	BB: 0	P: 30	R: 0	H: 1	E: 0	K: 0	S: 7	H: 0	LOB: 1	BB: 0	P: 10	R: 0	H: 1	E: 0	K: 1	S: 8	H: 0	LOB: 0	BB: 0	P: 14	R: 0	H: 1	E: 0	K: 0	S: 10	H: 1	LOB: 1	BB: 0	P: 14	R: 0	H: 1	E: 0	K: 0	S: 12	H: 1	LOB: 3	BB: 2	P: 23	R: 0	H: 1	E: 1	K: 1	S: 8	H: 1	LOB: 2	BB: 0	P: 16	R: 0	H: 0	E: 0	K: 0	S: 4	H: 0	LOB: 0	BB: 0	P: 6	R: 0	H: 1	E: 1	K: 0	S: 8	H: 1	LOB: 1	BB: 0	P: 10	1B: 6	SF: 0	2B: 3	SAC: 0	3B: 1	DP: 1	HR: 2	HBP: 3	WP: 0	PA: 45
--------------	------	------	------	------	-------	------	--------	-------	-------	------	------	------	------	-------	------	--------	-------	-------	------	------	------	------	-------	------	--------	-------	-------	------	------	------	------	------	------	--------	-------	-------	------	------	------	------	------	------	--------	-------	-------	------	------	------	------	-------	------	--------	-------	-------	------	------	------	------	-------	------	--------	-------	-------	------	------	------	------	------	------	--------	-------	-------	------	------	------	------	------	------	--------	-------	------	------	------	------	------	------	------	--------	-------	-------	-------	-------	-------	--------	-------	-------	-------	--------	-------	--------

PITCHER	IP	WLS	BF	H	R	ER	SO	BB	IBB	HBP	BLK	WP	HR	S	P	ERA	WHIP
Eric Gagne, R ERA: 6.05 (1, 1)	2.2		16	6	8	8	2	0	0	3	0	0	2	38	67	27.00	2.250
Giovanni Carrara, R ERA: 0.68 (3, 1)	2.1		8	1	0	0	1	0	0	0	0	0	0	16	25	0.00	0.429
Matt Herges, R ERA: 3.15 (6, 1)	2.0		10	2	0	0	0	1	1	0	0	0	0	22	37	0.00	1.500
Gregg Olson, R ERA: 5.19 (8, 1)	0.1		1	0	0	0	0	0	0	0	0	0	0	1	3	0.00	0.000
Jesse Orosco, L ERA: (8, 1)	0.1		1	0	0	0	1	0	0	0	0	0	0	3	5	0.00	0.000

PITCHER	IP	WLS	BF	H	R	ER	SO	BB	IBB	HBP	BLK	WP	HR	S	P	ERA	WHIP
Mike Fetters, R ERA: 4.67 (8, 1)	1.1	W	6	1	0	0	0	0	0	0	0	0	0	8	14	0.00	0.750
Jeff Shaw, R ERA: 2.63 (10, 1)	1.0	S	3	1	0	0	0	0	0	0	0	0	0	8	10	0.00	1.000

Los Angeles Dodgers @ Houston Astros
Enron Field, Houston, TX
Sun Jun 03 2001, 2:35 PM EDT
Att: 38,038 - Dome - 72 F

AB	R	H	RBI	BB	SO	LOB
40	8	11	7	2	4	13



Batter	1	2	3	4	5	6	7	8	9	AB R H RBI BB SO LOB	TOP											
Paul Lo Duca, R (1, 3) OBP: 0.382, SLG: 0.596	2-2 G6-3		1-0 G5-3	3-2 HR		1-1 HR		2-0 L6		5 2 2 1 0 0 0	<p>Los Angeles Dodgers @ Arizona Diamondbacks</p> <p>Bank One Ballpark, Phoenix, AZ</p> <p>Mon Jun 04 2001, 10:05 PM EDT</p> <p>Att. 26,485 - Sunny - 94 F</p>											
Tom Goodwin, L (1, 8) OBP: 0.293, SLG: 0.363	2-1 G3		4-2 HR	1-0 HR		2-2 G3		1-1 F7		4 2 1 2 1 0 0												
Mark Grudzielanek, R (1, 4) OBP: 0.366, SLG: 0.485	0-0 G5-3		0-0 HR	0-2 G6-3		1-0 F7		1-1 FC5-4		5 1 2 0 0 0 0												
Shawn Green, L (1, 9) OBP: 0.363, SLG: 0.552		3-1 G3	0-0 HR	0-0 G5-3		1-1 G6-3		1-3 K		5 1 1 3 0 1 1												
Marquis Grissom, R (1, 7) OBP: 0.288, SLG: 0.566		0-2 HR	2-0 G6-3		0-1 1B		0-1 G5-3		2-1 F9	5 1 2 1 0 0 1												
Adrian Beltré, R (1, 5) OBP: 0.264, SLG: 0.407		3-2 G1-2-3	1-1 HR		1-3 K		1-2 G4-3		1-1 FC5-4	5 1 2 1 0 1 2												
Chad Kreuter, S (1, 2) OBP: 0.355, SLG: 0.337		3-2 2B	2-1 1B		3-2 F8		4-0 BB			3 0 2 0 1 0 1												
Alex Cora, L (1, 6) OBP: 0.257, SLG: 0.320		4-1 HBP	1-1 F7		0-0 1B		1-3 K			3 0 1 0 0 1 2												
Chan Ho Park, R (1, 1) OBP: 0.133, SLG: 0.200	2-2 G1-2-3		1-2 G5-3		0-2 F8			0-0 G6-3		3 0 0 0 0 0 5												
Hiram Bocachica, R (8, PH) OBP: 0.296, SLG: 0.403										1 0 0 0 0 0 0												
Gregg Olson, R (8, 1)										0 0 0 0 0 0 0												
Inning Stats	R: 0 E: 0 K: 0 S: 6	H: 0 LOB: 0 BB: 0 P: 10	R: 1 E: 0 K: 0 S: 16	H: 3 LOB: 2 BB: 0 P: 31	R: 4 E: 0 K: 0 S: 13	H: 4 LOB: 1 BB: 1 P: 24	R: 2 E: 0 K: 0 S: 12	H: 2 LOB: 0 BB: 0 P: 17	R: 0 E: 0 K: 1 S: 17	H: 2 LOB: 2 BB: 0 P: 21	R: 1 E: 0 K: 0 S: 9	H: 1 LOB: 0 BB: 0 P: 14	R: 0 E: 0 K: 1 S: 9	H: 0 LOB: 1 BB: 1 P: 15	R: 0 E: 0 K: 0 S: 4	H: 0 LOB: 0 BB: 0 P: 7	R: 0 E: 0 K: 1 S: 9	H: 1 LOB: 1 BB: 0 P: 14	1B: 7 2B: 1 3B: 0 HR: 5	SF: 0 SAC: 0 DP: 1 HBP: 1	WP: 0 PB: 0 SB: 0 CS: 0	PA: 42
PITCHER	IP WLS BF H R ER SO BB IBB HBP BLK WP HR S P ERA WHIP																					
Armando Reynoso, R (1, 1) ERA: 6.1	3.0 L 17 7 5 5 0 1 0 1 0 0 0 3 35 65 15.00 2.667																					
Geraldo Guzman, R (4, 1) ERA: 2.89	4.0 18 5 3 3 2 1 0 0 0 0 0 2 47 67 6.75 1.500																					
Erik Sabel, R (8, 1) ERA: 1.56	2.0 7 1 0 0 1 0 0 0 0 0 0 0 13 21 0.00 0.500																					

livebaseballscorecards.com

AB	39
R	8
H	13
RBI	8
BB	2
SO	3
LOB	12



Batter	1	2	3	4	5	6	7	8	9	AB	R	H	RBI	BB	SO	LOB
Tony Womack, L OBP: 0.286, SLG: 0.319 (1, 6)	1-0 F8		2-0 L8		1-0 G4-3		1-1 G4-3			4	0	0	0	0	0	1
David Dellucci, L OBP: 0.398, SLG: 0.582 (1, 9) (7, 7)	2-2 F7			0-1 1B		1-3 K		2-3 K		4	0	1	0	0	2	0
Luis Gonzalez, L OBP: 0.422, SLG: 0.702 Danny Bautista, R OBP: 0.283, SLG: 0.390 (1, 7) (7, 9)	2-0 F8			1-3 K		0-1 HR		0-1 G6-3		3	1	1	1	0	1	1
Jay Bell, R OBP: 0.364, SLG: 0.480 Erubiel Durazo, L OBP: 0.368, SLG: 0.701 (1, 4) (7, 3)		3-3 K		3-2 F8		2-1 G5-3		3-2 HR		3	0	0	0	0	1	1
Mark Grace, L OBP: 0.424, SLG: 0.542 Junior Spivey, R (1, 3) (7, 4)		4-2 FC3-6 BB		1-0 1-2 1B		2-2 G3		1-0 G6-3		2	0	1	0	1	0	0
Steve Finley, L OBP: 0.304, SLG: 0.294 (1, 8)		1-0 FC3-6		2-3 K			1-2 F9		3-1 F8	4	0	0	0	0	1	3
Craig Counsell, L OBP: 0.326, SLG: 0.319 (1, 5)		3-2 L4		2-1 HR			4-1 K 2B BB		1-3 K	3	2	1	1	1	1	1
Rod Barajas, R OBP: 0.215, SLG: 0.355 (1, 2)			0-1 F7		1-2 F8		2-3 K		2-2 F8	4	0	0	0	0	1	1
Armando Reynoso, R OBP: 0.100, SLG: 0.200 Greg Colbrunn, R OBP: 0.305, SLG: 0.407 Geraldito Guzman, R (1, 1) (3, PH) (4, 1)			2-2 G6-3		1-3 K		0-0 2B			0	0	0	0	0	0	0
Reggie Sanders, R OBP: 0.330, SLG: 0.594 Erik Sabel, R (7, PH) (8, 1)										1	0	0	0	0	0	0

Inning Stats	R: 0	H: 0	E: 0	K: 0	S: 6	R: 0	H: 0	E: 0	K: 1	S: 9	R: 0	H: 0	E: 0	K: 0	S: 6	R: 0	H: 2	E: 0	K: 2	S: 16	R: 1	H: 1	E: 0	K: 1	S: 9	R: 1	H: 1	E: 0	K: 1	S: 11	R: 1	H: 1	E: 0	K: 1	S: 11	R: 1	H: 1	E: 0	K: 1	S: 9	R: 0	H: 0	E: 0	K: 1	S: 9	R: 0	H: 0	E: 0	K: 1	S: 9	1B: 2	2B: 1	3B: 0	SF: 0	SAC: 0	DP: 0	HBP: 0	WP: 0	PA: 35
--------------	------	------	------	------	------	------	------	------	------	------	------	------	------	------	------	------	------	------	------	-------	------	------	------	------	------	------	------	------	------	-------	------	------	------	------	-------	------	------	------	------	------	------	------	------	------	------	------	------	------	------	------	-------	-------	-------	-------	--------	-------	--------	-------	--------

PITCHER	IP	WLS	BF	H	R	ER	SO	BB	IBB	HBP	BLK	WP	HR	S	P	ERA	WHIP
Chan Ho Park, R ERA: 2.86 (1, 1)	7.0	W	28	5	3	3	6	2	0	0	0	0	2	68	113	3.86	1.000
Gregg Olson, R ERA: 5.12 (8, 1)	2.0		7	1	1	1	2	0	0	0	0	0	1	18	30	4.50	0.500

BOTTOM

Los Angeles Dodgers @ Arizona Diamondbacks
Bank One Ballpark, Phoenix, AZ
 Mon Jun 04 2001, 10:05 PM EDT
 Att: 26,485 - Sunny - 94 F

livebaseballscorecards.com

AB	33
R	4
H	6
RBI	4
BB	2
SO	8
LOB	8



Batter	1	2	3	4	5	6	7	8	9	AB R H RBI BB SO LOB	TOP																									
Paul Lo Duca, R (1, 2) OBP: 0.383, SLG: 0.586	0-1 G6-3		3-1 F9-6 1B		1-0 1B		2-2 F9	1-1 F8		5 0 2 1 0 0 0																										
Tom Goodwin, L (1, 8) OBP: 0.296, SLG: 0.360	0-1 P5		0-0 F9-6 1-2		2-3 K		4-1 S S BB		0-0 S 1B	4 0 1 0 1 1 2																										
Mark Grudzielanek, R (1, 4) OBP: 0.376, SLG: 0.493	2-2 2B			0-0 G5-3		2-0 HR 1B	4-1 1-2 BB		4-2 1-2 BB	3 1 2 0 2 0 0																										
Shawn Green, L (1, 9) OBP: 0.359, SLG: 0.542	4-2 BB			0-1 E3 FC5-4		0-0 P6	1-2 G6-3		1-2 P3	4 0 0 0 1 0 5																										
Marquis Grissom, R (1, 7) OBP: 0.291, SLG: 0.588	0-0 F9			0-0 FC5-4 1-2f		1-1 HR 1-H		2-2 BB 2B	1-3 K	5 2 2 2 0 1 5																										
Dave Hansen, L (1, 3) OBP: 0.429, SLG: 0.411		4-1 G4-6-3 BB		2-2 F5		0-2 WP 1B		4-0 BB 2B	0-1 G5-3	3 1 1 0 2 0 3																										
Adrián Beltré, R (1, 5) OBP: 0.264, SLG: 0.393		1-1 F7			0-2 P4	1-2 F9		4-1 2B BB		3 1 0 0 1 0 2																										
Alex Cora, L (1, 6) OBP: 0.263, SLG: 0.314		0-0 G4-6-3			0-0 E6 SH5-4 1B	2-2 F8		0-3 K		3 1 0 0 0 0 2																										
Matt Herges, L (6, 1) OBP: 0.250, SLG: 0.250										0 0 0 0 0 0 0																										
Chris Donnels, L (8, PH) OBP: 0.271, SLG: 0.217										0 0 0 0 0 0 0																										
Tim Bogar, R (8, PH) OBP: 0.200, SLG: 0.444										1 0 0 0 0 1 3																										
Gregg Olson, R (8, 1) OBP: 0.200, SLG: 0.444										0 0 0 0 0 0 0																										
Jesse Grosco, R (8, 1) OBP: 0.200, SLG: 0.444										0 0 0 0 0 0 0																										
Mike Fetters, R (8, 1) OBP: 0.200, SLG: 0.444										0 0 0 0 0 0 0																										
Jeff Shaw, R (9, 1) OBP: 0.200, SLG: 0.444										0 0 0 0 0 0 0																										
Terry Adams, R (1, 1) OBP: 0.500, SLG: 0.500			1-0 G4-3		0-0 SH5-4		1-2 P4	3-2 2B		1 0 0 0 0 0 0																										
Giovanni Carrara, R (5, 1) OBP: 0.500, SLG: 0.500										0 0 0 0 0 0 0																										
Jeff Reboulet, R (6, 6) OBP: 0.370, SLG: 0.403										2 0 1 3 0 0 0																										
Inning Stats	R: 0 E: 0 K: 0 S: 10	H: 1 LOB: 2 BB: 1 P: 16	R: 0 E: 0 K: 0 S: 4	H: 0 LOB: 0 BB: 1 P: 9	R: 0 E: 0 K: 0 S: 4	H: 1 LOB: 0 BB: 0 P: 8	R: 0 E: 1 K: 0 S: 8	H: 0 LOB: 1 BB: 0 P: 10	R: 1 E: 1 K: 1 S: 10	H: 1 LOB: 1 BB: 0 P: 13	R: 2 E: 0 K: 0 S: 14	H: 3 LOB: 1 BB: 0 P: 20	R: 0 E: 0 K: 0 S: 13	H: 0 LOB: 2 BB: 2 P: 25	R: 3 E: 0 K: 1 S: 15	H: 2 LOB: 0 BB: 2 P: 29	R: 0 E: 0 K: 1 S: 15	H: 1 LOB: 2 BB: 1 P: 21	1B: 5 2B: 4 3B: 0 HR: 1	SF: 0 SAC: 1 DP: 2 HBP: 0	WP: 1 PB: 0 SB: 3 CS: 0	PA: 42														
PITCHER	IP WLS BF H R ER SO BB IBB HBP BLK WP HR S P ERA WHIP																																			
Robert Ellis, R (1, 1) ERA: 4.53	6.0		26	6	3	2	1	2	0	0	0	1	1	50	76	3.00	1.333																			
Miguel Batista, R (7, 1) ERA: 3.19	0.2	H	4	0	0	0	0	2	0	0	0	0	0	10	21	0.00	3.000																			
Troy Brohawn, L (7, 1) ERA: 3.86	0.1	H	1	0	0	0	0	0	0	0	0	0	0	3	4	0.00	0.000																			
Byung-Hyun Kim, R (8, 1) ERA: 4.01	0.0	L	3	1	3	3	0	2	0	0	0	0	0	4	14	∞	∞																			
Greg Swindell, L (8, 1) ERA: 3.27	1.0	B	4	2	0	0	1	0	0	0	0	0	0	12	16	0.00	2.000																			
PITCHER	IP WLS BF H R ER SO BB IBB HBP BLK WP HR S P ERA WHIP																																			
Bret Prinz, R (9, 1) ERA: 0.57	1.0		4	0	0	0	1	1	0	0	0	0	0	14	20	0.00	1.000																			

Los Angeles Dodgers @ Arizona Diamondbacks
Bank One Ballpark, Phoenix, AZ
Tue Jun 05 2001, 10:05 PM EDT
Att. 32,699 - Sunny - 94 F

AB	34
R	6
H	9
RBI	6
BB	7
SO	3
LOB	22



1B	5	SF	0
2B	4	SAC	1
3B	0	DP	2
HR	1	HBP	0


Batter	1	2	3	4	5	6	7	8	9	AB	R	H	RBI	BB	SO	LOB
Tony Womack, L (1, 6) OBP: 0.281, SLG: 0.313	1-3 K2-3		3-2 L8		0-3 K 1B		2-1 G5-3			4	1	0	0	0	2	2
Jay Bell, R (1, 4) OBP: 0.367, SLG: 0.480	2-1 F9		3-3 K		3-2 1B			0-2 2B E 1B		4	1	2	1	0	1	1
Luis Gonzalez, L (1, 7) OBP: 0.416, SLG: 0.689	2-1 G6-3			1-0 G6-3	1-2 P4			0-3 K		4	0	0	0	0	1	2
Mark Grace, L (1, 3) OBP: 0.426, SLG: 0.565 Junior Spivey, R (8, PR) Greg Colbrunn, R (9, 3) OBP: 0.305, SLG: 0.407		1-1 G6-3		2-1 F9		1-0 HR		1-0 E9 2B		4	1	2	1	0	0	0
Reggie Sanders, R (1, 9) OBP: 0.328, SLG: 0.586		1-3 K		3-2 1B		1-2 G6-3		2-3 K		4	0	1	0	0	2	1
Steve Finley, L (1, 8) OBP: 0.298, SLG: 0.288		0-1 G4-3		0-1 F9		0-2 G4-3		1-1 L4		4	0	0	0	0	0	2
Damian Miller, R (1, 2) OBP: 0.297, SLG: 0.304 Danny Bautista, R (9, PH) OBP: 0.279, SLG: 0.383			1-2 1B G6-3 1B		0-0 WP BLK G4-3 1B		0-1 G4-3		1-0 G1-3	3	2	2	0	0	0	0
Craig Counsell, L (1, 5) OBP: 0.317, SLG: 0.308			0-1 G6-3		0-1 G4-3			1-1 G4-3		4	0	0	0	0	1	2
Robert Ellis, R (1, 1) OBP: 0.150, SLG: 0.105 Miguel Batista, R (7, 1) Troy Brohawn, L (7, 1) David Dellucci, L (7, PH) OBP: 0.393, SLG: 0.575 Byung-Hyun Kim, R (8, 1) Greg Swindell, L (8, 1) Bret Prinz, R (9, 1) Erubiel Durazo, L (9, PH) OBP: 0.364, SLG: 0.691			0-2 1B		0-3 K		2-2 F7		2-3 K	2	0	1	1	0	1	1

Inning Stats	R: 0	H: 0	E: 0	K: 1	S: 7	LOB: 0	BB: 0	P: 12	R: 0	H: 0	E: 0	K: 1	S: 7	LOB: 0	BB: 0	P: 9	R: 1	H: 2	E: 0	K: 1	S: 21	LOB: 1	BB: 0	P: 28	R: 0	H: 1	E: 0	K: 0	S: 8	LOB: 1	BB: 0	P: 14	R: 2	H: 2	E: 0	K: 2	S: 16	LOB: 1	BB: 0	P: 20	R: 1	H: 1	E: 0	K: 0	S: 9	LOB: 0	BB: 0	P: 11	R: 0	H: 0	E: 0	K: 1	S: 9	LOB: 0	BB: 0	P: 14	R: 1	H: 2	E: 1	K: 2	S: 12	LOB: 1	BB: 0	P: 16	R: 0	H: 0	E: 0	K: 1	S: 6	LOB: 0	BB: 0	P: 10	R: 0	H: 0	E: 0	K: 1	S: 6	LOB: 0	BB: 0	P: 10	1B: 6	SF: 0	3B: 0	HR: 1	WP: 1	PA: 36
--------------	------	------	------	------	------	--------	-------	-------	------	------	------	------	------	--------	-------	------	------	------	------	------	-------	--------	-------	-------	------	------	------	------	------	--------	-------	-------	------	------	------	------	-------	--------	-------	-------	------	------	------	------	------	--------	-------	-------	------	------	------	------	------	--------	-------	-------	------	------	------	------	-------	--------	-------	-------	------	------	------	------	------	--------	-------	-------	------	------	------	------	------	--------	-------	-------	-------	-------	-------	-------	-------	--------

PITCHER	IP	WLS	BF	H	R	ER	SO	BB	IBB	HBP	BLK	WP	HR	S	P	ERA	WHIP
Terry Adams, R (1, 1) ERA: 5.19	4.2		20	5	3	3	5				1			56	79	5.79	1.071
Giovanni Carrara, R (5, 1) ERA: 0.66	0.1		1	0	0	0	0							3	4	0.00	0.000
Matt Herges, R (6, 1) ERA: 3.22	2.0	W	7	1	1	1	1						1	18	25	4.50	0.500
Gregg Olson, R (8, 1) ERA: 5.12	0.0		1	1	1	0	0							3	3	∞	∞
Jesse Orosco, L (8, 1) ERA:	0.1	H	2	1	0	0	1							4	5	0.00	3.000

Los Angeles Dodgers @ Arizona Diamondbacks
Bank One Ballpark, Phoenix, AZ
 Tue Jun 05 2001, 10:05 PM EDT
 Att: 32,699 - Sunny - 94 F

AB	36
R	5
H	8
RBI	3
BB	0
SO	9
LOB	11



livebaseballscores.com

Batter	1	2	3	4	5	6	7	8	9	AB R H RBI BB SO LOB	TOP
Paul Lo Duca, R (1, 2) OBP: 0.378, SLG: 0.573	0-1 G4-6-3 1B			1-2 P4		0-1 P4		1-0 F9		4 0 1 0 0 0 1	
Tom Goodwin, L (1, 8) OBP: 0.295, SLG: 0.357	1-1 G4-6-3 1-2f			0-0 F7		3-2 1B		0-0 G4-3		4 0 1 0 0 0 1	
Shawn Green, L (1, 9) OBP: 0.357, SLG: 0.550	1-1 G6-3			3-2 G6-3		1-2 F8		1-0 HR		4 1 1 1 0 0 1	
Marquis Grissom, R (1, 7) OBP: 0.284, SLG: 0.572			0-0 F8		3-3 K		1-1 G5-3		0-3 K	4 0 0 0 0 2 0	
Dave Hansen, L (1, 3) OBP: 0.405, SLG: 0.383			1-2 F9		1-3 K		3-1 F8		2-1 P6	4 0 0 0 0 1 0	
Mark Grudzielanek, R (1, 4) OBP: 0.375, SLG: 0.490			2-3 K		0-0 1B		2-2 G4-3			3 0 1 0 0 1 0	
Eric Gagne, R (7, 1) OBP: 0.143, SLG: 0.333										0 0 0 0 0 0 0	
Adrian Beltré, R (1, 5) OBP: 0.266, SLG: 0.391				0-3 K		0-2 1B		3-3 K		3 0 1 0 0 2 0	
Jeff Reboulet, R (1, 6) OBP: 0.369, SLG: 0.400				0-0 F8		3-3 K		1-1 G5-3		3 0 1 0 0 1 2	
Luke Prokopec, L (1, 1) OBP: 0.182, SLG: 0.227				1-3 K				1-2 G5-3		2 0 0 0 0 1 0	
Hiram Bocachica, R (7, 4) OBP: 0.292, SLG: 0.397						1-2 P5		1-2 G5-3		1 0 0 0 0 0 1	
Inning Stats	R: 0 E: 0 K: 0 S: 6 H: 1 LOB: 0 BB: 0 P: 8	R: 0 E: 0 K: 1 S: 10 H: 0 LOB: 0 BB: 0 P: 13	R: 0 E: 0 K: 2 S: 8 H: 0 LOB: 0 BB: 0 P: 9	R: 0 E: 0 K: 0 S: 10 H: 0 LOB: 0 BB: 0 P: 14	R: 0 E: 0 K: 3 S: 17 H: 2 LOB: 2 BB: 0 P: 24	R: 0 E: 0 K: 0 S: 17 H: 1 LOB: 1 BB: 0 P: 22	R: 0 E: 0 K: 0 S: 7 H: 0 LOB: 0 BB: 0 P: 13	R: 0 E: 0 K: 1 S: 9 H: 1 LOB: 1 BB: 0 P: 15	R: 1 E: 0 K: 1 S: 7 H: 1 LOB: 0 BB: 0 P: 10	1B: 5 2B: 0 3B: 0 HR: 1 SF: 0 SAC: 0 DP: 1 HBP: 0	WP: 0 PB: 0 SB: 0 CS: 0 PA: 32
PITCHER Curt Schilling, R (1, 1) ERA: 2.6	IP: 9.0 WLS: W BF: 32 H: 6 R: 1 ER: 1 SO: 8 BB: 0 IBB: 0 HBP: 0 BLK: 0 WP: 0 HR: 1 S: 91 P: 128 ERA: 1.00 WHIP: 0.667										

Los Angeles Dodgers @ Arizona Diamondbacks
Bank One Ballpark, Phoenix, AZ
Wed Jun 06 2001, 10:05 PM EDT
Att: 31,046 - Dome - 72 F

AB	32
R	1
H	6
RBI	1
BB	0
SO	8
LOB	6



Batter	1	2	3	4	5	6	7	8	9	AB	R	H	RBI	BB	SO	LOB
--------	---	---	---	---	---	---	---	---	---	----	---	---	-----	----	----	-----

Tony Womack, L <small>OBP: 0.276, SLG: 0.307</small> (1, 6)	0-1 F7 	0-3 K 			0-1 B1-3 	0-0 P4 				4	0	0	0	0	1	1
Jay Bell, R <small>OBP: 0.369, SLG: 0.500</small> (1, 4)	3-2 HR 			0-1 F9 		2-2 F9 2B 		0-1 F8 		4	2	2	1	0	0	0
Luis Gonzalez, L <small>OBP: 0.417, SLG: 0.686</small> (1, 7)	2-0 WP E 1B 		3-2 G6-3 		1-2 F9 	2-3 F9 		0-1 G4-6-3 1B 		4	0	2	0	0	0	1
Mark Grace, L <small>OBP: 0.422, SLG: 0.563</small> (1, 3)	0-2 F7 		0-0 F7 		1-2 1B 2B 		1-1 G4-6-3 			4	0	1	1	1	0	2
Reggie Sanders, R <small>OBP: 0.327, SLG: 0.579</small> (1, 9)	0-0 E3 WP 1-2 			1-1 G6-3 		2-2 1B 		2-2 G5-3 		4	0	1	0	0	0	1
Steve Finley, L <small>OBP: 0.297, SLG: 0.287</small> (1, 8)	2-1 G4-3 			2-0 2B 1B 		3-2 F9 		0-2 P4 		4	1	1	0	0	0	4
Damian Miller, R <small>OBP: 0.303, SLG: 0.338</small> (1, 2)		2-2 F9 		1-0 1-H 2B 		3-2 HR 		1-1 G6-3 		4	1	2	2	0	0	0
Craig Counsell, L <small>OBP: 0.317, SLG: 0.309</small> (1, 5)		1-1 SH3-4 1B 		2-1 F7 		0-0 P4 				3	0	1	0	0	0	1
Curt Schilling, R <small>OBP: 0.118, SLG: 0.147</small> (1, 1)		0-1 SH3-4 		0-1 G4-3 		0-3 K 				2	0	0	0	0	1	1

Inning Stats	R: 1	H: 2	E: 1	LOB: 2	K: 0	BB: 0	S: 13	R: 0	H: 1	E: 0	LOB: 1	K: 1	BB: 0	S: 12	R: 0	H: 0	E: 0	LOB: 0	K: 0	BB: 0	S: 6	R: 1	H: 2	E: 0	LOB: 1	K: 0	BB: 0	S: 8	R: 1	H: 3	E: 0	LOB: 2	K: 0	BB: 0	S: 17	R: 1	H: 1	E: 0	LOB: 0	K: 1	BB: 0	S: 8	R: 0	H: 1	E: 0	LOB: 0	K: 0	BB: 0	S: 6	R: 0	H: 0	E: 0	LOB: 0	K: 0	BB: 0	S: 9	R: 0	H: 0	E: 0	LOB: 0	K: 0	BB: 0	S: 12
--------------	------	------	------	--------	------	-------	-------	------	------	------	--------	------	-------	-------	------	------	------	--------	------	-------	------	------	------	------	--------	------	-------	------	------	------	------	--------	------	-------	-------	------	------	------	--------	------	-------	------	------	------	------	--------	------	-------	------	------	------	------	--------	------	-------	------	------	------	------	--------	------	-------	-------

PITCHER	IP	WLS	BF	H	R	ER	SO	BB	IBB	HBP	BLK	WP	HR	S	P	ERA	WHIP
Luke Prokepec, R <small>ERA: 3.9</small>	(1, 1)	6.0	L	28	9	4	4	2	0	0	0	1	2	64	95	6.00	1.500
Eric Gagne, R <small>ERA: 5.86</small>	(7, 1)	2.0		6	1	0	0	0	0	0	0	0	0	15	19	0.00	0.500

BOTTOM

Los Angeles Dodgers @ Arizona Diamondbacks
Bank One Ballpark, Phoenix, AZ
 Wed Jun 06 2001, 10:05 PM EDT
 Att: 31,046 - Dome - 72 F

livebaseballscorecards.com

AB	33
R	4
H	10
RBI	4
BB	0
SO	2
LOB	11



1B: 5	SF: 0	WP: 1	PA: 34
2B: 3	SAC: 1	PB: 0	
3B: 0	DP: 1	SB: 0	
HR: 2	HBP: 0	CS: 0	

PITCHER	IP	WLS	BF	H	R	ER	SO	BB	IBB	HBP	BLK	WP	HR	S	P	ERA	WHIP
---------	----	-----	----	---	---	----	----	----	-----	-----	-----	----	----	---	---	-----	------

Batter	1	2	3	4	5	6	7	8	9	AB R H RBI BB SO LOB	TOP																												
Paul Lo Duca, R (1, 3) OBP: 0.388, SLG: 0.566	4-1 BB E BB	1-2 2B 1B		1-2 F3		1-1 L4-3	4-1 FC5-4 BB			3 2 1 0 2 0 1	Los Angeles Dodgers @ Arizona Diamondbacks Bank One Ballpark, Phoenix, AZ Thu Jun 07 2001, 4:35 PM EDT Att. 32,658 - Dome - 72 F																												
Jeff Reboulet, R (1, 6) OBP: 0.382, SLG: 0.432	4-2 FC3-6 BB	3-2 G5-3 2B		2-1 G5-3		3-2 1B 2B	1-0 FC5-4			4 2 2 2 1 0 3																													
Mark Grudzielanek, R (1, 4) OBP: 0.376, SLG: 0.486	1-3 K	4-0 G5-3 BB		1-1 F8		1-1 HR 1B	1-2 F9			4 1 1 1 1 1 2																													
Shawn Green, L (1, 9) OBP: 0.358, SLG: 0.560	2-2 FC3-6 HR	1-2 G5-3			2-2 G4-3	0-0 HR	2-1 G4-6-3 1B			5 2 2 3 0 0 2																													
Marquis Grissom, R (1, 8) OBP: 0.281, SLG: 0.580	0-1 HR	1-1 L8			2-3 K2-3	2-2 P4	1-1 G4-6-3			5 1 1 2 0 1 2																													
Adrián Beltré, R (1, 5) OBP: 0.273, SLG: 0.413	2-2 2B		0-1 G6-3		1-0 WP 2B		0-1 P4		0-1 G5-3	5 0 2 0 0 0 0																													
Hiram Bocachica, R (1, 7) OBP: 0.299, SLG: 0.389	1-3 K		2-3 K		4-2 WP BB		3-3 K		0-0 1B	4 0 1 0 1 3 1																													
Chad Kreuter, S (1, 2) OBP: 0.365, SLG: 0.344		2-1 1B 2B 1B		4-0 BB	3-1 F8		1-0 2B 1B		1-3 K	4 1 2 0 1 1 3																													
37 Darren Dreifort, R Eric Gagne, R Alex Cora, L Gregg Olson, R Chris Donnels, L Tim Lincecum, R Mike Fetters, R Jesse Orosco, R Dave Hansen, L		1-3 K	1-1 G1-5-3			2-1 L4-3 1B	1-2 2B		3-3 K	2 0 0 0 0 0 1 2 0 0 0 0 0 0 0 0 1 0 0 1 0 1 0 1 0 1 0 0 0 0 0 0 0 1 0 0 0 0 0 1 1																													
Inning Stats	R: 3 E: 1 K: 2 S: 22	H: 2 LOB: 1 BB: 2 P: 36	R: 3 E: 0 K: 1 S: 17	H: 3 LOB: 1 BB: 1 P: 30	R: 0 E: 0 K: 1 S: 9	H: 0 LOB: 1 BB: 1 P: 16	R: 0 E: 0 K: 0 S: 7	H: 0 LOB: 0 BB: 0 P: 11	R: 0 E: 0 K: 1 S: 13	H: 1 LOB: 2 BB: 1 P: 25	R: 3 E: 0 K: 0 S: 14	H: 4 LOB: 0 BB: 0 P: 23	R: 0 E: 0 K: 1 S: 11	H: 2 LOB: 3 BB: 1 P: 21	R: 0 E: 0 K: 0 S: 8	H: 1 LOB: 0 BB: 0 P: 12	R: 0 E: 0 K: 2 S: 9	H: 1 LOB: 1 BB: 0 P: 13	1B: 7 2B: 6 3B: 0 HR: 2	SF: 0 SAC: 0 DP: 2 HBP: 0	WP: 1 PB: 0 SB: 1 CS: 0	PA: 45																	
PITCHER	IP WLS BF H R ER SO BB IBB HBP BLK WP HR S P ERA WHIP	Nick Bierbrodt, L (1, 1) ERA: 27.0 Miguel Batista, R (3, 1) ERA: 2.98 Byung-Hyun Kim, R (6, 1) ERA: 4.58 Greg Swindell, L (7, 1) ERA: 3.22 Erik Sabel, R (8, 1) ERA: 1.47																			PITCHER Bret Prinz, R (9, 1) ERA: 0.54																		

livebaseballscorecards.com

AB	39
R	9
H	14
RBI	8
BB	6
SO	8
LOB	17



Batter	1	2	3	4	5	6	7	8	9
Tony Womack, L OBP: 0.274, SLG: 0.301 (1, 6)	2-2 G4-3		4-0 BB 1B	1-0 F7		2-3 K		1-0 F3	
Junior Spivey, R OBP: 0.667, SLG: 1.250 (1, 4)	4-0 1B HR BB		4-0 BB 1B BB	1-0 G6-3		0-0 1B		3-2 HR	
Luis Gonzalez, L OBP: 0.420, SLG: 0.683 (1, 7)	1-2 HR 1B		2-1 BB 1B	0-2 F5		0-0 F7		4-0 F8-4-3 BB	
Erubiel Durazo, L OBP: 0.366, SLG: 0.708 (1, 3)	1-0 HR		4-0 1B G4-3 BB		0-2 F7	0-0 F7		0-0 F8-4-3	
Reggie Sanders, R OBP: 0.330, SLG: 0.575 (1, 9) Erik Sabel, R (8, 1) Bret Prinz, R (9, 1)	0-0 G5-3		0-1 G4-3 1B 1B		4-1 HR BB		1-1 F9		
Steve Finley, L OBP: 0.306, SLG: 0.318 (1, 8)	1-1 CS 1B		2-1 G4-3		3-0 HR		0-0 WP 2B 2B		
Rod Barajas, R OBP: 0.221, SLG: 0.354 (1, 2) Byung-Hyun Kim, R (6, 1) Greg Swindell, L (7, 1) Danny Bautista, R OBP: 0.290, SLG: 0.410 (7, PH) (8, 9)	0-1 CS	2-3 K	1-1 1B		2-0 F4		2-0 G1-4-3 2B		
Craig Counsell, L OBP: 0.308, SLG: 0.299 (1, 5)		2-2 F9	0-0 F9		2-2 G3		0-0 G1-4-3		
Nick Bierbrodt, L (1, 1) David Dellucci, L OBP: 0.389, SLG: 0.568 (2, PH) Miguel Batista, R (3, 1) Chad Moeller, R OBP: 0.500, SLG: 1.500 (6, 2)		2-3 K	0-3 K			1-0 1B		0-0 P3	

Inning Stats	R: 3 E: 0 K: 0 S: 12	H: 3 LOB: 0 BB: 1 P: 21	R: 0 E: 0 K: 2 S: 11	H: 0 LOB: 0 BB: 0 P: 17	R: 5 E: 0 K: 1 S: 12	H: 3 LOB: 1 BB: 3 P: 29	R: 0 E: 0 K: 0 S: 5	H: 0 LOB: 0 BB: 0 P: 7	R: 2 E: 0 K: 0 S: 9	H: 1 LOB: 0 BB: 1 P: 20	R: 1 E: 0 K: 1 S: 8	H: 2 LOB: 1 BB: 0 P: 11	R: 1 E: 0 K: 0 S: 6	H: 2 LOB: 1 BB: 0 P: 9	R: 1 E: 0 K: 0 S: 5	H: 1 LOB: 0 BB: 1 P: 13
--------------	-------------------------------	----------------------------------	-------------------------------	----------------------------------	-------------------------------	----------------------------------	------------------------------	---------------------------------	------------------------------	----------------------------------	------------------------------	----------------------------------	------------------------------	---------------------------------	------------------------------	----------------------------------

Batter	AB	R	H	RBI	BB	SO	LOB
37 Darren Dreifort, R ERA: 4.88	4	1	0	0	1	1	1
Eric Gagne, R ERA: 5.87	3	3	2	2	2	0	0
Gregg Olson, R ERA: 5.31	4	2	2	1	1	0	1
Mike Fetters, R ERA: 4.74	4	2	1	1	0	0	1
Jesse Orosco, L ERA: 3.0	4	2	1	3	1	0	2

Los Angeles Dodgers @ Arizona Diamondbacks
Bank One Ballpark, Phoenix, AZ
Thu Jun 07 2001, 4:35 PM EDT
Att: 32,658 - Dome - 72 F

AB	R	H	RBI	BB	SO	LOB
34	13	12	13	6	4	9

WP: 1 **PA: 41**
PB: 0 **SB: 0**
CS: 1

PITCHER	IP	WLS	BF	H	R	ER	SO	BB	IBB	HBP	BLK	WP	HR	S	P	ERA	WHIP
37 Darren Dreifort, R ERA: 4.88	2.0	L	14	5	8	8	2	4	0	0	0	0	1	27	56	36.00	4.500
Eric Gagne, R ERA: 5.87	3.0		12	2	2	2	1	1	0	0	0	0	1	22	38	6.00	1.000
Gregg Olson, R ERA: 5.31	1.0		5	2	1	1	1	0	0	0	0	0	0	8	11	9.00	2.000
Mike Fetters, R ERA: 4.74	1.0		5	2	1	1	0	0	0	0	0	1	0	6	9	9.00	2.000
Jesse Orosco, L ERA: 3.0	1.0		4	1	1	1	0	1	0	0	0	0	1	5	13	9.00	2.000

Batter	1	2	3	4	5	6	7	8	9	AB R H RBI BB SO LOB	TOP											
David Eckstein, R (1, 6) OBP: 0.372, SLG: 0.350	0-2 2B		0-0 SH5-3 1-2		1-1 L6			2-2 F9		3 0 1 0 0 0 0												
Darin Erstad, L (1, 8) OBP: 0.337, SLG: 0.406	2-3 K		2-1 P6			4-2 BB		2-3 K		3 0 0 0 1 2 2												
Troy Glaus, R (1, 5) OBP: 0.386, SLG: 0.599	3-3 K		3-2 G4-3 2-3			1-3 K		4-2 FC5-4 BB		3 0 0 0 1 2 3												
Tim Salmon, R (1, 9) OBP: 0.386, SLG: 0.414	2-3 K			3-2 P6		2-2 F3		0-0 FC5-4 1-2f		4 0 0 0 0 1 3												
16 Garret Anderson, L (1, 7) OBP: 0.305, SLG: 0.406				2-2 2B		1-2 L6			1-3 K	4 1 2 1 0 1 1												
Wally Joyner, L (1, 3) OBP: 0.298, SLG: 0.357				2-0 F3			0-0 G5-3		0-3 K	3 0 0 0 0 0 1												
Scott Spiezo, S (9, PH) OBP: 0.293, SLG: 0.344 (9, 3)										1 0 0 0 0 1 0												
Jorge Fabregas, L (1, 2) OBP: 0.155, SLG: 0.228			1-2 P6		2-2 G4-3		0-1 G4-3		2-2 1B 1B	4 0 1 0 0 0 1												
Adam Kennedy, L (1, 4) OBP: 0.349, SLG: 0.422			3-2 G4-3			0-1 F7		4-2 BB	1-2 1B 1B	3 0 1 0 1 0 0												
Ismael Valdez, R (1, 1) OBP: 0.333, SLG: 0.333					0-1 G6-3			0-3 K	1-2 F8	3 0 1 0 0 1 1												
Al Levine, L (7, 1)										0 0 0 0 0 0 0												
Mike Holtz, L (8, 1)										0 0 0 0 0 0 0												
Benji Gil, R (9, PH) OBP: 0.374, SLG: 0.520										0 0 0 0 0 0 0												
Orlando Palmeiro, L (9, PH) OBP: 0.341, SLG: 0.352										1 0 0 0 0 0 2												
Troy Percival, R (9, 1)										0 0 0 0 0 0 0												
Inning Stats	R: 0 E: 0 K: 3 S: 12	H: 1 LOB: 1 BB: 0 P: 19	R: 1 E: 0 K: 0 S: 10	H: 1 LOB: 0 BB: 0 P: 16	R: 0 E: 0 K: 0 S: 8	H: 1 LOB: 1 BB: 0 P: 13	R: 0 E: 0 K: 0 S: 12	H: 1 LOB: 1 BB: 0 P: 21	R: 0 E: 0 K: 1 S: 7	H: 0 LOB: 0 BB: 0 P: 8	R: 0 E: 0 K: 1 S: 13	H: 0 LOB: 1 BB: 1 P: 21	R: 0 E: 0 K: 1 S: 10	H: 0 LOB: 1 BB: 1 P: 14	R: 0 E: 0 K: 1 S: 10	H: 0 LOB: 1 BB: 1 P: 18	R: 0 E: 0 K: 2 S: 18	H: 2 LOB: 2 BB: 0 P: 23	1B: 3 2B: 2 3B: 0 HR: 1	SF: 0 SAC: 1 DP: 0 HBP: 0	WP: 0 PB: 0 SB: 1 CS: 0	PA: 36
PITCHER	IP WLS BF H R ER SO BB IBB HBP BLK WP HR S P ERA WHIP																					
Giovanni Carrara, R (1, 1) ERA: 0.96	5.0 L 19 4 1 1 3 0 0 0 0 0 1 49 77 1.80 0.800																					
Matt Herges, R (6, 1) ERA: 3.05	2.0 8 0 0 0 2 2 0 0 0 0 0 23 35 0.00 1.000																					
Gregg Olson, R (8, 1) ERA: 5.06	1.0 4 0 0 0 1 1 0 0 0 0 0 10 18 0.00 1.000																					
Jesse Orosco, L (9, 1) ERA: 2.45	0.2 4 2 0 0 2 0 0 0 0 0 0 15 19 0.00 3.000																					
Jeff Shaw, R (9, 1) ERA: 2.51	0.1 1 0 0 0 0 0 0 0 0 0 0 3 4 0.00 0.000																					

Anaheim Angels @ Los Angeles Dodgers
Dodger Stadium, Los Angeles, CA
Fri Jun 08 2001, 7:10 PM PDT
Att. 37,449 - Sunny - 67 F

AB	32
R	1
H	6
RBI	1
BB	3
SO	8
LOB	14



Batter	1	2	3	4	5	6	7	8	9	AB	R	H	RBI	BB	SO	LOB
Paul Lo Duca, R OBP: 0.375, SLG: 0.545 (1, 2)	1-2 F7		2-1 G6-3			1-1 E6		0-3 K		4	0	0	0	0	1	0
Mark Grudzielanek, R OBP: 0.373, SLG: 0.481 Jeff Shaw, R (1, 4) (9, 1)	1-0 CS 1B			1-3 K		1-2 E6 FC6-4		3-2 F8		4	0	1	0	0	1	1
Gary Sheffield, R OBP: 0.418, SLG: 0.540 (1, 7)	3-2 F7			0-0 G6-3		1-0 F7		4-1 BB		3	0	0	0	1	0	3
Shawn Green, L OBP: 0.357, SLG: 0.555 (1, 9)		1-2 G1-3		0-1 1B		1-1 P4		1-3 K		4	0	1	0	0	1	3
Marquis Grissom, R OBP: 0.274, SLG: 0.565 (1, 8)		2-3 K		1-1 P4		0-1 FC6-4		3-2 F8		4	0	0	0	0	1	3
Dave Hansen, L OBP: 0.405, SLG: 0.391 (1, 3)		4-2 BB		1-1 F7		3-2 PB 2B		0-3 K		3	0	1	0	1	1	0
Adrian Beltré, R OBP: 0.272, SLG: 0.400 (1, 5)		3-2 G4-3		2-2 S HBP		1-3 K		0-1 F9		3	0	0	0	0	1	2
Alex Cora, L OBP: 0.259, SLG: 0.319 (1, 6)		3-2 L7		1-3 1B		1-2 F7		3-0 F7		3	0	1	0	0	0	1
Giovanni Carrara, R OBP: 0.333, SLG: 0.333 Hiram Bocschica, R OBP: 0.286, SLG: 0.384 Matt Hergeles, L OBP: 0.250, SLG: 0.250 Chris Donnels, L OBP: 0.268, SLG: 0.213 Gregg Olson, R Jesse Orosco, R Jeff Reboulet, R OBP: 0.382, SLG: 0.432		2-1 G6-3		1-2 P3		3-1 G3				1	0	0	0	0	0	0

Inning Stats	R: 0	H: 1	E: 0	LOB: 0	K: 0	S: 7	P: 12	R: 0	H: 0	E: 0	LOB: 1	K: 1	S: 11	P: 21	R: 0	H: 0	E: 0	LOB: 0	K: 0	S: 9	P: 16	R: 0	H: 1	E: 0	LOB: 1	K: 1	S: 8	P: 10	R: 0	H: 1	E: 0	LOB: 1	K: 0	S: 13	P: 20	R: 0	H: 0	E: 2	LOB: 2	K: 0	S: 10	P: 14	R: 0	H: 1	E: 0	LOB: 1	K: 1	S: 16	P: 24	R: 0	H: 0	E: 0	LOB: 1	K: 2	S: 15	P: 23	R: 0	H: 0	E: 0	LOB: 0	K: 1	S: 8	P: 11	1B: 3	SF: 0	2B: 1	SAC: 0	3B: 0	DP: 0	HR: 0	HBP: 1	WP: 0	PA: 34
--------------	------	------	------	--------	------	------	-------	------	------	------	--------	------	-------	-------	------	------	------	--------	------	------	-------	------	------	------	--------	------	------	-------	------	------	------	--------	------	-------	-------	------	------	------	--------	------	-------	-------	------	------	------	--------	------	-------	-------	------	------	------	--------	------	-------	-------	------	------	------	--------	------	------	-------	-------	-------	-------	--------	-------	-------	-------	--------	-------	--------

PITCHER	IP	WLS	BF	H	R	ER	SO	BB	IBB	HBP	BLK	WP	HR	S	P	ERA	WHIP
Ismael Valdez, R ERA: 3.51 (1, 1)	6.2	W	26	4	0	0	3	1	0	0	0	0	0	72	112	0.00	0.750
Al Levine, R ERA: 3.09 (7, 1)	1.0	H	4	0	0	0	1	1	0	0	0	0	0	13	23	0.00	1.000
Mike Holtz, L ERA: 5.14 (8, 1)	0.1	H	1	0	0	0	1	0	0	0	0	0	0	4	5	0.00	0.000
Troy Percival, R ERA: 0.38 (9, 1)	1.0	S	3	0	0	0	1	0	0	0	0	0	0	8	11	0.00	0.000

BOTTOM

Anaheim Angels @ Los Angeles Dodgers
Dodger Stadium, Los Angeles, CA

Fri Jun 08 2001, 7:10 PM PDT
Att: 37,449 - Sunny - 67 F

AB	31
R	0
H	4
RBI	0
BB	2
SO	6
LOB	15



Batter	1	2	3	4	5	6	7	8	9	AB R H RBI BB SO LOB	TOP																									
David Eckstein, R (1, 6) OBP: 0.373, SLG: 0.356	0-1 G6-3	2-1 F8		0-0 2B		0-0 FC6-4			1-1 F7 1B	5 0 2 1 0 0 4																										
Darin Erstad, L (1, 8) OBP: 0.338, SLG: 0.403	2-3 K		1-2 F2		1-2 1B		3-2 HBP		0-1 F7	4 0 1 0 0 1 1																										
Troy Glaus, R (1, 5) OBP: 0.394, SLG: 0.596	4-0 1B BB		4-1 BB		4-1 16 G4-6-3 BB		1-1 F7		4-0 IBB	1 0 0 0 4 0 1																										
Tim Salmon, R (1, 9) OBP: 0.386, SLG: 0.411	1-1 1B		2-1 F7		1-3 K		4-2 BB		2-1 P4	4 0 1 0 1 1 5																										
16 Garret Anderson, L (1, 7) OBP: 0.299, SLG: 0.398	2-0 P4		0-1 F8		0-0 G4-6-3		0-3 K		2-2 F9	5 0 0 0 0 1 9																										
Wally Joyner, L (1, 3) OBP: 0.303, SLG: 0.352		4-2 FC1-6 BB		1-1 F5		4-1 1B BB		2-3 K		2 0 0 0 2 1 2																										
Scott Spiezio, S (7, 3) OBP: 0.293, SLG: 0.344										0 0 0 0 0 0 0																										
Jorge Fabregas, L (1, 2) OBP: 0.177, SLG: 0.246		0-0 FC1-6 1B		2-0 FC1-5 HBP 1B		0-0 FC6-4 1B		0-1 G5-3		4 0 2 0 0 0 1																										
Adam Kennedy, L (1, 4) OBP: 0.352, SLG: 0.420		0-0 1B		3-2 FC1-5 2B HBP		2-0 P6		3-2 G3		3 1 1 0 0 0 2																										
Ramon Ortiz, R (1, 1)		0-3 K		0-0 FC1-5 2B		2-3 K		0-2 G4-3		3 0 0 0 0 2 6																										
Jeff DaVanon, S (8, PH) OBP: 0.222, SLG: 0.500										1 0 0 0 0 0 0																										
Mike Holtz, L (8, 1)										0 0 0 0 0 0 0																										
Ben Weber, R (8, 1)										0 0 0 0 0 0 0																										
Inning Stats	R: 0 E: 0 K: 1 S: 9	H: 1 LOB: 2 BB: 1 P: 18	R: 0 E: 0 K: 1 S: 10	H: 1 LOB: 2 BB: 1 P: 16	R: 0 E: 0 K: 0 S: 10	H: 0 LOB: 1 BB: 1 P: 17	R: 1 E: 0 K: 0 S: 8	H: 2 LOB: 2 BB: 0 P: 14	R: 0 E: 0 K: 1 S: 8	H: 1 LOB: 1 BB: 1 P: 14	R: 0 E: 0 K: 2 S: 12	H: 0 LOB: 2 BB: 1 P: 22	R: 0 E: 0 K: 0 S: 8	H: 0 LOB: 0 BB: 0 P: 11	R: 0 E: 0 K: 0 S: 9	H: 1 LOB: 2 BB: 1 P: 18	1B: 6 2B: 1 3B: 0 HR: 0	SF: 0 SAC: 0 DP: 1 HBP: 2	WP: 0 PB: 0 SB: 0 CS: 0	PA: 41																
PITCHER	IP WLS BF H R ER SO BB IBB HBP BLK WP HR S P ERA WHIP																																			
Chan Ho Park, R (1, 1) ERA: 2.75	7.0		33	6	1	1	6	6	0	2	0	0	0	64	116	1.29	1.714																			
Matt Herges, R (8, 1) ERA: 2.97	1.0		3	0	0	0	0	0	0	0	0	0	0	8	11	0.00	0.000																			
Jeff Shaw, R (9, 1) ERA: 2.43	1.0	W	5	1	0	0	0	0	1	0	0	0	0	9	18	0.00	1.000																			

Anaheim Angels @ Los Angeles Dodgers
Dodger Stadium, Los Angeles, CA
Sat Jun 09 2001, 1:10 PM PDT
Att. 54,415 - Sunny - 78 F

AB	32
R	1
H	7
RBI	1
BB	7
SO	6
LOB	31



livebaseballscorecards.com

Batter	1	2	3	4	5	6	7	8	9	AB R H RBI BB SO LOB
Paul Lo Duca, R OBP: 0.376, SLG: 0.535 (1, 3)	4-2 BB	2-3 K			3-2 P4		3-2 1B		1-2 FC3-2 1B 1-2 2-3 3-Hf	4 0 1 0 1 1 5
Mark Grudzielanek, R OBP: 0.370, SLG: 0.475 (1, 4)	1-3 K		0-1 G1-3		0-3 K		0-0 F9		0-2 1B 1-2 2-3 3-H	5 0 1 1 0 2 2
Gary Sheffield, R OBP: 0.409, SLG: 0.526 (1, 7)	0-3 K		0-0 G5-3		2-1 G1-3		1-1 G3			4 0 0 0 0 1 2
Shawn Green, L OBP: 0.355, SLG: 0.549 (1, 9)	2-3 K		3-2 F8			1-1 G6-3 1B		2-3 K		4 0 1 0 0 2 1
Marquis Grissom, R OBP: 0.274, SLG: 0.564 (1, 8)					1-0 G6-3		1-0 G6-3	1-2 G6-3		4 1 1 0 0 0 1
Adrian Beltré, R OBP: 0.271, SLG: 0.394 (1, 5)					0-2 G6-3		0-2 P4	0-1 L6		4 0 1 0 0 0 1
Chad Kreuter, S OBP: 0.378, SLG: 0.340 (1, 2)					4-1 1B		4-2 1B			1 0 0 0 3 0 1
Tom Goodwin, L OBP: 0.295, SLG: 0.357 (9, PR)					BB		BB			0 0 0 0 0 0 0
Alex Cora, L OBP: 0.270, SLG: 0.329 (1, 6)					0-1 1B		2-1 P5			4 1 3 0 0 0 2
Chan Ho Park, R OBP: 0.156, SLG: 0.219 (1, 1)					1-3 K		0-1 G5-3			2 0 1 0 0 1 2
Chris Donnels, L OBP: 0.264, SLG: 0.210 (7, PH)										1 0 0 0 0 0 0
Matt Herges, L OBP: 0.250, SLG: 0.250 (8, 1)										0 0 0 0 0 0 0
Jeff Shaw, R OBP: 0.413, SLG: 0.391 (9, PH)										0 0 0 0 0 0 0
Dave Hansen, L OBP: 0.413, SLG: 0.391 (9, PH)										0 0 0 0 1 0 0

Inning Stats	R: 0 E: 0 K: 3 S: 11	H: 0 LOB: 1 BB: 1 P: 18	R: 1 E: 0 K: 1 S: 13	H: 4 LOB: 2 BB: 0 P: 20	R: 0 E: 0 K: 0 S: 7	H: 0 LOB: 0 BB: 0 P: 10	R: 0 E: 0 K: 1 S: 12	H: 1 LOB: 2 BB: 1 P: 18	R: 0 E: 0 K: 1 S: 8	H: 0 LOB: 0 BB: 0 P: 13	R: 0 E: 0 K: 0 S: 10	H: 1 LOB: 2 BB: 1 P: 18	R: 0 E: 0 K: 0 S: 8	H: 1 LOB: 1 BB: 0 P: 12	R: 0 E: 0 K: 1 S: 8	H: 0 LOB: 0 BB: 0 P: 11	R: 1 E: 0 K: 0 S: 10	H: 2 LOB: 3 BB: 2 P: 20	1B: 8 2B: 1 3B: 0 HR: 0	SF: 0 SAC: 0 DP: 1 HBP: 0
--------------	-------------------------------	----------------------------------	-------------------------------	----------------------------------	------------------------------	----------------------------------	-------------------------------	----------------------------------	------------------------------	----------------------------------	-------------------------------	----------------------------------	------------------------------	----------------------------------	------------------------------	----------------------------------	-------------------------------	----------------------------------	----------------------------------	------------------------------------

PITCHER	IP	WLS	BF	H	R	ER	SO	BB	IBB	HBP	BLK	WP	HR	S	P	ERA	WHIP
Ramon Ortiz, R ERA: 4.0 (1, 1)	7.0		30	7	1	1	6	3	0	0	0	0	0	69	109	1.29	1.429
Mike Holtz, L ERA: 5.02 (8, 1)	0.1		1	0	0	0	1	0	0	0	0	0	0	3	5	0.00	0.000
Ben Weber, R ERA: 3.54 (8, 1)	1.0	L	7	2	1	1	0	1	1	0	0	0	0	15	26	9.00	3.000

BOTTOM

Anaheim Angels @ Los Angeles Dodgers
Dodger Stadium, Los Angeles, CA
 Sat Jun 09 2001, 1:10 PM PDT
 Att: 54,415 - Sunny - 78 F

livebaseballscorecards.com

AB	33
R	2
H	9
RBI	1
BB	5
SO	7
LOB	17



WP: 0	PA: 38
PB: 0	
SB: 1	
CS: 0	

Batter	1	2	3	4	5	6	7	8	9	AB R H RBI BB SO LOB	TOP
29 Rusty Greer, L (1, 7) <small>OBP: 0.342, SLG: 0.453</small> Ruben Sierra, S (2, PH) <small>OBP: 0.375, SLG: 0.654</small> (2, 9)	3-1 F9 G3 2B	0-1 P4		2-2 1-H 2-H 1B		0-0 SF8		2-1 1-H 3-H 2B		1 1 1 0 0 0 0 3 1 2 4 0 0 1	Texas Rangers @ Los Angeles Dodgers Dodger Stadium, Los Angeles, CA Mon Jun 11 2001, 7:10 PM PDT Att. 27,431 - Sunny - 70 F
Ivan Rodriguez, R (1, 2) <small>OBP: 0.327, SLG: 0.553</small>	0-0 F9		1-3 K	2-3 K		2-2 FC4 1-2f		3-2 HR		5 1 1 2 0 2 3	
Alex Rodriguez, R (1, 6) <small>OBP: 0.423, SLG: 0.646</small>	3-2 G3		3-2 F7		3-1 G5-3		2-2 G4-6-3 1B	1-1 F8		5 0 1 1 0 0 0	
Rafael Palmeiro, L (1, 3) <small>OBP: 0.369, SLG: 0.542</small>	2-2 HR		1-1 G4-3		1-0 HR		1-1 G4-6-3 1-2f		1-2 FC6-4 1B	5 2 3 2 0 0 1	
Ken Caminiti, S (1, 5) <small>OBP: 0.303, SLG: 0.420</small>	2-3 K			0-1 F8	0-0 F7		1-0 G4-3		0-3 K	5 0 0 0 0 2 1	
Frank Catalanotto, L (1, 9) <small>OBP: 0.368, SLG: 0.504</small> (2, 7)		2-1 L5-3 1B		2-2 10 1B 1B	1-0 F9			0-0 G1-3	1-3 K	5 1 2 0 0 1 1	
Bo Porter, R (1, 8) <small>OBP: 0.326, SLG: 0.400</small>		0-0 L5-3 1-2		1-0 WP 10 1B 1B S		0-0 SF8 3B		4-2 1B 2B BB 1-2f	3-1 FC6-4	4 3 2 0 1 0 2	
10 Michael Young, R (1, 4) <small>OBP: 0.212, SLG: 0.277</small>		2-1 HR		0-0 E S 1B 1B		1-0 FC4 HBP		1-3 K		3 2 2 2 0 1 1	
Darren Oliver, R (1, 1) <small>OBP: 0.333, SLG: 0.667</small> Pat Mahomes, R (7, 1) <small>OBP: 1.000, SLG: 1.000</small> Mike Venafo, L (8, 1)		1-2 2B		0-1 F7		2-3 K		1-2 2B 1B		3 0 1 0 0 1 4 1 1 1 0 0 0 0 0 0 0 0 0 0 0	
Inning Stats	R: 2 H: 2 E: 0 LOB: 0 K: 1 BB: 0 S: 13 P: 23	R: 1 H: 3 E: 0 LOB: 1 K: 0 BB: 0 S: 10 P: 15	R: 0 H: 0 E: 0 LOB: 0 K: 1 BB: 0 S: 9 P: 14	R: 3 H: 4 E: 0 LOB: 1 K: 1 BB: 0 S: 15 P: 22	R: 1 H: 1 E: 0 LOB: 0 K: 0 BB: 0 S: 5 P: 10	R: 1 H: 1 E: 0 LOB: 1 K: 1 BB: 0 S: 8 P: 13	R: 0 H: 1 E: 0 LOB: 0 K: 0 BB: 0 S: 7 P: 11	R: 4 H: 3 E: 0 LOB: 0 K: 1 BB: 1 S: 20 P: 32	R: 0 H: 1 E: 0 LOB: 1 K: 2 BB: 0 S: 12 P: 17	1B: 8 SF: 1 2B: 4 SAC: 0 3B: 1 DP: 2 HR: 4 HBP: 1	WP: 1 PA: 43 PB: 0 SB: 2 CS: 0
PITCHER Luke Prokopec, R (1, 1) <small>ERA: 4.54</small> Eric Gagne, R (6, 1) <small>ERA: 5.88</small> Gregg Olson, R (8, 1) <small>ERA: 6.94</small> Jesse Orosco, L (9, 1) <small>ERA: 1.93</small>	IP WLS BF H R ER SO BB IBB HBP BLK WP HR S P ERA WHIP 5.0 L 24 10 7 7 3 0 0 0 0 1 3 52 84 12.60 2.000 2.0 8 2 1 1 1 0 0 1 0 0 0 15 24 4.50 1.000 1.0 7 3 4 4 4 1 1 0 0 0 1 20 32 36.00 4.000 1.0 4 1 0 0 0 2 0 0 0 0 0 0 12 17 0.00 1.000	PITCHER IP WLS BF H R ER SO BB IBB HBP BLK WP HR S P ERA WHIP									

livebaseballscorecards.com

AB	40
R	12
H	16
RBI	11
BB	1
SO	7
LOB	14



BOTTOM

Texas Rangers @ Los Angeles Dodgers
Dodger Stadium, Los Angeles, CA
Mon Jun 11 2001, 7:10 PM PDT
Att. 27,431 - Sunny - 70 F

livebaseballscores.com

AB 35
R 7
H 13
RBI 7
BB 0
SO 3
LOB 12



WP: 1 PA: 37
PB: 0
SB: 0
CS: 1

AB R H RBI BB SO LOB

4 1 3 1 0 0 0

4 0 1 1 0 1 2

4 2 2 2 0 0 1

4 0 2 2 0 1 1

4 0 1 0 0 0 2

4 0 1 0 0 0 2

1 0 0 0 0 0 1

3 0 0 0 0 0 2

2 1 1 0 0 0 0
0 0 0 0 0 0 0
1 0 0 0 0 0 1
0 0 0 0 0 0 0
0 0 0 0 0 0 0
1 0 0 0 0 1 0

1B: 7 SF: 1
2B: 4 SAC: 1
3B: 0 DP: 2
HR: 2 HBP: 0

Batter	1	2	3	4	5	6	7	8	9
Paul Lo Duca, R OBP: 0.378, SLG: 0.537 (1, 3) B C B X (6, 2)	2-1 G5-4-3 1B		1-1 SF7			3-2 FC1-6 1B		1-1 1B 2B	2-2 G1-3
Mark Grudzielanek, R OBP: 0.364, SLG: 0.465 Hiram Bocachica, R OBP: 0.295, SLG: 0.384 (1, 4) F X (8, PR) (9, 4)	0-1 G5-4-3 1-2f		1-3 K			1-0 F3		0-0 2B 1B	
Shawn Green, L OBP: 0.358, SLG: 0.566 (1, 9) B X	1-0 HR				2-2 G3-1	1-0 FC1-6 WP 1-2f		1-0 1B 2B	
Gary Sheffield, R OBP: 0.416, SLG: 0.543 (1, 7) B C X	1-1 P5				2-2 G6-4-3 1B	3-3 K 1-2		0-2 1B	
Adrián Beltré, R OBP: 0.276, SLG: 0.407 (1, 5) C X		0-1 F9			2-1 G6-4-3 1-2f		0-1 G3-1 2B	0-0 F8	
Marquis Grissom, R OBP: 0.277, SLG: 0.549 (1, 8) B B B B X		2-2 CS 1B			3-2 F9		1-1 G5-3	1-0 F9	
Jeff Reboulet, R OBP: 0.383, SLG: 0.423 Alex Cora, L OBP: 0.265, SLG: 0.323 (1, 6) 1 SAFE (3, 6) X T T C C B B B B X		1-2 SAFE G6-3 1-2			1-2 F8		2-2 G3-1 2-3	1-1 G1-3	
Chad Kreuter, S OBP: 0.376, SLG: 0.350 Eric Gagne, P OBP: 0.143, SLG: 0.333 Chris Donnels, L OBP: 0.270, SLG: 0.234 Gregg Olson, R Jesse Orosco, R Dave Hansen, L OBP: 0.402, SLG: 0.379 (1, 2) (6, 1) (7, PH) (8, 1) (9, 1) (9, PH)			2-2 SH1-4 SF7 2B			3-1 G6-3			1-3 K
Luke Prokopec, L OBP: 0.182, SLG: 0.227 Tim Bogar, R OBP: 0.357, SLG: 0.846 (1, 1) (6, 3)			1-0 SH1-4 2-3				0-0 HR	0-2 2B 1B 1B	0-1 F9

Inning Stats	R: 1	H: 2	R: 0	H: 1	R: 1	H: 1	R: 0	H: 1	R: 0	H: 0	R: 1	H: 2	R: 0	H: 1	R: 4	H: 5	R: 0	H: 0
	E: 0	LOB: 0	E: 0	LOB: 0	E: 0	LOB: 0	E: 0	LOB: 0	E: 0	LOB: 0	E: 0	LOB: 1	E: 0	LOB: 1	E: 0	LOB: 1	E: 0	LOB: 0
	K: 0	BB: 0	K: 0	BB: 0	K: 1	BB: 0	K: 0	BB: 0	K: 0	BB: 0	K: 1	BB: 0	K: 0	BB: 0	K: 0	BB: 0	K: 1	BB: 0
	S: 7	P: 11	S: 10	P: 13	S: 10	P: 15	S: 9	P: 15	S: 11	P: 18	S: 9	P: 17	S: 10	P: 13	S: 14	P: 18	S: 10	P: 13

PITCHER	IP	WLS	BF	H	R	ER	SO	BB	IBB	HBP	BLK	WP	HR	S	P	ERA	WHIP
Darren Oliver, L ERA: 6.48 (1, 1)	6.0	W	22	7	3	3	2	0	0	0	0	1	2	56	89	4.50	1.167
Pat Mahomes, R ERA: 7.46 (7, 1)	1.2		11	6	4	4	0	0	0	0	0	0	0	22	28	21.60	3.600
Mike Venafro, L ERA: 3.68 (8, 1)	1.1		4	0	0	0	1	0	0	0	0	0	0	12	16	0.00	0.000

Batter	1	2	3	4	5	6	7	8	9	AB R H RBI BB SO LOB	TOP											
Frank Catalanotto, L (1, 7) OBP: 0.369, SLG: 0.492	4-2 BB 2B E BB	1-3 K		1-0 G4-3		4-2 1B BB		2-3 K		3 1 0 0 2 2 1												
Ivan Rodriguez, R (1, 2) OBP: 0.322, SLG: 0.544 Scott Sheldon, R (4, 2) OBP: 0.314, SLG: 0.412	1-2 E3 BB 2B	2-3 K		0-0 G6-3		1-2 1B		1-1 G4-3	1-1 G4-3	3 1 0 0 0 1 1 2 0 1 1 0 0 0												
Alex Rodriguez, R (1, 6) OBP: 0.426, SLG: 0.642	4-0 2B G5-3 BB	1-0 1B			4-0 G6-4-3 1B BB	1-1 G5-3		1-3 K	1-3 K	3 1 1 0 2 1 2 5 0 2 2 0 1 1												
Rafael Palmeiro, L (1, 3) OBP: 0.370, SLG: 0.543	1-1 WP 2B	0-0 F8			0-2 G6-4-3 1B	1-1 G1-3		2-3 K	2-3 K	4 0 0 0 0 0 4 4 0 0 1 0 1 2 0 0 0 0 0 0 0 0 0 0 0 0 0 0												
Gabe Kapler, R (1, 8) OBP: 0.385, SLG: 0.535	3-2 G5-3		1-2 G5-3		1-1 G6-4-3 1-2f 2-3	1-2 G4-3																
Ruben Sierra, S (1, 9) OBP: 0.350, SLG: 0.607 Juan Moreno, L (7, 1) J.D. Smart, R (8, 1)	0-1 G5-3		3-2 F8		1-0 G4-3	2-3 K																
Ken Caminiti, S (1, 5) OBP: 0.307, SLG: 0.418	2-1 10 BB HBP		0-0 1B			2-0 G4-3		0-2 G4-3		3 0 1 0 0 0 0												
10 Michael Young, R (1, 4) OBP: 0.232, SLG: 0.280	4-0 1-2 BB		0-0 G3			2-3 K G5-3 1B		1-0 FC5-4 1B		3 1 1 0 1 1 1												
Mike Judd, R (1, 1) Mark Petkovsek, R (3, 1) Andres Galarraga, R (6, PH) Tim Crabtree, R (6, 1) Bo Porter, R (7, 9) OBP: 0.318, SLG: 0.390	3-3 K		0-0 G6-3			1-0 G5-3		1-1 FC5-4 1-2f		1 0 0 0 0 1 3 1 0 0 0 0 0 0 1 0 0 0 0 0 1 0 0 0 0 0 0 0 1 0 0 0 0 0 1												
Inning Stats	R: 3 E: 1 K: 1 S: 18	H: 1 LOB: 3 BB: 3 P: 40	R: 0 E: 0 K: 2 S: 10	H: 1 LOB: 1 BB: 0 P: 14	R: 0 E: 0 K: 0 S: 8	H: 1 LOB: 1 BB: 0 P: 12	R: 0 E: 0 K: 0 S: 3	H: 0 LOB: 0 BB: 0 P: 4	R: 0 E: 0 K: 0 S: 6	H: 1 LOB: 1 BB: 1 P: 12	R: 1 E: 0 K: 1 S: 13	H: 1 LOB: 2 BB: 1 P: 24	R: 0 E: 0 K: 1 S: 8	H: 0 LOB: 0 BB: 0 P: 12	R: 0 E: 0 K: 1 S: 9	H: 1 LOB: 1 BB: 0 P: 13	R: 0 E: 0 K: 2 S: 9	H: 0 LOB: 0 BB: 0 P: 13	1B: 5 2B: 1 3B: 0 HR: 0	SF: 0 SAC: 0 DP: 1 HBP: 1	WP: 2 PB: 0 SB: 0 CS: 0	PA: 40
PITCHER	IP WLS BF H R ER SO BB IBB HBP BLK WP HR S P ERA WHIP																					
37 Darren Dreifort, R (1, 1) ERA: 4.75	5.2 W 29 5 4 2 4 5 0 1 0 2 0 56 103 3.18 1.765																					
Matt Herges, R (6, 1) ERA: 2.81	2.1 H 8 1 0 0 2 0 0 0 0 0 0 19 28 0.00 0.429																					
Jeff Shaw, R (9, 1) ERA: 2.27	1.0 3 0 0 0 2 0 0 0 0 0 0 9 13 0.00 0.000																					

Texas Rangers @ Los Angeles Dodgers
Dodger Stadium, Los Angeles, CA

Tue Jun 12 2001, 7:10 PM PDT
Att. 26,206 - Sunny - 69 F

livebaseballscorecards.com

AB	34
R	4
H	6
RBI	4
BB	5
SO	8
LOB	17



Batter	1	2	3	4	5	6	7	8	9	AB	R	H	RBI	BB	SO	LOB
Tom Goodwin, L OBP: 0.305, SLG: 0.368 (1, 8)	3-2 WP G3 2B	1-0 S 1B	2-1 1B 1B		1-0 G4-3	4-2 FC5-4 BB		1-2 G6-3		5	2	3	0	1	0	0
Paul Lo Duca, R OBP: 0.379, SLG: 0.539 (1, 2)	0-0 G6-3	2-2 G5-3	0-2 1B		1-0 2B	0-1 FC5-4				5	0	2	2	0	0	5
Dave Hansen, L OBP: 0.402, SLG: 0.362 (1, 3)	2-0 G3	4-2 1B BB	4-1 BB		2-0 G6-3					3	0	0	1	2	1	1
Gary Sheffield, R OBP: 0.420, SLG: 0.539 Jeff Branson, L (1, 7) (8, 4)	4-2 FC3-6 BB	0-0 1B	0-0 G4-3		4-2 BB					3	0	1	1	2	1	3
Shawn Green, L OBP: 0.362, SLG: 0.569 (1, 9)	4-2 FC3-6 BB	1-0 P6			3-1 S HR 1B	1-0 F7				4	1	2	0	1	0	4
Adrian Beltré, R OBP: 0.281, SLG: 0.402 (1, 5)	2-2 FC3-6		0-0 1B E 1B		0-1 L7					4	1	1	0	1	0	3
Hiram Bocachica, R OBP: 0.301, SLG: 0.416 (1, 4) (8, 7)		2-3 K	2-3 K		1-1 1-H HR	4-2 SH3-4 1B BB		2-3 K		4	1	1	2	1	3	3
Alex Cora, L OBP: 0.269, SLG: 0.343 (1, 6)		1-0 HR	1-1 E5 1B		0-1 G6-3	2-2 SH3-4 1B		1-2 G3		5	2	2	1	0	0	1
37 Darren Dreifort, R OBP: 0.222, SLG: 0.385 Matt Herges, L OBP: 0.250, SLG: 0.250 Chris Donnels, L OBP: 0.267, SLG: 0.231 Jeff Shaw, R (1, 1) (6, 1) (8, PH) (9, 1)		2-2 1B S 1B	0-1 B1		2-3 K	0-1 SH3-4		1-0 G3		3	1	1	0	0	1	2

Inning Stats	R: 1	H: 1	E: 0	K: 0	S: 12	L: 0	LOB: 2	BB: 2	P: 27	R: 3	H: 4	E: 0	K: 1	S: 15	L: 0	LOB: 2	BB: 1	P: 28	R: 2	H: 3	E: 1	K: 1	S: 16	L: 0	LOB: 3	BB: 1	P: 25	R: 2	H: 2	E: 0	K: 1	S: 11	L: 0	LOB: 0	BB: 0	P: 17	R: 0	H: 1	E: 0	K: 0	S: 6	L: 0	LOB: 2	BB: 1	P: 15	R: 0	H: 1	E: 0	K: 3	S: 18	L: 0	LOB: 3	BB: 2	P: 28	R: 0	H: 1	E: 0	K: 3	S: 13	L: 0	LOB: 2	BB: 1	P: 24	R: 0	H: 0	E: 0	K: 0	S: 9	L: 0	LOB: 0	BB: 0	P: 12
--------------	------	------	------	------	-------	------	--------	-------	-------	------	------	------	------	-------	------	--------	-------	-------	------	------	------	------	-------	------	--------	-------	-------	------	------	------	------	-------	------	--------	-------	-------	------	------	------	------	------	------	--------	-------	-------	------	------	------	------	-------	------	--------	-------	-------	------	------	------	------	-------	------	--------	-------	-------	------	------	------	------	------	------	--------	-------	-------

PITCHER	IP	WLS	BF	H	R	ER	SO	BB	IBB	HBP	BLK	WP	HR	S	P	ERA	WHIP
Mike Judd, R ERA: 5.28 (1, 1)	2.2	L	19	7	6	4	2	3	0	0	0	1	1	38	71	13.50	3.750
Mark Petkovsek, R ERA: 6.35 (3, 1)	2.1		13	4	2	2	1	2	0	0	0	0	1	22	41	7.71	2.571
Tim Crabtree, R ERA: 6.38 (6, 1)	1.0		6	1	0	0	0	2	0	0	0	0	0	18	28	0.00	3.000
Juan Moreno, L ERA: 2.45 (7, 1)	1.0		5	1	0	0	3	0	1	0	0	0	0	13	24	0.00	1.000
J.D. Smart, R ERA: 5.06 (8, 1)	1.0		3	0	0	0	0	0	0	0	0	0	0	9	12	0.00	0.000

BOTTOM

Texas Rangers @ Los Angeles Dodgers
Dodger Stadium, Los Angeles, CA

Tue Jun 12 2001, 7:10 PM PDT
Att: 26,206 - Sunny - 69 F

AB	37
R	8
H	13
RBI	7
BB	8
SO	6
LOB	22

livebaseballscorecards.com



WP: 1	PA: 46
PB: 0	
SB: 3	
CS: 0	

Batter	1	2	3	4	5	6	7	8	9	AB R H RBI BB SO LOB	TOP																
Frank Catalanotto, L (1, 4) OBP: 0.372, SLG: 0.504	1-3 K		1-2 3B		4-2 BB		2-2 F8			3 0 1 0 1 1 0																	
Gabe Kapler, R (1, 8) OBP: 0.376, SLG: 0.522	1-2 F3		2-2 G1-3		0-0 FC2-5			3-3 K		4 0 0 0 0 1 3																	
Alex Rodriguez, R (1, 6) OBP: 0.420, SLG: 0.632	0-1 F8		1-2 F9		2-2 FC5-4			0-2 G2-3		4 0 0 0 0 0 3																	
Rafael Palmeiro, L (1, 3) OBP: 0.368, SLG: 0.538		3-2 HR		0-1 L4		1-3 K		0-1 G4-3		4 1 1 0 0 1 0																	
Ruben Sierra, S (1, 9) OBP: 0.375, SLG: 0.733		1-1 HR		3-3 K		0-2 HR		0-1 G6-3		4 2 3 3 0 1 0																	
Ricky Ledee, L (1, 7) OBP: 0.316, SLG: 0.389		3-1 G4-3		4-0 BB		4-1 BB		0-1 P4		2 0 0 0 2 0 1																	
Mike Hubbard, R (1, 2) OBP: 0.273, SLG: 0.636		0-3 K		0-0 F9		1-2 F8		2-2 G6-3		1 0 0 0 0 1 0																	
Ivan Rodriguez, R (3, 2) OBP: 0.317, SLG: 0.536								2-3 G6-3		3 0 0 0 0 0 3																	
Scott Sheldon, R (1, 5) OBP: 0.316, SLG: 0.389		1-3 K			4-2 BB		2-2 G6-3		0-0 F7	2 0 0 0 1 1 0																	
Ken Caminiti, S (9, PH) OBP: 0.305, SLG: 0.416					FC2-5 BB	1-2 CS				1 0 0 0 0 0 1																	
Kenny Rogers, L (1, 1) OBP: 0.303, SLG: 0.397			1-3 K		2-3 K		1-3 K			2 0 0 0 0 2 1																	
Andres Galarraga, R (7, PH)										1 0 0 0 0 1 0																	
J.D. Smart, R (7, 1)										0 0 0 0 0 0 0																	
Mike Venafro, L (8, 1)										0 0 0 0 0 0 0																	
Tim Crabtree, R (8, 1)										0 0 0 0 0 0 0																	
Inning Stats	R: 0 E: 0 K: 1 S: 10	H: 0 LOB: 0 BB: 0 P: 12	R: 2 E: 0 K: 2 S: 13	H: 2 LOB: 0 BB: 0 P: 21	R: 0 E: 0 K: 1 S: 13	H: 1 LOB: 1 BB: 0 P: 18	R: 0 E: 0 K: 1 S: 8	H: 0 LOB: 1 BB: 1 P: 15	R: 0 E: 0 K: 1 S: 19	H: 0 LOB: 2 BB: 2 P: 31	R: 1 E: 0 K: 1 S: 13	H: 1 LOB: 0 BB: 1 P: 20	R: 0 E: 0 K: 1 S: 11	H: 0 LOB: 0 BB: 0 P: 16	R: 0 E: 0 K: 1 S: 8	H: 0 LOB: 0 BB: 0 P: 11	R: 0 E: 0 K: 0 S: 11	H: 1 LOB: 1 BB: 0 P: 13	1B: 1 2B: 1 3B: 1 HR: 2	SF: 0 SAC: 0 DP: 0 HBP: 0	WP: 0 PB: 0 SB: 0 CS: 1	PA: 36					
PITCHER	IP	WLS	BF	H	R	ER	SO	BB	IBB	HBP	BLK	WP	HR	S	P	ERA	WHIP										
Giovanni Carrara, R (1, 1) ERA: 1.52	5.0		21	3	2	2	6	3	0	0	0	0	1	63	97	3.60	1.200										
Jeff Williams, L (6, 1) ERA: 9.0	1.0		4	1	1	1	1	1	0	0	0	0	1	13	20	9.00	2.000										
Matt Herges, R (7, 1) ERA: 2.7	1.2	W	5	0	0	0	2	0	0	0	0	0	0	17	25	0.00	0.000										
Jesse Orosco, L (8, 1) ERA: 1.8	0.1	H	1	0	0	0	0	0	0	0	0	0	0	2	2	0.00	0.000										
Jeff Shaw, R (9, 1) ERA: 2.2	1.0	S	4	1	0	0	0	0	0	0	0	0	0	11	13	0.00	1.000										

Texas Rangers @ Los Angeles Dodgers
Dodger Stadium, Los Angeles, CA
Wed Jun 13 2001, 7:10 PM PDT
Att. 30,101 - Sunny - 70 F

livebaseballscorecards.com

AB	31
R	3
H	5
RBI	3
BB	4
SO	9
LOB	12



Batter	1	2	3	4	5	6	7	8	9	AB	R	H	RBI	BB	SO	LOB
Paul Lo Duca, R OBP: 0.379, SLG: 0.530 (1, 3)	1-0 L8	2-0 FC6-5				0-0 L1		4-0 1B IBB		4	0	1	0	1	0	2
Hiram Bocachica, R OBP: 0.307, SLG: 0.415 (1, 4)	0-1 1B		1-1 F9			1-1 F8		3-1 1B		5	0	2	1	0	1	1
Shawn Green, L OBP: 0.367, SLG: 0.572 (1, 9)	1-0 1B		1-1 G3-1			4-2 BB		2-2 1B 2B		4	1	2	0	1	0	2
Gary Sheffield, R OBP: 0.417, SLG: 0.530 (1, 7)	4-1 1B		3-1 G6-3			2-1 L7		2-3 K		3	0	0	0	1	1	3
Marquis Grissom, R OBP: 0.276, SLG: 0.542 (1, 8)	2-2 P4				2-2 F8		1-3 K	0-0 1B		4	0	1	1	0	1	2
Adrián Beltré, R OBP: 0.280, SLG: 0.391 (1, 5)		0-0 G6-3			2-0 F8		1-2 BB HR HBP	2-2 G5-3		3	1	0	0	0	0	1
Chad Kreuter, S OBP: 0.388, SLG: 0.346 (1, 2)		4-2 FC4-6 BB			4-1 BB		4-1 HR BB	2-1 F8		1	1	0	0	3	0	0
Alex Cora, L OBP: 0.268, SLG: 0.358 (1, 6)		0-1 FC4-6 FC6-5 1B			1-3 K		1-0 HR	0-2 G5-3		4	1	1	3	0	1	2
Giovanni Carrara, R OBP: 0.500, SLG: 0.500 (5, PH)		0-2 FC6-5			1-0 1B		1-0 F8	4-2 1B BB		1	0	1	0	0	0	0
Tim Lincecum, R OBP: 0.400, SLG: 0.929 (6, 1)										1	0	1	0	0	0	0
Jeff Williams, R OBP: 0.250, SLG: 0.250 (7, 1)										0	0	0	0	0	0	0
Matt Herge, L OBP: 0.389, SLG: 0.423 (8, PH)										0	0	0	0	0	0	0
Jesse Orosco, R OBP: 0.305, SLG: 0.368 (8, PR)										0	0	0	0	0	0	0
Jeff Rebutiet, R OBP: 0.305, SLG: 0.368 (9, 1)										0	0	0	0	0	0	0

Inning Stats	R: 0	H: 2	E: 0	K: 0	S: 11	R: 0	H: 1	E: 0	K: 0	S: 11	R: 0	H: 0	E: 0	K: 0	S: 6	R: 0	H: 0	E: 0	K: 1	S: 9	R: 0	H: 2	E: 0	K: 0	S: 9	R: 3	H: 1	E: 0	K: 1	S: 10	R: 1	H: 2	E: 0	K: 2	S: 16	R: 1	H: 1	E: 1	K: 0	S: 13	1B: 6	SF: 0	2B: 2	SAC: 0	3B: 0	DP: 0	HR: 1	HBP: 1	WP: 0	PA: 39
--------------	------	------	------	------	-------	------	------	------	------	-------	------	------	------	------	------	------	------	------	------	------	------	------	------	------	------	------	------	------	------	-------	------	------	------	------	-------	------	------	------	------	-------	-------	-------	-------	--------	-------	-------	-------	--------	-------	--------

PITCHER	IP	WLS	BF	H	R	ER	SO	BB	IBB	HBP	BLK	WP	HR	S	P	ERA	WHIP
Kenny Rogers, L ERA: 5.28 (1, 1)	6.0		28	6	3	3	2	5	0	1	0	0	1	56	100	4.50	1.833
J.D. Smart, R ERA: 5.4 (7, 1)	1.0	L	5	2	1	1	2	0	0	0	0	0	0	16	23	9.00	2.000
Mike Venafro, L ERA: 3.97 (8, 1)	0.2		4	0	1	1	0	1	1	0	0	0	0	7	17	13.50	1.500
Tim Crabtree, R ERA: 6.27 (8, 1)	0.1		2	1	0	0	0	0	0	0	0	0	0	6	11	0.00	3.000

BOTTOM

Texas Rangers @ Los Angeles Dodgers
Dodger Stadium, Los Angeles, CA
 Wed Jun 13 2001, 7:10 PM PDT
 Att: 30,101 - Sunny - 70 F

livebaseballscorecards.com

AB	31
R	5
H	9
RBI	5
BB	7
SO	4
LOB	13



Batter	1	2	3	4	5	6	7	8	9	AB	R	H	RBI	BB	SO	LOB	TOP										
Tom Goodwin, L (1, 8) OBP: 0.309, SLG: 0.376	1-1 F3 1B		1-2 E5 2B SF9		1-0 F9	0-2 2B		0-0 SH5-4		4	1	2	0	0	0	0											
Hiram Bocachica, R (1, 4) OBP: 0.323, SLG: 0.430	2-0 F3 1-2		0-0 SF9 1-3 2B		1-0 E S 1B	2-0 F5		1-2 FC3-2 HBP		4	1	2	0	0	0	3											
Dave Hansen, L (1, 10) OBP: 0.411, SLG: 0.371 Marquis Grissom, R (7, PH) OBP: 0.279, SLG: 0.542	2-2 1B		1-2 SF9 2-3 3-H		4-2 1B 1-3 BB		1-1 WP HR 1B	0-0 FC3-2 FC6-4		1	0	1	1	1	0	0											
Gary Sheffield, R (1, 7) OBP: 0.417, SLG: 0.543	1-3 K		1-2 F8		0-0 1B 1-2 3-H		1-1 HR	0-1 FC6-4 1-2f		2	1	1	0	0	0	3											
Shawn Green, L (1, 9) OBP: 0.367, SLG: 0.569		3-1 1B PB FC4 1B		1-1 G1-5-3 1B		0-1 G3		1-2 F7		2-2 G5-3							5										
Eric Karros, R (1, 3) OBP: 0.298, SLG: 0.385		1-0 FC4 1B 1-3		1-0 G1-5-3 1B 1-2		0-3 K		0-0 F8		0-0 G4-3 1B 1B							5										
Adrián Beltré, R (1, 5) OBP: 0.285, SLG: 0.417		0-1 FC4 G4-6-3 1-2f 3-H		0-0 G1-5-3 1-2 2-3f		0-1 HR		1-3 K		1-2 G4-3 1B							5										
Alex Cora, L (1, 6) OBP: 0.272, SLG: 0.356		0-0 G4-6-3 1-2f		2-0 F7		4-2 CS 1B BB		0-1 SH5-4 FC3-2 1B		0-0 G4-3 1-2 2-3							4										
Chad Kreuter, S (1, 2) OBP: 0.388, SLG: 0.343			3-2 G6-3		3-2 G6-3		1-0 2B 1B		4-0 FC3-2 SH5-4 BB		3-3 K						4										
Inning Stats	R: 0 E: 0 K: 1 S: 10	H: 2 LOB: 1 BB: 0 P: 16	R: 1 E: 0 K: 0 S: 6	H: 2 LOB: 0 BB: 0 P: 10	R: 1 E: 1 K: 0 S: 13	H: 1 LOB: 1 BB: 0 P: 19	R: 0 E: 0 K: 0 S: 5	H: 2 LOB: 1 BB: 0 P: 9	R: 1 E: 0 K: 1 S: 13	H: 3 LOB: 2 BB: 1 P: 20	R: 2 E: 0 K: 1 S: 11	H: 2 LOB: 0 BB: 0 P: 15	R: 0 E: 0 K: 0 S: 8	H: 1 LOB: 3 BB: 1 P: 13	R: 0 E: 0 K: 1 S: 12	H: 2 LOB: 2 BB: 0 P: 18	1B: 13 2B: 2 3B: 0 HR: 2	SF: 1 SAC: 1 DP: 2 HBP: 1	WP: 1 PB: 1 SB: 1 CS: 1	PA: 45							
PITCHER	IP	WLS	BF	H	R	ER	SO	BB	IBB	HBP	BLK	WP	HR	S	P	ERA	WHIP										
Ramon Ortiz, R (1, 1) ERA: 3.96	5.1	L	27	11	4	2	2	2	0	0	0	0	1	53	87	3.38	2.438										
47 Mark Lukasiewicz, L (6, 1) ERA: 4.5	2.0		10	4	2	2	1	1	0	0	0	1	1	18	28	9.00	2.500										
Ben Weber, R (8, 1) ERA: 3.09	1.2		8	2	0	0	1	0	0	1	0	0	0	17	24	0.00	1.200										

Los Angeles Dodgers @ Anaheim Angels
Edison International Field, Anaheim, CA

Fri Jun 15 2001, 10:05 PM EDT
Att. 42,287 - Sunny - 71 F

AB	39
R	6
H	17
RBI	6
BB	3
SO	4
LOB	22



Batter	1	2	3	4	5	6	7	8	9	AB R H RBI BB SO LOB
David Eckstein, R (1, 6) OBP: 0.376, SLG: 0.362	0-1 G4-3		4-1 SH1-4 1-2 BB		1-1 G5-3		4-1 BB		2-2 F8	3 0 0 0 2 0 0
Adam Kennedy, L (1, 4) OBP: 0.352, SLG: 0.420	0-1 1B		0-0 SH1-4			0-0 16 BLK 16 G6-3 2B	2-3 K			3 1 2 0 0 1 2
Darin Erstad, L (1, 8) OBP: 0.349, SLG: 0.416	0-1 F7		0-3 K			3-3 K		3-1 16 1B 1B		4 0 1 0 0 2 4
Troy Glaus, R (1, 5) OBP: 0.374, SLG: 0.556	0-3 K		2-2 F9			4-2 16 BLK BB		0-3 K		3 0 0 0 1 2 4
16 Garret Anderson, L (1, 7) OBP: 0.291, SLG: 0.393		1-2 G3		1-3 K P4-3		1-1 G6-3		0-0 1B		4 0 1 1 0 1 1
Tim Salmon, R (1, 10) OBP: 0.375, SLG: 0.392		3-3 K		0-0 P6		2-3 K		2-3 K		4 0 0 0 0 3 4
Scott Spiezio, S (1, 3) OBP: 0.293, SLG: 0.361		1-0 HR		0-0 P4-3 1-2f			2-0 P6	1-2 P6		4 1 1 1 0 0 3
Jorge Fabregas, L (1, 2) OBP: 0.211, SLG: 0.284		0-1 F9			1-0 F8		2-1 BB 1B		2-1 F7	4 0 1 0 0 0 0
Jeff DaVanon, S (1, 9) OBP: 0.133, SLG: 0.286			1-1 E4 SH1-4 BB		1-0 G4-3		2-3 K		2-3 K	4 0 0 0 0 2 1

Inning Stats	R: 0 E: 0 K: 1 S: 9	H: 1 LOB: 1 BB: 0 P: 9	R: 1 E: 0 K: 1 S: 9	H: 1 LOB: 0 BB: 0 P: 14	R: 0 E: 1 K: 1 S: 10	H: 0 LOB: 2 BB: 1 P: 17	R: 0 E: 0 K: 1 S: 5	H: 0 LOB: 0 BB: 0 P: 6	R: 0 E: 0 K: 0 S: 4	H: 0 LOB: 0 BB: 0 P: 7	R: 1 E: 0 K: 2 S: 11	H: 1 LOB: 1 BB: 1 P: 21	R: 0 E: 0 K: 2 S: 13	H: 1 LOB: 2 BB: 1 P: 25	R: 0 E: 0 K: 2 S: 12	H: 2 LOB: 2 BB: 0 P: 18	R: 0 E: 0 K: 1 S: 11	H: 0 LOB: 0 BB: 0 P: 17	1B: 4 2B: 2 3B: 0 HR: 1	SF: 0 SAC: 1 DP: 1 HBP: 0	WP: 1 PB: 0 SB: 0 CS: 0	PA: 37
--------------	------------------------------	---------------------------------	------------------------------	----------------------------------	-------------------------------	----------------------------------	------------------------------	---------------------------------	------------------------------	---------------------------------	-------------------------------	----------------------------------	-------------------------------	----------------------------------	-------------------------------	----------------------------------	-------------------------------	----------------------------------	----------------------------------	------------------------------------	----------------------------------	--------

PITCHER	IP	WLS	BF	H	R	ER	SO	BB	IBB	HBP	BLK	WP	HR	S	P	ERA	WHIP
Chan Ho Park, R (1, 1) ERA: 2.73	7.1	W	32	6	2	2	9	3	0	0	1	1	1	67	108	2.46	1.227
Mike Fetters, R (8, 1) ERA: 4.15	1.2	S	5	0	0	0	2	0	0	0	0	0	0	17	26	0.00	0.000

BOTTOM

Los Angeles Dodgers @ Anaheim Angels
Edison International Field, Anaheim, CA

livebaseballscorecards.com

AB	33
R	2
H	6
RBI	2
BB	3
SO	11
LOB	19



PITCHER	IP	WLS	BF	H	R	ER	SO	BB	IBB	HBP	BLK	WP	HR	S	P	ERA	WHIP
---------	----	-----	----	---	---	----	----	----	-----	-----	-----	----	----	---	---	-----	------

Fri Jun 15 2001, 10:05 PM EDT
Att. 42,287 - Sunny - 71 F

Batter	1	2	3	4	5	6	7	8	9	AB R H RBI BB SO LOB	TOP
Paul Lo Duca, R OBP: 0.383, SLG: 0.551 (1, 2)	3-1 F8		1-1 F9			0-0 G4-6-3 1B		0-0 HR		4 1 2 2 0 0 1	Los Angeles Dodgers @ Anaheim Angels Edison International Field, Anaheim, CA Sat Jun 16 2001, 10:05 PM EDT Att. 43,429 - Sunny - 75 F livebaseballscorecards.com
Hiram Bocachica, R OBP: 0.313, SLG: 0.416 Jeff Branson, L (7, 4)	1-3 K			1-2 G5-3		0-1 G4-6-3 1-2f		1-2 F9		3 0 0 0 0 1 1 1 0 0 0 0 0 0	
Shawn Green, L OBP: 0.362, SLG: 0.560 (1, 9)	0-0 F9			0-2 G4-3			0-1 G1-3		1-3 K	4 0 0 0 0 1 0	
Gary Sheffield, R OBP: 0.418, SLG: 0.540 (1, 7)		3-3 K		0-0 G6-3			3-1 1B		4-2 HR BB	3 1 1 0 1 1 0	
Eric Karros, R OBP: 0.297, SLG: 0.400 (1, 3)		2-3 K			1-1 F8		0-2 F8		2-2 HR	4 1 1 2 0 1 1	
Marquis Grissom, R OBP: 0.273, SLG: 0.530 (1, 8)		0-0 G6-3			2-3 K		0-0 F7		2-3 K	4 0 0 0 0 2 1	
Adrian Beltré, R OBP: 0.276, SLG: 0.403 (1, 5)			0-1 P4		3-2 F9			1-1 F9	1-0 F9	4 0 0 0 0 0 0	
Chad Kreuter, S OBP: 0.387, SLG: 0.369 (1, 10)			3-2 F7			0-0 HR		1-0 F3		3 1 1 1 0 0 0	
Alex Cora, L OBP: 0.278, SLG: 0.361 (1, 6)			1-2 1B			1-1 P5		0-1 HR 1B		3 1 2 0 0 0 0	
Inning Stats	R: 0 E: 0 K: 1 S: 6 H: 0 LOB: 0 BB: 0 P: 10	R: 0 E: 0 K: 2 S: 8 H: 0 LOB: 0 BB: 0 P: 13	R: 0 E: 0 K: 0 S: 10 H: 1 LOB: 1 BB: 0 P: 15	R: 0 E: 0 K: 0 S: 8 H: 0 LOB: 0 BB: 0 P: 9	R: 0 E: 0 K: 1 S: 8 H: 0 LOB: 0 BB: 0 P: 14	R: 1 E: 0 K: 0 S: 6 H: 2 LOB: 0 BB: 0 P: 7	R: 0 E: 0 K: 0 S: 8 H: 1 LOB: 1 BB: 0 P: 11	R: 2 E: 0 K: 0 S: 11 H: 2 LOB: 0 BB: 0 P: 14	R: 2 E: 0 K: 2 S: 16 H: 1 LOB: 0 BB: 1 P: 26	1B: 4 2B: 0 3B: 0 HR: 3 SF: 0 SAC: 0 DP: 1 HBP: 0	
PITCHER Jarrod Washburn, L ERA: 4.29 Troy Percival, R ERA: 1.05	IP WLS BF H R ER SO BB IBB HBP BLK WP HR S P ERA WHIP										
	(1, 1) 8.0 29 6 3 3 4 0 0 0 0 0 2 65 93 3.38 0.750										
	(9, 1) 1.0 5 1 2 2 2 1 0 0 0 0 1 16 26 18.00 2.000										

Los Angeles Dodgers @ Anaheim Angels
 Edison International Field, Anaheim, CA
 Sat Jun 16 2001, 10:05 PM EDT
 Att. 43,429 - Sunny - 75 F

AB	33
R	5
H	7
RBI	5
BB	1
SO	6
LOB	4



Batter	1	2	3	4	5	6	7	8	9	AB R H RBI BB SO LOB
David Eckstein, R (1, 6) OBP: 0.384, SLG: 0.373	1-2 G3 1B		2-2 FC4-6 HBP 1B		0-2 G3 WP 2B	1-1 G6-3 1-2f			2-2 FC5 SH5-4 1B	4 1 3 0 0 0 1
Adam Kennedy, L (1, 4) OBP: 0.350, SLG: 0.416	1-0 G3 1-2		0-2 FC4-6 1B 16 2B 1-2f 2-3		1-1 G3 2-3		2-1 CS 1B	1-0 SH5-4 1-2	4 1 1 0 0 0 4	
Darin Erstad, L (1, 8) OBP: 0.349, SLG: 0.414	1-3 K 1-3		1-2 K 16 2B 1B 1-3 3-H		2-3 K 2-3		0-1 F8 1B	4-0 FC5 16 1B IBB	4 2 1 1 1 2 3	
Troy Glaus, R (1, 10) OBP: 0.375, SLG: 0.550	4-2 BB 1-2		1-1 F8 1B 16 1B S BB 3-H		4-1 16 1B S BB 3-H		2-2 F2 1-2	2-0 FC5 16 1B 1-2 2-3f	3 1 0 0 2 0 5	
16 Garret Anderson, L (1, 7) OBP: 0.297, SLG: 0.400	2-3 K 1-3		0-0 K 1-H 3-H 2B		0-1 S 1B 1-3		0-0 G3-1 1B	2-1 1B 1-2 2-H	5 0 3 3 0 1 2	
Scott Spiezio, S (1, 5)		1-0 G4-3 1B	2-1 F8 1B		4-2 1B 1-2 3-H BB		1-0 1B 1B		3 0 1 0 1 0 1	
Larry Barnes, L (1, 3)		0-0 G5-3 1B		1-3 K2-3 1B	2-3 K2-3 1B		0-1 F2 1B		4 0 0 0 0 2 3	
Shawn Wooten, R (1, 2) OBP: 0.333, SLG: 0.532		0-1 F9 1B		0-0 G5-3 1B		2-2 G6-3 1B		0-0 1B 1-2 1B	4 0 2 0 0 0 0	
Jeff DaVanon, S (1, 9) OBP: 0.158, SLG: 0.278			1-2 FC4-6 HBP 1B 1B	0-1 F2 1B		3-3 K 1B		1-3 K 1B	4 1 1 0 0 2 3	

Inning Stats	R: 0	H: 1	E: 0	K: 2	S: 13	P: 22	R: 0	H: 0	E: 0	K: 0	S: 4	P: 5	R: 3	H: 3	E: 0	K: 0	S: 16	R: 0	H: 0	E: 0	K: 1	S: 6	R: 2	H: 2	E: 0	K: 2	S: 18	R: 0	H: 1	E: 0	K: 1	S: 8	R: 0	H: 1	E: 0	K: 0	S: 8	R: 0	H: 2	E: 0	K: 1	S: 8	R: 0	H: 2	E: 0	K: 1	S: 8	R: 1	H: 2	E: 0	K: 0	S: 7	1B: 10	SF: 0	2B: 2	SAC: 1	3B: 0	DP: 1	HR: 0	HBP: 1	WP: 1	PA: 41
--------------	------	------	------	------	-------	-------	------	------	------	------	------	------	------	------	------	------	-------	------	------	------	------	------	------	------	------	------	-------	------	------	------	------	------	------	------	------	------	------	------	------	------	------	------	------	------	------	------	------	------	------	------	------	------	--------	-------	-------	--------	-------	-------	-------	--------	-------	--------


PITCHER	IP	WLS	BF	H	R	ER	SO	BB	IBB	HBP	BLK	WP	HR	S	P	ERA	WHIP
Terry Adams, R (1, 1) ERA: 5.12	5.0		25	6	5	5	5	3	0	1	0	1	0	57	88	9.00	1.800
Jeff Williams, L (6, 1) ERA: 2.45	2.2		9	3	0	0	1	0	0	0	0	0	0	20	31	0.00	1.125
Matt Herges, R (8, 1) ERA: 2.84	1.0	L	6	2	1	1	1	0	1	0	0	0	0	9	19	9.00	2.000
Jesse Orosco, L (9, 1) ERA: 1.8	0.0		1	1	0	0	0	0	0	0	0	0	0	2	4	∞	∞

Los Angeles Dodgers @ Anaheim Angels
Edison International Field, Anaheim, CA

Sat Jun 16 2001, 10:05 PM EDT
Att. 43,429 - Sunny - 75 F

livebaseballscorecards.com

AB	35
R	6
H	12
RBI	4
BB	4
SO	7
LOB	22



Batter	1	2	3	4	5	6	7	8	9	AB R H RBI BB SO LOB	TOP													
Paul Lo Duca, R (1, 2) OBP: 0.377, SLG: 0.560	1-1 F8	3-1 HR			1-2 F9		3-2 P4		1-0 G6-3	5 1 1 3 0 0 0														
Tom Goodwin, L (1, 8) OBP: 0.312, SLG: 0.374	1-2 G1-3	4-2 BB			1-2 BB 1B		3-3 K		1-2 G5-3	4 0 1 0 1 1 0														
Shawn Green, L (1, 9) OBP: 0.361, SLG: 0.553	4-0 BB	1-2 F9			0-1 F9		1-3 K2-3			3 0 0 0 1 1 2														
Gary Sheffield, R (1, 10) OBP: 0.420, SLG: 0.542	1-0 F8			2-0 F7		4-1 FC4-6 BB		1-1 G6-3 2B		3 0 1 0 1 0 1														
Eric Karros, R (1, 3) OBP: 0.291, SLG: 0.390		1-2 F7		3-2 P3		1-1 FC4-6		3-2 G6-3		4 0 0 0 0 0 3														
Dave Hansen, L (1, 5) OBP: 0.415, SLG: 0.361		4-1 1B 1B BB		2-1 G3-1		3-3 K		4-0 IBB		2 1 0 0 2 1 0														
Adrián Beltré, R (8, PR) OBP: 0.276, SLG: 0.403										0 0 0 0 0 0 0														
Marquis Grissom, R (1, 7) OBP: 0.267, SLG: 0.519		1-1 P4			1-0 G4-3		0-0 F8		1-3 K	4 0 0 0 0 1 3														
Jeff Branson, L (1, 4) OBP: 0.400, SLG: 0.400		2-1 1B HR 1B			0-3 K		1-0 FC6-4 1B		1-0 F7	4 1 2 0 0 1 2														
Alex Cora, L (1, 6) OBP: 0.277, SLG: 0.358		3-1 HR 1B			2-2 G1-3		1-2 FC6-4		1-0 F8	4 1 1 1 0 0 1														
Inning Stats	R: 0 E: 0 K: 0 S: 6	H: 0 LOB: 1 BB: 1 P: 13	R: 4 E: 0 K: 0 S: 17	H: 3 LOB: 1 BB: 2 P: 36	R: 0 E: 0 K: 0 S: 6	H: 0 LOB: 0 BB: 0 P: 13	R: 0 E: 0 K: 1 S: 7	H: 0 LOB: 0 BB: 0 P: 10	R: 0 E: 0 K: 0 S: 11	H: 1 LOB: 2 BB: 1 P: 18	R: 0 E: 0 K: 1 S: 9	H: 1 LOB: 1 BB: 0 P: 14	R: 0 E: 0 K: 2 S: 9	H: 0 LOB: 0 BB: 0 P: 16	R: 0 E: 0 K: 1 S: 11	H: 1 LOB: 2 BB: 1 P: 21	R: 0 E: 0 K: 0 S: 5	H: 0 LOB: 0 BB: 0 P: 8	1B: 4 2B: 1 3B: 0 HR: 1	SF: 0 SAC: 0 DP: 0 HBP: 0	WP: 0 PB: 0 SB: 0 CS: 0	PA: 38		
PITCHER	IP WLS BF H R ER SO BB IBB HBP BLK WP HR S P ERA WHIP																							
Pat Rapp, R (1, 1) ERA: 4.55	6.0		27	5	4	4	2	4	0	0	0	0	1	56	104	6.00	1.500						ERA	WHIP
Mike Holtz, L (7, 1) ERA: 4.7	1.0		3	0	0	0	2	0	0	0	0	0	0	9	16	0.00	0.000							
Ben Weber, R (8, 1) ERA: 3.0	1.0		5	1	0	0	1	0	1	0	0	0	0	11	21	0.00	1.000							
Al Levine, R (9, 1) ERA: 2.83	1.0	W	3	0	0	0	0	0	0	0	0	0	0	5	8	0.00	0.000							

Los Angeles Dodgers @ Anaheim Angels
Edison International Field, Anaheim, CA

Sun Jun 17 2001, 4:05 PM EDT
Att. 43,001 - Sunny - 81 F

AB	33
R	4
H	6
RBI	4
BB	5
SO	5
LOB	12



Batter	1	2	3	4	5	6	7	8	9	AB R H RBI BB SO LOB
David Eckstein, R OBP: 0.392, SLG: 0.377 (1, 6)	2-1 G5-3 ①		4-2 BB BB		2-1 FC5-4 1B		2-2 1B 1B		4-2 1B 2B BB	3 2 2 0 2 0 0
Adam Kennedy, L OBP: 0.356, SLG: 0.421 (1, 4)	2-2 16 1B 1B		1-1 F9 ①		3-2 F8 ①		3-2 1B 1B		1-2 2B 1B	5 2 3 0 0 0 2
Darin Erstad, L OBP: 0.350, SLG: 0.417 (1, 8)	2-1 F8 ②		1-1 F8 ②		1-2 FC5-4 1-2f		3-2 S 1B		1-0 1-H 2-H HR	5 1 2 3 0 0 3
Troy Glaus, R OBP: 0.378, SLG: 0.559 (1, 5)	4-0 16 1B 1-2 BB		4-2 1-2 BB		1-1 G5-3 ③		3-2 G6-3 1-2		0-1 2-H HR	3 1 1 2 2 0 3
16 Garret Anderson, L OBP: 0.299, SLG: 0.401 (1, 10)	3-2 1-3 2-H 1B		3-3 K ③			0-3 K ①		1-2 G4-6-3 1B		4 0 2 1 0 2 2
Orlando Palmeiro, L OBP: 0.322, SLG: 0.329 (1, 7)	2-2 F9 ③			1-2 G3 1B		0-0 F7 ②		2-2 G4-6-3 1-2f 1B		4 0 1 0 0 0 3
Larry Barnes, L OBP: 0.200, SLG: 0.500 (1, 3)		2-3 K ①		1-2 G3 1-2		0-1 F9 ③		0-0 1B		4 0 1 0 0 1 1
Jorge Fabregas, L OBP: 0.200, SLG: 0.269 (1, 2)		0-1 F9 ②		0-2 P3 ②			0-1 G3 ①	1-2 G4-3 ③		4 0 0 0 0 0 2
Jeff DaVanon, S OBP: 0.130, SLG: 0.227 (1, 9)		0-1 G4-3 ③		2-0 F7 ③			2-3 K ②		2-3 K ①	4 0 0 0 0 2 1

Inning Stats	R: 1	H: 2	E: 0	K: 0	S: 16	H: 0	LOB: 2	BB: 1	P: 31	R: 0	H: 0	E: 0	K: 1	S: 7	H: 0	LOB: 0	BB: 0	P: 9	R: 0	H: 0	E: 0	K: 1	S: 20	H: 0	LOB: 2	BB: 2	P: 33	R: 0	H: 1	E: 0	K: 0	S: 14	H: 1	LOB: 1	BB: 0	P: 18	R: 0	H: 0	E: 0	K: 1	S: 6	H: 0	LOB: 0	BB: 0	P: 6	R: 1	H: 3	E: 0	K: 1	S: 20	H: 3	LOB: 2	BB: 0	P: 33	R: 0	H: 2	E: 0	K: 0	S: 11	H: 2	LOB: 1	BB: 0	P: 15	R: 4	H: 3	E: 0	K: 1	S: 12	H: 3	LOB: 0	BB: 1	P: 20	1B: 10	SF: 0	2B: 1	SAC: 0	3B: 0	DP: 1	HR: 1	HBP: 0	WP: 0	PA: 40
--------------	------	------	------	------	-------	------	--------	-------	-------	------	------	------	------	------	------	--------	-------	------	------	------	------	------	-------	------	--------	-------	-------	------	------	------	------	-------	------	--------	-------	-------	------	------	------	------	------	------	--------	-------	------	------	------	------	------	-------	------	--------	-------	-------	------	------	------	------	-------	------	--------	-------	-------	------	------	------	------	-------	------	--------	-------	-------	--------	-------	-------	--------	-------	-------	-------	--------	-------	--------

PITCHER	IP	WLS	BF	H	R	ER	SO	BB	IBB	HBP	BLK	WP	HR	S	P	ERA	WHIP
Luke Prokopec, R ERA: 4.35 (1, 1)	5.0		22	4	1	1	2	3	0	0	0	0	0	69	110	1.80	1.400
Giovanni Carrara, R ERA: 1.75 (6, 1)	2.0	H	9	3	1	1	2	0	0	0	0	0	0	26	39	4.50	1.500
Matt Hergees, R ERA: 2.78 (8, 1)	1.0	H	4	2	0	0	0	0	0	0	0	0	0	11	15	0.00	2.000
Jeff Shaw, R ERA: 3.27 (9, 1)	0.1	L	5	3	4	4	1	1	0	0	0	0	1	12	20	108.00	12.000


BOTTOM

Los Angeles Dodgers @ Anaheim Angels
Edison International Field, Anaheim, CA

Sun Jun 17 2001, 4:05 PM EDT
Att: 43,001 - Sunny - 81 F

livebaseballscorecards.com

AB	36
R	6
H	12
RBI	6
BB	4
SO	5
LOB	17



Batter	1	2	3	4	5	6	7	8	9	AB R H RBI BB SO LOB	TOP											
Craig Counsell, L (1, 4) OBP: 0.347, SLG: 0.352	2-3 K		2-2 G4-3 2B		0-1 HR 1B	3-3 K		3-2 HR 1B		5 3 3 1 0 2 1	Arizona Diamondbacks @ Los Angeles Dodgers Dodger Stadium, Los Angeles, CA Tue Jun 19 2001, 7:10 PM PDT Att. 31,160 - Sunny - 68 F											
Jay Bell, R (1, 5) OBP: 0.387, SLG: 0.475	3-2 FC3-6 1B		0-0 G4-3		1-3 K		4-1 F9 G3 BB	2-3 K		4 0 1 0 1 2 4												
Luis Gonzalez, L (1, 7) OBP: 0.448, SLG: 0.774	2-1 FC3-6 BB 1-2f		1-0 1B G5-3 2B		2-1 1-H HR		2-2 G3	2-1 1-H HR		5 3 3 6 0 0 2												
Mark Grace, L (1, 3) OBP: 0.421, SLG: 0.544	4-0 1-2 BB		2-1 G5-3 1B		0-0 G4-3		1-2 F9	1-2 G3-1		4 0 1 0 1 0 1												
Reggie Sanders, R (1, 9) OBP: 0.321, SLG: 0.538	1-3 K2-3		0-1 G5-3		0-1 G5-3		4-0 IBB		1-3 K	4 0 0 1 1 2 3												
Steve Finley, L (1, 8) OBP: 0.314, SLG: 0.352		3-2 G5-4-3 1B	1-1 G6-3		2-1 HR		1-1 G4-3		2-1 F7	5 1 2 1 0 0 3												
Damian Miller, R (1, 2) OBP: 0.324, SLG: 0.360		1-0 G5-4-3 1-2f		2-2 G6-3		2-1 WP SH2-4 1B		4-2 1B BB	4-0 BB	3 1 1 0 2 0 1												
Tony Womack, L (1, 6) OBP: 0.274, SLG: 0.314		0-2 1B		2-2 G3-1		1-2 F7		1-0 1B HR 1B	1-3 K	5 1 2 0 0 1 2												
Randy Johnson, R (1, 1) OBP: 0.143, SLG: 0.091		0-3 K		1-1 L4		1-0 SH2-4		1-3 K		2 0 0 0 0 1 1												
Erubiel Durazo, L (8, PH) OBP: 0.367, SLG: 0.644										1 0 0 0 0 1 2												
Byung-Hyun Kim, R (8, 1)										0 0 0 0 0 0 0												
Erik Sabel, R (9, 1)										0 0 0 0 0 0 0												
Inning Stats	R: 0 E: 0 K: 2 S: 16	H: 1 LOB: 2 BB: 1 P: 28	R: 0 E: 0 K: 1 S: 11	H: 2 LOB: 1 BB: 0 P: 15	R: 2 E: 0 K: 0 S: 12	H: 3 LOB: 1 BB: 0 P: 18	R: 0 E: 0 K: 0 S: 9	H: 0 LOB: 0 BB: 0 P: 14	R: 2 E: 0 K: 1 S: 10	H: 2 LOB: 0 BB: 0 P: 13	R: 1 E: 0 K: 1 S: 12	H: 2 LOB: 1 BB: 0 P: 21	R: 0 E: 0 K: 0 S: 11	H: 0 LOB: 2 BB: 2 P: 23	R: 4 E: 0 K: 2 S: 18	H: 3 LOB: 0 BB: 1 P: 32	R: 0 E: 0 K: 2 S: 8	H: 0 LOB: 1 BB: 1 P: 16	1B: 8 2B: 2 3B: 0 HR: 3	SF: 0 SAC: 1 DP: 1 HBP: 0	WP: 1 PB: 0 SB: 0 CS: 0	PA: 44
PITCHER	IP WLS BF H R ER SO BB IBB HBP BLK WP HR S P ERA WHIP																					
37 Darren Dreifort, R (1, 1) ERA: 4.95	6.0 L 28 10 5 5 5 1 0 0 0 1 2 70 109 7.50 1.833																					
Jeff Williams, L (7, 1) ERA: 1.93	1.0 5 0 0 0 0 1 1 0 0 0 0 11 23 0.00 1.000																					
Gregg Olson, R (8, 1) ERA: 7.88	0.2 5 2 3 3 2 1 0 0 0 0 0 13 24 40.50 4.500																					
Jesse Orosco, L (8, 1) ERA: 3.38	0.1 2 1 1 1 0 0 0 0 0 0 1 5 8 27.00 3.000																					
Mike Fetters, R (9, 1) ERA: 3.97	1.0 4 0 0 0 0 2 1 0 0 0 0 8 16 0.00 1.000																					

livebaseballscorecards.com

AB	38
R	9
H	13
RBI	9
BB	5
SO	9
LOB	20



Batter	1	2	3	4	5	6	7	8	9	AB R H RBI BB SO LOB
Paul Lo Duca, R OBP: 0.377, SLG: 0.552 (1, 2)	K		G4-6-3 1B		E HBP		L7		FC6-4	4 0 1 0 0 1 2
Jeff Reboulet, R OBP: 0.394, SLG: 0.420 (1, 6)	FC5-4 1B		P5		E5 FC6-4		BB			3 0 1 0 1 0 2
Shawn Green, L OBP: 0.359, SLG: 0.549 (1, 9)	FC5-4 1B		G4-6-3		K		K			4 0 1 0 0 2 5
Gary Sheffield, R OBP: 0.412, SLG: 0.530 (1, 7)	FC5-4 BB			P5	FC6-4		F9			4 0 0 0 0 0 4
Eric Karros, R OBP: 0.285, SLG: 0.407 (1, 3)	BB			HR		F8	F7			3 1 1 1 1 0 0
Adrian Beltré, R OBP: 0.268, SLG: 0.391 (1, 5)	F2			K		F8	K			4 0 0 0 0 2 3
Marquis Grissom, R OBP: 0.262, SLG: 0.508 (1, 8)			K		G5-3		F3			4 0 0 0 0 1 0
Hiram Bocachica, R OBP: 0.310, SLG: 0.441 (1, 4)			K2-3		HR		G5-3			4 1 1 1 0 2 0
37 Darren Dreifort, R OBP: 0.207, SLG: 0.357 (7, 1)			K		K		BB 1B			2 0 0 0 0 0 2 0
Chris Donnels, L OBP: 0.276, SLG: 0.242 (7, PH)										0 0 0 0 0 0 0 0
Gregg Olson, R (8, 1)										1 0 1 0 0 0 0 0
Jesse Orosco, R (8, 1)										0 0 0 0 0 0 0 0
Mike Fetters, R (9, 1)										0 0 0 0 0 0 0 0
Dave Hansen, L (9, PH)										1 0 1 0 0 0 0 0

BOTTOM	
AB	34
R	2
H	7
RBI	2
BB	2
SO	10
LOB	16
WP	PA: 37
PB: 0	
SB: 0	
CS: 0	

Arizona Diamondbacks @ Los Angeles Dodgers
Dodger Stadium, Los Angeles, CA
Tue Jun 19 2001, 7:10 PM PDT
Att: 31,160 - Sunny - 68 F

livebaseballscores.com



Inning Stats		R: 0	H: 2	E: 0	K: 1	S: 17	LOB: 3	BB: 1	P: 24	R: 0	H: 0	E: 0	K: 3	S: 11	LOB: 0	BB: 0	P: 18	R: 0	H: 1	E: 0	K: 0	S: 7	LOB: 0	BB: 0	P: 9	R: 1	H: 1	E: 0	K: 1	S: 10	LOB: 0	BB: 0	P: 18	R: 1	H: 1	E: 1	K: 2	S: 13	LOB: 2	BB: 0	P: 21	R: 0	H: 0	E: 0	K: 0	S: 7	LOB: 0	BB: 0	P: 11	R: 0	H: 1	E: 0	K: 1	S: 16	LOB: 2	BB: 1	P: 24	R: 0	H: 0	E: 0	K: 1	S: 6	LOB: 0	BB: 0	P: 11	R: 0	H: 1	E: 0	K: 1	S: 9	LOB: 1	BB: 0	P: 14	1B: 5	SF: 0	2B: 0	SAC: 0	3B: 0	DP: 1	HR: 2	HBP: 1	WP: 0	PA: 37	ERA	WHIP
PITCHER		IP	WLS	BF	H	R	ER	SO	BB	IBB	HBP	BLK	WP	HR	S	P	ERA	WHIP																																																																			
Randy Johnson, L (1, 1)		7.0		30	6	2	2	8	2	0	1	0	0	81	125	2.57	1.143																																																																				
Byung-Hyun Kim, R (8, 1)		1.0		3	0	0	0	1	0	0	0	0	0	6	11	0.00	0.000																																																																				
Erik Sabel, R (9, 1)		1.0		4	1	0	0	1	0	0	0	0	0	9	14	0.00	1.000																																																																				

Batter	1	2	3	4	5	6	7	8	9	AB R H RBI BB SO LOB	TOP					
Craig Counsell, L (1, 4) OBP: 0.338, SLG: 0.341	1-2 F7		3-1 G4-3		1-1 G6-3		0-3 K		0-1 G4-3	5 0 0 0 0 1 0						
Jay Bell, R (1, 5) OBP: 0.385, SLG: 0.469	4-2 1B BB		1-3 K		0-0 G5-3			3-1 G6-3		3 0 0 0 1 1 0						
Luis Gonzalez, L (1, 7) OBP: 0.452, SLG: 0.772	2-3 K			3-2 1B 3B HBP		4-2 F8 BB BB		4-2 BB 1B BB		1 1 0 0 2 1 1						
Mark Grace, L (1, 3) OBP: 0.431, SLG: 0.551	1-0 1-3 1B			1-0 1-2 3B 1B		4-2 1-2 BB		1-0 1-2 BB 1B		3 1 3 0 1 0 0						
David Dellucci, L (1, 9) OBP: 0.390, SLG: 0.574	1-2 L6			3-1 1-H 2-H SH1-3 3B		2-3 K		4-2 1-2 2-3 BB		3 1 1 2 1 1 4						
Steve Finley, L (1, 8) OBP: 0.309, SLG: 0.346		3-2 F9		0-1 F5		2-1 F8		1-0 F2		4 0 0 0 0 0 6						
Chad Moeller, R (1, 2) OBP: 0.263, SLG: 0.368		3-2 G6-3		1-1 SH1-3		2-3 K		0-2 F7		2 0 0 1 0 1 2						
Erubiel Durazo, L (8, PH) OBP: 0.364, SLG: 0.638				3-H						1 0 0 0 0 0 3						
Damian Miller, R (8, 2) OBP: 0.324, SLG: 0.360										0 0 0 0 0 0 0						
Tony Womack, L (1, 6) OBP: 0.270, SLG: 0.309		2-2 P5		2-2 F7		2-2 P6		2-1 B3-1		4 0 0 0 0 0 0						
Miguel Batista, R (1, 1) Ryan Christenson, R (7, PH) Mike Mohler, R (7, 1) Byung-Hyun Kim, R (7, 1) Danny Bautista, R (9, PH) Erik Sabel, R (8, 1)			1-3 K		1-1 F2		2-3 K		3-1 G6-3	2 0 0 0 0 1 0 1 0 0 0 0 1 0 0 0 0 0 0 0 0 0 0 0 0 0 0 0 1 0 0 0 0 0 0 0 0 0 0 0 0 0						
Inning Stats	R: 0 H: 1 E: 0 K: 1 S: 14	H: 0 LOB: 0 BB: 0 P: 20	R: 0 H: 0 E: 0 K: 2 S: 8	H: 0 LOB: 0 BB: 0 P: 13	R: 3 H: 2 E: 0 K: 0 S: 15	H: 2 LOB: 0 BB: 0 P: 25	R: 0 H: 0 E: 0 K: 2 S: 5	H: 0 LOB: 2 BB: 2 P: 29	R: 0 H: 0 E: 0 K: 2 S: 9	H: 0 LOB: 0 BB: 0 P: 13	R: 0 H: 1 E: 0 K: 0 S: 12	H: 1 LOB: 3 BB: 2 P: 25	R: 0 H: 0 E: 0 K: 0 S: 6	H: 0 LOB: 0 BB: 0 P: 11	1B: 3 SF: 0 2B: 0 SAC: 1 3B: 1 DP: 0 HR: 0 HBP: 1	WP: 0 PA: 37 PB: 0 SB: 0 CS: 0
PITCHER	IP WLS BF H R ER SO BB IBB HBP BLK WP HR S P ERA WHIP															
Chan Ho Park, R (1, 1) ERA: 2.8	7.0	28	3	3	3	7	3	0	1	0	0	0	78	130	3.86	0.857
Matt Herges, R (8, 1) ERA: 2.72	1.0	6	1	0	0	0	2	0	0	0	0	0	12	25	0.00	3.000
Jeff Shaw, R (9, 1) ERA: 3.18	1.0	W 3	0	0	0	0	0	0	0	0	0	0	6	11	0.00	0.000

Arizona Diamondbacks @ Los Angeles Dodgers
 Dodger Stadium, Los Angeles, CA
 Wed Jun 20 2001, 7:10 PM PDT
 Att. 35,651 - Sunny - 78 F

livebaseballscorecards.com

AB	30
R	3
H	4
RBI	3
BB	5
SO	7
LOB	16



Batter	1	2	3	4	5	6	7	8	9	AB	R	H	RBI	BB	SO	LOB
Tom Goodwin, L OBP: 0.307, SLG: 0.368 Marquis Grissom, R OBP: 0.264, SLG: 0.523 (8, 8)	2-1 G6-3	3-1 G3		3-3 K			1-2 HR		1-2 G5-3	3	0	0	0	0	1	4
Hiram Bocachica, R OBP: 0.314, SLG: 0.433 (1, 4)	1-1 F8		0-2 F9		1-3 K		4-2 PB BB		0-0 WP HBP 1B	4	1	1	0	1	1	0
Shawn Green, L OBP: 0.356, SLG: 0.541 (1, 9)	1-0 L9		2-0 G4-3		1-3 K		0-0 F7		4-1 HBP IBB 1B	4	0	0	0	1	1	1
Gary Sheffield, R OBP: 0.412, SLG: 0.522 (1, 7)		1-2 F3	4-0 S BB		2-2 G6-3		1-3 K		4-0 HBP IBB	3	0	0	0	2	1	1
Eric Karros, R OBP: 0.303, SLG: 0.412 (1, 3)		2-2 1B 2B	1-1 F8			4-2 G4-6-3 BB		0-1 F2	2-2 HBP	3	1	1	1	1	0	1
Adrián Beltré, R OBP: 0.275, SLG: 0.389 (1, 5)		1-1 1B 1B		4-0 SH1-4 1B BB		0-0 G4-6-3		1-0 P4		3	1	1	1	1	0	1
Chad Kreuter, S OBP: 0.404, SLG: 0.375 Paul Lo Duca, R OBP: 0.377, SLG: 0.552 (8, PR) (9, 2)		4-2 1B BB		0-1 SH1-4 1B		4-1 BB		4-2 1B BB		1	0	1	0	3	0	0
Alex Cora, L OBP: 0.282, SLG: 0.361 (1, 6)		0-0 SH2-4 1B		1-0 L9		0-3 K		0-0 1B		4	0	2	1	0	1	3
Chan Ho Park, R OBP: 0.156, SLG: 0.219 Jeff Reboulet, R OBP: 0.390, SLG: 0.415 Matt Herges, L OBP: 0.250, SLG: 0.250 Dave Hansen, L OBP: 0.417, SLG: 0.365 Jeff Shaw, R (9, 1)		0-0 SH2-4		3-1 SH1-4			0-2 G6-3		3-3 K	0	0	0	0	0	0	0

Inning Stats	R: 0	H: 0	E: 0	K: 5	S: 5	H: 0	LOB: 0	BB: 0	P: 9	R: 2	H: 3	E: 0	K: 0	S: 15	R: 0	H: 0	E: 0	K: 0	S: 6	R: 0	H: 1	E: 0	K: 1	S: 8	R: 0	H: 0	E: 0	K: 2	S: 9	R: 0	H: 0	E: 0	K: 1	S: 9	R: 1	H: 1	E: 0	K: 1	S: 14	R: 0	H: 1	E: 0	K: 1	S: 11	R: 1	H: 1	E: 0	K: 0	S: 8	1B: 5	2B: 1	3B: 0	HR: 1	SF: 0	SAC: 2	DP: 1	HBP: 1	WP: 2	PB: 1	SB: 1	CS: 0	PA: 41
--------------	------	------	------	------	------	------	--------	-------	------	------	------	------	------	-------	------	------	------	------	------	------	------	------	------	------	------	------	------	------	------	------	------	------	------	------	------	------	------	------	-------	------	------	------	------	-------	------	------	------	------	------	-------	-------	-------	-------	-------	--------	-------	--------	-------	-------	-------	-------	--------

PITCHER	IP	WLS	BF	H	R	ER	SO	BB	IBB	HBP	BLK	WP	HR	S	P	ERA	WHIP
Miguel Batista, R ERA: 3.13 (1, 1)	6.0		26	4	2	2	4	5	0	0	0	0	0	52	97	3.00	1.500
Mike Mohler, L ERA: 3.38 (7, 1)	0.2	B	4	1	1	1	0	1	0	0	0	0	1	10	15	13.50	3.000
Byung-Hyun Kim, R ERA: 3.57 (7, 1)	1.1		6	1	0	0	2	1	0	0	0	0	0	15	24	0.00	1.500
Erik Sabel, R ERA: 2.42 (9, 1)	0.1	L	5	1	1	1	0	0	2	1	0	1	0	8	19	27.00	3.000

BOTTOM

Arizona Diamondbacks @ Los Angeles Dodgers
Dodger Stadium, Los Angeles, CA

livebaseballscorecards.com

AB	29
R	4
H	7
RBI	4
BB	9
SO	6
LOB	13



Wed Jun 20 2001, 7:10 PM PDT
Att. 35,651 - Sunny - 78 F

Batter	1	2	3	4	5	6	7	8	9	AB R H RBI BB SO LOB	TOP																									
Cesar Crespo, S OBP: 0.308, SLG: 0.279 (1, 4)	2-2 G6-3 1B		1-1 G4-3 1B 2B		2-3 K	3-3 K		0-0 E4 1-3	3-2 1B	6 1 2 2 0 2 3																										
Mark Kotsay, L OBP: 0.362, SLG: 0.412 (1, 8)	2-2 G1-3 1B		1-0 G4-3		2-3 K		2-1 F7	1-1 G4-3	1-1 F8	6 0 1 0 0 1 5																										
Ryan Klesko, L OBP: 0.408, SLG: 0.565 (1, 3)	3-2 G1-3 1-2		0-0 1B		4-1 E BB		2-3 K		4-1 2B 1B BB	3 2 1 1 2 1 1																										
Phil Nevin, R OBP: 0.409, SLG: 0.621 (1, 5)	2-2 F9		3-H 2-2 G4-3		1-0 E9 1-H 2-H 2B		2-2 BB 1B		1-1 1B 2B	5 1 3 2 0 0 1																										
Mike Darr, L OBP: 0.410, SLG: 0.373 (1, 9)			1-1 G4-3		0-3 K BB		4-2 BB		4-0 BB 1B IBB	2 1 0 0 3 1 0																										
Bubba Trammell, R OBP: 0.323, SLG: 0.459 (1, 7)			2-0 F8		0-2 1B		3-1 G1-3		3-2 P6	4 0 1 0 0 0 4																										
Jay Witasick, R (7, 1)										0 0 0 0 0 0 0																										
Dave Magadan, L OBP: 0.371, SLG: 0.364 (9, PH)										1 0 0 0 0 0 3																										
Tom Davey, R (9, 1)										0 0 0 0 0 0 0																										
Trevor Hoffman, R (9, 1)										0 0 0 0 0 0 0																										
Rick Wilkins, L OBP: 0.200, SLG: 0.214 (1, 2)			4-0 3B BB		0-3 K		2-3 K		0-0 G6-3	2-0 SF9 BB 1B	4 2 1 2 1 2 1																									
Damian Jackson, R OBP: 0.340, SLG: 0.366 (1, 6)			3-2 1-H 3B		2-1 F8		3-3 K		3-3 K	4-2 S 1B BB	4 1 1 1 1 2 1																									
Woody Williams, R OBP: 0.209, SLG: 0.225 (1, 1)			2-3 K		1-2 E BB 1B		1-1 1B		4-2 E BB	0-2 SF9	3 1 2 0 0 1 1																									
Santiago Perez, S OBP: 0.313, SLG: 0.210 (7, 7)									2-3 3-H	0 0 0 1 1 0 0																										
Inning Stats	R: 0 E: 0 K: 0 S: 15	H: 1 LOB: 1 BB: 0 P: 24	R: 1 E: 0 K: 1 S: 12	H: 1 LOB: 1 BB: 1 P: 24	R: 1 E: 0 K: 0 S: 8	H: 2 LOB: 0 BB: 0 P: 12	R: 0 E: 0 K: 2 S: 11	H: 1 LOB: 1 BB: 0 P: 13	R: 2 E: 1 K: 2 S: 16	H: 2 LOB: 2 BB: 2 P: 31	R: 0 E: 0 K: 3 S: 12	H: 1 LOB: 1 BB: 0 P: 21	R: 0 E: 0 K: 1 S: 14	H: 1 LOB: 2 BB: 1 P: 27	R: 0 E: 1 K: 1 S: 9	H: 0 LOB: 2 BB: 1 P: 17	R: 5 E: 0 K: 0 S: 17	H: 3 LOB: 1 BB: 3 P: 39	1B: 8 2B: 3 3B: 1 HR: 0	SF: 1 SAC: 0 DP: 0 HBP: 0	WP: 0 PB: 0 SB: 1 CS: 0	PA: 47														
PITCHER	IP WLS BF H R ER SO BB IBB HBP BLK WP HR S P ERA WHIP																																			
Terry Adams, R ERA: 5.33 (1, 1)	5.0		24	7	4	4	5	3	0	0	0	0	0	62	104	7.20	2.000																			
Giovanni Carrara, R ERA: 1.69 (6, 1)	1.0		4	1	0	0	3	0	0	0	0	0	0	12	21	0.00	1.000																			
Jeff Williams, L ERA: 1.69 (7, 1)	0.2		4	1	0	0	1	1	0	0	0	0	0	12	22	0.00	3.000																			
Matt Herges, R ERA: 3.38 (7, 1)	1.2	L	11	2	4	4	1	2	1	0	0	0	0	18	43	21.60	2.400																			
Gregg Olson, R ERA: 8.03 (9, 1)	0.2		4	1	1	1	0	1	0	0	0	0	0	10	18	13.50	3.000																			

San Diego Padres @ Los Angeles Dodgers
Dodger Stadium, Los Angeles, CA
 Fri Jun 22 2001, 7:10 PM PDT
 Att. 35,169 - Sunny - 79 F

AB	38
R	9
H	12
RBI	9
BB	8
SO	10
LOB	20



WP	0
PA	47

ERA	7.20
WHIP	2.000

Batter	1	2	3	4	5	6	7	8	9	AB R H RBI BB SO LOB
Paul Lo Duca, R OBP: 0.384, SLG: 0.573 (1, 2)	1-0 G5-3		2-3 K		0-0 HR		2-2 1B		0-2 1B	5 2 3 1 0 1 0
Hiram Bocachica, R OBP: 0.309, SLG: 0.422 (1, 4)	3-2 F3			1-1 BB 1B	2-2 F7		2-1 F8		0-3 K	5 1 1 0 0 1 3
Shawn Green, L OBP: 0.357, SLG: 0.538 (1, 9)	2-2 G4-3			0-0 F9	0-0 F7		3-2 G1-4-3 1B		1-0 1B	5 0 2 0 0 0 1
Gary Sheffield, R OBP: 0.412, SLG: 0.516 (1, 7)		3-2 G6-3		4-0 BB 1B		0-0 SH 1B	2-2 G1-4-3		1-3 K	4 1 1 0 1 1 5
Eric Karros, R OBP: 0.306, SLG: 0.411 (1, 3)		0-0 F2		1-1 P4		0-1 FC5-2 1B		1-0 F2	2-2 1B	5 0 2 2 0 0 2
Adrián Beltré, R OBP: 0.281, SLG: 0.388 (1, 5)		1-2 G5-3		4-2 1B		1-0 SH		0-1 1B	0-2 P5	3 0 1 0 1 0 2
Marquis Grissom, R OBP: 0.269, SLG: 0.528 (1, 8)			3-2 SH4-3	1-2 1B		1-0 FC5-2		1-3 K		4 1 2 2 0 1 4
Alex Cora, L OBP: 0.278, SLG: 0.356 (1, 6)			1-1 SH4-3	2-2 G4-3		0-3 K		2-0 F8		3 0 0 0 0 1 6
Gregg Olson, R (9, 1)			2-3 SH4-3							0 0 0 0 0 0 0
Terry Adams, R (1, 1)			1-1 SF9		1-2 G3		2-3 K		0-1 1B	0 0 0 1 0 0 0
Chris Donnels, L OBP: 0.273, SLG: 0.239 (5, PH)										1 0 0 0 0 0 0
Giovanni Carrara, R OBP: 0.500, SLG: 0.500 (6, 1)										0 0 0 0 0 0 0
Dave Hansen, L OBP: 0.412, SLG: 0.360 (6, PH)										1 0 0 0 0 1 3
Jeff Williams, R (7, 1)										0 0 0 0 0 0 0
Matt Herges, L OBP: 0.250, SLG: 0.250 (7, 1)										0 0 0 0 0 0 0
Jeff Branson, L OBP: 0.500, SLG: 0.500 (9, 8)										1 1 1 0 0 0 0

Inning Stats	R: 0	H: 0	E: 0	LOB: 0	K: 0	S: 7	P: 13	R: 0	H: 0	E: 0	LOB: 0	K: 0	S: 7	P: 11	R: 1	H: 1	E: 0	LOB: 0	K: 1	S: 15	P: 22	R: 2	H: 2	E: 0	LOB: 2	K: 0	S: 13	P: 26	R: 1	H: 1	E: 0	LOB: 0	K: 0	S: 9	P: 12	R: 0	H: 2	E: 1	LOB: 3	K: 2	S: 12	P: 16	R: 0	H: 2	E: 0	LOB: 1	K: 0	S: 12	P: 21	R: 0	H: 1	E: 0	LOB: 1	K: 1	S: 7	P: 11	R: 2	H: 4	E: 0	LOB: 2	K: 2	S: 19	P: 23	1B: 11	SF: 1	2B: 1	SAC: 2	3B: 0	DP: 1	HR: 1	HBP: 0	WP: 0	PA: 42
--------------	------	------	------	--------	------	------	-------	------	------	------	--------	------	------	-------	------	------	------	--------	------	-------	-------	------	------	------	--------	------	-------	-------	------	------	------	--------	------	------	-------	------	------	------	--------	------	-------	-------	------	------	------	--------	------	-------	-------	------	------	------	--------	------	------	-------	------	------	------	--------	------	-------	-------	--------	-------	-------	--------	-------	-------	-------	--------	-------	--------

PITCHER	IP	WLS	BF	H	R	ER	SO	BB	IBB	HBP	BLK	WP	HR	S	P	ERA	WHIP
Woody Williams, R ERA: 4.73 (1, 1)	6.1		30	8	4	4	3	1	1	0	0	0	0	11	17	0.00	0.600
Jay Witasick, R ERA: 1.86 (7, 1)	1.2	W	5	1	0	0	1	0	0	0	0	0	0	9	10	54.00	9.000
Tom Davey, R ERA: 3.56 (9, 1)	0.1		4	3	2	2	1	0	0	0	0	0	0	10	13	0.00	1.500
Trevor Hoffman, R ERA: 3.49 (9, 1)	0.2	S	3	1	0	0	1	0	0	0	0	0	0	10	13	0.00	1.500

BOTTOM

San Diego Padres @ Los Angeles Dodgers
Dodger Stadium, Los Angeles, CA

livebaseballscores.com

AB	37
R	6
H	13
RBI	6
BB	2
SO	6
LOB	26



Fri Jun 22 2001, 7:10 PM PDT
Att: 35,169 - Sunny - 79 F

Batter	1	2	3	4	5	6	7	8	9	AB R H RBI BB SO LOB	TOP									
Rickey Henderson, R OBP: 0.341, SLG: 0.344 (1, 7)	3-1 2B 2B		3-2 F9	3-2 P4			0-3 K		2-2 G1-3	5 1 1 0 0 1 3										
Mark Kotsay, L OBP: 0.355, SLG: 0.404 (1, 8)	1-2 F5		1-0 F2		0-1 G4-3			2-1 G3-1	0-2 SF8	4 0 0 1 0 0 1										
Ryan Klesko, L OBP: 0.411, SLG: 0.579 (1, 3)	2-1 2B 2-H		4-1 BB		1-2 G6-3			0-0 HR	3-H 3-2 F7	4 1 2 2 1 0 1										
Phil Nevin, R OBP: 0.406, SLG: 0.614 (1, 5)	1-1 L4		2-1 F7		2-0 G5-3			4-2 FC5-4 BB		3 0 0 0 1 0 2										
Mike Darr, L OBP: 0.401, SLG: 0.364 (1, 9)	1-3 K			2-2 E7 2B		1-3 K		2-2 FC5-4 BB 1-2f		4 2 0 0 0 2 2										
Ben Davis, S OBP: 0.389, SLG: 0.416 (1, 2)		0-1 F8		0-2 2B 2B 2-H		4-1 G3-6-3 BB		4-1 E 1B BB		2 1 1 1 2 0 0										
Cesar Crespo, S OBP: 0.305, SLG: 0.278 (1, 4)		0-0 F6		0-1 F9		2-1 G3-6-3 1-2f		1-1 E8 1-H 2-H 1B		4 0 1 1 0 0 2 0 0 0 0 0 0 0										
Rudy Seanez, R (8, 1)																				
Damian Jackson, R OBP: 0.337, SLG: 0.363 (1, 6)		0-2 1B		1-3 K			0-0 G3		1-1 E4 E SF8	4 1 1 0 0 1 1										
Brian Lawrence, R OBP: 0.333, SLG: 0.667 (1, 1)		0-3 K		0-0 2B 2-H			1-3 K		1-2 E5 1B	3 0 1 1 0 2 1 1 0 1 0 0 0 0										
Alex Arias, R OBP: 0.327, SLG: 0.373 (8, 4)																				
Inning Stats	R: 1 E: 0 K: 1 S: 12	H: 2 LOB: 1 BB: 0 P: 20	R: 0 E: 0 K: 1 S: 9	H: 1 LOB: 1 BB: 0 P: 9	R: 0 E: 0 K: 0 S: 8	H: 0 LOB: 1 BB: 1 P: 18	R: 2 E: 1 K: 1 S: 18	H: 2 LOB: 1 BB: 0 P: 24	R: 0 E: 0 K: 0 S: 6	H: 0 LOB: 0 BB: 1 P: 13	R: 0 E: 0 K: 2 S: 7	H: 0 LOB: 0 BB: 0 P: 8	R: 2 E: 1 K: 0 S: 11	H: 2 LOB: 1 BB: 2 P: 24	R: 1 E: 2 K: 0 S: 15	H: 1 LOB: 1 BB: 0 P: 22	1B: 3 2B: 4 3B: 0 HR: 1	SF: 1 SAC: 0 DP: 1 HBP: 0	WP: 0 PB: 0 SB: 0 CS: 0	PA: 39
PITCHER	IP WLS BF H R ER SO BB IBB HBP BLK WP HR S P ERA WHIP																			
Luke Prokopec, R ERA: 4.08 (1, 1)	7.0 L 28 5 3 1 6 2 0 0 0 0 0 0 66 101 1.29 1.000																			
Jeff Williams, L ERA: 4.26 (8, 1)	1.0 6 2 2 2 0 2 0 0 0 0 0 1 11 24 18.00 4.000																			
Al Reyes, R ERA: (9, 1)	1.0 5 1 1 0 0 0 0 0 0 0 0 0 15 22 0.00 1.000																			

San Diego Padres @ Los Angeles Dodgers
 Dodger Stadium, Los Angeles, CA
 Sat Jun 23 2001, 7:10 PM PDT
 Att. 45,130 - Sunny - 73 F

AB	34
R	6
H	8
RBI	6
BB	4
SO	6
LOB	13



Batter	1	2	3	4	5	6	7	8	9	AB R H RBI BB SO LOB	TOP	
Cesar Crespo, S OBP: 0.322, SLG: 0.280 (1, 4)	4-1 F8 S BB		1-3 K			4-2 1B BB	2-2 F8		0-0 HR 1B	3 2 1 0 2 1 1		
Mark Kotsay, L OBP: 0.351, SLG: 0.399 (1, 8)	1-3 K			1-1 G3		2-0 F7	2-2 1B 2-H 1B		0-3 K	5 0 1 1 0 2 3		
Ryan Klesko, L OBP: 0.411, SLG: 0.576 (1, 3)	1-0 F8			1-3 K		1-0 1B 1B	1-1 S 1B		1-0 F9	5 1 2 0 0 1 2		
Phil Nevin, R OBP: 0.410, SLG: 0.624 (1, 5)	1-1 G6-3			0-2 F9		1-1 1B BB 1B	4-1 BB 1-2 BB		0-0 HR 1-H	4 2 2 3 1 0 1		
Mike Darr, L OBP: 0.401, SLG: 0.361 (1, 9)			0-3 K		2-2 WP 1B	4-1 1B BB	2-1 G4-3		0-3 K	4 0 1 0 1 2 3		
Bubba Trammell, R OBP: 0.326, SLG: 0.457 (1, 7)			4-2 CS BB		2-0 G6-3	2-2 1B		3-2 G5-3		3 0 1 2 1 0 1		
Ben Davis, S OBP: 0.387, SLG: 0.410 (1, 2)			3-3 K		4-0 G1-6-3 BB	0-1 F7		0-1 G3		3 0 0 0 1 1 3		
Damian Jackson, R OBP: 0.341, SLG: 0.373 (1, 6)			1-3 K		1-2 G1-6-3		0-0 SH1-3 1B	3-1 2B		4 1 2 0 0 1 2		
Adam Eaton, R OBP: 0.216, SLG: 0.152 (1, 1)			0-0 G5-3		1-0 F3	1-0 F3	0-0 SH1-3	1-3 K		3 0 0 0 0 1 1		
Inning Stats	R: 0 E: 0 K: 1 S: 7 H: 0 LOB: 1 BB: 1 P: 14	R: 0 E: 0 K: 2 S: 9 H: 0 LOB: 1 BB: 1 P: 16	R: 0 E: 0 K: 2 S: 9 H: 0 LOB: 0 BB: 0 P: 11	R: 0 E: 0 K: 1 S: 8 H: 0 LOB: 0 BB: 0 P: 10	R: 0 E: 0 K: 0 S: 7 H: 1 LOB: 1 BB: 1 P: 16	R: 3 E: 0 K: 0 S: 13 H: 3 LOB: 2 BB: 2 P: 28	R: 1 E: 0 K: 0 S: 13 H: 3 LOB: 3 BB: 1 P: 24	R: 0 E: 0 K: 1 S: 15 H: 1 LOB: 1 BB: 0 P: 22	R: 2 E: 0 K: 2 S: 10 H: 2 LOB: 0 BB: 0 P: 11	1B: 8 2B: 2 3B: 0 HR: 1 SF: 0 SAC: 1 DP: 2 HBP: 0	WP: 2 PB: 0 SB: 2 CS: 1 PA: 41	
PITCHER	IP WLS BF H R ER SO BB IBB HBP BLK WP HR S P ERA WHIP											
37 Darren Dreifort, R ERA: 4.94 (1, 1)	5.2 L 24 4 3 3 6 5 0 0 0 2 0 51 93 4.76 1.588											
Giovanni Carrara, R ERA: 1.95 (6, 1)	1.0 7 3 1 1 0 1 0 0 0 0 0 13 22 9.00 4.000											
Kevin Brown, R ERA: 2.55 (7, 1)	1.1 5 1 0 0 1 0 0 0 0 0 0 17 26 0.00 0.750											
Jeff Shaw, R ERA: 3.6 (9, 1)	1.0 5 2 2 2 2 0 0 0 0 0 1 10 11 18.00 2.000											

San Diego Padres @ Los Angeles Dodgers
 Dodger Stadium, Los Angeles, CA
 Sun Jun 24 2001, 1:10 PM PDT
 Att. 37,136 - Sunny - 78 F

AB	34
R	6
H	10
RBI	6
BB	6
SO	9
LOB	17



WP: 2 PA: 41
 PB: 0
 SB: 2
 CS: 1

Batter	1	2	3	4	5	6	7	8	9	AB	R	H	RBI	BB	SO	LOB
Paul Lo Duca, R OBP: 0.372, SLG: 0.557 (1, 3)	1-1 G5-3		1-1 F1		1-1 F9			0-1 G6-3		4	0	0	0	0	0	2
Jeff Branson, L OBP: 0.400, SLG: 0.400 (1, 4)	2-2 G1-3			0-0 P4		1-1 G6-3		0-1 FC1-6 BB 1B		4	0	1	0	0	0	0
Gary Sheffield, R OBP: 0.419, SLG: 0.528 (1, 7)	0-1 L5			4-1 BB		0-0 HR		4-2 FC1-6 BB 1-2		2	1	1	1	2	0	0
Shawn Green, L OBP: 0.351, SLG: 0.537 (1, 9)		3-1 G4-3		1-2 F2		0-0 G3-1		1-0 FC1-6 1-2 2-3		4	0	0	0	0	0	3
Dave Hansen, L OBP: 0.404, SLG: 0.358 Kevin Brown, R OBP: 0.174, SLG: 0.238 Adrián Beltré, R OBP: 0.272, SLG: 0.374 Jeff Shaw, R (9, 1)		0-1 2B		1-1 L6		4-1 BB		1-1 F8		2	0	1	0	1	0	1
Marquis Grissom, R OBP: 0.263, SLG: 0.517 (1, 8)		2-2 G1-3			1-2 G5-3		0-1 F9		0-0 P4	4	0	0	0	0	0	2
Chad Kreuter, S OBP: 0.400, SLG: 0.365 (1, 2)		1-3 K			4-1 HBP BB		1-0 F8		1-3 K	3	0	0	0	1	2	1
Alex Cora, L OBP: 0.276, SLG: 0.348 Jeff Reboulet, R OBP: 0.382, SLG: 0.405 (6, 6)			1-3 K		2-2 HBP		1-3 K		3-3 K	1	0	0	0	0	1	0
37 Darren Dreifort, R OBP: 0.194, SLG: 0.333 Giovanni Carrara, R OBP: 0.500, SLG: 0.500 Chris Donnels, L OBP: 0.266, SLG: 0.232 (7, 5)			0-3 K		1-2 HBP		0-0 G4-3			2	0	0	0	0	2	2
										0	0	0	0	0	0	0
										1	0	0	0	0	0	0

Inning Stats	R: 0	H: 0	E: 0	K: 0	S: 7	R: 0	H: 1	E: 0	K: 1	S: 10	R: 0	H: 0	E: 0	K: 2	S: 8	R: 0	H: 0	E: 0	K: 1	S: 7	R: 0	H: 0	E: 0	K: 1	S: 12	R: 1	H: 1	E: 0	K: 0	S: 7	R: 0	H: 0	E: 0	K: 1	S: 6	R: 0	H: 1	E: 0	K: 0	S: 9	R: 0	H: 0	E: 0	K: 2	S: 10	1B: 1	SF: 0	2B: 1	SAC: 0	3B: 0	DP: 0	HR: 1	HBP: 1	WP: 0	PA: 35
PITCHER Adam Eaton, R ERA: 4.29 (1, 1)	IP	WLS	BF	H	R	ER	SO	BB	IBB	HBP	BLK	WP	HR	S	P	ERA	WHIP																																						
	9.0	W	35	3	1	1	7	4	0	1	0	0	1	76	119	1.00	0.778																																						


BOTTOM

San Diego Padres @ Los Angeles Dodgers
Dodger Stadium, Los Angeles, CA

Sun Jun 24 2001, 1:10 PM PDT
Att. 37,136 - Sunny - 78 F

livebaseballscorecards.com

AB 30
R 1
H 3
RBI 1
BB 4
SO 7
LOB 13



Batter	1	2	3	4	5	6	7	8	9	AB R H RBI BB SO LOB	TOP											
Tom Goodwin, L (1, 8) OBP: 0.300, SLG: 0.358	1-2 P5	1-3 K			1-3 K			3-2 P6		4 0 0 0 0 2 1	Los Angeles Dodgers @ San Francisco Giants PacBell Park, San Francisco, CA Mon Jun 25 2001, 10:15 PM EDT Att. 40,942 - Overcast - 56 F											
Hiram Bocachica, R (1, 4) OBP: 0.305, SLG: 0.418	0-0 1B 2B		2-2 P4		2-1 F8			1-3 K		4 1 1 0 0 1 0												
Gary Sheffield, R (1, 7) OBP: 0.416, SLG: 0.520	4-1 1B BB		1-1 F8			2-2 L5			0-2 G5-3	3 0 0 0 1 0 0												
Shawn Green, L (1, 9) OBP: 0.353, SLG: 0.537	1-0 1B		2-1 G4-3			2-3 K			1-2 G5-3 1B	4 0 2 1 0 1 0												
Paul Lo Duca, R (1, 3) OBP: 0.369, SLG: 0.568	1-3 K			0-0 HR		0-0 G1-3			0-2 G5-3	4 1 1 1 0 1 3												
Adrian Beltré, R (1, 5) OBP: 0.265, SLG: 0.364	2-3 K			2-2 P6			2-2 G4-3		1-1 G5-3	4 0 0 0 0 1 3												
Chad Kreuter, S (1, 2) OBP: 0.399, SLG: 0.364		3-2 F8 1B		0-1 F9			3-3 K			3 0 1 0 0 1 0												
Chris Donnels, L (7, 3) OBP: 0.266, SLG: 0.232										0 0 0 0 0 0 0												
Alex Cora, L (1, 6) OBP: 0.272, SLG: 0.343			2-2 F8		2-0 F7			1-1 F7		3 0 0 0 0 0 1												
Chan Ho Park, R (1, 1) OBP: 0.147, SLG: 0.206			1-2 G6-3			0-2 G6-3				2 0 0 0 0 0 1												
Jeff Branson, L (8, PH) OBP: 0.364, SLG: 0.364										1 0 0 0 0 1 0												
Matt Herges, L (8, 1) OBP: 0.250, SLG: 0.250								2-3 K		0 0 0 0 0 0 0												
Inning Stats	R: 1 E: 0 K: 2 S: 13	H: 2 LOB: 2 BB: 1 P: 22	R: 0 E: 0 K: 1 S: 18	H: 1 LOB: 1 BB: 0 P: 25	R: 0 E: 0 K: 0 S: 7	H: 0 LOB: 0 BB: 0 P: 12	R: 1 E: 0 K: 0 S: 7	H: 1 LOB: 0 BB: 0 P: 11	R: 0 E: 0 K: 1 S: 10	H: 0 LOB: 0 BB: 0 P: 13	R: 0 E: 0 K: 1 S: 7	H: 0 LOB: 0 BB: 0 P: 11	R: 0 E: 0 K: 1 S: 12	H: 0 LOB: 0 BB: 0 P: 18	R: 0 E: 0 K: 2 S: 9	H: 0 LOB: 0 BB: 0 P: 15	R: 0 E: 0 K: 0 S: 11	H: 1 LOB: 1 BB: 0 P: 13	1B: 3 2B: 1 3B: 0 HR: 1	SF: 0 SAC: 0 DP: 0 HBP: 0	WP: 0 PB: 0 SB: 0 CS: 0	PA: 33
PITCHER	IP WLS BF H R ER SO BB IBB HBP BLK WP HR S P ERA WHIP																					
Mark Gardner, R (1, 1) ERA: 5.4	7.0 W 26 4 2 2 6 1 0 0 0 0 1 74 112 2.57 0.714																					
Felix Rodriguez, R (8, 1) ERA: 1.69	1.0 H 3 0 0 0 2 0 0 0 0 0 0 9 15 0.00 0.000																					
Robb Nen, R (9, 1) ERA: 3.79	1.0 S 4 1 0 0 0 0 0 0 0 0 0 0 11 13 0.00 1.000																					

AB	32
R	2
H	5
RBI	2
BB	1
SO	8
LOB	9



WP: 0	PA: 33
-------	--------

Batter	1	2	3	4	5	6	7	8	9
Calvin Murray, R OBP: 0.359, SLG: 0.484 (1, 8)	3-3 K		2-3 K		2-3 K			2-1 BB S 2B 1B	
Rich Aurilia, R OBP: 0.383, SLG: 0.556 (1, 6)	3-3 K		0-1 G1-3			0-3 K		4-2 BB 1-2 2B BB	
Barry Bonds, L OBP: 0.488, SLG: 0.892 (1, 7)	4-1 1B 2B BB		0-0 F9			1-1 G6-3		4-0 2B 1-2 2-3 BB	
Jeff Kent, R OBP: 0.372, SLG: 0.511 (1, 4)	1-0 1-2 2B 1B			0-1 HR		0-0 1B		0-1 1-3 2-H 3-H 2B	
Armando Rios, L OBP: 0.321, SLG: 0.468 (1, 9)	1-0 1-H 2-H 2B			2-3 K		3-3 K		4-0 G4-3 IBB	
Benito Santiago, R OBP: 0.355, SLG: 0.431 (1, 2)	0-3 K			1-3 K			2-1 G6-3	1-2 G4-3 1-2f	
Damon Minor, L OBP: 0.429, SLG: 0.333 (1, 3)		0-0 F5		2-1 G4-3			0-1 L3		
Ramon Martinez, R OBP: 0.331, SLG: 0.358 (1, 5)		3-2 G6-3			1-1 F7		3-2 F8		
Mark Gardner, R (1, 1)		0-0 G4-3			0-3 K			3-3 K	
Felix Rodriguez, R (8, 1)									
Felipe Crespo, S (8, PH)									
Robb Nen, R (9, 1)									

Inning Stats	R: 2	H: 2	E: 0	K: 3	S: 14	H: 2	LOB: 1	BB: 1	P: 26	R: 0	H: 0	E: 0	K: 0	S: 5	R: 0	H: 0	E: 0	K: 1	S: 6	R: 1	H: 1	E: 0	K: 2	S: 10	R: 0	H: 0	E: 0	K: 2	S: 8	R: 0	H: 1	E: 0	K: 2	S: 9	R: 0	H: 0	E: 0	K: 0	S: 7	R: 2	H: 2	E: 0	K: 1	S: 15	H: 2	LOB: 2	BB: 3	P: 33
--------------	------	------	------	------	-------	------	--------	-------	-------	------	------	------	------	------	------	------	------	------	------	------	------	------	------	-------	------	------	------	------	------	------	------	------	------	------	------	------	------	------	------	------	------	------	------	-------	------	--------	-------	-------

PITCHER	IP	WLS	BF	H	R	ER	SO	BB	IBB	HBP	BLK	WP	HR	S	P	ERA	WHIP
Chan Ho Park, R (1, 1) ERA: 2.86	7.0	L	26	4	3	3	10	1	0	0	0	0	1	59	93	3.86	0.714
Matt Herges, R (8, 1) ERA: 3.67	1.0		7	2	2	2	1	2	1	0	0	0	0	15	33	18.00	4.000

BOTTOM

AB R H RBI BB SO LOB


4	1	1	0	0	3	0
3	1	0	0	1	2	0
2	1	0	0	2	0	0
4	2	4	3	0	0	0
3	0	1	2	1	2	1
4	0	0	0	0	2	4
3	0	0	0	0	0	0
3	0	0	0	0	0	0
2	0	0	0	0	1	0
0	0	0	0	0	0	0
1	0	0	0	0	1	0
0	0	0	0	0	0	0

AB 29
R 5
H 6
RBI 5
BB 4
SO 11
LOB 5



WP: 0 PA: 33
PB: 0
SB: 1
CS: 0

Los Angeles Dodgers @ San Francisco Giants
PacBell Park, San Francisco, CA
 Mon Jun 25 2001, 10:15 PM EDT
 Att: 40,942 - Overcast - 56 F

Batter	1	2	3	4	5	6	7	8	9	AB R H RBI BB SO LOB	TOP					
Hiram Bocachica, R (1, 4) OBP: 0.301, SLG: 0.409 Alex Cora, L (8, 6) OBP: 0.271, SLG: 0.342	1-1 2B 1B	2-1 G1-3		1-2 F8			0-3 K	1-1 G6-3	1-2 F7	5 1 1 0 0 1 2 1 0 0 0 0 0 1						
Jeff Reboulet, R (1, 6) OBP: 0.383, SLG: 0.416	3-2 E 2B	2-1 G3			0-0 B1		3-2 1B 2B 1B	0-2 F9		5 2 2 1 0 0 1						
Shawn Green, L (1, 9) OBP: 0.357, SLG: 0.538	1-0 E9 1B 2B 1B	1-2 F7			3-3 K		1-1 BB 2B 1B		0-0 S 1B 1B	5 3 3 2 0 1 1						
Gary Sheffield, R (1, 7) OBP: 0.420, SLG: 0.520	0-0 2B 1B				2-2 G1-3		4-2 2B BB		2-0 HR 1B	4 3 2 1 1 0 0						
Paul Lo Duca, R (1, 3) OBP: 0.381, SLG: 0.605	2-0 1B 2B				2-2 G1-3 1B 1B		0-0 L5-3	1-2 1B 2B	1-0 HR	5 3 4 6 0 0 0						
Marquis Grissom, R (1, 8) OBP: 0.267, SLG: 0.515	0-1 P4				2-0 G1-3		0-1 F7	0-2 SH5-4 1B	0-0 2B G4-3 1B	5 1 2 1 0 0 3						
Adrian Beltré, R (1, 5) OBP: 0.278, SLG: 0.372 Jesse Orosco, R (8, 1) Chris Donnels, L (9, PH) OBP: 0.263, SLG: 0.229 Jeff Shaw, R (9, 1)	0-1 G1-6-3 1B				1-1 CS 1B		4-1 BB	1-2 SH5-4	2-3 K	2 0 2 2 1 0 0 0 0 0 0 0 0 0 1 0 0 0 0 1 1 0 0 0 0 0 0 0	AB 42 R 14 H 18 RBI 14 BB 2 SO 5 LOB 14					
Chad Kreuter, S (1, 2) OBP: 0.392, SLG: 0.366	0-0 G1-6-3				0-0 CS		1-3 K	0-0 G4-3	2-1 G4-3 2B	5 0 1 0 0 1 4						
Kevin Brown, R (1, 1) OBP: 0.200, SLG: 0.227 Giovanni Carrara, R (6, 1) OBP: 0.500, SLG: 0.500 Jeff Williams, R (6, 1) Al Reyes, R (6, 1) Dave Hansen, L (6, 5) OBP: 0.402, SLG: 0.369		1-0 G3 G1-3 HBP					0-2 F9	1-1 1B 2B	3-3 K	1 0 3 1 1 1 0 1 1						
Inning Stats	R: 4 H: 6 E: 1 LOB: 1 K: 0 BB: 0 S: 14 P: 21	R: 0 H: 0 E: 0 LOB: 1 K: 0 BB: 0 S: 8 P: 14	R: 1 H: 2 E: 0 LOB: 0 K: 0 BB: 0 S: 7 P: 14	R: 0 H: 0 E: 0 LOB: 0 K: 0 BB: 0 S: 7 P: 8	R: 0 H: 0 E: 0 LOB: 0 K: 1 BB: 0 S: 8 P: 13	R: 0 H: 0 E: 0 LOB: 1 K: 1 BB: 1 S: 7 P: 12	R: 5 H: 5 E: 0 LOB: 1 K: 1 BB: 1 S: 23 P: 34	R: 0 H: 0 E: 0 LOB: 0 K: 1 BB: 0 S: 8 P: 12	R: 4 H: 5 E: 0 LOB: 1 K: 1 BB: 0 S: 13 P: 22	1B: 12 SF: 0 2B: 5 SAC: 1 3B: 0 DP: 1 HR: 1 HBP: 1	WP: 0 PA: 47 PB: 0 SB: 1 CS: 1					
PITCHER	IP WLS BF H R ER SO BB IBB HBP BLK WP HR S P ERA WHIP															
Shawn Estes, L (1, 1) ERA: 2.9	6.0		8	5	5	2	1	0	1	0	0	0	51	82	7.50	1.500
Ryan Vogelsong, R (7, 1) ERA: 5.4	0.1	H	4	3	3	1	0	0	0	0	0	0	11	16	81.00	9.000
Tim Worrell, R (7, 1) ERA: 4.01	0.2	L	5	2	2	0	1	0	0	0	0	0	12	18	27.00	4.500
Aaron Fultz, L (8, 1) ERA: 4.2	1.1		9	5	4	4	0	0	0	0	0	1	17	28	27.00	3.750
Alan Embree, L (9, 1) ERA: 11.25	0.2		2	0	0	0	0	0	0	0	0	0	4	6	0.00	0.000

Los Angeles Dodgers @ San Francisco Giants
PacBell Park, San Francisco, CA
Tue Jun 26 2001, 10:15 PM EDT
Att. 41,288 - Cloudy - 67 F

livebaseballscorecards.com

Batter	1	2	3	4	5	6	7	8	9	AB	R	H	RBI	BB	SO	LOB
Calvin Murray, R (1, 8) OBP: 0.352, SLG: 0.465	0-3 K		4-1 HR BB		2-3 K	0-1 L5		3-3 K		4	1	0	0	1	3	2
Rich Aurilia, R (1, 6) OBP: 0.390, SLG: 0.574	3-2 1B		2-0 HR		1-1 2B	0-0 1B 1B		1-1 G1-3		5	2	4	4	0	0	0
Barry Bonds, L (1, 7) OBP: 0.484, SLG: 0.877	3-3 K		2-2 G3		1-0 G3-1	4-1 1B BB		2-3 K		4	0	0	0	1	2	2
Jeff Kent, R (1, 4) OBP: 0.373, SLG: 0.512	0-1 L6		2-3 K						0-2 F8	5	1	2	1	0	1	1
Armando Rios, L (1, 9) OBP: 0.323, SLG: 0.469		1-1 FC5-4 1B	1-0 G5-3						2-0 1B	4	1	2	0	0	0	2
Ryan Vogelsong, R (7, 1) OBP: 0.250, SLG: 0.500										0	0	0	0	0	0	0
Tim Worrell, R (7, 1)										0	0	0	0	0	0	0
Shawon Dunston, R (8, 9) OBP: 0.315, SLG: 0.491										1	0	1	0	0	0	0
Damon Minor, L (1, 3) OBP: 0.417, SLG: 0.364		1-3 K		2-2 G4-6-3 1B		0-0 1B SH5-3 2B 1B	1-2 F8		0-1 L8	5	1	2	1	0	1	2
Benito Santiago, R (1, 2) OBP: 0.349, SLG: 0.422		0-0 E5 FC5-4		1-2 G4-6-3 1B		0-0 SH5-3	1-3 K		2-2 G6-3	4	0	0	0	0	1	3
Ramon Martinez, R (1, 5) OBP: 0.335, SLG: 0.362		1-1 FC5-4		1-3 K		0-1 2B 1B	0-2 1B			4	1	2	1	0	1	2
Shawn Estes, R (1, 1) OBP: 0.103, SLG: 0.074		1-2 G5-3			1-3 K	1-2 1B 2B	2-3 K			2	0	0	0	0	1	2
Marvin Benard, L (6, PH) OBP: 0.275, SLG: 0.330										2	1	1	1	0	1	1
Aaron Fultz, L (8, 1) OBP: 0.333, SLG: 0.333										0	0	0	0	0	0	0
Alan Embree, L (9, 1)										0	0	0	0	0	0	0

Inning Stats	R: 0	H: 1	E: 0	LOB: 1	K: 2	BB: 0	S: 12	R: 0	H: 1	E: 1	LOB: 2	K: 1	BB: 0	S: 11	R: 2	H: 1	E: 0	LOB: 0	K: 1	BB: 1	S: 11	R: 0	H: 1	E: 0	LOB: 1	K: 2	BB: 0	S: 9	R: 6	H: 7	E: 0	LOB: 2	K: 0	BB: 1	S: 25	R: 0	H: 1	E: 0	LOB: 1	K: 2	BB: 0	S: 12	R: 0	H: 0	E: 0	LOB: 0	K: 2	BB: 0	S: 11	R: 0	H: 1	E: 0	LOB: 1	K: 0	BB: 0	S: 10	1B: 10	2B: 3	3B: 0	HR: 1	SF: 0	SAC: 1	DP: 1	HBP: 0	WP: 0	PA: 43
--------------	------	------	------	--------	------	-------	-------	------	------	------	--------	------	-------	-------	------	------	------	--------	------	-------	-------	------	------	------	--------	------	-------	------	------	------	------	--------	------	-------	-------	------	------	------	--------	------	-------	-------	------	------	------	--------	------	-------	-------	------	------	------	--------	------	-------	-------	--------	-------	-------	-------	-------	--------	-------	--------	-------	--------

PITCHER	IP	WLS	BF	H	R	ER	SO	BB	IBB	HBP	BLK	WP	HR	S	P	ERA	WHIP
Kevin Brown, R (1, 1) ERA: 3.0	5.0		24	8	5	5	7	1	0	0	0	0	1	58	92	9.00	1.800
Giovanni Carrara, R (6, 1) ERA: 2.86	0.2	B	5	3	2	2	0	0	0	0	0	0	0	12	13	27.00	4.500
Jeff Williams, L (6, 1) ERA: 4.26	0.0		1	0	0	0	0	1	0	0	0	0	0	1	5	∞	∞
Al Reyes, R (6, 1) ERA:	2.0	W	8	2	1	1	3	0	0	0	0	0	0	25	35	4.50	1.000
Jesse Orosco, L (8, 1) ERA: 3.18	0.1	H	1	0	0	0	1	0	0	0	0	0	0	4	6	0.00	0.000

BOTTOM

Los Angeles Dodgers @ San Francisco Giants
PacBell Park, San Francisco, CA
Tue Jun 26 2001, 10:15 PM EDT
Att: 41,288 - Cloudy - 67 F

livebaseballscores.com

AB	40
R	8
H	14
RBI	8
BB	2
SO	11
LOB	17



Batter	1	2	3	4	5	6	7	8	9	AB R H RBI BB SO LOB	TOP											
Tom Goodwin, L (1, 8) OBP: 0.302, SLG: 0.369	0-3 K		0-2 1B 1B	3-3 K		2-1 1B 3B	1-3 K			5 2 2 1 0 3 3	<p>Los Angeles Dodgers @ San Francisco Giants</p> <p>PacBell Park, San Francisco, CA</p> <p>Wed Jun 27 2001, 7:05 PM EDT</p> <p>Att. 41,161 - Overcast - 68 F</p>											
Jeff Reboulet, R (1, 4) OBP: 0.375, SLG: 0.404	1-1 G4-3		1-2 1B 1B		3-2 G4-3	3-3 K		1-0 F7		5 1 1 0 0 1 1												
Gary Sheffield, R (1, 7) OBP: 0.423, SLG: 0.519	3-2 G6-3		1-1 1B 1B		4-2 1B BB	3-0 P8		0-1 1B		4 1 2 1 1 0 1												
Shawn Green, L (1, 3) OBP: 0.364, SLG: 0.539		4-1 G4-3 BB	1-1 1B		0-0 1B 1B	4-0 1B IBB		0-0 F8		3 1 2 1 2 0 1												
Matt Herges, L (8, 1) OBP: 0.250, SLG: 0.250		1-2 2-H 1B	1-1 1B		1-3 1B 1B			1-2 F8		0 0 0 0 0 0 0												
Paul Lo Duca, R (1, 2) OBP: 0.382, SLG: 0.599		0-2 G4-3	2-0 F9		1-2 1B 1B	0-0 1B 1B		3-2 F9		5 0 2 2 0 0 4												
Adrián Beltré, R (1, 5) OBP: 0.276, SLG: 0.380		1-2 G5-3		0-0 1B 3B		0-0 F7		0-1 G6-3		5 1 1 0 0 0 5												
Marquis Grissom, R (1, 9) OBP: 0.270, SLG: 0.512		2-3 K		0-1 CS SH 1B		0-1 1B 1B		0-0 F8		5 0 2 2 0 1 1												
Alex Cora, L (1, 6) OBP: 0.265, SLG: 0.333			0-1 P4		2-3 K	0-0 F7		2-2 G1-3		5 0 0 0 0 1 3												
Terry Adams, R (1, 1) OBP: 0.392, SLG: 0.366			1-3 K		0-0 SH		1-0 E6 3B		4-2 BB	2 1 0 0 1 1 0												
Chad Kreuter, S (8, 2)					1-2 SH					0 0 0 0 0 0 0												
Inning Stats	R: 0 E: 0 K: 1 S: 10	H: 0 LOB: 0 BB: 0 P: 14	R: 0 E: 0 K: 1 S: 11	H: 0 LOB: 1 BB: 1 P: 18	R: 2 E: 0 K: 1 S: 18	H: 4 LOB: 2 BB: 0 P: 24	R: 1 E: 0 K: 2 S: 10	H: 2 LOB: 2 BB: 0 P: 15	R: 2 E: 0 K: 0 S: 13	H: 3 LOB: 2 BB: 1 P: 21	R: 2 E: 1 K: 1 S: 12	H: 2 LOB: 2 BB: 1 P: 25	R: 0 E: 0 K: 1 S: 9	H: 0 LOB: 1 BB: 1 P: 16	R: 0 E: 0 K: 0 S: 7	H: 1 LOB: 1 BB: 0 P: 11	R: 0 E: 0 K: 0 S: 6	H: 0 LOB: 0 BB: 0 P: 8	1B: 10 2B: 1 3B: 2 HR: 0	SF: 0 SAC: 1 DP: 1 HBP: 0	WP: 0 PB: 0 SB: 0 CS: 1	PA: 44
PITCHER	IP WLS BF H R ER SO BB IBB HBP BLK WP HR S P ERA WHIP																					
Livan Hernandez, R (1, 1) ERA: 6.31	5.2 L 32 11 7 5 6 2 1 0 0 0 0 0 72 115 7.94 2.294																					
Tim Worrell, R (6, 1) ERA: 3.98	0.1 1 0 0 0 0 0 0 0 0 0 0 0 2 2 0.00 0.000																					
Ryan Vogelsong, R (7, 1) ERA: 4.5	3.0 11 1 0 0 1 1 0 0 0 0 0 0 22 35 0.00 0.667																					

livebaseballscorecards.com

AB	39
R	7
H	12
RBI	7
BB	4
SO	7
LOB	19



Batter	1	2	3	4	5	6	7	8	9	AB R H RBI BB SO LOB
Calvin Murray, R OBP: 0.363, SLG: 0.455 (1, 8)	4-2 2B BB	4-2 1B BB		4-1 1-2 BB BB		0-0 F7			0-3 K	2 1 0 0 3 1 1
Rich Aurilia, R OBP: 0.393, SLG: 0.573 (1, 6)	2-3 K	1-1 1B		4-0 1-2 2-3 BB		1-0 G5-3			1-0 1B	4 0 2 1 1 1 2
Barry Bonds, L OBP: 0.479, SLG: 0.866 (1, 7)	1-0 2B	1-0 F7		1-0 P5					1-3 K	5 0 1 1 0 1 6
Jeff Kent, R OBP: 0.376, SLG: 0.512 (1, 4)	3-2 K		4-2 G6-4-3 BB		2-0 1B				3-2 G5-3	4 0 2 0 1 1 2
Armando Rios, L OBP: 0.319, SLG: 0.461 (1, 9)	0-0 P4		0-1 F9		2-3 K				2-2 F7	4 0 0 0 0 1 4
Benito Santiago, R OBP: 0.342, SLG: 0.414 (1, 2)		2-2 F8	1-0 G6-4-3		0-3 K				0-0 L6	4 0 0 0 0 1 3
Damon Minor, L OBP: 0.375, SLG: 0.333 (1, 3)		1-2 PB BB G4-3 1B		0-0 F7	1-1 F9				3-0 G3	4 1 1 0 0 0 1
Ramon Martinez, R OBP: 0.339, SLG: 0.361 (1, 5)		4-1 G4-3 PB 1B BB		2-2 FC6-4 1B		0-0 G6-3			3-2 G5-3	3 1 1 0 1 0 0
Livan Hernandez, R OBP: 0.154, SLG: 0.179 (1, 1)		2-1 G4-3		1-1 FC6-4 BB BB		2-1 1B			2-1 F5	2 0 0 1 0 0 2
Tim Worrell, R (6, 1)										0 0 0 0 0 0 0
Marvin Benard, L (6, PH)										1 0 1 0 0 0 0
Ryan Vogelsong, R (7, 1)		1-3 2-H								1 0 0 0 0 0 0

Inning Stats	R: 1 E: 0 K: 2 S: 11	H: 1 LOB: 1 BB: 1 P: 21	R: 2 E: 0 K: 0 S: 15	H: 2 LOB: 2 BB: 2 P: 30	R: 0 E: 0 K: 0 S: 5	H: 0 LOB: 0 BB: 1 P: 10	R: 0 E: 0 K: 0 S: 8	H: 1 LOB: 3 BB: 2 P: 20	R: 0 E: 0 K: 2 S: 10	H: 1 LOB: 1 BB: 0 P: 15	R: 0 E: 0 K: 0 S: 5	H: 1 LOB: 1 BB: 0 P: 8	R: 0 E: 0 K: 0 S: 8	H: 1 LOB: 1 BB: 0 P: 11	R: 0 E: 0 K: 0 S: 6	H: 0 LOB: 0 BB: 0 P: 14	R: 0 E: 0 K: 2 S: 11	H: 1 LOB: 1 BB: 0 P: 16	1B: 7 2B: 1 3B: 0 HR: 0	SF: 0 SAC: 0 DP: 1 HBP: 0
--------------	-------------------------------	----------------------------------	-------------------------------	----------------------------------	------------------------------	----------------------------------	------------------------------	----------------------------------	-------------------------------	----------------------------------	------------------------------	---------------------------------	------------------------------	----------------------------------	------------------------------	----------------------------------	-------------------------------	----------------------------------	----------------------------------	------------------------------------

PITCHER	IP	WLS	BF	H	R	ER	SO	BB	IBB	HBP	BLK	WP	HR	S	P	ERA	WHIP	PITCHER	IP	WLS	BF	H	R	ER	SO	BB	IBB	HBP	BLK	WP	HR	S	P	ERA	WHIP
Terry Adams, R ERA: 5.15 (1, 1)	7.0		33	7	3	3	4	6	0	0	0	0	0	62	115	3.86	1.857	Matt Herges, R ERA: 3.53 (8, 1)	2.0		7	1	0	0	2	0	0	0	0	0	17	30	0.00	0.500	

BOTTOM

Los Angeles Dodgers @ San Francisco Giants
PacBell Park, San Francisco, CA
 Wed Jun 27 2001, 7:05 PM EDT
 Att: 41,161 - Overcast - 68 F

AB 34
R 3
H 8
RBI 3
BB 6
SO 6
LOB 21

GIANTS

WP: 0 PA: 40
 PB: 1
 SB: 1
 CS: 0

livebaseballscorecards.com

Batter	1	2	3	4	5	6	7	8	9	AB R H RBI BB SO LOB	TOP																
Tom Goodwin, L (1, 8) OBP: 0.300, SLG: 0.365	1-3 K			0-1 G4-3	0-0 1B		2-1 G1-3		1-1 F7	5 0 1 2 0 1 0																	
Mark Grudzielanek, R (1, 4) OBP: 0.361, SLG: 0.457	1-2 G4-3			2-2 G3	0-1 E6 1B		0-3 K		4-2 2-4 BB	4 0 0 0 1 1 0																	
Gary Sheffield, R (1, 7) OBP: 0.428, SLG: 0.538	3-3 K			0-0 1B	0-2 1B			0-1 HR	1-0 2-4	4 1 3 1 0 1 0																	
Shawn Green, L (1, 9) OBP: 0.362, SLG: 0.545		3-3 K		1-0 F8	0-1 G4-3			0-0 HR		4 1 1 1 0 1 3																	
Paul Lo Duca, R (1, 2) OBP: 0.379, SLG: 0.597		3-2 G6-3			2-1 1B 2B	1-2 G5-3		1-0 F8		4 1 1 0 0 0 0																	
Eric Karros, R (1, 3) OBP: 0.305, SLG: 0.408		1-1 G6-3			0-0 2B 1B	1-2 F8		2-3 K		4 1 1 0 0 1 0																	
Adrian Beltré, R (1, 5) OBP: 0.287, SLG: 0.412			0-2 G4-3		0-1 1B 2B	4-0 BB		1-1 HR		3 2 2 2 1 0 0																	
Alex Cora, L (1, 6) OBP: 0.264, SLG: 0.332			1-1 G3		1-3 3-H 1B	1-3 K		2-3 K		4 1 1 1 0 2 1																	
Luke Prokopec, L (1, 1) OBP: 0.160, SLG: 0.200			0-3 K		0-1 SH3-4 1B		0-1 F8		3-3 K	1 0 0 0 0 0 1 0																	
Hiram Bocachica, R (7, PH) OBP: 0.296, SLG: 0.405										1 0 0 0 0 0 0 0																	
Giovanni Carrara, R (7, 1) OBP: 0.500, SLG: 0.500										0 0 0 0 0 0 0 0																	
Jesse Orosco, R (8, 1)										0 0 0 0 0 0 0 0																	
Chris Donnels, L (9, PH) OBP: 0.250, SLG: 0.225										1 0 0 0 0 0 1 0																	
Jeff Shaw, R (9, 1)										0 0 0 0 0 0 0 0																	
Inning Stats	R: 0 E: 0 K: 2 S: 10	H: 0 LOB: 0 BB: 0 P: 15	R: 0 E: 0 K: 1 S: 8	H: 0 LOB: 0 BB: 0 P: 15	R: 0 E: 0 K: 1 S: 9	H: 0 LOB: 0 BB: 0 P: 10	R: 0 E: 0 K: 0 S: 7	H: 1 LOB: 1 BB: 0 P: 10	R: 4 E: 1 K: 0 S: 16	H: 6 LOB: 2 BB: 0 P: 18	R: 0 E: 0 K: 1 S: 11	H: 0 LOB: 1 BB: 1 P: 18	R: 0 E: 0 K: 1 S: 7	H: 0 LOB: 0 BB: 0 P: 9	R: 3 E: 0 K: 2 S: 12	H: 3 LOB: 0 BB: 0 P: 18	R: 0 E: 0 K: 1 S: 9	H: 0 LOB: 1 BB: 1 P: 18	1B: 5 2B: 2 3B: 0 HR: 3	SF: 0 SAC: 1 DP: 0 HBP: 0	WP: 0 PB: 0 SB: 0 CS: 0	PA: 38					
PITCHER	IP WLS BF H R ER SO BB IBB HBP BLK WP HR S P ERA WHIP																										
Brian Lawrence, R (1, 1) ERA: 4.6	7.0		29	7	4	4	6	1	0	0	0	0	0	68	95	5.14	1.143										
Rudy Seanez, R (8, 1) ERA: 3.86	0.2	L	5	3	3	3	1	0	0	0	0	0	3	9	13	40.50	4.500										
David Lee, R (8, 1) ERA: 3.2	1.1		5	0	0	0	2	1	0	0	0	0	0	12	23	0.00	0.750										

Los Angeles Dodgers @ San Diego Padres
Qualcomm Stadium, San Diego, CA
Thu Jun 28 2001, 10:05 PM EDT
Att. 21,221 - Sunny - 77 F

AB	35
R	7
H	10
RBI	7
BB	2
SO	9
LOB	4



Batter	1	2	3	4	5	6	7	8	9	AB R H RBI BB SO LOB
Damian Jackson, R (1, 4) OBP: 0.332, SLG: 0.359	3-1 G5-3		0-0 FC4-5		2-3 K		3-3 K			4 0 0 0 0 2 5
Mark Kotsay, L (1, 8) OBP: 0.354, SLG: 0.429	2-1 HR		4-1 1B BB		0-0 G4-3		2-1 G4-6-3			3 1 1 1 1 0 4
Ryan Klesko, L (1, 3) OBP: 0.411, SLG: 0.566	2-2 F7		0-1 PO 1B		1-0 P6		3-3 K			4 0 1 0 0 1 0
Phil Nevin, R (1, 5) OBP: 0.409, SLG: 0.611	3-0 F8		1-1 PO 1 SAFE	1-2 G5-3		1-3 K		0-2 F7		4 0 0 0 0 1 0
Mike Darr, L (1, 9) OBP: 0.385, SLG: 0.341		2-2 F7		2-2 G3-1		1-1 F7		2-3 K		4 0 0 0 0 1 0
Bubba Trammell, R (1, 7) OBP: 0.337, SLG: 0.473		1-2 HR		3-2 F9		0-0 E 2B 1B		0-2 G6-3		4 2 2 1 0 0 0
Rick Wilkins, L (1, 2) OBP: 0.222, SLG: 0.412		3-2 G4-3		1-0 HR		3-2 E4 2B 1-2		0-0 G3		3 1 1 1 0 0 1
Rickey Henderson, R (7, PR) OBP: 0.360, SLG: 0.348										0 0 0 0 0 0 0
Rudy Seanez, R (8, 1)										0 0 0 0 0 0 0
David Lee, R (8, 1)										0 0 0 0 0 0 0
Dave Magadan, L (9, PH) OBP: 0.367, SLG: 0.359										1 0 0 0 0 0 0
D'Angelo Jimenez, S (1, 6) OBP: 0.556, SLG: 0.643		0-0 F8		1-2 2B		1-2 2B		0-1 G4-3		4 0 2 1 0 0 0
Brian Lawrence, R (1, 1) OBP: 0.400, SLG: 0.800			1-2 FC4-5 2B		0-0 B1-4		4-1 G4-6-3 BB			2 0 1 0 0 0 1
Ben Davis, S (7, PH) OBP: 0.391, SLG: 0.424										0 0 0 0 1 0 0

Inning Stats	R: 1	H: 1	E: 0	LOB: 0	K: 0	P: 18	R: 1	H: 1	E: 0	LOB: 0	K: 0	P: 17	R: 0	H: 2	E: 0	LOB: 1	K: 0	P: 15	R: 0	H: 0	E: 0	LOB: 0	K: 0	P: 17	R: 1	H: 2	E: 0	LOB: 1	K: 1	P: 16	R: 0	H: 0	E: 0	LOB: 0	K: 1	P: 9	R: 1	H: 2	E: 1	LOB: 3	K: 1	P: 28	R: 0	H: 0	E: 0	LOB: 0	K: 2	P: 15	R: 0	H: 0	E: 0	LOB: 0	K: 0	P: 7	1B: 2	SF: 0	2B: 3	SAC: 0	3B: 0	DP: 1	HR: 3	HBP: 0	WP: 0	PA: 36
--------------	------	------	------	--------	------	-------	------	------	------	--------	------	-------	------	------	------	--------	------	-------	------	------	------	--------	------	-------	------	------	------	--------	------	-------	------	------	------	--------	------	------	------	------	------	--------	------	-------	------	------	------	--------	------	-------	------	------	------	--------	------	------	-------	-------	-------	--------	-------	-------	-------	--------	-------	--------

PITCHER	IP	WLS	BF	H	R	ER	SO	BB	IBB	HBP	BLK	WP	HR	S	P	ERA	WHIP
Luke Prokopec, R (1, 1) ERA: 4.11	6.0		23	6	3	3	2	1	0	0	0	0	3	57	92	4.50	1.167
Giovanni Carrara, R (7, 1) ERA: 3.07	1.0	W	6	2	1	1	1	1	0	0	0	0	0	15	28	9.00	3.000
Jesse Orosco, L (8, 1) ERA: 2.7	1.0	H	3	0	0	0	2	0	0	0	0	0	0	10	15	0.00	0.000
Jeff Shaw, R (9, 1) ERA: 3.41	1.0	S	3	0	0	0	0	0	0	0	0	0	0	7	7	0.00	0.000

BOTTOM

Los Angeles Dodgers @ San Diego Padres
Qualcomm Stadium, San Diego, CA

Thu Jun 28 2001, 10:05 PM EDT
Att: 21,221 - Sunny - 77 F

livebaseballscorecards.com

AB	33
R	4
H	8
RBI	4
BB	2
SO	5
LOB	11



Batter	1	2	3	4	5	6	7	8	9	AB R H RBI BB SO LOB	TOP		
Tom Goodwin, L (1, 8) OBP: 0.302, SLG: 0.365	1-0 F7		0-0 BB SF7 E 1B	1-3 K		1-0 G3-1			0-0 HBP WP WP 1B	5 2 2 0 0 1 2	Los Angeles Dodgers @ San Diego Padres Qualcomm Stadium, San Diego, CA Fri Jun 29 2001, 10:05 PM EDT Att. 31,793 - Sunny - 73 F livebaseballscorecards.com		
Mark Grudzielanek, R (1, 4) OBP: 0.362, SLG: 0.453	0-1 G6-3		1-2 E5 BB 1B		0-2 G1-3		0-1 HR 1B	4-2 WP HBP BB 1B	4 2 1 0 1 0 1				
Gary Sheffield, R (1, 7) OBP: 0.428, SLG: 0.547	1-1 F7		4-2 1B BB		1-0 G6-3		0-2 1-H HR	1-0 F2	4 1 1 2 1 0 2				
Shawn Green, L (1, 9) OBP: 0.363, SLG: 0.542		4-2 G5-3 2B BB	1-0 SF7		2-1 1B HBP		1-2 F5	1-0 L8	2 1 0 1 1 0 2				
Paul Lo Duca, R (1, 2) OBP: 0.385, SLG: 0.594 (7, 3)		0-0 G5-3	0-0 1B		1-1 FC6-4 1B		0-1 F9	2-1 WP HBP	4 0 2 1 0 0 1				
Eric Karros, R (1, 3) OBP: 0.303, SLG: 0.410		2-1 1B 2B	1-2 F9		0-1 FC6-4		3-1 F8	3-2 G4-3	4 1 1 1 0 0 4				
Matt Herges, L (7, 1) OBP: 0.250, SLG: 0.250									0 0 0 0 0 0 0				
Dave Hansen, L (9, PH) OBP: 0.402, SLG: 0.369									0 0 0 0 0 0 0				
Marquis Grissom, R (9, PH) OBP: 0.269, SLG: 0.509									1 0 0 0 0 0 2				
Jeff Shaw, R (9, 1)									0 0 0 0 0 0 0				
Adrian Beltré, R (1, 5) OBP: 0.304, SLG: 0.427		0-1 G1-6-3 1B		0-1 S 1B		2-2 G4-3 1B		0-1 CS 1B	4 0 4 1 0 0 0				
Alex Cora, L (1, 6) OBP: 0.260, SLG: 0.326		0-0 G1-6-3		1-2 F7		0-1 G4-3		2-3 K	4 0 0 0 0 1 4				
37 Darren Dreifort, R (1, 1) OBP: 0.176, SLG: 0.303			3-3 K	1-3 K		3-3 K		3-3 K	3 0 0 0 0 3 2				
Jeff Williams, R (6, 1)									0 0 0 0 0 0 0				
Chad Kreuter, S (7, 2) OBP: 0.390, SLG: 0.363								1-2 K	1 0 0 0 0 1 1				
Inning Stats	R: 0 E: 0 K: 0 S: 5 H: 0 LOB: 0 BB: 0 P: 7	R: 2 E: 0 K: 0 S: 8 H: 2 LOB: 0 BB: 1 P: 14	R: 2 E: 1 K: 1 S: 17 H: 2 LOB: 2 BB: 1 P: 27	R: 0 E: 0 K: 2 S: 15 H: 1 LOB: 1 BB: 0 P: 18	R: 0 E: 0 K: 0 S: 9 H: 1 LOB: 2 BB: 0 P: 13	R: 0 E: 0 K: 1 S: 10 H: 1 LOB: 1 BB: 0 P: 16	R: 2 E: 0 K: 0 S: 14 H: 2 LOB: 0 BB: 0 P: 18	R: 0 E: 0 K: 2 S: 9 H: 1 LOB: 1 BB: 0 P: 14	R: 1 E: 0 K: 0 S: 10 H: 1 LOB: 2 BB: 1 P: 21	1B: 9 2B: 2 3B: 0 HR: 1 SF: 1 SAC: 0 DP: 2 HBP: 2	WP: 2 PB: 0 SB: 1 CS: 1 PA: 42		
PITCHER	IP WLS BF H R ER SO BB IBB HBP BLK WP HR S P ERA WHIP											PITCHER	IP WLS BF H R ER SO BB IBB HBP BLK WP HR S P ERA WHIP
Adam Eaton, R (1, 1) ERA: 4.31	8.0 L 36 10 6 4 6 2 0 1 0 0 1 87 127 4.50 1.500												
Rodney Myers, R (9, 1) ERA: 5.18	0.2 5 1 1 1 0 1 0 0 1 0 1 0 6 14 13.50 3.000												
Jose Nunez, L (9, 1) ERA: 8.46	0.1 1 0 0 0 0 0 0 0 0 0 1 0 4 7 0.00 0.000												

Los Angeles Dodgers @ San Diego Padres
Qualcomm Stadium, San Diego, CA
Fri Jun 29 2001, 10:05 PM EDT
Att. 31,793 - Sunny - 73 F

AB	36
R	7
H	11
RBI	6
BB	3
SO	6
LOB	21



Batter	1	2	3	4	5	6	7	8	9	AB R H RBI BB SO LOB
Cesar Crespo, S OBP: 0.337, SLG: 0.284 (1, 4)	0-0 G4-3	0-1 CS 1B		4-0 G6-3 BB			0-0 G6-3		1-1 P5	4 0 1 0 1 0 0
Mark Kotsay, L OBP: 0.356, SLG: 0.427 (1, 8)	4-2 F8 1B BB	3-1 G4-3		1-0 G6-3 1-2f			0-0 FC3-6 1B			3 1 1 0 1 0 2
Ryan Klesko, L OBP: 0.409, SLG: 0.561 (1, 3)	1-0 E 1B 1-2 1B		1-0 G4-3		0-0 F9		1-1 FC3-6 1-2f			4 1 1 0 0 0 1
Phil Nevin, R OBP: 0.404, SLG: 0.602 (1, 5)	0-1 F8 2-3		0-2 G5-3		2-3 K		1-2 G6-3			4 0 0 0 0 1 3
Mike Darr, L OBP: 0.398, SLG: 0.353 (1, 9)	2-2 E9 BB 1-3 1B 3-H		4-1 HR BB		0-1 1B		1-2 G6-4-3 1B			3 2 3 1 1 0 0
Bubba Trammell, R OBP: 0.340, SLG: 0.484 (1, 7)	4-0 1B 1-2 BB		1-0 1-H HR		2-3 K		2-1 G6-4-3 1-2f			3 1 1 2 1 1 2
Ben Davis, S OBP: 0.393, SLG: 0.422 (1, 2)	0-0 1-2 2-H 3-H 1B		4-1 BB		3-3 K		2-3 K			3 0 1 2 1 2 0
D'Angelo Jimenez, S OBP: 0.455, SLG: 0.500 (1, 6)	1-3 K		3-3 K		2-2 G5-3		0-0 G6-3		0-0 G6-3	4 0 0 0 0 2 3
Adam Eaton, R OBP: 0.200, SLG: 0.139 (1, 1)		0-0 G6-3		1-3 K		1-1 G6-3		2-2 F7		3 0 0 0 0 1 0
Rodney Myers, R (9, 1)										0 0 0 0 0 0 0
Jose Nunez, L (9, 1)										0 0 0 0 0 0 0
Dave Magadan, L (9, PH)										1 0 0 0 0 0 0

BOTTOM	
Los Angeles Dodgers @ San Diego Padres Qualcomm Stadium, San Diego, CA Fri Jun 29 2001, 10:05 PM EDT Att: 31,793 - Sunny - 73 F	
AB 32 R 5 H 8 RBI 5 BB 5 SO 7 LOB 11	

Inning Stats		R: 3	H: 3	E: 1	K: 1	S: 14	R: 0	H: 1	E: 0	K: 0	S: 5	R: 2	H: 1	E: 0	K: 1	S: 11	R: 0	H: 0	E: 0	K: 1	S: 4	R: 0	H: 1	E: 0	K: 2	S: 9	R: 0	H: 0	E: 0	K: 1	S: 8	R: 0	H: 1	E: 0	K: 0	S: 7	R: 0	H: 1	E: 0	K: 1	S: 8	R: 0	H: 0	E: 0	K: 0	S: 6	R: 0	H: 0	E: 0	K: 0	S: 6	R: 0	H: 0	E: 0	K: 0	S: 6	R: 0	H: 0	E: 0	K: 0	S: 6
PITCHER		IP	WLS	BF	H	R	ER	SO	BB	IBB	HBP	BLK	WP	HR	S	P	ERA	WHIP																																											
37 Darren Dreifort, R (1, 1)	5.1	5.13	25	6	5	5	6	6	5	0	0	0	0	1	46	87	8.44	2.062																																											
Jeff Williams, L (6, 1)	1.1	3.52	5	1	0	0	0	0	0	0	0	0	0	0	9	13	0.00	0.750																																											
Matt Herges, R (7, 1)	1.1	3.44	4	1	0	0	1	0	0	0	0	0	0	0	11	17	0.00	0.750																																											
Jeff Shaw, R (9, 1)	1.0	3.32	3	0	0	0	0	0	0	0	0	0	0	0	6	9	0.00	0.000																																											

WP: 0		PA: 37	
PB: 0	CS: 1	1B: 7	SF: 0
SB: 0		2B: 0	SAC: 0
		3B: 0	DP: 2
		HR: 1	HBP: 0

Batter	1	2	3	4	5	6	7	8	9	AB R H RBI BB SO LOB	TOP																
Alex Cora, L (1, 6) OBP: 0.260, SLG: 0.324	1-2 1B 1B	0-0 G4-3			1-0 SH1-3		0-0 F8		2-2 F7	4 1 1 1 0 0 3																	
Mark Grudzielanek, R (1, 4) OBP: 0.363, SLG: 0.452	1-3 K		0-3 K		1-0 1B		0-0 F7		1-1 1B HBP 1B	5 1 2 0 0 2 3																	
Gary Sheffield, R (1, 7) OBP: 0.423, SLG: 0.537	2-1 F8		0-1 F8		2-2 P4		2-1 FC6		2-0 1B 1B HBP	4 1 0 0 0 0 4																	
Shawn Green, L (1, 9) OBP: 0.366, SLG: 0.552	2-1 1B 1-2 1B		0-0 G4-3		2-1 G3-1		0-1 HR		2-2 1B 1-2 2-3 1B	5 2 3 1 0 0 0																	
Eric Karros, R (1, 3) OBP: 0.301, SLG: 0.404	3-2 1B 1-3 2-H		0-3 K		2-3 K		0-0 P5		1-2 F6	5 0 1 1 0 2 3																	
Adrián Beltré, R (1, 5) OBP: 0.313, SLG: 0.429	0-3 K		1-1 G5-3		4-0 S BB		1-2 BB 1B		1-1 1B 1-2 2-H 3-H 1B	4 1 2 2 1 1 2																	
Marquis Grissom, R (1, 8) OBP: 0.267, SLG: 0.502		2-2 G1-3		2-1 G6-3		2-3 K 1-2		1-1 F9	0-0 E8 1-H 2-H 1B	5 0 1 1 0 1 2																	
Chad Kreuter, S (1, 2) OBP: 0.403, SLG: 0.398		1-0 2B			3-1 SH1-3 SH1-3 2B		3-2 2B	4-1 FC5-4 BB	2-3 K	4 1 3 0 1 1 1																	
Chan Ho Park, R (1, 1) OBP: 0.162, SLG: 0.194		2-3 K			1-0 SH1-3		4-2 FC6 BB	2-2 FC5-4		2 0 0 0 1 1 3																	
Jesse Orosco, R (8, 1)										0 0 0 0 0 0 0																	
Matt Herges, L (8, 1) OBP: 0.260, SLG: 0.250										0 0 0 0 0 0 0																	
Giovanni Carrara, R (9, 1) OBP: 0.500, SLG: 0.500										0 0 0 0 0 0 0																	
Inning Stats	R: 1 E: 0 K: 2 S: 23	H: 3 LOB: 2 BB: 0 P: 32	R: 0 E: 0 K: 1 S: 10	H: 1 LOB: 1 BB: 0 P: 15	R: 0 E: 0 K: 1 S: 6	H: 0 LOB: 0 BB: 0 P: 6	R: 0 E: 0 K: 1 S: 7	H: 0 LOB: 0 BB: 0 P: 10	R: 1 E: 0 K: 0 S: 9	H: 2 LOB: 1 BB: 0 P: 17	R: 0 E: 0 K: 2 S: 8	H: 0 LOB: 1 BB: 1 P: 18	R: 0 E: 0 K: 0 S: 9	H: 1 LOB: 2 BB: 1 P: 18	R: 1 E: 0 K: 0 S: 12	H: 2 LOB: 2 BB: 1 P: 20	R: 4 E: 1 K: 1 S: 21	H: 4 LOB: 1 BB: 0 P: 32	1B: 9 2B: 3 3B: 0 HR: 1	SF: 0 SAC: 2 DP: 0 HBP: 1	WP: 0 PB: 0 SB: 1 CS: 0	PA: 44					
PITCHER	IP WLS BF H R ER SO BB IBB HBP BLK WP HR S P ERA WHIP																										
Kevin Jarvis, R (1, 1) ERA: 5.1	6.0		25	6	2	2	7	1	0	0	0	0	0	63	98	3.00	1.167										
David Lee, R (7, 1) ERA: 3.29	2.0		11	3	1	1	0	2	0	0	0	0	1	21	38	4.50	2.500										
Trevor Hoffman, R (9, 1) ERA: 4.5	0.2	L	7	4	4	3	0	0	0	1	0	0	0	18	27	40.50	6.000										
Rodney Myers, R (9, 1) ERA: 5.11	0.1		1	0	0	0	1	0	0	0	0	0	0	3	5	0.00	0.000										

Los Angeles Dodgers @ San Diego Padres
Qualcomm Stadium, San Diego, CA
Sat Jun 30 2001, 10:05 PM EDT
Att. 60,830 - Sunny - 75 F

AB	38
R	7
H	13
RBI	6
BB	3
SO	8
LOB	21



Batter	1	2	3	4	5	6	7	8	9	AB	R	H	RBI	BB	SO	LOB
Rickey Henderson, R (1, 7) OBP: 0.358, SLG: 0.343	3-3 K		3-2 G6-3			3-1 G5-3		4-0 1B BB		3	0	0	0	1	1	1
Mike Darr, L (1, 8) (9, 9) OBP: 0.400, SLG: 0.353	0-1 F8			0-1 F8		0-0 HR 1B		4-1 1B BB		3	1	1	0	1	0	0
Ryan Klesko, L (1, 3) OBP: 0.407, SLG: 0.567	0-0 F9			0-0 P2		1-0 HR		1-1 F5		4	1	1	2	0	0	3
Phil Nevin, R (1, 5) OBP: 0.402, SLG: 0.597		0-3 K		3-3 K		1-1 F7		2-2 1B		4	0	1	1	0	2	0
Bubba Trammell, R (1, 9) Trevor Hoffman, R (9, 1) Rodney Myers, R (9, 1)		1-3 K			2-3 K		1-1 G6-3	1-3 K		4	0	0	0	0	3	3
Ben Davis, S (1, 2) OBP: 0.391, SLG: 0.417		0-0 G3-1			4-2 BB		2-2 G3-1		2-3 K	3	0	0	0	1	1	0
Damian Jackson, R (1, 4) OBP: 0.335, SLG: 0.359			2-1 G1 G4-3 1B		1-3 K		4-2 CS BB		0-1 F9	3	0	1	0	1	1	1
D'Angelo Jimenez, S (1, 6) OBP: 0.423, SLG: 0.500			1-0 G4-3		2-2 G4-3		3-2 CS	1-0 F7	1-2 2B	4	0	1	0	0	0	2
Kevin Jarvis, L (1, 1) Dave Magadan, L (6, PH) David Lee, R (7, 1) Mark Kotsay, L (8, PH) (9, 8) OBP: 0.314, SLG: 0.455 OBP: 0.359, SLG: 0.350 OBP: 0.358, SLG: 0.427			2-0 G1		0-2 G3			4-2 BB BB 1B BB		1	0	0	0	0	0	1

BOTTOM															
<p>Los Angeles Dodgers @ San Diego Padres Qualcomm Stadium, San Diego, CA</p> <p>Sat Jun 30 2001, 10:05 PM EDT Att: 60,830 - Sunny - 75 F</p>															
														AB	30
														R	3
														H	5
														RBI	3
														BB	5
														SO	8
														LOB	11
														WP: 0	PA: 36
														PB: 0	
														SB: 0	
														CS: 1	

Inning Stats																	
R: 0	H: 0	R: 0	H: 0	R: 0	H: 1	R: 0	H: 0	R: 0	H: 0	R: 2	H: 2	R: 0	H: 0	R: 1	H: 1	R: 0	H: 1
E: 0	LOB: 0	E: 0	LOB: 0	E: 0	LOB: 1	E: 0	LOB: 0	E: 0	LOB: 1	E: 0	LOB: 0	E: 0	LOB: 0	E: 0	LOB: 3	E: 0	LOB: 1
K: 1	BB: 0	K: 2	BB: 0	K: 0	BB: 0	K: 1	BB: 0	K: 0	BB: 1	K: 0	BB: 0	K: 0	BB: 1	K: 1	BB: 3	K: 1	BB: 0
S: 7	P: 10	S: 9	P: 10	S: 7	P: 15	S: 6	P: 9	S: 14	P: 23	S: 9	P: 14	S: 13	P: 23	S: 21	P: 38	S: 11	P: 14

PITCHER																	
Chan Ho Park, R (1, 1) ERA: 2.91	IP	WLS	BF	H	R	ER	SO	BB	IBB	HBP	BLK	WP	HR	S	P	ERA	WHIP
Jesse Orosco, L (8, 1) ERA: 2.57	0.1	H	2	0	0	0	0	1	0	0	0	0	0	3	8	0.00	3.000
Matt Herges, R (8, 1) ERA: 3.42	0.1	W	2	1	0	0	1	0	0	0	0	0	0	6	9	0.00	3.000
Giovanni Carrara, R (9, 1) ERA: 2.97	1.0		3	1	0	0	1	0	0	0	0	0	0	11	14	0.00	1.000



Batter	1	2	3	4	5	6	7	8	9	AB R H RBI BB SO LOB	TOP		
Paul Lo Duca, R OBP: 0.375, SLG: 0.578 (1, 2)	2-3 K		3-2 F9		X 0-0 F8	0-2 F8		1-0 L6		5 0 0 0 0 1 2			
Mark Grudzielanek, R OBP: 0.367, SLG: 0.457 (1, 4)	0-1 F7		4-2 BB		2-2 2B		3-2 2B SF8 1B		2-1 G5-3	4 1 2 0 1 0 0			
Gary Sheffield, R OBP: 0.419, SLG: 0.534 Tom Goodwin, L OBP: 0.302, SLG: 0.365 (1, 7) (9, PR) (9, 7)	2-2 G6-3		0-0 P6		X 0-0 G6-3		2-2 SF8 1B 2B		2-1 E5 FC6-4	5 1 1 0 0 0 3 0 0 0 0 0 0 0			
Shawn Green, L OBP: 0.367, SLG: 0.555 Hiram Bocachica, R OBP: 0.298, SLG: 0.405 (1, 9) (9, 9)		0-1 HR 2B	0-0 F8			2-0 HR 1B	1-1 SF8		0-1 F9	4 2 2 1 0 0 2 0 0 0 0 0 0 0			
Eric Karros, R OBP: 0.299, SLG: 0.415 Chris Donnels, L OBP: 0.259, SLG: 0.225 (1, 3) (9, 3)		0-2 E5 HR		2-2 F8		X 0-0 HR 1B	2-3 K		2-1 FC6-4	5 2 1 2 0 1 3 0 0 0 0 0 0 0			
Adrian Beltré, R OBP: 0.311, SLG: 0.424 (1, 5)		1-3 K		1-2 G6-3		2-3 K	0-2 WP 1B			4 0 1 1 0 2 2			
Marquis Grissom, R OBP: 0.276, SLG: 0.525 (1, 8)		0-1 HR		1-1 F8		X 0-0 WP 1B 2B	2-2 1B			4 2 3 3 0 0 0			
Tim Lincecum, R OBP: 0.412, SLG: 0.867 Jeff Reboulet, R OBP: 0.377, SLG: 0.406 (1, 6) (6, PH) (6, 6)		2-2 F3			4-2 FC3-6 BB	1-1 1B		2-1 G4-3		1 0 0 0 1 0 0 2 0 1 1 0 0 0			
Kevin Brown, R OBP: 0.179, SLG: 0.200 Al Reyes, R (1, 1) (7, 1)		0-0 G6-3			X 0-1 FC3-6 2B	0-0 B3		0-1 G4-3		3 0 0 0 0 0 2 1 0 0 0 0 0 0			
Inning Stats	R: 0 H: 0 E: 0 LOB: 0 K: 1 BB: 0 S: 10 P: 14	R: 3 H: 2 E: 1 LOB: 0 K: 1 BB: 0 S: 15 P: 18	R: 0 H: 0 E: 0 LOB: 1 K: 0 BB: 1 S: 8 P: 15	R: 0 H: 0 E: 0 LOB: 0 K: 0 BB: 0 S: 8 P: 12	R: 0 H: 1 E: 0 LOB: 2 K: 0 BB: 1 S: 11 P: 17	R: 3 H: 4 E: 0 LOB: 1 K: 1 BB: 0 S: 12 P: 17	R: 2 H: 4 E: 0 LOB: 2 K: 1 BB: 0 S: 21 P: 31	R: 0 H: 0 E: 0 LOB: 0 K: 0 BB: 0 S: 5 P: 8	R: 0 H: 0 E: 1 LOB: 1 K: 0 BB: 0 S: 8 P: 14	1B: 5 SF: 1 2B: 4 SAC: 0 3B: 0 DP: 0 HR: 2 HBP: 0	WP: 2 PA: 41 PB: 0 SB: 0 CS: 0		
PITCHER	IP WLS BF H R ER SO BB IBB HBP BLK WP HR S P ERA WHIP											PITCHER	IP WLS BF H R ER SO BB IBB HBP BLK WP HR S P ERA WHIP
Bobby Jones, R ERA: 3.93 (1, 1)	5.1 L 26 7 6 5 3 2 0 0 0 0 1 2 60 89 8.44 1.688												
Rodney Myers, R ERA: 5.47 (6, 1)	1.2 8 4 2 2 1 0 0 0 0 1 0 25 35 10.80 2.400												
Brian Lawrence, R ERA: 4.31 (8, 1)	2.0 7 0 0 0 0 0 0 0 0 0 0 13 22 0.00 0.000												

Los Angeles Dodgers @ San Diego Padres
Qualcomm Stadium, San Diego, CA
Sun Jul 01 2001, 5:00 PM EDT
Att. 27,401 - Sunny - 79 F

AB	38
R	8
H	11
RBI	8
BB	2
SO	4
LOB	14

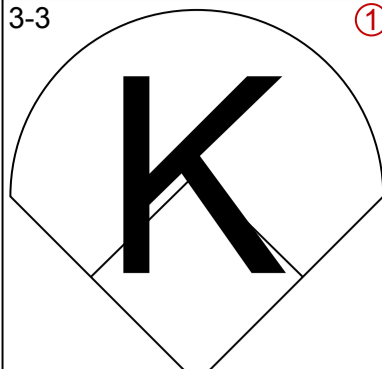
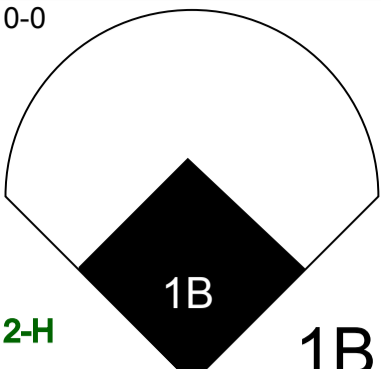
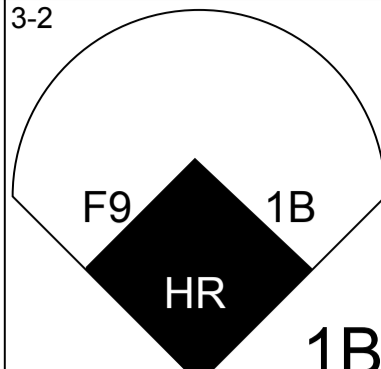
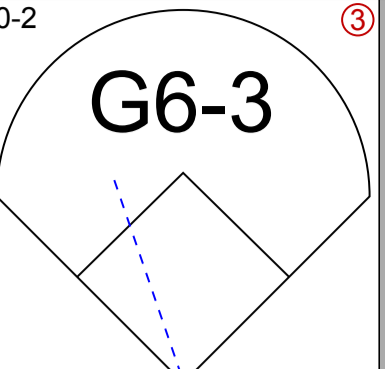
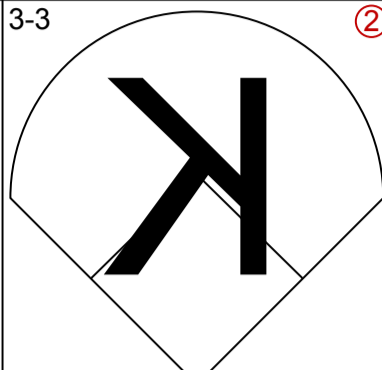
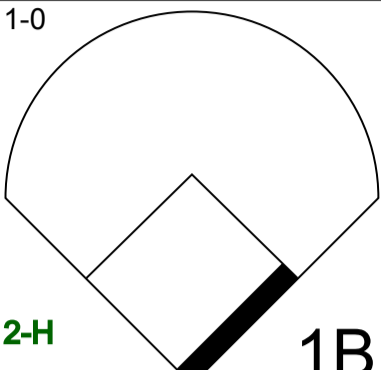
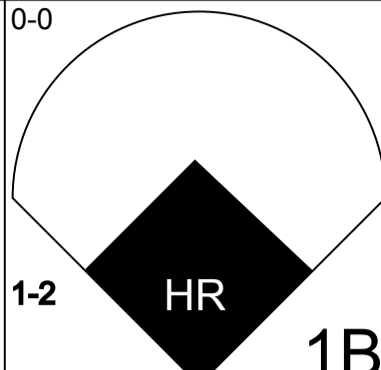
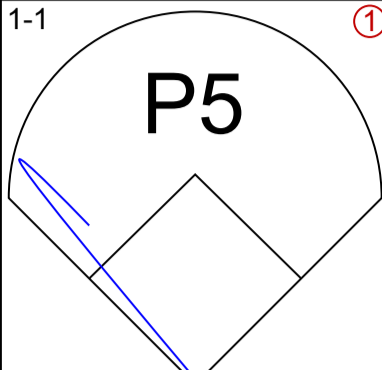
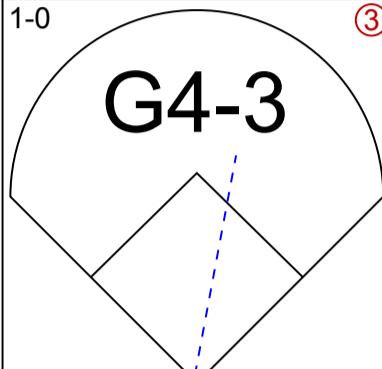
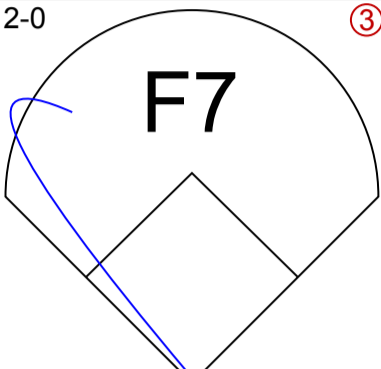
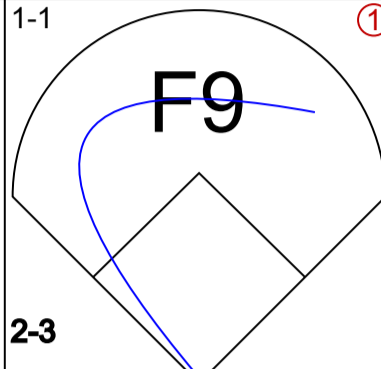
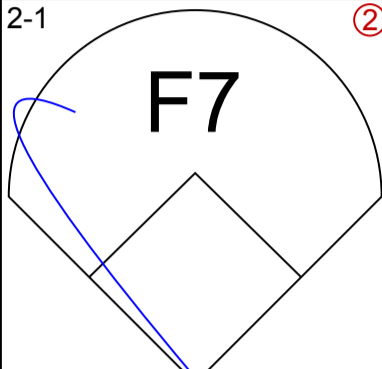
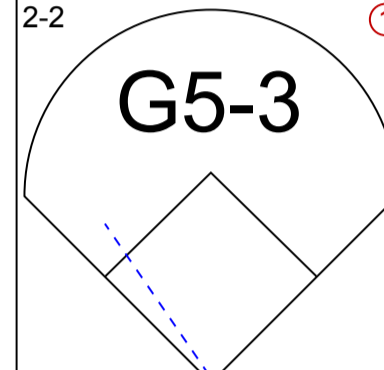
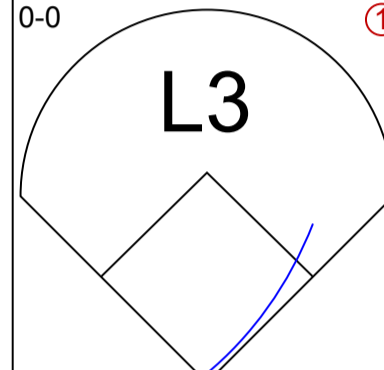
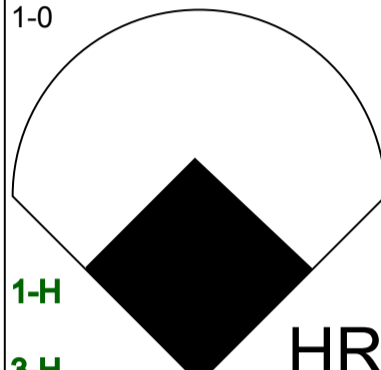
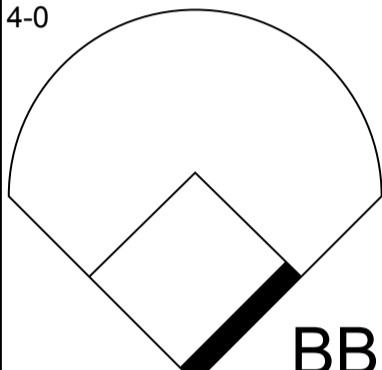
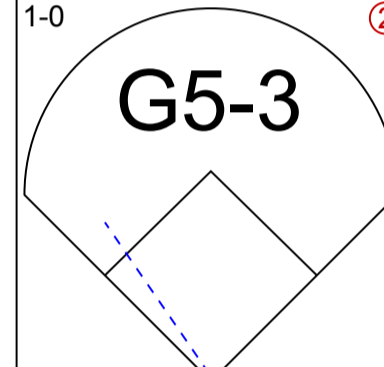
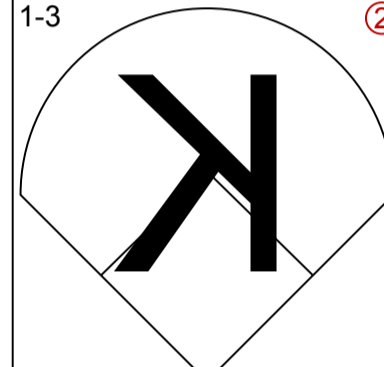
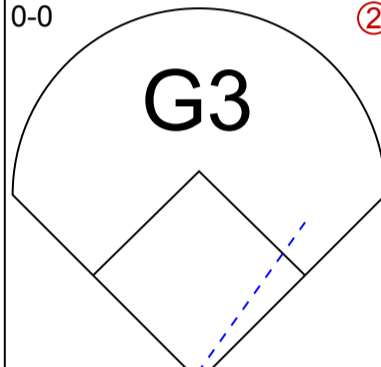
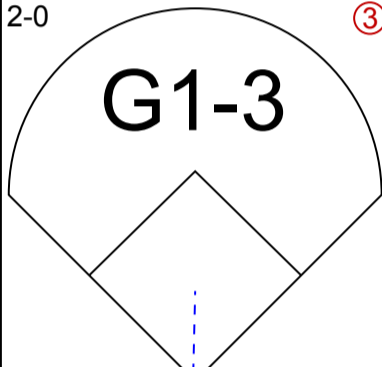
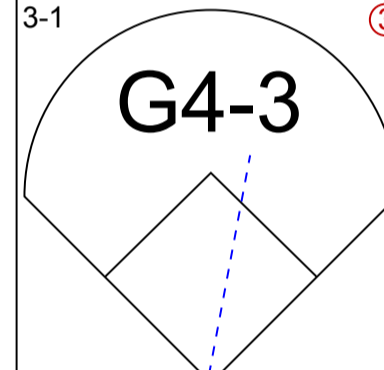
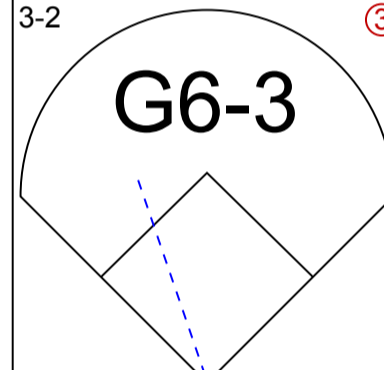
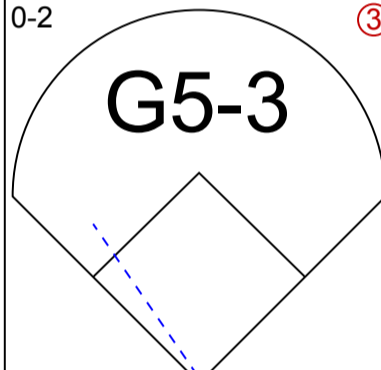
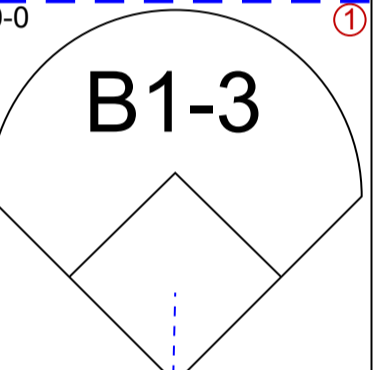
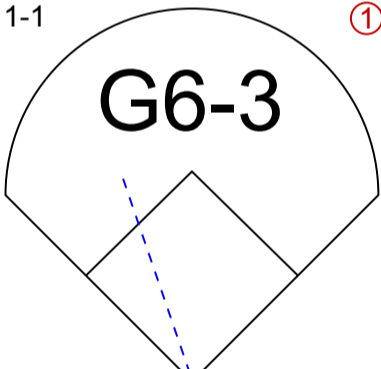
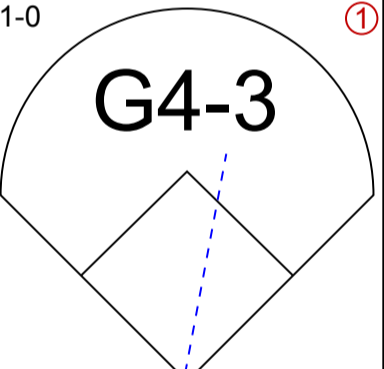
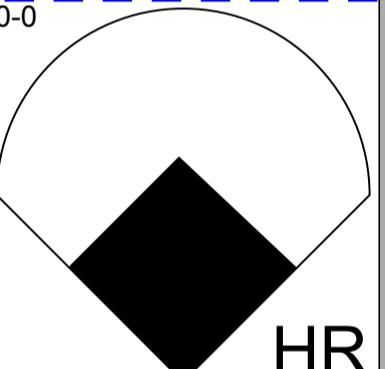
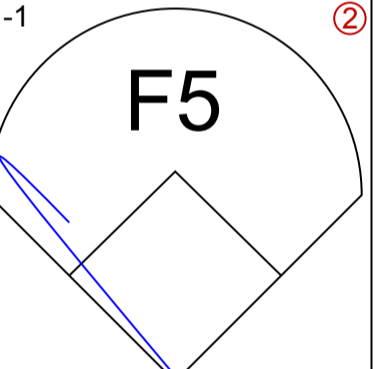
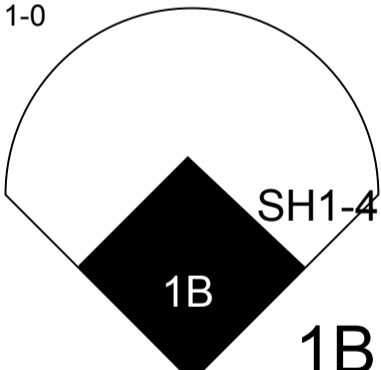
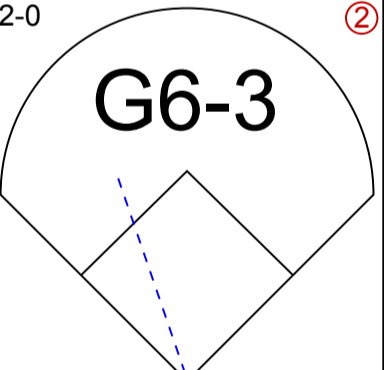
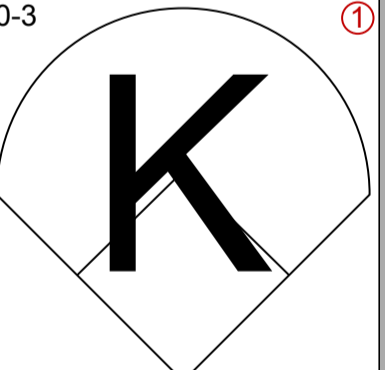
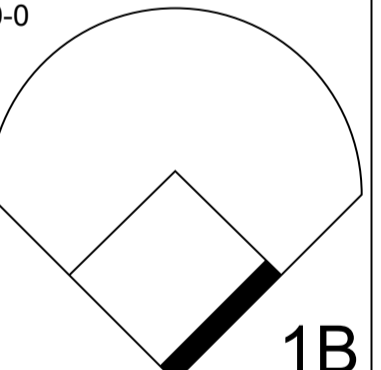
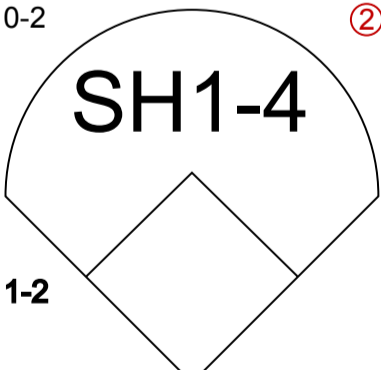
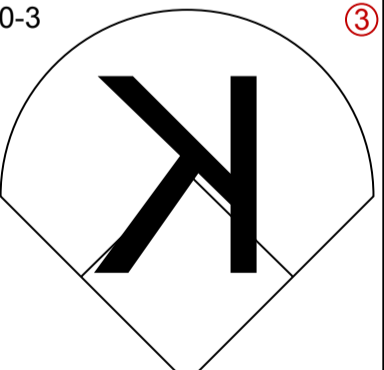
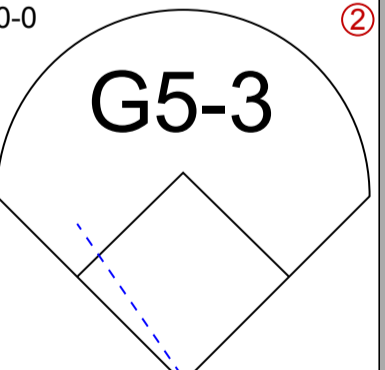
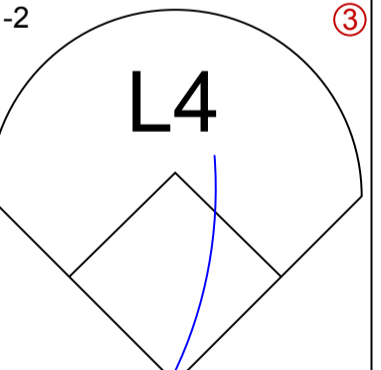


Batter	1	2	3	4	5	6	7	8	9	AB	R	H	RBI	BB	SO	LOB	BOTTOM			
Rickey Henderson, R (1, 7) Santiago Perez, S (7, 7)	3-3 K		2-1 G5-3			2-3 K		4-1 DI BB		3	0	0	0	0	2	1	Los Angeles Dodgers @ San Diego Padres Qualcomm Stadium, San Diego, CA Sun Jul 01 2001, 5:00 PM EDT Att. 27,401 - Sunny - 79 F			
Mike Darr, L (1, 8)	0-1 G6-3			3-3 K		0-0 FC6-4 1B		1-3 K		4	0	1	0	0	2	1				
Ryan Klesko, L (1, 3) Alex Arias, R (8, 5)	1-0 1B			0-0 L1		0-0 FC6-4 1-2f		3-1 G4-3		3	0	1	0	0	0	2				
Phil Nevin, R (1, 5) Cesar Crespo, S (8, 6)	2-2 L8			1-1 F8			0-3 K		2-0 F9	3	0	0	0	0	1	1				
Bubba Trammell, R (1, 9)		0-3 K			0-0 F8		4-2 2B BB		4-2 BB	2	0	0	0	2	1	0				
Ben Davis, S (1, 2) Rodney Myers, R (6, 1) Dave Magadan, L (7, PH) (8, 3)		1-0 L4-3 1B		2-2 F9		2-3 K		1-2 F8	2	2	0	1	0	0	0	0				
Damian Jackson, R (1, 4)		1-2 L4-3 1-2		1-2 F7		0-0 2B		3-1 F3	3	4	0	1	0	0	0	2				
D'Angelo Jimenez, S (1, 6) Brian Lawrence, R (8, 1)			1-1 G3-1			2-1 F8		1-3 K		3	0	0	0	0	1	2				
Bobby Jones, R (1, 1) Rick Wilkins, L (6, 2)			1-1 G4-3			4-1 1B BB		2-3 K	1	1	0	0	0	0	0	0				
										0	0	0	0	1	1	0				
Inning Stats	R: 0 E: 0 K: 1 S: 11	H: 1 LOB: 1 BB: 0 P: 17	R: 0 E: 0 K: 1 S: 8	H: 1 LOB: 0 BB: 0 P: 10	R: 0 E: 0 K: 0 S: 6	H: 0 LOB: 0 BB: 0 P: 10	R: 0 E: 0 K: 1 S: 6	H: 0 LOB: 0 BB: 0 P: 14	R: 0 E: 0 K: 1 S: 9	H: 1 LOB: 2 BB: 1 P: 17	R: 0 E: 0 K: 3 S: 12	H: 1 LOB: 2 BB: 1 P: 19	R: 0 E: 0 K: 2 S: 13	H: 0 LOB: 1 BB: 1 P: 23	R: 0 E: 0 K: 0 S: 9	H: 0 LOB: 1 BB: 1 P: 19	1B: 3 2B: 2 3B: 0 HR: 0	SF: 0 SAC: 0 DP: 1 HBP: 0	WP: 0 PB: 0 SB: 0 CS: 0	PA: 34
PITCHER	IP WLS BF H R ER SO	IP WLS BF H R ER SO	IP WLS BF H R ER SO	IP WLS BF H R ER SO	IP WLS BF H R ER SO	IP WLS BF H R ER SO	IP WLS BF H R ER SO	IP WLS BF H R ER SO	IP WLS BF H R ER SO	IP WLS BF H R ER SO	IP WLS BF H R ER SO	IP WLS BF H R ER SO	IP WLS BF H R ER SO	IP WLS BF H R ER SO	IP WLS BF H R ER SO	IP WLS BF H R ER SO	ERA WHIP	ERA WHIP		
Kevin Brown, R (1, 1) ERA: 2.77	6.0 W 21 3 0 0 4	3.0 S 13 1 0 0 5	3.0 S 13 1 0 0 5	3.0 S 13 1 0 0 5	3.0 S 13 1 0 0 5	3.0 S 13 1 0 0 5	3.0 S 13 1 0 0 5	3.0 S 13 1 0 0 5	3.0 S 13 1 0 0 5	3.0 S 13 1 0 0 5	3.0 S 13 1 0 0 5	3.0 S 13 1 0 0 5	3.0 S 13 1 0 0 5	3.0 S 13 1 0 0 5	3.0 S 13 1 0 0 5	3.0 S 13 1 0 0 5	0.00 0.667	0.00 1.333		
Al Reyes, R (7, 1) ERA:																				

AB	30
R	0
H	4
RBI	0
BB	4
SO	9
LOB	12



livebaseballscorecards.com

Batter	1	2	3	4	5	6	7	8	9	AB R H RBI BB SO LOB	TOP			
Calvin Murray, R OBP: 0.374, SLG: 0.475 (1, 8)	3-3 		0-0 			3-2 	0-2 			4 2 2 1 0 1 0				
Rich Aurilia, R OBP: 0.391, SLG: 0.565 (1, 6)	3-3 		1-0 			0-0 		1-1 		4 1 2 1 0 1 0				
Barry Bonds, L OBP: 0.483, SLG: 0.853 (1, 7)	1-0 		2-0 			1-1 		2-1 		4 0 0 0 0 0 3				
Jeff Kent, R OBP: 0.373, SLG: 0.508 (1, 4) (8, 3)		2-2 		0-0 		1-0 		4-0 		3 1 1 3 1 0 0				
Damon Minor, L OBP: 0.323, SLG: 0.286 Tim Worrell, R (8, 1)		1-0 		1-3 		0-0 		2-0 		4 0 0 0 0 1 1 0 0 0 0 0 0 0				
Benito Santiago, R OBP: 0.338, SLG: 0.402 (1, 2)		3-1 		3-2 		0-2 		0-0 		4 0 0 0 0 0 0				
Marvin Benard, L OBP: 0.278, SLG: 0.346 (1, 9)			1-1 		1-0 		0-0 		1-1 	4 1 1 1 0 0 0				
Ramon Martinez, R OBP: 0.347, SLG: 0.371 (1, 5) (8, 4)			1-0 		2-0 		0-3 		0-0 	4 1 2 0 0 1 0				
Shawn Estes, R OBP: 0.103, SLG: 0.074 Ryan Vogelsong, R OBP: 0.143, SLG: 0.286 Pedro Feliz, R OBP: 0.231, SLG: 0.278 Shawon Dunston, R OBP: 0.306, SLG: 0.481 (9, PH)			0-2 		0-3 		0-0 		1-2 	0 0 0 0 0 0 0 2 0 0 0 0 1 0 0 0 0 0 0 0 0 1 0 0 0 0 0 1				
Inning Stats	R: 0 E: 0 K: 2 S: 8 H: 0 LOB: 0 BB: 0 P: 15	R: 0 E: 0 K: 0 S: 6 H: 0 LOB: 0 BB: 0 P: 12	R: 2 E: 0 K: 0 S: 9 H: 3 LOB: 1 BB: 0 P: 14	R: 0 E: 0 K: 1 S: 10 H: 0 LOB: 0 BB: 0 P: 14	R: 0 E: 0 K: 1 S: 5 H: 0 LOB: 0 BB: 0 P: 8	R: 3 E: 0 K: 0 S: 11 H: 3 LOB: 0 BB: 0 P: 16	R: 1 E: 0 K: 1 S: 8 H: 1 LOB: 0 BB: 0 P: 8	R: 0 E: 0 K: 0 S: 5 H: 0 LOB: 1 BB: 1 P: 14	R: 0 E: 0 K: 0 S: 7 H: 1 LOB: 1 BB: 0 P: 9	1B: 6 2B: 0 3B: 0 HR: 2 SF: 0 SAC: 1 DP: 0 HBP: 0	WP: 0 PB: 0 SB: 0 CS: 0 PA: 36			
PITCHER	IP WLS BF H R ER SO BB IBB HBP BLK WP HR S P ERA WHIP												PITCHER	IP WLS BF H R ER SO BB IBB HBP BLK WP HR S P ERA WHIP
Terry Adams, R ERA: 5.37 (1, 1)	6.0 W 24 6 5 5 4 0 0 0 0 0 1 49 79 7.50 1.000													
Matt Herges, R ERA: 3.46 (7, 1)	2.0 H 8 1 1 1 1 1 0 0 0 0 1 13 22 4.50 1.000													
Jeff Shaw, R ERA: 3.23 (9, 1)	1.0 S 4 1 0 0 0 0 0 0 0 0 0 0 7 9 0.00 1.000													

San Francisco Giants @ Los Angeles Dodgers
 Dodger Stadium, Los Angeles, CA
 Mon Jul 02 2001, 7:10 PM PDT
 Att. 30,464 - Sunny - 76 F

livebaseballscorecards.com

AB	34
R	6
H	8
RBI	6
BB	1
SO	5
LOB	5



Batter	1	2	3	4	5	6	7	8	9	AB	R	H	RBI	BB	SO	LOB
Paul Lo Duca, R OBP: 0.380, SLG: 0.585 (1, 2)	1-0 1B	1-1 SF8		4-0 2B SF8		0-0 1B 2B	0-1 F7-1-4			3	2	2	1	1	0	1
Mark Grudzielanek, R OBP: 0.375, SLG: 0.466 (1, 4)	0-0 WP 1B	0-0 1B		2-0 SF8 2B		4-0 1B 1B BB		1-0 E1 FC6-4 1B		4	3	3	1	1	0	0
Gary Sheffield, R OBP: 0.426, SLG: 0.542 (1, 7)	1-1 1B WP 1B	2-2 1B		0-0 SF8 2B		1-1 F9 1B 1B		0-2 FC6-4 1B		4	0	4	2	0	0	0
Eric Karros, R OBP: 0.301, SLG: 0.411 (1, 3)	3-3 K	0-0 F8		4-2 G1-6-3 BB		0-0 1-2 3-H 1B		2-0 F8		4	0	1	1	1	1	6
Marquis Grissom, R OBP: 0.278, SLG: 0.527 (1, 8)	1-0 1B		1-0 G3 SF9 2B	0-0 G1-6-3		1-2 F9		2-2 FC6-4 1B		5	1	2	1	0	0	6
Shawn Green, L OBP: 0.364, SLG: 0.549 (1, 9)	1-2 G5-3		0-0 G3		2-2 G1-3	0-0 P3		1-2 1B		5	0	1	1	0	0	5
Adrian Beltré, R OBP: 0.314, SLG: 0.432 (1, 5)		2-2 SH1-4 SF8 2B	3-1 SF9		1-1 S S 1B	1-1 G1-3		0-1 F8		4	1	2	1	0	0	4
Jeff Reboulet, R OBP: 0.381, SLG: 0.398 (1, 6)		4-1 SF8 SH1-4 1B BB	4-0 FC5-4 BB		3-3 K		2-2 F8			2	1	0	0	2	1	1
Terry Adams, R (1, 1)		2-0 SH1-4	1-1 FC5-4		1-3 K		1-0 F7-1-4 1B			2	0	0	0	0	1	2
Matt Herges, L OBP: 0.400, SLG: 0.400 (7, 1)										1	0	1	0	0	0	0
Jeff Shaw, R (9, 1)										0	0	0	0	0	0	0


Inning Stats	R: 1 E: 0 K: 11 S: 11	H: 4 LOB: 2 BB: 0 P: 18	R: 2 E: 0 K: 12 S: 12	H: 3 LOB: 2 BB: 1 P: 23	R: 1 E: 0 K: 0 S: 6	H: 1 LOB: 1 BB: 1 P: 15	R: 1 E: 0 K: 0 S: 5	H: 1 LOB: 1 BB: 2 P: 15	R: 0 E: 0 K: 2 S: 16	H: 1 LOB: 1 BB: 0 P: 23	R: 2 E: 0 K: 0 S: 12	H: 3 LOB: 2 BB: 1 P: 19	R: 0 E: 0 K: 0 S: 7	H: 1 LOB: 0 BB: 0 P: 10	R: 1 E: 1 K: 0 S: 14	H: 2 LOB: 2 BB: 0 P: 20	1B: 12 2B: 5 3B: 0 HR: 0	SF: 3 SAC: 1 DP: 2 HBP: 0	WP: 1 PB: 0 SB: 2 CS: 0	PA: 43
PITCHER	IP WLS BF H R ER SO	WLS L P	H R ER SO	H R ER SO	IP WLS BF H R ER SO	IP WLS BF H R ER SO	IP WLS BF H R ER SO	ERA WHIP	PITCHER	IP WLS BF H R ER SO	BB IBB HBP BLK WP HR S P	ERA WHIP								
Shawn Estes, L ERA: 3.27 (1, 1)	3.1		9	5	5	1	4	13.50		3.1										
Ryan Vogelsong, R ERA: 4.57 (4, 1)	3.2	L	5	2	2	2	1	4.91		3.2										
Tim Worrell, R ERA: 3.8 (8, 1)	1.0		2	1	0	0	0	0.00		1.0										

BOTTOM

San Francisco Giants @ Los Angeles Dodgers
Dodger Stadium, Los Angeles, CA

Mon Jul 02 2001, 7:10 PM PDT
Att: 30,464 - Sunny - 76 F

AB	34
R	8
H	16
RBI	8
BB	5
SO	3
LOB	25



livebaseballscores.com

Batter	1	2	3	4	5	6	7	8	9	AB R H RBI BB SO LOB	TOP																
Calvin Murray, R (1, 8) OBP: 0.375, SLG: 0.467	0-1 F8	4-2 1B 1-2 BB		0-3 K		0-0 G5-3			0-0 IBB 1B 1B	4 0 1 0 1 1 1																	
Rich Aurilia, R (1, 6) OBP: 0.394, SLG: 0.565	0-1 BB BB 1B	1-2 1B		0-0 F3			3-2 F3		0-0 IBB 1B	5 0 3 1 0 0 1																	
Barry Bonds, L (1, 7) OBP: 0.482, SLG: 0.842	4-2 BB 1-2 BB	3-2 G6-3		0-0 FC6 1-2f			2-1 F7		4-0 IBB 1-2 2-3	3 0 0 0 2 0 3																	
Jeff Kent, R (1, 4) OBP: 0.368, SLG: 0.500 (8, 3)	1-2 F9			0-0 F8			1-0 G5-3		0-0 P3	5 0 0 0 0 0 5																	
Armando Rios, L (1, 9) OBP: 0.323, SLG: 0.471	4-1 1-2 2-3 BB			1-1 HR			1-2 L3		1-1 L1-6 2B	3 1 2 1 1 0 0																	
Benito Santiago, R (1, 2) OBP: 0.336, SLG: 0.399	0-3 K			0-2 G6-3			0-0 1B		1-2 L1-6 2-3	4 0 1 0 0 1 4																	
Damon Minor, L (1, 3) OBP: 0.286, SLG: 0.250 Felix Rodriguez, R (8, 1)				1-1 F2			1-0 F9		1-1 G3-1	4 0 0 0 0 0 1 0 0 0 0 0 0 0																	
Ramon Martinez, R (1, 5) OBP: 0.350, SLG: 0.387 (8, 4)				1-0 HR			4-2 G4-6-3 BB		1-2 F5	3 1 1 1 1 1 0																	
Livan Hernandez, R (1, 1) OBP: 0.186, SLG: 0.209 Pedro Feliz, R (8, 5) OBP: 0.231, SLG: 0.278 Shawon Dunston, R (9, PH) OBP: 0.304, SLG: 0.477				0-0 FC6 1B			1-2 G4-6-3 1-2f		0-2 F9	3 1 2 0 0 0 1 0 0 0 0 0 0 0 1 0 0 0 0 0 0																	
Inning Stats	R: 0 E: 0 K: 1 S: 16	H: 1 LOB: 3 BB: 2 P: 25	R: 1 E: 0 K: 1 S: 19	H: 2 LOB: 2 BB: 1 P: 30	R: 1 E: 0 K: 0 S: 8	H: 1 LOB: 0 BB: 0 P: 10	R: 1 E: 0 K: 1 S: 7	H: 2 LOB: 1 BB: 0 P: 8	R: 0 E: 0 K: 0 S: 14	H: 1 LOB: 1 BB: 0 P: 16	R: 0 E: 0 K: 0 S: 6	H: 0 LOB: 0 BB: 1 P: 11	R: 0 E: 0 K: 0 S: 7	H: 0 LOB: 0 BB: 0 P: 13	R: 0 E: 0 K: 0 S: 7	H: 1 LOB: 0 BB: 0 P: 10	R: 0 E: 0 K: 0 S: 9	H: 2 LOB: 3 BB: 1 P: 14	1B: 7 2B: 2 3B: 0 HR: 2	SF: 0 SAC: 0 DP: 2 HBP: 0	WP: 0 PB: 0 SB: 0 CS: 0	PA: 40					
PITCHER	IP WLS BF H R ER SO BB IBB HBP BLK WP HR S P ERA WHIP																										
Luke Prokopec, R (1, 1) ERA: 4.18	5.0	25	7	3	3	3	3	0	0	0	0	0	2	64	89	5.40	2.000										
Jeff Williams, L (6, 1) ERA: 2.53	3.0	W	9	1	0	0	0	1	0	0	0	0	0	20	34	0.00	0.667										
Jeff Shaw, R (9, 1) ERA: 3.15	1.0	S	6	2	0	0	0	0	1	0	0	0	0	9	14	0.00	2.000										

San Francisco Giants @ Los Angeles Dodgers
 Dodger Stadium, Los Angeles, CA
 Tue Jul 03 2001, 7:10 PM PDT
 Att. 36,948 - Sunny - 75 F

livebaseballscorecards.com

AB 35
 R 3
 H 10
 RBI 3
 BB 5
 SO 3
 LOB 16



Batter	1	2	3	4	5	6	7	8	9	AB	R	H	RBI	BB	SO	LOB
Paul Lo Duca, R OBP: 0.383, SLG: 0.615 (1, 2)	1-2 HR	3-1 L8			1-1 L9			1-0 HR		4	2	2	3	0	0	1
Mark Grudzielanek, R OBP: 0.370, SLG: 0.458 (1, 4)	0-0 G1-4-3		2-3 K			0-0 G1-3		0-2 G4-3		4	0	0	0	0	1	0
Gary Sheffield, R OBP: 0.424, SLG: 0.537 (1, 7)	1-1 BB 1B		1-0 G6-3			2-2 G6-3		1-2 G6-3		4	0	1	0	0	0	0
Shawn Green, L OBP: 0.366, SLG: 0.547 (1, 9)	4-2 BB		1-0 G3-1			0-1 G3		0-0 WP 2B 1B		3	1	1	0	1	0	0
Eric Karros, R OBP: 0.305, SLG: 0.407 (1, 3)	2-1 F8			1-2 F9			4-2 FC4-6 BB	4-0 2B IBB		2	0	0	0	2	0	2
Marquis Grissom, R OBP: 0.278, SLG: 0.526 (1, 8)	1-1 F9		1-3 K			1-2 FC4-6	1-2 FC4-6	1-0 2B		4	0	1	1	0	1	3
Adrián Beltré, R OBP: 0.307, SLG: 0.422 (1, 5)		1-2 G1-3		1-0 F7			1-3 K	0-0 G6-3		4	0	0	0	0	1	3
Alex Cora, L OBP: 0.261, SLG: 0.324 (1, 6)		1-1 SH1-4 1B			1-3 K		0-1 F8			3	0	1	0	0	1	1
Luke Prokopec, L OBP: 0.160, SLG: 0.200 (1, 1)		0-0 SH1-4			0-3 K			4-2 HR BB		0	0	0	0	0	0	0
Chris Donnels, L OBP: 0.256, SLG: 0.222 (5, PH)										1	0	0	0	0	1	0
Jeff Williams, R (6, 1)										0	0	0	0	0	0	0
Tom Goodwin, L OBP: 0.305, SLG: 0.365 (8, PH)										0	1	0	0	1	0	0
Jeff Shaw, R (9, 1)										0	0	0	0	0	0	0

Inning Stats	R: 1	H: 2	E: 0	LOB: 2	K: 0	P: 12	R: 0	H: 1	E: 0	LOB: 1	K: 0	P: 9	R: 0	H: 0	E: 0	LOB: 0	K: 1	P: 10	R: 0	H: 0	E: 0	LOB: 0	K: 2	P: 11	R: 0	H: 0	E: 0	LOB: 0	K: 0	P: 8	R: 0	H: 0	E: 0	LOB: 1	K: 1	P: 20	R: 3	H: 3	E: 0	LOB: 2	K: 0	BB: 2	S: 13	P: 24		
	S: 12	BB: 1	S: 9	BB: 0	S: 6	S: 7	S: 9	S: 11	S: 14	S: 13	S: 13	S: 24	S: 3	S: 4	S: 0	S: 0	S: 0	S: 0	S: 0	S: 0	S: 0	S: 0	S: 0	S: 0	S: 0	S: 0	S: 0	S: 0	S: 0	S: 0	S: 0	S: 0	S: 0	S: 0	S: 0	S: 0	S: 0	S: 0	S: 0	S: 0	S: 0	S: 0	S: 0	S: 0	S: 0	S: 0

PITCHER	IP	WLS	BF	H	R	ER	SO	BB	IBB	HBP	BLK	WP	HR	S	P	ERA	WHIP
Livan Hernandez, R ERA: 6.2 (1, 1)	7.2	L	32	5	4	4	5	3	1	0	0	1	2	74	115	4.70	1.043
Felix Rodriguez, R ERA: 1.56 (8, 1)	0.1		2	1	0	0	0	0	0	0	0	0	0	2	3	0.00	3.000

BOTTOM

San Francisco Giants @ Los Angeles Dodgers
Dodger Stadium, Los Angeles, CA
 Tue Jul 03 2001, 7:10 PM PDT
 Att. 36,948 - Sunny - 75 F

AB	29
R	4
H	6
RBI	4
BB	4
SO	5
LOB	10



WP	1	PA	34
PB	0	CS	0
SB	0		

1B	3	SF	0	WP	1	PA	34
2B	1	SAC	1	PB	0		
3B	0	DP	0	SB	0		
HR	2	HBP	0	CS	0		

Batter	1	2	3	4	5	6	7	8	9	AB R H RBI BB SO LOB	TOP																
Shawon Dunston, R (1, 8) OBP: 0.298, SLG: 0.468 Calvin Murray, R (3, 8) OBP: 0.367, SLG: 0.456	2-1 G6-3		2-2 P5		2-3 K		1-0 G5-3	1-0 P6		2 0 0 0 0 0 0 3 0 0 0 0 1 1																	
Rich Aurilia, R (1, 6) OBP: 0.394, SLG: 0.563	3-2 1B		2-0 F3		2-2 1B		2-2 G5-3		1-1 P4	5 0 2 0 0 0 0																	
Barry Bonds, L (1, 7) OBP: 0.481, SLG: 0.833	0-1 1B		1-2 HBP		1-1 F8		0-0 F3		2-1 F8	4 0 1 0 0 0 1																	
Jeff Kent, R (1, 4) OBP: 0.368, SLG: 0.498	2-3 K		2-3 K		2-0 F9			1-0 HR	1-1 1B	5 1 2 0 0 2 4																	
Armando Rios, L (1, 9) OBP: 0.328, SLG: 0.488	0-0 F9			1-2 F9		3-2 2B		2-2 HR	2-2 G4-3	5 1 3 2 0 0 3																	
Felipe Crespo, S (1, 3) OBP: 0.308, SLG: 0.435		0-1 FC6-4		3-3 K		1-0 F8		1-1 HR		4 1 2 0 0 1 2																	
Ramon Martinez, R (1, 5) OBP: 0.348, SLG: 0.381		3-2 F3		4-1 BB		2-3 K		1-2 F8		3 0 0 0 1 1 3																	
Edwards Guzman, L (1, 2) OBP: 0.269, SLG: 0.442		1-2 P4		1-0 F9		0-1 2B		0-1 1B		4 0 2 0 0 0 3																	
Kirk Rueter, L (1, 1) OBP: 0.184, SLG: 0.118 Damon Minor, L (6, PH) OBP: 0.278, SLG: 0.242 Tim Worrell, R (6, 1) Marvin Benard, L (8, PH) OBP: 0.277, SLG: 0.346 Felix Rodriguez, R (8, 1)		1-0 FC6-4		0-1 G1-3		2-3 K		3-1 SF8		2 0 0 0 0 0 3 1 0 0 0 0 1 2 0 0 0 0 0 0 0 0 0 0 1 0 0 0 0 0 0 0 0 0 0																	
Inning Stats	R: 0 E: 0 K: 1 S: 12	H: 2 LOB: 2 BB: 0 P: 19	R: 0 E: 0 K: 0 S: 10	H: 1 LOB: 1 BB: 0 P: 15	R: 0 E: 0 K: 1 S: 11	H: 0 LOB: 1 BB: 0 P: 18	R: 0 E: 0 K: 1 S: 11	H: 1 LOB: 2 BB: 1 P: 20	R: 0 E: 0 K: 1 S: 13	H: 1 LOB: 1 BB: 0 P: 20	R: 0 E: 0 K: 2 S: 14	H: 2 LOB: 2 BB: 0 P: 22	R: 0 E: 0 K: 0 S: 5	H: 0 LOB: 0 BB: 0 P: 8	R: 3 E: 0 K: 0 S: 15	H: 4 LOB: 1 BB: 0 P: 24	R: 0 E: 0 K: 0 S: 9	H: 1 LOB: 1 BB: 0 P: 15	1B: 9 2B: 2 3B: 0 HR: 1	SF: 1 SAC: 0 DP: 0 HBP: 1	WP: 0 PB: 0 SB: 1 CS: 0	PA: 41					
PITCHER	IP WLS BF H R ER SO BB IBB HBP BLK WP HR S P ERA WHIP																										
Eric Gagne, R (1, 1) ERA: 5.42	6.0		27	7	0	0	6	1	0	1	0	0	0	71	114	0.00	1.333										
Giovanni Carrara, R (7, 1) ERA: 3.45	1.0	H	5	2	2	2	0	0	0	0	0	0	1	10	16	18.00	2.000										
Matt Herges, R (8, 1) ERA: 3.56	1.0	W	5	2	1	1	0	0	0	0	0	0	0	10	16	9.00	2.000										
Jeff Shaw, R (9, 1) ERA: 3.07	1.0	S	4	1	0	0	0	0	0	0	0	0	0	9	15	0.00	1.000										

San Francisco Giants @ Los Angeles Dodgers
 Dodger Stadium, Los Angeles, CA
 Wed Jul 04 2001, 6:10 PM PDT
 Att. 54,636 - Sunny - 80 F

livebaseballscorecards.com

AB 38
 R 3
 H 12
 RBI 3
 BB 1
 SO 6
 LOB 22



Batter	1	2	3	4	5	6	7	8	9	AB	R	H	RBI	BB	SO	LOB
Paul Lo Duca, R OBP: 0.390, SLG: 0.633 (1, 2)	0-1 F9		1-2 L6-4 1B		2-1 HR		1-1 1B			4	1	3	1	0	0	0
Mark Grudzielanek, R OBP: 0.368, SLG: 0.455 (1, 4)	2-0 1B E		1-1 P5		1-2 G5-3		0-1 F8			4	1	1	0	0	0	2
Shawn Green, L OBP: 0.365, SLG: 0.543 (1, 9)	2-2 E5 1B E		1-2 1B		1-1 G4-3		2-3 K			4	1	1	0	0	1	2
Gary Sheffield, R OBP: 0.425, SLG: 0.547 (1, 7)	2-2 F8		3-1 L6-4		4-0 BB			3-2 HR		3	1	1	1	1	0	4
Eric Karros, R OBP: 0.304, SLG: 0.404 (1, 3)	2-2 E8 1B			2-3 K	3-3 K			0-0 G5-3		4	0	1	1	0	2	1
Marquis Grissom, R OBP: 0.277, SLG: 0.524 (1, 8)	1-3 K			0-0 2B		0-1 F9		1-1 1B L3		1	0	0	0	0	1	1
Tom Goodwin, L OBP: 0.310, SLG: 0.374 (2, 8)										3	0	2	0	0	0	0
Adrián Beltré, R OBP: 0.301, SLG: 0.412 (1, 5)		2-1 P3		3-1 F3		0-1 F9		0-1 L3		4	0	0	0	0	0	2
Jeff Reboulet, R OBP: 0.380, SLG: 0.390 (1, 6)		3-2 F8		4-0 IBB		1-3 K				2	0	0	0	1	1	0
Eric Gagne, R OBP: 0.130, SLG: 0.304 (1, 1)		3-2 G5-3		2-1 G6-3			0-1 G6-3			2	0	0	0	0	0	2
Giovanni Carrara, R OBP: 0.400, SLG: 0.400 (7, 1)										1	0	0	0	0	0	0
Matt Herges, L OBP: 0.400, SLG: 0.400 (8, 1)										0	0	0	0	0	0	0
Jeff Shaw, R (9, 1)										0	0	0	0	0	0	0

Inning Stats	R: 2	H: 2	E: 2	K: 1	S: 16	LOB: 1	BB: 0	P: 25	R: 0	H: 0	E: 0	K: 0	S: 12	LOB: 0	BB: 0	P: 20	R: 0	H: 2	E: 0	K: 0	S: 10	LOB: 1	BB: 0	P: 16	R: 0	H: 1	E: 0	K: 1	S: 9	LOB: 2	BB: 1	P: 20	R: 1	H: 1	E: 0	K: 1	S: 10	LOB: 1	BB: 1	P: 21	R: 0	H: 0	E: 0	K: 1	S: 8	LOB: 0	BB: 0	P: 9	R: 0	H: 1	E: 0	K: 1	S: 10	LOB: 1	BB: 0	P: 13	R: 1	H: 2	E: 0	K: 0	S: 8	LOB: 0	BB: 0	P: 12
--------------	------	------	------	------	-------	--------	-------	-------	------	------	------	------	-------	--------	-------	-------	------	------	------	------	-------	--------	-------	-------	------	------	------	------	------	--------	-------	-------	------	------	------	------	-------	--------	-------	-------	------	------	------	------	------	--------	-------	------	------	------	------	------	-------	--------	-------	-------	------	------	------	------	------	--------	-------	-------

PITCHER	IP	WLS	BF	H	R	ER	SO	BB	IBB	HBP	BLK	WP	HR	S	P	ERA	WHIP
Kirk Rueter, L ERA: 4.88 (1, 1)	5.0		23	6	3	1	3	1	1	0	0	0	1	57	102	1.80	1.400
Tim Worrell, R ERA: 3.64 (6, 1)	2.0		7	1	0	0	2	0	0	0	0	0	0	18	22	0.00	0.500
Felix Rodriguez, R ERA: 1.74 (8, 1)	1.0	L	4	2	1	1	0	0	0	0	0	0	1	8	12	9.00	2.000

BOTTOM

San Francisco Giants @ Los Angeles Dodgers
Dodger Stadium, Los Angeles, CA

Wed Jul 04 2001, 6:10 PM PDT
Att: 54,636 - Sunny - 80 F

AB	32
R	4
H	9
RBI	3
BB	2
SO	5
LOB	14



WP	HR	S	P	ERA	WHIP
0	0	0	0	0	0
0	0	0	0	0	0
0	0	0	0	0	0
0	0	0	0	0	0

Batter	1	2	3	4	5	6	7	8	9	AB R H RBI BB SO LOB	TOP						
Calvin Murray, R (1, 8) OBP: 0.361, SLG: 0.462	3-2 F8		3-2 G6-3		1-0 B1-3			1-0 SF9 3B	1-1 E4 1B	5 1 1 0 0 0 1	San Francisco Giants @ Los Angeles Dodgers Dodger Stadium, Los Angeles, CA Thu Jul 05 2001, 7:10 PM PDT Att. 35,063 - Cloudy - 76 F						
Rich Aurilia, R (1, 6) OBP: 0.397, SLG: 0.563	0-1 1B 1B		0-1 F3		4-2 BB		1-0 SF9	1-0 1B	3 0 2 2 1 0 0								
Barry Bonds, L (1, 7) OBP: 0.482, SLG: 0.827	0-0 1-2 1B		1-1 2B E HBP		1-2 G1-3		4-1 BB BB	2-3 K	3 1 1 0 1 1 3								
Jeff Kent, R (1, 4) OBP: 0.370, SLG: 0.500	1-3 K		1-2 E7 1-H 2B		2-1 F7		4-1 BB	1-2 BB	3 0 1 0 1 1 2								
Armando Rios, L (1, 9) OBP: 0.323, SLG: 0.481	3-2 F4		0-0 F8		2-3 K		1-3 K		4 0 0 0 0 2 5								
Felipe Crespo, S (1, 3) OBP: 0.286, SLG: 0.400					1-3 K		3-3 K		4 0 0 0 0 4 2								
Ramon Martinez, R (1, 5) OBP: 0.341, SLG: 0.372					0-2 G6-3		0-2 F8	1-2 F9	4 0 0 0 0 0 0								
Benito Santiago, R (1, 2) OBP: 0.335, SLG: 0.401					1-0 F7		3-3 K	3-3 K	4 0 1 0 0 2 0								
Russ Ortiz, R (1, 1) OBP: 0.250, SLG: 0.273					1-1 G6-3		1-0 G6-3	1-2 E 1B	3 0 0 0 0 1 1								
Eric Davis, R (9, PH) OBP: 0.277, SLG: 0.333									1 1 1 0 0 0 0								
Robb Nen, R (9, 1)									0 0 0 0 0 0 0								
Inning Stats	R: 0 H: 2 E: 0 LOB: 2 K: 1 BB: 0 S: 14 P: 21	R: 0 H: 1 E: 0 LOB: 1 K: 2 BB: 0 S: 12 P: 20	R: 1 H: 1 E: 1 LOB: 1 K: 0 BB: 0 S: 10 P: 15	R: 0 H: 0 E: 0 LOB: 0 K: 1 BB: 0 S: 7 P: 9	R: 0 H: 0 E: 0 LOB: 1 K: 0 BB: 1 S: 9 P: 16	R: 0 H: 0 E: 0 LOB: 0 K: 2 BB: 0 S: 8 P: 15	R: 0 H: 0 E: 0 LOB: 0 K: 1 BB: 0 S: 7 P: 11	R: 1 H: 1 E: 0 LOB: 2 K: 2 BB: 2 S: 11 P: 25	R: 1 H: 2 E: 1 LOB: 2 K: 2 BB: 0 S: 16 P: 25	1B: 4 SF: 1 2B: 2 SAC: 0 3B: 1 DP: 0 HR: 0 HBP: 1	WP: 0 PA: 39 PB: 0 SB: 0 CS: 0						
PITCHER	IP WLS BF H R ER SO BB IBB HBP BLK WP HR S P ERA WHIP																
Chan Ho Park, R (1, 1) ERA: 2.8	8.0	33	5	2	1	9	3	0	1	0	0	0	0	78	132	1.12	1.000
Al Reyes, R (9, 1) ERA:	0.2	L	5	2	1	0	1	0	0	0	0	0	0	13	20	0.00	3.000
Jesse Orosco, L (9, 1) ERA: 2.45	0.1		1	0	0	1	0	0	0	0	0	0	0	3	5	0.00	0.000

AB	34
R	3
H	7
RBI	2
BB	3
SO	11
LOB	14



Batter	1	2	3	4	5	6	7	8	9	AB	R	H	RBI	BB	SO	LOB
--------	---	---	---	---	---	---	---	---	---	----	---	---	-----	----	----	-----

BOTTOM

Tom Goodwin, L OBP: 0.309, SLG: 0.381 (1, 8) C B X	1-1 SF8 3B		2-0 G3			1-1 L9			2-3 K	4	1	1	0	0	1	1
Mark Grudzielanek, R OBP: 0.363, SLG: 0.450 (1, 4) B F X	1-1 SF8			1-0 G6-3		1-3 K			0-1 G4-3	3	0	0	1	0	1	1
Gary Sheffield, R OBP: 0.419, SLG: 0.538 (1, 7) C B C B X	2-2 G5-3			1-2 F8			3-3 K		0-1 G5-3	4	0	0	0	0	1	2
Shawn Green, L OBP: 0.382, SLG: 0.538 (1, 9) B C B S X	2-2 G4-3			0-0 G3-1			1-2 G4-3			3	0	0	0	0	0	0
Eric Karros, R OBP: 0.304, SLG: 0.403 (1, 3) C B B B X		2-2 G4-3			2-1 1B SF7 1B			2-1 G5-3		3	1	1	0	0	0	0
Adrián Beltré, R OBP: 0.301, SLG: 0.411 (1, 5) B B F X		1-2 F8			2-0 G1-6-3 1B			3-2 G5-3		3	0	1	0	0	0	0
Chad Kreuter, S OBP: 0.395, SLG: 0.392 (1, 2) B C C X		1-2 G4-3			3-0 SF7			1-1 P6		2	0	0	1	0	0	0
Alex Cora, L OBP: 0.257, SLG: 0.320 (1, 6) C X			0-1 G6-3		2-2 G1-6-3			0-1 G1-5-3		3	0	0	0	0	0	1
Chan Ho Park, R OBP: 0.154, SLG: 0.184 (9, 1) S S S			0-3 K			2-2 G3			1-2 G4-3 1B	2	0	0	0	0	0	1
Al Reyes, R (9, 1)										0	0	0	0	0	0	0
Jesse Orosco, R (9, 1)										0	0	0	0	0	0	0
Dave Hansen, L OBP: 0.407, SLG: 0.376 (9, PH)										1	0	1	0	0	0	0
Hiram Bocachica, R OBP: 0.298, SLG: 0.405 (9, PR)										0	0	0	0	0	0	0

San Francisco Giants @ Los Angeles Dodgers
Dodger Stadium, Los Angeles, CA
Thu Jul 05 2001, 7:10 PM PDT
Att: 35,063 - Cloudy - 76 F

livebaseballscorecards.com

AB	28
R	2
H	4
RBI	2
BB	0
SO	4
LOB	5



Inning Stats	R: 1	H: 1	R: 0	H: 0	R: 0	H: 0	R: 1	H: 2	R: 0	H: 0	R: 0	H: 0	R: 0	H: 0	R: 0	H: 1	1B: 3	SF: 2	WP: 0	PA: 30
	E: 0	LOB: 0	E: 0	LOB: 0	E: 0	LOB: 0	E: 0	LOB: 0	E: 0	LOB: 0	E: 0	LOB: 0	E: 0	LOB: 0	E: 0	LOB: 2	2B: 0	SAC: 0	PB: 0 <td> </td>	
	K: 0	BB: 0	K: 0	BB: 0	K: 0	BB: 0	K: 0	BB: 0	K: 1	BB: 0	K: 1	BB: 0	K: 0	BB: 0	K: 1	BB: 0	3B: 1	DP: 1	SB: 0 <td> </td>	
	S: 10	P: 16	S: 9	P: 13	S: 6	P: 8	S: 7	P: 16	S: 8	P: 12	S: 10	P: 16	S: 8	P: 12	S: 11	P: 14	HR: 0	HBP: 0	CS: 0 <td></td>	

PITCHER	IP	WLS	BF	H	R	ER	SO	BB	IBB	HBP	BLK	WP	HR	S	P	ERA	WHIP
Russ Ortiz, R ERA: 3.28 (1, 1)	8.0	W	26	3	2	2	3	0	0	0	0	0	0	63	100	2.25	0.375
Robb Nen, R ERA: 3.4 (9, 1)	1.0	S	4	1	0	0	1	0	0	0	0	0	0	11	14	0.00	1.000

Batter	1	2	3	4	5	6	7	8	9	AB	R	H	RBI	BB	SO	LOB	TOP										
51 Ichiro Suzuki, L (1, 9) OBP: 0.378, SLG: 0.475 Scott Podsednik, L (8, PR) (8, 9)	2-1 HR	0-3 K			1-2 G3 1B	4-0 BB IBB		E4 BB 1B		5	2	3	2	1	1	1											
Mark McLemore, S (1, 8) OBP: 0.388, SLG: 0.417 Charles Gipson, R (8, 8) OBP: 0.242, SLG: 0.172	1-1 G4-3 1B	1-1 F7			1-3 K	4-2 BB		1B WP BB		4	2	1	1	2	1	4											
Bret Boone, R (1, 4) OBP: 0.366, SLG: 0.595	3-2 G5-3				1-0 G3	1-2 F9		1-2 WP HR 1B	1-2 G4-3 1B	6	2	2	1	0	1	5											
John Olerud, L (1, 3) OBP: 0.425, SLG: 0.475	3-1 G4-3				1-0 L5	0-0 G1-3		4-1 HR BB	3-2 F8	4	1	0	0	1	0	5											
Al Martin, L (1, 7) OBP: 0.314, SLG: 0.366	2-2 1B				1-3 L4			0-0 HR	0-1 G4-3	6	2	3	4	0	1	3											
Carlos Guillen, S (1, 6) OBP: 0.316, SLG: 0.344	1-0 1B				0-1 G4-3			2-1 SH S E 1B	4-2 51 1B 1B	5	2	3	0	1	0	1											
David Bell, R (1, 5) OBP: 0.298, SLG: 0.411	0-2 F7				1-2 G6-3 1B			1-0 L5	2-2 P5	6	1	3	3	0	0	4											
Dan Wilson, R (1, 2) OBP: 0.327, SLG: 0.402					1-1 G6-3			3-1 HR	0-0 F9	5	1	1	0	1	2	4											
Freddy Garcia, R (1, 1) OBP: 0.143, SLG: 0.143					0-3 K			4-1 E BB BB	0-2 SH	3	0	1	0	0	1	1											
								2-3 K	0-0 G3-1																		
								0-0 51 1B 1B																			
Inning Stats	R: 2 E: 0 K: 0 S: 22	H: 4 LOB: 2 BB: 0 P: 34	R: 0 E: 0 K: 1 S: 7	H: 1 LOB: 1 BB: 0 P: 9	R: 0 E: 0 K: 2 S: 10	H: 0 LOB: 0 BB: 0 P: 13	R: 0 E: 0 K: 1 S: 12	H: 1 LOB: 1 BB: 0 P: 14	R: 0 E: 0 K: 1 S: 10	H: 1 LOB: 2 BB: 0 P: 14	R: 2 E: 1 K: 0 S: 12	H: 1 LOB: 3 BB: 3 P: 26	R: 2 E: 0 K: 1 S: 12	H: 2 LOB: 0 BB: 0 P: 21	R: 6 E: 1 K: 0 S: 18	H: 5 LOB: 2 BB: 2 P: 34	R: 1 E: 0 K: 1 S: 20	H: 2 LOB: 2 BB: 1 P: 28	1B: 13 2B: 1 3B: 0 HR: 3	SF: 0 SAC: 2 DP: 0 HBP: 1	WP: 1 PB: 0 SB: 1 CS: 0	PA: 53					
PITCHER	IP	WLS	BF	H	R	ER	SO	BB	IBB	HBP	BLK	WP	HR	S	P	ERA	WHIP										
Kevin Brown, R (1, 1) ERA: 3.02	5.1	L	29	8	4	4	5	2	1	1	0	0	1	69	105	6.75	1.875										
Al Reyes, R (6, 1) ERA: 2.16	1.2		7	2	2	2	1	0	0	0	0	0	1	16	26	10.80	1.200										
Mike Fetters, R (8, 1) ERA: 5.56	0.0		6	3	6	4	0	2	0	0	0	1	1	8	18	∞	∞										
Giovanni Carrara, R (8, 1) ERA: 3.51	2.0		11	4	1	1	1	1	0	0	0	0	0	30	44	4.50	2.500										

Seattle Mariners @ Los Angeles Dodgers
Dodger Stadium, Los Angeles, CA
Fri Jul 06 2001, 7:10 PM PDT
Att. 53,072 - Cloudy - 79 F

AB	44
R	13
H	17
RBI	11
BB	6
SO	7
LOB	28




Batter	1	2	3	4	5	6	7	8	9	AB	R	H	RBI	BB	SO	LOB
Tom Goodwin, L OBP: 0.304, SLG: 0.374 (1, 8)	F8		F8			F3		G3-1		4	0	0	0	0	0	3
Mark Grudzielanek, R OBP: 0.359, SLG: 0.445 Jeff Rebolet, R OBP: 0.377, SLG: 0.386 (8, PH) (9, 4)	G1-3			G4-3		K		K		3	0	0	0	0	1	1
Gary Sheffield, R OBP: 0.415, SLG: 0.531 Hiram Bocachica, R OBP: 0.296, SLG: 0.402 (1, 7) (9, 7)	K			F8			F5		G5-3	3	0	0	0	0	1	0
Shawn Green, L OBP: 0.363, SLG: 0.538 (1, 9)		F8		F7			G6-3 1B		G6-4-3 1B	4	0	2	0	0	0	0
Paul Lo Duca, R OBP: 0.387, SLG: 0.625 (1, 2)		G5-3			F5		G6-3 1B		G6-4-3	4	0	1	0	0	0	1
Dave Hansen, L OBP: 0.400, SLG: 0.368 Al Reyes, R (6, 1) Marquis Grissom, R OBP: 0.275, SLG: 0.522 Mike Fetters, R (8, 1) Giovanni Carrara, R OBP: 0.400, SLG: 0.400 (8, 1)		K			G4-3		G6-3			2	0	0	0	0	1	0
Adrian Beltré, R OBP: 0.296, SLG: 0.404 (1, 5)			G6-3		K2-3		G1-3			0	0	0	0	0	0	0
Alex Cora, L OBP: 0.258, SLG: 0.317 (1, 6)			BLK SH3-4 BB			G4-3		E3 G3-1 G1		2	0	0	0	1	0	0
Kevin Brown, R OBP: 0.179, SLG: 0.200 Chris Donnels, L OBP: 0.262, SLG: 0.230 (1, 1) (6, 3)			SH3-4					G1		0	0	0	0	0	0	0

Inning Stats	R: 0	H: 0	E: 0	LOB: 0	K: 1	BB: 0	S: 6	P: 9	R: 0	H: 0	E: 0	LOB: 0	K: 1	BB: 0	S: 5	P: 7	R: 0	H: 0	E: 0	LOB: 1	K: 0	BB: 1	S: 6	P: 13	R: 0	H: 0	E: 0	LOB: 0	K: 0	BB: 0	S: 7	P: 9	R: 0	H: 0	E: 0	LOB: 0	K: 1	BB: 0	S: 9	P: 12	R: 0	H: 1	E: 0	LOB: 1	K: 1	BB: 0	S: 12	P: 17	R: 0	H: 2	E: 0	LOB: 2	K: 0	BB: 0	S: 9	P: 13	R: 0	H: 0	E: 1	LOB: 1	K: 1	BB: 0	S: 10	P: 13	R: 0	H: 1	E: 0	LOB: 0	K: 0	BB: 0	S: 3	P: 4	1B: 4	SF: 0	2B: 0	SAC: 1	3B: 0	DP: 1	HR: 0	HBP: 0	WP: 0	PA: 32
PITCHER Freddy Garcia, R ERA: 3.18 (1, 1)	IP	WLS	BF	H	R	ER	SO	BB	IBB	HBP	BLK	WP	HR	S	P	ERA	WHIP	IP	WLS	BF	H	R	ER	SO	BB	IBB	HBP	BLK	WP	HR	S	P	ERA	WHIP	IP	WLS	BF	H	R	ER	SO	BB	IBB	HBP	BLK	WP	HR	S	P	ERA	WHIP																															

Seattle Mariners @ Los Angeles Dodgers
 Dodger Stadium, Los Angeles, CA

Fri Jul 06 2001, 7:10 PM PDT
 Att: 53,072 - Cloudy - 79 F

AB	30
R	0
H	4
RBI	0
BB	1
SO	5
LOB	11



Batter	1	2	3	4	5	6	7	8	9	AB R H RBI BB SO LOB	TOP														
51 Ichiro Suzuki, L OBP: 0.376, SLG: 0.471 (1, 9) C B B X	3-1 G3-1 ①		2-1 G4-3 ③			0-0 G5-3 ②			4-1 BB HBP BB	3 0 0 0 1 0 0															
Mark McLemore, S OBP: 0.386, SLG: 0.414 (1, 5) (9, 7) C X	1-1 P6 ②			2-2 CS 1B		3-2 F7 ③			2-0 F7 ②	4 0 1 0 0 0 1															
Bret Boone, R OBP: 0.365, SLG: 0.589 (1, 4) B B S S L C	2-3 K ③			2-2 L9 ①			1-1 G6-3 ①		2-1 BB HBP	3 0 0 0 0 1 1															
John Olerud, L OBP: 0.426, SLG: 0.483 (1, 3)		1-1 G6-3 ①		2-0 1-2 HR			1-2 F7 ②		4-0 1-2 2-3 BB	3 1 1 1 1 0 0															
Mike Cameron, R OBP: 0.359, SLG: 0.532 (1, 8)		2-2 2B		1-1 G4-3 ③			2-3 K ③		1-2 F2 ③	4 0 1 0 0 1 3															
Al Martin, L OBP: 0.315, SLG: 0.361 Arthur Rhodes, L (8, 1) Jose Paniagua, R (8, 1)		1-2 G1-3 ②			4-2 G4-6-3 BB			0-0 G6-3 ①		2 0 0 0 1 0 1 0 0 0 0 0 0 0 0 0 0 0 0 0 0															
Carlos Guillen, S OBP: 0.313, SLG: 0.341 (1, 6)		1-3 K ③			3-2 G4-6-3 ① ② 1-2f			2-3 K ②		3 0 0 0 0 2 2															
Tom Lampkin, L OBP: 0.324, SLG: 0.385 (1, 2)			2-0 P5 ①			1-2 G3 ③		3-2 F9 ③		3 0 0 0 0 0 0															
Paul Abbott, R OBP: 0.250, SLG: 0.250 Jeff Nelson, R (6, 1) Charles Gipson, R OBP: 0.242, SLG: 0.172 Edgar Martinez, R OBP: 0.433, SLG: 0.540 David Bell, R OBP: 0.298, SLG: 0.411 (1, 1) (6, 1) (8, 7) (9, PH) (9, 5)			1-3 K ②				1-1 G3 ①		0-1 G3 ①	2 0 0 0 0 1 0 0 0 0 0 0 0 0 0 0 0 0 0 0 0 1 0 0 0 0 0 0 0 0 0 0 0 0 0															
Inning Stats	R: 0 E: 0 K: 1 S: 8	H: 0 LOB: 0 BB: 0 P: 14	R: 0 E: 0 K: 1 S: 12	H: 1 LOB: 1 BB: 0 P: 17	R: 0 E: 0 K: 1 S: 6	H: 0 LOB: 0 BB: 0 P: 11	R: 1 E: 0 K: 0 S: 14	H: 2 LOB: 0 BB: 0 P: 21	R: 0 E: 0 K: 0 S: 10	H: 0 LOB: 0 BB: 1 P: 18	R: 0 E: 0 K: 0 S: 6	H: 0 LOB: 0 BB: 0 P: 10	R: 0 E: 0 K: 1 S: 8	H: 0 LOB: 0 BB: 0 P: 12	R: 0 E: 0 K: 1 S: 9	H: 0 LOB: 0 BB: 0 P: 14	R: 0 E: 0 K: 0 S: 8	H: 0 LOB: 3 BB: 2 P: 21	1B: 1 2B: 1 3B: 0 HR: 1	SF: 0 SAC: 0 DP: 1 HBP: 1	WP: 0 PB: 0 SB: 0 CS: 1	PA: 32			
PITCHER Terry Adams, R ERA: 4.97 Matt Herges, R ERA: 3.43	IP 7.0 WLS W BF 9 H 0 R 0 ER 0 SO 1 BB 2 IBB 0 HBP 1 BLK 0 WP 0 HR 0 S 17 P 35 ERA 0.00 WHIP 1.000																								

Seattle Mariners @ Los Angeles Dodgers
Dodger Stadium, Los Angeles, CA
Sat Jul 07 2001, 1:10 PM PDT
Att. 40,937 - Sunny - 84 F

livebaseballscorecards.com

AB 28
R 1
H 3
RBI 1
BB 3
SO 5
LOB 8



Batter	1	2	3	4	5	6	7	8	9	AB	R	H	RBI	BB	SO	LOB
Paul Lo Duca, R (1, 2) OBP: 0.385, SLG: 0.616 Hiram Bocachica, R (8, PR) OBP: 0.296, SLG: 0.402 Chad Kreuter, S (9, 2) OBP: 0.395, SLG: 0.392	2-1 F9		3-1 F9		3-0 L4			2-2 BB HBP		3	0	0	0	0	0	1
Jeff Reboulet, R (1, 4) OBP: 0.373, SLG: 0.375	1-2 G5-3			2-3 K		4-1 1B BB		2-3 K		3	0	0	0	1	2	1
Gary Sheffield, R (1, 7) OBP: 0.416, SLG: 0.541	3-2 F7			1-1 HR		2-0 F9		4-0 BB		3	1	1	1	1	0	1
Shawn Green, L (1, 9) OBP: 0.359, SLG: 0.532		0-2 G4-3		1-0 G4-3		1-0 F8		2-3 K		4	0	0	0	0	1	3
Eric Karros, R (1, 3) OBP: 0.307, SLG: 0.405		1-3 K		0-0 FC6-4 1B		0-0 BB		2-2 F7		4	0	2	0	0	1	2
Marquis Grissom, R (1, 8) OBP: 0.271, SLG: 0.513		0-2 F9		1-2 FC6-4 1-2f		1-3 K			3-3 K	4	0	0	0	0	2	4
Adrián Beltré, R (1, 5) OBP: 0.296, SLG: 0.417		1-1 G6-3			1-3 K				0-1 HR	4	1	1	1	0	2	1
Alex Cora, L (1, 6) OBP: 0.255, SLG: 0.313			2-0 F8		2-2 G4-3			1-3 K		3	0	0	0	0	1	0
Terry Adams, R (1, 1) OBP: 0.182, SLG: 0.111 Chris Donnels, L (7, PH) OBP: 0.259, SLG: 0.227 Matt Herges, L (8, 1) OBP: 0.400, SLG: 0.400			1-3 K		1-2 1B			1-3 K		2	0	1	0	0	1	0

Inning Stats	R: 0	H: 0	E: 0	K: 9	S: 9	R: 0	H: 0	E: 0	K: 11	S: 11	R: 0	H: 0	E: 0	K: 1	S: 6	R: 1	H: 2	E: 0	K: 1	S: 13	R: 0	H: 1	E: 0	K: 11	S: 11	R: 0	H: 1	E: 0	K: 3	S: 10	R: 0	H: 0	E: 0	K: 2	S: 14	R: 1	H: 1	E: 0	K: 1	S: 5	1B: 3	2B: 0	3B: 0	HR: 2	SF: 0	SAC: 0	DP: 0	HBP: 1	WP: 1	PB: 0	SB: 0	CS: 0	PA: 34
--------------	------	------	------	------	------	------	------	------	-------	-------	------	------	------	------	------	------	------	------	------	-------	------	------	------	-------	-------	------	------	------	------	-------	------	------	------	------	-------	------	------	------	------	------	-------	-------	-------	-------	-------	--------	-------	--------	-------	-------	-------	-------	--------

PITCHER	IP	WLS	BF	H	R	ER	SO	BB	IBB	HBP	BLK	WP	HR	S	P	ERA	WHIP
Paul Abbott, R (1, 1) ERA: 4.42	5.2		23	4	1	1	4	1	0	0	0	1	1	54	87	1.59	0.882
Jeff Nelson, R (6, 1) ERA: 2.19	1.2		7	0	0	0	5	1	0	1	0	0	0	21	33	0.00	0.600
Arthur Rhodes, L (8, 1) ERA: 1.95	0.1		1	0	0	0	1	0	0	0	0	0	0	3	5	0.00	0.000
Jose Paniagua, R (8, 1) ERA: 4.15	0.2	L	3	1	1	1	1	0	0	0	0	0	1	8	13	13.50	1.500

BOTTOM

Seattle Mariners @ Los Angeles Dodgers
 Dodger Stadium, Los Angeles, CA
 Sat Jul 07 2001, 1:10 PM PDT
 Att: 40,937 - Sunny - 84 F

AB	31
R	2
H	5
RBI	2
BB	2
SO	11
LOB	13



PITCHER	IP	WLS	BF	H	R	ER	SO	BB	IBB	HBP	BLK	WP	HR	S	P	ERA	WHIP
---------	----	-----	----	---	---	----	----	----	-----	-----	-----	----	----	---	---	-----	------

Batter	1	2	3	4	5	6	7	8	9	AB R H RBI BB SO LOB	TOP											
51 Ichiro Suzuki, L (1, 9) OBP: 0.377, SLG: 0.472	0-2 G4-3	1-1 FC6-4 HBP			0-0 F8		1-1 1B G5-3 2B	1-1 P5		4 1 1 0 0 0 0	Seattle Mariners @ Los Angeles Dodgers Dodger Stadium, Los Angeles, CA Sun Jul 08 2001, 1:10 PM PDT Att. 40,511 - Sunny - 76 F											
Carlos Guillen, S (1, 6) OBP: 0.314, SLG: 0.342	1-2 F9	1-0 FC6-4			2-2 G3-6-3 1B		1-2 2-3 3-H 1B 1B	1-3 K		5 1 2 1 0 1 1												
Bret Boone, R (1, 4) OBP: 0.363, SLG: 0.582	4-0 1B BB				2-1 G3-6-3 1-2f		1-0 G5-3	0-0 G6-3		4 0 0 1 1 0 2												
John Olerud, L (1, 3) OBP: 0.429, SLG: 0.484	1-0 1-2 1B				4-0 G6-4-3 BB		0-0 F8		2-2 G3	4 1 2 1 1 0 0												
Mike Cameron, R (1, 8) OBP: 0.359, SLG: 0.536	1-1 P3				1-1 G6-4-3 1-2f		1-1 SF8 3B	2-1 WP 1B 1B	0-0 F9	5 2 2 0 0 0 3												
Ed Sprague, R (1, 7) OBP: 0.333, SLG: 0.500		2-0 2B			2-2 F7		0-0 SF8	2-3 K	1-1 G6-3	2 1 1 1 0 0 0												
Mark McLemore, S (6, 7) OBP: 0.382, SLG: 0.409							3-H G6-3	1-2 2-3 1B 1B		2 0 0 0 0 1 2												
David Bell, R (1, 5) OBP: 0.304, SLG: 0.418		1-0 G4-3 SH1-4 2B			4-2 G1-3 BB		1-2 G6-3	0-2 1B 1B		3 1 2 3 1 0 0												
Dan Wilson, R (1, 2) OBP: 0.330, SLG: 0.420		2-0 G4-3			1-2 G1-3					4 1 2 1 0 0 2												
Aaron Sele, R (1, 1) OBP: 0.167, SLG: 0.167		1-1 SH1-4			1-2 G1-3					3 1 1 1 0 0 3												
Kazuhiro Sasaki, R (9, 1)										0 0 0 0 0 0 0												
Inning Stats	R: 0 E: 0 K: 0 S: 9	H: 1 LOB: 2 BB: 1 P: 16	R: 2 E: 0 K: 0 S: 7	H: 2 LOB: 1 BB: 0 P: 15	R: 0 E: 0 K: 0 S: 3	H: 0 LOB: 0 BB: 1 P: 9	R: 0 E: 0 K: 0 S: 13	H: 0 LOB: 1 BB: 1 P: 21	R: 0 E: 0 K: 0 S: 7	H: 1 LOB: 0 BB: 0 P: 11	R: 1 E: 0 K: 0 S: 7	H: 1 LOB: 0 BB: 0 P: 9	R: 6 E: 0 K: 1 S: 28	H: 8 LOB: 2 BB: 0 P: 42	R: 0 E: 0 K: 1 S: 6	H: 0 LOB: 0 BB: 0 P: 8	R: 0 E: 0 K: 0 S: 6	H: 0 LOB: 0 BB: 0 P: 9	1B: 8 2B: 3 3B: 1 HR: 1	SF: 1 SAC: 1 DP: 2 HBP: 1	WP: 1 PB: 0 SB: 0 CS: 0	PA: 42
PITCHER	IP WLS BF H R ER SO BB IBB HBP BLK WP HR S P ERA WHIP																					
Jeff Williams, L (1, 1) ERA: 4.86	6.0 L 28 8 6 6 0 3 0 0 1 0 0 1 54 95 9.00 1.833																					
Mike Fetters, R (7, 1) ERA: 6.46	1.0 8 5 3 3 1 0 0 0 0 0 1 0 20 28 27.00 5.000																					
Al Reyes, R (8, 1) ERA: 1.93	1.0 3 0 0 0 1 0 0 0 0 0 0 0 6 8 0.00 0.000																					
Jesse Orosco, L (9, 1) ERA: 2.16	1.0 3 0 0 0 0 0 0 0 0 0 0 0 6 9 0.00 0.000																					

livebaseballscorecards.com

AB	36
R	9
H	13
RBI	9
BB	3
SO	2
LOB	13



BOTTOM

Seattle Mariners @ Los Angeles Dodgers
Dodger Stadium, Los Angeles, CA
Sun Jul 08 2001, 1:10 PM PDT
Att: 40,511 - Sunny - 76 F

livebaseballscores.com

AB 31
R 2
H 5
RBI 2
BB 1
SO 3
LOB 11



WP: 0 PA: 33
PB: 0
SB: 0
CS: 0

AB R H RBI BB SO LOB

4 0 0 0 0 0 2
4 0 0 0 0 1 0
0 0 0 0 0 0 0

4 0 0 0 0 0 0
0 0 0 0 0 0 0

3 1 0 0 1 0 0

4 1 2 0 0 0 1

2 0 1 1 0 1 1
1 0 0 0 0 0 0

3 0 0 0 0 0 3

3 0 2 1 0 0 1

2 0 0 0 0 1 2
0 0 0 0 0 0 0
1 0 0 0 0 0 1
0 0 0 0 0 0 0
0 0 0 0 0 0 0

1B: 4 SF: 1
2B: 1 SAC: 0
3B: 0 DP: 1
HR: 0 HBP: 0

Batter	1	2	3	4	5	6	7	8	9
Tom Goodwin, L (1, 8) OBP: 0.299, SLG: 0.368	0-0 G6-3		1-2 P4		1-0 G1-3			2-1 G4-3	
Mark Grudzielanek, R (1, 4) OBP: 0.354, SLG: 0.438 Alex Cora, L (9, 6) OBP: 0.255, SLG: 0.313	1-1 F8		1-3 K			1-0 F9		2-2 G5-3	
Gary Sheffield, R (1, 7) OBP: 0.410, SLG: 0.532 Jesse Orosco, R (9, 1)	0-2 G5-3			2-1 G2-3		1-2 G6-3		3-2 F9	
Shawn Green, L (1, 9) OBP: 0.358, SLG: 0.527		4-2 1B SF8 BB		1-1 F8		0-2 P6		1-2 E5 G5-4-3	
Eric Karros, R (1, 3) OBP: 0.311, SLG: 0.407		0-2 1B		3-1 G6-3			0-0 G5-3 2B 1B	0-0 G5-4-3 1-2f	
Paul Lo Duca, R (1, 2) OBP: 0.384, SLG: 0.615 Hiram Bocachica, R (9, 7) OBP: 0.294, SLG: 0.398		3-2 SF8			1-0 FC1-5 1B 1B		0-3 K	0-1 F9	
Adrián Beltré, R (1, 5) OBP: 0.291, SLG: 0.411		3-H 2-2 L8			0-1 L5		1-2 G5-3		
Jeff Reboulet, R (1, 6) OBP: 0.380, SLG: 0.393		0-0 G4-3			0-1 FC1-5 1B		3-2 FC1-5 2B 2-H		
Jeff Williams, R (1, 1) Mike Fetters, R (7, 1) Dave Hansen, L (7, PH) OBP: 0.396, SLG: 0.364 Al Reyes, R (8, 1) Chad Kreuter, S (9, 2) OBP: 0.395, SLG: 0.392			1-3 K		1-0 FC1-5		1-1 G1-3		

Inning Stats	R: 0	H: 0	E: 0	K: 0	S: 6	R: 1	H: 1	E: 0	K: 0	S: 12	R: 0	H: 0	E: 0	K: 2	S: 10	R: 0	H: 0	E: 0	K: 0	S: 6	R: 0	H: 2	E: 0	K: 0	S: 7	R: 0	H: 0	E: 0	K: 0	S: 7	R: 1	H: 2	E: 0	K: 1	S: 12	R: 0	H: 0	E: 0	K: 0	S: 9	R: 0	H: 0	E: 1	K: 0	S: 6	1B: 4	SF: 1	2B: 1	SAC: 0	3B: 0	DP: 1	HR: 0	HBP: 0	WP: 0	PA: 33
--------------	------	------	------	------	------	------	------	------	------	-------	------	------	------	------	-------	------	------	------	------	------	------	------	------	------	------	------	------	------	------	------	------	------	------	------	-------	------	------	------	------	------	------	------	------	------	------	-------	-------	-------	--------	-------	-------	-------	--------	-------	--------

PITCHER	IP	WLS	BF	H	R	ER	SO	BB	IBB	HBP	BLK	WP	HR	S	P	ERA	WHIP
Aaron Sele, R (1, 1) ERA: 3.54	8.0	W	30	5	2	2	3	1	0	0	0	0	0	69	105	2.25	0.750
Kazuhiro Sasaki, R (9, 1) ERA: 3.03	1.0		3	0	0	0	0	0	0	0	0	0	0	6	7	0.00	0.000

PITCHER	IP	WLS	BF	H	R	ER	SO	BB	IBB	HBP	BLK	WP	HR	S	P	ERA	WHIP
---------	----	-----	----	---	---	----	----	----	-----	-----	-----	----	----	---	---	-----	------

Batter	1	2	3	4	5	6	7	8	9	AB R H RBI BB SO LOB	TOP											
Paul Lo Duca, R OBP: 0.382, SLG: 0.606 (1, 2)	3-2 F9		4-2 BB			0-0 G5-3		0-1 F9		3 0 0 0 1 0 1	Los Angeles Dodgers @ Oakland Athletics Network Associates Coliseum, Oakland, CA Thu Jul 12 2001, 10:05 PM EDT Att. 18,293 - Cloudy - 64 F livebaseballscorecards.com											
Mark Grudzielanek, R OBP: 0.349, SLG: 0.432 (1, 4)	1-0 G6-3		0-3 K			2-2 G5-3		1-0 F9		4 0 0 0 0 1 3												
Shawn Green, L OBP: 0.357, SLG: 0.524 (1, 9)	0-1 G4-3				1-0 P5		3-1 G4-3		0-0 FC4-6 1B	4 0 1 0 0 0 0												
Gary Sheffield, R OBP: 0.408, SLG: 0.528 (1, 7)		1-0 G6-4-3 1B			3-2 G1-3		1-3 K		0-0 L8	4 0 1 0 0 1 1												
Eric Karros, R OBP: 0.310, SLG: 0.408 (1, 3)		0-3 K			2-3 K		1-0 2B		0-0 L8	4 0 1 0 0 2 2												
Marquis Grissom, R OBP: 0.266, SLG: 0.504 (1, 10)		0-0 G6-4-3 1-2f			1-0 G6-3		0-2 L9		0-0 FC4-6 1-2f	4 0 0 0 0 0 3												
Adrian Beltré, R OBP: 0.297, SLG: 0.415 (1, 5)			0-1 E S 1B		2-2 FC6-4 1B		2-2 G1-3			3 0 2 0 0 0 1												
Jeff Reboulet, R OBP: 0.371, SLG: 0.382 (1, 6)			3-3 K 1-3		2-2 FC6-4 1-2f		0-2 P1			3 0 0 0 0 1 2												
Tom Goodwin, L OBP: 0.299, SLG: 0.367 (1, 8)			1-3 K		0-3 K		0-0 1B			3 0 1 0 0 2 2												
Inning Stats	R: 0 E: 0 K: 0 S: 6	H: 0 LOB: 0 BB: 0 P: 10	R: 0 E: 0 K: 1 S: 5	H: 1 LOB: 0 BB: 0 P: 6	R: 0 E: 1 K: 3 S: 13	H: 1 LOB: 2 BB: 1 P: 21	R: 0 E: 0 K: 1 S: 7	H: 0 LOB: 0 BB: 0 P: 13	R: 0 E: 0 K: 1 S: 13	H: 1 LOB: 1 BB: 0 P: 18	R: 0 E: 0 K: 0 S: 6	H: 0 LOB: 0 BB: 0 P: 11	R: 0 E: 0 K: 1 S: 12	H: 1 LOB: 1 BB: 0 P: 16	R: 0 E: 0 K: 0 S: 7	H: 1 LOB: 1 BB: 0 P: 8	R: 0 E: 0 K: 0 S: 4	H: 1 LOB: 1 BB: 0 P: 4	1B: 5 2B: 1 3B: 0 HR: 0	SF: 0 SAC: 0 DP: 1 HBP: 0	WP: 0 PB: 0 SB: 1 CS: 0	PA: 33
PITCHER Mark Mulder, L ERA: 3.51 (1, 1)	IP 9.0	WLS W	BF 33	H 6	R 0	ER 0	SO 7	BB 1	IBB 0	HBP 0	BLK 0	WP 0	HR 0	S 73	P 107	ERA 0.00	WHIP 0.778					

AB	32
R	0
H	6
RBI	0
BB	1
SO	7
LOB	15



Batter	1	2	3	4	5	6	7	8	9	AB	R	H	RBI	BB	SO	LOB
Johnny Damon, L OBP: 0.305, SLG: 0.361 (1, 8)	0-1 P5		4-2 G6-4-3 BB		1-1 1B	1-1 2B		0-1 L9		4	1	2	1	1	0	1
Frank Menechino, R OBP: 0.386, SLG: 0.454 (1, 4)	0-0 L1		3-2 G6-4-3		2-2 1B	0-1 G6-3		0-2 SF8		4	0	1	1	0	0	3
Jeremy Giambi, L OBP: 0.383, SLG: 0.424 (1, 10)	2-0 1B			3-2 G4-6-3 1B	0-0 1B		3-3 K	2-0 F5		5	0	3	1	0	1	0
Jason Giambi, L OBP: 0.458, SLG: 0.610 (1, 3)	0-1 G4-3			0-0 G4-6-3	1-2 P4		2-3 K			4	0	0	0	0	1	4
Miguel Tejada, R OBP: 0.326, SLG: 0.500 (1, 6)		1-1 G5-3		3-2 1B		1-3 K	1-1 HR			4	1	2	1	0	1	0
Terrence Long, L OBP: 0.329, SLG: 0.409 (1, 9)		3-1 F8		0-0 1B		1-2 G1-4-3	1-1 2B			4	0	2	0	0	0	0
Ron Gant, R OBP: 0.343, SLG: 0.464 (1, 7)		0-1 F3		0-3 K		1-2 3B	4-2 BB			3	1	1	0	1	1	2
3 Eric Chavez, L OBP: 0.301, SLG: 0.435 (1, 5)			2-1 F8		3-2 P5	0-1 2B	2-0 P6			4	1	1	0	0	0	2
Ramon Hernandez, R OBP: 0.304, SLG: 0.331 (1, 2)			1-0 BB		0-3 K	0-1 2B		1-2 L9		4	2	3	2	0	1	0

Inning Stats	R: 0	H: 1	R: 0	H: 0	R: 0	H: 1	R: 1	H: 3	R: 3	H: 4	R: 1	H: 2	R: 1	H: 1
	E: 0	LOB: 1	E: 0	LOB: 0	E: 0	LOB: 1	E: 0	LOB: 2	E: 0	LOB: 1	E: 0	LOB: 2	E: 0	LOB: 0
	K: 0	BB: 0	K: 0	BB: 0	K: 1	BB: 1	K: 1	BB: 0	K: 2	BB: 0	K: 2	BB: 1	K: 0	BB: 0
	S: 6	P: 8	S: 6	P: 10	S: 9	P: 19	S: 11	P: 17	S: 17	P: 24	S: 15	P: 28	S: 9	P: 12


PITCHER	IP	WLS	BF	H	R	ER	SO	BB	IBB	HBP	BLK	WP	HR	S	P	ERA	WHIP
Terry Adams, R ERA: 5.05 (1, 1)	6.0	L	29	12	4	4	3	1	0	0	0	0	0	66	99	6.00	2.167
Jesse Orosco, L ERA: 2.0 (7, 1)	0.2		2	0	0	0	2	0	0	0	0	0	0	8	13	0.00	0.000
Al Reyes, R ERA: 2.79 (7, 1)	0.1		4	2	1	1	0	1	0	0	0	0	1	7	15	27.00	9.000
Mike Fetters, R ERA: 6.57 (8, 1)	1.0		4	1	1	1	0	0	0	0	0	0	0	9	12	9.00	1.000

BOTTOM

Los Angeles Dodgers @ Oakland Athletics
 Network Associates Coliseum, Oakland, CA

livebaseballscorecards.com

AB 36
R 6
H 15
RBI 6
BB 2
SO 5
LOB 12



WP: 0 PA: 39
 PB: 0
 SB: 0
 CS: 0

Thu Jul 12 2001, 10:05 PM EDT
 Att: 18,293 - Cloudy - 64 F

Batter	1	2	3	4	5	6	7	8	9	AB R H RBI BB SO LOB	TOP											
Tom Goodwin, L (1, 8) <small>OBP: 0.296, SLG: 0.362</small> Chris Donnels, L (7, PH) <small>OBP: 0.259, SLG: 0.227</small> Marquis Grissom, R (7, PH) <small>OBP: 0.264, SLG: 0.500</small>	1-1 G4-3			1-3 K		0-3 K	1-3 K		1-0 F8	3 0 0 0 0 2 2 0 0 0 0 0 0 0 2 0 0 0 0 1 2	Los Angeles Dodgers @ Oakland Athletics Network Associates Coliseum, Oakland, CA <small>Fri Jul 13 2001, 10:05 PM EDT</small> <small>Att. 28,627 - Sunny - 64 F</small>											
Mark Grudzielanek, R (1, 4) <small>OBP: 0.353, SLG: 0.435</small>	1-0 L5-3 1B			0-0 S 1B		0-1 FC5-4 BB HR		2-1 BB BB 1B 1B	2-3 K	5 2 3 0 0 1 2												
Gary Sheffield, R (1, 7) <small>OBP: 0.410, SLG: 0.524</small>	0-0 L5-3			3-3 K 1-2		4-0 HR BB		4-1 BB BB 1B BB		2 2 0 0 2 1 2												
Shawn Green, L (1, 9) <small>OBP: 0.358, SLG: 0.531</small>				2-0 G4-3		0-0 HR		4-1 G5-3 1B 1-2 2-3 G5-3 BB		3 2 1 4 1 1 1												
Eric Karros, R (1, 3) <small>OBP: 0.309, SLG: 0.405</small>				1-0 G6-3		0-2 G4-3		2-2 G5-3 1B 1-2 2-3 3-H		4 0 1 2 0 1 0												
Paul Lo Duca, R (1, 10) <small>OBP: 0.379, SLG: 0.599</small>				0-1 G5-3		0-2 G6-3		3-1 G6-4-3 1B 1-2 2-3 3-H		4 0 1 0 0 0 2												
Adrian Beltré, R (1, 5) <small>OBP: 0.291, SLG: 0.406</small>				1-3 K		0-3 K		1-1 G5-3		4 0 0 1 0 2 2												
Alex Cora, L (1, 6) <small>OBP: 0.260, SLG: 0.322</small> Dave Hansen, L (8, PH) <small>OBP: 0.393, SLG: 0.360</small>				0-1 F3		1-1 FC5-4 BB HR 1B		2-3 K		3 1 2 0 0 0 0 1 0 0 0 0 1 1												
Chad Kreuter, S (1, 2) <small>OBP: 0.398, SLG: 0.386</small>				2-1 F8		4-0 FC5-4 BB 1-2			2-3 K	2 0 0 0 2 1 0												
Inning Stats	R: 0 E: 0 K: 0 S: 4	H: 1 LOB: 0 BB: 0 P: 6	R: 0 E: 0 K: 1 S: 6	H: 0 LOB: 0 BB: 0 P: 7	R: 0 E: 0 K: 1 S: 7	H: 0 LOB: 0 BB: 0 P: 10	R: 0 E: 0 K: 2 S: 8	H: 1 LOB: 1 BB: 0 P: 14	R: 0 E: 0 K: 1 S: 11	H: 0 LOB: 0 BB: 0 P: 11		R: 4 E: 0 K: 2 S: 11	H: 2 LOB: 0 BB: 2 P: 22	R: 0 E: 0 K: 1 S: 11	H: 2 LOB: 2 BB: 1 P: 22	R: 3 E: 0 K: 1 S: 16	H: 2 LOB: 1 BB: 2 P: 34	R: 0 E: 0 K: 2 S: 7	H: 0 LOB: 0 BB: 0 P: 12	1B: 6 2B: 2 3B: 0 HR: 1	SF: 0 SAC: 0 DP: 2 HBP: 0	WP: 0 PB: 0 SB: 1 CS: 0
PITCHER	IP WLS BF H R ER SO BB IBB HBP BLK WP HR S P ERA WHIP																					
Tim Hudson, R (1, 1) <small>ERA: 3.15</small> Jeff Tam, R (7, 1) <small>ERA: 3.68</small> Mark Guthrie, L (7, 1) <small>ERA: 4.5</small> Jim Mecir, R (8, 1) <small>ERA: 4.17</small> Jason Isringhausen, R (8, 1) <small>ERA: 2.52</small>																						

livebaseballscorecards.com

AB	33
R	7
H	8
RBI	7
BB	5
SO	11
LOB	14



Batter	1	2	3	4	5	6	7	8	9	10	11	12	13	14	15	AB	R	H	RBI	BB	SO	LOB	TOP											
Paul Lo Duca, R OBP: 0.381, SLG: 0.606 (1, 7)	G6-3		WP G1-3 1B			F3		G4-3			G4-3			HR	BB	6	1	2	3	1	0	0												
Mark Grudzielanek, R OBP: 0.349, SLG: 0.431 (1, 4)	F8		G1-3			K			2B		F9			E5	L4	7	0	1	0	0	1	5												
Shawn Green, L OBP: 0.352, SLG: 0.520 (1, 9)	P6		F9			G4-3			G1-3					L8	G5-3	7	0	0	0	0	1	6												
Gary Sheffield, R OBP: 0.408, SLG: 0.517 (1, 10)			G1-6-3 1B			F7			G5-4-3 IBB					P3	F5	5	0	1	0	1	0	1												
Eric Karros, R OBP: 0.308, SLG: 0.400 (1, 3)			F9			K			G5-4-3					G1-3		3	0	0	0	1	1	3												
Tom Goodwin, L OBP: 0.293, SLG: 0.359 (9, 7)						FC4 BB			1-2						K	2	0	0	0	0	1	0												
Marquis Grissom, R OBP: 0.282, SLG: 0.492 (1, 8)			G6-4-3			F8								G1-3	1B BB 1B	6	1	1	0	0	0	2												
Adrián Beltré, R OBP: 0.292, SLG: 0.409 (1, 5)						K			FC4					G6-3	BB HBP 1B	6	2	2	0	0	1	1												
Jeff Reboulet, R OBP: 0.370, SLG: 0.381 (1, 6)			1B 2B			F7								F6	BB BB HBP	3	1	1	0	0	1	0												
Dave Hansen, L OBP: 0.389, SLG: 0.356 (10, PH)			G1-3 WP 1B			K								G5-3	BB HBP	1	0	0	0	0	1	0												
Alex Cora, L OBP: 0.262, SLG: 0.321 (10, 6)						G6-3									BB	1	0	0	0	0	0	0												
Chad Kreuter, S OBP: 0.390, SLG: 0.372 (1, 2)			K												BB	5	0	0	1	1	2	2												
Inning Stats	R: 0 E: 0 K: 0 S: 7	H: 0 LOB: 0 BB: 0 P: 14	R: 0 E: 0 K: 0 S: 7	H: 1 LOB: 0 BB: 0 P: 8	R: 2 E: 0 K: 1 S: 14	H: 3 LOB: 1 BB: 0 P: 21	R: 0 E: 0 K: 1 S: 11	H: 0 LOB: 0 BB: 0 P: 15	R: 0 E: 0 K: 1 S: 10	H: 0 LOB: 0 BB: 0 P: 15	R: 0 E: 0 K: 1 S: 8	H: 0 LOB: 0 BB: 0 P: 9	R: 0 E: 0 K: 2 S: 11	H: 0 LOB: 1 BB: 1 P: 20	R: 0 E: 0 K: 2 S: 9	H: 0 LOB: 0 BB: 0 P: 11	R: 0 E: 0 K: 0 S: 3	H: 1 LOB: 1 BB: 1 P: 9	R: 0 E: 0 K: 1 S: 8	H: 0 LOB: 0 BB: 0 P: 13	R: 0 E: 0 K: 0 S: 6	H: 0 LOB: 0 BB: 0 P: 10	R: 0 E: 0 K: 1 S: 6	H: 0 LOB: 0 BB: 0 P: 7	R: 0 E: 0 K: 0 S: 7	H: 0 LOB: 0 BB: 0 P: 9	R: 1 E: 1 K: 0 S: 10	H: 1 LOB: 1 BB: 0 P: 17	R: 2 E: 0 K: 1 S: 18	H: 2 LOB: 3 BB: 2 P: 34	1B: 5 2B: 2 3B: 0 HR: 1	SF: 0 SAC: 0 DP: 2 HBP: 1	WP: 1 PB: 0 SB: 0 CS: 0	PA: 57
PITCHER	IP	WLS	BF	H	R	ER	SO	BB	IBB	HBP	BLK	WP	HR	S	P	ERA	WHIP																	
Barry Zito, L ERA: 4.46 (1, 1)	7.0		25	4	2	2	4	1	0	0	0	1	0	68	102	2.57	0.714																	
Jeff Tam, R ERA: 3.52 (8, 1)	2.0		7	1	0	0	2	0	1	0	0	0	0	12	20	0.00	0.500																	
Jason Isringhausen, R ERA: 2.4 (10, 1)	2.0		6	0	0	0	1	0	0	0	0	0	0	14	23	0.00	0.000																	
Jim Mecir, R ERA: 3.98 (12, 1)	2.0		6	0	0	0	1	0	0	0	0	0	0	13	16	0.00	0.000																	
Mark Guthrie, L ERA: 5.13 (14, 1)	1.1	L	10	3	3	3	1	1	0	1	0	0	1	21	39	20.25	3.000																	
PITCHER	IP	WLS	BF	H	R	ER	SO	BB	IBB	HBP	BLK	WP	HR	S	P	ERA	WHIP																	
Erik Hiljus, R ERA: 2.08 (15, 1)	0.2		3	0	0	0	0	1	0	0	0	0	0	7	12	0.00	1.500																	

Los Angeles Dodgers @ Oakland Athletics
Network Associates Coliseum, Oakland, CA

AB 52
R 5
H 8
RBI 4
BB 4
SO 9
LOB 20



WP: 1 PA: 57
PB: 0
SB: 0
CS: 0

Sat Jul 14 2001, 4:05 PM EDT
Att: 35,163 - Overcast - 57 F

livebaseballscores.com

Batter	1	2	3	4	5	6	7	8	9	AB R H RBI BB SO LOB	TOP
Tom Goodwin, L OBP: 0.292, SLG: 0.357 (1, 8) B C C C B B X	3-2 F8 ①		2-2 SF8 1B		3-2 F8 ①		2-1 G6-3 ②			4 1 1 0 0 0 0	Los Angeles Dodgers @ Pittsburgh Pirates PNC Park, Pittsburgh, PA Sun Jul 15 2001, 5:05 PM EDT Att. 38,152 - Sunny - 77 F
Paul Lo Duca, R OBP: 0.374, SLG: 0.595 (1, 2) C B B X	3-1 F9 ②		0-0 F9 ①		0-1 G5-3 ②		1-0 G1-3 ③			4 0 0 0 0 0 1	
Gary Sheffield, R OBP: 0.406, SLG: 0.513 (1, 7) F X	0-1 E5 2B 1B		2-1 FC4 1B		1-2 P4 ③			2-1 F8 ①		4 1 1 0 0 0 0	
Shawn Green, L OBP: 0.354, SLG: 0.533 (1, 9) X	0-0 1B 2B		2-2 SF8 ②		1-1 HR			0-3 K ②		3 2 2 2 0 1 0	
Eric Karros, R OBP: 0.307, SLG: 0.397 (1, 3) C B X	1-1 FC4-6 1B		1-1 FC4 ③		1-2 F7 ①			1-3 K ③		4 0 1 2 0 1 1	
Dave Hansen, L OBP: 0.388, SLG: 0.355 (1, 5) Adrian Beltré, R OBP: 0.291, SLG: 0.407 (9, PH) (9, 5) C B X	1-1 FC4-6 ③		3-2 FC4-6 1B		1-1 G5-3 ②			0-3 K ①		3 0 1 0 0 0 1 1 0 0 0 0 1 0	
Jeff Reboulet, R OBP: 0.367, SLG: 0.376 (1, 4) X		0-0 F8 ①	2-2 FC4-6 1B 1-2f		1-1 1B ③			2-3 K ②		4 0 1 0 0 1 1	
Alex Cora, L OBP: 0.258, SLG: 0.315 (1, 6) C B X		1-1 F9 ②	0-3 K ②		1-3 K ③			0-3 K ③		4 0 0 0 0 3 2	
Kevin Brown, R OBP: 0.167, SLG: 0.185 (1, 1) Jeff Williams, R (6, 1) Mike Fetters, R (7, 1) Jesse Orosco, R (8, 1) Jeff Shaw, R (9, 1) X F C		0-2 G6-3 ③	0-0 F8 ③				0-3 K ①			2 0 0 0 0 0 1 1 0 0 0 0 1 0	
Inning Stats	R: 2 H: 2 E: 1 LOB: 1 K: 0 BB: 0 S: 12 P: 20	R: 0 H: 0 E: 0 LOB: 0 K: 0 BB: 0 S: 6 P: 7	R: 1 H: 2 E: 0 LOB: 1 K: 0 BB: 0 S: 12 P: 18	R: 0 H: 1 E: 1 LOB: 1 K: 1 BB: 0 S: 11 P: 16	R: 0 H: 0 E: 0 LOB: 0 K: 0 BB: 0 S: 8 P: 12	R: 1 H: 2 E: 0 LOB: 1 K: 1 BB: 0 S: 14 P: 18	R: 0 H: 0 E: 0 LOB: 0 K: 1 BB: 0 S: 6 P: 9	R: 0 H: 0 E: 0 LOB: 0 K: 2 BB: 0 S: 8 P: 11	R: 0 H: 0 E: 0 LOB: 0 K: 3 BB: 0 S: 10 P: 12	1B: 5 SF: 1 2B: 1 SAC: 0 3B: 0 DP: 0 HR: 1 HBP: 0	
PITCHER Jason Schmidt, R ERA: 5.22 (1, 1) Scott Sauerbeck, L ERA: 5.5 (8, 1)	IP WLS BF H R ER SO BB IBB HBP BLK WP HR S P ERA WHIP										

livebaseballscorecards.com

AB 34
R 4
H 7
RBI 4
BB 0
SO 8
LOB 7




Batter	1	2	3	4	5	6	7	8	9	AB	R	H	RBI	BB	SO	LOB
Tike Redman, L (1, 8) OBP: 0.200, SLG: 0.200	1-1 G5-4-3 1B		0-3 K			0-0 B4		0-2 F9		4	0	1	0	0	1	0
2 Jack Wilson, R (1, 6) OBP: 0.297, SLG: 0.367	0-2 G5-4-3 1-2f			1-3 K		4-2 18 FC5-4 BB		3-3 K		3	0	0	0	1	2	1
18 Jason Kendall, R (1, 2) OBP: 0.328, SLG: 0.337	0-0 1B			3-2 G1-3		0-2 FC5-4 1-2f		1-0 1B		4	0	2	0	0	0	1
Brian Giles, L (1, 7) OBP: 0.395, SLG: 0.624	0-1 L5			1-2 S WP WP 1B		2-2 F9		0-1 F7		4	1	1	0	0	0	3
Aramis Ramirez, R (1, 5) OBP: 0.351, SLG: 0.516		1-0 G1-3		4-2 1-H BB		1-2 G6-3		1-1 1B		3	0	1	0	1	0	0
John Vander Wal, L (1, 9) OBP: 0.373, SLG: 0.481		1-0 P6		1-3 K		1-2 2B 1B		1-2 P5		4	1	1	0	0	1	2
Kevin Young, R (1, 3) OBP: 0.303, SLG: 0.394		2-2 F8			0-1 G5-3		3-2 S 1-H 2B		3-2 F7	4	0	1	1	0	0	1
Rob Mackowiak, L (1, 4) OBP: 0.378, SLG: 0.481			2-2 G4-3		0-1 G4-3		1-3 K		1-0 G1	2	0	0	0	0	0	0
Craig Wilson, R (7, PH) OBP: 0.404, SLG: 0.694										1	0	0	0	0	1	1
Scott Sauerbeck, R (8, 1)										0	0	0	0	0	0	0
Adam Hyzdu, R (9, PH) OBP: 0.318, SLG: 0.905										1	0	0	0	0	0	1
Jason Schmidt, R (1, 1) OBP: 0.167, SLG: 0.333			1-1 G5-3		1-3 K		2-1 L6			2	0	0	0	0	1	0
John Wehner, R (7, PH) OBP: 0.360, SLG: 0.244										0	0	0	0	0	0	0
Abraham Nunez, S (7, PH) OBP: 0.313, SLG: 0.307										1	0	0	0	0	0	1

Inning Stats	R: 0	H: 2	E: 0	LOB: 1	K: 0	BB: 0	S: 8	R: 0	H: 0	E: 0	LOB: 0	K: 0	BB: 0	S: 5	R: 0	H: 0	E: 0	LOB: 0	K: 1	BB: 0	S: 12	R: 1	H: 1	E: 0	LOB: 1	K: 2	BB: 1	S: 16	R: 0	H: 0	E: 0	LOB: 0	K: 1	BB: 0	S: 7	R: 0	H: 0	E: 0	LOB: 1	K: 0	BB: 1	S: 11	R: 1	H: 2	E: 0	LOB: 1	K: 1	BB: 0	S: 18	R: 0	H: 1	E: 0	LOB: 1	K: 1	BB: 0	S: 9	R: 0	H: 1	E: 0	LOB: 1	K: 0	BB: 0	S: 9	R: 0	H: 1	E: 0	LOB: 1	K: 0	BB: 0	S: 9	1B: 6	SF: 0	2B: 1	SAC: 0	3B: 0	DP: 1	HR: 0	HBP: 0
--------------	------	------	------	--------	------	-------	------	------	------	------	--------	------	-------	------	------	------	------	--------	------	-------	-------	------	------	------	--------	------	-------	-------	------	------	------	--------	------	-------	------	------	------	------	--------	------	-------	-------	------	------	------	--------	------	-------	-------	------	------	------	--------	------	-------	------	------	------	------	--------	------	-------	------	------	------	------	--------	------	-------	------	-------	-------	-------	--------	-------	-------	-------	--------

Los Angeles Dodgers @ Pittsburgh Pirates
PNC Park, Pittsburgh, PA
Sun Jul 15 2001, 5:05 PM EDT
Att: 38,152 - Sunny - 77 F

AB	33
R	2
H	7
RBI	1
BB	2
SO	6
LOB	11



PITCHER	IP	WLS	BF	H	R	ER	SO	BB	IBB	HBP	BLK	WP	HR	S	P	ERA	WHIP
Kevin Brown, R (1, 1) ERA: 2.95	5.0	W	18	3	1	1	4	1	0	0	0	1	0	48	67	1.80	0.800
Jeff Williams, L (6, 1) ERA: 4.98	1.2	H	8	2	1	1	1	1	0	0	0	0	0	27	39	5.40	1.800
Mike Fetters, R (7, 1) ERA: 6.23	1.0	H	4	1	0	0	1	0	0	0	0	0	0	9	15	0.00	1.000
Jesse Orosco, L (8, 1) ERA: 1.86	0.1	H	1	0	0	0	0	0	0	0	0	0	0	2	2	0.00	0.000
Jeff Shaw, R (9, 1) ERA: 3.14	1.0	S	4	1	0	0	0	0	0	0	0	0	0	9	15	0.00	1.000

Batter	1	2	3	4	5	6	7	8	9	AB R H RBI BB SO LOB	TOP	
Paul Lo Duca, R (1, 2) OBP: 0.375, SLG: 0.588	0-1 G5-4-3 1B	0-0 P4			3-2 G3	2-2 G5-3			4-1 G6-4-3 BB	4 0 1 0 1 0 3		
Mark Grudzielanek, R (1, 4) OBP: 0.346, SLG: 0.427	2-2 G5-4-3 1-2f		1-0 F8		1-2 BB 1B		0-1 F9		0-0 G6-4-3 1-2f	5 1 1 0 0 0 2		
Shawn Green, L (1, 9) OBP: 0.350, SLG: 0.527	0-1 F9		0-2 P4		2-3 K		3-2 G5-3			4 0 0 0 0 1 1		
Gary Sheffield, R (1, 7) OBP: 0.410, SLG: 0.519		3-1 E SF8 2B	3-0 FC6-4 1B		4-1 1B HR BB		2-1 G6-3			3 2 2 0 1 0 0		
Eric Karros, R (1, 3) OBP: 0.310, SLG: 0.399		0-1 E7 SF8 1B	0-0 FC6-4 1-2f		3-2 HR 1B			3-2 F9		4 1 2 1 0 0 1		
Adrian Beltré, R (1, 5) OBP: 0.290, SLG: 0.420		1-1 SF8		0-0 F3	3-2 HR		0-2 F8			3 1 1 4 0 0 0		
Marquis Grissom, R (1, 8) OBP: 0.262, SLG: 0.486		2-1 BB HBP		0-0 G5-3	1-3 K		2-1 G4-3			3 0 0 0 0 1 0		
Jeff Reboulet, R (1, 6) OBP: 0.371, SLG: 0.370		4-0 BB		4-0 BB		0-2 F9		1-3 K		2 0 0 0 2 1 0		
Eric Gagne, R (1, 1) OBP: 0.115, SLG: 0.269		0-3 K		0-2 F7		1-2 G5-3		1-2 HR		3 0 0 0 0 1 4		
Chris Donnels, L (9, PH) OBP: 0.267, SLG: 0.276										1 1 1 1 0 0 0		
Jeff Shaw, R (9, 1)										0 0 0 0 0 0 0		
Inning Stats	R: 0 E: 0 K: 0 S: 7 H: 1 LOB: 0 BB: 0 P: 9	R: 1 E: 1 K: 1 S: 12 H: 2 LOB: 3 BB: 1 P: 22	R: 0 E: 0 K: 0 S: 6 H: 1 LOB: 1 BB: 0 P: 10	R: 0 E: 0 K: 0 S: 6 H: 0 LOB: 1 BB: 1 P: 10	R: 4 E: 0 K: 2 S: 20 H: 3 LOB: 0 BB: 1 P: 37	R: 0 E: 0 K: 0 S: 11 H: 0 LOB: 0 BB: 0 P: 14	R: 0 E: 0 K: 0 S: 8 H: 0 LOB: 0 BB: 0 P: 13	R: 0 E: 0 K: 0 S: 9 H: 0 LOB: 0 BB: 0 P: 14	R: 1 E: 0 K: 1 S: 10 H: 1 LOB: 0 BB: 1 P: 16	1B: 5 2B: 1 3B: 0 HR: 2 SF: 1 SAC: 0 DP: 2 HBP: 1	WP: 0 PB: 0 SB: 0 CS: 0 PA: 38	
PITCHER	IP WLS BF H R ER SO BB IBB HBP BLK WP HR S P ERA WHIP											
Joe Beimel, L (1, 1) ERA: 4.97	5.0 L 25 7 5 5 3 3 0 1 0 0 1 51 88 9.00 2.000											
Omar Olivares, R (6, 1) ERA: 6.78	3.0 9 0 0 0 0 0 0 0 0 0 0 28 41 0.00 0.000											
Rich Loiselle, R (9, 1) ERA: 12.6	1.0 4 1 1 1 1 1 0 0 0 0 1 10 16 9.00 2.000											

Los Angeles Dodgers @ Pittsburgh Pirates
PNC Park, Pittsburgh, PA
Mon Jul 16 2001, 7:05 PM EDT
Att. 26,145 - Sunny - 82 F

livebaseballscorecards.com

AB	32
R	6
H	8
RBI	6
BB	4
SO	4
LOB	11




Batter	1	2	3	4	5	6	7	8	9	AB R H RBI BB SO LOB
Tike Redman, L OBP: 0.200, SLG: 0.240 (1, 8)	1-1 P6		1-2 G4-3		0-0 G4-3			0-0 18 HR	1-2 G1	5 1 1 0 0 0 3
2 Jack Wilson, R OBP: 0.290, SLG: 0.357 (1, 6)	2-2 E5 BB		0-0 F9			2-2 G4-3		1-3 K		4 0 0 0 0 1 1
18 Jason Kendall, R OBP: 0.327, SLG: 0.345 (1, 2)	1-2 P4		0-0 F5			1-2 G5-3		2-0 2-H HR		4 1 1 2 0 0 1
Brian Giles, L OBP: 0.396, SLG: 0.621 (1, 7)	4-1 1-2 BB			1-0 F8		2-1 1B		0-3 K		3 0 1 0 1 1 0
Aramis Ramirez, R OBP: 0.353, SLG: 0.524 (1, 5)	1-1 F7			4-0 BB		1-0 P4			0-2 HR	3 1 1 1 1 0 3
John Vander Wal, L OBP: 0.375, SLG: 0.493 (1, 9)		0-0 HR		1-0 F9		0-1 F5			1-0 1B 1B	4 1 2 1 0 0 1
Kevin Young, R OBP: 0.299, SLG: 0.388 (1, 3)		2-2 G5-3		0-0 F9		1-1 G4-3			0-2 F8	4 0 0 0 0 0 2
Abraham Nunez, S OBP: 0.311, SLG: 0.306 (1, 4)			0-3 K		1-3 K		3-2 L9		1-2 1B	4 0 1 0 0 2 0
Joe Beimel, L OBP: 0.286, SLG: 0.286 (5, PH)		3-2 F8			4-2 G4-3 BB			1-0 F8	1-3 K	1 0 0 0 0 0 0 0 0 0 0 1 0 0 0 0 0 0 0 0 0 1 0 0 0 0 0 0 0 0 0 0 0 0 0 1 0 0 0 0 1 2

Inning Stats	R: 0	H: 0	E: 1	K: 0	S: 11	R: 1	H: 1	E: 0	K: 1	S: 12	R: 0	H: 0	E: 0	K: 0	S: 5	R: 0	H: 0	E: 0	K: 1	S: 9	R: 0	H: 1	E: 0	K: 0	S: 11	R: 0	H: 0	E: 0	K: 0	S: 7	R: 2	H: 2	E: 0	K: 2	S: 9	R: 1	H: 3	E: 0	K: 1	S: 19	1B: 3	2B: 1	3B: 0	HR: 3	SF: 0	SAC: 0	DP: 1	HBP: 0	WP: 0	PB: 0	SB: 0	CS: 0	PA: 37
--------------	------	------	------	------	-------	------	------	------	------	-------	------	------	------	------	------	------	------	------	------	------	------	------	------	------	-------	------	------	------	------	------	------	------	------	------	------	------	------	------	------	-------	-------	-------	-------	-------	-------	--------	-------	--------	-------	-------	-------	-------	--------

PITCHER	IP	WLS	BF	H	R	ER	SO	BB	IBB	HBP	BLK	WP	HR	S	P	ERA	WHIP
Eric Gagne, R ERA: 5.23 (1, 1)	8.0	W	31	4	3	3	4	3	0	0	0	0	2	67	107	3.38	0.875
Jeff Shaw, R ERA: 3.27 (9, 1)	1.0	S	6	3	1	1	1	0	0	0	0	0	1	19	23	9.00	3.000

Los Angeles Dodgers @ Pittsburgh Pirates
PNC Park, Pittsburgh, PA
 Mon Jul 16 2001, 7:05 PM EDT
 Att: 26,145 - Sunny - 82 F

AB	34
R	4
H	7
RBI	4
BB	3
SO	5
LOB	13



Batter	1	2	3	4	5	6	7	8	9	AB R H RBI BB SO LOB	TOP											
Paul Lo Duca, R OBP: 0.375, SLG: 0.584 (1, 2)	0-2 BB 1B 1B		0-1 BLK 1B		1-2 F8	3-1 G1-3			0-1 F7	5 0 2 0 0 0 1												
Mark Grudzielanek, R OBP: 0.344, SLG: 0.423 (1, 4)	2-0 BB 1B		2-2 F9		1-0 G6-3		1-2 G5-3	2-3 K	5 0 1 0 0 1 1													
Shawn Green, L OBP: 0.351, SLG: 0.524 (1, 9)	2-3 K		1-0 F8		4-2 S 1B BB		3-2 FC6-4 HBP		2 1 0 0 1 1 3													
Gary Sheffield, R OBP: 0.411, SLG: 0.515 (1, 7)	4-2 G6-4-3 1-2 2-3 BB		3-2 F8		4-0 1B IBB		0-2 FC6-4 1-2f		2 0 0 0 2 0 2													
Eric Karros, R OBP: 0.313, SLG: 0.401 (1, 3)	2-2 G6-4-3 1-2f			1-2 HR 1B	0-1 1-2 2-H 1B		0-1 F3		4 1 2 1 0 0 4													
Adrián Beltré, R OBP: 0.269, SLG: 0.431 (1, 5)		0-3 K		0-0 1-H HR	1-0 F7		1-3 K		4 1 1 2 0 2 2													
Marquis Grissom, R OBP: 0.265, SLG: 0.490 (1, 8)		1-2 S E 2B		1-0 G4-3		3-1 FC5-4 1B		0-3 K	4 1 2 0 0 1 0													
Jeff Reboulet, R OBP: 0.361, SLG: 0.358 (1, 6)		3-2 G6-3 2-H		1-3 K		2-2 FC5-4 1-2f		1-0 G6-3	4 0 0 0 0 1 1													
Terry Adams, R OBP: 0.143, SLG: 0.083 (1, 1)		2-3 K		3-2 F9		2-3 K		2-2 G3	3 0 0 0 0 2 1													
Tom Goodwin, L OBP: 0.291, SLG: 0.356 (9, PH)									1 0 0 0 0 0 0													
Matt Herges, L OBP: 0.400, SLG: 0.400 (9, 1)									0 0 0 0 0 0 0													
Inning Stats	R: 0 E: 0 K: 1 S: 14	H: 2 LOB: 2 BB: 1 P: 24	R: 1 E: 0 K: 2 S: 15	H: 1 LOB: 0 BB: 0 P: 21	R: 0 E: 0 K: 0 S: 9	H: 1 LOB: 1 BB: 0 P: 15	R: 2 E: 0 K: 1 S: 13	H: 2 LOB: 0 BB: 0 P: 19	R: 1 E: 0 K: 0 S: 11	H: 1 LOB: 2 BB: 2 P: 22	R: 0 E: 0 K: 1 S: 10	H: 1 LOB: 1 BB: 0 P: 20	R: 0 E: 0 K: 0 S: 12	H: 0 LOB: 1 BB: 0 P: 16	R: 0 E: 0 K: 2 S: 7	H: 0 LOB: 0 BB: 0 P: 9	R: 0 E: 0 K: 1 S: 8	H: 0 LOB: 0 BB: 0 P: 12	1B: 6 2B: 1 3B: 0 HR: 1	SF: 0 SAC: 0 DP: 1 HBP: 1	WP: 0 PB: 0 SB: 2 CS: 0	PA: 38
PITCHER	IP WLS BF H R ER SO BB IBB HBP BLK WP HR S P ERA WHIP																					
Jimmy Anderson, L ERA: 4.77 (1, 1)	5.0 L 24 7 4 4 4 2 1 0 1 0 1 62 101 7.20 1.800																					
Mike Lincoln, R ERA: 1.38 (6, 1)	2.0 8 1 0 0 1 0 0 1 0 0 0 22 36 0.00 0.500																					
Josias Manzanillo, R ERA: 3.83 (8, 1)	1.0 3 0 0 0 2 0 0 0 0 0 0 7 9 0.00 0.000																					
Mike Williams, R ERA: 3.68 (9, 1)	1.0 3 0 0 0 1 0 0 0 0 0 0 8 12 0.00 0.000																					

Los Angeles Dodgers @ Pittsburgh Pirates
PNC Park, Pittsburgh, PA
Tue Jul 17 2001, 7:05 PM EDT
Att. 30,150 - Overcast - 77 F

AB	34
R	4
H	8
RBI	3
BB	3
SO	8
LOB	15




Batter	1	2	3	4	5	6	7	8	9	AB	R	H	RBI	BB	SO	LOB
Tike Redman, L OBP: 0.207, SLG: 0.241 (1, 8)	1-3 K	1-2 1B			1-3 K			3-3 K		4	0	1	0	0	3	0
2 Jack Wilson, R OBP: 0.283, SLG: 0.348 Mike Williams, R (9, 1)	0-0 F2		0-1 G1-3		2-2 P5			1-3 K		4	0	0	0	0	1	0
18 Jason Kendall, R OBP: 0.329, SLG: 0.349 (1, 2)	3-1 1B 2B		0-1 1B				0-1 F8		2-1 G5-3	4	1	2	0	0	0	0
Brian Giles, L OBP: 0.395, SLG: 0.616 (1, 7)	4-0 1B BB		1-0 F2				2-0 F1		1-2 L9	3	0	0	0	1	0	1
Aramis Ramirez, R OBP: 0.352, SLG: 0.520 (1, 5)	1-2 1B		2-1 F8				0-1 G5-3		1-0 G5-3	4	0	1	1	0	0	1
John Vander Wal, L OBP: 0.375, SLG: 0.491 (1, 9)	3-3 K2-3			2-2 G6-4-3 1B			1-3 K			3	0	1	0	0	2	2
Kevin Young, R OBP: 0.299, SLG: 0.385 (1, 3)		4-2 G2-3 1B BB		2-2 G6-4-3 1-2f			0-0 F9			2	0	0	0	1	0	1
Abraham Nunez, S OBP: 0.307, SLG: 0.301 (1, 4) (9, 6)		2-3 K		1-0 G4-3			0-0 B4-3			3	0	0	0	0	1	1
Jimmy Anderson, L OBP: 0.186, SLG: 0.138 John Wehrer, R OBP: 0.365, SLG: 0.238 Mike Lincoln, R OBP: 0.333, SLG: 0.333 Josias Manzanillo, R Rob Mackowiak, L OBP: 0.372, SLG: 0.472 (1, 1) (5, PH) (6, 1) (8, 1) (8, PH) (9, 4)		1-2 G2-3			1-0 G5-3			3-2 G3-1		1	0	0	0	0	0	1

Inning Stats	R: 1	H: 2	E: 0	K: 2	S: 14	LOB: 2	BB: 1	P: 26	R: 0	H: 1	E: 0	K: 1	S: 16	LOB: 2	BB: 1	P: 24	R: 0	H: 1	E: 0	K: 0	S: 7	LOB: 0	BB: 0	P: 10	R: 0	H: 1	E: 0	K: 0	S: 11	LOB: 0	BB: 0	P: 16	R: 0	H: 0	E: 0	K: 1	S: 7	LOB: 0	BB: 0	P: 11	R: 0	H: 0	E: 0	K: 0	S: 5	LOB: 0	BB: 0	P: 7	R: 0	H: 0	E: 0	K: 1	S: 5	LOB: 0	BB: 0	P: 6	R: 0	H: 0	E: 0	K: 2	S: 9	LOB: 0	BB: 0	P: 16	R: 0	H: 0	E: 0	K: 0	S: 7	LOB: 0	BB: 0	P: 11	1B: 4	SF: 0	2B: 1	SAC: 0	3B: 0	DP: 1	HR: 0	HBP: 0	WP: 0	PA: 32	PB: 0	SB: 0	CS: 0
PITCHER	IP	WLS	BF	H	R	ER	SO	BB	IBB	HBP	BLK	WP	HR	S	P	ERA	WHIP																																																																				
Terry Adams, R ERA: 4.68 (1, 1)	8.0	W	29	5	1	1	7	2	0	0	0	0	0	74	116	1.12	0.875																																																																				
Matt Herges, R ERA: 3.48 (9, 1)	1.0	S	3	0	0	0	0	0	0	0	0	0	0	7	11	0.00	0.000																																																																				

Los Angeles Dodgers @ Pittsburgh Pirates
PNC Park, Pittsburgh, PA
 Tue Jul 17 2001, 7:05 PM EDT
 Att. 30,150 - Overcast - 77 F

AB	30
R	1
H	5
RBI	1
BB	2
SO	7
LOB	7



Batter	1	2	3	4	5	6	7	8	9	AB R H RBI BB SO LOB	TOP	
Devon White, S (1, 8) OBP: 0.336, SLG: 0.474	0-0 G4-3		1-1 F7			2-1 P5			1-1 L3	4 0 0 0 0 0 1	Milwaukee Brewers @ Los Angeles Dodgers Dodger Stadium, Los Angeles, CA Wed Jul 18 2001, 7:10 PM PDT Att. 32,844 - Sunny - 70 F	
Ronnie Belliard, R (1, 4) OBP: 0.347, SLG: 0.426	1-3 K		0-1 G6-3			0-2 G4-3			2-3 K	4 0 0 0 0 2 1		
Geoff Jenkins, L (1, 7) OBP: 0.350, SLG: 0.481 Mike Coolbaugh, R (9, PH) OBP: 0.500, SLG: 1.250	1-1 F8				0-1 P6	1-1 P6			2-3 K	3 0 0 0 0 0 0 1 0 0 0 0 1 0		
Richie Sexson, R (1, 3) OBP: 0.322, SLG: 0.499		0-0 E7			1-2 G3-1 1B		2-2 G5-3			3 0 1 0 0 0 0		
Jeromy Burnitz, L (1, 9) OBP: 0.353, SLG: 0.505		3-2 F2			3-2 G3-1		1-1 G6-3			3 0 0 0 0 0 2		
Raul Casanova, S (1, 2) OBP: 0.327, SLG: 0.506		1-3 K			1-3 K		0-3 K			3 0 0 0 0 3 2		
José Hernández, R (1, 6) OBP: 0.303, SLG: 0.475		2-3 K				0-3 K		3-2 F9		3 0 0 0 0 2 1		
Mark Loretta, R (1, 5) OBP: 0.332, SLG: 0.311			0-1 SH1-4 1B		0-3 K		2-1 P3			3 0 1 0 0 1 0		
Allen Levrault, R (1, 1) Ray King, L (7, 1) Chad Fox, R (7, 1) Angel Echevarria, R (8, PH) Gus Gandarillas, R (8, 1)			1-2 SH1-4		0-1 G1-3		2-0 F7			1 0 1 0 0 0 0 0 0 0 0 0 0 0 0 0		
Inning Stats	R: 0 H: 0 E: 0 LOB: 0 K: 1 BB: 0 S: 6 P: 8	R: 0 H: 0 E: 1 LOB: 1 K: 2 BB: 0 S: 11 P: 17	R: 0 H: 1 E: 0 LOB: 1 K: 0 BB: 0 S: 9 P: 11	R: 0 H: 1 E: 0 LOB: 1 K: 1 BB: 0 S: 12 P: 17	R: 0 H: 0 E: 0 LOB: 0 K: 2 BB: 0 S: 9 P: 9	R: 0 H: 0 E: 0 LOB: 0 K: 0 BB: 0 S: 7 P: 10	R: 0 H: 0 E: 0 LOB: 0 K: 1 BB: 0 S: 8 P: 11	R: 0 H: 0 E: 0 LOB: 0 K: 0 BB: 0 S: 7 P: 14	R: 0 H: 0 E: 0 LOB: 0 K: 2 BB: 0 S: 8 P: 13	1B: 2 SF: 0 2B: 0 SAC: 1 3B: 0 DP: 0 HR: 0 HBP: 0	WP: 0 PA: 30 PB: 0 SB: 0 CS: 0	
PITCHER Chan Ho Park, R (1, 1) ERA: 3.0	IP WLS BF H R ER SO BB IBB HBP BLK WP HR S P ERA WHIP	9.0 W 30 2 0 0 9 0 0 0 0 0 0 0 77 110 0.00 0.222										

AB	29
R	0
H	2
RBI	0
BB	0
SO	9
LOB	7



Batter	1	2	3	4	5	6	7	8	9	AB	R	H	RBI	BB	SO	LOB
Tom Goodwin, L OBP: 0.291, SLG: 0.354 (1, 8)	2-3 K		2-1 P4		1-0 G4-3		1-2 SF7 1B			4	0	1	2	0	1	1
Mark Grudzielanek, R OBP: 0.343, SLG: 0.422 (1, 4)	2-2 HBP FC3-6 1B		3-2 G6-3			0-1 F8	0-2 SF7			3	1	1	1	0	0	0
Gary Sheffield, R OBP: 0.413, SLG: 0.515 (1, 7) Paul Lo Duca, R OBP: 0.375, SLG: 0.581 (2, 7)	2-2 FC3-6 HBP		0-2 G1			0-1 1B	0-1 F9			0	0	0	0	0	0	0
Shawn Green, L OBP: 0.390, SLG: 0.529 (1, 9)	0-2 FC3-6 S 1-2f 2-H			0-1 G4-3		0-1 F7		2-2 HR		4	1	1	1	0	0	2
Eric Karros, R OBP: 0.312, SLG: 0.396 (1, 3)	4-1 BB			2-3 K		2-1 F8		2-2 F7		3	0	0	0	1	1	1
Adrian Beltré, R OBP: 0.284, SLG: 0.423 (1, 5)	1-2 F7			2-2 G5-3			1-1 L7	3-3 K		4	0	0	0	0	1	2
Chad Kreuter, S OBP: 0.392, SLG: 0.371 (1, 2)		2-3 K			1-3 K		4-2 BB 1B BB	0-0 FC6 1B		3	1	1	0	1	2	0
Alex Cora, L OBP: 0.258, SLG: 0.314 (1, 6)		0-1 F9			0-2 G6-3		1-0 BB 1B	2-1 FC6		4	1	1	0	0	0	1
Chan Ho Park, R OBP: 0.190, SLG: 0.200 (1, 1)		0-0 G4-3			2-2 1B		4-0 1B SF7 BB			2	1	1	0	1	0	0

Inning Stats	R: 1	H: 1	E: 1	K: 1	S: 15	LOB: 2	BB: 1	P: 26	R: 0	H: 0	E: 0	K: 1	S: 6	LOB: 0	BB: 0	P: 8	R: 0	H: 0	E: 0	K: 0	S: 8	LOB: 0	BB: 0	P: 13	R: 0	H: 0	E: 0	K: 1	S: 12	R: 0	H: 1	E: 0	K: 1	S: 11	LOB: 1	BB: 0	P: 15	R: 0	H: 1	E: 0	K: 0	S: 8	LOB: 1	BB: 0	P: 10	R: 3	H: 2	E: 0	K: 0	S: 14	LOB: 1	BB: 2	P: 25	R: 1	H: 2	E: 0	K: 1	S: 16	LOB: 1	BB: 0	P: 25
--------------	------	------	------	------	-------	--------	-------	-------	------	------	------	------	------	--------	-------	------	------	------	------	------	------	--------	-------	-------	------	------	------	------	-------	------	------	------	------	-------	--------	-------	-------	------	------	------	------	------	--------	-------	-------	------	------	------	------	-------	--------	-------	-------	------	------	------	------	-------	--------	-------	-------

PITCHER	IP	WLS	BF	H	R	ER	SO	BB	IBB	HBP	BLK	WP	HR	S	P	ERA	WHIP
Allen Levrault, R ERA: 4.98 (1, 1)	6.1	L	27	4	4	3	4	3	0	0	0	0	0	66	104	4.26	1.105
Ray King, L ERA: 3.78 (7, 1)	0.0		1	1	0	0	0	0	0	0	0	0	0	3	4	∞	∞
Chad Fox, R ERA: 1.91 (7, 1)	0.2		2	0	0	0	0	0	0	0	0	0	0	5	5	0.00	0.000
Gus Gandarillas, R ERA: 4.5 (8, 1)	1.0		5	2	1	1	1	0	0	0	0	0	0	16	25	9.00	2.000


BOTTOM

Milwaukee Brewers @ Los Angeles Dodgers
 Dodger Stadium, Los Angeles, CA

Wed Jul 18 2001, 7:10 PM PDT
 Att: 32,844 - Sunny - 70 F

AB	30
R	5
H	7
RBI	4
BB	3
SO	5
LOB	8

WP: 0 PA: 35
 PB: 0
 SB: 1
 CS: 0



PITCHER	IP	WLS	BF	H	R	ER	SO	BB	IBB	HBP	BLK	WP	HR	S	P	ERA	WHIP
---------	----	-----	----	---	---	----	----	----	-----	-----	-----	----	----	---	---	-----	------

Batter	1	2	3	4	5	6	7	8	9	AB R H RBI BB SO LOB	TOP																
Devon White, S OBP: 0.338, SLG: 0.472 (1, 8)	1-0 SH1-3 1B 		2-1 G4-3 	2-1 CS 1-2 	2-2 L3 		3-2 1B 1B 		0-1 F7 	5 0 2 1 0 0 0	Milwaukee Brewers @ Los Angeles Dodgers Dodger Stadium, Los Angeles, CA Thu Jul 19 2001, 1:10 PM PDT Att. 34,613 - Sunny - 76 F																
Mark Loretta, R OBP: 0.332, SLG: 0.311 (1, 5)	0-0 SH1-3 1-2 		1-2 F7 		1-0 G6-3 		0-0 1B CS 1B 			3 0 1 1 0 0 0																	
Angel Echevarria, R OBP: 0.310, SLG: 0.449 David Weathers, R (1, 7) (7, 1) Ray King, L (8, 1) Curt Leskanic, R (8, 1)	1-0 CS HBP 			0-2 G5-3 	3-3 K 		3-3 K 1-2 			3 0 0 0 0 2 2 0																	
Richie Sexson, R OBP: 0.321, SLG: 0.504 (1, 3)	3-3 K 1-2 			2-1 HR 		2-1 F8 		1-3 K 		4 1 1 1 0 2 2																	
Jeremy Burnitz, L OBP: 0.354, SLG: 0.505 (1, 9)		1-0 F9 		0-0 1B WP 2B 1B 		1-2 L6 		3-2 FC6-4 1B 		4 1 2 0 0 0 0																	
José Hernández, R OBP: 0.305, SLG: 0.475 (1, 6)		1-1 		2-2 2B 1B 1B 		1-0 L1 		3-2 F9 		4 1 2 0 0 0 1																	
Ronnie Belliard, R OBP: 0.348, SLG: 0.430 (1, 4)		0-3 K 		0-0 1B 1B 2B 		2-2 2B 1B 1B 		1-2 FC6-4 1-2 		4 2 2 1 0 1 2																	
Henry Blanco, R OBP: 0.283, SLG: 0.317 James Mouton, R OBP: 0.328, SLG: 0.349 (1, 2) (7, 7)		0-1 G4-3 		2-1 CS 1B 		1-2 F7 		1-3 K 		3 0 1 2 0 0 2 1 0 0 0 0 1 0																	
Jamey Wright, R OBP: 0.286, SLG: 0.256 Raul Casanova, S OBP: 0.329, SLG: 0.513 (1, 1) (7, PH) (7, 2)			0-0 L6 	1-2 F2 		1-1 1B 1B 2B 		0-0 G4-3 		2 0 0 0 0 0 1 2 1 1 0 0 0 0																	
Inning Stats	R: 0 H: 1 E: 0 LOB: 2 K: 1 BB: 0 S: 8 P: 13	R: 0 H: 1 E: 0 LOB: 1 K: 1 BB: 0 S: 8 P: 10	R: 0 H: 0 E: 0 LOB: 0 K: 0 BB: 0 S: 6 P: 9	R: 4 H: 5 E: 0 LOB: 0 K: 0 BB: 0 S: 16 P: 25	R: 0 H: 0 E: 0 LOB: 0 K: 1 BB: 0 S: 7 P: 13	R: 0 H: 0 E: 0 LOB: 0 K: 0 BB: 0 S: 6 P: 10	R: 2 H: 4 E: 0 LOB: 2 K: 1 BB: 0 S: 16 P: 26	R: 0 H: 1 E: 0 LOB: 1 K: 1 BB: 0 S: 15 P: 23	R: 0 H: 0 E: 0 LOB: 0 K: 1 BB: 0 S: 6 P: 7	1B: 9 SF: 0 2B: 4 SAC: 1 3B: 0 DP: 2 HR: 1 HBP: 1	WP: 1 PA: 38 PB: 0 SB: 0 CS: 3																
PITCHER	IP WLS BF H R ER SO BB IBB HBP BLK WP HR S P ERA WHIP											PITCHER	IP WLS BF H R ER SO BB IBB HBP BLK WP HR S P ERA WHIP														
Dennis Springer, R ERA: 9.0 (1, 1)	4.0	18	7	4	4	4	2	0	0	1	0	1	1	38	57	9.00	1.750										
Giovanni Carrara, R ERA: 3.35 (5, 1)	2.1	8	1	1	1	1	1	0	0	0	0	0	0	19	32	3.86	0.429										
Matt Herges, R ERA: 3.53 (7, 1)	1.2	W	8	4	1	1	2	0	0	0	0	0	0	25	40	5.40	2.400										
Jeff Shaw, R ERA: 3.2 (9, 1)	1.0	S	3	0	0	0	1	0	0	0	0	0	0	6	7	0.00	0.000										

AB	35
R	6
H	12
RBI	6
BB	0
SO	6
LOB	10



livebaseballscorecards.com

Batter	1	2	3	4	5	6	7	8	9	AB	R	H	RBI	BB	SO	LOB
Tom Goodwin, L (1, 8) OBP: 0.289, SLG: 0.350	3-1 G4-3		4-2 SF9 BB	0-0 FC4-2 FC4-6		2-1 G3		1-1 SF7		3	1	0	1	1	0	3
Mark Grudzielanek, R (1, 4) OBP: 0.344, SLG: 0.419	1-3 K		1-1 SF9 1-H	0-0 FC4-6			1-0 FC5-4 HBP	3-H 4-2 F7 BB		2	0	0	2	1	1	2
Gary Sheffield, R (1, 7) OBP: 0.413, SLG: 0.535	1-0 HR		1-0 HR	0-3 K			1-0 FC5-4 1-2f	0-2 F3		5	2	2	2	0	1	6
Shawn Green, L (1, 9) OBP: 0.349, SLG: 0.523	2-2 G3-1		1-3 K		4-0 G5-3 PB BB		1-3 K	2-2 F7		4	0	0	0	1	2	4
Eric Karros, R (1, 3) OBP: 0.311, SLG: 0.391		1-1 G1-3		1-0 2B 1B HBP		2-3 K	2-1 F9			3	1	0	0	0	1	2
Paul Lo Duca, R (1, 2) OBP: 0.381, SLG: 0.592		0-1 1B		0-0 1B HBP 2B		1-0 G5-3		0-0 SH 1B 2B		4	2	3	0	0	0	1
Adrian Beltré, R (1, 5) OBP: 0.285, SLG: 0.419		3-2 F9		4-0 HBP 1B FC4-2 BB		1-3 K		1-0 SH 1B S SF7		2	1	0	0	1	1	2
Alex Cora, L (1, 6) OBP: 0.258, SLG: 0.313		2-1 G3		1-1 FC4-2 HBP FC4-6 1B		0-1 L4		1-3 K BB 1B		4	1	1	1	0	1	3
Dennis Springer, R (1, 1) Chris Donnels, L (4, PH) Giovanni Carrara, R (5, 1) Matt Herge, L (7, 1) Dave Hansen, L (8, PH) Jeff Rebutiet, R (8, PH) Jeff Shaw, R (9, 1)			0-3 K	2-1 FC4-6 FC4-2 HBP		0-1 G5-3		1-0 BB 1B		1	0	0	0	0	1	0

Inning Stats	R: 1	H: 1	R: 0	H: 1	R: 2	H: 1	R: 3	H: 2	R: 0	H: 0	R: 0	H: 0	R: 2	H: 2	R: 0	H: 0
	E: 0	LOB: 0	E: 0	LOB: 1	E: 0	LOB: 0	E: 0	LOB: 2	E: 0	LOB: 1	E: 0	LOB: 0	E: 1	LOB: 3	E: 0	LOB: 1
	K: 1	BB: 0	K: 0	BB: 0	K: 2	BB: 1	K: 1	BB: 1	K: 2	BB: 1	K: 1	BB: 0	K: 1	BB: 1	K: 1	BB: 0
	S: 9	P: 16	S: 13	P: 19	S: 11	P: 18	S: 9	P: 17	S: 7	P: 15	S: 6	P: 8	S: 7	P: 12	S: 7	P: 12


PITCHER	IP	WLS	BF	H	R	ER	SO	BB	IBB	HBP	BLK	WP	HR	S	P	ERA	WHIP
Jamey Wright, R (1, 1) ERA: 3.38	6.0		28	5	6	6	6	3	0	2	0	0	2	55	93	9.00	1.333
David Weathers, R (7, 1) ERA: 2.24	1.0	L	7	1	2	1	2	0	0	1	0	0	0	12	19	9.00	1.000
Ray King, L (8, 1) ERA: 3.74	0.1		2	1	0	0	0	0	0	0	0	0	0	3	5	0.00	3.000
Curt Leskanic, R (8, 1) ERA: 3.45	0.2		3	0	0	0	0	1	0	0	0	0	0	13	19	0.00	1.500

BOTTOM

Milwaukee Brewers @ Los Angeles Dodgers
Dodger Stadium, Los Angeles, CA
 Thu Jul 19 2001, 1:10 PM PDT
 Att. 34,613 - Sunny - 76 F

AB	30
R	8
H	7
RBI	8
BB	4
SO	8
LOB	23

livebaseballscorecards.com



1B: 3	SF: 2	WP: 0	PA: 40
2B: 2	SAC: 1	PB: 2	
3B: 0	DP: 0	SB: 2	
HR: 2	HBP: 3	CS: 0	

Batter	1	2	3	4	5	6	7	8	9	AB R H RBI BB SO LOB	TOP
Jeff Reboulet, R (1, 6) <small>OBP: 0.355, SLG: 0.352</small> Alex Cora, L (8, 6) <small>OBP: 0.258, SLG: 0.313</small>	2-2 P4		2-1 G5-3		0-1 G5-3			2-2 F8		4 0 0 0 0 0 1 0 0 0 0 0 0 0	Los Angeles Dodgers @ Colorado Rockies Coors Field, Denver, CO Fri Jul 20 2001, 7:05 PM MDT Att. 47,704 - Cloudy - 88 F
Mark Grudzielanek, R (1, 4) <small>OBP: 0.345, SLG: 0.437</small>	3-2 PB 3B		0-0 HR			3-3 K		0-0 G5-4-3 1-2f		4 2 2 1 0 1 1	
Gary Sheffield, R (1, 7) <small>OBP: 0.408, SLG: 0.527</small> (5, 9)	0-3 K		1-3 K			2-2 G5-3		0-0 G6-3		4 0 0 0 0 2 1	
Eric Karros, R (1, 3) <small>OBP: 0.314, SLG: 0.402</small>	4-0 BB 3-H			1-1 P6		2-0 HR		0-1 L3		3 1 1 1 1 0 0	
Adrian Beltré, R (1, 5) <small>OBP: 0.280, SLG: 0.412</small>	0-1 F5			2-1 P4		1-0 F7		2-2 F8		4 0 0 0 0 0 1	
Shawn Green, L (1, 9) <small>OBP: 0.349, SLG: 0.522</small> (5, 8)		2-0 G4-3		0-0 1B		0-0 G3				3 0 1 0 0 0 0	
Paul Lo Duca, R (1, 2) <small>OBP: 0.380, SLG: 0.589</small> (7, 7)		2-2 G4-6-3 1B		1-2 F7		1-0 G5-3				3 0 1 0 0 0 1	
Tom Goodwin, L (1, 8) <small>OBP: 0.287, SLG: 0.347</small> Bruce Aven, R (5, 7) Al Reyes, R (8, 1)		1-0 G4-6-3 1-2f			2-2 G4-3		0-2 F7			2 0 0 0 0 0 1 1 0 0 0 0 0 0 0 0 0 0 0 0 0	
Luke Prokopec, L (1, 1) <small>OBP: 0.148, SLG: 0.185</small> Jesse Orosco, R (7, 1) Mike Fetters, R (7, 1) Chad Kreuter, S (7, 2) <small>OBP: 0.395, SLG: 0.376</small>			2-1 F8		0-3 K			1-2 G5-4-3 1B		2 0 0 0 0 1 0 0 0 0 0 0 0 0 0 0 0 0 0 0 0 1 0 1 0 0 0 0	
Inning Stats	R: 1 H: 1 E: 0 LOB: 1 K: 1 BB: 1 S: 13 P: 22	R: 0 H: 1 E: 0 LOB: 0 K: 0 BB: 0 S: 5 P: 10	R: 1 H: 1 E: 0 LOB: 0 K: 1 BB: 0 S: 8 P: 13	R: 0 H: 1 E: 0 LOB: 1 K: 0 BB: 0 S: 9 P: 13	R: 0 H: 0 E: 0 LOB: 0 K: 1 BB: 0 S: 8 P: 10	R: 1 H: 1 E: 0 LOB: 0 K: 1 BB: 0 S: 8 P: 16	R: 0 H: 0 E: 0 LOB: 0 K: 0 BB: 0 S: 5 P: 6	R: 0 H: 1 E: 0 LOB: 0 K: 0 BB: 0 S: 7 P: 10	R: 0 H: 0 E: 0 LOB: 0 K: 0 BB: 0 S: 7 P: 9	1B: 3 SF: 0 2B: 0 SAC: 0 3B: 1 DP: 2 HR: 2 HBP: 0	
PITCHER Brian Bohanon, L (1, 1) <small>ERA: 6.48</small> Dan Miceli, R (8, 1) <small>ERA: 5.97</small> Juan Acevedo, R (9, 1) <small>ERA: 5.47</small>	IP WLS BF H R ER SO BB IBB HBP BLK WP HR S P ERA WHIP 7.0 W 26 5 3 2 4 1 0 0 0 0 2 56 90 2.57 0.857 1.0 3 1 0 0 0 0 0 0 0 0 0 7 10 0.00 1.000 1.0 3 0 0 0 0 0 0 0 0 0 0 7 9 0.00 0.000										

livebaseballscorecards.com

AB	31
R	3
H	6
RBI	2
BB	1
SO	4
LOB	6




Batter	1	2	3	4	5	6	7	8	9
Juan Pierre, L OBP: 0.380, SLG: 0.400 (1, 8)	2-1 F8		1-0 1B	1-1 1B			0-0 L6	1-1 G6-3	
Jeff Cirillo, R OBP: 0.347, SLG: 0.460 (1, 5)	2-2 17 HR 1B		2-3 K	0-1 F8			1-2 17 1B 1B	4-2 FC5-4 BB	
Larry Walker, L OBP: 0.428, SLG: 0.664 Kimera Barteo, R (8, 7)	1-3 K		1-2 F8		0-0 F8		2-2 WP 17 1B 1B	3-2 FC5-4	
17 Todd Helton, L OBP: 0.429, SLG: 0.652 Juan Acevedo, R (9, 1)	1-1 1-H HR		0-3 K		0-2 G6-3		0-0 WP S 1B	2-0 G4-3	
Alex Ochoa, R OBP: 0.339, SLG: 0.435 (1, 7) (8, 9)	3-2 F8			4-2 S 1B BB		3-2 G4-3	2-2 S FC3-2-5 3B		
Neifi Perez, S OBP: 0.324, SLG: 0.437 (1, 6)		1-0 G5-3		0-0 P6		0-1 G1-3	0-2 FC3-2-5 HR		
Ben Petrick, R OBP: 0.299, SLG: 0.474 (1, 2)		2-3 K		1-2 F8		2-2 F9	0-0 3-H HR		
Brent Butler, R OBP: 0.258, SLG: 0.333 (1, 4)		1-1 F9		3-2 2B 1B 1B		0-0 F8	0-0 WP 1B		
Brian Bohanon, L OBP: 0.320, SLG: 0.400 Mike Hampton, R OBP: 0.308, SLG: 0.667 Dan Miceli, R (8, 1) Greg Norton, S OBP: 0.314, SLG: 0.510 (9, 3)			2-1 1B	0-0 1B 2B					

AB	R	H	RBI	BB	SO	LOB
5	0	2	2	0	0	1
4	2	2	0	1	1	3
4	1	1	1	0	1	3
1	0	0	0	0	0	1
5	2	2	3	0	1	3
0	0	0	0	0	0	0
3	1	1	1	1	0	0
4	1	0	0	0	0	3
4	1	1	2	0	1	1
4	1	2	1	0	0	0
3	1	3	0	0	0	0
1	1	0	0	0	1	2
0	0	0	0	0	0	0
0	0	0	0	0	0	0

Los Angeles Dodgers @ Colorado Rockies
Coors Field, Denver, CO
 Fri Jul 20 2001, 7:05 PM MDT
 Att: 47,704 - Cloudy - 88 F

AB	38
R	11
H	14
RBI	10
BB	2
SO	5
LOB	17



Inning	1	2	3	4	5	6	7	8	9
R: 2	R: 0	R: 0	R: 0	R: 3	R: 0	R: 0	R: 6	R: 0	R: 0
E: 0	E: 0	E: 0	E: 0	E: 0	E: 0	E: 0	E: 0	E: 0	E: 0
K: 1	K: 1	K: 1	K: 2	K: 0	K: 0	K: 0	K: 1	K: 0	K: 0
S: 13	S: 6	S: 6	S: 17	S: 15	S: 8	S: 6	S: 22	S: 10	S: 20
H: 2	H: 0	H: 0	H: 2	H: 3	H: 0	H: 0	H: 7	H: 0	H: 0
LOB: 0	LOB: 0	LOB: 0	LOB: 2	LOB: 1	LOB: 0	LOB: 0	LOB: 1	LOB: 1	LOB: 0
BB: 0	BB: 0	BB: 0	BB: 0	BB: 1	BB: 0	BB: 0	BB: 0	BB: 1	BB: 1
P: 22	P: 10	P: 23	P: 23	P: 24	P: 11	P: 8	P: 29	P: 20	P: 0

PITCHER	IP	WLS	BF	H	R	ER	SO	BB	IBB	HBP	BLK	WP	HR	S	P	ERA	WHIP
Luke Prokopec, R ERA: 4.33 (1, 1)	6.1	L	29	9	7	7	4	1	0	0	0	0	1	70	104	9.95	1.579
Jesse Orosco, L ERA: 3.72 (7, 1)	0.0		2	2	0	0	0	0	0	0	0	0	4	6		∞	∞
Mike Fetters, R ERA: 6.75 (7, 1)	0.2		5	3	4	4	1	0	0	0	0	2	1	13	17	54.00	4.500
Al Reyes, R ERA: 2.84 (8, 1)	1.0		4	0	0	0	0	1	0	0	0	0	0	10	20	0.00	1.000

WP	HR	S	P	ERA	WHIP
2	0	0	40		
0	0	0			
3	0	0			
0	0	0			

Los Angeles Dodgers @ Colorado Rockies
 Coors Field, Denver, CO
 Sat Jul 21 2001, 2:10 PM MDT
 Att. 43,011 - Cloudy - 92 F

AB	48
R	22
H	23
RBI	20
BB	2
SO	4
LOB	12



WP:	0	PA:	54
PB:	0		
SB:	0		
CS:	0		

Batter	1	2	3	4	5	6	7	8	9	AB	R	H	RBI	BB	SO	LOB				
Paul Lo Duca, R OBP: 0.383, SLG: 0.599 (1, 2) (8, 3)	2-2 HR 1B	3-2 F8		0-1 F7		0-2 E7 1B 1B		F9		6	3	3	3	0	0	1				
Mark Grudzielanek, R OBP: 0.348, SLG: 0.438 (1, 4)	0-0 L5	1-2 G5-3		1-1 P6		0-0 1B HR 1B		1B 1B		6	2	3	1	0	0	2				
Shawn Green, L OBP: 0.351, SLG: 0.532 (1, 9)	1-1 HR	0-2 G5-3			1-3 K	0-1 HR 1B		1B 2B		6	3	3	2	0	1	1				
Gary Sheffield, R OBP: 0.413, SLG: 0.553 Mike Fetters, R Al Reyes, R	1-2 F9 1B 2B		0-1 F7		0-2 HR	0-0 HR		1B 1B		5	4	3	4	1	1	1				
Eric Karros, R OBP: 0.312, SLG: 0.398 Chad Kreuter, S OBP: 0.393, SLG: 0.373 (1, 3) (8, 2)	2-2 F9 2-3		1-1 P6		0-0 G6-3	1-1 P6		HBP 1B 1B		5	1	1	1	0	0	1				
Adrián Beltré, R OBP: 0.290, SLG: 0.419 (1, 5)	1-2 3B 1B		2-2		2-2 F9	1-2 F7		HBP 2B 1B		6	3	4	3	0	0	0				
Jeff Reboulet, R OBP: 0.359, SLG: 0.371 Matt Herges, L Bruce Aven, R	2-2 1B 3B		0-0 G5-3		0-2 FC3-5 HBP 1B	1-1 F8		2B 1B HBP		4	1	2	1	0	0	1				
McKay Christensen, L OBP: 0.636, SLG: 0.625 (1, 8)	0-2 1B			4-0 SH3-4 BB		2-2 1B FC3-5 HBP		1B HR 2B		4	2	3	4	1	0	0				
Eric Gagne, R OBP: 0.107, SLG: 0.250 Alex Cora, L OBP: 0.258, SLG: 0.313 (1, 1) (7, PH) (7, 6)	1-3 K		0-0 SH3-4		1-1 FC3-5 E	0-1 L5		1-2 HR 1B		2	1	0	0	0	1	3				
			1-2 SH3-4		1-2 E			2-3 HR 1B		3	1	1	1	0	0	2				
Inning Stats	R: 5 E: 0 K: 1 S: 24	H: 6 LOB: 1 BB: 0 P: 34	R: 0 E: 0 K: 0 S: 11	H: 0 LOB: 0 BB: 0 P: 15	R: 0 E: 0 K: 0 S: 8	H: 1 LOB: 1 BB: 0 P: 11	R: 0 E: 0 K: 0 S: 5	H: 0 LOB: 1 BB: 1 P: 10	R: 1 E: 0 K: 1 S: 11	H: 1 LOB: 0 BB: 0 P: 14	R: 6 E: 1 K: 0 S: 25	H: 5 LOB: 0 BB: 0 P: 30	R: 0 E: 0 K: 0 S: 7	H: 0 LOB: 0 BB: 0 P: 10	R: 9 E: 0 K: 1 S: 32	H: 8 LOB: 1 BB: 1 P: 54	R: 1 E: 1 K: 1 S: 22	H: 2 LOB: 1 BB: 0 P: 29	1B: 15 2B: 3 3B: 1 HR: 4	SF: 0 SAC: 1 DP: 1 HBP: 3

Batter	1	2	3	4	5	6	7	8	9								
PITCHER	IP	WLS	BF	H	R	ER	SO	BB	IBB	HBP	BLK	WP	HR	S	P	ERA	WHIP
Denny Neagle, L ERA: 5.06 (1, 1)	5.1	L	28	10	9	9	2	1	0	1	0	0	2	70	98	15.19	2.062
Dan Miceli, R ERA: 6.75 (6, 1)	0.2		5	3	3	3	0	0	0	0	0	0	1	14	16	40.50	4.500
Craig Dingman, R ERA: 13.5 (7, 1)	1.1		9	4	5	5	0	0	1	0	0	0	0	18	31	33.75	3.000
Horacio Estrada, L ERA: 14.54 (8, 1)	0.2		7	4	4	4	1	0	0	1	0	0	1	21	33	54.00	6.000
Gabe White, L ERA: 7.44 (9, 1)	1.0		5	2	1	1	1	0	0	1	0	0	0	22	29	9.00	2.000

Batter	1	2	3	4	5	6	7	8	9	AB	R	H	RBI	BB	SO	LOB
--------	---	---	---	---	---	---	---	---	---	----	---	---	-----	----	----	-----

Juan Pierre, L <small>(1, 8) OBP: 0.381, SLG: 0.400</small>	2-1 L1	3-2 HR 1B		0-1 G6-4-3 1-2f		1-2 F7			1-1 1B	5	1	2	1	0	0	1
Jeff Cirillo, R <small>(1, 5) OBP: 0.351, SLG: 0.475</small> Kimera Barteo, R <small>(9, 7)</small>	0-1 2B	1-0 HR			4-0 1B 17 FC4-6 BB		0-1 G4-3		1-0 F9	3	2	2	3	1	0	0
Larry Walker, L <small>(1, 9) OBP: 0.426, SLG: 0.659</small> Greg Norton, S <small>(9, 5) OBP: 0.312, SLG: 0.506</small>	0-0 G1-3	0-3 K			0-0 17 FC4-6 1B		2-2 F7		1-2 F9	4	0	1	0	0	1	1
17 Todd Helton, L <small>(1, 3) OBP: 0.429, SLG: 0.656</small> Adam Melhuse, S <small>(9, PH) OBP: 0.207, SLG: 0.259</small>	0-2 F7		3-2 SH1-3 2B		1-2 FC4-6 1-2f 3-H		1-2 2B		0-1 G3-1	4	0	2	1	0	0	2
Alex Ochoa, R <small>(1, 7) OBP: 0.336, SLG: 0.431</small> <small>(9, 9)</small>		1-3 K	0-0 SH1-3 2-3		2-0 F9		1-1 G5-3			3	0	0	0	0	1	2
Neifi Perez, S <small>(1, 6) OBP: 0.326, SLG: 0.441</small> Gabe White, L <small>(9, 1)</small>		0-0 1B 2B	2-3 K		1-2 F8			1-0 G5-4-3 BB 1B		4	1	2	0	0	1	2
Ben Petrick, R <small>(1, 2) OBP: 0.308, SLG: 0.492</small> <small>(9, 1)</small>		4-0 SH5-4 1B BB	1-1 P6			0-1 HR		4-1 G5-4-3 BB		2	2	1	1	2	0	1
Brent Butler, R <small>(1, 4) OBP: 0.314, SLG: 0.364</small> <small>(9, 6)</small>		3-2 1B SH5-4 HR 1B		1-0 FC4-6 1B		1-1 G6-4-3 HBP		2-2 G5-4-3 1-2f 2-3		3	1	2	1	0	0	2
Denny Neagle, L <small>(1, 1) OBP: 0.288, SLG: 0.226</small> Dan Miceli, R <small>(6, 1)</small> Cliff Brumbaugh, R <small>(6, PH) OBP: 0.271, SLG: 0.333</small> Craig Dingman, R <small>(7, 1)</small> Horacio Estrada, L <small>(8, 1)</small> Terry Shumpert, R <small>(8, PH) OBP: 0.284, SLG: 0.362</small> <small>(9, 4)</small>		0-0 SH5-4		0-1 FC4-6 1-2f G6-4-3		0-0 G6-4-3 1-2f		0-0 F8		1	0	0	0	0	0	1

Inning Stats	R: 0	H: 1	E: 0	K: 0	S: 8	H: 1	LOB: 1	BB: 0	P: 10	R: 5	H: 4	E: 0	K: 2	S: 16	R: 0	H: 1	E: 0	K: 1	S: 10	R: 0	H: 1	E: 0	K: 0	S: 5	R: 1	H: 1	E: 0	K: 0	S: 8	R: 1	H: 1	E: 0	K: 0	S: 8	R: 0	H: 1	E: 0	K: 0	S: 11	R: 0	H: 1	E: 0	K: 0	S: 6	R: 0	H: 1	E: 0	K: 0	S: 8	R: 0	H: 1	E: 0	K: 0	S: 8	1B: 6	SF: 0	2B: 4	SAC: 2	3B: 0	DP: 3	HR: 2	HBP: 1	WP: 0	PA: 40
--------------	------	------	------	------	------	------	--------	-------	-------	------	------	------	------	-------	------	------	------	------	-------	------	------	------	------	------	------	------	------	------	------	------	------	------	------	------	------	------	------	------	-------	------	------	------	------	------	------	------	------	------	------	------	------	------	------	------	-------	-------	-------	--------	-------	-------	-------	--------	-------	--------


PITCHER	IP	WLS	BF	H	R	ER	SO	BB	IBB	HBP	BLK	WP	HR	S	P	ERA	WHIP
Eric Gagne, R <small>(1, 1) ERA: 5.58</small>	6.0		28	9	7	7	3	2	0	1	0	0	2	55	86	10.50	1.833
Matt Herges, R <small>(7, 1) ERA: 3.48</small>	1.0		4	1	0	0	0	0	0	0	0	0	0	11	15	0.00	1.000
Mike Fetters, R <small>(8, 1) ERA: 6.51</small>	1.0		4	1	0	0	0	1	0	0	0	0	0	6	13	0.00	2.000
Al Reyes, R <small>(9, 1) ERA: 2.63</small>	1.0		4	1	0	0	0	0	0	0	0	0	0	8	11	0.00	1.000

BOTTOM

Los Angeles Dodgers @ Colorado Rockies
 Coors Field, Denver, CO
 Sat Jul 21 2001, 2:10 PM MDT
 Att: 43,011 - Cloudy - 92 F

livebaseballscorecards.com

AB	34
R	7
H	12
RBI	7
BB	3
SO	3
LOB	17



Batter	1	2	3	4	5	6	7	8	9	AB R H RBI BB SO LOB	TOP	
McKay Christensen, L <small>(1, 8) OBP: 0.688, SLG: 0.692</small>	1-1 3B 1B	2-0 SF9 1B		0-1 FC9-5-4 1B	3-3 K			0-0 FC4-6 1B		5 2 4 0 0 1 0		
Mark Grudzielanek, R <small>(1, 4) OBP: 0.349, SLG: 0.444</small>	0-0 1B 3B	1-2 SF9		1-0 FC9-5-4 1B		1-0 G5-4-3 HBP		1-2 FC4-6 FC5-4		3 1 1 2 0 0 3		
Gary Sheffield, R <small>(1, 7) OBP: 0.415, SLG: 0.556</small>	1-2 K 1B	2-1 2B		4-2 HR BB		1-1 G5-4-3 1-2f		2-2 FC5-4 PO		4 1 2 2 1 0 2		
Shawn Green, L <small>(1, 9) OBP: 0.349, SLG: 0.535</small>	3-3 K 1-2	2-2 F9		1-0 1-H HR		0-0 G6-3 1-2f		0-0 PO 1-2	1-3 K	5 1 1 2 0 2 2		
Paul Lo Duca, R <small>(1, 2) OBP: 0.383, SLG: 0.599</small>	0-0 F8		2-0 G6-3 1B	0-0 2B			1-2 G3-6 1B		1-0 F9	5 0 2 0 0 0 1		
Dave Hansen, L <small>(1, 3) OBP: 0.388, SLG: 0.381</small>	2-0 G1-3		0-1 HR BB	4-2 BB			1-0 G3-6 1-2f		0-1 F2	4 1 1 1 1 0 2		
Adrian Beltré, R <small>(1, 5) OBP: 0.293, SLG: 0.433</small>		1-1 HR	0-2 G6-3 1B	0-3 K			1-1 K 1B			4 1 2 1 0 1 2		
Alex Cora, L <small>(1, 6) OBP: 0.262, SLG: 0.320</small>		1-1 1B E 1B	0-0 E7 2B		3-3 K		3-2 F7 1-2			4 1 2 0 0 1 1		
Terry Adams, R <small>(1, 1) OBP: 0.118, SLG: 0.067</small> Giovanni Carrara, R <small>(6, 1) OBP: 0.333, SLG: 0.333</small> Bruce Aven, R <small>(8, PH) OBP: 0.750, SLG: 0.500</small> Matt Herges, L <small>(8, 1) OBP: 0.400, SLG: 0.400</small> Jeff Shaw, R <small>(9, 1)</small>		1-1 B3	2-3 K		0-3 K			1-1 FC4-6 FC5-4		3 0 0 0 0 2 2 0 0 0 0 0 0 0 1 1 1 0 0 0 0 0 0 0 0 0 0 0 0 0 0 0 0 0 0		
Inning Stats	R: 2 H: 3 E: 0 LOB: 1 K: 1 BB: 0 S: 11 P: 18	R: 3 H: 4 E: 0 LOB: 1 K: 0 BB: 0 S: 16 P: 26	R: 1 H: 2 E: 1 LOB: 1 K: 1 BB: 0 S: 11 P: 15	R: 2 H: 3 E: 0 LOB: 2 K: 1 BB: 2 S: 13 P: 23	R: 0 H: 0 E: 0 LOB: 0 K: 3 BB: 0 S: 13 P: 19	R: 0 H: 0 E: 0 LOB: 0 K: 0 BB: 0 S: 3 P: 5	R: 0 H: 2 E: 0 LOB: 1 K: 0 BB: 0 S: 11 P: 17	R: 1 H: 2 E: 0 LOB: 0 K: 0 BB: 0 S: 9 P: 13	R: 0 H: 0 E: 0 LOB: 0 K: 1 BB: 0 S: 6 P: 8	1B: 9 SF: 1 2B: 4 SAC: 0 3B: 1 DP: 3 HR: 3 HBP: 1	WP: 0 PA: 43 PB: 0 SB: 5 CS: 0	
PITCHER	IP WLS BF H R ER SO BB IBB HBP BLK WP HR S P ERA WHIP Pedro Astacio, R <small>(1, 1) ERA: 5.53</small> Justin Speier, R <small>(4, 1) ERA: 6.75</small> Gabe White, L <small>(7, 1) ERA: 7.38</small> Juan Acevedo, R <small>(8, 1) ERA: 5.67</small> Mike Myers, L <small>(8, 1) ERA: 2.79</small>	IP WLS BF H R ER SO BB IBB HBP BLK WP HR S P ERA WHIP Pedro Astacio, R <small>(1, 1) ERA: 5.53</small> Justin Speier, R <small>(4, 1) ERA: 6.75</small> Gabe White, L <small>(7, 1) ERA: 7.38</small> Juan Acevedo, R <small>(8, 1) ERA: 5.67</small> Mike Myers, L <small>(8, 1) ERA: 2.79</small>										

Los Angeles Dodgers @ Colorado Rockies
 Coors Field, Denver, CO
 Sun Jul 22 2001, 6:05 PM MDT
 Att. 40,085 - Cloudy - 90 F

AB	38
R	9
H	16
RBI	8
BB	2
SO	7
LOB	15




Batter	1	2	3	4	5	6	7	8	9	AB	R	H	RBI	BB	SO	LOB
Juan Pierre, L OBP: 0.386, SLG: 0.406 (1, 8)	1-0 SH1-3 1B	1-2 17 BB 1B		2-1 17 S 1B		1-0 G4-3		1-0 L3 1B		5	2	4	0	0	0	0
Neifi Perez, S OBP: 0.325, SLG: 0.439 (1, 6)	0-0 SH1-3 1-2	0-0 F8		1-1 F8 1-2		0-0 17 WP 1B		0-0 L3 1-2		4	0	1	0	0	0	3
17 Todd Helton, L OBP: 0.431, SLG: 0.653 (1, 3)	3-3 K 1-2	4-2 BB		1-1 1B 2-H 1B		4-1 G6-4-3 1-2 BB		2-0 P6		3	1	1	1	2	1	1
Jeff Cirillo, R OBP: 0.355, SLG: 0.477 (1, 5)	1-1 1B 2-H	1-1 F3		1-1 1B 1-3		1-1 G6-4-3 1-2			1-1 SH3-4 G5-3 1B	5	1	3	1	0	0	4
Alex Ochoa, R OBP: 0.339, SLG: 0.433 (1, 9)	0-0 G4-3			1-0 1B 1-2 1B 3-H					0-0 G5-3 SH3-4 1-2 1B	5	0	3	1	0	0	1
Ben Petrick, R OBP: 0.307, SLG: 0.483 (1, 2)		4-1 1B BB		1-1 P6 1-3 K					1-0 SH3-4 1-2 2-3	3	1	0	0	1	1	3
Terry Shumpert, R OBP: 0.290, SLG: 0.366 (1, 7)		2-2 1B E 1B		2-2 F9					4-0 G5-3 IBB	4	1	2	0	0	0	1
Juan Acevedo, R (8, 1)						0-0 G6-3				0	0	0	0	0	0	0
Mike Myers, L (8, 1)										0	0	0	0	0	0	0
Larry Walker, L (9, PH)										0	0	0	0	1	0	0
Kimera Barteo, R (9, PR)										0	0	0	0	0	0	0
Brent Butler, R OBP: 0.300, SLG: 0.342 (1, 4)		0-1 E8 1-H 2-H 1B		0-0 G6-3					1-2 G5-3 1-2 2-3 3-H	5	1	1	2	0	0	4
Pedro Astacio, R OBP: 0.100, SLG: 0.100 (1, 1)		0-2 G1-3				0-3 K			2-1 F9	1	0	0	0	0	0	0
Justin Speier, R (4, 1)										2	0	0	0	0	1	0
Gabe White, L (7, 1)										0	0	0	0	0	0	0
Greg Norton, S OBP: 0.314, SLG: 0.526 (8, 7)									1-1 HR	2	1	1	1	0	0	3

Inning Stats	R: 1	H: 2	E: 0	K: 1	S: 9	LOB: 1	BB: 0	P: 14	R: 3	H: 3	E: 1	K: 0	S: 20	LOB: 2	BB: 2	P: 32	R: 0	H: 1	E: 0	K: 0	S: 7	LOB: 1	BB: 0	P: 11	R: 2	H: 4	E: 0	K: 2	S: 15	LOB: 2	BB: 0	P: 21	R: 0	H: 0	E: 0	K: 0	S: 6	LOB: 0	BB: 0	P: 6	R: 0	H: 1	E: 0	K: 0	S: 5	LOB: 1	BB: 1	P: 11	R: 0	H: 1	E: 0	K: 0	S: 11	LOB: 1	BB: 0	P: 13	R: 1	H: 2	E: 0	K: 0	S: 5	LOB: 0	BB: 0	P: 9	R: 1	H: 2	E: 0	K: 0	S: 9	LOB: 3	BB: 1	P: 18	1B: 15	SF: 0	2B: 1	SAC: 2	3B: 0	DP: 2	HR: 1	HBP: 0	WP: 1	PA: 45
--------------	------	------	------	------	------	--------	-------	-------	------	------	------	------	-------	--------	-------	-------	------	------	------	------	------	--------	-------	-------	------	------	------	------	-------	--------	-------	-------	------	------	------	------	------	--------	-------	------	------	------	------	------	------	--------	-------	-------	------	------	------	------	-------	--------	-------	-------	------	------	------	------	------	--------	-------	------	------	------	------	------	------	--------	-------	-------	--------	-------	-------	--------	-------	-------	-------	--------	-------	--------

PITCHER	IP	WLS	BF	H	R	ER	SO	BB	IBB	HBP	BLK	WP	HR	S	P	ERA	WHIP
Terry Adams, R ERA: 4.9 (1, 1)	5.1	W	30	11	6	5	3	3	0	0	0	1	0	60	92	8.44	2.625
Giovanni Carrara, R ERA: 3.2 (6, 1)	1.2	H	5	1	0	0	0	0	0	0	0	0	0	13	16	0.00	0.600
Matt Herge, R ERA: 3.56 (8, 1)	1.0	H	4	2	1	1	0	0	0	0	0	0	1	5	9	9.00	2.000
Jeff Shaw, R ERA: 3.33 (9, 1)	1.0	S	6	2	1	1	0	0	1	0	0	0	0	9	18	9.00	2.000

Los Angeles Dodgers @ Colorado Rockies
Coors Field, Denver, CO
 Sun Jul 22 2001, 6:05 PM MDT
 Att: 40,085 - Cloudy - 90 F

AB	39
R	8
H	16
RBI	6
BB	4
SO	3
LOB	20



Batter	1	2	3	4	5	6	7	8	9	AB R H RBI BB SO LOB	TOP		
McKay Christensen, L OBP: 0.667, SLG: 0.667 (1, 8) C X	0-1 G4-3		1-1 WP 2-H 1B		0-0 G4-3		1-0 HBP 1B		1-1 WP 1-2 1B	5 0 3 1 0 0 1	Los Angeles Dodgers @ Milwaukee Brewers Miller Park, Milwaukee, WI Mon Jul 23 2001, 7:05 PM CDT Att. 42,132 - Cloudy - 78 F		
Mark Grudzielanek, R OBP: 0.347, SLG: 0.438 (1, 4) X	0-0 F9		1-0 P4		3-1 G4-3		1-0 HBP		0-3 K	4 0 0 0 0 1 4			
Gary Sheffield, R OBP: 0.409, SLG: 0.546 (1, 7) B C B B X (7, 9) X	3-1 F7		1-2 G6-3			1-3 K	1-3 K		0-3 K	5 0 0 0 0 3 5			
Shawn Green, L OBP: 0.349, SLG: 0.542 Bruce Aven, R OBP: 0.667, SLG: 0.750 (1, 9) (7, 7)		2-2 G6-3		2-2 G6-3		2-2 HR		1-2 2B	1-0 P4	3 1 1 1 0 0 0 2 0 1 0 0 0 2			
Eric Karros, R OBP: 0.311, SLG: 0.396 (1, 3) X F	0-1 F9		0-1 FC6 1B		0-1 F3			1-3 K		4 0 1 0 0 1 1			
Adrián Beltré, R OBP: 0.296, SLG: 0.447 (1, 5) C T X		0-2 HR		2-1 F9		1-2 BLK 1B		2-3 K		4 1 2 1 0 1 2			
Chad Kreuter, S OBP: 0.390, SLG: 0.366 (1, 2) C T X T T B C B B B X		3-2 P4		3-1 FC6		3-2 G1-3		4-2 FC6-4 BB		3 0 0 0 1 0 2			
Alex Cora, L OBP: 0.262, SLG: 0.319 (1, 6) X			0-0 SH1-4 1B 1B		0-0 F8		1-2 G4-3	1-1 FC6-4		4 1 1 0 0 0 2			
Chan Ho Park, R OBP: 0.205, SLG: 0.238 Matt Herges, L OBP: 0.400, SLG: 0.400 Jeff Reboulet, R OBP: 0.363, SLG: 0.376 Jeff Shaw, R (1, 1) (7, 1) (9, PH) (9, 1)			1-0 SH1-4		0-2 G4-3		2-3 K	1-1 K 1B 1B		2 0 1 0 0 1 0 0 0 0 0 0 0 0 1 0 1 0 0 0 0 0 0 0 0 0 0 0			
Inning Stats	R: 0 H: 0 E: 0 LOB: 0 K: 0 BB: 0 S: 5 P: 8	R: 1 H: 1 E: 0 LOB: 0 K: 0 BB: 0 S: 14 P: 19	R: 1 H: 2 E: 0 LOB: 1 K: 0 BB: 0 S: 8 P: 12	R: 0 H: 1 E: 0 LOB: 1 K: 0 BB: 0 S: 9 P: 16	R: 0 H: 1 E: 0 LOB: 1 K: 0 BB: 0 S: 7 P: 10	R: 1 H: 2 E: 0 LOB: 1 K: 1 BB: 0 S: 17 P: 24	R: 0 H: 1 E: 0 LOB: 2 K: 2 BB: 0 S: 12 P: 18	R: 0 H: 1 E: 0 LOB: 2 K: 2 BB: 1 S: 15 P: 24	R: 0 H: 2 E: 0 LOB: 2 K: 2 BB: 0 S: 13 P: 16	1B: 7 SF: 0 2B: 2 SAC: 1 3B: 0 DP: 0 HR: 2 HBP: 1		WP: 2 PA: 40 PB: 0 SB: 0 CS: 0	
PITCHER	IP WLS BF H R ER SO BB IBB HBP BLK WP HR S P ERA WHIP											PITCHER	IP WLS BF H R ER SO BB IBB HBP BLK WP HR S P ERA WHIP
Allen Levrault, R ERA: 4.94 (1, 1)	6.0 L 25 7 3 3 1 0 0 0 0 1 1 2 60 89 4.50 1.167												
Mike DeJean, R ERA: 2.17 (7, 1)	1.0 5 1 0 0 2 0 0 1 0 0 0 0 12 18 0.00 1.000												
David Weathers, R ERA: 2.14 (8, 1)	1.0 5 1 0 0 2 1 0 0 0 0 0 0 15 24 0.00 2.000												
Lance Painter, L ERA: 7.85 (9, 1)	0.0 2 2 0 0 0 0 0 0 0 0 0 0 4 6 ∞ ∞												
Curt Leskanic, R ERA: 3.3 (9, 1)	1.0 3 0 0 0 2 0 0 0 0 0 1 0 9 10 0.00 0.000												

livebaseballscorecards.com

AB	37
R	3
H	11
RBI	3
BB	1
SO	7
LOB	19



Batter	1	2	3	4	5	6	7	8	9	AB	R	H	RBI	BB	SO	LOB
Devon White, S OBP: 0.341, SLG: 0.491 (1, 8)	1-1 F9		2-2 F2		1-1 L4		2-1 G3-1			4	0	0	0	0	0	5
Ronnie Belliard, R OBP: 0.344, SLG: 0.434 (1, 4)	0-2 1B SF7 1B		2-2 G1-3			1-1 F9		0-2 G5-3		4	1	1	0	0	0	0
Jeremy Burnitz, L OBP: 0.352, SLG: 0.500 (1, 9)	0-1 1-3 1B			2-2 F8		0-2 P6		2-2 G3		4	0	1	0	0	0	0
Richie Sexson, R OBP: 0.313, SLG: 0.489 (1, 3)	2-1 SF7			1-0 G5-3		0-3 K		2-3 K		3	0	0	1	0	2	0
Raul Casanova, S OBP: 0.319, SLG: 0.485 (1, 2)	3-H 2-1 P4			3-2 L3			0-0 F7		1-1 G5-3	4	0	0	0	0	0	1
Angel Echevarria, R OBP: 0.301, SLG: 0.425 (1, 7)		2-1 F8			0-3 K		3-2 HBP 1B 1B		0-0 G5-3	4	0	1	0	0	1	0
José Hernández, R OBP: 0.297, SLG: 0.461 (1, 6)			0-3 K		2-2 G5-3		2-3 K		0-0 L3	4	0	0	0	0	2	1
Mark Loretta, R OBP: 0.333, SLG: 0.314 (1, 5)		1-3 K			1-1 BB 1B		2-0 HBP 1B			3	0	2	0	0	1	0
Allen Levrault, R (1, 1) Mike DeJean, R (7, 1) Luis Lopez, S (7, PH) David Weathers, R (8, 1) Lance Painter, L (9, 1) Curt Leskanic, R (9, 1)				1-1 L4		4-2 B BB		1-0 HBP		1	0	0	0	1	0	0

Inning Stats	R: 1	H: 2	E: 0	LOB: 1	K: 0	BB: 0	S: 11	R: 0	H: 0	E: 0	LOB: 0	K: 2	BB: 0	S: 8	R: 0	H: 0	E: 0	LOB: 0	K: 0	BB: 0	S: 8	R: 0	H: 1	E: 0	LOB: 2	K: 1	BB: 1	S: 16	R: 0	H: 0	E: 0	LOB: 0	K: 1	BB: 0	S: 8	R: 0	H: 2	E: 0	LOB: 3	K: 1	BB: 0	S: 13	R: 0	H: 0	E: 0	LOB: 0	K: 1	BB: 0	S: 12	R: 0	H: 0	E: 0	LOB: 0	K: 0	BB: 0	S: 4	R: 0	H: 0	E: 0	LOB: 0	K: 0	BB: 0	S: 4	1B: 5	SF: 1	2B: 0	SAC: 0	3B: 0	DP: 0	HR: 0	HBP: 1	WP: 0	PA: 34
--------------	------	------	------	--------	------	-------	-------	------	------	------	--------	------	-------	------	------	------	------	--------	------	-------	------	------	------	------	--------	------	-------	-------	------	------	------	--------	------	-------	------	------	------	------	--------	------	-------	-------	------	------	------	--------	------	-------	-------	------	------	------	--------	------	-------	------	------	------	------	--------	------	-------	------	-------	-------	-------	--------	-------	-------	-------	--------	-------	--------

PITCHER	IP	WLS	BF	H	R	ER	SO	BB	IBB	HBP	BLK	WP	HR	S	P	ERA	WHIP
Chan Ho Park, R ERA: 2.93 (1, 1)	6.2	W	26	5	1	1	5	1	0	0	0	0	0	70	105	1.35	0.900
Matt Herges, R ERA: 3.49 (7, 1)	1.1	H	5	0	0	0	1	0	0	1	0	0	0	14	21	0.00	0.000
Jeff Shaw, R ERA: 3.26 (9, 1)	1.0	S	3	0	0	0	0	0	0	0	0	0	0	4	5	0.00	0.000

BOTTOM

Los Angeles Dodgers @ Milwaukee Brewers
 Miller Park, Milwaukee, WI
 Mon Jul 23 2001, 7:05 PM CDT
 Att: 42,132 - Cloudy - 78 F

livebaseballscores.com

AB	31
R	1
H	5
RBI	1
BB	1
SO	6
LOB	7



Batter	1	2	3	4	5	6	7	8	9	AB	R	H	RBI	BB	SO	LOB	TOP	
McKay Christensen, L OBP: 0.556, SLG: 0.522 (1, 8) H	1-1 CS HBP	2-0 F7		1-1 G4-3	2-3 K			1-3 K	1-2 P1	5	0	0	0	0	2	7		
Mark Grudzielanek, R OBP: 0.347, SLG: 0.434 (1, 4) C B B B X	3-1 F8 1-2		2-1 G6-3		1B F8			3-2 BB HBP	2-1 G1-3	5	1	1	0	0	0	4		
Gary Sheffield, R OBP: 0.412, SLG: 0.556 (1, 7) B X	1-0 1B		1-1 F7		0-1 HR		3-2 G1-3	4-2 BB 1-2 BB		4	1	2	2	1	0	0		
Shawn Green, L OBP: 0.352, SLG: 0.549 (1, 9) C C F B B X	2-2 G4-3		1-0 1B		2-0 HR		1-3 K	4-2 FC4-6 1-2 2-3 BB		4	1	2	1	1	1	1		
Eric Karros, R OBP: 0.312, SLG: 0.394 (1, 3) B F X		1-1 F2	2-0 1B		4-2 1B WP FC6-2-5-1 BB		0-1 G6-3	2-3 K		4	0	1	0	1	1	3		
Paul Lo Duca, R OBP: 0.384, SLG: 0.595 (1, 2) C F B B X		1-2 BB 1B		2-2 G6-3	1-0 FC6-2-5-1 2B 1B			2-2 F8	0-1 FC4-6 1-2f	5	2	2	0	0	0	3		
Adrián Beltré, R OBP: 0.302, SLG: 0.445 (1, 5) B C C C B B B B X		4-2 FC1-5 1B 1-2 BB		2-2 1B 1B	0-1 FC6-2-5-1 2B E 1-3 3-H		0-0 G6-3		4-0 BB BB	3	1	1	0	2	0	2		
Alex Cora, L OBP: 0.275, SLG: 0.331 (1, 6) B X		1-0 FC1-5 1B 1-2 2-H		1-0 1B	0-0 E 2B		4-2 BB		4-2 BB	3	1	3	2	2	0	0		
Dennis Springer, R Jeff Williams, R Marquis Grissom, R Mike Fetters, R (1, 1) (8, 1) (9, PH) (9, 1)		2-2 FC1-5		0-3 K	3-2 E5		0-3 K		1-2 L8	4	0	0	0	0	2	5		
Inning Stats	R: 0 E: 0 K: 0 S: 8 H: 1 LOB: 1 BB: 0 P: 15	R: 1 E: 0 K: 0 S: 13 H: 2 LOB: 2 BB: 1 P: 24	R: 0 E: 0 K: 0 S: 6 H: 2 LOB: 2 BB: 0 P: 12	R: 0 E: 0 K: 1 S: 15 H: 2 LOB: 2 BB: 0 P: 20	R: 6 E: 1 K: 1 S: 21 H: 5 LOB: 1 BB: 1 P: 35	R: 0 E: 0 K: 1 S: 12 H: 0 LOB: 0 BB: 0 P: 16	R: 0 E: 0 K: 1 S: 10 H: 0 LOB: 1 BB: 1 P: 16	R: 0 E: 0 K: 2 S: 15 H: 0 LOB: 3 BB: 2 P: 29	R: 0 E: 0 K: 0 S: 12 H: 0 LOB: 2 BB: 2 P: 24	1B: 9 2B: 1 3B: 0 HR: 2 SF: 0 SAC: 0 DP: 0 HBP: 2	WP: 1 PB: 0 SB: 0 CS: 1 PA: 47							
PITCHER	IP WLS BF H R ER SO BB IBB HBP BLK WP HR S P ERA WHIP																	
Jamey Wright, R ERA: 3.64 (1, 1)	4.0 L																	
Will Cunnane, R ERA: 5.4 (5, 1)	3.0	12	1	1	0	3	1	0	0	0	0	0	34	51	0.00	0.667		
Chad Fox, R ERA: 1.99 (8, 1)	1.0	6	0	0	0	2	2	0	1	0	0	0	15	29	0.00	2.000		
Lance Painter, L ERA: 7.45 (9, 1)	1.0	5	0	0	0	0	2	0	0	0	0	0	12	24	0.00	2.000		

Los Angeles Dodgers @ Milwaukee Brewers
 Miller Park, Milwaukee, WI
 Tue Jul 24 2001, 7:05 PM CDT
 Att. 34,444 - Cloudy - 81 F

AB	38
R	7
H	12
RBI	5
BB	7
SO	6
LOB	27



Batter	1	2	3	4	5	6	7	8	9	AB R H RBI BB SO LOB
Ronnie Belliard, R OBP: 0.345, SLG: 0.452 (1, 4)	1-2 G4-3		1-2 G6-3			3-2 HR		3-2 HR	3-3 K	5 2 2 2 0 1 3
Mark Loretta, R OBP: 0.332, SLG: 0.313 (1, 5)	1-0 WP 1B		2-1 F9			0-1 F8		1-1 P3		4 0 1 0 0 0 0
Devon White, S OBP: 0.344, SLG: 0.487 (1, 8)	4-0 1-2 BB			1-1 G6-4-3 HBP		1-0 G3		2-2 G5-3		2 0 0 0 1 0 0
Richie Sexson, R OBP: 0.313, SLG: 0.486 (1, 3)	1-3 K		2-2 G6-4-3 1-2f		0-0 1B 1B			1-3 K		4 0 1 0 0 2 3
Jeremy Burnitz, L OBP: 0.351, SLG: 0.497 (1, 9)	3-3 K		3-3 K		1-1 1B 1B			3-2 F7		4 0 1 0 0 2 2
Angel Echevarria, R OBP: 0.299, SLG: 0.411 (1, 7)		2-0 G4-3			1-0 F7		1-3 K	4-1 E HBP BB		3 0 0 0 1 1 2
José Hernández, R OBP: 0.296, SLG: 0.457 (1, 6)		1-1 F9			0-1 F7		3-2 G4-3	2-0 E HBP		3 0 0 0 0 0 0
Henry Blanco, R OBP: 0.282, SLG: 0.314 (1, 2)		2-1 P5			1-2 1B		1-0 P4	1-2 E6 1-2 2-3		4 0 1 0 0 0 2
Jamey Wright, R OBP: 0.279, SLG: 0.250 Will Cunhane, R OBP: 0.182, SLG: 0.455 Mike Coolbaugh, R Chad Fox, R Lance Painter, L Raul Casanova, S OBP: 0.317, SLG: 0.482 (1, 1) (5, 1) (7, PH) (8, 1) (9, 1) (9, PH)			0-0 P5		1-1 F7		1-1 P6	1-1 F7		1 0 0 0 0 0 0 1 0 0 0 0 0 1 1 0 1 0 0 0 0 0 3

Inning Stats	R: 0	H: 1	E: 0	K: 2	S: 10	LOB: 2	BB: 1	P: 20	R: 0	H: 0	E: 0	K: 0	S: 5	LOB: 0	BB: 0	P: 10	R: 0	H: 0	E: 0	K: 0	S: 6	LOB: 0	BB: 0	P: 9	R: 0	H: 0	E: 0	K: 1	S: 9	LOB: 0	BB: 0	P: 15	R: 0	H: 1	E: 0	K: 0	S: 8	LOB: 1	BB: 0	P: 11	R: 1	H: 3	E: 0	K: 1	S: 12	LOB: 2	BB: 0	P: 18	R: 0	H: 0	E: 0	K: 0	S: 7	LOB: 0	BB: 0	P: 12	R: 1	H: 1	E: 0	K: 1	S: 15	LOB: 0	BB: 0	P: 22	R: 0	H: 0	E: 1	K: 1	S: 14	LOB: 3	BB: 1	P: 28	1B: 4	2B: 0	3B: 0	HR: 2	SF: 0	SAC: 0	DP: 1	HBP: 2	WP: 1	PA: 37
PITCHER	IP	WLS	BF	H	R	ER	SO	BB	IBB	HBP	BLK	WP	HR	S	P	ERA	WHIP																																																																	
Dennis Springer, R ERA: 4.09 (1, 1)	7.0		27	5	1	1	4	1	0	1	0	1	1	57	95	1.29	0.857																																																																	
Jeff Williams, L ERA: 5.16 (8, 1)	1.0		4	1	1	1	1	0	0	0	0	0	1	15	22	9.00	1.000																																																																	
Mike Fetters, R ERA: 6.28 (9, 1)	1.0		6	0	0	0	1	1	0	1	0	0	0	14	28	0.00	1.000																																																																	

BOTTOM

Los Angeles Dodgers @ Milwaukee Brewers
Miller Park, Milwaukee, WI
Tue Jul 24 2001, 7:05 PM CDT
Att. 34,444 - Cloudy - 81 F

livebaseballscorecards.com

AB	33
R	2
H	6
RBI	2
BB	2
SO	6
LOB	16



Batter	1	2	3	4	5	6	7	8	9	AB R H RBI BB SO LOB	TOP												
McKay Christensen, L (1, 8) OBP: 0.548, SLG: 0.500	4-0 L6 BB		2-1 F8		0-1 F5			0-0 SH5-4 1B		3 0 1 0 1 0 1													
Mark Grudzielanek, R (1, 4) OBP: 0.344, SLG: 0.430	1-2 L6			1-3 K		2-3 K		0-0 SH5-4		3 0 0 0 0 2 1													
Gary Sheffield, R (1, 7) OBP: 0.410, SLG: 0.562	1-2 E5			0-0 HR		3-1 P6		1-1 F7		4 1 1 1 0 0 1													
Shawn Green, L (1, 9) OBP: 0.353, SLG: 0.555	3-0 L7			1-1 HR		0-1 F7		4-0 FC6-4 IBB		3 1 1 1 1 0 1													
Eric Karros, R (1, 3) OBP: 0.311, SLG: 0.403		1-1 F8		1-1 G5-3		1-1 HR		0-1 FC6-4		4 1 1 1 0 0 2													
Matt Herges, L (8, 1) OBP: 0.400, SLG: 0.400										0 0 0 0 0 0 0													
Paul Lo Duca, R (1, 2) OBP: 0.382, SLG: 0.588		0-1 G5-3		1-3 K		4-1 G4-3 BB			1-0 F8	3 0 0 0 1 1 0													
Adrian Beltré, R (1, 5) OBP: 0.298, SLG: 0.438			1-3 K		1-0 F8		0-3 K		0-0 F8	4 0 0 0 0 2 1													
Alex Cora, L (1, 6) OBP: 0.278, SLG: 0.335			1-2 G3-1		4-2 SH1-4 BB		0-0 G4-3		0-1 2B	3 0 1 0 1 0 1													
Luke Prokopec, L (1, 1) OBP: 0.138, SLG: 0.172			1-3 K		0-0 SH1-4		1-0 F8		0-0 G6-3	2 0 0 0 0 1 1													
Giovanni Carrara, R (7, 1) OBP: 0.333, SLG: 0.333					1-2					0 0 0 0 0 0 0													
Chad Kreuter, S (8, 2) OBP: 0.388, SLG: 0.363										1 0 0 0 0 0 1													
Inning Stats	R: 0 E: 1 K: 0 S: 8	H: 0 LOB: 1 BB: 1 P: 17	R: 0 E: 0 K: 1 S: 7	H: 0 LOB: 0 BB: 0 P: 9	R: 0 E: 0 K: 1 S: 9	H: 0 LOB: 0 BB: 0 P: 13	R: 2 E: 0 K: 2 S: 15	H: 2 LOB: 0 BB: 0 P: 19	R: 0 E: 0 K: 1 S: 6	H: 0 LOB: 1 BB: 1 P: 11	R: 0 E: 0 K: 1 S: 7	H: 0 LOB: 0 BB: 0 P: 12	R: 1 E: 0 K: 1 S: 9	H: 1 LOB: 1 BB: 1 P: 15	R: 0 E: 0 K: 0 S: 6	H: 1 LOB: 2 BB: 1 P: 11	R: 0 E: 0 K: 0 S: 5	H: 1 LOB: 1 BB: 0 P: 6	1B: 1 2B: 2 3B: 0 HR: 3	SF: 0 SAC: 2 DP: 1 HBP: 0	WP: 0 PB: 0 SB: 0 CS: 0	PA: 36	
PITCHER 15 Ben Sheets, R (1, 1) ERA: 4.19 David Weathers, R (8, 1) ERA: 2.06	IP 7.0 2.0	WLS 27 W	BF 27 9	H 3 2	R 3 0	ER 3 0	SO 6 0	BB 3 0	IBB 0 1	HBP 0 0	BLK 0 0	WP 0 0	HR 3 0	S 61 11	P 96 17	ERA 3.86 0.00	WHIP 0.857 1.000						PITCHER IP WLS BF H R ER SO BB IBB HBP BLK WP HR S P ERA WHIP

Los Angeles Dodgers @ Milwaukee Brewers
 Miller Park, Milwaukee, WI
 Wed Jul 25 2001, 1:05 PM CDT
 Att: 39,223 - Dome - 72 F

AB	30
R	3
H	5
RBI	3
BB	4
SO	6
LOB	10



Batter	1	2	3	4	5	6	7	8	9	AB R H RBI BB SO LOB
Ronnie Belliard, R (1, 4) OBP: 0.343, SLG: 0.447	1-3 K ①		1-0 G6-3 ②		1-0 G6-3 ③		2-1 HBP ④		0-0 F9 ②	4 0 0 0 0 1 3
Mark Loretta, R (1, 5) OBP: 0.333, SLG: 0.315	1-2 L9 ②		2-0 E4			0-2 G3-6 1B	2-1 F9 ③		2-0 F9 1B	5 0 2 1 0 0 3
Devon White, S (1, 8) OBP: 0.338, SLG: 0.479	2-3 K ③		1-3 K ③			2-0 G3-6 ① ②		0-0 G4-3 ①		4 0 0 0 0 2 2
Richie Sexson, R (1, 3) OBP: 0.312, SLG: 0.484		1-1 HR 1B		1-1 F8 ①		2-3 K ③		1-3 K ②		4 1 1 0 0 2 0
Jeremy Burnitz, L (1, 9) OBP: 0.355, SLG: 0.517		1-1 HR 1-H		3-0 P5 ②			2-1 HR	4-2 BB 1B		3 2 2 3 1 0 0
José Hernández, R (1, 6) OBP: 0.296, SLG: 0.455		1-1 G6-3 ①		2-3 K ③			1-0 F8 ①	3-1 BB 1B		4 0 1 0 0 1 0
James Mouton, R (1, 7) OBP: 0.329, SLG: 0.353		0-3 K ②			2-3 K ①		3-3 K ②		2-1 SH3-4 1B 2B	4 1 1 0 0 3 0
Henry Blanco, R (1, 2) OBP: 0.287, SLG: 0.325		0-3 K ③			2-2 E8 1B		3-2 HBP 2B		0-1 SH3-4 ①	3 0 2 0 0 1 0
15 Ben Sheets, R (1, 1) OBP: 0.114, SLG: 0.031 Angel Echevarria, R (7, PH) OBP: 0.306, SLG: 0.411 David Weathers, R (8, 1) Luis Lopez, S (9, PH) OBP: 0.265, SLG: 0.275			2-3 K ①		1-3 K ②		4-0 HBP BB		4-1 1B DI IBB	2 0 0 0 0 2 1 0 0 0 0 1 0 0 0 0 0 0 0 0 0 0 0 0 0 1 0 0

Inning Stats	R: 0	H: 0	E: 0	K: 2	S: 12	R: 2	H: 2	E: 0	K: 2	S: 13	R: 0	H: 0	E: 1	K: 2	S: 8	R: 0	H: 0	E: 0	K: 1	S: 6	R: 0	H: 1	E: 1	K: 2	S: 10	R: 0	H: 1	E: 0	K: 1	S: 9	R: 1	H: 2	E: 0	K: 1	S: 13	R: 0	H: 1	E: 0	K: 1	S: 9	R: 1	H: 2	E: 0	K: 0	S: 7	1B: 5	2B: 2	3B: 0	HR: 2	SF: 0	SAC: 1	DP: 1	HBP: 1	WP: 0	PA: 38
PITCHER	IP	WLS	BF	H	R	ER	SO	BB	IBB	HBP	BLK	WP	HR	S	P	ERA	WHIP																																						
Luke Prokopec, R (1, 1) ERA: 4.31	6.2		27	6	3	3	11	1	0	0	0	0	2	68	110	4.05	1.050																																						
Giovanni Carrara, R (7, 1) ERA: 3.18	0.1		2	0	0	0	0	0	0	1	0	0	0	3	7	0.00	0.000																																						
Matt Herges, R (8, 1) ERA: 3.54	1.2	L	9	3	1	1	1	1	1	0	0	0	0	16	32	5.40	2.400																																						

Los Angeles Dodgers @ Milwaukee Brewers
 Miller Park, Milwaukee, WI
 Wed Jul 25 2001, 1:05 PM CDT
 Att: 39,223 - Dome - 72 F

AB	33
R	4
H	9
RBI	4
BB	3
SO	12
LOB	9



Batter	1	2	3	4	5	6	7	8	9	AB R H RBI BB SO LOB	TOP											
Juan Pierre, L (1, 8) OBP: 0.386, SLG: 0.407	1-0 F7			1-3 K		2-2 F7		0-1 P4		4 0 0 0 0 1 1	Colorado Rockies @ Los Angeles Dodgers Dodger Stadium, Los Angeles, CA Thu Jul 26 2001, 7:10 PM PDT Att. 32,750 - Sunny - 72 F											
Terry Shumpert, R (1, 7) OBP: 0.282, SLG: 0.359	3-2 G5-3			1-0 F3			1-1 BB 2B	1-3 K		4 1 1 0 0 1 1												
17 Todd Helton, L (1, 3) OBP: 0.433, SLG: 0.655	0-0 F8			1-2 G4-3			4-2 BB BB BB	0-0 G4-3		3 0 0 0 1 0 1												
Jeff Cirillo, R (1, 5) OBP: 0.349, SLG: 0.463		1-0 F8			1-3 K		1-2 F8		0-1 G1-3	4 0 0 0 0 1 2												
Alex Ochoa, R (1, 9) OBP: 0.342, SLG: 0.439		3-2 CS 1B			0-0 F8		4-1 BB BB		1-1 G6-4-3 1B	3 0 2 0 1 0 0												
Ben Petrick, R (1, 2) OBP: 0.308, SLG: 0.476		2-3 K 1-2			0-1 2B		4-2 BB BB		0-0 G6-4-3 1-2	3 0 1 1 1 1 2												
Juan Uribe, R (1, 6) OBP: 0.271, SLG: 0.304			2-2 F3		1-3 K		1-2 BB BB			2 0 0 0 0 1 1												
Larry Walker, L (7, PH) OBP: 0.431, SLG: 0.660							2-3 3-H BB			1 0 0 0 0 1 3												
Justin Speier, R (7, 1)							2-3 BB			0 0 0 0 0 0 0												
Jose Ortiz, R (1, 4) OBP: 0.208, SLG: 0.159			2-2 G1-3			0-0 F7		1-2 G4-3		2 0 0 0 0 0 0												
Greg Norton, S (7, PH) OBP: 0.312, SLG: 0.522										1 0 0 0 0 0 3												
Denny Neagle, L (1, 1) OBP: 0.194, SLG: 0.212			0-1 F6			0-0 F8				2 0 0 0 0 0 0												
Dan Miceli, R (6, 1)										0 0 0 0 0 0 0												
Brent Butler, R (7, 6) OBP: 0.340, SLG: 0.333										1 0 1 0 0 0 0												
Inning Stats	R: 0 E: 0 K: 0 S: 5	H: 0 LOB: 0 BB: 0 P: 9	R: 0 E: 0 K: 1 S: 7	H: 1 LOB: 1 BB: 0 P: 13	R: 0 E: 0 K: 0 S: 9	H: 0 LOB: 0 BB: 0 P: 13	R: 0 E: 0 K: 1 S: 7	H: 0 LOB: 0 BB: 0 P: 10	R: 0 E: 0 K: 2 S: 9	H: 1 LOB: 1 BB: 0 P: 11	R: 0 E: 0 K: 0 S: 5	H: 0 LOB: 0 BB: 0 P: 7	R: 1 E: 0 K: 1 S: 20	H: 1 LOB: 3 BB: 3 P: 37	R: 0 E: 0 K: 1 S: 7	H: 1 LOB: 1 BB: 0 P: 8	R: 0 E: 0 K: 0 S: 5	H: 1 LOB: 0 BB: 0 P: 6	1B: 3 2B: 3 3B: 0 HR: 0	SF: 0 SAC: 0 DP: 2 HBP: 0	WP: 0 PB: 0 SB: 0 CS: 1	PA: 33
PITCHER	IP WLS BF H R ER SO BB IBB HBP BLK WP HR S P ERA WHIP																					
Eric Gagne, R (1, 1) ERA: 5.31	6.1 W 24 3 1 1 4 3 0 0 0 0 0 0 53 88 1.42 0.947																					
Giovanni Carrara, R (7, 1) ERA: 3.07	1.1 H 5 1 0 0 2 0 0 0 0 0 0 0 15 19 0.00 0.750																					
Jesse Orosco, L (8, 1) ERA: 3.6	0.1 H 1 0 0 0 0 0 0 0 0 0 0 0 1 1 0.00 0.000																					
Jeff Shaw, R (9, 1) ERA: 3.19	1.0 S 3 1 0 0 0 0 0 0 0 0 0 0 5 6 0.00 1.000																					

AB	30
R	1
H	5
RBI	1
BB	3
SO	6
LOB	14



Batter	1	2	3	4	5	6	7	8	9	AB R H RBI BB SO LOB	TOP											
Juan Pierre, L (1, 8) OBP: 0.382, SLG: 0.403	1-0 G3		0-3 K			2-1 G5-3		1-1 G4-3		4 0 0 0 0 1 0	Colorado Rockies @ Los Angeles Dodgers Dodger Stadium, Los Angeles, CA Fri Jul 27 2001, 7:10 PM PDT Att. 40,114 - Sunny - 73 F											
Jose Ortiz, R (1, 4) OBP: 0.231, SLG: 0.188	1-0 G4-3			2-1 G1-3		1-1 BLK E 1B		2-1 1B		4 1 2 0 0 0 0												
17 Todd Helton, L (1, 3) OBP: 0.431, SLG: 0.659	3-3 K			3-2 HR		2-3 K		0-1 L6		4 1 1 1 0 2 2												
Jeff Cirillo, R (1, 5) OBP: 0.348, SLG: 0.460		2-1 G1-3		0-0 G4-3		2-1 E7 1-H 1B		2-1 F3		4 0 1 1 0 0 1												
Alex Ochoa, R (1, 9) OBP: 0.339, SLG: 0.434		0-0 G6-3		2-0 G5-3		1-2 G4-3		0-1 F8		4 0 0 0 0 0 1												
Terry Shumpert, R (1, 7) OBP: 0.288, SLG: 0.362		2-2 1B		0-2 F9 S 1B		2-3 K		0-2 F9		4 0 2 0 0 1 0												
Ben Petrick, R (1, 2) OBP: 0.303, SLG: 0.466		2-1 F9		3-3 K		2-0 G6-3		1-2 F7		4 0 0 0 0 1 2												
Juan Uribe, R (1, 6) OBP: 0.275, SLG: 0.306			1-2 G6-3		0-1 F9		0-1 1B			3 0 1 0 0 0 1												
Pedro Astacio, R (1, 1) OBP: 0.095, SLG: 0.095			0-1 G3		0-3 K		2-3 K			2 0 0 0 0 1 1												
Greg Norton, S (7, PH) OBP: 0.310, SLG: 0.519										1 0 0 0 0 1 1												
Jay Powell, R (7, 1)										0 0 0 0 0 0 0												
Mike Myers, L (7, 1)										0 0 0 0 0 0 0												
Juan Acevedo, R (8, 1)										0 0 0 0 0 0 0												
Inning Stats	R: 0 E: 0 K: 1 S: 5	H: 0 LOB: 0 BB: 0 P: 10	R: 0 E: 0 K: 0 S: 9	H: 1 LOB: 1 BB: 0 P: 15	R: 0 E: 0 K: 1 S: 9	H: 0 LOB: 0 BB: 0 P: 10	R: 1 E: 0 K: 0 S: 8	H: 1 LOB: 0 BB: 0 P: 15	R: 0 E: 0 K: 2 S: 11	H: 1 LOB: 1 BB: 0 P: 14	R: 1 E: 1 K: 1 S: 12	H: 2 LOB: 1 BB: 0 P: 20	R: 0 E: 0 K: 2 S: 9	H: 1 LOB: 1 BB: 0 P: 15	R: 0 E: 0 K: 0 S: 8	H: 1 LOB: 1 BB: 0 P: 13	R: 0 E: 0 K: 0 S: 8	H: 0 LOB: 0 BB: 0 P: 9	1B: 6 2B: 0 3B: 0 HR: 1	SF: 0 SAC: 0 DP: 0 HBP: 0	WP: 0 PB: 0 SB: 1 CS: 0	PA: 34
PITCHER	IP WLS BF H R ER SO BB IBB HBP BLK WP HR S P ERA WHIP																					
Terry Adams, R (1, 1) ERA: 4.73	7.0 W 27 6 2 2 7 0 0 0 1 0 1 63 99 2.57 0.857																					
Matt Herges, R (8, 1) ERA: 3.49	1.0 H 4 1 0 0 0 0 0 0 0 0 0 8 13 0.00 1.000																					
Jeff Shaw, R (9, 1) ERA: 3.12	1.0 S 3 0 0 0 0 0 0 0 0 0 0 8 9 0.00 0.000																					

livebaseballscorecards.com

AB	34
R	2
H	7
RBI	2
BB	0
SO	7
LOB	9



Batter	1	2	3	4	5	6	7	8	9	AB	R	H	RBI	BB	SO	LOB
McKay Christensen, L (1, 8) OBP: 0.543, SLG: 0.500	2-1 1B HR 1B	1-3 K2-3		0-3 K			1-0 FC6-5-6 S 1B			4	1	2	0	0	2	2
Mark Grudzielanek, R (1, 4) OBP: 0.336, SLG: 0.420	0-1 F8		1-1 G6-3		0-2 F9		3-2 FC6-5-6 1-3			4	0	0	0	0	0	2
Gary Sheffield, R (1, 7) OBP: 0.415, SLG: 0.565	1-0 1-2 HR 1B		0-1 2B		1-1 G1-6-3 1B		2-2 L7			4	1	3	0	0	0	1
Shawn Green, L (1, 9) OBP: 0.353, SLG: 0.560	2-2 1-H 2-H HR		4-0 FC6 BB		1-0 G1-6-3 1-2f		2-3 K			3	1	1	3	1	1	2
Paul Lo Duca, R (1, 2) OBP: 0.381, SLG: 0.584 (9, 3)	0-2 G5-3		0-2 F7		2-3 K		4-0 1B SF6 BB			3	1	0	0	1	1	2
Dave Hansen, L (1, 3) OBP: 0.379, SLG: 0.370	0-0 G6-3		2-0 FC6 1-2f		3-2 G3		1-0 G4-3 E 1B			3	0	0	0	0	0	2
Jeff Reboulet, R (8, PH) OBP: 0.373, SLG: 0.401							1-3			1	0	1	0	0	0	0
Jeff Shaw, R (9, 1)										0	0	0	0	0	0	0
Adrián Beltré, R (1, 5) OBP: 0.300, SLG: 0.437			1-1 F8 2B		0-2 G6-3		2-0 SF6			2	0	1	1	1	0	0
Alex Cora, L (1, 6) OBP: 0.281, SLG: 0.341			0-2 F8 2-3		1-0 G5-3 2B		1-2 G4-3			4	0	2	0	0	0	2
Terry Adams, R (1, 1) OBP: 0.100, SLG: 0.056			0-3 K		1-0 G5-3		2-3 K			3	0	0	0	0	2	4
Matt Herges, L (8, 1) OBP: 0.400, SLG: 0.400										0	0	0	0	0	0	0
Eric Karros, R (8, PH) OBP: 0.313, SLG: 0.398										1	0	0	0	0	1	1
Chad Kreuter, S (9, 2) OBP: 0.388, SLG: 0.363										0	0	0	0	0	0	0

Inning Stats	R: 3	H: 3	E: 0	K: 15	LOB: 0	BB: 20	P: 20	R: 0	H: 1	E: 0	K: 11	LOB: 1	BB: 13	P: 13	R: 0	H: 1	E: 0	K: 8	LOB: 2	BB: 1	P: 15	R: 0	H: 1	E: 0	K: 8	LOB: 0	BB: 0	P: 8	R: 0	H: 1	E: 0	K: 12	LOB: 2	BB: 1	P: 22	R: 0	H: 1	E: 0	K: 11	LOB: 1	BB: 1	P: 19	R: 1	H: 1	E: 1	K: 1	LOB: 1	BB: 1	P: 19
--------------	------	------	------	-------	--------	--------	-------	------	------	------	-------	--------	--------	-------	------	------	------	------	--------	-------	-------	------	------	------	------	--------	-------	------	------	------	------	-------	--------	-------	-------	------	------	------	-------	--------	-------	-------	------	------	------	------	--------	-------	-------

PITCHER	IP	WLS	BF	H	R	ER	SO	BB	IBB	HBP	BLK	WP	HR	S	P	ERA	WHIP
Pedro Astacio, R (1, 1) ERA: 5.49	6.0	L	27	8	3	3	5	2	0	0	0	0	1	60	88	4.50	1.667
Jay Powell, R (7, 1) ERA: 3.23	0.2		3	1	0	0	0	0	0	0	0	0	0	8	14	0.00	1.500
Mike Myers, L (7, 1) ERA: 2.97	0.1		2	0	1	1	1	1	0	0	0	0	0	3	9	27.00	3.000
Juan Acevedo, R (8, 1) ERA: 5.59	1.0		4	1	0	0	1	0	0	0	0	0	0	9	15	0.00	1.000


BOTTOM

Colorado Rockies @ Los Angeles Dodgers
Dodger Stadium, Los Angeles, CA

Fri Jul 27 2001, 7:10 PM PDT
Att: 40,114 - Sunny - 73 F

AB	R	H	RBI	BB	SO	LOB
32	4	10	4	3	7	18

WP: 0 PA: 36
PB: 0
SB: 1
CS: 0



AB	R	H	RBI	BB	SO	LOB
4	1	2	0	0	2	2
4	0	0	0	0	0	2
4	1	3	0	0	0	1
3	1	1	3	1	1	2
3	1	0	0	1	1	2
3	0	0	0	0	0	2
1	0	1	0	0	0	0
0	0	0	0	0	0	0
2	0	1	1	1	0	0
4	0	2	0	0	0	2
3	0	0	0	0	2	4
0	0	0	0	0	0	0
1	0	0	0	0	1	1
0	0	0	0	0	0	0

Batter	1	2	3	4	5	6	7	8	9	AB R H RBI BB SO LOB
Juan Pierre, L (1, 8) OBP: 0.387, SLG: 0.406	1-1 1B		1-2 HR 1B		2-2 G4-6-3 1B		1-0 G1-3		4-1 DI 2B BB	4 2 3 0 1 0 0
Jose Ortiz, R (1, 4) OBP: 0.228, SLG: 0.173	2-2 F8		0-3 K		1-0 G4-6-3 1-2f		0-3 K		4-2 2B 1-2 BB	4 0 0 0 1 2 4
Jeff Cirillo, R (1, 5) OBP: 0.354, SLG: 0.477	0-3 K		2-1 HR 1-H 2-H		1-0 1B			0-0 2B 1B	1-2 2B	5 1 4 4 0 1 1
17 Todd Helton, L (1, 3) OBP: 0.431, SLG: 0.663	2-1 L3		3-2 HR		0-1 F8			3-2 F9 1B	4-2 2B BB	4 1 1 1 1 0 3
Alex Ochoa, R (1, 9) OBP: 0.337, SLG: 0.434			3-3 K			2-1 F7		1-0 2B	1-2 F9	5 0 1 0 0 1 3
Terry Shumpert, R (1, 7) OBP: 0.293, SLG: 0.366		2-3 K		2-2 G1-6-3 1B		0-0 SF9 1B		1-3 K		4 1 2 0 0 2 2
Adam Melhuse, S (1, 2) OBP: 0.195, SLG: 0.237		3-2 F7		0-1 G1-6-3 1-2f		3-1 SF9 1-H		2-0 G4-3		3 0 0 1 0 0 3
Juan Uribe, R (1, 6) OBP: 0.273, SLG: 0.321			0-0 E5 FC6-4 2B		3-1 2B		0-0 G6-3		1-2 P6	4 0 1 0 0 0 0
Mike Hampton, R Justin Speier, R Kimera Barbee, R Dan Miceli, R Juan Acevedo, R Brent Butler, R Gabe White, L Jose Jimenez, R Greg Norton, S			0-0 FC6-4 1B 1-2f HR		0-3 K		2-2 F7		1-3 K	1 1 0 0 0 0 0 1 0 0 0 0 0 0 0 1 1 1 0 0 0 0 0 0 0 0 0 0 0 0 0 0 0 0 0 1 0 0 0 0 0 0 0 0 0 0 0 0 0 0 0 0 0 1 0 0 0 0 0 0 0 0

TOP

Colorado Rockies @ Los Angeles Dodgers
Dodger Stadium, Los Angeles, CA

Sat Jul 28 2001, 1:10 PM PDT
Att. 34,808 - Sunny - 75 F

livebaseballscorecards.com

AB	37
R	6
H	12
RBI	6
BB	3
SO	8
LOB	18



Inning Stats	R: 0 E: 0 K: 1 S: 10	H: 1 LOB: 1 BB: 0 P: 15	R: 0 E: 0 K: 1 S: 7	H: 0 LOB: 0 BB: 0 P: 12	R: 4 E: 1 K: 2 S: 19	H: 3 LOB: 0 BB: 0 P: 28	R: 0 E: 0 K: 1 S: 10	H: 2 LOB: 1 BB: 0 P: 15	R: 0 E: 0 K: 0 S: 7	H: 2 LOB: 1 BB: 0 P: 11	R: 1 E: 0 K: 0 S: 6	H: 1 LOB: 0 BB: 0 P: 11	R: 0 E: 0 K: 1 S: 7	H: 0 LOB: 0 BB: 0 P: 10	R: 0 E: 0 K: 1 S: 10	H: 2 LOB: 2 BB: 0 P: 17	R: 1 E: 0 K: 1 S: 23	H: 1 LOB: 3 BB: 3 P: 39	1B: 7 2B: 3 3B: 0 HR: 2	SF: 1 SAC: 0 DP: 2 HBP: 0	WP: 0 PB: 0 SB: 2 CS: 0	PA: 41
--------------	-------------------------------	----------------------------------	------------------------------	----------------------------------	-------------------------------	----------------------------------	-------------------------------	----------------------------------	------------------------------	----------------------------------	------------------------------	----------------------------------	------------------------------	----------------------------------	-------------------------------	----------------------------------	-------------------------------	----------------------------------	----------------------------------	------------------------------------	----------------------------------	--------

PITCHER	IP	WLS	BF	H	R	ER	SO	BB	IBB	HBP	BLK	WP	HR	S	P	ERA	WHIP
Chan Ho Park, R (1, 1) ERA: 2.85	7.0	W	29	9	5	1	6	0	0	0	0	0	2	66	102	1.29	1.286
Mike Fetters, R (8, 1) ERA: 6.07	1.0		5	2	0	0	1	0	0	0	0	0	0	10	17	0.00	2.000
Al Reyes, R (9, 1) ERA: 3.14	0.2		6	1	1	1	1	3	0	0	0	0	0	19	34	13.50	6.000
Jeff Shaw, R (9, 1) ERA: 3.1	0.1	S	1	0	0	0	0	0	0	0	0	0	0	4	5	0.00	0.000


PITCHER	IP	WLS	BF	H	R	ER	SO	BB	IBB	HBP	BLK	WP	HR	S	P	ERA	WHIP
---------	----	-----	----	---	---	----	----	----	-----	-----	-----	----	----	---	---	-----	------

Batter	1	2	3	4	5	6	7	8	9	AB	R	H	RBI	BB	SO	LOB
Jeff Reboulet, R OBP: 0.380, SLG: 0.444 (1, 6)	2-2 F9 2B	1-2 1-3 2-H 1B 2B	2-1 1-H 2-H HR		2-3 K			1-3 K		5	3	3	4	0	2	0
Mark Grudzielanek, R OBP: 0.337, SLG: 0.420 (1, 4)	0-1 F9 2-3	2-2 HR 1B	1-0 G5-3			0-1 L9		1-1 1B		5	1	2	2	0	0	1
Shawn Green, L OBP: 0.356, SLG: 0.571 (1, 9)	1-0 2B 3-H	3-1 HR 1-H	1-2 1B			0-3 K		0-3 K		5	1	3	3	0	2	1
Gary Sheffield, R OBP: 0.415, SLG: 0.566 (1, 7)	2-0 F7	0-2 1B	2-1 F5			0-0 2B		0-3 K		5	0	2	0	0	1	3
Eric Karros, R OBP: 0.309, SLG: 0.393 (1, 3)	2-2 G5-3	1-0 G5-3			3-3 K		0-1 F7			4	0	0	0	0	1	3
Marquis Grissom, R OBP: 0.260, SLG: 0.489 (1, 8)		3-3 K	0-0 HR		2-2 G6-3		0-0 F7			4	1	1	1	0	1	0
Adrian Beltré, R OBP: 0.299, SLG: 0.438 (1, 5)		3-2 G6-3	2-2 HR 2B		2-0 L5		2-2 F7			4	1	1	0	0	0	0
Chad Kreuter, S OBP: 0.390, SLG: 0.358 (1, 2)		4-0 1B 2B BB	0-1 G1-3		3-2 F7		4-0 BB			2	1	0	0	2	0	1
Chan Ho Park, R OBP: 0.234, SLG: 0.250 (1, 1)		0-0 2B 1B	4-2 HR		0-0 L6		1-3 K			2	2	1	0	1	0	0
Hiram Bocachica, R OBP: 0.291, SLG: 0.395 (7, PH)										1	0	0	0	0	1	1
Mike Fetters, R (8, 1)										0	0	0	0	0	0	0
Al Reyes, R (9, 1)										0	0	0	0	0	0	0
Jeff Shaw, R (9, 1)										0	0	0	0	0	0	0

Inning Stats	R: 1	H: 2	E: 0	K: 0	S: 11	H: 2	LOB: 1	BB: 0	P: 18	R: 5	H: 5	E: 0	K: 1	S: 23	LOB: 1	BB: 1	P: 40	R: 4	H: 4	E: 0	K: 0	S: 16	LOB: 1	BB: 1	P: 28	R: 0	H: 0	E: 0	K: 1	S: 10	LOB: 0	BB: 0	P: 17	R: 0	H: 0	E: 0	K: 1	S: 8	LOB: 0	BB: 0	P: 13	R: 0	H: 1	E: 0	K: 1	S: 9	LOB: 1	BB: 0	P: 9	R: 0	H: 0	E: 0	K: 1	S: 8	LOB: 1	BB: 1	P: 15	R: 0	H: 1	E: 0	K: 3	S: 13	LOB: 1	BB: 0	P: 15
--------------	------	------	------	------	-------	------	--------	-------	-------	------	------	------	------	-------	--------	-------	-------	------	------	------	------	-------	--------	-------	-------	------	------	------	------	-------	--------	-------	-------	------	------	------	------	------	--------	-------	-------	------	------	------	------	------	--------	-------	------	------	------	------	------	------	--------	-------	-------	------	------	------	------	-------	--------	-------	-------

PITCHER	IP	WLS	BF	H	R	ER	SO	BB	IBB	HBP	BLK	WP	HR	S	P	ERA	WHIP
Mike Hampton, L (1, 1) ERA: 4.97	2.1	L	18	9	9	9	1	2	0	0	0	0	2	42	72	34.71	4.714
Justin Speier, R (3, 1) ERA: 6.64	0.2		4	2	1	1	0	0	0	0	0	0	1	8	14	13.50	3.000
Dan Miceli, R (4, 1) ERA: 6.34	2.0		6	0	0	0	2	0	0	0	0	0	0	18	30	0.00	0.000
Juan Acevedo, R (6, 1) ERA: 5.4	1.0		4	1	0	0	1	0	0	0	0	0	0	9	9	0.00	1.000
Gabe White, L (7, 1) ERA: 6.9	1.0		4	0	0	0	1	1	0	0	0	0	0	8	15	0.00	1.000

BOTTOM	
AB	37
R	10
H	13
RBI	10
BB	3
SO	8
LOB	10



 WP: 0 PA: 40
 PB: 0
 SB: 0
 CS: 0

Colorado Rockies @ Los Angeles Dodgers
 Dodger Stadium, Los Angeles, CA
 Sat Jul 28 2001, 1:10 PM PDT
 Att: 34,808 - Sunny - 75 F

livebaseballscorecards.com

Batter	1	2	3	4	5	6	7	8	9	AB R H RBI BB SO LOB	TOP	
Juan Pierre, L (1, 8) OBP: 0.388, SLG: 0.407	0-2 1B		0-1 L6			0-1 17 HR 1B		1-1 G6-3		4 1 2 0 0 0 0	Colorado Rockies @ Los Angeles Dodgers Dodger Stadium, Los Angeles, CA Sun Jul 29 2001, 5:10 PM PDT Att. 54,556 - Sunny - 76 F	
Brent Butler, R (1, 4) OBP: 0.310, SLG: 0.302	3-2 G5-3 1-2		1-0 G5-3			1-0 F9		1-0 P6		4 0 0 0 0 0 2		
Jeff Cirillo, R (1, 5) OBP: 0.356, SLG: 0.481	0-1 17 G4-6-3 1B			0-2 F8		1-2 F3			1-1 E 1B 2B	4 1 2 0 0 0 1		
17 Todd Helton, L (1, 3) OBP: 0.434, SLG: 0.670	0-2 G4-6-3 1-2f			4-2 G6-4-3 BB		1-2 1-H HR			4-0 1B CS IBB	2 1 1 2 2 0 2		
Alex Ochoa, R (1, 9) OBP: 0.339, SLG: 0.434		0-2 F9		1-2 G6-4-3 1-2f		0-2 CS 1B			1-2 1-3 2-H 1B	4 0 2 1 0 0 1		
Terry Shumpert, R (1, 7) OBP: 0.304, SLG: 0.378 Kimera Barteo, R (9, 7)		3-2 2B			2-1 G5-4-3 1B	1-1 CS 1-2	1-3 K		3-0 HBP	3 0 2 0 0 1 0 0 0 0 0 0 0 0		
Ben Petrick, R (1, 2) OBP: 0.299, SLG: 0.459 Greg Norton, S (9, PH) OBP: 0.307, SLG: 0.513 Adam Melhuse, S (9, 2) OBP: 0.195, SLG: 0.237		1-2 G6-3			0-2 G5-4-3 1-2f		1-2 F8		3-3 K 3-H	3 0 0 0 0 0 2 1 0 0 0 0 1 2 0 0 0 0 0 0 0		
Juan Uribe, R (1, 6) OBP: 0.276, SLG: 0.309		0-0 F7			2-1 HBP		0-3 K			2 0 0 0 0 1 1		
Shawn Chacon, R (1, 1) OBP: 0.100, SLG: 0.069 Larry Walker, L (8, PH) OBP: 0.430, SLG: 0.658 Jay Powell, R (8, 1) Mike Myers, L (9, 1) Jose Jimenez, R (9, 1)			0-1 G5-3			0-3 K		2-2 G1-3		2 0 0 0 0 1 1 1 0		
Inning Stats	R: 0 H: 2 E: 0 LOB: 1 K: 0 BB: 0 S: 13 P: 16	R: 0 H: 1 E: 0 LOB: 1 K: 0 BB: 0 S: 10 P: 14	R: 0 H: 0 E: 0 LOB: 0 K: 0 BB: 0 S: 5 P: 6	R: 0 H: 0 E: 0 LOB: 0 K: 0 BB: 1 S: 9 P: 14	R: 0 H: 1 E: 0 LOB: 1 K: 1 BB: 0 S: 13 P: 17	R: 2 H: 3 E: 0 LOB: 0 K: 0 BB: 0 S: 15 P: 19	R: 0 H: 0 E: 0 LOB: 0 K: 2 BB: 0 S: 10 P: 12	R: 0 H: 0 E: 0 LOB: 0 K: 0 BB: 0 S: 6 P: 10	R: 1 H: 2 E: 1 LOB: 2 K: 1 BB: 1 S: 8 P: 20	1B: 6 SF: 0 2B: 3 SAC: 0 3B: 0 DP: 4 HR: 1 HBP: 2		WP: 0 PA: 35 PB: 0 SB: 1 CS: 2
PITCHER James Baldwin, R (1, 1) ERA: 4.43 Matt Herges, R (9, 1) ERA: 3.57	IP WLS BF H R ER SO BB IBB HBP BLK WP HR S P ERA WHIP	8.0 29 7 2 2 3 1 0 1 0 0 1 81 108 2.25 1.000	1.0 L 5 2 1 1 1 0 1 1 0 0 0 8 20 9.00 2.000	PITCHER IP WLS BF H R ER SO BB IBB HBP BLK WP HR S P ERA WHIP								

livebaseballscorecards.com

AB	30
R	3
H	9
RBI	3
BB	2
SO	4
LOB	12



Batter	1	2	3	4	5	6	7	8	9	AB	R	H	RBI	BB	SO	LOB
Paul Lo Duca, R OBP: 0.383, SLG: 0.593 (1, 2)	1-0 HR		4-0 BB			1-2 G6-3		0-0 F2		3	1	1	1	1	0	1
Mark Grudzielanek, R OBP: 0.333, SLG: 0.415 (1, 4)	0-0 G5-3		1-0 F9			0-0 L3		1-0 G4-3		4	0	0	0	0	0	2
Gary Sheffield, R OBP: 0.418, SLG: 0.580 (1, 7)	4-2 CS BB			0-1 G5-3 2B		2-0 HR		0-0 F7		3	1	2	1	1	0	0
Shawn Green, L OBP: 0.355, SLG: 0.568 (1, 9)	3-3 K			0-3 K		3-3 K		3-2 BB 1B		4	0	1	0	0	3	2
Eric Karros, R OBP: 0.315, SLG: 0.391 (1, 3)		4-0 FC5-4 BB		4-2 G5-3 BB		0-0 G5-3		4-0 BB		1	0	0	0	3	0	0
McKay Christensen, L OBP: 0.543, SLG: 0.500 (9, PR)										0	0	0	0	0	0	0
Marquis Grissom, R OBP: 0.256, SLG: 0.481 (1, 8)		1-2 FC5-4 G5-4-3		2-2 G5-3		2-2 F8		0-3 K		4	0	0	0	0	1	5
Adrian Beltré, R OBP: 0.295, SLG: 0.431 (1, 5)		1-2 G5-4-3		1-1 P4		2-0 F7		0-3 K		4	0	0	0	0	1	3
Alex Cora, L OBP: 0.282, SLG: 0.344 (1, 6)			0-0 G6-3		3-1 G1-3			0-1 SH1-4 2B		3	0	1	0	0	0	0
James Baldwin, R (1, 1)			0-1 G4-3		1-3 K			1-0 SH1-4		2	0	0	0	0	1	0
Jeff Reboulet, R (8, PH)										0	0	0	0	0	0	0
Matt Herges, L (9, 1)										0	0	0	0	0	0	0

Inning Stats	R: 1	H: 1	E: 0	K: 1	S: 7	LOB: 1	BB: 1	P: 15	R: 0	H: 0	E: 0	K: 0	S: 6	LOB: 0	BB: 1	P: 12	R: 0	H: 0	E: 0	K: 0	S: 4	LOB: 1	BB: 1	P: 9	R: 0	H: 1	E: 0	K: 1	S: 10	LOB: 1	BB: 1	P: 16	R: 0	H: 0	E: 0	K: 1	S: 7	LOB: 0	BB: 0	P: 12	R: 1	H: 1	E: 0	K: 1	S: 8	LOB: 0	BB: 0	P: 14	R: 0	H: 0	E: 0	K: 0	S: 5	LOB: 0	BB: 0	P: 9	R: 0	H: 1	E: 0	K: 0	S: 5	LOB: 1	BB: 0	P: 7	R: 0	H: 1	E: 0	K: 2	S: 10	LOB: 2	BB: 1	P: 17	1B: 1	SF: 0	2B: 3	SAC: 1	3B: 0	DP: 3	HR: 2	HBP: 0	WP: 0	PA: 34
--------------	------	------	------	------	------	--------	-------	-------	------	------	------	------	------	--------	-------	-------	------	------	------	------	------	--------	-------	------	------	------	------	------	-------	--------	-------	-------	------	------	------	------	------	--------	-------	-------	------	------	------	------	------	--------	-------	-------	------	------	------	------	------	--------	-------	------	------	------	------	------	------	--------	-------	------	------	------	------	------	-------	--------	-------	-------	-------	-------	-------	--------	-------	-------	-------	--------	-------	--------

PITCHER	IP	WLS	BF	H	R	ER	SO	BB	IBB	HBP	BLK	WP	HR	S	P	ERA	WHIP
Shawn Chacon, R (1, 1)	7.0		25	3	2	2	4	4	0	0	0	0	2	47	87	2.57	1.000
Jay Powell, R (8, 1)	1.1	W	5	1	0	0	0	0	0	0	0	0	0	6	8	0.00	0.750
Mike Myers, L (9, 1)	0.0		1	1	0	0	0	0	0	0	0	0	0	3	6	∞	∞
Jose Jimenez, R (9, 1)	0.2	S	3	0	0	0	2	1	0	0	0	0	0	6	10	0.00	1.500

BOTTOM

Colorado Rockies @ Los Angeles Dodgers
Dodger Stadium, Los Angeles, CA

Sun Jul 29 2001, 5:10 PM PDT
Att: 54,556 - Sunny - 76 F

AB	28
R	2
H	5
RBI	2
BB	5
SO	6
LOB	13



PITCHER	IP	WLS	BF	H	R	ER	SO	BB	IBB	HBP	BLK	WP	HR	S	P	ERA	WHIP
Shawn Chacon, R (1, 1)	7.0		25	3	2	2	4	4	0	0	0	0	2	47	87	2.57	1.000
Jay Powell, R (8, 1)	1.1	W	5	1	0	0	0	0	0	0	0	0	0	6	8	0.00	0.750
Mike Myers, L (9, 1)	0.0		1	1	0	0	0	0	0	0	0	0	0	3	6	∞	∞
Jose Jimenez, R (9, 1)	0.2	S	3	0	0	0	2	1	0	0	0	0	0	6	10	0.00	1.500

Batter	1	2	3	4	5	6	7	8	9	10	11	AB R H RBI BB SO LOB	TOP																								
Todd Walker, L (1, 4) OBP: 0.354, SLG: 0.492	3-2 F8		1-3 K			2-2 1B		0-3 K		0-1 G3		5 0 1 0 0 2 2																									
Adam Dunn, L (1, 9) OBP: 0.375, SLG: 0.415	3-2 P6		0-0 G4-3			0-0 F8		4-0 BB			2-2 P6	4 0 0 0 1 0 1																									
Ken Griffey Jr., L (1, 8) OBP: 0.363, SLG: 0.487	0-2 F2		2-3 K			0-1 F9		2-3 K			4-0 2B BB	4 1 0 0 1 2 3																									
Sean Casey, L (1, 3) OBP: 0.384, SLG: 0.497 Ruben Rivera, R (9, PR) OBP: 0.316, SLG: 0.421 (9, 7)						1-0 F7				0-0 FC6-5 2B	1-2 1B 2B	4 1 2 1 0 0 1 1 1 1 1 0 0 0																									
Aaron Boone, R (1, 5) OBP: 0.363, SLG: 0.510										3-1 FC6-5 CS	4-1 1B BB	4 0 0 0 1 0 1																									
Dmitri Young, S (1, 7) OBP: 0.352, SLG: 0.468 (9, 3)										1-2 F8	0-3 K	5 0 1 0 0 2 4																									
Jason LaRue, R (1, 2) OBP: 0.309, SLG: 0.408										0-1 CS	0-0 SH2-4 2B	5 0 2 1 0 1 1																									
Pokey Reese, R (1, 6) OBP: 0.289, SLG: 0.333											0-0 SH2-4 2B	2 0 1 0 2 1 0																									
Jose Acevedo, R (1, 1) OBP: 0.133, SLG: 0.133 Wilton Guerrero, S (8, PH) OBP: 0.306, SLG: 0.306 Scott Sullivan, R (8, 1) Brady Clark, R (10, PH) OBP: 0.436, SLG: 0.524 Danny Graves, R (10, 1) OBP: 0.250, SLG: 1.000											1-1 G4-3	2 0 0 0 0 0 2 1 0 0 0 0 0 1 0 0 0 0 0 0 0 1 0 0 0 0 0 1 1 0 0 0 0 0 3																									
Inning Stats	R: 0 H: 0 E: 0 K: 0 S: 12	H: 0 LOB: 0 BB: 0 P: 18	R: 1 H: 2 E: 0 K: 1 S: 13	H: 2 LOB: 2 BB: 1 P: 27	R: 0 H: 0 E: 0 K: 2 S: 10	H: 0 LOB: 0 BB: 0 P: 13	R: 0 H: 0 E: 0 K: 1 S: 7	H: 0 LOB: 0 BB: 0 P: 8	R: 0 H: 1 E: 0 K: 2 S: 7	H: 1 LOB: 1 BB: 1 P: 10	R: 0 H: 0 E: 0 K: 1 S: 6	H: 0 LOB: 0 BB: 0 P: 9	R: 0 H: 1 E: 0 K: 2 S: 10	H: 1 LOB: 2 BB: 1 P: 17	R: 0 H: 1 E: 0 K: 0 S: 8	H: 1 LOB: 1 BB: 0 P: 12	R: 0 H: 1 E: 0 K: 0 S: 6	H: 1 LOB: 1 BB: 0 P: 7	R: 2 H: 2 E: 0 K: 1 S: 16	H: 2 LOB: 3 BB: 3 P: 35	1B: 2 SF: 0 2B: 4 SAC: 1 3B: 1 DP: 0 HR: 1 HBP: 0	WP: 0 PA: 46 PB: 0 SB: 2 CS: 1															
PITCHER	IP WLS BF H R ER SO BB IBB HBP BLK WP HR S P ERA WHIP																																				
Eric Gagne, R (1, 1) ERA: 4.99	8.0	30	4	1	1	7	2	0	0	0	0	0	0	1	70	107	1.12	0.750																			
Jeff Shaw, R (9, 1) ERA: 3.04	1.0	3	1	0	0	0	0	0	0	0	0	0	0	0	8	12	0.00	1.000																			
Giovanni Carrara, R (10, 1) ERA: 3.02	0.2	3	1	0	0	0	0	0	0	0	0	0	0	4	5	0.00	1.500																				
Jesse Orosco, L (10, 1) ERA: 4.22	0.2	L 3	0	1	1	0	1	0	0	0	0	0	0	6	12	13.50	1.500																				
Matt Herges, R (11, 1) ERA: 3.66	0.2	6	2	1	1	1	1	1	0	0	0	0	0	12	25	13.50	4.500																				

Cincinnati Reds @ Los Angeles Dodgers
Dodger Stadium, Los Angeles, CA
Tue Jul 31 2001, 7:10 PM PDT
Att: 38,337 - Sunny - 70 F

AB	39
R	3
H	8
RBI	3
BB	5
SO	8
LOB	20



Batter	1	2	3	4	5	6	7	8	9	10	11	AB	R	H	RBI	BB	SO	LOB	BOTTOM					
McKay Christensen, L (1.8) Matt Herges, L (11.1) <small>OBP: 0.500, SLG: 0.441 OBP: 0.400, SLG: 0.400</small>	4-2 BB CS		G3 2-3	P6 0-2			L3 0-0 1-2			G4-3 0-0		4 0	0 0	0 0	0 0	1 0	0 0	5 0						
Mark Grudzielanek, R (1.4) <small>OBP: 0.332, SLG: 0.412</small>	F9 0-0		BB 1B 3-H				F8 0-0		F9 1-0		K 2-3	5 0	0 1	1 1	0 0	1 0	1 1							
Gary Sheffield, R (1.7) <small>OBP: 0.415, SLG: 0.572</small>	F7 1-2		BB 1B 1-2				F7 3-2		L4 1-2		K 3-3	4 0	0 0	0 0	1 0	1 1								
Shawn Green, L (1.9) <small>OBP: 0.351, SLG: 0.561</small>		G4-3 1-2	K 3-3				F8 0-0		K 1-3		G3 0-1	5 0	0 0	0 0	0 0	2 2								
Paul Lo Duca, R (1.2) <small>OBP: 0.381, SLG: 0.586</small> (10, 3)		BB 4-1		G1-3 3-2			P6 0-0		F9 0-1			3 0	0 0	0 0	1 0	0 0								
Eric Karros, R (1.3) Giovanni Carrara, R (10.1) Jesse Orosco, R (10.1) Marquis Grissom, R (11.8) <small>OBP: 0.310, SLG: 0.385 OBP: 0.333, SLG: 0.333 OBP: 0.256, SLG: 0.481</small>		F8 0-1		F9 2-1			G6-3 2-2		K 1-3			4 0	0 0	0 0	0 0	1 0	1 0							
Adrián Beltré, R (1.5) <small>OBP: 0.294, SLG: 0.432</small>		F9 0-1		1B 2B 0-1			F9 2-2		K 1-3			4 0	1 0	0 0	1 1									
Alex Cora, L (1.6) <small>OBP: 0.288, SLG: 0.346</small>			G3 SH2-4 1B BB	1B IBB 4-0			L3 0-1 1B			G4-3 3-2		2 1	1 0	2 0	0 0									
Eric Gagne, R (1.1) Jeff Shaw, R (9.1) Chad Kreuter, S (10.2) <small>OBP: 0.152, SLG: 0.250 OBP: 0.388, SLG: 0.356</small>			SH2-4 0-0	1B 1-2 2-3			K 0-3			K 1-3		2 0	0 0	1 0	0 0	1 0	1 0							
Inning Stats	R: 0 E: 0 K: 0 S: 9	H: 0 LOB: 0 BB: 1 P: 15	R: 0 E: 0 K: 0 S: 8	H: 0 LOB: 1 BB: 1 P: 13	R: 1 E: 0 K: 1 S: 14	H: 1 LOB: 2 BB: 2 P: 26	R: 0 E: 0 K: 0 S: 12	H: 2 LOB: 3 BB: 1 P: 21	R: 0 E: 0 K: 0 S: 5	H: 0 LOB: 0 BB: 0 P: 8	R: 0 E: 0 K: 1 S: 7	H: 1 LOB: 0 BB: 0 P: 6	R: 0 E: 0 K: 1 S: 8	H: 0 LOB: 0 BB: 0 P: 11	R: 0 E: 0 K: 2 S: 9	H: 0 LOB: 0 BB: 0 P: 11	R: 0 E: 0 K: 1 S: 7	H: 0 LOB: 0 BB: 0 P: 11	R: 0 E: 0 K: 2 S: 8	H: 0 LOB: 0 BB: 0 P: 13	1B: 3 2B: 2 3B: 0 HR: 0	SF: 0 SAC: 1 DP: 1 HBP: 0	WP: 0 PB: 0 SB: 0 CS: 1	PA: 40
PITCHER	IP WLS BF H R ER SO BB IBB HBP BLK WP HR S P ERA WHIP																							
Jose Acevedo, R (1.1) <small>ERA: 5.61</small>	7.0 6 28 4 1 1 2 4 1 0 0 0 0 61 100 1.29 1.143																							
Scott Sullivan, R (8.1) <small>ERA: 3.22</small>	2.0 0 6 0 0 0 3 0 0 0 0 0 0 17 22 0.00 0.000																							
Danny Graves, R (10.1) <small>ERA: 3.6</small>	2.0 W 6 0 0 0 3 0 0 0 0 0 0 15 24 0.00 0.000																							

Cincinnati Reds @ Los Angeles Dodgers
 Dodger Stadium, Los Angeles, CA
 Tue Jul 31 2001, 7:10 PM PDT
 Att. 38,337 - Sunny - 70 F

AB	34
R	1
H	4
RBI	1
BB	5
SO	8
LOB	12



Batter	1	2	3	4	5	6	7	8	9	AB R H RBI BB SO LOB
Todd Walker, L (1, 4) OBP: 0.357, SLG: 0.496	0-1 G3-1		1-0 F9		0-1 2B	2-3 K	2-2 1B		2-2 1B	6 1 3 3 0 1 2
Adam Dunn, L (1, 9) OBP: 0.396, SLG: 0.444 Chris Naching, R (7, 1) Ruben Rivera, R (8, 8) OBP: 0.314, SLG: 0.419	0-2 G3-6-1 1B		4-0 BB		2-2 1B	2-3 K	0-3 K		2-2 F8	4 1 2 2 1 2 3 0 0 0 0 0 0 0 1 0 0 0 0 0 2
Ken Griffey Jr., L (1, 8) OBP: 0.369, SLG: 0.506 51 Scott MacRae, R (8, 1) D.T. Cromer, L (9, PH) OBP: 0.296, SLG: 0.667 Hector Mercado, L (9, 1)	2-0 G3-6-1 1-2f		4-2 FC6		1-2 G4-3		2-1 1B	1-1 HR	0-3 K	4 2 2 1 1 0 2 0 0 0 0 0 0 0 1 0 0 0 0 1 2 0 0 0 0 0 0 0
Sean Casey, L (1, 3) OBP: 0.386, SLG: 0.499		2-2 G1-6-3 CS	1-0 FC6		0-2 1B		2-1 1B	0-0 G3-1		5 2 3 1 0 0 3
Aaron Boone, R (1, 5) OBP: 0.369, SLG: 0.515		1-1 G1-6-3 1B		1-3 K	1-0 1B		3-1 BB	3-2 1B		5 1 4 0 0 1 0
Dmitri Young, S (1, 7) OBP: 0.355, SLG: 0.470		0-0 G1-6-3		2-3 K2-3	0-2 1B		2-2 BB	0-0 G5-4-3 1B		5 1 3 3 0 1 2
Jason LaRue, R (1, 2) OBP: 0.307, SLG: 0.401		4-2 BB		2-2 P4	2-0 G5-3		0-3 K	1-0 G5-4-3 1-2f		4 0 0 0 1 1 5
Pokey Reese, R (1, 6) OBP: 0.291, SLG: 0.335		1-2 CS	3-2 G5-3		1-0 2B	2-2 E5	4-2 1B		3-3 K	4 1 1 0 1 1 0
59 Lance Davis, R (1, 1) OBP: 0.200, SLG: 0.267 Brady Clark, R (7, PH) OBP: 0.438, SLG: 0.523 (7, 9)			0-0 BB		0-3 K	0-3 K	1-2 P4		0-2 1B	3 1 1 0 0 2 2 2 0 1 0 0 0 3

Inning Stats	R: 0 E: 0 K: 0 S: 6	H: 1 LOB: 0 BB: 0 P: 8	R: 0 E: 0 K: 0 S: 11	H: 2 LOB: 1 BB: 1 P: 19	R: 0 E: 0 K: 0 S: 12	H: 1 LOB: 3 BB: 2 P: 25	R: 0 E: 0 K: 2 S: 10	H: 0 LOB: 0 BB: 0 P: 15	R: 5 E: 0 K: 1 S: 22	H: 6 LOB: 1 BB: 0 P: 29	R: 0 E: 1 K: 3 S: 12	H: 0 LOB: 1 BB: 0 P: 18	R: 4 E: 0 K: 2 S: 25	H: 5 LOB: 2 BB: 1 P: 41	R: 1 E: 0 K: 0 S: 8	H: 3 LOB: 1 BB: 0 P: 13	R: 0 E: 0 K: 2 S: 21	H: 2 LOB: 2 BB: 0 P: 28	1B: 16 2B: 3 3B: 0 HR: 1	SF: 0 SAC: 0 DP: 3 HBP: 0	WP: 1 PB: 1 SB: 1 CS: 1	PA: 49
--------------	------------------------------	---------------------------------	-------------------------------	----------------------------------	-------------------------------	----------------------------------	-------------------------------	----------------------------------	-------------------------------	----------------------------------	-------------------------------	----------------------------------	-------------------------------	----------------------------------	------------------------------	----------------------------------	-------------------------------	----------------------------------	-----------------------------------	------------------------------------	----------------------------------	--------

PITCHER	IP	WLS	BF	H	R	ER	SO	BB	IBB	HBP	BLK	WP	HR	S	P	ERA	WHIP
Terry Adams, R (1, 1) ERA: 4.97	4.1	L	23	9	5	5	3	3	0	0	0	1	0	57	90	10.38	2.769
Giovanni Carrara, R (5, 1) ERA: 2.91	1.2		6	1	0	0	3	0	0	0	0	0	0	16	24	0.00	0.600
Terry Mulholland, L (7, 1) ERA: 4.58	1.0		9	5	4	4	2	1	0	0	0	0	0	25	41	36.00	6.000
Al Reyes, R (8, 1) ERA: 3.31	2.0		10	5	1	1	2	0	0	0	0	0	1	29	41	4.50	2.500


TOP

Cincinnati Reds @ Los Angeles Dodgers
Dodger Stadium, Los Angeles, CA

Wed Aug 01 2001, 7:10 PM PDT
Att. 38,582 - Sunny - 72 F

livebaseballscorecards.com

AB	44
R	10
H	20
RBI	10
BB	4
SO	10
LOB	26



Batter	1	2	3	4	5	6	7	8	9	AB	R	H	RBI	BB	SO	LOB
Paul Lo Duca, R OBP: 0.382, SLG: 0.586 (1, 2)	1-0 E6		2-1 3B 2B		0-0 FC2 1B		1-1 P3		0-2 G5-4-3	5	1	2	1	0	0	1
Mark Grudzielanek, R OBP: 0.330, SLG: 0.409 (1, 4)	1-1 F8		2-2 3B 1B		0-1 FC2		1-2 L8		1-1 P4	5	1	1	0	0	0	2
Shawn Green, L OBP: 0.353, SLG: 0.567 (1, 9)	3-1 P6		0-1 3B		1-0 P3			3-1 WP 1B 2B		4	1	2	2	0	0	3
Gary Sheffield, R OBP: 0.414, SLG: 0.568 (1, 7)	0-0 F9		1-0 F2		0-1 F8			2-0 2B SF9 1B		4	1	1	1	0	0	4
Eric Karros, R OBP: 0.310, SLG: 0.387 (1, 3)		3-3 K	0-1 F7		1-2 L7			0-1 2B		4	0	1	0	0	1	3
Adrián Beltré, R OBP: 0.294, SLG: 0.430 (1, 5)		2-1 F9		0-2 1B		3-2 G1-3		1-1 L5		4	0	1	0	0	0	2
Marquis Grissom, R OBP: 0.253, SLG: 0.476 (1, 8)		1-0 G5-3		2-2 F2		1-1 G1-3		1-1 SF9		3	0	0	1	0	0	1
Jeff Reboulet, R OBP: 0.376, SLG: 0.452 (1, 6)			2-2 2B 3B		1-2 F7		0-2 G5-3		1-3 K	4	1	1	0	0	1	2
Terry Adams, R OBP: 0.091, SLG: 0.090 (1, 1)			0-3 K		1-3 K		0-3 K2-3		0-0 G5-4-3 1B	2	0	0	0	0	2	2
Giovanni Carrara, R OBP: 0.353, SLG: 0.333 (5, 1)										0	0	0	0	0	0	0
Terry Mulholland, R OBP: 0.000, SLG: 0.000 (7, 1)										0	0	0	0	0	0	0
McKay Christensen, L OBP: 0.458, SLG: 0.429 (7, PH)										1	0	0	0	0	1	0
Al Reyes, R OBP: 0.000, SLG: 0.000 (8, 1)										0	0	0	0	0	0	0
Hiram Bocachica, R OBP: 0.297, SLG: 0.400 (9, PH)										1	0	1	0	0	0	0

Inning Stats	R: 0	H: 0	E: 1	LOB: 1	K: 0	BB: 0	S: 6	P: 11	R: 0	H: 0	E: 0	LOB: 0	K: 1	BB: 0	S: 8	P: 14	R: 3	H: 4	E: 0	LOB: 1	K: 1	BB: 0	S: 18	P: 25	R: 0	H: 1	E: 0	LOB: 1	K: 1	BB: 0	S: 12	P: 16	R: 0	H: 1	E: 0	LOB: 2	K: 0	BB: 0	S: 9	P: 11	R: 0	H: 0	E: 0	LOB: 0	K: 0	BB: 0	S: 9	P: 13	R: 0	H: 0	E: 0	LOB: 0	K: 1	BB: 0	S: 8	P: 10	R: 2	H: 3	E: 0	LOB: 1	K: 1	BB: 0	S: 12	P: 20	R: 0	H: 1	E: 0	LOB: 0	K: 0	BB: 0	S: 6	P: 7	1B: 5	SF: 1	2B: 3	SAC: 0	3B: 2	DP: 1	HR: 0	HBP: 0	WP: 1	PA: 38
--------------	------	------	------	--------	------	-------	------	-------	------	------	------	--------	------	-------	------	-------	------	------	------	--------	------	-------	-------	-------	------	------	------	--------	------	-------	-------	-------	------	------	------	--------	------	-------	------	-------	------	------	------	--------	------	-------	------	-------	------	------	------	--------	------	-------	------	-------	------	------	------	--------	------	-------	-------	-------	------	------	------	--------	------	-------	------	------	-------	-------	-------	--------	-------	-------	-------	--------	-------	--------

PITCHER	IP	WLS	BF	H	R	ER	SO	BB	IBB	HBP	BLK	WP	HR	S	P	ERA	WHIP
59 Lance Davis, L ERA: 5.48 (1, 1)	6.0		26	6	3	3	3	0	0	0	0	0	0	62	90	4.50	1.000
Chris Nichting, R ERA: 3.95 (7, 1)	1.0		3	0	0	0	1	0	0	0	0	0	0	8	10	0.00	0.000
51 Scott MacRae, R ERA: 3.86 (8, 1)	1.0		6	3	2	2	1	0	0	0	0	1	0	12	20	18.00	3.000
Hector Mercado, L ERA: 3.44 (9, 1)	1.0		3	1	0	0	0	0	0	0	0	0	0	6	7	0.00	1.000

BOTTOM

Cincinnati Reds @ Los Angeles Dodgers
Dodger Stadium, Los Angeles, CA

Wed Aug 01 2001, 7:10 PM PDT
Att: 38,582 - Sunny - 72 F

AB	37
R	5
H	10
RBI	5
BB	0
SO	5
LOB	20

livebaseballscorecards.com



Batter	1	2	3	4	5	6	7	8	9	AB R H RBI BB SO LOB	TOP											
Todd Walker, L (1, 4) OBP: 0.355, SLG: 0.491	3-2 F5		0-0 CS 1B	3-2 L8			2-1 F7		1-1 L9	5 0 1 0 0 0 2												
Adam Dunn, L (1, 9) OBP: 0.379, SLG: 0.408 Danny Graves, R (9, 1) OBP: 0.250, SLG: 1.000	2-2 E6		3-3 1-2		1-0 L3		4-1 1-2 BB		0-1 F8	4 0 0 0 1 1 1 0 0 0 0 0 0 0												
Ken Griffey Jr., L (1, 8) OBP: 0.366, SLG: 0.519	3-2 P1		2-1 HR		3-3 K		1-3 K			4 1 1 1 0 2 3												
Sean Casey, L (1, 3) OBP: 0.383, SLG: 0.493	1-0 F7		3-3 K		1-1 F5		0-1 G6-3			4 0 0 0 0 1 3												
Aaron Boone, R (1, 5) OBP: 0.371, SLG: 0.524		1-0 HR		4-1 HR BB		2-2 G1-3		1-3 K		3 2 1 1 1 1 0												
Dmitri Young, S (1, 7) OBP: 0.357, SLG: 0.486		0-0 G6-3		2-0 1-H HR		2-2 HR		0-1 G4-3		4 2 2 3 0 0 0												
Jason LaRue, R (1, 2) OBP: 0.310, SLG: 0.427		3-2 HR		2-3 K		1-2 G6-3		0-0 HR		4 2 2 2 0 1 0												
Pokey Reese, R (1, 6) OBP: 0.291, SLG: 0.334		1-0 G3		0-1 E 1B		2-1 F5		2-2 F8		4 0 1 0 0 0 0												
Elmer Dessens, R (1, 1) OBP: 0.122, SLG: 0.053 Chris Nichting, R (6, 1) Hector Mercado, L (6, 1) Wilton Guerrero, S (7, PH) OBP: 0.324, SLG: 0.324 Scott Sullivan, R (7, 1) Brady Clark, R (9, PH) OBP: 0.432, SLG: 0.515		0-1 G3		0-0 B1 1-2			0-2 BB 1B		1-2 P6	2 0 0 0 0 0 0 1 0 0 0 0 0 0 0 0 0 0 0 0 0 0 0 0 1 0 1 0 0 0 0 0 0 0 0 0 0 0 0 0 1 0 0 0 0 0 0 0												
Inning Stats	R: 0 E: 1 K: 0 S: 16	H: 0 LOB: 1 BB: 0 P: 25	R: 2 E: 0 K: 0 S: 8	H: 2 LOB: 0 BB: 0 P: 13	R: 1 E: 0 K: 2 S: 13	H: 2 LOB: 0 BB: 0 P: 21	R: 2 E: 1 K: 1 S: 11	H: 2 LOB: 1 BB: 1 P: 22	R: 0 E: 0 K: 1 S: 8	H: 0 LOB: 0 BB: 0 P: 13	R: 1 E: 0 K: 0 S: 12	H: 1 LOB: 0 BB: 0 P: 19	R: 0 E: 0 K: 1 S: 11	H: 1 LOB: 2 BB: 1 P: 18	R: 1 E: 0 K: 1 S: 9	H: 1 LOB: 0 BB: 0 P: 12	R: 0 E: 0 K: 0 S: 7	H: 0 LOB: 0 BB: 0 P: 9	1B: 3 2B: 1 3B: 0 HR: 6	SF: 0 SAC: 0 DP: 1 HBP: 0	WP: 0 PB: 0 SB: 0 CS: 1	PA: 38
PITCHER	IP WLS BF H R ER SO BB IBB HBP BLK WP HR S P ERA WHIP																					
Luke Prokopec, R (1, 1) ERA: 4.55	4.0 L 19 6 5 5 3 1 0 0 0 0 0 4 48 81 11.25 1.750																					
Giovanni Carrara, R (5, 1) ERA: 2.98	2.0 8 2 1 1 1 0 0 0 0 0 0 1 23 35 4.50 1.000																					
Jesse Orosco, L (7, 1) ERA: 3.86	1.0 4 0 0 0 0 1 1 0 0 0 0 0 8 15 0.00 1.000																					
Mike Trombley, R (8, 1) ERA: 3.49	2.0 7 1 1 1 1 0 0 0 0 0 0 1 16 21 4.50 0.500																					

Cincinnati Reds @ Los Angeles Dodgers
Dodger Stadium, Los Angeles, CA
Thu Aug 02 2001, 7:10 PM PDT
Att. 30,171 - Sunny - 69 F

AB	36
R	7
H	9
RBI	7
BB	2
SO	6
LOB	10



Batter	1	2	3	4	5	6	7	8	9	AB	R	H	RBI	BB	SO	LOB
McKay Christensen, L OBP: 0.467, SLG: 0.487 (1, 8)	L6 1-0		L7 0-0			HR 1-2	K 1-3			4	1	1	1	0	1	2
Hiram Bocachica, R OBP: 0.288, SLG: 0.387 Mike Trombley, R (8, 1)	L7 3-2		K 1-3			K 2-3	F8 0-1			4	0	0	0	0	2	2
Gary Sheffield, R OBP: 0.415, SLG: 0.569 (1, 7)	G6-3 3-2				G4-3 1-2	1B 0-2		G5-3 4-1		3	1	1	0	1	0	0
Shawn Green, L OBP: 0.354, SLG: 0.567 (1, 9)		F9 1-1		F7 2-1		1B 0-0		G5-3 0-1		4	1	2	0	0	0	0
Paul Lo Duca, R OBP: 0.380, SLG: 0.582 (1, 2)		F8 0-1		P4 0-0		2B 1-0		F9 0-0		4	1	1	2	0	0	2
Eric Karros, R OBP: 0.309, SLG: 0.389 (1, 3)			K 1-3			2B 3-1	P3 1-2	G5-3 1-2		4	0	1	0	0	1	3
Adrián Beltré, R OBP: 0.297, SLG: 0.434 (1, 5)			K 1-3			1B 0-0			G1-3 0-2	4	0	2	1	0	1	0
Alex Cora, L OBP: 0.288, SLG: 0.344 (1, 6)				SH 2-2		1B 2-3	G1-6-3 0-0	G4-3 2-2	G3-1 1-1	4	0	1	0	0	0	3
Luke Prokopec, L OBP: 0.138, SLG: 0.172 Giovanni Carrara, R OBP: 0.286, SLG: 0.286 Jesse Orosco, R OBP: 0.374, SLG: 0.449 Jeff Reboulet, R OBP: 0.374, SLG: 0.449 Dave Hansen, L OBP: 0.376, SLG: 0.366 (1, 1) (5, 1) (7, 1) (7, PH) (8, 4) (9, PH)			SH 0-0		G4-3 1-2			G6-3 0-2	G4-3 1-2	0	0	0	0	0	0	0

Inning Stats	R: 0	H: 0	E: 0	K: 0	S: 7	R: 0	H: 0	E: 0	K: 1	S: 7	R: 0	H: 1	E: 0	K: 2	S: 11	R: 0	H: 0	E: 0	K: 0	S: 6	R: 0	H: 2	E: 0	K: 0	S: 7	R: 4	H: 5	E: 0	K: 1	S: 23	R: 0	H: 0	E: 0	K: 1	S: 8	R: 0	H: 1	E: 0	K: 0	S: 7	R: 0	H: 0	E: 0	K: 0	S: 8	R: 0	H: 0	E: 0	K: 0	S: 8	1B: 5	2B: 3	3B: 0	HR: 1	SF: 0	SAC: 1	DP: 2	HBP: 0	WP: 1	PB: 0	SB: 0	CS: 0	PA: 36
--------------	------	------	------	------	------	------	------	------	------	------	------	------	------	------	-------	------	------	------	------	------	------	------	------	------	------	------	------	------	------	-------	------	------	------	------	------	------	------	------	------	------	------	------	------	------	------	------	------	------	------	------	-------	-------	-------	-------	-------	--------	-------	--------	-------	-------	-------	-------	--------

PITCHER	IP	WLS	BF	H	R	ER	SO	BB	IBB	HBP	BLK	WP	HR	S	P	ERA	WHIP
Elmer Dessens, R ERA: 4.43 (1, 1)	5.1	W	23	7	4	4	4	0	0	0	0	0	1	51	75	6.75	1.312
Chris Nichtig, R ERA: 3.9 (6, 1)	0.1	H	2	1	0	0	0	0	0	0	0	0	0	6	9	0.00	3.000
Hector Mercado, L ERA: 3.41 (6, 1)	0.1	H	1	0	0	0	0	0	0	0	0	0	0	4	6	0.00	0.000
Scott Sullivan, R ERA: 3.13 (7, 1)	2.0	H	7	1	0	0	1	1	0	0	0	0	0	15	21	0.00	1.000
Danny Graves, R ERA: 3.54 (9, 1)	1.0	S	3	0	0	0	0	0	0	0	0	0	0	8	10	0.00	0.000

BOTTOM

Cincinnati Reds @ Los Angeles Dodgers
Dodger Stadium, Los Angeles, CA

Thu Aug 02 2001, 7:10 PM PDT
Att: 30,171 - Sunny - 69 F

livebaseballscores.com

AB	34
R	4
H	9
RBI	4
BB	1
SO	5
LOB	13



Batter	1	2	3	4	5	6	7	8	9	AB R H RBI BB SO LOB			
Eric Young Sr. R (1, 4) OBP: 0.329, SLG: 0.395	1-1 G4-3		1-0 2B		4-0 FC4-6 BB		0-0 L6		1-1 L4	4 0 1 0 1 0 1			
Delino DeShields, L (1, 7) OBP: 0.331, SLG: 0.338 Gary Matthews, S (8, 8) OBP: 0.324, SLG: 0.371	4-2 G6-3 BB		4-2 BB		2-0 FC4-6			2-2 G1-3		2 0 0 0 2 0 2 0 0 0 0 0 0 0			
Sammy Sosa, R (1, 9) OBP: 0.418, SLG: 0.658	3-2 G6-3 1-2		0-0 F3			4-2 SH3-4 BB		1-0 2B SF8 HBP		2 1 0 0 1 0 3			
Fred McGriff, L (1, 3) OBP: 0.393, SLG: 0.542	0-0 G4-3			1-1 P6		4-2 SH3-4 BB		3-1 SF8 1B 2B		3 1 1 0 1 0 1			
Michael Tucker, L (1, 8) OBP: 0.311, SLG: 0.401		3-1 G3-1		1-3 K		0-0 SH3-4		2-1 SF8		2 0 0 1 0 1 0			
Ron Coomer, R (1, 5) OBP: 0.318, SLG: 0.403 Miguel Cairo, R (8, PR) OBP: 0.372, SLG: 0.383		0-1 F9		1-3 K		0-1 FC1-5-2		3-2 1B		4 0 1 1 0 1 2 0 0 0 0 0 0 0			
Todd Hundley, S (1, 2) OBP: 0.254, SLG: 0.305 Robert Machado, R (9, 2) OBP: 0.295, SLG: 0.411		3-3 K			0-0 G1-3	0-0 G4-3		0-3 K		4 0 0 0 0 2 3 0 0 0 0 0 0 0			
Ricky Gutierrez, R (1, 6) OBP: 0.342, SLG: 0.412			1-1 F9		3-2 34 SH3-4 1B		2-1 F8		0-2 CS 1B	4 0 2 0 0 0 0			
34 Kerry Wood, R (1, 1) OBP: 0.209, SLG: 0.214 Matt Stairs, L (9, PH) OBP: 0.372, SLG: 0.451 Tom Gordon, R (9, 1)			2-3 K		0-0 SH3-4		0-0 G6-3		1-0 F8	2 0 0 0 0 1 0 1 0 0 0 0 0 1 0 0 0 0 0 0 0			
Inning Stats	R: 0 H: 0 E: 0 LOB: 1 K: 0 BB: 1 S: 9 P: 17	R: 0 H: 0 E: 0 LOB: 0 K: 1 BB: 0 S: 7 P: 13	R: 0 H: 1 E: 0 LOB: 2 K: 1 BB: 1 S: 11 P: 19	R: 0 H: 0 E: 0 LOB: 0 K: 2 BB: 0 S: 8 P: 11	R: 0 H: 1 E: 0 LOB: 2 K: 0 BB: 1 S: 7 P: 16	R: 0 H: 0 E: 0 LOB: 2 K: 0 BB: 2 S: 8 P: 16	R: 0 H: 0 E: 0 LOB: 0 K: 0 BB: 0 S: 4 P: 6	R: 2 H: 2 E: 0 LOB: 1 K: 1 BB: 0 S: 15 P: 26	R: 0 H: 1 E: 0 LOB: 0 K: 0 BB: 0 S: 6 P: 8	1B: 3 SF: 1 2B: 2 SAC: 2 3B: 0 DP: 0 HR: 0 HBP: 1			
PITCHER	IP WLS BF H R ER SO BB IBB HBP BLK WP HR S P ERA WHIP											PITCHER	IP WLS BF H R ER SO BB IBB HBP BLK WP HR S P ERA WHIP
Chan Ho Park, R (1, 1) ERA: 2.83	7.2 L 33 4 2 2 4 5 0 1 0 0 0 0 66 121 2.35 1.174												
Mike Trombley, R (8, 1) ERA: 3.47	0.1 1 0 0 0 1 0 0 0 0 0 0 0 3 3 0.00 0.000												
Matt Herges, R (9, 1) ERA: 3.61	1.0 3 1 0 0 0 0 0 0 0 0 0 0 6 8 0.00 1.000												

Chicago Cubs @ Los Angeles Dodgers
Dodger Stadium, Los Angeles, CA
 Fri Aug 03 2001, 7:10 PM PDT
 Att. 52,118 - Sunny - 69 F

AB	28
R	2
H	5
RBI	2
BB	5
SO	5
LOB	13



WP: 0	PA: 37
PB: 0	
SB: 0	
CS: 1	

Batter	1	2	3	4	5	6	7	8	9	AB	R	H	RBI	BB	SO	LOB
McKay Christensen, L (1, 8) OBP: 0.429, SLG: 0.442	3-3 K ①		0-0 B3 ③			2-1 G3 ②		0-3 K ③		4	0	0	0	0	2	1
Mark Grudzielanek, R (1, 4) OBP: 0.326, SLG: 0.404	0-0 L4 ②			2-2 G6-3 ①		2-3 K ③			3-3 K ①	4	0	0	0	0	2	0
Gary Sheffield, R (1, 7) OBP: 0.410, SLG: 0.562	1-2 P6 ③			0-0 G1-3 ②			2-3 K ①		1-0 G3 ②	4	0	0	0	0	1	0
Shawn Green, L (1, 9) OBP: 0.357, SLG: 0.577		2-2 2B		4-1 FC6-4 BB			2-0 HR		2-3 K ③	3	1	2	1	1	1	0
Eric Karros, R (1, 3) OBP: 0.309, SLG: 0.392		3-3 K ①		0-0 FC6-4 1-2f			3-1 G5-3 2B			3	0	1	0	0	1	2
Adrian Beltré, R (1, 5) OBP: 0.294, SLG: 0.430		2-0 F8 ②			3-2 P4 ①		1-2 G5-3 ② ③			3	0	0	0	0	0	2
Chad Kreuter, S (1, 2) OBP: 0.384, SLG: 0.351 Paul Lo Duca, R (8, PH) OBP: 0.379, SLG: 0.580		3-3 K ③			2-1 G6-3 ②			1-3 K ①		2	0	0	0	0	1	1
Alex Cora, L (1, 6) OBP: 0.285, SLG: 0.341			0-0 F8 ①		2-3 K ③			1-2 G1-3 ②		1	0	0	0	0	1	0
Chan Ho Park, R (1, 1) OBP: 0.224, SLG: 0.239 Mike Trombley, R (8, 1)			0-1 G4-3 ②			2-3 K ①		4-2 BB		2	0	0	0	0	1	0
Dave Hansen, L (8, PH) OBP: 0.381, SLG: 0.366 Hiram Bocachica, R (8, PR) OBP: 0.288, SLG: 0.387 Matt Herges, L (9, 1) OBP: 0.400, SLG: 0.400										0	0	0	0	0	0	0

Inning Stats	R: 0	H: 0	E: 0	K: 1	S: 9	LOB: 0	BB: 0	P: 13	R: 0	H: 1	E: 0	K: 2	S: 10	LOB: 1	BB: 0	P: 20	R: 0	H: 0	E: 0	K: 0	S: 4	LOB: 0	BB: 0	P: 4	R: 0	H: 0	E: 0	K: 0	S: 7	LOB: 1	BB: 1	P: 13	R: 0	H: 0	E: 0	K: 1	S: 8	LOB: 0	BB: 0	P: 15	R: 1	H: 2	E: 0	K: 1	S: 9	LOB: 0	BB: 0	P: 17	R: 0	H: 0	E: 0	K: 2	S: 13	LOB: 1	BB: 1	P: 19	R: 0	H: 0	E: 0	K: 2	S: 8	LOB: 0	BB: 0	P: 14	R: 0	H: 0	E: 0	K: 2	S: 8	LOB: 0	BB: 0	P: 14	1B: 0	SF: 0	2B: 2	SAC: 0	3B: 0	DP: 0	HR: 1	HBP: 0	WP: 0	PA: 31
--------------	------	------	------	------	------	--------	-------	-------	------	------	------	------	-------	--------	-------	-------	------	------	------	------	------	--------	-------	------	------	------	------	------	------	--------	-------	-------	------	------	------	------	------	--------	-------	-------	------	------	------	------	------	--------	-------	-------	------	------	------	------	-------	--------	-------	-------	------	------	------	------	------	--------	-------	-------	------	------	------	------	------	--------	-------	-------	-------	-------	-------	--------	-------	-------	-------	--------	-------	--------

PITCHER	IP	WLS	BF	H	R	ER	SO	BB	IBB	HBP	BLK	WP	HR	S	P	ERA	WHIP
34 Kerry Wood, R (1, 1) ERA: 3.5	8.0	W	28	3	1	1	9	2	0	0	0	0	0	68	115	1.12	0.625
Tom Gordon, R (9, 1) ERA: 3.15	1.0	S	3	0	0	0	2	0	0	0	0	0	0	8	14	0.00	0.000

BOTTOM

Chicago Cubs @ Los Angeles Dodgers
Dodger Stadium, Los Angeles, CA

Fri Aug 03 2001, 7:10 PM PDT
Att: 52,118 - Sunny - 69 F

livebaseballscores.com

AB	29
R	1
H	3
RBI	1
BB	2
SO	11
LOB	6



Batter	1	2	3	4	5	6	7	8	9	AB R H RBI BB SO LOB	TOP		
Eric Young Sr. R (1, 4) OBP: 0.328, SLG: 0.396	2-2 F9		1-2 2B		0-1 G6-3			1-1 G6-3		4 0 1 0 0 0 0	Chicago Cubs @ Los Angeles Dodgers Dodger Stadium, Los Angeles, CA Sat Aug 04 2001, 1:10 PM PDT Att. 47,311 - Sunny - 77 F		
Delino DeShields, L (1, 7) OBP: 0.327, SLG: 0.333	0-0 G4-3		1-3		0-1 F8			1-2 F7		4 0 0 0 0 1 1			
Sammy Sosa, R (1, 9) OBP: 0.419, SLG: 0.663	2-2 HR		4-2 BB			1-1 P4			0-1 G6-3	3 1 1 1 1 0 0			
Fred McGriff, L (1, 3) OBP: 0.389, SLG: 0.536	1-2 F8		0-0 P6			0-3 K			2-1 P3	4 0 0 0 0 1 2			
Michael Tucker, L (1, 8) OBP: 0.307, SLG: 0.395			1-3		1-1 G5-3		1-0 F8		2-1 F9	4 0 0 0 0 1 0			
Ron Coomer, R (1, 5) OBP: 0.322, SLG: 0.406			3-2 BB		0-1					3 0 2 0 0 1 0			
Todd Van Poppel, R (7, 1) OBP: 0.250, SLG: 0.250			1B		1B					0 0 0 0 0 0 0			
Todd Hundley, S (1, 2) OBP: 0.255, SLG: 0.302			4-2 G6-4-3		0-3 K			0-3 K		2 0 0 0 1 2 1			
Ricky Gutierrez, R (1, 6) OBP: 0.339, SLG: 0.408			1-2 BB		1-0 F8			3-2 F8		3 0 0 0 0 0 3			
Julian Tavarez, L (1, 1) OBP: 0.200, SLG: 0.152			1-3 K		0-3 K			1-2 L9		2 0 0 0 0 2 0			
Miguel Cairo, R (7, 5) OBP: 0.370, SLG: 0.380										1 0 0 0 0 0 0			
Inning Stats	R: 1 H: 1 E: 0 LOB: 0 K: 0 BB: 0 S: 10 P: 15	R: 0 H: 1 E: 0 LOB: 1 K: 1 BB: 1 S: 10 P: 19	R: 0 H: 1 E: 0 LOB: 2 K: 2 BB: 1 S: 12 P: 19	R: 0 H: 1 E: 0 LOB: 1 K: 1 BB: 0 S: 9 P: 10	R: 0 H: 0 E: 0 LOB: 0 K: 1 BB: 0 S: 7 P: 7	R: 0 H: 0 E: 0 LOB: 0 K: 1 BB: 0 S: 6 P: 8	R: 0 H: 0 E: 0 LOB: 0 K: 2 BB: 0 S: 11 P: 15	R: 0 H: 0 E: 0 LOB: 0 K: 0 BB: 0 S: 9 P: 12	R: 0 H: 0 E: 0 LOB: 0 K: 0 BB: 0 S: 6 P: 10	1B: 2 SF: 0 2B: 1 SAC: 0 3B: 0 DP: 1 HR: 1 HBP: 0	WP: 0 PA: 32 PB: 0 SB: 0 CS: 0		
PITCHER	IP WLS BF H R ER SO BB IBB HBP BLK WP HR S P ERA WHIP											PITCHER	IP WLS BF H R ER SO BB IBB HBP BLK WP HR S P ERA WHIP
James Baldwin, R (1, 1) ERA: 4.19	8.0 W 29 4 1 1 8 2 0 0 0 0 0 1 74 105 1.12 0.750												
Jeff Shaw, R (9, 1) ERA: 2.98	1.0 S 3 0 0 0 0 0 0 0 0 0 0 0 6 10 0.00 0.000												

livebaseballscorecards.com

AB	30
R	1
H	4
RBI	1
BB	2
SO	8
LOB	7



Batter	1	2	3	4	5	6	7	8	9
Paul Lo Duca, R OBP: 0.377, SLG: 0.575 (1, 2)	2-2 2B 1B		1-3 K		1-0 G6-3 1-2f			3-1 F7	
Mark Grudzielanek, R OBP: 0.323, SLG: 0.399 (1, 4)	0-2 F9		3-2 L8		1-0 G1-3			1-2 G5-3	
Gary Sheffield, R OBP: 0.416, SLG: 0.569 (1, 7)	2-2 S 1B 2B		0-1 S 1B			3-1 G5-4-3 1B 1B		4-2 BB BB	
Shawn Green, L OBP: 0.361, SLG: 0.576 (1, 9)	4-0 S 1B BB		3-2 G3-1 1-2			1-1 G5-4-3 1B 1-2 1B		4-0 BB 1-2 BB	
Eric Karros, R OBP: 0.308, SLG: 0.390 (1, 3)	0-1 P4			3-1 BB 1B		3-2 G5-4-3 1-2f 2-3		1-1 F7	
Adrián Beltré, R OBP: 0.294, SLG: 0.429 (1, 5)	3-1 1B 1-H 2-H		1-3 K			3-2 G6-3			
Marquis Grissom, R OBP: 0.254, SLG: 0.473 (1, 8)		2-2 G5-3		4-1 G4-6-3 BB			2-2 L8		
Alex Cora, L OBP: 0.282, SLG: 0.337 (1, 6)		1-2 G4-3		0-1 G4-6-3 1-2f			0-2 P6		
James Baldwin, R OBP: 0.143, SLG: 0.143 (1, 1)			0-1 G1-3			0-1 G6-3 1B		0-3 K	
Jeff Shaw, R (9, 1)									

Inning Stats	R: 3	H: 3	LOB: 1	K: 0	S: 14	R: 0	H: 0	LOB: 0	K: 0	S: 8	R: 0	H: 1	LOB: 1	K: 1	S: 13	R: 0	H: 1	LOB: 1	K: 1	S: 8	R: 0	H: 2	LOB: 1	K: 0	S: 12	R: 0	H: 0	LOB: 0	K: 1	S: 11	R: 0	H: 0	LOB: 2	K: 0	S: 10
	E: 0	BB: 1	P: 25	E: 0	P: 11	E: 0	BB: 0	P: 20	E: 0	P: 6	E: 0	BB: 0	P: 22	E: 0	BB: 2	P: 13	E: 0	LOB: 2	P: 23																

PITCHER	IP	WLS	BF	H	R	ER	SO	BB	IBB	HBP	BLK	WP	HR	S	P	ERA	WHIP
Julian Tavarez, R ERA: 3.86 (1, 1)	6.0	L	24	8	3	3	2	2	0	0	0	0	0	59	100	4.50	1.667
Todd Van Poppel, R ERA: 2.86 (7, 1)	2.0		8	0	0	0	1	2	0	0	0	0	0	21	36	0.00	1.000

BOTTOM


Chicago Cubs @ Los Angeles Dodgers
Dodger Stadium, Los Angeles, CA

Sat Aug 04 2001, 1:10 PM PDT
Att: 47,311 - Sunny - 77 F

AB	R	H	RBI	BB	SO	LOB
4	1	1	0	0	1	1
4	0	0	0	0	0	1
3	1	3	1	1	0	0
2	1	1	0	2	0	1
4	0	1	0	0	0	6
3	0	1	2	0	1	2
2	0	0	0	1	0	0
3	0	0	0	0	0	2
3	0	1	0	0	1	0
0	0	0	0	0	0	0

AB	28
R	3
H	8
RBI	3
BB	4
SO	3
LOB	13

livebaseballscorecards.com



WP	PA
32	

Batter	1	2	3	4	5	6	7	8	9	10	AB R H RBI BB SO LOB	BOTTOM
Paul Lo Duca, R OBP: 0.374, SLG: 0.572 (1, 2)											5 1 1 0 0 0 1	Chicago Cubs @ Los Angeles Dodgers Dodger Stadium, Los Angeles, CA Sun Aug 05 2001, 5:10 PM PDT Att: 51,327 - Sunny - 72 F livebaseballscorecards.com
Mark Grudzielanek, R OBP: 0.324, SLG: 0.399 (1, 4)											5 0 2 0 0 0 0	
Gary Sheffield, R OBP: 0.418, SLG: 0.576 (1, 7)											5 1 3 1 0 0 0	
Shawn Green, L OBP: 0.361, SLG: 0.572 (1, 9)											3 0 0 0 2 0 2	
Eric Karros, R OBP: 0.307, SLG: 0.386 (1, 3)											5 0 1 1 0 3 5	
Marquis Grissom, R OBP: 0.257, SLG: 0.484 (1, 8)											4 1 2 1 0 1 2	
Adrian Beltré, R OBP: 0.293, SLG: 0.426 (1, 5)											4 0 1 0 0 0 1	
Alex Cora, L OBP: 0.282, SLG: 0.333 (1, 6)											3 0 0 0 0 0 1	
Eric Gagne, R Mike Trombley, R Dave Hansen, L Jeff Rodríguez, R Jesse Criscola, R Matt Herges, R Jeff Shaw, R Wesam Soadnick, R Terry Mulholand, R											2 0 0 0 0 0 0 1 0 0 0 0 0 0 0 0 0 0 0 0 0 0 0 0 1 0 0 0 0 0 0 1 0 1 0	

Inning Stats	R: 0 E: 0 K: 0 S: 6	H: 0 LOB: 0 BB: 0 P: 10	R: 0 E: 0 K: 1 S: 13	H: 1 LOB: 1 BB: 0 P: 19	R: 1 E: 0 K: 1 S: 13	H: 3 LOB: 3 BB: 1 P: 25	R: 1 E: 0 K: 0 S: 15	H: 2 LOB: 0 BB: 0 P: 20	R: 0 E: 0 K: 0 S: 5	H: 0 LOB: 0 BB: 0 P: 6	R: 0 E: 0 K: 0 S: 9	H: 0 LOB: 0 BB: 0 P: 13	R: 0 E: 0 K: 0 S: 7	H: 0 LOB: 1 BB: 0 P: 11	R: 0 E: 0 K: 2 S: 16	H: 2 LOB: 2 BB: 0 P: 20	R: 0 E: 0 K: 0 S: 11	H: 0 LOB: 0 BB: 0 P: 14	R: 1 E: 0 K: 0 S: 8	H: 2 LOB: 2 BB: 1 P: 16	1B: 6 2B: 3 3B: 0 HR: 1	SF: 0 SAC: 0 DP: 1 HBP: 1	WP: 0 PB: 1 SB: 1 CS: 0	PA: 41
--------------	------------------------------	----------------------------------	-------------------------------	----------------------------------	-------------------------------	----------------------------------	-------------------------------	----------------------------------	------------------------------	---------------------------------	------------------------------	----------------------------------	------------------------------	----------------------------------	-------------------------------	----------------------------------	-------------------------------	----------------------------------	------------------------------	----------------------------------	----------------------------------	------------------------------------	----------------------------------	--------

PITCHER	IP	WLS	BF	H	R	ER	SO	BB	IBB	HBP	BLK	WP	HR	S	P	ERA	WHIP
Jon Lieber, R ERA: 3.43 (1, 1)	6.1		26	6	2	2	2	0	1	1	0	0	1	64	99	2.84	0.947
Jeff Fassero, L ERA: 3.02 (7, 1)	0.1		1	0	0	0	0	0	0	0	0	0	0	2	2	0.00	0.000
David Weathers, R ERA: 1.95 (7, 1)	0.1		1	0	0	0	0	0	0	0	0	0	0	2	3	0.00	0.000
Kyle Farnsworth, R ERA: 2.8 (8, 1)	2.0		8	2	0	0	2	0	0	0	0	0	0	27	34	0.00	1.000
Tom Gordon, R ERA: 3.34 (10, 1)	0.2	L	5	2	1	1	0	0	1	0	0	0	0	8	16	13.50	3.000

PITCHER	IP	WLS	BF	H	R	ER	SO	BB	IBB	HBP	BLK	WP	HR	S	P	ERA	WHIP
Jon Lieber, R ERA: 3.43 (1, 1)	6.1		26	6	2	2	2	0	1	1	0	0	1	64	99	2.84	0.947
Jeff Fassero, L ERA: 3.02 (7, 1)	0.1		1	0	0	0	0	0	0	0	0	0	0	2	2	0.00	0.000
David Weathers, R ERA: 1.95 (7, 1)	0.1		1	0	0	0	0	0	0	0	0	0	0	2	3	0.00	0.000
Kyle Farnsworth, R ERA: 2.8 (8, 1)	2.0		8	2	0	0	2	0	0	0	0	0	0	27	34	0.00	1.000
Tom Gordon, R ERA: 3.34 (10, 1)	0.2	L	5	2	1	1	0	0	1	0	0	0	0	8	16	13.50	3.000



Batter	1	2	3	4	5	6	7	8	9	AB R H RBI BB SO LOB	TOP	
Paul Lo Duca, R OBP: 0.376, SLG: 0.574 (1, 2) X	0-0 1B 1B		1-1 G4-3		0-2 G6-3			1-0 F8 2B		4 1 2 0 0 0 0	Los Angeles Dodgers @ Pittsburgh Pirates PNC Park, Pittsburgh, PA Tue Aug 07 2001, 7:05 PM EDT Att. 28,873 - Sunny - 94 F livebaseballscorecards.com	
Mark Grudzielanek, R OBP: 0.323, SLG: 0.398 (1, 4) S F B B X	1-2 1B 1-3 1B		0-0 G3		1-1 G5-3			2-1 G5-3		4 0 1 0 0 0 1		
Gary Sheffield, R OBP: 0.417, SLG: 0.572 (1, 7) X	0-0 G5-3 E 1-3 1B		1-0 G1-3		3-2 P3			0-0 F8 2-3		4 0 1 1 0 0 1		
Shawn Green, L OBP: 0.360, SLG: 0.568 (1, 9) B X	1-0 E4 1-2			1-1 F5		2-1 G3		4-0 IBB		3 0 0 0 1 0 1		
Eric Karros, R OBP: 0.306, SLG: 0.395 (1, 3) X	0-0 G5-3 2-3f			1-1 HR		2-3 K		0-0 F8		4 1 1 1 0 1 4		
Adrián Beltré, R OBP: 0.296, SLG: 0.431 (1, 5) X		0-0 2B		2-2 1B 1B		3-1 G6-3		1-1 F7		4 0 2 0 0 0 0		
Marquis Grissom, R OBP: 0.257, SLG: 0.480 (1, 8) C B B B X		2-2 F2		1-0 P4		0-0 L8-3 1B		1-1 G4-3		4 0 1 0 0 0 2		
Alex Cora, L OBP: 0.281, SLG: 0.332 (1, 6) B X		1-0 G1-3		1-1 1-3 1B		1-1 L8-3 1-2		0-0 G4-3		4 0 1 0 0 0 2		
Terry Adams, R OBP: 0.080, SLG: 0.043 Mike Trombley, R Jeff Shaw, R		0-2 G6-3		2-2 F9		1-1 G6-3				3 0 0 0 0 0 3 0 0 0 0 0 0 0 0 0 0 0 0 0 0		
Inning Stats	R: 1 H: 3 E: 1 LOB: 1 K: 0 BB: 0 S: 9 P: 11	R: 0 H: 1 E: 0 LOB: 1 K: 0 BB: 0 S: 9 P: 12	R: 0 H: 0 E: 0 LOB: 0 K: 0 BB: 0 S: 4 P: 6	R: 1 H: 3 E: 0 LOB: 2 K: 0 BB: 0 S: 13 P: 21	R: 0 H: 0 E: 0 LOB: 0 K: 0 BB: 0 S: 8 P: 12	R: 0 H: 0 E: 0 LOB: 0 K: 1 BB: 0 S: 8 P: 15	R: 0 H: 1 E: 0 LOB: 0 K: 0 BB: 0 S: 5 P: 7	R: 0 H: 1 E: 0 LOB: 2 K: 0 BB: 1 S: 5 P: 12	R: 0 H: 0 E: 0 LOB: 0 K: 0 BB: 0 S: 5 P: 7	1B: 6 SF: 0 2B: 3 SAC: 0 3B: 0 DP: 2 HR: 1 HBP: 0	WP: 0 PA: 35 PB: 0 SB: 0 CS: 0	
PITCHER Tony McKnight, R ERA: 3.38 Mike Lincoln, R ERA: 1.19	IP WLS BF H R ER SO BB IBB HBP BLK WP HR S P ERA WHIP											PITCHER IP WLS BF H R ER SO BB IBB HBP BLK WP HR S P ERA WHIP
	8.0 L 32 9 2 2 1 0 0 0 0 0 0 1 61 96 2.25 1.125											
	9.1 1.0 3 0 0 0 0 0 0 0 0 0 0 5 7 0.00 0.000											



Batter	1	2	3	4	5	6	7	8	9	AB	R	H	RBI	BB	SO	LOB
Tike Redman, L OBP: 0.260, SLG: 0.313 (1, 8)	1-3 K		3-2 G5-3		1-1 2 CS 1B			1-1 F8		4	0	1	0	0	1	0
2 Jack Wilson, R OBP: 0.270, SLG: 0.333 (1, 6)	1-1 G4-3		1-1 1B 2B		1-2 G1-3			3-2 P4		4	1	1	0	0	0	1
18 Jason Kendall, R OBP: 0.318, SLG: 0.347 (1, 2)	1-1 S 1B		4-0 1B BB			0-0 G4-3			1-1 F9	3	0	1	0	1	0	0
Brian Giles, L OBP: 0.398, SLG: 0.605 (1, 7)	3-3 K		2-2 FC5-4 1B			3-1 G3			3-2 BB 1B	4	0	2	1	0	1	1
Aramis Ramirez, R OBP: 0.356, SLG: 0.552 (1, 5)		0-2 F9 2B	2-1 FC5-4			0-0 L6			4-0 1-2 BB	3	0	1	0	1	0	2
Kevin Young, R OBP: 0.306, SLG: 0.411 (1, 3)		2-0 F9		1-3 K			0-2 27 G6-4-3 1B		1-2 F3	4	0	1	0	0	1	3
27 Alex Hernandez, L OBP: 0.100, SLG: 0.100 (1, 9)		2-1 P6		1-0 G5-3			0-0 1-2f G6-4-3		0-3 K	3	0	0	0	0	0	2
Abraham Nunez, S OBP: 0.332, SLG: 0.336 (9, PH)										1	0	0	0	0	1	2
Pat Meares, R OBP: 0.261, SLG: 0.329 (1, 4)		2-1 F8		0-0 F8			3-2 F7			3	0	0	0	0	0	1
Tony McKnight, L OBP: 0.238, SLG: 0.289 (8, PH)			0-2 G2-3			2-3 K			0-1 G4-3	2	0	0	0	0	1	0
Mike Lincoln, R OBP: 0.333, SLG: 0.333 (9, 1)										1	0	0	0	0	0	0
										0	0	0	0	0	0	0

Inning Stats	R: 0	H: 1	E: 0	LOB: 1	K: 2	P: 16	R: 0	H: 1	E: 0	LOB: 1	K: 0	P: 14	R: 1	H: 2	E: 0	LOB: 2	K: 0	P: 27	R: 0	H: 0	E: 0	LOB: 0	K: 1	P: 9	R: 0	H: 1	E: 0	LOB: 0	K: 1	P: 12	R: 0	H: 0	E: 0	LOB: 0	K: 0	P: 7	R: 0	H: 1	E: 0	LOB: 0	K: 0	P: 11	R: 0	H: 0	E: 0	LOB: 0	K: 0	P: 13	R: 0	H: 1	E: 0	LOB: 2	K: 1	P: 23	1B: 5	SF: 0	2B: 2	SAC: 0	3B: 0	DP: 1	HR: 0	HBP: 0	WP: 0	PA: 34
--------------	------	------	------	--------	------	-------	------	------	------	--------	------	-------	------	------	------	--------	------	-------	------	------	------	--------	------	------	------	------	------	--------	------	-------	------	------	------	--------	------	------	------	------	------	--------	------	-------	------	------	------	--------	------	-------	------	------	------	--------	------	-------	-------	-------	-------	--------	-------	-------	-------	--------	-------	--------

PITCHER	IP	WLS	BF	H	R	ER	SO	BB	IBB	HBP	BLK	WP	HR	S	P	ERA	WHIP
Terry Adams, R ERA: 4.74 (1, 1)	7.0	W	26	6	1	1	4	1	0	0	0	0	0	60	96	1.29	1.000
Mike Trombley, R ERA: 3.39 (8, 1)	1.0	H	3	0	0	0	0	0	0	0	0	0	0	9	13	0.00	0.000
Jeff Shaw, R ERA: 3.04 (9, 1)	1.0	S	5	1	0	0	1	1	0	0	0	0	0	14	23	0.00	2.000

BOTTOM

Los Angeles Dodgers @ Pittsburgh Pirates
PNC Park, Pittsburgh, PA
 Tue Aug 07 2001, 7:05 PM EDT
 Att: 28,873 - Sunny - 94 F

livebaseballscorecards.com

AB	32
R	1
H	7
RBI	1
BB	2
SO	5
LOB	12



Batter	1	2	3	4	5	6	7	8	9	AB R H RBI BB SO LOB	TOP											
Paul Lo Duca, R OBP: 0.379, SLG: 0.583 (1, 2)	2-1 HR		4-0 2B SF8 BB		3-1 G5-4-3 1-2f		0-1 1B 1B	0-0 F8		4 3 2 1 1 0 2	Los Angeles Dodgers @ Pittsburgh Pirates PNC Park, Pittsburgh, PA Wed Aug 08 2001, 7:05 PM EDT Att. 29,528 - Sunny - 92 F											
Mark Grudzielanek, R OBP: 0.327, SLG: 0.406 (1, 4)	0-1 P4		0-0 SF8 1-3 2B			0-0 1B 2B	0-1 1B G5-4-3 1B	1-0 FC6-4 1-2f		5 2 3 0 0 0 1												
Shawn Green, L OBP: 0.360, SLG: 0.568 Hiram Bocachica, R OBP: 0.286, SLG: 0.384 (1, 9) (9, 9)	0-0 G3		1-2 SF8 2-3 3-H			0-0 1B 1B	2-2 G5-4-3 1-3 1B		0-2 P6	4 1 2 2 0 0 0 0 0 0 0 0 0 0												
Gary Sheffield, R OBP: 0.419, SLG: 0.572 McKay Christensen, L OBP: 0.429, SLG: 0.442 (1, 7) (9, PR) (9, 7)	3-1 FC6-4 1B		1-0 G6-3			2-1 HR 1-1-H 3-H	1-0 G5-4-3 1-2f 3-H		0-0 WP 1B	5 1 3 2 0 0 2 0 0 0 0 0 0 0												
Marquis Grissom, R OBP: 0.256, SLG: 0.474 (1, 8)	0-0 FC6-4 1-2f			2-1 F8		0-0 E4 HR	1-0 1B HBP		2-2 L5	4 1 0 0 0 0 3												
Eric Karros, R OBP: 0.307, SLG: 0.405 (1, 3)		2-1 G6-3		0-0 F9		1-2 HR	0-0 1B		2-2 F7	5 1 2 3 0 0 1												
Adrián Beltré, R OBP: 0.292, SLG: 0.425 (1, 5)		0-0 F9		0-1 F7		0-0 F8	3-3 K			4 0 0 0 0 1 2												
Jeff Reboulet, R OBP: 0.364, SLG: 0.434 (1, 6)		3-3 K			0-3 K	1-1 G4-3			1-0 P3	4 0 0 0 0 2 0												
Luke Prokopec, L OBP: 0.161, SLG: 0.194 Giovanni Carrara, R OBP: 0.250, SLG: 0.250 Dave Hansen, L OBP: 0.388, SLG: 0.366 Terry Mulholland, R (8, 1) (8, 1)			1-0 G3		1-0 K	1-3 K		4-1 FC6-4 BB		2 0 1 0 0 0 0 1 0 0 0 0 1 0 0 0 0 0 1 0 0 0 0 0 0 0 0 0												
Inning Stats	R: 1 E: 0 K: 0 S: 8	H: 2 LOB: 1 BB: 0 P: 13	R: 0 E: 0 K: 1 S: 7	H: 0 LOB: 0 BB: 0 P: 12	R: 1 E: 0 K: 0 S: 6	H: 1 LOB: 1 BB: 1 P: 13	R: 0 E: 0 K: 0 S: 5	H: 0 LOB: 0 BB: 0 P: 7	R: 0 E: 0 K: 1 S: 7	H: 1 LOB: 0 BB: 0 P: 11		R: 5 E: 1 K: 1 S: 16	H: 4 LOB: 0 BB: 0 P: 21	R: 2 E: 0 K: 1 S: 12	H: 4 LOB: 2 BB: 0 P: 19	R: 0 E: 0 K: 0 S: 4	H: 0 LOB: 1 BB: 1 P: 10	R: 0 E: 0 K: 0 S: 10	H: 1 LOB: 2 BB: 0 P: 14	1B: 9 2B: 2 3B: 0 HR: 2	SF: 1 SAC: 0 DP: 2 HBP: 1	WP: 1 PB: 0 SB: 1 CS: 0
PITCHER	IP WLS BF H R ER SO BB IBB HBP BLK WP HR S P ERA WHIP																					
Jimmy Anderson, L ERA: 5.66 (1, 1)	6.0 L 27 8 7 6 3 1 0 0 0 0 0 2 49 77 9.00 1.500																					
Marc Wilkins, R ERA: 9.82 (7, 1)	1.0 7 4 2 2 1 0 0 1 0 0 0 0 12 19 18.00 4.000																					
Omar Olivares, R ERA: 6.77 (8, 1)	1.0 4 0 0 0 0 1 0 0 0 0 0 0 4 10 0.00 1.000																					
Josias Manzanillo, R ERA: 3.75 (9, 1)	1.0 4 1 0 0 0 0 0 0 0 0 1 0 10 14 0.00 1.000																					

livebaseballscorecards.com

AB	38
R	9
H	13
RBI	8
BB	2
SO	4
LOB	11



Batter	1	2	3	4	5	6	7	8	9	AB R H RBI BB SO LOB
Abraham Nunez, S (1, 4) OBP: 0.341, SLG: 0.346	1-2 G5-4-3 1B		1-0 F9		2-1 SF8 1B	0-1 1B			1-0 1B	5 1 4 0 0 0 0
2 Jack Wilson, R (1, 6) OBP: 0.268, SLG: 0.330	2-2 G5-4-3 1-2f		0-3 K		1-1 SF8 SF8 1B	1-2 G4-3			1-3 K	5 1 1 0 0 2 3
Aramis Ramirez, R (1, 5) OBP: 0.359, SLG: 0.553	0-0 G6-3			4-1 S 18 1B BB	2-2 SF8			2-2 18 G5-4-3 1B	0-0 G4-6-3 1B	3 1 2 1 1 0 0
Brian Giles, L (1, 7) OBP: 0.396, SLG: 0.599		0-0 G4-3		3-3 K	4-0 18 HBP BB			3-1 P6	0-1 G4-6-3	4 0 0 0 1 1 4
18 Jason Kendall, R (1, 2) OBP: 0.322, SLG: 0.349		0-1 G1-3 1B		0-0 BB 1B	2-0 1-2 HBP			1-1 G5-4-3 1-2f		3 1 2 1 0 0 1
Craig Wilson, R (1, 9) OBP: 0.388, SLG: 0.621		0-2 G1-3		4-2 1B BB	0-1 SF8			0-0 G4-3		2 0 0 1 1 0 1
Kevin Young, R (1, 3) OBP: 0.311, SLG: 0.413		4-2 BB		0-0 1-2 2-H 1B	3-2 G5-3			1-2 1B		3 0 2 1 1 0 2
Tike Redman, L (1, 8) OBP: 0.250, SLG: 0.301		0-0 F7		1-1 F9		1-1 G3		0-1 F8		4 0 0 0 0 0 5
Jimmy Anderson, L (1, 1) 27 Alex Hernandez, L (6, PH) Marc Wilkins, R (7, 1) Omar Olivares, R (8, 1) Adam Hyzdou, R (8, PH) Josias Manzanillo, R (9, 1)			2-3 K	1-3 K		0-0 G3		0-2 P3		2 0 0 0 0 0 2 2 1 0 1 0 0 0 0 0 0 1 0 0 0 0 0 0 0 0

Inning Stats	R: 0	H: 1	E: 0	LOB: 0	K: 0	S: 8	P: 11	R: 0	H: 1	E: 0	LOB: 2	K: 0	S: 9	P: 13	R: 0	H: 0	E: 0	LOB: 0	K: 2	S: 7	R: 2	H: 2	E: 0	LOB: 2	K: 2	S: 13	R: 2	H: 2	E: 1	LOB: 2	K: 0	S: 14	R: 0	H: 1	E: 0	LOB: 1	K: 0	S: 8	R: 0	H: 1	E: 0	LOB: 0	K: 0	S: 8	R: 0	H: 1	E: 0	LOB: 1	K: 0	S: 10	R: 0	H: 2	E: 0	LOB: 1	K: 1	S: 7	1B: 11	SF: 2	2B: 0	SAC: 0	3B: 0	DP: 3	HR: 0	HBP: 1	WP: 0	PA: 40
PITCHER	IP	WLS	BF	H	R	ER	SO	BB	IBB	HBP	BLK	WP	HR	S	P	ERA	WHIP																																																	
Luke Prokopec, R (1, 1) ERA: 4.69	4.1		23	6	4	4	4	4	0	1	0	0	0	46	80	8.31	2.308																																																	
Giovanni Carrara, R (5, 1) ERA: 2.81	2.2	W	9	2	0	0	0	0	0	0	0	0	0	21	32	0.00	0.750																																																	
Terry Mulholland, L (8, 1) ERA: 4.24	2.0		8	3	0	0	1	0	0	0	0	0	0	17	20	0.00	1.500																																																	

BOTTOM

Los Angeles Dodgers @ Pittsburgh Pirates

PNC Park, Pittsburgh, PA

Wed Aug 08 2001, 7:05 PM EDT

Att: 29,528 - Sunny - 92 F

livebaseballscorecards.com

AB	33
R	4
H	11
RBI	4
BB	4
SO	5
LOB	19



Batter	1	2	3	4	5	6	7	8	9	AB R H RBI BB SO LOB	TOP											
McKay Christensen, L (1, 8) <small>OBP: 0.415, SLG: 0.447</small> Marquis Grissom, R (8, PH) <small>OBP: 0.255, SLG: 0.472</small>	0-0 G3		3-2 G3		0-0 G4-3	2-2 2B		0-3 K		4 0 1 1 0 0 0 1 0 0 0 0 1 1	Los Angeles Dodgers @ Pittsburgh Pirates PNC Park, Pittsburgh, PA Thu Aug 09 2001, 7:05 PM EDT Att. 29,841 - Overcast - 92 F											
Mark Grudzielanek, R (1, 4) <small>OBP: 0.328, SLG: 0.406</small>	2-3 K		1-0 1B		0-1 1B 2B	0-0 G5-3		1-3 K		5 1 2 0 0 2 2												
Gary Sheffield, R (1, 7) <small>OBP: 0.421, SLG: 0.571</small>	2-2 1B 1B		2-1 F7		2-1 2B E 1B	4-1 BB		2-2 F7		4 1 2 0 1 0 1												
Shawn Green, L (1, 9) <small>OBP: 0.359, SLG: 0.564</small>	1-0 1B		0-1 G3		0-3 K	3-3 K		3-2 G5-3		5 0 1 0 0 2 5												
Adrián Beltré, R (1, 5) <small>OBP: 0.300, SLG: 0.431</small>	0-3 K			1-2 E G3 1B	0-1 E6 PB 1B 2B		4-2 G4-3 BB	4-0 DI BB		3 2 2 1 2 1 2												
Dave Hansen, L (1, 3) <small>OBP: 0.385, SLG: 0.365</small> Paul Lo Duca, R (7, PH) <small>OBP: 0.377, SLG: 0.579</small>		2-2 P4		2-1 E6 G3 1B	2-0 1B	1-2 G4-3		2-2 G1-3		3 0 1 1 0 0 1 2 0 0 0 0 0 2												
Chad Kreuter, S (1, 2) <small>OBP: 0.376, SLG: 0.342</small>		1-0 F7		0-0 G3	3-2 G3		2-3 K			4 0 0 1 0 1 2												
Alex Cora, L (1, 6) <small>OBP: 0.285, SLG: 0.333</small> Jeff Reboulet, R (8, PH) <small>OBP: 0.367, SLG: 0.438</small>		4-2 BB		0-3 K		1-1 G4-3 2B 1B		0-1 1B		2 1 1 0 1 1 1 1 0 1 0 0 0 0												
Chan Ho Park, R (1, 1) <small>OBP: 0.216, SLG: 0.229</small> Tom Goodwin, L (6, PH) <small>OBP: 0.286, SLG: 0.346</small> Al Reyes, R (6, 1) Hiram Bocachica, R (8, PH) <small>OBP: 0.284, SLG: 0.381</small> Matt Herges, L (8, 1) <small>OBP: 0.400, SLG: 0.400</small>		0-0 F8		0-1 G6-3		0-0 G4-3		1-0 P4		2 0 0 0 0 0 2 1 0 0 0 0 0 1 0 0 0 0 0 0 0 1 0 0 0 0 0 1 0 0 0 0 0 0 0												
Inning Stats	R: 0 E: 0 K: 2 S: 11	H: 2 LOB: 2 BB: 0 P: 16	R: 0 E: 0 K: 0 S: 9	H: 0 LOB: 1 BB: 1 P: 16	R: 0 E: 0 K: 0 S: 8	H: 1 LOB: 1 BB: 0 P: 14	R: 1 E: 1 K: 1 S: 14	H: 1 LOB: 1 BB: 0 P: 17	R: 3 E: 1 K: 1 S: 14	H: 4 LOB: 1 BB: 0 P: 21		R: 1 E: 0 K: 1 S: 11	H: 2 LOB: 2 BB: 1 P: 21	R: 0 E: 0 K: 1 S: 9	H: 0 LOB: 0 BB: 1 P: 16	R: 0 E: 0 K: 2 S: 9	H: 1 LOB: 1 BB: 0 P: 11	R: 0 E: 0 K: 0 S: 10	H: 0 LOB: 1 BB: 1 P: 21	1B: 9 2B: 2 3B: 0 HR: 0	SF: 0 SAC: 0 DP: 1 HBP: 0	WP: 0 PB: 1 SB: 0 CS: 0
PITCHER	IP WLS BF H R ER SO BB IBB HBP BLK WP HR S P ERA WHIP																					
Todd Ritchie, R (1, 1) ERA: 4.1	5.1 W 28 10 5 4 4 1 0 0 0 0 0 0 62 93 6.75 2.062																					
Mike Lincoln, R (6, 1) ERA: 1.17	0.1 H 2 0 0 0 0 1 0 0 0 0 0 0 2 6 0.00 3.000																					
Scott Sauerbeck, L (6, 1) ERA: 6.07	2.0 H 7 1 0 0 3 1 0 0 0 0 0 0 18 29 0.00 1.000																					
Omar Olivares, R (8, 1) ERA: 6.75	0.1 H 1 0 0 0 1 0 0 0 0 0 0 0 3 4 0.00 0.000																					
Mike Fetters, R (9, 1) ERA: 5.67	1.0 S 4 0 0 0 0 1 0 0 0 0 0 0 10 21 0.00 1.000																					

livebaseballscorecards.com

AB	38
R	5
H	11
RBI	4
BB	4
SO	8
LOB	21



Batter	1	2	3	4	5	6	7	8	9	AB	R	H	RBI	BB	SO	LOB
Abraham Nunez, S (1, 4) OBP: 0.344, SLG: 0.357	0-0 G6-3 3B		1-3 K		0-0 P6	1-0 E5 1B				4	1	2	0	0	1	1
2 Jack Wilson, R (1, 6) OBP: 0.268, SLG: 0.333	1-0 G6-3		0-0 E1		0-2 F8 3B 2B	1-2 G6-3				4	1	1	1	0	0	3
Aramis Ramirez, R (1, 5) OBP: 0.355, SLG: 0.547	1-3 K		0-0 L4		1-2 F8			3-1 F9		4	0	0	0	0	1	3
Brian Giles, L (1, 7) OBP: 0.399, SLG: 0.615	0-0 HR			3-2 HR 2B	2-2 CS 3B			3-3 K		4	3	3	2	0	1	0
18 Jason Kendall, R (1, 2) OBP: 0.323, SLG: 0.347	1-3 K			2-0 HR HBP	4-0 CS BB			3-2 G5-3		2	1	0	0	1	1	0
Craig Wilson, R (1, 9) OBP: 0.393, SLG: 0.652		1-3 K		0-0 HR	3-2 CS	1-1 G4-3		4-1 FC4-6 BB		3	1	1	3	1	1	0
27 Alex Hernandez, L (8, PR) OBP: 0.091, SLG: 0.091				1-H 2-H						0	0	0	0	0	0	0
Kevin Young, R (1, 3) OBP: 0.310, SLG: 0.411		0-2 F8		1-3 K		2-2 BLK 2B 1B		0-1 F8		4	1	1	0	0	1	1
Tike Redman, L (1, 8) OBP: 0.250, SLG: 0.308		0-0 P3		0-0 F8		3-2 FC6-5 1-H 2B		1-0 FC4-6 2B		4	0	1	1	0	0	1
Todd Ritchie, R (1, 1) OBP: 0.213, SLG: 0.222			2-2 L4 2E 1B		0-3 K			0-1 FC6-5 1-H 2B		2	0	1	0	0	1	0
Mike Lincoln, R (6, 1) OBP: 0.333, SLG: 0.333										0	0	0	0	0	0	0
Scott Sauerbeck, R (6, 1) OBP: 0.333, SLG: 0.333										1	0	0	0	0	0	1
Omar Olivares, R (8, 1) OBP: 0.240, SLG: 0.440										0	0	0	0	0	0	0
Warren Morris, L (8, PH) OBP: 0.226, SLG: 0.333										1	0	1	0	0	0	0
Mike Fetters, R (9, 1)										0	0	0	0	0	0	0


Inning Stats	R: 2	H: 2	E: 0	LOB: 0	K: 2	BB: 0	S: 9	P: 12	R: 0	H: 0	E: 0	LOB: 0	K: 1	BB: 0	S: 7	P: 8	R: 0	H: 1	E: 1	LOB: 1	K: 1	BB: 0	S: 8	P: 11	R: 3	H: 2	E: 0	LOB: 0	K: 2	BB: 0	S: 13	P: 19	R: 2	H: 2	E: 0	LOB: 0	K: 0	BB: 1	S: 16	P: 26	R: 1	H: 3	E: 1	LOB: 2	K: 0	BB: 0	S: 14	P: 22	R: 0	H: 0	E: 0	LOB: 0	K: 1	BB: 0	S: 8	P: 17	R: 0	H: 1	E: 0	LOB: 3	K: 0	BB: 1	S: 6	P: 11
--------------	------	------	------	--------	------	-------	------	-------	------	------	------	--------	------	-------	------	------	------	------	------	--------	------	-------	------	-------	------	------	------	--------	------	-------	-------	-------	------	------	------	--------	------	-------	-------	-------	------	------	------	--------	------	-------	-------	-------	------	------	------	--------	------	-------	------	-------	------	------	------	--------	------	-------	------	-------

PITCHER	IP	WLS	BF	H	R	ER	SO	BB	IBB	HBP	BLK	WP	HR	S	P	ERA	WHIP
Chan Ho Park, R (1, 1) ERA: 3.12	5.0	L	23	7	7	7	6	1	0	0	0	0	0	53	76	12.60	1.600
Al Reyes, R (6, 1) ERA: 3.44	2.0		9	3	1	1	1	0	0	0	1	0	0	22	39	4.50	1.500
Matt Herges, R (8, 1) ERA: 3.51	1.0		4	1	0	0	0	1	0	0	0	0	0	6	11	0.00	2.000

BOTTOM

Los Angeles Dodgers @ Pittsburgh Pirates
PNC Park, Pittsburgh, PA
Thu Aug 09 2001, 7:05 PM EDT
Att. 29,841 - Overcast - 92 F

AB	33
R	8
H	11
RBI	7
BB	2
SO	7
LOB	10



WP	PA	37	
1B:	3	SF:	0
2B:	5	SAC:	0
3B:	2	DP:	1
HR:	2	HBP:	1
WP:	0	PA:	37
PB:	0	ERA:	
SB:	0	WHIP:	
CS:	2		

Batter	1	2	3	4	5	6	7	8	9	AB R H RBI BB SO LOB	TOP											
Paul Lo Duca, R (1, 2) OBP: 0.377, SLG: 0.575	0-2 G6-3	0-0 F3		4-2 BB		1-2 L9		1-1 FC6-4 2-H 1B		4 0 1 1 1 0 3	Los Angeles Dodgers @ Philadelphia Phillies Veterans Stadium, Philadelphia, PA Fri Aug 10 2001, 7:05 PM EDT Att. 16,298 - Cloudy - 76 F											
Mark Grudzielanek, R (1, 4) OBP: 0.324, SLG: 0.401	2-1 G5-3		0-3 K	1-2 F7		2-1 FC5-4 1-2f		0-0 FC6-4 1-2f		5 0 0 0 0 1 4												
Gary Sheffield, R (1, 7) OBP: 0.419, SLG: 0.569	1-0 L6		1-0 F3		0-1 G6-3		3-2 WP G3 2B		0-3 K	5 1 1 0 0 1 0												
Shawn Green, L (1, 9) OBP: 0.361, SLG: 0.570		2-0 HR	4-2 BB		0-0 CS 1B		2-2 G3 2-H		2-0 G3-1	4 1 2 2 1 0 0												
Eric Karros, R (1, 3) OBP: 0.312, SLG: 0.406		2-2 BB 1B	1-0 P6		2-0 BB 1B		1-2 G6-3		4-1 BB	4 1 2 0 1 0 1												
Adrián Beltré, R (1, 5) OBP: 0.306, SLG: 0.434		4-2 1B		0-2 2B	4-1 BB		0-3 K		0-2 F7	2 1 1 0 2 1 0												
Matt Herges, L (7, 1) OBP: 0.400, SLG: 0.400										0 0 0 0 0 0 0												
Al Reyes, R (8, 1)										0 0 0 0 0 0 0												
Hiram Bocachica, R (9, PH) OBP: 0.281, SLG: 0.378		1-2 BB			1-2 BB					1 0 0 0 0 0 1												
Marquis Grissom, R (1, 8) OBP: 0.252, SLG: 0.466		1-3 K		2-3 K	2-2 F3				0-3 K	4 0 0 0 0 3 5												
Alex Cora, L (1, 6) OBP: 0.294, SLG: 0.347		2-1 1B		0-0 2B		4-0 FC5-6 BB		3-1 1B 2B		3 1 3 2 1 0 0												
James Baldwin, R (1, 1) OBP: 0.100, SLG: 0.100		1-3 K		1-3 K		0-0 FC5-6 FC5-4 1-2f		0-0 F9		3 0 0 0 0 2 4												
Terry Mulholland, R (7, 1)										0 0 0 0 0 0 0												
Dave Hansen, L (7, 5) OBP: 0.382, SLG: 0.362										1 0 0 0 0 0 1												
Inning Stats	R: 0 E: 0 K: 0 S: 6	H: 0 LOB: 0 BB: 0 P: 9	R: 2 E: 0 K: 2 S: 16	H: 3 LOB: 2 BB: 1 P: 28	R: 0 E: 0 K: 1 S: 7	H: 0 LOB: 1 BB: 1 P: 13	R: 1 E: 0 K: 2 S: 16	H: 2 LOB: 2 BB: 1 P: 24	R: 0 E: 0 K: 0 S: 11	H: 2 LOB: 2 BB: 1 P: 19	R: 0 E: 0 K: 0 S: 8	H: 0 LOB: 1 BB: 1 P: 15	R: 1 E: 0 K: 1 S: 13	H: 1 LOB: 0 BB: 0 P: 19	R: 1 E: 0 K: 1 S: 9	H: 2 LOB: 1 BB: 0 P: 13	R: 0 E: 0 K: 1 S: 8	H: 0 LOB: 1 BB: 1 P: 14	1B: 5 2B: 4 3B: 0 HR: 1	SF: 0 SAC: 0 DP: 0 HBP: 0	WP: 1 PB: 0 SB: 0 CS: 1	PA: 42
PITCHER	IP WLS BF H R ER SO BB IBB HBP BLK WP HR S P ERA WHIP																					
Nelson Figueroa, R (1, 1) ERA: 2.98	5.0 W 26 7 3 3 5 5 0 0 0 0 0 1 56 97 5.40 2.400																					
Jose Santiago, R (6, 1) ERA: 5.09	1.0 H 4 1 1 1 0 0 0 0 0 0 0 0 11 17 9.00 1.000																					
Eddie Oropesa, L (7, 1) ERA: 5.87	0.1 H 1 0 0 0 0 0 0 0 0 0 1 0 3 5 0.00 0.000																					
Ricky Bottalico, R (7, 1) ERA: 3.81	1.2 H 7 2 1 1 2 0 0 0 0 0 0 0 16 21 5.40 1.200																					
Turk Wendell, R (9, 1) ERA: 4.07	1.0 4 0 0 0 1 1 0 0 0 0 0 0 8 14 0.00 1.000																					

AB	36
R	5
H	10
RBI	5
BB	6
SO	8
LOB	19



Batter	1	2	3	4	5	6	7	8	9
11 Jimmy Rollins, S OBP: 0.318, SLG: 0.428 (1, 6)	2-2 G4-3 ①		3-3 K ①		2-1 HR ①		4-2 1B 2B BB ①	0-1 F2 ③	
Marlon Anderson, L OBP: 0.336, SLG: 0.443 (1, 4)	1-1 P5 ②		4-1 3B BB ②		0-1 G4-3 ②		1-2 2B HR 1B ②		
Scott Rolen, R OBP: 0.372, SLG: 0.454 (1, 5)	0-3 K ③		1-1 SF7 3B 1-H 2-H ③		0-2 1B 2B ③		1-1 HR 2B ③		
Bobby Abreu, L OBP: 0.402, SLG: 0.558 (1, 9)		3-2 G6-3 ①	2-2 SF7 ②		1-2 CS 1B 2-H ③		4-0 HR IBB ③		
Pat Burrell, R OBP: 0.353, SLG: 0.464 (1, 7)		4-2 1B BB ③	1-3 K ③		1-2 CS 1-2 ③	1-3 K ①	3-2 HR 1-H 2-H 3-H ③		
Travis Lee, L OBP: 0.344, SLG: 0.449 (1, 3)		1-3 K ②		0-1 F7 ①		2-2 G4-3 ②	0-0 WP 2B ③		
Brian Hunter, R OBP: 0.373, SLG: 0.404 (1, 8)		0-1 1B ③		0-0 G5-3 ②		0-3 K ③	1-2 F7 2-3 ③		
Ricky Bottalico, L OBP: 0.333, SLG: 0.667 (7, 1)		1-2 1B ③		0-1 G4-3 ③			0-2 G6-3 ①	0-3 K ①	
Turk Wendell, L (9, 1)									
Johnny Estrada, S OBP: 0.285, SLG: 0.363 (1, 2)		0-0 P3 ③							
Nelson Figueroa, R OBP: 0.333, SLG: 0.353 (1, 1)			3-2 3B 2B ③		1-2 G5-3 ①		1-1 L8 ②	0-2 F8 ②	
Jose Santiago, R (6, 1)									
Eddie Oropesa, L (7, 1)									
Doug Glanville, R OBP: 0.290, SLG: 0.394 (7, 8)									

Inning Stats	R: 0	H: 0	E: 0	K: 1	S: 8	H: 0	LOB: 0	BB: 0	P: 11	R: 0	H: 1	E: 0	K: 1	S: 12	R: 3	H: 2	E: 0	K: 2	S: 17	R: 0	H: 0	E: 0	K: 0	S: 5	R: 2	H: 3	E: 0	K: 0	S: 16	R: 0	H: 0	E: 0	K: 2	S: 12	R: 5	H: 4	E: 0	K: 0	S: 20	R: 0	H: 0	E: 0	K: 1	S: 10	H: 0	LOB: 0	BB: 0	P: 10	1B: 3	SF: 1	2B: 4	SAC: 0	3B: 1	DP: 0	HR: 2	HBP: 0	WP: 1	PA: 38
--------------	------	------	------	------	------	------	--------	-------	-------	------	------	------	------	-------	------	------	------	------	-------	------	------	------	------	------	------	------	------	------	-------	------	------	------	------	-------	------	------	------	------	-------	------	------	------	------	-------	------	--------	-------	-------	-------	-------	-------	--------	-------	-------	-------	--------	-------	--------

PITCHER	IP	WLS	BF	H	R	ER	SO	BB	IBB	HBP	BLK	WP	HR	S	P	ERA	WHIP
James Baldwin, R ERA: 4.36 (1, 1)	6.0	L	25	6	5	5	6	2	0	0	0	0	1	70	103	7.50	1.333
Terry Mulholland, L ERA: 4.61 (7, 1)	0.2		4	1	2	2	0	1	0	0	0	0	0	10	16	27.00	3.000
Matt Herges, R ERA: 3.06 (7, 1)	0.1		5	3	3	3	0	0	1	0	0	1	1	10	19	81.00	9.000
Al Reyes, R ERA: 3.26 (8, 1)	1.0		3	0	0	0	1	0	0	0	0	0	0	10	10	0.00	0.000

BOTTOM

Los Angeles Dodgers @ Philadelphia Phillies
Veterans Stadium, Philadelphia, PA
Fri Aug 10 2001, 7:05 PM EDT
Att. 16,298 - Cloudy - 76 F

livebaseballscores.com

AB	32
R	10
H	10
RBI	10
BB	4
SO	7
LOB	5



Batter	1	2	3	4	5	6	7	8	9	AB R H RBI BB SO LOB	TOP											
Paul Lo Duca, R (1, 2) OBP: 0.376, SLG: 0.571	2-2 P3		1-2 G5-3		2-1 1B		3-3 K			4 0 1 2 0 1 3	Los Angeles Dodgers @ Philadelphia Phillies Veterans Stadium, Philadelphia, PA Sat Aug 11 2001, 4:05 PM EDT Att. 25,344 - Cloudy - 73 F											
Mark Grudzielanek, R (1, 4) OBP: 0.321, SLG: 0.396	2-1 G5-3		2-3 K		1-3 K			3-3 K		4 0 0 0 0 3 2												
Gary Sheffield, R (1, 7) OBP: 0.415, SLG: 0.563	1-3 K			1-0 F8		0-1 L5		0-1 G5-3		4 0 0 0 0 1 0												
Shawn Green, L (1, 9) OBP: 0.358, SLG: 0.565		0-3 K		0-0 G6-3		1-0 P5		1-2 F9		4 0 0 0 0 1 0												
Eric Karros, R (1, 3) OBP: 0.308, SLG: 0.401		2-3 K		1-2 G4-3		1-0 L9		3-3 K		4 0 0 0 0 2 0												
Adrián Beltré, R (1, 5) OBP: 0.305, SLG: 0.432		1-3 K			1-2 2B F3 1B		2-2 F8		2-1 G5-3	4 1 1 0 0 1 0												
Marquis Grissom, R (1, 8) OBP: 0.255, SLG: 0.466			0-2 SH1-4 HBP G5-3 1B		3-3 K		0-0 FC4-6 1B		2-2 G6-3	4 1 2 0 0 1 1												
Alex Cora, L (1, 6) OBP: 0.297, SLG: 0.351			1-0 G5-3 SH1-4 HBP		1-2 F3 1B 2B		2-1 FC4-6 WP HBP			2 1 1 0 0 0 1												
Eric Gagne, R (1, 1) OBP: 0.143, SLG: 0.235			2-2 SH1-4		1-0 F3		2-0 HBP			0 0 0 0 0 0 0												
Dave Hansen, L (5, PH) OBP: 0.379, SLG: 0.358			1-2 2-3		2-3 3-H					1 0 0 0 0 0 1												
Giovanni Carrara, R (5, 1) OBP: 0.250, SLG: 0.250										0 0 0 0 0 0 0												
McKay Christensen, L (7, PH) OBP: 0.426, SLG: 0.447										0 0 0 0 0 0 0												
Mike Trombley, R (7, 1)										0 0 0 0 0 0 0												
Inning Stats	R: 0 E: 0 K: 1 S: 8	H: 0 LOB: 0 BB: 0 P: 13	R: 0 E: 0 K: 3 S: 9	H: 0 LOB: 0 BB: 0 P: 12	R: 1 E: 0 K: 1 S: 16	H: 1 LOB: 1 BB: 0 P: 22	R: 0 E: 0 K: 0 S: 6	H: 0 LOB: 0 BB: 0 P: 8	R: 2 E: 0 K: 2 S: 19	H: 3 LOB: 1 BB: 0 P: 28	R: 0 E: 0 K: 0 S: 4	H: 0 LOB: 0 BB: 0 P: 6	R: 0 E: 0 K: 1 S: 12	H: 1 LOB: 2 BB: 0 P: 21	R: 0 E: 0 K: 1 S: 9	H: 0 LOB: 0 BB: 0 P: 13	R: 0 E: 0 K: 1 S: 8	H: 0 LOB: 0 BB: 0 P: 15	1B: 4 2B: 1 3B: 0 HR: 0	SF: 0 SAC: 1 DP: 0 HBP: 2	WP: 1 PB: 0 SB: 1 CS: 0	PA: 34
PITCHER	IP WLS BF H R ER SO BB IBB HBP BLK WP HR S P ERA WHIP																				IP WLS BF H R ER SO BB IBB HBP BLK WP HR S P ERA WHIP	
Robert Person, R (1, 1) ERA: 4.84	7.0 W 28 5 3 3 8 0 0 2 0 1 0 74 110 3.86 0.714																					
Turk Wendell, R (8, 1) ERA: 3.99	1.0 3 0 0 0 1 0 0 0 0 0 0 0 9 13 0.00 0.000																					
Jose Mesa, R (9, 1) ERA: 2.34	1.0 3 0 0 0 0 1 0 0 0 0 0 0 8 15 0.00 0.000																					

livebaseballscorecards.com

AB	31
R	3
H	5
RBI	2
BB	0
SO	10
LOB	8



Batter	1	2	3	4	5	6	7	8	9	AB R H RBI BB SO LOB
--------	---	---	---	---	---	---	---	---	---	----------------------

11 Jimmy Rollins, S <small>(1, 6)</small> <small>OBP: 0.318, SLG: 0.426</small>	<small>3-2</small> 	<small>2-3</small> 		<small>0-1</small> 		<small>3-3</small> 				4 1 1 0 0 2 1
Marlon Anderson, L <small>(1, 4)</small> <small>OBP: 0.335, SLG: 0.441</small>	<small>2-2</small> 		<small>0-3</small> 	<small>0-3</small> 		<small>1-0</small> 				4 1 1 0 0 2 2
Scott Rolen, R <small>(1, 5)</small> <small>OBP: 0.375, SLG: 0.464</small>	<small>0-3</small> 		<small>2-0</small> 		<small>2-2</small> 		<small>0-0</small> 			4 1 3 1 0 1 2
Bobby Abreu, L <small>(1, 9)</small> <small>OBP: 0.400, SLG: 0.555</small>	<small>4-1</small> 		<small>0-0</small> 		<small>1-1</small> 		<small>0-3</small> 			3 1 0 0 0 1 1 2
Pat Burrell, R <small>(1, 7)</small> <small>OBP: 0.350, SLG: 0.459</small>	<small>2-2</small> 		<small>2-3</small> 		<small>1-0</small> 		<small>0-2</small> 			4 0 0 0 0 1 5
Travis Lee, L <small>(1, 3)</small> <small>OBP: 0.348, SLG: 0.457</small>	<small>0-0</small> 			<small>1-0</small> 		<small>4-1</small> 		<small>0-0</small> 		2 2 1 4 1 0 0
Doug Glanville, R <small>(1, 8)</small> <small>OBP: 0.290, SLG: 0.392</small>	<small>2-2</small> 			<small>0-0</small> 		<small>3-3</small> 		<small>2-1</small> 		4 0 1 0 0 1 2
Johnny Estrada, S <small>(1, 2)</small> <small>OBP: 0.289, SLG: 0.377</small>		<small>0-2</small> 		<small>2-0</small> 		<small>0-0</small> 		<small>0-1</small> 		3 1 1 1 0 0 0
Robert Person, R <small>(1, 1)</small> <small>OBP: 0.184, SLG: 0.234</small>		<small>1-1</small> 		<small>2-2</small> 		<small>0-3</small> 		<small>1-3</small> 		3 0 0 0 0 0 1 3
Turk Wendell, L <small>(8, 1)</small>				<small>1-2</small> 						0 0 0 0 0 0 0
23 Kevin Jordan, R <small>(8, PH)</small>										1 0 0 0 0 1 0
Jose Mesa, R <small>(9, 1)</small>										0 0 0 0 0 0 0

Inning Stats	R: 4 E: 0 K: 1 S: 19	H: 3 LOB: 0 BB: 1 P: 32	R: 0 E: 0 K: 1 S: 9	H: 0 LOB: 0 BB: 0 P: 12	R: 0 E: 0 K: 2 S: 8	H: 1 LOB: 1 BB: 0 P: 12	R: 1 E: 2 K: 1 S: 10	H: 1 LOB: 2 BB: 0 P: 15	R: 0 E: 0 K: 1 S: 12	H: 1 LOB: 2 BB: 1 P: 23	R: 1 E: 0 K: 2 S: 9	H: 1 LOB: 0 BB: 0 P: 13	R: 1 E: 0 K: 1 S: 8	H: 1 LOB: 0 BB: 0 P: 8	R: 0 E: 0 K: 1 S: 7	H: 0 LOB: 0 BB: 0 P: 10	1B: 5 2B: 1 3B: 0 HR: 3	SF: 0 SAC: 0 DP: 1 HBP: 2	WP: 0 PB: 0 SB: 0 CS: 0	PA: 36
--------------	-------------------------------	----------------------------------	------------------------------	----------------------------------	------------------------------	----------------------------------	-------------------------------	----------------------------------	-------------------------------	----------------------------------	------------------------------	----------------------------------	------------------------------	---------------------------------	------------------------------	----------------------------------	----------------------------------	------------------------------------	----------------------------------	--------

PITCHER	IP	WLS	BF	H	R	ER	SO	BB	IBB	HBP	BLK	WP	HR	S	P	ERA	WHIP
Eric Gagne, R <small>(1, 1)</small> <small>ERA: 4.92</small>	4.0	L	20	5	5	4	5	1	0	2	0	0	1	46	71	9.00	1.500
Giovanni Carrara, R <small>(5, 1)</small> <small>ERA: 2.88</small>	2.0		9	2	1	1	3	1	0	0	0	0	1	21	36	4.50	1.500
Mike Trombley, R <small>(7, 1)</small> <small>ERA: 3.43</small>	2.0		7	1	1	1	2	0	0	0	0	0	1	15	18	4.50	0.500

BOTTOM

Los Angeles Dodgers @ Philadelphia Phillies
Veterans Stadium, Philadelphia, PA
Sat Aug 11 2001, 4:05 PM EDT
Att: 25,344 - Cloudy - 73 F

livebaseballscores.com

AB	32
R	7
H	8
RBI	6
BB	2
SO	10
LOB	17



Batter	1	2	3	4	5	6	7	8	9	AB	R	H	RBI	BB	SO	LOB										
Tom Goodwin, L (1, 8) OBP: 0.285, SLG: 0.341 Chad Kreuter, S (9, PH) OBP: 0.374, SLG: 0.340	 2-3 ①		 2B G6-3 BB 4-1 ②		 P6 1-0 ③			 F8 2-2 ①	 F5 2-1 ③	3	1	0	0	1	1	0										
Mark Grudzielanek, R (1, 4) OBP: 0.325, SLG: 0.405	 2-3 ②		 2B 1-3 ③		 2B 2-1 ③			 1B SF9 1B 2-2 ③		4	1	3	0	0	1	0										
Gary Sheffield, R (1, 7) OBP: 0.416, SLG: 0.561	 BB 4-2 ③		 G6-3 0-1 ②		 K 3-3 ③			 BB 1B 1-3 ③		3	0	1	1	1	1	2										
Shawn Green, L (1, 9) OBP: 0.360, SLG: 0.562	 G4-3 1-0 ③		 FC4 BB 3-H 4-2 ③		 G4-3 0-2 ①			 BB 1B 1-2 4-2 ③		2	0	0	0	2	0	1										
Paul Lo Duca, R (1, 2) OBP: 0.371, SLG: 0.565		 G4-3 2-2 ①	 FC4 2-1 ③			 F9 0-1 ②		 SF9 1-1 ②		3	0	0	1	0	0	2										
Eric Karros, R (1, 3) OBP: 0.305, SLG: 0.396		 L7 2-2 ②		 F8 0-0 ①		 G5-3 1-2 ③		 K 2-3 ③		4	0	0	0	0	1	2										
Adrian Beltré, R (1, 5) OBP: 0.305, SLG: 0.430		 1B S 3-2 ③		 K 2-3 ②			 F9 0-1 ①		 F8 1-1 ①	4	0	1	0	0	1	0										
Alex Cora, L (1, 6) OBP: 0.294, SLG: 0.347	 K 1-2 ③		 G3 0-1 ③				 F7 2-2 ②		 P4 0-2 ②	4	0	0	0	0	1	1										
Terry Adams, R (1, 1) OBP: 0.074, SLG: 0.040 McKay Christensen, L (7, PH) OBP: 0.418, SLG: 0.438 Matt Herges, L (7, 1) OBP: 0.460, SLG: 0.400 Jesse Orosco, R (7, 1) OBP: 0.281, SLG: 0.378 Mike Trombley, R (8, 1) OBP: 0.281, SLG: 0.378 Dave Hansen, L (9, PH) OBP: 0.363, SLG: 0.358 Hiram Bocachica, R (9, PR) OBP: 0.281, SLG: 0.378	 K 2-3 ①		 K 0-3 ①		 K 2-3 ①			 F9 2-0 ③		 BB 4-0 ③	2	0	0	0	0	2	0									
Inning Stats	R: 0 E: 0 K: 2 S: 10	H: 0 LOB: 1 BB: 1 P: 19	R: 0 E: 0 K: 1 S: 17	H: 1 LOB: 1 BB: 0 P: 26	R: 1 E: 0 K: 1 S: 13	H: 1 LOB: 2 BB: 2 P: 26	R: 0 E: 0 K: 1 S: 7	H: 0 LOB: 0 BB: 0 P: 9	R: 0 E: 0 K: 2 S: 9	H: 1 LOB: 1 BB: 0 P: 17	R: 0 E: 0 K: 0 S: 8	H: 0 LOB: 0 BB: 0 P: 9	R: 0 E: 0 K: 0 S: 6	H: 0 LOB: 0 BB: 0 P: 10	R: 1 E: 0 K: 1 S: 15	H: 2 LOB: 2 BB: 1 P: 27	R: 0 E: 0 K: 0 S: 7	H: 0 LOB: 1 BB: 1 P: 14	1B: 3 2B: 2 3B: 0 HR: 0	SF: 1 SAC: 0 DP: 0 HBP: 0	WP: 0 PB: 0 SB: 1 CS: 0	PA: 37				
PITCHER	IP	WLS	BF	H	R	ER	SO	BB	IBB	HBP	BLK	WP	HR	S	P	ERA	WHIP								ERA	WHIP
Brandon Duckworth, R (1, 1) ERA: 2.77	7.0	W	27	3	1	1	7	3	0	0	0	0	0	70	116	1.29	0.857									
Turk Wendell, R (8, 1) ERA: 4.13	0.1	H	3	2	1	1	0	0	0	0	0	0	0	8	13	27.00	6.000									
Eddie Oropesa, L (8, 1) ERA: 5.87	0.0		1	0	0	0	0	1	0	0	0	0	0	2	6	∞	∞									
Ricky Bottalico, R (8, 1) ERA: 3.75	0.2	H	2	0	0	0	1	0	0	0	0	0	0	5	8	0.00	0.000									
Jose Mesa, R (9, 1) ERA: 2.29	1.0	S	4	0	0	0	0	1	0	0	0	0	0	7	14	0.00	1.000									

TOP

Los Angeles Dodgers @ Philadelphia Phillies

Veterans Stadium, Philadelphia, PA

Sun Aug 12 2001, 1:35 PM EDT
Att. 21,477 - Cloudy - 77 F

AB	R	H	RBI	BB	SO	LOB
31	2	5	2	5	8	9

livebaseballscorecards.com

Batter	1	2	3	4	5	6	7	8	9	AB R H RBI BB SO LOB	TOP															
Peter Bergeron, L (1, 8) OBP: 0.301, SLG: 0.324	4-2 G4-3 BB		2-2 P6			1-1 3B			1-1 2B 1B	3 1 2 0 1 0 0																
Geoff Blum, S (1, 5) OBP: 0.318, SLG: 0.355	1-1 F8			0-1 G3		1-1 G4-3			2-0 F2	4 0 0 0 0 0 3																
Vladimir Guerrero, R (1, 9) OBP: 0.386, SLG: 0.602	2-0 G4-3 1-2f			1-2 G6-3			0-0 F3		1-2 2B 2B	4 1 1 0 0 0 1																
Lee Stevens, L (1, 3) OBP: 0.320, SLG: 0.425		1-1 G4-3		2-3 K			3-2 P6		4-0 2B IBB	3 1 0 0 1 1 0																
Orlando Cabrera, R (1, 6) OBP: 0.309, SLG: 0.395		2-2 P4			0-0 G1-3		1-1 G6-3		0-1 1B G1-3 2B	4 1 1 3 0 0 0																
Mark Smith, R (1, 7) OBP: 0.345, SLG: 0.430		4-0 BB			3-3 K			0-0 2B	3-1 G1-3 1B	3 0 2 0 1 1 0																
Randy Knorr, R (1, 2) OBP: 0.308, SLG: 0.370		3-3 K			1-1 G1-3			0-1 1B	1-2 G1-3	3 0 1 0 0 1 1																
Henry Mateo, S (8, PR) OBP: 0.333, SLG: 0.444									1-2 3-H	0 0 0 0 0 0 0																
Michael Barrett, R (8, 2) OBP: 0.294, SLG: 0.369									3-1 IBB	1 0 0 1 0 0 1																
Mike Mordecai, R (1, 4) OBP: 0.320, SLG: 0.403			1-2 G5-3			2-1 G1-3		0-0 F9	4-0 IBB	3 0 0 0 1 0 1																
Tony Armas, R (1, 1) OBP: 0.179, SLG: 0.205			2-3 K			2-1 G4-3		3-2 P6	0-1 F6	2 0 0 0 0 1 0																
Scott Stewart, R (7, 1) OBP: 0.136, SLG: 0.333										0 0 0 0 0 0 0																
Britt Reames, R (7, 1) OBP: 0.136, SLG: 0.333										0 0 0 0 0 0 0																
Fernando Seguinol, S (8, PH) OBP: 0.192, SLG: 0.188										1 0 0 0 0 0 1																
Scott Strickland, R (8, 1) OBP: 0.192, SLG: 0.188										0 0 0 0 0 0 0																
Graeme Lloyd, L (8, 1) OBP: 0.192, SLG: 0.188										1 0 0 0 0 0 2																
Inning Stats	R: 0 E: 0 K: 0 S: 5	H: 0 LOB: 0 BB: 1 P: 12	R: 0 E: 0 K: 1 S: 9	H: 0 LOB: 1 BB: 1 P: 19	R: 0 E: 0 K: 1 S: 12	H: 0 LOB: 0 BB: 0 P: 17	R: 0 E: 0 K: 1 S: 8	H: 0 LOB: 0 BB: 0 P: 11	R: 0 E: 0 K: 1 S: 7	H: 0 LOB: 0 BB: 0 P: 11	R: 0 E: 0 K: 0 S: 8	H: 1 LOB: 1 BB: 0 P: 14	R: 0 E: 0 K: 0 S: 6	H: 0 LOB: 0 BB: 0 P: 10	R: 0 E: 0 K: 0 S: 8	H: 2 LOB: 1 BB: 0 P: 11	R: 4 E: 0 K: 0 S: 15	H: 4 LOB: 2 BB: 2 P: 31	1B: 3 2B: 3 3B: 1 HR: 0	SF: 0 SAC: 0 DP: 1 HBP: 0	WP: 0 PB: 0 SB: 0 CS: 0	PA: 36				
PITCHER	IP WLS BF H R ER SO BB IBB HBP BLK WP HR S P ERA WHIP																									
Chan Ho Park, R (1, 1) ERA: 2.98	8.0	27	3	0	0	4	2	0	0	0	0	0	63	105	0.00	0.625										
Jeff Shaw, R (9, 1) ERA: 3.64	1.0	L	9	4	4	4	0	0	2	0	0	0	15	31	36.00	4.000										

Montreal Expos @ Los Angeles Dodgers
Dodger Stadium, Los Angeles, CA
 Tue Aug 14 2001, 7:10 PM PDT
 Att. 30,085 - Sunny - 74 F

livebaseballscorecards.com

AB	32
R	4
H	7
RBI	4
BB	4
SO	4
LOB	10



Batter	1	2	3	4	5	6	7	8	9	AB	R	H	RBI	BB	SO	LOB
Alex Cora, L OBP: 0.296, SLG: 0.349 Paul Lo Duca, R OBP: 0.370, SLG: 0.564 (9, 3)	1-2 BB WP 1B	2-1 P6			1-2 G4-6-3 WP 1B		0-0 FC1-6 G5-3 1-2f	1-3 K		4	0	2	0	0	0	1
Mark Grudzielanek, R OBP: 0.326, SLG: 0.402 (1, 4)	1-1 F7		2-1 HBP		4-1 G4-6-3 1-2 BB		3-2 G5-3 1-2	2-2 F9		3	0	0	0	1	0	2
Shawn Green, L OBP: 0.362, SLG: 0.561 (1, 9)	4-2 BB 1-2 BB		2-2 L9		1-0 G4-6-3 1-2f 2-3		4-2 BB	2-2 G6-4-3 1B		3	0	1	0	2	0	3
Gary Sheffield, R OBP: 0.415, SLG: 0.556 (1, 7)	4-2 1-2 2-3 BB		0-1 P4		4-0 IBB		1-1 F8	0-1 G6-4-3 1-2f		3	0	0	0	2	0	4
Eric Karros, R OBP: 0.304, SLG: 0.392 Tom Goodwin, L OBP: 0.285, SLG: 0.341 Jeff Reboulet, R OBP: 0.367, SLG: 0.438 (9, 6)	2-3 K		2-2 F3		3-2 L8			4-2 G5-4-3 1B BB		3	0	0	0	1	1	6
Adrián Beltré, R OBP: 0.304, SLG: 0.427 (1, 5)	1-2 F3			1-0 F9		1-2 G6-3		1-1 G5-4-3 1B		4	0	1	0	0	0	3
Marquis Grissom, R OBP: 0.252, SLG: 0.460 (1, 8)		2-3 K		2-1 G5-3		1-3 K		1-1 G5-4-3 1-2f 2-3		4	0	0	0	0	2	2
Chad Kreuter, S OBP: 0.382, SLG: 0.361 (1, 2)		3-2 HR		4-1 BB		2-3 K		4-2 BB BB		2	1	1	1	2	1	0
Chan Ho Park, R OBP: 0.222, SLG: 0.220 Dave Hansen, L OBP: 0.388, SLG: 0.358 Jeff Shaw, R (9, 1)		1-0 F8		1-3 K		4-2 FC1-6 BB		4-1 BB		2	0	0	0	1	1	1

Inning Stats	R: 0	H: 1	E: 0	LOB: 3	K: 1	BB: 2	S: 15	R: 1	H: 1	E: 0	LOB: 0	K: 1	BB: 0	S: 11	R: 0	H: 0	E: 0	LOB: 1	K: 0	BB: 0	S: 10	R: 0	H: 0	E: 0	LOB: 1	K: 1	BB: 1	S: 7	R: 0	H: 1	E: 0	LOB: 2	K: 0	BB: 2	S: 9	R: 0	H: 0	E: 0	LOB: 0	K: 2	BB: 0	S: 12	R: 0	H: 0	E: 0	LOB: 2	K: 0	BB: 2	S: 11	R: 0	H: 1	E: 0	LOB: 3	K: 1	BB: 3	S: 15	R: 0	H: 1	E: 0	LOB: 0	K: 0	BB: 0	S: 11	R: 0	H: 1	E: 0	LOB: 0	K: 0	BB: 0	S: 11	1B: 4	2B: 0	3B: 0	HR: 1	SF: 0	SAC: 0	DP: 3	HBP: 1
--------------	------	------	------	--------	------	-------	-------	------	------	------	--------	------	-------	-------	------	------	------	--------	------	-------	-------	------	------	------	--------	------	-------	------	------	------	------	--------	------	-------	------	------	------	------	--------	------	-------	-------	------	------	------	--------	------	-------	-------	------	------	------	--------	------	-------	-------	------	------	------	--------	------	-------	-------	------	------	------	--------	------	-------	-------	-------	-------	-------	-------	-------	--------	-------	--------

PITCHER	IP	WLS	BF	H	R	ER	SO	BB	IBB	HBP	BLK	WP	HR	S	P	ERA	WHIP
Tony Armas, R ERA: 3.89 (1, 1)	6.0		26	3	1	1	5	4	1	1	0	2	1	64	116	1.50	1.167
Scott Stewart, L ERA: 4.0 (7, 1)	0.2		4	0	0	0	0	2	0	0	0	0	0	9	20	0.00	3.000
Britt Reames, R ERA: 5.76 (7, 1)	0.1		1	0	0	0	0	0	0	0	0	0	0	2	3	0.00	0.000
Scott Strickland, R ERA: 3.7 (8, 1)	0.2		5	1	0	0	0	3	0	0	0	0	0	10	24	0.00	6.000
Graeme Lloyd, L ERA: 3.51 (8, 1)	1.1	W	4	1	0	0	1	0	0	0	0	0	0	16	21	0.00	0.750

BOTTOM

Montreal Expos @ Los Angeles Dodgers
Dodger Stadium, Los Angeles, CA

Tue Aug 14 2001, 7:10 PM PDT
Att: 30,085 - Sunny - 74 F

AB	29
R	1
H	5
RBI	1
BB	10
SO	6
LOB	25

livebaseballscores.com



Batter	1	2	3	4	5	6	7	8	9	AB R H RBI BB SO LOB	TOP		
Peter Bergeron, L (1, 8) OBP: 0.307, SLG: 0.343	1-2 G5-3 1B		0-1 F9		3-2 HR			1-2 G4-6-3 1B		4 1 3 1 0 0 0			
Mike Mordecai, R (1, 4) OBP: 0.315, SLG: 0.397	0-0 F7		2-2 P6		0-0 L7			1-0 G4-6-3 1B		3 0 0 0 0 0 1			
Masato Yoshii, R (5, 1) OBP: 0.167, SLG: 0.091								1-2 G4-6-3 1B		0 0 0 0 0 0 0			
Mark Smith, R (8, PH) OBP: 0.349, SLG: 0.434										1 0 1 0 0 0 0			
Vladimir Guerrero, R (1, 9) OBP: 0.383, SLG: 0.598	2-1 G5-3			2-2 L4		0-0 E6		1-2 G4-6-3 1B		3 0 0 0 0 0 1			
Fernando Seguinol, S (7, 9) OBP: 0.189, SLG: 0.184	1-2					G1-6-3		1-2f 2-3		1 0 0 0 0 0 2			
Lee Stevens, L (1, 3) OBP: 0.319, SLG: 0.422	4-2 BB			1-1 G3		0-0 G1-6-3		0-1 G4-3		3 0 0 0 1 0 2			
Joey Eischen, L (8, 1)						1-2f				0 0 0 0 0 0 0			
Orlando Cabrera, R (1, 6) OBP: 0.311, SLG: 0.394	1-2 P4			4-1 1B BB		0-0 1B			0-0 F9	3 0 1 0 1 0 2			
Geoff Blum, S (1, 5) OBP: 0.320, SLG: 0.357			0-1 F8		0-0 P6				0-1 FC6 1B	4 0 2 0 0 0 1			
Michael Barrett, R (1, 2) OBP: 0.291, SLG: 0.364			0-1 G6-3		0-1 G5-3		1-2 F7		0-0 F3	4 0 0 0 0 0 3			
Brad Wilkerson, L (1, 7) OBP: 0.288, SLG: 0.333			1-3 K		0-0 F8		1-2 G3		2-2 FC6	4 0 0 0 0 1 1			
Carl Pavano, R (1, 1)					1-1 F9		1-2 P6			1 0 0 0 0 0 0			
Mike Thurman, R (4, 1) OBP: 0.103, SLG: 0.037										0 0 0 0 0 0 0			
Ryan Minor, R (5, PH) OBP: 0.261, SLG: 0.291							1-0 F2			2 0 0 0 0 0 0			
Inning Stats	R: 0 H: 1 E: 0 LOB: 2 K: 0 BB: 1 S: 13 P: 21	R: 0 H: 0 E: 0 LOB: 0 K: 1 BB: 0 S: 7 P: 8	R: 0 H: 0 E: 0 LOB: 0 K: 0 BB: 0 S: 7 P: 10	R: 0 H: 1 E: 0 LOB: 2 K: 0 BB: 1 S: 9 P: 16	R: 1 H: 1 E: 0 LOB: 0 K: 0 BB: 0 S: 8 P: 12	R: 0 H: 1 E: 1 LOB: 1 K: 0 BB: 0 S: 4 P: 4	R: 0 H: 0 E: 0 LOB: 0 K: 0 BB: 0 S: 7 P: 10	R: 0 H: 2 E: 0 LOB: 1 K: 0 BB: 0 S: 10 P: 13	R: 0 H: 1 E: 0 LOB: 1 K: 0 BB: 0 S: 7 P: 9	1B: 6 SF: 0 2B: 0 SAC: 0 3B: 0 DP: 2 HR: 1 HBP: 0	WP: 0 PA: 35 PB: 0 SB: 0 CS: 0		
PITCHER	IP WLS BF H R ER SO BB IBB HBP BLK WP HR S P ERA WHIP											PITCHER	IP WLS BF H R ER SO BB IBB HBP BLK WP HR S P ERA WHIP
Giovanni Carrara, R (1, 1) ERA: 2.73	6.0 W 24 4 1 1 1 2 0 0 0 0 0 1 48 71 1.50 1.000												
Terry Mulholland, L (7, 1) ERA: 4.4	2.0 7 2 0 0 0 0 0 0 0 0 0 0 17 23 0.00 1.000												
Al Reyes, R (9, 1) ERA: 3.1	1.0 4 1 0 0 0 0 0 0 0 0 0 0 7 9 0.00 1.000												

Montreal Expos @ Los Angeles Dodgers
Dodger Stadium, Los Angeles, CA

Wed Aug 15 2001, 7:10 PM PDT
Att. 43,049 - Sunny - 71 F

livebaseballscorecards.com

AB	33
R	1
H	7
RBI	1
BB	2
SO	1
LOB	13



Batter	1	2	3	4	5	6	7	8	9	AB	R	H	RBI	BB	SO	LOB	BOTTOM			
Adrian Beltré, R OBP: 0.310, SLG: 0.432 (1, 5)	F8 1B 1B	1B S HR 1B	F7		FC4-6 1B 1B		HR 1B	FC6-4 1B E 1B		6	4	4	1	0	0	2	Montreal Expos @ Los Angeles Dodgers Dodger Stadium, Los Angeles, CA Wed Aug 15 2001, 7:10 PM PDT Att: 43,049 - Sunny - 71 F			
Mark Grudzielanek, R Terry Mulholland, R Jeff Rebutel, R Al Reyes, R	BB 1B 1B	HR 1B		HR 1B	FC4-6 1B		F7 1B	E 1B		4	3	4	0	0	0	0				
Shawn Green, L Bruce Aven, R	HR	HR		HR	FC4-6 1B		HR	E3		5	3	3	7	0	1	4				
Gary Sheffield, R Tom Goodwin, L	F8 2-3	1B		FC5-4 1B	K		P4	G1-3		5	0	2	0	0	1	4				
Paul Lo Duca, R	BB BB 1B	F5		FC5-4 BB BB WP	1B		G5-3			5	1	2	2	0	0	2				
Eric Karros, R	BB BB 1B	F7		WP BB BB	G4-3			HR		3	1	1	1	2	0	3				
Marquis Grissom, R	BB			G6-4-3 1B			F8	FC6-4 1B FC6-4 BB		3	1	1	1	2	1	2			AB 44 R 13 H 20 RBI 12 BB 5 SO 3 LOB 31	
Alex Cora, L	G4-3			G6-4-3 1B	WP BB BB		G6-3	FC6-4 1B		4	0	1	0	1	0	4				
Giovanni Carrara, R Hiram Bocachica, R		F9 1B		G1-3 1B	G5-3		G5-3	FC6-4 1B FC6-4		3	0	1	0	0	0	2				
										2	0	0	0	0	0	2				
Inning Stats	R: 2 H: 3 E: 0 LOB: 3 K: 1 BB: 2 S: 19 P: 33	R: 3 H: 4 E: 0 LOB: 1 K: 0 BB: 0 S: 16 P: 19	R: 0 H: 2 E: 0 LOB: 1 K: 0 BB: 0 S: 5 P: 9	R: 3 H: 3 E: 0 LOB: 2 K: 1 BB: 2 S: 17 P: 33	R: 1 H: 3 E: 0 LOB: 2 K: 1 BB: 0 S: 15 P: 21	R: 0 H: 0 E: 0 LOB: 0 K: 0 BB: 0 S: 6 P: 11	R: 2 H: 2 E: 0 LOB: 0 K: 0 BB: 0 S: 11 P: 13	R: 2 H: 3 E: 1 LOB: 3 K: 0 BB: 1 S: 18 P: 29	1B: 16 SF: 0 2B: 0 SAC: 0 3B: 0 DP: 1 HR: 4 HBP: 0	WP: 1 PA: 49 PB: 0 SB: 1 CS: 0										
PITCHER	IP WLS BF H R ER SO BB IBB HBP BLK WP HR S P ERA WHIP																			
Carl Pavano, R ERA: 24.0	(1, 1) 3.0 0 22 12 8 8 1 2 0 0 0 0 47 72 24.00 4.667																			
Mike Thurman, R ERA: 5.87	(4, 1) 1.0 5 0 0 0 1 2 0 0 0 1 0 10 22 0.00 2.000																			
Masato Yoshii, R ERA: 4.38	(5, 1) 3.0 14 5 3 3 1 0 0 0 0 0 1 32 45 9.00 1.667																			
Joey Eischen, L ERA: 5.84	(8, 1) 1.0 8 3 2 2 0 1 0 0 0 0 1 18 29 18.00 4.000																			

livebaseballscores.com



Batter	1	2	3	4	5	6	7	8	9	AB R H RBI BB SO LOB	TOP																
Peter Bergeron, L (1, 8) OBP: 0.307, SLG: 0.341	1-3 K		1-1 F9			2-2 G3-1		0-0 SH1-4	0-0 1B	4 0 1 0 0 1 0																	
Geoff Blum, S (1, 5) OBP: 0.319, SLG: 0.354	1-2 CS 1B		0-3 K			2-2 L9		1-1 P6	0-3 K	5 0 1 0 0 2 3																	
Vladimir Guerrero, R (1, 9) OBP: 0.384, SLG: 0.596	3-3 K			3-2 E S SF8 1B		2-2 G4-3		4-0 1B 1B IBB		3 2 1 0 1 1 1																	
Lee Stevens, L (1, 3) OBP: 0.323, SLG: 0.426		4-2 E S BB		2-3 K		0-0 2B		1-1 1B 1B		3 1 2 2 1 1 1																	
Orlando Cabrera, R (1, 6) OBP: 0.312, SLG: 0.398		3-2 E9 SF9 2B		0-2 SF8		1-2 L6		1-0 1B 1B		3 1 2 3 0 0 1																	
Mark Smith, R (1, 7) OBP: 0.340, SLG: 0.421		0-2 P4		1-0 F7		2-3 K		0-1 F7		4 0 0 0 0 1 4																	
Michael Barrett, R (1, 2) OBP: 0.291, SLG: 0.367		1-0 SF9			2-1 F8		3-2 G4-3		0-0 1B 2B	3 1 1 1 0 0 1																	
Mike Mordecai, R (1, 4) OBP: 0.319, SLG: 0.399		3-H 2-1 G4-3			0-1 F8			3-1 SH1-4 1B 1B	0-0 CS 1B	4 1 2 1 0 0 0																	
Tomo Ohka, S (1, 1) Britt Reames, R (6, 1) Brad Wilkerson, L (8, PH) Graeme Lloyd, L (8, 1) Fernando Seguinol, S (9, PH) Scott Strickland, R (9, 1)			0-2 G4-3		1-2 F2			1-0 SH 1B	2-3 K	2 0 0 0 0 0 0 0 0 0 0 0 0 0 0 1 0 0 0 0 0 0 0 0 0 0 0 0 1 0 0 0 0 1 1 0 0 0 0 0 0 0																	
Inning Stats	R: 0 E: 0 K: 2 S: 14	H: 1 LOB: 1 BB: 0 P: 19	R: 2 E: 1 K: 0 S: 17	H: 1 LOB: 0 BB: 1 P: 27	R: 0 E: 0 K: 1 S: 9	H: 0 LOB: 0 BB: 0 P: 10	R: 1 E: 0 K: 1 S: 11	H: 1 LOB: 0 BB: 0 P: 17	R: 0 E: 0 K: 0 S: 7	H: 0 LOB: 0 BB: 0 P: 10	R: 0 E: 0 K: 0 S: 9	H: 0 LOB: 0 BB: 0 P: 15	R: 0 E: 0 K: 1 S: 11	H: 1 LOB: 1 BB: 0 P: 17	R: 3 E: 0 K: 0 S: 11	H: 3 LOB: 2 BB: 1 P: 22	R: 1 E: 0 K: 2 S: 9	H: 3 LOB: 1 BB: 0 P: 11	1B: 7 2B: 4 3B: 0 HR: 0	SF: 2 SAC: 2 DP: 1 HBP: 0	WP: 0 PB: 0 SB: 2 CS: 2	PA: 38					
PITCHER	IP WLS BF H R ER SO BB IBB HBP BLK WP HR S P ERA WHIP																										
Eric Gagne, R (1, 1) ERA: 4.72	7.0		25	4	3	1	5	1	0	0	0	0	0	78	115	1.29	0.714										
Mike Trombley, R (8, 1) ERA: 3.9	1.0	L	10	5	4	4	0	0	1	0	0	0	0	13	24	36.00	5.000										
Matt Herges, R (9, 1) ERA: 3.77	1.0		3	1	0	0	2	0	0	0	0	0	0	7	9	0.00	1.000										

Montreal Expos @ Los Angeles Dodgers
Dodger Stadium, Los Angeles, CA
 Thu Aug 16 2001, 1:10 PM PDT
 Att. 30,347 - Sunny - 79 F

livebaseballscorecards.com

AB	32
R	7
H	10
RBI	7
BB	2
SO	7
LOB	12



BOTTOM

Montreal Expos @ Los Angeles Dodgers
Dodger Stadium, Los Angeles, CA
Thu Aug 16 2001, 1:10 PM PDT
Att. 30,347 - Sunny - 79 F

livebaseballscorecards.com

AB 32
R 3
H 9
RBI 3
BB 3
SO 5
LOB 13



WP: 1 PA: 37
PB: 0
SB: 0
CS: 1

AB R H RBI BB SO LOB

4 0 2 0 0 0 1

3 0 1 0 1 0 1

4 0 1 1 0 1 1

3 2 3 1 1 0 0

4 0 0 0 0 2 3

4 0 1 0 0 0 2

4 0 0 0 0 2 2

3 0 0 0 1 1 1

4 1 1 1 0 0 2

1B: 5 SF: 0
2B: 3 SAC: 1
3B: 0 DP: 1
HR: 1 HBP: 0

Batter	1	2	3	4	5	6	7	8	9
Adrian Beltré, R (1, 5) OBP: 0.313, SLG: 0.436	F7		G3-6-3 1B		P3		2B		
Mark Grudzielanek, R (1, 4) OBP: 0.333, SLG: 0.408	G4-3		F8		1B CS BB		1B		
Shawn Green, L (1, 9) OBP: 0.363, SLG: 0.578	F8		G3-6-3 1-2f		1B			K	
Paul Lo Duca, R (1, 2) OBP: 0.378, SLG: 0.578		2B FC4-6 BB		HR	CS	1B		2B	
Eric Karros, R (1, 3) OBP: 0.305, SLG: 0.396		K		K		F9		P6	
Bruce Aven, R (1, 7) OBP: 0.455, SLG: 0.556		2B FC4-6		F9		P6		L7	
Marquis Grissom, R (1, 8) OBP: 0.257, SLG: 0.454		BB FC4-6		G5-3		K		G6-3	
Alex Cora, L (1, 6) OBP: 0.297, SLG: 0.346		FC4-6			WP SH3-4 1B		F9	G4-3	
Eric Gagne, R (1, 1) OBP: 0.139, SLG: 0.229					SH3-4			G3	
Tom Goodwin, L (7, PH) OBP: 0.283, SLG: 0.339									
Mike Trombley, R (8, 1)									
Matt Herges, L (9, 1) OBP: 0.400, SLG: 0.400									
Dave Hansen, L (9, PH) OBP: 0.385, SLG: 0.355									

Inning Stats	R: 0	H: 0	E: 0	K: 0	S: 7	H: 0	LOB: 0	BB: 0	P: 9	R: 1	H: 1	E: 0	K: 1	S: 12	H: 1	LOB: 2	BB: 2	P: 27	R: 0	H: 1	E: 0	K: 0	S: 5	H: 1	LOB: 0	BB: 0	P: 8	R: 1	H: 1	E: 0	K: 1	S: 10	R: 1	H: 2	E: 0	K: 0	S: 11	R: 0	H: 1	E: 0	K: 1	S: 7	H: 1	LOB: 1	BB: 0	P: 10	R: 0	H: 2	E: 0	K: 1	S: 8	H: 2	LOB: 2	BB: 0	P: 11	R: 0	H: 1	E: 0	K: 1	S: 13	H: 1	LOB: 1	BB: 0	P: 18	R: 0	H: 0	E: 0	K: 0	S: 7	H: 0	LOB: 0	BB: 0	P: 13	1B: 5	SF: 0	2B: 3	SAC: 1	3B: 0	DP: 1	HR: 1	HBP: 0	WP: 1	PA: 37
--------------	------	------	------	------	------	------	--------	-------	------	------	------	------	------	-------	------	--------	-------	-------	------	------	------	------	------	------	--------	-------	------	------	------	------	------	-------	------	------	------	------	-------	------	------	------	------	------	------	--------	-------	-------	------	------	------	------	------	------	--------	-------	-------	------	------	------	------	-------	------	--------	-------	-------	------	------	------	------	------	------	--------	-------	-------	-------	-------	-------	--------	-------	-------	-------	--------	-------	--------

PITCHER	IP	WLS	BF	H	R	ER	SO	BB	IBB	HBP	BLK	WP	HR	S	P	ERA	WHIP
Tomo Ohka, R (1, 1) ERA: 6.45	5.0		22	6	3	3	2	3	0	0	0	1	1	47	81	5.40	1.800
Britt Reames, R (6, 1) ERA: 5.6	2.0	W	7	2	0	0	2	0	0	0	0	0	0	13	18	0.00	1.000
Graeme Lloyd, L (8, 1) ERA: 3.45	1.0	H	4	1	0	0	1	0	0	0	0	0	0	13	18	0.00	1.000
Scott Strickland, R (9, 1) ERA: 3.64	1.0		3	0	0	0	0	0	0	0	0	0	0	7	13	0.00	0.000

Batter	1	2	3	4	5	6	7	8	9	AB R H RBI BB SO LOB	TOP		
Joe McEwing, R (1, 7) <small>OBP: 0.354, SLG: 0.462</small> Donne Wall, R (5, 1) Desi Relaford, S (8, PH) <small>OBP: 0.359, SLG: 0.436</small> (8, 5)	2-3 		2-1 		1-1 			4-2 		3 0 0 0 0 1 2 0 0 0 0 0 0 0 0 0 0 0 1 0 0	New York Mets @ Los Angeles Dodgers Dodger Stadium, Los Angeles, CA Fri Aug 17 2001, 7:10 PM PDT Att. 41,801 - Sunny - 72 F		
Edgardo Alfonzo, R (1, 4) <small>OBP: 0.307, SLG: 0.396</small>	4-1 			1-1 		0-1 		2-3 		3 0 1 0 1 1 1			
Matt Lawton, L (1, 9) <small>OBP: 0.393, SLG: 0.431</small>	4-2 			3-1 		4-2 		4-2 		1 0 0 0 3 0 0			
31 Mike Piazza, R (1, 2) <small>OBP: 0.372, SLG: 0.552</small>	2-1 			0-0 		1-1 		1-3 		4 0 0 0 0 1 6			
Robin Ventura, L (1, 5) <small>OBP: 0.358, SLG: 0.413</small> Armando Benitez, R (8, 1)		4-1 			0-0 	3-1 		3-3 		3 1 1 0 1 1 3 0 0 0 0 0 0 0			
Todd Zeile, R (1, 3) <small>OBP: 0.352, SLG: 0.363</small>		0-2 			1-2 		2-0 	0-0 		4 0 0 0 0 0 2			
Tsuyoshi Shinjo, R (1, 8) <small>OBP: 0.319, SLG: 0.418</small>		2-1 			2-1 		2-2 	1-3 		4 1 1 2 0 1 0			
Rey Ordenez, R (1, 6) <small>OBP: 0.284, SLG: 0.322</small>			2-0 		0-1 		1-1 	0-2 		4 1 2 1 0 0 0			
Glendon Rusch, L (1, 1) <small>OBP: 0.095, SLG: 0.073</small> Grant Roberts, R (3, 1) Mark Johnson, L (5, PH) <small>OBP: 0.344, SLG: 0.471</small> (5, 7)			2-3 		0-0 		3-3 			1 0 0 0 0 1 0 0 0 0 0 0 0 0 2 0 1 0 0 1 0			
Inning Stats	R: 0 H: 0 E: 0 LOB: 1 K: 1 BB: 2 S: 9 P: 21	R: 0 H: 0 E: 0 LOB: 0 K: 0 BB: 1 S: 6 P: 12	R: 0 H: 0 E: 0 LOB: 0 K: 1 BB: 0 S: 6 P: 12	R: 0 H: 0 E: 0 LOB: 0 K: 0 BB: 0 S: 5 P: 9	R: 2 H: 4 E: 0 LOB: 1 K: 0 BB: 0 S: 11 P: 15	R: 0 H: 1 E: 1 LOB: 1 K: 0 BB: 1 S: 8 P: 16	R: 1 H: 1 E: 0 LOB: 0 K: 1 BB: 0 S: 9 P: 17	R: 0 H: 0 E: 0 LOB: 2 K: 3 BB: 2 S: 13 P: 27	R: 0 H: 0 E: 0 LOB: 0 K: 1 BB: 0 S: 11 P: 12	1B: 4 SF: 0 2B: 1 SAC: 0 3B: 0 DP: 4 HR: 2 HBP: 0	WP: 1 PA: 35 PB: 0 SB: 0 CS: 0		
PITCHER	IP WLS BF H R ER SO BB IBB HBP BLK WP HR S P ERA WHIP Terry Adams, R (1, 1) <small>ERA: 4.64</small> Matt Herges, R (7, 1) <small>ERA: 3.81</small> Terry Mulholland, L (8, 1) <small>ERA: 4.36</small> Jeff Shaw, R (9, 1) <small>ERA: 3.58</small>											PITCHER	IP WLS BF H R ER SO BB IBB HBP BLK WP HR S P ERA WHIP

livebaseballscorecards.com

AB	29
R	3
H	6
RBI	3
BB	6
SO	7
LOB	14



Batter	1	2	3	4	5	6	7	8	9	AB	R	H	RBI	BB	SO	LOB
Adrian Beltré, R OBP: 0.318, SLG: 0.443 (1, 5)	1-0 S BB HR 1B		3-2 1B 1B	0-2 2-H 2B		1 SAFE 0-0 PO 1-2	2-1 G5-3			4	2	3	1	0	0	0
Mark Grudzielanek, R OBP: 0.333, SLG: 0.406 (1, 4)	3-2 F8		0-0 1B 1B	1-3 2B			0-1 F3			4	1	1	0	0	1	2
Shawn Green, L OBP: 0.362, SLG: 0.574 (1, 9)	4-1 S HR BB		3-3 2B	1-1 L4			1-2 L6			3	1	0	0	1	1	3
Gary Sheffield, R OBP: 0.416, SLG: 0.561 (1, 7)	3-2 1-H 2-H HR		2-0 2B 1B			2-0 F3		1-1 G1-3		4	1	2	4	0	0	0
Paul Lo Duca, R OBP: 0.376, SLG: 0.577 (1, 2)	1-0 L3		2-3 2B			1-1 G5-3		0-1 F9 HR 2B		4	1	1	0	0	1	2
Eric Karros, R OBP: 0.304, SLG: 0.397 (1, 3)	1-1 F9		0-0 2B			2-0 F3		0-1 F9		4	0	1	1	0	0	1
Marquis Grissom, R OBP: 0.257, SLG: 0.461 (1, 8)		2-3 K	1-0 F8			3-1 G4-3		0-2 HR		4	1	1	2	0	1	2
Jeff Reboulet, R OBP: 0.368, SLG: 0.433 (1, 6)		0-1 F8		4-0 SH5-4 2B BB		2-2 P4		0-2 G6-3		3	1	0	0	1	0	0
Terry Adams, R OBP: 0.071, SLG: 0.038 (1, 1)		0-0 P4		0-0 SH5-4		3-1 PO 1B				1	0	0	0	0	0	0
Tom Goodwin, L OBP: 0.286, SLG: 0.341 (6, PH)										1	0	1	0	0	0	0
Matt Herge, L OBP: 0.400, SLG: 0.400 (7, 1)										0	0	0	0	0	0	0
Terry Mulholland, R (8, 1)										0	0	0	0	0	0	0
Jeff Shaw, R (9, 1)										0	0	0	0	0	0	0

Inning Stats	R: 3	H: 2	E: 0	LOB: 0	K: 0	BB: 1	S: 12	R: 0	H: 0	E: 0	LOB: 0	K: 1	BB: 0	S: 6	R: 2	H: 4	E: 0	LOB: 2	K: 2	BB: 0	S: 15	R: 1	H: 1	E: 0	LOB: 1	K: 1	BB: 1	S: 11	R: 0	H: 0	E: 0	LOB: 0	K: 0	BB: 0	S: 4	R: 0	H: 1	E: 0	LOB: 0	K: 0	BB: 0	S: 9	R: 0	H: 0	E: 0	LOB: 0	K: 0	BB: 0	S: 7	R: 2	H: 2	E: 0	LOB: 0	K: 0	BB: 0	S: 12	R: 0	H: 2	E: 0	LOB: 0	K: 0	BB: 0	S: 13
--------------	------	------	------	--------	------	-------	-------	------	------	------	--------	------	-------	------	------	------	------	--------	------	-------	-------	------	------	------	--------	------	-------	-------	------	------	------	--------	------	-------	------	------	------	------	--------	------	-------	------	------	------	------	--------	------	-------	------	------	------	------	--------	------	-------	-------	------	------	------	--------	------	-------	-------


PITCHER	IP	WLS	BF	H	R	ER	SO	BB	IBB	HBP	BLK	WP	HR	S	P	ERA	WHIP
Glendon Rusch, L ERA: 4.73 (1, 1)	2.2	L	15	6	5	5	3	1	0	0	0	0	1	32	57	16.88	2.625
Grant Roberts, R ERA: 1.88 (3, 1)	1.1		6	1	1	1	1	1	0	0	0	0	0	12	19	6.75	1.500
Donne Wall, R ERA: 4.54 (5, 1)	3.0		9	1	0	0	0	0	0	0	0	0	0	20	36	0.00	0.333
Armando Benitez, R ERA: 3.69 (8, 1)	1.0		5	2	2	2	0	0	0	0	0	0	1	12	13	18.00	2.000

BOTTOM

New York Mets @ Los Angeles Dodgers
Dodger Stadium, Los Angeles, CA
 Fri Aug 17 2001, 7:10 PM PDT
 Att. 41,801 - Sunny - 72 F

AB	32
R	8
H	10
RBI	8
BB	2
SO	4
LOB	10

livebaseballscores.com



WP	HR	S	P	ERA	WHIP
0	0	0	0	0	0
0	0	0	0	0	0
0	0	0	0	0	0
0	0	0	0	0	0
0	0	0	0	0	0

Batter	1	2	3	4	5	6	7	8	9	AB	R	H	RBI	BB	SO	LOB
Adrián Beltré, R OBP: 0.317, SLG: 0.439 (1, 5)	4-1 BB 1B BB	1-2 G4-3			0-0 F7		3-1 L6			3	1	0	0	1	0	0
Mark Grudzielanek, R OBP: 0.330, SLG: 0.402 (1, 4)	2-2 E4 1-2 1B		0-0 F3		1-3 K		2-3 K			4	1	0	0	0	2	1
Shawn Green, L OBP: 0.363, SLG: 0.579 (1, 9)	4-0 1B 1-2 2-3 BB		1-2 HR		2-2 G5-3		1-1 F7			3	1	1	1	1	0	0
Gary Sheffield, R OBP: 0.419, SLG: 0.574 (1, 7)	0-1 2B 1-3 2-H 3-H 1B		1-0 G1-3 2B		3-1 HR		1-0 L7			4	1	3	3	0	0	0
Paul Lo Duca, R OBP: 0.378, SLG: 0.576 (1, 2)	0-0 F7		1-1 G1-3		0-0 CS 1B		1-1 FC6-4 1B			4	0	2	0	0	0	2
Eric Karros, R OBP: 0.304, SLG: 0.398 (1, 3)	0-1 1-3 2B		1-1 G1-3		1-3 K		1-3 K			4	0	1	0	0	2	3
Marquis Grissom, R OBP: 0.257, SLG: 0.458 (1, 8)	2-3 K			1-1 CS 1B		0-0 F8		0-1 FC6-4 S		4	0	1	0	0	1	4
Jeff Reboulet, R OBP: 0.362, SLG: 0.425 (1, 6)		3-3 K		2-2 F9		1-0 CS		2-2 G4-3		3	0	0	0	0	1	1
Dave Hansen, L OBP: 0.382, SLG: 0.352 (9, PH)				1-2		1-2		1-2 G6-3		1	0	0	0	0	0	1
James Baldwin, R OBP: 0.083, SLG: 0.083 (1, 1)		0-3 K		0-3 K		3-3 K				2	0	0	0	0	2	0
Terry Mulholland, R (7, 1)										0	0	0	0	0	0	0
Matt Herges, L (7, 1)										0	0	0	0	0	0	0
Tom Goodwin, L (7, PH)										1	0	0	0	0	1	0
Mike Trombley, R (8, 1)										0	0	0	0	0	0	0

Inning Stats	R: 2	H: 2	E: 1	LOB: 2	K: 12	S: 12	P: 24	R: 0	H: 0	E: 0	LOB: 0	K: 2	S: 12	P: 16	R: 1	H: 2	E: 0	LOB: 1	K: 0	S: 9	P: 13	R: 0	H: 1	E: 0	LOB: 0	K: 1	S: 8	P: 11	R: 0	H: 0	E: 0	LOB: 0	K: 1	S: 7	P: 10	R: 1	H: 2	E: 0	LOB: 0	K: 1	S: 7	P: 12	R: 0	H: 0	E: 0	LOB: 0	K: 1	S: 8	P: 15	R: 0	H: 0	E: 0	LOB: 0	K: 1	S: 7	P: 11	R: 0	H: 1	E: 0	LOB: 1	K: 1	S: 10	P: 14	1B: 4	SF: 0	2B: 2	SAC: 0	3B: 0	DP: 0	HR: 2	HBP: 0	WP: 0	PA: 36
--------------	------	------	------	--------	-------	-------	-------	------	------	------	--------	------	-------	-------	------	------	------	--------	------	------	-------	------	------	------	--------	------	------	-------	------	------	------	--------	------	------	-------	------	------	------	--------	------	------	-------	------	------	------	--------	------	------	-------	------	------	------	--------	------	------	-------	------	------	------	--------	------	-------	-------	-------	-------	-------	--------	-------	-------	-------	--------	-------	--------

PITCHER	IP	WLS	BF	H	R	ER	SO	BB	IBB	HBP	BLK	WP	HR	S	P	ERA	WHIP
Bruce Chen, L (1, 1) ERA: 4.58	6.0		25	7	4	3	6	2	0	0	0	0	2	55	86	4.50	1.500
Jerrold Riggan, R (7, 1) ERA: 3.77	1.0	W	3	0	0	0	1	0	0	0	0	0	0	8	15	0.00	0.000
Rick White, R (8, 1) ERA: 3.64	1.0	H	3	0	0	0	1	0	0	0	0	0	0	7	11	0.00	0.000
Armando Benitez, R (9, 1) ERA: 3.62	1.0	S	4	1	0	0	1	0	0	0	0	0	0	10	14	0.00	1.000

BOTTOM

New York Mets @ Los Angeles Dodgers
Dodger Stadium, Los Angeles, CA

Sat Aug 18 2001, 7:10 PM PDT
Att: 54,092 - Sunny - 73 F

livebaseballscorecards.com

AB	33
R	4
H	8
RBI	4
BB	2
SO	9
LOB	12



Batter	1	2	3	4	5	6	7	8	9	AB R H RBI BB SO LOB	TOP											
Matt Lawton, L OBP: 0.391, SLG: 0.424 (1, 9)	4-1 1B 31 1B BB	2-2 F9		3-2 G2-3		2-3 K		0-2 E4 31 BB		4 1 0 0 1 1 3												
Edgardo Alfonzo, R OBP: 0.317, SLG: 0.413 (1, 4)	0-0 31 1B 1B	3-2 G5-3			3-2 BB 1B SF8 1B		0-2 31 HR 1B	3-3 K		5 3 3 0 0 1 3												
31 Mike Piazza, R OBP: 0.375, SLG: 0.567 (1, 2)	0-0 E7 G3 1B		3-1 HR		3-1 F9		1-2 HR	4-2 BB		4 2 3 4 1 0 1												
Mark Johnson, L OBP: 0.337, SLG: 0.456 (1, 3)	1-1 G3		2-3 K		0-1 PB BB 1B		0-0 F7	1-3 K		5 0 1 0 0 2 4												
Benny Agbayani, R OBP: 0.362, SLG: 0.391 (1, 7)	1-3 K		1-1 P3		4-2 PB BB		4-1 BB BB		1-1 G6-3	2 0 0 0 2 1 1 1 0 0 0 0 0 0												
Tsuyoshi Shinjo, R OBP: 0.318, SLG: 0.413 (7, 7)					1-2 2-3 BB																	
Desi Relaford, S OBP: 0.368, SLG: 0.450 (1, 5)	4-1 BB		3-1 2B		1-2 SF8		4-2 G5-4-3 BB	2-2 G6-4-3 1B		2 0 2 1 2 0 0												
Jay Payton, R OBP: 0.272, SLG: 0.331 (1, 8)	0-0 F8		1-1 F8		1-3 K		1-0 G5-4-3	0-0 G6-4-3		5 0 0 0 0 1 8												
Rey Ordonez, R OBP: 0.284, SLG: 0.319 (1, 6)		4-0 F9 1B BB		2-2 G5-3		0-0 G4-3		1-0 F7		3 0 0 0 1 0 0												
Steve Trachsel, R OBP: 0.162, SLG: 0.189 (1, 1)		1-0 1B		2-1 F8		0-3 K		1-1 31 BB E 1B		4 0 2 0 0 1 0 0 0 0 0 0 0 0 0 0 0 0 0 0 0												
Rick White, R (8, 1)																						
Armando Benitez, R (9, 1)																						
Inning Stats	R: 2 E: 1 K: 1 S: 11	H: 2 LOB: 2 BB: 2 P: 21	R: 0 E: 0 K: 1 S: 10	H: 1 LOB: 1 BB: 1 P: 19	R: 1 E: 0 K: 1 S: 11	H: 2 LOB: 1 BB: 0 P: 21	R: 0 E: 0 K: 0 S: 8	H: 0 LOB: 0 BB: 0 P: 15	R: 1 E: 0 K: 1 S: 19	H: 2 LOB: 2 BB: 1 P: 31	R: 0 E: 0 K: 2 S: 9	H: 0 LOB: 0 BB: 0 P: 11	R: 2 E: 0 K: 0 S: 13	H: 2 LOB: 1 BB: 2 P: 23	R: 0 E: 1 K: 2 S: 16	H: 1 LOB: 3 BB: 1 P: 26	R: 0 E: 0 K: 0 S: 8	H: 1 LOB: 0 BB: 0 P: 11	1B: 8 2B: 1 3B: 0 HR: 2	SF: 1 SAC: 0 DP: 2 HBP: 0	WP: 0 PB: 1 SB: 0 CS: 0	PA: 43
PITCHER	IP WLS BF H R ER SO BB IBB HBP BLK WP HR S P ERA WHIP																					
Chan Ho Park, R ERA: 3.04 (1, 1)	5.0 L 25 7 4 3 3 4 0 0 0 0 0 1 59 107 5.40 2.200																					
Giovanni Carrara, R ERA: 2.95 (6, 1)	2.0 9 2 2 2 2 2 0 0 0 0 0 1 22 34 9.00 2.000																					
Terry Mulholland, L ERA: 4.23 (8, 1)	1.0 6 1 0 0 2 1 0 0 0 0 0 0 16 26 0.00 2.000																					
Jeff Shaw, R ERA: 3.51 (9, 1)	1.0 3 1 0 0 0 0 0 0 0 0 0 0 8 11 0.00 1.000																					

New York Mets @ Los Angeles Dodgers
Dodger Stadium, Los Angeles, CA
 Sun Aug 19 2001, 1:10 PM PDT
 Att. 49,395 - Sunny - 87 F

livebaseballscorecards.com

AB	35
R	6
H	11
RBI	5
BB	7
SO	7
LOB	20



BOTTOM

New York Mets @ Los Angeles Dodgers
Dodger Stadium, Los Angeles, CA
Sun Aug 19 2001, 1:10 PM PDT
Att: 49,395 - Sunny - 87 F

livebaseballscorecards.com

AB 37
R 5
H 10
RBI 5
BB 0
SO 7
LOB 10



WP: 0 PA: 37
PB: 0
SB: 2
CS: 0

AB R H RBI BB SO LOB

5 1 1 0 0 1 2

4 1 2 1 0 0 0

4 1 1 1 0 0 2

4 1 2 2 0 0 1

4 0 0 0 0 1 2

4 1 2 1 0 1 1

3 0 0 0 0 0 1

1 0 0 0 0 0 0

1B: 4 SF: 0
2B: 3 SAC: 0
3B: 0 DP: 0
HR: 3 HBP: 0

Batter	1	2	3	4	5	6	7	8	9
Adrián Beltré, R (1, 5) OBP: 0.315, SLG: 0.438	0-1 F8		2-2 F2		2-3 K			0-1 2B	2-2 F7
Mark Grudzielanek, R (1, 4) OBP: 0.331, SLG: 0.405	0-1 G4-3		2-2 F3			0-0 FC5-4 1B		1-1 G4-3 HR 2B	
Shawn Green, L (1, 9) OBP: 0.363, SLG: 0.583	3-0 HR			1-0 F7		0-0 FC5-4		1-0 G4-3	
Gary Sheffield, R (1, 7) OBP: 0.420, SLG: 0.581	0-0 F8			2-2 S 1B		0-0 F3		0-0 HR	
Paul Lo Duca, R (1, 3) OBP: 0.374, SLG: 0.569		1-2 G5-3		1-2 F9		3-3 K		0-0 G5-3	
Marquis Grissom, R (1, 8) OBP: 0.260, SLG: 0.468		3-2 1B		0-3 K			2-1 HR	0-0 P5	
Chad Kreuter, S (1, 2) OBP: 0.376, SLG: 0.354		1-0 F7		3-2 F7			2-2 G4-3		0-3 K
Eric Karros, R (9, PH) OBP: 0.303, SLG: 0.397									
Alex Cora, L (1, 6) OBP: 0.294, SLG: 0.342		2-1 F5		2-3 K			1-3 K2-3		0-0 F8
Chan Ho Park, R (1, 1) OBP: 0.216, SLG: 0.216			2-1 G3		1-2 2B		3-3 K		3-1 1B
Hiram Bocachica, R (5, PH) OBP: 0.283, SLG: 0.385									
Giovanni Carrara, R (6, 1) OBP: 0.273, SLG: 0.273									
Bruce Aven, R (7, PH) OBP: 0.417, SLG: 0.500									
Terry Mulholland, R (8, 1) OBP: 0.387, SLG: 0.358									
Jeff Shaw, R (9, 1) OBP: 0.387, SLG: 0.358									
Dave Hansen, L (9, PH) OBP: 0.387, SLG: 0.358									
Tom Goodwin, L (9, PR) OBP: 0.285, SLG: 0.340									

Inning Stats	R: 1	H: 1	E: 0	LOB: 0	K: 0	S: 6	R: 0	H: 1	E: 0	LOB: 1	K: 0	S: 10	R: 0	H: 0	E: 0	LOB: 0	K: 0	S: 9	R: 0	H: 1	E: 0	LOB: 1	K: 1	S: 10	R: 0	H: 1	E: 0	LOB: 1	K: 2	S: 13	R: 0	H: 1	E: 0	LOB: 1	K: 1	S: 9	R: 1	H: 1	E: 0	LOB: 0	K: 2	S: 11	R: 3	H: 3	E: 0	LOB: 0	K: 0	S: 8	R: 0	H: 1	E: 0	LOB: 2	K: 1	S: 9	1B: 4	SF: 0	2B: 3	SAC: 0	3B: 0	DP: 0	HR: 3	HBP: 0	WP: 0	PA: 37
--------------	------	------	------	--------	------	------	------	------	------	--------	------	-------	------	------	------	--------	------	------	------	------	------	--------	------	-------	------	------	------	--------	------	-------	------	------	------	--------	------	------	------	------	------	--------	------	-------	------	------	------	--------	------	------	------	------	------	--------	------	------	-------	-------	-------	--------	-------	-------	-------	--------	-------	--------

PITCHER	IP	WLS	BF	H	R	ER	SO	BB	IBB	HBP	BLK	WP	HR	S	P	ERA	WHIP
Steve Trachsel, R (1, 1) ERA: 5.27	7.0	W	29	8	4	4	6	0	0	0	0	0	2	69	109	5.14	1.143
Rick White, R (8, 1) ERA: 3.74	1.0	H	4	1	1	1	0	0	0	0	0	0	1	4	5	9.00	1.000
Armando Benitez, R (9, 1) ERA: 3.56	1.0	S	4	1	0	0	1	0	0	0	0	0	0	9	14	0.00	1.000

Batter	1	2	3	4	5	6	7	8	9	AB R H RBI BB SO LOB	TOP																									
Adrian Beltré, R (1, 5) OBP: 0.314, SLG: 0.435	2-3 K	0-1 1B		2-1 G4-3			1-0 G5-3		3-2 P4	5 0 1 1 0 1 1																										
Mark Grudzielanek, R (1, 4) OBP: 0.333, SLG: 0.405	2-2 FC5 1B 1B	0-0 G4-3			1-1 G5-3			4-2 HR BB		3 1 1 0 1 0 1																										
Shawn Green, L (1, 9) OBP: 0.362, SLG: 0.582	1-1 F7			0-0 1B 2B		3-2 F7		2-3 K		4 1 1 0 0 1 2																										
Gary Sheffield, R (1, 7) OBP: 0.422, SLG: 0.590	0-1 FC5 1B			4-1 G5-4-3 1B BB		0-2 F8		3-1 1-H HR		3 1 2 2 1 0 0																										
Paul Lo Duca, R (1, 2) OBP: 0.375, SLG: 0.568	1-0 FC5 1-2 2-3f			1-1 G5-4-3 1B		1-0 CS 1B		1-0 G4-3		4 0 2 1 0 0 2																										
Eric Karros, R (1, 3) OBP: 0.299, SLG: 0.392		0-0 G1-3		0-0 G5-4-3 1-2f 2-3		1-0 P6		2-3 K		4 0 0 0 0 1 3																										
Marquis Grissom, R (1, 8) OBP: 0.260, SLG: 0.466		1-3 K		1-0 G5-3		3-3 K 1-2			0-1 1B	4 0 1 0 0 2 2																										
Alex Cora, L (1, 6) OBP: 0.293, SLG: 0.339		1-2 3B HBP		0-0 G4-3		1-1 G6-3			0-1 F7	3 1 0 0 0 0 1																										
Eric Gagne, R (1, 1) OBP: 0.158, SLG: 0.297		2-2 1B 3B		3-3 K		1-3 K			2-0 F7	2 1 1 1 0 1 0																										
Tom Goodwin, L (7, PH) OBP: 0.284, SLG: 0.339										1 0 0 0 0 1 0																										
Giovanni Carrara, R (7, 1) OBP: 0.273, SLG: 0.273										0 0 0 0 0 0 0																										
Dave Hansen, L (9, PH) OBP: 0.384, SLG: 0.355										1 0 0 0 0 0 1																										
Jeff Shaw, R (9, 1)										0 0 0 0 0 0 0																										
Inning Stats	R: 0 E: 0 K: 1 S: 12	H: 2 LOB: 2 BB: 0 P: 18	R: 2 E: 0 K: 1 S: 12	H: 2 LOB: 1 BB: 0 P: 16	R: 1 E: 0 K: 0 S: 6	H: 2 LOB: 1 BB: 1 P: 12	R: 0 E: 0 K: 1 S: 6	H: 0 LOB: 0 BB: 0 P: 11	R: 0 E: 0 K: 1 S: 5	H: 1 LOB: 1 BB: 0 P: 10	R: 0 E: 0 K: 1 S: 6	H: 0 LOB: 0 BB: 0 P: 9	R: 2 E: 0 K: 2 S: 11	H: 1 LOB: 0 BB: 1 P: 23	R: 0 E: 0 K: 0 S: 9	H: 1 LOB: 1 BB: 0 P: 14	1B: 6 2B: 2 3B: 1 HR: 1	SF: 0 SAC: 0 DP: 2 HBP: 1	WP: 0 PB: 0 SB: 0 CS: 1	PA: 37																
PITCHER	IP WLS BF H R ER SO BB IBB HBP BLK WP HR S P ERA WHIP																																			
Brad Penny, R (1, 1) ERA: 3.86	7.0		28	7	3	3	5	1	0	1	0	0	0	55	88	3.86	1.143																			
Vladimir Nunez, R (8, 1) ERA: 3.22	1.0	L	5	1	2	2	2	1	0	0	0	0	1	11	23	18.00	2.000																			
Antonio Alfonseca, R (9, 1) ERA: 2.08	1.0		4	1	0	0	0	0	0	0	0	0	0	9	14	0.00	1.000																			

Los Angeles Dodgers @ Florida Marlins
 Pro Player Stadium, Miami, FL
 Tue Aug 21 2001, 7:05 PM EDT
 Att. 12,209 - Cloudy - 86 F

livebaseballscorecards.com

AB	34
R	5
H	9
RBI	5
BB	2
SO	7
LOB	13



BOTTOM

Los Angeles Dodgers @ Florida Marlins
Pro Player Stadium, Miami, FL
Tue Aug 21 2001, 7:05 PM EDT
Att. 12,209 - Cloudy - 86 F

livebaseballscores.com

AB 34
R 4
H 9
RBI 4
BB 1
SO 12
LOB 8



WP: 0 PA: 35
PB: 0
SB: 1
CS: 0


AB R H RBI BB SO LOB

4	0	2	1	0	1	0
4	0	0	0	0	1	2
4	0	1	0	0	1	2
4	0	1	0	0	2	2
0	0	0	0	0	0	0
4	1	1	1	0	1	1
4	1	1	0	0	2	1
4	1	1	1	0	2	0
3	0	0	0	1	2	0
2	1	2	1	0	0	0
1	0	0	0	0	0	0
0	0	0	0	0	0	0
0	0	0	0	0	0	0

Batter	1	2	3	4	5	6	7	8	9
Luis Castillo, S OBP: 0.357, SLG: 0.353 (1, 4)	0-3 K		2-2 FC6-4 1B		3-2 3-H 2B			2-2 G4-3	
Derrek Lee, R OBP: 0.331, SLG: 0.471 (1, 3)	0-0 F7		1-0 FC6-4 1-2f		2-3 K			3-2 G5-3	
Cliff Floyd, L OBP: 0.402, SLG: 0.631 (1, 7)	1-0 F9		3-3 K		2-0 F5			1-1 1B	
Mike Lowell, R OBP: 0.348, SLG: 0.466 (1, 5) Antonio Alfonseca, R (9, 1)		0-0 G5-3	3-3 K		2-2 G6-4-3 1B			2-3 K	
Kevin Millar, R OBP: 0.369, SLG: 0.544 (1, 9)		0-0 F8		3-2 F2		2-3 K		1-1 HR	
Preston Wilson, R OBP: 0.313, SLG: 0.445 (1, 8)		0-1 1B 2B		1-3 K		3-1 G6-4-3 1-2f		0-3 K	
Charles Johnson, R OBP: 0.346, SLG: 0.509 (1, 2)		2-1 1B 1B		3-3 K			0-3 K	0-0 F9	
Alex Gonzalez, R OBP: 0.313, SLG: 0.385 (1, 6)		4-0 BB			1-1 G2-3		2-3 K	3-3 K	
Brad Penny, R OBP: 0.184, SLG: 0.229 (1, 1) Andy Fox, L (7, PH) Vladimir Nunez, R (8, 1) Dave Berg, R OBP: 0.273, SLG: 0.366 (9, 5)		2-1 1B			0-0 2B 3B		2-2 L1		

Inning Stats	R: 0	H: 0	E: 0	K: 1	S: 5	R: 2	H: 3	E: 0	K: 0	S: 8	R: 0	H: 1	E: 0	K: 2	S: 12	R: 0	H: 0	E: 0	K: 2	S: 9	R: 1	H: 2	E: 0	K: 1	S: 10	R: 0	H: 1	E: 0	K: 1	S: 8	R: 0	H: 0	E: 0	K: 2	S: 10	R: 0	H: 1	E: 0	K: 1	S: 14	R: 1	H: 1	E: 0	K: 2	S: 11	1B: 5	2B: 2	3B: 1	SF: 0	SAC: 0	DP: 1	HBP: 0	WP: 0	PA: 35
--------------	------	------	------	------	------	------	------	------	------	------	------	------	------	------	-------	------	------	------	------	------	------	------	------	------	-------	------	------	------	------	------	------	------	------	------	-------	------	------	------	------	-------	------	------	------	------	-------	-------	-------	-------	-------	--------	-------	--------	-------	--------

PITCHER	IP	WLS	BF	H	R	ER	SO	BB	IBB	HBP	BLK	WP	HR	S	P	ERA	WHIP
Eric Gagne, R ERA: 4.71 (1, 1)	6.0		24	7	3	3	7	1	0	0	0	0	0	52	92	4.50	1.333
Giovanni Carrara, R ERA: 2.85 (7, 1)	2.0	W	7	1	0	0	3	0	0	0	0	0	0	24	36	0.00	0.500
Jeff Shaw, R ERA: 3.61 (9, 1)	1.0	S	4	1	1	1	2	0	0	0	0	0	1	11	15	9.00	1.000

Batter	1	2	3	4	5	6	7	8	9	AB R H RBI BB SO LOB	TOP											
Adrian Beltré, R (1, 5) OBP: 0.315, SLG: 0.434	0-3 K	1-2 1B			1-1 F7		0-2 F8		0-2 FC5-4 1B	5 0 2 1 0 1 0												
Mark Grudzielanek, R (1, 4) OBP: 0.333, SLG: 0.412	0-1 BB 1B SF8 1B	1-1 F8			0-0 HR		3-3 K		2-2 FC5-4 1-2f HR	5 3 2 1 0 1 3												
Shawn Green, L (1, 9) OBP: 0.364, SLG: 0.595	0-1 SF8 BB 1-2 1B	3-2 F8			0-0 G4-3			0-1 HR	1-0 1-H HR	5 2 3 3 0 0 2												
Gary Sheffield, R (1, 7) OBP: 0.424, SLG: 0.588	4-2 1-2 2-3 BB		2-1 F9		4-0 CS BB			2-3 K	2-2 FC5-4 1B	3 0 1 0 2 1 0												
Paul Lo Duca, R (1, 2) OBP: 0.378, SLG: 0.568	0-0 SF8		4-2 G6-4-3 BB		0-0 CS 1-2	4-1 BB		2-2 BB 1B	0-0 FC5-4 1-2f	2 0 1 1 2 0 1												
Eric Karros, R (1, 3) OBP: 0.296, SLG: 0.388	0-3 K		0-0 G6-4-3 1-2f			1-3 K		3-3 K		4 0 0 0 0 3 5												
Marquis Grissom, R (1, 8) OBP: 0.263, SLG: 0.463		4-2 WP 1B G1-6-3 BB		0-0 F9		2-3 K		4-2 1-2 BB		2 1 0 0 2 1 1	AB 33 R 6 H 9 RBI 6 BB 7 SO 8 LOB 16											
Alex Cora, L (1, 6) OBP: 0.290, SLG: 0.334		0-1 G1-6-3		0-3 K		2-2 G3-1		3-2 G6-3		4 0 0 0 0 1 4												
Terry Adams, R (1, 1) OBP: 0.100, SLG: 0.037		4-1 1B		0-1 L8			0-1 G3		2-1 G5-3	1 0 0 0 0 1 0 0 0 0 0 0 0 0 0 0 1 0 1 0 0 0 0 0 0 0												
Giovanni Carrara, R (5, 1) OBP: 0.273, SLG: 0.273																						
Tom Goodwin, L (7, PH) OBP: 0.253, SLG: 0.337																						
Terry Mulholland, R (7, 1)																						
Mike Trombley, R (8, 1)																						
Jeff Reboulet, R (8, 6) OBP: 0.360, SLG: 0.422																						
Inning Stats	R: 1 E: 0 K: 2 S: 14	H: 2 LOB: 2 BB: 1 P: 18	R: 1 E: 0 K: 0 S: 13	H: 1 LOB: 2 BB: 2 P: 26	R: 0 E: 0 K: 0 S: 5	H: 0 LOB: 0 BB: 1 P: 11	R: 0 E: 0 K: 1 S: 6	H: 0 LOB: 0 BB: 0 P: 6	R: 1 E: 0 K: 0 S: 4	H: 1 LOB: 0 BB: 1 P: 9	R: 0 E: 0 K: 2 S: 12	H: 0 LOB: 1 BB: 1 P: 21	R: 0 E: 0 K: 1 S: 8	H: 0 LOB: 0 BB: 0 P: 11	R: 1 E: 0 K: 2 S: 23	H: 2 LOB: 2 BB: 1 P: 37	R: 2 E: 0 K: 0 S: 13	H: 3 LOB: 1 BB: 0 P: 20	1B: 6 2B: 0 3B: 0 HR: 3	SF: 1 SAC: 0 DP: 1 HBP: 0	WP: 1 PB: 0 SB: 0 CS: 1	PA: 42
PITCHER	IP WLS BF H R ER SO BB IBB HBP BLK WP HR S P ERA WHIP																					
A.J. Burnett, R (1, 1) ERA: 4.06	7.0 W 29 4 3 3 6 6 0 0 0 1 1 62 102 3.86 1.429																					
Armando Almanza, L (8, 1) ERA: 4.46	0.0 1 1 1 1 0 0 0 0 0 0 0 1 2 2 ∞ ∞																					
Braden Looper, R (8, 1) ERA: 4.02	1.0 H 5 1 0 0 2 1 0 0 0 0 0 0 21 35 0.00 2.000																					
Antonio Alfonseca, R (9, 1) ERA: 2.4	1.0 6 3 2 2 0 0 0 0 0 0 0 1 13 20 18.00 3.000																					

Los Angeles Dodgers @ Florida Marlins
 Pro Player Stadium, Miami, FL
 Wed Aug 22 2001, 7:05 PM EDT
 Att. 12,081 - Cloudy - 80 F

livebaseballscorecards.com



Batter	1	2	3	4	5	6	7	8	9
Luis Castillo, S OBP: 0.357, SLG: 0.357 (1, 4)	3-3 K	2-3 K		4-2 BB BB		1-1 G6-3		1-1 2B 3B	
Derrek Lee, R OBP: 0.332, SLG: 0.476 (1, 3)	2-2 HR		0-0 F7	4-2 BB 1-2 2-3		1-3 K		0-3 K	
Cliff Floyd, L OBP: 0.404, SLG: 0.634 (1, 7)	1-2 2B		1-2 1B 2B	2-3 K		0-0 G6-3		4-0 2B IBB	
Preston Wilson, R OBP: 0.317, SLG: 0.449 (1, 8)	2-0 1B 2B		3-3 K		2-2 1B G1-3 HBP		1-2 HR 1B	1-2 F3	
Mike Lowell, R OBP: 0.351, SLG: 0.470 (1, 5)	1-1 1B		3-2 1B		0-0 G1-3		0-0 L9	3-2 2B	
Kevin Millar, R OBP: 0.370, SLG: 0.552 Armando Almanza, L Braden Looper, R John Mabry, L Antonio Alfonseca, R (1, 9) (8, 1) (8, 1) (8, PH) (9, 1)	1-3 K		0-0 G4-3		3-1 1B 1B		0-2 HR	0-3 K	
Charles Johnson, R OBP: 0.348, SLG: 0.511 (1, 2)	2-1 F8			1-0 FC6-5 2B	1-1 1B		1-3 K		
Alex Gonzalez, R OBP: 0.313, SLG: 0.384 (1, 6)		2-2 G4-3		1-2 FC6-5 BB SH3-4	0-1 P4		1-2 1B		
A.J. Burnett, R OBP: 0.146, SLG: 0.128 Eric Owens, R OBP: 0.299, SLG: 0.345 (1, 1) (7, PH) (8, 9)		1-3 K		1-0 SH3-4	3-3 K		0-1 G4-3		

Inning Stats	R: 2	H: 4	E: 0	LOB: 2	K: 2	P: 29	R: 0	H: 0	E: 0	LOB: 0	K: 2	P: 15	R: 1	H: 2	E: 0	LOB: 1	K: 1	P: 20	R: 0	H: 1	E: 0	LOB: 3	K: 1	P: 28	R: 1	H: 2	E: 0	LOB: 2	K: 1	P: 21	R: 0	H: 0	E: 0	LOB: 0	K: 1	P: 8	R: 2	H: 3	E: 0	LOB: 1	K: 1	P: 18	R: 2	H: 2	E: 0	LOB: 1	K: 2	P: 23
	S: 17	BB: 0	S: 10	BB: 0	S: 13	BB: 0	S: 15	BB: 2	S: 12	S: 6	S: 15	S: 14	S: 10	S: 11	S: 17	S: 21	S: 8	S: 18	S: 15	S: 14	S: 18	S: 15	S: 14	S: 18	S: 15	S: 14	S: 18	S: 15	S: 14	S: 18	S: 15	S: 14	S: 18	S: 15	S: 14	S: 18	S: 15	S: 14	S: 18	S: 15	S: 14	S: 18	S: 15	S: 14	S: 18			

PITCHER	IP	WLS	BF	H	R	ER	SO	BB	IBB	HBP	BLK	WP	HR	S	P	ERA	WHIP
Terry Adams, R ERA: 4.76 (1, 1)	4.1	L	25	9	4	4	6	2	0	1	0	0	1	62	105	8.31	2.538
Giovanni Carrara, R ERA: 2.77 (5, 1)	1.2		5	0	0	0	2	0	0	0	0	0	0	11	16	0.00	0.000
Terry Mulholland, L ERA: 4.73 (7, 1)	1.0		7	4	3	3	1	0	0	0	0	0	1	17	21	27.00	4.000
Mike Trombley, R ERA: 3.99 (8, 1)	1.0		5	1	1	1	2	0	1	0	0	0	0	12	20	9.00	1.000

AB	R	H	RBI	BB	SO	LOB
4	1	1	0	1	2	0
4	1	1	1	1	2	1
4	3	2	0	1	1	3
4	2	2	1	0	1	3
5	0	3	3	0	0	2
4	1	2	3	0	1	3
0	0	0	0	0	0	0
0	0	0	0	0	0	0
1	0	0	0	0	1	1
0	0	0	0	0	0	0
4	0	2	0	0	1	2
4	0	1	0	0	0	3
2	0	0	0	0	2	2
1	0	0	0	0	0	1

WP	PA
0	42

Los Angeles Dodgers @ Florida Marlins
 Pro Player Stadium, Miami, FL
 Wed Aug 22 2001, 7:05 PM EDT
 Att: 12,081 - Cloudy - 80 F

AB	37
R	8
H	14
RBI	8
BB	3
SO	11
LOB	21



WP	PA	ERA	WHIP
0	42		

Batter	1	2	3	4	5	6	7	8	9	AB R H RBI BB SO LOB	TOP											
Adrian Beltré, R (1, 5) OBP: 0.311, SLG: 0.428	2-1 G4-3	0-3 K		2-2 G6-3			0-2 G3		2-2 G1-3	5 0 0 0 0 1 0												
Mark Grudzielanek, R (1, 4) OBP: 0.334, SLG: 0.410	1-0 F8		3-2 1B 3B 1B		2-3 K		4-2 G5-4-3 BB		0-1 G6-3	4 1 1 0 1 1 0												
Shawn Green, L (1, 9) OBP: 0.366, SLG: 0.594	0-1 BB 1B		1-0 1B 3B 1B		1-1 F7		0-2 G5-4-3 1-2f		4-2 BB BB	4 2 2 0 1 0 1												
Gary Sheffield, R (1, 7) OBP: 0.430, SLG: 0.598	4-1 1B 1-2 BB		2-2 1-H 2-H FC3 3B		1-2 2B		1-2 E 1B		4-0 1-2 BB	3 2 3 2 2 0 0												
Paul Lo Duca, R (1, 2) OBP: 0.376, SLG: 0.561	4-0 1B 1-2 2-3 BB		0-2 G6-3		3-1 L7		0-1 E6 1B		0-0 F7	4 1 0 0 1 0 5												
Dave Hansen, L (1, 3) OBP: 0.394, SLG: 0.368	2-2 FC6-4 1-2 2-3 3-H 1B		1-1 FC3 G4-6-3		2-1 1B		3-1 2-H 3-H 1B			4 0 3 4 0 0 0												
Marquis Grissom, R (1, 8) OBP: 0.260, SLG: 0.457	1-0 FC6-4 1-2f		2-1 G4-6-3 1-2f		2-3 K		2-2 G5-3			4 0 0 0 0 1 5												
Alex Cora, L (1, 6) OBP: 0.292, SLG: 0.334		4-2 B1-6-4 BB		2-1 F7		0-1 L7		0-1 1B		3 0 1 0 1 0 1												
James Baldwin, R (1, 1) OBP: 0.063, SLG: 0.063		2-2 B1-6-4		1-3 K		0-3 K		0-3 K		4 0 0 0 0 3 3												
Matt Herges, L (9, 1) OBP: 0.400, SLG: 0.400										0 0 0 0 0 0 0												
Inning Stats	R: 1 E: 0 K: 0 S: 10	H: 2 LOB: 3 BB: 2 P: 24	R: 0 E: 0 K: 1 S: 8	H: 0 LOB: 0 BB: 1 P: 14	R: 3 E: 0 K: 0 S: 18	H: 3 LOB: 0 BB: 0 P: 27	R: 0 E: 0 K: 1 S: 12	H: 0 LOB: 0 BB: 0 P: 17	R: 0 E: 0 K: 1 S: 12	H: 1 LOB: 1 BB: 0 P: 19	R: 0 E: 0 K: 2 S: 14	H: 1 LOB: 1 BB: 0 P: 18	R: 0 E: 0 K: 0 S: 10	H: 0 LOB: 0 BB: 1 P: 14	R: 2 E: 1 K: 1 S: 16	H: 3 LOB: 1 BB: 0 P: 22	R: 0 E: 0 K: 0 S: 8	H: 0 LOB: 2 BB: 2 P: 18	1B: 8 2B: 1 3B: 1 HR: 0	SF: 0 SAC: 0 DP: 3 HBP: 0	WP: 0 PB: 0 SB: 0 CS: 0	PA: 41
PITCHER	IP WLS BF H R ER SO BB IBB HBP BLK WP HR S P ERA WHIP																					
Ryan Dempster, R (1, 1) ERA: 4.54	5.0 L 23 6 4 4 3 3 0 0 0 0 0 0 60 101 7.20 1.800																					
Juan Acevedo, R (6, 1) ERA: 5.06	3.0 13 4 2 0 3 1 0 0 0 0 0 0 40 54 0.00 1.667																					
Ricky Bones, R (9, 1) ERA: 4.35	1.0 5 0 0 0 0 2 0 0 0 0 0 0 8 18 0.00 2.000																					

Los Angeles Dodgers @ Florida Marlins
 Pro Player Stadium, Miami, FL
 Thu Aug 23 2001, 7:05 PM EDT
 Att. 12,362 - Sunny - 86 F

livebaseballscorecards.com

AB	35
R	6
H	10
RBI	6
BB	6
SO	6
LOB	15



BOTTOM

Los Angeles Dodgers @ Florida Marlins
Pro Player Stadium, Miami, FL

Thu Aug 23 2001, 7:05 PM EDT
Att. 12,362 - Sunny - 86 F

livebaseballscorecards.com

AB	31
R	2
H	5
RBI	2
BB	2
SO	5
LOB	8



WP:	0	PA:	33
PB:	0		
SB:	0		
CS:	0		

AB R H RBI BB SO LOB

3	0	0	0	1	0	3
4	0	1	0	0	1	1
4	0	0	0	0	0	2
4	0	0	0	0	2	1
4	0	0	0	0	0	1
4	1	1	0	0	1	0
3	0	1	1	0	0	0
3	1	2	1	0	0	0
1	0	0	0	0	1	0
0	0	0	0	1	0	0
0	0	0	0	0	0	0
1	0	0	0	0	0	0
0	0	0	0	0	0	0

Batter	1	2	3	4	5	6	7	8	9
Luis Castillo, S OBP: 0.356, SLG: 0.354 (1, 4)	1-1 G4-3 ①		0-1 G5-3 ③		1-0 G4-3 ② 1-2f			4-2 BB	
Derrek Lee, R OBP: 0.331, SLG: 0.476 (1, 3)	2-3 K			0-2 G6-3 ①		0-0 F8 2B		1-0 F9 ②	
Cliff Floyd, L OBP: 0.401, SLG: 0.629 (1, 7)	1-0 G4-3 ③			3-1 G4-3 ②		1-0 F8 ① 2-3		0-2 F2 ③	
Preston Wilson, R OBP: 0.313, SLG: 0.443 (1, 8)		0-2 G4-3 ①		2-0 F3 ③		3-3 K ②		1-3 K ①	
Mike Lowell, R OBP: 0.348, SLG: 0.466 (1, 5)		1-2 F8 ②			1-0 F9 ①	2-0 G6-3 ③		1-2 F9 ②	
Kevin Millar, R OBP: 0.369, SLG: 0.552 (1, 9)		0-1 F9 ③			0-1 1B 2B		2-2 F8 ①	1-3 K ③	
Charles Johnson, R OBP: 0.348, SLG: 0.510 (1, 2)			1-1 F9 ①		1-1 BB 1B 2-H		1-0 G1-3 ②		
Alex Gonzalez, R OBP: 0.315, SLG: 0.393 (1, 6)		2-2 HR		2-2 BB 1B		0-0 P6 ③			
Ryan Dempster, R OBP: 0.075, SLG: 0.077 (1, 1)			0-3 K ②		4-0 BB			0-0 G4-3 ①	
Andy Fox, L OBP: 0.237, SLG: 0.188 (5, PH)									
Juan Acevedo, R OBP: 0.500, SLG: 1.000 (6, 1)									
Eric Owens, R OBP: 0.298, SLG: 0.344 (8, PH)									
Ricky Bones, R OBP: 0.333, SLG: 0.500 (9, 1)									

Inning Stats	R: 0	H: 0	R: 0	H: 0	R: 1	H: 1	R: 0	H: 0	R: 1	H: 3	R: 0	H: 1	R: 0	H: 0	R: 0	H: 0	R: 0	H: 0	R: 0	H: 0	R: 0	H: 0	1B: 2	SF: 0	WP: 0	PA: 33
	E: 0	LOB: 0	E: 0	LOB: 0	E: 0	LOB: 0	E: 0	LOB: 0	E: 0	LOB: 2	E: 0	LOB: 1	E: 0	LOB: 0	E: 0	LOB: 1	E: 0	LOB: 0	E: 0	LOB: 0	E: 0	LOB: 1	E: 0	LOB: 0	PB: 0	
	K: 1	BB: 0	K: 0	BB: 0	K: 1	BB: 0	K: 0	BB: 0	K: 0	BB: 1	K: 1	BB: 0	K: 0	BB: 0	K: 0	BB: 1	K: 2	BB: 0	K: 0	BB: 0	K: 0	BB: 1	K: 0	BB: 0	SB: 0	
	S: 7	P: 11	S: 8	P: 9	S: 11	P: 14	S: 6	P: 11	S: 10	P: 19	S: 7	P: 13	S: 7	P: 10	S: 8	P: 13	S: 11	P: 14	S: 11	P: 14	S: 8	P: 13	S: 11	P: 14	CS: 0	

PITCHER	IP	WLS	BF	H	R	ER	SO	BB	IBB	HBP	BLK	WP	HR	S	P	ERA	WHIP
James Baldwin, R ERA: 4.3 (1, 1)	8.0	W	30	5	2	2	3	2	0	0	0	0	1	64	100	2.25	0.875
Matt Herges, R ERA: 3.74 (9, 1)	1.0		3	0	0	0	2	0	0	0	0	0	0	11	14	0.00	0.000

Batter	1	2	3	4	5	6	7	8	9	AB R H RBI BB SO LOB	TOP											
Adrian Beltré, R OBP: 0.307, SLG: 0.423 (1, 5) C B F S	1-3 K		0-0 G1-3		3-1 G6-3		0-1 F9			4 0 0 0 0 1 0												
Mark Grudzielanek, R OBP: 0.333, SLG: 0.409 (1, 4) B X	1-0 F9		1-0 1B		0-1 F2		2-0 F8			4 0 1 0 0 0 0												
Shawn Green, L OBP: 0.367, SLG: 0.599 (1, 9) B X	1-0 HR		2-1 L8		3-2 G1-3			1-2 G6-4-3 1B		4 1 2 1 0 0 1												
Gary Sheffield, R OBP: 0.429, SLG: 0.594 (1, 7) B X	1-0 G5-3			4-2 2B HR BB		0-0 G1-3		1-3 K		3 1 0 0 1 1 1												
Paul Lo Duca, R OBP: 0.380, SLG: 0.566 (1, 3) C B B B X		2-2 G6-4-3 1B		2-0 HR 2B		1-2 FC6-4 1B		2-2 G6-4-3 1-2f		4 1 3 0 0 0 1												
Marquis Grissom, R OBP: 0.259, SLG: 0.464 (1, 8) C X		0-1 G6-4-3 1-2f		3-2 2-H 3-H HR		1-0 FC6-4 BB 1-2f		2-3 K		4 1 1 3 0 1 2												
Jeff Reboulet, R OBP: 0.363, SLG: 0.417 (1, 6) C B B B B X		4-2 BB		1-2 F7		4-1 BB BB		0-1 G6-3		2 0 0 0 2 0 0												
Chad Kreuter, S OBP: 0.369, SLG: 0.345 (1, 2) C B B B X		2-2 F8		2-1 G1-3		2-2 G4-3		2-2 G4-3		4 0 0 0 0 0 3												
Chan Ho Park, R OBP: 0.207, SLG: 0.204 (1, 1) B C F C			1-3 K		2-2 G1-3		1-0 G6-3			3 0 0 0 0 1 0												
Inning Stats	R: 1 E: 0 K: 1 S: 6	H: 1 LOB: 0 BB: 0 P: 10	R: 0 E: 0 K: 0 S: 10	H: 1 LOB: 1 BB: 1 P: 18	R: 0 E: 0 K: 1 S: 7	H: 1 LOB: 1 BB: 0 P: 11	R: 3 E: 0 K: 0 S: 14	H: 2 LOB: 0 BB: 1 P: 28	R: 0 E: 0 K: 0 S: 8	H: 0 LOB: 0 BB: 0 P: 14	R: 0 E: 0 K: 0 S: 9	H: 1 LOB: 2 BB: 1 P: 17	R: 0 E: 0 K: 0 S: 4	H: 0 LOB: 0 BB: 0 P: 7	R: 0 E: 0 K: 1 S: 11	H: 1 LOB: 0 BB: 0 P: 14	R: 0 E: 0 K: 1 S: 10	H: 0 LOB: 0 BB: 0 P: 14	1B: 4 2B: 1 3B: 0 HR: 2	SF: 0 SAC: 0 DP: 2 HBP: 0	WP: 0 PB: 0 SB: 0 CS: 0	PA: 35
PITCHER	IP WLS BF H R ER SO BB IBB HBP BLK WP HR S P ERA WHIP																					
Tom Glavine, L ERA: 3.84 (1, 1)	7.0 L 29 6 4 4 2 3 0 0 0 0 0 2 58 105 5.14 1.286																					
Steve Reed, R ERA: 3.28 (8, 1)	1.0 3 1 0 0 1 0 0 0 0 0 0 0 11 14 0.00 1.000																					
Kerry Ligtenberg, R ERA: 4.22 (9, 1)	1.0 3 0 0 0 1 0 0 0 0 0 0 0 10 14 0.00 0.000																					

Los Angeles Dodgers @ Atlanta Braves
Turner Field, Atlanta, GA
Fri Aug 24 2001, 7:35 PM EDT
Att. 35,451 - Cloudy - 87 F

AB	32
R	4
H	7
RBI	4
BB	3
SO	4
LOB	8




Batter	1	2	3	4	5	6	7	8	9	AB R H RBI BB SO LOB
Keith Lockhart, L (1, 4) OBP: 0.307, SLG: 0.345	2-2 P4		0-1 L6			3-1 FC4-6 1B		0-0 P6		4 0 1 0 0 0 0
B.J. Surhoff, L (1, 7) OBP: 0.311, SLG: 0.399	2-0 1B		1-1 F9			1-1 FC4-6 10 1B SF9		2-3 K		4 1 1 0 0 1 1
10 Chipper Jones, S (1, 5) OBP: 0.419, SLG: 0.606	3-2 L7				0-3 K	1-1 1B			1-1 F8	4 0 1 0 0 1 1
Brian Jordan, R (1, 9) OBP: 0.325, SLG: 0.484	2-2 F8				1-3 K	0-0 SF9			1-2 WP 1B	3 0 1 1 0 1 1
Ken Caminiti, S (1, 3) OBP: 0.326, SLG: 0.437					1-3 K	3-3 K			0-3 K	4 0 0 0 0 3 2
Andruw Jones, R (1, 8) OBP: 0.313, SLG: 0.443						3-2 P6			4-2 BB	3 0 0 0 1 0 0
Javy Lopez, R (1, 2) OBP: 0.297, SLG: 0.395						2-2 G5-3			2-2 G3	4 0 1 0 0 0 2
Rey Sanchez, R (1, 6) OBP: 0.313, SLG: 0.354						4-2 BB			0-0 G3-1	2 0 0 0 1 0 1
Tom Glavine, L (1, 1) OBP: 0.200, SLG: 0.190						1-3 K			1-1 F9	2 0 0 0 0 1 1
Steve Reed, R (8, 1)										0 0 0 0 0 0 0
Dave Martinez, L (8, PH) OBP: 0.357, SLG: 0.412										1 0 0 0 0 0 0
Kerry Ligtenberg, R (9, 1)										0 0 0 0 0 0 0

Inning Stats	R: 0	H: 1	E: 0	K: 0	S: 10	R: 0	H: 1	E: 0	K: 0	S: 6	R: 0	H: 0	E: 0	K: 1	S: 7	R: 0	H: 0	E: 0	K: 3	S: 10	R: 0	H: 0	E: 0	K: 0	S: 10	R: 1	H: 2	E: 0	K: 1	S: 11	R: 0	H: 0	E: 0	K: 0	S: 5	R: 0	H: 0	E: 0	K: 1	S: 6	R: 0	H: 1	E: 0	K: 1	S: 13	1B: 5	2B: 0	3B: 0	HR: 0	SF: 1	SAC: 0	DP: 0	HBP: 0	WP: 1	PA: 34						
PITCHER	IP	WLS	BF	H	R	ER	SO	BB	IBB	HBP	BLK	WP	HR	S	P	ERA	WHIP															PITCHER	IP	WLS	BF	H	R	ER	SO	BB	IBB	HBP	BLK	WP	HR	S	P	ERA	WHIP												
Chan Ho Park, R (1, 1) ERA: 2.95	9.0	W	34	5	1	1	7	2	0	0	0	1	0	78	126	1.00	0.778																																												

Los Angeles Dodgers @ Atlanta Braves
 Turner Field, Atlanta, GA
 Fri Aug 24 2001, 7:35 PM EDT
 Att: 35,451 - Cloudy - 87 F

livebaseballscorecards.com

AB 31
 R 1
 H 5
 RBI 1
 BB 2
 SO 7
 LOB 9



Batter	1	2	3	4	5	6	7	8	9	AB R H RBI BB SO LOB	TOP											
Adrian Beltré, R (1, 5) OBP: 0.306, SLG: 0.420	1-0 F9		1-1 BB 1B		1-2 E3 1B HBP	2-0 F9		1-2 G3		5 1 1 0 0 0 1	Los Angeles Dodgers @ Atlanta Braves Turner Field, Atlanta, GA Sat Aug 25 2001, 7:05 PM EDT Att. 48,225 - Sunny - 86 F											
Mark Grudzielanek, R (1, 4) OBP: 0.334, SLG: 0.407	1-0 F9		1-0 BB 1B		1-0 E 1B 1-2 2-3 1B HBP	1-3 K		2-3 K		4 1 1 0 0 2 0												
Shawn Green, L (1, 9) OBP: 0.369, SLG: 0.605	0-0 L8		3-2 F9		3-0 1B E 1-2 2-H 3-H SF8 1B	2-1 2B 1B		2-2 HR		5 2 3 3 0 0 2												
Gary Sheffield, R (1, 7) OBP: 0.431, SLG: 0.603		1-1 HR	4-0 1-2 2-3 BB		1-1 E6 SF8 1B 1-2 2-3 1B	1-0 2B		0-1 G6-3		4 2 2 1 1 0 2												
Paul Lo Duca, R (1, 2) OBP: 0.377, SLG: 0.561		1-2 G6-3	3-3 K		1-2 SF8 1B 1-2 2-3 3-H 1B	2-2 F8		3-2 P1		5 1 1 1 0 1 5												
Dave Hansen, L (1, 3) OBP: 0.388, SLG: 0.359		1-0 G4-3		0-2 P6	0-0 SF8 1-2 2-3 3-H		0-0 G4-3		4-2 BB	3 0 0 1 1 0 0												
Marquis Grissom, R (1, 8) OBP: 0.261, SLG: 0.461		4-2 BB		0-3 K	2-1 1B 2-H 3-H		0-0 G6-3		0-0 F8	4 0 1 2 1 1 1												
Alex Cora, L (1, 6) OBP: 0.289, SLG: 0.330		0-0 G4-3		2-2 F7	2-0 F7		2-3 K			4 0 0 0 0 1 2												
Luke Prokopec, L (1, 1) OBP: 0.176, SLG: 0.206			2-2 F8					1-0 F8		3 1 1 0 0 0 1												
Matt Herge, L (7, 1) OBP: 0.400, SLG: 0.400										0 0 0 0 0 0 0												
Tom Goodwin, L (8, PH) OBP: 0.289, SLG: 0.336										1 0 0 0 0 0 0												
Mike Trombley, R (8, 1)										0 0 0 0 0 0 0												
Jeff Williams, R (9, 1)										0 0 0 0 0 0 0												
Jeff Shaw, R (9, 1)										0 0 0 0 0 0 0												
Inning Stats	R: 0 E: 0 K: 0 S: 3	H: 0 LOB: 0 BB: 0 P: 5	R: 1 E: 0 K: 0 S: 12	H: 1 LOB: 1 BB: 1 P: 19	R: 0 E: 0 K: 1 S: 13	H: 2 LOB: 3 BB: 1 P: 27	R: 0 E: 0 K: 1 S: 9	H: 0 LOB: 0 BB: 0 P: 11	R: 6 E: 2 K: 0 S: 19	H: 4 LOB: 1 BB: 0 P: 32	R: 0 E: 0 K: 1 S: 14	H: 2 LOB: 2 BB: 0 P: 22	R: 0 E: 0 K: 1 S: 6	H: 0 LOB: 0 BB: 0 P: 8	R: 0 E: 0 K: 1 S: 7	H: 0 LOB: 0 BB: 0 P: 11	R: 1 E: 0 K: 0 S: 12	H: 1 LOB: 1 BB: 1 P: 21	1B: 7 2B: 1 3B: 0 HR: 2	SF: 1 SAC: 0 DP: 0 HBP: 1	WP: 0 PB: 0 SB: 0 CS: 0	PA: 43
PITCHER	IP WLS BF H R ER SO BB IBB HBP BLK WP HR S P ERA WHIP																					
Jason Marquis, R (1, 1) ERA: 3.72	4.0 L 23 6 7 3 2 2 0 1 0 0 0 1 49 82 6.75 2.000																					
Jose Cabrera, R (5, 1) ERA: 2.39	3.0 12 3 0 0 2 0 0 0 0 0 0 0 27 42 0.00 1.000																					
Kerry Ligtenberg, R (8, 1) ERA: 4.12	1.0 3 0 0 0 1 0 0 0 0 0 0 0 7 11 0.00 0.000																					
Steve Reed, R (9, 1) ERA: 3.42	0.2 4 1 1 1 0 1 0 0 0 0 1 11 20 13.50 3.000																					
Steve Karsay, R (9, 1) ERA: 1.87	0.1 1 0 0 0 0 0 0 0 0 0 0 0 1 1 0.00 0.000																					

AB	38
R	8
H	10
RBI	8
BB	3
SO	5
LOB	14



BOTTOM

Los Angeles Dodgers @ Atlanta Braves
Turner Field, Atlanta, GA

livebaseballscorecards.com

AB	38
R	7
H	12
RBI	7
BB	5
SO	7
LOB	18



WP:	0	PA:	44
PB:	1		
SB:	1		
CS:	0		

Sat Aug 25 2001, 7:05 PM EDT
Att: 48,225 - Sunny - 86 F

Batter	1	2	3	4	5	6	7	8	9	AB	R	H	RBI	BB	SO	LOB
Marcus Giles, R OBP: 0.345, SLG: 0.421 (1, 4)	2-3 K	2-0 1B		0-3 K			1-0 HBP 10 1B 1B		4-1 BB 2B BB	4	1	2	1	1	2	0
B.J. Surhoff, L OBP: 0.312, SLG: 0.398 (1, 7)	1-0 F9	0-2 P6			1-1 10 G6-4-3 1B		2-0 F3		4-2 2B 1B BB	4	1	1	0	1	0	3
10 Chipper Jones, S OBP: 0.421, SLG: 0.606 Wes Helms, R OBP: 0.287, SLG: 0.401 (1, 5) (9, 5)	4-2 S BB		2-0 PB F8 1B		1-2 G6-4-3 1-2f		1-0 HBP 1B		3-1 F7	3	0	2	0	1	0	1
Brian Jordan, R OBP: 0.324, SLG: 0.480 Kerry Ligtenberg, R OBP: 0.287, SLG: 0.401 Steve Reed, R OBP: 0.365, SLG: 0.382 (1, 9) (8, 1) (9, 1) (9, 1) (9, PH)	3-2 P3		1-0 F8		2-2 P3		3-1 HBP		1-2 1B HR 2B	3	0	0	0	0	0	2
Ken Caminiti, S OBP: 0.324, SLG: 0.433 (1, 3)		2-2 G4-3	2-3 K		0-1 G6-3		3-3 K		2-2 HR 1B	5	1	1	1	0	2	4
Andruw Jones, R OBP: 0.315, SLG: 0.451 (1, 8)		0-0 1B 2B	4-1 BB		0-0 P6			1-3 K	0-0 HR	4	2	2	3	1	1	0
Javy Lopez, R OBP: 0.298, SLG: 0.398 (1, 2)		0-1 FC3-6 1B 1B	0-1 F9		1-2 2B			1-1 G6-3	1-3 K	5	1	2	1	0	1	2
Rey Sanchez, R OBP: 0.314, SLG: 0.353 (1, 6)		0-2 FC3-6 1B		0-1 G6-3		0-0 G1-3		4-0 BB	0-0 G1-3	4	0	1	0	1	0	1
Jason Marquis, L OBP: 0.091, SLG: 0.048 Jose Cabrera, R OBP: 0.356, SLG: 0.410 Bernard Gilkey, R OBP: 0.347, SLG: 0.427 (1, 1) (5, 1) (7, PH) (8, 9)		0-2 FC3-6 1B		1-2 L6			1-2 G3-1	2-3 K		2	0	0	0	0	0	2

Inning Stats	R: 0	H: 0	E: 0	K: 1	S: 11	H: 0	LOB: 1	BB: 1	P: 21	R: 2	H: 4	E: 0	K: 0	S: 16	H: 1	LOB: 2	BB: 0	P: 20	R: 0	H: 1	E: 0	K: 1	S: 8	H: 0	LOB: 0	BB: 0	P: 10	R: 0	H: 1	E: 0	K: 0	S: 8	H: 1	LOB: 1	BB: 0	P: 8	R: 0	H: 2	E: 0	K: 1	S: 14	H: 0	LOB: 3	BB: 0	P: 25	R: 0	H: 0	E: 0	K: 2	S: 9	H: 0	LOB: 1	BB: 1	P: 17	R: 5	H: 3	E: 0	K: 1	S: 19	H: 3	LOB: 0	BB: 2	P: 34	1B: 8	2B: 3	3B: 0	HR: 1	SF: 0	SAC: 0	DP: 1	HBP: 1	WP: 0	PA: 44
--------------	------	------	------	------	-------	------	--------	-------	-------	------	------	------	------	-------	------	--------	-------	-------	------	------	------	------	------	------	--------	-------	-------	------	------	------	------	------	------	--------	-------	------	------	------	------	------	-------	------	--------	-------	-------	------	------	------	------	------	------	--------	-------	-------	------	------	------	------	-------	------	--------	-------	-------	-------	-------	-------	-------	-------	--------	-------	--------	-------	--------

PITCHER	IP	WLS	BF	H	R	ER	SO	BB	IBB	HBP	BLK	WP	HR	S	P	ERA	WHIP
Luke Prokopec, R ERA: 4.58 (1, 1)	6.2		30	9	2	2	3	2	0	0	0	0	0	68	102	2.70	1.650
Matt Herges, R ERA: 3.73 (7, 1)	0.1		2	0	0	0	1	0	0	1	0	0	0	5	11	0.00	0.000
Mike Trombley, R ERA: 3.93 (8, 1)	1.0		4	0	0	0	2	1	0	0	0	0	0	9	17	0.00	1.000
Jeff Williams, L ERA: 6.65 (9, 1)	0.1		5	2	4	4	0	2	0	0	0	0	0	13	27	108.00	12.000
Jeff Shaw, R ERA: 3.72 (9, 1)	0.2	S	3	1	1	1	1	0	0	0	0	0	1	6	7	13.50	1.500

Batter	1	2	3	4	5	6	7	8	9	AB R H RBI BB SO LOB	TOP																									
Adrian Beltré, R (1, 5) OBP: 0.309, SLG: 0.420	0-1 FC6-4 FC5 1B		0-0 G4-3 SH1-3 1B		0-0 E4			0-1 F9 BB HR 1B		4 2 3 0 0 0 0	Los Angeles Dodgers @ Atlanta Braves Turner Field, Atlanta, GA Mon Aug 27 2001, 1:05 PM EDT Att. 26,038 - Cloudy - 86 F																									
Jeff Reboulet, R (1, 4) OBP: 0.363, SLG: 0.412	2-1 FC5 FC6-4 1-2		0-1 SH1-3 1-2		1-3 K			4-1 HR BB		2 1 0 0 1 1 2																										
Shawn Green, L (1, 9) OBP: 0.367, SLG: 0.604	2-3 K		0-0 G4-3 2-3		0-0 L6-4 S 1B			2-2 F9 2-3		4 0 1 0 0 1 5																										
Gary Sheffield, R (1, 7) OBP: 0.430, SLG: 0.606	1-2 FC6-4 1B 1-2f 2-3		1-3 K		3-2 L6-4 1-3			0-0 HR 1-H 3-H		4 1 1 3 0 1 4																										
Paul Lo Duca, R (1, 2) OBP: 0.377, SLG: 0.556	0-0 1-2 3-H 1B			0-1 G6-3		3-2 G6-3		4-2 BB		3 0 1 1 1 0 0																										
Eric Karros, R (1, 3) OBP: 0.293, SLG: 0.385	2-3 K		1-3 K		1-3 G1-3			1-3 K		4 0 0 0 0 3 3																										
Marquis Grissom, R (1, 8) OBP: 0.258, SLG: 0.452			1-3 K		1-0 F8		1-1 G6-3		1-1 F7			4 0 0 0 0 1 0																								
Alex Cora, L (1, 6) OBP: 0.293, SLG: 0.333			0-2 CS 1B		0-1 G1-3		0-0 G1-3		1-1 P4			4 0 1 0 0 0 0																								
Terry Adams, R (1, 1) OBP: 0.094, SLG: 0.034			3-2 G1-3		0-3 K			2-2 G4-3		0-3 K		2 0 0 0 0 1 1																								
Bruce Aven, R (8, PH) OBP: 0.385, SLG: 0.455										1 0 0 0 0 0 0																										
Matt Herges, L (8, 1) OBP: 0.400, SLG: 0.400										0 0 0 0 0 0 0																										
Dave Hansen, L (9, PH) OBP: 0.383, SLG: 0.353										1 0 0 0 0 1 0																										
Jeff Shaw, R (9, 1) OBP: 0.383, SLG: 0.353										0 0 0 0 0 0 0																										
Inning Stats	R: 1 E: 0 K: 2 S: 16	H: 2 LOB: 2 BB: 0 P: 22	R: 0 E: 0 K: 1 S: 10	H: 1 LOB: 0 BB: 0 P: 14	R: 0 E: 0 K: 1 S: 7	H: 0 LOB: 0 BB: 0 P: 8	R: 0 E: 1 K: 2 S: 10	H: 0 LOB: 1 BB: 0 P: 11	R: 0 E: 0 K: 0 S: 10	H: 1 LOB: 0 BB: 0 P: 16	R: 0 E: 0 K: 0 S: 5	H: 0 LOB: 0 BB: 0 P: 6	R: 3 E: 0 K: 1 S: 18	H: 2 LOB: 1 BB: 2 P: 31	R: 0 E: 0 K: 1 S: 7	H: 0 LOB: 0 BB: 0 P: 9	1B: 6 2B: 1 3B: 0 HR: 1	SF: 0 SAC: 1 DP: 1 HBP: 0	WP: 0 PB: 0 SB: 1 CS: 1	PA: 36																
PITCHER	IP WLS BF H R ER SO BB IBB HBP BLK WP HR S P ERA WHIP																																			
Greg Maddux, R (1, 1) ERA: 2.8	7.0		26	5	1	1	7	0	0	0	0	0	0	64	85	1.29	0.714																			
Mike Remlinger, L (8, 1) ERA: 2.81	0.2	L	4	1	2	2	0	1	0	0	0	0	0	12	20	27.00	3.000																			
Jose Cabrera, R (8, 1) ERA: 2.55	0.1	B	3	1	1	1	1	1	0	0	0	0	1	6	11	27.00	6.000																			
Kerry Ligtenberg, R (9, 1) ERA: 4.03	1.0		3	0	0	0	1	0	0	0	0	0	0	7	9	0.00	0.000																			

livebaseballscorecards.com

AB	33
R	4
H	7
RBI	4
BB	2
SO	9
LOB	15



Batter	1	2	3	4	5	6	7	8	9	AB	R	H	RBI	BB	SO	LOB
Marcus Giles, R OBP: 0.364, SLG: 0.446 (1, 4)	1-0 G6-3 1B		1-3 K		4-2 BB		2-2 F9			3	0	1	0	1	1	1
Andruw Jones, R OBP: 0.317, SLG: 0.463 (1, 8)	1-3 K			2-1 1B	0-0 G4-3			1-3 K		4	0	1	0	0	2	2
10 Chipper Jones, S OBP: 0.416, SLG: 0.597 (1, 5)	1-0 G6-3			3-3 1B		2-3 K		0-0 G6-3		4	0	0	0	0	2	2
Brian Jordan, R OBP: 0.328, SLG: 0.484 (1, 9)		1-3 K		1-2 1B		0-1 F9		0-1 2B		4	0	2	0	0	1	0
B.J. Surhoff, L OBP: 0.315, SLG: 0.403 (1, 7)		0-1 1B		2-2 F8		2-2 2B		2-2 P6		4	0	2	0	0	0	2
Rey Sanchez, R OBP: 0.314, SLG: 0.353 (1, 6)		2-3 1B			0-0 1B 2B	2-2 P4			0-0 G4-3	4	1	1	0	0	1	2
Wes Helms, R OBP: 0.292, SLG: 0.402 Ken Caminiti, S OBP: 0.323, SLG: 0.431 (1, 3) (9, PH)	2-3 K			0-2 1B 2B			0-0 G6-3		2-3 K	3	1	1	0	0	1	1
Paul Bako, L OBP: 0.267, SLG: 0.327 Keith Lockhart, L OBP: 0.301, SLG: 0.338 (1, 2) (9, PH)			2-2 G1-3		1-0 2B		4-2 BB		0-1 G3	2	0	1	2	1	0	0
Greg Maddux, R OBP: 0.217, SLG: 0.175 Dave Martinez, L OBP: 0.353, SLG: 0.406 Mike Remlinger, L Jose Cabrera, R Kerry Ligtenberg, R (1, 1) (7, PH) (8, 1) (8, 1) (9, 1)			1-0 F7		1-2 G4-3		1-3 K			2	0	0	0	0	0	0

Inning Stats	R: 0	H: 1	E: 0	LOB: 0	K: 1	BB: 0	S: 6	R: 0	H: 1	E: 0	LOB: 1	K: 3	BB: 0	S: 12	R: 0	H: 0	E: 0	LOB: 0	K: 1	BB: 0	S: 7	R: 0	H: 2	E: 0	LOB: 1	K: 1	BB: 0	S: 12	R: 2	H: 3	E: 0	LOB: 1	K: 0	BB: 1	S: 13	R: 0	H: 1	E: 0	LOB: 1	K: 1	BB: 0	S: 12	R: 0	H: 0	E: 0	LOB: 1	K: 1	BB: 1	S: 10	R: 0	H: 1	E: 0	LOB: 1	K: 1	BB: 0	S: 11	R: 0	H: 0	E: 0	LOB: 0	K: 1	BB: 0	S: 10	R: 0	H: 0	E: 0	LOB: 0	K: 1	BB: 0	S: 10
	1B: 6	SF: 0	2B: 4	SAC: 0	3B: 0	DP: 2	HR: 0	1B: 6	SF: 0	2B: 4	SAC: 0	3B: 0	DP: 2	HR: 0	1B: 6	SF: 0	2B: 4	SAC: 0	3B: 0	DP: 2	HR: 0	1B: 6	SF: 0	2B: 4	SAC: 0	3B: 0	DP: 2	HR: 0	1B: 6	SF: 0	2B: 4	SAC: 0	3B: 0	DP: 2	HR: 0	1B: 6	SF: 0	2B: 4	SAC: 0	3B: 0	DP: 2	HR: 0	1B: 6	SF: 0	2B: 4	SAC: 0	3B: 0	DP: 2	HR: 0																					

PITCHER	IP	WLS	BF	H	R	ER	SO	BB	IBB	HBP	BLK	WP	HR	S	P	ERA	WHIP
Terry Adams, R ERA: 4.65 (1, 1)	7.0	W	28	8	2	2	8	2	0	0	0	0	0	72	111	2.57	1.429
Matt Herges, R ERA: 3.68 (8, 1)	1.0	H	4	1	0	0	1	0	0	0	0	0	0	11	14	0.00	1.000
Jeff Shaw, R ERA: 3.66 (9, 1)	1.0	S	3	0	0	0	1	0	0	0	0	0	0	10	12	0.00	0.000

BOTTOM

Los Angeles Dodgers @ Atlanta Braves
Turner Field, Atlanta, GA
Mon Aug 27 2001, 1:05 PM EDT
Att. 26,038 - Cloudy - 86 F

livebaseballscorecards.com

AB	33
R	2
H	9
RBI	2
BB	2
SO	10
LOB	11



Batter	1	2	3	4	5	6	7	8	9	AB R H RBI BB SO LOB	TOP											
Juan Pierre, L (1, 8) OBP: 0.377, SLG: 0.402	0-1 F8		0-0 B2-3			1-2 G6-3		2-2 1B	1-0 1B	5 0 2 0 0 0 0												
Jose Ortiz, R (1, 4) OBP: 0.305, SLG: 0.420	4-2 FC4-6 BB		0-1 F3			2-2 17 HR G4-3 1B		2-3 K		3 1 1 0 1 1 1												
Larry Walker, L (1, 9) OBP: 0.435, SLG: 0.670	1-0 FC4-6 17 1B 1-2f			0-0 F8		0-0 G4-3		1-1 F9		4 0 0 0 0 0 3												
17 Todd Helton, L (1, 3) OBP: 0.436, SLG: 0.694	1-2 F X 1B			2-3 F S K		1-1 HR		1-2 G6-3		4 1 2 2 0 1 1												
Jeff Cirillo, R (1, 5) OBP: 0.367, SLG: 0.473	1-0 P4			4-1 S BB		1-2 G5-3			0-0 SH1-4 2B 1B	3 1 1 0 1 0 2												
Alex Ochoa, R (1, 7) OBP: 0.338, SLG: 0.409		0-0 G6-3		2-2 P4			0-0 F9		0-0 SH1-4	3 0 0 0 0 0 1												
Juan Uribe, R (1, 6) OBP: 0.325, SLG: 0.459		1-1 G6-3			2-1 L6-3 1B		2-1 1B 2B		2-2 1B 2B	4 1 3 1 0 0 0												
Gary Bennett, R (1, 2) OBP: 0.309, SLG: 0.325		1-1 G4-3			2-0 L6-3		2-2 G6-3 1B		1-3 K	3 0 1 0 0 0 1												
Mike Hampton, R (7, PR) OBP: 0.310, SLG: 0.609					1-2		2-3			0 0 0 0 0 0 0												
Sal Fasano, R (7, 2) OBP: 0.253, SLG: 0.273										0 0 0 0 0 0 0												
Adam Melhuse, S (9, PH) OBP: 0.230, SLG: 0.254										1 0 0 0 0 1 1												
Shawn Chacon, R (1, 1) OBP: 0.079, SLG: 0.054			0-1 G6-3		1-3 K		2-2 G6-3		1-2 1B 1B	2 0 0 0 0 0 1 0												
Gabe White, L (6, 1)										0 0 0 0 0 0 0 0												
Greg Norton, S (7, PH) OBP: 0.316, SLG: 0.519										1 0 0 0 0 0 0 2												
Justin Speier, R (7, 1)										0 0 0 0 0 0 0 0												
Mike Myers, L (7, 1)										0 0 0 0 0 0 0 0												
Kane Davis, R (7, 1)										0 0 0 0 0 0 0 0												
Terry Shumpert, R (9, PH) OBP: 0.313, SLG: 0.411										1 0 1 1 0 0 0 0												
Jay Powell, R (9, 1)										0 0 0 0 0 0 0 0												
Inning Stats	R: 0 E: 0 K: 0 S: 17	H: 1 LOB: 2 BB: 1 P: 24	R: 0 E: 0 K: 0 S: 5	H: 0 LOB: 0 BB: 0 P: 7	R: 0 E: 0 K: 0 S: 5	H: 0 LOB: 0 BB: 0 P: 5	R: 0 E: 0 K: 1 S: 14	H: 0 LOB: 1 BB: 1 P: 22	R: 0 E: 0 K: 1 S: 6	H: 1 LOB: 0 BB: 0 P: 11	R: 2 E: 0 K: 0 S: 12	H: 2 LOB: 0 BB: 0 P: 17	R: 0 E: 0 K: 0 S: 10	H: 2 LOB: 2 BB: 0 P: 16	R: 0 E: 0 K: 1 S: 13	H: 1 LOB: 1 BB: 0 P: 19	R: 2 E: 0 K: 1 S: 12	H: 4 LOB: 2 BB: 0 P: 17	1B: 8 2B: 3 3B: 0 HR: 1	SF: 0 SAC: 1 DP: 2 HBP: 0	WP: 0 PB: 0 SB: 2 CS: 0	PA: 37
PITCHER	IP WLS BF H R ER SO BB IBB HBP BLK WP HR S P ERA WHIP																					
Kevin Brown, R (1, 1) ERA: 2.8	5.0		18	2	0	0	2	2	0	0	0	0	0	47	69	0.00	0.800					
Giovanni Carrara, R (6, 1) ERA: 3.17	2.0	B	9	4	2	2	0	0	0	0	0	0	1	22	33	9.00	2.000					
Terry Mulholland, L (8, 1) ERA: 4.91	1.0	H	4	1	0	0	1	0	0	0	0	0	0	13	19	0.00	1.000					
Jeff Shaw, R (9, 1) ERA: 3.9	1.0	L	6	4	2	2	1	0	0	0	0	0	0	12	17	18.00	4.000					

Colorado Rockies @ Los Angeles Dodgers
Dodger Stadium, Los Angeles, CA
 Tue Aug 28 2001, 7:10 PM PDT
 Att. 39,051 - Sunny - 70 F

AB	34
R	4
H	11
RBI	4
BB	2
SO	4
LOB	12



Batter	1	2	3	4	5	6	7	8	9	AB R H RBI BB SO LOB
Adrian Beltré, R OBP: 0.308, SLG: 0.417 (1, 5)	1-3 K	1-2 G5-3			0-1 G6-3		2-2 1B		1-2 G4-3	5 0 1 0 0 1 2
Jeff Reboulet, R OBP: 0.364, SLG: 0.412 (1, 4)	2-1 G4-3		1-2 F7-4 1B		2-2 G6-3		3-2 1B		3-2 G5-3	5 0 2 0 0 0 0
Shawn Green, L OBP: 0.366, SLG: 0.602 (1, 9)	3-3 K		0-1 1B		3-2 G5-3		1-2 L6			4 0 1 0 0 1 2
Gary Sheffield, R OBP: 0.428, SLG: 0.610 (1, 7)		1-0 G4-3	3-3 K			2-2 HR	3-3 K			4 1 1 1 0 2 4
Paul Lo Duca, R OBP: 0.378, SLG: 0.558 (1, 2)		1-0 1B	2-2 F7-4			3-1 G6-3 2B		0-0 F9		4 1 2 0 0 0 2
Eric Karros, R OBP: 0.292, SLG: 0.383 (1, 3)		2-0 1B		1-3 K		2-1 G6-3		0-3 K		4 1 1 0 0 2 1
Marquis Grissom, R OBP: 0.261, SLG: 0.451 (1, 8)		1-3 K		2-3 K		4-1 G4-6-3 BB		2-2 1B		3 0 1 0 1 2 2
Alex Cora, L OBP: 0.296, SLG: 0.333 (1, 6)		1-2 1B		4-2 BB		0-1 G4-6-3		2-2 G4-3		3 0 1 1 1 0 3
Kevin Brown, R OBP: 0.188, SLG: 0.207 (1, 1)		0-0 1B		0-1 G5-3			1-3 K		2-3 K	2 0 1 1 0 0 1
Giovanni Carrara, R OBP: 0.273, SLG: 0.273 (6, 1)										0 0 0 0 0 0 0
Tom Goodwin, L OBP: 0.281, SLG: 0.335 (7, PH)										1 0 0 0 0 1 0
Terry Mulholland, R OBP: 0.281, SLG: 0.335 (8, 1)										0 0 0 0 0 0 0
Jeff Shaw, R (9, 1)										0 0 0 0 0 0 0
Dave Hansen, L (9, PH)										1 0 0 0 0 1 0

Inning Stats	R: 0	H: 0	E: 0	K: 2	S: 8	H: 0	LOB: 0	BB: 0	P: 14	R: 2	H: 4	E: 0	K: 1	S: 15	R: 0	H: 2	E: 0	K: 1	S: 12	R: 0	H: 0	E: 0	K: 0	S: 8	R: 1	H: 2	E: 0	K: 0	S: 11	R: 0	H: 2	E: 0	K: 2	S: 22	R: 0	H: 1	E: 0	K: 1	S: 12	R: 0	H: 0	E: 0	K: 1	S: 11	1B: 9	SF: 0	2B: 2	SAC: 0	3B: 0	DP: 2	HR: 1	HBP: 0	WP: 0	PA: 38
--------------	------	------	------	------	------	------	--------	-------	-------	------	------	------	------	-------	------	------	------	------	-------	------	------	------	------	------	------	------	------	------	-------	------	------	------	------	-------	------	------	------	------	-------	------	------	------	------	-------	-------	-------	-------	--------	-------	-------	-------	--------	-------	--------

PITCHER	IP	WLS	BF	H	R	ER	SO	BB	IBB	HBP	BLK	WP	HR	S	P	ERA	WHIP
Shawn Chacon, R (1, 1) ERA: 5.51	5.1		25	8	3	3	6	2	0	0	0	0	1	63	104	5.06	1.875
Gabe White, L (6, 1) ERA: 6.21	0.2		1	0	0	0	0	0	0	0	0	0	0	2	2	0.00	0.000
Justin Speier, R (7, 1) ERA: 5.47	0.1		3	2	0	0	1	0	0	0	0	0	0	15	20	0.00	6.000
Mike Myers, L (7, 1) ERA: 2.88	0.1		1	0	0	0	0	0	0	0	0	0	0	4	5	0.00	0.000
Kane Davis, R (7, 1) ERA: 3.67	1.1	W	5	1	0	0	2	0	0	0	0	0	0	15	22	0.00	0.750

BOTTOM

Colorado Rockies @ Los Angeles Dodgers
Dodger Stadium, Los Angeles, CA


Tue Aug 28 2001, 7:10 PM PDT
Att: 39,051 - Sunny - 70 F

livebaseballscorecards.com

AB	36
R	3
H	11
RBI	3
BB	2
SO	10
LOB	17



Batter	1	2	3	4	5	6	7	8	9	AB R H RBI BB SO LOB	TOP											
Juan Pierre, L (1, 8) OBP: 0.375, SLG: 0.400	0-1 F8	0-2 1B 1B 1B		2-1 F4		0-1 F7			0-1 G3	5 0 1 1 0 0 0	Colorado Rockies @ Los Angeles Dodgers Dodger Stadium, Los Angeles, CA Wed Aug 29 2001, 7:10 PM PDT Att. 27,697 - Sunny - 71 F livebaseballscorecards.com											
Terry Shumpert, R (1, 4) OBP: 0.315, SLG: 0.411 Jay Powell, R (9, 1)	0-0 G5-3	0-0 1B 1B		2-2 1B 1B		0-1 F7			2-3 K	5 1 2 1 0 1 0 0 0 0 0 0 0 0												
Larry Walker, L (1, 9) OBP: 0.434, SLG: 0.667	1-0 1B 1B	0-0 F8		2-1 CS 1B 1B				1-0 G5-3	1-3 K	5 1 2 0 0 1 3												
17 Todd Helton, L (1, 3) OBP: 0.438, SLG: 0.694	2-1 FC5 1B 1B	3-2 1B 1B		1-0 1B 1B				3-2 F9		4 0 3 2 0 0 0												
Jeff Cirillo, R (1, 5) OBP: 0.366, SLG: 0.471	1-0 FC5 1B	0-3 K		3-3 K				1-0 F7		4 0 1 1 0 2 4												
Juan Uribe, R (1, 6) OBP: 0.329, SLG: 0.461	3-0 FC5 1B			0-2 FC6-4 1B		1-0 G4-6-3 1B		0-2 G6-3		4 0 2 0 0 0 2												
Mario Encarnacion, R (1, 7) OBP: 0.375, SLG: 0.167		2-0 SH 1B 1B		2-2 FC6-4		1-2 G4-6-3		0-1 E6		4 1 1 0 0 0 2												
Sal Fasano, R (1, 2) OBP: 0.253, SLG: 0.271		0-2 1B SH 1B 1B		0-0 F7		3-3 K		2-3 K		4 1 1 0 0 2 2												
Jason Jennings, L (1, 1) OBP: 0.429, SLG: 0.857 Gabe White, L (7, 1) Justin Speier, R (7, 1) Brent Butler, R (9, 4) OBP: 0.284, SLG: 0.318		0-1 SH 1B 1B 1B		1-3 K		1-3 K		0-3 K		2 1 0 0 0 2 1 0 0 0 0 0 0 0 1 0 0 0 0 1 1 0 0 0 0 0 0 0												
Inning Stats	R: 1 E: 0 K: 0 S: 8	H: 3 LOB: 2 BB: 0 P: 15	R: 3 E: 0 K: 1 S: 17	H: 5 LOB: 2 BB: 0 P: 22	R: 0 E: 0 K: 1 S: 10	H: 1 LOB: 1 BB: 0 P: 13	R: 1 E: 0 K: 1 S: 11	H: 3 LOB: 2 BB: 0 P: 21	R: 0 E: 0 K: 1 S: 7	H: 1 LOB: 0 BB: 0 P: 12	R: 0 E: 0 K: 1 S: 7	H: 0 LOB: 0 BB: 0 P: 8	R: 0 E: 0 K: 0 S: 6	H: 0 LOB: 0 BB: 0 P: 11	R: 0 E: 1 K: 2 S: 8	H: 0 LOB: 1 BB: 0 P: 13	R: 0 E: 0 K: 2 S: 8	H: 0 LOB: 0 BB: 0 P: 11	1B: 13 2B: 1 3B: 0 HR: 0	SF: 0 SAC: 1 DP: 2 HBP: 0	WP: 0 PB: 0 SB: 1 CS: 1	PA: 39
PITCHER	IP WLS BF H R ER SO BB IBB HBP BLK WP HR S P ERA WHIP																					
James Baldwin, R (1, 1) ERA: 4.47	5.0 L 26 13 5 5 4 0 0 0 0 0 0 0 53 83 9.00 2.600																					
Luke Prokopec, R (6, 1) ERA: 4.51	2.0 6 0 0 0 1 0 0 0 0 0 0 0 13 19 0.00 0.000																					
Mike Trombley, R (8, 1) ERA: 3.82	2.0 7 0 0 0 4 0 0 0 0 0 0 0 19 24 0.00 0.000																					



Batter	1	2	3	4	5	6	7	8	9	AB	R	H	RBI	BB	SO	LOB
Adrián Beltré, R OBP: 0.307, SLG: 0.415 (1, 5)	F7			1B	K		L6			4	0	1	0	0	1	5
Jeff Reboulet, R OBP: 0.361, SLG: 0.408 (1, 4) (8, 6)	G4-3			K		FC3-6		F8		4	0	1	0	0	1	1
Shawn Green, L OBP: 0.367, SLG: 0.603 (1, 9)	G3-1			G6-4-3	1B	FC3-6		1B	2B	4	1	2	0	0	0	1
Gary Sheffield, R OBP: 0.427, SLG: 0.606 (1, 7)			F5	G6-4-3		K		1B		4	0	1	1	0	1	3
Paul Lo Duca, R OBP: 0.377, SLG: 0.563 (1, 2)		F9			G6-3			HR	L5	4	1	1	1	0	0	1
Eric Karros, R OBP: 0.294, SLG: 0.387 (1, 3)			K		FC3-6	1B		BB	K	4	1	2	0	0	2	1
Marquis Grissom, R OBP: 0.264, SLG: 0.450 (1, 8)			G5-3		FC3-6	1B		L6	BB	3	0	1	0	1	1	0
Alex Cora, L OBP: 0.294, SLG: 0.331 (1, 6)			G1-3		FC3-6	2B		P4		2	0	0	0	0	0	2
Bruce Aven, R OBP: 0.357, SLG: 0.417 (7, PH)					1-2f	2-3			K	1	0	0	0	0	0	2
Mike Trombley, R (8, 1)										0	0	0	0	0	0	0
Tom Goodwin, L OBP: 0.280, SLG: 0.333 (9, PH)										1	0	0	0	0	1	0
James Baldwin, R OBP: 0.059, SLG: 0.059 (1, 1)			B1-3		1-3	2B			K	1	0	0	0	0	0	0
Dave Hansen, L OBP: 0.384, SLG: 0.364 (5, PH)					3-H					1	0	1	1	0	0	0
Luke Prokopec, L OBP: 0.176, SLG: 0.206 (6, 1)										0	0	0	0	0	0	0
Hiram Bocachica, R OBP: 0.286, SLG: 0.382 (7, PH) (8, 4)										1	0	0	0	1	1	0

Inning Stats	R: 0	H: 0	E: 0	K: 0	S: 9	R: 0	H: 0	E: 0	K: 1	S: 9	R: 0	H: 0	E: 0	K: 0	S: 6	R: 0	H: 2	E: 0	K: 1	S: 10	R: 1	H: 3	E: 0	K: 1	S: 12	R: 0	H: 1	E: 0	K: 1	S: 7	R: 1	H: 2	E: 0	K: 0	S: 12	R: 1	H: 2	E: 0	K: 1	S: 14	R: 0	H: 0	E: 0	K: 3	S: 11	R: 0	H: 0	E: 0	K: 0	S: 11	1B: 6	SF: 0	3B: 0	HR: 1
	LOB: 0	BB: 0	P: 16	LOB: 0	BB: 0	P: 15	LOB: 0	BB: 0	P: 11	LOB: 1	BB: 0	P: 12	LOB: 2	BB: 0	P: 19	LOB: 0	BB: 0	P: 9	LOB: 2	BB: 2	P: 23	LOB: 1	BB: 0	P: 20	LOB: 0	BB: 0	P: 16	1B: 4 <td>SF: 0 <td>3B: 0 <td>HR: 1 <td>2B: 4 <td>SAC: 0 <td>DP: 2 <td>HBP: 0</td> <td>WP: 0 <td>PA: 36</td> <td>PB: 0 <td>SB: 0 <td>CS: 1</td> </td></td></td></td></td></td></td></td></td>	SF: 0 <td>3B: 0 <td>HR: 1 <td>2B: 4 <td>SAC: 0 <td>DP: 2 <td>HBP: 0</td> <td>WP: 0 <td>PA: 36</td> <td>PB: 0 <td>SB: 0 <td>CS: 1</td> </td></td></td></td></td></td></td></td>	3B: 0 <td>HR: 1 <td>2B: 4 <td>SAC: 0 <td>DP: 2 <td>HBP: 0</td> <td>WP: 0 <td>PA: 36</td> <td>PB: 0 <td>SB: 0 <td>CS: 1</td> </td></td></td></td></td></td></td>	HR: 1 <td>2B: 4 <td>SAC: 0 <td>DP: 2 <td>HBP: 0</td> <td>WP: 0 <td>PA: 36</td> <td>PB: 0 <td>SB: 0 <td>CS: 1</td> </td></td></td></td></td></td>	2B: 4 <td>SAC: 0 <td>DP: 2 <td>HBP: 0</td> <td>WP: 0 <td>PA: 36</td> <td>PB: 0 <td>SB: 0 <td>CS: 1</td> </td></td></td></td></td>	SAC: 0 <td>DP: 2 <td>HBP: 0</td> <td>WP: 0 <td>PA: 36</td> <td>PB: 0 <td>SB: 0 <td>CS: 1</td> </td></td></td></td>	DP: 2 <td>HBP: 0</td> <td>WP: 0 <td>PA: 36</td> <td>PB: 0 <td>SB: 0 <td>CS: 1</td> </td></td></td>	HBP: 0	WP: 0 <td>PA: 36</td> <td>PB: 0 <td>SB: 0 <td>CS: 1</td> </td></td>	PA: 36	PB: 0 <td>SB: 0 <td>CS: 1</td> </td>	SB: 0 <td>CS: 1</td>	CS: 1														

PITCHER	IP	WLS	BF	H	R	ER	SO	BB	IBB	HBP	BLK	WP	HR	S	P	ERA	WHIP
Jason Jennings, R ERA: 1.2 (1, 1)	6.0	W	25	8	2	2	4	1	0	0	0	0	1	56	92	3.00	1.500
Gabe White, L ERA: 6.17 (7, 1)	0.1	H	2	0	0	0	0	1	0	0	0	0	0	6	10	0.00	3.000
Justin Speier, R ERA: 5.46 (7, 1)	1.2	H	6	2	1	1	1	0	0	0	0	0	0	17	23	5.40	1.200
Jay Powell, R ERA: 3.21 (9, 1)	1.0	S	3	0	0	0	3	0	0	0	0	0	0	11	16	0.00	0.000

BOTTOM

Colorado Rockies @ Los Angeles Dodgers
Dodger Stadium, Los Angeles, CA

Wed Aug 29 2001, 7:10 PM PDT
Att: 27,697 - Sunny - 71 F

AB	34
R	3
H	10
RBI	3
BB	2
SO	8
LOB	16



PITCHER	IP	WLS	BF	H	R	ER	SO	BB	IBB	HBP	BLK	WP	HR	S	P	ERA	WHIP
Jason Jennings, R ERA: 1.2 (1, 1)	6.0	W	25	8	2	2	4	1	0	0	0	0	1	56	92	3.00	1.500
Gabe White, L ERA: 6.17 (7, 1)	0.1	H	2	0	0	0	0	1	0	0	0	0	0	6	10	0.00	3.000
Justin Speier, R ERA: 5.46 (7, 1)	1.2	H	6	2	1	1	1	0	0	0	0	0	0	17	23	5.40	1.200
Jay Powell, R ERA: 3.21 (9, 1)	1.0	S	3	0	0	0	3	0	0	0	0	0	0	11	16	0.00	0.000

Batter	1	2	3	4	5	6	7	8	9	AB R H RBI BB SO LOB	TOP											
Juan Pierre, L (1, 8) OBP: 0.377, SLG: 0.406	0-0 S 1B	0-2 BB 1B		1-0 G6-3 3B		1-0 G4-3		0-0 F7		5 1 3 1 0 0 1												
Jose Ortiz, R (1, 4) OBP: 0.310, SLG: 0.414 Alex Ochoa, R (9, PH) OBP: 0.339, SLG: 0.409	1-3 K	4-1 BB 1B		0-0 G6-3		2-0 BB HBP			4-0 1B FC1-2 BB	2 0 0 1 1 1 1 0 0 0 0 1 0 0												
Larry Walker, L (1, 9) OBP: 0.434, SLG: 0.663	3-2 P1	2-3 K		3-H 2-1 P4		4-1 BB			0-1 FC1-2 1B	4 0 1 0 1 1 4												
17 Todd Helton, L (1, 3) OBP: 0.436, SLG: 0.695	1-1 P6					0-2 G3-1			3-3 K	5 1 1 1 0 1 6												
Jeff Cirillo, R (1, 5) OBP: 0.364, SLG: 0.475						3-1 HR			2-0 FC1-2	5 1 1 1 0 0 2												
Juan Uribe, R (1, 6) OBP: 0.325, SLG: 0.452						0-1 E6 G5-3-4			1-2 3-H K	5 0 1 0 0 3 3												
Mario Encarnacion, R (1, 7) OBP: 0.333, SLG: 0.111						0-0 F2			2-3 K													
Gary Bennett, R (1, 2) OBP: 0.306, SLG: 0.322						2-0 G5-3-4			1-3 K	3 0 0 0 1 2 1												
Denny Neagle, L (1, 1) OBP: 0.250, SLG: 0.341 Terry Shumpert, R (8, PH) OBP: 0.314, SLG: 0.409 Gabe White, L (8, 1)						2-3 BB 1B			0-1 G6-3	4 1 1 0 0 1 2												
						3-1 BB 1B			0-1 G4-3	2 0 1 0 1 0 0 1 0 0 0 0 0 0 0 0 0 0 0 0 0												
						0-1 G4-3			1-2 BB G4-3 1B													
Inning Stats	R: 0 E: 0 K: 1 S: 10	H: 1 LOB: 1 BB: 0 P: 15	R: 2 E: 0 K: 3 S: 19	H: 3 LOB: 3 BB: 2 P: 35	R: 0 E: 0 K: 1 S: 11	H: 1 LOB: 2 BB: 1 P: 23	R: 1 E: 0 K: 0 S: 6	H: 1 LOB: 0 BB: 0 P: 9	R: 1 E: 1 K: 0 S: 6	H: 1 LOB: 0 BB: 0 P: 11	R: 0 E: 0 K: 0 S: 8	H: 1 LOB: 3 BB: 1 P: 17	R: 0 E: 0 K: 2 S: 9	H: 0 LOB: 0 BB: 0 P: 15	R: 0 E: 0 K: 0 S: 6	H: 0 LOB: 0 BB: 0 P: 7	R: 0 E: 0 K: 2 S: 20	H: 1 LOB: 2 BB: 1 P: 31	1B: 6 2B: 1 3B: 1 HR: 2	SF: 0 SAC: 0 DP: 1 HBP: 1	WP: 0 PB: 0 SB: 2 CS: 0	PA: 42
PITCHER	IP WLS BF H R ER SO BB IBB HBP BLK WP HR S P ERA WHIP																					
Chan Ho Park, R (1, 1) ERA: 3.05	5.2 W 30 8 4 4 5 4 0 1 0 0 2 57 107 6.35 2.118																					
Terry Mulholland, L (6, 1) ERA: 4.88	0.1 H 1 0 0 0 0 0 0 0 0 0 0 3 3 0.00 0.000																					
Matt Herges, R (7, 1) ERA: 3.59	2.0 H 6 0 0 0 2 0 0 0 0 0 0 0 15 22 0.00 0.000																					
Jeff Shaw, R (9, 1) ERA: 3.84	1.0 S 5 1 0 0 2 1 0 0 0 0 0 0 20 31 0.00 2.000																					

Colorado Rockies @ Los Angeles Dodgers
Dodger Stadium, Los Angeles, CA


Thu Aug 30 2001, 7:10 PM PDT
Att. 36,254 - Sunny - 72 F

AB	36
R	4
H	9
RBI	4
BB	5
SO	9
LOB	20



Batter	1	2	3	4	5	6	7	8	9
Adrián Beltré, R OBP: 0.307, SLG: 0.422 (1, 5)	3-2 F8 ①		1-1 HR ③		2-2 F8 ②			2-3 K ①	
Jeff Reboulet, R OBP: 0.356, SLG: 0.401 Alex Cora, L OBP: 0.293, SLG: 0.330 (1, 6) (8, 6)	1-1 F7 ②		1-1 F3 ③		1-1 G2 ③			3-2 F7 ②	
Shawn Green, L OBP: 0.364, SLG: 0.598 (1, 9)	1-2 G1-3 ③			0-0 G1-3 ①		1-0 G4-3 ①		1-3 K ③	
Gary Sheffield, R OBP: 0.430, SLG: 0.618 (1, 7)		1-2 1B G6-4-3 2B		1-1 HR ②		4-1 FC3-6 BB ②			
Paul Lo Duca, R OBP: 0.377, SLG: 0.561 (1, 3)		1-2 G6-4-3 2-3 1B		1-1 P6 ②		0-0 FC3-6 1-2f ②			
Mark Grudzielanek, R OBP: 0.331, SLG: 0.402 (1, 4)		2-2 G6-4-3 1-2f 3-H ②		0-0 F9 ③		1-0 G5-3 ③			
Marquis Grissom, R OBP: 0.264, SLG: 0.451 (1, 8)		2-3 K ③			1-0 HR 2B			2-3 K ①	
Chad Kreuter, S OBP: 0.368, SLG: 0.363 (1, 2)			2-1 P6 ①		3-1 HR 2-H ②			2-2 F9 ②	
Chan Ho Park, R OBP: 0.200, SLG: 0.196 Terry Mulholland, R OBP: 0.333, SLG: 0.333 Matt Herges, L OBP: 0.333, SLG: 0.333 Jeff Shaw, R (1, 1) (6, 1) (7, 1) (9, 1)			1-3 K ②			1-3 K ①		2-2 P6 ③	

AB	R	H	RBI	BB	SO	LOB
4	1	1	1	0	1	0
3	0	0	0	0	0	0
1	0	0	0	0	0	0
4	0	0	0	0	1	0
2	2	2	1	1	0	0
3	0	1	0	0	0	1
3	0	0	0	0	0	2
3	1	1	0	0	2	0
3	1	1	2	0	0	0
2	0	0	0	0	2	0
0	0	0	0	0	0	0
1	0	0	0	0	0	0
0	0	0	0	0	0	0

BOTTOM	
AB	29
R	5
H	6
RBI	4
BB	1
SO	6
LOB	3
	
WP: 0 PB: 0 SB: 0 CS: 0	PA: 30

Inning Stats		R	H	E	K	S	IP	WLS	BF	H	R	ER	SO	BB	IBB	HBP	BLK	WP	HR	S	P	ERA	WHIP	
Denny Neagle, L ERA: 5.22 (1, 1)		0	0	0	0	11	7.0	L	27	6	5	5	4	1	0	0	0	0	0	3	66	104	6.43	1.000
Gabe White, L ERA: 6.07 (8, 1)		1	2	0	1	16	1.0		3	0	0	2	0	0	0	0	0	0	0	14	20	0.00	0.000	

PITCHER		IP	WLS	BF	H	R	ER	SO	BB	IBB	HBP	BLK	WP	HR	S	P	ERA	WHIP
Denny Neagle, L ERA: 5.22 (1, 1)		7.0	L	27	6	5	5	4	1	0	0	0	0	3	66	104	6.43	1.000
Gabe White, L ERA: 6.07 (8, 1)		1.0		3	0	0	2	0	0	0	0	0	0	14	20	0.00	0.000	

Colorado Rockies @ Los Angeles Dodgers
Dodger Stadium, Los Angeles, CA
 Thu Aug 30 2001, 7:10 PM PDT
 Att. 36,254 - Sunny - 72 F

livebaseballscorecards.com

Batter	1	2	3	4	5	6	7	8	9	AB R H RBI BB SO LOB	TOP									
Fernando Vina, L (1, 4) OBP: 0.359, SLG: 0.415	0-1 F7	3-2 P4		2-0 2B			1-0 1B		1-0 G4-3	5 0 2 1 0 0 1										
Placido Polanco, R (1, 5) OBP: 0.354, SLG: 0.399	3-2 1B		0-1 L9	1-1 F9			0-0 F9		0-2 G6-3	5 0 1 0 0 0 2										
Miguel Cairo, R (1, 7) OBP: 0.361, SLG: 0.388 Kerry Robinson, L (7, 7) OBP: 0.335, SLG: 0.346	4-0 1-2 BB		0-3 K		0-0 B1-3		1-2 F7		4-0 5 2B BB	3 0 0 0 1 1 1 0 1 0 0 1 0 0										
5 Albert Pujols, R (1, 3) OBP: 0.404, SLG: 0.616	1-1 L7		2-1 15 HR 1B		1-2 G6-3		1-3 K		1-1 HBP 1-H 2B	5 1 2 1 0 1 3										
15 Jim Edmonds, L (1, 8) OBP: 0.392, SLG: 0.540	2-3 K		1-2 1-H HR		2-3 K			1-2 SH5-3 1B	4-0 HBP IBB	4 1 2 2 1 2 2										
Craig Paquette, R (1, 9) OBP: 0.313, SLG: 0.462		1-1 F8	1-1 F9			0-0 G6-3		0-0 SH5-3	2-1 HBP	3 0 0 0 0 0 0										
Edgar Renteria, R (1, 6) OBP: 0.314, SLG: 0.377		0-0 G5-3		2-3 K		0-1 F9		1-2 K2-3	1-0 G4-3	5 0 0 0 0 2 4										
Eli Marrero, R (1, 2) OBP: 0.310, SLG: 0.432		4-2 2B BB		4-1 G5-3 2B BB		4-2 BB		4-0 IBB		0 2 0 0 4 0 0										
Woody Williams, R (1, 1) OBP: 0.230, SLG: 0.265		0-0 1-H 2B		0-0 G5-3		1-3 K		0-1 F7		4 0 1 1 0 1 4										
Inning Stats	R: 0 E: 0 K: 1 S: 14	H: 1 LOB: 2 BB: 1 P: 24	R: 1 E: 0 K: 0 S: 10	H: 1 LOB: 1 BB: 1 P: 18	R: 2 E: 0 K: 1 S: 12	H: 2 LOB: 0 BB: 0 P: 16	R: 1 E: 0 K: 1 S: 8	H: 1 LOB: 1 BB: 1 P: 17	R: 0 E: 0 K: 1 S: 12	H: 0 LOB: 1 BB: 1 P: 17	R: 0 E: 0 K: 1 S: 8	H: 1 LOB: 1 BB: 0 P: 11	R: 0 E: 0 K: 1 S: 9	H: 1 LOB: 2 BB: 1 P: 14	R: 1 E: 0 K: 0 S: 8	H: 1 LOB: 3 BB: 2 P: 21	1B: 4 2B: 3 3B: 0 HR: 1	SF: 0 SAC: 1 DP: 0 HBP: 1	WP: 0 PB: 0 SB: 1 CS: 0	PA: 43
PITCHER	IP WLS BF H R ER SO BB IBB HBP BLK WP HR S P ERA WHIP																			
Eric Gagne, R (1, 1) ERA: 4.97	4.0 L 20 5 4 4 3 3 0 0 0 0 0 1 44 75 9.00 2.000																			
Giovanni Carrara, R (5, 1) ERA: 3.07	2.0 7 0 0 0 2 1 0 0 0 0 0 0 20 28 0.00 0.500																			
Mike Trombley, R (7, 1) ERA: 3.71	2.0 9 2 0 0 2 0 1 0 0 0 0 0 17 25 0.00 1.000																			
Matt Herges, R (9, 1) ERA: 3.66	1.0 7 1 1 1 0 1 1 1 0 0 0 0 8 21 9.00 2.000																			

St. Louis Cardinals @ Los Angeles Dodgers
Dodger Stadium, Los Angeles, CA
 Fri Aug 31 2001, 7:10 PM PDT
 Att. 45,172 - Sunny - 71 F

AB	34
R	5
H	8
RBI	5
BB	7
SO	7
LOB	17



Batter	1	2	3	4	5	6	7	8	9	AB	R	H	RBI	BB	SO	LOB
--------	---	---	---	---	---	---	---	---	---	----	---	---	-----	----	----	-----

Adrian Beltré, R OBP: 0.306, SLG: 0.420 (1, 5) FCX	0-2 G5-3 ①			X 0-0 G5-3 1B		CBX 1-1 G6-3 ②		BCCX 1-1 L4 ③		4	0	1	0	0	0	0
Mark Grudzielanek, R OBP: 0.328, SLG: 0.399 (1, 4) CFBX	1-2 G5-3 ②			CB 3-2 G5-3 ① 1-2		FX 0-1 G5-3 ③		FFCC 1-2 F7 ①		4	0	0	0	0	0	1
Shawn Green, L OBP: 0.365, SLG: 0.597 (1, 9) BCC	2-3 K ③			B 4-1 G6-4-3 BB		X 0-0 G4-3 1B 1B		X 0-0 G3-1 ②		3	0	1	0	1	1	0
Gary Sheffield, R OBP: 0.427, SLG: 0.612 (1, 7) BFBFX		B 2-2 G4-3 ①		B 1-0 G6-4-3 ② ③ 1-2f		X 0-0 F7 ①		B 1-1 F7 ③		4	0	0	0	0	0	3
Paul Lo Duca, R OBP: 0.377, SLG: 0.559 (1, 2) BX		B 1-0 G6-3 ②		B 0-2 F7 ①		CB 2-2 G4-3 1B		B 1-2 G4-3 1B		3	0	1	0	0	0	0
Eric Karros, R OBP: 0.295, SLG: 0.395 (1, 3) BBX		B 2-0 G6-3 ③		C 0-1 HR ①		CB 0-1 HR ①		B 3-2 G4-3 ② 1-2 2-3		3	1	1	1	0	0	2
Marquis Grissom, R OBP: 0.262, SLG: 0.448 (1, 8) FBFC			F 1-3 K ①		B 1-1 F7 ②		B 2-2 G6-3 ③		B 3-0 0 0 0 1 2	3	0	0	0	0	1	2
Alex Cora, L OBP: 0.291, SLG: 0.328 (1, 6) CX			C 0-1 F2 ②		B 1-0 F7 ③		B 1-1 G5-3 ①		B 3 0 0 0 0 0 0	3	0	0	0	0	0	0
Eric Gagne, R OBP: 0.187, SLG: 0.317 (1, 1) Giovanni Carrara, R OBP: 0.273, SLG: 0.273 (5, 1) Bruce Avenel, R OBP: 0.333, SLG: 0.385 (6, PH) Mike Trombley, R (7, 1) Dave Hansen, L OBP: 0.362, SLG: 0.361 (8, PH) Matt Herges, L OBP: 0.333, SLG: 0.333 (9, 1) BX			B 1-0 F8 ③		CB 1-3 K ①		B 3-2 P6 ②		B 1 0 0 0 0 0 0	1	0	0	0	0	0	0

Inning Stats	R: 0	H: 0	E: 0	K: 1	S: 9	R: 0	H: 0	E: 0	K: 0	S: 5	R: 0	H: 0	E: 0	K: 1	S: 7	R: 0	H: 1	E: 0	K: 0	S: 8	R: 1	H: 1	E: 0	K: 0	S: 9	R: 0	H: 0	E: 0	K: 1	S: 7	R: 0	H: 2	E: 0	K: 0	S: 11	R: 0	H: 0	E: 0	K: 0	S: 8	R: 0	H: 0	E: 0	K: 0	S: 8	R: 0	H: 0	E: 0	K: 0	S: 10	1B: 3	SF: 0	2B: 0	SAC: 0	3B: 0	DP: 1	HR: 1	HBP: 0	WP: 0	PA: 31
--------------	------	------	------	------	------	------	------	------	------	------	------	------	------	------	------	------	------	------	------	------	------	------	------	------	------	------	------	------	------	------	------	------	------	------	-------	------	------	------	------	------	------	------	------	------	------	------	------	------	------	-------	-------	-------	-------	--------	-------	-------	-------	--------	-------	--------

PITCHER	IP	WLS	BF	H	R	ER	SO	BB	IBB	HBP	BLK	WP	HR	S	P	ERA	WHIP	PITCHER	IP	WLS	BF	H	R	ER	SO	BB	IBB	HBP	BLK	WP	HR	S	P	ERA	WHIP													
Woody Williams, R ERA: 4.72 (1, 1)	9.0	W	31	4	1	1	3	1	0	0	0	0	1	72	108	1.00	0.556																															

BOTTOM

St. Louis Cardinals @ Los Angeles Dodgers
Dodger Stadium, Los Angeles, CA

livebaseballscores.com

AB	30
R	1
H	4
RBI	1
BB	1
SO	3
LOB	8



Fri Aug 31 2001, 7:10 PM PDT
Att: 45,172 - Sunny - 71 F

Batter	1	2	3	4	5	6	7	8	9	AB R H RBI BB SO LOB	TOP											
Fernando Vina, L (1, 4) OBP: 0.357, SLG: 0.412	2-3 K		2-3 K2-3			0-1 G3		1-1 F9		4 0 0 0 0 2 1	St. Louis Cardinals @ Los Angeles Dodgers Dodger Stadium, Los Angeles, CA Sat Sep 01 2001, 7:10 PM PDT Att. 37,470 - Sunny - 72 F											
Placido Polanco, R (1, 5) OBP: 0.351, SLG: 0.396	1-2 E5 1B		1-3 K			2-1 F9		0-1 G6-3	4 1 0 0 0 1 0													
J.D. Drew, L (1, 9) OBP: 0.420, SLG: 0.668	3-2 G5-4-3 2-H 1B			2-1 G4-3		2-1 F9		1-2 G4-3	4 0 1 1 0 0 0													
5 Albert Pujols, R (1, 3) OBP: 0.403, SLG: 0.615	0-2 G5-4-3 1-2f			0-1 G1-3		2-1 G6-3		0-0 2B	4 0 1 0 0 0 1													
15 Jim Edmonds, L (1, 8) OBP: 0.390, SLG: 0.537		1-2 G1		3-1 FC6-4 1B		3-1 F8		1-3 K	4 0 1 0 0 1 1													
Craig Paquette, R (1, 7) OBP: 0.314, SLG: 0.461		3-1 1B		0-0 FC6-4 1-2f		3-3 K			3 0 1 0 0 1 1													
Edgar Renteria, R (1, 6) OBP: 0.312, SLG: 0.375		1-1 F8		1-3 K		2-2 G6-3			3 0 0 0 0 1 1													
Mike Matheny, R (1, 2) OBP: 0.285, SLG: 0.302 Mark McGwire, R (8, PH) OBP: 0.308, SLG: 0.494 Luther Hackman, R (8, 1)		2-3 K		3-2 F3		2-0 F3			2 0 0 0 0 1 1 1 0 0 0 0 0 0 0 0 0 0 0 0 0													
Dustin Hermanson, R (1, 1) OBP: 0.123, SLG: 0.109 Steve Kline, S (7, 1) OBP: 1.000, SLG: 1.000 Gene Stechschulte, R (7, 1) OBP: 0.750, SLG: 1.667 Eli Marrero, R (8, PH) OBP: 0.314, SLG: 0.432 (8, 2)			1-3 K		2-2 F9		4-0 BB		2 0 0 0 0 1 0 0 0 0 0 0 0 0 0 0 0 0 0 0 0 0 0 0 0 1 0 0													
Inning Stats	R: 1 E: 1 K: 1 S: 12	H: 1 LOB: 0 BB: 0 P: 18	R: 0 E: 0 K: 1 S: 11	H: 1 LOB: 1 BB: 0 P: 18	R: 0 E: 0 K: 3 S: 9	H: 0 LOB: 0 BB: 0 P: 13	R: 0 E: 0 K: 0 S: 7	H: 1 LOB: 1 BB: 0 P: 12	R: 0 E: 0 K: 1 S: 9	H: 0 LOB: 0 BB: 0 P: 15		R: 0 E: 0 K: 0 S: 6	H: 0 LOB: 0 BB: 0 P: 10	R: 0 E: 0 K: 1 S: 10	H: 0 LOB: 0 BB: 0 P: 18	R: 0 E: 0 K: 0 S: 7	H: 0 LOB: 1 BB: 1 P: 16	R: 0 E: 0 K: 1 S: 11	H: 1 LOB: 1 BB: 0 P: 13	1B: 3 2B: 1 3B: 0 HR: 0	SF: 0 SAC: 0 DP: 1 HBP: 0	WP: 0 PB: 0 SB: 0 CS: 0
PITCHER	IP WLS BF H R ER SO BB IBB HBP BLK WP HR S P ERA WHIP												PITCHER	IP WLS BF H R ER SO BB IBB HBP BLK WP HR S P ERA WHIP								
Terry Adams, R (1, 1) ERA: 4.38 Jeff Shaw, R (9, 1) ERA: 3.77	8.0 W 28 3 1 0 7 1 0 0 0 0 0 0 0 0 0.00 0.500													1.0 S 4 1 0 0 1 0 0 0 0 0 0 0 0 0 0.00 1.000								

AB	31
R	1
H	4
RBI	1
BB	1
SO	8
LOB	6



livebaseballscorecards.com

Batter	1	2	3	4	5	6	7	8	9	AB R H RBI BB SO LOB	TOP		
Fernando Vina, L (1, 4) OBP: 0.356, SLG: 0.411	1-2 G1-3		1-0 E 5 S 1B	1-0 G6-3			0-1 G4-3			4 1 1 0 0 0 1	St. Louis Cardinals @ Los Angeles Dodgers Dodger Stadium, Los Angeles, CA Sun Sep 02 2001, 5:10 PM PDT Att. 54,258 - Sunny - 81 F		
Kerry Robinson, L (1, 7) OBP: 0.333, SLG: 0.343	2-3 K		1-1 F5			3-2 G3-6-3 1B	0-3 K			4 0 1 0 0 2 1			
J.D. Drew, L (1, 9) OBP: 0.421, SLG: 0.664	2-2 G3-1		4-0 5 1B 15 1B BB			1-0 G3-6-3 1-2f		1-2 5 G5-4-3 1B		3 1 1 0 1 0 1			
5 Albert Pujols, R (1, 5) OBP: 0.404, SLG: 0.613		1-0 G6-3	0-1 15 1B 1B			4-2 BB		0-1 G5-4-3 1-2f		3 0 1 1 1 0 1			
15 Jim Edmonds, L (1, 8) OBP: 0.391, SLG: 0.537		3-2 BB BB SH1-3 1B	1-2 1-3 3-H 1B			1-3 K		3-2 F7		4 1 2 1 0 1 1			
Bobby Bonilla, S (1, 3) OBP: 0.317, SLG: 0.360		4-2 SH1-3 BB 1-2 BB	1-0 G1-3			2-2 L1		1-3 K		3 0 0 0 1 1 1			
Edgar Renteria, R (1, 6) OBP: 0.313, SLG: 0.374		4-2 SH1-3 1-2 BB 2-3		1-1 G4-3 1B		2-2 F9		0-3 K		3 0 1 0 1 1 0			
Mike Matheny, R (1, 2) OBP: 0.283, SLG: 0.300		1-1 SH1-3		1-0 G4-3		2-3 K		1-1 F7		2 0 0 1 0 1 1			
Mike Matthews, L (6, 1) OBP: 0.118, SLG: 0.294				1-2 G5-3						0 0 0 0 0 0 0			
Mike Timlin, R (7, 1)										0 0 0 0 0 0 0			
Dave Veres, R (8, 1)										0 0 0 0 0 0 0			
Mark McGwire, R (9, PH) OBP: 0.307, SLG: 0.491		1-2 2-3 3-H		2-2 G5-3						1 0 0 0 0 0 0			
Darryl Kile, R (1, 1) OBP: 0.167, SLG: 0.194		1-2 G6-3					1-1 G5-3			2 0 0 0 0 0 3			
Eli Marrero, R (6, 2) OBP: 0.312, SLG: 0.429										1 0 0 0 0 0 0			
Inning Stats	R: 0 H: 0 E: 0 LOB: 0 K: 1 BB: 0 S: 11 P: 16	R: 1 H: 1 E: 0 LOB: 2 K: 0 BB: 2 S: 14 P: 28	R: 2 H: 3 E: 0 LOB: 1 K: 0 BB: 1 S: 9 P: 17	R: 0 H: 1 E: 0 LOB: 1 K: 0 BB: 0 S: 7 P: 12	R: 0 H: 1 E: 0 LOB: 1 K: 1 BB: 1 S: 13 P: 22	R: 0 H: 0 E: 0 LOB: 0 K: 1 BB: 0 S: 11 P: 17	R: 0 H: 0 E: 0 LOB: 0 K: 1 BB: 0 S: 7 P: 8	R: 0 H: 1 E: 0 LOB: 0 K: 0 BB: 0 S: 9 P: 13	R: 0 H: 0 E: 0 LOB: 0 K: 2 BB: 0 S: 10 P: 12	1B: 7 SF: 0 2B: 0 SAC: 1 3B: 0 DP: 2 HR: 0 HBP: 0	WP: 0 PA: 35 PB: 0 SB: 1 CS: 0		
PITCHER	IP WLS BF H R ER SO BB IBB HBP BLK WP HR S P ERA WHIP											PITCHER	IP WLS BF H R ER SO BB IBB HBP BLK WP HR S P ERA WHIP
Kevin Brown, R (1, 1) ERA: 2.93	5.0 W 23 6 3 3 2 4 0 0 0 0 0 0 54 95 5.40 2.000												
Giovanni Carrara, R (6, 1) ERA: 2.94	3.0 H 9 1 0 0 2 0 0 0 0 0 0 0 27 38 0.00 0.333												
Matt Herges, R (9, 1) ERA: 3.61	1.0 3 0 0 0 2 0 0 0 0 0 0 0 10 12 0.00 0.000												

livebaseballscorecards.com

AB	30
R	3
H	7
RBI	3
BB	4
SO	6
LOB	10



Batter	1	2	3	4	5	6	7	8	9	AB R H RBI BB SO LOB
Tom Goodwin, L (1, 8) OBP: 0.278, SLG: 0.331	0-1 L6		0-0 P6	0-1 HR		2-2 G6-3		2-1 F9		5 1 1 0 0 0 0
Mark Grudzielanek, R (1, 4) OBP: 0.332, SLG: 0.407	1-0 F9		0-1 BB 1B	0-0 HR		3-2 G5-3		1-0 1B		5 2 3 2 0 0 0
Shawn Green, L (1, 9) OBP: 0.367, SLG: 0.593	0-3 K		1-1 1B BB	1-0 F7			2-2 P4	2-3 K		5 1 1 0 0 2 1
Gary Sheffield, R (1, 7) OBP: 0.428, SLG: 0.608		2-3 K	4-2 1B BB	1-1 G5-3			2-2 F2			3 1 0 0 1 1 0
Paul Lo Duca, R (1, 2) OBP: 0.376, SLG: 0.554		1-3 K	0-0 1B FC6-4		1-0 G6-3		0-0 1B			4 1 2 1 0 1 0
Eric Karros, R (1, 3) OBP: 0.301, SLG: 0.407		2-0 WP 1B	0-1 FC6-4		4-2 BB		1-1 1B			3 0 3 2 1 0 0
Adrián Beltré, R (1, 5) OBP: 0.305, SLG: 0.416		1-2 WP 1B	0-0 FC6-4		0-3 K		1-0 G4-3			4 0 1 0 0 1 4
Alex Cora, L (1, 6) OBP: 0.288, SLG: 0.321		4-0 BB	0-1 G6-3		0-2 G6-3			1-2 F9		3 0 0 0 1 0 2
Kevin Brown, R (1, 1) OBP: 0.176, SLG: 0.194		0-3 K		1-3 K		0-2 G5-3		0-1 HR		2 0 0 0 0 2 3
Giovanni Carrara, R (6, 1) OBP: 0.250, SLG: 0.250										1 0 0 0 0 0 0
Chris Donnels, L (8, PH) OBP: 0.284, SLG: 0.325										1 1 1 1 0 0 0
Matt Herge, L (9, 1) OBP: 0.333, SLG: 0.333										0 0 0 0 0 0 0

Inning Stats	R: 0	H: 0	E: 0	K: 1	S: 6	L: 0	LOB: 0	BB: 0	P: 7	R: 0	H: 2	E: 0	K: 3	S: 15	R: 4	H: 4	E: 1	K: 0	S: 13	R: 2	H: 2	E: 0	K: 1	S: 9	R: 0	H: 0	E: 0	K: 1	S: 9	R: 0	H: 0	E: 0	K: 0	S: 14	R: 0	H: 2	E: 0	K: 0	S: 10	R: 1	H: 2	E: 0	K: 1	S: 13	R: 0	H: 0	E: 0	K: 0	S: 16	R: 1	H: 2	E: 0	K: 1	S: 19	1B: 10	SF: 0	2B: 0	3B: 0	HR: 2	SAC: 0	DP: 0	HBP: 0	WP: 1	PA: 39
--------------	------	------	------	------	------	------	--------	-------	------	------	------	------	------	-------	------	------	------	------	-------	------	------	------	------	------	------	------	------	------	------	------	------	------	------	-------	------	------	------	------	-------	------	------	------	------	-------	------	------	------	------	-------	------	------	------	------	-------	--------	-------	-------	-------	-------	--------	-------	--------	-------	--------

PITCHER	IP	WLS	BF	H	R	ER	SO	BB	IBB	HBP	BLK	WP	HR	S	P	ERA	WHIP
Darryl Kile, R (1, 1) ERA: 3.07	5.1	L	27	8	6	5	6	3	0	0	0	1	1	55	79	8.44	2.062
Mike Matthews, L (6, 1) ERA: 3.44	1.0		3	0	0	0	0	0	0	0	0	0	0	14	21	0.00	0.000
Mike Timlin, R (7, 1) ERA: 4.16	0.2		4	2	0	0	0	0	0	0	0	0	0	7	11	0.00	3.000
Dave Veres, R (8, 1) ERA: 3.77	1.0		5	2	1	1	1	0	0	0	0	0	1	13	19	9.00	2.000

BOTTOM

St. Louis Cardinals @ Los Angeles Dodgers
 Dodger Stadium, Los Angeles, CA
 Sun Sep 02 2001, 5:10 PM PDT
 Att. 54,258 - Sunny - 81 F

livebaseballscorecards.com

AB	36
R	7
H	12
RBI	6
BB	3
SO	7
LOB	10




Batter	1	2	3	4	5	6	7	8	9	AB R H RBI BB SO LOB	TOP											
Adrián Beltré, R (1, 5) OBP: 0.304, SLG: 0.416	1-2 E 1B		1-2 F9		2-1 SF8		1-3 K			3 0 1 1 0 1 2												
Mark Grudzielanek, R (1, 4) OBP: 0.329, SLG: 0.404	2-2 F8		1-3 K		0-0 L6			1-1 G5-3		4 0 0 0 0 1 4												
Shawn Green, L (1, 9) OBP: 0.364, SLG: 0.589	2-3 K			0-0 F7		2-2 F8		0-0 G4-3		4 0 0 0 0 1 1												
Gary Sheffield, R (1, 7) OBP: 0.425, SLG: 0.602	1-0 F9			3-1 P3		1-0 L9		0-0 P4		4 0 0 0 0 0 1												
Paul Lo Duca, R (1, 2) OBP: 0.373, SLG: 0.548		0-0 P5		3-1 P6		3-2 F7			2-1 G4-3	4 0 0 0 0 0 0												
Eric Karros, R (1, 3) OBP: 0.303, SLG: 0.409		1-3 K			0-0 1B SF8 2B		4-2 2B G3 BB		0-1 G5-3	3 2 1 0 1 1 0												
Marquis Grissom, R (1, 8) OBP: 0.262, SLG: 0.446		1-3 K			1-0 SF8 1B 1B		2-2 G3 1-3 2B		3-2 G4-3	4 0 2 0 0 1 0												
Jeff Reboulet, R (1, 6) OBP: 0.362, SLG: 0.408			1-2 F9 SH5-4 1B		3-2 1B 2-3 1B		0-1 G3			2 0 2 0 0 0 0												
Chris Donnels, L (7, PH) OBP: 0.281, SLG: 0.321										1 0 0 1 0 0 1												
Alex Cora, L (7, 6) OBP: 0.288, SLG: 0.321										0 0 0 0 0 0 0												
James Baldwin, R (1, 1) OBP: 0.056, SLG: 0.056			0-1 SH5-4		1-3 K		0-3 K			1 0 0 0 0 1 3												
Dave Hansen, L (7, PH) OBP: 0.377, SLG: 0.355										1 0 0 0 0 1 1												
Al Reyes, R (7, 1)										0 0 0 0 0 0 0												
Jesse Orosco, R (7, 1)										0 0 0 0 0 0 0												
Luke Prokopec, L (7, 1) OBP: 0.176, SLG: 0.206										0 0 0 0 0 0 0												
Inning Stats	R: 0 E: 1 K: 1 S: 14	H: 1 LOB: 1 BB: 0 P: 20	R: 0 E: 0 K: 2 S: 8	H: 0 LOB: 0 BB: 0 P: 10	R: 0 E: 0 K: 1 S: 13	H: 1 LOB: 1 BB: 0 P: 16	R: 0 E: 0 K: 0 S: 5	H: 0 LOB: 0 BB: 0 P: 11	R: 1 E: 0 K: 1 S: 11	H: 3 LOB: 2 BB: 0 P: 18	R: 0 E: 0 K: 0 S: 10	H: 0 LOB: 0 BB: 0 P: 16	R: 1 E: 0 K: 2 S: 13	H: 1 LOB: 1 BB: 1 P: 20	R: 0 E: 0 K: 0 S: 4	H: 0 LOB: 0 BB: 0 P: 5	R: 0 E: 0 K: 0 S: 7	H: 0 LOB: 0 BB: 0 P: 12	1B: 4 2B: 2 3B: 0 HR: 0	SF: 1 SAC: 1 DP: 0 HBP: 0	WP: 0 PB: 0 SB: 0 CS: 0	PA: 34
PITCHER	IP WLS BF H R ER SO BB IBB HBP BLK WP HR S P ERA WHIP																					
Denny Neagle, L (1, 1) ERA: 5.13	6.0 W 25 6 2 2 5 1 0 0 0 0 0 0 66 102 3.00 1.167																					
Justin Speier, R (7, 1) ERA: 5.37	2.0 H 6 0 0 0 2 0 0 0 0 0 0 0 12 14 0.00 0.000																					
Jay Powell, R (9, 1) ERA: 3.06	1.0 S 3 0 0 0 0 0 0 0 0 0 0 0 7 12 0.00 0.000																					

Los Angeles Dodgers @ Colorado Rockies
Coors Field, Denver, CO
Tue Sep 04 2001, 7:05 PM MDT
Att. 30,455 - Cloudy - 83 F

livebaseballscorecards.com

AB	31
R	2
H	6
RBI	2
BB	1
SO	7
LOB	13



Batter	1	2	3	4	5	6	7	8	9	AB R H RBI BB SO LOB	TOP																									
Tom Goodwin, L (1, 8) OBP: 0.275, SLG: 0.327 Phil Hiatt, R (9, PH) OBP: 0.222, SLG: 0.324 Jeff Shaw, R (9, 1)	2-3 K		1-0 G4-3			3-2 P5			1-3 K	3 0 0 0 0 1 0 1 0 0 0 0 1 1 0 0 0 0 0 0 0																										
Mark Grudzielanek, R (1, 4) OBP: 0.329, SLG: 0.404	3-2 F7			1-0 G5-3		0-2 G5-3			0-0 1B 1B	4 1 1 1 0 0 0																										
Shawn Green, L (1, 9) OBP: 0.363, SLG: 0.585	1-0 G5-3			1-3 K			1-2 L9		4-0 1B 1B BB	3 1 0 0 1 1 0																										
Gary Sheffield, R (1, 7) OBP: 0.425, SLG: 0.604		0-1 P4		1-2 2B			0-0 F8		0-1 1B E 1B	4 1 2 0 0 0 0																										
Eric Karros, R (1, 3) OBP: 0.303, SLG: 0.407		1-2 P4		0-1 G5-3			2-1 G6-3		1-2 E HR 1B	4 1 1 2 0 0 1																										
Adrian Beltré, R (1, 5) OBP: 0.306, SLG: 0.415		2-2 1B			2-2 G3-1			1-1 G6-4-3 HBP	0-2 E4 HR	3 1 1 1 0 0 1																										
Chad Kreuter, S (1, 2) OBP: 0.365, SLG: 0.359 Paul Lo Duca, R (8, PH) (8, 2)		1-3 K			2-2 P4			1-2 G6-4-3	0-0 HR	2 0 0 0 0 1 1 2 1 1 3 0 0 1	AB 33 R 7 H 6 RBI 7 BB 2 SO 5 LOB 7																									
Alex Cora, L (1, 6) OBP: 0.286, SLG: 0.319 Chris Donnels, L (8, PH) OBP: 0.278, SLG: 0.316 Jeff Reboulet, R (8, 6)			0-2 F7		0-3 K			0-1 G2-3	2-1 F8	2 0 0 0 0 1 0 1 0 0 0 0 0 0 1 0 0 0 0 0 1																										
Chan Ho Park, R (1, 1) OBP: 0.194, SLG: 0.190 Terry Mulholland, R (8, 1) Matt Herges, L (8, 1) Dave Hansen, L (9, PH) OBP: 0.381, SLG: 0.355 Marquis Grissom, R (9, PR) (9, 8)			2-2 G6-3			3-2 F9			2-1 BB G4-3	2 0 1 0 0 1 1 0 0 0 0 1																										
Inning Stats	R: 0 E: 0 K: 1 S: 10	H: 0 LOB: 0 BB: 0 P: 16	R: 0 E: 0 K: 1 S: 11	H: 1 LOB: 1 BB: 0 P: 15	R: 0 E: 0 K: 0 S: 7	H: 0 LOB: 0 BB: 0 P: 10	R: 0 E: 0 K: 1 S: 10	H: 1 LOB: 1 BB: 0 P: 13	R: 0 E: 0 K: 1 S: 11	H: 0 LOB: 0 BB: 0 P: 15	R: 0 E: 0 K: 0 S: 10	H: 0 LOB: 0 BB: 0 P: 16	R: 0 E: 0 K: 0 S: 6	H: 0 LOB: 0 BB: 0 P: 9	R: 0 E: 0 K: 0 S: 7	H: 0 LOB: 0 BB: 0 P: 9	R: 7 E: 1 K: 1 S: 23	H: 4 LOB: 1 BB: 2 P: 38	1B: 3 2B: 2 3B: 0 HR: 1	SF: 0 SAC: 0 DP: 1 HBP: 1	WP: 0 PB: 0 SB: 0 CS: 0	PA: 36														
PITCHER	IP WLS BF H R ER SO BB IBB HBP BLK WP HR S P ERA WHIP																																			
John Thomson, R (1, 1) ERA: 3.95	8.1		29	3	3	3	5	1	0	1	0	0	0	77	113	3.24	0.480																			
Mike Myers, L (9, 1) ERA: 3.12	0.0	L	1	0	0	0	0	1	0	0	0	0	0	0	4	∞	∞																			
Jay Powell, R (9, 1) ERA: 3.48	0.0	B	4	3	4	3	0	0	0	0	0	0	1	13	14	∞	∞																			
Dan Miceli, R (9, 1) ERA: 4.95	0.2		2	0	0	0	0	0	0	0	0	0	0	5	10	0.00	0.000																			

Los Angeles Dodgers @ Colorado Rockies
Coors Field, Denver, CO
Wed Sep 05 2001, 7:05 PM MDT
Att. 31,791 - Sunny - 83 F


livebaseballscorecards.com

BOTTOM

Los Angeles Dodgers @ Colorado Rockies
Coors Field, Denver, CO
Wed Sep 05 2001, 7:05 PM MDT
Att: 31,791 - Sunny - 83 F

livebaseballscorecards.com

AB 31
R 2
H 7
RBI 1
BB 3
SO 6
LOB 18



WP: 0 PA: 37
PB: 0
SB: 1
CS: 2

AB R H RBI BB SO LOB

4 0 1 0 0 0 2

4 1 1 1 0 0 3

3 0 1 0 1 1 1

3 0 0 0 1 0 3

4 0 2 0 0 0 1

4 0 0 0 0 3 4

4 0 0 0 0 1 2

3 1 2 0 1 0 1

1B: 5 SF: 0
2B: 1 SAC: 3
3B: 0 DP: 1
HR: 1 HBP: 0

Batter	1	2	3	4	5	6	7	8	9
Juan Pierre, L OBP: 0.377, SLG: 0.403 (1, 8)	1-0 G4-3		0-0 SH G6-3		1-0 2B		1-0 G3		0-1 G4-3
Jose Ortiz, R OBP: 0.294, SLG: 0.407 (1, 4)	1-0 P4		1-0 G6-3		2-1 P3			0-0 HR	
Larry Walker, L OBP: 0.442, SLG: 0.661 (1, 9)	3-3 K		4-0 BB		0-0 L3			1-1 CS 1B 1B	
17 Todd Helton, L OBP: 0.425, SLG: 0.675 (1, 3)		4-1 G4-3 BB	2-2 P6		0-2 L8			1-0 P6	
Jeff Cirillo, R OBP: 0.363, SLG: 0.466 (1, 5)		1-0 G4-3		1-1 S 1B		1-1 L6		0-0 CS 1B	
Juan Uribe, R OBP: 0.310, SLG: 0.459 (1, 6)		3-3 K		1-3 K		2-3 K		2-2 SAFE G4-3	
Mario Encarnacion, R OBP: 0.250, SLG: 0.100 (1, 7)		0-3 K		0-1 P4			1-1 F9		1-2 G5-3
Ben Petrick, R OBP: 0.303, SLG: 0.449 (1, 2)			1-1 SH G6-3 1B	3-2 G6-3			4-1 SH1-4 BB		0-2 DI 1B
John Thomson, R OBP: 0.211, SLG: 0.167 (1, 1)			0-2 SH G6-3 SH		0-0 F9		0-0 SH1-4		1-3 K
Mike Myers, L (9, 1)									1-2 K
Jay Powell, R (9, 1)									
Dan Miceli, R (9, 1)									
Greg Norton, S OBP: 0.320, SLG: 0.513 (9, PH)									

Inning Stats	R: 0	H: 0	E: 0	K: 1	S: 5	H: 0	LOB: 0	BB: 0	P: 10	R: 0	H: 0	E: 0	K: 2	S: 8	H: 0	LOB: 1	BB: 1	P: 16	R: 1	H: 1	E: 1	K: 0	S: 11	H: 1	LOB: 2	BB: 1	P: 19	R: 0	H: 1	E: 0	K: 1	S: 10	H: 1	LOB: 1	BB: 0	P: 8	R: 0	H: 0	E: 0	K: 1	S: 9	H: 0	LOB: 0	BB: 0	P: 12	R: 0	H: 0	E: 0	K: 0	S: 5	H: 0	LOB: 1	BB: 1	P: 11	R: 1	H: 3	E: 0	K: 0	S: 8	H: 3	LOB: 1	BB: 0	P: 12	R: 0	H: 1	E: 0	K: 1	S: 14	H: 1	LOB: 1	BB: 0	P: 16	1B: 5	SF: 0	2B: 1	SAC: 3	3B: 0	DP: 1	HR: 1	HBP: 0	WP: 0	PA: 37
--------------	------	------	------	------	------	------	--------	-------	-------	------	------	------	------	------	------	--------	-------	-------	------	------	------	------	-------	------	--------	-------	-------	------	------	------	------	-------	------	--------	-------	------	------	------	------	------	------	------	--------	-------	-------	------	------	------	------	------	------	--------	-------	-------	------	------	------	------	------	------	--------	-------	-------	------	------	------	------	-------	------	--------	-------	-------	-------	-------	-------	--------	-------	-------	-------	--------	-------	--------

PITCHER	IP	WLS	BF	H	R	ER	SO	BB	IBB	HBP	BLK	WP	HR	S	P	ERA	WHIP
Chan Ho Park, R ERA: 2.99 (1, 1)	7.0		28	3	1	1	5	3	0	0	0	0	0	53	91	1.29	0.857
Terry Mulholland, L ERA: 5.03 (8, 1)	0.1		3	2	1	1	0	0	0	0	0	0	1	4	6	27.00	6.000
Matt Herge, R ERA: 3.59 (8, 1)	0.2	W	2	1	0	0	0	0	0	0	0	0	0	4	6	0.00	1.500
Jeff Shaw, R ERA: 3.71 (9, 1)	1.0		4	1	0	0	1	0	0	0	0	0	0	14	16	0.00	1.000

Batter	1	2	3	4	5	6	7	8	9	AB R H RBI BB SO LOB	TOP											
Adrián Beltré, R (1, 5) OBP: 0.305, SLG: 0.415	0-0 F7		2-3 K		0-2 G1-3	1-0 P4			0-0 2B	5 1 1 0 0 1 2	Los Angeles Dodgers @ Colorado Rockies Coors Field, Denver, CO Thu Sep 06 2001, 7:05 PM MDT Att. 31,407 - Cloudy - 71 F											
Mark Grudzielanek, R (1, 4) OBP: 0.331, SLG: 0.415	3-3 K		3-2 1B FC5-2 1B		2-1 HR	0-3 K		1-2 SF8 2B	5 2 3 2 0 2 1													
Shawn Green, L (1, 9) OBP: 0.367, SLG: 0.591	0-2 HR		2-2 1B FC5-2 1B		4-1 HR BB		0-2 G1-3	4-2 BB SF8	3 3 2 2 2 0 0													
Gary Sheffield, R (1, 7) OBP: 0.423, SLG: 0.607	1-1 L7		1-1 FC5-2 1B		1-1 HR		0-0 G6-3	1-1 SF8	4 1 1 3 0 0 2													
Paul Lo Duca, R (1, 2)		2-2 G4-3	0-0 1B		0-1 WP FC3-5-2 1B		1-2 P5	1-1 F8	5 0 2 1 0 0 1													
Phil Hiatt, R (1, 3) OBP: 0.244, SLG: 0.395		4-2 BB FC6-4	0-3 K		1-0 FC3-5-2			2-3 K	4 1 1 1 1 2 4													
Marquis Grissom, R (1, 8) OBP: 0.258, SLG: 0.440		1-3 K		1-2 G5-3	2-3 K		3-2 P4		4 0 0 0 0 2 2													
Jeff Reboulet, R (1, 6) OBP: 0.358, SLG: 0.402		1-2 FC6-4		1-2 G6-3		1-1 SH5-4 1B	0-0 L9		4 0 1 0 0 0 1													
Terry Adams, R (1, 1) OBP: 0.135, SLG: 0.091 Luke Prokopenko, L (7, 1) OBP: 0.176, SLG: 0.206 McKay Christensen, L (8, PH) OBP: 0.411, SLG: 0.429 Giovanni Carrara, R (8, 1) OBP: 0.290, SLG: 0.290 Jesse Orosco, R (8, 1) Mike Trombley, R (8, 1)		4-2 1B BB		0-0 G4-3		0-0 SH5-4	1-0 G3		1 1 0 0 0 1 0 0 0 0 0 0 0 0 0 0 1 0													
Inning Stats	R: 1 E: 0 K: 1 S: 10	H: 1 LOB: 0 BB: 0 P: 14	R: 0 E: 0 K: 1 S: 13	H: 0 LOB: 1 BB: 1 P: 21	R: 2 E: 0 K: 2 S: 20	H: 3 LOB: 2 BB: 1 P: 32	R: 0 E: 0 K: 0 S: 7	H: 0 LOB: 0 BB: 0 P: 9	R: 3 E: 0 K: 1 S: 15	H: 3 LOB: 1 BB: 1 P: 25	R: 0 E: 0 K: 1 S: 7	H: 1 LOB: 1 BB: 0 P: 9	R: 0 E: 0 K: 0 S: 8	H: 0 LOB: 0 BB: 0 P: 9	R: 1 E: 0 K: 0 S: 7	H: 1 LOB: 0 BB: 0 P: 14	R: 2 E: 0 K: 1 S: 14	H: 2 LOB: 1 BB: 1 P: 23	1B: 5 2B: 2 3B: 0 HR: 4	SF: 1 SAC: 1 DP: 0 HBP: 0	WP: 1 PB: 0 SB: 2 CS: 0	PA: 42
PITCHER	IP WLS BF H R ER SO BB IBB HBP BLK WP HR S P ERA WHIP											PITCHER	IP WLS BF H R ER SO BB IBB HBP BLK WP HR S P ERA WHIP									
Mike Hampton, L (1, 1) ERA: 5.09	6.0 L 29 8 6 6 6 3 0 0 0 1 3 72 110 9.00 1.833																					
Kane Davis, R (7, 1) ERA: 3.51	2.0 7 1 1 1 0 0 0 0 0 0 0 1 15 23 4.50 0.500																					
Gabe White, L (9, 1) ERA: 6.34	0.0 3 2 2 2 0 1 0 0 0 0 0 0 7 12 ∞ ∞																					
Justin Speier, R (9, 1) ERA: 5.28	1.0 3 0 0 0 0 1 0 0 0 0 0 0 7 11 0.00 0.000																					

livebaseballscorecards.com

AB 36
R 9
H 11
RBI 9
BB 4
SO 7
LOB 13



Batter	1	2	3	4	5	6	7	8	9	AB	R	H	RBI	BB	SO	LOB
Juan Pierre, L OBP: 0.376, SLG: 0.403 (1, 8)	2-2 G6-3 2B	1-3 K			1-1 G5-3	0-1 G4-3		1-1 E4		5	0	1	0	0	1	2
Alex Ochoa, R OBP: 0.342, SLG: 0.404 (1, 7)	1-2 G6-3 2-3		1-0 17 G6-3 1B		0-0 G4-3 1B		3-1 F3	2-1 F7		5	0	2	0	0	0	2
Larry Walker, L OBP: 0.444, SLG: 0.659 (1, 9)	2-0 S HBP		0-0 17 G6-3 1B		0-0 G4-3		4-2 17 WP 2B	2-3 K		3	1	1	0	1	1	2
17 Todd Helton, L OBP: 0.425, SLG: 0.674 (1, 3)	1-3 K		0-1 G6-3 1-2f 2-3		3-3 K2-3		3-2 1-H 2B		3-1 G6-4-3 1B	5	0	2	1	0	2	5
Jeff Cirillo, R OBP: 0.366, SLG: 0.465 (1, 5)	4-2 1-2 BB		0-1 F8			4-2 1B 2B		0-0 G6-4-3 1B	3-2 G6-4-3 1-2f	3	1	1	0	2	0	2
Juan Uribe, R OBP: 0.313, SLG: 0.454 (1, 6)	2-3 K			3-3 K		3-1 2B 1B		0-0 G6-4-3 1-2f	4-0 DI BB	4	1	1	0	1	2	5
Jose Ortiz, R OBP: 0.292, SLG: 0.419 (1, 4)			0-1 F3		0-1 G6-3		0-1 F8		2-1 HR	5	1	1	1	0	0	3
Sal Fasano, R OBP: 0.267, SLG: 0.351 (1, 2)			1-0 G4-3		0-1 2B		0-1 1-H 2-H 2B		2-1 HR	4	1	3	3	0	0	0
Mike Hampton, R OBP: 0.303, SLG: 0.581 (6, PH) Jacob Cruz, L OBP: 0.302, SLG: 0.323 (7, 1) Kane Davis, R OBP: 0.289, SLG: 0.315 (8, PH) Gabe White, L OBP: 0.289, SLG: 0.315 (9, 1) Justin Speier, R OBP: 0.289, SLG: 0.315 (9, 1)		0-2 1B		2-3 K		1-2 F8		0-0 G6-3		2	0	1	0	0	1	1

Inning Stats	R: 0	H: 1	E: 0	LOB: 3	K: 2	P: 27	R: 0	H: 1	E: 0	LOB: 1	K: 1	P: 11	R: 0	H: 2	E: 0	LOB: 1	K: 0	P: 7	R: 0	H: 1	E: 0	LOB: 1	K: 2	P: 15	R: 0	H: 1	E: 0	LOB: 1	K: 1	P: 12	R: 2	H: 2	E: 0	LOB: 1	K: 0	P: 23	R: 1	H: 2	E: 0	LOB: 1	K: 0	P: 20	R: 2	H: 2	E: 1	LOB: 1	K: 1	P: 23	R: 0	H: 1	E: 0	LOB: 1	K: 0	P: 23	1B: 7	SF: 0	2B: 4	SAC: 0	3B: 0	DP: 3	HR: 2	HBP: 1	WP: 1	PA: 43
--------------	------	------	------	--------	------	-------	------	------	------	--------	------	-------	------	------	------	--------	------	------	------	------	------	--------	------	-------	------	------	------	--------	------	-------	------	------	------	--------	------	-------	------	------	------	--------	------	-------	------	------	------	--------	------	-------	------	------	------	--------	------	-------	-------	-------	-------	--------	-------	-------	-------	--------	-------	--------

PITCHER	IP	WLS	BF	H	R	ER	SO	BB	IBB	HBP	BLK	WP	HR	S	P	ERA	WHIP
Terry Adams, R ERA: 4.32 (1, 1)	6.0	W	28	8	2	2	6	2	0	0	0	0	0	63	95	3.00	1.667
Luke Prokopec, R ERA: 4.5 (7, 1)	1.0		5	2	1	1	0	1	0	0	0	1	0	10	20	9.00	3.000
Giovanni Carrara, R ERA: 3.17 (8, 1)	0.2	H	5	2	2	2	0	0	0	0	0	0	2	9	16	27.00	3.000
Jesse Orosco, L ERA: 3.55 (8, 1)	0.1		1	0	0	0	1	0	0	0	0	0	0	5	7	0.00	0.000
Mike Trombley, R ERA: 3.66 (9, 1)	1.0		4	1	0	0	0	1	0	0	0	0	0	10	23	0.00	2.000

BOTTOM

Los Angeles Dodgers @ Colorado Rockies
Coors Field, Denver, CO
Thu Sep 06 2001, 7:05 PM MDT
Att: 31,407 - Cloudy - 71 F

livebaseballscores.com

AB	38
R	5
H	13
RBI	5
BB	4
SO	7
LOB	23



Batter	1	2	3	4	5	6	7	8	9	AB	R	H	RBI	BB	SO	LOB	TOP									
Tom Goodwin, L (1, 8) <small>OBP: 0.276, SLG: 0.338</small> Phil Hiatt, R (7, PH) <small>OBP: 0.262, SLG: 0.410</small> Marquis Grissom, R (7, 8) <small>OBP: 0.258, SLG: 0.439</small>	1-3 K		0-3 K			3-2 HR	0-2 1B	1-0 FC5		3	1	1	1	0	2	0										
Mark Grudzielanek, R (1, 4) <small>OBP: 0.330, SLG: 0.413</small>	0-0 L8			1-2 L6		1-2 HR	0-1 G1-3		3-2 L4	5	1	1	0	0	0	2										
Shawn Green, L (1, 9) <small>OBP: 0.370, SLG: 0.604</small>	0-2 HR			2-0 1B		1-2 HR		1-2 S 1B	1-2 G4-3	5	3	4	3	0	0	0										
Gary Sheffield, R (1, 7) <small>OBP: 0.421, SLG: 0.602</small>	0-0 F8			2-2 F8		4-0 CS BB		3-3 K	1-1 F9	4	0	0	0	1	1	2										
Paul Lo Duca, R (1, 2) <small>OBP: 0.373, SLG: 0.551</small>		3-2 G6-3		1-0 F7		1-1 G5-3		0-1 E 1B		4	1	1	1	0	0	2										
Eric Karros, R (1, 3) <small>OBP: 0.302, SLG: 0.405</small>		1-3 K			2-3 K	1-2 F7		2-2 E9 1B		4	1	1	0	0	2	0										
Adrián Beltré, R (1, 5) <small>OBP: 0.304, SLG: 0.416</small>		0-1 G5-3			1-1 G6-3 2B		2-2 G5-3	1-2 F9		4	0	1	0	0	0	1										
Alex Cora, L (1, 6) <small>OBP: 0.288, SLG: 0.319</small>			2-2 F7		1-0 G6-3		1-0 1B	4-0 FC5 1B		3	0	1	0	1	0	1										
Kevin Brown, R (1, 1) <small>OBP: 0.162, SLG: 0.176</small> Matt Herges, L (7, 1) <small>OBP: 0.429, SLG: 0.429</small> Terry Mulholland, R (9, 1)			0-0 F7		0-3 K		1-3 K	0-1 FC5 1B		3	0	0	0	0	2	2										
Inning Stats	R: 1 E: 0 K: 1 S: 8	H: 1 LOB: 0 BB: 0 P: 9	R: 0 E: 0 K: 1 S: 10	H: 0 LOB: 0 BB: 0 P: 14	R: 0 E: 0 K: 1 S: 8	H: 0 LOB: 0 BB: 0 P: 10	R: 0 E: 0 K: 0 S: 9	H: 1 LOB: 1 BB: 0 P: 15	R: 0 E: 0 K: 2 S: 10	H: 1 LOB: 1 BB: 0 P: 14	R: 3 E: 0 K: 0 S: 15	H: 3 LOB: 0 BB: 1 P: 26	R: 0 E: 0 K: 1 S: 16	H: 2 LOB: 2 BB: 0 P: 20	R: 3 E: 1 K: 1 S: 19	H: 4 LOB: 2 BB: 1 P: 31	R: 0 E: 0 K: 0 S: 11	H: 0 LOB: 0 BB: 0 P: 16	1B: 8 2B: 1 3B: 0 HR: 3	SF: 0 SAC: 0 DP: 0 HBP: 0	WP: 0 PB: 0 SB: 1 CS: 1	PA: 40				
PITCHER	IP	WLS	BF	H	R	ER	SO	BB	IBB	HBP	BLK	WP	HR	S	P	ERA	WHIP									
Dustin Hermanson, R (1, 1) <small>ERA: 4.52</small> Mike Timlin, R (6, 1) <small>ERA: 4.1</small> Mike James, R (7, 1) <small>ERA: 5.6</small> Jeff Tabaka, L (7, 1) <small>ERA: 9.0</small> Gene Stechschulte, R (8, 1) <small>ERA: 3.88</small>	5.0	L	21	6	4	4	5	0	0	0	0	0	3	55	77	7.20	1.200									
PITCHER	IP	WLS	BF	H	R	ER	SO	BB	IBB	HBP	BLK	WP	HR	S	P	ERA	WHIP									
T.J. Mathews, R (9, 1) <small>ERA: 4.44</small>	1.0		3	0	0	0	0	0	0	0	0	0	0	0	11	16	0.00	0.000								

Los Angeles Dodgers @ St. Louis Cardinals
 Busch Stadium, St. Louis, MO
 Fri Sep 07 2001, 7:10 PM CDT
 Att. 33,935 - Cloudy - 86 F

AB	38
R	7
H	12
RBI	6
BB	2
SO	7
LOB	12



Batter	1	2	3	4	5	6	7	8	9	AB	R	H	RBI	BB	SO	LOB
Fernando Vina, L (1, 4) OBP: 0.353, SLG: 0.404 Miguel Cairo, R (9, PH) OBP: 0.358, SLG: 0.386	0-1 G6-3			1-3 K			3-1 P6		1-2 G5-3	3	0	0	0	0	1	0
Placido Polanco, R (1, 5) OBP: 0.351, SLG: 0.398	2-2 G5-3			2-2 G5-3			1-0 BB 5 1B		0-1 2B	4	1	2	0	0	0	0
J.D. Drew, L (1, 9) OBP: 0.412, SLG: 0.636 28 Bill Ortega, R (9, PH)	1-2 G6-3			0-1 G4-3			4-2 5 FC3-6 1-2 BB		1-0 F8	2	0	0	0	1	0	0
5 Albert Pujols, R (1, 7) OBP: 0.405, SLG: 0.624		4-2 15 G6-3 BB			1-2 F9		2-1 FC3-6 1-2f 2-H		3-2 L6	3	0	0	0	1	0	2
15 Jim Edmonds, L (1, 8) OBP: 0.388, SLG: 0.530		2-2 G6-3 1-2f			0-3 K		0-0 F8			3	0	0	0	0	1	2
Mark McGwire, R (1, 3) OBP: 0.302, SLG: 0.482		2-1 P1			2-1 F8			2-2 L5		3	0	0	0	0	0	0
Edgar Renteria, R (1, 6) OBP: 0.315, SLG: 0.372			2-2 G1-4-3			0-2 G5-3		0-1 G1-3		3	0	0	0	0	0	0
Eli Marrero, R (1, 2) OBP: 0.316, SLG: 0.430			2-2 G6-3 1B			1-3 K		0-1 1B		3	0	2	0	0	1	0
Dustin Hermanson, R (1, 1) OBP: 0.121, SLG: 0.107 Mike Timlin, R (6, 1) 29 Stubby Clapp, L (6, PH) OBP: 0.136, SLG: 0.182 Mike James, R (7, 1) Jeff Tabaka, R (7, 1) Gene Stechschulte, R (8, 1) OBP: 0.750, SLG: 1.667 Craig Paquette, R (8, PH) OBP: 0.315, SLG: 0.461 T.J. Mathews, R (9, 1)			1-0 G6-3			1-0 G3-1		0-1 G5-3		1	0	0	0	0	0	1


Inning Stats	R: 0	H: 0	E: 0	LOB: 0	K: 0	BB: 0	S: 8	P: 11	R: 0	H: 0	E: 0	LOB: 0	K: 0	BB: 1	S: 8	P: 16	R: 0	H: 1	E: 0	LOB: 0	K: 0	BB: 0	S: 10	P: 15	R: 0	H: 0	E: 0	LOB: 0	K: 1	BB: 0	S: 10	P: 13	R: 1	H: 1	E: 1	LOB: 1	K: 0	BB: 1	S: 8	P: 18	R: 0	H: 1	E: 0	LOB: 1	K: 0	BB: 0	S: 9	P: 11	R: 0	H: 1	E: 0	LOB: 1	K: 0	BB: 0	S: 10	P: 15	1B: 3	SF: 0	2B: 1	SAC: 0	3B: 0	DP: 2	HR: 0	HBP: 0	WP: 0	PA: 31
--------------	------	------	------	--------	------	-------	------	-------	------	------	------	--------	------	-------	------	-------	------	------	------	--------	------	-------	-------	-------	------	------	------	--------	------	-------	-------	-------	------	------	------	--------	------	-------	------	-------	------	------	------	--------	------	-------	------	-------	------	------	------	--------	------	-------	-------	-------	-------	-------	-------	--------	-------	-------	-------	--------	-------	--------

PITCHER	IP	WLS	BF	H	R	ER	SO	BB	IBB	HBP	BLK	WP	HR	S	P	ERA	WHIP
Kevin Brown, R (1, 1) ERA: 2.75	6.1	W	21	2	1	0	3	2	0	0	0	0	0	61	93	0.00	0.632
Matt Herges, R (7, 1) ERA: 3.52	1.2	H	6	1	0	0	0	0	0	0	0	0	0	12	16	0.00	0.600
Terry Mulholland, L (9, 1) ERA: 4.93	1.0		4	1	0	0	0	0	0	0	0	0	0	10	15	0.00	1.000

BOTTOM

Los Angeles Dodgers @ St. Louis Cardinals
 Busch Stadium, St. Louis, MO
 Fri Sep 07 2001, 7:10 PM CDT
 Att: 33,935 - Cloudy - 86 F

AB	29
R	1
H	4
RBI	0
BB	2
SO	3
LOB	7



Batter	1	2	3	4	5	6	7	8	9	AB R H RBI BB SO LOB	TOP											
Tom Goodwin, L (1, 8) OBP: 0.273, SLG: 0.335 Phil Hiatt, R (7, PH) OBP: 0.256, SLG: 0.400 Marquis Grissom, R (7, 8) OBP: 0.257, SLG: 0.438	1-1 G4-3		1-3 K		2-3 K		0-2 FC5-2		3-2 F8	3 0 0 0 0 2 0 1 0 0 0 0 0 3 1 0 0 0 0 0 1												
Mark Grudzielanek, R (1, 4) OBP: 0.331, SLG: 0.419	2-1 F8		4-2 HR BB		1-2 G4-3		0-2 SF7		0-0 HR	3 2 1 3 1 0 0												
Shawn Green, L (1, 9) OBP: 0.372, SLG: 0.609	4-0 BB		0-1 HR			1-1 F5	2-1 E3		2-2 FC6-4 1B	4 1 2 2 1 0 2												
Gary Sheffield, R (1, 7) OBP: 0.417, SLG: 0.595	1-3 K		0-0 F8			1-0 P4	1-3 K		1-1 FC6-4	5 0 0 0 0 2 5												
Paul Lo Duca, R (1, 2) OBP: 0.374, SLG: 0.549					2-2 F7		4-1 BB		0-0 G4-3	3 0 1 0 1 0 0												
Eric Karros, R (1, 3) OBP: 0.299, SLG: 0.401					2-2 G4-3		2-3 K		3-2 P4	4 0 0 0 0 2 2												
Adrian Beltré, R (1, 5) OBP: 0.306, SLG: 0.419					1-2 2B		2-1 1B FC5-2 1B		2-2 P4	4 0 2 0 0 1 1												
Alex Cora, L (1, 6) OBP: 0.289, SLG: 0.318 Jeff Reboulet, R (9, PH) OBP: 0.357, SLG: 0.400					2-1 F8		4-0 FC5-2 1B SF7 BB		3-3 K	2 1 0 0 1 0 2 1 0 0 0 0 1 0												
James Baldwin, R McKay Christensen, L Giovanni Carrara, R Chris Donnels, L Bruce Aiken, R Terry Mulholland, R Luke Prokopec, L Jesse Orosco, R Hiram Bocachica, R					0-1 G2-3		2-2 G6-3		4-1 HR BB	1 0 0 0 0 0 0 0 1 0 1 0 0 0 1 0 0												
Inning Stats	R: 0 E: 0 K: 1 S: 7	H: 0 LOB: 1 BB: 1 P: 15	R: 0 E: 0 K: 2 S: 10	H: 1 LOB: 1 BB: 0 P: 14	R: 2 E: 0 K: 1 S: 10	H: 1 LOB: 0 BB: 1 P: 15	R: 0 E: 0 K: 0 S: 11	H: 1 LOB: 1 BB: 0 P: 18	R: 0 E: 0 K: 1 S: 10	H: 0 LOB: 0 BB: 0 P: 15	R: 1 E: 1 K: 1 S: 15	H: 2 LOB: 3 BB: 1 P: 25	R: 0 E: 0 K: 0 S: 8	H: 0 LOB: 0 BB: 0 P: 13	R: 2 E: 0 K: 1 S: 16	H: 2 LOB: 1 BB: 1 P: 29	1B: 4 2B: 1 3B: 0 HR: 2	SF: 1 SAC: 0 DP: 0 HBP: 0	WP: 0 PB: 0 SB: 0 CS: 0	PA: 40		
PITCHER	IP WLS BF H R ER SO BB IBB HBP BLK WP HR S P ERA WHIP	IP WLS BF H R ER SO BB IBB HBP BLK WP HR S P ERA WHIP	IP WLS BF H R ER SO BB IBB HBP BLK WP HR S P ERA WHIP	IP WLS BF H R ER SO BB IBB HBP BLK WP HR S P ERA WHIP	IP WLS BF H R ER SO BB IBB HBP BLK WP HR S P ERA WHIP	IP WLS BF H R ER SO BB IBB HBP BLK WP HR S P ERA WHIP	IP WLS BF H R ER SO BB IBB HBP BLK WP HR S P ERA WHIP	IP WLS BF H R ER SO BB IBB HBP BLK WP HR S P ERA WHIP	IP WLS BF H R ER SO BB IBB HBP BLK WP HR S P ERA WHIP	IP WLS BF H R ER SO BB IBB HBP BLK WP HR S P ERA WHIP	IP WLS BF H R ER SO BB IBB HBP BLK WP HR S P ERA WHIP	IP WLS BF H R ER SO BB IBB HBP BLK WP HR S P ERA WHIP	IP WLS BF H R ER SO BB IBB HBP BLK WP HR S P ERA WHIP	IP WLS BF H R ER SO BB IBB HBP BLK WP HR S P ERA WHIP	IP WLS BF H R ER SO BB IBB HBP BLK WP HR S P ERA WHIP	IP WLS BF H R ER SO BB IBB HBP BLK WP HR S P ERA WHIP	IP WLS BF H R ER SO BB IBB HBP BLK WP HR S P ERA WHIP	IP WLS BF H R ER SO BB IBB HBP BLK WP HR S P ERA WHIP	IP WLS BF H R ER SO BB IBB HBP BLK WP HR S P ERA WHIP	IP WLS BF H R ER SO BB IBB HBP BLK WP HR S P ERA WHIP	IP WLS BF H R ER SO BB IBB HBP BLK WP HR S P ERA WHIP	
Alan Benes, R (1, 1) ERA: 7.9	6.0 W 24 3 2 2 6 3 0 0 0 0 1 55 92 3.00 1.000																					
Luther Hackman, R (7, 1) ERA: 4.67	0.0 H 4 1 0 0 0 0 0 0 0 0 0 0 10 13 0.00 1.500																					
Steve Kline, L (7, 1) ERA: 1.62	0.2 H 2 0 0 0 1 0 0 0 0 0 0 4 5 0.00 0.000																					
Dave Veres, R (7, 1) ERA: 3.73	0.2 H 2 0 0 0 0 0 0 0 0 0 0 7 12 0.00 0.000																					
Mike James, R (8, 1) ERA: 5.5																						
Mike Matthews, L (9, 1) ERA: 3.54	0.1 H 2 1 1 1 0 0 0 0 0 0 0 1 6 9 27.00 3.000																					
Mike Timlin, R (9, 1) ERA: 4.22	0.1 S 1 0 0 0 0 0 0 0 0 0 0 1 2 3 0.00 0.000																					
Jeff Tabaka, L (9, 1) ERA: 9.0																						
Gene Stechschulte, R (9, 1) ERA: 3.86																						

Los Angeles Dodgers @ St. Louis Cardinals
 Busch Stadium, St. Louis, MO
 Sat Sep 08 2001, 12:15 PM CDT
 Att. 41,542 - Cloudy - 83 F

AB	34
R	5
H	7
RBI	5
BB	5
SO	8
LOB	16



Batter	1	2	3	4	5	6	7	8	9
Placido Polanco, R OBP: 0.352, SLG: 0.397 (1,4) 	1-0		0-2	0-0		2-1		4-1	
Craig Paquette, R OBP: 0.316, SLG: 0.464 (1,5) 	0-0		0-0	0-3		1-3		1-1	
J.D. Drew, L OBP: 0.418, SLG: 0.643 (1,9) 	1-1		1-1	4-1		3-2		2-2	
5 Albert Pujols, R OBP: 0.405, SLG: 0.621 (1,7) 	1-2		1-0	0-2		2-3		4-0	
15 Jim Edmonds, L OBP: 0.386, SLG: 0.533 (1,8) 		2-2		0-0		3-3		3-3	
Mark McGwire, R OBP: 0.304, SLG: 0.480 (1,3) 		4-2		0-1	3-3		3-0		
Edgar Renteria, R OBP: 0.318, SLG: 0.374 (1,6) 		0-1		0-1	2-3		4-1		
Mike Matheny, R OBP: 0.283, SLG: 0.302 (1,2) 		1-0		2-1	0-1		0-2		
Alan Beres, R Kerry Robinson, L Luther Hackman, R Steve Kline, S Dave Veres, R Mike James, R Miguel Cairo, R Mike Matthews, L Mike Timlin, S Jeff Tabaka, R Gene Stechschulte, R		0-1		0-0		1-0		2-2	

AB	R	H	RBI	BB	SO	LOB
4	2	1	1	1	0	0
5	0	2	0	0	2	2
3	0	3	1	1	0	0
4	0	1	2	1	1	3
5	1	1	1	0	3	5
3	0	1	0	1	1	0
3	1	2	0	1	1	0
4	1	1	1	0	0	5
2	1	1	0	0	0	2
1	0	0	0	0	0	0
0	0	0	0	0	0	0
0	0	0	0	0	0	0
0	0	0	0	0	0	0
0	0	0	0	0	0	0
0	0	0	0	0	0	0
0	0	0	0	0	0	0
0	0	0	0	0	0	0
0	0	0	0	0	0	0
0	0	0	0	0	0	0

BOTTOM

Los Angeles Dodgers @ St. Louis Cardinals
 Busch Stadium, St. Louis, MO
 Sat Sep 08 2001, 12:15 PM CDT
 Atf: 41,542 - Cloudy - 83 F

AB	35
R	6
H	13
RBI	6
BB	5
SO	8
LOB	17

Inning Stats														Inning Stats													
R	H	E	K	S	P	S	P	S	P	R	H	E	K	S	P	S	P	R	H	E	K	S	P				
0	1	0	7	10	23	0	5	1	5	0	2	0	10	23	0	5	1	0	5	0	2	0	10	23			
0	0	0	10	0	0	0	17	0	0	0	0	0	9	0	0	0	0	0	0	0	0	0	0	0			
0	0	0	10	0	0	0	17	0	0	0	0	0	9	0	0	0	0	0	0	0	0	0	0	0			
0	1	0	7	10	23	0	5	1	5	0	2	0	10	23	0	5	1	0	5	0	2	0	10	23			
0	0	0	10	0	0	0	17	0	0	0	0	0	9	0	0	0	0	0	0	0	0	0	0	0			
0	0	0	10	0	0	0	17	0	0	0	0	0	9	0	0	0	0	0	0	0	0	0	0	0			
0	0	0	10	0	0	0	17	0	0	0	0	0	9	0	0	0	0	0	0	0	0	0	0	0			
0	0	0	10	0	0	0	17	0	0	0	0	0	9	0	0	0	0	0	0	0	0	0	0	0			
0	0	0	10	0	0	0	17	0	0	0	0	0	9	0	0	0	0	0	0	0	0	0	0	0			
0	0	0	10	0	0	0	17	0	0	0	0	0	9	0	0	0	0	0	0	0	0	0	0	0			
0	0	0	10	0	0	0	17	0	0	0	0	0	9	0	0	0	0	0	0	0	0	0	0	0			



PITCHER	IP	WLS	BF	H	R	ER	SO	BB	IBB	HBP	BLK	WP	HR	S	P	ERA	WHIP
James Baldwin, R ERA: 4.78 (1,1)	4.0	L	23	10	5	5	2	2	0	0	0	0	1	45	67	11.25	3.000
Giovanni Carrara, R ERA: 3.08 (5,1)	2.0		6	0	0	0	3	0	0	0	0	0	0	16	25	0.00	0.000
Terry Mulholland, L ERA: 4.86 (7,1)	0.2		3	1	0	0	2	0	0	0	0	0	0	12	20	0.00	1.500
Luke Prokopec, R ERA: 4.55 (7,1)	0.2		6	2	1	1	0	2	0	0	0	0	0	14	28	13.50	6.000
Jesse Orosco, L ERA: 3.38 (8,1)	0.2		3	0	0	0	1	0	1	0	0	0	0	6	15	0.00	0.000

Batter	1	2	3	4	5	6	7	8	9	AB R H RBI BB SO LOB	TOP																									
Jeff Reboulet, R (1, 6) OBP: 0.355, SLG: 0.402	0-2 G6-3		3-2 BB BB 2B		0-3 K			3-3 K		4 1 1 0 0 2 0	Los Angeles Dodgers @ St. Louis Cardinals Busch Stadium, St. Louis, MO Sun Sep 09 2001, 1:10 PM CDT Att. 36,337 - Sunny - 73 F																									
Mark Grudzielanek, R (1, 4) OBP: 0.330, SLG: 0.417	2-1 FC4-6 1B		2-2 G6-3		2-3 K			2-2 G3-1		4 0 1 0 0 1 1																										
Shawn Green, L (1, 9) OBP: 0.373, SLG: 0.607	2-2 F5		4-0 BB BB BB		0-1 F7			2-0 FC5-4 HBP		2 0 0 0 1 0 1																										
Paul Lo Duca, R (1, 7) OBP: 0.373, SLG: 0.545	0-0 FC4-6 1-2f		4-2 BB BB					1-2 FC5-4		3 0 0 0 1 1 2																										
Eric Karros, R (1, 3) OBP: 0.299, SLG: 0.398			4-0 BB BB BB		1-3 K			2-3 K		3 0 0 1 1 2 0																										
Adrian Beltré, R (1, 5) OBP: 0.306, SLG: 0.417			1-2 2-3 3-1 2-2		0-0 G6-3			0-2 K		4 0 1 0 0 0 3																										
Marquis Grissom, R (1, 8) OBP: 0.260, SLG: 0.437			2-2 F7		1-1 L8			1-0 1B 1B		3 0 1 0 1 0 0																										
Chad Kreuter, S (1, 2) OBP: 0.360, SLG: 0.353 Dave Hansen, L (9, PH) OBP: 0.378, SLG: 0.352			2-2 F7		1-1 G5-3			1-2 1B		3 0 0 0 0 1 1																										
Chan Ho Park, R (1, 1) OBP: 0.188, SLG: 0.183 Eric Gagne, R (4, 1) OBP: 0.167, SLG: 0.317 Jeff Branson, L (7, PH) OBP: 0.333, SLG: 0.333 Mike Trombley, R (7, 1) Jeff Shaw, R (8, 1) Chris Donnels, L (9, PH) OBP: 0.275, SLG: 0.313			1-1 G4-3		2-0 G6-3			0-3 K		1 0 0 0 0 1 2																										
			0-3 K		0-3 K			1-2 F8		2 0 0 0 0 0 2 0 0 0 0 0 0 0 0 0 1 0 1 0 0 0 0 0 0 2																										
Inning Stats	R: 0 E: 0 K: 0 S: 10	H: 1 LOB: 1 BB: 0 P: 14	R: 0 E: 0 K: 1 S: 6	H: 0 LOB: 1 BB: 1 P: 12	R: 1 E: 0 K: 1 S: 15	H: 1 LOB: 3 BB: 3 P: 34	R: 0 E: 0 K: 1 S: 6	H: 0 LOB: 0 BB: 0 P: 9	R: 0 E: 0 K: 1 S: 7	H: 0 LOB: 0 BB: 0 P: 9	R: 0 E: 0 K: 1 S: 9	H: 0 LOB: 0 BB: 0 P: 11	R: 0 E: 0 K: 1 S: 9	H: 0 LOB: 0 BB: 0 P: 13	R: 0 E: 0 K: 1 S: 9	H: 0 LOB: 1 BB: 0 P: 17	R: 0 E: 0 K: 2 S: 18	H: 2 LOB: 2 BB: 0 P: 21	1B: 3 2B: 1 3B: 0 HR: 0	SF: 0 SAC: 0 DP: 0 HBP: 1	WP: 0 PB: 0 SB: 0 CS: 0	PA: 36														
PITCHER	IP WLS BF H R ER SO BB IBB HBP BLK WP HR S P ERA WHIP																																			
Matt Morris, R (1, 1) ERA: 3.16	1.0		4	1	0	0	0	0	0	0	0	0	0	10	14	0.00	1.000																			
Luther Hackman, R (2, 1) ERA: 4.71	1.2		10	1	1	1	2	4	0	0	0	0	0	18	41	5.40	3.000																			
T.J. Mathews, R (3, 1) ERA: 3.82	4.1	W	13	0	0	0	5	0	0	0	0	0	0	34	47	0.00	0.000																			
Mike James, R (8, 1) ERA: 5.35	1.0		4	0	0	0	1	0	0	1	0	0	0	9	17	0.00	0.000																			
Mike Timlin, R (9, 1) ERA: 4.15	1.0		5	2	0	0	2	0	0	0	0	0	0	18	21	0.00	2.000																			

AB	31
R	1
H	4
RBI	1
BB	4
SO	10
LOB	12



Batter	1	2	3	4	5	6	7	8	9
Fernando Vina, L (1, 4) OBP: 0.357, SLG: 0.413	0-0 HR	0-1 HBP 1B		1-0 1B 1B	1-3 K			0-2 FC6-4 1B	
Placido Polanco, R (1, 6) OBP: 0.352, SLG: 0.396	0-0 F9	1-1 HBP 1B		1-2 1B 15 HR 1B		1-1 F3		2-1 FC6-4 G3-1 1-2f	
J.D. Drew, L (1, 9) OBP: 0.417, SLG: 0.643	3-3 K	2-0 L8		1-0 5 HBP 15 HR 1B		0-0 2B		1-0 G3-1	
5 Albert Pujols, R (1, 7) OBP: 0.405, SLG: 0.618 23 Luis Saturria, R (9, 7) OBP: 0.333, SLG: 0.667	2-2 15 BB 1B		3-3 K	1-1 15 HR HBP		0-2 F8		1-0 F8	
15 Jim Edmonds, L (1, 8) OBP: 0.387, SLG: 0.538	4-1 BB		2-1 P6	3-1 HR		1-0 F7			
Mark McGwire, R (1, 3) OBP: 0.307, SLG: 0.476	2-3 K		4-1 BB	4-2 BB			1-3 K		
Craig Paquette, R (1, 5) OBP: 0.315, SLG: 0.461		1-0 SH3-4 1B 1B	1-3 K	1-3 K			0-2 G2		
Mike Matheny, R (1, 2) OBP: 0.282, SLG: 0.310		2-3 K		1-3 K	1-3 K		0-0 HR		
Matt Morris, R (1, 1) OBP: 0.154, SLG: 0.143 Luther Hackman, R (2, 1) T.J. Mathews, R (3, 1) Miguel Cairo, R (7, PH) OBP: 0.354, SLG: 0.380 Mike James, R (8, 1) Mike Timlin, R (9, 1)		2-1 SH3-4		1-3 K	0-3 K		0-0 F9		

Inning Stats	R: 1	H: 2	E: 0	LOB: 2	K: 2	S: 12	R: 1	H: 2	E: 0	LOB: 2	K: 1	S: 11	R: 0	H: 0	E: 0	LOB: 1	K: 2	S: 9	R: 5	H: 4	E: 0	LOB: 1	K: 3	S: 19	R: 0	H: 0	E: 0	LOB: 0	K: 3	S: 9	R: 0	H: 1	E: 0	LOB: 1	K: 0	S: 7	R: 1	H: 1	E: 0	LOB: 0	K: 1	S: 8	R: 0	H: 1	E: 0	LOB: 1	K: 0	S: 7	

PITCHER	IP	WLS	BF	H	R	ER	SO	BB	IBB	HBP	BLK	WP	HR	S	P	ERA	WHIP
Chan Ho Park, R (1, 1) ERA: 3.23	3.2	L	23	8	7	7	7	2	0	0	0	0	2	46	84	17.18	2.727
Eric Gagne, R (4, 1) ERA: 4.89	2.1		9	1	0	0	4	1	0	0	0	0	0	21	30	0.00	0.857
Mike Trombley, R (7, 1) ERA: 3.73	1.0		4	1	1	1	1	0	0	0	0	0	1	8	9	9.00	1.000
Jeff Shaw, R (8, 1) ERA: 3.66	1.0		4	1	0	0	0	0	0	0	0	0	0	7	11	0.00	1.000


BOTTOM

AB	R	H	RBI	BB	SO	LOB
5	2	4	2	0	1	0
4	1	1	0	0	0	1
5	1	2	1	0	1	3
4	1	1	0	0	1	2
0	0	0	0	0	0	0
3	1	1	4	1	0	1
2	0	0	0	2	2	2
4	1	1	0	0	2	2
4	1	1	1	0	3	1
0	0	0	0	0	0	0
0	0	0	0	0	0	0
2	0	0	0	0	2	0
1	0	0	0	0	0	0
0	0	0	0	0	0	0
0	0	0	0	0	0	0


Los Angeles Dodgers @ St. Louis Cardinals
Busch Stadium, St. Louis, MO
 Sun Sep 09 2001, 1:10 PM CDT
 Att: 36,337 - Sunny - 73 F

AB	34
R	8
H	11
RBI	8
BB	3
SO	12
LOB	12


livebaseballscorecards.com




WP	PA
0	40
0	
0	

Batter	1	2	3	4	5	6	7	8	9	AB R H RBI BB SO LOB	TOP																								
												Los Angeles Dodgers @ San Diego Padres Qualcomm Stadium, San Diego, CA Tue Sep 11 2001, 10:05 PM EDT livebaseballscorecards.com																							
		AB 0 R 0 H 0 RBI 0 BB 0 SO 0 LOB 0																																	
																																			
Inning Stats		1B: 0 SF: 0 2B: 0 SAC: 0 3B: 0 DP: 0 HR: 0 HBP: 0	WP: 0 PA: 0 PB: 0 SB: 0 CS: 0																																
PITCHER	IP	WLS	BF	H	R	ER	SO	BB	IBB	HBP	BLK	WP	HR	S	P	ERA	WHIP	PITCHER	IP	WLS	BF	H	R	ER	SO	BB	IBB	HBP	BLK	WP	HR	S	P	ERA	WHIP


Batter	1	2	3	4	5	6	7	8	9	AB R H RBI BB SO LOB	BOTTOM
--------	---	---	---	---	---	---	---	---	---	----------------------	--------

												Los Angeles Dodgers @ San Diego Padres Qualcomm Stadium, San Diego, CA Tue Sep 11 2001, 10:05 PM EDT livebaseballscorecards.com
		AB 0 R 0 H 0 RBI 0 BB 0 SO 0 LOB 0										
												
Inning Stats		1B: 0 SF: 0 2B: 0 SAC: 0 3B: 0 DP: 0 HR: 0 HBP: 0	WP: 0 PA: 0 PB: 0 SB: 0 CS: 0									

PITCHER	IP	WLS	BF	H	R	ER	SO	BB	IBB	HBP	BLK	WP	HR	S	P	ERA	WHIP	PITCHER	IP	WLS	BF	H	R	ER	SO	BB	IBB	HBP	BLK	WP	HR	S	P	ERA	WHIP
---------	----	-----	----	---	---	----	----	----	-----	-----	-----	----	----	---	---	-----	------	---------	----	-----	----	---	---	----	----	----	-----	-----	-----	----	----	---	---	-----	------

Batter	1	2	3	4	5	6	7	8	9	AB R H RBI BB SO LOB	TOP																								
												Los Angeles Dodgers @ San Diego Padres Qualcomm Stadium, San Diego, CA Wed Sep 12 2001, 10:05 PM EDT livebaseballscorecards.com																							
		AB 0 R 0 H 0 RBI 0 BB 0 SO 0 LOB 0																																	
																																			
Inning Stats		1B: 0 SF: 0 2B: 0 SAC: 0 3B: 0 DP: 0 HR: 0 HBP: 0	WP: 0 PA: 0 PB: 0 SB: 0 CS: 0																																
PITCHER	IP	WLS	BF	H	R	ER	SO	BB	IBB	HBP	BLK	WP	HR	S	P	ERA	WHIP	PITCHER	IP	WLS	BF	H	R	ER	SO	BB	IBB	HBP	BLK	WP	HR	S	P	ERA	WHIP


Batter	1	2	3	4	5	6	7	8	9	AB R H RBI BB SO LOB	BOTTOM
--------	---	---	---	---	---	---	---	---	---	----------------------	--------

												Los Angeles Dodgers @ San Diego Padres Qualcomm Stadium, San Diego, CA Wed Sep 12 2001, 10:05 PM EDT livebaseballscorecards.com
Inning Stats											AB 0 R 0 H 0 RBI 0 BB 0 SO 0 LOB 0	

PITCHER	IP	WLS	BF	H	R	ER	SO	BB	IBB	HBP	BLK	WP	HR	S	P	ERA	WHIP
---------	----	-----	----	---	---	----	----	----	-----	-----	-----	----	----	---	---	-----	------

PITCHER	IP	WLS	BF	H	R	ER	SO	BB	IBB	HBP	BLK	WP	HR	S	P	ERA	WHIP
---------	----	-----	----	---	---	----	----	----	-----	-----	-----	----	----	---	---	-----	------

WP: 0 PA: 0
PB: 0
SB: 0
CS: 0

Batter	1	2	3	4	5	6	7	8	9	AB R H RBI BB SO LOB	TOP																								
												Los Angeles Dodgers @ San Diego Padres Qualcomm Stadium, San Diego, CA Thu Sep 13 2001, 5:05 PM EDT livebaseballscorecards.com																							
		AB 0 R 0 H 0 RBI 0 BB 0 SO 0 LOB 0																																	
																																			
Inning Stats		1B: 0 SF: 0 2B: 0 SAC: 0 3B: 0 DP: 0 HR: 0 HBP: 0	WP: 0 PA: 0 PB: 0 SB: 0 CS: 0																																
PITCHER	IP	WLS	BF	H	R	ER	SO	BB	IBB	HBP	BLK	WP	HR	S	P	ERA	WHIP	PITCHER	IP	WLS	BF	H	R	ER	SO	BB	IBB	HBP	BLK	WP	HR	S	P	ERA	WHIP

Batter	1	2	3	4	5	6	7	8	9	AB R H RBI BB SO LOB	BOTTOM
--------	---	---	---	---	---	---	---	---	---	----------------------	--------

Los Angeles Dodgers @ San Diego Padres
 Qualcomm Stadium, San Diego, CA
 Thu Sep 13 2001, 5:05 PM EDT


livebaseballscorecards.com

AB 0
R 0
H 0
RBI 0
BB 0
SO 0
LOB 0



1B: 0	SF: 0	WP: 0	PA: 0
2B: 0	SAC: 0	PB: 0	
3B: 0	DP: 0	SB: 0	
HR: 0	HBP: 0	CS: 0	

Inning Stats																		1B: 0	SF: 0	WP: 0	PA: 0														
PITCHER	IP	WLS	BF	H	R	ER	SO	BB	IBB	HBP	BLK	WP	HR	S	P	ERA	WHIP	PITCHER	IP	WLS	BF	H	R	ER	SO	BB	IBB	HBP	BLK	WP	HR	S	P	ERA	WHIP


Batter	1	2	3	4	5	6	7	8	9	AB R H RBI BB SO LOB	TOP																								
												<p style="text-align: center;"> Los Angeles Dodgers @ San Francisco Giants PacBell Park, San Francisco, CA Fri Sep 14 2001, 10:35 PM EDT </p> <p style="text-align: right;">livebaseballscorecards.com</p> <table style="width: 100%; border-collapse: collapse;"> <tr><td style="width: 50%;">AB</td><td style="width: 50%; text-align: right;">0</td></tr> <tr><td>R</td><td style="text-align: right;">0</td></tr> <tr><td>H</td><td style="text-align: right;">0</td></tr> <tr><td>RBI</td><td style="text-align: right;">0</td></tr> <tr><td>BB</td><td style="text-align: right;">0</td></tr> <tr><td>SO</td><td style="text-align: right;">0</td></tr> <tr><td>LOB</td><td style="text-align: right;">0</td></tr> </table> <div style="text-align: center;">  </div> <table style="width: 100%; border-collapse: collapse;"> <tr> <td style="width: 50%;"> 1B: 0 SF: 0 2B: 0 SAC: 0 3B: 0 DP: 0 HR: 0 HBP: 0 </td> <td style="width: 50%;"> WP: 0 PA: 0 PB: 0 SB: 0 CS: 0 </td> </tr> </table>	AB	0	R	0	H	0	RBI	0	BB	0	SO	0	LOB	0	1B: 0 SF: 0 2B: 0 SAC: 0 3B: 0 DP: 0 HR: 0 HBP: 0	WP: 0 PA: 0 PB: 0 SB: 0 CS: 0							
AB											0																								
R											0																								
H											0																								
RBI											0																								
BB											0																								
SO											0																								
LOB											0																								
1B: 0 SF: 0 2B: 0 SAC: 0 3B: 0 DP: 0 HR: 0 HBP: 0											WP: 0 PA: 0 PB: 0 SB: 0 CS: 0																								
Inning Stats																																			
PITCHER	IP	WLS	BF	H	R	ER	SO	BB	IBB	HBP	BLK	WP	HR	S	P	ERA	WHIP	PITCHER	IP	WLS	BF	H	R	ER	SO	BB	IBB	HBP	BLK	WP	HR	S	P	ERA	WHIP

Batter	1	2	3	4	5	6	7	8	9	AB R H RBI BB SO LOB	BOTTOM
--------	---	---	---	---	---	---	---	---	---	----------------------	--------

												Los Angeles Dodgers @ San Francisco Giants PacBell Park, San Francisco, CA <small>Fri Sep 14 2001, 10:35 PM EDT</small>
											AB 0 R 0 H 0 RBI 0 BB 0 SO 0 LOB 0	
												

Inning Stats	1B: 0	SF: 0	WP: 0	PA: 0
	2B: 0	SAC: 0	PB: 0	
	3B: 0	DP: 0	SB: 0	
	HR: 0	HBP: 0	CS: 0	

PITCHER	IP	WLS	BF	H	R	ER	SO	BB	IBB	HBP	BLK	WP	HR	S	P	ERA	WHIP	PITCHER	IP	WLS	BF	H	R	ER	SO	BB	IBB	HBP	BLK	WP	HR	S	P	ERA	WHIP
---------	----	-----	----	---	---	----	----	----	-----	-----	-----	----	----	---	---	-----	------	---------	----	-----	----	---	---	----	----	----	-----	-----	-----	----	----	---	---	-----	------

Batter	1	2	3	4	5	6	7	8	9	AB R H RBI BB SO LOB	TOP																								
												<p style="text-align: center;">Los Angeles Dodgers @ San Francisco Giants PacBell Park, San Francisco, CA Sat Sep 15 2001, 4:05 PM EDT</p> <p style="text-align: right;">livebaseballscorecards.com</p> <table border="0"> <tr><td>AB</td><td>0</td></tr> <tr><td>R</td><td>0</td></tr> <tr><td>H</td><td>0</td></tr> <tr><td>RBI</td><td>0</td></tr> <tr><td>BB</td><td>0</td></tr> <tr><td>SO</td><td>0</td></tr> <tr><td>LOB</td><td>0</td></tr> </table> 	AB	0	R	0	H	0	RBI	0	BB	0	SO	0	LOB	0									
AB											0																								
R											0																								
H											0																								
RBI											0																								
BB											0																								
SO											0																								
LOB											0																								
Inning Stats										1B: 0 SF: 0 2B: 0 SAC: 0 3B: 0 DP: 0 HR: 0 HBP: 0	WP: 0 PA: 0 PB: 0 SB: 0 CS: 0																								
PITCHER	IP	WLS	BF	H	R	ER	SO	BB	IBB	HBP	BLK	WP	HR	S	P	ERA	WHIP	PITCHER	IP	WLS	BF	H	R	ER	SO	BB	IBB	HBP	BLK	WP	HR	S	P	ERA	WHIP

Batter	1	2	3	4	5	6	7	8	9	AB R H RBI BB SO LOB	BOTTOM
--------	---	---	---	---	---	---	---	---	---	----------------------	--------

Los Angeles Dodgers @ San Francisco Giants
 PacBell Park, San Francisco, CA
 Sat Sep 15 2001, 4:05 PM EDT

livebaseballscorecards.com


AB 0
R 0
H 0
RBI 0
BB 0
SO 0
LOB 0



WP: 0 PA: 0
 PB: 0
 SB: 0
 CS: 0

1B: 0 SF: 0
 2B: 0 SAC: 0
 3B: 0 DP: 0
 HR: 0 HBP: 0

Inning Stats																																			
PITCHER	IP	WLS	BF	H	R	ER	SO	BB	IBB	HBP	BLK	WP	HR	S	P	ERA	WHIP	PITCHER	IP	WLS	BF	H	R	ER	SO	BB	IBB	HBP	BLK	WP	HR	S	P	ERA	WHIP

Batter	1	2	3	4	5	6	7	8	9	AB R H RBI BB SO LOB	TOP																								
												<p style="text-align: center;"> Los Angeles Dodgers @ San Francisco Giants PacBell Park, San Francisco, CA Sun Sep 16 2001, 4:05 PM EDT </p> <p style="text-align: right; font-size: small;"> livebaseballscorecards.com </p> <table style="width: 100%; border-collapse: collapse;"> <tr><td style="width: 50%;">AB</td><td style="width: 50%; text-align: right;">0</td></tr> <tr><td>R</td><td style="text-align: right;">0</td></tr> <tr><td>H</td><td style="text-align: right;">0</td></tr> <tr><td>RBI</td><td style="text-align: right;">0</td></tr> <tr><td>BB</td><td style="text-align: right;">0</td></tr> <tr><td>SO</td><td style="text-align: right;">0</td></tr> <tr><td>LOB</td><td style="text-align: right;">0</td></tr> </table> <div style="text-align: center; margin-top: 10px;">  </div> <table style="width: 100%; font-size: x-small; border-collapse: collapse;"> <tr> <td style="width: 50%;"> 1B: 0 SF: 0 2B: 0 SAC: 0 3B: 0 DP: 0 HR: 0 HBP: 0 </td> <td style="width: 50%;"> WP: 0 PA: 0 PB: 0 SB: 0 CS: 0 </td> </tr> </table>	AB	0	R	0	H	0	RBI	0	BB	0	SO	0	LOB	0	1B: 0 SF: 0 2B: 0 SAC: 0 3B: 0 DP: 0 HR: 0 HBP: 0	WP: 0 PA: 0 PB: 0 SB: 0 CS: 0							
AB											0																								
R											0																								
H											0																								
RBI											0																								
BB											0																								
SO											0																								
LOB											0																								
1B: 0 SF: 0 2B: 0 SAC: 0 3B: 0 DP: 0 HR: 0 HBP: 0											WP: 0 PA: 0 PB: 0 SB: 0 CS: 0																								
Inning Stats																																			
PITCHER	IP	WLS	BF	H	R	ER	SO	BB	IBB	HBP	BLK	WP	HR	S	P	ERA	WHIP	PITCHER	IP	WLS	BF	H	R	ER	SO	BB	IBB	HBP	BLK	WP	HR	S	P	ERA	WHIP

Batter	1	2	3	4	5	6	7	8	9	AB R H RBI BB SO LOB	BOTTOM
--------	---	---	---	---	---	---	---	---	---	----------------------	--------

												<p align="center"> Los Angeles Dodgers @ San Francisco Giants PacBell Park, San Francisco, CA Sun Sep 16 2001, 4:05 PM EDT livebaseballscorecards.com </p> <table border="0"> <tr><td>AB</td><td align="right">0</td></tr> <tr><td>R</td><td align="right">0</td></tr> <tr><td>H</td><td align="right">0</td></tr> <tr><td>RBI</td><td align="right">0</td></tr> <tr><td>BB</td><td align="right">0</td></tr> <tr><td>SO</td><td align="right">0</td></tr> <tr><td>LOB</td><td align="right">0</td></tr> </table>	AB	0	R	0	H	0	RBI	0	BB	0	SO	0	LOB	0
AB											0															
R											0															
H											0															
RBI											0															
BB											0															
SO											0															
LOB											0															
Inning Stats											1B: 0 SF: 0 2B: 0 SAC: 0 3B: 0 DP: 0 HR: 0 HBP: 0	WP: 0 PA: 0 PB: 0 SB: 0 CS: 0														

PITCHER	IP	WLS	BF	H	R	ER	SO	BB	IBB	HBP	BLK	WP	HR	S	P	ERA	WHIP
---------	----	-----	----	---	---	----	----	----	-----	-----	-----	----	----	---	---	-----	------

PITCHER	IP	WLS	BF	H	R	ER	SO	BB	IBB	HBP	BLK	WP	HR	S	P	ERA	WHIP
---------	----	-----	----	---	---	----	----	----	-----	-----	-----	----	----	---	---	-----	------




Batter	1	2	3	4	5	6	7	8	9	AB R H RBI BB SO LOB
Rickey Henderson, R OBP: 0.370, SLG: 0.337 Mike Colangelo, R OBP: 0.359, SLG: 0.471	2-2 F3		0-2 F3		2-1 2B		4-2 2B 1B BB	2-3 K		3 1 1 0 1 0 1 1 0 0 0 0 1 0
D'Angelo Jimenez, S OBP: 0.358, SLG: 0.359	0-1 1B		3-3 K		0-3 K		0-0 1B 2B	1-1 HR		5 2 3 1 0 2 2
Ray Lankford, L OBP: 0.357, SLG: 0.500	2-1 F8			0-1 HR	1-2 F7		4-2 PB 1B SF9 BB	3-2 G4-3		4 2 1 1 1 0 2
Phil Nevin, R OBP: 0.393, SLG: 0.589	2-3 K			1-2 1B 1B	2-3 K		1-2 SF9 PB SF8 1B	1-0 G5-3		5 1 2 2 0 2 2
Bubba Trammell, R OBP: 0.328, SLG: 0.464		0-2 F9		2-3 K		1-0 E6	4-2 1-2 2-3 BB	2-2 3B		4 0 1 0 1 1 1
Kevin Witt, L (1, 3)		1-3 K		2-0 F7		3-1 F7	2-0 SF9	2-0 G3		4 0 0 1 0 1 3
Ben Davis, S OBP: 0.340, SLG: 0.347		2-3 K		3-2 BB 1B		3-3 K	0-0 SF8	3-2 F9		4 0 1 1 0 2 2
Damian Jackson, R OBP: 0.320, SLG: 0.338 Wascar Serrano, R OBP: 0.111, SLG: 0.111 Jeremy Fikac, R Jose Nunez, L Trevor Hoffman, R			4-2 BB	4-0 BB		4-0 IBB	2-3 K			1 0 0 0 3 1 1 0
Jason Middlebrook, R Cesar Crespo, S OBP: 0.311, SLG: 0.276		1-3 K		0-3 K		0-3 K		2-1 F8		3 0 0 0 0 3 6 1 0 0 0 0 0 0

Inning Stats	R: 0 E: 0 K: 1 S: 10	H: 1 LOB: 1 BB: 0 P: 16	R: 0 E: 0 K: 2 S: 10	H: 0 LOB: 0 BB: 0 P: 13	R: 0 E: 0 K: 2 S: 11	H: 0 LOB: 1 BB: 1 P: 19	R: 1 E: 0 K: 2 S: 17	H: 3 LOB: 3 BB: 1 P: 29	R: 0 E: 0 K: 2 S: 11	H: 1 LOB: 1 BB: 0 P: 16	R: 0 E: 1 K: 2 S: 10	H: 0 LOB: 2 BB: 1 P: 21	R: 4 E: 0 K: 1 S: 16	H: 2 LOB: 1 BB: 3 P: 33	R: 1 E: 0 K: 1 S: 10	H: 1 LOB: 0 BB: 0 P: 18	R: 0 E: 0 K: 0 S: 10	H: 1 LOB: 1 BB: 0 P: 18	1B: 4 2B: 2 3B: 1 HR: 2	SF: 2 SAC: 0 DP: 0 HBP: 0	WP: 0 PB: 1 SB: 0 CS: 0	PA: 43
--------------	-------------------------------	----------------------------------	-------------------------------	----------------------------------	-------------------------------	----------------------------------	-------------------------------	----------------------------------	-------------------------------	----------------------------------	-------------------------------	----------------------------------	-------------------------------	----------------------------------	-------------------------------	----------------------------------	-------------------------------	----------------------------------	----------------------------------	------------------------------------	----------------------------------	--------

PITCHER	IP	WLS	BF	H	R	ER	SO	BB	IBB	HBP	BLK	WP	HR	S	P	ERA	WHIP
Kevin Brown, R ERA: 2.68	(1, 1)	6.0	27	5	1	1	11	2	1	0	0	0	1	69	114	1.50	1.167
Chan Ho Park, R ERA: 3.41	(7, 1)	0.0	L 5	2	4	4	0	3	0	0	0	0	0	11	24	∞	∞
Eric Gagne, R ERA: 4.89	(7, 1)	2.0	7	1	1	1	2	0	0	0	0	0	1	15	27	4.50	0.500
Jeff Shaw, R ERA: 3.6	(9, 1)	1.0	4	1	0	0	0	0	0	0	0	0	0	10	18	0.00	1.000

San Diego Padres @ Los Angeles Dodgers
Dodger Stadium, Los Angeles, CA
 Mon Sep 17 2001, 7:10 PM PDT
 Att. 40,676 - Sunny - 68 F

AB	35
R	6
H	9
RBI	6
BB	6
SO	13
LOB	20



BOTTOM

San Diego Padres @ Los Angeles Dodgers
Dodger Stadium, Los Angeles, CA

livebaseballscorecards.com

AB 34
R 4
H 8
RBI 4
BB 5
SO 8
LOB 20



WP: 1 PA: 40
PB: 0
SB: 1
CS: 0

ERA WHIP

Mon Sep 17 2001, 7:10 PM PDT
Att: 40,676 - Sunny - 68 F

AB R H RBI BB SO LOB

4 0 2 0 1 0 0

4 0 1 0 0 1 3

4 0 0 0 1 2 3

5 0 1 0 0 1 5

3 1 1 1 1 0 1

3 0 0 0 0 1 3
0 0 0 0 0 0 0
0 0 0 0 0 0 0
0 0 0 0 1 0 0
0 0 0 0 0 0 0
0 0 0 0 0 0 0

4 1 2 1 0 0 0

3 0 0 0 0 1 1
0 0 0 0 0 0 0
1 0 0 0 0 1 2
0 0 0 0 0 0 0

1 0 0 0 0 0 0
0 1 0 0 1 0 0
2 1 1 2 0 1 2

1B: 6 SF: 0
2B: 1 SAC: 1
3B: 0 DP: 1
HR: 1 HBP: 0

Table with 9 columns (Batter 1-9) and 10 rows (Batters: Marquis Grissom, Mark Grudzielanek, Shawn Green, Gary Sheffield, Paul Lo Duca, Eric Karros, Chan Ho Park, Eric Gagne, Chris Donnels, McKay Christensen, Jeff Shaw, Adrian Beltré, Alex Cora, Dave Hansen, Phil Hiatt, Jeff Reboulet, Kevin Brown, Tom Goodwin, Chad Kreuter). Each cell contains a batting order diagram with pitch counts, counts, and outcomes.

Inning Stats table with columns for R, H, E, K, S, LOB, BB, P, ER, SO, WP, HR, S, P, ERA, WHIP for each of the 9 innings.

PITCHER table with columns for IP, WLS, BF, H, R, ER, SO, BB, IBB, HBP, BLK, WP, HR, S, P, ERA, WHIP for Jason Middlebrook, Wascar Serrano, Jeremy Fikac, Jose Nunez, and Trevor Hoffman.

Batter	1	2	3	4	5	6	7	8	9	AB R H RBI BB SO LOB	TOP	
Rickey Henderson, R OBP: 0.369, SLG: 0.339 (1, 7)	2-1 G3 2B		0-1 P6			3-2 G6-3		0-1 G5-3		4 0 1 0 0 0 1	San Diego Padres @ Los Angeles Dodgers Dodger Stadium, Los Angeles, CA Tue Sep 18 2001, 7:10 PM PDT Att. 28,473 - Cloudy - 66 F	
D'Angelo Jimenez, S OBP: 0.353, SLG: 0.353 (1, 6)	0-0 G3			1-2 G3		1-3 K		0-0 G3-1	4 0 0 0 0 1 1			
Ray Lankford, L OBP: 0.356, SLG: 0.497 (1, 8)	2-3 K2-3			3-1 F7		3-3 K		3-0 BB 1B	4 1 1 0 0 2 1			
Phil Nevin, R OBP: 0.392, SLG: 0.585 (1, 5)	2-2 G1-3			4-1 HR BB		0-0 F9		2-3 K	3 1 0 0 1 1 2			
Bubba Trammell, R OBP: 0.329, SLG: 0.470 (1, 9)		0-0 F9		2-1 HR		0-1 G6-3		4-0 1B BB	3 1 1 2 1 0 0			
Kevin Witt, L OBP: 0.091, SLG: 0.100 (1, 3)		3-2 G1-3		0-3 K		0-0 G5-3		2-1 1B 2-H	4 0 1 1 0 1 0			
Ben Davis, S OBP: 0.339, SLG: 0.346 Wiki Gonzalez, R OBP: 0.364, SLG: 0.504 (1, 2) (6, 2)		0-2 G5-3			0-0 G3-1		4-1 WP BB	3-2 G1-3	2 0 0 0 0 0 0 1 0 0 0 1 0 2			
Damian Jackson, R OBP: 0.318, SLG: 0.335 (1, 4)			0-0 L6		3-2 G4-3		0-3 K		3 0 0 0 0 1 1			
Kevin Jarvis, L OBP: 0.262, SLG: 0.298 Trevor Hoffman, R (9, 1)			3-2 F7		0-1 G3		1-0 F5		3 0 0 0 0 0 1 0 0 0 0 0 0 0			
Inning Stats	R: 0 H: 1 E: 0 LOB: 1 K: 1 BB: 0 S: 9 P: 15	R: 0 H: 0 E: 0 LOB: 0 K: 0 BB: 0 S: 8 P: 11	R: 0 H: 0 E: 0 LOB: 0 K: 0 BB: 0 S: 7 P: 10	R: 2 H: 1 E: 0 LOB: 0 K: 1 BB: 1 S: 11 P: 21	R: 0 H: 0 E: 0 LOB: 0 K: 0 BB: 0 S: 7 P: 10	R: 0 H: 0 E: 0 LOB: 0 K: 2 BB: 0 S: 9 P: 16	R: 0 H: 0 E: 0 LOB: 0 K: 0 BB: 0 S: 4 P: 4	R: 0 H: 0 E: 0 LOB: 1 K: 1 BB: 1 S: 7 P: 12	R: 1 H: 2 E: 0 LOB: 2 K: 1 BB: 1 S: 12 P: 26	1B: 2 SF: 0 2B: 1 SAC: 0 3B: 0 DP: 0 HR: 1 HBP: 0		WP: 1 PA: 34 PB: 0 SB: 0 CS: 0
PITCHER Terry Adams, R ERA: 4.22 Matt Herges, R ERA: 3.58 (1, 1) (9, 1)	IP WLS BF H R ER SO BB IBB HBP BLK WP HR S P ERA WHIP	8.0 L 28 2 2 2 5 2 0 0 0 1 1 62 99 2.25 0.500	1.0 6 2 1 1 1 1 0 0 0 0 0 0 12 26 9.00 3.000	PITCHER IP WLS BF H R ER SO BB IBB HBP BLK WP HR S P ERA WHIP								

AB	31
R	3
H	4
RBI	3
BB	3
SO	6
LOB	9



Batter	1	2	3	4	5	6	7	8	9	AB	R	H	RBI	BB	SO	LOB
Marquis Grissom, R OBP: 0.261, SLG: 0.433 (1, 8)	1-0 F9		2-2 G6-3		0-0 L1			0-2 P6		4	0	0	0	0	0	0
Mark Grudzielanek, R OBP: 0.329, SLG: 0.416 (1, 4)	1-0 G4-3		3-1 1B			0-2 G4-3		3-2 L3		4	0	1	0	0	0	0
Shawn Green, L OBP: 0.371, SLG: 0.600 (1, 9)	1-0 G3-1		1-0 F8			1-3 K			1-1 F8 G6-3 1B	4	1	1	0	0	1	1
Gary Sheffield, R OBP: 0.414, SLG: 0.587 (1, 7)		4-1 1B 1B BB		3-2 F8		2-2 F9			2-0 F8	3	1	0	0	1	0	1
Paul Lo Duca, R OBP: 0.371, SLG: 0.538 (1, 2)		1-0 F8		1-1 G1-3			0-2 G6-3		1-2 G6-3	4	0	0	1	0	0	1
Eric Karros, R OBP: 0.301, SLG: 0.399 (1, 3)		3-2 1B 1-3 1B		4-1 BB			0-0 2B		3-H 0-3 K	3	0	2	0	1	1	0
Adrián Beltré, R OBP: 0.308, SLG: 0.417 (1, 5)		1-2 G6-4-3 1B		1-1 F9			2-3 K			3	0	1	1	0	1	2
Alex Cora, L OBP: 0.285, SLG: 0.313 Dave Hansen, L OBP: 0.376, SLG: 0.349 Jeff Reboulet, R OBP: 0.355, SLG: 0.402 (1, 6) (7, PH) (8, 6)	0-2 G6-4-3		0-2 G4-3			1-0 G1-3				2	0	0	0	0	0	2
Terry Adams, R OBP: 0.128, SLG: 0.086 Chris Donnels, L OBP: 0.280, SLG: 0.309 Matt Herges, L OBP: 0.429, SLG: 0.429 (1, 1) (8, PH) (9, 1)			0-2 G5-3		0-1 F9			1-0 G1-3		1	0	0	0	0	0	0

Inning Stats	R: 0	H: 0	E: 0	K: 0	S: 3	R: 1	H: 2	E: 0	K: 0	S: 12	R: 0	H: 1	E: 0	K: 0	S: 13	R: 0	H: 0	E: 0	K: 0	S: 9	R: 0	H: 0	E: 0	K: 1	S: 6	R: 0	H: 1	E: 0	K: 1	S: 8	R: 0	H: 0	E: 0	K: 0	S: 10	R: 1	H: 1	E: 0	K: 1	S: 9	1B: 4	SF: 0	2B: 1	SAC: 0	3B: 0	DP: 1	HR: 0	HBP: 0	WP: 0	PA: 33												
PITCHER	IP	WLS	BF	H	R	ER	SO	BB	IBB	HBP	BLK	WP	HR	S	P	ERA	WHIP													PITCHER	IP	WLS	BF	H	R	ER	SO	BB	IBB	HBP	BLK	WP	HR	S	P	ERA	WHIP															
Kevin Jarvis, R ERA: 4.57 Trevor Hoffman, R ERA: 2.87	(1, 1)	8.0	W	29	4	1	1	2	2	0	0	0	0	70	107	1.12	0.750																																													
	(9, 1)	1.0	S	4	1	1	1	1	0	0	0	0	0	9	13	9.00	1.000																																													

BOTTOM

San Diego Padres @ Los Angeles Dodgers
Dodger Stadium, Los Angeles, CA

Tue Sep 18 2001, 7:10 PM PDT
Att: 28,473 - Cloudy - 66 F

livebaseballscorecards.com

AB 31
R 2
H 5
RBI 2
BB 2
SO 3
LOB 8



Batter	1	2	3	4	5	6	7	8	9	10	AB R H RBI BB SO LOB
D'Angelo Jimenez, S OBP: 0.354, SLG: 0.354 (1, 6)	2-1 F6		1-0 2B 1B		2-2 G3			2-3 K		3-2 BB 1B 1B	5 2 2 0 0 1 0
Cesar Crespo, S OBP: 0.315, SLG: 0.269 (1, 7)	1-0 F9		1-3 K			1-3 K		4-0 BB		4-0 1B BB	3 0 0 0 2 2 1
Ray Lankford, L OBP: 0.356, SLG: 0.497 (1, 8)	4-1 BB		0-0 1-H 2B			1-2 F8		1-3 K		2-3 K	4 0 1 1 1 2 4
Phil Nevin, R OBP: 0.390, SLG: 0.581 (1, 5)	1-3 K		1-2 F8			4-1 FC5 1B BB		1-1 G1-3		3-3 K	4 0 0 0 1 2 6
Bubba Trammell, R OBP: 0.332, SLG: 0.479 Mark Kotsay, L OBP: 0.366, SLG: 0.441 (10, PR) (10, 9)		0-2 F3		1-1 F8		0-1 FC5 1B			0-1 HR	1-0 1B 1-3 2-H 3-H	5 1 3 3 0 0 0 0 0 0 0 0 0 0
Wiki Gonzalez, R OBP: 0.353, SLG: 0.486 (1, 2)		1-2 F9		2-0 G6-3		0-2 FC5			1-1 G6-3	1-3 K	5 0 0 0 0 1 4
Kevin Witt, L OBP: 0.133, SLG: 0.143 (1, 3)		1-2 1B		0-1 G4-3			1-2 G6-3		1-1 G3-1		4 0 1 0 0 0 0
Damian Jackson, R OBP: 0.317, SLG: 0.334 (1, 4)		1-2 F5		1-2 F8		1-2 CS 1B			2-3 K		4 0 1 0 0 1 1
Brian Tollberg, R OBP: 0.171, SLG: 0.121 Jeremy Fikac, R (7, 1) Jose Nunez, L (9, 1) Tony Gwynn, L OBP: 0.388, SLG: 0.473 Rickey Henderson, R OBP: 0.393, SLG: 0.339 Trevor Hoffman, R (10, 1)			1-2 G5-3		1-3 K		0-2 G6-3			1-1 1B 1B 1B	3 0 0 0 0 1 1 0 0 0 0 0 0 0 0 0 0 0 0 0 0 1 0 1 0 0 0 0 0 1 0 0 0 0 0 0 0 0 0 0 0 0

Inning Stats	R: 0	H: 0	E: 0	K: 1	S: 8	H: 0	LOB: 1	BB: 1	P: 16	R: 0	H: 1	E: 0	K: 0	S: 13	R: 0	H: 1	E: 0	K: 1	S: 11	R: 0	H: 0	E: 0	K: 0	S: 5	R: 0	H: 0	E: 0	K: 1	S: 10	R: 0	H: 1	E: 0	K: 1	S: 13	R: 0	H: 1	E: 0	K: 0	S: 8	R: 1	H: 1	E: 0	K: 1	S: 9	R: 2	H: 3	E: 0	K: 3	S: 16	1B: 7	2B: 1	3B: 0	HR: 1	SF: 0	SAC: 0	DP: 0	HBP: 0	WP: 0	PA: 42
--------------	------	------	------	------	------	------	--------	-------	-------	------	------	------	------	-------	------	------	------	------	-------	------	------	------	------	------	------	------	------	------	-------	------	------	------	------	-------	------	------	------	------	------	------	------	------	------	------	------	------	------	------	-------	-------	-------	-------	-------	-------	--------	-------	--------	-------	--------

PITCHER	IP	WLS	BF	H	R	ER	SO	BB	IBB	HBP	BLK	WP	HR	S	P	ERA	WHIP
James Baldwin, R ERA: 4.62 (1, 1)	7.0		27	5	1	1	4	2	0	0	0	0	0	68	99	1.29	1.000
Giovanni Carrara, R ERA: 3.07 (8, 1)	0.1	H	2	0	0	0	1	1	0	0	0	0	0	3	9	0.00	3.000
Jesse Orosco, L ERA: 3.29 (8, 1)	0.1	H	1	0	0	0	1	0	0	0	0	0	0	3	4	0.00	0.000
Matt Herges, R ERA: 3.57 (8, 1)	0.1	H	1	0	0	0	0	0	0	0	0	0	0	2	3	0.00	0.000
Jeff Shaw, R ERA: 3.68 (9, 1)	1.0	B	4	1	1	1	1	0	0	0	0	0	1	9	13	9.00	1.000

PITCHER	IP	WLS	BF	H	R	ER	SO	BB	IBB	HBP	BLK	WP	HR	S	P	ERA	WHIP
Mike Trombley, R ERA: 3.93 (10, 1)	1.0	L	7	3	2	2	3	1	0	0	0	0	0	16	31	18.00	4.000

San Diego Padres @ Los Angeles Dodgers
Dodger Stadium, Los Angeles, CA

Wed Sep 19 2001, 7:10 PM PDT
 Att: 31,902 - Cloudy - 68 F

AB	38
R	4
H	9
RBI	4
BB	4
SO	10
LOB	17

San Diego Padres @ Los Angeles Dodgers
 Dodger Stadium, Los Angeles, CA

AB 37
 R 3
 H 9
 RBI 3
 BB 6
 SO 6
 LOB 24



Wed Sep 19 2001, 7:10 PM PDT
 Att. 31,902 - Cloudy - 68 F

WP: 0 PA: 44
 PB: 0
 SB: 0
 CS: 0

Batter	1	2	3	4	5	6	7	8	9	10	AB	R	H	RBI	BB	SO	LOB
Marquis Grissom, R (1, 8) OBP: 0.261, SLG: 0.430	P3		K		F8		F8		P6		5	0	1	2	0	1	0
Mark Grudzielanek, R (1, 4) OBP: 0.328, SLG: 0.414	G4-3		G6-3			F9 BB 1B	G6-3		G1-3		5	0	1	0	0	0	1
Shawn Green, L (1, 9) OBP: 0.373, SLG: 0.598	BB			G4-3		G5-4-3 BB		SH1-3 1B BB		F8	2	0	0	0	3	0	0
Gary Sheffield, R (1, 7) OBP: 0.416, SLG: 0.589	F7			FC5 G1-3 1B		F9		SH1-3 1B		1B FC5-4 2B	5	1	3	0	0	0	3
Paul Lo Duca, R (1, 2) Hiram Bocachica, R (10, PR) OBP: 0.372, SLG: 0.539 OBP: 0.291, SLG: 0.382		G6-3 2B		G1-3		G5-4-3		SH1-3		FC5-4 1B BB	3	0	1	0	1	0	3
Eric Karros, R (1, 18) Tom Gooden, L (1, 18) Giovanni Carrara, R (1, 15) Jesse Orosco, R (1, 15) Matt Herrges, L (1, 15) Chris Driggs, L (1, 15) McKay Christensen, L (1, 15) Jeff Shaw, R (1, 15) Phil Hilt, R (1, 15)		G5-3		FC5 BB		FC1-6 1B		IBB		FC5-4 1B	2	0	1	0	0	1	0
Adrián Beltré, R (1, 5) OBP: 0.304, SLG: 0.412		G6-3		FC5		FC1-6 2B 1B		F3		FC5-4	5	1	0	1	0	0	9
Alex Cora, L (1, 6) Jeff Branson, L (10, PH) OBP: 0.282, SLG: 0.310 OBP: 0.308, SLG: 0.308		K				F9		G3		K	4	0	0	0	0	2	5
James Baldwin, R (1, 1) Dave Hansen, L (7, PH) OBP: 0.048, SLG: 0.048 OBP: 0.380, SLG: 0.362											1	1	1	0	0	0	0
Bruce Aven, R (9, PH) Mike Trombley, R (10, 1)											1	0	0	0	0	1	0

Inning Stats	R: 0	H: 0	E: 0	K: 0	S: 9	H: 1	LOB: 1	BB: 1	P: 14	R: 0	H: 1	E: 0	K: 1	S: 10	H: 0	LOB: 0	BB: 0	P: 18	R: 0	H: 0	E: 0	K: 2	S: 8	H: 0	LOB: 0	BB: 0	P: 10	R: 0	H: 1	E: 0	K: 0	S: 9	H: 1	LOB: 2	BB: 1	P: 15	R: 0	H: 0	E: 0	K: 1	S: 5	H: 0	LOB: 0	BB: 0	P: 7	R: 0	H: 1	E: 0	K: 0	S: 9	H: 1	LOB: 1	BB: 1	P: 15	R: 2	H: 3	E: 0	K: 0	S: 12	H: 3	LOB: 1	BB: 0	P: 19	R: 0	H: 1	E: 0	K: 0	S: 11	H: 1	LOB: 3	BB: 2	P: 22	R: 0	H: 0	E: 0	K: 1	S: 9	H: 0	LOB: 0	BB: 0	P: 15	R: 1	H: 2	E: 0	K: 1	S: 17	H: 2	LOB: 2	BB: 1	P: 27	1B: 6	SF: 0	2B: 3	SAC: 1	3B: 0	DP: 1	HR: 0	HBP: 0	WP: 0	PA: 44
PITCHER	IP	WLS	BF	H	R	ER	SO	BB	IBB	HBP	BLK	WP	HR	S	P	ERA	WHIP																																																																																			
Brian Tollberg, R (1, 1) ERA: 3.95	6.2		27	5	2	2	4	3	0	0	0	0	0	57	91	2.70	1.200																																																																																			
Jeremy Fikac, R (7, 1) ERA: 0.51	1.1	B	8	2	0	0	0	1	1	0	0	0	0	16	29	0.00	2.250																																																																																			
Jose Nunez, L (9, 1) ERA: 4.75	1.0	W	3	0	0	0	1	0	0	0	0	0	0	9	15	0.00	0.000																																																																																			
Trevor Hoffman, R (10, 1) ERA: 2.98	1.0	S	6	2	1	1	1	1	0	0	0	0	0	17	27	9.00	3.000																																																																																			

WP: 0 PA: 44
 PB: 0
 SB: 0
 CS: 0

Batter	1	2	3	4	5	6	7	8	9	10	11	12	13	AB R H RBI BB SO LOB
Tony Womack, L OBP: 0.289, SLG: 0.313 (1, 6)	1-1 F8		1-0 FC5 1B		2-2 1B		2-2 G1-3		0-2 G5-3			0-2 G4-3 1B		6 0 3 0 0 0 2
Craig Counsell, L OBP: 0.361, SLG: 0.364 (1, 4)	2-2 G1-3		0-0 FC5		0-0 B2-3			1-2 HR 1B		1-3 K		1-2 G4-3		6 1 1 0 0 1 4
Luis Gonzalez, L OBP: 0.434, SLG: 0.702 (1, 7)	1-3 K		0-0 F7					1-0 HR		2-0 F9		4-0 IBB		5 1 1 2 1 1 2
Reggie Sanders, R OBP: 0.329, SLG: 0.543 Greg Swindell, L (12, 1)		2-3 K		2-1 1B		1-3 K		2-3 K		1-1 G4-3		3-3 K		6 0 1 0 0 4 2 0 0 0 0 0 0 0
Mark Grace, L OBP: 0.395, SLG: 0.457 (1, 3)		4-2 BB		1-1 F5		2-2 HBP		1-0 P4			1-3 K	3-3 K		4 0 0 0 1 2 3
Matt Williams, R OBP: 0.317, SLG: 0.473 (1, 5)		0-0 F9		1-0 F2		1-2 P6		0-1 G5-3			2-1 F3		1-1 F3	6 0 0 0 0 0 3
Steve Finley, L OBP: 0.336, SLG: 0.407 (1, 8)		2-2 F5		2-2 F9			2-3 K		2-3 K		3-2 BB 1B		1-0 P3	6 0 1 0 0 2 2
Damian Miller, R OBP: 0.333, SLG: 0.429 Ryan Christenson, R (9, PR)			1-3 K		2-3 K		1-0 1B		1-2 E6		4-2 BB 1B		2-1 F3	4 0 1 0 0 2 0 0 0 0 0 0 0 0 0 0 0 0 0 1 0 0 1 0 0 0 0 0 0 0
Rod Barajas, R OBP: 0.200, SLG: 0.302 Erubiel Durazo, L OBP: 0.346, SLG: 0.509 Chad Moeller, R OBP: 0.295, SLG: 0.293 (11, 2)			0-1 FC5 1B		0-3 K		0-1 P3		0-0 F5		2-3 K			2 0 0 1 0 0 0 1 0 1 0 0 0 0 0 0 0 0 0 0 0 0 0 0 0 0 0 1 0 0 0 0 0 0 1 2 0 0 0 0 0 0 0 0 0 0 0 0 0 0 0 0 0 0
Bobby Witt, R David DeRosier, L Mike Morgan, R Mike Koppow, R Greg Colbourne, R Byung-Hyun Kim, R Mike Cunningham, L Erik Sabat, R Danny Bautista, R														

Inning	R	H	E	K	S	P
1	0	0	0	1	15	
2	0	0	0	1	19	
3	0	2	0	1	11	
4	0	1	0	0	15	
5	0	1	0	2	17	
6	0	0	0	2	14	
7	0	1	0	1	17	
8	2	2	0	1	15	
9	0	0	1	0	14	
10	0	0	0	1	10	
11	0	1	0	2	29	
12	0	1	0	2	25	
13	0	0	0	0	9	

AB	49
R	2
H	9
RBI	2
BB	3
SO	14
LOB	22



WP	0	PA	53
PB	0		
SB	0		
CS	0		

PITCHER	IP	WLS	BF	H	R	ER	SO	BB	IBB	HBP	BLK	WP	HR	S	P	ERA	WHIP
Chan Ho Park, R ERA: 3.3 (1, 1)	7.0		28	5	0	0	7	1	0	0	0	0	0	75	108	0.00	0.857
Jesse Orosco, L ERA: 4.61 (8, 1)	0.0		2	2	2	2	0	0	0	0	0	0	1	4	6	∞	∞
Matt Herges, R ERA: 3.53 (8, 1)	1.0		3	0	0	0	1	0	0	0	0	0	0	6	9	0.00	0.000
Jeff Shaw, R ERA: 3.63 (9, 1)	1.0		4	0	0	0	1	0	0	0	0	0	0	11	14	0.00	0.000
Giovanni Carrara, R ERA: 2.95 (10, 1)	3.0		13	2	0	0	5	1	1	0	0	0	0	37	64	0.00	1.000

PITCHER	IP	WLS	BF	H	R	ER	SO	BB	IBB	HBP	BLK	WP	HR	S	P	ERA	WHIP
Luke Prokopec, R ERA: 4.51 (13, 1)	1.0		10	3	0	0	0	0	0	0	0	0	0	5	9	0.00	0.000

Arizona Diamondbacks @ Los Angeles Dodgers
Dodger Stadium, Los Angeles, CA
 Thu Sep 20 2001, 7:10 PM PDT
 Att. 31,776 - Overcast - 65 F

livebaseballscorecards.com

Batter	1	2	3	4	5	6	7	8	9	10	11	12	13	AB R H RBI BB SO LOB
Marquis Grissom, R OBP: 0.259, SLG: 0.425	0-1 FC3-6 1B	1-3 K			2-3 K		0-1 G5-3	3-3 K			2-1 G5-3		2-2 F3	7 0 1 0 0 3 2
Mark Grudzielanek, R OBP: 0.327, SLG: 0.411	0-1 FC3-6 3B		0-2 G6-3		3-1 1B 1B		0-0 G5-3		1-1 FC6-4 HBP		0-0 G4-3		0-3 K	6 1 1 0 0 1 1
Shawn Green, L OBP: 0.377, SLG: 0.607	1-0 1-H 3B		0-1 G6-3		0-1 1-2 1B		4-1 1B BB		0-0 FC6-4 2B 1-2f		1-0 1B		1-1 HR	6 1 4 2 1 0 1
Gary Sheffield, R OBP: 0.415, SLG: 0.588	3-2 F5		3-2 G6-3		2-2 F3		1-0 1-2 1B		3-1 L6 2B		2-1 F7			6 0 2 0 0 0 4
Paul Lo Duca, R OBP: 0.371, SLG: 0.534	4-2 HBP BB			3-1 G4-3	0-2 G1-3		0-2 F7		4-0 IBB		0-0 F7			4 0 0 0 2 0 4
Adrián Beltré, R OBP: 0.306, SLG: 0.411	3-2 HBP			4-1 G3 BB		0-3 K		1-0 G4-3 SH3 HBP	1-1 L6		0-0 F8			2 0 0 0 1 1 3 0 0 0 0 0 0 0 1 0 0 0 0 0 0 0 0 0 0 0 0 0
Giovanni Carrara, R OBP: 0.250, SLG: 0.250														
Bruce Aven, R OBP: 0.333, SLG: 0.375														
Luke Prokopec, L OBP: 0.176, SLG: 0.206	1-2 HBP													
Chad Kreuter, S OBP: 0.361, SLG: 0.388	0-3 K			3-2 G3		3-1 HR		1-0 SH3		4-2 B5-4 BB		1-2 E6 1B		3 1 1 1 0 1 4 0 0 0 0 1 0 0
Jeff Reboulet, R OBP: 0.358, SLG: 0.402				1-2				1-2						0 0 0 0 0 0 0 1 0 1 0 0 0 0
Tom Goodwin, L OBP: 0.276, SLG: 0.335				4-0 IBB		2-2 G3		0-1 G4-3		0-1 B5-4		4-0 IBB		2 0 0 0 1 0 0 1 0 0 0 0 0 1 0 0 0 0 0 0 0 1 0 0 0 0 0 1 0 0 0 0 1 0 0
Jeff Branson, L OBP: 0.357, SLG: 0.357								2-3 IBB		1-2f				
Alex Cora, L OBP: 0.262, SLG: 0.308		0-0 G6-3												
Chris Donnels, L OBP: 0.246, SLG: 0.305														
Jeff Shaw, R OBP: 0.207, SLG: 0.405														
Phil Hiatt, R OBP: 0.207, SLG: 0.405														
Mckay Christensen, L OBP: 0.397, SLG: 0.412														
Eric Katros, R OBP: 0.305, SLG: 0.400														
Chan Ho Park, R OBP: 0.179, SLG: 0.175		2-1 G6-3		3-2 G6-3		2-3 K		4-0 IBB		2-2 G4-3		2-1 F2		3 0 0 0 0 0 1 2 0 0 0 0 0 0 0 0 0 0 0 0 0 0 0 0 2 0 0 0 1 0 3
Jesse Orosco, R OBP: 0.429, SLG: 0.429														
Matt Herges, L OBP: 0.379, SLG: 0.357														

Inning Stats	R: 1	H: 2	E: 0	K: 1	S: 18	LOB: 3	BB: 1	P: 29	R: 0	H: 0	E: 0	K: 1	S: 6	LOB: 0	BB: 0	P: 9	R: 0	H: 0	E: 0	K: 0	S: 8	LOB: 0	BB: 0	P: 11	R: 0	H: 2	E: 0	K: 1	S: 13	LOB: 2	BB: 2	P: 27	R: 0	H: 1	E: 0	K: 2	S: 13	LOB: 0	BB: 0	P: 20	R: 0	H: 1	E: 0	K: 0	S: 8	LOB: 2	BB: 1	P: 13	R: 0	H: 0	E: 0	K: 1	S: 8	LOB: 2	BB: 1	P: 17	R: 0	H: 1	E: 0	K: 0	S: 6	LOB: 2	BB: 1	P: 15	R: 0	H: 0	E: 0	K: 0	S: 7	LOB: 1	BB: 1	P: 13	R: 0	H: 1	E: 1	K: 0	S: 7	LOB: 2	BB: 1	P: 14	R: 0	H: 1	E: 0	K: 1	S: 9	LOB: 0	BB: 0	P: 12	1B: 6	2B: 3	3B: 1	HR: 2	SF: 0	SAC: 1	DP: 2	HBP: 3	WP: 0	PA: 57
--------------	------	------	------	------	-------	--------	-------	-------	------	------	------	------	------	--------	-------	------	------	------	------	------	------	--------	-------	-------	------	------	------	------	-------	--------	-------	-------	------	------	------	------	-------	--------	-------	-------	------	------	------	------	------	--------	-------	-------	------	------	------	------	------	--------	-------	-------	------	------	------	------	------	--------	-------	-------	------	------	------	------	------	--------	-------	-------	------	------	------	------	------	--------	-------	-------	------	------	------	------	------	--------	-------	-------	-------	-------	-------	-------	-------	--------	-------	--------	-------	--------

Arizona Diamondbacks @ Los Angeles Dodgers
Dodger Stadium, Los Angeles, CA
 Thu Sep 20 2001, 7:10 PM PDT
 Att: 31,776 - Overcast - 65 F

livebaseballscorecards.com

AB	45
R	3
H	10
RBI	3
BB	8
SO	7
LOB	26



PITCHER	IP	WLS	BF	H	R	ER	SO	BB	IBB	HBP	BLK	WP	HR	S	P	ERA	WHIP
Bobby Witt, R ERA: 3.41	(1, 1)	6.0	27	5	2	2	5	2	1	1	0	0	1	68	116	3.00	1.167
Mike Morgan, R ERA: 4.18	(7, 1)	1.0	5	1	0	0	0	1	0	0	0	0	0	8	13	0.00	2.000
Mike Koplove, R ERA:	(8, 1)	1.0	5	0	0	0	1	0	1	1	0	0	0	8	17	0.00	0.000
Byung-Hyun Kim, R ERA: 3.01	(9, 1)	2.0	8	1	0	0	0	1	1	1	0	0	0	13	28	0.00	1.000
Erik Sabel, R ERA: 4.22	(11, 1)	1.2	8	2	0	0	0	0	1	0	0	0	0	11	21	0.00	1.200

PITCHER	IP	WLS	BF	H	R	ER	SO	BB	IBB	HBP	BLK	WP	HR	S	P	ERA	WHIP
Greg Swindell, L ERA: 4.33	(12, 1)	1.0	4	1	1	1	1	0	0	0	0	0	1	11	16	9.00	1.000

Batter	1	2	3	4	5	6	7	8	9	AB	R	H	RBI	BB	SO	LOB	TOP										
Tony Womack, L (1, 6) OBP: 0.290, SLG: 0.318	F7		L6		FC4-6 1B		2B 3B	F8		5	1	2	0	0	0	2											
Danny Bautista, R (1, 8) OBP: 0.325, SLG: 0.374	K			HR 1B	FC4-6 BB		2B 2B	K		5	2	2	1	0	2	2											
Luis Gonzalez, L (1, 7) OBP: 0.432, SLG: 0.697	G4-3			E3 HR	F8		2B 1B IBB	G6-3		4	2	0	0	1	0	3											
Eric Knott, L (8, 1)										0	0	0	0	0	0	0											
Troy Brohawn, L (9, 1)										0	0	0	0	0	0	0											
Reggie Sanders, R (1, 9) OBP: 0.332, SLG: 0.544		L3		HR BB	BB BB		1B 2B		K	3	2	1	1	2	1	0											
Matt Williams, R (1, 5) OBP: 0.317, SLG: 0.479	F8						G6-3		E WP BB	4	1	1	4	0	0	4											
Junior Spivey, R (8, 4) OBP: 0.357, SLG: 0.423				HR	G5-3					0	1	0	0	1	0	0											
Greg Colbrunn, R (1, 3) OBP: 0.333, SLG: 0.438	K			G5-3		G5-3	2B 1B	L4		5	1	1	2	0	1	1											
Jay Bell, R (1, 4) OBP: 0.344, SLG: 0.392							2B 1B			4	0	2	1	1	0	0											
Rod Barajas, R (1, 2) OBP: 0.191, SLG: 0.289			G1-3 BB		1B		F8		G6-3	4	0	2	1	1	0	0											
Miguel Batista, R (1, 1) OBP: 0.100, SLG: 0.036										4	0	0	0	0	2	3											
David Dellucci, L (8, PH) OBP: 0.351, SLG: 0.498			G1-3		F8		K		K																		
Ryan Christenson, R (8, 7)										3	0	0	0	0	1	2											
			K		F9		G1-3		1B	1	0	1	0	0	0	0											
										0	0	0	0	0	0	0											
Inning Stats	R: 0 E: 0 K: 1 S: 7	H: 0 LOB: 0 BB: 0 P: 12	R: 0 E: 0 K: 1 S: 10	H: 0 LOB: 0 BB: 0 P: 15	R: 0 E: 0 K: 1 S: 9	H: 0 LOB: 1 BB: 1 P: 15	R: 4 E: 1 K: 0 S: 15	H: 3 LOB: 1 BB: 1 P: 26	R: 0 E: 0 K: 1 S: 11	H: 1 LOB: 2 BB: 1 P: 22	R: 0 E: 0 K: 1 S: 9	H: 0 LOB: 0 BB: 0 P: 13	R: 5 E: 0 K: 1 S: 26	H: 5 LOB: 1 BB: 1 P: 41	R: 0 E: 0 K: 1 S: 9	H: 1 LOB: 1 BB: 0 P: 15	R: 1 E: 1 K: 1 S: 10	H: 0 LOB: 0 BB: 1 P: 17	1B: 5 2B: 3 3B: 1 HR: 1	SF: 0 SAC: 0 DP: 0 HBP: 0	WP: 1 PB: 0 SB: 0 CS: 0	PA: 43					
PITCHER	IP	WLS	BF	H	R	ER	SO	BB	IBB	HBP	BLK	WP	HR	S	P	ERA	WHIP										
Terry Mulholland, L (1, 1) ERA: 5.0	4.0	L	18	3	4	3	3	2	0	0	0	0	1	41	68	6.75	1.250										
Eric Gagne, R (5, 1) ERA: 4.85	1.0		5	1	0	0	0	1	0	0	0	0	0	11	22	0.00	2.000										
Luke Prokopec, R (6, 1) ERA: 4.79	1.2		11	5	5	5	1	0	1	0	0	0	0	31	48	27.00	3.000										
Al Reyes, R (7, 1) ERA: 2.86	1.1		5	1	0	0	2	0	0	0	0	0	0	13	21	0.00	0.750										
Jeff Williams, L (9, 1) ERA: 6.38	1.0		4	0	1	0	1	1	0	0	0	1	0	10	17	0.00	1.000										

Arizona Diamondbacks @ Los Angeles Dodgers
Dodger Stadium, Los Angeles, CA
Fri Sep 21 2001, 7:10 PM PDT
Att. 44,321 - Overcast - 69 F

AB	38
R	10
H	10
RBI	9
BB	5
SO	7
LOB	17



Batter	1	2	3	4	5	6	7	8	9	AB	R	H	RBI	BB	SO	LOB
Marquis Grissom, R (1, 8) OBP: 0.258, SLG: 0.423 Jeff Williams, R (9, 1)	0-1 G3-1		0-0 G1-4-6-3			2-2 1B		1-1 F8		4	0	1	0	0	0	2
Mark Grudzielanek, R (1, 4) OBP: 0.325, SLG: 0.409 McKay Christensen, L (9, 8)	0-3 K			3-2 G4-3		0-0 F2			0-3 K	3	0	0	0	0	1	1
Shawn Green, L (1, 9) OBP: 0.376, SLG: 0.605 Bruce Aven, R (8, 9) OBP: 0.368, SLG: 0.412	2-3 K			4-1 BB		0-3 K			2-0 FC1-6 1B	2	0	0	0	1	2	1
Gary Sheffield, R (1, 7) OBP: 0.413, SLG: 0.584 Hiram Bocachica, R (8, 7) OBP: 0.289, SLG: 0.379		0-0 G6-3		1-1 F8		2-3 K			1-2 FC1-6 WP	3	0	0	0	0	1	2
Paul Lo Duca, R (1, 2) OBP: 0.369, SLG: 0.530 Brian Johnson, R (8, 2) OBP: 0.250, SLG: 0.250		3-2 G3-1		1-1 F8			1-1 F9		2-2 G6-3	3	0	0	0	0	0	1
Eric Karros, R (1, 3) OBP: 0.305, SLG: 0.402 Phil Hiatt, R (8, 3) OBP: 0.267, SLG: 0.405		0-1 G5-3			3-2 1B FC8-2 2B		0-3 K			3	0	1	0	0	1	0
Adrián Beltré, R (1, 5) OBP: 0.310, SLG: 0.415 Jeff Branson, L (9, 5) OBP: 0.357, SLG: 0.357			3-2 FC2-6 2B		1-2		1-2 P4			3	0	2	0	0	0	0
Alex Cora, L (1, 6) OBP: 0.283, SLG: 0.306			4-2 BB FC2-6 BB		3-1 FC8-2			1-2 G4-3		2	0	0	0	1	0	2
Terry Mulholland, R (1, 1) Eric Gagne, R (5, 1) OBP: 0.167, SLG: 0.317 Chris Donnels, L (5, PH) OBP: 0.281, SLG: 0.301 Luke Prokopec, L (8, 1) OBP: 0.175, SLG: 0.206 Al Reyes, R (7, 1) Jeff Reboulet, R (8, PH) OBP: 0.356, SLG: 0.400 (9, 4)			0-0 FC2-6 1-2f 2-3		3-1 P6			1-1 G6-3		1	0	0	0	0	0	2

Inning Stats	R: 0	H: 0	E: 0	K: 2	S: 8	R: 0	H: 0	E: 0	K: 0	S: 7	R: 0	H: 1	E: 0	K: 0	S: 12	R: 0	H: 0	E: 0	K: 0	S: 8	R: 0	H: 2	E: 0	K: 0	S: 11	R: 0	H: 1	E: 0	K: 2	S: 10	R: 0	H: 0	E: 0	K: 1	S: 9	R: 0	H: 0	E: 0	K: 0	S: 7	R: 0	H: 1	E: 0	K: 1	S: 10	1B: 3	2B: 3	3B: 0	HR: 0	SF: 0	SAC: 0	DP: 2	HBP: 0	WP: 1	PB: 0	SB: 0	CS: 0	PA: 32
--------------	------	------	------	------	------	------	------	------	------	------	------	------	------	------	-------	------	------	------	------	------	------	------	------	------	-------	------	------	------	------	-------	------	------	------	------	------	------	------	------	------	------	------	------	------	------	-------	-------	-------	-------	-------	-------	--------	-------	--------	-------	-------	-------	-------	--------

PITCHER	IP	WLS	BF	H	R	ER	SO	BB	IBB	HBP	BLK	WP	HR	S	P	ERA	WHIP
Miguel Batista, R (1, 1) ERA: 3.5	7.0		25	4	0	0	5	2	0	0	0	0	0	65	102	0.00	0.857
Eric Knott, L (8, 1) ERA: 9.0	1.0		3	0	0	0	0	0	0	0	0	0	0	7	10	0.00	0.000
Troy Brohawn, L (9, 1) ERA: 4.79	1.0		4	1	0	0	1	0	0	0	0	1	0	10	15	0.00	1.000

BOTTOM


Arizona Diamondbacks @ Los Angeles Dodgers
Dodger Stadium, Los Angeles, CA

livebaseballscores.com

AB	30
R	0
H	5
RBI	0
BB	2
SO	6
LOB	14



Fri Sep 21 2001, 7:10 PM PDT
Att. 44,321 - Overcast - 69 F

Batter	1	2	3	4	5	6	7	8	9	10	11	AB R H RBI BB SO LOB	TOP
Tony Womack, L (1, 6) OBP: 0.291, SLG: 0.317	4-2 FC6-4 BB		1-2 G6-3	0-0 F5		0-0 F5			2-2 G3		3-1 G4-3 1B	5 0 1 0 1 0 4	
Craig Counsell, L (1, 4) OBP: 0.360, SLG: 0.362	1-2 FC6-4 F9 1B 1-2f		2-2 F8		4-1 G5-4-3 BB	2-3 K			2-2 1B		1-1 G4-3 1B 1-2 3-H	5 0 1 1 1 1 4	
Luis Gonzalez, L (1, 7) OBP: 0.433, SLG: 0.694	3-2 1B		4-2 E BB		3-0 F8		1-1 G5-3		1-3 K		4-0 IBB	4 0 1 0 2 1 2	
Matt Williams, R (1, 5) OBP: 0.312, SLG: 0.471	0-2 F9		0-0 E5 FC6-4		0-1 G5-4-3		1-2 F9			0-0 F3	2-3 K	6 0 0 0 0 1 6	
Mark Grace, L (1, 3) OBP: 0.384, SLG: 0.461	3-1 G4-3		1-1 FC6-4			2-2 HR	1-1 F8			0-0 F8		5 1 1 1 0 0 4	
Steve Finley, L (1, 8) OBP: 0.337, SLG: 0.409		1-2 G3 1B 2B		1-1 P3		1-1 2B 1B		0-1 L9		2-2 P6		5 2 2 0 0 0 0	
David Dellucci, L (1, 9) OBP: 0.351, SLG: 0.500 Danny Bautista, R (8, PH) OBP: 0.326, SLG: 0.392 (8, 9)		2-1 G3	2-3	2-3 K		0-2 1-H 2B		0-0 P6		0-2 HR		3 0 1 1 0 1 1 2 1 1 1 0 0 0	AB 43 R 5 H 11 RBI 5 BB 6 SO 7 LOB 25
Damian Miller, R (1, 2) OBP: 0.338, SLG: 0.431		0-1 B1-6-4 1B 3-H	4-2 1B BB		4-2 BB		4-2 BB	3-2 F7			0-0 1B G4-3 1B	3 1 2 1 2 0 0	
Randy Johnson, R (1, 1) OBP: 0.141, SLG: 0.197 Byung-Hyun Kim, R (9, 1) OBP: 0.167, SLG: 0.167 Eruviel Durazo, L (11, PH) OBP: 0.344, SLG: 0.506 Brian Anderson, R (11, 1) OBP: 0.135, SLG: 0.216 Mike Koplove, R (11, 1) Mike Morgan, R (11, 1)		1-1 B1-6-4	0-2 1-1 1B		0-2 1-1 1B		0-3 K		2-3 K		1-3 K	4 0 1 0 0 2 3 0 0 0 0 0 0 0 1 0 0 0 0 1 1 0	
Inning Stats	R: 0 H: 1 E: 0 LOB: 2 K: 0 BB: 1 S: 15 P: 26	R: 1 H: 2 E: 0 LOB: 0 K: 0 BB: 0 S: 11 P: 15	R: 0 H: 0 E: 1 LOB: 2 K: 0 BB: 1 S: 14 P: 22	R: 0 H: 1 E: 0 LOB: 2 K: 1 BB: 1 S: 12 P: 19	R: 0 H: 0 E: 0 LOB: 0 K: 0 BB: 1 S: 4 P: 11	R: 2 H: 3 E: 0 LOB: 2 K: 2 BB: 1 S: 20 P: 29	R: 0 H: 0 E: 0 LOB: 0 K: 0 BB: 0 S: 8 P: 11	R: 0 H: 0 E: 0 LOB: 0 K: 0 BB: 0 S: 8 P: 11	R: 0 H: 1 E: 0 LOB: 1 K: 2 BB: 0 S: 16 P: 23	R: 0 H: 0 E: 0 LOB: 0 K: 0 BB: 0 S: 5 P: 7	R: 2 H: 3 E: 0 LOB: 2 K: 2 BB: 1 S: 15 P: 26	1B: 7 SF: 0 2B: 2 SAC: 0 3B: 0 DP: 2 HR: 2 HBP: 0	WP: 0 PA: 49 PB: 0 SB: 0 CS: 0
PITCHER	IP WLS BF H R ER SO BB IBB HBP BLK WP HR S P ERA WHIP												
Kevin Brown, R (1, 1) ERA: 2.65	5.0 22 4 1 1 1 4 0 0 0 0 0 56 93 1.80 1.600												
Giovanni Carrara, R (6, 1) ERA: 3.17	0.1 5 3 2 2 1 1 0 0 0 0 0 1 16 23 54.00 12.000												
Jesse Orosco, L (6, 1) ERA: 4.4	0.2 2 0 0 0 0 1 0 0 0 0 0 0 4 6 0.00 0.000												
Matt Herges, R (7, 1) ERA: 3.45	2.0 6 0 0 0 0 0 0 0 0 0 0 0 16 22 0.00 0.000												
Jeff Shaw, R (9, 1) ERA: 3.52	2.0 7 1 0 0 2 0 0 0 0 0 0 0 21 30 0.00 0.500												
PITCHER	IP WLS BF H R ER SO BB IBB HBP BLK WP HR S P ERA WHIP												
Mike Trombley, R (11, 1) ERA: 4.15	0.1 4 3 2 2 1 0 0 0 0 0 0 1 16 23 54.00 9.000												
Eric Gagne, R (11, 1) ERA: 4.83	0.2 W 3 0 0 0 1 0 1 0 0 0 0 6 13 0.00 0.000												

Arizona Diamondbacks @ Los Angeles Dodgers
 Dodger Stadium, Los Angeles, CA
 Sat Sep 22 2001, 1:05 PM PDT
 Att: 40,215 - Sunny - 79 F

livebaseballscorecards.com

Batter	1	2	3	4	5	6	7	8	9	10	11	AB R H RBI BB SO LOB	BOTTOM					
Marquis Grissom, R (1, 8) OBP: 0.258, SLG: 0.418	2-3 K			3-3 K		1-3 K		0-0 FC6-4		3-3 K		5 0 0 0 0 4 1	Arizona Diamondbacks @ Los Angeles Dodgers Dodger Stadium, Los Angeles, CA Sat Sep 22 2001, 1:05 PM PDT Att. 40,215 - Sunny - 79 F					
Mark Grudzielanek, R (1, 4) OBP: 0.322, SLG: 0.405	0-1 F8			1-3 K		1-2 G5-3		0-0 F3		3-3 K		5 0 0 0 0 2 1						
Shawn Green, L (1, 9) OBP: 0.378, SLG: 0.606	0-1 G3			2-1 HBP			0-0 1B 2B	0-0 F8			0-0 HBP BB BB 1B	4 2 2 0 0 0 1						
Gary Sheffield, R (1, 7) OBP: 0.412, SLG: 0.581		1-1 G1-3		0-3 K		0-1 G5-3			4-1 HR BB		4-0 BB HBP 1B BB	3 2 0 0 2 1 2						
Paul Lo Duca, R (1, 2) OBP: 0.371, SLG: 0.537		2-2 F9			1-0 F3		3-2 BB 2-H 1B		2-1 HR		2-2 BB 1-2 2-3 1B HBP	4 2 2 3 0 0 0						
Eric Karros, R (1, 3) OBP: 0.306, SLG: 0.399		1-3 K2-3			1-2 G5-3		4-0 BB 1-2 BB	4-0 G5-3	2-1 G5-3		4-2 1B BB 1-2 2-3 3-H	3 0 0 1 2 1 0						
Adrián Beltré, R (1, 5) OBP: 0.313, SLG: 0.415			1-2 G6-4-3 1B		4-1 S BB		3-2 F9		2-2 P6		1-0 1B 1-2 2-H 3-H	4 0 2 2 1 0 2						
Jeff Reboulet, R (1, 6) OBP: 0.351, SLG: 0.394			2-1 G6-4-3		2-3 K		1-2 P4		1-0 G3			3 0 0 0 0 1 4						
Dave Hansen, L (9, PH) OBP: 0.377, SLG: 0.354			1-2r G6-4-3		1-2 K							1 0 0 0 0 0 0						
Alex Cora, L (10, 6) OBP: 0.283, SLG: 0.306												0 0 0 0 0 0 0						
Kevin Brown, R Giovanni Carrara, R Jesse Crivello, R Hiram Boodhoo, R Matt Higgins, L Phil Hult, R Jeff Shaw, R Chris Donnelly, L Mike Trombley, R Eric Gagne, R			2-2 F3			2-3 K		2-0 FC6-4 1B		2-2 G1-3		1 0						
Inning Stats	R: 0 H: 0 E: 0 LOB: 0 K: 1 BB: 0 S: 7 P: 9	R: 0 H: 0 E: 0 LOB: 0 K: 1 BB: 0 S: 8 P: 12	R: 0 H: 1 E: 0 LOB: 0 K: 0 BB: 0 S: 8 P: 13	R: 0 H: 0 E: 0 LOB: 1 K: 3 BB: 0 S: 10 P: 16	R: 0 H: 0 E: 0 LOB: 1 K: 1 BB: 1 S: 8 P: 16	R: 0 H: 0 E: 0 LOB: 0 K: 2 BB: 0 S: 9 P: 13	R: 1 H: 2 E: 0 LOB: 2 K: 0 BB: 1 S: 12 P: 23	R: 0 H: 1 E: 0 LOB: 1 K: 0 BB: 0 S: 4 P: 6	R: 2 H: 1 E: 0 LOB: 0 K: 0 BB: 1 S: 10 P: 21	R: 0 H: 0 E: 0 LOB: 0 K: 2 BB: 0 S: 9 P: 17	R: 3 H: 2 E: 0 LOB: 2 K: 0 BB: 2 S: 6 P: 17	1B: 5 SF: 0 2B: 1 SAC: 0 3B: 0 DP: 1 HR: 1 HBP: 2	WP: 0 PA: 43 PB: 0 SB: 1 CS: 0					
PITCHER	IP WLS BF H R ER SO BB IBB HBP BLK WP HR S P ERA WHIP																	
Randy Johnson, L (1, 1) ERA: 2.4	8.0	32	5	3	3	8	3	0	1	0	0	0	0	1	69	117	3.38	1.000
Byung-Hyun Kim, R (9, 1) ERA: 2.95	2.0	6	0	0	0	2	0	0	0	0	0	0	0	0	16	29	0.00	0.000
Brian Anderson, L (11, 1) ERA: 5.4	0.0	1	1	1	1	0	0	0	0	0	0	0	0	1	1	∞	∞	
Mike Koplove, R (11, 1) ERA: 2.7	0.0	L 3	0	0	0	0	2	0	1	0	0	0	0	4	14	∞	∞	
Mike Morgan, R (11, 1) ERA: 4.18	0.0	B 1	1	2	2	0	0	0	0	0	0	0	0	1	2	∞	∞	

livebaseballscores.com

AB	36
R	6
H	7
RBI	6
BB	5
SO	10
LOB	11



Batter	1	2	3	4	5	6	7	8	9	AB R H RBI BB SO LOB	TOP
Tony Womack, L (1, 6) OBP: 0.292, SLG: 0.318	2-1 FC4-6 1B	1-2 G1-3			0-3 K		0-2 1B 2-3 1B	0-3 K		5 1 2 0 0 2 2	
Danny Bautista, R (1, 8) OBP: 0.328, SLG: 0.392	1-2 F9		0-0 G4-3		1-0 FC3-6 1B		1-1 1B 1-3 3-H 1B	0-3 K		5 1 2 1 0 1 1	
Luis Gonzalez, L (1, 7) OBP: 0.431, SLG: 0.689	0-1 FC4-6 2B		4-2 FC6-4 BB		0-0 FC3-6 1-2f		0-0 L4		2-2 F9	4 1 0 0 1 0 4	
Matt Williams, R (1, 5) OBP: 0.313, SLG: 0.473	1-2 1-H 2B		2-2 FC6-4		0-1 G4-3		1-2 BB 1-3 3-H 1B		0-2 G4-3	5 1 2 2 0 0 2	
Greg Colbrunn, R (1, 3) OBP: 0.330, SLG: 0.429 Ryan Christenson, R (7, PR) Mark Grace, L (7, 3) OBP: 0.383, SLG: 0.460	3-3 K		1-2 L4		0-0 P4		1-0 BB 1-2 1B 1B		1-0 E6 FC4	4 0 1 1 0 1 2 0 1 0 0 0 0 0 1 0 0 0 0 0 0	
Reggie Sanders, R (1, 9) OBP: 0.333, SLG: 0.540					4-2 G1-3 BB		0-0 F9		1-2 FC4	3 0 0 0 2 1 1	
Craig Counsell, L (1, 4) OBP: 0.359, SLG: 0.361					0-2 G1-3		0-1 L3		1-2 FC4	4 0 1 2 0 1 1	
Damian Miller, R (1, 2) OBP: 0.340, SLG: 0.430					2-3 K		1-1 1B		1-2 1B	3 1 1 0 1 1 4	
Curt Schilling, R (1, 1) OBP: 0.152, SLG: 0.154 Byung-Hyun Kim, R (9, 1) OBP: 0.167, SLG: 0.167					0-3 K		0-0 SH2-4		1-3 K	2 0 0 0 1 2 1 0 0 0 0 0 0 0	
Inning Stats	R: 1 H: 2 E: 0 LOB: 1 K: 1 BB: 0 S: 18 P: 25	R: 0 H: 0 E: 0 LOB: 2 K: 2 BB: 2 S: 12 P: 23	R: 0 H: 0 E: 0 LOB: 1 K: 0 BB: 1 S: 11 P: 18	R: 0 H: 0 E: 0 LOB: 1 K: 2 BB: 1 S: 13 P: 19	R: 0 H: 1 E: 0 LOB: 1 K: 1 BB: 0 S: 7 P: 8	R: 0 H: 0 E: 0 LOB: 0 K: 0 BB: 0 S: 4 P: 4	R: 5 H: 6 E: 0 LOB: 3 K: 0 BB: 1 S: 20 P: 29	R: 0 H: 0 E: 0 LOB: 0 K: 3 BB: 0 S: 9 P: 10	R: 0 H: 0 E: 1 LOB: 1 K: 0 BB: 0 S: 10 P: 14	1B: 8 SF: 0 2B: 1 SAC: 1 3B: 0 DP: 0 HR: 0 HBP: 0	WP: 0 PA: 42 PB: 0 SB: 0 CS: 0
PITCHER	IP WLS BF H R ER SO BB IBB HBP BLK WP HR S P ERA WHIP										
Terry Adams, R (1, 1) ERA: 4.38	6.2 L 32 8 6 6 6 4 0 0 0 0 0 0 77 112 8.10 1.800										
Matt Herges, R (7, 1) ERA: 3.44	0.1 3 1 0 0 0 1 0 0 0 0 0 0 8 14 0.00 6.000										
Mike Trombley, R (8, 1) ERA: 4.04	2.0 7 0 0 0 3 0 0 0 0 0 0 0 19 24 0.00 0.000										

Arizona Diamondbacks @ Los Angeles Dodgers
Dodger Stadium, Los Angeles, CA
Sun Sep 23 2001, 1:10 PM PDT
Att. 48,410 - Sunny - 72 F

AB	36
R	6
H	9
RBI	6
BB	5
SO	9
LOB	18



Batter	1	2	3	4	5	6	7	8	9	AB	R	H	RBI	BB	SO	LOB
Marquis Grissom, R (1, 8) OBP: 0.255, SLG: 0.416	1-3 K		0-0 G5-3			0-0 G6-4-3 1B		0-1 G5-3		4	0	1	0	0	1	0
Mark Grudzielanek, R (1, 4) OBP: 0.322, SLG: 0.406	1-0 K 2B			0-1 F7		0-0 G6-4-3 1-2f		3-1 G3		4	0	1	0	0	0	1
Shawn Green, L (1, 9) OBP: 0.379, SLG: 0.604	4-1 PB BB			0-2 G5-3		4-2 BB		2-2 G6-3		2	0	0	0	2	0	0
Gary Sheffield, R (1, 7) OBP: 0.412, SLG: 0.579	2-3 K			1-1 HR		1-3 K		3-2 1B		1	0	0	0	0	1	2
Bruce Aven, R (2, 7) OBP: 0.361, SLG: 0.579										2	1	1	1	0	1	1
Matt Herges, L (7, 1) OBP: 0.429, SLG: 0.429										0	0	0	0	0	0	0
Mike Trombley, R (8, 1) OBP: 0.380, SLG: 0.359	1-2 2-Hf									0	0	0	0	0	0	0
Dave Hansen, L (9, PH) OBP: 0.380, SLG: 0.359										1	0	1	0	0	0	0
Paul Lo Duca, R (1, 2) OBP: 0.370, SLG: 0.533		4-1 G5-4-3 BB		1-3 K		2-2 P4		2-2 F9		3	0	0	0	1	1	1
Eric Karros, R (1, 3) OBP: 0.306, SLG: 0.398		1-0 G5-4-3 1-2f		2-3 K		2-2 1B		0-1 P6		4	0	1	0	0	1	2
Adrian Beltré, R (1, 5) OBP: 0.311, SLG: 0.413		2-3 K		0-3 K		0-3 K		1-3 K		3	0	0	0	0	3	1
Alex Cora, L (1, 6) OBP: 0.284, SLG: 0.307			0-3 K		0-0 1B		3-3 K			2	0	1	0	0	1	0
Phil Hiatt, R (7, PH) OBP: 0.277, SLG: 0.409										1	0	0	0	0	1	1
Jeff Reboulet, R (8, 6) OBP: 0.351, SLG: 0.394										0	0	0	0	0	0	0
Terry Adams, R (1, 1) OBP: 0.122, SLG: 0.081			3-3 K		2-3 K			1-3 K		2	0	0	0	0	2	1
McKay Christensen, L (7, 7) OBP: 0.390, SLG: 0.404										0	0	0	0	0	0	0
Jeff Branson, L (8, PH) OBP: 0.333, SLG: 0.333										1	0	0	0	0	1	0
Tom Goodwin, L (9, 7) OBP: 0.276, SLG: 0.335										0	0	0	0	0	0	0

Inning Stats	R: 0	H: 1	E: 0	K: 2	S: 9	LOB: 2	BB: 1	P: 17	R: 0	H: 0	E: 0	K: 1	S: 5	LOB: 0	BB: 1	P: 12	R: 0	H: 0	E: 0	K: 2	S: 10	LOB: 0	BB: 0	P: 13	R: 1	H: 1	E: 0	K: 1	S: 11	LOB: 0	BB: 0	P: 13	R: 0	H: 1	E: 0	K: 3	S: 14	LOB: 1	BB: 0	P: 18	R: 0	H: 1	E: 0	K: 1	S: 11	LOB: 1	BB: 1	P: 16	R: 0	H: 1	E: 0	K: 2	S: 19	LOB: 1	BB: 0	P: 27	R: 0	H: 0	E: 0	K: 1	S: 7	LOB: 0	BB: 0	P: 11	R: 0	H: 1	E: 0	K: 0	S: 13	LOB: 1	BB: 0	P: 20	1B: 4	SF: 0	2B: 2	3B: 0	HR: 1	SAC: 0	DP: 3	HBP: 0	WP: 0	PA: 33
--------------	------	------	------	------	------	--------	-------	-------	------	------	------	------	------	--------	-------	-------	------	------	------	------	-------	--------	-------	-------	------	------	------	------	-------	--------	-------	-------	------	------	------	------	-------	--------	-------	-------	------	------	------	------	-------	--------	-------	-------	------	------	------	------	-------	--------	-------	-------	------	------	------	------	------	--------	-------	-------	------	------	------	------	-------	--------	-------	-------	-------	-------	-------	-------	-------	--------	-------	--------	-------	--------

PITCHER	IP	WLS	BF	H	R	ER	SO	BB	IBB	HBP	BLK	WP	HR	S	P	ERA	WHIP
Curt Schilling, R (1, 1) ERA: 2.95	8.0	W	29	5	1	1	13	3	0	0	0	0	1	86	127	1.12	1.000
Byung-Hyun Kim, R (9, 1) ERA: 2.91	1.0		4	1	0	0	0	0	0	0	0	0	0	13	20	0.00	1.000

BOTTOM

Arizona Diamondbacks @ Los Angeles Dodgers
Dodger Stadium, Los Angeles, CA

Sun Sep 23 2001, 1:10 PM PDT
Att: 48,410 - Sunny - 72 F

AB	30
R	1
H	6
RBI	1
BB	3
SO	13
LOB	10



PITCHER	IP	WLS	BF	H	R	ER	SO	BB	IBB	HBP	BLK	WP	HR	S	P	ERA	WHIP
---------	----	-----	----	---	---	----	----	----	-----	-----	-----	----	----	---	---	-----	------

Batter	1	2	3	4	5	6	7	8	9	AB R H RBI BB SO LOB	TOP											
Calvin Murray, R (1, 8) OBP: 0.322, SLG: 0.365	1-0 G6-3 2B		2-1 F3 2B		2-1 2B		2-0 G5-3	0-0 B1-3		5 0 2 0 0 0 1												
Rich Aurilia, R (1, 6) OBP: 0.374, SLG: 0.582	2-1 G6-3 2-3		0-1 2B 2B		0-3 K		0-0 F3		0-1 G5-3	5 1 1 0 0 1 2												
Barry Bonds, L (1, 7) OBP: 0.500, SLG: 0.844	4-0 S BB		0-1 F8		4-0 IBB		1-1 HR		0-1 F7	3 1 1 1 2 0 1												
Jeff Kent, R (1, 4) OBP: 0.361, SLG: 0.494	1-2 P1 1-2		1-0 2B 2-H		1-2 F8		0-2 BB 1B		0-3 K	5 0 2 1 0 1 4												
John Vander Wal, L (1, 9) OBP: 0.356, SLG: 0.450 Shawon Dunston, R (9, 9) OBP: 0.296, SLG: 0.506	4-1 BB			3-3 K	1-2 G3		4-2 BB			2 0 0 0 2 1 2 0 0 0 0 0 0 0												
J.T. Snow, L (1, 3) OBP: 0.379, SLG: 0.388	2-3 K			2-2 FC5-4 1B		3-2 G4-3	1-1 F5			4 0 1 0 0 1 5												
Benito Santiago, R (1, 2) OBP: 0.299, SLG: 0.363		0-1 G1-6-3 1B		0-1 FC5-4 1B 1-2f		0-3 K		1-1 L6		4 0 1 0 0 1 1												
Ramon Martinez, R (1, 5) OBP: 0.328, SLG: 0.354		0-1 G1-6-3 1-2f		0-0 1B 1-2		1-2 1B		1-1 1B		4 0 3 0 0 0 1												
Livan Hernandez, R (1, 1) OBP: 0.295, SLG: 0.372 Marvin Benard, L (8, PH) OBP: 0.308, SLG: 0.403 Felix Rodriguez, R (8, 1) Robb Nen, R (9, 1)		1-1 G2-3		0-1 G4-3		0-0 G5-3		0-0 F7		3 0 0 0 0 0 3 1 0 0 0 0 0 1 0 0 0 0 0 0 0 0 0 0 0 0 0 0												
Inning Stats	R: 0 E: 0 K: 1 S: 11	H: 1 LOB: 3 BB: 2 P: 25	R: 0 E: 0 K: 0 S: 6	H: 1 LOB: 0 BB: 0 P: 7	R: 1 E: 0 K: 0 S: 7	H: 2 LOB: 1 BB: 0 P: 10	R: 0 E: 0 K: 1 S: 12	H: 2 LOB: 2 BB: 0 P: 17	R: 0 E: 0 K: 1 S: 11	H: 1 LOB: 2 BB: 1 P: 19	R: 0 E: 0 K: 1 S: 10	H: 1 LOB: 1 BB: 0 P: 14	R: 1 E: 0 K: 0 S: 12	H: 2 LOB: 2 BB: 1 P: 20	R: 0 E: 0 K: 0 S: 6	H: 1 LOB: 1 BB: 0 P: 8	R: 0 E: 0 K: 1 S: 9	H: 0 LOB: 0 BB: 0 P: 9	1B: 6 2B: 4 3B: 0 HR: 1	SF: 0 SAC: 0 DP: 1 HBP: 0	WP: 0 PB: 0 SB: 1 CS: 0	PA: 40
PITCHER	IP WLS BF H R ER SO BB IBB HBP BLK WP HR S P ERA WHIP																					
James Baldwin, R (1, 1) ERA: 4.53	7.0 L 33 10 2 2 4 3 1 0 0 0 1 69 112 2.57 1.857																					
Giovanni Carrara, R (8, 1) ERA: 3.12	1.1 5 1 0 0 0 0 0 0 0 0 0 8 10 0.00 0.750																					
Jesse Orosco, L (9, 1) ERA: 4.3	0.1 1 0 0 0 0 0 0 0 0 0 0 2 2 0.00 0.000																					
Jeff Shaw, R (9, 1) ERA: 3.5	0.1 1 0 0 0 1 0 0 0 0 0 0 5 5 0.00 0.000																					

San Francisco Giants @ Los Angeles Dodgers
Dodger Stadium, Los Angeles, CA
Mon Sep 24 2001, 7:10 PM PDT
Att. 38,849 - Sunny - 77 F

livebaseballscorecards.com

AB 36
R 2
H 11
RBI 2
BB 4
SO 5
LOB 21



Batter	1	2	3	4	5	6	7	8	9	AB R H RBI BB SO LOB
Marquis Grissom, R OBP: 0.252, SLG: 0.411 (1, 8)	1-0 G6-3 ①		3-3 K ①		1-1 F9 ②		1-1 G6-3 ③		0-3 K ③	5 0 0 0 0 2 2
Mark Grudzielanek, R OBP: 0.321, SLG: 0.404 (1, 4)	1-0 G6-3 ②		3-2 G6-3 ②		1-1 G3 ③			3-2 BB BB 1B		4 0 1 0 0 0 1
Shawn Green, L OBP: 0.377, SLG: 0.600 (1, 9)	1-1 G4-3 ③		1-2 G5-3 ③			2-2 G1-3 ①		0-0 P6 ①		4 0 0 0 0 0 1
Gary Sheffield, R OBP: 0.411, SLG: 0.576 (1, 7)		1-0 G5-3 ①		0-1 F9 ①		2-0 F7 ②		4-1 BB BB 1-2		3 0 0 0 1 0 0
Paul Lo Duca, R OBP: 0.369, SLG: 0.529 (1, 2)		2-2 F7 ②		4-0 BB ②		0-3 K ③		2-0 F8 ②		3 0 0 0 1 1 2
Eric Karros, R OBP: 0.308, SLG: 0.396 (1, 3)		4-0 BB BB BB		3-2 F8 ②		3-3 K ①		4-2 1-2 2-3 BB		2 0 0 0 2 1 1
Adrian Beltré, R OBP: 0.313, SLG: 0.419 Jeff Shaw, R (9, 1)		4-0 BB BB 1-2 BB		0-1 L9 ③		2-0 HR ③		2-2 F7 ③		3 1 1 1 1 0 4 0 0 0 0 0 0 0
Alex Cora, L OBP: 0.289, SLG: 0.314 Dave Hansen, L OBP: 0.378, SLG: 0.356 (9, PH)		4-2 1-2 2-3 BB		1-1 FC1-6 1B		0-1 2B		0-1 F5 ①		2 0 2 0 1 0 0 1 0 0 0 0 0 0
James Baldwin, R OBP: 0.043, SLG: 0.043 Chris Donnels, L OBP: 0.276, SLG: 0.294 Giovanni Carrara, R OBP: 0.250, SLG: 0.250 Jesse Orosco, R OBP: 0.351, SLG: 0.394 Jeff Reboulet, R OBP: 0.364, SLG: 0.550 (9, PH)		1-2 G5-3 ③		0-0 FC1-6 1-2		3-3 K ②		1-0 F9 ②		2 0 0 0 0 0 4 1 0 0 0 0 0 1 1 0 1 0 0 0 0 0 0 0

Inning Stats	R: 0	H: 0	E: 0	K: 0	S: 4	R: 0	H: 0	E: 0	K: 0	S: 10	R: 0	H: 0	E: 0	K: 1	S: 9	R: 0	H: 0	E: 0	K: 0	S: 7	R: 0	H: 0	E: 0	K: 0	S: 9	R: 0	H: 0	E: 0	K: 1	S: 9	R: 1	H: 2	E: 0	K: 2	S: 11	R: 0	H: 1	E: 0	K: 0	S: 12	R: 0	H: 0	E: 0	K: 1	S: 7	1B: 2	2B: 1	3B: 0	HR: 1	SF: 0	SAC: 0	DP: 0	HBP: 0	WP: 0	PA: 37
PITCHER	IP	WLS	BF	H	R	ER	SO	BB	IBB	HBP	BLK	WP	HR	S	P	ERA	WHIP																																						
Livan Hernandez, R ERA: 5.15 (1, 1)	7.0	W	28	3	1	1	4	4	0	0	0	0	1	57	106	1.29	1.000																																						
Felix Rodriguez, R ERA: 1.6 (8, 1)	1.0	H	6	1	0	0	0	2	0	0	0	0	0	12	27	0.00	3.000																																						
Robb Nen, R ERA: 3.25 (9, 1)	1.0	S	3	0	0	0	1	0	0	0	0	0	0	7	8	0.00	0.000																																						

BOTTOM

San Francisco Giants @ Los Angeles Dodgers
 Dodger Stadium, Los Angeles, CA
 Mon Sep 24 2001, 7:10 PM PDT
 Att: 38,849 - Sunny - 77 F

AB	31
R	1
H	4
RBI	1
BB	6
SO	5
LOB	16



Batter	1	2	3	4	5	6	7	8	9	AB R H RBI BB SO LOB	TOP									
Marvin Benard, L (1, 8) OBP: 0.309, SLG: 0.414	2-2 HR	1-1 G4-3			1-2 G3		2-0 P6	1-0 2B		5 1 2 1 0 0 3	San Francisco Giants @ Los Angeles Dodgers Dodger Stadium, Los Angeles, CA Tue Sep 25 2001, 7:10 PM PDT Att. 40,874 - Sunny - 77 F									
Rich Aurilia, R (1, 6) OBP: 0.373, SLG: 0.579	0-0 F2		1-0 G5-3		3-3 K		1-0 G2 1B 1B	3-1 F8		5 1 1 1 0 1 1										
Barry Bonds, L (1, 7) OBP: 0.499, SLG: 0.839	4-0 BB BB		4-2 1B BB		0-0 G4-3		1-1 G2	0-0 G4-3		3 0 0 0 2 0 3										
Jeff Kent, R (1, 4) OBP: 0.361, SLG: 0.492	0-0 F9		3-2 F8			2-0 G5-3	4-0 1B 1B BB		0-0 G1-3 DI 1B	4 1 1 0 1 0 2										
Andres Galarraga, R (1, 3) OBP: 0.319, SLG: 0.457	4-1 1-2 BB		2-2 FC6-4 1B		0-2 1B		0-2 BB 1B 1B		1-1 P6	4 0 3 2 1 0 1										
John Vander Wal, L (1, 9) OBP: 0.355, SLG: 0.447	2-2 G3		0-0 FC6-4 1-2f		1-0 F8		2-1 BB 1B		1-1 G1-3	5 0 1 0 0 0 6										
Benito Santiago, R (1, 2) OBP: 0.297, SLG: 0.360		1-1 G6-3		1-1 G6-3		1-3 K	4-2 1B 1B BB		1-2 F7	3 0 0 0 0 0 1 1										
Tim Worrell, R (7, 1)										0 0 0 0 0 0 0										
Wayne Gomes, R (8, 1) OBP: 1.000, SLG: 1.000										0 0 0 0 0 0 0										
Shawon Dunston, R (9, PH) OBP: 0.294, SLG: 0.503										1 0 0 0 0 0 1										
Ramon Martinez, R (1, 5) OBP: 0.328, SLG: 0.353		2-1 SH1-3 HBP		2-0 G5-3			1-2 1B HBP			1 0 0 0 0 0 0										
Pedro Feliz, R (6, 5) OBP: 0.264, SLG: 0.368										1 1 0 0 0 1 3										
Kirk Rueter, L (1, 1) OBP: 0.246, SLG: 0.182		1-0 SH1-3		2-3 K			0-2 G2 1B 1B		3-2 F9	1 0 0 0 0 0 1 0										
Brian Boehringer, S (6, 1)										0 0 0 0 0 0 0 0										
Jason Christiansen, R (6, 1)										0 0 0 0 0 0 0 0										
Edwards Guzman, L (6, 2) OBP: 0.281, SLG: 0.394										2 1 1 0 0 0 0 0										
Mark Gardner, R (6, 1)										0 0 0 0 0 0 0 0										
J.T. Snow, L (7, PH) OBP: 0.381, SLG: 0.388										0 0 0 0 1 1 0 0										
Inning Stats	R: 1 E: 0 K: 0 S: 11	H: 1 LOB: 2 BB: 2 P: 23	R: 0 E: 0 K: 0 S: 6	H: 0 LOB: 1 BB: 0 P: 11	R: 0 E: 0 K: 0 S: 10	H: 1 LOB: 2 BB: 1 P: 20	R: 0 E: 0 K: 1 S: 6	H: 0 LOB: 0 BB: 0 P: 11	R: 0 E: 0 K: 1 S: 8	H: 1 LOB: 1 BB: 0 P: 12	R: 4 E: 0 K: 1 S: 21	H: 4 LOB: 3 BB: 2 P: 36	R: 0 E: 0 K: 0 S: 7	H: 1 LOB: 1 BB: 0 P: 14	R: 0 E: 0 K: 0 S: 10	H: 1 LOB: 1 BB: 0 P: 13	1B: 7 2B: 1 3B: 0 HR: 1	SF: 0 SAC: 1 DP: 0 HBP: 2	WP: 0 PB: 0 SB: 0 CS: 0	PA: 43
PITCHER	IP WLS BF H R ER SO BB IBB HBP BLK WP HR S P ERA WHIP																			
Chan Ho Park, R (1, 1) ERA: 3.36	6.1 W 29 5 4 4 3 3 0 2 0 0 0 1 55 99 5.68 1.263																			
Jesse Orosco, L (7, 1) ERA: 4.2	0.1 1 0 0 0 0 0 0 0 0 0 0 0 2 3 0.00 0.000																			
Luke Prokopec, R (7, 1) ERA: 4.86	0.0 2 1 0 0 0 1 0 0 0 0 0 0 3 7 ∞ ∞																			
Matt Herges, R (7, 1) ERA: 3.39	1.1 H 7 2 1 1 1 1 0 0 0 0 0 0 17 30 6.75 2.250																			
Jeff Shaw, R (9, 1) ERA: 3.45	1.0 4 1 0 0 0 0 0 0 0 0 0 0 10 13 0.00 1.000																			

AB	35
R	5
H	9
RBI	5
BB	5
SO	4
LOB	21



livebaseballscorecards.com

Batter	1	2	3	4	5	6	7	8	9
Jeff Reboulet, R (1, 6) OBP: 0.350, SLG: 0.391 Dave Hansen, L (7, PH) OBP: 0.382, SLG: 0.368 Alex Cora, L (7, PR) OBP: 0.289, SLG: 0.314 (8, 6)	1-3 K		1-3 K		2-1 L7	1-2 1B E 1-2 E 1B	1-2 2B		
Mark Grudzielanek, R (1, 4) OBP: 0.318, SLG: 0.400	2-3 K		0-0 G4-3			G4-3 E4	1-0 F9		
Shawn Green, L (1, 9) OBP: 0.377, SLG: 0.603	0-2 F8		1-3 K			HR E2 1B	1-2 G4-3		
Gary Sheffield, R (1, 7) OBP: 0.414, SLG: 0.575		2-2 F8 SH2-3 1B		2-0 F9		2B BB BB	4-1 2B BB		
Paul Lo Duca, R (1, 3) OBP: 0.370, SLG: 0.533		0-0 SH2-3		1-1 G1-3		2B L9	1-0 WP FC5-2-5-1 2B		
Adrián Beltré, R (1, 5) OBP: 0.311, SLG: 0.416		3-2 F8		2-2 G4-3		2B 2-3 1B	1-2 F8 2-H FC5-2-5-1		
Marquis Grissom, R (1, 8) OBP: 0.256, SLG: 0.414		4-0 BB BB		1-0 FC1-5 2B		K 2B 1B	0-0 K 1B 2B		
Chad Kreuter, S (1, 2) OBP: 0.363, SLG: 0.392		4-2 BB		3-2 FC1-5 SH1-4		0-0 PB 1B 2B	2-3 K		
Chan Ho Park, R (1, 1) OBP: 0.188, SLG: 0.185 Jesse Orosco, R (7, 1) Luke Prokopec, L (7, 1) OBP: 0.176, SLG: 0.206 Matt Herges, L (7, 1) OBP: 0.500, SLG: 0.500 Jeff Shaw, R (9, 1)		2-2 G3		0-0 SH1-4		1-2 1B E 1B	0-1 2B 1B		

Inning Stats	R: 0 E: 0 K: 2 S: 10	H: 0 LOB: 0 BB: 0 P: 13	R: 0 E: 0 K: 0 S: 12	H: 1 LOB: 3 BB: 2 P: 27	R: 0 E: 0 K: 2 S: 8	H: 0 LOB: 0 BB: 0 P: 10	R: 0 E: 0 K: 0 S: 7	H: 0 LOB: 0 BB: 0 P: 12	R: 0 E: 0 K: 0 S: 7	H: 1 LOB: 1 BB: 0 P: 13	R: 7 E: 2 K: 1 S: 35	H: 7 LOB: 3 BB: 2 P: 60	R: 1 E: 0 K: 1 S: 13	H: 3 LOB: 2 BB: 0 P: 18	R: 1 E: 0 K: 1 S: 11	H: 1 LOB: 1 BB: 1 P: 22
1B: 7 2B: 5 3B: 0 HR: 1	SF: 0 SAC: 2 DP: 0 HBP: 0	WP: 1 PB: 1 SB: 0 CS: 0	PA: 43													

PITCHER	IP	WLS	BF	H	R	ER	SO	BB	IBB	HBP	BLK	WP	HR	S	P	ERA	WHIP
Kirk Rueter, L (1, 1) ERA: 4.62	5.1	L	23	4	3	3	4	3	0	0	0	0	1	53	95	5.06	1.312
Brian Boehringer, R (6, 1) ERA: 3.74	0.1		6	4	3	2	1	0	0	0	0	0	0	19	26	54.00	12.000
Jason Christiansen, L (6, 1) ERA: 3.31	0.0		1	1	1	0	0	0	0	0	0	0	0	3	5	∞	∞
Mark Gardner, R (6, 1) ERA: 5.54	0.1		2	0	0	0	0	1	0	0	0	0	0	4	9	0.00	3.000
Tim Worrell, R (7, 1) ERA: 3.44	1.0		6	3	1	1	1	0	0	0	0	0	0	13	18	9.00	3.000


BOTTOM

San Francisco Giants @ Los Angeles Dodgers
 Dodger Stadium, Los Angeles, CA

Tue Sep 25 2001, 7:10 PM PDT
 Att. 40,874 - Sunny - 77 F

livebaseballscores.com

AB	36
R	9
H	13
RBI	6
BB	5
SO	7
LOB	17



Batter	1	2	3	4	5	6	7	8	9	AB	R	H	RBI	BB	SO	LOB	TOP										
Calvin Murray, R (1, 8) OBP: 0.319, SLG: 0.360	2-1 F8		0-2 F8		0-0 F8		1-0 SH3-4	1-2 F8		4	0	0	0	0	0	3											
Rich Aurilia, R (1, 6) OBP: 0.373, SLG: 0.579 Cody Ransom, R (9, PR) (9, 6)	1-1 1B 1B		2-2 P6		2-1 G6-3		1-0 G5-3		0-0 G1-3 SF7 2B	5	0	2	0	0	0	1											
Barry Bonds, L (1, 7) OBP: 0.502, SLG: 0.837	2-1 P3		2-2 1B		4-2 2B BB		4-0 1B IBB		4-2 SF7 G1-3 1B BB	2	1	1	0	3	0	1											
Jeff Kent, R (1, 4) OBP: 0.363, SLG: 0.495	1-0 FC4 1B		1-3 K		1-2 2B		0-0 1B		3-2 G1-3	5	0	3	0	0	1	3											
Andres Galarraga, R (1, 3) OBP: 0.319, SLG: 0.458 LeJon Powell, R (8, PR) Edwards Guzman, L (8, 5) OBP: 0.500, SLG: 0.500 OBP: 0.287, SLG: 0.394	0-1 FC4			0-0 G5-3	3-3 K			0-0 SH3-4 1B 2B	4-0 SF7 1B IBB	4	0	1	0	0	1	4											
Benito Santiago, R (1, 2) OBP: 0.295, SLG: 0.358		2-1 G5-3		2-1 G6-3		2-3 K		2-1 SH3-4	2-0 SF7	3	0	0	1	0	1	0											
Shawon Dunston, R (1, 9) OBP: 0.301, SLG: 0.528 John Vander Wal, L (8, PH) (8, 9)		0-1 HR		0-2 2B 2B		0-0 P4		4-2 F8 1B BB	0-0 1B	3	2	2	1	0	0	0											
Pedro Feliz, R (1, 5) OBP: 0.265, SLG: 0.372 J.T. Snow, L (8, PH) (8, 3)		2-1 F8		0-0 2B		2-0 G6-3		2-2 1B	1-1 G1-3	3	0	1	1	0	0	0											
Jason Schmidt, R (1, 1) OBP: 0.188, SLG: 0.298 Marvin Benard, L (7, PH) Tim Worrell, R (7, 1) Eric Davis, R (8, PH) Felix Rodriguez, R (8, 1) Robb Nen, R (8, 1)		0-3 K		1-3 K		1-2 SH3-4 1B		1-1 F8		2	0	0	0	0	2	1											
Inning Stats	R: 0 E: 0 K: 0 S: 9	H: 2 LOB: 2 BB: 0 P: 15	R: 1 E: 0 K: 1 S: 9	H: 1 LOB: 0 BB: 0 P: 13	R: 0 E: 0 K: 1 S: 12	H: 1 LOB: 1 BB: 0 P: 17	R: 1 E: 0 K: 1 S: 12	H: 2 LOB: 1 BB: 0 P: 15	R: 0 E: 0 K: 1 S: 14	H: 1 LOB: 2 BB: 1 P: 24	R: 0 E: 0 K: 1 S: 6	H: 0 LOB: 0 BB: 0 P: 10	R: 0 E: 0 K: 0 S: 7	H: 2 LOB: 2 BB: 1 P: 14	R: 1 E: 0 K: 0 S: 15	H: 2 LOB: 3 BB: 1 P: 25	R: 3 E: 0 K: 0 S: 14	H: 2 LOB: 2 BB: 2 P: 28	1B: 7 2B: 5 3B: 0 HR: 1	SF: 1 SAC: 2 DP: 0 HBP: 0	WP: 0 PB: 0 SB: 0 CS: 0	PA: 44					
PITCHER	IP	WLS	BF	H	R	ER	SO	BB	IBB	HBP	BLK	WP	HR	S	P	ERA	WHIP										
Terry Mulholland, L (1, 1) ERA: 4.88	5.0		23	7	2	2	4	1	0	0	0	0	1	56	84	3.60	1.600										
Giovanni Carrara, R (6, 1) ERA: 3.04	2.0	H	8	2	0	0	1	0	1	0	0	0	0	13	24	0.00	1.000										
Matt Herges, R (8, 1) ERA: 3.45	1.0	B	6	2	1	1	0	1	0	0	0	0	0	15	25	9.00	3.000										
Jeff Shaw, R (9, 1) ERA: 3.8	0.2	L	5	1	3	3	0	1	1	0	0	0	0	11	24	40.50	3.000										
Jesse Orosco, L (9, 1) ERA: 4.11	0.1		2	1	0	0	0	0	0	0	0	0	0	3	4	0.00	3.000										

San Francisco Giants @ Los Angeles Dodgers
 Dodger Stadium, Los Angeles, CA
 Wed Sep 26 2001, 7:10 PM PDT
 Att. 49,320 - Sunny - 74 F

livebaseballscorecards.com

AB	36
R	6
H	13
RBI	6
BB	5
SO	5
LOB	17



Batter	1	2	3	4	5	6	7	8	9	AB R H RBI BB SO LOB
Tom Goodwin, L (1, 8) OBP: 0.279, SLG: 0.332 Phil Hiatt, R (9, PH) OBP: 0.271, SLG: 0.400	4-1 S 1B BB		4-0 1B BB SF8 BB	1-3 K			2-2 P4		0-3 K	2 2 0 0 2 1 0 1 0 0 0 0 1 1
Mark Grudzielanek, R (1, 4) OBP: 0.319, SLG: 0.399	3-2 G5-3 1-2		4-0 SF8 1B E BB		1-0 L7		0-0 G6-3		1-0 1B	4 1 1 0 1 0 1
Adrian Beltré, R (1, 5) OBP: 0.314, SLG: 0.419	3-1 WP 1B 2-H		0-1 E 1B 1-2 2-3		2-3 K			0-1 SH1-4 1B SF8 1B	0-1 F9	5 1 3 1 0 1 2
Gary Sheffield, R (1, 7) OBP: 0.413, SLG: 0.573	0-0 F8		2-3 K		0-0 L8			0-1 SH1-4 1B		4 0 1 0 0 1 4
Paul Lo Duca, R (1, 2) OBP: 0.372, SLG: 0.533	4-2 1B BB		1-0 SF8			4-1 BB		0-0 SH1-4		0 0 0 1 2 0 0
Eric Karros, R (1, 3) OBP: 0.305, SLG: 0.393	3-2 G4-3		3-1 E5		2-3 K			0-0 SF8		3 0 0 1 0 1 4
Marquis Grissom, R (1, 9) OBP: 0.254, SLG: 0.410		0-1 G5-3	2-2 F7		1-1 F8			2-3 K		4 0 0 0 0 1 4
Alex Cora, L (1, 6) OBP: 0.287, SLG: 0.311 Chris Donnels, L (9, PH) OBP: 0.273, SLG: 0.291		1-3 K		1-2 F8		2-2 P4			1-2 G3-1	3 0 0 0 0 1 1 1 0 0 0 0 0 0
Terry Mulholland, R (1, 1) Giovanni Carrara, R (6, 1) Dave Hansen, L (7, PH) Matt Herge, L (8, 1) Jeff Shaw, R (9, 1) Jesse Orosco, R (9, 1) Bruce Aven, R (9, PH) McKay Christensen, L (9, PR) OBP: 0.391, SLG: 0.571 OBP: 0.390, SLG: 0.404		0-0 G5-3		2-3 K			2-2 G1		1-1 1B 1B	2 0 0 0 0 0 1 0 0 0 0 0 0 0 0 0 1 0 1 0 1 0 0 0 0 0 0 0 0 0 0 0 0 0

Inning Stats	R: 1 E: 0 K: 0 S: 14	H: 1 LOB: 2 BB: 2 P: 31	R: 0 E: 0 K: 1 S: 6	H: 0 LOB: 0 BB: 0 P: 7	R: 2 E: 1 K: 1 S: 13	H: 1 LOB: 2 BB: 2 P: 29	R: 0 E: 0 K: 2 S: 9	H: 0 LOB: 0 BB: 0 P: 13	R: 0 E: 0 K: 1 S: 5	H: 0 LOB: 0 BB: 0 P: 8	R: 0 E: 0 K: 1 S: 10	H: 0 LOB: 1 BB: 1 P: 19	R: 0 E: 0 K: 0 S: 9	H: 0 LOB: 0 BB: 0 P: 13	R: 1 E: 0 K: 1 S: 9	H: 2 LOB: 1 BB: 0 P: 11	R: 0 E: 0 K: 1 S: 15	H: 2 LOB: 2 BB: 0 P: 18	1B: 6 2B: 0 3B: 0 HR: 0	SF: 2 SAC: 1 DP: 0 HBP: 0	WP: 1 PB: 0 SB: 1 CS: 0	PA: 39
--------------	-------------------------------	----------------------------------	------------------------------	---------------------------------	-------------------------------	----------------------------------	------------------------------	----------------------------------	------------------------------	---------------------------------	-------------------------------	----------------------------------	------------------------------	----------------------------------	------------------------------	----------------------------------	-------------------------------	----------------------------------	----------------------------------	------------------------------------	----------------------------------	--------

PITCHER	IP	WLS	BF	H	R	ER	SO	BB	IBB	HBP	BLK	WP	HR	S	P	ERA	WHIP
Jason Schmidt, R (1, 1) ERA: 4.03	6.0		26	2	3	2	6	5	0	0	0	1	0	57	107	3.00	1.167
Tim Worrell, R (7, 1) ERA: 3.39	1.0		3	0	0	0	0	0	0	0	0	0	0	9	13	0.00	0.000
Felix Rodriguez, R (8, 1) ERA: 1.7	1.0	W	5	2	1	1	1	0	0	0	0	0	0	9	11	9.00	2.000
Robb Nen, R (9, 1) ERA: 3.21	1.0	S	5	2	0	0	1	0	0	0	0	0	0	15	18	0.00	2.000

BOTTOM

San Francisco Giants @ Los Angeles Dodgers
Dodger Stadium, Los Angeles, CA

Wed Sep 26 2001, 7:10 PM PDT
Att: 49,320 - Sunny - 74 F

livebaseballscorecards.com

AB	31
R	4
H	6
RBI	3
BB	5
SO	8
LOB	17



Batter	1	2	3	4	5	6	7	8	9	10	11	AB R H RBI BB SO LOB	TOP			
Marquis Grissom, R (1, 8) OBP: 0.251, SLG: 0.405	1-3 K		3-3 K		0-1 F7		0-1 F9			2-3 K		5 0 0 0 0 3 1				
Mark Grudzielanek, R (1, 4) OBP: 0.320, SLG: 0.399	3-2 1B			2-2 1B 2B	1-2 G5-3		1-1 F3			3-2 G4-3		5 1 2 0 0 0 1				
Shawn Green, L (1, 9) OBP: 0.375, SLG: 0.600	2-2 F7			1-1 2B 1B	2-3 K			2-2 L3			0-3 K	5 1 1 0 0 2 1				
Gary Sheffield, R (1, 7) OBP: 0.413, SLG: 0.573	3-3 K			0-1 1B 2B		2-2 F9		2-2 G5-3			0-1 BB 1B	5 1 2 2 0 1 1				
Paul Lo Duca, R (1, 2) OBP: 0.373, SLG: 0.532		0-1 G5-3		0-0 SH5-3 1B		0-1 WP 1B		2-2 F7			4-1 BB	3 0 1 0 1 0 0				
Eric Karros, R (1, 3) OBP: 0.302, SLG: 0.389		0-0 L9		3-3 K2-3		1-0 F9			1-2 G5-3		3-3 K	4 0 0 0 0 1 2				
Matt Herges, L (9, 1) OBP: 0.500, SLG: 0.500												0 0 0 0 0 0 0				
Bruce Aven, R (11, PH) OBP: 0.375, SLG: 0.545												1 0 0 0 0 1 2				
Mike Trombley, R (11, 1)												0 0 0 0 0 0 0				
Adrian Beltré, R (1, 5) OBP: 0.313, SLG: 0.416		3-3 K		0-1 BB 1B		1-2 P4			1-2 G4-3		1-3 K	5 0 1 1 0 2 3				
Jeff Reboulet, R (1, 6) OBP: 0.352, SLG: 0.390			0-1 F8	3-H 4-2 BB		1-2 BB 1B			1-1 F8			3 0 1 0 1 0 0				
Terry Adams, R (1, 1) OBP: 0.116, SLG: 0.077			1-3 K	2-2 G4-3			1-3 K			2-2 F5		2 0 0 0 0 1 2				
Chris Donnels, L (7, PH) OBP: 0.270, SLG: 0.287												1 0 0 0 0 1 1				
Giovanni Carrara, R (7, 1) OBP: 0.250, SLG: 0.250												0 0 0 0 0 0 0				
Jesse Orosco, R (8, 1)												0 0 0 0 0 0 0				
Dave Hansen, L (9, 3) OBP: 0.377, SLG: 0.363												1 0 0 0 0 0 0				
Inning Stats	R: 0 H: 1 E: 0 LOB: 1 K: 2 BB: 0 S: 13 P: 22	R: 0 H: 0 E: 0 LOB: 0 K: 1 BB: 0 S: 8 P: 11	R: 0 H: 0 E: 0 LOB: 0 K: 2 BB: 0 S: 9 P: 13	R: 3 H: 4 E: 0 LOB: 2 K: 1 BB: 1 S: 21 P: 33	R: 0 H: 0 E: 0 LOB: 0 K: 1 BB: 0 S: 10 P: 13	R: 0 H: 1 E: 0 LOB: 1 K: 0 BB: 0 S: 10 P: 14	R: 0 H: 1 E: 0 LOB: 1 K: 1 BB: 0 S: 8 P: 10	R: 0 H: 0 E: 0 LOB: 0 K: 0 BB: 0 S: 10 P: 16	R: 0 H: 0 E: 0 LOB: 0 K: 0 BB: 0 S: 8 P: 11	R: 0 H: 0 E: 0 LOB: 0 K: 1 BB: 0 S: 13 P: 20	R: 0 H: 1 E: 0 LOB: 2 K: 3 BB: 1 S: 12 P: 20	1B: 7 SF: 0 2B: 1 SAC: 1 3B: 0 DP: 0 HR: 0 HBP: 0	WP: 1 PA: 43 PB: 0 SB: 0 CS: 0			
PITCHER	IP WLS BF H R ER SO BB IBB HBP BLK WP HR S P ERA WHIP															
Curt Schilling, R (1, 1) ERA: 2.97	8.0	32	7	3	3	8	1	0	0	0	1	0	89	132	3.38	1.000
Byung-Hyun Kim, R (9, 1) ERA: 3.0	2.0	6	0	0	0	1	0	0	0	0	0	0	21	31	0.00	0.000
Greg Swindell, L (11, 1) ERA: 4.42	0.1	1	0	0	0	1	0	0	0	0	0	0	3	3	0.00	0.000
Mike Koplove, R (11, 1) ERA: 4.91	0.0	2	1	0	0	0	1	0	0	0	0	0	3	7	∞	∞
Mike Morgan, R (11, 1) ERA: 4.5	0.2	W 2	0	0	0	2	0	0	0	0	0	0	6	10	0.00	0.000

Los Angeles Dodgers @ Arizona Diamondbacks
Bank One Ballpark, Phoenix, AZ
Fri Sep 28 2001, 10:05 PM EDT
Att: 46,838 - Sunny - 100 F

AB	40
R	3
H	8
RBI	3
BB	2
SO	12
LOB	14



Batter	1	2	3	4	5	6	7	8	9	10	11	AB	R	H	RBI	BB	SO	LOB	BOTTOM							
Tony Womack, L OBP: 0.301, SLG: 0.333 (1, 6)	4-0 FC3-6 BB BB	0-1 G4-3		1-2 F7		1-1 G4-6-3 1-2f		1-2 G6-3		1-3 K		5	0	0	0	1	1	4								
Danny Bautista, R OBP: 0.350, SLG: 0.415 (1, 8) (9, 9)	4-0 FC3-6 BB 1-2		1-3 K	1-0 2B			1-3 K		1-0 1B 1B		0-0 P6	5	0	2	0	1	2	0								
Luis Gonzalez, L OBP: 0.430, SLG: 0.684 (1, 7)	1-1 FC3-6 BB 1-2f 2-3		3-1 G3-1	1-0 G6-3			2-2 1B		1-0 P5		1-1 HR	6	1	2	1	0	0	4								
Matt Williams, R OBP: 0.322, SLG: 0.481 (1, 5)	3-2 P4		4-1 2B BB		1-0 2B		0-1 F7		2-0 1B 1-2 1B			4	1	2	0	1	0	3								
Greg Colbrunn, R OBP: 0.366, SLG: 0.466 (1, 3)	4-2 BB		0-1 1B BB		4-1 WP BB		1-2 G5-3		2-3 K			2	1	1	1	2	0	1								
Erubiel Durazo, L OBP: 0.369, SLG: 0.520 (9, PH) (10, 3)	1-2 BB		1-H 1B 2B									1	0	0	0	0	1	2								
Reggie Sanders, R OBP: 0.336, SLG: 0.533 (1, 9)	0-2 G5-3		0-1 1B		0-2 F9			1-2 SH1-4 1B		2-2 G3		3	0	1	0	0	0	4								
Steve Finley, L OBP: 0.340, SLG: 0.423 (8, PH) (9, 8)			2-3 1B									2	1	1	0	0	0	2								
Craig Counsell, L OBP: 0.357, SLG: 0.358 (1, 4)		2-3 K	0-2 FC6-4 1B		3-3 K2-3			0-0 SH1-4 1B		1-0 F7		4	0	1	1	0	2	1								
Chad Moeller, R OBP: 0.346, SLG: 0.383 (1, 2)		2-2 SH1-4 1B		1-2 3-H 1B				1-2 G4-6-3 1B		0-3 K		3	0	2	0	0	0	2								
David Dellucci, L OBP: 0.354, SLG: 0.495 (8, PH)			1-0 FC6-4							0-2 P6		0	0	0	0	0	0	0								
Jay Bell, R OBP: 0.344, SLG: 0.389 (8, PH)												1	0	0	0	0	1	1								
Rod Barajas, R OBP: 0.204, SLG: 0.298 (9, 2)			1-2f 1B									1	0	0	0	0	0	0								
Curt Schilling, R OBP: 0.148, SLG: 0.150 (1, 1)		0-0 SH1-4			0-3 K					1-1 S 1B		2	0	0	0	0	2	1								
Mark Grace, L OBP: 0.382, SLG: 0.492 (8, PH)												1	0	1	1	0	0	0								
Ryan Christenson, R OBP: 0.275, SLG: 0.353 (8, PH)												0	0	0	0	0	0	0								
Byung-Hyun Kim, R OBP: 0.167, SLG: 0.167 (8, 1)												0	0	0	0	0	0	0								
Midre Cummings, L OBP: 0.275, SLG: 0.353 (10, PH)												1	0	1	0	0	0	0								
Greg Swindell, L OBP: 0.275, SLG: 0.353 (11, 1)												0	0	0	0	0	0	0								
Mike Koplove, R OBP: 0.275, SLG: 0.353 (11, 1)												0	0	0	0	0	0	0								
Mike Morgan, R OBP: 0.275, SLG: 0.353 (11, 1)												0	0	0	0	0	0	0								
Inning Stats	R: 0 E: 0 K: 0 S: 10	H: 0 LOB: 3 BB: 3 P: 26	R: 0 E: 0 K: 1 S: 9	H: 1 LOB: 1 BB: 0 P: 13	R: 2 E: 0 K: 1 S: 14	H: 3 LOB: 2 BB: 1 P: 23	R: 0 E: 0 K: 1 S: 8	H: 1 LOB: 1 BB: 0 P: 11	R: 0 E: 0 K: 1 S: 9	H: 1 LOB: 1 BB: 1 P: 17	R: 0 E: 0 K: 1 S: 9	H: 1 LOB: 0 BB: 0 P: 13	R: 0 E: 0 K: 1 S: 14	H: 1 LOB: 1 BB: 0 P: 18	R: 1 E: 0 K: 1 S: 12	H: 2 LOB: 2 BB: 0 P: 15	R: 0 E: 0 K: 1 S: 9	H: 2 LOB: 2 BB: 0 P: 17	R: 0 E: 0 K: 1 S: 11	H: 1 LOB: 1 BB: 0 P: 14	R: 1 E: 0 K: 0 S: 3	H: 1 LOB: 0 BB: 0 P: 4	1B: 10 2B: 3 3B: 0 HR: 1	SF: 0 SAC: 2 DP: 1 HBP: 0	WP: 1 PB: 0 SB: 1 CS: 0	PA: 48
PITCHER	IP	WLS	BF	H	R	ER	SO	BB	IBB	HBP	BLK	WP	HR	S	P	ERA	WHIP									
Terry Adams, R ERA: 4.33 (1, 1)	6.0		28	7	2	2	5	5	0	0	0	1	0	59	103	3.00	2.000									
Giovanni Carrara, R ERA: 3.1 (7, 1)	1.1	H	6	2	1	1	1	0	0	0	0	0	0	18	23	6.75	1.500									
Jesse Orosco, L ERA: 3.94 (8, 1)	0.2	B	3	1	0	0	1	0	0	0	0	0	0	8	10	0.00	1.500									
Matt Herges, R ERA: 3.38 (9, 1)	2.0		9	3	0	0	2	0	0	0	0	0	0	20	31	0.00	1.500									
Mike Trombley, R ERA: 4.14 (11, 1)	0.1	L	2	1	1	1	0	0	0	0	0	0	1	3	4	27.00	3.000									

Los Angeles Dodgers @ Arizona Diamondbacks
Bank One Ballpark, Phoenix, AZ

Fri Sep 28 2001, 10:05 PM EDT
Att: 46,838 - Sunny - 100 F

AB	41
R	4
H	14
RBI	4
BB	5
SO	9
LOB	25



Batter	1	2	3	4	5	6	7	8	9	AB R H RBI BB SO LOB	TOP	
Tom Goodwin, L (1, 8) OBP: 0.278, SLG: 0.331	1-1 WP BB 1B		3-3 K			1-0 G6-3		2-2 G5-3		4 0 1 0 0 1 0	<p>Los Angeles Dodgers @ Arizona Diamondbacks</p> <p>Bank One Ballpark, Phoenix, AZ</p> <p>Sat Sep 29 2001, 4:10 PM EDT</p> <p>Att: 43,936 - Dome - 72 F</p>	
Jeff Reboulet, R (1, 4) OBP: 0.348, SLG: 0.384 Jeff Branson, L (8, PH) OBP: 0.313, SLG: 0.313	1-3 K		3-1 P6			1-2 F9		3-2 F7		3 0 0 0 0 1 1 1 0 0 0 0 0 0		
Shawn Green, L (1, 9) OBP: 0.376, SLG: 0.599	4-0 G4-3 1-2 BB					1-0 F8			2-2 WP 1B	3 0 1 0 1 1 0		
Gary Sheffield, R (1, 7) OBP: 0.412, SLG: 0.570	2-2 G4-3 1-2f 2-3					2-0 G6-3			3-2 P4 1-2	4 1 1 0 0 0 3		
Paul Lo Duca, R (1, 2) OBP: 0.372, SLG: 0.528						3-2 G5-3			2-2 G5-3 1-2	3 0 0 0 1 0 1		
Eric Karros, R (1, 3) OBP: 0.304, SLG: 0.390						0-1 1B			4-1 FC6-4 BB	4 0 2 1 0 1 2		
Adrián Beltré, R (1, 5) OBP: 0.313, SLG: 0.413						1-1 P4 1B			3-2 F8	3 0 0 0 1 1 4		
Alex Cora, L (1, 6) OBP: 0.285, SLG: 0.309						1-0 F8			1-1 FC6-4 1-2f	3 0 0 0 0 0 3		
James Baldwin, R (1, 1) OBP: 0.040, SLG: 0.040 Dave Hansen, L (8, PH) OBP: 0.375, SLG: 0.360 Al Reyes, R (8, 1)						0-0 G6-3			0-0 F9	2 0 0 0 0 0 1 1 0 0 0 0 0 0 0 0 0 0 0 0 0		
Inning Stats	R: 0 H: 1 E: 0 LOB: 1 K: 1 BB: 1 S: 12 P: 20	R: 0 H: 0 E: 0 LOB: 1 K: 1 BB: 1 S: 14 P: 22	R: 0 H: 0 E: 0 LOB: 0 K: 1 BB: 0 S: 9 P: 16	R: 0 H: 0 E: 0 LOB: 0 K: 1 BB: 0 S: 7 P: 13	R: 0 H: 1 E: 0 LOB: 1 K: 0 BB: 0 S: 6 P: 8	R: 0 H: 0 E: 0 LOB: 0 K: 0 BB: 0 S: 5 P: 8	R: 1 H: 2 E: 0 LOB: 1 K: 1 BB: 0 S: 13 P: 20	R: 0 H: 0 E: 0 LOB: 0 K: 0 BB: 0 S: 8 P: 13	R: 0 H: 1 E: 0 LOB: 2 K: 0 BB: 1 S: 13 P: 26	1B: 5 SF: 0 2B: 0 SAC: 0 3B: 0 DP: 1 HR: 0 HBP: 0	WP: 2 PA: 34 PB: 0 SB: 0 CS: 0	
PITCHER	IP WLS BF H R ER SO BB IBB HBP BLK WP HR S P ERA WHIP											
Miguel Batista, R (1, 1) ERA: 3.42	7.0 W 26 4 1 1 5 2 0 0 0 1 0 66 107 1.29 0.857											
Erik Sabel, R (8, 1) ERA: 4.29	1.0 3 0 0 0 0 0 0 0 0 0 0 8 13 0.00 0.000											
Troy Brohawn, L (9, 1) ERA: 4.88	0.0 1 1 0 0 0 0 0 0 0 0 0 3 5 ∞ ∞											
Mike Koplove, R (9, 1) ERA: 4.32	1.0 4 0 0 0 0 0 1 0 0 0 1 0 10 21 0.00 1.000											

livebaseballscorecards.com

AB	31
R	1
H	5
RBI	1
BB	3
SO	5
LOB	15




Batter	1	2	3	4	5	6	7	8	9	AB	R	H	RBI	BB	SO	LOB
Tony Womack, L OBP: 0.302, SLG: 0.334 (1, 6)	1-2 1B		1-0 F7		1-2 G3-1		0-2 HR 1B			4	1	2	0	0	0	1
Danny Bautista, R OBP: 0.344, SLG: 0.407 (1, 9)	2-1 F9		0-2 G5-3			0-0 G5-3	2-0 F9			4	0	0	0	0	0	1
Luis Gonzalez, L OBP: 0.431, SLG: 0.688 (1, 7)	1-0 P3		0-1 F8			1-2 WP HR 1B	2-0 1-H HR			4	2	2	2	0	0	0
Matt Williams, R OBP: 0.321, SLG: 0.478 (1, 5)		1-0 BB E 1B		2-1 G6-3		2-3 K 1-2	1-0 F8			4	1	1	0	0	1	1
Mark Grace, L OBP: 0.383, SLG: 0.455 (1, 3)		4-2 E SH2-3 BB		2-2 F9		4-1 HR BB		2-3 K		2	2	0	0	2	1	0
Steve Finley, L OBP: 0.342, SLG: 0.435 (1, 8)		0-1 E1 SH2-3 FC5-2 1-3 2-H		1-2 G4-3		3-2 HR 1-H 2-H		2-1 SF9 3B		4	2	2	3	0	0	1
Craig Counsell, L OBP: 0.356, SLG: 0.361 (1, 4)		0-0 SH2-3			3-1 L9	1-2 2B		3-1 SF9		2	0	1	2	0	0	0
Rod Barajas, R OBP: 0.196, SLG: 0.286 (1, 2)		0-0 FC5-2 3-H			2-3 K	0-0 G6-3		0-3 K		4	0	0	0	0	2	2
Miguel Batista, R OBP: 0.125, SLG: 0.067 (1, 1)		0-3 K			0-2 1B		1-3 K			2	0	1	0	0	1	1
David Dellucci, L OBP: 0.352, SLG: 0.493 (7, PH)										1	0	0	0	0	1	0
Erik Sabel, R (8, 1)										0	0	0	0	0	0	0
Troy Brohawn, L (9, 1)										0	0	0	0	0	0	0
Mike Koplove, R (9, 1)										0	0	0	0	0	0	0

Inning Stats	R: 0	H: 1	E: 0	LOB: 0	K: 0	P: 10	R: 2	H: 1	E: 1	LOB: 1	K: 1	P: 15	R: 0	H: 0	E: 0	LOB: 0	K: 0	P: 8	R: 0	H: 0	E: 0	LOB: 0	K: 0	P: 15	R: 0	H: 1	E: 0	LOB: 1	K: 1	P: 19	R: 3	H: 3	E: 0	LOB: 1	K: 1	P: 28	R: 2	H: 2	E: 0	LOB: 0	K: 1	P: 15	R: 1	H: 1	E: 0	LOB: 0	K: 2	P: 18
	0	1	0	0	0	10	2	1	1	1	1	15	0	0	0	0	0	8	0	0	0	0	0	15	0	1	0	1	1	1	19	3	3	0	1	1	28	2	2	0	0	1	18	1	1	0	0	18

PITCHER	IP	WLS	BF	H	R	ER	SO	BB	IBB	HBP	BLK	WP	HR	S	P	ERA	WHIP
James Baldwin, R (1, 1)	7.0	L	31	8	7	5	4	2	0	0	0	1	2	72	110	6.43	1.429
Al Reyes, R (8, 1)	1.0		4	1	1	1	2	0	0	0	0	0	0	11	18	9.00	1.000

Los Angeles Dodgers @ Arizona Diamondbacks
Bank One Ballpark, Phoenix, AZ
 Sat Sep 29 2001, 4:10 PM EDT
 Att: 43,936 - Dome - 72 F

AB	31
R	8
H	9
RBI	7
BB	2
SO	6
LOB	7



WP: 1 PA: 35
 PB: 0
 SB: 0
 CS: 0

Batter	1	2	3	4	5	6	7	8	9	AB R H RBI BB SO LOB	TOP																	
Alex Cora, L (1, 6) OBP: 0.285, SLG: 0.311	1-1 G4-3 2B		1-0 F8		2-2 G4-3			1-1 B1-3		4 1 1 0 0 0 0	<p>Los Angeles Dodgers @ Arizona Diamondbacks</p> <p>Bank One Ballpark, Phoenix, AZ</p> <p>Sun Sep 30 2001, 4:35 PM EDT</p> <p>Att: 43,138 - Dome - 72 F</p> <p>livebaseballscorecards.com</p>																	
Mark Grudzielanek, R (1, 4) OBP: 0.318, SLG: 0.396	0-0 G4-3		2-2 G4-3			0-0 F9		0-2 F9		4 0 0 0 0 0 1																		
Shawn Green, L (1, 9) OBP: 0.377, SLG: 0.603	1-0 FC1-4-5-1-4 2B			1-3 K		2-3 K		0-1 FC4-6 3B		4 1 2 1 0 2 0																		
Gary Sheffield, R (1, 7) OBP: 0.410, SLG: 0.567	3-2 FC1-4-5-1-4 2-3			1-0 P2		4-1 S BB		3-0 G3		3 0 0 0 1 0 2																		
Paul Lo Duca, R (1, 3) OBP: 0.372, SLG: 0.529	1-3 K			1-0 2B		1-2 G5-3		4-2 FC4-6 BB		3 0 1 0 0 1 2																		
Adrian Beltré, R (7, 5) OBP: 0.314, SLG: 0.413										0 0 0 0 1 0 0																		
Dave Hansen, L (1, 5) OBP: 0.372, SLG: 0.353		1-3 K		4-0 FC6-4 BB		2-1 G4-3		0-1 FC4-6 FC6-4		3 0 0 1 1 1 1																		
Marquis Grissom, R (1, 8) OBP: 0.249, SLG: 0.401		0-1 F8		1-2 FC6-4 1-2f		1-3 K		0-0 FC6-4 1-2f		4 0 0 0 0 1 3																		
Chad Kreuter, S (1, 2) OBP: 0.358, SLG: 0.386		3-3 K			2-3 K		1-1 G3-1			3 0 0 0 0 2 0																		
Chan Ho Park, R (1, 1) OBP: 0.181, SLG: 0.176			0-1 G5-3			0-0 F8		1-0 F9		3 0 0 0 0 0 0																		
Jeff Shaw, R (9, 1)										0 0 0 0 0 0 0																		
Inning Stats	R: 1 E: 0 K: 1 S: 12	H: 2 LOB: 1 BB: 0 P: 18	R: 0 E: 0 K: 2 S: 9	H: 0 LOB: 0 BB: 0 P: 13	R: 0 E: 0 K: 0 S: 8	H: 1 LOB: 2 BB: 1 P: 16	R: 0 E: 0 K: 1 S: 9	H: 0 LOB: 0 BB: 0 P: 13	R: 0 E: 0 K: 1 S: 8	H: 0 LOB: 1 BB: 1 P: 15	R: 0 E: 0 K: 1 S: 7	H: 0 LOB: 0 BB: 0 P: 11	R: 0 E: 0 K: 0 S: 7	H: 0 LOB: 0 BB: 0 P: 9	R: 1 E: 0 K: 0 S: 8	H: 1 LOB: 1 BB: 1 P: 15	1B: 0 2B: 3 3B: 1 HR: 0	SF: 0 SAC: 0 DP: 0 HBP: 0	WP: 0 PB: 0 SB: 1 CS: 0	PA: 34								
PITCHER	IP WLS BF H R ER SO BB IBB HBP BLK WP HR S P ERA WHIP																											
Albie Lopez, R (1, 1) ERA: 5.03	8.0		29	3	1	1	7	2	0	0	0	0	0	68	106	1.12	0.625											
Greg Swindell, L (9, 1) ERA: 4.58	0.0	L	1	1	1	1	0	0	0	0	0	0	2	2	∞	∞												
Mike Morgan, R (9, 1) ERA: 4.38	1.0		4	0	0	0	0	1	0	0	0	0	0	6	13	0.00	1.000											



Batter	1	2	3	4	5	6	7	8	9	AB	R	H	RBI	BB	SO	LOB	BOTTOM																
Tony Womack, L OBP: 0.302, SLG: 0.333 (1, 6)	2-2 F7		0-1 F9			0-3 K		1-0 1B		4	0	1	1	0	1	1	Los Angeles Dodgers @ Arizona Diamondbacks Bank One Ballpark, Phoenix, AZ Sun Sep 30 2001, 4:35 PM EDT Att. 43,138 - Dome - 72 F																
David Dellucci, L OBP: 0.350, SLG: 0.488 (1, 9)	3-0 F8			0-0 G3-1		3-1 G4-3		0-0 1B		4	0	1	0	0	0	1																	
Luis Gonzalez, L OBP: 0.430, SLG: 0.685 (1, 7)	0-2 F8			0-1 G6-4-3 1B			3-1 G3	2-3 K		4	0	1	0	0	1	2																	
Matt Williams, R OBP: 0.318, SLG: 0.473 (1, 5)		1-1 G5-3		0-1 G6-4-3 1-2*			1-2 G1-3		2-1 G4-3	4	0	0	0	0	0	1																	
Mark Grace, L OBP: 0.383, SLG: 0.457 (1, 3)		1-2 F9			2-2 F8		3-2 2B		3-1 F8	3	0	1	0	0	0	0																	
Ryan Christenson, R OBP: 0.368, SLG: 0.517 (7, PR)										0	0	0	0	0	0	0																	
Erubiel Durazo, L OBP: 0.368, SLG: 0.517 (8, 3)										1	0	0	0	0	0	0																	
Steve Finley, L OBP: 0.339, SLG: 0.431 (1, 8)		3-1 P4			0-0 G4-3		1-0 G3		0-1 L8	4	0	0	0	0	0	1																	
Craig Counsell, L OBP: 0.358, SLG: 0.362 (1, 4)			4-2 SH3 BB		0-1 P6			2-1 1B SH1-4 1B		2	1	1	0	1	0	0																	
Rod Barajas, R OBP: 0.192, SLG: 0.280 (1, 2)		1-1 P6				1-1 F9		1-0 SH1-4		2	0	0	0	0	0	1																	
Jay Bell, R OBP: 0.344, SLG: 0.389 (8, PH)								1-2 SH1-4		0	0	0	0	0	0	0																	
Greg Swindell, L OBP: 0.344, SLG: 0.389 (9, 1)										0	0	0	0	0	0	0																	
Mike Morgan, R OBP: 0.344, SLG: 0.389 (9, 1)										0	0	0	0	0	0	0																	
Albie Lopez, R OBP: 0.107, SLG: 0.038 (1, 1)			0-0 SH3			1-0 G6-3		0-2 1B		1	0	0	0	0	0	0																	
Midre Cummings, L OBP: 0.316, SLG: 0.389 (8, PH)			1-2							1	0	1	0	0	0	0																	
Chad Moeller, R OBP: 0.346, SLG: 0.383 (9, 2)										0	0	0	0	0	0	0																	
Inning Stats	R: 0 E: 0 K: 0 S: 8	H: 0 LOB: 0 BB: 0 P: 13	R: 0 E: 0 K: 0 S: 7	H: 0 LOB: 0 BB: 0 P: 12	R: 0 E: 0 K: 0 S: 8	H: 1 LOB: 0 BB: 1 P: 13	R: 0 E: 0 K: 0 S: 5	H: 0 LOB: 0 BB: 0 P: 8	R: 0 E: 0 K: 1 S: 8	H: 0 LOB: 1 BB: 0 P: 13	R: 0 E: 0 K: 0 S: 9	H: 1 LOB: 1 BB: 0 P: 17	R: 1 E: 0 K: 1 S: 11	H: 4 LOB: 2 BB: 0 P: 17	R: 0 E: 0 K: 0 S: 6	H: 0 LOB: 0 BB: 0 P: 11	1B: 5 2B: 1 3B: 0 HR: 0	SF: 0 SAC: 2 DP: 1 HBP: 0	WP: 1 PA: 33														
PITCHER Chan Ho Park, R ERA: 3.29	(1, 1)	8.0	WLS	W	30	H	6	R	1	ER	1	SO	2	BB	1	IBB	0	HBP	0	BLK	0	WP	1	HR	0	S	62	P	98	ERA	1.12	WHIP	0.875
Jeff Shaw, R ERA: 3.75	(9, 1)	1.0	S	3	0	0	0	0	0	0	0	0	0	0	0	0	0	0	0	0	0	0	0	0	0	0	0	0	0	0	0	0	

livebaseballscorecards.com

AB	30
R	1
H	6
RBI	1
BB	1
SO	2
LOB	7



Batter	1	2	3	4	5	6	7	8	9	AB R H RBI BB SO LOB
Rickey Henderson, R (1, 7) OBP: 0.370, SLG: 0.345	2-0 F7		1-2 G6-3			4-2 G4-6-3 BB		4-2 CS BB		2 0 0 0 2 0 0
D'Angelo Jimenez, S (1, 6) OBP: 0.353, SLG: 0.356	1-3 K		0-3 K			0-0 G4-6-3 1-2f		3-3 K 1-2		4 0 0 0 0 3 2
Ryan Klesko, L (1, 3) OBP: 0.383, SLG: 0.534	3-0 F8				1-2 G4-3	0-2 HR		0-0 P6		4 1 1 1 0 0 0
Phil Nevin, R (1, 5) OBP: 0.383, SLG: 0.574		3-2 F8		0-0 F8		1-2 FC5-4 1B		1-3 K		4 0 1 0 0 1 0
Bubba Trammell, R (1, 9) OBP: 0.322, SLG: 0.467		2-2 F8		0-2 F9		1-1 FC5-4 1-2f		3-1 G3		4 0 0 0 0 0 1
Ben Davis, S (1, 2) OBP: 0.343, SLG: 0.366		2-0 HR			0-2 G3-1		2-1 P6			3 1 1 1 0 0 0
Mike Colangelo, R (1, 8) OBP: 0.333, SLG: 0.440		2-1 2B			1-1 G5-3		1-3 K			3 0 1 0 0 1 0
Damian Jackson, R (1, 4) OBP: 0.323, SLG: 0.345		1-1 L6			3-2 1B		2-2 F9			3 0 1 0 0 0 1
Brian Lawrence, R (1, 1) OBP: 0.115, SLG: 0.192			1-3 K		1-0 G5-3			1-3 K		2 0 0 0 0 0 1 1
Jeremy Pizarro, R (8, 1)										0 0 0 0 0 0 0 0
Ray Lankford, L (8, PH) OBP: 0.359, SLG: 0.492										1 0 0 0 0 0 1 0
Trevor Hoffman, R (9, 1)										0 0 0 0 0 0 0 0
David Lee, R (9, 1)										0 0 0 0 0 0 0 0
Jose Nunez, L (9, 1)										0 0 0 0 0 0 0 0

Inning Stats	R: 0 E: 0 K: 5	H: 0 LOB: 0 BB: 0	P: 11	R: 1 E: 0 K: 11	H: 2 LOB: 1 BB: 0	P: 21	R: 0 E: 0 K: 10	H: 0 LOB: 0 BB: 0	P: 12	R: 0 E: 0 K: 9	H: 0 LOB: 0 BB: 0	P: 9	R: 0 E: 0 K: 9	H: 1 LOB: 1 BB: 0	P: 14	R: 1 E: 0 K: 16	H: 2 LOB: 1 BB: 1	P: 22	R: 0 E: 0 K: 8	H: 0 LOB: 0 BB: 0	P: 13	R: 0 E: 0 K: 10	H: 0 LOB: 0 BB: 1	P: 18	R: 0 E: 0 K: 10	H: 0 LOB: 0 BB: 0	P: 14	1B: 2 2B: 1 3B: 0 HR: 2	SF: 0 SAC: 0 DP: 1 HBP: 0	WP: 0 PB: 0 SB: 0 CS: 1	PA: 32
PITCHER	IP	WLS	BF	H	R	ER	SO	BB	IBB	HBP	BLK	WP	HR	S	P	ERA	WHIP														
Terry Mulholland, L (1, 1) ERA: 4.71	6.0		23	5	2	2	3	1	0	0	0	0	2	59	89	3.00	1.000														
Giovanni Carrara, R (7, 1) ERA: 3.02	2.0	W	6	0	0	0	3	1	0	0	0	0	0	18	31	0.00	0.500														
Jeff Shaw, R (9, 1) ERA: 3.7	1.0	S	3	0	0	0	1	0	0	0	0	0	0	10	14	0.00	0.000														

BOTTOM

Los Angeles Dodgers @ San Diego Padres
Qualcomm Stadium, San Diego, CA

livebaseballscorecards.com

AB	30
R	2
H	5
RBI	2
BB	2
SO	7
LOB	5



Tue Oct 02 2001, 10:05 PM EDT
Att. 22,442 - Sunny - 72 F

Batter	1	2	3	4	5	6	7	8	9	AB R H RBI BB SO LOB	TOP	
Marquis Grissom, R (1, 8) <small>OBP: 0.250, SLG: 0.400</small>	2-2 	2-0 		2-2 		0-1 		1-2 	2-3 	6 1 2 0 0 1 0		
Jeff Reboulet, R (1, 4) <small>OBP: 0.366, SLG: 0.392</small>	4-1 	1-1 		0-0 			2-2 	4-2 		3 2 3 0 2 0 0		
Shawn Green, L (1, 9) <small>OBP: 0.373, SLG: 0.595</small> Phil Hiatt, R (8, 3) <small>OBP: 0.271, SLG: 0.400</small>	3-2 	2-0 		1-1 			0-2 	0-0 		5 3 1 2 0 0 4 0 0 0 0 0 0 0		
Gary Sheffield, R (1, 7) <small>OBP: 0.413, SLG: 0.573</small> Bruce Aven, R (8, 9) <small>OBP: 0.375, SLG: 0.545</small>	2-1 		0-0 	0-0 			4-0 	3-2 		4 2 2 4 1 0 1 0 0 0 0 0 0 0		
Paul Lo Duca, R (1, 2) <small>OBP: 0.375, SLG: 0.550</small>	2-2 		1-2 		4-2 		1-0 	3-2 		3 1 2 4 4 1 0 0		
Eric Karros, R (1, 3) <small>OBP: 0.309, SLG: 0.397</small> McKay Christensen, L (8, 7) <small>OBP: 0.390, SLG: 0.404</small>	3-2 		4-1 		3-2 		0-0 	2-3 		4 2 2 0 1 1 2 0 0 0 0 0 0 0		
Adrian Beltré, R (1, 5) <small>OBP: 0.313, SLG: 0.414</small>	1-2 		3-2 		0-2 		3-1 	2-2 		5 0 2 2 2 0 0 3		
Alex Cora, L (1, 6) <small>OBP: 0.288, SLG: 0.312</small>	2-2 		4-0 		0-0 		0-0 		1-2 	4 0 1 0 1 0 2		
Eric Gagne, R (1, 1) <small>OBP: 0.156, SLG: 0.295</small> Al Reyes, R (7, 1) <small>OBP: 0.333, SLG: 0.333</small> Jeff Williams, R (9, 1)		1-2 	0-0 		1-0 			1-2 	1-3 	3 0 0 0 0 0 3 2 1 1 0 0 1 0 0 0 0 0 0 0 0		
Inning Stats	R: 4 H: 4 E: 1 LOB: 1 K: 0 BB: 1 S: 23 P: 42	R: 0 H: 1 E: 0 LOB: 1 K: 0 BB: 0 S: 7 P: 13	R: 1 H: 2 E: 0 LOB: 2 K: 0 BB: 2 S: 9 P: 21	R: 0 H: 1 E: 0 LOB: 1 K: 0 BB: 0 S: 8 P: 11	R: 0 H: 0 E: 0 LOB: 0 K: 0 BB: 1 S: 8 P: 15	R: 0 H: 1 E: 0 LOB: 0 K: 0 BB: 0 S: 4 P: 5	R: 3 H: 3 E: 0 LOB: 1 K: 0 BB: 1 S: 12 P: 22	R: 4 H: 4 E: 0 LOB: 1 K: 1 BB: 1 S: 26 P: 42	R: 0 H: 0 E: 0 LOB: 0 K: 2 BB: 0 S: 9 P: 13	1B: 11 SF: 1 2B: 2 SAC: 0 3B: 1 DP: 2 HR: 2 HBP: 0	WP: 0 PA: 46 PB: 0 SB: 1 CS: 3	
PITCHER	IP WLS BF H R ER SO BB IBB HBP BLK WP HR S P ERA WHIP											
Bobby Jones, R (1, 1) <small>ERA: 5.12</small>	2.2 L 17 7 5 3 0 2 1 0 0 0 0 1 38 75 10.12 3.375											
David Lee, R (3, 1) <small>ERA: 3.78</small>	0.1 1 0 0 0 0 0 0 0 0 0 0 0 1 1 0.00 0.000											
Brett Jodie, R (4, 1) <small>ERA: 6.85</small>	3.1 15 5 3 3 0 1 1 0 0 0 1 29 47 8.10 1.800											
Wascar Serrano, R (7, 1) <small>ERA: 6.7</small>	0.2 7 4 4 4 0 1 0 0 0 0 0 0 19 31 54.00 7.500											
Chuck McElroy, L (8, 1) <small>ERA: 5.01</small>	2.0 6 0 0 0 0 3 0 0 0 0 0 0 19 30 0.00 0.000											

Los Angeles Dodgers @ San Diego Padres
 Qualcomm Stadium, San Diego, CA
 Wed Oct 03 2001, 10:05 PM EDT
 Att. 23,138 - Sunny - 72 F

AB	39
R	12
H	16
RBI	12
BB	6
SO	3
LOB	15



Batter	1	2	3	4	5	6	7	8	9	AB	R	H	RBI	BB	SO	LOB
Rickey Henderson, R (1, 7) OBP: 0.369, SLG: 0.342	1-0 G6-3		4-1 2B BB		2-2 G4-3		2-0 F8		4-2 1B BB	3	1	0	0	1	0	0
D'Angelo Jimenez, S (1, 6) OBP: 0.350, SLG: 0.352	0-0 G4-3		1-0 F8		1-2 G4-3		3-3 K		4-1 1B BB	4	1	0	0	1	1	2
Ryan Klesko, L (1, 3) OBP: 0.383, SLG: 0.534 Rick Wilkins, L (9, 3) OBP: 0.250, SLG: 0.364	2-0 P5		0-1 1B 2B		1-1 G3-1			0-0 F8	1-1 BB 1B	4	0	1	2	0	0	0
Phil Nevin, R (1, 5) OBP: 0.382, SLG: 0.570 Alex Arias, R (8, 5) OBP: 0.312, SLG: 0.336		3-2 E6 1B	0-0 F3		1-3 K			0-2 G4-3	1-2 BB 1B	3	0	0	0	0	1	1
Bubba Trammell, R (1, 9) OBP: 0.328, SLG: 0.471		0-0 1B	1-0 1B		4-0 BB BB			0-2 1B	4-1 BB	3	0	3	0	2	0	0
Ben Davis, S (1, 2) OBP: 0.343, SLG: 0.365 Wascar Serrano, R (7, 1) OBP: 0.111, SLG: 0.111 Mike Colangelo, R (8, 7) OBP: 0.326, SLG: 0.430 Chuck McElroy, L (8, 1) Mike Darr, L (9, PH) OBP: 0.362, SLG: 0.351		0-0 F8	2-3 K		4-0 BB			3-2 F8	2-3 K	2	0	0	0	1	1	4
Cesar Crespo, S (1, 8) OBP: 0.313, SLG: 0.314		1-3 K		2-3 K		2-2 F8			4-2 BB 1B	3	1	0	0	1	2	4
Damian Jackson, R (1, 4) OBP: 0.321, SLG: 0.342		3-3 K		0-2 F8		0-1 B1-3			1-0 F8	4	0	0	0	0	1	5
Bobby Jones, R (1, 1) OBP: 0.183, SLG: 0.175 David Lee, R (3, 1) Kevin Witt, L (3, PH) OBP: 0.233, SLG: 0.407 Brett Jodie, R (4, 1) Wiki Gonzalez, R (7, 2) OBP: 0.333, SLG: 0.449			4-2 BB 2B		0-3 K		0-0 F8		3-2 G5-3	0	0	0	0	0	0	0

Inning Stats	R: 0	H: 0	E: 0	K: 3	S: 3	H: 0	LOB: 0	BB: 0	P: 6	R: 0	H: 1	E: 1	K: 2	S: 11	R: 0	H: 2	E: 0	K: 1	S: 11	R: 0	H: 0	E: 0	K: 2	S: 9	R: 0	H: 0	E: 0	K: 1	S: 9	R: 0	H: 0	E: 0	K: 1	S: 9	R: 0	H: 1	E: 0	K: 1	S: 10	R: 3	H: 2	E: 0	K: 1	S: 21	1B: 5	SF: 0	2B: 1	SAC: 0	3B: 0	DP: 0	HR: 0	HBP: 0	WP: 0	PA: 42
--------------	------	------	------	------	------	------	--------	-------	------	------	------	------	------	-------	------	------	------	------	-------	------	------	------	------	------	------	------	------	------	------	------	------	------	------	------	------	------	------	------	-------	------	------	------	------	-------	-------	-------	-------	--------	-------	-------	-------	--------	-------	--------

PITCHER	IP	WLS	BF	H	R	ER	SO	BB	IBB	HBP	BLK	WP	HR	S	P	ERA	WHIP
Eric Gagne, R (1, 1) ERA: 4.76	6.0		26	3	2	2	6	4	0	0	0	0	0	51	90	3.00	1.167
Al Reyes, R (7, 1) ERA: 3.86	2.2		14	3	3	3	1	3	0	0	0	0	0	32	58	10.12	2.250
Jeff Williams, L (9, 1) ERA: 6.29	0.1		2	0	0	0	1	1	0	0	0	0	0	4	10	0.00	3.000

Los Angeles Dodgers @ San Diego Padres
Qualcomm Stadium, San Diego, CA
 Wed Oct 03 2001, 10:05 PM EDT
 Att. 23,138 - Sunny - 72 F

AB	34
R	5
H	6
RBI	5
BB	8
SO	8
LOB	21



Batter	1	2	3	4	5	6	7	8	9	AB R H RBI BB SO LOB	TOP											
Tom Goodwin, L (1, 8) OBP: 0.286, SLG: 0.336 Marquis Grissom, R (9, PH) OBP: 0.249, SLG: 0.400	4-2 G6-3 BB		2-2 2B 1B		0-3 K			0-0 G6-4-3 1B	1-3 K	3 1 2 0 1 1 1 1 0 0 0 0 1 1												
Mark Grudzielanek, R (1, 4) OBP: 0.315, SLG: 0.393	2-2 G6-3		0-0 L5		2-3 K			1-2 G6-4-3 1B		4 0 0 0 0 1 5												
Shawn Green, L (1, 9) OBP: 0.373, SLG: 0.595 Bruce Aven, R (7, 9) OBP: 0.400, SLG: 0.565	1-1 P6		0-0 1B 2B		1-2 F8			1-2 2B 1B		3 0 1 1 0 0 1 1 0 1 1 0 0 0												
Gary Sheffield, R (1, 7) OBP: 0.415, SLG: 0.575	4-0 BB		0-0 1B		0-1 G6-3			0-0 2B		3 0 2 0 1 0 0												
Paul Lo Duca, R (1, 2) OBP: 0.374, SLG: 0.547	3-2 G4-3			3-2 FC5-4 1B		0-1 P6		3-3 K		4 0 1 0 0 1 4												
Eric Karros, R (1, 3) OBP: 0.306, SLG: 0.393		2-0 F9		1-2 FC5-4 1B		3-2 F8		2-2 G3		4 0 0 0 0 0 1												
Adrian Beltré, R (1, 5) OBP: 0.312, SLG: 0.413		1-1 G4-3		1-2 G6-4-3		1-1 F9		1-1 E6 G4-3 2B 1B		4 1 1 0 0 0 1												
Alex Cora, L (1, 6) OBP: 0.285, SLG: 0.309		1-3 K			0-1 F8		0-0 F7		3-2 G4-3	4 0 0 0 0 1 1												
Luke Prokopec, L (1, 1) OBP: 0.194, SLG: 0.222 Mike Trombley, R (6, 1) McKay Christensen, L (8, PH) OBP: 0.450, SLG: 0.415 Dennis Springer, R (8, 1) Dave Hansen, L (9, PH) OBP: 0.370, SLG: 0.353 Phil Hilt, R (9, PH) OBP: 0.286, SLG: 0.435			0-1 G6-3		1-2 1B			0-2 G6-4-3 1B 1B	1-0 2B	2 0 1 0 0 0 0 0 0 0 0 0 0 0 1 1 1 0 0 0 0 0 0 0 0 0 0 0 0 0 0 0 0 0 0 1 0 1 1 0 0 0												
Inning Stats	R: 0 E: 0 K: 0 S: 12	H: 0 LOB: 2 BB: 2 P: 26	R: 0 E: 0 K: 1 S: 7	H: 0 LOB: 0 BB: 0 P: 11	R: 1 E: 0 K: 0 S: 9	H: 3 LOB: 2 BB: 0 P: 11	R: 0 E: 0 K: 0 S: 13	H: 1 LOB: 0 BB: 0 P: 18	R: 0 E: 0 K: 2 S: 11	H: 1 LOB: 1 BB: 0 P: 14	R: 0 E: 0 K: 0 S: 7	H: 0 LOB: 0 BB: 0 P: 8	R: 0 E: 0 K: 0 S: 6	H: 0 LOB: 0 BB: 0 P: 10	R: 1 E: 0 K: 1 S: 15	H: 4 LOB: 2 BB: 0 P: 20	R: 1 E: 1 K: 1 S: 15	H: 2 LOB: 1 BB: 0 P: 23	1B: 8 2B: 3 3B: 0 HR: 0	SF: 0 SAC: 0 DP: 2 HBP: 0	WP: 0 PB: 0 SB: 0 CS: 0	PA: 37
PITCHER	IP WLS BF H R ER SO BB IBB HBP BLK WP HR S P ERA WHIP																					
Jason Middlebrook, R (1, 1) ERA: 5.12	6.0 W 23 5 1 1 3 2 0 0 0 0 0 0 59 88 1.50 1.167																					
David Lundquist, R (7, 1) ERA: 6.27	1.0 5 2 1 1 0 0 0 0 0 0 0 0 10 14 9.00 2.000																					
Jeremy Fikac, R (8, 1) ERA: 1.07	1.2 7 3 1 1 1 0 0 0 0 0 0 0 22 33 5.40 1.800																					
Jose Nunez, L (9, 1) ERA: 4.66	0.0 1 1 0 0 0 0 0 0 0 0 0 0 1 2 ∞ ∞																					
Trevor Hoffman, R (9, 1) ERA: 3.43	0.1 S 1 0 0 0 1 0 0 0 0 0 0 0 3 4 0.00 0.000																					

Los Angeles Dodgers @ San Diego Padres
Qualcomm Stadium, San Diego, CA
Thu Oct 04 2001, 5:05 PM EDT
Att. 21,606 - Sunny - 77 F

AB	35
R	3
H	11
RBI	3
BB	2
SO	5
LOB	15



Batter	1	2	3	4	5	6	7	8	9
Rickey Henderson, R (1, 7) Mike Colangelo, R (9, 7) OBP: 0.369, SLG: 0.350 OBP: 0.326, SLG: 0.430	0-1 F9		1-0 HR	3-2 G6-3		4-2 2B BB		1-0 F9	
D'Angelo Jimenez, S (1, 6) OBP: 0.351, SLG: 0.359	1-2 F8		3-2 F9		0-0 F8 L1-5 2B	3-2 2B		0-1 G4-6-3	
Ryan Klesko, L (1, 3) OBP: 0.385, SLG: 0.536	0-2 1B 2B		4-2 BB BB		1-2 F8	4-1 BB			
Phil Nevin, R (1, 5) Alex Arias, R (7, 5) OBP: 0.382, SLG: 0.569 OBP: 0.312, SLG: 0.336	0-2 1B		4-0 BB		0-1 L1-5	0-3 K			
Bubba Trammell, R (1, 9) OBP: 0.330, SLG: 0.471	2-1 P4		3-2 G6-3			0-0 BB 1B BB 1B	2-2 G6-3 1B		
Ben Davis, S (1, 2) Jose Nunez, L (9, 1) Trevor Hoffman, R (9, 1)		2-3 K		2-3 K		1-2 F8	1-1 G6-3		
Cesar Crespo, S (1, 8) OBP: 0.311, SLG: 0.313		1-2 F8		1-1 G4-3		0-1 F7	1-1 1B		
Damian Jackson, R (1, 4) OBP: 0.322, SLG: 0.346		0-0 F9		1-0 1B 2B		1-2 BB 2B 1B	1-3 K		
Jason Middlebrook, R (1, 1) Tony Gwynn, L (6, PH) Kevin Witt, L (6, PR) David Lundquist, R (7, 1) Jeremy Fikac, R (8, 1) Wiki Gonzalez, R (8, 2) OBP: 0.143, SLG: 0.143 OBP: 0.385, SLG: 0.455 OBP: 0.233, SLG: 0.407			1-3 K	0-0 1B		4-2 2B BB		1-1 G4-6-3 HBP	

Inning Stats	R: 1	H: 2	E: 0	K: 0	S: 16	R: 0	H: 0	E: 0	K: 1	S: 7	R: 1	H: 1	E: 0	K: 1	S: 15	R: 1	H: 2	E: 0	K: 1	S: 12	R: 0	H: 1	E: 0	K: 0	S: 6	R: 3	H: 3	E: 0	K: 1	S: 21	R: 0	H: 2	E: 0	K: 1	S: 11	R: 0	H: 0	E: 0	K: 0	S: 4
	LOB: 1	BB: 0	LOB: 0	BB: 0		LOB: 2	BB: 2	LOB: 1	BB: 2		LOB: 0	BB: 1	LOB: 0	BB: 0		LOB: 3	BB: 3	LOB: 1	BB: 0		LOB: 0	BB: 0	LOB: 0	BB: 0		LOB: 3	BB: 3	LOB: 1	BB: 0		LOB: 0	BB: 0	LOB: 0	BB: 0		LOB: 0	BB: 0	LOB: 0	BB: 0	

PITCHER	IP	WLS	BF	H	R	ER	SO	BB	IBB	HBP	BLK	WP	HR	S	P	ERA	WHIP
Luke Prokopec, R (1, 1) ERA: 4.88	5.0	L	22	6	3	3	3	2	0	0	0	0	1	56	86	5.40	1.600
Mike Trombley, R (6, 1) ERA: 4.38	2.0		13	5	3	3	2	3	0	0	0	0	0	32	54	13.50	4.000
Dennis Springer, R (8, 1) ERA: 3.75	1.0		3	0	0	0	0	0	0	1	0	0	0	4	6	0.00	0.000

BOTTOM

Los Angeles Dodgers @ San Diego Padres
Qualcomm Stadium, San Diego, CA

Thu Oct 04 2001, 5:05 PM EDT
Att: 21,606 - Sunny - 77 F

AB	R	H	RBI	BB	SO	LOB
4	1	1	2	1	0	2
0	0	0	0	0	0	0
5	0	2	2	0	0	1
2	1	1	0	2	0	1
3	0	1	1	1	1	4
0	0	0	0	0	0	0
4	1	2	0	0	0	3
4	0	0	0	0	2	2
0	0	0	0	0	0	0
0	0	0	0	0	0	0
4	0	1	0	0	0	1
4	2	2	0	0	1	1
2	0	1	1	0	1	0
0	0	0	0	1	0	0
0	1	0	0	0	0	0
0	0	0	0	0	0	0
0	0	0	0	0	0	0
0	0	0	0	0	0	0
0	0	0	0	0	0	0

livebaseballscores.com

AB	32
R	6
H	11
RBI	6
BB	5
SO	5
LOB	15



WP	PA
0	38
PB	0
SB	0
CS	0

Batter	1	2	3	4	5	6	7	8	9	AB R H RBI BB SO LOB	TOP																																																																						
Marquis Grissom, R (1, 8) OBP: 0.251, SLG: 0.405										6 2 2 3 0 1 4																																																																							
Mark Grudzielanek, R (1, 4) OBP: 0.317, SLG: 0.393										5 1 2 0 1 1 0																																																																							
Shawn Green, L (1, 9) OBP: 0.374, SLG: 0.601										6 3 3 1 0 1 5																																																																							
Gary Sheffield, R (1, 7) OBP: 0.420, SLG: 0.584										3 2 3 4 2 0 0																																																																							
Paul Lo Duca, R (1, 3) OBP: 0.373, SLG: 0.545 (9, 2)										4 0 1 1 0 0 2																																																																							
Adrián Beltré, R (1, 5) OBP: 0.309, SLG: 0.408										5 0 0 0 0 1 5																																																																							
Jeff Reboulet, R (1, 6) OBP: 0.367, SLG: 0.397										5 2 2 0 0 1 3																																																																							
Chad Kreuter, S (1, 2) OBP: 0.359, SLG: 0.383 Tom Goodwin, L (9, PR) OBP: 0.286, SLG: 0.336 Phil Hiatt, R (9, 3) OBP: 0.286, SLG: 0.435										4 0 1 0 1 1 3																																																																							
Chan Ho Park, R Bruce Aven, R Giovanni Carrara, R Dave Hansen, L McKay Christensen, L Matt Hedman, L Jesse Chirco, R Alex Cora, L Jeff Shaw, R										<table border="1"> <tr><td>1</td><td>1</td><td>1</td><td>2</td><td>1</td><td>0</td><td>0</td></tr> <tr><td>1</td><td>0</td><td>0</td><td>0</td><td>0</td><td>0</td><td>0</td></tr> <tr><td>0</td><td>0</td><td>0</td><td>0</td><td>0</td><td>0</td><td>0</td></tr> <tr><td>0</td><td>0</td><td>0</td><td>0</td><td>1</td><td>0</td><td>0</td></tr> <tr><td>0</td><td>0</td><td>0</td><td>0</td><td>0</td><td>0</td><td>0</td></tr> <tr><td>0</td><td>0</td><td>0</td><td>0</td><td>0</td><td>0</td><td>0</td></tr> <tr><td>0</td><td>0</td><td>0</td><td>0</td><td>0</td><td>0</td><td>0</td></tr> <tr><td>0</td><td>0</td><td>0</td><td>0</td><td>0</td><td>0</td><td>0</td></tr> <tr><td>0</td><td>0</td><td>0</td><td>0</td><td>1</td><td>0</td><td>0</td></tr> <tr><td>0</td><td>0</td><td>0</td><td>0</td><td>0</td><td>0</td><td>0</td></tr> </table>	1	1	1	2	1	0	0	1	0	0	0	0	0	0	0	0	0	0	0	0	0	0	0	0	0	1	0	0	0	0	0	0	0	0	0	0	0	0	0	0	0	0	0	0	0	0	0	0	0	0	0	0	0	0	0	0	0	0	0	0	1	0	0	0	0	0	0	0	0	0	
1	1	1	2	1	0	0																																																																											
1	0	0	0	0	0	0																																																																											
0	0	0	0	0	0	0																																																																											
0	0	0	0	1	0	0																																																																											
0	0	0	0	0	0	0																																																																											
0	0	0	0	0	0	0																																																																											
0	0	0	0	0	0	0																																																																											
0	0	0	0	0	0	0																																																																											
0	0	0	0	1	0	0																																																																											
0	0	0	0	0	0	0																																																																											
Inning Stats	R: 5 H: 6 E: 1 LOB: 2 K: 1 BB: 1 S: 24 P: 42	R: 1 H: 2 E: 0 LOB: 1 K: 1 BB: 0 S: 11 P: 17	R: 2 H: 1 E: 0 LOB: 0 K: 1 BB: 1 S: 13 P: 25	R: 1 H: 2 E: 0 LOB: 2 K: 0 BB: 1 S: 13 P: 23	R: 0 H: 0 E: 0 LOB: 0 K: 1 BB: 0 S: 7 P: 13	R: 1 H: 1 E: 0 LOB: 0 K: 0 BB: 0 S: 9 P: 16	R: 1 H: 2 E: 1 LOB: 3 K: 1 BB: 1 S: 12 P: 23	R: 0 H: 0 E: 0 LOB: 1 K: 1 BB: 1 S: 11 P: 18	R: 0 H: 1 E: 0 LOB: 2 K: 0 BB: 2 S: 12 P: 21	1B: 10 SF: 1 2B: 2 SAC: 0 3B: 0 DP: 0 HR: 3 HBP: 0	WP: 0 PA: 48 PB: 0 SB: 1 CS: 1																																																																						
PITCHER Shawn Estes, L (1, 1) ERA: 4.02 Mark Gardner, R (1, 1) ERA: 5.46 Wayne Gomes, R (3, 1) ERA: 5.29 Aaron Fultz, L (4, 1) ERA: 4.56 Tim Worrell, R (6, 1) ERA: 3.45	IP WLS BF H R ER SO BB IBB HBP BLK WP HR S P ERA WHIP 0.2 7 5 5 5 1 0 0 0 0 0 0 0 18 31 67.50 7.500 1.1 8 3 1 1 1 0 1 0 0 0 0 0 17 28 6.75 2.250 1.0 8 3 3 3 1 2 0 0 0 0 0 2 19 38 27.00 5.000 2.1 8 1 1 1 1 0 0 0 0 0 0 1 19 30 3.86 0.429 1.0 L 6 1 1 1 0 0 1 0 0 0 0 0 10 23 9.00 1.000	PITCHER Felix Rodriguez, R (7, 1) ERA: 1.7 Robb Nen, R (9, 1) ERA: 3.04	IP WLS BF H R ER SO BB IBB HBP BLK WP HR S P ERA WHIP 1.2 6 1 0 0 2 1 0 0 0 0 0 0 17 27 0.00 1.200 1.0 5 1 0 0 0 2 0 0 0 0 0 0 12 21 0.00 3.000																																																																														

Los Angeles Dodgers @ San Francisco Giants
PacBell Park, San Francisco, CA
 Fri Oct 05 2001, 10:35 PM EDT
 Att. 41,730 - Sunny - 61 F

livebaseballscorecards.com

AB	40
R	11
H	15
RBI	11
BB	7
SO	6
LOB	22



Batter	1	2	3	4	5	6	7	8	9	AB	R	H	RBI	BB	SO	LOB
Marvin Benard, L (1, 8) OBP: 0.318, SLG: 0.436 Robb Nen, R (9, 1)	1-3 K	0-1 G6-3		0-0 2B		1-0 HR		1-2 F8		5	2	2	0	0	1	1
Rich Aurilia, R (1, 6) OBP: 0.370, SLG: 0.576	0-1 G5-3	1-0 G5-3		3-2 F7		1-1 HR		1-3 K		5	1	1	2	0	1	3
Barry Bonds, L (1, 7) OBP: 0.514, SLG: 0.860	1-0 HR		1-1 HR	4-0 2B		3-1 F7		4-1 BB		3	3	2	2	2	0	0
Jeff Kent, R (1, 4) OBP: 0.369, SLG: 0.511	1-2 F8		1-0 G5-3	2-0 2B		4-2 BB		2-0 F9		4	0	1	3	1	0	1
Andres Galarraga, R (1, 3) OBP: 0.328, SLG: 0.462 LeJon Powell, R (9, PR)		3-2 E 2B	1-0 G4-3		0-3 K	4-1 BB			4-1 FC4 BB	3	1	1	0	2	1	0
John Vander Wal, L (1, 9) OBP: 0.364, SLG: 0.442 Felix Rodriguez, R (7, 1) Calvin Murray, R (9, 8) OBP: 0.318, SLG: 0.356		4-1 E 2B	4-2 BB		0-1 FC6-4 1B	1-2 P6			0-0 B3	2	1	1	0	2	0	2
Benito Santiago, R (1, 2) OBP: 0.295, SLG: 0.369 J.T. Snow, L (9, PH) OBP: 0.369, SLG: 0.377		3-2 L7	2-2 F3		0-1 F8		1-1 G1-3		3-2 F9	4	0	0	0	0	0	4
Pedro Feliz, R (1, 5) OBP: 0.264, SLG: 0.373 Tim Worrell, R (6, 1) Shawon Dunston, R (7, 9) OBP: 0.293, SLG: 0.511		0-0 E6 2B		0-3 K	0-0 FC6-4		0-3 K		1-1 FC4	3	1	0	0	0	1	3
Shawn Estes, R (1, 1) OBP: 0.350, SLG: 0.071 Mark Gardner, R (1, 1) Eric Davis, R (2, PH) OBP: 0.275, SLG: 0.375 Wayne Gomes, R (3, 1) OBP: 1.000, SLG: 1.000 Aaron Fultz, L (4, 1) OBP: 0.400, SLG: 0.400 Edwards Guzman, L (6, 5) OBP: 0.280, SLG: 0.384 Ramon Martinez, R (8, 5) OBP: 0.323, SLG: 0.353		1-2 2B		1-1 2B		1-3 K		0-1 G3		0	0	0	0	0	0	0

Inning Stats	R: 1	H: 1	E: 0	K: 1	S: 11	H: 1	LOB: 0	BB: 0	P: 14	R: 3	H: 2	E: 1	K: 0	S: 15	H: 1	LOB: 1	BB: 1	P: 27	R: 1	H: 1	E: 0	K: 0	S: 10	R: 3	H: 3	E: 0	K: 1	S: 12	H: 1	LOB: 1	BB: 0	P: 9	R: 2	H: 2	E: 0	K: 1	S: 15	H: 2	LOB: 2	BB: 2	P: 30	R: 0	H: 0	E: 0	K: 1	S: 7	H: 0	LOB: 0	BB: 0	P: 8	R: 0	H: 0	E: 0	K: 1	S: 11	H: 0	LOB: 1	BB: 1	P: 19	R: 0	H: 0	E: 0	K: 0	S: 7	H: 0	LOB: 1	BB: 1	P: 15	1B: 3	SF: 0	2B: 4	SAC: 0	3B: 0	DP: 0	HR: 3	HBP: 0	WP: 0	PA: 44
--------------	------	------	------	------	-------	------	--------	-------	-------	------	------	------	------	-------	------	--------	-------	-------	------	------	------	------	-------	------	------	------	------	-------	------	--------	-------	------	------	------	------	------	-------	------	--------	-------	-------	------	------	------	------	------	------	--------	-------	------	------	------	------	------	-------	------	--------	-------	-------	------	------	------	------	------	------	--------	-------	-------	-------	-------	-------	--------	-------	-------	-------	--------	-------	--------

PITCHER	IP	WLS	BF	H	R	ER	SO	BB	IBB	HBP	BLK	WP	HR	S	P	ERA	WHIP
Chan Ho Park, R (1, 1) ERA: 3.5	4.0		22	7	8	7	2	2	2	0	0	0	2	48	82	15.75	2.250
Giovanni Carrara, R (5, 1) ERA: 3.16	2.0	W	11	3	2	2	2	2	0	0	0	0	1	24	39	9.00	2.500
Matt Herges, R (7, 1) ERA: 3.32	1.2	H	5	0	0	0	2	0	0	0	0	0	0	16	19	0.00	0.000
Jesse Orosco, L (8, 1) ERA: 3.94	0.0		1	0	0	0	0	1	0	0	0	0	0	1	5	∞	∞
Jeff Shaw, R (8, 1) ERA: 3.63	1.1	S	5	0	0	0	0	1	0	0	0	0	0	8	18	0.00	0.750

BOTTOM

Los Angeles Dodgers @ San Francisco Giants
PacBell Park, San Francisco, CA

Fri Oct 05 2001, 10:35 PM EDT
Att: 41,730 - Sunny - 61 F

livebaseballscorecards.com

AB	37
R	10
H	10
RBI	10
BB	7
SO	6
LOB	17



Batter	1	2	3	4	5	6	7	8	9	AB R H RBI BB SO LOB	TOP
Marquis Grissom, R (1, 8) <small>OBP: 0.252, SLG: 0.408</small>	0-1 		1-2 			1-1 	3-2 		2-3 	5 1 2 0 0 1 0	Los Angeles Dodgers @ San Francisco Giants PacBell Park, San Francisco, CA Sat Oct 06 2001, 4:05 PM EDT Att. 41,636 - Overcast - 63 F
Jeff Branson, L (1, 4) <small>OBP: 0.286, SLG: 0.286</small>	3-1 		1-0 			1-1 	1-0 		3-1 	5 1 1 0 0 0 3	
Shawn Green, L (1, 9) <small>OBP: 0.374, SLG: 0.602</small>	2-0 		1-2 			0-1 		0-1 		4 0 2 1 0 0 0	
Gary Sheffield, R (1, 7) <small>OBP: 0.417, SLG: 0.579</small>	2-0 			0-1 		1-0 		0-1 		4 0 0 1 0 0 2	
Paul Lo Duca, R (1, 2) <small>OBP: 0.374, SLG: 0.543</small>	2-0 			0-0 		0-1 		1-1 		3 1 1 0 0 0 1	
Eric Karros, R (1, 3) <small>OBP: 0.306, SLG: 0.392</small>	0-1 			1-1 			0-0 	3-1 		4 1 1 0 0 0 2	
Adrián Beltré, R (1, 5) <small>OBP: 0.310, SLG: 0.413</small>		0-0 			0-3 		0-2 	1-1 		4 2 2 2 0 1 0	
Alex Cora, L (1, 6) <small>OBP: 0.284, SLG: 0.306</small>		1-3 			2-2 		0-0 	1-0 		4 0 0 0 0 1 1	
James Baldwin, R (1, 1) <small>OBP: 0.071, SLG: 0.107</small> Matt Herges, L (8, 1) <small>OBP: 0.444, SLG: 0.444</small> Jeff Shaw, R (9, 1)		0-0 			2-3 		0-0 	1-1 		3 0 1 1 0 1 0 1 0 0 0 0 0 0 0 0 0 0 0 0 0	
Inning Stats	R: 1 H: 2 E: 0 LOB: 2 K: 0 BB: 0 S: 8 P: 17	R: 0 H: 0 E: 0 LOB: 0 K: 1 BB: 0 S: 7 P: 8	R: 0 H: 0 E: 0 LOB: 0 K: 0 BB: 0 S: 8 P: 11	R: 0 H: 0 E: 0 LOB: 0 K: 0 BB: 0 S: 5 P: 6	R: 0 H: 0 E: 0 LOB: 0 K: 2 BB: 0 S: 11 P: 15	R: 1 H: 2 E: 0 LOB: 1 K: 0 BB: 0 S: 9 P: 12	R: 1 H: 3 E: 0 LOB: 2 K: 0 BB: 0 S: 10 P: 14	R: 3 H: 3 E: 0 LOB: 0 K: 0 BB: 0 S: 11 P: 17	R: 0 H: 0 E: 0 LOB: 0 K: 1 BB: 0 S: 8 P: 14	1B: 6 SF: 0 2B: 3 SAC: 0 3B: 1 DP: 0 HR: 0 HBP: 1	
PITCHER Livan Hernandez, R (1, 1) <small>ERA: 5.24</small> 41 Chad Zerbe, L (9, 1) <small>ERA: 3.92</small>	IP WLS BF H R ER SO BB IBB HBP BLK WP HR S P ERA WHIP	8.0 L 35 10 6 6 3 0 0 0 1 0 2 0 69 100 6.75 1.250	1.0 3 0 0 0 0 1 0 0 0 0 0 0 8 14 0.00 0.000	PITCHER IP WLS BF H R ER SO BB IBB HBP BLK WP HR S P ERA WHIP	3.0 0 11 3 3 0 0 0 0 0 0 0 0 11 17 0.00 0.000	1.0 3 0 0 0 0 1 0 0 0 0 0 0 8 14 0.00 0.000	1.0 3 0 0 0 0 1 0 0 0 0 0 0 8 14 0.00 0.000	1.0 3 0 0 0 0 1 0 0 0 0 0 0 8 14 0.00 0.000	1.0 3 0 0 0 0 1 0 0 0 0 0 0 8 14 0.00 0.000	1.0 3 0 0 0 0 1 0 0 0 0 0 0 8 14 0.00 0.000	1.0 3 0 0 0 0 1 0 0 0 0 0 0 8 14 0.00 0.000

livebaseballscorecards.com

AB	37
R	6
H	10
RBI	5
BB	0
SO	4
LOB	9



Batter	1	2	3	4	5	6	7	8	9	AB	R	H	RBI	BB	SO	LOB
Calvin Murray, R OBP: 0.318, SLG: 0.355 (1, 8) B X	1-0 P4 ①		1-2 1B ①			0-2 G5-3 ①		3-2 G6-3 ②		4	0	1	0	0	0	0
Rich Aurilia, R OBP: 0.370, SLG: 0.574 41 Chad Zerbe, L OBP: 0.222, SLG: 0.222 (1, 6) C F B X (9, 1)	1-2 1B ①		0-0 G5-3 ③			0-0 G5-3 ②		1-3 K ③		4	0	1	0	0	1	1
Damon Minor, L OBP: 0.217, SLG: 0.186 (1, 3) X	0-0 F3 ②				0-2 G4-3 ①		1-3 K ③		0-0 G4-3 ①	4	0	0	0	0	1	1
Jeff Kent, R OBP: 0.370, SLG: 0.509 (1, 4) F C X	0-2 G6-3 ③				0-0 F9 ②		4-1 E BB ①		1-2 1B HBP ①	2	1	0	0	1	0	1
Eric Davis, R OBP: 0.271, SLG: 0.368 Barry Bonds, L OBP: 0.515, SLG: 0.860 LeJon Powell, R OBP: 0.333, SLG: 0.333 (1, 9) (9, PH) (9, PR)		1-1 F8 ①		2-1 G5-3 ③		2-1 E5 ①		1-3 1B ①	0-0 DI 1B ①	3	0	0	0	0	0	1
Jalal Leach, L OBP: 0.250, SLG: 0.100 John Vander Wal, L OBP: 0.364, SLG: 0.442 (1, 7) (9, PR)		0-0 L3 ②			4-1 1B BB ①		1-3 K ①		4-2 1B BB ①	2	0	0	0	2	1	2
Ramon Martinez, R OBP: 0.323, SLG: 0.353 Andres Galarraga, R OBP: 0.327, SLG: 0.461 (1, 5) (9, PH)		1-1 G6-3 ③			1-0 G5-4-3 1B ①		0-0 P4 ②		2-3 K ②	3	0	1	0	0	0	2
Edwards Guzman, L OBP: 0.273, SLG: 0.374 J.T. Snow, L OBP: 0.371, SLG: 0.379 (1, 2) (9, PH)			0-1 G3-1 ①		1-1 F7 ①		3-2 G3 ③		0-0 1B ①	3	0	0	0	0	0	4
Livan Hernandez, R OBP: 0.296, SLG: 0.383 Marvin Benard, L OBP: 0.317, SLG: 0.435 Cody Ransom, R (1, 1) (8, PH) (9, 6)			1-2 G4-3 ②		0-2 G5-4-3 1-2f ②			2-3 K ①	2-3 K ③	2	0	0	0	0	0	2

Inning Stats	R: 0	H: 1	R: 0	H: 0	R: 0	H: 1	R: 0	H: 0	R: 0	H: 1	R: 0	H: 0	R: 0	H: 0	R: 0	H: 2	R: 2	H: 2	1B: 5	SF: 0	WP: 0	PA: 36
	E: 0	LOB: 1	E: 0	LOB: 0	E: 0	LOB: 1	E: 0	LOB: 0	E: 0	LOB: 1	E: 1	LOB: 2	E: 0	LOB: 0	E: 0	LOB: 2	E: 0	LOB: 2	2B: 0	SAC: 0	PB: 0	
	K: 0	BB: 0	K: 0	BB: 0	K: 0	BB: 0	K: 0	BB: 0	K: 1	BB: 1	K: 1	BB: 1	K: 2	BB: 0	K: 2	BB: 0	K: 2	BB: 1	3B: 0	DP: 1	SB: 0	
	S: 9	P: 11	S: 5	P: 7	S: 10	P: 12	S: 7	P: 9	S: 8	P: 14	S: 12	P: 22	S: 10	P: 16	S: 16	P: 25	S: 16	P: 25	HR: 0	HBP: 1	CS: 0	

PITCHER	IP	WLS	BF	H	R	ER	SO	BB	IBB	HBP	BLK	WP	HR	S	P	ERA	WHIP
James Baldwin, R ERA: 4.42 (1, 1)	7.0	W	26	3	0	0	2	2	0	0	0	0	0	59	84	0.00	0.714
Matt Herges, R ERA: 3.44 (8, 1)	1.2		9	2	2	2	3	1	0	1	0	0	0	23	36	10.80	1.800
Jeff Shaw, R ERA: 3.62 (9, 1)	0.1	S	1	0	0	0	1	0	0	0	0	0	0	3	5	0.00	0.000


BOTTOM

Los Angeles Dodgers @ San Francisco Giants
PacBell Park, San Francisco, CA

Sat Oct 06 2001, 4:05 PM EDT
Att: 41,636 - Overcast - 63 F

AB	32
R	2
H	5
RBI	2
BB	3
SO	6
LOB	19

livebaseballscores.com



Batter	1	2	3	4	5	6	7	8	9	AB R H RBI BB SO LOB	TOP																	
Marquis Grissom, R OBP: 0.250, SLG: 0.404 (1, 8) X	0-0 G6-3			3-2 G5-3	1-1 F9			0-1 P6		4 0 0 0 0 0 3																		
Adrian Beltré, R OBP: 0.310, SLG: 0.411 (1, 6) B B C X	3-1 G5-3			4-2 3B BB		1-1 F9		1-0 FC6-4		3 1 0 0 1 0 1																		
Shawn Green, L OBP: 0.372, SLG: 0.598 (1, 9) B B F S X	2-2 P6			1-0 F8		1-0 G4-3			3-1 G4-3	4 0 0 0 0 0 1																		
Gary Sheffield, R OBP: 0.417, SLG: 0.583 (1, 7) B C B X		2-1 F8		2-2 1-H 3B		0-1 F2			0-1 E4 F9 1B	4 0 2 1 0 0 0																		
Eric Karros, R OBP: 0.303, SLG: 0.388 (1, 3) C X		0-1 F9		2-1 G5-3			0-0 G5-3		0-0 F9	4 0 0 0 0 0 2																		
Phil Hiatt, R OBP: 0.283, SLG: 0.420 (1, 5) B C C B X		3-2 F9			0-0 SH1-4 1B 1B		1-0 F8		1-2 G5-3	4 0 1 0 0 0 1																		
Chad Kreuter, S OBP: 0.355, SLG: 0.377 (1, 2) F X			0-1 G6-3		2-0 F7		3-3 K			3 0 0 0 0 1 1																		
Alex Cora, L OBP: 0.285, SLG: 0.306 (1, 4) C X			0-1 G1-3		1-2 SH1-4 1B			2-1 F7		3 0 1 0 0 0 0																		
Dennis Springer, R (1, 1) Dave Hansen, L (8, PH) OBP: 0.371, SLG: 0.350 McKay Christensen, L (8, PR) OBP: 0.400, SLG: 0.415 Eric Gagne, R (8, 1) OBP: 0.156, SLG: 0.295 Terry Mulholland, R (8, 1)			1-0 G6-3		0-0 SH1-4			3-2 E1 FC6-4		1 0 0 0 0 0 0 1 0																		
Inning Stats	R: 0 H: 0 E: 0 LOB: 0 K: 0 BB: 0 S: 6 P: 11	R: 0 H: 0 E: 0 LOB: 0 K: 0 BB: 0 S: 7 P: 12	R: 0 H: 0 E: 0 LOB: 0 K: 0 BB: 0 S: 5 P: 6	R: 1 H: 1 E: 0 LOB: 1 K: 0 BB: 1 S: 11 P: 23	R: 0 H: 2 E: 0 LOB: 2 K: 0 BB: 0 S: 8 P: 12	R: 0 H: 0 E: 0 LOB: 0 K: 0 BB: 0 S: 5 P: 7	R: 0 H: 0 E: 0 LOB: 0 K: 1 BB: 0 S: 5 P: 9	R: 0 H: 0 E: 1 LOB: 1 K: 0 BB: 0 S: 8 P: 14	R: 0 H: 1 E: 1 LOB: 1 K: 0 BB: 0 S: 8 P: 12	1B: 3 SF: 0 2B: 0 SAC: 1 3B: 1 DP: 0 HR: 0 HBP: 0	WP: 0 PA: 33 PB: 0 SB: 0 CS: 0																	
PITCHER	IP WLS BF H R ER SO BB IBB HBP BLK WP HR S P ERA WHIP											PITCHER	IP WLS BF H R ER SO BB IBB HBP BLK WP HR S P ERA WHIP															
Kirk Rueter, L (1, 1) ERA: 4.42	6.0	22	3	1	1	0	1	0	0	0	0	0	0	42	71	1.50	0.667											
Mark Gardner, R (7, 1) ERA: 5.4	1.0	W	3	0	0	0	1	0	0	0	0	0	0	5	9	0.00	0.000											
Felix Rodriguez, R (8, 1) ERA: 1.68	1.0	H	4	0	0	0	0	0	0	0	0	0	0	8	14	0.00	0.000											
Jason Christensen, L (9, 1) ERA: 3.22	0.1	H	1	0	0	0	0	0	0	0	0	0	0	2	5	0.00	0.000											
Robb Nen, R (9, 1) ERA: 3.01	0.2	S	3	1	0	0	0	0	0	0	0	0	0	6	7	0.00	1.500											

Los Angeles Dodgers @ San Francisco Giants
PacBell Park, San Francisco, CA

Sun Oct 07 2001, 4:05 PM EDT
Att. 41,257 - Overcast - 59 F

livebaseballscores.com

AB 31
R 1
H 4
RBI 1
BB 1
SO 1
LOB 9



Batter	1	2	3	4	5	6	7	8	9
Marvin Benard, L (1, 8) <small>OBP: 0.320, SLG: 0.439</small> Calvin Murray, R (6, 8) <small>OBP: 0.319, SLG: 0.356</small>	4-2 		1-0 			1-2 		2-3 	
Rich Aurilia, R (1, 6) <small>OBP: 0.369, SLG: 0.572</small>	0-2 		1-2 			3-2 		1-2 	
Barry Bonds, L (1, 7) <small>OBP: 0.515, SLG: 0.863</small> Jason Christiansen, R (9, 1) Robb Nen, R (9, 1)	3-2 		3-1 			0-0 		0-0 	
Jeff Kent, R (1, 4) <small>OBP: 0.369, SLG: 0.507</small>	2-0 			0-1 		1-0 		1-2 	
Damon Minor, L (1, 3) <small>OBP: 0.208, SLG: 0.178</small> Andres Galarraga, R (6, 3) <small>OBP: 0.326, SLG: 0.459</small> Shawon Dunston, R (9, 7) <small>OBP: 0.293, SLG: 0.511</small>		3-1 		3-1 			1-3 	3-3 	
LeJon Powell, R (1, 9) <small>OBP: 0.333, SLG: 0.333</small>		0-0 		3-1 			0-0 		
Ramon Martinez, R (1, 5) <small>OBP: 0.323, SLG: 0.353</small>		3-2 			2-2 		1-0 		
Yorvit Torrealba, R (1, 2) <small>OBP: 0.500, SLG: 1.000</small>		1-2 			1-0 		0-0 		
Kirk Rueter, L (1, 1) <small>OBP: 0.234, SLG: 0.172</small> Mark Gardner, R (7, 1) Eric Davis, R (7, PH) <small>OBP: 0.269, SLG: 0.365</small> Felix Rodriguez, R (8, 1) J.T. Snow, L (9, 3) <small>OBP: 0.371, SLG: 0.379</small>			0-2 		0-0 		1-1 		

AB	R	H	RBI	BB	SO	LOB
1	0	1	0	1	0	0
2	0	1	0	0	1	0
4	0	1	0	0	0	3
4	1	2	1	0	0	2
0	0	0	0	0	0	0
0	0	0	0	0	0	0
4	0	1	0	0	0	1
2	0	0	0	0	0	0
2	0	0	0	0	2	2
0	0	0	0	0	0	0
3	1	1	0	0	0	0
3	0	1	0	0	0	1
3	0	1	1	0	0	1
2	0	0	0	0	0	0
0	0	0	0	0	0	0
1	0	0	0	0	0	1
0	0	0	0	0	0	0
0	0	0	0	0	0	0

Los Angeles Dodgers @ San Francisco Giants
PacBell Park, San Francisco, CA

Sun Oct 07 2001, 4:05 PM EDT
 Att. 41,257 - Overcast - 59 F

livebaseballscorecards.com

AB	31
R	2
H	9
RBI	2
BB	1
SO	3
LOB	11

WP: 0	PA: 32
PB: 0	
SB: 0	
CS: 1	

Inning Stats		R: 1	H: 1	R: 0	H: 1	R: 0	H: 2	R: 0	H: 0	R: 0	H: 0	R: 0	H: 1	R: 1	H: 2	R: 0	H: 2
		E: 0	LOB: 0	E: 0	LOB: 1	E: 0	LOB: 2	E: 0	LOB: 0	E: 0	LOB: 0	E: 0	LOB: 1	E: 0	LOB: 1	E: 0	LOB: 2
		K: 0	BB: 1	K: 0	BB: 0	K: 0	BB: 0	K: 0	BB: 0	K: 0	BB: 0	K: 0	BB: 0	K: 1	BB: 0	K: 2	BB: 0
		S: 12	P: 21	S: 9	P: 16	S: 9	P: 14	S: 6	P: 12	S: 6	P: 9	S: 8	P: 13	S: 10	P: 13	S: 14	P: 21

PITCHER		IP	WLS	BF	H	R	ER	SO	BB	IBB	HBP	BLK	WP	HR	S	P	ERA	WHIP
Dennis Springer, R (1, 1) <small>ERA: 3.32</small>	(1, 1)	7.0	L	27	7	2	2	1	1	0	0	0	0	1	60	98	2.57	1.143
Eric Gagne, R (8, 1) <small>ERA: 4.75</small>	(8, 1)	0.1		2	1	0	0	1	0	0	0	0	0	6	9	0.00	3.000	
Terry Mulholland, L (8, 1) <small>ERA: 4.66</small>	(8, 1)	0.2		3	1	0	0	1	0	0	0	0	0	8	12	0.00	1.500	

WP	PA	ERA	WHIP
0	32		