

Los Angeles Dodgers - 2002

Batter	1	2	3	4	5	6	7	8	9	AB	R	H	RBI	BB	SO	LOB	TOP										
Tsuyoshi Shinjo, R OBP: 0.231, SLG: 0.091	G1-3		G5-3			F9	G1-6-3			4	0	0	0	0	0	3											
Rich Aurilia, R OBP: 0.429, SLG: 0.462	F7			F7		HBP 1B 1-2		G6-3		4	1	1	0	0	0	0											
Barry Bonds, L OBP: 0.833, SLG: 2.375	G3-1			2B		HBP 1B 1-2				2	1	1	0	1	0	0											
Reggie Sanders, R OBP: 0.308, SLG: 0.290		K		G6-3		SF7		K		3	0	0	1	0	2	2											
J.T. Snow, L OBP: 0.231, SLG: 0.250	G5-3			K		HBP 1B 1-2		G4-3		3	0	0	0	0	1	2											
David Bell, R OBP: 0.482, SLG: 0.818	K				K				K	4	0	1	2	0	3	0											
Pedro Feliz, R OBP: 0.231, SLG: 0.167			F9		F9				K	4	0	0	0	0	2	2											
Yorvit Torrealba, R			K		K				G4-3	4	0	0	0	0	3	0											
Ryan Jensen, R OBP: 0.667, SLG: 0.667										3	1	2	0	0	0	0											
Felix Rodriguez, R										0	0	0	0	0	0	0											
Robb Nen, R						HBP 1B SF7				0	0	0	0	0	0	0											
Inning Stats	R: 0 H: 0 E: 0 K: 0 S: 6	H: 0 LOB: 0 BB: 7	R: 0 H: 0 E: 0 K: 2 S: 8	H: 0 LOB: 0 BB: 13	R: 0 H: 1 E: 0 K: 1 S: 8	H: 1 LOB: 1 BB: 0 P: 11	R: 0 H: 1 E: 0 K: 1 S: 12	H: 1 LOB: 1 BB: 0 P: 18	R: 0 H: 0 E: 0 K: 2 S: 9	H: 0 LOB: 0 BB: 0 P: 13	R: 3 H: 3 E: 0 K: 1 S: 19	H: 3 LOB: 2 BB: 0 P: 29	R: 0 H: 0 E: 1 K: 1 S: 9	H: 0 LOB: 0 BB: 15	R: 0 H: 0 E: 0 K: 2 S: 12	H: 0 LOB: 1 BB: 1 P: 20	R: 0 H: 0 E: 0 K: 2 S: 9	H: 0 LOB: 0 BB: 14	1B: 4 2B: 1 3B: 0 HR: 0	SF: 1 SAC: 0 DP: 1 HBP: 2	WP: 0 PA: 35 PB: 0 SB: 0 CS: 0						
PITCHER	IP	WLS	BF	H	R	ER	SO	BB	IBB	HBP	BLK	WP	HR	S	P	ERA	WHIP										
Odalis Perez, L ERA: 4.76	5.2	L	24	5	3	3	6	0	0	2	0	0	0	59	87	4.76	0.882										
Paul Quantrill, R ERA:	2.1		8	0	0	0	3	1	0	0	0	0	0	24	39	0.00	0.429										
Eric Gagne, R ERA:	1.0		3	0	0	0	2	0	0	0	0	0	0	9	14	0.00	0.000										

San Francisco Giants @ Los Angeles Dodgers
Dodger Stadium, Los Angeles, CA
Thu Apr 04 2002, 7:10 PM PST
Att: 32,064 - Sunny - 58 F

AB	31
R	3
H	5
RBI	3
BB	1
SO	11
LOB	9



Batter	1	2	3	4	5	6	7	8	9	AB	R	H	RBI	BB	SO	LOB	BOTTOM										
Dave Roberts, L OBP: 0.222, SLG: 0.333	F3		SH3-4			F9				2	0	0	0	0	0	1											
Dave Hansen, L (8, PH)										1	0	0	0	0	1	1											
Eric Gagne, R										0	0	0	0	0	0	0											
Cesar Izturis, S OBP: 0.111, SLG: 0.111	F7		FC1-2-4			K			E4	4	0	0	0	0	1	3											
Paul Lo Duca, R OBP: 0.083, SLG: 0.083	F7					F7			FC6-4	4	0	0	0	0	0	2											
Shawn Green, L OBP: 0.182, SLG: 0.273									FC4-6	4	0	1	0	0	2	1											
Brian Jordan, R OBP: 0.100, SLG: 0.200		F9				F9			G4-3	4	0	0	0	0	0	2											
Adrián Beltré, R OBP: 0.300, SLG: 0.125			K							3	0	1	0	0	1	1											
Eric Karros, R OBP: 0.222, SLG: 0.125			F9						G5-3	3	0	0	0	0	0	2											
Mark Grudzielanek, R OBP: 0.375, SLG: 0.286										2	0	1	0	0	0	1											
Paul Quantrill, L										0	0	0	0	0	0	0											
Marquis Grissom, R										0	0	0	0	1	0	0											
Odalis Perez, L										0	0	0	0	0	0	0											
Jeff Reboulet, R OBP: 0.667, SLG: 1.000										1	0	0	0	1	1	1											
Inning Stats	R: 0 H: 0 E: 0 K: 0 S: 7	H: 1 LOB: 1 BB: 0 P: 11	R: 0 H: 1 E: 0 K: 1 S: 8	H: 1 LOB: 1 BB: 0 P: 12	R: 0 H: 1 E: 0 K: 0 S: 9	H: 1 LOB: 1 BB: 0 P: 10	R: 0 H: 0 E: 0 K: 1 S: 11	H: 0 LOB: 0 BB: 0 P: 15	R: 0 H: 0 E: 0 K: 1 S: 11	H: 1 LOB: 1 BB: 0 P: 17	R: 0 H: 0 E: 0 K: 1 S: 11	H: 0 LOB: 0 BB: 1 P: 19	R: 0 H: 0 E: 0 K: 2 S: 7	H: 0 LOB: 0 BB: 0 P: 9	R: 0 H: 0 E: 0 K: 2 S: 15	H: 0 LOB: 1 BB: 1 P: 22	R: 0 H: 0 E: 1 K: 0 S: 12	H: 0 LOB: 1 BB: 0 P: 18	1B: 2 2B: 2 3B: 0 HR: 0	SF: 0 SAC: 2 DP: 2 HBP: 0	WP: 0 PA: 32 PB: 0 SB: 0 CS: 0						
PITCHER	IP	WLS	BF	H	R	ER	SO	BB	IBB	HBP	BLK	WP	HR	S	P	ERA	WHIP										
Ryan Jensen, R ERA:	7.0	W	24	3	0	0	4	1	0	0	0	0	0	64	84	0.00	0.571										
Felix Rodriguez, R ERA:	1.0	H	4	0	0	0	2	1	0	0	0	0	0	15	22	0.00	1.000										
Robb Nen, R ERA:	1.0	S	4	0	0	0	0	0	0	0	0	0	0	12	18	0.00	0.000										

San Francisco Giants @ Los Angeles Dodgers
Dodger Stadium, Los Angeles, CA
Thu Apr 04 2002, 7:10 PM PST
Att: 32,064 - Sunny - 58 F

AB	28
R	0
H	3
RBI	0
BB	2
SO	6
LOB	15



Batter	1	2	3	4	5	6	7	8	9	AB	R	H	RBI	BB	SO	LOB	TOP				
Juan Pierre, L (1, 8) OBP: 0.222, SLG: 0.125	G5-3			G1-6-3 BB		G1-3			E5	3	0	0	0	1	0	0	Colorado Rockies @ Los Angeles Dodgers Dodger Stadium, Los Angeles, CA Fri Apr 05 2002, 7:10 PM PST Att: 25,091 - Sunny - 57°F				
Juan Uribe, R (1, 6) OBP: 0.333, SLG: 0.462 Rick White, R (6, 1)	G6-3			G1-6-3		G5-3			F9	3	0	0	0	0	0	1					
Benny Agbavani, R (9, PH) OBP: 0.200, SLG: 0.800				1-2						1	0	0	0	0	0	1					
Larry Walker, L (1, 9) OBP: 0.333, SLG: 0.462 Mark Little, R (8, 9)	F8			1-3					G6-3	3	0	0	0	0	1	0					
17 Todd Helton, L (1, 3) OBP: 0.333, SLG: 0.167 Greg Norton, S (7, 3)				G1-3		G5-3 1B BB			G4-3	2	0	0	0	1	0	0					
Todd Zeile, R (1, 5) OBP: 0.286, SLG: 0.538 Brent Butler, R (7, PH)	F3			1-2		G5-3 1B			G6-3	2	0	1	0	0	0	0					
Todd Hollandsworth, L (1, 7) OBP: 0.182, SLG: 0.200	G5-3			2-3		K			G6-3 G5-3 BB	2	0	0	0	1	1	2					
Jose Ortiz, R (1, 4) OBP: 0.091, SLG: 0.182				F3		G5-3			G5-3	3	0	0	0	0	0	3					
Ben Petrick, R (1, 2)				K		G6-3			G6-3	3	0	0	0	0	1	3					
Shawn Chacon, R (1, 1) Dennys Reyes, R (4, 1) Terry Shumpert, R (6, PH)				K					P3	1	0	0	0	0	1	0					
						K				0	0	0	0	0	0	0					
										2	0	0	0	0	1	1					
Inning Stats	R: 0 E: 0 K: 0 S: 10	H: 0 LOB: 0 BB: 0 P: 13	R: 0 E: 0 K: 0 S: 7	H: 0 LOB: 0 BB: 0 P: 13	R: 0 E: 0 K: 2 S: 11	H: 0 LOB: 0 BB: 0 P: 18	R: 0 E: 0 K: 1 S: 5	H: 0 LOB: 0 BB: 1 P: 11	R: 0 E: 0 K: 1 S: 7	H: 0 LOB: 0 BB: 0 P: 9	R: 0 E: 0 K: 0 S: 10	H: 0 LOB: 0 BB: 0 P: 12	R: 0 E: 0 K: 0 S: 5	H: 0 LOB: 1 BB: 1 P: 11	R: 0 E: 1 K: 1 S: 13	H: 0 LOB: 1 BB: 0 P: 15	1B: 1 2B: 0 3B: 0 HR: 0	SF: 0 SAC: 0 DP: 1 HBP: 0	WP: 0 PB: 0 SB: 0 CS: 0	PA: 31	
PITCHER	IP	WLS	BF	H	R	ER	SO	BB	IBB	HBP	BLK	WP	HR	S	P	ERA	WHIP				
Andy Ashby, R (1, 1) ERA: 4.15	7.0	W	23	1	0	0	5	2	0	0	0	0	0	61	95	0.00	0.429				
Omar Daal, L (8, 1) ERA: 4.15	2.0		8	0	0	0	1	1	0	0	0	0	0	18	26	0.00	0.500				

AB	28
R	0
H	1
RBI	0
BB	3
SO	6
LOB	13



Batter	1	2	3	4	5	6	7	8	9	AB	R	H	RBI	BB	SO	LOB	BOTTOM				
Dave Roberts, L (1, 8) OBP: 0.357, SLG: 0.333	G4-3			2B BB	1B 2B BB			F7		3	2	1	0	2	0	0	Colorado Rockies @ Los Angeles Dodgers Dodger Stadium, Los Angeles, CA Fri Apr 05 2002, 7:10 PM PST Att: 25,091 - Sunny - 57°F				
Cesar Izturis, S (1, 6) OBP: 0.286, SLG: 0.500	F5			1-H 2B	1B 2B 1B			G6-3		5	1	3	1	0	0	2					
Paul Lo Duca, R (1, 2) OBP: 0.118, SLG: 0.176	G4-3			2B	F5 2B			G5-3		5	0	1	0	0	0	4					
Shawn Green, L (1, 9) OBP: 0.333, SLG: 0.429				E HR BB	FC6-5-6 BB 2B 2B			G5-3		3	2	2	3	1	0	1					
Brian Jordan, R (1, 7) OBP: 0.214, SLG: 0.308				F9	BB 2B			G4-3		3	0	1	1	1	0	1					
Adrián Beltré, R (1, 5) OBP: 0.286, SLG: 0.091				1-3 HR BB	K F9			G6-3		3	1	0	0	1	1	3					
Eric Karros, R (1, 3) OBP: 0.385, SLG: 0.667 Omar Daal, L (8, 1)				1-H 3-H HR	F8 SH 2B 1B 1B			G6-3		4	2	3	3	0	0	0					
Mark Grudzielanek, R (1, 4) OBP: 0.250, SLG: 0.182				F9	F8 G4-3			P6		4	0	0	0	0	0	2					
Andy Ashby, R (1, 1) Chad Kreuter, S (8, 2)				P3	SH 1B BB 2B			F9		2	1	0	1	0	1	1					
										1	0	0	0	0	0	0					
Inning Stats	R: 0 E: 0 K: 0 S: 6	H: 1 LOB: 0 BB: 2 P: 6	R: 3 E: 1 K: 0 S: 12	H: 1 LOB: 0 BB: 2 P: 24	R: 1 E: 0 K: 1 S: 14	H: 2 LOB: 2 BB: 2 P: 25	R: 5 E: 0 K: 0 S: 16	H: 4 LOB: 1 BB: 1 P: 29	R: 0 E: 0 K: 1 S: 13	H: 2 LOB: 2 BB: 0 P: 17	R: 0 E: 0 K: 0 S: 9	H: 1 LOB: 0 BB: 0 P: 11	R: 0 E: 0 K: 0 S: 4	H: 0 LOB: 0 BB: 0 P: 9	R: 0 E: 0 K: 0 S: 7	H: 1 LOB: 1 BB: 0 P: 10	1B: 4 2B: 5 3B: 1 HR: 1	SF: 0 SAC: 1 DP: 0 HBP: 0	WP: 0 PB: 0 SB: 0 CS: 0	PA: 39	
PITCHER	IP	WLS	BF	H	R	ER	SO	BB	IBB	HBP	BLK	WP	HR	S	P	ERA	WHIP				
Shawn Chacon, R (1, 1) ERA: 19.64	3.2	L	21	5	8	8	1	5	0	0	0	0	0	17	26	6.75	3.000				
Dennys Reyes, L (4, 1) ERA: 5.4	1.1		8	4	1	1	1	0	0	0	0	0	0	20	30	0.00	0.667				
Rick White, R (6, 1) ERA: 2.25	3.0		10	2	0	0	0	0	0	0	0	0	0	20	30	0.00	0.667				

AB	33
R	9
H	11
RBI	9
BB	5
SO	2
LOB	14



Batter	1	2	3	4	5	6	7	8	9	AB	R	H	RBI	BB	SO	LOB	TOP
Mark Little, R OBP: 0.333, SLG: 0.400 Ben Petrick, R (7.2)	P4			1B BB		F8	F8		F3	3	0	0	0	1	0	1	Colorado Rockies @ Los Angeles Dodgers Dodger Stadium, Los Angeles, CA Sat Apr 06 2002, 7:10 PM PST Att: 38,693 - Sunny - 60 F livebaseballscorecards.com
Juan Uribe, R OBP: 0.368, SLG: 0.438 (1.6)	K			K		17 F8 BB	1B			3	0	1	0	1	2	1	
Larry Walker, L OBP: 0.368, SLG: 0.438 (1.9)	K			1B		17 F8 BB	F9			3	0	1	0	1	1	2	
17 Todd Helton, L OBP: 0.263, SLG: 0.125 (1.3)		K		K		F8			K	4	0	0	0	0	3	4	
Todd Zeile, R OBP: 0.278, SLG: 0.471 (1.5)	G1-3			K		K			1B	4	0	1	0	0	2	4	
Benny Agbayani, R OBP: 0.222, SLG: 0.556 (1.7)						F8			K	4	1	1	0	0	2	1	
Jose Ortiz, R OBP: 0.200, SLG: 0.333 Jose Jimenez, R (8.1)			G6-3			1B			K	4	1	2	0	0	1	1	
Gary Bennett, R OBP: 0.200, SLG: 0.200 Todd Hollandsworth, L OBP: 0.197, SLG: 0.200 Mike James, R (7.1) Kent Mercker, L (7.1) Todd Jones, L (7.1) Terry Shumpert, R (8.4)			F9			K			G6-3	2	0	0	0	0	1	1	
Jason Jennings, L (1.1)										2	0	0	0	0	2	1	
Juan Pierre, L OBP: 0.250, SLG: 0.167 (7.8)			K			K			G1-3	2	0	1	1	0	0	0	
Inning Stats	R: 0 H: 0 E: 0 K: 2 S: 9	H: 0 R: 0 ER: 0 SO: 11	H: 0 R: 0 ER: 0 SO: 14	H: 0 R: 0 ER: 0 SO: 17	H: 1 R: 0 ER: 0 SO: 19	H: 1 R: 0 ER: 0 SO: 18	H: 0 R: 0 ER: 0 SO: 21	H: 4 R: 2 ER: 0 SO: 21	H: 1 R: 0 ER: 0 SO: 11	1B: 6 2B: 1 3B: 0 HR: 0	SF: 1 SAC: 0 DP: 0 HBP: 0	WP: 0 PB: 0 SB: 0 CS: 0	PA: 37				
PITCHER	IP WLS BF H R ER SO BB IBB HBP BLK WP HR S P ERA WHIP	IP WLS BF H R ER SO BB IBB HBP BLK WP HR S P ERA WHIP	IP WLS BF H R ER SO BB IBB HBP BLK WP HR S P ERA WHIP	IP WLS BF H R ER SO BB IBB HBP BLK WP HR S P ERA WHIP	IP WLS BF H R ER SO BB IBB HBP BLK WP HR S P ERA WHIP	IP WLS BF H R ER SO BB IBB HBP BLK WP HR S P ERA WHIP	IP WLS BF H R ER SO BB IBB HBP BLK WP HR S P ERA WHIP	IP WLS BF H R ER SO BB IBB HBP BLK WP HR S P ERA WHIP	IP WLS BF H R ER SO BB IBB HBP BLK WP HR S P ERA WHIP	IP WLS BF H R ER SO BB IBB HBP BLK WP HR S P ERA WHIP	IP WLS BF H R ER SO BB IBB HBP BLK WP HR S P ERA WHIP	IP WLS BF H R ER SO BB IBB HBP BLK WP HR S P ERA WHIP	IP WLS BF H R ER SO BB IBB HBP BLK WP HR S P ERA WHIP	IP WLS BF H R ER SO BB IBB HBP BLK WP HR S P ERA WHIP	IP WLS BF H R ER SO BB IBB HBP BLK WP HR S P ERA WHIP	IP WLS BF H R ER SO BB IBB HBP BLK WP HR S P ERA WHIP	IP WLS BF H R ER SO BB IBB HBP BLK WP HR S P ERA WHIP
Kaz Ishii, L ERA: 4.5	5.2	22	2	0	0	10	3	0	0	0	0	0	0	57	95	0.00	0.882
Giovanni Carrara, R ERA: 3.6	1.0	7	4	2	2	1	0	0	0	0	0	0	0	16	22	18.00	4.000
Jesse Orosco, L ERA:	0.1	1	0	0	0	0	0	0	0	0	0	0	0	2	4	0.00	0.000
Eric Gagne, R ERA:	2.0	7	1	0	0	3	0	0	0	0	0	0	0	20	29	0.00	0.500

Batter	1	2	3	4	5	6	7	8	9	AB	R	H	RBI	BB	SO	LOB	BOTTOM
Dave Roberts, L OBP: 0.294, SLG: 0.267 Marquis Grissom, R (7.8)	G1-3		G1-3		P4		P4			3	0	0	0	0	0	1	Colorado Rockies @ Los Angeles Dodgers Dodger Stadium, Los Angeles, CA Sat Apr 06 2002, 7:10 PM PST Att: 38,693 - Sunny - 60 F livebaseballscorecards.com
Cesar Izturis, S OBP: 0.333, SLG: 0.500 (1.6)	1B		F8		1B		E3 1B HR			4	1	2	1	0	0	2	
Paul Lo Duca, R OBP: 0.238, SLG: 0.333 (1.2)	G4-6-3 1B			1B 2B	F8		1B HR			4	2	3	1	0	0	1	
Shawn Green, L OBP: 0.263, SLG: 0.333 (1.9)	G4-6-3			K		F7	K			4	0	0	0	0	2	6	
Brian Jordan, R OBP: 0.222, SLG: 0.471 (1.7)		K		F9		G4-3	HR			4	1	1	4	0	1	1	
Eric Karros, R OBP: 0.353, SLG: 0.563 Eric Gagne, R (8.1)		K		1B		G6-3	F9			4	0	1	1	0	1	0	
Adrian Beltré, R OBP: 0.389, SLG: 0.154 (1.5)		1B							F9	2	2	1	0	1	0	0	
Mark Grudzielanek, R OBP: 0.313, SLG: 0.286 (1.4)		K							G6-3	3	2	1	1	1	1	1	
Kaz Ishii, L Giovanni Carrara, R Jesse Orosco, R Dave Hansen, L (8.3)				K					G2-3	2	0	0	0	0	1	1	
										0	0	0	0	0	0	0	
										0	1	0	0	1	0	0	
										1	0	0	0	0	0	0	
Inning Stats	R: 0 H: 2 E: 0 K: 0 S: 6	H: 1 R: 0 ER: 0 SO: 15	H: 0 R: 0 ER: 0 SO: 8	H: 0 R: 1 ER: 0 SO: 14	H: 2 R: 0 ER: 0 SO: 17	H: 2 R: 0 ER: 0 SO: 8	H: 0 R: 0 ER: 0 SO: 8	H: 2 R: 6 ER: 1 SO: 38	H: 0 R: 0 ER: 0 SO: 7	1B: 6 2B: 2 3B: 0 HR: 1	SF: 0 SAC: 0 DP: 1 HBP: 1	WP: 0 PB: 0 SB: 0 CS: 0	PA: 36				
PITCHER	IP WLS BF H R ER SO BB IBB HBP BLK WP HR S P ERA WHIP	IP WLS BF H R ER SO BB IBB HBP BLK WP HR S P ERA WHIP	IP WLS BF H R ER SO BB IBB HBP BLK WP HR S P ERA WHIP	IP WLS BF H R ER SO BB IBB HBP BLK WP HR S P ERA WHIP	IP WLS BF H R ER SO BB IBB HBP BLK WP HR S P ERA WHIP	IP WLS BF H R ER SO BB IBB HBP BLK WP HR S P ERA WHIP	IP WLS BF H R ER SO BB IBB HBP BLK WP HR S P ERA WHIP	IP WLS BF H R ER SO BB IBB HBP BLK WP HR S P ERA WHIP	IP WLS BF H R ER SO BB IBB HBP BLK WP HR S P ERA WHIP	IP WLS BF H R ER SO BB IBB HBP BLK WP HR S P ERA WHIP	IP WLS BF H R ER SO BB IBB HBP BLK WP HR S P ERA WHIP	IP WLS BF H R ER SO BB IBB HBP BLK WP HR S P ERA WHIP	IP WLS BF H R ER SO BB IBB HBP BLK WP HR S P ERA WHIP	IP WLS BF H R ER SO BB IBB HBP BLK WP HR S P ERA WHIP	IP WLS BF H R ER SO BB IBB HBP BLK WP HR S P ERA WHIP	IP WLS BF H R ER SO BB IBB HBP BLK WP HR S P ERA WHIP	IP WLS BF H R ER SO BB IBB HBP BLK WP HR S P ERA WHIP
Jason Jennings, R ERA: 4.5	6.0	24	7	3	3	5	0	0	1	0	0	0	0	52	69	4.50	1.167
Mike James, R ERA: 9.0	0.0	2	0	2	2	0	2	0	0	0	0	0	0	3	10	∞	∞
Kent Mercker, L ERA:	0.2	5	1	0	0	1	1	0	0	0	0	0	0	13	22	0.00	3.000
Todd Jones, R ERA: 11.57	0.1	2	1	4	0	0	0	0	0	0	1	5	6	0.00	3.000		
Jose Jimenez, R ERA: 6.0	1.0	3	0	0	0	0	0	0	0	0	0	6	7	0.00	0.000		



Batter	1	2	3	4	5	6	7	8	9	AB	R	H	RBI	BB	SO	LOB	TOP										
Juan Pierre, L (1, 8) OBP: 0.250, SLG: 0.182 Dennys Reyes, R (8, 1) Todd Jones, L (8, 1)	0-0 CS 1B		0-2 G4-3			1-3 K2-3		0-2 G1-3		4	0	1	0	0	1	3	Colorado Rockies @ Los Angeles Dodgers Dodger Stadium, Los Angeles, CA Sun Apr 07 2002, 1:10 PM PDT Att: 28,452 - Cloudy - 63 F										
Juan Uribe, R (1, 6) OBP: 0.435, SLG: 0.500	0-1 F9			1-0 CS 1B		1-2 17 G4-6-3 1B		1-2 2H 3H 1B		4	0	3	2	0	0	1											
17 Todd Helton, L (1, 3) OBP: 0.217, SLG: 0.100	0-1 F7			0-3 K		1-0 G4-6-3 1-2		3-2 P6		4	0	0	0	0	1	4											
Greg Norton, S (1, 5)	1-1 CS 1-2	2-3 K		0-3 K		0-1 G4-3		0-1 F8		4	0	0	0	0	2	1											
Todd Hollandsworth, L (1, 9) (8, 8)		2-2 G1-3		1-2 CS 1-2	2-2 G6-3		3-2 1B 1B	0-3 K		4	1	1	0	0	1	0											
Benny Agbayani, R (1, 7) OBP: 0.308, SLG: 0.538		2-1 F8			3-3 K		1-0 1B 2B	1-2 1B		4	1	2	0	0	1	0											
Terry Shumpert, R (1, 4) OBP: 0.091, SLG: 0.091			0-0 F9		0-1 F8		2-3 1B 1B	1-1 F8		4	1	1	1	0	0	1											
Ben Petrick, R (1, 2) OBP: 0.091, SLG: 0.200			3-1 2B			0-1 G5-3		1-3 K		3	0	1	0	0	1	2											
Mike Hampton, R (1, 1) OBP: 0.333, SLG: 0.333 Mike James, R (7, 1) Larry Walker, L (8, PH) OBP: 0.400, SLG: 0.529			1-2 P3			1-1 F8		2-0 1B 2B		2	0	0	0	0	0	1											
Inning Stats	R: 0 E: 0 K: 0 S: 6	H: 1 LOB: 0 BB: 0 P: 7	R: 0 E: 0 K: 1 S: 8	H: 0 LOB: 0 BB: 0 P: 14	R: 0 E: 0 K: 0 S: 9	H: 1 LOB: 1 BB: 0 P: 13	R: 0 E: 0 K: 2 S: 10	H: 1 LOB: 0 BB: 0 P: 12	R: 0 E: 0 K: 1 S: 9	H: 0 LOB: 0 BB: 0 P: 14	R: 0 E: 0 K: 1 S: 9	H: 0 LOB: 0 BB: 0 P: 11	R: 0 E: 0 K: 0 S: 6	H: 1 LOB: 0 BB: 0 P: 8	R: 4 E: 0 K: 1 S: 28	H: 5 LOB: 1 BB: 0 P: 42		R: 0 E: 0 K: 1 S: 10	H: 1 LOB: 1 BB: 0 P: 12	1B: 7 2B: 3 3B: 0 HR: 0	SF: 0 SAC: 0 DP: 1 HBP: 0	WP: 0 PB: 0 SB: 0 CS: 2	PA: 36				
PITCHER	IP	WLS	BF	H	R	ER	SO	BB	IBB	HBP	BLK	WP	HR	S	P	ERA	WHIP										
Kevin Brown, R (1, 1) ERA: 5.73	7.0	W	22	4	0	0	5	0	0	0	0	0	0	57	79	0.00	0.571										
Paul Quantrill, R (8, 1) ERA: 7.39	0.1		4	3	3	3	1	0	0	0	0	0	0	17	25	81.00	9.000										
Jesse Orosco, L (8, 1) ERA: 4.5	0.2		4	2	1	1	0	0	0	0	0	0	0	11	17	13.50	3.000										
Eric Gagne, R (9, 1) ERA:	1.0	S	4	1	0	0	1	0	0	0	0	0	0	10	12	0.00	1.000										

Batter	1	2	3	4	5	6	7	8	9	AB	R	H	RBI	BB	SO	LOB	BOTTOM										
Cesar Izturis, S (1, 6) OBP: 0.348, SLG: 0.478	1-2 F8		2-1 HBP 1B	0-0 G6-4-3 1B		1-1 F8	1-0 G4-6-3			5	1	2	0	0	0	3	Colorado Rockies @ Los Angeles Dodgers Dodger Stadium, Los Angeles, CA Sun Apr 07 2002, 1:10 PM PDT Att: 28,452 - Cloudy - 63 F										
Mark Chudzielanski, R (1, 4) OBP: 0.333, SLG: 0.276	2-3 K		3-2 1B BB HBP	0-2 G6-4-3 1B		1-1 E4 G6-4-3		2-1 F8		4	1	1	1	0	1	0											
Paul Lo Duca, R (1, 3) OBP: 0.269, SLG: 0.385	1-2 FC5 BB 1B		1-1 F9	0-0 G6-4-3		0-2 G6-4-3		1-1 WP 2B		5	0	2	0	0	0	5											
Shawn Green, L (1, 9) OBP: 0.375, SLG: 0.381	4-0 FC5 BB		2-0 BB BB 1B	4-0 IBB		1-0 1B 1B		2-3 K		3	1	2	1	2	1	1											
Brian Jordan, R (1, 7) OBP: 0.261, SLG: 0.429	1-1 FC5		3-3 K	1-0 F7		2-0 HBP 1B		4-0 IBB		4	1	1	0	1	1	6											
Marquis Grissom, R (1, 8) OBP: 0.444, SLG: 0.286		2-1 G6-3	4-1 BB BB		0-0 G6-3 1B		1-1 1B HBP	2-3 K		4	0	2	1	1	1	2											
Adrián Beltré, R (1, 5) OBP: 0.384, SLG: 0.125		1-1 G4-3	4-1 BB BB		0-0 F7		0-1 L7			3	0	0	1	1	0	3											
Chad Kreuter, S (1, 2)		4-0 BB		1-2 2-3 3-H F8		2-2 G6-3		1-2 1B HBP		2	0	0	0	1	0	4											
Kevin Brown, R (1, 1) OBP: 0.600, SLG: 1.400 Paul Quantrill, L (8, 1) Jesse Orosco, R (8, 1) Eric Gagne, R (9, 1)		2-3 K		1-0 1B 2B		2-0 HR		1-0 G4-6-3 1B		4	2	3	2	0	1	1											
Inning Stats	R: 0 E: 0 K: 1 S: 12	H: 1 LOB: 2 BB: 1 P: 21	R: 0 E: 0 K: 1 S: 7	H: 0 LOB: 1 BB: 1 P: 16	R: 2 E: 0 K: 1 S: 14	H: 2 LOB: 3 BB: 2 P: 33	R: 1 E: 0 K: 0 S: 7	H: 3 LOB: 2 BB: 1 P: 13	R: 0 E: 0 K: 0 S: 5	H: 1 LOB: 0 BB: 0 P: 7	R: 1 E: 1 K: 0 S: 8	H: 1 LOB: 0 BB: 0 P: 12	R: 2 E: 0 K: 0 S: 10	H: 4 LOB: 2 BB: 0 P: 17	R: 0 E: 0 K: 2 S: 12	H: 1 LOB: 2 BB: 1 P: 23		1B: 10 2B: 2 3B: 0 HR: 1	SF: 0 SAC: 0 DP: 4 HBP: 2	WP: 1 PB: 0 SB: 0 CS: 0	PA: 42						
PITCHER	IP	WLS	BF	H	R	ER	SO	BB	IBB	HBP	BLK	WP	HR	S	P	ERA	WHIP										
Mike Hampton, L (1, 1) ERA: 11.17	6.0	L	32	10	6	6	3	4	0	1	0	0	0	55	107	9.00	2.333										
Mike James, R (7, 1) ERA: 6.0	1.0		5	2	0	0	0	0	0	1	0	0	0	8	12	0.00	2.000										
Dennys Reyes, L (8, 1) ERA: 3.86	0.2		4	1	0	0	1	0	1	0	0	1	0	8	17	0.00	1.500										
Todd Jones, R (8, 1) ERA: 10.13	0.1		1	0	0	0	1	0	0	0	0	0	0	4	6	0.00	0.000										



Batter	1	2	3	4	5	6	7	8	9	AB	R	H	RBI	BB	SO	LOB	TOP					
Dave Roberts, L (1,8) OBP: 0.273, SLG: 0.250	G3-1	F9			F8		G4-6-3 1B	P6		5	0	1	1	0	0	2	Los Angeles Dodgers @ San Francisco Giants Tue Apr 09 2002, 10:15 PM EDT Att: 40,706 - Cloudy - 58 F livebaseballscorecards.com					
Cesar Izturis, S (1,6) OBP: 0.357, SLG: 0.464	2B G4-3 1B		FC5-4 1B		F8		G4-6-3 1-2	F7		5	1	2	0	0	0	1						
Paul Lo Duca, R (1,2) OBP: 0.267, SLG: 0.400	G4-3 1-3 2B		FC5-4 FC6-4 1-2		G6-3			F9		4	0	1	0	0	0	1						
Shawn Green, L (1,9) OBP: 0.393, SLG: 0.500	G4-3 2-3 3-H		K		BB			HR		3	1	1	2	1	1	2						
Brian Jordan, R (1,7) OBP: 0.259, SLG: 0.375	L8		FC6-4 1-2		BB			F9		3	0	0	0	1	0	2						
Eric Karros, R (1,3)		F8		FC5-4 1B		F9		E 1B		4	0	2	0	0	0	2						
Adrian Beltré, R (1,5) OBP: 0.346, SLG: 0.150		1B 1B		FC5-4 G6-4-3 1-2		G5-3		E6		4	0	1	0	0	0	4						
Mark Grudzielanek, R (1,4) OBP: 0.360, SLG: 0.364		1-2 1B		G6-4-3 1-2			SH1-4 1B 2B	K		4	1	2	0	0	1	3						
Hideo Nomo, R (1,1)		3-3 K			2-3 K					2	0	0	0	0	2	2						
Jesse Orosco, R (8,1)							SH1-4		G3	0	0	0	0	0	0	0						
Alex Cora, L (9,PH)										1	0	0	0	0	0	0						
Eric Gagne, R (9,1)										0	0	0	0	0	0	0						
Inning Stats	R: 1 E: 0 K: 0 S: 12	H: 2 LOB: 1 BB: 0 P: 21	R: 0 E: 0 K: 1 S: 12	H: 2 LOB: 2 BB: 0 P: 21	R: 0 E: 0 K: 1 S: 12	H: 1 LOB: 1 BB: 0 P: 17	R: 0 E: 0 K: 0 S: 6	H: 1 LOB: 0 BB: 0 P: 8	R: 0 E: 0 K: 1 S: 7	H: 0 LOB: 0 BB: 0 P: 11	R: 0 E: 0 K: 0 S: 8	H: 0 LOB: 2 BB: 2 P: 20	R: 1 E: 0 K: 0 S: 11	H: 2 LOB: 0 BB: 0 P: 17	R: 1 E: 1 K: 1 S: 12	H: 2 LOB: 2 BB: 0 P: 19	R: 0 E: 0 K: 0 S: 7	H: 0 LOB: 0 BB: 0 P: 9	1B: 7 2B: 2 3B: 0 HR: 1	SF: 0 SAC: 1 DP: 2 HBP: 0	WP: 0 PB: 0 SB: 0 CS: 0	PA: 38
PITCHER	IP WLS BF H R ER SO BB IBB HBP BLK WP HR S P ERA WHIP																					
Russ Ortiz, R (1,1) ERA: 1.29	7.0 L 29 8 2 2 3 2 0 0 0 0 0 0 68 115 2.57 1.429																					
Tim Worrell, R (8,1) ERA: 2.7	1.0 6 2 1 1 1 0 0 0 0 0 0 1 12 19 9.00 2.000																					
Jay Witasick, R (9,1) ERA:	1.0 3 0 0 0 0 0 0 0 0 0 0 0 7 9 0.00 0.000																					

Batter	1	2	3	4	5	6	7	8	9	AB	R	H	RBI	BB	SO	LOB	BOTTOM					
Tsuyoshi Shinjo, R (1,8) OBP: 0.154, SLG: 0.083	L7		F6		G4-3			1B 1B		4	0	1	0	0	0	3	Los Angeles Dodgers @ San Francisco Giants Tue Apr 09 2002, 10:15 PM EDT Att: 40,706 - Cloudy - 58 F livebaseballscorecards.com					
David Bell, R (1,5) OBP: 0.310, SLG: 0.462				F8		P2		1B 1B		4	0	1	0	0	1	0						
Jay Witasick, R (9,1)	K							1B		0	0	0	0	0	0	0						
Barry Bonds, L (1,7) OBP: 0.640, SLG: 1.412	G4-3 1B			G4-3		G4-3		G4-3		4	0	1	0	0	0	2						
Jeff Kent, R (1,4) OBP: 0.231, SLG: 0.417	F8			G6-3		L7			P4	4	0	0	0	0	0	1						
Reggie Sanders, R (1,9) OBP: 0.414, SLG: 0.524		K			1B BB		F8		DI 1B	3	0	1	0	1	1	0						
J.T. Snow, L (1,3) OBP: 0.276, SLG: 0.231	P6				F8		G1-4-3		L6	4	0	0	0	0	0	2						
Benito Santiago, R (1,2) OBP: 0.259, SLG: 0.400		G5-3			BB 1B		F3		K	4	0	1	0	0	1	1						
Ramon Martinez, R (1,6) OBP: 0.143, SLG: 0.571			F3		L5			F9		3	0	0	0	0	0	2						
Russ Ortiz, R (1,1) OBP: 0.429, SLG: 0.800				F9						1	0	0	0	1	0	0						
Tim Worrell, R (8,1)										0	0	0	0	0	0	0						
Marvin Benard, L (8,PH)										1	0	0	0	0	1	0						
Pedro Feliz, R (9,5) OBP: 0.389, SLG: 0.353										0	0	0	0	0	0	0						
Inning Stats	R: 0 E: 0 K: 1 S: 12	H: 1 LOB: 1 BB: 0 P: 20	R: 0 E: 0 K: 1 S: 8	H: 0 LOB: 0 BB: 0 P: 10	R: 0 E: 0 K: 0 S: 7	H: 0 LOB: 0 BB: 0 P: 9	R: 0 E: 0 K: 0 S: 6	H: 0 LOB: 0 BB: 0 P: 8	R: 0 E: 0 K: 0 S: 11	H: 1 LOB: 3 BB: 2 P: 22	R: 0 E: 0 K: 0 S: 5	H: 0 LOB: 0 BB: 0 P: 9	R: 0 E: 0 K: 0 S: 8	H: 0 LOB: 0 BB: 0 P: 11	R: 0 E: 0 K: 1 S: 9	H: 2 LOB: 2 BB: 0 P: 16	R: 0 E: 0 K: 1 S: 9	H: 1 LOB: 1 BB: 0 P: 12	1B: 5 2B: 0 3B: 0 HR: 0	SF: 0 SAC: 0 DP: 0 HBP: 0	WP: 0 PB: 0 SB: 0 CS: 0	PA: 34
PITCHER	IP WLS BF H R ER SO BB IBB HBP BLK WP HR S P ERA WHIP																					
Hideo Nomo, R (1,1) ERA: 3.38	7.2 W 29 4 0 0 3 2 0 0 0 0 0 0 65 102 0.00 0.783																					
Jesse Orosco, L (8,1) ERA: 3.99	0.1 H 1 0 0 0 0 0 0 0 0 0 0 0 1 3 0.00 0.000																					
Eric Gagne, R (9,1) ERA:	1.0 S 4 1 0 0 1 0 0 0 0 0 0 0 9 12 0.00 1.000																					

AB 35
R 3
H 10
RBI 3
BB 2
SO 4
LOB 19



AB 32
R 0
H 5
RBI 0
BB 2
SO 4
LOB 11



Batter	1	2	3	4	5	6	7	8	9	AB	R	H	RBI	BB	SO	LOB	TOP			
Dave Roberts, L OBP: 0.308, SLG: 0.292	L7-4 1B		K			G3 1B		F2		4	0	2	0	0	1	0	Los Angeles Dodgers @ San Francisco Giants PacBell Park, San Francisco, CA Wed Apr 10 2002, 10:05 PM EDT Att: 40,762 - Sunny - 62 F			
Cesar Izturis, S OBP: 0.344, SLG: 0.419	4-1 BB			G3		F7		F8		3	0	0	0	1	0					
Shawn Green, L OBP: 0.344, SLG: 0.429	1-1 P6			K		G3		F8		4	0	0	0	0	1	3				
Brian Jordan, R OBP: 0.258, SLG: 0.357	0-2 L7-4			F8		G5-3			1-2 1B FC6-4 1B	4	1	1	0	0	0	3				
Eric Karros, R OBP: 0.375, SLG: 0.565		2-3 K			1-0 F7				0-2 FC6-4 1B	3	0	1	0	0	1	0				
Hiram Bocachica, R OBP: 0.344, SLG: 0.419									1-2 FC6-4 1B	0	0	0	0	0	0	0				
Giovanni Carrara, R OBP: 0.250, SLG: 0.250									1-2 FC6-4 1B	0	0	0	0	0	0	0				
Dave Hansen, L OBP: 0.250, SLG: 0.250									1-2 FC6-4 1B	1	0	1	0	0	0	0				
Mark Cudzielnick, R OBP: 0.345, SLG: 0.346	0-1 G6-3				1-0 G3 BB 1B			F8	1-3 K	4	0	1	0	0	1	3				
Adrian Beltré, R OBP: 0.400, SLG: 0.261		1-0 F9			4-0 G3 BB				1-2 FC6-4 1B	3	0	2	0	1	0	0				
Chad Kreuter, S			2-3 K		2-2 G3			2-3 K	1-2 FC6-4	3	0	0	0	0	2	4				
Marquis Grissom, R OBP: 0.400, SLG: 0.250					1-2 G3				1-2 FC6-4	1	0	0	1	0	0	2				
Paul Quantrill, L					2-3 K				1-2 FC6-4	0	0	0	0	0	0	0				
Odalis Perez, L			0-0 P5		0-3 K				1-0 F8	2	0	0	0	0	1	2				
Paul Lo Duca, R OBP: 0.250, SLG: 0.375									1-0 F8	2	0	0	0	0	0	4				
Inning Stats	R: 0 E: 0 K: 0 S: 8	H: 1 LOB: 1 BB: 1 P: 13	R: 0 E: 0 K: 1 S: 7	H: 0 LOB: 0 BB: 0 P: 10	R: 0 E: 0 K: 2 S: 7	H: 0 LOB: 0 BB: 0 P: 9	R: 0 E: 0 K: 1 S: 6	H: 0 LOB: 0 BB: 0 P: 9	R: 0 E: 0 K: 1 S: 8	H: 1 LOB: 2 BB: 1 P: 16	R: 0 E: 0 K: 1 S: 11	H: 2 LOB: 2 BB: 0 P: 15	R: 0 E: 0 K: 0 S: 10	H: 0 LOB: 0 BB: 0 P: 14	R: 1 E: 0 K: 1 S: 17	H: 3 LOB: 2 BB: 0 P: 22	1B: 6 2B: 3 3B: 0 HR: 0	SF: 0 SAC: 0 DP: 1 HBP: 0	WP: 0 PB: 0 SB: 2 CS: 0	PA: 36
PITCHER	IP WLS BF H R ER SO BB IBB HBP BLK WP HR S P ERA WHIP																			
Ryan Jensen, R ERA: 3.0	(1, 1) 6.2 26 5 0 0 6 2 0 0 0 0 0 0 53 82 0.00 1.050																			
Felix Rodriguez, R ERA: 3.0	(7, 1) 1.1 H 4 0 0 0 0 0 0 0 0 0 0 12 16 0.00 0.000																			
Robb Nen, R ERA: 3.0	(9, 1) 1.0 W 6 3 1 1 1 0 0 0 0 0 0 0 17 22 9.00 3.000																			

Batter	1	2	3	4	5	6	7	8	9	AB	R	H	RBI	BB	SO	LOB	BOTTOM					
Tsuyoshi Shinjo, R OBP: 0.167, SLG: 0.214	1-2 G3			1-0 HR		1-2 G3-1		F8		4	1	1	1	0	0	2	Los Angeles Dodgers @ San Francisco Giants PacBell Park, San Francisco, CA Wed Apr 10 2002, 10:05 PM EDT Att: 40,762 - Sunny - 62 F					
David Bell, R OBP: 0.303, SLG: 0.433	0-0 F9			1-0 G5-3		0-3 K			1-1 2B 1B	4	1	1	0	0	1	1						
Barry Bonds, L OBP: 0.586, SLG: 1.238	2-1 F2			0-0 G4-3				F8	3-2 1B 2B	4	0	1	1	0	0	0						
Jeff Kent, R OBP: 0.250, SLG: 0.400		0-1 F7		2-0 F8					0-0 1B	3	0	1	0	0	0	0						
Reggie Sanders, R OBP: 0.406, SLG: 0.500		0-1 F9			1-1 CS 1B				3-3 K	3	0	1	0	0	1	1						
Shawon Dunston, R OBP: 0.276, SLG: 0.231		1-2 P5		1-3 SAFE K					0-0 P6	3	0	0	0	0	1	2						
J.T. Snow, L					1-2 K					0	0	0	0	0	0	0						
Ramon Martinez, R OBP: 0.200, SLG: 0.500			0-0 G6-3		2-2 F8				1-1 G4-3 SH1-3 1B	3	0	1	0	0	0	0						
Yorvit Torrealba, R OBP: 0.143, SLG: 0.143			0-3 K			1-0 G3-1 SH2-4 1B			0-0 SH1-3	2	0	1	0	0	1	0						
Ryan Jensen, R OBP: 0.500, SLG: 0.500			0-0 G4-3			0-0 SH2-4			0-1 G4-3	1	0	0	0	0	0	0						
Felix Rodriguez, R ERA: 3.0						1-2 SH2-4			2-3 G4-3	0	0	0	0	0	0	0						
Marvin Benard, L OBP: 0.400, SLG: 0.444										1	0	0	0	0	0	1						
Robb Nen, R ERA: 3.0										0	0	0	0	0	0	0						
Inning Stats	R: 0 E: 0 K: 0 S: 7	H: 0 LOB: 0 BB: 0 P: 10	R: 0 E: 0 K: 0 S: 7	H: 0 LOB: 0 BB: 0 P: 8	R: 0 E: 0 K: 1 S: 6	H: 0 LOB: 0 BB: 0 P: 6	R: 1 E: 0 K: 0 S: 4	H: 1 LOB: 0 BB: 0 P: 8	R: 0 E: 0 K: 1 S: 9	H: 1 LOB: 0 BB: 0 P: 13	R: 0 E: 0 K: 1 S: 8	H: 1 LOB: 1 BB: 0 P: 10	R: 0 E: 0 K: 0 S: 8	H: 1 LOB: 1 BB: 0 P: 13	R: 0 E: 0 K: 0 S: 6	H: 1 LOB: 1 BB: 0 P: 7	R: 1 E: 0 K: 0 S: 7	H: 2 LOB: 1 BB: 0 P: 11	1B: 5 2B: 1 3B: 0 HR: 1	SF: 0 SAC: 2 DP: 0 HBP: 0	WP: 0 PB: 0 SB: 0 CS: 1	PA: 30
PITCHER	IP WLS BF H R ER SO BB IBB HBP BLK WP HR S P ERA WHIP																					
Odalis Perez, L ERA: 3.0	(1, 1) 6.0 20 3 1 1 3 0 0 0 0 0 0 14 20 0.00 1.000																					
Giovanni Carrara, R ERA: 2.57	(7, 1) 2.0 8 2 0 0 1 0 0 0 0 0 0 14 20 0.00 1.000																					
Paul Quantrill, R ERA: 9.82	(9, 1) 0.0 L 2 2 1 1 0 0 0 0 0 0 0 7 11 * *																					

AB	34
R	1
H	8
RBI	1
BB	2
SO	7
LOB	22



Batter	1	2	3	4	5	6	7	8	9	AB	R	H	RBI	BB	SO	LOB	TOP			
Cesar Izturis, S OBP: 0.333, SLG: 0.429	2-1 G4-3		0-1 L3			1-1 L9		0-1 1B		4	1	1	0	0	0	1	Los Angeles Dodgers @ San Francisco Giants PacBell Park, San Francisco, CA Thu Apr 11 2002, 3:35 PM EDT Att: 40,934 - Sunny - 68 F			
Marquis Grissom, R OBP: 0.429, SLG: 0.417	1-0 F9			1-1 G1-3		2-1 E9		1-2 2B		4	1	2	1	0	0	0				
Shawn Green, L OBP: 0.333, SLG: 0.406	1-2 G6-3			0-0 G4-3		1-1 1B		0-0 G4-6-3		4	0	1	1	0	0	1				
Paul Lo Duca, R OBP: 0.250, SLG: 0.361		2-2 G4-3		0-1 F9		3-H 2-0 F9		2-0 1B		4	0	1	0	0	0	1				
Brian Jordan, R OBP: 0.257, SLG: 0.344		2-2 G6-3			0-0 G4-3		2-3 K		0-0 P4	4	0	1	0	0	1	1				
Eric Karros, R OBP: 0.321, SLG: 0.481		3-1 F8			1-1 G4-3		0-0 G5-3		2-2 G5-3	4	0	0	0	0	0	1				
Adrián Beltré, R OBP: 0.412, SLG: 0.296			0-0 SH2-4		2-2 F9		3-2 G4-3		2-0 1B	4	0	2	0	0	0	1				
Mark Grudzielanek, R OBP: 0.333, SLG: 0.433			1-0 F8		3-2 L3			1-2 HR	1-3 K	4	1	1	1	0	1	3				
Andy Ashby, R Jeff Reeboulet, R Omar Daal, L Hiram Bocachica, R Paul Quantrill, L Dave Hansen, L Eric Gagne, R			0-2 SH2-4			2-2 P6		2-1 HR	2-3 K	0	0	0	0	0	0	0		Dodgers		
			1-2					HR		0	0	0	0	0	0	0				
Inning Stats	R: 0 E: 0 K: 0 S: 6	H: 0 LOB: 0 BB: 0 P: 10	R: 0 E: 0 K: 0 S: 8	H: 0 LOB: 0 BB: 0 P: 15	R: 0 E: 0 K: 0 S: 7	H: 1 LOB: 1 BB: 0 P: 8	R: 0 E: 0 K: 0 S: 5	H: 0 LOB: 0 BB: 0 P: 6	R: 0 E: 0 K: 1 S: 9	H: 1 LOB: 1 BB: 0 P: 15	R: 0 E: 0 K: 0 S: 7	H: 0 LOB: 0 BB: 0 P: 12	R: 3 E: 0 K: 0 S: 14	H: 5 LOB: 1 BB: 0 P: 20	R: 0 E: 0 K: 2 S: 10	H: 1 LOB: 1 BB: 0 P: 17	1B: 6 2B: 2 3B: 0 HR: 2	SF: 0 SAC: 1 DP: 1 HBP: 0	WP: 0 PB: 0 SB: 0 CS: 0	PA: 36
PITCHER	IP WLS BF H R ER SO BB IBB HBP BLK WP HR S P ERA WHIP																			
Kirk Rueter, L ERA: 2.97	(1, 1) 7.0 L 27 6 3 3 1 1 0 0 0 0 0 2 59 94 3.86 0.857																			
Jason Christiansen, L ERA: 3.0	(8, 1) 1.0 5 3 1 1 1 0 0 0 0 0 0 8 11 9.00 3.000																			
Tim Worrell, R ERA: 2.08	(9, 1) 1.0 4 1 0 0 2 0 0 0 0 0 0 0 10 17 0.00 1.000																			

Batter	1	2	3	4	5	6	7	8	9	AB	R	H	RBI	BB	SO	LOB	BOTTOM					
Tsuyoshi Shinjo, R OBP: 0.229, SLG: 0.226	3-1 BB		4-0 G3	1-2 FC5-4			1-0 G5-3		1-2 G5-3	3	1	1	0	1	0	0	Los Angeles Dodgers @ San Francisco Giants PacBell Park, San Francisco, CA Thu Apr 11 2002, 3:35 PM EDT Att: 40,934 - Sunny - 68 F					
David Bell, R Calvin Murray, R	2-1 F8		1-2 G3	1-2 FC5-4			1-2 F9		0-0 PB	5	0	1	0	0	0	4						
Barry Bonds, L	4-1 BB		4-0 1B	0-1 F7			2-3 K		4-1 IBB	2	1	0	0	3	1	2						
Jeff Kent, R	2-1 G5-4-3		1-1 SF7		2-2 G6-3			2-2 2B	0-3 K	4	1	1	1	0	1	4						
Reggie Sanders, R		1-3 K	1-1 1B		0-0 F8		1-2 P4		0-0 F8	5	0	1	0	0	1	3						
J.T. Snow, L		4-2 FC5	0-0 FC6-4		1-2 L9			2-3 K		3	0	1	1	1	1	1						
Benito Santiago, R		0-3 K	2-1 FC6-4			0-2 G6-3		1-0 1B		4	0	1	1	0	1	3						
Ramon Martinez, R		3-2 FC5		1-3 K		0-1 P6		0-1 2B		4	0	2	0	0	1	0						
Kirk Rueter, L Jason Christiansen, R Marvin Benard, L Tim Worrell, R		0-0 FC5		4-0 FC5-4		2-0 G1-3		2-2 L7		2	0	0	0	1	0	2						
		1-2 2-3F		1-2 HBP						1	0	0	0	0	0	2						
Inning Stats	R: 0 E: 0 K: 0 S: 7	H: 1 LOB: 2 BB: 1 P: 18	R: 0 E: 0 K: 2 S: 13	H: 1 LOB: 2 BB: 1 P: 21	R: 2 E: 0 K: 0 S: 11	H: 2 LOB: 2 BB: 2 P: 24	R: 0 E: 0 K: 1 S: 12	H: 0 LOB: 2 BB: 1 P: 19	R: 0 E: 0 K: 0 S: 7	H: 0 LOB: 0 BB: 0 P: 10	R: 0 E: 0 K: 0 S: 6	H: 0 LOB: 0 BB: 0 P: 8	R: 0 E: 0 K: 1 S: 7	H: 0 LOB: 0 BB: 0 P: 11	R: 1 E: 0 K: 0 S: 16	H: 3 LOB: 2 BB: 0 P: 24	R: 0 E: 0 K: 1 S: 10	H: 1 LOB: 2 BB: 1 P: 15	1B: 7 2B: 1 3B: 0 HR: 0	SF: 1 SAC: 0 DP: 1 HBP: 1	WP: 0 PB: 2 SB: 1 CS: 0	PA: 41
PITCHER	IP WLS BF H R ER SO BB IBB HBP BLK WP HR S P ERA WHIP																					
Andy Ashby, R ERA: 1.5	(1, 1) 5.0 W 24 4 2 2 3 4 0 0 0 0 0 0 13 19 0.00 0.000																					
Omar Daal, L ERA: 2.84	(6, 1) 2.0 W 6 0 0 0 1 0 0 0 0 0 0 0 0 13 19 0.00 0.000																					
Paul Quantrill, R ERA: 9.64	(8, 1) 1.0 H 6 3 1 1 1 0 0 0 0 0 0 0 16 24 9.00 3.000																					
Eric Gagne, R ERA:	(9, 1) 1.0 S 5 1 0 0 1 0 1 0 0 0 0 0 10 15 0.00 1.000																					



Batter	1	2	3	4	5	6	7	8	9	AB	R	H	RBI	BB	SO	LOB	TOP				
Dave Roberts, L OBP: 0.300, SLG: 0.357 (1, 8)	F8		2B 3B		B1		K			4	1	1	0	0	1	0	Los Angeles Dodgers @ San Diego Padres Qualcomm Stadium, San Diego, CA Fri Apr 12 2002, 10:05 PM EDT Att: 31,894 - Cloudy - 65 F				
Alex Cora, L OBP: 0.375, SLG: 0.500 (1, 6)	G4-3		2B G4-3 HBP		1B 3B			G6-4-3 BB		2	2	1	0	1	0						
Paul Lo Duca, R OBP: 0.300, SLG: 0.425 (1, 2)	1B		G4-3 2B		G3-6-3 1B			G6-4-3 1-2		4	0	3	2	0	0	1					
Shawn Green, L OBP: 0.300, SLG: 0.361 (1, 9)	G4-3		G4-3		G3-6-3			F9		4	0	0	1	0	0	3					
Brian Jordan, R OBP: 0.282, SLG: 0.361 (1, 7)			F9		G4-6-3 1B			G6-3		4	0	2	0	0	0	1					
Eric Karros, R OBP: 0.313, SLG: 0.452 (1, 3)			P3		F8			G5-4-3 1B		4	0	1	0	0	1	3					
Adrian Beltré, R OBP: 0.395, SLG: 0.323 (1, 5)			2B		G4-6-3 1-2			G5-4-3 1-2		4	0	1	0	0	0	2					
Mark Grudzielanek, R OBP: 0.333, SLG: 0.406 (1, 4)			IBB		F7			G4-3 1-2		2	0	0	0	1	1	0					
Kaz Ishii, L Jeff Rebutlet, R Giovanni Carrara, R Eric Gagne, R (1, 1) (7, PH) (7, 1) (9, 1)			K		F8			K		2	0	0	0	0	1	2					
Inning Stats	R: 0 H: 1 E: 0 K: 0 S: 12	H: 1 LOB: 1 BB: 0 P: 18	R: 0 H: 2 E: 0 K: 2 S: 11	H: 2 LOB: 2 BB: 1 P: 21	R: 2 H: 2 E: 0 K: 1 S: 9	H: 2 LOB: 1 BB: 0 P: 16	R: 0 H: 0 E: 0 K: 1 S: 11	H: 0 LOB: 0 BB: 0 P: 15	R: 1 H: 2 E: 0 K: 0 S: 5	H: 2 LOB: 0 BB: 0 P: 6	R: 0 H: 1 E: 0 K: 2 S: 7	H: 1 LOB: 0 BB: 0 P: 10	R: 0 H: 0 E: 0 K: 2 S: 9	H: 0 LOB: 0 BB: 0 P: 12	R: 0 H: 0 E: 0 K: 0 S: 7	H: 0 LOB: 0 BB: 1 P: 16	1B: 5 2B: 3 3B: 2 HR: 0	SF: 0 SAC: 0 DP: 5 HBP: 1	WP: 0 PB: 0 SB: 0 CS: 1	PA: 34	
PITCHER	IP WLS BF H R ER SO BB IBB HBP BLK WP HR S P ERA WHIP	IP WLS BF H R ER SO BB IBB HBP BLK WP HR S P ERA WHIP	IP WLS BF H R ER SO BB IBB HBP BLK WP HR S P ERA WHIP	IP WLS BF H R ER SO BB IBB HBP BLK WP HR S P ERA WHIP	IP WLS BF H R ER SO BB IBB HBP BLK WP HR S P ERA WHIP	IP WLS BF H R ER SO BB IBB HBP BLK WP HR S P ERA WHIP	IP WLS BF H R ER SO BB IBB HBP BLK WP HR S P ERA WHIP	IP WLS BF H R ER SO BB IBB HBP BLK WP HR S P ERA WHIP	IP WLS BF H R ER SO BB IBB HBP BLK WP HR S P ERA WHIP	IP WLS BF H R ER SO BB IBB HBP BLK WP HR S P ERA WHIP	IP WLS BF H R ER SO BB IBB HBP BLK WP HR S P ERA WHIP	IP WLS BF H R ER SO BB IBB HBP BLK WP HR S P ERA WHIP	IP WLS BF H R ER SO BB IBB HBP BLK WP HR S P ERA WHIP	IP WLS BF H R ER SO BB IBB HBP BLK WP HR S P ERA WHIP	IP WLS BF H R ER SO BB IBB HBP BLK WP HR S P ERA WHIP	IP WLS BF H R ER SO BB IBB HBP BLK WP HR S P ERA WHIP	IP WLS BF H R ER SO BB IBB HBP BLK WP HR S P ERA WHIP	IP WLS BF H R ER SO BB IBB HBP BLK WP HR S P ERA WHIP	IP WLS BF H R ER SO BB IBB HBP BLK WP HR S P ERA WHIP	IP WLS BF H R ER SO BB IBB HBP BLK WP HR S P ERA WHIP	IP WLS BF H R ER SO BB IBB HBP BLK WP HR S P ERA WHIP

AB	31
R	3
H	9
RBI	3
BB	2
SO	5
LOB	12



Batter	1	2	3	4	5	6	7	8	9	AB	R	H	RBI	BB	SO	LOB	BOTTOM				
D'Angelo Jimenez, S OBP: 0.302, SLG: 0.429 (1, 4)	G5-3		F9			F8		K		4	0	0	0	0	1	0	Los Angeles Dodgers @ San Diego Padres Qualcomm Stadium, San Diego, CA Fri Apr 12 2002, 10:05 PM EDT Att: 31,894 - Cloudy - 65 F				
Trenidad Hubbard, R (1, 8)	K		G6-3			F4		G4-3		4	0	0	0	0	1	0					
Phil Nevin, R OBP: 0.436, SLG: 0.600 (1, 3)	G5-3				G6-3		BB 1B		G6-3	4	0	1	0	0	0	0					
Bubba Trammell, R OBP: 0.414, SLG: 0.391 (1, 9)			P4		BB			F8		2	0	0	0	2	0	0					
Ron Gant, R OBP: 0.143, SLG: 0.263 (1, 7)			F8		F9			F9		4	0	0	0	0	0	3					
Deivi Cruz, R OBP: 0.214, SLG: 0.357 (1, 6)			2B		K			F9		3	0	1	0	0	1	1					
Javier Cardona, R OBP: 0.273, SLG: 0.111 (1, 2)			BB		G5-3			F7		2	0	0	0	1	0	0					
Ramón Vázquez, L OBP: 0.200, SLG: 0.240 (1, 5)			K		F7			G3-1		3	0	0	0	0	1	2					
Kevin Jarvis, L OBP: 0.167, SLG: 0.167 Juan Moreno, L Mark Sweeney, L Steve Reed, R (1, 1) (8, 1) (8, PH) (9, 1)			K		K			K		2	0	0	0	0	2	0					
Inning Stats	R: 0 H: 0 E: 0 K: 1 S: 9	H: 1 LOB: 1 BB: 1 P: 20	R: 0 H: 0 E: 0 K: 1 S: 7	H: 0 LOB: 0 BB: 0 P: 11	R: 0 H: 0 E: 0 K: 1 S: 11	H: 0 LOB: 1 BB: 1 P: 19	R: 0 H: 1 E: 0 K: 0 S: 10	H: 0 LOB: 2 BB: 1 P: 20	R: 0 H: 0 E: 0 K: 2 S: 9	H: 0 LOB: 0 BB: 0 P: 14	R: 0 H: 0 E: 0 K: 0 S: 5	H: 0 LOB: 0 BB: 0 P: 8	R: 0 H: 0 E: 0 K: 0 S: 7	H: 0 LOB: 0 BB: 0 P: 9	R: 0 H: 0 E: 0 K: 0 S: 5	H: 0 LOB: 0 BB: 0 P: 8	1B: 1 2B: 1 3B: 0 HR: 0	SF: 0 SAC: 0 DP: 0 HBP: 0	WP: 0 PB: 0 SB: 0 CS: 0	PA: 32	
PITCHER	IP WLS BF H R ER SO BB IBB HBP BLK WP HR S P ERA WHIP	IP WLS BF H R ER SO BB IBB HBP BLK WP HR S P ERA WHIP	IP WLS BF H R ER SO BB IBB HBP BLK WP HR S P ERA WHIP	IP WLS BF H R ER SO BB IBB HBP BLK WP HR S P ERA WHIP	IP WLS BF H R ER SO BB IBB HBP BLK WP HR S P ERA WHIP	IP WLS BF H R ER SO BB IBB HBP BLK WP HR S P ERA WHIP	IP WLS BF H R ER SO BB IBB HBP BLK WP HR S P ERA WHIP	IP WLS BF H R ER SO BB IBB HBP BLK WP HR S P ERA WHIP	IP WLS BF H R ER SO BB IBB HBP BLK WP HR S P ERA WHIP	IP WLS BF H R ER SO BB IBB HBP BLK WP HR S P ERA WHIP	IP WLS BF H R ER SO BB IBB HBP BLK WP HR S P ERA WHIP	IP WLS BF H R ER SO BB IBB HBP BLK WP HR S P ERA WHIP	IP WLS BF H R ER SO BB IBB HBP BLK WP HR S P ERA WHIP	IP WLS BF H R ER SO BB IBB HBP BLK WP HR S P ERA WHIP	IP WLS BF H R ER SO BB IBB HBP BLK WP HR S P ERA WHIP	IP WLS BF H R ER SO BB IBB HBP BLK WP HR S P ERA WHIP	IP WLS BF H R ER SO BB IBB HBP BLK WP HR S P ERA WHIP	IP WLS BF H R ER SO BB IBB HBP BLK WP HR S P ERA WHIP	IP WLS BF H R ER SO BB IBB HBP BLK WP HR S P ERA WHIP	IP WLS BF H R ER SO BB IBB HBP BLK WP HR S P ERA WHIP	IP WLS BF H R ER SO BB IBB HBP BLK WP HR S P ERA WHIP



Batter	1	2	3	4	5	6	7	8	9	AB	R	H	RBI	BB	SO	LOB	TOP										
Dave Roberts, L (1,8) OBP: 0.273, SLG: 0.323 Paul Quantrill, L (7,1)	1-3 K	2-0 P4					1-2 G4-3		2-3 K	3	0	0	0	0	1	2	Los Angeles Dodgers @ San Diego Padres Qualcomm Stadium, San Diego, CA Sat Apr 13, 2002, 10:05 PM EDT Att: 47,893 - Sunny - 64 F livebaseballscores.com										
Cesar Izturis, S (1,6) OBP: 0.341, SLG: 0.410	1-2 G4-3		0-0 CS 1B		2-2 G4-3		1-3 K2-3		4-2 BB	4	0	1	0	1	1	1											
Paul Lo Duca, R (1,2) OBP: 0.311, SLG: 0.432	2-2 2B		2-1 P4			0-1 F9		4-2 1B BB	4	0	1	0	1	1	3												
Shawn Green, L (1,9) OBP: 0.295, SLG: 0.425	0-1 G6-3		0-0 HR			2-3 K2-3		0-3 K	4	1	1	1	0	2	2												
Brian Jordan, R (1,7) OBP: 0.302, SLG: 0.359		4-0 1B SF8 BB	1-2 F7			2-3 K		1-1 1B	3	1	1	0	1	1	0												
Eric Karros, R (1,3) OBP: 0.306, SLG: 0.429		2-2 1B		3-1 G5-3			3-3 K	0-0 F8	4	0	1	0	0	1	2												
Adrian Beltré, R (1,5) OBP: 0.381, SLG: 0.324		1-2 SF8		2-2 F9			2-1 BB 1B	1-1 P4	3	1	1	1	0	0	2												
Mark Grudzielanek, R (1,4) OBP: 0.350, SLG: 0.400		3-H 2-1 1B		1-3 K			4-1 BB 2B	1-3 K	3	1	1	0	1	2	0												
Kevin Brown, R (1,1) Terry Mulholland, R (2,1) Marquis Grissom, R (5,8) Omar Daal, L (5,1) Alex Cora, L (7,PH) Hiram Bocachica, R (7,PH)	1-3 K				0-3 K		1-0 S 1-H 2-H 2B	0-2 2B	1	0	0	0	0	1	2												
Inning Stats	R: 0 E: 0 K: 1 S: 12	H: 1 LOB: 1 BB: 0 P: 16	R: 1 E: 0 K: 1 S: 14	H: 2 LOB: 2 BB: 1 P: 26	R: 1 E: 0 K: 0 S: 7	H: 2 LOB: 0 BB: 0 P: 10	R: 0 E: 0 K: 1 S: 8	H: 0 LOB: 0 BB: 0 P: 14	R: 0 E: 0 K: 1 S: 9	H: 0 LOB: 0 BB: 0 P: 12	R: 0 E: 0 K: 2 S: 15	H: 2 LOB: 1 BB: 1 P: 27	R: 0 E: 0 K: 1 S: 11	H: 1 LOB: 2 BB: 1 P: 17	R: 0 E: 0 K: 3 S: 14	H: 1 LOB: 2 BB: 1 P: 21		1B: 5 2B: 3 3B: 0 HR: 1	SF: 1 SAC: 0 DP: 0 HBP: 0	WP: 0 PA: 39 PB: 0 SB: 1 CS: 1							
PITCHER	IP	WLS	BF	H	R	ER	SO	BB	IBB	HBP	BLK	WP	HR	S	P	ERA	WHIP										
Brian Tolberg, R (1,1) ERA: 11.2	5.0		20	5	2	2	4	1	0	0	0	0	1	50	78	3.60	1.200										
Jason Boyd, R (6,1) ERA: 2.54	1.1	B	7	2	2	2	3	1	0	0	0	0	0	16	30	13.50	2.250										
Alan Embree, L (7,1) ERA: 2.08	1.0		4	0	0	0	2	1	0	0	0	0	0	13	19	0.00	1.000										
Jeremy Fikac, R (8,1) ERA: 1.59	0.2	W	3	1	0	0	0	0	0	0	0	0	0	5	7	0.00	1.500										
Trevor Hoffman, R (9,1) ERA: 4.5	1.0	S	5	1	0	0	3	1	0	0	0	0	0	14	21	0.00	2.000										

Batter	1	2	3	4	5	6	7	8	9	AB	R	H	RBI	BB	SO	LOB	BOTTOM										
D'Angelo Jimenez, S (1,4) OBP: 0.319, SLG: 0.422	4-2 BB BB		0-1 F9				1-1 G4-3			3	1	1	0	1	0	0	Los Angeles Dodgers @ San Diego Padres Qualcomm Stadium, San Diego, CA Sat Apr 13, 2002, 10:05 PM EDT Att: 47,893 - Sunny - 64 F livebaseballscores.com										
Mark Kotsay, L (1,8) OBP: 0.381, SLG: 0.389	4-1 BB BB		1-1 HR 1B		3-1 G4-6-3 1B			1-1 G1-3	3	1	2	0	1	0	0												
Phil Nevin, R (1,3) OBP: 0.419, SLG: 0.605	2-1 BB BB		1-0 F2		0-0 SF7 1B			1-0 1B 2B	3	1	1	1	0	0	3												
Ryan Klesko, L (1,9) OBP: 0.292, SLG: 0.476	0-0 P3		2-0 HR		3-H 2-1 G4-6-3 1B			4-0 1B 2B IBB	3	2	1	2	1	0	2												
Ray Lankford, L (1,7) OBP: 0.211, SLG: 0.118 Alan Embree, L (7,1) Trenidad Hubbard, R (8,7) OBP: 0.125, SLG: 0.125		4-2 2B BB	1-0 P4			1-2 F8		2-1 2B FC4-2 1B	2	0	0	0	1	0	0												
Deivi Cruz, R (1,6) OBP: 0.250, SLG: 0.438		2-2 2B		2-1 G1-3		2-0 G5-3		1-1 FC4-2 2B	4	0	2	2	0	0	0												
Ramón Vázquez, L (1,5) OBP: 0.172, SLG: 0.207		2-3 K		0-0 G4-3		1-0 F7		2-3 3-H 2-2 FC4-2	4	0	0	0	0	1	4												
Tom Lampkin, L (1,2) OBP: 0.143, SLG: 0.053		4-2 BB		1-0 G3			1-0 P4	2-2 L6	3	0	0	0	1	0	2												
Brian Tolberg, R (1,1) Ron Gant, R (5,PH) Jason Boyd, R (5,1) Bubba Trammell, R (7,7) Jeremy Fikac, R (8,1) Trevor Hoffman, R (9,1)		1-1 G4-6-3 BB		3-1 HR			0-0 G5-3		1	0	0	0	0	0	3												
Inning Stats	R: 0 E: 0 K: 0 S: 10	H: 0 LOB: 1 BB: 2 P: 20	R: 0 E: 0 K: 1 S: 17	H: 1 LOB: 2 BB: 2 P: 30	R: 2 E: 0 K: 0 S: 7	H: 2 LOB: 0 BB: 0 P: 12	R: 0 E: 0 K: 0 S: 4	H: 0 LOB: 0 BB: 0 P: 7	R: 2 E: 0 K: 0 S: 11	H: 3 LOB: 2 BB: 0 P: 20	R: 0 E: 0 K: 0 S: 5	H: 0 LOB: 0 BB: 0 P: 9	R: 0 E: 0 K: 0 S: 4	H: 0 LOB: 0 BB: 0 P: 6	R: 2 E: 0 K: 0 S: 11	H: 3 LOB: 2 BB: 1 P: 24		1B: 4 2B: 3 3B: 0 HR: 2	SF: 1 SAC: 0 DP: 3 HBP: 0	WP: 0 PA: 35 PB: 0 SB: 0 CS: 0							
PITCHER	IP	WLS	BF	H	R	ER	SO	BB	IBB	HBP	BLK	WP	HR	S	P	ERA	WHIP										
Kevin Brown, R (1,1) ERA: 5.11	1.1		7	1	0	0	1	3	0	0	0	0	2	23	41	0.00	3.000										
Terry Mulholland, L (2,1) ERA: 21.21	2.2		13	5	4	4	0	1	0	0	0	0	2	23	43	13.50	2.250										
Omar Daal, L (5,1) ERA: 2.16	2.0		5	0	0	0	0	0	0	0	0	0	0	8	14	0.00	0.000										
Paul Quantrill, R (7,1) ERA: 9.45	2.0	L	10	3	2	2	0	0	0	1	0	0	0	15	30	9.00	1.500										



Batter	1	2	3	4	5	6	7	8	9	AB	R	H	RBI	BB	SO	LOB	TOP			
Dave Roberts, L OBP: 0.270, SLG: 0.294	G6-3			F9		K		G4-3 BB		3	0	0	0	1	1	0	Los Angeles Dodgers @ San Diego Padres Qualcomm Stadium, San Diego, CA Sun Apr 14 2002, 8:05 PM EDT Att: 46,410 - Sunny - 68 F			
Cesar Izturis, S OBP: 0.318, SLG: 0.381	K			G4-3		P3		G4-3		3	0	0	0	0	1	0				
Dave Hansen, L OBP: 0.143, SLG: 0.143	K			G4-3						1	0	0	0	0	0	1				
Giovanni Carrara, R										0	0	0	0	0	0	0				
Paul Lo Duca, R OBP: 0.306, SLG: 0.404	G4-3			G4-3		G1-3				3	0	0	0	1	0	0				
Shawn Green, L OBP: 0.292, SLG: 0.409		G3				FC1 FC5-2 1B		G3		4	0	1	0	0	0	2				
Brian Jordan, R OBP: 0.319, SLG: 0.372	G6-3					FC5-2 FC1 1B				4	0	2	0	0	0	0				
Eric Karros, R OBP: 0.300, SLG: 0.410						FC1 FC1-2 FC5-2		F8		4	0	1	0	0	0	3				
Hiram Bocachica, R OBP: 0.250, SLG: 1.000	G1-3					FC1-2 FC5-2				0	0	0	0	0	0	0				
Adrián Beltré, R OBP: 0.370, SLG: 0.316				G4-3		FC5-2 FC1-2				4	0	1	0	0	0	4				
Jeff Reboulet, R OBP: 0.333, SLG: 0.286						FC1-2		G6-3		3	0	0	0	1	0	6				
Hideo Nomo, R				G4-6-3 BB		FC1-2														
Jesse Orosco, R				G4-6-3		FC1-2														
Alex Cora, L OBP: 0.333, SLG: 0.429						FC1-2														
						G6-3														
								K		2	0	0	0	0	0	4				
										0	0	0	0	0	0	0				
										1	0	0	0	0	1	0				
Inning Stats	R: 0 H: 0 E: 0 K: 1 S: 8	H: 0 LOB: 0 BB: 0 P: 13	R: 0 H: 0 E: 0 K: 0 S: 6	H: 0 LOB: 0 BB: 0 P: 8	R: 0 H: 0 E: 0 K: 0 S: 8	H: 0 LOB: 0 BB: 1 P: 14	R: 0 H: 0 E: 0 K: 0 S: 9	H: 2 LOB: 3 BB: 0 P: 14	R: 0 H: 0 E: 0 K: 1 S: 6	H: 0 LOB: 0 BB: 0 P: 7	R: 0 H: 2 E: 0 K: 0 S: 9	H: 2 LOB: 2 BB: 0 P: 12	R: 0 H: 0 E: 0 K: 1 S: 10	H: 0 LOB: 2 BB: 2 P: 24	R: 0 H: 1 E: 0 K: 0 S: 9	H: 1 LOB: 1 BB: 0 P: 13	1B: 5 2B: 0 3B: 0 HR: 0	SF: 0 SAC: 0 DP: 1 HBP: 0	WP: 0 PB: 0 SB: 0 CS: 0	PA: 35
PITCHER	IP WLS BF H R ER SO	IP WLS BF H R ER SO	IP WLS BF H R ER SO	IP WLS BF H R ER SO	IP WLS BF H R ER SO	IP WLS BF H R ER SO	IP WLS BF H R ER SO	IP WLS BF H R ER SO	IP WLS BF H R ER SO	IP WLS BF H R ER SO	IP WLS BF H R ER SO	IP WLS BF H R ER SO	IP WLS BF H R ER SO	IP WLS BF H R ER SO	IP WLS BF H R ER SO	IP WLS BF H R ER SO	ERA WHIP	ERA WHIP		
Brian Lawrence, R ERA: 1.66	7.0	W	26	4	0	0	2	1	0	0	0	0	0	0	0	0	0.00	0.714		
Jeremy Fikac, R ERA: 1.42	0.2	H	4	0	0	0	1	2	0	0	0	0	0	0	0	0	0.00	3.000		
Alan Embree, L ERA: 1.93	0.1	H	1	0	0	0	0	0	0	0	0	0	0	0	0	0	0.00	0.000		
Trevor Hoffman, R ERA: 3.6	1.0	S	4	1	0	0	0	0	0	0	0	0	0	0	0	0	0.00	1.000		

Batter	1	2	3	4	5	6	7	8	9	AB	R	H	RBI	BB	SO	LOB	BOTTOM			
D'Angelo Jimenez, S OBP: 0.314, SLG: 0.408	P6		G4-3		G3-6-3					4	0	1	1	0	0	1	Los Angeles Dodgers @ San Diego Padres Qualcomm Stadium, San Diego, CA Sun Apr 14 2002, 8:05 PM EDT Att: 46,410 - Sunny - 68 F			
Mark Kotsay, L OBP: 0.370, SLG: 0.359	K		F8				S BB	F9		3	0	0	0	1	1	1				
Phil Nevin, R OBP: 0.426, SLG: 0.585	K						S BB			3	0	1	0	1	2	0				
Ryan Klesko, L OBP: 0.286, SLG: 0.440		G5-3					S BB	G1-6-3 1B		4	0	1	0	0	0	3				
Ron Gant, R OBP: 0.160, SLG: 0.391		F9								3	0	0	0	0	1	3				
Ray Lankford, L OBP: 0.200, SLG: 0.111										1	0	0	0	0	0	0				
Sean Burroughs, L OBP: 0.289, SLG: 0.346		E4 BB								3	0	1	0	0	0	2				
Deivi Cruz, R OBP: 0.286, SLG: 0.441										2	1	1	0	1	0	2				
Tom Lampkin, L OBP: 0.130, SLG: 0.048										2	0	0	0	0	1	2				
Brian Lawrence, R ERA: 2.9										1	0	0	0	1	1	0				
Mark Sweeney, L OBP: 0.167, SLG: 0.167										1	0	0	0	0	0	1				
Jeremy Fikac, R										0	0	0	0	0	0	0				
Alan Embree, L										0	0	0	0	0	0	0				
Trevor Hoffman, R										0	0	0	0	0	0	0				
Inning Stats	R: 0 H: 0 E: 0 K: 2 S: 11	H: 0 LOB: 0 BB: 0 P: 16	R: 0 H: 0 E: 1 K: 1 S: 10	H: 0 LOB: 2 BB: 1 P: 19	R: 0 H: 0 E: 0 K: 1 S: 5	H: 0 LOB: 0 BB: 0 P: 7	R: 0 H: 2 E: 0 K: 1 S: 15	H: 2 LOB: 2 BB: 0 P: 24	R: 0 H: 0 E: 0 K: 0 S: 4	H: 0 LOB: 0 BB: 1 P: 12	R: 0 H: 0 E: 0 K: 1 S: 7	H: 0 LOB: 2 BB: 2 P: 22	R: 1 H: 2 E: 0 K: 0 S: 13	H: 2 LOB: 1 BB: 0 P: 20	R: 0 H: 1 E: 0 K: 0 S: 6	H: 1 LOB: 0 BB: 0 P: 11	1B: 4 2B: 1 3B: 0 HR: 0	SF: 0 SAC: 1 DP: 2 HBP: 0	WP: 0 PB: 0 SB: 3 CS: 0	PA: 32
PITCHER	IP WLS BF H R ER SO	IP WLS BF H R ER SO	IP WLS BF H R ER SO	IP WLS BF H R ER SO	IP WLS BF H R ER SO	IP WLS BF H R ER SO	IP WLS BF H R ER SO	IP WLS BF H R ER SO	IP WLS BF H R ER SO	IP WLS BF H R ER SO	IP WLS BF H R ER SO	IP WLS BF H R ER SO	IP WLS BF H R ER SO	IP WLS BF H R ER SO	IP WLS BF H R ER SO	IP WLS BF H R ER SO	ERA WHIP	ERA WHIP		
Hideo Nomo, R ERA: 2.9	6.2	L	28	4	1	1	6	4	0	0	0	0	0	0	0	114	1.35	1.200		
Jesse Orosco, L ERA: 3.38	0.1		1	0	0	0	0	0	0	0	0	0	0	0	0	3	0.00	0.000		
Giovanni Carrara, R ERA: 1.8	1.0		3	1	0	0	0	0	0	0	0	0	0	0	6	11	0.00	1.000		



Batter	1	2	3	4	5	6	7	8	9	AB	R	H	RBI	BB	SO	LOB	TOP										
Dave Roberts, L OBP: 0.286, SLG: 0.289 (1, 8)	4-1 FC4-6 BB	2-1 G4-3		0-2 CS 1B			2-0 G4-3		1-1 L7	4	0	1	0	1	0	1											
Cesar Izturis, S OBP: 0.292, SLG: 0.348 (1, 6)	1-3 K	3-2 G5-3		1-1 CS 1-2	2-3 K		2-2 G5-3			4	0	0	0	0	2	1											
Paul Lo Duca, R OBP: 0.302, SLG: 0.380 (1, 2)	1-1 FC4-6 1B	1-0 F9			4-0 E BB			1-0 F8		3	1	0	0	1	0	1											
Shawn Green, L OBP: 0.288, SLG: 0.396 (1, 9)	0-1 1B HR 2H		2-0 G6-3		3-1 E4 G6-4-3			1-2 G3-1		4	1	1	1	0	0	1											
Brian Jordan, R OBP: 0.333, SLG: 0.383 (1, 7)	0-0 HR 1B		0-0 G6-3		3-1 G6-4-3			1-0		4	1	2	0	0	0	2											
Eric Karros, R OBP: 0.318, SLG: 0.488 (1, 3)	3-2 HR		0-0				1-0 G3-1		2-3 K	4	1	2	3	0	1	1											
Adrian Beltré, R OBP: 0.380, SLG: 0.405 (1, 5)	3-0 HR		1-3 K		2-1 1B		2-2 F8		2-2 F8	4	1	2	1	0	1	1											
Mark Grudzielanek, R OBP: 0.341, SLG: 0.368 (1, 4)	4-1 BB		2-3 K		1-3 K		1-3 K		0-1 G5-3	3	0	0	0	1	2	1											
Odalis Perez, L OBP: 0.167, SLG: 0.333 (1, 1)	1-0 G4-3		0-0 G3				0-1 G4-3		0-0	4	0	1	0	0	0	1											
Inning Stats	R: 5 E: 1 K: 1 S: 16	H: 4 LOB: 1 BB: 2 P: 33	R: 0 E: 0 K: 0 S: 8	H: 0 LOB: 0 BB: 0 P: 14	R: 0 E: 0 K: 1 S: 6	H: 1 LOB: 1 BB: 0 P: 9	R: 0 E: 0 K: 1 S: 9	H: 1 LOB: 0 BB: 0 P: 12	R: 0 E: 0 K: 1 S: 7	H: 0 LOB: 1 BB: 1 P: 19	R: 0 E: 0 K: 0 S: 6	H: 0 LOB: 0 BB: 0 P: 10	R: 0 E: 0 K: 1 S: 8	H: 1 LOB: 1 BB: 0 P: 13	R: 0 E: 0 K: 0 S: 8	H: 1 LOB: 1 BB: 0 P: 11	1B: 6 2B: 1 HR: 2	SF: 0 SAC: 0 DP: 1 HBP: 0	WP: 0 PB: 0 SB: 1 CS: 0	PA: 38							
PITCHER	IP	WLS	BF	H	R	ER	SO	BB	IBB	HBP	BLK	WP	HR	S	P	ERA	WHIP										
Shawn Chacon, R ERA: 7.41 (1, 1)	7.0	L	29	7	5	5	5	3	0	0	0	0	2	60	109	6.43	1.429										
Todd Jones, R ERA: 4.05 (8, 1)	1.0		4	1	0	0	1	0	0	0	0	0	0	8	13	0.00	1.000										
Jose Jimenez, R ERA: 4.5 (9, 1)	1.0		4	1	0	0	0	0	0	0	0	0	0	8	11	0.00	1.000										

Los Angeles Dodgers @ Colorado Rockies
Coors Field, Denver, CO
Mon Apr 15 2002, 7:05 PM MDT
Att: 29,763 - Cloudy - 73 F

livebaseballscores.com

AB 34
R 5
H 9
RBI 5
BB 3
SO 6
LOB 10




Batter	1	2	3	4	5	6	7	8	9	AB	R	H	RBI	BB	SO	LOB	BOTTOM										
Juan Pierre, L OBP: 0.295, SLG: 0.232 (1, 8)	2-2 F7		2-2 G3-1		3-1 S 1B		3-2 G4-3			4	0	1	0	0	0	0											
Juan Uribe, R OBP: 0.383, SLG: 0.527 (1, 6)	1-2 G1-3		2-3 K		1-2 G4-3			0-3 K		4	0	0	0	0	2	1											
Larry Walker, L OBP: 0.333, SLG: 0.574 (1, 9)	2-1 G3-1			0-1 G4-3		0-1 L8		1-3 K		4	0	0	0	0	1	0											
17 Todd Helton, L OBP: 0.357, SLG: 0.400 (1, 3)		0-0 HR		1-0 F8		1-2 G3 2B 1B		2-1 F8		4	2	2	1	0	0	0											
Todd Zeile, R OBP: 0.396, SLG: 0.659 (1, 5)		3-2 G5-3		1-2 BB 1B		0-1 G3		3-2 P5		4	0	1	0	0	0	1											
Benny Agbayani, R OBP: 0.397, SLG: 0.444 (1, 7)		0-1 G5-3		4-0 BB		0-0 BB		3-1 F9		3	0	1	1	1	0	0											
Jose Ortiz, R OBP: 0.237, SLG: 0.361 (1, 4)		0-2 E5		0-1 L7		1-0 P6		2-3 K		3	0	0	0	0	0	3											
Todd Jones, L (8, 1)										0	0	0	0	0	0	0											
Jose Jimenez, R (9, 1)										0	0	0	0	0	0	0											
Mark Little, R OBP: 0.250, SLG: 0.364 (9, PH)										1	0	0	0	0	1	0											
Ben Petrick, R OBP: 0.115, SLG: 0.240 (1, 2)		2-3 K			3-2 G6-3		0-1 G5-3			3	0	0	0	0	1	1											
Shawn Chacon, R OBP: 0.200, SLG: 0.200 (1, 1)					0-2 G6-3		0-2 G4-3			2	0	0	0	0	0	0											
Terry Shumpert, R OBP: 0.269, SLG: 0.360 (7, PH) (8, 4)										1	0	0	0	0	0	0											
Inning Stats	R: 0 E: 0 K: 0 S: 8	H: 0 LOB: 0 BB: 0 P: 13	R: 1 E: 1 K: 1 S: 14	H: 1 LOB: 1 BB: 0 P: 19	R: 0 E: 0 K: 1 S: 7	H: 0 LOB: 0 BB: 0 P: 11	R: 0 E: 0 K: 0 S: 8	H: 1 LOB: 2 BB: 1 P: 14	R: 0 E: 0 K: 0 S: 16	H: 1 LOB: 1 BB: 0 P: 23	R: 1 E: 0 K: 0 S: 9	H: 2 LOB: 1 BB: 0 P: 11	R: 0 E: 0 K: 2 S: 8	H: 0 LOB: 0 BB: 0 P: 11	R: 0 E: 0 K: 1 S: 8	H: 0 LOB: 0 BB: 0 P: 16	1B: 3 2B: 1 HR: 1	SF: 0 SAC: 0 DP: 0 HBP: 0	WP: 0 PB: 0 SB: 1 CS: 0	PA: 34							
PITCHER	IP	WLS	BF	H	R	ER	SO	BB	IBB	HBP	BLK	WP	HR	S	P	ERA	WHIP										
Odalis Perez, L ERA: 2.61 (1, 1)	9.0	W	34	5	2	2	5	1	0	0	0	0	1	86	129	2.00	0.667										

Los Angeles Dodgers @ Colorado Rockies
Coors Field, Denver, CO
Mon Apr 15 2002, 7:05 PM MDT
Att: 29,763 - Cloudy - 73 F

livebaseballscores.com

AB 33
R 2
H 5
RBI 2
BB 1
SO 5
LOB 6



Batter	1	2	3	4	5	6	7	8	9	AB	R	H	RBI	BB	SO	LOB	TOP					
Cesar Izturis, S OBP: 0.294, SLG: 0.347										3	0	1	0	0	0	1						
Hiram Bocachica, R OBP: 0.250, SLG: 1.000										4	1	1	1	0	1	3						
Shawn Green, L OBP: 0.286, SLG: 0.373										3	0	0	0	1	0	2						
Paul Lo Duca, R OBP: 0.298, SLG: 0.426										4	1	1	1	0	0	2						
Eric Karros, R OBP: 0.354, SLG: 0.511										4	1	3	0	0	0	0						
Marquis Grissom, R OBP: 0.500, SLG: 0.778										4	1	2	2	0	1	2						
Adrian Beltré, R OBP: 0.370, SLG: 0.391										4	0	1	0	0	0	2						
Mark Grudzielanek, R OBP: 0.313, SLG: 0.333										4	0	0	0	0	1	0						
Andy Ashby, R OBP: 0.250, SLG: 0.250										2	0	1	0	0	0	0						
Paul Quantrill, L OBP: 0.302, SLG: 0.308										0	0	0	0	0	0	0						
Dave Roberts, L OBP: 0.250, SLG: 0.125										1	0	1	0	0	0	0						
Terry Mulholland, R										0	0	0	0	0	0	0						
Dave Hansen, L										1	0	0	0	0	0	0						
Inning Stats	R: 0 E: 0 K: 1 S: 9	H: 1 LOB: 1 BB: 0 P: 12	R: 0 E: 0 K: 1 S: 8	H: 0 LOB: 0 BB: 0 P: 16	R: 0 E: 0 K: 0 S: 8	H: 0 LOB: 0 BB: 0 P: 13	R: 4 E: 0 K: 1 S: 19	H: 5 LOB: 0 BB: 0 P: 27	R: 0 E: 0 K: 0 S: 8	H: 1 LOB: 1 BB: 0 P: 11	R: 0 E: 0 K: 0 S: 12	H: 2 LOB: 1 BB: 0 P: 20	R: 0 E: 0 K: 0 S: 11	H: 1 LOB: 1 BB: 0 P: 17	R: 0 E: 0 K: 0 S: 8	H: 1 LOB: 1 BB: 1 P: 16	R: 0 E: 0 K: 0 S: 6	H: 0 LOB: 0 BB: 0 P: 9	1B: 8 2B: 0 3B: 0 HR: 3	SF: 0 SAC: 1 DP: 2 HBP: 0	WP: 0 PB: 0 SB: 0 CS: 0	PA: 36
PITCHER	IP WLS BF H R ER SO BB IBB HBP BLK WP HR S P ERA WHIP																	ERA WHIP				
Jason Jennings, R ERA: 5.14	(1, 1) 6.0 W 25 9 4 4 3 0 0 0 0 0 0 3 64 99 6.00 1.500																					
Rick White, R ERA: 4.15	(7, 1) 1.0 H 4 1 0 0 0 0 0 0 0 0 0 0 11 17 0.00 1.000																					
Todd Jones, R ERA: 3.52	(8, 1) 1.0 H 4 1 0 0 0 0 1 0 0 0 0 0 8 16 0.00 2.000																					
Jose Jimenez, R ERA: 4.0	(9, 1) 1.0 S 3 0 0 0 0 0 0 0 0 0 0 0 6 9 0.00 0.000																					

Los Angeles Dodgers @ Colorado Rockies
Coors Field, Denver, CO
Tue Apr 16 2002, 7:05 PM MDT
Att: 30,354 - Sunny - 62 F

AB 34
R 4
H 11
RBI 4
BB 1
SO 3
LOB 12



Batter	1	2	3	4	5	6	7	8	9	AB	R	H	RBI	BB	SO	LOB	BOTTOM			
Juan Pierre, L OBP: 0.308, SLG: 0.250										4	1	2	0	0	0	1				
Juan Uribe, R OBP: 0.375, SLG: 0.508										4	0	1	0	0	0	2				
Lary Walker, L OBP: 0.321, SLG: 0.551										2	0	0	1	0	0	0				
Benny Agbayani, R OBP: 0.344, SLG: 0.414										2	0	0	0	0	1	2				
Todd Jones, L										0	0	0	0	0	0	0				
Jose Jimenez, R										0	0	0	0	0	0	0				
17 Todd Helton, L OBP: 0.383, SLG: 0.404										2	1	1	0	2	0	0				
Todd Zeile, R OBP: 0.388, SLG: 0.644										1	0	0	0	0	0	2				
Greg Norton, S OBP: 0.263, SLG: 0.188										2	1	1	1	1	0	2				
Todd Hollandsworth, L OBP: 0.216, SLG: 0.286										4	1	1	1	0	1	3				
Jose Ortiz, R OBP: 0.238, SLG: 0.350										4	1	1	0	0	1	1				
Gary Bennett, R OBP: 0.267, SLG: 0.357										4	1	2	1	0	1	1				
Jason Jennings, L OBP: 0.200, SLG: 0.400										2	0	1	1	0	0	0				
Terry Shumpert, R OBP: 0.259, SLG: 0.346										1	0	0	0	0	0	1				
Rick White, R										0	0	0	0	0	0	0				
Mark Little, R OBP: 0.231, SLG: 0.333										1	0	0	0	0	0	0				
Inning Stats	R: 1 E: 1 K: 0 S: 8	H: 1 LOB: 1 BB: 1 P: 19	R: 1 E: 0 K: 1 S: 11	H: 2 LOB: 0 BB: 0 P: 18	R: 0 E: 0 K: 0 S: 7	H: 0 LOB: 0 BB: 0 P: 8	R: 0 E: 0 K: 1 S: 7	H: 0 LOB: 1 BB: 1 P: 11	R: 0 E: 0 K: 0 S: 15	H: 1 LOB: 1 BB: 0 P: 23	R: 4 E: 0 K: 0 S: 12	H: 5 LOB: 0 BB: 0 P: 19	R: 0 E: 0 K: 1 S: 10	H: 1 LOB: 2 BB: 1 P: 18	R: 0 E: 0 K: 0 S: 5	H: 0 LOB: 0 BB: 0 P: 7	1B: 8 2B: 2 3B: 0 HR: 0	SF: 0 SAC: 0 DP: 2 HBP: 0	WP: 1 PB: 0 SB: 2 CS: 0	PA: 36
PITCHER	IP WLS BF H R ER SO BB IBB HBP BLK WP HR S P ERA WHIP																	ERA WHIP		
Andy Ashby, R ERA: 4.24	(1, 1) 5.0 L 26 9 6 6 3 2 0 0 0 0 0 0 0 3 5 0.00 0.000																			
Paul Quantrill, R ERA: 8.22	(6, 1) 1.0 2 0 0 0 0 0 0 0 0 0 0 0 3 5 0.00 0.000																			
Terry Mulholland, L ERA: 14.85	(7, 1) 2.0 8 1 0 0 0 1 1 0 0 0 0 0 0 15 25 0.00 1.000																			

Los Angeles Dodgers @ Colorado Rockies
Coors Field, Denver, CO
Tue Apr 16 2002, 7:05 PM MDT
Att: 30,354 - Sunny - 62 F

AB 33
R 6
H 10
RBI 5
BB 3
SO 4
LOB 15



Batter	1	2	3	4	5	6	7	8	9	AB	R	H	RBI	BB	SO	LOB	TOP									
Cesar Izturis, S OBP: 0.304, SLG: 0.358 (1, 6)	G6-3	BB		1B	FC5		K			4	1	1	0	1	1	3	Los Angeles Dodgers @ Colorado Rockies Coors Field, Denver, CO Wed Apr 17 2002, 1:05 PM MDT Att: 32,878 - Sunny - 68 F									
Mark Grudzielanek, R OBP: 0.331, SLG: 0.348 (1, 4)	BB	BB								4	1	1	1	1	1	2										
Jesse Orosco, R (7, 1)	BB	BB								0	0	0	0	0	0	0										
Giovanni Carrara, R (8, 1)	BB	BB								0	0	0	0	0	0	0										
Eric Gagne, R (9, 1)	BB	BB								0	0	0	0	0	0	0										
Shawn Green, L OBP: 0.295, SLG: 0.375 (1, 9)	FC5	K		BB	K			K		5	0	2	1	0	3	3										
Brian Jordan, R OBP: 0.339, SLG: 0.392 (1, 7)	FC5	FC6-4		BB	G5-3			F9		4	0	1	1	1	0	3										
Marquis Grissom, R OBP: 0.440, SLG: 0.696 (1, 8)	K			G5-3				K		5	1	1	0	0	3	3										
Eric Karros, R OBP: 0.340, SLG: 0.471 (1, 3)	FC5			F9				E5		4	1	0	0	1	0	3										
Adrián Beltré, R OBP: 0.390, SLG: 0.400 (1, 5)		BB		WP				BB		4	2	2	0	1	1	1	AB 36 R 6 H 10 RBI 6 BB 7 SO 10 LOB 23									
Chad Kreuter, S (1, 2)		BB						BB		2	0	0	1	2	1	1										
Kaz Ishii, L OBP: 0.143, SLG: 0.143 (1, 1)										3	0	1	0	0	0	4										
Dave Hansen, L OBP: 0.222, SLG: 0.333 (7, PH)		B5		G4-3						1	0	1	2	0	0	0										
Alex Cora, L OBP: 0.333, SLG: 0.429 (7, 4)										0	0	0	0	0	0	0										
Inning Stats	R: 1 E: 0 K: 1 S: 16	H: 2 LOB: 2 BB: 1 P: 25	R: 1 E: 0 K: 1 S: 13	H: 1 LOB: 3 BB: 3 P: 28	R: 0 E: 0 K: 1 S: 9	H: 1 LOB: 2 BB: 1 P: 16	R: 1 E: 0 K: 0 S: 9	H: 3 LOB: 1 BB: 0 P: 13	R: 0 E: 0 K: 2 S: 13	H: 1 LOB: 0 BB: 1 P: 18	R: 0 E: 0 K: 1 S: 14	H: 0 LOB: 0 BB: 0 P: 20	R: 3 E: 1 K: 2 S: 18	H: 2 LOB: 1 BB: 1 P: 28	R: 0 E: 0 K: 2 S: 8	H: 0 LOB: 0 BB: 0 P: 11		R: 0 E: 0 K: 0 S: 7	H: 0 LOB: 0 BB: 0 P: 9	1B: 5 2B: 5 3B: 0 HR: 0	SF: 1 SAC: 0 DP: 0 HBP: 0	WP: 1 PB: 0 SB: 0 CS: 0	PA: 44			
PITCHER	IP	WLS	BF	H	R	ER	SO	BB	IBB	HBP	BLK	WP	HR	S	P	ERA		WHIP								
Mike Hampton, L ERA: 8.74 (1, 1)	6.0		31	8	3	3	6	5	1	0	0	1	0	74	120	4.50		2.167								
Rick White, R ERA: 9.23 (7, 1)	0.0	L	3	1	3	2	0	1	0	0	0	0	0	4	10	∞	∞									
Todd Jones, R ERA: 3.12 (7, 1)	1.0		4	1	0	0	2	0	0	0	0	0	0	14	18	0.00	1.000									
Kent Mercker, L ERA: 5.14 (8, 1)	1.0		3	0	0	0	2	0	0	0	0	0	0	8	11	0.00	0.000									
Mike James, R ERA: 5.14 (9, 1)	1.0		3	0	0	0	0	0	0	0	0	0	0	7	9	0.00	0.000									

Batter	1	2	3	4	5	6	7	8	9	AB	R	H	RBI	BB	SO	LOB	BOTTOM								
Juan Pierre, L OBP: 0.304, SLG: 0.250 (1, 8)	CS	F7		K			G4-3			4	0	1	0	0	1	3	Los Angeles Dodgers @ Colorado Rockies Coors Field, Denver, CO Wed Apr 17 2002, 1:05 PM MDT Att: 32,878 - Sunny - 68 F								
Juan Uribe, R OBP: 0.397, SLG: 0.524 (1, 6)	BB			BB	G6-3		G6-3			4	2	3	0	0	0	1									
17 Todd Helton, L OBP: 0.391, SLG: 0.400 (1, 3)	E			BB	G6-3		G6-3			3	1	1	0	1	0	1									
Benny Agbayani, R OBP: 0.361, SLG: 0.406 (1, 7)	E8			SF8			K			3	0	1	1	1	1	0									
Greg Norton, S OBP: 0.217, SLG: 0.150 (1, 5)	G6-3			K			G6-3			4	0	0	1	0	2	4									
Terry Shumpert, R OBP: 0.226, SLG: 0.310 (1, 4)	G4-3			SF8			L7			3	0	0	1	0	1	1									
Mark Little, R OBP: 0.235, SLG: 0.267 (1, 9)				G6-3			K			3	0	0	0	1	2	0									
Gary Bennett, R OBP: 0.281, SLG: 0.367 (1, 2)				G6-3						2	0	1	0	0	0	1									
Ben Petrick, R OBP: 0.143, SLG: 0.259 (7, 2)				BB			G4-3			2	0	1	0	0	0	0									
Mike Hampton, R ERA: 1.53 (7, 1)										2	0	1	0	0	1	1									
Rick White, R ERA: 1.53 (7, 1)										0	0	0	0	0	0	0									
Todd Jones, L ERA: 1.53 (7, 1)										0	0	0	0	0	0	0									
Jose Ortiz, R ERA: 1.69 (7, PH)										1	0	0	0	0	0	1									
Kent Mercker, L ERA: 1.69 (8, 1)										0	0	0	0	0	0	0									
Mike James, R ERA: 1.69 (9, 1)										0	0	0	0	0	0	0									
Inning Stats	R: 2 E: 1 K: 0 S: 13	H: 4 LOB: 1 BB: 0 P: 23	R: 0 E: 0 K: 1 S: 7	H: 2 LOB: 0 BB: 0 P: 11	R: 1 E: 0 K: 1 S: 7	H: 1 LOB: 2 BB: 2 P: 16	R: 0 E: 0 K: 2 S: 9	H: 0 LOB: 1 BB: 1 P: 18	R: 0 E: 0 K: 1 S: 10	H: 1 LOB: 0 BB: 0 P: 13	R: 0 E: 0 K: 1 S: 8	H: 0 LOB: 0 BB: 0 P: 12	R: 0 E: 0 K: 0 S: 6	H: 1 LOB: 1 BB: 0 P: 11	R: 0 E: 0 K: 1 S: 9	H: 0 LOB: 0 BB: 0 P: 18	R: 0 E: 0 K: 1 S: 11	H: 0 LOB: 0 BB: 0 P: 17	1B: 9 2B: 0 3B: 0 HR: 0	SF: 1 SAC: 0 DP: 1 HBP: 0	WP: 0 PB: 0 SB: 0 CS: 1	PA: 35			
PITCHER	IP	WLS	BF	H	R	ER	SO	BB	IBB	HBP	BLK	WP	HR	S	P	ERA	WHIP								
Kaz Ishii, L ERA: 1.53 (1, 1)	6.0		25	8	3	3	6	3	0	0	0	0	0	9	17	0.00	0.750								
Jesse Orosco, L ERA: 2.25 (7, 1)	1.1	H	5	1	0	0	0	0	0	0	0	0	0	6	12	0.00	0.000								
Giovanni Carrara, R ERA: 1.69 (8, 1)	0.2		2	0	0	0	1	0	0	0	0	0	0	6	12	0.00	0.000								
Eric Gagne, R ERA: 1.69 (9, 1)	1.0	S	3	0	0	0	1	0	0	0	0	0	0	11	17	0.00	0.000								



Batter	1	2	3	4	5	6	7	8	9	AB	R	H	RBI	BB	SO	LOB	TOP								
D'Angelo Jimenez, S OBP: 0.324, SLG: 0.375										4	1	2	0	0	1	2	San Diego Padres @ Los Angeles Dodgers Dodger Stadium, Los Angeles, CA Thu Apr 18 2002, 7:10 PM PDT Att: 24,434 - Sunny - 60 F								
Trenidad Hubbard, R OBP: 0.051, SLG: 0.051 Mark Kotsay, L OBP: 0.383, SLG: 0.392 Matt DeWitt, R (7, 1)										3	0	0	0	0	2	2									
Phil Nevin, R OBP: 0.444, SLG: 0.607										3	0	0	0	1	0	1									
Bubba Trammell, R OBP: 0.333, SLG: 0.303										4	0	0	0	0	0	3									
Ron Gant, R OBP: 0.242, SLG: 0.483										3	1	2	1	0	1	0									
Deivi Cruz, R OBP: 0.244, SLG: 0.349										3	0	0	0	1	2	3									
Sean Burroughs, L OBP: 0.262, SLG: 0.310										4	0	0	0	0	1	2									
Javier Cardona, R OBP: 0.188, SLG: 0.071 Ryan Klesko, L OBP: 0.383, SLG: 0.541										2	0	0	0	0	1	0									
Brian Tollberg, R OBP: 0.125, SLG: 0.125 Mark Sweeney, L OBP: 0.156, SLG: 0.037 Tom Lampkin, L OBP: 0.156, SLG: 0.037										2	0	0	0	0	2	0									
Inning Stats	R: 0 E: 0 K: 2 S: 9	H: 0 LOB: 0 BB: 0 P: 14	R: 0 E: 0 K: 1 S: 7	H: 0 LOB: 0 BB: 0 P: 13	R: 0 E: 0 K: 1 S: 6	H: 0 LOB: 0 BB: 0 P: 10	R: 1 E: 1 K: 2 S: 13	H: 1 LOB: 2 BB: 1 P: 24	R: 0 E: 0 K: 0 S: 10	H: 0 LOB: 0 BB: 0 P: 12	R: 0 E: 0 K: 0 S: 9	H: 1 LOB: 1 BB: 0 P: 14	R: 1 E: 1 K: 1 S: 14	H: 2 LOB: 3 BB: 1 P: 25	R: 0 E: 0 K: 1 S: 8	H: 1 LOB: 1 BB: 0 P: 12		R: 0 E: 0 K: 1 S: 12	H: 0 LOB: 0 BB: 0 P: 13	1B: 4 2B: 1 3B: 0 HR: 0	SF: 1 SAC: 0 DP: 0 HBP: 0	WP: 0 PB: 0 SB: 0 CS: 0	PA: 36		
PITCHER	IP	WLS	BF	H	R	ER	SO	BB	IBB	HBP	BLK	WP	HR	S	P	ERA	WHIP								
Omar Daal, L ERA: 1.23	6.1	W	25	3	2	0	8	2	0	0	0	0	0	57	94	0.00	0.789								
Paul Quantill, R ERA: 7.88	0.1	H	3	1	0	0	1	0	0	0	0	0	0	8	13	0.00	3.000								
Jesse Orosco, L ERA: 2.08	0.1	H	1	0	0	0	0	0	0	0	0	0	0	3	5	0.00	0.000								
Giovanni Carrara, R ERA: 1.54	1.0	H	4	1	0	0	1	0	0	0	0	0	0	8	12	0.00	1.000								
Eric Gagne, R ERA:	1.0	S	3	0	0	0	1	0	0	0	0	0	0	12	13	0.00	0.000								

Batter	1	2	3	4	5	6	7	8	9	AB	R	H	RBI	BB	SO	LOB	BOTTOM								
Dave Roberts, L OBP: 0.292, SLG: 0.295										5	1	1	0	0	1	2	San Diego Padres @ Los Angeles Dodgers Dodger Stadium, Los Angeles, CA Thu Apr 18 2002, 7:10 PM PDT Att: 24,434 - Sunny - 60 F								
Cesar Izturis, S OBP: 0.300, SLG: 0.351										4	1	1	0	0	0	1									
Paul Lo Duca, R OBP: 0.328, SLG: 0.466										4	0	3	1	0	0	1									
Shawn Green, L OBP: 0.292, SLG: 0.373										3	0	1	1	0	1	2									
Brian Jordan, R OBP: 0.350, SLG: 0.377										2	1	0	0	2	0	3									
Eric Karros, R OBP: 0.316, SLG: 0.436										4	0	0	0	0	0	5									
Adrian Beltré, R OBP: 0.397, SLG: 0.453										3	1	1	2	1	0	2									
Mark Grudzielanek, R OBP: 0.333, SLG: 0.440										4	1	2	1	0	1	1									
Omar Daal, L ERA: 1.23 Paul Quantill, L ERA: 7.88 Jesse Orosco, R ERA: 2.08 Giovanni Carrara, R ERA: 1.54 Alex Cora, L OBP: 0.402, SLG: 0.429 Eric Gagne, R ERA:										3	0	0	0	0	0	1									
Inning Stats	R: 1 E: 1 K: 1 S: 9	H: 1 LOB: 1 BB: 0 P: 13	R: 0 E: 0 K: 0 S: 5	H: 0 LOB: 0 BB: 0 P: 10	R: 0 E: 0 K: 1 S: 7	H: 0 LOB: 0 BB: 0 P: 9	R: 0 E: 0 K: 1 S: 17	H: 1 LOB: 2 BB: 1 P: 24	R: 2 E: 0 K: 0 S: 14	H: 3 LOB: 1 BB: 0 P: 22	R: 2 E: 0 K: 0 S: 9	H: 2 LOB: 1 BB: 1 P: 19	R: 0 E: 0 K: 0 S: 9	H: 2 LOB: 2 BB: 0 P: 14	R: 0 E: 0 K: 1 S: 8	H: 0 LOB: 1 BB: 2 P: 18		R: 0 E: 0 K: 1 S: 8	H: 0 LOB: 1 BB: 2 P: 18	1B: 5 2B: 3 3B: 0 HR: 2	SF: 1 SAC: 0 DP: 1 HBP: 0	WP: 0 PB: 0 SB: 3 CS: 0	PA: 37		
PITCHER	IP	WLS	BF	H	R	ER	SO	BB	IBB	HBP	BLK	WP	HR	S	P	ERA	WHIP								
Brian Tollberg, R ERA: 9.61	6.0	L	28	7	5	4	3	2	0	0	0	0	0	61	97	6.00	1.500								
Matt DeWitt, R ERA:	2.0		9	2	0	0	1	2	0	0	0	0	0	17	32	0.00	2.000								

AB 33
R 2
H 5
RBI 1
BB 2
SO 11
LOB 19



AB 32
R 5
H 9
RBI 5
BB 4
SO 4
LOB 18



Batter	1	2	3	4	5	6	7	8	9	AB	R	H	RBI	BB	SO	LOB	TOP											
D'Angelo Jimenez, S OBP: 0.319, SLG: 0.382	0-1 G3		3-2 F7			3-2 F9		0-1 2H 2B		4	0	1	1	0	0	0	San Diego Padres @ Los Angeles Dodgers Dodger Stadium, Los Angeles, CA Fri Apr 19 2002, 7:10 PM PDT Att: 47,425 - Sunny - 64 F											
Mark Kotsay, L OBP: 0.391, SLG: 0.377	4-0 BB			1-0 G6-3		0-0 F9		4-2 BB		2	0	0	0	2	0													
Phil Nevin, R OBP: 0.433, SLG: 0.583	2-2 P3			0-0 1B		1-2 F2		2-3 K		4	0	1	0	0	1	3												
Ryan Klesko, L OBP: 0.370, SLG: 0.512	0-2 P6			3-2 P6			3-1 1B		2-2 L6	4	0	1	0	0	0	2												
Ron Gant, R OBP: 0.216, SLG: 0.424		2-2 F7		2-3 K			2-2 L3		1-2 P4	4	0	0	0	0	1	2												
Sean Burroughs, L OBP: 0.281, SLG: 0.370		2-2 G3			1-0 HR		0-3 K		1-2 L6	4	1	1	1	0	1	0												
Ramón Vázquez, L OBP: 0.179, SLG: 0.205		0-3 K			1-3 K			1-0 F5 2B 1B		3	1	1	0	0	2	0												
Tom Lampkin, L OBP: 0.143, SLG: 0.033			0-2 G5-3		1-3 K			2-0 F5		3	0	0	0	0	1	1												
Brian Lawrence, R OBP: 0.300, SLG: 0.444			0-0 F2		2-0 F5			0-3 K		2	0	0	0	0	0	0												
Mark Sweeney, L OBP: 0.111, SLG: 0.111										1	0	0	0	0	1	1												
Jason Boyd, R OBP: 0.111, SLG: 0.111										0	0	0	0	0	0	0												
Inning Stats	R: 0 E: 0 K: 0 S: 8	H: 0 LOB: 1 BB: 1 P: 14	R: 0 E: 0 K: 1 S: 11	H: 0 LOB: 0 BB: 0 P: 15	R: 0 E: 0 K: 0 S: 8	H: 1 LOB: 1 BB: 0 P: 15	R: 1 E: 0 K: 2 S: 8	H: 1 LOB: 0 BB: 0 P: 13	R: 0 E: 0 K: 1 S: 7	H: 0 LOB: 0 BB: 0 P: 11	R: 0 E: 0 K: 1 S: 9	H: 1 LOB: 0 BB: 0 P: 14	R: 1 E: 0 K: 2 S: 12	H: 2 LOB: 2 BB: 1 P: 21	R: 0 E: 0 K: 0 S: 9	H: 0 LOB: 0 BB: 0 P: 13	1B: 3 2B: 2 3B: 0 HR: 1	SF: 0 SAC: 0 DP: 1 HBP: 0	WP: 0 PB: 0 SB: 1 CS: 0	PA: 33								
PITCHER	IP	WLS	BF	H	R	ER	SO	BB	IBB	HBP	BLK	WP	HR	S	P	ERA	WHIP											
Hideo Nomo, R ERA: 2.55	(1, 1)	7.1	W	26	4	2	2	5	1	0	0	0	0	1	62	98	2.46	0.682										
Paul Quantrill, R ERA: 7.56	(8, 1)	0.1	H	3	1	0	0	1	1	0	0	0	0	0	7	11	0.00	6.000										
Eric Gagne, R ERA:	(8, 1)	1.1	S	4	0	0	0	1	0	0	0	0	0	0	12	18	0.00	0.000										

AB	31
R	2
H	5
RBI	2
BB	2
SO	7
LOB	9



Batter	1	2	3	4	5	6	7	8	9	AB	R	H	RBI	BB	SO	LOB	BOTTOM											
Dave Roberts, L OBP: 0.308, SLG: 0.298	1-2 SH2-3 FC5-4 1B HBP			0-2 1B			3-2 G1-3			3	1	1	1	0	1	0	San Diego Padres @ Los Angeles Dodgers Dodger Stadium, Los Angeles, CA Fri Apr 19 2002, 7:10 PM PDT Att: 47,425 - Sunny - 64 F											
Cesar Izturis, S OBP: 0.297, SLG: 0.344	1-1 FC5-4 SH2-3 1B		0-1 F6	0-0 F8		1-0 G1-3				4	1	1	0	0	2													
Paul Lo Duca, R OBP: 0.313, SLG: 0.443	0-0 SH2-3		1-1 L6		1-2 G4-3			3-3 K		3	0	0	0	0	1	0												
Shawn Green, L OBP: 0.319, SLG: 0.419	4-0 FC5-4 IBB		3-2 2B		0-3 K			2-1 3B 2B		3	1	2	0	1	1	0												
Brian Jordan, R OBP: 0.344, SLG: 0.404	2-2 FC5-4 1B		0-2 G1-3		0-1 F8			0-0 SF9 3B		4	1	1	2	0	0	3												
Dave Hansen, L OBP: 0.231, SLG: 0.333	1-2 3H 1B			1-1 G4-3		1-2 G3-1		0-2 SF9		3	0	1	2	0	0	0												
Adrián Beltré, R OBP: 0.388, SLG: 0.474	1-2 F8			0-0 FC4-2 3B		1-1 G6-3		3-H L3		4	0	1	0	0	0	2												
Mark Grudzielanek, R OBP: 0.317, SLG: 0.415		1-3 K		2-0 FC4-2 1B		1-2 F8				3	1	0	0	0	1	1												
Hideo Nomo, R ERA: 2.2	(1, 1)	7.0	L	29	5	3	3	5	1	1	1	0	0	0	0	0												
Paul Quantrill, L ERA: 6.23	(8, 1)	1.0		2	2	2	1	0	0	0	0	0	0	0	0	0												
Eric Gagne, R ERA:	(8, 1)	1.0		2	2	2	1	0	0	0	0	0	0	0	0	0												
Inning Stats	R: 2 E: 0 K: 0 S: 12	H: 2 LOB: 2 BB: 1 P: 21	R: 0 E: 0 K: 3 S: 10	H: 0 LOB: 0 BB: 0 P: 12	R: 0 E: 0 K: 0 S: 10	H: 1 LOB: 1 BB: 0 P: 14	R: 1 E: 0 K: 0 S: 9	H: 2 LOB: 2 BB: 1 P: 16	R: 0 E: 0 K: 1 S: 8	H: 0 LOB: 0 BB: 0 P: 9	R: 0 E: 0 K: 0 S: 8	H: 0 LOB: 0 BB: 0 P: 11	R: 0 E: 0 K: 1 S: 7	H: 0 LOB: 0 BB: 0 P: 11	R: 2 E: 0 K: 1 S: 14	H: 2 LOB: 2 BB: 0 P: 21	1B: 3 2B: 2 3B: 2 HR: 0	SF: 1 SAC: 1 DP: 0 HBP: 1	WP: 0 PB: 0 SB: 0 CS: 0	PA: 34								
PITCHER	IP	WLS	BF	H	R	ER	SO	BB	IBB	HBP	BLK	WP	HR	S	P	ERA	WHIP											
Brian Lawrence, R ERA: 2.2	(1, 1)	7.0	L	29	5	3	3	5	1	1	1	0	0	0	0	0	3.86	0.857										
Jason Boyd, R ERA: 6.23	(8, 1)	1.0		2	2	2	1	0	0	0	0	0	0	0	0	0	18.00	2.000										

AB	29
R	5
H	7
RBI	5
BB	2
SO	6
LOB	8



Batter	1	2	3	4	5	6	7	8	9	AB	R	H	RBI	BB	SO	LOB	TOP				
D'Angelo Jimenez, S OBP: 0.329, SLG: 0.380 (1, 4)	G4-3		K			G1-6-3 1B			G4-6-3 BB	3	0	1	0	1	1	0	San Diego Padres @ Los Angeles Dodgers Dodger Stadium, Los Angeles, CA Sat Apr 20 2002, 7:10 PM PDT Att: 41,000 - Sunny - 62 F				
Mark Kotsay, L OBP: 0.366, SLG: 0.351 (1, 8)	G4-3		G3-1			G1-6-3 1-2f			G4-6-3 1-2f	4	0	0	0	0	0	2					
Phil Nevin, R OBP: 0.423, SLG: 0.563 (1, 3)	F9				E1	F7			1B 1B	4	1	1	0	0	0	0					
Ryan Klesko, L OBP: 0.360, SLG: 0.489 (1, 9)		G4-3			L8				1B 1B	4	0	1	0	0	0	1					
Bubba Trammell, R OBP: 0.326, SLG: 0.297 (1, 7)		G3			K				1B 1B	4	0	1	1	0	1	1					
Deivi Cruz, R OBP: 0.250, SLG: 0.348 Ray Lankford, L OBP: 0.207, SLG: 0.185 (9, PH)		1B BB			F2				1B F8	3	0	1	0	0	0	1					
Sean Burroughs, L OBP: 0.286, SLG: 0.375 (1, 5)						G1-3			1B 1B	2	0	1	0	1	0	0					
Javier Cardona, R OBP: 0.156, SLG: 0.059 (1, 2)					G4-3				F9	3	0	0	0	0	1	3					
Bobby Jones, R Ron Gant, R Matt DeWitt, R (8, PH)					K				G4-6-3 1-2f	2	0	0	0	0	2	0					
										1	0	0	0	0	0	1					
										0	0	0	0	0	0	0					
Inning Stats	R: 0 H: 0 E: 0 K: 0 S: 8	H: 0 LOB: 0 BB: 0 P: 11	R: 0 H: 1 E: 0 K: 1 S: 9	LOB: 2 BB: 1 P: 16	R: 0 H: 0 E: 0 K: 2 S: 8	H: 0 LOB: 0 BB: 0 P: 13	R: 0 H: 0 E: 0 K: 1 S: 11	H: 0 LOB: 1 BB: 0 P: 16	R: 0 H: 0 E: 0 K: 1 S: 5	H: 0 LOB: 0 BB: 0 P: 6	R: 0 H: 1 E: 0 K: 0 S: 8	H: 0 LOB: 0 BB: 0 P: 11	R: 0 H: 0 E: 0 K: 0 S: 6	H: 0 LOB: 0 BB: 0 P: 9	R: 0 H: 1 E: 0 K: 0 S: 8	H: 1 LOB: 0 BB: 1 P: 10	R: 1 H: 3 E: 0 K: 0 S: 11	H: 3 LOB: 2 BB: 1 P: 20	1B: 6 2B: 0 3B: 0 HR: 0	SF: 0 SAC: 0 DP: 3 HBP: 0	WP: 0 PA: 33 PB: 0 SB: 1 CS: 0
PITCHER	IP WLS BF H R ER SO BB IBB HBP BLK WP HR S P ERA WHIP	8.2 W 32 6 1 1 5 2 0 0 0 0 0 0 73 110 1.04 0.923	0.1 S 1 0 0 0 0 0 0 0 0 0 0 0 1 2 0.00 0.000																		

AB	31
R	1
H	6
RBI	1
BB	2
SO	5
LOB	11



Batter	1	2	3	4	5	6	7	8	9	AB	R	H	RBI	BB	SO	LOB	BOTTOM			
Cesar Izturis, S OBP: 0.309, SLG: 0.369 (1, 6)	G4-3		F8							4	0	2	1	0	0	0	San Diego Padres @ Los Angeles Dodgers Dodger Stadium, Los Angeles, CA Sat Apr 20 2002, 7:10 PM PDT Att: 41,000 - Sunny - 62 F			
Marquis Grissom, R OBP: 0.379, SLG: 0.593 (1, 8)	K				F3	F9			G6-3	4	0	0	0	0	1	3				
Paul Lo Duca, R OBP: 0.324, SLG: 0.462 (1, 2)	F8					HR 2B			G6-3	4	1	2	0	0	0	0				
Shawn Green, L OBP: 0.315, SLG: 0.455 (1, 9)		F7			F7				1B HR	4	1	1	1	0	0	2				
Brian Jordan, R OBP: 0.353, SLG: 0.475 (1, 7)		P4				HR			K	4	1	2	2	0	1	0				
Eric Karros, R OBP: 0.311, SLG: 0.424 (1, 3)					L8				L6	4	0	1	0	0	0	1				
Adrian Beltré, R OBP: 0.371, SLG: 0.450 (1, 5)						K			E5 1B G6-3	3	0	0	0	0	1	1				
Mark Grudzielanek, R OBP: 0.317, SLG: 0.411 (1, 4)					F3				G6-3	3	1	1	0	0	0	1				
Odalis Perez, L Giovanni Carrara, R (9, 1)					F5				K	2	0	0	0	0	1	1				
										0	0	0	0	0	0	0				
Inning Stats	R: 0 H: 0 E: 0 K: 1 S: 7	H: 1 LOB: 0 BB: 0 P: 12	R: 0 H: 0 E: 0 K: 0 S: 11	H: 0 LOB: 0 BB: 0 P: 17	R: 0 H: 0 E: 0 K: 0 S: 8	H: 0 LOB: 0 BB: 0 P: 12	R: 2 H: 2 E: 0 K: 0 S: 8	H: 2 LOB: 0 BB: 0 P: 11	R: 1 H: 2 E: 0 K: 1 S: 12	H: 2 LOB: 1 BB: 0 P: 14	R: 0 H: 2 E: 0 K: 0 S: 8	H: 2 LOB: 0 BB: 0 P: 11	R: 0 H: 1 E: 1 K: 1 S: 13	H: 1 LOB: 2 BB: 0 P: 20	R: 1 H: 1 E: 0 K: 1 S: 7	H: 1 LOB: 0 BB: 0 P: 8	1B: 4 2B: 3 3B: 0 HR: 2	SF: 0 SAC: 1 DP: 1 HBP: 0	WP: 0 PA: 33 PB: 0 SB: 0 CS: 0	
PITCHER	IP WLS BF H R ER SO BB IBB HBP BLK WP HR S P ERA WHIP	7.0 L 29 8 3 3 3 0 0 0 0 0 1 7 8 3.86 1.143	1.0 4 1 1 1 1 0 0 0 0 0 0 1 7 9.00 1.000																	



Batter	1	2	3	4	5	6	7	8	9	AB	R	H	RBI	BB	SO	LOB	TOP					
D'Angelo Jimenez, S OBP: 0.333, SLG: 0.387 (1, 4)										4	1	1	0	1	2	2	San Diego Padres @ Los Angeles Dodgers Dodger Stadium, Los Angeles, CA Sun Apr 21 2002, 1:10 PM PDT Att: 48,469 - Sunny - 73 F					
Ramón Vázquez, L OBP: 0.182, SLG: 0.186 (1, 6)										4	2	0	0	1	2	2						
Ryan Klesko, L Trenidad Hubbard, R (7, PH) OBP: 0.499, SLG: 0.499 OBP: 0.154, SLG: 0.385 (7, 9)										2	0	1	0	1	0	1						
Phil Nevin, R OBP: 0.447, SLG: 0.632 (1, 3)										4	1	3	3	1	0	0						
Ray Lankford, L OBP: 0.235, SLG: 0.194 (1, 7)										4	0	1	0	1	1	2						
Sean Burroughs, L OBP: 0.296, SLG: 0.377 (1, 5)										5	0	2	0	0	1	5						
Mark Kotsay, L OBP: 0.361, SLG: 0.333 (1, 8)										3	0	0	0	1	1	4						
Tom Lampkin, L OBP: 0.154, SLG: 0.030 (1, 2)										3	0	0	0	1	1	3						
Brett Tomko, R OBP: 0.111, SLG: 0.111 (1, 1)										3	0	0	0	0	0	3						
Mark Sweeney, L (8, PH) Jeremy Fikac, R Alan Embree, L Steve Reed, R (8, 1) (9, 1) (9, 1)										1	0	0	0	0	1	0						
Inning Stats	R: 1 E: 0 K: 0 S: 8	H: 3 LOB: 2 BB: 0 P: 12	R: 0 E: 0 K: 1 S: 8	H: 1 LOB: 2 BB: 1 P: 14	R: 0 E: 0 K: 2 S: 8	H: 0 LOB: 2 BB: 2 P: 19	R: 0 E: 0 K: 1 S: 9	H: 0 LOB: 0 BB: 0 P: 14	R: 1 E: 0 K: 2 S: 20	H: 2 LOB: 3 BB: 2 P: 34	R: 0 E: 0 K: 0 S: 3	H: 0 LOB: 0 BB: 1 P: 7	R: 3 E: 1 K: 1 S: 23	H: 3 LOB: 1 BB: 0 P: 29	R: 0 E: 0 K: 2 S: 17	H: 0 LOB: 1 BB: 1 P: 26	R: 0 E: 0 K: 0 S: 10	H: 0 LOB: 0 BB: 0 P: 12	1B: 5 2B: 2 3B: 0 HR: 2	SF: 0 SAC: 0 DP: 1 HBP: 0	WP: 0 PB: 0 SB: 0 CS: 0	PA: 42
PITCHER	IP WLS BF H R ER SO BB IBB HBP BLK WP HR S P ERA WHIP	IP WLS BF H R ER SO BB IBB HBP BLK WP HR S P ERA WHIP																				
Andy Ashby, R ERA: 3.91 (1, 1)	6.0 L 28 6 2 2 6 6 0 0 0 0 0 0 56 100 3.00 2.000																					
Terry Mulholland, L ERA: 15.26 (7, 1)	1.0 7 3 3 2 1 0 0 0 0 0 0 2 23 29 18.00 3.000																					
Guillermo Mota, R ERA: (8, 1)	1.0 4 0 0 0 2 1 0 0 0 0 0 0 17 26 0.00 1.000																					
Paul Quantrill, R ERA: 6.75 (9, 1)	1.0 3 0 0 0 0 0 0 0 0 0 0 0 10 12 0.00 0.000																					

Batter	1	2	3	4	5	6	7	8	9	AB	R	H	RBI	BB	SO	LOB	BOTTOM					
Dave Roberts, L OBP: 0.286, SLG: 0.275 (1, 8)										4	0	0	0	0	2	2	San Diego Padres @ Los Angeles Dodgers Dodger Stadium, Los Angeles, CA Sun Apr 21 2002, 1:10 PM PDT Att: 48,469 - Sunny - 73 F					
Jeff Reboulet, R OBP: 0.333, SLG: 0.222 (1, 4)										2	0	0	0	1	0	0						
Terry Mulholland, R Guillermo Mota, R Marquis Grissom, R Paul Quantrill, L (7, 1) (8, 1) (8, PH) (9, 1)										1	0	0	0	0	1	0						
Shawn Green, L OBP: 0.299, SLG: 0.429 (1, 9)										4	0	0	0	0	2	2						
Eric Karros, R OBP: 0.308, SLG: 0.413 (1, 3)										4	0	1	0	0	2	2						
Adrian Beltré, R OBP: 0.351, SLG: 0.422 (1, 5)										4	0	0	0	0	3	1						
Hiram Bocachica, R OBP: 0.250, SLG: 0.727 (1, 7)										3	0	0	0	1	2	2						
Chad Kreuter, S (1, 2)										3	0	0	0	0	1	2						
Alex Cora, L OBP: 0.385, SLG: 0.600 (1, 6)										3	0	1	0	0	2	2						
Andy Ashby, R Cesar Izturis, S (6, PH) OBP: 0.200, SLG: 0.200 OBP: 0.314, SLG: 0.388 (1, 1) (7, 4)										1	0	0	0	0	0	1						
Inning Stats	R: 0 E: 0 K: 2 S: 7	H: 0 LOB: 0 BB: 0 P: 9	R: 0 E: 0 K: 3 S: 9	H: 0 LOB: 0 BB: 0 P: 14	R: 0 E: 0 K: 1 S: 12	H: 1 LOB: 1 BB: 0 P: 14	R: 0 E: 0 K: 0 S: 9	H: 0 LOB: 0 BB: 0 P: 14	R: 0 E: 0 K: 2 S: 13	H: 0 LOB: 2 BB: 1 P: 19	R: 0 E: 0 K: 0 S: 14	H: 1 LOB: 1 BB: 1 P: 20	R: 0 E: 0 K: 3 S: 16	H: 0 LOB: 1 BB: 0 P: 22	R: 0 E: 0 K: 1 S: 8	H: 0 LOB: 0 BB: 0 P: 13	R: 0 E: 0 K: 1 S: 15	H: 1 LOB: 1 BB: 0 P: 22	1B: 1 2B: 1 3B: 1 HR: 0	SF: 0 SAC: 0 DP: 0 HBP: 0	WP: 0 PB: 0 SB: 0 CS: 0	PA: 33
PITCHER	IP WLS BF H R ER SO BB IBB HBP BLK WP HR S P ERA WHIP	IP WLS BF H R ER SO BB IBB HBP BLK WP HR S P ERA WHIP																				
Brett Tomko, R ERA: 1.4 (1, 1)	7.0 W 26 2 0 0 13 2 0 0 0 0 0 0 80 0.00 0.571																					
Jeremy Fikac, R ERA: 1.0 (8, 1)	1.0 3 0 0 0 1 0 0 0 0 0 0 0 8 13 0.00 0.000																					
Alan Embree, L ERA: 1.5 (9, 1)	0.1 1 0 0 0 0 0 0 0 0 0 0 0 4 7 0.00 0.000																					
Steve Reed, R ERA: 2.57 (9, 1)	0.2 3 1 0 0 1 0 0 0 0 0 0 0 11 15 0.00 1.500																					



Batter	1	2	3	4	5	6	7	8	9	AB	R	H	RBI	BB	SO	LOB	TOP					
Cesar Izturis, S OBP: 0.316, SLG: 0.411	G4-3 FC6-2 2B	G5-3		FC6-4 BB 1-2	E 2B		F7		G4-3	6	1	2	2	0	0	2	Los Angeles Dodgers @ Pittsburgh Pirates PNC Park, Pittsburgh, PA Tue Apr 23 2002, 7:05 PM EDT Att: 13,235 - Sunny - 46 F					
Marquis Grissom, R OBP: 0.389, SLG: 0.545	G4-3	G6-3		G3-6-1 BB 1-2	E8 1B		F7		G4-3 1B	5	0	2	1	1	0	2						
Shawn Green, L OBP: 0.289, SLG: 0.400	HBP BB HBP			G3-6-1 BB 1-2	P6		G4-3		K	5	1	0	0	0	2	5						
Paul Lo Duca, R OBP: 0.329, SLG: 0.449	FC6-2 BB HBP 2B 1-2 3-H			F9			G3			4	3	1	0	1	0	2						
Brian Jordan, R OBP: 0.370, SLG: 0.477	BB HBP 2B 1-2 2-3			1B			E6 BB			4	2	2	0	0	1	1						
Eric Karros, R OBP: 0.343, SLG: 0.424	2B 1-2 2-3 3-H			1B			F8		FC5-4 BB	3	1	2	2	2	0	1						
Adrián Beltré, R OBP: 0.354, SLG: 0.435	2B 1-3 2-H 3-H			F7			F1			5	0	2	2	0	0	6						
Mark Grudzielanek, R OBP: 0.338, SLG: 0.417	IBB			F7			FC5-4 1-2			4	1	2	2	1	0	4						
Kaz Ishii, L OBP: 0.222, SLG: 0.222	K			FC6-4 1B			BB			2	0	1	0	0	1	3						
Giovanni Carrara, R OBP: 0.308, SLG: 0.200										0	0	0	0	0	0	0						
Paul Quantrill, L OBP: 0.308, SLG: 0.200										1	0	0	0	0	1	0						
Eric Gagne, R										0	0	0	0	0	0	0						
Inning Stats	R: 3 E: 0 K: 1 S: 12	H: 2 LOB: 3 BB: 2 P: 32	R: 0 E: 0 K: 1 S: 7	H: 0 LOB: 0 BB: 0 P: 10	R: 0 E: 0 K: 0 S: 11	H: 2 LOB: 2 BB: 0 P: 16	R: 0 E: 0 K: 0 S: 6	H: 1 LOB: 1 BB: 1 P: 13	R: 5 E: 2 K: 0 S: 19	H: 6 LOB: 1 BB: 0 P: 31	R: 1 E: 0 K: 1 S: 14	H: 2 LOB: 2 BB: 1 P: 22	R: 0 E: 0 K: 0 S: 8	H: 0 LOB: 1 BB: 1 P: 17	R: 0 E: 1 K: 2 S: 13	H: 0 LOB: 2 BB: 0 P: 15	R: 0 E: 0 K: 2 S: 13	H: 1 LOB: 1 BB: 0 P: 18	1B: 11 2B: 3 3B: 0 HR: 0	SF: 0 SAC: 1 DP: 1 HBP: 2	WP: 0 PB: 0 SB: 1 CS: 0	PA: 48
PITCHER	IP WLS BF H R ER SO BB IBB HBP BLK WP HR S P ERA WHIP																					
Jimmy Anderson, L ERA: 4.91	(1, 1) 5.0 L 30 11 8 8 2 2 2 1 2 0 0 0 0 55 102 14.40 2.600																					
Mike Lincoln, R ERA: 1.0	(6, 1) 1.0 5 2 1 1 1 1 0 0 0 0 0 0 14 22 9.00 3.000																					
Sean Lowe, R ERA: 6.17	(7, 1) 2.0 9 0 0 0 0 2 0 0 0 0 0 0 16 32 0.00 1.000																					
Scott Sauerbeck, L ERA: 1.35	(9, 1) 1.0 4 1 0 0 2 0 0 0 0 0 0 0 13 18 0.00 1.000																					

AB 39
R 9
H 14
RBI 9
BB 6
SO 5
LOB 26



Batter	1	2	3	4	5	6	7	8	9	AB	R	H	RBI	BB	SO	LOB	BOTTOM					
Adrian Brown, S OBP: 0.301, SLG: 0.364	P4	FC5-2 2B 1B	G4-3					K		5	1	1	0	0	1	4	Los Angeles Dodgers @ Pittsburgh Pirates PNC Park, Pittsburgh, PA Tue Apr 23 2002, 7:05 PM EDT Att: 13,235 - Sunny - 46 F					
Abraham Nunez, S OBP: 0.353, SLG: 0.321	K	1B						G5-3		5	1	1	2	0	1	2						
Scott Sauerbeck, R		2B								0	0	0	0	0	0	0						
Brian Giles, L OBP: 0.412, SLG: 0.674	BB	S BB 1B						L8		4	0	1	2	1	0	0						
Kevin Young, R OBP: 0.313, SLG: 0.357	K	S BB						K		3	0	0	0	2	2	1						
Craig Wilson, R OBP: 0.269, SLG: 0.240		BB 1B						K		5	1	2	0	0	2	2						
18 Jason Kendall, R OBP: 0.305, SLG: 0.275		BB 1B						K		3	1	2	0	1	0	2						
Mike Benjamin, R OBP: 0.174, SLG: 0.182		BB 1B						K		3	0	0	0	1	1	6						
2 Jack Wilson, R OBP: 0.283, SLG: 0.280		FC5-2 2B 1B						G3-1		4	1	1	1	0	0	0						
Jimmy Anderson, L ERA: 3.53	(1, 1) 5.0 W 25 7 6 6 5 4 0 0 0 0 0 0 26 41 0.00 1.500																					
Giovanni Carrara, R ERA: 1.29	(6, 1) 2.0 H 9 2 0 0 0 1 0 0 0 0 0 0 13 20 0.00 1.000																					
Paul Quantrill, R ERA: 6.1	(8, 1) 1.0 H 4 0 0 0 1 1 0 0 0 0 0 0 9 11 0.00 0.000																					
Eric Gagne, R	(9, 1) 1.0 S 3 0 0 0 2 0 0 0 0 0 0 0 9 11 0.00 0.000																					
Inning Stats	R: 0 E: 0 K: 2 S: 10	H: 0 LOB: 1 BB: 1 P: 19	R: 6 E: 0 K: 2 S: 26	H: 6 LOB: 3 BB: 3 P: 52	R: 0 E: 0 K: 1 S: 7	H: 0 LOB: 0 BB: 0 P: 10	R: 0 E: 0 K: 0 S: 6	H: 0 LOB: 0 BB: 0 P: 9	R: 0 E: 0 K: 0 S: 4	H: 1 LOB: 0 BB: 0 P: 8	R: 0 E: 0 K: 0 S: 12	H: 1 LOB: 1 BB: 0 P: 19	R: 0 E: 0 K: 0 S: 14	H: 1 LOB: 2 BB: 1 P: 22	R: 0 E: 0 K: 1 S: 13	H: 0 LOB: 1 BB: 1 P: 20	R: 0 E: 0 K: 2 S: 9	H: 0 LOB: 0 BB: 0 P: 11	1B: 7 2B: 2 3B: 0 HR: 0	SF: 0 SAC: 0 DP: 1 HBP: 0	WP: 0 PB: 0 SB: 2 CS: 0	PA: 41
PITCHER	IP WLS BF H R ER SO BB IBB HBP BLK WP HR S P ERA WHIP																					
Kaz Ishii, L	(1, 1) 5.0 W 25 7 6 6 5 4 0 0 0 0 0 0 26 41 0.00 1.500																					
Giovanni Carrara, R	(6, 1) 2.0 H 9 2 0 0 0 1 0 0 0 0 0 0 13 20 0.00 1.000																					
Paul Quantrill, R	(8, 1) 1.0 H 4 0 0 0 1 1 0 0 0 0 0 0 9 11 0.00 0.000																					
Eric Gagne, R	(9, 1) 1.0 S 3 0 0 0 2 0 0 0 0 0 0 0 9 11 0.00 0.000																					

AB 35
R 6
H 9
RBI 6
BB 6
SO 8
LOB 17



Batter	1	2	3	4	5	6	7	8	9	AB	R	H	RBI	BB	SO	LOB	TOP											
Cesar Izturis, S OBP: 0.321, SLG: 0.403	F8		G6-3		G4-3					4	0	1	0	1	0	0	Los Angeles Dodgers @ Pittsburgh Pirates PNC Park, Pittsburgh, PA Wed Apr 24 2002, 7:05 PM EDT Att: 14,057 - Sunny - 68 F											
Marquis Grissom, R OBP: 0.366, SLG: 0.595	HR		K			G5-3	SF9		G6-3	4	1	1	2	0	1	1												
Shawn Green, L OBP: 0.287, SLG: 0.385	K		K							3	0	0	0	1	2	0												
Paul Lo Duca, R OBP: 0.312, SLG: 0.425	G6-3			G5-3		F3	F8			4	0	0	0	0	0	3												
Brian Jordan, R OBP: 0.377, SLG: 0.478		2B		K			G5-3		G4-6-3	4	1	2	0	0	1	0												
Eric Karros, R OBP: 0.365, SLG: 0.464		G4-3	B1-6		S		1B		G4-6-3	3	1	2	1	1	0	1												
Adrián Beltré, R OBP: 0.349, SLG: 0.425		G4-3		G4-3			1B		P4	4	1	1	0	0	0	2												
Mark Grudzielanek, R OBP: 0.347, SLG: 0.413					G1-3		BB		G5-3	3	1	1	1	1	0	0												
Omar Daal, L Hiram Bocachica, R Paul Quantill, L Jesse Orosco, R Giovanni Carrara, R Dave Roberts, L Guillermo Mota, R	B1-6			K			SF9		1B	2	0	0	0	0	1	2												
Inning Stats	R: 1 E: 0 K: 1 S: 12	H: 1 LOB: 0 BB: 0 P: 18	R: 1 E: 0 K: 0 S: 14	H: 2 LOB: 1 BB: 1 P: 26	R: 0 E: 0 K: 2 S: 9	H: 0 LOB: 0 BB: 0 P: 9	R: 0 E: 0 K: 1 S: 8	H: 0 LOB: 1 BB: 1 P: 17	R: 0 E: 0 K: 1 S: 10	H: 0 LOB: 0 BB: 0 P: 14	R: 0 E: 0 K: 0 S: 6	H: 0 LOB: 0 BB: 0 P: 9	R: 3 E: 0 K: 0 S: 17	H: 4 LOB: 3 BB: 2 P: 34	R: 0 E: 0 K: 0 S: 6	H: 1 LOB: 0 BB: 0 P: 7		R: 0 E: 0 K: 0 S: 11	H: 2 LOB: 1 BB: 0 P: 13	1B: 7 2B: 3 3B: 0 HR: 1	SF: 1 SAC: 0 DP: 2 HBP: 0	WP: 0 PB: 0 SB: 1 CS: 0	PA: 38					
PITCHER	IP	WLS	BF	H	R	ER	SO	BB	IBB	HBP	BLK	WP	HR	S	P	ERA	WHIP											
Dave Williams, L ERA: 3.08	(1, 1)	6.1	L	24	4	3	3	5	2	0	0	0	0	1	63	99	4.26	0.947										
Brian Boehringer, R ERA: 3.27	(7, 1)	1.2		10	4	2	2	0	1	1	0	0	0	0	19	35	10.80	3.000										
Mike Fetters, R ERA: 2.45	(9, 1)	1.0		4	2	0	0	0	0	0	0	0	0	0	11	13	0.00	2.000										

AB 33
R 5
H 10
RBI 5
BB 4
SO 5
LOB 9



Batter	1	2	3	4	5	6	7	8	9	AB	R	H	RBI	BB	SO	LOB	BOTTOM											
Adrian Brown, S OBP: 0.282, SLG: 0.338	G6-3		L7		G6-3		K		FC6-4	5	0	0	0	0	1	3	Los Angeles Dodgers @ Pittsburgh Pirates PNC Park, Pittsburgh, PA Wed Apr 24 2002, 7:05 PM EDT Att: 14,057 - Sunny - 68 F											
Abraham Nunez, S OBP: 0.308, SLG: 0.273	G6-3			K		G6-3		L7	K	5	0	0	0	0	2	1												
Brian Giles, L OBP: 0.418, SLG: 0.681	K			2B		G4-3		1B		4	1	2	0	0	1	0												
Kevin Young, R OBP: 0.314, SLG: 0.345		G3		K			1B		K	2	0	0	0	1	1	1												
Brian Boehringer, S Mendy López, R Mike Fetters, R							BB			2	0	0	0	0	0	0												
Craig Wilson, R OBP: 0.333, SLG: 0.321		K		2B		1B		1B		3	0	2	1	1	1	0												
18 Jason Kendall, R OBP: 0.317, SLG: 0.278		1B		L5		F8		BB		3	0	1	0	1	0	3												
Mike Benjamin, R ERA: 1.31		G1-3			F8		K		K	3	0	0	0	0	1	1												
Rob Mackowiak, L OBP: 0.273, SLG: 0.442										1	0	0	0	0	1	3												
2 Jack Wilson, R OBP: 0.298, SLG: 0.333			G5-3				G4-3		FC5-4	4	0	2	0	0	0	0												
Dave Williams, L OBP: 0.222, SLG: 0.556									FC5-4	2	0	0	0	0	2	1												
Keith Osik, R OBP: 0.353, SLG: 0.467			K		K				FC5-4	2	0	1	0	0	0	1												
Inning Stats	R: 0 E: 0 K: 1 S: 7	H: 0 LOB: 0 BB: 0 P: 9	R: 0 E: 0 K: 1 S: 9	H: 1 LOB: 1 BB: 0 P: 15	R: 0 E: 0 K: 1 S: 8	H: 0 LOB: 0 BB: 0 P: 10	R: 1 E: 0 K: 2 S: 14	H: 2 LOB: 1 BB: 0 P: 26	R: 0 E: 0 K: 0 S: 9	H: 1 LOB: 2 BB: 1 P: 16	R: 0 E: 0 K: 2 S: 18	H: 1 LOB: 1 BB: 0 P: 25	R: 0 E: 0 K: 2 S: 14	H: 1 LOB: 3 BB: 2 P: 25	R: 0 E: 0 K: 1 S: 16	H: 1 LOB: 1 BB: 0 P: 22	1B: 5 2B: 2 3B: 1 HR: 0	SF: 0 SAC: 0 DP: 0 HBP: 0	WP: 0 PB: 0 SB: 0 CS: 0	PA: 38								
PITCHER	IP	WLS	BF	H	R	ER	SO	BB	IBB	HBP	BLK	WP	HR	S	P	ERA	WHIP											
Omar Daal, L ERA: 1.31	(1, 1)	6.0	W	24	5	1	1	6	1	0	0	0	0	0	55	88	1.50	1.000										
Paul Quantill, R ERA: 5.56	(7, 1)	1.0		4	1	0	0	2	0	0	0	0	0	0	18	25	0.00	1.000										
Jesse Orosco, L ERA: 1.8	(8, 1)	0.2		5	1	0	0	1	2	0	0	0	0	0	10	20	0.00	4.500										
Giovanni Carrara, R ERA: 1.26	(8, 1)	0.1	H	1	0	0	0	1	0	0	0	0	0	4	5	0.00	0.000											
Guillermo Mota, R ERA:	(9, 1)	1.0		4	1	0	0	1	0	0	0	0	0	0	16	22	0.00	1.000										

AB 35
R 1
H 8
RBI 1
BB 3
SO 11
LOB 15



Batter	1	2	3	4	5	6	7	8	9	AB	R	H	RBI	BB	SO	LOB	TOP							
Dave Roberts, L (1, 8) OBP: 0.311, SLG: 0.291 Dave Hansen, L (9, PH) OBP: 0.214, SLG: 0.308	0-1 F8		1-0 CS 1B		4-1 G4-3 BB		2-3 K		2-2 F7	3	0	1	0	1	1	0								
Cesar Izuris, S (1, 6) OBP: 0.302, SLG: 0.378	2-2 F5		1-3 K		0-0 G4-3 1-2			2-2 E9 FC6-5	0	5	0	0	0	0	1	4								
Paul Lo Duca, R (1, 3) OBP: 0.321, SLG: 0.421	2-2 1B HBP		1-1 CS 1-2	0-0 E8 G4-3		1-2 FC5-4 1B		2-2 FC6-5 FC4-6	0	3	1	1	0	0	0	1								
Shawn Green, L (1, 9) OBP: 0.286, SLG: 0.378	3-1 1B		2-1 G4-3	2-1 G4-3		2-3 K		1-1 FC4-6 HBP 1B	2	4	1	1	1	0	1	2								
Brian Jordan, R (1, 7) OBP: 0.383, SLG: 0.486	2-1 F2		3-H 1-2 2B	2-3 2B		1-2 FC5-4 1B 1-2		2-2 1B HBP	0	3	0	1	0	0	0	3								
Adrián Beltré, R (1, 5) OBP: 0.388, SLG: 0.442		1-1 G5-4-3 1B		0-0 K		0-0 1B		0-1 1B	0	4	0	3	1	0	1	1								
Mark Grudzielanek, R (1, 4) OBP: 0.329, SLG: 0.385		1-0 G5-4-3 1-2		0-3 K		1-3 K		0-0 G3	0	4	0	0	0	0	2	6								
Chad Kreuter, S (1, 2) OBP: 0.250, SLG: 0.133 Marques Grissom, R (9, PH) OBP: 0.357, SLG: 0.579		3-3 K		2-2 2B		0-3 K		3-2 G5-3	0	3	0	1	0	0	2	0								
Hideo Nomo, R (1, 1) Jeff Reboulet, R (7, PH) OBP: 0.256, SLG: 0.182 Paul Quantrill, L (7, 1) Terry Mulholland, R (8, 1) Hiram Bocachica, R (9, PH) OBP: 0.357, SLG: 0.709			0-3 K		1-3 K		3-3 K		1-2 1B	2	0	0	0	0	2	1								
Inning Stats	R: 0 E: 0 K: 0 S: 12	H: 1 LOB: 2 BB: 0 P: 21	R: 0 E: 0 K: 1 S: 7	H: 1 LOB: 0 BB: 0 P: 12	R: 0 E: 0 K: 2 S: 10	H: 1 LOB: 1 BB: 0 P: 12	R: 1 E: 1 K: 2 S: 13	H: 1 LOB: 1 BB: 0 P: 18	R: 0 E: 0 K: 1 S: 8	H: 2 LOB: 2 BB: 0 P: 15	R: 0 E: 0 K: 3 S: 9	H: 0 LOB: 0 BB: 0 P: 14	R: 1 E: 1 K: 0 S: 20	H: 1 LOB: 2 BB: 0 P: 27	R: 0 E: 0 K: 0 S: 11	H: 1 LOB: 1 BB: 0 P: 17	1B: 7 2B: 2 3B: 0 HR: 0	SF: 0 SAC: 0 DP: 2 HBP: 2	WP: 0 PB: 0 SB: 0 CS: 1	PA: 39				
PITCHER	IP WLS BF H R ER SO BB IBB HBP BLK WP HR S P ERA WHIP	IP WLS BF H R ER SO BB IBB HBP BLK WP HR S P ERA WHIP	IP WLS BF H R ER SO BB IBB HBP BLK WP HR S P ERA WHIP	IP WLS BF H R ER SO BB IBB HBP BLK WP HR S P ERA WHIP	IP WLS BF H R ER SO BB IBB HBP BLK WP HR S P ERA WHIP	IP WLS BF H R ER SO BB IBB HBP BLK WP HR S P ERA WHIP	IP WLS BF H R ER SO BB IBB HBP BLK WP HR S P ERA WHIP	IP WLS BF H R ER SO BB IBB HBP BLK WP HR S P ERA WHIP	IP WLS BF H R ER SO BB IBB HBP BLK WP HR S P ERA WHIP	IP WLS BF H R ER SO BB IBB HBP BLK WP HR S P ERA WHIP	IP WLS BF H R ER SO BB IBB HBP BLK WP HR S P ERA WHIP	IP WLS BF H R ER SO BB IBB HBP BLK WP HR S P ERA WHIP	IP WLS BF H R ER SO BB IBB HBP BLK WP HR S P ERA WHIP	IP WLS BF H R ER SO BB IBB HBP BLK WP HR S P ERA WHIP	IP WLS BF H R ER SO BB IBB HBP BLK WP HR S P ERA WHIP	IP WLS BF H R ER SO BB IBB HBP BLK WP HR S P ERA WHIP	IP WLS BF H R ER SO BB IBB HBP BLK WP HR S P ERA WHIP	IP WLS BF H R ER SO BB IBB HBP BLK WP HR S P ERA WHIP	IP WLS BF H R ER SO BB IBB HBP BLK WP HR S P ERA WHIP	IP WLS BF H R ER SO BB IBB HBP BLK WP HR S P ERA WHIP	IP WLS BF H R ER SO BB IBB HBP BLK WP HR S P ERA WHIP			
Josh Fogg, R (1, 1) ERA: 1.46	5.2 W 24 7 1 0 7 1 0 0 0 0 0 0 0 0 0 0 0.00 1.412	0.1 H 1 0 0 0 1 0 0 0 0 0 0 0 0 0 0 0 0.00 0.000	1.0 H 3 0 0 0 3 0 0 0 0 0 0 0 0 0 0 0 0.00 0.000	0.1 H 2 0 1 0 0 0 0 0 0 0 0 0 0 0 0 0 0.00 0.000	0.1 H 1 0 0 0 0 0 0 0 0 0 0 0 0 0 0 0 0.00 0.000	0.1 H 3 1 0 0 0 0 0 0 0 0 0 0 0 0 0 0 0.00 1.412	1.0 S 4 1 0 0 0 0 0 0 0 0 0 0 0 0 0 0 0.00 1.000	0.1 H 1 0 0 0 0 0 0 0 0 0 0 0 0 0 0 0 0.00 0.000	0.1 H 1 0 0 0 0 0 0 0 0 0 0 0 0 0 0 0 0.00 0.000	0.1 H 1 0 0 0 0 0 0 0 0 0 0 0 0 0 0 0 0.00 0.000	0.1 H 1 0 0 0 0 0 0 0 0 0 0 0 0 0 0 0 0.00 0.000	0.1 H 1 0 0 0 0 0 0 0 0 0 0 0 0 0 0 0 0.00 0.000	0.1 H 1 0 0 0 0 0 0 0 0 0 0 0 0 0 0 0 0.00 0.000	0.1 H 1 0 0 0 0 0 0 0 0 0 0 0 0 0 0 0 0.00 0.000	0.1 H 1 0 0 0 0 0 0 0 0 0 0 0 0 0 0 0 0.00 0.000	0.1 H 1 0 0 0 0 0 0 0 0 0 0 0 0 0 0 0 0.00 0.000	0.1 H 1 0 0 0 0 0 0 0 0 0 0 0 0 0 0 0 0.00 0.000	0.1 H 1 0 0 0 0 0 0 0 0 0 0 0 0 0 0 0 0.00 0.000	0.1 H 1 0 0 0 0 0 0 0 0 0 0 0 0 0 0 0 0.00 0.000	0.1 H 1 0 0 0 0 0 0 0 0 0 0 0 0 0 0 0 0.00 0.000	0.1 H 1 0 0 0 0 0 0 0 0 0 0 0 0 0 0 0 0.00 0.000	0.1 H 1 0 0 0 0 0 0 0 0 0 0 0 0 0 0 0 0.00 0.000		
Sean Lowe, R (8, 1) ERA: 6.0	0.1 H 3 1 0 0 0 0 0 0 0 0 0 0 0 0 0 0 0.00 3.000	1.0 S 4 1 0 0 0 0 0 0 0 0 0 0 0 0 0 0 0.00 1.000	0.1 H 1 0 0 0 0 0 0 0 0 0 0 0 0 0 0 0 0.00 0.000	0.1 H 1 0 0 0 0 0 0 0 0 0 0 0 0 0 0 0 0.00 0.000	0.1 H 1 0 0 0 0 0 0 0 0 0 0 0 0 0 0 0 0.00 0.000	0.1 H 1 0 0 0 0 0 0 0 0 0 0 0 0 0 0 0 0.00 0.000	0.1 H 1 0 0 0 0 0 0 0 0 0 0 0 0 0 0 0 0.00 0.000	0.1 H 1 0 0 0 0 0 0 0 0 0 0 0 0 0 0 0 0.00 0.000	0.1 H 1 0 0 0 0 0 0 0 0 0 0 0 0 0 0 0 0.00 0.000	0.1 H 1 0 0 0 0 0 0 0 0 0 0 0 0 0 0 0 0.00 0.000	0.1 H 1 0 0 0 0 0 0 0 0 0 0 0 0 0 0 0 0.00 0.000	0.1 H 1 0 0 0 0 0 0 0 0 0 0 0 0 0 0 0 0.00 0.000	0.1 H 1 0 0 0 0 0 0 0 0 0 0 0 0 0 0 0 0.00 0.000	0.1 H 1 0 0 0 0 0 0 0 0 0 0 0 0 0 0 0 0.00 0.000	0.1 H 1 0 0 0 0 0 0 0 0 0 0 0 0 0 0 0 0.00 0.000	0.1 H 1 0 0 0 0 0 0 0 0 0 0 0 0 0 0 0 0.00 0.000	0.1 H 1 0 0 0 0 0 0 0 0 0 0 0 0 0 0 0 0.00 0.000	0.1 H 1 0 0 0 0 0 0 0 0 0 0 0 0 0 0 0 0.00 0.000	0.1 H 1 0 0 0 0 0 0 0 0 0 0 0 0 0 0 0 0.00 0.000	0.1 H 1 0 0 0 0 0 0 0 0 0 0 0 0 0 0 0 0.00 0.000	0.1 H 1 0 0 0 0 0 0 0 0 0 0 0 0 0 0 0 0.00 0.000	0.1 H 1 0 0 0 0 0 0 0 0 0 0 0 0 0 0 0 0.00 0.000	0.1 H 1 0 0 0 0 0 0 0 0 0 0 0 0 0 0 0 0.00 0.000	
Mike Williams, R (9, 1) ERA: 0.9	1.0 S 4 1 0 0 0 0 0 0 0 0 0 0 0 0 0 0 0.00 1.000	0.1 H 1 0 0 0 0 0 0 0 0 0 0 0 0 0 0 0 0.00 0.000	0.1 H 1 0 0 0 0 0 0 0 0 0 0 0 0 0 0 0 0.00 0.000	0.1 H 1 0 0 0 0 0 0 0 0 0 0 0 0 0 0 0 0.00 0.000	0.1 H 1 0 0 0 0 0 0 0 0 0 0 0 0 0 0 0 0.00 0.000	0.1 H 1 0 0 0 0 0 0 0 0 0 0 0 0 0 0 0 0.00 0.000	0.1 H 1 0 0 0 0 0 0 0 0 0 0 0 0 0 0 0 0.00 0.000	0.1 H 1 0 0 0 0 0 0 0 0 0 0 0 0 0 0 0 0.00 0.000	0.1 H 1 0 0 0 0 0 0 0 0 0 0 0 0 0 0 0 0.00 0.000	0.1 H 1 0 0 0 0 0 0 0 0 0 0 0 0 0 0 0 0.00 0.000	0.1 H 1 0 0 0 0 0 0 0 0 0 0 0 0 0 0 0 0.00 0.000	0.1 H 1 0 0 0 0 0 0 0 0 0 0 0 0 0 0 0 0.00 0.000	0.1 H 1 0 0 0 0 0 0 0 0 0 0 0 0 0 0 0 0.00 0.000	0.1 H 1 0 0 0 0 0 0 0 0 0 0 0 0 0 0 0 0.00 0.000	0.1 H 1 0 0 0 0 0 0 0 0 0 0 0 0 0 0 0 0.00 0.000	0.1 H 1 0 0 0 0 0 0 0 0 0 0 0 0 0 0 0 0.00 0.000	0.1 H 1 0 0 0 0 0 0 0 0 0 0 0 0 0 0 0 0.00 0.000	0.1 H 1 0 0 0 0 0 0 0 0 0 0 0 0 0 0 0 0.00 0.000	0.1 H 1 0 0 0 0 0 0 0 0 0 0 0 0 0 0 0 0.00 0.000	0.1 H 1 0 0 0 0 0 0 0 0 0 0 0 0 0 0 0 0.00 0.000	0.1 H 1 0 0 0 0 0 0 0 0 0 0 0 0 0 0 0 0.00 0.000	0.1 H 1 0 0 0 0 0 0 0 0 0 0 0 0 0 0 0 0.00 0.000	0.1 H 1 0 0 0 0 0 0 0 0 0 0 0 0 0 0 0 0.00 0.000	0.1 H 1 0 0 0 0 0 0 0 0 0 0 0 0 0 0 0 0.00 0.000

Los Angeles Dodgers @ Pittsburgh Pirates
PNC Park, Pittsburgh, PA
Thu Apr 25 2002, 12:35 PM EDT
Att: 16,264 - Sunny - 52 F

AB	35
R	2
H	9
RBI	2
BB	1
SO	11
LOB	19



Batter	1	2	3	4	5	6	7	8	9	AB	R	H	RBI	BB	SO	LOB	BOTTOM						
Adrian Brown, S (1, 8) OBP: 0.280, SLG: 0.324	0-2 P6		4-2 E 1B BB		0-0 G6-3		0-0 F5			3	1	0	0	1	0	4							
Abraham Nunez, S (1, 4) OBP: 0.302, SLG: 0.297	1-1 P4		2-2 E3 1B 1-2 2-3		1-0 G4-3		0-2 2B			4	0	1	0	0	0	2							
18 Jason Kendall, R (1, 2) OBP: 0.299, SLG: 0.259	0-0 G6-3		1-2 P4		0-1 F3		2-2 G5-3			4	0	0	0	0	0	4							
Brian Giles, L (1, 7) OBP: 0.424, SLG: 0.660		1-0 F3	2-1 1B		2-3 K		4-0 G6-4-3 IBB			3	0	1	2	1	1	0							
Armando Rios, L (1, 9) OBP: 0.355, SLG: 0.296 Mike Fetters, R (8, 1) Joe Beimel, L (8, 1) Sean Lowe, R (8, 1) Mike Williams, R (9, 1)		2-3 K	2-2 F9		4-0 SH1-3 2 1B BB		0-2 G6-4-3 1-2			3	1	0	0	1	1	4							
Craig Wilson, R (1, 3) OBP: 0.344, SLG: 0.310 Scott Sauerbeck, R (7, 1) Mike Benjamin, R (8, 5) OBP: 0.148, SLG: 0.154		4-2 BB			2-0 F9		0-0 SH1-3		0-0 G1-3	1	0	0	0	1	0	0							
Rob Mackowiak, L (1, 5) OBP: 0.271, SLG: 0.426 (8, 9)		2-3 K			2-3 K		1-3 K		0-0 G4-6-3 2 1B	4	0	1	0	0	3	2							
2 Jack Wilson, R (1, 6) OBP: 0.328, SLG: 0.339			2-0 E 1B SH2-3 HBP		4-1 1B BB		1-0 1B		1-2 G4-6-3 1-2	2	1	1	1	1	0	1							
Josh Fogg, R (1, 1) OBP: 0.143, SLG: 0.143 Mike Lincoln, R (6, 1) Kevin Young, R (6, PH) OBP: 0.324, SLG: 0.345 (7, 3)			1-0 SH2-3		0-1 1B		4-1 BB			1	0	1	0	0	0	0							
Inning Stats	R: 0 E: 0 K: 0 S: 7	H: 0 LOB: 0 BB: 0 P: 8	R: 0 E: 0 K: 2 S: 9	H: 0 LOB: 1 BB: 1 P: 18	R: 2 E: 1 K: 0 S: 16	H: 1 LOB: 2 BB: 1 P: 30	R: 0 E: 0 K: 1 S: 8	H: 1 LOB: 0 BB: 1 P: 16	R: 0 E: 0 K: 1 S: 6	H: 0 LOB: 0 BB: 0 P: 9	R: 1 E: 0 K: 1 S: 7	H: 1 LOB: 2 BB: 2 P: 17	R: 0 E: 0 K: 0 S: 9	H: 1 LOB: 1 BB: 1 P: 15	R: 0 E: 0 K: 0 S: 5	H: 1 LOB: 0 BB: 0 P: 6	1B: 4 2B: 1 3B: 0 HR: 0	SF: 0 SAC: 2 DP: 2 HBP: 1	WP: 0 PB: 0 SB: 0 CS: 0	PA: 35			
PITCHER	IP WLS BF H R ER SO BB IBB HBP BLK WP HR S P ERA WHIP	IP WLS BF H R ER SO BB IBB HBP BLK WP HR S P ERA WHIP	IP WLS BF H R ER SO BB IBB HBP BLK WP HR S P ERA WHIP	IP WLS BF H R ER SO BB IBB HBP BLK WP HR S P ERA WHIP	IP WLS BF H R ER SO BB IBB HBP BLK WP HR S P ERA WHIP	IP WLS BF H R ER SO BB IBB HBP BLK WP HR S P ERA WHIP	IP WLS BF H R ER SO BB IBB HBP BLK WP HR S P ERA WHIP	IP WLS BF H R ER SO BB IBB HBP BLK WP HR S P ERA WHIP	IP WLS BF H R ER SO BB IBB HBP BLK WP HR S P ERA WHIP	IP WLS BF H R ER SO BB IBB HBP BLK WP HR S P ERA WHIP	IP WLS BF H R ER SO BB IBB HBP BLK WP HR S P ERA WHIP	IP WLS BF H R ER SO BB IBB HBP BLK WP HR S P ERA WHIP	IP WLS BF H R ER SO BB IBB HBP BLK WP HR S P ERA WHIP	IP WLS BF H R ER SO BB IBB HBP BLK WP HR S P ERA WHIP	IP WLS BF H R ER SO BB IBB HBP BLK WP HR S P ERA WHIP	IP WLS BF H R ER SO BB IBB HBP BLK WP HR S P ERA WHIP	IP WLS BF H R ER SO BB IBB HBP BLK WP HR S P ERA WHIP	IP WLS BF H R ER SO BB IBB HBP BLK WP HR S P ERA WHIP	IP WLS BF H R ER SO BB IBB HBP BLK WP HR S P ERA WHIP	IP WLS BF H R ER SO BB IBB HBP BLK WP HR S P ERA WHIP	IP WLS BF H R ER SO BB IBB HBP BLK WP HR S P ERA WHIP		
Hideo Nomo, R (1, 1) ERA: 2.35	6.0 L 28 3 3 1 5 5 0 0 0 0 0 0 0 0 0 0 0.00 1.333	1.0 4 1 0 0 0 0 0 1 0 0 0 0 0 0 0 0 0.00 1.000	1.0 3 1 0 0 0 0 0 0 0 0 0 0 0 0 0 0 0.00 1.000	1.0 3 1 0 0 0 0 0 0 0 0 0 0 0 0 0 0 0.00 1.000	1.0 3 1 0 0 0 0 0 0 0 0 0 0 0 0 0 0 0.00 1.000	1.0 3 1 0 0 0 0 0 0 0 0 0 0 0 0 0 0 0.00 1.000	1.0 3 1 0 0 0 0 0 0 0 0 0 0 0 0 0 0 0.00 1.000	1.0 3 1 0 0 0 0 0 0 0 0 0 0 0 0 0 0 0.00 1.000	1.0 3 1 0 0 0 0 0 0 0 0 0 0 0 0 0 0 0.00 1.000	1.0 3 1 0 0 0 0 0 0 0 0 0 0 0 0 0 0 0.00 1.000	1.0 3 1 0 0 0 0 0 0 0 0 0 0 0 0 0 0 0.00 1.000	1.0 3 1 0 0 0 0 0 0 0 0 0 0 0 0 0 0 0.00 1.000	1.0 3 1 0 0 0 0 0 0 0 0 0 0 0 0 0 0 0.00 1.000	1.0 3 1 0 0 0 0 0 0 0 0 0 0 0 0 0 0 0.00 1.000	1.0 3 1 0 0 0 0 0 0 0 0 0 0 0 0 0 0 0.00 1.000	1.0 3 1 0 0 0 0 0 0 0 0 0 0 0 0 0 0 0.00 1.000	1.0 3 1 0 0 0 0 0 0 0 0 0 0 0 0 0 0 0.00 1.000	1.0 3 1 0 0 0 0 0 0 0 0 0 0 0 0 0 0 0.00 1.000	1.0 3 1 0 0 0 0 0 0 0 0 0 0 0 0 0 0 0.00 1.000	1.0 3 1 0 0 0 0 0 0 0 0 0 0 0 0 0 0 0.00 1.000	1.0 3 1 0 0 0 0 0 0 0 0 0 0 0 0 0 0 0.00 1.000	1.0 3 1 0 0 0 0 0 0 0 0 0 0 0 0 0 0 0.00 1.000	1.0 3 1 0 0 0 0 0 0 0 0 0 0 0 0 0 0 0.00 1.000


Los Angeles Dodgers @ Pittsburgh Pirates
PNC Park, Pittsburgh, PA
Thu Apr 25 2002, 12:35 PM EDT
Att: 16,264 - Sunny - 52 F

AB	26
R	3
H	5
RBI	3
BB	6
SO	5
LOB	17



Batter	1	2	3	4	5	6	7	8	9	AB	R	H	RBI	BB	SO	LOB	TOP										
Dave Roberts, L (1,8) OBP: 0.358, SLG: 0.316	3-2 2B		4-1 FC1-6 BB		4-0 2B 1B BB	4-1 2B BB	2-0 P4		4-2 1B BB	2	3	1	0	4	0	0	Los Angeles Dodgers @ Chicago Cubs Wrigley Field, Chicago, IL Fri Apr 26 2002, 2:20 PM CDT Att: 23,686 - Sunny - 45 F										
Cesar Izturis, S (1,6) OBP: 0.315, SLG: 0.409	2-2 F2		1-0 FC1-6 FC6-4		2-1 1B 2B	2-1 1B 2B	0-2 L6		0-0 1B	6	2	3	1	0	0	2											
Paul Lo Duca, R (1,2) OBP: 0.333, SLG: 0.420	3-3 K		1-1 FC6-4		2-2 1B 1B SF9 HBP	2-1 2B 1B	2-2 F8		0-0 1B	5	2	2	2	0	1	2											
Shawn Green, L (1,9) OBP: 0.299, SLG: 0.391	4-2 BB		0-3 K		3-2 SF9 1B 2B	1-0 E 2B 2B		2-2 L9	1-2 G4-3	5	1	2	3	1	1	3											
Brian Jordan, R (1,7) OBP: 0.372, SLG: 0.461	1-1 P4			4-1 G6-3 BB	1-0 P6	2-2 E4 2B 2B		3-2 F3		4	1	0	0	1	0	5											
Hiram Bocachica, R (8,7) OBP: 0.357, SLG: 0.769										0	0	0	0	0	0	0											
Eric Karros, R (1,3) OBP: 0.380, SLG: 0.479		1-0 F9		0-0 L8	0-0 E 1B	2-2 2B 2B		4-1 BB		4	1	2	1	1	0	1											
Adrián Beltré, R (1,5) OBP: 0.370, SLG: 0.450		4-2 BB		3-2 G6-3	2-1 SF9	2-2 2B		2-3 K		3	0	1	3	1	1	2											
Mark Grudzielanek, R (1,4) OBP: 0.321, SLG: 0.366		0-0 F8		4-0 IBB	4-0 G6-3	1-2 K		0-0 G6-3		4	0	0	0	1	1	4											
Odalis Pérez, L (1,1) OBP: 0.077, SLG: 0.154		1-3 K		3-1 F9		L8		0-1 L9		5	0	0	0	0	1	4											
Inning Stats	R: 0 E: 0 K: 1 S: 17	H: 1 LOB: 2 BB: 1 P: 30	R: 0 E: 0 K: 1 S: 7	H: 0 LOB: 1 BB: 1 P: 13	R: 0 E: 0 K: 1 S: 7	H: 0 LOB: 1 BB: 1 P: 13	R: 0 E: 0 K: 0 S: 7	H: 0 LOB: 2 BB: 2 P: 21	R: 3 E: 1 K: 1 S: 17	H: 3 LOB: 2 BB: 1 P: 32	R: 0 E: 0 K: 0 S: 8	H: 0 LOB: 0 BB: 0 P: 12	R: 0 E: 0 K: 1 S: 10	H: 0 LOB: 1 BB: 1 P: 21	R: 1 E: 0 K: 0 S: 10	H: 2 LOB: 2 BB: 1 P: 15	1B: 5 2B: 6 3B: 0 HR: 0	SF: 1 SAC: 0 DP: 0 HBP: 1	WP: 1 PB: 0 SB: 1 CS: 0	PA: 49							
PITCHER	IP	WLS	BF	H	R	ER	SO	BB	IBB	HBP	BLK	WP	HR	S	P	ERA	WHIP										
34 Kerry Wood, R (1,1) ERA: 3.54	5.1	L	29	5	5	5	3	6	1	1	0	0	0	62	123	8.44	2.062										
38 Carlos Zambrano, R (6,1) ERA: 4.91	0.0		5	4	4	3	0	0	0	0	0	1	0	16	25	∞	∞										
Ron Mahay, L (6,1) ERA: 4.91	2.2		9	0	0	0	2	1	0	0	0	0	0	23	42	0.00	0.375										
Jeff Fassero, L (9,1) ERA: 7.2	1.0		6	2	1	1	0	1	0	0	0	0	0	10	15	9.00	3.000										

Batter	1	2	3	4	5	6	7	8	9	AB	R	H	RBI	BB	SO	LOB	BOTTOM										
Corey Patterson, L (1,8) OBP: 0.398, SLG: 0.449	1-1 G4-3			1-0 P4			0-1 G6-4-3 1B			3	0	1	0	0	0	0	Los Angeles Dodgers @ Chicago Cubs Wrigley Field, Chicago, IL Fri Apr 26 2002, 2:20 PM CDT Att: 23,686 - Sunny - 45 F										
Chris Stynes, R (1,5) OBP: 0.373, SLG: 0.375	0-1 P6			2-2 G5-3			2-2 G6-4-3			3	0	0	0	0	0	1											
Sammy Sosa, R (1,9) OBP: 0.419, SLG: 0.705	1-3 K			3-1 L3			0-1 G5-3			3	0	0	0	0	1	0											
Roosevelt Brown, L (9,7) OBP: 0.255, SLG: 0.386										0	0	0	0	0	0	0											
Fred McGriff, L (1,3) OBP: 0.341, SLG: 0.311		1-3 K		1-0 P5			0-3 K			3	0	0	0	0	2	0											
Moises Alou, R (1,7) OBP: 0.208, SLG: 0.182		2-3 K		0-0 L9			0-0 G4-3			3	0	0	0	0	1	0											
Jeff Fassero, L (9,1) ERA: 7.2										0	0	0	0	0	0	0											
Mark Bellhorn, S (1,4) OBP: 0.313, SLG: 0.533		3-3 K		2-3 K			0-1 L7			2	0	0	0	0	2	0											
38 Carlos Zambrano, S (6,1) ERA: 4.91										0	0	0	0	0	0	0											
Ron Mahay, L (6,1) ERA: 4.91										0	0	0	0	0	0	0											
Darren Lewis, R (8, PH) OBP: 0.292, SLG: 0.391										1	0	0	0	0	0	0											
Alex Gonzalez, R (1,6) OBP: 0.373, SLG: 0.405			2-0 G6-3		0-2 F9		1-2 G6-3			3	0	0	0	0	0	0											
Joe Girardi, R (1,2) OBP: 0.158, SLG: 0.184		0-0 G4-3		1-1 F9		1-1 F9		2-2 G6-3		2	0	0	0	0	0	0											
Robert Machado, R (7,2) OBP: 0.407, SLG: 0.600			2-1 G1-3		1-1 F9		1-0 G1-3			1	0	0	0	0	0	0											
34 Kerry Wood, R (1,1) OBP: 0.125, SLG: 0.125										2	0	0	0	0	0	0											
Augie Ojeda, S (6,4) OBP: 0.133, SLG: 0.143										0	0	0	0	0	0	0											
Inning Stats	R: 0 E: 0 K: 1 S: 7	H: 0 LOB: 0 BB: 0 P: 9	R: 0 E: 0 K: 3 S: 11	H: 0 LOB: 0 BB: 0 P: 17	R: 0 E: 0 K: 0 S: 4	H: 0 LOB: 0 BB: 0 P: 8	R: 0 E: 0 K: 0 S: 6	H: 0 LOB: 0 BB: 0 P: 12	R: 0 E: 0 K: 1 S: 5	H: 0 LOB: 0 BB: 0 P: 8	R: 0 E: 0 K: 0 S: 8	H: 1 LOB: 0 BB: 0 P: 10	R: 0 E: 0 K: 1 S: 6	H: 0 LOB: 0 BB: 0 P: 6	R: 0 E: 0 K: 0 S: 7	H: 0 LOB: 0 BB: 0 P: 11	1B: 1 2B: 0 3B: 0 HR: 0	SF: 0 SAC: 0 DP: 1 HBP: 0	WP: 0 PB: 0 SB: 0 CS: 0	PA: 27							
PITCHER	IP	WLS	BF	H	R	ER	SO	BB	IBB	HBP	BLK	WP	HR	S	P	ERA	WHIP										
Odalis Pérez, L (1,1) ERA: 1.64	9.0	W	27	1	0	0	6	0	0	0	0	0	0	62	91	0.00	0.111										



Batter	1	2	3	4	5	6	7	8	9	AB	R	H	RBI	BB	SO	LOB	TOP				
Dave Roberts, L (1, 8) OBP: 0.352, SLG: 0.300	G1-3																				
Marquis Grissom, R (9, PH) OBP: 0.372, SLG: 0.590																					
Cesar Izturis, S (1, 6) OBP: 0.313, SLG: 0.402																					
Shawn Green, L (1, 9) OBP: 0.324, SLG: 0.393																					
Brian Jordan, R (1, 7) OBP: 0.374, SLG: 0.494																					
Eric Karros, R (1, 3)																					
Adrian Beltré, R (1, 5) OBP: 0.381, SLG: 0.464																					
Mark Grudzielanek, R (1, 4) OBP: 0.319, SLG: 0.365																					
Chad Kreuter, S (1, 2) OBP: 0.292, SLG: 0.211																					
Kaz Ishii, L (1, 1) OBP: 0.250, SLG: 0.182																					
Dave Hansen, L (8, PH) OBP: 0.290, SLG: 0.296																					
Jesse Orosco, R (8, 1)																					
Giovanni Carrara, R (9, 1)																					
Eric Gagne, R (9, 1)																					
Inning Stats	R: 0 E: 0 K: 0 S: 7	H: 1 LOB: 1 BB: 1 P: 13	R: 2 E: 0 K: 1 S: 26	H: 3 LOB: 2 BB: 1 P: 38	R: 0 E: 0 K: 1 S: 8	H: 0 LOB: 0 BB: 1 P: 17	R: 0 E: 0 K: 1 S: 7	H: 0 LOB: 0 BB: 0 P: 9	R: 0 E: 0 K: 2 S: 9	H: 2 LOB: 2 BB: 1 P: 16	R: 0 E: 0 K: 0 S: 10	H: 1 LOB: 3 BB: 2 P: 20	R: 0 E: 0 K: 1 S: 15	H: 2 LOB: 2 BB: 0 P: 22	R: 3 E: 0 K: 0 S: 13	H: 3 LOB: 0 BB: 0 P: 23	1B: 10 2B: 1 3B: 0 HR: 1	SF: 1 SAC: 1 DP: 1 HBP: 0	WP: 0 PB: 0 SB: 0 CS: 2	PA: 43	
PITCHER	IP	WLS	BF	H	R	ER	SO	BB	IBB	HBP	BLK	WP	HR	S	P	ERA	WHIP				
Juan Cruz, R (1, 1) ERA: 2.33	6.0	L	25	6	2	2	5	4	0	0	0	0	0	67	106	3.00	1.667				
Joe Borowski, R (7, 1) ERA: 1.59	2.0		11	3	0	0	1	1	1	0	0	0	0	25	42	0.00	2.000				
Jeff Fassero, L (9, 1) ERA: 9.0	1.0	S	6	3	3	3	0	0	0	0	0	0	1	13	23	27.00	3.000				

AB	34
R	5
H	12
RBI	5
BB	6
SO	6
LOB	20



WP: 0
PB: 0
SB: 0
CS: 2
PA: 43

Batter	1	2	3	4	5	6	7	8	9	AB	R	H	RBI	BB	SO	LOB	BOTTOM				
Corey Patterson, L (1, 8) OBP: 0.391, SLG: 0.476																					
Chris Stynes, R (1, 5) OBP: 0.365, SLG: 0.353																					
Sammy Sosa, R (1, 9) OBP: 0.433, SLG: 0.704																					
Moises Alou, R (1, 7) OBP: 0.214, SLG: 0.308																					
Alex Gonzalez, R (1, 6) OBP: 0.356, SLG: 0.385																					
Mark Bellhorn, S (1, 3) OBP: 0.346, SLG: 0.553																					
Robert Machado, R (1, 2) ERA: 3.63																					
Roosevelt Brown, L (9, PH) OBP: 0.271, SLG: 0.422																					
Augie Ojeda, S (1, 4) OBP: 0.111, SLG: 0.118																					
Todd Hundley, S (9, PH) OBP: 0.304, SLG: 0.421																					
Juan Cruz, R (1, 1) OBP: 0.111, SLG: 0.111																					
Joe Borowski, R (7, 1) OBP: 0.500, SLG: 0.500																					
Darren Lewis, R (9, PH) OBP: 0.280, SLG: 0.375																					
Jeff Fassero, L (9, 1)																					
Fred McGriff, L (9, PH) OBP: 0.337, SLG: 0.307																					
Inning Stats	R: 1 E: 0 K: 0 S: 10	H: 2 LOB: 0 BB: 0 P: 16	R: 0 E: 0 K: 1 S: 7	H: 0 LOB: 2 BB: 1 P: 17	R: 0 E: 0 K: 1 S: 14	H: 0 LOB: 2 BB: 2 P: 28	R: 0 E: 0 K: 2 S: 12	H: 0 LOB: 0 BB: 0 P: 17	R: 0 E: 0 K: 2 S: 8	H: 0 LOB: 0 BB: 0 P: 9	R: 0 E: 0 K: 1 S: 9	H: 1 LOB: 0 BB: 0 P: 12	R: 0 E: 0 K: 1 S: 6	H: 0 LOB: 0 BB: 0 P: 9	R: 3 E: 0 K: 3 S: 17	H: 3 LOB: 1 BB: 1 P: 27	1B: 2 2B: 3 3B: 0 HR: 2	SF: 0 SAC: 0 DP: 1 HBP: 1	WP: 0 PB: 0 SB: 0 CS: 1	PA: 36	
PITCHER	IP	WLS	BF	H	R	ER	SO	BB	IBB	HBP	BLK	WP	HR	S	P	ERA	WHIP				
Kaz Ishii, L (1, 1) ERA: 3.63	7.0		26	3	1	1	8	3	0	0	0	0	0	68	111	1.29	0.857				
Jesse Orosco, L (8, 1) ERA: 1.5	1.0	H	3	0	0	0	1	0	0	0	0	0	0	6	9	0.00	0.000				
Giovanni Carrara, R (9, 1) ERA: 2.51	0.0		2	2	2	2	0	0	0	0	0	0	1	3	5	*	*				
Eric Gagne, R (9, 1) ERA: 0.69	1.0	S	5	1	1	1	3	1	0	0	0	0	0	14	22	9.00	2.000				

AB	31
R	4
H	6
RBI	4
BB	4
SO	12
LOB	12



WP: 0
PB: 0
SB: 0
CS: 1
PA: 36

Los Angeles Dodgers @ Chicago Cubs
Wrigley Field, Chicago, IL
Sun Apr 28 2002, 12:05 PM CDT
Overcast - 48 F

Batter	1	2	3	4	5	6	7	8	9	AB	R	H	RBI	BB	SO	LOB	TOP											
Cesar Izturis, S (1, 6) OBP: 0.310, SLG: 0.406	1-3 		0-2 		3-1 			2-2 		4	0	1	1	0	1	3	Los Angeles Dodgers @ Chicago Cubs Wrigley Field, Chicago, IL Sun Apr 28 2002, 3:05 PM CDT Att: 35,527 - Overcast - 43 F											
Marquis Grissom, R (1, 8) OBP: 0.362, SLG: 0.558	1-3 			1-0 		2-2 		0-2 		4	1	1	0	0	1	0												
Paul Lo Duca, R (1, 2) OBP: 0.341, SLG: 0.435	2-2 			0-0 		0-3 		2-1 		4	0	2	1	0	1	0												
Shawn Green, L (1, 9) OBP: 0.321, SLG: 0.387		0-0 		3-2 		0-0 		2-2 		4	0	1	0	0	0	2												
Brian Jordan, R (1, 7) OBP: 0.368, SLG: 0.494		0-1 			0-1 		1-2 		2-3 	4	1	1	0	0	1	1												
Dave Hansen, L (1, 3) OBP: 0.211, SLG: 0.333	2-1 				1-0 		3-1 		2-1 	4	1	1	1	0	0	1												
Adrian Beltré, R (1, 5) OBP: 0.376, SLG: 0.455			0-1 		3-2 		1-2 		1-3 	4	0	1	0	0	1	0												
Alex Cora, L (1, 4) OBP: 0.438, SLG: 0.769			3-1 		2-1 			3-2 		3	1	2	1	0	0	1												
Andy Ashby, R (1, 1) OBP: 0.125, SLG: 0.125			1-2 		0-3 			0-3 		3	0	0	0	0	2	4												
Paul Quantrill, L (9, 1)										0	0	0	0	0	0	0												
Inning Stats	R: 0 E: 0 K: 2 S: 11	H: 0 LOB: 0 BB: 0 P: 15	R: 0 E: 0 K: 0 S: 5	H: 1 LOB: 0 BB: 0 P: 7	R: 0 E: 1 K: 0 S: 10	H: 0 LOB: 1 BB: 0 P: 14	R: 0 E: 0 K: 0 S: 7	H: 1 LOB: 0 BB: 0 P: 11	R: 2 E: 0 K: 1 S: 13	H: 4 LOB: 1 BB: 0 P: 22	R: 0 E: 0 K: 0 S: 7	H: 0 LOB: 0 BB: 0 P: 9	R: 0 E: 0 K: 0 S: 9	H: 0 LOB: 0 BB: 0 P: 14	R: 2 E: 0 K: 1 S: 19	H: 4 LOB: 1 BB: 0 P: 28		R: 0 E: 0 K: 2 S: 8	H: 0 LOB: 0 BB: 0 P: 13	1B: 5 2B: 4 3B: 1 HR: 0	SF: 0 SAC: 0 DP: 2 HBP: 0	WP: 0 PB: 0 SB: 0 CS: 3	PA: 34					
PITCHER	IP	WLS	BF	H	R	ER	SO	BB	IBB	HBP	BLK	WP	HR	S	P	ERA	WHIP											
Jason Bere, R (1, 1) ERA: 6.48	7.2	L	30	10	4	4	5	0	0	0	0	0	0	0	78	115	4.70	1.304										
38 Carlos Zambrano, R (8, 1) ERA: 4.7	0.1		1	0	0	0	0	0	0	0	0	0	0	0	3	5	0.00	0.000										
Antonio Alfonseca, R (9, 1) ERA: 2.7	1.0		3	0	0	0	2	0	0	0	0	0	0	0	8	13	0.00	0.000										

Batter	1	2	3	4	5	6	7	8	9	AB	R	H	RBI	BB	SO	LOB	BOTTOM											
Corey Patterson, L (1, 8) OBP: 0.385, SLG: 0.465	2-2 			3-2 		0-2 			1-3 	4	0	1	0	0	1	0	Los Angeles Dodgers @ Chicago Cubs Wrigley Field, Chicago, IL Sun Apr 28 2002, 3:05 PM CDT Att: 35,527 - Overcast - 43 F											
Delino DeShields, L (1, 4) OBP: 0.276, SLG: 0.306	2-3 			1-0 			2-3 		0-0 	3	1	1	0	0	2	0												
Sammy Sosa, R (1, 9) OBP: 0.426, SLG: 0.682	0-1 			3-3 		1-1 		2-2 		4	0	1	1	0	1	1												
Fred McGriff, L (1, 3) OBP: 0.323, SLG: 0.291		0-0 		1-1 		3-2 		2-1 		4	0	0	0	0	0	2												
Todd Hundley, S (1, 2) OBP: 0.269, SLG: 0.364		1-0 			0-3 		3-3 			3	0	0	0	0	2	0												
Roosevelt Brown, L (1, 7) OBP: 0.275, SLG: 0.404		0-1 			0-1 			1-0 		2	0	0	0	0	0	0												
Alex Gonzalez, R (1, 6) OBP: 0.344, SLG: 0.370			3-2 		0-1 		1-2 			3	0	0	0	0	0	1												
Mark Bellhorn, S (1, 5) OBP: 0.327, SLG: 0.520			0-1 			1-3 		0-0 		3	0	0	0	0	1	1												
Jason Bere, R (1, 1) OBP: 0.125, SLG: 0.125			2-3 			0-3 			2-1 	2	0	0	0	0	2	0												
38 Carlos Zambrano, S (8, 1) ERA: 2.9										0	0	0	0	0	0	0												
Antonio Alfonseca, R (9, 1) ERA: 2.7										0	0	0	0	0	0	0												
Chris Stynes, R (9, PH) OBP: 0.359, SLG: 0.346										1	0	0	0	0	0	0												
Inning Stats	R: 0 E: 0 K: 1 S: 8	H: 0 LOB: 0 BB: 0 P: 12	R: 0 E: 0 K: 0 S: 4	H: 0 LOB: 0 BB: 0 P: 5	R: 0 E: 0 K: 1 S: 10	H: 0 LOB: 0 BB: 0 P: 15	R: 0 E: 0 K: 1 S: 9	H: 1 LOB: 0 BB: 0 P: 17	R: 0 E: 0 K: 1 S: 7	H: 0 LOB: 0 BB: 0 P: 7	R: 0 E: 0 K: 2 S: 11	H: 0 LOB: 0 BB: 0 P: 12	R: 0 E: 0 K: 1 S: 8	H: 0 LOB: 0 BB: 0 P: 14	R: 0 E: 0 K: 1 S: 9	H: 0 LOB: 1 BB: 0 P: 14	R: 1 E: 0 K: 1 S: 11	H: 2 LOB: 1 BB: 0 P: 18	1B: 2 2B: 1 3B: 0 HR: 0	SF: 0 SAC: 1 DP: 0 HBP: 1	WP: 0 PB: 0 SB: 0 CS: 0	PA: 31						
PITCHER	IP	WLS	BF	H	R	ER	SO	BB	IBB	HBP	BLK	WP	HR	S	P	ERA	WHIP											
Andy Ashby, R (1, 1) ERA: 2.9	8.0	W	26	1	0	0	8	0	0	0	0	0	0	0	66	96	0.00	0.125										
Paul Quantrill, R (9, 1) ERA: 5.4	1.0		5	2	1	1	1	0	0	0	0	0	0	11	18	9.00	2.000											



Batter	1	2	3	4	5	6	7	8	9	10	11	12	13	14	AB	R	H	RBI	BB	SO	LOB	TOP					
Barry Larkin, R OBP: 0.264, SLG: 0.292 (1.6)	G5-3		SF9			G6-3		F7		K			G1-3		5	0	0	1	0	1	0						
Juan Encarnacion, R OBP: 0.297, SLG: 0.466 (1.8)	E1		K			G4-3		G6-3		K			F8		6	0	0	0	0	2	0						
Sean Casey, L OBP: 0.350, SLG: 0.303 Reggie Taylor, L OBP: 0.214, SLG: 0.250 (9. PR) (9.7)	G1-3				G4-3		F7		F9	BB			F7		3	0	0	0	1	0	1						
Adam Dunn, L OBP: 0.411, SLG: 0.500 (9.3)	G4-3				K				F9				F2		6	1	1	1	0	2	2						
Aaron Boone, R OBP: 0.297, SLG: 0.354 (1.5)		G6-3			G5-3			HR	G5-3				G6-3		4	0	0	0	0	0	0						
Wilton Guerrero, S OBP: 0.382, SLG: 0.345 (1.4)		G1-3				F8		G6-3		F5			K		5	0	0	0	0	1	2						
Ruben Mateo, R OBP: 0.368, SLG: 0.514 (1.9)		G4-3				1B	2B			G3-1			P6		5	0	2	0	0	0	2						
Jason LaRue, R OBP: 0.321, SLG: 0.296 (1.2)				S	SH2,4	SF9	1B			G1-3			K		5	1	2	0	0	2	1						
Elmer Dessens, R ERA: 1.75 Eric Cagne, R ERA: 0.64 Paul Quantrell, R ERA: 5.02 Omar Daal, L ERA: 1.92 Giovanni Carrara, R ERA: 2.5				S	SH2,4	SF9	1B			F7			K		1	0	0	0	0	0	1						
Inning Stats	R: 0 E: 1 K: 0 S: 7	H: 0 LOB: 1 BB: 0 P: 9	R: 0 E: 0 K: 0 S: 6	H: 0 LOB: 0 BB: 0 P: 8	R: 1 E: 0 K: 1 S: 9	H: 1 LOB: 0 BB: 0 P: 13	R: 0 E: 0 K: 1 S: 8	H: 2 LOB: 1 BB: 0 P: 10	R: 0 E: 0 K: 0 S: 10	H: 0 LOB: 0 BB: 0 P: 14	R: 1 E: 0 K: 1 S: 14	H: 2 LOB: 1 BB: 0 P: 17	R: 0 E: 0 K: 1 S: 9	H: 0 LOB: 0 BB: 0 P: 10	R: 0 E: 0 K: 1 S: 7	H: 0 LOB: 3 BB: 0 P: 14	R: 0 E: 0 K: 1 S: 7	H: 0 LOB: 0 BB: 0 P: 10	R: 0 E: 0 K: 2 S: 8	H: 0 LOB: 0 BB: 0 P: 12	R: 0 E: 0 K: 1 S: 7	H: 0 LOB: 0 BB: 0 P: 11	1B: 2 2B: 2 3B: 0 HR: 1	SF: 1 SAC: 1 DP: 0 HBP: 1	WP: 0 PB: 0 SB: 2 CS: 0	PA: 49	
PITCHER	IP	WLS	BF	H	R	ER	SO	BB	IBB	HBP	BLK	WP	HR	S	P	ERA	WHIP										
Odalis Perez, L ERA: 1.75 Eric Cagne, R ERA: 0.64 Paul Quantrell, R ERA: 5.02 Omar Daal, L ERA: 1.92 Giovanni Carrara, R ERA: 2.5	(1.1)	8.0	20	5	2	2	5	0	0	0	0	0	1	71	95	0.00	0.625										

Cincinnati Reds @ Los Angeles Dodgers
Dodger Stadium, Los Angeles, CA
Thu May 02 2002, 7:10 PM PDT
Att. 27,224 - Sunny - 61 F

AB 45
R 2
H 5
RBI 2
BB 1
SO 11
LOB 9



Batter	1	2	3	4	5	6	7	8	9	10	11	12	13	14	AB	R	H	RBI	BB	SO	LOB	BOTTOM						
Dave Roberts, L OBP: 0.386, SLG: 0.338 (1.8)	G3		P6		K			P5		FC6-4			SH3		6	1	2	0	0	1	3							
Cesar Izturis, S OBP: 0.301, SLG: 0.380 (1.6)	G3		F8			G3		S		G1-3			SH3		4	0	0	0	1	0	2							
Paul Lo Duca, R OBP: 0.352, SLG: 0.459 (1.2)	G6-4-3				HR			F9		G4-3			F8		6	1	3	2	0	0	2							
Shawn Green, L OBP: 0.308, SLG: 0.374 (1.9)	G6-4-3				F8			F8		F8			F8		6	1	2	0	0	0	1							
Eric Karros, R OBP: 0.357, SLG: 0.429 (1.3)		G1-3			K			G6-3		K			L8-6		6	0	0	0	0	2	3							
Marquis Grissom, R OBP: 0.333, SLG: 0.490 (1.7)		F8			L9			F8		K			K		5	0	0	0	1	2	0							
Adrián Beltré, R OBP: 0.365, SLG: 0.431 (1.5)		G4-3			K					F9			K		6	0	2	1	0	2	0							
Mark Grudzielanek, R OBP: 0.309, SLG: 0.360 (1.4)				G4-3		G4-3				F7			FC6-4		5	0	2	0	0	0	1							
Odalis Perez, L ERA: 1.75 Dave Roberts, L ERA: 0.00 Eric Cagne, R ERA: 0.64 Paul Quantrell, L ERA: 3.45 Alex Cora, L ERA: 0.00 Omar Daal, L ERA: 1.92 Hiram Bocachica, R ERA: 3.45 Giovanni Carrara, R ERA: 1.33				G4-3		G4-3				K			K		2	0	1	0	0	0	1							
Inning Stats	R: 1 E: 0 K: 0 S: 12	H: 2 LOB: 0 BB: 0 P: 19	R: 0 E: 0 K: 0 S: 8	H: 0 LOB: 0 BB: 0 P: 15	R: 0 E: 0 K: 0 S: 7	H: 1 LOB: 1 BB: 0 P: 11	R: 1 E: 0 K: 1 S: 7	H: 1 LOB: 0 BB: 0 P: 9	R: 0 E: 0 K: 2 S: 9	H: 1 LOB: 1 BB: 0 P: 14	R: 0 E: 0 K: 0 S: 6	H: 0 LOB: 0 BB: 0 P: 11	R: 0 E: 0 K: 0 S: 7	H: 1 LOB: 1 BB: 1 P: 18	R: 0 E: 0 K: 2 S: 10	H: 0 LOB: 0 BB: 0 P: 17	R: 0 E: 0 K: 1 S: 7	H: 2 LOB: 1 BB: 0 P: 11	R: 0 E: 0 K: 2 S: 8	H: 0 LOB: 0 BB: 0 P: 12	R: 0 E: 0 K: 1 S: 8	H: 1 LOB: 1 BB: 0 P: 8	R: 1 E: 0 K: 0 S: 8	H: 2 LOB: 2 BB: 1 P: 17	1B: 9 2B: 3 3B: 0 HR: 1	SF: 0 SAC: 1 DP: 2 HBP: 0	WP: 0 PB: 0 SB: 2 CS: 0	PA: 52
PITCHER	IP	WLS	BF	H	R	ER	SO	BB	IBB	HBP	BLK	WP	HR	S	P	ERA	WHIP											
Elmer Dessens, R ERA: 1.90 Scott Williamson, R ERA: 4.66 Danny Graves, R ERA: 1.32 Luis Pineda, R ERA: 3.45 Scott Sullivan, R ERA: 1.33	(1.1)	7.0	26	6	2	2	3	0	0	0	0	0	1	56	86	2.57	0.857											

Cincinnati Reds @ Los Angeles Dodgers
Dodger Stadium, Los Angeles, CA
Thu May 02 2002, 7:10 PM PDT
Att. 27,224 - Sunny - 61 F

AB 49
R 13
H 12
RBI 3
BB 2
SO 10
LOB 14



Batter	1	2	3	4	5	6	7	8	9	AB	R	H	RBI	BB	SO	LOB	TOP										
Darren Lewis, R (1, 8) OBP: 0.310, SLG: 0.346 Roosevelt Brown, L (9, PH) OBP: 0.259, SLG: 0.380	4-2 G6-4-3 BB		1-2 F9 SH3 HBP		0-3 K		0-1 G1		1-3 K	2	0	0	0	1	1	0											
Mark Bellhorn, S (1, 4) OBP: 0.338, SLG: 0.443	0-0 G6-4-3 1-2f		0-0 SH3		4-2 PB 1B BB		3-2 G6-3			2	1	0	0	0	1	0											
Sammy Sosa, R (1, 9) OBP: 0.443, SLG: 0.798	2-2 HR		4-1		3-2 2B 1B		0-0 G6-3			3	1	2	2	1	0	0											
Moises Alou, R (1, 7) OBP: 0.204, SLG: 0.326	2-0 F8		2-2 F9		0-0 1-3 2B			0-0 F8		4	0	1	0	0	0	2											
Fred McGriff, L (1, 3) OBP: 0.325, SLG: 0.340		2-3 K FC1-5 BB	0-1 G1		2-3 K			2-2 P5		4	0	0	0	0	2	4											
Alex Gonzalez, R (1, 6) OBP: 0.345, SLG: 0.424		4-2 FC1-5 1B BB		2-0 G6-3	0-3 K			0-3 K		3	0	0	0	1	2	2											
Chris Stynes, R (1, 5) OBP: 0.307, SLG: 0.339 Delino DeShields, L (9, PH) OBP: 0.273, SLG: 0.346		0-1 FC1-5 1B	4-2 S BB		2-1 F2			4-0 SH3-4 BB		2	0	0	0	1	0	2											
Robert Machado, R (1, 2) OBP: 0.394, SLG: 0.533		0-0 1-2 2H 1B	2-3 K		1-2 G4-3			0-0 SH3-4		3	0	1	0	0	1	1											
Jason Bere, R (1, 1) OBP: 0.100, SLG: 0.100 Todd Hundley, S (6, PH) OBP: 0.225, SLG: 0.257 Donovan Osborne, S (6, 1) 3B Carlos Zambrano, S (7, 1) Corey Patterson, L (9, PH)		1-3 K	0-0 G1-3		0-0 K			0-3 K		2	0	0	0	0	1	3											
Inning Stats	R: 1 E: 0 K: 0 S: 7	H: 1 LOB: 0 BB: 1 P: 15	R: 0 E: 0 K: 2 S: 11	H: 1 LOB: 2 BB: 1 P: 18	R: 0 E: 0 K: 0 S: 10	H: 0 LOB: 2 BB: 1 P: 17	R: 0 E: 0 K: 1 S: 9	H: 0 LOB: 1 BB: 1 P: 17	R: 1 E: 0 K: 3 S: 16	H: 2 LOB: 2 BB: 1 P: 25	R: 0 E: 0 K: 0 S: 8	H: 0 LOB: 0 BB: 0 P: 10	R: 0 E: 0 K: 1 S: 8	H: 0 LOB: 0 BB: 0 P: 10	R: 0 E: 0 K: 2 S: 7	H: 0 LOB: 1 BB: 1 P: 12	1B: 2 2B: 1 3B: 0 HR: 1	SF: 0 SAC: 2 DP: 1 HBP: 1	WP: 1 PB: 1 SB: 1 CS: 0	PA: 37							
PITCHER	IP	WLS	BF	H	R	ER	SO	BB	IBB	HBP	BLK	WP	HR	S	P	ERA	WHIP										
Kaz Ishii, L (1, 1) ERA: 2.95 Giovanni Carrara, R (8, 1) ERA: 2.37 Eric Gagne, R (9, 1) ERA: 0.6	7.0	W	30	4	2	2	7	4	1	1	0	1	1	68	114	2.57	1.143										
	1.0	H	3	0	0	0	1	0	0	0	0	0	0	8	10	0.00	0.000										
	1.0	S	4	0	0	0	2	1	0	0	0	0	0	7	12	0.00	1.000										

Chicago Cubs @ Los Angeles Dodgers
Dodger Stadium, Los Angeles, CA
Sat May 04 2002, 7:10 PM PDT
Att: 47,381 - Sunny - 62 F

AB 28
R 2
H 4
RBI 2
BB 6
SO 10
LOB 17



Batter	1	2	3	4	5	6	7	8	9	AB	R	H	RBI	BB	SO	LOB	BOTTOM										
Dave Roberts, L (1, 8) OBP: 0.411, SLG: 0.364	0-1 F8 2B	1-0 S 1B		2-2 1-2 3H 1B			2-1 G5-3 1B			4	1	4	2	0	0	0											
Cesar Izturis, S (1, 6) OBP: 0.287, SLG: 0.359	2-0 F8	1-0 G3		0-3 K			1-2 G5-3			4	0	0	0	0	1	5											
Paul Lo Duca, R (1, 2) OBP: 0.351, SLG: 0.453	1-2 3H 2B		2-2 F8		0-0 P5		4-0 IBB			3	0	1	1	1	0	0											
Shawn Green, L (1, 9) OBP: 0.328, SLG: 0.395	4-1 BB		3-3 K		0-0 WP 2B		2-3 K			3	0	1	0	1	2	2											
Brian Jordan, R (1, 7) OBP: 0.315, SLG: 0.416	0-3 K		1-1 F7		3-2 L5		0-3 K			4	0	0	0	0	2	5											
Eric Karros, R (1, 3) OBP: 0.358, SLG: 0.424 Hiram Bocachica, R (8, FR) OBP: 0.278, SLG: 0.588 Eric Gagne, R (9, 1)	0-1 F7		1-0 F 1B 1B		2-2 G2-3			3-2 G4-3 1B		4	1	2	0	0	0	3											
Adrian Beltré, R (1, 5) OBP: 0.374, SLG: 0.440		1-1 1B 2B		1-0 F8		0-0 F9		0-2 G4-3		4	1	1	0	0	0	2											
Mark Grudzielanek, R (1, 4) OBP: 0.324, SLG: 0.372		1-0 B2-6-4 1B		1-1 1B 1B		2-3 K		3-1 P3		4	0	2	0	0	1	2											
Kaz Ishii, L (1, 1) OBP: 0.200, SLG: 0.143 Giovanni Carrara, R (8, 1) Dave Hansen, L (8, PH) OBP: 0.217, SLG: 0.286		0-1 B2-6-4		1-3 K		0-1 G4-3		3-2 G2-3		3	0	0	0	0	1	4											
Inning Stats	R: 1 E: 0 K: 1 S: 12	H: 2 LOB: 2 BB: 1 P: 19	R: 1 E: 0 K: 0 S: 7	H: 3 LOB: 1 BB: 0 P: 11	R: 0 E: 0 K: 1 S: 9	H: 0 LOB: 0 BB: 0 P: 15	R: 1 E: 1 K: 2 S: 14	H: 3 LOB: 2 BB: 0 P: 20	R: 0 E: 0 K: 0 S: 9	H: 1 LOB: 1 BB: 0 P: 14	R: 0 E: 0 K: 1 S: 7	H: 0 LOB: 0 BB: 0 P: 9	R: 0 E: 0 K: 2 S: 13	H: 1 LOB: 2 BB: 1 P: 22	R: 0 E: 0 K: 0 S: 11	H: 1 LOB: 2 BB: 0 P: 20	1B: 8 2B: 3 3B: 0 HR: 0	SF: 0 SAC: 0 DP: 1 HBP: 0	WP: 1 PB: 0 SB: 2 CS: 0	PA: 36							
PITCHER	IP	WLS	BF	H	R	ER	SO	BB	IBB	HBP	BLK	WP	HR	S	P	ERA	WHIP										
Jason Bere, R (1, 1) ERA: 6.0 Donovan Osborne, L (6, 1) ERA: 8.91 3B Carlos Zambrano, R (7, 1) ERA: 3.86	5.0	L	24	9	3	2	4	1	0	0	0	0	0	51	79	3.60	2.000										
	1.2		7	1	0	0	2	0	1	0	0	0	0	17	28	0.00	0.600										
	1.1		5	1	0	0	1	0	0	0	0	0	0	14	23	0.00	0.750										

Chicago Cubs @ Los Angeles Dodgers
Dodger Stadium, Los Angeles, CA
Sat May 04 2002, 7:10 PM PDT
Att: 47,381 - Sunny - 62 F

AB 34
R 3
H 11
RBI 3
BB 2
SO 7
LOB 25

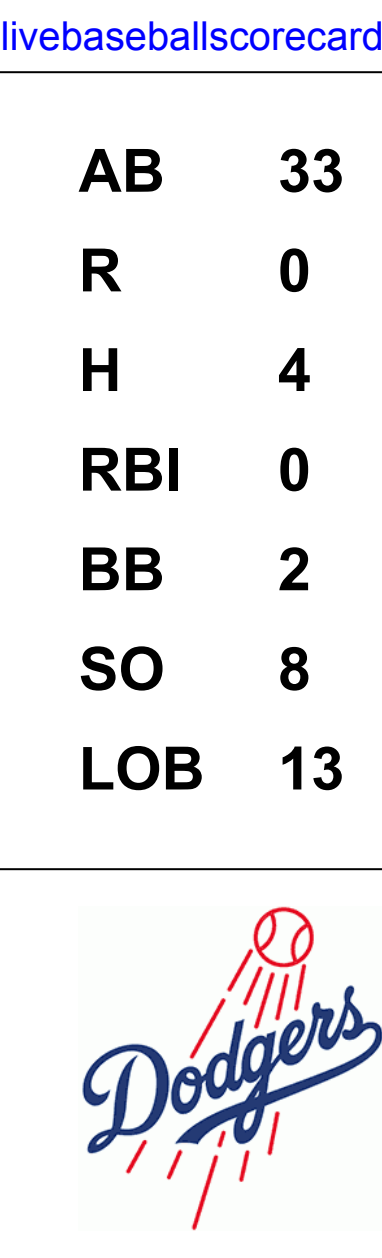


Batter	1	2	3	4	5	6	7	8	9	AB	R	H	RBI	BB	SO	LOB	TOP								
Delino DeShields, L (1, 4) OBP: 0.272, SLG: 0.341 Alex Gonzalez, R (7, 6) OBP: 0.345, SLG: 0.424										4	1	1	0	0	2	0	Chicago Cubs @ Los Angeles Dodgers Dodger Stadium, Los Angeles, CA Sun May 05 2002, 5:10 PM PDT Att: 52,758 - Sunny - 67 F								
Mark Bellhorn, S (1, 5) OBP: 0.347, SLG: 0.492										4	1	2	3	0	1	0									
Sammy Sosa, R (1, 9) OBP: 0.452, SLG: 0.794										3	0	2	0	1	0	0									
Fred McGriff, L (1, 3) OBP: 0.314, SLG: 0.327										4	0	0	0	0	1	4									
Moises Alou, R (1, 7) OBP: 0.208, SLG: 0.320										4	0	1	0	0	1	1									
Todd Hundley, S (1, 2) OBP: 0.205, SLG: 0.231 Joe Girardi, R (9, 2) OBP: 0.143, SLG: 0.167										4	0	0	0	0	1	2									
Roosevelt Brown, L (1, 8) OBP: 0.246, SLG: 0.358 Joe Borowski, R (6, 1) OBP: 0.500, SLG: 0.500 Jeff Fassero, L (8, 1) OBP: 0.500, SLG: 0.500 Antonio Alfonseca, R (8, 1) OBP: 0.500, SLG: 0.500										3	0	0	0	0	0	0									
Augie Ojeda, S (1, 6) OBP: 0.172, SLG: 0.214										4	0	1	0	0	0	0									
Matt Clement, R (1, 1) OBP: 0.167, SLG: 0.091 Ron Mahay, L (5, 1) Darren Lewis, R (6, 8) OBP: 0.300, SLG: 0.333										1	1	0	0	0	0	1									
Inning Stats	R: 0 E: 0 K: 1 S: 7	H: 0 LOB: 0 BB: 0 P: 10	R: 0 E: 0 K: 1 S: 5	H: 0 LOB: 0 BB: 0 P: 7	R: 0 E: 0 K: 0 S: 6	H: 1 LOB: 0 BB: 0 P: 9	R: 1 E: 0 K: 1 S: 8	H: 2 LOB: 2 BB: 1 P: 15	R: 2 E: 0 K: 0 S: 16	H: 3 LOB: 2 BB: 0 P: 23	R: 0 E: 0 K: 1 S: 9	H: 0 LOB: 0 BB: 0 P: 13	R: 0 E: 0 K: 0 S: 8	H: 0 LOB: 0 BB: 0 P: 11	R: 0 E: 0 K: 2 S: 13	H: 1 LOB: 1 BB: 0 P: 19		R: 0 E: 0 K: 0 S: 8	H: 0 LOB: 0 BB: 0 P: 13	1B: 6 2B: 0 3B: 0 HR: 1	SF: 0 SAC: 0 DP: 1 HBP: 1	WP: 0 PB: 0 SB: 2 CS: 0	PA: 35		
PITCHER	IP	WLS	BF	H	R	ER	SO	BB	IBB	HBP	BLK	WP	HR	S	P	ERA	WHIP								
Kevin Brown, R (1, 1) ERA: 4.44 Paul Quantrill, R (8, 1) ERA: 5.19	7.0	L	28	6	3	3	4	1	0	1	0	0	1	59	88	3.86	1.000								

AB	33
R	3
H	7
RBI	3
BB	1
SO	6
LOB	8



Batter	1	2	3	4	5	6	7	8	9	AB	R	H	RBI	BB	SO	LOB	BOTTOM								
Dave Roberts, L (1, 8) OBP: 0.398, SLG: 0.350 Marquis Grissom, R (8, PH) OBP: 0.316, SLG: 0.462										3	0	0	0	0	1	1	Chicago Cubs @ Los Angeles Dodgers Dodger Stadium, Los Angeles, CA Sun May 05 2002, 5:10 PM PDT Att: 52,758 - Sunny - 67 F								
Cesar Izturis, S (1, 6) OBP: 0.286, SLG: 0.350										3	0	0	0	1	1	0									
Shawn Green, L (1, 9) OBP: 0.318, SLG: 0.381										4	0	0	0	0	1	1									
Brian Jordan, R (1, 7) OBP: 0.313, SLG: 0.410										4	0	1	0	0	1	2									
Dave Hansen, L (1, 3) OBP: 0.240, SLG: 0.273 Paul Lo Duca, R (6, PH) OBP: 0.353, SLG: 0.454										1	0	0	0	1	0	0									
Adrián Beltré, R (1, 5) OBP: 0.382, SLG: 0.425										4	0	0	0	0	0	3									
Mark Grudzielanek, R (1, 4) OBP: 0.321, SLG: 0.367										4	0	1	0	0	0	2									
Chad Kreuter, S (1, 2) OBP: 0.259, SLG: 0.182 Hiram Bocachica, R (9, PH) OBP: 0.263, SLG: 0.556										3	0	0	0	0	2	1									
Kevin Brown, R (1, 1) OBP: 0.444, SLG: 0.889 Alex Cora, L (7, PH) OBP: 0.450, SLG: 0.765 Paul Quantrill, L (8, 1) ERA: 2.19										2	0	1	0	0	1	0									
Inning Stats	R: 0 E: 0 K: 0 S: 7	H: 0 LOB: 0 BB: 0 P: 11	R: 0 E: 1 K: 1 S: 7	H: 0 LOB: 1 BB: 0 P: 13	R: 0 E: 1 K: 1 S: 9	H: 0 LOB: 0 BB: 0 P: 14	R: 0 E: 1 K: 1 S: 12	H: 0 LOB: 2 BB: 1 P: 22	R: 0 E: 0 K: 2 S: 13	H: 1 LOB: 1 BB: 0 P: 20	R: 0 E: 0 K: 0 S: 10	H: 1 LOB: 1 BB: 0 P: 14	R: 0 E: 0 K: 2 S: 13	H: 1 LOB: 1 BB: 0 P: 20	R: 0 E: 0 K: 1 S: 13	H: 0 LOB: 1 BB: 1 P: 22		R: 0 E: 0 K: 0 S: 8	H: 1 LOB: 0 BB: 0 P: 12	1B: 4 2B: 0 3B: 0 HR: 0	SF: 0 SAC: 0 DP: 0 HBP: 0	WP: 0 PB: 0 SB: 0 CS: 0	PA: 35		
PITCHER	IP	WLS	BF	H	R	ER	SO	BB	IBB	HBP	BLK	WP	HR	S	P	ERA	WHIP								
Matt Clement, R (1, 1) ERA: 3.34 Ron Mahay, L (5, 1) ERA: 7.43 Joe Borowski, R (6, 1) ERA: 1.66 Jeff Fassero, L (8, 1) ERA: 7.43 Antonio Alfonseca, R (8, 1) ERA: 2.19	1.2	W	7	2	0	0	2	0	0	0	0	0	0	19	29	0.00	1.200								




Batter	1	2	3	4	5	6	7	8	9	AB	R	H	RBI	BB	SO	LOB	TOP										
Dave Roberts, L (1, 8) OBP: 0.398, SLG: 0.345	G5-3		G6-3				G4-3			4	1	1	0	0	0	0	Los Angeles Dodgers @ Atlanta Braves Turner Field, Atlanta, GA Wed May 08 2002, 7:05 PM EDT Att: 22,163 - Sunny - 80 F										
Alex Cora, L (1, 6) OBP: 0.458, SLG: 0.700	1B		1B			F7	G4-3			3	0	1	0	0	0	2											
Paul Lo Duca, R (1, 2) OBP: 0.367, SLG: 0.453	G4-6-3		G4-6-3			1B		G5-3		3	0	2	0	1	0	0											
Shawn Green, L (1, 9) OBP: 0.326, SLG: 0.383	G4-6-3		G4-6-3			1B		L5		4	0	1	2	0	0	4											
Brian Jordan, R (1, 7) OBP: 0.325, SLG: 0.466										4	1	1	0	0	1	2											
Marquis Grissom, R (9, 7) OBP: 0.323, SLG: 0.441										0	0	0	0	0	0	0											
Eric Karros, R (1, 3) OBP: 0.336, SLG: 0.394										4	0	0	0	0	1	1											
Adrián Beltré, R (1, 5) OBP: 0.348, SLG: 0.398										4	0	0	0	0	0	2											
Mark Grudzielanek, R (1, 4) OBP: 0.317, SLG: 0.367										4	1	2	1	0	1	0											
Odalis Perez, L (1, 1) OBP: 0.118, SLG: 0.235										2	0	0	0	0	0	1											
Eric Gagne, R (9, 1)										0	0	0	0	0	0	0											
Inning Stats	R: 0 E: 0 K: 0 S: 11	H: 2 LOB: 1 BB: 0 P: 16	R: 1 E: 0 K: 0 S: 12	H: 2 LOB: 1 BB: 0 P: 17	R: 0 E: 0 K: 0 S: 8	H: 1 LOB: 1 BB: 0 P: 14	R: 0 E: 0 K: 0 S: 6	H: 0 LOB: 0 BB: 0 P: 7	R: 2 E: 0 K: 1 S: 17	H: 3 LOB: 2 BB: 1 P: 25	R: 0 E: 0 K: 0 S: 8	H: 0 LOB: 0 BB: 0 P: 11	R: 0 E: 0 K: 0 S: 7	H: 0 LOB: 0 BB: 0 P: 11	R: 0 E: 0 K: 1 S: 10	H: 0 LOB: 0 BB: 0 P: 14	1B: 8 2B: 0 3B: 0 HR: 0	SF: 0 SAC: 1 DP: 3 HBP: 1	WP: 0 PB: 0 SB: 0 CS: 0	PA: 35							
PITCHER	IP	WLS	BF	H	R	ER	SO	BB	IBB	HBP	BLK	WP	HR	S	P	ERA	WHIP										
Kevin Millwood, R (1, 1) ERA: 4.21	7.0	L	29	8	3	3	2	1	0	1	0	0	0	70	101	3.86	1.286										
Mike Remlinger, L (8, 1) ERA: 2.5	1.0		3	0	0	0	0	0	0	0	0	0	0	7	11	0.00	0.000										
Kevin Gryboski, R (9, 1) ERA: 0.73	1.0		3	0	0	0	1	0	0	0	0	0	0	10	14	0.00	0.000										

AB	32
R	3
H	8
RBI	3
BB	1
SO	3
LOB	12



Batter	1	2	3	4	5	6	7	8	9	AB	R	H	RBI	BB	SO	LOB	BOTTOM										
Rafael Furcal, S (1, 6) OBP: 0.313, SLG: 0.365	G1-3		F7					F9		4	0	1	0	0	1	1	Los Angeles Dodgers @ Atlanta Braves Turner Field, Atlanta, GA Wed May 08 2002, 7:05 PM EDT Att: 22,163 - Sunny - 80 F										
Marcus Giles, R (1, 4) OBP: 0.341, SLG: 0.443	G1-3		G6-3					P4		4	0	0	0	0	1	2											
Gary Sheffield, R (1, 9) OBP: 0.318, SLG: 0.371	F7		K					2B		4	0	1	0	0	1	1											
10 Chipper Jones, S (1, 7) OBP: 0.421, SLG: 0.481	S							L5		3	1	1	0	1	0	1											
Andrew Jones, R (1, 8) OBP: 0.369, SLG: 0.527	BB							2B		1	0	0	1	2	1	0											
Vinny Castilla, R (1, 5) OBP: 0.250, SLG: 0.344	F7									4	0	1	0	0	1	3											
Wes Helms, R (1, 3) OBP: 0.269, SLG: 0.413										4	0	0	0	0	1	2											
Henry Blanco, R (1, 2) OBP: 0.255, SLG: 0.280										2	0	1	0	0	1	0											
Javy Lopez, R (7, PH) OBP: 0.247, SLG: 0.256										1	0	0	0	0	0	0											
Kevin Millwood, R (1, 1) OBP: 0.083, SLG: 0.083										1	0	0	0	0	1	0											
Julio Franco, R (7, PH) OBP: 0.266, SLG: 0.179										1	0	0	0	0	0	0											
Mike Remlinger, L (8, 1)										0	0	0	0	0	0	0											
Kevin Gryboski, R (9, 1)										0	0	0	0	0	0	0											
Inning Stats	R: 0 E: 0 K: 0 S: 11	H: 1 LOB: 3 BB: 2 P: 24	R: 0 E: 0 K: 2 S: 8	H: 0 LOB: 0 BB: 0 P: 9	R: 0 E: 0 K: 1 S: 8	H: 0 LOB: 0 BB: 0 P: 12	R: 0 E: 0 K: 0 S: 8	H: 1 LOB: 1 BB: 1 P: 13	R: 0 E: 0 K: 2 S: 10	H: 1 LOB: 1 BB: 0 P: 11	R: 1 E: 0 K: 0 S: 6	H: 1 LOB: 0 BB: 0 P: 10	R: 0 E: 0 K: 0 S: 5	H: 0 LOB: 0 BB: 0 P: 9	R: 0 E: 0 K: 0 S: 6	H: 1 LOB: 1 BB: 0 P: 8	R: 0 E: 0 K: 3 S: 9	H: 0 LOB: 0 BB: 0 P: 11	1B: 3 2B: 3 3B: 0 HR: 0	SF: 1 SAC: 1 DP: 1 HBP: 0	WP: 0 PB: 0 SB: 3 CS: 0	PA: 34					
PITCHER	IP	WLS	BF	H	R	ER	SO	BB	IBB	HBP	BLK	WP	HR	S	P	ERA	WHIP										
Odalis Perez, L (1, 1) ERA: 1.66	8.0	W	31	5	1	1	5	3	0	0	0	0	0	9	11	0.00	0.000										
Eric Gagne, R (9, 1) ERA: 1.0	1.0	S	3	0	0	0	3	0	0	0	0	0	0	9	11	0.00	0.000										



Batter	1	2	3	4	5	6	7	8	9	AB	R	H	RBI	BB	SO	LOB	TOP					
Cesar Izturis, S (1, 6) OBP: 0.299, SLG: 0.349	2-2 G4-3	1-0 WP 2H 1B			0-1 FC4		0-1 1B		0-1 L6	5	0	2	1	0	0	2						
Marquis Grissom, R (1, 8) OBP: 0.319, SLG: 0.444	3-2 1B 2B	1-1 F2			0-0 F9		2-1 P6			4	1	1	0	0	0	4						
Paul Lo Duca, R (1, 2) OBP: 0.364, SLG: 0.442	4-0 1B BB			1-2 F9	0-0 F8		3-2 L5			3	0	0	0	1	0	2						
Brian Jordan, R (1, 9) OBP: 0.315, SLG: 0.450	3-1 P6			3-2 F8	2-3 K		0-1 G4-3			4	0	0	0	0	1	4						
Eric Karros, R (1, 3) OBP: 0.342, SLG: 0.398	0-0 1-3 2H 1B			1-2 F8	0-0 G5-3		2-0 1B			4	0	2	1	0	0	0						
Adrián Beltré, R (1, 5) OBP: 0.345, SLG: 0.394	3-2 G5-3			0-1 G6-4-3 1B	3-2 F8		0-1 F2			4	0	1	0	0	0	3						
Mark Grudzielanek, R (1, 4) OBP: 0.309, SLG: 0.354		1-1 G6-3		2-2 G6-4-3 1-2f	0-0 F8		2-2 G3-1			4	0	0	0	0	0	1						
Hiram Bocachica, R (1, 7) OBP: 0.304, SLG: 0.571		4-1 G6-3 1B BB		0-2 G4-3	1-1 G4-3		1-1 G3-1 2B			3	1	1	0	1	0	0						
Andy Ashby, R (1, 1) OBP: 0.167, SLG: 0.091		0-1 G6-3			4-0 E BB		1-0 G3		2-2 G3-1	1	0	0	0	1	0	1						
Alex Cora, L (7, PH) OBP: 0.440, SLG: 0.667										1	0	0	0	0	0	0						
Omar Daal, L (7, 1) OBP: 0.222, SLG: 0.250		1-2							2-3	0	0	0	0	0	0	0						
Dave Hansen, L (9, PH) OBP: 0.222, SLG: 0.250										1	0	0	0	0	0	1						
Inning Stats	R: 1 E: 0 K: 0 S: 14	H: 2 LOB: 2 BB: 1 P: 29	R: 1 E: 0 K: 0 S: 8	H: 1 LOB: 1 BB: 1 P: 15	R: 0 E: 0 K: 0 S: 11	H: 0 LOB: 0 BB: 0 P: 16	R: 0 E: 0 K: 0 S: 8	H: 1 LOB: 0 BB: 0 P: 10	R: 0 E: 0 K: 1 S: 8	H: 0 LOB: 2 BB: 1 P: 14	R: 0 E: 0 K: 0 S: 6	H: 0 LOB: 0 BB: 0 P: 9	R: 0 E: 0 K: 0 S: 7	H: 1 LOB: 1 BB: 0 P: 11	R: 0 E: 0 K: 0 S: 9	H: 1 LOB: 1 BB: 0 P: 14	R: 0 E: 0 K: 0 S: 12	H: 1 LOB: 1 BB: 0 P: 17	1B: 5 2B: 2 3B: 0 HR: 0	SF: 0 SAC: 0 DP: 1 HBP: 0	WP: 1 PB: 0 SB: 0 CS: 0	PA: 37
PITCHER	IP	WLS	BF	H	R	ER	SO	BB	IBB	HBP	BLK	WP	HR	S	P	ERA	WHIP					
Damian Moss, L (1, 1) ERA: 2.75	5.0	W	22	4	2	2	1	3	0	0	0	1	0	49	84	3.60	1.400					
Albie Lopez, R (6, 1) ERA: 3.79	2.0	H	7	1	0	0	0	0	0	0	0	0	0	13	20	0.00	0.500					
Darren Holmes, R (8, 1) ERA: 1.42	1.0	H	4	1	0	0	0	0	0	0	0	0	0	9	14	0.00	1.000					
29 John Smoltz, R (9, 1) ERA: 5.03	1.0		4	1	0	0	0	0	0	0	0	0	0	12	17	0.00	1.000					

Los Angeles Dodgers @ Atlanta Braves
Turner Field, Atlanta, GA
Thu May 09 2002, 7:35 PM EDT
Att: 23,930 - Cloudy - 70 F

AB 34
R 2
H 7
RBI 2
BB 3
SO 1
LOB 18



Batter	1	2	3	4	5	6	7	8	9	AB	R	H	RBI	BB	SO	LOB	BOTTOM				
Rafael Furcal, S (1, 6) OBP: 0.312, SLG: 0.362	2-1 G4-3		1-0 1B HR	2-0 F8			2-1 L6			4	1	1	0	0	0	1					
Keith Lockhart, L (1, 4) OBP: 0.158, SLG: 0.189	0-2 P5		1-0 1B HR		0-0 P6		2-2 G3-1			4	1	1	0	0	0	0					
Gary Sheffield, R (1, 9) OBP: 0.316, SLG: 0.396	0-3 K		0-1 1B HR	1-3 1B HR	0-1 L7		0-3 K			4	1	1	3	0	2	0					
10 Chipper Jones, S (1, 7) OBP: 0.423, SLG: 0.504		0-3 K	1-1 1B HR	0-1 F7			1-2 HR			4	1	2	1	0	1	0					
Andruw Jones, R (1, 8) OBP: 0.366, SLG: 0.515		2-2 HR HBP	0-2 G6-4-3	1-3 K			0-0 G5-3			3	1	0	0	0	1	1					
Vinny Castilla, R (1, 5) OBP: 0.252, SLG: 0.367		0-1 HR	0-0 G5-3		3-3 K		3-3 K			3	1	1	2	0	1	0					
Wes Helms, R (1, 3) OBP: 0.286, SLG: 0.431		0-2 2B		4-2 G6-3 BB			1-3 K			2	0	1	0	1	1	0					
Javy Lopez, R (1, 2) OBP: 0.239, SLG: 0.247		2-3 K		0-3 K			2-0 F8			3	0	0	0	0	2	2					
Damian Moss, R (1, 1) OBP: 0.167, SLG: 0.091		2-1 F9		0-1 G6-3			3-3 K			2	0	0	0	0	0	2					
Albie Lopez, R (6, 1) OBP: 0.200, SLG: 0.200										0	0	0	0	0	0	0					
Mark DeRosa, R (7, PH) OBP: 0.371, SLG: 0.424										1	0	0	0	0	1	0					
Darren Holmes, R (8, 1) ERA: 1.42										0	0	0	0	0	0	0					
29 John Smoltz, R (9, 1) ERA: 5.03										0	0	0	0	0	0	0					
Inning Stats	R: 0 E: 0 K: 1 S: 8	H: 0 LOB: 0 BB: 0 P: 10	R: 2 E: 0 K: 2 S: 16	H: 2 LOB: 1 BB: 0 P: 22	R: 3 E: 0 K: 0 S: 10	H: 4 LOB: 0 BB: 0 P: 13	R: 0 E: 0 K: 1 S: 8	H: 0 LOB: 1 BB: 1 P: 14	R: 0 E: 0 K: 0 S: 5	H: 0 LOB: 0 BB: 0 P: 5	R: 0 E: 0 K: 3 S: 9	H: 0 LOB: 0 BB: 0 P: 14	R: 0 E: 0 K: 1 S: 7	H: 0 LOB: 0 BB: 0 P: 14	R: 1 E: 0 K: 1 S: 13	H: 1 LOB: 0 BB: 0 P: 16	1B: 3 2B: 1 3B: 0 HR: 3	SF: 0 SAC: 0 DP: 1 HBP: 1	WP: 0 PB: 0 SB: 0 CS: 0	PA: 32	
PITCHER	IP	WLS	BF	H	R	ER	SO	BB	IBB	HBP	BLK	WP	HR	S	P	ERA	WHIP				
Andy Ashby, R (1, 1) ERA: 3.77	6.0	L	25	6	1	5	7	1	0	1	0	0	0	56	78	7.50	1.167				
Omar Daal, L (7, 1) ERA: 1.26	2.0		7	1	1	1	2	0	0	0	0	0	1	20	30	4.50	0.500				

Los Angeles Dodgers @ Atlanta Braves
Turner Field, Atlanta, GA
Thu May 09 2002, 7:35 PM EDT
Att: 23,930 - Cloudy - 70 F

AB 30
R 6
H 7
RBI 6
BB 1
SO 9
LOB 6



Batter	1	2	3	4	5	6	7	8	9	AB	R	H	RBI	BB	SO	LOB	TOP					
Dave Roberts, L (1, 8) OBP: 0.388, SLG: 0.333	2-1 F9			3-2 G3		2-2 F9		4-0 G6-3 1B BB	1-1 SF9	3	1	0	1	1	0	0	Los Angeles Dodgers @ Florida Marlins Pro Player Stadium, Miami, FL Fri May 10 2002, 7:05 PM EDT Att. 12,953 - Sunny - 83 F					
Cesar Izturis, S (1, 6) OBP: 0.303, SLG: 0.353	1-3 K			4-0 1B BB		0-1 1B		2-2 G4-6-3 1-2	2-3 3-H K	4	1	1	0	1	2	3						
Shawn Green, L (1, 9) OBP: 0.331, SLG: 0.382	2-3 K			1-1 BB 1-3 1B		4-0 1B BB		1-0 G6-3 2-3		3	0	1	0	1	1	1						
Paul Lo Duca, R (1, 2) OBP: 0.375, SLG: 0.447		0-2 G6-3		4-0 1-2 BB		3-2 1B 1-H 2-H 1B		0-0 1B		3	0	2	2	1	0	0						
Brian Jordan, R (1, 7) OBP: 0.313, SLG: 0.444		3-3 K		1-3 K		0-1 1B		3-H 1-3 K		4	0	1	0	0	3	4						
Eric Karros, R (1, 3) OBP: 0.336, SLG: 0.391		0-0 F9		1-3 K		0-0 F8				1	0	0	0	0	0	0						
Dave Hansen, L (4, PH) OBP: 0.241, SLG: 0.240									4-1 1B BB SF9 BB	2	0	0	0	1	1	5						
Hiram Bocachica, R (9, PR) OBP: 0.304, SLG: 0.571										0	1	0	0	0	0	0						
Chad Kreuter, S (9, 2) OBP: 0.241, SLG: 0.167										0	0	0	0	0	0	0						
Adrián Beltré, R (1, 5) OBP: 0.336, SLG: 0.382				0-2 G3		0-2 L8		1-1 G4-3	0-1 P6	4	0	0	0	0	0	1						
Mark Grudzielanek, R (1, 4) OBP: 0.305, SLG: 0.345				0-1 L8		3-3 K		0-0 F8	4-0 SF9 1B BB	3	0	0	0	1	1	0						
Kaz Ishii, L (1, 1) OBP: 0.167, SLG: 0.118				1-3 K		2-3 K		1-3 K	1-1 1-2 2-3 1B	3	0	0	0	0	3	0						
Paul Quantill, L (7, 1) OBP: 0.339, SLG: 0.453										0	0	0	0	0	0	0						
Marquis Grissom, R (9, PH) OBP: 0.339, SLG: 0.453										1	0	1	0	0	0	0						
Giovanni Carrara, R (9, 1) OBP: 0.339, SLG: 0.453										0	0	0	0	0	0	0						
Inning Stats	R: 0 H: 0 E: 0 K: 2 S: 9	H: 0 LOB: 0 BB: 0 P: 14	R: 0 H: 0 E: 0 K: 1 S: 9	H: 0 LOB: 0 BB: 0 P: 12	R: 0 H: 0 E: 0 K: 1 S: 8	H: 0 LOB: 0 BB: 0 P: 9	R: 0 H: 1 E: 0 K: 2 S: 11	H: 3 LOB: 3 BB: 2 P: 25	R: 0 H: 0 E: 0 K: 2 S: 10	H: 0 LOB: 0 BB: 0 P: 15	R: 1 H: 3 E: 0 K: 0 S: 13	H: 3 LOB: 2 BB: 1 P: 22	R: 0 H: 0 E: 0 K: 1 S: 6	H: 0 LOB: 1 BB: 1 P: 8	R: 1 H: 1 E: 0 K: 1 S: 8	H: 1 LOB: 1 BB: 1 P: 16	R: 1 H: 1 E: 0 K: 1 S: 10	H: 1 LOB: 2 BB: 2 P: 20	1B: 5 2B: 1 3B: 0 HR: 0	SF: 1 SAC: 0 DP: 0 HBP: 0	WP: 0 PB: 0 SB: 0 CS: 0	PA: 38
PITCHER	IP	WLS	BF	H	R	ER	SO	BB	IBB	HBP	BLK	WP	HR	S	P	ERA	WHIP					
A.J. Burnett, R (1, 1) ERA: 2.5	8.0		32	5	2	2	10	4	0	0	0	0	0	74	121	2.25	1.125					
Vladimir Nunez, R (9, 1) ERA: 2.01	1.0	W	6	1	1	1	1	2	0	0	0	0	0	10	20	9.00	3.000					

Batter	1	2	3	4	5	6	7	8	9	AB	R	H	RBI	BB	SO	LOB	BOTTOM					
Luis Castillo, S (1, 4) OBP: 0.358, SLG: 0.341	4-1 F8 1B PB BB	1-0 1-2 2-3 3-H 1B			3-3 K		0-0 1-3 2B		0-0 1-2 2-3 3-H 1B	4	1	3	2	1	1	0	Los Angeles Dodgers @ Florida Marlins Pro Player Stadium, Miami, FL Fri May 10 2002, 7:05 PM EDT Att. 12,953 - Sunny - 83 F					
Alex Gonzalez, R (1, 6) OBP: 0.297, SLG: 0.341	1-2 F8 1-3	2-0 L9			3-1 F7		0-1 FC6-5-2 3-H			4	0	0	0	0	0	6						
Preston Wilson, R (1, 8) OBP: 0.335, SLG: 0.426	2-0 CS 3-H 1B			3-1 G6-3		1-2 F8		0-3 K		4	0	1	1	0	1	2						
Cliff Floyd, L (1, 9) OBP: 0.469, SLG: 0.704	2-3 K			0-3 K2-3		0-0 1B		1-2 G3		4	0	1	0	0	2	1						
Mike Lowell, R (1, 5) OBP: 0.412, SLG: 0.629		2-0 CS 1B		1-3 K		1-3 K		2-1 F8		4	0	1	0	0	2	1						
Derek Lee, R (1, 3) OBP: 0.331, SLG: 0.473		3-3 K		1-1 CS 1B		3-0 L6		0-2 G5-3		4	0	1	0	0	1	2						
Eric Owens, R (1, 7) OBP: 0.349, SLG: 0.442		4-2 BB 1B S BB		1-0 F9		4-1 S 2B BB		0-0 WP 1B 2B		2	3	1	0	2	0	1						
Charles Johnson, R (1, 2) OBP: 0.323, SLG: 0.340		4-0 1B BB IBB		0-3 SAFE K		2-1 FC1-5 1-H 2B		4-2 1B IBB BB		2	0	1	1	2	1	1						
A.J. Burnett, R (1, 1) OBP: 0.150, SLG: 0.211		4-2 1B BB				0-0 FC1-5 2B		4-0 1B IBB		2	0	0	0	1	1	1						
Vladimir Nunez, R (9, 1) OBP: 1.000, SLG: 1.000										0	0	0	0	0	0	0						
Tim Raines, S (9, PH) OBP: 0.435, SLG: 0.188										0	0	0	0	1	0	0						
Inning Stats	R: 1 H: 1 E: 0 K: 1 S: 9	H: 1 LOB: 1 BB: 1 P: 18	R: 1 H: 2 E: 0 K: 1 S: 12	H: 2 LOB: 3 BB: 3 P: 32	R: 0 H: 0 E: 0 K: 2 S: 9	H: 0 LOB: 0 BB: 0 P: 13	R: 0 H: 1 E: 0 K: 1 S: 6	H: 1 LOB: 0 BB: 0 P: 8	R: 0 H: 0 E: 0 K: 2 S: 9	H: 0 LOB: 0 BB: 0 P: 16	R: 0 H: 1 E: 0 K: 1 S: 9	H: 1 LOB: 1 BB: 0 P: 14	R: 1 H: 2 E: 0 K: 1 S: 10	H: 2 LOB: 1 BB: 1 P: 16	R: 0 H: 0 E: 0 K: 0 S: 9	H: 0 LOB: 0 BB: 0 P: 12	R: 1 H: 2 E: 0 K: 0 S: 6	H: 2 LOB: 3 BB: 2 P: 14	1B: 6 2B: 5 3B: 0 HR: 0	SF: 0 SAC: 0 DP: 2 HBP: 0	WP: 1 PB: 1 SB: 2 CS: 3	PA: 37
PITCHER	IP	WLS	BF	H	R	ER	SO	BB	IBB	HBP	BLK	WP	HR	S	P	ERA	WHIP					
Kaz Ishii, L (1, 1) ERA: 2.93	6.1		28	7	3	2	8	4	1	0	0	0	0	59	112	2.84	1.737					
Paul Quantill, R (7, 1) ERA: 4.5	1.2		5	0	0	0	1	0	0	0	0	0	0	14	17	0.00	0.000					
Giovanni Carrara, R (9, 1) ERA: 2.25	0.0	L	4	2	1	1	0	1	1	0	0	1	0	6	14	*	*					


Batter	1	2	3	4	5	6	7	8	9	AB	R	H	RBI	BB	SO	LOB	TOP			
Dave Roberts, L (1.8) OBP: 0.374, SLG: 0.319	G4-3		K	F8			B3			4	0	0	0	0	1	1	Los Angeles Dodgers @ Florida Marlins Pro Player Stadium, Miami, FL Sat May 11 2002, 7:05 PM EDT Att: 19,767 - Cloudy - 82 F			
Cesar Izturis, S (1.6) OBP: 0.315, SLG: 0.372	G5-3 1B		2B				G1-3			4	0	3	0	0	0	0				
Shawn Green, L (1.9) OBP: 0.329, SLG: 0.378	G5-3 1B		F7				E1			4	0	1	0	0	1	2				
Paul Lo Duca, R (1.2) OBP: 0.364, SLG: 0.433	G5-3			E5			G5-4-3			4	1	0	0	0	1	4				
Eric Karros, R (1.3) OBP: 0.341, SLG: 0.390							G6-3			3	1	1	0	1	0	1				
Brian Jordan, R (1.7) OBP: 0.312, SLG: 0.433							L6			3	1	0	0	1	0	1				
Adrián Beltré, R (1.5) OBP: 0.327, SLG: 0.370							G6-3			4	0	0	0	0	1	4				
Mark Grudzielanek, R (1.4) OBP: 0.303, SLG: 0.350							K			4	0	1	3	0	2	1				
Kevin Brown, R (1.1) OBP: 0.333, SLG: 0.667										3	0	0	0	0	2	1				
Paul Quantrill, L (8.1)										0	0	0	0	0	0	0				
Eric Gagne, R (9.1)										0	0	0	0	0	0	0				
Inning Stats	R: 0 E: 0 K: 0 S: 6	H: 2 LOB: 1 BB: 0 P: 11	R: 0 E: 0 K: 0 S: 9	H: 0 LOB: 1 BB: 1 P: 19	R: 0 E: 0 K: 2 S: 9	H: 1 LOB: 1 BB: 0 P: 12	R: 3 E: 1 K: 2 S: 13	H: 2 LOB: 1 BB: 1 P: 25	R: 0 E: 1 K: 0 S: 12	H: 0 LOB: 0 BB: 0 P: 15	R: 0 E: 0 K: 0 S: 6	H: 0 LOB: 0 BB: 0 P: 8	R: 0 E: 0 K: 2 S: 8	H: 0 LOB: 0 BB: 0 P: 9	R: 0 E: 0 K: 1 S: 7	H: 0 LOB: 0 BB: 0 P: 10	1B: 4 2B: 2 3B: 0 HR: 0	SF: 0 SAC: 0 DP: 2 HBP: 0	WP: 1 PB: 0 SB: 0 CS: 0	PA: 35
PITCHER	IP WLS BF H R ER SO BB IBB HBP BLK WP HR S P ERA WHIP																			
Julian Tavarez, R (1.1) ERA: 8.88	4.0 L 19 5 3 2 4 2 0 0 0 0 1 0 37 67 4.50 1.750																			
Vic Darensbourg, L (5.1) ERA: 3.29	1.0 4 1 0 0 0 0 0 0 0 0 0 0 12 15 0.00 1.000																			
56 Kevin Olsen, R (6.1) ERA: 4.1	3.0 9 0 0 0 3 0 0 0 0 0 0 0 24 32 0.00 0.000																			
Gary Knotts, R (9.1) ERA: 4.24	1.0 3 0 0 0 1 0 0 0 0 0 0 0 7 10 0.00 0.000																			

AB 33
R 3
H 6
RBI 3
BB 2
SO 8
LOB 15



Batter	1	2	3	4	5	6	7	8	9	AB	R	H	RBI	BB	SO	LOB	BOTTOM					
Luis Castillo, S (1.4) OBP: 0.355, SLG: 0.338	2B		L7					G6-4-3		4	0	1	0	0	1	1	Los Angeles Dodgers @ Florida Marlins Pro Player Stadium, Miami, FL Sat May 11 2002, 7:05 PM EDT Att: 19,767 - Cloudy - 82 F					
Alex Gonzalez, R (1.6) OBP: 0.303, SLG: 0.354	1B		L6				K			4	0	2	0	0	1	0						
Preston Wilson, R (1.8) OBP: 0.333, SLG: 0.417	2B						G5-3			3	0	0	0	0	1	3						
Cliff Floyd, L (1.9) OBP: 0.463, SLG: 0.689	K		HBP				G5-3			4	0	1	0	0	1	3						
Mike Lowell, R (1.5) OBP: 0.408, SLG: 0.615										3	0	0	0	1	3	1						
Derrek Lee, R (1.3) OBP: 0.328, SLG: 0.481							K			4	0	1	0	0	2	4						
Eric Owens, R (1.7) OBP: 0.333, SLG: 0.420										4	0	0	0	0	2	2						
Charles Johnson, R (1.2) OBP: 0.308, SLG: 0.321										3	0	0	0	0	0	1						
Julian Tavarez, L (1.1) OBP: 0.187, SLG: 0.187										1	0	0	0	0	1	0						
Vic Darensbourg, L (5.1) ERA: 3.29										0	0	0	0	0	0	0						
Marty Malloy, L (5.1) OBP: 0.266, SLG: 0.107										1	0	0	0	0	0	0						
56 Kevin Olsen, R (6.1) ERA: 4.1										0	0	0	0	0	0	0						
Andy Fox, L (8.1) OBP: 0.275, SLG: 0.447										1	0	1	0	0	0	0						
Gary Knotts, R (9.1) ERA: 4.24										0	0	0	0	0	0	0						
Inning Stats	R: 0 E: 0 K: 3 S: 20	H: 2 LOB: 3 BB: 1 P: 33	R: 0 E: 0 K: 1 S: 6	H: 0 LOB: 0 BB: 0 P: 8	R: 0 E: 0 K: 0 S: 5	H: 0 LOB: 1 BB: 0 P: 7	R: 0 E: 0 K: 3 S: 9	H: 0 LOB: 0 BB: 0 P: 15	R: 0 E: 0 K: 1 S: 6	H: 0 LOB: 0 BB: 0 P: 7	R: 0 E: 0 K: 1 S: 5	H: 0 LOB: 0 BB: 0 P: 5	R: 0 E: 0 K: 1 S: 9	H: 1 LOB: 1 BB: 0 P: 12	R: 0 E: 0 K: 0 S: 8	H: 2 LOB: 1 BB: 0 P: 11	R: 0 E: 0 K: 2 S: 17	H: 1 LOB: 1 BB: 0 P: 24	1B: 4 2B: 1 3B: 1 HR: 0	SF: 0 SAC: 0 DP: 1 HBP: 1	WP: 0 PB: 0 SB: 0 CS: 0	PA: 34
PITCHER	IP WLS BF H R ER SO BB IBB HBP BLK WP HR S P ERA WHIP																					
Kevin Brown, R (1.1) ERA: 3.45	7.0 W 26 3 0 0 10 1 0 0 0 0 0 60 87 0.00 0.571																					
Paul Quantrill, R (8.1) ERA: 4.29	1.0 H 4 2 0 0 0 0 0 0 0 0 0 8 11 0.00 2.000																					
Eric Gagne, R (9.1) ERA: 0.95	1.0 S 4 1 0 0 2 0 0 0 0 0 0 0 17 24 0.00 1.000																					


AB 32
R 0
H 6
RBI 0
BB 1
SO 12
LOB 15



Batter	1	2	3	4	5	6	7	8	9	10	11	12	13	AB	R	H	RBI	BB	SO	LOB	TOP	
Joe McEwing, R OBP: 0.256, SLG: 0.474 Satoru Komiyama, R (7, 1)	K		G3-1		K		G3		FC6-4 1B		F9			4	0	0	0	0	2	2		
Edgardo Alfonzo, R OBP: 0.413, SLG: 0.354	G6-3			SH5-3 31 1B 2B		FC2-6 BB		G6-3 1B 2B	FC6-4					4	2	2	0	2	0	1		
Roberto Alomar, S OBP: 0.319, SLG: 0.366	K			SH5-3		FC2-6 G5-3 31 1B		G6-3	G1-3			F5		5	0	0	0	0	1	4		
31 Mike Piazza, R OBP: 0.347, SLG: 0.500	F8											F9		5	0	2	1	1	0	2		
John Valentin, R OBP: 0.381, SLG: 0.441 Mo Vaughn, L OBP: 0.356, SLG: 0.348					P5		G5-3					G3-1		2	0	0	0	0	1	1		
Jeremy Burnitz, L OBP: 0.316, SLG: 0.403					K		G1-3							5	0	0	0	1	4	5		
Jay Payton, R Mark Guffin, R David Weathers, R Mark Guthrie, L Grant Roberts, R Vance Wilson, R Mark Corey, R														4	0	1	0	0	1	3		
Rey Ordonez, R OBP: 0.277, SLG: 0.330				L3		FC1-6 SH1-3		F9	G6-3					6	0	1	0	0	1	4		
Shawn Estes, R Roger Cedeno, S OBP: 0.256, SLG: 0.242				F7		SH1-3								1	0	0	0	0	0	0		
														4	0	2	0	0	0	1		
Inning Stats	R: 0 E: 0 K: 2 S: 12	H: 0 LOB: 1 BB: 0 P: 16	R: 0 E: 0 K: 2 S: 10	H: 0 LOB: 0 BB: 1 P: 17	R: 0 E: 0 K: 0 S: 7	H: 0 LOB: 0 BB: 0 P: 11	R: 1 E: 0 K: 1 S: 16	H: 2 LOB: 1 BB: 0 P: 20	R: 0 E: 0 K: 1 S: 9	H: 1 LOB: 1 BB: 1 P: 11	R: 0 E: 0 K: 0 S: 7	H: 1 LOB: 1 BB: 0 P: 9	R: 0 E: 0 K: 2 S: 9	H: 0 LOB: 0 BB: 0 P: 12	R: 0 E: 0 K: 1 S: 8	H: 1 LOB: 1 BB: 0 P: 13	R: 0 E: 0 K: 1 S: 8	H: 1 LOB: 1 BB: 0 P: 13	1B: 8 2B: 2 3B: 0 HR: 0	SF: 0 SAC: 2 DP: 0 HBP: 0	WIP: 1 PB: 0 SB: 1 CS: 1	PA: 54
PITCHER	IP 7.1	WLS 32	BF 7	H 2	ER 2	SO 6	BB 2	IBB 1	HBP 0	BLK 0	WP 1	HR 0	S 74	P 111	ERA 2.46	WHIP 1.227						
Odalis Perez, L ERA: 1.75																						
Jesse Orosco, L ERA: 3.12																						
Paul Quantrill, R ERA: 4.22																						
Eric Gagne, R ERA: 6.9																						
Omar Daal, L ERA: 1.13																						

New York Mets @ Los Angeles Dodgers
Dodger Stadium, Los Angeles, CA
Mon May 13 2002, 7:10 PM PDT
Att. 27,659 - Sunny - 72 F

AB 48
R 2
H 10
RBI 2
BB 4
SO 12
LOB 27



Batter	1	2	3	4	5	6	7	8	9	10	11	12	13	AB	R	H	RBI	BB	SO	LOB	BOTTOM			
Cesar Izturis, S OBP: 0.301, SLG: 0.356	K		G4-6-3		SF8		F7			FC3-6 BB		B1-3		5	0	0	1	0	1	3				
Marquis Grissom, R OBP: 0.329, SLG: 0.426				P4	G6-3					F3				4	0	0	0	2	0	2				
Shawn Green, L OBP: 0.333, SLG: 0.366														5	0	0	0	1	3	2				
Paul Lo Duca, R OBP: 0.363, SLG: 0.424														5	0	1	0	1	0	2				
Eric Karros, R OBP: 0.336, SLG: 0.391														6	1	2	0	0	2	2				
Brian Jordan, R OBP: 0.315, SLG: 0.451 Hiram Bocachica, R OBP: 0.320, SLG: 0.565														3	1	1	0	1	0	1				
Adrian Beltré, R OBP: 0.344, SLG: 0.389														5	1	4	0	1	0	2				
Mark Grudzielanek, R OBP: 0.307, SLG: 0.346 Omar Daal, L														4	0	1	1	0	1	2				
Dave Hanson, L OBP: 0.287, SLG: 0.240 Giovanni Carrara, R														0	0	0	0	0	0	0				
Jeff Reboullet, R OBP: 0.375, SLG: 0.385														1	0	1	1	0	0	0				
Odalis Perez, L OBP: 0.158, SLG: 0.263 Jesse Orosco, R Paul Quantrill, L Eric Gagne, R Alex Cora, S OBP: 0.425, SLG: 0.625														2	0	1	0	0	0	1				
														0	0	0	0	0	0	0				
														0	0	0	0	0	0	0				
														2	0	1	0	0	1	2				
Inning Stats	R: 0 E: 0 K: 1 S: 5	H: 0 LOB: 0 BB: 0 P: 13	R: 0 E: 0 K: 0 S: 10	H: 2 LOB: 1 BB: 0 P: 13	R: 0 E: 0 K: 0 S: 4	H: 1 LOB: 0 BB: 0 P: 6	R: 0 E: 0 K: 2 S: 12	H: 1 LOB: 1 BB: 0 P: 17	R: 2 E: 0 K: 0 S: 11	H: 2 LOB: 1 BB: 1 P: 19	R: 0 E: 0 K: 1 S: 9	H: 0 LOB: 1 BB: 1 P: 19	R: 0 E: 0 K: 0 S: 7	H: 1 LOB: 1 BB: 0 P: 14	R: 0 E: 0 K: 2 S: 12	H: 1 LOB: 2 BB: 1 P: 20	R: 0 E: 0 K: 1 S: 6	H: 0 LOB: 0 BB: 1 P: 12	R: 1 E: 0 K: 1 S: 13	H: 2 LOB: 2 BB: 1 P: 22	1B: 13 2B: 0 3B: 0 HR: 0	SF: 1 SAC: 1 DP: 4 HBP: 0	WIP: 3 PB: 0 SB: 0 CS: 0	PA: 53
PITCHER	IP 6.0	WLS 24	BF 6	H 2	ER 2	SO 4	BB 3	IBB 0	HBP 0	BLK 0	WP 1	HR 0	S 51	P 87	ERA 3.00	WHIP 1.500								
Shawn Estes, L ERA: 4.5																								
Satoru Komiyama, R ERA: 4.6																								
Mark Guthrie, L ERA: 3.92																								
David Weathers, R ERA: 1.5																								
Grant Roberts, R ERA: 0.83																								

New York Mets @ Los Angeles Dodgers
Dodger Stadium, Los Angeles, CA
Mon May 13 2002, 7:10 PM PDT
Att. 27,659 - Sunny - 72 F

AB 44
R 3
H 13
RBI 3
BB 7
SO 9
LOB 20



Batter	1	2	3	4	5	6	7	8	9	AB R H RBI BB SO LOB	TOP									
Roger Cedeno, S (1.7) OBP: 0.261, SLG: 0.279										5 1 2 1 0 1 0	New York Mets @ Los Angeles Dodgers Dodger Stadium, Los Angeles, CA Tue May 14 2002, 7:10 PM PDT Att: 28,610 - Sunny - 67 F									
Timo Perez, L (1.8) OBP: 0.339, SLG: 0.468										5 1 2 0 0 0 1										
Roberto Alomar, S (1.4) OBP: 0.316, SLG: 0.361										5 1 1 0 0 0 0										
Mo Vaughn, L (1.3) OBP: 0.361, SLG: 0.366										4 0 2 0 0 1 1										
Edgardo Alfonzo, R (1.5) OBP: 0.415, SLG: 0.353										3 0 1 1 1 0 1										
Jeremy Burnitz, L (1.9) OBP: 0.321, SLG: 0.401										3 0 1 0 1 0 2										
Vance Wilson, R (1.2) OBP: 0.275, SLG: 0.375										3 0 0 0 0 0 4										
Rey Ordonez, R (1.6) OBP: 0.276, SLG: 0.320										3 0 0 0 1 0 5										
Pedro Astacio, R (1.1) OBP: 0.091, SLG: 0.091										4 0 0 0 0 2 6										
Inning Stats	R: 1 E: 1 K: 1 S: 7	H: 1 LOB: 0 BB: 0 P: 10	R: 0 E: 0 K: 0 S: 6	H: 0 LOB: 0 BB: 0 P: 12	R: 0 E: 0 K: 0 S: 11	H: 1 LOB: 1 BB: 0 P: 14	R: 1 E: 0 K: 0 S: 15	H: 3 LOB: 3 BB: 0 P: 26	R: 0 E: 0 K: 2 S: 16	H: 1 LOB: 3 BB: 2 P: 28	R: 0 E: 0 K: 0 S: 10	H: 1 LOB: 0 BB: 0 P: 13	R: 0 E: 0 K: 0 S: 9	H: 1 LOB: 2 BB: 1 P: 17	R: 1 E: 0 K: 1 S: 13	H: 1 LOB: 0 BB: 0 P: 16	1B: 6 2B: 2 3B: 0 HR: 1	SF: 0 SAC: 0 DP: 0 HBP: 1	WP: 0 PB: 0 SB: 0 CS: 1	PA: 40
PITCHER	IP WLS BF H R ER SO BB IBB HBP BLK WP HR S P ERA WHIP																			
Andy Ashby, R (1.1) ERA: 3.49	6.0 L 27 6 2 1 3 1 1 1 0 0 0 63 104 1.50 1.167																			
Paul Quantrill, R (7.1) ERA: 3.95	2.0 8 2 0 0 0 0 1 0 0 0 0 19 30 0.00 1.000																			
Eric Gagne, R (9.1) ERA: 1.29	1.0 4 1 1 1 1 0 0 0 0 0 0 1 13 16 9.00 1.000																			

Batter	1	2	3	4	5	6	7	8	9	AB R H RBI BB SO LOB	BOTTOM											
Cesar Izturis, S (1.6) OBP: 0.300, SLG: 0.353										4 0 1 0 0 1 0	New York Mets @ Los Angeles Dodgers Dodger Stadium, Los Angeles, CA Tue May 14 2002, 7:10 PM PDT Att: 28,610 - Sunny - 67 F											
Hiram Bocachica, R (1.8) OBP: 0.310, SLG: 0.556										4 0 1 0 0 2 1												
Shawn Green, L (1.9) OBP: 0.339, SLG: 0.364										1 0 0 0 2 0 1												
Paul Lo Duca, R (1.7) OBP: 0.356, SLG: 0.415										3 0 0 0 0 0 3												
Dave Hansen, L (1.3) OBP: 0.242, SLG: 0.214										3 0 0 0 0 2 1												
Mark Grudzielanek, R (1.4) OBP: 0.301, SLG: 0.338										3 0 0 0 0 0 0												
Adrian Beltré, R (1.5) OBP: 0.337, SLG: 0.381										3 0 0 0 0 1 0												
Chad Kreuter, S (1.2) OBP: 0.222, SLG: 0.161										3 0 0 0 0 1 0												
Andy Ashby, R (1.1) OBP: 0.154, SLG: 0.083										1 0 0 0 0 1 0												
Alex Cora, L (6, PH) OBP: 0.414, SLG: 0.600										1 0 0 0 0 0 0												
Paul Quantrill, L (7.1) ERA: 3.95										0 0 0 0 0 0 0												
Eric Gagne, R (9.1) ERA: 1.29										0 0 0 0 0 0 0												
Jeff Reboulet, R (9, PH) OBP: 0.353, SLG: 0.357										1 0 0 0 0 1 0												
Inning Stats	R: 0 E: 0 K: 0 S: 9	H: 0 LOB: 1 BB: 1 P: 16	R: 0 E: 0 K: 0 S: 7	H: 0 LOB: 0 BB: 0 P: 11	R: 0 E: 0 K: 1 S: 8	H: 0 LOB: 0 BB: 0 P: 11	R: 0 E: 0 K: 1 S: 11	H: 1 LOB: 1 BB: 0 P: 20	R: 0 E: 0 K: 2 S: 7	H: 0 LOB: 0 BB: 0 P: 12	R: 0 E: 0 K: 1 S: 8	H: 1 LOB: 0 BB: 0 P: 14	R: 0 E: 0 K: 1 S: 7	H: 0 LOB: 0 BB: 1 P: 12	R: 0 E: 0 K: 0 S: 6	H: 0 LOB: 0 BB: 0 P: 8	R: 0 E: 0 K: 3 S: 10	H: 0 LOB: 0 BB: 0 P: 16	1B: 1 2B: 1 3B: 0 HR: 0	SF: 0 SAC: 0 DP: 1 HBP: 0	WP: 0 PB: 0 SB: 0 CS: 1	PA: 29
PITCHER	IP WLS BF H R ER SO BB IBB HBP BLK WP HR S P ERA WHIP																					
Pedro Astacio, R (1.1) ERA: 2.48	9.0 W 29 2 0 0 9 2 0 0 0 0 0 73 120 0.00 0.444																					

AB 35
R 3
H 9
RBI 2
BB 3
SO 4
LOB 20



AB 27
R 0
H 2
RBI 0
BB 2
SO 9
LOB 6



Batter	1	2	3	4	5	6	7	8	9	AB	R	H	RBI	BB	SO	LOB	TOP					
Brad Wilkerson, L OBP: 0.362, SLG: 0.357 (1, 8)	G3-1		G1-3		G6-3		G3			4	0	0	0	0	0	1	Montreal Expos @ Los Angeles Dodgers Dodger Stadium, Los Angeles, CA Thu May 16 2002, 7:10 PM PDT Att: 21,408 - Sunny - 62 F					
Jose Vidro, S OBP: 0.387, SLG: 0.476 (1, 4)	E5		1B			1B		K		4	2	2	0	0	1	0						
Vladimir Guerrero, R OBP: 0.440, SLG: 0.669 (1, 9)	HR		G4-3			1B		K		4	1	2	2	0	1	1						
Lee Stevens, L OBP: 0.353, SLG: 0.413 (1, 3)	F7				F3		E8		K		4	0	1	0	0	1		0				
Orlando Cabrera, R OBP: 0.304, SLG: 0.353 (1, 6)	G3				K		F8		F7		4	0	0	0	0	1		2				
Fernando Tatis, R OBP: 0.358, SLG: 0.479 (1, 5)		F9			1B		K		K		4	0	1	0	0	2		2				
Troy O'Leary, L OBP: 0.186, SLG: 0.188 Andy Chavez, L OBP: 0.206, SLG: 0.273 (7, 8)		K		G3-1		G4-3			K		3	0	0	0	0	1		3				
Brian Schneider, L OBP: 0.352, SLG: 0.449 (1, 2)		G6-3							K		1	0	0	0	0	1		0				
Tomo Ohka, S OBP: 0.188, SLG: 0.188 Graeme Lloyd, L (8, 1)											3	0	0	0	0	2		1				
Inning Stats	R: 2 E: 1 K: 0 S: 11	H: 1 LOB: 0 BB: 0 P: 15	R: 0 E: 0 K: 1 S: 9	H: 0 LOB: 0 BB: 0 P: 12	R: 0 E: 0 K: 1 S: 15	H: 1 LOB: 1 BB: 0 P: 18	R: 0 E: 0 K: 1 S: 10	H: 1 LOB: 1 BB: 0 P: 13	R: 0 E: 0 K: 1 S: 7	H: 1 LOB: 0 BB: 0 P: 12	R: 1 E: 1 K: 1 S: 14	H: 3 LOB: 2 BB: 0 P: 19	R: 0 E: 0 K: 0 S: 7	H: 0 LOB: 0 BB: 0 P: 11	R: 0 E: 0 K: 3 S: 9	H: 0 LOB: 0 BB: 0 P: 12		R: 0 E: 0 K: 2 S: 10	H: 0 LOB: 0 BB: 0 P: 15	1B: 6 2B: 0 3B: 0 HR: 1	SF: 0 SAC: 0 DP: 1 HBP: 0	WP: 0 PB: 0 SB: 1 CS: 0
PITCHER	IP	WLS	BF	H	R	ER	SO	BB	IBB	HBP	BLK	WP	HR	S	P	ERA	WHIP					
Kevin Brown, R ERA: 3.13 Omar Daal, L ERA: 1.06 Eric Gagne, R ERA: 1.23	(1, 1)	6.0	25	7	3	1	5	0	0	0	0	0	1	66	89	1.50	1.167					
PITCHER	IP	WLS	BF	H	R	ER	SO	BB	IBB	HBP	BLK	WP	HR	S	P	ERA	WHIP					
Kevin Brown, R ERA: 3.13 Omar Daal, L ERA: 1.06 Eric Gagne, R ERA: 1.23	(7, 1)	2.0	W	6	0	0	3	0	0	0	0	0	0	16	23	0.00	0.000					
Kevin Brown, R ERA: 3.13 Omar Daal, L ERA: 1.06 Eric Gagne, R ERA: 1.23	(9, 1)	1.0	S	3	0	0	2	0	0	0	0	0	0	10	15	0.00	0.000					

AB	34
R	3
H	7
RBI	2
BB	0
SO	10
LOB	10



Batter	1	2	3	4	5	6	7	8	9	AB	R	H	RBI	BB	SO	LOB	BOTTOM				
Alex Cora, L OBP: 0.353, SLG: 0.500 (1, 6)	K2-3	FC6			G4-3	G1-3		F8		5	0	0	0	0	1	3	Montreal Expos @ Los Angeles Dodgers Dodger Stadium, Los Angeles, CA Thu May 16 2002, 7:10 PM PDT Att: 21,408 - Sunny - 62 F				
Adrian Beltré, R OBP: 0.341, SLG: 0.390 (1, 5)	1B		F8		G3	1B		G4-6-3		4	1	3	0	0	0	0					
Shawn Green, L OBP: 0.335, SLG: 0.349 (1, 9)	1B		G1-3		G3			G4-6-3		3	0	0	0	1	0	2					
Paul Lo Duca, R OBP: 0.353, SLG: 0.404 (1, 2)	F9		G5-3					F9		3	0	0	0	1	0	2					
Eric Karros, R OBP: 0.343, SLG: 0.388 Cesar Izturis, S OBP: 0.290, SLG: 0.344 Eric Gagne, R (9, 1)	1B				1B			F8		3	0	2	1	0	0	2					
Mark Grudzielanek, R OBP: 0.307, SLG: 0.365 (1, 4)	G1-3				1B			HR		4	1	2	1	0	0	3					
Marquis Grissom, R OBP: 0.333, SLG: 0.447 (1, 8)		G5-3			1B			G4-3		4	1	3	1	0	0	0					
Hiram Bocachica, R OBP: 0.278, SLG: 0.455 (1, 7)		G6-3			L1-3			K		4	0	0	0	0	2	6					
Kevin Brown, R OBP: 0.357, SLG: 0.643 Dave Hansen, L OBP: 0.229, SLG: 0.200 Omar Daal, L (7, 1)					K					2	0	1	0	0	1	2					
Chad Kreuter, S OBP: 0.243, SLG: 0.188 (9, 2)										1	0	1	1	0	0	0					
Inning Stats	R: 1 E: 0 K: 1 S: 18	H: 2 LOB: 2 BB: 1 P: 26	R: 0 E: 0 K: 0 S: 8	H: 1 LOB: 0 BB: 0 P: 12	R: 0 E: 0 K: 0 S: 9	H: 0 LOB: 0 BB: 0 P: 11	R: 0 E: 0 K: 1 S: 12	H: 2 LOB: 2 BB: 0 P: 17	R: 0 E: 0 K: 0 S: 9	H: 1 LOB: 1 BB: 1 P: 16	R: 1 E: 0 K: 1 S: 11	H: 2 LOB: 1 BB: 0 P: 13	R: 0 E: 0 K: 0 S: 8	H: 1 LOB: 0 BB: 0 P: 13	R: 2 E: 0 K: 1 S: 18	H: 3 LOB: 1 BB: 0 P: 21	R: 0 E: 0 K: 3 HR: 1	SF: 0 SAC: 0 DP: 2 HBP: 1	WP: 0 PB: 0 SB: 0 CS: 0	PA: 37	
PITCHER	IP	WLS	BF	H	R	ER	SO	BB	IBB	HBP	BLK	WP	HR	S	P	ERA	WHIP				
Tomo Ohka, R ERA: 3.97 Graeme Lloyd, L ERA: 5.3	(1, 1)	7.2	L	35	11	4	4	2	0	1	0	0	1	88	123	4.70	1.696				
PITCHER	IP	WLS	BF	H	R	ER	SO	BB	IBB	HBP	BLK	WP	HR	S	P	ERA	WHIP				
Tomo Ohka, R ERA: 3.97 Graeme Lloyd, L ERA: 5.3	(8, 1)	0.1	2	1	0	0	0	0	0	0	0	0	0	5	6	0.00	3.000				

AB	34
R	4
H	12
RBI	4
BB	2
SO	4
LOB	21



Batter	1	2	3	4	5	6	7	8	9	AB	R	H	RBI	BB	SO	LOB	TOP					
Jose Vidro, S OBP: 0.397, SLG: 0.479 (1,4)	L8	G3-1				G1-3 SF8 1B	G5-3			5	1	2	2	0	0	4	Montreal Expos @ Los Angeles Dodgers Dodger Stadium, Los Angeles, CA Fri May 17 2002, 7:10 PM PDT Att: 48,146 - Sunny - 62 F					
Orlando Cabrera, R OBP: 0.313, SLG: 0.352 (1,6)	G4-3					G1-3 2B BB	G4-6-3 BB 1B	G1-3		3	1	1	0	2	0	1						
Vladimir Guerrero, R OBP: 0.439, SLG: 0.659 (1,9)			F7			G1-3	G4-6-3 BB	F8		4	0	1	0	1	0	3						
Lee Stevens, L OBP: 0.343, SLG: 0.401 (1,3)	G5-3		G1-3			SF8	G4-6-3 1-2 2-3	P5		4	0	0	1	0	0	4						
Troy O'Leary, L OBP: 0.263, SLG: 0.316 (1,7)			F5			SH1-3 SF8 1B	G6-3			3	1	2	1	0	0	0						
Wil Cordero, R OBP: 0.238, SLG: 0.238 (7, PH)										2	0	1	0	0	0	1						
Fernando Tatis, R OBP: 0.388, SLG: 0.460 (1,5)										2	0	0	0	2	2	1						
Masato Yoshii, R OBP: 0.316, SLG: 0.294 (8, PH)	1B BB							K		0	0	0	0	0	0	0						
Brad Wilkerson, L OBP: 0.368, SLG: 0.364 (1,8)								K		3	1	2	0	0	1	1						
Michael Barrett, R OBP: 0.395, SLG: 0.579 (1,2)										3	1	2	1	0	0	1						
Tony Armas, R OBP: 0.136, SLG: 0.095 (1,1)										2	0	0	0	1	0	2						
Britt Reames, R OBP: 1.000, SLG: 1.000 (6,1)										0	0	0	0	0	0	0						
Jose Macias, S OBP: 0.288, SLG: 0.269 (8,5)										1	0	0	0	0	0	2						
Inning Stats	R: 0 E: 0 K: 0 S: 7	H: 1 LOB: 1 BB: 0 P: 9	R: 0 E: 0 K: 1 S: 18	H: 1 LOB: 3 BB: 2 P: 31	R: 0 E: 0 K: 0 S: 3	H: 0 LOB: 0 BB: 1 P: 9	R: 1 E: 0 K: 0 S: 9	H: 1 LOB: 1 BB: 1 P: 16	R: 2 E: 0 K: 1 S: 17	H: 2 LOB: 1 BB: 1 P: 27	R: 0 E: 0 K: 0 S: 8	H: 1 LOB: 1 BB: 0 P: 11	R: 0 E: 0 K: 0 S: 4	H: 1 LOB: 1 BB: 1 P: 10	R: 2 E: 0 K: 1 S: 20	H: 3 LOB: 1 BB: 0 P: 30	R: 0 E: 0 K: 0 S: 10	H: 1 LOB: 1 BB: 0 P: 14	1B: 9 2B: 2 3B: 0 HR: 0	SF: 2 SAC: 1 DP: 1 HBP: 0	WP: 0 PB: 0 SB: 2 CS: 1	PA: 42
PITCHER	IP WLS BF H R ER SO BB IBB HBP BLK WP HR S P ERA WHIP																					
Hideo Nomo, R ERA: 4.0 (1,1)	5.2 W 27 6 3 3 2 5 0 0 0 0 0 0 60 101 4.76 1.941																					
Paul Quantrill, R ERA: 3.55 (6,1)	0.1 H 3 1 0 0 0 1 0 0 0 0 0 0 3 8 0.00 6.000																					
Omar Daal, L ERA: 1.03 (7,1)	1.0 2 0 0 0 0 0 0 0 0 0 0 0 3 4 0.00 0.000																					
Guillermo Mota, R ERA: 6.0 (8,1)	1.0 S 6 3 2 2 1 0 0 0 0 0 0 0 20 30 18.00 3.000																					
Eric Gagne, R ERA: 1.17 (9,1)	1.0 S 4 1 0 0 0 0 0 0 0 0 0 0 10 14 0.00 1.000																					

Batter	1	2	3	4	5	6	7	8	9	AB	R	H	RBI	BB	SO	LOB	BOTTOM	
Dave Roberts, L OBP: 0.388, SLG: 0.333 (1,8)						F7				4	1	2	1	1	0	2	Montreal Expos @ Los Angeles Dodgers Dodger Stadium, Los Angeles, CA Fri May 17 2002, 7:10 PM PDT Att: 48,146 - Sunny - 62 F	
Adrian Beltré, R OBP: 0.337, SLG: 0.390 (1,5)	G4-6-3 1B					G6-3				5	1	1	2	0	1	2		
Shawn Green, L OBP: 0.337, SLG: 0.342 (1,9)						G3-1				3	1	0	0	2	0	0		
Paul Lo Duca, R OBP: 0.356, SLG: 0.407 (1,2)	G5-3					G5-3				4	1	2	1	0	0	3		
Eric Karros, R OBP: 0.340, SLG: 0.406 (1,3)										4	1	1	2	0	1	1		
Mark Grudzielanek, R OBP: 0.299, SLG: 0.355 (1,4)										4	0	0	0	0	0	0		
Marquis Grissom, R OBP: 0.341, SLG: 0.488 (1,7)										4	2	2	1	0	1	0		
Cesar Izturis, S OBP: 0.298, SLG: 0.361 (1,6)										4	1	2	0	0	0	2		
Hideo Nomo, R ERA: 4.13 (1,1)										1	0	0	0	1	1	1		
Paul Quantrill, L ERA: 3.55 (6,1)										1	0	0	0	0	0	1		
Omar Daal, L ERA: 1.03 (7,1)										0	0	0	0	0	0	0		
Jeff Reboulet, R OBP: 0.330, SLG: 0.330 (7, PH)										1	0	0	0	0	1	1		
Guillermo Mota, R ERA: 6.0 (8,1)										0	0	0	0	0	0	0		
Eric Gagne, R ERA: 1.17 (9,1)										0	0	0	0	0	0	0		
Inning Stats	R: 0 E: 1 K: 0 S: 11	H: 1 LOB: 1 BB: 0 P: 17	R: 0 E: 0 K: 1 S: 8	H: 0 LOB: 0 BB: 0 P: 13	R: 1 E: 0 K: 2 S: 16	H: 2 LOB: 2 BB: 1 P: 29	R: 1 E: 0 K: 0 S: 12	H: 2 LOB: 2 BB: 1 P: 19	R: 2 E: 0 K: 2 S: 15	H: 3 LOB: 1 BB: 2 P: 30	R: 0 E: 1 K: 1 S: 11	H: 0 LOB: 1 BB: 0 P: 16	R: 0 E: 0 K: 0 S: 3	H: 0 LOB: 0 BB: 0 P: 4	1B: 5 2B: 3 3B: 0 HR: 2	SF: 0 SAC: 0 DP: 1 HBP: 0	WP: 2 PB: 1 SB: 1 CS: 0	PA: 39
PITCHER	IP WLS BF H R ER SO BB IBB HBP BLK WP HR S P ERA WHIP																	
Tony Armas, R ERA: 4.13 (1,1)	5.2 L 28 8 6 6 4 3 0 1 0 0 0 0 2 65 110 9.53 1.941																	
Britt Reames, R ERA: 5.00 (6,1)	1.1 8 2 2 1 2 0 1 0 0 0 0 0 18 31 6.75 1.500																	
Masato Yoshii, R ERA: 4.2 (8,1)	1.0 3 0 0 0 0 0 0 0 0 0 0 0 3 4 0.00 0.000																	

AB	33
R	5
H	11
RBI	5
BB	6
SO	3
LOB	21



AB	35
R	8
H	10
RBI	7
BB	4
SO	6
LOB	13



Batter	1	2	3	4	5	6	7	8	9	AB	R	H	RBI	BB	SO	LOB	TOP								
Jose Vidro, S OBP: 0.382, SLG: 0.474 (1, 4)	G6-3		F3		SF8		1B		G5-3	4	0	1	1	0	0	2	Montreal Expos @ Los Angeles Dodgers Dodger Stadium, Los Angeles, CA Sat May 18 2002, 7:10 PM PDT Att: 42,881 - Overcast - 62 F								
Orlando Cabrera, R OBP: 0.311, SLG: 0.368 (1, 6)	G1-6-3			HR	P5		F3			4	1	1	1	0	0	3									
Vladimir Guerrero, R OBP: 0.430, SLG: 0.643 (1, 9)	P3			G6-3		F9		G4-3		4	0	0	0	0	0	0									
Wil Cordero, R OBP: 0.208, SLG: 0.208 Brad Wilkerson, L OBP: 0.366, SLG: 0.362 (7, 7)		F9		P4		K		F8		3	0	0	0	0	1	0									
Mike Mordecai, R OBP: 0.333, SLG: 0.342 (8, 5)		K		2B		E5		G6-3		4	0	2	0	0	1	0									
Fernando Tatis, R OBP: 0.367, SLG: 0.509 Lee Stevens, L OBP: 0.341, SLG: 0.399 (8, 3)		2B		P3		F7			F2	3	1	1	1	0	0	2									
Michael Barrett, R OBP: 0.398, SLG: 0.576 (1, 2)		HR								1	0	0	0	0	0	0									
Jose Macias, S OBP: 0.295, SLG: 0.286 52 T.J. Tucker, R OBP: 1.000, SLG: 1.000 (9, 1)			F8		1B	SF8	SH2-3		F7	4	0	2	0	0	0	1									
Carl Pavano, R OBP: 0.222, SLG: 0.278 Scott Stewart, R (8, 1)										0	0	0	0	0	0	0									
Andy Chavez, L OBP: 0.229, SLG: 0.294 (9, 8)										1	0	1	0	0	0	0									
Inning Stats	R: 0 E: 0 K: 0 S: 8	H: 0 LOB: 0 BB: 0 P: 12	R: 1 E: 0 K: 1 S: 11	H: 1 LOB: 0 BB: 0 P: 17	R: 0 E: 0 K: 1 S: 8	H: 0 LOB: 0 BB: 0 P: 9	R: 1 E: 0 K: 0 S: 11	H: 2 LOB: 1 BB: 0 P: 16	R: 1 E: 0 K: 0 S: 13	H: 2 LOB: 1 BB: 0 P: 21	R: 0 E: 1 K: 1 S: 7	H: 1 LOB: 1 BB: 0 P: 10	R: 0 E: 0 K: 0 S: 9	H: 2 LOB: 2 BB: 0 P: 14	R: 0 E: 0 K: 0 S: 10	H: 0 LOB: 0 BB: 0 P: 12	R: 0 E: 0 K: 0 S: 12	H: 2 LOB: 2 BB: 0 P: 18	1B: 6 2B: 2 3B: 0 HR: 2	SF: 1 SAC: 1 DP: 0 HBP: 0	WP: 0 PB: 0 SB: 0 CS: 0	PA: 37			
PITCHER	IP	WLS	BF	H	R	ER	SO	BB	IBB	HBP	BLK	WP	HR	S	P	ERA	WHIP								
Odalis Perez, L ERA: 2.0 (1, 1)	6.0	L	24	6	3	3	3	0	0	0	0	0	2	58	85	4.50	1.000								
Giovanni Carrara, R ERA: 2.17 (7, 1)	2.0		8	2	0	0	0	0	0	0	0	0	0	19	26	0.00	1.000								
Paul Quantrill, R ERA: 3.51 (9, 1)	1.0		5	2	0	0	0	0	0	0	0	0	0	12	18	0.00	2.000								

AB	35
R	3
H	10
RBI	3
BB	0
SO	3
LOB	9



Batter	1	2	3	4	5	6	7	8	9	AB	R	H	RBI	BB	SO	LOB	BOTTOM								
Dave Roberts, L OBP: 0.383, SLG: 0.330 (1, 8)	F8			G4-3			1B		K	4	0	1	0	0	1	0	Montreal Expos @ Los Angeles Dodgers Dodger Stadium, Los Angeles, CA Sat May 18 2002, 7:10 PM PDT Att: 42,881 - Overcast - 62 F								
Cesar Izturis, S OBP: 0.291, SLG: 0.354 (1, 6)	G4-3			G3		SF7			L6	3	0	0	1	0	0	0									
Adrian Beltré, R OBP: 0.330, SLG: 0.380 (1, 5)	G6-3			F7		F8			K	4	0	0	0	0	1	2									
Paul Lo Duca, R OBP: 0.360, SLG: 0.416 (1, 2)		FC9-4			F8		G4-3		FC6-4	4	0	2	0	0	0	0									
Eric Karros, R OBP: 0.344, SLG: 0.404 (1, 3)		G5-3			CS		G5-3	1B	BB	3	0	1	0	1	0	2									
Mark Grudzielanek, R OBP: 0.299, SLG: 0.354 (1, 4)		FC9-4			K					3	0	1	0	0	1	2									
Marquis Grissom, R OBP: 0.330, SLG: 0.470 (1, 9)				K					G5-3	3	0	0	0	0	2	2									
Hiram Bocachica, R OBP: 0.282, SLG: 0.444 (1, 7)				G5-3		1B			G6-3	3	1	1	0	0	0	0									
Odalis Perez, L OBP: 0.150, SLG: 0.250 Alex Cora, L OBP: 0.371, SLG: 0.516 Giovanni Carrara, R (7, 1)										1	0	0	0	0	1	0									
Dave Hansen, L OBP: 0.222, SLG: 0.194 Paul Quantrill, L (9, 1)									P6	1	0	1	0	0	0	0									
Inning Stats	R: 0 E: 0 K: 0 S: 12	H: 0 LOB: 0 BB: 0 P: 16	R: 0 E: 0 K: 0 S: 12	H: 1 LOB: 0 BB: 0 P: 16	R: 0 E: 0 K: 2 S: 8	H: 0 LOB: 0 BB: 0 P: 9	R: 0 E: 0 K: 0 S: 6	H: 0 LOB: 0 BB: 0 P: 9	R: 0 E: 0 K: 1 S: 7	H: 1 LOB: 2 BB: 0 P: 10	R: 1 E: 0 K: 1 S: 10	H: 3 LOB: 2 BB: 0 P: 12	R: 0 E: 0 K: 0 S: 7	H: 1 LOB: 1 BB: 1 P: 14	R: 0 E: 0 K: 1 S: 8	H: 0 LOB: 0 BB: 0 P: 9	R: 0 E: 0 K: 1 S: 12	H: 1 LOB: 1 BB: 0 P: 16	1B: 6 2B: 2 3B: 0 HR: 0	SF: 1 SAC: 0 DP: 2 HBP: 0	WP: 0 PB: 0 SB: 0 CS: 1	PA: 32			
PITCHER	IP	WLS	BF	H	R	ER	SO	BB	IBB	HBP	BLK	WP	HR	S	P	ERA	WHIP								
Carl Pavano, R ERA: 5.44 (8, 1)	7.1	W	26	6	1	1	4	1	0	0	0	0	0	64	88	1.23	0.955								
Scott Stewart, L ERA: 2.14 (9, 1)	0.2	H	2	0	0	0	1	0	0	0	0	0	0	6	7	0.00	0.000								
52 T.J. Tucker, R ERA: 2.13 (9, 1)	1.0	S	4	1	0	0	1	0	0	0	0	0	0	12	16	0.00	1.000								



Batter	1	2	3	4	5	6	7	8	9	AB	R	H	RBI	BB	SO	LOB	TOP										
Jose Vidro, S OBP: 0.381, SLG: 0.472 Endy Chavez, L OBP: 0.222, SLG: 0.286	0-1 G6-3		0-0 1B		1-3 K			2-2 F7		3	0	1	0	0	1	1	Montreal Expos @ Los Angeles Dodgers Dodger Stadium, Los Angeles, CA Sun May 19 2002, 1:10 PM PDT Att: 31,816 - Cloudy - 64 F										
Orlando Cabrera, R OBP: 0.304, SLG: 0.359	2-3 K		0-1 G6-3			1-3 K			0-0 G1-3	4	0	0	0	0	2	1											
Vladimir Guerrero, R OBP: 0.424, SLG: 0.632 Wil Cordero, R OBP: 0.240, SLG: 0.208	1-3 K			0-0 G5-3		1-1 G6-3			4-2 FC5-4 BB	3	0	0	0	0	1	0											
Lee Stevens, L OBP: 0.333, SLG: 0.388		0-0 G4-3		2-3 K		1-1 F7			3-3 K	4	0	0	0	0	2	1											
Mike Mordecai, R OBP: 0.304, SLG: 0.310		0-1 G2-3		2-2 G1-3			0-2 F7		2-1 FC5-4	4	0	0	0	0	0	1											
Brian Schneider, L OBP: 0.351, SLG: 0.462		0-1 2B			0-2 G6-3		2-2 G4-3			3	0	1	0	0	0	0											
Brad Wilkerson, L OBP: 0.365, SLG: 0.361		2-3 K			2-0 G3 1B		2-3 K			3	1	1	0	0	2	1											
Jose Macias, S OBP: 0.288, SLG: 0.278			0-1 G3-1		1-0 G3			0-0 G4-3		3	0	0	0	0	0	1											
Bruce Chen, L OBP: 0.455, SLG: 0.545 Masato Yoshii, R OBP: 0.300, SLG: 0.350 Britt Reames, R OBP: 0.265, SLG: 1.000 Joey Eischen, L OBP: 0.305, SLG: 0.375 Michael Barrett, R OBP: 0.285, SLG: 0.375 Matt Herges, L OBP: 0.285, SLG: 0.375			0-1 G4-3		0-1 2H 1B			1-1 G1-3		0	0	0	0	0	0	0											
Inning Stats	R: 0 E: 0 K: 2 S: 9	H: 0 LOB: 0 BB: 0 P: 12	R: 0 E: 0 K: 1 S: 8	H: 1 LOB: 1 BB: 0 P: 10	R: 0 E: 0 K: 0 S: 7	H: 1 LOB: 1 BB: 0 P: 7	R: 0 E: 0 K: 1 S: 7	H: 0 LOB: 0 BB: 0 P: 11	R: 1 E: 0 K: 1 S: 11	H: 2 LOB: 1 BB: 0 P: 15	R: 0 E: 0 K: 1 S: 7	H: 0 LOB: 0 BB: 0 P: 10	R: 0 E: 0 K: 1 S: 9	H: 0 LOB: 0 BB: 0 P: 13	R: 0 E: 0 K: 0 S: 6	H: 0 LOB: 0 BB: 0 P: 9		R: 0 E: 0 K: 1 S: 8	H: 0 LOB: 1 BB: 1 P: 17	1B: 3 2B: 1 3B: 0 HR: 0	SF: 0 SAC: 0 DP: 0 HBP: 0	WP: 0 PB: 0 SB: 0 CS: 0	PA: 32				
PITCHER	IP	WLS	BF	H	R	ER	SO	BB	IBB	HBP	BLK	WP	HR	S	P	ERA	WHIP										
Andy Ashby, R ERA: 3.21	7.0	W	25	4	1	1	7	0	0	0	0	0	0	58	78	1.29	0.571										
Jeff Williams, L ERA: 12.0	2.0		7	0	0	0	1	1	0	0	0	0	0	14	26	0.00	0.500										

AB	31
R	1
H	4
RBI	1
BB	1
SO	8
LOB	6



Batter	1	2	3	4	5	6	7	8	9	AB	R	H	RBI	BB	SO	LOB	BOTTOM										
Cesar Izturis, S OBP: 0.290, SLG: 0.348 Alex Cora, L OBP: 0.361, SLG: 0.500	4-1 S 1B BB		2-1 G4-3		1-0 L7			2-2 F9		3	1	0	0	1	0	0	Montreal Expos @ Los Angeles Dodgers Dodger Stadium, Los Angeles, CA Sun May 19 2002, 1:10 PM PDT Att: 31,816 - Cloudy - 64 F										
Adrian Beltré, R OBP: 0.326, SLG: 0.381	1-2 F8		0-1 F7		0-3 K		2-1 G3-1 1B 2B		0-2 L8	5	1	1	0	0	1	2											
Shawn Green, L OBP: 0.339, SLG: 0.346	2-3 K		4-2 2B BB		1-3 K		0-0 G3-1		3-1 2B	4	1	1	0	1	2	2											
Paul Lo Duca, R OBP: 0.375, SLG: 0.438 Hiram Bocachica, R OBP: 0.275, SLG: 0.432	2-2 HR 1B		0-0 1B 2B		0-2 1B 2B		2-2 1B		1-1 F2	4	3	4	3	0	0	0											
Eric Karros, R OBP: 0.357, SLG: 0.438 Dave Hansen, L OBP: 0.216, SLG: 0.188	1-1 HR		1-2 1B 2B		2-0 2B 1B		0-0 F8			3	1	3	3	0	0	0											
Mark Grudzielanek, R OBP: 0.300, SLG: 0.361 Jeff Reboulet, R OBP: 0.368, SLG: 0.375	2-0 L9		0-0 F9		2-1 2B 1B			2-1 G4-6-3 1B		3	0	1	1	0	0	0											
Marquis Grissom, R OBP: 0.326, SLG: 0.460		0-0 HR 1B		0-2 F2		2-3 K		0-1 P6		4	1	1	0	0	1	3											
Chad Kreuter, S OBP: 0.268, SLG: 0.286		2-2 HR		1-0 G4-3		4-0 IBB		1-1 G4-6-3		3	1	1	2	1	0	1											
Andy Ashby, R OBP: 0.188, SLG: 0.333 Jeff Williams, R OBP: 1.000, SLG: 1.000		2-1 G6-3		3-2 HR		1-3 K		0-1 2B 1B		3	1	1	1	0	1	3											
Inning Stats	R: 3 E: 0 K: 1 S: 13	H: 2 LOB: 0 BB: 1 P: 25	R: 2 E: 0 K: 0 S: 11	H: 2 LOB: 0 BB: 0 P: 17	R: 2 E: 0 K: 0 S: 11	H: 2 LOB: 1 BB: 1 P: 16	R: 1 E: 0 K: 1 S: 11	H: 1 LOB: 0 BB: 0 P: 16	R: 1 E: 0 K: 3 S: 16	H: 3 LOB: 3 BB: 1 P: 28	R: 1 E: 0 K: 0 S: 9	H: 2 LOB: 1 BB: 0 P: 13	R: 0 E: 0 K: 0 S: 5	H: 1 LOB: 0 BB: 0 P: 6	R: 0 E: 0 K: 0 S: 12	H: 2 LOB: 2 BB: 0 P: 18		R: 0 E: 0 K: 0 S: 12	H: 2 LOB: 2 BB: 0 P: 18	1B: 8 2B: 4 3B: 0 HR: 3	SF: 0 SAC: 0 DP: 1 HBP: 0	WP: 0 PB: 0 SB: 1 CS: 0	PA: 40				
PITCHER	IP	WLS	BF	H	R	ER	SO	BB	IBB	HBP	BLK	WP	HR	S	P	ERA	WHIP										
Bruce Chen, L ERA: 5.4	1.0	L	8	4	5	5	1	1	0	0	0	0	0	18	32	45.00	5.000										
Masato Yoshii, R ERA: 4.64	3.0		12	3	3	3	1	1	0	0	0	0	1	28	42	9.00	1.333										
Britt Reames, R ERA: 5.4	2.0		12	5	2	2	3	0	1	0	0	0	0	25	41	9.00	2.500										
Joey Eischen, L ERA: 1.35	1.0		3	1	0	0	0	0	0	0	0	0	0	5	6	0.00	1.000										
Matt Herges, R ERA: 3.52	1.0		5	2	0	0	0	0	0	0	0	0	0	12	18	0.00	2.000										

AB	37
R	10
H	15
RBI	10
BB	3
SO	5
LOB	15



Batter	1	2	3	4	5	6	7	8	9	AB	R	H	RBI	BB	SO	LOB	TOP										
Dave Roberts, L (1, 8) OBP: 0.387, SLG: 0.358 Jeff Reboulet, R (9, PH) OBP: 0.350, SLG: 0.353	G4-3 S BB	G3		HR			G6-3		G4-3	3	1	1	1	1	0	2	Los Angeles Dodgers @ Milwaukee Brewers Miller Park, Milwaukee, WI Tue May 21 2002, 7:05 PM CDT Att: 15,209 - Dome - 72 F livebaseballscores.com										
Adrián Beltré, R (1, 5) OBP: 0.317, SLG: 0.370	G6-3		F7	K			G6-3		K BB	5	0	0	0	0	2	1											
Shawn Green, L (1, 9) OBP: 0.346, SLG: 0.388	G4-3		HR				F9		G5-4-3 BB	4	2	2	2	1	0	1											
Paul Lo Duca, R (1, 2) OBP: 0.376, SLG: 0.437	L7		G6-3				5-3-6 1B		G5-4-3 BB	5	0	2	0	0	0	3											
Eric Karros, R (1, 3) OBP: 0.354, SLG: 0.439 Giovanni Carrara, R (7, 1) Guillermo Mota, R (7, 1)		G1-3	WP 2B				5-3-6 1B		F7	4	0	1	0	0	0	2											
Brian Jordan, R (1, 7) OBP: 0.333, SLG: 0.493		HBP 1B	FC5-4 BB				1B FC4-6 2B		HR	3	3	3	1	1	0	0											
Mark Grudzielanek, R (1, 4) OBP: 0.305, SLG: 0.360		1B HBP	FC5-4 1-2				1-1 FC4-6 1B		F9	3	0	1	0	0	0	2											
Cesar Izturis, S (1, 6) OBP: 0.289, SLG: 0.345		SH3-4 1B					2-0 FC4-6 CS		K	4	0	1	2	0	1	1											
Kevin Brown, R (1, 1) OBP: 0.313, SLG: 0.563 Dave Hansen, L (7, 3) OBP: 0.211, SLG: 0.162		SH3-4 1-2		P6			1-2 K		L4	2	0	0	0	0	1	1											
Inning Stats	R: 0 E: 0 K: 0 S: 9	H: 0 LOB: 1 BB: 1 P: 18	R: 1 E: 0 K: 0 S: 11	H: 2 LOB: 2 BB: 0 P: 21	R: 1 E: 0 K: 0 S: 12	H: 2 LOB: 1 BB: 1 P: 23	R: 1 E: 0 K: 1 S: 8	H: 1 LOB: 0 BB: 0 P: 13	R: 0 E: 0 K: 0 S: 7	H: 1 LOB: 0 BB: 0 P: 12	R: 1 E: 0 K: 1 S: 7	H: 2 LOB: 1 BB: 0 P: 12	R: 1 E: 0 K: 0 S: 7	H: 2 LOB: 1 BB: 0 P: 13	R: 1 E: 0 K: 1 S: 9	H: 1 LOB: 0 BB: 0 P: 12		R: 0 E: 0 K: 1 S: 8	H: 0 LOB: 1 BB: 1 P: 15	1B: 5 2B: 3 3B: 0 HR: 4	SF: 0 SAC: 1 DP: 2 HBP: 1	WP: 3 PB: 0 SB: 1 CS: 1	PA: 40				
PITCHER	IP	WLS	BF	H	R	ER	SO	BB	IBB	HBP	BLK	WP	HR	S	P	ERA	WHIP										
Nelson Figueroa, R (1, 1) ERA: 4.95	5.0		23	6	3	3	1	2	0	1	0	1	2	47	87	5.40	1.600										
47 Mike Buddie, R (6, 1) ERA: 4.41	2.0	W	9	4	2	2	1	0	0	0	0	1	1	14	25	9.00	2.000										
Luis Vizcaino, R (8, 1) ERA: 3.1	0.2	H	3	1	1	1	1	0	0	0	0	0	1	7	9	13.50	1.500										
Ray King, L (8, 1) ERA: 4.8	0.1	H	1	0	0	0	0	0	0	0	0	0	0	2	3	0.00	0.000										
Mike DeJean, R (9, 1) ERA: 2.92	1.0	S	4	0	0	0	1	1	0	0	0	1	0	8	15	0.00	1.000										

Batter	1	2	3	4	5	6	7	8	9	AB	R	H	RBI	BB	SO	LOB	BOTTOM										
Alex Sanchez, L (1, 8) OBP: 0.341, SLG: 0.325	G4-3		K				F9			4	0	1	0	0	1	0	Los Angeles Dodgers @ Milwaukee Brewers Miller Park, Milwaukee, WI Tue May 21 2002, 7:05 PM CDT Att: 15,209 - Dome - 72 F livebaseballscores.com										
Eric Young Sr., R (1, 4) OBP: 0.289, SLG: 0.267	G4-3		G3-1			CS	G5-4-3 1B		S 2B BB	3	1	1	0	1	0	0											
Jeffrey Hammonds, R (1, 9) OBP: 0.392, SLG: 0.482		2B	1B				G5-4-3 1-2		HR 2B	4	1	3	1	0	0	1											
Richie Sexson, R (1, 3) OBP: 0.293, SLG: 0.533	F8		F8				F9		HR BB	3	1	0	0	1	0	2											
Geoff Jenkins, L (1, 7) OBP: 0.328, SLG: 0.444		FC6-5 2B		G5-4-3 BB			FC5-4 2B		HR	3	2	3	3	1	0	0											
Mark Loretta, R (1, 5) OBP: 0.287, SLG: 0.212 Luis Vizcaino, R (8, 1) Ray King, L (8, 1) Mike DeJean, R (9, 1)		FC6-5 G3 HBP		F7			FC5-4 1B		F9	4	0	1	0	0	0	2											
José Hernández, R (1, 6) OBP: 0.216, SLG: 0.528 Luis Lopez, S (7, PH) (8, 6)		G3 HBP		G5-4-3 1-2			FC5-4 HR BB		G1-3	1	0	0	0	0	0	1											
Paul Bako, L (1, 2) OBP: 0.355, SLG: 0.353		G3					F8		K	3	1	0	0	1	1	2											
Nelson Figueroa, R (1, 1) OBP: 0.333, SLG: 0.250 Lenny Harris, L (5, PH) 47 Mike Buddie, R (6, 1) Tyler Houston, L (7, PH) (8, 5)		K					G1-3		G4-3	1	0	0	0	0	1	2											
Inning Stats	R: 0 E: 0 K: 0 S: 11	H: 1 LOB: 1 BB: 0 P: 20	R: 0 E: 0 K: 1 S: 13	H: 1 LOB: 2 BB: 0 P: 17	R: 0 E: 0 K: 0 S: 12	H: 0 LOB: 0 BB: 1 P: 16	R: 0 E: 0 K: 0 S: 9	H: 0 LOB: 0 BB: 1 P: 17	R: 0 E: 0 K: 0 S: 8	H: 1 LOB: 0 BB: 0 P: 15	R: 0 E: 0 K: 0 S: 5	H: 1 LOB: 0 BB: 0 P: 7	R: 8 E: 0 K: 0 S: 20	H: 5 LOB: 3 BB: 3 P: 38	R: 0 E: 0 K: 1 S: 8	H: 0 LOB: 0 BB: 0 P: 13		R: 0 E: 0 K: 1 S: 8	H: 0 LOB: 0 BB: 0 P: 13	1B: 4 2B: 4 3B: 0 HR: 2	SF: 0 SAC: 0 DP: 2 HBP: 1	WP: 0 PB: 0 SB: 1 CS: 1	PA: 37				
PITCHER	IP	WLS	BF	H	R	ER	SO	BB	IBB	HBP	BLK	WP	HR	S	P	ERA	WHIP										
Kevin Brown, R (1, 1) ERA: 3.3	6.1		26	7	3	3	2	2	0	1	0	0	0	65	106	4.26	1.421										
Giovanni Carrara, R (7, 1) ERA: 3.68	0.1	L	6	3	5	5	0	2	0	0	0	0	2	11	21	135.00	15.000										
Guillermo Mota, R (7, 1) ERA: 4.15	1.1		4	0	0	0	1	0	0	0	0	0	0	10	16	0.00	0.000										

Batter	1	2	3	4	5	6	7	8	9	AB	R	H	RBI	BB	SO	LOB	TOP					
Dave Roberts, L (1,8) OBP: 0.391, SLG: 0.358	1-1 FC6 1B		1-1 G3-1			4-2 CS BB		1-3 K		3	0	1	0	1	1	0	Los Angeles Dodgers @ Milwaukee Brewers Miller Park, Milwaukee, WI Wed May 22 2002, 7:05 PM CDT Att: 25,954 - Dome - 72 F livebaseballscorecards.com					
Adrián Beltré, R (1,5) OBP: 0.321, SLG: 0.369	2-2 F9		1-3 K 3B			0-1 1-2 1B		4-2 BB		3	1	1	0	1	1	1						
Shawn Green, L (1,9) OBP: 0.344, SLG: 0.396	0-0 P5		2-0 1-H 3B			2-3 K		3-3 K		4	0	1	1	0	2	3						
Paul Lo Duca, R (1,2) OBP: 0.367, SLG: 0.426	0-1 FC6 1-2		2-1 G5-3					1-1 G4-3		4	0	0	0	0	0	3						
Eric Karros, R (1,3) OBP: 0.352, SLG: 0.434		1-3 K	2-2 G5-3			2-1 G4-6-3 1B		1-2 F8		4	0	1	0	0	1	1						
Brian Jordan, R (1,7) OBP: 0.331, SLG: 0.493		1-2 1B 2B		0-0 G6-3		1-0 G4-6-3 1-2		0-0 G4-3		4	0	1	0	0	0	1						
Mark Grudzielanek, R (1,4) OBP: 0.310, SLG: 0.370		0-1 1B		2-3 K				1-2 2B		4	0	2	0	0	1	0						
Cesar Izturis, S (1,6) OBP: 0.283, SLG: 0.337		2-3 1B		0-1 G6-3				0-2 G6-3		4	0	0	0	0	2	3						
Hideo Nomo, R (1,1) OBP: 0.351, SLG: 0.485		0-0 G2-3				1-1 G6-3		0-2 G1-3		2	0	0	0	0	0	2						
Alex Cora, L (7,PH) OBP: 0.351, SLG: 0.485										1	0	0	0	0	0	0						
Omar Daal, L (7,1) OBP: 0.283, SLG: 0.337										0	0	0	0	0	0	0						
Paul Quantrill, L (8,1) OBP: 0.283, SLG: 0.337										0	0	0	0	0	0	0						
Eric Gagne, R (9,1) OBP: 0.283, SLG: 0.337										0	0	0	0	0	0	0						
Inning Stats	R: 0 E: 0 K: 0 S: 9	H: 1 LOB: 1 BB: 0 P: 12	R: 0 E: 0 K: 2 S: 12	H: 2 LOB: 2 BB: 0 P: 15	R: 1 E: 0 K: 1 S: 13	H: 1 LOB: 1 BB: 0 P: 21	R: 0 E: 0 K: 1 S: 6	H: 0 LOB: 0 BB: 0 P: 8	R: 0 E: 0 K: 1 S: 10	H: 1 LOB: 1 BB: 1 P: 17	R: 0 E: 0 K: 0 S: 4	H: 0 LOB: 0 BB: 0 P: 7	R: 0 E: 0 K: 0 S: 8	H: 0 LOB: 0 BB: 0 P: 8	R: 0 E: 0 K: 2 S: 14	H: 0 LOB: 1 BB: 1 P: 23	R: 0 E: 0 K: 1 S: 11	H: 1 LOB: 1 BB: 0 P: 14	1B: 4 2B: 2 3B: 1 HR: 0	SF: 0 SAC: 0 DP: 1 HBP: 0	WP: 1 PB: 0 SB: 0 CS: 1	PA: 35
PITCHER	IP WLS BF H R ER SO BB IBB HBP BLK WP HR S P ERA WHIP																					
15 Ben Sheets, R (1,1) ERA: 3.66	7.1 L 29 6 1 1 6 2 0 0 0 0 1 0 0 3 6 1.23 1.091																					
Ray King, L (8,1) ERA: 4.7	0.1 1 0 0 0 1 0 0 0 0 0 0 0 3 6 0.00 0.000																					
Jose Cabrera, R (8,1) ERA: 3.58	0.1 1 0 0 0 0 0 0 0 0 0 0 0 2 3 0.00 0.000																					
Mike DeJean, R (9,1) ERA: 2.81	1.0 4 1 0 0 1 0 0 0 0 0 0 0 11 14 0.00 1.000																					

Batter	1	2	3	4	5	6	7	8	9	AB	R	H	RBI	BB	SO	LOB	BOTTOM					
Alex Sanchez, L (1,8) OBP: 0.362, SLG: 0.336	1-0 1B		4-1 FC7-4 S BB			4-2 SH1-3 BB		1-2 CS 1B		2	0	2	0	2	0	0	Los Angeles Dodgers @ Milwaukee Brewers Miller Park, Milwaukee, WI Wed May 22 2002, 7:05 PM CDT Att: 25,954 - Dome - 72 F livebaseballscorecards.com					
Eric Young Sr., R (1,4) OBP: 0.284, SLG: 0.261	1-3 K		1-2 FC7-4 1-3			0-0 SH1-3 1-2		2-1 G4-3 1-2		3	0	0	0	0	1	3						
Jeffrey Hammonds, R (1,9) OBP: 0.389, SLG: 0.485	0-0 F7			1-0 G6-3 1B		0-3 K		1-0 G5-3		4	0	1	0	0	1	2						
Richie Sexson, R (1,3) OBP: 0.286, SLG: 0.520	1-3 K			1-3 K		0-1 P4		1-3 K		4	0	0	0	0	3	3						
Geoff Jenkins, L (1,7) OBP: 0.326, SLG: 0.436		4-2 2B FC9-2 BB		0-2 G6-3 1-2		2-2 G1-3		1-3 K		3	0	0	0	1	1	1						
Tyler Houston, L (1,5) OBP: 0.289, SLG: 0.374		2-3 K			1-0 F9		0-1 G4-3			2	0	0	0	0	1	1						
Ronnie Belliard, R (7,PH) OBP: 0.323, SLG: 0.314										1	0	0	0	0	0	0						
José Hernández, R (1,6) OBP: 0.358, SLG: 0.538		3-2 2B			2-3 K		3-2 1B			3	0	2	0	0	1	0						
Paul Bako, L (1,2) OBP: 0.359, SLG: 0.357		0-2 FC9-2			0-1 1B		2-1 G4-3			2	0	1	0	0	0	2						
Alex Ochoa, R (7,PH) OBP: 0.341, SLG: 0.438										1	0	0	0	0	0	1						
Marcus Jensen, S (8,2) OBP: 0.262, SLG: 0.208		3-H								0	0	0	0	0	0	0						
15 Ben Sheets, R (1,1) OBP: 0.143, SLG: 0.190			2-3 K			3-2 P3		1-3 K		2	0	0	0	0	1	1						
Ray King, L (8,1) ERA: 4.7										0	0	0	0	0	0	0						
Jose Cabrera, R (8,1) ERA: 3.58										0	0	0	0	0	0	0						
Mark Loretta, R (8,PH) OBP: 0.262, SLG: 0.208										1	0	0	0	0	1	0						
Mike DeJean, R (9,1) ERA: 1.13										0	0	0	0	0	0	0						
Inning Stats	R: 0 E: 0 K: 2 S: 11	H: 1 LOB: 1 BB: 0 P: 14	R: 0 E: 0 K: 1 S: 13	H: 1 LOB: 1 BB: 1 P: 22	R: 0 E: 0 K: 1 S: 7	H: 0 LOB: 0 BB: 1 P: 14	R: 0 E: 0 K: 1 S: 7	H: 1 LOB: 0 BB: 0 P: 9	R: 0 E: 0 K: 1 S: 10	H: 1 LOB: 1 BB: 0 P: 16	R: 0 E: 0 K: 1 S: 9	H: 0 LOB: 1 BB: 1 P: 13	R: 0 E: 0 K: 0 S: 10	H: 1 LOB: 1 BB: 0 P: 17	R: 0 E: 0 K: 1 S: 9	H: 1 LOB: 0 BB: 0 P: 13	R: 0 E: 0 K: 2 S: 7	H: 0 LOB: 0 BB: 0 P: 10	1B: 5 2B: 3 3B: 0 HR: 0	SF: 0 SAC: 1 DP: 3 HBP: 0	WP: 0 PB: 0 SB: 1 CS: 1	PA: 32
PITCHER	IP WLS BF H R ER SO BB IBB HBP BLK WP HR S P ERA WHIP																					
Hideo Nomo, R (1,1) ERA: 3.6	6.0 W 22 4 0 0 7 3 0 0 0 0 0 0 0 17 26 0.00 1.167																					
Omar Daal, L (7,1) ERA: 9.99	1.1 H 6 2 0 0 1 0 0 0 0 0 0 0 2 4 0.00 0.000																					
Paul Quantrill, R (8,1) ERA: 3.42	0.2 H 1 0 0 0 0 0 0 0 0 0 0 0 2 4 0.00 0.000																					
Eric Gagne, R (9,1) ERA: 1.13	1.0 S 3 0 0 0 2 0 0 0 0 0 0 0 7 10 0.00 0.000																					

Batter	1	2	3	4	5	6	7	8	9	AB	R	H	RBI	BB	SO	LOB	TOP										
Dave Roberts, L OBP: 0.391, SLG: 0.360 (1, 8)										5	1	2	0	0	1	1											
Adrián Beltré, R OBP: 0.312, SLG: 0.373 (1, 5)										4	0	0	0	0	2	2											
Shawn Green, L OBP: 0.371, SLG: 0.517 (1, 9)										4	2	3	1	0	1	1											
Paul Lo Duca, R OBP: 0.370, SLG: 0.428 (1, 2)										4	0	2	1	0	0	0											
Eric Karros, R OBP: 0.353, SLG: 0.434 (1, 3)										4	0	1	1	0	1	2											
Brian Jordan, R OBP: 0.338, SLG: 0.514 (1, 7)										3	0	0	0	0	1	2											
Chad Kreuter, S OBP: 0.319, SLG: 0.350 (8, PH)										1	0	0	0	0	0	2											
Mark Grudzielanek, R OBP: 0.304, SLG: 0.369 (8, PH)										3	0	1	0	0	0	0											
Jeff Reboulet, R OBP: 0.304, SLG: 0.300 (8, 4)										1	0	0	0	0	0	2											
Cesar Izturis, S OBP: 0.281, SLG: 0.333 (1, 6)										4	0	0	0	0	0	1											
Odalis Pérez, L OBP: 0.142, SLG: 0.238 (5, PH)										1	0	0	0	0	1	0											
Alex Cora, L OBP: 0.300, SLG: 0.472 (5, 1)										1	0	1	0	0	0	0											
Guillermo Mota, R OBP: 0.295, SLG: 0.448 (7, PH)										0	0	0	0	0	0	0											
Hiram Bocachica, R OBP: 0.295, SLG: 0.448 (7, 1)										1	0	0	0	0	1	0											
Jeff Williams, R OBP: 0.295, SLG: 0.448 (7, 1)										0	0	0	0	0	0	0											
Giovanni Carrara, R OBP: 0.295, SLG: 0.448 (7, 1)										0	0	0	0	0	0	0											
Paul Quantill, L OBP: 0.295, SLG: 0.448 (8, 1)										0	0	0	0	0	0	0											
Marquis Grissom, R OBP: 0.295, SLG: 0.448 (8, PH)										1	0	0	0	0	0	0											
Inning Stats	R: 1 E: 0 K: 1 S: 8	H: 1 LOB: 0 BB: 0 P: 10	R: 0 E: 0 K: 1 S: 8	H: 1 LOB: 1 BB: 0 P: 11	R: 0 E: 0 K: 2 S: 10	H: 1 LOB: 1 BB: 0 P: 14	R: 0 E: 0 K: 0 S: 5	H: 0 LOB: 0 BB: 0 P: 10	R: 0 E: 0 K: 2 S: 9	H: 2 LOB: 2 BB: 0 P: 13	R: 0 E: 0 K: 1 S: 7	H: 0 LOB: 0 BB: 0 P: 10	R: 2 E: 0 K: 1 S: 14	H: 4 LOB: 2 BB: 0 P: 20	R: 0 E: 0 K: 0 S: 5	H: 0 LOB: 0 BB: 0 P: 6	1B: 9 2B: 0 3B: 0 HR: 1	SF: 0 SAC: 0 DP: 0 HBP: 0	WP: 1 PB: 0 SB: 0 CS: 0	PA: 37							
PITCHER	IP	WLS	BF	H	R	ER	SO	BB	IBB	HBP	BLK	WP	HR	S	P	ERA	WHIP										
Curt Schilling, R ERA: 2.89	7.0	W	27	6	1	1	7	0	0	0	0	1	1	57	81	1.29	0.857										
Mike Morgan, R ERA: 6.1	1.0		7	4	2	2	1	0	0	0	0	0	0	14	20	18.00	4.000										
Greg Swindell, L ERA: 6.35	1.0		3	0	0	0	0	0	0	0	0	0	0	5	6	0.00	0.000										

Los Angeles Dodgers @ Arizona Diamondbacks
Bank One Ballpark, Phoenix, AZ
Fri May 24, 2002, 10:05 PM EDT
Att: 42,862 - Sunny - 87 F

AB 37
R 3
H 10
RBI 3
BB 0
SO 8
LOB 13



Batter	1	2	3	4	5	6	7	8	9	AB	R	H	RBI	BB	SO	LOB	BOTTOM										
Craig Counsell, L OBP: 0.351, SLG: 0.374 (1, 5)										4	3	2	1	2	0	0											
Junior Spivey, R OBP: 0.417, SLG: 0.582 (1, 4)										4	2	3	3	1	0	2											
Chris Donnels, L OBP: 0.325, SLG: 0.500 (7, PR)										0	0	0	0	0	0	0											
Luis Gonzalez, L OBP: 0.491, SLG: 0.535 (1, 7)										5	0	2	1	0	0	5											
Quinton McCracken, S OBP: 0.400, SLG: 0.600 (8, 8)										0	0	0	0	0	0	0											
Greg Colbrunn, R OBP: 0.351, SLG: 0.480 (1, 3)										4	1	0	2	0	1	4											
Jose Guillen, R OBP: 0.258, SLG: 0.355 (1, 9)										3	1	1	1	1	0	0											
Steve Finley, L OBP: 0.350, SLG: 0.515 (1, 8)										3	1	0	0	1	0	1											
David Dellucci, L OBP: 0.300, SLG: 0.529 (7, PH)										1	0	1	2	0	0	0											
Damian Miller, R OBP: 0.362, SLG: 0.529 (1, 2)										4	3	2	0	1	1	2											
Tony Womack, L OBP: 0.328, SLG: 0.350 (1, 6)										4	2	2	3	1	0	1											
Curt Schilling, R OBP: 0.281, SLG: 0.281 (1, 1)										4	1	2	1	0	1	2											
Mike Morgan, R ERA: 2.57										0	0	0	0	0	0	0											
Mark Grace, L OBP: 0.336, SLG: 0.403 (8, PH)										1	0	0	0	0	1	0											
Greg Swindell, L ERA: 3.28										0	0	0	0	0	0	0											
Inning Stats	R: 1 E: 0 K: 0 S: 11	H: 2 LOB: 1 BB: 0 P: 19	R: 1 E: 0 K: 1 S: 11	H: 2 LOB: 1 BB: 0 P: 17	R: 2 E: 0 K: 0 S: 16	H: 2 LOB: 1 BB: 1 P: 28	R: 1 E: 0 K: 0 S: 10	H: 2 LOB: 2 BB: 1 P: 17	R: 0 E: 0 K: 0 S: 7	H: 0 LOB: 0 BB: 0 P: 8	R: 2 E: 0 K: 1 S: 16	H: 2 LOB: 2 BB: 2 P: 29	R: 7 E: 0 K: 1 S: 27	H: 6 LOB: 2 BB: 3 P: 51	R: 0 E: 0 K: 1 S: 7	H: 0 LOB: 0 BB: 0 P: 8	1B: 11 2B: 3 3B: 0 HR: 1	SF: 2 SAC: 0 DP: 0 HBP: 0	WP: 0 PB: 0 SB: 0 CS: 0	PA: 46							
PITCHER	IP	WLS	BF	H	R	ER	SO	BB	IBB	HBP	BLK	WP	HR	S	P	ERA	WHIP										
Odalis Pérez, L ERA: 2.57	4.0	L	21	7	5	5	1	2	0	0	0	0	0	23	37	9.00	2.000										
Guillermo Mota, R ERA: 4.5	2.0		10	2	2	2	1	2	0	0	0	0	0	21	39	189.00	21.000										
Jeff Williams, L ERA: 20.25	0.1		8	5	7	7	0	2	0	0	0	0	0	2	1	0.00	3.000										
Giovanni Carrara, R ERA: 3.6	0.2		4	1	0	0	1	1	0	0	0	0	0	6	12	0.00	3.000										
Paul Quantill, R ERA: 3.28	1.0		3	0	0	0	1	0	0	0	0	0	0	7	8	0.00	0.000										

Los Angeles Dodgers @ Arizona Diamondbacks
Bank One Ballpark, Phoenix, AZ
Fri May 24, 2002, 10:05 PM EDT
Att: 42,862 - Sunny - 87 F

AB 37
R 14
H 15
RBI 14
BB 7
SO 4
LOB 17



Batter	1	2	3	4	5	6	7	8	9	AB	R	H	RBI	BB	SO	LOB	TOP									
Dave Roberts, L (1, 8) OBP: 0.399, SLG: 0.403	1-3 K	2-1 HR			1-0 F7		2-2 SF9 2B		1-1 HR 1B	5	3	3	4	0	1	1	Los Angeles Dodgers @ Arizona Diamondbacks Bank One Ballpark, Phoenix, AZ Sat May 25 2002, 10:05 PM EDT Att: 47,356 - Overcast - 87 F									
Adrián Beltré, R (1, 5) OBP: 0.395, SLG: 0.368	3-1 F9	1-1 F8			1-2 HR 1B		2-2 P6		2-3 K	5	1	1	0	0	1	2										
Shawn Green, L (1, 9) OBP: 0.377, SLG: 0.554	4-1 BB				1-0 HR 2H		1-0 SF9		2-0 HR	3	2	2	6	1	0	0										
Paul Lo Duca, R (1, 2) OBP: 0.371, SLG: 0.429	0-1 G4-3				4-2 HR G6-3 BB		3-1 BB		0-0 F8	4	0	1	0	1	0	1										
Eric Karros, R (1, 3) OBP: 0.345, SLG: 0.423					0-0 G6-3		1-2 G6-3			4	0	0	0	0	0	2										
Brian Jordan, R (1, 7) OBP: 0.329, SLG: 0.500					2-2 F8				1-1 F9	4	0	0	0	0	0	1										
Mark Grudzielanek, R (1, 4) OBP: 0.309, SLG: 0.366					0-1 F9		0-0 F9		0-2 L9	4	1	1	0	0	0	0										
Alex Cora, L (1, 6) OBP: 0.341, SLG: 0.450					1-3 K		0-1 F7		2-2 G6-3	4	1	1	0	0	1	0										
Eric Gagne, R (8, 1)										0	0	0	0	0	0	0										
Andy Ashby, R (1, 1) OBP: 0.263, SLG: 0.353					0-1 HR 1B		0-3 K		0-0 G4-3	2	2	1	0	1	1	0										
Omar Daal, L (6, 1)										0	0	0	0	0	0	0										
Giovanni Carrara, R (8, 1)										0	0	0	0	0	0	0										
Cesar Izturis, S (8, 6)										1	0	0	0	0	0	0										
Inning Stats	R: 0 E: 0 K: 1 S: 8	H: 0 LOB: 1 BB: 1 P: 16	R: 4 E: 0 K: 0 S: 16	H: 3 LOB: 0 BB: 1 P: 30	R: 0 E: 0 K: 1 S: 7	H: 0 LOB: 0 BB: 0 P: 13	R: 0 E: 0 K: 1 S: 6	H: 0 LOB: 0 BB: 0 P: 7	R: 3 E: 0 K: 0 S: 13	H: 3 LOB: 1 BB: 1 P: 22	R: 0 E: 0 K: 1 S: 6	H: 0 LOB: 0 BB: 0 P: 6	R: 1 E: 0 K: 0 S: 14	H: 2 LOB: 1 BB: 0 P: 23	R: 0 E: 0 K: 0 S: 9	H: 0 LOB: 0 BB: 0 P: 12	R: 2 E: 0 K: 1 S: 8	H: 2 LOB: 0 BB: 0 P: 13	1B: 5 2B: 2 3B: 0 HR: 3	SF: 1 SAC: 0 DP: 0 HBP: 0	WP: 0 PB: 0 SB: 1 CS: 0	PA: 40				
PITCHER	IP	WLS	BF	H	R	ER	SO	BB	IBB	HBP	BLK	WP	HR	S	P	ERA	WHIP									
Rick Helling, R (1, 1) ERA: 6.34	6.0	L	27	6	7	7	3	3	0	0	0	0	0	2	56	94	10.50	1.500								
Greg Swindell, L (7, 1) ERA: 7.11	0.2		4	2	1	1	0	0	0	0	0	0	0	0	10	18	13.50	3.000								
Jose Parra, R (7, 1) ERA: 3.09	1.1		4	0	0	0	0	0	0	0	0	0	0	0	13	17	0.00	0.000								
Eddie Oropesa, L (9, 1) ERA: 6.33	1.0		5	2	2	2	1	0	0	0	0	0	1	8	13	18.00	2.000									

Batter	1	2	3	4	5	6	7	8	9	AB	R	H	RBI	BB	SO	LOB	BOTTOM								
Craig Counsell, L (1, 5) OBP: 0.352, SLG: 0.374	1-0 1B HBP	2-3 K		2-0 F8		2-2 G4-3		3-1 3B 1B		5	2	2	0	0	1	3	Los Angeles Dodgers @ Arizona Diamondbacks Bank One Ballpark, Phoenix, AZ Sat May 25 2002, 10:05 PM EDT Att: 47,356 - Overcast - 87 F								
Junior Spivey, R (1, 4) OBP: 0.426, SLG: 0.604	0-1 HBP S 1B		2-1 F9		2-0 F7-4 2B		4-0 G3-1 G4-3 BB	0-1 H 3B		4	0	3	1	1	0	0									
Luis Gonzalez, L (1, 7) OBP: 0.406, SLG: 0.529	4-2 HBP BB		4-2 BB		4-2 BB		3-1 G4-3	1-2 F7		2	0	0	0	3	0	2									
Erubiel Durazo, L (1, 3) OBP: 0.429, SLG: 1.043	2-3 K		2-3 K		2-2 F7-4		1-2 G3-1		1-1 F8	5	0	0	0	0	2	7									
Jose Guillen, R (1, 9) OBP: 0.268, SLG: 0.348	1-1 HBP		0-1 F7		2-2 G4-3		2-3 K		2-1 1B	4	0	1	1	0	1	3									
Steve Finley, L (1, 8) OBP: 0.352, SLG: 0.507	1-3 K			4-1 1B BB		2-1 G3-1		0-1 2B G6-3 1B	2-2 P3	4	1	1	0	1	1	4									
Damian Miller, R (1, 2) OBP: 0.362, SLG: 0.524	3-2 G6-3			0-0 BB		3-2 G6-3		0-1 G6-3 2B	1-3 K	3	0	1	0	0	0	3									
David Dellucci, L (8, PH) OBP: 0.333, SLG: 0.611				1-3 1B				1-3 G6-3		1	1	1	0	0	0	0									
Eddie Oropesa, L (9, PH) OBP: 0.352, SLG: 0.587										0	0	0	0	0	0	0									
Quinton McCracken, S (9, PH) OBP: 0.352, SLG: 0.587										1	0	0	0	0	1	1									
Tony Womack, L (1, 6) OBP: 0.327, SLG: 0.359				0-1 G4-3		1-0 F9		2-2 G6-3		4	1	1	1	0	0	3									
Rick Helling, R (1, 1) ERA: 3.21				1-2 G5-3		1-3 K		1-1 G6-3		2	0	0	0	0	1	2									
Mark Grace, L (6, PH) OBP: 0.341, SLG: 0.408										1	0	1	0	0	0	0									
Greg Swindell, L (7, 1) ERA: 0.96										0	0	0	0	0	0	0									
Jose Parra, R (7, 1) ERA: 4.4										0	0	0	0	0	0	0									
Chris Donnels, L (8, PH) OBP: 0.317, SLG: 0.488										1	0	0	0	0	0	0									
Rod Barajas, R (9, 2) OBP: 0.218, SLG: 0.188										0	0	0	0	0	0	0									
Inning Stats	R: 1 E: 0 K: 2 S: 17	H: 2 LOB: 3 BB: 1 P: 29	R: 0 E: 0 K: 1 S: 9	H: 0 LOB: 0 BB: 0 P: 12	R: 0 E: 0 K: 1 S: 10	H: 0 LOB: 1 BB: 1 P: 18	R: 0 E: 0 K: 1 S: 8	H: 1 LOB: 2 BB: 1 P: 16	R: 0 E: 0 K: 0 S: 9	H: 1 LOB: 1 BB: 1 P: 19	R: 1 E: 0 K: 0 S: 11	H: 2 LOB: 1 BB: 0 P: 20	R: 0 E: 0 K: 1 S: 8	H: 0 LOB: 1 BB: 1 P: 18	R: 3 E: 0 K: 0 S: 17	H: 4 LOB: 1 BB: 0 P: 24	R: 0 E: 0 K: 1 S: 11	H: 1 LOB: 1 BB: 0 P: 17	1B: 7 2B: 3 3B: 2 HR: 0	SF: 0 SAC: 0 DP: 1 HBP: 1	WP: 0 PB: 0 SB: 1 CS: 0	PA: 43			
PITCHER	IP	WLS	BF	H	R	ER	SO	BB	IBB	HBP	BLK	WP	HR	S	P	ERA	WHIP								
Andy Ashby, R (1, 1) ERA: 3.21	5.2	W	26	5	2	2	5	4	0	1	0	0	0	59	106	3.18	1.588								
Omar Daal, L (6, 1) ERA: 0.96	1.1		6	1	0	0	1	1	0	0	0	0	0	13	26	0.00	1.500								
Giovanni Carrara, R (8, 1) ERA: 4.4	0.2		6	4	3	3	0	0	0	0	0	0	0	14	20	40.50	6.000								
Eric Gagne, R (8, 1) ERA: 1.07	1.1	S	5	1	0	0	1	0	0	0	0	0	0	14	21	0.00	0.750								

AB	36
R	10
H	10
RBI	10
BB	3
SO	4
LOB	7

AB	37
R	5
H	11
RBI	5
BB	5
SO	7
LOB	28

Batter	1	2	3	4	5	6	7	8	9	AB	R	H	RBI	BB	SO	LOB	TOP					
Alex Sanchez, L (1, 8)										4	2	2	0	1	1	2	Milwaukee Brewers @ Los Angeles Dodgers Dodger Stadium, Los Angeles, CA Mon May 27 2002, 1:10 PM PDT Att: 32,491 - Sunny - 69 F					
Eric Young Sr., R (1, 4)										5	1	3	0	0	0	2						
Jeffrey Hammonds, R (1, 9)										5	0	2	1	0	0	3						
Richie Sexson, R (1, 3)										1	0	1	0	4	0	0						
Geoff Jenkins, L (1, 7)										5	0	0	1	0	2	9						
Tyler Houston, L (1, 5)										5	0	2	0	0	2	4						
José Hernández, R (1, 6)										3	0	0	0	1	3	2						
Paul Bako, L (1, 2)										3	0	0	0	1	3	3						
15 Ben Sheets, R (1, 1)										2	0	0	0	0	0	2						
Jose Cabrera, R (7, 1)										0	0	0	0	0	0	0						
Lenny Harris, L (8, PH)										1	0	1	0	0	0	0						
Luis Vizcaino, R (8, 1)										0	0	0	0	0	0	0						
Inning Stats	R: 0 E: 0 K: 0 S: 7	H: 1 LOB: 2 BB: 1 P: 14	R: 0 E: 0 K: 1 S: 9	H: 0 LOB: 1 BB: 1 P: 17	R: 0 E: 0 K: 3 S: 15	H: 2 LOB: 3 BB: 1 P: 23	R: 0 E: 0 K: 1 S: 7	H: 0 LOB: 0 BB: 1 P: 14	R: 1 E: 0 K: 1 S: 12	H: 1 LOB: 1 BB: 2 P: 23	R: 0 E: 0 K: 2 S: 10	H: 1 LOB: 1 BB: 0 P: 12	R: 1 E: 0 K: 0 S: 9	H: 2 LOB: 1 BB: 1 P: 17	R: 0 E: 0 K: 2 S: 14	H: 2 LOB: 2 BB: 0 P: 17	R: 1 E: 0 K: 1 S: 23	H: 2 LOB: 1 BB: 0 P: 30	1B: 10 2B: 1 3B: 0 HR: 0	SF: 0 SAC: 1 DP: 1 HBP: 0	WP: 0 PB: 0 SB: 2 CS: 2	PA: 43
PITCHER	IP WLS BF H R ER SO BB IBB HBP BLK WP HR S P ERA WHIP																					
Hideo Nomo, R (1, 1)	7.0 W 32 7 2 2 8 7 0 0 0 0 0 0 69 120 2.57 2.000																					
Paul Quantrill, R (8, 1)	1.0 H 5 2 0 0 2 0 0 0 0 0 0 0 14 17 0.00 2.000																					
Eric Gagne, R (9, 1)	1.0 S 5 2 1 1 1 0 0 0 0 0 0 0 23 30 9.00 2.000																					

Batter	1	2	3	4	5	6	7	8	9	AB	R	H	RBI	BB	SO	LOB	BOTTOM					
Dave Roberts, L (1, 8)										3	0	3	0	2	0	0	Milwaukee Brewers @ Los Angeles Dodgers Dodger Stadium, Los Angeles, CA Mon May 27 2002, 1:10 PM PDT Att: 32,491 - Sunny - 69 F					
Cesar Izturis, S (1, 6)										5	0	2	2	0	0	2						
Shawn Green, L (1, 9)										5	1	1	1	0	2	4						
Paul Lo Duca, R (1, 2)										4	1	2	0	0	0	2						
Eric Karros, R (1, 3)										4	1	2	0	0	0	1						
Brian Jordan, R (1, 7)										4	0	2	1	0	0	3						
Adrián Beltré, R (1, 5)										2	1	1	0	1	0	2						
Alex Cora, L (1, 4)										4	1	1	1	0	2	2						
Hideo Nomo, R (1, 1)										2	0	0	0	0	0	2						
Paul Quantrill, L (8, 1)										0	0	0	0	0	0	0						
Dave Hansen, L (8, PH)										1	0	0	0	0	1	0						
Eric Gagne, R (9, 1)										0	0	0	0	0	0	0						
Inning Stats	R: 0 E: 0 K: 1 S: 10	H: 1 LOB: 1 BB: 0 P: 19	R: 0 E: 0 K: 1 S: 13	H: 2 LOB: 2 BB: 0 P: 19	R: 0 E: 0 K: 0 S: 8	H: 1 LOB: 1 BB: 0 P: 12	R: 3 E: 0 K: 0 S: 8	H: 3 LOB: 2 BB: 2 P: 18	R: 0 E: 0 K: 0 S: 11	H: 2 LOB: 2 BB: 0 P: 16	R: 0 E: 0 K: 0 S: 7	H: 0 LOB: 0 BB: 1 P: 16	R: 2 E: 0 K: 0 S: 14	H: 3 LOB: 1 BB: 0 P: 21	R: 0 E: 0 K: 3 S: 13	H: 2 LOB: 2 BB: 0 P: 20	R: 0 E: 0 K: 3 S: 23	H: 2 LOB: 1 BB: 0 P: 30	1B: 11 2B: 1 3B: 1 HR: 1	SF: 0 SAC: 1 DP: 0 HBP: 1	WP: 0 PB: 0 SB: 3 CS: 2	PA: 41
PITCHER	IP WLS BF H R ER SO BB IBB HBP BLK WP HR S P ERA WHIP																					
15 Ben Sheets, R (1, 1)	6.0 L 28 9 3 3 2 2 1 0 0 0 0 0 57 100 4.50 1.833																					
Jose Cabrera, R (7, 1)	1.0 6 3 2 2 0 0 0 0 1 0 0 0 14 21 18.00 3.000																					
Luis Vizcaino, R (8, 1)	1.0 5 2 0 0 3 0 0 0 0 0 0 0 13 20 0.00 2.000																					

Batter	1	2	3	4	5	6	7	8	9	AB	R	H	RBI	BB	SO	LOB	TOP								
Craig Counsell, L OBP: 0.361, SLG: 0.377	G1-3			1B		G5-4-3			B3-1	4	1	2	1	0	1										
Junior Spivey, R OBP: 0.424, SLG: 0.561	1B			1B					P4	4	2	0	1	1	2										
Luis Gonzalez, L OBP: 0.417, SLG: 0.538	K			1B						4	1	1	0	1	3	2									
Greg Colbrunn, R OBP: 0.359, SLG: 0.491	1B									4	0	2	3	0	1	0									
Mark Grace, L OBP: 0.340, SLG: 0.403	1B								F7	1	0	0	0	0	0	1									
Jose Guillen, R OBP: 0.262, SLG: 0.329	1B									4	0	1	1	0	2	1									
Steve Finley, L OBP: 0.351, SLG: 0.478	F3			1B						4	1	1	0	0	0	2									
Damian Miller, R OBP: 0.369, SLG: 0.521				1B						4	1	2	0	0	0	0									
Tony Womack, L OBP: 0.319, SLG: 0.348	F7			1B						3	0	0	0	0	1	1									
Randy Johnson, R OBP: 0.059, SLG: 0.091										3	0	0	0	0	2	2									
Byung-Hyun Kim, R OBP: 1.000, SLG: 1.000	SH2-4									0	0	0	0	0	0	0									
Inning Stats	R: 1 E: 0 K: 1 S: 15	H: 3 LOB: 2 BB: 0 P: 23	R: 0 E: 0 K: 1 S: 8	H: 1 LOB: 2 BB: 1 P: 15	R: 0 E: 0 K: 2 S: 7	H: 0 LOB: 0 BB: 0 P: 10	R: 5 E: 0 K: 1 S: 19	H: 6 LOB: 1 BB: 0 P: 29	R: 0 E: 0 K: 0 S: 8	H: 0 LOB: 0 BB: 0 P: 12	R: 0 E: 1 K: 2 S: 11	H: 0 LOB: 1 BB: 1 P: 16	R: 0 E: 0 K: 2 S: 8	H: 0 LOB: 0 BB: 0 P: 10	R: 0 E: 0 K: 2 S: 8	H: 0 LOB: 1 BB: 1 P: 10	R: 0 E: 0 K: 0 S: 5	H: 0 LOB: 1 BB: 1 P: 10	1B: 9 2B: 1 3B: 0 HR: 0	SF: 0 SAC: 2 DP: 1 HBP: 0	WP: 0 PB: 0 SB: 1 CS: 0	PA: 40			
PITCHER	IP	WLS	BF	H	R	ER	SO	BB	IBB	HBP	BLK	WP	HR	S	P	ERA	WHIP								
Omar Daal, L ERA: 1.91	6.0	L	30	10	6	6	6	2	0	0	0	0	0	68	105	9.00	2.000								
Guillermo Mota, R ERA: 3.0	2.0		6	0	0	0	4	0	0	0	0	0	0	16	20	0.00	0.000								
Jesse Orosco, L ERA: 2.79	1.0		4	0	0	0	0	1	0	0	0	0	0	5	10	0.00	1.000								

Arizona Diamondbacks @ Los Angeles Dodgers
Dodger Stadium, Los Angeles, CA
Fri May 31 2002, 7:10 PM PDT
Att: 54,252 - Sunny - 67 F

AB	35
R	6
H	10
RBI	6
BB	3
SO	10
LOB	12



Batter	1	2	3	4	5	6	7	8	9	AB	R	H	RBI	BB	SO	LOB	BOTTOM								
Cesar Izturis, S OBP: 0.281, SLG: 0.327	G4-3		G4-3			FC1-6				4	0	1	0	0	0	1									
Adrián Beltré, R OBP: 0.303, SLG: 0.365										3	0	0	0	0	2	1									
Guillermo Mota, R ERA: 3.0										0	0	0	0	0	0	0									
Hiram Bocachica, R OBP: 0.283, SLG: 0.488										1	0	0	0	0	1	1									
Jesse Orosco, R ERA: 2.79										0	0	0	0	0	0	0									
Shawn Green, L OBP: 0.378, SLG: 0.544	G3									3	0	0	0	1	0	1									
Paul Lo Duca, R OBP: 0.369, SLG: 0.416										4	1	0	0	0	0	2									
Eric Karros, R OBP: 0.356, SLG: 0.436										4	0	1	0	0	1	1									
Brian Jordan, R OBP: 0.342, SLG: 0.538										4	1	2	0	0	0	2									
Marquis Grissom, R OBP: 0.348, SLG: 0.567										4	1	1	3	0	0	2									
Mark Grudzielanek, R OBP: 0.305, SLG: 0.358										3	0	2	0	0	0	0									
Omar Daal, L ERA: 2.48										1	0	0	0	0	0	0									
Jeff Reboulet, R OBP: 0.357, SLG: 0.333										2	0	0	0	0	1	2									
Inning Stats	R: 0 E: 0 K: 1 S: 8	H: 0 LOB: 0 BB: 0 P: 13	R: 0 E: 0 K: 0 S: 8	H: 1 LOB: 1 BB: 0 P: 10	R: 0 E: 0 K: 0 S: 5	H: 0 LOB: 0 BB: 0 P: 9	R: 0 E: 0 K: 0 S: 7	H: 0 LOB: 0 BB: 1 P: 13	R: 0 E: 0 K: 0 S: 4	H: 0 LOB: 0 BB: 0 P: 6	R: 0 E: 0 K: 2 S: 9	H: 1 LOB: 1 BB: 0 P: 13	R: 3 E: 1 K: 0 S: 16	H: 3 LOB: 1 BB: 0 P: 24	R: 0 E: 0 K: 1 S: 10	H: 1 LOB: 0 BB: 0 P: 16	R: 0 E: 0 K: 1 S: 10	H: 1 LOB: 1 BB: 0 P: 12	1B: 4 2B: 3 3B: 0 HR: 1	SF: 0 SAC: 0 DP: 3 HBP: 0	WP: 0 PB: 0 SB: 0 CS: 0	PA: 34			
PITCHER	IP	WLS	BF	H	R	ER	SO	BB	IBB	HBP	BLK	WP	HR	S	P	ERA	WHIP								
Randy Johnson, L ERA: 1.67	8.0		30	6	3	0	4	1	0	0	0	0	0	67	104	0.00	0.875								
Byung-Hyun Kim, R ERA: 1.67	1.0	S	4	1	0	0	1	0	0	0	0	0	0	10	12	0.00	1.000								

Arizona Diamondbacks @ Los Angeles Dodgers
Dodger Stadium, Los Angeles, CA
Fri May 31 2002, 7:10 PM PDT
Att: 54,252 - Sunny - 67 F

AB	33
R	3
H	7
RBI	3
BB	1
SO	5
LOB	13



Batter	1	2	3	4	5	6	7	8	9	AB	R	H	RBI	BB	SO	LOB	TOP								
Craig Counsell, L (1,4) OBP: 0.364, SLG: 0.380										4	0	2	0	0	0	0									
David Dellucci, L (1,9) OBP: 0.351, SLG: 0.531										4	0	0	0	0	1	3									
Luis Gonzalez, L (1,7) OBP: 0.414, SLG: 0.530										3	0	0	0	1	1	1									
Erubiel Durazo, L (1,3) OBP: 0.333, SLG: 0.727										4	0	0	0	0	1	4									
Steve Finley, L (1,8) OBP: 0.356, SLG: 0.481										3	0	2	0	0	0	0									
Damian Miller, R (1,2) OBP: 0.363, SLG: 0.510										3	0	0	0	0	1	2									
Chris Donnels, L (1,5) OBP: 0.319, SLG: 0.450										3	0	0	0	0	0	1									
Tony Womack, L (1,6) OBP: 0.319, SLG: 0.348										3	0	1	0	0	0	0									
Brian Anderson, R (1,1) OBP: 0.214, SLG: 0.308										1	0	0	0	0	0	0									
Mark Grace, L (8, PH) OBP: 0.336, SLG: 0.400										1	0	0	0	0	0	0									
Bret Prinz, R (8, 1)										0	0	0	0	0	0	0									
Inning Stats	R: 0 E: 0 K: 1 S: 10	H: 1 LOB: 1 BB: 0 P: 16	R: 0 E: 0 K: 1 S: 6	H: 0 LOB: 0 BB: 0 P: 10	R: 0 E: 0 K: 0 S: 7	H: 0 LOB: 0 BB: 0 P: 7	R: 0 E: 0 K: 0 S: 3	H: 0 LOB: 0 BB: 0 P: 5	R: 0 E: 0 K: 0 S: 7	H: 1 LOB: 0 BB: 0 P: 8	R: 0 E: 0 K: 0 S: 9	H: 2 LOB: 3 BB: 1 P: 17	R: 0 E: 0 K: 0 S: 7	H: 1 LOB: 0 BB: 0 P: 10	R: 0 E: 0 K: 0 S: 7	H: 0 LOB: 0 BB: 0 P: 9	R: 0 E: 0 K: 2 S: 10	H: 0 LOB: 0 BB: 0 P: 11	1B: 5 2B: 0 3B: 0 HR: 0	SF: 0 SAC: 1 DP: 2 HBP: 0	WP: 0 PB: 1 SB: 0 CS: 0	PA: 31			
PITCHER	IP	WLS	BF	H	R	ER	SO	BB	IBB	HBP	BLK	WP	HR	S	P	ERA	WHIP								
Andy Ashby, R (1,1) ERA: 2.84	8.0	W	28	5	0	0	2	1	0	0	0	0	0	56	82	0.00	0.750								
Eric Gagne, R (9,1) ERA: 1.59	1.0	S	3	0	0	0	2	0	0	0	0	0	0	10	11	0.00	0.000								

Arizona Diamondbacks @ Los Angeles Dodgers
 Dodger Stadium, Los Angeles, CA
 Sat Jun 01 2002, 1:10 PM PDT
 Att: 41,516 - Sunny - 71 F

AB	29
R	0
H	5
RBI	0
BB	1
SO	4
LOB	11

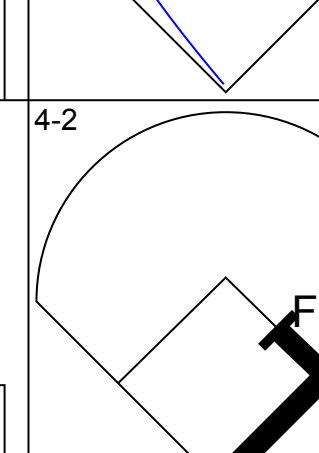
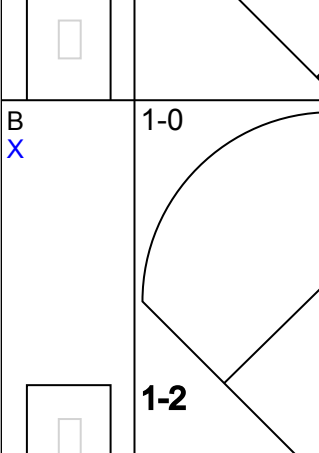


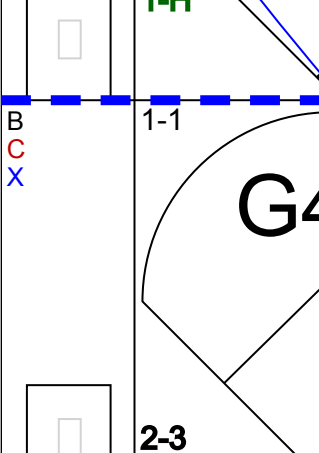
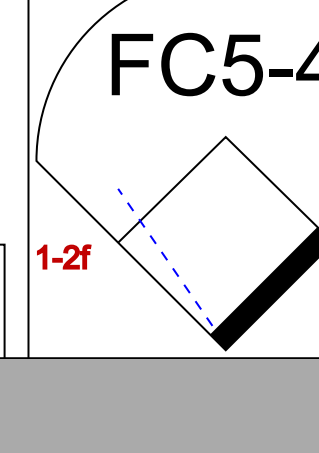
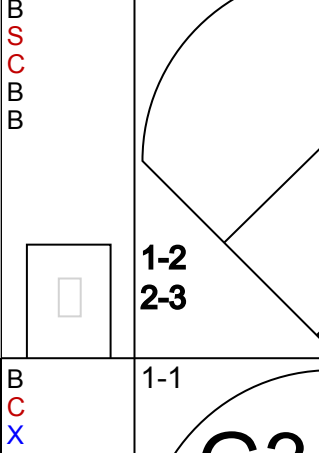
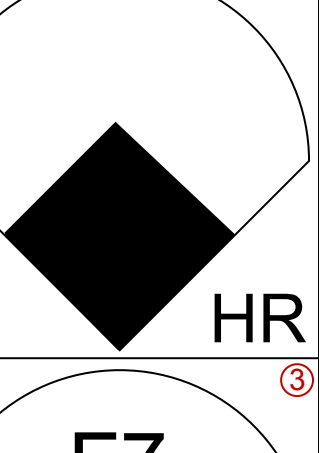
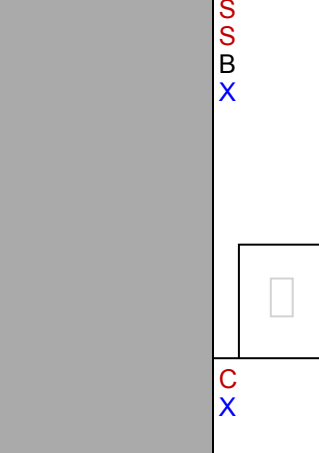
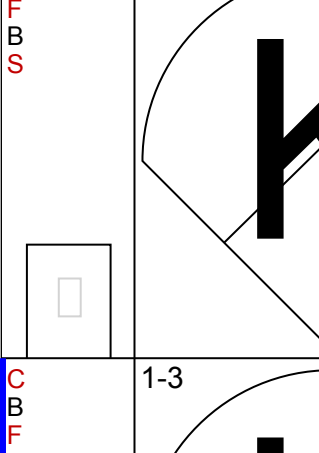

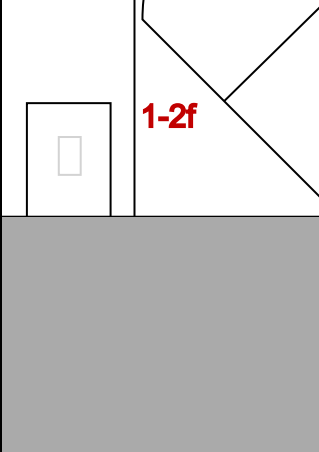
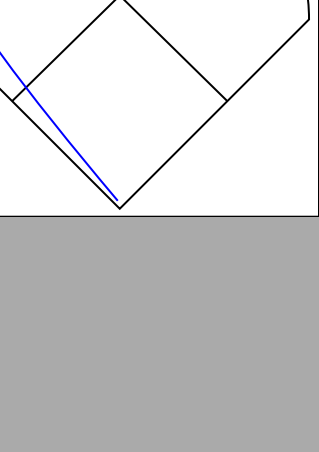
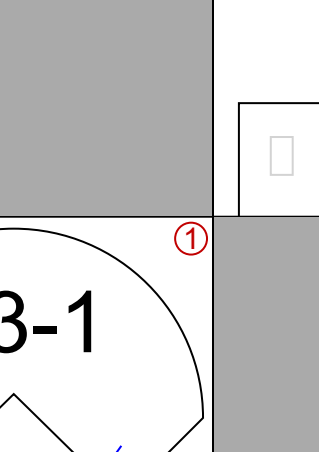
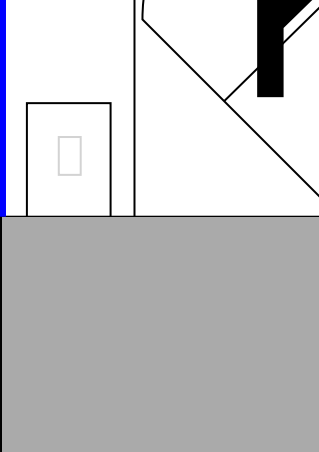



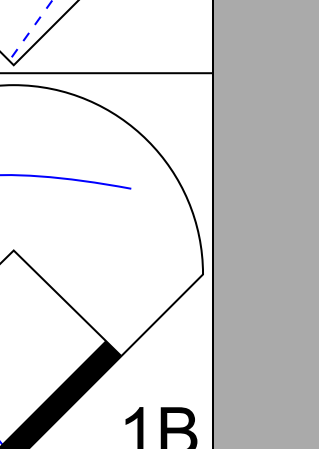

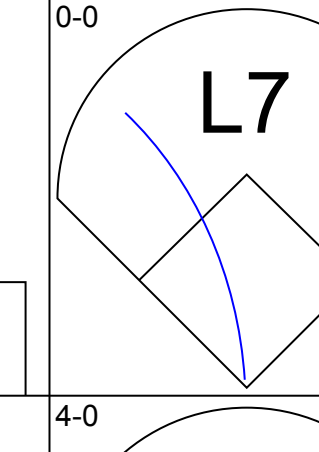
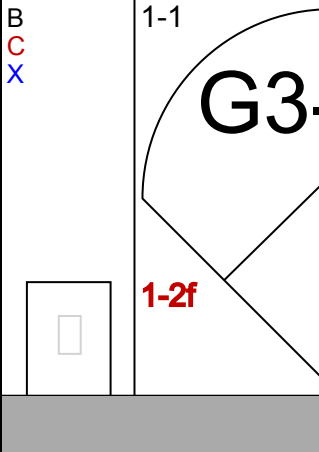
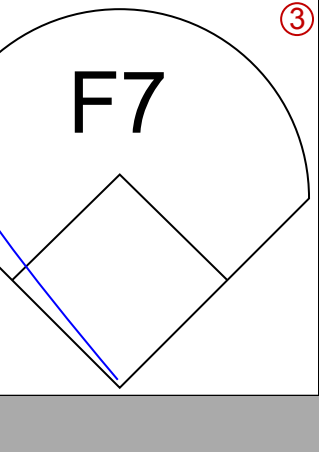

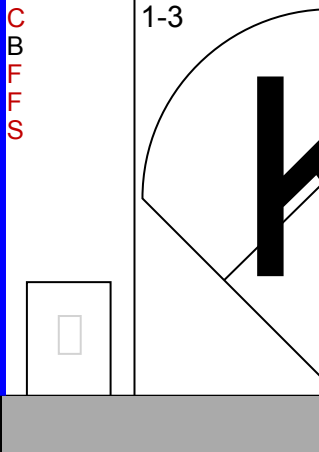
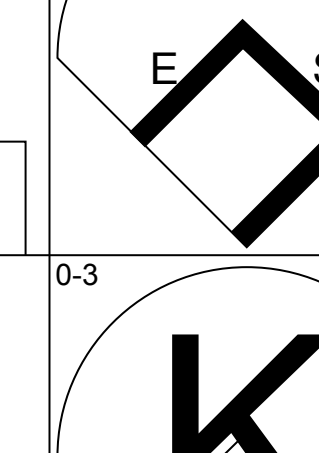
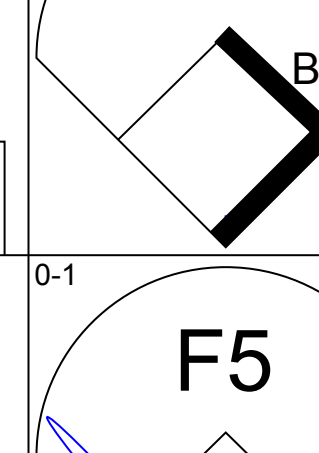
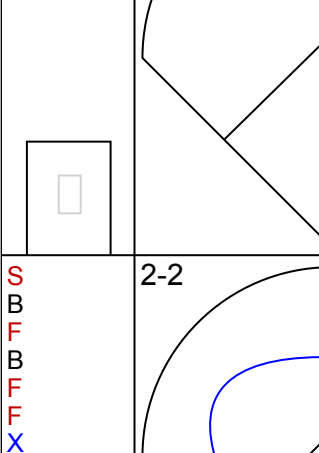
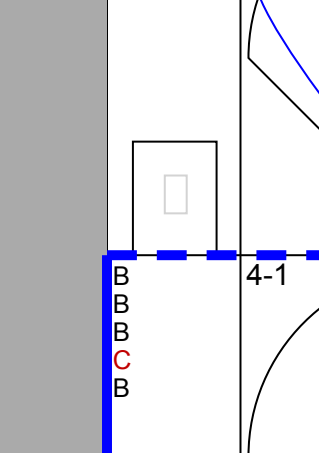
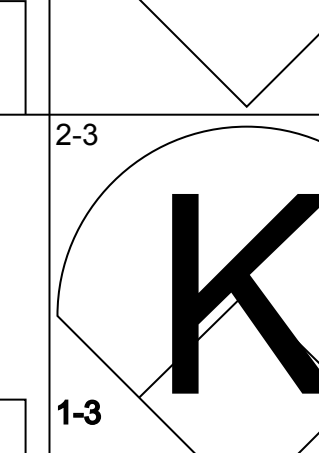
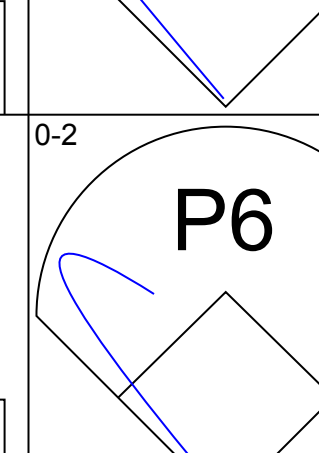
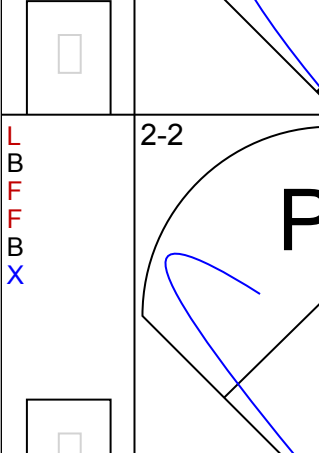
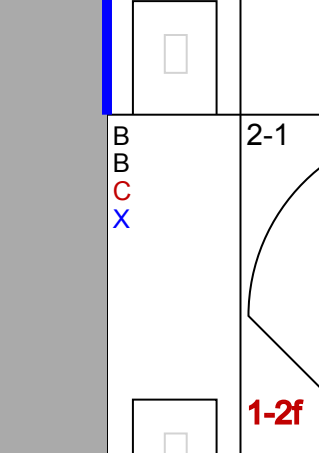

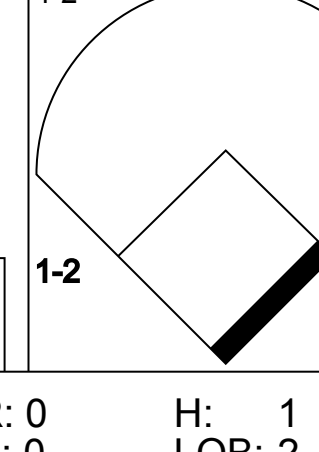
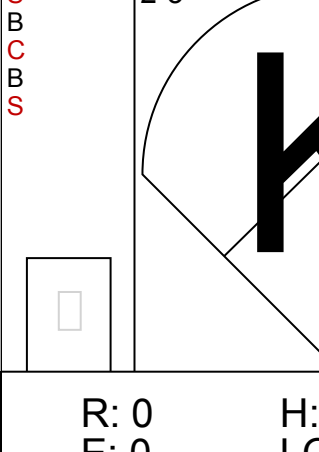
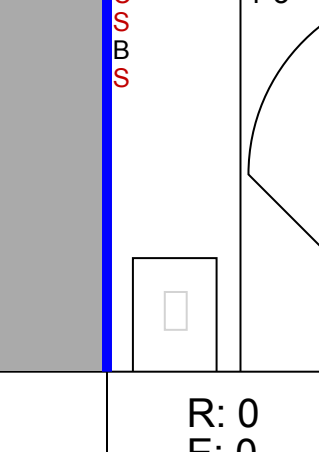
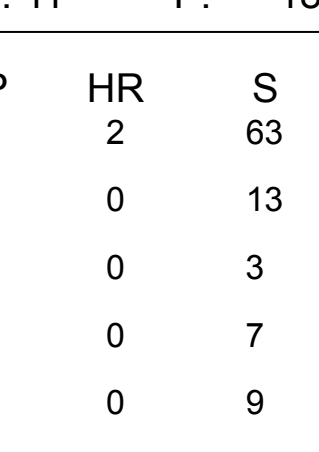

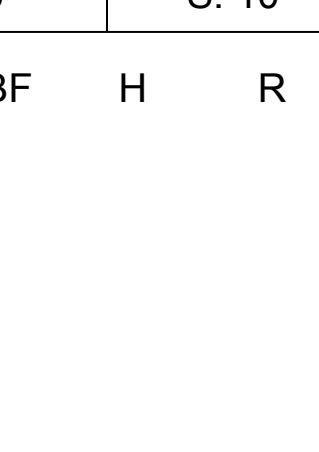


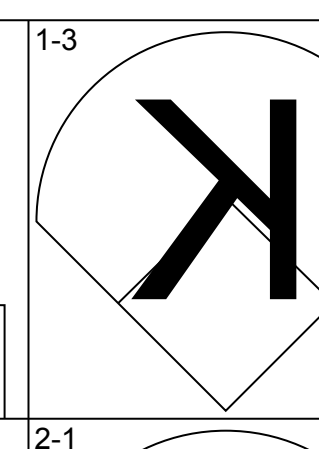
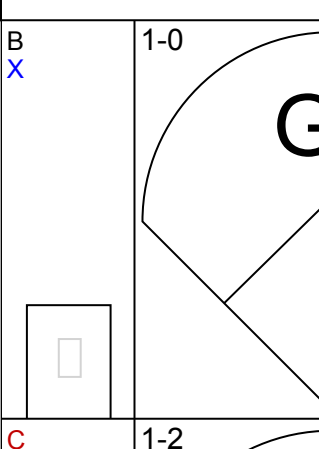
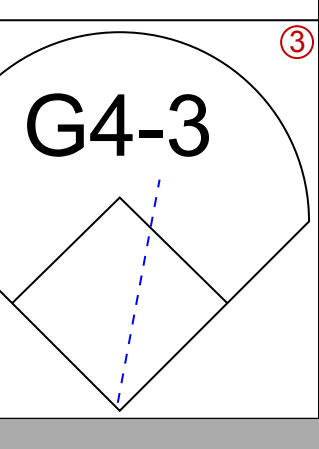
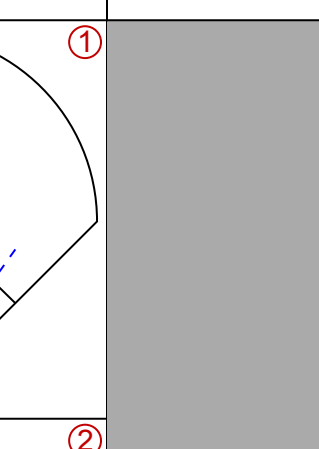
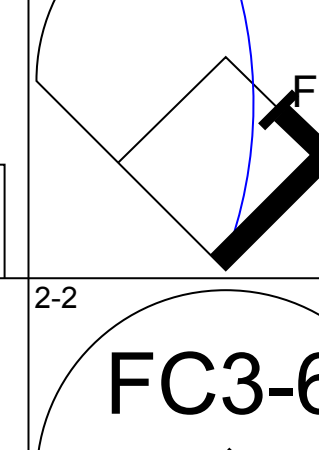
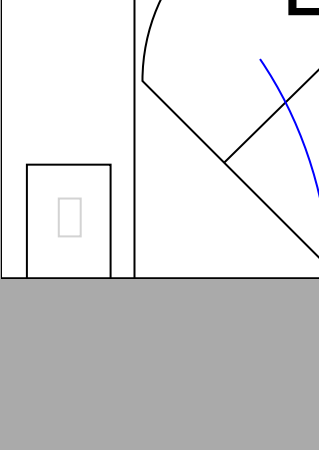

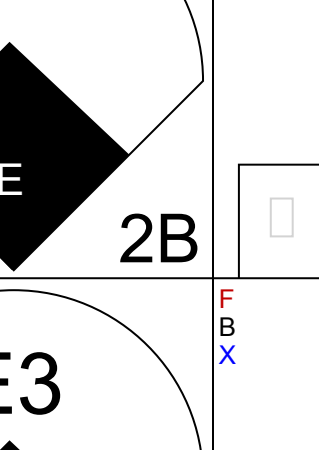
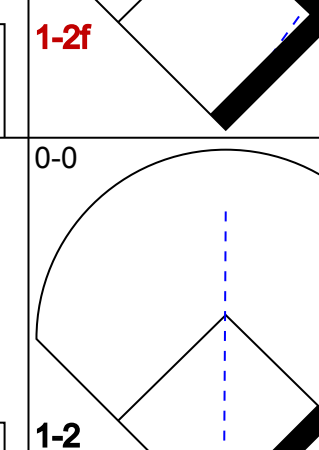
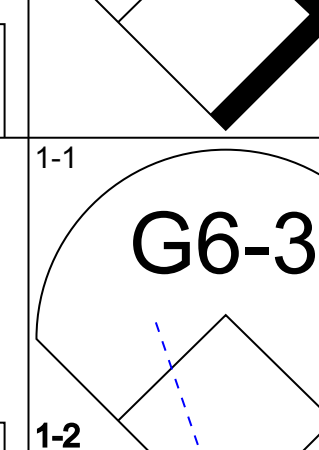

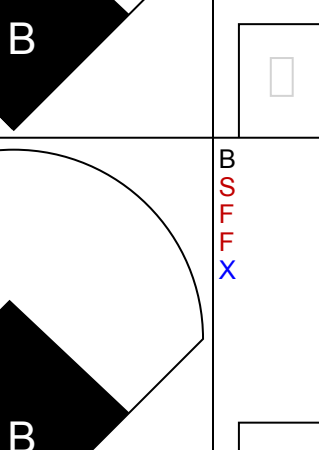
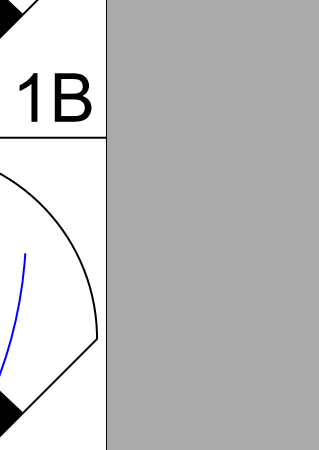
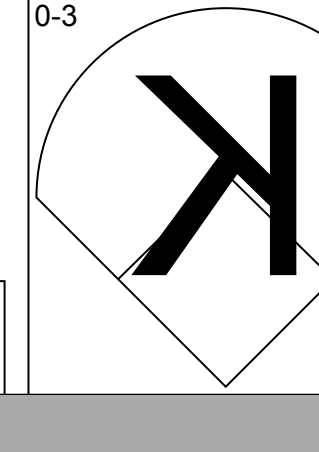
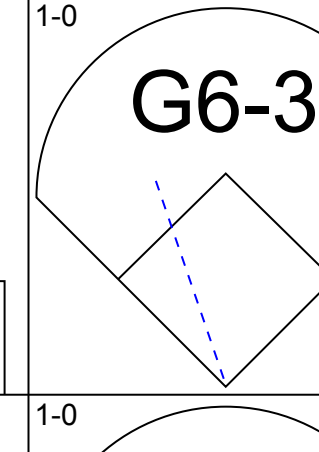

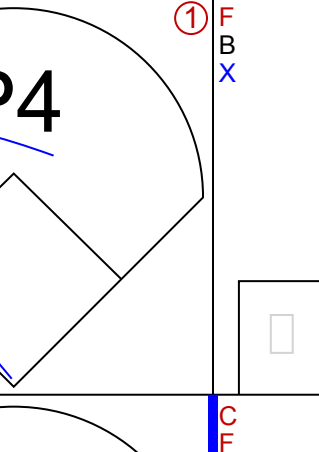


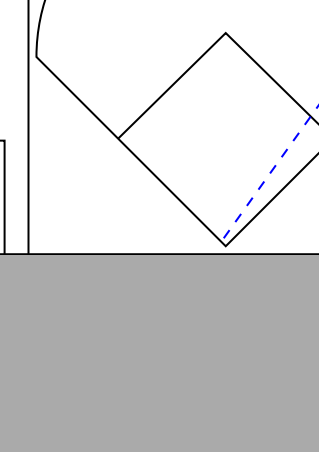
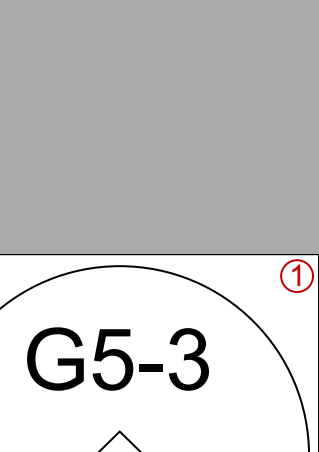
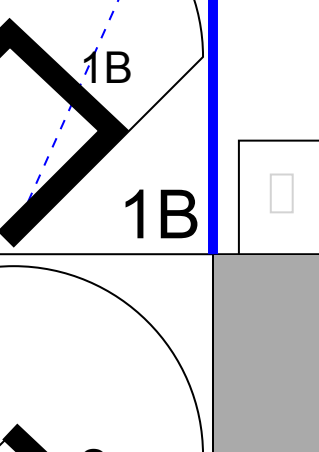
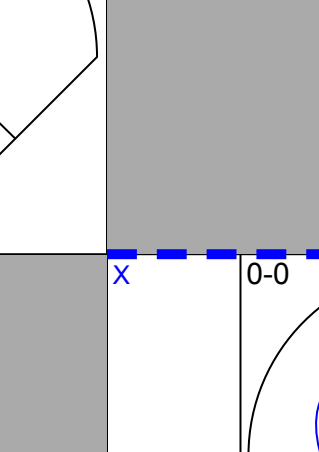
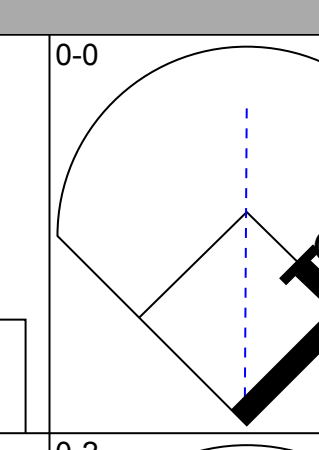
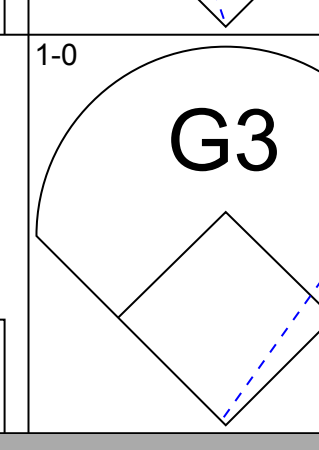

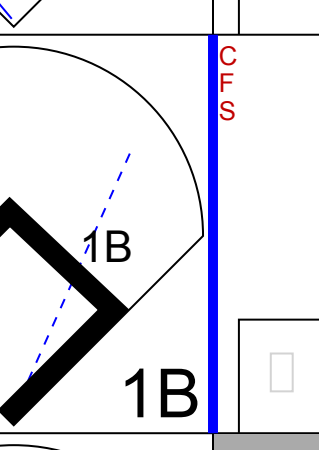
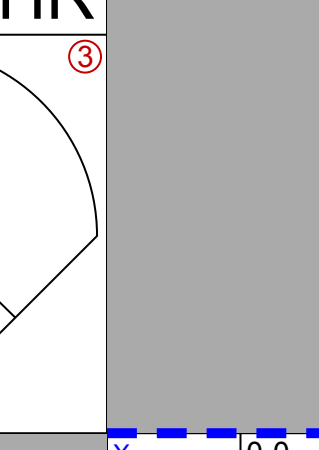
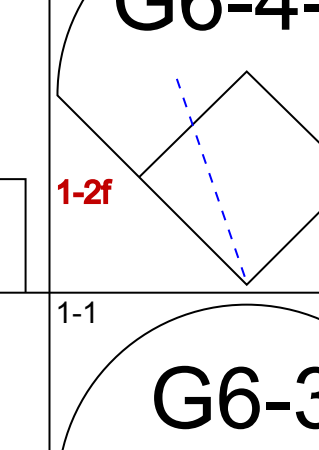
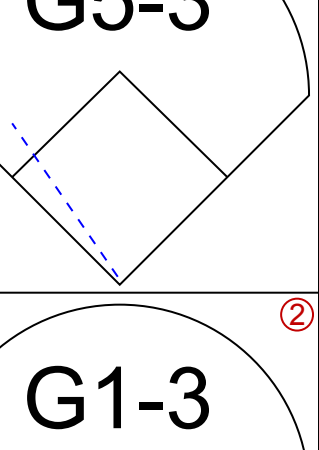
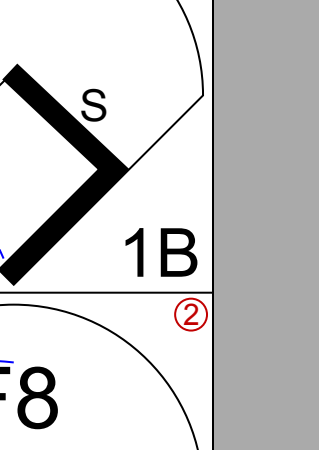
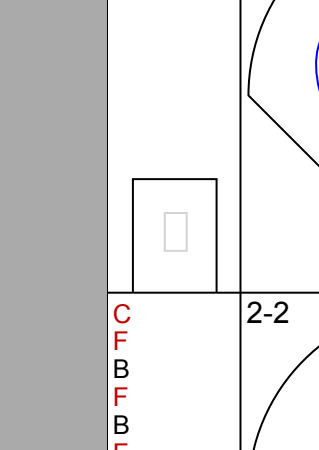
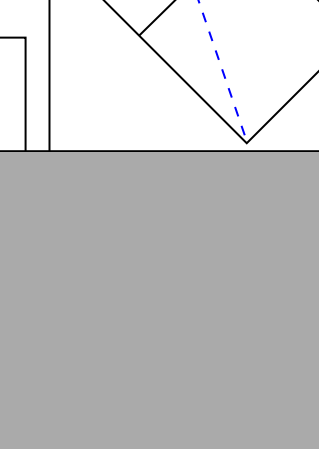
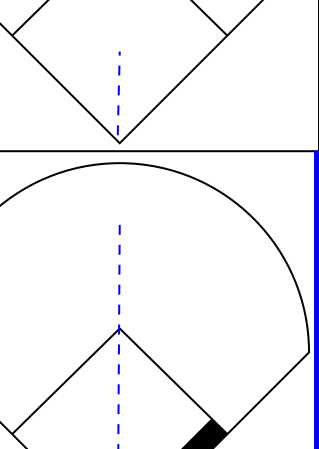
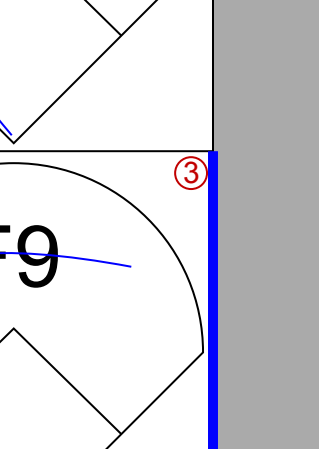
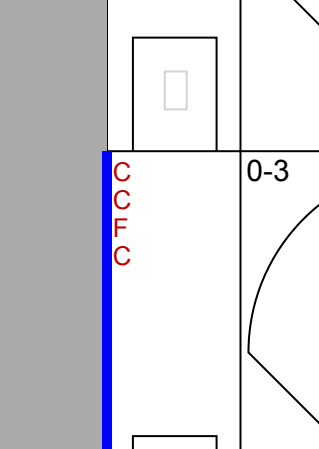
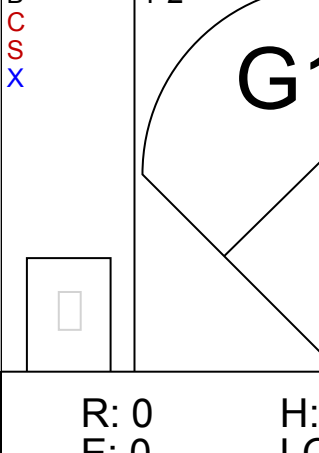
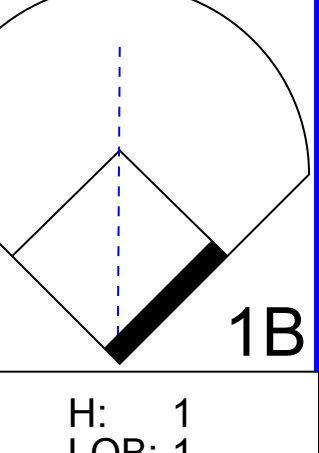
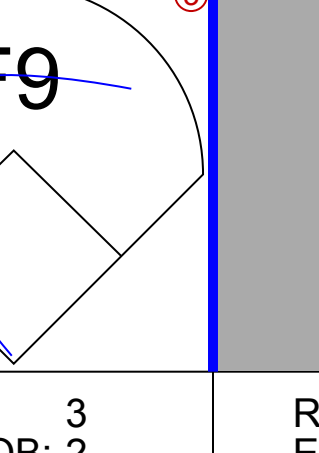
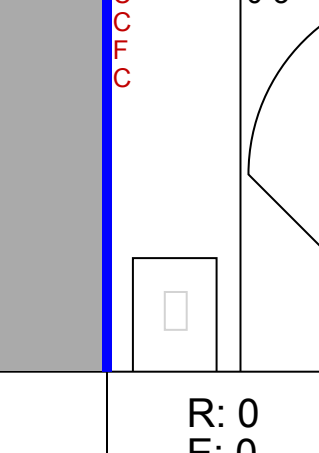
Batter	1	2	3	4	5	6	7	8	9	AB	R	H	RBI	BB	SO	LOB	BOTTOM								
Cesar Izturis, S (1,6) OBP: 0.282, SLG: 0.327										3	1	1	0	0	1	0									
Paul Lo Duca, R (1,2) OBP: 0.364, SLG: 0.410										3	0	0	0	0	0	1									
Shawn Green, L (1,9) OBP: 0.373, SLG: 0.535										3	0	0	0	0	1	1									
Brian Jordan, R (1,7) OBP: 0.342, SLG: 0.552										3	1	1	2	0	1	0									
Eric Karros, R (1,3) OBP: 0.350, SLG: 0.429										3	0	0	0	0	1	0									
Marquis Grissom, R (1,8) OBP: 0.339, SLG: 0.551										3	0	0	0	0	1	0									
Adrián Beltré, R (1,5) OBP: 0.299, SLG: 0.360										3	0	0	0	0	0	0									
Mark Grudzielanek, R (1,4) OBP: 0.300, SLG: 0.352										3	0	0	0	0	0	0									
Andy Ashby, R (1,1) ERA: 5.08										2	0	0	0	0	0	0									
Eric Gagne, R (9,1) ERA: 7.36										0	0	0	0	0	0	0									
Inning Stats	R: 0 E: 0 K: 0 S: 6	H: 0 LOB: 0 BB: 0 P: 10	R: 0 E: 0 K: 0 S: 9	H: 0 LOB: 0 BB: 0 P: 13	R: 0 E: 0 K: 0 S: 7	H: 0 LOB: 0 BB: 0 P: 11	R: 2 E: 0 K: 1 S: 9	H: 2 LOB: 0 BB: 0 P: 14	R: 0 E: 0 K: 0 S: 8	H: 0 LOB: 0 BB: 0 P: 11	R: 0 E: 0 K: 2 S: 9	H: 0 LOB: 0 BB: 0 P: 12	R: 0 E: 0 K: 1 S: 8	H: 0 LOB: 0 BB: 0 P: 11	R: 0 E: 0 K: 1 S: 8	H: 0 LOB: 0 BB: 0 P: 11	1B: 1 2B: 0 3B: 0 HR: 1	SF: 0 SAC: 0 DP: 0 HBP: 0	WP: 0 PB: 0 SB: 1 CS: 0	PA: 26					
PITCHER	IP	WLS	BF	H	R	ER	SO	BB	IBB	HBP	BLK	WP	HR	S	P	ERA	WHIP								
Brian Anderson, L (1,1) ERA: 5.08	7.0	L	23	2	2	2	4	0	0	0	0	0	0	61	90	0.00	0.286								
Bret Prinz, R (8,1) ERA: 7.36	1.0		3	0	0	0	1	0	0	0	0	0	0	8	11	0.00	0.000								

Arizona Diamondbacks @ Los Angeles Dodgers
 Dodger Stadium, Los Angeles, CA
 Sat Jun 01 2002, 1:10 PM PDT
 Att: 41,516 - Sunny - 71 F

AB	26
R	2
H	2
RBI	2
BB	0
SO	5
LOB	2



Batter	1	2	3	4	5	6	7	8	9	AB	R	H	RBI	BB	SO	LOB	TOP										
Junior Spivey, R OBP: 0.419, SLG: 0.552 (1, 4)									 1B	5	1	1	0	0	2	2	Arizona Diamondbacks @ Los Angeles Dodgers Dodger Stadium, Los Angeles, CA Sun Jun 02 2002, 1:10 PM PDT Att: 53,474 - Sunny - 69 F										
Quinton McCracken, S OBP: 0.365, SLG: 0.526 (1, 8)			 1B						 1B 2B	4	0	1	1	1	1	0											
Luis Gonzalez, L OBP: 0.418, SLG: 0.527 (1, 7)	 BB		 1B				 BB		 2-3	3	0	1	0	2	0	1											
Greg Colbrunn, R OBP: 0.212, SLG: 0.550 Craig Counsell, L OBP: 0.352, SLG: 0.378 (7, PR) (7, 5)	 1-2		 BB				 1B			3	1	2	1	1	0	1											
Jose Guillen, R OBP: 0.250, SLG: 0.313 Steve Finley, L OBP: 0.354, SLG: 0.478 (9, PH) (1, 9)			 1-2							4	0	0	0	0	0	5											
Mark Grace, L OBP: 0.342, SLG: 0.399 (1, 3)	 S BB			 1B						3	0	1	0	1	0	0											
Rod Barajas, R OBP: 0.186, SLG: 0.186 David DeLucci, L OBP: 0.368, SLG: 0.531 Mike Morgan, R (8, PH) (8, 1)						 1B	 BB			3	0	1	0	0	1	2											
Tony Womack, L OBP: 0.313, SLG: 0.341 (1, 6)							 1-2			4	0	0	0	0	1	4											
Miguel Batista, R OBP: 0.278, SLG: 0.412 Damian Miller, R OBP: 0.360, SLG: 0.507 (8, PH) (8, 2)				 1-2 BB						2	1	1	1	1	1	1											
Inning Stats	R: 0 E: 0 K: 1 S: 9	H: 0 LOB: 1 BB: 1 P: 14	R: 0 E: 0 K: 2 S: 10	H: 0 LOB: 1 BB: 1 P: 16	R: 1 E: 0 K: 1 S: 10	H: 2 LOB: 2 BB: 2 P: 24	R: 0 E: 0 K: 0 S: 11	H: 1 LOB: 2 BB: 1 P: 18	R: 1 E: 0 K: 1 S: 10	H: 1 LOB: 0 BB: 0 P: 12	R: 0 E: 0 K: 1 S: 13	H: 1 LOB: 1 BB: 0 P: 20	R: 0 E: 0 K: 0 S: 9	H: 1 LOB: 2 BB: 1 P: 16	R: 0 E: 0 K: 1 S: 10	H: 0 LOB: 1 BB: 1 P: 17		R: 1 E: 0 K: 2 S: 13	H: 2 LOB: 1 BB: 0 P: 17	1B: 5 2B: 1 3B: 0 HR: 2	SF: 0 SAC: 0 DP: 1 HBP: 0	WP: 0 PB: 0 SB: 1 CS: 1	PA: 41				
PITCHER	IP	WLS	BF	H	R	ER	SO	BB	IBB	HBP	BLK	WP	HR	S	P	ERA	WHIP										
Kaz Ishii, L ERA: 2.91 Giovanni Carrara, R ERA: 4.19 Jesse Orosco, L ERA: 2.7 Paul Quantrill, R ERA: 4.4 Eric Gagne, R ERA: 1.53	6.0	W	27	5	2	2	6	5	0	0	0	0	2	63	104	3.00	1.667										

Batter	1	2	3	4	5	6	7	8	9	AB	R	H	RBI	BB	SO	LOB	BOTTOM										
Dave Roberts, L OBP: 0.404, SLG: 0.395 (1, 8)										4	0	0	0	0	1	1	Arizona Diamondbacks @ Los Angeles Dodgers Dodger Stadium, Los Angeles, CA Sun Jun 02 2002, 1:10 PM PDT Att: 53,474 - Sunny - 69 F										
Paul Lo Duca, R OBP: 0.367, SLG: 0.417 (1, 2)	 1B					 2B				4	1	2	0	0	0	0											
Shawn Green, L OBP: 0.376, SLG: 0.532 (1, 9)	 1B 1-2			 BB		 1B	 HR		 1B	3	2	1	0	1	0	1											
Brian Jordan, R OBP: 0.351, SLG: 0.554 (1, 7)	 1-2					 BB	 HR		 1B	3	2	2	0	1	0	1											
Eric Karros, R OBP: 0.348, SLG: 0.441 (1, 3)							 1-3 2-H			4	1	1	3	0	1	5											
Dave Hansen, L OBP: 0.287, SLG: 0.325 Adrian Beltré, R OBP: 0.297, SLG: 0.358 (7, 5)		 1B					 1B			3	0	2	1	0	0	1											
Mark Grudzielanek, R OBP: 0.299, SLG: 0.350 (1, 4)		 1-2					 1B			4	0	1	1	0	0	1											
Cesar Izturis, S OBP: 0.277, SLG: 0.321 (1, 6)							 1-2 2-3			4	0	0	0	0	0	2											
Kaz Ishii, L OBP: 0.154, SLG: 0.120 Alex Cora, L OBP: 0.228, SLG: 0.337 Giovanni Carrara, R Jesse Orosco, L Paul Quantrill, L Eric Gagne, R						 1B				2	0	1	0	0	0	0											
Inning Stats	R: 0 E: 0 K: 2 S: 12	H: 2 LOB: 2 BB: 0 P: 17	R: 0 E: 0 K: 0 S: 6	H: 1 LOB: 0 BB: 0 P: 7	R: 0 E: 0 K: 0 S: 7	H: 0 LOB: 0 BB: 0 P: 10	R: 0 E: 0 K: 0 S: 5	H: 0 LOB: 1 BB: 1 P: 12	R: 0 E: 0 K: 0 S: 7	H: 1 LOB: 0 BB: 0 P: 13	R: 3 E: 1 K: 0 S: 12	H: 3 LOB: 2 BB: 1 P: 18	R: 3 E: 0 K: 1 S: 14	H: 3 LOB: 0 BB: 0 P: 19	R: 0 E: 0 K: 1 S: 10	H: 0 LOB: 0 BB: 0 P: 12		R: 0 E: 0 K: 1 S: 10	H: 0 LOB: 0 BB: 0 P: 12	1B: 8 2B: 1 3B: 0 HR: 1	SF: 0 SAC: 0 DP: 1 HBP: 0	WP: 0 PB: 0 SB: 2 CS: 0	PA: 36				
PITCHER	IP	WLS	BF	H	R	ER	SO	BB	IBB	HBP	BLK	WP	HR	S	P	ERA	WHIP										
Miguel Batista, R ERA: 4.62 Mike Morgan, R ERA: 5.96	7.0	L	33	10	6	5	3	2	0	0	0	0	0	63	96	6.43	1.714										

Batter	1	2	3	4	5	6	7	8	9	AB	R	H	RBI	BB	SO	LOB	TOP				
Dave Roberts, L (1,8) OBP: 0.409, SLG: 0.409 Dave Hansen, L (8,PH) OBP: 0.277, SLG: 0.317 Guillermo Mota, R (8,1)	G4-3 1B		G5-3				FC6-4 1B	K 1B		4	1	3	0	0	0	0	Los Angeles Dodgers @ Colorado Rockies Coors Field, Denver, CO Wed Jun 05 2002, 1:05 PM MDT Att: 31,793 - Sunny - 86 F				
Alex Cora, L (1,6) OBP: 0.362, SLG: 0.537	G5-3		1B 2B			FC6-4 1-2f	1-H 2B	FC6-4 1-2f		5	1	2	1	0	0	4					
Shawn Green, L (1,9) OBP: 0.381, SLG: 0.528	G4-3 2-3		FC6-4 1B			L9		G5-3	G3-1	5	0	1	1	0	0	3					
Eric Karros, R (1,3)	F7		K					K 1B	G6-3	5	1	1	0	0	2	2					
Adrián Beltré, R (1,5) OBP: 0.312, SLG: 0.410		G5-4-3 1B	FC6-4 1-2f					K 1B	G1-3	5	2	3	0	0	0	1					
Marquis Grissom, R (1,7) OBP: 0.333, SLG: 0.530		G5-4-3 1B		G5-3			K	K SF8 HBP		3	1	1	0	0	1	1					
Mark Grudzielanek, R (1,4) OBP: 0.289, SLG: 0.335		G5-4-3 1-2f 2-3		F8			F7	K 1B		4	0	1	2	0	0	3					
Chad Kreuter, S (1,2) OBP: 0.304, SLG: 0.319		L6 3-H		L6			G3	SF8		3	0	1	2	0	0	0					
Omar Daal, L (1,1) Jeff Reboulet, R (7,PH) OBP: 0.265, SLG: 0.320 Terry Mulholland, R (7,1) Paul Lo Duca, R (8,PH) OBP: 0.367, SLG: 0.411		F8					K	F9	FC6-4 1B	2	0	0	0	0	1	1					
Inning Stats	R: 0 E: 0 K: 0 S: 11	H: 1 LOB: 1 BB: 0 P: 18	R: 1 E: 0 K: 0 S: 8	H: 3 LOB: 1 BB: 0 P: 15	R: 1 E: 0 K: 1 S: 16	H: 2 LOB: 1 BB: 0 P: 22	R: 0 E: 0 K: 0 S: 3	H: 0 LOB: 0 BB: 0 P: 5	R: 0 E: 0 K: 2 S: 11	H: 1 LOB: 1 BB: 0 P: 18	R: 0 E: 0 K: 2 S: 11	H: 1 LOB: 1 BB: 0 P: 18	R: 1 E: 0 K: 0 S: 8	H: 2 LOB: 1 BB: 0 P: 15	R: 3 E: 0 K: 1 S: 14	H: 4 LOB: 2 BB: 0 P: 22	R: 0 E: 0 K: 0 S: 8	H: 0 LOB: 0 BB: 0 P: 11	1B: 12 2B: 2 3B: 0 HR: 0	SF: 1 SAC: 0 DP: 1 HBP: 1	WP: 0 PA: 41 PB: 0 SB: 0 CS: 0
PITCHER	IP WLS BF H R ER SO BB IBB HBP BLK WP HR S P ERA WHIP	IP WLS BF H R ER SO BB IBB HBP BLK WP HR S P ERA WHIP	IP WLS BF H R ER SO BB IBB HBP BLK WP HR S P ERA WHIP	IP WLS BF H R ER SO BB IBB HBP BLK WP HR S P ERA WHIP	IP WLS BF H R ER SO BB IBB HBP BLK WP HR S P ERA WHIP	IP WLS BF H R ER SO BB IBB HBP BLK WP HR S P ERA WHIP	IP WLS BF H R ER SO BB IBB HBP BLK WP HR S P ERA WHIP	IP WLS BF H R ER SO BB IBB HBP BLK WP HR S P ERA WHIP	IP WLS BF H R ER SO BB IBB HBP BLK WP HR S P ERA WHIP	IP WLS BF H R ER SO BB IBB HBP BLK WP HR S P ERA WHIP	IP WLS BF H R ER SO BB IBB HBP BLK WP HR S P ERA WHIP	IP WLS BF H R ER SO BB IBB HBP BLK WP HR S P ERA WHIP	IP WLS BF H R ER SO BB IBB HBP BLK WP HR S P ERA WHIP	IP WLS BF H R ER SO BB IBB HBP BLK WP HR S P ERA WHIP	IP WLS BF H R ER SO BB IBB HBP BLK WP HR S P ERA WHIP	IP WLS BF H R ER SO BB IBB HBP BLK WP HR S P ERA WHIP	IP WLS BF H R ER SO BB IBB HBP BLK WP HR S P ERA WHIP				
Jason Jennings, R (1,1) ERA: 4.63 Kent Mercker, L (7,1) ERA: 4.13 Jose Jimenez, R (8,1) ERA: 2.1	6.2 W 29 10 3 3 4 0 0 0 0 0 0 65 106 4.05 1.500	0.1 H 5 3 3 3 0 0 0 1 0 0 0 7 13 81.00 9.000	2.0 S 7 1 0 0 1 0 0 0 0 0 0 18 25 0.00 0.500																		

AB	39
R	6
H	14
RBI	6
BB	0
SO	5
LOB	17




Batter	1	2	3	4	5	6	7	8	9	AB	R	H	RBI	BB	SO	LOB	BOTTOM				
Juan Pierre, L (1,8) OBP: 0.337, SLG: 0.332			G4-3	FC6-4 1-2f			B1-3	FC1-4-6 1-2f		5	0	1	0	0	0	2	Los Angeles Dodgers @ Colorado Rockies Coors Field, Denver, CO Wed Jun 05 2002, 1:05 PM MDT Att: 31,793 - Sunny - 86 F				
Juan Uribe, R (1,6)	L9		F9				G6-3			4	0	0	0	0	1						
Larry Walker, L (1,9) OBP: 0.408, SLG: 0.560		K		17 1B HR			17 2B HR			3	3	2	0	1	1						
17 Todd Helton, L (1,3) OBP: 0.440, SLG: 0.665		G3		HR 1B			HR 2B			4	2	3	3	0	0	1					
Todd Zeile, R (1,5) OBP: 0.370, SLG: 0.503		F9		P6			F8			4	0	0	0	0	1	3					
Terry Shumpert, R (1,4) OBP: 0.321, SLG: 0.411		G1-3		HR BB			G1-3			3	2	1	0	1	0	0					
Benny Agbayani, R (1,7) OBP: 0.292, SLG: 0.399 Todd Hollandsworth, L (7,7) OBP: 0.342, SLG: 0.494				HR			L8	K		3	1	2	4	0	0	0					
Gary Bennett, R (1,2) OBP: 0.282, SLG: 0.287		G1-3		F7			G6-3	G3-1		4	0	0	0	0	2						
Jason Jennings, L (1,1) OBP: 0.308, SLG: 0.375 Kent Mercker, L (7,1) Brent Butler, R (8,5) OBP: 0.371, SLG: 0.515 Jose Jimenez, R (8,1)			G3-1	FC6-4 BB			G4-3	E6 3-H		2	0	0	0	1	0	0					
Inning Stats	R: 0 E: 0 K: 1 S: 7	H: 1 LOB: 1 BB: 0 P: 11	R: 0 E: 0 K: 0 S: 12	H: 1 LOB: 1 BB: 0 P: 17	R: 0 E: 0 K: 0 S: 5	H: 0 LOB: 0 BB: 0 P: 8	R: 4 E: 0 K: 0 S: 12	H: 3 LOB: 1 BB: 2 P: 26	R: 2 E: 0 K: 1 S: 12	H: 1 LOB: 0 BB: 1 P: 20	R: 0 E: 0 K: 0 S: 6	H: 0 LOB: 0 BB: 0 P: 10	R: 1 E: 0 K: 0 S: 12	H: 2 LOB: 1 BB: 0 P: 16	R: 1 E: 1 K: 1 S: 12	H: 1 LOB: 1 BB: 0 P: 15	R: 0 E: 0 K: 0 S: 8	H: 0 LOB: 0 BB: 0 P: 11	1B: 5 2B: 2 3B: 0 HR: 2	SF: 0 SAC: 0 DP: 0 HBP: 0	WP: 0 PA: 37 PB: 0 SB: 0 CS: 0
PITCHER	IP WLS BF H R ER SO BB IBB HBP BLK WP HR S P ERA WHIP	IP WLS BF H R ER SO BB IBB HBP BLK WP HR S P ERA WHIP	IP WLS BF H R ER SO BB IBB HBP BLK WP HR S P ERA WHIP	IP WLS BF H R ER SO BB IBB HBP BLK WP HR S P ERA WHIP	IP WLS BF H R ER SO BB IBB HBP BLK WP HR S P ERA WHIP	IP WLS BF H R ER SO BB IBB HBP BLK WP HR S P ERA WHIP	IP WLS BF H R ER SO BB IBB HBP BLK WP HR S P ERA WHIP	IP WLS BF H R ER SO BB IBB HBP BLK WP HR S P ERA WHIP	IP WLS BF H R ER SO BB IBB HBP BLK WP HR S P ERA WHIP	IP WLS BF H R ER SO BB IBB HBP BLK WP HR S P ERA WHIP	IP WLS BF H R ER SO BB IBB HBP BLK WP HR S P ERA WHIP	IP WLS BF H R ER SO BB IBB HBP BLK WP HR S P ERA WHIP	IP WLS BF H R ER SO BB IBB HBP BLK WP HR S P ERA WHIP	IP WLS BF H R ER SO BB IBB HBP BLK WP HR S P ERA WHIP	IP WLS BF H R ER SO BB IBB HBP BLK WP HR S P ERA WHIP	IP WLS BF H R ER SO BB IBB HBP BLK WP HR S P ERA WHIP					
Omar Daal, L (1,1) ERA: 2.72 Terry Mulholland, L (7,1) ERA: 10.66 Guillermo Mota, R (8,1) ERA: 2.57	6.0 L 27 6 6 6 2 0 0 0 0 0 0 12 16 9.00 2.000	1.0 S 5 2 1 1 0 0 0 0 0 0 0 12 15 0.00 1.000																			



Batter	1	2	3	4	5	6	7	8	9	AB	R	H	RBI	BB	SO	LOB	TOP				
Dave Roberts, L (1, 8) OBP: 0.405, SLG: 0.404	F2		PO 1B			G5-3			K	4	0	1	0	0	1	0					
Paul Lo Duca, R (1, 2) OBP: 0.364, SLG: 0.408	G5-3		PO 1-2	K			F7		1B E 1B	4	1	1	0	0	1	0					
Shawn Green, L (1, 9) OBP: 0.379, SLG: 0.523	G4-3			G5-3			G6-3		1B E 1B	4	1	1	0	0	0	0					
Brian Jordan, R (1, 7) OBP: 0.356, SLG: 0.554		G5-3 1B BB		F8			E5		F8	3	0	0	0	1	0	2					
Eric Karros, R (1, 3) OBP: 0.355, SLG: 0.444		1-2 1B		G6-3			F9		E8 PB 1B	4	0	2	0	0	0	1					
Dave Hansen, L (1, 10) Hiram Bocachica, R (9, PR) OBP: 0.277, SLG: 0.477	F7			G6-3				P4	1-2 2-H 1B	4	0	1	1	0	0	2					
Adrián Beltré, R (1, 5) OBP: 0.307, SLG: 0.403		G5-3 2-3f		F9				G6-3	1-2 2-3 K	4	0	0	0	0	1	4					
Mark Grudzielanek, R (1, 4) OBP: 0.289, SLG: 0.335			G6-3			F2			1B	3	0	1	0	0	0	0					
Cesar Izturis, S (1, 6) OBP: 0.288, SLG: 0.338			P6			K		G1-3		3	0	0	0	0	1	1					
Inning Stats	R: 0 E: 0 K: 0 S: 7	H: 0 LOB: 0 BB: 0 P: 14	R: 0 E: 0 K: 0 S: 14	H: 1 LOB: 1 BB: 1 P: 23	R: 0 E: 0 K: 0 S: 6	H: 1 LOB: 0 BB: 0 P: 7	R: 0 E: 0 K: 1 S: 7	H: 0 LOB: 0 BB: 0 P: 10	R: 0 E: 0 K: 0 S: 6	H: 0 LOB: 0 BB: 0 P: 8	R: 0 E: 1 K: 0 S: 8	H: 0 LOB: 1 BB: 0 P: 10	R: 0 E: 0 K: 0 S: 8	H: 1 LOB: 1 BB: 0 P: 0	R: 2 E: 1 K: 2 S: 13	H: 4 LOB: 3 BB: 0 P: 21	1B: 7 2B: 0 3B: 0 HR: 0	SF: 0 SAC: 0 DP: 1 HBP: 0	WP: 0 PB: 1 SB: 0 CS: 0	PA: 35	
PITCHER	IP	WLS	BF	H	R	ER	SO	BB	IBB	HBP	BLK	WP	HR	S	P	ERA	WHIP				
Rodrigo Lopez, R (1, 1) ERA: 2.51	8.2	W	32	6	2	2	3	1	0	0	0	0	0	73	107	2.08	0.808				
Jorge Julio, R (9, 1) ERA: 3.45	0.1	S	2	1	0	0	1	0	0	0	0	0	0	5	9	0.00	3.000				

Los Angeles Dodgers @ Baltimore Orioles
 Oriole Park at Camden Yards, Baltimore, MD
 Fri Jun 07 2002, 7:05 PM EDT
 Att: 33,624 - Cloudy - 76 F


AB	33
R	2
H	7
RBI	1
BB	1
SO	4
LOB	10



Batter	1	2	3	4	5	6	7	8	9	AB	R	H	RBI	BB	SO	LOB	BOTTOM				
6 Melvin Mora, R (1, 7) OBP: 0.352, SLG: 0.408	G6-3					HR			K	4	2	2	2	0	1	0					
1 Brian Roberts, S (1, 4) OBP: 0.340, SLG: 0.375	G3-1		G3			HR	F9		HR	4	1	1	1	0	0	0					
Chris Singleton, L (1, 8) OBP: 0.298, SLG: 0.418	2B			L7			G6-3		2B	4	0	2	0	0	0	0					
Jeff Conine, R (1, 3) OBP: 0.278, SLG: 0.439	F9			31 G3	2B		K		G6-3	4	0	1	0	0	1	2					
31 Jay Gibbons, L (1, 9) OBP: 0.335, SLG: 0.482 Gary Matthews, S (9, 9) OBP: 0.370, SLG: 0.448		F3		G3				1B 2B		3	1	1	0	0	0	1					
Tony Batista, R (1, 5) OBP: 0.340, SLG: 0.549		P4		F9				2-H 1B		3	0	1	1	0	0	1					
21 Marty Cordova, R (1, 10) OBP: 0.323, SLG: 0.440		G5-3				G6-3		G4-3		3	0	0	0	0	0	0					
Geronimo Gil, R (1, 2) OBP: 0.285, SLG: 0.433			K			K		F3		3	0	0	0	0	2	0					
Mike Bordick, R (1, 6) OBP: 0.303, SLG: 0.369		G6-3		G3				F3		3	0	0	0	0	0	0					
Inning Stats	R: 0 E: 0 K: 0 S: 13	H: 1 LOB: 1 BB: 0 P: 19	R: 0 E: 0 K: 0 S: 4	H: 0 LOB: 0 BB: 0 P: 7	R: 1 E: 0 K: 1 S: 10	H: 1 LOB: 0 BB: 0 P: 13	R: 0 E: 0 K: 0 S: 10	H: 1 LOB: 1 BB: 0 P: 12	R: 0 E: 0 K: 1 S: 7	H: 0 LOB: 0 BB: 0 P: 12	R: 1 E: 0 K: 0 S: 11	H: 1 LOB: 0 BB: 0 P: 16	R: 1 E: 0 K: 0 S: 7	H: 2 LOB: 0 BB: 0 P: 12	R: 1 E: 0 K: 1 S: 12	H: 2 LOB: 1 BB: 0 P: 17	1B: 1 2B: 4 3B: 0 HR: 3	SF: 0 SAC: 0 DP: 0 HBP: 0	WP: 0 PB: 0 SB: 0 CS: 0	PA: 31	
PITCHER	IP	WLS	BF	H	R	ER	SO	BB	IBB	HBP	BLK	WP	HR	S	P	ERA	WHIP				
Andy Ashby, R (1, 1) ERA: 3.63	7.2	L	30	8	4	4	4	0	0	0	0	0	0	3	72	4.70	1.043				
Giovanni Carrara, R (8, 1) ERA: 4.33	0.1		1	0	0	0	0	0	0	0	0	0	0	2	2	0.00	0.000				

Los Angeles Dodgers @ Baltimore Orioles
 Oriole Park at Camden Yards, Baltimore, MD
 Fri Jun 07 2002, 7:05 PM EDT
 Att: 33,624 - Cloudy - 76 F

AB	31
R	4
H	8
RBI	4
BB	0
SO	4
LOB	4



Batter	1	2	3	4	5	6	7	8	9	AB	R	H	RBI	BB	SO	LOB	TOP								
Dave Roberts, L (1, 8) OBP: 0.405, SLG: 0.418										5	2	2	1	0	0	0									
Paul Lo Duca, R (1, 2) OBP: 0.374, SLG: 0.419										4	1	3	1	1	0	0									
Shawn Green, L (1, 9) OBP: 0.379, SLG: 0.532										4	1	1	2	1	0	3									
Brian Jordan, R (1, 10) OBP: 0.352, SLG: 0.542										4	0	0	0	1	2	2									
Eric Karros, R (1, 3) OBP: 0.353, SLG: 0.443										3	0	1	1	0	0	2									
Marquis Grissom, R (1, 7) OBP: 0.331, SLG: 0.521										4	1	1	0	0	2	3									
Adrian Beltré, R (1, 5) OBP: 0.306, SLG: 0.400										4	1	1	0	0	1	1									
Mark Grudzielanek, R (1, 4) OBP: 0.293, SLG: 0.358										4	2	2	2	0	0	2									
Cesar Izturis, S (1, 6) OBP: 0.283, SLG: 0.332										4	0	0	1	0	0	1									
Inning Stats	R: 1 E: 0 K: 1 S: 17	H: 2 LOB: 2 BB: 1 P: 28	R: 0 E: 0 K: 0 S: 7	H: 1 LOB: 0 BB: 0 P: 8	R: 2 E: 0 K: 1 S: 12	H: 2 LOB: 1 BB: 1 P: 21	R: 1 E: 1 K: 0 S: 11	H: 0 LOB: 0 BB: 0 P: 16	R: 0 E: 0 K: 1 S: 6	H: 0 LOB: 0 BB: 0 P: 7	R: 0 E: 0 K: 0 S: 4	H: 0 LOB: 0 BB: 0 P: 7	R: 2 E: 0 K: 0 S: 17	H: 3 LOB: 2 BB: 1 P: 30	R: 2 E: 0 K: 1 S: 9	H: 2 LOB: 2 BB: 0 P: 15	R: 0 E: 0 K: 1 S: 5	H: 1 LOB: 0 BB: 0 P: 8	1B: 6 2B: 2 3B: 1 HR: 2	SF: 1 SAC: 0 DP: 2 HBP: 0	WP: 0 PB: 0 SB: 3 CS: 0	PA: 40			
PITCHER	IP	WLS	BF	H	R	ER	SO	BB	IBB	HBP	BLK	WP	HR	S	P	ERA	WHIP								
Jason Johnson, R (1, 1) ERA: 5.27	6.0	L	25	5	4	3	3	2	0	0	0	0	1	57	87	4.50	1.167								
Chris Brock, R (7, 1) ERA: 11.25	1.0		7	3	2	2	0	0	1	0	0	0	0	17	30	18.00	3.000								
Rick Bauer, R (8, 1) ERA: 5.23	1.0		5	2	2	2	1	0	0	0	0	0	1	9	15	18.00	2.000								
Willis Roberts, R (9, 1) ERA: 1.85	1.0		3	1	0	0	1	0	0	0	0	0	0	5	8	0.00	1.000								

Los Angeles Dodgers @ Baltimore Orioles
 Oriole Park at Camden Yards, Baltimore, MD

AB 36
 R 8
 H 11
 RBI 8
 BB 3
 SO 5
 LOB 14



WP: 0 PA: 40
 PB: 0
 SB: 3
 CS: 0

Sat Jun 08 2002, 7:05 PM EDT
 Att: 39,489 - Sunny - 78 F

livebaseballscores.com

Batter	1	2	3	4	5	6	7	8	9	AB	R	H	RBI	BB	SO	LOB	BOTTOM								
6 Melvin Mora, R (1, 8) OBP: 0.346, SLG: 0.400										4	0	0	0	0	2	1									
1 Brian Roberts, S (1, 10) OBP: 0.333, SLG: 0.353										3	0	0	0	1	1	0									
Gary Matthews, S (1, 9) OBP: 0.366, SLG: 0.435										3	1	0	0	1	0	2									
Jeff Conine, R (1, 3) OBP: 0.286, SLG: 0.444										4	1	3	0	0	0	2									
Tony Batista, R (1, 5) OBP: 0.347, SLG: 0.564										3	2	2	3	1	1	0									
21 Marty Cordova, R (1, 7) OBP: 0.321, SLG: 0.442										4	0	1	0	0	0	1									
Geronimo Gil, R (1, 2) ERA: 3.15										3	0	0	1	0	1	1									
Chris Singleton, L (9, PH) OBP: 0.296, SLG: 0.416										1	0	0	0	0	0	0									
Mike Bordick, R (1, 6) OBP: 0.298, SLG: 0.363										3	0	0	0	0	1	1									
Jerry Hairston, R (1, 4) OBP: 0.322, SLG: 0.331										3	0	1	0	0	0	0									
Inning Stats	R: 3 E: 0 K: 0 S: 14	H: 2 LOB: 0 BB: 1 P: 28	R: 0 E: 0 K: 0 S: 10	H: 0 LOB: 0 BB: 0 P: 15	R: 0 E: 0 K: 2 S: 8	H: 2 LOB: 0 BB: 0 P: 13	R: 0 E: 0 K: 2 S: 10	H: 0 LOB: 0 BB: 0 P: 15	R: 0 E: 0 K: 0 S: 3	H: 0 LOB: 0 BB: 0 P: 3	R: 1 E: 0 K: 0 S: 13	H: 2 LOB: 1 BB: 1 P: 20	R: 0 E: 0 K: 1 S: 13	H: 1 LOB: 2 BB: 1 P: 24	R: 0 E: 0 K: 1 S: 8	H: 0 LOB: 0 BB: 0 P: 12	1B: 5 2B: 1 3B: 0 HR: 1	SF: 0 SAC: 0 DP: 0 HBP: 0	WP: 0 PB: 0 SB: 0 CS: 1	PA: 35					
PITCHER	IP	WLS	BF	H	R	ER	SO	BB	IBB	HBP	BLK	WP	HR	S	P	ERA	WHIP								
Kaz Ishii, L (1, 1) ERA: 3.15	6.1		23	5	4	4	4	2	0	0	0	0	1	58	98	5.68	1.105								
Giovanni Carrara, R (7, 1) ERA: 4.25	0.2	H	3	1	0	0	0	0	0	0	0	0	0	8	10	0.00	1.500								
Paul Quantrill, R (8, 1) ERA: 4.01	1.0		5	1	0	0	1	1	0	0	0	0	0	13	24	0.00	2.000								
Eric Gagne, R (9, 1) ERA: 1.44	1.0		3	0	0	0	1	0	0	0	0	0	0	8	12	0.00	0.000								

Los Angeles Dodgers @ Baltimore Orioles
 Oriole Park at Camden Yards, Baltimore, MD

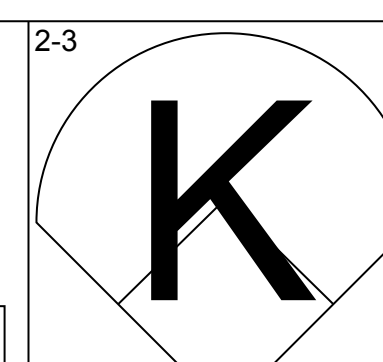
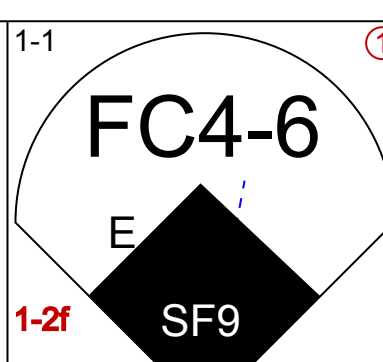
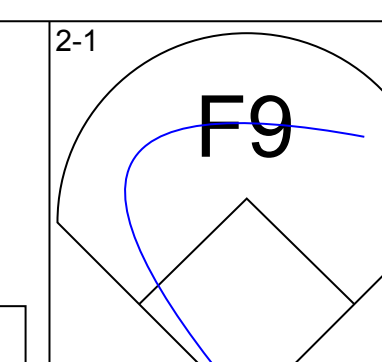
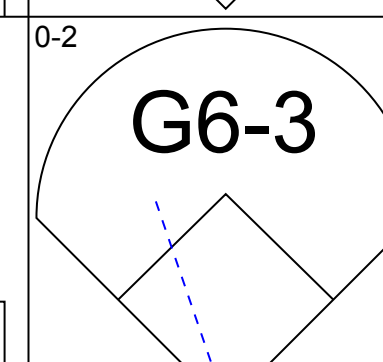
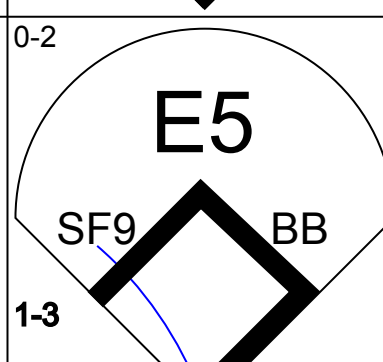
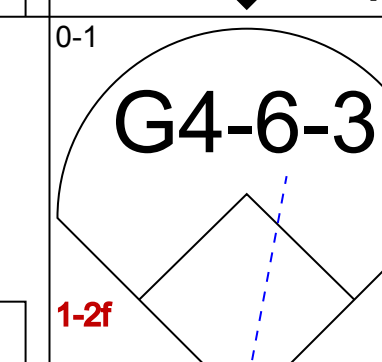
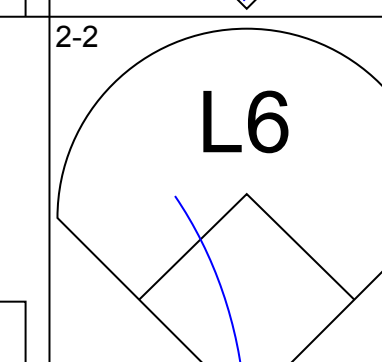
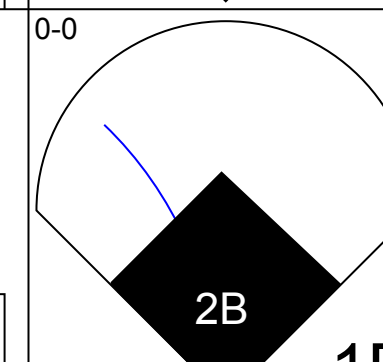
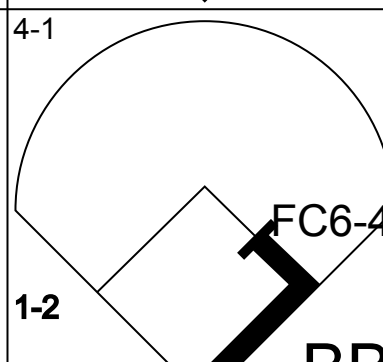
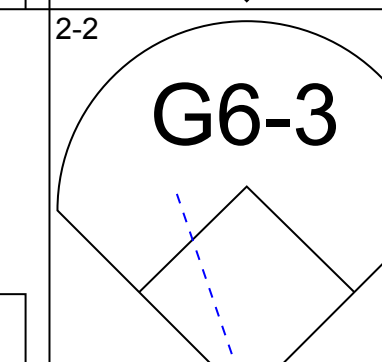
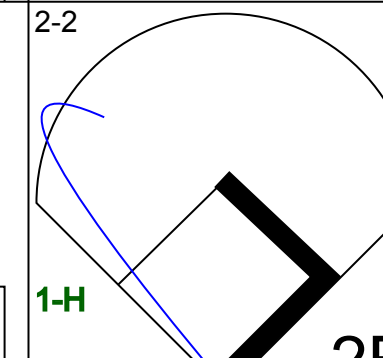
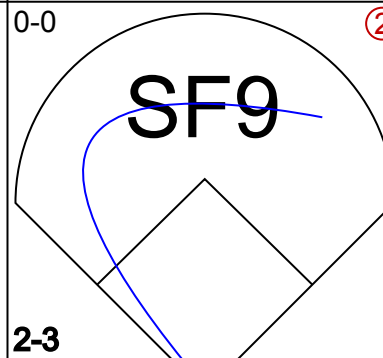
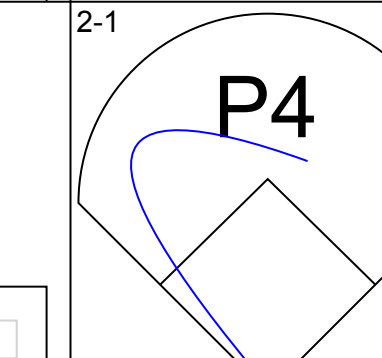
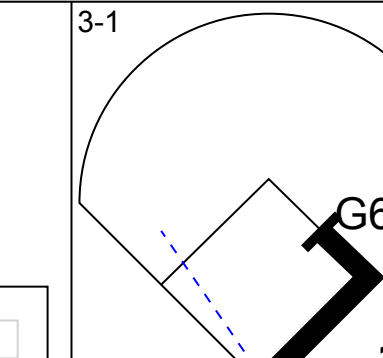
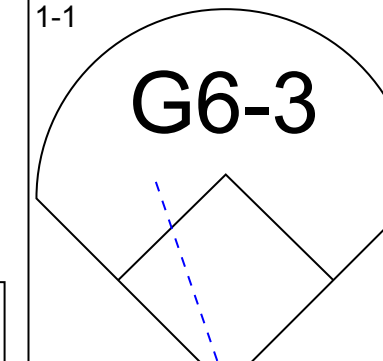
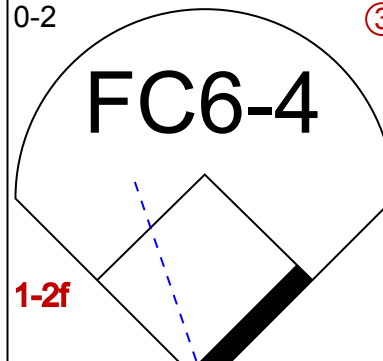
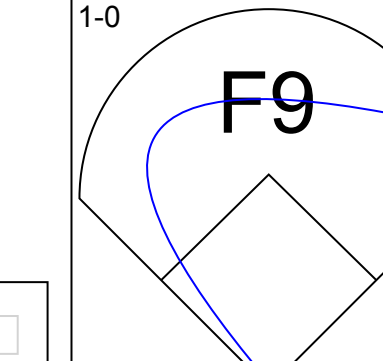

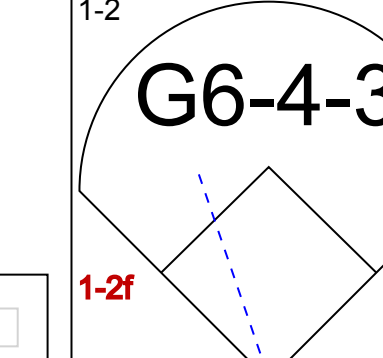
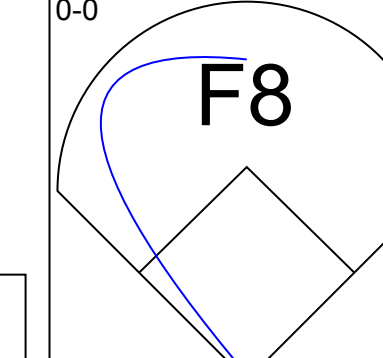
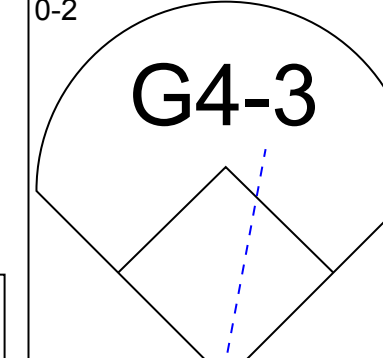
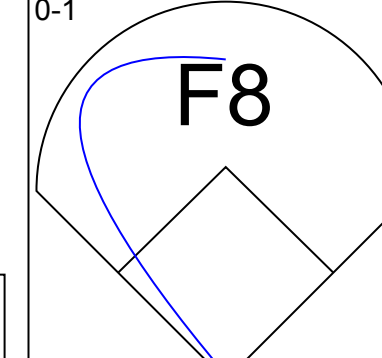
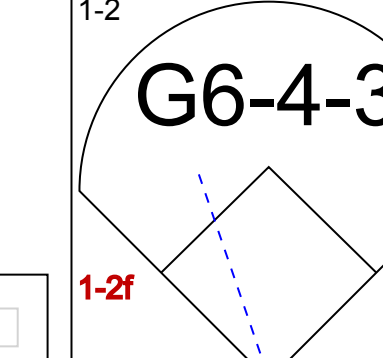
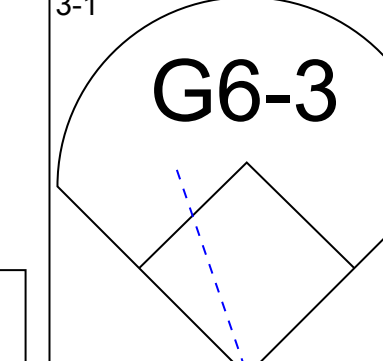
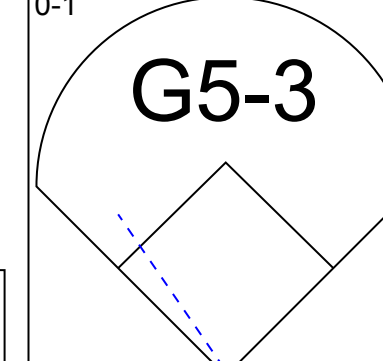
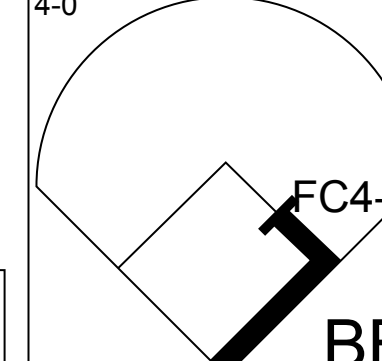
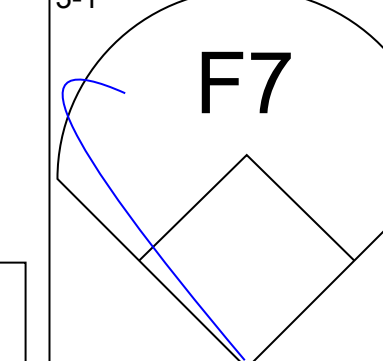
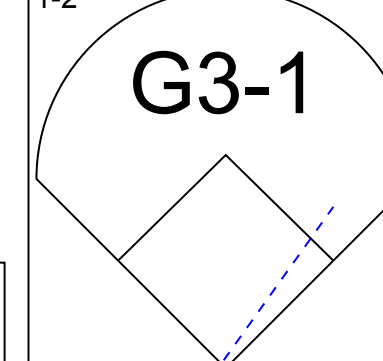
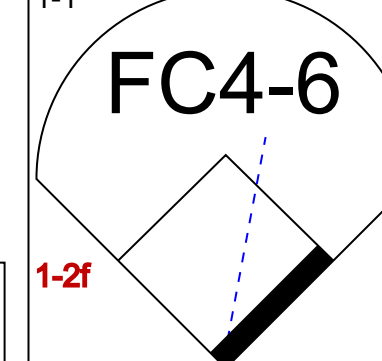
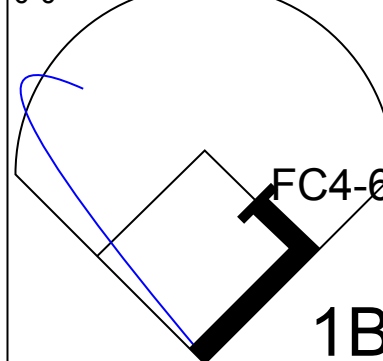
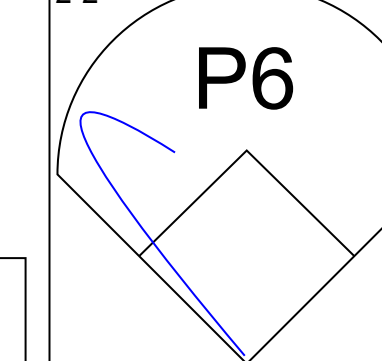
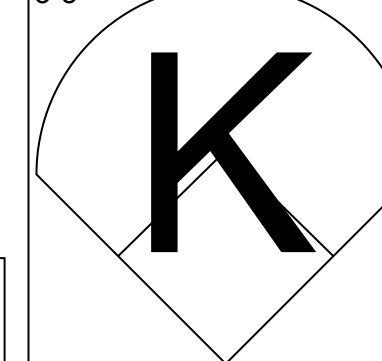
AB 31
 R 4
 H 7
 RBI 4
 BB 3
 SO 6
 LOB 8



WP: 0 PA: 35
 PB: 0
 SB: 0
 CS: 1

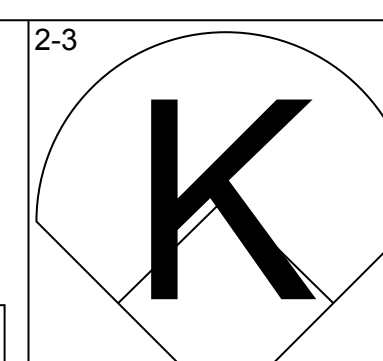
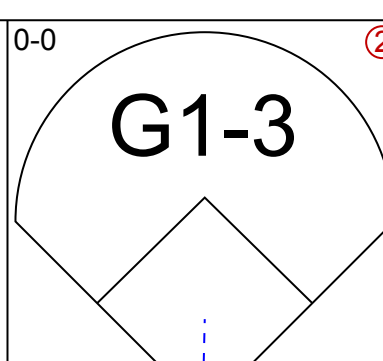
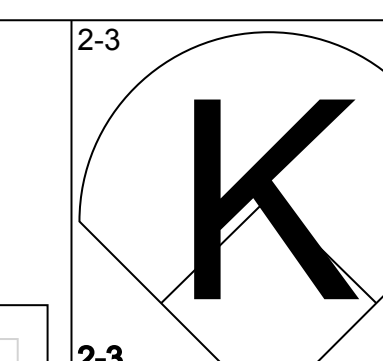
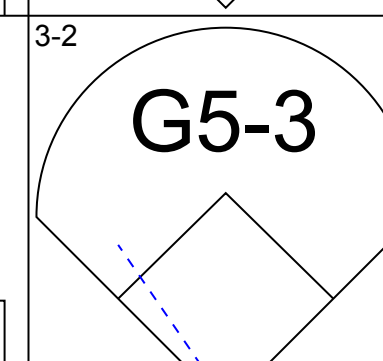
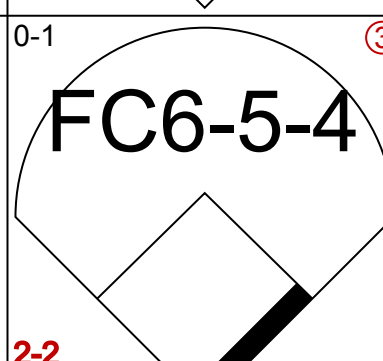
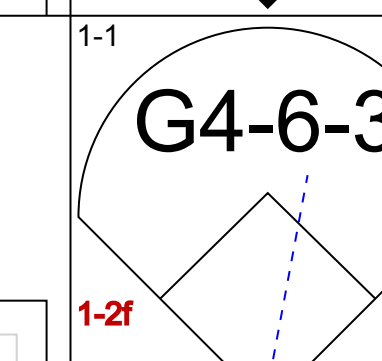
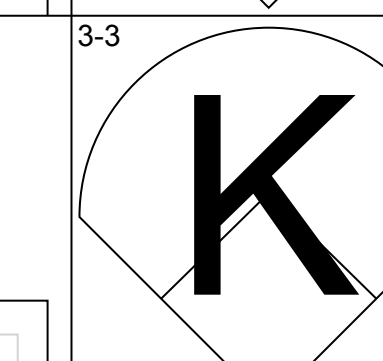
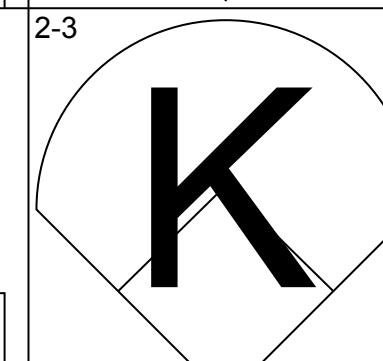
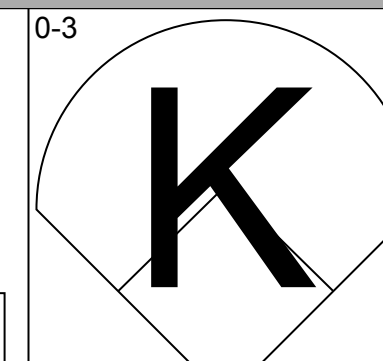
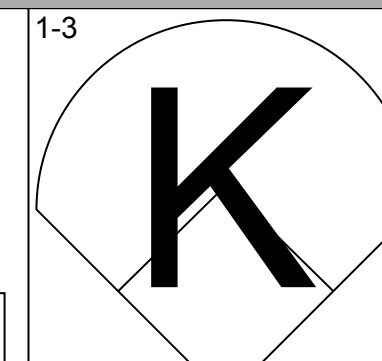
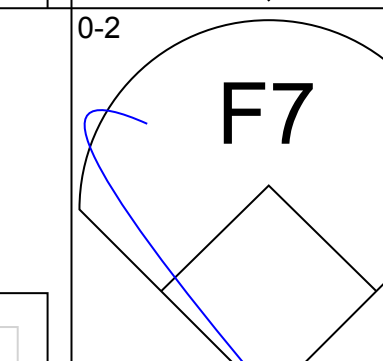
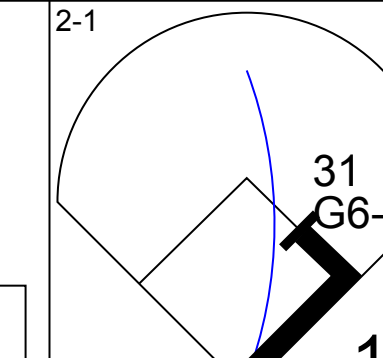
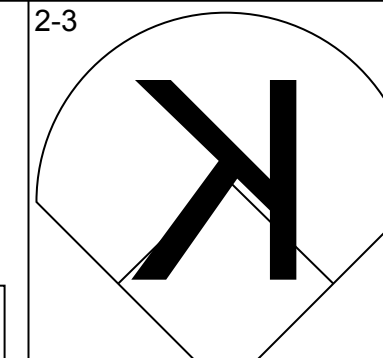
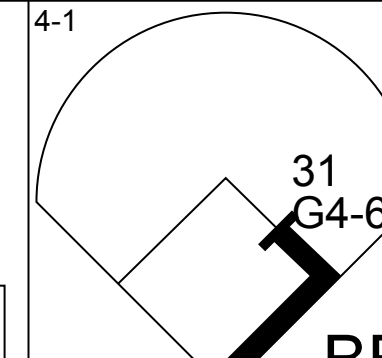
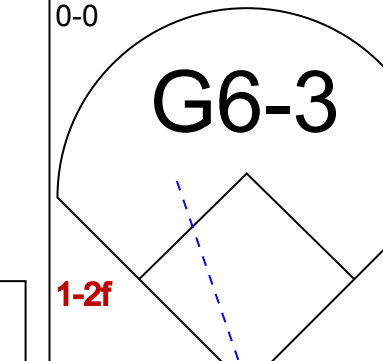
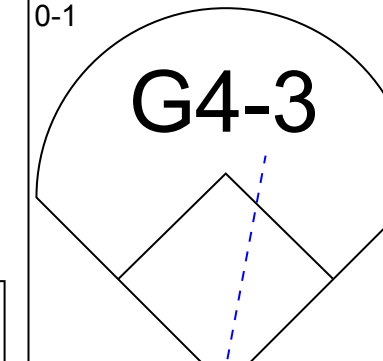
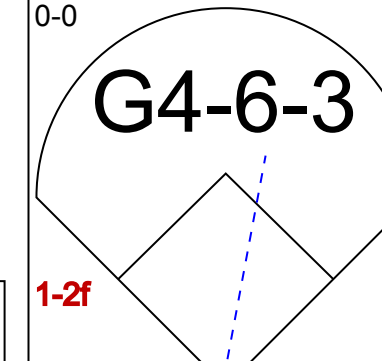
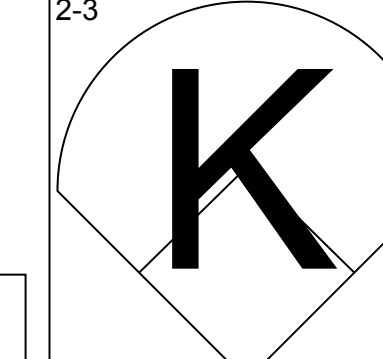
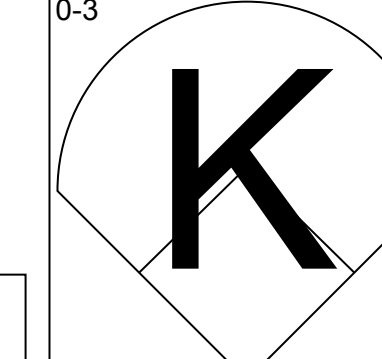
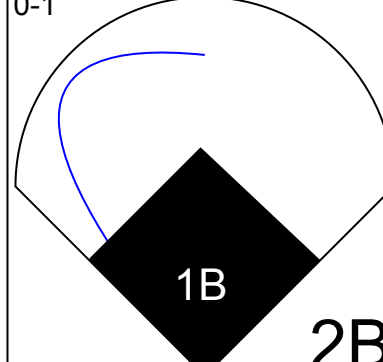
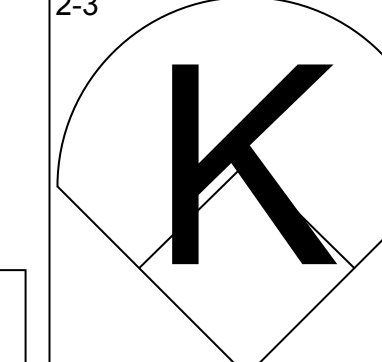
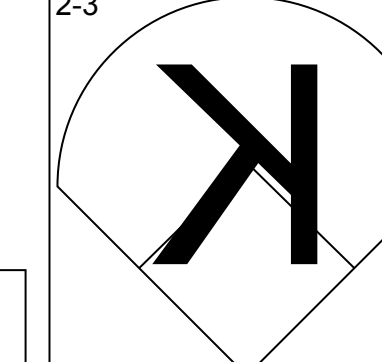

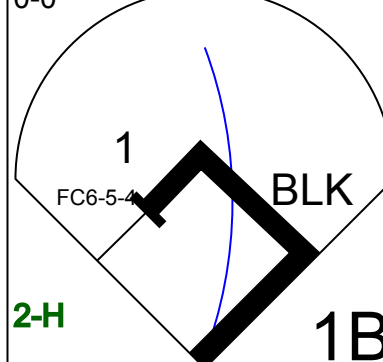
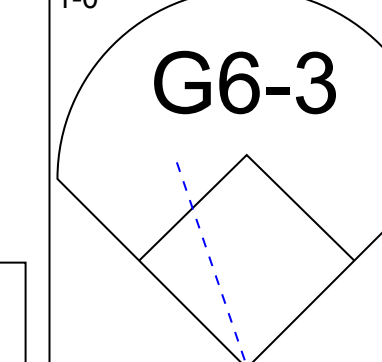
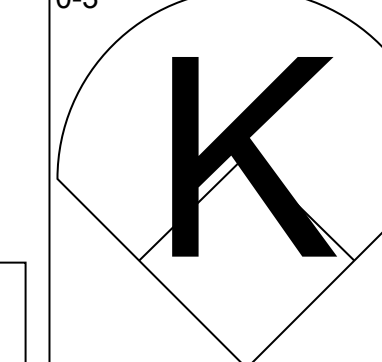
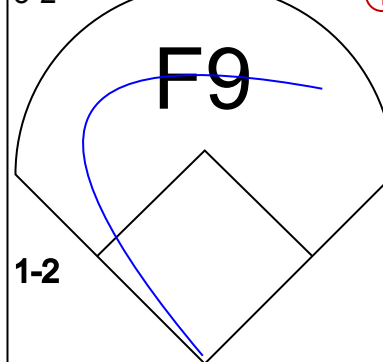
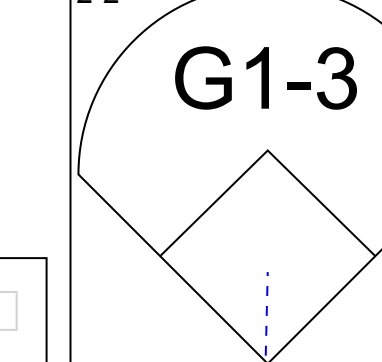
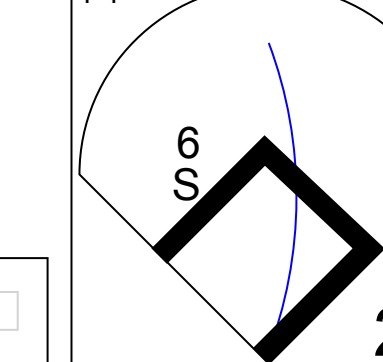
Sat Jun 08 2002, 7:05 PM EDT
 Att: 39,489 - Sunny - 78 F

livebaseballscores.com

Batter	1	2	3	4	5	6	7	8	9	AB	R	H	RBI	BB	SO	LOB	TOP			
Dave Roberts, L (1, 8) OBP: 0.401, SLG: 0.413										4	1	1	0	0	1	1	Los Angeles Dodgers @ Baltimore Orioles Oriole Park at Camden Yards, Baltimore, MD Sun Jun 09 2002, 1:35 PM EDT Att: 38,569 - Cloudy - 84 F			
Paul Lo Duca, R (1, 7) OBP: 0.368, SLG: 0.411										4	0	0	0	0	0	2				
Shawn Green, L (1, 10)										3	1	1	0	1	1	0				
Brian Jordan, R (1, 9) OBP: 0.355, SLG: 0.549										3	0	2	2	0	0	0				
Eric Karros, R (1, 3) OBP: 0.346, SLG: 0.435										4	0	0	0	0	0	4				
Marquis Grissom, R (9, 7) OBP: 0.331, SLG: 0.521										0	0	0	0	0	0	0				
Mark Guduzianek, R (1, 4) OBP: 0.289, SLG: 0.351										4	0	0	0	0	0	1				
Adrian Beltré, R (1, 5) OBP: 0.306, SLG: 0.397										2	0	0	0	1	0	0				
Alex Cora, L (1, 6) OBP: 0.344, SLG: 0.509										3	0	0	0	0	0	1				
Chad Kreuter, S (1, 2) OBP: 0.305, SLG: 0.320										3	0	1	0	0	1	1				
Inning Stats	R: 1 E: 0 K: 1 S: 15	H: 2 LOB: 1 BB: 0 P: 20	R: 0 E: 0 K: 0 S: 5	H: 0 LOB: 0 BB: 0 P: 11	R: 1 E: 1 K: 0 S: 11	H: 1 LOB: 2 BB: 1 P: 16	R: 0 E: 0 K: 0 S: 8	H: 0 LOB: 0 BB: 0 P: 9	R: 0 E: 0 K: 0 S: 7	H: 1 LOB: 0 BB: 0 P: 11	R: 0 E: 0 K: 1 S: 9	H: 0 LOB: 1 BB: 1 P: 16	R: 0 E: 0 K: 0 S: 9	H: 0 LOB: 0 BB: 0 P: 15	R: 0 E: 0 K: 0 S: 6	H: 1 LOB: 0 BB: 0 P: 11	1B: 4 2B: 1 3B: 0 HR: 0	SF: 1 SAC: 0 DP: 2 HBP: 0	WP: 0 PB: 0 SB: 0 CS: 0	PA: 33
PITCHER Sidney Ponson, R (1, 1) ERA: 4.32	IP: 9.0 WLS: L BF: 33	H: 5 R: 2 ER: 1 SO: 3	BB: 2 IBB: 0 HBP: 0 BLK: 0	WP: 0 HR: 0 S: 77 P: 119	ERA: 1.00 WHIP: 0.778	PITCHER														

AB	30
R	2
H	5
RBI	2
BB	2
SO	3
LOB	10



Batter	1	2	3	4	5	6	7	8	9	AB	R	H	RBI	BB	SO	LOB	BOTTOM					
6 Melvin Mora, R (1, 7) OBP: 0.345, SLG: 0.397										4	0	1	0	0	2	2	Los Angeles Dodgers @ Baltimore Orioles Oriole Park at Camden Yards, Baltimore, MD Sun Jun 09 2002, 1:35 PM EDT Att: 38,569 - Cloudy - 84 F					
1 Brian Roberts, S (1, 4) OBP: 0.311, SLG: 0.327									4	0	0	0	0	1	3							
Chris Singleton, L (1, 8) OBP: 0.290, SLG: 0.407										4	0	0	0	0	3	1						
Jeff Conine, R (1, 3) OBP: 0.290, SLG: 0.445										2	0	1	0	1	1	0						
31 Jay Gibbons, L (1, 9) OBP: 0.330, SLG: 0.475										3	0	0	0	0	0	2						
Tony Batista, R (1, 5) OBP: 0.343, SLG: 0.557										3	0	0	0	0	2	0						
21 Marty Cordova, R (1, 10) OBP: 0.321, SLG: 0.446										3	1	1	0	0	2	0						
Brook Fordyce, R (1, 2) OBP: 0.281, SLG: 0.298										3	0	1	1	0	1	0						
Mike Bordick, R (1, 6) OBP: 0.295, SLG: 0.358										2	0	0	0	0	0	1						
Gary Matthews, S (9, PH) OBP: 0.371, SLG: 0.450										1	0	1	0	0	0	0						
Inning Stats	R: 0 E: 0 K: 2 S: 11	H: 0 LOB: 0 BB: 0 P: 18	R: 0 E: 0 K: 1 S: 7	H: 1 LOB: 0 BB: 0 P: 11	R: 1 E: 0 K: 0 S: 10	H: 2 LOB: 1 BB: 0 P: 13	R: 0 E: 0 K: 2 S: 10	H: 0 LOB: 0 BB: 0 P: 12	R: 0 E: 0 K: 1 S: 8	H: 0 LOB: 0 BB: 0 P: 14	R: 0 E: 0 K: 0 S: 6	H: 1 LOB: 0 BB: 0 P: 9	R: 0 E: 0 K: 1 S: 5	H: 0 LOB: 1 BB: 1 P: 10	R: 0 E: 0 K: 3 S: 10	H: 0 LOB: 0 BB: 0 P: 12	R: 0 E: 0 K: 2 S: 12	H: 1 LOB: 1 BB: 0 P: 18	1B: 3 2B: 2 3B: 0 HR: 0	SF: 0 SAC: 0 DP: 3 HBP: 0	WP: 0 PB: 0 SB: 1 CS: 0	PA: 30
PITCHER Odalis Perez, L (1, 1) ERA: 2.62	IP: 8.0 WLS: W BF: 26	H: 4 R: 1 ER: 1 SO: 10	BB: 1 IBB: 0 HBP: 0 BLK: 0	WP: 0 HR: 0 S: 67 P: 99	ERA: 1.12 WHIP: 0.625	PITCHER																
Eric Gagne, R (9, 1) ERA: 1.39	IP: 1.0 WLS: S BF: 4	H: 1 R: 0 ER: 0 SO: 2	BB: 0 IBB: 0 HBP: 0 BLK: 0	WP: 0 HR: 0 S: 12 P: 18	ERA: 0.00 WHIP: 1.000	PITCHER																




Batter	1	2	3	4	5	6	7	8	9	AB	R	H	RBI	BB	SO	LOB	TOP								
Cesar Izturis, S OBP: 0.286, SLG: 0.333 (1, 6)	F3	F9			HR	3B		G1-3		5	2	2	0	0	0	2	Los Angeles Dodgers @ Tampa Bay Devil Rays Tropicana Field, St. Petersburg, FL Mon Jun 10 2002, 7:15 PM EDT Att: 10,905 - Dome - 72 F								
Paul Lo Duca, R OBP: 0.368, SLG: 0.425 (1, 2)	F8		G4-3		P3	1-H				5	0	2	2	0	0	2									
Shawn Green, L OBP: 0.378, SLG: 0.535 (1, 9)	F7		F7		HR	K		G1-3		5	1	1	3	0	1	2									
Brian Jordan, R OBP: 0.358, SLG: 0.551 (1, 10)		HR	G6-3		1B	SF8			F9	3	2	1	0	1	0	1									
Dave Hansen, L OBP: 0.298, SLG: 0.348 (9, PH)					1B	BB				1	0	1	0	0	0	0									
Eric Karros, R OBP: 0.343, SLG: 0.429 (1, 3)		K			F9	SF8		L7		5	0	1	0	0	2	2									
Marquis Grissom, R OBP: 0.333, SLG: 0.540 (1, 8)		HR			K	FC6-4		F9		5	1	2	2	0	2	1									
Adrián Beltré, R OBP: 0.300, SLG: 0.390 (1, 5)		P4			F8	SF8		F8		4	0	0	1	0	1	1									
Mark Grudzielanek, R OBP: 0.293, SLG: 0.356 (1, 4)		E4						G1-3		3	2	2	0	0	0	2									
Jeff Rebutiel, R OBP: 0.367, SLG: 0.320 (7, 4)		1B				FC6-4		2B		0	1	0	0	1	0	0									
Hiram Bocachica, R OBP: 0.294, SLG: 0.500 (1, 7)					1B	HR		F8		4	1	2	2	0	1	1									
Inning Stats	R: 0 E: 0 K: 0 S: 7	H: 0 LOB: 0 BB: 0 P: 8	R: 3 E: 1 K: 1 S: 19	H: 4 LOB: 1 BB: 0 P: 25	R: 0 E: 0 K: 1 S: 6	H: 0 LOB: 0 BB: 0 P: 9	R: 0 E: 0 K: 1 S: 6	H: 0 LOB: 0 BB: 0 P: 9	R: 5 E: 0 K: 0 S: 21	H: 6 LOB: 2 BB: 1 P: 33	R: 1 E: 0 K: 1 S: 11	H: 2 LOB: 1 BB: 0 P: 18	R: 0 E: 0 K: 2 S: 11	H: 0 LOB: 0 BB: 0 P: 17	R: 1 E: 0 K: 1 S: 8	H: 1 LOB: 1 BB: 1 P: 15	R: 0 E: 0 K: 1 S: 10	H: 1 LOB: 1 BB: 0 P: 17	1B: 7 2B: 4 3B: 1 HR: 2	SF: 1 SAC: 0 DP: 0 HBP: 0	WP: 0 PB: 0 SB: 0 CS: 0	PA: 43			
PITCHER	IP	WLS	BF	H	R	ER	SO	BB	IBB	HBP	BLK	WP	HR	S	P	ERA	WHIP								
Wilson Alvarez, L ERA: 6.85 (1, 1)	4.1	L	22	8	8	7	2	1	0	0	0	0	2	49	70	14.54	2.077								
Jason Jimenez, L ERA: 1.53 (5, 1)	2.2		12	4	1	1	3	0	0	0	0	0	0	32	49	3.38	1.500								
Doug Creek, L ERA: 4.79 (8, 1)	1.0		5	1	1	1	1	1	0	0	0	0	0	8	15	9.00	2.000								
Esteban Yan, R ERA: 5.55 (9, 1)	1.0		4	1	0	0	1	0	0	0	0	0	0	10	17	0.00	1.000								

Batter	1	2	3	4	5	6	7	8	9	AB	R	H	RBI	BB	SO	LOB	BOTTOM								
Randy Winn, S OBP: 0.354, SLG: 0.453 (1, 8)	S				G5-3					5	1	3	1	0	0	2	Los Angeles Dodgers @ Tampa Bay Devil Rays Tropicana Field, St. Petersburg, FL Mon Jun 10 2002, 7:15 PM EDT Att: 10,905 - Dome - 72 F								
Greg Vaughn, R OBP: 0.285, SLG: 0.296 (1, 7)	P6		F5			1B				4	1	1	1	1	1	3									
Steve Cox, L OBP: 0.327, SLG: 0.410 (1, 3)	P1				G3					5	1	1	0	0	0	3									
Ben Grieve, L OBP: 0.332, SLG: 0.390 (1, 9)	K				L5					4	0	0	1	0	1	2									
Aubrey Huff, L OBP: 0.317, SLG: 0.473 (1, 10)		P4			G6-3					4	0	1	0	0	0	0									
John Flaherty, R OBP: 0.316, SLG: 0.466 (1, 2)		P6				K				4	0	1	1	0	1	0									
Brent Abernathy, R OBP: 0.304, SLG: 0.345 (1, 4)										2	0	0	0	0	0	0									
Jason Smith, L OBP: 0.224, SLG: 0.319 (6, 6)		P2				L9				2	1	0	0	0	2	2									
Chris Gomez, R OBP: 0.314, SLG: 0.422 (1, 6)					F7					2	1	1	1	0	0	0									
Felix Escalona, R OBP: 0.259, SLG: 0.315 (6, 4)						HR				2	0	0	0	0	1	3									
Russ Johnson, R OBP: 0.351, SLG: 0.329 (1, 5)					F3					3	0	1	0	1	0	1									
Inning Stats	R: 0 E: 0 K: 1 S: 8	H: 1 LOB: 1 BB: 0 P: 14	R: 0 E: 0 K: 0 S: 6	H: 0 LOB: 0 BB: 0 P: 11	R: 0 E: 0 K: 0 S: 9	H: 1 LOB: 1 BB: 0 P: 14	R: 0 E: 0 K: 0 S: 7	H: 0 LOB: 0 BB: 0 P: 8	R: 1 E: 0 K: 1 S: 12	H: 1 LOB: 1 BB: 1 P: 23	R: 2 E: 0 K: 1 S: 20	H: 3 LOB: 2 BB: 1 P: 32	R: 0 E: 0 K: 1 S: 9	H: 1 LOB: 1 BB: 0 P: 15	R: 0 E: 0 K: 0 S: 7	H: 0 LOB: 0 BB: 0 P: 10	R: 2 E: 0 K: 2 S: 23	H: 2 LOB: 1 BB: 0 P: 28	1B: 5 2B: 3 3B: 0 HR: 1	SF: 0 SAC: 0 DP: 0 HBP: 0	WP: 1 PB: 0 SB: 1 CS: 0	PA: 39			
PITCHER	IP	WLS	BF	H	R	ER	SO	BB	IBB	HBP	BLK	WP	HR	S	P	ERA	WHIP								
Hideo Nomo, R ERA: 3.6 (1, 1)	6.0	W	26	6	3	3	3	2	0	0	0	0	0	62	102	4.50	1.333								
Terry Mulholland, L ERA: 9.2 (7, 1)	2.0		7	1	0	0	1	0	0	0	0	0	0	16	25	0.00	0.500								
Guillermo Mota, R ERA: 3.6 (9, 1)	1.0		6	2	2	2	2	0	0	0	0	1	0	23	28	18.00	2.000								

Batter	1	2	3	4	5	6	7	8	9	AB	R	H	RBI	BB	SO	LOB	TOP					
Cesar Izturis, S OBP: 0.282, SLG: 0.329 Jeff Reboulet, R OBP: 0.355, SLG: 0.308	L3		K		F3			F8		3	0	0	0	0	1	2						
Paul Lo Duca, R OBP: 0.370, SLG: 0.430	P4		2B		G6-4-3			L8		4	0	2	2	0	0	0						
Shawn Green, L OBP: 0.374, SLG: 0.528 Chad Kreuter, S OBP: 0.300, SLG: 0.314	E6		K		G6-4-3			F9		3	0	0	0	0	1	2						
Brian Jordan, R OBP: 0.356, SLG: 0.545	K		K		F8			1B		4	0	1	0	0	2	2						
Eric Karros, R OBP: 0.343, SLG: 0.428 Dave Hansen, L OBP: 0.283, SLG: 0.340	F9				G6-4-3			F7		3	0	1	0	0	0	0						
Marquis Grissom, R OBP: 0.326, SLG: 0.527	L6		G6-4-3		G4-3					3	0	0	0	0	0	1						
Adrián Beltré, R OBP: 0.297, SLG: 0.385	L8		F9		F9					3	0	0	0	0	0	0						
Mark Grudzielanek, R OBP: 0.293, SLG: 0.360			1B		L9			G3		3	1	1	0	0	0	0						
Hiram Bocachica, R OBP: 0.296, SLG: 0.490			2B		F7			F8		3	1	1	0	0	0	0						
Inning Stats	R: 0 E: 1 K: 1 S: 10	H: 0 LOB: 1 BB: 0 P: 15	R: 0 E: 0 K: 0 S: 8	H: 0 LOB: 0 BB: 0 P: 14	R: 2 E: 0 K: 3 S: 19	H: 3 LOB: 1 BB: 0 P: 30	R: 0 E: 0 K: 0 S: 7	H: 1 LOB: 0 BB: 0 P: 11	R: 0 E: 0 K: 0 S: 6	H: 0 LOB: 0 BB: 0 P: 9	R: 0 E: 0 K: 0 S: 4	H: 1 LOB: 0 BB: 0 P: 6	R: 0 E: 0 K: 0 S: 6	H: 0 LOB: 0 BB: 0 P: 10	R: 0 E: 0 K: 0 S: 6	H: 0 LOB: 0 BB: 0 P: 10	R: 0 E: 0 K: 0 S: 11	H: 1 LOB: 1 BB: 0 P: 14	1B: 4 2B: 2 3B: 0 HR: 0	SF: 0 SAC: 0 DP: 2 HBP: 0	WP: 0 PB: 0 SB: 2 CS: 0	PA: 32
PITCHER Joe Kennedy, L ERA: 4.17	IP: 9.0 WLS: W BF: 32 H: 6 R: 2 ER: 2 SO: 4 BB: 0 IBB: 0 HBP: 0 BLK: 0 WP: 0 HR: 0 S: 77 P: 119 ERA: 2.00 WHIP: 0.667															PITCHER	IP: 9.0 WLS: W BF: 32 H: 6 R: 2 ER: 2 SO: 4 BB: 0 IBB: 0 HBP: 0 BLK: 0 WP: 0 HR: 0 S: 77 P: 119 ERA: 2.00 WHIP: 0.667					

Los Angeles Dodgers @ Tampa Bay Devil Rays
Tropicana Field, St. Petersburg, FL
Tue Jun 11 2002, 7:15 PM EDT
Att: 11,416 - Dome - 72 F


AB 32
R 2
H 6
RBI 2
BB 0
SO 4
LOB 8



Batter	1	2	3	4	5	6	7	8	9	AB	R	H	RBI	BB	SO	LOB	BOTTOM			
Randy Winn, S OBP: 0.360, SLG: 0.475 Jason Conti, L OBP: 0.313, SLG: 0.357	HR		HBP		2B		K			4	3	3	1	0	0	0				
Ben Griève, L OBP: 0.333, SLG: 0.392	K		1B		K		K			4	0	1	0	1	3	2				
Greg Vaughn, R OBP: 0.287, SLG: 0.292	G5-3		HBP		2B		K			3	1	0	0	1	1	1				
Aubrey Huff, L OBP: 0.338, SLG: 0.492	F8		SF7		1B		G3			4	1	3	2	0	0	0				
John Flaherty, R OBP: 0.310, SLG: 0.452	G6-3		P3		1B		F9			5	1	1	1	0	0	5				
Brent Abernathy, R OBP: 0.303, SLG: 0.343	1B				SH		G3			4	1	1	1	0	0	3				
Chris Gomez, R OBP: 0.311, SLG: 0.416	F9		1B		1B		F8			5	1	1	1	0	1	4				
Russ Johnson, R OBP: 0.347, SLG: 0.325	F9		G6-3		1B		G4-3			4	1	1	1	0	0	1				
1B Jared Sandberg, R OBP: 0.259, SLG: 0.463			K		HR		1B			4	2	3	4	0	1	0				
Inning Stats	R: 1 E: 0 K: 1 S: 11	H: 1 LOB: 0 BB: 0 P: 14	R: 0 E: 0 K: 0 S: 8	H: 1 LOB: 1 BB: 0 P: 14	R: 1 E: 1 K: 1 S: 14	H: 1 LOB: 2 BB: 1 P: 25	R: 0 E: 0 K: 1 S: 8	H: 0 LOB: 0 BB: 0 P: 10	R: 0 E: 0 K: 2 S: 27	H: 1 LOB: 1 BB: 1 P: 44	R: 0 E: 0 K: 0 S: 5	H: 1 LOB: 1 BB: 0 P: 6	R: 0 E: 0 K: 2 S: 12	H: 1 LOB: 1 BB: 0 P: 15	R: 0 E: 1 K: 0 S: 11	H: 1 LOB: 2 BB: 0 P: 15	1B: 9 2B: 2 3B: 0 HR: 3	SF: 1 SAC: 1 DP: 0 HBP: 1	WP: 0 PB: 0 SB: 0 CS: 0	PA: 43
PITCHER Omar Daal, L ERA: 3.92 Giovanni Carrara, R ERA: 4.66 Guillermo Mota, R ERA: 3.18 Jesse Orosco, L ERA: 3.18	IP: 4.1 WLS: L BF: 25 H: 9 R: 9 ER: 9 SO: 4 BB: 0 IBB: 0 HBP: 0 BLK: 0 WP: 0 HR: 2 S: 56 P: 86 ERA: 18.69 WHIP: 2.308															PITCHER	IP: 4.1 WLS: L BF: 25 H: 9 R: 9 ER: 9 SO: 4 BB: 0 IBB: 0 HBP: 0 BLK: 0 WP: 0 HR: 2 S: 56 P: 86 ERA: 18.69 WHIP: 2.308			

Los Angeles Dodgers @ Tampa Bay Devil Rays
Tropicana Field, St. Petersburg, FL
Tue Jun 11 2002, 7:15 PM EDT
Att: 11,416 - Dome - 72 F

AB 38
R 11
H 14
RBI 11
BB 2
SO 7
LOB 17



Batter	1	2	3	4	5	6	7	8	9	AB	R	H	RBI	BB	SO	LOB	TOP					
Dave Roberts, L OBP: 0.403, SLG: 0.412										3	1	1	0	1	0	1	Los Angeles Dodgers @ Tampa Bay Devil Rays Tropicana Field, St. Petersburg, FL Wed Jun 12 2002, 7:15 PM EDT Att: 11,083 - Dome - 72 F					
Paul Lo Duca, R OBP: 0.368, SLG: 0.427										4	1	1	1	0	0	1						
Shawn Green, L OBP: 0.375, SLG: 0.540										4	1	2	1	0	1	0						
Brian Jordan, R OBP: 0.350, SLG: 0.534										4	0	0	1	0	1	1						
Eric Karros, R OBP: 0.342, SLG: 0.422										3	0	0	0	0	0	0						
Mark Grudzielanek, R OBP: 0.293, SLG: 0.363										4	1	1	0	0	2	2						
Adrian Beltré, R OBP: 0.296, SLG: 0.387										4	0	1	0	0	1	3						
Alex Cora, L OBP: 0.338, SLG: 0.492										4	0	1	1	0	2	1						
Cesar Izturis, S OBP: 0.278, SLG: 0.324										4	0	0	0	0	0	2						
Inning Stats	R: 2 E: 0 K: 0 S: 12	H: 3 LOB: 2 BB: 0 P: 20	R: 0 E: 0 K: 0 S: 10	H: 0 LOB: 1 BB: 1 P: 17	R: 0 E: 0 K: 0 S: 5	H: 0 LOB: 0 BB: 0 P: 7	R: 1 E: 0 K: 0 S: 6	H: 2 LOB: 1 BB: 0 P: 7	R: 1 E: 0 K: 0 S: 4	H: 1 LOB: 0 BB: 0 P: 6	R: 0 E: 0 K: 2 S: 11	H: 1 LOB: 0 BB: 0 P: 13	R: 0 E: 0 K: 1 S: 7	H: 0 LOB: 0 BB: 0 P: 11	R: 0 E: 0 K: 2 S: 9	H: 0 LOB: 0 BB: 0 P: 12		R: 0 E: 0 K: 2 S: 10	H: 0 LOB: 0 BB: 0 P: 11	1B: 4 2B: 2 3B: 0 HR: 1	SF: 0 SAC: 0 DP: 0 HBP: 1	WP: 0 PB: 0 SB: 2 CS: 0
PITCHER Ryan Rupe, R ERA: 5.06	IP: 9.0 WLS: L BF: 36	H: 7 R: 4 ER: 4 SO: 7	BB: 1 IBB: 0 HBP: 1 BLK: 0	WP: 0 HR: 1 S: 74 P: 104	ERA: 4.00 WHIP: 0.889																	

Batter	1	2	3	4	5	6	7	8	9	AB	R	H	RBI	BB	SO	LOB	BOTTOM					
Randy Winn, S OBP: 0.358, SLG: 0.471										4	0	1	0	0	0	2	Los Angeles Dodgers @ Tampa Bay Devil Rays Tropicana Field, St. Petersburg, FL Wed Jun 12 2002, 7:15 PM EDT Att: 11,083 - Dome - 72 F					
Greg Vaughn, R OBP: 0.286, SLG: 0.291										4	0	1	1	0	0	1						
Steve Cox, L OBP: 0.329, SLG: 0.425										4	1	2	1	0	0	0						
Ben Grieve, L OBP: 0.332, SLG: 0.386										3	0	0	0	1	0	0						
Aubrey Huff, L OBP: 0.333, SLG: 0.476										4	0	1	0	0	0	2						
John Flaherty, R OBP: 0.308, SLG: 0.443										4	0	1	0	0	1	3						
Brent Abernathy, R OBP: 0.298, SLG: 0.338										4	0	0	0	0	0	2						
Chris Gomez, R OBP: 0.315, SLG: 0.420										3	0	1	0	1	1	0						
1B Jared Sandberg, R OBP: 0.258, SLG: 0.453										4	1	1	0	0	1	2						
Inning Stats	R: 0 E: 1 K: 0 S: 5	H: 0 LOB: 0 BB: 0 P: 10	R: 0 E: 0 K: 1 S: 5	H: 0 LOB: 0 BB: 0 P: 8	R: 1 E: 0 K: 0 S: 7	H: 3 LOB: 2 BB: 0 P: 11	R: 0 E: 0 K: 0 S: 8	H: 2 LOB: 2 BB: 0 P: 10	R: 0 E: 0 K: 0 S: 5	H: 0 LOB: 0 BB: 1 P: 12	R: 0 E: 0 K: 0 S: 7	H: 1 LOB: 1 BB: 1 P: 17	R: 0 E: 0 K: 0 S: 7	H: 1 LOB: 1 BB: 0 P: 12	R: 1 E: 1 K: 0 S: 17	H: 1 LOB: 1 BB: 0 P: 26		R: 0 E: 0 K: 2 S: 7	H: 0 LOB: 0 BB: 0 P: 10	1B: 6 2B: 1 3B: 0 HR: 1	SF: 0 SAC: 0 DP: 2 HBP: 0	WP: 0 PB: 0 SB: 0 CS: 0
PITCHER Andy Ashby, R ERA: 2.87	IP: 7.1 WLS: W BF: 29	H: 7 R: 1 ER: 1 SO: 1	BB: 2 IBB: 0 HBP: 0 BLK: 0	WP: 0 HR: 0 S: 47 P: 85	ERA: 1.23 WHIP: 1.227																	
Jesse Orosco, L ERA: 3.99	IP: 0.1	WLS: H	BF: 1	H: 1 R: 1 ER: 1 SO: 0	BB: 0 IBB: 0 HBP: 0 BLK: 0	WP: 0 HR: 0 S: 0 P: 0	ERA: 0.00 WHIP: 0.000															
Paul Quantrill, R ERA: 3.97	IP: 0.1	WLS: S	BF: 3	H: 0 R: 0 ER: 0 SO: 2	BB: 0 IBB: 0 HBP: 0 BLK: 0	WP: 0 HR: 0 S: 7 P: 10	ERA: 0.00 WHIP: 0.000															
Eric Gagne, R ERA: 1.35	IP: 1.0	WLS: S	BF: 3	H: 0 R: 0 ER: 0 SO: 2	BB: 0 IBB: 0 HBP: 0 BLK: 0	WP: 0 HR: 0 S: 7 P: 10	ERA: 0.00 WHIP: 0.000															

AB	34
R	4
H	7
RBI	4
BB	1
SO	7
LOB	11



Batter	1	2	3	4	5	6	7	8	9	AB	R	H	RBI	BB	SO	LOB	TOP				
David Eckstein, R OBP: 0.354, SLG: 0.396	F8	FC6-4		1B WP	G5-3		F5			4	1	0	0	1	0	3	Anaheim Angels @ Los Angeles Dodgers Dodger Stadium, Los Angeles, CA Fri Jun 14 2002, 7:10 PM PDT Att: 51,722 - Sunny - 66 F				
Darin Erstad, L OBP: 0.332, SLG: 0.389	1B		1B WP	1B WP	F7			G4-3		5	2	3	0	0	0	0					
Troy Glaus, R OBP: 0.342, SLG: 0.485	1B		1B HBP	1B		G6-3		F9		3	2	1	0	1	0	0					
16 Garret Anderson, L OBP: 0.333, SLG: 0.570	L8		1B WP	SF8		HR		G6-3		4	2	1	2	0	0	4					
Tim Salmon, R OBP: 0.386, SLG: 0.521	K		1B CS	G5-3		F2		F8 WP		5	1	2	2	0	1	3					
Scott Spiezio, S OBP: 0.375, SLG: 0.388		1B BB	1B	1B		K		F8		2	0	0	0	3	1	1					
Bengie Molina, R OBP: 0.301, SLG: 0.335	F9		1B	1B				F9		5	0	3	1	0	0	2					
Benji Gil, R OBP: 0.268, SLG: 0.275	FC6-4		1B	1B				G6-3		5	0	1	0	0	0	5					
Ramon Ortiz, R (1, 1)	K		K					G6-3		4	0	0	0	0	2	5					
Inning Stats	R: 0 E: 0 K: 1 S: 9	H: 1 LOB: 2 BB: 1 P: 17	R: 0 E: 0 K: 1 S: 11	H: 1 LOB: 2 BB: 1 P: 22	R: 3 E: 1 K: 1 S: 19	H: 3 LOB: 2 BB: 1 P: 33	R: 3 E: 0 K: 0 S: 11	H: 3 LOB: 2 BB: 2 P: 25	R: 0 E: 0 K: 1 S: 7	H: 0 LOB: 0 BB: 0 P: 12	R: 1 E: 0 K: 1 S: 8	H: 1 LOB: 1 BB: 0 P: 12	R: 0 E: 0 K: 0 S: 10	H: 1 LOB: 1 BB: 0 P: 15	R: 0 E: 0 K: 0 S: 6	H: 0 LOB: 0 BB: 0 P: 10	R: 1 E: 0 K: 0 S: 8	H: 1 LOB: 0 BB: 0 P: 15	1B: 8 2B: 2 3B: 0 HR: 1	SF: 1 SAC: 0 DP: 0 HBP: 1	WP: 3 PB: 0 CS: 1 PA: 44
PITCHER	IP WLS BF H R ER SO BB IBB HBP BLK WP HR S P ERA WHIP																				
Kaz Ishii, L ERA: 3.61	(1, 1) 3.0 L 21 7 6 5 3 4 0 0 1 0 0 2 0 43 83 15.00 3.667																				
Guillermo Mota, R ERA: 3.15	(4, 1) 3.0 12 2 1 1 1 0 1 0 0 0 0 1 22 38 3.00 0.667																				
Giovanni Carrara, R ERA: 4.42	(7, 1) 2.0 7 1 0 0 0 0 0 0 0 0 0 0 16 25 0.00 0.500																				
Terry Mulholland, L ERA: 9.19	(9, 1) 1.0 4 1 1 1 0 0 0 0 0 0 1 0 8 15 9.00 1.000																				

Batter	1	2	3	4	5	6	7	8	9	AB	R	H	RBI	BB	SO	LOB	BOTTOM		
Dave Roberts, L OBP: 0.394, SLG: 0.401	K		B1-3			G4-3		F8		4	0	0	0	0	1	0	Anaheim Angels @ Los Angeles Dodgers Dodger Stadium, Los Angeles, CA Fri Jun 14 2002, 7:10 PM PDT Att: 51,722 - Sunny - 66 F		
Paul Lo Duca, R OBP: 0.363, SLG: 0.420	G1-3		G4-3			G4-3		F9		4	0	0	0	0	0	0			
Shawn Green, L OBP: 0.377, SLG: 0.565	K				F5	HR		HR		4	2	2	2	0	1	0			
Brian Jordan, R OBP: 0.343, SLG: 0.524		F8		F9		K		K		4	0	0	0	0	2	0			
Eric Karros, R OBP: 0.340, SLG: 0.432		HR		K		L5		K		4	1	1	1	0	2	0			
Mark Grudzielanek, R OBP: 0.289, SLG: 0.358		F9				G6-3		K		3	0	0	0	0	1	0			
Adrian Beltré, R OBP: 0.297, SLG: 0.384		BB				F5		F8		2	0	0	0	1	0	0			
Cesar Izturis, S OBP: 0.275, SLG: 0.320		K				G6-3		L7		3	0	0	0	0	1	1			
Kaz Ishii, L OBP: 0.348, SLG: 0.415	(1, 1)		F9			HR		F8		1	0	0	0	0	0	0			
Guillermo Mota, R OBP: 0.348, SLG: 0.420	(4, 1)									0	0	0	0	0	0	0			
Alex Cora, L OBP: 0.300, SLG: 0.358	(6, 1)									1	1	1	1	0	0	0			
Giovanni Carrara, R OBP: 0.300, SLG: 0.358	(7, 1)									0	0	0	0	0	0	0			
Hiram Bocachica, R OBP: 0.300, SLG: 0.358	(8, 1)									1	0	0	0	0	0	0			
Terry Mulholland, R ERA: 9.19	(9, 1)									0	0	0	0	0	0	0			
Inning Stats	R: 0 E: 0 K: 2 S: 8	H: 0 LOB: 0 BB: 0 P: 9	R: 1 E: 0 K: 1 S: 10	H: 1 LOB: 1 BB: 1 P: 16	R: 0 E: 0 K: 0 S: 7	H: 0 LOB: 0 BB: 0 P: 8	R: 0 E: 0 K: 1 S: 8	H: 0 LOB: 0 BB: 0 P: 11	R: 0 E: 0 K: 1 S: 5	H: 0 LOB: 0 BB: 0 P: 6	R: 0 E: 0 K: 0 S: 6	H: 0 LOB: 0 BB: 0 P: 11	R: 0 E: 0 K: 0 S: 6	H: 0 LOB: 0 BB: 0 P: 11	R: 1 E: 0 K: 2 S: 12	H: 1 LOB: 0 BB: 0 P: 15	1B: 0 2B: 0 3B: 0 HR: 4	SF: 0 SAC: 0 DP: 0 HBP: 0	WP: 0 PB: 0 CS: 0 PA: 32
PITCHER	IP WLS BF H R ER SO BB IBB HBP BLK WP HR S P ERA WHIP																		
Ramon Ortiz, R ERA: 3.4	(1, 1) 9.0 W 32 4 4 4 8 1 0 0 0 0 4 74 101 4.00 0.556																		

Batter	1	2	3	4	5	6	7	8	9	AB	R	H	RBI	BB	SO	LOB	TOP				
David Eckstein, R (1, 6) OBP: 0.347, SLG: 0.387	F5		G4-3		SH1-3		G6-4-3			3	0	0	1	0	0	1					
Darin Erstad, L (1, 8) OBP: 0.332, SLG: 0.387	F8				G6-3	L8				4	0	1	0	0	0	0					
Troy Glaus, R (1, 5) OBP: 0.337, SLG: 0.473							G4-3			3	0	0	0	1	2	1					
16 Garret Anderson, L (1, 7) OBP: 0.329, SLG: 0.566	G3						F8			4	1	1	0	0	0	2					
Tim Salmon, R (1, 9) OBP: 0.395, SLG: 0.548										4	1	2	2	0	1	0					
Brad Fulmer, L (1, 3) Al Levine, L (6, 1) Dennis Cook, L (7, 1) Benji Gil, R (7, 8) Ben Weber, R (7, 1) Orlando Palmeiro, L (8, 19)	G5-3									2	0	0	0	1	1	0					
Bengie Molina, R (1, 2) OBP: 0.298, SLG: 0.327	G4-3									3	1	0	0	1	1	2					
Adam Kennedy, L (1, 4) OBP: 0.335, SLG: 0.449										3	1	1	1	0	0	0					
Jarrold Washburn, L (1, 1) Scott Spiezio, S (6, 3)										2	0	0	0	0	2	1					
Inning Stats	R: 0 E: 0 K: 0 S: 6	H: 0 LOB: 1 BB: 1 P: 15	R: 0 E: 0 K: 0 S: 7	H: 0 LOB: 0 BB: 0 P: 8	R: 0 E: 0 K: 1 S: 8	H: 0 LOB: 0 BB: 0 P: 12	R: 2 E: 0 K: 2 S: 12	H: 2 LOB: 0 BB: 0 P: 22	R: 2 E: 0 K: 1 S: 12	H: 1 LOB: 0 BB: 1 P: 22	R: 0 E: 0 K: 0 S: 7	H: 1 LOB: 2 BB: 1 P: 14	R: 0 E: 0 K: 0 S: 7	H: 1 LOB: 0 BB: 0 P: 11	R: 0 E: 0 K: 1 S: 11	H: 0 LOB: 0 BB: 0 P: 16	1B: 2 2B: 1 3B: 2 HR: 1	SF: 0 SAC: 1 DP: 2 HBP: 0	WP: 0 PB: 0 SB: 0 CS: 0	PA: 34	
PITCHER	IP WLS BF H R ER SO BB IBB HBP BLK WP HR S P ERA WHIP																				
Hideo Nomo, R (1, 1) ERA: 3.81	5.0	20	3	4	4	4	2	0	0	0	0	0	1	45	79	7.20	1.000				
Giovanni Carrara, R (6, 1) ERA: 4.2	2.0	W	8	2	0	0	0	1	0	0	0	0	0	14	25	0.00	1.000				
Jesse Orosco, L (8, 1) ERA: 3.86	0.0		1	1	0	0	0	0	0	0	0	0	0	3	5	∞	∞				
Paul Quantrill, R (8, 1) ERA: 3.82	0.1	H	1	0	0	0	1	0	0	0	0	0	0	5	5	0.00	0.000				
Eric Gagne, R (8, 1) ERA: 1.29	1.2	S	4	0	0	0	3	0	0	0	0	0	0	13	20	0.00	0.000				

Anaheim Angels @ Los Angeles Dodgers
Dodger Stadium, Los Angeles, CA
Sun Jun 16 2002, 1:10 PM PDT
Att: 52,183 - Sunny - 80 F

AB	30
R	4
H	6
RBI	4
BB	3
SO	8
LOB	7



Batter	1	2	3	4	5	6	7	8	9	AB	R	H	RBI	BB	SO	LOB	BOTTOM				
Cesar Izturis, S (1, 6) OBP: 0.282, SLG: 0.331	P4									2	0	0	0	0	1	0					
Mark Cudzielnick, R (1, 4) Eric Gagne, R (8, 1)	G6-3									4	0	1	1	0	0	1					
Shawn Green, L (1, 9) OBP: 0.386, SLG: 0.598	P4									3	2	2	0	0	0	0					
Brian Jordan, R (1, 7) OBP: 0.340, SLG: 0.532										4	0	0	0	0	1	4					
Eric Karros, R (1, 3) OBP: 0.349, SLG: 0.456										4	1	3	2	0	0	2					
Marquis Grissom, R (1, 8) OBP: 0.315, SLG: 0.526										4	1	1	2	0	1	2					
Chad Kreuter, S (1, 2) OBP: 0.297, SLG: 0.296										3	0	0	0	1	2	1					
Adrián Beltré, R (1, 5) OBP: 0.292, SLG: 0.376										4	0	0	0	0	1	2					
Hideo Nomo, R (1, 1) Jeff Reboulet, R (5, 19) Giovanni Carrara, R (6, 1) Dave Roberts, L (7, 19) Jesse Orosco, R (8, 1) Paul Quantrill, L (8, 1) Alex Cora, L (8, 4)										1	0	0	0	0	0	0					
Inning Stats	R: 0 E: 0 K: 0 S: 6	H: 0 LOB: 0 BB: 0 P: 8	R: 0 E: 0 K: 1 S: 16	H: 1 LOB: 2 BB: 1 P: 28	R: 0 E: 0 K: 1 S: 10	H: 0 LOB: 0 BB: 0 P: 17	R: 1 E: 0 K: 1 S: 18	H: 2 LOB: 1 BB: 0 P: 24	R: 0 E: 0 K: 1 S: 9	H: 1 LOB: 1 BB: 0 P: 15	R: 3 E: 0 K: 2 S: 10	H: 3 LOB: 0 BB: 0 P: 16	R: 1 E: 0 K: 0 S: 12	H: 2 LOB: 2 BB: 0 P: 17	R: 0 E: 0 K: 0 S: 7	H: 0 LOB: 0 BB: 0 P: 9	1B: 3 2B: 4 3B: 0 HR: 2	SF: 0 SAC: 2 DP: 0 HBP: 1	WP: 1 PB: 0 SB: 0 CS: 0	PA: 35	
PITCHER	IP WLS BF H R ER SO BB IBB HBP BLK WP HR S P ERA WHIP																				
Jarrold Washburn, L (1, 1) ERA: 3.63	5.1	L	5	2	1	1	1	0	0	0	0	0	0	11	14	9.00	2.000				
Al Levine, R (6, 1) ERA: 4.2	1.0		1	0	0	0	0	0	0	1	0	0	0	1	∞	∞					
Dennis Cook, L (7, 1) ERA: 2.89	0.0		1	0	0	0	0	0	0	1	0	0	0	0	1	∞	∞				
Ben Weber, R (7, 1) ERA: 2.84	1.2		5	0	0	0	0	0	0	0	0	0	0	12	17	0.00	0.000				

Anaheim Angels @ Los Angeles Dodgers
Dodger Stadium, Los Angeles, CA
Sun Jun 16 2002, 1:10 PM PDT
Att: 52,183 - Sunny - 80 F

AB	31
R	5
H	9
RBI	5
BB	1
SO	6
LOB	12



Batter	1	2	3	4	5	6	7	8	9	AB	R	H	RBI	BB	SO	LOB	TOP											
10 Vernon Wells, R OBP: 0.297, SLG: 0.396	2-1 P6	1-3 K			1-1 2B		4-0 BB			3	1	1	0	1	1	1	Toronto Blue Jays @ Los Angeles Dodgers Dodger Stadium, Los Angeles, CA Wed Jun 19 2002, 7:10 PM PDT Att: 31,429 - Sunny - 71 F											
Dave Berg, R OBP: 0.274, SLG: 0.370	0-2 G6-3		2-0 G5-3		1-0 2B		2-2 F8			4	0	1	1	0	0	1												
Shannon Stewart, R OBP: 0.339, SLG: 0.429	4-2 1B		0-1 F8		0-0 G1-3			0-1 1B		3	0	1	0	1	0	1												
Carlos Delgado, L OBP: 0.397, SLG: 0.525	1-2 1B		1-3 K		3-3 K			0-1 F5		4	0	1	0	0	2	2												
Raul Mondesi, R OBP: 0.291, SLG: 0.421	0-0 G5-3			4-2 BB		2-2 G5-3		1-1 F9		3	0	0	0	1	0	3												
Eric Hinske, L OBP: 0.363, SLG: 0.520		0-3 K		1-3 K		2-3 K		0-1 G5-3		4	0	0	0	0	3	2												
Joe Lawrence, R OBP: 0.286, SLG: 0.287		1-0 HR		2-3 K		3-3 K2-3		0-2 F8		4	1	1	1	0	2	1												
Ken Huckaby, R OBP: 0.348, SLG: 0.310		4-2 SH1-4		1-2 F8		1-3 K2-3		2-3 K		2	0	0	0	1	1	1												
Felipe Lopez, S OBP: 0.303, SLG: 0.418		1-2 BB						2-3 K		1	0	0	0	0	1	0												
Justin Miller, R Corey Thurman, R Brandon Lyon, R Darrin Fletcher, L Pete Walker, R José Cruz Jr., S Scott Cassidy, R Tom Wilson, R	0-0 SH1-4				0-1 G1-3		0-1 F9	2-3 K		0	0	0	0	0	0	0												
Inning Stats	R: 0 E: 0 K: 0 S: 12	H: 1 LOB: 2 BB: 1 P: 19	R: 1 E: 0 K: 2 S: 14	H: 1 LOB: 1 BB: 1 P: 20	R: 0 E: 0 K: 1 S: 6	H: 0 LOB: 0 BB: 0 P: 9	R: 0 E: 0 K: 2 S: 13	H: 0 LOB: 1 BB: 1 P: 21	R: 1 E: 0 K: 1 S: 9	H: 2 LOB: 1 BB: 0 P: 14	R: 0 E: 0 K: 2 S: 9	H: 0 LOB: 1 BB: 1 P: 16	R: 0 E: 0 K: 1 S: 9	H: 1 LOB: 1 BB: 0 P: 9	R: 0 E: 0 K: 2 S: 9	H: 0 LOB: 0 BB: 0 P: 13	1B: 3 2B: 1 3B: 0 HR: 1	SF: 0 SAC: 1 DP: 0 HBP: 0	WP: 0 PB: 0 SB: 0 CS: 0	PA: 36								
PITCHER	IP	WLS	BF	H	R	ER	SO	BB	IBB	HBP	BLK	WP	HR	S	P	ERA	WHIP											
Kaz Ishii, L ERA: 3.54	(1, 1)	6.2	W	28	4	2	2	9	4	0	0	0	0	1	68	109	2.70	1.200										
Giovanni Carrara, R ERA: 4.17	(7, 1)	0.1	H	2	1	0	0	0	0	0	0	0	0	0	6	8	0.00	3.000										
Jesse Orosco, L ERA: 3.75	(8, 1)	0.1	H	1	0	0	0	0	0	0	0	0	0	2	2	0.00	0.000											
Paul Quantrill, R ERA: 3.65	(8, 1)	0.2	H	2	0	0	0	0	0	0	0	0	0	4	5	0.00	0.000											
Eric Gagne, R ERA: 1.25	(9, 1)	1.0	S	3	0	0	0	2	0	0	0	0	0	9	13	0.00	0.000											

Batter	1	2	3	4	5	6	7	8	9	AB	R	H	RBI	BB	SO	LOB	BOTTOM										
Dave Roberts, L OBP: 0.384, SLG: 0.395	1-3 HR		3-2 F2			0-0 F2		0-0 G4-3		5	1	1	0	0	0	3	Toronto Blue Jays @ Los Angeles Dodgers Dodger Stadium, Los Angeles, CA Wed Jun 19 2002, 7:10 PM PDT Att: 31,429 - Sunny - 71 F										
Paul Lo Duca, R OBP: 0.367, SLG: 0.432	1-1 HR	2-2 F7		0-1 FC1-6		3-2 G3-1				4	1	2	0	0	0	1											
Shawn Green, L OBP: 0.393, SLG: 0.606	0-0 HR	4-2 1B		2-0 FC1-6		4-0 FC4-6				2	1	1	3	2	0	1											
Eric Karros, R OBP: 0.358, SLG: 0.459	1-1 BB	2-1 1B		4-0 G5-4-3		1-0 FC4-6				3	0	2	0	1	0	2											
Brian Jordan, R OBP: 0.337, SLG: 0.520	4-1 FC3-2	2-2 1B		2-2 G5-4-3		0-0 F8				3	1	1	0	1	0	2											
Dave Hansen, L OBP: 0.281, SLG: 0.320	4-1 1B	2-2 F8		3-2 F8		2-2 F9				3	1	0	0	1	0	3											
Adrián Beltré, R OBP: 0.291, SLG: 0.372	1-2 1B	2-3 BB		1-2 2-3		2-2 F9				0	0	0	0	0	0	0											
Mark Grudzielanek, R OBP: 0.279, SLG: 0.339	0-3 K	3-3 K		2-3 K		1-1 G6-3				4	0	0	0	0	3	6											
Cesar Izturis, S OBP: 0.279, SLG: 0.325	0-0 FC3-2		1-2 G4-3		0-0 F8			0-3 K		4	0	0	0	0	1	3											
Kaz Ishii, L Giovanni Carrara, R Jesse Orosco, R Paul Quantrill, L Jeff Reeboulet, R Eric Gagne, R	1-2 1B	1-2 1B		1-1 G6-3		4-2 G3-1		1-3 K		2	0	1	2	1	0	0											
Inning Stats	R: 5 E: 0 K: 1 S: 18	H: 5 LOB: 2 BB: 2 P: 31	R: 0 E: 0 K: 1 S: 17	H: 2 LOB: 3 BB: 1 P: 32	R: 0 E: 0 K: 0 S: 10	H: 0 LOB: 0 BB: 0 P: 15	R: 0 E: 0 K: 0 S: 6	H: 1 LOB: 1 BB: 1 P: 14	R: 0 E: 0 K: 1 S: 9	H: 0 LOB: 0 BB: 0 P: 14	R: 0 E: 0 K: 0 S: 8	H: 0 LOB: 2 BB: 2 P: 20	R: 0 E: 0 K: 0 S: 9	H: 0 LOB: 0 BB: 0 P: 12	R: 0 E: 0 K: 2 S: 7	H: 0 LOB: 0 BB: 0 P: 8	1B: 7 2B: 0 3B: 0 HR: 1	SF: 0 SAC: 0 DP: 1 HBP: 0	WP: 0 PB: 0 SB: 2 CS: 0	PA: 37							
PITCHER	IP	WLS	BF	H	R	ER	SO	BB	IBB	HBP	BLK	WP	HR	S	P	ERA	WHIP										
Justin Miller, R ERA: 6.58	(1, 1)	0.2	L	9	5	5	1	1	0	0	0	0	0	16	27	67.50	10.500										
Corey Thurman, R ERA: 3.31	(1, 1)	2.1		10	2	0	0	1	1	0	0	0	0	29	51	0.00	1.286										
Brandon Lyon, R ERA: 6.53	(4, 1)	1.0		4	1	0	0	0	1	0	0	0	0	6	14	0.00	2.000										
Pete Walker, R ERA: 2.41	(5, 1)	2.0		8	0	0	0	1	1	1	0	0	0	17	34	0.00	0.500										
Scott Cassidy, R ERA: 4.89	(7, 1)	2.0		6	0	0	0	2	0	0	0	0	0	16	20	0.00	0.000										

AB	31
R	2
H	5
RBI	2
BB	4
SO	11
LOB	12



AB	31
R	5
H	8
RBI	5
BB	6
SO	5
LOB	21



Batter	1	2	3	4	5	6	7	8	9	AB	R	H	RBI	BB	SO	LOB	TOP						
Rickey Henderson, R OBP: 0.362, SLG: 0.387										4	1	1	1	0	2	1							
18 Johnny Damon, L OBP: 0.378, SLG: 0.466										4	1	0	0	0	1	1							
Nomar Garciaparra, R OBP: 0.364, SLG: 0.540										4	1	1	2	0	0	0							
Shea Hillenbrand, R OBP: 0.352, SLG: 0.538										4	0	2	0	0	0	0							
Jason Varitek, S OBP: 0.319, SLG: 0.393										4	0	1	0	0	0	1							
Juan Diaz, R OBP: 0.286, SLG: 0.333										2	0	0	0	0	1	0							
Jose Offerman, S OBP: 0.314, SLG: 0.339										1	0	0	0	0	0	1							
Brian Daubach, L OBP: 0.335, SLG: 0.465										1	0	0	0	0	1	2							
Carlos Baerga, S OBP: 0.322, SLG: 0.382										4	0	0	0	0	1	3							
Trot Nixon, L OBP: 0.331, SLG: 0.401										3	1	2	0	0	1	0							
Derek Lowe, R OBP: 0.500, SLG: 0.333										2	0	0	0	0	0	1							
Tony Clark, S OBP: 0.254, SLG: 0.289										1	0	0	0	0	0	1							
Lou Merloni, R OBP: 0.364, SLG: 0.384										0	0	0	0	0	0	0							
49 Tim Wakefield, R OBP: 0.364, SLG: 0.384										0	0	0	0	0	0	0							
Inning Stats	R: 0 H: 0 E: 0 K: 1 S: 11	H: 0 LOB: 0 BB: 0 P: 15	R: 0 H: 0 E: 0 K: 1 S: 11	H: 0 LOB: 0 BB: 0 P: 15	R: 0 H: 1 E: 0 K: 0 S: 6	H: 1 LOB: 0 BB: 0 P: 8	R: 3 H: 2 E: 1 K: 0 S: 14	H: 2 LOB: 0 BB: 0 P: 23	R: 0 H: 0 E: 0 K: 2 S: 10	H: 0 LOB: 0 BB: 0 P: 17	R: 0 H: 0 E: 0 K: 1 S: 8	H: 0 LOB: 0 BB: 0 P: 10	R: 0 H: 1 E: 0 K: 0 S: 8	H: 1 LOB: 1 BB: 0 P: 12	R: 1 H: 1 E: 1 K: 1 S: 11	H: 1 LOB: 1 BB: 0 P: 15	R: 0 H: 2 E: 0 K: 1 S: 13	H: 2 LOB: 2 BB: 0 P: 17	1B: 5 2B: 0 3B: 0 HR: 2	SF: 0 SAC: 0 DP: 2 HBP: 0	WP: 0 PB: 0 SB: 1 CS: 0	PA: 34	
PITCHER	IP	WLS	BF	H	R	ER	SO	BB	IBB	HBP	BLK	WP	HR	S	P	ERA	WHIP						
Omar Daal, L ERA: 3.84	(1, 1)	6.0	W	21	3	3	2	5	0	0	0	0	0	2	60	88	3.00	0.500					
Giovanni Carrara, R ERA: 4.22	(7, 1)	1.0	H	4	1	0	0	0	0	0	0	0	0	0	8	12	0.00	1.000					
Jesse Orosco, L ERA: 3.75	(8, 1)	0.0		2	1	1	0	0	0	0	0	0	0	2	3								
Paul Quantrill, R ERA: 3.49	(8, 1)	1.0	H	2	0	0	0	1	0	0	0	0	0	9	12	0.00	0.000						
Eric Gagne, R ERA: 1.14	(9, 1)	1.0	S	5	2	0	0	1	0	0	0	0	0	13	17	0.00	2.000						

Boston Red Sox @ Los Angeles Dodgers
Dodger Stadium, Los Angeles, CA
Sat Jun 22 2002, 12:10 PM PDT
Att: 43,833 - Sunny - 70 F

AB 34
R 4
H 7
RBI 3
BB 0
SO 7
LOB 11



Batter	1	2	3	4	5	6	7	8	9	AB	R	H	RBI	BB	SO	LOB	BOTTOM						
Dave Roberts, L OBP: 0.378, SLG: 0.393										4	0	1	1	0	2	0							
Paul Lo Duca, R OBP: 0.366, SLG: 0.423										4	1	1	0	0	0	1							
Shawn Green, L OBP: 0.390, SLG: 0.607										3	2	1	2	1	0	0							
Eric Karros, R OBP: 0.347, SLG: 0.443										3	0	1	0	0	0	0							
Marquis Grissom, R OBP: 0.314, SLG: 0.514										3	0	0	1	0	1	1							
Adrián Beltré, R OBP: 0.292, SLG: 0.378										3	0	0	0	0	0	2							
Mark Grudzielanek, R OBP: 0.291, SLG: 0.340										1	0	0	0	0	0	0							
Alex Cora, L OBP: 0.360, SLG: 0.563										2	1	1	0	0	0	0							
Cesar Izturis, S OBP: 0.275, SLG: 0.321										3	1	1	1	0	0	0							
Omar Daal, L ERA: 3.84	(1, 1)	7.0	L	27	6	5	2	2	1	0	0	0	0	0	0	0							
Hiram Bocachica, R OBP: 0.316, SLG: 0.472	(7, PH)									0	0	0	0	0	0	0							
Jesse Orosco, L ERA: 3.75	(8, 1)									0	0	0	0	0	0	0							
Paul Quantrill, L ERA: 3.49	(8, 1)									0	0	0	0	0	0	0							
Eric Gagne, R ERA: 1.14	(9, 1)									0	0	0	0	0	0	0							
Inning Stats	R: 0 H: 0 E: 0 K: 0 S: 5	H: 0 LOB: 0 BB: 0 P: 8	R: 0 H: 0 E: 0 K: 1 S: 8	H: 0 LOB: 0 BB: 0 P: 13	R: 0 H: 0 E: 0 K: 0 S: 6	H: 0 LOB: 0 BB: 0 P: 6	R: 2 H: 2 E: 1 K: 1 S: 15	H: 2 LOB: 1 BB: 0 P: 19	R: 2 H: 3 E: 0 K: 0 S: 10	H: 3 LOB: 0 BB: 0 P: 13	R: 1 H: 1 E: 0 K: 0 S: 7	H: 1 LOB: 0 BB: 1 P: 16	R: 0 H: 0 E: 0 K: 0 S: 9	H: 0 LOB: 0 BB: 0 P: 14	R: 0 H: 0 E: 0 K: 1 S: 6	H: 0 LOB: 0 BB: 0 P: 7	R: 0 H: 2 E: 0 K: 1 S: 13	H: 2 LOB: 2 BB: 0 P: 17	1B: 4 2B: 1 3B: 0 HR: 1	SF: 0 SAC: 1 DP: 0 HBP: 0	WP: 0 PB: 0 SB: 1 CS: 2	PA: 31	
PITCHER	IP	WLS	BF	H	R	ER	SO	BB	IBB	HBP	BLK	WP	HR	S	P	ERA	WHIP						
Derek Lowe, R ERA: 2.16	(1, 1)	7.0	L	27	6	5	2	2	1	0	0	0	0	0	0	0	6.43	1.000					
49 Tim Wakefield, R ERA: 2.53	(8, 1)	1.0		3	0	0	0	1	0	0	0	0	0	6	7	0.00	0.000						

Boston Red Sox @ Los Angeles Dodgers
Dodger Stadium, Los Angeles, CA
Sat Jun 22 2002, 12:10 PM PDT
Att: 43,833 - Sunny - 70 F

AB 28
R 5
H 6
RBI 5
BB 1
SO 3
LOB 4



Batter	1	2	3	4	5	6	7	8	9	AB	R	H	RBI	BB	SO	LOB	TOP					
Rickey Henderson, R OBP: 0.364, SLG: 0.382	G5-3		G1-3			P6				4	1	1	1	1	0	1						
Trot Nixon, L OBP: 0.326, SLG: 0.397	P6		G5-3			K				5	0	1	0	0	2	2						
Nomar Garciaparra, R OBP: 0.359, SLG: 0.532	K				P5	L7				4	0	0	1	0	1	1						
Carlos Baerga, S OBP: 0.325, SLG: 0.417		G5-3								5	1	2	1	0	0	1						
Shea Hillenbrand, R OBP: 0.351, SLG: 0.533	L4					L6				3	0	0	0	0	0	0						
Jason Varitek, S OBP: 0.326, SLG: 0.394										2	1	1	0	2	1	2						
Tony Clark, S OBP: 0.254, SLG: 0.294	G4-3									4	1	1	0	0	1	4						
58 Bryant Nelson, S OBP: 0.364, SLG: 0.350										4	1	2	1	0	0	2						
Rolando Arrojo, R Darren Oliver, R Juan Diaz, R Casey Fossum, L Jose Offerman, S			SH3-4							0	0	0	0	0	0	0						
Inning Stats	R: 0 E: 0 K: 1 S: 9	H: 0 LOB: 0 BB: 0 P: 12	R: 0 E: 0 K: 0 S: 9	H: 0 LOB: 1 BB: 1 P: 15	R: 0 E: 0 K: 0 S: 13	H: 1 LOB: 1 BB: 0 P: 17	R: 0 E: 0 K: 1 S: 13	H: 1 LOB: 2 BB: 0 P: 18	R: 1 E: 0 K: 0 S: 11	H: 2 LOB: 1 BB: 0 P: 18	R: 4 E: 0 K: 0 S: 17	H: 3 LOB: 0 BB: 1 P: 26	R: 0 E: 0 K: 1 S: 7	H: 0 LOB: 0 BB: 0 P: 11	R: 0 E: 0 K: 1 S: 12	H: 1 LOB: 1 BB: 0 P: 19	R: 1 E: 0 K: 0 S: 7	H: 1 LOB: 1 BB: 1 P: 16	1B: 4 2B: 3 3B: 0 HR: 2	SF: 1 SAC: 1 DP: 0 HBP: 1	WP: 0 PB: 0 SB: 0 CS: 0	PA: 40
PITCHER	IP WLS BF H R ER SO BB IBB HBP BLK WP HR S P ERA WHIP																					
Andy Ashby, R ERA: 3.11	(1, 1) 5.2 W 27 7 5 5 3 2 0 1 0 0 2 71 104 7.94 1.588																					
Guillermo Mota, R ERA: 2.82	(6, 1) 2.1 8 1 0 0 2 0 0 0 0 0 0 20 32 0.00 0.429																					
Terry Mulholland, L ERA: 9.68	(9, 1) 1.0 5 1 1 1 0 1 0 0 0 0 0 7 16 9.00 2.000																					

Boston Red Sox @ Los Angeles Dodgers
 Dodger Stadium, Los Angeles, CA
 Sun Jun 23 2002, 1:10 PM PDT
 Att: 45,960 - Sunny - 78 F

AB	34
R	6
H	9
RBI	6
BB	3
SO	5
LOB	14



Batter	1	2	3	4	5	6	7	8	9	AB	R	H	RBI	BB	SO	LOB	BOTTOM					
Dave Roberts, L OBP: 0.380, SLG: 0.396	F9									4	0	2	1	0	0	1						
Marquis Grissom, R OBP: 0.312, SLG: 0.511										1	0	0	0	0	1	1						
Cesar Izturis, S OBP: 0.274, SLG: 0.318	F9									5	0	1	2	0	0	3						
Shawn Green, L OBP: 0.389, SLG: 0.602	G3									4	1	1	0	0	1	2						
Brian Jordan, R OBP: 0.342, SLG: 0.517										4	2	2	0	0	0	0						
Dave Hansen, L OBP: 0.295, SLG: 0.333										4	2	2	3	0	1	0						
Adrián Beltré, R OBP: 0.294, SLG: 0.377										3	2	1	0	1	1	0						
Mark Grudzielanek, R OBP: 0.276, SLG: 0.335										4	0	0	0	0	2	4						
Chad Kreuter, S OBP: 0.338, SLG: 0.368										3	2	3	2	1	0	0						
Andy Ashby, R OBP: 0.231, SLG: 0.292										3	0	1	1	0	1	4						
Guillermo Mota, R ERA: 4.66										0	0	0	0	0	0	0						
Jeff Rebutel, R OBP: 0.343, SLG: 0.330										1	0	0	0	0	1	1						
Terry Mulholland, R ERA: 9.68										0	0	0	0	0	0	0						
Inning Stats	R: 0 E: 0 K: 0 S: 6	H: 0 LOB: 0 BB: 0 P: 10	R: 4 E: 1 K: 2 S: 15	H: 4 LOB: 2 BB: 2 P: 26	R: 5 E: 0 K: 1 S: 27	H: 7 LOB: 2 BB: 0 P: 39	R: 0 E: 0 K: 0 S: 6	H: 0 LOB: 0 BB: 0 P: 9	R: 0 E: 0 K: 0 S: 7	H: 1 LOB: 1 BB: 0 P: 10	R: 0 E: 0 K: 0 S: 5	H: 0 LOB: 0 BB: 0 P: 8	R: 0 E: 0 K: 3 S: 11	H: 0 LOB: 0 BB: 0 P: 15	R: 0 E: 0 K: 2 S: 12	H: 1 LOB: 1 BB: 0 P: 19	R: 0 E: 0 K: 2 S: 7	H: 1 LOB: 1 BB: 1 P: 16	1B: 10 2B: 3 3B: 0 HR: 0	SF: 0 SAC: 0 DP: 0 HBP: 0	WP: 0 PB: 0 SB: 0 CS: 0	PA: 38
PITCHER	IP WLS BF H R ER SO BB IBB HBP BLK WP HR S P ERA WHIP																					
Rolando Arrojo, R ERA: 4.09	(1, 1) 2.1 L 17 3 0 0 1 0 0 0 0 0 0 25 36 0.00 1.125																					
Darren Oliver, L ERA: 4.66	(3, 1) 2.2 11 3 0 0 1 0 0 0 0 0 0 25 36 0.00 1.125																					
Casey Fossum, L ERA: 3.0	(6, 1) 3.0 10 1 0 0 5 0 0 0 0 0 0 28 42 0.00 0.333																					

Boston Red Sox @ Los Angeles Dodgers
 Dodger Stadium, Los Angeles, CA
 Sun Jun 23 2002, 1:10 PM PDT
 Att: 45,960 - Sunny - 78 F

AB	36
R	9
H	13
RBI	9
BB	2
SO	8
LOB	16



Batter	1	2	3	4	5	6	7	8	9	AB	R	H	RBI	BB	SO	LOB	TOP			
Juan Pierre, L (1,8) OBP: 0.327, SLG: 0.326	B5-3	BB G4-3 1B		17 CS 1B		FC3-6		PO		5	0	3	1	0	0	1	Colorado Rockies @ Los Angeles Dodgers Dodger Stadium, Los Angeles, CA Mon Jun 24 2002, 7:10 PM PDT Att: 34,641 - Sunny - 70 F			
Brent Butler, R (1,4) OBP: 0.342, SLG: 0.548	E6 1B	G4-3		P3		G5-3		PO	P6	5	1	0	0	0	0	3				
17 Todd Helton, L (1,3) OBP: 0.444, SLG: 0.636	1B	FC5 BB 1B		F7			F8 2B		G6-3	4	1	2	0	1	0	1				
Todd Zeile, R (1,5) OBP: 0.366, SLG: 0.494	BB 1B 1B	FC5 BB		L9			F8 2-3		G6-3	4	0	1	1	1	0	1				
Terry Shumpert, R (1,7) Justin Speier, R (7,1) Todd Jones, L (8,1) Jose Jimenez, R (9,1)	K	L6		E5			P6			4	0	0	0	0	0	16				
Juan Uribe, R (1,6) OBP: 0.309, SLG: 0.363	BB 1B	FC5		G6-3			K2-3			4	0	1	1	0	1	5				
Mark Little, R (1,9) OBP: 0.333, SLG: 0.316	BB 1B		F3		K			K		3	0	0	0	1	2	1				
Gary Bennett, R (1,2) OBP: 0.319, SLG: 0.318	K		K		L3			1B 2B		4	1	1	0	0	2	3				
Mike Hampton, R (1,1) Todd Hollandsworth, L (7,9) OBP: 0.352, SLG: 0.456		HR	K			FC3-6 BB		K		2	1	1	1	1	0	0				
Inning Stats	R: 2 E: 1 K: 2 S: 18	H: 3 LOB: 3 BB: 1 P: 28	R: 1 E: 0 K: 0 S: 15	H: 2 LOB: 3 BB: 2 P: 29	R: 0 E: 0 K: 2 S: 7	H: 0 LOB: 0 BB: 0 P: 8	R: 0 E: 0 K: 0 S: 4	H: 1 LOB: 0 BB: 0 P: 6	R: 0 E: 1 K: 1 S: 10	H: 0 LOB: 1 BB: 0 P: 12	R: 0 E: 0 K: 1 S: 10	H: 1 LOB: 1 BB: 0 P: 13	R: 1 E: 0 K: 2 S: 11	H: 2 LOB: 0 BB: 0 P: 15	R: 0 E: 0 K: 0 S: 7	H: 0 LOB: 0 BB: 0 P: 10		1B: 6 2B: 2 3B: 0 HR: 1	SF: 0 SAC: 0 DP: 0 HBP: 0	WP: 0 PB: 0 SB: 0 CS: 1
PITCHER	IP WLS BF H R ER SO BB IBB HBP BLK WP HR S P ERA WHIP																			
Kaz Ishii, L (1,1) ERA: 3.36	7.0 L 33 7 3 1 6 4 0 0 0 0 0 1 74 112 1.29 1.571																			
Guillermo Mota, R (8,1) ERA: 3.09	1.0 4 2 1 1 2 0 0 0 0 0 0 0 11 15 9.00 2.000																			
Terry Mulholland, L (9,1) ERA: 9.16	1.0 3 0 0 0 0 0 0 0 0 0 0 0 7 10 0.00 0.000																			

Batter	1	2	3	4	5	6	7	8	9	AB	R	H	RBI	BB	SO	LOB	BOTTOM			
Cesar Izturis, S (1,6) OBP: 0.274, SLG: 0.317	G6-4-3 1B		FC4-6			G6-3			G6-3	4	0	1	0	0	0	1	Colorado Rockies @ Los Angeles Dodgers Dodger Stadium, Los Angeles, CA Mon Jun 24 2002, 7:10 PM PDT Att: 34,641 - Sunny - 70 F			
Paul Lo Duca, R (1,2) Chad Kreuter, S (5,2) OBP: 0.357, SLG: 0.379	G6-4-3		F2			G4-6-3 1B			S BB	2	0	0	0	0	0	2				
Shawn Green, L (1,9) OBP: 0.390, SLG: 0.610	HR				G1-3				G6-3 BB	3	1	1	1	1	0	1				
Eric Karros, R (1,3) OBP: 0.342, SLG: 0.436	L6				L8				G6-3	4	0	0	0	0	1	2				
Brian Jordan, R (1,7) OBP: 0.338, SLG: 0.511		G6-3			K					3	0	0	0	0	1	0				
Marquis Grissom, R (1,8) OBP: 0.318, SLG: 0.510			F9-6-3 BB			G4-3 1B				2	0	1	0	1	0	0				
Adrian Beltré, R (1,5) OBP: 0.291, SLG: 0.373			F9-6-3			P3			K	3	0	0	0	0	1	2				
Mark Grudzielanek, R (1,4) OBP: 0.277, SLG: 0.335						G4-3			K	3	0	1	0	0	1	1				
Kaz Ishii, L (1,1) Guillermo Mota, R (8,1) Alex Cora, L (8,PH) Terry Mulholland, R (9,1)						G4-3			G1	2	0	0	0	0	1	2				
Inning Stats	R: 1 E: 0 K: 0 S: 7	H: 2 LOB: 0 BB: 0 P: 8	R: 0 E: 0 K: 0 S: 6	H: 0 LOB: 1 BB: 1 P: 11	R: 0 E: 0 K: 1 S: 9	H: 1 LOB: 0 BB: 0 P: 12	R: 0 E: 0 K: 1 S: 8	H: 0 LOB: 0 BB: 0 P: 9	R: 0 E: 0 K: 0 S: 15	H: 1 LOB: 1 BB: 0 P: 21	R: 0 E: 0 K: 0 S: 6	H: 1 LOB: 0 BB: 0 P: 13	R: 0 E: 0 K: 2 S: 9	H: 0 LOB: 1 BB: 0 P: 12	R: 0 E: 0 K: 0 S: 9	H: 0 LOB: 1 BB: 2 P: 21		1B: 4 2B: 1 3B: 0 HR: 1	SF: 0 SAC: 0 DP: 4 HBP: 0	WP: 0 PB: 0 SB: 1 CS: 0
PITCHER	IP WLS BF H R ER SO BB IBB HBP BLK WP HR S P ERA WHIP																			
Mike Hampton, L (1,1) ERA: 6.7	6.0 W 21 5 1 1 2 1 0 0 0 0 0 0 7 74 1.50 1.000																			
Justin Speier, R (7,1) ERA: 3.68	1.0 H 3 0 0 0 1 0 0 0 0 0 0 0 7 12 0.00 0.000																			
Todd Jones, R (8,1) ERA: 4.17	1.0 H 3 0 0 0 2 0 0 0 0 0 0 0 9 12 0.00 0.000																			
Jose Jimenez, R (9,1) ERA: 2.97	1.0 S 4 0 0 0 0 2 0 0 0 0 0 0 9 21 0.00 2.000																			




Batter	1	2	3	4	5	6	7	8	9	AB	R	H	RBI	BB	SO	LOB	TOP			
Juan Pierre, L (1,8) OBP: 0.323, SLG: 0.322	1-2 G4-3		1-0 G3-1			1-0 6-3-5			0-0 G1-3	4	0	0	0	0	0	1				
Brent Butler, R (1,4) OBP: 0.329, SLG: 0.526	0-0 G6-3			3-1 F3			1-0 G5-3			3	0	0	0	0	0	0				
Larry Walker, L (1,9) OBP: 0.418, SLG: 0.616	0-3 K			0-0 F5			0-0 G5-3			3	0	0	0	0	1	0				
17 Todd Helton, L (1,3) OBP: 0.440, SLG: 0.629		0-0 G4-3		1-0 F7			2-2 G3-1			3	0	0	0	0	0	0				
Todd Zeile, R (1,5) OBP: 0.362, SLG: 0.488		3-2 G6-3		1-2 F9			1-1 P3			3	0	0	0	0	0	0				
Benny Agbayani, R (1,7) OBP: 0.297, SLG: 0.330		4-2 BB		1-3 K			1-3 K			2	0	0	0	1	2	0				
Juan Uribe, R (1,6) OBP: 0.307, SLG: 0.359		0-0 F9		0-1 F9			0-0 L9			3	0	0	0	0	0	1				
Bobby Estalella, R (1,2) OBP: 0.318, SLG: 0.531			0-1 L9			2-2 6-3-5 1B			2-3 K	3	0	1	0	0	1	0				
John Thomson, R (1,1) OBP: 0.138, SLG: 0.077			0-3 K				1-2 G2-3			2	0	0	0	0	2	1				
Chris Nichting, R (8,1) OBP: 0.333, SLG: 0.333										0	0	0	0	0	0	0				
Greg Norton, S (9,PH) OBP: 0.272, SLG: 0.350										1	0	0	0	0	0	0				
Inning Stats	R: 0 E: 0 K: 1 S: 8	H: 0 LOB: 0 BB: 0 P: 9	R: 0 E: 0 K: 0 S: 8	H: 0 LOB: 1 BB: 1 P: 15	R: 0 E: 0 K: 1 S: 6	H: 0 LOB: 0 BB: 0 P: 7	R: 0 E: 0 K: 0 S: 4	H: 0 LOB: 0 BB: 0 P: 8	R: 0 E: 0 K: 1 S: 8	H: 1 LOB: 0 BB: 0 P: 10	R: 0 E: 0 K: 0 S: 6	H: 0 LOB: 0 BB: 0 P: 9	R: 0 E: 0 K: 1 S: 6	H: 0 LOB: 0 BB: 0 P: 8	R: 0 E: 0 K: 1 S: 7	H: 0 LOB: 0 BB: 0 P: 10	1B: 1 2B: 1 3B: 0 HR: 0	SF: 0 SAC: 0 DP: 1 HBP: 0	WP: 0 PB: 0 SB: 0 CS: 0	PA: 28
PITCHER Odalis Perez, L (1,1) ERA: 2.33	IP: 9.0 WLS: W BF: 28 H: 1 R: 0 ER: 0 SO: 6 BB: 1 IBB: 0 HBP: 0 BLK: 0 WP: 0 HR: 0 S: 60 P: 87 ERA: 0.00 WHIP: 0.222																			

Colorado Rockies @ Los Angeles Dodgers
 Dodger Stadium, Los Angeles, CA
 Tue Jun 25 2002, 7:10 PM PDT
 Att: 23,635 - Sunny - 69 F

livebaseballscores.com

AB 27
 R 0
 H 1
 RBI 0
 BB 1
 SO 6
 LOB 3




Batter	1	2	3	4	5	6	7	8	9	AB	R	H	RBI	BB	SO	LOB	BOTTOM	
Dave Roberts, L (1,8) OBP: 0.373, SLG: 0.387	1-2 F5		0-1 G1-3			2-3 K		1-1 G4-3		4	0	0	0	0	1	1		
Paul Lo Duca, R (1,2) OBP: 0.365, SLG: 0.438	0-0 HR			0-0 G1-3 2B		2-2 F9		1-0 SF7		3	1	2	2	0	0	0		
Shawn Green, L (1,9) OBP: 0.388, SLG: 0.603	2-2 G4-3		2-1 G1-3		2-3 HR BB	4-2 HR		3-H K		3	1	0	0	1	1	1		
Eric Karros, R (1,3) OBP: 0.342, SLG: 0.447	3-2 P3		1-2 P5		0-0 HR	1-H HR				3	1	1	2	0	0	1		
Brian Jordan, R (1,7) OBP: 0.335, SLG: 0.504		1-2 F3		1-0 F9		1-2 F9				3	0	0	0	0	0	1		
Adrián Beltré, R (1,5) OBP: 0.289, SLG: 0.369		0-1 P6		1-1 F7		0-0 F9				3	0	0	0	0	0	0		
Mark Grudzielanek, R (1,4) OBP: 0.279, SLG: 0.339		0-0 G4-3		2-0 2B		1-0 F9				3	0	1	0	0	0	0		
Cesar Izturis, S (1,6) OBP: 0.271, SLG: 0.314			2-2 G6-3		0-2 L8		0-0 G3			3	0	0	0	0	0	1		
Odalis Perez, L (1,1) OBP: 0.156, SLG: 0.250			0-2 P5		0-0 F8		0-2 G4-3 SF7 2B			3	1	1	0	0	0	1		
Inning Stats	R: 1 E: 0 K: 0 S: 11	H: 1 LOB: 0 BB: 0 P: 17	R: 0 E: 0 K: 0 S: 6	H: 0 LOB: 0 BB: 0 P: 7	R: 0 E: 0 K: 0 S: 8	H: 0 LOB: 0 BB: 0 P: 10	R: 0 E: 0 K: 0 S: 7	H: 1 LOB: 1 BB: 0 P: 11	R: 0 E: 0 K: 1 S: 17	H: 1 LOB: 1 BB: 1 P: 26	R: 0 E: 0 K: 0 S: 3	H: 0 LOB: 0 BB: 0 P: 4	R: 1 E: 0 K: 1 S: 9	H: 1 LOB: 0 BB: 0 P: 12	1B: 0 2B: 3 3B: 0 HR: 2	SF: 1 SAC: 0 DP: 0 HBP: 0	WP: 0 PB: 0 SB: 0 CS: 0	PA: 30
PITCHER John Thomson, R (1,1) ERA: 5.03	IP: 7.0 WLS: L BF: 26 H: 4 R: 3 ER: 3 SO: 1 BB: 1 IBB: 3 HBP: 3 BLK: 1 WP: 0 HR: 2 S: 59 P: 85 ERA: 3.86 WHIP: 0.714																	
PITCHER Chris Nichting, R (8,1) ERA: 3.71	IP: 1.0 WLS: L BF: 4 H: 1 R: 1 ER: 1 SO: 1 BB: 0 IBB: 0 HBP: 0 BLK: 0 WP: 0 HR: 0 S: 9 P: 12 ERA: 9.00 WHIP: 1.000																	

Colorado Rockies @ Los Angeles Dodgers
 Dodger Stadium, Los Angeles, CA
 Tue Jun 25 2002, 7:10 PM PDT
 Att: 23,635 - Sunny - 69 F

livebaseballscores.com

AB 28
 R 4
 H 5
 RBI 4
 BB 1
 SO 2
 LOB 6



Batter	1	2	3	4	5	6	7	8	9	AB	R	H	RBI	BB	SO	LOB	TOP								
Juan Pierre, L (1, 8) OBP: 0.320, SLG: 0.318	F7			G4-3		G3		F8		4	0	0	0	0	0	0	Colorado Rockies @ Los Angeles Dodgers Dodger Stadium, Los Angeles, CA Wed Jun 26 2002, 7:10 PM PDT Att: 25,083 - Sunny - 69 F								
Brent Butler, R (1, 4) OBP: 0.325, SLG: 0.525	G4-3			F9		F8		G3 1B 2B		4	1	1	0	0	0										
17 Todd Helton, L (1, 3) OBP: 0.435, SLG: 0.621	K2-3			F7		G4-3		F7		4	0	0	0	0	1										
Todd Zeile, R (1, 5) OBP: 0.361, SLG: 0.496		F9			HR			G3		4	1	1	1	0	1										
Todd Hollandsworth, L (1, 9) OBP: 0.350, SLG: 0.493	F7			L5		K		K		4	0	1	1	0	1										
Greg Norton, S (1, 7) OBP: 0.281, SLG: 0.386	K				HR			K		3	1	1	1	1	2										
Juan Uribe, R (1, 6) OBP: 0.304, SLG: 0.356			K			K		K		3	0	0	0	0	3										
Bobby Estalella, R (1, 2) OBP: 0.319, SLG: 0.520			F8					G4-3		2	0	0	0	1	0										
Shawn Chacon, R (1, 1) OBP: 0.267, SLG: 0.267			K					F8		2	0	0	0	0	1										
Terry Shumpert, R (8, PH) OBP: 0.321, SLG: 0.361										1	0	0	0	0	0										
Dennys Reyes, R (8, 1)										0	0	0	0	0	0										
Inning Stats	R: 0 E: 0 K: 1 S: 11	H: 0 LOB: 0 BB: 0 P: 18	R: 0 E: 0 K: 1 S: 7	H: 0 LOB: 0 BB: 0 P: 12	R: 0 E: 0 K: 2 S: 8	H: 0 LOB: 0 BB: 0 P: 11	R: 0 E: 0 K: 0 S: 8	H: 0 LOB: 0 BB: 0 P: 14	R: 2 E: 0 K: 1 S: 11	H: 2 LOB: 1 BB: 1 P: 17	R: 0 E: 0 K: 0 S: 6	H: 0 LOB: 1 BB: 1 P: 18	R: 0 E: 0 K: 3 S: 12	H: 0 LOB: 1 BB: 1 P: 18	R: 0 E: 0 K: 0 S: 6	H: 0 LOB: 0 BB: 0 P: 9	R: 1 E: 0 K: 1 S: 10	H: 2 LOB: 1 BB: 0 P: 12	1B: 1 2B: 1 3B: 0 HR: 2	SF: 0 SAC: 0 DP: 0 HBP: 0	WP: 0 PB: 2 SB: 0 CS: 0	PA: 33			
PITCHER	IP	WLS	BF	H	R	ER	SO	BB	IBB	HBP	BLK	WP	HR	S	P	ERA	WHIP								
Hideo Nomo, R (1, 1) ERA: 3.55	7.0	W	25	2	2	2	8	2	0	0	0	0	2	63	100	2.57	0.571								
Paul Quantrill, R (8, 1) ERA: 3.4	1.0	H	3	0	0	0	0	0	0	0	0	0	0	6	9	0.00	0.000								
Eric Gagne, R (9, 1) ERA: 1.34	1.0	S	5	2	1	1	1	0	0	0	0	0	0	10	12	9.00	2.000								

Batter	1	2	3	4	5	6	7	8	9	AB	R	H	RBI	BB	SO	LOB	BOTTOM								
Dave Roberts, L (1, 8) OBP: 0.368, SLG: 0.381	K		L9		G1-3		SH1-3			3	0	0	0	0	1	1	Colorado Rockies @ Los Angeles Dodgers Dodger Stadium, Los Angeles, CA Wed Jun 26 2002, 7:10 PM PDT Att: 25,083 - Sunny - 69 F								
Paul Lo Duca, R (1, 2) OBP: 0.367, SLG: 0.441	G3-1			HR 1B			SF7			3	1	2	1	0	0										
Shawn Green, L (1, 9) OBP: 0.387, SLG: 0.609	G3			HR 1H		G4-3		G6-3		4	1	1	2	0	3										
Eric Karros, R (1, 3) OBP: 0.340, SLG: 0.444		F3			F8			F8		4	0	1	0	0	0										
Brian Jordan, R (1, 7) OBP: 0.333, SLG: 0.500		F2					F7			4	0	1	0	0	1										
Adrian Beltré, R (1, 5) OBP: 0.291, SLG: 0.375					F7					4	0	2	0	0	1										
Alex Cora, L (1, 4) OBP: 0.350, SLG: 0.533						G6-3 2B		F7		3	1	0	0	1	4										
Cesar Izturis, S (1, 6) OBP: 0.271, SLG: 0.317			G3					G4-3		4	1	1	0	0	3										
Hideo Nomo, R (1, 1) OBP: 0.148, SLG: 0.083										2	0	1	1	0	0										
Jeff Reboulet, R (7, PH) OBP: 0.333, SLG: 0.290					G3					1	0	0	0	0	0										
Hiram Bocachica, R (7, PR) OBP: 0.310, SLG: 0.472										0	1	0	0	0	0										
Paul Quantrill, L (8, 1)										0	0	0	0	0	0										
Eric Gagne, R (9, 1)										0	0	0	0	0	0										
Inning Stats	R: 0 E: 0 K: 1 S: 8	H: 0 LOB: 0 BB: 0 P: 14	R: 0 E: 0 K: 0 S: 7	H: 1 LOB: 1 BB: 0 P: 12	R: 0 E: 0 K: 0 S: 7	H: 0 LOB: 0 BB: 0 P: 9	R: 2 E: 0 K: 1 S: 9	H: 2 LOB: 0 BB: 0 P: 16	R: 1 E: 0 K: 0 S: 11	H: 2 LOB: 2 BB: 1 P: 23	R: 0 E: 0 K: 0 S: 8	H: 1 LOB: 1 BB: 0 P: 15	R: 2 E: 1 K: 0 S: 9	H: 1 LOB: 1 BB: 0 P: 11	R: 0 E: 0 K: 1 S: 12	H: 2 LOB: 2 BB: 0 P: 20	1B: 5 2B: 3 3B: 0 HR: 1	SF: 1 SAC: 1 DP: 0 HBP: 0	WP: 0 PB: 0 SB: 0 CS: 0	PA: 35					
PITCHER	IP	WLS	BF	H	R	ER	SO	BB	IBB	HBP	BLK	WP	HR	S	P	ERA	WHIP								
Shawn Chacon, R (1, 1) ERA: 4.69	7.0	L	30	7	5	4	2	1	0	0	0	0	0	12	20	0.00	1.143								
Dennys Reyes, L (8, 1) ERA: 3.19	1.0		5	2	0	0	1	0	0	0	0	0	0	12	20	0.00	2.000								

AB	31
R	3
H	4
RBI	3
BB	2
SO	9
LOB	5



AB	32
R	5
H	9
RBI	4
BB	1
SO	3
LOB	13



Batter	1	2	3	4	5	6	7	8	9	AB	R	H	RBI	BB	SO	LOB	TOP		
Dave Roberts, L (1, 8) OBP: 0.370, SLG: 0.389										4	1	2	0	0	0	0	Los Angeles Dodgers @ Anaheim Angels Edison International Field, Anaheim, CA Fri Jun 28 2002, 10:05 PM EDT Att: 43,690 - Cloudy - 74 F		
Paul Lo Duca, R (1, 2) OBP: 0.372, SLG: 0.441									4	1	2	0	1	0	2				
Shawn Green, L (1, 9) OBP: 0.379, SLG: 0.604									5	0	0	1	0	2	4				
Eric Karros, R (1, 3) OBP: 0.340, SLG: 0.438									4	1	1	1	1	1	1				
Dave Hansen, L (1, 10) OBP: 0.318, SLG: 0.373									4	1	2	1	0	1	1				
Cesar Izturis, S (8, PR) OBP: 0.266, SLG: 0.311									0	1	0	0	0	0	0				
Adrian Beltré, R (1, 5) OBP: 0.290, SLG: 0.371									4	0	2	1	0	0	1				
Mark Grudzielanek, R (1, 4) OBP: 0.289, SLG: 0.349									4	1	2	2	0	0	2				
Alex Cora, L (1, 6) OBP: 0.365, SLG: 0.557									3	0	1	1	0	1	1				
Hiram Bocachica, R (1, 7) OBP: 0.295, SLG: 0.446									3	0	0	0	0	1	2				
Marquis Grissom, R (8, 7) OBP: 0.321, SLG: 0.527									1	1	1	0	0	0	0				
Inning Stats	R: 0 E: 0 K: 0 S: 8	H: 1 LOB: 0 BB: 0 P: 11	R: 0 E: 0 K: 1 S: 11	H: 1 LOB: 1 BB: 0 P: 20	R: 0 E: 0 K: 1 S: 8	H: 0 LOB: 0 BB: 0 P: 12	R: 3 E: 0 K: 1 S: 18	H: 3 LOB: 2 BB: 1 P: 31	R: 1 E: 0 K: 0 S: 10	H: 2 LOB: 0 BB: 0 P: 14	R: 0 E: 0 K: 0 S: 3	H: 0 LOB: 0 BB: 1 P: 9	R: 1 E: 0 K: 2 S: 16	H: 2 LOB: 1 BB: 0 P: 24	R: 1 E: 0 K: 0 S: 10	H: 2 LOB: 1 BB: 0 P: 14	1B: 10 2B: 2 3B: 1 HR: 0	SF: 0 SAC: 1 DP: 2 HBP: 1	WP: 0 PA: 40 PB: 0 CS: 1
PITCHER	IP WLS BF H R ER SO BB IBB HBP BLK WP HR S P ERA WHIP																		
Kevin Appier, R (1, 1) ERA: 4.52	5.1	B	25	8	5	5	4	1	0	0	0	0	0	0	0	58	93	8.44	1.688
Dennis Cook, L (6, 1) ERA: 2.91	0.1	B	1	1	0	0	0	0	0	0	0	0	0	0	1	1	0.00	3.000	
62 Scot Shields, R (6, 1) ERA: 4.09	2.1	L	9	2	1	1	2	1	0	0	0	0	0	0	24	39	3.86	1.286	
Matt Wise, R (9, 1) ERA: 3.86	1.0		5	2	1	1	0	0	0	0	0	0	0	10	14	9.00	2.000		

Batter	1	2	3	4	5	6	7	8	9	AB	R	H	RBI	BB	SO	LOB	BOTTOM				
David Eckstein, R (1, 6) OBP: 0.360, SLG: 0.397										5	0	1	0	0	1	1	Los Angeles Dodgers @ Anaheim Angels Edison International Field, Anaheim, CA Fri Jun 28 2002, 10:05 PM EDT Att: 43,690 - Cloudy - 74 F				
Darin Erstad, L (1, 8) OBP: 0.342, SLG: 0.426										5	0	0	0	0	2	2					
Tim Salmon, R (1, 9) OBP: 0.367, SLG: 0.500										4	1	1	0	0	2	0					
16 Garret Anderson, L (1, 7) OBP: 0.323, SLG: 0.542										4	1	1	0	0	0	0					
Troy Glaus, R (1, 5) OBP: 0.347, SLG: 0.466									3	1	2	3	1	0	0						
Brad Fullmer, L (1, 10) OBP: 0.335, SLG: 0.529									3	1	1	1	0	0	1						
Benji Gil, R (8, PH) OBP: 0.298, SLG: 0.357									1	0	1	0	0	0	0						
Scott Spiezio, S (1, 3) OBP: 0.371, SLG: 0.409										4	1	1	0	0	4						
Jorge Fabregas, L (1, 2) OBP: 0.283, SLG: 0.236										3	0	0	0	0	2						
Otlando Palmeiro, L (9, PH) OBP: 0.358, SLG: 0.375										1	0	0	0	0	0						
Adam Kennedy, L (1, 4) OBP: 0.339, SLG: 0.448										3	0	1	1	0	0	0					
Inning Stats	R: 0 E: 0 K: 1 S: 7	H: 0 LOB: 0 BB: 0 P: 11	R: 0 E: 1 K: 0 S: 6	H: 0 LOB: 1 BB: 0 P: 10	R: 0 E: 0 K: 1 S: 15	H: 1 LOB: 0 BB: 0 P: 22	R: 5 E: 0 K: 0 S: 13	H: 5 LOB: 0 BB: 0 P: 20	R: 0 E: 0 K: 1 S: 7	H: 0 LOB: 0 BB: 0 P: 9	R: 0 E: 0 K: 0 S: 9	H: 1 LOB: 1 BB: 0 P: 14	R: 0 E: 0 K: 0 S: 6	H: 0 LOB: 0 BB: 0 P: 9	R: 0 E: 0 K: 1 S: 13	H: 1 LOB: 2 BB: 1 P: 18	R: 0 E: 0 K: 1 S: 11	H: 1 LOB: 1 BB: 0 P: 17	1B: 6 2B: 1 3B: 0 HR: 2	SF: 1 SAC: 0 DP: 0 HBP: 0	WP: 0 PA: 38 PB: 0 CS: 0
PITCHER	IP WLS BF H R ER SO BB IBB HBP BLK WP HR S P ERA WHIP																				
Andy Ashby, R (1, 1) ERA: 3.38	6.0		26	7	5	5	3	0	0	0	0	0	0	0	57	86	7.50	1.167			
Giovanni Carrara, R (7, 1) ERA: 3.97	1.2	W	6	0	0	0	1	1	0	0	0	0	0	0	14	21	0.00	0.600			
Jesse Orosco, L (8, 1) ERA: 0.95	0.0		1	1	0	0	0	0	0	0	0	0	0	1	1	*	*				
Eric Gagne, R (8, 1) ERA: 1.3	1.1	S	5	1	0	0	1	0	0	0	0	0	0	15	22	0.00	0.750				

Batter	1	2	3	4	5	6	7	8	9	AB	R	H	RBI	BB	SO	LOB	TOP					
Dave Roberts, L (1, 8) OBP: 0.364, SLG: 0.381	F9		G3			K		F9		4	0	0	0	0	1	0	Los Angeles Dodgers @ Anaheim Angels Edison International Field, Anaheim, CA Sat Jun 29 2002, 10:05 PM EDT Att: 43,502 - Sunny - 71 F livebaseballscorecards.com					
Paul Lo Duca, R (1, 2) OBP: 0.370, SLG: 0.436	BB		F8			G6-3		G6-3		3	0	0	0	1	0	0						
Shawn Green, L (1, 9) OBP: 0.379, SLG: 0.601 David Ross, R (9, PH)	F8		F7			FC6-4 1B		K		3	0	1	0	0	0	1						
Eric Karros, R (1, 3) OBP: 0.339, SLG: 0.435	K					FC6-4 1-2		1B		4	0	1	0	0	1	2						
Brian Jordan, R (1, 7) OBP: 0.338, SLG: 0.510			1B HBP			G6-3		F8		3	0	0	0	0	0	1						
Adrián Beltré, R (1, 5) OBP: 0.288, SLG: 0.367	F8		P4			G5-3		G5-3		3	0	0	0	0	0	1						
Mark Grudzielanek, R (1, 4) OBP: 0.289, SLG: 0.349			1B			G6-3		G4-3		3	0	1	0	0	0	0						
Jeff Reboulet, R (1, 10) OBP: 0.308, SLG: 0.265	K					G5-3		K		3	0	0	0	0	2	2						
Cesar Izturis, S (1, 6) OBP: 0.263, SLG: 0.308	G4-3					G6-3		F8		3	0	0	0	0	0	2						
Inning Stats	R: 0 E: 0 K: 1 S: 10	H: 0 LOB: 1 BB: 1 P: 18	R: 0 E: 0 K: 1 S: 17	H: 1 LOB: 2 BB: 0 P: 22	R: 0 E: 0 K: 0 S: 6	H: 0 LOB: 0 BB: 0 P: 7	R: 0 E: 0 K: 0 S: 4	H: 0 LOB: 0 BB: 0 P: 7	R: 0 E: 0 K: 0 S: 8	H: 0 LOB: 0 BB: 0 P: 12	R: 0 E: 0 K: 1 S: 9	H: 1 LOB: 1 BB: 0 P: 13	R: 0 E: 0 K: 0 S: 7	H: 0 LOB: 0 BB: 0 P: 13	R: 0 E: 0 K: 1 S: 9	H: 0 LOB: 0 BB: 0 P: 12	R: 0 E: 0 K: 1 S: 13	H: 1 LOB: 1 BB: 0 P: 20	1B: 3 2B: 0 3B: 0 HR: 0	SF: 0 SAC: 0 DP: 0 HBP: 1	WP: 0 PB: 0 SB: 0 CS: 0	PA: 32
PITCHER Aaron Sele, R (1, 1) ERA: 5.03	IP: 9.0 WLS: W BF: 32 H: 3 R: 0 ER: 0 SO: 5 BB: 1 IBB: 0 HBP: 1 BLK: 0 WP: 0 HR: 0 S: 83 P: 124 ERA: 0.00 WHIP: 0.444															PITCHER						

Batter	1	2	3	4	5	6	7	8	9	AB	R	H	RBI	BB	SO	LOB	BOTTOM			
David Eckstein, R (1, 6) OBP: 0.359, SLG: 0.395	WP 1B	G5-3		SH2-3	F8		G1-6-3			4	1	1	0	0	0	4	Los Angeles Dodgers @ Anaheim Angels Edison International Field, Anaheim, CA Sat Jun 29 2002, 10:05 PM EDT Att: 43,502 - Sunny - 71 F livebaseballscorecards.com			
Darin Erstad, L (1, 8) OBP: 0.346, SLG: 0.429	F5		K2-3	BB S BB 1B		F8 S 1B		E5 HR 1B		5	2	3	0	0	1	1				
Tim Salmon, R (1, 9) OBP: 0.373, SLG: 0.518 Orlando Palmeiro, L (9, 9) OBP: 0.358, SLG: 0.375	1B		1B 2B	BB BB BB 1B		G6-3		HR 1B		4	2	3	3	1	0	1				
16 Garret Anderson, L (1, 7) OBP: 0.325, SLG: 0.540	K		1B 1B	SF9		IBB		G3-1		3	1	1	1	1	1	1				
Troy Glaus, R (1, 5) OBP: 0.350, SLG: 0.467	1B		F9 1B	BB BB		F8		K		4	0	2	1	1	1	2				
Scott Spiezio, S (1, 3) OBP: 0.371, SLG: 0.406	F8		1B 1B	BB BB		F9		G4-3		4	0	1	2	1	0	4				
Bengie Molina, R (1, 2) OBP: 0.285, SLG: 0.328		G6-3	F9	F9		G6-3				4	0	0	0	0	0	5				
Benji Gil, R (1, 10) OBP: 0.311, SLG: 0.367	G5-3 BB 1B		G5-3		F7		1B 1B			4	0	2	0	0	0	2				
Jose Nieves, R (1, 4) OBP: 0.310, SLG: 0.318				E4 1B SH2-3 SF9	P4		G1-6-3 1B			3	1	1	0	1	0	0				
Inning Stats	R: 1 E: 0 K: 1 S: 13	H: 3 LOB: 2 BB: 0 P: 19	R: 0 E: 0 K: 0 S: 9	H: 1 LOB: 1 BB: 1 P: 20	R: 2 E: 0 K: 1 S: 14	H: 4 LOB: 2 BB: 0 P: 25	R: 2 E: 1 K: 0 S: 17	H: 1 LOB: 3 BB: 3 P: 34	R: 0 E: 0 K: 0 S: 8	H: 0 LOB: 0 BB: 0 P: 10	R: 0 E: 0 K: 0 S: 11	H: 1 LOB: 2 BB: 1 P: 21	R: 0 E: 0 K: 0 S: 9	H: 2 LOB: 1 BB: 0 P: 10	R: 2 E: 1 K: 1 S: 15	H: 2 LOB: 0 BB: 0 P: 21	1B: 12 2B: 1 3B: 0 HR: 1	SF: 1 SAC: 1 DP: 2 HBP: 0	WP: 1 PB: 0 SB: 2 CS: 0	PA: 42
PITCHER Kaz Ishii, L (1, 1) ERA: 3.55 Guillermo Mota, R (4, 1) ERA: 2.77 Terry Mulholland, L (7, 1) ERA: 6.72	IP: 3.2 WLS: L BF: 23 H: 5 R: 3 ER: 2 SO: 3 BB: 3 IBB: 0 HBP: 0 BLK: 0 WP: 0 HR: 0 S: 48 P: 88 ERA: 7.36 WHIP: 3.273															PITCHER				

Batter	1	2	3	4	5	6	7	8	9	AB	R	H	RBI	BB	SO	LOB	TOP					
Dave Roberts, L (1, 8) OBP: 0.362, SLG: 0.378	G6-3		G6-3				G3			4	0	1	0	0	0	0	Los Angeles Dodgers @ Anaheim Angels Edison International Field, Anaheim, CA Sun Jun 30 2002, 8:05 PM EDT Att: 43,059 - Sunny - 74 F livebaseballscorecards.com					
Paul Lo Duca, R (1, 2) OBP: 0.372, SLG: 0.444	G4-3					F9	G5-3			4	0	2	0	0	0	1						
Dave Hansen, L (1, 10)	G4-3		G1-3			L4	K			4	0	0	0	0	1	3						
Eric Karros, R (1, 3) OBP: 0.334, SLG: 0.429	K				G1-5-3		G6-3		G5-3	4	0	0	0	0	1	1						
Brian Jordan, R (1, 9) OBP: 0.344, SLG: 0.516		FC4-6 HBP			S 1B		BB G3 2B		P4	3	1	2	0	0	0	0						
Marquis Grissom, R (1, 7) OBP: 0.319, SLG: 0.517		F9			F3		G3 BB BB		K	3	0	0	0	1	1	2						
Adrian Beltré, R (1, 5) OBP: 0.290, SLG: 0.365		FC4-6 FC6-4 1-2			FC6-4 BB		G3 BB 1-2 2-3		G5-3	2	0	0	0	2	0	1						
Mark Grudzielanek, R (1, 4) OBP: 0.285, SLG: 0.345 Alex Cora, L (8, 4) OBP: 0.360, SLG: 0.550		FC6-4 1-2			FC6-4 1-2		G3 1-2 2-3 3-H		F8	3	0	0	1	0	0	5						
Cesar Izturis, S (1, 6) OBP: 0.260, SLG: 0.303					B5-3		L3		G6-3	4	0	0	0	0	2							
Inning Stats	R: 0 E: 0 K: 1 S: 10	H: 1 LOB: 1 BB: 0 P: 13	R: 0 E: 0 K: 0 S: 7	H: 0 LOB: 1 BB: 0 P: 9	R: 0 E: 0 K: 0 S: 9	H: 1 LOB: 1 BB: 0 P: 13	R: 0 E: 0 K: 0 S: 9	H: 1 LOB: 2 BB: 0 P: 16	R: 0 E: 0 K: 0 S: 13	H: 1 LOB: 2 BB: 0 P: 17	R: 1 E: 0 K: 0 S: 11	H: 1 LOB: 2 BB: 0 P: 22	R: 0 E: 0 K: 1 S: 8	H: 0 LOB: 0 BB: 0 P: 11	R: 0 E: 0 K: 1 S: 7	H: 0 LOB: 0 BB: 0 P: 11		R: 0 E: 0 K: 0 S: 8	H: 0 LOB: 0 BB: 0 P: 10	1B: 2 2B: 3 3B: 0 HR: 0	SF: 0 SAC: 0 DP: 0 HBP: 1	WP: 0 PB: 0 SB: 2 CS: 0
PITCHER	IP	WLS	BF	H	R	ER	SO	BB	IBB	HBP	BLK	WP	HR	S	P	ERA	WHIP					
41 John Lackey, R (1, 1) ERA: 2.77	6.0	W	27	5	1	1	1	3	0	1	0	0	0	59	90	1.50	1.333					
Ben Weber, R (7, 1) ERA: 2.9	3.0	S	9	0	0	0	2	0	0	0	0	0	0	23	32	0.00	0.000					

Batter	1	2	3	4	5	6	7	8	9	AB	R	H	RBI	BB	SO	LOB	BOTTOM				
David Eckstein, R (1, 6) OBP: 0.354, SLG: 0.389	F7	G5-3		G4-3			F9			4	0	0	0	0	0	1	Los Angeles Dodgers @ Anaheim Angels Edison International Field, Anaheim, CA Sun Jun 30 2002, 8:05 PM EDT Att: 43,059 - Sunny - 74 F livebaseballscorecards.com				
Darin Erstad, L (1, 8) OBP: 0.345, SLG: 0.427	2B G4-3 1B	K			G5-3		G4-3			4	1	1	0	0	1	1					
Tim Salmon, R (1, 9) OBP: 0.375, SLG: 0.520	16 G4-3 1B 2B	F7			16 FC4-6 BB		K			3	1	1	0	1	1	1					
16 Garret Anderson, L (1, 7) OBP: 0.321, SLG: 0.534	G4-3			G3-1		FC4-6 1-2	L3			4	0	0	1	0	2						
Troy Glaus, R (1, 5) OBP: 0.352, SLG: 0.465	2-3 3-H	CS		FC5-4 BB		K	G5-3			3	0	1	1	1	1	1					
Scott Spiezio, S (1, 3) OBP: 0.371, SLG: 0.405	CS 1 SAFE	1B HR 1B		F2		K				3	1	1	0	0	1	1					
Bengie Molina, R (1, 2) OBP: 0.286, SLG: 0.328		1B HR 1B		FC5-4 1-2		F8				3	1	1	0	0	0	1					
Benji Gil, R (1, 10) OBP: 0.313, SLG: 0.413		1B HR 1B		K		F8				3	1	1	3	0	1	0					
Jose Nieves, R (1, 4) OBP: 0.311, SLG: 0.318		S G5-3 1B		G5-3		F9				3	0	1	0	0	0	0					
Inning Stats	R: 2 E: 0 K: 0 S: 9	H: 3 LOB: 0 BB: 0 P: 13	R: 3 E: 0 K: 1 S: 18	H: 4 LOB: 1 BB: 0 P: 26	R: 0 E: 0 K: 0 S: 5	H: 0 LOB: 1 BB: 1 P: 9	R: 0 E: 0 K: 1 S: 9	H: 0 LOB: 0 BB: 0 P: 13	R: 0 E: 0 K: 1 S: 10	H: 0 LOB: 0 BB: 1 P: 18	R: 0 E: 0 K: 1 S: 7	H: 0 LOB: 0 BB: 0 P: 10	R: 0 E: 0 K: 0 S: 9	H: 0 LOB: 0 BB: 0 P: 11	R: 0 E: 0 K: 1 S: 7	H: 0 LOB: 0 BB: 0 P: 10		1B: 5 2B: 1 3B: 0 HR: 1	SF: 0 SAC: 0 DP: 0 HBP: 0	WP: 0 PB: 0 SB: 1 CS: 1	PA: 33
PITCHER	IP	WLS	BF	H	R	ER	SO	BB	IBB	HBP	BLK	WP	HR	S	P	ERA	WHIP				
Odalis Perez, L (1, 1) ERA: 2.56	7.0	L	29	7	5	5	4	2	0	0	0	0	0	67	100	6.43	1.286				
Paul Quantrill, R (8, 1) ERA: 3.32	1.0		3	0	0	0	1	0	0	0	0	0	0	7	10	0.00	0.000				

Batter	1	2	3	4	5	6	7	8	9	AB	R	H	RBI	BB	SO	LOB	TOP					
Cesar Izturis, S (1, 6) OBP: 0.262, SLG: 0.308	G6-3		1-2 1B		0-0 2B		1-2 F8		2-2 F3	5	0	2	1	0	0	1						
Hiram Bocachica, R (1, 7) OBP: 0.277, SLG: 0.417	P6		3-3 K		1-0 G5-3		2-2 E5		3-1 P4	4	1	0	0	0	1	3						
Dave Hansen, L (9, PH) OBP: 0.296, SLG: 0.344										1	0	0	0	0	0	1						
Paul Quantrill, L (9, 1)										0	0	0	0	0	0	0						
Eric Gagne, R (9, 1)										0	0	0	0	0	0	0						
Paul Lo Duca, R (1, 2) OBP: 0.372, SLG: 0.447	G6-3			2-1 F9		0-1 1B	2-2 CS		1-3 K	5	1	2	1	0	1	1						
Eric Karros, R (1, 3) OBP: 0.333, SLG: 0.430		1-0 F9		0-0 F3		0-1 F8	2-2 CS		1-0 2B	4	0	1	0	0	0	1						
Brian Jordan, R (1, 9) OBP: 0.339, SLG: 0.508		0-3 K		1-0 G6-3		2-3 K			0-0 E3	4	0	0	0	0	2	2						
Marquis Grissom, R (1, 8) OBP: 0.318, SLG: 0.510					2-1 P4	3-2 1B			1-3 K	4	0	1	1	0	2	2						
Adrian Beltré, R (1, 5) OBP: 0.293, SLG: 0.367				2-1 F8		2-2 1B	0-1 1B		1-1 F7	4	1	2	0	0	0	2						
Jeff Reboulet, R (1, 4) OBP: 0.310, SLG: 0.270				0-0 1B		0-1 P5	2-2 F3		1-2 L9	3	0	1	0	0	0	3						
Alex Cora, L (9, PH) OBP: 0.356, SLG: 0.543				1-3 K		3-2 2B			2-1 2B	1	0	1	1	0	2	1						
Hideo Nomo, R (1, 1) OBP: 0.167, SLG: 0.148					1-3 K					1	0	1	1	0	2	1						
Dave Roberts, L (9, PH) OBP: 0.364, SLG: 0.386					1-3 K		1-1 2B			1	0	1	0	0	0	0						
Inning Stats	R: 0 E: 0 K: 0 S: 7	H: 0 LOB: 0 BB: 0 P: 10	R: 0 E: 0 K: 2 S: 7	H: 0 LOB: 0 BB: 0 P: 10	R: 0 E: 0 K: 2 S: 10	H: 2 LOB: 2 BB: 0 P: 16	R: 0 E: 0 K: 0 S: 4	H: 0 LOB: 0 BB: 0 P: 7	R: 2 E: 0 K: 0 S: 12	H: 3 LOB: 1 BB: 0 P: 20	R: 1 E: 0 K: 1 S: 15	H: 3 LOB: 2 BB: 0 P: 22	R: 1 E: 2 K: 1 S: 15	H: 1 LOB: 0 BB: 0 P: 24	R: 0 E: 1 K: 1 S: 10	H: 1 LOB: 2 BB: 0 P: 14	R: 0 E: 0 K: 1 S: 11	H: 1 LOB: 1 BB: 0 P: 19	1B: 6 2B: 5 3B: 0 HR: 0	SF: 0 SAC: 0 DP: 0 HBP: 0	WP: 0 PB: 0 SB: 0 CS: 1	PA: 40
PITCHER	IP	WLS	BF	H	R	ER	SO	BB	IBB	HBP	BLK	WP	HR	S	P	ERA	WHIP					
Randy Johnson, L (1, 1) ERA: 2.46	7.0	L	30	9	4	3	6	0	0	0	0	0	0	70	109	3.86	1.286					
Matt Mantei, R (8, 1) ERA:	1.0		5	1	0	0	1	0	0	0	0	0	0	10	14	0.00	1.000					
Mike Koplove, R (9, 1) ERA: 0.82	1.0	S	4	1	0	0	1	0	0	0	0	0	0	11	19	0.00	1.000					

Los Angeles Dodgers @ Arizona Diamondbacks
Bank One Ballpark, Phoenix, AZ
Mon Jul 01 2002, 10:05 PM EDT
Att: 36,632 - Dome - 72 F

livebaseballscorecards.com

AB 39
R 4
H 11
RBI 4
BB 0
SO 8
LOB 19



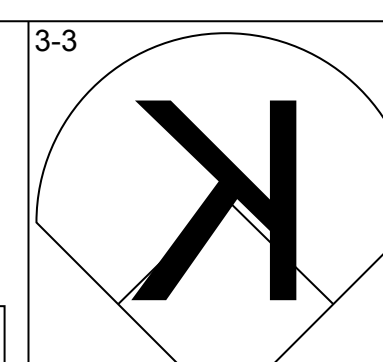
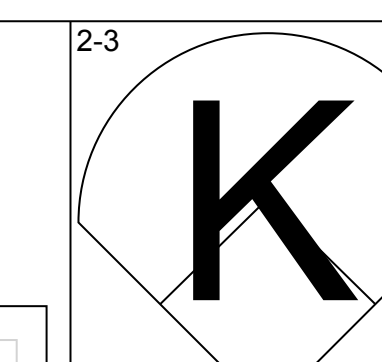
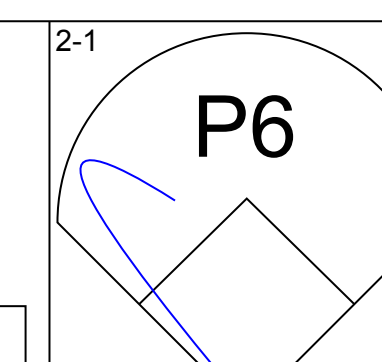
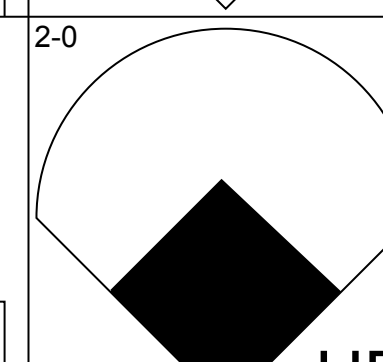
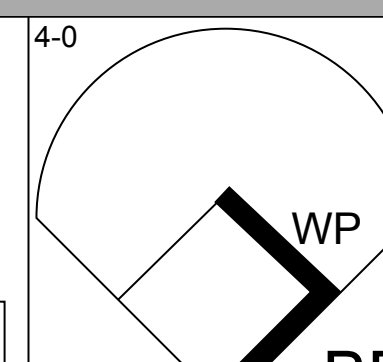
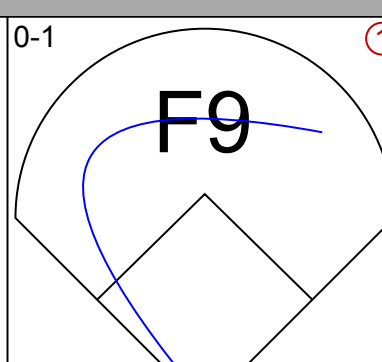
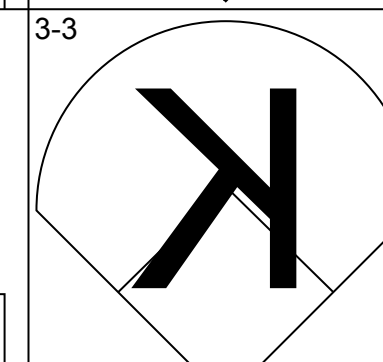
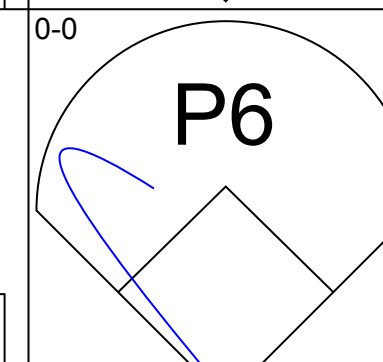
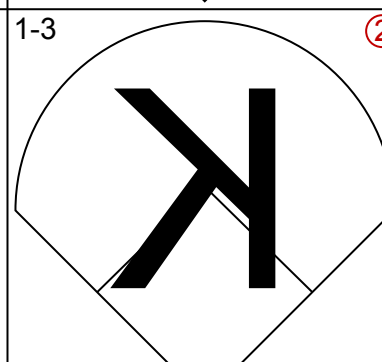
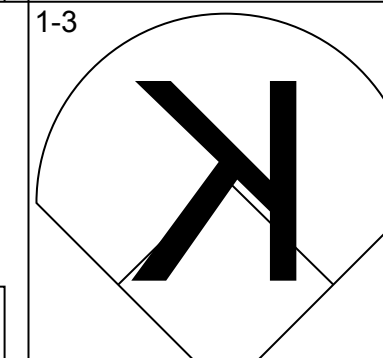
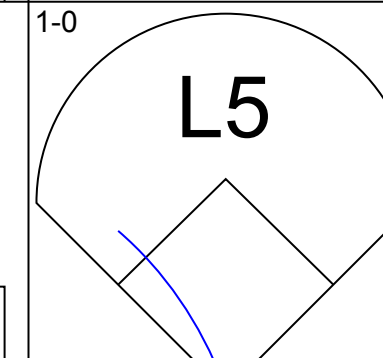
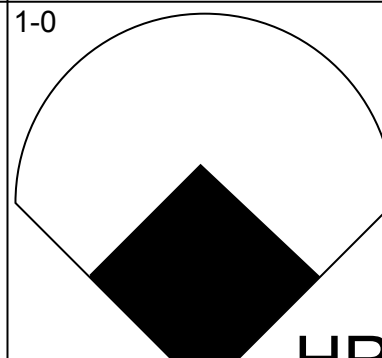
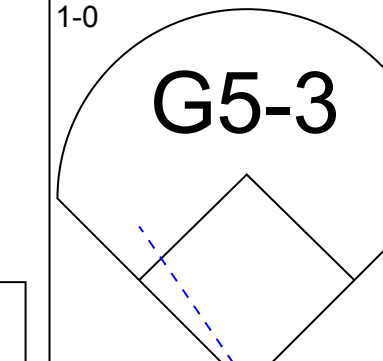
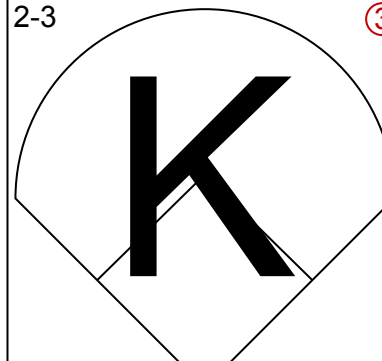
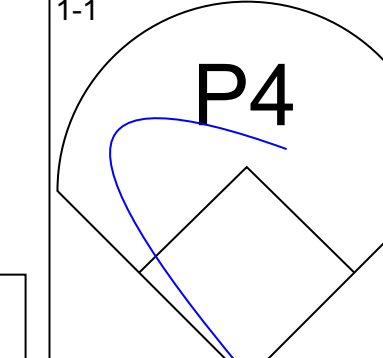

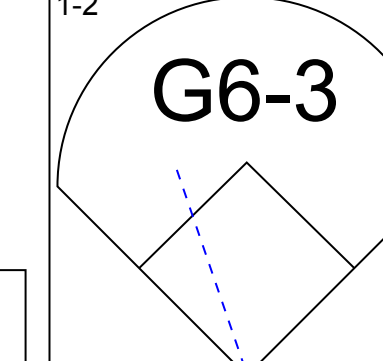

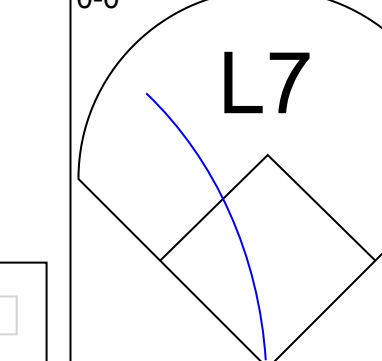

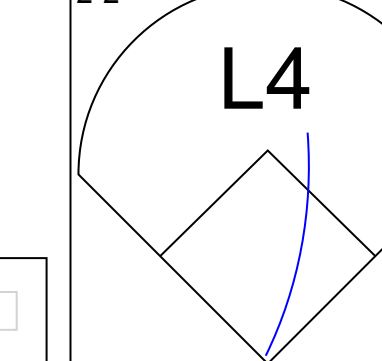

Batter	1	2	3	4	5	6	7	8	9	AB	R	H	RBI	BB	SO	LOB	BOTTOM					
Craig Counsell, L (1, 5) OBP: 0.354, SLG: 0.359	L8		G5-3							4	0	0	0	0	1	1						
Junior Spivey, R (1, 4) OBP: 0.422, SLG: 0.561	F9			2-1 1B	G6-3					4	0	2	0	0	0	0						
Luis Gonzalez, L (1, 7) OBP: 0.400, SLG: 0.509	K			3-2 G6-3		0-1 G6-3			4-2 G1-3	3	0	0	0	1	1	1						
Greg Colbrunn, R (1, 3) OBP: 0.367, SLG: 0.500		1-0 G3-1		2-1 G4-6-3			3-3 K		1-3 K	4	0	2	0	0	2	2						
Steve Finley, L (1, 8) OBP: 0.370, SLG: 0.486		3-2 G3-1		1-2 G4-6-3			3-3 K		1-2 G1-3	4	0	0	0	0	1	5						
Damian Miller, R (1, 2) OBP: 0.346, SLG: 0.479		2-2 F9		1-1 G6-3			3-2 F2		0-0 F9	4	0	0	0	0	0	3						
Quinton McCracken, S (1, 9) OBP: 0.390, SLG: 0.539			0-0 G4-3							3	0	0	0	0	1	1						
Tony Womack, L (1, 6) OBP: 0.308, SLG: 0.329			1-2 F5							3	0	2	0	0	0	0						
Randy Johnson, R (1, 1) OBP: 0.087, SLG: 0.111			0-3 K		2-3 K				2-2 G4-3	2	0	0	0	0	2	1						
Matt Mantei, R (8, 1)										0	0	0	0	0	0	0						
Chris Donnels, L (9, PH) OBP: 0.306, SLG: 0.444										1	0	0	0	0	0	1						
Mike Koplove, R (9, 1)										0	0	0	0	0	0	0						
Inning Stats	R: 0 E: 0 K: 1 S: 9	H: 0 LOB: 0 BB: 0 P: 14	R: 0 E: 0 K: 0 S: 9	H: 1 LOB: 1 BB: 0 P: 15	R: 0 E: 0 K: 1 S: 9	H: 0 LOB: 0 BB: 0 P: 11	R: 0 E: 0 K: 0 S: 10	H: 2 LOB: 1 BB: 0 P: 18	R: 0 E: 0 K: 2 S: 12	H: 1 LOB: 1 BB: 0 P: 17	R: 0 E: 0 K: 0 S: 4	H: 0 LOB: 0 BB: 0 P: 6	R: 0 E: 0 K: 2 S: 10	H: 0 LOB: 0 BB: 0 P: 19	R: 0 E: 0 K: 1 S: 15	H: 1 LOB: 1 BB: 0 P: 20	R: 0 E: 0 K: 1 S: 16	H: 1 LOB: 2 BB: 1 P: 24	1B: 4 2B: 2 3B: 0 HR: 0	SF: 0 SAC: 0 DP: 1 HBP: 0	WP: 0 PB: 0 SB: 0 CS: 0	PA: 33
PITCHER	IP	WLS	BF	H	R	ER	SO	BB	IBB	HBP	BLK	WP	HR	S	P	ERA	WHIP					
Hideo Nomo, R (1, 1) ERA: 3.28	8.0	W	28	5	0	0	7	0	0	0	0	0	0	78	120	0.00	0.625					
Paul Quantrill, R (9, 1) ERA: 3.32	0.0		2	1	0	0	0	1	0	0	0	0	0	9	15	∞	∞					
Eric Gagne, R (9, 1) ERA: 1.27	1.0	S	3	0	0	0	1	0	0	0	0	0	0	7	9	0.00	0.000					

Los Angeles Dodgers @ Arizona Diamondbacks
Bank One Ballpark, Phoenix, AZ
Mon Jul 01 2002, 10:05 PM EDT
Att: 36,632 - Dome - 72 F

livebaseballscorecards.com


AB 32
R 0
H 6
RBI 0
BB 1
SO 8
LOB 15

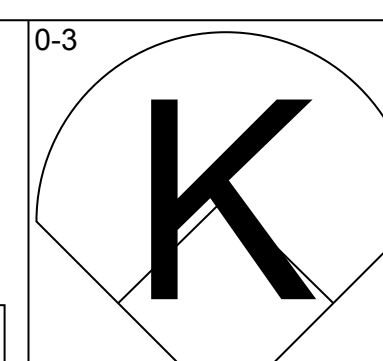
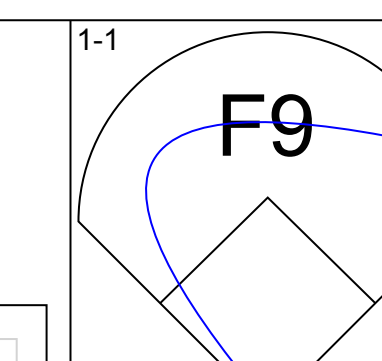
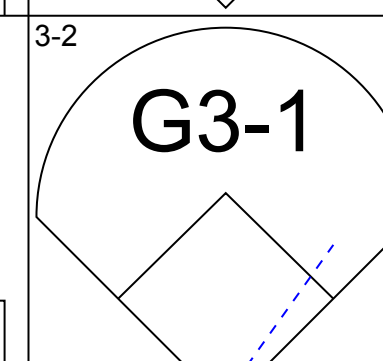
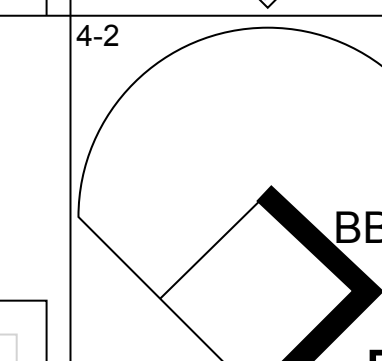
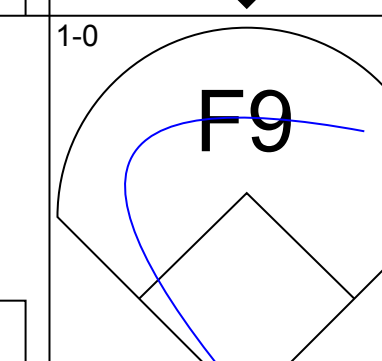
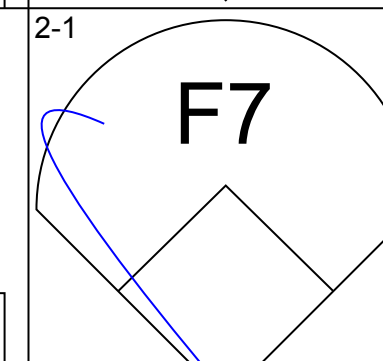
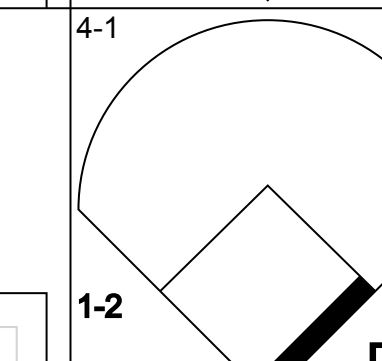
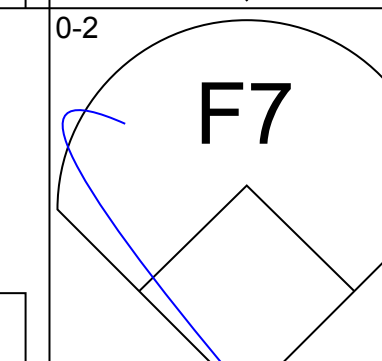
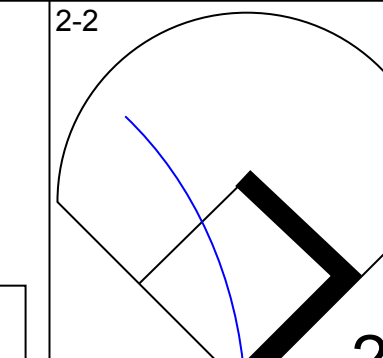
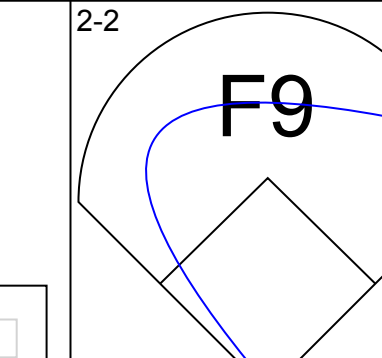
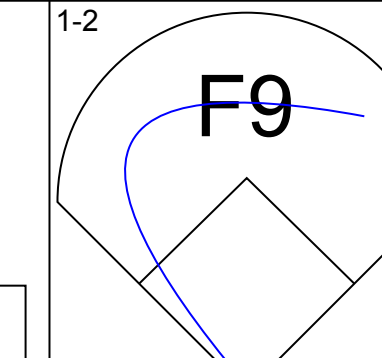
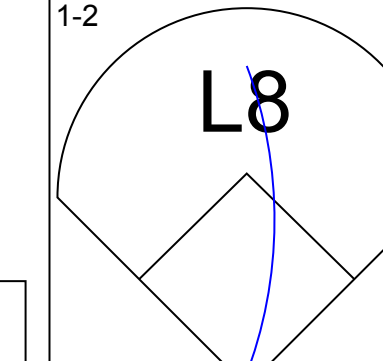
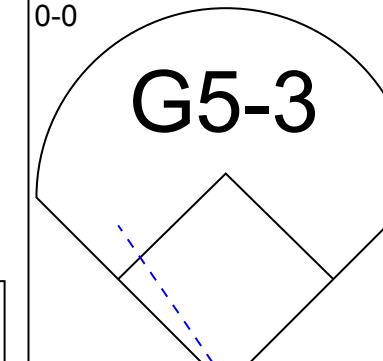
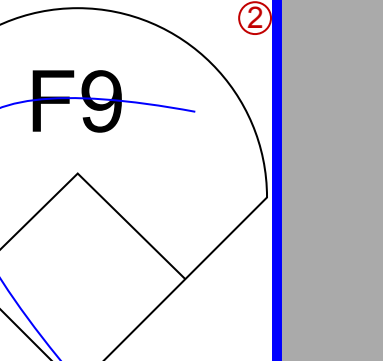
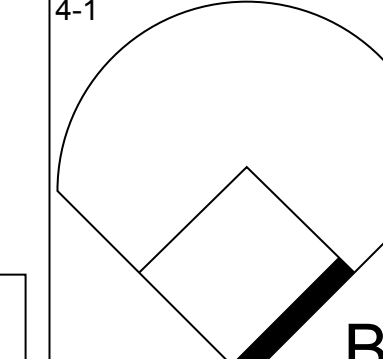
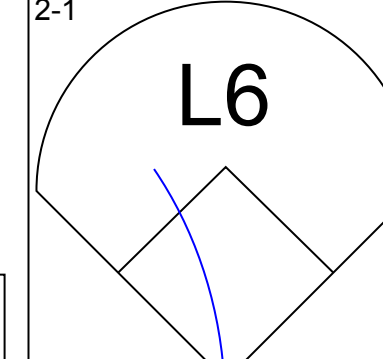
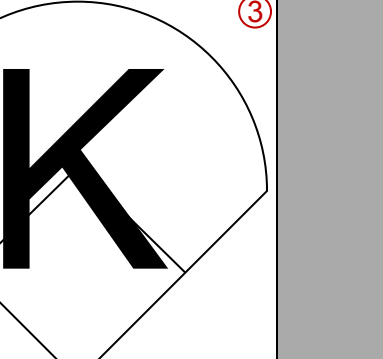
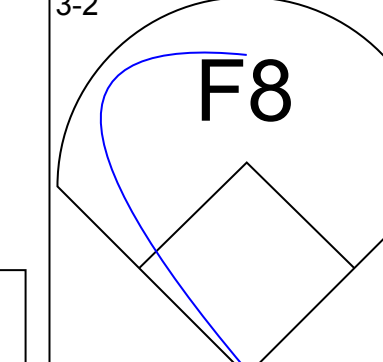
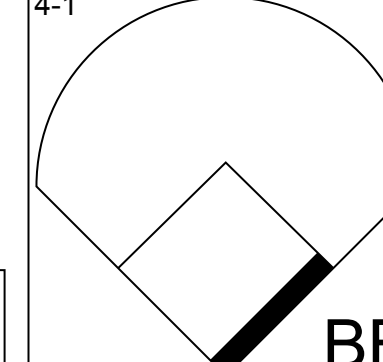
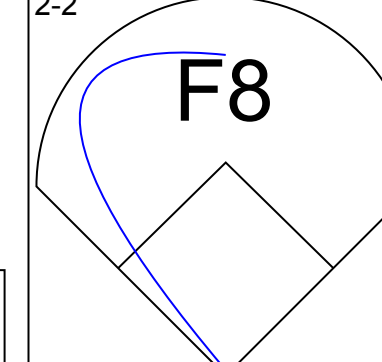
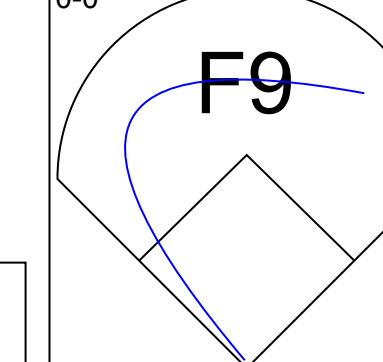
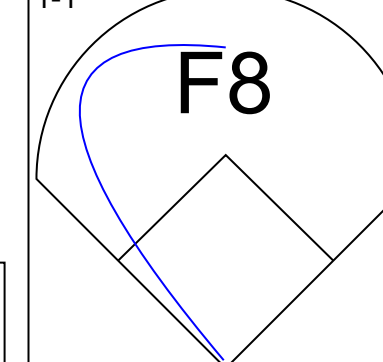
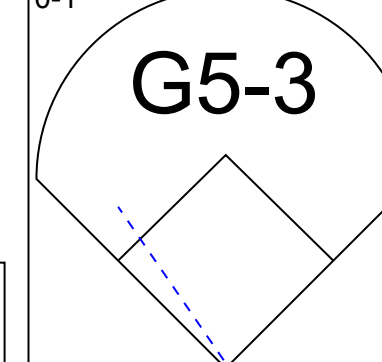
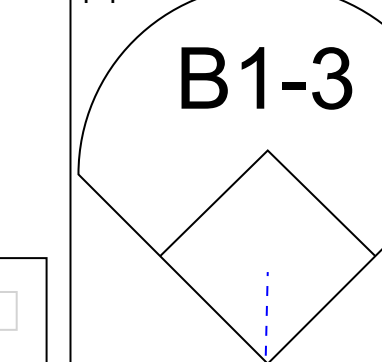
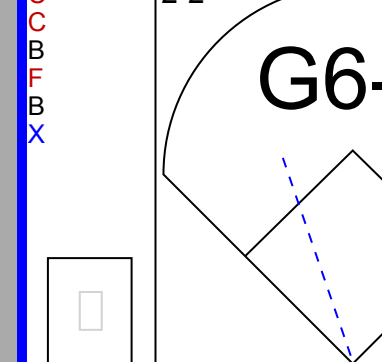


Batter	1	2	3	4	5	6	7	8	9	AB	R	H	RBI	BB	SO	LOB	TOP								
Dave Roberts, L OBP: 0.365, SLG: 0.383 (1, 8)										4	2	1	0	1	2	0									
Paul Lo Duca, R OBP: 0.377, SLG: 0.460 (1, 2)										3	2	2	1	1	0	0									
Shawn Green, L OBP: 0.376, SLG: 0.594 (1, 9)										5	0	1	1	0	2	2									
Eric Karros, R OBP: 0.338, SLG: 0.439 David Ross, R (9, 2)										3	2	1	1	1	1	1									
Brian Jordan, R OBP: 0.341, SLG: 0.510 Marquis Grissom, R OBP: 0.316, SLG: 0.506 (8, 8)										3	1	1	3	1	0	1									
Adrian Beltré, R OBP: 0.292, SLG: 0.363 (1, 5)										1	0	0	0	0	0	0									
Alex Cora, L OBP: 0.341, SLG: 0.518 (1, 4)										4	0	0	0	0	0	1									
Cesar Izturis, S OBP: 0.262, SLG: 0.318 (1, 6)										4	1	1	1	0	0	1									
Omar Daal, L OBP: 0.067, SLG: 0.133 Giovanni Carrara, R (6, 1) Guillermo Mota, R (9, 1)										2	0	0	0	0	0	1									
Inning Stats	R: 1 E: 0 K: 3 S: 12	H: 1 LOB: 0 BB: 0 P: 21	R: 0 E: 0 K: 0 S: 6	H: 0 LOB: 0 BB: 0 P: 9	R: 0 E: 0 K: 1 S: 8	H: 0 LOB: 0 BB: 0 P: 12	R: 0 E: 0 K: 0 S: 6	H: 0 LOB: 1 BB: 1 P: 11	R: 0 E: 1 K: 0 S: 12	H: 2 LOB: 1 BB: 1 P: 16	R: 3 E: 1 K: 0 S: 11	H: 2 LOB: 1 BB: 1 P: 18	R: 2 E: 0 K: 0 S: 15	H: 2 LOB: 3 BB: 2 P: 29	R: 1 E: 0 K: 0 S: 9	H: 1 LOB: 0 BB: 0 P: 11	R: 1 E: 0 K: 2 S: 9	H: 1 LOB: 0 BB: 0 P: 13	1B: 3 2B: 1 3B: 0 HR: 3	SF: 0 SAC: 1 DP: 0 HBP: 2	WP: 1 PB: 0 SB: 0 CS: 0	PA: 41			
PITCHER	IP	WLS	BF	H	R	ER	SO	BB	IBB	HBP	BLK	WP	HR	S	P	ERA	WHIP								
Rick Helling, R ERA: 4.37 Mike Koplove, R ERA: 2.25 Mike Myers, L ERA: 4.05 Greg Swindell, L ERA: 6.5	5.2	L	24	3	4	3	4	2	0	1	0	1	1	54	86	4.76	0.882								

Los Angeles Dodgers @ Arizona Diamondbacks
Bank One Ballpark, Phoenix, AZ
Tue Jul 02 2002, 10:05 PM EDT
Att: 39,211 - Dome - 72 F


AB 34
R 8
H 7
RBI 7
BB 4
SO 6
LOB 10



Batter	1	2	3	4	5	6	7	8	9	AB	R	H	RBI	BB	SO	LOB	BOTTOM								
Junior Spivey, R OBP: 0.423, SLG: 0.569 (1, 4)										4	0	2	0	0	1	0									
Craig Counsell, L OBP: 0.357, SLG: 0.359 Chris Donnels, L OBP: 0.302, SLG: 0.436 (8, PH)										2	0	1	0	1	0	0									
Luis Gonzalez, L OBP: 0.398, SLG: 0.503 (1, 7)										3	0	0	0	1	0	3									
Greg Colbrunn, R OBP: 0.363, SLG: 0.500 (1, 3)										4	0	1	0	0	0	3									
Quinton McCracken, S OBP: 0.381, SLG: 0.527 Mike Myers, L Greg Swindell, L Tony Womack, L OBP: 0.307, SLG: 0.328 (9, PH)										3	0	0	0	0	0	1									
Damian Miller, R OBP: 0.348, SLG: 0.475 (1, 2)										2	0	0	0	2	1	0									
Jose Guillen, R OBP: 0.280, SLG: 0.352 David DeLucci, L OBP: 0.290, SLG: 0.361 (7, PH)										1	0	0	0	1	0	2									
Alex Cintron, S OBP: 0.347, SLG: 0.409 (1, 6)										4	0	0	0	0	0	4									
Rick Helling, R OBP: 0.200, SLG: 0.040 Mike Koplove, R Steve Finley, L OBP: 0.368, SLG: 0.484 (7, 8)										2	0	0	0	0	1	0									
Inning Stats	R: 0 E: 0 K: 1 S: 9	H: 0 LOB: 0 BB: 0 P: 14	R: 0 E: 0 K: 0 S: 12	H: 1 LOB: 2 BB: 1 P: 22	R: 0 E: 0 K: 0 S: 12	H: 0 LOB: 2 BB: 2 P: 24	R: 0 E: 0 K: 0 S: 6	H: 0 LOB: 1 BB: 1 P: 13	R: 0 E: 0 K: 1 S: 11	H: 2 LOB: 1 BB: 0 P: 14	R: 0 E: 0 K: 1 S: 6	H: 0 LOB: 0 BB: 0 P: 8	R: 0 E: 0 K: 0 S: 9	H: 0 LOB: 0 BB: 0 P: 13	R: 0 E: 0 K: 0 S: 14	H: 1 LOB: 1 BB: 0 P: 19	R: 0 E: 0 K: 1 S: 10	H: 0 LOB: 1 BB: 1 P: 18	1B: 1 2B: 3 3B: 0 HR: 0	SF: 0 SAC: 0 DP: 1 HBP: 0	WP: 0 PB: 0 SB: 0 CS: 0	PA: 35			
PITCHER	IP	WLS	BF	H	R	ER	SO	BB	IBB	HBP	BLK	WP	HR	S	P	ERA	WHIP								
Omar Daal, L ERA: 3.38 Giovanni Carrara, R ERA: 3.72 Guillermo Mota, R ERA: 2.67	5.0	W	21	3	0	0	2	4	0	0	0	0	0	29	40	0.00	0.333								

Los Angeles Dodgers @ Arizona Diamondbacks
Bank One Ballpark, Phoenix, AZ
Tue Jul 02 2002, 10:05 PM EDT
Att: 39,211 - Dome - 72 F

AB 30
R 0
H 4
RBI 0
BB 5
SO 4
LOB 15




Batter	1	2	3	4	5	6	7	8	9	AB	R	H	RBI	BB	SO	LOB	TOP										
Dave Roberts, L (1, 8) OBP: 0.363, SLG: 0.381	1-1 HR 1B	2-2 G4-3			1-0 G3		1-0 G4-3			4	1	1	0	0	0	2											
Paul Lo Duca, R (1, 2) OBP: 0.375, SLG: 0.455	1-2 F9		0-0 G5-3		4-0 BB			1-0 G4-3		3	0	0	0	1	0	1											
Shawn Green, L (1, 9) OBP: 0.375, SLG: 0.599	0-0 HR		3-3 K		1-2 G5-3			0-0 G1-3		4	1	1	2	0	1	1											
Eric Karros, R (1, 3) OBP: 0.337, SLG: 0.440	0-0 F8		0-1 K		1-1 F9			0-1 G5-3		4	0	1	0	0	0	0											
Brian Jordan, R (1, 7) OBP: 0.338, SLG: 0.504	0-3 K		1-3 K		2-0 G5-3			2-2 G4-3		3	0	0	0	0	2	1											
Marquis Grissom, R (7, 7) OBP: 0.314, SLG: 0.503										1	0	0	0	0	0	0											
Adrián Beltré, R (1, 5) OBP: 0.290, SLG: 0.359		0-0 G6-3		1-3 K		0-0 G6-3		2-2 G5-3		3	0	0	0	0	1	0											
Guillermo Mota, R (6, 1)										0	0	0	0	0	0	0											
Jesse Orosco, R (8, 1)										0	0	0	0	0	0	0											
Jeff Reboulet, R (8, 5) OBP: 0.302, SLG: 0.263										1	0	0	0	0	0	0											
Eric Gagne, R (8, 1)										0	0	0	0	0	0	0											
Alex Cora, L (1, 4) OBP: 0.347, SLG: 0.528	0-1 1B 2B			1-0 G3			2-2 G3-1		2-1 1B	4	1	2	0	0	0	0											
Cesar Izturis, S (1, 6) OBP: 0.259, SLG: 0.315	0-0 G5-3		0-1 G5-3		0-1 G5-3		0-0 F8		1-1 F8	3	0	0	0	0	0	1											
Mark Grudzielanek, R (9, PH) OBP: 0.284, SLG: 0.344										1	0	0	0	0	0	1											
Andy Ashby, R (1, 1) OBP: 0.250, SLG: 0.308	2-2 1B			0-1 G4-3		3-1 1B				2	0	1	1	0	0	0											
Dave Hansen, L (6, 5) OBP: 0.306, SLG: 0.354										1	0	1	0	0	0	0											
Inning Stats	R: 2 E: 0 K: 1 S: 10	H: 2 LOB: 0 BB: 0 P: 12	R: 1 E: 0 K: 0 S: 11	H: 2 LOB: 1 BB: 0 P: 15	R: 0 E: 0 K: 2 S: 10	H: 1 LOB: 1 BB: 0 P: 14	R: 0 E: 0 K: 1 S: 6	H: 0 LOB: 0 BB: 0 P: 8	R: 0 E: 0 K: 0 S: 6	H: 0 LOB: 1 BB: 1 P: 12	R: 0 E: 0 K: 0 S: 4	H: 1 LOB: 1 BB: 0 P: 14	R: 0 E: 0 K: 0 S: 4	H: 0 LOB: 1 BB: 0 P: 5	R: 0 E: 0 K: 0 S: 10	H: 1 LOB: 1 BB: 0 P: 17	1B: 4 2B: 2 3B: 0 HR: 1	SF: 0 SAC: 0 DP: 0 HBP: 0	WP: 0 PB: 0 SB: 0 CS: 0	PA: 35							
PITCHER	IP	WLS	BF	H	R	ER	SO	BB	IBB	HBP	BLK	WP	HR	S	P	ERA	WHIP										
Miguel Batista, R (1, 1) ERA: 4.94	7.0		28	6	3	3	4	1	0	0	0	0	1	55	82	3.86	1.000										
Mike Myers, L (8, 1) ERA: 3.92	0.2	W	2	0	0	0	0	0	0	0	0	0	0	2	3	0.00	0.000										
Matt Mantei, R (8, 1) ERA:	0.1		1	0	0	0	0	0	0	0	0	0	0	2	2	0.00	0.000										
Byung-Hyun Kim, R (9, 1) ERA: 2.42	1.0	S	4	1	0	0	0	0	0	0	0	0	0	10	17	0.00	1.000										

Los Angeles Dodgers @ Arizona Diamondbacks
Bank One Ballpark, Phoenix, AZ
Wed Jul 03 2002, 10:05 PM EDT
Att: 39,609 - Dome - 72 F

livebaseballscores.com

AB 34
R 3
H 7
RBI 3
BB 1
SO 4
LOB 7




Batter	1	2	3	4	5	6	7	8	9	AB	R	H	RBI	BB	SO	LOB	BOTTOM										
Tony Womack, L (1, 6) OBP: 0.310, SLG: 0.330	0-1 G3-1 1B		0-1 G6-3			0-0 1B SF9 1B	2-3 K			4	1	2	0	0	1	1											
Craig Counsell, L (1, 5) OBP: 0.355, SLG: 0.358	3-2 G3-1 1-3		1-0 P6			3-2 1B 1-3 1B		1-2 F2		4	0	1	0	0	0	1											
Junior Spivey, R (1, 4) OBP: 0.421, SLG: 0.566	2-0 F8		0-0 G4-3			3-2 SF9		0-1 BB 1B		3	1	1	1	0	0	1											
Steve Finley, L (1, 8) OBP: 0.369, SLG: 0.482	1-2 F5			2-2 G4-3		3-H 0-0		4-1 BB 1B		3	0	1	0	0	0	1											
Greg Colbrunn, R (8, PH) OBP: 0.369, SLG: 0.500						1-3 1B		1-2 BB		0	0	0	0	1	0	0											
Jose Guillen, R (8, PR) OBP: 0.280, SLG: 0.352						1-3 1B		1-2 BB		0	1	0	0	0	0	0											
Quinton McCracken, S (1, 9) OBP: 0.385, SLG: 0.537		4-2 2B SF7 BB		1-3 K		2-2 F2		0-2 SF7 3B		3	2	1	2	1	1	2											
Mark Grace, L (1, 3) OBP: 0.349, SLG: 0.418	0-0 F9		0-0 F7		2-1 F7	1-1 F7		0-0 SF7		3	0	0	1	0	0	3											
David Dellucci, L (1, 7) OBP: 0.301, SLG: 0.375		2-2 2B				2-2 P6		3-H 4-2 BB		3	0	1	0	1	1	0											
Rod Barajas, R (1, 2) OBP: 0.239, SLG: 0.244		2-2 SF7				1-2 F9		1-2 CS		2	0	0	1	0	0	0											
Miguel Batista, R (1, 1) OBP: 0.227, SLG: 0.333						0-1 G3-1				2	0	0	0	0	1	1											
Luis Gonzalez, L (7, PH) OBP: 0.400, SLG: 0.503										0	0	0	0	1	0	0											
Mike Myers, L (8, 1)										0	0	0	0	0	0	0											
Matt Mantei, R (8, 1)										0	0	0	0	0	0	0											
Byung-Hyun Kim, R (9, 1) OBP: 1.000, SLG: 1.000										0	0	0	0	0	0	0											
Inning Stats	R: 0 E: 0 K: 0 S: 11	H: 1 LOB: 1 BB: 0 P: 17	R: 1 E: 0 K: 1 S: 17	H: 1 LOB: 1 BB: 1 P: 28	R: 0 E: 0 K: 0 S: 4	H: 0 LOB: 0 BB: 0 P: 5	R: 0 E: 0 K: 1 S: 9	H: 0 LOB: 0 BB: 0 P: 14	R: 0 E: 0 K: 0 S: 8	H: 0 LOB: 0 BB: 0 P: 11	R: 1 E: 0 K: 0 S: 16	H: 3 LOB: 2 BB: 0 P: 25	R: 0 E: 0 K: 2 S: 12	H: 0 LOB: 1 BB: 1 P: 22	R: 3 E: 0 K: 0 S: 14	H: 2 LOB: 1 BB: 2 P: 24	1B: 5 2B: 1 3B: 1 HR: 0	SF: 3 SAC: 0 DP: 0 HBP: 0	WP: 0 PB: 0 SB: 1 CS: 1	PA: 35							
PITCHER	IP	WLS	BF	H	R	ER	SO	BB	IBB	HBP	BLK	WP	HR	S	P	ERA	WHIP										
Andy Ashby, R (1, 1) ERA: 3.36	5.1		22	5	2	2	2	1	0	0	0	0	0	60	92	4.50	1.125										
Guillermo Mota, R (6, 1) ERA: 2.79	2.0	H	8	1	1	1	2	1	0	0	0	0	0	22	36	4.50	1.000										
Jesse Orosco, L (8, 1) ERA: 4.26	0.0	L	1	0	0	0	0	1	0	0	0	0	0	1	5	∞	∞										
Eric Gagne, R (8, 1) ERA: 1.45	0.2	B	3	1	2	2	0	1	0	0	0	0	0	8	13	27.00	3.000										

Los Angeles Dodgers @ Arizona Diamondbacks
Bank One Ballpark, Phoenix, AZ
Wed Jul 03 2002, 10:05 PM EDT
Att: 39,609 - Dome - 72 F

livebaseballscores.com

AB 27
R 5
H 7
RBI 5
BB 4
SO 4
LOB 10



Batter	1	2	3	4	5	6	7	8	9	AB	R	H	RBI	BB	SO	LOB	TOP										
Dave Roberts, L (1, 8) OBP: 0.363, SLG: 0.380 Marquis Grissom, R (7, PH) OBP: 0.316, SLG: 0.503 (7, 8)	1-1 F7		0-0 1B		0-1 F9		2-0 FC4-6 1B		2-1 G4-3	3	0	1	0	0	0	0	Los Angeles Dodgers @ St. Louis Cardinals Busch Stadium, St. Louis, MO Thu Jul 04 2002, 5:10 PM CDT Att: 39,421 - Cloudy - 95 F livebaseballscorecards.com										
Paul Lo Duca, R (1, 2) OBP: 0.379, SLG: 0.457	1-2 BB 1B		1-1 G4-6-3 1B		3-2 F8		2-2 FC4-6 1B		2-3 3-H 0-2 L9	5	0	3	0	0	0	1											
Shawn Green, L (1, 9) OBP: 0.373, SLG: 0.595	2-3 K		0-3 K		0-1 FC3-6 1B		1-2 FC4-6			4	0	1	0	0	2	5											
Eric Karros, R (1, 3) OBP: 0.335, SLG: 0.436	4-1 1-2 BB		3-1 G4-6-3 1-2		2-0 FC3-6 1-2				3-3 K	3	0	0	0	1	1	3											
Brian Jordan, R (1, 7) OBP: 0.333, SLG: 0.496	3-2 G5-3				0-2 F9		0-2 F9		1-2 F9	4	0	0	0	0	0	3											
Adrián Beltré, R (1, 5) OBP: 0.292, SLG: 0.361			0-1 G4-3 G5-3 1B		2-2 FC5-4 1B		1-2 G3		2-2 G1-4-3	4	0	2	0	0	0	1											
Mark Grudzielanek, R (1, 4) OBP: 0.284, SLG: 0.346			3-1 G5-3 1-2		0-2 FC5-4 1-2		0-1 G4-3 1B 2B		1-2 F8	4	1	1	0	0	0	2											
Alex Cora, L (1, 6) Cesar Izturis, S (7, PH) OBP: 0.291, SLG: 0.316 (7, 6)			3-0 G4-3 2-3		0-0 F8		1-0 G4-3		0-2 G4-3 1B	2	0	0	0	0	0	2											
Kaz Ishii, L (1, 1) OBP: 0.176, SLG: 0.125 Hiram Bocachica, R (7, PH) Giovanni Carrara, R (7, 1) Dave Hansen, L (9, PH) OBP: 0.315, SLG: 0.364			0-0 F5		1-1 G4-3		2-0 L6		2-2 E1 G4-3 1-3 1B	2	0	0	0	0	0	1											
Inning Stats	R: 0 E: 0 K: 1 S: 14	H: 1 LOB: 2 BB: 1 P: 25	R: 0 E: 0 K: 0 S: 6	H: 1 LOB: 1 BB: 0 P: 12	R: 0 E: 0 K: 1 S: 9	H: 2 LOB: 1 BB: 0 P: 13	R: 0 E: 0 K: 0 S: 15	H: 1 LOB: 1 BB: 0 P: 17	R: 0 E: 0 K: 0 S: 7	H: 0 LOB: 0 BB: 0 P: 11	R: 0 E: 0 K: 0 S: 10	H: 1 LOB: 1 BB: 0 P: 13	R: 1 E: 0 K: 0 S: 11	H: 3 LOB: 2 BB: 0 P: 19	R: 0 E: 0 K: 1 S: 9	H: 0 LOB: 0 BB: 0 P: 15		R: 1 E: 0 K: 0 S: 16	H: 2 LOB: 1 BB: 0 P: 21	1B: 10 2B: 1 3B: 0 HR: 0	SF: 0 SAC: 0 DP: 1 HBP: 0	WP: 0 PB: 0 SB: 0 CS: 0	PA: 38				
PITCHER	IP	WLS	BF	H	R	ER	SO	BB	IBB	HBP	BLK	WP	HR	S	P	ERA	WHIP										
Travis Smith, R (1, 1) ERA: 5.92	6.0	W	25	7	1	1	2	1	0	0	0	0	0	63	93	1.50	1.333										
Steve Kline, L (7, 1) ERA: 4.05	1.0	H	5	2	0	0	0	0	0	0	0	0	0	9	17	0.00	2.000										
Dave Veres, R (8, 1) ERA: 3.05	1.0	H	3	0	0	0	1	0	0	0	0	0	0	9	15	0.00	0.000										
44 Jason Istringhausen, R (9, 1) ERA: 2.48	1.0	S	5	2	1	0	0	0	0	0	0	0	0	16	21	0.00	2.000										

Batter	1	2	3	4	5	6	7	8	9	AB	R	H	RBI	BB	SO	LOB	BOTTOM										
Fernando Vina, L (1, 4) OBP: 0.338, SLG: 0.363	3-2 G4-3		4-0 BB		0-0 F7		0-0 G4-3			3	0	0	0	1	0	1	Los Angeles Dodgers @ St. Louis Cardinals Busch Stadium, St. Louis, MO Thu Jul 04 2002, 5:10 PM CDT Att: 39,421 - Cloudy - 95 F livebaseballscorecards.com										
Placido Polanco, R (1, 5) OBP: 0.304, SLG: 0.381 (7, 6)	1-2 G3		0-0 L8				3-2 1B 5 BB SF8 1B		1-0 G1-3-1	4	1	1	0	0	0	2											
15 Jim Edmonds, L (1, 8) OBP: 0.432, SLG: 0.638	0-1 HR		3-3 K				0-3 K		1-3 K	4	1	1	1	0	3	3											
5 Albert Pujols, R (1, 7) OBP: 0.385, SLG: 0.555	1-0 G6-3				0-1 HR		4-0 SF8 1B CS BB		3-2 F2	3	1	1	1	1	0	0											
Edgar Renteria, R (1, 6) OBP: 0.345, SLG: 0.401 Dave Veres, R (8, 1) OBP: 0.333, SLG: 0.333 44 Jason Istringhausen, R (9, 1)			0-3 K2-3		0-3 K		1-0 1B			3	0	1	0	0	2	0											
Tino Martinez, L (1, 3) OBP: 0.340, SLG: 0.405	1-3 K		1-0 F9		1-0 F9		1-2 2-3 1B		0-1 SF8	2	0	0	1	0	1	0											
Eli Marrero, R (1, 9) OBP: 0.330, SLG: 0.422	0-3 K		2-1 G5-3		2-1 G5-3		0-1 CS		2-2 G4-3 SH3 1B	3	0	1	0	0	1	0											
Mike DiFelice, R (1, 2) OBP: 0.275, SLG: 0.376			4-2 SH1-4 BB		1-3 K		2-1 SH3		1-2 SH3	1	0	0	0	1	1	0											
Travis Smith, R (1, 1) OBP: 0.167, SLG: 0.167 Steve Kline, S (7, 1) Mike Coolbaugh, R (7, 5)			0-0 SH1-4		0-0 G4-3		1-1 G4-3		2-3 G4-3	1	0	0	0	0	0	0											
Inning Stats	R: 1 E: 0 K: 0 S: 9	H: 1 LOB: 0 BB: 0 P: 14	R: 0 E: 0 K: 3 S: 10	H: 0 LOB: 0 BB: 0 P: 11	R: 0 E: 0 K: 1 S: 7	H: 0 LOB: 2 BB: 2 P: 18	R: 1 E: 0 K: 1 S: 8	H: 1 LOB: 0 BB: 0 P: 11	R: 0 E: 0 K: 1 S: 5	H: 0 LOB: 0 BB: 0 P: 6	R: 1 E: 0 K: 0 S: 12	H: 2 LOB: 1 BB: 1 P: 20	R: 0 E: 0 K: 0 S: 10	H: 1 LOB: 0 BB: 0 P: 14	R: 0 E: 0 K: 1 S: 7	H: 0 LOB: 0 BB: 0 P: 12		1B: 3 2B: 0 3B: 0 HR: 2	SF: 1 SAC: 2 DP: 0 HBP: 0	WP: 0 PB: 0 SB: 0 CS: 1	PA: 32						
PITCHER	IP	WLS	BF	H	R	ER	SO	BB	IBB	HBP	BLK	WP	HR	S	P	ERA	WHIP										
Kaz Ishii, L (1, 1) ERA: 3.58	6.0	L	24	4	3	3	7	3	0	0	0	0	0	51	80	4.50	1.167										
Giovanni Carrara, R (7, 1) ERA: 3.58	2.0		7	1	0	0	1	0	0	0	0	0	0	17	26	0.00	0.500										



Batter	1	2	3	4	5	6	7	8	9	AB	R	H	RBI	BB	SO	LOB	TOP					
Dave Roberts, L OBP: 0.364, SLG: 0.381 (1, 8)										5	1	2	1	0	0	0	Los Angeles Dodgers @ St. Louis Cardinals Busch Stadium, St. Louis, MO Fri Jul 05 2002, 7:10 PM CDT Att: 41,447 - Cloudy - 96 F					
Paul Lo Duca, R OBP: 0.380, SLG: 0.459 (1, 2)										3	1	1	0	0	0	1						
Shawn Green, L OBP: 0.375, SLG: 0.595 (1, 9)										3	1	1	1	1	1	0						
Eric Karros, R OBP: 0.338, SLG: 0.435 (1, 3)										3	0	1	2	1	1	2						
Brian Jordan, R OBP: 0.336, SLG: 0.496 (1, 7)										4	1	2	0	0	2	0						
Adrián Beltré, R OBP: 0.289, SLG: 0.357 (1, 5)										4	0	0	0	0	1	3						
Mark Grudzielanek, R OBP: 0.287, SLG: 0.352 (1, 4)										4	1	2	0	0	0	0						
Cesar Izturis, S OBP: 0.258, SLG: 0.313 (1, 6)										3	0	0	1	0	0	1						
Odalis Pérez, L OBP: 0.147, SLG: 0.235 (5, PH)										2	0	0	0	0	1	0						
Alex Cora, L OBP: 0.147, SLG: 0.533 (5, PH)										1	1	1	1	0	0	0						
Guillermo Mota, R ERA: 2.81 (6, 1)										0	0	0	0	0	0	0						
Jesse Orosco, R ERA: 4.15 (8, 1)										0	0	0	0	0	0	0						
Paul Quantrill, R ERA: 3.27 (9, PH)										1	0	0	0	0	0	0						
Jeff Rebollet, R OBP: 0.269, SLG: 0.256 (9, 1)										0	0	0	0	0	0	0						
Eric Gagne, R ERA: 1.42 (9, 1)										0	0	0	0	0	0	0						
Inning Stats	R: 1 E: 0 K: 1 S: 14	H: 2 LOB: 2 BB: 1 P: 22	R: 0 E: 0 K: 1 S: 6	H: 0 LOB: 0 BB: 0 P: 7	R: 2 E: 0 K: 1 S: 10	H: 2 LOB: 0 BB: 0 P: 14	R: 0 E: 0 K: 0 S: 4	H: 0 LOB: 0 BB: 0 P: 6	R: 0 E: 0 K: 0 S: 9	H: 1 LOB: 2 BB: 1 P: 15	R: 3 E: 0 K: 0 S: 10	H: 4 LOB: 1 BB: 0 P: 12	R: 0 E: 0 K: 3 S: 14	H: 0 LOB: 0 BB: 0 P: 18	R: 0 E: 0 K: 0 S: 5	H: 1 LOB: 0 BB: 0 P: 6	R: 0 E: 0 K: 0 S: 6	H: 0 LOB: 0 BB: 0 P: 9	1B: 6 2B: 4 3B: 0 HR: 0	SF: 1 SAC: 1 DP: 1 HBP: 1	WP: 0 PB: 0 SB: 1 CS: 1	PA: 38
PITCHER	IP	WLS	BF	H	R	ER	SO	BB	IBB	HBP	BLK	WP	HR	S	P	ERA	WHIP					
Matt Morris, R ERA: 3.55 (1, 1)	5.2	L	28	9	6	6	3	2	0	1	0	0	0	52	75	9.53	1.941					
Mike Matthews, L ERA: 2.89 (6, 1)	0.2		2	0	0	0	1	0	0	0	0	0	0	4	6	0.00	0.000					
Mike Timlin, R ERA: 2.61 (7, 1)	2.2		8	1	0	0	2	0	0	0	0	0	0	22	28	0.00	0.375					

AB	33
R	6
H	10
RBI	6
BB	2
SO	6
LOB	7



Batter	1	2	3	4	5	6	7	8	9	AB	R	H	RBI	BB	SO	LOB	BOTTOM					
Fernando Vina, L OBP: 0.342, SLG: 0.365 (1, 4)										4	0	2	1	1	0	0	Los Angeles Dodgers @ St. Louis Cardinals Busch Stadium, St. Louis, MO Fri Jul 05 2002, 7:10 PM CDT Att: 41,447 - Cloudy - 96 F					
Placido Polanco, R OBP: 0.305, SLG: 0.381 (1, 5)										5	2	2	0	0	0	4						
15 Jim Edmonds, L OBP: 0.424, SLG: 0.623 (1, 8)										5	0	0	0	0	2	5						
5 Albert Pujols, R OBP: 0.389, SLG: 0.570 (1, 7)										3	1	2	3	0	0	0						
Edgar Renteria, R OBP: 0.340, SLG: 0.396 (1, 6)										4	0	0	0	0	1	2						
Tino Martinez, L OBP: 0.342, SLG: 0.406 (1, 3)										4	1	2	0	0	0	0						
Eli Marrero, R OBP: 0.329, SLG: 0.424 (7, 2)										4	1	1	1	0	0	2						
Mike DiFelice, R OBP: 0.277, SLG: 0.368 (7, 1)										2	0	0	0	1	1	1						
Miguel Cairo, R OBP: 0.287, SLG: 0.394 (9, PH)										0	0	0	0	0	0	0						
Matt Morris, R OBP: 0.182, SLG: 0.190 (6, 1)										2	0	0	0	0	0	2						
Kerry Robinson, L OBP: 0.340, SLG: 0.407 (7, 9)										2	0	1	0	0	1	0						
Inning Stats	R: 2 E: 0 K: 1 S: 12	H: 3 LOB: 0 BB: 0 P: 16	R: 2 E: 0 K: 0 S: 12	H: 3 LOB: 1 BB: 0 P: 20	R: 0 E: 0 K: 1 S: 8	H: 0 LOB: 0 BB: 0 P: 11	R: 0 E: 0 K: 0 S: 9	H: 0 LOB: 1 BB: 1 P: 18	R: 1 E: 0 K: 1 S: 10	H: 2 LOB: 1 BB: 0 P: 16	R: 0 E: 0 K: 1 S: 7	H: 0 LOB: 0 BB: 0 P: 12	R: 0 E: 0 K: 1 S: 5	H: 0 LOB: 0 BB: 0 P: 7	R: 0 E: 0 K: 0 S: 10	H: 1 LOB: 2 BB: 0 P: 15	R: 0 E: 0 K: 0 S: 7	H: 2 LOB: 2 BB: 1 P: 14	1B: 8 2B: 2 3B: 0 HR: 1	SF: 0 SAC: 0 DP: 1 HBP: 1	WP: 0 PB: 0 SB: 0 CS: 2	PA: 39
PITCHER	IP	WLS	BF	H	R	ER	SO	BB	IBB	HBP	BLK	WP	HR	S	P	ERA	WHIP					
Odalis Pérez, L ERA: 2.81 (6, 1)	2.0	H	6	0	0	0	2	0	0	0	0	0	0	12	19	0.00	0.000					
Guillermo Mota, R ERA: 2.61 (8, 1)	0.1	H	1	0	0	0	0	0	0	0	0	0	0	1	1	0.00	0.000					
Jesse Orosco, L ERA: 4.15 (8, 1)	0.2	H	4	1	0	0	0	0	0	1	0	0	0	9	14	0.00	1.500					
Paul Quantrill, R ERA: 3.27 (9, 1)	1.0	S	5	2	0	0	0	0	1	0	0	0	0	7	14	0.00	2.000					



Batter	1	2	3	4	5	6	7	8	9	AB	R	H	RBI	BB	SO	LOB	TOP					
Junior Spivey, R OBP: 0.408, SLG: 0.552 (1, 4)	L7		K				K			4	1	1	1	0	2	0	Arizona Diamondbacks @ Los Angeles Dodgers Dodger Stadium, Los Angeles, CA Fri Jul 12 2002, 7:10 PM PDT Att: 43,147 - Sunny - 72 F					
Craig Counsell, L OBP: 0.348, SLG: 0.351 (1, 6)	G6-3		L7				G3-1			4	1	1	0	0	0							
Greg Colbrunn, R OBP: 0.397, SLG: 0.520 Mark Grace, L OBP: 0.349, SLG: 0.401 (1, 3) (7, 3)	1B		G1-3				G4-3			4	1	2	2	0	0	0						
Luis Gonzalez, L OBP: 0.397, SLG: 0.487 (1, 7)	1B						G6-3			4	0	2	0	0	0	0						
Matt Williams, R OBP: 0.200, SLG: 0.200 (1, 5)	F7						G5-3			4	0	1	0	0	0	3						
Damian Miller, R OBP: 0.350, SLG: 0.459 Rod Barajas, R OBP: 0.237, SLG: 0.241 (1, 2) (8, PH) (8, 2)	F3		K				F7			3	0	0	0	0	1	1						
Steve Finley, L OBP: 0.368, SLG: 0.475 (1, 8)	1B		P5				K			4	0	1	0	0	1	1						
Jose Guillen, R OBP: 0.283, SLG: 0.359 Quinton McCracken, S OBP: 0.365, SLG: 0.503 (1, 9) (9, PH) (9, 9)	K		K				K			3	0	1	0	0	2	1						
Curt Schilling, R OBP: 0.265, SLG: 0.250 Mike Myers, L (8, 1) Mike Fetters, R (8, 1) Chris Donnels, L OBP: 0.288, SLG: 0.414 Byung-Hyun Kim, R OBP: 1.000, SLG: 1.000 (9, 1)	K		K				B1			0	0	0	0	0	0	0						
Inning Stats	R: 0 E: 0 K: 0 S: 12	H: 2 LOB: 2 BB: 0 P: 17	R: 0 E: 0 K: 2 S: 10	H: 1 LOB: 1 BB: 0 P: 14	R: 0 E: 0 K: 1 S: 14	H: 0 LOB: 0 BB: 0 P: 17	R: 0 E: 0 K: 1 S: 8	H: 1 LOB: 1 BB: 0 P: 12	R: 3 E: 0 K: 2 S: 17	H: 4 LOB: 1 BB: 0 P: 28	R: 0 E: 0 K: 1 S: 13	H: 1 LOB: 1 BB: 0 P: 17	R: 0 E: 0 K: 1 S: 5	H: 0 LOB: 0 BB: 0 P: 8	R: 0 E: 0 K: 1 S: 9	H: 0 LOB: 0 BB: 0 P: 15		R: 0 E: 0 K: 0 S: 10	H: 0 LOB: 0 BB: 0 P: 14	1B: 7 2B: 0 3B: 0 HR: 2	SF: 0 SAC: 0 DP: 0 HBP: 0	WP: 0 PB: 0 SB: 1 CS: 0
PITCHER	IP WLS BF H R ER SO BB IBB HBP BLK WP HR S P ERA WHIP	6.0 L 27 9 3 3 7 0 0 0 0 0 2 74 105 4.50 1.500	2.0 0 6 0 0 0 2 0 0 0 0 0 0 14 23 0.00 0.000	1.0 0 3 0 0 0 0 0 0 0 0 0 0 10 14 0.00 0.000	PITCHER										IP WLS BF H R ER SO BB IBB HBP BLK WP HR S P ERA WHIP							
Odalis Perez, L ERA: 2.89 Guillermo Mota, R ERA: 2.45 Eric Gagne, R ERA: 1.36 (1, 1) (7, 1) (9, 1)																						

AB	36
R	3
H	9
RBI	3
BB	0
SO	9
LOB	8



Batter	1	2	3	4	5	6	7	8	9	AB	R	H	RBI	BB	SO	LOB	BOTTOM					
Dave Roberts, L OBP: 0.373, SLG: 0.395 (1, 8)	G1-3		FC5-4 BB				F2			3	1	1	0	1	0	0	Arizona Diamondbacks @ Los Angeles Dodgers Dodger Stadium, Los Angeles, CA Fri Jul 12 2002, 7:10 PM PDT Att: 43,147 - Sunny - 72 F					
Paul Lo Duca, R OBP: 0.377, SLG: 0.448 (1, 2)	F7		FC5-4 1-2				G6-3			4	0	1	1	0	0	2						
Shawn Green, L OBP: 0.381, SLG: 0.604 (1, 9)	P6						K			4	1	1	0	0	1	1						
Eric Karros, R OBP: 0.335, SLG: 0.427 (1, 3)	G6-3						K			4	0	1	0	0	1	2						
Brian Jordan, R OBP: 0.335, SLG: 0.495 (1, 7)	L9						F9			3	0	0	0	1	0	1						
Adrian Beltré, R OBP: 0.287, SLG: 0.361 Guillermo Mota, R OBP: 0.340, SLG: 0.510 (1, 5) (7, 1) (9, PH) (9, PH)	G6-3						FC6			3	0	0	0	0	1	3						
Mark Grudzielanek, R OBP: 0.278, SLG: 0.340 (1, 4)	F8		F8 E4 1-3 2-H				K			4	0	0	0	0	1	1						
Cesar Izturis, S OBP: 0.259, SLG: 0.310 (1, 6)	G4-3		G4-3 1B				G6-3			3	0	1	0	0	1	2						
Odalis Perez, L OBP: 0.139, SLG: 0.222 Dave Hansen, L OBP: 0.325, SLG: 0.384 (1, 1) (7, 5)	G4-3		G4-3 1-2				F7			2	0	0	0	0	0	1						
Inning Stats	R: 0 E: 0 K: 0 S: 8	H: 0 LOB: 0 BB: 0 P: 12	R: 0 E: 0 K: 0 S: 7	H: 0 LOB: 0 BB: 0 P: 11	R: 0 E: 0 K: 0 S: 8	H: 1 LOB: 2 BB: 1 P: 13	R: 1 E: 1 K: 3 S: 18	H: 1 LOB: 2 BB: 1 P: 27	R: 0 E: 0 K: 0 S: 8	H: 0 LOB: 0 BB: 0 P: 11	R: 0 E: 0 K: 1 S: 9	H: 1 LOB: 1 BB: 0 P: 9	R: 0 E: 0 K: 1 S: 7	H: 0 LOB: 0 BB: 0 P: 10	R: 1 E: 0 K: 0 S: 13	H: 2 LOB: 0 BB: 0 P: 16		R: 0 E: 0 K: 0 S: 6	H: 0 LOB: 0 BB: 0 P: 10	1B: 3 2B: 1 3B: 1 HR: 0	SF: 0 SAC: 0 DP: 1 HBP: 0	WP: 0 PB: 0 SB: 0 CS: 0
PITCHER	IP WLS BF H R ER SO BB IBB HBP BLK WP HR S P ERA WHIP	7.0 W 29 5 2 1 5 2 0 0 0 0 0 1 75 106 1.29 1.000	0.1 H 1 0 0 0 0 0 0 0 0 0 0 1 1 0.00 0.000	0.2 H 1 0 0 0 0 0 0 0 0 0 0 2 2 0.00 0.000	1.0 S 3 0 0 0 0 0 0 0 0 0 0 6 10 0.00 0.000	PITCHER										IP WLS BF H R ER SO BB IBB HBP BLK WP HR S P ERA WHIP						
Curt Schilling, R ERA: 2.99 Mike Myers, L ERA: 3.8 Mike Fetters, R ERA: 3.06 Byung-Hyun Kim, R ERA: 2.25 (1, 1) (8, 1) (8, 1) (9, 1)																						

AB	32
R	2
H	5
RBI	1
BB	2
SO	5
LOB	13



Batter	1	2	3	4	5	6	7	8	9	AB	R	H	RBI	BB	SO	LOB	TOP			
Junior Spivey, R OBP: 0.411, SLG: 0.548 (1, 4)	2-1 S 1B		2-2 G6-3			4-2 CS BB		4-2 BB BB		2	0	1	0	2	0	0	Arizona Diamondbacks @ Los Angeles Dodgers Dodger Stadium, Los Angeles, CA Sun Jul 14 2002, 5:10 PM PDT Att: 46,140 - Sunny - 78 F			
Quinton McCracken, S OBP: 0.368, SLG: 0.497 (1, 8)	2-2 P6		4-1 BB			2-0 F9 1-2		4-2 BB 1-2		2	0	0	0	2	0	2				
Greg Colbrunn, R OBP: 0.368, SLG: 0.510 Mike Myers, L Mike Koplove, R (8, 1)	1-1 F8		0-3 K			4-1 BB		1-0 P4		3	0	0	0	1	1	4				
Luis Gonzalez, L OBP: 0.397, SLG: 0.481 (1, 7)	4-2 BB 1-2			1-2 G5-4-3 1B		3-2 F9		0-3 K		3	0	1	0	1	1	1				
Matt Williams, R OBP: 0.222, SLG: 0.556 (1, 5)	0-1 F3			2-0 G5-4-3 1-2		1-1 G5-3		0-0 HR		4	1	1	1	0	0	3				
Jose Guillen, R OBP: 0.277, SLG: 0.351 Steve Finley, L OBP: 0.372, SLG: 0.473 (9, PH)		0-0 F9		1-3 K		2-1 F9		0-2 G1-3		3	0	0	0	0	1	0				
Tony Womack, L OBP: 0.304, SLG: 0.316 (1, 6)	2-1 F7			1-3 K		2-2 F8		1-1 G6-3		4	0	0	0	0	1	0				
Rod Barajas, R OBP: 0.240, SLG: 0.278 (1, 2)		0-0 G5-3		1-1 F8				0-0 F7		3	0	0	0	0	0	0				
Miguel Batista, R OBP: 0.208, SLG: 0.304 Mark Grace, L OBP: 0.350, SLG: 0.398 (8, PH)			1-3 K		3-3 K			0-0 F8		2	0	0	0	0	2	0				
										1	0	0	0	0	0	0				
Inning Stats	R: 0 E: 0 K: 0 S: 11	H: 1 LOB: 2 BB: 1 P: 20	R: 0 E: 0 K: 0 S: 4	H: 0 LOB: 0 BB: 0 P: 6	R: 0 E: 0 K: 2 S: 10	H: 0 LOB: 1 BB: 1 P: 17	R: 0 E: 0 K: 1 S: 8	H: 1 LOB: 0 BB: 0 P: 12	R: 0 E: 0 K: 2 S: 9	H: 0 LOB: 1 BB: 2 P: 14	R: 0 E: 0 K: 0 S: 7	H: 0 LOB: 0 BB: 0 P: 12	R: 0 E: 0 K: 0 S: 11	H: 0 LOB: 2 BB: 2 P: 20	R: 1 E: 0 K: 1 S: 9	H: 1 LOB: 0 BB: 0 P: 10	1B: 2 2B: 0 3B: 0 HR: 1	SF: 0 SAC: 0 DP: 1 HBP: 0	WP: 0 PB: 0 SB: 1 CS: 1	PA: 34
PITCHER	IP WLS BF H R ER SO BB IBB HBP BLK WP HR S P ERA WHIP	7.2 W 28 2 0 0 5 5 0 0 0 0 0 61 110 0.00 0.913	0.1 H 2 0 0 0 0 1 0 0 0 0 0 6 11 0.00 3.000	1.0 S 4 1 1 1 1 0 0 0 0 0 1 9 10 9.00 1.000																

AB 28
R 1
H 3
RBI 1
BB 6
SO 6
LOB 10



Batter	1	2	3	4	5	6	7	8	9	AB	R	H	RBI	BB	SO	LOB	BOTTOM			
Dave Roberts, L OBP: 0.369, SLG: 0.388 (1, 8)	1-1 G4-3		3-1 G3 1-2		4-2 S 1B BB		1-1 G4-3			3	1	0	0	1	0	2	Arizona Diamondbacks @ Los Angeles Dodgers Dodger Stadium, Los Angeles, CA Sun Jul 14 2002, 5:10 PM PDT Att: 46,140 - Sunny - 78 F			
Paul Lo Duca, R OBP: 0.370, SLG: 0.439 (1, 2)	0-1 G4-3		3-1 F8		2-1 FC4-6 1B 1-H		2-2 G4-3			4	0	1	1	0	0	1				
Shawn Green, L OBP: 0.383, SLG: 0.600 (1, 9)	0-0 1B			1-0 1B BB SF8	0-0 FC4-6 1-2		4-2 G5-3 BB			3	1	2	0	1	0	1				
Brian Jordan, R OBP: 0.333, SLG: 0.484 (1, 7)	3-3 K			4-1 1B BB 1-2		0-1 G5-3		1-1 G5-3		3	0	0	0	1	1	2				
Eric Karros, R OBP: 0.336, SLG: 0.427 (1, 3)		2-2 G4-3		2-2 G6-4-3 1B 1-2 2-3		3-2 F8		1-1 G5-3		4	0	1	0	0	0	1				
Adrián Beltré, R OBP: 0.285, SLG: 0.358 (1, 5)		0-2 F8		1-0 SF8		0-0 F9				2	0	0	1	0	0	0				
Mark Grudzielanek, R OBP: 0.276, SLG: 0.337 (1, 4)		0-0 F7		3-H G6-4-3 1-2				0-1 F7		3	0	0	0	0	0	2				
Alex Cora, L OBP: 0.336, SLG: 0.495 (1, 6)			2-2 E4 G3		0-2 F9		0-0 F7			3	0	0	0	0	0	0				
Kaz Ishii, L OBP: 0.189, SLG: 0.143 Guillermo Mota, R Eric Gagne, R (8, 1)			1-3 K		1-3 K		2-1 1B			3	0	1	0	0	2	1				
										0	0	0	0	0	0	0				
										0	0	0	0	0	0	0				
Inning Stats	R: 0 E: 0 K: 1 S: 9	H: 1 LOB: 1 BB: 0 P: 13	R: 0 E: 0 K: 0 S: 7	H: 0 LOB: 0 BB: 0 P: 9	R: 0 E: 1 K: 1 S: 10	H: 0 LOB: 1 BB: 0 P: 19	R: 1 E: 0 K: 0 S: 7	H: 2 LOB: 1 BB: 1 P: 15	R: 1 E: 0 K: 1 S: 11	H: 1 LOB: 1 BB: 1 P: 18	R: 0 E: 0 K: 0 S: 6	H: 0 LOB: 0 BB: 0 P: 9	R: 0 E: 0 K: 0 S: 7	H: 1 LOB: 1 BB: 0 P: 10	R: 0 E: 0 K: 0 S: 9	H: 0 LOB: 1 BB: 1 P: 17	1B: 5 2B: 0 3B: 0 HR: 0	SF: 1 SAC: 0 DP: 1 HBP: 0	WP: 0 PB: 0 SB: 1 CS: 0	PA: 32
PITCHER	IP WLS BF H R ER SO BB IBB HBP BLK WP HR S P ERA WHIP	7.0 L 28 5 2 2 3 5 2 2 3 0 0 5 11 2.57 1.000	0.1 2 0 0 0 0 1 0 0 0 0 0 0 5 11 0.00 3.000	0.2 2 0 0 0 0 0 0 0 0 0 0 0 4 6 0.00 0.000																

AB 28
R 2
H 5
RBI 2
BB 3
SO 3
LOB 10



Batter	1	2	3	4	5	6	7	8	9	AB	R	H	RBI	BB	SO	LOB	TOP					
Fernando Vina, L (1,4) OBP: 0.332, SLG: 0.350	L6		G4-3	G4-3			F8			4	0	1	0	0	0	1	St. Louis Cardinals @ Los Angeles Dodgers Dodger Stadium, Los Angeles, CA Mon Jul 15 2002, 7:10 PM PDT Att: 31,899 - Sunny - 74 F					
Placido Polanco, R (1,5) OBP: 0.317, SLG: 0.394	15 HR		G4-3				G5-3			4	1	1	0	0	0	1						
15 Jim Edmonds, L (1,8) OBP: 0.418, SLG: 0.622	2H		G4-3					K		4	1	1	2	0	1	1						
5 Albert Pujols, R (1,7) OBP: 0.395, SLG: 0.570	G6-3							G6-3		3	0	1	0	1	0	0						
Eduardo Perez, R (1,3) OBP: 0.253, SLG: 0.416	G6-3									3	1	1	1	0	0	3						
Tino Martinez, L (6,3) OBP: 0.332, SLG: 0.395			F9					F8		1	0	0	0	0	0	0						
Edgar Renteria, R (1,6) OBP: 0.345, SLG: 0.409	F8			SH3				G1-3		3	1	0	0	1	0	1						
Eli Marrero, R (1,9) OBP: 0.322, SLG: 0.421			L9	SH3				G6-3		3	0	0	0	0	0	0						
Mike DiFelice, R (1,2) OBP: 0.282, SLG: 0.385										3	0	1	1	0	1	0						
J.D. Drew, L (9,PH) OBP: 0.353, SLG: 0.461			K					G5-3		1	0	0	0	0	0	0						
Travis Smith, R (1,1) OBP: 0.143, SLG: 0.143										2	0	0	0	0	1	1						
Mike Matthews, L (6,1) OBP: 0.334, SLG: 0.382			F8							0	0	0	0	0	0	0						
Kerry Robinson, L (7,PH) OBP: 0.354, SLG: 0.382										1	0	0	0	0	0	0						
Mike Timlin, R (7,1) OBP: 0.354, SLG: 0.382										0	0	0	0	0	0	0						
44 Jason Istringhausen, R (9,1) OBP: 0.354, SLG: 0.382								G3		0	0	0	0	0	0	0						
Inning Stats	R: 2 E: 0 K: 0 S: 13	H: 3 LOB: 1 BB: 0 P: 24	R: 0 E: 0 K: 1 S: 6	H: 0 LOB: 0 BB: 0 P: 8	R: 0 E: 0 K: 0 S: 9	H: 1 LOB: 2 BB: 1 P: 18	R: 1 E: 0 K: 1 S: 11	H: 1 LOB: 1 BB: 1 P: 20	R: 0 E: 0 K: 0 S: 6	H: 0 LOB: 0 BB: 0 P: 9	R: 1 E: 0 K: 0 S: 8	H: 1 LOB: 0 BB: 0 P: 15	R: 0 E: 0 K: 0 S: 4	H: 0 LOB: 0 BB: 0 P: 6	R: 0 E: 0 K: 1 S: 8	H: 0 LOB: 0 BB: 0 P: 14	R: 0 E: 0 K: 0 S: 6	H: 0 LOB: 0 BB: 0 P: 11	1B: 1 2B: 3 3B: 0 HR: 2	SF: 0 SAC: 1 DP: 0 HBP: 0	WP: 0 PB: 1 SB: 0 CS: 0	PA: 35
PITCHER	IP WLS BF H R ER SO BB IBB HBP BLK WP HR S P ERA WHIP																					
Omar Daal, L (1,1) ERA: 4.28	6.0 L 26 6 4 4 2 2 0 0 0 0 0 2 53 94 6.00 1.333																					
Giovanni Carrara, R (7,1) ERA: 3.54	2.0 6 0 0 0 1 0 0 0 0 0 0 0 12 20 0.00 0.000																					
Paul Quantrill, R (9,1) ERA: 3.2	1.0 3 0 0 0 0 0 0 0 0 0 0 0 6 11 0.00 0.000																					

Batter	1	2	3	4	5	6	7	8	9	AB	R	H	RBI	BB	SO	LOB	BOTTOM					
Dave Roberts, L (1,8) OBP: 0.370, SLG: 0.388	G4-3		1B	G3					B5	5	0	2	0	0	0	3	St. Louis Cardinals @ Los Angeles Dodgers Dodger Stadium, Los Angeles, CA Mon Jul 15 2002, 7:10 PM PDT Att: 31,899 - Sunny - 74 F					
Paul Lo Duca, R (1,2) OBP: 0.371, SLG: 0.438	1B		FC1-2					L9		5	0	2	0	0	0	2						
Shawn Green, L (1,9) OBP: 0.382, SLG: 0.596	1B		K					F7		4	0	1	0	0	1	2						
Brian Jordan, R (1,7) OBP: 0.329, SLG: 0.478	G6-4-3		FC1-2					K		4	0	0	0	0	1	4						
Eric Karros, R (1,3) OBP: 0.341, SLG: 0.427			FC3-6					G5-3		2	1	1	0	1	0	0						
Adrián Beltré, R (1,5) OBP: 0.284, SLG: 0.366			FC3-6					K		4	1	1	2	0	1	4						
Mark Grudzielanek, R (1,4) OBP: 0.282, SLG: 0.342								G6-3		4	0	3	0	0	0	0						
Cesar Izturis, S (1,6) OBP: 0.259, SLG: 0.309										3	0	0	0	0	0	4						
Alex Cora, L (9,PH) OBP: 0.343, SLG: 0.500			L5					FC3-6		1	0	1	0	0	0	0						
Omar Daal, L (1,1) OBP: 0.056, SLG: 0.111										1	0	0	0	0	1	2						
Hiram Bocachica, R (6,PH) OBP: 0.275, SLG: 0.453										1	0	0	0	0	0	1						
Giovanni Carrara, R (7,1) ERA: 2.57										0	0	0	0	0	0	0						
Paul Quantrill, L (9,1) ERA: 2.55										0	0	0	0	0	0	0						
Dave Hansen, L (9,PH) OBP: 0.317, SLG: 0.373										1	0	0	0	0	0	1						
Inning Stats	R: 0 E: 0 K: 0 S: 7	H: 2 LOB: 1 BB: 0 P: 13	R: 0 E: 0 K: 1 S: 11	H: 1 LOB: 2 BB: 1 P: 18	R: 0 E: 0 K: 1 S: 12	H: 2 LOB: 3 BB: 0 P: 23	R: 0 E: 0 K: 0 S: 7	H: 1 LOB: 1 BB: 0 P: 9	R: 0 E: 0 K: 0 S: 6	H: 0 LOB: 0 BB: 0 P: 8	R: 2 E: 0 K: 0 S: 12	H: 4 LOB: 2 BB: 0 P: 17	R: 0 E: 0 K: 1 S: 10	H: 0 LOB: 0 BB: 0 P: 15	R: 0 E: 0 K: 1 S: 6	H: 0 LOB: 0 BB: 0 P: 8	R: 0 E: 1 K: 0 S: 10	H: 1 LOB: 1 BB: 0 P: 15	1B: 10 2B: 0 3B: 0 HR: 1	SF: 0 SAC: 1 DP: 2 HBP: 1	WP: 1 PB: 0 SB: 1 CS: 0	PA: 38
PITCHER	IP WLS BF H R ER SO BB IBB HBP BLK WP HR S P ERA WHIP																					
Travis Smith, R (1,1) ERA: 5.58	5.2 W 27 9 2 2 2 2 1 0 1 0 0 0 52 84 3.18 1.765																					
Mike Matthews, L (6,1) ERA: 2.57	0.1 H 1 1 0 0 0 0 0 0 0 0 0 0 3 4 0.00 3.000																					
Mike Timlin, R (7,1) ERA: 2.65	2.0 H 6 0 0 0 2 0 0 0 0 0 0 0 16 23 0.00 0.000																					
44 Jason Istringhausen, R (9,1) ERA: 2.4	1.0 S 4 1 0 0 0 0 0 0 0 0 0 0 10 15 0.00 1.000																					



Batter	1	2	3	4	5	6	7	8	9	AB	R	H	RBI	BB	SO	LOB	TOP			
Ramón Vázquez, L (1,4) OBP: 0.327, SLG: 0.320										5	0	1	0	0	0	4	San Diego Padres @ Los Angeles Dodgers Dodger Stadium, Los Angeles, CA Thu Jul 18 2002, 7:10 PM PDT Att: 53,662 - Sunny - 72 F			
Mark Kotsay, L (1,8) OBP: 0.360, SLG: 0.444										5	1	2	1	0	1	3				
Ryan Klesko, L (1,3) OBP: 0.390, SLG: 0.523										4	0	1	1	0	0	2				
Phil Nevin, R (1,5) OBP: 0.342, SLG: 0.448										4	1	1	1	0	0	4				
Deivi Cruz, R (1,6) OBP: 0.292, SLG: 0.349										4	0	2	0	0	0	0				
Trenidad Hubbard, R (1,7) OBP: 0.285, SLG: 0.230										4	0	0	0	0	2	2				
Gene Kingsale, S (1,9) OBP: 0.303, SLG: 0.333										3	1	1	0	1	1	1				
Tom Lampkin, L (1,2) OBP: 0.293, SLG: 0.309										4	1	2	0	0	1	2				
Brett Tomko, R (1,1) OBP: 0.225, SLG: 0.275										2	0	2	1	0	0	0				
Bubba Trammell, R (9, PH) OBP: 0.315, SLG: 0.340										1	0	0	0	0	1	0				
Trevor Hoffman, R (9, 1) OBP: 0.315, SLG: 0.340										0	0	0	0	0	0	0				
Inning Stats	R: 0 E: 0 K: 0 S: 10	H: 2 LOB: 1 BB: 0 P: 14	R: 0 E: 0 K: 2 S: 14	H: 0 LOB: 1 BB: 1 P: 23	R: 1 E: 0 K: 0 S: 9	H: 2 LOB: 0 BB: 0 P: 12	R: 1 E: 0 K: 1 S: 13	H: 1 LOB: 0 BB: 0 P: 20	R: 0 E: 0 K: 0 S: 6	H: 1 LOB: 1 BB: 0 P: 9	R: 2 E: 0 K: 0 S: 17	H: 4 LOB: 2 BB: 0 P: 23	R: 0 E: 0 K: 1 S: 10	H: 1 LOB: 1 BB: 0 P: 15	R: 0 E: 0 K: 1 S: 10	H: 0 LOB: 0 BB: 0 P: 16	1B: 10 2B: 0 3B: 0 HR: 2	SF: 0 SAC: 1 DP: 1 HBP: 0	WP: 0 PB: 0 SB: 1 CS: 0	PA: 38
PITCHER	IP WLS BF H R ER SO BB IBB HBP BLK WP HR S P ERA WHIP	IP WLS BF H R ER SO BB IBB HBP BLK WP HR S P ERA WHIP	IP WLS BF H R ER SO BB IBB HBP BLK WP HR S P ERA WHIP	IP WLS BF H R ER SO BB IBB HBP BLK WP HR S P ERA WHIP	IP WLS BF H R ER SO BB IBB HBP BLK WP HR S P ERA WHIP	IP WLS BF H R ER SO BB IBB HBP BLK WP HR S P ERA WHIP	IP WLS BF H R ER SO BB IBB HBP BLK WP HR S P ERA WHIP	IP WLS BF H R ER SO BB IBB HBP BLK WP HR S P ERA WHIP	IP WLS BF H R ER SO BB IBB HBP BLK WP HR S P ERA WHIP	IP WLS BF H R ER SO BB IBB HBP BLK WP HR S P ERA WHIP	IP WLS BF H R ER SO BB IBB HBP BLK WP HR S P ERA WHIP	IP WLS BF H R ER SO BB IBB HBP BLK WP HR S P ERA WHIP	IP WLS BF H R ER SO BB IBB HBP BLK WP HR S P ERA WHIP	IP WLS BF H R ER SO BB IBB HBP BLK WP HR S P ERA WHIP	IP WLS BF H R ER SO BB IBB HBP BLK WP HR S P ERA WHIP	IP WLS BF H R ER SO BB IBB HBP BLK WP HR S P ERA WHIP	IP WLS BF H R ER SO BB IBB HBP BLK WP HR S P ERA WHIP			

AB	36
R	4
H	12
RBI	4
BB	1
SO	6
LOB	18



Batter	1	2	3	4	5	6	7	8	9	AB	R	H	RBI	BB	SO	LOB	BOTTOM					
Dave Roberts, L (1,8) OBP: 0.359, SLG: 0.372										4	0	0	1	0	0	2	San Diego Padres @ Los Angeles Dodgers Dodger Stadium, Los Angeles, CA Thu Jul 18 2002, 7:10 PM PDT Att: 53,662 - Sunny - 72 F					
Cesar Izturis, S (1,6) OBP: 0.258, SLG: 0.305										3	0	0	0	0	0	1						
Dave Hansen, L (8, PH) OBP: 0.310, SLG: 0.364										1	0	0	0	0	1	1						
Giovanni Carrara, R (9, 1) OBP: 0.310, SLG: 0.364										0	0	0	0	0	0	0						
Paul Lo Duca, R (1,2) OBP: 0.371, SLG: 0.437										4	0	0	0	0	0	0						
Shawn Green, L (1,9) OBP: 0.373, SLG: 0.576										3	0	0	0	1	1	0						
Eric Karros, R (1,3) OBP: 0.335, SLG: 0.414										2	0	0	0	2	0	1						
Brian Jordan, R (1,7) OBP: 0.327, SLG: 0.470										4	0	2	0	0	0	2						
Adrian Beltré, R (1,5) OBP: 0.285, SLG: 0.374										3	0	0	0	0	0	2						
Mark Grudzielanek, R (1,4) OBP: 0.286, SLG: 0.344										3	1	2	0	0	0	0						
Andy Ashby, R (1,1) OBP: 0.233, SLG: 0.286										1	0	0	0	0	0	0						
Jesse Orosco, R (7, 1) OBP: 0.233, SLG: 0.286										0	0	0	0	0	0	0						
Guillermo Mota, R (7, 1) OBP: 0.233, SLG: 0.286										0	0	0	0	0	0	0						
Alex Cora, L (8, PH) OBP: 0.342, SLG: 0.486										1	0	1	0	0	0	0						
Inning Stats	R: 0 E: 0 K: 0 S: 6	H: 0 LOB: 0 BB: 0 P: 8	R: 0 E: 0 K: 1 S: 10	H: 1 LOB: 1 BB: 1 P: 17	R: 0 E: 0 K: 0 S: 8	H: 0 LOB: 0 BB: 0 P: 13	R: 0 E: 0 K: 0 S: 6	H: 0 LOB: 0 BB: 0 P: 10	R: 0 E: 0 K: 0 S: 4	H: 1 LOB: 0 BB: 0 P: 4	R: 0 E: 0 K: 0 S: 7	H: 1 LOB: 1 BB: 0 P: 9	R: 0 E: 0 K: 0 S: 8	H: 0 LOB: 1 BB: 1 P: 15	R: 1 E: 0 K: 1 S: 10	H: 2 LOB: 1 BB: 0 P: 16	R: 0 E: 0 K: 0 S: 8	H: 0 LOB: 1 BB: 1 P: 13	1B: 5 2B: 0 3B: 0 HR: 0	SF: 0 SAC: 1 DP: 1 HBP: 0	WP: 1 PB: 0 SB: 1 CS: 0	PA: 33
PITCHER	IP WLS BF H R ER SO BB IBB HBP BLK WP HR S P ERA WHIP	IP WLS BF H R ER SO BB IBB HBP BLK WP HR S P ERA WHIP	IP WLS BF H R ER SO BB IBB HBP BLK WP HR S P ERA WHIP	IP WLS BF H R ER SO BB IBB HBP BLK WP HR S P ERA WHIP	IP WLS BF H R ER SO BB IBB HBP BLK WP HR S P ERA WHIP	IP WLS BF H R ER SO BB IBB HBP BLK WP HR S P ERA WHIP	IP WLS BF H R ER SO BB IBB HBP BLK WP HR S P ERA WHIP	IP WLS BF H R ER SO BB IBB HBP BLK WP HR S P ERA WHIP	IP WLS BF H R ER SO BB IBB HBP BLK WP HR S P ERA WHIP	IP WLS BF H R ER SO BB IBB HBP BLK WP HR S P ERA WHIP	IP WLS BF H R ER SO BB IBB HBP BLK WP HR S P ERA WHIP	IP WLS BF H R ER SO BB IBB HBP BLK WP HR S P ERA WHIP	IP WLS BF H R ER SO BB IBB HBP BLK WP HR S P ERA WHIP	IP WLS BF H R ER SO BB IBB HBP BLK WP HR S P ERA WHIP	IP WLS BF H R ER SO BB IBB HBP BLK WP HR S P ERA WHIP	IP WLS BF H R ER SO BB IBB HBP BLK WP HR S P ERA WHIP	IP WLS BF H R ER SO BB IBB HBP BLK WP HR S P ERA WHIP					

AB	29
R	1
H	5
RBI	1
BB	3
SO	2
LOB	9



Batter	1	2	3	4	5	6	7	8	9	AB	R	H	RBI	BB	SO	LOB	TOP					
Shawn Dunston, R OBP: 0.211, SLG: 0.245	0-1 F9		2-2 F8			0-1 G6-3	1-1 F8		0-1 F3	5	0	0	0	0	0	2						
Pedro Feliz, R OBP: 0.292, SLG: 0.347	2-0 F3		4-1 BB			0-0 G6-3		0-1 FC6-4 1B		3	0	1	0	1	0	0						
Jeff Kent, R OBP: 0.390, SLG: 0.544	0-1 HR		0-0 L5			2-2 1B		1-1 FC6-4 2B 1-2		4	1	2	1	0	0	2						
Reggie Sanders, R OBP: 0.322, SLG: 0.440	1-2 F8			0-0 F7		3-3 K		0-0 2B		4	0	1	0	0	1	1						
Rich Aurilia, R OBP: 0.294, SLG: 0.397		0-1 G6-3		1-0 F7			2-0 F7	2-1 G1-6-3		4	0	0	0	0	0	2						
J.T. Snow, L OBP: 0.323, SLG: 0.350		1-2 F8		2-3 K			0-1 SF8 1B	4-0 IBB		3	1	1	0	1	1	0						
Tsuyoshi Shinjo, R OBP: 0.299, SLG: 0.375		4-0 BB			0-2 G6-4-3 1B		0-1 E5 1-3 1B	1-0 L4		3	0	2	0	1	0	3						
Yorvit Torrealba, R OBP: 0.340, SLG: 0.389		1-2 G5-3			0-0 G6-4-3 1-2		4-0 BB		0-1 F9	2	0	0	0	1	0	2						
Tom Goodwin, L OBP: 0.384, SLG: 0.292										1	0	0	0	0	0	0						
Ryan Jensen, R OBP: 0.136, SLG: 0.171			0-3 K		0-0 F8		3-1 SF8 3H		3-2 L4	2	0	0	0	0	0	0						
Ramon Martinez, R OBP: 0.236, SLG: 0.387										0	0	0	1	0	0	0						
41 Chad Zerbe, L OBP: 0.200, SLG: 0.200										0	0	0	0	0	0	0						
Felix Rodriguez, R OBP: 0.156, SLG: 1.000										0	0	0	0	0	0	0						
Tim Worrell, R OBP: 0.317, SLG: 0.427										1	0	0	0	0	0	0						
Inning Stats	R: 1 E: 0 K: 0 S: 8	H: 1 LOB: 0 BB: 0 P: 11	R: 0 E: 0 K: 0 S: 8	H: 0 LOB: 1 BB: 1 P: 14	R: 0 E: 0 K: 1 S: 9	H: 0 LOB: 1 BB: 1 P: 15	R: 0 E: 0 K: 1 S: 6	H: 0 LOB: 0 BB: 0 P: 9	R: 0 E: 0 K: 0 S: 5	H: 1 LOB: 0 BB: 0 P: 5	R: 0 E: 0 K: 1 S: 9	H: 1 LOB: 1 BB: 0 P: 14	R: 1 E: 1 K: 0 S: 9	H: 2 LOB: 2 BB: 1 P: 19	R: 0 E: 0 K: 0 S: 8	H: 2 LOB: 3 BB: 1 P: 16	R: 0 E: 0 K: 0 S: 7	H: 0 LOB: 0 BB: 0 P: 10	1B: 5 2B: 1 3B: 0 HR: 1	SF: 1 SAC: 0 DP: 1 HBP: 0	WP: 0 PB: 0 SB: 0 CS: 0	PA: 37
PITCHER	IP WLS BF H R ER SO BB IBB HBP BLK WP HR S P ERA WHIP																					
Omar Daal, L ERA: 4.15	(1, 1) 7.0 28 5 2 2 3 3 0 0 0 0 0 1 54 87 2.57 1.143																					
Paul Quantrill, R ERA: 2.94	(8, 1) 1.0 W 6 2 0 0 0 0 0 1 0 0 0 0 8 16 0.00 2.000																					
Eric Gagne, R ERA: 1.46	(9, 1) 1.0 S 3 0 0 0 0 0 0 0 0 0 0 0 7 10 0.00 0.000																					

San Francisco Giants @ Los Angeles Dodgers
 Dodger Stadium, Los Angeles, CA
 Sat Jul 20 2002, 1:10 PM PDT
 Att: 50,093 - Sunny - 75 F

AB 32
 R 2
 H 7
 RBI 2
 BB 4
 SO 3
 LOB 12

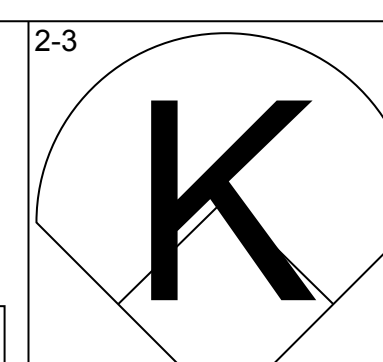
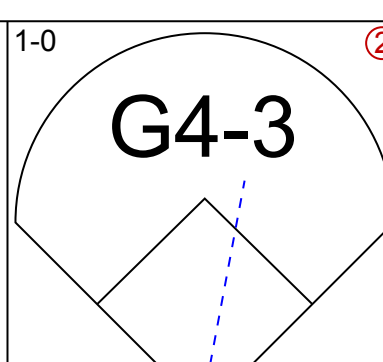
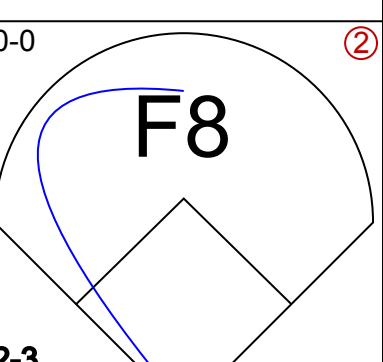
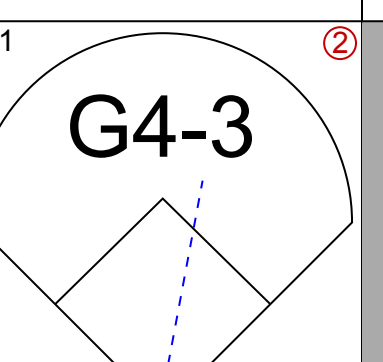
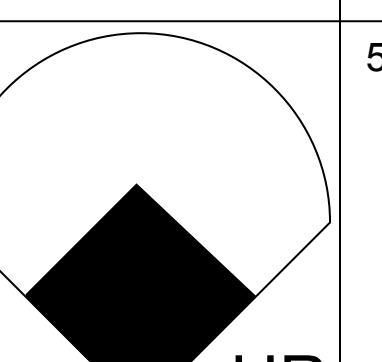
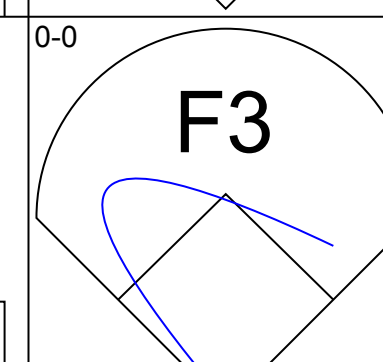
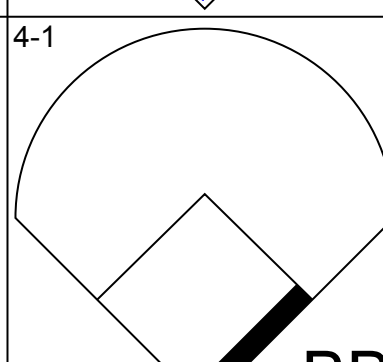
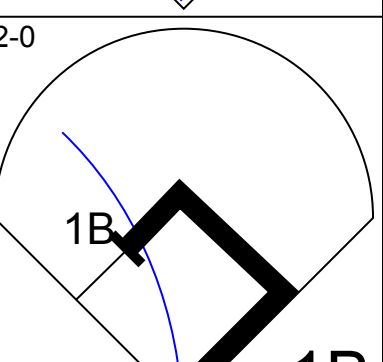
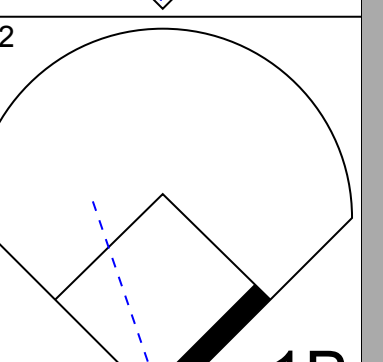
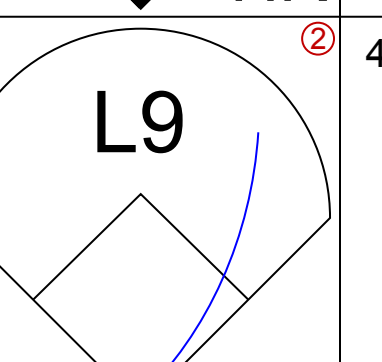
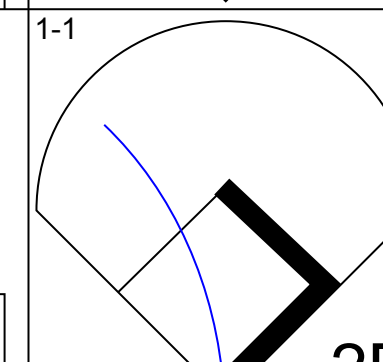
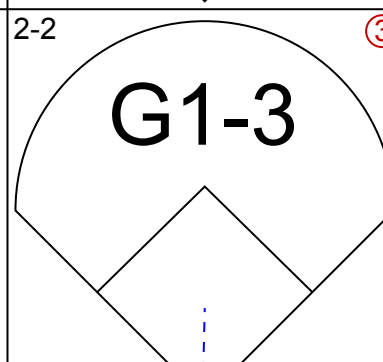
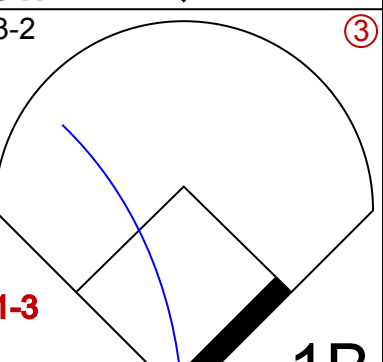
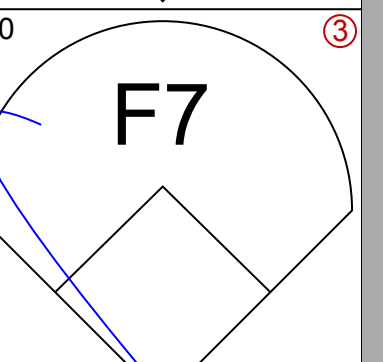
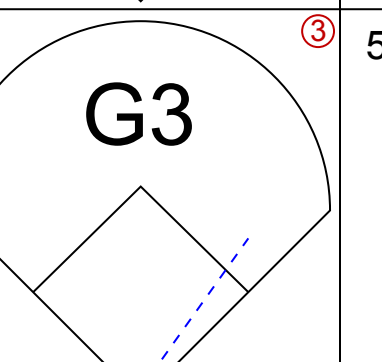
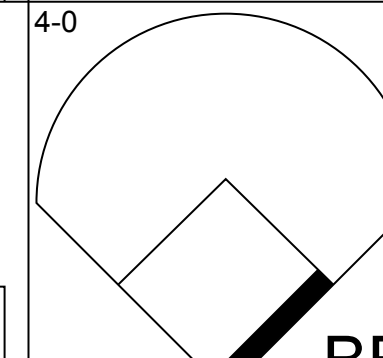
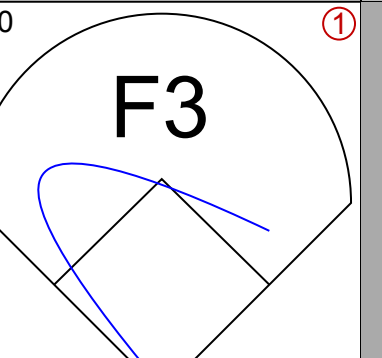
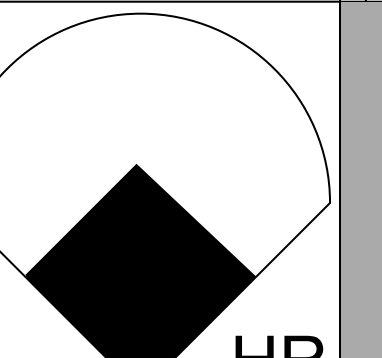
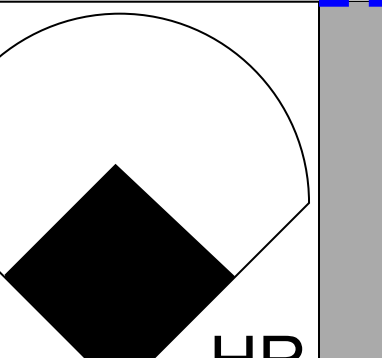
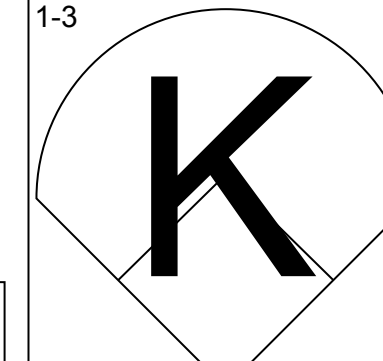
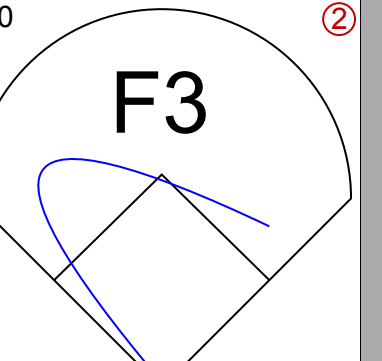
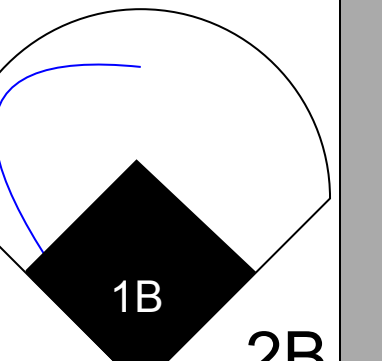
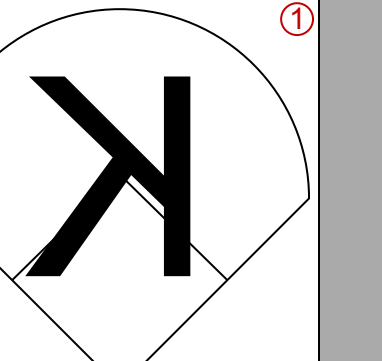
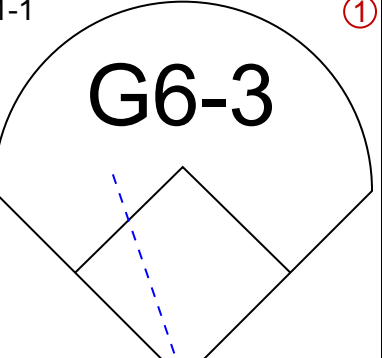
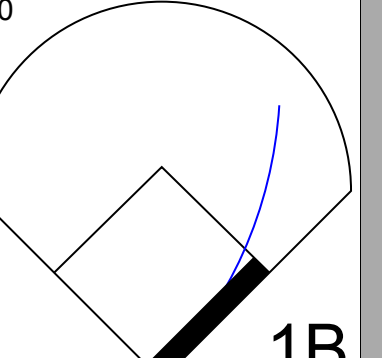
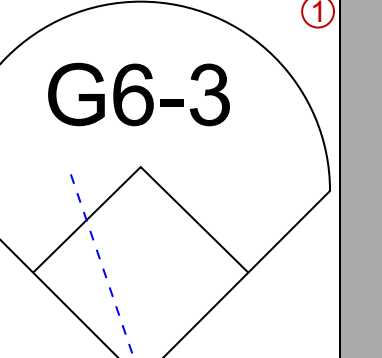
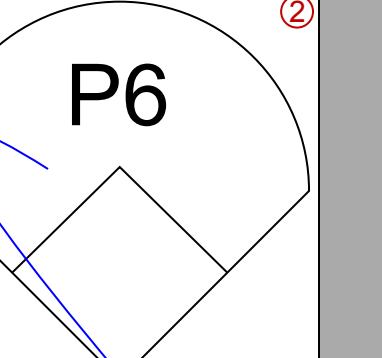
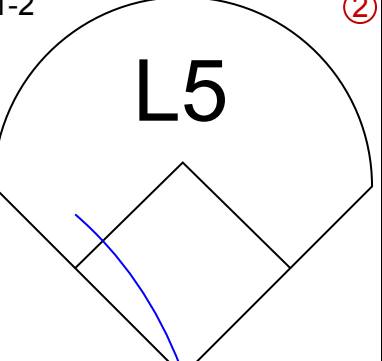
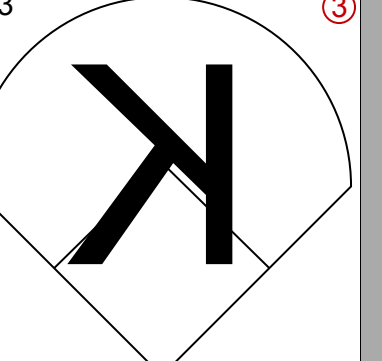
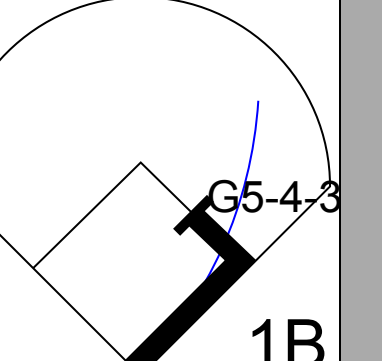
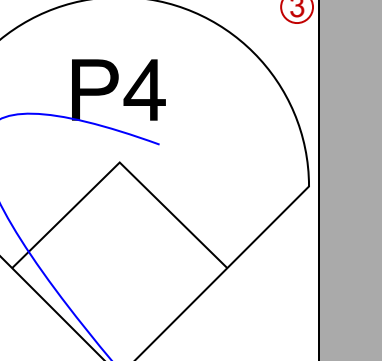
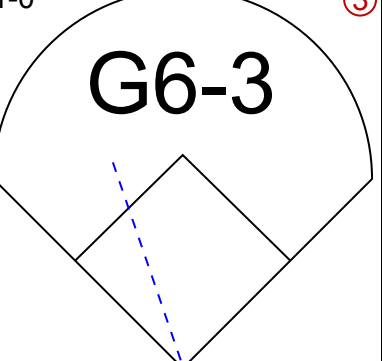
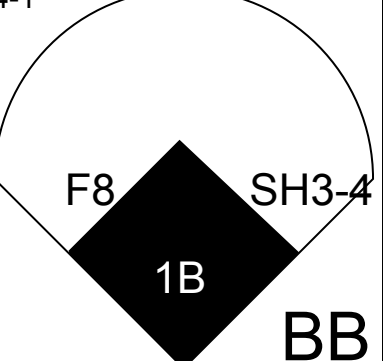
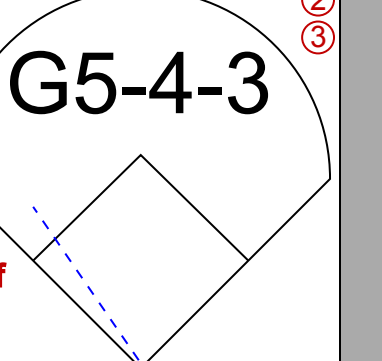
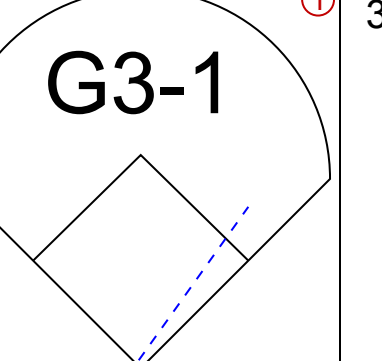

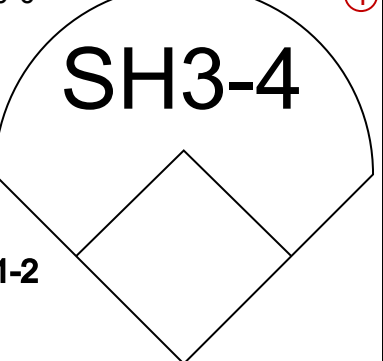
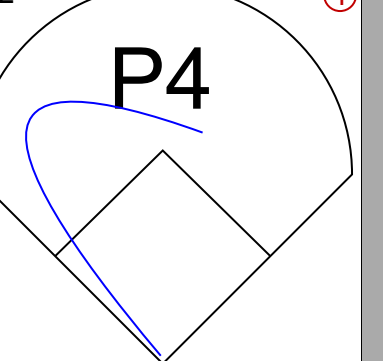
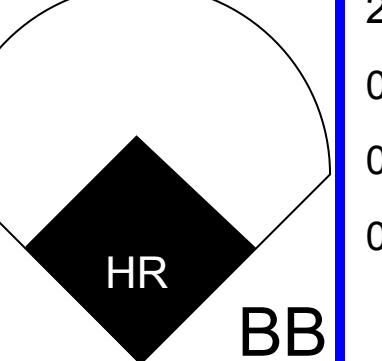


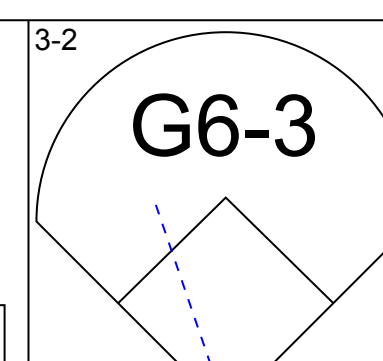
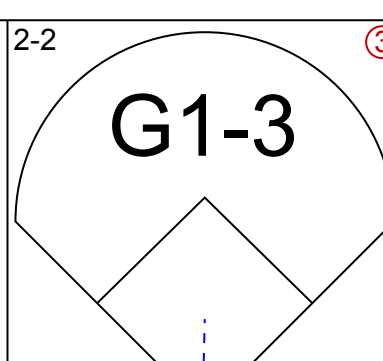
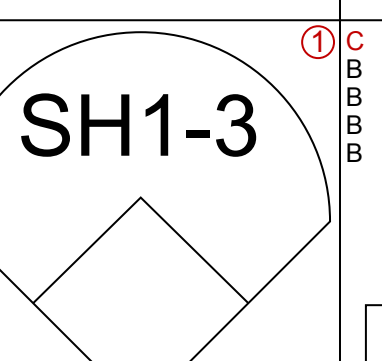
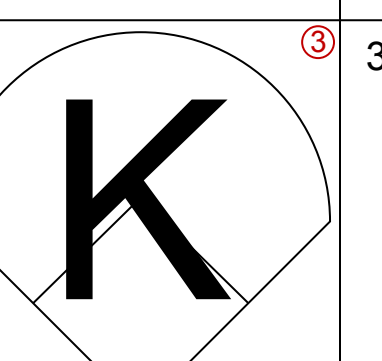
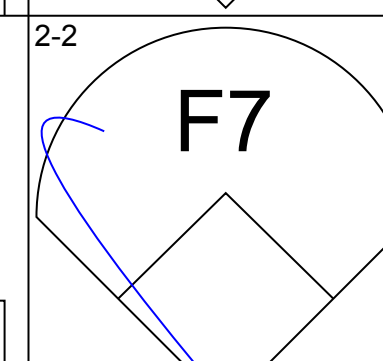
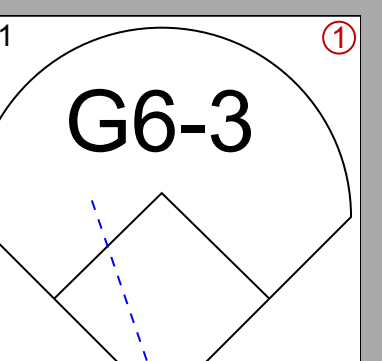
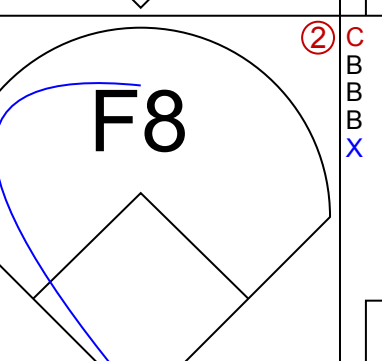

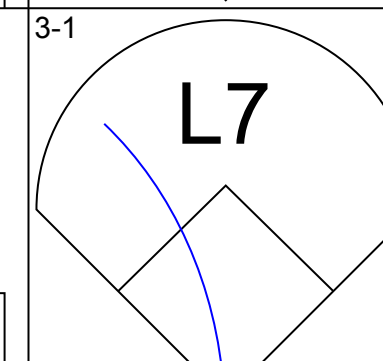
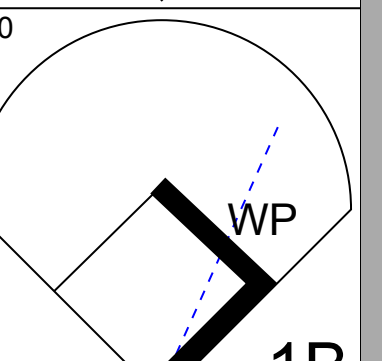
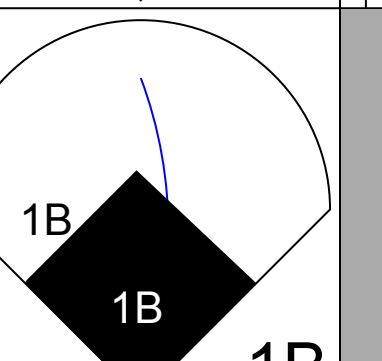
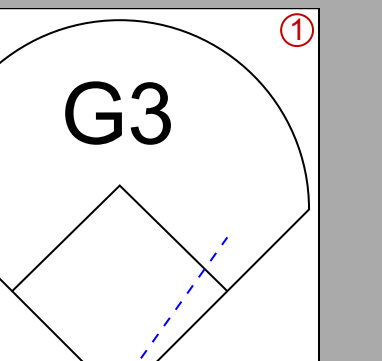
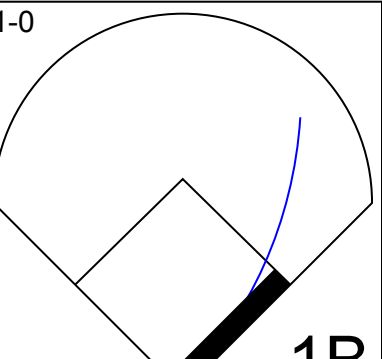
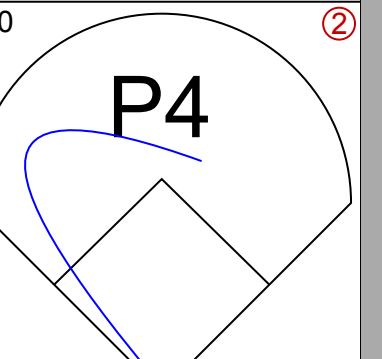
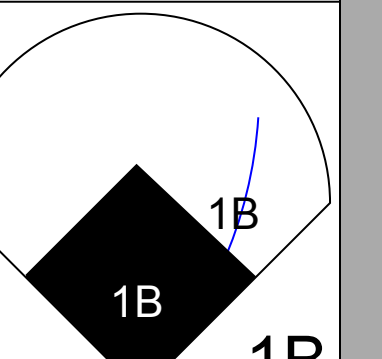
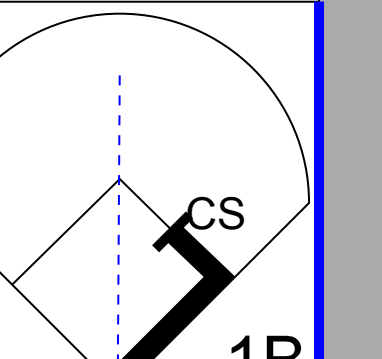
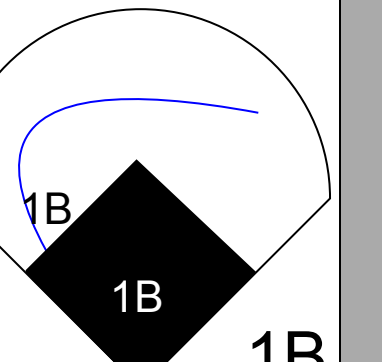
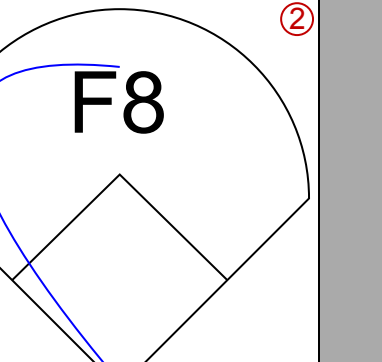
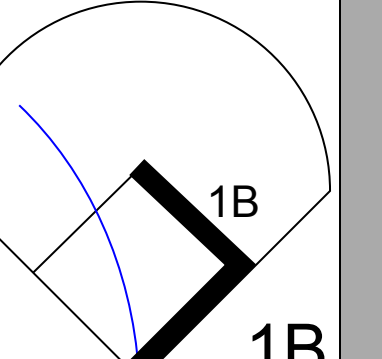
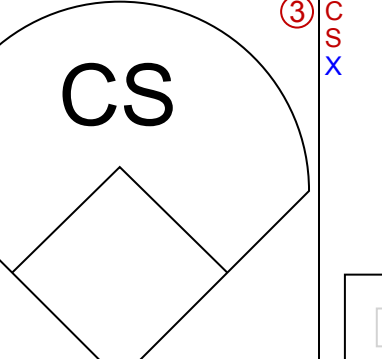
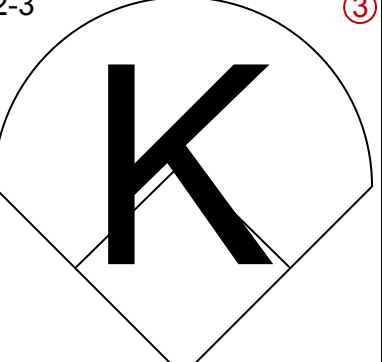

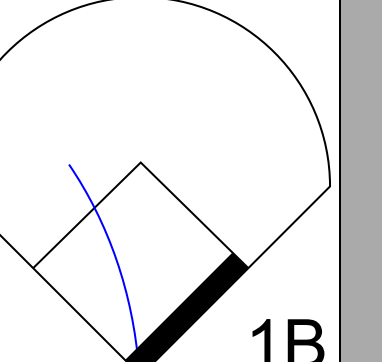
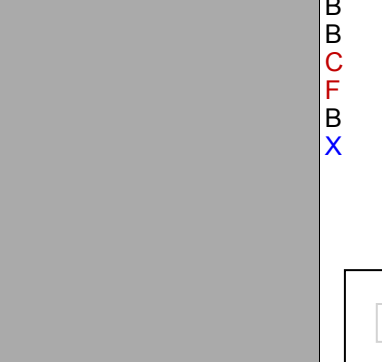

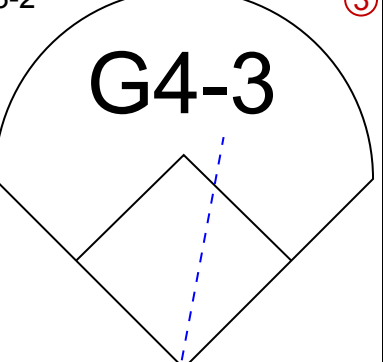
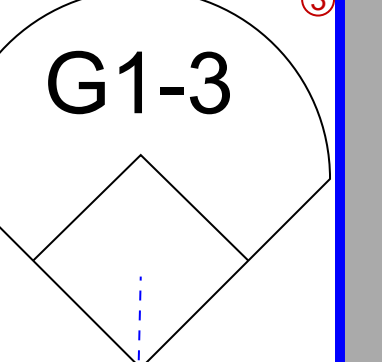
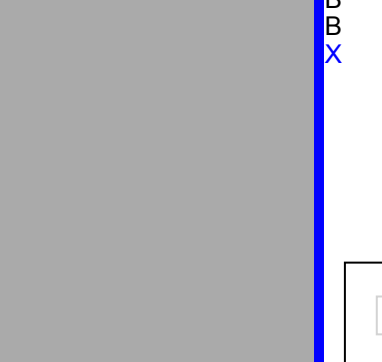
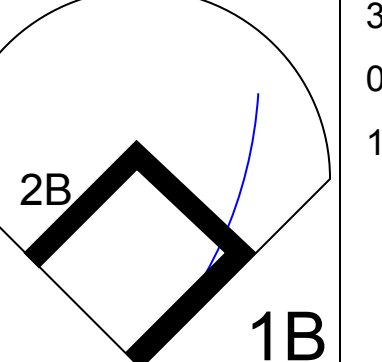


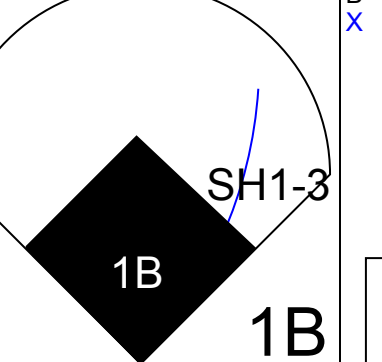
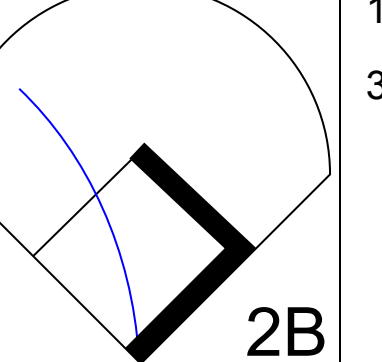
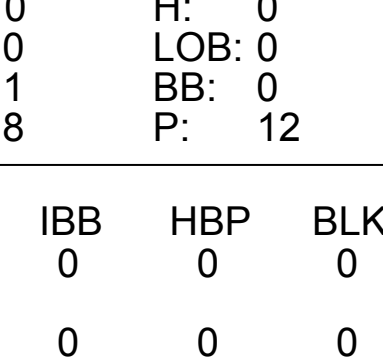
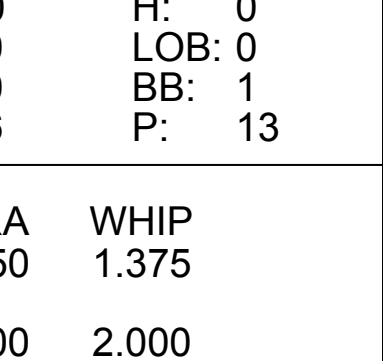
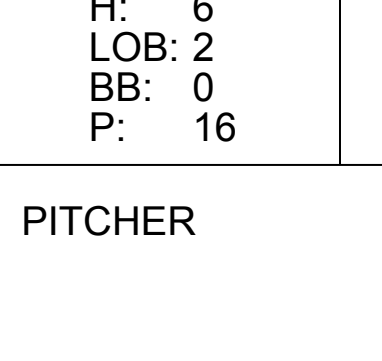
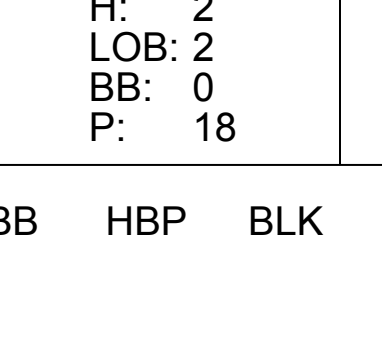




Batter	1	2	3	4	5	6	7	8	9	AB	R	H	RBI	BB	SO	LOB	BOTTOM			
Dave Roberts, L OBP: 0.367, SLG: 0.378	1-1 S 1B	4-0 BB		1-2 FC5-4 1B			0-2 G4-3	1-1 S 1B		4	0	3	3	1	0	0				
Paul Lo Duca, R OBP: 0.363, SLG: 0.426	0-0 F3	1-2 F7		1-2 FC5-4 1-2 2-3			1-0 HBP 1B	1-0 F9		5	0	1	0	0	0	7				
Shawn Green, L OBP: 0.373, SLG: 0.565	3-3 K 1-2		1-1 G6-3	1-1 G4-3			0-1 F7	4-0 IBB		4	0	0	0	1	1	4				
Eric Karros, R OBP: 0.338, SLG: 0.418	4-0		2-0 F9		1-1 G6-3		2-1 HBP	3-2 F7		2	0	0	0	1	0	0				
Hiram Bocachica, R OBP: 0.275, SLG: 0.453										0	0	0	0	0	0	0				
Paul Quantrill, L OBP: 0.342, SLG: 0.349							1-2 HBP			1	0	0	0	0	0	2				
Chad Kreuter, S OBP: 0.318, SLG: 0.500	1-3 K		2-2 1B		2-2 G6-3		2-1 F9			4	0	1	0	0	1	4				
Adrian Beltré, R OBP: 0.286, SLG: 0.374		3-2 1B 1B	2-3 K		1-3 K			1-2 1B 1B		4	1	2	0	0	2	1				
Mark Grudzielanek, R OBP: 0.292, SLG: 0.349		2-1 F9		0-0 E 1B		0-0 G3-1		0-0 SH1-4 1B 1B		4	2	2	0	0	0	1				
Alex Cora, L OBP: 0.339, SLG: 0.473	0-0		1-1 F7		2-3 K			1-2 SH1-4 1B 1B		4	1	2	1	0	1	1				
Omar Daal, L OBP: 0.048, SLG: 0.095	1-3		1-3 K		2-2 E4 FC5-4 1B		3-1 F5		1-1 SH1-4 1B	3	0	0	0	0	1	3				
Dave Hansen, L OBP: 0.306, SLG: 0.359										0	0	0	0	0	0	0				
Jeff Reboulet, R OBP: 0.298, SLG: 0.268										0	0	0	0	0	0	0				
Eric Gagne, R ERA: 1.83										0	0	0	0	0	0	0				
Inning Stats	R: 0 E: 0 K: 2 S: 11	H: 1 LOB: 2 BB: 1 P: 20	R: 0 E: 0 K: 1 S: 13	H: 2 LOB: 3 BB: 1 P: 24	R: 0 E: 0 K: 1 S: 11	H: 1 LOB: 1 BB: 0 P: 18	R: 1 E: 1 K: 0 S: 19	H: 2 LOB: 2 BB: 0 P: 24	R: 0 E: 0 K: 1 S: 12	H: 0 LOB: 0 BB: 0 P: 16	R: 0 E: 0 K: 1 S: 6	H: 0 LOB: 0 BB: 0 P: 11	R: 0 E: 0 K: 0 S: 9	H: 1 LOB: 2 BB: 0 P: 14	R: 3 E: 0 K: 0 S: 17	H: 4 LOB: 2 BB: 1 P: 28	1B: 11 2B: 0 3B: 0 HR: 0	SF: 0 SAC: 1 DP: 0 HBP: 1	WP: 0 PB: 0 SB: 3 CS: 0	PA: 40
PITCHER	IP WLS BF H R ER SO BB IBB HBP BLK WP HR S P ERA WHIP																			
Ryan Jensen, R ERA: 4.16	(1, 1) 6.0 27 6 1 0 6 2 0 0 0 0 0 0 6 72 0.00 1.333																			
41 Chad Zerbe, L ERA: 3.0	(7, 1) 0.2 H 3 1 0 0 0 0 0 0 0 0 0 0 6 7 0.00 1.500																			
Felix Rodriguez, R ERA: 6.34	(7, 1) 0.1 L 5 3 3 3 0 0 0 0 1 0 0 0 0 11 17 81.00 9.000																			
Tim Worrell, R ERA: 1.83	(8, 1) 1.0 5 1 0 0 0 0 0 1 0 0 0 0 9 18 0.00 1.000																			

San Francisco Giants @ Los Angeles Dodgers
 Dodger Stadium, Los Angeles, CA
 Sat Jul 20 2002, 1:10 PM PDT
 Att: 50,093 - Sunny - 75 F

AB 35
 R 4
 H 11
 RBI 4
 BB 3
 SO 6
 LOB 23



Batter	1	2	3	4	5	6	7	8	9	AB	R	H	RBI	BB	SO	LOB	TOP																
Tom Goodwin, L (1,7) OBP: 0.350, SLG: 0.340										5	1	2	0	1	1		<p>San Francisco Giants @ Los Angeles Dodgers Dodger Stadium, Los Angeles, CA Sun Jul 21 2002, 5:10 PM PDT Att: 54,344 - Sunny - 73 F</p>																
David Bell, R (1,5) OBP: 0.321, SLG: 0.428										4	0	2	1	1	0	1																	
Jeff Kent, R (1,4) OBP: 0.390, SLG: 0.545										5	0	2	0	0	0	3																	
Reggie Sanders, R (1,9) OBP: 0.327, SLG: 0.461										3	2	2	2	1	0	0																	
Rich Aurilia, R (1,6) OBP: 0.293, SLG: 0.399										4	1	1	0	0	2	2																	
Benito Santiago, R (1,2) OBP: 0.314, SLG: 0.461										4	0	1	0	0	0	1																	
Ramon Martinez, R (1,3) OBP: 0.336, SLG: 0.383										4	0	1	1	0	1	1																	
Tsuyoshi Shinjo, R (1,8) OBP: 0.298, SLG: 0.372										3	1	0	0	1	0	1																	
Russ Ortiz, R (1,1) OBP: 0.298, SLG: 0.333										2	0	0	0	0	1	0																	
J.T. Snow, L (9, PH) OBP: 0.325, SLG: 0.350										0	0	0	0	1	0	0																	
Kirk Rueter, L (9, PR) OBP: 0.184, SLG: 0.167										0	1	0	0	0	0	0																	
Robb Nen, R (9, 1)										0	0	0	0	0	0	0																	
Inning Stats	R: 0 E: 0 K: 2 S: 10	H: 1 LOB: 2 BB: 1 P: 18	R: 0 E: 0 K: 0 S: 6	H: 0 LOB: 0 BB: 0 P: 9	R: 0 E: 0 K: 1 S: 9	H: 0 LOB: 1 BB: 1 P: 16	R: 0 E: 0 K: 1 S: 6	H: 1 LOB: 1 BB: 0 P: 9	R: 1 E: 0 K: 0 S: 9	H: 2 LOB: 2 BB: 1 P: 18	R: 2 E: 0 K: 0 S: 13	H: 3 LOB: 0 BB: 0 P: 21	R: 0 E: 0 K: 0 S: 9	H: 1 LOB: 0 BB: 0 P: 13	R: 1 E: 0 K: 1 S: 12	H: 1 LOB: 0 BB: 0 P: 18	R: 2 E: 0 K: 0 S: 12	H: 1 LOB: 1 BB: 1 P: 20	1B: 5 2B: 2 3B: 0 HR: 3	SF: 0 SAC: 1 DP: 1 HBP: 0	WP: 0 PB: 0 CS: 0	PA: 39											
PITCHER	IP WLS BF H R ER SO BB IBB HBP BLK WP HR S P ERA WHIP																																
Hideo Nomo, R (1, 1) ERA: 3.18	6.0	26	7	3	3	4	3	0	0	0	0	0	1	53	91	4.50	1.667																
Giovanni Carrara, R (7, 1) ERA: 3.63	3.0	L 13	3	3	3	1	1	0	0	0	0	0	2	33	51	9.00	1.333																

Batter	1	2	3	4	5	6	7	8	9	AB	R	H	RBI	BB	SO	LOB	BOTTOM																
Dave Roberts, L (1,8) OBP: 0.365, SLG: 0.374										3	0	0	0	1	1	2	<p>San Francisco Giants @ Los Angeles Dodgers Dodger Stadium, Los Angeles, CA Sun Jul 21 2002, 5:10 PM PDT Att: 54,344 - Sunny - 73 F</p>																
Paul Lo Duca, R (1,2) OBP: 0.359, SLG: 0.421										4	0	0	0	0	0	2																	
Shawn Green, L (1,9) OBP: 0.374, SLG: 0.564										4	1	2	1	0	0	0																	
Eric Karros, R (1,3) OBP: 0.342, SLG: 0.422										4	1	3	0	0	0	1																	
Hiram Bocachica, R (9, PR) OBP: 0.275, SLG: 0.453										0	0	0	0	0	0	0																	
Mike Kinkade, R (9, 3)										0	0	0	0	0	0	0																	
Brian Jordan, R (1,7) OBP: 0.325, SLG: 0.466										4	1	1	1	0	0	3																	
Mark Grudzielanek, R (1,4) OBP: 0.294, SLG: 0.349										3	0	1	1	1	0	1																	
Adrián Beltré, R (1,5) OBP: 0.288, SLG: 0.373										4	0	1	1	0	1	2																	
Cesar Izturis, S (1,6) OBP: 0.253, SLG: 0.300										3	0	0	0	0	0	2																	
Giovanni Carrara, R (7, 1)										0	0	0	0	0	0	0																	
Dave Hansen, L (9, PH) OBP: 0.314, SLG: 0.367										1	0	1	0	0	0	0																	
Hideo Nomo, R (1, 1) OBP: 0.135, SLG: 0.118										1	0	0	0	0	1	0																	
Alex Cora, L (6, PH) OBP: 0.347, SLG: 0.487										3	1	2	0	0	0	0																	
Inning Stats	R: 0 E: 0 K: 0 S: 9	H: 0 LOB: 0 BB: 0 P: 17	R: 0 E: 0 K: 1 S: 15	H: 1 LOB: 0 BB: 0 P: 24	R: 0 E: 0 K: 1 S: 8	H: 0 LOB: 0 BB: 0 P: 12	R: 0 E: 0 K: 0 S: 6	H: 1 LOB: 1 BB: 0 P: 9	R: 0 E: 0 K: 0 S: 4	H: 0 LOB: 0 BB: 1 P: 12	R: 0 E: 0 K: 0 S: 5	H: 1 LOB: 1 BB: 0 P: 6	R: 0 E: 0 K: 1 S: 11	H: 2 LOB: 2 BB: 0 P: 18	1B: 10 2B: 1 3B: 0 HR: 0	SF: 0 SAC: 1 DP: 1 HBP: 0	WP: 1 PB: 0 CS: 2	PA: 38															
PITCHER	IP WLS BF H R ER SO BB IBB HBP BLK WP HR S P ERA WHIP																																
Russ Ortiz, R (1, 1) ERA: 3.71	8.0	W 32	9	4	4	2	2	0	0	0	0	0	0	63	109	4.50	1.375																
Robb Nen, R (9, 1) ERA: 1.4	1.0	S 5	2	0	0	1	0	0	0	0	0	0	0	11	18	0.00	2.000																

AB	34
R	6
H	10
RBI	6
BB	4
SO	5
LOB	10



AB	34
R	4
H	11
RBI	4
BB	2
SO	3
LOB	13



Batter	1	2	3	4	5	6	7	8	9	AB	R	H	RBI	BB	SO	LOB	TOP					
Dave Roberts, L (1.8) OBP: 0.366, SLG: 0.372										4	0	1	0	1	0	6	Los Angeles Dodgers @ San Diego Padres Qualcomm Stadium, San Diego, CA Mon Jul 22 2002, 10:05 PM EDT Att: 20,085 - Sunny - 74 F					
Mark Grudzielanek, R (1.4) OBP: 0.299, SLG: 0.350										5	0	2	0	0	2	2						
Shawn Green, L (1.9) OBP: 0.372, SLG: 0.559										5	0	1	0	0	0	3						
Paul Lo Duca, R (1.2) OBP: 0.354, SLG: 0.415										5	0	0	0	0	0	5						
Brian Jordan, R (1.7) OBP: 0.327, SLG: 0.467										4	1	2	0	0	0	1						
Dave Hansen, L (1.5) OBP: 0.333, SLG: 0.386										4	1	3	0	0	0	1						
Mike Kinkade, R (1.3) OBP: 0.750, SLG: 0.667										3	0	2	1	0	1	1						
Cesar Izturis, S (1.6) OBP: 0.253, SLG: 0.300										4	0	1	0	0	0	5						
Odalis Perez, L (1.1) OBP: 0.128, SLG: 0.205										1	0	0	0	0	0	1						
Alex Cora, L (6. PH) OBP: 0.344, SLG: 0.483										1	0	0	0	0	0	2						
Guillermo Mota, R (6. 1) OBP: 0.322, SLG: 0.503										0	0	0	0	0	0	0						
Marquis Grissom, R (8. PH) OBP: 0.322, SLG: 0.503										1	0	1	1	0	0	0						
Terry Mulholland, R (8. 1) OBP: 0.322, SLG: 0.503										0	0	0	0	0	0	0						
Inning Stats	R: 0 E: 0 K: 1 S: 7	H: 1 LOB: 1 BB: 0 P: 9	R: 1 E: 0 K: 0 S: 11	H: 3 LOB: 2 BB: 0 P: 14	R: 0 E: 0 K: 0 S: 10	H: 1 LOB: 1 BB: 0 P: 14	R: 0 E: 0 K: 1 S: 13	H: 1 LOB: 1 BB: 0 P: 18	R: 0 E: 0 K: 0 S: 6	H: 2 LOB: 2 BB: 1 P: 12	R: 0 E: 0 K: 0 S: 12	H: 2 LOB: 2 BB: 0 P: 17	R: 0 E: 0 K: 0 S: 4	H: 1 LOB: 0 BB: 0 P: 7	R: 1 E: 0 K: 0 S: 10	H: 2 LOB: 2 BB: 0 P: 19	R: 0 E: 0 K: 1 S: 6	H: 0 LOB: 0 BB: 0 P: 8	1B: 13 2B: 0 3B: 0 HR: 0	SF: 0 SAC: 1 DP: 1 HBP: 1	WP: 1 PB: 0 SB: 2 CS: 0	PA: 40
PITCHER	IP WLS BF H R ER SO BB IBB HBP BLK WP HR S P ERA WHIP	7.1 W 33 12 2 2 2 1 0 0 0 1 0 6 98 2.46 1.773	0.2 S 4 1 0 0 0 0 0 1 0 0 6 12 0.00 1.500	1.0 S 3 0 0 0 1 0 0 0 0 0 6 8 0.00 0.000	PITCHER										IP WLS BF H R ER SO BB IBB HBP BLK WP HR S P ERA WHIP							


AB	37
R	2
H	13
RBI	2
BB	1
SO	3
LOB	27



Batter	1	2	3	4	5	6	7	8	9	AB	R	H	RBI	BB	SO	LOB	BOTTOM			
Mark Kotsay, L (1.8) OBP: 0.375, SLG: 0.441										5	0	1	0	0	1	2	Los Angeles Dodgers @ San Diego Padres Qualcomm Stadium, San Diego, CA Mon Jul 22 2002, 10:05 PM EDT Att: 20,085 - Sunny - 74 F			
Julius Matos, R (1.4) OBP: 0.275, SLG: 0.337										4	0	1	0	0	0	1				
Phil Nevin, R (1.5) OBP: 0.343, SLG: 0.444										4	1	1	0	0	0	2				
Ryan Klesko, L (1.3) OBP: 0.389, SLG: 0.528										4	0	0	0	0	0	2				
Ron Gant, R (1.7) OBP: 0.344, SLG: 0.473										4	3	2	1	0	0	0				
Bubba Trammell, R (1.9) OBP: 0.331, SLG: 0.375										4	1	3	2	0	1	1				
Steve Reed, R (8. 1) OBP: 0.331, SLG: 0.375										0	0	0	0	0	0	0				
Trevor Hoffman, R (9. 1) OBP: 0.331, SLG: 0.375										0	0	0	0	0	0	0				
Deivi Cruz, R (1.6) OBP: 0.287, SLG: 0.351										4	0	1	1	0	0	2				
Wil Nieves, R (1.2) OBP: 0.500, SLG: 0.500										3	0	1	1	1	1	2				
Brian Lawrence, R (1.1) OBP: 0.204, SLG: 0.159										3	0	0	0	0	0	4				
Gene Kingsale, S (8. 9) OBP: 0.318, SLG: 0.375										1	0	0	0	0	1	0				
Inning Stats	R: 0 E: 0 K: 0 S: 8	H: 0 LOB: 0 BB: 0 P: 13	R: 1 E: 0 K: 0 S: 11	H: 2 LOB: 1 BB: 1 P: 20	R: 0 E: 0 K: 0 S: 8	H: 1 LOB: 1 BB: 0 P: 14	R: 1 E: 2 K: 1 S: 16	H: 1 LOB: 2 BB: 0 P: 20	R: 2 E: 0 K: 1 S: 18	H: 4 LOB: 2 BB: 0 P: 24	R: 0 E: 0 K: 1 S: 11	H: 1 LOB: 1 BB: 0 P: 16	R: 1 E: 0 K: 0 S: 8	H: 1 LOB: 0 BB: 0 P: 15	R: 0 E: 0 K: 1 S: 9	H: 0 LOB: 0 BB: 0 P: 11	1B: 3 2B: 5 3B: 1 HR: 1	SF: 0 SAC: 0 DP: 0 HBP: 0	WP: 1 PB: 0 SB: 0 CS: 0	PA: 37
PITCHER	IP WLS BF H R ER SO BB IBB HBP BLK WP HR S P ERA WHIP	5.0 L 26 8 4 3 2 0 0 0 0 1 1 19 31 4.50 1.600	2.0 S 8 2 1 1 1 0 0 0 0 1 1 19 31 4.50 1.600	1.0 S 3 0 0 0 1 0 0 0 0 0 9 11 0.00 0.000	PITCHER										IP WLS BF H R ER SO BB IBB HBP BLK WP HR S P ERA WHIP					

AB	36
R	5
H	10
RBI	5
BB	1
SO	4
LOB	16



Batter	1	2	3	4	5	6	7	8	9	AB	R	H	RBI	BB	SO	LOB	TOP										
Dave Roberts, L (1.8) OBP: 0.369, SLG: 0.374	0-1 1B		2-0 F5		0-2 F7		4-1 SH BB		3-2 FC4-6 1B	4	1	2	0	1	0	1	Los Angeles Dodgers @ San Diego Padres Qualcomm Stadium, San Diego, CA Tue Jul 23, 2002, 10:05 PM EDT Att: 25,680 - Sunny - 77 F livebaseballscorecards.com										
Alex Cora, L (1.4) OBP: 0.349, SLG: 0.483	2-2 F7		0-0 HR 1B		1-2 G4-3		1-1 SH G1-4-3 1-H SF8		1-1 FC4-6 1B	4	2	2	0	0	0	1											
Paul Lo Duca, R (1.2) OBP: 0.355, SLG: 0.426	1-1 F9		1-2 HR		3-2 1B 2B		1-1 G1-4-3		0-0 FC4-6 G6-4-3	5	2	2	3	0	0	4											
Shawn Green, L (1.9) OBP: 0.372, SLG: 0.556	2-2 F8		0-0 F7		0-0 2B 1B		4-0 FC6-4 IBB		3-2 G6-4-3	4	1	1	0	1	0	3											
Eric Karros, R (1.3) OBP: 0.341, SLG: 0.424		2-1 E5 G6-4-3		1-2 G4-3		2-2 2B		1-1 SF8		3	0	1	3	0	0	0											
Brian Jordan, R (1.7) OBP: 0.323, SLG: 0.461		2-2 F9		1-1 G5-3		2-0 L8		3-H 2-0 FC6-4		4	0	0	0	0	0	3											
Adrian Beltré, R (1.5) OBP: 0.288, SLG: 0.380		2-0 G6-4-3			HR		0-1 L4		1-1 F8	4	1	1	1	0	0	1											
Cesar Izturis, S (1.6) OBP: 0.253, SLG: 0.299			1-1 B1-3		0-0 1B		0-0 G4-1		0-2 G6-3	4	0	1	0	0	0	0											
Andy Ashby, R (1.1) Jesse Orosco, R (6.1) Giovanni Carrara, R (6.1) Guillermo Mota, R (7.1) Hiram Bocachica, R (8. PH) Paul Quantill, L (8.1) Eric Gagne, R (9.1)			0-1 1B HR 1B		0-3 K		2-2 F9		0-2 P4	3	1	1	0	0	1	1											
Inning Stats	R: 0 E: 0 K: 0 S: 11	H: 1 LOB: 1 BB: 0 P: 15	R: 0 E: 1 K: 0 S: 9	H: 0 LOB: 0 BB: 0 P: 15	R: 3 E: 0 K: 0 S: 11	H: 3 LOB: 0 BB: 0 P: 15	R: 1 E: 0 K: 1 S: 12	H: 2 LOB: 1 BB: 0 P: 16	R: 2 E: 0 K: 0 S: 15	H: 3 LOB: 1 BB: 0 P: 23	R: 0 E: 0 K: 0 S: 6	H: 0 LOB: 0 BB: 0 P: 8	R: 2 E: 1 K: 0 S: 8	H: 0 LOB: 1 BB: 2 P: 21	R: 0 E: 0 K: 0 S: 8	H: 0 LOB: 0 BB: 0 P: 9		R: 0 E: 0 K: 0 S: 9	H: 2 LOB: 1 BB: 0 P: 16	1B: 7 2B: 2 3B: 0 HR: 2	SF: 1 SAC: 1 DP: 2 HBP: 0	WP: 0 PB: 0 SB: 1 CS: 0	PA: 40				
PITCHER	IP	WLS	BF	H	R	ER	SO	BB	IBB	HBP	BLK	WP	HR	S	P	ERA	WHIP										
Brett Tomko, R (1.1) ERA: 3.76	6.0		27	9	6	6	1	0	0	0	0	0	2	64	92	9.00	1.500										
Jeremy Fikac, R (7.1) ERA: 4.91	0.1	L	4	0	2	1	0	1	1	0	0	0	0	5	15	27.00	3.000										
Tom Davey, R (7.1) ERA: 5.63	1.2		5	0	0	0	0	0	0	0	0	0	0	11	15	0.00	0.000										
Brandon Villafuerte, R (9.1) ERA:	1.0		4	2	0	0	0	0	0	0	0	0	0	9	16	0.00	2.000										

Batter	1	2	3	4	5	6	7	8	9	AB	R	H	RBI	BB	SO	LOB	BOTTOM										
Ramón Vázquez, L (1.4) OBP: 0.330, SLG: 0.314	2-2 G3 1B		4-0 BB BB		3-1 G3		0-2 G4-3		3-1 F8	4	0	1	1	1	0	2	Los Angeles Dodgers @ San Diego Padres Qualcomm Stadium, San Diego, CA Tue Jul 23, 2002, 10:05 PM EDT Att: 25,680 - Sunny - 77 F livebaseballscorecards.com										
Mark Kotsay, L (1.8) OBP: 0.373, SLG: 0.436	0-0 G3 1-2		4-0 BB 2-3		0-0 G3-1		1-0 F7		0-0 B4-3	4	0	0	0	1	0	2											
Ryan Klesko, L (1.3) OBP: 0.395, SLG: 0.531	4-0 BB G5-4-3		1-0 F7		0-0 1B		3-2 BB 1B		3-2 1B	4	1	3	0	1	0	3											
Phil Nevin, R (1.5) OBP: 0.340, SLG: 0.435	3-1 G5-4-3		1-3 K		1-2 F8		4-0 1B BB		3-2 F9	4	0	0	0	1	1	4											
Ron Gant, R (1.7) OBP: 0.350, SLG: 0.494		2-0 HR	1-1 S 1B		0-0 F8		0-0 1-2 2-H 1B		2-0 G5-3	5	1	3	2	0	0	2											
Bubba Trammell, R (1.9) OBP: 0.330, SLG: 0.373		1-2 HR	3-2 P4		0-0 F9		2-2 F8		0-3 K	4	1	1	0	0	0	4											
Jeremy Fikac, R (7.1) Tom Davey, R (7.1) Brandon Villafuerte, R (9.1) Trenidad Hubbard, R (9. PH)		G1-3 G6-3 1B	1-2 1B		1-2 K		1-2 BB 1B		1-3 K	0	0	0	0	0	0	0											
Deivi Cruz, R (1.6) OBP: 0.292, SLG: 0.355		1-0 BB G1-3 1B	0-3 K		1-0 BB 1B		0-1 G1-5-3 1B		0-3 K2-3	5	1	3	0	0	2	1											
Tom Lampkin, L (1.2) OBP: 0.299, SLG: 0.333		0-1 G1-3		0-0 F7		4-1 BB 1B		2-1 G1-5-3		4	1	1	0	1	0	3											
Brett Tomko, R (1.1) OBP: 0.238, SLG: 0.286		2-1 G6-3		0-1 G3 1B		2-0 BB 3B		1-1 G1-3		2	0	1	1	0	0	1											
Gene Kingsale, S (6. PH) OBP: 0.319, SLG: 0.419		3-H				1-H 2-H G4-3 3B				3	1	1	2	0	1	2											
Inning Stats	R: 0 E: 0 K: 0 S: 6	H: 1 LOB: 1 BB: 1 P: 15	R: 2 E: 0 K: 0 S: 10	H: 3 LOB: 3 BB: 2 P: 25	R: 0 E: 0 K: 2 S: 12	H: 1 LOB: 1 BB: 0 P: 17	R: 0 E: 0 K: 0 S: 6	H: 1 LOB: 1 BB: 0 P: 9	R: 0 E: 0 K: 0 S: 7	H: 1 LOB: 1 BB: 0 P: 8	R: 4 E: 0 K: 0 S: 17	H: 4 LOB: 2 BB: 2 P: 34	R: 0 E: 0 K: 0 S: 8	H: 1 LOB: 1 BB: 0 P: 14	R: 0 E: 0 K: 0 S: 10	H: 1 LOB: 0 BB: 0 P: 18	R: 0 E: 0 K: 3 S: 10	H: 1 LOB: 1 BB: 0 P: 11	1B: 12 2B: 0 3B: 1 HR: 1	SF: 0 SAC: 0 DP: 1 HBP: 0	WP: 0 PB: 0 SB: 1 CS: 0	PA: 45					
PITCHER	IP	WLS	BF	H	R	ER	SO	BB	IBB	HBP	BLK	WP	HR	S	P	ERA	WHIP										
Andy Ashby, R (1.1) ERA: 3.98	5.1		28	9	5	5	2	4	0	0	0	0	0	5	9	0.00	3.000										
Jesse Orosco, L (6.1) ERA: 3.63	0.1	H	2	1	0	0	0	0	0	0	0	0	0	8	16	13.50	4.500										
Giovanni Carrara, R (6.1) ERA: 3.59	0.2	W	5	2	1	1	0	1	0	0	0	0	0	4	8	0.00	4.000										
Guillermo Mota, R (7.1) ERA: 3.46	0.2	H	2	0	0	0	0	0	0	0	0	0	0	8	8	0.00	4.000										
Paul Quantill, R (8.1) ERA: 2.88	1.0	H	4	1	0	0	0	0	0	0	0	0	0	10	18	0.00	1.000										

Batter	1	2	3	4	5	6	7	8	9	AB	R	H	RBI	BB	SO	LOB	TOP
Dave Roberts, L OBP: 0.368, SLG: 0.372	1-1 1B		0-2 F7			2-3 K		1-1 FC3-6		4	0	1	0	0	1	1	Los Angeles Dodgers @ San Diego Padres Qualcomm Stadium, San Diego, CA Wed Jul 24 2002, 5:05 PM EDT Att: 26,779 - Cloudy - 82 F
Alex Cora, L OBP: 0.346, SLG: 0.476	0-2 L5		1-1 F7			0-0 1B		2-2 G6-3		4	0	1	0	0	0	2	
Shawn Green, L OBP: 0.369, SLG: 0.549	1-2 F9			1-1 F8		0-1 F8		0-0 L5		4	0	0	0	0	0	2	
Eric Karros, R OBP: 0.338, SLG: 0.419	3-3 K			1-1 F8		0-2 G1-3		0-1 G6-3		4	0	0	0	0	1	2	
Brian Jordan, R OBP: 0.328, SLG: 0.463		1-2 F8		1-2 1B			1-1 G6-4-3 1B		4-1 BB	3	0	2	0	1	0	0	
Mark Czudzielanek, R OBP: 0.292, SLG: 0.346		0-0 F8		1-0 F7			1-2 G6-4-3 1-2 1B		3-1 P3	4	0	0	0	0	0	3	
Adrián Beltré, R OBP: 0.285, SLG: 0.376		0-2 E5			0-2 G5-3		1-2 F9			3	0	0	0	0	0	0	
Chad Kreuter, S OBP: 0.342, SLG: 0.348		0-3 K			0-1 L4			0-0 FC3-6 1B		3	0	1	0	0	1	1	
Kaz Ishii, L OBP: 0.171, SLG: 0.128			1-2 G5-3			2-3 K		0-0 F7		2	0	0	0	0	1	0	
Guillermo Mota, R ERA: 4.29										0	0	0	0	0	0	0	
Dave Hansen, L OBP: 0.330, SLG: 0.381										1	0	0	0	0	0	1	
Terry Mulholland, R ERA: 7.31										0	0	0	0	0	0	0	
Inning Stats	R: 0 H: 1 E: 0 K: 1 S: 13	H: 1 LOB: 1 BB: 0 P: 17	R: 0 H: 0 E: 1 K: 1 S: 10	H: 0 LOB: 1 BB: 0 P: 11	R: 0 H: 0 E: 0 K: 0 S: 9	H: 1 LOB: 1 BB: 0 P: 14	R: 0 H: 0 E: 0 K: 1 S: 9	H: 1 LOB: 1 BB: 0 P: 11	R: 0 H: 1 E: 0 K: 0 S: 12	H: 1 LOB: 1 BB: 1 P: 15	R: 0 H: 0 E: 0 K: 0 S: 6	H: 0 LOB: 1 BB: 1 P: 13	1B: 5 2B: 0 3B: 0 HR: 0	SF: 0 SAC: 0 DP: 1 HBP: 0	WP: 0 PB: 0 SB: 0 CS: 0	PA: 33	
PITCHER	IP WLS BF H R ER SO BB IBB HBP BLK WP HR S P ERA WHIP																
Bobby Jones, R ERA: 4.29	(1, 1) 8.0 W 29 5 0 0 4 0 0 0 0 0 0 0 81 102 0.00 0.625																
Brandon Villafuerte, R ERA: 4.29	(9, 1) 1.0 4 0 0 0 0 1 0 0 0 0 0 0 6 13 0.00 1.000																

AB	32
R	0
H	5
RBI	0
BB	1
SO	4
LOB	12



Batter	1	2	3	4	5	6	7	8	9	AB	R	H	RBI	BB	SO	LOB	BOTTOM	
Mark Kotsay, L OBP: 0.376, SLG: 0.449	1-1 2B		1-3 K	1-0 HR			2-0 P6	1-2 1B		5	2	3	1	0	1	1	Los Angeles Dodgers @ San Diego Padres Qualcomm Stadium, San Diego, CA Wed Jul 24 2002, 5:05 PM EDT Att: 26,779 - Cloudy - 82 F	
Gene Kingsale, S OBP: 0.319, SLG: 0.419								1B		0	0	0	0	0	0	0		
Julius Matos, R OBP: 0.290, SLG: 0.337	0-2 G5-3		4-0 1B	0-1 F7			4-2 HR	1-2 1B		3	2	1	0	2	0	1		
Phil Nevin, R OBP: 0.347, SLG: 0.454			0-1 BB			3-2 G6-3	0-2 BB	3-2 1B		3	1	2	3	1	0	0		
Ramón Vázquez, L OBP: 0.333, SLG: 0.317			1-3 1B				1-H 2-H HR	1-3 2-H 1B		1	0	1	1	0	0	0		
Ryan Klesko, L OBP: 0.392, SLG: 0.524	0-3 K		0-1 P6			1-3 K	4-0 HR	0-2 FC6		4	1	0	0	1	2	6		
Brandon Villafuerte, R ERA: 4.29								1-2 1B		0	0	0	0	0	0	0		
Ron Gant, R OBP: 0.353, SLG: 0.511	0-0 G6-3		0-0 E			3-2 P4	3-1 HR			4	1	2	3	0	0	2		
Trenidad Hubbard, R OBP: 0.297, SLG: 0.225			1-2 3-H 1B				1-H HR			0	0	0	0	0	0	0		
Bubba Trammell, R OBP: 0.329, SLG: 0.368		3-2 F8	4-0 1B	4-0 BB		2-0 F5	4-0 F8			3	0	0	0	1	0	0		
Deivi Cruz, R OBP: 0.291, SLG: 0.356		1-0 2B	1-2 P4			1-0 G5-3	1-1 L9			4	0	1	0	0	0	3		
Wil Nieves, R OBP: 0.333, SLG: 0.300		1-0 F7		2-3 K		1-1 F8		1-0 G6-3		4	0	0	0	0	1	1		
Bobby Jones, R ERA: 4.29			3-3 K							3	1	1	0	0	1	1		
Brian Buchanan, R OBP: 0.287, SLG: 0.384				1-1 G1-3						1	0	0	0	0	0	0		
Inning Stats	R: 0 H: 1 E: 0 K: 1 S: 9	H: 1 LOB: 2 BB: 1 P: 14	R: 0 H: 1 E: 0 K: 1 S: 13	H: 1 LOB: 2 BB: 0 P: 21	R: 1 H: 2 E: 1 K: 1 S: 12	H: 1 LOB: 2 BB: 0 P: 22	R: 0 H: 0 E: 0 K: 0 S: 9	H: 0 LOB: 0 BB: 0 P: 16	R: 0 H: 0 E: 0 K: 0 S: 4	H: 0 LOB: 0 BB: 2 P: 8	R: 5 H: 3 E: 0 K: 0 S: 15	H: 3 LOB: 2 BB: 0 P: 32	R: 1 H: 3 E: 0 K: 0 S: 17	H: 3 LOB: 2 BB: 0 P: 23	1B: 6 2B: 2 3B: 0 HR: 3	SF: 0 SAC: 0 DP: 0 HBP: 0	WP: 0 PB: 0 SB: 0 CS: 0	PA: 40
PITCHER	IP WLS BF H R ER SO BB IBB HBP BLK WP HR S P ERA WHIP																	
Kaz Ishii, L ERA: 3.36	(1, 1) 6.1 L 28 6 3 3 5 3 0 0 0 0 0 0 2 7 18 4.26 1.421																	
Guillermo Mota, R ERA: 4.38	(7, 1) 0.0 4 2 4 4 0 2 0 0 0 0 0 2 7 18 = =																	
Terry Mulholland, L ERA: 7.31	(7, 1) 1.2 8 3 1 1 0 0 0 0 0 0 0 0 20 27 5.40 1.800																	


AB	35
R	8
H	11
RBI	8
BB	5
SO	5
LOB	15



Batter	1	2	3	4	5	6	7	8	9	AB	R	H	RBI	BB	SO	LOB	TOP					
Dave Roberts, L (1,8) OBP: 0.367, SLG: 0.371	B3	G4-3	P6		G5-3		G6-3		F5	6	1	2	0	0	0	0	Los Angeles Dodgers @ San Francisco Giants PacBell Park, San Francisco, CA Fri Jul 26 2002, 10:35 PM EDT Att: 41,675 - Overcast - 67 F					
Paul Lo Duca, R (1,2) OBP: 0.357, SLG: 0.431	F8 3B	1B BB			F7		G6-3		P4	5	2	0	1	0	2							
Shawn Green, L (1,9) OBP: 0.371, SLG: 0.549	F8 3B	1B BB	G4-3		G5-3		L7			4	3	2	0	1	0							
Brian Jordan, R (1,7) OBP: 0.326, SLG: 0.457	F8	1B 3B			G5-3		G5-3		G6-3	4	1	0	1	1	0							
Tyler Houston, L (1,3) OBP: 0.356, SLG: 0.475	1B	3B			1B				F3	4	3	4	4	0	0							
Mike Kinkade, R (8,PH) OBP: 0.600, SLG: 0.500	2H 3H	1-2 2-3 3H	1B		1B		2H			1	0	0	0	0	0							
Adrian Beltré, R (1,5) OBP: 0.292, SLG: 0.388	S	1B	1B		1B		P4		1B	5	1	4	4	0	0							
Mark Grudzielanek, R (1,4) OBP: 0.303, SLG: 0.354	1-2	BB	1B		1B				1B	4	0	4	2	1	0							
Cesar Izturis, S (1,6) OBP: 0.249, SLG: 0.295	F7	G4-3			F7		L6-3		G6-4-3	5	0	0	0	0	0							
Hideo Nomo, R (1,1) OBP: 0.122, SLG: 0.105		G6-3			G4-3				G5-3	4	0	0	0	0	2							
Paul Quantrill, L (8,1) OBP: 0.320, SLG: 0.500			K				K			0	0	0	0	0	0							
Marquis Grissom, R (9,PH) OBP: 0.320, SLG: 0.500										1	0	0	0	0	0							
Eric Gagne, R (9,1) ERA:										0	0	0	0	0	0							
Inning Stats	R: 3 E: 0 K: 0 S: 13	H: 3 LOB: 2 BB: 2 P: 26	R: 5 E: 0 K: 0 S: 18	H: 4 LOB: 1 BB: 2 P: 32	R: 0 E: 0 K: 1 S: 9	H: 1 LOB: 0 BB: 0 P: 16	R: 1 E: 0 K: 0 S: 15	H: 3 LOB: 2 BB: 0 P: 19	R: 2 E: 0 K: 0 S: 15	H: 3 LOB: 1 BB: 0 P: 24	R: 0 E: 0 K: 0 S: 8	H: 1 LOB: 0 BB: 0 P: 9	R: 0 E: 0 K: 0 S: 5	H: 2 LOB: 1 BB: 0 P: 7	R: 0 E: 0 K: 0 S: 4	H: 0 LOB: 0 BB: 0 P: 8	R: 0 E: 0 K: 0 S: 6	H: 0 LOB: 0 BB: 0 P: 11	1B: 14 2B: 3 3B: 2 HR: 0	SF: 0 SAC: 0 DP: 2 HBP: 0	WP: 0 PB: 0 SB: 1 CS: 0	PA: 47
PITCHER	IP WLS BF H R ER SO BB IBB HBP BLK WP HR S P ERA WHIP	IP WLS BF H R ER SO BB IBB HBP BLK WP HR S P ERA WHIP																				
Russ Ortiz, R (1,1) ERA: 4.19	2.0	L	17	7	8	8	0	4	0	0	0	0	0	0	0	31	58	36.00	5.500			
Jay Witasick, R (3,1) ERA: 2.16	5.0		23	9	3	3	2	0	0	0	0	0	0	0	0	52	75	5.40	1.800			
41 Chad Zerbe, L (8,1) ERA: 2.84	1.0		4	2	0	0	0	0	0	0	0	0	0	0	4	8	0.00	2.000				
Troy Brohawn, L (9,1) ERA:	1.0		3	0	0	0	0	0	0	0	0	0	0	0	6	11	0.00	0.000				

Batter	1	2	3	4	5	6	7	8	9	AB	R	H	RBI	BB	SO	LOB	BOTTOM					
Tom Goodwin, L (1,8) OBP: 0.337, SLG: 0.338	E G5-3	FC6-4			HR		F7		K	5	2	2	0	0	1	2	Los Angeles Dodgers @ San Francisco Giants PacBell Park, San Francisco, CA Fri Jul 26 2002, 10:35 PM EDT Att: 41,675 - Overcast - 67 F					
Ramon Martinez, R (1,7) OBP: 0.338, SLG: 0.412	G5-3		L7		HR		F9		DI 1B	5	1	2	4	0	0							
Jeff Kent, R (1,4) OBP: 0.386, SLG: 0.545	HR		F9		F7		F7		F3	5	1	2	1	0	0							
Damon Minor, L (1,3) OBP: 0.357, SLG: 0.523	G5-3		K		F9		G5-3			3	0	0	0	1	1							
Rich Aurilia, R (1,6) OBP: 0.304, SLG: 0.415	G5-3				E		G4-3			4	1	2	0	0	0							
David Bell, R (1,5) OBP: 0.323, SLG: 0.431	K		E9		F9		F9			4	0	1	0	0	1							
Tony Torcato, L (1,9) OBP: 0.250, SLG: 0.250			K		K		P6		F7	4	0	1	0	0	1							
Yorvit Torrealba, R (1,2) OBP: 0.355, SLG: 0.378		G1-6-3			F7		F7		G3	4	0	0	0	0	2							
Russ Ortiz, R (1,1) OBP: 0.313, SLG: 0.333										0	0	0	0	1	0							
Jay Witasick, R (3,1) ERA: 3.33										2	0	0	0	0	2							
41 Chad Zerbe, L (8,1) OBP: 0.200, SLG: 0.200										0	0	0	0	0	0							
Troy Brohawn, L (9,1) OBP: 0.321, SLG: 0.355									1B	0	0	0	0	0	0							
J.T. Snow, L (9,PH) OBP: 0.331, SLG: 0.355									2B	1	1	1	0	0	0							
Inning Stats	R: 2 E: 0 K: 1 S: 16	H: 2 LOB: 1 BB: 1 P: 28	R: 0 E: 0 K: 0 S: 10	H: 1 LOB: 1 BB: 1 P: 14	R: 0 E: 0 K: 1 S: 5	H: 0 LOB: 0 BB: 0 P: 8	R: 1 E: 1 K: 2 S: 12	H: 2 LOB: 1 BB: 0 P: 19	R: 2 E: 0 K: 0 S: 9	H: 3 LOB: 1 BB: 0 P: 14	R: 0 E: 0 K: 1 S: 10	H: 0 LOB: 0 BB: 0 P: 12	R: 0 E: 0 K: 0 S: 8	H: 1 LOB: 1 BB: 0 P: 14	R: 0 E: 0 K: 0 S: 7	H: 0 LOB: 0 BB: 0 P: 11	R: 1 E: 0 K: 1 S: 15	H: 2 LOB: 1 BB: 0 P: 22	1B: 5 2B: 3 3B: 1 HR: 2	SF: 0 SAC: 0 DP: 1 HBP: 0	WP: 0 PB: 0 SB: 1 CS: 0	PA: 39
PITCHER	IP WLS BF H R ER SO BB IBB HBP BLK WP HR S P ERA WHIP	IP WLS BF H R ER SO BB IBB HBP BLK WP HR S P ERA WHIP																				
Hideo Nomo, R (1,1) ERA: 3.33	7.0		31	9	5	5	0	2	0	0	0	0	0	0	70	109	6.43	1.571				
Paul Quantrill, R (8,1) ERA: 2.92	1.0		3	0	0	0	0	0	0	0	0	0	0	7	11	0.00	0.000					
Eric Gagne, R (9,1) ERA: 1.58	1.0		5	2	1	1	1	0	0	0	0	0	0	15	22	9.00	2.000					

AB 43
R 11
H 18
RBI 11
BB 4
SO 2
LOB 19



AB 37
R 6
H 11
RBI 5
BB 2
SO 6
LOB 11



Batter	1	2	3	4	5	6	7	8	9	AB	R	H	RBI	BB	SO	LOB	TOP				
Dave Roberts, L (1, 8) OBP: 0.369, SLG: 0.369	4-1 BB		0-0 L5-3		1-1 G4-3		4-2 BB		0-0 SH3-4	2	0	0	0	2	0	1	Los Angeles Dodgers @ San Francisco Giants PacBell Park, San Francisco, CA Sat Jul 27 2002, 4:05 PM EDT Att: 41,814 - Sunny - 68 F				
Mark Crutzielnek, R (1, 4) OBP: 0.301, SLG: 0.351	1-2 F8		2-2 L9		2-2 G6-3		1-2 E4		0-0 G6-3	5	0	1	0	0	0	2					
Shawn Green, L (1, 9) OBP: 0.372, SLG: 0.546	2-2 P6			1-2 F8 1B	1-0 P6		2-2 L4		4-2 BB	4	1	1	0	1	0	3					
Paul Lo Duca, R (1, 2) OBP: 0.360, SLG: 0.433	1-1 G5-3			2-0 E 1B	0-1 G6-3		2-1 BB		1-2 BB	5	2	3	1	0	0	1					
Tyler Houston, L (1, 3) OBP: 0.350, SLG: 0.466		3-3 K		1-0 F8	0-1 F9		0-3 K		1-2 G4-3	5	0	0	0	0	2	5					
Marquis Grissom, R (1, 7) OBP: 0.314, SLG: 0.489		0-0 F9		0-1 E5 1B	0-3 K		3-2 P3			4	0	0	1	0	1	2					
Adrián Beltré, R (1, 5) OBP: 0.296, SLG: 0.397		0-1 1B		2-3 P4	0-1 G6-4-3		2-2 BB			4	0	3	1	0	0	2					
Cesar Izturis, S (1, 6) OBP: 0.249, SLG: 0.294		1-1 G4-3		2-1 1B	0-1 G6-4-3		3-2 L8			4	0	1	1	0	0	3					
Omar Daal, L (7, 1) OBP: 0.255, SLG: 0.130			1-1 L5-3		4-2 BB				1-2 G6-3	2	1	1	0	1	0	2					
Giovanni Carrara, R (7, 1) OBP: 0.275, SLG: 0.301				0-0 F7					1B	0	0	0	0	0	0	0					
Paul Quantrill, L (8, 1) OBP: 0.275, SLG: 0.301									1B	0	0	0	0	0	0	0					
Dave Hansen, L (9, PH) OBP: 0.190, SLG: 0.200									1B	0	0	0	0	0	0	0					
Mike Kinkade, R (9, PH) OBP: 0.190, SLG: 0.200									1B	0	0	0	0	0	0	0					
Guillermo Mota, R (9, 1) OBP: 0.190, SLG: 0.200									1B	0	0	0	0	0	0	0					
Inning Stats	R: 0 E: 0 K: 0 S: 10	H: 0 LOB: 1 BB: 1 P: 18	R: 0 E: 0 K: 1 S: 12	H: 1 LOB: 1 BB: 0 P: 16	R: 0 E: 0 K: 0 S: 6	H: 1 LOB: 0 BB: 0 P: 9	R: 2 E: 1 K: 0 S: 13	H: 3 LOB: 2 BB: 0 P: 20	R: 0 E: 0 K: 0 S: 6	H: 0 LOB: 0 BB: 0 P: 10	R: 0 E: 0 K: 1 S: 7	H: 0 LOB: 0 BB: 0 P: 7	R: 1 E: 1 K: 0 S: 14	H: 2 LOB: 2 BB: 2 P: 25	R: 1 E: 0 K: 1 S: 14	H: 2 LOB: 1 BB: 0 P: 24	R: 1 E: 0 K: 0 S: 12	H: 2 LOB: 2 BB: 1 P: 20	1B: 10 2B: 1 3B: 1 HR: 0	SF: 0 SAC: 1 DP: 2 HBP: 0	WP: 0 PA: 41 PB: 0 SB: 1 CS: 0
PITCHER	IP WLS BF H R ER SO BB IBB HBP BLK WP HR S P ERA WHIP																				
Livan Hernandez, R (1, 1) ERA: 4.36	7.2 L 34 9 4 2 3 3 0 0 0 0 0 0 0 0 0 0 2.35 1.565																				
Felix Rodriguez, R (8, 1) ERA: 5.7	0.1 1 0 0 0 0 0 0 0 0 0 0 0 0 0 0 0.00 0.000																				
41 Chad Zerbe, L (9, 1) ERA: 3.0	0.2 4 1 1 1 0 1 0 0 0 0 0 0 0 3 7 12 13.50 3.000																				
Tim Worrell, R (9, 1) ERA: 2.6	0.1 2 1 0 0 0 0 0 0 0 0 0 0 0 5 8 0.00 3.000																				

AB 36
R 5
H 11
RBI 4
BB 4
SO 3
LOB 21



Batter	1	2	3	4	5	6	7	8	9	AB	R	H	RBI	BB	SO	LOB	BOTTOM				
Tom Goodwin, L (1, 8) OBP: 0.322, SLG: 0.321	1-1 F9		1-3 K			0-1 G6-3		0-1 L7		4	0	0	0	0	1	2	Los Angeles Dodgers @ San Francisco Giants PacBell Park, San Francisco, CA Sat Jul 27 2002, 4:05 PM EDT Att: 41,814 - Sunny - 68 F				
Shawon Dunston, R (1, 9) OBP: 0.236, SLG: 0.260	1-3 K			3-2 F7		1-1 F9			1-2 DI 1B	4	0	1	0	0	1	0					
Rich Aurilia, R (1, 6) OBP: 0.303, SLG: 0.411	2-3 K			0-1 F7			4-0 BB		0-2 F9	3	0	0	0	1	1	1					
Jeff Kent, R (1, 3) OBP: 0.382, SLG: 0.539		3-1 G5-3		1-2 L7			0-3 K		0-0 F8	4	0	0	0	0	1	2					
David Bell, R (1, 4) OBP: 0.321, SLG: 0.427					0-2 F9		3-3 K		3-2 G4-3	3	0	0	0	0	1	1					
Felix Rodriguez, R (8, 1) OBP: 1.000, SLG: 1.000							1-2 K			0	0	0	0	0	0	0					
41 Chad Zerbe, L (9, 1) OBP: 0.200, SLG: 0.200										0	0	0	0	0	0	0					
Tim Worrell, R (9, 1) ERA: 2.6										0	0	0	0	0	0	0					
Damon Minor, L (9, PH) OBP: 0.355, SLG: 0.519										1	0	0	0	0	0	1					
Ramon Martinez, R (1, 7) OBP: 0.345, SLG: 0.409										1	0	0	0	1	0	1					
Pedro Feliz, R (1, 5) OBP: 0.274, SLG: 0.324										3	0	0	0	0	0	2					
Yorvit Torrealba, R (1, 2) OBP: 0.354, SLG: 0.388										3	1	1	0	0	0	0					
Livan Hernandez, R (1, 1) OBP: 0.279, SLG: 0.381										2	0	1	0	0	0	0					
J.T. Snow, L (8, 3) OBP: 0.333, SLG: 0.358										1	0	1	0	0	0	0					
Inning Stats	R: 0 E: 0 K: 2 S: 9	H: 0 LOB: 0 BB: 0 P: 13	R: 0 E: 0 K: 0 S: 4	H: 0 LOB: 1 BB: 0 P: 8	R: 0 E: 0 K: 1 S: 9	H: 0 LOB: 0 BB: 0 P: 10	R: 0 E: 0 K: 0 S: 8	H: 0 LOB: 0 BB: 0 P: 12	R: 0 E: 0 K: 0 S: 4	H: 0 LOB: 0 BB: 1 P: 10	R: 1 E: 0 K: 0 S: 9	H: 2 LOB: 0 BB: 0 P: 11	R: 0 E: 0 K: 2 S: 10	H: 0 LOB: 1 BB: 1 P: 17	R: 0 E: 0 K: 0 S: 9	H: 1 LOB: 1 BB: 0 P: 11	R: 0 E: 0 K: 0 S: 11	H: 1 LOB: 1 BB: 0 P: 15	1B: 3 2B: 1 3B: 0 HR: 0	SF: 0 SAC: 0 DP: 2 HBP: 1	WP: 0 PA: 32 PB: 0 SB: 1 CS: 0
PITCHER	IP WLS BF H R ER SO BB IBB HBP BLK WP HR S P ERA WHIP																				
Omar Daal, L (1, 1) ERA: 3.98	6.0 W 20 2 1 1 3 1 0 1 0 0 0 0 0 10 17 0.00 1.000																				
Giovanni Carrara, R (7, 1) ERA: 3.53	1.0 H 4 0 0 0 2 1 0 0 0 0 0 0 0 9 11 0.00 1.000																				
Paul Quantrill, R (8, 1) ERA: 2.71	1.0 H 4 1 0 0 0 0 0 0 0 0 0 0 0 11 15 0.00 1.000																				
Guillermo Mota, R (9, 1) ERA: 4.28	1.0 4 1 0 0 0 0 0 0 0 0 0 0 0 11 15 0.00 1.000																				

AB 29
R 1
H 4
RBI 0
BB 2
SO 5
LOB 10



Batter	1	2	3	4	5	6	7	8	9	AB	R	H	RBI	BB	SO	LOB	TOP										
Dave Roberts, L (1, 8) OBP: 0.371, SLG: 0.374	2-1 2B 1B		2-2 2B		2-2 F8		1-0 G4-3			4	1	2	0	0	0	2	Los Angeles Dodgers @ San Francisco Giants PacBell Park, San Francisco, CA Sun Jul 28 2002, 4:05 PM EDT Att: 41,642 - Sunny - 70 F										
Paul Lo Duca, R (1, 2) OBP: 0.359, SLG: 0.430	2-2 P3		1-0 F7		4-1 BB		0-0 G1-3			3	0	0	0	1	0	2											
Shawn Green, L (1, 9) OBP: 0.370, SLG: 0.545	0-2 1-H 2B		0-2 G4-3		0-3 K		1-1 G4-3			4	0	1	1	0	1	3											
Eric Karros, R (1, 3) OBP: 0.337, SLG: 0.417	0-3 K2-3			0-1 1B		0-0 L4		1-3 K		4	0	1	0	0	2	1											
Brian Jordan, R (1, 7) OBP: 0.322, SLG: 0.452	3-2 F2			0-3 K		2-3 K		2-3 K		4	0	0	0	0	3	2											
Adrian Beltré, R (1, 5) OBP: 0.293, SLG: 0.393		0-1 F8		1-3 K		0-2 F9		0-3 K		4	0	0	0	0	2	1											
Mark Grudzielanek, R (1, 4) OBP: 0.289, SLG: 0.347		2-3 K		1-3 K			1-0 F2		0-3 K	4	0	0	0	0	3	1											
Alex Cora, L (1, 6) OBP: 0.353, SLG: 0.472		0-2 G6-3			4-1 BB BB		1-2 S HBP			1	0	0	0	1	0	0											
Andy Ashby, R (1, 1) OBP: 0.229, SLG: 0.273			0-3 K		0-3 K		1-3 K			2	0	0	0	0	2	1											
Tyler Houston, L (7, PH) OBP: 0.349, SLG: 0.464										1	0	0	0	0	1	1											
Giovanni Carrara, R (7, 1) Jesse Orosco, R (7, 1) Paul Quantrill, L (8, 1)										0	0	0	0	0	0	0											
Inning Stats	R: 1 E: 0 K: 1 S: 16	H: 2 LOB: 1 BB: 0 P: 22	R: 0 E: 0 K: 1 S: 10	H: 0 LOB: 0 BB: 0 P: 12	R: 0 E: 0 K: 1 S: 10	H: 1 LOB: 1 BB: 0 P: 13	R: 0 E: 0 K: 3 S: 12	H: 1 LOB: 1 BB: 0 P: 14	R: 0 E: 0 K: 2 S: 11	H: 0 LOB: 2 BB: 2 P: 21	R: 0 E: 0 K: 1 S: 7	H: 0 LOB: 0 BB: 0 P: 9	R: 0 E: 0 K: 1 S: 9	H: 0 LOB: 1 BB: 0 P: 13	R: 0 E: 0 K: 3 S: 6	H: 0 LOB: 0 BB: 0 P: 8	R: 0 E: 0 K: 3 S: 11	H: 0 LOB: 0 BB: 0 P: 13	1B: 2 2B: 2 3B: 0 HR: 0	SF: 0 SAC: 0 DP: 0 HBP: 1	WP: 0 PB: 0 SB: 1 CS: 0	PA: 34					
PITCHER	IP	WLS	BF	H	R	ER	SO	BB	IBB	HBP	BLK	WP	HR	S	P	ERA	WHIP										
Jason Schmidt, R (1, 1) ERA: 3.57	7.0	W	28	4	1	1	10	2	0	1	0	0	0	75	104	1.29	0.857										
Tim Worrell, R (8, 1) ERA: 2.54	1.0	H	3	0	0	0	1	0	0	0	0	0	0	6	8	0.00	0.000										
Robb Nen, R (9, 1) ERA: 1.31	1.0	S	3	0	0	0	3	0	0	0	0	0	0	11	13	0.00	0.000										

Batter	1	2	3	4	5	6	7	8	9	AB	R	H	RBI	BB	SO	LOB	BOTTOM										
Tom Goodwin, L (1, 8) OBP: 0.308, SLG: 0.305	1-2 G4-3		3-2 F7		0-1 FC4		1-3 K			4	0	0	0	0	1	2	Los Angeles Dodgers @ San Francisco Giants PacBell Park, San Francisco, CA Sun Jul 28 2002, 4:05 PM EDT Att: 41,642 - Sunny - 70 F										
Rich Aurilia, R (1, 6) OBP: 0.305, SLG: 0.415	3-1 HR 2B		0-1 F7		1-2 F8		0-2 G4-6-3 1B			4	1	2	0	0	0	1											
Jeff Kent, R (1, 4) OBP: 0.381, SLG: 0.544	0-0 2H HR		1-1 L7		3-1 L4		1-0 G4-6-3 1B			4	1	1	2	0	0	2											
J.T. Snow, L (1, 3) OBP: 0.332, SLG: 0.360	3-2 G3-1			1-0 F9		0-1 F7		2-2 1B 2B		4	1	1	0	0	0	0											
Shawon Dunston, R (1, 7) OBP: 0.252, SLG: 0.278	2-2 2B			4-0 1B BB		1-1 F8		1-0 2H 1B		3	0	2	1	1	0	0											
David Bell, R (1, 5) OBP: 0.318, SLG: 0.422	2-1 G5-3			0-3 K		1-2 F9		1-2 F8		4	0	0	0	0	1	3											
Tony Torcato, L (1, 9) OBP: 0.429, SLG: 0.571		1-1 F7		0-1 FC4 1B		1-0 SH1-4 2B				3	0	2	0	0	0	0											
Yorvit Torrealba, R (1, 2) OBP: 0.347, SLG: 0.379		0-1 G5-3		0-1 FC4		1-1 SH1-4				2	0	0	0	0	0	2											
Jason Schmidt, R (1, 1) ERA: 3.57		1-2 F8			1-1 FC4 1B		3-3 K			2	0	1	0	0	0	0											
Damon Minor, L (7, PH) OBP: 0.353, SLG: 0.515										1	0	0	0	0	1	1											
Tim Worrell, R (8, 1) Robb Nen, R (9, 1)										0	0	0	0	0	0	0											
Inning Stats	R: 2 E: 0 K: 0 S: 16	H: 3 LOB: 1 BB: 0 P: 27	R: 0 E: 0 K: 0 S: 7	H: 0 LOB: 0 BB: 0 P: 9	R: 0 E: 0 K: 0 S: 9	H: 0 LOB: 0 BB: 0 P: 13	R: 0 E: 0 K: 1 S: 8	H: 1 LOB: 2 BB: 1 P: 13	R: 0 E: 0 K: 0 S: 9	H: 1 LOB: 1 BB: 0 P: 14	R: 0 E: 0 K: 0 S: 7	H: 0 LOB: 0 BB: 0 P: 9	R: 0 E: 0 K: 2 S: 10	H: 1 LOB: 1 BB: 0 P: 16	R: 1 E: 0 K: 0 S: 13	H: 3 LOB: 1 BB: 0 P: 18	1B: 4 2B: 4 3B: 0 HR: 1	SF: 0 SAC: 1 DP: 1 HBP: 0	WP: 0 PB: 0 SB: 1 CS: 0	PA: 33							
PITCHER	IP	WLS	BF	H	R	ER	SO	BB	IBB	HBP	BLK	WP	HR	S	P	ERA	WHIP										
Andy Ashby, R (1, 1) ERA: 3.94	6.0	L	24	5	2	2	1	1	0	0	0	0	0	56	85	3.00	1.000										
Giovanni Carrara, R (7, 1) ERA: 3.52	0.1		2	1	0	0	0	0	0	0	0	0	0	3	5	0.00	3.000										
Jesse Orosco, L (7, 1) ERA: 3.5	0.2		2	0	0	0	2	0	0	0	0	0	0	7	11	0.00	0.000										
Paul Quantrill, R (8, 1) ERA: 2.89	1.0		5	3	1	1	0	0	0	0	0	0	0	13	18	9.00	3.000										

AB	31
R	1
H	4
RBI	1
BB	2
SO	14
LOB	14



Batter	1	2	3	4	5	6	7	8	9	AB	R	H	RBI	BB	SO	LOB	TOP										
Dave Roberts, L (1, 8) OBP: 0.371, SLG: 0.379	G5-3		3B				L4		F8	4	0	1	0	1	0	0	Los Angeles Dodgers @ Cincinnati Reds Cinergy Field, Cincinnati, OH Tue Jul 30 2002, 7:10 PM EDT Att: 23,804 - Cloudy - 88 F										
Mark Grudzielanek, R (1, 4) OBP: 0.350, SLG: 0.341 Giovanni Carrara, R (5, 1) OBP: 0.381, SLG: 0.470 Tyler Houston, L (7, 9) OBP: 0.250, SLG: 0.250 Paul Shuey, R (8, 1) OBP: 0.374, SLG: 0.374 Eric Gagne, R (8, 9) OBP: 0.328, SLG: 0.378	G1-3		G5-3				BB		L8	3	0	1	1	0	0	1											
Shawn Green, L (1, 9) OBP: 0.374, SLG: 0.546	1B			G4-3			BB		FC6-4	3	0	2	1	1	0	0											
Paul Lo Duca, R (1, 2) OBP: 0.355, SLG: 0.425	F9			L9			G6-3		FC6-4	4	0	0	0	0	0	4											
Eric Karros, R (1, 3) OBP: 0.333, SLG: 0.412		G5-3		K2-3			G5-3		G5-3	4	0	0	0	0	1	0											
Brian Jordan, R (1, 7) OBP: 0.327, SLG: 0.455	K						2B		FC5-4	4	1	3	0	0	1	0											
Adrián Beltré, R (1, 5) OBP: 0.293, SLG: 0.394		G2-3					1B		FC5-4	4	1	1	1	0	0	2											
Cesar Izturis, S (1, 6) OBP: 0.247, SLG: 0.291				K			F8		G4-3	4	0	0	0	0	1	3											
Kaz Ishii, L (1, 1) OBP: 0.167, SLG: 0.125 57 Victor Alvarez, L (3, 1)				K					F8	1	0	0	0	0	1	0											
Mike Kinkade, R (5, PH) OBP: 0.714, SLG: 0.667 Alex Cora, L (5, 4) OBP: 0.348, SLG: 0.465							2H		F8	0	0	0	0	0	0	0											
Inning Stats	R: 0 E: 0 K: 0 S: 8	H: 1 LOB: 1 BB: 0 P: 16	R: 0 E: 0 K: 1 S: 7	H: 0 LOB: 0 BB: 0 P: 10	R: 0 E: 0 K: 2 S: 12	H: 1 LOB: 1 BB: 0 P: 15	R: 0 E: 0 K: 1 S: 6	H: 0 LOB: 0 BB: 0 P: 10	R: 3 E: 0 K: 0 S: 16	H: 4 LOB: 2 BB: 2 P: 32	R: 0 E: 0 K: 0 S: 11	H: 1 LOB: 1 BB: 0 P: 17	R: 1 E: 0 K: 0 S: 10	H: 2 LOB: 1 BB: 0 P: 17	R: 0 E: 1 K: 0 S: 9	H: 1 LOB: 1 BB: 0 P: 11	R: 0 E: 0 K: 0 S: 5	H: 0 LOB: 0 BB: 0 P: 8	1B: 7 2B: 2 3B: 1 HR: 0	SF: 0 SAC: 0 DP: 0 HBP: 0	WP: 0 PA: 38 PB: 0 SB: 1 CS: 0						
PITCHER	IP	WLS	BF	H	R	ER	SO	BB	IBB	HBP	BLK	WP	HR	S	P	ERA	WHIP										
Ryan Dempster, R (1, 1) ERA: 5.43	7.0	W	31	9	4	4	4	2	0	0	0	0	0	70	117	5.14	1.571										
Chris Reitsma, R (8, 1) ERA: 3.41	2.0		7	1	0	0	0	0	0	0	0	0	0	14	19	0.00	0.500										

Batter	1	2	3	4	5	6	7	8	9	AB	R	H	RBI	BB	SO	LOB	BOTTOM											
Barry Larkin, R (1, 6) OBP: 0.311, SLG: 0.379 Juan Castro, R (5, 6) OBP: 0.190, SLG: 0.158	2B		HR				K			0	2	0	0	3	0	0	Los Angeles Dodgers @ Cincinnati Reds Cinergy Field, Cincinnati, OH Tue Jul 30 2002, 7:10 PM EDT Att: 23,804 - Cloudy - 88 F											
Aaron Boone, R (1, 5) OBP: 0.323, SLG: 0.422	1B		HR						K	5	2	2	2	0	1	1												
Adam Dunn, L (1, 3) OBP: 0.447, SLG: 0.552	K		K						G3-1	5	1	1	1	0	2	3												
Ken Griffey Jr., L (1, 8) OBP: 0.384, SLG: 0.413 Reggie Taylor, R (5, 8) OBP: 0.277, SLG: 0.437	BB		F8				F8		G1-3	3	0	1	2	0	0	2												
Austin Kearns, R (1, 9) OBP: 0.388, SLG: 0.460	BB		HR				G4-3		BB	2	2	2	1	3	0	0												
Brandon Larson, R (1, 7) OBP: 0.405, SLG: 0.667	K		HR				G4-3		BB	4	1	1	2	1	2	4												
Todd Walker, L (1, 4) OBP: 0.337, SLG: 0.401	G3		BB				K		BB	4	1	1	1	1	1	3												
Jason LaRue, R (1, 2) OBP: 0.306, SLG: 0.351			HR				F9		K	4	2	1	1	1	1	3												
Ryan Dempster, R (1, 1) ERA: 3.87 Brady Clark, R (7, PH) OBP: 0.262, SLG: 0.236 Chris Reitsma, R (8, 1) OBP: 0.115, SLG: 0.080	F8		SH1-4				K		F7	2	0	0	0	0	1	0												
Inning Stats	R: 2 E: 0 K: 2 S: 16	H: 2 LOB: 2 BB: 2 P: 29	R: 1 E: 1 K: 0 S: 9	H: 1 LOB: 2 BB: 1 P: 16	R: 5 E: 0 K: 2 S: 13	H: 2 LOB: 0 BB: 3 P: 32	R: 2 E: 0 K: 0 S: 11	H: 2 LOB: 0 BB: 0 P: 17	R: 0 E: 0 K: 1 S: 8	H: 0 LOB: 0 BB: 0 P: 12	R: 1 E: 0 K: 1 S: 11	H: 1 LOB: 1 BB: 1 P: 23	R: 0 E: 0 K: 1 S: 8	H: 0 LOB: 0 BB: 0 P: 11	R: 1 E: 0 K: 2 S: 20	H: 2 LOB: 3 BB: 2 P: 34		R: 1 E: 0 K: 2 S: 16	H: 2 LOB: 3 BB: 2 P: 34	1B: 4 2B: 2 3B: 0 HR: 4	SF: 0 SAC: 1 DP: 0 HBP: 0	WP: 0 PA: 44 PB: 1 SB: 1 CS: 0						
PITCHER	IP	WLS	BF	H	R	ER	SO	BB	IBB	HBP	BLK	WP	HR	S	P	ERA	WHIP											
Kaz Ishii, L (1, 1) ERA: 3.87	2.2	L	20	5	8	8	3	6	0	0	0	0	0	2	35	71	27.00	4.125										
57 Victor Alvarez, L (3, 1) ERA: 13.5	1.1		6	2	2	2	1	0	0	0	0	0	1	14	23	13.50	1.500											
Giovanni Carrara, R (5, 1) ERA: 3.55	2.0		8	1	1	1	2	1	0	0	0	0	1	19	35	4.50	1.000											
Jesse Orosco, L (7, 1) ERA: 3.32	1.0		3	0	0	0	0	1	0	0	0	0	0	8	11	0.00	0.000											
Paul Shuey, R (8, 1) ERA: 2.61	0.2		6	2	1	1	1	2	0	0	0	0	0	15	26	13.50	6.000											
PITCHER	IP	WLS	BF	H	R	ER	SO	BB	IBB	HBP	BLK	WP	HR	S	P	ERA	WHIP											
Eric Gagne, R (8, 1) ERA: 1.57	0.1		1	0	0	0	1	0	0	0	0	0	0	5	8	0.00	0.000											



Batter	1	2	3	4	5	6	7	8	9	AB	R	H	RBI	BB	SO	LOB	TOP		
Dave Roberts, L Mike Kinsade, R Paul Quantinili, L Jesse Orosco, R Tyler Houston, L Paul Shuey, R 57 Victor Alvarez, L	0-2 G3 S 1B		3-2 P5		2-2 G4-3		1-0 G4-3	1-0 2B 1B		3	0	1	0	0	0	0			
Paul Lo Duca, R OBP: 0.358, SLG: 0.438	1-2 L7			0-1 HR	0-1 1B		2-0 FC6-2	2-1 2B		5	1	3	3	0	0	2			
Shawn Green, L OBP: 0.372, SLG: 0.549	1-1 G3			2-1 HR	0-0 F8		3-H K	2-2 G4-3		5	1	1	1	0	1	4			
Brian Jordan, R OBP: 0.328, SLG: 0.457	1-0 L4			0-2 FC6-4 1B	0-0 F8			2-3 K	1-2 HR 2B	5	1	2	0	0	1	2			
Adrián Beltré, R OBP: 0.297, SLG: 0.412		1-2 G1-3		2-2 FC6-4 2B		0-0 FC6-5 1B		2-1 HR	1-0 HR	5	3	3	3	0	0	1			
Eric Karros, R OBP: 0.334, SLG: 0.410	0-1 G5-3			4-0 2B SF9 BB		1-2 FC6-5 FC4-6		0-0 1B BB SF8 1B	2-2 F7	4	2	1	0	1	0	1			
Mark Grudzielanek, R OBP: 0.299, SLG: 0.349	0-2 G6-3			0-2 SF9 2B		2-0 FC4-6		4-0 SF8 1B BB	0-0 F7	4	1	1	1	1	0	1			
Cesar Izturis, S OBP: 0.246, SLG: 0.291			2-2 L4	0-0 SF9		0-0 L9		0-1 1B	0-0 F9	4	1	1	1	0	0	1			
Hideo Nomo, R Marquis Grissom, R (7, PH)			1-2 F9	1-2 G5-3			1-1 G4-3 FC6-2 2B	2-2 SF8		2	0	0	0	0	0	1			
Inning Stats	R: 0 E: 0 K: 0 S: 11	H: 1 LOB: 1 BB: 0 P: 14	R: 0 E: 0 K: 0 S: 10	H: 0 LOB: 0 BB: 0 P: 11	R: 0 E: 0 K: 0 S: 9	H: 0 LOB: 0 BB: 0 P: 15	R: 4 E: 0 K: 0 S: 19	H: 4 LOB: 1 BB: 1 P: 28	R: 0 E: 0 K: 0 S: 8	H: 1 LOB: 1 BB: 0 P: 10	R: 0 E: 0 K: 1 S: 7	H: 1 LOB: 1 BB: 0 P: 14	R: 5 E: 0 K: 1 S: 22	H: 5 LOB: 1 BB: 1 P: 37	R: 2 E: 0 K: 0 S: 11	H: 2 LOB: 0 BB: 0 P: 15	1B: 7 2B: 4 3B: 0 HR: 4	SF: 2 2B: 4 3B: 0 DP: 0 HBP: 0	WP: 0 PA: 44 PB: 0 SB: 2 CS: 0
PITCHER	IP WLS BF H R ER SO BB IBB HBP BLK WP HR S P ERA WHIP	IP WLS BF H R ER SO BB IBB HBP BLK WP HR S P ERA WHIP	IP WLS BF H R ER SO BB IBB HBP BLK WP HR S P ERA WHIP	IP WLS BF H R ER SO BB IBB HBP BLK WP HR S P ERA WHIP	IP WLS BF H R ER SO BB IBB HBP BLK WP HR S P ERA WHIP	IP WLS BF H R ER SO BB IBB HBP BLK WP HR S P ERA WHIP	IP WLS BF H R ER SO BB IBB HBP BLK WP HR S P ERA WHIP	IP WLS BF H R ER SO BB IBB HBP BLK WP HR S P ERA WHIP	IP WLS BF H R ER SO BB IBB HBP BLK WP HR S P ERA WHIP	IP WLS BF H R ER SO BB IBB HBP BLK WP HR S P ERA WHIP	IP WLS BF H R ER SO BB IBB HBP BLK WP HR S P ERA WHIP	IP WLS BF H R ER SO BB IBB HBP BLK WP HR S P ERA WHIP	IP WLS BF H R ER SO BB IBB HBP BLK WP HR S P ERA WHIP	IP WLS BF H R ER SO BB IBB HBP BLK WP HR S P ERA WHIP	IP WLS BF H R ER SO BB IBB HBP BLK WP HR S P ERA WHIP	IP WLS BF H R ER SO BB IBB HBP BLK WP HR S P ERA WHIP	IP WLS BF H R ER SO BB IBB HBP BLK WP HR S P ERA WHIP	IP WLS BF H R ER SO BB IBB HBP BLK WP HR S P ERA WHIP	IP WLS BF H R ER SO BB IBB HBP BLK WP HR S P ERA WHIP

Los Angeles Dodgers @ Cincinnati Reds
Cinergy Field, Cincinnati, OH
Wed Jul 31 2002, 7:10 PM EDT
Att: 23,258 - Sunny - 93 F

AB 40
R 11
H 15
RBI 11
BB 2
SO 2
LOB 14



Batter	1	2	3	4	5	6	7	8	9	AB	R	H	RBI	BB	SO	LOB	BOTTOM		
Todd Walker, L OBP: 0.340, SLG: 0.407	1-0 1B SF9 2B	1-1 F5 1B		2-2 F5			3-0 SF8		1-0 DI 1B	4	2	3	1	0	0	0			
Aaron Boone, R OBP: 0.322, SLG: 0.419	0-1 S 2B	1-0 F5			2-1 L9		1-3 K		2-1 F8	5	1	1	0	0	1	4			
Adam Dunn, L Scott Sullivan, R Gabe White, L	2-2 SF9	4-2 BB			4-2 G4-6-3 BB		3-3 K		1-1 L4	1	0	0	1	2	1	1			
Jose Rijo, R Brady Clark, R Ken Griffey Jr., L	1-2 3-H	0-1 G4-3			1-0 G4-6-3			3-2 G4-3	1-2 DI 1B	5	0	2	2	0	0	4			
Austin Kearns, R OBP: 0.394, SLG: 0.466	4-2 BB		2-2 CS 1B			2-0 F9		0-1 1B 2B	4-1 BB	3	1	2	0	2	0	0			
Russell Branyan, L OBP: 0.315, SLG: 0.422	2-2 F7		1-3 K			2-3 K		3-2 1B	2-3 K	5	0	1	1	0	3	5			
Barry Larkin, R OBP: 0.311, SLG: 0.377	3-2 F8		1-0 G6-3			0-1 F9		3-2 S 1B		4	0	1	0	0	0	3			
Jason LaRue, R OBP: 0.309, SLG: 0.351		4-2 1B SH3-4 BB		0-0 G5-3			0-1 1B SF8 1B	1-3 K		3	1	1	0	1	1	2			
Brian Moehler, R Bruce Chen, L Scott Williamson, R Brandon Larson, R		3-2 SH3-4		0-0 L7			2-2 1B	2-3 K		1	0	0	0	0	0	0			
Inning Stats	R: 2 E: 0 K: 0 S: 17	H: 3 LOB: 2 BB: 1 P: 30	R: 0 E: 0 K: 0 S: 13	H: 1 LOB: 2 BB: 2 P: 26	R: 0 E: 0 K: 1 S: 8	H: 1 LOB: 0 BB: 0 P: 11	R: 0 E: 0 K: 0 S: 5	H: 0 LOB: 0 BB: 0 P: 7	R: 0 E: 0 K: 0 S: 6	H: 0 LOB: 0 BB: 1 P: 12	R: 1 E: 0 K: 2 S: 13	H: 2 LOB: 1 BB: 0 P: 22	R: 1 E: 0 K: 2 S: 20	H: 3 LOB: 2 BB: 0 P: 32	R: 1 E: 0 K: 1 S: 12	H: 2 LOB: 2 BB: 1 P: 23	1B: 9 2B: 3 3B: 0 HR: 0	SF: 2 2B: 3 3B: 0 DP: 1 HBP: 0	WP: 0 PA: 42 PB: 0 SB: 2 CS: 1
PITCHER	IP WLS BF H R ER SO BB IBB HBP BLK WP HR S P ERA WHIP	IP WLS BF H R ER SO BB IBB HBP BLK WP HR S P ERA WHIP	IP WLS BF H R ER SO BB IBB HBP BLK WP HR S P ERA WHIP	IP WLS BF H R ER SO BB IBB HBP BLK WP HR S P ERA WHIP	IP WLS BF H R ER SO BB IBB HBP BLK WP HR S P ERA WHIP	IP WLS BF H R ER SO BB IBB HBP BLK WP HR S P ERA WHIP	IP WLS BF H R ER SO BB IBB HBP BLK WP HR S P ERA WHIP	IP WLS BF H R ER SO BB IBB HBP BLK WP HR S P ERA WHIP	IP WLS BF H R ER SO BB IBB HBP BLK WP HR S P ERA WHIP	IP WLS BF H R ER SO BB IBB HBP BLK WP HR S P ERA WHIP	IP WLS BF H R ER SO BB IBB HBP BLK WP HR S P ERA WHIP	IP WLS BF H R ER SO BB IBB HBP BLK WP HR S P ERA WHIP	IP WLS BF H R ER SO BB IBB HBP BLK WP HR S P ERA WHIP	IP WLS BF H R ER SO BB IBB HBP BLK WP HR S P ERA WHIP	IP WLS BF H R ER SO BB IBB HBP BLK WP HR S P ERA WHIP	IP WLS BF H R ER SO BB IBB HBP BLK WP HR S P ERA WHIP	IP WLS BF H R ER SO BB IBB HBP BLK WP HR S P ERA WHIP	IP WLS BF H R ER SO BB IBB HBP BLK WP HR S P ERA WHIP	IP WLS BF H R ER SO BB IBB HBP BLK WP HR S P ERA WHIP

Los Angeles Dodgers @ Cincinnati Reds
Cinergy Field, Cincinnati, OH
Wed Jul 31 2002, 7:10 PM EDT
Att: 23,258 - Sunny - 93 F

AB 34
R 5
H 12
RBI 5
BB 5
SO 7
LOB 22



Batter	1	2	3	4	5	6	7	8	9	10	11	12	13	AB	R	H	RBI	BB	SO	LOB	TOP									
Dave Roberts, L OBP: 0.370, SLG: 0.385 (1, 8)			G3-1		G4-3			F7	3B			P4		6	0	2	2	0	0	1										
Cesar Izturis, S OBP: 0.330, SLG: 0.292 Giovanni Carrara, R (8, 1)	F8		G6-3			B2-3		1B				F3		5	0	1	0	0	0	2										
Paul Lo Duca, R OBP: 0.357, SLG: 0.437 (12, 3)								2B						0	0	0	0	0	0	0										
Shawn Green, L OBP: 0.371, SLG: 0.544 (1, 9)	F8					G1-3		1B						4	0	0	0	2	0	1										
Brian Jordan, R OBP: 0.330, SLG: 0.458 Eric Gagne, R (8, 1)						G6-3		IBB						4	0	2	0	0	0	0										
Paul Quantrill, L Jesse Orosco, R (8, 1)								G6-3						0	0	0	0	0	0	0										
Mark Grudzielanek, R OBP: 0.301, SLG: 0.350 (8, 4)	1B							1B						0	0	0	0	0	0	0										
Tyler Houston, L OBP: 0.391, SLG: 0.471 Omar Daal, L OBP: 0.120, SLG: 0.125 (12, 1)								G6-3						2	0	1	0	0	0	2										
Adrian Beltré, R OBP: 0.295, SLG: 0.411 (1, 5)								G5-3						5	1	1	0	0	2	6										
								G4-3						1	0	0	0	0	0	0										
Alex Cora, L OBP: 0.347, SLG: 0.459 (8, 6)								1B						6	0	1	1	0	2	0										
Chad Kreuter, S OBP: 0.318, SLG: 0.319 (1, 2)								G4-3						6	0	0	0	0	3	3										
								G1-3						2	0	0	0	0	0	0										
Odalis Perez, L OBP: 0.122, SLG: 0.195 Dave Hansen, L OBP: 0.333, SLG: 0.419 Paul Shuey, R (8, 1)														1	1	1	1	0	0	0										
Marquis Grissom, R OBP: 0.322, SLG: 0.503 (8, 7)														0	0	0	0	0	0	0										
														2	1	2	0	0	0	0										
Inning Stats	R: 0 E: 0 K: 1 S: 10	H: 2 LOB: 2 BB: 0 P: 15	R: 0 E: 0 K: 1 S: 9	H: 0 LOB: 0 BB: 0 P: 13	R: 0 E: 0 K: 0 S: 7	H: 0 LOB: 1 BB: 0 P: 10	R: 1 E: 0 K: 0 S: 7	H: 2 LOB: 1 BB: 0 P: 12	R: 0 E: 0 K: 0 S: 6	H: 0 LOB: 0 BB: 0 P: 8	R: 0 E: 0 K: 0 S: 8	H: 0 LOB: 0 BB: 0 P: 9	R: 0 E: 0 K: 0 S: 10	H: 1 LOB: 1 BB: 0 P: 16	R: 1 E: 0 K: 0 S: 13	H: 3 LOB: 2 BB: 1 P: 26	R: 2 E: 0 K: 2 S: 16	H: 3 LOB: 1 BB: 0 P: 22	R: 0 E: 0 K: 1 S: 11	H: 1 LOB: 1 BB: 0 P: 15	R: 0 E: 0 K: 1 S: 7	H: 0 LOB: 0 BB: 0 P: 11	R: 0 E: 0 K: 0 S: 7	H: 1 LOB: 2 BB: 1 P: 14	R: 0 E: 0 K: 2 S: 16	H: 0 LOB: 1 BB: 0 P: 24	1B: 8 2B: 4 3B: 1 HR: 1	SF: 0 SAC: 0 DP: 2 HBP: 0	W/P: 2 PB: 0 SB: 1 CS: 1	PA: 53
PITCHER	IP 4.0	WLS 16	BF 4	H 1	R 1	ER 1	SO 2	BB 0	IBB 0	HBP 0	BLK 0	WP 0	HR 0	S 33	P 50	ERA 2.25	WHIP 1.000													
Elmer Dessens, R ERA: 2.67 (1, 1)	3.0	10	1	0	0	0	0	0	0	0	0	0	0	24	33	0.00	0.333													
John Riedling, R ERA: 2.19 (8, 1)	1.2	5	3	3	2	0	1	0	0	0	0	0	1	23	39	16.20	3.000													
Danny Graves, R ERA: 3.1 (8, 1)	0.1	2	1	0	0	0	0	0	0	0	0	0	0	6	9	0.00	3.000													
Gabe White, L ERA: 2.7 Scott Sullivan, R ERA: 4.79 (10, 1)	2.0	6	1	0	0	2	0	0	0	0	0	0	0	18	26	0.00	0.500													

Los Angeles Dodgers @ Cincinnati Reds
Cinergy Field, Cincinnati, OH
Thu Aug 01 2002, 12:35 PM EDT
Att. 27,950 - Sunny - 90 F

AB 51
R 4
H 13
RBI 4
BB 2
SO 8
LOB 17



Batter	1	2	3	4	5	6	7	8	9	10	11	12	13	AB	R	H	RBI	BB	SO	LOB	BOTTOM									
Barry Larkin, R OBP: 0.306, SLG: 0.371 (1, 6)	G5-3		L7			G5-3		L8		F7		P5		6	0	0	0	0	0	2										
Juan Castro, R OBP: 0.176, SLG: 0.146 Todd Walker, L OBP: 0.342, SLG: 0.407 (8, PH) (10, 4)	G3		G6-3			F7				HR		F8		3	0	0	0	0	0	1										
Aaron Boone, R OBP: 0.324, SLG: 0.429 (1, 5)	F2					CS				BB		G1-6-3		5	1	2	2	1	0	1										
Adam Dunn, L OBP: 0.448, SLG: 0.546 (1, 3)						CS				HR				3	1	0	0	1	1	1										
Austin Kearns, R OBP: 0.393, SLG: 0.463 (1, 9)						CS				G1-3				6	2	2	0	0	0	4										
Brandon Larson, R OBP: 0.381, SLG: 0.805 Danny Graves, R (8, 1)										2B				3	0	0	0	0	1	3										
Gabe White, L (8, 1)														0	0	0	0	0	0	0										
Ken Griffey Jr., L OBP: 0.363, SLG: 0.450 (8, PH) (10, 8)														3	1	1	2	0	1	2										
Reggie Taylor, L OBP: 0.267, SLG: 0.421 (10, 7)														5	0	0	0	0	2	3										
Kelly Stinnett, R OBP: 0.400, SLG: 0.476 Russell Branyan, L OBP: 0.317, SLG: 0.422 Jason LaRue, R OBP: 0.314, SLG: 0.358 (8, PH) (8, 2)														1	0	0	0	1	1	0										
Elmer Dessens, R John Riedling, R Brady Clark, R Scott Sullivan, R Jason LaRue, R Scott Williamson, R (8, 7) (8, 1) (8, 7) (8, 1) (8, PH) (10, 8) (8, 1)														0	0	0	0	0	0	0										
														1	0	0	0	0	1	0										
														2	0	0	0	0	2	0										
														0	0	0	0	1	0	0										
														1	0	0	0	0	1	0										
														0	0	0	0	0	0	0										
														0	0	0	0	0	0	0										
														0	0	0	0	0	0	0										
Inning Stats	R: 0 E: 0 K: 0 S: 7	H: 0 LOB: 0 BB: 0 P: 10	R: 0 E: 1 K: 1 S: 11	H: 1 LOB: 1 BB: 0 P: 15	R: 0 E: 0 K: 0 S: 7	H: 1 LOB: 1 BB: 0 P: 14	R: 0 E: 0 K: 2 S: 12	H: 1 LOB: 1 BB: 0 P: 19	R: 0 E: 0 K: 2 S: 10	H: 0 LOB: 0 BB: 0 P: 15	R: 0 E: 0 K: 0 S: 4	H: 0 LOB: 1 BB: 1 P: 9	R: 0 E: 0 K: 1 S: 9	H: 0 LOB: 0 BB: 0 P: 13	R: 0 E: 0 K: 0 S: 6	H: 0 LOB: 1 BB: 1 P: 13	R: 4 E: 0 K: 1 S: 18	H: 4 LOB: 1 BB: 0 P: 31	R: 0 E: 0 K: 0 S: 9	H: 0 LOB: 2 BB: 1 P: 19	R: 0 E: 0 K: 1 S: 6	H: 0 LOB: 1 BB: 1 P: 13	R: 0 E: 0 K: 0 S: 8	H: 0 LOB: 0 BB: 0 P: 14	R: 2 E: 0 K: 0 S: 5	H: 1 LOB: 0 BB: 1 P: 12	1B: 3 2B: 2 3B: 0 HR: 2	SF: 0 SAC: 1 DP: 0 HBP: 2	W/P: 0 PB: 0 SB: 2 CS: 3	PA: 52
PITCHER	IP 7.0	WLS 24	BF 2	H 0	R 0	ER 0	SO 5	BB 2	IBB 0	HBP 0	BLK 0	WP 0	HR 0	S 60	P 95	ERA 0.00	WHIP 0.571													
Odalis Perez, L ERA: 3.15 (8, 1)	0.2	H	3	0	0	0	0	1	0	0	0	0	0	5	11	0.00	1.500													
Paul Shuey, R ERA: 2.72 (8, 1)	0.1	H	4	2	3	3	0	0	0	1	0	0	0	1	4	7	81.00	6.000												
Eric Gagne, R ERA: 2.08 (8, 1)	0.0	1	1	0	0	0	0	0	0	0	0	0	0	2	4	=	=													
Paul Quantrill, R ERA: 3.19 (8, 1)	0.2	H	2	0	0	0	1	0	0	0	0	0	0	7	11	0.00	0.000													
PITCHER	IP 2.1	WLS B	BF 11	H 1	R 1	ER 1	SO 1	BB 2	IBB 0	HBP 1	BLK 0	WP 0	HR 0	S 21	P 43	ERA 3.86	WHIP 1.286													
Giovanni Carrara, R ERA: 3.42 (8, 1)	1.1	L	6	1	2	2	0	1	0	0	0	0	0	1	13	26	13.50	1.500												
Omar Daal, L ERA: 4.12 (12, 1)	1.1	L	6	1	2	2	0	1	0	0	0	0	0	1	13	26	13.50	1.500												

Los Angeles Dodgers @ Cincinnati Reds
Cinergy Field, Cincinnati, OH
Thu Aug 01 2002, 12:35 PM EDT
Att. 27,950 - Sunny - 90 F

AB 42
R 6
H 7
RBI 6
BB 6
SO 7
LOB 20



Batter	1	2	3	4	5	6	7	8	9	AB	R	H	RBI	BB	SO	LOB	TOP				
Dave Roberts, L (1,8) OBP: 0.367, SLG: 0.381 Marquis Grissom, R (8, PH) OBP: 0.321, SLG: 0.503	L3		FC6-4			G4-3		SF8		3	0	0	0	0	0	2					
Paul Lo Duca, R (1,2) OBP: 0.354, SLG: 0.432	G4-3		P6			G5-3		F7		4	0	0	0	0	0	4					
Shawn Green, L (1,9) OBP: 0.368, SLG: 0.538	F7				G6-3			G6-3		4	0	0	0	0	0	0					
Brian Jordan, R (1,7) OBP: 0.332, SLG: 0.457		F9			G4-6-3 1B			K		3	0	1	0	1	1	0					
Tyler Houston, L (1,5) OBP: 0.346, SLG: 0.464	F2		G4-6-3					P4		4	0	0	0	0	0	2					
Eric Karros, R (1,3) OBP: 0.334, SLG: 0.408 Cesar Izturis, S (8, PR) OBP: 0.246, SLG: 0.292 Paul Quantrill, L (8, 1) Adrián Beltré, R (8, PH) OBP: 0.294, SLG: 0.410	G6-3				G4-3			1B SF8 HBP		2	0	0	0	0	0	0					
Mark Grudzielanek, R (1,4) OBP: 0.304, SLG: 0.352			FC6-4 1B		F9			1B		3	0	2	0	0	0	0					
Alex Cora, L (1,6) OBP: 0.354, SLG: 0.463			FC6-4 1B		K			1B		3	0	2	0	0	1	0					
Andy Ashby, R (1,1) OBP: 0.216, SLG: 0.257 Dave Hansen, L (8, PH) OBP: 0.333, SLG: 0.419 Mike Kinkade, R (8, PH) OBP: 0.556, SLG: 0.500	F5		F5					P4		2	0	0	0	0	1	2					
Inning Stats	R: 0 E: 0 K: 0 S: 10	H: 0 LOB: 0 BB: 0 P: 15	R: 0 E: 0 K: 0 S: 5	H: 0 LOB: 0 BB: 0 P: 8	R: 0 E: 0 K: 0 S: 14	H: 2 LOB: 2 BB: 0 P: 17	R: 0 E: 0 K: 0 S: 8	H: 1 LOB: 0 BB: 0 P: 14	R: 0 E: 0 K: 1 S: 5	H: 0 LOB: 0 BB: 0 P: 10	R: 0 E: 0 K: 0 S: 10	H: 0 LOB: 0 BB: 0 P: 12	R: 1 E: 0 K: 0 S: 6	H: 2 LOB: 2 BB: 0 P: 9	R: 0 E: 0 K: 0 S: 7	H: 0 LOB: 1 BB: 1 P: 13	1B: 5 2B: 0 3B: 0 HR: 0	SF: 1 SAC: 0 DP: 1 HBP: 1	WP: 0 PB: 0 SB: 0 CS: 0	PA: 33	
PITCHER	IP	WLS	BF	H	R	ER	SO	BB	IBB	HBP	BLK	WP	HR	S	P	ERA	WHIP				
Vicente Padilla, R (1,1) ERA: 3.19	7.0		26	5	1	1	3	0	0	1	0	0	0	63	90	1.29	0.714				
Dan Plesac, L (8, 1) ERA: 3.95	0.1		1	0	0	0	0	0	0	0	0	0	0	1	1	0.00	0.000				
Carlos Silva, R (8, 1) ERA: 3.7	0.2	W	2	0	0	0	0	0	0	0	0	0	0	2	3	0.00	0.000				
Jose Mesa, R (9, 1) ERA: 3.17	1.0	S	4	0	0	0	0	1	0	0	0	0	0	7	13	0.00	1.000				

Los Angeles Dodgers @ Philadelphia Phillies
Veterans Stadium, Philadelphia, PA
Fri Aug 02 2002, 7:05 PM EDT
Att: 17,076 - Cloudy - 98 F

AB 30
R 1
H 5
RBI 1
BB 1
SO 3
LOB 14



Batter	1	2	3	4	5	6	7	8	9	AB	R	H	RBI	BB	SO	LOB	BOTTOM				
11 Jimmy Rollins, S (1,6) OBP: 0.298, SLG: 0.382	F8			K	FC7-2			F7		4	0	0	0	0	1	2					
Jeremy Giambi, L (1,9) OBP: 0.425, SLG: 0.526 Doug Glanville, R (8, PR) OBP: 0.276, SLG: 0.299	L3			F6		G6-3 2B		2B		4	0	2	0	0	0	0					
Bobby Abreu, L (1,8) OBP: 0.407, SLG: 0.484	K			1B		G6-3		2B E		3	1	1	0	1	1	1					
Pat Burrell, R (1,7) OBP: 0.381, SLG: 0.555		G5-3		1B		K		E 2B		4	1	2	1	0	1	1					
Travis Lee, L (1,3) OBP: 0.323, SLG: 0.367		G3-1		BB		G3		E5		3	0	0	0	1	0	1					
Mike Lieberthal, R (1,2) OBP: 0.339, SLG: 0.423	F8			G4-3				G6-3		4	0	0	0	0	0	4					
Placido Polanco, R (1,5) OBP: 0.315, SLG: 0.382			G5-3		SH1-4 1B FC7-2 BB			G4-6-3 BB		1	0	0	0	2	0	0					
Marlon Anderson, L (1,4) OBP: 0.329, SLG: 0.403 Carlos Silva, R (8, 1) Jose Mesa, R (9, 1)			K		SH1-4 1B			G4-6-3		3	0	1	0	0	1	1					
Vicente Padilla, R (1,1) OBP: 0.073, SLG: 0.051 Dan Plesac, L (8, 1) Tomas Perez, S (8, 4) OBP: 0.302, SLG: 0.381			K		SH1-4			K		1	0	0	0	0	1	0					
Inning Stats	R: 0 E: 0 K: 1 S: 6	H: 0 LOB: 0 BB: 0 P: 7	R: 0 E: 0 K: 0 S: 8	H: 0 LOB: 0 BB: 0 P: 12	R: 0 E: 0 K: 2 S: 8	H: 0 LOB: 0 BB: 0 P: 10	R: 0 E: 0 K: 1 S: 16	H: 2 LOB: 3 BB: 1 P: 27	R: 0 E: 0 K: 0 S: 7	H: 1 LOB: 1 BB: 1 P: 14	R: 0 E: 0 K: 1 S: 8	H: 1 LOB: 0 BB: 0 P: 12	R: 0 E: 0 K: 0 S: 5	H: 0 LOB: 0 BB: 1 P: 12	R: 3 E: 1 K: 1 S: 20	H: 2 LOB: 1 BB: 1 P: 34	1B: 3 2B: 4 3B: 0 HR: 0	SF: 0 SAC: 1 DP: 2 HBP: 0	WP: 0 PB: 0 SB: 0 CS: 0	PA: 33	
PITCHER	IP	WLS	BF	H	R	ER	SO	BB	IBB	HBP	BLK	WP	HR	S	P	ERA	WHIP				
Andy Ashby, R (1,1) ERA: 3.75	7.0		26	4	0	0	5	3	0	0	0	0	0	20	34	9.00	3.000				
Paul Quantrill, R (8, 1) ERA: 3.29	1.0	L	7	2	3	1	1	1	0	0	0	0	0	20	34	9.00	3.000				

Los Angeles Dodgers @ Philadelphia Phillies
Veterans Stadium, Philadelphia, PA
Fri Aug 02 2002, 7:05 PM EDT
Att: 17,076 - Cloudy - 98 F

AB 28
R 3
H 6
RBI 1
BB 4
SO 6
LOB 10



Batter	1	2	3	4	5	6	7	8	9	AB	R	H	RBI	BB	SO	LOB	TOP								
Dave Roberts, L (1, 8) OBP: 0.365, SLG: 0.376	1-2 CS HBP		0-1 1B		2-2 F7		0-1 G3-1			3	0	1	0	0	0	1									
Paul Lo Duca, R (1, 2) OBP: 0.353, SLG: 0.427	4-1 G4-6-3 BB		1-0 F8			1-1 G3-6 1B		1-0 G4-3		3	0	1	0	1	0	1									
Shawn Green, L (1, 9) OBP: 0.369, SLG: 0.552	1-1 G4-6-3		0-0 G3			2-1 G3-6 1-2		3-2 G3		4	0	0	0	0	0	3									
Brian Jordan, R (1, 7) OBP: 0.332, SLG: 0.455		1-1 1B		1-1 FC5-4 1B		0-3 K		3-3 K		4	0	2	0	0	2	0									
Eric Karros, R (1, 3) OBP: 0.338, SLG: 0.416		1-3 K		2-3 K			0-0 HR 1B		2-1 G1-4-3 1B 2B	4	1	2	0	0	2	2									
Cesar Izturis, S (9, PR) OBP: 0.247, SLG: 0.292										0	1	0	0	0	0	0									
Adrián Beltré, R (1, 5) OBP: 0.292, SLG: 0.412		0-1 P5		1-1 FC5-4 1-2		0-0 HR		0-3 K		4	1	1	2	0	1	3									
Mark Grudzielanek, R (1, 4) OBP: 0.300, SLG: 0.347		0-2 G6-3		0-0 G5-3			0-1 L7		1-2 G1-4-3	4	0	0	0	0	0	3									
Dave Hansen, L (9, 3) OBP: 0.340, SLG: 0.425										0	0	0	0	0	0	0									
Alex Cora, L (1, 6) OBP: 0.357, SLG: 0.458			1-1 L1		4-0 CS BB		4-2 SH2-3 BB		0-1 3-H 1B	2	0	1	1	2	0	0									
Omar Daal, L (1, 1) OBP: 0.148, SLG: 0.269			1-0 HR		2-3 K		1-1 SH2-3			2	1	1	1	0	1	1									
Paul Shuey, R (7, 1)										0	0	0	0	0	0	0									
Jesse Orosco, R (8, 1)										0	0	0	0	0	0	0									
Paul Quantrill, L (8, 1)										0	0	0	0	0	0	0									
Eric Gagne, R (9, 1)										0	0	0	0	0	0	0									
Inning Stats	R: 0 E: 0 K: 0 S: 5	H: 0 LOB: 0 BB: 1 P: 11	R: 0 E: 0 K: 1 S: 10	H: 1 LOB: 1 BB: 0 P: 12	R: 1 E: 0 K: 0 S: 7	H: 2 LOB: 1 BB: 0 P: 10	R: 0 E: 0 K: 1 S: 9	H: 1 LOB: 1 BB: 0 P: 13	R: 0 E: 0 K: 1 S: 6	H: 0 LOB: 0 BB: 1 P: 14	R: 0 E: 0 K: 1 S: 7	H: 1 LOB: 0 BB: 0 P: 10	R: 2 E: 0 K: 0 S: 10	H: 2 LOB: 1 BB: 1 P: 15	R: 0 E: 0 K: 1 S: 7	H: 0 LOB: 0 BB: 0 P: 14	R: 1 E: 0 K: 1 S: 11	H: 2 LOB: 2 BB: 0 P: 14	1B: 6 2B: 2 3B: 0 HR: 2	SF: 0 SAC: 1 DP: 3 HBP: 1	WP: 0 PB: 0 SB: 0 CS: 2	PA: 35			
PITCHER	IP	WLS	BF	H	R	ER	SO	BB	IBB	HBP	BLK	WP	HR	S	P	ERA	WHIP								
39 Brett Myers, R (1, 1) ERA: 4.5	7.0	L	28	7	3	3	4	3	0	1	0	0	2	54	85	3.86	1.429								
Terry Adams, R (8, 1) ERA: 4.77	2.0		7	2	1	1	2	0	0	0	0	0	0	18	28	4.50	1.000								

Los Angeles Dodgers @ Philadelphia Phillies
Veterans Stadium, Philadelphia, PA

AB 30
R 4
H 9
RBI 4
BB 3
SO 6
LOB 14



Sun Aug 04 2002, 1:35 PM EDT
Att: 28,186 - Sunny - 89 F

Batter	1	2	3	4	5	6	7	8	9	AB	R	H	RBI	BB	SO	LOB	BOTTOM								
Doug Glanville, R (1, 8) OBP: 0.279, SLG: 0.294	0-3 K		0-1 G4-3			4-2 BB 1B	4-0 S WP BB		0-0 FC5-4 1B	3	0	1	1	2	1	0									
Placido Polanco, R (1, 5) OBP: 0.317, SLG: 0.383	2-3 K		1-0 G4-3			0-1 F3	1-2 G3-1		0-1 FC5-4	5	0	0	0	0	1	3									
Bobby Abreu, L (1, 9) OBP: 0.408, SLG: 0.483	0-3 K			0-1 G6-4-3 1B		0-0 BB 1B	1-2 BB 1B		3-2 F7	5	0	2	0	0	1	1									
Pat Burrell, R (1, 7) OBP: 0.377, SLG: 0.548		1-1 P1		0-0 F9		4-2 BB 1B	1-2 BB		0-0 L4	3	0	0	0	1	0	1									
Mike Lieberthal, R (1, 2) OBP: 0.343, SLG: 0.440		3-2 1B HBP		0-0 G6-4-3 1-2		0-3 K		0-1 BB 1B		3	0	1	0	0	1	4									
Travis Lee, L (1, 3) OBP: 0.326, SLG: 0.367		2-2 1B		1-3 1B		1-0 G4-6-3 1B	1-0 11 2B SH4-3 1B	4-1 BB 1B		3	1	3	0	1	0	0									
11 Jimmy Rollins, S (1, 6) OBP: 0.294, SLG: 0.379		2-2 F9		0-1 G4-6-3 1-2		0-1 G4-6-3 1-2	1-1 SH4-3 WP 2B	1-3 K		4	1	1	0	0	1	5									
Marlon Anderson, L (1, 4) OBP: 0.329, SLG: 0.407		2-2 L8		0-0 B4-3		0-0 B4-3	0-0 SH4-3		0-1 1B 3B	3	1	1	1	0	0	2									
39 Brett Myers, R (1, 1)			0-1 F7			1-3 K	1-3 K		3-3 K	2	0	0	0	0	1	0									
Jason Michaels, R (7, PH) OBP: 0.371, SLG: 0.548										0	0	0	0	0	0	0									
Jeremy Giambi, L (7, PH) OBP: 0.423, SLG: 0.522										1	0	0	0	0	1	1									
Terry Adams, R (8, 1) OBP: 0.185, SLG: 0.083										0	0	0	0	0	0	0									
Ricky Ledee, L (9, PH) OBP: 0.338, SLG: 0.437										1	0	0	0	0	1	1									
Inning Stats	R: 0 E: 0 K: 3 S: 10	H: 0 LOB: 0 BB: 0 P: 12	R: 0 E: 0 K: 0 S: 13	H: 1 LOB: 2 BB: 0 P: 23	R: 0 E: 0 K: 0 S: 5	H: 0 LOB: 0 BB: 0 P: 6	R: 0 E: 0 K: 0 S: 4	H: 1 LOB: 0 BB: 0 P: 4	R: 0 E: 0 K: 0 S: 4	H: 1 LOB: 0 BB: 0 P: 5	R: 0 E: 0 K: 2 S: 14	H: 1 LOB: 3 BB: 2 P: 23	R: 2 E: 0 K: 1 S: 13	H: 2 LOB: 1 BB: 1 P: 22	R: 0 E: 0 K: 1 S: 10	H: 1 LOB: 2 BB: 1 P: 18	R: 1 E: 0 K: 1 S: 9	H: 2 LOB: 1 BB: 0 P: 12	1B: 7 2B: 1 3B: 1 HR: 0	SF: 0 SAC: 1 DP: 2 HBP: 1	WP: 1 PB: 0 SB: 1 CS: 0	PA: 39			
PITCHER	IP	WLS	BF	H	R	ER	SO	BB	IBB	HBP	BLK	WP	HR	S	P	ERA	WHIP								
Omar Daal, L (1, 1) ERA: 4.04	6.1	W	26	6	2	2	5	2	0	1	0	0	0	54	79	2.84	1.263								
Paul Shuey, R (7, 1) ERA: 2.61	0.2	H	3	0	0	0	1	1	0	0	0	1	0	9	16	0.00	1.500								
Jesse Orosco, L (8, 1) ERA: 3.1	0.1	H	1	0	0	0	0	0	0	0	0	0	0	3	6	0.00	0.000								
Paul Quantrill, R (8, 1) ERA: 3.2	0.2	H	4	1	0	0	1	1	0	0	0	0	0	7	12	0.00	3.000								
Eric Gagne, R (9, 1) ERA: 2.13	1.0	S	5	2	1	1	1	0	0	0	0	0	0	9	12	9.00	2.000								

Los Angeles Dodgers @ Philadelphia Phillies
Veterans Stadium, Philadelphia, PA

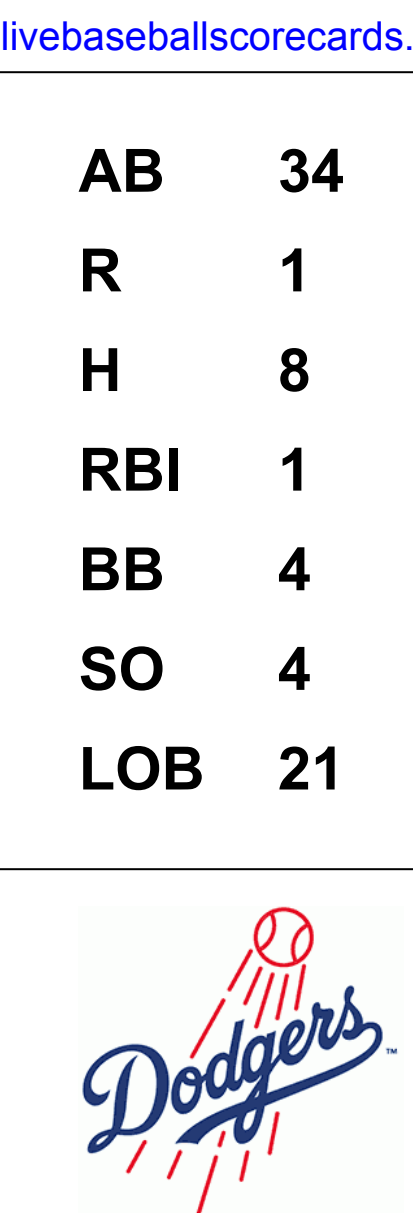
AB 33
R 3
H 9
RBI 2
BB 4
SO 8
LOB 18



Sun Aug 04 2002, 1:35 PM EDT
Att: 28,186 - Sunny - 89 F

Batter	1	2	3	4	5	6	7	8	9	AB	R	H	RBI	BB	SO	LOB	TOP					
18 Jason Kendall, R OBP: 0.348, SLG: 0.368	1-1 L8		2-1 G4-3		0-1 G5-4-3			1-1 HR	2-1 G4-3	5	1	1	1	0	0	3	Pittsburgh Pirates @ Los Angeles Dodgers Dodger Stadium, Los Angeles, CA Tue Aug 06 2002, 7:10 PM PDT Att: 31,254 - Sunny - 73 F					
2 Jack Wilson, R OBP: 0.319, SLG: 0.344	0-0 F7		1-3 K			4-1 G1-6-3 BB		0-0 G6-3		3	0	0	0	1	1	0						
Brian Giles, L OBP: 0.429, SLG: 0.630	0-1 1B			3-0 G4-3		0-0 G1-6-3		1-0 G4-3		4	0	1	0	0	0	1						
Aramis Ramirez, R OBP: 0.294, SLG: 0.347 Brian Boehringer, S Mike Williams, R	0-2 1B			3-3 K		0-0 F9		0-0 1B		4	0	2	0	0	1	0						
Adam Hyzdu, R OBP: 0.405, SLG: 0.675	1-3 K			0-1 HR			3-3 K	2-3 K		4	1	1	1	0	3	3						
Kevin Young, R OBP: 0.325, SLG: 0.438		2-2 E6 G6-4-3		0-0 WP 1B		1-1 HR		4-2 G4-3 G6-3 BB		3	1	2	1	1	0	0						
Craig Wilson, R OBP: 0.335, SLG: 0.417	0-0 G6-4-3		3-2 G1-3		1-2 1B	2-0 F8		1-1 G6-3		4	0	0	0	0	0	3						
Pokey Reese, R OBP: 0.305, SLG: 0.320	1-0 F3				0-1 F3	2-1 2B		2-2 G4-3		4	0	1	0	0	0	1						
Josh Fogg, R OBP: 0.186, SLG: 0.167 Mike Benjamin, R			3-2 G6-3		4-2 18 G5-4-3 BB	2-2 G4-3		4-2 BB		2	0	0	0	1	0	1						
										0	0	0	0	1	0	0						
Inning Stats	R: 0 H: 2 E: 0 K: 1 S: 12	H: 0 R: 3 ER: 0 LOB: 0 BB: 0 P: 14	R: 0 H: 0 E: 1 K: 0 S: 6	H: 0 R: 0 ER: 0 LOB: 0 BB: 0 P: 9	R: 0 H: 0 E: 0 K: 1 S: 11	H: 0 R: 0 ER: 0 LOB: 1 BB: 0 P: 17	R: 1 H: 2 E: 0 K: 1 S: 11	H: 2 R: 0 ER: 0 LOB: 0 BB: 1 P: 20	R: 0 H: 0 E: 0 K: 0 S: 6	H: 0 R: 0 ER: 0 LOB: 0 BB: 1 P: 10	R: 0 H: 0 E: 0 K: 0 S: 3	H: 0 R: 0 ER: 0 LOB: 0 BB: 1 P: 7	R: 1 H: 2 E: 0 K: 1 S: 11	H: 2 R: 0 ER: 0 LOB: 1 BB: 0 P: 21	R: 1 H: 2 E: 0 K: 1 S: 8	H: 2 R: 0 ER: 0 LOB: 1 BB: 0 P: 12	R: 0 H: 0 E: 0 K: 0 S: 13	H: 0 R: 0 ER: 0 LOB: 2 BB: 2 P: 26	1B: 4 2B: 1 3B: 0 HR: 3	SF: 0 SAC: 0 DP: 3 HBP: 0	WP: 1 PB: 0 SB: 1 CS: 0	PA: 37
PITCHER	IP WLS BF H R ER SO BB IBB HBP BLK WP HR S P ERA WHIP																					
Odalis Perez, L ERA: 3.16	(1, 1) 8.0 L 32 8 3 3 5 2 0 0 0 0 1 3 68 110 3.38 1.250																					
Kevin Beirne, R ERA: 2.25	(9, 1) 1.0 5 0 0 0 0 2 0 0 0 0 0 0 13 26 0.00 2.000																					

Batter	1	2	3	4	5	6	7	8	9	AB	R	H	RBI	BB	SO	LOB	BOTTOM			
Dave Roberts, L OBP: 0.366, SLG: 0.375	2-2 G4-3		4-1 G6-3 S BB		3-1 G5-3 1B		1-1 G6-3		3-2 P6	4	0	1	0	1	0	0	Pittsburgh Pirates @ Los Angeles Dodgers Dodger Stadium, Los Angeles, CA Tue Aug 06 2002, 7:10 PM PDT Att: 31,254 - Sunny - 73 F			
Paul Lo Duca, R OBP: 0.346, SLG: 0.418	3-2 F9		2-1 G6-3		1-1 G5-3		1-1 F2		0-1 F7	5	0	0	0	0	2					
Shawn Green, L OBP: 0.369, SLG: 0.547	0-0 FC6-4 1B		2-0 G4-3		4-0 G5-4-3 IBB		4-0 BB			2	0	1	0	2	0	1				
Eric Karros, R OBP: 0.337, SLG: 0.415	0-1 FC6-4			2-2 G5-3	2-0 G5-4-3		0-0 F8			4	0	0	0	0	4					
Adrian Beltré, R OBP: 0.296, SLG: 0.422		1-1 1B		4-0 1B BB		3-2 F9 2B		2-2 F8		3	1	2	0	1	0	0				
Brian Jordan, R OBP: 0.327, SLG: 0.448	1-0 F7		1-3 G6-3		1-2 L8		1-0 FC1		0-0 1B	4	0	1	0	0	3					
Mark Grudzielanek, R OBP: 0.306, SLG: 0.364	2-1 2B		0-1 1B		1-3 1B		2-3 K		0-1 L8	4	0	2	0	0	1	3				
Alex Cora, L OBP: 0.354, SLG: 0.457	1-1 G6-3		0-2 1B		1-2 1B		0-0 F9		2-3 K	4	0	1	1	0	1	4				
Odalis Perez, L OBP: 0.114, SLG: 0.182 Kevin Beirne, L			0-1 G3		1-3 K		0-0 G3		2-3 K	3	0	0	0	0	1	4				
Tyler Houston, L OBP: 0.342, SLG: 0.459										1	0	0	0	0	1	0				
Inning Stats	R: 0 H: 1 E: 0 K: 0 S: 9	H: 2 R: 1 ER: 0 LOB: 1 BB: 0 P: 14	R: 0 H: 2 E: 0 K: 0 S: 8	H: 2 R: 1 ER: 0 LOB: 1 BB: 0 P: 12	R: 0 H: 0 E: 0 K: 0 S: 6	H: 0 R: 0 ER: 0 LOB: 1 BB: 1 P: 14	R: 1 H: 2 E: 0 K: 1 S: 15	H: 2 R: 0 ER: 0 LOB: 2 BB: 1 P: 23	R: 0 H: 1 E: 0 K: 1 S: 5	H: 1 R: 0 ER: 0 LOB: 2 BB: 0 P: 15	R: 0 H: 0 E: 0 K: 0 S: 5	H: 0 R: 0 ER: 0 LOB: 1 BB: 1 P: 11	R: 0 H: 1 E: 0 K: 1 S: 10	H: 1 R: 0 ER: 0 LOB: 1 BB: 0 P: 14	R: 0 H: 0 E: 0 K: 1 S: 8	H: 0 R: 0 ER: 0 LOB: 0 BB: 0 P: 13	1B: 6 2B: 2 3B: 0 HR: 0	SF: 0 SAC: 0 DP: 1 HBP: 0	WP: 0 PB: 0 SB: 1 CS: 0	PA: 38
PITCHER	IP WLS BF H R ER SO BB IBB HBP BLK WP HR S P ERA WHIP																			
Josh Fogg, R ERA: 3.76	(1, 1) 7.1 W 33 8 1 1 2 3 1 0 0 0 0 0 6 8 1.23 1.500																			
Brian Boehringer, R ERA: 3.72	(8, 1) 0.2 H 2 0 0 0 1 0 0 0 0 0 0 0 6 8 0.00 0.000																			
Mike Williams, R ERA: 1.64	(9, 1) 1.0 S 3 0 0 0 1 0 0 0 0 0 0 0 8 13 0.00 0.000																			



Batter	1	2	3	4	5	6	7	8	9	AB	R	H	RBI	BB	SO	LOB	TOP					
18 Jason Kendall, R OBP: 0.346, SLG: 0.366	2-3 K		1-1 P3		1-2 1B			1-2 G4-3	2-2 G4-3	5	0	1	0	0	1	2						
2 Jack Wilson, R OBP: 0.316, SLG: 0.343	1-0 G6-3		0-1 G4-3		1-3 K			3-2 G6-3 BB		4	0	1	0	0	1	2						
Brian Giles, L OBP: 0.430, SLG: 0.630	0-0 2B		2-3 K		2-2 G6-3			4-1 G6-3	1-2 BB	3	0	1	0	1	1	2						
Aramis Ramirez, R OBP: 0.267, SLG: 0.345	4-2 BB			0-0 F4		3-2 G6-4-3		0-2 G6-3	1-2 BB	2	0	0	0	1	0	2						
Armando Rios, L OBP: 0.308, SLG: 0.311 Joe Beimel, L OBP: 0.364, SLG: 0.400	0-0 F7			0-0 L7		1-3 K		1-2 G4-3		4	0	0	0	0	1	5						
Kevin Young, R OBP: 0.333, SLG: 0.440		3-2 1B		4-2 BB		0-2 G6-4-3			0-2 1B	3	0	2	0	1	0	1						
Adam Hyzdu, R OBP: 0.386, SLG: 0.642	1-3 K			0-0 F8			0-0 G5-3		0-2 F3	4	0	0	0	0	1	3						
Abraham Nunez, S OBP: 0.298, SLG: 0.316	0-0 F7			1-1 1B			2-1 G4-3		0-3 K2-3	4	0	1	0	0	1	2						
Brian Meadows, R Sean Lowe, R OBP: 0.077, SLG: 0.077 Craig Wilson, R OBP: 0.337, SLG: 0.417	1-3 K			1-3 1B			2-1 G5-3		4-1 BB	3	0	0	0	0	2	2						
Inning Stats	R: 0 E: 0 K: 1 S: 10	H: 1 LOB: 2 BB: 1 P: 17	R: 0 E: 0 K: 2 S: 10	H: 1 LOB: 1 BB: 0 P: 15	R: 0 E: 0 K: 1 S: 7	H: 0 LOB: 0 BB: 0 P: 10	R: 0 E: 0 K: 0 S: 5	H: 0 LOB: 1 BB: 1 P: 9	R: 0 E: 0 K: 2 S: 19	H: 2 LOB: 2 BB: 0 P: 24	R: 0 E: 0 K: 1 S: 8	H: 0 LOB: 0 BB: 0 P: 12	R: 0 E: 0 K: 0 S: 5	H: 0 LOB: 0 BB: 0 P: 9	R: 0 E: 0 K: 0 S: 13	H: 1 LOB: 2 BB: 1 P: 22	R: 0 E: 0 K: 1 S: 14	H: 1 LOB: 2 BB: 1 P: 20	1B: 5 2B: 1 3B: 0 HR: 0	SF: 0 SAC: 0 DP: 1 HBP: 1	WP: 0 PB: 0 CS: 0	PA: 37
PITCHER	IP	WLS	BF	H	R	ER	SO	BB	IBB	HBP	BLK	WP	HR	S	P	ERA	WHIP					
Andy Ashby, R ERA: 3.56	7.1	W	29	5	0	0	7	2	0	1	0	0	0	70	106	0.00	0.955					
Jesse Orosco, L ERA: 3.1	0.0		1	0	0	0	0	1	0	0	0	0	0	1	5	∞	∞					
Paul Quantrill, R ERA: 3.18	0.1	H	1	0	0	0	0	0	0	0	0	0	0	3	3	0.00	0.000					
Eric Gagne, R ERA: 2.08	1.1	S	6	1	0	0	1	1	0	0	0	0	0	17	24	0.00	1.500					

Pittsburgh Pirates @ Los Angeles Dodgers
Dodger Stadium, Los Angeles, CA
Wed Aug 07 2002, 7:10 PM PDT
Att: 31,588 - Sunny - 73 F

AB 32
R 0
H 6
RBI 0
BB 4
SO 8
LOB 21





Batter	1	2	3	4	5	6	7	8	9	AB	R	H	RBI	BB	SO	LOB	BOTTOM					
Dave Roberts, L OBP: 0.367, SLG: 0.373	4-2 BB			1-0 B3		1-0 F7		4-0 G6-3		2	1	0	0	2	0	0						
Paul Lo Duca, R OBP: 0.342, SLG: 0.414	2-0 G1-4-6-3			1-2 G1-4-3		1-2 G6-3		1-0 G6-3	1-2 2-3	4	0	0	0	0	0	3						
Shawn Green, L OBP: 0.370, SLG: 0.553	2-0 G1-3			3-1 G1-3			0-0 HR	1-2 E9	1-2 1B	4	1	2	3	0	0	0						
Eric Karros, R OBP: 0.333, SLG: 0.411		0-1 G6-3			1-2 F9		1-2 L9	0-0 G6-3		4	0	0	0	0	0	1						
Adrián Beltré, R OBP: 0.300, SLG: 0.426		1-2 G5-4-3			1-0 2B		2-1 1B			3	1	3	0	0	0	0						
Brian Jordan, R OBP: 0.328, SLG: 0.449		0-1 G5-4-3			0-0 2B		0-2 F7			3	0	1	1	0	0	2						
Mark Grudzielanek, R OBP: 0.304, SLG: 0.361 Eric Gagne, R			3-2 F8		0-1 F7		0-0 L9			3	0	0	0	0	0	2						
Alex Cora, L OBP: 0.347, SLG: 0.448			0-3 K		1-2 P6			1-1 G4-3		3	0	0	0	0	1	1						
Andy Ashby, R OBP: 0.205, SLG: 0.243 Jesse Orosco, R Paul Quantrill, L Cesar Izturis, S OBP: 0.249, SLG: 0.294			1-3 K		2-3 K			1-1 G6-3	BB	2	0	0	0	0	0	0						
Inning Stats	R: 0 E: 0 K: 0 S: 5	H: 0 LOB: 0 BB: 1 P: 13	R: 0 E: 0 K: 0 S: 7	H: 1 LOB: 0 BB: 0 P: 8	R: 0 E: 0 K: 2 S: 12	H: 0 LOB: 0 BB: 0 P: 16	R: 0 E: 0 K: 0 S: 7	H: 0 LOB: 0 BB: 0 P: 12	R: 1 E: 0 K: 0 S: 10	H: 2 LOB: 1 BB: 0 P: 13	R: 0 E: 0 K: 1 S: 9	H: 0 LOB: 0 BB: 0 P: 13	R: 1 E: 0 K: 0 S: 10	H: 2 LOB: 1 BB: 0 P: 13	R: 2 E: 1 K: 0 S: 9	H: 2 LOB: 1 BB: 1 P: 17	1B: 5 2B: 1 3B: 0 HR: 1	SF: 0 SAC: 0 DP: 2 HBP: 0	WP: 0 PB: 0 CS: 0	PA: 31		
PITCHER	IP	WLS	BF	H	R	ER	SO	BB	IBB	HBP	BLK	WP	HR	S	P	ERA	WHIP					
Brian Meadows, R ERA: 2.92	6.1	L	23	5	2	2	3	1	0	0	0	0	0	4	4	0.00	0.947					
Sean Lowe, R ERA: 5.05	0.2		2	0	0	0	0	0	0	0	0	0	0	4	4	0.00	0.000					
Joe Beimel, L ERA: 4.54	1.0		6	2	2	2	0	1	0	0	0	0	0	9	17	18.00	3.000					

Pittsburgh Pirates @ Los Angeles Dodgers
Dodger Stadium, Los Angeles, CA
Wed Aug 07 2002, 7:10 PM PDT
Att: 31,588 - Sunny - 73 F

AB 29
R 4
H 7
RBI 4
BB 2
SO 3
LOB 9



Batter	1	2	3	4	5	6	7	8	9	AB	R	H	RBI	BB	SO	LOB	TOP					
18 Jason Kendall, R OBP: 0.347, SLG: 0.364	F9		2 BB 1B	F7		1-2 1B		F7		4	1	1	0	1	0	2	Pittsburgh Pirates @ Los Angeles Dodgers Dodger Stadium, Los Angeles, CA Thu Aug 08 2002, 7:10 PM PDT Att: 31,776 - Sunny - 72 F					
2 Jack Wilson, R OBP: 0.322, SLG: 0.345	G5-3		BB 1B	1-1 1B		F9		2B 1B		4	1	2	0	1	0	1						
Brian Giles, L OBP: 0.427, SLG: 0.624	K		L8	2-2 F8			4-2 S G1-3 BB		2-3 K	4	0	0	0	1	2	5						
Aramis Ramirez, R OBP: 0.272, SLG: 0.350		4-2 BB	1-1 2H 1B		0-0 F8		0-0 G1-3		3-1 2B	4	1	2	1	1	0	1						
Adam Hyzdu, R OBP: 0.376, SLG: 0.612	K	3-3 K	4-1 1B	1-2 2-3 BB	3-2 F8		3-3 K		2-3 K	4	0	0	0	1	3	4						
Kevin Young, R OBP: 0.332, SLG: 0.437	P4	0-1 K	1-0 FC6-4 1B	1-2 2-3 3H	2-0 G5-3		1-1 F7		2-1 G5-3	5	0	1	2	0	0	4						
Craig Wilson, R OBP: 0.336, SLG: 0.426	K	1-3 K	FC6-4 1-2		0-0 HR			0-2 G6-3		4	1	1	1	0	1	3						
Pokey Reese, R OBP: 0.308, SLG: 0.335			1-1 HR	2-2 G4-3		2-2 F8		2-1 18 F 18 S 1B		4	1	2	1	0	0	0						
Jimmy Anderson, L OBP: 0.159, SLG: 0.119			0-3 K	4-0 2B BB		0-1 G5-3		2-2 F7		2	0	0	0	1	1	0						
Sean Lowe, R OBP: 0.077, SLG: 0.077 Armando Rios, L OBP: 0.335, SLG: 0.338 Josias Manzanillo, R OBP: 0.335, SLG: 0.338										0	0	0	0	0	0	0						
Inning Stats	R: 0 E: 0 K: 1 S: 11	H: 0 LOB: 0 BB: 0 P: 16	R: 0 E: 0 K: 2 S: 11	H: 0 LOB: 1 BB: 1 P: 19	R: 4 E: 0 K: 1 S: 16	H: 3 LOB: 2 BB: 3 P: 33	R: 0 E: 0 K: 0 S: 12	H: 1 LOB: 2 BB: 1 P: 21	R: 0 E: 0 K: 0 S: 5	H: 0 LOB: 0 BB: 0 P: 10	R: 1 E: 0 K: 0 S: 15	H: 2 LOB: 1 BB: 0 P: 18	R: 0 E: 0 K: 1 S: 8	H: 0 LOB: 1 BB: 1 P: 16	R: 0 E: 0 K: 0 S: 14	H: 1 LOB: 1 BB: 0 P: 19	R: 0 E: 0 K: 2 S: 13		H: 2 LOB: 2 BB: 0 P: 23	1B: 6 2B: 1 3B: 0 HR: 2	SF: 0 SAC: 0 DP: 0 HBP: 0	WP: 0 PB: 0 SB: 2 CS: 0
PITCHER	IP WLS BF H R ER SO BB IBB HBP BLK WP HR S P ERA WHIP																					
Kaz Ishii, L ERA: 4.19	(1, 1) 5.0 24 4 4 4 4 5 0 0 0 0 0 1 55 99 7.20 1.800																					
Kevin Beirne, R ERA: 3.5	(6, 1) 1.0 W 5 2 1 1 0 0 0 0 0 0 0 1 15 18 9.00 2.000																					
Paul Shuey, R ERA: 3.14	(7, 1) 1.0 H 4 0 0 0 0 1 1 0 0 0 0 0 8 16 0.00 1.000																					
Paul Quantrill, R ERA: 3.12	(8, 1) 1.0 H 4 1 0 0 0 0 0 0 0 0 0 0 14 19 0.00 1.000																					
Jesse Orosco, L ERA: 2.95	(9, 1) 1.0 5 2 0 0 2 0 0 0 0 0 0 0 13 23 0.00 2.000																					

Batter	1	2	3	4	5	6	7	8	9	AB	R	H	RBI	BB	SO	LOB	BOTTOM			
Cesar Izturis, S OBP: 0.251, SLG: 0.296	E4 BB E	2-1 FC4 1B		L1-5 3H		2-2 2H 1B		F9		5	1	2	1	0	0	1	Pittsburgh Pirates @ Los Angeles Dodgers Dodger Stadium, Los Angeles, CA Thu Aug 08 2002, 7:10 PM PDT Att: 31,776 - Sunny - 72 F			
Marquis Grissom, R OBP: 0.321, SLG: 0.497	4-1 S E SF8 BB	0-1 FC4			0-1 HR	0-0 G3		0-3 K		4	2	1	0	1	1	2				
Adrian Beltré, R OBP: 0.304, SLG: 0.436	1-1 E5		3-2 2B		0-0 HR		1-1 BB 1B	4-2 HR BB		4	3	3	2	0	0	1				
Tyler Houston, L OBP: 0.344, SLG: 0.459	SF8 SF8 2H		2B 1B		1H HR		BB 1B	HR BB		0	0	0	0	0	0	0				
Shawn Green, L OBP: 0.374, SLG: 0.564	4-2 S BB		0-0 2B		2-3 K		4-2 1B BB	3-2 HR BB		3	2	2	2	2	1	0				
Brian Jordan, R OBP: 0.326, SLG: 0.447	2-2 SF8		0-0 G6-3		1-2 G6-3		1-1 CS 1B	2-3 K		4	0	1	2	0	1	2				
Eric Karros, R OBP: 0.333, SLG: 0.409	2-3 3H SF8		4-1 G3-1 IBB		0-0 G6-3		0-3 K			2	0	0	1	1	1	2				
Mark Grudzielanek, R OBP: 0.304, SLG: 0.360	1-0 P3		0-0 G3-1		1-0 G5-3	1-1 SAFE 1B	1-1 1B			4	0	1	1	0	0	4				
Chad Kreuter, S OBP: 0.337, SLG: 0.355		3-2 G6-3		0-0 E5 1-1-5 1B		1-0 1B 2B		1-0 1B		4	1	3	0	0	0	0				
Kaz Ishii, L OBP: 0.159, SLG: 0.119 Kevin Beirne, L OBP: 0.345, SLG: 0.444 Paul Shuey, R OBP: 0.344, SLG: 0.420		1-2 G1-3		0-0 G4-3		1-1 F9		1-3 K		2	0	0	0	0	0	1				
Inning Stats	R: 3 E: 2 K: 0 S: 13	H: 0 LOB: 1 BB: 2 P: 27	R: 0 E: 0 K: 0 S: 10	H: 1 LOB: 1 BB: 0 P: 16	R: 0 E: 0 K: 0 S: 7	H: 2 LOB: 2 BB: 1 P: 14	R: 0 E: 1 K: 0 S: 3	H: 1 LOB: 0 BB: 0 P: 5	R: 2 E: 0 K: 1 S: 11	H: 2 LOB: 0 BB: 0 P: 14	R: 1 E: 0 K: 0 S: 9	H: 2 LOB: 1 BB: 0 P: 14	R: 2 E: 0 K: 2 S: 17	H: 4 LOB: 2 BB: 1 P: 24	R: 2 E: 0 K: 2 S: 15	H: 1 LOB: 0 BB: 1 P: 25	1B: 9 2B: 3 3B: 0 HR: 2		SF: 2 SAC: 0 DP: 2 HBP: 0	WP: 0 PB: 0 SB: 3 CS: 1
PITCHER	IP WLS BF H R ER SO BB IBB HBP BLK WP HR S P ERA WHIP																			
Jimmy Anderson, L ERA: 4.85	(1, 1) 6.0 L 29 8 6 3 1 2 1 0 0 0 0 0 17 24 18.00 5.000																			
Sean Lowe, R ERA: 5.24	(7, 1) 1.0 7 4 2 2 2 1 0 0 0 0 0 0 17 24 18.00 5.000																			
Josias Manzanillo, R ERA: 6.44	(8, 1) 1.0 5 1 2 2 2 1 0 0 0 0 0 1 15 25 18.00 2.000																			

Batter	1	2	3	4	5	6	7	8	9	AB	R	H	RBI	BB	SO	LOB	TOP					
Ricky Ledee, L OBP: 0.339, SLG: 0.451 (1, 8)										4	1	2	2	1	0	3						
Placido Polanco, R OBP: 0.313, SLG: 0.373 (1, 5)										5	1	1	1	0	1	2						
Bobby Abreu, L OBP: 0.412, SLG: 0.488 (1, 9)										5	0	1	0	0	1	1						
Pat Burrell, R OBP: 0.377, SLG: 0.557 (1, 7)										4	1	2	1	1	1	0						
Jeremy Giambi, L OBP: 0.416, SLG: 0.507 (1, 3)										4	0	0	0	0	2	3						
Travis Lee, L OBP: 0.322, SLG: 0.361 (7, 3)										1	0	0	0	0	0	0						
Mike Lieberthal, R OBP: 0.349, SLG: 0.464 (1, 2)										5	3	4	4	0	1	0						
Marlon Anderson, L OBP: 0.327, SLG: 0.400 (1, 4)										4	1	1	0	1	0	2						
11 Jimmy Rollins, S OBP: 0.298, SLG: 0.377 (1, 6)										4	1	2	0	0	0	1						
Brandon Duckworth, R OBP: 0.275, SLG: 0.290 (1, 1)										1	0	0	0	0	1	0						
48 David Coggin, R OBP: 0.279, SLG: 0.336 (2, 1)										0	0	0	0	0	0	0						
Doug Glanville, R OBP: 0.279, SLG: 0.336 (6, PH)										0	0	0	0	0	0	0						
Rheal Cormier, L OBP: 0.275, SLG: 0.350 (6, 1)										1	0	1	0	0	0	0						
Dan Plesac, L OBP: 0.275, SLG: 0.350 (7, 1)										0	0	0	0	0	0	0						
Carlos Silva, R OBP: 0.275, SLG: 0.350 (7, 1)										0	0	0	0	0	0	0						
Inning Stats	R: 2 E: 0 K: 0 S: 10	H: 5 LOB: 2 BB: 0 P: 17	R: 0 E: 0 K: 1 S: 11	H: 0 LOB: 1 BB: 1 P: 16	R: 0 E: 0 K: 3 S: 11	H: 0 LOB: 0 BB: 0 P: 17	R: 1 E: 0 K: 0 S: 13	H: 2 LOB: 1 BB: 0 P: 18	R: 0 E: 0 K: 0 S: 6	H: 1 LOB: 1 BB: 0 P: 9	R: 3 E: 0 K: 0 S: 12	H: 3 LOB: 1 BB: 1 P: 19	R: 2 E: 0 K: 1 S: 16	H: 3 LOB: 2 BB: 1 P: 25	R: 0 E: 0 K: 1 S: 10	H: 0 LOB: 0 BB: 0 P: 12	R: 0 E: 0 K: 1 S: 9	H: 0 LOB: 0 BB: 0 P: 13	1B: 8 2B: 3 3B: 0 HR: 3	SF: 0 SAC: 2 DP: 0 HBP: 0	WP: 0 PB: 0 SB: 0 CS: 1	PA: 43
PITCHER	IP	WLS	BF	H	R	ER	SO	BB	IBB	HBP	BLK	WP	HR	S	P	ERA	WHIP					
Hideo Nomo, R ERA: 3.61 (1, 1)	6.0		30	11	6	6	4	2	0	0	0	0	2	63	96	9.00	2.167					
Giovanni Carrara, R ERA: 3.62 (7, 1)	1.0		7	3	2	2	1	1	0	0	0	0	1	16	25	18.00	4.000					
Paul Quantrill, R ERA: 3.05 (8, 1)	1.0	W	3	0	0	0	1	0	0	0	0	0	0	10	12	0.00	0.000					
Eric Gagne, R ERA: 2.01 (9, 1)	1.0	S	3	0	0	0	1	0	0	0	0	0	0	9	13	0.00	0.000					

Philadelphia Phillies @ Los Angeles Dodgers
 Dodger Stadium, Los Angeles, CA
 Sat Aug 10 2002, 7:10 PM PDT
 Att: 48,321 - Sunny - 72 F

AB	38
R	8
H	14
RBI	8
BB	3
SO	7
LOB	12



Batter	1	2	3	4	5	6	7	8	9	AB	R	H	RBI	BB	SO	LOB	BOTTOM				
Dave Roberts, L OBP: 0.366, SLG: 0.370 (1, 8)										4	1	2	0	1	0	0					
Marquis Grissom, R OBP: 0.330, SLG: 0.529 (1, 7)										5	1	2	2	0	0	3					
Adrián Beltré, R OBP: 0.312, SLG: 0.442 (1, 5)										4	3	3	1	1	0	2					
Shawn Green, L OBP: 0.376, SLG: 0.577 (1, 9)										4	1	2	4	1	1	2					
Paul Lo Duca, R OBP: 0.340, SLG: 0.410 (1, 2)										5	0	1	0	0	0	3					
Eric Karros, R OBP: 0.335, SLG: 0.409 (1, 3)										4	1	1	1	1	0	2					
Mark Grudzielanek, R OBP: 0.304, SLG: 0.376 (1, 4)										5	1	1	2	0	2	3					
Alex Cora, L OBP: 0.354, SLG: 0.444 (1, 6)										3	1	1	0	0	1	0					
Hideo Nomo, R ERA: 3.61 (1, 1)	1.1		13	6	5	5	1	2	0	1	35	60	33.75	6.000							
48 David Coggin, R ERA: 4.33 (2, 1)	3.2		12	1	0	0	4	0	0	0	0	27	40	0.00	0.273						
Rheal Cormier, L ERA: 5.81 (6, 1)	1.2	L	11	7	5	5	0	0	0	0	0	1	25	37	27.00	4.200					
Dan Plesac, L ERA: 3.99 (7, 1)	0.0		1	0	0	0	0	1	0	0	0	0	1	5		=					
Carlos Silva, R ERA: 3.6 (7, 1)	1.1		6	1	0	0	0	1	0	0	0	0	14	25	0.00	1.500					
Inning Stats	R: 3 E: 0 K: 1 S: 27	H: 4 LOB: 3 BB: 1 P: 43	R: 2 E: 0 K: 0 S: 13	H: 2 LOB: 1 BB: 1 P: 24	R: 0 E: 0 K: 2 S: 8	H: 0 LOB: 0 BB: 0 P: 9	R: 0 E: 0 K: 1 S: 8	H: 1 LOB: 1 BB: 0 P: 13	R: 0 E: 0 K: 0 S: 7	H: 2 LOB: 1 BB: 0 P: 10	R: 5 E: 0 K: 0 S: 23	H: 6 LOB: 2 BB: 1 P: 37	R: 0 E: 0 K: 0 S: 10	H: 0 LOB: 1 BB: 1 P: 20	1B: 9 2B: 4 3B: 0 HR: 2	SF: 0 SAC: 0 DP: 1 HBP: 1	WP: 0 PB: 0 SB: 1 CS: 0	PA: 43			
PITCHER	IP	WLS	BF	H	R	ER	SO	BB	IBB	HBP	BLK	WP	HR	S	P	ERA	WHIP				
Brandon Duckworth, R ERA: 5.23 (1, 1)	1.1		13	6	5	5	1	2	0	1	35	60	33.75	6.000							
48 David Coggin, R ERA: 4.33 (2, 1)	3.2		12	1	0	0	4	0	0	0	0	27	40	0.00	0.273						
Rheal Cormier, L ERA: 5.81 (6, 1)	1.2	L	11	7	5	5	0	0	0	0	0	1	25	37	27.00	4.200					
Dan Plesac, L ERA: 3.99 (7, 1)	0.0		1	0	0	0	0	1	0	0	0	0	1	5		=					
Carlos Silva, R ERA: 3.6 (7, 1)	1.1		6	1	0	0	0	1	0	0	0	0	14	25	0.00	1.500					

Philadelphia Phillies @ Los Angeles Dodgers
 Dodger Stadium, Los Angeles, CA
 Sat Aug 10 2002, 7:10 PM PDT
 Att: 48,321 - Sunny - 72 F

AB	38
R	10
H	15
RBI	10
BB	4
SO	5
LOB	18



Batter	1	2	3	4	5	6	7	8	9	AB	R	H	RBI	BB	SO	LOB	TOP					
Dave Roberts, L (1, 8) OBP: 0.364, SLG: 0.370	1-2 F8		0-0 B3		0-0 1B 2B			2-2 G6-3		4	1	1	1	0	0	0	Los Angeles Dodgers @ Montreal Expos Olympic Stadium, Montreal, QB Tue Aug 13 2002, 7:05 PM EDT Att: 13,263 - Dome - 72 F					
Marquis Grissom, R (1, 7) OBP: 0.332, SLG: 0.535	0-3 K		0-1 G4-3		2-0 2H 1B			1-3 K		4	0	1	1	0	2	0						
Adrian Beltré, R (1, 5) OBP: 0.308, SLG: 0.436	2-0 G4-3			0-0 F8	2-0 G6-3			4-1 BB		3	0	0	0	1	0	1						
Shawn Green, L (1, 9) OBP: 0.378, SLG: 0.578		0-0 B5-3 1B 2B		2-2 FC5-4 1B		1-2 CS 1B		1-3 K		4	1	3	0	0	1	1						
Paul Lo Duca, R (1, 2) OBP: 0.336, SLG: 0.407 Cesar Izturis, S (9, PR) OBP: 0.253, SLG: 0.297	1-0 B5-3		0-0 FC5-4		3-1 F9			1-2 G1-3 2B		4	0	1	0	0	0	3						
Eric Karros, R (1, 3) OBP: 0.331, SLG: 0.403	1-2 1B		1-3 K		1-1 F8			2-3 K2-3		4	0	1	1	0	2	3						
Mark Grudzielanek, R (1, 4) OBP: 0.304, SLG: 0.304	0-0 F8				3-2 G4-3		0-3 K	1-1 G1-3		4	0	0	0	0	1	2						
Alex Cora, L (1, 6) OBP: 0.348, SLG: 0.436 Dave Hansen, L (9, PH) OBP: 0.351, SLG: 0.420 Mike Kinkade, R (9, PH) OBP: 0.467, SLG: 0.462	3-0 G1-3				1-1 E4 SH1-4 2B		2-2 F7	1-3 K		3	1	0	0	0	0	1						
Andy Ashby, R (1, 1) OBP: 0.195, SLG: 0.231 Eric Gagne, R (8, 1)			1-3 K		0-1 SH1-4		1-3 K			2	0	0	0	0	2	0						
					1-2					0	0	0	0	0	0	0						
Inning Stats	R: 0 E: 0 K: 1 S: 7	H: 0 LOB: 0 BB: 0 P: 10	R: 1 E: 0 K: 0 S: 8	H: 2 LOB: 1 BB: 0 P: 13	R: 0 E: 0 K: 1 S: 9	H: 0 LOB: 0 BB: 0 P: 10	R: 0 E: 0 K: 1 S: 8	H: 1 LOB: 1 BB: 0 P: 11	R: 2 E: 1 K: 0 S: 11	H: 2 LOB: 1 BB: 0 P: 19	R: 0 E: 0 K: 0 S: 9	H: 1 LOB: 0 BB: 0 P: 12	R: 0 E: 0 K: 2 S: 11	H: 0 LOB: 0 BB: 0 P: 14	R: 0 E: 0 K: 2 S: 11	H: 0 LOB: 1 BB: 1 P: 19	R: 0 E: 0 K: 2 S: 12	H: 1 LOB: 2 BB: 0 P: 17	1B: 4 2B: 3 3B: 0 HR: 0	SF: 0 SAC: 1 DP: 0 HBP: 0	WP: 0 PB: 0 SB: 0 CS: 1	PA: 35
PITCHER	IP WLS BF H R ER SO BB IBB HBP BLK WP HR S P ERA WHIP																					
Tomo Ohka, R (1, 1) ERA: 3.41	7.0		27	6	3	1	5	0	0	0	0	0	0	0	63	89	1.29	0.857				
Dan Smith, R (8, 1) ERA: 2.45	1.2	W	7	1	0	0	3	1	0	0	0	0	0	0	20	32	0.00	1.200				
Scott Stewart, L (9, 1) ERA: 3.04	0.1	S	1	0	0	0	1	0	0	0	0	0	0	0	3	4	0.00	0.000				

Batter	1	2	3	4	5	6	7	8	9	AB	R	H	RBI	BB	SO	LOB	BOTTOM					
Jose Macias, S (1, 6) OBP: 0.307, SLG: 0.379	4-2 1B 2B BB	2-1 G4-3			0-1 G4-3		2-1 F7			3	1	0	0	1	0	1	Los Angeles Dodgers @ Montreal Expos Olympic Stadium, Montreal, QB Tue Aug 13 2002, 7:05 PM EDT Att: 13,263 - Dome - 72 F					
Brad Wilkerson, L (1, 8) OBP: 0.369, SLG: 0.452	0-0 2B 1B		3-1 PB 2B		2-3 K			0-3 K		4	1	2	0	0	2	0						
Jose Vidro, S (1, 4) OBP: 0.372, SLG: 0.469	2-1 G5-3		0-1 F7		1-2 G4-3			0-0 G4-3		4	0	1	1	0	0	1						
Vladimir Guerrero, R (1, 9) OBP: 0.414, SLG: 0.607	2-0 G5-3		1-0 G5-3		2-1 G5-3 SH2-3 1B			3-0 HR 1B		4	1	2	1	0	0	2						
Troy O'Leary, L (1, 7) OBP: 0.365, SLG: 0.418	2-3 3H L4		1-1 G4-3		0-0 SH2-3			0-0 HR		3	1	1	2	0	0	2						
Fernando Tatis, R (1, 5) OBP: 0.317, SLG: 0.426	1-2 G6-3			3-2 G1-3		1-2 G5-3		4-1 BB		3	0	0	0	1	0	2						
Andres Galarraga, R (1, 3) OBP: 0.354, SLG: 0.393		1-1 G6-3		1-3 K		1-0 P4		2-2 L9		4	0	0	0	0	1	2						
Michael Barrett, R (1, 2) OBP: 0.350, SLG: 0.426		2-2 S 1B		2-1 2B			2-0 CS 1B			3	0	3	0	0	0	0						
Tomo Ohka, S (1, 1) OBP: 0.195, SLG: 0.179 Wilton Guerrero, S (7, PH) OBP: 0.286, SLG: 0.283 Dan Smith, R (8, 1) Scott Stewart, R (9, 1)		0-3 K		0-3 K		1-2 G6-3				2	0	0	0	0	2	2						
										1	0	0	0	0	0	1						
										0	0	0	0	0	0	0						
										0	0	0	0	0	0	0						
Inning Stats	R: 2 E: 0 K: 0 S: 12	H: 2 LOB: 1 BB: 1 P: 21	R: 0 E: 0 K: 1 S: 13	H: 1 LOB: 1 BB: 0 P: 18	R: 0 E: 0 K: 2 S: 12	H: 1 LOB: 1 BB: 0 P: 18	R: 0 E: 0 K: 1 S: 9	H: 0 LOB: 0 BB: 0 P: 12	R: 0 E: 0 K: 0 S: 7	H: 1 LOB: 1 BB: 0 P: 11	R: 0 E: 0 K: 0 S: 6	H: 1 LOB: 0 BB: 0 P: 11	R: 0 E: 0 K: 1 S: 10	H: 2 LOB: 1 BB: 1 P: 19	1B: 5 2B: 3 3B: 0 HR: 1	SF: 0 SAC: 1 DP: 0 HBP: 0	WP: 0 PB: 1 SB: 1 CS: 1	PA: 34				
PITCHER	IP WLS BF H R ER SO BB IBB HBP BLK WP HR S P ERA WHIP																					
Andy Ashby, R (1, 1) ERA: 3.56	7.2		31	8	3	3	5	1	0	0	0	0	0	0	71	111	3.52	1.174				
Eric Gagne, R (8, 1) ERA: 2.15	0.1	L	3	1	1	1	0	1	0	0	0	0	0	1	5	11	27.00	6.000				

AB 33
R 3
H 7
RBI 3
BB 1
SO 9
LOB 13



AB 31
R 4
H 9
RBI 4
BB 2
SO 5
LOB 13



Batter	1	2	3	4	5	6	7	8	9	AB	R	H	RBI	BB	SO	LOB	TOP											
Dave Roberts, L OBP: 0.370, SLG: 0.378 (1, 8)										3	1	2	0	2	0	0												
Marquis Grissom, R OBP: 0.333, SLG: 0.541 (1, 7)										5	1	2	1	0	0	4												
Adrian Beltré, R OBP: 0.309, SLG: 0.435 (1, 5)										5	0	2	0	0	2	2												
Shawn Green, L OBP: 0.378, SLG: 0.582 (1, 9)										4	1	1	1	1	1	4												
Paul Lo Duca, R OBP: 0.337, SLG: 0.407 (1, 2)										5	0	2	1	0	0	3												
Tyler Houston, L OBP: 0.342, SLG: 0.460 (1, 3)										5	1	1	0	0	3	6												
Mark Grudzielanek, R OBP: 0.303, SLG: 0.383 Paul Quantrill, L Eric Gagne, R (8, 1) (9, 1)										4	0	1	0	0	1	4	AB 38											
Alex Cora, L OBP: 0.357, SLG: 0.443 (8, 4)										4	1	3	1	0	0	1	R 5											
Kaz Ishii, L OBP: 0.146, SLG: 0.109 Paul Shuey, R Cesar Izturis, S OBP: 0.252, SLG: 0.296 (8, 6) (8, 6)										2	0	0	0	0	2	2	H 14											
Inning Stats	R: 1 E: 1 K: 2 S: 14	H: 3 LOB: 3 BB: 0 P: 22	R: 1 E: 1 K: 1 S: 10	H: 2 LOB: 0 BB: 0 P: 12	R: 1 E: 0 K: 1 S: 8	H: 2 LOB: 0 BB: 0 P: 15	R: 0 E: 0 K: 0 S: 7	H: 1 LOB: 2 BB: 1 P: 13	R: 0 E: 0 K: 2 S: 9	H: 1 LOB: 1 BB: 0 P: 13	R: 0 E: 0 K: 2 S: 12	H: 0 LOB: 1 BB: 1 P: 18	R: 1 E: 0 K: 0 S: 15	H: 2 LOB: 2 BB: 0 P: 23	R: 1 E: 0 K: 1 S: 10	H: 2 LOB: 2 BB: 1 P: 19	1B: 8 2B: 5 3B: 0 HR: 1	SF: 0 SAC: 1 DP: 2 HBP: 0	WP: 0 PB: 1 SB: 1 CS: 0	PA: 42								
PITCHER	IP	WLS	BF	H	R	ER	SO	BB	IBB	HBP	BLK	WP	HR	S	P	ERA	WHIP											
Bartolo Colon, R ERA: 2.76 52 T.J. Tucker, R ERA: 3.57 Jim Brower, R ERA: 4.48	(1, 1)	7.0	L	31	10	3	2	8	2	0	0	0	0	1	68	105	2.57	1.714										
	(8, 1)	1.0		5	2	1	1	0	0	0	0	0	0	0	15	23	9.00	2.000										
	(9, 1)	1.0		6	2	1	1	1	0	1	0	0	0	0	10	19	9.00	2.000										

Los Angeles Dodgers @ Montreal Expos
Olympic Stadium, Montreal, QB
Wed Aug 14 2002, 7:05 PM EDT
Att: 13,416 - Dome - 72 F

livebaseballscorecards.com

Batter	1	2	3	4	5	6	7	8	9	AB	R	H	RBI	BB	SO	LOB	BOTTOM										
Jose Macias, S OBP: 0.306, SLG: 0.381 (1, 8)										4	0	1	0	0	0	4											
Jose Vidro, S OBP: 0.369, SLG: 0.465 (1, 4)										4	1	0	0	0	1	2											
Vladimir Guerrero, R OBP: 0.412, SLG: 0.696 (1, 9)										4	1	1	0	0	0	1											
Fernando Tatis, R OBP: 0.316, SLG: 0.425 (1, 5)										3	0	1	1	0	1	0											
Troy O'Leary, L OBP: 0.362, SLG: 0.415 (1, 7)										4	0	1	1	0	1	1											
Orlando Cabrera, R OBP: 0.313, SLG: 0.363 (1, 6)										2	0	0	0	2	0	0											
Andres Galarraga, R OBP: 0.354, SLG: 0.389 Henry Mateo, S OBP: 0.240, SLG: 0.261 52 T.J. Tucker, R OBP: 0.750, SLG: 0.750 Jim Brower, R Wilton Guerrero, S OBP: 0.283, SLG: 0.280 (1, 3) (7, PH) (8, 1) (9, 1) (9, PH)										2	0	0	0	1	0	2	AB 29										
Michael Barrett, R OBP: 0.348, SLG: 0.422 (1, 2)										3	0	0	0	1	2	2	R 2										
Bartolo Colon, R OBP: 0.200, SLG: 0.172 Brad Wilkerson, L OBP: 0.371, SLG: 0.452 (1, 1) (7, PH) (8, 3)										2	0	0	0	0	1	1	H 4										
Inning Stats	R: 2 E: 1 K: 0 S: 14	H: 2 LOB: 2 BB: 1 P: 25	R: 0 E: 0 K: 2 S: 12	H: 0 LOB: 1 BB: 1 P: 19	R: 0 E: 0 K: 0 S: 10	H: 1 LOB: 0 BB: 0 P: 15	R: 0 E: 0 K: 1 S: 7	H: 0 LOB: 0 BB: 0 P: 14	R: 0 E: 0 K: 1 S: 9	H: 0 LOB: 0 BB: 0 P: 13	R: 0 E: 0 K: 0 S: 10	H: 0 LOB: 3 BB: 3 P: 25	R: 0 E: 0 K: 1 S: 8	H: 1 LOB: 1 BB: 0 P: 10	R: 0 E: 0 K: 2 S: 8	H: 0 LOB: 0 BB: 0 P: 10	1B: 2 2B: 2 3B: 0 HR: 0	SF: 1 SAC: 0 DP: 1 HBP: 0	WP: 0 PB: 0 SB: 1 CS: 0	PA: 35							
PITCHER	IP	WLS	BF	H	R	ER	SO	BB	IBB	HBP	BLK	WP	HR	S	P	ERA	WHIP										
Kaz Ishii, L ERA: 4.0 Paul Shuey, R ERA: 3.6 Paul Quantrill, R ERA: 3.0 Eric Gagne, R ERA: 2.11	(1, 1)	6.0	W	25	3	0	4	4	0	0	0	0	0	8	15	0.00	1.000										
	(7, 1)	1.0	H	3	0	0	0	1	0	0	0	0	0	8	10	0.00	1.000										
	(8, 1)	1.0	H	4	1	0	0	0	0	0	0	0	0	8	10	0.00	1.000										
	(9, 1)	1.0	S	3	0	0	2	0	0	0	0	0	0	8	10	0.00	0.000										

Los Angeles Dodgers @ Montreal Expos
Olympic Stadium, Montreal, QB
Wed Aug 14 2002, 7:05 PM EDT
Att: 13,416 - Dome - 72 F

livebaseballscorecards.com

Batter	1	2	3	4	5	6	7	8	9	AB	R	H	RBI	BB	SO	LOB	TOP										
Dave Roberts, L (1, 8) OBP: 0.366, SLG: 0.374	F7		G4-3			G3		L9		4	0	0	1	0	0	2	Los Angeles Dodgers @ Montreal Expos Olympic Stadium, Montreal, QB Thu Aug 15 2002, 7:05 PM EDT Att: 10,985 - Dome - 72 F										
Marquis Grissom, R (1, 7) OBP: 0.332, SLG: 0.536	G4-3 1B		P4			G5-3		F7		4	0	1	0	0	0	2											
Adrián Beltré, R (1, 5) OBP: 0.309, SLG: 0.436	G4-3 1-2					K			F7	4	0	1	0	0	1	1											
Shawn Green, L (1, 9) OBP: 0.375, SLG: 0.576		K							K	4	0	0	0	0	3	1											
Paul Lo Duca, R (1, 2) OBP: 0.336, SLG: 0.405	F3					F8			G6-3	4	0	1	0	0	0	1											
Tyler Houston, L (1, 3) OBP: 0.339, SLG: 0.455										3	0	0	0	0	2	2											
Mark Grudzielanek, R (1, 4) OBP: 0.309, SLG: 0.385			SH5-4 G4-3 1B							3	1	2	0	0	0	1											
Alex Cora, L (1, 6) OBP: 0.357, SLG: 0.441			G4-3 SH5-4 1B			G4-6-3 1-2			G5-3	3	0	1	0	0	0	1											
Omar Daal, L (1, 1) OBP: 0.133, SLG: 0.241			SH5-4			G3-1				1	0	0	0	0	0	0											
Mike Kinkade, R (8, PH) OBP: 0.500, SLG: 0.571										1	0	1	0	0	0	0											
Paul Quantrill, L (8, 1)										0	0	0	0	0	0	0											
Jesse Orosco, R (8, 1)										0	0	0	0	0	0	0											
Eric Gagne, R (9, 1)										0	0	0	0	0	0	0											
Inning Stats	R: 0 E: 0 K: 0 S: 7	H: 1 LOB: 0 BB: 0 P: 8	R: 0 E: 0 K: 2 S: 8	H: 0 LOB: 0 BB: 0 P: 11	R: 1 E: 0 K: 0 S: 11	H: 2 LOB: 1 BB: 0 P: 12	R: 0 E: 0 K: 2 S: 14	H: 1 LOB: 1 BB: 0 P: 22	R: 0 E: 0 K: 0 S: 7	H: 0 LOB: 0 BB: 0 P: 12	R: 0 E: 0 K: 0 S: 8	H: 1 LOB: 1 BB: 0 P: 11	R: 0 E: 0 K: 1 S: 12	H: 1 LOB: 0 BB: 0 P: 16	R: 0 E: 0 K: 1 S: 7	H: 0 LOB: 0 BB: 0 P: 9	1B: 5 2B: 2 3B: 0 HR: 0	SF: 0 SAC: 1 DP: 2 HBP: 0	WP: 0 PB: 0 SB: 0 CS: 0	PA: 32							
PITCHER	IP	WLS	BF	H	R	ER	SO	BB	IBB	HBP	BLK	WP	HR	S	P	ERA	WHIP										
Javier Vazquez, R (1, 1) ERA: 3.77	7.0	L	25	6	1	1	5	0	0	0	0	0	0	62	84	1.29	0.857										
Joey Eischen, L (8, 1) ERA: 1.46	0.2		3	1	0	0	0	0	0	0	0	0	0	9	12	0.00	1.500										
Dan Smith, R (8, 1) ERA: 2.39	0.2		2	0	0	0	0	0	0	0	0	0	0	4	5	0.00	0.000										
Scott Stewart, L (9, 1) ERA: 3.0	0.2		2	0	0	0	1	0	0	0	0	0	0	6	8	0.00	0.000										

AB	31
R	1
H	7
RBI	1
BB	0
SO	6
LOB	11



Batter	1	2	3	4	5	6	7	8	9	AB	R	H	RBI	BB	SO	LOB	BOTTOM										
Jose Vidro, S (1, 4) OBP: 0.371, SLG: 0.465	F9									4	0	2	0	1	0	1	Los Angeles Dodgers @ Montreal Expos Olympic Stadium, Montreal, QB Thu Aug 15 2002, 7:05 PM EDT Att: 10,985 - Dome - 72 F										
Orlando Cabrera, R (1, 6) OBP: 0.315, SLG: 0.365	G6-3 BB		L8			F9				3	0	1	0	1	0	2											
Vladimir Guerrero, R (1, 9) OBP: 0.411, SLG: 0.662	G6-3 1-2		L9			P4				3	0	0	0	1	0	3											
Andres Galarraga, R (1, 3) OBP: 0.352, SLG: 0.387	P3					L4				4	0	1	0	0	1	3											
Fernando Tatis, R (1, 5) OBP: 0.315, SLG: 0.421			K			F8				3	0	0	0	1	1	1											
Troy O'Leary, L (1, 7) OBP: 0.355, SLG: 0.406						F7				4	0	0	0	0	0	3											
Michael Barrett, R (1, 2) OBP: 0.183, SLG: 0.153										4	0	1	0	0	0	0											
Henry Mateo, S (9, PR) OBP: 0.240, SLG: 0.261						G4-3				0	0	0	0	0	0	0											
Wilton Guerrero, S (1, 8) OBP: 0.284, SLG: 0.281										3	0	1	0	0	1	1											
Javier Vazquez, R (1, 1) ERA: 3.77										1	0	1	0	0	0	0											
Jose Mestas, S (7, PH) OBP: 0.205, SLG: 0.379										1	0	0	0	0	0	1											
Joey Eischen, L (8, 1) ERA: 1.46										0	0	0	0	0	0	0											
Dan Smith, R (8, 1) ERA: 2.39										0	0	0	0	0	0	0											
Scott Stewart, R (9, 1) ERA: 3.0										0	0	0	0	0	0	0											
Brad Wilkerson, L (9, PH) OBP: 0.376, SLG: 0.451										1	0	0	0	0	1	2											
Inning Stats	R: 0 E: 0 K: 0 S: 8	H: 0 LOB: 1 BB: 1 P: 15	R: 0 E: 0 K: 1 S: 7	H: 0 LOB: 0 BB: 0 P: 10	R: 0 E: 0 K: 0 S: 6	H: 1 LOB: 2 BB: 1 P: 12	R: 0 E: 0 K: 0 S: 6	H: 0 LOB: 0 BB: 0 P: 9	R: 0 E: 0 K: 0 S: 10	H: 1 LOB: 1 BB: 0 P: 15	R: 0 E: 0 K: 0 S: 10	H: 1 LOB: 1 BB: 0 P: 19	R: 0 E: 0 K: 0 S: 7	H: 1 LOB: 3 BB: 2 P: 14	R: 0 E: 0 K: 1 S: 16	H: 2 LOB: 2 BB: 2 P: 30	R: 0 E: 1 K: 1 S: 13	H: 1 LOB: 2 BB: 0 P: 17	1B: 5 2B: 2 3B: 0 HR: 0	SF: 0 SAC: 2 DP: 0 HBP: 0	WP: 0 PB: 0 SB: 0 CS: 0	PA: 37					
PITCHER	IP	WLS	BF	H	R	ER	SO	BB	IBB	HBP	BLK	WP	HR	S	P	ERA	WHIP										
Omar Daal, L (1, 1) ERA: 3.72	7.0	W	27	4	0	0	2	2	0	0	0	0	0	14	27	0.00	6.000										
Paul Quantrill, R (8, 1) ERA: 2.97	0.2	H	5	2	0	0	1	2	0	0	0	0	0	2	3	0.00	0.000										
Jesse Orosco, L (8, 1) ERA: 2.86	0.1	H	1	0	0	0	0	0	0	0	0	0	0	2	3	0.00	0.000										
Eric Gagne, R (9, 1) ERA: 2.08	1.0	S	4	1	0	0	1	0	0	0	0	0	0	13	17	0.00	1.000										

AB	31
R	0
H	7
RBI	0
BB	4
SO	4
LOB	17



Batter	1	2	3	4	5	6	7	8	9	AB	R	H	RBI	BB	SO	LOB	TOP				
Mark Grudzielanek, R OBP: 0.309, SLG: 0.386 (1.4)	G5-3		K		K			HR		4	1	1	0	0	2	1	Los Angeles Dodgers @ New York Mets Shea Stadium, Flushing, NY Fri Aug 16 2002, 7:10 PM EDT Att: 35,089 - Overcast - 85 F				
Marquis Grissom, R OBP: 0.335, SLG: 0.546 (1.8)	P4			BB		G4-3		HR		3	2	1	2	1	0	0					
Adrian Beltré, R OBP: 0.310, SLG: 0.437 (1.5)	1B			K		G5-3		FC6-4		4	0	2	0	0	1	1					
Shawn Green, L OBP: 0.374, SLG: 0.572 (1.9)	G4-3			E		F7		K		3	0	0	0	1	1	2					
Paul Lo Duca, R OBP: 0.335, SLG: 0.404 (1.2)		F7		E7			F9	FC6-4		4	0	1	0	0	0	1					
Brian Jordan, R OBP: 0.323, SLG: 0.442 Dave Roberts, L OBP: 0.366, SLG: 0.374 (9.8)	G1-3			F2			G1-2-3		F8	4	0	0	0	0	0	2					
Eric Karros, R OBP: 0.351, SLG: 0.402 Kevin Brown, R OBP: 0.313, SLG: 0.563 Tyler Houston, L OBP: 0.338, SLG: 0.454 Eric Gagne, R (9.1)	F9			G4-3				1B	F5	3	0	1	0	0	0	2					
Cesar Izturis, S OBP: 0.252, SLG: 0.296 (1.6)			CS		G5-3		G3		G4-3	4	0	1	0	0	0	1					
Hideo Nomo, R OBP: 0.102, SLG: 0.087 Dave Hansen, L OBP: 0.351, SLG: 0.420 Mike Kinkade, R OBP: 0.471, SLG: 0.533 (8.3)	K			G1-3				K		2	0	0	0	0	1	1					
Inning Stats	R: 0 E: 0 K: 0 S: 8	H: 1 LOB: 1 BB: 0 P: 13	R: 0 E: 0 K: 0 S: 10	H: 0 LOB: 0 BB: 0 P: 13	R: 0 E: 0 K: 2 S: 9	H: 1 LOB: 1 BB: 0 P: 15	R: 1 E: 1 K: 1 S: 16	H: 1 LOB: 2 BB: 0 P: 29	R: 0 E: 0 K: 1 S: 7	H: 0 LOB: 0 BB: 0 P: 12	R: 0 E: 0 K: 0 S: 6	H: 1 LOB: 1 BB: 0 P: 11	R: 2 E: 0 K: 2 S: 12	H: 3 LOB: 1 BB: 0 P: 17	R: 0 E: 0 K: 0 S: 7	H: 0 LOB: 0 BB: 0 P: 9		1B: 5 2B: 2 3B: 0 HR: 1	SF: 0 SAC: 0 DP: 1 HBP: 0	WP: 0 PB: 0 SB: 0 CS: 1	PA: 35
PITCHER	IP	WLS	BF	H	R	ER	SO	BB	IBB	HBP	BLK	WP	HR	S	P	ERA	WHIP				
Mike Bacsik, L ERA: 3.76 David Weathers, R ERA: 2.79 Mark Guthrie, L ERA: 2.43 Steve Reed, R ERA: 2.01	6.0		22	3	1	0	4	2	0	0	0	0	0	56	91	0.00	0.833				

Batter	1	2	3	4	5	6	7	8	9	AB	R	H	RBI	BB	SO	LOB	BOTTOM				
Timo Perez, L OBP: 0.327, SLG: 0.451 (1.8)	F9		F8		P6		BB			4	0	1	1	0	0	1	Los Angeles Dodgers @ New York Mets Shea Stadium, Flushing, NY Fri Aug 16 2002, 7:10 PM EDT Att: 35,089 - Overcast - 85 F				
Roger Cedeno, S OBP: 0.314, SLG: 0.346 Mark Guthrie, R Steve Reed, R (8.1)	S		K		G6-3		1B			2	0	0	0	2	1	1					
Mo Vaughn, L OBP: 0.340, SLG: 0.445 (1.3)	K		F9			P6	G3			4	0	0	0	0	1	4					
Tony Tarasco, L OBP: 0.278, SLG: 0.494 (8.7)	F8			G5-3		F9		P4		3	0	0	0	1	0	1					
John Valentin, R OBP: 0.351, SLG: 0.380 (1.5)	G6-3			K			2-4	K		4	0	1	0	0	2	1					
Ty Wigginton, R OBP: 0.362, SLG: 0.489 (1.4)	HR			G5-3		2-4	F7	CS		3	1	1	1	1	0	1					
Vance Wilson, R OBP: 0.309, SLG: 0.391 (1.2)	G6-3			K				CS		3	0	0	0	1	2	1					
Rey Ordóñez, R OBP: 0.282, SLG: 0.331 (1.6)					G4-3		FC4-6		G1-3	4	1	2	0	0	0	1					
Mike Bacsik, L David Weathers, R Jeromy Burnitz, L OBP: 0.311, SLG: 0.329 (7.9)	F2				G4-3		BB	1B	K	2	0	0	0	0	0	2					
Inning Stats	R: 0 E: 0 K: 1 S: 13	H: 2 LOB: 1 BB: 0 P: 16	R: 1 E: 0 K: 0 S: 11	H: 0 LOB: 0 BB: 0 P: 10	R: 0 E: 0 K: 2 S: 8	H: 0 LOB: 1 BB: 1 P: 14	R: 0 E: 0 K: 0 S: 6	H: 1 LOB: 1 BB: 0 P: 12	R: 1 E: 0 K: 0 S: 19	H: 1 LOB: 3 BB: 3 P: 36	R: 0 E: 0 K: 1 S: 8	H: 0 LOB: 1 BB: 1 P: 16	R: 0 E: 0 K: 2 S: 12	H: 0 LOB: 0 BB: 0 P: 16	1B: 4 2B: 0 3B: 0 HR: 1	SF: 0 SAC: 0 DP: 0 HBP: 0		WP: 0 PB: 0 SB: 2 CS: 1	PA: 37		
PITCHER	IP	WLS	BF	H	R	ER	SO	BB	IBB	HBP	BLK	WP	HR	S	P	ERA	WHIP				
Hideo Nomo, R ERA: 3.53 Kevin Brown, R ERA: 4.08 Eric Gagne, R ERA: 2.04	6.0	W	10	1	1	1	1	4	0	0	0	0	0	27	52	4.50	2.500				



Batter	1	2	3	4	5	6	7	8	9	AB	R	H	RBI	BB	SO	LOB	TOP				
Dave Roberts, L (1, 8) OBP: 0.368, SLG: 0.382	0-0 1B		K						F2	6	0	3	2	0	1	2	Los Angeles Dodgers @ New York Mets Shea Stadium, Flushing, NY Sat Aug 17 2002, 7:10 PM EDT Att: 50,763 - Cloudy - 80 F				
Marquis Grissom, R (1, 7) OBP: 0.336, SLG: 0.543	1-1 P3		1B	1B	1B		G6-3			5	2	2	0	0	0	3					
Mark Grudzielanek, R (1, 4) OBP: 0.307, SLG: 0.386 Cesar Izturis, S (7, 6) OBP: 0.252, SLG: 0.296	2-0 G6-3		1B	1B	E8 HR		F7			5	2	2	0	0	1	3					
Shawn Green, L (1, 9) OBP: 0.377, SLG: 0.580 Chad Kreuter, S (8, PH) OBP: 0.344, SLG: 0.364	4-1 BB		2B	1B	HR				FC5-4 1B	3	2	2	4	1	0	0					
Paul Lo Duca, R (1, 2) OBP: 0.334, SLG: 0.401	1-2 G4-3		F3	1B	G6-4-3 1B		G5-3		K	5	0	1	0	0	1	5					
Dave Hansen, L (1, 5) OBP: 0.353, SLG: 0.430		G4-3	2B	1B	G6-4-3 1B		F9		FC5-4 1-2	5	1	2	1	0	0	1					
Mike Kinkade, R (1, 3) OBP: 0.500, SLG: 0.579	2-2 1B		1B	2B	G6-4-3				K	4	2	2	2	0	1	3					
Alex Cora, L (1, 6) OBP: 0.358, SLG: 0.437	2-1 F8		1B	IBB	G3		1-2 3B		F9	4	1	1	0	1	0	2					
Odalis Perez, L (1, 1) OBP: 0.143, SLG: 0.224 Kevin Beirne, L (8, 1)	1-3 K						1-2 P6		P5	4	0	1	1	0	2	3					
Tyler Houston, L (9, PH) OBP: 0.337, SLG: 0.452 Paul Shuey, R (9, 1)	1-3 1B									0	0	0	0	0	0	0					
Inning Stats	R: 0 E: 0 K: 0 S: 10	H: 1 LOB: 2 BB: 1 P: 16	R: 0 E: 0 K: 1 S: 11	H: 1 LOB: 1 BB: 0 P: 19	R: 5 E: 0 K: 1 S: 15	H: 6 LOB: 2 BB: 1 P: 25	R: 3 E: 1 K: 0 S: 10	H: 5 LOB: 1 BB: 0 P: 14	R: 0 E: 0 K: 0 S: 9	H: 0 LOB: 0 BB: 0 P: 6	R: 2 E: 0 K: 1 S: 18	H: 2 LOB: 1 BB: 0 P: 25	R: 0 E: 0 K: 2 S: 13	H: 1 LOB: 1 BB: 0 P: 16	R: 0 E: 0 K: 0 S: 9	H: 0 LOB: 0 BB: 0 P: 12	1B: 13 2B: 2 3B: 1 HR: 1	SF: 0 SAC: 0 DP: 1 HBP: 1	WP: 0 PB: 0 SB: 1 CS: 0	PA: 46	
PITCHER	IP	WLS	BF	H	R	ER	SO	BB	IBB	HBP	BLK	WP	HR	S	P	ERA	WHIP				
Pedro Astacio, R (1, 1) ERA: 3.54	3.0	L	23	12	8	8	2	1	1	0	0	0	1	40	66	24.00	4.333				
Jeff D'Amico, R (4, 1) ERA: 5.06	3.0		10	2	0	0	1	0	0	0	0	0	0	20	28	0.00	0.667				
Jaime Cerda, L (7, 1) ERA: 2.55	1.0		6	2	2	2	1	0	0	1	0	0	0	18	25	18.00	2.000				
Scott Strickland, R (8, 1) ERA: 3.83	2.0		7	1	0	0	2	0	0	0	0	0	0	22	28	0.00	0.500				

Batter	1	2	3	4	5	6	7	8	9	AB	R	H	RBI	BB	SO	LOB	BOTTOM				
Roger Cedeno, S (1, 7) OBP: 0.313, SLG: 0.345	2-3 K			K			G3-1			4	0	1	1	0	2	0	Los Angeles Dodgers @ New York Mets Shea Stadium, Flushing, NY Sat Aug 17 2002, 7:10 PM EDT Att: 50,763 - Cloudy - 80 F				
Rey Ordonez, R (1, 6) OBP: 0.282, SLG: 0.328	0-1 G4-3			L9			31 HR		P6	3	1	0	0	1	0	2					
31 Mike Piazza, R (1, 2) OBP: 0.371, SLG: 0.541	1-1 G5-3			P5			1-H HR		P2	4	1	1	2	0	0	0					
John Valentin, R (1, 5) OBP: 0.348, SLG: 0.376		G1-3					L7		DI 1B	4	1	1	0	0	0	0					
Mo Vaughn, L (1, 3) OBP: 0.338, SLG: 0.441 Scott Strickland, R (8, 1)	2-3 K			G1-3			K		FC9-6 1B	3	0	0	0	0	2	0					
Jeromy Burnitz, L (9, PH) OBP: 0.313, SLG: 0.331										1	0	1	1	0	0	0					
Ty Wigginton, R (1, 4) OBP: 0.333, SLG: 0.449	0-1 G5-3			G1-4-3					P4	4	0	0	0	0	0	1					
Joe McEwing, R (1, 9) OBP: 0.220, SLG: 0.282			K				L9		G5-3	4	0	0	0	0	1	1					
Timo Perez, L (1, 8) OBP: 0.327, SLG: 0.448			P4				G3-1		WP DI 1B HBP	2	1	0	0	0	0	0					
Pedro Astacio, R (1, 1) OBP: 0.154, SLG: 0.157 Jeff D'Amico, R (4, 1) OBP: 0.158, SLG: 0.111 Marco Scutaro, R (6, PH) OBP: 0.182, SLG: 0.364 Jaime Cerda, L (7, 1) Tony Tarasco, L (8, 3) OBP: 0.286, SLG: 0.494	1-3 K								1B WP BB	1	0	0	0	0	1	0					
Inning Stats	R: 0 E: 0 K: 1 S: 7	H: 0 LOB: 0 BB: 0 P: 10	R: 0 E: 0 K: 1 S: 8	H: 0 LOB: 0 BB: 0 P: 12	R: 0 E: 0 K: 2 S: 10	H: 0 LOB: 0 BB: 0 P: 14	R: 0 E: 0 K: 1 S: 10	H: 0 LOB: 0 BB: 0 P: 14	R: 0 E: 0 K: 0 S: 4	H: 0 LOB: 0 BB: 0 P: 6	R: 2 E: 0 K: 1 S: 11	H: 1 LOB: 0 BB: 1 P: 18	R: 1 E: 0 K: 0 S: 17	H: 1 LOB: 2 BB: 1 P: 32	R: 1 E: 0 K: 0 S: 13	H: 2 LOB: 1 BB: 0 P: 16	1B: 3 2B: 0 3B: 0 HR: 1	SF: 0 SAC: 0 DP: 0 HBP: 1	WP: 1 PB: 0 SB: 0 CS: 0	PA: 34	
PITCHER	IP	WLS	BF	H	R	ER	SO	BB	IBB	HBP	BLK	WP	HR	S	P	ERA	WHIP				
Odalis Perez, L (1, 1) ERA: 3.12	7.0	W	23	1	2	2	7	1	0	0	0	0	1	61	87	2.57	0.286				
Kevin Beirne, R (8, 1) ERA: 3.69	1.0		6	1	1	1	0	1	0	1	0	1	0	17	32	9.00	2.000				
Paul Shuey, R (9, 1) ERA: 3.72	1.0		5	2	1	1	0	0	0	0	0	0	0	13	16	9.00	2.000				



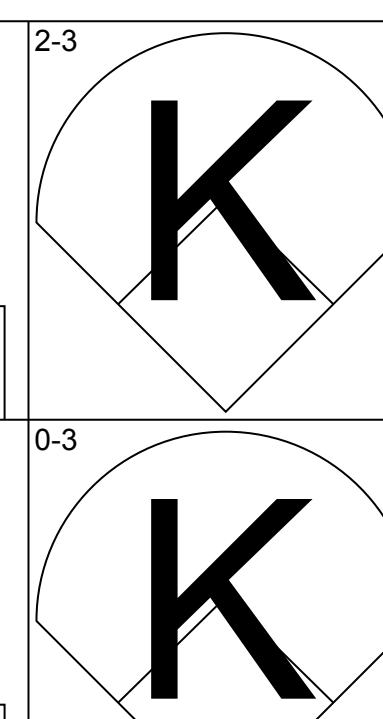
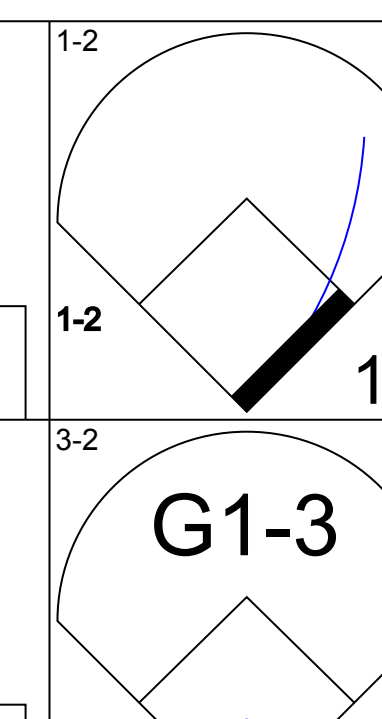
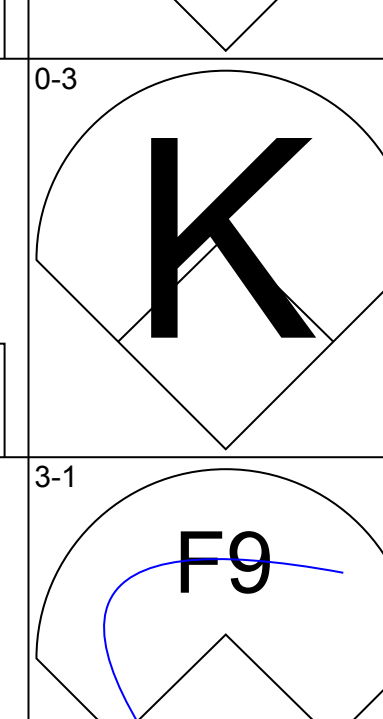
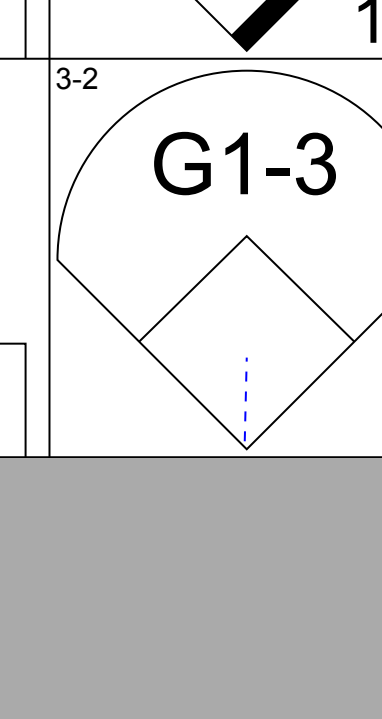
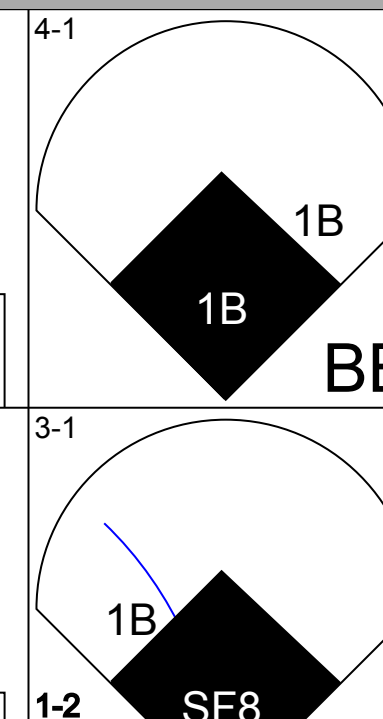

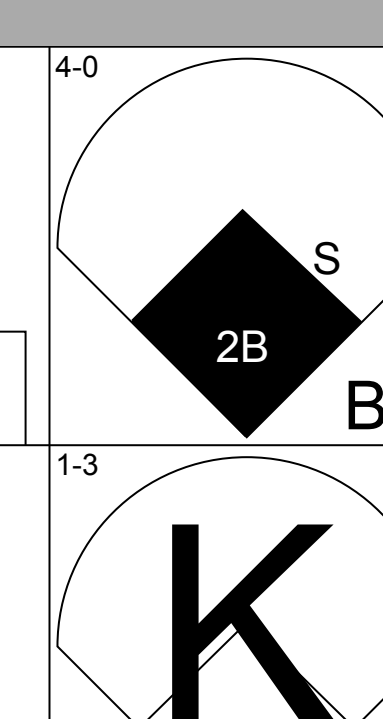
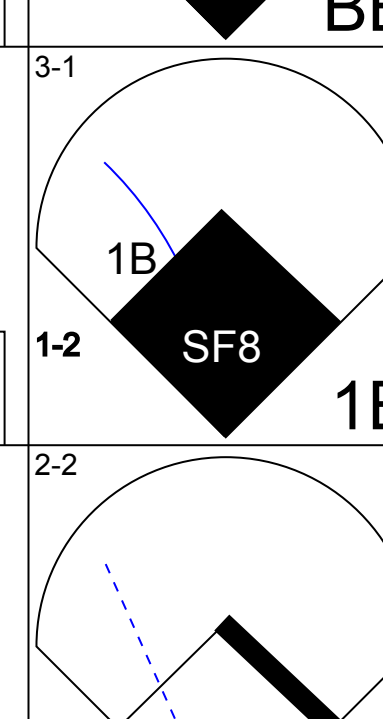
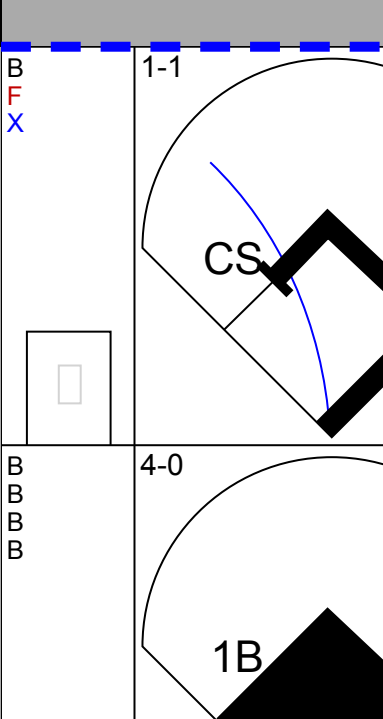
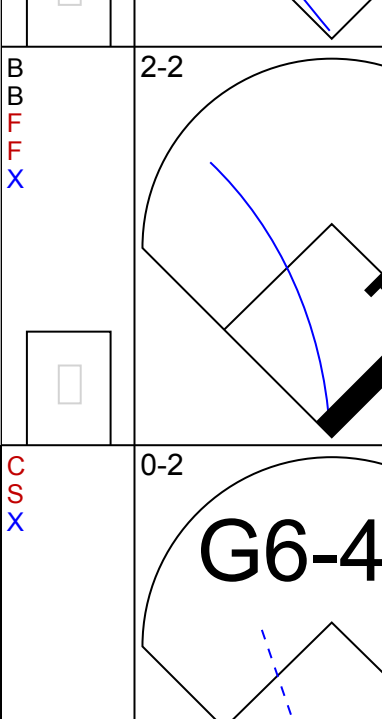

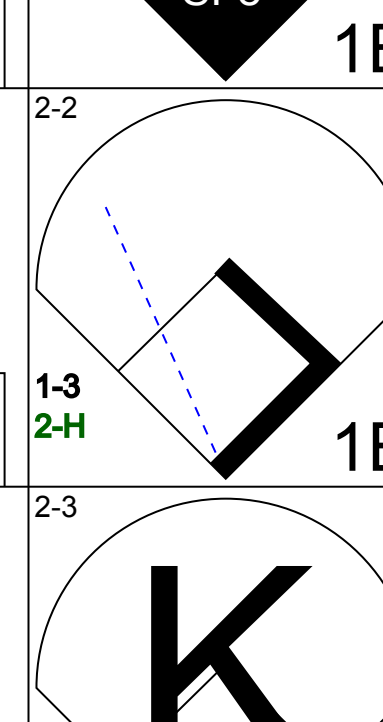
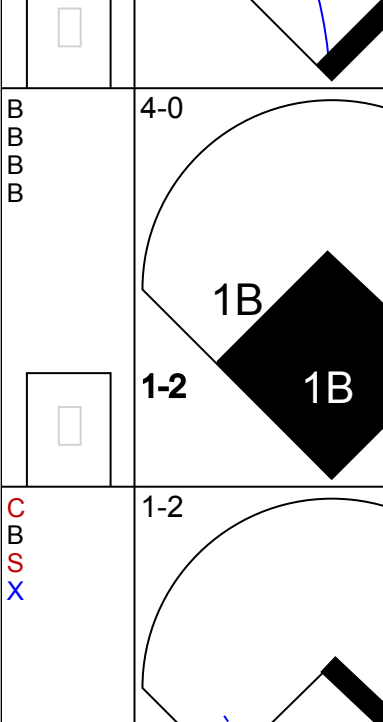
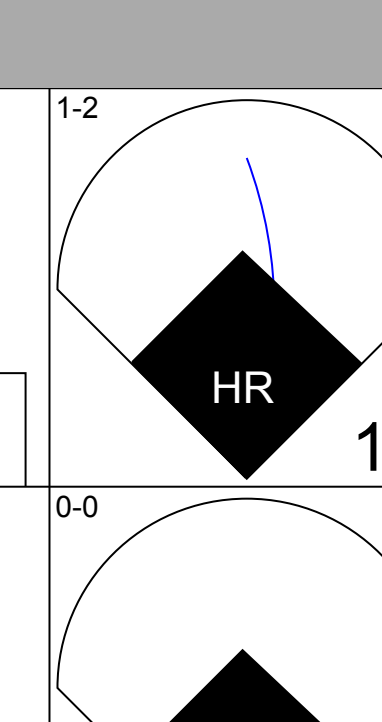

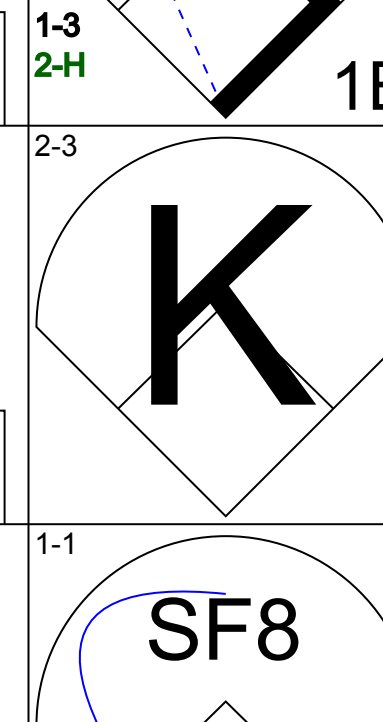
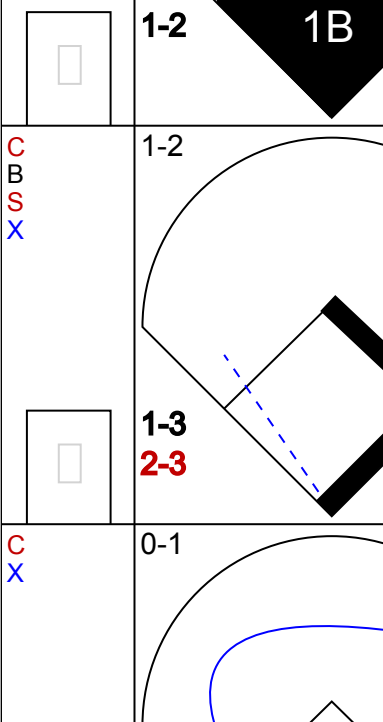
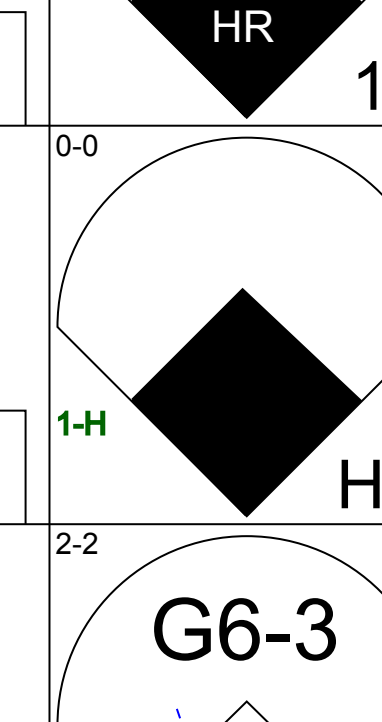
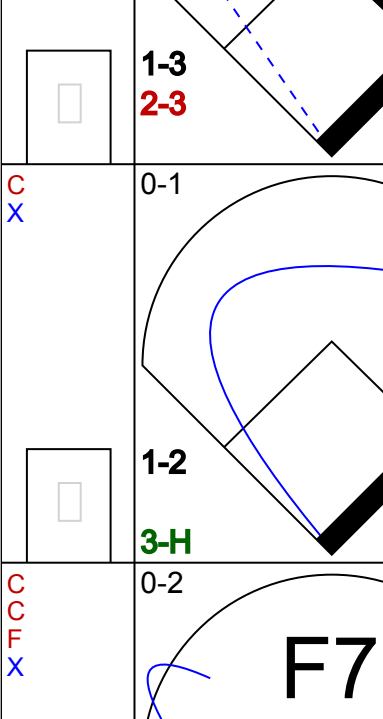
Batter	1	2	3	4	5	6	7	8	9	AB	R	H	RBI	BB	SO	LOB	TOP					
Dave Roberts, L (1, 8) OBP: 0.366, SLG: 0.379	1-1 BB S 1B		2-2 G4-3	2-2 G1-3			2-3 K		0-2 F8	5	0	1	0	0	1	1	Los Angeles Dodgers @ New York Mets Shea Stadium, Flushing, NY Sun Aug 18 2002, 1:10 PM EDT Att: 42,386 - Sunny - 91 F					
Marquis Grissom, R (1, 7) OBP: 0.337, SLG: 0.553	0-3 K		3-2 1B 3B		1-0 1B SF7 2B		1-1 G5-3		2-2 P4	5	2	2	0	0	1	2						
Adrian Beltré, R (1, 5) OBP: 0.312, SLG: 0.437	1-2 F7		3-2 S 1B		0-0 G5-4-3 1B		2-2 G4-3			4	0	2	1	0	0	1						
Shawn Green, L (1, 9) OBP: 0.378, SLG: 0.579	4-2 BB BB		1-1 S 1B		1-0 SF7 1B			1-2 G3		2	0	1	1	1	0	0						
Eric Karros, R (1, 3) OBP: 0.332, SLG: 0.401	4-0 BB BB		3-3 K		3-H G5-4-3 1B			3-3 K		1	0	0	0	1	1	2						
Mike Kinkade, R (3, 3) OBP: 0.458, SLG: 0.524	1-2 2-3 BB		1-2 2-3 K		1-2 1-1 G5-4-3 1B			2-0 K		2	0	0	0	0	1	1						
Mark Grudzielanek, R (1, 4) OBP: 0.311, SLG: 0.388	1-2 F2		4-2 BB		0-0 FC4-6 1B			1-2 E 1B		3	0	2	0	1	0	3						
Cesar Izturis, S (8, PR) OBP: 0.252, SLG: 0.296					1-1 FC4-6 E 1B			1-2 G3-1 1B		0	0	0	0	0	0	0						
Alex Cora, L (1, 6) OBP: 0.351, SLG: 0.427		1-2 G6-3	2-3 K		0-2 FC4-6 E 1B			1-2 G3-1 1B		4	0	0	0	0	1	5						
Chad Kreuter, S (1, 2) OBP: 0.340, SLG: 0.358		1-1 G1-3		2-3 K			3-3 K		3-2 1B	4	0	1	0	0	2	1						
Andy Ashby, R (1, 1) OBP: 0.182, SLG: 0.214		1-3 K		1-3 K			3-3 K		3-2 F9	3	0	0	0	0	3	1						
Paul Quantrill, L (8, 1) Dave Hansen, L (9, PH) Eric Gagne, R (9, 1)										0	0	0	0	0	0	0						
Inning Stats	R: 0 E: 0 K: 1 S: 17	H: 1 LOB: 3 BB: 2 P: 27	R: 0 E: 0 K: 1 S: 10	H: 0 LOB: 0 BB: 0 P: 13	R: 1 E: 0 K: 2 S: 22	H: 3 LOB: 3 BB: 1 P: 40	R: 0 E: 0 K: 2 S: 9	H: 0 LOB: 0 BB: 0 P: 14	R: 1 E: 0 K: 0 S: 5	H: 2 LOB: 0 BB: 0 P: 8	R: 0 E: 1 K: 2 S: 11	H: 1 LOB: 1 BB: 0 P: 17	R: 0 E: 0 K: 1 S: 9	H: 0 LOB: 0 BB: 0 P: 14	R: 0 E: 1 K: 1 S: 10	H: 1 LOB: 2 BB: 0 P: 17	R: 0 E: 0 K: 0 S: 15	H: 1 LOB: 1 BB: 0 P: 23	1B: 7 2B: 1 3B: 1 HR: 0	SF: 1 SAC: 0 DP: 1 HBP: 0	WP: 0 PB: 0 SB: 4 CS: 0	PA: 38
PITCHER	IP WLS BF H R ER SO BB IBB HBP BLK WP HR S P ERA WHIP																					
Steve Trachsel, R (1, 1) ERA: 3.73	5.0 L 23 6 2 2 6 3 0 0 0 0 0 0 63 102 3.60 1.800																					
Steve Reed, R (6, 1) ERA: 1.93	2.0 7 1 0 0 3 0 0 0 0 0 0 0 20 31 0.00 0.500																					
Mark Guthrie, L (8, 1) ERA: 2.38	1.0 4 1 0 0 1 0 0 0 0 0 0 0 10 17 0.00 1.000																					
Armando Benitez, R (9, 1) ERA: 2.42	1.0 4 1 0 0 0 0 0 0 0 0 0 0 15 23 0.00 1.000																					

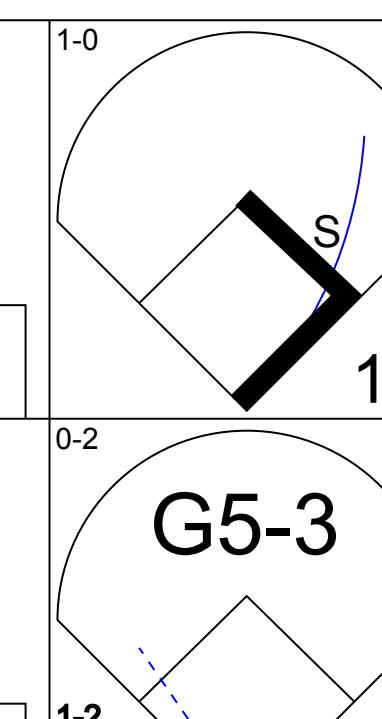
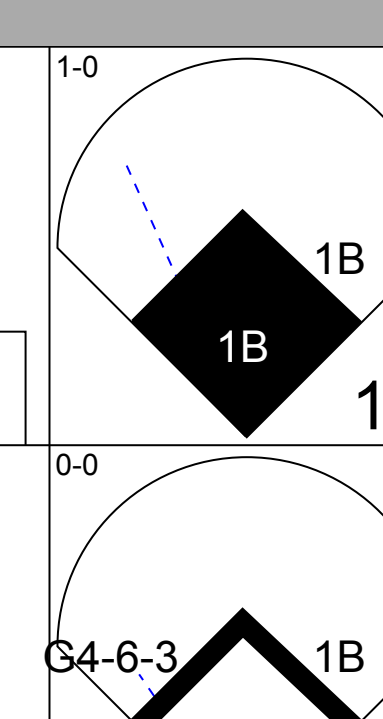
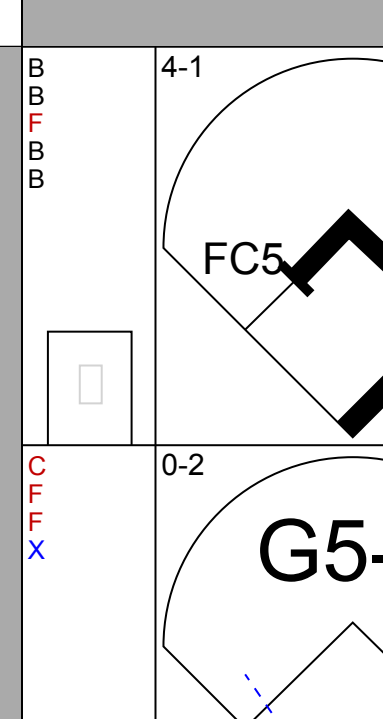
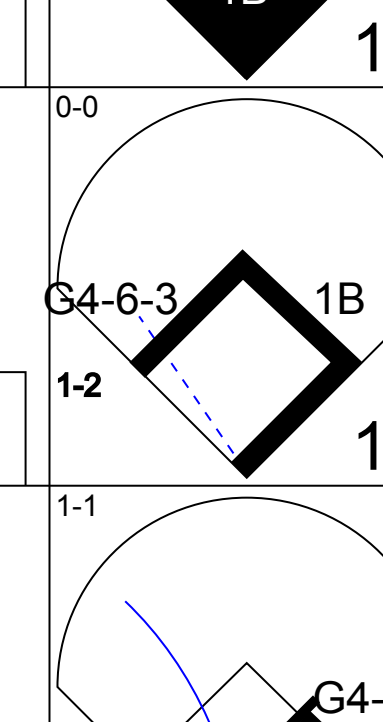
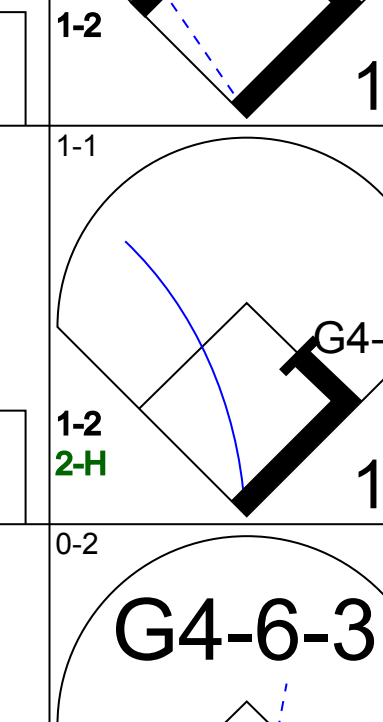
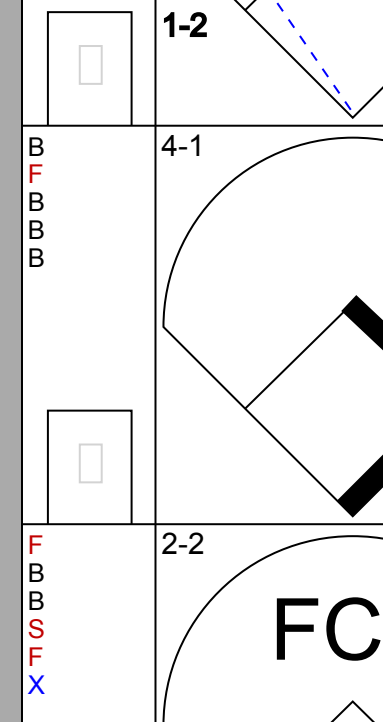
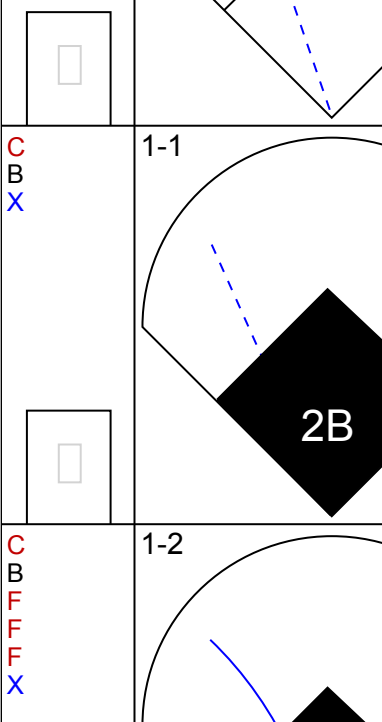
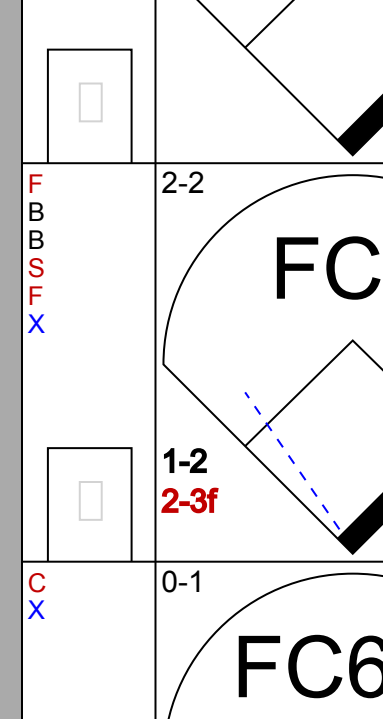
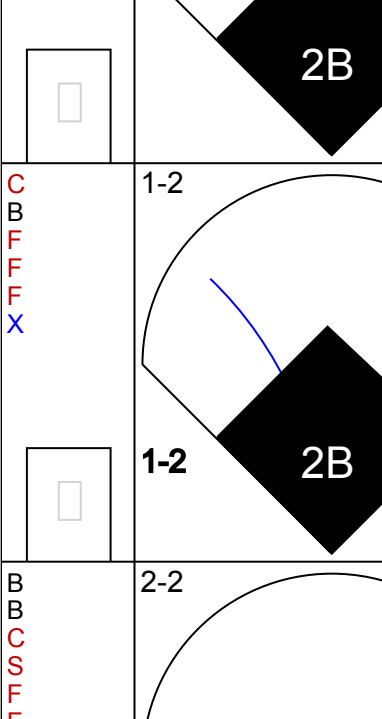
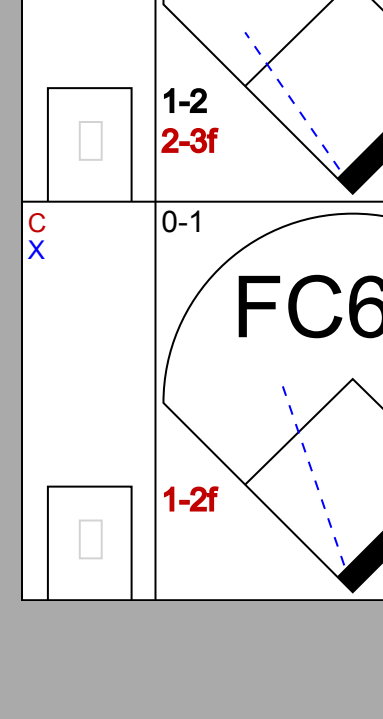
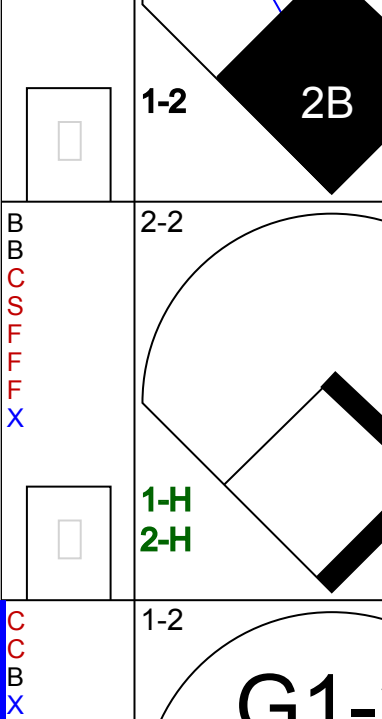
Batter	1	2	3	4	5	6	7	8	9	AB	R	H	RBI	BB	SO	LOB	BOTTOM					
Roberto Alomar, S (1, 4) OBP: 0.345, SLG: 0.383	2-2 G4-3		4-0 S 1B BB			2-1 1B		2-2 G4-3		3	1	1	0	1	0	0	Los Angeles Dodgers @ New York Mets Shea Stadium, Flushing, NY Sun Aug 18 2002, 1:10 PM EDT Att: 42,386 - Sunny - 91 F					
Timo Perez, L (1, 8) OBP: 0.327, SLG: 0.445	1-1 G3		3-1 1-H 1B			0-0 F8			2-2 G3	4	0	1	1	0	0	1						
31 Mike Piazza, R (1, 2) OBP: 0.368, SLG: 0.535	0-2 G5-3		0-1 G5-3			0-0 F8			1-3 K	4	0	0	0	0	1	2						
Mo Vaughn, L (1, 3) OBP: 0.337, SLG: 0.439		1-2 F9-4-5 1B		0-1 G6-3		0-0 F8			2-3 K	4	0	1	0	0	1	1						
Tony Tarasco, L (1, 7) OBP: 0.287, SLG: 0.488		1-1 1B		0-2 G4-3			0-0 L8			3	0	1	0	0	0	0						
Jeremy Burnitz, L (1, 9) OBP: 0.311, SLG: 0.328		1-2 F9-4-5 2-3		3-1 F9			3-2 F9			3	0	0	0	0	0	2						
John Valentin, R (1, 5) OBP: 0.343, SLG: 0.370		1-2 G6-3			0-1 P4		2-0 F7			3	0	0	0	0	0	1						
Marco Scutaro, R (1, 6) OBP: 0.143, SLG: 0.286			2-1 L8		2-3 K			0-3 K		3	0	0	0	0	2	0						
Steve Trachsel, R (1, 1) ERA: 3.46			2-1 L8		0-0 F7			0-0 G1-6-3		1	0	0	0	0	0	0						
Ty Wigginton, R (5, PH) OBP: 0.327, SLG: 0.440										0	0	0	0	0	0	0						
Steve Reed, R (8, 1) ERA: 2.92										0	0	0	0	0	0	0						
Mark Guthrie, R (8, 1) ERA: 2.38										0	0	0	0	0	0	0						
Roger Cedeno, S (8, PH) OBP: 0.332, SLG: 0.344										1	0	0	0	0	0	0						
Armando Benitez, R (9, 1) ERA: 2.01										0	0	0	0	0	0	0						
Inning Stats	R: 0 E: 0 K: 0 S: 9	H: 0 LOB: 0 BB: 0 P: 12	R: 0 E: 0 K: 0 S: 11	H: 2 LOB: 1 BB: 0 P: 15	R: 1 E: 0 K: 0 S: 8	H: 1 LOB: 1 BB: 1 P: 19	R: 0 E: 0 K: 0 S: 7	H: 0 LOB: 0 BB: 0 P: 10	R: 0 E: 0 K: 1 S: 6	H: 0 LOB: 0 BB: 0 P: 8	R: 0 E: 0 K: 0 S: 5	H: 1 LOB: 1 BB: 0 P: 7	R: 0 E: 0 K: 0 S: 7	H: 0 LOB: 0 BB: 0 P: 12	R: 0 E: 0 K: 1 S: 7	H: 0 LOB: 0 BB: 0 P: 9	R: 0 E: 0 K: 2 S: 11	H: 0 LOB: 0 BB: 0 P: 16	1B: 4 2B: 1 3B: 0 HR: 0	SF: 0 SAC: 0 DP: 1 HBP: 0	WP: 0 PB: 0 SB: 1 CS: 0	PA: 31
PITCHER	IP WLS BF H R ER SO BB IBB HBP BLK WP HR S P ERA WHIP																					
Andy Ashby, R (1, 1) ERA: 3.46	7.0 W 25 4 1 1 1 1 0 0 0 0 0 0 53 83 1.29 0.714																					
Paul Quantrill, R (8, 1) ERA: 2.92	1.0 H 3 0 0 0 1 0 0 0 0 0 0 0 7 9 0.00 0.000																					
Eric Gagne, R (9, 1) ERA: 2.01	1.0 S 3 0 0 0 2 0 0 0 0 0 0 0 11 16 0.00 0.000																					



livebaseballscorecards.com

livebaseballscorecards.com

Batter	1	2	3	4	5	6	7	8	9	AB	R	H	RBI	BB	SO	LOB	TOP					
Homer Bush, R OBP: 0.262, SLG: 0.266 (1, 4)			L9		F7		K			5	0	1	0	0	2	0	Florida Marlins @ Los Angeles Dodgers Dodger Stadium, Los Angeles, CA Tue Aug 20 2002, 7:10 PM PDT Att: 40,503 - Sunny - 68 F					
Mike Redmond, R OBP: 0.395, SLG: 0.400 (1, 2)			G5-3		P6			G1-3		5	0	1	0	0	1	2						
Kevin Millar, R OBP: 0.342, SLG: 0.470 (1, 7)	F9				G5-3				F9	4	1	0	0	1	1	1						
Preston Wilson, R OBP: 0.343, SLG: 0.440 (1, 8)							F8			4	2	3	0	1	0	1						
Derrek Lee, R OBP: 0.358, SLG: 0.460 (1, 3)									G6-4-3	4	2	2	1	1	1	2						
Juan Encarnacion, R OBP: 0.318, SLG: 0.439 (1, 9)										4	1	3	3	0	1	2						
Mike Lowell, R OBP: 0.354, SLG: 0.458 (1, 5)	F8			SF8				G6-3		3	0	1	2	0	0	1						
Mike Mordecai, R OBP: 0.285, SLG: 0.268 (1, 6)	G4-3					F7		G6-3		3	0	0	0	1	0	3						
Brad Penny, R OBP: 0.147, SLG: 0.176 (1, 1)			K		P3					3	0	0	0	0	1	4						
Tim Raines, S OBP: 0.367, SLG: 0.269 (8, PH)										0	0	0	0	1	0	0						
Vladimir Nunez, R OBP: 0.250, SLG: 0.250 (8, 1)										0	0	0	0	0	0	0						
Braden Looper, R (9, 1)										0	0	0	0	0	0	0						
Inning Stats	R: 0 E: 0 K: 2 S: 8	H: 0 LOB: 0 BB: 0 P: 13	R: 1 E: 0 K: 1 S: 11	H: 1 LOB: 1 BB: 1 P: 21	R: 0 E: 0 K: 1 S: 7	H: 0 LOB: 0 BB: 0 P: 9	R: 2 E: 0 K: 1 S: 14	H: 2 LOB: 2 BB: 2 P: 32	R: 0 E: 0 K: 0 S: 9	H: 0 LOB: 0 BB: 0 P: 15	R: 1 E: 0 K: 0 S: 13	H: 3 LOB: 2 BB: 1 P: 20	R: 0 E: 0 K: 2 S: 12	H: 1 LOB: 1 BB: 0 P: 17	R: 2 E: 0 K: 0 S: 20	H: 3 LOB: 2 BB: 1 P: 34	R: 0 E: 0 K: 0 S: 9	H: 1 LOB: 0 BB: 0 P: 13	1B: 9 2B: 1 3B: 0 HR: 1	SF: 1 SAC: 0 DP: 1 HBP: 0	WP: 0 PB: 0 SB: 1 CS: 2	PA: 41
PITCHER	IP WLS BF H R ER SO BB IBB HBP BLK WP HR S P ERA WHIP																					
Kaz Ishii, L ERA: 4.05 (1, 1)	5.0 L 21 3 3 3 5 2 1 0 0 0 0 0 49 90 5.40 1.000																					
Kevin Brown, R ERA: 4.35 (6, 1)	3.0 17 7 3 3 2 2 0 0 0 0 0 1 45 71 9.00 3.000																					
Kevin Beirne, R ERA: 3.24 (9, 1)	1.0 3 1 0 0 0 0 0 0 0 0 0 0 9 13 0.00 1.000																					

Batter	1	2	3	4	5	6	7	8	9	AB	R	H	RBI	BB	SO	LOB	BOTTOM					
Dave Roberts, L OBP: 0.365, SLG: 0.378 (1, 8)	G4-3		G4-3					K		4	0	1	0	0	1	0	Florida Marlins @ Los Angeles Dodgers Dodger Stadium, Los Angeles, CA Tue Aug 20 2002, 7:10 PM PDT Att: 40,503 - Sunny - 68 F					
Marquis Grissom, R OBP: 0.332, SLG: 0.544 (1, 7)	P3		K		G5-3			G5-3		4	0	0	0	0	1	1						
Adrian Beltré, R OBP: 0.309, SLG: 0.433 (1, 5)	G6-3		F9		G6-3			G6-3		4	0	0	0	0	0	1						
Shawn Green, L OBP: 0.379, SLG: 0.578 (1, 9)					G5-3			G4-3		3	1	1	0	1	0	0						
Paul Lo Duca, R OBP: 0.333, SLG: 0.400 (1, 2)				G5-3				G6-3		4	0	1	0	0	0	1						
Dave Hansen, L OBP: 0.384, SLG: 0.433 (1, 3)										3	1	2	1	1	0	0						
Mark Grudzielanek, R OBP: 0.310, SLG: 0.387 (1, 4)		G4-6-3								4	1	1	0	0	0	4						
Alex Cora, L OBP: 0.354, SLG: 0.431 (1, 6)										3	0	1	2	1	1	2						
Kaz Ishii, L OBP: 0.143, SLG: 0.106 (1, 1)										1	0	0	0	0	1	2						
Mike Kinkade, R OBP: 0.440, SLG: 0.500 (5, PH)										1	0	0	0	0	0	0						
Kevin Brown, R OBP: 0.294, SLG: 0.529 (6, 1)										1	0	0	0	0	1	0						
Kevin Beirne, L (9, 1)										0	0	0	0	0	0	0						
Tyler Houston, L OBP: 0.335, SLG: 0.451 (9, PH)										1	0	0	0	0	0	1						
Inning Stats	R: 0 E: 0 K: 0 S: 9	H: 0 LOB: 0 BB: 0 P: 13	R: 1 E: 0 K: 1 S: 11	H: 3 LOB: 2 BB: 1 P: 18	R: 0 E: 0 K: 1 S: 7	H: 0 LOB: 0 BB: 0 P: 10	R: 0 E: 0 K: 0 S: 12	H: 0 LOB: 2 BB: 2 P: 22	R: 0 E: 0 K: 0 S: 7	H: 1 LOB: 1 BB: 0 P: 9	R: 0 E: 0 K: 0 S: 5	H: 0 LOB: 0 BB: 0 P: 6	R: 0 E: 0 K: 2 S: 7	H: 0 LOB: 0 BB: 0 P: 10	R: 0 E: 0 K: 1 S: 7	H: 0 LOB: 0 BB: 0 P: 10	R: 2 E: 0 K: 0 S: 24	H: 3 LOB: 1 BB: 0 P: 33	1B: 6 2B: 1 3B: 0 HR: 0	SF: 0 SAC: 0 DP: 1 HBP: 0	WP: 0 PB: 0 SB: 1 CS: 0	PA: 36
PITCHER	IP WLS BF H R ER SO BB IBB HBP BLK WP HR S P ERA WHIP																					
Brad Penny, R ERA: 4.22 (1, 1)	7.0 W 27 4 1 1 4 2 1 0 0 0 0 0 7 88 1.29 0.857																					
Vladimir Nunez, R ERA: 3.52 (8, 1)	1.0 3 0 0 0 1 0 0 0 0 0 0 0 7 10 0.00 0.000																					
Braden Looper, R ERA: 3.68 (9, 1)	1.0 6 3 2 2 0 0 0 0 0 0 0 0 24 33 18.00 3.000																					

Batter	1	2	3	4	5	6	7	8	9	10	AB	R	H	RBI	BB	SO	LOB	TOP					
Homer Bush, R OBP: 0.269, SLG: 0.273 (1.4)	K			L6	1B				SH2-4		4	0	2	0	0	1	0						
Mike Mordecai, R OBP: 0.289, SLG: 0.274 (1.6)	G1-3			1B	1B				G3-1		5	0	2	1	0	0	2						
Kevin Millar, R OBP: 0.340, SLG: 0.465 Braden Loper, R (9.1)	F8			F9	G1-3				K		5	0	1	0	0	1	4						
Preston Wilson, R OBP: 0.344, SLG: 0.438 (1.8)		G4-3		1B		G4-3		G6-4-3			4	0	1	0	1	0	1						
Derrek Lee, R OBP: 0.356, SLG: 0.456 (1.3)		F8		P3		G6-3		1B			4	1	0	0	1	1	3						
Juan Encarnacion, R OBP: 0.321, SLG: 0.443 (1.9)		CS			G6-3			1B			5	0	3	1	0	0	1						
Mike Lowell, R OBP: 0.355, SLG: 0.458 (1.5)	CS			G5-3	E9	G4-3		1B			5	1	2	0	0	0	2						
Charles Johnson, R OBP: 0.317, SLG: 0.362 (1.2)				K				G6-3			4	0	1	1	0	2	2						
Michael Tejera, L OBP: 0.219, SLG: 0.290 Tim Raines, S OBP: 0.374, SLG: 0.269 Vladimir Nunez, R OBP: 0.250, SLG: 0.250 Eric Owens, R OBP: 0.331, SLG: 0.366 (9.7)				G1-3	FC1-6			G5-3			3	1	0	0	0	0	1						
Inning Stats	R: 0 E: 0 K: 1 S: 8	H: 0 LOB: 0 BB: 0 P: 10	R: 0 E: 0 K: 0 S: 9	H: 1 LOB: 0 BB: 0 P: 13	R: 0 E: 0 K: 1 S: 8	H: 0 LOB: 0 BB: 0 P: 12	R: 0 E: 0 K: 0 S: 12	H: 2 LOB: 2 BB: 0 P: 18	R: 2 E: 1 K: 0 S: 12	H: 4 LOB: 2 BB: 0 P: 17	R: 0 E: 0 K: 0 S: 8	H: 1 LOB: 1 BB: 0 P: 11	R: 0 E: 0 K: 0 S: 9	H: 1 LOB: 1 BB: 0 P: 14	R: 1 E: 0 K: 1 S: 15	H: 3 LOB: 2 BB: 1 P: 29	R: 0 E: 0 K: 1 S: 6	H: 0 LOB: 1 BB: 1 P: 13	R: 0 E: 0 K: 1 S: 12	H: 0 LOB: 1 BB: 1 P: 19	1B: 11 2B: 1 3B: 0 HR: 0	SF: 0 SAC: 1 DP: 1 HBP: 0	WP: 0 PA: 44
PITCHER	IP WLS BF H R ER SO	IP WLS BF H R ER SO	IP WLS BF H R ER SO	IP WLS BF H R ER SO	IP WLS BF H R ER SO	IP WLS BF H R ER SO	IP WLS BF H R ER SO	IP WLS BF H R ER SO	IP WLS BF H R ER SO	IP WLS BF H R ER SO	IP WLS BF H R ER SO	IP WLS BF H R ER SO	IP WLS BF H R ER SO	IP WLS BF H R ER SO	IP WLS BF H R ER SO	IP WLS BF H R ER SO	IP WLS BF H R ER SO	IP WLS BF H R ER SO	IP WLS BF H R ER SO	IP WLS BF H R ER SO	ERA WHIP	ERA WHIP	
Omar Daal, L ERA: 3.65 Paul Quantrill, R ERA: 3.02 Eric Gagne, R ERA: 1.98 Paul Shuey, R ERA: 3.64 (10.1)	7.0	6.0	6.0	6.0	6.0	6.0	6.0	6.0	6.0	6.0	6.0	6.0	6.0	6.0	6.0	6.0	6.0	6.0	6.0	6.0	6.0	2.57	1.286

Florida Marlins @ Los Angeles Dodgers
Dodger Stadium, Los Angeles, CA
Wed Aug 21 2002, 7:10 PM PDT
Alt. 31,281 - Sunny - 69 F

AB	39
R	3
H	12
RBI	3
BB	3
SO	5
LOB	16



Batter	1	2	3	4	5	6	7	8	9	10	AB	R	H	RBI	BB	SO	LOB	BOTTOM					
Mark Grudzielanek, R OBP: 0.309, SLG: 0.385 (1.4)	G6-3				F9				F8		5	0	1	1	0	0	1						
Marquis Grissom, R OBP: 0.326, SLG: 0.533 (10.7)	G1-3			L1-3		K		G6-3			5	0	0	0	0	1	2						
Adrian Beltré, R OBP: 0.310, SLG: 0.432 (1.5)	G6-3			P6		G3		G1-3			4	1	1	0	1	0	1						
Shawn Green, L OBP: 0.379, SLG: 0.577 (1.9)		G6-3			K	G3					4	1	1	1	1	1	1						
Paul Lo Duca, R OBP: 0.331, SLG: 0.397 (1.2)		P4			F9	G3		G3			3	0	0	0	0	0	1						
Eric Karros, R OBP: 0.331, SLG: 0.400 Dave Roberts, L OBP: 0.365, SLG: 0.378 (10.8)		L8			L8			G5-3			4	0	1	1	0	0	0						
Mike Kinkade, R OBP: 0.448, SLG: 0.615 (10.3)						L7					4	1	2	1	0	0	1						
Cesar Izturis, S OBP: 0.253, SLG: 0.296 Alex Cora, L OBP: 0.357, SLG: 0.431 (10.6)								G6-3			3	1	1	0	0	0	1						
Omar Daal, L OBP: 0.161, SLG: 0.287 Dave Hansen, L OBP: 0.341, SLG: 0.429 Paul Quantrill, L Eric Gagne, R Tyler Houston, L Paul Shuey, R (10.1)											1	0	1	0	0	0	0						
Inning Stats	R: 0 E: 0 K: 0 S: 8	H: 0 LOB: 0 BB: 0 P: 12	R: 0 E: 0 K: 0 S: 8	H: 0 LOB: 0 BB: 0 P: 17	R: 2 E: 0 K: 0 S: 11	H: 3 LOB: 1 BB: 0 P: 16	R: 0 E: 0 K: 1 S: 8	H: 0 LOB: 0 BB: 0 P: 10	R: 0 E: 0 K: 0 S: 6	H: 1 LOB: 1 BB: 0 P: 10	R: 0 E: 0 K: 1 S: 11	H: 1 LOB: 1 BB: 0 P: 16	R: 0 E: 0 K: 0 S: 7	H: 1 LOB: 1 BB: 0 P: 8	R: 0 E: 0 K: 0 S: 11	H: 0 LOB: 0 BB: 0 P: 15	R: 1 E: 0 K: 0 S: 15	H: 1 LOB: 3 BB: 2 P: 28	R: 1 E: 0 K: 0 S: 10	H: 1 LOB: 1 BB: 1 P: 18	1B: 6 2B: 2 3B: 0 HR: 1	SF: 0 SAC: 2 DP: 1 HBP: 0	WP: 1 PA: 40
PITCHER	IP WLS BF H R ER SO	IP WLS BF H R ER SO	IP WLS BF H R ER SO	IP WLS BF H R ER SO	IP WLS BF H R ER SO	IP WLS BF H R ER SO	IP WLS BF H R ER SO	IP WLS BF H R ER SO	IP WLS BF H R ER SO	IP WLS BF H R ER SO	IP WLS BF H R ER SO	IP WLS BF H R ER SO	IP WLS BF H R ER SO	IP WLS BF H R ER SO	IP WLS BF H R ER SO	IP WLS BF H R ER SO	IP WLS BF H R ER SO	IP WLS BF H R ER SO	IP WLS BF H R ER SO	IP WLS BF H R ER SO	ERA WHIP	ERA WHIP	
Michael Tejera, L ERA: 3.77 Vladimir Nunez, R ERA: 3.73 Braden Loper, R ERA: 3.74 (9.1)	8.0	8.0	8.0	8.0	8.0	8.0	8.0	8.0	8.0	8.0	8.0	8.0	8.0	8.0	8.0	8.0	8.0	8.0	8.0	8.0	2.25	0.750	

Florida Marlins @ Los Angeles Dodgers
Dodger Stadium, Los Angeles, CA
Wed Aug 21 2002, 7:10 PM PDT
Alt. 31,281 - Sunny - 69 F


AB	35
R	4
H	8
RBI	4
BB	3
SO	2
LOB	11




Batter	1	2	3	4	5	6	7	8	9	AB	R	H	RBI	BB	SO	LOB	TOP					
Luis Castillo, S (1.4) OBP: 0.365, SLG: 0.369	F7			FC5-2 2B		S 2B 1B		B1-3		4	1	2	0	0	0	0	Florida Marlins @ Los Angeles Dodgers Dodger Stadium, Los Angeles, CA Thu Aug 22 2002, 12:10 PM PDT Att: 33,278 - Sunny - 75 F					
Eric Owens, R (1.7) OBP: 0.328, SLG: 0.362	G4-3			G4-3		K		G6-3		4	0	0	0	0	1	2						
Mike Redmond, R (1.2) OBP: 0.392, SLG: 0.402	G4-3			FC5-2		G4-3 2B			G6-3	4	0	1	1	0	0	1						
Preston Wilson, R (1.8) OBP: 0.341, SLG: 0.434		P6		K		G4-3			K	4	0	0	0	0	2	2						
Juan Encarnacion, R (1.9) OBP: 0.321, SLG: 0.440		K				K				3	0	0	0	1	2	1						
Derrek Lee, R (1.3) OBP: 0.356, SLG: 0.461		F9								4	1	1	1	0	0	1						
Mike Lowell, R (1.5) OBP: 0.355, SLG: 0.456				F7		K				2	0	0	0	1	1	0						
Andy Fox, L (1.6) OBP: 0.332, SLG: 0.315				G6-3						3	0	1	0	0	0	1						
Josh Beckett, R (1.1) OBP: 0.033, SLG: 0.067				G6-3						2	0	0	0	0	0	1						
Graeme Lloyd, L (5.1)				G6-3						0	0	0	0	0	0	0						
Blaine Neal, L (7.1)										0	0	0	0	0	0	0						
Tim Raines, S (8, PH) OBP: 0.370, SLG: 0.265										1	0	0	0	0	0	0						
Armando Almanza, L (8.1)										0	0	0	0	0	0	0						
Inning Stats	R: 0 E: 0 K: 0 S: 7	H: 0 LOB: 0 BB: 0 P: 9	R: 0 E: 0 K: 1 S: 5	H: 0 LOB: 0 BB: 0 P: 10	R: 0 E: 0 K: 0 S: 7	H: 0 LOB: 0 BB: 0 P: 10	R: 0 E: 0 K: 1 S: 10	H: 1 LOB: 1 BB: 0 P: 13	R: 1 E: 0 K: 2 S: 12	H: 2 LOB: 1 BB: 0 P: 19	R: 1 E: 0 K: 0 S: 20	H: 2 LOB: 1 BB: 0 P: 27	R: 0 E: 0 K: 0 S: 10	H: 0 LOB: 0 BB: 1 P: 18	R: 0 E: 0 K: 0 S: 7	H: 0 LOB: 0 BB: 0 P: 13	R: 0 E: 0 K: 1 S: 8	H: 0 LOB: 1 BB: 1 P: 15	1B: 2 2B: 2 3B: 0 HR: 1	SF: 0 SAC: 0 DP: 1 HBP: 0	WP: 0 PB: 0 SB: 2 CS: 0	PA: 33
PITCHER	IP WLS BF H R ER SO BB IBB HBP BLK WP HR S P ERA WHIP																					
Hideo Nomo, R (1.1) ERA: 3.49	7.0 W 26 5 2 2 5 1 0 0 0 0 1 71 106 2.57 0.857																					
Paul Shuey, R (8.1) ERA: 3.49	2.0 S 7 0 0 0 1 1 0 0 0 0 0 15 28 0.00 0.500																					

Batter	1	2	3	4	5	6	7	8	9	AB	R	H	RBI	BB	SO	LOB	BOTTOM			
Dave Roberts, L (1.8) OBP: 0.364, SLG: 0.377	E1			G6-3						3	0	1	0	0	0	3	Florida Marlins @ Los Angeles Dodgers Dodger Stadium, Los Angeles, CA Thu Aug 22 2002, 12:10 PM PDT Att: 33,278 - Sunny - 75 F			
Paul Lo Duca, R (7, PH) OBP: 0.333, SLG: 0.399	CS 1B				G3					1	1	1	1	0	0	0				
Marquis Grissom, R (1.7) OBP: 0.325, SLG: 0.526	F8			K		G6-3				3	0	0	0	0	1	1				
Shawn Green, L (1.9) OBP: 0.380, SLG: 0.579	K			G6-3						4	0	2	2	0	1	1				
Adrián Beltré, R (1.5) OBP: 0.310, SLG: 0.432										4	1	1	0	0	1	3				
Tyler Houston, L (1.3) OBP: 0.333, SLG: 0.446										4	0	1	0	0	1	1				
Mark Grudzielanek, R (1.4) OBP: 0.308, SLG: 0.382										3	0	0	0	1	1	0				
Alex Cora, L (1.6) OBP: 0.360, SLG: 0.429				K						3	2	1	0	1	1	3				
Chad Kreuter, S (1.2) OBP: 0.357, SLG: 0.412				K						4	2	3	3	0	1	0				
Hideo Nomo, R (1.1) OBP: 0.098, SLG: 0.083				K						2	0	0	0	0	2	3				
Mike Kinkade, R (7, PH) OBP: 0.433, SLG: 0.593										1	0	0	0	0	0	2				
Paul Shuey, R (8.1) ERA: 4.18										1	0	0	0	0	1	0				
Inning Stats	R: 0 E: 1 K: 1 S: 7	H: 1 LOB: 1 BB: 0 P: 12	R: 0 E: 0 K: 2 S: 8	H: 0 LOB: 0 BB: 0 P: 10	R: 0 E: 0 K: 3 S: 9	H: 0 LOB: 0 BB: 0 P: 12	R: 0 E: 0 K: 1 S: 10	H: 0 LOB: 0 BB: 0 P: 17	R: 1 E: 0 K: 1 S: 16	H: 3 LOB: 3 BB: 1 P: 25	R: 0 E: 0 K: 0 S: 9	H: 1 LOB: 1 BB: 0 P: 11	R: 3 E: 0 K: 1 S: 19	H: 4 LOB: 2 BB: 0 P: 25	R: 2 E: 0 K: 1 S: 8	H: 1 LOB: 0 BB: 1 P: 16	1B: 7 2B: 3 3B: 0 HR: 1	SF: 0 SAC: 0 DP: 1 HBP: 1	WP: 0 PB: 0 SB: 1 CS: 1	PA: 36
PITCHER	IP WLS BF H R ER SO BB IBB HBP BLK WP HR S P ERA WHIP																			
Josh Beckett, R (1.1) ERA: 4.28	4.0 L 13 7 3 3 2 1 0 0 0 0 0 35 48 10.12 3.000																			
Graeme Lloyd, L (5.1) ERA: 4.7	2.2 L 17 7 3 3 2 1 0 0 0 0 0 0 2 4 0.00 0.000																			
Blaine Neal, R (7.1) ERA: 4.15	0.1 1 0 0 0 0 0 0 0 0 0 0 0 2 4 0.00 0.000																			
Armando Almanza, L (8.1) ERA: 4.18	1.0 5 1 2 2 1 1 0 0 0 0 0 1 8 16 18.00 2.000																			

livebaseballscores.com



livebaseballscores.com



Batter	1	2	3	4	5	6	7	8	9	AB	R	H	RBI	BB	SO	LOB	TOP					
Rafael Furcal, S OBP: 0.339, SLG: 0.404	1-0 P4		0-1 L6		1-1 B2-3		3-2 S 1-H 2B			4	0	1	1	0	0	1						
Julio Franco, R OBP: 0.352, SLG: 0.406	1-2 G6-3		1-3 K		0-1 FC6-4 1B		1-1 F2			4	0	1	1	0	1	1						
Gary Sheffield, R OBP: 0.393, SLG: 0.523	0-0 P6		2-0 F3		1-0 FC6-4 1-2			0-1 F5		4	0	0	0	0	0	1						
10 Chipper Jones, S OBP: 0.426, SLG: 0.511		2-1 F9		1-3 K		0-0 G2-3		1-1 F5		4	0	0	0	0	1	0						
Vinny Castilla, R OBP: 0.268, SLG: 0.344		1-1 1B BB B2-3 1B		2-0 F8		0-1 G6-3		0-1 L4		4	1	1	0	0	0	0						
Mark DeRosa, R OBP: 0.383, SLG: 0.407		4-1 B2-3 1B BB		1-2		0-0 F9			3-3 K	3	0	1	0	1	1	0						
Kevin Gryboski, R (9, 1)										0	0	0	0	0	0	0						
Darren Bragg, L OBP: 0.329, SLG: 0.356		0-1 B2-3 1B		0-0 G4-3		1-0 BLK 2B HBP			0-3 K	3	1	1	0	0	1	1						
Steve Torrealba, R OBP: 0.235, SLG: 0.071		0-1 B2-3			4-2 B2-3 SH1-4 1B BB		2-0 F8		1-2 L7	1	1	0	1	1	0	2						
Javy Lopez, R OBP: 0.293, SLG: 0.338										2	0	0	0	0	0	1						
Greg Maddux, R OBP: 0.217, SLG: 0.283										1	0	0	0	0	0	2						
Marcus Giles, R OBP: 0.314, SLG: 0.356										1	0	0	0	0	0	1						
Chris Hammond, L (7, 1)										0	0	0	0	0	0	0						
Tim Lincecum, R (8, 1)										0	0	0	0	0	0	0						
Darren Holmes, R (9, 1)										0	0	0	0	0	0	0						
Keith Lockhart, L OBP: 0.201, SLG: 0.347										0	0	0	0	0	0	0						
Inning Stats	R: 0 E: 0 K: 0 S: 5	H: 0 LOB: 0 BB: 0 P: 7	R: 1 E: 0 K: 0 S: 12	H: 2 LOB: 2 BB: 1 P: 19	R: 0 E: 0 K: 1 S: 6	H: 0 LOB: 1 BB: 0 P: 9	R: 0 E: 0 K: 1 S: 8	H: 1 LOB: 1 BB: 0 P: 12	R: 1 E: 0 K: 0 S: 8	H: 1 LOB: 0 BB: 0 P: 15	R: 0 E: 0 K: 0 S: 4	H: 0 LOB: 0 BB: 0 P: 4	R: 1 E: 0 K: 0 S: 8	H: 1 LOB: 1 BB: 0 P: 17	R: 0 E: 0 K: 0 S: 6	H: 0 LOB: 0 BB: 0 P: 7	R: 0 E: 0 K: 2 S: 12	H: 0 LOB: 0 BB: 0 P: 16	1B: 4 2B: 1 3B: 0 HR: 0	SF: 0 SAC: 1 DP: 0 HBP: 1	WP: 0 PB: 0 SB: 1 CS: 0	PA: 35
PITCHER	IP	WLS	BF	H	R	ER	SO	BB	IBB	HBP	BLK	WP	HR	S	P	ERA	WHIP					
Odalis Perez, L ERA: 3.14	7.0		29	5	3	3	2	2	0	1	1	0	0	51	83	3.86	1.000					
Paul Quantrill, R ERA: 2.97	1.0	W	3	0	0	0	0	0	0	0	0	0	0	6	7	0.00	0.000					
Eric Gagne, R ERA: 1.95	1.0		3	0	0	0	2	0	0	0	0	0	0	12	16	0.00	0.000					

Atlanta Braves @ Los Angeles Dodgers
Dodger Stadium, Los Angeles, CA
Fri Aug 23 2002, 7:10 PM PDT
Att: 50,341 - Sunny - 70 F

AB 31
R 3
H 5
RBI 3
BB 2
SO 4
LOB 10



Batter	1	2	3	4	5	6	7	8	9	AB	R	H	RBI	BB	SO	LOB	BOTTOM				
Dave Roberts, L OBP: 0.362, SLG: 0.373	1-1 G4-3			0-0 FC6-4 1-2			3-2 G5-3		4-2 E S HBP BB	4	1	0	0	1	1	2					
Marquis Grissom, R OBP: 0.324, SLG: 0.524	0-2 HR 1B		0-0 G1 G3 1B		2-0 P5		0-3 K		1-2 G6-3	5	1	2	0	0	1	1					
Shawn Green, L OBP: 0.382, SLG: 0.584	0-0 1-H HR		1-0 G3		2-3 K		4-2		4-0 HBP E IBB	3	1	1	2	2	1	1					
Adrián Beltré, R OBP: 0.309, SLG: 0.429	0-1 F9		1-1 G1		1-2 G4-3		1-3 K		4-2 1 SAFE 1-2 2-3 IBB	4	0	0	0	1	1	2					
Paul Lo Duca, R OBP: 0.333, SLG: 0.404	3-1 HR		1-1 G5-3		1-0 G5-3			2-2 G4-3	1-2 2-3 HBP	4	1	1	2	0	0	1					
Eric Karros, R OBP: 0.333, SLG: 0.401	1-2			1-1 PB G5-3 1B		0-3 K		1-3 K		4	0	2	0	0	2	0					
Mark Grudzielanek, R OBP: 0.310, SLG: 0.363	1-3 K			1-1 G5-3		0-1 BB 1B		2-1 1B		4	0	2	0	0	1	2					
Alex Cora, L OBP: 0.367, SLG: 0.430		0-0 F7		4-0 FC1-6 BB		4-0		3-2		2	0	1	0	2	0	0					
Odalis Perez, L OBP: 0.135, SLG: 0.212			0-1 G6-3		1-0 FC1-6		0-0 F5		1-1 G1-3	3	0	0	0	0	0	4					
Paul Quantrill, L (8, 1)										0	0	0	0	0	0	0					
Dave Hansen, L OBP: 0.358, SLG: 0.424										1	0	0	0	0	0	2					
Eric Gagne, R (9, 1)										0	0	0	0	0	0	0					
Inning Stats	R: 3 E: 0 K: 1 S: 16	H: 4 LOB: 1 BB: 0 P: 22	R: 0 E: 0 K: 1 S: 6	H: 0 LOB: 0 BB: 0 P: 9	R: 0 E: 0 K: 0 S: 7	H: 1 LOB: 2 BB: 1 P: 13	R: 0 E: 0 K: 1 S: 8	H: 1 LOB: 0 BB: 1 P: 13	R: 0 E: 0 K: 2 S: 14	H: 0 LOB: 1 BB: 1 P: 22	R: 0 E: 0 K: 1 S: 13	H: 2 LOB: 2 BB: 0 P: 22	R: 1 E: 1 K: 0 S: 13	H: 0 LOB: 3 BB: 3 P: 28	1B: 7 2B: 0 3B: 0 HR: 2	SF: 0 SAC: 0 DP: 0 HBP: 1	WP: 0 PB: 1 SB: 1 CS: 0	PA: 41			
PITCHER	IP	WLS	BF	H	R	ER	SO	BB	IBB	HBP	BLK	WP	HR	S	P	ERA	WHIP				
Greg Maddux, R ERA: 2.71	6.0		27	7	3	3	4	2	0	0	0	0	0	52	79	4.50	1.500				
Chris Hammond, L ERA: 1.16	1.0		4	0	0	0	2	1	0	0	0	0	0	14	22	0.00	1.000				
Tim Lincecum, R ERA: 2.75	1.0	L	5	2	0	0	1	0	0	0	0	0	0	13	22	0.00	2.000				
Darren Holmes, R ERA: 2.22	0.1		4	0	1	1	0	1	2	0	0	0	0	12	24	27.00	3.000				
Kevin Gryboski, R ERA: 2.88	0.0		1	0	0	0	0	0	0	1	0	0	0	1	4	"	"				

Atlanta Braves @ Los Angeles Dodgers
Dodger Stadium, Los Angeles, CA
Fri Aug 23 2002, 7:10 PM PDT
Att: 50,341 - Sunny - 70 F

AB 34
R 4
H 9
RBI 4
BB 6
SO 7
LOB 15



Batter	1	2	3	4	5	6	7	8	9	AB	R	H	RBI	BB	SO	LOB	TOP										
Rafael Furcal, S OBP: 0.336, SLG: 0.401	G4-3	L3-6				F8	F5		F9								5 0 0 0 0 0 6										
Matt Franco, L OBP: 0.410, SLG: 0.563 Mike Remlinger, L (8, 1)	F8		G3			WP 1B	SF9		G6-3								4 1 1 1 0 0 1 0 0 0 0 0 0 0										
Gary Sheffield, R OBP: 0.397, SLG: 0.523	10 2B					10 1B	FC5-4										2 0 1 1 3 0 2										
10 Chipper Jones, S OBP: 0.428, SLG: 0.521			F8														5 1 3 1 0 1 2										
Darren Bragg, L OBP: 0.325, SLG: 0.346																	4 0 0 0 1 0 4										
Vinny Castilla, R OBP: 0.286, SLG: 0.340	FC6-4																5 0 0 0 0 0 7										
Javy Lopez, R OBP: 0.288, SLG: 0.337																	1 1 0 0 3 1 0										
Keith Lockhart, L OBP: 0.288, SLG: 0.354																	4 0 3 0 0 0 1										
Tom Glavine, L OBP: 0.138, SLG: 0.140 Julio Franco, R OBP: 0.351, SLG: 0.404																	3 0 1 0 0 1 3 1 0 0 0 0 0 1										
Inning Stats	R: 0 E: 0 K: 0 S: 7	H: 1 LOB: 3 BB: 2 P: 18	R: 0 E: 0 K: 1 S: 6	H: 1 LOB: 1 BB: 1 P: 10	R: 0 E: 0 K: 0 S: 9	H: 0 LOB: 1 BB: 1 P: 17	R: 0 E: 0 K: 0 S: 7	H: 0 LOB: 1 BB: 1 P: 15	R: 1 E: 0 K: 0 S: 12	H: 3 LOB: 2 BB: 0 P: 17	R: 1 E: 0 K: 0 S: 10	H: 2 LOB: 2 BB: 1 P: 17	R: 1 E: 0 K: 1 S: 10	H: 1 LOB: 0 BB: 0 P: 14	R: 0 E: 0 K: 0 S: 15	H: 1 LOB: 1 BB: 0 P: 17	R: 0 E: 1 K: 1 S: 10	H: 0 LOB: 1 BB: 1 P: 18	1B: 7 2B: 2 3B: 0 HR: 1	SF: 1 SAC: 0 DP: 2 HBP: 0	WP: 1 PB: 0 SB: 0 CS: 0	PA: 42					
PITCHER	IP	WLS	BF	H	R	ER	SO	BB	IBB	HBP	BLK	WP	HR	S	P	ERA	WHIP										
Andy Ashby, R ERA: 3.44	6.0		30	7	2	2	1	6	0	0	0	1	0	51	94	3.00	2.167										
Jesse Orosco, L ERA: 3.22	0.1	2	1	1	1	0	0	0	0	0	0	0	1	4	5	27.00	3.000										
Paul Shuey, R ERA: 3.44	0.2	W	2	0	0	0	1	0	0	0	0	0	0	6	9	0.00	0.000										
Paul Quantrill, R ERA: 2.92	1.0	H	4	1	0	0	0	0	0	0	0	0	0	15	17	0.00	1.000										
Eric Gagne, R ERA: 1.92	1.0	S	4	0	0	0	1	1	0	0	0	0	0	10	18	0.00	1.000										

Atlanta Braves @ Los Angeles Dodgers
Dodger Stadium, Los Angeles, CA
Sat Aug 24 2002, 1:10 PM PDT
Att: 54,212 - Sunny - 84 F

AB 34
R 3
H 9
RBI 3
BB 7
SO 3
LOB 27



Batter	1	2	3	4	5	6	7	8	9	AB	R	H	RBI	BB	SO	LOB	BOTTOM										
Mark Grudzielanek, R OBP: 0.310, SLG: 0.380 Alex Cora, L OBP: 0.307, SLG: 0.430	L9		G1-3														3 1 0 0 1 0 0 0 0 0 0 0 0 0										
Marquis Grissom, R OBP: 0.325, SLG: 0.519	F9		E5														4 1 1 1 0 0 0										
Shawn Green, L OBP: 0.386, SLG: 0.594																	2 1 2 2 2 0 0										
Paul Lo Duca, R OBP: 0.333, SLG: 0.404	F8																3 0 1 1 0 0 2										
Adrian Beltré, R OBP: 0.310, SLG: 0.431 Dave Roberts, L OBP: 0.362, SLG: 0.373																	4 0 2 0 0 2 3 0 0 0 0 0 0 0										
Eric Karros, R OBP: 0.330, SLG: 0.397																	4 0 0 0 0 1 2										
Mike Kinkade, R OBP: 0.424, SLG: 0.552 Paul Shuey, R Paul Quantrill, L Tyler Houston, L OBP: 0.332, SLG: 0.445 Eric Gagne, R																	2 0 0 0 1 1 1 0 0 0 0 0 0 0 0 0 0 0 0 0 0 1 0 0 0 0 1 0 0 0 0 0 0 0 0										
Cesar Izturis, S OBP: 0.253, SLG: 0.298																	4 1 1 0 0 0 2										
Andy Ashby, R OBP: 0.174, SLG: 0.205 Jesse Orosco, R Jolbert Cabrera, R OBP: 0.177, SLG: 0.125																	2 0 0 0 0 0 1 0 0 0 0 0 0 0 0 0 0 0 0 0 0										
Inning Stats	R: 0 E: 0 K: 0 S: 11	H: 1 LOB: 0 BB: 0 P: 16	R: 0 E: 0 K: 0 S: 9	H: 1 LOB: 0 BB: 0 P: 15	R: 2 E: 1 K: 1 S: 11	H: 2 LOB: 1 BB: 0 P: 14	R: 0 E: 0 K: 0 S: 7	H: 0 LOB: 1 BB: 1 P: 14	R: 0 E: 0 K: 1 S: 5	H: 0 LOB: 0 BB: 1 P: 12	R: 0 E: 0 K: 1 S: 9	H: 1 LOB: 0 BB: 0 P: 12	R: 2 E: 0 K: 1 S: 16	H: 2 LOB: 2 BB: 2 P: 30	R: 0 E: 0 K: 2 S: 8	H: 0 LOB: 0 BB: 0 P: 9	1B: 3 2B: 3 3B: 0 HR: 1	SF: 1 SAC: 1 DP: 1 HBP: 0	WP: 0 PB: 0 SB: 0 CS: 0	PA: 35							
PITCHER	IP	WLS	BF	H	R	ER	SO	BB	IBB	HBP	BLK	WP	HR	S	P	ERA	WHIP										
Tom Glavine, L ERA: 2.65	7.0	L	32	7	4	2	3	4	0	0	0	0	0	68	113	2.57	1.571										
Mike Remlinger, L ERA: 1.46	1.0		3	0	0	0	2	0	0	0	0	0	0	8	9	0.00	0.000										

Atlanta Braves @ Los Angeles Dodgers
Dodger Stadium, Los Angeles, CA
Sat Aug 24 2002, 1:10 PM PDT
Att: 54,212 - Sunny - 84 F

AB 29
R 4
H 7
RBI 4
BB 4
SO 5
LOB 11



Batter	1	2	3	4	5	6	7	8	9	AB	R	H	RBI	BB	SO	LOB	TOP					
Rafael Furcal, S OBP: 0.336, SLG: 0.399	4-1 BB 10 HR BB	1-3 K		0-3 K		1-2 G1-3		0-0 SH1-3		3	1	0	0	1	2	0						
Julio Franco, R OBP: 0.349, SLG: 0.401	0-1 F9	2-3 K		1-0 1B S		2-2 G1-3		0-3 K		5	0	1	0	0	2	2						
Gary Sheffield, R OBP: 0.399, SLG: 0.522	4-2 10 HR BB	3-3 K		3-2 1B		3-2 F5		4-2 BB		3	1	1	0	2	1	0						
10 Chipper Jones, S OBP: 0.428, SLG: 0.529	2-2 HR 2H		2-3 K	1-3 K			0-2 F9 FC5-2 2B	2-2 L3		5	1	2	3	0	2	4						
Andruw Jones, R OBP: 0.365, SLG: 0.479	3-1 HR 2B		4-2 S 3B BB	1-0 P4			1-0 FC5-2 F9 HBP	1-1 G6-3		3	2	1	0	1	0	2						
Javy Lopez, R OBP: 0.287, SLG: 0.345	1-1 HR		3-3 K		2-3 K		1-1 F9	1-0 F9		5	1	1	2	0	2	3						
Vinny Castilla, R OBP: 0.265, SLG: 0.337	0-2 G5-3		4-2 3B BB		1-1 F7		2-1 FC5-2 FC5-4	3-2 G5-3		4	1	0	0	1	0	2						
Mark DeRosa, R OBP: 0.375, SLG: 0.438	3-1 1B		1-1 3B 2H		1-1 1B		2-3 FC5-4 2-2 1-2			4	0	3	2	0	0	2						
Damian Moss, R OBP: 0.133, SLG: 0.095	0-3 K		0-2 G4-3		1-3 K			1-2 WP SH1-3 1B		3	0	0	0	0	2	3						
Chris Hammond, L (6, 1)										0	0	0	0	0	0	0						
Marcus Giles, R OBP: 0.317, SLG: 0.399										1	0	1	0	0	0	0						
Mike Remlinger, L (8, 1)										0	0	0	0	0	0	0						
29 John Smoltz, R (9, 1)										0	0	0	0	0	0	0						
Inning Stats	R: 5 E: 0 K: 1 S: 21	H: 4 LOB: 1 BB: 2 P: 38	R: 0 E: 0 K: 3 S: 10	H: 0 LOB: 0 BB: 0 P: 16	R: 2 E: 0 K: 2 S: 19	H: 1 LOB: 1 BB: 2 P: 33	R: 0 E: 0 K: 2 S: 13	H: 2 LOB: 2 BB: 0 P: 19	R: 0 E: 0 K: 2 S: 11	H: 1 LOB: 1 BB: 0 P: 16	R: 0 E: 0 K: 0 S: 10	H: 0 LOB: 0 BB: 0 P: 16	R: 0 E: 0 K: 0 S: 11	H: 1 LOB: 2 BB: 0 P: 17	R: 0 E: 0 K: 1 S: 14	H: 1 LOB: 2 BB: 1 P: 21	R: 0 E: 0 K: 0 S: 6	H: 0 LOB: 0 BB: 0 P: 11	1B: 5 2B: 2 3B: 1 HR: 2	SF: 0 SAC: 1 DP: 0 HBP: 1	WP: 1 PB: 0 SB: 2 CS: 0	PA: 43
PITCHER	IP WLS BF H R ER SO BB IBB HBP BLK WP HR S P ERA WHIP																					
Kaz Ishii, L ERA: 4.33	(1, 1) 1.0 L 9 4 5 5 1 2 0 0 0 0 0 2 21 38 45.00 6.000																					
Kevin Brown, R ERA: 4.39	(2, 1) 4.0 18 4 2 2 9 2 0 0 0 0 0 0 53 84 4.50 1.500																					
Paul Shuey, R ERA: 3.31	(6, 1) 2.0 8 1 0 0 0 0 0 0 1 0 0 0 21 33 0.00 0.500																					
Kevin Beirne, R ERA: 2.61	(8, 1) 2.0 8 1 0 0 1 1 0 0 0 1 0 20 32 0.00 1.000																					

Atlanta Braves @ Los Angeles Dodgers
Dodger Stadium, Los Angeles, CA
Sun Aug 25 2002, 5:10 PM PDT
Att: 50,306 - Sunny - 74 F

AB 36
R 7
H 10
RBI 7
BB 5
SO 11
LOB 18



Batter	1	2	3	4	5	6	7	8	9	AB	R	H	RBI	BB	SO	LOB	BOTTOM					
Cesar Izturis, S OBP: 0.255, SLG: 0.305	2-1 G4-6-3 1B	0-0 G4-3		0-1 3B		2-0 L7			1-2 G6-3	4	0	2	1	0	0	2						
Dave Hansen, L OBP: 0.355, SLG: 0.420		2-3 3H							1-2	1	0	0	0	0	1							
Marquis Grissom, R OBP: 0.331, SLG: 0.527	2-1 G4-6-3 1B	2-2 2B		2-2 G6-3			0-0 G5-4-3 1B			4	0	3	1	0	0	1						
Shawn Green, L OBP: 0.385, SLG: 0.590	0-1 G4-6-3	1-1 G5-3			4-2 FC5-4 BB		2-2 F8			3	0	0	0	1	0	4						
Adrián Beltré, R OBP: 0.310, SLG: 0.432	2-1 G6-3		0-2 PB G6-3 2B		1-1 FC5-4		0-0 G5-4-3			4	1	1	0	0	0	3						
Kevin Beirne, L (8, 1)					1-2		1-2			0	0	0	0	0	0	0						
Paul Lo Duca, R OBP: 0.332, SLG: 0.404		1-2 1B 2B 2B		2-0 G6-3		2-1 F9		2-1 L7		4	1	1	0	0	0	2						
Eric Karros, R OBP: 0.330, SLG: 0.397		1-1 2B		2-2 G6-3		1-0 P6		0-3 K		3	1	1	1	0	0	1						
Paul Shuey, R (6, 1)										0	0	0	0	0	0	0						
Mark Grudzielanek, R OBP: 0.309, SLG: 0.379		2B E 1B		2H						1	0	0	0	1	0							
Mike Kinkade, R OBP: 0.405, SLG: 0.545		1-0 E G4-3 2B		0-1 G1-3		3-3 K		1-2 G6-3		4	1	1	1	0	1	0						
Jolbert Cabrera, R OBP: 0.183, SLG: 0.133					0-0 E6		2-1 K		0-2 P4	3	1	1	1	0	1	1						
Dave Roberts, L OBP: 0.361, SLG: 0.372		G4-3 2B								1	0	0	0	0	0	0						
Kaz Ishii, L OBP: 0.143, SLG: 0.106		2-3 3H								0	0	0	0	0	0	0						
Kevin Brown, R OBP: 0.278, SLG: 0.500		SH1-3-4								1	0	0	0	0	1	0						
Tyler Houston, L OBP: 0.333, SLG: 0.443										1	0	0	0	1	1	1						
Inning Stats	R: 0 E: 0 K: 0 S: 8	H: 2 LOB: 1 BB: 0 P: 14	R: 4 E: 1 K: 0 S: 16	H: 4 LOB: 1 BB: 0 P: 22	R: 1 E: 0 K: 0 S: 9	H: 1 LOB: 0 BB: 0 P: 13	R: 0 E: 0 K: 2 S: 12	H: 1 LOB: 1 BB: 0 P: 20	R: 0 E: 0 K: 0 S: 7	H: 0 LOB: 1 BB: 1 P: 15	R: 0 E: 0 K: 2 S: 10	H: 1 LOB: 1 BB: 0 P: 19	R: 0 E: 0 K: 0 S: 5	H: 1 LOB: 0 BB: 0 P: 7	R: 0 E: 0 K: 1 S: 9	H: 0 LOB: 0 BB: 0 P: 12	R: 0 E: 0 K: 0 S: 10	H: 0 LOB: 0 BB: 1 P: 15	1B: 5 2B: 4 3B: 1 HR: 0	SF: 0 SAC: 1 DP: 3 HBP: 0	WP: 0 PB: 1 SB: 0 CS: 0	PA: 37
PITCHER	IP WLS BF H R ER SO BB IBB HBP BLK WP HR S P ERA WHIP																					
Damian Moss, L ERA: 3.31	(1, 1) 5.1 W 26 9 5 2 3 1 0 0 0 0 0 0 9 15 3.38 1.875																					
Chris Hammond, L ERA: 1.13	(6, 1) 1.2 H 5 1 0 0 1 0 0 0 0 0 0 0 9 15 0.00 0.600																					
Mike Remlinger, L ERA: 1.43	(8, 1) 1.0 H 3 0 0 0 1 0 0 0 0 0 0 0 9 12 0.00 0.000																					
29 John Smoltz, R ERA: 3.69	(9, 1) 1.0 S 3 0 0 0 0 1 0 0 0 0 0 0 10 15 0.00 1.000																					

Atlanta Braves @ Los Angeles Dodgers
Dodger Stadium, Los Angeles, CA
Sun Aug 25 2002, 5:10 PM PDT
Att: 50,306 - Sunny - 74 F

AB 34
R 5
H 10
RBI 5
BB 2
SO 5
LOB 16



Batter	1	2	3	4	5	6	7	8	9	AB	R	H	RBI	BB	SO	LOB	TOP								
Tony Womack, L OBP: 0.315, SLG: 0.346 (1, 6)										3	1	2	0	0	1	0	Arizona Diamondbacks @ Los Angeles Dodgers Dodger Stadium, Los Angeles, CA Tue Aug 27 2002, 7:10 PM PDT Att: 34,032 - Sunny - 72 F								
David Dellucci, L OBP: 0.304, SLG: 0.404 (1, 9)										4	0	0	0	0	3	4									
Junior Spivey, R OBP: 0.402, SLG: 0.501 (1, 4)										4	0	1	1	0	2	1									
Luis Gonzalez, L OBP: 0.402, SLG: 0.516 (1, 7)										4	0	1	0	0	1	1									
Erubiel Durazo, L OBP: 0.409, SLG: 0.622 (1, 3)										3	0	1	0	1	0	0									
Matt Williams, R OBP: 0.324, SLG: 0.397 (1, 5)										4	0	0	0	0	2	3									
Steve Finley, L OBP: 0.363, SLG: 0.483 (1, 8)										3	0	0	0	1	1	2									
Chad Moeller, R OBP: 0.340, SLG: 0.349 Quinton McCracken, S OBP: 0.379, SLG: 0.482 (9, PH)										3	0	2	0	0	0	2									
Miguel Batista, R OBP: 0.262, SLG: 0.333 Mike Fetters, R (8, 1)										2	0	0	0	1	1	1									
										0	0	0	0	0	0	0									
Inning Stats	R: 0 H: 0 E: 0 K: 3 S: 9	H: 0 LOB: 0 BB: 0 P: 11	R: 0 H: 1 E: 0 K: 0 S: 11	LOB: 2 BB: 1 P: 23	R: 0 H: 0 E: 0 K: 2 S: 8	H: 0 LOB: 1 BB: 1 P: 15	R: 0 H: 2 E: 0 K: 2 S: 12	H: 2 LOB: 2 BB: 1 P: 22	R: 1 H: 2 E: 0 K: 2 S: 12	H: 2 LOB: 1 BB: 0 P: 17	R: 0 H: 0 E: 0 K: 0 S: 8	H: 0 LOB: 1 BB: 0 P: 9	R: 0 H: 2 E: 0 K: 1 S: 9	H: 2 LOB: 1 BB: 0 P: 16	R: 0 H: 0 E: 0 K: 0 S: 7	H: 0 LOB: 0 BB: 0 P: 10	R: 0 H: 0 E: 0 K: 1 S: 7	H: 0 LOB: 0 BB: 0 P: 13	1B: 3 2B: 3 3B: 1 HR: 0	SF: 0 SAC: 1 DP: 1 HBP: 0	WP: 0 PB: 0 SB: 0 CS: 0	PA: 35			
PITCHER	IP	WLS	BF	H	R	ER	SO	BB	IBB	HBP	BLK	WP	HR	S	P	ERA	WHIP								
Hideo Nomo, R ERA: 3.41	(1, 1)	7.0	29	7	1	1	10	2	1	0	0	0	0	69	113	1.29	1.286								
Paul Shuey, R ERA: 3.19	(8, 1)	2.0	6	0	0	0	1	0	0	0	0	0	0	14	23	0.00	0.000								

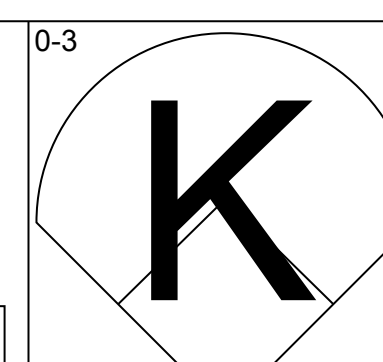
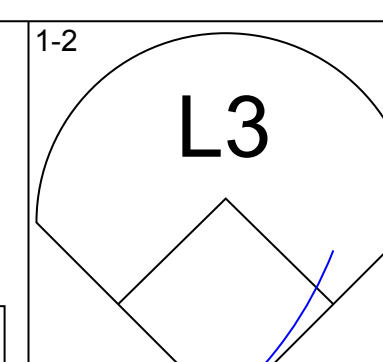
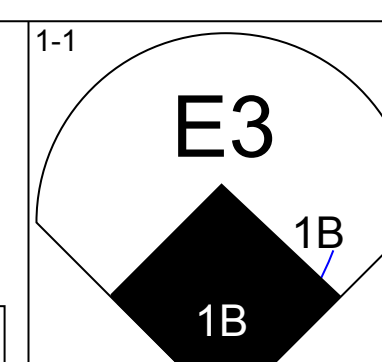
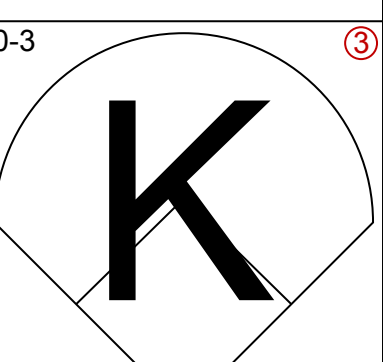
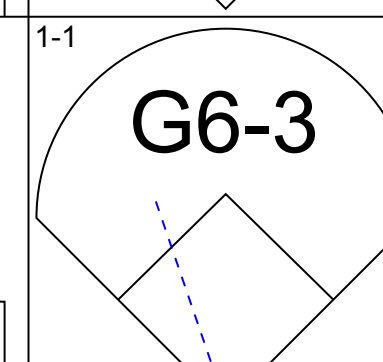
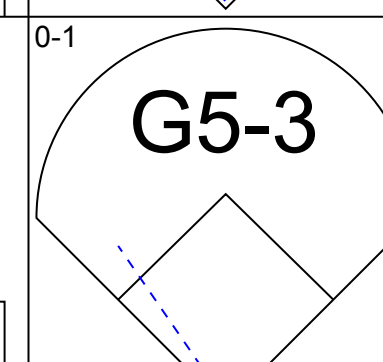
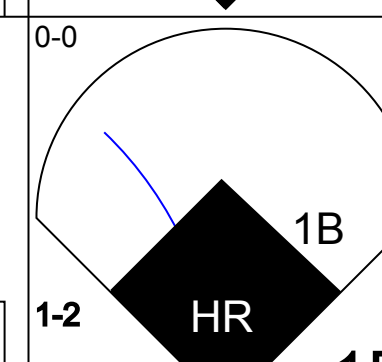
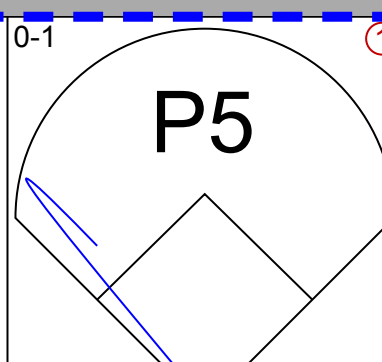
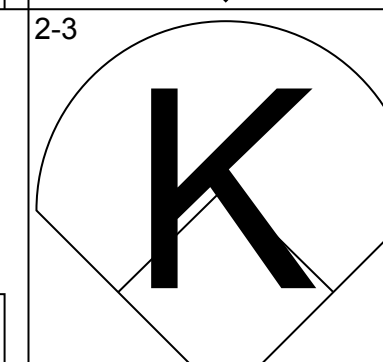
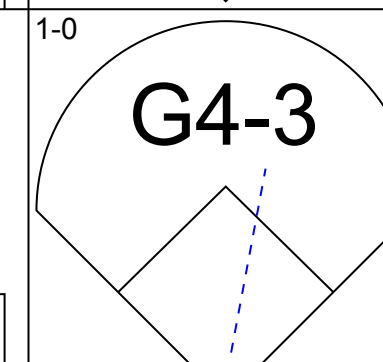
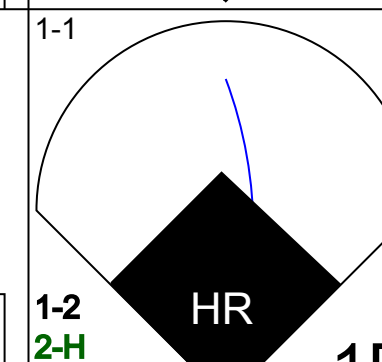
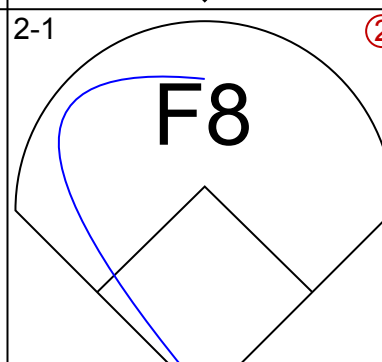
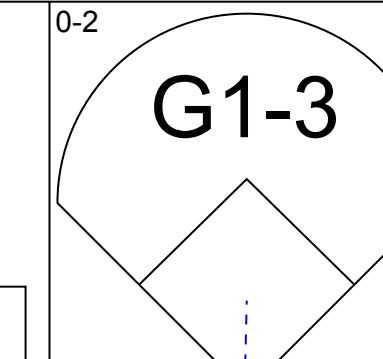
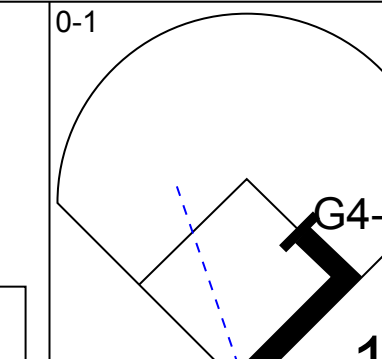
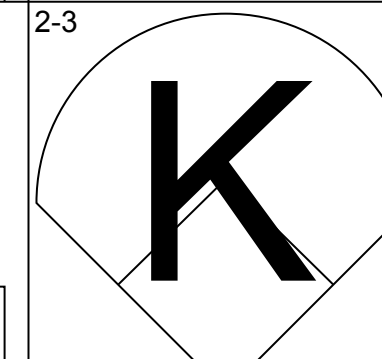
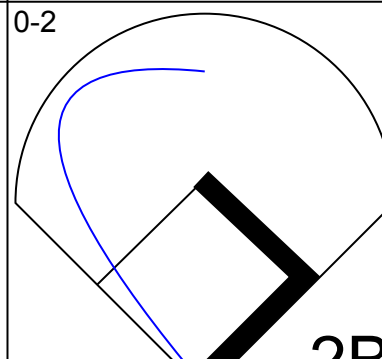
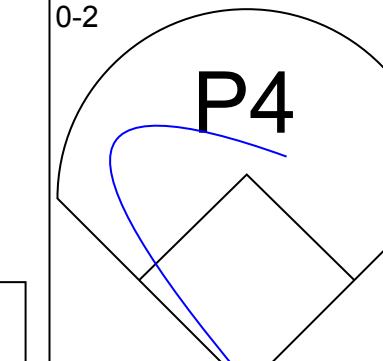
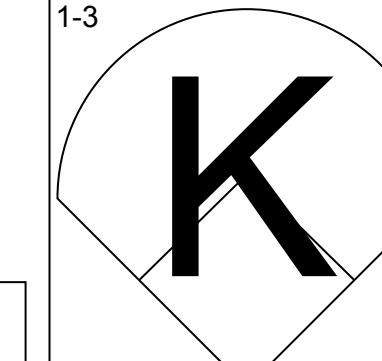
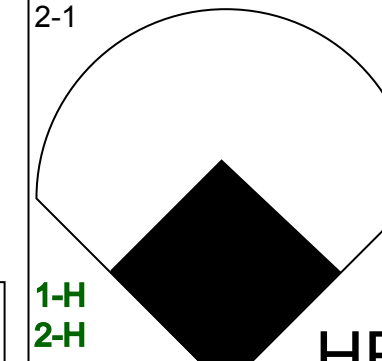
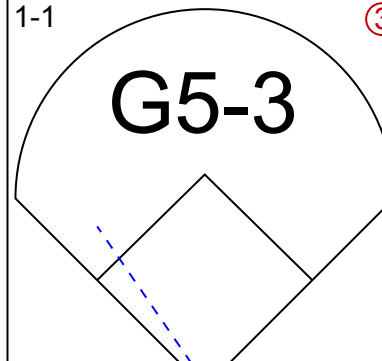
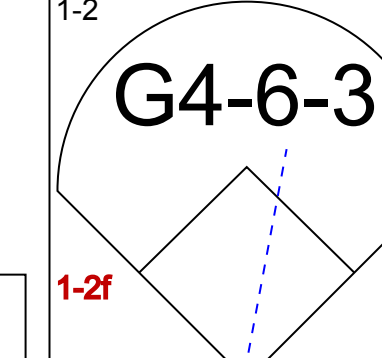
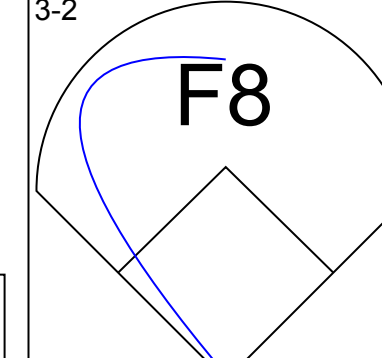
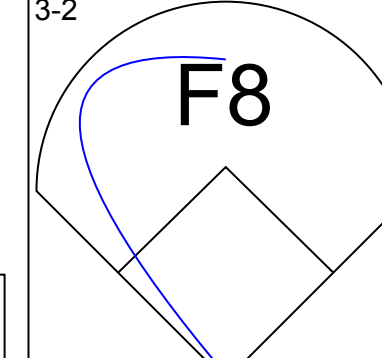
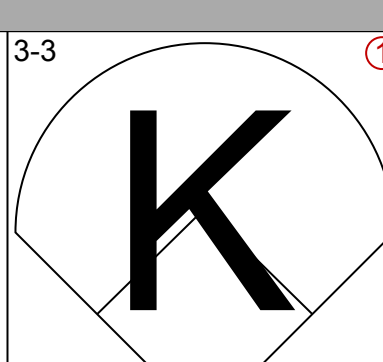
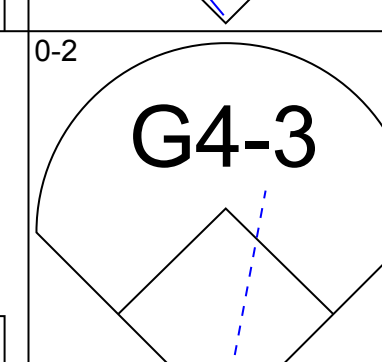
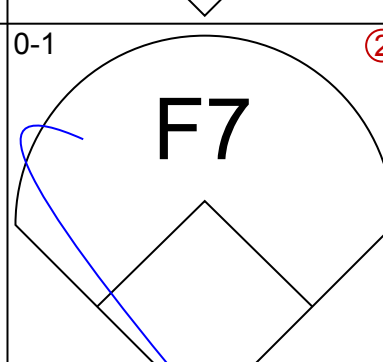
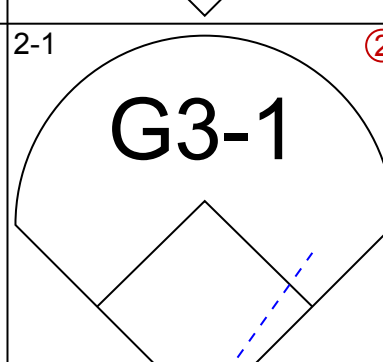
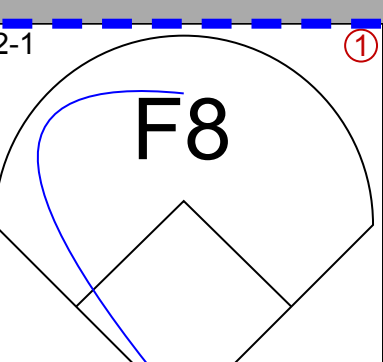
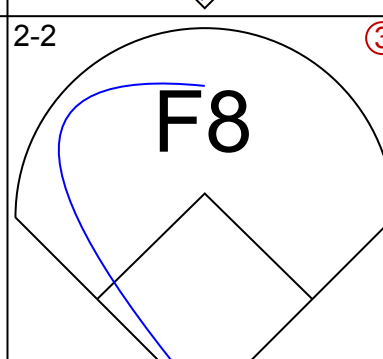
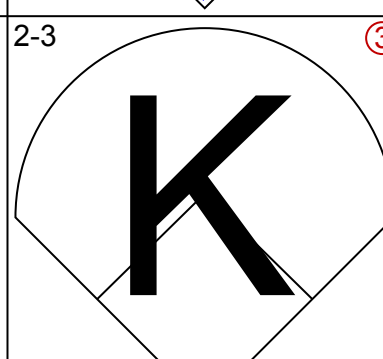
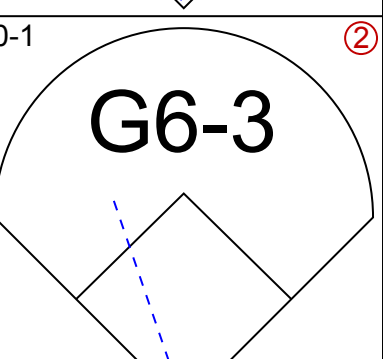
Batter	1	2	3	4	5	6	7	8	9	AB	R	H	RBI	BB	SO	LOB	BOTTOM								
Dave Roberts, L OBP: 0.365, SLG: 0.379 (1, 8)										4	2	2	0	0	0	0	Arizona Diamondbacks @ Los Angeles Dodgers Dodger Stadium, Los Angeles, CA Tue Aug 27 2002, 7:10 PM PDT Att: 34,032 - Sunny - 72 F								
Mark Czuzdzianek, R OBP: 0.307, SLG: 0.376 (1, 4)										4	0	1	0	0	2	2									
Shawn Green, L OBP: 0.384, SLG: 0.581 (1, 9)										3	1	0	1	1	0	1									
Adrian Beltré, R OBP: 0.312, SLG: 0.431 (1, 5)										3	1	1	0	0	0	0									
Paul Lo Duca, R OBP: 0.327, SLG: 0.399 (1, 2)										4	1	1	2	0	0	1									
Eric Karros, R OBP: 0.332, SLG: 0.402 (1, 3)										3	1	1	3	1	0	0									
Mike Kinkade, R OBP: 0.400, SLG: 0.528 Paul Shuey, R OBP: 0.500, SLG: 0.500 (8, 1)										3	0	1	0	0	1	2									
Cesar Izturis, S OBP: 0.252, SLG: 0.301 (1, 6)										4	0	0	0	0	0	4									
Hideo Nomo, R OBP: 0.094, SLG: 0.080 Marquis Grissom, R OBP: 0.323, SLG: 0.513 (8, 7)										2	0	0	0	0	1	0									
										1	0	0	0	0	0	0									
Inning Stats	R: 1 H: 1 E: 0 K: 0 S: 9	H: 1 LOB: 0 BB: 0 P: 14	R: 0 H: 1 E: 0 K: 0 S: 8	LOB: 1 BB: 0 P: 13	R: 0 H: 0 E: 0 K: 1 S: 9	H: 0 LOB: 0 BB: 0 P: 10	R: 0 H: 0 E: 0 K: 0 S: 11	H: 0 LOB: 0 BB: 0 P: 17	R: 0 H: 1 E: 0 K: 1 S: 8	H: 1 LOB: 1 BB: 0 P: 10	R: 0 H: 0 E: 0 K: 1 S: 15	H: 1 LOB: 2 BB: 1 P: 22	R: 0 H: 4 E: 0 K: 1 S: 13	H: 4 LOB: 1 BB: 1 P: 25	1B: 7 2B: 0 3B: 0 HR: 1	SF: 0 SAC: 0 DP: 0 HBP: 1	WP: 1 PB: 0 SB: 2 CS: 0	PA: 35							
PITCHER	IP	WLS	BF	H	R	ER	SO	BB	IBB	HBP	BLK	WP	HR	S	P	ERA	WHIP								
Miguel Batista, R ERA: 4.09	(1, 1)	7.2	32	6	5	4	4	6	5	1	0	0	0	77	114	4.70	0.913								
Mike Fetters, R ERA: 2.87	(8, 1)	0.1	3	2	1	1	0	0	0	0	0	0	1	5	8	27.00	6.000								

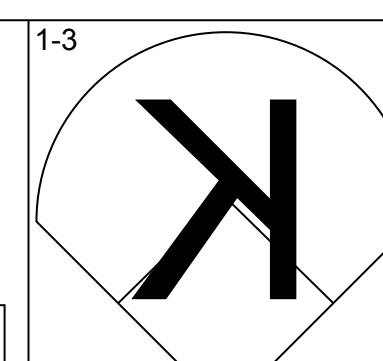
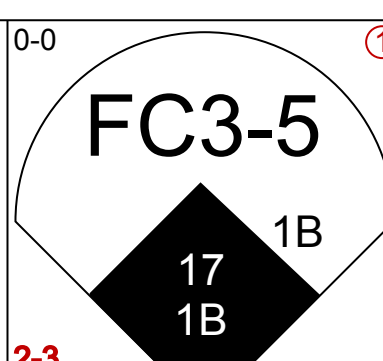
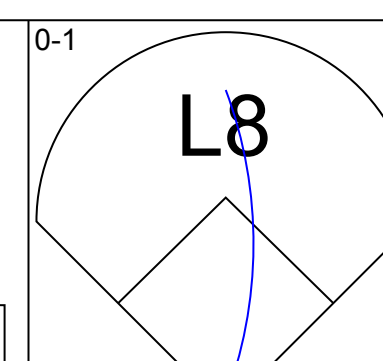
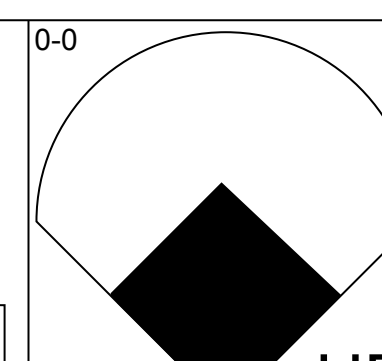
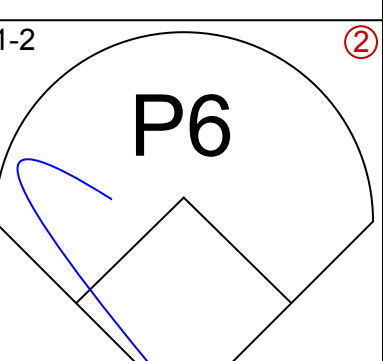
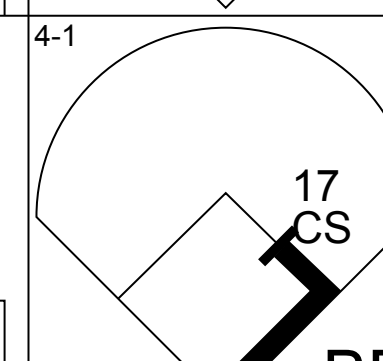
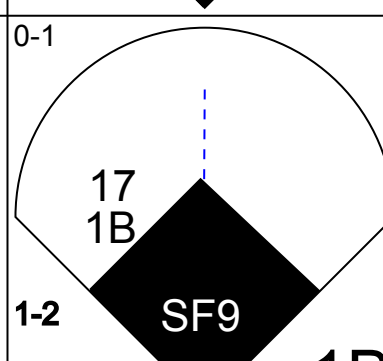
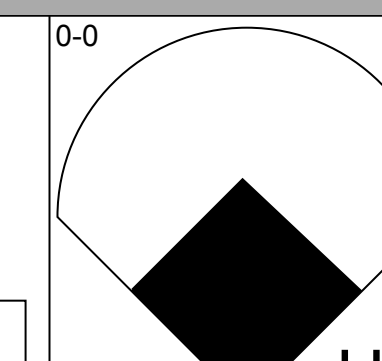
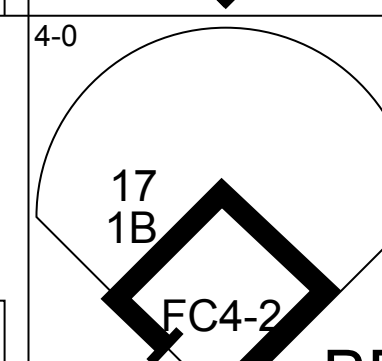
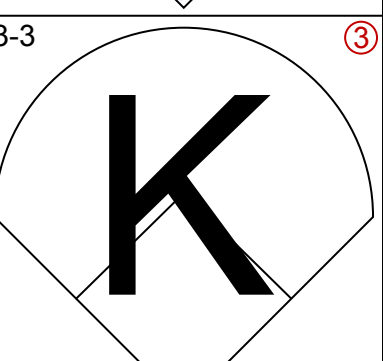
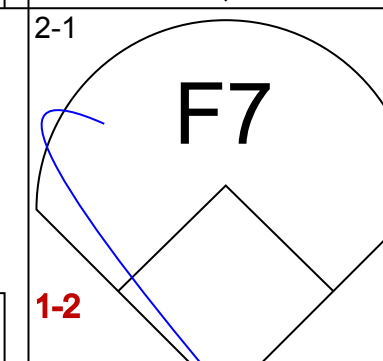
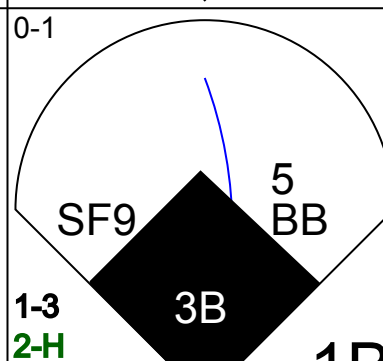
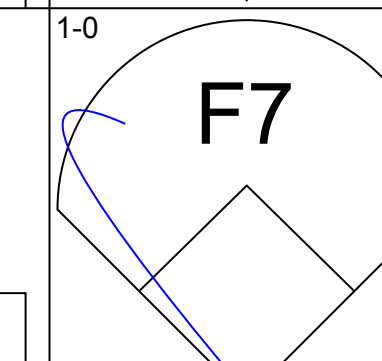
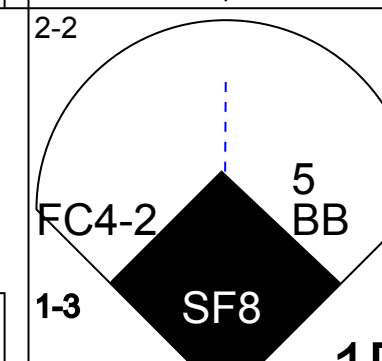
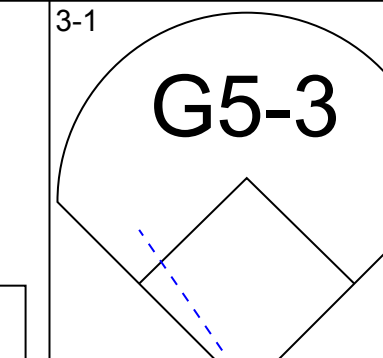
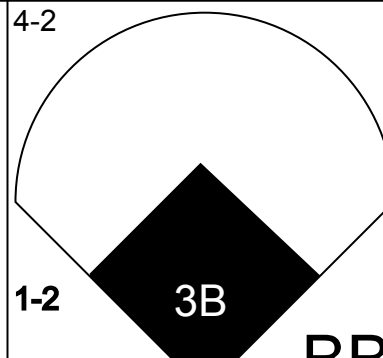
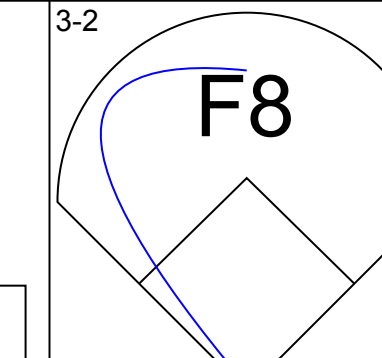
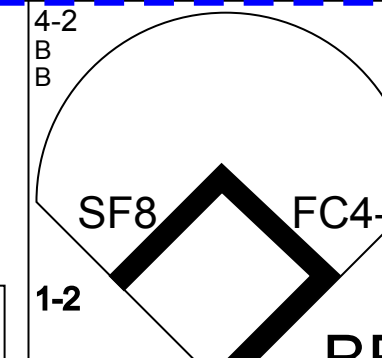
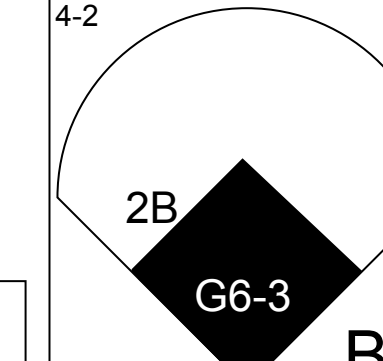
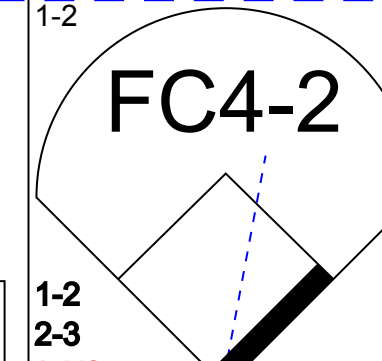
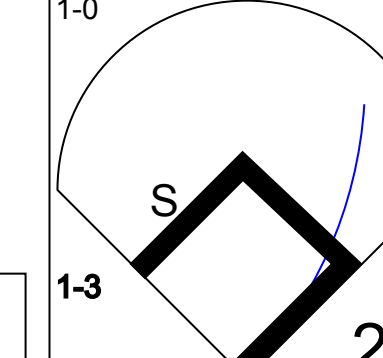
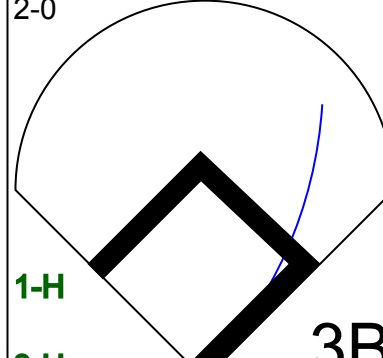
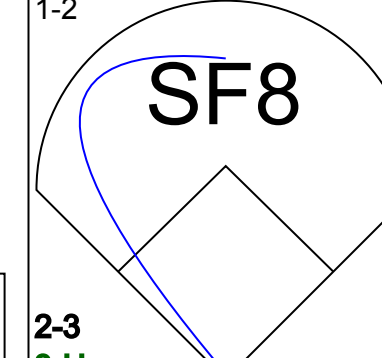
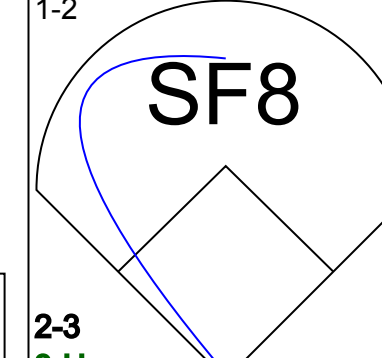
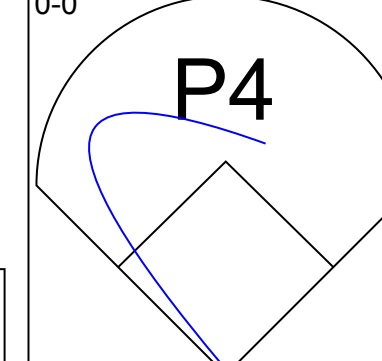
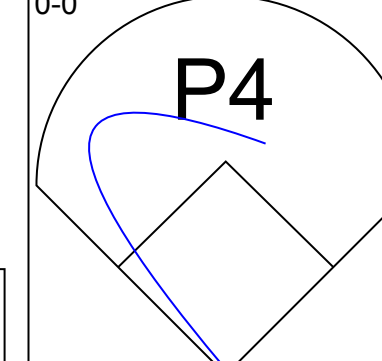




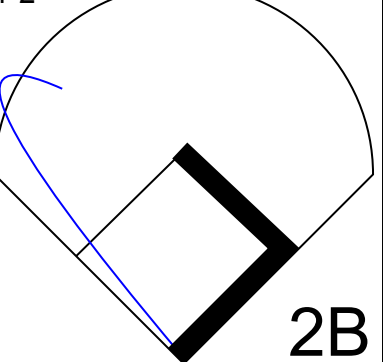
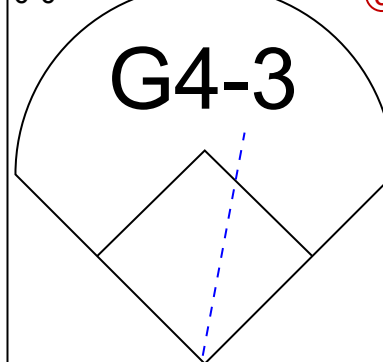
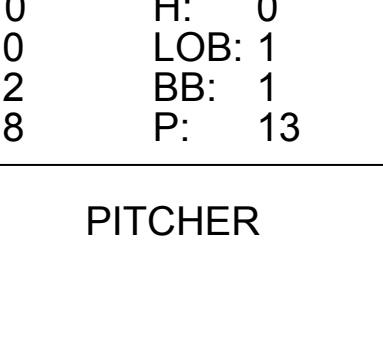

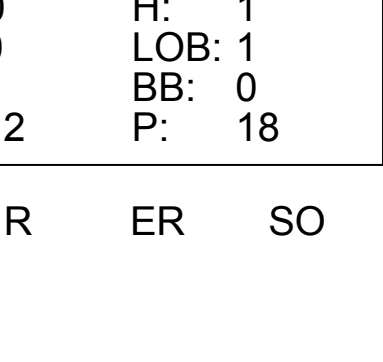

AB	31
R	1
H	7
RBI	1
BB	3
SO	11
LOB	14



AB	32
R	6
H	8
RBI	6
BB	2
SO	4
LOB	10




Batter	1	2	3	4	5	6	7	8	9	AB	R	H	RBI	BB	SO	LOB	TOP										
Dave Roberts, L (1,8) OBP: 0.360, SLG: 0.374										4	1	0	0	0	2	0	Los Angeles Dodgers @ Houston Astros Astros Field, Houston, TX Fri Aug 30 2002, 8:05 PM EDT Att: 30,046 - Dome - 72 F										
Marquis Grissom, R (1,7) OBP: 0.326, SLG: 0.513										4	1	1	0	0	0	0											
Shawn Green, L (1,9) OBP: 0.383, SLG: 0.577										4	1	1	1	0	1	0											
Paul Lo Duca, R (1,2) OBP: 0.327, SLG: 0.399										4	0	2	0	0	1	2											
Adrian Beltré, R (1,5) OBP: 0.310, SLG: 0.433										4	1	1	3	0	1	2											
Eric Karros, R (1,3) OBP: 0.330, SLG: 0.399										3	0	0	0	0	1	1											
Guillermo Mota, R (7,1)										0	0	0	0	0	0	0											
Mark Grudzielanek, R (1,4) OBP: 0.303, SLG: 0.371										3	0	0	0	0	2	0											
Alex Cora, L (1,6) OBP: 0.374, SLG: 0.448										3	0	0	0	0	0	0											
Andy Ashby, R (1,1) OBP: 0.170, SLG: 0.200										1	0	0	0	0	0	0											
Kevin Brown, R (4,1) OBP: 0.263, SLG: 0.474										1	0	0	0	0	1	0											
Paul Quantrill, L (7,1)										0	0	0	0	0	0	0											
Jesse Orosco, R (7,1)										0	0	0	0	0	0	0											
Dave Hansen, L (7,3) OBP: 0.345, SLG: 0.408										1	0	0	0	0	0	0											
Inning Stats	R: 0 E: 0 K: 2 S: 8	H: 0 LOB: 0 BB: 0 P: 11	R: 0 E: 0 K: 1 S: 10	H: 0 LOB: 0 BB: 0 P: 12	R: 0 E: 0 K: 1 S: 9	H: 0 LOB: 0 BB: 0 P: 14	R: 0 E: 0 K: 0 S: 6	H: 0 LOB: 0 BB: 0 P: 8	R: 0 E: 0 K: 1 S: 8	H: 1 LOB: 0 BB: 0 P: 10	R: 0 E: 0 K: 2 S: 8	H: 0 LOB: 0 BB: 0 P: 12	R: 4 E: 1 K: 1 S: 19	H: 3 LOB: 0 BB: 0 P: 28	R: 0 E: 0 K: 1 S: 8	H: 0 LOB: 1 BB: 0 P: 10	R: 0 E: 0 K: 0 S: 9	H: 1 LOB: 1 BB: 0 P: 12	1B: 3 2B: 1 3B: 0 HR: 1	SF: 0 SAC: 0 DP: 1 HBP: 0	WP: 0 PB: 0 SB: 0 CS: 0	PA: 32					
PITCHER	IP	WLS	BF	H	R	ER	SO	BB	IBB	HBP	BLK	WP	HR	S	P	ERA	WHIP										
Wade Miller, R (1,1) ERA: 3.84	6.1	W	23	4	4	3	8	0	0	0	0	0	1	62	86	4.26	0.632										
Ricky Stone, R (7,1) ERA: 3.46	0.2	H	2	0	0	0	0	0	0	0	0	0	0	6	9	0.00	0.000										
Tom Gordon, R (8,1) ERA: 3.49	1.0		3	0	0	0	1	0	0	0	0	0	0	8	10	0.00	0.000										
Billy Wagner, L (9,1) ERA: 2.91	1.0		4	1	0	0	0	0	0	0	0	0	0	9	12	0.00	1.000										

Batter	1	2	3	4	5	6	7	8	9	AB	R	H	RBI	BB	SO	LOB	BOTTOM											
Jose Vizcaino, S (1,6) OBP: 0.344, SLG: 0.410										5	2	1	1	0	1	2	Los Angeles Dodgers @ Houston Astros Astros Field, Houston, TX Fri Aug 30 2002, 8:05 PM EDT Att: 30,046 - Dome - 72 F											
Craig Biggio, R (1,4) OBP: 0.346, SLG: 0.420										3	2	2	1	2	1	1												
17 Lance Berkman, S (1,8) OBP: 0.410, SLG: 0.598										4	2	2	1	0	0	1												
5 Jeff Bagwell, R (1,3) OBP: 0.394, SLG: 0.515										2	1	0	0	2	0	0												
Daryle Ward, L (1,7) OBP: 0.330, SLG: 0.416										1	1	0	1	1	0	0												
Brian Hunter, R (7,PH) OBP: 0.342, SLG: 0.426										1	0	0	0	0	0	3												
Orlando Merced, S (1,9) OBP: 0.385, SLG: 0.478										3	0	2	3	0	1	0												
Tom Gordon, R (8,1)										0	0	0	0	0	0	0												
Billy Wagner, L (9,1)										0	0	0	0	0	0	0												
Brad Ausmus, R (1,2) OBP: 0.344, SLG: 0.386										4	0	0	1	0	1	4												
Geoff Blum, S (1,5) OBP: 0.368, SLG: 0.430										3	0	0	0	1	0	1												
Wade Miller, R (1,1) OBP: 0.208, SLG: 0.255										3	0	1	0	0	1	1												
Ricky Stone, R (7,1)										0	0	0	0	0	0	0												
16 Jason Lane, R (8,9) OBP: 0.348, SLG: 0.400										1	0	1	0	0	0	0												
Inning Stats	R: 0 E: 0 K: 1 S: 7	H: 0 LOB: 1 BB: 1 P: 13	R: 1 E: 0 K: 0 S: 10	H: 1 LOB: 1 BB: 1 P: 18	R: 4 E: 0 K: 0 S: 15	H: 4 LOB: 1 BB: 1 P: 23	R: 0 E: 0 K: 1 S: 9	H: 0 LOB: 0 BB: 0 P: 14	R: 1 E: 0 K: 0 S: 8	H: 1 LOB: 0 BB: 0 P: 14	R: 0 E: 0 K: 2 S: 8	H: 0 LOB: 1 BB: 1 P: 13	R: 2 E: 0 K: 0 S: 20	H: 2 LOB: 2 BB: 2 P: 32	R: 0 E: 0 K: 1 S: 12	H: 1 LOB: 1 BB: 0 P: 18	1B: 3 2B: 3 3B: 1 HR: 2	SF: 2 SAC: 0 DP: 0 HBP: 0	WP: 0 PB: 0 SB: 1 CS: 1	PA: 38								
PITCHER	IP	WLS	BF	H	R	ER	SO	BB	IBB	HBP	BLK	WP	HR	S	P	ERA	WHIP											
Andy Ashby, R (1,1) ERA: 3.65	3.0	L	16	5	5	5	5	3	0	0	0	0	0	2	29	51	9.00	1.667										
Kevin Brown, R (4,1) ERA: 4.53	3.0		14	3	3	3	3	2	0	0	0	0	2	29	51	9.00	1.667											
Paul Quantrill, R (7,1) ERA: 2.91	0.0		1	0	0	0	0	1	0	0	0	0	0	7	11	∞	∞											
Jesse Orosco, L (7,1) ERA: 3.0	0.2		2	0	0	0	0	0	0	0	0	0	0	8	10	0.00	0.000											
Guillermo Mota, R (7,1) ERA: 4.26	1.1		5	1	0	0	1	0	0	0	0	0	0	13	19	0.00	0.750											

AB	32
R	4
H	5
RBI	4
BB	0
SO	9
LOB	5



AB	30
R	8
H	9
RBI	8
BB	6
SO	5
LOB	13




Batter	1	2	3	4	5	6	7	8	9	AB	R	H	RBI	BB	SO	LOB	TOP										
Dave Roberts, L (1, 8) OBP: 0.357, SLG: 0.370	1-2 F9	2-3 K		3-2 G6-3			3-3 K			4	0	0	0	0	2	2											
Marquis Grissom, R (1, 7) OBP: 0.328, SLG: 0.511	0-1 S 1B		0-0 G6-3		4-0 G4-6-3 BB			0-2 G5-3		3	1	1	0	1	0	0											
Shawn Green, L (1, 9) OBP: 0.382, SLG: 0.574	1-1 F9		2-1 G6-4-3 1B		0-0 G4-6-3 1-2			3-1 P5		4	0	1	0	0	0	2											
Paul Lo Duca, R (1, 2) OBP: 0.326, SLG: 0.397	4-2 1B 2B BB		1-2 G6-4-3 1-2		1-1 G6-3			0-1 F9		3	1	0	0	1	0	1											
Adrián Beltré, R (1, 5) OBP: 0.311, SLG: 0.436	1-1 1-2 2B 1B			0-1 1B 2B			1-1 F8		1-1 F7	4	2	2	1	0	0	0											
Eric Karros, R (1, 3) OBP: 0.329, SLG: 0.400	0-1 1-1 2B		3-3 K				3-2 F8		1-3 K	4	0	1	2	0	2	1											
Mark Grudzielanek, R (1, 4) OBP: 0.301, SLG: 0.366 Cesar Izturis, S (9, 6) OBP: 0.251, SLG: 0.299	0-1 P5		2-3 K				1-0 G5-3		1-1 G5-3	4	0	0	0	0	1	2											
Alex Cora, L (1, 6) OBP: 0.373, SLG: 0.443		2-1 F7		4-0 1B IBB			0-2 F9			2	0	0	0	1	0	0											
Omar Daal, L (1, 1) OBP: 0.171, SLG: 0.265 Paul Shuey, R (7, 1) OBP: 0.500, SLG: 0.500 Jesse Orosco, R (8, 1) Paul Quantrill, L (9, 1)		0-3 K		0-0 1-3 2H 1B			0-2 F7			3	0	1	1	0	1	0											
Inning Stats	R: 3 E: 0 K: 0 S: 17	H: 3 LOB: 1 BB: 1 P: 24	R: 0 E: 0 K: 2 S: 10	H: 0 LOB: 0 BB: 0 P: 14	R: 0 E: 0 K: 0 S: 6	H: 1 LOB: 0 BB: 0 P: 9	R: 1 E: 0 K: 2 S: 14	H: 2 LOB: 2 BB: 1 P: 26	R: 0 E: 0 K: 0 S: 3	H: 0 LOB: 0 BB: 1 P: 8	R: 0 E: 0 K: 0 S: 6	H: 0 LOB: 0 BB: 0 P: 11	R: 0 E: 0 K: 1 S: 9	H: 0 LOB: 0 BB: 0 P: 12	R: 0 E: 0 K: 0 S: 7	H: 0 LOB: 0 BB: 0 P: 10	R: 0 E: 0 K: 1 S: 7	H: 0 LOB: 0 BB: 0 P: 10	1B: 4 2B: 2 3B: 0 HR: 0	SF: 0 SAC: 0 DP: 2 HBP: 0	WP: 0 PB: 0 SB: 1 CS: 0	PA: 34					
PITCHER	IP	WLS	BF	H	R	ER	SO	BB	IBB	HBP	BLK	WP	HR	S	P	ERA	WHIP										
Kirk Saarloos, R (1, 1) ERA: 5.74	6.0	L	25	6	4	4	4	2	1	0	0	0	0	56	92	6.00	1.333										
Dave Milicki, R (7, 1) ERA: 5.51	2.0		6	0	0	0	1	0	0	0	0	0	0	16	22	0.00	0.000										
Nelson Cruz, R (9, 1) ERA: 4.52	1.0		3	0	0	0	1	0	0	0	0	0	0	7	10	0.00	0.000										

Los Angeles Dodgers @ Houston Astros
Astros Field, Houston, TX
Sat Aug 31 2002, 8:05 PM EDT
Att: 29,652 - Dome - 72 F

livebaseballscores.com

AB 31
R 4
H 6
RBI 4
BB 3
SO 6
LOB 8



Batter	1	2	3	4	5	6	7	8	9	AB	R	H	RBI	BB	SO	LOB	BOTTOM										
Brian Hunter, R (1, 8) OBP: 0.333, SLG: 0.414 Daryle Ward, L (8, PH) OBP: 0.330, SLG: 0.415	2-1 G5-3		1-1 G6-3			3-3 K		2-1 F7		3	0	0	0	0	1	0											
Craig Biggio, R (1, 4) OBP: 0.346, SLG: 0.418	2-2 L6			0-0 F8			4-1 17 1B BB		2-3 K	3	0	0	0	1	1	0											
17 Lance Berkman, S (1, 7) OBP: 0.409, SLG: 0.595	2-0 G6-3			0-1 F9			2-1 1-3 1B		1-1 L9	4	0	1	0	0	0	0											
5 Jeff Bagwell, R (1, 3) OBP: 0.391, SLG: 0.511		3-3 K		3-2 G4-3			2-1 L1-3		3-1 F8	4	0	0	0	0	1	2											
Jose Vizcaino, S (1, 5) OBP: 0.347, SLG: 0.411		1-1 1B			0-1 G5-3		4-1 FC5-4 BB			2	0	1	0	1	0	0											
Brad Ausmus, R (1, 2) OBP: 0.341, SLG: 0.383		2-1 F8			2-1 F9		2-2 FC5-4 1-2			3	0	0	0	0	0	3											
16 Jason Lane, R (1, 9) OBP: 0.320, SLG: 0.364 Gregg Zaun, S (8, PH) OBP: 0.289, SLG: 0.311 Nelson Cruz, R (9, 1)		1-1 F8			3-3 K			1-1 G3		2	0	0	0	0	1	1											
28 Adam Everett, R (1, 6) OBP: 0.301, SLG: 0.236 Geoff Blum, S (8, PH) OBP: 0.369, SLG: 0.432			1-2 F8			3-2 F8		2-2 G1-3 1B		2	0	0	0	0	0	0											
Kirk Saarloos, R (1, 1) OBP: 0.095, SLG: 0.143 Alan Zinter, S (6, PH) OBP: 0.152, SLG: 0.303 Dave Milicki, R (7, 1) OBP: 0.192, SLG: 0.231 Orlando Merced, S (8, PH) OBP: 0.363, SLG: 0.476			1-2 F9			1-1 G5-3		0-2 G1-3 1B		1	0	0	0	0	0	0											
Inning Stats	R: 0 E: 0 K: 0 S: 6	H: 0 LOB: 0 BB: 0 P: 12	R: 0 E: 0 K: 1 S: 11	H: 1 LOB: 1 BB: 0 P: 18	R: 0 E: 0 K: 0 S: 8	H: 0 LOB: 0 BB: 0 P: 11	R: 0 E: 0 K: 0 S: 6	H: 0 LOB: 0 BB: 0 P: 9	R: 0 E: 0 K: 1 S: 8	H: 0 LOB: 0 BB: 0 P: 13	R: 0 E: 0 K: 1 S: 8	H: 0 LOB: 0 BB: 0 P: 15	R: 0 E: 0 K: 0 S: 10	H: 1 LOB: 2 BB: 2 P: 24	R: 0 E: 0 K: 0 S: 10	H: 1 LOB: 1 BB: 0 P: 15	R: 0 E: 0 K: 1 S: 7	H: 0 LOB: 0 BB: 0 P: 13	1B: 3 2B: 1 3B: 0 HR: 0	SF: 0 SAC: 0 DP: 1 HBP: 0	WP: 0 PB: 0 SB: 0 CS: 0	PA: 31					
PITCHER	IP	WLS	BF	H	R	ER	SO	BB	IBB	HBP	BLK	WP	HR	S	P	ERA	WHIP										
Omar Daal, L (1, 1) ERA: 3.45	6.2		23	2	0	0	3	2	0	0	0	0	0	53	96	0.00	0.600										
Paul Shuey, R (7, 1) ERA: 3.13	1.0	H	4	1	0	0	0	0	0	0	0	0	0	12	17	0.00	1.000										
Jesse Orosco, L (8, 1) ERA: 2.96	0.1		1	0	0	0	0	0	0	0	0	0	0	2	4	0.00	0.000										
Paul Quantrill, R (9, 1) ERA: 2.86	1.0		3	0	0	0	1	0	0	0	0	0	0	7	13	0.00	0.000										

Los Angeles Dodgers @ Houston Astros
Astros Field, Houston, TX
Sat Aug 31 2002, 8:05 PM EDT
Att: 29,652 - Dome - 72 F

livebaseballscores.com

AB 29
R 0
H 3
RBI 0
BB 2
SO 4
LOB 8



Batter	1	2	3	4	5	6	7	8	9	AB	R	H	RBI	BB	SO	LOB	TOP	
Mark Grudzielanek, R (1.4) <small>OBP: 0.298, SLG: 0.364</small> Alex Cora, L (8.4) <small>OBP: 0.370, SLG: 0.443</small>										4	0	0	0	0	1	4		
Marquis Grissom, R (1.8) <small>OBP: 0.322, SLG: 0.502</small>										5	0	0	0	0	3	1		
Shawn Green, L (1.9) <small>OBP: 0.380, SLG: 0.571</small>										5	0	1	0	0	2	1		
Adrian Beltré, R (1.5) <small>OBP: 0.315, SLG: 0.438</small>										4	1	3	0	0	0	1		
Brian Jordan, R (1.7) <small>OBP: 0.320, SLG: 0.438</small>										4	0	0	0	0	1	3		
Eric Karros, R (1.3) <small>OBP: 0.333, SLG: 0.402</small> Wilkin Ruan, R (8. PR)										3	1	2	0	1	0	0		
Paul Quantrill, L (8.1) Jesse Orosco, R (8.1) Eric Gagne, R (9.1)										0	0	0	0	0	0	0		
Chad Kreuter, S (1.2) <small>OBP: 0.353, SLG: 0.404</small>										4	0	1	0	0	2	2		
Cesar Izturis, S (1.6) <small>OBP: 0.253, SLG: 0.303</small>										4	0	2	2	0	1	2		
Hideo Nomo, R (1.1) <small>OBP: 0.107, SLG: 0.077</small> Tyler Houston, L (8.3) <small>OBP: 0.328, SLG: 0.436</small>									2	0	0	0	1	2	3			
Inning Stats	R: 0 H: 0 ER: 0 LOB: 0 S: 7	R: 2 H: 3 ER: 0 LOB: 2 S: 15	R: 0 H: 1 ER: 0 LOB: 1 S: 11	R: 0 H: 1 ER: 0 LOB: 2 S: 10	R: 0 H: 1 ER: 0 LOB: 1 S: 14	R: 0 H: 1 ER: 0 LOB: 1 S: 11	R: 0 H: 1 ER: 0 LOB: 1 S: 14	R: 0 H: 1 ER: 0 LOB: 1 S: 9	R: 0 H: 0 ER: 0 LOB: 1 S: 13	R: 0 H: 0 ER: 0 LOB: 1 S: 13	1B: 8 2B: 1 3B: 0 HR: 0	SF: 0 SAC: 0 DP: 0 HBP: 0	WP: 0 PA: 39 FB: 0 SB: 2 CS: 0					
PITCHER	IP: 6.0 WLS: L BF: 27 H: 7 R: 2 ER: 2 SO: 9	IP: 1.0 WLS: 4 BF: 4 H: 1 R: 0 ER: 0 SO: 4	IP: 2.0 WLS: 8 BF: 1 H: 0 R: 0 ER: 0 SO: 4	IP: 1.0 WLS: 4 BF: 4 H: 1 R: 0 ER: 0 SO: 4	IP: 1.0 WLS: 4 BF: 4 H: 1 R: 0 ER: 0 SO: 4	IP: 1.0 WLS: 4 BF: 4 H: 1 R: 0 ER: 0 SO: 4	IP: 1.0 WLS: 4 BF: 4 H: 1 R: 0 ER: 0 SO: 4	IP: 1.0 WLS: 4 BF: 4 H: 1 R: 0 ER: 0 SO: 4	IP: 1.0 WLS: 4 BF: 4 H: 1 R: 0 ER: 0 SO: 4	IP: 1.0 WLS: 4 BF: 4 H: 1 R: 0 ER: 0 SO: 4	IP: 1.0 WLS: 4 BF: 4 H: 1 R: 0 ER: 0 SO: 4	IP: 1.0 WLS: 4 BF: 4 H: 1 R: 0 ER: 0 SO: 4	IP: 1.0 WLS: 4 BF: 4 H: 1 R: 0 ER: 0 SO: 4	IP: 1.0 WLS: 4 BF: 4 H: 1 R: 0 ER: 0 SO: 4	IP: 1.0 WLS: 4 BF: 4 H: 1 R: 0 ER: 0 SO: 4	IP: 1.0 WLS: 4 BF: 4 H: 1 R: 0 ER: 0 SO: 4	IP: 1.0 WLS: 4 BF: 4 H: 1 R: 0 ER: 0 SO: 4	IP: 1.0 WLS: 4 BF: 4 H: 1 R: 0 ER: 0 SO: 4

Los Angeles Dodgers @ Houston Astros
 Astros Field, Houston, TX
 Sun Sep 01 2002, 2:35 PM EDT
 Att: 28,891 - Dome - 72 F

AB	36
R	2
H	9
RBI	2
BB	3
SO	13
LOB	17

Batter	1	2	3	4	5	6	7	8	9	AB	R	H	RBI	BB	SO	LOB	BOTTOM
Mark Loretta, R (1.6) <small>OBP: 0.348, SLG: 0.355</small>										3	0	0	0	1	0	0	
Craig Biggio, R (1.4) <small>OBP: 0.345, SLG: 0.416</small>										4	0	1	0	0	2	1	
17 Lance Berkman, S (1.8) <small>OBP: 0.408, SLG: 0.593</small>										4	0	1	0	0	1	1	
5 Jeff Bagwell, R (1.3) <small>OBP: 0.393, SLG: 0.512</small>										3	0	2	0	1	1	1	
Daryle Ward, L (1.7) <small>OBP: 0.327, SLG: 0.412</small> 16 Jason Lane, R (7.9) <small>OBP: 0.348, SLG: 0.391</small>										3	0	0	0	0	1	3	
Orlando Merced, S (1.9) <small>OBP: 0.361, SLG: 0.472</small>										1	0	1	0	0	0	0	
Geoff Blum, S (1.5) <small>OBP: 0.368, SLG: 0.439</small>										4	1	1	1	0	2	3	
Gregg Zaun, S (1.2) <small>OBP: 0.263, SLG: 0.303</small>										4	0	0	0	0	3	3	
Carlos Hernández, S (1.1) <small>OBP: 0.242, SLG: 0.194</small> Tom Gordon, R (7.1) <small>ERA: 2.94</small> Jose Vizcaino, S (7. PH) <small>OBP: 0.340, SLG: 0.409</small> Octavio Dotel, R (8.1)										2	0	0	0	0	1	0	
Inning Stats	R: 0 H: 1 ER: 0 LOB: 1 S: 8	R: 1 H: 1 ER: 0 LOB: 0 S: 9	R: 0 H: 0 ER: 0 LOB: 0 S: 8	R: 0 H: 1 ER: 0 LOB: 1 S: 10	R: 0 H: 0 ER: 0 LOB: 0 S: 10	R: 0 H: 1 ER: 0 LOB: 2 S: 9	R: 0 H: 1 ER: 0 LOB: 1 S: 14	R: 0 H: 0 ER: 0 LOB: 0 S: 8	R: 0 H: 2 ER: 0 LOB: 2 S: 11	R: 0 H: 0 ER: 0 LOB: 0 S: 11	1B: 6 2B: 0 3B: 0 HR: 1	SF: 0 SAC: 0 DP: 1 HBP: 0	WP: 0 PA: 35 FB: 0 SB: 0 CS: 0				
PITCHER	IP: 7.0 WLS: W BF: 27 H: 5 R: 1 ER: 1 SO: 8	IP: 0.2 WLS: H BF: 2 H: 0 R: 0 ER: 0 SO: 1	IP: 0.1 WLS: H BF: 1 H: 0 R: 0 ER: 0 SO: 1	IP: 0.1 WLS: H BF: 1 H: 0 R: 0 ER: 0 SO: 1	IP: 0.1 WLS: H BF: 1 H: 0 R: 0 ER: 0 SO: 1	IP: 0.1 WLS: H BF: 1 H: 0 R: 0 ER: 0 SO: 1	IP: 0.1 WLS: H BF: 1 H: 0 R: 0 ER: 0 SO: 1	IP: 0.1 WLS: H BF: 1 H: 0 R: 0 ER: 0 SO: 1	IP: 0.1 WLS: H BF: 1 H: 0 R: 0 ER: 0 SO: 1	IP: 0.1 WLS: H BF: 1 H: 0 R: 0 ER: 0 SO: 1	IP: 0.1 WLS: H BF: 1 H: 0 R: 0 ER: 0 SO: 1	IP: 0.1 WLS: H BF: 1 H: 0 R: 0 ER: 0 SO: 1	IP: 0.1 WLS: H BF: 1 H: 0 R: 0 ER: 0 SO: 1	IP: 0.1 WLS: H BF: 1 H: 0 R: 0 ER: 0 SO: 1	IP: 0.1 WLS: H BF: 1 H: 0 R: 0 ER: 0 SO: 1	IP: 0.1 WLS: H BF: 1 H: 0 R: 0 ER: 0 SO: 1	IP: 0.1 WLS: H BF: 1 H: 0 R: 0 ER: 0 SO: 1


Los Angeles Dodgers @ Houston Astros
 Astros Field, Houston, TX
 Sun Sep 01 2002, 2:35 PM EDT
 Att: 28,891 - Dome - 72 F


AB	33
R	1
H	7
RBI	1
BB	2
SO	12
LOB	16

Batter	1	2	3	4	5	6	7	8	9	AB	R	H	RBI	BB	SO	LOB	TOP										
Dave Roberts, L OBP: 0.356, SLG: 0.369 David Ross, R OBP: 0.500, SLG: 1.000	P3	G6-3		3B 1B	F8				HR	4	1	1	0	0	0	2	Los Angeles Dodgers @ Arizona Diamondbacks Bank One Ballpark, Phoenix, AZ Mon Sep 02 2002, 8:05 PM EDT Att: 35,372 - Dome - 72 F livebaseballscorecards.com										
Paul Lo Duca, R OBP: 0.327, SLG: 0.399 Tyler Houston, L OBP: 0.329, SLG: 0.440	F7	WP 2B		F8		1B 1B	G6-3		F9	5	1	2	1	0	0	2											
Adrian Beltré, R OBP: 0.317, SLG: 0.449 Giovanni Carrara, R Kevin Brown, R OBP: 0.263, SLG: 0.474 Jeff Williams, R OBP: 0.500, SLG: 0.500	F2	F8		1B 3B		1B 1B				6	3	3	3	0	0	3											
Shawn Green, L OBP: 0.381, SLG: 0.576 Joe Thurston, L		HR	G4-3	1B		F8	K	P4		4	1	2	2	0	0	2											
Brian Jordan, R OBP: 0.321, SLG: 0.446 Mike Kinkade, R OBP: 0.429, SLG: 0.632		HR	G6-3	L5						4	1	2	2	0	0	1											
Dave Hansen, L OBP: 0.381, SLG: 0.411		HR	1B 2B	1B BB		G4-3	FC5-4 BB	BB 2B	K	4	2	2	0	2	1	1											
Mark Grudzielanek, R OBP: 0.392, SLG: 0.599 Jolbert Cabrera, R OBP: 0.190, SLG: 0.132			2B 1B	1B		S 1B	SF9	BB 2B	G4-3	3	2	3	1	0	0	0											
Alex Cora, L OBP: 0.374, SLG: 0.439 Jeff Reboulet, R OBP: 0.306, SLG: 0.262	P4	F7				S 1B	FC5-4	2B 2B	F9	4	0	1	0	0	0	6											
Odalis Perez, L OBP: 0.158, SLG: 0.298 Wilkin Ruan, R OBP: 0.667, SLG: 1.000	G6-3			K	K				F7	3	1	1	2	0	2	1											
Inning Stats	R: 0 E: 0 K: 0 S: 8	H: 0 LOB: 0 BB: 0 P: 11	R: 5 E: 0 K: 0 S: 19	H: 6 LOB: 1 BB: 0 P: 28	R: 0 E: 0 K: 0 S: 8	H: 1 LOB: 2 BB: 1 P: 15	R: 2 E: 0 K: 1 S: 13	H: 3 LOB: 1 BB: 0 P: 22	R: 1 E: 1 K: 1 S: 13	H: 2 LOB: 1 BB: 0 P: 21	R: 2 E: 0 K: 0 S: 16	H: 3 LOB: 2 BB: 1 P: 27	R: 8 E: 0 K: 1 S: 24	H: 7 LOB: 2 BB: 2 P: 42	R: 0 E: 0 K: 1 S: 11	H: 1 LOB: 1 BB: 0 P: 16		R: 1 E: 0 K: 0 S: 7	H: 1 LOB: 0 BB: 0 P: 12	1B: 13 2B: 5 3B: 1 HR: 5	SF: 1 SAC: 0 DP: 0 HBP: 1	WP: 1 PB: 1 SB: 4 CS: 0	PA: 56				
PITCHER	IP	WLS	BF	H	R	ER	SO	BB	IBB	HBP	BLK	WP	HR	S	P	ERA	WHIP										
Rick Helling, R ERA: 4.47	3.2	L	21	9	7	7	1	1	0	0	0	1	2	46	70	17.18	2.727										
Mike Morgan, R ERA: 5.29	1.1		7	3	1	0	1	0	0	0	0	0	0	15	27	0.00	2.250										
Eddie Oropesa, L ERA: 11.03	1.2		18	9	10	10	1	3	0	1	0	0	2	34	60	54.00	7.200										
Bret Prinz, R ERA: 10.45	1.1		6	2	0	0	1	0	0	0	0	0	0	17	25	0.00	1.500										
Mark Grace, L ERA: 9.0	1.0		4	1	1	1	0	0	0	0	0	0	1	7	12	9.00	1.000										

Batter	1	2	3	4	5	6	7	8	9	AB	R	H	RBI	BB	SO	LOB	BOTTOM										
Tony Womack, L OBP: 0.320, SLG: 0.362 Alex Cintron, S OBP: 0.368, SLG: 0.351	L5		FC6-4 1B			G3-1			G5-3	3	0	1	0	0	0	0	Los Angeles Dodgers @ Arizona Diamondbacks Bank One Ballpark, Phoenix, AZ Mon Sep 02 2002, 8:05 PM EDT Att: 35,372 - Dome - 72 F livebaseballscorecards.com										
Quinton McCracken, S OBP: 0.372, SLG: 0.407	K		FC6-4 1-2f			F8 2B			1B K	5	0	2	0	0	2	4											
Junior Spivey, R OBP: 0.394, SLG: 0.485 Bret Prinz, R Chad Moeller, R OBP: 0.343, SLG: 0.345 Mark Grace, L OBP: 0.339, SLG: 0.370	K			F7		F8			FC6 1B	3	0	0	0	0	1	1											
Luis Gonzalez, L OBP: 0.406, SLG: 0.511 David Dellucci, L OBP: 0.306, SLG: 0.403		HBP		FC6-4 BB					FC6 1-2f	0	0	0	0	2	0	0											
Greg Colbrunn, R OBP: 0.358, SLG: 0.581	F9			F4		G4-3			BB SF8 1B	4	1	1	0	0	0	4											
Damian Miller, R OBP: 0.340, SLG: 0.436	K			FC6-4					K	4	0	0	0	0	2	3											
Mark Little, R OBP: 0.302, SLG: 0.270	G5-3					F9			G6-3	3	0	0	0	1	0	1											
Jay Bell, R OBP: 0.216, SLG: 0.267			K			G6-3			G3	3	0	0	0	1	1	0											
Rick Helling, R OBP: 0.205, SLG: 0.054 Mike Morgan, R Chris Donnels, L OBP: 0.297, SLG: 0.446 Eddie Oropesa, L Rod Barajas, R OBP: 0.283, SLG: 0.333	K		K			G6-3			F3	1	0	0	0	0	1	0											
Inning Stats	R: 0 E: 0 K: 2 S: 8	H: 0 LOB: 0 BB: 0 P: 13	R: 0 E: 0 K: 1 S: 9	H: 0 LOB: 1 BB: 0 P: 10	R: 0 E: 0 K: 2 S: 11	H: 1 LOB: 1 BB: 0 P: 15	R: 0 E: 0 K: 0 S: 9	H: 0 LOB: 1 BB: 1 P: 16	R: 0 E: 0 K: 0 S: 12	H: 0 LOB: 0 BB: 0 P: 16	R: 0 E: 0 K: 0 S: 13	H: 1 LOB: 2 BB: 1 P: 20	R: 0 E: 0 K: 0 S: 8	H: 0 LOB: 0 BB: 0 P: 12	R: 0 E: 0 K: 0 S: 13	H: 2 LOB: 2 BB: 0 P: 18		R: 1 E: 0 K: 2 S: 17	H: 1 LOB: 3 BB: 3 P: 33	1B: 4 2B: 1 3B: 0 HR: 0	SF: 1 SAC: 0 DP: 0 HBP: 1	WP: 0 PB: 0 SB: 0 CS: 0	PA: 38				
PITCHER	IP	WLS	BF	H	R	ER	SO	BB	IBB	HBP	BLK	WP	HR	S	P	ERA	WHIP										
Odalis Perez, L ERA: 2.92	6.0	W	23	3	0	0	0	2	0	1	0	0	0	8	12	0.00	0.667										
Giovanni Carrara, R ERA: 3.57	1.0		3	0	0	0	0	0	0	0	0	0	0	8	12	0.00	0.000										
Kevin Brown, R ERA: 4.55	1.0		5	2	0	0	0	0	0	0	0	0	0	13	18	0.00	2.000										
Jeff Williams, L ERA: 18.47	1.0		7	1	1	1	2	3	0	0	0	0	0	17	33	9.00	4.000										



Batter	1	2	3	4	5	6	7	8	9	AB	R	H	RBI	BB	SO	LOB	TOP					
Marquis Grissom, R OBP: 0.322, SLG: 0.498	0-0 CS 1B		2-3 K		0-0 F8		2-1 FC4-6 2B		2-2 PO	4	1	1	0	0	1	1	Los Angeles Dodgers @ Arizona Diamondbacks Bank One Ballpark, Phoenix, AZ Tue Sep 03 2002, 9:35 PM EDT Att: 35,891 - Dome - 72 F livebaseballscores.com 					
Paul Lo Duca, R OBP: 0.328, SLG: 0.404	0-1 SAFE E6 HR		2-2		2-0 L8		3-1 2B			4	1	2	1	0	0	1						
Adrian Beltré, R OBP: 0.316, SLG: 0.453	2-0 1-H HR		2-3 K		0-2 G6-3		1-2 G1-3			4	1	1	2	0	1	2						
Shawn Green, L OBP: 0.382, SLG: 0.577	0-0 G3		4-2 BB		0-0 2B				1-3 K	3	0	1	0	1	1	0						
Brian Jordan, R OBP: 0.318, SLG: 0.442	1-1 G1-3		1-0 G6-3		1-0 F8				2-2 P5	4	0	0	0	0	0	3						
Eric Karpis, R OBP: 0.332, SLG: 0.399 Eric Gagne, R (8, 1)		3-1 E3		0-0 G6-3		4-0 FC6-4 BB		0-0 P4		3	0	0	0	1	0	0						
Mark Grudzielanek, R OBP: 0.299, SLG: 0.365 Alex Cora, L OBP: 0.374, SLG: 0.439		2-2 F8		1-0 G4-3		1-0 FC6-4		0-0 G6-3		4	0	0	0	0	0	3						
Cesar Izturis, S OBP: 0.251, SLG: 0.300		1-0 F9		0-0 G4-3			3-1 F9		2-1 G6-3	4	0	0	0	0	0	1						
Karl Meltzer, L Kevin Brown, R Jesse Orosco, L Mike Koptlove, R Paul Shuey, R Paul Quantrill, R Dave Hanson, L Dave Roberts, L Chris Donnels, L		0-0 G4-3		2-1 F8			2-1 FC4-6 1B		4-1 PO BB	3	0	0	0	0	0	1						
Inning Stats	R: 2 E: 1 K: 0 S: 7	H: 2 LOB: 0 BB: 0 P: 10	R: 0 E: 1 K: 0 S: 8	H: 0 LOB: 1 BB: 0 P: 14	R: 0 E: 0 K: 2 S: 14	H: 1 LOB: 2 BB: 1 P: 25	R: 0 E: 0 K: 0 S: 3	H: 0 LOB: 0 BB: 0 P: 4	R: 0 E: 0 K: 0 S: 4	H: 0 LOB: 0 BB: 0 P: 8	R: 0 E: 0 K: 0 S: 6	H: 1 LOB: 2 BB: 1 P: 12	R: 1 E: 0 K: 0 S: 12	H: 2 LOB: 1 BB: 0 P: 23	R: 0 E: 0 K: 1 S: 7	H: 0 LOB: 0 BB: 0 P: 10		R: 0 E: 0 K: 0 S: 6	H: 0 LOB: 1 BB: 1 P: 14	1B: 2 2B: 3 3B: 0 HR: 1	SF: 0 SAC: 0 DP: 0 HBP: 0	WP: 0 PB: 0 SB: 0 CS: 1
PITCHER	IP WLS BF H R ER SO BB IBB HBP BLK WP HR S P ERA WHIP																					
Brian Anderson, L ERA: 4.67	(1, 1) 6.2 L 29 6 3 2 2 2 0 0 0 0 0 1 50 91 2.70 1.200																					
Mike Koptlove, R ERA: 1.93	(7, 1) 1.1 4 0 0 0 1 0 0 0 0 0 0 0 11 15 0.00 0.000																					
Mike Fetters, R ERA: 2.66	(9, 1) 1.0 3 0 0 0 0 1 0 0 0 0 0 0 6 14 0.00 1.000																					

Batter	1	2	3	4	5	6	7	8	9	AB	R	H	RBI	BB	SO	LOB	BOTTOM					
Tony Womack, L OBP: 0.319, SLG: 0.361	2-3 K		1-0 L5			1-1 BB 1B			1-1 G1-3	5	0	1	0	0	1	2	Los Angeles Dodgers @ Arizona Diamondbacks Bank One Ballpark, Phoenix, AZ Tue Sep 03 2002, 9:35 PM EDT Att: 35,891 - Dome - 72 F livebaseballscores.com 					
Steve Finley, L OBP: 0.382, SLG: 0.478	1-2 F7		1-3 K2-3			0-1 F7				4	0	0	0	0	1	3						
Junior Spivey, R OBP: 0.397, SLG: 0.486	1-1 1B				2-1 L8		4-0 BB BB		1-2 1B	3	0	2	0	1	0	0						
Luis Gonzalez, L OBP: 0.406, SLG: 0.510	2-2 G4-3				1-2 G5-3 1B		4-1 BB BB		1-3 K	3	0	1	0	1	1	2						
Greg Colbrunn, R OBP: 0.351, SLG: 0.568 Mike Koptlove, R Lyle Overbay, L Mike Fetters, R		2-1 F9			2-1 G5-3		2-3 K		0-0 L8	3	0	0	0	0	1	4						
Erubiel Durazo, L OBP: 0.402, SLG: 0.583		1-3 K			1-2 L3		2-3 K		0-0 F9	4	0	0	0	0	2	5						
Rod Barajas, R OBP: 0.279, SLG: 0.328 Quinton McCracken, S Damian Miller, R Mark Grace, L		1-0 F7				1-1 P6			0-1 L8	2	0	0	0	0	0	0						
Mark Little, R OBP: 0.305, SLG: 0.274 David Dellucci, L OBP: 0.310, SLG: 0.404					2-0 SH3-4 1B		2-2 L7		0-2 G4-3	2	0	1	0	0	0	0						
Brian Anderson, R OBP: 0.143, SLG: 0.195 Chris Donnels, L OBP: 0.303, SLG: 0.470			2-1 SH3-4		2-1 K		2-2 2B 1B		0-1 SF8	1	0	0	0	0	1	0						
Inning Stats	R: 0 E: 0 K: 1 S: 12	H: 1 LOB: 1 BB: 0 P: 18	R: 0 E: 0 K: 1 S: 6	H: 0 LOB: 0 BB: 0 P: 10	R: 0 E: 0 K: 1 S: 8	H: 1 LOB: 1 BB: 0 P: 14	R: 0 E: 0 K: 0 S: 9	H: 1 LOB: 1 BB: 0 P: 16	R: 0 E: 0 K: 1 S: 8	H: 0 LOB: 0 BB: 0 P: 13	R: 0 E: 0 K: 2 S: 13	H: 1 LOB: 3 BB: 2 P: 26	R: 1 E: 0 K: 0 S: 11	H: 2 LOB: 1 BB: 0 P: 18	R: 0 E: 0 K: 1 S: 8	H: 1 LOB: 1 BB: 0 P: 10		R: 1 E: 0 K: 0 S: 10	H: 1 LOB: 0 BB: 0 P: 13	1B: 6 2B: 2 3B: 0 HR: 0	SF: 1 SAC: 1 DP: 0 HBP: 0	WP: 0 PB: 0 SB: 0 CS: 0
PITCHER	IP WLS BF H R ER SO BB IBB HBP BLK WP HR S P ERA WHIP																					
Kaz Ishii, L ERA: 4.18	(1, 1) 5.1 W 22 4 0 0 4 2 0 0 0 0 0 0 3 5 0.00 0.000																					
Kevin Brown, R ERA: 4.53	(6, 1) 0.1 H 1 0 0 0 1 0 0 0 0 0 0 0 3 5 0.00 0.000																					
Jesse Orosco, L ERA: 2.88	(6, 1) 0.1 H 1 0 0 0 1 0 0 0 0 0 0 0 5 7 0.00 0.000																					
Paul Shuey, R ERA: 3.23	(7, 1) 1.0 H 5 2 1 1 0 0 0 0 0 0 0 0 11 18 9.00 2.000																					
Paul Quantrill, R ERA: 2.51	(8, 1) 0.2 H 3 1 0 0 1 0 0 0 0 0 0 0 7 9 0.00 1.500																					

Batter	1	2	3	4	5	6	7	8	9	AB	R	H	RBI	BB	SO	LOB	TOP						
Marquis Grissom, R OBP: 0.317, SLG: 0.491	L5		K			K			G5-3	4	0	0	0	0	2	1							
Paul Lo Duca, R OBP: 0.326, SLG: 0.400	G4-3			G5-3			F8		G3	4	0	0	0	0	0	0							
Shawn Green, L OBP: 0.383, SLG: 0.584	G3-1			G3					2B	4	1	2	1	0	0	0							
Adrián Beltré, R OBP: 0.314, SLG: 0.450		F9		F8			G5-3		K	4	0	0	0	0	1	1							
Brian Jordan, R OBP: 0.318, SLG: 0.440		P4			K					1	0	0	0	0	0	0							
Mike Kinkade, R OBP: 0.444, SLG: 0.625							FC6-4 HBP			1	0	0	0	0	1	0							
Eric Karros, R OBP: 0.330, SLG: 0.396				L8			FC6-4			3	0	0	0	0	1	2							
Jeff Reboulet, R OBP: 0.308, SLG: 0.289			SH1-3 2B		F8				G6-3	3	0	1	0	0	0	0							
Cesar Izturis, S OBP: 0.249, SLG: 0.298			F9			K			G6-3	3	0	0	0	0	1	1							
Andy Ashby, R OBP: 0.170, SLG: 0.200						K				0	0	0	0	0	0	0							
Jolbert Cabrera, R OBP: 0.159, SLG: 0.190			SH1-3			K				1	0	0	0	0	1	0							
Giovanni Carrara, R										0	0	0	0	0	0	0							
David Ross, R OBP: 0.444, SLG: 0.857										1	0	0	0	0	1	0							
Guillermo Mota, R										0	0	0	0	0	0	0							
Inning Stats	R: 0 E: 0 K: 0 S: 7	H: 0 LOB: 0 BB: 0 P: 9	R: 0 E: 0 K: 1 S: 6	H: 0 LOB: 0 BB: 0 P: 9	R: 0 E: 0 K: 1 S: 8	H: 1 LOB: 1 BB: 0 P: 8	R: 0 E: 0 K: 0 S: 5	H: 0 LOB: 0 BB: 0 P: 10	R: 0 E: 0 K: 1 S: 10	H: 0 LOB: 0 BB: 0 P: 15	R: 0 E: 0 K: 3 S: 9	H: 0 LOB: 0 BB: 0 P: 12	R: 0 E: 0 K: 0 S: 17	H: 1 LOB: 2 BB: 0 P: 23	R: 0 E: 0 K: 1 S: 7	H: 0 LOB: 0 BB: 0 P: 9	R: 1 E: 0 K: 1 S: 9	H: 1 LOB: 0 BB: 0 P: 12	1B: 0 2B: 2 3B: 0 HR: 1	SF: 0 SAC: 1 DP: 0 HBP: 1	WP: 0 PB: 0 SB: 0 CS: 0	PA: 31	
PITCHER Randy Johnson, L ERA: 2.57	IP: 9.0 WLS: W BF: 31 H: 3 R: 1 ER: 1 SO: 8 BB: 0 IBB: 0 HBP: 1 BLK: 0 WP: 0 HR: 1 S: 78 P: 107 ERA: 1.00 WHIP: 0.333											PITCHER	IP: 9.0 WLS: W BF: 31 H: 3 R: 1 ER: 1 SO: 8 BB: 0 IBB: 0 HBP: 1 BLK: 0 WP: 0 HR: 1 S: 78 P: 107 ERA: 1.00 WHIP: 0.333										

Los Angeles Dodgers @ Arizona Diamondbacks
Bank One Ballpark, Phoenix, AZ
Wed Sep 04, 2002, 6:05 PM EDT
Att: 31,707 - Dome - 72 F

AB	29
R	1
H	3
RBI	1
BB	0
SO	8
LOB	5



Batter	1	2	3	4	5	6	7	8	9	AB	R	H	RBI	BB	SO	LOB	BOTTOM						
Tony Womack, L OBP: 0.318, SLG: 0.359	CS 1B			G4-3			P4		K	5	1	1	0	0	2	2							
Alex Cintron, S OBP: 0.368, SLG: 0.351										0	0	0	0	0	0	0							
David Dellucci, L OBP: 0.319, SLG: 0.409	SAFE HR			G4-3			FC5-4 BB			3	1	2	1	1	0	1							
Junior Spivey, R OBP: 0.393, SLG: 0.482	P3		F9			K			FC5-4	4	0	0	0	0	1	3							
Luis Gonzalez, L OBP: 0.404, SLG: 0.505	K		F9		F7		F7			4	0	0	0	0	1	2							
Erubiel Durazo, L OBP: 0.399, SLG: 0.573	HR BB		F9		K			F8		3	1	0	0	1	1	0							
Matt Williams, R OBP: 0.315, SLG: 0.403	HR		FC4-6 1B			L3 1B		K		4	1	3	3	0	1	0							
Steve Finley, L OBP: 0.363, SLG: 0.487	HR		FC4-6			L3				4	2	2	1	0	0	2							
Chad Moeller, R OBP: 0.359, SLG: 0.360	G6-3			G4-3 2B						2	1	1	0	2	0	0							
Randy Johnson, R OBP: 0.159, SLG: 0.167		G5-3		K		G6-3				4	0	1	2	0	1	2							
Inning Stats	R: 5 E: 0 K: 1 S: 16	H: 4 LOB: 0 BB: 1 P: 31	R: 0 E: 0 K: 1 S: 9	H: 1 LOB: 0 BB: 0 P: 11	R: 0 E: 0 K: 0 S: 10	H: 1 LOB: 1 BB: 0 P: 14	R: 0 E: 0 K: 1 S: 9	H: 1 LOB: 0 BB: 0 P: 14	R: 0 E: 0 K: 2 S: 9	H: 0 LOB: 0 BB: 0 P: 14	R: 0 E: 0 K: 0 S: 12	H: 1 LOB: 1 BB: 1 P: 21	R: 0 E: 0 K: 0 S: 7	H: 0 LOB: 1 BB: 1 P: 13	R: 2 E: 0 K: 2 S: 14	H: 2 LOB: 1 BB: 1 P: 22	1B: 5 2B: 4 3B: 0 HR: 2	SF: 0 SAC: 0 DP: 1 HBP: 0	WP: 0 PB: 0 SB: 0 CS: 1	PA: 37			
PITCHER Andy Ashby, R ERA: 3.54 Giovanni Carrara, R ERA: 3.47 Guillermo Mota, R ERA: 4.57	IP: 5.0 WLS: L BF: 23 H: 7 R: 5 ER: 0 SO: 5 BB: 1 IBB: 0 HBP: 0 BLK: 0 WP: 0 HR: 2 S: 53 P: 84 ERA: 0.00 WHIP: 1.600											PITCHER	IP: 5.0 WLS: L BF: 23 H: 7 R: 5 ER: 0 SO: 5 BB: 1 IBB: 0 HBP: 0 BLK: 0 WP: 0 HR: 2 S: 53 P: 84 ERA: 0.00 WHIP: 1.600										

Los Angeles Dodgers @ Arizona Diamondbacks
Bank One Ballpark, Phoenix, AZ
Wed Sep 04, 2002, 6:05 PM EDT
Att: 31,707 - Dome - 72 F

AB	33
R	7
H	10
RBI	7
BB	4
SO	7
LOB	12



Batter	1	2	3	4	5	6	7	8	9	AB	R	H	RBI	BB	SO	LOB	TOP			
Brian Hunter, R (1,8) OBP: 0.348, SLG: 0.437 Daryle Ward, L (9,PH) OBP: 0.330, SLG: 0.417 28 Adam Everett, R (9,PR) OBP: 0.301, SLG: 0.236	1-1 1B 1B 2B	1-0 2B	3-3 K				2-2 G1-3		2-2 1B	4	1	2	0	0	1	10				
Craig Biggio, R (1,4) OBP: 0.344, SLG: 0.415	1-0 G3 1B	1-1 F7			0-3 K		4-2 5 BB 17 FC5 BB		0-3 K	4	0	1	0	1	2	3				
17 Lance Berkman, S (1,7) OBP: 0.408, SLG: 0.590	0-0 G3 1B		1-2 HR		0-1 F7		0-0 FC5 5 BB		0-2 F8	5	1	2	2	0	0	2				
5 Jeff Bagwell, R (1,3) OBP: 0.399, SLG: 0.516	0-2 F9		4-1 BB		4-2 BB		4-2 G4-6-3 BB			1	0	0	0	3	0	2				
Orlando Merced, S (1,9) OBP: 0.355, SLG: 0.455 16 Jason Lane, R (8,9) OBP: 0.300, SLG: 0.333	2-1 G3		1-0 F5		4-1 BB		2-1 G4-6-3			3	0	0	0	1	0	6				
Brad Ausmus, R (1,2) OBP: 0.329, SLG: 0.365	2-2 P4		0-3 K		2-3 K				1-1 G3-1	4	0	0	0	0	2	5				
Geoff Blum, S (1,5)		4-1 2B BB	2-2 F9		0-3 K				1-1 G1-3	3	0	0	0	1	1	1				
Mark Loretta, R (1,6) OBP: 0.345, SLG: 0.356 Octavio Dotel, R (8,1)		1-3 K		2-1 F7		1-0 P3			3-2 G4-3	4	0	0	0	0	1	1				
Kirk Saarloos, R (1,1) OBP: 0.083, SLG: 0.125 Ricky Stone, R (6,1) Tom Gordon, R (7,1) Jose Vizcaino, S (8,6) OBP: 0.341, SLG: 0.401		0-0 F3		0-3 K		1-3 K			2-2 G4-3	3	0	0	0	0	2	1				
Inning Stats	R: 1 E: 0 K: 0 S: 13	H: 3 LOB: 2 BB: 0 P: 19	R: 0 E: 0 K: 1 S: 8	H: 1 LOB: 2 BB: 1 P: 15	R: 1 E: 0 K: 1 S: 13	H: 1 LOB: 1 BB: 1 P: 21	R: 0 E: 0 K: 2 S: 8	H: 0 LOB: 0 BB: 0 P: 13	R: 0 E: 0 K: 2 S: 12	H: 0 LOB: 2 BB: 2 P: 22	R: 0 E: 0 K: 0 S: 11	H: 0 LOB: 2 BB: 2 P: 23	R: 0 E: 0 K: 0 S: 8	H: 0 LOB: 0 BB: 0 P: 13	R: 0 E: 0 K: 1 S: 12	H: 1 LOB: 1 BB: 0 P: 16	1B: 3 2B: 2 3B: 0 HR: 1	SF: 0 SAC: 0 DP: 1 HBP: 0	WP: 0 PB: 0 SB: 1 CS: 0	PA: 39
PITCHER	IP WLS BF H R ER SO BB IBB HBP BLK WP HR S P ERA WHIP	7.0 W 3 0 0 2 8 6 0 0 0 0 1 72 122 2.57 1.571	1.0 S 4 1 0 0 1 0 0 0 0 0 0 8 13 0.00 0.000	1.0 S 4 1 0 0 1 0 0 0 0 0 0 12 16 0.00 1.000	PITCHER										IP WLS BF H R ER SO BB IBB HBP BLK WP HR S P ERA WHIP					

Houston Astros @ Los Angeles Dodgers
Dodger Stadium, Los Angeles, CA
Fri Sep 06 2002, 7:10 PM PDT
Att: 47,138 - Cloudy - 70 F

AB	33
R	2
H	6
RBI	2
BB	6
SO	9
LOB	21

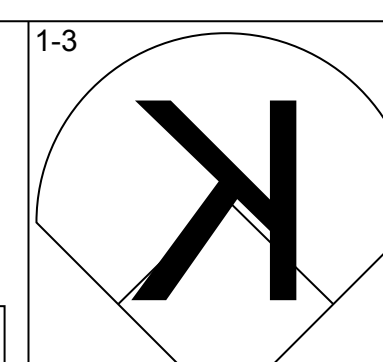
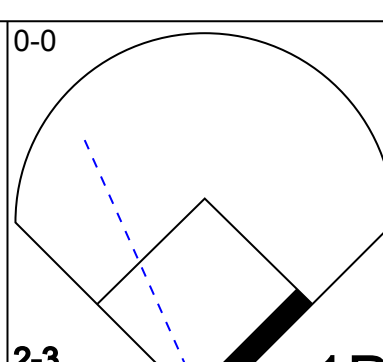


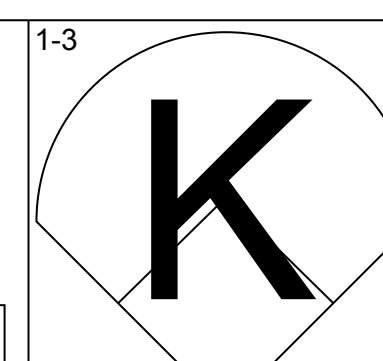
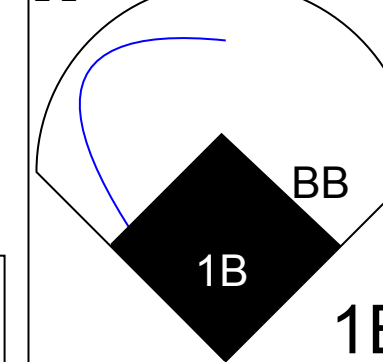
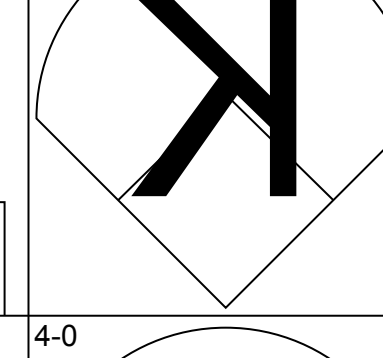
Batter	1	2	3	4	5	6	7	8	9	AB	R	H	RBI	BB	SO	LOB	BOTTOM			
Dave Roberts, L (1,8) OBP: 0.355, SLG: 0.368	3-2 G4-3		0-1 G1-3			2-1 F8 1B S	2-1 FC4-6			4	1	1	0	0	0	3				
Paul Lo Duca, R (1,2) OBP: 0.325, SLG: 0.398	2-1 F8		1-2 F8			1-2 F8 1B HBP	0-0 F9			3	0	0	0	0	0	3				
Adrián Beltré, R (1,5) OBP: 0.312, SLG: 0.446	3-2 P4			1-1 G4-3		2-1 F8			1-1 P6	4	0	0	0	0	0	2				
Shawn Green, L (1,9) OBP: 0.383, SLG: 0.582		2-2 G6-3		1-0 G3-1		4-0 1B IBB			4-2 1B SF7 BB	2	1	0	0	2	0	0				
Brian Jordan, R (1,7) OBP: 0.319, SLG: 0.441		0-0 L8		2-2 G6-3		0-2 1B			0-1 1B	4	0	2	1	0	0	0				
Eric Karros, R (1,3) OBP: 0.327, SLG: 0.394		2-1 G5-3			0-0 G6-3	0-2 L5			2-2 SF7	3	0	0	1	0	0	2				
Mark Grudzielanek, R (1,4) OBP: 0.303, SLG: 0.371 Cesar Izturis, S (9,6) OBP: 0.249, SLG: 0.298			0-2 1B 2B		1-2 G6-3 BB 1B		0-0 FC4-6 SH1-4 1B		3-3 K	4	1	3	0	0	1	1				
Alex Cora, L (1,6) OBP: 0.379, SLG: 0.442 (9,4)			2-2 G1-3 2H 1B		4-0 BB		0-1 SH1-4			1	0	1	1	1	0	0				
Hideo Nomo, R (1,1) OBP: 0.103, SLG: 0.074 Dave Hansen, L (7,PH) OBP: 0.372, SLG: 0.411 Wilkin Ruan, R (7,PR) OBP: 0.697, SLG: 1.000 Paul Quantrill, L (8,1) Eric Gagne, R (9,1)			0-3 K		0-1 G6-3		4-0 FC4-6 IBB			2	0	0	0	0	1	3				
Inning Stats	R: 0 E: 0 K: 0 S: 8	H: 0 LOB: 0 BB: 0 P: 16	R: 0 E: 0 K: 0 S: 6	H: 0 LOB: 0 BB: 0 P: 10	R: 1 E: 0 K: 1 S: 16	H: 2 LOB: 1 BB: 0 P: 19	R: 0 E: 0 K: 0 S: 6	H: 0 LOB: 0 BB: 0 P: 10	R: 0 E: 0 K: 0 S: 7	H: 1 LOB: 1 BB: 1 P: 12	R: 1 E: 0 K: 0 S: 13	H: 2 LOB: 2 BB: 1 P: 22	R: 0 E: 0 K: 0 S: 6	H: 1 LOB: 2 BB: 1 P: 12	R: 0 E: 0 K: 1 S: 16	H: 1 LOB: 1 BB: 1 P: 26	1B: 6 2B: 1 3B: 0 HR: 0	SF: 1 SAC: 1 DP: 0 HBP: 1	WP: 0 PB: 0 SB: 1 CS: 0	PA: 34
PITCHER	IP WLS BF H R ER SO BB IBB HBP BLK WP HR S P ERA WHIP	5.1 B 2 1 0 0 0 0 0 0 0 0 0 7 7 0.00 1.500	0.2 B 2 1 0 0 0 0 0 0 0 0 0 6 12 0.00 1.000	1.0 L 5 1 1 1 1 1 0 0 0 0 0 16 26 9.00 2.000	PITCHER										IP WLS BF H R ER SO BB IBB HBP BLK WP HR S P ERA WHIP					

Houston Astros @ Los Angeles Dodgers
Dodger Stadium, Los Angeles, CA
Fri Sep 06 2002, 7:10 PM PDT
Att: 47,138 - Cloudy - 70 F

AB	27
R	3
H	7
RBI	3
BB	4
SO	2
LOB	14



Batter	1	2	3	4	5	6	7	8	9	AB	R	H	RBI	BB	SO	LOB	TOP		
Brian Hunter, R OBP: 0.343, SLG: 0.427 (1, 8)			G5-3		G6-3			P4		5	0	1	0	0	1	0	Houston Astros @ Los Angeles Dodgers Dodger Stadium, Los Angeles, CA Sat Sep 07 2002, 1:10 PM PDT Att: 30,626 - Sunny - 78 F		
Craig Biggio, R OBP: 0.341, SLG: 0.411 (1, 4)	F2		L9		G6-3	SF8		G6-3		4	0	0	1	0	0	0			
17 Lance Berkman, S OBP: 0.407, SLG: 0.586 (1, 7)	G1-6-3			F2	5 HR	F7		G6-3		5	1	1	0	0	0	1			
5 Jeff Bagwell, R OBP: 0.401, SLG: 0.524 (1, 3)		SH2-3 1B BB		1B	2B	HR		G5-3	F9	4	2	2	2	1	0	0			
Mark Loretta, R OBP: 0.353, SLG: 0.366 (1, 5)		SH2-3 1B		16 1B	1B	1B		1B	G4-3	5	2	4	1	0	0	0			
Jose Vizcaino, S OBP: 0.343, SLG: 0.402 (1, 6)	SH2-3		L8		L8	1B		1B	K2-3	4	0	2	0	0	1	1			
16 Jason Lane, R OBP: 0.294, SLG: 0.323 (1, 9)	L6		1B		K			F8		4	0	1	0	0	1	6			
Gregg Zaun, S OBP: 0.273, SLG: 0.314 (1, 2)	F3		1B		1B	SH5-4 SF8		1B		4	1	3	2	0	0	2			
Carlos Hernández, S OBP: 0.222, SLG: 0.176 Dave Micki, R OBP: 0.152, SLG: 0.231 (8, 1)			G6-3	G3		SH5-4	L7			3	0	0	0	0	0	4			
										0	0	0	0	0	0	0	WP: 0 PA: 42 FB: 0 SB: 0 CS: 0		
Inning Stats	R: 0 E: 0 K: 1 S: 7	H: 0 LOB: 0 BB: 0 P: 11	R: 0 E: 0 K: 0 S: 13	H: 1 LOB: 2 BB: 1 P: 21	R: 0 E: 0 K: 0 S: 8	H: 0 LOB: 0 BB: 0 P: 11	R: 2 E: 0 K: 0 S: 13	H: 4 LOB: 2 BB: 0 P: 16	R: 2 E: 0 K: 1 S: 12	H: 4 LOB: 1 BB: 0 P: 19	R: 1 E: 0 K: 0 S: 7	H: 2 LOB: 1 BB: 0 P: 8	R: 1 E: 0 K: 0 S: 13	H: 3 LOB: 2 BB: 0 P: 17	R: 0 E: 0 K: 0 S: 5	H: 0 LOB: 0 BB: 0 P: 8	R: 0 E: 0 K: 1 S: 7	H: 0 LOB: 0 BB: 0 P: 12	1B: 12 SF: 1 2B: 1 SAC: 2 3B: 0 DP: 0 HR: 1 HBP: 0
PITCHER	IP WLS BF H R ER SO BB IBB HBP BLK WP HR S P ERA WHIP																		
Omar Daal, L ERA: 3.59 Guillermo Mota, R ERA: 4.53 Giovanni Carrara, R ERA: 3.62 Kevin Brown, R ERA: 4.45 Kevin Beirne, R ERA: 2.38	(1, 1) (5, 1) (6, 1) (8, 1) (9, 1)	4.2 0.1 2.0 1.0 1.0	L 1 11 3 3	24 1 5 0 0	9 0 2 0 0	4 0 2 0 0	4 1 2 0 1	1 0 0 0 0	0 0 0 0 0	0 0 0 0 0	0 0 0 0 0	0 0 0 0 0	0 0 0 0 0	1 3 20 5 7	50 3 25 8 12	74 4 25 8 12	7.71 0.00 9.00 0.00 0.00	2.143 0.000 2.500 0.000 0.000	

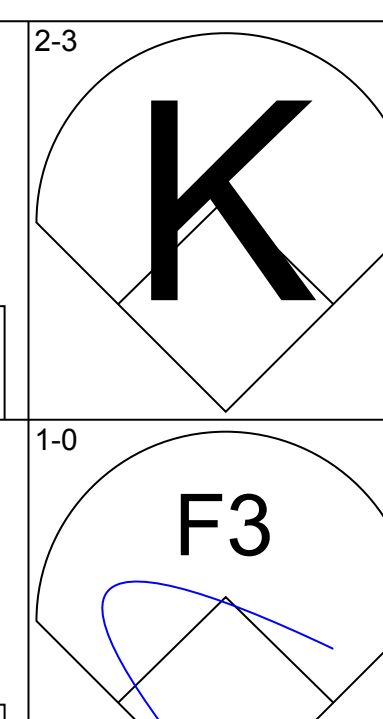
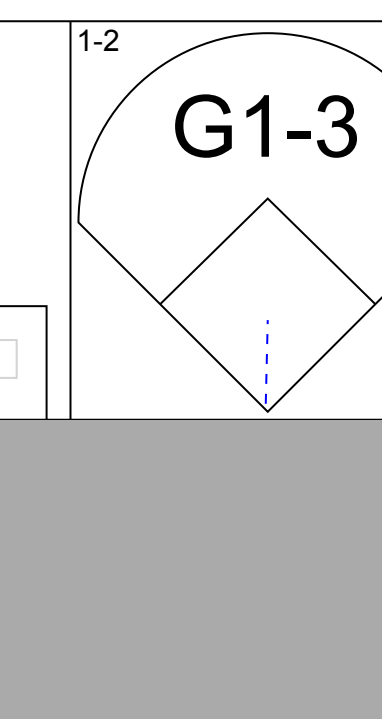
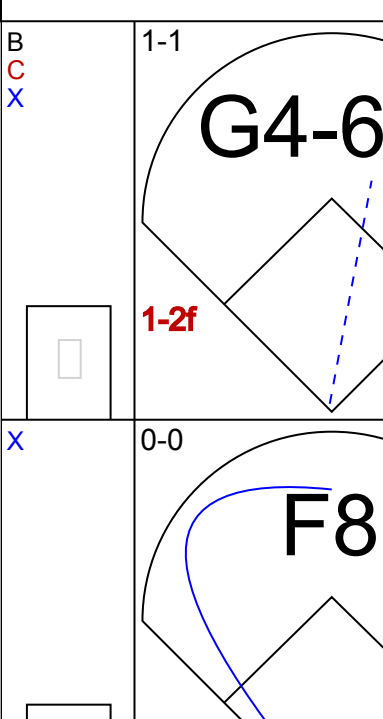
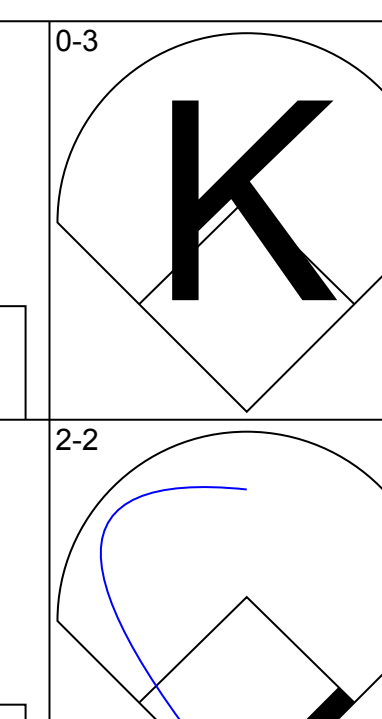
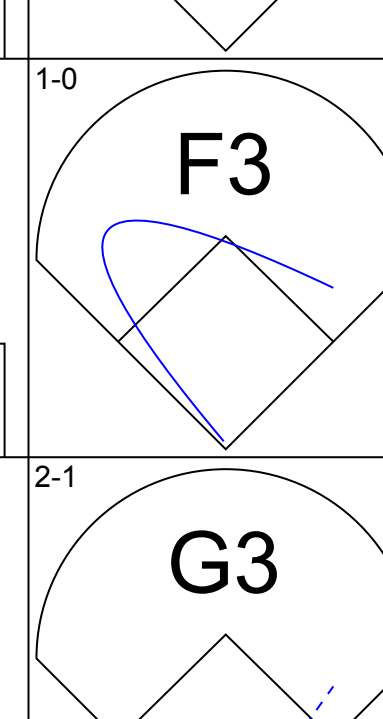
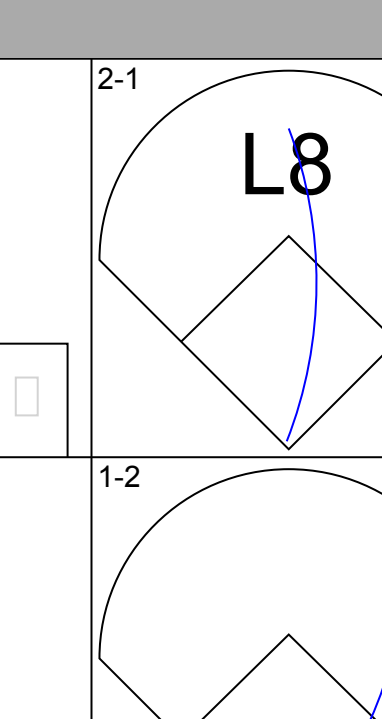
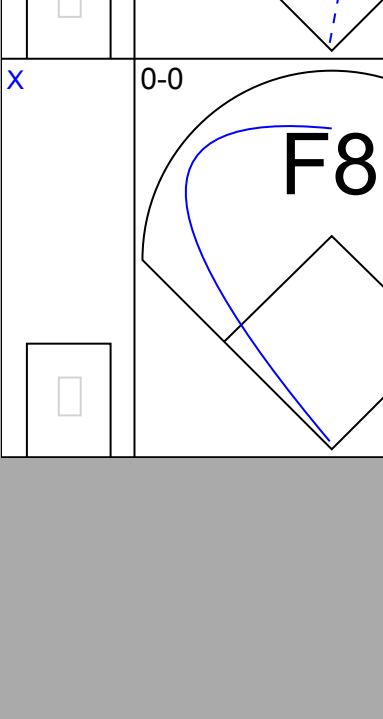
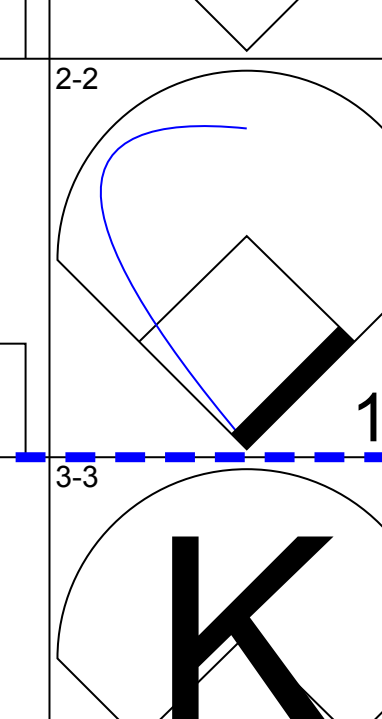
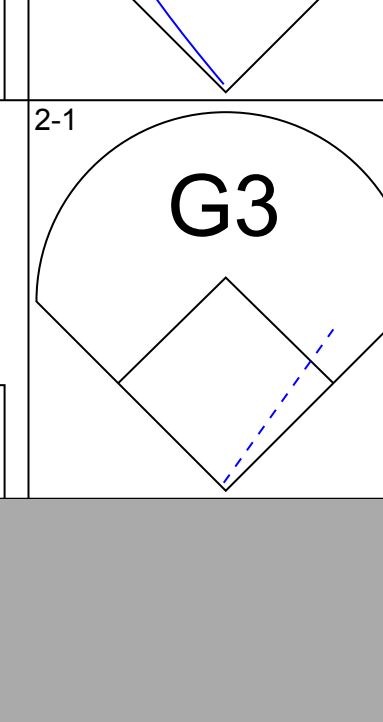
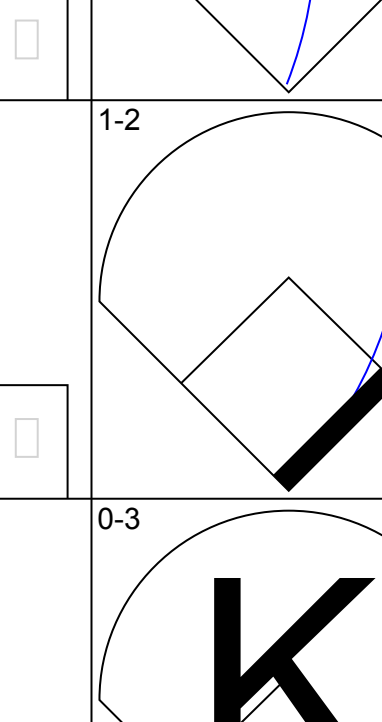
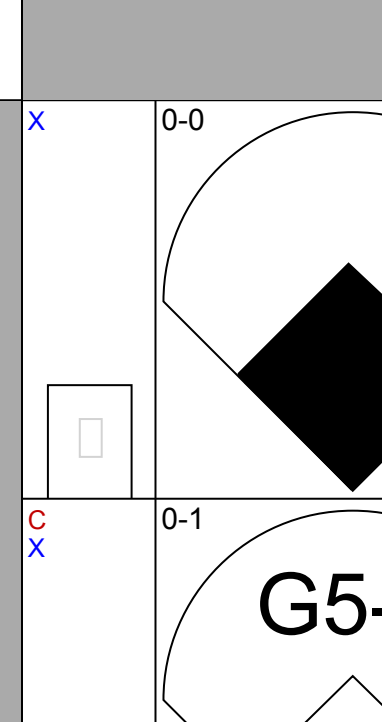
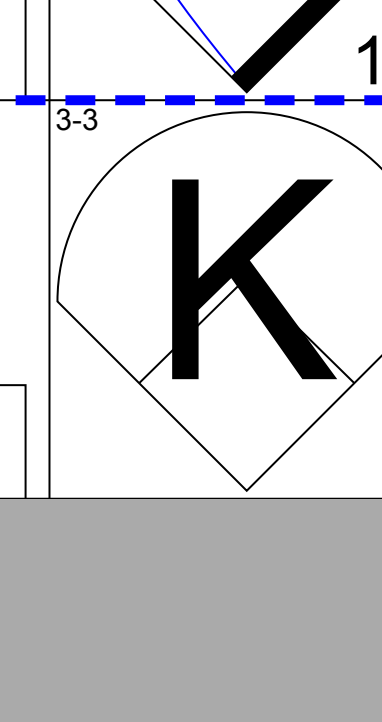
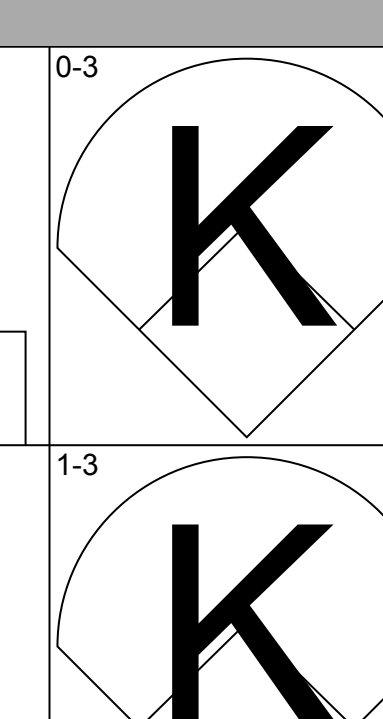
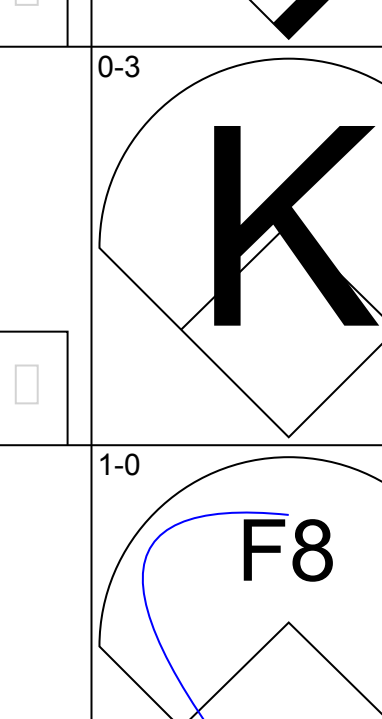
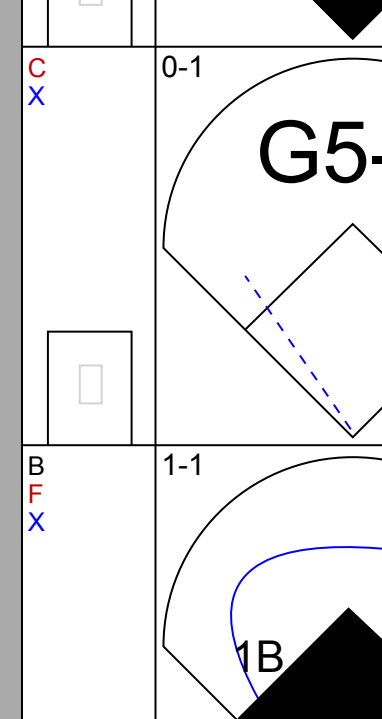
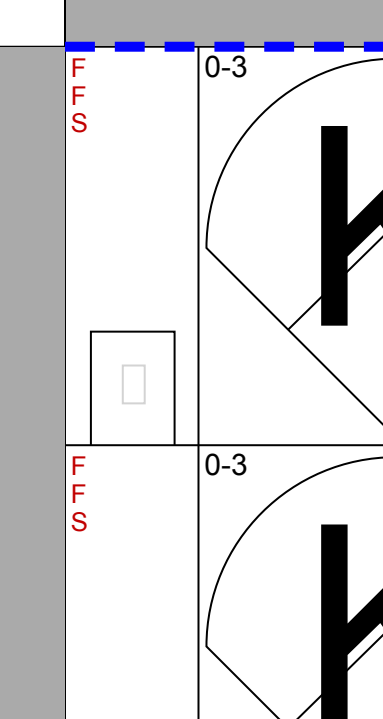

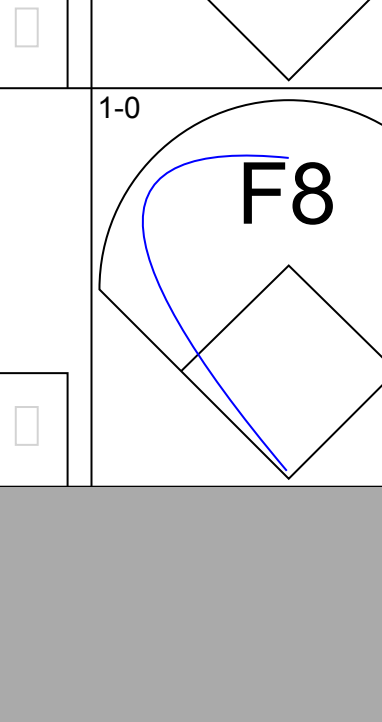
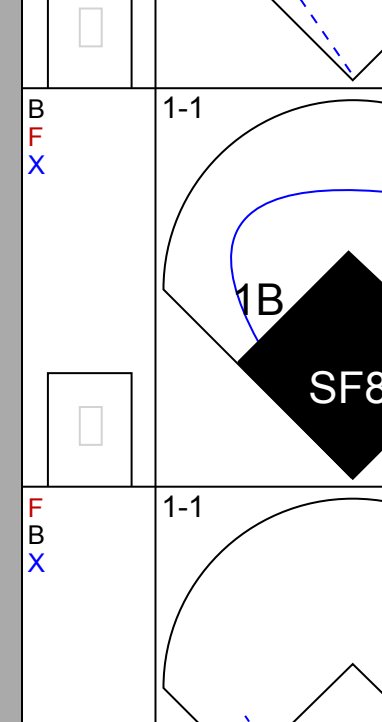
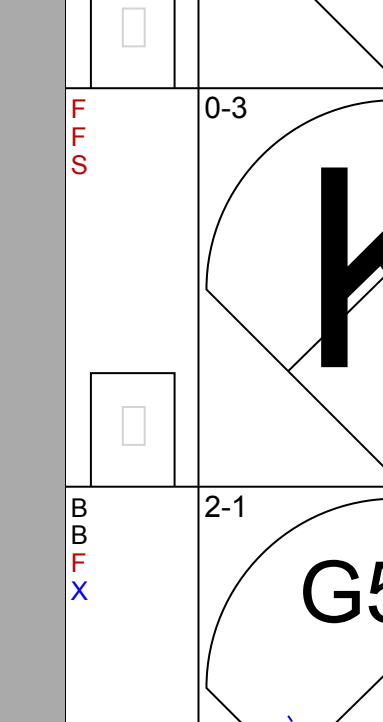

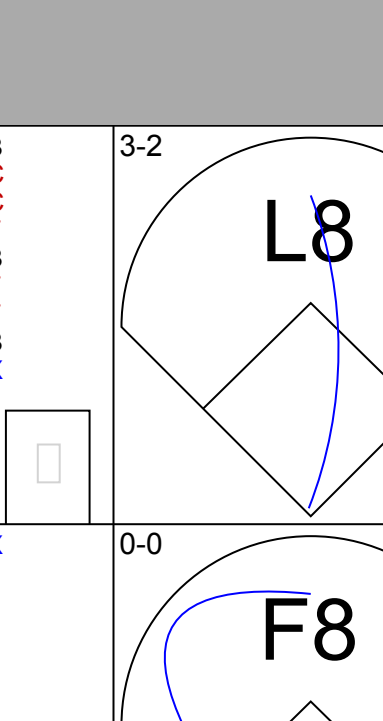
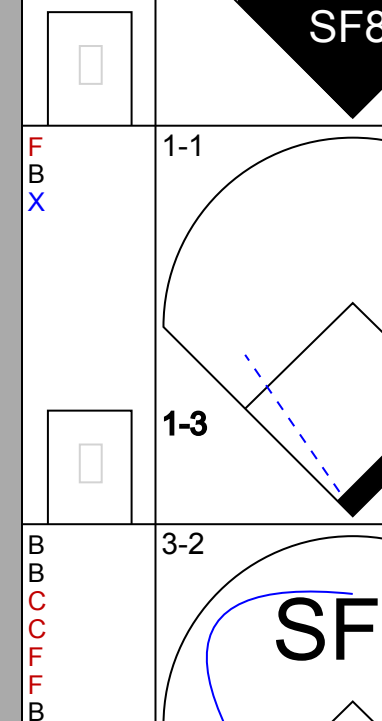
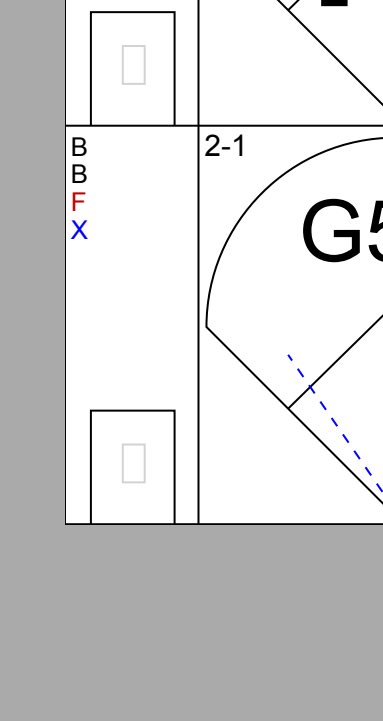
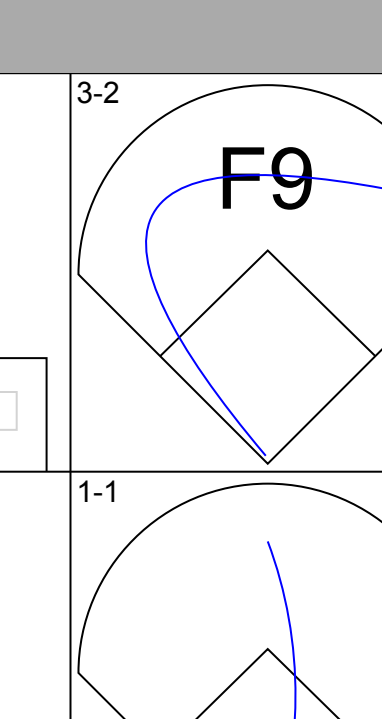
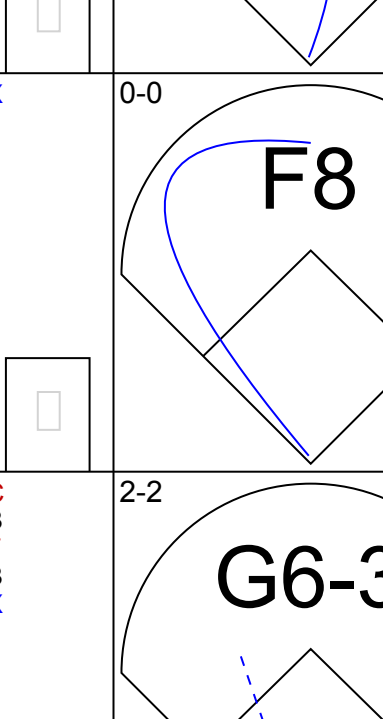
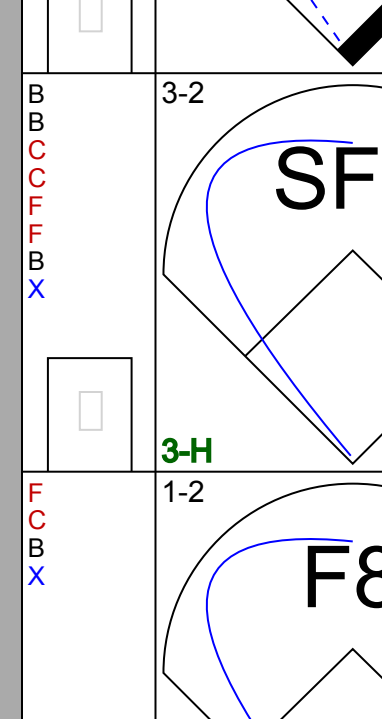
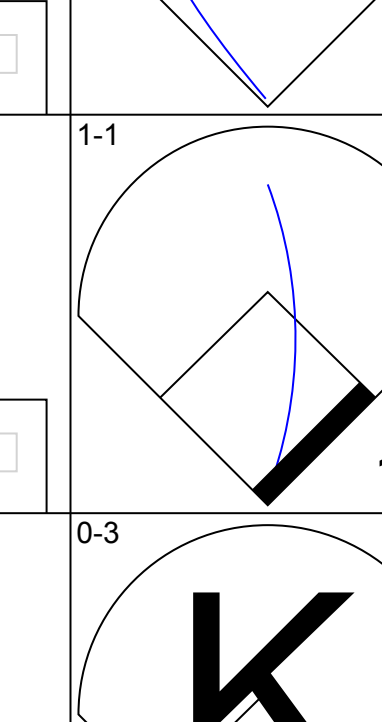
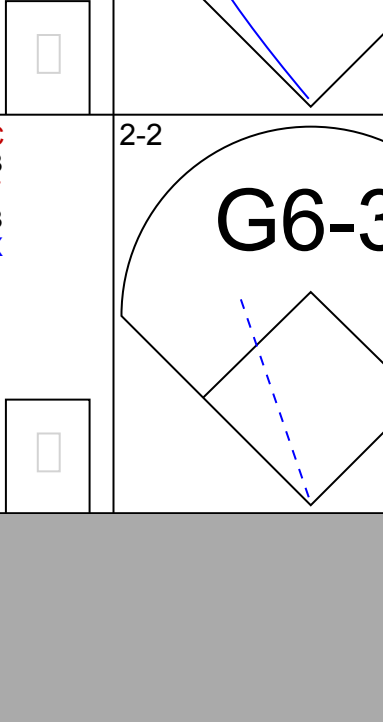
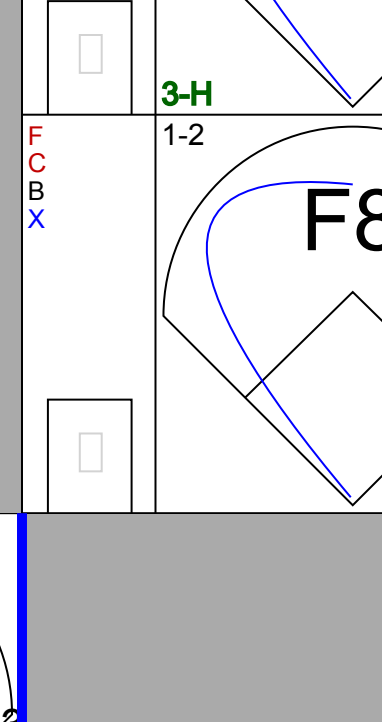
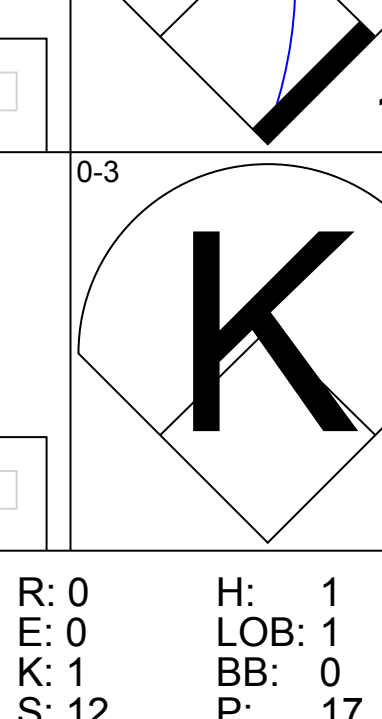
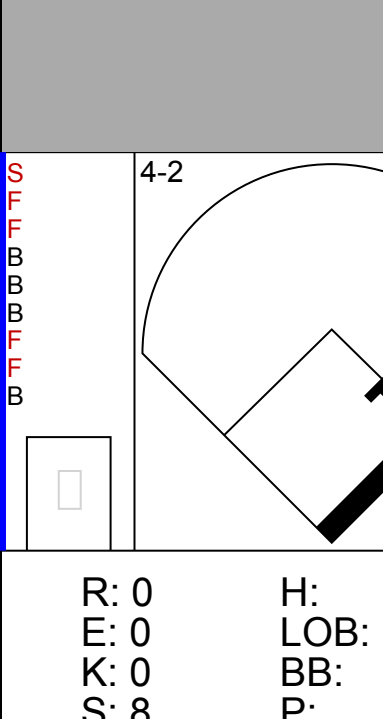
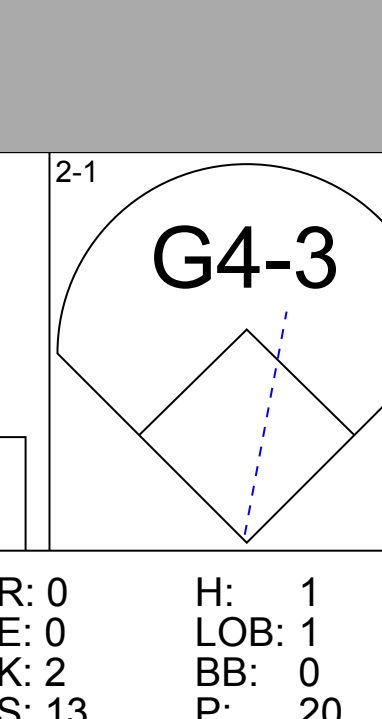
Batter	1	2	3	4	5	6	7	8	9	AB	R	H	RBI	BB	SO	LOB	BOTTOM		
Marquis Grissom, R OBP: 0.317, SLG: 0.486 (1, 8)					G5-3		F8			3	0	0	0	1	1	2	Houston Astros @ Los Angeles Dodgers Dodger Stadium, Los Angeles, CA Sat Sep 07 2002, 1:10 PM PDT Att: 30,626 - Sunny - 78 F		
Paul Lo Duca, R OBP: 0.325, SLG: 0.397 (1, 2)		F7			G1-3		FC6-4			4	1	1	0	0	0	3			
Shawn Green, L OBP: 0.381, SLG: 0.577 (1, 9)			G3		G4-3			G3		4	0	0	0	0	1	2			
Adrián Beltré, R OBP: 0.311, SLG: 0.444 (1, 5)	BB 1B BB		L5		G1-3		G4-3			3	0	0	0	1	0	0			
Brian Jordan, R OBP: 0.319, SLG: 0.439 (1, 7)	BB 1B		L9		K		F8			4	0	1	1	0	1	0			
Eric Karros, R OBP: 0.329, SLG: 0.396 (1, 3)	BB		G1-3		G1-3		G6-3			3	0	1	0	1	0	0			
Mark Grudzielanek, R OBP: 0.303, SLG: 0.370 (1, 4)	P4		G6-3		K		G6-4-3 1B			4	0	1	0	0	1	4			
Cesar Izturis, S OBP: 0.249, SLG: 0.299 Tyler Houston, L OBP: 0.329, SLG: 0.438 (9, PH)		G5-3		G1-3		FC4-6 1B	G6-4-3 1B			3	0	1	0	0	0	0			
Omar Daal, L ERA: 3.59 Guillermo Mota, R ERA: 4.53 Jolbert Cabrera, R ERA: 3.62 Giovanni Carrara, R ERA: 4.45 Jeff Reboulet, R OBP: 0.302, SLG: 0.283 Kevin Brown, R OBP: 0.303, SLG: 0.474 Kevin Beirne, L (9, 1)	(1, 1) (5, 1) (6, PH) (8, 1) (9, 1)	7.0 2.0	W 6	29 1	29 0	3 0	0 0	1 0	1 0	4 0	1 0	1 0	1 0	0 0	0 0	0 0			
Inning Stats	R: 1 E: 0 K: 2 S: 15	H: 2 LOB: 3 BB: 2 P: 26	R: 0 E: 0 K: 0 S: 11	H: 0 LOB: 1 BB: 1 P: 22	R: 0 E: 0 K: 0 S: 4	H: 0 LOB: 0 BB: 0 P: 7	R: 0 E: 0 K: 0 S: 5	H: 0 LOB: 0 BB: 0 P: 7	R: 0 E: 0 K: 0 S: 9	H: 1 LOB: 1 BB: 0 P: 15	R: 0 E: 0 K: 2 S: 10	H: 1 LOB: 1 BB: 0 P: 14	R: 0 E: 0 K: 0 S: 9	H: 1 LOB: 1 BB: 0 P: 13	R: 0 E: 0 K: 0 S: 3	H: 0 LOB: 0 BB: 0 P: 4	R: 0 E: 0 K: 0 S: 5	H: 1 LOB: 0 BB: 0 P: 6	1B: 4 SF: 0 2B: 2 SAC: 0 3B: 0 DP: 1 HR: 0 HBP: 0
PITCHER	IP WLS BF H R ER SO BB IBB HBP BLK WP HR S P ERA WHIP																		
Carlos Hernández, L ERA: 4.5 Dave Micki, R ERA: 5.44	(1, 1) (8, 1)	7.0 2.0	W 6	29 1	29 0	3 0	0 0	1 0	1 0	4 0	1 0	1 0	1 0	0 0	0 0	0 0			

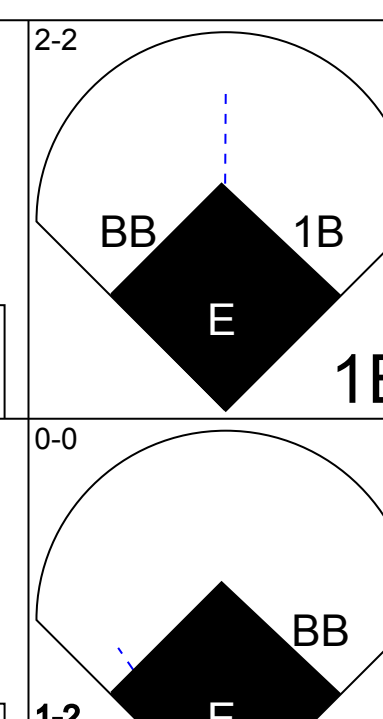
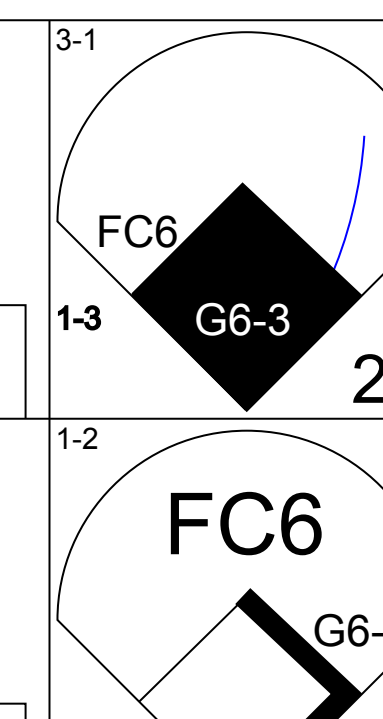
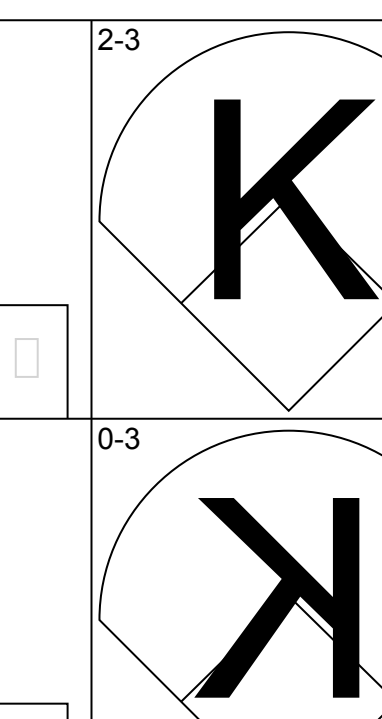
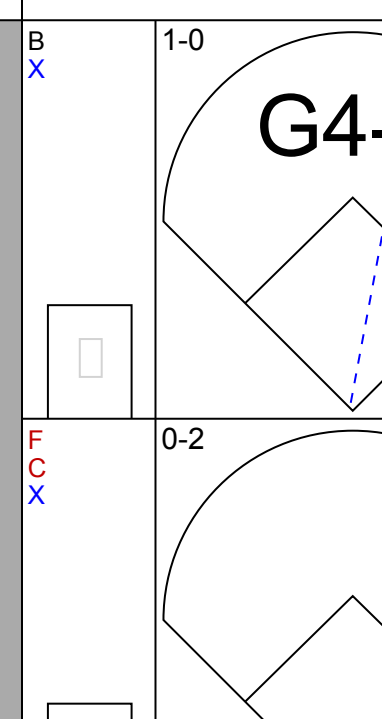
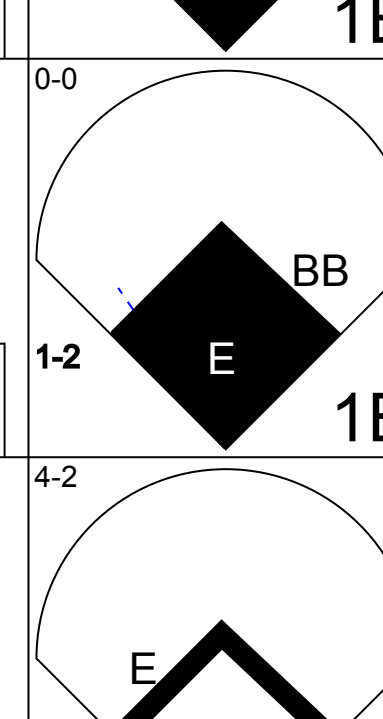
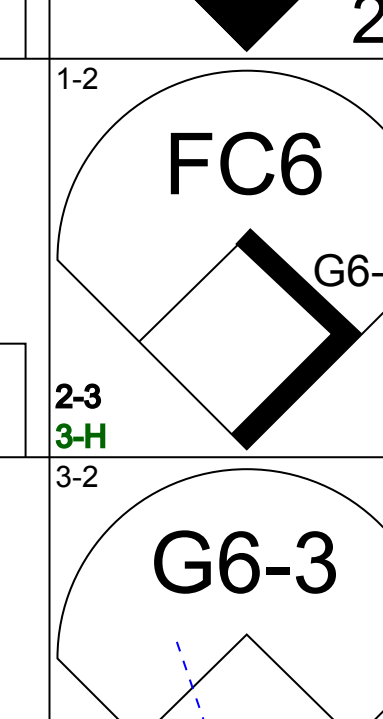
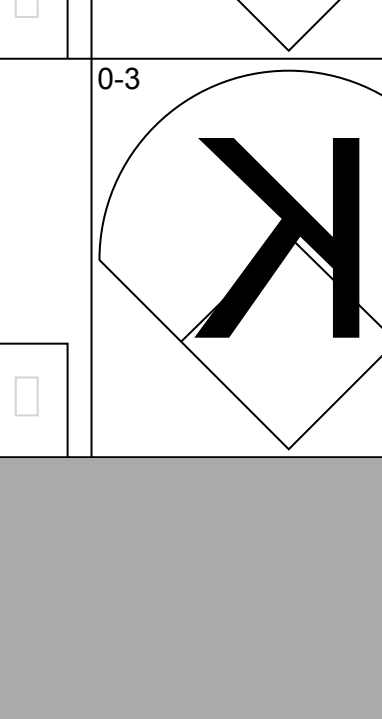
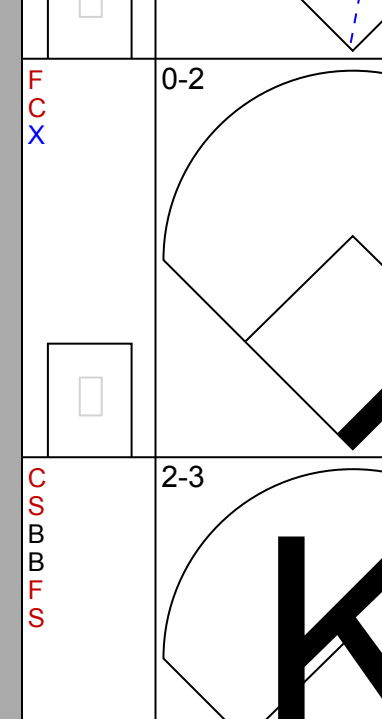
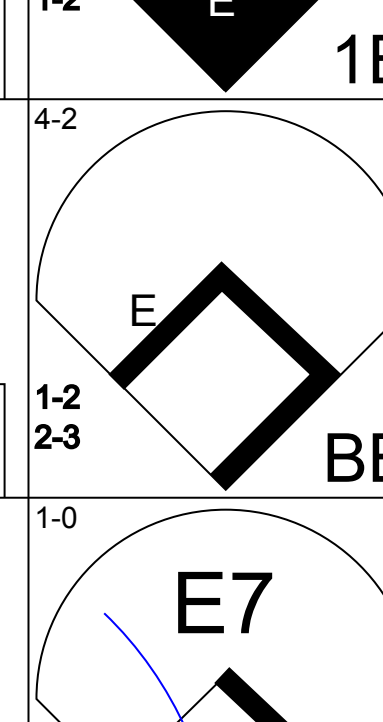
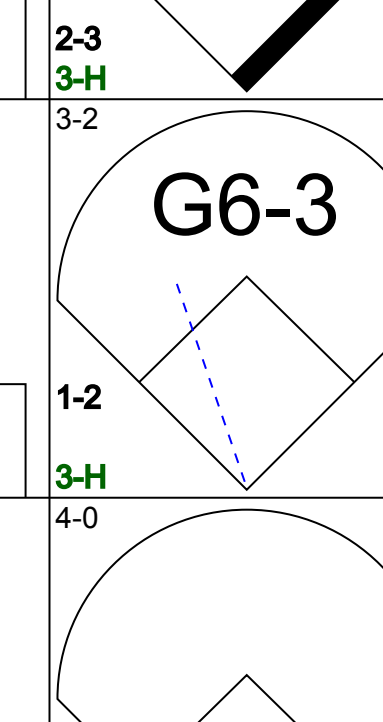
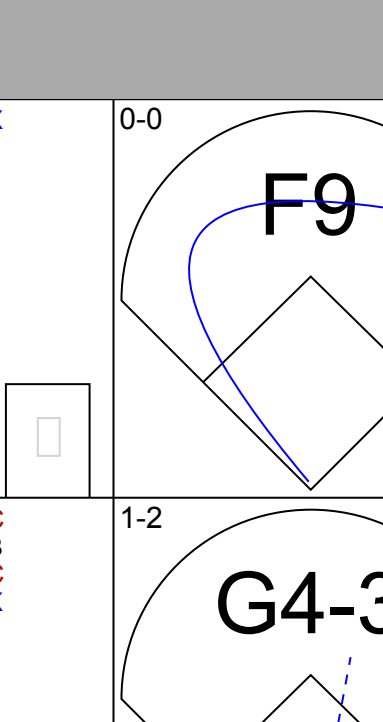
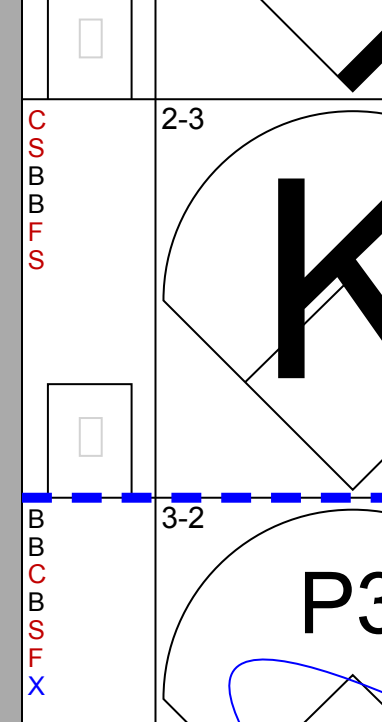
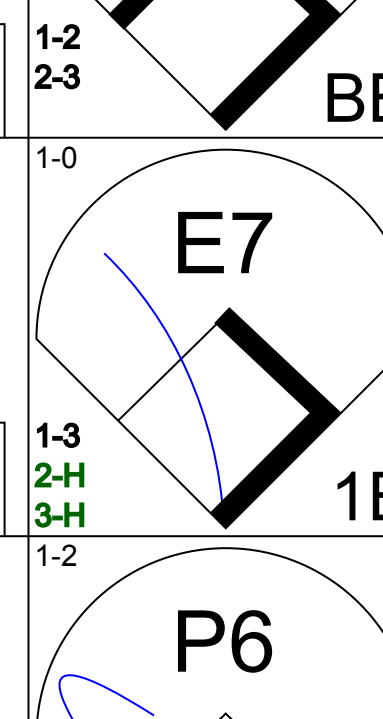
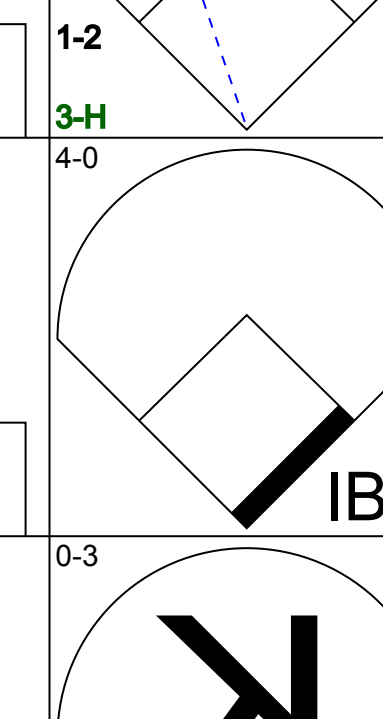
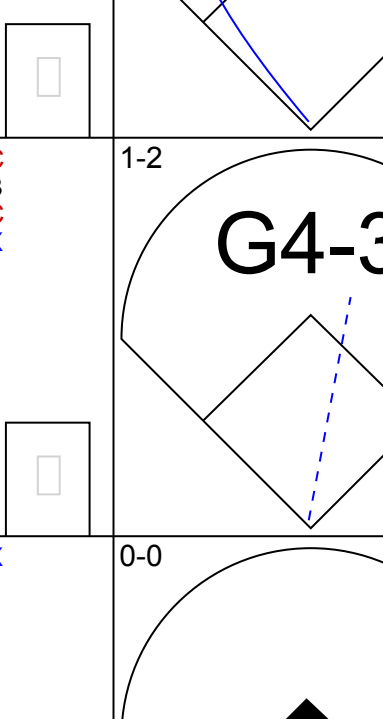
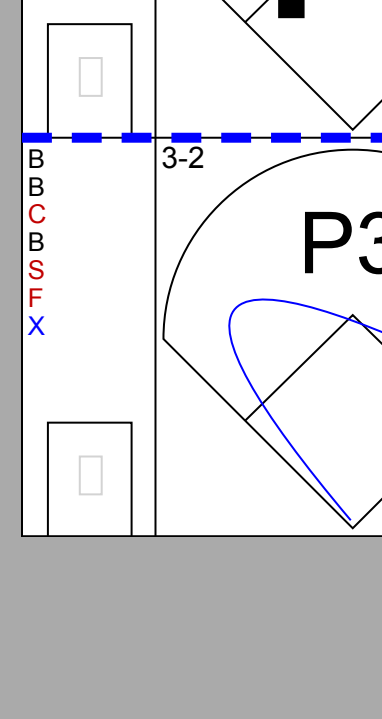
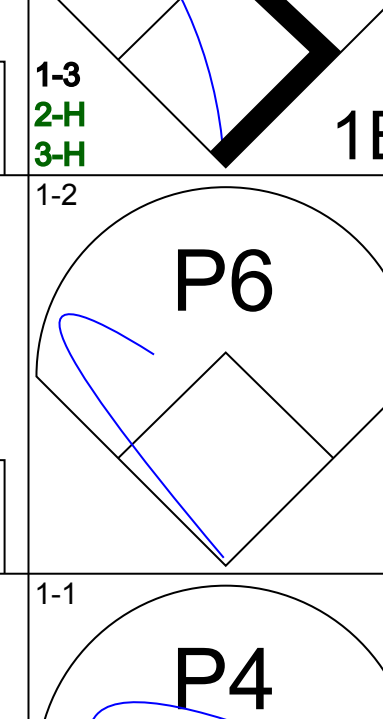
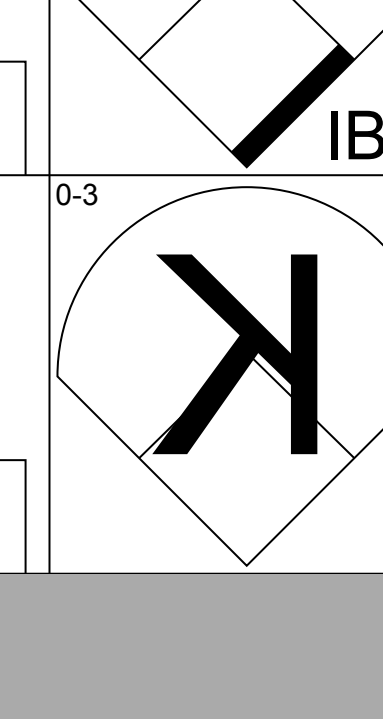
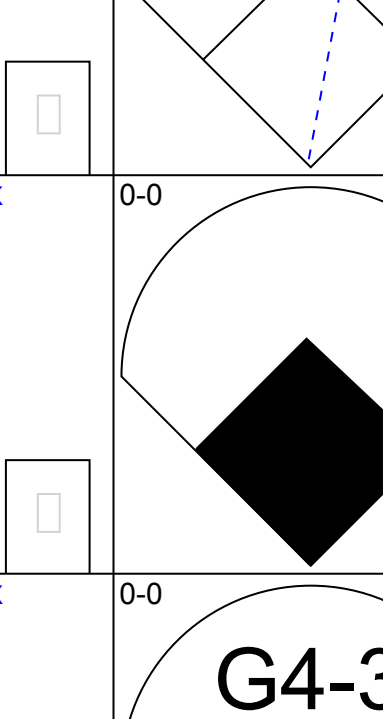
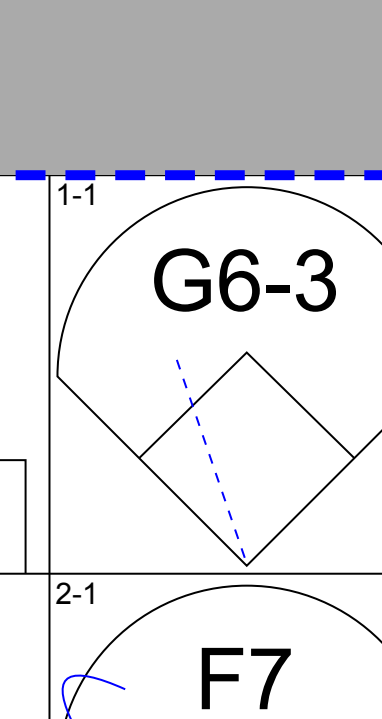
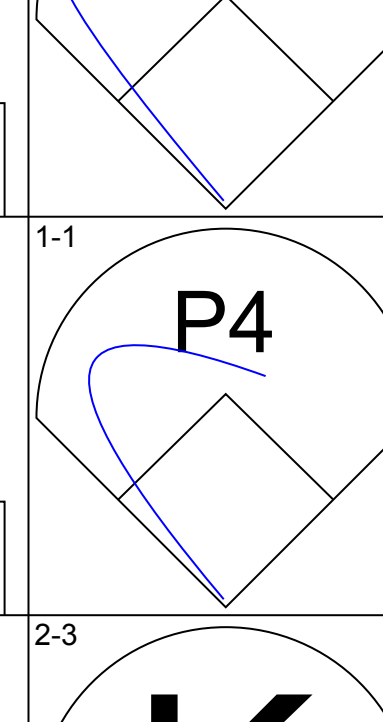
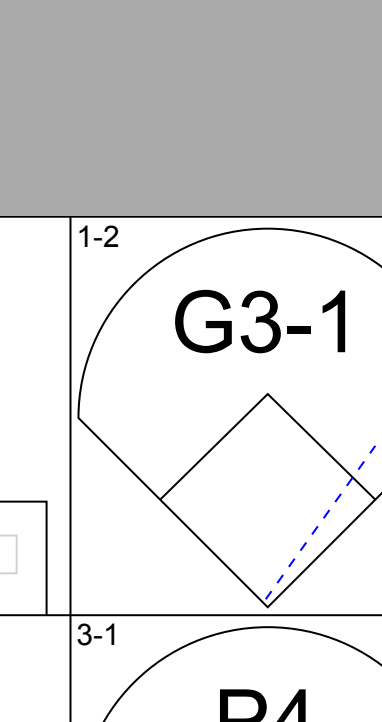
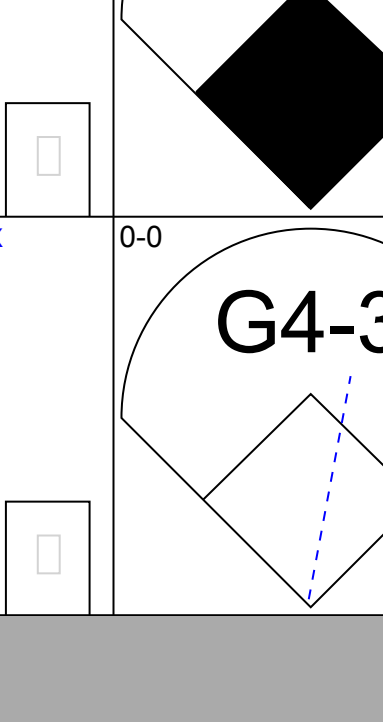
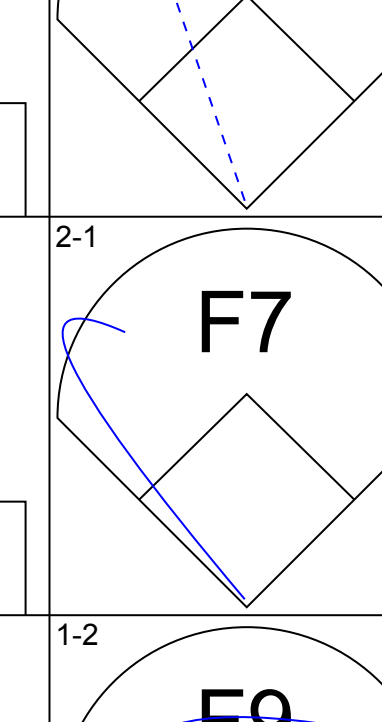
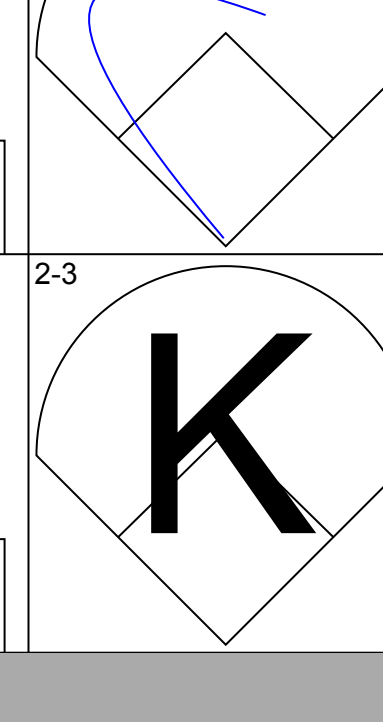
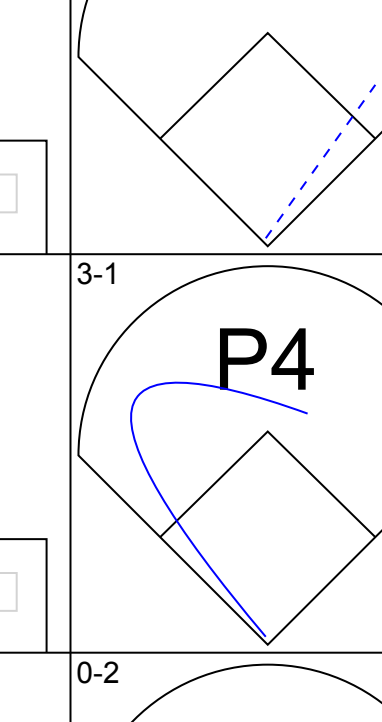
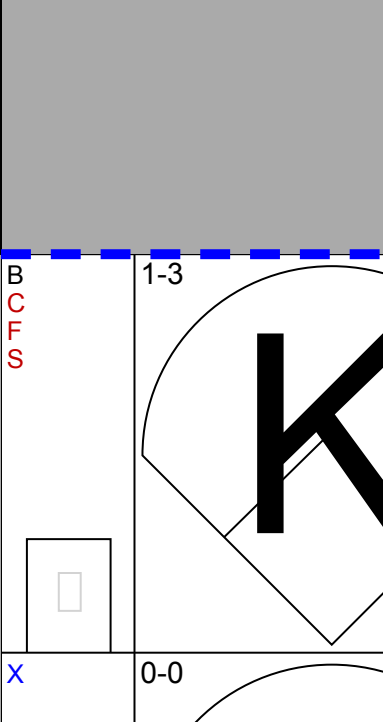
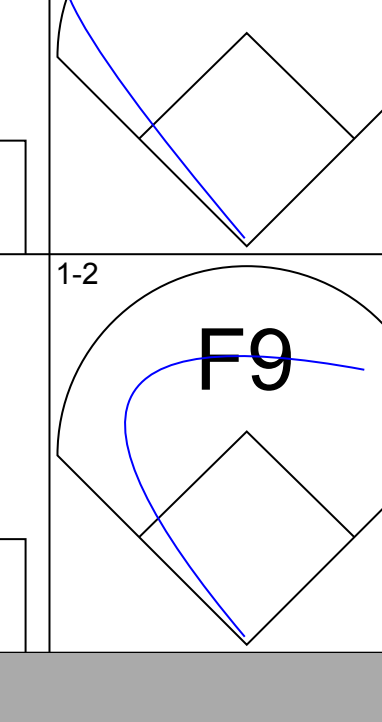
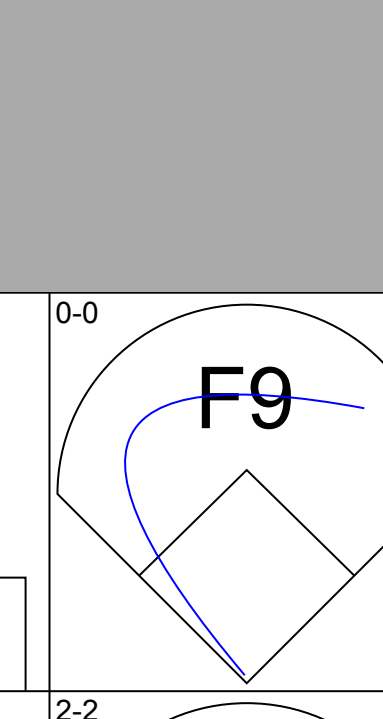
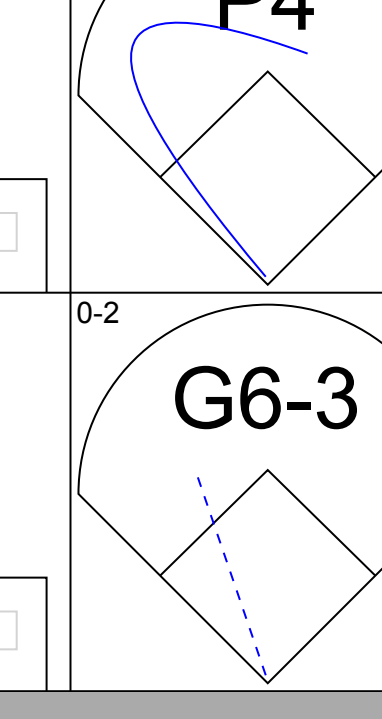
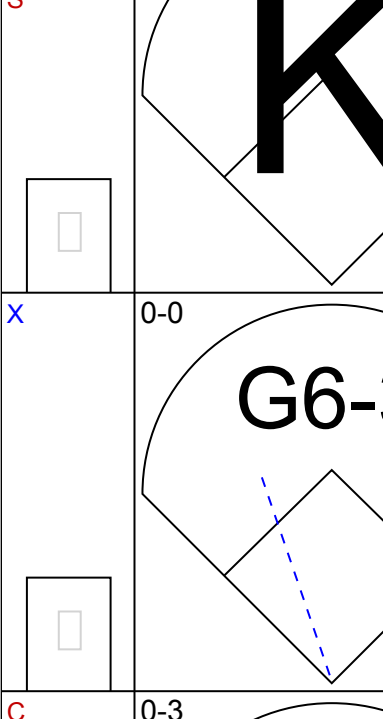
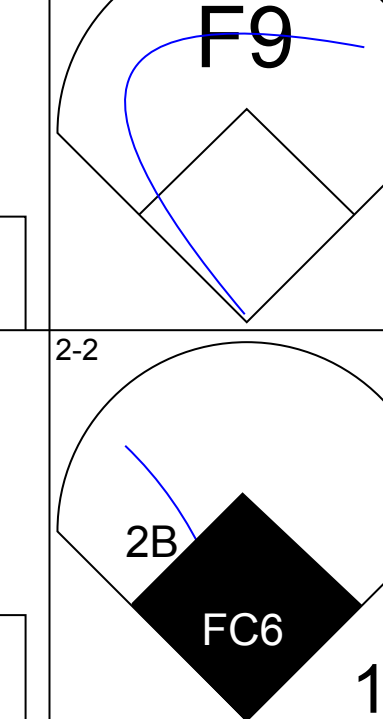
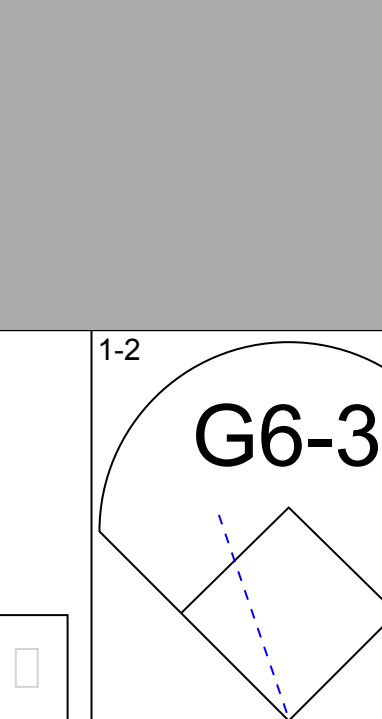


Batter	1	2	3	4	5	6	7	8	9	AB	R	H	RBI	BB	SO	LOB	TOP					
Brian Hunter, R OBP: 0.351, SLG: 0.463	P6		HR			1B		P3		5	1	3	2	0	0	0	Houston Astros @ Los Angeles Dodgers Dodger Stadium, Los Angeles, CA Sun Sep 08 2002, 4:10 PM PDT Att: 42,934 - Sunny - 78 F					
Craig Biggio, R OBP: 0.341, SLG: 0.416	HR		K	K		G5-3			BB	4	2	1	1	1	2	2						
17 Lance Berkman, S OBP: 0.405, SLG: 0.588	P4		G4-3	G4-3		G4-3			HR	5	1	1	2	0	0	2						
5 Jeff Bagwell, R OBP: 0.401, SLG: 0.522	S		1B	BB		G4-3			G4-3	4	0	1	0	1	0	0						
Mark Loretta, R OBP: 0.358, SLG: 0.368	1B		1B			F8			G6-3	4	0	2	0	1	0	0						
Jose Vizcaino, S OBP: 0.341, SLG: 0.402	L3		F9			2B			G6-3	5	1	1	0	0	0	5						
Brad Ausmus, R OBP: 0.328, SLG: 0.366		P4		G6-3		2B				4	0	1	1	0	0	1						
16 Jason Lane, R OBP: 0.316, SLG: 0.303		L7		44 BB		2B			F7	2	1	0	0	2	0	0						
44 Roy Oswalt, R OBP: 0.158, SLG: 0.125			K			2B			G1-3	3	0	0	0	0	1	2						
Octavio Dotel, R ERA: 2.57										0	0	0	0	0	0	0						
Billy Wagner, L ERA: 3.49										0	0	0	0	0	0	0						
Inning Stats	R: 1 E: 0 K: 0 S: 18	H: 2 LOB: 2 BB: 1 P: 29	R: 0 E: 0 K: 1 S: 9	H: 0 LOB: 0 BB: 0 P: 13	R: 1 E: 0 K: 1 S: 13	H: 2 LOB: 2 BB: 1 P: 21	R: 1 E: 0 K: 1 S: 16	H: 1 LOB: 2 BB: 2 P: 33	R: 1 E: 0 K: 0 S: 12	H: 2 LOB: 2 BB: 1 P: 23	R: 0 E: 0 K: 0 S: 5	H: 1 LOB: 1 BB: 0 P: 6	R: 0 E: 0 K: 0 S: 13	H: 1 LOB: 1 BB: 0 P: 17	R: 0 E: 0 K: 0 S: 8	H: 0 LOB: 0 BB: 0 P: 12	R: 2 E: 0 K: 0 S: 12	H: 1 LOB: 0 BB: 1 P: 20	1B: 4 2B: 3 3B: 0 HR: 3	SF: 0 SAC: 0 DP: 0 HBP: 0	WP: 0 PB: 0 SB: 1 CS: 0	PA: 42
PITCHER	IP WLS BF H R ER SO BB IBB HBP BLK WP HR S P ERA WHIP																					
Kaz Ishii, L ERA: 4.27	3.1 L 19 5 3 3 2 4 0 0 0 0 2 50 87 8.10 2.700																					
Kevin Beirne, R ERA: 2.57	2.2 11 3 1 1 1 0 1 0 0 0 0 23 38 3.38 1.125																					
Guillermo Mota, R ERA: 4.34	2.0 7 1 0 0 0 0 0 0 0 0 0 21 29 0.00 0.500																					
Paul Shuey, R ERA: 3.49	1.0 5 1 2 2 0 1 0 0 0 0 1 12 20 18.00 2.000																					

Batter	1	2	3	4	5	6	7	8	9	AB	R	H	RBI	BB	SO	LOB	BOTTOM			
Dave Roberts, L OBP: 0.356, SLG: 0.367	G6-3			S		FC6-4		P4		3	0	1	0	1	0	3	Houston Astros @ Los Angeles Dodgers Dodger Stadium, Los Angeles, CA Sun Sep 08 2002, 4:10 PM PDT Att: 42,934 - Sunny - 78 F			
Alex Cora, L OBP: 0.377, SLG: 0.443	K			L8		FC6-4				4	0	1	2	0	1	2				
Adrián Beltré, R OBP: 0.309, SLG: 0.440	G3-1			K				F3		4	0	0	0	0	2	4				
Shawn Green, L OBP: 0.378, SLG: 0.573		K		G4-3						4	0	0	0	0	3	1				
Brian Jordan, R OBP: 0.316, SLG: 0.435		K			G5-3					4	0	0	0	0	3	0				
Tyler Houston, L OBP: 0.328, SLG: 0.437					G6-3					3	1	1	0	0	0	0				
Paul Lo Duca, R OBP: 0.324, SLG: 0.396								BB		1	0	0	0	0	1	0				
Mark Grudzielanek, R OBP: 0.303, SLG: 0.370			L9		F8			BB		3	1	1	0	0	0	0				
Chad Kreuter, S OBP: 0.346, SLG: 0.396								BB		2	0	0	0	0	1	0				
Mike Kinkade, R OBP: 0.435, SLG: 0.610				P6				F2		1	0	0	0	0	0	2				
David Ross, R OBP: 0.444, SLG: 0.857										0	0	0	0	0	0	0				
Kaz Ishii, L OBP: 0.136, SLG: 0.100										1	0	0	0	0	1	0				
Kevin Beirne, L ERA: 2.57										0	0	0	0	0	0	0				
Joe Thurston, L ERA: 2.57										0	0	0	0	0	0	0				
Guillermo Mota, R ERA: 4.34										0	0	0	0	0	0	0				
Dave Hansen, L OBP: 0.271, SLG: 0.443										0	0	0	0	1	0	0				
Wilkin Ruiz, R OBP: 0.267, SLG: 1.000										0	0	0	0	0	0	0				
Paul Shuey, R ERA: 3.49										0	0	0	0	0	0	0				
Inning Stats	R: 0 E: 0 K: 1 S: 10	H: 0 LOB: 0 BB: 0 P: 13	R: 0 E: 0 K: 2 S: 9	H: 0 LOB: 0 BB: 0 P: 11	R: 0 E: 0 K: 1 S: 9	H: 0 LOB: 0 BB: 0 P: 12	R: 0 E: 0 K: 1 S: 12	H: 1 LOB: 1 BB: 0 P: 15	R: 0 E: 0 K: 0 S: 7	H: 0 LOB: 1 BB: 1 P: 13	R: 0 E: 0 K: 3 S: 12	H: 0 LOB: 0 BB: 0 P: 15	R: 0 E: 0 K: 0 S: 19	H: 3 LOB: 3 BB: 1 P: 29	R: 0 E: 0 K: 3 S: 12	H: 0 LOB: 0 BB: 0 P: 18	1B: 3 2B: 1 3B: 0 HR: 0	SF: 0 SAC: 0 DP: 0 HBP: 0	WP: 0 PB: 0 SB: 1 CS: 0	PA: 33
PITCHER	IP WLS BF H R ER SO BB IBB HBP BLK WP HR S P ERA WHIP																			
44 Roy Oswalt, R ERA: 2.84	7.0 W 25 3 2 2 9 1 0 0 0 0 0 72 96 2.57 0.571																			
Octavio Dotel, R ERA: 1.8	1.0 H 5 1 0 0 0 1 0 0 0 0 0 11 18 0.00 2.000																			
Billy Wagner, L ERA: 2.78	1.0 3 0 0 0 0 3 0 0 0 0 0 0 12 18 0.00 0.000																			



Batter	1	2	3	4	5	6	7	8	9	AB	R	H	RBI	BB	SO	LOB	TOP		
Dave Roberts, L (1, 8) OBP: 0.351, SLG: 0.360										4	0	0	0	0	2	2	Los Angeles Dodgers @ San Francisco Giants PacBell Park, San Francisco, CA Tue Sep 10 2002, 10:15 PM EDT Att: 41,325 - Sunny - 71 F		
Paul Lo Duca, R (1, 2) OBP: 0.324, SLG: 0.397										4	0	1	0	0	0	0			
Shawn Green, L (1, 9) OBP: 0.380, SLG: 0.577										4	1	2	1	0	1	1			
Adrián Beltré, R (1, 5) OBP: 0.306, SLG: 0.435										4	0	0	0	0	3	1			
Brian Jordan, R (1, 7) OBP: 0.317, SLG: 0.435										4	1	1	0	0	2	1			
Eric Karros, R (1, 3) OBP: 0.329, SLG: 0.395										4	0	1	0	0	0	0			
Mark Grudzielanek, R (1, 4) OBP: 0.299, SLG: 0.366										2	0	0	1	0	0	0			
Alex Cora, L (1, 6) OBP: 0.370, SLG: 0.433										3	0	1	0	0	0	1			
Kevin Brown, R (1, 1) OBP: 0.291, SLG: 0.450										1	0	0	0	0	1	1			
Inning Stats	R: 0 E: 0 K: 1 S: 6	H: 0 LOB: 0 BB: 0 P: 11	R: 0 E: 0 K: 2 S: 10	H: 0 LOB: 0 BB: 0 P: 13	R: 0 E: 0 K: 1 S: 12	H: 1 LOB: 1 BB: 0 P: 17	R: 0 E: 0 K: 1 S: 9	H: 1 LOB: 1 BB: 0 P: 13	R: 0 E: 0 K: 0 S: 10	H: 0 LOB: 0 BB: 0 P: 15	R: 2 E: 0 K: 0 S: 15	H: 3 LOB: 1 BB: 0 P: 21	R: 0 E: 0 K: 2 S: 13	H: 1 LOB: 1 BB: 0 P: 20	R: 0 E: 0 K: 2 S: 8	H: 0 LOB: 0 BB: 0 P: 10		1B: 5 2B: 0 3B: 0 HR: 1	SF: 1 SAC: 0 DP: 1 HBP: 0
PITCHER	IP	WLS	BF	H	R	ER	SO	BB	IBB	HBP	BLK	WP	HR	S	P	ERA	WHIP		
Jason Schmidt, R (1, 1) ERA: 3.52	7.2	W	29	6	2	2	6	1	0	0	0	0	1	79	116	2.35	0.913		
Scott Eyre, L (8, 1) ERA: 4.5	0.1	H	1	0	0	0	1	0	0	0	0	0	0	4	7	0.00	0.000		
Robb Nen, R (9, 1) ERA: 2.27	1.0	S	3	0	0	0	2	0	0	0	0	0	0	8	10	0.00	0.000		

Batter	1	2	3	4	5	6	7	8	9	AB	R	H	RBI	BB	SO	LOB	BOTTOM		
Kenny Lofton, L (1, 8) OBP: 0.336, SLG: 0.409										4	2	2	0	0	1	0	Los Angeles Dodgers @ San Francisco Giants PacBell Park, San Francisco, CA Tue Sep 10 2002, 10:15 PM EDT Att: 41,325 - Sunny - 71 F		
Rich Aurilia, R (1, 6) OBP: 0.301, SLG: 0.398										4	1	2	1	0	1	1			
Jeff Kent, R (1, 4) OBP: 0.376, SLG: 0.575										3	0	0	1	1	1	2			
Barry Bonds, L (1, 7) OBP: 0.569, SLG: 0.808										3	0	1	2	1	0	1			
Benito Santiago, R (1, 2) OBP: 0.311, SLG: 0.448										4	1	1	1	0	1	4			
J.T. Snow, L (1, 3) OBP: 0.340, SLG: 0.361										4	0	0	0	0	0	2			
Reggie Sanders, R (1, 9) OBP: 0.324, SLG: 0.440										4	0	0	0	0	2	2			
David Bell, R (1, 5) OBP: 0.321, SLG: 0.436										3	0	0	0	0	0	0			
Jason Schmidt, R (1, 1) OBP: 0.157, SLG: 0.163										3	1	1	0	0	1	0			
Inning Stats	R: 2 E: 1 K: 1 S: 18	H: 3 LOB: 2 BB: 1 P: 29	R: 2 E: 0 K: 1 S: 17	H: 2 LOB: 2 BB: 1 P: 30	R: 0 E: 0 K: 0 S: 8	H: 0 LOB: 0 BB: 0 P: 12	R: 0 E: 0 K: 2 S: 9	H: 0 LOB: 0 BB: 0 P: 12	R: 1 E: 0 K: 0 S: 6	H: 1 LOB: 0 BB: 0 P: 7	R: 0 E: 0 K: 2 S: 7	H: 0 LOB: 0 BB: 0 P: 8	R: 0 E: 0 K: 1 S: 12	H: 1 LOB: 1 BB: 0 P: 18	R: 0 E: 0 K: 0 S: 7	H: 0 LOB: 0 BB: 0 P: 11		1B: 5 2B: 1 3B: 0 HR: 1	SF: 0 SAC: 0 DP: 0 HBP: 0
PITCHER	IP	WLS	BF	H	R	ER	SO	BB	IBB	HBP	BLK	WP	HR	S	P	ERA	WHIP		
Kevin Brown, R (1, 1) ERA: 4.81	5.0	L	24	6	5	5	4	1	1	0	0	0	1	58	90	9.00	1.400		
Giovanni Carrara, R (6, 1) ERA: 3.54	1.2		6	1	0	0	3	0	0	0	0	0	0	15	19	0.00	0.600		
Jesse Orosco, L (7, 1) ERA: 2.94	0.1		1	0	0	0	0	0	0	0	0	0	0	4	7	0.00	0.000		
Paul Quantrill, R (8, 1) ERA: 2.73	1.0		3	0	0	0	0	0	0	0	0	0	0	7	11	0.00	0.000		

Batter	1	2	3	4	5	6	7	8	9	AB	R	H	RBI	BB	SO	LOB	TOP																																																																		
Marquis Grissom, R (1, 8) <small>OBP: 0.321, SLG: 0.498</small> Wilkin Ruan, R (8, FR) <small>OBP: 0.667, SLG: 1.000</small>	 <small>BB, 1B, E</small>	 <small>G5-3</small>			 <small>2B, 3B</small>	 <small>F9</small>		 <small>2H, 2B</small>		5	2	3	1	0	0	1																																																																			
Paul Lo Duca, R (1, 2) <small>OBP: 0.325, SLG: 0.399</small>	 <small>F, BB, FC5-4, 1B</small>		 <small>B5-3</small>		 <small>1B, HR, 2B</small>	 <small>F9</small>		 <small>F8</small>		5	2	2	1	0	0	1																																																																			
Shawn Green, L (1, 9) <small>OBP: 0.383, SLG: 0.578</small>	 <small>FC5-4, E, 1B, BB</small>		 <small>WP, FC5-2, 1B</small>		 <small>3H, HR, 2B</small>	 <small>F7</small>		 <small>HBP</small>		3	1	2	0	1	0	0																																																																			
Brian Jordan, R (1, 7) <small>OBP: 0.318, SLG: 0.441</small>	 <small>E5, FC5-4, 1B, BB</small>		 <small>FC5-2, 1B, 1H</small>		 <small>HR</small>		 <small>BLK, 1B</small>	 <small>G4-3</small>		5	1	2	4	0	0	5																																																																			
Eric Karros, R (1, 3) <small>OBP: 0.328, SLG: 0.393</small>	 <small>FC5-4, G4-6-3, 1B</small>		 <small>1B</small>		 <small>F7</small>	 <small>P4</small>		 <small>L7</small>		5	0	1	1	0	0	3																																																																			
Adrián Beltré, R (1, 5) <small>OBP: 0.304, SLG: 0.431</small>	 <small>G4-6-3, 1B</small>		 <small>F8</small>		 <small>K</small>	 <small>K</small>		 <small>F9</small>		5	0	0	0	0	2	5																																																																			
Mark Grudzielanek, R (1, 4) <small>OBP: 0.289, SLG: 0.364</small>		 <small>L9</small>		 <small>F7</small>	 <small>1B</small>	 <small>1B</small>		 <small>F8</small>		5	0	1	0	0	0	1																																																																			
Cesar Izturis, S (1, 6) <small>OBP: 0.252, SLG: 0.303</small>	 <small>G5-3</small>		 <small>L4</small>	 <small>1B</small>	 <small>1B</small>		 <small>2B, 2B</small>		4	1	2	0	0	0	0																																																																				
Hideo Nomo, R (1, 1) <small>OBP: 0.115, SLG: 0.088</small> Paul Shuey, R (7, 1) <small>OBP: 0.309, SLG: 0.500</small> Dave Hansen, L (8, PH) <small>OBP: 0.371, SLG: 0.404</small> Paul Quantrill, L (8, 1) <small>OBP: 0.346, SLG: 0.487</small> Eric Gagne, R (9, 1)	 <small>1B</small>		 <small>K</small>	 <small>F8</small>		 <small>P6</small>		 <small>F8</small>		3	0	1	0	0	1	2																																																																			
Inning Stats	R: 2 H: 2 E: 1 K: 0 S: 13	H: 2 LOB: 1 BB: 1 P: 22	R: 0 H: 1 E: 0 K: 0 S: 10	H: 1 LOB: 0 BB: 0 P: 15	R: 0 H: 2 E: 0 K: 1 S: 13	H: 2 LOB: 2 BB: 0 P: 19	R: 0 H: 0 E: 0 K: 1 S: 6	H: 0 LOB: 0 BB: 0 P: 10	R: 4 H: 6 E: 0 K: 1 S: 15	H: 6 LOB: 2 BB: 0 P: 24	R: 0 H: 0 E: 0 K: 0 S: 7	H: 0 LOB: 0 BB: 0 P: 10	R: 0 H: 1 E: 0 K: 1 S: 12	H: 1 LOB: 1 BB: 0 P: 16	R: 1 H: 2 E: 0 K: 0 S: 12	H: 2 LOB: 2 BB: 0 P: 16	R: 0 H: 0 E: 0 K: 0 S: 11	H: 0 LOB: 0 BB: 0 P: 19	1B: 9 2B: 3 3B: 1 HR: 1	SF: 0 SAC: 0 DP: 1 HBP: 1	WP: 1 PB: 0 SB: 1 CS: 0	PA: 43																																																													
PITCHER	IP WLS BF H R ER SO BB IBB HBP BLK WP HR S P ERA WHIP	IP WLS BF H R ER SO BB IBB HBP BLK WP HR S P ERA WHIP	IP WLS BF H R ER SO BB IBB HBP BLK WP HR S P ERA WHIP	IP WLS BF H R ER SO BB IBB HBP BLK WP HR S P ERA WHIP	IP WLS BF H R ER SO BB IBB HBP BLK WP HR S P ERA WHIP	IP WLS BF H R ER SO BB IBB HBP BLK WP HR S P ERA WHIP	IP WLS BF H R ER SO BB IBB HBP BLK WP HR S P ERA WHIP	IP WLS BF H R ER SO BB IBB HBP BLK WP HR S P ERA WHIP	IP WLS BF H R ER SO BB IBB HBP BLK WP HR S P ERA WHIP	IP WLS BF H R ER SO BB IBB HBP BLK WP HR S P ERA WHIP	IP WLS BF H R ER SO BB IBB HBP BLK WP HR S P ERA WHIP	IP WLS BF H R ER SO BB IBB HBP BLK WP HR S P ERA WHIP	IP WLS BF H R ER SO BB IBB HBP BLK WP HR S P ERA WHIP	IP WLS BF H R ER SO BB IBB HBP BLK WP HR S P ERA WHIP	IP WLS BF H R ER SO BB IBB HBP BLK WP HR S P ERA WHIP	IP WLS BF H R ER SO BB IBB HBP BLK WP HR S P ERA WHIP	IP WLS BF H R ER SO BB IBB HBP BLK WP HR S P ERA WHIP	IP WLS BF H R ER SO BB IBB HBP BLK WP HR S P ERA WHIP	IP WLS BF H R ER SO BB IBB HBP BLK WP HR S P ERA WHIP	IP WLS BF H R ER SO BB IBB HBP BLK WP HR S P ERA WHIP	IP WLS BF H R ER SO BB IBB HBP BLK WP HR S P ERA WHIP	IP WLS BF H R ER SO BB IBB HBP BLK WP HR S P ERA WHIP	IP WLS BF H R ER SO BB IBB HBP BLK WP HR S P ERA WHIP	IP WLS BF H R ER SO BB IBB HBP BLK WP HR S P ERA WHIP	IP WLS BF H R ER SO BB IBB HBP BLK WP HR S P ERA WHIP	IP WLS BF H R ER SO BB IBB HBP BLK WP HR S P ERA WHIP	IP WLS BF H R ER SO BB IBB HBP BLK WP HR S P ERA WHIP	IP WLS BF H R ER SO BB IBB HBP BLK WP HR S P ERA WHIP	IP WLS BF H R ER SO BB IBB HBP BLK WP HR S P ERA WHIP	IP WLS BF H R ER SO BB IBB HBP BLK WP HR S P ERA WHIP	IP WLS BF H R ER SO BB IBB HBP BLK WP HR S P ERA WHIP	IP WLS BF H R ER SO BB IBB HBP BLK WP HR S P ERA WHIP	IP WLS BF H R ER SO BB IBB HBP BLK WP HR S P ERA WHIP	IP WLS BF H R ER SO BB IBB HBP BLK WP HR S P ERA WHIP	IP WLS BF H R ER SO BB IBB HBP BLK WP HR S P ERA WHIP	IP WLS BF H R ER SO BB IBB HBP BLK WP HR S P ERA WHIP	IP WLS BF H R ER SO BB IBB HBP BLK WP HR S P ERA WHIP	IP WLS BF H R ER SO BB IBB HBP BLK WP HR S P ERA WHIP	IP WLS BF H R ER SO BB IBB HBP BLK WP HR S P ERA WHIP	IP WLS BF H R ER SO BB IBB HBP BLK WP HR S P ERA WHIP	IP WLS BF H R ER SO BB IBB HBP BLK WP HR S P ERA WHIP	IP WLS BF H R ER SO BB IBB HBP BLK WP HR S P ERA WHIP	IP WLS BF H R ER SO BB IBB HBP BLK WP HR S P ERA WHIP	IP WLS BF H R ER SO BB IBB HBP BLK WP HR S P ERA WHIP	IP WLS BF H R ER SO BB IBB HBP BLK WP HR S P ERA WHIP	IP WLS BF H R ER SO BB IBB HBP BLK WP HR S P ERA WHIP	IP WLS BF H R ER SO BB IBB HBP BLK WP HR S P ERA WHIP	IP WLS BF H R ER SO BB IBB HBP BLK WP HR S P ERA WHIP	IP WLS BF H R ER SO BB IBB HBP BLK WP HR S P ERA WHIP	IP WLS BF H R ER SO BB IBB HBP BLK WP HR S P ERA WHIP	IP WLS BF H R ER SO BB IBB HBP BLK WP HR S P ERA WHIP	IP WLS BF H R ER SO BB IBB HBP BLK WP HR S P ERA WHIP	IP WLS BF H R ER SO BB IBB HBP BLK WP HR S P ERA WHIP	IP WLS BF H R ER SO BB IBB HBP BLK WP HR S P ERA WHIP	IP WLS BF H R ER SO BB IBB HBP BLK WP HR S P ERA WHIP	IP WLS BF H R ER SO BB IBB HBP BLK WP HR S P ERA WHIP	IP WLS BF H R ER SO BB IBB HBP BLK WP HR S P ERA WHIP	IP WLS BF H R ER SO BB IBB HBP BLK WP HR S P ERA WHIP	IP WLS BF H R ER SO BB IBB HBP BLK WP HR S P ERA WHIP	IP WLS BF H R ER SO BB IBB HBP BLK WP HR S P ERA WHIP	IP WLS BF H R ER SO BB IBB HBP BLK WP HR S P ERA WHIP	IP WLS BF H R ER SO BB IBB HBP BLK WP HR S P ERA WHIP	IP WLS BF H R ER SO BB IBB HBP BLK WP HR S P ERA WHIP	IP WLS BF H R ER SO BB IBB HBP BLK WP HR S P ERA WHIP	IP WLS BF H R ER SO BB IBB HBP BLK WP HR S P ERA WHIP	IP WLS BF H R ER SO BB IBB HBP BLK WP HR S P ERA WHIP	IP WLS BF H R ER SO BB IBB HBP BLK WP HR S P ERA WHIP	IP WLS BF H R ER SO BB IBB HBP BLK WP HR S P ERA WHIP	IP WLS BF H R ER SO BB IBB HBP BLK WP HR S P ERA WHIP	IP WLS BF H R ER SO BB IBB HBP BLK WP HR S P ERA WHIP	IP WLS BF H R ER SO BB IBB HBP BLK WP HR S P ERA WHIP	IP WLS BF H R ER SO BB IBB HBP BLK WP HR S P ERA WHIP	IP WLS BF H R ER SO BB IBB HBP BLK WP HR S P ERA WHIP	IP WLS BF H R ER SO BB IBB HBP BLK WP HR S P ERA WHIP	IP WLS BF H R ER SO BB IBB HBP BLK WP HR S P ERA WHIP	IP WLS BF H R ER SO BB IBB HBP BLK WP HR S P ERA WHIP	IP WLS BF H R ER SO BB IBB HBP BLK WP HR S P ERA WHIP	IP WLS BF H R ER SO BB IBB HBP BLK WP HR S P ERA WHIP	IP WLS BF H R ER SO BB IBB HBP BLK WP HR S P ERA WHIP	IP WLS BF H R ER SO BB IBB HBP BLK WP HR S P ERA WHIP	IP WLS BF H R ER SO BB IBB HBP BLK WP HR S P ERA WHIP	IP WLS BF H R ER SO BB IBB HBP BLK WP HR S P ERA WHIP	IP WLS BF H R ER SO BB IBB HBP BLK WP HR S P

Batter	1	2	3	4	5	6	7	8	9	AB R H RBI BB SO LOB	TOP								
Dave Roberts, L (1, 8) OBP: 0.351, SLG: 0.360 Marquis Grissom, R (9, PH) OBP: 0.320, SLG: 0.497	2-2 1B		1-1 G4-3			1-0 F8		1-0 F8	3 0 1 0 0 0 0 1 0 0 0 0 0 0										
Paul Lo Duca, R (1, 2) OBP: 0.323, SLG: 0.396	2-3 K			0-1 L7		3-2 L4		1-2 G4-3	4 0 0 0 0 1 1										
Shawn Green, L (1, 9) OBP: 0.382, SLG: 0.581	2-3 K			2-2 F9			0-0 HR	0-0 F7	4 1 1 1 0 1 1										
Brian Jordan, R (1, 7) OBP: 0.318, SLG: 0.439	3-1 G4-3			4-2 BB			0-0 G4-3		2 0 0 0 1 0 1										
Eric Karros, R (1, 3)		0-3 K		1-1 G1-3			0-0 G1-3		3 0 0 0 0 1 1										
Adrian Beltré, R (1, 5) OBP: 0.302, SLG: 0.429		1-2 G4-3			1-2 G1-3		2-1 F8		3 0 0 0 0 0 0										
Mark Grudzielanek, R (1, 4) OBP: 0.289, SLG: 0.364		2-2 G6-3			3-1 F8			1-0 G3-6-1 1B	3 0 1 0 0 0 0										
Alex Cora, L (1, 6) OBP: 0.366, SLG: 0.427			1-2 F8		0-0 G4-3			0-1 G3-6-1 1-2	3 0 0 0 0 0 1										
Omar Daal, L (1, 1) Guillermo Mota, R (4, 1) Joe Thurston, L (6, PH) Giovanni Carrara, R (6, 1) Luke Allen, L (6, PH) Mike Kinkade, R (6, PH) Robert Ellis, R (8, 1) Jeff Williams, R (8, 1)			0-2 B1			1-1 G4-3		1-3 K	1 0 0 0 0 0 0 0 0 0 0 0 0 0 1 0 1 0 0 0 0 0 1 0 0 0 0 0 0 0 0 0 0 0 0 0 0										
Inning Stats	R: 0 H: 1 E: 0 K: 2 S: 14	H: 1 LOB: 1 BB: 0 P: 23	R: 0 H: 0 E: 0 K: 1 S: 10	H: 0 LOB: 0 BB: 0 P: 13	R: 0 H: 0 E: 0 K: 0 S: 9	H: 0 LOB: 1 BB: 1 P: 11	R: 0 H: 0 E: 0 K: 0 S: 10	H: 0 LOB: 0 BB: 0 P: 17	R: 0 H: 0 E: 0 K: 0 S: 6	H: 0 LOB: 0 BB: 0 P: 12	R: 1 H: 1 E: 0 K: 0 S: 5	H: 1 LOB: 0 BB: 0 P: 7	R: 0 H: 1 E: 0 K: 1 S: 6	H: 1 LOB: 0 BB: 0 P: 8	R: 0 H: 0 E: 0 K: 0 S: 5	H: 0 LOB: 0 BB: 0 P: 7	1B: 2 2B: 0 3B: 0 HR: 1	SF: 0 SAC: 0 DP: 1 HBP: 0	WP: 0 PA: 30 PB: 0 SB: 1 CS: 0
PITCHER	IP WLS BF H R ER SO BB IBB HBP BLK WP HR S P ERA WHIP											IP WLS BF H R ER SO BB IBB HBP BLK WP HR S P ERA WHIP							
Denny Stark, R (1, 1) ERA: 3.88	7.0 W 24 2 1 1 3 1 0 0 0 0 1 62 94 1.29 0.429																		
Sean Lowe, R (8, 1) ERA: 5.3	0.2 2 1 0 0 0 0 0 0 0 0 0 3 4 0.00 1.500																		
40 Brian Fuentes, L (8, 1) ERA: 5.17	1.1 4 0 0 0 1 0 0 0 0 0 0 8 11 0.00 0.000																		

Los Angeles Dodgers @ Colorado Rockies
Coors Field, Denver, CO
Thu Sep 12 2002, 7:05 PM MDT
Att: 25,993 - Cloudy - 58 F

AB	29
R	1
H	3
RBI	1
BB	1
SO	4
LOB	5



Batter	1	2	3	4	5	6	7	8	9	AB R H RBI BB SO LOB	BOTTOM		
Jason Romano, R (1, 8) OBP: 0.284, SLG: 0.284	3-3 K		0-0 B1-3	0-0 SH5-3		1-3 K		1-1 S 1B	4 1 1 0 0 2 0				
Gabe Kapler, R (1, 9) OBP: 0.314, SLG: 0.375	4-2 CS BB		0-0 17 1B	2-3 F9		1-3 K		1-1 1-H 1B	4 1 2 1 1 1 1				
17 Todd Helton, L (1, 3) OBP: 0.427, SLG: 0.575	3-3 K		0-0 BB 1B	2-0 1B HBP		2-3 K		1-2 F9	4 1 1 1 0 2 2				
Todd Zeile, R (1, 5) OBP: 0.348, SLG: 0.409		2-3 K	0-0 F9	1-1 1B			1-2 F7		4 0 1 1 0 1 1				
Sean Lowe, R (8, 1) OBP: 0.077, SLG: 0.077									0 0 0 0 0 0 0				
40 Brian Fuentes, L (8, 1) ERA: 5.17									0 0 0 0 0 0 0				
Terry Shumpert, R (1, 4) OBP: 0.313, SLG: 0.384		0-0 BB 1B	4-2 BB 1B	1-2 BB			0-0 HR		3 3 2 1 1 0 2				
Brent Butler, R (8, 5) OBP: 0.285, SLG: 0.405									0 0 0 0 0 0 0				
Ben Petrick, R (1, 7) OBP: 0.247, SLG: 0.303		4-1 1B BB	4-2 1B BB		0-0 F9 2B		4-1 G6-4-3 BB		1 0 1 0 3 0 0				
Sandy Alomar Jr., R (1, 2) OBP: 0.302, SLG: 0.422		0-3 K	1-1 1B	1-1 1B	1-1 L3		1-1 G6-4-3		4 0 1 2 0 1 4				
Juan Uribe, R (1, 6) OBP: 0.274, SLG: 0.321		0-0 1-2 2H 1B	0-0 F9		1-1 F9		0-0 G6-3		4 0 1 1 0 0 3				
Denny Stark, R (1, 1) OBP: 0.189, SLG: 0.361		0-3 K		1-2 SH5-3 1B 2B	0-0 G5-3		3-2 L7		3 1 1 0 0 1 3				
Juan Pierre, L (8, 8) OBP: 0.320, SLG: 0.325									1 0 0 0 0 0 0				
Inning Stats	R: 0 H: 0 E: 0 K: 2 S: 13	H: 2 LOB: 2 BB: 1 P: 20	R: 3 H: 3 E: 0 K: 0 S: 12	H: 3 LOB: 2 BB: 2 P: 21	R: 1 H: 2 E: 0 K: 0 S: 10	H: 2 LOB: 0 BB: 0 P: 17	R: 0 H: 0 E: 0 K: 3 S: 10	H: 0 LOB: 0 BB: 1 P: 14	R: 1 H: 2 E: 0 K: 0 S: 13	H: 2 LOB: 1 BB: 0 P: 18	1B: 7 2B: 4 3B: 0 HR: 1	SF: 0 SAC: 1 DP: 2 HBP: 1	WP: 0 PA: 39 PB: 0 SB: 1 CS: 1
PITCHER	IP WLS BF H R ER SO BB IBB HBP BLK WP HR S P ERA WHIP											IP WLS BF H R ER SO BB IBB HBP BLK WP HR S P ERA WHIP	
Omar Daal, L (1, 1) ERA: 3.8	3.2 L 22 7 5 5 5 4 0 0 0 0 0 0 7 10 0.00 0.750												
Guillermo Mota, R (4, 1) ERA: 4.22	1.1 5 1 0 0 0 0 0 0 0 0 0 0 7 10 0.00 0.750												
Giovanni Carrara, R (6, 1) ERA: 3.56	2.0 7 1 1 1 3 1 0 0 0 0 0 1 18 28 4.50 1.000												
Robert Ellis, R (8, 1) ERA: 13.5	0.2 4 2 1 1 0 0 0 0 0 0 0 0 9 13 13.50 3.000												
Jeff Williams, L (8, 1) ERA: 17.55	0.1 1 0 0 0 0 0 0 0 0 0 0 0 4 5 0.00 0.000												

Los Angeles Dodgers @ Colorado Rockies
Coors Field, Denver, CO
Thu Sep 12 2002, 7:05 PM MDT
Att: 25,993 - Cloudy - 58 F


AB	32
R	7
H	11
RBI	7
BB	5
SO	8
LOB	16



Batter	1	2	3	4	5	6	7	8	9	AB	R	H	RBI	BB	SO	LOB	TOP										
Dave Roberts, L (1.8) OBP: 0.351, SLG: 0.362 Marquis Grissom, R (7, PH) OBP: 0.322, SLG: 0.498	G3		E7 1B 2B		F7		1-2 2-H 1B			3	1	1	0	0	0	1											
Paul Lo Duca, R (1.2) OBP: 0.322, SLG: 0.395	G1-3		G5-6-3 1B		F9			F8		4	0	1	1	0	0	1											
Shawn Green, L (1.9) OBP: 0.383, SLG: 0.580	HR		G5-6-3 1-2			G6-4-3 1B		G6-3		3	1	1	0	0	0	1											
Brian Jordan, R (1.7) OBP: 0.322, SLG: 0.451	HR			G4-6-3 HBP		G6-4-3 1-2				3	1	2	2	0	0	1											
Tyler Houston, L (1.9) OBP: 0.322, SLG: 0.450 Guillermo Mota, R (7.1) Jesse Orosco, R (7.1) Paul Shuey, R (7.1) Dave Hansen, L (8.1) Paul Quantrill, L (8.1)	G3-1		G4-6-3 1-2		K			P6		3	0	0	0	0	0	1											
Eric Karros, R (1.3) OBP: 0.327, SLG: 0.398 Wilkin Ruan, R (9, PR) OBP: 0.667, SLG: 1.000		G4-3		HR			F9		G6-4-3 1B	4	1	2	1	0	0	0											
Mark Grudzielanek, R (1.4) OBP: 0.299, SLG: 0.361		F9		G1-3			K		G6-4-3 1-2	4	0	0	0	0	1	1											
Alex Cora, L (1.6) OBP: 0.364, SLG: 0.429		G4-3			G6-3			1B 2B	G4-3	4	0	1	0	0	0	1											
Kevin Beirne, L (1.1) OBP: 0.500, SLG: 0.500 Adrián Beltré, R (6.5) OBP: 0.303, SLG: 0.429			G6-3		WP 1B			1B BB		2	0	1	0	0	0	0											
Inning Stats	R: 2 E: 0 K: 0 S: 7	H: 1 LOB: 0 BB: 0 P: 13	R: 0 E: 0 K: 0 S: 6	H: 0 LOB: 0 BB: 0 P: 9	R: 1 E: 1 K: 0 S: 9	H: 2 LOB: 0 BB: 0 P: 16	R: 1 E: 0 K: 0 S: 7	H: 1 LOB: 0 BB: 0 P: 15	R: 0 E: 0 K: 1 S: 8	H: 1 LOB: 1 BB: 0 P: 15	R: 0 E: 0 K: 1 S: 8	H: 2 LOB: 2 BB: 1 P: 12	R: 0 E: 0 K: 0 S: 8	H: 1 LOB: 1 BB: 0 P: 10	R: 0 E: 0 K: 0 S: 6	H: 1 LOB: 1 BB: 0 P: 7	1B: 5 2B: 3 3B: 0 HR: 2	SF: 0 SAC: 0 DP: 4 HBP: 2	WP: 1 PA: 35 PB: 0 SB: 0 CS: 0								
PITCHER	IP	WLS	BF	H	R	ER	SO	BB	IBB	HBP	BLK	WP	HR	S	P	ERA	WHIP										
Jason Jennings, R (1.1) ERA: 4.54	6.2		27	7	4	4	2	1	0	2	0	1	2	54	91	5.40	1.200										
Kent Mercker, L (7.1) ERA: 5.29	0.1	W	1	1	0	0	0	0	0	0	0	0	0	1	1	0.00	3.000										
Todd Jones, R (8.1) ERA: 3.98	1.0	H	4	1	0	0	0	0	0	0	0	0	0	8	10	0.00	1.000										
Jose Jimenez, R (9.1) ERA: 3.7	1.0	S	3	1	0	0	0	0	0	0	0	0	0	6	7	0.00	1.000										

Los Angeles Dodgers @ Colorado Rockies
Coors Field, Denver, CO
Fri Sep 13 2002, 7:05 PM MDT
Att: 26,441 - Cloudy - 65 F


AB 32
R 4
H 10
RBI 4
BB 1
SO 2
LOB 8



Batter	1	2	3	4	5	6	7	8	9	AB	R	H	RBI	BB	SO	LOB	BOTTOM										
Juan Pierre, L (1.8) OBP: 0.321, SLG: 0.324	G4-3		F8		L8		1B E BB	PB 1B		4	1	1	0	1	0	0											
Brent Butler, R (1.4) OBP: 0.287, SLG: 0.406 Jason Romano, R (7, PR) OBP: 0.280, SLG: 0.279	F7		1B		G5-3		E8 BB 17 S 1B	K		4	0	2	1	0	0	0											
Larry Walker, L (1.9) OBP: 0.424, SLG: 0.617			F8		G4-3		P5			3	0	0	0	1	0	2											
17 Todd Helton, L (1.3) OBP: 0.425, SLG: 0.571	F8		G6-3			P6	BB BB 1B	F9		4	0	0	0	1	0	5											
Todd Zeile, R (1.5) OBP: 0.351, SLG: 0.411		F8		1B WP FC9-2 1B			WP 1B	BB BB		3	0	2	0	1	0	0											
Jack Cust, L (1.7) OBP: 0.274, SLG: 0.264 Kent Mercker, L (7.1) Greg Norton, S (7, PH) OBP: 0.394, SLG: 0.405 Sandy Alomar Jr., R (8.2) OBP: 0.302, SLG: 0.422		G5-3 2B 1B		3B 1B		K		BB BB		3	2	2	0	0	1	1											
Gary Bennett, R (1.2) OBP: 0.301, SLG: 0.338 Ross Gload, L (7, PH) OBP: 0.250, SLG: 0.211 Todd Jones, L (8.1) Jose Jimenez, R (9.1)		G5-3		FC9-2		G6-3		K		3	0	0	0	0	0	4											
Juan Uribe, R (1.6) OBP: 0.279, SLG: 0.332				3H 1-2				S G5-3 1B	K G5-3 1B	4	1	4	2	0	0	0											
Jason Jennings, L (1.1) OBP: 0.339, SLG: 0.362 Gabe Kapler, R (7.7) OBP: 0.312, SLG: 0.372			K		K		G5-3	G5-3		2	0	0	0	0	2	2											
Inning Stats	R: 0 E: 0 K: 0 S: 12	H: 0 LOB: 1 BB: 1 P: 24	R: 1 E: 0 K: 1 S: 10	H: 2 LOB: 1 BB: 0 P: 17	R: 0 E: 0 K: 0 S: 9	H: 1 LOB: 1 BB: 0 P: 14	R: 1 E: 0 K: 1 S: 10	H: 3 LOB: 1 BB: 0 P: 14	R: 0 E: 0 K: 0 S: 6	H: 1 LOB: 0 BB: 0 P: 8	R: 0 E: 0 K: 1 S: 11	H: 1 LOB: 1 BB: 0 P: 16	R: 3 E: 1 K: 1 S: 12	H: 2 LOB: 3 BB: 4 P: 29	R: 0 E: 0 K: 1 S: 17	H: 2 LOB: 3 BB: 0 P: 26	1B: 9 2B: 2 3B: 1 HR: 0	SF: 0 SAC: 0 DP: 1 HBP: 1	WP: 2 PA: 40 PB: 1 SB: 2 CS: 0								
PITCHER	IP	WLS	BF	H	R	ER	SO	BB	IBB	HBP	BLK	WP	HR	S	P	ERA	WHIP										
Kevin Beirne, R (1.1) ERA: 2.79	5.1		23	7	2	2	2	1	0	0	0	1	0	11	19	27.00	3.000										
Guillermo Mota, R (6.1) ERA: 4.69	1.0	L	6	2	3	3	1	1	0	0	0	0	0	2	6	0.00	0.000										
Jesse Orosco, L (7.1) ERA: 2.81	0.1		2	0	0	0	0	0	1	0	0	0	0	2	6	0.00	0.000										
Paul Shuey, R (7.1) ERA: 3.49	0.1		3	0	0	0	1	2	0	0	0	0	0	6	14	0.00	6.000										
Paul Quantrill, R (8.1) ERA: 2.65	1.0		6	2	0	0	1	0	0	1	0	0	0	17	26	0.00	2.000										

Los Angeles Dodgers @ Colorado Rockies
Coors Field, Denver, CO
Fri Sep 13 2002, 7:05 PM MDT
Att: 26,441 - Cloudy - 65 F

AB 34
R 5
H 11
RBI 4
BB 5
SO 5
LOB 21

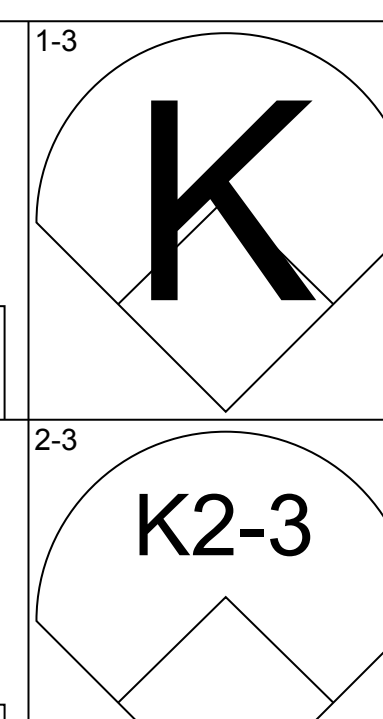
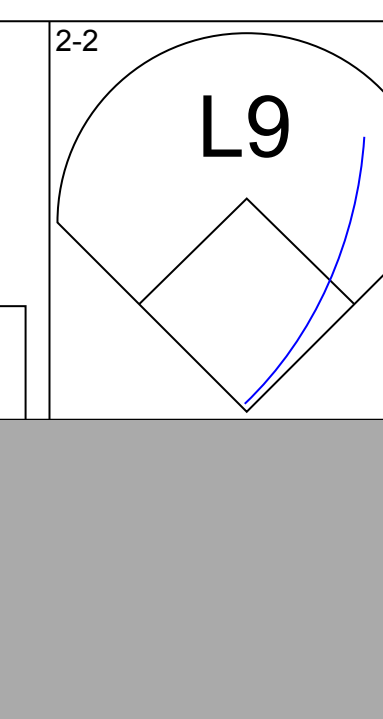
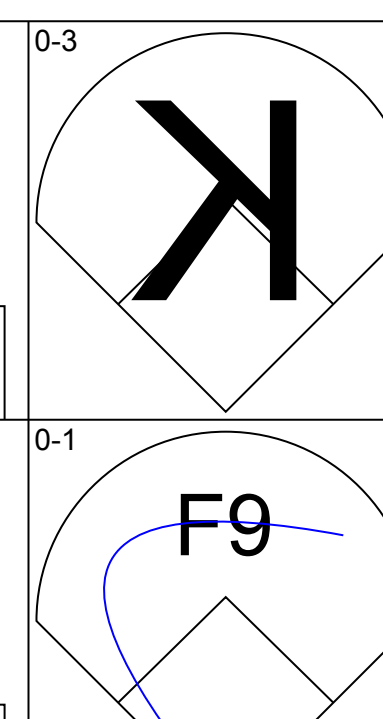
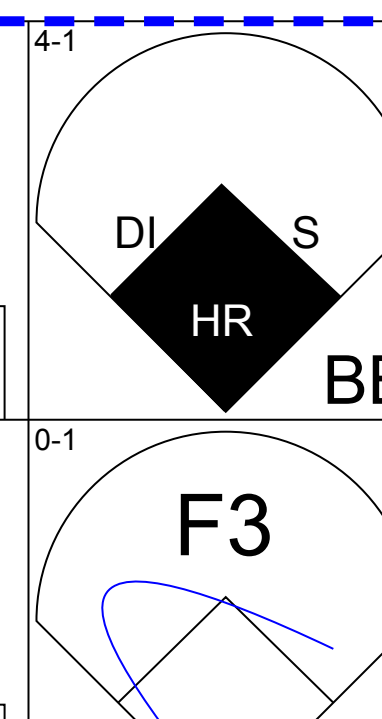
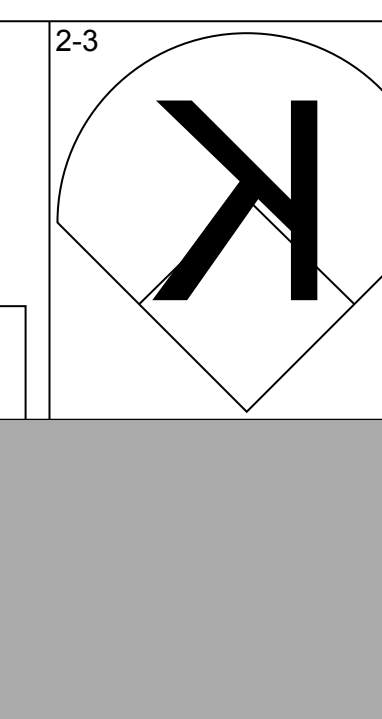
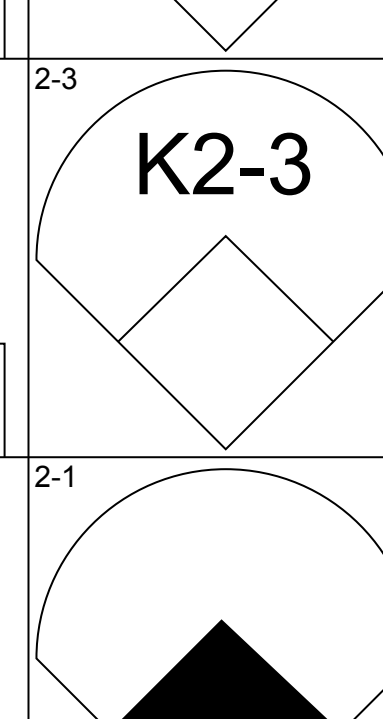
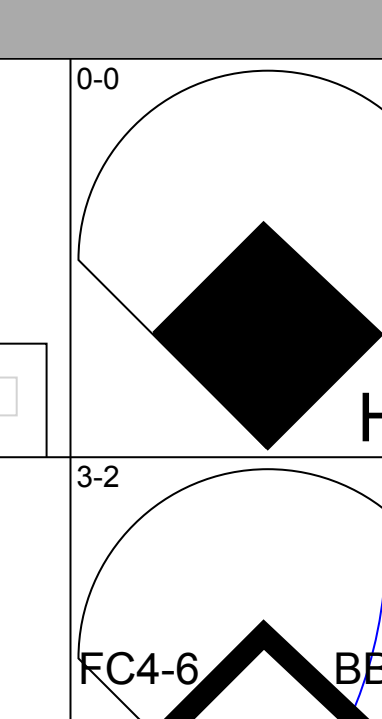
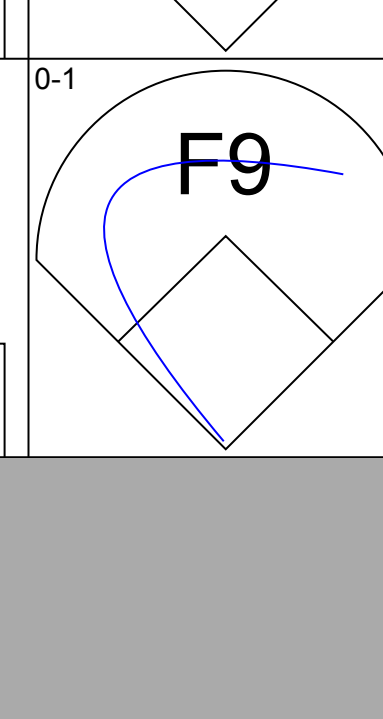
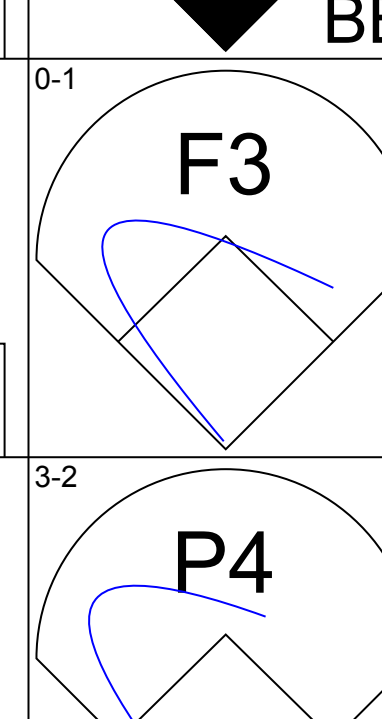

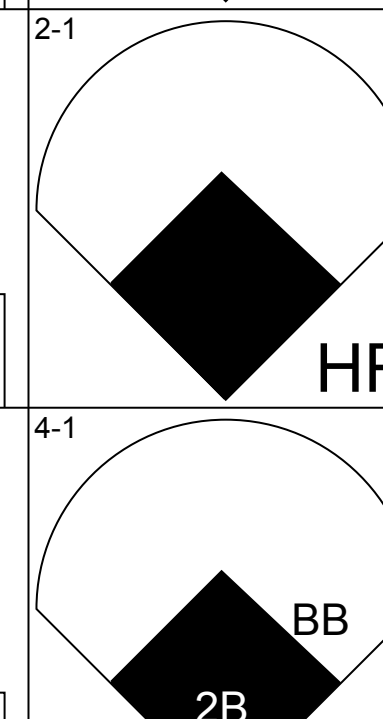
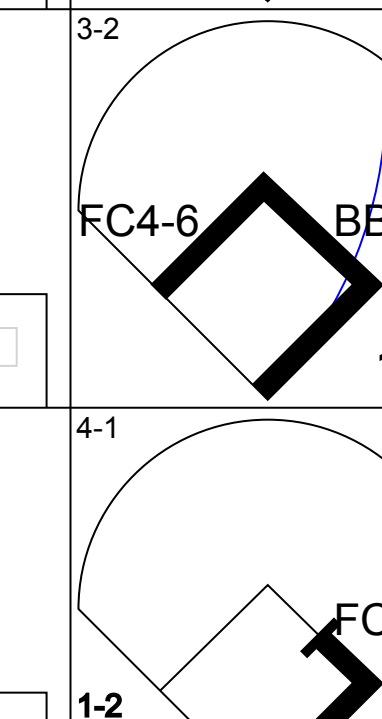

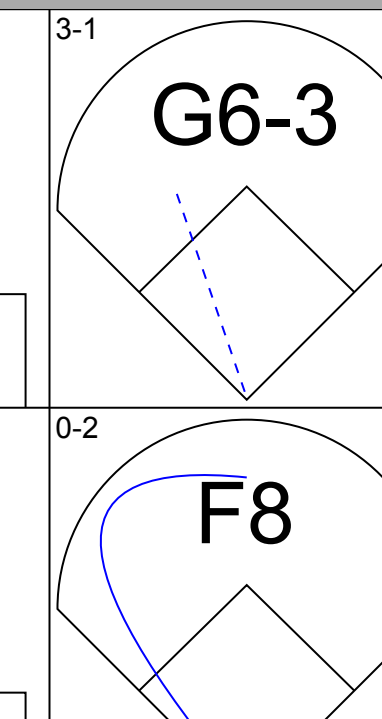
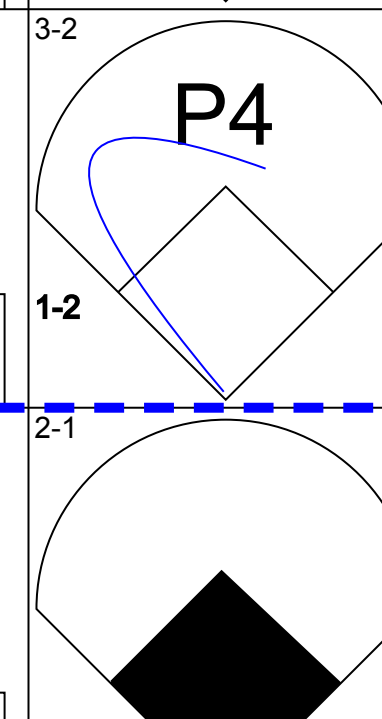

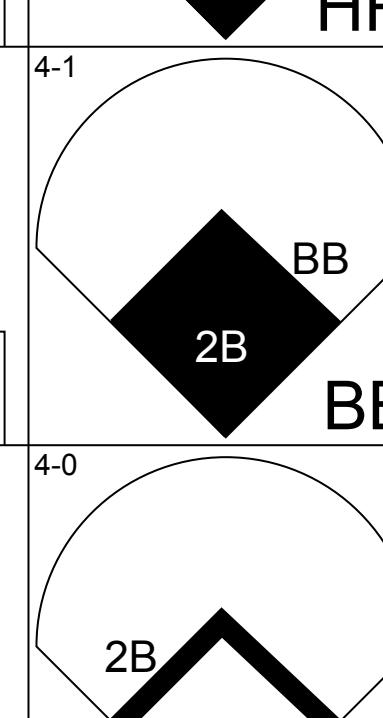
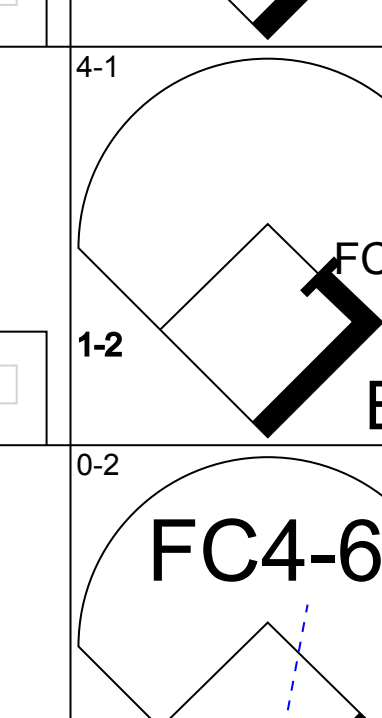

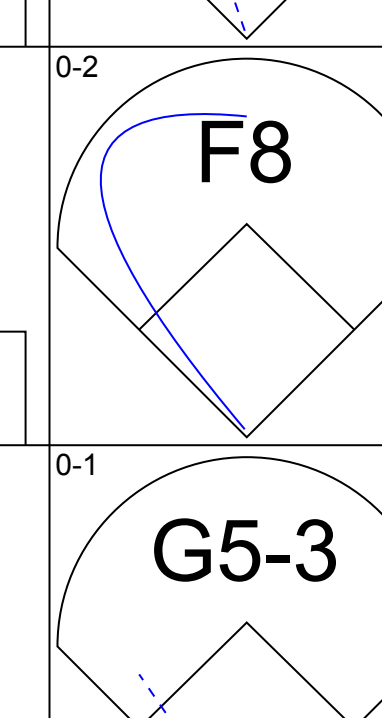
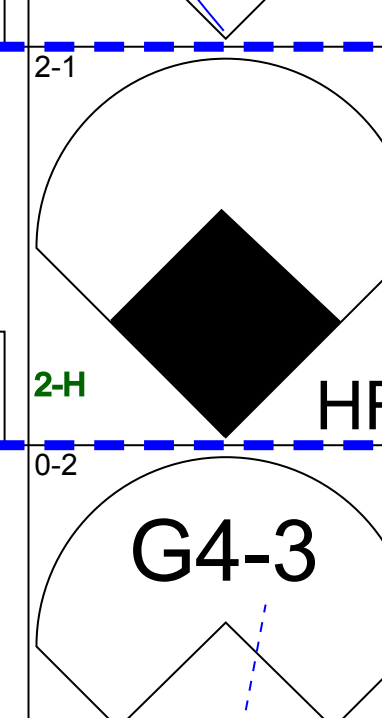

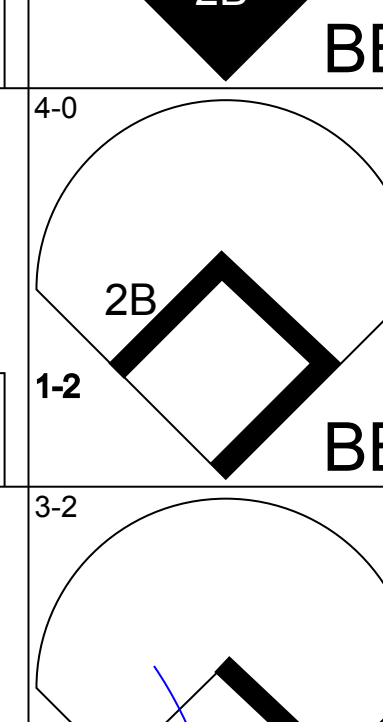
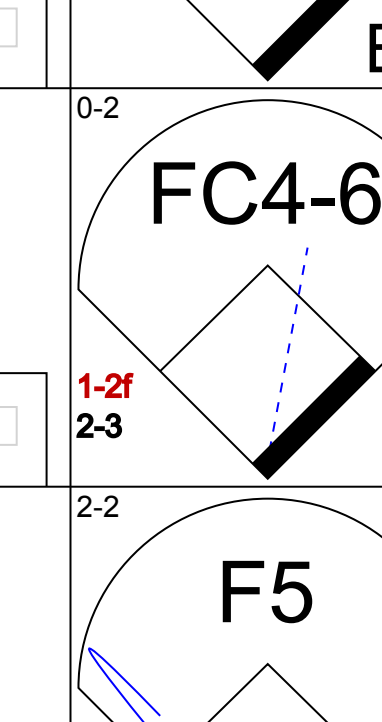

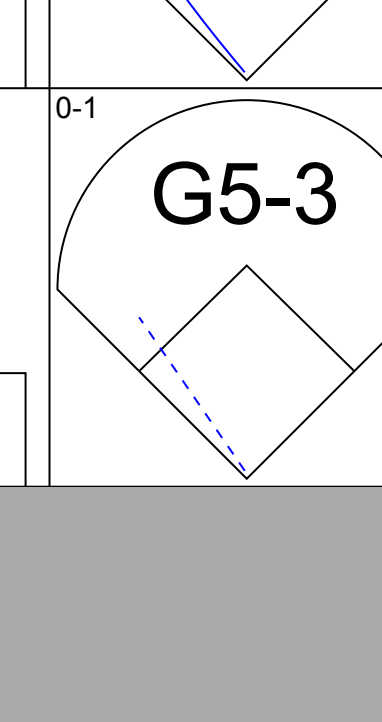
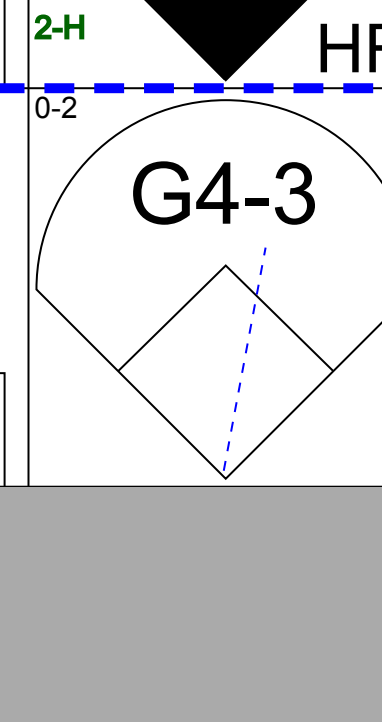
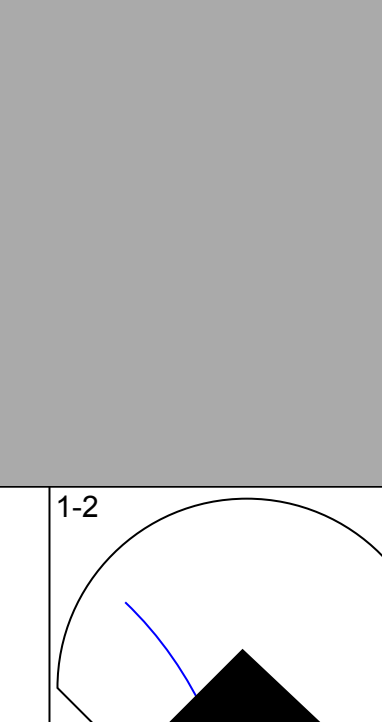
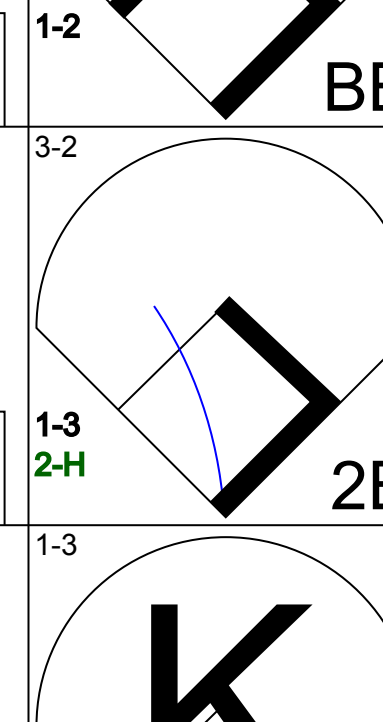
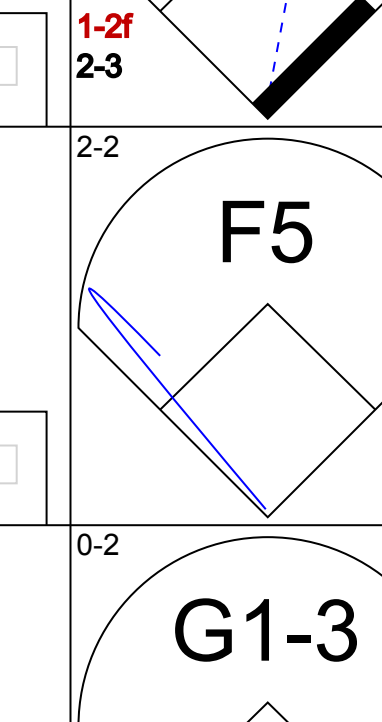

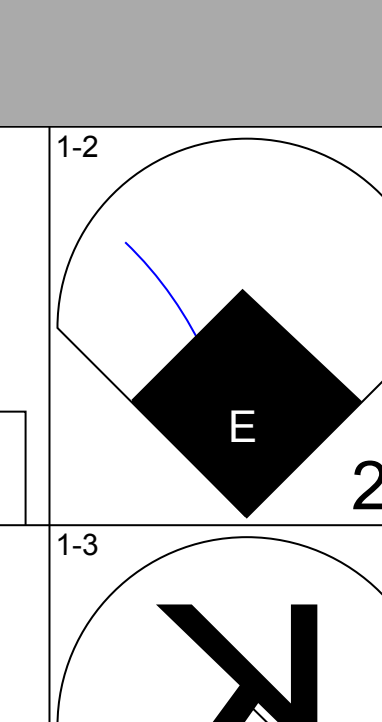
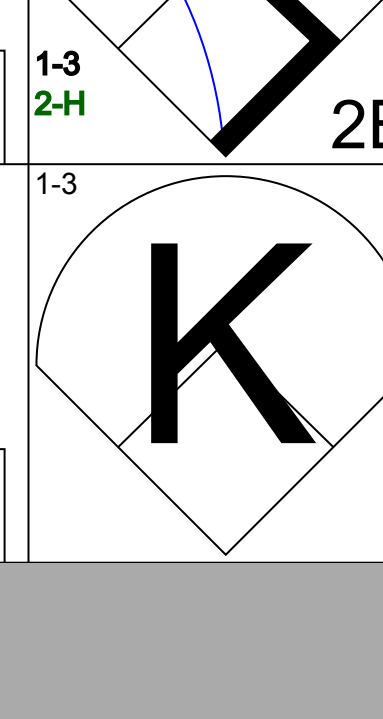
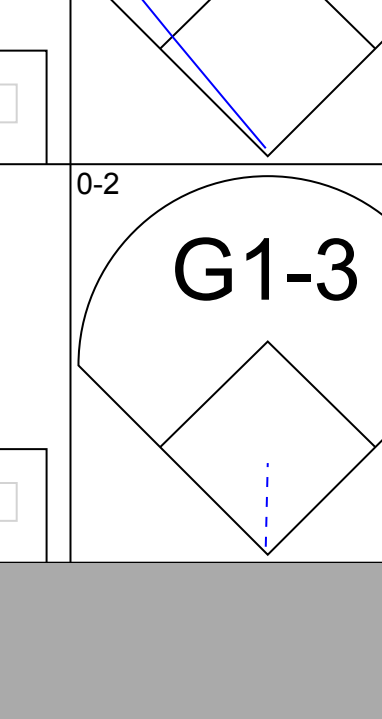

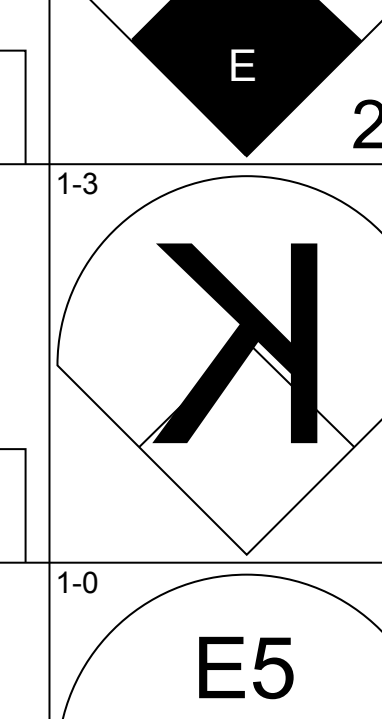
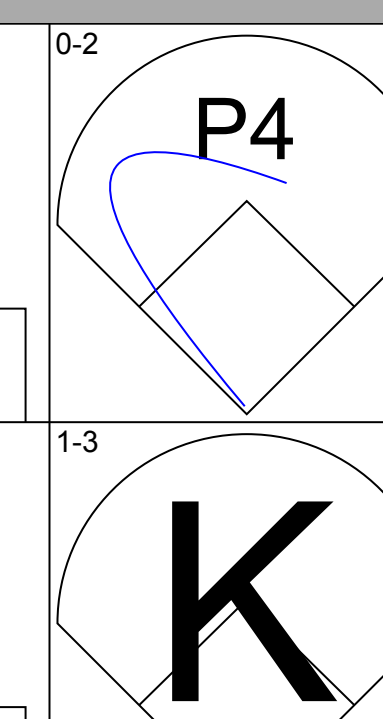
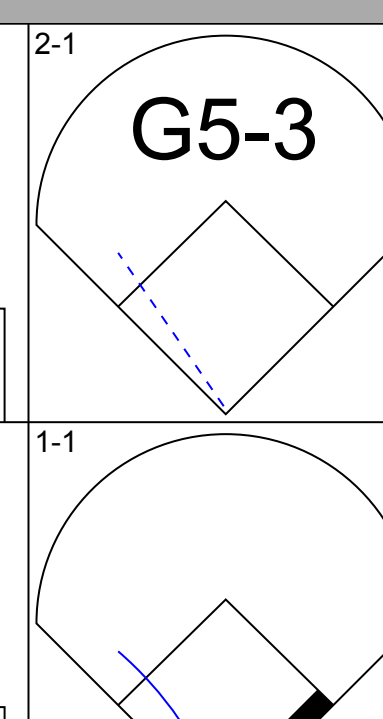
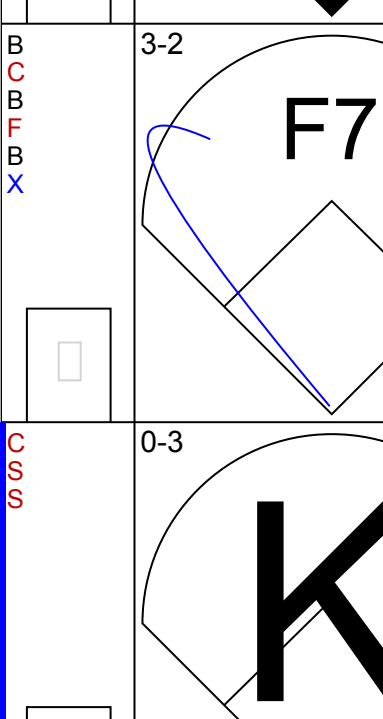
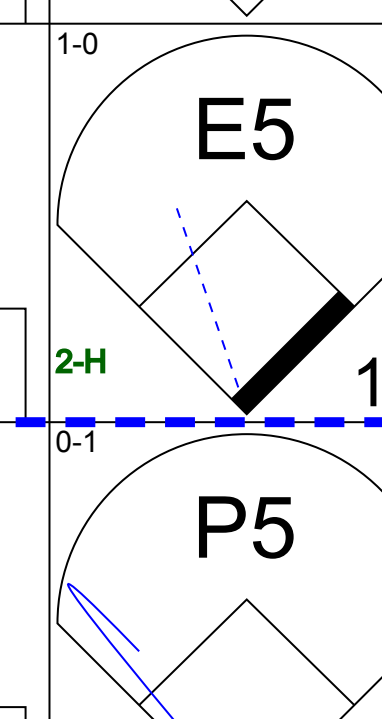
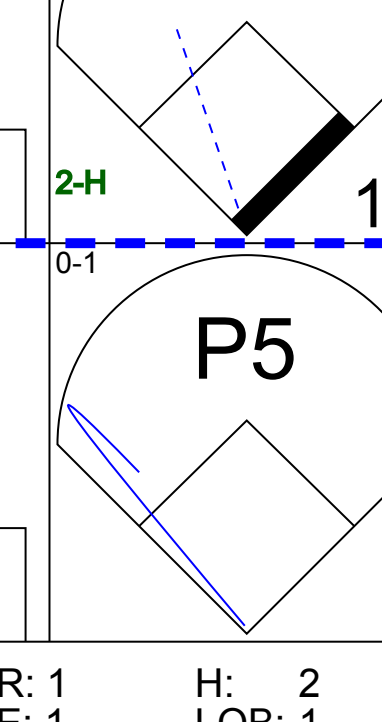
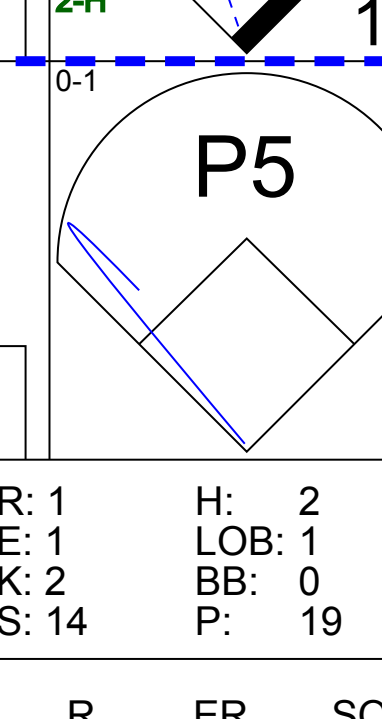
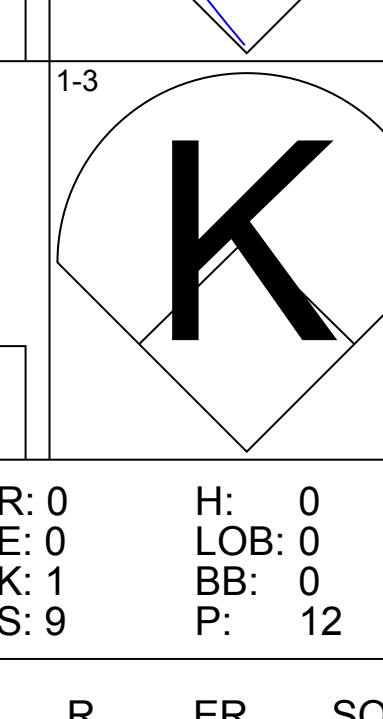
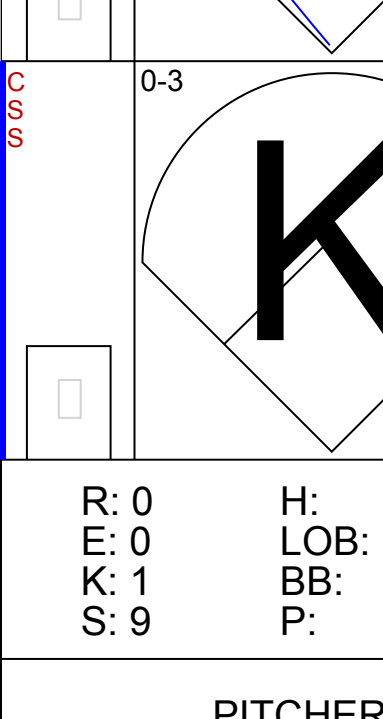
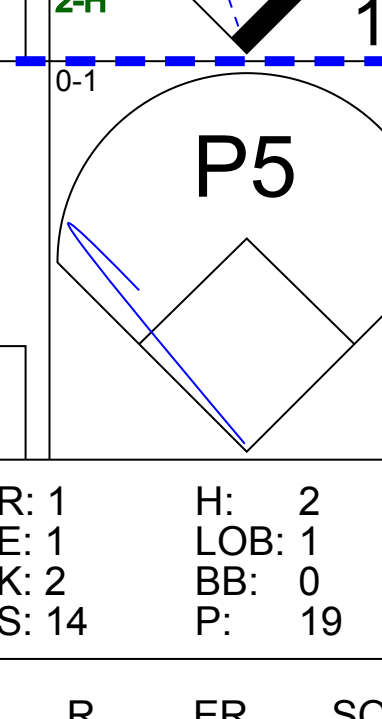
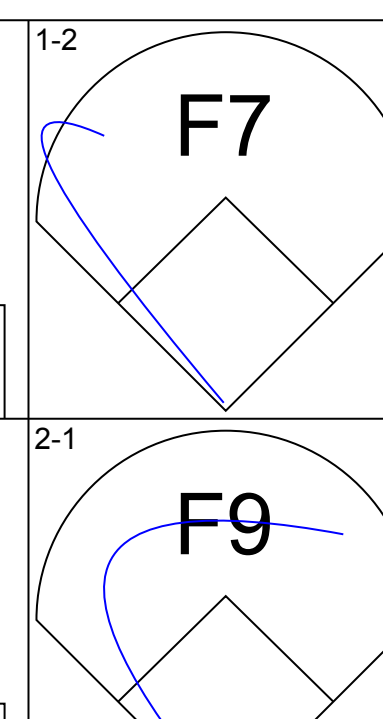
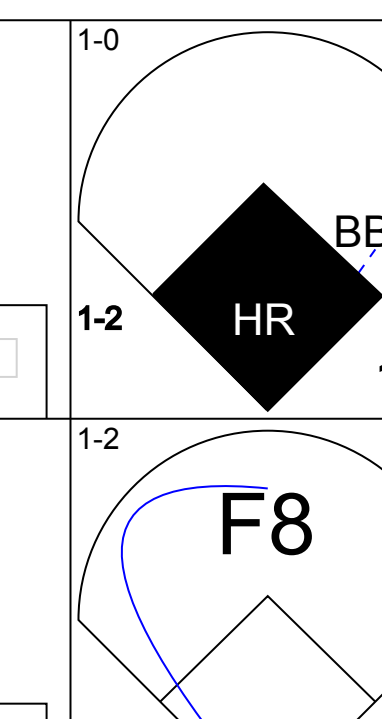
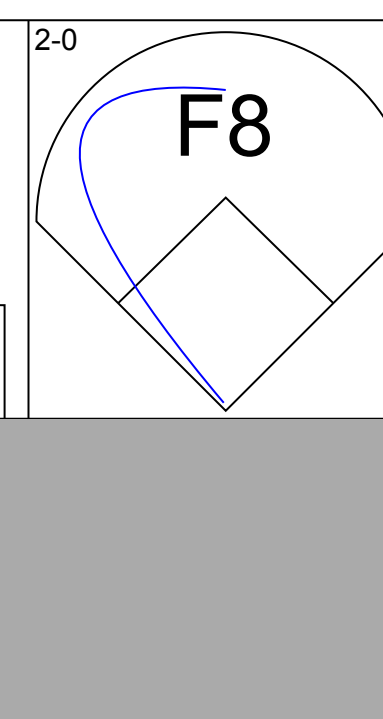
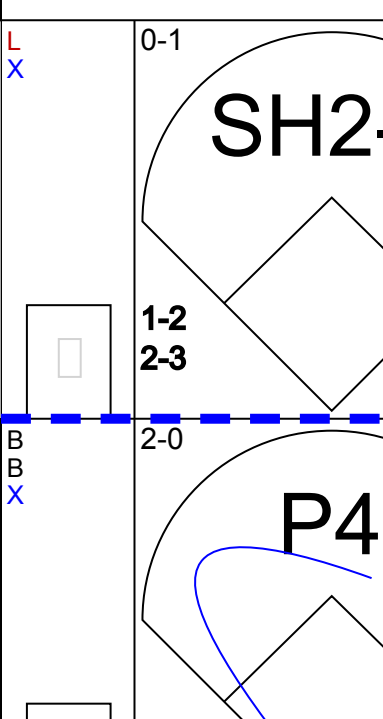

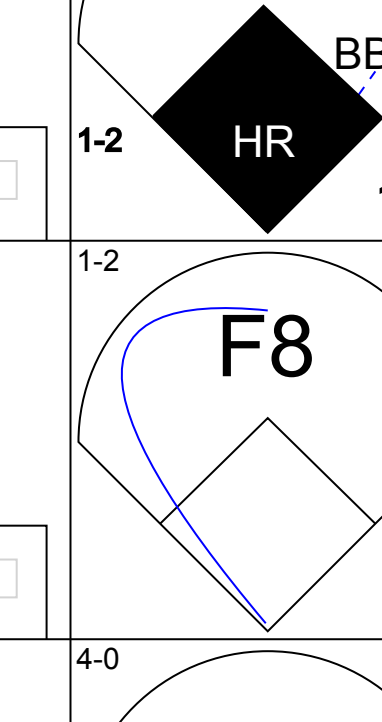
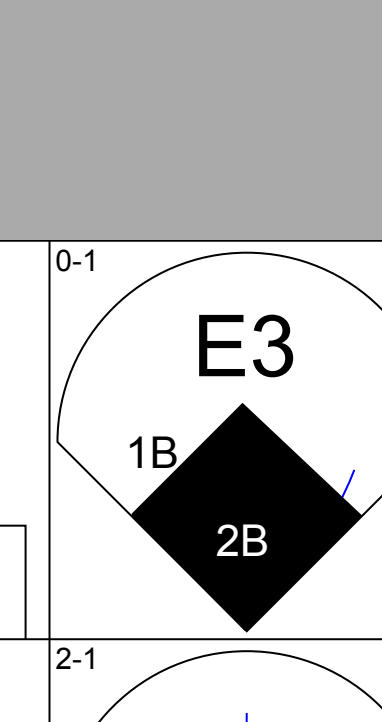
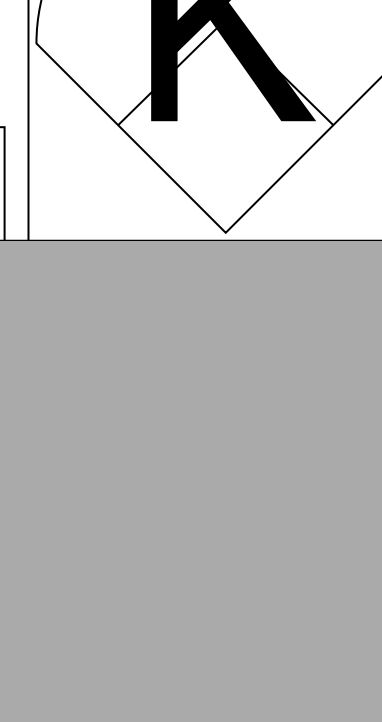
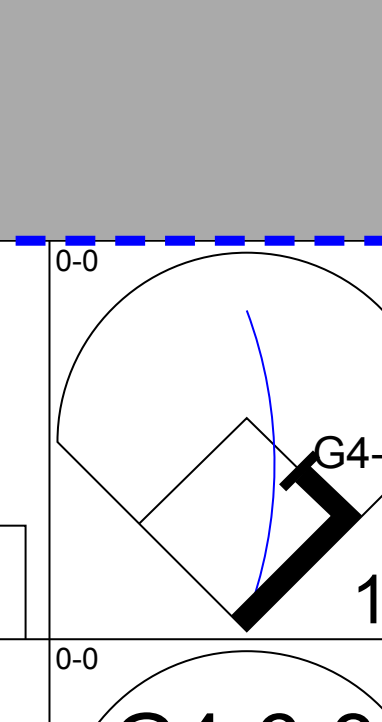
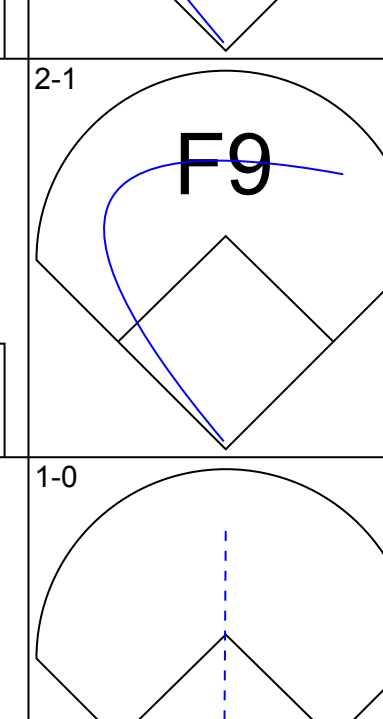
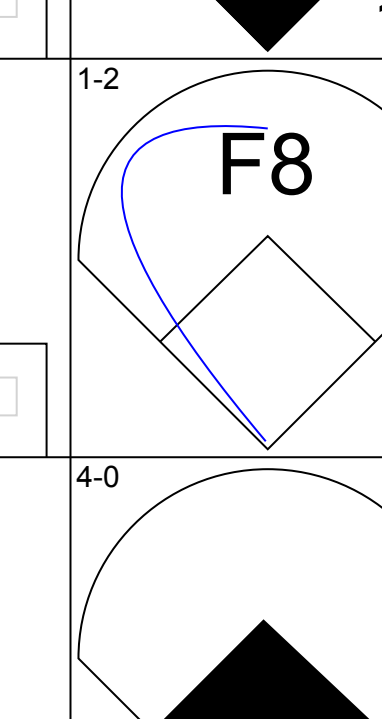
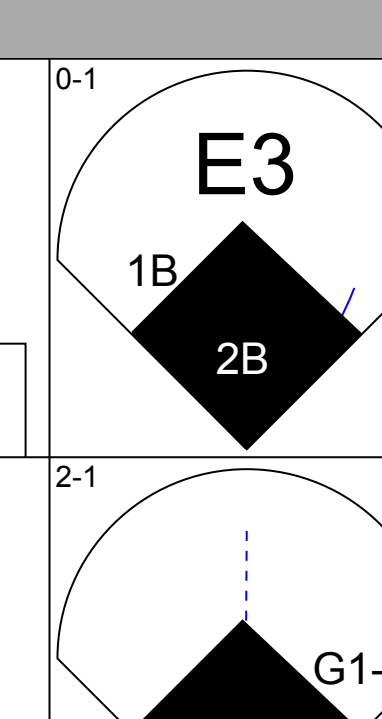

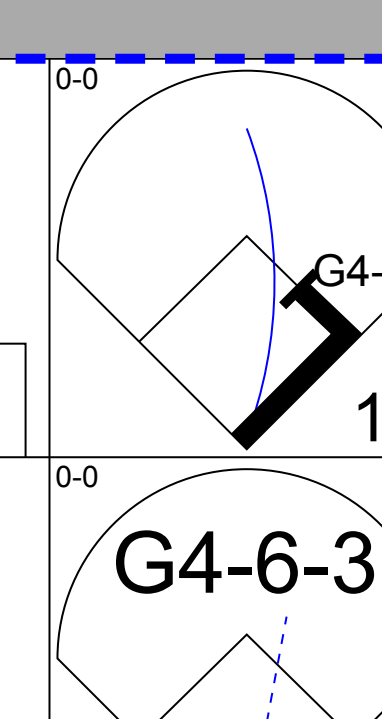
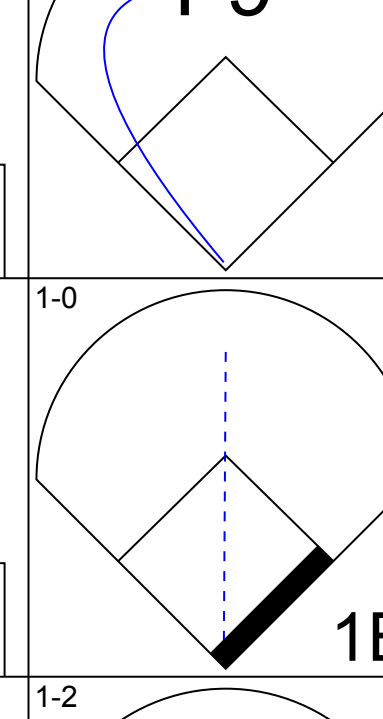
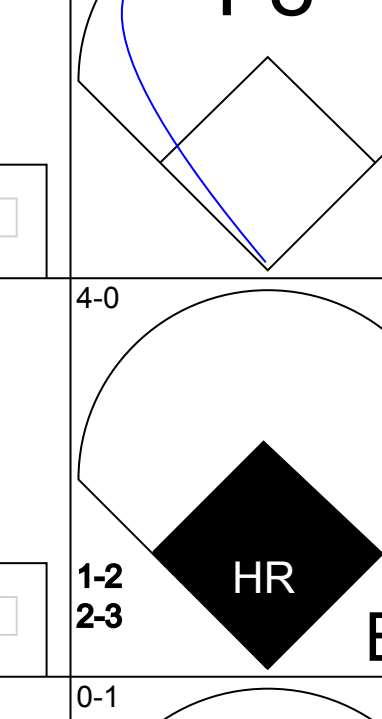

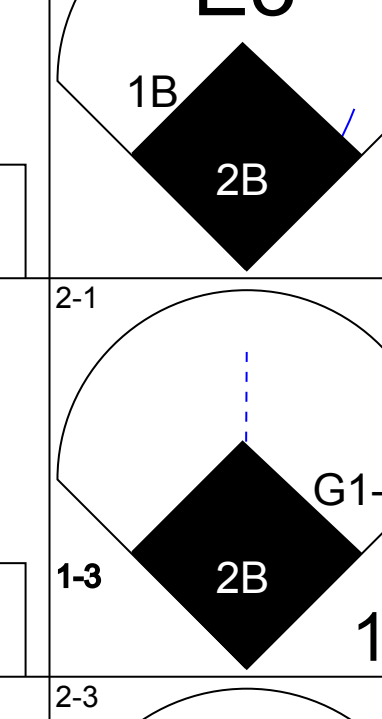
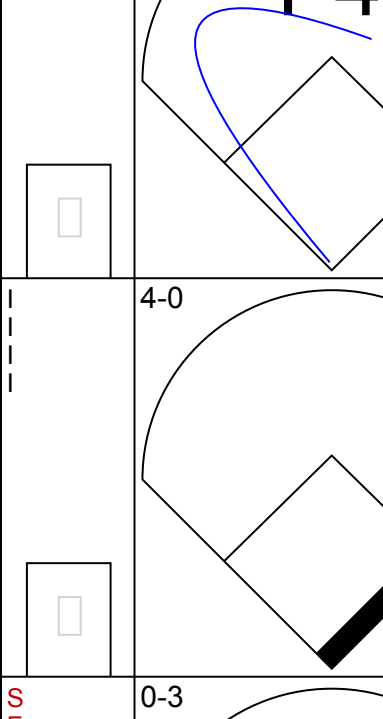

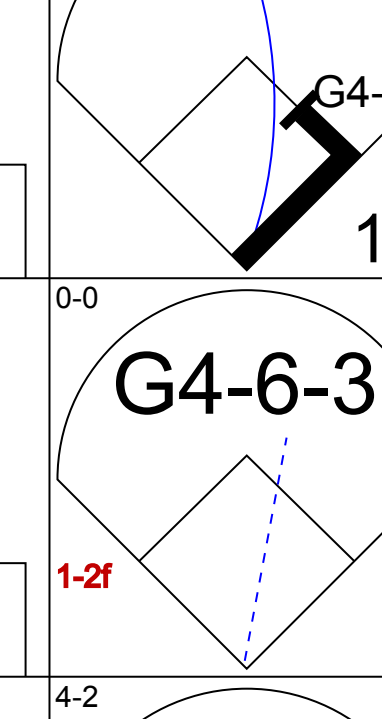
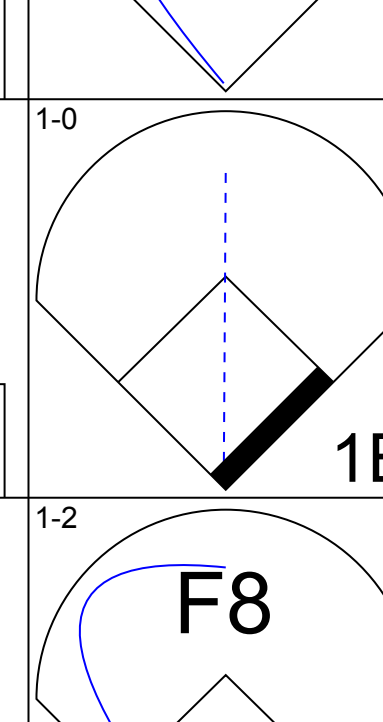
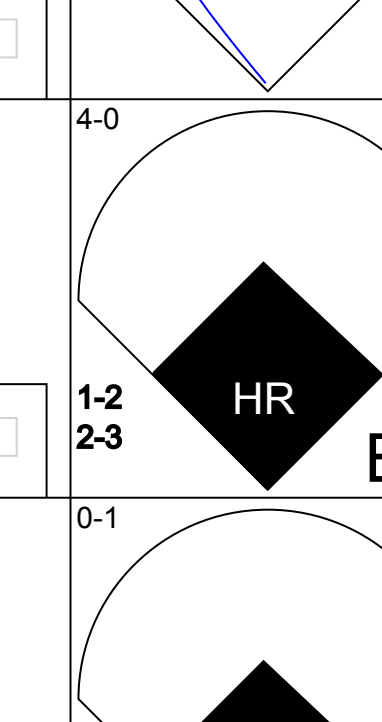
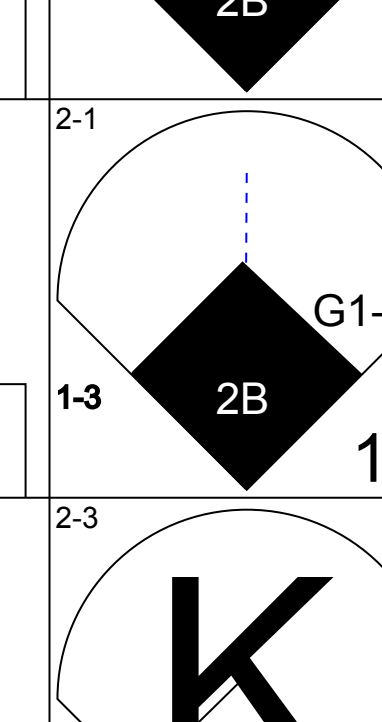
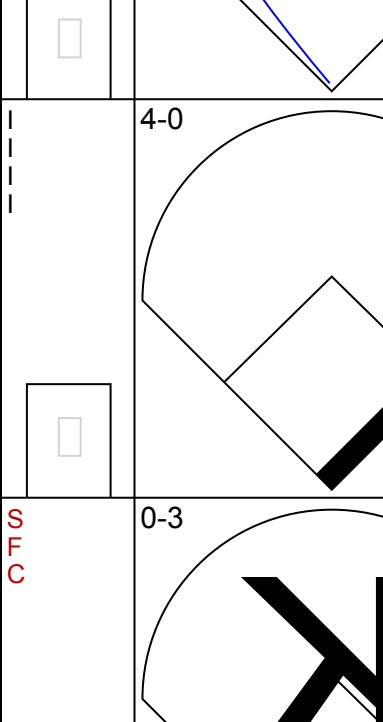
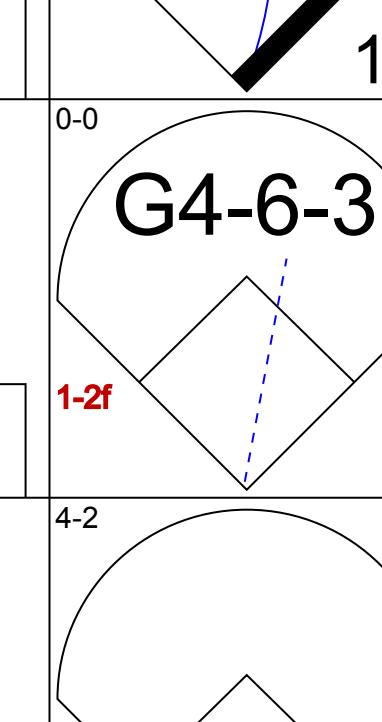
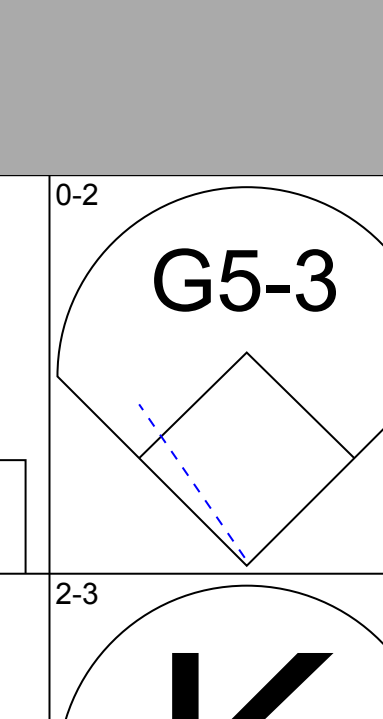
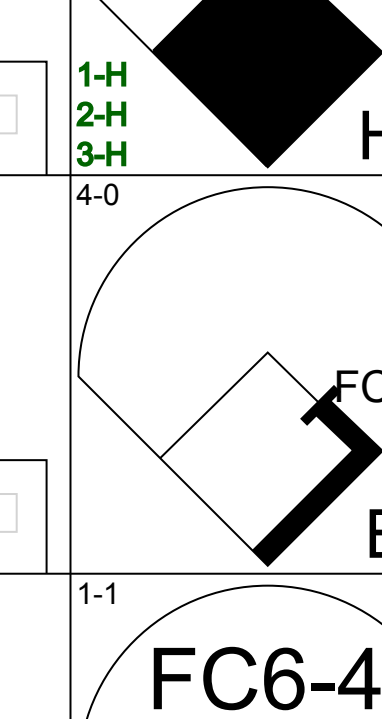

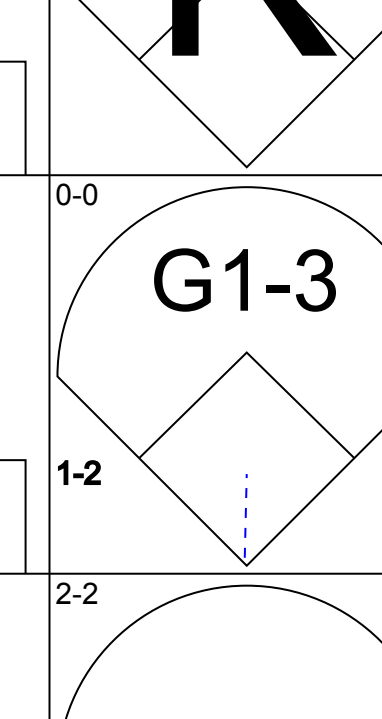
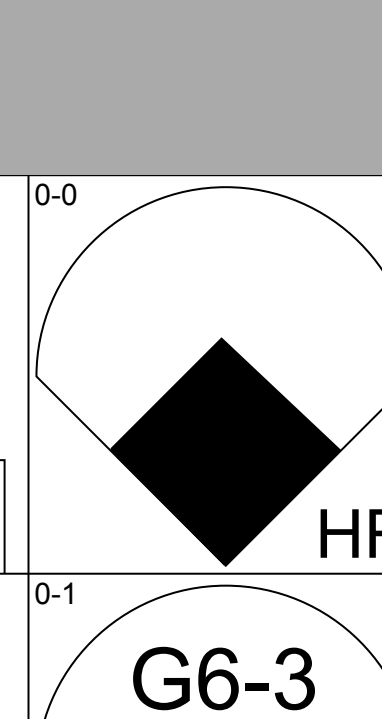
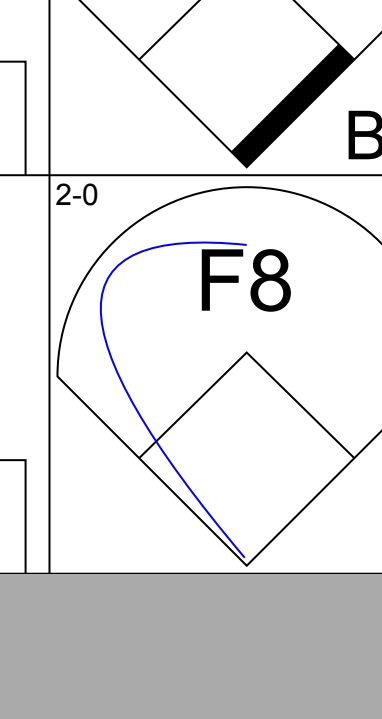
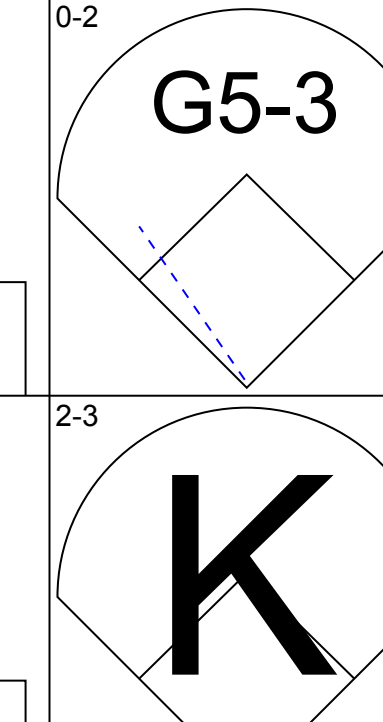
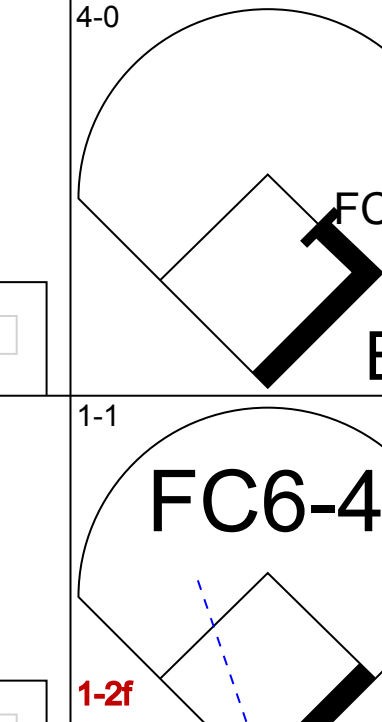
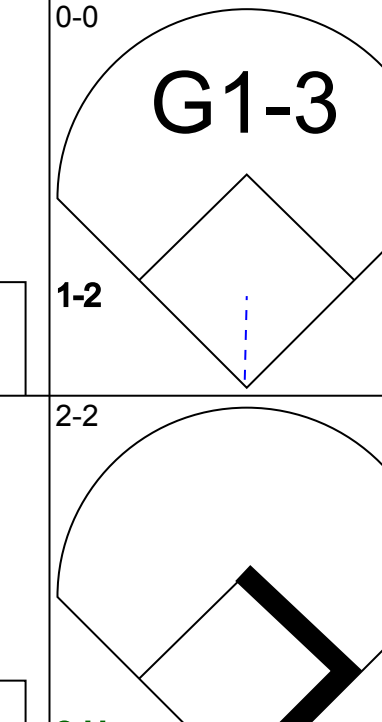
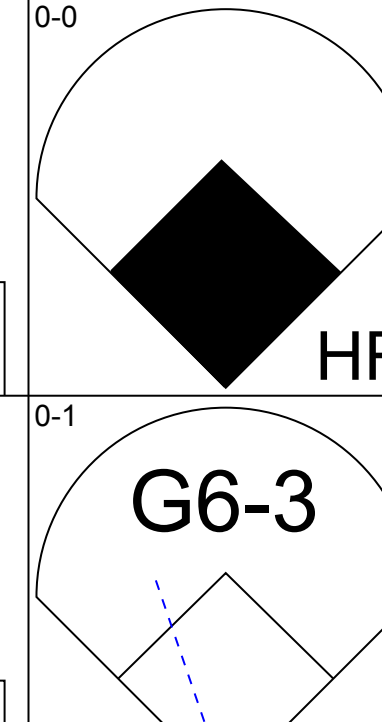
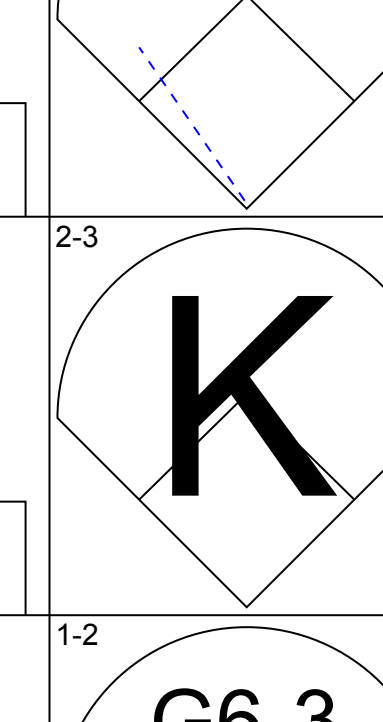

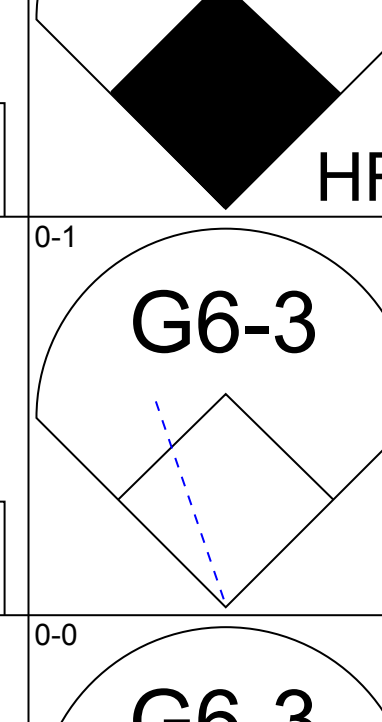
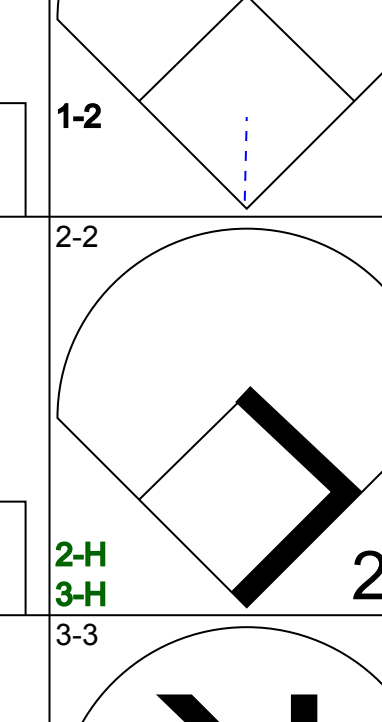
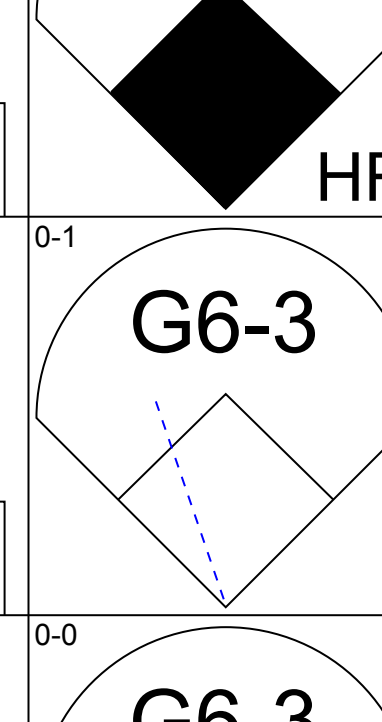
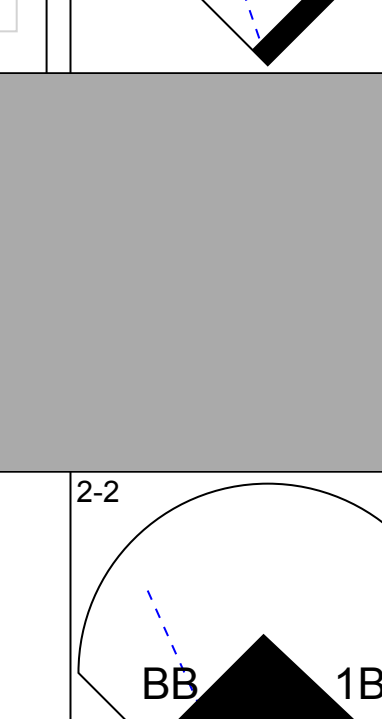
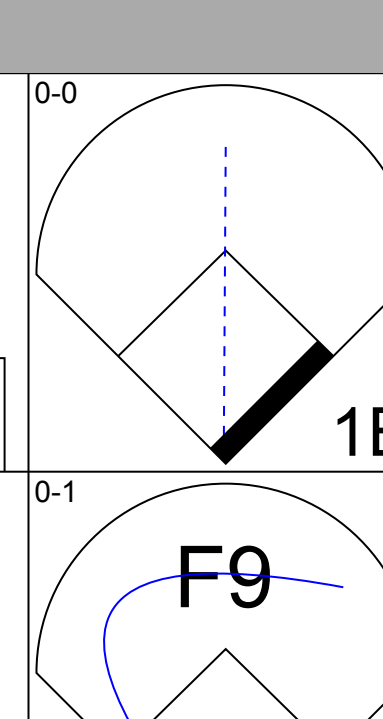
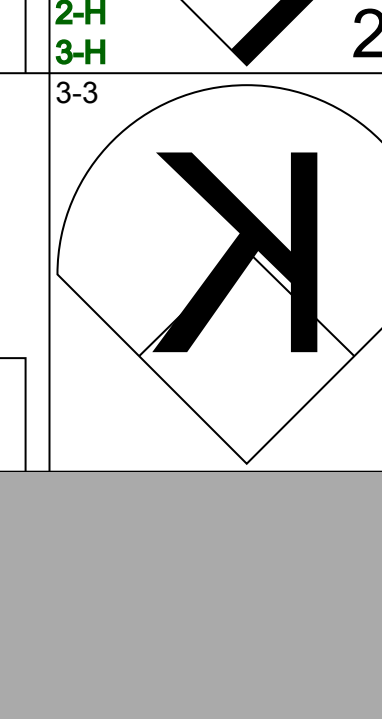
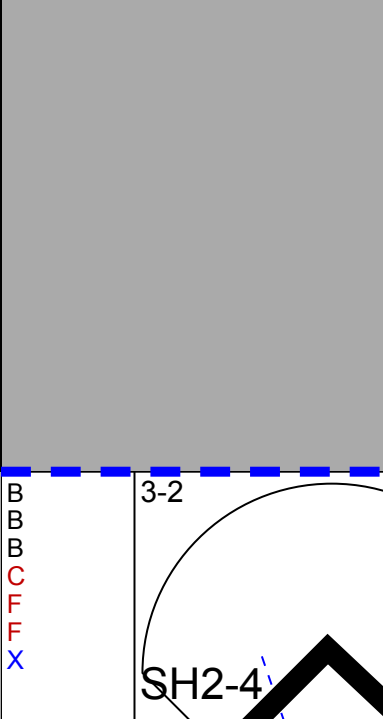
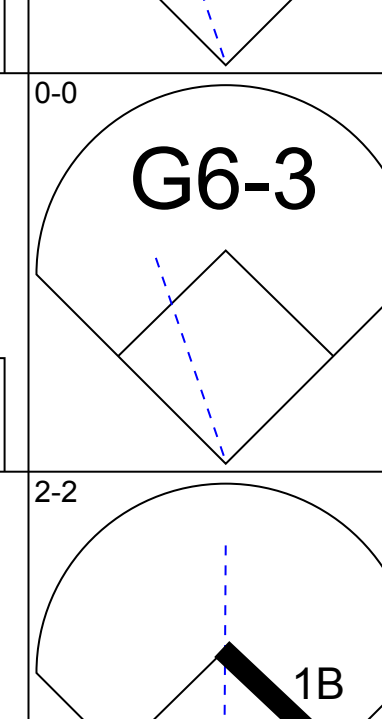



Batter	1	2	3	4	5	6	7	8	9	AB	R	H	RBI	BB	SO	LOB	TOP							
Marquis Grissom, R OBP: 0.320, SLG: 0.503	1-1 F7		0-1 L7		0-0 F8		1-0 HR		3-1 F9	5	1	1	1	0	0	0	Los Angeles Dodgers @ Colorado Rockies Coors Field, Denver, CO Sun Sep 15 2002, 1:05 PM MDT Att: 26,011 - Sunny - 81 F							
Paul Lo Duca, R OBP: 0.327, SLG: 0.403	2-1 HR		4-0 1B		1-1 G5-3		2-2 F8		2-2 G6-3	4	1	1	1	1	0	0								
Shawn Green, L OBP: 0.384, SLG: 0.576	3-3 K		1-2 1B		2-2 2B 1B		4-0 1B		1-0 F8	4	1	2	0	1	1	0								
Brian Jordan, R OBP: 0.325, SLG: 0.462	0-0 2B		4-2 FC5-4 BB		2-2 F9		0-0 F8			3	0	1	0	1	0	2								
Eric Karros, R OBP: 0.332, SLG: 0.403	1-1 P4		1-1 FC5-4		1-1 1B		0-1 1B			4	1	2	0	0	0	4								
Adrian Beltré, R OBP: 0.306, SLG: 0.435		2-1 F8		0-1 F7		0-1 1B		0-0 F8		4	0	1	1	0	0	2								
Mark Grudzielanek, R OBP: 0.299, SLG: 0.362		0-1 L9		1-0 G6-3		2-3 3-H 1B		0-0 G6-3		4	0	1	1	0	0	0								
Cesar Izturis, S OBP: 0.254, SLG: 0.305		0-0 G6-3		0-1 P6		3-3 K		1-1 G4-3		2	0	0	0	0	0	0								
Dave Hansen, L OBP: 0.365, SLG: 0.396										1	0	0	0	0	1	2								
Alex Cora, L OBP: 0.356, SLG: 0.419										1	0	0	0	0	0	0								
Andy Ashby, R OBP: 0.163, SLG: 0.191			0-3 K		1-3 K		3-1 G4-3		1-0 G6-3	2	0	0	0	0	0	2								
Guillermo Mota, R OBP: 0.222, SLG: 0.429										0	0	0	0	0	0	0								
Tyler Houston, L OBP: 0.222, SLG: 0.429										1	0	0	0	0	0	2								
Paul Shuey, R OBP: 0.277, SLG: 0.500										0	0	0	0	0	0	0								
Mike Kinkade, R OBP: 0.440, SLG: 0.684										1	0	0	0	0	0	0								
Eric Gagne, R OBP: 0.277, SLG: 0.500										0	0	0	0	0	0	0								
Inning Stats	R: 1 E: 0 K: 1 S: 11	H: 2 LOB: 1 BB: 0 P: 18	R: 0 E: 0 K: 0 S: 5	H: 0 LOB: 0 BB: 0 P: 7	R: 0 E: 0 K: 1 S: 13	H: 1 LOB: 3 BB: 2 P: 23	R: 0 E: 0 K: 0 S: 5	H: 0 LOB: 0 BB: 0 P: 6	R: 0 E: 0 K: 1 S: 6	H: 0 LOB: 0 BB: 0 P: 8	R: 2 E: 0 K: 1 S: 16	H: 4 LOB: 2 BB: 0 P: 27	R: 1 E: 0 K: 0 S: 12	H: 2 LOB: 2 BB: 1 P: 19	R: 0 E: 0 K: 0 S: 4	H: 0 LOB: 0 BB: 0 P: 6	R: 0 E: 0 K: 0 S: 6	H: 0 LOB: 0 BB: 0 P: 12	1B: 5 2B: 2 3B: 0 HR: 2	SF: 0 SAC: 0 DP: 0 HBP: 0	WP: 0 PB: 0 SB: 0 CS: 0	PA: 39		
PITCHER	IP WLS BF H R ER SO BB IBB HBP BLK WP HR S P ERA WHIP	2.2 W 7 0 0 1 0 0 0 0 0 0 1 27 45 3.38 1.875	3.1 W 7 0 0 0 1 0 0 0 0 0 1 24 38 20.25 3.750	0.1 H 3 1 0 0 0 0 0 0 0 0 0 3 7 0.00 6.000	0.1 H 1 0 0 0 0 0 0 0 0 0 0 1 1 0.00 0.000	2.0 S 6 0 0 0 0 0 0 0 0 0 10 18 0.00 0.000	8.1 S 6 0 0 0 0 0 0 0 0 0 10 18 0.00 0.000																	

Batter	1	2	3	4	5	6	7	8	9	AB	R	H	RBI	BB	SO	LOB	BOTTOM							
Juan Pierre, L OBP: 0.318, SLG: 0.321	2-1 G4-3		1-2 G4-3	1-0 FC6-4		1-1 G6-3		0-2 F8		5	0	0	0	0	0	3	Los Angeles Dodgers @ Colorado Rockies Coors Field, Denver, CO Sun Sep 15 2002, 1:05 PM MDT Att: 26,011 - Sunny - 81 F							
Gabe Kapler, R OBP: 0.316, SLG: 0.372	2-3 K		4-1 BB 17 S		0-1 L7	1-2 G5-3				3	0	0	0	1	1	0								
17 Todd Helton, L OBP: 0.429, SLG: 0.578	2-2 1B		4-1 BB	1-2 BB	4-1 HR BB		2-2 G6-3			2	1	1	0	2	0	0								
Larry Walker, L OBP: 0.425, SLG: 0.614		2-1 F5	4-0 BB	1-2 2-3 BB	0-1 HR	1-2 HR 1B		4-0 BB		2	1	1	0	2	0	0								
Todd Zeile, R OBP: 0.352, SLG: 0.420		2-1 HR 2B	2-2 G1-3		3-1 HR		1-2 F9			4	2	2	3	0	0	4								
Jose Jimenez, R OBP: 0.289, SLG: 0.416				2-2 G6-3	0-0 F9		1-1 G5-3			4	1	1	2	0	0	1								
Gary Bennett, R OBP: 0.310, SLG: 0.348		2-1 F9		3-2 FC6-4 1B	4-2 BB		2-3 K			2	0	1	0	1	0	0								
Terry Shumpert, R OBP: 0.314, SLG: 0.384										1	0	0	0	0	1	0								
Sandy Alomar Jr., R OBP: 0.299, SLG: 0.417										0	0	0	0	0	0	0								
Juan Uribe, R OBP: 0.277, SLG: 0.329		3-2 G5-3		0-0 FC6-4 1B	3-1 F9		1-3 K			4	0	0	0	0	1	2								
Denny Neagle, L OBP: 0.273, SLG: 0.364			2-3 K	1-0 1B		0-0 G4-3		4-1 BB		0	0	0	0	0	0	0								
Justin Speier, R OBP: 0.333, SLG: 0.333										2	0	1	0	0	1	0								
Todd Jones, L OBP: 0.277, SLG: 0.364										1	0	0	0	0	0	0								
Kent Mercker, L OBP: 0.277, SLG: 0.364										0	0	0	0	0	0	0								
Sean Lowe, R OBP: 0.277, SLG: 0.364										0	0	0	0	0	0	0								
Jason Romano, R OBP: 0.200, SLG: 0.219										0	0	0	0	1	0	0								
Inning Stats	R: 0 E: 0 K: 1 S: 11	H: 1 LOB: 1 BB: 0 P: 17	R: 2 E: 0 K: 0 S: 12	H: 2 LOB: 0 BB: 0 P: 21	R: 0 E: 0 K: 1 S: 12	H: 0 LOB: 3 BB: 3 P: 29	R: 0 E: 0 K: 0 S: 9	H: 2 LOB: 2 BB: 0 P: 16	R: 3 E: 0 K: 0 S: 12	H: 2 LOB: 1 BB: 2 P: 26	R: 0 E: 0 K: 0 S: 6	H: 0 LOB: 0 BB: 0 P: 8	R: 0 E: 0 K: 0 S: 9	H: 0 LOB: 1 BB: 1 P: 17	R: 0 E: 0 K: 2 S: 10	H: 0 LOB: 1 BB: 1 P: 17	R: 0 E: 0 K: 2 S: 10	H: 0 LOB: 1 BB: 1 P: 17	1B: 4 2B: 1 3B: 0 HR: 2	SF: 0 SAC: 0 DP: 0 HBP: 0	WP: 0 PB: 0 SB: 1 CS: 0	PA: 37		
PITCHER	IP WLS BF H R ER SO BB IBB HBP BLK WP HR S P ERA WHIP	4.1 L 23 7 0 0 0 4 0 0 0 0 2 51 10.38 2.538	0.2 L 3 0 0 0 0 1 0 0 0 0 0 5 12 0.00 1.500	2.0 L 7 0 0 0 0 1 0 0 0 0 0 15 25 0.00 0.500	1.0 L 4 0 0 0 2 1 0 0 0 0 0 10 17 0.00 1.000																			

AB	36
R	4
H	9
RBI	4
BB	3
SO	4
LOB	12



Batter	1	2	3	4	5	6	7	8	9	AB	R	H	RBI	BB	SO	LOB	TOP					
Kenny Lofton, L OBP: 0.342, SLG: 0.406 (1, 8)										4	1	0	0	1	3	2	San Francisco Giants @ Los Angeles Dodgers Dodger Stadium, Los Angeles, CA Mon Sep 16 2002, 7:10 PM PDT Att: 35,767 - Sunny - 70 F					
Rich Aurilia, R OBP: 0.307, SLG: 0.408 (1, 6)										5	1	1	1	0	1	2						
Jeff Kent, R OBP: 0.371, SLG: 0.570 (1, 4)											5	1	2	1	0	1						
Barry Bonds, L OBP: 0.580, SLG: 0.811 (1, 7)											2	2	1	2	3	0						
Benito Santiago, R OBP: 0.308, SLG: 0.438 (1, 2)											4	0	0	0	1	1						
Tom Goodwin, L OBP: 0.309, SLG: 0.309 (1, 9)										4	1	2	1	0	0	2						
J.T. Snow, L OBP: 0.346, SLG: 0.362 (1, 3)										3	0	0	0	1	2	5						
David Bell, R OBP: 0.324, SLG: 0.433 (8, PR)										4	0	1	0	0	0	1						
Cody Ransom, R (8, PR)										0	0	0	0	0	0	0						
Tim Worrell, R (8, 1)										0	0	0	0	0	0	0						
Jason Schmidt, R OBP: 0.176, SLG: 0.176 (5, PH)										2	0	1	0	0	1	0						
Aaron Fultz, L OBP: 0.228, SLG: 0.413 (5, PH)										1	0	0	0	0	1	1						
Shawon Dunston, R OBP: 0.241, SLG: 0.327 (5, PH)										0	0	0	0	0	0	0						
Bill Mueller, R OBP: 0.352, SLG: 0.396 (5, PH)										0	0	0	0	0	0	0						
Bill Mueller, R OBP: 0.352, SLG: 0.396 (8, 5)										1	0	0	0	0	0	1						
Inning Stats	R: 2 E: 0 K: 3 S: 17	H: 2 LOB: 2 BB: 2 P: 34	R: 0 E: 0 K: 1 S: 9	H: 0 LOB: 0 BB: 0 P: 12	R: 1 E: 0 K: 0 S: 15	H: 2 LOB: 2 BB: 1 P: 24	R: 0 E: 0 K: 1 S: 12	H: 1 LOB: 1 BB: 0 P: 15	R: 0 E: 0 K: 0 S: 7	H: 0 LOB: 0 BB: 0 P: 10	R: 0 E: 0 K: 1 S: 9	H: 0 LOB: 1 BB: 1 P: 18	R: 2 E: 0 K: 0 S: 12	H: 1 LOB: 0 BB: 1 P: 21	R: 1 E: 1 K: 2 S: 14	H: 2 LOB: 1 BB: 1 P: 19	R: 0 E: 0 K: 2 S: 9	H: 0 LOB: 1 BB: 1 P: 17	1B: 3 2B: 2 3B: 0 HR: 3	SF: 0 SAC: 0 DP: 0 HBP: 0	WP: 0 PB: 0 SB: 1 CS: 0	PA: 41
PITCHER	IP WLS BF H R ER SO BB IBB HBP BLK WP HR S P ERA WHIP	PITCHER																				
Hideo Nomo, R ERA: 3.32	6.0 W 27 5 3 3 6 4 0 0 0 0 2 69 113 13.50 1.500																					
Paul Shuey, R ERA: 3.48	0.2 H 3 0 1 1 0 1 0 0 0 0 0 7 14 4.50 1.500																					
Jesse Orosco, L ERA: 3.16	0.0 1 1 1 0 0 0 0 0 0 0 1 2 4 ∞ ∞																					
Paul Quantrill, R ERA: 2.63	0.2 H 4 2 1 0 1 0 0 0 0 0 0 10 13 0.00 3.000																					
Eric Gagne, R ERA: 2.63	1.2 S 6 0 0 0 3 0 1 0 0 0 0 0 16 26 0.00 0.000																					
Batter	1	2	3	4	5	6	7	8	9	AB	R	H	RBI	BB	SO	LOB	BOTTOM					
Dave Roberts, L OBP: 0.352, SLG: 0.362 (1, 8)										3	1	1	0	0	0	1	San Francisco Giants @ Los Angeles Dodgers Dodger Stadium, Los Angeles, CA Mon Sep 16 2002, 7:10 PM PDT Att: 35,767 - Sunny - 70 F					
Marquis Grissom, R OBP: 0.319, SLG: 0.502 (7, PH)										5	1	1	0	0	0	4						
Paul Lo Duca, R OBP: 0.326, SLG: 0.401 (1, 2)										3	2	2	0	2	0	1						
Shawn Green, L OBP: 0.387, SLG: 0.577 (1, 9)										4	1	1	4	1	2	6						
Brian Jordan, R OBP: 0.325, SLG: 0.467 (1, 7)										4	1	1	4	1	2	6						
Eric Karros, R OBP: 0.333, SLG: 0.407 (1, 3)										4	1	1	1	1	0	3						
Adrián Beltré, R OBP: 0.306, SLG: 0.436 (1, 5)										4	0	1	2	0	1	1						
Mark Grudzielanek, R OBP: 0.259, SLG: 0.361 (1, 4)										4	0	1	0	0	1	1						
Cesar Izturis, S OBP: 0.254, SLG: 0.305 (8, 6)										0	0	0	0	0	0	0						
Alex Cora, L OBP: 0.363, SLG: 0.425 (8, 4)										4	1	3	0	0	0	1						
Hideo Nomo, R OBP: 0.117, SLG: 0.085 (5, PH)										2	0	0	0	0	2	2						
Mike Kinnear, R OBP: 0.407, SLG: 0.614 (7, 1)										0	0	0	0	0	0	0						
Paul Shuey, R OBP: 0.259, SLG: 0.500 (7, 1)										0	0	0	0	0	0	0						
Jesse Orosco, R OBP: 0.333, SLG: 0.333 (7, 1)										1	0	1	0	0	0	0						
Paul Quantrill, L OBP: 0.333, SLG: 0.333 (8, 1)										0	0	0	0	0	0	0						
Inning Stats	R: 0 E: 0 K: 0 S: 9	H: 1 LOB: 1 BB: 0 P: 14	R: 0 E: 0 K: 1 S: 9	H: 0 LOB: 0 BB: 0 P: 12	R: 4 E: 0 K: 1 S: 15	H: 3 LOB: 1 BB: 2 P: 28	R: 0 E: 0 K: 1 S: 8	H: 1 LOB: 1 BB: 0 P: 11	R: 2 E: 1 K: 2 S: 15	H: 2 LOB: 1 BB: 0 P: 24	R: 0 E: 0 K: 1 S: 12	H: 1 LOB: 3 BB: 1 P: 22	R: 1 E: 0 K: 1 S: 12	H: 3 LOB: 2 BB: 0 P: 15	R: 0 E: 0 K: 0 S: 6	H: 1 LOB: 1 BB: 1 P: 12	1B: 9 2B: 1 3B: 0 HR: 2	SF: 0 SAC: 1 DP: 1 HBP: 1	WP: 0 PB: 0 SB: 0 CS: 0	PA: 41		
PITCHER	IP WLS BF H R ER SO BB IBB HBP BLK WP HR S P ERA WHIP	PITCHER																				
Jason Schmidt, R ERA: 3.63	5.0 L 25 7 6 4 5 2 0 0 0 0 0 0 8 12 0.00 3.000																					
41 Chad Zerbe, L ERA: 3.15	0.1 3 1 0 0 0 0 0 0 1 0 0 0 8 12 0.00 3.000																					
Manny Aybar, R ERA: 2.84	1.1 8 3 1 1 1 0 1 0 0 0 0 1 12 20 6.75 2.250																					
Aaron Fultz, L ERA: 5.03	0.1 1 0 0 0 1 0 0 0 0 0 0 4 5 0.00 0.000																					
Tim Worrell, R ERA: 2.42	1.0 4 1 0 0 0 1 0 0 0 0 0 6 12 0.00 2.000																					

Batter	1	2	3	4	5	6	7	8	9	AB	R	H	RBI	BB	SO	LOB	TOP				
Kenny Lofton, L OBP: 0.342, SLG: 0.406	1-3	0-1	0-0		3-2		2-1		2-0	6	1	2	0	0	1	3					
Rich Aurilia, R OBP: 0.305, SLG: 0.406	1-3	3-2		1-3	0-0			1-2	0-1	6	1	1	1	1	0	2					
Jeff Kent, R OBP: 0.371, SLG: 0.568	2-0	3-2		1-3		0-3		4-2		4	1	1	0	1	2	2					
Barry Bonds, L OBP: 0.581, SLG: 0.812	4-1	2-0		4-0		4-0		2-2		2	1	1	2	3	0	1					
Benito Santiago, R OBP: 0.313, SLG: 0.443	2-1	3-2		2-1		4-1		1-2		4	0	3	2	1	0	1					
Reggie Sanders, R OBP: 0.324, SLG: 0.441	4-2	1-3		1-0		1-3			0-2	4	1	1	0	1	2	5					
J.T. Snow, L OBP: 0.346, SLG: 0.362	2-3		3-2		1-0	1-1		2-2	2-3	5	0	2	0	0	1	5					
David Bell, R OBP: 0.324, SLG: 0.430		4-2	1-0		4-2		0-0		1-3	3	1	0	0	2	1	2					
Kirk Rueter, L OBP: 0.195, SLG: 0.169		0-0			0-0		2-0		3-3	1	0	0	0	1	0	2					
Jay Witasick, R OBP: 0.337, SLG: 0.450					1-2					0	0	0	0	0	0	0					
Damon Minor, R OBP: 0.327, SLG: 0.450					1-2					0	0	0	0	0	0	0					
Felix Rodriguez, R OBP: 0.323, SLG: 0.450					1-2					0	0	0	0	0	0	0					
Scott Eyre, L OBP: 0.323, SLG: 0.450										0	0	0	0	0	0	0					
Tim Worrell, R OBP: 0.323, SLG: 0.450										0	0	0	0	0	0	0					
Bill Mueller, S OBP: 0.323, SLG: 0.450										0	0	0	0	0	0	0					
Robb Nen, R OBP: 0.323, SLG: 0.450										0	0	0	0	0	0	0					
Inning Stats	R: 1 E: 0 K: 3 S: 16	H: 2 LOB: 3 BB: 2 P: 32	R: 4 E: 0 K: 1 S: 18	H: 4 LOB: 1 BB: 1 P: 32	R: 0 E: 0 K: 0 S: 8	H: 0 LOB: 1 BB: 1 P: 16	R: 0 E: 0 K: 2 S: 9	H: 1 LOB: 2 BB: 1 P: 18	R: 0 E: 0 K: 0 S: 10	H: 0 LOB: 2 BB: 2 P: 19	R: 0 E: 0 K: 0 S: 4	H: 0 LOB: 1 BB: 0 P: 8	R: 0 E: 0 K: 0 S: 13	H: 0 LOB: 1 BB: 1 P: 21	R: 1 E: 0 K: 2 S: 16	H: 3 LOB: 2 BB: 0 P: 24	1B: 8 2B: 3 3B: 0 HR: 0	SF: 0 SAC: 1 DP: 0 HBP: 0	WP: 1 PB: 0 SB: 1 CS: 0	PA: 47	
PITCHER	IP WLS BF H R ER SO BB IBB HBP BLK WP HR S P ERA WHIP	IP WLS BF H R ER SO BB IBB HBP BLK WP HR S P ERA WHIP	IP WLS BF H R ER SO BB IBB HBP BLK WP HR S P ERA WHIP	IP WLS BF H R ER SO BB IBB HBP BLK WP HR S P ERA WHIP	IP WLS BF H R ER SO BB IBB HBP BLK WP HR S P ERA WHIP	IP WLS BF H R ER SO BB IBB HBP BLK WP HR S P ERA WHIP	IP WLS BF H R ER SO BB IBB HBP BLK WP HR S P ERA WHIP	IP WLS BF H R ER SO BB IBB HBP BLK WP HR S P ERA WHIP	IP WLS BF H R ER SO BB IBB HBP BLK WP HR S P ERA WHIP	IP WLS BF H R ER SO BB IBB HBP BLK WP HR S P ERA WHIP	IP WLS BF H R ER SO BB IBB HBP BLK WP HR S P ERA WHIP	IP WLS BF H R ER SO BB IBB HBP BLK WP HR S P ERA WHIP	IP WLS BF H R ER SO BB IBB HBP BLK WP HR S P ERA WHIP	IP WLS BF H R ER SO BB IBB HBP BLK WP HR S P ERA WHIP	IP WLS BF H R ER SO BB IBB HBP BLK WP HR S P ERA WHIP	IP WLS BF H R ER SO BB IBB HBP BLK WP HR S P ERA WHIP	IP WLS BF H R ER SO BB IBB HBP BLK WP HR S P ERA WHIP	IP WLS BF H R ER SO BB IBB HBP BLK WP HR S P ERA WHIP	IP WLS BF H R ER SO BB IBB HBP BLK WP HR S P ERA WHIP	IP WLS BF H R ER SO BB IBB HBP BLK WP HR S P ERA WHIP	IP WLS BF H R ER SO BB IBB HBP BLK WP HR S P ERA WHIP
Omar Daal, L ERA: 4.07	(1, 1) 1.2 L 13 5 5 5 3 3 0 0 0 0 0 0 29 57 27.00 4.800	(2, 1) 3.1 16 3 0 0 3 2 1 0 0 0 0 0 32 59 0.00 1.500	(6, 1) 2.0 8 0 0 0 2 1 1 0 0 0 0 0 13 27 0.00 0.500	(8, 1) 1.0 4 0 0 0 0 1 0 0 0 0 0 0 13 21 0.00 1.000	(9, 1) 1.0 6 3 1 1 2 0 0 0 0 0 1 0 16 24 9.00 3.000																

San Francisco Giants @ Los Angeles Dodgers
 Dodger Stadium, Los Angeles, CA
 Tue Sep 17 2002, 7:10 PM PDT
 Att: 40,161 - Sunny - 68 F

AB	37
R	6
H	11
RBI	5
BB	9
SO	10
LOB	26



Batter	1	2	3	4	5	6	7	8	9	AB	R	H	RBI	BB	SO	LOB	BOTTOM				
Marquis Grissom, R OBP: 0.321, SLG: 0.510	1-3	3-1			0-1		4-0			3	1	1	1	1	1	2					
Paul Lo Duca, R OBP: 0.328, SLG: 0.403	2-0		3-2		2-2		0-0			4	1	2	0	0	0	2					
Shawn Green, L OBP: 0.387, SLG: 0.576	1-1		2-2		1-2		3-2	0-1	1-2	3	1	1	1	0	0	1					
Brian Jordan, R OBP: 0.325, SLG: 0.465	0-1		2-2		2-2		2-0	2-2	2-2	4	0	1	0	0	0	0					
Eric Karros, R OBP: 0.332, SLG: 0.405		0-1			3-1		1-2	1-2	4-2	3	0	0	0	1	0	2					
Wilkin Ruan, R OBP: 0.300, SLG: 0.667							2-3		2-3	0	0	0	0	0	0	0					
Chad Kreuter, S OBP: 0.336, SLG: 0.383									2-3	0	0	0	0	0	0	0					
Adrian Beltré, R OBP: 0.307, SLG: 0.436		2-2		2-2	2-2		2-0	2-3	2-3	4	1	2	1	0	1	2					
Mark Grudzielanek, R OBP: 0.299, SLG: 0.360		2-2		0-0	0-0		1-2	1-2	0-3	4	0	1	0	0	1	0					
Cesar Izturis, S OBP: 0.257, SLG: 0.307		2-2			2-2		2-1	3-2	3-2	3	0	2	1	0	0	0					
Alex Cora, L OBP: 0.361, SLG: 0.423		1-2			3-1		2-1	0-2	0-2	1	0	0	0	0	0	0					
Omar Daal, L ERA: 4.07	(1, 1) 1.0 H 3 1 0 0 0 0 0 0 0 0 0 0 13 27 0.00 0.500	(2, 1) 3.1 16 3 0 0 3 2 1 0 0 0 0 0 32 59 0.00 1.500	(6, 1) 2.0 8 0 0 0 2 1 1 0 0 0 0 0 13 27 0.00 0.500	(8, 1) 1.0 4 0 0 0 0 1 0 0 0 0 0 0 13 21 0.00 1.000	(9, 1) 1.0 6 3 1 1 2 0 0 0 0 0 1 0 16 24 9.00 3.000																
Inning Stats	R: 1 E: 1 K: 1 S: 8	H: 1 LOB: 0 BB: 0 P: 12	R: 1 E: 0 K: 1 S: 17	H: 3 LOB: 0 BB: 0 P: 26	R: 0 E: 0 K: 0 S: 9	H: 1 LOB: 0 BB: 0 P: 16	R: 0 E: 1 K: 0 S: 7	H: 1 LOB: 0 BB: 0 P: 12	R: 1 E: 0 K: 0 S: 13	H: 2 LOB: 0 BB: 0 P: 19	R: 0 E: 0 K: 0 S: 8	H: 1 LOB: 1 BB: 1 P: 17	R: 0 E: 0 K: 1 S: 11	H: 0 LOB: 1 BB: 1 P: 19	R: 0 E: 0 K: 1 S: 10	H: 0 LOB: 0 BB: 0 P: 13	1B: 8 2B: 1 3B: 0 HR: 1	SF: 1 SAC: 0 DP: 1 HBP: 0	WP: 0 PB: 0 SB: 0 CS: 1	PA: 37	
PITCHER	IP WLS BF H R ER SO BB IBB HBP BLK WP HR S P ERA WHIP	IP WLS BF H R ER SO BB IBB HBP BLK WP HR S P ERA WHIP	IP WLS BF H R ER SO BB IBB HBP BLK WP HR S P ERA WHIP	IP WLS BF H R ER SO BB IBB HBP BLK WP HR S P ERA WHIP	IP WLS BF H R ER SO BB IBB HBP BLK WP HR S P ERA WHIP	IP WLS BF H R ER SO BB IBB HBP BLK WP HR S P ERA WHIP	IP WLS BF H R ER SO BB IBB HBP BLK WP HR S P ERA WHIP	IP WLS BF H R ER SO BB IBB HBP BLK WP HR S P ERA WHIP	IP WLS BF H R ER SO BB IBB HBP BLK WP HR S P ERA WHIP	IP WLS BF H R ER SO BB IBB HBP BLK WP HR S P ERA WHIP	IP WLS BF H R ER SO BB IBB HBP BLK WP HR S P ERA WHIP	IP WLS BF H R ER SO BB IBB HBP BLK WP HR S P ERA WHIP	IP WLS BF H R ER SO BB IBB HBP BLK WP HR S P ERA WHIP	IP WLS BF H R ER SO BB IBB HBP BLK WP HR S P ERA WHIP	IP WLS BF H R ER SO BB IBB HBP BLK WP HR S P ERA WHIP	IP WLS BF H R ER SO BB IBB HBP BLK WP HR S P ERA WHIP	IP WLS BF H R ER SO BB IBB HBP BLK WP HR S P ERA WHIP	IP WLS BF H R ER SO BB IBB HBP BLK WP HR S P ERA WHIP	IP WLS BF H R ER SO BB IBB HBP BLK WP HR S P ERA WHIP	IP WLS BF H R ER SO BB IBB HBP BLK WP HR S P ERA WHIP	IP WLS BF H R ER SO BB IBB HBP BLK WP HR S P ERA WHIP
Kirk Rueter, L ERA: 3.29	(1, 1) 1.0 H 3 1 0 0 0 0 0 0 0 0 0 0 7 13 0.00 1.000	(6, 1) 1.0 H 5 1 0 0 0 1 0 0 0 0 0 0 8 17 0.00 2.000	(7, 1) 1.0 H 1 0 0 0 0 0 0 0 0 0 0 0 2 2 0.00 0.000	(8, 1) 0.1 H 1 0 0 0 0 0 0 0 0 0 0 0 2 2 0.00 0.000	(8, 1) 4.5 H 3 0 0 0 1 1 0 0 0 0 0 0 9 17 0.00 1.500																

San Francisco Giants @ Los Angeles Dodgers
 Dodger Stadium, Los Angeles, CA
 Tue Sep 17 2002, 7:10 PM PDT
 Att: 40,161 - Sunny - 68 F

AB	33
R	4
H	10
RBI	4
BB	2
SO	4
LOB	12



Batter	1	2	3	4	5	6	7	8	9	AB	R	H	RBI	BB	SO	LOB	TOP						
Kenny Lofton, L (1, 8) OBP: 0.344, SLG: 0.406	G3			F8					L7	4	1	2	0	1	0	0	San Francisco Giants @ Los Angeles Dodgers Dodger Stadium, Los Angeles, CA Wed Sep 18 2002, 7:10 PM PDT Att: 40,164 - Sunny - 69 F						
Tsuyoshi Shinjo, R (9, PH) OBP: 0.295, SLG: 0.374		BB								1	0	0	0	0	0	2							
Rich Aurilia, R (1, 6) OBP: 0.304, SLG: 0.404	G5-3			F8						5	0	1	1	0	0	4							
Jeff Kent, R (1, 4) OBP: 0.372, SLG: 0.571	K									5	1	2	1	0	3	2							
Barry Bonds, L (1, 7) OBP: 0.583, SLG: 0.811										2	1	1	0	3	1	0							
Benito Santiago, R (1, 2) OBP: 0.316, SLG: 0.444										4	2	2	0	1	1	3							
J.T. Snow, L (1, 3) OBP: 0.345, SLG: 0.363										5	0	1	1	0	3	4							
Reggie Sanders, R (1, 9) OBP: 0.323, SLG: 0.438										5	1	1	0	0	2	5							
David Bell, R (1, 5) OBP: 0.327, SLG: 0.430										3	0	1	1	2	1	0							
Russ Ortiz, R (1, 1) ERA: 3.16, SLG: 0.451										2	1	1	2	0	1	3	GIANTS						
Felix Rodriguez, R (7, 1) ERA: 1.00, SLG: 1.000										0	0	0	0	0	0	0							
Marvin Benard, R (6, PH) ERA: 0.00, SLG: 0.410										0	0	0	0	0	0	0							
Tim Worrell, R (8, 1) ERA: 3.16										0	0	0	0	0	0	0							
Shawon Dunston, R (9, PH) ERA: 4.36, SLG: 0.377										1	0	1	1	0	0	0							
Robb Nen, R (9, 1) ERA: 0.00, SLG: 0.500										0	0	0	0	0	0	0							
Inning Stats	R: 0 E: 0 K: 1 S: 8	H: 0 LOB: 0 BB: 0 P: 10	R: 2 E: 0 K: 1 S: 15	H: 2 LOB: 3 BB: 3 P: 36	R: 1 E: 0 K: 2 S: 12	H: 2 LOB: 2 BB: 2 P: 26	R: 0 E: 0 K: 1 S: 8	H: 1 LOB: 2 BB: 1 P: 21	R: 0 E: 0 K: 0 S: 10	H: 0 LOB: 0 BB: 0 P: 14	R: 1 E: 0 K: 1 S: 9	H: 2 LOB: 1 BB: 0 P: 13	R: 0 E: 0 K: 3 S: 13	H: 0 LOB: 1 BB: 1 P: 24	R: 1 E: 0 K: 2 S: 14	H: 2 LOB: 1 BB: 0 P: 21		R: 2 E: 0 K: 1 S: 23	H: 4 LOB: 2 BB: 0 P: 34	1B: 10 2B: 2 3B: 0 HR: 2	SF: 1 SAC: 0 DP: 1 HBP: 0	WP: 0 PB: 1 SB: 1 CS: 1	PA: 46
PITCHER	IP	WLS	BF	H	R	ER	SO	BB	IBB	HBP	BLK	WP	HR	S	P	ERA		WHIP					
Kevin Beirne, R (1, 1) ERA: 3.47	4.0	L	23	5	3	3	5	5	1	0	0	0	1	43	93	6.75	2.500						
Robert Ellis, R (5, 1) ERA: 10.13	1.0	L	4	1	1	1	0	0	0	0	0	0	1	12	17	9.00	1.000						
Jesse Orosco, L (6, 1) ERA: 3.16	0.0		1	1	0	0	0	0	0	0	0	0	0	3	4	∞	∞						
Guillermo Mota, R (6, 1) ERA: 4.36	1.0		2	0	0	0	1	0	0	0	0	0	0	4	6	0.00	0.000						
Paul Shuey, R (7, 1) ERA: 3.52	2.0		9	2	1	1	5	1	0	0	0	0	0	27	45	4.50	1.500						
PITCHER	IP	WLS	BF	H	R	ER	SO	BB	IBB	HBP	BLK	WP	HR	S	P	ERA	WHIP						
Paul Quantrill, R (9, 1) ERA: 2.81	0.2		6	4	2	2	1	0	0	0	0	0	0	0	20	31	27.00	6.000					
Jeff Williams, L (9, 1) ERA: 14.63	0.1		1	0	0	0	0	0	0	0	0	0	0	3	3	0.00	0.000						

Batter	1	2	3	4	5	6	7	8	9	AB	R	H	RBI	BB	SO	LOB	BOTTOM					
Dave Roberts, L (1, 8) OBP: 0.351, SLG: 0.358	G1-3			K						4	1	0	0	1	1	3	San Francisco Giants @ Los Angeles Dodgers Dodger Stadium, Los Angeles, CA Wed Sep 18 2002, 7:10 PM PDT Att: 40,164 - Sunny - 69 F					
Paul Lo Duca, R (1, 2) OBP: 0.328, SLG: 0.402										4	0	1	0	1	1	0						
Shawn Green, L (1, 9) OBP: 0.387, SLG: 0.574										5	1	2	0	0	1	3						
Brian Jordan, R (1, 7) OBP: 0.326, SLG: 0.463										4	0	1	1	1	1	2						
Eric Karros, R (1, 3) OBP: 0.331, SLG: 0.403										5	0	1	1	0	1	3						
Adrián Beltré, R (1, 5) OBP: 0.308, SLG: 0.444										4	1	2	1	0	1	2						
Mark Grudzielanek, R (1, 4) OBP: 0.289, SLG: 0.355										3	0	0	0	1	2	3						
Alex Cora, L (1, 6) OBP: 0.363, SLG: 0.435										3	1	1	1	1	0	1						
Kevin Beirne, L (1, 1) ERA: 3.16										1	0	0	0	0	0	0	Dodgers					
Tyler Hazen, L (1, 1) ERA: 3.16										0	0	0	0	0	0	0						
Robert Ellis, R (5, 1) ERA: 10.13										0	0	0	0	0	0	0						
Jesse Orosco, R (6, 1) ERA: 3.16										0	0	0	0	0	0	0						
Guillermo Mota, R (6, 1) ERA: 4.36										0	0	0	0	0	0	0						
Paul Shuey, R (7, 1) ERA: 3.52										0	0	0	0	0	0	0						
Shawon Dunston, R (9, PH) ERA: 4.36, SLG: 0.377										0	0	0	0	0	0	0						
Robb Nen, R (9, 1) ERA: 0.00, SLG: 0.500										0	0	0	0	0	0	0						
Inning Stats	R: 0 E: 0 K: 1 S: 10	H: 1 LOB: 1 BB: 0 P: 15	R: 2 E: 1 K: 1 S: 14	H: 2 LOB: 1 BB: 0 P: 24	R: 0 E: 0 K: 1 S: 14	H: 1 LOB: 1 BB: 0 P: 21	R: 0 E: 0 K: 3 S: 20	H: 1 LOB: 2 BB: 1 P: 29	R: 1 E: 0 K: 1 S: 8	H: 2 LOB: 2 BB: 1 P: 16	R: 0 E: 0 K: 0 S: 5	H: 0 LOB: 0 BB: 0 P: 11	R: 0 E: 0 K: 1 S: 6	H: 0 LOB: 0 BB: 0 P: 9	R: 0 E: 0 K: 0 S: 8	H: 0 LOB: 1 BB: 1 P: 14	R: 1 E: 0 K: 1 S: 16	H: 1 LOB: 2 BB: 2 P: 24	1B: 5 2B: 1 3B: 0 HR: 2	SF: 0 SAC: 0 DP: 0 HBP: 0	WP: 0 PB: 0 SB: 0 CS: 0	PA: 41
PITCHER	IP	WLS	BF	H	R	ER	SO	BB	IBB	HBP	BLK	WP	HR	S	P	ERA	WHIP					
Russ Ortiz, R (1, 1) ERA: 3.16	6.0	W	28	7	3	3	7	2	0	0	0	0	0	2	71	116	4.50	1.500				
Felix Rodriguez, R (7, 1) ERA: 4.32	1.0	H	3	0	0	0	1	0	0	0	0	0	0	6	9	0.00	0.000					
Tim Worrell, R (8, 1) ERA: 2.36	1.0	H	4	0	0	0	0	1	0	0	0	0	0	8	14	0.00	1.000					
Robb Nen, R (9, 1) ERA: 2.33	1.0		6	1	1	1	1	2	0	0	0	0	0	16	24	9.00	3.000					

Batter	1	2	3	4	5	6	7	8	9	AB	R	H	RBI	BB	SO	LOB	TOP					
David Bell, R OBP: 0.328, SLG: 0.430 (1, 5)	F8		G5-4-3 1B			F8		1-2 1B		4	0	2	0	0	0	0	<p>San Francisco Giants @ Los Angeles Dodgers Dodger Stadium, Los Angeles, CA Thu Sep 19 2002, 7:10 PM PDT Att: 43,921 - Sunny - 68 F</p> <p>livebaseballscores.com</p>					
Rich Aurilia, R OBP: 0.302, SLG: 0.400 (1, 6)	F9		G5-4-3 1-2			F9		K		4	0	0	0	0	1	3						
Jeff Kent, R OBP: 0.371, SLG: 0.568 (1, 3)	BB BB			P6		K			F8	3	0	0	0	1	1	0						
Barry Bonds, L OBP: 0.583, SLG: 0.807 (1, 7)	1-2 BB			G5-4-3 1B		F8			G4-3	3	0	1	0	1	0	0						
Benito Santiago, R OBP: 0.315, SLG: 0.442 (1, 2)	K			G5-4-3 1-2		G6-3			DI HR 1B	4	1	1	0	0	1	3						
Reggie Sanders, R OBP: 0.324, SLG: 0.445 (1, 9)		K			G4-3 G6-3 1B	F8			HR	4	2	2	2	0	1	0						
Ramon Martinez, R OBP: 0.333, SLG: 0.409 (1, 4)		K			G4-3 1-3			F7	P5	4	0	0	0	0	1	1						
Tsuyoshi Shinjo, R OBP: 0.293, SLG: 0.371 (1, 8)			P4		G6-3			K		3	0	0	1	0	1	0						
Livan Hernandez, R OBP: 0.234, SLG: 0.333 (3, 1) Jay Witasick, R OBP: 0.197, SLG: 0.333 (5, Ph) Shawon Dunston, R OBP: 0.245, SLG: 0.275 (5, 1) Kurt Ainsworth, R OBP: 0.286, SLG: 0.333 (8, Ph) Pedro Feliz, R OBP: 0.286, SLG: 0.333 (8, 1) Joe Nathan, R (8, 1)			G1-3			K			1B 1B	1	0	0	0	0	0	0						
Inning Stats	R: 0 E: 0 K: 1 S: 11	H: 0 LOB: 2 BB: 2 P: 25	R: 0 E: 0 K: 2 S: 7	H: 0 LOB: 0 BB: 0 P: 10	R: 0 E: 0 K: 0 S: 5	H: 1 LOB: 0 BB: 0 P: 10	R: 0 E: 0 K: 0 S: 4	H: 1 LOB: 0 BB: 0 P: 5	R: 1 E: 0 K: 1 S: 8	H: 1 LOB: 0 BB: 0 P: 9	R: 0 E: 0 K: 1 S: 7	H: 0 LOB: 0 BB: 0 P: 10	R: 0 E: 0 K: 0 S: 5	H: 0 LOB: 0 BB: 0 P: 7	R: 0 E: 0 K: 2 S: 11	H: 2 LOB: 2 BB: 0 P: 19	R: 2 E: 0 K: 0 S: 15	H: 2 LOB: 0 BB: 0 P: 24	1B: 6 2B: 0 3B: 0 HR: 1	SF: 0 SAC: 0 DP: 2 HBP: 0	WP: 0 PB: 0 SB: 0 CS: 0	PA: 34
PITCHER Odalis Perez, L ERA: 3.07 (1, 1)	IP: 9.0 WLS: W BF: 34 H: 7 R: 3 ER: 3 SO: 7 BB: 2 IBB: 0 HBP: 0 BLK: 1 WP: 0 HR: 1 S: 73 P: 119 ERA: 3.00 WHIP: 1.000															PITCHER						

Batter	1	2	3	4	5	6	7	8	9	AB	R	H	RBI	BB	SO	LOB	BOTTOM			
Dave Roberts, L OBP: 0.350, SLG: 0.357 (1, 8)	F7		BB FC1-5 2B 1B	G3		F5				4	1	1	2	0	0	1	<p>San Francisco Giants @ Los Angeles Dodgers Dodger Stadium, Los Angeles, CA Thu Sep 19 2002, 7:10 PM PDT Att: 43,921 - Sunny - 68 F</p> <p>livebaseballscores.com</p>			
Paul Lo Duca, R OBP: 0.326, SLG: 0.399 (1, 2)	F8		FC1-5 2B			F7			L9	4	1	0	0	0	0	2				
Shawn Green, L OBP: 0.387, SLG: 0.572 (1, 9)	F8		4-0 1-2 2-3 2B			1B BB			G3	2	1	0	0	2	0	0				
Brian Jordan, R OBP: 0.329, SLG: 0.468 (1, 7)		K	1-0 1-2 2-3 2B			WP 1B			FC5-4 1B	4	1	3	3	0	1	0				
Eric Karros, R OBP: 0.330, SLG: 0.404 (1, 3)	F9		3-1 2H 2B			K			FC5-4 1-2	4	0	1	1	0	1	3				
Adrián Beltré, R OBP: 0.306, SLG: 0.441 (1, 5)	F7		3-2 K			F7			L5	4	0	0	0	0	1	3				
Mark Grudzielanek, R OBP: 0.300, SLG: 0.361 (1, 4)			1B K2-3			SH1-4 1B			G1-3	4	1	2	0	0	1	1				
Alex Cora, L OBP: 0.362, SLG: 0.432 (1, 6)			SH 1B 1B			K			K	4	1	1	0	0	2	1				
Odalis Perez, L OBP: 0.175, SLG: 0.290 (1, 1)			SH FC1-5 1B			K			SH1-4	1	0	0	0	0	1	0				
Inning Stats	R: 0 E: 0 K: 0 S: 4	H: 0 LOB: 0 BB: 0 P: 5	R: 0 E: 0 K: 1 S: 9	H: 0 LOB: 0 BB: 0 P: 17	R: 6 E: 1 K: 2 S: 18	H: 5 LOB: 1 BB: 1 P: 32	R: 0 E: 0 K: 1 S: 9	H: 0 LOB: 0 BB: 0 P: 13	R: 0 E: 0 K: 1 S: 12	H: 1 LOB: 1 BB: 0 P: 17	R: 0 E: 0 K: 0 S: 9	H: 1 LOB: 1 BB: 0 P: 16	R: 0 E: 0 K: 1 S: 9	H: 0 LOB: 0 BB: 0 P: 13	R: 0 E: 0 K: 1 S: 9	H: 0 LOB: 0 BB: 0 P: 13	1B: 5 2B: 3 3B: 0 HR: 0	SF: 0 SAC: 2 DP: 0 HBP: 0	WP: 1 PB: 0 SB: 0 CS: 0	PA: 35
PITCHER Livan Hernandez, R ERA: 4.57 (1, 1) Jay Witasick, R ERA: 2.43 (3, 1) Kurt Ainsworth, R ERA: 2.19 (5, 1) Joe Nathan, R ERA: (8, 1)	IP: 2.1 WLS: L BF: 14 H: 5 R: 6 ER: 5 SO: 1 BB: 1 IBB: 0 HBP: 0 BLK: 0 WP: 0 HR: 0 S: 22 P: 43 ERA: 19.29 WHIP: 2.571															PITCHER				

AB 32
R 3
H 7
RBI 3
BB 2
SO 7
LOB 7



AB 31
R 6
H 8
RBI 6
BB 2
SO 7
LOB 11



Batter	1	2	3	4	5	6	7	8	9	AB	R	H	RBI	BB	SO	LOB	TOP					
Dave Roberts, L (1, 8) OBP: 0.352, SLG: 0.356	B3		1B FC5-4			G4-3			P6	1	1	0	0	2	0	0	Los Angeles Dodgers @ San Diego Padres Qualcomm Stadium, San Diego, CA Fri Sep 20, 2002, 10:05 PM EDT Att: 23,595 - Sunny - 72 F					
Marquis Grissom, R (6, PH) OBP: 0.320, SLG: 0.506										2	0	0	0	0	0	1						
Paul Lo Duca, R (1, 2) OBP: 0.328, SLG: 0.403	2B		1B FC5-4						G4-3	5	0	3	0	0	0	0						
Shawn Green, L (1, 9) OBP: 0.386, SLG: 0.568			FC5-4 FC5-4						K	4	0	0	1	1	2	2						
Brian Jordan, R (1, 7) OBP: 0.329, SLG: 0.466	P4		FC5-4 FC5-4						P5	4	0	1	0	0	0	3						
Eric Karros, R (1, 3) OBP: 0.330, SLG: 0.408	L5								G4-3	4	1	1	1	0	0	4						
Adrián Beltré, R (1, 5) OBP: 0.305, SLG: 0.440									G4-3 1B	4	0	1	0	0	1	0						
Mark Grudzielanek, R (1, 4) OBP: 0.301, SLG: 0.365									G4-3 1B	4	1	2	1	0	1	0						
Alex Cora, L (1, 6) OBP: 0.360, SLG: 0.433									G4-3	4	1	1	0	0	0	2						
Andy Ashby, R (1, 1) OBP: 0.186, SLG: 0.189									F5	1	0	0	0	0	0	0						
Giovanni Carrara, R (3, 1) ERA: 3.65										1	0	0	0	0	0	0						
Tyler Houston, L (6, PH) OBP: 0.342, SLG: 0.425										0	0	0	0	0	0	0						
Mike Kinsade, R (6, PH) OBP: 0.285, SLG: 0.409										1	0	1	1	0	0	0						
Guillermo Mota, R (6, 1) ERA: 4.55										0	0	0	0	0	0	0						
Jesse Orosco, L (7, 1) ERA: 3.12										0	0	0	0	0	0	0						
Dave Hansen, L (8, PH) OBP: 0.307, SLG: 0.386										1	0	0	0	0	0	2						
Jeff Williams, R (8, 1) ERA: 1.90, SLG: 0.500										0	0	0	0	0	0	0						
Inning Stats	R: 0 E: 0 K: 0 S: 12	H: 1 LOB: 2 BB: 1 P: 21	R: 0 E: 0 K: 0 S: 8	H: 0 LOB: 0 BB: 0 P: 12	R: 1 E: 0 K: 0 S: 8	H: 1 LOB: 1 BB: 1 P: 15	R: 2 E: 0 K: 1 S: 11	H: 2 LOB: 2 BB: 0 P: 13	R: 0 E: 0 K: 1 S: 12	H: 2 LOB: 2 BB: 1 P: 24	R: 1 E: 0 K: 1 S: 11	H: 2 LOB: 1 BB: 0 P: 15	R: 0 E: 0 K: 0 S: 9	H: 0 LOB: 0 BB: 0 P: 15	R: 0 E: 0 K: 0 S: 11	H: 2 LOB: 2 BB: 0 P: 17	R: 0 E: 0 K: 1 S: 7	H: 0 LOB: 0 BB: 0 P: 8	1B: 6 2B: 2 3B: 0 HR: 2	SF: 0 SAC: 0 DP: 0 HBP: 0	WP: 0 PB: 0 SB: 0 CS: 1	PA: 39
PITCHER	IP	WLS	BF	H	R	ER	SO	BB	IBB	HBP	BLK	WP	HR	S	P	ERA	WHIP					
Brett Tomko, R (1, 1) ERA: 4.49	5.2	W	26	7	4	4	3	3	0	0	0	0	2	56	92	6.35	1.765					
Mike Bynum, L (6, 1) ERA: 3.65	0.0		1	1	0	0	0	0	0	0	0	0	0	2	3	∞	∞					
Brian Lawrence, R (6, 1) ERA: 3.65	1.1	H	4	0	0	0	0	0	0	0	0	0	0	13	20	0.00	0.000					
Brandon Villafuerte, R (8, 1) ERA: 1.61	1.0		5	2	0	0	0	0	0	0	0	0	0	11	17	0.00	2.000					
Jonathan Johnson, R (9, 1) ERA: 4.38	1.0		3	0	0	0	1	0	0	0	0	0	0	7	8	0.00	0.000					

Batter	1	2	3	4	5	6	7	8	9	AB	R	H	RBI	BB	SO	LOB	BOTTOM				
Ramón Vázquez, L (1, 6) OBP: 0.351, SLG: 0.362	G3-1 G3		1B F7							5	1	4	1	0	0	2	Los Angeles Dodgers @ San Diego Padres Qualcomm Stadium, San Diego, CA Fri Sep 20, 2002, 10:05 PM EDT Att: 23,595 - Sunny - 72 F				
Mark Kotsay, L (1, 8) OBP: 0.380, SLG: 0.447	G3		2B 1B						F8	5	1	1	0	0	1	3					
Ryan Klesko, L (1, 3) OBP: 0.396, SLG: 0.554	G3-1		2B 2B						F9	4	1	2	1	1	1	1					
Phil Nevin, R (1, 5) OBP: 0.344, SLG: 0.418	K		1B 2B						E5	4	2	1	2	1	1	2					
29 Kory DeHaan, L (6, PR) OBP: 0.125, SLG: 0.125			1B 2B						K	0	0	0	0	0	0	0					
Sean Burroughs, L (1, 4) OBP: 0.328, SLG: 0.324			FC4 1B						K	4	1	2	0	1	1	2					
Gene Kingsale, S (1, 7) OBP: 0.364, SLG: 0.409	FC4		SH1-4 1B						K	5	1	2	1	0	1	4					
Brian Buchanan, R (1, 9) OBP: 0.317, SLG: 0.469			K						2B 2B	4	1	2	2	0	1	3					
Deivi Cruz, R (9, 6) OBP: 0.297, SLG: 0.370			SH1-4 1B						2B 2B	0	0	0	0	0	0	0					
Tom Lampkin, L (1, 2) OBP: 0.309, SLG: 0.354			K						K	3	0	0	0	1	2	3					
Brett Tomko, R (1, 1) ERA: 3.91			F3						K	2	0	0	0	0	1	2					
Mike Bynum, L (6, 1) ERA: 3.26			SH1-4						K	0	0	0	0	0	0	0					
Brian Lawrence, R (6, 1) ERA: 4.55										0	0	0	0	0	0	0					
Ray Lankford, L (7, PH) OBP: 0.144, SLG: 0.129										1	0	0	0	0	1	1					
Brandon Villafuerte, R (8, 1) ERA: 1.61										0	0	0	0	0	0	0					
Jonathan Johnson, R (9, 1) ERA: 4.38										0	0	0	0	0	0	0					
Inning Stats	R: 0 E: 0 K: 1 S: 8	H: 1 LOB: 1 BB: 0 P: 13	R: 0 E: 0 K: 1 S: 10	H: 1 LOB: 2 BB: 1 P: 15	R: 5 E: 0 K: 1 S: 17	H: 7 LOB: 2 BB: 0 P: 30	R: 1 E: 1 K: 1 S: 9	H: 1 LOB: 2 BB: 2 P: 19	R: 0 E: 0 K: 0 S: 10	H: 1 LOB: 1 BB: 0 P: 12	R: 0 E: 0 K: 0 S: 5	H: 0 LOB: 0 BB: 1 P: 12	R: 2 E: 0 K: 2 S: 16	H: 3 LOB: 1 BB: 0 P: 23	R: 0 E: 1 K: 3 S: 12	H: 0 LOB: 1 BB: 0 P: 21	1B: 8 2B: 6 3B: 0 HR: 0	SF: 0 SAC: 1 DP: 1 HBP: 0	WP: 0 PB: 0 SB: 2 CS: 0	PA: 42	
PITCHER	IP	WLS	BF	H	R	ER	SO	BB	IBB	HBP	BLK	WP	HR	S	P	ERA	WHIP				
Andy Ashby, R (1, 1) ERA: 3.91	2.0	L	15	8	5	5	2	0	1	0	0	0	0	26	44	22.50	4.000				
Giovanni Carrara, R (3, 1) ERA: 3.26	3.0		14	3	1	0	3	2	0	0	0	0	0	28	45	0.00	1.667				
Guillermo Mota, R (6, 1) ERA: 4.55	1.2		8	3	2	2	2	1	0	0	0	0	0	19	32	10.80	2.400				
Jesse Orosco, L (7, 1) ERA: 3.12	0.1		1	0	0	0	0	0	0	0	0	0	0	2	3	0.00	0.000				
Jeff Williams, L (8, 1) ERA: 1.90	1.0		4	0	0	0	3	0	0	0	0	0	0	12	21	0.00	0.000				

AB	36
R	4
H	10
RBI	4
BB	3
SO	4
LOB	14



Batter	1	2	3	4	5	6	7	8	9	AB	R	H	RBI	BB	SO	LOB	TOP										
Dave Roberts, L (1, 8) OBP: 0.353, SLG: 0.365 Marquis Grissom, R (1, 8) OBP: 0.319, SLG: 0.503	2-2 		1-3 		1-1 G4-3 			0-2 G6-3 	1-0 	1	1	1	1	0	0	0	Los Angeles Dodgers @ San Diego Padres Qualcomm Stadium, San Diego, CA Sat Sep 21 2002, 10:05 PM EDT Att: 48,208 - Sunny - 74 F livebaseballscorecards.com										
Paul Lo Duca, R (1, 2) OBP: 0.327, SLG: 0.401	1-3 			3-1 L6-4 	0-1 P4 			2-0 E4 	1-2 F9 	5	0	1	0	0	1	3											
Shawn Green, L (1, 9) OBP: 0.387, SLG: 0.567	0-3 			0-0 			0-0 F8 	4-0 		3	0	1	0	1	1	0											
Brian Jordan, R (1, 7) OBP: 0.326, SLG: 0.462	2-2 F7 			2-1 L6-4 			1-1 L8 	1-1 FC5-4 		4	0	0	0	0	0	4											
Eric Karros, R (1, 3)		3-3 		0-3 			1-2 F8 		0-2 G6-3 	4	0	0	0	0	2	1											
Adrian Beltré, R (1, 5) OBP: 0.309, SLG: 0.441	1-2 G3-1 				1-2 		4-1 		1-2 	3	1	2	0	1	0	0											
Mark Grudzielanek, R (1, 4) Eric Gagne, R (9, 1)	2-3 				2-2 SH5-4 		2-3 		0-1 HBP 	4	2	2	0	0	2	1											
Alex Cora, L (1, 6) (9, 4)			0-3 		1-1 G4-3 		1-1 G4-6-3 		1-0 FC3-2 	4	1	1	1	0	1	3											
Hideo Nomo, R (1, 1) Mike Kinkade, R (9, PH) Cesar Izturis, S (9, 6)	2-2 G4-3 				1-2 SH5-4 			4-0 	2-2 	1	0	0	0	1	0	0											
Inning Stats	R: 1 E: 0 K: 2 S: 15	H: 1 LOB: 0 BB: 0 P: 20	R: 0 E: 0 K: 2 S: 12	H: 0 LOB: 0 BB: 0 P: 18	R: 0 E: 0 K: 2 S: 10	H: 0 LOB: 0 BB: 0 P: 13	R: 0 E: 0 K: 1 S: 8	H: 2 LOB: 1 BB: 0 P: 13	R: 2 E: 0 K: 0 S: 16	H: 3 LOB: 1 BB: 0 P: 21	R: 0 E: 0 K: 0 S: 7	H: 0 LOB: 0 BB: 0 P: 9	R: 0 E: 0 K: 1 S: 6	H: 0 LOB: 0 BB: 1 P: 13	R: 0 E: 1 K: 0 S: 6	H: 0 LOB: 2 BB: 2 P: 17		R: 2 E: 0 K: 0 S: 16	H: 3 LOB: 0 BB: 0 P: 22	1B: 8 2B: 1 3B: 0 HR: 1	SF: 0 SAC: 1 DP: 3 HBP: 1	WP: 0 PB: 0 SB: 0 CS: 0	PA: 38				
PITCHER	IP	WLS	BF	H	R	ER	SO	BB	IBB	HBP	BLK	WP	HR	S	P	ERA	WHIP										
44 Jake Peavy, R (1, 1) ERA: 4.5	7.0		26	6	3	3	8	1	0	0	0	0	1	74	107	3.86	1.000										
Brandon Villafuerte, R (8, 1) ERA: 1.55	1.0		5	0	0	0	0	1	1	0	0	0	0	6	17	0.00	1.000										
Trevor Hoffman, R (9, 1) ERA: 2.73	0.2	L	6	3	2	2	0	0	0	1	0	0	0	13	18	27.00	4.500										
Jeremy Fikac, R (9, 1) ERA: 4.88	0.1		1	0	0	0	0	0	0	0	0	0	0	3	4	0.00	0.000										

Batter	1	2	3	4	5	6	7	8	9	AB	R	H	RBI	BB	SO	LOB	BOTTOM										
Ramón Vázquez, L (1, 6) OBP: 0.350, SLG: 0.361	0-0 	0-2 G1-6-3 			0-2 G4-3 			2-3 		4	0	1	0	0	1	1	Los Angeles Dodgers @ San Diego Padres Qualcomm Stadium, San Diego, CA Sat Sep 21 2002, 10:05 PM EDT Att: 48,208 - Sunny - 74 F livebaseballscorecards.com										
Mark Kotsay, L (1, 8) OBP: 0.355, SLG: 0.443	1-2 F9 		0-0 F7 			1-0 G4-3 			1-2 G3 	4	0	0	0	0	0	1											
Ryan Klesko, L (1, 3) OBP: 0.395, SLG: 0.554	0-2 G4-3 		1-1 G4-3 			1-2 G6-3 			1-1 	4	0	1	0	0	0	1											
Phil Nevin, R (1, 5) OBP: 0.340, SLG: 0.413	2-2 G5-3 		1-3 			1-3 			1-3 	4	0	0	0	0	3	2											
Sean Burroughs, L (1, 4) Cesar Crespo, S (9, PR) OBP: 0.241, SLG: 0.231		0-1 F8 		0-3 		0-2 G6-3 			1-2 	4	0	1	0	0	1	0											
Gene Kingsale, S (1, 7) OBP: 0.380, SLG: 0.403		2-1 E1 		1-3 		0-1 G3 			1-2 CS 	3	1	0	0	0	1	0											
Brian Buchanan, R (1, 9) OBP: 0.317, SLG: 0.467	1-0 		2-3 			2-1 G4-3 				3	1	1	0	0	1	0											
Tom Lampkin, L (1, 2) OBP: 0.309, SLG: 0.365	0-0 				2-0 L4 			1-3 		3	1	1	3	0	1	0											
44 Jake Peavy, R (1, 1) OBP: 0.228, SLG: 0.323 Brandon Villafuerte, R (8, 1) Ron Gant, R (8, PH) Trevor Hoffman, R (9, 1) Jeremy Fikac, R (9, 1)	2-1 P4 				1-0 L7 			0-1 	1-2 	2	0	0	0	0	0	0											
Inning Stats	R: 0 E: 0 K: 0 S: 13	H: 1 LOB: 1 BB: 0 P: 16	R: 3 E: 1 K: 0 S: 11	H: 2 LOB: 0 BB: 0 P: 16	R: 0 E: 0 K: 1 S: 6	H: 0 LOB: 0 BB: 0 P: 8	R: 0 E: 0 K: 3 S: 9	H: 0 LOB: 0 BB: 0 P: 12	R: 0 E: 0 K: 0 S: 5	H: 0 LOB: 0 BB: 0 P: 8	R: 0 E: 0 K: 1 S: 7	H: 0 LOB: 0 BB: 0 P: 10	R: 0 E: 0 K: 0 S: 9	H: 0 LOB: 0 BB: 0 P: 11	R: 0 E: 0 K: 2 S: 9	H: 1 LOB: 0 BB: 0 P: 12		R: 0 E: 0 K: 1 S: 16	H: 2 LOB: 2 BB: 0 P: 21	1B: 4 2B: 1 3B: 0 HR: 1	SF: 0 SAC: 0 DP: 0 HBP: 0	WP: 0 PB: 0 SB: 0 CS: 2	PA: 33				
PITCHER	IP	WLS	BF	H	R	ER	SO	BB	IBB	HBP	BLK	WP	HR	S	P	ERA	WHIP										
Hideo Nomo, R (1, 1) ERA: 3.28	8.0		28	4	3	2	7	4	3	2	0	0	0	69	93	2.25	0.500										
Eric Gagne, R (9, 1) ERA: 2.09	1.0	S	4	2	0	0	1	0	0	0	0	0	0	16	21	0.00	2.000										

AB 33
R 5
H 9
RBI 5
BB 3
SO 8
LOB 14



AB 32
R 3
H 6
RBI 3
BB 0
SO 8
LOB 5



Batter	1	2	3	4	5	6	7	8	9	AB	R	H	RBI	BB	SO	LOB	TOP										
Marquis Grissom, R OBP: 0.317, SLG: 0.498	F8		K			SF8		K	F9	5	1	1	0	0	2	2	Los Angeles Dodgers @ San Diego Padres Qualcomm Stadium, San Diego, CA Sun Sep 22 2002, 5:00 PM EDT Att: 26,017 - Sunny - 82 F										
Paul Lo Duca, R OBP: 0.327, SLG: 0.402	F9		2B			L7		L8		4	0	1	1	0	0	1											
Shawn Green, L OBP: 0.387, SLG: 0.565	L5		L9			CS		1B		3	0	1	0	1	0	1											
Brian Jordan, R OBP: 0.329, SLG: 0.467		2B		G4-3		1B		1B		4	0	3	0	0	0	0											
Eric Karros, R OBP: 0.325, SLG: 0.403	K			G6-3		SF8		F7		3	0	0	1	0	1	3											
Adrian Beltré, R OBP: 0.307, SLG: 0.438	F7			G6-3		CS	G6-3	G5-3		4	0	0	0	0	0	1											
Mark Grudzielanek, R OBP: 0.302, SLG: 0.366 Cesar Izturis, S OBP: 0.257, SLG: 0.307	G5-3			G6-3			P4	1B		4	1	1	0	0	0	1											
Alex Cora, L OBP: 0.360, SLG: 0.441			SH1-3 2B BB	G3-1			HR	K		3	2	1	1	1	1	1											
Omar Daal, L OBP: 0.156, SLG: 0.243 Paul Shuey, R OBP: 0.330, SLG: 0.333 Jesse Orosco, L OBP: 0.300, SLG: 0.300 Paul Quantrill, R OBP: 0.350, SLG: 0.333 Dave Hansen, L OBP: 0.380, SLG: 0.380 Mike Kinkade, R OBP: 0.300, SLG: 0.617 Eric Gagne, R OBP: 0.300, SLG: 0.617			SH1-3	K			K	1B		1	0	0	0	0	1	0											
			1-2					2-H		0	0	0	0	0	0	0											
Inning Stats	R: 0 E: 0 K: 0 S: 6	H: 0 LOB: 0 BB: 0 P: 7	R: 0 E: 0 K: 1 S: 8	H: 1 LOB: 1 BB: 0 P: 10	R: 1 E: 0 K: 1 S: 9	H: 1 LOB: 1 BB: 1 P: 16	R: 0 E: 0 K: 0 S: 6	H: 0 LOB: 0 BB: 0 P: 8	R: 0 E: 0 K: 1 S: 9	H: 0 LOB: 0 BB: 0 P: 12	R: 1 E: 0 K: 1 S: 11	H: 3 LOB: 1 BB: 0 P: 19	R: 1 E: 0 K: 1 S: 9	H: 1 LOB: 0 BB: 0 P: 14	R: 0 E: 0 K: 1 S: 13	H: 1 LOB: 2 BB: 0 P: 20	R: 1 E: 0 K: 1 S: 9	H: 2 LOB: 1 BB: 0 P: 16	1B: 6 2B: 2 3B: 0 HR: 1	SF: 1 SAC: 1 DP: 0 HBP: 0	WP: 0 PB: 0 SB: 1 CS: 1	PA: 38					
PITCHER	IP	WLS	BF	H	R	ER	SO	BB	IBB	HBP	BLK	WP	HR	S	P	ERA	WHIP										
Adam Eaton, R ERA: 6.84	7.0		27	6	3	3	4	1	0	0	0	0	1	58	86	3.86	1.000										
Brian Lawrence, R ERA: 3.63	1.0		5	1	0	0	1	1	0	0	0	0	0	13	20	0.00	2.000										
Jonathan Johnson, R ERA: 4.85	0.2	L	3	1	1	1	1	0	0	0	0	0	0	5	8	13.50	1.500										
Kevin Walker, L ERA: 5.4	0.1		2	1	0	0	0	0	0	0	0	0	0	4	8	0.00	3.000										

Batter	1	2	3	4	5	6	7	8	9	AB	R	H	RBI	BB	SO	LOB	BOTTOM										
Mark Kotsay, L OBP: 0.360, SLG: 0.456	HR		HR		G5-4-3 1B		P5			4	2	3	2	0	0	0	Los Angeles Dodgers @ San Diego Padres Qualcomm Stadium, San Diego, CA Sun Sep 22 2002, 5:00 PM EDT Att: 26,017 - Sunny - 82 F										
Deivi Cruz, R OBP: 0.296, SLG: 0.371	1B	2B	F9		G5-4-3 1-2		F9			4	1	1	0	0	0	1											
Phil Nevin, R OBP: 0.344, SLG: 0.417 Cesar Crespo, S OBP: 0.241, SLG: 0.231 Jonathan Johnson, R OBP: 0.241, SLG: 0.231 Kevin Walker, L OBP: 0.241, SLG: 0.231	G6-4-3 2-H	1B	G1-3		G6-4-3 1B		L7-4 S	1B		4	0	3	1	0	0	0											
Ron Gant, R OBP: 0.346, SLG: 0.505	G6-4-3 1-2		K		K		L7-4 1-3			4	0	0	0	0	2	3											
Brian Buchanan, R OBP: 0.317, SLG: 0.465 Ramón Vázquez, L OBP: 0.349, SLG: 0.360	E5 FC5-4		G4-3		G6-4-3 1B		G1-3			3	0	1	0	0	0	0											
Bubba Trammell, R OBP: 0.335, SLG: 0.419 Gene Kingsale, S OBP: 0.358, SLG: 0.401	FC5-4 1-2				G6-4-3 1-2		G6-4-3 1-2		F7	3	0	1	0	0	0	2											
Julius Matos, R OBP: 0.272, SLG: 0.279 Ryan Klesko, L OBP: 0.396, SLG: 0.555		K	K		P3		K			3	0	0	0	0	2	1											
Wil Nieves, R OBP: 0.231, SLG: 0.262 Tom Lampkin, L OBP: 0.308, SLG: 0.364		K					K2-3		G3	2	0	0	0	1	2	0											
Adam Eaton, R OBP: 0.335, SLG: 0.419 Ray Lankford, L OBP: 0.164, SLG: 0.129 Sean Burroughs, L OBP: 0.326, SLG: 0.322	G6-3		G6-3		G5-3		K			2	0	0	0	0	2	0											
										1	0	0	0	0	1	0											
Inning Stats	R: 2 E: 1 K: 0 S: 9	H: 3 LOB: 1 BB: 0 P: 17	R: 0 E: 0 K: 2 S: 8	H: 0 LOB: 0 BB: 0 P: 12	R: 1 E: 0 K: 1 S: 12	H: 1 LOB: 0 BB: 0 P: 15	R: 0 E: 0 K: 0 S: 7	H: 1 LOB: 2 BB: 1 P: 14	R: 0 E: 0 K: 1 S: 8	H: 2 LOB: 1 BB: 0 P: 13	R: 0 E: 0 K: 2 S: 7	H: 1 LOB: 0 BB: 0 P: 12	R: 0 E: 0 K: 2 S: 10	H: 0 LOB: 0 BB: 0 P: 9	R: 0 E: 0 K: 0 S: 10	H: 1 LOB: 1 BB: 0 P: 16	R: 0 E: 0 K: 0 S: 11	H: 1 LOB: 1 BB: 0 P: 14	1B: 6 2B: 3 3B: 0 HR: 2	SF: 0 SAC: 0 DP: 4 HBP: 0	WP: 0 PB: 0 SB: 1 CS: 0	PA: 35					
PITCHER	IP	WLS	BF	H	R	ER	SO	BB	IBB	HBP	BLK	WP	HR	S	P	ERA	WHIP										
Omar Daal, L ERA: 4.11	5.0		22	7	3	3	4	0	0	0	0	0	0	11	16	0.00	0.750										
Paul Shuey, R ERA: 3.44	1.1		4	1	0	0	2	0	0	0	0	0	0	4	5	0.00	0.000										
Jesse Orosco, L ERA: 3.04	0.2		2	0	0	0	1	0	0	0	0	0	0	4	5	0.00	0.000										
Paul Quantrill, R ERA: 2.77	1.0	W	3	1	0	0	0	0	0	0	0	0	0	10	16	0.00	1.000										
Eric Gagne, R ERA: 2.07	1.0	S	4	1	0	0	0	0	0	0	0	0	0	11	14	0.00	1.000										

AB 33
R 4
H 9
RBI 4
BB 2
SO 6
LOB 10



AB 34
R 3
H 10
RBI 3
BB 1
SO 7
LOB 10



Batter	1	2	3	4	5	6	7	8	9	AB	R	H	RBI	BB	SO	LOB	TOP			
Juan Pierre, L OBP: 0.327, SLG: 0.332 (1, 8)	F8	G3			P4		SH5-4			4	0	1	0	0	0	2	Colorado Rockies @ Los Angeles Dodgers Dodger Stadium, Los Angeles, CA Wed Sep 25 2002, 7:10 PM PDT Att: 28,189 - Sunny - 71 F			
Gabe Kapler, R OBP: 0.311, SLG: 0.361 (1, 9)	K		L5		G3		G4-3		K	5	0	0	0	0	2	2				
Jay Payton, R OBP: 0.361, SLG: 0.501 (1, 7)	K		K		G6-3		G6-3			4	0	0	0	0	2	1				
Todd Zeile, R OBP: 0.352, SLG: 0.415 Brent Butler, R OBP: 0.290, SLG: 0.411 (8, 5)		G1-3	K			SH5-4 FC3-2 BB		G1-3		3	0	0	0	1	1	0				
Ross Gload, L OBP: 0.290, SLG: 0.379 (1, 3)		K			G3-1 2B	FC3-2 SH5-4 BB		G3-1		3	0	1	0	1	1	0				
Jose Ortiz, R OBP: 0.316, SLG: 0.314 Jason Romano, R OBP: 0.297, SLG: 0.313 (8, 4)		E 1B			F7	SH5-4				3	1	2	0	0	0	1				
Gary Bennett, R OBP: 0.343, SLG: 0.343 Greg Norton, S OBP: 0.316, SLG: 0.414 Sandy Alomar Jr., R OBP: 0.293, SLG: 0.404 (8, 2)		E7 1B			G3-1	FC3-2		K		3	1	1	0	0	0	3				
Juan Uribe, R OBP: 0.288, SLG: 0.343 (1, 6)		1B IBB				G5-3				2	0	0	0	1	1	2				
Jason Jennings, L OBP: 0.348, SLG: 0.371 Jack Gault, L OBP: 0.274, SLG: 0.242 Justin Speier, L OBP: 0.333, SLG: 0.333 Todd Jones, L OBP: 0.325, SLG: 0.307 Larry Walker, L OBP: 0.425, SLG: 0.607 Jose Jimenez, R OBP: 0.321, SLG: 0.271 (11, 1)					G3		G4-3 SH5-4 BB		K	2	0	1	1	0	0	2				
Inning Stats	R: 0 E: 0 K: 2 S: 8	H: 0 LOB: 0 BB: 0 P: 10	R: 2 E: 1 K: 1 S: 11	H: 3 LOB: 2 BB: 1 P: 20	R: 0 E: 0 K: 2 S: 11	H: 0 LOB: 0 BB: 0 P: 16	R: 0 E: 0 K: 0 S: 10	H: 1 LOB: 2 BB: 0 P: 14	R: 0 E: 0 K: 0 S: 13	H: 0 LOB: 2 BB: 2 P: 27	R: 0 E: 0 K: 0 S: 7	H: 0 LOB: 1 BB: 1 P: 11	R: 0 E: 0 K: 1 S: 11	H: 1 LOB: 1 BB: 0 P: 16	R: 0 E: 0 K: 3 S: 14	H: 1 LOB: 1 BB: 0 P: 20		1B: 4 2B: 2 3B: 0 HR: 0	SF: 0 SAC: 2 DP: 0 HBP: 1	WP: 0 PB: 0 SB: 1 CS: 0
PITCHER	IP WLS BF H R ER SO BB IBB HBP BLK WP HR S P ERA WHIP	IP WLS BF H R ER SO BB IBB HBP BLK WP HR S P ERA WHIP	IP WLS BF H R ER SO BB IBB HBP BLK WP HR S P ERA WHIP	IP WLS BF H R ER SO BB IBB HBP BLK WP HR S P ERA WHIP	IP WLS BF H R ER SO BB IBB HBP BLK WP HR S P ERA WHIP	IP WLS BF H R ER SO BB IBB HBP BLK WP HR S P ERA WHIP	IP WLS BF H R ER SO BB IBB HBP BLK WP HR S P ERA WHIP	IP WLS BF H R ER SO BB IBB HBP BLK WP HR S P ERA WHIP	IP WLS BF H R ER SO BB IBB HBP BLK WP HR S P ERA WHIP	IP WLS BF H R ER SO BB IBB HBP BLK WP HR S P ERA WHIP	IP WLS BF H R ER SO BB IBB HBP BLK WP HR S P ERA WHIP	IP WLS BF H R ER SO BB IBB HBP BLK WP HR S P ERA WHIP	IP WLS BF H R ER SO BB IBB HBP BLK WP HR S P ERA WHIP	IP WLS BF H R ER SO BB IBB HBP BLK WP HR S P ERA WHIP	IP WLS BF H R ER SO BB IBB HBP BLK WP HR S P ERA WHIP	IP WLS BF H R ER SO BB IBB HBP BLK WP HR S P ERA WHIP	IP WLS BF H R ER SO BB IBB HBP BLK WP HR S P ERA WHIP			

AB	31
R	2
H	6
RBI	1
BB	4
SO	9
LOB	14



Batter	1	2	3	4	5	6	7	8	9	AB	R	H	RBI	BB	SO	LOB	BOTTOM			
Marquis Grissom, R OBP: 0.315, SLG: 0.500 (1, 8)	F7	FC5			G5-3		P4			5	1	1	1	0	0	3	Colorado Rockies @ Los Angeles Dodgers Dodger Stadium, Los Angeles, CA Wed Sep 25 2002, 7:10 PM PDT Att: 28,189 - Sunny - 71 F			
Paul Lo Duca, R OBP: 0.327, SLG: 0.399 (1, 2)	1B FC5-4		G5-3				F8		F9	4	1	1	0	1	0	2				
Shawn Green, L OBP: 0.385, SLG: 0.559 (1, 9)	FC5-4 1B		F7		G6-3				G4-3	4	0	1	0	1	0	2				
Brian Jordan, R OBP: 0.329, SLG: 0.464 (1, 7)	FC5-4 1B		G5-3						G4-3	5	0	2	2	0	0	1				
Eric Karros, R OBP: 0.326, SLG: 0.404 Wilkin Ruan, R OBP: 0.500, SLG: 0.667 Eric Gagne, R OBP: 0.306, SLG: 0.434 (8, 1)					F9		K		1B	4	0	2	0	0	1	1				
Adrian Beltré, R OBP: 0.306, SLG: 0.434 (1, 5)					G4-3		K		1B	4	0	1	0	0	1	3				
Mark Grudzielanek, R OBP: 0.300, SLG: 0.364 (1, 4)			K		F8		FC6-4		G5-3	4	0	0	0	0	1	3				
Alex Cora, L OBP: 0.362, SLG: 0.438 (1, 6)		FC5 SH1-4 BB							F8	3	1	2	0	1	0	0				
Giovanni Carrara, R OBP: 0.329, SLG: 0.464 Joe Thurston, L OBP: 0.143, SLG: 0.143 Guillermo Mota, R OBP: 0.325, SLG: 0.152 Tyler Houston, L OBP: 0.325, SLG: 0.152 Jobert Cabrera, R OBP: 0.333, SLG: 0.333 Paul Shuey, R OBP: 0.325, SLG: 0.383 Dave Hansen, L OBP: 0.325, SLG: 0.383 Jeff Reboulet, R OBP: 0.325, SLG: 0.271 (11, 1)		SH1-4			SH3-4				SH1-4	0	0	0	0	0	0	0				
Inning Stats	R: 1 E: 0 K: 0 S: 19	H: 3 LOB: 2 BB: 0 P: 29	R: 0 E: 0 K: 1 S: 6	H: 0 LOB: 1 BB: 1 P: 14	R: 0 E: 0 K: 0 S: 6	H: 0 LOB: 0 BB: 0 P: 9	R: 0 E: 0 K: 0 S: 6	H: 0 LOB: 0 BB: 0 P: 10	R: 0 E: 0 K: 2 S: 10	H: 1 LOB: 2 BB: 1 P: 19	R: 0 E: 0 K: 0 S: 10	H: 1 LOB: 1 BB: 0 P: 17	R: 0 E: 0 K: 0 S: 12	H: 2 LOB: 2 BB: 0 P: 22	R: 2 E: 0 K: 0 S: 11	H: 3 LOB: 2 BB: 1 P: 20		1B: 10 2B: 1 3B: 0 HR: 0	SF: 0 SAC: 3 DP: 0 HBP: 0	WP: 0 PB: 0 SB: 0 CS: 0
PITCHER	IP WLS BF H R ER SO BB IBB HBP BLK WP HR S P ERA WHIP	IP WLS BF H R ER SO BB IBB HBP BLK WP HR S P ERA WHIP	IP WLS BF H R ER SO BB IBB HBP BLK WP HR S P ERA WHIP	IP WLS BF H R ER SO BB IBB HBP BLK WP HR S P ERA WHIP	IP WLS BF H R ER SO BB IBB HBP BLK WP HR S P ERA WHIP	IP WLS BF H R ER SO BB IBB HBP BLK WP HR S P ERA WHIP	IP WLS BF H R ER SO BB IBB HBP BLK WP HR S P ERA WHIP	IP WLS BF H R ER SO BB IBB HBP BLK WP HR S P ERA WHIP	IP WLS BF H R ER SO BB IBB HBP BLK WP HR S P ERA WHIP	IP WLS BF H R ER SO BB IBB HBP BLK WP HR S P ERA WHIP	IP WLS BF H R ER SO BB IBB HBP BLK WP HR S P ERA WHIP	IP WLS BF H R ER SO BB IBB HBP BLK WP HR S P ERA WHIP	IP WLS BF H R ER SO BB IBB HBP BLK WP HR S P ERA WHIP	IP WLS BF H R ER SO BB IBB HBP BLK WP HR S P ERA WHIP	IP WLS BF H R ER SO BB IBB HBP BLK WP HR S P ERA WHIP	IP WLS BF H R ER SO BB IBB HBP BLK WP HR S P ERA WHIP	IP WLS BF H R ER SO BB IBB HBP BLK WP HR S P ERA WHIP			

AB	34
R	3
H	11
RBI	3
BB	3
SO	3
LOB	15



Batter	1	2	3	4	5	6	7	8	9	AB	R	H	RBI	BB	SO	LOB	TOP					
Ramón Vázquez, L (1,6) OBP: 0.349, SLG: 0.368	L8	FC3-6			F7		SH5-3 1B 2B		G3 1B	5	1	2	2	0	0	2	San Diego Padres @ Los Angeles Dodgers Dodger Stadium, Los Angeles, CA Thu Sep 26 2002, 7:10 PM PDT Att: 29,613 - Sunny - 64 F livebaseballscorecards.com					
Mark Kotsay, L (1,8) OBP: 0.355, SLG: 0.455	HR	K			K		SH5-3		G3	4	1	1	1	0	2	3						
Ryan Klesko, L (1,3) OBP: 0.395, SLG: 0.548	P6				K					4	0	1	1	1	2	0						
Phil Nevin, R (1,5) OBP: 0.345, SLG: 0.415					K					2	0	0	0	1	1	0						
Ray Lankford, L (7, PH) OBP: 0.329, SLG: 0.358					K		G6-3			1	0	0	0	0	1	1						
Deivi Cruz, R (7,6) OBP: 0.295, SLG: 0.370					K				K	1	0	0	0	0	1	2						
Ron Gant, R (1,7) OBP: 0.342, SLG: 0.495	F9				L3		G1-3		G6-3	4	0	0	0	0	0	2						
Sean Burroughs, L (1,4) OBP: 0.323, SLG: 0.330									G3	4	2	3	0	0	0	0						
Brian Buchanan, R (1,9) OBP: 0.162, SLG: 0.127									G5-3	2	0	1	1	1	1	1						
Brian Lawrence, R (6,1) OBP: 0.162, SLG: 0.127										1	0	0	0	0	0	0						
Mike Holtz, L (8,1) OBP: 0.162, SLG: 0.127										0	0	0	0	0	0	0						
Brandon Villafuerte, R (8,1) OBP: 0.162, SLG: 0.127										0	0	0	0	0	0	0						
Tom Lampkin, L (1,2) OBP: 0.314, SLG: 0.365										3	0	0	0	0	2	2						
44 Jake Peavy, R (1,1) OBP: 0.212, SLG: 0.303										2	0	0	0	0	2	4						
Gene Kingsale, S (6,9) OBP: 0.349, SLG: 0.386									G6-3	1	1	0	0	1	0	0						
Inning Stats	R: 1 E: 0 K: 0 S: 13	H: 1 LOB: 1 BB: 1 P: 19	R: 1 E: 0 K: 2 S: 14	H: 1 LOB: 2 BB: 1 P: 23	R: 0 E: 0 K: 2 S: 8	H: 0 LOB: 0 BB: 0 P: 12	R: 0 E: 0 K: 3 S: 10	H: 1 LOB: 1 BB: 0 P: 15	R: 0 E: 0 K: 2 S: 9	H: 0 LOB: 0 BB: 0 P: 12	R: 1 E: 0 K: 0 S: 8	H: 2 LOB: 1 BB: 0 P: 14	R: 2 E: 1 K: 1 S: 11	H: 2 LOB: 1 BB: 1 P: 23	R: 0 E: 0 K: 1 S: 9	H: 0 LOB: 0 BB: 0 P: 14	R: 0 E: 0 K: 1 S: 11	H: 1 LOB: 2 BB: 1 P: 22	1B: 4 2B: 3 3B: 0 HR: 1	SF: 0 SAC: 1 DP: 0 HBP: 1	WP: 1 PB: 0 SB: 1 CS: 0	PA: 40
PITCHER	IP WLS BF H R ER SO BB IBB HBP BLK WP HR S P ERA WHIP																					
Hideo Nomo, R (1,1) ERA: 3.39	6.0	28	6	5	5	9	3	0	1	0	1	1	67	106	7.50	1.500						
Jesse Orosco, L (7,1) ERA: 3.0	0.1	2	1	0	0	0	0	0	0	0	0	0	2	5	0.00	3.000						
Paul Shuey, R (7,1) ERA: 3.31	1.2	W	5	0	0	2	0	0	0	0	0	0	13	21	0.00	0.000						
Eric Gagne, R (9,1) ERA: 2.02	1.0	S	5	1	0	1	0	1	0	0	0	0	11	22	0.00	1.000						

Batter	1	2	3	4	5	6	7	8	9	AB	R	H	RBI	BB	SO	LOB	BOTTOM			
Marquis Grissom, R (1,8) OBP: 0.316, SLG: 0.507	G1-3		G1-3	P6		FC5-4 1B				5	1	2	1	0	0	4	San Diego Padres @ Los Angeles Dodgers Dodger Stadium, Los Angeles, CA Thu Sep 26 2002, 7:10 PM PDT Att: 29,613 - Sunny - 64 F livebaseballscorecards.com			
Paul Lo Duca, R (1,2) OBP: 0.329, SLG: 0.399	G5-3			1B BB	G6-3	FC5-4 1B		2B 1B		4	2	2	0	1	0	0				
Shawn Green, L (1,9) OBP: 0.385, SLG: 0.559	G1-3			F7	1B	FC5-4		1B 2B		5	0	2	0	0	0	3				
Brian Jordan, R (1,7) OBP: 0.332, SLG: 0.466				1B E	1B			G5-3 FC6-4 1B		5	1	3	1	0	1	0				
Eric Karros, R (1,3) OBP: 0.324, SLG: 0.402				1B E	1B			G4-3 FC6-4		5	1	1	1	0	1	4				
Eric Gagne, R (9,1) OBP: 0.324, SLG: 0.402				2B 1B						0	0	0	0	0	0	0				
Adrián Beltré, R (1,5) OBP: 0.304, SLG: 0.431				E6 2B	P4			E5 FC5-4		4	0	0	0	0	0	3				
Mark Grudzielanek, R (1,4) OBP: 0.302, SLG: 0.367				E FC5-2 1B				P3 FC5-4		4	0	2	1	0	0	1				
Cesar Izturis, S (9,6) OBP: 0.257, SLG: 0.307				1B 2B						0	0	0	0	0	0	0				
Alex Cora, L (1,6) OBP: 0.360, SLG: 0.433				K				L9		3	0	0	0	1	2	1				
Hideo Nomo, R (1,1) OBP: 0.132, SLG: 0.143								L8		3	1	1	1	0	1	4				
Jesse Orosco, R (7,1) ERA: 3.69				FC5-2	K					0	0	0	0	0	0	0				
Paul Shuey, R (7,1) OBP: 0.333, SLG: 0.333					K					0	0	0	0	0	0	0				
Dave Hansen, L (8, PH) OBP: 0.351, SLG: 0.379								HR		1	0	0	0	0	0	0				
Inning Stats	R: 0 E: 0 K: 0 S: 8	H: 0 LOB: 0 BB: 0 P: 13	R: 0 E: 0 K: 1 S: 8	H: 0 LOB: 0 BB: 0 P: 11	R: 0 E: 1 K: 1 S: 12	H: 1 LOB: 1 BB: 0 P: 19	R: 3 E: 1 K: 1 S: 24	H: 3 LOB: 3 BB: 2 P: 38	R: 0 E: 0 K: 1 S: 9	H: 2 LOB: 2 BB: 0 P: 12	R: 1 E: 0 K: 0 S: 13	H: 3 LOB: 2 BB: 0 P: 18	R: 0 E: 1 K: 0 S: 7	H: 0 LOB: 1 BB: 0 P: 12	R: 2 E: 0 K: 0 S: 20	H: 4 LOB: 2 BB: 0 P: 26	1B: 9 2B: 2 3B: 0 HR: 2	SF: 0 SAC: 0 DP: 0 HBP: 0	WP: 0 PB: 0 SB: 1 CS: 0	PA: 41
PITCHER	IP WLS BF H R ER SO BB IBB HBP BLK WP HR S P ERA WHIP																			
44 Jake Peavy, R (1,1) ERA: 4.51	5.2	28	8	4	3	5	1	1	0	0	0	1	71	107	4.76	1.588				
Brian Lawrence, R (6,1) ERA: 3.69	2.0	L	10	3	2	2	0	0	0	0	0	1	18	27	9.00	1.500				
Mike Holtz, L (8,1) ERA: 5.5	0.0	1	1	0	0	0	0	0	0	0	0	0	1	2	∞	∞				
Brandon Villafuerte, R (8,1) ERA: 1.53	0.1	2	1	0	0	0	0	0	0	0	0	0	11	13	0.00	3.000				




Batter	1	2	3	4	5	6	7	8	9	10	AB	R	H	RBI	BB	SO	LOB	TOP			
Mark Kotsay, L OBP: 0.357, SLG: 0.453 (1, 8)	L9			1B BB		BB		K			2	0	0	0	2	1	0	San Diego Padres @ Los Angeles Dodgers Dodger Stadium, Los Angeles, CA Fri Sep 27 2002, 7:10 PM PDT Att. 45,801 - Sunny - 66 F			
Deivi Cruz, R OBP: 0.295, SLG: 0.369 (1, 6)	F3			G1-6-3 1B		F8		L9		4	0	1	0	0	0	2					
Phil Nevin, R OBP: 0.342, SLG: 0.411 (1, 5)	P3			K		L5		K		4	0	0	0	0	2	4					
Ryan Klesko, L OBP: 0.392, SLG: 0.544 (1, 3)				G1-6-3 1-2		F9		L4		4	0	0	0	0	1	2					
Ron Gant, R OBP: 0.338, SLG: 0.489 (1, 7)				G6-3		F9		F9		4	0	0	0	0	0	0					
Brian Buchanan, R OBP: 0.324, SLG: 0.459 Gene Kingsale, S OBP: 0.349, SLG: 0.386 (10, 9)				G6-3				BB		2	0	0	0	2	0	0					
Ramón Vázquez, L OBP: 0.348, SLG: 0.367 (1, 4)				K		G1-3		K		4	0	1	0	0	2	1					
Wil Nieves, R OBP: 0.208, SLG: 0.235 Sean Burroughs, L OBP: 0.322, SLG: 0.328 Jeremy Fikac, R (10, 1)				F7		F9		F9		3	0	0	0	0	0	0					
Adam Eaton, R OBP: 0.260, SLG: 0.311 Bubba Trammell, R OBP: 0.334, SLG: 0.449 Jonathan Johnson, R OBP: 0.349, SLG: 0.386 Kevin Walker, L OBP: 0.349, SLG: 0.386 Brandon Villafuerte, R OBP: 0.349, SLG: 0.386 Tom Lampkin, L OBP: 0.349, SLG: 0.386 (10, 9)				K		BB 1B		P4		2	0	1	0	0	1	0					
Inning Stats	R: 0 E: 0 K: 0 S: 4	H: 0 LOB: 0 BB: 0 P: 6	R: 0 E: 0 K: 1 S: 5	H: 0 LOB: 0 BB: 0 P: 11	R: 0 E: 0 K: 2 S: 9	H: 0 LOB: 0 BB: 0 P: 13	R: 0 E: 0 K: 1 S: 12	H: 1 LOB: 1 BB: 1 P: 22	R: 0 E: 0 K: 0 S: 7	H: 0 LOB: 1 BB: 1 P: 10	R: 0 E: 0 K: 1 S: 10	H: 0 LOB: 1 BB: 1 P: 19	R: 0 E: 0 K: 1 S: 9	H: 0 LOB: 0 BB: 0 P: 16	R: 0 E: 0 K: 1 S: 8	H: 0 LOB: 0 BB: 0 P: 11	R: 0 E: 0 K: 0 S: 11		H: 1 LOB: 2 BB: 1 P: 18	1B: 3 2B: 0 3B: 0 HR: 0	SF: 0 SAC: 0 DP: 1 HBP: 0
PITCHER	IP 8.0	WLS 2	BF 28	H 2	R 0	ER 0	SO 6	BB 3	IBB 0	HBP 0	BLK 0	WP 0	HR 0	S 63	P 110	ERA 0.00	WHIP 0.625				
Omar Daal, L ERA: 3.9																					
Eric Gagne, R ERA: 1.97																					

AB	32
R	0
H	3
RBI	0
BB	4
SO	7
LOB	13



Batter	1	2	3	4	5	6	7	8	9	10	AB	R	H	RBI	BB	SO	LOB	BOTTOM			
Marquis Grissom, R OBP: 0.314, SLG: 0.501 (1, 8)	E7 G4-6-3			K		K		K			4	0	0	0	1	2	4	San Diego Padres @ Los Angeles Dodgers Dodger Stadium, Los Angeles, CA Fri Sep 27 2002, 7:10 PM PDT Att. 45,801 - Sunny - 66 F			
Paul Lo Duca, R OBP: 0.330, SLG: 0.403 (1, 2)	G4-6-3 1-2			K		K		K			4	1	1	1	0	2	2				
Shawn Green, L OBP: 0.363, SLG: 0.556 (1, 9)	G3			G4-3		F9		G1-3			4	0	0	0	0	3					
Brian Jordan, R OBP: 0.331, SLG: 0.463 (1, 7)				K		L5		IBB			3	0	0	0	1	1	0				
Eric Karros, R OBP: 0.322, SLG: 0.399 Eric Gagne, R (9, 1)				K		E3 BB		F8			4	0	0	0	1	3					
Adrián Beltré, R OBP: 0.304, SLG: 0.429 (1, 5)				F9		F3		BB			3	0	0	0	1	0	0				
Mark Grudzielanek, R OBP: 0.301, SLG: 0.366 (1, 4)				L8		F9		L8			4	0	1	0	0	2					
Alex Cora, L OBP: 0.366, SLG: 0.434 (1, 6)				S HBP		K		BB			2	0	1	0	1	2					
Omar Daal, L OBP: 0.175, SLG: 0.282 Dave Hansen, L OBP: 0.353, SLG: 0.381 (8, PH)				K		2B		K			2	0	1	0	0	1					
				K		1B		1B			2	0	1	0	0	1					
Inning Stats	R: 0 E: 1 K: 0 S: 6	H: 0 LOB: 0 BB: 0 P: 9	R: 0 E: 0 K: 1 S: 10	H: 0 LOB: 0 BB: 0 P: 14	R: 0 E: 0 K: 2 S: 12	H: 0 LOB: 1 BB: 1 P: 17	R: 0 E: 0 K: 2 S: 9	H: 0 LOB: 0 BB: 0 P: 13	R: 0 E: 0 K: 0 S: 10	H: 2 LOB: 2 BB: 0 P: 14	R: 0 E: 1 K: 1 S: 14	H: 0 LOB: 2 BB: 1 P: 22	R: 0 E: 0 K: 1 S: 9	H: 0 LOB: 3 BB: 2 P: 23	R: 0 E: 0 K: 0 S: 7	H: 1 LOB: 2 BB: 1 P: 16	R: 1 E: 0 K: 0 S: 1	H: 1 LOB: 0 BB: 0 P: 1	1B: 3 2B: 1 3B: 0 HR: 1	SF: 0 SAC: 0 DP: 1 HBP: 2	WP: 0 PA: 38 PB: 0 SB: 1 CS: 0
PITCHER	IP 7.0	WLS 3	BF 26	H 3	R 0	ER 0	SO 8	BB 1	IBB 0	HBP 1	BLK 0	WP 0	HR 0	S 72	P 104	ERA 0.00	WHIP 0.571				
Adam Eaton, R ERA: 5.4																					
Jonathan Johnson, R ERA: 1.11																					
Kevin Walker, L ERA: 5.63																					
Brandon Villafuerte, R ERA: 1.47																					
Jeremy Fikac, R ERA: 5.48																					

AB	32
R	1
H	5
RBI	1
BB	4
SO	9
LOB	17



Batter	1	2	3	4	5	6	7	8	9	AB	R	H	RBI	BB	SO	LOB	TOP					
Ramón Vázquez, L OBP: 0.345, SLG: 0.363										5	0	0	0	0	2	4	San Diego Padres @ Los Angeles Dodgers Dodger Stadium, Los Angeles, CA Sat Sep 28 2002, 1:10 PM PDT Att: 33,664 - Cloudy - 69 F					
Mark Kotsay, L OBP: 0.380, SLG: 0.454										1	1	1	0	2	0	0						
Julius Matos, R OBP: 0.279, SLG: 0.286										1	0	1	0	0	0	0						
Ryan Klesko, L OBP: 0.390, SLG: 0.541										3	0	0	0	0	0	3						
Bubba Trammell, R OBP: 0.333, SLG: 0.416										0	0	0	0	0	0	0						
Jason Shieff, L OBP: 0.333, SLG: 0.416										1	0	0	0	0	0	1						
Mike Holtz, L OBP: 0.333, SLG: 0.416										0	0	0	0	0	0	0						
Sean Burroughs, L OBP: 0.320, SLG: 0.326										4	0	1	0	0	0	2						
Gene Kingsale, S OBP: 0.351, SLG: 0.385										3	0	1	1	1	0	3						
Brian Buchanan, R OBP: 0.322, SLG: 0.469										4	1	1	1	0	0	1						
Deivi Cruz, R OBP: 0.296, SLG: 0.369										3	0	1	0	0	1	0						
Tom Lampkin, L OBP: 0.313, SLG: 0.367										3	0	1	0	0	1	0						
Wil Nieves, R OBP: 0.219, SLG: 0.246										1	0	1	0	0	0	0						
Dennis Tankersley, R OBP: 0.308, SLG: 0.615										0	0	0	0	0	0	0						
29 Kory Johnson, L OBP: 0.100, SLG: 0.100										1	0	0	0	0	0	0						
Mike Symons, L OBP: 0.100, SLG: 0.100										0	0	0	0	0	0	0						
Ray Lankford, L OBP: 0.265, SLG: 0.358										1	0	0	0	0	0	2						
Doug Nickle, R OBP: 0.265, SLG: 0.358										0	0	0	0	0	0	0						
Cesar Crespo, S OBP: 0.220, SLG: 0.241										2	0	0	0	0	1	2						
Inning Stats	R: 0 E: 0 K: 1 S: 7	H: 0 LOB: 0 BB: 1 P: 14	R: 1 E: 0 K: 1 S: 11	H: 1 LOB: 0 BB: 1 P: 20	R: 0 E: 0 K: 1 S: 7	H: 0 LOB: 0 BB: 0 P: 11	R: 0 E: 0 K: 0 S: 8	H: 1 LOB: 1 BB: 0 P: 13	R: 0 E: 0 K: 0 S: 6	H: 1 LOB: 2 BB: 0 P: 9	R: 1 E: 0 K: 0 S: 11	H: 1 LOB: 0 BB: 1 P: 20	R: 0 E: 0 K: 1 S: 15	H: 0 LOB: 0 BB: 0 P: 20	R: 0 E: 0 K: 0 S: 13	H: 2 LOB: 2 BB: 0 P: 21	R: 0 E: 0 K: 1 S: 11	H: 2 LOB: 2 BB: 0 P: 17	1B: 6 2B: 1 3B: 0 HR: 1	SF: 0 SAC: 0 DP: 0 HBP: 1	WP: 1 PB: 0 SB: 0 CS: 2	PA: 38
PITCHER	IP WLS BF H R ER SO BB IBB HBP BLK WP HR S P ERA WHIP																					
Kevin Beirne, R ERA: 3.41	5.2 W 23 4 2 2 3 3 0 1 0 1 1 47 82 3.18 1.235																					
Guillermo Mota, R ERA: 4.3	1.1 4 0 0 0 1 0 0 0 0 0 0 18 25 0.00 0.000																					
Jeff Williams, L ERA: 11.7	1.0 5 2 0 0 0 0 0 0 0 0 0 13 21 0.00 2.000																					
Paul Quantrill, R ERA: 2.7	1.0 5 2 0 0 1 0 0 0 0 0 0 11 17 0.00 2.000																					

Batter	1	2	3	4	5	6	7	8	9	AB	R	H	RBI	BB	SO	LOB	BOTTOM			
Marquis Grissom, R OBP: 0.321, SLG: 0.510										4	2	3	1	1	0	0	San Diego Padres @ Los Angeles Dodgers Dodger Stadium, Los Angeles, CA Sat Sep 28 2002, 1:10 PM PDT Att: 33,664 - Cloudy - 69 F			
Wilkin Ruan, R OBP: 0.429, SLG: 0.571										1	0	0	0	0	0	1				
Paul Lo Duca, R OBP: 0.330, SLG: 0.402										4	2	1	2	1	0	5				
Chad Kreuter, S OBP: 0.333, SLG: 0.379										1	0	0	0	0	0	0				
Shawn Green, L OBP: 0.385, SLG: 0.558										5	3	3	3	0	1	2				
Luke Allen, L OBP: 0.600, SLG: 0.667										0	1	0	0	1	0	0				
Brian Jordan, R OBP: 0.338, SLG: 0.469										4	1	4	3	1	0	0				
Jolbert Cabrera, R OBP: 0.215, SLG: 0.163										1	1	1	0	0	0	0				
Eric Karros, R OBP: 0.323, SLG: 0.399										3	0	1	2	1	0	4				
Mike Kinkade, R OBP: 0.482, SLG: 0.617										0	0	0	0	1	0	0				
Adrián Beltré, R OBP: 0.303, SLG: 0.426										4	0	0	0	1	1	8				
Dave Hansen, L OBP: 0.358, SLG: 0.387										1	0	1	1	0	0	0				
Mark Grudzielanek, R OBP: 0.301, SLG: 0.364										3	0	0	0	1	0	2				
Joe Thurston, L OBP: 0.222, SLG: 0.375										1	0	1	1	0	0	0				
Alex Cora, L OBP: 0.371, SLG: 0.434										2	2	1	1	2	0	0				
Cesar Izturis, S OBP: 0.256, SLG: 0.306										2	0	0	0	0	1	3				
Kevin Beirne, L OBP: 0.400, SLG: 0.400										2	1	1	0	0	0	2				
Guillermo Mota, R OBP: 0.250, SLG: 0.250										1	1	1	0	0	0	0				
Chin-Feng Chen, R OBP: 0.500, SLG: 0.500										1	0	0	0	0	0	1				
Jeff Williams, R OBP: 0.500, SLG: 0.500										0	0	0	0	0	0	0				
Paul Quantrill, L OBP: 0.333, SLG: 0.333										0	0	0	0	0	0	0				
Inning Stats	R: 2 E: 1 K: 0 S: 9	H: 2 LOB: 2 BB: 2 P: 21	R: 3 E: 0 K: 1 S: 19	H: 2 LOB: 3 BB: 3 P: 36	R: 2 E: 0 K: 1 S: 11	H: 3 LOB: 1 BB: 0 P: 20	R: 1 E: 0 K: 0 S: 12	H: 2 LOB: 2 BB: 1 P: 20	R: 1 E: 0 K: 0 S: 13	H: 3 LOB: 2 BB: 0 P: 19	R: 3 E: 1 K: 0 S: 18	H: 3 LOB: 3 BB: 2 P: 36	R: 0 E: 0 K: 1 S: 15	H: 1 LOB: 1 BB: 0 P: 23	R: 2 E: 0 K: 0 S: 14	H: 2 LOB: 2 BB: 2 P: 29	1B: 14 2B: 3 3B: 1 HR: 0	SF: 2 SAC: 1 DP: 0 HBP: 0	WP: 1 PB: 0 SB: 0 CS: 0	PA: 53
PITCHER	IP WLS BF H R ER SO BB IBB HBP BLK WP HR S P ERA WHIP																			
Dennis Tankersley, R ERA: 5.27	2.0 L 15 5 3 3 1 5 0 1 0 0 1 0 23 40 13.50 2.500																			
Mike Bynum, L ERA: 5.27	2.0 12 5 3 3 1 0 1 0 0 0 0 0 25 44 20.25 6.000																			
Doug Nickle, R ERA: 7.88	1.1 6 1 0 0 1 0 0 0 0 0 0 0 21 34 0.00 0.600																			
Jeremy Fikac, R ERA: 5.39	0.1 5 2 2 2 0 2 0 0 0 0 0 0 8 20 54.00 12.000																			
Jason Shieff, R ERA: 27.0																				



Batter	1	2	3	4	5	6	7	8	9	AB	R	H	RBI	BB	SO	LOB	TOP			
Mark Kotsay, L (1, 8) <small>OBP: 0.359, SLG: 0.452</small> Ramón Vázquez, L (6, 4) <small>OBP: 0.344, SLG: 0.362</small>										3	0	0	0	0	1	0				
Deivi Cruz, R (1, 6) <small>OBP: 0.294, SLG: 0.366</small>										4	0	0	0	0	1	0				
Ryan Klesko, L (1, 3) <small>OBP: 0.388, SLG: 0.537</small>										4	0	0	0	0	3	0				
Phil Nevin, R (1, 5) <small>OBP: 0.344, SLG: 0.413</small> 29 Kory DeHaan, L (7, PR) <small>OBP: 0.091, SLG: 0.091</small>										3	0	2	0	0	0	0				
Brian Buchanan, R (1, 9) <small>OBP: 0.322, SLG: 0.467</small> Julius Matos, R (7, PR) <small>OBP: 0.279, SLG: 0.286</small>										3	1	1	0	0	0	1				
Bubba Trammell, R (1, 7) <small>OBP: 0.333, SLG: 0.414</small>										2	0	0	0	1	0	1				
Sean Burroughs, L (1, 4) <small>OBP: 0.317, SLG: 0.323</small> Gene Kingsale, S (6, 8) <small>OBP: 0.350, SLG: 0.384</small>										2	0	0	0	0	2					
Wil Nieves, R (1, 2) <small>OBP: 0.224, SLG: 0.250</small>										3	0	1	1	0	0					
Oliver Pérez, L (1, 1) <small>OBP: 0.133, SLG: 0.133</small> Clay Condrey, R (8, 1) Brandon Villafuerte, R (8, 1)										3	0	0	0	0	2					
Inning Stats	R: 0 E: 0 K: 3 S: 9	H: 0 LOB: 0 BB: 0 P: 13	R: 1 E: 0 K: 1 S: 9	H: 2 LOB: 2 BB: 1 P: 15	R: 0 E: 0 K: 0 S: 7	H: 0 LOB: 0 BB: 0 P: 14	R: 0 E: 0 K: 0 S: 7	H: 0 LOB: 0 BB: 0 P: 10	R: 0 E: 0 K: 1 S: 8	H: 0 LOB: 0 BB: 0 P: 11	R: 1 E: 0 K: 0 S: 9	H: 2 LOB: 1 BB: 0 P: 14	R: 0 E: 0 K: 1 S: 8	H: 0 LOB: 0 BB: 0 P: 9	R: 0 E: 0 K: 1 S: 8	H: 0 LOB: 0 BB: 0 P: 10	1B: 4 2B: 0 3B: 0 HR: 0	SF: 0 SAC: 0 DP: 1 HBP: 0	WP: 0 PB: 0 SB: 0 CS: 0	PA: 31
PITCHER	IP	WLS	BF	H	R	ER	SO	BB	IBB	HBP	BLK	WP	HR	S	P	ERA	WHIP			
57 Victor Alvarez, L (1, 1) ERA: 4.35	7.0	L	25	4	2	2	5	1	0	0	0	0	0	56	86	2.57	0.714			
Guillermo Mota, R (8, 1) ERA: 4.15	2.0		6	0	0	0	2	0	0	0	0	0	0	16	19	0.00	0.000			

San Diego Padres @ Los Angeles Dodgers
Dodger Stadium, Los Angeles, CA
Sun Sep 29 2002, 1:10 PM PDT
Att: 49,168 - Sunny - 71 F

AB 30
R 2
H 4
RBI 1
BB 1
SO 7
LOB 7

Batter	1	2	3	4	5	6	7	8	9	AB	R	H	RBI	BB	SO	LOB	BOTTOM					
Wilkin Ruan, R (1, 8) <small>OBP: 0.273, SLG: 0.364</small> Dave Hansen, L (9, FH) <small>OBP: 0.363, SLG: 0.392</small>										4	0	0	0	0	0	0						
Joe Thurston, L (1, 4) <small>OBP: 0.429, SLG: 0.538</small>										5	0	4	0	0	2							
Mike Kinkade, R (1, 3) <small>OBP: 0.483, SLG: 0.600</small>										3	0	1	0	0	2							
Chin-Feng Chen, R (1, 7)										4	0	0	0	3	6							
David Ross, R (1, 2) <small>OBP: 0.385, SLG: 0.600</small>										3	0	0	0	1	4							
Jolbert Cabrera, R (1, 5) <small>OBP: 0.215, SLG: 0.167</small>										4	0	1	0	0	3							
Cesar Izturis, S (1, 6) <small>OBP: 0.253, SLG: 0.303</small>										4	0	0	0	0	1							
Luke Allen, L (1, 9) <small>OBP: 0.333, SLG: 0.286</small>										4	0	0	0	2	1							
57 Victor Alvarez, L (1, 1) <small>ERA: 3.9</small> Paul Lo Duca, R (7, FH) <small>OBP: 0.330, SLG: 0.402</small> Guillermo Mota, R (8, 1) <small>OBP: 0.250, SLG: 0.250</small> Shawn Green, L (9, FH) <small>OBP: 0.385, SLG: 0.558</small>										2	0	0	0	2	1							
Inning Stats	R: 0 E: 0 K: 1 S: 10	H: 1 LOB: 2 BB: 0 P: 15	R: 0 E: 0 K: 2 S: 13	H: 1 LOB: 1 BB: 0 P: 15	R: 0 E: 1 K: 1 S: 12	H: 1 LOB: 0 BB: 0 P: 16	R: 0 E: 0 K: 1 S: 8	H: 0 LOB: 0 BB: 0 P: 14	R: 0 E: 0 K: 1 S: 9	H: 1 LOB: 1 BB: 0 P: 14	R: 0 E: 0 K: 1 S: 6	H: 0 LOB: 0 BB: 0 P: 11	R: 0 E: 0 K: 0 S: 4	H: 0 LOB: 0 BB: 0 P: 7	R: 0 E: 0 K: 1 S: 13	H: 2 LOB: 3 BB: 1 P: 23	R: 0 E: 0 K: 0 S: 8	H: 2 LOB: 2 BB: 0 P: 13	1B: 8 2B: 0 3B: 0 HR: 0	SF: 0 SAC: 0 DP: 0 HBP: 1	WP: 0 PB: 0 SB: 0 CS: 0	PA: 38
PITCHER	IP	WLS	BF	H	R	ER	SO	BB	IBB	HBP	BLK	WP	HR	S	P	ERA	WHIP					
Oliver Pérez, L (1, 1) ERA: 3.9	7.1	W	30	6	0	0	7	0	0	1	0	0	0	67	101	0.00	0.818					
Clay Condrey, R (8, 1) ERA: 1.69	0.1	H	2	0	0	0	1	1	0	0	0	0	0	5	10	0.00	3.000					
Brandon Villafuerte, R (8, 1) ERA: 1.41	1.1	S	6	2	0	0	0	0	0	0	0	0	0	11	17	0.00	1.500					

San Diego Padres @ Los Angeles Dodgers
Dodger Stadium, Los Angeles, CA
Sun Sep 29 2002, 1:10 PM PDT
Att: 49,168 - Sunny - 71 F

AB 36
R 0
H 8
RBI 0
BB 1
SO 8
LOB 20