

**Los Angeles Dodgers - 2003**



Batter	1	2	3	4	5	6	7	8	9	AB R H RBI BB SO LOB	TOP											
Dave Roberts, L (1, 8) OBP: 0.400, SLG: 0.250	0-1 G4-3		0-0 L7			0-2 E6 SH1-3 S HR	1-0 1B HBP		0-2 2B BB	4 2 1 0 0 0 1												
Paul Lo Duca, R (1, 2) OBP: 0.250, SLG: 0.250	1-2 L3		2-2 G4-3			1-1 SH1-3	0-0 1B		1-3 K	4 0 1 2 0 1 2												
Shawn Green, L (1, 9) OBP: 0.800, SLG: 1.333	1-1 1B 2B			4-2 CS BB		2-0 G3	4-2 BB		1-1 BB SF8 2B	3 2 2 0 2 0 1												
Brian Jordan, R (1, 7) OBP: 0.600, SLG: 1.250	1-0 CS 1B			2-3 K		0-0 HR	2-3 K		4-0 BB 1B IBB	4 2 2 3 1 2 4												
Fred McGriff, L (1, 3)	2-1 CS	0-0 L4		0-3 K		0-0 G6-3		2-2 F7	4-2 1B BB	4 0 0 1 1 1 0												
Adrian Beltré, R (1, 5)		1-2 G4-3			0-1 G6-4-3 1B		1-2 G5-3	1-2 2B	1-0 SF8	4 0 2 1 0 0 0												
Jolbert Cabrera, R (1, 4) OBP: 0.667, SLG: 1.000		2-2 F9			2-2 G6-4-3 1B		2-0 1B 2B	1-2 G1-3	3-2 1B	3 1 2 0 0 0 0												
Alex Cora, L (7, 4) OBP: 0.500, SLG: 0.500					1-2 1B		0-0 1B 2B		1-3 2-H 1B	2 0 1 1 0 0 1												
Cesar Izturis, S (1, 6) OBP: 0.600, SLG: 0.750			0-0 2B		1-0 G6-4-3		0-0 1B 1B	4-0 IBB	0-1 G4-3	4 1 2 0 1 0 4												
Hideo Nomo, R (1, 1)			1-3 K		0-3 K		2-3 K	1-3 K		4 0 0 0 0 4 6												
<b>Inning Stats</b>	R: 1 E: 0 K: 0 S: 9	H: 2 LOB: 0 BB: 0 P: 14	R: 0 E: 0 K: 0 S: 8	H: 0 LOB: 0 BB: 0 P: 11	R: 0 E: 0 K: 1 S: 10	H: 1 LOB: 1 BB: 0 P: 13	R: 0 E: 0 K: 2 S: 10	H: 0 LOB: 0 BB: 1 P: 16	R: 0 E: 0 K: 1 S: 9	H: 2 LOB: 1 BB: 0 P: 12	R: 2 E: 1 K: 0 S: 8	H: 1 LOB: 0 BB: 0 P: 11	R: 2 E: 0 K: 2 S: 19	H: 3 LOB: 3 BB: 1 P: 31	R: 0 E: 0 K: 1 S: 15	H: 1 LOB: 2 BB: 1 P: 24	R: 3 E: 0 K: 1 S: 22	H: 3 LOB: 2 BB: 2 P: 36	1B: 7 2B: 5 3B: 0 HR: 1	SF: 1 SAC: 1 DP: 1 HBP: 1	WP: 0 PB: 0 SB: 2 CS: 2	PA: 45
<b>PITCHER</b>	IP WLS BF H R ER SO BB IBB HBP BLK WP HR S P ERA WHIP																					
Randy Johnson, L (1, 1) ERA: 4.05	6.2 L 30 9 5 3 5 2 0 1 0 0 0 1 69 102 4.05 1.650																					
Bret Prinz, R (7, 1) ERA:	1.0 5 1 0 0 1 0 1 0 0 0 0 0 16 26 0.00 1.000																					
Oscar Villarreal, R (8, 1) ERA:	0.1 1 0 0 0 1 0 0 0 0 0 0 0 3 4 0.00 0.000																					
Stephen Randolph, L (9, 1) ERA: 81.0	0.1 5 2 3 3 1 1 1 0 0 0 0 0 12 22 81.00 9.000																					
Miguel Batista, R (9, 1) ERA:	0.2 3 1 0 0 0 0 0 0 0 0 0 0 10 14 0.00 1.500																					

Los Angeles Dodgers @ Arizona Diamondbacks  
Bank One Ballpark, Phoenix, AZ  
Mon Mar 31 2003, 5:05 PM EST  
Att. 47,356 - Dome - 72 F

AB	36
R	8
H	13
RBI	8
BB	5
SO	8
LOB	19



WP: 0	PA: 45
-------	--------

PITCHER	IP	WLS	BF	H	R	ER	SO	BB	IBB	HBP	BLK	WP	HR	S	P	ERA	WHIP
Randy Johnson, L	6.2	L	30	9	5	3	5	2	0	1	0	0	1	69	102	4.05	1.650
Bret Prinz, R	1.0		5	1	0	0	1	0	1	0	0	0	0	16	26	0.00	1.000
Oscar Villarreal, R	0.1		1	0	0	0	1	0	0	0	0	0	0	3	4	0.00	0.000
Stephen Randolph, L	0.1		5	2	3	3	1	1	1	0	0	0	0	12	22	81.00	9.000
Miguel Batista, R	0.2		3	1	0	0	0	0	0	0	0	0	0	10	14	0.00	1.500

Batter	1	2	3	4	5	6	7	8	9	AB R H RBI BB SO LOB
--------	---	---	---	---	---	---	---	---	---	----------------------

<b>Tony Womack, L</b> <small>(1, 6) OBP: 0.250, SLG: 0.500</small>	1-3 			1-0 2B			1-2 F8		1-2 G4-3	4 0 1 0 0 1 0
<b>Steve Finley, L</b> <small>(1, 8)</small>	1-1 F9			3-1 F9			4-0 1B BB		0-0 G3	3 0 0 0 1 0 0
<b>Junior Spivey, R</b> <small>(1, 4)</small>	1-2 G5-3			3-2 K			0-0 F8		2-2 G6-3	4 0 0 0 0 1 1
<b>Luis Gonzalez, L</b> <small>(1, 7) OBP: 0.667, SLG: 0.667</small>			1-1 F9		1-2 CS 1B		0-0 FC5-4 1B			3 0 2 0 0 0 0
<b>Danny Bautista, R</b> <small>(1, 9)</small>			1-1 L9		3-2 P4		1-0 FC5-4 1-2f			3 0 0 0 0 0 3
<b>Matt Williams, R</b> <small>(1, 5) OBP: 0.333, SLG: 0.333</small>			0-2 G6-3		2-3 K 1-2			0-1 1B		3 0 1 0 0 1 1
<b>Lyle Overbay, L</b> <small>(1, 3)</small>				1-1 G4-3		0-1 F7		1-3 K		3 0 0 0 0 1 1
<b>Chad Moeller, R</b> <small>(1, 2)</small>				2-2 P3		0-3 K		1-0 L8		3 0 0 0 0 1 1
<b>Randy Johnson, R</b> <small>(1, 1)</small> <b>Bret Prinz, R</b> <small>(7, 1)</small> <b>Oscar Villarreal, L</b> <small>(8, 1)</small> <b>Quinton McCracken, S</b> <small>(8, PH)</small> <b>Stephen Randolph, L</b> <small>(9, 1)</small> <b>Miguel Batista, R</b> <small>(9, 1)</small>				1-1 G6-3		0-3 K		0-3 K		2 0 0 0 0 0 1 0 0 0 0 0 0 0 0 0 0 0 0 0 0 0 0 0 1 0 0 0 0 0 1 1 0 0 0 0 0 0 0 0 0 0 0 0 0 0 0 0

Inning Stats	R: 0	H: 0	R: 0	H: 0	R: 0	H: 0	R: 0	H: 1	R: 0	H: 0	R: 0	H: 1	R: 0	H: 1	R: 0	H: 0	R: 0	H: 0	R: 0	H: 0	1B: 3	SF: 0	WP: 0	PA: 30
	E: 0	LOB: 0	E: 0	LOB: 0	E: 0	LOB: 0	E: 0	LOB: 0	E: 0	LOB: 0	E: 0	LOB: 0	E: 0	LOB: 0	E: 0	LOB: 1	E: 0	LOB: 0	E: 0	LOB: 0	2B: 1	SAC: 0	PB: 0	
	K: 1	BB: 0	K: 0	BB: 0	K: 0	BB: 0	K: 1	BB: 0	K: 2	BB: 0	K: 0	BB: 1	K: 2	BB: 0	K: 2	BB: 0	K: 0	BB: 0	K: 0	BB: 0	3B: 0	DP: 0	SB: 0	
	S: 8	P: 11	S: 7	P: 9	S: 7	P: 11	S: 6	P: 13	S: 10	P: 16	S: 8	P: 8	S: 6	P: 12	S: 9	P: 11	S: 9	P: 12	S: 9	P: 12	HR: 0	HBP: 0	CS: 1	

PITCHER	IP	WLS	BF	H	R	ER	SO	BB	IBB	HBP	BLK	WP	HR	S	P	ERA	WHIP
<b>Hideo Nomo, R</b> <small>(1, 1) ERA:</small>	9.0	W	30	4	0	0	7	1	0	0	0	0	0	70	103	0.00	0.556

**BOTTOM**

**Los Angeles Dodgers @ Arizona Diamondbacks**  
**Bank One Ballpark, Phoenix, AZ**  
 Mon Mar 31 2003, 5:05 PM EST  
 Att. 47,356 - Dome - 72 F

[livebaseballscorecards.com](http://livebaseballscorecards.com)

<b>AB</b>	<b>29</b>
<b>R</b>	<b>0</b>
<b>H</b>	<b>4</b>
<b>RBI</b>	<b>0</b>
<b>BB</b>	<b>1</b>
<b>SO</b>	<b>7</b>
<b>LOB</b>	<b>8</b>





Batter	1	2	3	4	5	6	7	8	9	10	AB R H RBI BB SO LOB	TOP													
Dave Roberts, L (1, 8) OBP: 0.400, SLG: 0.889	2-2 G6-3		1-2 3B			0-2 G3		1-1 HR		1-1 L7	5 1 2 3 0 0 0	<p>Los Angeles Dodgers @ Arizona Diamondbacks</p> <p>Bank One Ballpark, Phoenix, AZ</p> <p>Tue Apr 01 2003, 8:35 PM EST</p> <p>Att. 35,979 - Sunny - 78 F</p>													
Paul Lo Duca, R (1, 2) OBP: 0.333, SLG: 0.444	1-2 F8		2-2 F7			1-1 F7		3-2 1B 2B		1-0 FC6-4 1B	5 1 2 0 0 0 1														
Shawn Green, L (1, 9) OBP: 0.500, SLG: 0.625	2-3 K		2-2 G4-3			0-1 G4-3		1-1 2B 1B		1-3 K	5 0 1 1 0 2 2														
Fred McGriff, L (1, 3) Jason Romano, R (8, PR) Tom Martin, L (8, 1) Paul Quantrill, L (8, 1) Mike Kinkade, R (10, PH) Paul Shuey, R (10, 1)		4-2 FC4-6 BB		2-1 G3		3-2 P5		2-2 2B		1-2 FC6-4	3 0 1 0 1 0 1 0 0 0 0 0 1 0 0 0 0 0 0 0														
Brian Jordan, R (1, 7) OBP: 0.333, SLG: 0.625		0-0 FC4-6 1B 1-2f		2-1 G4-3		1-1 G1-3		0-1 G3			4 0 0 0 0 0 2														
Adrián Beltré, R (1, 5) OBP: 0.222, SLG: 0.375		0-3 K		2-1 G6-3		1-3 K			0-1 G6-3		4 0 0 0 0 2 1														
Alex Cora, L (1, 4) OBP: 0.500, SLG: 0.500	1 SAFE 1 SAFE 1 B 1 X	2-2 FC6-4 1B			1-2 G4-3			1-2 SH5-4 HR 1B		3-3 K	4 1 2 0 0 1 0														
Cesar Izturis, S (1, 6) OBP: 0.500, SLG: 0.500		0-0 FC6-4 1-2f		1-3 K		0-0 K		0-0 SH5-4 1-2		4-1 BB	2 0 0 0 1 1 2														
Odalis Perez, L (1, 1) Daryle Ward, L (8, PH) (8, 3)			0-3 K		0-0 G4-3			4-1 HR BB		0-3 K	2 0 0 0 0 1 0 1 1 0 0 1 1 1														
<b>Inning Stats</b>	R: 0 E: 0 K: 1 S: 9	H: 0 LOB: 0 BB: 0 P: 14	R: 0 E: 0 K: 1 S: 11	H: 1 LOB: 2 BB: 1 P: 17	R: 0 E: 0 K: 1 S: 14	H: 1 LOB: 1 BB: 0 P: 19	R: 0 E: 0 K: 0 S: 6	H: 0 LOB: 0 BB: 0 P: 12	R: 0 E: 0 K: 1 S: 9	H: 0 LOB: 0 BB: 0 P: 11	R: 0 E: 0 K: 0 S: 8		H: 0 LOB: 0 BB: 0 P: 9	R: 0 E: 0 K: 1 S: 8	H: 0 LOB: 0 BB: 0 P: 13	R: 4 E: 0 K: 0 S: 17	H: 5 LOB: 1 BB: 1 P: 29	R: 0 E: 0 K: 2 S: 10	H: 0 LOB: 1 BB: 1 P: 17	R: 0 E: 0 K: 1 S: 9	H: 1 LOB: 1 BB: 0 P: 13	1B: 4 2B: 2 3B: 1 HR: 1	SF: 0 SAC: 1 DP: 0 HBP: 0	WP: 0 PB: 0 SB: 0 CS: 0	PA: 40
<b>PITCHER</b>	IP WLS BF H R ER SO BB IBB HBP BLK WP HR S P ERA WHIP																								
Curt Schilling, R (1, 1) ERA: 4.91	7.1																								
Mike Myers, L (8, 1) ERA:	0.1	B	2	2	0	0	0	0	0	0	0	0	0	5	8	0.00	6.000								
Mike Koplove, R (8, 1) ERA:	1.1		5	0	0	0	2	1	0	0	0	0	0	12	19	0.00	0.750								
Matt Mantei, R (10, 1) ERA:	1.0	W	4	1	0	0	1	0	0	0	0	0	0	9	13	0.00	1.000								

AB	36
R	4
H	8
RBI	4
BB	3
SO	8
LOB	10







Batter	1	2	3	4	5	6	7	8	9	AB R H RBI BB SO LOB	TOP										
Dave Roberts, L (1, 8) OBP: 0.333, SLG: 0.786	2-2 G4-3		2-0 L8		1-2 P4	2-2 G1-3			1-1 1B	5 1 1 0 0 0 3	<p>Los Angeles Dodgers @ Arizona Diamondbacks</p> <p>Bank One Ballpark, Phoenix, AZ</p> <p>Wed Apr 02 2003, 8:35 PM EST</p> <p>Att. 30,374 - Cloudy - 75 F</p>										
Paul Lo Duca, R (1, 2) OBP: 0.357, SLG: 0.462	2-0 G6-3		4-2 2B 1-2 BB		2-2 1B 1B 2B		0-0 G6-3	3-1 P3	4 1 1 0 1 0 1												
Shawn Green, L (1, 9) OBP: 0.667, SLG: 1.083	0-0 HR		0-0 2B 1-3 2-H		1-1 1B 1B		4-2 FC6-4 BB	1-1 FC4-6 1B	4 1 4 3 1 0 0												
Fred McGriff, L (1, 3) OBP: 0.286, SLG: 0.250	2-2 G3-1		0-1 F9		2-2 G6-4-3 1B		0-0 P5	2-1 P6	5 0 1 1 0 0 4												
Brian Jordan, R (1, 7) OBP: 0.286, SLG: 0.692		0-0 G4-3		0-1 HR	3-2 G6-4-3		1-1 FC6-4	0-0 FC4-6	5 1 1 1 0 0 4												
Adrián Beltré, R (1, 5) OBP: 0.154, SLG: 0.250		2-1 G1-3		1-3 K		0-1 G3		2-3 K	4 0 0 0 0 2 0												
Alex Cora, L (1, 4) OBP: 0.400, SLG: 0.500		1-1 G1-3		1-0 F7		1-2 S 2B		1-2 G3	4 0 1 0 0 0 0												
Cesar Izturis, S (1, 6) OBP: 0.667, SLG: 0.667			1-1 S 2B 1B		1-1 1B		4-2 S BB	0-1 BLK 1B	3 1 3 0 1 0 0												
Kevin Brown, R (1, 1)			0-3 K		1-3 K		2-3 K	1-3 K	3 0 0 0 0 3 4												
Tom Martin, L (7, 1)									1 0 0 0 0 1 1												
Paul Shuey, R (8, 1)									0 0 0 0 0 0 0												
Eric Gagne, R (9, 1)									0 0 0 0 0 0 0												
<b>Inning Stats</b>	R: 1 E: 0 K: 0 S: 8	H: 1 LOB: 0 BB: 0 P: 14	R: 0 E: 0 K: 0 S: 5	H: 0 LOB: 0 BB: 0 P: 8	R: 1 E: 0 K: 1 S: 11	H: 2 LOB: 2 BB: 1 P: 18	R: 1 E: 0 K: 2 S: 11	H: 2 LOB: 1 BB: 0 P: 15	R: 1 E: 0 K: 0 S: 16	H: 3 LOB: 1 BB: 0 P: 25	R: 0 E: 0 K: 1 S: 13	H: 1 LOB: 2 BB: 1 P: 22	R: 0 E: 0 K: 0 S: 6	H: 0 LOB: 1 BB: 1 P: 11	R: 0 E: 0 K: 2 S: 11	H: 1 LOB: 1 BB: 0 P: 15	R: 1 E: 0 K: 0 S: 9	H: 2 LOB: 1 BB: 0 P: 16	1B: 6 2B: 3 3B: 1 HR: 2	SF: 0 SAC: 0 DP: 1 HBP: 0	WP: 0 PA: 41 PB: 0 SB: 3 CS: 0
<b>PITCHER</b>	IP WLS BF H R ER SO BB IBB HBP BLK WP HR S P ERA WHIP																				
Elmer Dessens, R (1, 1) ERA: 7.2	5.0 L 23 8 4 4 3 1 0 0 0 0 0 2 51 80 7.20 1.800																				
Oscar Villarreal, R (6, 1) ERA:	1.0 5 1 0 0 1 1 0 0 0 0 0 0 13 22 0.00 2.000																				
Stephen Randolph, L (7, 1) ERA: 11.57	2.0 8 1 0 0 2 1 0 0 1 0 0 0 17 26 0.00 1.000																				
Miguel Batista, R (9, 1) ERA: 5.4	1.0 5 2 1 1 0 0 0 0 0 0 0 0 9 16 9.00 2.000																				

livebaseballscorecards.com

AB	38
R	5
H	12
RBI	5
BB	3
SO	6
LOB	17



Batter	1	2	3	4	5	6	7	8	9	AB R H RBI BB SO LOB
--------	---	---	---	---	---	---	---	---	---	----------------------

<b>Tony Womack, L</b> <small>(1, 6) OBP: 0.154, SLG: 0.167</small>	1-1 <b>G1-3</b> 		3-2 <b>G6-3</b> 			3-1 <b>G4-3</b> 			0-3 <b>K</b> 	4 0 0 0 0 1 1
<b>Craig Counsell, L</b> <small>(1, 5)</small>	2-3 <b>K</b> 			1-1 <b>G4-3</b> 			4-1 <b>F8-4 1B</b> 		0-2 <b>G4-3</b> 	3 0 0 0 1 1 0
<b>Junior Spivey, R</b> <small>(1, 4) OBP: 0.385, SLG: 0.417</small>	0-3 <b>K</b> 			0-0 <b>G6-3</b> 			0-0 <b>F8-4 1B</b> 		0-3 <b>K</b> 	4 0 1 0 0 2 0
<b>Luis Gonzalez, L</b> <small>(1, 7) OBP: 0.200, SLG: 0.200</small>		0-0 <b>G6-3</b> 		1-1 <b>F9</b> 			3-2 <b>F8-4</b> 			3 0 0 0 0 0 2
<b>Steve Finley, L</b> <small>(1, 8) OBP: 0.333, SLG: 0.200</small>		2-3 <b>K</b> 			2-2 <b>CS 1B</b> 		2-2 <b>F7</b> 			3 0 1 0 0 1 1
<b>Mark Grace, L</b> <small>(1, 3) OBP: 0.500, SLG: 0.667</small>		0-1 <b>G4-3</b> 			1-1 <b>F8</b> 			4-2 <b>G6-4-3 BB</b> 		2 0 0 0 1 0 1
<b>David Dellucci, L</b> <small>(1, 9) OBP: 0.500, SLG: 1.000</small> <b>Quinton McCracken, S</b> <small>(8, PH) (9, 9)</small>			3-2 		3-0 <b>G4-3</b> 			2-2 <b>G6-4-3</b> 		2 0 1 0 0 0 1 1 0 0 0 0 0 1
<b>Rod Barajas, R</b> <small>(1, 2) OBP: 0.167, SLG: 0.333</small>			1-0 <b>G6-3</b> 			1-0 <b>P6</b> 		1-0 <b>E5</b> 		3 0 0 0 0 0 1
<b>Elmer Dessens, R</b> <small>(1, 1)</small> <b>Oscar Villarreal, L</b> <small>(6, 1)</small> <b>Carlos Baerga, S</b> <small>(6, PH)</small> <b>Stephen Randolph, L</b> <small>(7, 1)</small> <b>Danny Bautista, R</b> <small>(8, PH) OBP: 0.125, SLG: 0.125</small> <b>Miguel Batista, R</b> <small>(9, 1)</small>			0-3 <b>K</b> 			2-0 <b>G1-3</b> 		1-3 <b>K</b> 		1 0 0 0 0 0 1 1 0 0 0 0 0 0 0 0 1 0 0 0 0 0 0 0 0 0 0 0 0 0 0 0 1 0 0 0 0 0 1 1 0 0 0 0 0 0 0 0

Inning Stats	R: 0 H: 0 E: 0 LOB: 0 K: 2 BB: 0 S: 8 P: 11	R: 0 H: 0 E: 0 LOB: 0 K: 1 BB: 0 S: 7 P: 9	R: 0 H: 1 E: 0 LOB: 1 K: 1 BB: 0 S: 10 P: 17	R: 0 H: 0 E: 0 LOB: 0 K: 0 BB: 0 S: 5 P: 7	R: 0 H: 1 E: 0 LOB: 0 K: 0 BB: 0 S: 6 P: 12	R: 0 H: 0 E: 1 LOB: 0 K: 0 BB: 0 S: 4 P: 10	R: 0 H: 1 E: 0 LOB: 1 K: 0 BB: 1 S: 8 P: 17	R: 0 H: 0 E: 1 LOB: 1 K: 1 BB: 1 S: 12 P: 20	R: 0 H: 0 E: 0 LOB: 0 K: 2 BB: 0 S: 9 P: 9	1B: 2 SF: 0 2B: 2 SAC: 0 3B: 0 DP: 2 HR: 0 HBP: 0
--------------	--	---	---	---	--	--	--	---	---	--

PITCHER	IP	WLS	BF	H	R	ER	SO	BB	IBB	HBP	BLK	WP	HR	S	P	ERA	WHIP
<b>Kevin Brown, R</b> ERA:	(1, 1) 6.0	W	21	3	0	0	4	1	0	0	0	0	0	42	72	0.00	0.667
<b>Tom Martin, L</b> ERA:	(7, 1) 1.2	H	5	0	0	0	0	1	0	0	0	0	0	15	27	0.00	0.600
<b>Paul Shuey, R</b> ERA: 13.5	(8, 1) 0.1		1	0	0	0	1	0	0	0	0	0	0	3	4	0.00	0.000
<b>Eric Gagne, R</b> ERA:	(9, 1) 1.0		3	0	0	0	2	0	0	0	0	0	0	9	9	0.00	0.000

**BOTTOM**

**Los Angeles Dodgers @ Arizona Diamondbacks**  
**Bank One Ballpark, Phoenix, AZ**  
 Wed Apr 02 2003, 8:35 PM EST  
 Att: 30,374 - Cloudy - 75 F

[livebaseballscorecards.com](http://livebaseballscorecards.com)

<b>AB</b>	<b>28</b>
<b>R</b>	<b>0</b>
<b>H</b>	<b>3</b>
<b>RBI</b>	<b>0</b>
<b>BB</b>	<b>2</b>
<b>SO</b>	<b>7</b>
<b>LOB</b>	<b>10</b>



WP: 0	PA: 30
PB: 0	
SB: 0	
CS: 1	



Batter	1	2	3	4	5	6	7	8	9	AB R H RBI BB SO LOB	TOP									
<b>Dave Roberts, L</b> (1, 8) OBP: 0.300, SLG: 0.611	3-2 P5		4-2 E BB		1-2 E3 BB		2-2 F8		1-3 K	4 0 0 0 1 1 0	<b>Los Angeles Dodgers @ San Diego Padres</b> <b>Qualcomm Stadium, San Diego, CA</b> Thu Apr 03 2003, 5:05 PM EST Att. 19,863 - Cloudy - 68 F									
<b>Cesar Izturis, S</b> (1, 6) OBP: 0.529, SLG: 0.462	2-3 K		1-2 F9		4-2 BB		3-2 F8		2-3 K	4 0 0 0 1 2 1										
<b>Shawn Green, L</b> (1, 9) OBP: 0.579, SLG: 0.875	1-3 K		1-3 K		1-3 K		1-1 1B			4 0 1 0 0 3 3										
<b>Fred McGriff, L</b> (1, 3) OBP: 0.222, SLG: 0.188		2-3 K		2-3 K	1-3 K		1-3 K			4 0 0 0 0 4 3										
<b>Brian Jordan, R</b> (1, 7) OBP: 0.389, SLG: 0.867		0-0 HR		4-2 BB BB		0-1 G5-3		4-1 F9 BB BB		2 1 1 1 2 0 0										
<b>Todd Hundley, S</b> (1, 2)		4-2 BB		4-1 BB	1-2 BB		0-3 K	4-0 G5-4-3 BB		1 0 0 0 3 1 0										
<b>Adrián Beltré, R</b> (1, 5) OBP: 0.118, SLG: 0.188		1-2 P4		0-3 K		2-2 E6		2-2 F9		4 0 0 0 0 1 5										
<b>Alex Cora, L</b> (1, 4) OBP: 0.286, SLG: 0.357 <b>Paul Quantrill, L</b> (8, 1)		3-3 K		1-2 F9		3-2 E4		0-0 G5-4-3		4 0 0 0 0 1 6 0 0 0 0 0 0 0										
<b>Kaz Ishii, L</b> (1, 1) <b>Andy Ashby, R</b> (4, 1) <b>Mike Kinkade, R</b> (6, PH) <b>Steve Colyer, L</b> (6, 1) <b>Jolbert Cabrera, R</b> (8, 4) OBP: 0.500, SLG: 0.750			0-3 K		3-3 K	0-3 K		1-1 G5-3		1 0 0 0 0 1 0 1 0 0 0 0 1 0 1 0 0 0 0 1 2 0 0 0 0 0 0 0 1 0 0 0 0 0 0										
<b>Inning Stats</b>	R: 0 E: 0 K: 2 S: 10	H: 0 LOB: 0 BB: 0 P: 16	R: 1 E: 0 K: 2 S: 12	H: 1 LOB: 1 BB: 1 P: 22	R: 0 E: 1 K: 2 S: 12	H: 0 LOB: 1 BB: 1 P: 18	R: 0 E: 0 K: 2 S: 17	H: 0 LOB: 2 BB: 2 P: 28	R: 0 E: 1 K: 3 S: 16	H: 0 LOB: 2 BB: 1 P: 26		R: 0 E: 2 K: 1 S: 11	H: 1 LOB: 1 BB: 0 P: 18	R: 0 E: 0 K: 0 S: 5	H: 0 LOB: 1 BB: 2 P: 15	R: 0 E: 0 K: 2 S: 8	H: 0 LOB: 0 BB: 0 P: 12	1B: 1 2B: 0 3B: 0 HR: 1	SF: 0 SAC: 0 DP: 1 HBP: 0	WP: 0 PB: 0 SB: 0 CS: 0
<b>PITCHER</b>	IP WLS BF H R ER SO BB IBB HBP BLK WP HR S P ERA WHIP																			
<b>44 Jake Peavy, R</b> (1, 1) ERA: 1.8	5.0 W 22 1 1 1 11 5 0 0 0 0 1 67 110 1.80 1.200																			
<b>Mike Bynum, L</b> (6, 1) ERA: 8.1	2.0 11 1 0 0 3 2 0 0 0 0 0 30 50 0.00 1.500																			
<b>Brandon Villafuerte, R</b> (8, 1) ERA: 3.0	2.0 5 0 0 0 2 0 0 0 0 0 0 12 18 0.00 0.000																			

<b>AB</b>	<b>31</b>
<b>R</b>	<b>1</b>
<b>H</b>	<b>2</b>
<b>RBI</b>	<b>1</b>
<b>BB</b>	<b>7</b>
<b>SO</b>	<b>16</b>
<b>LOB</b>	<b>20</b>



BOTTOM

Los Angeles Dodgers @ San Diego Padres  
Qualcomm Stadium, San Diego, CA

AB	35
R	6
H	12
RBI	6
BB	4
SO	3
LOB	16



WP:	0	PA:	39
PB:	0	SB:	1
CS:	0		

Thu Apr 03 2003, 5:05 PM EST  
Att: 19,863 - Cloudy - 68 F

AB	R	H	RBI	BB	SO	LOB
5	1	3	3	0	0	1
4	0	2	0	1	1	2
4	0	1	1	0	0	3
1	0	0	0	0	0	1
2	1	0	0	1	0	0
1	0	1	0	0	0	0
0	0	0	0	0	0	0
4	1	2	0	0	0	3
4	0	1	1	0	0	1
3	1	0	0	1	2	1
4	1	2	1	0	0	0
2	1	0	0	0	0	4
1	0	0	0	1	0	0
1B:	9	SF:	0			
2B:	2	SAC:	0			
3B:	1	DP:	2			
HR:	0	HBP:	0			

Batter	1	2	3	4	5	6	7	8	9							
Mark Loretta, R OBP: 0.294, SLG: 0.375 (1, 4)	0-1 F8		2-1 1-2 1B	1-1 1-H 2-H 3-H 3B		3-2 1B 1B		1-2 G4-6-3 1-2f								
Mark Kotsay, L OBP: 0.444, SLG: 0.400 (1, 8)	1-2 E5 G6-4-3		1-3 K	4-2 BB		3-1 1B 1B 1-3 1B		0-1 2B								
Rondell White, R OBP: 0.176, SLG: 0.067 Shane Victorino, S (7, 7)	1-2 G6-4-3 1-2f			F9 G4-3		F1 SAFE 1-2 3-H 1B 1B		1-1 G5-3								
Brian Buchanan, R Mike Bynum, L Brandon Villafuerte, R (1, 3) (6, 1) (8, 1)		1-2 F9		4-2 2B 1B BB	3-2 F7	0-1 1-2 2-3 1B										
Xavier Nady, R OBP: 0.313, SLG: 0.625 (1, 9)		1-0 F9		0-1 1B 1-3 2B	0-0 S 1B	0-2 P4										
Sean Burroughs, L OBP: 0.438, SLG: 0.385 (1, 5)		3-2 G4-3		2-1 1B 44 FC5-2 1B 2-3 3-H	1-2 L7		2-2 G6-3									
Lou Merloni, R (1, 6) (6, 3)			3-3 K	4-1 44 FC5-2 1B 1-2 3B BB	1-3 K		1-2 G4-3									
Gary Bennett, R OBP: 0.273, SLG: 0.273 (1, 2)			0-2 44 FC1-6 1B	0-0 44 FC5-2 3B 1-2 2-3 3-H 1B		1-0 F9	2-2 G5-3									
44 Jake Peavy, R Ramón Vázquez, L OBP: 0.385, SLG: 0.300 (1, 1) (6, 6)			1-0 FC1-6 1B 1-2f	0-0 FC5-2 3B		1-0 G4-3		4-2 G4-6-3 BB								
Inning Stats	R: 0 E: 1 K: 0 S: 9	H: 0 LOB: 0 BB: 0 P: 11	R: 0 E: 0 K: 0 S: 7	H: 0 LOB: 0 BB: 0 P: 12	R: 0 E: 0 K: 2 S: 13	H: 2 LOB: 2 BB: 0 P: 20	R: 5 E: 0 K: 0 S: 18	H: 4 LOB: 2 BB: 3 P: 37	R: 0 E: 0 K: 1 S: 11	H: 1 LOB: 1 BB: 0 P: 16	R: 1 E: 0 K: 0 S: 16	H: 4 LOB: 3 BB: 0 P: 24	R: 0 E: 0 K: 0 S: 9	H: 0 LOB: 0 BB: 0 P: 14	R: 0 E: 0 K: 0 S: 10	H: 1 LOB: 1 BB: 1 P: 16

PITCHER	IP	WLS	BF	H	R	ER	SO	BB	IBB	HBP	BLK	WP	HR	S	P	ERA	WHIP
Kaz Ishii, L ERA: 12.27 (1, 1)	3.2	L	20	6	5	5	2	3	0	0	0	0	0	46	78	12.27	2.455
Andy Ashby, R ERA: (4, 1)	1.1		5	1	0	0	1	0	0	0	0	0	0	12	18	0.00	0.750
Steve Colyer, L ERA: 3.38 (6, 1)	2.2		13	5	1	1	0	1	0	0	0	0	0	33	51	3.38	2.250
Paul Quantrill, R ERA: (8, 1)	0.1		1	0	0	0	0	0	0	0	0	0	0	2	3	0.00	0.000



Batter	1	2	3	4	5	6	7	8	9	AB R H RBI BB SO LOB	TOP		
<b>Dave Roberts, L</b> (1, 8) OBP: 0.280, SLG: 0.522	0-1 G6-3		3-1 FC5-4		0-0 SH1-3 1B		0-0 B1-3		1-1 G1-3	5 0 1 0 0 0 1			
<b>Paul Lo Duca, R</b> (1, 2) OBP: 0.353, SLG: 0.400	1-1 F8		4-1 BB		1-1 SH1-3		1-0 G6-3			2 0 0 0 1 0 0			
<b>Shawn Green, L</b> (1, 9) OBP: 0.478, SLG: 0.700	2-1 G6-3		1-3 K		1-2 P4			1-1 F8		4 0 0 0 0 1 3			
<b>Fred McGriff, L</b> (1, 3) OBP: 0.318, SLG: 0.389		4-2 1B PB FC3-2 BB	1-0 G4-3		4-1 BB			1-1 HR		2 1 1 1 2 0 2			
<b>Brian Jordan, R</b> (1, 7) OBP: 0.409, SLG: 0.842		1-2 FC5-4 1B		2-0 E 2B	1-1 F7			2-1 G4-3		4 1 2 0 0 0 2			
<b>Adrián Beltré, R</b> (1, 5) OBP: 0.143, SLG: 0.200		0-2 FC5-4 FC3-2 1-2f		0-0 G1-3		0-0 G6-3		1-2 1B		4 0 1 0 0 0 3			
<b>Alex Cora, L</b> (1, 4) OBP: 0.278, SLG: 0.333		1-0 FC3-2		3-2 E9 G4-3 2-H 1B		1-0 F7		1-2 P4		4 0 1 1 0 0 3			
<b>Cesar Izturis, S</b> (1, 6) OBP: 0.429, SLG: 0.353		0-0 G3		1-0 G4-3		0-1 G6-3			2-3 K	4 0 0 0 0 1 3			
<b>37 Darren Dreifort, R</b> (1, 1) OBP: 0.500, SLG: 0.500			2-2 FC5-4		0-3 K		1-2 G4-3		3-2 P6	2 0 1 0 0 1 1			
<b>Jolbert Cabrera, R</b> (7, PH) OBP: 0.400, SLG: 0.600										1 0 0 0 0 0 0			
<b>Guillermo Mota, R</b> (7, 1)										0 0 0 0 0 0 0			
<b>Paul Quantrill, L</b> (8, 1)										0 0 0 0 0 0 0			
<b>Daryle Ward, L</b> (9, PH)										1 0 0 0 0 0 0			
<b>Inning Stats</b>	R: 0 E: 0 K: 0 S: 6 H: 0 LOB: 0 BB: 0 P: 9	R: 0 E: 0 K: 0 S: 12 H: 1 LOB: 2 BB: 1 P: 18	R: 0 E: 0 K: 1 S: 10 H: 1 LOB: 2 BB: 1 P: 21	R: 1 E: 1 K: 1 S: 9 H: 2 LOB: 1 BB: 0 P: 15	R: 0 E: 0 K: 0 S: 9 H: 1 LOB: 2 BB: 1 P: 16	R: 0 E: 0 K: 0 S: 4 H: 0 LOB: 0 BB: 0 P: 5	R: 0 E: 0 K: 0 S: 5 H: 0 LOB: 0 BB: 0 P: 7	R: 1 E: 0 K: 0 S: 12 H: 2 LOB: 1 BB: 0 P: 18	R: 0 E: 0 K: 1 S: 8 H: 0 LOB: 0 BB: 0 P: 14	1B: 5 2B: 1 3B: 0 HR: 1 SF: 0 SAC: 1 DP: 0 HBP: 0	WP: 0 PB: 1 SB: 1 CS: 0 PA: 37		
<b>PITCHER</b>	IP WLS BF H R ER SO BB IBB HBP BLK WP HR S P ERA WHIP											<b>PITCHER</b>	IP WLS BF H R ER SO BB IBB HBP BLK WP HR S P ERA WHIP
<b>Clay Condre, R</b> (1, 1) ERA: 6.0	5.0 W 23 5 1 1 2 3 0 0 0 0 0 0 46 79 1.80 1.600												
<b>Mike Matthews, L</b> (6, 1) ERA: 2.08	2.1 H 8 1 1 1 0 0 0 0 0 0 0 1 13 18 3.86 0.429												
<b>Luther Hackman, R</b> (8, 1) ERA:	0.2 H 3 1 0 0 0 0 0 0 0 0 0 0 8 12 0.00 1.500												
<b>Brandon Villafuerte, R</b> (9, 1) ERA: 2.25	1.0 S 3 0 0 0 1 0 0 0 0 0 0 0 8 14 0.00 0.000												

Los Angeles Dodgers @ San Diego Padres  
Qualcomm Stadium, San Diego, CA

AB	33
R	2
H	7
RBI	2
BB	3
SO	3
LOB	18



Fri Apr 04 2003, 10:05 PM EST  
Att. 23,820 - Cloudy - 64 F





Batter	1	2	3	4	5	6	7	8	9	AB R H RBI BB SO LOB	TOP													
<b>Dave Roberts, L</b> (1, 8) OBP: 0.241, SLG: 0.444	0-2 G1-3		1-0 G1-3		2-1 F7			2-2 F8		4 0 0 0 0 0 0	<b>Los Angeles Dodgers @ San Diego Padres</b> Qualcomm Stadium, San Diego, CA Sat Apr 05 2003, 10:05 PM EST Att. 36,005 - Cloudy - 61 F													
<b>Paul Lo Duca, R</b> (1, 2) OBP: 0.333, SLG: 0.368	1-1 F9		2-0 BB 1B			3-2 G6-3		1-1 G6-3		4 0 1 0 0 0 0														
<b>Shawn Green, L</b> (1, 9) OBP: 0.481, SLG: 0.652	2-1 E7		4-0 G4-6-3 BB			1-2 2B 1B			1-2 G4-3	3 0 1 0 1 0 0														
<b>Fred McGriff, L</b> (1, 3) OBP: 0.269, SLG: 0.318	0-2 E3		1-1 G4-6-3			1-2 P6			2-0 P6	4 0 0 0 0 0 4														
<b>Brian Jordan, R</b> (1, 7) OBP: 0.385, SLG: 0.783	1-3 K			1-0 G5-3		1-1 2B			3-2 F8	4 0 1 0 0 1 2														
<b>Adrián Beltré, R</b> (1, 5)		2-1 CS 2B		0-0 P3			3-2 G4-3			3 0 1 0 0 0 0														
<b>Alex Cora, L</b> (1, 4) OBP: 0.286, SLG: 0.300		4-1 CS BB		2-2 K			3-2 F7			2 0 0 0 1 1 0														
<b>Cesar Izturis, S</b> (1, 6) OBP: 0.375, SLG: 0.300		3-3 K			1-0 G4-3		2-1 G3			3 0 0 0 0 1 2														
<b>Hideo Nomo, R</b> (1, 1) <b>Jolbert Cabrera, R</b> (8, PH) <b>Paul Shuey, R</b> (8, 1)		0-3 K2-3			3-2 G6-3			3-2 G5-3		2 0 0 0 0 1 1 1 0 0 0 0 0 0 0 0 0 0 0 0 0														
<b>Inning Stats</b>	R: 0 E: 2 K: 1 S: 14	H: 0 LOB: 2 BB: 0 P: 18	R: 0 E: 0 K: 2 S: 9	H: 1 LOB: 1 BB: 1 P: 18	R: 0 E: 0 K: 0 S: 4	H: 1 LOB: 1 BB: 1 P: 12	R: 0 E: 0 K: 1 S: 5	H: 0 LOB: 0 BB: 0 P: 8	R: 0 E: 0 K: 0 S: 6	H: 0 LOB: 0 BB: 0 P: 12	R: 0 E: 0 K: 0 S: 13	H: 2 LOB: 2 BB: 0 P: 19	R: 0 E: 0 K: 0 S: 9	H: 0 LOB: 0 BB: 0 P: 17	R: 0 E: 0 K: 0 S: 10	H: 0 LOB: 0 BB: 0 P: 16	R: 0 E: 0 K: 0 S: 7	H: 0 LOB: 0 BB: 0 P: 13	1B: 2 2B: 3 3B: 0 HR: 0	SF: 0 SAC: 0 DP: 2 HBP: 0	WP: 0 PB: 0 SB: 0 CS: 2	PA: 32		
<b>PITCHER</b> <b>Brian Lawrence, R</b> (1, 1) ERA: 1.2 <b>Jesse Orosco, L</b> (9, 1) ERA:	IP 8.0	WLS W	BF 29	H 4	R 0	ER 0	SO 4	BB 2	IBB 0	HBP 0	BLK 0	WP 0	HR 0	S 70	P 120	ERA 0.00	WHIP 0.750						ERA 0.00	WHIP 0.000

livebaseballscorecards.com

<b>AB</b>	<b>30</b>
<b>R</b>	<b>0</b>
<b>H</b>	<b>4</b>
<b>RBI</b>	<b>0</b>
<b>BB</b>	<b>2</b>
<b>SO</b>	<b>4</b>
<b>LOB</b>	<b>9</b>







Batter	1	2	3	4	5	6	7	8	9	10	11	12	13	AB R H RBI BB SO LOB	TOP
Dave Roberts, L (1, 8) Eric Gagne, R (10, 1) Mike Kinkade, R (12, 3)	G1-3		G4-3		F7			F9		F7			G5-3	5 0 0 0 0 0 3 0 0 0 0 0 0 0 1 1 1 0 0 0 0	
Cesar Izturis, S (1, 6)	B1-3		G5-3										G5-3	6 0 1 0 0 1 0	
Shawn Green, L (1, 9)	K		L8										G5-3	5 0 0 0 1 2 0	
Brian Jordan, R (1, 7)					G1-3								G5-3	5 1 1 1 0 0 2	
Fred McGriff, L (1, 3) Jason Romano, R (10, PR)					F9								G6-3	3 1 1 0 1 0 0 2 0 0 0 0 1 3	
Adrián Beltré, R (1, 5)														5 1 3 1 0 0 0	
Todd Hundley, S (1, 2) Paul Shuey, R (7, 1) Paul Quantrill, L (8, 1) Tom Martin, L (8, 1) Jolbert Cabrera, R (10, PH) Danyie Ward, L (10, 3) Guillermo Mota, R (12, 1)					F8									3 0 1 2 0 0 1 0 1 0 0 0 0 0 2 0 0 0 0 1 0 0 0 0 0 0 0 0 0	
Alex Cora, L (1, 4)														5 0 0 0 0 2 4	
Odalis Perez, L (1, 1) Paul Lo Duca, R (7, 2)													G4-3	2 0 0 0 0 1 0 2 0 0 0 1 0 0	
<b>Inning Stats</b>	R: 0 H: 0 E: 0 K: 1 S: 6 LOB: 0 BB: 0 P: 10	R: 3 H: 4 E: 0 K: 1 S: 19 LOB: 0 BB: 0 P: 29	R: 0 H: 0 E: 0 K: 0 S: 8 LOB: 0 BB: 0 P: 9	R: 0 H: 1 E: 0 K: 0 S: 11 LOB: 1 BB: 0 P: 18	R: 0 H: 0 E: 0 K: 1 S: 9 LOB: 0 BB: 0 P: 15	R: 0 H: 0 E: 0 K: 0 S: 4 LOB: 0 BB: 0 P: 4	R: 0 H: 0 E: 0 K: 0 S: 7 LOB: 0 BB: 0 P: 12	R: 0 H: 0 E: 0 K: 1 S: 12 LOB: 0 BB: 0 P: 15	R: 0 H: 0 E: 0 K: 1 S: 7 LOB: 0 BB: 0 P: 9	R: 0 H: 1 E: 0 K: 0 S: 9 LOB: 3 BB: 2 P: 20	R: 0 H: 0 E: 0 K: 2 S: 13 LOB: 1 BB: 0 P: 16	R: 0 H: 0 E: 0 K: 0 S: 3 LOB: 0 BB: 1 P: 7	R: 1 H: 2 E: 0 K: 0 S: 10 LOB: 2 BB: 1 P: 18	1B: 6 SF: 0 2B: 3 SAC: 0 3B: 0 DP: 2 HR: 0 HBP: 1	WP: 0 PA: 50 PB: 0 SB: 0 CS: 0
<b>PITCHER</b>	Adam Eaton, R (1, 1) Mike Matthews, L (8, 1) Brandon Villafuerte, R (9, 1) Jesse Orosco, L (11, 1) Luther Hackman, R (11, 1)	IP WLS BF H R ER SO BB IBB HBP BLK WP HR S P ERA WHIP 7.0 25 5 0 0 0 2 0 0 0 0 0 0 64 97 3.86 0.714 1.2 5 0 0 0 2 0 0 0 0 0 0 17 21 0.00 0.000 1.1 7 1 0 0 0 1 1 0 0 0 0 11 23 0.00 1.500 0.2 2 0 0 0 1 0 0 0 0 0 0 7 8 0.00 0.000 1.1 5 0 0 0 1 1 0 1 0 0 0 9 15 0.00 0.750	<b>PITCHER</b> Jaret Wright, R (13, 1) ERA: 3.38	IP WLS BF H R ER SO BB IBB HBP BLK WP HR S P ERA WHIP 1.0 1 0 2 1 1 0 0 1 0 0 0 0 0 0 9.00 3.000											

Los Angeles Dodgers @ San Diego Padres  
Qualcomm Stadium, San Diego, CA  
Sun Apr 06 2003, 5:00 PM EDT  
Att: 34,553 - Cloudy - 66 F

livebaseballscorecards.com

AB	45
R	4
H	8
RBI	4
BB	4
SO	7
LOB	15






Batter	1	2	3	4	5	6	7	8	9	10	11	12	13	AB R H RBI BB SO LOB
Mark Loretta, R (1, 4) OBP: 0.259, SLG: 0.308	0-1 L7	0-2 G6-3			1-2 G5-3		2-2 BB HBP 1B		1-2 G1-3		1-3 K			6 0 1 0 0 1 2
Mark Kotsay, L (1, 8) OBP: 0.436, SLG: 0.481	3-1 F7		0-1 F7		1-0 G6-3 3B		1-0 BB HBP		4-2 BB		0-0 G4-3			4 1 1 0 1 0 0
Rondell White, R (1, 7) OBP: 0.250, SLG: 0.182 Mike Matthews, L (8, 1) Sean Burroughs, L (9, 5) OBP: 0.269, SLG: 0.217	2-1 E5 1B		1-1 G5-3		0-0 G6-3		2-3 K		2-3 K		1-1 G6-3			4 0 1 1 0 1 3 0 0 0 0 0 0 0 2 0 0 0 0 1 1
Ryan Klesko, L (1, 3) OBP: 0.261, SLG: 0.200	3-3 K		2-1 G6-3 1B		0-0 F8		4-2 BB		0-3 K			2-2 K		5 0 1 1 1 3 2
Xavier Nady, R (1, 9) OBP: 0.367, SLG: 0.621		0-2 BB E 1B	1 SAFE 1 SAFE	0-1 G6-3 1B		2-3 K	1-1 G6-3			1-1 SH1-4 1B		4-2 CS BB		5 1 3 0 1 1 3
Lou Merloni, R (1, 5) OBP: 0.376, SLG: 0.167 Brandon Villalarte, R (9, 1) Keith Lockhart, L (10, PH) OBP: 0.500, SLG: 0.429 Jesse Orosco, R (11, 1) Luther Hackman, R (11, 1) Dave Hansen, L (12, PH) Jaret Wright, R (13, 1)		4-2 SH2-4 E BB	0-1 G6-3			1-2 G1-4-3 1B	3-1 E4 G3-1			0-1 SH1-4		3-2 P6		3 0 1 0 1 0 2 0 1 0 0 0 0 0 1 0 0 0 0 0 0 0
Gary Bennett, R (1, 2) OBP: 0.250, SLG: 0.261		1-2 F8		3-2 G4-3		2-2 G1-4-3	0-2 G3-1			2-3 K				6 0 0 0 0 1 5
Ramón Vázquez, L (1, 6) OBP: 0.393, SLG: 0.238		1-0 E3 SH2-4		2-3 K			0-0 G1-3		2-3 K2-3					5 0 0 0 1 2 2
Adam Eaton, R (1, 1) Brian Buchanan, R (7, PH) OBP: 0.286, SLG: 0.200 Shane Victorino, S (8, 7)		1-1 SH2-4		2-0 P4			0-1 HBP BB 1B		0-0 G3-1					1 0 0 0 0 0 0 1 1 1 0 0 0 0 3 0 0 0 0 2 3

Inning Stats	R: 0	H: 1	E: 1	LOB: 1	K: 1	BB: 0	S: 9	P: 17	R: 1	H: 1	E: 0	LOB: 2	K: 0	BB: 0	S: 14	P: 21	R: 0	H: 2	E: 0	LOB: 2	K: 0	BB: 0	S: 10	P: 13	R: 0	H: 0	E: 0	LOB: 0	K: 1	BB: 0	S: 7	P: 14	R: 1	H: 1	E: 0	LOB: 0	K: 0	BB: 0	S: 6	P: 8	R: 0	H: 1	E: 0	LOB: 0	K: 1	BB: 0	S: 10	P: 15	R: 0	H: 0	E: 1	LOB: 1	K: 1	BB: 0	S: 12	P: 17	R: 0	H: 0	E: 0	LOB: 1	K: 2	BB: 1	S: 16	P: 23	R: 0	H: 1	E: 0	LOB: 2	K: 2	BB: 1	S: 10	P: 17	R: 0	H: 0	E: 0	LOB: 0	K: 1	BB: 0	S: 6	P: 8	R: 0	H: 0	E: 0	LOB: 0	K: 1	BB: 0	S: 9	P: 18	R: 0	H: 0	E: 0	LOB: 0	K: 1	BB: 0	S: 11	P: 15	R: 0	H: 0	E: 0	LOB: 0	K: 1	BB: 0	S: 11	P: 15	1B: 8	2B: 0	3B: 1	SF: 0	SAC: 2	DP: 1	HR: 0	HBP: 1	WP: 0	PA: 54
--------------	------	------	------	--------	------	-------	------	-------	------	------	------	--------	------	-------	-------	-------	------	------	------	--------	------	-------	-------	-------	------	------	------	--------	------	-------	------	-------	------	------	------	--------	------	-------	------	------	------	------	------	--------	------	-------	-------	-------	------	------	------	--------	------	-------	-------	-------	------	------	------	--------	------	-------	-------	-------	------	------	------	--------	------	-------	-------	-------	------	------	------	--------	------	-------	------	------	------	------	------	--------	------	-------	------	-------	------	------	------	--------	------	-------	-------	-------	------	------	------	--------	------	-------	-------	-------	-------	-------	-------	-------	--------	-------	-------	--------	-------	--------

PITCHER	IP	WLS	BF	H	R	ER	SO	BB	IBB	HBP	BLK	WP	HR	S	P	ERA	WHIP
Odalis Perez, L (1, 1) ERA: 4.05	6.1		29	8	3	2	3	1	0	1	0	0	0	62	97	2.84	1.421
Paul Shuey, R (7, 1) ERA: 2.7	1.2	B	7	0	0	0	2	1	0	0	0	0	0	19	31	0.00	0.600
Paul Quantrill, R (9, 1) ERA: 3.38	0.1		1	0	0	0	0	0	0	0	0	0	0	3	4	0.00	0.000
Tom Martin, L (9, 1) ERA:	0.2		3	0	0	0	2	1	0	0	0	0	0	13	19	0.00	1.500
Eric Gagne, R (10, 1) ERA:	2.0		8	1	0	0	3	0	1	0	0	0	0	16	25	0.00	0.500
PITCHER	IP	WLS	BF	H	R	ER	SO	BB	IBB	HBP	BLK	WP	HR	S	P	ERA	WHIP
Guillermo Mota, R (12, 1) ERA:	2.0	W	6	0	0	0	2	1	0	0	0	0	0	20	33	0.00	0.500

**Los Angeles Dodgers @ San Diego Padres**  
Qualcomm Stadium, San Diego, CA  
Sun Apr 06 2003, 5:00 PM EDT  
Att. 34,553 - Cloudy - 66 F

AB	46
R	3
H	9
RBI	2
BB	5
SO	12
LOB	24



WP: 0	PA: 54
PB: 0	
SB: 0	
CS: 1	



Batter	1	2	3	4	5	6	7	8	9	10	11	12	AB	R	H	RBI	BB	SO	LOB	TOP				
Tony Womack, L OBP: 0.125, SLG: 0.130 Matt Williams, R OBP: 0.333, SLG: 0.368 (7, PH)	G3-1		P5		G1-3				G5-3		K		3 0 0 0 0 0 1 3 1 1 0 0 1 0											
Craig Counsell, L OBP: 0.353, SLG: 0.357 (7, 6)	L6		E6			G3-1 1B	G3-1 1B			K		HR 1B	6 1 3 1 0 1 1 6 0 0 0 0 1 5											
Junior Spivey, R OBP: 0.214, SLG: 0.222 (1, 4)	L4		G5-3			P3	G5-3			G5-3		K	5 2 3 1 1 0 2 4 0 1 0 1 0 2											
Luis Gonzalez, L OBP: 0.429, SLG: 0.560 (1, 7)		E S 1B		G5-3 G1-3 1B		G3-1 1-2		HR		1B 1B BB		P6	5 2 3 1 1 0 2 4 0 1 0 1 0 2											
Danny Bautista, R OBP: 0.200, SLG: 0.158 Matt Mantei, R Lyle Overbay, L OBP: 0.188, SLG: 0.438 Scott Service, R (12, 1)	F8		F8		G1-3 1-2			G5-3		SAFE 1B 1B		HR	4 0 1 0 1 0 2 0 0 0 0 0 0 0 1 1 1 2 0 0 0 0 0 0 0 0 0 0											
Steve Finley, L OBP: 0.222, SLG: 0.280 (1, 8)	K		K		G5-3 2-3		G6-3		K		1-2 1-3 2-H 1B	G3-1	6 0 1 1 0 2 4 5 0 0 0 0 0 4											
Mark Grace, L OBP: 0.200, SLG: 0.286 (1, 3)	F8		F8		G4-3			G1-4-3		P6		F7	5 0 0 0 0 0 4 5 1 2 1 0 2 0											
Chad Moeller, R OBP: 0.400, SLG: 0.667 (1, 2)			E SH1-4 1B			K			HR		G5-3		5 1 2 1 0 2 0 1 0 0 0 0 0 1 0 1 0 1 0 0 0 0 0 1 0 0 0 0 0 0 0 0 0 1 0 0 0 0 0 0 0											
Elmer Dessens, R Carlos Baerga, S OBP: 0.571, SLG: 0.714 Mike Koplove, R Mike Myers, L Quinton McCracken, S OBP: 0.167, SLG: 0.100 Stephen Randolph, L David Dellucci, L OBP: 0.333, SLG: 0.400 (10, 9)			SH1-4			K		F9		K		G3-1												
<b>Inning Stats</b>	R: 0 E: 0 K: 0 S: 7	H: 0 LOB: 0 BB: 0 P: 13	R: 0 E: 1 K: 1 S: 11	H: 1 LOB: 1 BB: 0 P: 16	R: 0 E: 1 K: 0 S: 9	H: 1 LOB: 2 BB: 0 P: 13	R: 0 E: 0 K: 2 S: 10	H: 1 LOB: 1 BB: 0 P: 15	R: 0 E: 0 K: 0 S: 10	H: 1 LOB: 2 BB: 1 P: 20	R: 1 E: 0 K: 1 S: 11	H: 1 LOB: 0 BB: 0 P: 14	R: 0 E: 0 K: 2 S: 8	H: 0 LOB: 0 BB: 0 P: 11	R: 1 E: 0 K: 1 S: 20	H: 2 LOB: 2 BB: 1 P: 32	R: 0 E: 0 K: 1 S: 8	H: 0 LOB: 0 BB: 0 P: 10	R: 2 E: 0 K: 1 S: 11	H: 2 LOB: 0 BB: 0 P: 18	1B: 8 2B: 0 3B: 1 HR: 3	SF: 0 SAC: 1 DP: 0 HBP: 0	WP: 0 PB: 0 SB: 1 CS: 0	PA: 51
<b>PITCHER</b>	IP WLS BF H R ER SO	WLS H B 3 0 6	H R 1 1 1 1	H R 1 1 1 1	H R 1 1 1 1	H R 1 1 1 1	H R 1 1 1 1	H R 1 1 1 1	H R 1 1 1 1	H R 1 1 1 1	H R 1 1 1 1	H R 1 1 1 1	H R 1 1 1 1	H R 1 1 1 1	H R 1 1 1 1	H R 1 1 1 1	H R 1 1 1 1	H R 1 1 1 1	H R 1 1 1 1	H R 1 1 1 1	ERA WHIP	ERA WHIP		
Kevin Brown, R ERA: 0.73 Guillermo Mota, R ERA: 2.45 Tom Martin, L ERA: 2.08 Eric Gagne, R ERA: Paul Quantrill, R ERA: 4.91	6.1 0.2 1.0 1.0 1.0	26 4 4 3 6	5 2 1 0 2	1 1 1 0 1	1 1 1 0 1	1 1 1 0 1	1 1 1 0 1	1 1 1 0 1	1 1 1 0 1	1 1 1 0 1	1 1 1 0 1	1 1 1 0 1	1 1 1 0 1	1 1 1 0 1	1 1 1 0 1	1 1 1 0 1	1 1 1 0 1	1 1 1 0 1	1 1 1 0 1	1 1 1 0 1	1.42 13.50 9.00 0.00 9.00	0.947 3.000 1.000 0.000 3.000		
Andy Ashby, R ERA: 5.4	2.0	8	2	2	2	2	2	2	2	2	2	2	9.00 1.000											

Arizona Diamondbacks @ Los Angeles Dodgers  
Dodger Stadium, Los Angeles, CA  
Mon Apr 07 2003, 1:10 PM PDT  
Att. 53,819 - Sunny - 77 F

livebaseballscorecards.com

AB 48  
R 6  
H 12  
RBI 6  
BB 2  
SO 9  
LOB 19





Batter	1	2	3	4	5	6	7	8	9	10	11	12	AB R H RBI BB SO LOB
Dave Roberts, L OBP: 0.250, SLG: 0.395 (1, 8)	K		1B		G6-4-3 1B		CS	K		G6-3 SH3 1B		G3	6 1 3 0 0 2 0
Paul Lo Duca, R OBP: 0.345, SLG: 0.346 (1, 2)	G1-3		1B		G6-4-3 1-2f			FC4-6 1B		SH3		G6-3	5 0 2 1 0 0 1
Shawn Green, L OBP: 0.359, SLG: 0.441 (1, 9)	P6		G4-3					FC4-6 E BB 1-2f		G6-3		G6-3	6 0 0 0 0 0 4
Brian Jordan, R OBP: 0.378, SLG: 0.625 (1, 7)		L9		F8		F8		E BB 1-2		G6-3		G6-3	4 0 1 1 1 0 0
Fred McGriff, L OBP: 0.286, SLG: 0.400 Andy Ashby, R (11, 1)	G5-3		L7				HR	E3 FC5-4 1-2 2-3		G4-3			5 1 1 1 0 0 3 0 0 0 0 0 0 0
Adrián Beltré, R OBP: 0.265, SLG: 0.455 (1, 5)	G5-3		HR			K		FC5-4 1-2f				SH5-4 1B	5 1 2 1 0 1 3
Alex Cora, L OBP: 0.276, SLG: 0.296 Jolbert Cabrera, R OBP: 0.250, SLG: 0.375 (9, PH) (10, 4)			FC4-6 BB	2B			F9		F9		SH5-4		2 0 1 0 1 0 0 1 0 0 0 0 0 0
Cesar Izturis, S OBP: 0.314, SLG: 0.258 (1, 6)			FC4-6 1B G5-3 1B 1-2f	F8			F8	CS 1B	G5-3		K		5 1 1 0 0 1 3
Kevin Brown, R Guillermo Mota, R Daryle Ward, L Tom Martin, L Eric Gagne, R Mike Kinkade, R Paul Quantill, L Ron Coomer, R (1, 1) (7, 1) (7, PH) (8, 1) (8, 1) (9, PH) (10, 1) (11, 3)	G5-3		K			K		K	F8		G4-3		2 0 0 0 0 1 1 0 0 0 0 0 0 0 1 0 0 0 0 0 1 1 0 0 0 0 0 0 0 0 0 0 0 0 0 0 0 0 1 0 0 0 0 0 0 0 0 0 0 0 0 0 0 0 1 0 0 0 0 0 0 0

Inning Stats	R: 0	H: 0	E: 0	K: 12	LOB: 0	BB: 0	P: 20	R: 0	H: 0	E: 0	K: 0	LOB: 0	BB: 0	P: 13	R: 1	H: 2	E: 0	K: 14	LOB: 2	BB: 1	P: 23	R: 1	H: 2	E: 0	K: 10	LOB: 1	BB: 0	P: 14	R: 0	H: 1	E: 0	K: 7	LOB: 0	BB: 0	P: 7	R: 1	H: 1	E: 0	K: 10	LOB: 0	BB: 0	P: 17	R: 0	H: 1	E: 0	K: 12	LOB: 0	BB: 0	P: 17	R: 0	H: 0	E: 0	K: 9	LOB: 0	BB: 0	P: 14	R: 1	H: 2	E: 0	K: 7	LOB: 1	BB: 0	P: 16	R: 0	H: 1	E: 0	K: 8	LOB: 0	BB: 0	P: 10	R: 0	H: 0	E: 0	K: 8	LOB: 0	BB: 0	P: 10	1B: 8	SF: 0	2B: 1	SAC: 2	3B: 0	DP: 1	HR: 2	HBP: 0	WP: 0	PA: 49
PITCHER	IP	WLS	BF	H	R	ER	SO	BB	IBB	HBP	BLK	WP	HR	S	P	ERA	WHIP																			PITCHER	IP	WLS	BF	H	R	ER	SO	BB	IBB	HBP	BLK	WP	HR	S	P	ERA	WHIP																																		
Elmer Dessens, R ERA: 5.73 (1, 1)	6.0		24	6	3	3	3	1	0	0	0	0	2	60	94	4.50	1.167																			Scott Service, R ERA: 4.5 (12, 1)	1.0	S	3	0	0	0	0	0	0	0	0	0	0	8	10	0.00	0.000																																		
Mike Koplove, R ERA: (7, 1)	1.1		5	2	0	0	2	0	0	0	0	0	0	21	28	0.00	1.500																																																																						
Mike Myers, L ERA: (8, 1)	0.2		4	0	0	0	0	1	0	0	0	0	0	5	14	0.00	1.500																																																																						
Stephen Randolph, L ERA: 5.79 (9, 1)	1.0		3	0	0	0	0	0	0	0	0	0	0	9	14	0.00	0.000																																																																						
Matt Mantei, R ERA: 3.0 (10, 1)	2.0	W	9	3	1	1	1	0	0	0	0	0	0	19	23	4.50	1.500																																																																						

BOTTOM

Arizona Diamondbacks @ Los Angeles Dodgers  
 Dodger Stadium, Los Angeles, CA  
 Mon Apr 07 2003, 1:10 PM PDT  
 Att: 53,819 - Sunny - 77 F

livebaseballscorecards.com

AB	44
R	4
H	11
RBI	4
BB	2
SO	6
LOB	17





Batter	1	2	3	4	5	6	7	8	9	AB R H RBI BB SO LOB	TOP
<b>Quinton McCracken, S</b> (1, 8) <small>OBP: 0.125, SLG: 0.071</small> 	3-3 		2-2 		1-2 		0-2 			4 0 0 0 0 1 0	<b>Arizona Diamondbacks @ Los Angeles Dodgers</b> <b>Dodger Stadium, Los Angeles, CA</b> Tue Apr 08 2003, 7:10 PM PDT Att. 30,341 - Sunny - 70 F
<b>Craig Counsell, L</b> (1, 6) <small>OBP: 0.333, SLG: 0.333</small> 	0-2 		0-2 		1-1 		2-2 			4 0 1 0 0 0 0	
<b>Junior Spivey, R</b> (1, 4) <small>OBP: 0.250, SLG: 0.207</small> 	4-2 			3-1 	1-3 		3-2 	0-0 		2 1 0 0 1 1 0	
<b>Luis Gonzalez, L</b> (1, 7) <small>OBP: 0.438, SLG: 0.655</small> 	1-1 			3-2 		2-1 		2-1 		4 1 2 2 0 0 0	
<b>Matt Williams, R</b> (1, 5) <small>OBP: 0.400, SLG: 0.524</small> 	1-2 			4-0 		2-1 		2-0 		2 1 1 1 1 0 2	
<b>Danny Bautista, R</b> (1, 9) <small>OBP: 0.167, SLG: 0.130</small> <b>Mike Koplove, R</b> (8, 1) 		0-0 	1-1 	1-1 	0-3 		1-0 			4 0 0 0 0 1 2 0 0 0 0 0 0 0	
<b>Lyle Overbay, L</b> (1, 3) <small>OBP: 0.200, SLG: 0.400</small> 		2-2 	1-3 	1-3 	0-0 		0-0 		0-0 	4 0 1 0 0 1 1	
<b>Chad Moeller, R</b> (1, 2) <small>OBP: 0.368, SLG: 0.556</small> 		2-2 	4-0 	4-0 	3-3 		3-3 		0-2 	3 0 0 0 1 1 1	
<b>Oscar Villarreal, L</b> (1, 1) <b>David Dellucci, L</b> (4, PH) <small>OBP: 0.286, SLG: 0.333</small> <b>Miguel Batista, R</b> (4, 1) <b>Steve Finley, L</b> (8, 8) <small>OBP: 0.214, SLG: 0.269</small> 			2-3 	3-3 		1-3 		2-3 		1 0 0 0 0 1 0 1 0 0 0 0 1 2 1 0 0 0 0 1 0 1 0 0 0 0 1 0	
<b>Inning Stats</b>	R: 0 H: 1 E: 0 LOB: 2 K: 1 BB: 1 S: 16 P: 25	R: 0 H: 0 E: 0 LOB: 0 K: 0 BB: 0 S: 8 P: 12	R: 0 H: 0 E: 0 LOB: 0 K: 1 BB: 0 S: 9 P: 13	R: 2 H: 1 E: 0 LOB: 2 K: 2 BB: 2 S: 13 P: 32	R: 0 H: 0 E: 0 LOB: 0 K: 1 BB: 0 S: 9 P: 12	R: 1 H: 2 E: 0 LOB: 1 K: 2 BB: 0 S: 12 P: 19	R: 0 H: 1 E: 0 LOB: 0 K: 1 BB: 0 S: 12 P: 18	R: 0 H: 0 E: 0 LOB: 1 K: 0 BB: 0 S: 4 P: 9	R: 0 H: 0 E: 0 LOB: 0 K: 1 BB: 0 S: 7 P: 9	1B: 3 SF: 0 2B: 0 SAC: 0 3B: 0 DP: 0 HR: 2 HBP: 2	WP: 0 PA: 37 PB: 0 SB: 0 CS: 1
<b>PITCHER</b> <b>Kaz Ishii, L</b> (1, 1) <small>ERA: 7.45</small> <b>Paul Shuey, R</b> (7, 1) <small>ERA: 1.69</small> <b>Eric Gagne, R</b> (9, 1) <small>ERA:</small>	IP WLS BF H R ER SO BB IBB HBP BLK WP HR S P ERA WHIP 6.0 0 26 4 3 3 7 2 1 1 0 0 2 67 113 4.50 1.000 2.0 W 7 1 0 0 1 0 0 0 1 0 0 0 16 27 0.00 0.500 1.0 S 3 0 0 0 0 1 0 0 0 0 0 0 7 9 0.00 0.000	<b>PITCHER</b> IP WLS BF H R ER SO BB IBB HBP BLK WP HR S P ERA WHIP									

livebaseballscorecards.com

AB	31
R	3
H	5
RBI	3
BB	3
SO	9
LOB	8



Batter	1	2	3	4	5	6	7	8	9	AB	R	H	RBI	BB	SO	LOB				
<b>Dave Roberts, L</b> OBP: 0.267, SLG: 0.405 (1, 8)	2-2 BB WP 2B	1-0 G1-3		3-2 G4-3			1-1 1B SF9 HBP	1-0 B2		4	2	1	0	0	0	3				
<b>Cesar Izturis, S</b> OBP: 0.325, SLG: 0.278 (1, 6)	1-2 G6-3		2-1 FC3-6 1B 2B 1B	2-1 G4-3			3-1 SAFE SAFE 1-3 2B 1B	0-0 G4-3		5	2	2	0	0	0	3				
<b>Shawn Green, L</b> OBP: 0.372, SLG: 0.444 (1, 9)	4-1 WP BB BB		1 SAFE 3-2 FC3-6 1-2 1B		0-0 G3		0-0 SF9			2	0	1	1	1	0	0				
<b>Fred McGriff, L</b> OBP: 0.282, SLG: 0.382 (1, 3)	2-3 K		0-0 FC3-6 2B 1-2f 2-3		1-1 1B 1B		0-3 K			4	0	1	0	0	2	5				
<b>Paul Lo Duca, R</b> OBP: 0.424, SLG: 0.483 (1, 2)	4-0 WP 1-2 2-3 BB		0-0 1-3 3-H 2B		1-1 1B 1B G4-6-3		1-0 1-H 2B			3	0	3	2	1	0	0				
<b>Daryle Ward, L</b> <b>Jolbert Cabrera, R</b> OBP: 0.250, SLG: 0.375 (1, 7) (8, 7)	2-2 F8 1-2 2-3 3-H		1-3 K		3-2 G4-6-3 1-2f		0-0 G3-1			4	0	0	0	0	1	7				
<b>Adrian Beltré, R</b> OBP: 0.263, SLG: 0.417 (1, 5)			1-1 P3					1-1 SH1-3 E HBP		3	1	0	0	0	0	2				
<b>Alex Cora, L</b> OBP: 0.313, SLG: 0.310 (1, 4)			4-2 SH2-4 BB		1-2 G4-3 SH2-4 1B		0-1 G1-3	0-0 SH1-3		2	0	1	0	1	0	0				
<b>Kaz Ishii, L</b> <b>Ron Coomer, R</b> <b>Paul Shuey, R</b> <b>Brian Jordan, R</b> <b>Eric Gagne, R</b> (1, 1) (6, PH) (7, 1) (8, PH) (9, 1)			1-1 SH2-4		0-0 SH2-4		0-1 F9	0-1 E6		0	0	0	0	0	0	0				
<b>Inning Stats</b>	R: 1 E: 0 K: 1 S: 15	H: 1 LOB: 2 BB: 2 P: 30	R: 0 E: 0 K: 0 S: 8	H: 0 LOB: 1 BB: 1 P: 17	R: 1 E: 0 K: 1 S: 15	H: 3 LOB: 2 BB: 0 P: 22	R: 0 E: 0 K: 0 S: 11	H: 1 LOB: 1 BB: 0 P: 17	R: 0 E: 0 K: 0 S: 8	H: 2 LOB: 1 BB: 0 P: 14	R: 0 E: 0 K: 0 S: 8	H: 0 LOB: 0 BB: 0 P: 11	R: 2 E: 0 K: 1 S: 11	H: 2 LOB: 1 BB: 0 P: 15	R: 1 E: 1 K: 0 S: 6	H: 0 LOB: 1 BB: 0 P: 8	1B: 6 2B: 3 3B: 0 HR: 0	SF: 1 SAC: 3 DP: 1 HBP: 2	WP: 1 PB: 0 SB: 0 CS: 0	PA: 38

**BOTTOM**

Arizona Diamondbacks @ Los Angeles Dodgers  
Dodger Stadium, Los Angeles, CA

Tue Apr 08 2003, 7:10 PM PDT  
Att: 30,341 - Sunny - 70 F

livebaseballscores.com

**AB 29**  
**R 5**  
**H 9**  
**RBI 3**  
**BB 3**  
**SO 3**  
**LOB 20**



PITCHER	IP	WLS	BF	H	R	ER	SO	BB	IBB	HBP	BLK	WP	HR	S	P	ERA	WHIP
<b>Oscar Villarreal, R</b> ERA: 2.45 (1, 1)	3.0		16	4	2	2	2	3	0	0	0	1	0	38	69	6.00	2.333
<b>Miguel Batista, R</b> ERA: 6.14 (4, 1)	4.0	L	17	5	2	2	1	0	0	1	0	0	0	39	57	4.50	1.250
<b>Mike Koplove, R</b> ERA: (8, 1)	1.0		5	0	1	0	0	0	0	1	0	0	0	6	8	0.00	0.000



Batter	1	2	3	4	5	6	7	8	9	AB R H RBI BB SO LOB	TOP											
Tony Womack, L (1, 6) OBP: 0.138, SLG: 0.179	2-1 BB SF8 2B	2-0 G5-3		1-0 G4-3			3-2 SAFE G4-3 1-2		0-1 F8	5 1 1 0 0 0 4	<p>Arizona Diamondbacks @ Los Angeles Dodgers Dodger Stadium, Los Angeles, CA</p> <p>Wed Apr 09 2003, 1:10 PM PDT Att. 25,764 - Sunny - 80 F</p> <p>livebaseballscorecards.com</p>											
Craig Counsell, L (1, 5) OBP: 0.346, SLG: 0.318	4-2 BB 1B BB		1-1 G3		2-1 G1-3		2-2 G1-3 2-3 1B	2-3 K	4 0 1 0 1 1 0													
David Dellucci, L (1, 9) OBP: 0.300, SLG: 0.333 Matt Williams, R (7, PH) OBP: 0.385, SLG: 0.500 Stephen Randolph, L (7, 1) Mike Koplove, R (8, 1)	1-3 K		3-2 1B		0-0 G1-3		2-3 K		3 0 1 0 0 1 2 1 0 0 0 0 1 2 0 0 0 0 0 0 0 0 0 0 0 0 0 0													
Luis Gonzalez, L (1, 7) OBP: 0.444, SLG: 0.719	4-1 1B 1-2 2-3 BB		0-0 F7		0-1 HR		0-1 P5		3 1 1 1 1 0 3													
Carlos Baerga, S (1, 4) OBP: 0.455, SLG: 0.600	1-0 SF8		1-1 G4-3		0-1 P2		0-0 S 1B		3 0 1 1 0 0 1													
Steve Finley, L (1, 8) OBP: 0.219, SLG: 0.267	1-2 1-2 2-H 1B		3-2 G1-3		1-2 F9		1-0 P4		4 0 1 0 0 0 1													
Lyle Overbay, L (1, 3) OBP: 0.250, SLG: 0.391		4-0 SH1-3 BB		1-0 FC1-5 1B 1B		3-3 K	3-3 K	1-2 K	3 0 1 0 1 2 1													
Chad Moeller, R (1, 2) OBP: 0.348, SLG: 0.500		3-1 P3		0-1 FC1-5 1-2 1B		0-3 K	2-1 G2-3		4 0 1 0 0 1 2													
Byung-Hyun Kim, R (1, 1) Quinton McCracken, S (7, PH) OBP: 0.167, SLG: 0.067 (7, 9)		0-2 SH1-3		2-1 FC1-5 1-2 2-3f		4-1 1B G4-3 BB		0-0 L4	1 0 0 0 0 0 2 1 0 0 0 1 0 0													
<b>Inning Stats</b>	R: 1 E: 0 K: 1 S: 14	H: 2 LOB: 2 BB: 2 P: 27	R: 0 E: 0 K: 0 S: 6	H: 0 LOB: 1 BB: 1 P: 15	R: 0 E: 0 K: 0 S: 10	H: 1 LOB: 1 BB: 0 P: 15	R: 0 E: 0 K: 0 S: 9	H: 2 LOB: 2 BB: 0 P: 16	R: 1 E: 0 K: 0 S: 7	H: 1 LOB: 0 BB: 0 P: 9	R: 0 E: 0 K: 2 S: 9	H: 0 LOB: 0 BB: 0 P: 13	R: 0 E: 0 K: 1 S: 17	H: 1 LOB: 2 BB: 1 P: 28	R: 0 E: 0 K: 1 S: 8	H: 1 LOB: 1 BB: 0 P: 14	R: 0 E: 0 K: 1 S: 8	H: 0 LOB: 0 BB: 0 P: 10	1B: 6 2B: 1 3B: 0 HR: 1	SF: 1 SAC: 1 DP: 0 HBP: 0	WP: 0 PB: 0 SB: 1 CS: 0	PA: 38
<b>PITCHER</b>	IP WLS BF H R ER SO BB IBB HBP BLK WP HR S P ERA WHIP																				<b>PITCHER</b>	IP WLS BF H R ER SO BB IBB HBP BLK WP HR S P ERA WHIP
37 Darren Dreifort, R (1, 1) ERA: 3.75	6.0 W 27 6 2 2 3 4 0 0 0 0 1 56 100 3.00 1.667																					
Tom Martin, L (7, 1) ERA: 1.93	0.1 H 2 1 0 0 0 0 0 0 0 0 0 11 16 0.00 3.000																					
Guillermo Mota, R (7, 1) ERA: 1.69	1.2 H 6 1 0 0 2 0 0 0 0 0 0 13 21 0.00 0.600																					
Eric Gagne, R (9, 1) ERA:	1.0 S 3 0 0 0 1 0 0 0 0 0 0 8 10 0.00 0.000																					



Batter	1	2	3	4	5	6	7	8	9	AB	R	H	RBI	BB	SO	LOB
<b>Dave Roberts, L</b> OBP: 0.265, SLG: 0.378 (1, 8)	3-3 		4-2 		1-0 		2-2 			3	1	0	0	1	1	1
<b>Jolbert Cabrera, R</b> OBP: 0.333, SLG: 0.455 (1, 4)	4-2 		1-1 		0-2 			3-1 		3	2	1	1	1	0	0
<b>Shawn Green, L</b> OBP: 0.383, SLG: 0.525 (1, 9)	0-0 		3-2 			2-2 		3-2 		4	1	2	3	0	0	0
<b>Brian Jordan, R</b> OBP: 0.381, SLG: 0.583 (1, 7)	1-2 		0-3 			2-2 		2-2 		3	0	1	0	0	1	1
<b>Paul Lo Duca, R</b> OBP: 0.405, SLG: 0.455 (1, 3)	1-2 		2-2 			0-2 		2-0 		4	0	1	0	0	0	2
<b>Todd Hundley, S</b> OBP: 0.545, SLG: 0.429 (1, 2)		4-1 		3-2 			1-1 	1-3 		3	0	1	0	1	1	2
<b>Adrián Beltré, R</b> OBP: 0.268, SLG: 0.395 (1, 5)		1-3 		1-3 			4-2 			2	1	0	0	1	2	2
<b>Alex Cora, L</b> OBP: 0.286, SLG: 0.281 (1, 6)		1-1 		0-1 			0-2 			3	0	0	0	0	0	3
<b>37 Darren Dreifort, R</b> OBP: 0.250, SLG: 0.250 (1, 1)			2-3 		0-0 					2	0	0	0	0	1	0
<b>Tom Martin, L</b> (7, 1)										0	0	0	0	0	0	0
<b>Guillermo Mota, R</b> OBP: 1.000, SLG: 1.000 (7, 1)										1	0	1	1	0	0	0
<b>Eric Gagne, R</b> (9, 1)										0	0	0	0	0	0	0

Inning Stats	R: 2	H: 1	E: 0	K: 1	S: 14	R: 0	H: 0	E: 0	K: 1	S: 6	R: 2	H: 2	E: 0	K: 2	S: 19	R: 0	H: 1	E: 0	K: 1	S: 8	R: 0	H: 0	E: 0	K: 0	S: 5	R: 0	H: 1	E: 0	K: 0	S: 9	R: 1	H: 1	E: 0	K: 0	S: 14	R: 0	H: 1	E: 0	K: 1	S: 13	R: 0	H: 1	E: 0	K: 1	S: 13	1B: 5	2B: 1	3B: 0	HR: 1	SF: 0	SAC: 0	DP: 3	HBP: 1	WP: 0	PB: 0	SB: 1	CS: 0	PA: 33
--------------	------	------	------	------	-------	------	------	------	------	------	------	------	------	------	-------	------	------	------	------	------	------	------	------	------	------	------	------	------	------	------	------	------	------	------	-------	------	------	------	------	-------	------	------	------	------	-------	-------	-------	-------	-------	-------	--------	-------	--------	-------	-------	-------	-------	--------

PITCHER	IP	WLS	BF	H	R	ER	SO	BB	IBB	HBP	BLK	WP	HR	S	P	ERA	WHIP
<b>Byung-Hyun Kim, R</b> ERA: 4.91 (1, 1)	6.0	L	23	5	4	4	5	3	0	0	0	0	1	61	96	6.00	1.333
<b>Stephen Randolph, L</b> ERA: 5.68 (7, 1)	1.2		7	1	1	1	0	1	0	0	0	0	0	19	34	5.40	1.200
<b>Mike Koplove, R</b> ERA: (8, 1)	0.1		3	1	0	0	1	0	0	1	0	0	0	8	13	0.00	3.000

**BOTTOM**

Arizona Diamondbacks @ Los Angeles Dodgers  
 Dodger Stadium, Los Angeles, CA

Wed Apr 09 2003, 1:10 PM PDT  
 Att: 25,764 - Sunny - 80 F

livebaseballscorecards.com

<b>AB</b>	<b>28</b>
<b>R</b>	<b>5</b>
<b>H</b>	<b>7</b>
<b>RBI</b>	<b>5</b>
<b>BB</b>	<b>4</b>
<b>SO</b>	<b>6</b>
<b>LOB</b>	<b>11</b>



Batter	1	2	3	4	5	6	7	8	9	AB R H RBI BB SO LOB	TOP											
<b>Dave Roberts, L</b> (1, 8) OBP: 0.245, SLG: 0.347	1-2 F8		0-3 K			2-2 G4-3		1-2 G5-3		4 0 0 0 0 1 1												
<b>Paul Lo Duca, R</b> (1, 2) OBP: 0.439, SLG: 0.514	0-1 G4-6-3 1B		0-3 K			0-0 1B			3-2 F9 WP 2B	4 1 3 0 0 1 0												
<b>Shawn Green, L</b> (1, 9) OBP: 0.353, SLG: 0.477	2-1 G4-6-3 1-2f				1-3 K	1-0 G4-3			2-2 F7	4 0 0 0 0 1 3												
<b>Brian Jordan, R</b> (1, 7) OBP: 0.370, SLG: 0.550		0-1 1B BB 1B			0-0 G4-3			1-2 G5-3	1-2 F9	4 0 1 0 0 0 1												
<b>Fred McGriff, L</b> (1, 3) OBP: 0.279, SLG: 0.351		4-0 1B BB			0-1 G6-3			1-0 G6-3	2-3 K	3 0 0 0 1 1 0												
<b>Adrián Beltré, R</b> (1, 5) OBP: 0.250, SLG: 0.366		0-3 K				1-2 F8		0-0 L9		3 0 0 0 0 1 2												
<b>Alex Cora, L</b> (1, 4) OBP: 0.289, SLG: 0.286		1-2 G6-4-3 1B			2-1 G4-3			2-2 F7		3 0 1 0 0 0 0												
<b>Cesar Izturis, S</b> (1, 6) OBP: 0.326, SLG: 0.282		0-1 G6-4-3 1-2f			0-0 G4-3			0-0 1B		3 0 1 0 0 0 3												
<b>Hideo Nomo, R</b> (1, 1) <b>Daryle Ward, L</b> (8, PH) <b>Troy Brohawn, L</b> (8, 1)			2-3 K			2-2 G5-3		2-1 F7		2 0 0 0 0 1 0 1 0 0 0 0 0 1 0 0 0 0 0 0 0												
<b>Inning Stats</b>	R: 0 E: 0 K: 0 S: 7	H: 1 LOB: 0 BB: 0 P: 10	R: 0 E: 0 K: 1 S: 10	H: 2 LOB: 2 BB: 1 P: 15	R: 0 E: 0 K: 3 S: 11	H: 0 LOB: 0 BB: 0 P: 13	R: 0 E: 0 K: 1 S: 7	H: 0 LOB: 0 BB: 0 P: 8	R: 0 E: 0 K: 0 S: 6	H: 0 LOB: 0 BB: 0 P: 9	R: 0 E: 0 K: 0 S: 9	H: 1 LOB: 1 BB: 0 P: 14	R: 0 E: 0 K: 0 S: 5	H: 0 LOB: 0 BB: 0 P: 7	R: 0 E: 0 K: 0 S: 13	H: 1 LOB: 1 BB: 0 P: 18	R: 1 E: 0 K: 1 S: 14	H: 1 LOB: 0 BB: 0 P: 22	1B: 5 2B: 1 3B: 0 HR: 0	SF: 0 SAC: 0 DP: 2 HBP: 0	WP: 1 PB: 0 SB: 0 CS: 0	PA: 32
<b>PITCHER</b>	IP WLS BF H R ER SO BB IBB HBP BLK WP HR S P ERA WHIP																					
<b>Kurt Ainsworth, R</b> (1, 1) ERA: 2.57	8.0 W 29 6 1 1 5 1 0 0 0 0 0 0 72 101 1.12 0.875																					
<b>Scott Eyre, L</b> (9, 1) ERA: 3.38	0.1 H 1 0 0 0 0 0 0 0 0 0 0 0 3 5 0.00 0.000																					
<b>Tim Worrell, R</b> (9, 1) ERA: 1.35	0.2 S 2 0 0 0 0 1 0 0 0 0 0 1 0 7 10 0.00 0.000																					

Los Angeles Dodgers @ San Francisco Giants  
PacBell Park, San Francisco, CA  
Thu Apr 10 2003, 10:15 PM EDT  
Att. 38,294 - Sunny - 58 F

livebaseballscorecards.com

<b>AB</b>	<b>31</b>
<b>R</b>	<b>1</b>
<b>H</b>	<b>6</b>
<b>RBI</b>	<b>0</b>
<b>BB</b>	<b>1</b>
<b>SO</b>	<b>6</b>
<b>LOB</b>	<b>11</b>







Batter	1	2	3	4	5	6	7	8	9	AB	R	H	RBI	BB	SO	LOB	TOP										
<b>Dave Roberts, L</b> (1, 8) OBP: 0.263, SLG: 0.358	2-1 G4-3		2-1 G4-3			1-2 FC1-5 1B		0-0 FC4-6 1B		4	1	2	0	0	0	1											
<b>Cesar Izturis, S</b> (1, 6) OBP: 0.298, SLG: 0.256	0-1 F9			0-0 G4-3		0-2 FC1-5 1B		0-1 FC4-6 BB		4	0	0	0	0	0	3											
<b>Shawn Green, L</b> (1, 9) OBP: 0.364, SLG: 0.468	2-0 G4-3			1-1 1B		0-1 F7		4-0 1-2 BB		3	0	1	0	1	0	2											
<b>Brian Jordan, R</b> (1, 7) OBP: 0.360, SLG: 0.523		0-0 P4		0-0 F9		3-1 FC6-4 1B		3-1 F8		4	0	1	1	0	0	3											
<b>Paul Lo Duca, R</b> (1, 2) OBP: 0.400, SLG: 0.463		0-1 G3		3-2 F9		1-2 FC6-4			0-2 G4-3	4	0	0	0	0	0	3											
<b>Fred McGriff, L</b> (1, 3) OBP: 0.255, SLG: 0.317		0-1 F7			3-2 G4-3		2-1 G3		1-3 K	4	0	0	0	0	1	0											
<b>Adrian Beltré, R</b> (1, 5) OBP: 0.271, SLG: 0.432			4-0 SH2-4 BB		1-2 P4		1-3 K		1-2 HR	3	1	1	1	1	1	0											
<b>Jolbert Cabrera, R</b> (1, 4) OBP: 0.267, SLG: 0.357			2-1 F9		0-0 G6-3		2-1 F8		1-1 G3-1	3	0	0	0	0	0	1											
<b>Todd Hundley, S</b> (9, PH) OBP: 0.500, SLG: 0.375			1 SAFE 1 SAFE 1 SAFE							1	0	0	0	0	0	0											
<b>Odalis Perez, L</b> (1, 1) <b>Paul Quantrill, L</b> (7, 1) <b>Ron Coomer, R</b> (8, PH) <b>Troy Brohawn, L</b> (8, 1) <b>Guillermo Mota, R</b> (8, 1) OBP: 1.000, SLG: 1.000			1 SAFE 0-1 SH2-4		0-0 E4 FC1-5 1B				2-0 F9	1	0	0	0	0	0	0											
<b>Inning Stats</b>	R: 0 E: 0 K: 0 S: 5	H: 0 LOB: 0 BB: 0 P: 9	R: 0 E: 0 K: 0 S: 5	H: 0 LOB: 0 BB: 0 P: 5	R: 0 E: 0 K: 0 S: 6	H: 0 LOB: 1 BB: 1 P: 14	R: 0 E: 0 K: 0 S: 7	H: 1 LOB: 1 BB: 0 P: 11	R: 0 E: 0 K: 0 S: 9	H: 0 LOB: 0 BB: 0 P: 13	R: 1 E: 1 K: 0 S: 14	H: 2 LOB: 2 BB: 0 P: 19	R: 0 E: 0 K: 1 S: 7	H: 0 LOB: 0 BB: 0 P: 12	R: 0 E: 0 K: 0 S: 6	H: 1 LOB: 2 BB: 1 P: 15	R: 1 E: 0 K: 1 S: 12	H: 1 LOB: 0 BB: 0 P: 15	1B: 4 2B: 0 3B: 0 HR: 1	SF: 0 SAC: 1 DP: 0 HBP: 0	WP: 0 PB: 0 SB: 0 CS: 0	PA: 35					
<b>PITCHER</b>	IP	WLS	BF	H	R	ER	SO	BB	IBB	HBP	BLK	WP	HR	S	P	ERA	WHIP										
<b>Kirk Rueter, L</b> (1, 1) ERA: 0.96	7.2	W	30	4	1	0	1	2	0	0	0	0	0	57	93	0.00	0.783										
<b>Felix Rodriguez, R</b> (8, 1) ERA: 6.35	0.1	H	1	0	0	0	0	0	0	0	0	0	0	2	5	0.00	0.000										
<b>Tim Worrell, R</b> (9, 1) ERA: 2.35	1.0	S	4	1	1	1	1	0	0	0	0	0	1	12	15	9.00	1.000										

Los Angeles Dodgers @ San Francisco Giants  
PacBell Park, San Francisco, CA  
Fri Apr 11 2003, 10:15 PM EDT  
Att. 42,022 - Sunny - 60 F

livebaseballscorecards.com

AB	32
R	2
H	5
RBI	2
BB	2
SO	2
LOB	13



Batter	1	2	3	4	5	6	7	8	9
Ray Durham, S OBP: 0.354, SLG: 0.400 (1, 4)	0-0 G5-3		3-3 K		4-1 FC6-4 BB		0-3 K		
Edgardo Alfonzo, R OBP: 0.368, SLG: 0.310 (1, 5)	2-3 K		1-1 G6-3		0-2 FC6-4 1-2f		1-2 G5-3		
Rich Aurilia, R OBP: 0.348, SLG: 0.561 (1, 6)	2-1 G5-3			1-3 K		2-1 P4	3-3 K		
Barry Bonds, L OBP: 0.455, SLG: 0.697 (1, 7)		2-0 HR		4-1 1B S BB		1-1 F8	3-3 K		
José Cruz Jr., S OBP: 0.462, SLG: 0.767 (1, 9)		2-3 K		2-2 F9		4-0 2B 1B BB	0-3 K		
Benito Santiago, R OBP: 0.432, SLG: 0.735 (1, 2)		3-2 1B		4-1 1B BB		0-0 1B 2B	3-1 1B		
Andres Galarraga, R OBP: 0.400, SLG: 0.333 (1, 3) Tim Worrell, R (9, 1)		0-3 K		0-0 1B 1-2 2-H		1-0 1B 1B	1-1 L7		
Marquis Grissom, R OBP: 0.250, SLG: 0.316 (1, 8)		1-2 F8			1-2 F9	1-1 FC6-4 1B			
Kirk Rueter, L OBP: 0.250, SLG: 0.250 (1, 1) Felix Rodriguez, R (8, 1) J.T. Snow, L OBP: 0.486, SLG: 0.567 (9, 3)			0-1 G1-3		0-1 G4-3	0-0 FC6-4			

AB	R	H	RBI	BB	SO	LOB
3	0	0	0	1	2	0
4	0	0	0	0	1	1
4	0	0	0	0	2	0
3	1	1	1	1	1	0
3	1	0	0	1	2	1
3	1	3	0	1	0	0
4	0	2	2	0	1	2
0	0	0	0	0	0	0
3	0	1	0	0	0	1
3	0	0	0	0	0	2
0	0	0	0	0	0	0
0	0	0	0	0	0	0

**BOTTOM**

Los Angeles Dodgers @ San Francisco Giants  
PacBell Park, San Francisco, CA  
Fri Apr 11 2003, 10:15 PM EDT  
Att. 42,022 - Sunny - 60 F

livebaseballscorecards.com

AB	30
R	3
H	7
RBI	3
BB	4
SO	9
LOB	7



Inning Stats	R: 0	H: 0	E: 0	K: 1	S: 6	H: 0	LOB: 0	BB: 0	P: 10	R: 1	H: 2	E: 0	K: 2	S: 15	R: 0	H: 0	E: 0	K: 1	S: 7	R: 0	H: 1	E: 0	K: 1	S: 9	R: 0	H: 0	E: 0	K: 0	S: 10	R: 2	H: 3	E: 0	K: 0	S: 9	R: 0	H: 0	E: 0	K: 2	S: 11	R: 0	H: 1	E: 0	K: 2	S: 10	R: 0	H: 0	E: 0	K: 2	S: 15	R: 0	H: 1	E: 0	K: 2	S: 17
--------------	------	------	------	------	------	------	--------	-------	-------	------	------	------	------	-------	------	------	------	------	------	------	------	------	------	------	------	------	------	------	-------	------	------	------	------	------	------	------	------	------	-------	------	------	------	------	-------	------	------	------	------	-------	------	------	------	------	-------

PITCHER	IP	WLS	BF	H	R	ER	SO	BB	IBB	HBP	BLK	WP	HR	S	P	ERA	WHIP
Odalis Perez, L ERA: 4.19 (1, 1)	6.0	L	27	6	3	3	5	4	0	0	0	0	1	56	97	4.50	1.667
Paul Quantrill, R ERA: 3.86 (7, 1)	1.0		3	0	0	0	2	0	0	0	0	0	0	11	15	0.00	0.000
Troy Brohawn, L ERA: (8, 1)	0.2		2	0	0	0	2	0	0	0	0	0	0	6	9	0.00	0.000
Guillermo Mota, R ERA: 1.59 (8, 1)	0.1		2	1	0	0	0	0	0	0	0	0	0	4	8	0.00	3.000

WP	HR	S	P	ERA	WHIP
0	1	0	17	0.00	0.000
0	0	0	15	0.00	0.000
0	0	0	17	0.00	0.000
0	0	0	17	0.00	0.000



Batter	1	2	3	4	5	6	7	8	9	10	11	12	AB R H RBI BB SO LOB	TOP															
<b>Dave Roberts, L</b> OBP: 0.286, SLG: 0.373 (1, 8)														6 1 3 1 0 0 0															
<b>Cesar Izturis, S</b> OBP: 0.283, SLG: 0.245 (1, 6)														6 0 1 1 0 2 3															
<b>Shawn Green, L</b> OBP: 0.393, SLG: 0.500 (1, 9)														5 1 3 0 1 1 2															
<b>Brian Jordan, R</b> OBP: 0.357, SLG: 0.500 (1, 7)														6 1 2 0 0 1 3															
<b>Todd Hundley, S</b> OBP: 0.500, SLG: 0.273 (1, 2)														3 0 0 0 3 1 2															
<b>Daryle Ward, L</b> OBP: 0.308, SLG: 0.182 <b>Paul Lo Duca, R</b> OBP: 0.417, SLG: 0.477 (7, PH) (7, 3)														3 0 2 2 0 0 2 3 0 2 0 0 0 2															
<b>Adrián Beltré, R</b> OBP: 0.245, SLG: 0.388 <b>Eric Gagne, R</b> (10, 1) <b>Fred McGriff, L</b> OBP: 0.250, SLG: 0.310 <b>Andy Ashby, R</b> (12, 1)														5 0 0 0 0 1 6 0 0 0 0 0 0 0 1 0 0 0 0 1 1 0 0 0 0 0 0 0	<b>AB 46</b> <b>R 4</b> <b>H 14</b> <b>RBI 4</b> <b>BB 5</b> <b>SO 12</b> <b>LOB 27</b>														
<b>Alex Cora, L</b> OBP: 0.279, SLG: 0.275 (1, 4)														5 1 1 0 0 3 4															
<b>Kevin Brown, R</b> <b>Mike Kinkade, R</b> <b>Guillermo Mota, R</b> <b>Troy Brown, L</b> <b>Paul Quantrill, L</b> <b>Jobert Cabrera, R</b> <b>Paul Shuey, R</b> <b>Tom Martin, L</b> <b>Ron Coomer, R</b>													1 0 0 0 0 0 2 0 1 0																
<b>Inning Stats</b>	R: 1 E: 1 K: 0 S: 14	H: 2 LOB: 2 BB: 2 P: 27	R: 1 E: 0 K: 0 S: 14	H: 2 LOB: 1 BB: 0 P: 20	R: 2 E: 0 K: 2 S: 16	H: 3 LOB: 2 BB: 1 P: 24	R: 0 E: 0 K: 1 S: 10	H: 1 LOB: 1 BB: 0 P: 18	R: 0 E: 0 K: 1 S: 8	H: 1 LOB: 1 BB: 0 P: 12	R: 0 E: 0 K: 2 S: 10	H: 0 LOB: 0 BB: 0 P: 17	R: 0 E: 0 K: 0 S: 9	H: 2 LOB: 2 BB: 0 P: 13	R: 0 E: 0 K: 2 S: 9	H: 0 LOB: 0 BB: 0 P: 12	R: 0 E: 0 K: 1 S: 7	H: 0 LOB: 0 BB: 0 P: 10	R: 0 E: 0 K: 1 S: 10	H: 1 LOB: 1 BB: 0 P: 15	R: 0 E: 0 K: 1 S: 6	H: 1 LOB: 2 BB: 1 P: 14	R: 0 E: 0 K: 1 S: 6	H: 1 LOB: 1 BB: 1 P: 15	1B: 13 2B: 2 3B: 0 HR: 0	SF: 0 SAC: 1 DP: 2 HBP: 0	WP: 0 PB: 0 SB: 1 CS: 1	PA: 52	
<b>PITCHER</b> <b>Jason Schmidt, R</b> ERA: 2.79 <b>Scott Eyre, L</b> ERA: 3.18 <b>Joe Nathan, R</b> ERA: <b>Tim Worrell, R</b> ERA: 2.08 <b>Felix Rodriguez, R</b> ERA: 4.7	IP WLS BF H R ER SO BB IBB HBP BLK WP HR S P ERA WHIP	6.0 29 9 4 4 6 3 0 0 0 0 0 0 72 118 6.00 2.000	0.1 3 2 0 0 0 0 0 0 0 0 0 6 10 0.00 6.000	1.2 5 0 0 0 2 0 0 0 0 0 0 12 15 0.00 0.000	1.0 3 0 0 0 1 0 0 0 0 0 0 7 10 0.00 0.000	2.0 8 2 0 0 2 1 0 0 0 0 0 16 29 0.00 1.500	<b>PITCHER</b> <b>Jim Brower, R</b> ERA: 2.25 (12, 1)	IP WLS BF H R ER SO BB IBB HBP BLK WP HR S P ERA WHIP	1.0 4 1 1 0 0 1 1 0 0 0 0 6 15 0.00 2.000																				

Los Angeles Dodgers @ San Francisco Giants  
PacBell Park, San Francisco, CA  
Sun Apr 13 2003, 8:05 PM EDT  
Att. 41,672 - Cloudy - 54 F

livebaseballscorecards.com













Batter	1	2	3	4	5	6	7	8	9	AB	R	H	RBI	BB	SO	LOB	TOP
<b>Mark Loretta, R</b> (1, 4) <small>OBP: 0.304, SLG: 0.358</small> <b>Keith Lockhart, L</b> (8, PH) <small>OBP: 0.350, SLG: 0.333</small> (8, 4)	1-1 		3-1 			1-2 		1-0 		3	0	0	0	0	0	2	
<b>Mark Kotsay, L</b> (1, 8) <small>OBP: 0.366, SLG: 0.339</small>	0-3 		2-2 			0-3 		2-3 		4	0	0	0	0	3	4	
<b>Rondell White, R</b> (1, 7) <small>OBP: 0.339, SLG: 0.500</small>	3-2 			4-2 			4-1 	2-3 		2	0	0	0	2	1	3	
<b>Brian Buchanan, R</b> (1, 3) <small>OBP: 0.412, SLG: 0.385</small> <b>Dave Hansen, L</b> (9, PH) <small>OBP: 0.467, SLG: 0.333</small>		2-2 		1-3 		3-2 		1-3 		3	0	1	0	0	1	2	
<b>Xavier Nady, R</b> (1, 9) <small>OBP: 0.354, SLG: 0.475</small>		0-0 		3-3 		0-0 		1-1 		3	0	0	0	0	1	3	
<b>Lou Merloni, R</b> (1, 5) <small>OBP: 0.481, SLG: 0.476</small> <b>Mike Matthews, L</b> (7, 1)		4-1 			2-3 		1-0 		0-0 		2	0	0	0	1	1	
<b>Ryan Klesko, L</b> (9, PH) <small>OBP: 0.327, SLG: 0.356</small>									0-0 		0	0	0	0	0	0	
<b>Gary Bennett, R</b> (1, 2) <small>OBP: 0.326, SLG: 0.385</small> <b>Wiki Gonzalez, R</b> (6, 2)		3-0 			0-0 			2-1 	0-3 		2	0	0	0	0	1	
<b>Ramón Vázquez, L</b> (1, 6) <small>OBP: 0.438, SLG: 0.360</small>			0-1 		0-2 			1-1 		3	0	2	0	0	0	0	
<b>Brian Lawrence, R</b> (1, 1) <small>OBP: 0.300, SLG: 0.600</small> <b>Sean Burroughs, L</b> (7, 5) <small>OBP: 0.325, SLG: 0.294</small>			2-2 		0-0 			1-1 		2	0	1	0	0	0	0	
<b>Inning Stats</b>	R: 0 H: 0 E: 0 LOB: 0 K: 1 BB: 0 S: 10 P: 14	R: 0 H: 1 E: 0 LOB: 1 K: 0 BB: 1 S: 6 P: 15	R: 0 H: 2 E: 0 LOB: 1 K: 0 BB: 0 S: 10 P: 17	R: 0 H: 0 E: 0 LOB: 1 K: 2 BB: 1 S: 10 P: 18	R: 0 H: 0 E: 0 LOB: 0 K: 1 BB: 0 S: 8 P: 10	R: 0 H: 0 E: 0 LOB: 0 K: 1 BB: 0 S: 10 P: 11	R: 0 H: 0 E: 0 LOB: 1 K: 0 BB: 1 S: 8 P: 16	R: 0 H: 2 E: 0 LOB: 3 K: 2 BB: 0 S: 12 P: 21	R: 0 H: 0 E: 0 LOB: 1 K: 2 BB: 0 S: 8 P: 10	1B: 4 SF: 0 2B: 2 SAC: 0 3B: 0 DP: 3 HR: 0 HBP: 2	WP: 0 PA: 34 PB: 0 SB: 0 CS: 1						
<b>PITCHER</b>	IP WLS BF H R ER SO BB IBB HBP BLK WP HR S P ERA WHIP	<b>PITCHER</b> IP WLS BF H R ER SO BB IBB HBP BLK WP HR S P ERA WHIP															
<b>Kaz Ishii, L</b> (1, 1) <small>ERA: 4.32</small>	7.0 W 24 3 0 0 5 3 0 0 0 0 0 0 62 101 0.00 0.857																
<b>Tom Martin, L</b> (8, 1) <small>ERA: 1.5</small>	0.1 3 2 0 0 0 0 0 0 0 0 0 0 6 10 0.00 6.000																
<b>Paul Quantrill, R</b> (8, 1) <small>ERA: 3.0</small>	0.2 3 0 0 0 2 0 0 0 1 0 0 0 6 11 0.00 0.000																
<b>Eric Gagne, R</b> (9, 1) <small>ERA:</small>	1.0 S 4 0 0 0 2 0 0 0 1 0 0 0 8 10 0.00 0.000																

San Diego Padres @ Los Angeles Dodgers  
 Dodger Stadium, Los Angeles, CA  
 Wed Apr 16 2003, 7:10 PM PDT  
 Att. 25,513 - Cloudy - 58 F

AB	29
R	0
H	5
RBI	0
BB	3
SO	9
LOB	18







Batter	1	2	3	4	5	6	7	8	9	AB R H RBI BB SO LOB	TOP											
Ramón Vázquez, L (1, 6) OBP: 0.412, SLG: 0.333	0-1 F7	1-2 G4-3			0-0 G4-3			2-2 L8		4 0 0 0 0 0 1	<b>San Diego Padres @ Los Angeles Dodgers</b> <b>Dodger Stadium, Los Angeles, CA</b> Thu Apr 17 2003, 7:10 PM PDT Att. 23,486 - Cloudy - 57 F											
Mark Loretta, R (1, 4) OBP: 0.317, SLG: 0.368	3-2 BB 1B		0-0 G4-3			0-1 G1		3-2 S 1B		4 0 2 0 0 0 0												
Mark Kotsay, L (1, 8) OBP: 0.360, SLG: 0.323	4-0 BB 1-2 BB		0-3 K			3-2 G1-3		1-3 K		3 0 0 0 1 2 1												
Ryan Klesko, L (1, 3) OBP: 0.321, SLG: 0.347	1-1 P6		0-0 G4-3			1-0 HR 1B		2-1 F8 1-2		4 1 1 0 0 0 3												
Rondell White, R (1, 7) OBP: 0.333, SLG: 0.534	3-2 G6-3		1-3 K			0-0 HR 1-H		1-3 K		4 1 1 2 0 2 2												
Sean Burroughs, L (1, 5) OBP: 0.295, SLG: 0.263		0-2 F8	2-3 K			0-0 G6-3		1-1 G4-3		4 0 0 0 0 1 0												
Xavier Nady, R (1, 9) OBP: 0.348, SLG: 0.452		4-2 2B BB	2-3 K				2-2 G6-3		0-0 P3	3 1 0 0 1 1 0												
Wiki Gonzalez, R (1, 2) OBP: 0.375, SLG: 0.409		2-3 SAFE SAFE K			0-0 P5		0-3 K			3 0 0 0 0 2 1												
Adam Eaton, R (1, 1) OBP: 0.290, SLG: 0.400 Keith Lockhart, L (7, PH) OBP: 0.333, SLG: 0.316 Matt Herges, L (7, 1) Jesse Orosco, R (8, 1) Jaret Wright, R (8, 1) Luther Hackman, R (8, 1)		3-1 1-H 2B			2-2 G1-3		3-3 K			2 0 1 1 0 0 0 1 0 0 0 0 1 0												
<b>Inning Stats</b>	R: 0 E: 0 K: 0 S: 11	H: 1 LOB: 2 BB: 1 P: 22	R: 1 E: 0 K: 1 S: 15	H: 1 LOB: 1 BB: 1 P: 25	R: 0 E: 0 K: 1 S: 5	H: 0 LOB: 0 BB: 0 P: 5	R: 0 E: 0 K: 3 S: 9	H: 0 LOB: 0 BB: 0 P: 14	R: 0 E: 0 K: 0 S: 5	H: 0 LOB: 0 BB: 0 P: 7		R: 2 E: 0 K: 0 S: 9	H: 2 LOB: 0 BB: 0 P: 13	R: 0 E: 0 K: 2 S: 12	H: 0 LOB: 0 BB: 0 P: 17	R: 0 E: 0 K: 1 S: 13	H: 1 LOB: 1 BB: 0 P: 21	R: 0 E: 0 K: 1 S: 6	H: 0 LOB: 0 BB: 0 P: 8	1B: 3 2B: 1 3B: 0 HR: 1	SF: 0 SAC: 0 DP: 0 HBP: 0	WP: 0 PB: 0 SB: 1 CS: 0
<b>PITCHER</b> 37 Darren Dreifort, R (1, 1) ERA: 3.79 Troy Brohawn, L (8, 1) Eric Gagne, R (9, 1) ERA:	IP 7.0 1.0 1.0	WLS W S	BF 27 4 3	H 4 1 0	R 3 0 0	ER 3 0 0	SO 7 1 1	BB 2 0 0	IBB 0 0 0	HBP 0 0 0	BLK 0 0 0	WP 0 0 0	HR 1 0 0	S 66 13 6	P 103 21 8	ERA 3.86 0.00 0.00	WHIP 0.857 1.000 0.000					

AB	32
R	3
H	5
RBI	3
BB	2
SO	9
LOB	8











Batter	1	2	3	4	5	6	7	8	9	AB	R	H	RBI	BB	SO	LOB
Dave Roberts, L (1, 8) OBP: 0.358, SLG: 0.389	3-2 SH1-3 1B		2-2 F8		0-2 G3			4-2 BB		3	1	1	0	1	0	0
Adrian Beltré, R (1, 5) OBP: 0.233, SLG: 0.375	1-0 SH1-3		1-1 G3-1		2-3 K			3-2 L9		3	0	0	0	0	1	1
Shawn Green, L (1, 9) OBP: 0.372, SLG: 0.441	0-0 L9-3 1B		4-2 BB					1-3 K		3	0	1	1	1	2	1
Brian Jordan, R (1, 7) OBP: 0.342, SLG: 0.431	0-0 L9-3		2-3 K					0-0 F9		4	0	0	0	0	2	3
Fred McGriff, L (1, 3) OBP: 0.266, SLG: 0.345		1-2 L9		0-0 G4-3 1B				1-1 F8		4	0	1	0	0	0	0
Todd Hundley, S (1, 2) OBP: 0.478, SLG: 0.467		4-2 2B BB		2-3 K				2-1 F8		3	0	0	0	1	2	1
Alex Cora, L (1, 4) OBP: 0.286, SLG: 0.260		1-0 BB		0-1 G4-3				4-1 BB		3	0	1	0	1	1	1
Cesar Izturis, S (1, 6) OBP: 0.266, SLG: 0.250		0-1 P6		1-3 K				1-3 K		3	0	0	0	0	2	4
Kevin Brown, R (1, 1) Mike Kinkade, R (5, PH) Guillermo Mota, R (6, 1) Daryle Ward, L (7, PH) Paul Shuey, R (8, 1)		1-3 K				0-2 L7		1-1 G1-3		1	0	0	0	0	1	2
										1	0	0	0	0	0	0
										0	0	0	0	0	0	0
										1	0	0	0	0	0	1
										0	0	0	0	0	0	0

Inning Stats	R: 1	H: 2	E: 0	K: 0	S: 6	H: 2	LOB: 0	BB: 0	P: 10	R: 0	H: 1	E: 0	K: 1	S: 12	H: 1	LOB: 2	BB: 1	P: 19	R: 0	H: 0	E: 0	K: 1	S: 11	R: 0	H: 1	E: 0	K: 2	S: 10	H: 1	LOB: 1	BB: 0	P: 13	R: 0	H: 0	E: 0	K: 1	S: 9	R: 0	H: 0	E: 0	K: 2	S: 8	H: 0	LOB: 0	BB: 0	P: 10	R: 0	H: 0	E: 1	K: 1	S: 10	H: 0	LOB: 1	BB: 1	P: 18	R: 0	H: 0	E: 0	K: 2	S: 9	H: 0	LOB: 0	BB: 0	P: 13	1B: 3	2B: 2	3B: 0	HR: 0	SF: 0	SAC: 1	DP: 1	HBP: 0	WP: 0	PB: 0	SB: 1	CS: 0	PA: 34
--------------	------	------	------	------	------	------	--------	-------	-------	------	------	------	------	-------	------	--------	-------	-------	------	------	------	------	-------	------	------	------	------	-------	------	--------	-------	-------	------	------	------	------	------	------	------	------	------	------	------	--------	-------	-------	------	------	------	------	-------	------	--------	-------	-------	------	------	------	------	------	------	--------	-------	-------	-------	-------	-------	-------	-------	--------	-------	--------	-------	-------	-------	-------	--------

PITCHER	IP	WLS	BF	H	R	ER	SO	BB	IBB	HBP	BLK	WP	HR	S	P	ERA	WHIP
Jason Schmidt, R (1, 1) ERA: 2.36	7.1	W	29	4	1	1	8	4	0	0	0	0	0	72	114	1.23	1.091
Scott Eyre, L (8, 1) ERA: 2.45	0.1		1	0	0	0	1	0	0	0	0	0	0	4	5	0.00	0.000
Felix Rodriguez, R (8, 1) ERA: 3.38	1.1		4	0	0	0	2	0	0	0	0	0	0	10	14	0.00	0.000

**BOTTOM**

San Francisco Giants @ Los Angeles Dodgers  
 Dodger Stadium, Los Angeles, CA

livebaseballscores.com

**AB 29**  
**R 1**  
**H 4**  
**RBI 1**  
**BB 4**  
**SO 11**  
**LOB 14**



Fri Apr 18 2003, 7:10 PM PDT  
 Att: 54,799 - Sunny - 59 F



Batter	1	2	3	4	5	6	7	8	9	AB R H RBI BB SO LOB	TOP																								
<b>Marquis Grissom, R</b> (1, 8) <small>OBP: 0.288, SLG: 0.438</small> <b>Ruben Rivera, R</b> (5, 8) <small>OBP: 0.188, SLG: 0.438</small>	0-0 G6-3		1-0 S WP E 1B		0-0 1B 2B 1B	1-0 HR		0-1 L9		3 2 2 0 0 0 0 2 1 1 1 0 0 0																									
<b>Edgardo Alfonzo, R</b> (1, 5) <small>OBP: 0.309, SLG: 0.250</small>	0-1 F9		3-2 G6-3 1-H		1-2 2B 1B	1-3 K		2-0 L4		5 1 1 0 0 1 0																									
<b>Rich Aurilia, R</b> (1, 6) <small>OBP: 0.329, SLG: 0.471</small>	0-3 K		3-2 F8		1-1 1B 2B	4-1 BB			0-3 K	4 1 1 2 1 2 0																									
<b>Barry Bonds, L</b> (1, 7) <small>OBP: 0.507, SLG: 0.652</small> <b>Marvin Benard, L</b> (8, 7) <small>OBP: 0.400, SLG: 0.375</small>		4-2 G3-1 1B BB	1-0 1B		4-0 1B IBB	2-3 K			1-1 G4-3	2 1 1 0 2 1 1 1 0 0 0 0 0 0																									
<b>José Cruz Jr., S</b> (1, 9) <small>OBP: 0.432, SLG: 0.600</small>		1-2 SAFE G3-1 1B 1B	3-3 K		1-3 K				0-0 F8	5 1 1 0 0 3 4																									
<b>Benito Santiago, R</b> (1, 2) <small>OBP: 0.397, SLG: 0.566</small>		2-3 K		0-2 F8	0-0 2B 1B				0-3 K	4 1 1 1 0 2 2																									
<b>J.T. Snow, L</b> (1, 3) <small>OBP: 0.475, SLG: 0.596</small> <b>Andres Galarraga, R</b> (3, 3) <small>OBP: 0.438, SLG: 0.385</small>		3-2 G3-1		1-3 K	0-0 2B				4-2 BB	1 0 0 0 0 0 2 2 0 1 2 1 1 0																									
<b>Neifi Perez, S</b> (1, 4) <small>OBP: 0.265, SLG: 0.219</small>		1-2 2-H 3-H 1B		0-0 G5-3	1-1 G5-3				1-0 P5	4 0 1 2 0 0 2																									
<b>Damian Moss, R</b> (1, 1) <small>OBP: 0.333, SLG: 0.250</small> <b>Pedro Feliz, R</b> (8, PH) <small>OBP: 0.286, SLG: 0.286</small> <b>41 Chad Zerbe, L</b> (8, 1) <b>Tim Worrell, R</b> (9, 1)		0-2 G5-3		1-2 1B 2B 1B	1-2 P2				0-0 F9	3 1 1 0 0 0 1 1 0																									
<b>Inning Stats</b>	R: 0 E: 0 K: 1 S: 6	H: 0 LOB: 0 BB: 0 P: 6	R: 2 E: 0 K: 1 S: 20	H: 2 LOB: 1 BB: 1 P: 31	R: 1 E: 0 K: 1 S: 14	H: 2 LOB: 1 BB: 0 P: 25	R: 0 E: 0 K: 1 S: 9	H: 0 LOB: 0 BB: 0 P: 10	R: 5 E: 0 K: 1 S: 17	H: 6 LOB: 1 BB: 1 P: 26	R: 1 E: 0 K: 2 S: 12	H: 1 LOB: 1 BB: 1 P: 21	R: 0 E: 0 K: 2 S: 11	H: 0 LOB: 1 BB: 1 P: 18	R: 0 E: 0 K: 0 S: 4	H: 0 LOB: 0 BB: 0 P: 6	R: 0 E: 0 K: 1 S: 8	H: 0 LOB: 0 BB: 0 P: 9	1B: 8 2B: 2 3B: 0 HR: 1	SF: 0 SAC: 0 DP: 0 HBP: 0	WP: 1 PB: 0 SB: 1 CS: 0	PA: 41													
<b>PITCHER</b>	IP WLS BF H R ER SO BB IBB HBP BLK WP HR S P ERA WHIP																																		
<b>Andy Ashby, R</b> (1, 1) <small>ERA: 11.25</small> <b>Troy Brohawn, L</b> (5, 1) <small>ERA: 2.7</small> <b>Guillermo Mota, R</b> (7, 1) <small>ERA: 0.84</small> <b>Paul Quantrill, R</b> (8, 1) <small>ERA: 2.57</small> <b>Tom Martin, L</b> (9, 1) <small>ERA: 1.29</small>	4.0 L	22	8	8	8	4	1	1	0	0	1	0	58	88	18.00	2.250																			
	2.0	9	3	1	1	3	1	0	0	0	0	1	20	31	4.50	2.000																			
	1.0	4	0	0	0	2	1	0	0	0	0	0	11	18	0.00	1.000																			
	1.0	3	0	0	0	0	0	0	0	0	0	0	4	6	0.00	0.000																			
	1.0	3	0	0	0	1	0	0	0	0	0	0	8	9	0.00	0.000																			

San Francisco Giants @ Los Angeles Dodgers  
Dodger Stadium, Los Angeles, CA  
Sat Apr 19 2003, 7:10 PM PDT  
Att. 50,918 - Sunny - 62 F

[livebaseballscorecards.com](http://livebaseballscorecards.com)

<b>AB</b>	37
<b>R</b>	9
<b>H</b>	11
<b>RBI</b>	8
<b>BB</b>	4
<b>SO</b>	10
<b>LOB</b>	12



Batter	1	2	3	4	5	6	7	8	9	AB	R	H	RBI	BB	SO	LOB						
<b>Dave Roberts, L</b> (1, 8) OBP: 0.388, SLG: 0.405	4-2 G6-4-3 BB		0-0 WP S 1B		4-1 1B BB		3-2 1B			2	0	2	0	2	0	0						
<b>Paul Lo Duca, R</b> (1, 2) OBP: 0.379, SLG: 0.417	1-0 F8		0-0 F9		2-2 G4-3 1B		1-1 F9			4	0	1	0	0	0	3						
<b>Shawn Green, L</b> (1, 9) OBP: 0.366, SLG: 0.444	0-0 G6-4-3 1-2f		2-3 K		0-1 G4-3 1-2f			0-0 1B G1-6-3 2B		4	1	1	0	0	1	4						
<b>Brian Jordan, R</b> (1, 7) OBP: 0.342, SLG: 0.426		0-1 HR 1B	3-2 P3		0-0 F8			0-0 G1-6-3 1B		3	1	1	0	0	0	1						
<b>Guillermo Mota, R</b> (7, 1) OBP: 1.000, SLG: 1.000										0	0	0	0	0	0	0						
<b>Paul Quantrill, L</b> (8, 1)										0	0	0	0	0	0	0						
<b>Daryle Ward, L</b> (8, PH) OBP: 0.353, SLG: 0.267										1	0	1	0	0	0	0						
<b>Tom Martin, L</b> (9, 1)										0	0	0	0	0	0	0						
<b>Fred McGriff, L</b> (1, 3) OBP: 0.250, SLG: 0.323		3-3 K		2-1 G4-3		2-3 K		0-2 G1-6-3		4	0	0	0	0	2	2						
<b>Adrián Beltré, R</b> (1, 5) OBP: 0.226, SLG: 0.362		2-2 P4		1-1 E5		1-0 WP 2B		1-0 G5-3		2	0	0	0	0	0	1						
<b>Jolbert Cabrera, R</b> (1, 4) OBP: 0.261, SLG: 0.476		1-0 HR		1-3 K		3-2 F9			2-3 K	4	1	1	2	0	2	2						
<b>Cesar Izturis, S</b> (1, 6) OBP: 0.265, SLG: 0.250		0-1 1B		3-1 G4-3			3-1 L9		0-0 G4-3	4	0	1	0	0	0	1						
<b>Andy Ashby, R</b> (1, 1)		2-1 L5			0-1 F7			0-0 F9		2-2 K	1	0	0	0	0	1						
<b>Troy Brohawn, L</b> (5, 1) OBP: 1.000, SLG: 1.000										0	0	0	0	0	0	0						
<b>Ron Coomer, R</b> (5, 5) OBP: 0.200, SLG: 0.077										3	0	0	0	0	1	0						
<b>Mike Kinkade, R</b> (6, PH) OBP: 0.300, SLG: 0.333										2	0	1	0	0	0	0						
<b>Inning Stats</b>	R: 0 E: 0 K: 0 S: 4	H: 0 LOB: 0 BB: 1 P: 9	R: 2 E: 0 K: 1 S: 13	H: 3 LOB: 1 BB: 0 P: 21	R: 0 E: 0 K: 1 S: 12	H: 1 LOB: 1 BB: 0 P: 17	R: 0 E: 1 K: 1 S: 10	H: 0 LOB: 1 BB: 0 P: 17	R: 0 E: 0 K: 0 S: 8	H: 1 LOB: 1 BB: 1 P: 14	R: 0 E: 0 K: 1 S: 9	H: 1 LOB: 1 BB: 0 P: 15	R: 0 E: 0 K: 0 S: 10	H: 1 LOB: 1 BB: 0 P: 17	R: 1 E: 0 K: 0 S: 7	H: 2 LOB: 0 BB: 0 P: 8	R: 0 E: 0 K: 2 S: 7	H: 0 LOB: 0 BB: 0 P: 11	1B: 6 2B: 2 3B: 0 HR: 1	SF: 0 SAC: 0 DP: 3 HBP: 0	WP: 2 PB: 0 SB: 1 CS: 0	PA: 36

**BOTTOM**

**San Francisco Giants @ Los Angeles Dodgers**  
**Dodger Stadium, Los Angeles, CA**  
 Sat Apr 19 2003, 7:10 PM PDT  
 Att: 50,918 - Sunny - 62 F

livebaseballscorecards.com

<b>AB</b>	<b>34</b>
<b>R</b>	<b>3</b>
<b>H</b>	<b>9</b>
<b>RBI</b>	<b>2</b>
<b>BB</b>	<b>2</b>
<b>SO</b>	<b>6</b>
<b>LOB</b>	<b>15</b>



PITCHER	IP	WLS	BF	H	R	ER	SO	BB	IBB	HBP	BLK	WP	HR	S	P	ERA	WHIP
<b>Damian Moss, L</b> (1, 1) ERA: 3.04	7.0	W	29	7	2	2	4	2	0	0	0	2	1	66	110	2.57	1.286
<b>41 Chad Zerbe, L</b> (8, 1) ERA: 7.94	1.0		4	2	1	1	0	0	0	0	0	0	0	7	8	9.00	2.000
<b>Tim Worrell, R</b> (9, 1) ERA: 2.53	1.0		3	0	0	0	2	0	0	0	0	0	0	7	11	0.00	0.000



Batter	1	2	3	4	5	6	7	8	9	AB R H RBI BB SO LOB	TOP		
Neifi Perez, S OBP: 0.237, SLG: 0.194 (1, 4)	0-3 K	0-3 K		0-3 K			1-1 L6			4 0 0 0 0 3 3	<b>San Francisco Giants @ Los Angeles Dodgers</b> <b>Dodger Stadium, Los Angeles, CA</b> Sun Apr 20 2003, 5:10 PM PDT Att. 39,123 - Overcast - 69 F		
Edgardo Alfonzo, R OBP: 0.292, SLG: 0.233 Jim Brower, R OBP: 1.000, SLG: 1.000 41 Chad Zerbe, L (7, 1)	2-1 G1-3		2-0 F8		0-1 G5-3		2-2 F8			4 0			
Rich Aurilia, R OBP: 0.313, SLG: 0.444 (1, 6)	2-1 F8		0-1 F9		0-2 P4			0-0 F9		4 0 0 0 0 0 0			
Barry Bonds, L OBP: 0.500, SLG: 0.694 Marvin Benard, L OBP: 0.364, SLG: 0.333 (8, PH) (8, 7)		3-2 HR	0-0 L9		0-1 G4-3			2-2 G1		3 1 1 1 0 0 0 1 0 0 0 0 0 0			
José Cruz Jr., S OBP: 0.424, SLG: 0.574 (1, 9)		0-3 K		0-2 F7		4-2 BB		0-2 G3-1		3 0 0 0 1 1 0			
Andres Galarraga, R OBP: 0.450, SLG: 0.647 (1, 3)		0-1 2B		3-1 HR		2-3 K		0-3 K		4 2 2 1 0 2 1			
Yorvit Torrealba, R OBP: 0.421, SLG: 0.765 (1, 2)		1-0 2B		2-1 SH1-4 2B		1-2 P6		2-2 1B		4 1 3 1 0 0 1			
Ruben Rivera, R OBP: 0.250, SLG: 0.474 (1, 8)		3-2 2B		4-1 SH1-4 BB		0-3 K		1-3 K		3 0 1 1 1 2 2			
Kurt Ainsworth, R OBP: 0.143, SLG: 0.143 Joe Nathan, R Pedro Feliz, R OBP: 0.250, SLG: 0.250 (7, PH) (7, 5)		1-3 K		0-0 SH1-4			1-1 F9		2-3 K	1 0 0 0 0 1 1 0 0 0 0 0 0 0 2 0 0 0 0 1 1			
<b>Inning Stats</b>	R: 0 E: 0 K: 1 S: 7 H: 0 LOB: 0 BB: 0 P: 11	R: 3 E: 0 K: 3 S: 20 H: 4 LOB: 1 BB: 0 P: 28	R: 0 E: 0 K: 0 S: 4 H: 0 LOB: 0 BB: 0 P: 6	R: 1 E: 0 K: 1 S: 12 H: 2 LOB: 2 BB: 1 P: 21	R: 0 E: 0 K: 0 S: 7 H: 0 LOB: 0 BB: 0 P: 7	R: 0 E: 0 K: 2 S: 12 H: 0 LOB: 1 BB: 1 P: 19	R: 0 E: 0 K: 0 S: 7 H: 0 LOB: 0 BB: 0 P: 11	R: 0 E: 0 K: 0 S: 7 H: 0 LOB: 0 BB: 0 P: 9	R: 0 E: 0 K: 3 S: 14 H: 1 LOB: 1 BB: 0 P: 19	1B: 1 2B: 4 3B: 0 HR: 2 SF: 0 SAC: 1 DP: 0 HBP: 0		WP: 0 PB: 0 SB: 0 CS: 0 PA: 36	
<b>PITCHER</b> Hideo Nomo, R ERA: 3.03 Paul Shuey, R ERA: 0.9 Eric Gagne, R ERA:	IP WLS BF H R ER SO BB IBB HBP BLK WP HR S P ERA WHIP	7.0 W 29 6 4 4 7 2 0 0 0 0 0 2 69 103 5.14 1.143	1.0 3 0 0 0 0 0 0 0 0 0 0 0 7 9 0.00 0.000	1.0 4 1 0 0 3 0 0 0 0 0 0 0 14 19 0.00 1.000	<b>PITCHER</b> IP WLS BF H R ER SO BB IBB HBP BLK WP HR S P ERA WHIP								

livebaseballscorecards.com

<b>AB</b>	<b>33</b>
<b>R</b>	<b>4</b>
<b>H</b>	<b>7</b>
<b>RBI</b>	<b>4</b>
<b>BB</b>	<b>2</b>
<b>SO</b>	<b>10</b>
<b>LOB</b>	<b>9</b>







Los Angeles Dodgers @ Cincinnati Reds  
Great American Ball Park, Cincinnati, OH

Tue Apr 22 2003, 7:10 PM EDT  
Att. 19,029 - Cloudy - 49 F

livebaseballscorecards.com

AB	33
R	2
H	7
RBI	2
BB	1
SO	8
LOB	11



WP:	0	PA:	35
PB:	0		
SB:	1		
CS:	0		

Batter	1	2	3	4	5	6	7	8	9	AB	R	H	RBI	BB	SO	LOB
Dave Roberts, L (1, 8) OBP: 0.389, SLG: 0.417	P5		L5			F7		E 1B		4	1	1	0	0	0	0
Paul Lo Duca, R (1, 2) OBP: 0.355, SLG: 0.377	L7			G5-3		FC6-4 1B		K		4	0	1	0	0	1	1
Shawn Green, L (1, 9) OBP: 0.374, SLG: 0.457	K			P6		K		K		4	0	0	0	0	3	2
Brian Jordan, R (1, 7) OBP: 0.353, SLG: 0.427		P6			2-1 1B	FC6-4 1B		E9 1B		4	0	2	1	0	0	1
Fred McGriff, L (1, 3) OBP: 0.286, SLG: 0.380		K			1-0 G4-3			G3		4	0	1	0	0	1	2
Mike Kinkade, R (1, 5) OBP: 0.308, SLG: 0.273										2	1	0	0	1	1	1
Ron Coomer, R (7, 5) OBP: 0.286, SLG: 0.118										1	0	0	0	0	0	0
Adrian Beltré, R (9, 5) OBP: 0.226, SLG: 0.362										0	0	0	0	0	0	0
Alex Cora, L (1, 4) OBP: 0.308, SLG: 0.276		P4								3	0	1	0	0	0	1
Cesar Izturis, S (1, 6) OBP: 0.284, SLG: 0.261				G6-3		G3		F9		4	0	1	1	0	0	1
Kaz Ishii, L (1, 1) Daryle Ward, L (7, PH) Paul Shuey, R (7, 1) Tom Martin, L (8, 1) Paul Quantrill, L (8, 1) Eric Gagne, R (8, 1)										2	0	0	0	0	2	1

Batter	1	2	3	4	5	6	7	8	9
Dave Roberts, L (1, 8) OBP: 0.389, SLG: 0.417	0-1 P5		2-1 L5			0-1 F7		0-0 E 1B	
Paul Lo Duca, R (1, 2) OBP: 0.355, SLG: 0.377	0-2 L7			3-2 G5-3		0-0 FC6-4 1B		1-3 K	
Shawn Green, L (1, 9) OBP: 0.374, SLG: 0.457	1-3 K			3-2 P6		1-3 K		0-3 K	
Brian Jordan, R (1, 7) OBP: 0.353, SLG: 0.427		1-2 P6		2-1 1B		0-1 FC6-4 1B		1-0 E9 1B	
Fred McGriff, L (1, 3) OBP: 0.286, SLG: 0.380		2-3 K		1-0 G4-3				0-0 G3	
Mike Kinkade, R (1, 5) OBP: 0.308, SLG: 0.273									
Ron Coomer, R (7, 5) OBP: 0.286, SLG: 0.118									
Adrian Beltré, R (9, 5) OBP: 0.226, SLG: 0.362									
Alex Cora, L (1, 4) OBP: 0.308, SLG: 0.276		0-2 P4							
Cesar Izturis, S (1, 6) OBP: 0.284, SLG: 0.261				0-1 G6-3		1-2 G3		1-3 2-H 1B	
Kaz Ishii, L (1, 1) Daryle Ward, L (7, PH) Paul Shuey, R (7, 1) Tom Martin, L (8, 1) Paul Quantrill, L (8, 1) Eric Gagne, R (8, 1)									

Inning Stats	R: 0	H: 0	E: 0	K: 1	S: 9	P: 10	R: 0	H: 0	E: 0	K: 1	S: 11	P: 18	R: 0	H: 0	E: 0	K: 1	S: 7	P: 10	R: 0	H: 1	E: 0	K: 0	S: 12	P: 21	R: 0	H: 0	E: 0	K: 2	S: 10	P: 13	R: 0	H: 1	E: 0	K: 1	S: 8	P: 9	R: 1	H: 3	E: 1	K: 0	S: 13	P: 16	R: 1	H: 2	E: 1	K: 2	S: 9	P: 11	R: 0	H: 0	E: 0	K: 0	S: 10	P: 12	1B: 7	SF: 0	2B: 0	SAC: 0	3B: 0	DP: 0	HR: 0	HBP: 1	WP: 0	PA: 35
--------------	------	------	------	------	------	-------	------	------	------	------	-------	-------	------	------	------	------	------	-------	------	------	------	------	-------	-------	------	------	------	------	-------	-------	------	------	------	------	------	------	------	------	------	------	-------	-------	------	------	------	------	------	-------	------	------	------	------	-------	-------	-------	-------	-------	--------	-------	-------	-------	--------	-------	--------

PITCHER	IP	WLS	BF	H	R	ER	SO	BB	IBB	HBP	BLK	WP	HR	S	P	ERA	WHIP
Paul Wilson, R (1, 1) ERA: 3.38	7.2	L	31	7	2	2	8	1	0	1	0	0	0	78	107	2.35	1.043
Gabe White, L (8, 1) ERA: 2.79	0.1		1	0	0	0	0	0	0	0	0	0	0	1	1	0.00	0.000
Scott Sullivan, R (9, 1) ERA: 4.22	1.0		3	0	0	0	0	0	0	0	0	0	0	10	12	0.00	0.000


Batter	1	2	3	4	5	6	7	8	9	AB R H RBI BB SO LOB
<b>Felipe Lopez, S</b> OBP: 0.308, SLG: 0.316 (1, 6)	4-2 S 1B BB	1-3 K			0-0 CS 1B		2-3 K		4-1 BB	3 1 1 0 2 2 1
<b>Juan Castro, R</b> OBP: 0.450, SLG: 0.556 (1, 4)	0-0 B1		0-0 F8		2-3 K		0-1 G6-3		0-3 K	5 0 0 0 0 2 3
<b>Sean Casey, L</b> OBP: 0.402, SLG: 0.506 (1, 3)	1-1 F7		2-2 FC4-6 1B		0-1 E5		1-2 G4-3			4 0 1 0 0 0 2
<b>Austin Kearns, R</b> OBP: 0.422, SLG: 0.691 (1, 8) (9, 9)	4-2 1B BB		3-2 FC4-6 CS		3-3 K			0-0 SH1-4 1B		3 0 1 0 1 1 2
<b>Aaron Boone, R</b> OBP: 0.279, SLG: 0.444 (1, 5)	2-1 1B		1-1 CS	3-2 G4-3 S 1B		3-2 F7		0-0 SH1-4		3 0 2 1 0 0 0
<b>Adam Dunn, L</b> OBP: 0.315, SLG: 0.594 (1, 7)	0-1 G3			0-3 K		0-2 E8 S		2-3 K		4 0 0 0 0 2 4
<b>Ruben Mateo, R</b> OBP: 0.238, SLG: 0.282 (8, PH) (9, 8)		1-3 K2-3		2-2 G4-3		2-3 K		1-3 K		3 0 0 0 0 2 2 1 0 0 0 0 1 1
<b>Jason LaRue, R</b> OBP: 0.354, SLG: 0.346 (1, 2)		0-0 SH1-4 1B		4-0 S IBB		4-0 S IBB		2-3 K		2 0 1 0 2 1 0
<b>Paul Wilson, R</b> (1, 1) <b>Gabe White, L</b> (8, 1) <b>Scott Sullivan, R</b> (9, 1) <b>Jose Guillen, R</b> OBP: 0.269, SLG: 0.480 (9, PH)		0-1 SH1-4		2-3 K		1-1 F8		2-3 K		2 0 0 0 0 1 4 0 0 0 0 0 0 0 0 0 0 0 0 0 0 1 0 0 0 0 1 0

Inning Stats	R: 1 E: 0 K: 0 S: 13	H: 1 LOB: 2 BB: 2 P: 24	R: 0 E: 0 K: 2 S: 12	H: 1 LOB: 1 BB: 0 P: 14	R: 0 E: 0 K: 0 S: 9	H: 1 LOB: 0 BB: 0 P: 15	R: 0 E: 0 K: 2 S: 13	H: 1 LOB: 2 BB: 1 P: 24	R: 0 E: 1 K: 2 S: 11	H: 1 LOB: 1 BB: 0 P: 16	R: 0 E: 1 K: 1 S: 14	H: 0 LOB: 2 BB: 1 P: 24	R: 0 E: 0 K: 1 S: 10	H: 0 LOB: 0 BB: 0 P: 13	R: 0 E: 0 K: 2 S: 10	H: 1 LOB: 1 BB: 0 P: 13	R: 0 E: 0 K: 3 S: 11	H: 0 LOB: 1 BB: 1 P: 19	1B: 6 2B: 0 3B: 0 HR: 0	SF: 0 SAC: 2 DP: 0 HBP: 0
--------------	-------------------------------	----------------------------------	-------------------------------	----------------------------------	------------------------------	----------------------------------	-------------------------------	----------------------------------	-------------------------------	----------------------------------	-------------------------------	----------------------------------	-------------------------------	----------------------------------	-------------------------------	----------------------------------	-------------------------------	----------------------------------	----------------------------------	------------------------------------

**Los Angeles Dodgers @ Cincinnati Reds**  
Great American Ball Park, Cincinnati, OH

Tue Apr 22 2003, 7:10 PM EDT  
Att: 19,029 - Cloudy - 49 F

AB	31
R	1
H	6
RBI	1
BB	5
SO	13
LOB	19



PITCHER	IP	WLS	BF	H	R	ER	SO	BB	IBB	HBP	BLK	WP	HR	S	P	ERA	WHIP
<b>Kaz Ishii, L</b> ERA: 3.57 (1, 1)	6.0		27	5	1	1	7	2	2	0	0	0	0	72	117	1.50	1.167
<b>Paul Shuey, R</b> ERA: 0.79 (7, 1)	1.1	W	5	1	0	0	1	0	0	0	0	0	0	12	15	0.00	0.750
<b>Tom Martin, L</b> ERA: 1.23 (8, 1)	0.1	H	1	0	0	0	1	0	0	0	0	0	0	5	7	0.00	0.000
<b>Paul Quantrill, R</b> ERA: 2.45 (8, 1)	0.1	H	1	0	0	0	1	0	0	0	0	0	0	3	4	0.00	0.000
<b>Eric Gagne, R</b> ERA: (9, 1)	1.0	S	4	0	0	0	3	1	0	0	0	0	0	11	19	0.00	1.000



Batter	1	2	3	4	5	6	7	8	9	AB R H RBI BB SO LOB	TOP											
<b>Dave Roberts, L</b> (1, 8) OBP: 0.394, SLG: 0.420	2-1 G4-6-3 1B		2-2 K			2-2 FC6-4 1B 1-2f		1-0 1B		4 0 2 0 0 1 2												
<b>Paul Lo Duca, R</b> (1, 2) OBP: 0.338, SLG: 0.356	0-1 F7			3-2 G4-3		0-0 F9		0-1 P4		4 0 0 0 0 0 3												
<b>Shawn Green, L</b> (1, 9) OBP: 0.379, SLG: 0.459	0-0 G4-6-3 1-2f			3-2 FC5-4 1B		2-2 1B 1-3			1-1 F7	4 0 2 0 0 0 1												
<b>Brian Jordan, R</b> (1, 7) OBP: 0.360, SLG: 0.423		0-0 G4-6-3 1B		0-0 FC5-4 1B 1-2f		0-1 G4-3			4-2 F8 1B BB	3 0 1 0 1 0 3												
<b>Fred McGriff, L</b> (1, 3) OBP: 0.296, SLG: 0.387		1-0 P2		1-1 F9			2-1 G5-4-3 1B		0-2 1B 1-2	4 0 2 0 0 0 2												
<b>Adrian Beltré, R</b> (1, 5) OBP: 0.212, SLG: 0.339		2-2 G4-6-3 1-2f			2-1 G4-3		1-1 G5-4-3 1-2f		2-2 F8 2-3	4 0 0 0 0 0 4												
<b>Alex Cora, L</b> (1, 4) OBP: 0.309, SLG: 0.279			3-2 F8		2-2 G4-3 1B		2-0 L4		2-3 K	3 0 1 0 0 0 0												
<b>Todd Hundley, S</b> (9, PH) OBP: 0.458, SLG: 0.438										1 0 0 0 0 1 2												
<b>Cesar Izturis, S</b> (1, 6) OBP: 0.286, SLG: 0.254			4-2 37 SH1-4 BB		1-0 G4-3 1-2f			1-1 G6-3		2 0 0 0 1 0 1												
<b>37 Darren Dreifort, R</b> (1, 1) OBP: 0.167, SLG: 0.167			0-0 SH1-4			2-0 FC6-4 1B		2-3 K		0 0 0 0 0 0 0												
<b>Ron Coomer, R</b> (6, PH) OBP: 0.318, SLG: 0.167										1 0 1 0 0 0 0												
<b>Guillermo Mota, R</b> (6, 1) OBP: 1.000, SLG: 1.000										0 0 0 0 0 0 0												
<b>Daryle Ward, L</b> (8, PH) OBP: 0.316, SLG: 0.235										1 0 0 0 0 1 0												
<b>Paul Quantrill, L</b> (8, 1)										0 0 0 0 0 0 0												
<b>Inning Stats</b>	R: 0 E: 0 K: 0 S: 5	H: 1 LOB: 0 BB: 0 P: 7	R: 0 E: 0 K: 0 S: 5	H: 1 LOB: 0 BB: 0 P: 8	R: 0 E: 0 K: 1 S: 13	H: 0 LOB: 1 BB: 1 P: 22	R: 0 E: 0 K: 0 S: 9	H: 1 LOB: 1 BB: 0 P: 16	R: 0 E: 0 K: 0 S: 6	H: 1 LOB: 0 BB: 0 P: 11	R: 0 E: 0 K: 0 S: 10	H: 2 LOB: 2 BB: 0 P: 16	R: 0 E: 0 K: 0 S: 5	H: 1 LOB: 0 BB: 0 P: 10	R: 0 E: 0 K: 1 S: 10	H: 1 LOB: 1 BB: 0 P: 14	R: 0 E: 0 K: 1 S: 17	H: 1 LOB: 2 BB: 1 P: 26	1B: 9 2B: 0 3B: 0 HR: 0	SF: 0 SAC: 1 DP: 4 HBP: 0	WP: 0 PB: 0 SB: 0 CS: 0	PA: 34
<b>PITCHER</b>	IP WLS BF H R ER SO BB IBB HBP BLK WP HR S P ERA WHIP																					
<b>Chris Reitsma, R</b> (1, 1) ERA: 0.9	8.0 W 29 8 0 0 2 1 0 0 0 0 0 0 63 104 0.00 1.125																					
<b>Scott Williamson, R</b> (9, 1) ERA: 0.9	1.0 S 5 1 0 0 1 1 0 0 0 0 0 0 17 26 0.00 2.000																					

**Los Angeles Dodgers @ Cincinnati Reds**  
Great American Ball Park, Cincinnati, OH

AB 31  
R 0  
H 9  
RBI 0  
BB 2  
SO 3  
LOB 18



Wed Apr 23 2003, 7:10 PM EDT  
Att. 21,402 - Cloudy - 62 F

livebaseballscorecards.com

Batter	1	2	3	4	5	6	7	8	9	AB R H RBI BB SO LOB
<b>Felipe Lopez, S</b> OBP: 0.319, SLG: 0.344 (1, 6) B C B T X	2-2 E S 1B		1-2 B3 2B	3-3 K			1-1 G4-3			4 0 2 0 0 1 2
<b>Reggie Taylor, L</b> OBP: 0.189, SLG: 0.222 (1, 8) X	0-0 F7		1-1 B3 2-3	0-3 K			2-3 K			4 0 0 0 0 2 4
<b>Sean Casey, L</b> OBP: 0.407, SLG: 0.494 (1, 3) B B B B	4-0 G5-4-3 1-3 BB		4-0 BB				3-3 K			2 0 0 0 2 1 0
<b>Austin Kearns, R</b> OBP: 0.414, SLG: 0.681 (1, 9) X	0-0 G5-4-3 1-2f		3-1 F8				2-3 K			4 0 1 0 0 1 4
<b>Aaron Boone, R</b> OBP: 0.289, SLG: 0.452 (1, 5) C B C C		1-3 K		4-1 1B 1B 1B BB			0-1 2B			3 1 1 0 1 1 1
<b>Adam Dunn, L</b> OBP: 0.312, SLG: 0.574 (1, 7) X B B B B F X		3-2 P6		0-1 1B 1-2 1B 1B			2-3 K			4 1 1 0 0 1 1
<b>Jason LaRue, R</b> OBP: 0.353, SLG: 0.345 (1, 2) C B C C		0-2 G1-3		3-2 E 1B 1-2 2-3 1B			0-0 G6-3			3 0 1 0 0 0 0
<b>Juan Castro, R</b> OBP: 0.435, SLG: 0.667 (1, 4) B F B B X			3-2 HR	0-1 P4			0-0 F8			3 1 1 1 0 0 3
<b>Chris Reitsma, R</b> OBP: 0.333, SLG: 0.333 (1, 1) <b>Scott Williamson, R</b> (9, 1) C F B B C			2-3 K	2-1 E8 1-3 2-H 3-H 1B			0-3 K			3 0 1 2 0 2 0 0 0 0 0 0 0 0

Inning Stats	R: 0 E: 0 K: 5	H: 1 LOB: 1 BB: 11	R: 0 E: 0 K: 10	H: 0 LOB: 0 BB: 14	R: 1 E: 0 K: 13	H: 2 LOB: 2 BB: 1 P: 27	R: 2 E: 1 K: 2 S: 17	H: 3 LOB: 2 BB: 1 P: 29	R: 0 E: 0 K: 14	H: 1 LOB: 1 BB: 0 P: 20	R: 0 E: 0 K: 5	H: 0 LOB: 0 BB: 0 P: 5	R: 0 E: 0 K: 2 S: 8	H: 0 LOB: 0 BB: 0 P: 14	R: 0 E: 0 K: 5	H: 1 LOB: 0 BB: 0 P: 8
--------------	----------------------	--------------------------	-----------------------	--------------------------	-----------------------	----------------------------------	-------------------------------	----------------------------------	-----------------------	----------------------------------	----------------------	---------------------------------	------------------------------	----------------------------------	----------------------	---------------------------------

PITCHER	IP	WLS	BF	H	R	ER	SO	BB	IBB	HBP	BLK	WP	HR	S	P	ERA	WHIP
<b>37 Darren Dreifort, R</b> ERA: 4.13 (1, 1)	5.0	L	24	7	3	3	6	3	0	0	0	0	1	59	101	5.40	2.000
<b>Guillermo Mota, R</b> ERA: 0.71 (6, 1)	2.0		6	0	0	0	3	0	0	0	0	0	0	13	19	0.00	0.000
<b>Paul Quantrill, R</b> ERA: 2.16 (8, 1)	1.0		3	1	0	0	0	0	0	0	0	0	0	5	8	0.00	1.000

**BOTTOM**

**Los Angeles Dodgers @ Cincinnati Reds**  
Great American Ball Park, Cincinnati, OH

Wed Apr 23 2003, 7:10 PM EDT  
Att. 21,402 - Cloudy - 62 F

livebaseballscorecards.com

<b>AB</b>	<b>30</b>
<b>R</b>	<b>3</b>
<b>H</b>	<b>8</b>
<b>RBI</b>	<b>3</b>
<b>BB</b>	<b>3</b>
<b>SO</b>	<b>9</b>
<b>LOB</b>	<b>15</b>



<b>WP:</b> 0	<b>PA:</b> 33
<b>PB:</b> 0	<b>SB:</b> 1
<b>CS:</b> 0	



Batter	1	2	3	4	5	6	7	8	9	10	11	AB R H RBI BB SO LOB	TOP																												
<b>Dave Roberts, L</b> (1, 8) OBP: 0.385, SLG: 0.402	2-2 F7		0-1 G1-3		1-1 G4-3		4-1 BB BB	0-1 P6			2-1 SH3-4	4 0 0 0 1 0 2																													
<b>Paul Lo Duca, R</b> (1, 2) OBP: 0.326, SLG: 0.333	4-1 BB		1-3 K		1-1 G5-3		0-3 K		0-0 P5		1-2 L7	5 0 0 0 1 2 4																													
<b>Shawn Green, L</b> (1, 9) OBP: 0.376, SLG: 0.456	0-0 F7		0-0 2B			1-0 G6-3	4-2 BB BB		1-1 G6-3		2-1 G3	5 0 1 0 1 0 2																													
<b>Brian Jordan, R</b> (1, 7) OBP: 0.362, SLG: 0.407	2-2 G6-3		1-0 G5-3			4-2 1B BB	4-2 BB BB		0-1 G1-3			3 0 0 1 2 0 2																													
<b>Fred McGriff, L</b> (1, 3) OBP: 0.302, SLG: 0.372		4-0 2B BB		2-3 K		2-2 F9	1-1 P2			4-1 G5-3 BB		3 0 0 0 2 1 4																													
<b>Jolbert Cabrera, R</b> (10, PR) OBP: 0.286, SLG: 0.615												0 0 0 0 0 0 0																													
<b>Tom Martin, L</b> (10, 1)												0 0 0 0 0 0 0																													
<b>Paul Quantrill, L</b> (10, 1)												0 0 0 0 0 0 0																													
<b>Guillermo Mota, R</b> (11, 1) OBP: 1.000, SLG: 1.000												0 0 0 0 0 0 0																													
<b>Adrián Beltré, R</b> (1, 5) OBP: 0.197, SLG: 0.313		1-0 F8		0-1 G1-3		0-1 E5 1B		1-0 P3		0-2 G5-3		5 0 0 0 0 0 3																													
<b>Alex Cora, L</b> (1, 4) OBP: 0.329, SLG: 0.318		2-2 2B		2-1 L8		2-1 1B		1-1 G3-1 2B 1B		0-1 F7		5 1 3 0 0 0 1	AB 39																												
<b>Cesar Izturis, S</b> (1, 6) OBP: 0.280, SLG: 0.250		2-3 K			2-1 F8		1-1 BB SH1-4 1B	1-2 G3-1		0-0 F8		5 1 1 0 0 1 4	R 2																												
<b>Kevin Brown, R</b> (1, 1) OBP: 0.111, SLG: 0.222		2-3 K			0-0 2B		0-0 SH1-4	2-2 2B			0-1 SH3-4 1B	2 0 1 0 0 1 2	H 8																												
<b>Daryle Ward, L</b> (8, PH) OBP: 0.316, SLG: 0.235												0 0 0 0 0 0 0	RBI 2																												
<b>Mike Kinkade, R</b> (8, PH) OBP: 0.357, SLG: 0.417												1 0 1 1 0 0 0	BB 7																												
<b>Paul Shuey, R</b> (8, 1)												0 0 0 0 0 0 0	SO 5																												
<b>Ron Coomer, R</b> (10, 3) OBP: 0.348, SLG: 0.211												1 0 1 0 0 0 0	LOB 24																												
<b>Inning Stats</b>	R: 0 H: 0 E: 0 K: 0 S: 10	H: 0 LOB: 1 BB: 1 P: 18	R: 0 H: 1 E: 0 K: 2 S: 10	H: 1 LOB: 2 BB: 1 P: 21	R: 0 H: 1 E: 0 K: 1 S: 7	H: 1 LOB: 1 BB: 0 P: 9	R: 0 H: 0 E: 0 K: 1 S: 7	H: 0 LOB: 0 BB: 0 P: 11	R: 0 H: 1 E: 0 K: 0 S: 7	H: 1 LOB: 1 BB: 0 P: 11	R: 0 H: 1 E: 0 K: 1 S: 11	H: 1 LOB: 2 BB: 1 P: 20	R: 1 H: 1 E: 0 K: 1 S: 13	H: 1 LOB: 3 BB: 3 P: 27	R: 1 H: 2 E: 0 K: 0 S: 14	H: 2 LOB: 1 BB: 0 P: 19	R: 0 H: 0 E: 0 K: 0 S: 5	H: 0 LOB: 0 BB: 0 P: 6	R: 0 H: 0 E: 0 K: 0 S: 7	H: 0 LOB: 1 BB: 1 P: 11	R: 0 H: 1 E: 0 K: 0 S: 9	H: 1 LOB: 1 BB: 0 P: 14	1B: 4 SF: 0 2B: 4 SAC: 2 3B: 0 DP: 0 HR: 0 HBP: 0	WP: 0 PA: 48 PB: 0 SB: 0 CS: 0																	
<b>PITCHER</b>	IP WLS BF H R ER SO BB IBB HBP BLK WP HR S P ERA WHIP														<b>PITCHER</b>	IP WLS BF H R ER SO BB IBB HBP BLK WP HR S P ERA WHIP																									
<b>Ryan Dempster, R</b> (1, 1) ERA: 5.34	6.2		31	5	1	1	5	6	0	0	0	0	0	0	63	114	1.35	1.650																							
<b>Gabe White, L</b> (7, 1) ERA: 2.7	0.1		1	0	0	0	0	0	0	0	0	0	0	0	2	3	0.00	0.000																							
<b>Scott Sullivan, R</b> (8, 1) ERA: 4.76	0.2	H	3	1	1	1	0	0	0	0	0	0	0	0	7	10	13.50	1.500																							
<b>Kent Mercker, L</b> (8, 1) ERA: 3.18	0.1	B	2	1	0	0	0	0	0	0	0	0	0	0	7	9	0.00	3.000																							
<b>John Riedling, R</b> (9, 1) ERA: 5.84	2.0		7	0	0	0	0	1	0	0	0	0	0	0	12	17	0.00	0.500																							

Los Angeles Dodgers @ Cincinnati Reds  
Great American Ball Park, Cincinnati, OH

Thu Apr 24 2003, 7:10 PM EDT  
Att: 24,333 - Sunny - 64 F

AB	39
R	2
H	8
RBI	2
BB	7
SO	5
LOB	24



WP: 0	PA: 48
PB: 0	
SB: 0	
CS: 0	

1B: 4	SF: 0
2B: 4	SAC: 2
3B: 0	DP: 0
HR: 0	HBP: 0

Batter	1	2	3	4	5	6	7	8	9	10	11	AB R H RBI BB SO LOB	BOTTOM																	
<b>Felipe Lopez, S</b> OBP: 0.338, SLG: 0.354 (1, 6)	1-1 B1-3			1-2 F7		3-2 CS 1B		2-2 CS 1B			4-1 SH3-4 1B BB	4 1 2 1 1 0 0	<b>Los Angeles Dodgers @ Cincinnati Reds</b> Great American Ball Park, Cincinnati, OH Thu Apr 24 2003, 7:10 PM EDT Att: 24,333 - Sunny - 64 F																	
<b>Jose Guillen, R</b> OBP: 0.233, SLG: 0.414 (1, 9) (8, 7)	2-2 G4-3			1-1 G6-3		1 SAFE 3-3 K		1 SAFE 3-2 G6-3		1 SAFE 0-1 SH3-4	4 0 0 0 0 1 2																			
<b>Sean Casey, L</b> OBP: 0.404, SLG: 0.488 <b>6 Ryan Freel, R</b> (7, PR) <b>Reggie Taylor, L</b> OBP: 0.205, SLG: 0.237 (8, 8)	0-3 K			0-1 G4-3			3-2 BB FC4-6 1B			0-3 K	3 0 1 0 0 1 0 0 1 0 0 0 0 0 2 0 1 1 0 1 0																			
<b>Austin Kearns, R</b> OBP: 0.418, SLG: 0.662 (1, 8) (8, 9)		2-3 K			1-3 K		4-1 FC4-6 BB 1-2 BB			4-2 G6-4-3 BB	2 0 0 0 2 2 0																			
<b>Aaron Boone, R</b> OBP: 0.287, SLG: 0.443 (1, 5)		0-3 K			0-1 1B		0-3 K			0-2 G6-4-3	4 0 1 0 0 2 3																			
<b>Adam Dunn, L</b> OBP: 0.321, SLG: 0.563 (1, 7) (8, 3)		0-0 G2-3			1-3 K		4-2 FC4-6 BB 1-2 2-3			0-0 FC1-6 1B	3 0 1 0 1 1 1																			
<b>Juan Castro, R</b> OBP: 0.370, SLG: 0.560 (1, 4)			1-1 F9		0-0 B1-3		2-2 FC4-6 1-2f 2-3 3-H			1-1 FC1-6 1B	4 0 0 1 0 0 4																			
<b>Jason LaRue, R</b> OBP: 0.361, SLG: 0.373 (1, 2)			0-3 K			1-0 1B 2B		0-3 K		1-1 G1-4-3 1B	4 1 2 0 0 2 3																			
<b>Ryan Dempster, R</b> Gabe White, L Scott Sullivan, R Kent Mercker, L Ruben Mateo, R John Riedling, R Willy Mo Peña, R Felix Heredia, L (1, 1) (7, 1) (8, 1) (8, 1) (8, PH) (9, 1) (10, PH) (11, 1)			2-3 K			0-3 K		2-2 G4-3		2-2 G1-4-3	2 0 0 0 0 2 1 0 1 0 0 0 0 0 0 0 0 0 0 0 0 0 1 0 0 0 0 0 0 0 0 0 0 0 0 2 0 0 0 0 0 0 0																			
<b>Inning Stats</b>	R: 0 E: 0 K: 1 S: 10	H: 0 LOB: 0 BB: 0 P: 13	R: 0 E: 0 K: 2 S: 8	H: 0 LOB: 0 BB: 0 P: 10	R: 0 E: 0 K: 2 S: 11	H: 0 LOB: 0 BB: 0 P: 14	R: 0 E: 0 K: 0 S: 8	H: 0 LOB: 0 BB: 0 P: 10	R: 0 E: 0 K: 2 S: 10	H: 1 LOB: 1 BB: 0 P: 12	R: 1 E: 0 K: 2 S: 11	H: 2 LOB: 0 BB: 0 P: 18		R: 1 E: 0 K: 2 S: 15	H: 1 LOB: 2 BB: 2 P: 28	R: 0 E: 0 K: 0 S: 12	H: 1 LOB: 0 BB: 0 P: 19	R: 0 E: 0 K: 1 S: 9	H: 0 LOB: 0 BB: 1 P: 13	R: 0 E: 0 K: 0 S: 9	H: 2 LOB: 1 BB: 0 P: 13	R: 1 E: 0 K: 0 S: 5	H: 1 LOB: 1 BB: 1 P: 11	1B: 7 2B: 1 3B: 0 HR: 0	SF: 0 SAC: 1 DP: 2 HBP: 0	WP: 0 PB: 0 SB: 1 CS: 2	PA: 39			
<b>PITCHER</b>	IP WLS BF H R ER SO BB IBB HBP BLK WP HR S P ERA WHIP														IP WLS BF H R ER SO BB IBB HBP BLK WP HR S P ERA WHIP															
<b>Kevin Brown, R</b> ERA: 3.68 (1, 1)	7.0	26	4	2	2	11	2	0	0	0	0	0	0	73	105	2.57	0.857													
<b>Paul Shuey, R</b> ERA: 0.68 (8, 1)	2.0	6	1	0	0	1	1	0	0	0	0	0	0	21	32	0.00	1.000													
<b>Tom Martin, L</b> ERA: 1.23 (10, 1)	0.0	1	1	0	0	0	0	0	0	0	0	0	0	1	1	∞	∞													
<b>Paul Quantrill, R</b> ERA: 1.93 (10, 1)	1.0	3	1	0	0	0	0	0	0	0	0	0	0	8	12	0.00	1.000													
<b>Guillermo Mota, R</b> ERA: 1.38 (11, 1)	0.1	L	3	1	1	0	1	0	0	0	0	0	0	5	11	27.00	6.000													

AB	34
R	3
H	8
RBI	3
BB	4
SO	12
LOB	16



WP: 0	PA: 39
PB: 0	
SB: 1	
CS: 2	

livebaseballscores.com



Batter	1	2	3	4	5	6	7	8	9	AB R H RBI BB SO LOB	TOP		
Dave Roberts, L (1, 8) OBP: 0.390, SLG: 0.409 Jolbert Cabrera, R (2, 8) OBP: 0.250, SLG: 0.533 (9, 4)	1-0 SH1-3 1B		0-3 K			1-0 L6		0-3 K	0-1 FC5-4 1-2f	1 0 1 0 0 0 0 4 0 0 0 0 2 3	<b>Los Angeles Dodgers @ Pittsburgh Pirates</b> PNC Park, Pittsburgh, PA Fri Apr 25 2003, 7:05 PM EDT Att. 16,090 - Overcast - 68 F <a href="http://livebaseballscorecards.com">livebaseballscorecards.com</a>		
Cesar Izturis, S (1, 6) OBP: 0.274, SLG: 0.244 Mike Kinkade, R (9, PH) OBP: 0.400, SLG: 0.462 (9, 7)	1-1 SH1-3 1-2		1-1 G4-3			0-2 G4-3			2-1 2B 1B	2 0 0 0 0 0 0 1 1 1 0 0 0 0			
Shawn Green, L (1, 9) OBP: 0.371, SLG: 0.457	2-3 K				0-0 G5-3		1-0 G1-3 2B		1-3 K	4 0 1 0 0 2 2			
Fred McGriff, L (1, 3) OBP: 0.300, SLG: 0.378 Brian Jordan, R (9, PR) OBP: 0.362, SLG: 0.407 (9, 8)	1-1 G4-3				2-2 G5-3		0-0 P4		0-0 2B 1-H	4 0 1 1 0 0 2 0 1 0 0 0 0 0			
Paul Lo Duca, R (1, 2) OBP: 0.322, SLG: 0.341 (9, 3)					1-3 K		2-2 G1-3 2-3		0-0 2B 2B	4 1 1 1 0 1 1			
Daryle Ward, L (1, 7) OBP: 0.304, SLG: 0.238 Eric Gagne, R (9, 1)					0-0 G4-3 1B		3-2 G4-3		1-2 F7	4 0 1 0 0 0 2 0 0 0 0 0 0 0			
Adrián Beltré, R (1, 5) OBP: 0.213, SLG: 0.352					2-3 K		2-1 F8		0-0 F9 2B 2B	4 1 2 1 0 1 1			
Alex Cora, L (1, 4) OBP: 0.325, SLG: 0.329 (9, 6)					1-2 G4-3		0-0 G4-3		1-1 G6-3 2B 1B 2B	4 1 1 1 0 0 2			
Odalis Perez, L (1, 1) Ron Coomer, R (8, PH) OBP: 0.333, SLG: 0.200 Troy Brohawn, L (8, 1) OBP: 1.000, SLG: 1.000 Todd Hundley, S (9, PH) OBP: 0.480, SLG: 0.471 (9, 2)					0-1 F7		0-1 G6-3		2-0 F9 2-3 2B 1B FC5-4	2 0 0 0 0 0 0 1 0 0 0 0 0 1 0 0 0 0 0 0 0 1 0 1 1 0 0 0			
<b>Inning Stats</b>	R: 0 H: 1 E: 0 LOB: 1 K: 1 BB: 0 S: 8 P: 13	R: 0 H: 1 E: 0 LOB: 1 K: 1 BB: 0 S: 8 P: 11	R: 0 H: 0 E: 0 LOB: 0 K: 1 BB: 0 S: 7 P: 8	R: 0 H: 0 E: 0 LOB: 0 K: 1 BB: 0 S: 7 P: 10	R: 0 H: 0 E: 0 LOB: 0 K: 0 BB: 0 S: 4 P: 6	R: 0 H: 0 E: 0 LOB: 0 K: 0 BB: 0 S: 6 P: 7	R: 0 H: 1 E: 0 LOB: 1 K: 0 BB: 0 S: 8 P: 14	R: 0 H: 1 E: 0 LOB: 1 K: 1 BB: 0 S: 19 P: 27	1B: 4 SF: 0 2B: 6 SAC: 1 3B: 0 DP: 0 HR: 0 HBP: 0	WP: 0 PA: 37 PB: 0 SB: 0 CS: 0			
<b>PITCHER</b> Kip Wells, R (1, 1) ERA: 2.87 Mike Williams, R (9, 1) ERA: 8.31	IP WLS BF H R ER SO BB IBB HBP BLK WP HR S P ERA WHIP	8.1 0 31 6 2 2 6 0 0 0 0 0 0 61 88 2.16 0.720	0.2 L 6 4 3 3 0 0 0 0 0 0 0 0 13 18 40.50 6.000	<b>PITCHER</b> IP WLS BF H R ER SO BB IBB HBP BLK WP HR S P ERA WHIP									

AB	36
R	5
H	10
RBI	5
BB	0
SO	6
LOB	14







Batter	1	2	3	4	5	6	7	8	9	AB R H RBI BB SO LOB	TOP																									
Alex Cora, L (1, 4) OBP: 0.325, SLG: 0.329 Ron Coomer, R (8, PH) OBP: 0.320, SLG: 0.190 Jason Romano, R (8, 8)	2-1 F7			3-2 G4-3		3-1 G4-3 1B G6-3 1B		0-1 G1-3		3 1 1 0 0 0 0 1 0 0 0 0 0 0 0 0 0 0 0 0 0	<b>Los Angeles Dodgers @ Pittsburgh Pirates</b> PNC Park, Pittsburgh, PA Sat Apr 26 2003, 7:05 PM EDT Att. 22,267 - Sunny - 63 F																									
Cesar Izturis, S (1, 6) OBP: 0.261, SLG: 0.232	1-2 G3			2-1 G6-3		1-0 G6-3		0-2 G1-3		4 0 0 0 0 0 1																										
Shawn Green, L (1, 9) OBP: 0.376, SLG: 0.485	0-3 K			1-2 G4-3		1-2 G4-3 1B HBP		2-1 HR		3 2 1 1 0 1 0																										
Fred McGriff, L (1, 3) OBP: 0.298, SLG: 0.372		2-3 K			1-1 G6-3 1B	3-2 G4-3		3-3 K		4 1 1 0 0 2 2																										
Adrian Beltré, R (1, 5) OBP: 0.241, SLG: 0.365		2-0 G5-3			0-2 E5 G6-3 1B	0-0 1B		2-2 1B HBP		3 0 2 2 0 0 0																										
Daryle Ward, L (1, 7) OBP: 0.296, SLG: 0.240 Eric Gagne, R (9, 1)		1-2 G4-3			2-1 G1-3	1 SAFE 2-0 F9		2-1 G6-4-3 1B		4 0 1 0 0 0 3 0 0 0 0 0 0 0																										
Todd Hundley, S (1, 2) OBP: 0.414, SLG: 0.381			2-1 G3-1		1-2 G6-3		2-3 K	3-3 SAFE K		4 0 0 1 0 2 3																										
Jolbert Cabrera, R (1, 8) OBP: 0.250, SLG: 0.485			0-0 G6-3		4-0 IBB		1-1 F7	0-0 G6-4-3		3 0 0 0 1 0 2																										
Hideo Nomo, R (1, 1) Paul Quantrill, L (8, 1) Brian Jordan, R (9, 7) OBP: 0.362, SLG: 0.407			0-3 K		2-2 G4-3		1-3 K			3 0 0 0 0 2 2 0 0 0 0 0 0 0 0 0 0 0 0 0 0																										
<b>Inning Stats</b>	R: 0 E: 0 K: 1 S: 9	H: 0 LOB: 0 BB: 0 P: 12	R: 0 E: 0 K: 1 S: 7	H: 0 LOB: 0 BB: 0 P: 12	R: 0 E: 0 K: 1 S: 6	H: 0 LOB: 0 BB: 0 P: 8	R: 0 E: 0 K: 0 S: 8	H: 0 LOB: 0 BB: 0 P: 14	R: 1 E: 1 K: 0 S: 14	H: 2 LOB: 2 BB: 1 P: 24	R: 2 E: 0 K: 0 S: 10	H: 2 LOB: 1 BB: 0 P: 20	R: 0 E: 0 K: 2 S: 9	H: 0 LOB: 0 BB: 0 P: 13	R: 1 E: 0 K: 1 S: 12	H: 1 LOB: 0 BB: 0 P: 17	R: 0 E: 0 K: 1 S: 10	H: 1 LOB: 1 BB: 0 P: 17	1B: 5 2B: 0 3B: 0 HR: 1	SF: 0 SAC: 0 DP: 1 HBP: 2	WP: 0 PB: 0 SB: 0 CS: 0	PA: 35														
<b>PITCHER</b>	IP WLS BF H R ER SO BB IBB HBP BLK WP HR S P ERA WHIP																																			
16 Salomon Torres, R (1, 1) ERA: 2.33	5.1		20	3	2	2	3	0	1	0	0	0	0	47	77	3.38	0.562																			
Joe Beimel, L (6, 1) ERA: 3.18	1.2	B	7	1	1	1	2	0	0	1	0	0	0	16	26	5.40	0.600																			
Scott Sauerbeck, L (8, 1) ERA: 2.61	1.0	L	4	1	1	1	1	0	0	0	0	0	1	12	17	9.00	1.000																			
Julian Tavarez, R (9, 1) ERA: 6.3	0.0		2	1	0	0	0	0	0	1	0	0	0	6	10	∞	∞																			
Dennys Reyes, L (9, 1) ERA: 1.93	0.1		1	0	0	0	1	0	0	0	0	0	0	3	6	0.00	0.000																			
<b>PITCHER</b>	IP WLS BF H R ER SO BB IBB HBP BLK WP HR S P ERA WHIP																																			
Brian Boehringer, R (9, 1) ERA: 7.27	0.2		1	0	0	0	0	0	0	0	0	0	0	1	1	0.00	0.000																			

AB	32
R	4
H	6
RBI	4
BB	1
SO	7
LOB	13



livebaseballscorecards.com

BOTTOM

Los Angeles Dodgers @ Pittsburgh Pirates

PNC Park, Pittsburgh, PA

Sat Apr 26 2003, 7:05 PM EDT

Att. 22,267 - Sunny - 63 F

AB	32
R	3
H	7
RBI	3
BB	3
SO	6
LOB	14



WP:	0	PA:	36
PB:	0		
SB:	0		
CS:	0		

AB	1	R	1	H	0	RBI	0	BB	1	SO	0	LOB	0
	2	0	0	0	0	0	0	0	0	0	1		

4	0	1	2	0	0	0	0						
---	---	---	---	---	---	---	---	--	--	--	--	--	--

4	0	0	0	0	0	0	0	1					
---	---	---	---	---	---	---	---	---	--	--	--	--	--

4	1	1	0	0	0	0	0	0					
---	---	---	---	---	---	---	---	---	--	--	--	--	--

4	0	2	0	0	0	2	1						
---	---	---	---	---	---	---	---	--	--	--	--	--	--

4	0	2	1	0	0	0	1						
0	0	0	0	0	0	0	0						

2	1	0	0	2	0	2							
---	---	---	---	---	---	---	--	--	--	--	--	--	--

3	0	1	0	0	1	4							
---	---	---	---	---	---	---	--	--	--	--	--	--	--

2	0	0	0	0	2	1							
0	0	0	0	0	0	0							
1	0	0	0	0	0	1							
0	0	0	0	0	0	0							
0	0	0	0	0	0	0							
0	0	0	0	0	0	0							
0	0	0	0	0	0	0							
1	0	0	0	0	0	1							

1B:	5	SF:	0
2B:	1	SAC:	1
3B:	1	DP:	1
HR:	0	HBP:	0

Batter	1	2	3	4	5	6	7	8	9
Kenny Lofton, L OBP: 0.255, SLG: 0.284 Rob Mackowiak, L OBP: 0.250, SLG: 0.243 (1, 8) X (5, PH) (6, 8)	0-0 F9 ①		4-1 2 3B BB		0-1 F7 ②		1-1 L7 ③		
2 Jack Wilson, R OBP: 0.260, SLG: 0.260 (1, 6) D F X	1-2 F9 ②		0-1 1-H 2-H 3B		0-1 G6-3 ③			0-1 B2 ①	
18 Jason Kendall, R OBP: 0.393, SLG: 0.468 (1, 2) B C B F X	2-2 L6 ③		1-2 G5-3 ③			1-0 G6-3 ①		2-1 F9 ②	
Randall Simon, L OBP: 0.339, SLG: 0.482 (1, 3) B X		1-1 G1-3 ①		2-2 2B 1B		2-2 G5-3 ②		1-2 G4-3 ③	
Aramis Ramirez, R OBP: 0.316, SLG: 0.345 (1, 5) B C C C C		1-3 K ②		1-3 K ①		0-2 1B		0-1 FC1-5 1B	
Matt Stairs, L OBP: 0.333, SLG: 0.317 Adam Hyzdu, R OBP: 0.250, SLG: 0.200 (1, 9) X C (9, PR)		0-1 G3 ③		1-0 1-H 2B		1-2 G4-3 ③		0-0 FC1-5 1B	
Reggie Sanders, R OBP: 0.354, SLG: 0.515 (1, 7) C B B F O B			4-2 2 3B SH1-3 BB		4-0 G6-4-3 BB		1-1 G5-3 ①	0-1 FC1-5 ①	
Pokey Reese, R OBP: 0.227, SLG: 0.268 (1, 4) B 1 SAFE 1 SAFE X			1-0 SH1-3 ①		0-0 G6-4-3 ② ③		0-1 1B	0-3 K ②	
16 Salomon Torres, R Joe Beimel, L Abraham Nunez, S Scott Sauerbeck, R Julian Tavarez, L Dennys Reyes, R Brian Boehringer, S Craig Wilson, R OBP: 0.313, SLG: 0.370 (1, 1) F S S (6, 1) (7, PH) (8, 1) (9, 1) (9, 1) (9, 1) (9, PH)			0-3 K ②		1-3 K ①		1-1 F7 ②	0-3 K ③	

Inning Stats	R: 0	H: 0	E: 0	K: 0	S: 7	R: 0	H: 0	E: 0	K: 1	S: 8	R: 2	H: 1	E: 0	K: 1	S: 13	R: 1	H: 2	E: 0	K: 1	S: 8	R: 0	H: 0	E: 0	K: 1	S: 8	R: 0	H: 1	E: 0	K: 0	S: 11	R: 0	H: 1	E: 0	K: 0	S: 9	R: 0	H: 0	E: 0	K: 0	S: 7	R: 0	H: 2	E: 0	K: 2	S: 11	1B: 5	SF: 0	2B: 1	SAC: 1	3B: 1	DP: 1	HR: 0	HBP: 0
--------------	------	------	------	------	------	------	------	------	------	------	------	------	------	------	-------	------	------	------	------	------	------	------	------	------	------	------	------	------	------	-------	------	------	------	------	------	------	------	------	------	------	------	------	------	------	-------	-------	-------	-------	--------	-------	-------	-------	--------

PITCHER	IP	WLS	BF	H	R	ER	SO	BB	IBB	HBP	BLK	WP	HR	S	P	ERA	WHIP
Hideo Nomo, R ERA: 3.16 (1, 1)	7.0	W	28	5	3	3	4	3	0	0	0	0	0	64	94	3.86	1.143
Paul Quantrill, R ERA: 1.74 (8, 1)	1.0	H	3	0	0	0	0	0	0	0	0	0	0	7	10	0.00	0.000
Eric Gagne, R ERA: (9, 1)	1.0	S	5	2	0	0	2	0	0	0	0	0	0	11	11	0.00	2.000









Batter	1	2	3	4	5	6	7	8	9	AB R H RBI BB SO LOB	TOP											
11 Jimmy Rollins, S OBP: 0.363, SLG: 0.414 (1, 6)	1-2 G4-3 E 2B		3-3 K		0-2 G4-6-3 1B		3-3 K			4 1 2 0 0 2 2	Philadelphia Phillies @ Los Angeles Dodgers Dodger Stadium, Los Angeles, CA Mon Apr 28 2003, 7:10 PM PDT Att. 24,241 - Cloudy - 59 F											
Ricky Ledee, L OBP: 0.373, SLG: 0.583 (1, 8)	0-2 G4-3		0-0 F7		0-2 G4-6-3		2-2 G2-3			4 0 0 0 0 0 2												
Bobby Abreu, L OBP: 0.403, SLG: 0.429 (1, 9)	4-2 E BB		0-3 K		1-3 K		1-3 K			3 0 0 0 1 3 0												
Pat Burrell, R OBP: 0.308, SLG: 0.404 (1, 7)	1-2 E1		3-1 G6-3		2-3 K		2-3 K			4 0 0 1 0 2 1												
Jim Thome, L OBP: 0.374, SLG: 0.474 (1, 3)	3-3 K		2-1 HR		1-3 K		3-3 K			4 1 1 1 0 3 2												
Mike Lieberthal, R OBP: 0.438, SLG: 0.500 (1, 2)	0-0 P6		2-2 F8		3-3 K		2-1 2B			4 1 1 0 0 1 2												
David Bell, R OBP: 0.354, SLG: 0.353 (1, 5)		0-1 G5-3		1-1 2B		0-0 26 1B		1-2 2B		4 0 3 1 0 0 0												
26 Chase Utley, L OBP: 0.200, SLG: 0.467 (1, 4)		2-3 K		0-2 F8		1-2 1B		0-1 G1-6-3		3 0 1 0 0 1 1												
Tomas Perez, S OBP: 0.282, SLG: 0.316 (8, 4)						1-2 1B				1 0 0 0 0 0 1												
39 Brett Myers, R OBP: 0.091, SLG: 0.091 (1, 1)		1-1 G1-3		2-3 K		0-3 K		1-3 K		3 0 0 0 0 2 2												
Dan Plesac, L (8, 1)										0 0 0 0 0 0 0												
2 Tyler Houston, L OBP: 0.400, SLG: 0.435 (9, PH)										1 0 0 0 0 1 1												
Jose Mesa, R (9, 1)										0 0 0 0 0 0 0												
<b>Inning Stats</b>	R: 1 E: 1 K: 1 S: 19	H: 1 LOB: 2 BB: 1 P: 28	R: 0 E: 0 K: 1 S: 8	H: 0 LOB: 0 BB: 0 P: 11	R: 0 E: 0 K: 2 S: 7	H: 0 LOB: 0 BB: 0 P: 10	R: 1 E: 0 K: 0 S: 12	H: 2 LOB: 1 BB: 0 P: 20	R: 0 E: 0 K: 1 S: 9	H: 1 LOB: 0 BB: 0 P: 11	R: 0 E: 0 K: 3 S: 10	H: 0 LOB: 0 BB: 0 P: 14	R: 0 E: 0 K: 3 S: 13	H: 2 LOB: 2 BB: 0 P: 20	R: 0 E: 0 K: 2 S: 9	H: 0 LOB: 0 BB: 0 P: 14	R: 1 E: 0 K: 2 S: 16	H: 2 LOB: 1 BB: 0 P: 23	1B: 3 2B: 4 3B: 0 HR: 1	SF: 0 SAC: 0 DP: 1 HBP: 0	WP: 0 PB: 0 SB: 0 CS: 0	PA: 36
<b>PITCHER</b>	IP WLS BF H R ER SO BB IBB HBP BLK WP HR S P ERA WHIP																					
37 Darren Dreifort, R ERA: 3.77 (1, 1)	7.0 L 28 6 2 2 11 1 0 0 0 0 0 1 78 114 2.57 1.000																					
Tom Martin, L ERA: 0.96 (8, 1)	1.1 4 0 0 0 3 0 0 0 0 0 0 0 12 20 0.00 0.000																					
Guillermo Mota, R ERA: 1.93 (9, 1)	0.1 3 2 1 1 0 0 0 0 0 0 0 0 9 12 27.00 6.000																					
Troy Brohawn, L ERA: 2.0 (9, 1)	0.1 1 0 0 0 1 0 0 0 0 0 0 0 4 5 0.00 0.000																					

livebaseballscorecards.com

AB	35
R	3
H	8
RBI	3
BB	1
SO	15
LOB	14



Batter	1	2	3	4	5	6	7	8	9	AB	R	H	RBI	BB	SO	LOB
Alex Cora, L OBP: 0.360, SLG: 0.346 (1, 4)	G4-3		HBP			L7		1B		3	0	1	0	0	0	0
Paul Lo Duca, R OBP: 0.333, SLG: 0.337 (1, 2)	F7		G4-6-3			WP		1B		4	0	2	0	0	0	3
Shawn Green, L OBP: 0.356, SLG: 0.462 (1, 9)	F9		1-2f			P5		FC6-4		4	0	0	0	0	0	3
Fred McGriff, L OBP: 0.293, SLG: 0.363 (1, 3)		K			G4-3				G3	4	0	0	0	0	1	0
Adrián Beltré, R OBP: 0.230, SLG: 0.354 (1, 5)		G5-3			K				P4	4	0	0	0	0	1	0
Daryle Ward, L OBP: 0.286, SLG: 0.242 (1, 7)		L9				G1-3			1B	3	0	1	0	0	0	0
Tom Martin, L (8, 1)									1B	0	0	0	0	0	0	0
Guillermo Mota, R OBP: 1.000, SLG: 1.000 (9, 1)									1B	0	0	0	0	0	0	0
Troy Brohawn, L OBP: 1.000, SLG: 1.000 (9, 1)									1B	0	0	0	0	0	0	0
Ron Coomer, R OBP: 0.333, SLG: 0.217 (9, PH)									1B	1	0	1	0	0	0	0
Jolbert Cabrera, R OBP: 0.273, SLG: 0.525 (1, 8)			SH2-4			K			1B	4	0	2	0	0	1	1
Cesar Izturis, S OBP: 0.284, SLG: 0.258 (1, 6)									1B	3	0	1	0	0	1	0
Todd Hundley, S OBP: 0.400, SLG: 0.364 (9, PH)									G4-3	1	0	0	0	0	0	2
37 Darren Dreifort, R OBP: 0.143, SLG: 0.143 (1, 1)										1	0	0	0	0	0	0
Mike Kinkade, R OBP: 0.400, SLG: 0.588 (8, 7)			SH2-4			P6			G5-3	1	0	0	0	0	0	0

Inning Stats	R: 0	H: 0	E: 0	K: 0	S: 7	R: 0	H: 0	E: 0	K: 1	S: 8	R: 0	H: 2	E: 0	K: 0	S: 4	R: 0	H: 0	E: 0	K: 1	S: 6	R: 0	H: 0	E: 0	K: 2	S: 9	R: 0	H: 1	E: 0	K: 0	S: 8	R: 0	H: 1	E: 0	K: 0	S: 9	R: 0	H: 2	E: 0	K: 0	S: 13	R: 0	H: 2	E: 0	K: 0	S: 9	R: 0	H: 2	E: 0	K: 0	S: 9	1B: 8	2B: 0	3B: 0	HR: 0	SF: 0	SAC: 1	DP: 1	HBP: 1	WP: 1	PB: 0	SB: 0	CS: 0	PA: 35
--------------	------	------	------	------	------	------	------	------	------	------	------	------	------	------	------	------	------	------	------	------	------	------	------	------	------	------	------	------	------	------	------	------	------	------	------	------	------	------	------	-------	------	------	------	------	------	------	------	------	------	------	-------	-------	-------	-------	-------	--------	-------	--------	-------	-------	-------	-------	--------

PITCHER	IP	WLS	BF	H	R	ER	SO	BB	IBB	HBP	BLK	WP	HR	S	P	ERA	WHIP
39 Brett Myers, R ERA: 2.2 (1, 1)	7.2	W	29	6	0	0	4	0	0	0	0	1	0	61	86	0.00	0.783
Dan Plesac, L ERA: 2.08 (8, 1)	0.1	H	1	0	0	0	0	0	0	0	0	0	0	3	3	0.00	0.000
Jose Mesa, R ERA: 3.27 (9, 1)	1.0	S	5	2	0	0	0	0	0	0	0	0	0	9	11	0.00	2.000

**BOTTOM**

Philadelphia Phillies @ Los Angeles Dodgers  
Dodger Stadium, Los Angeles, CA

Mon Apr 28 2003, 7:10 PM PDT  
Att. 24,241 - Cloudy - 59 F

AB	33
R	0
H	8
RBI	0
BB	0
SO	4
LOB	9



PITCHER	IP	WLS	BF	H	R	ER	SO	BB	IBB	HBP	BLK	WP	HR	S	P	ERA	WHIP
---------	----	-----	----	---	---	----	----	----	-----	-----	-----	----	----	---	---	-----	------



Batter	1	2	3	4	5	6	7	8	9	AB R H RBI BB SO LOB	TOP											
11 Jimmy Rollins, S (1, 6) OBP: 0.359, SLG: 0.417	1-2 G3		1-0 2B			2-2 L8		2-1 F7		4 0 1 0 0 0 2	Philadelphia Phillies @ Los Angeles Dodgers Dodger Stadium, Los Angeles, CA Tue Apr 29 2003, 7:10 PM PDT Att. 27,815 - Sunny - 60 F											
Ricky Ledee, L (1, 8) OBP: 0.352, SLG: 0.547	2-2 G1-3		1-1 G1-3			0-2 F7		0-0 F8		4 0 0 0 0 0 4												
Bobby Abreu, L (1, 9) OBP: 0.398, SLG: 0.422	0-2 G4-3					2-2 G4-3		2-3 K		4 0 1 0 0 1 2												
Pat Burrell, R (1, 7) OBP: 0.298, SLG: 0.389		2-3 K				3-2 G6-4-3		0-0 G5-3		4 0 0 0 0 1 1												
Jim Thome, L (1, 3) OBP: 0.370, SLG: 0.459		3-3 K				0-1 G6-3		0-1 G4-3		3 1 0 0 1 1 0												
Mike Lieberthal, R (1, 2) OBP: 0.452, SLG: 0.564		2-3 K				2-1 FC6-4		2-2 HR		4 1 3 1 0 1 0												
David Bell, R (1, 5) OBP: 0.340, SLG: 0.337						0-3 K		1-2 G5-3		4 0 0 0 0 2 2												
Tomas Perez, S (1, 4) OBP: 0.302, SLG: 0.333			1-2 2B			0-2 FC6-4		2-2 F8		4 0 2 0 0 0 2												
Randy Wolf, L (1, 1) OBP: 0.133, SLG: 0.133 Carlos Silva, R (7, 1) 2 Tyler Houston, L (8, PH) Rheal Cormier, L (8, 1) OBP: 1.000, SLG: 1.000			0-3 K			2-3 K		0-1 1B		2 0 0 0 0 2 2												
<b>Inning Stats</b>	R: 0 E: 0 K: 0 S: 9	H: 0 LOB: 0 BB: 0 P: 12	R: 0 E: 0 K: 3 S: 9	H: 0 LOB: 0 BB: 0 P: 16	R: 0 E: 0 K: 2 S: 13	H: 2 LOB: 2 BB: 0 P: 16	R: 0 E: 0 K: 0 S: 9	H: 1 LOB: 0 BB: 0 P: 14	R: 0 E: 0 K: 0 S: 14	H: 1 LOB: 1 BB: 0 P: 18	R: 0 E: 0 K: 0 S: 13	H: 0 LOB: 0 BB: 0 P: 17	R: 1 E: 0 K: 0 S: 9	H: 1 LOB: 0 BB: 0 P: 12	R: 0 E: 0 K: 1 S: 12	H: 2 LOB: 2 BB: 0 P: 16	R: 1 E: 1 K: 0 S: 11	H: 1 LOB: 1 BB: 1 P: 18	1B: 5 2B: 2 3B: 0 HR: 1	SF: 0 SAC: 0 DP: 1 HBP: 0	WP: 0 PB: 0 SB: 0 CS: 0	PA: 35
<b>PITCHER</b>	IP WLS BF H R ER SO BB IBB HBP BLK WP HR S P ERA WHIP																					
Kevin Brown, R (1, 1) ERA: 3.22	7.0 W 25 5 1 1 7 0 0 0 0 0 1 76 105 1.29 0.714																					
Paul Quantrill, R (8, 1) ERA: 1.54	0.2 4 2 0 0 0 0 0 0 0 0 0 9 13 0.00 3.000																					
Tom Martin, L (8, 1) ERA: 0.93	0.1 1 0 0 0 1 0 0 0 0 0 0 3 3 0.00 0.000																					
Troy Brohawn, L (9, 1) ERA: 1.8	1.0 5 1 1 0 0 1 0 0 0 0 0 0 11 18 0.00 2.000																					

livebaseballscorecards.com

AB	34
R	2
H	8
RBI	1
BB	1
SO	8
LOB	15



Batter	1	2	3	4	5	6	7	8	9	AB	R	H	RBI	BB	SO	LOB
Jason Romano, R (1, 8) B C X	1-1 F9		1-3 K	2-2 G5-3		X 0-0 P3		1-2 G1-3		5	0	0	0	0	1	3
Paul Lo Duca, R (1, 2) OBP: 0.337, SLG: 0.383 B B C F X	3-2 F9		1-2 HR		C X 0-1 1B 2B		1-2 G6-3	3-1 F8		5	1	2	1	0	0	0
Shawn Green, L (1, 9) OBP: 0.350, SLG: 0.459 S B C B S	2-3 K		1-3 K		S T S X 0-3 K		0-2 G1-3 HBP 2B	1-0 G4-3		5	1	1	0	0	3	1
Fred McGriff, L (1, 3) OBP: 0.291, SLG: 0.358 B X		1-0 G4-3	0-0 G1		X 0-0 G5-4-3 1B		1-1 G1-3			4	0	1	0	0	0	1
Mike Kinkade, R (1, 7) OBP: 0.417, SLG: 0.550 C X		0-1 1B BB 1B		B F X 1-1 P5		0-0 G5-4-3 1-2f	H 1-0 HBP BB 1B HBP			3	1	1	0	0	0	2
Adrián Beltré, R (1, 5) OBP: 0.264, SLG: 0.405 B B SAFE B B T S B B		4-2 1B BB		C X 0-1 1B 1B SF8 1B		S B F X 1-2 HR	B B B C C B 4-2 HBP 1B BB			2	3	2	1	2	0	0
Jolbert Cabrera, R (1, 4) OBP: 0.292, SLG: 0.512 F F C B		1-3 K		X 0-0 1B 1-2 1B		F X 0-1 F9	1-2 1B HBP			3	0	1	1	0	1	2
Cesar Izturis, S (1, 6) OBP: 0.303, SLG: 0.280 X C B		0-2 1-2 2-3 1B		X 0-0 1-2 2-3 1B		F X 0-1 G6-3	0-0 1-3 2-H 3-H 1B			4	0	3	2	0	0	0
Kevin Brown, R (1, 1) OBP: 0.167, SLG: 0.273 Daryle Ward, L (7, PH) OBP: 0.278, SLG: 0.235 Paul Quantrill, L (8, 1) Tom Martin, L (8, 1) Troy Brohawn, L (9, 1) S C C B		0-3 K		B L X 1-1 SF8 3-H		X 0-0 1B	1-2 G4-3			2	0	1	1	0	1	3

Inning Stats	R: 0	H: 0	E: 0	K: 1	S: 8	H: 0	LOB: 0	BB: 0	P: 14	R: 0	H: 2	E: 0	K: 2	S: 15	H: 2	LOB: 3	BB: 1	P: 21	R: 1	H: 1	E: 0	K: 2	S: 11	H: 1	LOB: 0	BB: 0	P: 14	R: 1	H: 3	E: 0	K: 0	S: 11	H: 2	LOB: 2	BB: 1	P: 15	R: 0	H: 2	E: 0	K: 1	S: 7	H: 2	LOB: 1	BB: 0	P: 7	R: 1	H: 2	E: 0	K: 0	S: 9	H: 2	LOB: 1	BB: 0	P: 10	R: 3	H: 2	E: 0	K: 0	S: 16	H: 2	LOB: 2	BB: 1	P: 25	R: 0	H: 0	E: 0	K: 0	S: 6	H: 0	LOB: 0	BB: 0	P: 11
--------------	------	------	------	------	------	------	--------	-------	-------	------	------	------	------	-------	------	--------	-------	-------	------	------	------	------	-------	------	--------	-------	-------	------	------	------	------	-------	------	--------	-------	-------	------	------	------	------	------	------	--------	-------	------	------	------	------	------	------	------	--------	-------	-------	------	------	------	------	-------	------	--------	-------	-------	------	------	------	------	------	------	--------	-------	-------

PITCHER	IP	WLS	BF	H	R	ER	SO	BB	IBB	HBP	BLK	WP	HR	S	P	ERA	WHIP
Randy Wolf, L (1, 1) ERA: 3.86	6.2	L	33	11	6	6	6	2	0	1	0	0	2	71	98	8.10	1.950
Carlos Silva, R (7, 1) ERA: 2.57	0.1		3	1	0	0	0	0	0	1	0	0	0	6	8	0.00	3.000
Rheal Cormier, L (8, 1) ERA: 4.09	1.0		3	0	0	0	0	0	0	0	0	0	0	6	11	0.00	0.000


**BOTTOM**

Philadelphia Phillies @ Los Angeles Dodgers  
 Dodger Stadium, Los Angeles, CA

Tue Apr 29 2003, 7:10 PM PDT  
 Att: 27,815 - Sunny - 60 F

AB	34
R	6
H	12
RBI	6
BB	2
SO	6
LOB	14

WP: 0 PA: 39  
 PB: 0  
 SB: 0  
 CS: 0



PITCHER	IP	WLS	BF	H	R	ER	SO	BB	IBB	HBP	BLK	WP	HR	S	P	ERA	WHIP
---------	----	-----	----	---	---	----	----	----	-----	-----	-----	----	----	---	---	-----	------



Batter	1	2	3	4	5	6	7	8	9	AB R H RBI BB SO LOB	TOP											
11 Jimmy Rollins, S (1, 6) OBP: 0.348, SLG: 0.403	1-0 P4		2-2 G5-3			1-1 G6-3		0-3 K		4 0 0 0 0 1 2	Philadelphia Phillies @ Los Angeles Dodgers Dodger Stadium, Los Angeles, CA Wed Apr 30 2003, 7:10 PM PDT Att. 24,940 - Sunny - 59 F											
David Bell, R (1, 5) OBP: 0.327, SLG: 0.323	1-3 K			2-1 G6-3		0-0 G5-3		1-3 K		4 0 0 0 0 2 2												
Bobby Abreu, L (1, 9) OBP: 0.386, SLG: 0.406	0-2 G6-3			1-0 G1-3		1-2 G1		1-1 G3		4 0 0 0 0 0 2												
Mike Lieberthal, R (1, 2) OBP: 0.443, SLG: 0.549		0-0 G5-3		2-2 G5-3			1-1 G6-3		2-2 1B 1B	4 0 1 0 0 0 0												
Jim Thome, L (1, 3) OBP: 0.366, SLG: 0.446		3-3 K			0-0 G4-3		4-2 BB		1-3 K	3 0 0 0 1 2 1												
Pat Burrell, R (1, 7) OBP: 0.304, SLG: 0.393		0-2 FC6-4 1B			2-1 1B 1B		3-3 K		1-3 K	4 0 2 0 0 2 2												
Tomas Perez, S (1, 4) OBP: 0.319, SLG: 0.348		2-1 FC6-4 1-2f			1-1 1B 1-2 1B		2-2 G6-3		0-1 1B 1-2 1B	4 0 2 0 0 0 2												
Marlon Byrd, R (1, 8) OBP: 0.317, SLG: 0.265 Ricky Ledee, L (9, PH) OBP: 0.347, SLG: 0.538			0-3 K		2-3 K			0-1 1B 1B	0-2 P3	3 0 1 0 0 2 2 1 0 0 0 0 0 2												
Vicente Padilla, R (1, 1) Terry Adams, R (7, 1) Jason Michaels, R (8, PH) Turk Wendell, L (8, 1)			0-3 K		2-3 K			1-2 1B 1-2 1B		2 0 0 0 0 2 2 0 0 0 0 0 0 0 1 0 1 0 0 0 0 0 0 0 0 0 0 0												
<b>Inning Stats</b>	R: 0 E: 0 K: 1 S: 7	H: 0 LOB: 0 BB: 0 P: 9	R: 0 E: 0 K: 1 S: 9	H: 1 LOB: 1 BB: 0 P: 14	R: 0 E: 0 K: 2 S: 9	H: 0 LOB: 0 BB: 0 P: 11	R: 0 E: 0 K: 0 S: 6	H: 0 LOB: 0 BB: 0 P: 11	R: 0 E: 0 K: 2 S: 11	H: 2 LOB: 2 BB: 0 P: 18	R: 0 E: 0 K: 0 S: 6	H: 0 LOB: 0 BB: 0 P: 8	R: 0 E: 0 K: 1 S: 14	H: 0 LOB: 1 BB: 1 P: 24	R: 0 E: 0 K: 2 S: 16	H: 2 LOB: 2 BB: 0 P: 19	R: 0 E: 0 K: 2 S: 17	H: 2 LOB: 2 BB: 0 P: 21	1B: 7 2B: 0 3B: 0 HR: 0	SF: 0 SAC: 0 DP: 0 HBP: 0	WP: 0 PB: 0 SB: 0 CS: 0	PA: 35
<b>PITCHER</b>	IP WLS BF H R ER SO BB IBB HBP BLK WP HR S P ERA WHIP												<b>PITCHER</b>	IP WLS BF H R ER SO BB IBB HBP BLK WP HR S P ERA WHIP								
Odalis Perez, L (1, 1) ERA: 2.83	8.2 W 34 7 0 0 11 1 0 0 0 0 0 0 92 132 0.00 0.923																					
Eric Gagne, R (9, 1) ERA:	0.1 S 1 0 0 0 0 0 0 0 0 0 0 0 3 3 0.00 0.000																					

livebaseballscorecards.com

AB	34
R	0
H	7
RBI	0
BB	1
SO	11
LOB	17



Batter	1	2	3	4	5	6	7	8	9	AB	R	H	RBI	BB	SO	LOB
Alex Cora, L OBP: 0.355, SLG: 0.341 (1, 4)	3-2 P6 ①		1-2 G6-3 1B ②		2-1 P6 ③		1-1 L8 ④			4	0	1	0	0	0	1
Paul Lo Duca, R OBP: 0.333, SLG: 0.378 (1, 2)	1-1 L9 ②		0-2 G6-3 1-2 ②			0-2 BB HR 1B ②		1-1 G6-3 ①		4	1	1	0	0	0	1
Shawn Green, L OBP: 0.346, SLG: 0.447 (1, 9)	2-2 P6 ③		0-0 G4-3 ③			4-1 BB HR BB ②		1-0 F7 ②		3	1	0	0	1	0	1
Fred McGriff, L OBP: 0.299, SLG: 0.388 (1, 3)		0-1 HR ①		1-2 G6-3 ①		1-2 P5 ①		4-2 BB ②		3	1	1	1	1	0	2
Adrián Beltré, R OBP: 0.263, SLG: 0.432 (1, 5)		0-3 K ①		0-3 K ②		3-1 HR ③		1-0 G5-3 ③		4	1	1	3	0	2	1
Daryle Ward, L OBP: 0.256, SLG: 0.216 Jason Romano, R (7, 8)		0-1 F8 ②		0-0 G4-3 ③		0-0 P6 ②				3	0	0	0	0	0	0
Jolbert Cabrera, R OBP: 0.294, SLG: 0.500 (7, 7)		1-1 1B ②				1-0 G5-3 ①		1-1 F8 ③		3	0	1	0	0	0	0
Cesar Izturis, S OBP: 0.304, SLG: 0.281 (1, 6)		0-0 G5-3 ③				0-1 E1 SH1-4 ①		1-1 G1-6-3 1B ②		3	0	1	0	0	0	1
Odalis Perez, L Eric Gagne, R (9, 1)			1-0 G4-3 ①			1-0 SH1-4 ②		1-0 G1-6-3 1-2f ① ②		2	0	0	0	0	0	1

Inning Stats	R: 0	H: 0	E: 0	K: 0	S: 10	R: 1	H: 2	E: 0	K: 1	S: 11	R: 0	H: 1	E: 0	K: 0	S: 8	R: 0	H: 0	E: 0	K: 1	S: 8	R: 0	H: 0	E: 1	K: 0	S: 6	R: 3	H: 2	E: 0	K: 0	S: 12	R: 0	H: 1	E: 0	K: 0	S: 5	R: 0	H: 0	E: 0	K: 0	S: 6	1B: 4	2B: 0	3B: 0	HR: 2	SF: 0	SAC: 1	DP: 1	HBP: 0	WP: 0	PB: 0	SB: 0	CS: 0	PA: 32
--------------	------	------	------	------	-------	------	------	------	------	-------	------	------	------	------	------	------	------	------	------	------	------	------	------	------	------	------	------	------	------	-------	------	------	------	------	------	------	------	------	------	------	-------	-------	-------	-------	-------	--------	-------	--------	-------	-------	-------	-------	--------

PITCHER	IP	WLS	BF	H	R	ER	SO	BB	IBB	HBP	BLK	WP	HR	S	P	ERA	WHIP
Vicente Padilla, R ERA: 2.85 (1, 1)	6.0	L	25	5	4	4	2	1	0	0	0	0	2	55	78	6.00	1.000
Terry Adams, R ERA: 3.38 (7, 1)	1.0		3	1	0	0	0	0	0	0	0	0	0	5	8	0.00	1.000
Turk Wendell, R ERA: (8, 1)	1.0		4	0	0	0	0	1	0	0	0	0	0	6	13	0.00	1.000

**BOTTOM**

Philadelphia Phillies @ Los Angeles Dodgers  
Dodger Stadium, Los Angeles, CA

Wed Apr 30 2003, 7:10 PM PDT  
Att: 24,940 - Sunny - 59 F

livebaseballscorecards.com

AB	29
R	4
H	6
RBI	4
BB	2
SO	2
LOB	8





Batter	1	2	3	4	5	6	7	8	9	AB R H RBI BB SO LOB	TOP	
11 Jimmy Rollins, S OBP: 0.346, SLG: 0.407 (1, 6)	2-1 E 2B		0-1 G4-3		1-2 F8			2-3 K		4 1 1 0 0 1 0	Philadelphia Phillies @ Los Angeles Dodgers Dodger Stadium, Los Angeles, CA Thu May 01 2003, 7:10 PM PDT Att. 24,008 - Sunny - 66 F	
David Bell, R OBP: 0.333, SLG: 0.330 (1, 4) (7, 5)	0-2 E8 HR 1B		1-0 WP 1B			1-0 P6		3-3 K		4 1 2 1 0 1 0		
Bobby Abreu, L OBP: 0.382, SLG: 0.427 (1, 9)	2-1 2-H HR		2-3 K 1-2			2-2 G6-3		1-3 K		4 1 1 2 0 2 1		
Mike Lieberthal, R OBP: 0.436, SLG: 0.570 (1, 2)	0-0 F8		1-1 G5-3			0-0 HR		1-1 G5-3		4 1 1 1 0 0 1		
Jim Thome, L OBP: 0.362, SLG: 0.433 (1, 3)	2-2 G1-3			0-2 F9		4-2 CS BB		2-3 K		3 0 0 0 1 1 0		
Pat Burrell, R OBP: 0.302, SLG: 0.383 (1, 7)	2-1 F8			0-0 G6-3		2-2 CS 1-2	4-2 FC1-6 BB	0-1 G6-3		3 0 0 0 1 0 0		
2 Tyler Houston, L OBP: 0.379, SLG: 0.407 Tomas Perez, S OBP: 0.319, SLG: 0.348 (1, 5) (7, 4)		1-2 G4-3		0-1 F9			1-2 FC1-6 1-2f			3 0 0 0 0 0 1 0 0 0 0 0 0 0		
Marlon Byrd, R OBP: 0.295, SLG: 0.243 (1, 8)		0-3 K			1-3 K		2-2 SAFE F9			3 0 0 0 0 2 1		
Brandon Duckworth, R OBP: 0.333, SLG: 0.333 Terry Adams, R Dan Plesac, L Turk Wendell, L Jose Mesa, R (1, 1) (6, 1) (8, 1) (8, 1) (9, 1)		1-2 G3			0-1 G6-3		2-3 K			2 0 0 0 0 0 0 1 0 0 0 0 1 1 0		
Inning Stats	R: 3 E: 1 K: 0 S: 16 H: 3 LOB: 0 BB: 0 P: 24	R: 0 E: 0 K: 1 S: 10 H: 0 LOB: 0 BB: 0 P: 12	R: 0 E: 0 K: 1 S: 8 H: 1 LOB: 1 BB: 0 P: 12	R: 0 E: 0 K: 0 S: 6 H: 0 LOB: 0 BB: 0 P: 6	R: 0 E: 0 K: 1 S: 8 H: 0 LOB: 0 BB: 0 P: 10	R: 1 E: 0 K: 0 S: 10 H: 1 LOB: 0 BB: 1 P: 19	R: 0 E: 0 K: 1 S: 12 H: 0 LOB: 1 BB: 1 P: 21	R: 0 E: 0 K: 3 S: 9 H: 0 LOB: 0 BB: 0 P: 15	R: 0 E: 0 K: 1 S: 7 H: 0 LOB: 0 BB: 0 P: 10	1B: 2 2B: 1 3B: 0 HR: 2 SF: 0 SAC: 0 DP: 0 HBP: 0		WP: 1 PB: 0 SB: 0 CS: 1 PA: 34
PITCHER Hideo Nomo, R ERA: 3.44 Guillermo Mota, R ERA: 1.69 (1, 1) (8, 1)	IP WLS BF H R ER SO BB IBB HBP BLK WP HR S P ERA WHIP	7.0 L 27 5 4 4 4 2 0 0 0 1 2 70 104 5.14 1.000	2.0 L 6 0 0 0 4 0 0 0 0 0 0 16 25 0.00 0.000									

livebaseballscorecards.com

AB	31
R	4
H	5
RBI	4
BB	2
SO	8
LOB	5



Batter	1	2	3	4	5	6	7	8	9	AB	R	H	RBI	BB	SO	LOB
Alex Cora, L (1, 4) OBP: 0.337, SLG: 0.322	3-3 K		1-3 K		2-2 P6		0-0 G3-1		0-1 G3-1	5	0	0	0	0	2	0
Paul Lo Duca, R (1, 2) OBP: 0.348, SLG: 0.396	2-2 2B		1-2 L9			0-0 1B FC3-6 1B		4-0 1B FC1-2 BB		3	1	2	0	1	0	0
Shawn Green, L (1, 9) OBP: 0.351, SLG: 0.449	3-3 K			2-3 K		0-0 FC3-6 1B		0-0 FC1-2 1B		4	0	2	0	0	2	1
Fred McGriff, L (1, 3) OBP: 0.315, SLG: 0.402	2-3 K			0-0 1B		0-0 1B FC3-6		1-2 2-3 1B		4	0	3	0	0	1	1
Adrián Beltré, R (1, 5) OBP: 0.253, SLG: 0.413		2-2 F8		1-0 P4		1-1 P2		0-1 F7		4	0	0	0	0	0	7
Daryle Ward, L (1, 7) OBP: 0.256, SLG: 0.220		1-3 K		3-2 1B		2-2 FC3-6		2-2 FC1-2		4	0	1	0	0	1	5
Jolbert Cabrera, R (1, 8) OBP: 0.291, SLG: 0.500		3-2 2B		0-3 K		1-0 G4-3		3-2 P3		4	0	1	0	0	1	7
Cesar Izturis, S (1, 6) OBP: 0.295, SLG: 0.273		2-1 L9			2-2 G3-1		1-1 G6-3		1-1 E6	3	0	0	0	0	0	1
Dave Roberts, L (9, PH) OBP: 0.387, SLG: 0.404										1	0	0	0	0	0	0
Hideo Nomo, R (1, 1) Ron Coomer, R (7, PH) Guillermo Mota, R (8, 1) Brian Jordan, R (9, PH)			1-1 P6		3-2 F7		2-3 K		0-1 G5-4-3	2	0	0	0	0	0	0
										1	0	0	0	0	1	0
										0	0	0	0	0	0	0
										1	0	0	0	0	0	1

Inning Stats	R: 0	H: 1	E: 0	LOB: 1	K: 3	P: 24	R: 0	H: 1	E: 0	LOB: 1	K: 1	P: 20	R: 0	H: 0	E: 0	LOB: 0	K: 1	P: 15	R: 0	H: 2	E: 0	LOB: 2	K: 2	P: 18	R: 0	H: 0	E: 0	LOB: 0	K: 0	P: 17	R: 1	H: 3	E: 1	LOB: 2	K: 0	P: 13	R: 0	H: 0	E: 0	LOB: 0	K: 1	P: 9	R: 0	H: 2	E: 0	LOB: 3	K: 0	P: 23	R: 0	H: 0	E: 1	LOB: 0	K: 0	P: 7	1B: 7	SF: 0	2B: 2	SAC: 0	3B: 0	DP: 1	HR: 0	HBP: 0	WP: 0	PA: 37
--------------	------	------	------	--------	------	-------	------	------	------	--------	------	-------	------	------	------	--------	------	-------	------	------	------	--------	------	-------	------	------	------	--------	------	-------	------	------	------	--------	------	-------	------	------	------	--------	------	------	------	------	------	--------	------	-------	------	------	------	--------	------	------	-------	-------	-------	--------	-------	-------	-------	--------	-------	--------

PITCHER	IP	WLS	BF	H	R	ER	SO	BB	IBB	HBP	BLK	WP	HR	S	P	ERA	WHIP
Brandon Duckworth, R (1, 1) ERA: 5.56	5.0	W	22	7	1	0	7	0	0	0	0	0	0	63	97	0.00	1.400
Terry Adams, R (6, 1) ERA: 2.84	2.0	H	7	0	0	0	1	1	0	0	0	0	0	12	23	0.00	0.500
Dan Plesac, L (8, 1) ERA: 2.06	0.0		2	2	0	0	0	0	0	0	0	0	0	4	5	∞	∞
Turk Wendell, R (8, 1) ERA:	1.0	H	3	0	0	0	0	0	0	0	0	0	0	9	14	0.00	0.000
Jose Mesa, R (9, 1) ERA: 3.0	1.0	S	3	0	0	0	0	0	0	0	0	0	0	6	7	0.00	0.000

**BOTTOM**

Philadelphia Phillies @ Los Angeles Dodgers  
 Dodger Stadium, Los Angeles, CA  
 Thu May 01 2003, 7:10 PM PDT  
 Att. 24,008 - Sunny - 66 F

livebaseballscorecards.com

AB	36
R	1
H	9
RBI	0
BB	1
SO	8
LOB	23





Batter	1	2	3	4	5	6	7	8	9	AB	R	H	RBI	BB	SO	LOB	TOP								
<b>Kenny Lofton, L</b> (1, 8) OBP: 0.275, SLG: 0.297	0-3 K	1-0 FC5 2-3f		2-3 K			1-0 E3 1B	0-2 1B		5	1	1	0	0	2	3	<b>Pittsburgh Pirates @ Los Angeles Dodgers</b> <b>Dodger Stadium, Los Angeles, CA</b> Fri May 02 2003, 7:10 PM PDT Att. 53,820 - Cloudy - 59 F								
<b>2 Jack Wilson, R</b> (1, 6) OBP: 0.320, SLG: 0.383	4-1 G6-3 18 BB BB		0-0 S 18 BB 1B		2-2 G4-3		3-2 SAFE SAFE FC4-6 18 BB FC1-4 1B	0-0 F8		4	2	2	0	1	0	1									
<b>18 Jason Kendall, R</b> (1, 2) OBP: 0.407, SLG: 0.469	4-1 G6-3 1-2 BB		4-2 S E BB		4-0 1B BB		3-2 FC4-6 1-2 1B	2-2 G4-3		2	1	1	1	3	0	1									
<b>Aramis Ramirez, R</b> (1, 5) OBP: 0.319, SLG: 0.374	2-2 G6-3 1-2 2-3		3-3 K 1-H 2-H		2-1 1B		1-2 FC4-6 FC1-4 1-2f 2-3		0-3 K	5	0	1	0	0	2	4									
<b>Reggie Sanders, R</b> (1, 7) OBP: 0.337, SLG: 0.477	3-3 K		1-0 F9		1-3 K		1-1 FC1-4 1B 1-2f		3-3 K	5	1	0	1	0	3	5									
<b>Randall Simon, L</b> (1, 3) OBP: 0.333, SLG: 0.441		1-3 K		0-2 P5		0-0 P4		4-0 1B IBB		1-3 K	3	0	0	0	1	1		2							
<b>Julian Tavarez, L</b> (7, 1)										0	0	0	0	0	0	0									
<b>Scott Sauerbeck, R</b> (8, 1)										0	0	0	0	0	0	0									
<b>Rob Mackowiak, L</b> (9, PH) OBP: 0.271, SLG: 0.341										1	0	0	0	0	1	0									
<b>Mike Williams, R</b> (9, 1)										0	0	0	0	0	0	0									
<b>Craig Wilson, R</b> (1, 9) OBP: 0.378, SLG: 0.417		1-1 F8		1-0 G1-3 WP 1B		0-1 G5-3		0-1 FC6-4 1B 1-3 2-H		4	0	2	1	0	0	0									
<b>Abraham Nunez, S</b> (1, 4) OBP: 0.256, SLG: 0.171		4-0 FC5 16 BB BB		3-2 G1-3		0-3 K		0-1 FC6-4 1-2f		3	0	0	0	1	1	3									
<b>16 Salomon Torres, R</b> (1, 1)										1	0	0	0	1	1	1									
<b>Matt Stairs, L</b> (6, PH) OBP: 0.296, SLG: 0.280										1	0	0	0	0	0	0									
<b>Joe Beimel, L</b> (6, 1)										0	0	0	0	0	0	0									
<b>Kevin Young, R</b> (7, 3) OBP: 0.241, SLG: 0.294		4-1 1-2 BB		0-3 K		1-1 F7			2-3 K	1	0	0	0	0	1	0									
<b>Inning Stats</b>	R: 0 E: 0 K: 2 S: 12	H: 0 LOB: 2 BB: 2 P: 25	R: 0 E: 0 K: 1 S: 7	H: 0 LOB: 2 BB: 2 P: 18	R: 2 E: 1 K: 1 S: 10	H: 1 LOB: 0 BB: 1 P: 18	R: 0 E: 0 K: 2 S: 11	H: 1 LOB: 1 BB: 0 P: 17	R: 0 E: 0 K: 1 S: 9	H: 1 LOB: 2 BB: 1 P: 18	R: 0 E: 0 K: 1 S: 7	H: 0 LOB: 0 BB: 0 P: 8	R: 3 E: 2 K: 0 S: 18	H: 3 LOB: 2 BB: 1 P: 31	R: 0 E: 0 K: 1 S: 12	H: 1 LOB: 1 BB: 0 P: 16	R: 0 E: 0 K: 3 S: 14	H: 0 LOB: 0 BB: 0 P: 18	1B: 7 2B: 0 3B: 0 HR: 0	SF: 0 SAC: 0 DP: 0 HBP: 0	WP: 1 PB: 0 SB: 3 CS: 0	PA: 42			
<b>PITCHER</b>	IP	WLS	BF	H	R	ER	SO	BB	IBB	HBP	BLK	WP	HR	S	P	ERA	WHIP								
<b>Kaz Ishii, L</b> (1, 1) ERA: 3.21	5.0		24	3	2	1	7	6	0	0	0	1	0	49	96	1.80	1.800								
<b>Paul Quantrill, R</b> (6, 1) ERA: 1.35	1.2	L	10	3	3	0	1	0	1	0	0	0	0	23	37	0.00	1.800								
<b>Tom Martin, L</b> (7, 1) ERA: 0.82	1.1		5	1	0	0	1	0	0	0	0	0	0	14	18	0.00	0.750								
<b>Guillermo Mota, R</b> (9, 1) ERA: 1.59	1.0		3	0	0	0	3	0	0	0	0	0	0	14	18	0.00	0.000								

AB	35
R	5
H	7
RBI	3
BB	7
SO	12
LOB	20



Batter	1	2	3	4	5	6	7	8	9	AB	R	H	RBI	BB	SO	LOB
Alex Cora, L OBP: 0.333, SLG: 0.319 (1, 4)	0-1 G4-3		0-0 F8		2-2 P5		0-1 1B			4	0	1	1	0	0	1
Jolbert Cabrera, R OBP: 0.276, SLG: 0.472 Paul Quantrill, L (6, 1)	1-3 K		2-2 G1-3		1-2 G2		3-3 K			3	0	0	0	0	1	1
Paul Lo Duca, R OBP: 0.345, SLG: 0.392 (7, 2)										0	0	0	0	0	0	0
Shawn Green, L OBP: 0.356, SLG: 0.451 (1, 9)	1-1 1B			0-1 1B	2-3 K			1-0 P6		4	0	2	0	0	1	1
Fred McGriff, L OBP: 0.313, SLG: 0.396 (1, 3)	2-3 K			3-0 2B		2-2 F8		0-3 K		4	1	1	0	0	2	1
Brian Jordan, R OBP: 0.370, SLG: 0.419 Guillermo Mota, R OBP: 1.000, SLG: 1.000 (9, 1)		0-1 G5-3		0-1 1B		3-2 F8-3		0-0 G5-3		4	1	2	1	0	0	0
Todd Hundley, S OBP: 0.394, SLG: 0.360 Tom Martin, L Mike Kinkade, R OBP: 0.400, SLG: 0.524 (9, 7)		2-2 G6-3		2-2 2B		1-1 F8-3			0-1 G1-3	3	0	1	1	0	0	1
Adrian Beltré, R OBP: 0.272, SLG: 0.426 (1, 5)		4-1 BB		2-1 2B		3-2 F8		4-0 G6-4-3		0	0	0	0	0	0	0
Cesar Izturis, S OBP: 0.296, SLG: 0.275 Ron Coomer, R OBP: 0.345, SLG: 0.208 (9, PH)		3-3 K		3-2 F8		0-1 G6-4-3		0-1 1B		3	0	1	0	0	1	3
Kaz Ishii, L Jason Romano, R OBP: 0.111, SLG: 0.111 (6, 8)			1-3 K		1-1 1B		2-1 G6-4-3		4-0 BB	0	0	0	0	0	1	3
Daryle Ward, L OBP: 0.250, SLG: 0.214 (9, PH)							1-2 1B		2-2 L6	1	0	0	0	0	1	0
							2-3 2-3			2	0	1	0	0	0	2
										1	0	0	0	0	0	1

Inning Stats	R: 0	H: 1	E: 0	K: 2	S: 10	H: 0	LOB: 1	BB: 0	P: 14	R: 0	H: 0	E: 0	K: 1	S: 9	H: 0	LOB: 1	BB: 1	P: 18	R: 0	H: 0	E: 0	K: 1	S: 7	R: 2	H: 5	E: 0	K: 0	S: 13	H: 1	LOB: 1	BB: 0	P: 17	R: 0	H: 1	E: 0	K: 1	S: 9	R: 1	H: 2	E: 0	K: 1	S: 10	H: 0	LOB: 1	BB: 1	P: 19	R: 0	H: 0	E: 0	K: 1	S: 5	H: 0	LOB: 0	BB: 0	P: 6	R: 0	H: 0	E: 0	K: 1	S: 7	H: 0	LOB: 1	BB: 1	P: 14	1B: 8	2B: 3	3B: 0	HR: 0	SF: 0	SAC: 0	DP: 2	HBP: 0	WP: 1	PB: 0	SB: 0	CS: 1	PA: 36
--------------	------	------	------	------	-------	------	--------	-------	-------	------	------	------	------	------	------	--------	-------	-------	------	------	------	------	------	------	------	------	------	-------	------	--------	-------	-------	------	------	------	------	------	------	------	------	------	-------	------	--------	-------	-------	------	------	------	------	------	------	--------	-------	------	------	------	------	------	------	------	--------	-------	-------	-------	-------	-------	-------	-------	--------	-------	--------	-------	-------	-------	-------	--------

PITCHER	IP	WLS	BF	H	R	ER	SO	BB	IBB	HBP	BLK	WP	HR	S	P	ERA	WHIP
16 Salomon Torres, R ERA: 2.59 (1, 1)	5.0		21	7	2	2	5	1	0	0	0	1	0	51	82	3.60	1.600
Joe Beimel, L ERA: 2.7 (6, 1)	1.0	W	3	1	0	0	0	0	0	0	0	0	0	9	15	0.00	1.000
Julian Tavarez, R ERA: 6.17 (7, 1)	1.0	H	5	2	1	1	1	1	0	0	0	0	0	10	19	9.00	3.000
Scott Sauerbeck, L ERA: 3.46 (8, 1)	1.0	H	3	0	0	0	1	0	0	0	0	0	0	5	6	0.00	0.000
Mike Williams, R ERA: 6.17 (9, 1)	1.0	S	4	0	0	0	0	1	0	0	0	0	0	7	14	0.00	1.000

BOTTOM

Pittsburgh Pirates @ Los Angeles Dodgers  
Dodger Stadium, Los Angeles, CA

Fri May 02 2003, 7:10 PM PDT  
Att: 53,820 - Cloudy - 59 F

AB	33
R	3
H	10
RBI	3
BB	3
SO	7
LOB	12





Batter	1	2	3	4	5	6	7	8	9	AB R H RBI BB SO LOB	TOP							
<b>Kenny Lofton, L</b> (1, 8) OBP: 0.292, SLG: 0.308	2-2 1B 1B		4-2 BB		1-0 1B		1-2 F8			3 1 2 0 1 0 2	<b>Pittsburgh Pirates @ Los Angeles Dodgers</b> <b>Dodger Stadium, Los Angeles, CA</b> Sat May 03 2003, 7:10 PM PDT Att. 45,737 - Cloudy - 61 F							
<b>2 Jack Wilson, R</b> (1, 6) OBP: 0.308, SLG: 0.367	2-1 G4-3		1-1 G4-3		0-1 L1-3			1-2 G6-3	4 0 0 0 0 0 3									
<b>18 Jason Kendall, R</b> (1, 2) OBP: 0.402, SLG: 0.460	1-1 G6-3		3-2 G5-3		0-2 P5			0-1 G6-3 1B	4 0 1 0 0 0 2									
<b>Randall Simon, L</b> (1, 3) OBP: 0.329, SLG: 0.431	0-2 1B		1-1 G3		1-2 G5-3			0-2 G6-3	4 0 1 1 0 0 2									
<b>Aramis Ramirez, R</b> (1, 5) OBP: 0.309, SLG: 0.360	1-0 F8			1-3 K		1-3 K		0-3 K	4 0 0 0 0 3 2									
<b>Matt Stairs, L</b> (1, 9) OBP: 0.293, SLG: 0.264		3-1 G3		0-1 G6-3		4-2 FC1-5 1B BB		0-0 P5	3 0 0 0 1 0 0									
<b>Reggie Sanders, R</b> (1, 7) OBP: 0.343, SLG: 0.478		0-1 P3		0-1 1B		0-0 S FC1-5 1B		1-3 K	4 0 2 0 0 1 0									
<b>Pokey Reese, R</b> (1, 4) OBP: 0.264, SLG: 0.286 <b>Abraham Nunez, S</b> (9, PH) OBP: 0.250, SLG: 0.167		4-2 BB		2-3 K		0-0 FC1-5 S		0-3 K	2 0 0 0 1 1 3 1 0 0 0 0 1 0									
<b>Jeff Suppan, R</b> (1, 1) OBP: 0.214, SLG: 0.154 <b>Adam Hyzdu, R</b> (7, PH) OBP: 0.250, SLG: 0.353 <b>Brian Meadows, R</b> (7, 1) <b>Dennys Reyes, R</b> (7, 1) <b>Julian Tavarez, L</b> (8, 1)		0-2 G6-3		1-1 G4-3		2-3 K			2 0 0 0 0 0 1 1 0 0 0 0 1 2 0									
<b>Inning Stats</b>	R: 1 E: 0 K: 0 S: 12	H: 2 LOB: 1 BB: 0 P: 18	R: 0 E: 0 K: 0 S: 10	H: 0 LOB: 1 BB: 1 P: 17	R: 0 E: 0 K: 2 S: 9	H: 1 LOB: 1 BB: 0 P: 14	R: 0 E: 0 K: 1 S: 9	H: 0 LOB: 0 BB: 0 P: 11	R: 0 E: 0 K: 1 S: 11	H: 1 LOB: 2 BB: 1 P: 18		R: 0 E: 0 K: 1 S: 13	H: 1 LOB: 1 BB: 0 P: 14	R: 0 E: 0 K: 2 S: 7	H: 0 LOB: 0 BB: 0 P: 8	1B: 6 2B: 1 3B: 0 HR: 0	SF: 0 SAC: 0 DP: 1 HBP: 0	WP: 0 PB: 0 SB: 2 CS: 0
<b>PITCHER</b>	IP WLS BF H R ER SO BB IBB HBP BLK WP HR S P ERA WHIP																	
<b>37 Darren Dreifort, R</b> (1, 1) ERA: 3.41	6.0 W 23 4 1 1 3 2 0 0 0 0 0 0 56 85 1.50 1.000																	
<b>Troy Brohawn, L</b> (7, 1) ERA: 1.64	1.0 H 5 1 0 0 1 1 0 0 0 0 0 0 11 18 0.00 2.000																	
<b>Paul Quantrill, R</b> (8, 1) ERA: 1.32	0.1 H 2 1 0 0 0 0 0 0 0 0 0 0 5 6 0.00 3.000																	
<b>Tom Martin, L</b> (8, 1) ERA: 0.77	0.2 H 2 0 0 0 1 0 0 0 0 0 0 0 8 8 0.00 0.000																	
<b>Eric Gagne, R</b> (9, 1) ERA:	1.0 S 3 0 0 0 2 0 0 0 0 0 0 0 7 8 0.00 0.000																	

livebaseballscorecards.com

<b>AB</b>	<b>32</b>
<b>R</b>	<b>1</b>
<b>H</b>	<b>6</b>
<b>RBI</b>	<b>1</b>
<b>BB</b>	<b>3</b>
<b>SO</b>	<b>7</b>
<b>LOB</b>	<b>17</b>



Batter	1	2	3	4	5	6	7	8	9	AB	R	H	RBI	BB	SO	LOB
Dave Roberts, L (1, 8) OBP: 0.391, SLG: 0.408	2-2 F7		0-1 G3		1-2 1B		1-0 HR			4	2	2	0	0	0	0
Paul Lo Duca, R (1, 2) OBP: 0.350, SLG: 0.406	1-1 G5-3		2-0 2B		1-2 1B		1-1 L9			4	0	2	1	0	0	1
Shawn Green, L (1, 9) OBP: 0.360, SLG: 0.484	3-1 1B		1-3 K		1-2 G1-3		2-2 HR			4	2	2	2	0	1	2
Fred McGriff, L (1, 3) OBP: 0.319, SLG: 0.409	1-1 1B			2-1 G4-3		1-3 K		0-0 G4-3		4	0	2	1	0	1	0
Brian Jordan, R (1, 7) OBP: 0.365, SLG: 0.411	0-2 P3			3-2 G2-3		1-1 FC5-4		0-1 G4-3		4	0	1	0	0	0	2
Adrian Beltré, R (1, 5)		1-2 G4-3		3-1 G4-3		1-1 FC5-4		0-2 G5-3		4	0	0	0	0	0	2
Alex Cora, L (1, 4)		2-1 G3-1		0-1 G4-3		2-1 2B		3-1 2B		4	0	2	0	0	0	1
Cesar Izturis, S (1, 6)		2-1 L8			2-1 G1-3		0-2 G4-3		1-1 2B	4	0	1	0	0	0	2
37 Darren Dreifort, R (1, 1) Troy Brown, L (7, 1) Mike Kinkade, R (7, PH) Paul Quantrill, L (8, 1) Tom Martin, L (8, 1) Daryle Ward, L (8, PH) Eric Gagne, R (9, 1)			1-0 P3		0-3 K		2-0 F7		1-1 P6	2	0	0	0	0	1	0

Inning Stats	R: 1	H: 2	E: 0	K: 0	S: 14	H: 2	LOB: 1	BB: 0	P: 21	R: 0	H: 0	E: 0	K: 0	S: 8	H: 0	LOB: 0	BB: 0	P: 13	R: 0	H: 1	E: 0	K: 1	S: 7	H: 1	LOB: 1	BB: 0	P: 11	R: 0	H: 1	E: 0	K: 0	S: 13	H: 2	LOB: 1	BB: 0	P: 19	R: 0	H: 2	E: 0	K: 1	S: 12	H: 2	LOB: 2	BB: 0	P: 17	R: 2	H: 2	E: 0	K: 0	S: 8	H: 2	LOB: 0	BB: 0	P: 14	R: 0	H: 2	E: 0	K: 0	S: 12	H: 2	LOB: 2	BB: 0	P: 17
--------------	------	------	------	------	-------	------	--------	-------	-------	------	------	------	------	------	------	--------	-------	-------	------	------	------	------	------	------	--------	-------	-------	------	------	------	------	-------	------	--------	-------	-------	------	------	------	------	-------	------	--------	-------	-------	------	------	------	------	------	------	--------	-------	-------	------	------	------	------	-------	------	--------	-------	-------

PITCHER	IP	WLS	BF	H	R	ER	SO	BB	IBB	HBP	BLK	WP	HR	S	P	ERA	WHIP
Jeff Suppan, R (1, 1) ERA: 2.06	6.0	L	26	8	2	2	3	0	0	0	0	0	0	69	102	3.00	1.333
Brian Meadows, R (7, 1) ERA: 3.38	0.2		3	1	1	1	0	0	0	0	0	0	0	4	8	13.50	1.500
Dennys Reyes, L (7, 1) ERA: 2.35	0.1		2	1	1	1	0	0	0	0	0	0	1	4	6	27.00	3.000
Julian Tavarez, R (8, 1) ERA: 5.68	1.0		5	2	0	0	0	0	0	0	0	0	0	12	17	0.00	2.000

**BOTTOM**

**Pittsburgh Pirates @ Los Angeles Dodgers**  
**Dodger Stadium, Los Angeles, CA**

Sat May 03 2003, 7:10 PM PDT  
 Att: 45,737 - Cloudy - 61 F

AB	36
R	4
H	12
RBI	4
BB	0
SO	3
LOB	12



WP	PA	ERA	WHIP
0	36		









Los Angeles Dodgers @ New York Mets  
 Shea Stadium, Flushing, NY  
 Tue May 06 2003, 7:10 PM EDT  
 Att. 21,173 - Cloudy - 57 F

livebaseballscorecards.com

AB	32
R	2
H	5
RBI	1
BB	3
SO	8
LOB	16



WP:	2	PA:	36
PB:	0		
SB:	0		
CS:	0		

Batter	1	2	3	4	5	6	7	8	9	AB	R	H	RBI	BB	SO	LOB
Dave Roberts, L (1, 8) OBP: 0.390, SLG: 0.406	2-2 1B		1-2 1B		1-1 G6-3		2-1 G4-3			4	1	2	0	0	0	1
Paul Lo Duca, R (1, 2) OBP: 0.352, SLG: 0.404	1-3 K		0-0 P3		1-0 BB WP		2-3 K			4	1	1	0	0	2	3
Shawn Green, L (1, 9) OBP: 0.354, SLG: 0.474	3-1 F7		0-0 G6-3		4-0 WP BB		3-1 F8			3	0	0	0	1	0	3
Fred McGriff, L (1, 3) OBP: 0.315, SLG: 0.388	4-0 FC6-4 BB		4-0 1B BB		1-0 F9		2-2 G3-1			2	0	0	0	2	0	2
Brian Jordan, R (1, 7) OBP: 0.360, SLG: 0.412	2-0 FC6-4		0-0 1B		1-3 K		1-3 K			4	0	1	1	0	2	3
Adrián Beltré, R (1, 5) OBP: 0.246, SLG: 0.381		0-2 L9	1-3 K		2-0 G6-3		1-1 F9			4	0	0	0	0	1	2
Alex Cora, L (1, 4) OBP: 0.336, SLG: 0.320		2-1 HBP		0-1 F7		3-2 G5-3		1-0 G4-3		3	0	0	0	0	0	0
Cesar Izturis, S (1, 6) OBP: 0.288, SLG: 0.277		1-0 F7		2-2 F8		0-3 K2-3		2-3 K2-3		3	0	0	0	0	1	1
Larry Barnes, L (9, PH)										1	0	0	0	0	1	0
Odalis Perez, L (1, 1)		2-2 L7		0-3 K			0-1 G4-3 1B		1-2 F8	2	0	0	0	0	1	1
Mike Kinkade, R (7, PH) OBP: 0.407, SLG: 0.522										1	0	1	0	0	0	0
Andy Ashby, R (7, 1)										0	0	0	0	0	0	0
Tom Martin, L (8, 1)										0	0	0	0	0	0	0
Daryle Ward, L (9, PH) OBP: 0.239, SLG: 0.205										1	0	0	0	0	0	0

Inning Stats	R: 0	H: 1	E: 0	LOB: 2	K: 1	BB: 1	S: 11	P: 23	R: 0	H: 0	E: 0	LOB: 1	K: 0	BB: 0	S: 9	P: 14	R: 1	H: 2	E: 0	LOB: 2	K: 1	BB: 1	S: 9	P: 15	R: 0	H: 0	E: 0	LOB: 0	K: 1	BB: 0	S: 8	P: 10	R: 1	H: 1	E: 0	LOB: 1	K: 1	BB: 1	S: 7	P: 15	R: 0	H: 0	E: 0	LOB: 0	K: 1	BB: 0	S: 7	P: 12	R: 0	H: 1	E: 0	LOB: 1	K: 1	BB: 0	S: 9	P: 16	R: 0	H: 0	E: 0	LOB: 0	K: 1	BB: 0	S: 8	P: 12	R: 0	H: 0	E: 0	LOB: 0	K: 1	BB: 0	S: 7	P: 11	1B: 5	SF: 0	2B: 0	SAC: 0	3B: 0	DP: 0	HR: 0	HBP: 1	WP: 2	PA: 36
--------------	------	------	------	--------	------	-------	-------	-------	------	------	------	--------	------	-------	------	-------	------	------	------	--------	------	-------	------	-------	------	------	------	--------	------	-------	------	-------	------	------	------	--------	------	-------	------	-------	------	------	------	--------	------	-------	------	-------	------	------	------	--------	------	-------	------	-------	------	------	------	--------	------	-------	------	-------	------	------	------	--------	------	-------	------	-------	-------	-------	-------	--------	-------	-------	-------	--------	-------	--------

PITCHER	IP	WLS	BF	H	R	ER	SO	BB	IBB	HBP	BLK	WP	HR	S	P	ERA	WHIP
Pedro Astacio, R (1, 1) ERA: 7.31	6.0	W	26	4	2	2	5	3	0	1	0	1	0	51	89	3.00	1.167
David Weathers, R (7, 1) ERA: 2.61	0.2	H	3	1	0	0	1	0	0	0	0	0	0	7	11	0.00	1.500
Mike Stanton, L (7, 1) ERA: 3.07	0.2	H	2	0	0	0	0	0	0	0	0	0	0	5	10	0.00	0.000
Scott Strickland, R (8, 1) ERA: 1.93	0.2	H	2	0	0	0	1	0	0	0	0	0	0	5	7	0.00	0.000
Armando Benitez, R (9, 1) ERA: 5.5	1.0	S	3	0	0	0	1	0	0	0	0	0	0	7	11	0.00	0.000

Batter	1	2	3	4	5	6	7	8	9
Roberto Alomar, S OBP: 0.362, SLG: 0.345 (1, 4)	2-2 1B		2-2 1B	1-2 G6-3		0-3 K2-3		0-3 K	
Raul Gonzalez, R OBP: 0.324, SLG: 0.394 Timo Perez, L OBP: 0.284, SLG: 0.290 (7, PH) (8, 7)	4-0 1-2 BB		2-2 G4-6-3 1-2f		2-1 P4		2-2 F8		
Ty Wigginton, R OBP: 0.373, SLG: 0.450 (1, 5)	1-3 K		1-3 K		2-2 E S 1B		1-3 K		
Cliff Floyd, L OBP: 0.342, SLG: 0.455 Roger Cedeno, S OBP: 0.270, SLG: 0.286 (7, PR) (8, 9)	0-1 G6-4-3 1-2f			1-0 G6-3	2-3 SAFE K		0-0 2B		
Tony Clark, S OBP: 0.289, SLG: 0.698 (1, 3)		1-0 F7		1-1 HR	2-2 G6-3		4-0 FC4-6 IBB		
Vance Wilson, R OBP: 0.306, SLG: 0.606 (1, 2)		0-1 G6-3		1-0 HR		2-3 K	2-1 FC4-6 1-2f		
Tsuyoshi Shinjo, R OBP: 0.262, SLG: 0.275 (1, 8)		3-2 3B 2B		1-2 SH1-4 BB 1B		1-2 BB 1B	2-2 F8		
Rey Sanchez, R OBP: 0.239, SLG: 0.241 (1, 6)		1-1 2-H 3B		4-2 SH1-4 BB 1-2		3-1 P4	1-2 1B		
Pedro Astacio, R OBP: 0.250, SLG: 0.250 Jay Bell, R OBP: 0.390, SLG: 0.200 David Weathers, R Mike Stanton, L Scott Strickland, R Jason Phillips, R OBP: 0.286, SLG: 0.167 Armando Benitez, R (6, PH) (7, 1) (7, 1) (8, 1) (8, PH) (9, 1)		0-0 G6-3		2-1 SH1-4 1-2 2-3		4-1 BB	0-0 F7		

AB	R	H	RBI	BB	SO	LOB
5	0	2	0	0	2	5
2	0	0	0	1	0	1
1	0	0	0	0	0	0
4	0	1	0	0	3	2
4	0	1	0	0	1	3
0	0	0	0	0	0	0
3	1	1	1	1	0	1
4	1	1	1	0	1	2
4	1	3	0	0	0	0
3	0	2	1	1	0	1
1	0	0	0	0	0	1
0	0	0	0	1	0	0
0	0	0	0	0	0	0
0	0	0	0	0	0	0
1	0	0	0	0	0	1
0	0	0	0	0	0	0

Inning	R	H	E	K	S	IP	WLS	BF	H	R	ER	SO	BB	IBB	HBP	BLK	WP	HR	S	P	ERA	WHIP
1	0	1	0	1	19	6.0	L	28	9	3	3	5	3	0	0	0	0	2	70	116	4.50	2.000
7	0	0	0	0	1	1.2		8	2	0	0	1	0	1	0	0	0	0	16	28	0.00	1.200
8	0	0	0	0	1	0.1		1	0	0	0	1	0	0	0	0	0	0	4	4	0.00	0.000

PITCHER	IP	WLS	BF	H	R	ER	SO	BB	IBB	HBP	BLK	WP	HR	S	P	ERA	WHIP
Odalys Perez, L ERA: 3.07 (1, 1)	6.0	L	28	9	3	3	5	3	0	0	0	0	2	70	116	4.50	2.000
Andy Ashby, R ERA: 9.31 (7, 1)	1.2		8	2	0	0	1	0	1	0	0	0	0	16	28	0.00	1.200
Tom Martin, L ERA: 0.75 (8, 1)	0.1		1	0	0	0	1	0	0	0	0	0	0	4	4	0.00	0.000

**BOTTOM**

**Los Angeles Dodgers @ New York Mets**  
Shea Stadium, Flushing, NY

Tue May 06 2003, 7:10 PM EDT  
Att. 21,173 - Cloudy - 57 F

AB	32
R	3
H	11
RBI	3
BB	4
SO	7
LOB	17



1B	2B	3B	HR	SF	SAC	DP	HBP	WP	PA
6	2	1	2	0	1	2	0	0	37



Batter	1	2	3	4	5	6	7	8	9	AB R H RBI BB SO LOB	TOP		
<b>Dave Roberts, L</b> (1, 8) OBP: 0.377, SLG: 0.391	1-2 F8		1-0 B1-4		0-1 G6-3		3-2 G4-3			4 0 0 0 0 0 1			
<b>Paul Lo Duca, R</b> (1, 2) OBP: 0.341, SLG: 0.390	1-0 F7		1-3 K			2-1 F8		0-1 F9		4 0 0 0 0 1 0			
<b>Shawn Green, L</b> (1, 9) OBP: 0.351, SLG: 0.463	3-3 K			1-2 F7		4-2 1B 1B BB		1-2 G3-1		3 1 0 0 1 1 0			
<b>Fred McGriff, L</b> (1, 3) OBP: 0.321, SLG: 0.392		2-2 F9 1B SF8 1B		0-0 G4-3		3-0 1B SAFE 1B		0-0 G1-3		4 1 2 0 0 0 0			
<b>Brian Jordan, R</b> (1, 7) OBP: 0.374, SLG: 0.426		1-2 SAFE 1-2 1B		0-2 1B		0-2 1-2 1B		0-0 P6		4 0 3 1 0 0 0			
<b>Adrian Beltré, R</b> (1, 5) OBP: 0.237, SLG: 0.367		3-2 F9 2-3		2-2 F8		1-3 K		0-0 G6-3		4 0 0 0 0 1 5			
<b>Alex Cora, L</b> (1, 4) OBP: 0.325, SLG: 0.311		1-1 SAFE SAFE SF8			1-2 G4-3	1-1 G4-3		1-3 K		3 0 0 1 0 1 2			
<b>Cesar Izturis, S</b> (1, 6) OBP: 0.289, SLG: 0.272		SAFE SAFE P6			4-2 SH5-3 BB		1-2 F8			2 0 0 0 1 0 1			
<b>Hideo Nomo, R</b> (1, 1)			1-3 K		0-1 SAFE SH5-3		0-1 F9			2 0 0 0 0 1 0			
<b>Tom Martin, L</b> (8, 1)										0 0 0 0 0 0 0			
<b>Eric Gagne, R</b> (9, 1)										0 0 0 0 0 0 0			
<b>Inning Stats</b>	R: 0 E: 0 K: 1 S: 7 H: 0 LOB: 0 P: 12	R: 1 E: 0 K: 0 S: 12 H: 2 LOB: 1 P: 20	R: 0 E: 0 K: 2 S: 8 H: 0 LOB: 0 P: 11	R: 0 E: 0 K: 0 S: 10 H: 1 LOB: 1 P: 13	R: 0 E: 0 K: 0 S: 10 H: 0 LOB: 1 P: 15	R: 1 E: 0 K: 1 S: 15 H: 2 LOB: 2 P: 26	R: 0 E: 0 K: 0 S: 8 H: 0 LOB: 0 P: 12	R: 0 E: 0 K: 0 S: 7 H: 0 LOB: 0 P: 8	R: 0 E: 0 K: 1 S: 5 H: 0 LOB: 0 P: 6	1B: 5 2B: 0 3B: 0 HR: 0 SF: 1 SAC: 1 DP: 0 HBP: 0	WP: 0 PB: 0 SB: 0 CS: 0 PA: 34		
<b>PITCHER</b>	IP WLS BF H R ER SO BB IBB HBP BLK WP HR S P ERA WHIP											<b>PITCHER</b>	IP WLS BF H R ER SO BB IBB HBP BLK WP HR S P ERA WHIP
<b>Steve Trachsel, R</b> (1, 1) ERA: 4.95	7.0 L 28 5 2 2 4 2 0 0 0 0 0 0 70 109 2.57 1.000												
<b>Mike Stanton, L</b> (8, 1) ERA: 2.87	1.0 3 0 0 0 0 0 0 0 0 0 0 0 7 8 0.00 0.000												
<b>David Weathers, R</b> (9, 1) ERA: 2.49	1.0 3 0 0 0 0 1 0 0 0 0 0 0 5 6 0.00 0.000												

Los Angeles Dodgers @ New York Mets  
Shea Stadium, Flushing, NY  
Wed May 07 2003, 7:10 PM EDT  
Att. 18,965 - Cloudy - 71 F

livebaseballscorecards.com

AB	30
R	2
H	5
RBI	2
BB	2
SO	5
LOB	9



BOTTOM

Los Angeles Dodgers @ New York Mets  
Shea Stadium, Flushing, NY  
Wed May 07 2003, 7:10 PM EDT  
Att. 18,965 - Cloudy - 71 F

livebaseballscorecards.com

AB	27
R	1
H	3
RBI	0
BB	4
SO	6
LOB	9



WP:	1	PA:	31
PB:	0	SB:	0
CS:	0		

AB	R	H	RBI	BB	SO	LOB
4	1	1	0	0	0	1
4	0	2	0	0	2	0
4	0	0	0	0	0	2
3	0	0	0	1	2	1
3	0	0	0	0	1	1
2	0	0	0	1	0	0
2	0	0	0	1	0	1
3	0	0	0	0	0	2
2	0	0	0	0	1	1
0	0	0	0	0	0	0
0	0	0	0	1	0	0
0	0	0	0	0	0	0
0	0	0	0	0	0	0

Batter	1	2	3	4	5	6	7	8	9
Roberto Alomar, S OBP: 0.359, SLG: 0.350	1-2 1B G1-6-3 2B		2-2 G3-1			1-1 F9		0-0 G1-4-3 1-2f	
Roger Cedeno, S OBP: 0.280, SLG: 0.295	2-1 G1-6-3 2-3 1B		1-3 K			1-2 WP G1-3 1B		0-3 K	
Cliff Floyd, L OBP: 0.331, SLG: 0.437	0-1 G1-6-3 1-2f 3-H			3-2 F9		1-0 G1-3 1-2		1-1 P5	
Tony Clark, S OBP: 0.286, SLG: 0.652	4-2 BB			0-1 G6-3		1-3 K 2-3		0-3 K	
Ty Wigginton, R OBP: 0.364, SLG: 0.438	3-3 K			1-1 F8			0-1 P2		
Timo Perez, L OBP: 0.286, SLG: 0.281		0-2 F8			4-1 G4-3 BB		1-0 F7		
Vance Wilson, R OBP: 0.308, SLG: 0.571		4-1 L6-3 BB			1-0 G4-3 1-2		2-2 F7		
Rey Sanchez, R OBP: 0.232, SLG: 0.233		1-2 L6-3 1-1			1-0 G4-3 2-3		1-0 F8		
Steve Trachsel, R OBP: 0.100, SLG: 0.200			2-1 G6-3			0-3 K		4-2 G1-4-3 BB	
Mike Stanton, L (8, 1)									
31 Mike Piazza, R OBP: 0.396, SLG: 0.494									
Joe McEwing, R OBP: 0.174, SLG: 0.182									
David Weathers, R (9, 1)									

Batter	1	2	3	4	5	6	7	8	9

Batter	1	2	3	4	5	6	7	8	9

Batter	1	2	3	4	5	6	7	8	9

Batter	1	2	3	4	5	6	7	8	9

Batter	1	2	3	4	5	6	7	8	9

Batter	1	2	3	4	5	6	7	8	9

Batter	1	2	3	4	5	6	7	8	9

Batter	1	2	3	4	5	6	7	8	9

Batter	1	2	3	4	5	6	7	8	9

Batter	1	2	3	4	5	6	7	8	9

Inning Stats		R: 1	H: 2	E: 0	K: 1	S: 14	H: 0	LOB: 1	BB: 1	P: 24	R: 0	H: 0	E: 0	K: 0	S: 7	H: 0	LOB: 0	BB: 0	P: 12	R: 0	H: 0	E: 0	K: 1	S: 8	H: 0	LOB: 0	BB: 0	P: 13	R: 0	H: 0	E: 0	K: 0	S: 7	H: 0	LOB: 0	BB: 0	P: 11	R: 0	H: 0	E: 0	K: 1	S: 6	H: 0	LOB: 1	BB: 1	P: 12	R: 0	H: 1	E: 0	K: 1	S: 9	H: 0	LOB: 1	BB: 0	P: 13	R: 0	H: 0	E: 0	K: 0	S: 6	H: 0	LOB: 0	BB: 0	P: 9	R: 0	H: 0	E: 0	K: 0	S: 5	H: 0	LOB: 1	BB: 1	P: 10	R: 0	H: 0	E: 0	K: 2	S: 8	H: 0	LOB: 0	BB: 0	P: 9	1B: 2	2B: 2	3B: 0	HR: 0	SF: 0	SAC: 0	DP: 3	HBP: 0	WP: 1
--------------	--	------	------	------	------	-------	------	--------	-------	-------	------	------	------	------	------	------	--------	-------	-------	------	------	------	------	------	------	--------	-------	-------	------	------	------	------	------	------	--------	-------	-------	------	------	------	------	------	------	--------	-------	-------	------	------	------	------	------	------	--------	-------	-------	------	------	------	------	------	------	--------	-------	------	------	------	------	------	------	------	--------	-------	-------	------	------	------	------	------	------	--------	-------	------	-------	-------	-------	-------	-------	--------	-------	--------	-------



Batter	1	2	3	4	5	6	7	8	9	AB R H RBI BB SO LOB	TOP		
Dave Roberts, L (1, 8) OBP: 0.370, SLG: 0.383	1-2 G3		1-2 G4-3			2-2 G6-3	2-1 FC4-6		2-2 G6-3 1B	5 0 1 0 0 0 2			
Paul Lo Duca, R (1, 2) OBP: 0.343, SLG: 0.390	3-2 1B 1B		0-1 G6-4-3 1B			1-1 G6-3		1-1 G5-3	0-3 K	5 1 2 0 0 1 1			
Shawn Green, L (1, 9) OBP: 0.353, SLG: 0.468	0-1 1B 1-3 1B		3-2 G6-4-3 1-2f			1-2 F8		2-2 2B	0-1 G6-3 1-2f	5 1 2 0 0 0 2			
Fred McGriff, L (1, 3) OBP: 0.326, SLG: 0.403	1-2 1-3 3-H 1B			1-1 G4-3			0-0 G3-1	0-0 1B 2B		4 1 2 2 0 0 0			
Brian Jordan, R (1, 7) OBP: 0.387, SLG: 0.427 Larry Barnes, L (9, 7)	4-1 BB			0-0 G1-3			4-1 2B FC6-4 BB	0-1 1B 1B		2 2 1 0 2 0 0 0 0 0 0 0 0 0			
Ron Coomer, R (1, 5) OBP: 0.344, SLG: 0.259 Adrián Beltré, R (7, 5) OBP: 0.235, SLG: 0.364	0-0 G4-3			2-0 F8			2-2 FC6-4 1B 2B	0-3 K		3 1 1 0 0 0 2 1 0 0 0 0 1 2			
Jolbert Cabrera, R (1, 4) OBP: 0.306, SLG: 0.473			0-2 L5			2-1 G4-6-3 1B	4-0 FC6-4 IBB	4-2 1B BB		2 0 1 0 2 0 0			
Cesar Izturis, S (1, 6) OBP: 0.288, SLG: 0.271			0-0 G1-3			2-1 G4-6-3 1-2f	2-0 FC6-4 1B	1-0 1B		4 0 1 3 0 0 3			
Kaz Ishii, L (1, 1) Mike Kinkade, R (7, PH) OBP: 0.429, SLG: 0.542 Paul Quantrill, L (7, 1) Guillermo Mota, R (9, 1) OBP: 1.000, SLG: 1.000			2-3 K			1-3 K	1-0 FC4-6 1B	0-3 K		2 0 0 0 0 2 0 1 0 1 1 0 0 0 1 0 0 0 0 1 2 0 0 0 0 0 0 0			
<b>Inning Stats</b>	R: 1 H: 3 E: 0 LOB: 2 K: 0 BB: 1 S: 14 P: 23	R: 0 H: 0 E: 0 LOB: 0 K: 1 BB: 0 S: 8 P: 10	R: 0 H: 1 E: 0 LOB: 0 K: 0 BB: 0 S: 8 P: 12	R: 0 H: 0 E: 0 LOB: 0 K: 0 BB: 0 S: 4 P: 7	R: 0 H: 1 E: 0 LOB: 0 K: 1 BB: 0 S: 7 P: 12	R: 0 H: 0 E: 0 LOB: 0 K: 0 BB: 0 S: 8 P: 12	R: 2 H: 2 E: 0 LOB: 2 K: 0 BB: 2 S: 9 P: 24	R: 3 H: 4 E: 0 LOB: 2 K: 2 BB: 1 S: 18 P: 26	R: 0 H: 1 E: 0 LOB: 0 K: 1 BB: 0 S: 9 P: 11	1B: 9 SF: 0 2B: 3 SAC: 0 3B: 0 DP: 3 HR: 0 HBP: 0	WP: 0 PA: 39 PB: 0 SB: 0 CS: 0		
<b>PITCHER</b>	IP WLS BF H R ER SO BB IBB HBP BLK WP HR S P ERA WHIP											<b>PITCHER</b>	IP WLS BF H R ER SO BB IBB HBP BLK WP HR S P ERA WHIP
Tom Glavine, L (1, 1) ERA: 3.67	7.0 L 28 7 3 3 2 2 1 0 0 0 0 0 58 100 3.86 1.286												
Mike Stanton, L (8, 1) ERA: 3.94	0.1 3 2 2 2 0 0 0 0 0 0 0 0 6 9 54.00 6.000												
Scott Strickland, R (8, 1) ERA: 2.33	0.2 5 2 1 1 2 1 0 0 0 0 0 0 12 17 13.50 4.500												
Graeme Lloyd, L (9, 1) ERA: 3.6	1.0 3 1 0 0 1 0 0 0 0 0 0 0 9 11 0.00 1.000												

Los Angeles Dodgers @ New York Mets  
Shea Stadium, Flushing, NY  
Thu May 08 2003, 7:10 PM EDT  
Att. 18,729 - Cloudy - 55 F

AB	35
R	6
H	12
RBI	6
BB	4
SO	5
LOB	14



WP	0	PA	39
PB	0		
SB	0		
CS	0		

ERA	3.67
WHIP	1.286
ERA	54.00
WHIP	6.000
ERA	13.50
WHIP	4.500
ERA	0.00
WHIP	1.000

livebaseballscorecards.com

BOTTOM

Los Angeles Dodgers @ New York Mets  
Shea Stadium, Flushing, NY  
Thu May 08 2003, 7:10 PM EDT  
Att. 18,729 - Cloudy - 55 F

livebaseballscorecards.com

AB 31  
R 1  
H 6  
RBI 1  
BB 3  
SO 3  
LOB 12



WP: 1 PA: 34  
PB: 0  
SB: 0  
CS: 0

AB R H RBI BB SO LOB

4	0	0	0	0	0	1
3	1	1	0	1	1	0
4	0	2	0	0	1	1
4	0	1	1	0	1	1
4	0	1	0	0	0	2
3	0	0	0	1	0	2
1	0	0	0	1	0	2
2	0	0	0	0	0	0
3	0	0	0	0	0	3
2	0	1	0	0	0	0
1	0	0	0	0	0	0
0	0	0	0	0	0	0
0	0	0	0	0	0	0

Batter	1	2	3	4	5	6	7	8	9
Roberto Alomar, S (1, 4) OBP: 0.349, SLG: 0.339	0-0 F7		1-0 G5-4-3			3-1 F8		1-0 L4	
Raul Gonzalez, R (1, 9) OBP: 0.341, SLG: 0.417	1-3		2-0			4-1 1B BB		3-2 L8	
Cliff Floyd, L (1, 7) OBP: 0.336, SLG: 0.449	1-2 F8		2-3			2-0 1B 1B		1-0 2B	
Tony Clark, S (1, 3) OBP: 0.283, SLG: 0.620		3-2 G6-3		2-3 K		0-1 1B		1-2 G4-3	
Ty Wigginton, R (1, 5) OBP: 0.361, SLG: 0.431		1-2 WP 1B		0-0 G1-3		0-0 P4		0-2 G5-3	
Jason Phillips, R (1, 2) OBP: 0.273, SLG: 0.111		4-2 FC6-4 BB		3-2 G5-3		2-1 L7		2-0 F8	
Tsuyoshi Shinjo, R (1, 8) OBP: 0.273, SLG: 0.268		0-1 P4			4-1 G4-6-3 BB		1-0 G4-3	2-2 G3	
Timo Perez, L (7, PH) OBP: 0.278, SLG: 0.273									
Rey Sanchez, R (1, 6) OBP: 0.224, SLG: 0.226		1-0 FC6-4			0-0 G4-6-3		1-2 L6		
Tom Glavine, L (1, 1) OBP: 0.200, SLG: 0.200			0-0		2-2 G4-3				
Roger Cedeno, S (7, PH) OBP: 0.277, SLG: 0.292									
Mike Stanton, L (8, 1)									
Scott Strickland, R (8, 1)									
Graeme Lloyd, L (9, 1)									

Inning Stats	R: 0	H: 0	E: 0	K: 1	S: 9	R: 0	H: 1	E: 0	K: 0	S: 14	R: 0	H: 2	E: 1	K: 1	S: 6	R: 0	H: 0	E: 0	K: 1	S: 8	R: 0	H: 0	E: 0	K: 0	S: 5	R: 1	H: 2	E: 0	K: 0	S: 9	R: 0	H: 0	E: 0	K: 0	S: 6	R: 0	H: 1	E: 0	K: 0	S: 7	R: 0	H: 0	E: 0	K: 0	S: 7	1B: 4	SF: 0	2B: 2	SAC: 0	3B: 0	DP: 2	HR: 0	HBP: 0	WP: 1	PA: 34
--------------	------	------	------	------	------	------	------	------	------	-------	------	------	------	------	------	------	------	------	------	------	------	------	------	------	------	------	------	------	------	------	------	------	------	------	------	------	------	------	------	------	------	------	------	------	------	-------	-------	-------	--------	-------	-------	-------	--------	-------	--------

PITCHER	IP	WLS	BF	H	R	ER	SO	BB	IBB	HBP	BLK	WP	HR	S	P	ERA	WHIP
Kaz Ishii, L (1, 1) ERA: 2.95	6.0	W	24	5	1	1	3	3	0	0	0	1	0	51	89	1.50	1.333
Paul Quantrill, R (7, 1) ERA: 1.15	2.0	H	7	1	0	0	0	0	0	0	0	0	0	14	22	0.00	0.500
Guillermo Mota, R (9, 1) ERA: 1.5	1.0		3	0	0	0	0	0	0	0	0	0	0	7	11	0.00	0.000

PITCHER	IP	WLS	BF	H	R	ER	SO	BB	IBB	HBP	BLK	WP	HR	S	P	ERA	WHIP
---------	----	-----	----	---	---	----	----	----	-----	-----	-----	----	----	---	---	-----	------



Batter	1	2	3	4	5	6	7	8	9	AB R H RBI BB SO LOB	TOP																									
<b>Dave Roberts, L</b> (1, 8) OBP: 0.376, SLG: 0.378	3-2 S 1B		4-0 BB S BB	2-3 K		4-1 1B BB	0-1 G1-3		2-1 G4-3	4 1 1 0 2 1 3																										
<b>Adrián Beltré, R</b> (1, 5) OBP: 0.232, SLG: 0.353	2-2 F8		1-2 P5	3-1 G5-3		2-1 1B BB		1-1 F8	0-1 G2	6 0 1 0 0 0 3																										
<b>Shawn Green, L</b> (1, 9) OBP: 0.346, SLG: 0.452	1-2 F7		3-3 K		0-3 K	1-3 K		1-1 G4-3	4-2 BB	5 0 0 0 1 3 5																										
<b>Fred McGriff, L</b> (1, 3) OBP: 0.340, SLG: 0.434	2-1 2B 1B		4-2 BB BB		2-2 G4-3		0-1 1B 1B BB	1-1 HR	0-0 P6	5 2 3 2 1 0 1																										
<b>Mike Kinkade, R</b> (1, 7) OBP: 0.469, SLG: 0.593 <b>Jolbert Cabrera, R</b> (7, 7) OBP: 0.317, SLG: 0.482	2-1 2B		4-0 BB	1-2 BB	2-2 G5-3		0-1 BB 1B FC4-6	3-2 WP 1B		3 1 2 0 1 0 0 1 1 1 0 0 0 0																										
<b>Alex Cora, L</b> (1, 4) OBP: 0.336, SLG: 0.324	1-3 K		0-0 G4-3			3-1 F9 WP 1B	2-2 FC4-6 BB 1B	0-1 WP 1B		5 2 3 0 0 1 5																										
<b>David Ross, R</b> (1, 2) OBP: 0.800, SLG: 1.667		2-1 P6		0-0 HR		1 SAFE 1B WP 1B	4-0 FC4-6 BB	2-1 1B E HBP		3 2 2 2 1 0 0																										
<b>Cesar Izturis, S</b> (1, 6) OBP: 0.292, SLG: 0.285		2-1 G6-3		0-1 2B		F X 0-1 F9	2-2 L4	1-0 E7		5 0 2 2 0 0 5																										
<b>Kevin Brown, R</b> (1, 1) OBP: 0.111, SLG: 0.176 <b>Daryle Ward, L</b> (7, PH) OBP: 0.234, SLG: 0.200 <b>Tom Martin, L</b> (7, 1) <b>Guillermo Mota, R</b> (7, 1) OBP: 0.500, SLG: 0.500		0-1 G6-3		2-2 B2-3		B S X 1-1 P6	3-0 FC4-6	2-1 G6-3		3 0 0 0 0 0 3 1 0 0 1 0 0 2 0 0 0 0 0 0 0 1 0 0 0 0 0 1																										
<b>Inning Stats</b>	R: 1 E: 0 K: 1 S: 17	H: 3 LOB: 2 BB: 0 P: 28	R: 0 E: 0 K: 0 S: 6	H: 0 LOB: 0 BB: 0 P: 10	R: 0 E: 0 K: 1 S: 11	H: 0 LOB: 3 BB: 3 P: 27	R: 1 E: 0 K: 1 S: 11	H: 2 LOB: 1 BB: 0 P: 18	R: 0 E: 0 K: 1 S: 10	H: 0 LOB: 0 BB: 0 P: 14	R: 1 E: 0 K: 1 S: 13	H: 3 LOB: 3 BB: 1 P: 25	R: 2 E: 0 K: 0 S: 13	H: 3 LOB: 2 BB: 1 P: 24	R: 4 E: 1 K: 0 S: 15	H: 4 LOB: 1 BB: 0 P: 26	R: 0 E: 0 K: 0 S: 7	H: 0 LOB: 1 BB: 1 P: 13	1B: 11 2B: 2 3B: 0 HR: 2	SF: 0 SAC: 0 DP: 0 HBP: 1	WP: 2 PB: 0 SB: 2 CS: 0	PA: 49														
<b>PITCHER</b>	IP WLS BF H R ER SO BB IBB HBP BLK WP HR S P ERA WHIP																																			
<b>Claudio Vargas, R</b> (1, 1) ERA: 3.57	5.2		27	7	3	3	4	3	0	0	0	0	1	62	109	4.76	1.765																			
<b>Joey Eischen, L</b> (6, 1) ERA: 2.03	0.1		6	4	2	2	1	1	0	0	0	1	0	13	22	54.00	15.000																			
<b>52 T.J. Tucker, R</b> (7, 1) ERA: 3.12	1.0		4	0	0	0	0	1	0	0	0	0	0	6	15	0.00	1.000																			
<b>Scott Stewart, L</b> (8, 1) ERA: 2.7	0.2	L	5	3	3	3	0	0	0	0	0	0	1	11	17	40.50	4.500																			
<b>Dan Smith, R</b> (8, 1) ERA: 4.86	1.1		7	1	1	0	0	1	0	1	0	1	0	11	22	0.00	1.500																			

**Los Angeles Dodgers @ Montreal Expos**  
**Olympic Stadium, Montreal, QB**  
 Fri May 09 2003, 7:05 PM EDT  
 Att. 10,675 - Dome - 72 F

livebaseballscorecards.com

<b>AB</b>	42
<b>R</b>	9
<b>H</b>	15
<b>RBI</b>	7
<b>BB</b>	6
<b>SO</b>	5
<b>LOB</b>	28



Batter	1	2	3	4	5	6	7	8	9	AB	R	H	RBI	BB	SO	LOB
Endy Chavez, L OBP: 0.317, SLG: 0.397 (1, 8)	1-1 G5-3		0-0 BB 1B		1-2 G6-3		0-2 1B 2B 1B	0-1 G4-3		5	1	2	0	0	0	0
Orlando Cabrera, R OBP: 0.371, SLG: 0.516 (1, 6)	0-0 G3 1B		1 SAFE 1 SAFE 1 SAFE 1 SAFE 1-2 FC4 BB		3-1 HR		0-0 1B 2B 1B		2-2 G6-3	4	2	3	2	1	0	0
Jose Vidro, S OBP: 0.429, SLG: 0.576 (1, 4)	3-2 G3 1-3		2-1 L5		1-2 P6		3-2 1B 2B		0-2 G4-3	5	1	1	1	0	0	3
Vladimir Guerrero, R OBP: 0.407, SLG: 0.483 (1, 9)	0-0 G5-3		2-1 FC4 1-2f		0-0 G5-3		1-0 P2		0-2 G6-3	5	0	0	0	0	0	5
Brad Wilkerson, L OBP: 0.419, SLG: 0.575 (1, 7) (8, 3)		1-1 G3-1		2-2 G1-3		2-3 K	1-2 1B			4	0	1	2	0	1	0
Wil Cordero, R OBP: 0.371, SLG: 0.463 (1, 3) Scott Stewart, R (8, 1) Dan Smith, R (8, 1)		0-1 G3 1B		0-0 F8		0-2 1B	1-1 P5			4	0	2	0	0	0	1
Fernando Tatis, R OBP: 0.302, SLG: 0.319 (1, 5)		0-1 G3 1-2		1-1 1B HBP		2-3 K	0-0 G6-3			3	0	0	0	0	1	3
Brian Schneider, L OBP: 0.323, SLG: 0.442 (1, 2)		2-1 G6-3		1-1 1-3 1B		1-2 G3		0-3 K		4	0	1	0	0	1	2
Claudio Vargas, R (1, 1) Joey Eischen, L (6, 1) 52 T.J. Tucker, R (7, 1) Henry Mateo, S (7, PH) Ronald Calloway, L (8, 7)			2-3 K	2-3 K			1-0 1B HBP	1-2 G4-3		2	0	0	0	0	2	2

Inning Stats	R: 0	H: 1	E: 0	LOB: 1	K: 0	BB: 0	S: 7	R: 0	H: 1	E: 0	LOB: 1	K: 0	BB: 0	S: 8	R: 0	H: 1	E: 0	LOB: 2	K: 1	BB: 1	S: 11	R: 0	H: 1	E: 0	LOB: 2	K: 1	BB: 0	S: 10	R: 1	H: 1	E: 0	LOB: 0	K: 0	BB: 0	S: 9	R: 0	H: 1	E: 0	LOB: 1	K: 2	BB: 0	S: 12	R: 4	H: 4	E: 0	LOB: 1	K: 0	BB: 0	S: 14	R: 0	H: 0	E: 0	LOB: 0	K: 1	BB: 0	S: 9	R: 0	H: 0	E: 0	LOB: 0	K: 0	BB: 0	S: 12	R: 0	H: 0	E: 0	LOB: 0	K: 0	BB: 0	S: 14	1B: 8	SF: 0	2B: 1	SAC: 0	3B: 0	DP: 0	HR: 1	HBP: 2	WP: 0	PA: 40
--------------	------	------	------	--------	------	-------	------	------	------	------	--------	------	-------	------	------	------	------	--------	------	-------	-------	------	------	------	--------	------	-------	-------	------	------	------	--------	------	-------	------	------	------	------	--------	------	-------	-------	------	------	------	--------	------	-------	-------	------	------	------	--------	------	-------	------	------	------	------	--------	------	-------	-------	------	------	------	--------	------	-------	-------	-------	-------	-------	--------	-------	-------	-------	--------	-------	--------

PITCHER	IP	WLS	BF	H	R	ER	SO	BB	IBB	HBP	BLK	WP	HR	S	P	ERA	WHIP
Kevin Brown, R ERA: 2.68 (1, 1)	6.0		26	6	1	1	4	1	0	1	0	0	1	57	90	1.50	1.167
Tom Martin, L ERA: 3.55 (7, 1)	0.0		4	3	4	4	0	0	0	1	0	0	0	7	11	∞	∞
Guillermo Mota, R ERA: 1.29 (7, 1)	3.0	W	10	1	0	0	1	0	0	0	0	0	0	28	34	0.00	0.333

BOTTOM

Los Angeles Dodgers @ Montreal Expos  
Olympic Stadium, Montreal, QB  
Fri May 09 2003, 7:05 PM EDT  
Att: 10,675 - Dome - 72 F

livebaseballscorecards.com

AB	37
R	5
H	10
RBI	5
BB	1
SO	5
LOB	16





Batter	1	2	3	4	5	6	7	8	9	AB R H RBI BB SO LOB	TOP																
Dave Roberts, L (1, 8) OBP: 0.370, SLG: 0.371	2-1 1B		2-1 G4-3		2-2 G4-3	3-1 G6-3			0-1 F8	5 0 1 0 0 0 4																	
Paul Lo Duca, R (1, 2) OBP: 0.345, SLG: 0.398	0-0 F9		0-1 G6-3		1-2 1B			0-0 WP 1B 2B	2-2 F9	5 1 2 1 0 0 2																	
Fred McGriff, L (1, 3) OBP: 0.336, SLG: 0.448	3-3 K			3-2 HR	2-1 G3			2-2 F7	3-3 K	5 1 1 1 0 2 4																	
Brian Jordan, R (1, 9) OBP: 0.382, SLG: 0.421	1-3 K			0-1 G1-3		0-1 G1-3		0-0 G3-6-3 1B		4 0 1 1 0 1 1																	
Daryle Ward, L (1, 7) OBP: 0.235, SLG: 0.204		0-0 G3-1		1-2 G3		0-0 1B		0-1 G3-6-3		4 1 1 0 0 0 1																	
Jolbert Cabrera, R (7, 7) OBP: 0.317, SLG: 0.482						1B		1-2f		0 0 0 0 0 0 0																	
Adrián Beltré, R (1, 5) OBP: 0.248, SLG: 0.367		0-3 K		0-1 1B		0-0 1B SF7		0-2 G6-4-3 1B		4 1 3 0 0 1 0																	
Alex Cora, L (1, 4) OBP: 0.349, SLG: 0.339		1-2 1B		1-0 F7		2-1 1B		0-1 G6-4-3 1B		4 0 3 1 0 0 1																	
Cesar Izturis, S (1, 6) OBP: 0.291, SLG: 0.286		1-3 K			2-2 G4-3 37 SH1-3 1B	2-0 SF7		2-1 G6-4-3		3 1 1 1 0 1 3																	
37 Darren Dreifort, R (1, 1) OBP: 0.182, SLG: 0.100			3-3 K		1-1 SH1-3	4-2 BB			4-1 BB	1 0 0 0 1 1 0																	
Tom Martin, L (7, 1)										0 0 0 0 0 0 0																	
Paul Quantrill, L (7, 1)										0 0 0 0 0 0 0																	
Andy Ashby, R (8, 1)										0 0 0 0 0 0 0																	
Shawn Green, L (9, PH) OBP: 0.350, SLG: 0.452										0 0 0 0 1 0 0																	
<b>Inning Stats</b>	R: 0 E: 0 K: 2 S: 10	H: 1 LOB: 1 BB: 0 P: 15	R: 0 E: 0 K: 2 S: 11	H: 1 LOB: 1 BB: 0 P: 13	R: 0 E: 0 K: 1 S: 7	H: 0 LOB: 0 BB: 0 P: 12	R: 1 E: 0 K: 0 S: 11	H: 2 LOB: 1 BB: 0 P: 16	R: 1 E: 0 K: 0 S: 13	H: 2 LOB: 1 BB: 0 P: 21	R: 2 E: 0 K: 0 S: 11	H: 3 LOB: 2 BB: 1 P: 22	R: 1 E: 0 K: 0 S: 7	H: 2 LOB: 0 BB: 0 P: 9	R: 0 E: 0 K: 0 S: 7	H: 2 LOB: 0 BB: 0 P: 9	R: 0 E: 0 K: 1 S: 10	H: 0 LOB: 1 BB: 1 P: 19	1B: 11 2B: 1 3B: 0 HR: 1	SF: 1 SAC: 1 DP: 2 HBP: 0	WP: 1 PB: 0 SB: 1 CS: 0	PA: 39					
<b>PITCHER</b>	IP WLS BF H R ER SO BB IBB HBP BLK WP HR S P ERA WHIP																										
Javier Vazquez, R (1, 1) ERA: 3.63	6.1		31	11	5	5	5	1	0	0	0	1	1	68	106	7.11	1.895										
Luis Ayala, R (7, 1) ERA: 4.15	0.2	W	1	0	0	0	0	0	0	0	0	0	0	2	2	0.00	0.000										
Scott Stewart, L (8, 1) ERA: 2.55	1.0	H	3	2	0	0	0	0	0	0	0	0	0	7	9	0.00	2.000										
Rocky Biddle, R (9, 1) ERA: 4.19	1.0	S	4	0	0	0	1	1	0	0	0	0	0	10	19	0.00	1.000										

Los Angeles Dodgers @ Montreal Expos  
Olympic Stadium, Montreal, QB  
Sat May 10 2003, 1:05 PM EDT  
Att. 8,084 - Dome - 72 F

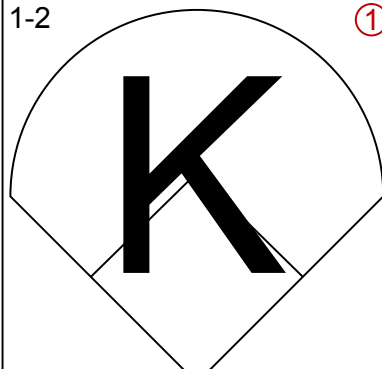
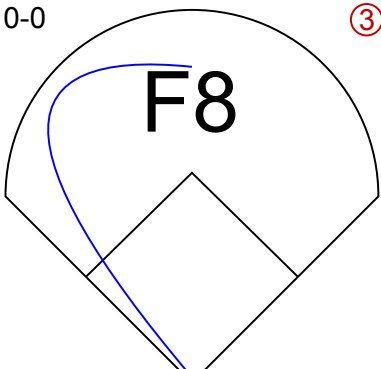
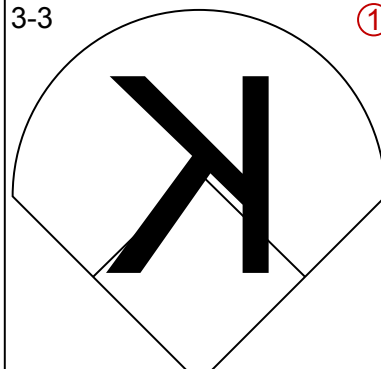
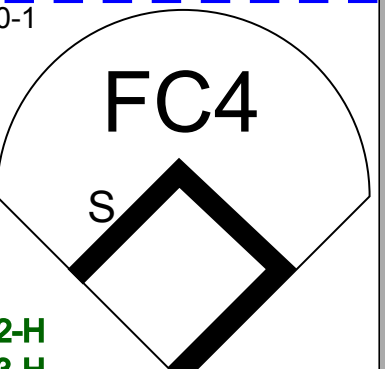
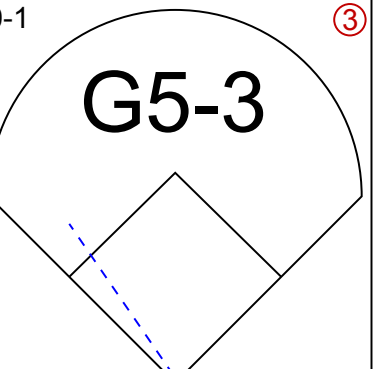
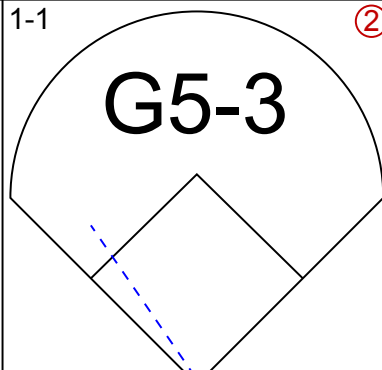
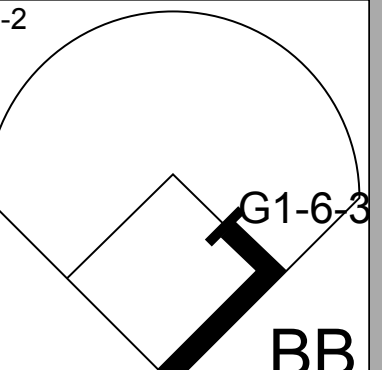
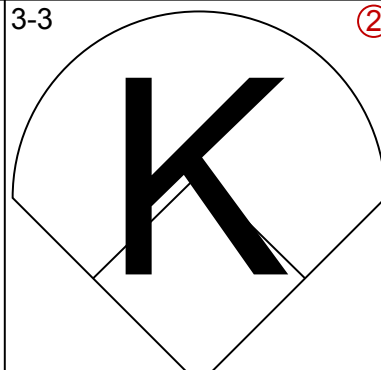
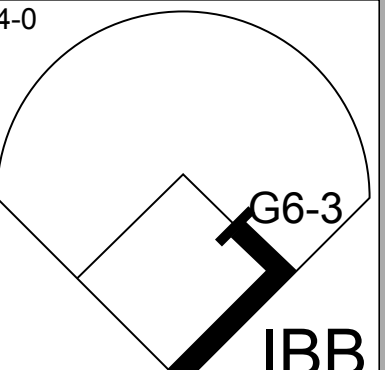
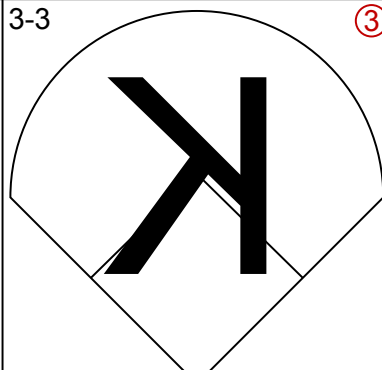
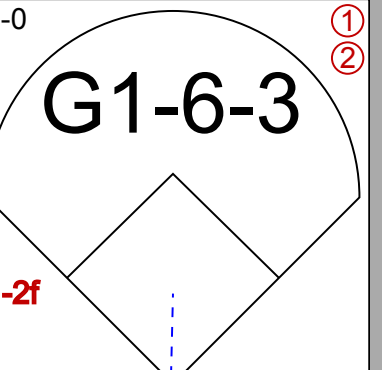
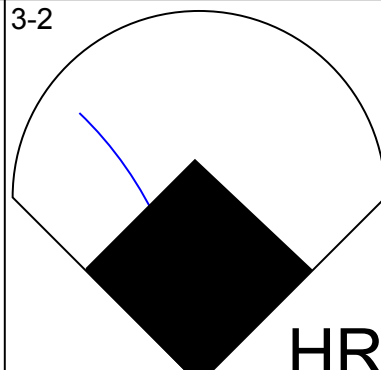
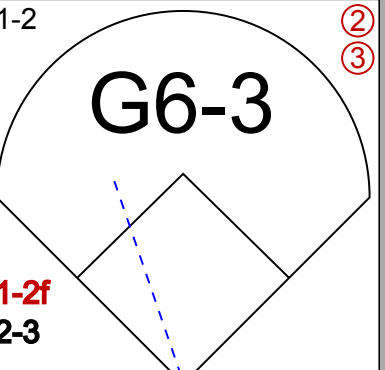
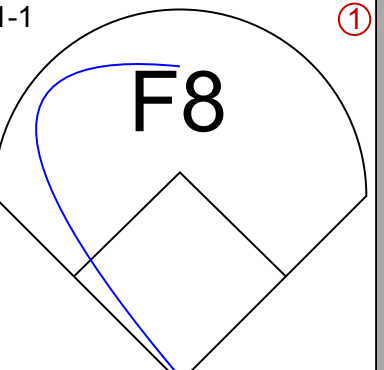
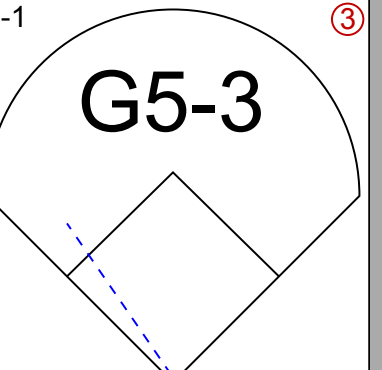
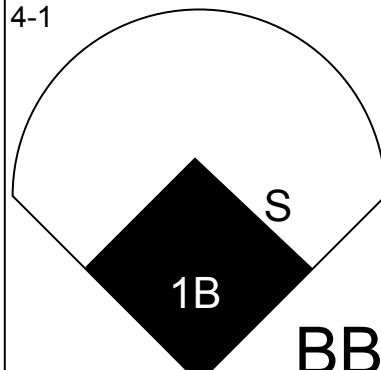
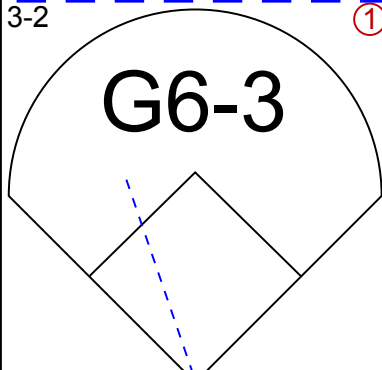
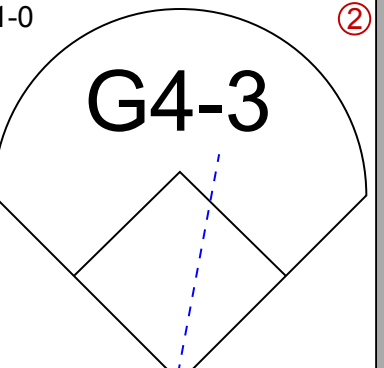
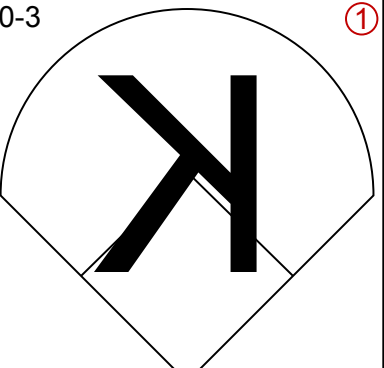
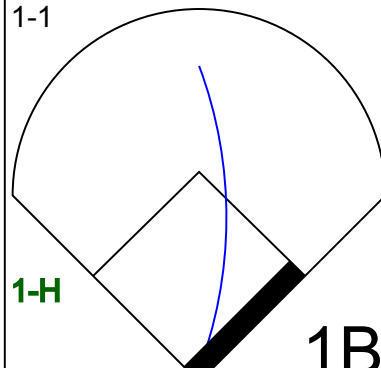
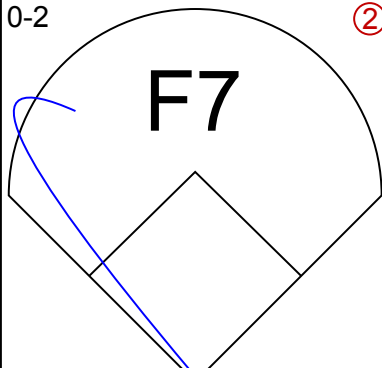
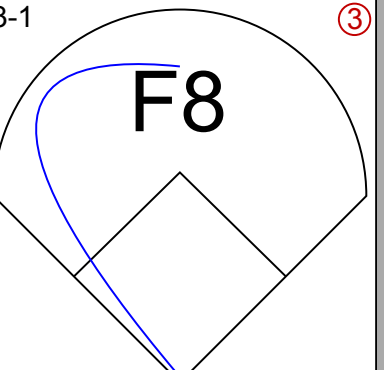
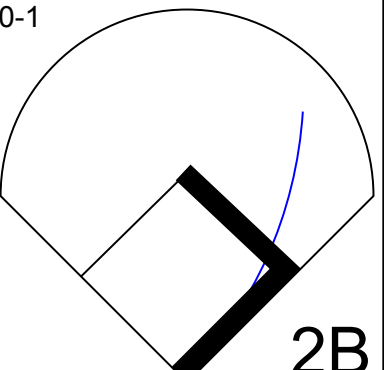
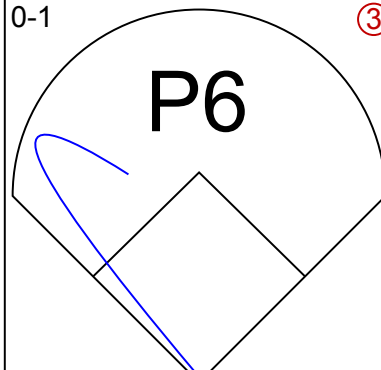
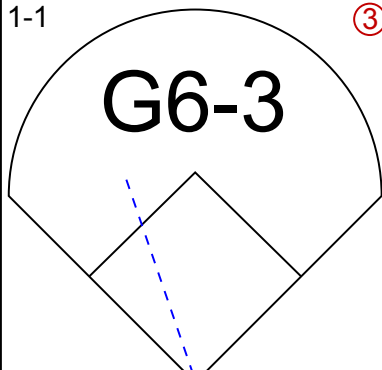
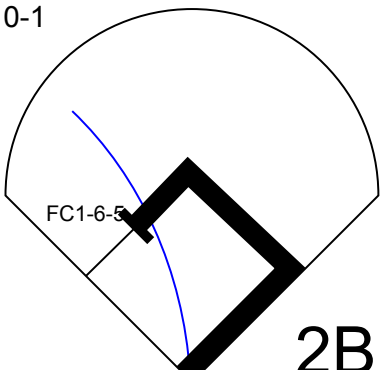
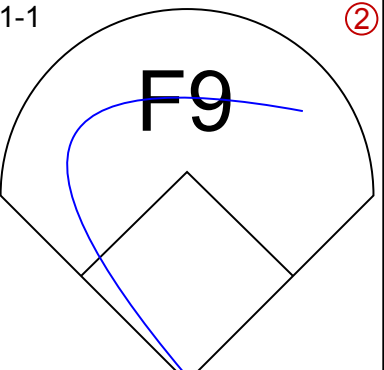
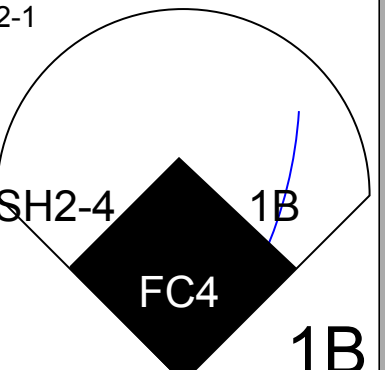
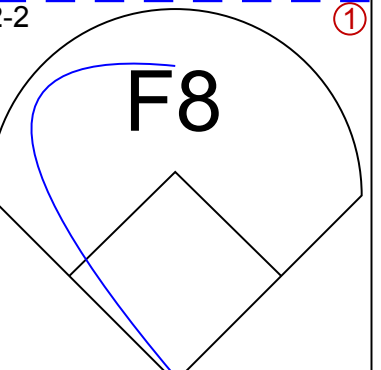
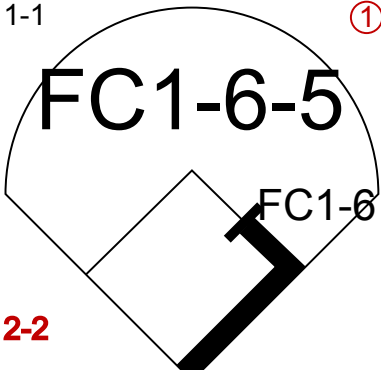
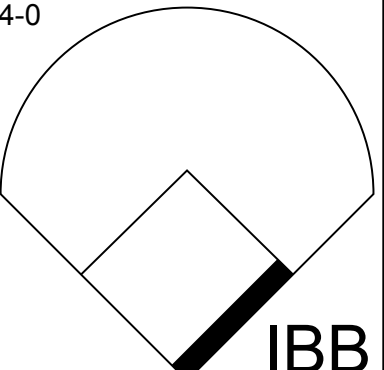
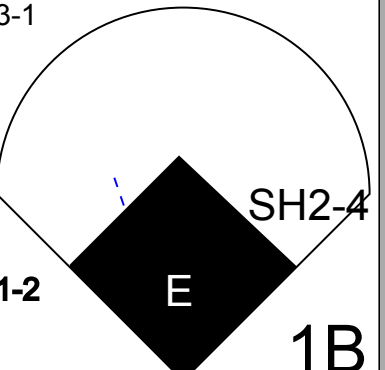
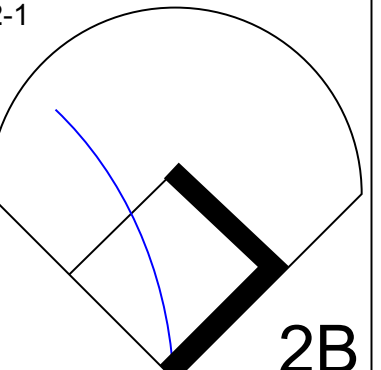
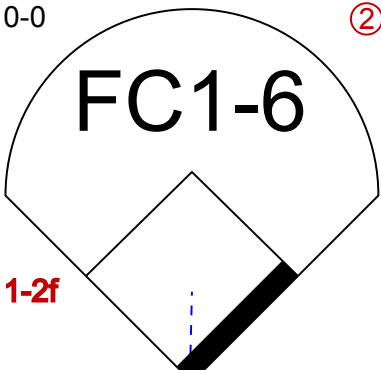
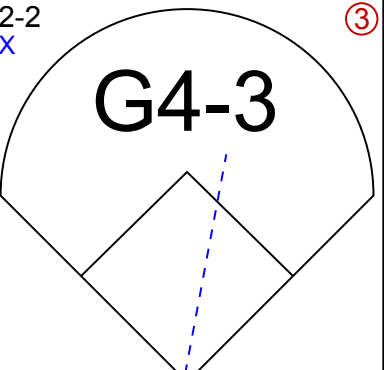
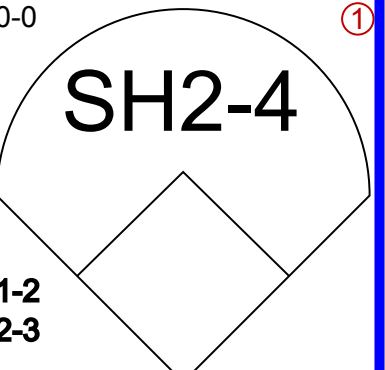
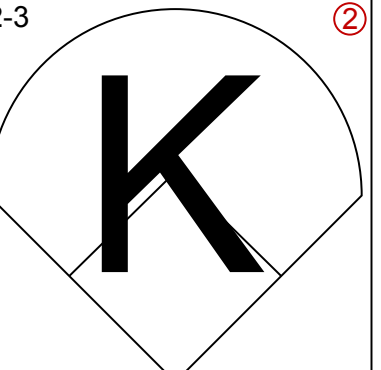
livebaseballscorecards.com

AB	35
R	5
H	13
RBI	5
BB	2
SO	6
LOB	16







Batter	1	2	3	4	5	6	7	8	9	AB R H RBI BB SO LOB	TOP											
<b>Dave Roberts, L</b> (1, 8) OBP: 0.357, SLG: 0.357	1-2 		0-0 			3-3 	0-1 		0-1 	5 0 0 1 0 2 2												
<b>Paul Lo Duca, R</b> (1, 2) OBP: 0.350, SLG: 0.392	1-1 			4-2 		3-3 	4-0 			2 0 0 0 2 1 0												
<b>Shawn Green, L</b> (1, 9) OBP: 0.347, SLG: 0.467	3-3 			2-0 		3-2 	1-2 			4 1 1 1 0 1 3												
<b>Mike Kinkade, R</b> (1, 7) <b>Eric Gagne, R</b> (8, 1)		1-1 		2-1 		4-1 		3-2 		3 1 0 0 1 0 0 0 0 0 0 0 0 0												
<b>Daryle Ward, L</b> (1, 3) <b>Larry Barnes, L</b> (8, 3)		1-0 			0-3 	1-1 		0-2 		4 0 1 1 0 1 0 0 0 0 0 0 0 0												
<b>Adrián Beltré, R</b> (1, 5) OBP: 0.248, SLG: 0.371		3-1 			0-1 	0-1 		1-1 		4 0 1 0 0 0 1												
<b>Alex Cora, L</b> (1, 4) OBP: 0.354, SLG: 0.353			0-1 		1-1 		2-1 		2-2 	4 1 2 0 0 0 1												
<b>Cesar Izturis, S</b> (1, 6) OBP: 0.304, SLG: 0.302			1-1 		4-0 		3-1 		2-1 	3 1 2 0 1 0 1												
<b>Odalis Perez, L</b> (1, 1) <b>Guillermo Mota, R</b> (7, 1) <b>Jolbert Cabrera, R</b> (8, 7) OBP: 0.313, SLG: 0.474			0-0 		2-2 		0-0 		2-3 	2 0 0 0 0 0 3 0 0 0 0 0 0 0 1 0 0 0 0 1 1												
<b>Inning Stats</b>	R: 0 E: 0 K: 2 S: 8	H: 0 LOB: 0 BB: 0 P: 13	R: 0 E: 0 K: 0 S: 5	H: 0 LOB: 0 BB: 0 P: 10	R: 0 E: 0 K: 0 S: 6	H: 1 LOB: 1 BB: 0 P: 7	R: 0 E: 0 K: 0 S: 5	H: 0 LOB: 0 BB: 1 P: 13	R: 0 E: 0 K: 1 S: 15	H: 1 LOB: 2 BB: 1 P: 22	R: 2 E: 0 K: 2 S: 15	H: 2 LOB: 1 BB: 1 P: 29	R: 2 E: 1 K: 0 S: 10	H: 2 LOB: 1 BB: 1 P: 20	R: 0 E: 0 K: 0 S: 8	H: 0 LOB: 0 BB: 0 P: 12	R: 0 E: 0 K: 1 S: 10	H: 1 LOB: 1 BB: 0 P: 16	1B: 3 2B: 3 3B: 0 HR: 1	SF: 0 SAC: 1 DP: 2 HBP: 0	WP: 0 PB: 0 SB: 2 CS: 0	PA: 37
<b>PITCHER</b>	IP	WLS	BF	H	R	ER	SO	BB	IBB	HBP	BLK	WP	HR	S	P	ERA	WHIP					
<b>Livan Hernandez, R</b> (1, 1) ERA: 4.15	6.1	L	27	6	4	3	5	2	1	0	0	0	1	59	104	4.26	1.263					
<b>Joey Eischen, L</b> (7, 1) ERA: 1.93	0.2		3	0	0	0	0	0	1	0	0	0	0	5	10	0.00	0.000					
<b>52 T.J. Tucker, R</b> (8, 1) ERA: 2.95	1.0		3	0	0	0	0	0	0	0	0	0	0	8	12	0.00	0.000					
<b>Scott Stewart, L</b> (9, 1) ERA: 2.41	1.0		4	1	0	0	1	0	0	0	0	0	0	10	16	0.00	1.000					

**Los Angeles Dodgers @ Montreal Expos**  
**Olympic Stadium, Montreal, QB**  
 Sun May 11 2003, 1:05 PM EDT  
 Att. 14,488 - Dome - 72 F

<b>AB</b>	<b>32</b>
<b>R</b>	<b>4</b>
<b>H</b>	<b>7</b>
<b>RBI</b>	<b>3</b>
<b>BB</b>	<b>4</b>
<b>SO</b>	<b>6</b>
<b>LOB</b>	<b>12</b>







Batter	1	2	3	4	5	6	7	8	9	AB R H RBI BB SO LOB	TOP																									
Rafael Furcal, S OBP: 0.379, SLG: 0.469 (1, 6)	0-1 G4-3	1-0 L7			4-2 2B 10 SF9 BB	0-2 G4-3			4-0 1B 2B BB	3 2 0 0 2 0 1	<p>Atlanta Braves @ Los Angeles Dodgers Dodger Stadium, Los Angeles, CA</p> <p>Mon May 12 2003, 7:10 PM PDT Att. 27,458 - Sunny - 65 F</p>																									
Marcus Giles, R OBP: 0.411, SLG: 0.567 (1, 4)	4-1 1B BB		0-1 F8		1-2 10 SF9 2B		0-0 F9	1-2 2B 1B	4 2 2 1 1 0 0																											
Gary Sheffield, R OBP: 0.450, SLG: 0.642 (1, 9)	1-2 10 S 1B		4-2 10 G3 BB		4-0 BB		4-1 2-4 BB	2-1 1B 2B	2 1 2 3 3 0 0																											
10 Chipper Jones, S OBP: 0.383, SLG: 0.523 (1, 7)	2-2 G1-3		1-2 G3		2-0 SF9		3-1 F8	2-1 1B BB	3 1 0 1 1 0 3																											
Andruw Jones, R OBP: 0.366, SLG: 0.534 (1, 8)	2-3 K		1-2 P5		0-3 K		0-2 2-4	2-0 G6-4-3 1B	1-0 HR 1B	5 1 2 1 0 2 4																										
Robert Fick, L OBP: 0.389, SLG: 0.530 (1, 3)		2-1 E5 F8 SH1-3 1B		4-1 BB	1-2 P4		2-1 L7	0-0 F5	4 1 1 0 1 0 5																											
Javy Lopez, R OBP: 0.288, SLG: 0.520 (1, 2)		0-2 F8		0-3 K		2-3 K	2-0 G6-4-3	2-0 HR	5 1 1 3 0 2 3																											
Vinny Castilla, R OBP: 0.312, SLG: 0.378 (1, 5)		4-2 SH1-3 BB		2-1 L9		0-1 HR		0-0 SH1-4 1B	3 1 2 1 1 0 1																											
Mark DeRosa, R OBP: 0.213, SLG: 0.250 (9, PR)								0-0 K	1 1 0 0 0 1 1																											
Shane Reynolds, R (1, 1)		1-2 SH1-3		0-3 K		0-0 G1-3		0-0 SH1-4	2 0 0 1 0 1 1																											
Ray King, L (6, 1)									0 0 0 0 0 0 0																											
Trey Hodges, R (6, 1)									0 0 0 0 0 0 0																											
Jung Keun Bong, L (7, 1)		1-2 3-H							0 0 0 0 0 0 0																											
<b>Inning Stats</b>	R: 1 E: 0 K: 1 S: 12	H: 1 LOB: 1 BB: 1 P: 21	R: 1 E: 1 K: 0 S: 11	H: 1 LOB: 1 BB: 1 P: 19	R: 0 E: 0 K: 0 S: 12	H: 0 LOB: 1 BB: 1 P: 18	R: 0 E: 0 K: 2 S: 9	H: 0 LOB: 1 BB: 1 P: 15	R: 1 E: 0 K: 1 S: 9	H: 1 LOB: 2 BB: 2 P: 25	R: 0 E: 0 K: 0 S: 6	H: 0 LOB: 1 BB: 1 P: 13	R: 0 E: 0 K: 0 S: 4	H: 1 LOB: 0 BB: 0 P: 10	R: 7 E: 0 K: 1 S: 13	H: 5 LOB: 1 BB: 2 P: 30	1B: 6 2B: 2 3B: 0 HR: 2	SF: 1 SAC: 2 DP: 1 HBP: 0	WP: 0 PB: 0 SB: 2 CS: 0	PA: 44																
<b>PITCHER</b>	IP WLS BF H R ER SO BB IBB HBP BLK WP HR S P ERA WHIP																																			
Hideo Nomo, R (1, 1) ERA: 3.23	7.0		32	4	4	3	5	7	0	0	0	0	1	72	122	3.86	1.571																			
Paul Quantrill, R (8, 1) ERA: 1.04	1.0		3	1	0	0	0	0	0	0	0	0	0	4	10	0.00	1.000																			
Eric Gagne, R (9, 1) ERA: 2.37	0.1	L	5	3	5	5	0	1	0	0	0	0	0	7	14	135.00	12.000																			
Troy Brohawn, L (9, 1) ERA: 3.86	0.2		5	2	2	2	1	1	0	0	0	0	1	6	16	27.00	4.500																			

livebaseballscorecards.com

AB	32
R	11
H	10
RBI	11
BB	9
SO	6
LOB	19



Batter	1	2	3	4	5	6	7	8	9	AB	R	H	RBI	BB	SO	LOB
Alex Cora, L OBP: 0.351, SLG: 0.358 (1, 4)	0-1 G1-3		1-1 G3			0-0 F8 WP	1-3 K			4	1	1	0	0	1	1
Paul Lo Duca, R OBP: 0.340, SLG: 0.381 (1, 2)	0-1 L9		2-2 L4			1-0 F8	3-1 F9			4	0	0	0	0	0	2
Shawn Green, L OBP: 0.351, SLG: 0.461 (1, 9)	4-0 2B BB				2-0 F8	4-2 WP BB BB		2-3 K		2	1	0	0	2	1	0
Fred McGriff, L OBP: 0.340, SLG: 0.453 (1, 3)	2-2 2B				1-1 L9	4-0 WP BB		2-3 K		3	0	1	1	1	1	0
Brian Jordan, R OBP: 0.386, SLG: 0.413 (1, 8) (9, 7)	1-0 G6-3				2-0 L8	4-0 G6-3 IBB		4-1 BB		2	0	0	0	2	0	1
Mike Kinkade, R OBP: 0.450, SLG: 0.606 Jolbert Cabrera, R OBP: 0.313, SLG: 0.474 (1, 7) (9, 8)			4-2 CS BB		0-0 HR	0-2 G6-3		3-1 G3		3	1	1	1	1	0	4
Adrián Beltré, R OBP: 0.241, SLG: 0.359 (1, 5)			3-3 K		2-1 G4-3		1-1 G1-3		0-1 G6-3	4	0	0	0	0	1	1
Cesar Izturis, S OBP: 0.303, SLG: 0.308 (1, 6)			2-1 G4-3		1-3 K		0-1 1B 2B		1-0 L9	4	1	1	0	0	1	0
Hideo Nomo, R Larry Barnes, L Ron Coomer, R Paul Quantrell, L Eric Gagne, R Troy Brohawn, L David Ross, R OBP: 0.667, SLG: 1.250 (1, 1) (7, PH) (7, PH) (8, 1) (9, 1) (9, 1) (9, PH)			0-3 K		2-3 K		1-1 1B		0-0 F7	2	0	0	0	0	2	0

Inning Stats	R: 1	H: 1	E: 0	K: 0	S: 8	H: 1	LOB: 1	BB: 1	P: 15	R: 0	H: 0	E: 0	K: 1	S: 8	H: 0	LOB: 0	BB: 1	P: 17	R: 0	H: 0	E: 0	K: 1	S: 8	H: 0	LOB: 0	BB: 0	P: 11	R: 0	H: 0	E: 0	K: 0	S: 4	R: 1	H: 1	E: 0	K: 2	S: 9	H: 1	LOB: 2	BB: 3	P: 21	R: 1	H: 2	E: 0	K: 1	S: 11	H: 2	LOB: 1	BB: 0	P: 17	R: 0	H: 0	E: 0	K: 2	S: 9	H: 0	LOB: 1	BB: 1	P: 20	R: 0	H: 0	E: 0	K: 0	S: 4	H: 0	LOB: 0	BB: 0	P: 5	1B: 1	2B: 4	3B: 0	HR: 1	SF: 0	SAC: 0	DP: 2	HBP: 0	WP: 1	PB: 0	SB: 0	CS: 1	PA: 36
--------------	------	------	------	------	------	------	--------	-------	-------	------	------	------	------	------	------	--------	-------	-------	------	------	------	------	------	------	--------	-------	-------	------	------	------	------	------	------	------	------	------	------	------	--------	-------	-------	------	------	------	------	-------	------	--------	-------	-------	------	------	------	------	------	------	--------	-------	-------	------	------	------	------	------	------	--------	-------	------	-------	-------	-------	-------	-------	--------	-------	--------	-------	-------	-------	-------	--------

PITCHER	IP	WLS	BF	H	R	ER	SO	BB	IBB	HBP	BLK	WP	HR	S	P	ERA	WHIP
Shane Reynolds, R ERA: 5.51 (1, 1)	5.1		21	3	3	3	4	3	0	0	0	0	1	42	76	5.06	1.125
Ray King, L ERA: 3.6 (6, 1)	0.0		2	0	0	0	0	1	1	0	0	1	0	0	8	∞	∞
Trey Hodges, R ERA: 3.12 (6, 1)	1.0	H	3	1	1	1	0	0	0	0	0	0	0	7	8	9.00	1.000
Jung Keun Bong, L ERA: 2.25 (7, 1)	2.2	W	10	1	0	0	3	1	0	0	0	0	0	20	37	0.00	0.750

**BOTTOM**

**Atlanta Braves @ Los Angeles Dodgers**  
**Dodger Stadium, Los Angeles, CA**

Mon May 12 2003, 7:10 PM PDT  
Att. 27,458 - Sunny - 65 F

livebaseballscores.com

AB	30
R	4
H	5
RBI	3
BB	6
SO	7
LOB	9





Batter	1	2	3	4	5	6	7	8	9	AB R H RBI BB SO LOB	TOP																
Rafael Furcal, S (1, 6) OBP: 0.385, SLG: 0.470	0-1 F8 BB 1B		0-0 S 1B		1-0 L5		1-2 F8		4-2 S BB	4 1 2 0 1 0 0	<p>Atlanta Braves @ Los Angeles Dodgers Dodger Stadium, Los Angeles, CA</p> <p>Tue May 13 2003, 7:10 PM PDT Att. 31,021 - Cloudy - 64 F</p> <p>livebaseballscorecards.com</p>																
Marcus Giles, R (1, 4) OBP: 0.411, SLG: 0.557	4-2 BB		0-0 WP S 1B		2-2 G4-3		2-2 G3-1		3-2 L9	4 0 1 0 1 0 1																	
Gary Sheffield, R (1, 9) OBP: 0.451, SLG: 0.659	1-1 P3		4-1 10 BB BB 1-3 2-H		3-3 K			2-1 HR		3 1 1 1 1 1 2																	
10 Chipper Jones, S (1, 7) OBP: 0.386, SLG: 0.515	0-0 F8		4-1 BB			4-1 BB BB		1-0 F7		2 0 0 0 2 0 2																	
Andruw Jones, R (1, 8) OBP: 0.369, SLG: 0.530	2-3 K		0-3 K			4-0 BB 1-2 BB		1-2 E S 1B		3 1 1 0 1 2 5																	
Robert Fick, L (1, 3) OBP: 0.384, SLG: 0.517		1-3 K	1-0 F8			2-2 F9		1-2 1-H G5-4-3 1B		4 0 1 1 0 1 5																	
Javy Lopez, R (1, 2) OBP: 0.278, SLG: 0.500		3-3 K		2-3 K		2-2 P4		0-0 G5-4-3 1-2f		4 0 0 0 0 2 3																	
Vinny Castilla, R (1, 5) OBP: 0.310, SLG: 0.374		1-0 F9		1-2 L4		3-2 F8			0-0 G6-4-3 1B	4 0 1 0 0 0 2																	
Russ Ortiz, R (1, 1) OBP: 0.217, SLG: 0.318 Julio Franco, R (9, PH) OBP: 0.406, SLG: 0.373 29 John Smoltz, R (9, 1)			3-3 K	2-2 L4			0-0 P2		0-1 G6-4-3 1-2f	3 0 0 0 0 1 0 1 0 0 0 0 0 1 0 0 0 0 0 0 0																	
<b>Inning Stats</b>	R: 0 E: 0 K: 1 S: 11	H: 1 LOB: 2 BB: 1 P: 18	R: 0 E: 0 K: 2 S: 8	H: 0 LOB: 0 BB: 0 P: 13	R: 1 E: 0 K: 2 S: 11	H: 2 LOB: 3 BB: 2 P: 23	R: 0 E: 0 K: 1 S: 15	H: 0 LOB: 0 BB: 0 P: 20	R: 0 E: 0 K: 1 S: 8	H: 0 LOB: 0 BB: 0 P: 14	R: 0 E: 0 K: 0 S: 10	H: 0 LOB: 2 BB: 2 P: 25	R: 0 E: 0 K: 0 S: 7	H: 0 LOB: 0 BB: 0 P: 10	R: 2 E: 0 K: 0 S: 11	H: 3 LOB: 0 BB: 0 P: 16	R: 0 E: 0 K: 0 S: 9	H: 1 LOB: 1 BB: 1 P: 16	1B: 6 2B: 0 3B: 0 HR: 1	SF: 0 SAC: 0 DP: 2 HBP: 0	WP: 1 PB: 0 SB: 5 CS: 0	PA: 38					
<b>PITCHER</b>	IP WLS BF H R ER SO BB IBB HBP BLK WP HR S P ERA WHIP																										
Kaz Ishii, L (1, 1) ERA: 2.76	6.0		26	3	1	1	7	5	0	0	0	1	0	63	113	1.50	1.333										
Guillermo Mota, R (7, 1) ERA: 1.16	1.0		3	0	0	0	0	0	0	0	0	0	0	7	10	0.00	0.000										
Paul Quantrill, R (8, 1) ERA: 1.86	2.0	L	9	4	2	2	0	1	0	0	0	0	1	20	32	9.00	2.500										



Batter	1	2	3	4	5	6	7	8	9	AB	R	H	RBI	BB	SO	LOB
<b>Dave Roberts, L</b> (1, 8) OBP: 0.361, SLG: 0.356	0-1 SH1-3 1B		1-1 G4-3			4-1 1B BB		0-2 G4-3		3	1	1	0	1	0	0
<b>Paul Lo Duca, R</b> (1, 2) OBP: 0.340, SLG: 0.380	1-0 SH1-3 1-3		0-1 G6-3			1-2 FC4 1B		0-1 G6-3		3	0	1	1	0	0	0
<b>Shawn Green, L</b> (1, 9) OBP: 0.343, SLG: 0.449	2-3 K				0-0 G3-1	3-3 K		0-2 G6-3		4	0	0	0	0	2	2
<b>Fred McGriff, L</b> (1, 3) OBP: 0.338, SLG: 0.443	4-1 FC5-4 BB				1-2 G6-3	2-0 FC4			1-3 K	3	0	0	0	1	1	1
<b>Brian Jordan, R</b> (1, 7) OBP: 0.374, SLG: 0.398	1-1 FC5-4 1-2f				1-2 G6-3				0-0 G1-3	4	0	0	0	0	0	2
<b>Adrián Beltré, R</b> (1, 5) OBP: 0.241, SLG: 0.364		2-0 F9			1-0 P4			2-2 G6-3		4	0	1	0	0	0	0
<b>Alex Cora, L</b> (1, 4) OBP: 0.348, SLG: 0.355		0-3 K			1-1 F8			0-0 1B S 1B		4	0	1	0	0	1	1
<b>Cesar Izturis, S</b> (1, 6) OBP: 0.303, SLG: 0.309		0-0 G6-3			0-1 G4-3			1-3 1B		3	0	1	0	0	0	0
<b>Kaz Ishii, L</b> (1, 1) <b>Larry Barnes, L</b> (6, PH) <b>Guillermo Mota, R</b> (7, 1) <b>Daryle Ward, L</b> (7, PH) <b>Paul Quantrill, L</b> (8, 1)			1-2 G5-3			1-1 F8		0-2 G1-3		1	0	0	0	0	0	0

Inning Stats	R: 0	H: 1	E: 0	K: 1	S: 11	LOB: 2	BB: 1	P: 19	R: 0	H: 0	E: 0	K: 1	S: 5	LOB: 0	BB: 0	P: 7	R: 0	H: 0	E: 0	K: 0	S: 8	LOB: 0	BB: 0	P: 10	R: 0	H: 0	E: 0	K: 0	S: 9	LOB: 0	BB: 0	P: 11	R: 0	H: 0	E: 0	K: 0	S: 5	LOB: 0	BB: 0	P: 7	R: 1	H: 1	E: 0	K: 1	S: 10	LOB: 1	BB: 1	P: 21	R: 0	H: 2	E: 0	K: 0	S: 17	LOB: 2	BB: 0	P: 20	R: 0	H: 0	E: 0	K: 0	S: 8	LOB: 0	BB: 0	P: 8	R: 0	H: 1	E: 0	K: 1	S: 6	LOB: 1	BB: 0	P: 7	1B: 4	2B: 1	3B: 0	HR: 0	SF: 0	SAC: 1	DP: 0	HBP: 0	WP: 0	PB: 0	SB: 3	CS: 0	PA: 34
--------------	------	------	------	------	-------	--------	-------	-------	------	------	------	------	------	--------	-------	------	------	------	------	------	------	--------	-------	-------	------	------	------	------	------	--------	-------	-------	------	------	------	------	------	--------	-------	------	------	------	------	------	-------	--------	-------	-------	------	------	------	------	-------	--------	-------	-------	------	------	------	------	------	--------	-------	------	------	------	------	------	------	--------	-------	------	-------	-------	-------	-------	-------	--------	-------	--------	-------	-------	-------	-------	--------

PITCHER	IP	WLS	BF	H	R	ER	SO	BB	IBB	HBP	BLK	WP	HR	S	P	ERA	WHIP
<b>Russ Ortiz, R</b> (1, 1) ERA: 3.26	8.0	W	30	4	1	1	3	2	0	0	0	0	0	73	103	1.12	0.750
<b>29 John Smoltz, R</b> (9, 1) ERA: 1.17	1.0	S	4	1	0	0	1	0	0	0	0	0	0	6	7	0.00	1.000

**BOTTOM**

**Atlanta Braves @ Los Angeles Dodgers**  
Dodger Stadium, Los Angeles, CA

Tue May 13 2003, 7:10 PM PDT  
Att: 31,021 - Cloudy - 64 F

livebaseballscorecards.com

<b>AB</b>	<b>31</b>
<b>R</b>	<b>1</b>
<b>H</b>	<b>5</b>
<b>RBI</b>	<b>1</b>
<b>BB</b>	<b>2</b>
<b>SO</b>	<b>4</b>
<b>LOB</b>	<b>8</b>







Batter	1	2	3	4	5	6	7	8	9
Alex Cora, L OBP: 0.345, SLG: 0.352 (1, 4)	1-3 K		0-1 F8		0-1 F9		0-0 G4-3 BB E 1B		
Paul Lo Duca, R OBP: 0.351, SLG: 0.381 (1, 2)	2-1 HR 1B		1-1 F8		4-2 2B BB		4-0 1-2 E BB		
Shawn Green, L OBP: 0.341, SLG: 0.450 (1, 9)	1-0 F8		3-3 K		0-0 1-H 2-H 2B		1-1 G4-3 1-2 2-H		
Fred McGriff, L OBP: 0.342, SLG: 0.462 (1, 3)	1-1 1-H SAFE HR		3-1 F7		4-0 IBB		0-0 G4-3		
Brian Jordan, R OBP: 0.370, SLG: 0.393 (1, 8)	0-1 1B		1-0 F8		1-1 F9		0-0 P4		
Mike Kinkade, R OBP: 0.432, SLG: 0.568 (1, 7)	3-2 L6		1-1 1B		2-2 G6-3		1-0 F9		
Adrián Beltré, R OBP: 0.241, SLG: 0.360 (1, 5)		0-0 G4-6-3 1B	0-1 F8		0-1 G6-3		0-0 G6-3		
Cesar Izturis, S OBP: 0.297, SLG: 0.302 (1, 6)		1-2 G4-6-3 1-2f			0-1 G4-3		0-1 G4-3		
Kevin Brown, R OBP: 0.150, SLG: 0.211 (1, 1)		0-3 K			0-0 2B 1B		0-3 K		
Ron Coomer, R OBP: 0.353, SLG: 0.276 (7, PH)									
Guillermo Mota, R OBP: 0.500, SLG: 0.500 (8, 1)									

AB	R	H	RBI	BB	SO	LOB
4	1	1	0	0	1	1
2	2	1	0	2	0	0
4	0	1	2	0	1	2
3	1	1	2	1	0	1
4	0	1	0	0	0	2
4	0	1	0	0	0	1
4	0	1	0	0	0	1
3	0	0	0	0	0	1
2	1	1	0	0	1	0
1	0	0	0	0	1	0
0	0	0	0	0	0	0

WP	HR	S	P	ERA	WHIP
WP: 0	HR: 1	S: 4	P: 4	ERA: 0	WHIP: 0
PB: 0	DP: 1	HBP: 0			
SB: 0					
CS: 0					

**Atlanta Braves @ Los Angeles Dodgers**  
**Dodger Stadium, Los Angeles, CA**  
 Wed May 14 2003, 7:10 PM PDT  
 Att. 29,343 - Cloudy - 61 F

AB	31
R	5
H	8
RBI	4
BB	3
SO	4
LOB	9



Inning Stats															1B	SF	2B	SAC	3B	DP	HR	HBP																																	
R: 2	H: 3	E: 0	LOB: 1	K: 1	S: 15	R: 0	H: 1	E: 0	LOB: 0	K: 1	S: 8	R: 0	H: 0	E: 0	LOB: 0	K: 1	S: 8	R: 0	H: 1	E: 0	LOB: 1	K: 0	S: 7	R: 2	H: 2	E: 0	LOB: 2	K: 0	S: 10	R: 0	H: 0	E: 0	LOB: 0	K: 0	S: 7	R: 1	H: 1	E: 1	LOB: 1	K: 1	S: 7	R: 0	H: 0	E: 0	LOB: 0	K: 0	S: 3	1B: 6	SF: 0	2B: 1	SAC: 0	3B: 0	DP: 1	HR: 1	HBP: 0


PITCHER															IP	WLS	BF	H	R	ER	SO	BB	IBB	HBP	BLK	WP	HR	S	P	ERA	WHIP
Greg Maddux, R ERA: 4.85 (1, 1)	6.0	L	26	7	4	4	3	1	1	0	0	0	0	0	83	6.00	1.333														
Ray King, L ERA: 3.38 (7, 1)	1.0		5	1	1	0	1	0	0	0	0	0	0	12	0.00	2.000															
Trey Hodges, R ERA: 2.95 (8, 1)	1.0		3	0	0	0	0	0	0	0	0	0	0	4	0.00	0.000															



Batter	1	2	3	4	5	6	7	8	9	AB R H RBI BB SO LOB	TOP
Juan Pierre, L (1, 8) OBP: 0.340, SLG: 0.344	2-2 G4-3 SH3-1 1B		0-2 E S 1B		3-2 G1-3		1-0 2B			4 0 3 0 0 0 1	<b>Florida Marlins @ Los Angeles Dodgers</b> <b>Dodger Stadium, Los Angeles, CA</b> Fri May 16 2003, 7:10 PM PDT Att. 47,383 - Sunny - 68 F
Luis Castillo, S (1, 4) OBP: 0.392, SLG: 0.413	0-0 SH3-1		3-3 K		3-2 S 1B		0-1 F7			3 0 1 1 0 1 2	
Mike Lowell, R (1, 5) OBP: 0.339, SLG: 0.576	3-2 G4-3		0-0 L5		1-1 G6-3		0-3 K			4 0 0 0 0 1 3	
Derrek Lee, R (1, 3) OBP: 0.356, SLG: 0.449	4-1 BB		2-3 K		0-3 K		1-0 2B			3 0 1 0 1 2 1	
Ivan Rodriguez, R (1, 2) OBP: 0.363, SLG: 0.423	1-0 G1-3			0-2 G6-3		0-0 1B		2-3 K		4 0 1 0 0 1 3	
Juan Encarnacion, R (1, 9) OBP: 0.337, SLG: 0.461		0-2 G2-3		0-0 G5-3		1-3 K		3-3 K		4 0 0 0 0 2 2	
Todd Hollandsworth, L (1, 7) OBP: 0.350, SLG: 0.500		0-0 F8		2-3 K		0-1 F8		1-2 F8		4 0 0 0 0 1 1	
Alex Gonzalez, R (1, 6) OBP: 0.368, SLG: 0.614		2-2 1B			2-2 FC1-6 1B		0-2 G6-3		3-2 G6-3	4 0 2 0 0 0 0	
Carl Pavano, R (1, 1) OBP: 0.167, SLG: 0.235 Armando Almanza, L (8, 1) Andy Fox, L (9, PH) OBP: 0.318, SLG: 0.325		0-0 L1			0-0 FC1-6 G1-3 1B		0-1 F7		1-3 K	3 1 0 0 0 0 2 0 0 0 0 0 0 0 1 0 0 0 0 1 0	
<b>Inning Stats</b>	R: 0 H: 1 E: 0 LOB: 2 K: 0 BB: 1 S: 10 P: 20	R: 0 H: 1 E: 0 LOB: 1 K: 0 BB: 0 S: 8 P: 10	R: 0 H: 1 E: 0 LOB: 1 K: 2 BB: 0 S: 13 P: 18	R: 0 H: 0 E: 0 LOB: 0 K: 1 BB: 0 S: 8 P: 10	R: 1 H: 2 E: 0 LOB: 1 K: 0 BB: 0 S: 15 P: 24	R: 0 H: 1 E: 0 LOB: 1 K: 2 BB: 0 S: 10 P: 11	R: 0 H: 1 E: 0 LOB: 1 K: 0 BB: 0 S: 9 P: 10	R: 0 H: 1 E: 0 LOB: 1 K: 3 BB: 0 S: 11 P: 17	R: 0 H: 0 E: 0 LOB: 0 K: 1 BB: 0 S: 9 P: 14	1B: 6 SF: 0 2B: 2 SAC: 1 3B: 0 DP: 0 HR: 0 HBP: 0	WP: 0 PA: 36 PB: 0 SB: 2 CS: 0
<b>PITCHER</b> 37 Darren Dreifort, R (1, 1) ERA: 3.51 Eric Gagne, R (9, 1) ERA: 2.25	IP WLS BF H R ER SO BB IBB HBP BLK WP HR S P ERA WHIP										
	8.0 W 33 8 1 1 8 1 0 0 0 0 0 0 84 120 1.12 1.125										
	1.0 S 3 0 0 0 1 0 0 0 0 0 0 0 9 14 0.00 0.000										

livebaseballscorecards.com

<b>AB</b>	<b>34</b>
<b>R</b>	<b>1</b>
<b>H</b>	<b>8</b>
<b>RBI</b>	<b>1</b>
<b>BB</b>	<b>1</b>
<b>SO</b>	<b>9</b>
<b>LOB</b>	<b>15</b>



Batter	1	2	3	4	5	6	7	8	9	AB	R	H	RBI	BB	SO	LOB
<b>Dave Roberts, L</b> OBP: 0.353, SLG: 0.348 (1, 8) B C X	2-1 G6-3 ①		0-2 G4-3 ③			2-2 F8 ①		1-1 SH1-4 ①		3	0	0	0	0	0	0
<b>Paul Lo Duca, R</b> OBP: 0.348, SLG: 0.373 (1, 2) B C F C	1-3 K ②			2-0 F9 ①		1-2 G5-3 ②		2-2 2B HBP		3	1	0	0	0	1	0
<b>Shawn Green, L</b> OBP: 0.350, SLG: 0.470 (1, 9) F B B X	2-1 2B			3-2 G4-3 ②		2-0 1B		0-1 1-H 3-H 2B		4	0	3	2	0	0	0
<b>Fred McGriff, L</b> OBP: 0.333, SLG: 0.449 (1, 3) X	0-0 G4-3 ③			1-2 F8 ③		2-1 L9 ③		2-3 K ②		4	0	0	0	0	1	3
<b>Brian Jordan, R</b> OBP: 0.367, SLG: 0.388 (1, 7) C C C		0-3 K ①			0-0 HBP 1B		1-2 F9 ①	1-0 F7 ③		4	0	1	0	0	1	1
<b>Adrián Beltré, R</b> OBP: 0.236, SLG: 0.353 (1, 5) B C B B X		2-2 L9 ②			1-2 L9 ①		0-0 F7 ②			3	0	0	0	0	0	1
<b>Alex Cora, L</b> OBP: 0.352, SLG: 0.354 (1, 4) B C C X		1-3 K ③			1-2 HBP		0-0 1B			2	0	1	0	0	1	0
<b>Cesar Izturis, S</b> OBP: 0.291, SLG: 0.296 (1, 6) L B B B X			2-2 G1-3 ①		2-2 F8 ②		1-0 L5 ③			3	0	0	0	0	0	3
<b>37 Darren Dreifort, R</b> OBP: 0.154, SLG: 0.083 (1, 1) <b>Larry Barnes, L</b> (8, PH)			0-0 G4-3 ②		2-3 K ③			1-2 WP SH1-4 2B 1B		2	0	0	0	0	1	2
<b>Mike Kinkade, R</b> OBP: 0.444, SLG: 0.579 (8, PH)										0	0	0	0	0	0	0
<b>Eric Gagne, R</b> (9, 1)										1	1	1	0	0	0	0
										0	0	0	0	0	0	0

Inning Stats	R: 0	H: 1	E: 0	LOB: 1	K: 1	S: 8	P: 13	R: 0	H: 0	E: 0	LOB: 0	K: 2	S: 9	P: 12	R: 0	H: 0	E: 0	LOB: 0	K: 0	S: 12	P: 14	R: 0	H: 0	E: 0	LOB: 0	K: 0	S: 9	P: 15	R: 0	H: 1	E: 0	LOB: 2	K: 1	S: 14	P: 20	R: 0	H: 1	E: 0	LOB: 1	K: 0	S: 11	P: 18	R: 0	H: 1	E: 0	LOB: 1	K: 0	S: 6	P: 8	R: 2	H: 2	E: 0	LOB: 1	K: 1	S: 13	P: 20
--------------	------	------	------	--------	------	------	-------	------	------	------	--------	------	------	-------	------	------	------	--------	------	-------	-------	------	------	------	--------	------	------	-------	------	------	------	--------	------	-------	-------	------	------	------	--------	------	-------	-------	------	------	------	--------	------	------	------	------	------	------	--------	------	-------	-------

PITCHER	IP	WLS	BF	H	R	ER	SO	BB	IBB	HBP	BLK	WP	HR	S	P	ERA	WHIP
<b>Carl Pavano, R</b> ERA: 3.63 (1, 1)	7.0		26	4	0	0	4	0	0	1	0	0	0	69	100	0.00	0.571
<b>Armando Almanza, L</b> ERA: 3.52 (8, 1)	1.0	L	6	2	2	2	1	0	0	1	0	1	0	13	20	18.00	2.000

**BOTTOM**

**Florida Marlins @ Los Angeles Dodgers**  
Dodger Stadium, Los Angeles, CA

Fri May 16 2003, 7:10 PM PDT  
Att: 47,383 - Sunny - 68 F

livebaseballscorecards.com

<b>AB</b>	<b>29</b>
<b>R</b>	<b>2</b>
<b>H</b>	<b>6</b>
<b>RBI</b>	<b>2</b>
<b>BB</b>	<b>0</b>
<b>SO</b>	<b>5</b>
<b>LOB</b>	<b>10</b>



WP: 1	PA: 32
PB: 0	
SB: 0	
CS: 0	









Batter	1	2	3	4	5	6	7	8	9	AB R H RBI BB SO LOB	TOP									
Juan Pierre, L (1, 8) OBP: 0.337, SLG: 0.333	2-1 G3		4-2 1B BB		0-2 L1		4-2 BB			2 0 0 0 2 0 0	<b>Florida Marlins @ Los Angeles Dodgers</b> <b>Dodger Stadium, Los Angeles, CA</b> Sun May 18 2003, 1:10 PM PDT Att. 43,775 - Sunny - 72 F									
Luis Castillo, S (1, 4) OBP: 0.386, SLG: 0.423	0-1 G4-3		2-0 CS 1B		0-2 P6		2-2 G4-3			4 0 1 0 0 0 2										
Juan Encarnacion, R (1, 9) OBP: 0.339, SLG: 0.462	2-3 K		2-2 L5		1-0 F8 2B		0-1 1B 1B			4 0 2 0 0 1 2										
Mike Lowell, R (1, 5) OBP: 0.340, SLG: 0.571		1-1 1B 2B	2-3 K		0-1 F8		1-2 G4-6-3 1B			4 1 2 0 0 1 3										
Derrek Lee, R (1, 3) OBP: 0.349, SLG: 0.433		1-2 P3		4-2 FC1-6 BB		2-2 G1-3		1-2 P3		3 0 0 0 1 0 4										
Todd Hollandsworth, L (1, 7) OBP: 0.360, SLG: 0.496		0-1 BB 1B		1-0 FC1-6		0-1 L9		0-0 G4-6-3		3 0 1 1 0 0 2										
Ivan Rodriguez, R (8, PH) OBP: 0.360, SLG: 0.414		2-H		1-2f				1-2f		1 0 0 0 0 0 2										
Chad Allen, R (8, 7)										0 0 0 0 0 0 0										
Alex Gonzalez, R (1, 6) OBP: 0.364, SLG: 0.604		1 SAFE 0-2 F7		1 SAFE 1-3 K			0-0 SH1-4 1B		0-3 K	4 0 1 0 0 2 2										
Mike Redmond, R (1, 2) OBP: 0.308, SLG: 0.429		1 SAFE 4-0 BB		1 SAFE 0-1 F8		1 SAFE 0-1 SH1-4		1-2 K		2 0 0 0 1 1 1										
Brad Penny, R (1, 1) OBP: 0.059, SLG: 0.235		0-3 K			2-1 G6-3		1-3 K		2-3 K	2 0 0 0 0 1 2										
Andy Fox, L (7, PH) OBP: 0.311, SLG: 0.317										1 0 0 0 0 1 1										
Tim Spooneybarger, R (7, 1)										0 0 0 0 0 0 0										
Brian Banks, S (9, PH) OBP: 0.275, SLG: 0.422										1 0 0 0 0 1 0										
<b>Inning Stats</b>	R: 0 E: 0 K: 1 S: 7	H: 0 LOB: 0 BB: 0 P: 11	R: 1 E: 0 K: 1 S: 15	H: 2 LOB: 2 BB: 1 P: 20	R: 0 E: 0 K: 1 S: 14	H: 1 LOB: 1 BB: 1 P: 23	R: 0 E: 0 K: 1 S: 10	H: 0 LOB: 1 BB: 1 P: 16	R: 0 E: 0 K: 0 S: 8	H: 1 LOB: 1 BB: 0 P: 11	R: 0 E: 0 K: 1 S: 11	H: 1 LOB: 2 BB: 1 P: 18	R: 0 E: 0 K: 0 S: 9	H: 2 LOB: 1 BB: 0 P: 11	R: 0 E: 0 K: 3 S: 11	H: 0 LOB: 0 BB: 0 P: 15	1B: 5 2B: 2 3B: 0 HR: 0	SF: 0 SAC: 1 DP: 1 HBP: 0	WP: 0 PB: 0 SB: 0 CS: 1	PA: 36
<b>PITCHER</b>	IP WLS BF H R ER SO BB IBB HBP BLK WP HR S P ERA WHIP																			
Hideo Nomo, R (1, 1) ERA: 3.04	7.0 W 29 5 1 1 5 4 0 0 0 0 0 0 73 109 1.29 1.286																			
Guillermo Mota, R (8, 1) ERA: 1.05	0.1 H 3 2 0 0 0 0 0 0 0 0 0 0 8 10 0.00 6.000																			
Tom Martin, L (8, 1) ERA: 3.38	0.2 H 1 0 0 0 0 0 0 0 0 0 0 0 1 1 0.00 0.000																			
Eric Gagne, R (9, 1) ERA: 2.05	1.0 S 3 0 0 0 3 0 0 0 0 0 0 0 11 15 0.00 0.000																			

livebaseballscorecards.com

AB	31
R	1
H	7
RBI	1
BB	4
SO	8
LOB	21



Batter	1	2	3	4	5	6	7	8	9	AB	R	H	RBI	BB	SO	LOB
Alex Cora, L OBP: 0.353, SLG: 0.370 (1, 4)	2-3 K	2-0 1-H 3B		1-2 2-H 1B			1-2 G4-3			4	0	2	2	0	1	0
Cesar Izturis, S OBP: 0.283, SLG: 0.287 (1, 6)	1-1 F7	1-2 P6		0-0 G4-3			1-0 G6-3			4	0	0	0	0	0	2
Shawn Green, L OBP: 0.335, SLG: 0.448 (1, 9)	0-1 E5 BB S		0-0 G3			1-2 G1-3		0-1 L1		4	0	0	0	0	0	0
Fred McGriff, L OBP: 0.329, SLG: 0.435 (1, 3)	4-2 BB 1-2 BB		0-0 G3-1		3-3 K		2-2 L3			3	0	0	0	1	1	0
Brian Jordan, R OBP: 0.374, SLG: 0.398 (1, 8) (8, 7)	4-2 BB 1-2 2-3 BB		1-1 2B		0-0 L9		1-2 L6			3	0	1	0	1	0	0
Daryle Ward, L OBP: 0.220, SLG: 0.193 Guillermo Mota, R OBP: 0.500, SLG: 0.500 Tom Martin, L Eric Gagne, R	2-3 K		1-1 G4-3			2-1 G4-3				3	0	0	0	0	1	4
Ron Coomer, R OBP: 0.324, SLG: 0.250 Adrián Beltré, R OBP: 0.237, SLG: 0.345		3-2 G6-3		1-1 G1-3		1-2 G1-3		1-2 G1-3		3	0	0	0	0	0	0
David Ross, R OBP: 0.556, SLG: 1.000 (1, 2)		0-3 K		1-1 1B 2B		1-0 P6				3	1	1	0	0	1	0
Hideo Nomo, R OBP: 0.091, SLG: 0.048 Jason Romano, R OBP: 0.100, SLG: 0.100 (7, PH) (8, 8)		1-0 3B 1B		2-3 K			1-1 G3-1			2	1	1	0	0	1	1
										1	0	0	0	0	0	0

Inning Stats	R	H	E	K	S	R	H	E	K	S	R	H	E	K	S	R	H	E	K	S	R	H	E	K	S	
	0	0	1	2	15	1	1	0	1	12	0	0	0	0	7	0	0	0	0	6	0	0	0	0	9	0
	1	3	0	2	28	2	2	0	1	19	0	0	0	0	11	0	0	0	0	9	0	0	0	0	12	0

PITCHER	IP	WLS	BF	H	R	ER	SO	BB	IBB	HBP	BLK	WP	HR	S	P	ERA	WHIP
Brad Penny, R ERA: 4.2 (1, 1)	6.0	L	26	5	2	2	5	2	0	0	0	0	0	58	93	3.00	1.167
Tim Lincecum, R ERA: 4.05 (7, 1)	2.0		6	0	0	0	0	0	0	0	0	0	0	15	21	0.00	0.000

**BOTTOM**

**Florida Marlins @ Los Angeles Dodgers**  
**Dodger Stadium, Los Angeles, CA**  
 Sun May 18 2003, 1:10 PM PDT  
 Att. 43,775 - Sunny - 72 F

AB	30
R	2
H	5
RBI	2
BB	2
SO	5
LOB	7



1B	2	SF	0	WP	0	PA	32
2B	2	SAC	0	PB	0		
3B	1	DP	0	SB	1		
HR	0	HBP	0	CS	0		



Batter	1	2	3	4	5	6	7	8	9	AB R H RBI BB SO LOB	TOP									
Ronnie Belliard, R (1, 4) OBP: 0.387, SLG: 0.373	4-1 FC5-4 1B BB		2-3 K		1 SAFE 0-3 K			1-3 K		3 0 0 0 1 3 1	<b>Colorado Rockies @ Los Angeles Dodgers</b> Dodger Stadium, Los Angeles, CA Tue May 20 2003, 7:10 PM PDT Att. 27,251 - Sunny - 72 F									
Jay Payton, R (1, 7) OBP: 0.378, SLG: 0.482	0-0 FC5-4 1-2 1B		1-2 F9		1 SAFE 0-1 PO 1-2	2-1 G4-3		1-2 G6-3		4 0 1 0 0 0 0										
17 Todd Helton, L (1, 3) OBP: 0.438, SLG: 0.524	1-0 L8		3-2 G6-3			1-0 G4-3		0-0 1B		4 0 1 0 0 0 2										
Preston Wilson, R (1, 8) OBP: 0.388, SLG: 0.624	2-1 FC5-4 1-2f 2-3			0-2 F9		1-3 K		0-2 F7		4 0 0 0 0 1 3										
Larry Walker, L (1, 9) OBP: 0.380, SLG: 0.460	3-3 K			3-1 G6-3		0-3 K		1-3 K		4 0 0 0 0 3 2										
José Hernández, R (1, 6) OBP: 0.344, SLG: 0.374		2-2 L9		4-2 BB		0-1 HR		0-3 K		3 1 1 1 1 1 0										
Charles Johnson, R (1, 2) OBP: 0.331, SLG: 0.417		0-0 E5 G4-3		2-3 K		0-0 G5-3		2-3 K		4 0 0 0 0 2 1										
Chris Stynes, R (1, 5) OBP: 0.372, SLG: 0.427		2-0 G4-3			4-2 PO BB	1-0 E S 1B				2 0 1 0 1 0 1										
Darren Oliver, R (1, 1) OBP: 0.294, SLG: 0.250		0-3 K			0-3 K					3 0 0 0 0 3 3										
Justin Speier, R (7, 1)										0 0 0 0 0 0 0										
Javier López, L (8, 1)										0 0 0 0 0 0 0										
<b>Inning Stats</b>	R: 0 E: 0 K: 1 S: 8	H: 1 LOB: 2 BB: 1 P: 18	R: 0 E: 1 K: 1 S: 8	H: 0 LOB: 1 BB: 0 P: 12	R: 0 E: 0 K: 1 S: 12	H: 0 LOB: 0 BB: 1 P: 21	R: 0 E: 0 K: 2 S: 9	H: 0 LOB: 0 BB: 1 P: 13	R: 0 E: 0 K: 1 S: 6	H: 0 LOB: 0 BB: 0 P: 10	R: 1 E: 0 K: 2 S: 10	H: 2 LOB: 1 BB: 0 P: 12	R: 0 E: 0 K: 1 S: 10	H: 1 LOB: 1 BB: 0 P: 12	R: 0 E: 0 K: 3 S: 9	H: 0 LOB: 0 BB: 0 P: 12	1B: 3 2B: 0 3B: 0 HR: 1	SF: 0 SAC: 0 DP: 0 HBP: 0	WP: 0 PB: 0 SB: 1 CS: 0	PA: 35
<b>PITCHER</b>	IP WLS BF H R ER SO BB IBB HBP BLK WP HR S P ERA WHIP																			
Kevin Brown, R (1, 1) ERA: 2.38	7.0 W 27 3 1 1 9 3 0 0 0 0 1 65 104 1.29 0.857																			
Paul Quantrill, R (8, 1) ERA: 1.77	1.0 H 4 1 0 0 1 0 0 0 0 0 0 10 12 0.00 1.000																			
Eric Gagne, R (9, 1) ERA: 1.96	1.0 S 3 0 0 0 3 0 0 0 0 0 0 9 12 0.00 0.000																			

livebaseballscorecards.com

AB	31
R	1
H	4
RBI	1
BB	3
SO	13
LOB	13








Batter	1	2	3	4	5	6	7	8	9	AB R H RBI BB SO LOB	TOP									
Chris Stynes, R (1, 5) OBP: 0.373, SLG: 0.430	3-3 K		4-1 CS BB		2-0 2B		1-0 G5-3		2-3 K	4 0 1 1 1 2 2	<b>Colorado Rockies @ Los Angeles Dodgers</b> <b>Dodger Stadium, Los Angeles, CA</b> Wed May 21 2003, 7:10 PM PDT Att. 25,332 - Sunny - 73 F									
Ronnie Belliard, R (1, 4) OBP: 0.395, SLG: 0.375	1-2 17 BB 1B		4-2 17 F7 BB		4-1 BB		3-3 K			2 0 1 0 2 1 1										
17 Todd Helton, L (1, 3) OBP: 0.440, SLG: 0.518	4-1 BB		0-0 F7		1-3 K			4-2 FC6-4 BB		2 0 0 0 2 1 3										
Preston Wilson, R (1, 8) OBP: 0.380, SLG: 0.610	1-0 L8		0-0 F7		1-0 G6-3		0-1 FC6-4 G4-6-3			4 0 0 0 0 0 4										
Jay Payton, R (1, 7) OBP: 0.370, SLG: 0.471	2-3 K		0-0 P3		0-1 F8		2-2 G4-6-3			4 0 0 0 0 1 3										
José Hernández, R (1, 6) OBP: 0.342, SLG: 0.389		3-2 HR	2-3 K		2-3 K		0-3 K			4 1 1 1 0 3 1										
Charles Johnson, R (1, 2) OBP: 0.331, SLG: 0.409		2-3 K	0-0 G4-3		4-2 SH2-4 BB G5-3 BB		1-3 K			2 1 0 0 1 1 0										
Mark Sweeney, L (9, PH) OBP: 0.429, SLG: 0.389										1 0 0 0 0 1 0										
Gabe Kapler, R (1, 9) OBP: 0.345, SLG: 0.294		2-2 P3			0-0 P6		4-1 G5-3 SH2-4 BB		0-3 K	2 0 0 0 1 0 0										
Larry Walker, L (9, PH) OBP: 0.377, SLG: 0.457							1-2 BB			1 0 0 0 0 1 0										
Jason Jennings, L (1, 1) OBP: 0.400, SLG: 0.438		3-3 K			1-3 K		0-0 SH2-4		1-1 1B	2 0 0 0 0 2 0										
Greg Norton, S (9, PH) OBP: 0.235, SLG: 0.234							1-2 2-3			1 0 1 0 0 0 0										
<b>Inning Stats</b>	R: 0 E: 0 K: 2 S: 14	H: 1 LOB: 2 BB: 1 P: 25	R: 1 E: 0 K: 2 S: 14	H: 1 LOB: 0 BB: 0 P: 24	R: 0 E: 0 K: 0 S: 5	H: 0 LOB: 1 BB: 2 P: 13	R: 0 E: 0 K: 1 S: 5	H: 0 LOB: 0 BB: 0 P: 7	R: 0 E: 0 K: 1 S: 6	H: 0 LOB: 0 BB: 0 P: 9	R: 1 E: 0 K: 1 S: 10	H: 0 LOB: 1 BB: 2 P: 22	R: 0 E: 0 K: 1 S: 11	H: 0 LOB: 1 BB: 1 P: 17	R: 0 E: 0 K: 3 S: 11	H: 1 LOB: 1 BB: 0 P: 15	1B: 2 2B: 1 3B: 0 HR: 1	SF: 0 SAC: 1 DP: 0 HBP: 0	WP: 0 PB: 0 SB: 0 CS: 1	PA: 37
<b>PITCHER</b>	IP WLS BF H R ER SO BB IBB HBP BLK WP HR S P ERA WHIP																			
Kaz Ishii, L (1, 1) ERA: 2.79	6.0 W 26 3 2 2 8 6 0 0 0 0 0 1 60 110 3.00 1.500																			
Paul Shuey, R (7, 1) ERA: 0.63	1.0 H 3 0 0 0 1 0 0 0 0 0 0 0 5 9 0.00 0.000																			
Tom Martin, L (8, 1) ERA: 3.38	0.0 1 0 0 0 0 1 0 0 0 0 0 0 3 7 ∞ ∞																			
Paul Quantrill, R (8, 1) ERA: 1.69	1.0 H 3 0 0 0 1 0 0 0 0 0 0 0 8 10 0.00 0.000																			
Eric Gagne, R (9, 1) ERA: 1.88	1.0 S 4 1 0 0 3 0 0 0 0 0 0 0 11 15 0.00 1.000																			

livebaseballscorecards.com

AB	29
R	2
H	4
RBI	2
BB	7
SO	13
LOB	14



Batter	1	2	3	4	5	6	7	8	9	AB	R	H	RBI	BB	SO	LOB
Alex Cora, L OBP: 0.355, SLG: 0.379 (1, 4)	0-1 FC3-6 1B 2B	0-2 P3		1-0 2-H 1B		0-2 P2		2-0 F8 1-2		5	1	2	1	0	0	2
Paul Lo Duca, R OBP: 0.376, SLG: 0.418 (1, 2)	4-2 FC3-6 BB		0-0 L7	0-0 1B 1B		2-2 G4-6-3 1B				3	0	2	0	1	0	0
Shawn Green, L OBP: 0.332, SLG: 0.450 (1, 9)	0-1 FC3-6 FC6-4 1B 1-2f 2-3		0-2 2B 3B	0-0 1-2 1B		2-0 G4-6-3 1-2f				4	1	2	0	0	0	3
Fred McGriff, L OBP: 0.331, SLG: 0.435 (1, 3)	0-1 FC6-4 1B 1-2 3-H		4-1 2B BB	0-0 F7		1-1 L9				3	0	1	1	1	0	2
Brian Jordan, R OBP: 0.361, SLG: 0.390 (1, 8) (8, 7)	0-0 FC6-4 1-2f 2-3		1-0 1-3 3-H 2B		0-1 G6-3		2-2 P2			4	0	1	1	0	0	2
Daryle Ward, L OBP: 0.206, SLG: 0.180 Jason Romano, R OBP: 0.091, SLG: 0.091 (1, 7) (8, 8)	1-0 P6		0-2 F7		1-3 K		0-3 K			4	0	0	0	0	2	4
Adrian Beltré, R OBP: 0.244, SLG: 0.349 (1, 5)		4-1 SH3-4 BB	0-2 P6		2-1 2B		2-1 F9			3	0	1	0	1	0	2
Cesar Izturis, S OBP: 0.295, SLG: 0.295 (1, 6)		0-3 K		0-0 SH2-4 1B		4-0 IBB		1-1 S 1B		3	1	2	0	1	1	1
Kaz Ishii, L Paul Shuey, R Tom Martin, L Paul Quantrill, L Mike Kinkade, R Eric Gagne, R (1, 1) (7, 1) (8, 1) (8, 1) (8, PH) (9, 1)		1-1 SH3-4		0-0 SH2-4 1-2		0-2 G1-3		1-3 K		1	0	0	0	0	0	2

Inning Stats	R: 1	H: 2	E: 0	K: 0	S: 14	H: 2	LOB: 2	BB: 1	P: 19	R: 0	H: 0	E: 0	K: 1	S: 10	R: 1	H: 2	E: 0	K: 0	S: 13	R: 1	H: 4	E: 0	K: 0	S: 6	R: 0	H: 1	E: 0	K: 1	S: 10	R: 0	H: 1	E: 0	K: 0	S: 8	R: 0	H: 0	E: 0	K: 1	S: 8	R: 0	H: 1	E: 0	K: 1	S: 8	R: 0	H: 1	E: 0	K: 1	S: 8
	1	2	0	0	14	2	2	1	19	0	0	0	1	10	1	2	0	0	13	1	4	0	0	6	0	1	0	1	0	0	1	0	0	8	0	0	0	8	0	1	0	0	8	0	1	0	0	8	

PITCHER	IP	WLS	BF	H	R	ER	SO	BB	IBB	HBP	BLK	WP	HR	S	P	ERA	WHIP
Jason Jennings, R ERA: 5.24 (1, 1)	8.0	L	37	11	3	3	4	3	1	0	0	0	0	77	113	3.38	1.750


**BOTTOM**

**Colorado Rockies @ Los Angeles Dodgers**  
Dodger Stadium, Los Angeles, CA

Wed May 21 2003, 7:10 PM PDT  
Att. 25,332 - Sunny - 73 F

AB	31
R	3
H	11
RBI	3
BB	4
SO	4
LOB	19

WP: 0 PA: 37  
PB: 0  
SB: 1  
CS: 0





Batter	1	2	3	4	5	6	7	8	9	AB R H RBI BB SO LOB	TOP											
Jay Payton, R (1, 7) OBP: 0.363, SLG: 0.460	0-2 E5 2B	2-1 E4 1-3		0-1 G3-1 2-3			3-3 K 2			4 1 0 0 0 1 2	<b>Colorado Rockies @ Los Angeles Dodgers</b> <b>Dodger Stadium, Los Angeles, CA</b> Thu May 22 2003, 12:10 PM PDT Att. 27,461 - Sunny - 76 F											
Greg Norton, S (1, 5) (8, 3)	0-3 K 1	2-3 K 3		2-2 F8 3			2-2 L6 3			4 0 0 0 0 2 4												
Larry Walker, L (1, 9) OBP: 0.386, SLG: 0.453	4-0 2B BB		4-1 2B BB		4-2 G5-4-3 BB			1-2 E4 S		1 2 0 0 3 0 0												
Preston Wilson, R (1, 8) OBP: 0.373, SLG: 0.597	3-3 K 2		0-1 F9 1		0-0 G5-4-3 1-2f 2			1-2 F8 1		4 0 0 0 0 1 5												
Mark Sweeney, L (1, 3) OBP: 0.458, SLG: 0.524 Ronnie Belliard, R (8, PH) OBP: 0.393, SLG: 0.373	0-0 WP 1-H 2-H 2B		0-2 SAFE 1-H 2B		2-3 K 3			2-3 K 2		3 0 2 2 0 1 0 1 0 0 0 0 1 1												
José Hernández, R (1, 6) OBP: 0.335, SLG: 0.380	2-3 K 3		0-1 G5-3 2			1-3 K 1		2-0 F9 3		4 0 0 0 0 2 3												
Bobby Estalella, R (1, 2) OBP: 0.297, SLG: 0.456 Gabe Kapler, R (9, PH) OBP: 0.339, SLG: 0.288		1-3 K 1	3-3 K 3			3-3 K 2		3-3 K 1		3 0 0 0 0 3 1 1 0 0 0 0 1 0												
Brent Butler, R (1, 4) (8, 5)		2-3 K 2		4-1 G3-1 28 SH1 BB		1-3 K 3		2-3 K 2		3 0 0 0 1 3 0												
28 Aaron Cook, R (1, 1) OBP: 0.333, SLG: 0.294 Chris Stynes, R (7, PH) OBP: 0.370, SLG: 0.426 40 Brian Fuentes, L (7, 1) Steve Reed, R (7, 1) 17 Todd Helton, L (9, PH) OBP: 0.438, SLG: 0.515		1-3 K E		0-0 SAFE SH1 1			0-1 G4-3 1		1-2 G4-3 3	1 0 0 0 0 1 0 1 0 1 0 0 0 0 0 0												
<b>Inning Stats</b>	R: 2 E: 1 K: 3 S: 14	H: 1 LOB: 1 BB: 1 P: 23	R: 0 E: 1 K: 4 S: 19	H: 0 LOB: 2 BB: 0 P: 27	R: 1 E: 0 K: 1 S: 11	H: 1 LOB: 1 BB: 1 P: 18	R: 0 E: 0 K: 0 S: 7	H: 0 LOB: 1 BB: 1 P: 13	R: 0 E: 0 K: 1 S: 8	H: 0 LOB: 0 BB: 1 P: 14	R: 0 E: 0 K: 3 S: 10	H: 0 LOB: 0 BB: 0 P: 15	R: 0 E: 0 K: 1 S: 10	H: 0 LOB: 0 BB: 0 P: 15	R: 0 E: 1 K: 1 S: 14	H: 0 LOB: 1 BB: 0 P: 20	R: 0 E: 0 K: 2 S: 10	H: 0 LOB: 0 BB: 0 P: 16	1B: 0 2B: 2 3B: 0 HR: 0	SF: 0 SAC: 1 DP: 1 HBP: 0	WP: 2 PB: 0 SB: 1 CS: 0	PA: 36
<b>PITCHER</b>	IP WLS BF H R ER SO BB IBB HBP BLK WP HR S P ERA WHIP																					
37 Darren Dreifort, R (1, 1) ERA: 3.3	6.0 W 26 2 3 1 12 4 0 0 0 2 0 69 110 1.50 1.000																					
Paul Shuey, R (7, 1) ERA: 0.59	1.0 H 3 0 0 0 1 0 0 0 0 0 0 10 15 0.00 0.000																					
Tom Martin, L (8, 1) ERA: 3.21	0.2 H 3 0 0 0 1 0 0 0 0 0 0 13 17 0.00 0.000																					
Paul Quantrill, R (8, 1) ERA: 1.66	0.1 H 1 0 0 0 0 0 0 0 0 0 0 1 3 0.00 0.000																					
Eric Gagne, R (9, 1) ERA: 1.8	1.0 S 3 0 0 0 2 0 0 0 0 0 0 10 16 0.00 0.000																					

AB	31
R	3
H	2
RBI	2
BB	4
SO	16
LOB	16



livebaseballscorecards.com





Batter	1	2	3	4	5	6	7	8	9	AB R H RBI BB SO LOB	TOP										
<b>Cesar Izturis, S</b> OBP: 0.297, SLG: 0.297 (1, 6)	2-1 1B 1B		0-2 G6-3		0-1 FC5-4 1B		0-0 B2		0-1 F9	5 1 2 0 0 0 1	<b>Los Angeles Dodgers @ Milwaukee Brewers</b> Miller Park, Milwaukee, WI Fri May 23 2003, 7:05 PM CDT Att. 14,859 - Dome - 72 F <a href="http://livebaseballscorecards.com">livebaseballscorecards.com</a>										
<b>Paul Lo Duca, R</b> OBP: 0.383, SLG: 0.420 (1, 2)	1-1 1B G4-6-3 1B		0-2 BB 1B		2-0 FC5-4 1-2f		4-1 HR BB		1-2 G5-3	4 2 2 0 1 0 1											
<b>Shawn Green, L</b> OBP: 0.337, SLG: 0.466 (1, 9)	0-0 G4-6-3 1-3 1B		0-0 FC5 BB 1-2 1B		1-3 K		0-0 1-H 2-H HR		0-2 P5	5 1 3 4 0 1 1											
<b>Fred McGriff, L</b> OBP: 0.324, SLG: 0.424 (1, 3)	0-1 G4-6-3 1-2f 3-H		3-2 P2		1-3 K		0-1 P6			4 0 0 0 0 1 4											
<b>Brian Jordan, R</b> OBP: 0.387, SLG: 0.408 (1, 7)	2-2 1B		4-1 1-2 2-3 BB		1-0 G5-3		1-1 1B			3 0 2 0 1 0 0											
<b>Adrián Beltré, R</b> OBP: 0.244, SLG: 0.338 (1, 5)	1-1 L4		0-1 FC5 2-3f		1-3 K		1-2 SAFE G4-3			4 0 0 0 0 1 5											
<b>Jolbert Cabrera, R</b> OBP: 0.320, SLG: 0.537 (1, 8)		1-1 G6-3		1-1 G6-3		2-1 L7		2-0 P3		4 0 0 0 0 0 0											
<b>Alex Cora, L</b> OBP: 0.350, SLG: 0.378 (1, 4)		2-2 P4		2-3 K		0-1 2B		0-1 G3-4-1		4 1 1 0 0 1 0											
<b>Odalis Perez, L</b> (1, 1)		0-0 F8		1-0 G4-3		3-2 2-H HR 2B		0-3 K		2 0 0 0 0 0 0											
<b>Ron Coomer, R</b> OBP: 0.326, SLG: 0.316 (7, PH)										1 1 1 1 0 0 0											
<b>Guillermo Mota, R</b> OBP: 0.333, SLG: 0.333 (7, 1)										1 0 0 0 0 1 0											
<b>Inning Stats</b>	R: 2 E: 0 K: 0 S: 13	H: 4 LOB: 1 BB: 0 P: 19	R: 0 E: 0 K: 0 S: 9	H: 0 LOB: 0 BB: 0 P: 12	R: 0 E: 0 K: 0 S: 16	H: 2 LOB: 3 BB: 1 P: 23	R: 0 E: 0 K: 1 S: 7	H: 0 LOB: 0 BB: 0 P: 11	R: 0 E: 0 K: 1 S: 9	H: 1 LOB: 1 BB: 0 P: 13	R: 0 E: 0 K: 1 S: 8	H: 0 LOB: 0 BB: 0 P: 12	R: 4 E: 0 K: 0 S: 16	H: 4 LOB: 1 BB: 1 P: 25	R: 0 E: 0 K: 1 S: 6	H: 0 LOB: 0 BB: 0 P: 8	R: 0 E: 0 K: 0 S: 11	H: 0 LOB: 0 BB: 0 P: 12	1B: 8 2B: 2 3B: 0 HR: 1	SF: 0 SAC: 0 DP: 1 HBP: 0	WP: 0 PA: 39 PB: 0 SB: 0 CS: 0
<b>PITCHER</b>	IP WLS BF H R ER SO BB IBB HBP BLK WP HR S P ERA WHIP																				
<b>Glendon Rusch, L</b> ERA: 7.24 (1, 1)	6.1 L 29 9 5 5 4 2 0 0 0 0 0 0 69 104 7.11 1.737																				
<b>John Foster, L</b> ERA: 4.5 (7, 1)	0.1 B 3 2 1 1 0 0 0 0 0 0 0 1 5 6 27.00 6.000																				
<b>Leo Estrella, R</b> ERA: 1.26 (7, 1)	1.1 4 0 0 0 1 0 0 0 0 0 0 0 10 13 0.00 0.000																				
<b>Matt Ford, L</b> ERA: 1.02 (9, 1)	1.0 3 0 0 0 0 0 0 0 0 0 0 0 11 12 0.00 0.000																				



Batter	1	2	3	4	5	6	7	8	9	AB	R	H	RBI	BB	SO	LOB
Eric Young Sr., R OBP: 0.373, SLG: 0.451 (1, 4)	G5-3	G6-4-3			F9		K		K	5	0	0	0	0	2	2
Scott Podsednik, L OBP: 0.368, SLG: 0.424 (1, 8)	G6-3		F7		L7		G6-3			4	0	0	0	0	0	0
Richie Sexson, R OBP: 0.380, SLG: 0.548 (1, 3)	G6-3		F9		1B BB		G5-3			4	0	1	0	0	0	0
Geoff Jenkins, L OBP: 0.351, SLG: 0.560 (1, 7)		SF8 BB		2B	1B BB			F7		2	1	1	0	2	0	0
Brady Clark, R OBP: 0.327, SLG: 0.417 (1, 9)		1B 2B	F7		1B BB		G6-3			4	1	2	0	0	0	1
Wes Helms, R OBP: 0.328, SLG: 0.425 (1, 5)		SF8			F7		G6-3			3	0	0	1	0	1	3
Eddie Pérez, R OBP: 0.320, SLG: 0.431 (1, 2)		PB HR			1B		G1-6-3		F8	4	1	3	1	0	0	0
Royce Clayton, R OBP: 0.293, SLG: 0.354 (1, 6)		HR			P6		G1-6-3		G5-3	4	1	1	2	0	0	2
Glendon Rusch, L OBP: 0.300, SLG: 0.222 (1, 1)		HR			G2-3		K			3	0	1	0	0	1	1
John Foster, L (7, 1)										0	0	0	0	0	0	0
Leo Estrella, R (7, 1)										0	0	0	0	0	0	0
Matt Ford, S (9, 1)										0	0	0	0	0	0	0
John Vander Wal, L (9, PH) OBP: 0.357, SLG: 0.500									1B	1	0	1	0	0	0	0

Inning Stats	R: 0	H: 0	E: 0	K: 0	S: 9	R: 4	H: 4	E: 0	K: 0	S: 20	R: 0	H: 1	E: 0	K: 0	S: 9	R: 0	H: 2	E: 0	K: 1	S: 15	R: 0	H: 1	E: 0	K: 1	S: 8	R: 0	H: 0	E: 0	K: 1	S: 9	R: 0	H: 0	E: 0	K: 0	S: 8	R: 0	H: 1	E: 0	K: 1	S: 10	1B: 7	SF: 1	2B: 2	SAC: 0	3B: 0	DP: 2	HR: 1	HBP: 0	WP: 0	PA: 37
--------------	------	------	------	------	------	------	------	------	------	-------	------	------	------	------	------	------	------	------	------	-------	------	------	------	------	------	------	------	------	------	------	------	------	------	------	------	------	------	------	------	-------	-------	-------	-------	--------	-------	-------	-------	--------	-------	--------

PITCHER	IP	WLS	BF	H	R	ER	SO	BB	IBB	HBP	BLK	WP	HR	S	P	ERA	WHIP
Odalys Perez, L (1, 1) ERA: 3.23	6.0	W	27	9	4	4	2	2	0	0	0	0	1	72	104	6.00	1.833
Guillermo Mota, R (7, 1) ERA: 0.94	3.0	S	10	1	0	0	2	0	0	0	0	0	0	27	40	0.00	0.333

BOTTOM


Los Angeles Dodgers @ Milwaukee Brewers  
Miller Park, Milwaukee, WI  
Fri May 23 2003, 7:05 PM CDT  
Att. 14,859 - Dome - 72 F

livebaseballscores.com

AB	34
R	4
H	10
RBI	4
BB	2
SO	4
LOB	9





Batter	1	2	3	4	5	6	7	8	9	AB R H RBI BB SO LOB	TOP											
Alex Cora, L (1, 4) OBP: 0.345, SLG: 0.373	1-3 K		2-2 F7		0-0 HR HBP 1B	2-2 F7			1-0 P5	5 1 1 0 0 1 1												
Paul Lo Duca, R (1, 2) OBP: 0.383, SLG: 0.426	2-2 L5		0-0 2B		2-3 K			2-1 G4-3	2-1 1B 1B	5 1 2 0 0 1 2												
Shawn Green, L (1, 9) OBP: 0.338, SLG: 0.461	2-3 K		2-1 G4-3		4-0 HR HBP			0-1 G3-1	1-0 1B 1B	4 2 1 0 0 1 2												
Fred McGriff, L (1, 3) OBP: 0.332, SLG: 0.440		0-0 F8		4-2 FC4-6 1B BB	0-0 HR			1-1 G5-3	4-0 1B IBB	3 1 1 4 2 0 0												
Brian Jordan, R (1, 8) (8, 7) OBP: 0.393, SLG: 0.411		2-2 F8		0-0 FC4-6 1B	4-0 BLK G4-3 BB			0-2 L7	1-2 G5-4-3 1B	4 0 2 2 1 0 0												
Daryle Ward, L (1, 7) Jason Romano, R (8, 8) OBP: 0.206, SLG: 0.182 OBP: 0.083, SLG: 0.083		2-0 1B		0-1 FC4-6 1-2f 2-3	0-1 G4-3			1-2 G4-3	0-0 G5-4-3 1-2f	4 0 1 0 0 0 3 1 0 0 0 0 0 2												
Adrián Beltré, R (1, 5) OBP: 0.244, SLG: 0.331		3-3 K		1-3 K	3-1 F8			4-0 1B BB		3 0 0 0 1 2 4	AB 37 R 6 H 11 RBI 6 BB 4 SO 6 LOB 18											
Cesar Izturis, S (1, 6) OBP: 0.296, SLG: 0.296			1-0 P6	0-0 P6		1-2 G4-3		0-2 1B		4 0 1 0 0 0 2												
Hideo Nomo, R (1, 1) OBP: 0.154, SLG: 0.120			0-0 2B 1B		1-0 HBP 1B HR 1B	0-3 K		1-0 G4-3		4 1 2 0 0 1 2												
Inning Stats	R: 0 E: 0 K: 2 S: 14	H: 0 LOB: 0 BB: 0 P: 19	R: 0 E: 0 K: 1 S: 10	H: 1 LOB: 1 BB: 0 P: 17	R: 0 E: 0 K: 0 S: 9	H: 2 LOB: 2 BB: 0 P: 14	R: 0 E: 0 K: 1 S: 10	H: 1 LOB: 2 BB: 1 P: 15	R: 4 E: 0 K: 1 S: 11	H: 3 LOB: 1 BB: 1 P: 25	R: 0 E: 0 K: 1 S: 10	H: 0 LOB: 0 BB: 0 P: 13	R: 0 E: 0 K: 0 S: 6	H: 0 LOB: 0 BB: 0 P: 9	R: 0 E: 0 K: 0 S: 10	H: 1 LOB: 2 BB: 1 P: 16	R: 2 E: 0 K: 0 S: 8	H: 3 LOB: 1 BB: 1 P: 17	1B: 9 2B: 1 3B: 0 HR: 1	SF: 0 SAC: 0 DP: 1 HBP: 1	WP: 0 PB: 0 SB: 0 CS: 0	PA: 42
PITCHER	IP WLS BF H R ER SO BB IBB HBP BLK WP HR S P ERA WHIP																					
Matt Kinney, R (1, 1) ERA: 3.75	5.0 L 25 7 4 4 5 2 0 1 1 0 1 54 90 7.20 1.800																					
Brooks Kieschnick, R (6, 1) ERA: 4.97	3.0 11 1 0 0 1 1 0 0 0 0 0 26 38 0.00 0.667																					
Luis Vizcaino, R (9, 1) ERA: 10.19	1.0 6 3 2 2 0 0 0 1 0 0 0 8 17 18.00 3.000																					

Los Angeles Dodgers @ Milwaukee Brewers  
Miller Park, Milwaukee, WI  
Sat May 24 2003, 6:05 PM CDT  
Att. 20,615 - Sunny - 63 F

livebaseballscorecards.com

Batter	1	2	3	4	5	6	7	8	9	AB	R	H	RBI	BB	SO	LOB
Eric Young Sr., R (1, 4) OBP: 0.364, SLG: 0.439	2-2 G4-3		0-1 F8			2-1 F8		3-2 F7		4	0	0	0	0	0	0
Scott Podsednik, L (1, 8) OBP: 0.356, SLG: 0.408	2-1 F8			0-1 B3		2-3 K		0-0 G6-3		4	0	0	0	0	1	0
Richie Sexson, R (1, 3) OBP: 0.378, SLG: 0.540	2-2 L9			4-1 BB		2-2 G4-3			2-1 G6-3	3	0	0	0	1	0	0
Geoff Jenkins, L (1, 7) OBP: 0.349, SLG: 0.550		4-2 BB		0-3 K			0-0 L9		0-3 K	3	0	0	0	1	2	1
John Vander Wal, L (1, 9) OBP: 0.362, SLG: 0.496		4-2 G6-3		0-1 F8			1-1 1B		0-3 K	3	0	1	0	1	1	1
Wes Helms, R (1, 5) OBP: 0.333, SLG: 0.426		0-3 K			4-2 BB		2-1 FC4-6			2	0	1	0	1	1	2
Eddie Pérez, R (1, 2) OBP: 0.312, SLG: 0.420		1-1 G6-3			0-1 P5		1-3 K			3	0	0	0	0	1	5
Royce Clayton, R (1, 6) OBP: 0.289, SLG: 0.348			0-0 B1-3		2-3 K		2-2 FC4-6			3	0	0	0	0	1	3
Matt Kinney, R (1, 1) Alex Sanchez, L (5, PH) Brooks Kieschnick, L (6, 1) Luis Vizcaino, R (9, 1)			0-1 F9		1-3 K2-3			0-0 G6-3		1	0	0	0	0	0	0

Inning Stats	R: 0	H: 0	R: 0	H: 0	R: 0	H: 0	R: 0	H: 2	R: 0	H: 0	R: 0	H: 0	R: 0	H: 0	R: 0	H: 0	1B: 2	SF: 0	WP: 0	PA: 32
	E: 0	LOB: 0	E: 0	LOB: 1	E: 0	LOB: 0	E: 0	LOB: 2	E: 0	LOB: 0	E: 0	LOB: 0	E: 0	LOB: 0	E: 0	LOB: 0	2B: 0	SAC: 0	PB: 0	
	K: 0	BB: 0	K: 1	BB: 2	K: 0	BB: 0	K: 1	BB: 0	K: 0	BB: 0	K: 2	BB: 0	K: 0	BB: 0	K: 2	BB: 0	3B: 0	DP: 1	SB: 0	
	S: 11	P: 17	S: 9	P: 18	S: 5	P: 5	S: 8	P: 12	S: 10	P: 17	S: 8	P: 14	S: 13	P: 19	S: 5	P: 8	HR: 0	HBP: 0	CS: 0	

PITCHER	IP	WLS	BF	H	R	ER	SO	BB	IBB	HBP	BLK	WP	HR	S	P	ERA	WHIP	PITCHER	IP	WLS	BF	H	R	ER	SO	BB	IBB	HBP	BLK	WP	HR	S	P	ERA	WHIP	
Hideo Nomo, R (1, 1) ERA: 2.7	9.0	W	32	2	0	0	8	4	0	0	0	0	0	77	120	0.00	0.667																			

BOTTOM

Los Angeles Dodgers @ Milwaukee Brewers  
Miller Park, Milwaukee, WI  
Sat May 24 2003, 6:05 PM CDT  
Att. 20,615 - Sunny - 63 F

livebaseballscores.com

AB	28
R	0
H	2
RBI	0
BB	4
SO	8
LOB	13











Batter	1	2	3	4	5	6	7	8	9	AB R H RBI BB SO LOB	TOP											
Alex Cora, L (1, 4) OBP: 0.331, SLG: 0.356	1-1 G1-3		0-3 K		0-0 G4-3		1-2 G4-3		3-2 DI 1B	5 0 1 0 0 1 0	<b>Los Angeles Dodgers @ Colorado Rockies</b> Coors Field, Denver, CO Tue May 27 2003, 7:05 PM MDT Att. 26,465 - Overcast - 80 F											
Paul Lo Duca, R (1, 2) OBP: 0.381, SLG: 0.439	1-0 G1-3		1-2 G3		2-2 G4-3		2-1 1B		2-1 G6-3	5 0 1 0 0 0 1												
Shawn Green, L (1, 9) OBP: 0.339, SLG: 0.458	0-1 G1-3			0-0 1B	2-0 FC6 1B		1-0 F7			4 1 2 0 0 0 1												
Fred McGriff, L (1, 3) OBP: 0.323, SLG: 0.443		1-0 G3-1		2-3 K	2-1 FC6		3-3 K			4 0 0 0 0 2 3												
Brian Jordan, R (1, 8) OBP: 0.395, SLG: 0.409		4-1 G5-3 1B BB		0-0 F9		1-0 FC1-4 1B		3-2 G4-3		3 1 1 0 1 0 1												
Mike Kinkade, R (1, 7) OBP: 0.393, SLG: 0.462		0-1 G5-3		1 SAFE E 1B	0-1 FC1-4 1B G3		1-3 K			4 1 1 0 0 1 2												
Adrián Beltré, R (1, 5) OBP: 0.256, SLG: 0.339		0-1 2-H 1B		1-0 E8 FC5 1B	1-2 G3 1B		2-1 F7			4 0 3 2 0 0 0												
Cesar Izturis, S (1, 6) OBP: 0.289, SLG: 0.284		2-3 K		4-0 IBB	0-0 G3		0-1 G4-3		0-1 G4-3	3 0 0 1 1 1 2												
Kaz Ishii, L (1, 1) Ron Coomer, R (6, PH) Guillermo Mota, R (6, 1) Andy Ashby, R (8, 1) Jolbert Cabrera, R (9, PH) OBP: 0.338, SLG: 0.543			1-1 G4-3	2-2 FC5	0-2 G5-3		2-3 K		2-3 K	2 0 0 0 0 0 3 1 0 0 0 0 0 1 0 0 0 0 0 0 0 0 0 0 0 0 0 0 1 0 0 0 0 1 0												
<b>Inning Stats</b>	R: 0 E: 0 K: 0 S: 5	H: 0 LOB: 0 BB: 0 P: 7	R: 1 E: 0 K: 1 S: 9	H: 1 LOB: 1 BB: 1 P: 16	R: 0 E: 0 K: 1 S: 8	H: 0 LOB: 0 BB: 0 P: 10	R: 1 E: 1 K: 1 S: 11	H: 3 LOB: 3 BB: 1 P: 20	R: 0 E: 0 K: 0 S: 7	H: 1 LOB: 1 BB: 0 P: 13		R: 1 E: 0 K: 0 S: 10	H: 2 LOB: 1 BB: 0 P: 12	R: 0 E: 0 K: 1 S: 10	H: 1 LOB: 1 BB: 0 P: 17	R: 0 E: 0 K: 1 S: 12	H: 0 LOB: 0 BB: 0 P: 18	R: 0 E: 0 K: 1 S: 10	H: 1 LOB: 1 BB: 0 P: 17	1B: 9 2B: 0 3B: 0 HR: 0	SF: 0 SAC: 0 DP: 0 HBP: 0	WP: 0 PB: 0 SB: 0 CS: 0
<b>PITCHER</b>	IP WLS BF H R ER SO BB IBB HBP BLK WP HR S P ERA WHIP																					
28 Aaron Cook, R (1, 1) ERA: 5.22	6.1 W 29 8 3 3 3 1 1 0 0 0 0 55 86 4.26 1.421																					
Javier López, L (7, 1) ERA: 0.92	0.2 H 2 0 0 0 1 0 0 0 0 0 0 5 9 0.00 0.000																					
Justin Speier, R (8, 1) ERA: 4.56	1.0 3 0 0 0 1 0 0 0 0 0 0 12 18 0.00 0.000																					
Jose Jimenez, R (9, 1) ERA: 6.29	1.0 4 1 0 0 1 0 0 0 0 0 0 10 17 0.00 1.000																					

livebaseballscorecards.com

AB	36
R	3
H	9
RBI	3
BB	2
SO	6
LOB	14



Batter	1	2	3	4	5	6	7	8	9
Ronnie Belliard, R OBP: 0.391, SLG: 0.388 (1, 4)	1-1 2B 2B	2-2 F8		2-2 G6-3			0-2 G4-3		
Jay Payton, R OBP: 0.360, SLG: 0.454 Justin Speier, R (8, 1) Jose Jimenez, R (9, 1)	3-2 FC6-4 2B 2B	3-2 F8		1-0 L8			1-2 BB 1B 2B		
17 Todd Helton, L OBP: 0.448, SLG: 0.538 (1, 3)	4-1 FC6-4 BB	3-2 F9			3-1 P2		4-0 BB 1B IBB		
Preston Wilson, R OBP: 0.374, SLG: 0.594 (1, 8)	1-1 FC6-4 3B		1-3 K		1-3 K		4-1 1B BB		
Larry Walker, L OBP: 0.430, SLG: 0.493 (1, 9)	1-1 E 3B		4-2 FC5 BB BB		1-0 P6		1-2 FC1-6-4 1B		
José Hernández, R OBP: 0.324, SLG: 0.374 (1, 6)	4-2 E BB		0-3 K		2-2 K		3-1 FC1-6-4		
Charles Johnson, R OBP: 0.345, SLG: 0.415 (1, 2)	1-3 K		4-0 BB		1-0 CS 1B		0-1 F8		
Chris Stynes, R OBP: 0.355, SLG: 0.425 (1, 5)	3-2 E3		1-2 FC5		3-3 K		0-3 K		
28 Aaron Cook, R OBP: 0.300, SLG: 0.263 Javier López, L (7, 1) Mark Sweeney, L OBP: 0.440, SLG: 0.500 Gabe Kapler, R OBP: 0.328, SLG: 0.283 (8, 7)	0-2 G5-3			0-0 F8			2-3 K	3-2 G6-3	

Inning Stats	R: 5 E: 1 K: 1 S: 25	H: 3 LOB: 1 BB: 2 P: 43	R: 0 E: 0 K: 0 S: 9	H: 0 LOB: 0 BB: 0 P: 17	R: 0 E: 0 K: 2 S: 11	H: 0 LOB: 2 BB: 2 P: 21	R: 0 E: 0 K: 0 S: 5	H: 0 LOB: 0 BB: 0 P: 8	R: 0 E: 0 K: 1 S: 6	H: 0 LOB: 0 BB: 0 P: 11	R: 0 E: 0 K: 2 S: 9	H: 1 LOB: 1 BB: 0 P: 15	R: 2 E: 0 K: 1 S: 17	H: 2 LOB: 2 BB: 2 P: 32	R: 0 E: 0 K: 1 S: 8	H: 0 LOB: 0 BB: 0 P: 11
--------------	-------------------------------	----------------------------------	------------------------------	----------------------------------	-------------------------------	----------------------------------	------------------------------	---------------------------------	------------------------------	----------------------------------	------------------------------	----------------------------------	-------------------------------	----------------------------------	------------------------------	----------------------------------

PITCHER	IP	WLS	BF	H	R	ER	SO	BB	IBB	HBP	BLK	WP	HR	S	P	ERA	WHIP
Kaz Ishii, L ERA: 3.02 (1, 1)	5.0	L	23	3	5	3	4	4	0	0	0	0	0	56	100	5.40	1.400
Guillermo Mota, R ERA: 1.47 (6, 1)	2.0		10	3	2	2	3	1	1	0	0	0	0	26	47	9.00	2.000
Andy Ashby, R ERA: 7.71 (8, 1)	1.0		3	0	0	0	1	0	0	0	0	0	0	8	11	0.00	0.000


**Los Angeles Dodgers @ Colorado Rockies**  
**Coors Field, Denver, CO**  
 Tue May 27 2003, 7:05 PM MDT  
 Att. 26,465 - Overcast - 80 F

AB	R	H	RBI	BB	SO	LOB
4	1	1	0	0	0	0
4	2	2	1	0	0	0
0	0	0	0	0	0	0
0	0	0	0	0	0	0
2	1	0	0	2	0	0
3	1	0	0	1	2	2
3	1	2	4	1	0	0
3	1	0	0	1	2	3
3	0	1	0	1	1	2
4	0	0	0	0	2	3
2	0	0	0	0	0	1
0	0	0	0	0	0	0
1	0	0	0	0	1	0
1	0	0	0	0	0	0

AB	30
R	7
H	6
RBI	5
BB	6
SO	8
LOB	11

1B	2B	3B	HR	SF	SAC	DP	HBP
2	4	1	0	0	1	0	0

WP	PA	ERA	WHIP
0	36		





Batter	1	2	3	4	5	6	7	8	9	AB R H RBI BB SO LOB	TOP											
Alex Cora, L (1, 4) OBP: 0.324, SLG: 0.347	0-1 F9			3-2 G5-3		1-2 L8		2-1 G4-3		4 0 0 0 0 0 0												
Paul Lo Duca, R (1, 2) OBP: 0.383, SLG: 0.440	0-1 G6-3			0-0 1B		3-2 1B			0-1 G3-1	4 0 2 0 0 0 0												
Shawn Green, L (1, 9) OBP: 0.342, SLG: 0.456	2-3 K			1-1 F8		4-2 1B			2-1 1B 1B	3 0 1 0 1 1 1												
Fred McGriff, L (1, 3) OBP: 0.317, SLG: 0.433		1-1 F9		3-2 G6-3		2-2 G4-3			3-1 F8	4 0 0 0 0 0 4												
Brian Jordan, R (1, 8) OBP: 0.397, SLG: 0.407		2-2 G6-3			1-0 HBP		0-1 F8		2-2 1B	1 0 0 0 0 0 0												
Jolbert Cabrera, R (5, PR) OBP: 0.341, SLG: 0.542									1-2 1B	2 0 1 0 0 0 0												
Adrian Beltré, R (1, 5) OBP: 0.250, SLG: 0.331		1-1 F8			1-3 K		2-3 K		1-0 L1	4 0 0 0 0 2 3												
Mike Kinkade, R (1, 7) OBP: 0.375, SLG: 0.436				3-1 F8		1-2 P4		0-1 F9		3 0 0 0 0 0 1												
Cesar Izturis, S (1, 6) OBP: 0.284, SLG: 0.279				0-0 F7		1-2 P6			0-3 K	3 0 0 0 0 1 1												
37 Darren Dreifort, R (1, 1) OBP: 0.188, SLG: 0.200				2-3 K					2-3 K	1 0 0 0 0 1 0												
Steve Colyer, L (4, 1) OBP: 0.077, SLG: 0.077										0 0 0 0 0 0 0												
Jason Romano, R (6, PH) OBP: 0.077, SLG: 0.077										1 0 0 0 0 1 0												
Andy Ashby, R (6, 1) OBP: 0.162, SLG: 0.169										0 0 0 0 0 0 0												
Daryle Ward, L (8, PH) OBP: 0.162, SLG: 0.169										1 0 0 0 0 1 0												
Paul Shuey, R (8, 1) OBP: 0.162, SLG: 0.169										0 0 0 0 0 0 0												
<b>Inning Stats</b>	R: 0 E: 0 K: 1 S: 7	H: 0 LOB: 0 BB: 0 P: 9	R: 0 E: 0 K: 0 S: 8	H: 0 LOB: 0 BB: 0 P: 12	R: 0 E: 0 K: 1 S: 6	H: 0 LOB: 0 BB: 0 P: 11	R: 0 E: 0 K: 0 S: 10	H: 1 LOB: 1 BB: 0 P: 17	R: 0 E: 0 K: 1 S: 10	H: 0 LOB: 1 BB: 0 P: 14	R: 0 E: 0 K: 1 S: 20	H: 1 LOB: 2 BB: 1 P: 30	R: 0 E: 0 K: 1 S: 8	H: 0 LOB: 0 BB: 0 P: 10	R: 0 E: 0 K: 2 S: 10	H: 0 LOB: 0 BB: 0 P: 14	R: 0 E: 0 K: 0 S: 10	H: 2 LOB: 2 BB: 0 P: 18	1B: 4 2B: 0 3B: 0 HR: 0	SF: 0 SAC: 0 DP: 0 HBP: 1	WP: 0 PB: 0 SB: 0 CS: 0	PA: 33
<b>PITCHER</b>	IP WLS BF H R ER SO BB IBB HBP BLK WP HR S P ERA WHIP																					
Shawn Chacon, R (1, 1) ERA: 3.36	8.0 W 28 2 0 0 7 1 0 1 0 0 0 0 79 117 0.00 0.375																					
Vic Darensbourg, L (9, 1) ERA:	1.0 5 2 0 0 0 0 0 0 0 0 0 0 10 18 0.00 2.000																					

Los Angeles Dodgers @ Colorado Rockies  
 Coors Field, Denver, CO  
 Wed May 28 2003, 7:05 PM MDT  
 Att. 27,108 - Cloudy - 81 F

AB	31
R	0
H	4
RBI	0
BB	1
SO	7
LOB	10



Batter	1	2	3	4	5	6	7	8	9
Ronnie Belliard, R OBP: 0.386, SLG: 0.389 (1, 4)	0-1 HR 2B	1-1 G6-3	2-2 L4		1-0 P4			0-1 F9	
Mark Sweeney, L OBP: 0.483, SLG: 0.640 Gabe Kapler, R OBP: 0.324, SLG: 0.279 (1, 7) (8, 7)	2-0 HR 2-H	4-0 2B 1B BB	2-3 K 1-2			0-0 17 FC3-6 1B		3-1 P4	
17 Todd Helton, L OBP: 0.443, SLG: 0.529 (1, 3)	0-0 G6-4-3 1B	2-2 F9		2-2 E8		0-0 FC3-6 1-2f BB		3-3 K	
Preston Wilson, R OBP: 0.372, SLG: 0.592 (1, 8)	1-0 G6-4-3 1-2f	0-1 1B 2B		1-3 K		0-0 F9			
Larry Walker, L OBP: 0.442, SLG: 0.497 (1, 9)	4-2 1B BB	1-2 2-H 3-H 1B		4-2 CS BB		4-2 1-2 BB			
José Hernández, R OBP: 0.327, SLG: 0.376 (1, 6)	0-2 BB 1-3 1B		3-2 2B 1B 1B		3-3 K 1-2		1-3 K		
Charles Johnson, R OBP: 0.349, SLG: 0.413 (1, 2)	4-0 BB 1-2 BB		1-0 F9		0-0 FC5-4 1B		2-2 F9		
Greg Norton, S OBP: 0.241, SLG: 0.247 (1, 5)	4-2 1-2 2-3 3-H BB		3-1 1B 2B		0-0 FC5-4 SH1-4 1-2f		2-0 F8		
Shawn Chacon, R OBP: 0.217, SLG: 0.391 Vic Darenbourg, L (9, 1)	2-3 K		1-1 WP 1B 2-H 3-H		0-0 SH1-4		1-3 K		

Inning Stats	R: 3 E: 0 K: 1 S: 17	H: 4 LOB: 3 BB: 3 P: 34	R: 1 E: 0 K: 0 S: 10	H: 2 LOB: 2 BB: 1 P: 18	R: 2 E: 0 K: 1 S: 16	H: 3 LOB: 1 BB: 0 P: 28	R: 0 E: 1 K: 2 S: 15	H: 0 LOB: 2 BB: 1 P: 25	R: 0 E: 1 K: 0 S: 4	H: 1 LOB: 1 BB: 0 P: 5	R: 0 E: 0 K: 1 S: 8	H: 1 LOB: 2 BB: 1 P: 13	R: 0 E: 0 K: 1 S: 8	H: 0 LOB: 0 BB: 0 P: 13	R: 0 E: 0 K: 1 S: 8	H: 0 LOB: 0 BB: 0 P: 14
--------------	-------------------------------	----------------------------------	-------------------------------	----------------------------------	-------------------------------	----------------------------------	-------------------------------	----------------------------------	------------------------------	---------------------------------	------------------------------	----------------------------------	------------------------------	----------------------------------	------------------------------	----------------------------------


PITCHER	IP	WLS	BF	H	R	ER	SO	BB	IBB	HBP	BLK	WP	HR	S	P	ERA	WHIP
37 Darren Dreifort, R ERA: 4.03 (1, 1)	3.0	L	20	9	6	6	2	4	0	0	0	1	1	43	80	18.00	4.333
Steve Colyer, L ERA: 1.93 (4, 1)	2.0		8	1	0	0	2	1	0	0	0	0	0	19	30	0.00	1.000
Andy Ashby, R ERA: 6.59 (6, 1)	2.0		8	1	0	0	2	1	0	0	0	0	0	16	26	0.00	1.000
Paul Shuey, R ERA: 0.55 (8, 1)	1.0		3	0	0	0	1	0	0	0	0	0	0	8	14	0.00	0.000

**Los Angeles Dodgers @ Colorado Rockies**  
**Coors Field, Denver, CO**  
 Wed May 28 2003, 7:05 PM MDT  
 Att: 27,108 - Cloudy - 81 F

AB	R	H	RBI	BB	SO	LOB
5	1	1	0	0	0	2
3	2	2	2	1	1	1
1	0	0	0	0	0	0
5	0	1	0	0	1	2
4	0	1	0	0	1	3
1	1	1	1	3	0	0
4	1	2	0	0	2	4
3	0	1	0	1	0	1
3	1	1	1	1	0	1
3	0	1	2	0	2	3
0	0	0	0	0	0	0

AB	32
R	6
H	11
RBI	6
BB	6
SO	7
LOB	17

WP	PA
1	39
PB	0
SB	0
CS	1





Los Angeles Dodgers @ Colorado Rockies  
 Coors Field, Denver, CO  
 Thu May 29 2003, 1:05 PM MDT  
 Att. 27,007 - Sunny - 92 F

AB	38
R	5
H	14
RBI	5
BB	3
SO	8
LOB	20



WP:	0	PA:	45
PB:	0		
SB:	1		
CS:	0		

AB R H RBI BB SO LOB

5	1	2	1	0	1	2
4	1	2	1	1	0	1
5	1	2	0	0	1	2
5	0	3	1	0	1	3
3	1	1	0	0	0	2
3	0	0	1	1	0	3
0	0	0	0	0	0	0
5	0	0	0	0	3	4
4	1	3	0	1	1	0
1	0	0	0	0	0	2
1	0	0	0	0	1	1
1	0	1	1	0	0	0
0	0	0	0	0	0	0
1	0	0	0	0	0	0

1B:	10	SF:	1
2B:	2	SAC:	1
3B:	2	DP:	0
HR:	0	HBP:	2

Batter	1	2	3	4	5	6	7	8	9																		
Alex Cora, L (1, 4) OBP: 0.326, SLG: 0.360	2-2 G3	1-0 FC6-4 1B		3-2 G6-3		3-2 G4-3 3B	1-3 K																				
Adrián Beltré, R (1, 5) OBP: 0.259, SLG: 0.341	2-1 1B 2B	1-2 FC6-4 1B		4-2 1B BB		1-2 G4-3		3-2 E9 G3-1 1B																			
Shawn Green, L (1, 9) OBP: 0.343, SLG: 0.455	2-2 HBP SF7 1B	0-0		0-2 P6		0-0 G4-3		0-3 K																			
Fred McGriff, L (1, 3) OBP: 0.324, SLG: 0.438	0-0 HBP 1-2 3-H 1B	3-3 K		1-1 1-3 1B		3-1 1B		1-1 G3-1																			
Mike Kinkade, R (1, 7) OBP: 0.391, SLG: 0.431	2-2 1-2 2-3 HBP		X	0-0 F9		0-0 F7		1-1 1B 1B	1-0 FC6-3 HBP																		
Jolbert Cabrera, R (1, 8) OBP: 0.333, SLG: 0.520	0-0 SF7			4-2 S BB		1-0 G6-3		0-0 L9	0-0 FC6-3																		
Eric Gagne, R (8, 1)																											
David Ross, R (1, 2) OBP: 0.276, SLG: 0.438	2-3 K		1 SAFE 1 SAFE 1 SAFE 1 SAFE 1 SAFE 1 SAFE	3-3 K		2-3 K		0-0 F9	0-1 P3																		
Cesar Izturis, S (1, 6) OBP: 0.297, SLG: 0.306		0-2 SH1-4 1B 2B		4-0 IBB		0-0 3B		1-0 1B 1B	2-3 K																		
Odalis Perez, L (1, 1)				0-1 G6-3		2-3 K		0-1 1B	0-2 L8																		
Guillermo Mota, R (4, 1) OBP: 0.250, SLG: 0.250		0-1 SH1-4																									
Bubba Crosby, L (7, PH) OBP: 1.000, SLG: 1.000																											
Paul Quantrill, L (7, 1)																											
Jason Romano, R (8, 8) OBP: 0.071, SLG: 0.071		2-3						1-2 2-H 1B																			
Inning Stats	R: 2 E: 0 K: 1 S: 16	H: 3 LOB: 2 BB: 0 P: 26	R: 1 E: 0 K: 1 S: 15	H: 3 LOB: 2 BB: 0 P: 20	R: 0 E: 0 K: 1 S: 9	H: 0 LOB: 2 BB: 2 P: 20	R: 0 E: 0 K: 0 S: 12	H: 1 LOB: 2 BB: 1 P: 20	R: 0 E: 0 K: 2 S: 9	H: 1 LOB: 1 BB: 0 P: 14	R: 1 E: 0 K: 0 S: 12	H: 2 LOB: 1 BB: 0 P: 19	R: 1 E: 0 K: 1 S: 10	H: 3 LOB: 2 BB: 0 P: 13	R: 0 E: 1 K: 1 S: 9	H: 1 LOB: 2 BB: 0 P: 14	R: 0 E: 0 K: 1 S: 8	H: 0 LOB: 0 BB: 0 P: 10	1B: 10 2B: 2 3B: 2 HR: 0	SF: 1 SAC: 1 DP: 0 HBP: 2	WP: 0 PA: 45						
SCOUTING																											
PITCHER	IP	WLS	BF	H	R	ER	SO	BB	IBB	HBP	BLK	WP	HR	S	P	ERA	WHIP										
Scott Elarton, R (1, 1) ERA: 4.91	5.0	W	27	8	3	3	5	2	1	1	0	0	0	61	100	5.40	2.000										
40 Brian Fuentes, L (6, 1) ERA: 3.91	1.0		4	2	1	1	0	0	0	0	0	0	0	12	19	9.00	2.000										
Todd Jones, R (7, 1) ERA: 8.54	1.0		6	3	1	1	1	0	0	0	0	0	0	10	13	9.00	3.000										
Javier López, L (8, 1) ERA: 0.87	1.0		5	1	0	0	1	0	0	1	0	0	0	9	14	0.00	1.000										
Steve Reed, R (9, 1) ERA: 3.51	1.0		3	0	0	0	1	0	0	0	0	0	0	8	10	0.00	0.000										





Batter	1	2	3	4	5	6	7	8	9	AB R H RBI BB SO LOB	TOP											
Eric Young Sr. R (1, 4) OBP: 0.354, SLG: 0.432	2-1 HR		3-2 G1-3			1-2 E 1B		0-2 E7 1B		4 2 3 1 0 0 0	<b>Milwaukee Brewers @ Los Angeles Dodgers</b> <b>Dodger Stadium, Los Angeles, CA</b> Fri May 30 2003, 7:10 PM PDT Att. 32,452 - Cloudy - 66 F											
Scott Podsednik L (1, 8) OBP: 0.365, SLG: 0.426	1-3 K			2-2 G4-3		1-1 E8 HR 1B		1-1 E S 1B		4 1 2 1 0 1 0												
Richie Sexson R (1, 3) OBP: 0.370, SLG: 0.524	0-0 F9			0-2 G5-3		0-1 HR		1-1 L7		4 1 1 2 0 0 1												
Geoff Jenkins L (1, 7) OBP: 0.335, SLG: 0.511	0-2 F7			1-1 G4-3		0-3 K			0-3 K	4 0 0 0 0 2 0												
Brady Clark R (1, 9) OBP: 0.313, SLG: 0.383		3-2 G6-3			0-0 G1		1-2 G5-3		2-1 G4-3	4 0 0 0 0 0 0												
Wes Helms R (1, 5) OBP: 0.322, SLG: 0.401		1-3 K			2-3 K		0-1 P3		1-0 L9	4 0 0 0 0 2 0												
Keith Osik R (1, 2) OBP: 0.333, SLG: 0.224		0-3 K			0-0 G4-3		3-3 K			3 0 0 0 0 2 0												
Royce Clayton R (1, 6) OBP: 0.281, SLG: 0.328			1-3 K			0-1 G4-3		2-0 G5-3		3 0 0 0 0 1 0												
15 Ben Sheets R (1, 1) OBP: 0.067, SLG: 0.067			0-3 K			0-0 G3		1-0 E 1B		2 0 0 0 0 1 0												
John Vander Wal L (8, PH) OBP: 0.373, SLG: 0.488										1 0 1 0 0 0 0												
Enrique Cruz R (8, PR) OBP: 0.241, SLG: 0.192										0 1 0 0 0 0 0												
Leo Estrella R (8, 1)										0 0 0 0 0 0 0												
Mike DeJean R (9, 1)										0 0 0 0 0 0 0												
<b>Inning Stats</b>	R: 1 E: 0 K: 1 S: 9	H: 1 LOB: 0 BB: 0 P: 12	R: 0 E: 0 K: 2 S: 10	H: 0 LOB: 0 BB: 0 P: 14	R: 0 E: 0 K: 2 S: 9	H: 0 LOB: 0 BB: 0 P: 13	R: 0 E: 0 K: 0 S: 9	H: 0 LOB: 0 BB: 0 P: 12	R: 0 E: 0 K: 1 S: 5	H: 0 LOB: 0 BB: 0 P: 7	R: 3 E: 1 K: 1 S: 14	H: 3 LOB: 0 BB: 0 P: 15	R: 0 E: 0 K: 1 S: 10	H: 0 LOB: 0 BB: 0 P: 14	R: 1 E: 1 K: 0 S: 9	H: 3 LOB: 2 BB: 0 P: 14	R: 0 E: 0 K: 1 S: 6	H: 0 LOB: 0 BB: 0 P: 9	1B: 5 2B: 0 3B: 0 HR: 2	SF: 0 SAC: 0 DP: 0 HBP: 0	WP: 0 PB: 0 SB: 2 CS: 0	PA: 33
<b>PITCHER</b>	IP WLS BF H R ER SO BB IBB HBP BLK WP HR S P ERA WHIP																					
Hideo Nomo R (1, 1) ERA: 2.9	7.0 L 25 4 4 4 8 0 0 0 0 0 2 66 87 5.14 0.571																					
Paul Shuey R (8, 1) ERA: 1.04	1.0 5 3 1 1 0 0 0 0 0 0 0 9 14 9.00 3.000																					
Tom Martin L (9, 1) ERA: 2.81	1.0 3 0 0 0 0 1 0 0 0 0 0 6 9 0.00 0.000																					

AB	33
R	5
H	7
RBI	4
BB	0
SO	9
LOB	1



WP	0	PA	33
PB	0		
SB	2		
CS	0		

Batter	1	2	3	4	5	6	7	8	9	AB	R	H	RBI	BB	SO	LOB
Alex Cora, L OBP: 0.319, SLG: 0.352 (1, 4)	0-3 K		0-1 F7		1-2 FC5-4			3-2 P5		4	0	0	0	0	1	1
Adrián Beltré, R OBP: 0.259, SLG: 0.345 (1, 5)	1-2 F9 2B		0-3 K			2-2 G6-3		0-0 G5-3		4	0	1	0	0	1	0
Shawn Green, L OBP: 0.342, SLG: 0.455 (1, 9)	2-2 F9		0-0 G3-1			1-1 G6-3		1-0 2B		4	0	1	0	0	0	1
Fred McGriff, L OBP: 0.322, SLG: 0.439 (1, 3)	2-3 K			1-1 F9		0-0 2B 2B		2-2 G4-3		4	1	1	0	0	1	2
Paul Lo Duca, R OBP: 0.386, SLG: 0.447 (1, 2)		1-1 HR 1B		0-2 F9		0-1 2B		1-2 F7		4	1	2	1	0	0	0
Jolbert Cabrera, R OBP: 0.330, SLG: 0.544 (1, 8)		2-0 HR		1-2 G1-3		0-0 G5-3		0-3 K2-3		4	1	1	2	0	1	1
Bubba Crosby, L OBP: 0.200, SLG: 0.200 (1, 7)		0-0 G4-3			0-3 K			0-1 G1-3		4	0	0	0	0	2	0
Cesar Izturis, S OBP: 0.293, SLG: 0.301 (1, 6)		0-3 K		0-1 G5-3				2-1 G4-3		3	0	0	0	0	1	0
Hideo Nomo, R OBP: 0.179, SLG: 0.115 (1, 1)		0-2 G1-3			4-2 FC5-4 BB			0-3 K		1	0	0	0	0	1	0
Mike Kinkade, R OBP: 0.386, SLG: 0.424 (7, PH)										1	0	0	0	0	1	0
Paul Shuey, R (8, 1)										0	0	0	0	0	0	0
Tom Martin, L (9, 1)										0	0	0	0	0	0	0

Inning Stats	R: 0	H: 1	E: 0	K: 2	S: 18	H: 1	LOB: 1	BB: 0	P: 22	R: 2	H: 2	E: 0	K: 1	S: 10	H: 0	LOB: 0	BB: 0	P: 13	R: 0	H: 0	E: 0	K: 1	S: 7	H: 0	LOB: 0	BB: 0	P: 7	R: 0	H: 0	E: 0	K: 0	S: 8	H: 0	LOB: 1	BB: 1	P: 15	R: 1	H: 2	E: 0	K: 0	S: 9	H: 0	LOB: 0	BB: 0	P: 10	R: 0	H: 1	E: 0	K: 0	S: 9	H: 1	LOB: 1	BB: 0	P: 15	R: 0	H: 0	E: 0	K: 1	S: 10	H: 0	LOB: 0	BB: 0	P: 11	1B: 1	SF: 0	2B: 4	SAC: 0	3B: 0	DP: 0	HR: 1	HBP: 0	WP: 0	PA: 34
--------------	------	------	------	------	-------	------	--------	-------	-------	------	------	------	------	-------	------	--------	-------	-------	------	------	------	------	------	------	--------	-------	------	------	------	------	------	------	------	--------	-------	-------	------	------	------	------	------	------	--------	-------	-------	------	------	------	------	------	------	--------	-------	-------	------	------	------	------	-------	------	--------	-------	-------	-------	-------	-------	--------	-------	-------	-------	--------	-------	--------

PITCHER	IP	WLS	BF	H	R	ER	SO	BB	IBB	HBP	BLK	WP	HR	S	P	ERA	WHIP
15 Ben Sheets, R ERA: 4.52 (1, 1)	7.0	W	27	5	3	3	7	1	0	0	0	0	1	70	89	3.86	0.857
Leo Estrella, R ERA: 1.1 (8, 1)	1.0	H	4	1	0	0	0	0	0	0	0	0	0	9	15	0.00	1.000
Mike DeJean, R ERA: 3.95 (9, 1)	1.0	S	3	0	0	0	1	0	0	0	0	0	0	10	11	0.00	0.000

**BOTTOM**

**Milwaukee Brewers @ Los Angeles Dodgers**  
**Dodger Stadium, Los Angeles, CA**

AB	33
R	3
H	6
RBI	3
BB	1
SO	8
LOB	5



WP	PA	ERA	WHIP
0	34		

Fri May 30 2003, 7:10 PM PDT  
 Att. 32,452 - Cloudy - 66 F

livebaseballscorecards.com



Batter	1	2	3	4	5	6	7	8	9	AB R H RBI BB SO LOB	TOP
Eric Young Sr. R (1, 4) OBP: 0.347, SLG: 0.422	2-1 G6-3		0-0 G1-6-3		0-0 G3			2-1 G6-3		4 0 0 0 0 0 3	<b>Milwaukee Brewers @ Los Angeles Dodgers</b> <b>Dodger Stadium, Los Angeles, CA</b> Sat May 31 2003, 7:10 PM PDT Att. 35,520 - Sunny - 65 F
Scott Podsednik, L (1, 8) OBP: 0.369, SLG: 0.429	3-2 PB 1B		2-3 K		0-0 G5-3 1B			2-0 G6-3		4 0 2 0 0 1 0	
Richie Sexson, R (1, 3) OBP: 0.364, SLG: 0.514	1-2 SAFE F9		1-3 K		0-0 G5-3			2-3 K		4 0 0 0 0 2 2	
Geoff Jenkins, L (1, 7) OBP: 0.333, SLG: 0.503	3-3 K		0-0 G6-3		2-3 K			4-0 G3 BB		3 0 0 0 1 2 2	
Brady Clark, R (1, 9) OBP: 0.296, SLG: 0.359		1-2 G6-3		3-2 G5-3		1-1 G4-3		2-2 G3		4 0 0 0 0 0 2	
Wes Helms, R (1, 5) OBP: 0.320, SLG: 0.403		1-3 K2-3		0-0 FC4-5 2B		0-1 G6-3		1-3 K		4 0 1 0 0 2 1	
Eddie Pérez, R (1, 2) OBP: 0.321, SLG: 0.443		0-1 FC6-4 1B		0-1 FC4-5 E		1-0 G5-4-3 1B				3 0 2 0 0 0 1	
Royce Clayton, R (1, 6) OBP: 0.277, SLG: 0.322		1-1 FC6-4		1-2 E4		2-2 G5-4-3				3 0 0 0 0 0 3	
Ruben Quevedo, R (1, 1) OBP: 0.143, SLG: 0.143 Brooks Kieschnick, L (7, 1) OBP: 0.417, SLG: 0.667 Curt Leskanic, R (8, 1)			1-0 G1-6-3 1B		1-3 K			1-1 G6-3		2 0 1 0 0 1 2 1 0 0 0 0 0 0 0 0 0 0 0 0 0	
<b>Inning Stats</b>	R: 0 H: 1 E: 0 LOB: 1 K: 1 BB: 0 S: 12 P: 21	R: 0 H: 1 E: 0 LOB: 1 K: 1 BB: 0 S: 11 P: 14	R: 0 H: 1 E: 0 LOB: 0 K: 1 BB: 0 S: 6 P: 9	R: 0 H: 0 E: 0 LOB: 0 K: 1 BB: 0 S: 7 P: 11	R: 0 H: 1 E: 1 LOB: 2 K: 1 BB: 0 S: 11 P: 13	R: 0 H: 1 E: 0 LOB: 1 K: 1 BB: 0 S: 7 P: 10	R: 0 H: 1 E: 0 LOB: 0 K: 0 BB: 0 S: 8 P: 11	R: 0 H: 0 E: 0 LOB: 0 K: 2 BB: 1 S: 9 P: 18	1B: 5 SF: 0 2B: 1 SAC: 0 3B: 0 DP: 2 HR: 0 HBP: 0	WP: 0 PA: 33 PB: 1 SB: 0 CS: 0	
<b>PITCHER</b>	IP WLS BF H R ER SO BB IBB HBP BLK WP HR S P ERA WHIP										
Kevin Brown, R (1, 1) ERA: 2.02	8.0 W 29 6 0 0 6 0 0 0 0 0 0 0 67 99 0.00 0.750										
Eric Gagne, R (9, 1) ERA: 2.33	1.0 S 4 0 0 0 2 1 0 0 0 0 0 0 9 18 0.00 1.000										

livebaseballscores.com

<b>AB</b>	<b>32</b>
<b>R</b>	<b>0</b>
<b>H</b>	<b>6</b>
<b>RBI</b>	<b>0</b>
<b>BB</b>	<b>1</b>
<b>SO</b>	<b>8</b>
<b>LOB</b>	<b>16</b>



Batter	1	2	3	4	5	6	7	8	9	AB	R	H	RBI	BB	SO	LOB
Alex Cora, L OBP: 0.313, SLG: 0.344 (1, 4)	0-0 L9		0-1 G1-3		1-0 F7		0-0 G3			4	0	0	0	0	0	1
Paul Lo Duca, R OBP: 0.383, SLG: 0.443 (1, 2)	2-0 L9		2-2 G5-3		0-1 G6-3		2-0 G1 1B			4	0	1	1	0	0	0
Shawn Green, L OBP: 0.345, SLG: 0.458 (1, 9)	4-2 1B BB		3-2 HR 2B		0-0 G1-3		0-0 G1			3	1	1	0	1	0	1
Fred McGriff, L OBP: 0.335, SLG: 0.461 (1, 3)	3-2 1B		3-2 HR		4-1 G4-6-3 1B BB		4-0 IBB			2	1	2	2	2	0	0
Brian Jordan, R OBP: 0.393, SLG: 0.403 (1, 7)	0-1 F9		0-3 K		2-1 G4-6-3 1B		2-3 K			4	0	1	0	0	2	4
Jolbert Cabrera, R OBP: 0.326, SLG: 0.542 (1, 8)		2-3 K		1-0 P4		1-2 G4-6-3		3-2 F9 2B		4	0	1	0	0	1	2
Adrian Beltré, R OBP: 0.269, SLG: 0.350 (1, 5)		2-2 S 1B		2-2 1B		4-2 BB		1-0 L6		3	0	2	0	1	0	1
Cesar Izturis, S OBP: 0.287, SLG: 0.295 (1, 6)		0-3 K		0-0 F7		0-1 F7		3-1 F9		4	0	0	0	0	1	5
Kevin Brown, R OBP: 0.179, SLG: 0.259 (1, 1)		2-3 K		0-3 K		0-0 G3 1B 2B		0-2 P5		3	1	1	0	0	2	2
Bubba Crosby, L OBP: 0.167, SLG: 0.167 (8, PH)										1	0	0	0	0	0	1
Eric Gagne, R (9, 1)										0	0	0	0	0	0	0

Inning Stats	R: 0	H: 1	E: 0	LOB: 2	K: 0	BB: 1	S: 10	R: 0	H: 1	E: 0	LOB: 1	K: 3	BB: 0	S: 13	R: 2	H: 2	E: 0	LOB: 0	K: 1	BB: 0	S: 14	R: 0	H: 1	E: 0	LOB: 1	K: 1	BB: 0	S: 11	R: 0	H: 0	E: 0	LOB: 0	K: 0	BB: 0	S: 4	R: 0	H: 1	E: 0	LOB: 2	K: 0	BB: 2	S: 11	R: 1	H: 2	E: 0	LOB: 2	K: 1	BB: 1	S: 7	R: 0	H: 1	E: 0	LOB: 1	K: 0	BB: 0	S: 9	1B: 5	SF: 0	2B: 3	SAC: 0	3B: 0	DP: 1	HR: 1	HBP: 0	WP: 0	PA: 36
--------------	------	------	------	--------	------	-------	-------	------	------	------	--------	------	-------	-------	------	------	------	--------	------	-------	-------	------	------	------	--------	------	-------	-------	------	------	------	--------	------	-------	------	------	------	------	--------	------	-------	-------	------	------	------	--------	------	-------	------	------	------	------	--------	------	-------	------	-------	-------	-------	--------	-------	-------	-------	--------	-------	--------

PITCHER	IP	WLS	BF	H	R	ER	SO	BB	IBB	HBP	BLK	WP	HR	S	P	ERA	WHIP
Ruben Quevedo, R (1, 1)	6.0	L	26	6	2	2	5	3	0	0	0	0	1	63	101	3.00	1.500
Brooks Kieschnick, R (7, 1)	1.0		6	2	1	1	1	0	1	0	0	0	0	7	15	9.00	2.000
Curt Lesknic, R (8, 1)	1.0		4	1	0	0	0	0	0	0	0	0	0	9	16	0.00	1.000

BOTTOM

Milwaukee Brewers @ Los Angeles Dodgers  
 Dodger Stadium, Los Angeles, CA  
 Sat May 31 2003, 7:10 PM PDT  
 Att. 35,520 - Sunny - 65 F

livebaseballscores.com

AB	32
R	3
H	9
RBI	3
BB	4
SO	6
LOB	17











Batter	1	2	3	4	5	6	7	8	9	AB R H RBI BB SO LOB	TOP														
<b>Desi Relaford, S</b> (1, 4) OBP: 0.355, SLG: 0.424	1-1 G5-3		3-3 K			2-2 1B 29 G4-3 1B	1-1 G1-3			4 1 1 0 0 1 0	<b>Kansas City Royals @ Los Angeles Dodgers</b> <b>Dodger Stadium, Los Angeles, CA</b> Tue Jun 03 2003, 7:10 PM PDT Att. 26,409 - Cloudy - 68 F														
<b>Joe Randa, R</b> (1, 5) OBP: 0.300, SLG: 0.414	1-1 2B		1-1 G1-3			1-0 1 SAFE 1 SAFE 1 SAFE 2B 1B	1-0 G1-3 2B			4 1 3 0 0 0 0															
<b>29 Mike Sweeney, R</b> (1, 3) OBP: 0.423, SLG: 0.506	0-3 K			3-3 K		2-2 G4-3	0-0 G5-3			4 0 0 1 0 2 3															
<b>Raul Ibanez, L</b> (1, 7) OBP: 0.349, SLG: 0.478	3-2 P6			1-1 G4-3		0-2 G5-3 2H 2B	0-2 G1-3			4 0 1 1 0 0 2															
<b>Carlos Beltrán, S</b> (1, 8) OBP: 0.375, SLG: 0.486		1-2 L9		0-2 F7		0-0 G5-3	4-0 IBB			3 0 0 0 1 0 1															
<b>Michael Tucker, L</b> (1, 9) OBP: 0.314, SLG: 0.448		0-2 2B			3-3 K	1-3 K2-3	1-3 K			4 0 1 0 0 3 3															
<b>4 Angel Berroa, R</b> (1, 6) OBP: 0.320, SLG: 0.391		0-3 K2-3			0-1 1B		1-0 HR			4 1 2 1 0 2 1															
<b>Brent Mayne, L</b> (1, 2) OBP: 0.301, SLG: 0.366		1-1 G4-3			1-3 K		0-0 F7			4 0 0 0 0 1 2															
<b>Jeremy Affeldt, L</b> (1, 1) <b>Jason Gifflian, R</b> (6, 1) <b>Mendy López, R</b> (7, PH) <b>Sean Lowe, R</b> (7, 1) <b>Aaron Guiel, L</b> (9, PH) <b>D.J. Carrasco, R</b> (9, 1)			0-1 G1-3		1-1 G1-3		1-0 F7		2-3 K	2 0 0 0 0 0 1 0 0 0 0 0 0 0 1 0 0 0 0 0 0 0 0 0 0 0 0 0 1 0 0 0 0 1 0 0 0 0 0 0 0 0															
<b>Inning Stats</b>	R: 0 E: 0 K: 1 S: 13	H: 1 LOB: 1 BB: 0 P: 18	R: 0 E: 0 K: 1 S: 14	H: 1 LOB: 1 BB: 0 P: 16	R: 0 E: 0 K: 1 S: 7	H: 0 LOB: 0 BB: 0 P: 11	R: 0 E: 0 K: 1 S: 8	H: 0 LOB: 0 BB: 0 P: 12	R: 0 E: 0 K: 2 S: 15	H: 1 LOB: 1 BB: 0 P: 20	R: 2 E: 0 K: 1 S: 15	H: 3 LOB: 1 BB: 0 P: 21	R: 1 E: 0 K: 0 S: 5	H: 1 LOB: 0 BB: 0 P: 8	R: 0 E: 0 K: 1 S: 9	H: 1 LOB: 2 BB: 1 P: 15	R: 0 E: 0 K: 2 S: 9	H: 0 LOB: 0 BB: 0 P: 12	1B: 3 2B: 4 3B: 0 HR: 1	SF: 0 SAC: 0 DP: 0 HBP: 0	WP: 0 PB: 0 SB: 1 CS: 0	PA: 36			
<b>PITCHER</b>	IP	WLS	BF	H	R	ER	SO	BB	IBB	HBP	BLK	WP	HR	S	P	ERA	WHIP								
<b>Odalis Perez, L</b> (1, 1) ERA: 4.29	7.0		28	7	3	3	7	0	0	0	0	0	1	77	106	3.86	1.000								
<b>Paul Shuey, R</b> (8, 1) ERA: 1.02	0.1		2	1	0	0	0	0	0	0	0	0	0	2	3	0.00	3.000								
<b>Tom Martin, L</b> (8, 1) ERA: 2.7	0.2		3	0	0	0	1	0	1	0	0	0	0	7	12	0.00	0.000								
<b>Eric Gagne, R</b> (9, 1) ERA: 2.17	1.0	W	3	0	0	0	2	0	0	0	0	0	0	9	12	0.00	0.000								

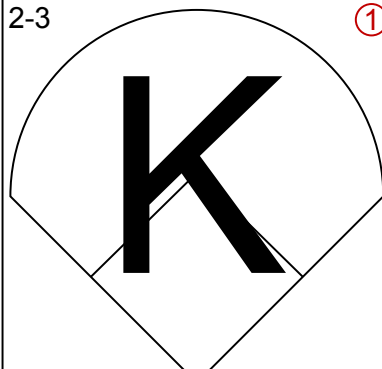
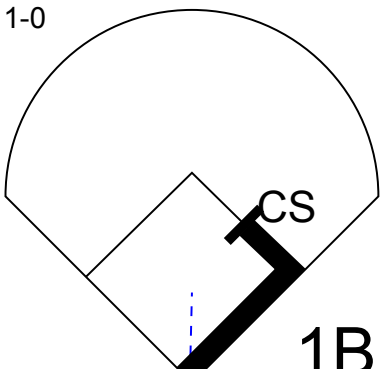
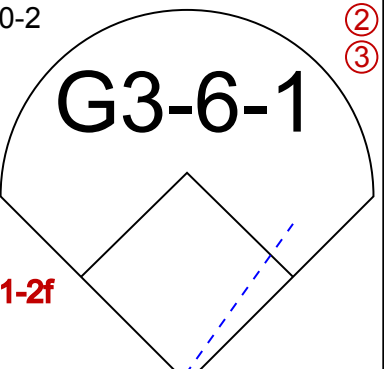
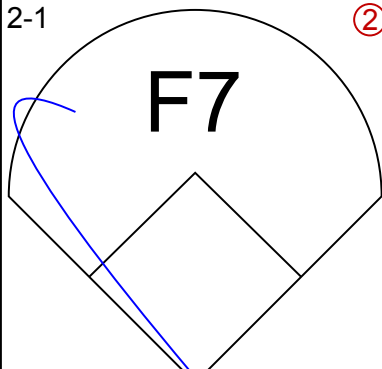
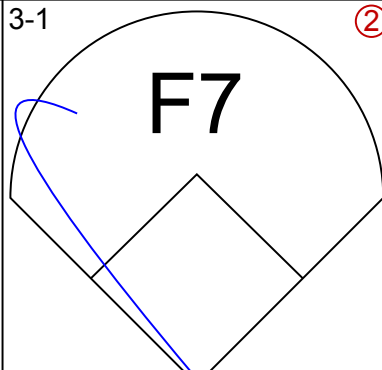
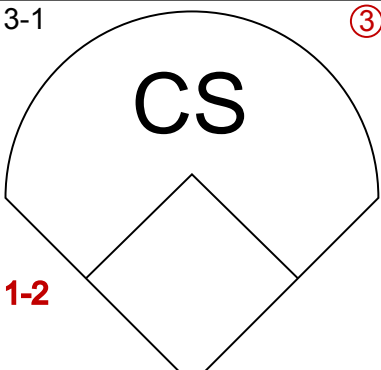
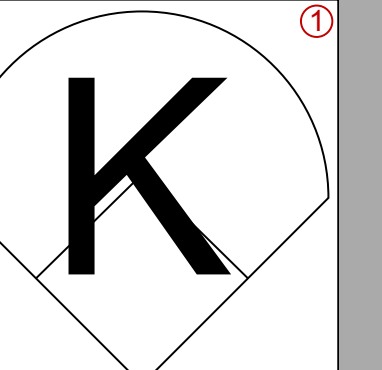
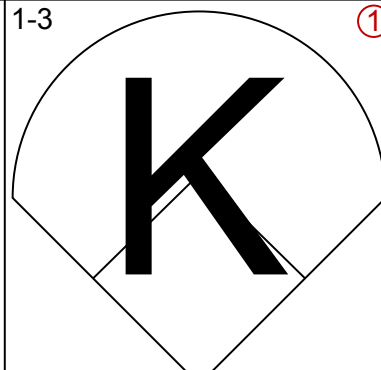
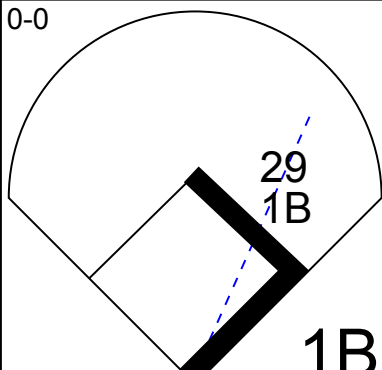
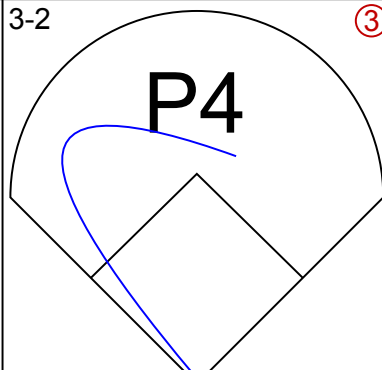
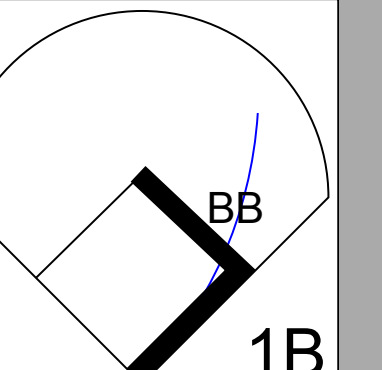
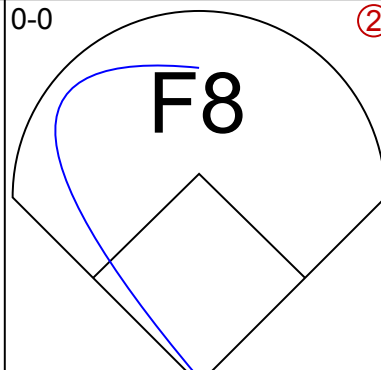
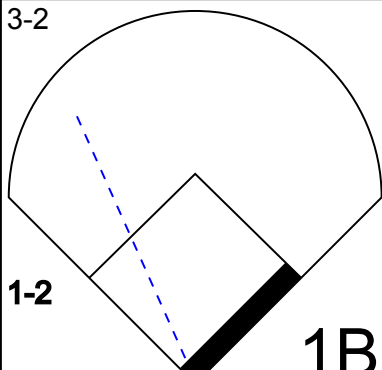
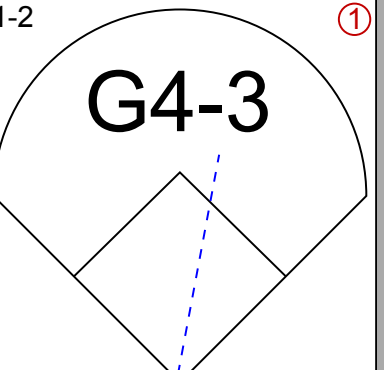
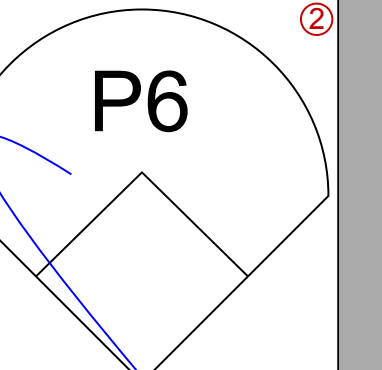
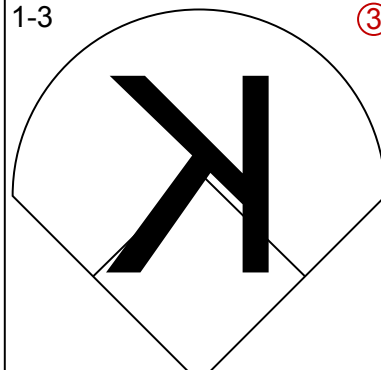
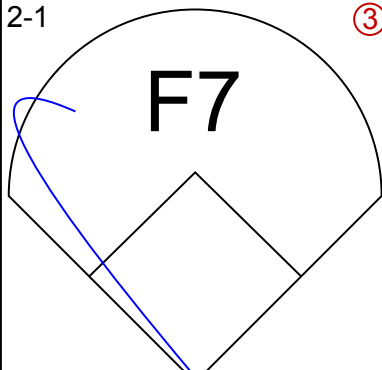
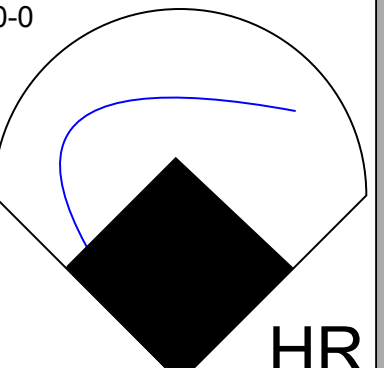
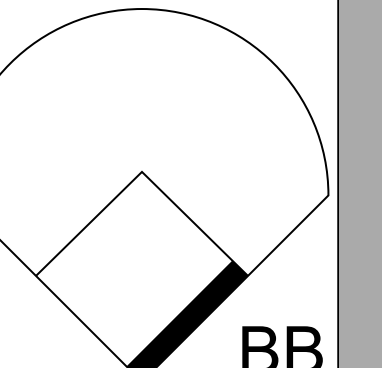
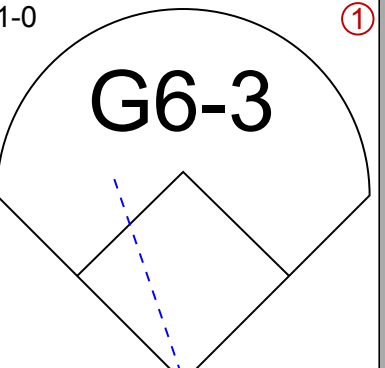
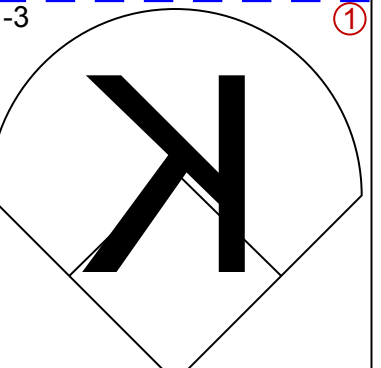
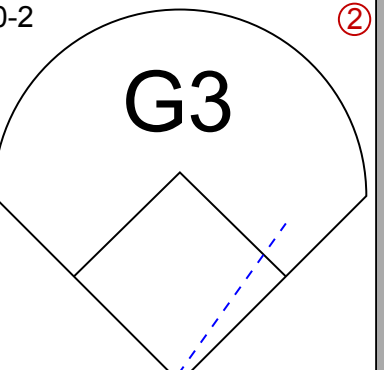
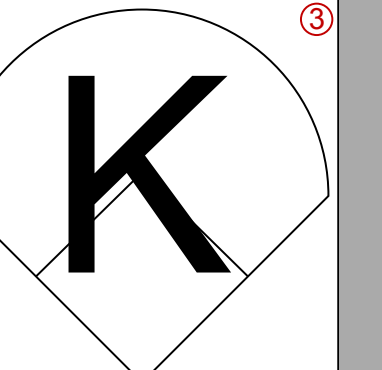
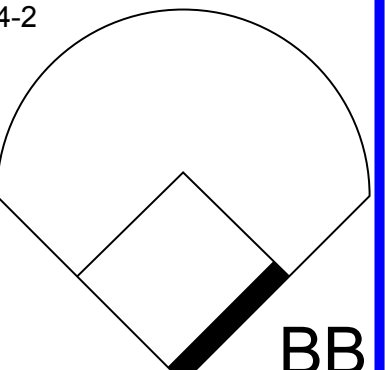
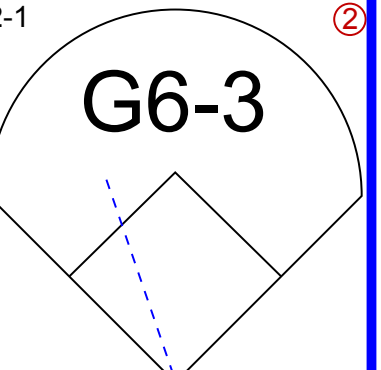
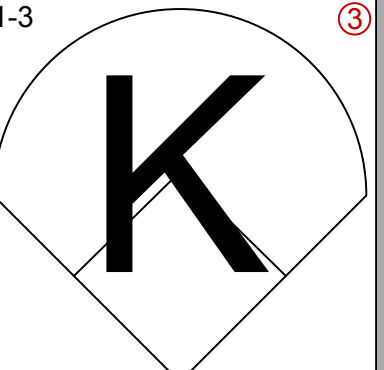
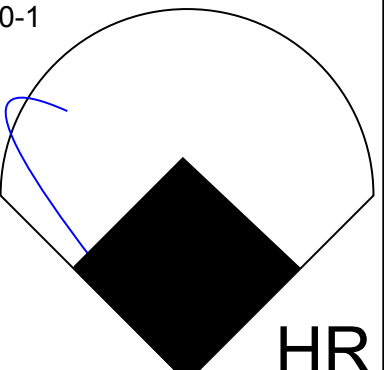
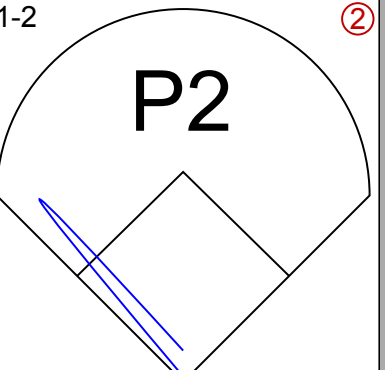
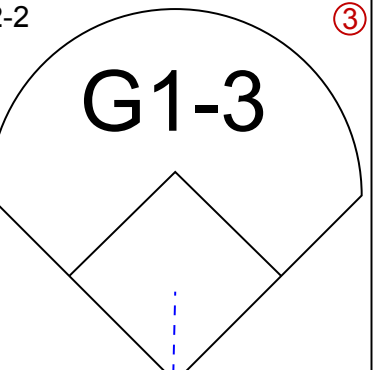
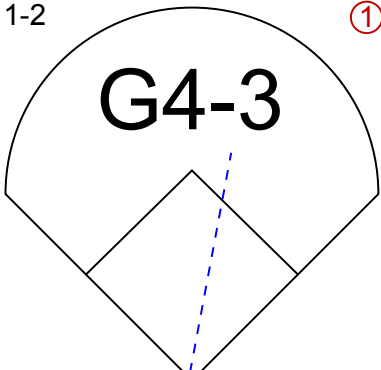
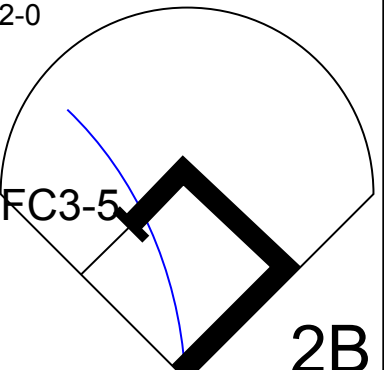
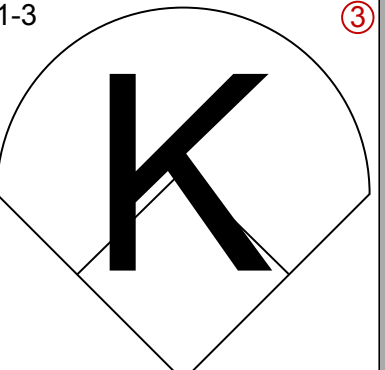
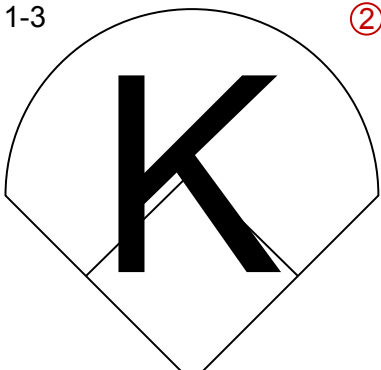
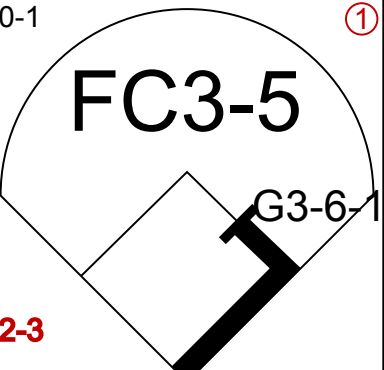
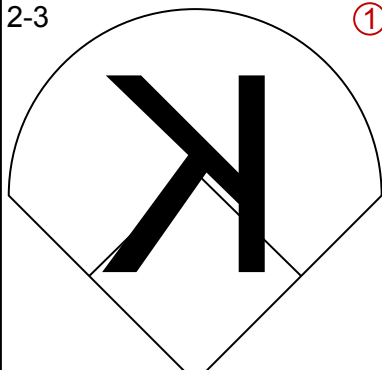
livebaseballscores.com

<b>AB</b>	<b>35</b>
<b>R</b>	<b>3</b>
<b>H</b>	<b>8</b>
<b>RBI</b>	<b>3</b>
<b>BB</b>	<b>1</b>
<b>SO</b>	<b>10</b>
<b>LOB</b>	<b>13</b>







Batter	1	2	3	4	5	6	7	8	9	AB R H RBI BB SO LOB	TOP											
<b>Desi Relaford, S</b> (1, 4) OBP: 0.353, SLG: 0.420	2-3 		1-0  1B		0-2  1-2f			2-1 		4 0 1 0 0 1 1												
<b>Joe Randa, R</b> (1, 5) OBP: 0.299, SLG: 0.411	3-1 		3-1  1-2	1-3 		1-3 		0-0  1B		4 0 1 0 0 2 0												
<b>29 Mike Sweeney, R</b> (1, 3) OBP: 0.425, SLG: 0.506	3-2 			0-1  1B		0-0 		3-2  1-2 1B		4 0 2 0 0 0 0												
<b>Raul Ibanez, L</b> (1, 7) OBP: 0.343, SLG: 0.469		1-2 		3-1  1B		1-3 		2-1 		4 0 0 0 0 1 3												
<b>Carlos Beltrán, S</b> (1, 8) OBP: 0.378, SLG: 0.504		0-0 		4-1  1-2 BB		1-0 		1-3 		3 1 1 1 1 1 0												
<b>Michael Tucker, L</b> (1, 9) OBP: 0.314, SLG: 0.443		0-2 		1-3 		4-2  BB		2-1 		2 0 0 0 1 1 2												
<b>Jason Grimsley, R</b> (7, 1)										0 0 0 0 0 0 0												
<b>Ken Harvey, R</b> (9, PH) OBP: 0.276, SLG: 0.369										1 0 0 0 0 0 0												
<b>Mike MacDougal, S</b> (9, 1)										0 0 0 0 0 0 0												
<b>4 Angel Berroa, R</b> (1, 6) OBP: 0.318, SLG: 0.404		1-3 			0-1  HR		1-2 		2-2 	4 1 1 1 0 1 1												
<b>Brent Mayne, L</b> (1, 2) OBP: 0.301, SLG: 0.373			1-2 		2-0  2B		1-3 			3 0 1 0 0 1 1												
<b>Kyle Snyder, S</b> (1, 1)			1-3 		0-1  G3-6 2-3			2-3 		2 0 0 0 0 1 1												
<b>Aaron Guiel, L</b> (7, 9) OBP: 0.167, SLG: 0.167										1 0 0 0 0 1 0												
<b>Inning Stats</b>	R: 0 E: 0 K: 1 S: 8	H: 0 LOB: 0 BB: 0 P: 16	R: 1 E: 0 K: 1 S: 11	H: 1 LOB: 0 BB: 0 P: 13	R: 0 E: 0 K: 1 S: 8	H: 1 LOB: 0 BB: 0 P: 14	R: 0 E: 0 K: 2 S: 11	H: 1 LOB: 2 BB: 1 P: 20	R: 1 E: 0 K: 0 S: 8	H: 2 LOB: 0 BB: 0 P: 10	R: 0 E: 0 K: 2 S: 8	H: 0 LOB: 0 BB: 0 P: 10	R: 0 E: 0 K: 1 S: 10	H: 0 LOB: 1 BB: 1 P: 17	R: 0 E: 0 K: 1 S: 12	H: 2 LOB: 2 BB: 0 P: 21	R: 0 E: 0 K: 1 S: 9	H: 0 LOB: 0 BB: 0 P: 14	1B: 4 2B: 1 3B: 0 HR: 2	SF: 0 SAC: 0 DP: 1 HBP: 0	WP: 0 PB: 0 SB: 0 CS: 1	PA: 35
<b>PITCHER</b>	IP WLS BF H R ER SO BB IBB HBP BLK WP HR S P ERA WHIP																					
<b>Hideo Nomo, R</b> (1, 1) ERA: 2.84	8.0 L 31 7 2 2 9 2 0 0 0 0 0 2 76 121 2.25 1.125																					
<b>Paul Quantrill, R</b> (9, 1) ERA: 1.46	1.0 3 0 0 0 1 0 0 0 0 0 0 0 9 14 0.00 0.000																					

**Kansas City Royals @ Los Angeles Dodgers**  
 Dodger Stadium, Los Angeles, CA  
 Wed Jun 04 2003, 7:10 PM PDT  
 Att. 23,677 - Sunny - 66 F

AB	32
R	2
H	7
RBI	2
BB	2
SO	10
LOB	9



Batter	1	2	3	4	5	6	7	8	9	AB	R	H	RBI	BB	SO	LOB
<b>Dave Roberts, L</b> OBP: 0.340, SLG: 0.329 (1, 8)	1-2 L9			3-1 G4-3		1-2 2B 1B			2-1 G3	4	1	1	0	0	0	0
<b>Paul Lo Duca, R</b> OBP: 0.393, SLG: 0.456 (1, 2)	1-2 F9			3-2 1B		1-2 SAFE 1-H 2B			0-2 G5-3	4	0	2	1	0	0	0
<b>Shawn Green, L</b> OBP: 0.339, SLG: 0.445 (1, 9)	1-3 K			0-3 SAFE K		0-1 G1-3			2-1 L8	4	0	0	0	0	2	2
<b>Fred McGriff, L</b> OBP: 0.330, SLG: 0.447 (1, 3)			3-2 G3	0-1 G3			0-3 K			3	0	0	0	0	1	1
<b>Brian Jordan, R</b> OBP: 0.389, SLG: 0.412 (1, 7)			1-1 G5-3		0-0 G1-3		2-3 K			3	0	0	0	0	1	0
<b>Adrian Beltré, R</b> OBP: 0.278, SLG: 0.347 (1, 5)			2-2 F7		2-0 F8		1-0 G3-1			3	0	0	0	0	0	0
<b>Alex Cora, L</b> OBP: 0.307, SLG: 0.337 (1, 4)			1-1 F8		0-1 G6-3			3-1 F8		3	0	0	0	0	0	0
<b>Cesar Izturis, S</b> OBP: 0.283, SLG: 0.286 (1, 6)			0-1 F8			1-2 K		3-3 K		3	0	0	0	0	2	0
<b>Hideo Nomo, R</b> OBP: 0.167, SLG: 0.107 (1, 1)			2-3 K			2-2 G5-3		2-3 K		2	0	0	0	0	1	0
<b>Mike Kinkade, R</b> OBP: 0.389, SLG: 0.417 (8, PH)										1	0	0	0	0	1	0
<b>Paul Quantrill, L</b> (9, 1)										0	0	0	0	0	0	0

Inning Stats	R: 0	H: 0	E: 0	K: 1	S: 9	LOB: 0	BB: 0	P: 12	R: 0	H: 0	E: 0	K: 0	S: 8	LOB: 0	BB: 0	P: 14	R: 0	H: 1	E: 0	K: 1	S: 10	LOB: 1	BB: 0	P: 16	R: 0	H: 0	E: 0	K: 0	S: 4	LOB: 0	BB: 0	P: 6	R: 1	H: 2	E: 0	K: 1	S: 15	LOB: 1	BB: 0	P: 20	R: 0	H: 0	E: 0	K: 2	S: 7	LOB: 0	BB: 0	P: 10	R: 0	H: 0	E: 0	K: 2	S: 12	LOB: 0	BB: 0	P: 20	R: 0	H: 0	E: 0	K: 0	S: 7	LOB: 0	BB: 0	P: 11	1B: 2	SF: 0	2B: 1	SAC: 0	3B: 0	DP: 0	HR: 0	HBP: 0	WP: 0	PA: 30
--------------	------	------	------	------	------	--------	-------	-------	------	------	------	------	------	--------	-------	-------	------	------	------	------	-------	--------	-------	-------	------	------	------	------	------	--------	-------	------	------	------	------	------	-------	--------	-------	-------	------	------	------	------	------	--------	-------	-------	------	------	------	------	-------	--------	-------	-------	------	------	------	------	------	--------	-------	-------	-------	-------	-------	--------	-------	-------	-------	--------	-------	--------

PITCHER	IP	WLS	BF	H	R	ER	SO	BB	IBB	HBP	BLK	WP	HR	S	P	ERA	WHIP
<b>Kyle Snyder, R</b> ERA: 3.77 (1, 1)	6.0	W	21	3	1	1	4	0	0	0	0	0	0	53	78	1.50	0.500
<b>Jason Grimsley, R</b> ERA: 3.86 (7, 1)	2.0	H	6	0	0	0	4	0	0	0	0	0	0	19	30	0.00	0.000
<b>Mike MacDougal, R</b> ERA: 2.92 (9, 1)	1.0	S	3	0	0	0	0	0	0	0	0	0	0	7	11	0.00	0.000

**BOTTOM**

**Kansas City Royals @ Los Angeles Dodgers**  
**Dodger Stadium, Los Angeles, CA**  
 Wed Jun 04 2003, 7:10 PM PDT  
 Att. 23,677 - Sunny - 66 F

[livebaseballscores.com](http://livebaseballscores.com)

<b>AB</b>	<b>30</b>
<b>R</b>	<b>1</b>
<b>H</b>	<b>3</b>
<b>RBI</b>	<b>1</b>
<b>BB</b>	<b>0</b>
<b>SO</b>	<b>8</b>
<b>LOB</b>	<b>3</b>





Batter	1	2	3	4	5	6	7	8	9	AB R H RBI BB SO LOB	TOP											
Desi Relaford, S OBP: 0.351, SLG: 0.416 (1, 4)	0-0 29 E G6-3 1B		0-2 G4-3		0-0 L3		0-1 L6			4 0 1 0 0 0 2												
Joe Randa, R OBP: 0.298, SLG: 0.407 (1, 5)	0-2 G6-3 1-2		2-2 G6-3			1-1 29 2B 1B		2-3 K		4 1 1 0 0 1 1												
29 Mike Sweeney, R OBP: 0.426, SLG: 0.509 Mendy López, R OBP: 0.250, SLG: 0.314 (1, 3) (8, PR) (8, 3)	2-0 E3 FC4-6 2-3		2-1 G6-3		2-0 SH2-3 4 WP 1-H 2B		1-1 FC4 HBP			3 1 1 1 0 0 1 0 0 0 0 0 0 0												
Raul Ibanez, L OBP: 0.339, SLG: 0.463 (1, 7)	2-3 K		2-1 G4-3		0-0 SH2-3		0-1 FC4 CS 1-2f			3 0 0 0 0 1 3												
Carlos Beltrán, S OBP: 0.375, SLG: 0.493 (1, 8)	1-2 FC4-6 1-2f		0-0 G6-3		4-0 4 S BB		0-1 CS 1-2		1-3 K	3 0 0 0 1 1 2												
Michael Tucker, L OBP: 0.308, SLG: 0.435 (1, 9)		1-1 G3			2-3 K		2-3 SAFE K		3-3 K	4 0 0 0 0 3 2												
4 Angel Berroa, R OBP: 0.317, SLG: 0.401 (1, 6)		2-2 G6-3			0-2 SH1-4 1B		3-2 SAFE G5-3 1-2 3-H		2-2 G6-3	4 0 1 0 0 0 1												
Mike DiFelice, R OBP: 0.316, SLG: 0.474 (1, 2)		1-0 G5-3			0-1 SH1-4 1B		2-3 K			3 0 1 0 0 1 0												
Darrell May, L Sean Lowe, R Rick DeHart, L (1, 1) (8, 1) (8, 1)			0-3 K		0-2 SH1-4		0-1 G4-3			2 0 0 0 0 1 0 0 0 0 0 0 0 0 0 0 0 0 0 0 0												
<b>Inning Stats</b>	R: 0 E: 1 K: 1 S: 12	H: 1 LOB: 2 BB: 0 P: 17	R: 0 E: 0 K: 0 S: 6	H: 0 LOB: 0 BB: 0 P: 10	R: 0 E: 0 K: 1 S: 9	H: 0 LOB: 0 BB: 0 P: 11	R: 0 E: 0 K: 0 S: 5	H: 0 LOB: 0 BB: 0 P: 9	R: 0 E: 0 K: 1 S: 12	H: 2 LOB: 2 BB: 0 P: 14	R: 2 E: 0 K: 1 S: 18	H: 2 LOB: 1 BB: 1 P: 30	R: 0 E: 0 K: 1 S: 7	H: 0 LOB: 0 BB: 0 P: 9	R: 0 E: 0 K: 1 S: 7	H: 0 LOB: 1 BB: 0 P: 10	R: 0 E: 0 K: 2 S: 12	H: 0 LOB: 0 BB: 0 P: 18	1B: 4 2B: 1 3B: 0 HR: 0	SF: 0 SAC: 2 DP: 0 HBP: 1	WP: 1 PB: 0 SB: 1 CS: 1	PA: 35
<b>PITCHER</b>	IP WLS BF H R ER SO BB IBB HBP BLK WP HR S P ERA WHIP																					
Kevin Brown, R ERA: 2.06 Paul Shuey, R ERA: 1.0 Tom Martin, L ERA: 2.6 Eric Gagne, R ERA: 2.1	(1, 1) (8, 1) (8, 1) (9, 1)	7.0 0.1 0.2 1.0	W H H S	28 2 1 3	5 0 0 0	2 0 0 0	2 0 0 0	5 1 0 2	1 0 0 0	0 0 0 0	0 0 0 0	0 0 0 0	1 4 3 12	69 4 3 12	100 7 3 18	2.57 0.00 0.00 0.00	0.857 0.000 0.000 0.000					

**Kansas City Royals @ Los Angeles Dodgers**  
 Dodger Stadium, Los Angeles, CA  
 Thu Jun 05 2003, 7:10 PM PDT  
 Att. 29,170 - Overcast - 64 F

AB	30
R	2
H	5
RBI	1
BB	1
SO	8
LOB	12



Batter	1	2	3	4	5	6	7	8	9
<b>Dave Roberts, L</b> OBP: 0.343, SLG: 0.347 (1, 8)	1-0 E1 1B		3-2 2B			1-1 SH2-3 SF8 2B	1-3 K		
<b>Paul Lo Duca, R</b> OBP: 0.392, SLG: 0.465 (1, 2)	1-2 P5		1-2 F9			0-0 SH2-3 2-3		0-0 HR 3B	
<b>Shawn Green, L</b> OBP: 0.337, SLG: 0.443 (1, 9)	1-0 FC6-4 1B		1-0 F7			0-1 SF8 3-H		0-1 G4-3	
<b>Brian Jordan, R</b> OBP: 0.381, SLG: 0.402 (1, 7)	0-0 FC6-4 1-2f			1-2 G6-3		2-2 P3		2-3 K	
<b>Fred McGriff, L</b> OBP: 0.329, SLG: 0.458 (1, 3)	0-0 F9			2-2 G4-3			0-1 G3	1-1 HR	
<b>Jolbert Cabrera, R</b> OBP: 0.336, SLG: 0.533 (1, 4)		3-2 L7		1-0 F9			3-2 F9	2-2 G6-3	
<b>Adrian Beltré, R</b> OBP: 0.278, SLG: 0.352 (1, 5)		2-2 G2-3			1-0 F8		2-1 1B 2B		
<b>Cesar Izturis, S</b> OBP: 0.284, SLG: 0.287 (1, 6)		1-0 F9			1-1 G3		2-0 1B		
<b>Kevin Brown, R</b> OBP: 0.167, SLG: 0.241 (7, PH) <b>Ron Coomer, R</b> OBP: 0.306, SLG: 0.279 <b>Paul Shuey, R</b> <b>Tom Martin, L</b> <b>Eric Gagne, R</b>			1-0 P4		3-2 G5-3		4-0 IBB		

Inning Stats	R: 1 E: 1 K: 0 S: 8	H: 1 LOB: 1 BB: 0 P: 11	R: 0 E: 0 K: 0 S: 7	H: 0 LOB: 0 BB: 0 P: 13	R: 0 E: 0 K: 0 S: 12	H: 1 LOB: 1 BB: 0 P: 18	R: 0 E: 0 K: 0 S: 8	H: 0 LOB: 0 BB: 0 P: 12	R: 0 E: 0 K: 0 S: 7	H: 0 LOB: 0 BB: 0 P: 12	R: 1 E: 0 K: 0 S: 8	H: 1 LOB: 0 BB: 0 P: 11	R: 1 E: 0 K: 1 S: 12	H: 2 LOB: 2 BB: 1 P: 24	R: 2 E: 0 K: 1 S: 14	H: 2 LOB: 0 BB: 0 P: 19
1B: 2 2B: 3 3B: 1 HR: 1	SF: 1 SAC: 1 DP: 0 HBP: 0	WP: 0 PA: 33 PB: 0 SB: 0 CS: 0														

PITCHER	IP	WLS	BF	H	R	ER	SO	BB	IBB	HBP	BLK	WP	HR	S	P	ERA	WHIP
<b>Darrell May, L</b> ERA: 4.08	(1, 1)	7.1	L	30	6	4	3	1	0	0	0	0	0	65	104	3.68	0.818
<b>Sean Lowe, R</b> ERA: 4.58	(8, 1)	0.1		1	0	0	0	1	0	0	0	0	0	3	5	0.00	0.000
<b>Rick DeHart, L</b> ERA: 9.0	(8, 1)	0.1		2	1	1	0	0	0	0	0	0	1	8	11	27.00	3.000

AB R H RBI BB SO LOB

4 2 2 0 0 1 2

3 1 1 0 0 0 2

3 0 1 2 0 0 2

4 0 0 0 0 1 2

4 1 1 2 0 0 1

4 0 0 0 0 0 0

3 1 1 0 0 0 0

3 0 1 1 0 0 0

2 0 0 0 0 0 0

0 0 0 0 1 0 0

0 0 0 0 0 0 0

0 0 0 0 0 0 0

0 0 0 0 0 0 0

1B: 2 SF: 1

2B: 3 SAC: 1

3B: 1 DP: 0

HR: 1 HBP: 0

WP: 0 PA: 33

PB: 0

SB: 0

CS: 0

ERA

WHIP

AB 30

R 5

H 7

RBI 5

BB 1

SO 2

LOB 9



Kansas City Royals @ Los Angeles Dodgers

Dodger Stadium, Los Angeles, CA

Thu Jun 05 2003, 7:10 PM PDT

Att. 29,170 - Overcast - 64 F

livebaseballscores.com



Batter	1	2	3	4	5	6	7	8	9	AB R H RBI BB SO LOB	TOP											
Tony Graffanino, R (1, 4) OBP: 0.349, SLG: 0.447	3-3 K		2-3 K		0-0 F9			1-3 K		4 0 0 0 0 3 0	<b>Chicago White Sox @ Los Angeles Dodgers</b> <b>Dodger Stadium, Los Angeles, CA</b> Fri Jun 06 2003, 7:10 PM PDT Att. 35,503 - Cloudy - 65 F											
Jose Valentin, S (1, 6) OBP: 0.319, SLG: 0.447	4-1 2B G4-3 BB		3-1 F8			2-3 K2-3		4-2 BB		2 1 0 0 2 1 0												
Frank Thomas, R (1, 3) OBP: 0.411, SLG: 0.521	3-1 G4-3 1-3 2B		0-0 F9			4-2 BB		0-3 K		3 0 1 0 1 1 1												
Magglio Ordonez, R (1, 9) OBP: 0.329, SLG: 0.471	1-2 G4-3			2-1 F8		2-0 F7		1-1 F9		4 0 0 1 0 0 3												
Carlos Lee, R (1, 7) OBP: 0.319, SLG: 0.457	2-3 3-H 2-3 K			0-0 B5		0-1 F9		1-3 K		4 0 0 0 0 2 2												
24 Joe Crede, R (1, 5) OBP: 0.244, SLG: 0.318		2-3 K		1-1 1B		1-0 SH2-3 1B		1-3 K		4 0 2 0 0 2 0												
Miguel Olivo, R (1, 2) OBP: 0.305, SLG: 0.407		2-0 2B		2-2 G5-3		0-0 SH2-3		1-2 G1-3		3 0 1 0 0 0 1												
Joe Borchard, S (1, 8) OBP: 0.269, SLG: 0.295		0-3 K			3-3 K		2-2 L7			2 0 0 0 0 2 1												
14 Paul Konerko, R (7, PH) OBP: 0.271, SLG: 0.291										1 0 0 0 0 0 1												
Armando Rios, L (7, 8) OBP: 0.267, SLG: 0.324										0 0 0 0 0 0 0												
56 Mark Buehrle, L (1, 1) D'Angelo Jimenez, S (7, PH) Tom Gordon, R (7, 1)		0-3 K			1-3 K		1-1 G6-3			2 0 0 0 0 2 1												
										1 0 0 0 0 0 1												
										0 0 0 0 0 0 0												
<b>Inning Stats</b>	R: 1 E: 0 K: 2 S: 15	H: 1 LOB: 1 BB: 1 P: 28	R: 0 E: 0 K: 3 S: 10	H: 1 LOB: 1 BB: 0 P: 14	R: 0 E: 0 K: 1 S: 6	H: 0 LOB: 0 BB: 0 P: 11	R: 0 E: 0 K: 0 S: 9	H: 1 LOB: 1 BB: 0 P: 14	R: 0 E: 0 K: 2 S: 10	H: 0 LOB: 0 BB: 0 P: 14	R: 0 E: 0 K: 1 S: 11	H: 0 LOB: 1 BB: 1 P: 19	R: 0 E: 0 K: 0 S: 8	H: 1 LOB: 1 BB: 0 P: 12	R: 0 E: 0 K: 2 S: 12	H: 0 LOB: 1 BB: 1 P: 18	R: 0 E: 0 K: 2 S: 11	H: 0 LOB: 0 BB: 0 P: 14	1B: 2 2B: 2 3B: 0 HR: 0	SF: 0 SAC: 1 DP: 0 HBP: 0	WP: 0 PB: 0 SB: 0 CS: 0	PA: 34
<b>PITCHER</b>	IP WLS BF H R ER SO BB IBB HBP BLK WP HR S P ERA WHIP																					
Kaz Ishii, L (1, 1) ERA: 3.01	7.0 W 27 4 1 1 9 2 0 0 0 0 0 0 69 112 1.29 0.857																					
Paul Quantrill, R (8, 1) ERA: 1.44	0.1 H 1 0 0 0 1 0 0 0 0 0 0 0 3 4 0.00 0.000																					
Tom Martin, L (8, 1) ERA: 2.6	0.0 1 0 0 0 0 1 0 0 0 0 0 0 4 8 ∞ ∞																					
Paul Shuey, R (8, 1) ERA: 0.96	0.2 H 2 0 0 0 1 0 0 0 0 0 0 0 5 6 0.00 0.000																					
Eric Gagne, R (9, 1) ERA: 2.03	1.0 S 3 0 0 0 2 0 0 0 0 0 0 0 11 14 0.00 0.000																					

livebaseballscores.com

<b>AB</b>	<b>30</b>
<b>R</b>	<b>1</b>
<b>H</b>	<b>4</b>
<b>RBI</b>	<b>1</b>
<b>BB</b>	<b>3</b>
<b>SO</b>	<b>13</b>
<b>LOB</b>	<b>11</b>



Batter	1	2	3	4	5	6	7	8	9
<b>Dave Roberts, L</b> OBP: 0.335, SLG: 0.338 (1, 8) X	0-0 G1-3		0-0 FC1-2-5 1B			0-1 G5-3		1-3 K	
<b>Paul Lo Duca, R</b> OBP: 0.394, SLG: 0.465 (1, 2) C X	0-1 G6-3 1B		0-1 3-H 2-H 1B			2-3 K		2-3 K	
<b>Shawn Green, L</b> OBP: 0.332, SLG: 0.436 (1, 9) B X	1-0 G6-3 1-2f		0-2 L4			3-2 G3		1-0 F8	
<b>Brian Jordan, R</b> OBP: 0.381, SLG: 0.419 (1, 7)		2-2 HR		1-3 K			0-0 F8		
<b>Fred McGriff, L</b> OBP: 0.329, SLG: 0.454 (1, 3) C X		2-3 K		2-1 G4-3			4-1 BB 1B BB		
<b>Jolbert Cabrera, R</b> OBP: 0.336, SLG: 0.526 (1, 4) B X		1-1 G5-3		3-2 F9			1-2 FC5 BB 1B		
<b>Adrian Beltré, R</b> OBP: 0.279, SLG: 0.349 (1, 5) B X		2-3 K			2-3 K		4-0 1-2 2-3 BB		
<b>Cesar Izturis, S</b> OBP: 0.284, SLG: 0.288 (1, 6) B X			2-1 E2 SH1-4 FC1-2-5 1B		0-1 G4-3		0-0 F7		
<b>Kaz Ishii, L</b> <b>Alex Cora, L</b> <b>Paul Quantrill, L</b> <b>Tom Martin, L</b> <b>Paul Shuey, R</b> <b>Eric Gagne, R</b> (1, 1) (7, PH) (8, 1) (8, 1) (8, 1) (9, 1)			0-1 SH1-4		2-3 K		2-2 FC5 2-3f		

AB	R	H	RBI	BB	SO	LOB
4	1	0	0	0	1	1
4	0	2	1	0	2	0
4	0	0	0	0	0	2
3	1	1	1	0	1	0
2	0	0	0	1	1	0
3	0	1	0	0	0	0
2	0	0	0	1	2	0
3	0	1	0	0	0	3
1	0	0	0	0	1	0
1	0	0	0	0	0	3
0	0	0	0	0	0	0
0	0	0	0	0	0	0
0	0	0	0	0	0	0
0	0	0	0	0	0	0
1B: 4	SF: 0					
2B: 0	SAC: 1					
3B: 0	DP: 1					
HR: 1	HBP: 0					

**BOTTOM**

**Chicago White Sox @ Los Angeles Dodgers**  
Dodger Stadium, Los Angeles, CA

Fri Jun 06 2003, 7:10 PM PDT  
Att: 35,503 - Cloudy - 65 F

<b>AB</b>	<b>27</b>
<b>R</b>	<b>2</b>
<b>H</b>	<b>5</b>
<b>RBI</b>	<b>2</b>
<b>BB</b>	<b>2</b>
<b>SO</b>	<b>8</b>
<b>LOB</b>	<b>9</b>



Inning Stats	R: 0	H: 1	E: 0	LOB: 0	K: 0	BB: 0	S: 4	P: 5									
<b>56 Mark Buehrle, L</b> ERA: 4.6 (1, 1)	6.0	WLS: L	21	H: 4	R: 2	ER: 2	SO: 6	BB: 0	IBB: 0	HBP: 0	BLK: 0	WP: 0	HR: 1	S: 56	P: 81	ERA: 3.00	WHIP: 0.667
<b>Tom Gordon, R</b> ERA: 4.4 (7, 1)	2.0		9	H: 1	R: 0	ER: 0	SO: 2	BB: 2	IBB: 0	HBP: 0	BLK: 0	WP: 0	HR: 0	S: 16	P: 31	ERA: 0.00	WHIP: 1.500

WP	PA	30
WP: 0	PA: 30	
PB: 0		
SB: 0		
CS: 0		



Batter	1	2	3	4	5	6	7	8	9	AB R H RBI BB SO LOB	TOP											
D'Angelo Jimenez, S OBP: 0.368, SLG: 0.468 (1, 4)	3-1 G3		3-1 F9 2-H 1B		1-1 G4-3		1-3 K		1-2 G3	5 1 1 1 0 1 0	<b>Chicago White Sox @ Los Angeles Dodgers</b> <b>Dodger Stadium, Los Angeles, CA</b> Sat Jun 07 2003, 7:10 PM PDT Att. 44,122 - Cloudy - 65 F											
Jose Valentin, S OBP: 0.317, SLG: 0.440 (1, 6)	2-2 F8		0-2 F9 1-3		2-3 K		1-0 F8		1-1 1B	5 0 1 0 0 1 1												
Frank Thomas, R OBP: 0.420, SLG: 0.544 (1, 3) Joe Borchard, S OBP: 0.264, SLG: 0.289 (8, 8)	0-1 FC3-6 1B		4-1 WP 1B BB		0-2 1B		1-1 HR		0-3 K	3 1 3 1 1 0 0 1 0 0 0 0 1 1												
Magglio Ordonez, R OBP: 0.332, SLG: 0.472 (1, 9)	1-2 FC3-6 1-2f		1-0 WP 1B		1-2 1B		0-2 G6-3			4 0 2 1 0 0 1												
Carlos Lee, R OBP: 0.313, SLG: 0.448 (1, 7)			1-3 K		3-2 G5-3				0-0 F8	4 0 0 0 0 1 4												
Armando Rios, L OBP: 0.256, SLG: 0.311 (1, 8) 14 Paul Konerko, R OBP: 0.270, SLG: 0.289 (8, 3)			1-2 2-3		2-2 G6-3				2-1 G5-3	3 0 0 0 0 1 0 1 0 0 0 0 0 0												
24 Joe Crede, R OBP: 0.254, SLG: 0.342 (1, 5)			1-2 F9		0-2 FC6-4 1B				1-0 HR	4 1 3 1 0 0 0												
Miguel Olivo, R OBP: 0.304, SLG: 0.397 (1, 2)			4-1 SH1-4 1B BB		0-0 FC6-4 1-2f				1-0 P4	3 1 0 0 1 1 2												
Bartolo Colon, R (1, 1)			0-1 SH1-4		2-3 K				0-0 G3-1	3 0 0 0 0 1 2												
<b>Inning Stats</b>	R: 0 E: 0 K: 0 S: 11	H: 1 LOB: 1 BB: 0 P: 17	R: 0 E: 0 K: 0 S: 9	H: 0 LOB: 0 BB: 0 P: 13	R: 2 E: 0 K: 1 S: 13	H: 2 LOB: 2 BB: 2 P: 26	R: 0 E: 0 K: 1 S: 12	H: 1 LOB: 1 BB: 0 P: 16	R: 0 E: 0 K: 1 S: 18	H: 2 LOB: 2 BB: 0 P: 25		R: 0 E: 0 K: 2 S: 9	H: 1 LOB: 1 BB: 0 P: 12	R: 1 E: 0 K: 1 S: 9	H: 1 LOB: 0 BB: 0 P: 12	R: 1 E: 0 K: 0 S: 5	H: 1 LOB: 0 BB: 0 P: 9	R: 0 E: 0 K: 1 S: 10	H: 1 LOB: 1 BB: 0 P: 12	1B: 8 2B: 0 3B: 0 HR: 2	SF: 0 SAC: 1 DP: 0 HBP: 0	WP: 1 PB: 0 SB: 1 CS: 0
<b>PITCHER</b>	IP WLS BF H R ER SO BB IBB HBP BLK WP HR S P ERA WHIP												IP WLS BF H R ER SO BB IBB HBP BLK WP HR S P ERA WHIP									
Andy Ashby, R ERA: 6.48 (1, 1)	3.0 L 14 3 2 2 1 2 0 0 0 0 1 0 33 56 6.00 1.667																					
Wilson Alvarez, L ERA: 3.6 (4, 1)	5.0 21 6 2 2 5 0 0 0 0 0 2 53 74 3.60 1.200																					
Guillermo Mota, R ERA: 1.72 (9, 1)	1.0 4 1 0 0 1 0 0 0 0 0 0 0 10 12 0.00 1.000																					

livebaseballscorecards.com

<b>AB</b>	36
<b>R</b>	4
<b>H</b>	10
<b>RBI</b>	4
<b>BB</b>	2
<b>SO</b>	7
<b>LOB</b>	11







Batter	1	2	3	4	5	6	7	8	9	AB R H RBI BB SO LOB	TOP
D'Angelo Jimenez, S (1, 4) OBP: 0.364, SLG: 0.462	1-1 F9			3-2 1B 1B	1-0 G5-3		2-2 F8		2-2 G4-3	5 1 1 1 0 0 2	<b>Chicago White Sox @ Los Angeles Dodgers</b> <b>Dodger Stadium, Los Angeles, CA</b> Sun Jun 08 2003, 1:10 PM PDT Att. 52,637 - Overcast - 69 F
Tony Graffanino, R (1, 6) OBP: 0.360, SLG: 0.465	1-2 G1-3			0-1 1B 1B	0-1 S HR		3-2 FC6-4 BB		2-3 K	5 3 3 2 0 1 0	
Frank Thomas, R (1, 3) OBP: 0.426, SLG: 0.561 Brian Daubach, L (7, 3) OBP: 0.309, SLG: 0.324	0-3 K			0-0 G6-4-3 1B	2-1 HR		4-1 FC6-4		3-1 2B	3 1 2 2 1 1 0 1 0 1 0 0 0 0	
Magglio Ordonez, R (1, 9) OBP: 0.333, SLG: 0.468				1-1 G6-4-3 1B	3-2 G5-3		3-2 FC6-4		4-2 BB	4 1 1 1 1 0 2	
Carlos Lee, R (1, 7) OBP: 0.315, SLG: 0.461				0-1 G6-4-3	1-1 FC6-4 1B		0-2 HR		1-2 F9	5 1 2 3 0 0 4	
24 Joe Crede, R (1, 5) OBP: 0.249, SLG: 0.335				0-0 F9	1-0 FC6-4		1-0 G1-3			4 0 0 0 0 0 2	
Miguel Olivo, R (1, 2) OBP: 0.302, SLG: 0.392				1-3 K	1-1 SH E		2-3 K		1-2 G1-3	4 1 1 0 0 2 0	
Joe Borchard, S (1, 8) OBP: 0.246, SLG: 0.265				0-0 F9	1-2 E1		0-0 P4		1-3 K	4 1 0 0 0 1 1	
Esteban Loaiza, R (1, 1) OBP: 0.200, SLG: 0.200 Armando Rios, L (8, PH) OBP: 0.253, SLG: 0.307 Damaso Marte, L (8, 1) Billy Koch, R (9, 1)				3-3 K	0-0 SH		0-0 G1-6-3		2-2 G4-3	2 1 0 0 0 1 0 1 0	
<b>Inning Stats</b>	R: 0 H: 0 E: 0 LOB: 0 K: 1 BB: 0 S: 8 P: 10	R: 0 H: 0 E: 0 LOB: 0 K: 0 BB: 0 S: 4 P: 9	R: 0 H: 0 E: 0 LOB: 0 K: 2 BB: 0 S: 10 P: 14	R: 2 H: 4 E: 0 LOB: 1 K: 0 BB: 0 S: 11 P: 15	R: 5 H: 4 E: 1 LOB: 1 K: 0 BB: 0 S: 18 P: 28	R: 0 H: 0 E: 0 LOB: 0 K: 1 BB: 0 S: 5 P: 7	R: 3 H: 2 E: 0 LOB: 0 K: 0 BB: 1 S: 19 P: 32	R: 0 H: 0 E: 0 LOB: 0 K: 1 BB: 0 S: 11 P: 15	R: 0 H: 1 E: 0 LOB: 2 K: 1 BB: 1 S: 18 P: 30	1B: 7 SF: 0 2B: 2 SAC: 1 3B: 0 DP: 1 HR: 2 HBP: 0	WP: 0 PA: 41 PB: 0 SB: 1 CS: 0
<b>PITCHER</b>	IP WLS BF H R ER SO BB IBB HBP BLK WP HR S P ERA WHIP										
Odalis Perez, L (1, 1) ERA: 4.72	5.0 L 24 8 7 6 3 0 0 0 0 0 0 1 51 76 10.80 1.600										
Guillermo Mota, R (6, 1) ERA: 2.33	2.0 9 2 3 3 1 1 0 0 0 0 0 1 24 39 13.50 1.500										
Paul Quantrill, R (8, 1) ERA: 1.38	1.0 3 0 0 0 0 1 0 0 0 0 0 0 11 15 0.00 0.000										
Paul Shuey, R (9, 1) ERA: 0.92	1.0 5 1 0 0 0 1 1 0 0 0 0 0 18 30 0.00 2.000										

livebaseballscorecards.com

<b>AB</b>	<b>38</b>
<b>R</b>	<b>10</b>
<b>H</b>	<b>11</b>
<b>RBI</b>	<b>9</b>
<b>BB</b>	<b>2</b>
<b>SO</b>	<b>6</b>
<b>LOB</b>	<b>11</b>



Batter	1	2	3	4	5	6	7	8	9	AB	R	H	RBI	BB	SO	LOB
<b>Dave Roberts, L</b> (1, 8) OBP: 0.333, SLG: 0.335	3-2 G5-3		0-2 L1		1-2 PO			2-1 P2		4	0	1	1	0	0	0
<b>Adrián Beltré, R</b> (1, 5) OBP: 0.275, SLG: 0.342	1-2 G5-3		1-0 G6-3		0-2 PO	2-0 L5		1-2 1B		4	0	1	0	0	0	0
<b>Shawn Green, L</b> (1, 9) OBP: 0.326, SLG: 0.440	0-1 HR		3-3 K			3-3 K		0-3 K		4	1	1	1	0	3	1
<b>Fred McGriff, L</b> (1, 3) OBP: 0.319, SLG: 0.439	3-3 K			1-3 K		1-0 G5-3		0-2 F8		3	0	0	0	0	2	0
<b>Ron Coomer, R</b> (8, PH) (9, 3)										1	0	0	0	0	0	1
<b>Paul Lo Duca, R</b> (1, 7) OBP: 0.390, SLG: 0.474		1-2 IHR		2-3 K			0-0 F9		1-0 L7	3	1	1	1	0	1	0
<b>Jason Romano, R</b> (8, 7) OBP: 0.063, SLG: 0.063										1	0	0	0	0	0	0
<b>Alex Cora, L</b> (1, 4) OBP: 0.298, SLG: 0.332		2-1 G6-3		0-3 K			0-1 F7		2-2 P5	4	0	0	0	0	1	0
<b>David Ross, R</b> (1, 2) OBP: 0.318, SLG: 0.450		2-3 K			0-0 B3		0-0 1B		1-3 K	4	1	2	0	0	2	0
<b>Cesar Izturis, S</b> (1, 6) OBP: 0.290, SLG: 0.294		0-0 1B			0-0 B3		0-2 1B			3	0	2	0	0	0	1
<b>Paul Quantrill, L</b> (8, 1)										0	0	0	0	0	0	0
<b>Paul Shuey, R</b> (9, 1)										0	0	0	0	0	0	0
<b>Odalis Perez, L</b> (1, 1) OBP: 0.045, SLG: 0.045		1-3 K			2-3 K		0-2 F7			1	0	0	0	0	1	1
<b>Bubba Crosby, L</b> (5, PH) OBP: 0.111, SLG: 0.111										1	0	0	0	0	1	1
<b>Guillermo Mota, R</b> (6, 1) OBP: 0.250, SLG: 0.250										0	0	0	0	0	0	0
<b>Jolbert Cabrera, R</b> (7, PH) (8, 6)										1	0	0	0	0	0	2

Inning Stats	R: 1	H: 1	E: 0	K: 1	S: 14	LOB: 0	BB: 0	P: 21	R: 1	H: 2	E: 0	K: 2	S: 12	LOB: 1	BB: 0	P: 18	R: 0	H: 0	E: 0	K: 1	S: 8	LOB: 0	BB: 0	P: 12	R: 0	H: 0	E: 0	K: 3	S: 11	LOB: 0	BB: 0	P: 14	R: 1	H: 2	E: 0	K: 1	S: 10	LOB: 0	BB: 0	P: 13	R: 0	H: 0	E: 0	K: 1	S: 5	LOB: 0	BB: 0	P: 11	R: 0	H: 2	E: 0	K: 0	S: 11	LOB: 2	BB: 0	P: 11	R: 0	H: 1	E: 0	K: 1	S: 13	LOB: 1	BB: 0	P: 16	R: 0	H: 0	E: 0	K: 1	S: 7	LOB: 0	BB: 0	P: 11	1B: 6	SF: 0	2B: 0	SAC: 0	3B: 0	DP: 0	HR: 2	HBP: 0	WP: 0	PA: 35
--------------	------	------	------	------	-------	--------	-------	-------	------	------	------	------	-------	--------	-------	-------	------	------	------	------	------	--------	-------	-------	------	------	------	------	-------	--------	-------	-------	------	------	------	------	-------	--------	-------	-------	------	------	------	------	------	--------	-------	-------	------	------	------	------	-------	--------	-------	-------	------	------	------	------	-------	--------	-------	-------	------	------	------	------	------	--------	-------	-------	-------	-------	-------	--------	-------	-------	-------	--------	-------	--------


PITCHER	IP	WLS	BF	H	R	ER	SO	BB	IBB	HBP	BLK	WP	HR	S	P	ERA	WHIP
<b>Esteban Loaiza, R</b> (1, 1) ERA: 2.06	7.0		27	7	3	3	9	0	0	0	0	0	1	71	100	3.86	1.000
<b>Damaso Marte, L</b> (8, 1) ERA: 1.11	1.0		4	1	0	0	1	0	0	0	0	0	0	13	16	0.00	1.000
<b>Billy Koch, R</b> (9, 1) ERA: 4.91	1.0		3	0	0	0	1	0	0	0	0	0	0	7	11	0.00	0.000

**BOTTOM**

**Chicago White Sox @ Los Angeles Dodgers**  
**Dodger Stadium, Los Angeles, CA**

Sun Jun 08 2003, 1:10 PM PDT  
Att: 52,637 - Overcast - 69 F

<b>AB</b>	<b>34</b>
<b>R</b>	<b>3</b>
<b>H</b>	<b>8</b>
<b>RBI</b>	<b>3</b>
<b>BB</b>	<b>0</b>
<b>SO</b>	<b>11</b>
<b>LOB</b>	<b>7</b>





Batter	1	2	3	4	5	6	7	8	9	10	11	12	AB R H RBI BB SO LOB	TOP										
<b>Dave Roberts, L</b> OBP: 0.341, SLG: 0.335 (1, 8)	1-2 B2-3		3-2 1B		4-1 BB			1-2 CS HBP		1-2 F9		1-0 CS	3 1 1 0 1 0 1											
<b>Paul Lo Duca, R</b> OBP: 0.386, SLG: 0.467 (1, 2)	1-2 G5-3		2-0 1B		0-1 F8			2-2 F9		1-0 P2			5 0 1 1 0 0 2											
<b>Brian Jordan, R</b> OBP: 0.371, SLG: 0.406 (1, 7)	1-2 G6-3		2-0 F8					1-0 G6-3		2-3 K			5 0 0 0 0 1 1											
<b>Shawn Green, L</b> OBP: 0.320, SLG: 0.431 (1, 9)		1-0 G6-3		0-1 F8				0-0 G1-6-3		2-2 G4-3		2-3 K	5 0 0 0 0 1 0											
<b>Fred McGriff, L</b> OBP: 0.317, SLG: 0.438 (1, 3)		0-0 2B		1-1 E9				0-0 G4-3		0-3 K		1-3 K	5 0 1 0 0 2 0											
<b>Ron Coomer, R</b> OBP: 0.268, SLG: 0.240 (1, 10)		2-2 F7		0-0 F8				0-3 K		0-3 K		0-0 G5-3	5 0 0 0 0 2 2											
<b>Jolbert Cabrera, R</b> OBP: 0.336, SLG: 0.510 <b>Cesar Izturis, S</b> OBP: 0.290, SLG: 0.294 (1, 6) (12, 6)		1-0 L5		3-2 G4-3				2-2 F7		2-2 S 1B		4-2 WP 1B BB	4 1 1 0 1 0 2 0 0 0 0 0 0 0											
<b>Adrián Beltré, R</b> OBP: 0.278, SLG: 0.340 (1, 5)			0-0 G1-3		1-3 K			4-1 BB		1-2 G5-3		0-1 WP 1B	4 1 1 0 1 1 1											
<b>Alex Cora, L</b> OBP: 0.296, SLG: 0.328 (1, 4)			1-2 F9		3-2 F7			0-1 G5-3		2-1 P6		2-1 CS 1B	5 0 1 2 0 0 2											
<b>Inning Stats</b>	R: 0 E: 0 K: 13	H: 0 LOB: 0 BB: 16	R: 0 E: 0 K: 6	H: 1 LOB: 1 BB: 0 P: 10	R: 1 E: 0 K: 10	H: 2 LOB: 1 BB: 0 P: 17	R: 0 E: 1 K: 9	H: 0 LOB: 1 BB: 0 P: 13	R: 0 E: 0 K: 14	H: 0 LOB: 1 BB: 1 P: 22	R: 0 E: 0 K: 5	H: 0 LOB: 0 BB: 6	R: 0 E: 0 K: 2	H: 0 LOB: 0 BB: 0 P: 12	R: 0 E: 0 K: 14	H: 0 LOB: 0 BB: 15	R: 2 E: 0 K: 1	H: 2 LOB: 0 BB: 1 P: 20	1B: 5 2B: 1 3B: 0 HR: 0	SF: 0 SAC: 0 DP: 0 HBP: 1	WP: 1 PB: 0 SB: 3 CS: 2	PA: 46		
<b>PITCHER</b>	IP WLS BF H R ER SO BB IBB HBP BLK WP HR S P ERA WHIP																							
<b>Gary Knotts, R</b> ERA: 4.3 (1, 1)	8.0	30	3	1	1	2	2	0	1	0	0	0	0	0	76	113	1.12	0.625						
<b>Jamie Walker, L</b> ERA: 4.5 (9, 1)	0.2	2	0	0	0	1	0	0	0	0	0	0	0	7	9	0.00	0.000							
<b>Chris Spurling, R</b> ERA: 3.67 (9, 1)	0.2	3	1	0	0	1	0	0	0	0	0	0	0	12	15	0.00	1.500							
<b>Franklyn German, R</b> ERA: 2.7 (10, 1)	1.2	5	0	0	0	2	0	0	0	0	0	0	0	15	23	0.00	0.000							
<b>Steve Sparks, R</b> ERA: 3.72 (12, 1)	1.0	L 5	2	2	2	1	1	0	0	0	0	1	0	12	20	18.00	3.000							

**Los Angeles Dodgers @ Detroit Tigers**  
 Comerica Park, Detroit, MI  
 Tue Jun 10 2003, 7:05 PM EDT  
 Att. 13,419 - Cloudy - 72 F

AB	41
R	3
H	6
RBI	3
BB	3
SO	7
LOB	11



livebaseballscorecards.com

Batter	1	2	3	4	5	6	7	8	9	10	11	12	AB R H RBI BB SO LOB
Alex Sanchez, L OBP: 0.307, SLG: 0.363 (1, 8)	1-0 S 1B		4-1 G3 SH1-4 1-2 BB		0-0 F7		2-0 G4-3			0-3 K		0-2 G4-3	5 0 1 0 1 1 2
Ramon Santiago, S OBP: 0.301, SLG: 0.275 (1, 4)	0-0 B2		0-0 SH1-4		2-1 WP BB 1B		0-1 G4-3			1-1 FC3-6 BB 1-2f			4 0 1 0 0 0 3
Bobby Higginson, L OBP: 0.347, SLG: 0.357 (1, 9)	1 SAFE 3-2 P5 1-2		3-2 G3		4-2 1-3 BB		1-0 P5			4-2 FC6 BB 1-2			3 0 0 1 2 0 2
Dmitri Young, S OBP: 0.340, SLG: 0.500 (1, 10)	4-2 BB		2-3 K		0-3 K		2-3 K			2-2 FC6 BB 1-2f			4 0 0 0 1 3 5
Kevin Witt, L OBP: 0.298, SLG: 0.453 (1, 3)	3-2 G3				1-3 K2-3		2-3 K			2-2 G3-1			5 0 0 0 0 3 2
Craig Monroe, R OBP: 0.279, SLG: 0.361 (1, 7)		1-0 P3			4-0 15 BB		1-2 G1-4-3			0-3 K			4 0 0 0 1 2 0
Eric Munson, L OBP: 0.314, SLG: 0.371 (1, 5)		0-2 G6-3			1 SAFE 1-3 K		0-0 F8			2-0 G4-6-3 1B			5 0 1 0 0 2 1
15 Brandon Inge, R OBP: 0.227, SLG: 0.292 Warren Morris, L OBP: 0.143, SLG: 0.143 Matt Walbeck, S OBP: 0.100, SLG: 0.120 (1, 2)		0-2 P4			1 SAFE 1-3 K		0-0 B1-3			1-1 G4-6-3			3 0 0 0 0 1 1
20 Omar Infante, R OBP: 0.280, SLG: 0.247 (1, 6)			0-1 SH1-4 G3 WP 1B				1-0 G6-3			4-2 G4-3 BB			1 0 0 0 0 0 1
													1 0 0 0 0 0 0
													4 1 2 0 1 1 0

Inning Stats	R: 0	H: 1	E: 0	LOB: 2	K: 0	P: 16	R: 0	H: 0	E: 0	LOB: 0	K: 0	P: 9	R: 1	H: 1	E: 0	LOB: 1	K: 3	P: 10	R: 0	H: 0	E: 0	LOB: 0	K: 1	P: 17	R: 0	H: 0	E: 0	LOB: 0	K: 1	P: 10	R: 0	H: 1	E: 0	LOB: 0	K: 1	P: 9	R: 0	H: 1	E: 0	LOB: 0	K: 1	P: 21	R: 0	H: 0	E: 0	LOB: 0	K: 3	P: 15	R: 0	H: 0	E: 0	LOB: 0	K: 1	P: 12	R: 0	H: 0	E: 0	LOB: 0	K: 1	P: 12	1B: 5	2B: 0	3B: 0	HR: 0	SF: 0	SAC: 1	DP: 1	HBP: 0	WP: 2	PB: 0	SB: 2	CS: 0	PA: 46
--------------	------	------	------	--------	------	-------	------	------	------	--------	------	------	------	------	------	--------	------	-------	------	------	------	--------	------	-------	------	------	------	--------	------	-------	------	------	------	--------	------	------	------	------	------	--------	------	-------	------	------	------	--------	------	-------	------	------	------	--------	------	-------	------	------	------	--------	------	-------	-------	-------	-------	-------	-------	--------	-------	--------	-------	-------	-------	-------	--------


PITCHER	IP	WLS	BF	H	R	ER	SO	BB	IBB	HBP	BLK	WP	HR	S	P	ERA	WHIP
Hideo Nomo, R ERA: 2.74 (1, 1)	7.0		29	3	1	1	6	5	0	0	0	2	0	67	110	1.29	1.143
Tom Martin, L ERA: 2.45 (8, 1)	1.0		3	0	0	0	1	0	0	0	0	0	0	9	14	0.00	0.000
Paul Quantrill, R ERA: 1.33 (9, 1)	1.0		3	1	0	0	1	0	0	0	0	0	0	6	9	0.00	1.000
Paul Shuey, R ERA: 0.83 (10, 1)	2.0	W	8	1	0	0	4	1	0	0	0	0	0	22	36	0.00	1.000
Eric Gagne, R ERA: 1.97 (12, 1)	1.0	S	3	0	0	0	1	0	0	0	0	0	0	12	12	0.00	0.000

**Los Angeles Dodgers @ Detroit Tigers**  
Comerica Park, Detroit, MI

Tue Jun 10 2003, 7:05 PM EDT  
Att: 13,419 - Cloudy - 72 F

livebaseballscorecards.com

AB	39
R	1
H	5
RBI	1
BB	6
SO	13
LOB	17





Batter	1	2	3	4	5	6	7	8	9	AB R H RBI BB SO LOB	TOP		
<b>Dave Roberts, L</b> (1, 8) OBP: 0.333, SLG: 0.327	1-2 P4			2-1 F9	1-2 FC4		1-0 B1-3			4 0 0 1 0 0 0			
<b>Paul Lo Duca, R</b> (1, 2) OBP: 0.384, SLG: 0.463	1-2 G5-3			0-1 2B SF8 1B	3-3 K			0-0 G5-3		4 1 1 0 0 1 1			
<b>Brian Jordan, R</b> (1, 9) OBP: 0.368, SLG: 0.408	0-0 F9			1-1 1B 2B	0-0 G4-3			3-3 K		4 1 1 0 0 1 1			
<b>Shawn Green, L</b> (1, 10) OBP: 0.319, SLG: 0.427		2-2 F7		2-2 SF8		2-2 G1-3		4-2 BB		2 0 0 1 1 0 0			
<b>Fred McGriff, L</b> (1, 3) OBP: 0.316, SLG: 0.434		1-3 K		0-0 BB 1B		1-3 K		0-2 P6		4 0 1 1 0 2 1			
<b>Mike Kinkade, R</b> (1, 7) <b>Jason Romano, R</b> (9, 7) OBP: 0.063, SLG: 0.063		2-3 K		4-0 BB		4-2 BB		0-2 G1-3		2 0 0 0 2 1 0 0 0 0 0 0 0 0			
<b>Adrián Beltré, R</b> (1, 5) OBP: 0.273, SLG: 0.333			3-2 P6	2-0 L5		0-3 K		0-1 G6-3		4 0 0 0 0 1 3			
<b>Alex Cora, L</b> (1, 4) OBP: 0.295, SLG: 0.332			1-3 K		0-1 F9 FC4 2B		2-1 G4-3		0-3 K	4 1 1 0 0 2 0			
<b>Cesar Izturis, S</b> (1, 6) OBP: 0.286, SLG: 0.290			0-0 G4-3		1-2 F9		0-0 B2-3			3 0 0 0 0 0 1			
<b>Inning Stats</b>	R: 0 E: 0 K: 0 S: 8 H: 0 LOB: 0 BB: 0 P: 10	R: 0 E: 0 K: 2 S: 9 H: 0 LOB: 0 BB: 0 P: 14	R: 0 E: 0 K: 1 S: 10 H: 0 LOB: 0 BB: 0 P: 14	R: 2 E: 0 K: 0 S: 11 H: 3 LOB: 2 BB: 1 P: 22	R: 1 E: 0 K: 1 S: 13 H: 1 LOB: 1 BB: 0 P: 17	R: 0 E: 0 K: 2 S: 12 H: 0 LOB: 1 BB: 1 P: 19	R: 0 E: 0 K: 0 S: 4 H: 0 LOB: 0 BB: 0 P: 7	R: 0 E: 0 K: 1 S: 14 H: 0 LOB: 1 BB: 1 P: 21	R: 0 E: 0 K: 1 S: 8 H: 0 LOB: 0 BB: 0 P: 8	1B: 2 2B: 2 3B: 0 HR: 0 SF: 1 SAC: 0 DP: 0 HBP: 0	WP: 0 PB: 0 SB: 1 CS: 0 PA: 35		
<b>PITCHER</b>	IP WLS BF H R ER SO BB IBB HBP BLK WP HR S P ERA WHIP											<b>PITCHER</b>	IP WLS BF H R ER SO BB IBB HBP BLK WP HR S P ERA WHIP
<b>Adam Bernero, R</b> (1, 1) ERA: 5.27	7.2 L 31 4 3 3 7 3 0 0 0 0 0 0 78 121 3.52 0.913												
<b>Wilfredo Ledezma, L</b> (8, 1) ERA: 3.2	1.1 4 0 0 0 1 0 0 0 0 0 0 0 11 11 0.00 0.000												

**Los Angeles Dodgers @ Detroit Tigers**  
Comerica Park, Detroit, MI  
Wed Jun 11 2003, 7:05 PM EDT  
Att. 13,716 - Overcast - 68 F

livebaseballscorecards.com

<b>AB</b>	<b>31</b>
<b>R</b>	<b>3</b>
<b>H</b>	<b>4</b>
<b>RBI</b>	<b>3</b>
<b>BB</b>	<b>3</b>
<b>SO</b>	<b>8</b>
<b>LOB</b>	<b>7</b>



BOTTOM

Los Angeles Dodgers @ Detroit Tigers  
Comerica Park, Detroit, MI  
Wed Jun 11 2003, 7:05 PM EDT  
Att. 13,716 - Overcast - 68 F

livebaseballscorecards.com

AB	31
R	1
H	6
RBI	1
BB	3
SO	9
LOB	13



WP:	0	PA:	35
PB:	0		
SB:	2		
CS:	0		

AB R H RBI BB SO LOB

4 0 2 0 0 1 0

3 0 0 0 0 2 1

3 1 0 0 1 0 1

3 0 2 0 1 0 1

4 0 1 1 0 1 2

3 0 0 0 1 1 3

4 0 1 0 0 2 1

3 0 0 0 0 2 2

1B:	6	SF:	0
2B:	0	SAC:	1
3B:	0	DP:	0
HR:	0	HBP:	0

Batter	1	2	3	4	5	6	7	8	9
Alex Sanchez, L (1, 8) OBP: 0.310, SLG: 0.365	0-1 G4-3 1B		1-1 SH2-4 BB 1B		1-3 K		1-2 F7		
Ramon Santiago, S (1, 4) OBP: 0.296, SLG: 0.270	0-3 K		0-0 SH2-4 1-2		1-3 K			1-1 G3-1	
Bobby Higginson, L (1, 9) OBP: 0.345, SLG: 0.352	0-1 G4-3 1-2		4-2 BB S 1B BB		0-1 G4-3			1-1 G1-3	
Craig Monroe, R (1, 7) OBP: 0.291, SLG: 0.368	0-1 G6-3		4-1 BLK 1B 1-3 2-H BB		0-1 FC6-4 1B			0-0 1B	
Kevin Witt, L (1, 3) OBP: 0.295, SLG: 0.439		2-3 K	0-0 BLK 1B 1-2 3-H		3-2 FC6-4 G5-3 1-2f			0-2 F7	
Ernie Young, R (1, 10)		4-2 20 FC5 1B BB	1-0 G1-3 1-2 2-3		2-1 G5-3 1-2			2-3 K	
Eric Munson, L (1, 5) OBP: 0.312, SLG: 0.368		0-1 1-2 1B		1-1 G5-3		2-3 K		1-3 K	
15 Brandon Inge, R (1, 2) OBP: 0.223, SLG: 0.287 Warren Morris, L (9, PH) OBP: 0.125, SLG: 0.125		0-3 K		2-2 G6-3			1-3 K	0-1 F7	
20 Omar Infante, R (1, 6) OBP: 0.276, SLG: 0.243		0-2 FC5 2-3f		1-0 F9			3-2 P5		

Inning Stats	R: 0	H: 1	E: 0	LOB: 1	K: 1	BB: 0	S: 9	R: 0	H: 1	E: 0	LOB: 2	K: 2	BB: 1	S: 14	R: 1	H: 2	E: 0	LOB: 2	K: 0	BB: 2	S: 9	R: 0	H: 0	E: 0	LOB: 0	K: 0	BB: 0	S: 6	R: 0	H: 1	E: 0	LOB: 1	K: 1	BB: 0	S: 10	R: 0	H: 0	E: 0	LOB: 0	K: 1	BB: 0	S: 11	R: 0	H: 1	E: 0	LOB: 1	K: 0	BB: 0	S: 8	R: 0	H: 0	E: 0	LOB: 0	K: 2	BB: 0	S: 11	R: 0	H: 1	E: 0	LOB: 1	K: 0	BB: 0	S: 8	R: 0	H: 0	E: 0	LOB: 0	K: 2	BB: 0	S: 8	R: 0	H: 0	E: 0	LOB: 0	K: 2	BB: 0	S: 11
--------------	------	------	------	--------	------	-------	------	------	------	------	--------	------	-------	-------	------	------	------	--------	------	-------	------	------	------	------	--------	------	-------	------	------	------	------	--------	------	-------	-------	------	------	------	--------	------	-------	-------	------	------	------	--------	------	-------	------	------	------	------	--------	------	-------	-------	------	------	------	--------	------	-------	------	------	------	------	--------	------	-------	------	------	------	------	--------	------	-------	-------

PITCHER	IP	WLS	BF	H	R	ER	SO	BB	IBB	HBP	BLK	WP	HR	S	P	ERA	WHIP
Kevin Brown, R (1, 1) ERA: 2.0	7.0	W	28	5	1	1	7	3	0	0	1	0	0	67	101	1.29	1.143
Guillermo Mota, R (8, 1) ERA: 2.27	1.0	H	4	1	0	0	0	0	0	0	0	0	0	8	10	0.00	1.000
Eric Gagne, R (9, 1) ERA: 1.91	1.0	S	3	0	0	0	2	0	0	0	0	0	0	8	11	0.00	0.000

PITCHER	IP	WLS	BF	H	R	ER	SO	BB	IBB	HBP	BLK	WP	HR	S	P	ERA	WHIP
---------	----	-----	----	---	---	----	----	----	-----	-----	-----	----	----	---	---	-----	------



Batter	1	2	3	4	5	6	7	8	9	AB R H RBI BB SO LOB	TOP											
<b>Dave Roberts, L</b> (1, 8) OBP: 0.332, SLG: 0.325	0-1 G6-3 1B	1-0 G3			0-0 SH1-3 1-2		1-1 B2-3		1-3 K 1-2	4 0 1 0 0 1 2												
<b>Paul Lo Duca, R</b> (1, 2) OBP: 0.382, SLG: 0.459	2-2 G6-3 1-2		1-2 F7		1-1 1-2 1B		0-1 G6-3			4 0 1 1 0 0 1												
<b>Brian Jordan, R</b> (1, 9) OBP: 0.371, SLG: 0.410	2-1 P3		1-2 1B 1B		0-1 F9			0-0 FC3-6 1B		4 0 2 0 0 0 2												
<b>Shawn Green, L</b> (1, 10) OBP: 0.318, SLG: 0.425	2-3 K		0-2 G5-4-3 1B		1-2 P2			2-2 FC3-6 1-2f		4 0 1 0 0 1 3												
<b>Fred McGriff, L</b> (1, 3) OBP: 0.310, SLG: 0.427		1-3 K	0-0 G5-4-3 1-2f		2-1 G1-3			2-2 F9		4 0 0 0 0 1 3												
<b>Mike Kinkade, R</b> (1, 7) <b>Adrian Beltré, R</b> (8, 5) OBP: 0.273, SLG: 0.333		0-1 E5 2B 1B		1-1 G6-3		1-0 F9		3-2 L5		4 1 1 0 0 0 1 0 0 0 0 0 0 0												
<b>Jolbert Cabrera, R</b> (1, 5) (8, 7) OBP: 0.342, SLG: 0.519		2-2 1B 2B		2-0 P3		2-2 S 1B			2-3 K	4 1 2 1 0 1 0												
<b>Alex Cora, L</b> (1, 4) OBP: 0.294, SLG: 0.330		0-0 G4-3 2-H 1B		0-0 F8		3-2 G6-3			0-1 P2	4 0 1 1 0 0 1												
<b>Cesar Izturis, S</b> (1, 6) OBP: 0.290, SLG: 0.290		1-0 G4-3 2-3		0-1 SH1-3 1B			1-0 G4-3		4-2 S BB	3 1 1 0 1 0 1												
<b>Inning Stats</b>	R: 0 E: 0 K: 1 S: 10	H: 1 LOB: 1 BB: 0 P: 16	R: 2 E: 1 K: 1 S: 11	H: 3 LOB: 1 BB: 0 P: 16	R: 0 E: 0 K: 0 S: 13	H: 2 LOB: 1 BB: 0 P: 15	R: 0 E: 0 K: 0 S: 4	H: 0 LOB: 0 BB: 0 P: 7	R: 1 E: 0 K: 0 S: 10	H: 2 LOB: 1 BB: 0 P: 12	R: 0 E: 0 K: 0 S: 9	H: 1 LOB: 1 BB: 0 P: 17	R: 0 E: 0 K: 0 S: 5	H: 0 LOB: 0 BB: 0 P: 7	R: 0 E: 0 K: 0 S: 12	H: 1 LOB: 1 BB: 0 P: 19	R: 0 E: 0 K: 2 S: 11	H: 0 LOB: 1 BB: 1 P: 18	1B: 9 2B: 1 3B: 0 HR: 0	SF: 0 SAC: 1 DP: 1 HBP: 0	WP: 0 PB: 0 SB: 2 CS: 0	PA: 37
<b>PITCHER</b>	IP WLS BF H R ER SO BB IBB HBP BLK WP HR S P ERA WHIP																					
<b>38 Jeremy Bolderman, R</b> (1, 1) ERA: 5.35	7.0 L 30 10 3 3 2 0 0 0 0 0 0 0 63 91 3.86 1.429																					
<b>Jamie Walker, L</b> (8, 1) ERA: 4.35	0.2 2 0 0 0 0 0 0 0 0 0 0 0 8 12 0.00 0.000																					
<b>Matt Roney, R</b> (8, 1) ERA: 3.41	1.1 5 0 0 0 2 1 0 0 0 0 0 0 14 24 0.00 0.750																					

**Los Angeles Dodgers @ Detroit Tigers**  
Comerica Park, Detroit, MI  
Thu Jun 12 2003, 7:05 PM EDT  
Att. 13,644 - Overcast - 62 F

livebaseballscorecards.com

AB	35
R	3
H	10
RBI	3
BB	1
SO	4
LOB	14



Batter	1	2	3	4	5	6	7	8	9	AB	R	H	RBI	BB	SO	LOB
Alex Sanchez, L (1, 8) OBP: 0.309, SLG: 0.360	0-3 K	1-2 G4-3			4-0 CS SH3-4 BB		3-3 K			3	0	0	0	1	2	3
Ramon Santiago, S (1, 4) OBP: 0.297, SLG: 0.277	1-0 1B 2B		1-0 G5-3		0-1 SH3-4			0-3 K		3	1	1	0	0	1	0
Bobby Higginson, L (1, 9) OBP: 0.348, SLG: 0.355	2-2 G1-3 1B		2-1 L9		2-3 K			1-2 FC5-4 1B		4	0	2	1	0	1	1
Craig Monroe, R (1, 7) OBP: 0.290, SLG: 0.386	3-1 G1-3		0-0 HR		1-1 F8			1-2 FC5-4 HBP		4	1	1	1	1	0	2
Ernie Young, R (1, 10) Dmitri Young, S (8, PH) OBP: 0.343, SLG: 0.500	4-1 BB		4-1 CS BB		3-3 K			3-1 HBP		1	0	0	0	2	1	0
Shane Halter, R (1, 3) OBP: 0.260, SLG: 0.321	3-3 K		0-0 CS		1-3 K		1-0 1B	1-2 F9		0	0	0	0	0	0	0
Eric Munson, L (1, 5) OBP: 0.311, SLG: 0.361		4-2 20 1B BB		0-0 G4-3		1-0 F8			0-1 G4-3	3	0	0	0	1	0	1
15 Brandon Inge, R (1, 2) Warren Morris, L (9, PH) OBP: 0.111, SLG: 0.111		1-3 K		4-0 20 CS BB		2-0 F8			2-2 L9	2	0	0	0	1	1	1
20 Omar Infante, R (1, 6) Kevin Witt, L (9, PH) OBP: 0.290, SLG: 0.431		0-0 G4-3 1B		3-3 K		4-2 CS BB			0-1 F8	2	0	1	0	1	1	1

Inning Stats	R: 1	H: 2	E: 0	K: 2	S: 14	LOB: 2	BB: 1	P: 27	R: 0	H: 1	E: 0	K: 1	S: 9	LOB: 1	BB: 1	P: 15	R: 1	H: 1	E: 0	K: 0	S: 5	LOB: 0	BB: 1	P: 12	R: 0	H: 0	E: 0	K: 1	S: 5	LOB: 0	BB: 1	P: 11	R: 0	H: 1	E: 0	K: 1	S: 9	LOB: 1	BB: 0	P: 15	R: 0	H: 0	E: 0	K: 1	S: 6	LOB: 1	BB: 1	P: 15	R: 0	H: 1	E: 0	K: 1	S: 13	LOB: 2	BB: 0	P: 19	R: 0	H: 0	E: 0	K: 0	S: 9	LOB: 0	BB: 0	P: 11	1B: 4	2B: 2	3B: 0	HR: 1	SF: 0	SAC: 1	DP: 2	HBP: 1	WP: 0	PB: 0	SB: 1	CS: 4	PA: 37
--------------	------	------	------	------	-------	--------	-------	-------	------	------	------	------	------	--------	-------	-------	------	------	------	------	------	--------	-------	-------	------	------	------	------	------	--------	-------	-------	------	------	------	------	------	--------	-------	-------	------	------	------	------	------	--------	-------	-------	------	------	------	------	-------	--------	-------	-------	------	------	------	------	------	--------	-------	-------	-------	-------	-------	-------	-------	--------	-------	--------	-------	-------	-------	-------	--------

PITCHER	IP	WLS	BF	H	R	ER	SO	BB	IBB	HBP	BLK	WP	HR	S	P	ERA	WHIP
Kaz Ishii, L (1, 1) ERA: 2.97	7.0	W	28	5	2	2	8	6	0	0	0	0	1	55	110	2.57	1.571
Paul Shuey, R (8, 1) ERA: 0.79	1.0	H	5	1	0	0	1	0	0	1	0	0	0	13	19	0.00	1.000
Eric Gagne, R (9, 1) ERA: 1.85	1.0	S	3	0	0	0	0	0	0	0	0	0	0	9	11	0.00	0.000

**Los Angeles Dodgers @ Detroit Tigers**  
Comerica Park, Detroit, MI

Thu Jun 12 2003, 7:05 PM EDT  
Att. 13,644 - Overcast - 62 F

<b>AB</b>	<b>28</b>
<b>R</b>	<b>2</b>
<b>H</b>	<b>6</b>
<b>RBI</b>	<b>2</b>
<b>BB</b>	<b>6</b>
<b>SO</b>	<b>9</b>
<b>LOB</b>	<b>13</b>



PITCHER	IP	WLS	BF	H	R	ER	SO	BB	IBB	HBP	BLK	WP	HR	S	P	ERA	WHIP
Kaz Ishii, L (1, 1) ERA: 2.97	7.0	W	28	5	2	2	8	6	0	0	0	0	1	55	110	2.57	1.571
Paul Shuey, R (8, 1) ERA: 0.79	1.0	H	5	1	0	0	1	0	0	1	0	0	0	13	19	0.00	1.000
Eric Gagne, R (9, 1) ERA: 1.85	1.0	S	3	0	0	0	0	0	0	0	0	0	0	9	11	0.00	0.000









Batter	1	2	3	4	5	6	7	8	9	AB R H RBI BB SO LOB	TOP											
<b>Dave Roberts, L</b> (1, 8) OBP: 0.332, SLG: 0.322	1-1 G6-3		4-0 BB 2B BB	1-1 FC3-5 G5-4-3		2-3 K			2-1 1B	4 1 1 0 1 1 2	<b>Los Angeles Dodgers @ Cleveland Indians</b> Jacobs Field, Cleveland, OH Sat Jun 14 2003, 3:05 PM EDT Att. 25,426 - Cloudy - 71 F											
<b>Paul Lo Duca, R</b> (1, 3) OBP: 0.382, SLG: 0.461	0-3 K		1-0 F7	2-0 G5-4-3			2-0 2B	1-0 F8	5 0 1 0 0 1 4													
<b>Shawn Green, L</b> (1, 9) OBP: 0.314, SLG: 0.420	1-0 F7		1-3 K		1-2 G4-3		1-1 FC8-6-5	3-1 G1-3	5 0 0 0 0 1 3													
<b>Brian Jordan, R</b> (1, 10) OBP: 0.374, SLG: 0.410		0-0 1B 2B	4-0 2B BB		4-2 G6-4-3 BB		1-1 FC5-4 1B		2 1 2 0 2 0 0													
<b>Mike Kinkade, R</b> (1, 7) OBP: 0.371, SLG: 0.378		1-1 L3	0-0 2B	1-1 G6-4-3		1-0 FC5-4			4 0 1 1 0 0 3													
<b>Jolbert Cabrera, R</b> (1, 4) OBP: 0.341, SLG: 0.509		0-3 K	1-2 G1-3		2-2 G5-3 HR HBP		1-0 F8		3 1 0 0 0 1 3													
<b>Adrián Beltré, R</b> (1, 5) OBP: 0.275, SLG: 0.339		4-2 1B BB		3-1 1B 2B		1-2 G5-3	2-2 G6-3		3 1 1 0 1 0 1													
<b>David Ross, R</b> (1, 2) OBP: 0.385, SLG: 0.625		2-1 FC6-4 1B		2-2 FC3-5 1B		0-1 HR	2-3 K		4 1 3 3 0 1 0													
<b>Cesar Izturis, S</b> (1, 6) OBP: 0.289, SLG: 0.298		0-0 FC6-4		2-0 FC3-5 1B		0-3 K		0-0 F8	4 0 1 1 0 1 2													
<b>Inning Stats</b>	R: 0 E: 0 K: 1 S: 6	H: 0 LOB: 0 BB: 0 P: 8	R: 1 E: 0 K: 1 S: 11	H: 2 LOB: 2 BB: 1 P: 18	R: 1 E: 0 K: 1 S: 8	H: 1 LOB: 2 BB: 2 P: 19	R: 1 E: 0 K: 0 S: 10	H: 3 LOB: 1 BB: 0 P: 20	R: 0 E: 0 K: 0 S: 6	H: 0 LOB: 0 BB: 1 P: 11	R: 2 E: 0 K: 2 S: 15	H: 1 LOB: 0 BB: 0 P: 20	R: 0 E: 0 K: 0 S: 6	H: 2 LOB: 1 BB: 0 P: 11	R: 0 E: 0 K: 1 S: 10	H: 0 LOB: 0 BB: 0 P: 15	R: 0 E: 0 K: 0 S: 6	H: 1 LOB: 1 BB: 0 P: 12	1B: 5 2B: 5 3B: 0 HR: 1	SF: 0 SAC: 0 DP: 3 HBP: 1	WP: 0 PB: 0 SB: 1 CS: 0	PA: 39
<b>PITCHER</b>	IP WLS BF H R ER SO BB IBB HBP BLK WP HR S P ERA WHIP												<b>PITCHER</b>	IP WLS BF H R ER SO BB IBB HBP BLK WP HR S P ERA WHIP								
<b>Brian Tallet, L</b> (1, 1) ERA: 6.48	5.0 L 23 6 3 3 3 4 0 0 0 0 0 0 41 76 5.40 2.000																					
<b>Terry Mulholland, L</b> (6, 1) ERA: 3.99	4.0 16 4 2 2 3 0 0 1 0 0 0 1 37 58 4.50 1.000																					

livebaseballscorecards.com

<b>AB</b>	34
<b>R</b>	5
<b>H</b>	10
<b>RBI</b>	5
<b>BB</b>	4
<b>SO</b>	6
<b>LOB</b>	18







Batter	1	2	3	4	5	6	7	8	9	AB R H RBI BB SO LOB	TOP		
<b>Dave Roberts, L</b> (1, 8) OBP: 0.333, SLG: 0.320	0-0 S WP 1B		0-2 G3			4-2 1B WP E BB	1-2 L7		1-0 B3	4 2 1 0 1 0 2	<b>Los Angeles Dodgers @ Cleveland Indians</b> Jacobs Field, Cleveland, OH Sun Jun 15 2003, 1:05 PM EDT Att. 26,786 - Sunny - 69 F <a href="http://livebaseballscorecards.com">livebaseballscorecards.com</a>		
<b>Paul Lo Duca, R</b> (1, 2) OBP: 0.383, SLG: 0.460	0-3 SAFE K		2-1 G6-3			1-2 F7 E CS 1B	0-1 2B 1B		0-1 F8	5 0 2 0 0 1 1			
<b>Shawn Green, L</b> (1, 9) OBP: 0.315, SLG: 0.421	4-0 E 1B G1-2-3 BB		3-2 G3-1			0-1 E4 CS	1-1 2B		0-0 G1-3	4 0 1 3 1 0 1			
<b>Brian Jordan, R</b> (1, 10) OBP: 0.376, SLG: 0.409	1-2 E 1B			2-2 G5-3		0-2 F7	4-1 BB			3 0 1 1 1 0 2			
<b>Mike Kinkade, R</b> (1, 7) OBP: 0.376, SLG: 0.377 (8, 3)	1-0 E6			0-1 G4-6-3 1B		4-2 HBP	2-3 K			3 0 1 0 0 1 5			
<b>Ron Coomer, R</b> (1, 3) <b>Jason Romano, R</b> (8, 7) OBP: 0.063, SLG: 0.063	2-1 G1-2-3 3-Hf			0-0 G4-6-3 1-2f		0-1 G1-3			2-3 K	4 0 0 0 0 1 6 0 0 0 0 0 0 0			
<b>Adrián Beltré, R</b> (1, 5) OBP: 0.270, SLG: 0.333									1-3 K2-3	4 0 0 0 0 1 0			
<b>Jolbert Cabrera, R</b> (1, 4) OBP: 0.346, SLG: 0.500									4-2 S BB	2 1 0 0 2 1 0			
<b>Cesar Izturis, S</b> (1, 6) OBP: 0.288, SLG: 0.297									3-1 F7	4 1 1 0 0 0 1			
<b>Inning Stats</b>	R: 1 H: 2 E: 1 LOB: 2 K: 1 BB: 1 S: 10 P: 18	R: 0 H: 0 E: 0 LOB: 0 K: 1 BB: 0 S: 6 P: 9	R: 0 H: 0 E: 0 LOB: 0 K: 0 BB: 0 S: 8 P: 13	R: 0 H: 1 E: 0 LOB: 0 K: 0 BB: 0 S: 8 P: 10	R: 0 H: 0 E: 0 LOB: 0 K: 0 BB: 0 S: 7 P: 10	R: 1 H: 1 E: 1 LOB: 2 K: 0 BB: 1 S: 14 P: 23	R: 2 H: 3 E: 0 LOB: 3 K: 1 BB: 2 S: 19 P: 34	R: 0 H: 0 E: 0 LOB: 1 K: 2 BB: 1 S: 11 P: 21	R: 0 H: 0 E: 0 LOB: 0 K: 0 BB: 0 S: 4 P: 5	1B: 6 SF: 0 2B: 1 SAC: 0 3B: 0 DP: 2 HR: 0 HBP: 1		WP: 2 PA: 39 PB: 0 SB: 2 CS: 2	
<b>PITCHER</b>	IP WLS BF H R ER SO BB IBB HBP BLK WP HR S P ERA WHIP											<b>PITCHER</b>	IP WLS BF H R ER SO BB IBB HBP BLK WP HR S P ERA WHIP
<b>Billy Traber, L</b> (1, 1) ERA: 4.57	5.1 L 22 4 2 2 2 2 2 0 0 0 2 0 49 75 3.38 1.125												
<b>37 Jake Westbrook, R</b> (6, 1) ERA: 5.13	1.0 5 1 2 2 0 1 0 1 0 0 0 0 11 22 18.00 2.000												
<b>David Riske, R</b> (7, 1) ERA: 2.67	0.2 5 2 0 0 0 1 1 0 0 0 0 0 12 20 0.00 4.500												
<b>Dan Miceli, R</b> (8, 1) ERA: 3.9	2.0 7 0 0 0 0 2 1 0 0 0 0 0 15 26 0.00 0.500												

AB	33
R	4
H	7
RBI	4
BB	5
SO	5
LOB	18







Batter	1	2	3	4	5	6	7	8	9	AB R H RBI BB SO LOB	TOP	
<b>Marquis Grissom, R</b> (1, 8) <small>OBP: 0.341, SLG: 0.488</small>	0-1 		0-0 		4-2 		1-1 		3 0 1 0 1 0 1			
<b>J.T. Snow, L</b> (1, 3) <small>OBP: 0.384, SLG: 0.426</small> <b>Pedro Feliz, R</b> (1, 3) <small>OBP: 0.299, SLG: 0.500</small>	0-0 		2-3 		0-0 		2-1 		1 0 1 0 0 0 0 3 0 1 0 0 1 2			
<b>Ray Durham, S</b> (1, 4) <small>OBP: 0.423, SLG: 0.453</small>	0-0 		0-0 		0-1 			1-2 	3 0 1 0 0 0 2			
<b>Barry Bonds, L</b> (1, 7) <small>OBP: 0.494, SLG: 0.674</small>	4-0 		0-0 		2-1 			1-0 	3 0 0 0 1 0 2			
<b>Rich Aurilia, R</b> (1, 6) <small>OBP: 0.321, SLG: 0.408</small>	2-2 			1-1 		0-0 		1-2 	4 0 0 0 0 0 2			
<b>Benito Santiago, R</b> (1, 2)		2-1 		2-2 		0-3 		0-3 	4 0 2 0 0 2 0			
<b>Edgardo Alfonzo, R</b> (1, 5) <small>OBP: 0.300, SLG: 0.335</small>		0-1 		2-1 		2-2 		2-3 	4 1 1 0 0 1 2			
<b>José Cruz Jr., S</b> (1, 9) <small>OBP: 0.380, SLG: 0.463</small>		0-0 			0-0 		1-3 	0-3 	4 0 0 0 0 2 2			
<b>Jesse Foppert, R</b> (1, 1) <small>OBP: 0.100, SLG: 0.158</small> <b>41 Chad Zerbe, L</b> (5, 1) <b>Neifi Perez, S</b> (7, PH) <small>OBP: 0.309, SLG: 0.386</small> <b>Jim Brower, R</b> (7, 1) <small>OBP: 0.500, SLG: 0.500</small>		2-3 			1-3 		1-0 		2 0 0 0 0 2 1 0 0 0 0 0 0 0 1 0 1 1 0 0 0 0 0 0 0 0 0 0			
<b>Inning Stats</b>	R: 0 H: 1 E: 0 LOB: 2 K: 0 BB: 1 S: 10 P: 16	R: 0 H: 1 E: 0 LOB: 1 K: 1 BB: 0 S: 8 P: 12	R: 0 H: 2 E: 0 LOB: 1 K: 1 BB: 0 S: 7 P: 9	R: 0 H: 1 E: 0 LOB: 0 K: 0 BB: 0 S: 7 P: 12	R: 0 H: 1 E: 0 LOB: 2 K: 1 BB: 1 S: 11 P: 16	R: 0 H: 0 E: 0 LOB: 0 K: 1 BB: 0 S: 6 P: 8	R: 1 H: 2 E: 0 LOB: 1 K: 1 BB: 0 S: 12 P: 19	R: 0 H: 0 E: 0 LOB: 0 K: 3 BB: 0 S: 10 P: 12	1B: 6 SF: 0 2B: 2 SAC: 1 3B: 0 DP: 2 HR: 0 HBP: 0	WP: 0 PA: 35 PB: 0 SB: 0 CS: 0		
<b>PITCHER</b> <b>Kevin Brown, R</b> (1, 1) <small>ERA: 1.97</small> <b>Paul Shuey, R</b> (7, 1) <small>ERA: 0.73</small> <b>Eric Gagne, R</b> (9, 1) <small>ERA: 1.7</small>	IP WLS BF H R ER SO BB IBB HBP BLK WP HR S P ERA WHIP											<b>PITCHER</b> IP WLS BF H R ER SO BB IBB HBP BLK WP HR S P ERA WHIP

San Francisco Giants @ Los Angeles Dodgers  
 Dodger Stadium, Los Angeles, CA  
 Tue Jun 17 2003, 7:10 PM PDT  
 Att. 48,077 - Sunny - 69 F

[livebaseballscorecards.com](http://livebaseballscorecards.com)

AB	32
R	1
H	8
RBI	1
BB	2
SO	8
LOB	14



Batter	1	2	3	4	5	6	7	8	9	AB	R	H	RBI	BB	SO	LOB
Dave Roberts, L OBP: 0.327, SLG: 0.313 (1, 8)	1-2 G4-3	1-0 F7		1-2 G1-3			2-2 G3			4	0	0	0	0	0	2
Paul Lo Duca, R OBP: 0.392, SLG: 0.485 (1, 2)	2-2 HR		3-1 WP SF7		2-1 WP		3-2 1B			4	2	4	1	0	0	0
Shawn Green, L OBP: 0.314, SLG: 0.416 (1, 9)	2-1 G4-3		4-1 S 1B		1 SAFE L4		1-2 F9			3	1	0	0	1	0	2
Brian Jordan, R OBP: 0.370, SLG: 0.403 (1, 7)	1-1 F8		2-1 SF7		0-0 G5-3		1-3 K			3	0	0	1	0	1	2
Daryle Ward, L OBP: 0.221, SLG: 0.189 (1, 3)		1-0 G4-3 1B	1 SAFE 0-1 L8		4-1 HBP			2-2 G6-4-3 1B		3	1	2	0	0	0	1
Adrián Beltré, R OBP: 0.270, SLG: 0.332 (1, 5)		0-2 G5-3	2-1 1B		1-3 K			1-1 G6-4-3		4	0	1	1	0	1	4
Alex Cora, L OBP: 0.288, SLG: 0.327 (1, 4)		3-1 G4-3	1 SAFE 1-0 L8			1-1 G4-3		1-2 P6		4	0	0	0	0	0	2
Cesar Izturis, S OBP: 0.293, SLG: 0.299 (1, 6)		4-0 1B		0-1 CS 1B		1-1 G4-3				2	0	1	0	1	0	0
Kevin Brown, R OBP: 0.182, SLG: 0.250 (1, 1)		0-1 IBB		1-3 CS 1B		0-1 G6-3				3	0	1	1	0	1	1
Paul Shuey, R (7, 1)										0	0	0	0	0	0	0
Eric Gagne, R (9, 1)		1-2 1B								0	0	0	0	0	0	0

Inning Stats	R: 1	H: 1	E: 0	K: 0	S: 12	LOB: 0	BB: 0	P: 18	R: 1	H: 2	E: 0	K: 0	S: 9	LOB: 2	BB: 1	P: 18	R: 2	H: 2	E: 0	K: 0	S: 10	LOB: 1	BB: 1	P: 22	R: 0	H: 1	E: 0	K: 1	S: 8	LOB: 0	BB: 0	P: 10	R: 0	H: 1	E: 0	K: 1	S: 9	LOB: 2	BB: 0	P: 18	R: 0	H: 0	E: 0	K: 0	S: 6	LOB: 0	BB: 0	P: 8	R: 0	H: 1	E: 0	K: 1	S: 12	LOB: 1	BB: 0	P: 19	R: 0	H: 1	E: 0	K: 0	S: 9	LOB: 0	BB: 0	P: 13
1B: 7	SF: 1	2B: 1	SAC: 0	3B: 0	DP: 1	HR: 1	HBP: 1	WP: 2	PA: 34																																																							


PITCHER	IP	WLS	BF	H	R	ER	SO	BB	IBB	HBP	BLK	WP	HR	S	P	ERA	WHIP
Jesse Foppert, R (1, 1)	4.2	L	22	7	4	4	1	1	1	0	0	2	1	44	77	7.71	1.714
41 Chad Zerbe, L (5, 1)	1.1		5	0	0	0	1	0	0	1	0	0	0	10	17	0.00	0.000
Jim Brower, R (7, 1)	2.0		7	2	0	0	1	0	0	0	0	0	0	21	32	0.00	1.000

**BOTTOM**

**San Francisco Giants @ Los Angeles Dodgers**  
**Dodger Stadium, Los Angeles, CA**

Tue Jun 17 2003, 7:10 PM PDT  
Att: 48,077 - Sunny - 69 F

<b>AB</b>	<b>30</b>
<b>R</b>	<b>4</b>
<b>H</b>	<b>9</b>
<b>RBI</b>	<b>4</b>
<b>BB</b>	<b>2</b>
<b>SO</b>	<b>3</b>
<b>LOB</b>	<b>14</b>





Batter	1	2	3	4	5	6	7	8	9	AB R H RBI BB SO LOB	TOP	
<b>Marquis Grissom, R</b> (1, 8) <small>OBP: 0.345, SLG: 0.498</small>	4-2 	1-0 			4-0 		3-3 		1-0 	3 2 1 1 2 1 0	<b>San Francisco Giants @ Los Angeles Dodgers</b> <b>Dodger Stadium, Los Angeles, CA</b> Wed Jun 18 2003, 7:10 PM PDT Att. 50,247 - Overcast - 66 F	
<b>Edgardo Alfonzo, R</b> (1, 5) <small>OBP: 0.302, SLG: 0.333</small>	1-2 		4-2 		1-1 		1-0 	1-0 	4 0 1 0 1 0 2			
<b>Ray Durham, S</b> (1, 4) <small>OBP: 0.427, SLG: 0.451</small>	1-2 		1-0 		4-2 		4-2 	1-1 	3 0 1 0 2 0 2			
<b>Barry Bonds, L</b> (1, 7) <small>OBP: 0.496, SLG: 0.668</small>	4-1 		1-3 		1-1 		4-2 	0-1 	3 0 1 0 2 1 3			
<b>Benito Santiago, R</b> (1, 2) <b>52 Trey Lunsford, R</b> (8, 2)	1-0 		1-2 		0-3 		0-0 	2-1 	4 0 0 0 0 1 7 1 0 0 0 0 0 2			
<b>Rich Aurilia, R</b> (1, 6) <small>OBP: 0.327, SLG: 0.415</small>	4-2 			1-1 		2-2 		0-1 	3 0 2 0 1 0 0			
<b>Pedro Feliz, R</b> (1, 3) <small>OBP: 0.284, SLG: 0.474</small>	0-3 			1-1 		1-2 		0-0 	4 0 0 0 0 1 5			
<b>José Cruz Jr., S</b> (1, 9) <small>OBP: 0.376, SLG: 0.457</small> <b>Scott Eyre, L</b> (6, 1) <b>Neifi Perez, S</b> (8, PH) <b>Jason Christiansen, R</b> (8, 1)		2-1 		0-2 		1-1 		1-1 	3 0 0 0 0 0 1 0 0 0 0 0 0 0 1 0 0 0 0 0 0 0 0 0 0 0 0 0			
<b>Kirk Rueter, L</b> (1, 1) <small>OBP: 0.171, SLG: 0.147</small> <b>Joe Nathan, R</b> (6, 1) <b>60 Francisco Santos, L</b> (6, 9)		0-0 		2-1 			2-1 	3-2 	2 0 0 0 0 0 1 0 0 0 0 0 0 0 2 0 0 0 0 0 0			
<b>Inning Stats</b>	R: 1 H: 0 E: 1 LOB: 3 K: 1 BB: 3 S: 17 P: 32	R: 0 H: 0 E: 0 LOB: 0 K: 0 BB: 0 S: 4 P: 7	R: 0 H: 0 E: 0 LOB: 1 K: 1 BB: 1 S: 9 P: 16	R: 0 H: 1 E: 0 LOB: 1 K: 0 BB: 0 S: 9 P: 13	R: 0 H: 0 E: 0 LOB: 2 K: 1 BB: 2 S: 11 P: 21	R: 0 H: 1 E: 0 LOB: 0 K: 0 BB: 0 S: 9 P: 13	R: 0 H: 1 E: 0 LOB: 3 K: 1 BB: 2 S: 14 P: 28	R: 0 H: 0 E: 0 LOB: 0 K: 0 BB: 0 S: 5 P: 6	R: 1 H: 3 E: 0 LOB: 2 K: 0 BB: 0 S: 12 P: 20	1B: 4 SF: 0 2B: 1 SAC: 0 3B: 0 DP: 0 HR: 1 HBP: 0		WP: 0 PA: 41 PB: 0 SB: 0 CS: 1
<b>PITCHER</b> <b>Kaz Ishii, L</b> (1, 1) <small>ERA: 2.76</small> <b>Guillermo Mota, R</b> (7, 1) <small>ERA: 2.11</small> <b>Paul Quantrill, R</b> (8, 1) <small>ERA: 1.86</small> <b>Tom Martin, L</b> (9, 1) <small>ERA: 2.66</small>	IP WLS BF H R ER SO BB IBB HBP BLK WP HR S P ERA WHIP											<b>PITCHER</b> IP WLS BF H R ER SO BB IBB HBP BLK WP HR S P ERA WHIP

livebaseballscorecards.com

<b>AB</b>	<b>33</b>
<b>R</b>	<b>2</b>
<b>H</b>	<b>6</b>
<b>RBI</b>	<b>1</b>
<b>BB</b>	<b>8</b>
<b>SO</b>	<b>4</b>
<b>LOB</b>	<b>23</b>



BOTTOM

San Francisco Giants @ Los Angeles Dodgers  
Dodger Stadium, Los Angeles, CA

Wed Jun 18 2003, 7:10 PM PDT  
Att: 50,247 - Overcast - 66 F

AB	33
R	8
H	11
RBI	8
BB	4
SO	0
LOB	15



WP:	0	PA:	38
PB:	0		
SB:	0		
CS:	0		

AB	R	H	RBI	BB	SO	LOB
4	1	2	1	1	0	0
5	1	1	2	0	0	2
3	0	1	1	1	0	0
4	2	2	0	0	0	3
0	0	0	0	0	0	0
0	0	0	0	0	0	0
3	1	2	1	0	0	2
1	0	1	0	0	0	0
3	1	0	0	0	0	3
0	0	0	0	0	0	0
1	0	0	0	0	0	1
2	0	0	1	1	0	1
3	1	1	2	1	0	1
2	0	0	0	0	0	2
2	1	1	0	0	0	0
1B:	7	SF:	1			
2B:	5	SAC:	0			
3B:	0	DP:	1			
HR:	0	HBP:	0			

Batter	1	2	3	4	5	6	7	8	9									
<b>Dave Roberts, L</b> OBP: 0.333, SLG: 0.317 (1, 8)	0-0 BB 1B		1-1 F8		4-2 F9-3 BB	2-1 2B 1B		1-0 G4-3										
<b>Paul Lo Duca, R</b> OBP: 0.389, SLG: 0.484 (1, 2)	2-0 L9		3-2 G6-3		2-2 F9-3 1-1	3-2 2B 2B		1-2 G1-3										
<b>Shawn Green, L</b> OBP: 0.317, SLG: 0.419 (1, 9)	4-2 BB			2-1 G3	2-0 P6	0-1 2B												
<b>Brian Jordan, R</b> OBP: 0.372, SLG: 0.410 (1, 7)	0-1 L9			3-2 FC6-4 1B 1B		1-1 2B												
<b>Paul Quantrill, L</b> (8, 1)																		
<b>Tom Martin, L</b> (9, 1)																		
<b>Mike Kinkade, R</b> OBP: 0.385, SLG: 0.400 (1, 3)	2-0 F7			1-2 FC6-4 1B		1-2 SF8 2B	1-0 FC1-6 1B											
<b>Ron Coomer, R</b> OBP: 0.273, SLG: 0.250 (7, 3)																		
<b>Jolbert Cabrera, R</b> OBP: 0.338, SLG: 0.487 (1, 6)		1-0 G6-3		1-0 FC6-4 1B		3-2 F9	2-0 FC1-6 FC5-4											
<b>Guillermo Mota, R</b> OBP: 0.250, SLG: 0.250 (7, 1)																		
<b>Jason Romano, R</b> OBP: 0.059, SLG: 0.059 (7, PH)																		
<b>Adrián Beltré, R</b> OBP: 0.270, SLG: 0.329 (1, 5)		2-2 F8		4-2 1B BB		1-2 SF8	0-2 FC5-4											
<b>Alex Cora, L</b> OBP: 0.292, SLG: 0.327 (1, 4)		2-2 G2-3		1-1 1B		4-2 1B BB	1-2 G3											
<b>Kaz Ishii, L</b> (1, 1)			3-2 G1-3		1-2 G1-3			0-0 F9										
<b>Cesar Izturis, S</b> OBP: 0.294, SLG: 0.300 (6, PH)						2-2 1B 2B 1B												
<b>Inning Stats</b>	R: 0 E: 0 K: 0 S: 7	H: 1 LOB: 2 BB: 1 P: 15	R: 0 E: 0 K: 0 S: 8	H: 0 LOB: 0 BB: 0 P: 13	R: 0 E: 0 K: 0 S: 9	H: 3 LOB: 2 BB: 1 P: 16	R: 2 E: 0 K: 0 S: 19	H: 0 LOB: 0 BB: 1 P: 14	R: 6 E: 0 K: 0 S: 31	H: 6 LOB: 1 BB: 1 P: 49	R: 0 E: 0 K: 0 S: 10	H: 1 LOB: 1 BB: 0 P: 14	R: 0 E: 0 K: 0 S: 5	H: 0 LOB: 0 BB: 0 P: 7	1B: 7 2B: 5 3B: 0 HR: 0	SF: 1 SAC: 0 DP: 1 HBP: 0	WP: 0 PA: 38	
<b>PITCHER</b>	IP WLS BF H R ER SO BB IBB HBP BLK WP HR S P ERA WHIP	IP WLS BF H R ER SO BB IBB HBP BLK WP HR S P ERA WHIP	IP WLS BF H R ER SO BB IBB HBP BLK WP HR S P ERA WHIP	IP WLS BF H R ER SO BB IBB HBP BLK WP HR S P ERA WHIP	IP WLS BF H R ER SO BB IBB HBP BLK WP HR S P ERA WHIP	IP WLS BF H R ER SO BB IBB HBP BLK WP HR S P ERA WHIP	IP WLS BF H R ER SO BB IBB HBP BLK WP HR S P ERA WHIP	IP WLS BF H R ER SO BB IBB HBP BLK WP HR S P ERA WHIP	IP WLS BF H R ER SO BB IBB HBP BLK WP HR S P ERA WHIP	IP WLS BF H R ER SO BB IBB HBP BLK WP HR S P ERA WHIP	IP WLS BF H R ER SO BB IBB HBP BLK WP HR S P ERA WHIP	IP WLS BF H R ER SO BB IBB HBP BLK WP HR S P ERA WHIP	IP WLS BF H R ER SO BB IBB HBP BLK WP HR S P ERA WHIP	IP WLS BF H R ER SO BB IBB HBP BLK WP HR S P ERA WHIP				
<b>Kirk Rueter, L</b> ERA: 3.79 (1, 1)	5.1 L																	
<b>Joe Nathan, R</b> ERA: 4.58 (6, 1)	0.1																	
<b>Scott Eyre, L</b> ERA: 3.62 (6, 1)	1.1																	
<b>Jason Christiansen, L</b> ERA: 9.0 (8, 1)	1.0																	

livebaseballscorecards.com



Batter	1	2	3	4	5	6	7	8	9	AB R H RBI BB SO LOB	TOP											
<b>Marquis Grissom, R</b> (1, 8) <small>OBP: 0.344, SLG: 0.492</small>	0-0 		4-0 		1-3 		2-0 			3 0 0 0 1 1 1	<b>San Francisco Giants @ Los Angeles Dodgers</b> <b>Dodger Stadium, Los Angeles, CA</b> Thu Jun 19 2003, 7:10 PM PDT Att. 51,047 - Cloudy - 65 F											
<b>Edgardo Alfonzo, R</b> (1, 5) <small>OBP: 0.305, SLG: 0.336</small>	1-2 		0-0 			2-1 		2-3 		4 0 2 0 0 1 1												
<b>Ray Durham, S</b> (1, 4) <small>OBP: 0.419, SLG: 0.441</small>	2-0 		0-2 			2-3 		1-1 		4 0 0 0 0 1 3												
<b>Barry Bonds, L</b> (1, 7) <small>OBP: 0.489, SLG: 0.655</small>	1-2 			1-1 		2-2 		1-2 		4 0 0 0 0 0 2												
<b>Benito Santiago, R</b> (1, 2) <small>OBP: 0.332, SLG: 0.472</small>		0-2 		2-2 		1-3 		2-2 		4 1 2 1 0 1 1												
<b>Andres Galarraga, R</b> (1, 3) <small>OBP: 0.391, SLG: 0.585</small>		1-0 		1-0 			0-0 	1-2 		4 1 1 1 0 0 1												
<b>Rich Aurilia, R</b> (1, 6) <small>OBP: 0.326, SLG: 0.410</small>		4-1 		0-1 			2-2 	1-2 		3 0 0 0 1 0 0												
<b>José Cruz Jr., S</b> (1, 9) <small>OBP: 0.376, SLG: 0.456</small>		1-2 			2-1 		1-1 			3 0 1 0 0 0 1												
<b>Jason Schmidt, R</b> (1, 1) <small>OBP: 0.034, SLG: 0.034</small>			1-3 		1-0 		0-0 			3 0 0 0 0 1 1												
<b>Inning Stats</b>	R: 0 E: 0 K: 0 S: 8	H: 1 LOB: 1 BB: 0 P: 12	R: 0 E: 0 K: 0 S: 8	H: 0 LOB: 1 BB: 1 P: 14	R: 0 E: 0 K: 1 S: 7	H: 0 LOB: 1 BB: 1 P: 12	R: 1 E: 0 K: 0 S: 9	H: 1 LOB: 0 BB: 0 P: 13	R: 0 E: 0 K: 1 S: 6	H: 0 LOB: 0 BB: 0 P: 10	R: 0 E: 0 K: 2 S: 12	H: 1 LOB: 1 BB: 0 P: 19	R: 1 E: 0 K: 0 S: 8	H: 2 LOB: 1 BB: 0 P: 13	R: 0 E: 0 K: 1 S: 10	H: 0 LOB: 0 BB: 0 P: 14	R: 0 E: 0 K: 0 S: 10	H: 1 LOB: 0 BB: 0 P: 14	1B: 4 2B: 0 3B: 0 HR: 2	SF: 0 SAC: 0 DP: 1 HBP: 0	WP: 0 PB: 0 SB: 0 CS: 0	PA: 34
<b>PITCHER</b> <b>Odalis Perez, L</b> (1, 1) <small>ERA: 4.53</small> <b>Paul Shuey, R</b> (8, 1) <small>ERA: 0.7</small> <b>Paul Quantrill, R</b> (9, 1) <small>ERA: 1.8</small>	IP 7.0 WLS L BF 28 H 5 R 2 ER 2 SO 4 BB 2 IBB 0 HBP 0 BLK 0 WP 0 HR 2 S 58 P 93 ERA 2.57 WHIP 1.000											<b>PITCHER</b> IP WLS BF H R ER SO BB IBB HBP BLK WP HR S P ERA WHIP										

livebaseballscorecards.com

<b>AB</b>	<b>32</b>
<b>R</b>	<b>2</b>
<b>H</b>	<b>6</b>
<b>RBI</b>	<b>2</b>
<b>BB</b>	<b>2</b>
<b>SO</b>	<b>5</b>
<b>LOB</b>	<b>11</b>







Batter	1	2	3	4	5	6	7	8	9	AB R H RBI BB SO LOB	TOP											
David Eckstein, R (1, 6) OBP: 0.321, SLG: 0.299	3-2 F8		0-0 CS 1B		2-2 G5-3		3-2 F8		3-2 G6-3	5 0 1 0 0 0 2	<b>Anaheim Angels @ Los Angeles Dodgers</b> <b>Dodger Stadium, Los Angeles, CA</b> Fri Jun 20 2003, 7:10 PM PDT Att. 54,573 - Overcast - 65 F											
Darin Erstad, L (1, 8) OBP: 0.339, SLG: 0.383	2-0 P4		1-2 G5-3		0-2 P5		0-3 K		1-2 L8	5 0 0 0 0 1 3												
Tim Salmon, R (1, 9) OBP: 0.369, SLG: 0.462	3-2 E1 1B		2-2 P2		0-0 1B 1B				3-2 G3-1	4 1 1 0 0 0 0												
16 Garret Anderson, L (1, 7) OBP: 0.347, SLG: 0.601	4-1 1B BB			1-1 HR		0-3 K			0-1 G4-3 2B	3 1 2 1 1 1 1												
Troy Glaus, R (1, 5) OBP: 0.369, SLG: 0.525 Scott Spezio, S (8, PH) OBP: 0.332, SLG: 0.419	1-1 1B 1-3 2-H			3-3 K		1-2 F8		4-2 G4-3 BB		3 0 1 1 0 1 1 0 0 0 0 1 0 0												
Brad Fullmer, L (1, 3) OBP: 0.386, SLG: 0.492	1-0 G3			0-1 G5-3		0-0 1B 1-3		1-0 G4-3	1-2 2-3	4 0 1 0 0 0 4												
Bengie Molina, R (1, 2) OBP: 0.301, SLG: 0.377		0-1 F7		4-0 BB		0-0 F9		2-2 L9		3 0 0 0 1 0 4												
Adam Kennedy, L (1, 4) OBP: 0.333, SLG: 0.339		0-2 G4-3		0-3 K		0-3 K2-3			1-2 DI HBP	3 0 0 0 0 2 1												
Jarrod Washburn, L (1, 1) OBP: 0.200, SLG: 0.200 Francisco Rodriguez, R (6, 1) Jeff DaVanon, S (7, PH) OBP: 0.380, SLG: 0.605 62 Scot Shields, R (7, 1) Shawn Wooten, R (9, PH) OBP: 0.375, SLG: 0.425		1-3 K		0-0 F8		1-1 1B		1-3 K	1-2	2 0 0 0 0 1 0 0 0 0 0 0 0 0 1 0 1 0 0 0 0 0 0 0 0 0 0 0 1 0 0 0 0 1 1												
<b>Inning Stats</b>	R: 1 E: 1 K: 0 S: 12	H: 1 LOB: 2 BB: 1 P: 26	R: 0 E: 0 K: 1 S: 10	H: 0 LOB: 0 BB: 0 P: 11	R: 0 E: 0 K: 0 S: 7	H: 1 LOB: 0 BB: 0 P: 10	R: 1 E: 0 K: 2 S: 11	H: 1 LOB: 1 BB: 1 P: 19	R: 0 E: 0 K: 0 S: 10	H: 0 LOB: 0 BB: 0 P: 12		R: 0 E: 0 K: 1 S: 9	H: 2 LOB: 2 BB: 0 P: 10	R: 0 E: 0 K: 2 S: 11	H: 1 LOB: 1 BB: 0 P: 15	R: 0 E: 0 K: 0 S: 15	H: 1 LOB: 2 BB: 1 P: 25	R: 0 E: 0 K: 1 S: 11	H: 0 LOB: 1 BB: 0 P: 17	1B: 5 2B: 1 3B: 0 HR: 1	SF: 0 SAC: 0 DP: 0 HBP: 1	WP: 0 PB: 0 SB: 0 CS: 1
<b>PITCHER</b>	IP WLS BF H R ER SO BB IBB HBP BLK WP HR S P ERA WHIP																					
Hideo Nomo, R (1, 1) ERA: 2.55	7.1 W 31 7 2 1 6 2 0 0 0 0 0 1 77 113 1.23 1.227																					
Paul Shuey, R (8, 1) ERA: 0.68	0.2 H 3 0 0 0 0 1 0 0 0 0 0 0 8 15 0.00 1.500																					
Eric Gagne, R (9, 1) ERA: 1.66	1.0 S 4 0 0 0 1 0 0 0 1 0 0 0 11 17 0.00 0.000																					

AB	34
R	2
H	7
RBI	2
BB	3
SO	7
LOB	17









Batter	1	2	3	4	5	6	7	8	9
<b>Dave Roberts, L</b> (1, 8) OBP: 0.335, SLG: 0.316	0-0 G6-3 S 1B	4-2 G4-3 BB		2-0 F9			0-1 B1-3		
<b>Paul Lo Duca, R</b> (1, 2) OBP: 0.379, SLG: 0.467	3-2 G6-3 1-3	0-2 G4-3 1-2f			0-0 F8		3-2 L6		
<b>Shawn Green, L</b> (1, 9) OBP: 0.317, SLG: 0.422	4-0 1B HR BB		2-3 K		2-3 K		1-1 G1-3		
<b>Brian Jordan, R</b> (1, 7) OBP: 0.367, SLG: 0.417	2-3 K		1-3 K2-3		2-2 G4-3		1-2 F7		
<b>Jolbert Cabrera, R</b> (7, 7) OBP: 0.333, SLG: 0.475									
<b>Daryle Ward, L</b> (1, 3) OBP: 0.224, SLG: 0.195	0-0 1B HR		0-0 G1-3			0-0 F8	0-2 1B		
<b>Adrian Beltré, R</b> (1, 5) OBP: 0.271, SLG: 0.340	1-2 1-2 1-H 2-H HR			2-0 FC3-6 1B		2-2 FC4-6 1B	1-0 F8		
<b>Alex Cora, L</b> (1, 4) OBP: 0.285, SLG: 0.318	0-1 G6-3			0-2 FC3-6 1B 1-2f		0-1 FC4-6			
<b>Cesar Izturis, S</b> (1, 6) OBP: 0.295, SLG: 0.305		1-0 E4 SH2-3		0-2 FC1-5 1B		1 SAFE 1 SAFE 2-3 SAFE 1 SAFE K			
<b>Andy Ashby, R</b> (1, 1)		0-0 SH2-3		0-0 FC1-5			0-3 K		
<b>Wilson Alvarez, L</b> (6, 1)									
<b>Eric Gagne, R</b> (9, 1)									

Inning Stats	R: 4	H: 3	E: 0	LOB: 0	K: 1	S: 15	P: 25	R: 0	H: 0	E: 1	LOB: 1	K: 0	S: 9	P: 14	R: 0	H: 0	E: 0	LOB: 0	K: 2	S: 9	P: 12	R: 0	H: 2	E: 0	LOB: 2	K: 0	S: 10	P: 14	R: 0	H: 1	E: 0	LOB: 1	K: 1	S: 10	P: 14	R: 0	H: 0	E: 0	LOB: 0	K: 1	S: 9	P: 12	R: 0	H: 1	E: 0	LOB: 1	K: 0	S: 10	P: 13
--------------	------	------	------	--------	------	-------	-------	------	------	------	--------	------	------	-------	------	------	------	--------	------	------	-------	------	------	------	--------	------	-------	-------	------	------	------	--------	------	-------	-------	------	------	------	--------	------	------	-------	------	------	------	--------	------	-------	-------

PITCHER	IP	WLS	BF	H	R	ER	SO	BB	IBB	HBP	BLK	WP	HR	S	P	ERA	WHIP
<b>41 John Lackey, R</b> (1, 1) ERA: 5.92	4.0	L	19	5	4	4	3	2	0	0	0	0	0	43	65	9.00	1.750
<b>Francisco Rodríguez, R</b> (5, 1) ERA: 3.96	2.0		7	1	0	0	2	0	0	0	0	0	0	18	26	0.00	0.500
<b>Scott Schoeneweis, L</b> (7, 1) ERA: 5.4	2.0		7	1	0	0	1	0	0	0	0	0	0	19	25	0.00	0.500

**BOTTOM**

**AB R H RBI BB SO LOB**

3	1	1	0	1	0	2
4	0	0	0	0	0	3
3	1	0	0	1	2	0
3	0	0	0	0	2	2
1	0	0	0	0	0	0
4	1	2	1	0	0	0
4	1	3	3	0	0	1
3	0	0	0	0	0	2
3	0	1	0	0	1	1
1	0	0	0	0	0	2
1	0	0	0	0	1	0
0	0	0	0	0	0	0

**AB 30**  
**R 4**  
**H 7**  
**RBI 4**  
**BB 2**  
**SO 6**  
**LOB 13**

**WP: 0 PA: 33**  
**PB: 0**  
**SB: 1**  
**CS: 0**

**livebaseballscores.com**

**Anaheim Angels @ Los Angeles Dodgers**  
**Dodger Stadium, Los Angeles, CA**

Sat Jun 21 2003, 1:10 PM PDT  
Att: 51,874 - Cloudy - 67 F





Batter	1	2	3	4	5	6	7	8	9	AB	R	H	RBI	BB	SO	LOB	TOP								
Jeff DaVanon, S (1, 9) OBP: 0.370, SLG: 0.575	1-3 K		2-0 G1-6-3	3-2 1B BB		1-1 F7		0-1 F7		5	0	1	1	0	1	0									
Darin Erstad, L (1, 8) OBP: 0.347, SLG: 0.384	1-1 G5-3		1-1 1B	4-0 1B BB		1-2 G4-3		0-1 G4-3		4	0	1	0	1	0	0									
Scott Spiezio, S (1, 5) (7, 3)	0-3 K		0-0 F9	0-0 1B		4-1 BB		4-2 16 HR BB		3	1	1	1	2	1	1									
16 Garret Anderson, L (1, 7) OBP: 0.346, SLG: 0.609		1-1 1B G6-4-3 2B	0-1 G4-3	1-3 K		1-1 P5		0-0 HR		5	2	2	2	0	1	5									
Brad Fullmer, L (1, 3) Troy Glaus, R (7, 5) OBP: 0.395, SLG: 0.508 OBP: 0.367, SLG: 0.523		1-1 G6-4-3 1B		4-2 1B BB	0-3 K		0-1 F9	1-3 K		3	1	1	0	1	1	0									
Bengie Molina, R (1, 2) OBP: 0.310, SLG: 0.387		0-0 G6-4-3 1-2f 3-H		0-1 1B BB	1-1 1B		2-1 F7	2-2 2B		4	1	2	0	0	0	1									
Adam Kennedy, L (1, 4) Troy Percival, R (9, 1) OBP: 0.345, SLG: 0.352		2-0 1B		3-2 1B BB	2-2 1B		3-3 K	0-1 P6		4	1	3	1	0	1	0									
Benji Gil, R (1, 6) (7, 4) OBP: 0.205, SLG: 0.232		1 SAFE 2-1 1B		0-1 L8	0-2 K			0-0 F9		4	0	1	0	0	1	4									
Kevin Appier, R (1, 1) Ben Weber, R (6, 1) Brendan Donnelly, R (7, 1) David Eckstein, R (7, 6) Tim Salmon, R (9, PH) OBP: 0.314, SLG: 0.292 OBP: 0.363, SLG: 0.453		1-3 K		0-3 K	0-3 K			1-2 G5-3		3	0	0	0	0	3	6									
<b>Inning Stats</b>	R: 0 E: 0 K: 2 S: 8	H: 0 LOB: 0 BB: 0 P: 10	R: 1 E: 0 K: 1 S: 11	H: 4 LOB: 2 BB: 0 P: 18	R: 0 E: 0 K: 0 S: 6	H: 1 LOB: 1 BB: 0 P: 9	R: 3 E: 0 K: 2 S: 23	H: 4 LOB: 3 BB: 2 P: 38	R: 0 E: 0 K: 3 S: 13	H: 1 LOB: 2 BB: 0 P: 16	R: 0 E: 0 K: 0 S: 8	H: 0 LOB: 1 BB: 1 P: 15	R: 0 E: 0 K: 1 S: 8	H: 0 LOB: 0 BB: 0 P: 13	R: 0 E: 0 K: 0 S: 8	H: 0 LOB: 0 BB: 0 P: 9	R: 2 E: 0 K: 1 S: 14	H: 2 LOB: 1 BB: 1 P: 21	1B: 9 2B: 2 3B: 0 HR: 1	SF: 0 SAC: 0 DP: 1 HBP: 1	WP: 0 PB: 0 SB: 0 CS: 0	PA: 43			
<b>PITCHER</b>	IP	WLS	BF	H	R	ER	SO	BB	IBB	HBP	BLK	WP	HR	S	P	ERA	WHIP								
Kevin Brown, R (1, 1) ERA: 2.22	5.0	L	27	10	4	4	8	2	0	1	0	0	0	61	91	7.20	2.400								
Tom Martin, L (6, 1) ERA: 2.42	2.0		7	0	0	0	1	1	0	0	0	0	0	16	28	0.00	0.500								
Paul Quantrill, R (8, 1) ERA: 1.74	1.0		3	0	0	0	0	0	0	0	0	0	0	8	9	0.00	0.000								
Paul Shuey, R (9, 1) ERA: 1.32	1.0		6	2	2	2	1	1	0	0	0	0	1	14	21	18.00	3.000								

Anaheim Angels @ Los Angeles Dodgers  
Dodger Stadium, Los Angeles, CA  
Sun Jun 22 2003, 1:10 PM PDT  
Att. 54,631 - Overcast - 65 F

AB	38
R	6
H	12
RBI	5
BB	4
SO	10
LOB	18



Batter	1	2	3	4	5	6	7	8	9	AB R H RBI BB SO LOB
Dave Roberts, L OBP: 0.332, SLG: 0.310 (1, 8)	2-2 F9		1-2 F7		4-2 1B BB		1-1 E1 G4-3 3B		2-2 G6-3	4 1 0 0 1 0 1
Cesar Izturis, S OBP: 0.293, SLG: 0.302 (1, 6)	0-0 1B		2-2 G4-3		1-2 F9		2-2 P3		0-3 K	5 0 1 0 0 1 3
Shawn Green, L OBP: 0.320, SLG: 0.427 (1, 9)	0-0 F9		2-2 1B 2B		1-2 1B		0-1 G4-3			4 1 2 1 0 0 2
Paul Lo Duca, R OBP: 0.384, SLG: 0.479 (1, 7)	2-2 1B		1-2 2B 1B		1-2 P3		1-0 3B			4 0 3 2 0 0 2
Daryle Ward, L OBP: 0.225, SLG: 0.209 (1, 3)	0-1 P5		0-2 2B		2-2 P4		1-3 K			4 0 1 0 0 1 5
Adrian Beltré, R OBP: 0.271, SLG: 0.339 (1, 5)		0-1 1B	1-3 K			2-3 K		0-0 F8		4 0 1 0 0 2 2
David Ross, R OBP: 0.333, SLG: 0.613 (1, 2)		3-3 K		3-3 K		1-0 G6-3		2-3 K		4 0 0 0 0 3 1
Alex Cora, L OBP: 0.280, SLG: 0.313 (1, 4)		0-1 F7		2-2 F9		0-1 G3-1		3-2 L7		4 0 0 0 0 0 1
Kevin Brown, R Tom Martin, L Jolbert Cabrera, R Paul Quantill, L Paul Shuey, R Mike Kinkade, R		2-3 K		0-0 F8			3-2 E G4-3 1B		0-1 F8	2 0 0 0 0 0 1 1 0 0 0 0 0 0 0 0 1 1 1 0 1 0 0 0 0 0 0 0

Inning Stats	R: 0	H: 2	E: 0	K: 0	S: 12	LOB: 2	BB: 0	P: 16	R: 0	H: 1	E: 0	K: 2	S: 12	LOB: 1	BB: 0	P: 17	R: 1	H: 3	E: 0	K: 1	S: 24	LOB: 2	BB: 0	P: 31	R: 0	H: 0	E: 0	K: 1	S: 8	LOB: 0	BB: 0	P: 13	R: 0	H: 1	E: 0	K: 0	S: 19	LOB: 2	BB: 1	P: 28	R: 0	H: 0	E: 0	K: 1	S: 6	LOB: 0	BB: 0	P: 9	R: 2	H: 2	E: 1	K: 1	S: 17	LOB: 1	BB: 0	P: 25	R: 0	H: 0	E: 0	K: 1	S: 10	LOB: 0	BB: 0	P: 15	R: 0	H: 0	E: 0	K: 1	S: 8	LOB: 0	BB: 0	P: 10	1B: 6	SF: 0	2B: 2	SAC: 0	3B: 1	DP: 0	HR: 0	HBP: 0	WP: 0	PA: 38
--------------	------	------	------	------	-------	--------	-------	-------	------	------	------	------	-------	--------	-------	-------	------	------	------	------	-------	--------	-------	-------	------	------	------	------	------	--------	-------	-------	------	------	------	------	-------	--------	-------	-------	------	------	------	------	------	--------	-------	------	------	------	------	------	-------	--------	-------	-------	------	------	------	------	-------	--------	-------	-------	------	------	------	------	------	--------	-------	-------	-------	-------	-------	--------	-------	-------	-------	--------	-------	--------

PITCHER	IP	WLS	BF	H	R	ER	SO	BB	IBB	HBP	BLK	WP	HR	S	P	ERA	WHIP
Kevin Appier, R ERA: 4.82 (1, 1)	5.0	W	23	7	1	1	4	1	0	0	0	0	0	75	105	1.80	1.600
Ben Weber, R ERA: 1.88 (6, 1)	1.0	H	5	1	2	0	1	0	0	0	0	0	0	11	18	0.00	1.000
Brendan Donnelly, R ERA: 0.47 (7, 1)	2.0	H	7	1	0	0	2	0	0	0	0	0	0	22	31	0.00	0.500
Troy Percival, R ERA: 3.15 (9, 1)	1.0	S	3	0	0	0	1	0	0	0	0	0	0	8	10	0.00	0.000

BOTTOM

Anaheim Angels @ Los Angeles Dodgers  
 Dodger Stadium, Los Angeles, CA  
 Sun Jun 22 2003, 1:10 PM PDT  
 Att. 54,631 - Overcast - 65 F

livebaseballscorecards.com

AB	37
R	3
H	9
RBI	3
BB	1
SO	8
LOB	18







Batter	1	2	3	4	5	6	7	8	9	10	11	AB R H RBI BB SO LOB	BOTTOM		
Ray Durham, S OBP: 0.411, SLG: 0.439 (1, 4)	2-2 WP WP 1B		3-1 2B		1-0 1B 1-2		1-3 K			3-3 K		5 0 3 0 0 2 0	<b>Los Angeles Dodgers @ San Francisco Giants</b> <b>PacBell Park, San Francisco, CA</b> Mon Jun 23 2003, 10:15 PM EDT Att: 42,474 - Cloudy - 58 F		
Pedro Feliz, R OBP: 0.292, SLG: 0.544 (1, 5)	1-3 K		4-2 BB		0-0 F8		1-2 G6-3			2-3 K		4 0 0 0 1 2 3			
Marquis Grissom, R OBP: 0.341, SLG: 0.489 (1, 8)	2-3 K 1-2		0-0 L8		2-2 1B 1-3 2-H		2-0 L3			0-1 G6-3		5 0 1 1 0 1 3			
Barry Bonds, L OBP: 0.486, SLG: 0.644 (1, 7)	3-3 K 2-3		0-1 G3-1		1-2 F8		1-3 K			4-2 S 1B BB		4 1 0 0 1 2 5			
Andres Galarraga, R OBP: 0.400, SLG: 0.598 (1, 3)		2-0 HR		1-2 G5-3		0-3 K		2-3 K		1-3 K 1-2		5 1 1 1 0 3 1			
Benito Santiago, R OBP: 0.335, SLG: 0.465 (1, 2)		1-1 F7		2-0 G5-3		3-2 F9		0-0 F9		0-0 2-H 1B		5 0 1 1 0 0 0			
Rich Aurilia, R OBP: 0.323, SLG: 0.407 (1, 6)		1-2 L6		0-0 P3		0-0 1B 1B				1-2 P6		4 0 1 0 0 0 0			
José Cruz Jr., S OBP: 0.366, SLG: 0.439 (1, 9)		1-0 F9			3-2 CS 1B		1-2 1B			1-1 G1-3		4 0 2 0 0 0 0			
Kirk Rueter, L OBP: 0.189, SLG: 0.143 Edgardo Alfonzo, R OBP: 0.299, SLG: 0.330 Scott Eyre, L Tim Worrell, R Felix Rodriguez, R OBP: 1.000, SLG: 1.000 (1, 1) (6, PH) (7, 1) (9, 1) (11, 1)			0-0 G1-5-3		4-0 1B 1B BB		2-3 K			0-3 K		1 1 0 0 1 0 0 1 0 0 0 0 1 2 0 0 0 0 0 0 0 1 0 0 0 0 1 0 0 0 0 0 0 0 0			
<b>Inning Stats</b>	R: 0 H: 1 E: 0 LOB: 1 K: 3 BB: 0 S: 12 P: 20	R: 1 H: 1 E: 0 LOB: 0 K: 0 BB: 0 S: 7 P: 12	R: 0 H: 1 E: 0 LOB: 2 K: 0 BB: 1 S: 10 P: 17	R: 0 H: 0 E: 0 LOB: 0 K: 0 BB: 0 S: 6 P: 9	R: 1 H: 3 E: 0 LOB: 2 K: 0 BB: 1 S: 15 P: 26	R: 0 H: 2 E: 0 LOB: 2 K: 2 BB: 0 S: 13 P: 19	R: 0 H: 0 E: 0 LOB: 0 K: 1 BB: 0 S: 8 P: 12	R: 0 H: 0 E: 0 LOB: 0 K: 2 BB: 0 S: 8 P: 11	R: 0 H: 0 E: 0 LOB: 0 K: 1 BB: 0 S: 8 P: 10	R: 0 H: 0 E: 0 LOB: 0 K: 2 BB: 0 S: 9 P: 14	R: 1 H: 1 E: 0 LOB: 1 K: 1 BB: 1 S: 7 P: 12	1B: 7 SF: 0 2B: 1 SAC: 0 3B: 0 DP: 0 HR: 1 HBP: 0		WP: 2 PA: 42 PB: 0 SB: 1 CS: 1	
<b>PITCHER</b>	IP WLS BF H R ER SO BB IBB HBP BLK WP HR S P ERA WHIP														
Kaz Ishii, L ERA: 2.78 Guillermo Mota, R ERA: 2.05 Tom Martin, L ERA: 2.38 Paul Quantrill, R ERA: 1.71 Paul Shuey, R ERA: 1.23	(1, 1) (6, 1) (8, 1) (8, 1) (9, 1)	5.2 1.1 0.1 0.2 2.0	26 4 1 2 6	8 0 0 0 0	2 0 0 0 0	2 0 0 0 0	4 2 1 1 3	2 0 0 0 0	0 0 0 0 0	0 0 0 0 0	0 0 0 0 0	2 0 0 5 17	98 17 4 7 24	3.18 0.00 0.00 0.00 0.00	1.765 0.000 0.000 0.000 0.000
<b>PITCHER</b>	IP WLS BF H R ER SO BB IBB HBP BLK WP HR S P ERA WHIP														
Eric Gagne, R ERA: 2.06	(11, 1)	0.1	L	3	1	1	1	1	1	1	1	1	1	27.00	6.000

livebaseballscores.com

<b>AB</b>	<b>39</b>
<b>R</b>	<b>3</b>
<b>H</b>	<b>9</b>
<b>RBI</b>	<b>3</b>
<b>BB</b>	<b>3</b>
<b>SO</b>	<b>12</b>
<b>LOB</b>	<b>14</b>





Batter	1	2	3	4	5	6	7	8	9	AB R H RBI BB SO LOB	TOP	
Dave Roberts, L (1, 8) OBP: 0.330, SLG: 0.308	0-3 K		0-2 G4-3			1 SAFE 2-2 1B HBP		0-3 K		4 0 1 0 0 2 0	<p>Los Angeles Dodgers @ San Francisco Giants</p> <p>PacBell Park, San Francisco, CA</p> <p>Tue Jun 24 2003, 10:15 PM EDT</p> <p>Att. 42,648 - Sunny - 65 F</p>	
Paul Lo Duca, R (1, 2) OBP: 0.376, SLG: 0.464	2-2 G5-3			1-0 G5-3		1-2 1B HBP		1-2 G4-3		3 0 0 0 0 0 0		
Shawn Green, L (1, 9) OBP: 0.314, SLG: 0.418	0-1 L4			2-2 G3		1-1 SF9			1-2 G4-3	3 0 0 1 0 0 0		
Brian Jordan, R (1, 7) OBP: 0.372, SLG: 0.420 Jolbert Cabrera, R (6, 7) OBP: 0.342, SLG: 0.472 (7, 4)		2-2 G6-3 G4-3 1B		3-2 G6-3		3-2 1B			3-2 1B HBP	3 0 2 0 0 0 0 0 0 0 0 0 0 0		
Daryle Ward, L (1, 3) OBP: 0.223, SLG: 0.209		0-1 G4-3			0-2 F7	0-3 K		1-2 1B	1-2 1B	4 0 1 0 0 1 4		
Adrián Beltré, R (1, 5) OBP: 0.273, SLG: 0.340		2-2 G6-3			2-3 K		0-1 G5-3		2-1 G4-3	4 0 0 0 0 1 2		
Alex Cora, L (1, 4) OBP: 0.275, SLG: 0.307 (7, 6)		2-3 P6			1-0 F7		0-1 G4-3			3 0 0 0 0 0 1		
Cesar Izturis, S (1, 6) OBP: 0.288, SLG: 0.297 Paul Quantrill, L (7, 1)					1-1 F7	2-1 E6 1B SF9			2-1 F7	3 1 0 0 0 0 0 0 0 0 0 0 0 0		
Odalis Perez, L (1, 1) OBP: 0.038, SLG: 0.038 Mike Kinkade, R (7, 7) OBP: 0.379, SLG: 0.384					0-3 K2-3	0-3 K		0-2 L8		2 0 0 0 0 2 1 1 0 0 0 0 0 0		
<b>Inning Stats</b>	R: 0 H: 0 E: 0 LOB: 0 K: 1 BB: 0 S: 8 P: 10	R: 0 H: 1 E: 0 LOB: 1 K: 0 BB: 0 S: 9 P: 13	R: 0 H: 0 E: 0 LOB: 0 K: 1 BB: 0 S: 8 P: 9	R: 0 H: 0 E: 0 LOB: 0 K: 0 BB: 0 S: 10 P: 16	R: 0 H: 0 E: 0 LOB: 0 K: 1 BB: 0 S: 10 P: 13	R: 1 H: 2 E: 1 LOB: 3 K: 2 BB: 0 S: 22 P: 31	R: 0 H: 0 E: 0 LOB: 0 K: 0 BB: 0 S: 6 P: 8	R: 0 H: 0 E: 0 LOB: 0 K: 1 BB: 0 S: 9 P: 10	R: 0 H: 1 E: 0 LOB: 1 K: 0 BB: 0 S: 10 P: 17	1B: 4 SF: 1 2B: 0 SAC: 0 3B: 0 DP: 0 HR: 0 HBP: 2		WP: 0 PA: 33 PB: 0 SB: 0 CS: 0
<b>PITCHER</b> Jason Schmidt, R (1, 1) ERA: 2.23	IP WLS BF H R ER SO BB IBB HBP BLK WP HR S P ERA WHIP	9.0 W 33 4 1 0 6 0 0 2 0 0 0 0 92 127 0.00 0.444										

livebaseballscorecards.com

AB	30
R	1
H	4
RBI	1
BB	0
SO	6
LOB	8



Batter	1	2	3	4	5	6	7	8	9
Ray Durham, S OBP: 0.412, SLG: 0.438 (1, 4)	2-3 K		2-0 P4			1-0 BLK HR 1B		4-1 G6-4-3 BB	
Edgardo Alfonzo, R OBP: 0.295, SLG: 0.325 (1, 5)	1-1 F9			0-1 G6-3		1-2 P4		1-0 G6-4-3	
Marquis Grissom, R OBP: 0.341, SLG: 0.498 (1, 8)	0-0 P6			2-2 G6-3		2-0 HR			
Barry Bonds, L OBP: 0.491, SLG: 0.646 (1, 7)				4-2 BB		3-2 1B			
21 Carlos Valderrama, R OBP: 0.250, SLG: 0.250 (9, 7)									
Andres Galarraga, R OBP: 0.389, SLG: 0.580 (1, 3)				3-2 K		1-0 P3			
Benito Santiago, R OBP: 0.335, SLG: 0.463 (1, 2)									
Rich Aurilia, R OBP: 0.320, SLG: 0.402 (1, 6)									
José Cruz Jr., S OBP: 0.363, SLG: 0.434 (1, 9)									
Jason Schmidt, R OBP: 0.063, SLG: 0.032 (1, 1)									

Inning Stats		R: 0	H: 0	E: 0	K: 1	S: 8	R: 0	H: 0	E: 0	K: 0	S: 5	R: 0	H: 0	E: 0	K: 0	S: 6	R: 0	H: 1	E: 0	K: 0	S: 6	R: 2	H: 3	E: 0	K: 0	S: 13	R: 0	H: 0	E: 0	K: 0	S: 6	R: 0	H: 0	E: 0	K: 0	S: 5
PITCHER		IP	WLS	BF	H	R	ER	SO	BB	IBB	HBP	BLK	WP	HR	S	P	ERA	WHIP																		
Odalis Perez, L (1, 1)	6.0	L	23	4	2	2	2	2	2	0	0	1	0	1	49	84	3.00	1.000																		
Paul Quantrill, R (7, 1)	2.0		6	0	0	0	0	0	1	0	0	0	0	0	11	20	0.00	0.500																		

**BOTTOM**


Los Angeles Dodgers @ San Francisco Giants  
PacBell Park, San Francisco, CA

Tue Jun 24 2003, 10:15 PM EDT  
Att. 42,648 - Sunny - 65 F

AB	R	H	RBI	BB	SO	LOB
3	1	1	0	1	1	1
4	0	0	0	0	0	2
3	1	1	2	0	0	0
1	0	1	0	1	0	0
0	0	0	0	0	0	0
3	0	0	0	0	1	3
3	0	1	0	0	0	0
3	0	0	0	0	0	1
3	0	0	0	0	0	0
2	0	0	0	1	0	0

AB	25
R	2
H	4
RBI	2
BB	3
SO	2
LOB	7

WP: 0 PA: 29  
PB: 0  
SB: 0  
CS: 0





Batter	1	2	3	4	5	6	7	8	9	AB	R	H	RBI	BB	SO	LOB	TOP										
<b>Dave Roberts, L</b> (1, 8) OBP: 0.328, SLG: 0.306	2-1 L8	0-1 G5-3 1B	1-0 G6-3			1-0 FC4		2-2 G6-3		5	0	1	0	0	0	2											
<b>Cesar Izturis, S</b> (1, 6) OBP: 0.290, SLG: 0.299	1-0 L7	0-1 1B	3-1 G3			2-2 F7		0-1 2B 1B		5	0	2	1	0	0	2											
<b>Paul Lo Duca, R</b> (1, 2) OBP: 0.376, SLG: 0.463	1-1 HBP 1B	3-2 G5-3				1-1 G6-3 1B		0-0 P4		5	0	2	0	0	0	4											
<b>Shawn Green, L</b> (1, 9) OBP: 0.318, SLG: 0.426	4-2 HBP 1-2 HBP		1-2 1B 2B			2-1 G6-3 1-2f		0-3 K		4	1	2	0	0	1	1											
<b>Mike Kinkade, R</b> (1, 7) OBP: 0.393, SLG: 0.427	1-2 HBP		0-1 1B HR 1B			3-3 K		3-2 HR		3	2	2	1	0	1	0											
<b>Alex Cora, L</b> (7, 4) OBP: 0.274, SLG: 0.306	1-2 2-3 HBP		2-3 1B					1-2 F7		1	0	0	0	0	0	2											
<b>Ron Coomer, R</b> (1, 3) OBP: 0.321, SLG: 0.329	0-0 G4-3		1-0 HR 1B			2-0 G6-3		0-0 1B WP 1B		4	1	2	1	1	0	3											
<b>Adrián Beltré, R</b> (1, 5) OBP: 0.275, SLG: 0.350		2-0 G5-3	0-0 HR			0-2 F9		4-0 1B BB		4	1	1	3	1	1	1											
<b>Jolbert Cabrera, R</b> (1, 4) OBP: 0.351, SLG: 0.485		1-1 1B BLK 1B	1-1 G6-3 2B			3-3 K		1-0 1B		5	1	3	0	0	1	1											
<b>Hideo Nomo, R</b> (1, 1) OBP: 0.189, SLG: 0.118		4-2 1B 1B BB	1-3 K			0-2 FC4 1B		2-1 F8		3	0	1	0	1	1	4											
<b>Wilson Alvarez, L</b> (8, 1)								1-2f FC6-4		1	0	0	0	0	0	1											
<b>Inning Stats</b>	R: 0 E: 0 K: 0 S: 10	H: 1 LOB: 3 BB: 0 P: 19	R: 1 E: 0 K: 0 S: 13	H: 3 LOB: 2 BB: 1 P: 23	R: 4 E: 0 K: 1 S: 15	H: 5 LOB: 1 BB: 0 P: 23	R: 0 E: 0 K: 1 S: 7	H: 1 LOB: 0 BB: 0 P: 13	R: 0 E: 0 K: 1 S: 9	H: 0 LOB: 0 BB: 0 P: 14	R: 0 E: 0 K: 0 S: 7	H: 1 LOB: 0 BB: 0 P: 10	R: 1 E: 0 K: 1 S: 15	H: 3 LOB: 3 BB: 1 P: 27	R: 0 E: 0 K: 0 S: 13	H: 2 LOB: 2 BB: 0 P: 17	R: 0 E: 0 K: 1 S: 7	H: 0 LOB: 1 BB: 1 P: 15	1B: 11 2B: 3 3B: 0 HR: 2	SF: 0 SAC: 0 DP: 2 HBP: 2	WP: 1 PB: 0 SB: 0 CS: 1	PA: 45					
<b>PITCHER</b>	IP	WLS	BF	H	R	ER	SO	BB	IBB	HBP	BLK	WP	HR	S	P	ERA	WHIP										
<b>Damian Moss, L</b> (1, 1) ERA: 4.92	2.0	L	16	8	5	5	0	1	0	2	1	0	1	30	51	22.50	4.500										
<b>Jim Brower, R</b> (3, 1) ERA: 4.15	4.0		13	3	0	0	3	0	0	0	0	0	0	31	51	0.00	0.750										
<b>41 Chad Zerbe, L</b> (7, 1) ERA: 4.81	1.0		7	3	1	1	1	1	0	0	0	1	1	15	27	9.00	4.000										
<b>Jason Christiansen, L</b> (8, 1) ERA: 5.4	1.0		5	2	0	0	0	0	0	0	0	0	0	13	17	0.00	2.000										
<b>Joe Nathan, R</b> (9, 1) ERA: 4.17	1.0		4	0	0	0	1	1	0	0	0	0	0	7	15	0.00	1.000										

Los Angeles Dodgers @ San Francisco Giants  
PacBell Park, San Francisco, CA  
Wed Jun 25 2003, 10:15 PM EDT  
Att. 42,632 - Sunny - 81 F

livebaseballscorecards.com

<b>AB</b>	40
<b>R</b>	6
<b>H</b>	16
<b>RBI</b>	6
<b>BB</b>	3
<b>SO</b>	5
<b>LOB</b>	21



Batter	1	2	3	4	5	6	7	8	9	AB	R	H	RBI	BB	SO	LOB
Ray Durham, S (1, 4) OBP: 0.406, SLG: 0.429	0-0 L8		1-3 K			2-2 P5		3-2 L8		4	0	0	0	0	1	2
Edgardo Alfonzo, R (1, 5) OBP: 0.291, SLG: 0.320	2-2 G6-3		1-0 F9			1-0 F7			3-1 P4	4	0	0	0	0	0	1
Marguis Grissom, R (1, 8) 41 Chad Zerbe, L (7, 1) 21 Carlos Valderrama, R (8, 7) OBP: 0.200, SLG: 0.200	1-1 G5-3				0-0 P6	3-3 K			0-0 F9	3	0	0	0	0	1	1
Barry Bonds, L (1, 7) Jason Christiansen, R (8, 1) Joe Nathan, R (9, 1) Pedro Feliz, R (9, PH) OBP: 0.299, SLG: 0.560		2-1 F7			2-1 P2		1-2 K		0-2 2B	3	0	0	0	0	1	0
Andres Galarraga, R (1, 3) OBP: 0.384, SLG: 0.577		2-1 2B			0-3 K		1-0 F9		1-3 K	4	0	1	0	0	2	1
Rich Aurilia, R (1, 6) OBP: 0.317, SLG: 0.398			3-3 K		1-3 K		0-1 G5-3			3	0	0	0	0	2	1
José Cruz Jr., S (1, 9) OBP: 0.366, SLG: 0.433		4-2 FC6-4 BB			0-3 K2-3			4-1 BB		1	0	0	0	2	1	0
Yorvit Torrealba, R (1, 2) OBP: 0.295, SLG: 0.411		1-0 FC6-4			0-1 P4			0-0 F8		3	0	0	0	0	0	3
Damian Moss, R (1, 1) Jim Brower, R (3, 1) 60 Francisco Santos, L (6, PH) OBP: 0.286, SLG: 0.571			0-2 F8			0-0 2B		1-2 L4		0	0	0	0	0	0	0
										1	0	0	0	0	0	0
										2	0	1	0	0	0	1

Inning Stats	R: 0	H: 0	E: 0	K: 0	S: 6	R: 0	H: 1	E: 0	K: 1	S: 10	R: 0	H: 0	E: 0	K: 1	S: 8	R: 0	H: 0	E: 0	K: 2	S: 8	R: 0	H: 1	E: 0	K: 1	S: 8	R: 0	H: 0	E: 0	K: 1	S: 7	R: 0	H: 0	E: 0	K: 0	S: 10	R: 0	H: 1	E: 0	K: 1	S: 12
	LOB: 0	BB: 0	P: 9	LOB: 2	BB: 1	LOB: 0	BB: 0	LOB: 0	BB: 0	P: 10	LOB: 0	BB: 0	LOB: 0	BB: 0	P: 9	LOB: 1	BB: 0	LOB: 0	BB: 0	P: 9	LOB: 0	BB: 0	LOB: 0	BB: 0	LOB: 1	BB: 1	P: 18	LOB: 1	BB: 1	P: 16	LOB: 0	BB: 0	LOB: 1	BB: 0	P: 16	LOB: 0	BB: 0	LOB: 0	BB: 0	P: 16
	1B: 0	2B: 3	3B: 0	HR: 0	SF: 0	SAC: 0	DP: 0	HBP: 0	WP: 0	PA: 32	1B: 0	2B: 3	3B: 0	HR: 0	SF: 0	SAC: 0	DP: 0	HBP: 0	WP: 0	PA: 32	1B: 0	2B: 3	3B: 0	HR: 0	SF: 0	SAC: 0	DP: 0	HBP: 0	WP: 0	PA: 32	1B: 0	2B: 3	3B: 0	HR: 0	SF: 0	SAC: 0	DP: 0	HBP: 0	WP: 0	PA: 32
PITCHER	IP	WLS	BF	H	R	ER	SO	BB	IBB	HBP	BLK	WP	HR	S	P	ERA	WHIP																							
Hideo Nomo, R (1, 1) ERA: 2.41	7.0	W	24	2	0	0	7	1	0	0	0	0	0	53	81	0.00	0.429																							
Wilson Alvarez, L (8, 1) ERA: 1.32	2.0		8	1	0	0	1	1	0	0	0	0	0	22	34	0.00	1.000																							

**Los Angeles Dodgers @ San Francisco Giants**  
**PacBell Park, San Francisco, CA**  
 Wed Jun 25 2003, 10:15 PM EDT  
 Att: 42,632 - Sunny - 81 F

<b>AB</b>	<b>30</b>
<b>R</b>	<b>0</b>
<b>H</b>	<b>3</b>
<b>RBI</b>	<b>0</b>
<b>BB</b>	<b>2</b>
<b>SO</b>	<b>8</b>
<b>LOB</b>	<b>10</b>



WP	PA	ERA	WHIP
0	32		



Batter	1	2	3	4	5	6	7	8	9	AB R H RBI BB SO LOB	TOP											
Dave Roberts, L (1, 8) OBP: 0.326, SLG: 0.305	0-1 CS 1B		3-2 F7			2-2 F9			1-2 F8	4 0 1 0 0 0 1												
Jolbert Cabrera, R (1, 7) OBP: 0.348, SLG: 0.485	1-2 SAFE G5-3			0-1 F8			0-0 WP 2B		1-3 K	4 0 1 0 0 1 1												
Shawn Green, L (1, 9) OBP: 0.315, SLG: 0.421	2-2 F9			1-0 F7			2-2 G3		1-0 G4-3	4 0 0 0 0 0 1												
Paul Lo Duca, R (1, 2) OBP: 0.376, SLG: 0.460		1-0 G3-1		2-2 F9			4-0 G4-6-3 IBB			2 0 0 0 1 0 0												
Daryle Ward, L (1, 3) OBP: 0.216, SLG: 0.202		0-0 G3-1			1-2 G4-3		0-0 G4-6-3			3 0 0 0 0 0 2												
Ron Coomer, R (1, 10) OBP: 0.309, SLG: 0.315		2-1 F8			0-1 G5-3			1-2 G6-3		3 0 0 0 0 0 0												
Adrián Beltré, R (1, 5) OBP: 0.276, SLG: 0.350			0-0 G4-3		1-2 G3			0-0 L4-6 1B		3 0 1 0 0 0 0												
Alex Cora, L (1, 4) OBP: 0.279, SLG: 0.311			0-1 1B			1-3 K		0-1 1B		3 0 2 0 0 1 0												
Cesar Izturis, S (1, 6) OBP: 0.288, SLG: 0.297			2-3 K			1-3 K		1-0 L4-6		2 0 0 0 0 2 1												
Larry Barnes, L (8, PH) (8, 7)								2-3		1 0 0 0 0 0 2												
<b>Inning Stats</b>	R: 0 E: 0 K: 0 S: 9	H: 1 LOB: 0 BB: 0 P: 11	R: 0 E: 0 K: 0 S: 4	H: 0 LOB: 0 BB: 0 P: 7	R: 0 E: 0 K: 1 S: 10	H: 1 LOB: 1 BB: 0 P: 15	R: 0 E: 0 K: 0 S: 6	H: 0 LOB: 0 BB: 0 P: 9	R: 0 E: 0 K: 0 S: 11	H: 0 LOB: 0 BB: 0 P: 13	R: 0 E: 0 K: 2 S: 12	H: 0 LOB: 0 BB: 0 P: 16	R: 0 E: 0 K: 0 S: 5	H: 1 LOB: 1 BB: 1 P: 11	R: 0 E: 0 K: 0 S: 7	H: 2 LOB: 1 BB: 0 P: 9	R: 0 E: 0 K: 1 S: 9	H: 0 LOB: 0 BB: 0 P: 12	1B: 4 2B: 2 3B: 0 HR: 0	SF: 0 SAC: 0 DP: 2 HBP: 0	WP: 1 PB: 0 SB: 0 CS: 1	PA: 30
<b>PITCHER</b>	IP WLS BF H R ER SO BB IBB HBP BLK WP HR S P ERA WHIP																					
41 John Lackey, R (1, 1) ERA: 5.47	7.1 W 26 5 0 0 3 0 1 0 0 1 0 63 89 0.00 0.682																					
Brendan Donnelly, R (8, 1) ERA: 0.44	0.2 H 1 0 0 0 0 0 0 0 0 0 0 1 2 0.00 0.000																					
Troy Percival, R (9, 1) ERA: 2.86	1.0 S 3 0 0 0 1 0 0 0 0 0 0 0 9 12 0.00 0.000																					

**Los Angeles Dodgers @ Anaheim Angels**  
Edison International Field, Anaheim, CA

livebaseballscorecards.com

AB	29
R	0
H	5
RBI	0
BB	1
SO	4
LOB	8



Fri Jun 27 2003, 10:05 PM EDT  
Att. 43,700 - Sunny - 75 F





Batter	1	2	3	4	5	6	7	8	9	AB R H RBI BB SO LOB	TOP											
<b>Dave Roberts, L</b> (1, 8) OBP: 0.321, SLG: 0.299	1-1 B3		3-1 P6		2-1 FC6 1-2f		1-1 G6-3			4 0 0 0 0 0 3	<b>Los Angeles Dodgers @ Anaheim Angels</b> Edison International Field, Anaheim, CA Sat Jun 28 2003, 10:05 PM EDT Att. 43,726 - Sunny - 71 F <a href="http://livebaseballscorecards.com">livebaseballscorecards.com</a>											
<b>Alex Cora, L</b> (1, 4) OBP: 0.275, SLG: 0.305	3-3 K			2-3 K		0-1 F8		0-0 P4		4 0 0 0 0 2 0												
<b>Paul Lo Duca, R</b> (1, 3) OBP: 0.374, SLG: 0.457	1-3 K			2-2 F9		0-0 FC3-2 1B		1-1 G6-3		4 0 1 0 0 1 0												
<b>Shawn Green, L</b> (1, 9) OBP: 0.314, SLG: 0.422		1-0 E4 G6-4-3		0-0 P4		0-0 FC3-2 1-3 2B		3-3 K		4 0 1 0 0 1 0												
<b>Mike Kinkade, R</b> (1, 7) OBP: 0.387, SLG: 0.413		2-2 G6-4-3 1-2f			0-0 G5-3	4-0 FC3-2 IBB		1-3 K		3 0 0 0 1 1 1												
<b>Adrián Beltré, R</b> (1, 5) OBP: 0.275, SLG: 0.349		1-1 F8		1-2 G5-3 1B	1-2 FC3-2 FC6-4	1-1 FC3-2		2-2 P4		4 1 1 0 0 0 3												
<b>Ron Coomer, R</b> (1, 10) OBP: 0.298, SLG: 0.303 <b>Larry Barnes, L</b> (9, PH)			3-2 P3	1-2 G5-3	2-2 FC6-4	2-2 FC6-4		2-3 K		3 0 0 0 0 0 4 1 0 0 0 0 1 0												
<b>David Ross, R</b> (1, 2) OBP: 0.351, SLG: 0.600			1-0 1B	1-2 1B		1-0 G6-3				3 0 2 1 0 0 0												
<b>Cesar Izturis, S</b> (1, 6) OBP: 0.288, SLG: 0.297			1-2 F8	0-0 FC6 1B		1-3 K				3 0 1 0 0 1 1												
<b>Inning Stats</b>	R: 0 E: 0 K: 2 S: 10	H: 0 LOB: 0 BB: 0 P: 15	R: 0 E: 1 K: 0 S: 6	H: 0 LOB: 0 BB: 0 P: 10	R: 0 E: 0 K: 0 S: 11	H: 1 LOB: 1 BB: 0 P: 19	R: 0 E: 0 K: 1 S: 9	H: 0 LOB: 0 BB: 0 P: 13	R: 1 E: 0 K: 0 S: 13	H: 3 LOB: 2 BB: 0 P: 18	R: 0 E: 0 K: 0 S: 9	H: 2 LOB: 3 BB: 1 P: 16	R: 0 E: 0 K: 1 S: 6	H: 0 LOB: 0 BB: 0 P: 9	R: 0 E: 0 K: 1 S: 6	H: 0 LOB: 0 BB: 0 P: 10	R: 0 E: 0 K: 2 S: 12	H: 0 LOB: 0 BB: 0 P: 17	1B: 5 2B: 1 3B: 0 HR: 0	SF: 0 SAC: 0 DP: 1 HBP: 0	WP: 0 PB: 0 SB: 0 CS: 0	PA: 34
<b>PITCHER</b>	IP WLS BF H R ER SO BB IBB HBP BLK WP HR S P ERA WHIP																					
<b>Kevin Appier, R</b> (1, 1) ERA: 4.56	6.0 W 25 6 1 1 3 0 1 0 0 0 0 0 58 91 1.50 1.000																					
<b>62 Scot Shields, R</b> (7, 1) ERA: 1.7	1.0 H 3 0 0 0 1 0 0 0 0 0 0 0 6 9 0.00 0.000																					
<b>Brendan Donnelly, R</b> (8, 1) ERA: 0.43	1.0 H 3 0 0 0 1 0 0 0 0 0 0 0 6 10 0.00 0.000																					
<b>Troy Percival, R</b> (9, 1) ERA: 2.74	1.0 S 3 0 0 0 2 0 0 0 0 0 0 0 12 17 0.00 0.000																					

**Los Angeles Dodgers @ Anaheim Angels**  
 Edison International Field, Anaheim, CA  
 Sat Jun 28 2003, 10:05 PM EDT  
 Att. 43,726 - Sunny - 71 F

AB	33
R	1
H	6
RBI	1
BB	1
SO	7
LOB	12



Batter	1	2	3	4	5	6	7	8	9	AB	R	H	RBI	BB	SO	LOB
David Eckstein, R (1, 6) OBP: 0.325, SLG: 0.322	1-1 F8		2-1 G4-3			1-1 HBP	0-1 G5-3			3	0	0	0	0	0	0
Darin Erstad, L (1, 8) OBP: 0.327, SLG: 0.358	2-3 K		0-1 1B			0-1 P4	1-3 K			4	0	1	0	0	2	2
Tim Salmon, R (1, 9) Eric Owens, R (7, PR) OBP: 0.362, SLG: 0.460 OBP: 0.254, SLG: 0.273	2-2 F7		0-1 G5-3			3-1 HR	4-0 16 1B BB			3	1	1	1	1	0	1
16 Garret Anderson, L (1, 7) OBP: 0.346, SLG: 0.601		2-3 K			3-0 G4-3	1-2 F8	0-1 1B			4	0	1	0	0	1	0
Shawn Wooten, R (1, 10) OBP: 0.377, SLG: 0.490		1-0 F9			1-0 F9	0-0 HR	2-0 F9			4	1	1	1	0	0	2
Troy Glaus, R (1, 5) OBP: 0.357, SLG: 0.494		0-1 E 1B			2-0 G5-3	0-2 F8		1-0 F8		4	1	1	0	0	0	0
Bengie Molina, R (1, 2) OBP: 0.323, SLG: 0.421		2-0 E4 1-H 2B			1-1 G6-3	1-1 2B		1-1 1B		4	0	3	1	0	0	0
Scott Spiezio, S (1, 3) OBP: 0.333, SLG: 0.427		1-1 F9			4-1 2B BB	4-2 BB		0-0 P3		2	0	0	0	2	0	2
Benji Gil, R (1, 4) Adam Kennedy, L (6, PH) OBP: 0.204, SLG: 0.241 OBP: 0.341, SLG: 0.344			2-3 K			2-2 1-H 2B	1-3 K		0-0 F9	2	0	1	0	0	1	0
										2	0	0	0	0	1	3

Inning Stats	R: 0	H: 0	E: 0	K: 1	S: 8	R: 1	H: 2	E: 1	K: 1	S: 9	R: 0	H: 1	E: 0	K: 1	S: 9	R: 0	H: 0	E: 0	K: 0	S: 3	R: 0	H: 1	E: 0	K: 0	S: 9	R: 2	H: 3	E: 0	K: 1	S: 22	R: 0	H: 1	E: 0	K: 1	S: 8	R: 0	H: 1	E: 0	K: 0	S: 5										
	LOB: 0	BB: 0	P: 13	LOB: 1	BB: 0	P: 15	LOB: 1	BB: 0	P: 13	LOB: 0	BB: 0	P: 9	LOB: 2	BB: 1	P: 17	LOB: 2	BB: 1	P: 32	LOB: 2	BB: 1	P: 15	LOB: 1	BB: 0	P: 7	LOB: 0	BB: 0	P: 7	1B: 4	SF: 0	2B: 3	SAC: 0	3B: 0	DP: 0	HR: 2	HBP: 1	WP: 0	PA: 36	PB: 0	SB: 0	CS: 0										
PITCHER	IP	WLS	BF	H	R	ER	SO	BB	IBB	HBP	BLK	WP	HR	S	P	ERA	WHIP													IP	WLS	BF	H	R	ER	SO	BB	IBB	HBP	BLK	WP	HR	S	P	ERA	WHIP				
Kaz Ishii, L (1, 1) ERA: 2.91	5.1	L	23	6	3	3	3	1	0	0	0	0	2	48	81	5.06	1.312																																	
Paul Quantrill, R (6, 1) ERA: 1.57	0.2		4	1	0	0	1	1	0	0	0	0	0	12	18	0.00	3.000																																	
Paul Shuey, R (7, 1) ERA: 1.15	2.0		9	2	0	0	1	1	0	0	0	0	0	13	22	0.00	1.500																																	

BOTTOM

Los Angeles Dodgers @ Anaheim Angels  
Edison International Field, Anaheim, CA

Sat Jun 28 2003, 10:05 PM EDT  
Att. 43,726 - Sunny - 71 F

livebaseballscorecards.com

AB 32  
R 3  
H 9  
RBI 3  
BB 3  
SO 5  
LOB 10





Batter	1	2	3	4	5	6	7	8	9	AB R H RBI BB SO LOB	TOP									
<b>Dave Roberts, L</b> (1, 8) OBP: 0.324, SLG: 0.303	1-2 G4-3 1B		3-2 G6-4-3 1B		0-2 1B			0-1 F8		4 0 2 0 0 0 0										
<b>Jolbert Cabrera, R</b> (1, 7) OBP: 0.346, SLG: 0.478	3-2 G5-3 1B		1-0 G6-4-3 1-2f		1-0 G5-3			1-3 K		4 0 1 0 0 1 2										
<b>Shawn Green, L</b> (1, 9) OBP: 0.313, SLG: 0.419	1-2 G5-3		0-1 G3				1-3 K	1-0 1B		4 0 1 0 0 1 1										
<b>Paul Lo Duca, R</b> (1, 2) OBP: 0.376, SLG: 0.454	4-1 BB			0-0 L8			4-2 BB	1-2 F8		2 0 0 0 2 0 1										
<b>Mike Kinkade, R</b> (1, 10) OBP: 0.383, SLG: 0.438	2-1 G4-3			3-1 G6-3			0-3 K	2-2 HR		4 1 1 1 0 1 3										
<b>Adrián Beltré, R</b> (1, 5)		4-0 G4-6-3 BB		1-2 1B			0-2 G4-3	0-2 DI 1B		3 0 2 0 1 0 1										
<b>Larry Barnes, L</b> (1, 3)		0-1 E6 G4-6-3		0-1 L4			0-1 F7	1-3 K		4 0 0 0 0 1 3										
<b>Alex Cora, L</b> (1, 4) OBP: 0.271, SLG: 0.302		0-0 G4-6-3			1-1 G4-3		0-3 K	1-1 F8		3 0 0 0 0 1 2										
<b>Daryle Ward, L</b> (9, PH) OBP: 0.214, SLG: 0.200		1-2f 2-3								1 0 0 0 0 0 1										
<b>Cesar Izturis, S</b> (1, 6) OBP: 0.285, SLG: 0.294			0-3 K		2-2 L5		0-1 G6-3	2-3 K		3 0 0 0 0 1 1										
<b>Ron Coomer, R</b> (9, PH) OBP: 0.294, SLG: 0.299								1-2		1 0 0 0 0 1 1										
<b>Inning Stats</b>	R: 0 E: 0 K: 0 S: 14	H: 1 LOB: 2 BB: 1 P: 25	R: 0 E: 1 K: 1 S: 6	H: 0 LOB: 1 BB: 1 P: 10	R: 0 E: 0 K: 0 S: 6	H: 1 LOB: 0 BB: 0 P: 10	R: 0 E: 0 K: 0 S: 8	H: 1 LOB: 1 BB: 0 P: 12	R: 0 E: 0 K: 2 S: 14	H: 0 LOB: 1 BB: 1 P: 19	R: 0 E: 0 K: 1 S: 7	H: 0 LOB: 0 BB: 0 P: 7	R: 0 E: 0 K: 1 S: 12	H: 1 LOB: 1 BB: 0 P: 15	R: 1 E: 0 K: 2 S: 17	H: 2 LOB: 1 BB: 0 P: 23	1B: 6 2B: 0 3B: 0 HR: 1	SF: 0 SAC: 0 DP: 2 HBP: 0	WP: 0 PB: 0 SB: 0 CS: 0	PA: 36
<b>PITCHER</b>	IP WLS BF H R ER SO BB IBB HBP BLK WP HR S P ERA WHIP																			
<b>Aaron Sele, R</b> (1, 1) ERA: 6.29	5.0 W 20 4 0 0 1 2 0 0 0 0 0 0 43 70 0.00 1.200																			
<b>62 Scot Shields, R</b> (6, 1) ERA: 1.64	2.0 H 7 0 0 0 3 1 0 0 0 0 0 0 21 26 0.00 0.500																			
<b>Ben Weber, R</b> (8, 1) ERA: 2.61	1.0 H 4 1 0 0 1 0 0 0 0 0 0 0 12 15 0.00 1.000																			
<b>Troy Percival, R</b> (9, 1) ERA: 3.0	1.0 S 5 2 1 1 2 0 0 0 0 0 0 1 17 23 9.00 2.000																			

Los Angeles Dodgers @ Anaheim Angels  
Edison International Field, Anaheim, CA

Sun Jun 29 2003, 4:05 PM EDT  
Att. 43,766 - Sunny - 77 F

AB	33
R	1
H	7
RBI	1
BB	3
SO	7
LOB	16



Batter	1	2	3	4	5	6	7	8	9
David Eckstein, R OBP: 0.320, SLG: 0.317 (1, 6)	0-2 G5-3	2-2 G3		0-0 G5-3		0-0 FC5-4		0-2 L4	
Darin Erstad, L OBP: 0.338, SLG: 0.370 (1, 8)	0-1 1B	2-2 1B			0-1 1B	0-1 G1-6-3			
Tim Salmon, R OBP: 0.367, SLG: 0.460 9 Chone Figgins, S OBP: 0.356, SLG: 0.366 (1, 10)	4-2 BB	2-1 G5-3			4-0 BB		1-2 1B		
16 Garret Anderson, L OBP: 0.342, SLG: 0.594 (1, 7)	1-3 K		1-1 G4-3		1-1 FC4-6		2-2 G1-3		
Shawn Wooten, R OBP: 0.382, SLG: 0.485 Adam Kennedy, L OBP: 0.341, SLG: 0.344 (1, 3)	0-0 FC6-4		4-2 BB		2-1 L5		2-1 1B		
Troy Glaus, R OBP: 0.359, SLG: 0.492 (1, 5)		1-3 K	1-3 K		4-2 BB		0-1 1B		
Benji Gil, R OBP: 0.208, SLG: 0.267 Scott Spiezio, S OBP: 0.332, SLG: 0.425 (1, 4)		1-1 E4	3-3 K		1-2 K		0-0 P4		
José Molina, R OBP: 0.204, SLG: 0.245 (1, 2)		0-0 1B		1-2 F8		1-2 1B		1-2 F7	
Eric Owens, R OBP: 0.262, SLG: 0.280 (1, 9)		0-1 1B		1-2 G4-3		0-1 1B		1-0 G6-3	

Inning Stats	R: 0	H: 1	E: 0	K: 1	S: 13	R: 3	H: 4	E: 1	K: 1	S: 16	R: 0	H: 0	E: 0	K: 2	S: 10	R: 0	H: 0	E: 0	K: 0	S: 9	R: 0	H: 1	E: 0	K: 1	S: 11	R: 0	H: 2	E: 0	K: 0	S: 8	R: 0	H: 3	E: 0	K: 0	S: 12	R: 0	H: 0	E: 0	K: 0	S: 7			
	0	1	0	1	13	3	4	1	1	16	0	0	0	2	10	0	0	0	0	9	0	1	0	0	11	0	2	0	1	8	0	3	0	0	12	0	0	0	7	0	0	0	9

PITCHER	IP	WLS	BF	H	R	ER	SO	BB	IBB	HBP	BLK	WP	HR	S	P	ERA	WHIP
Odalys Perez, L ERA: 4.44 (1, 1)	6.0	L	29	8	3	3	5	4	0	0	0	0	0	67	104	4.50	2.000
Guillermo Mota, R ERA: 1.93 (7, 1)	2.0		8	3	0	0	0	0	0	0	0	0	0	19	26	0.00	1.500

**BOTTOM**

5 0 0 0 0 0 4

4 0 3 2 0 0 2

2 0 1 0 2 0 1  
0 0 0 0 0 0 0

4 0 0 0 0 1 5

3 0 1 0 1 0 4  
0 0 0 0 0 0 0

3 0 1 0 1 2 1

3 1 1 0 0 2 4  
1 0 0 0 0 0 2

4 1 2 0 0 0 0

4 1 2 0 0 0 0


1B: 10 SF: 0  
2B: 0 SAC: 0  
3B: 1 DP: 1  
HR: 0 HBP: 0

WP: 0 PA: 37  
PB: 0  
SB: 3  
CS: 1

**Los Angeles Dodgers @ Anaheim Angels**  
Edison International Field, Anaheim, CA

livebaseballscorecards.com

**AB 33**  
**R 3**  
**H 11**  
**RBI 2**  
**BB 4**  
**SO 5**  
**LOB 23**



Sun Jun 29 2003, 4:05 PM EDT  
Att. 43,766 - Sunny - 77 F



Batter	1	2	3	4	5	6	7	8	9	AB R H RBI BB SO LOB	TOP	
<b>Mark Kotsay, L</b> (1, 8) <small>OBP: 0.344, SLG: 0.347</small>	0-0 		1-2 			1-3 	1-0 		0-0 	5 1 3 2 0 1 0	<b>San Diego Padres @ Los Angeles Dodgers</b> Dodger Stadium, Los Angeles, CA Tue Jul 01 2003, 7:10 PM PDT Att. 49,374 - Sunny - 77 F	
<b>Mark Loretta, R</b> (1, 4) <small>OBP: 0.368, SLG: 0.431</small>	2-2 		2-3 			2-0 	1-2 		1-2 	5 0 2 1 0 1 2		
<b>Rondell White, R</b> (1, 7) <b>Luther Hackman, R</b> (7, 1) <b>Brian Buchanan, R</b> (9, PH) <b>Mike Matthews, L</b> (9, 1)	2-3 			1-2 		0-1 	0-1 		1-0 	4 0 0 0 0 1 3 0 0 0 0 0 0 0 1 0 0 0 0 0 2 0 0 0 0 0 0 0		
<b>Ryan Klesko, L</b> (1, 3) <small>OBP: 0.359, SLG: 0.502</small>		1-3 		1-2 			1-2 			3 1 1 2 0 1 0		
<b>Sean Burroughs, L</b> (1, 5) <small>OBP: 0.364, SLG: 0.431</small>		1-0 		1-3 			0-0 	0-1 		4 1 2 0 0 1 0		
<b>Xavier Nady, R</b> (1, 9) <small>OBP: 0.328, SLG: 0.408</small>		0-3 			1-2 		0-0 	1-2 		4 1 2 0 0 1 1		
<b>Gary Bennett, R</b> (1, 2) <small>OBP: 0.259, SLG: 0.262</small>			3-3 		1-0 		4-2 	2-3 		3 1 0 0 1 2 1		
<b>Donaldo Mendez, R</b> (1, 6) <small>OBP: 0.324, SLG: 0.433</small>			0-3 		0-2 		0-0 		2-1 	4 1 1 1 0 1 1		
<b>Brian Lawrence, R</b> (1, 1) <b>Dave Hansen, L</b> (7, PH) <b>Gary Matthews, S</b> (7, 7)			4-2 		0-3 		3-1 		1-2 	1 0 0 0 1 1 1 1 0 1 1 0 0 0 1 1 1 0 0 0 0		
<b>Inning Stats</b>	R: 0 H: 0 E: 0 LOB: 0 K: 1 BB: 0 S: 10 P: 14	R: 0 H: 0 E: 0 LOB: 0 K: 2 BB: 0 S: 7 P: 9	R: 0 H: 1 E: 0 LOB: 2 K: 3 BB: 1 S: 19 P: 29	R: 0 H: 0 E: 0 LOB: 0 K: 1 BB: 0 S: 13 P: 16	R: 0 H: 1 E: 0 LOB: 1 K: 1 BB: 0 S: 12 P: 14	R: 0 H: 0 E: 0 LOB: 0 K: 1 BB: 0 S: 6 P: 9	R: 6 H: 7 E: 0 LOB: 1 K: 0 BB: 1 S: 17 P: 28	R: 0 H: 1 E: 0 LOB: 0 K: 1 BB: 0 S: 10 P: 13	R: 1 H: 3 E: 0 LOB: 1 K: 0 BB: 0 S: 10 P: 15	1B: 12 SF: 1 2B: 1 SAC: 0 3B: 0 DP: 3 HR: 1 HBP: 0		WP: 0 PA: 39 PB: 0 SB: 0 CS: 0
<b>PITCHER</b>	IP WLS BF H R ER SO BB IBB HBP BLK WP HR S P ERA WHIP											IP WLS BF H R ER SO BB IBB HBP BLK WP HR S P ERA WHIP
<b>Hideo Nomo, R</b> (1, 1) <small>ERA: 2.71</small>	6.0 L 27 7 6 6 9 2 0 0 0 0 0 1 75 106 9.00 1.500											
<b>Guillermo Mota, R</b> (7, 1) <small>ERA: 1.89</small>	1.0 4 2 0 0 0 0 0 0 0 0 0 0 9 13 0.00 2.000											
<b>Wilson Alvarez, L</b> (8, 1) <small>ERA: 1.23</small>	1.0 3 1 0 0 1 0 0 0 0 0 0 0 10 13 0.00 1.000											
<b>Tom Martin, L</b> (9, 1) <small>ERA: 3.0</small>	1.0 5 3 1 1 0 0 0 0 0 0 0 0 10 15 9.00 3.000											

<b>AB</b>	36
<b>R</b>	7
<b>H</b>	13
<b>RBI</b>	7
<b>BB</b>	2
<b>SO</b>	10
<b>LOB</b>	11



Batter	1	2	3	4	5	6	7	8	9	AB	R	H	RBI	BB	SO	LOB
<b>Dave Roberts, L</b> (1, 8) <small>OBP: 0.321, SLG: 0.300</small> <b>Jolbert Cabrera, R</b> (5, 8) <small>OBP: 0.342, SLG: 0.471</small>	2-1 		2-2 <b>FC3-6</b> 1B <small>1-2f 2-3</small>		1-3 <b>K</b>			0-1 <b>G4-3</b>		2	0	0	0	0	0	2
<b>Paul Lo Duca, R</b> (1, 2) <small>OBP: 0.374, SLG: 0.451</small>	0-3 <b>K</b>		3-2 			1-2 <b>G3-1</b>		0-2 <b>G4-3</b>		4	0	1	1	0	1	0
<b>Shawn Green, L</b> (1, 9) <small>OBP: 0.309, SLG: 0.414</small>	0-0 <b>L8</b>		1-0 <b>F7</b>			3-2 <b>G6-3</b>			3-2 <b>P4</b>	4	0	0	0	0	0	2
<b>Fred McGriff, L</b> (1, 3) <small>OBP: 0.318, SLG: 0.433</small> <b>Larry Barnes, L</b> (9, PR)		0-0 		1-2 <b>F9</b>		2-0 <b>G3-1</b>			0-0 	4	0	2	0	0	0	0
<b>Mike Kinkade, R</b> (1, 7) <small>OBP: 0.387, SLG: 0.440</small>		0-3 <b>K</b>		0-1 		1-2 <b>F9</b>			1-0 	4	0	2	0	0	1	1
<b>Adrián Beltré, R</b> (1, 5) <small>OBP: 0.281, SLG: 0.354</small>		2-2 <b>G6-4-3</b> <small>1-2f</small>		1-1 <b>FC5-4</b> <small>1 SAFE 1 SAFE</small>		1-0 			1-1 <b>G6-4-3</b> <small>1-2f</small>	4	0	1	0	0	0	5
<b>Alex Cora, L</b> (1, 4) <small>OBP: 0.272, SLG: 0.302</small>			0-1 		1-1 <b>F8</b>		2-1 <b>P5</b>			3	0	1	0	0	0	2
<b>Cesar Izturis, S</b> (1, 6) <small>OBP: 0.286, SLG: 0.294</small> <b>Wilson Alvarez, L</b> (8, 1) <b>Tom Martin, L</b> (9, 1)			2-1 <b>FC3-6</b> <b>FC2-5</b> <b>1B</b>		0-1 <b>F8</b>		1-1 <b>G4-3</b>			3	1	1	0	0	0	1
<b>Hideo Nomo, R</b> (1, 1) <small>OBP: 0.179, SLG: 0.111</small> <b>Guillermo Mota, R</b> (7, 1) <small>OBP: 0.250, SLG: 0.250</small> <b>Jason Romano, R</b> (8, 8) <small>OBP: 0.105, SLG: 0.105</small>			0-0 <b>FC2-5</b> <b>FC3-8</b> <small>1-2 2-3f</small>		0-2 <b>G4-3</b>			0-3 <b>K</b>		2	0	0	0	0	0	2

Inning Stats	R: 0	H: 0	R: 0	H: 1	R: 1	H: 3	R: 0	H: 1	R: 0	H: 0	R: 0	H: 0	R: 0	H: 1	R: 0	H: 0	R: 0	H: 2	R: 0	H: 2	1B: 6	SF: 0	WP: 0	PA: 33	
	E: 0	LOB: 0	E: 0	LOB: 0	E: 0	LOB: 2	E: 0	LOB: 1	E: 0	LOB: 0	E: 0	LOB: 0	E: 0	LOB: 1	E: 0	LOB: 0	E: 0	LOB: 0	E: 0	LOB: 2	2B: 2	SAC: 0	PB: 0		
	K: 1	BB: 0	K: 1	BB: 0	K: 0	BB: 0	K: 0	BB: 0	K: 1	BB: 0	K: 0	BB: 0	K: 0	BB: 0	K: 1	BB: 0	K: 0	BB: 0	K: 0	BB: 0	3B: 0	DP: 2	SB: 0		
	S: 7	P: 9	S: 8	P: 10	S: 18	P: 26	S: 9	P: 12	S: 10	P: 11	S: 7	P: 13	S: 9	P: 14	S: 8	P: 8	S: 9	P: 14	S: 9	P: 14	HR: 0	HBP: 0	CS: 0		
<b>PITCHER</b> <b>Brian Lawrence, R</b> (1, 1) <small>ERA: 4.67</small> <b>Luther Hackman, R</b> (7, 1) <small>ERA: 3.92</small> <b>Mike Matthews, L</b> (9, 1) <small>ERA: 4.07</small>	IP	WLS	BF	H	R	ER	SO	BB	IBB	HBP	BLK	WP	HR	S	P	ERA	WHIP								
	6.0		22	5	1	1	3	0	0	0	0	0	0	59	81	1.50	0.833								
	2.0		7	1	0	0	1	0	0	0	0	0	0	17	22	0.00	0.500								
	1.0		4	2	0	0	0	0	0	0	0	0	0	9	14	0.00	2.000								

**BOTTOM**

**San Diego Padres @ Los Angeles Dodgers**  
 Dodger Stadium, Los Angeles, CA

AB	33
R	1
H	8
RBI	1
BB	0
SO	4
LOB	15



Tue Jul 01 2003, 7:10 PM PDT  
 Att. 49,374 - Sunny - 77 F

WP	PA	ERA	WHIP
0	33		



Batter	1	2	3	4	5	6	7	8	9	10	AB R H RBI BB SO LOB	TOP													
Mark Kotsay, L (1, 8) OBP: 0.349, SLG: 0.350	1-1 S G5-3 1B 1B		2-0 L6			1-1 1B SF7 1B	0-0 FC6-4			4-0 1B E IBB	4 3 2 0 1 0 2	<b>San Diego Padres @ Los Angeles Dodgers</b> Dodger Stadium, Los Angeles, CA Wed Jul 02 2003, 7:10 PM PDT Att: 26,408 - Sunny - 76 F													
Mark Loretta, R (1, 4) OBP: 0.368, SLG: 0.430	0-2 G5-3		0-0 F9			0-0 FC5 HBP 1B		1-3 K		0-1 E7 1B	5 0 2 1 0 1 2														
Rondell White, R (1, 7) OBP: 0.333, SLG: 0.484	2-3 K		2-2 G6-3			0-0 P3		1-2 F9		3-3 K	5 0 0 0 0 2 5														
Ryan Klesko, L (1, 3) OBP: 0.363, SLG: 0.504	0-1 1B			0-0 CS 1B		2-1 SF7		4-1 CS BB		1-3 K	3 0 2 2 1 1 1														
Sean Burroughs, L (1, 5) OBP: 0.363, SLG: 0.426	0-1 G1-3			1-1 F8		3-0 HBP		2-1 CS	0-1 G3		3 0 0 0 0 0 2														
Xavier Nady, R (1, 9) OBP: 0.324, SLG: 0.403		0-1 G5-3		0-0 F8		1-0 FC5			0-0 G4-3		4 0 0 0 0 0 3														
Matt Herges, L (9, 1)						2-3f					0 0 0 0 0 0 0														
Rod Beck, R (10, 1)											0 0 0 0 0 0 0														
Miguel Ojeda, R (1, 2) OBP: 0.174, SLG: 0.261		2-2 F7		0-0 CS	2-3 K				0-3 K		4 0 0 0 0 3 0														
Donaldo Mendez, R (1, 6) OBP: 0.308, SLG: 0.408		0-2 F9			0-0 G5-3				1-2 G1-4-3		4 0 0 0 0 0 0														
Oliver Pérez, L (1, 1) OBP: 0.214, SLG: 0.154			2-1 P5			3-2 P5			4-2 FC6-4 BB		2 0 1 0 1 0 0														
Jay Witasick, R (7, 1)											0 0 0 0 0 0 0														
Gary Matthews, S (9, 9) OBP: 0.287, SLG: 0.339										3-2 E5 1B 1B	1 1 1 0 0 0 0														
<b>Inning Stats</b>	R: 1 E: 0 K: 1 S: 12	H: 2 LOB: 1 BB: 0 P: 15	R: 0 E: 0 K: 0 S: 8	H: 0 LOB: 0 BB: 0 P: 10	R: 0 E: 0 K: 0 S: 7	H: 1 LOB: 1 BB: 0 P: 13	R: 0 E: 0 K: 0 S: 4	H: 1 LOB: 0 BB: 0 P: 5	R: 0 E: 0 K: 1 S: 11	H: 0 LOB: 0 BB: 0 P: 16	R: 1 E: 0 K: 0 S: 7	H: 2 LOB: 2 BB: 0 P: 14	R: 0 E: 0 K: 1 S: 9	H: 0 LOB: 1 BB: 1 P: 16	R: 0 E: 0 K: 1 S: 8	H: 0 LOB: 0 BB: 1 P: 16	R: 0 E: 0 K: 1 S: 6	H: 0 LOB: 0 BB: 0 P: 6	R: 2 E: 2 K: 2 S: 16	H: 2 LOB: 1 BB: 1 P: 29	1B: 8 2B: 0 3B: 0 HR: 0	SF: 1 SAC: 0 DP: 0 HBP: 1	WP: 0 PB: 0 SB: 1 CS: 2	PA: 42	
<b>PITCHER</b>	IP WLS BF H R ER SO BB IBB HBP BLK WP HR S P ERA WHIP																								
Andy Ashby, R (1, 1) ERA: 4.64	6.0	24	6	2	2	2	0	0	0	0	0	0	0	49	73	3.00	1.000								
Paul Quantrill, R (7, 1) ERA: 1.53	1.0	4	0	0	0	1	1	0	0	0	0	0	0	9	16	0.00	1.000								
Paul Shuey, R (8, 1) ERA: 1.11	1.0	3	0	0	0	1	1	0	0	0	0	0	0	8	16	0.00	1.000								
Eric Gagne, R (9, 1) ERA: 2.2	1.2	L 8	2	2	1	2	0	1	0	0	0	0	0	19	31	5.40	1.200								
Tom Martin, L (10, 1) ERA: 2.96	0.1	1	0	0	0	1	0	0	0	0	0	0	0	3	4	0.00	0.000								

AB	35
R	4
H	8
RBI	3
BB	3
SO	7
LOB	15



WP: 0	PA: 42
PB: 0	
SB: 1	
CS: 2	

livebaseballscorecards.com





Batter	1	2	3	4	5	6	7	8	9	AB R H RBI BB SO LOB	TOP									
Mark Kotsay, L (1, 8) OBP: 0.346, SLG: 0.346	1-3 K	0-0 G3		0-0 1B			1-1 G3		1-2 G3-1	5 0 1 1 0 1 1	<b>San Diego Padres @ Los Angeles Dodgers</b> <b>Dodger Stadium, Los Angeles, CA</b> Thu Jul 03 2003, 7:10 PM PDT Att. 31,455 - Sunny - 74 F									
Mark Loretta, R (1, 4) OBP: 0.369, SLG: 0.428	2-2 F8	0-0 1B		1-1 F8			4-2 HR		0-1 G6-3	4 1 1 1 1 0 1										
Ryan Klesko, L (1, 3) OBP: 0.365, SLG: 0.516	1-2 P2	3-1 1B			0-2 F8		1-1 HR			4 1 2 2 0 0 0										
Sean Burroughs, L (1, 5) OBP: 0.361, SLG: 0.423		2B			2-2 F7		2-2 G4-3			4 1 1 0 0 1 2										
Gary Matthews, S (1, 7) OBP: 0.290, SLG: 0.339		0-1 FC4	0-1 G4-6-3		4-0 S		2-1 G5-3			3 1 1 0 1 0 1										
Xavier Nady, R (1, 9) OBP: 0.320, SLG: 0.397		0-3 K	2-2 G4-6-3		1 SAFE 1 SAFE 1 SAFE 1 SAFE 1 B X	2-1 G6-3		1-2 G4-3		4 0 0 0 0 1 4										
Gary Bennett, R (1, 2) OBP: 0.259, SLG: 0.268		0-1 2B	2-3 K			1-1 F8		2-2 G3		4 1 1 2 0 1 0										
Donaldo Mendez, R (1, 6) OBP: 0.305, SLG: 0.413		1-0 1B		2-3 K		2-2 F7		1-2 G4-3		4 1 1 1 0 1 0										
Adam Eaton, R (1, 1) OBP: 0.400, SLG: 0.667		1-1 G3		1-3 K		0-0 F7			0-1 G6-3	3 1 1 0 0 1 0										
Jesse Orosco, R (7, 1)										0 0 0 0 0 0 0										
Luther Hackman, R (7, 1)										0 0 0 0 0 0 0										
Dave Hansen, L (9, PH) OBP: 0.406, SLG: 0.321		2-3 1B								1 0 0 0 0 0 0										
Rod Beck, R (9, 1)										0 0 0 0 0 0 0										
<b>Inning Stats</b>	R: 0 E: 0 K: 1 S: 11	H: 0 LOB: 0 BB: 0 P: 15	R: 5 E: 1 K: 2 S: 19	H: 6 LOB: 2 BB: 0 P: 29	R: 0 E: 0 K: 1 S: 8	H: 1 LOB: 0 BB: 0 P: 12	R: 0 E: 0 K: 2 S: 10	H: 1 LOB: 1 BB: 0 P: 14	R: 0 E: 0 K: 0 S: 8	H: 0 LOB: 1 BB: 1 P: 16	R: 2 E: 0 K: 0 S: 12	H: 1 LOB: 0 BB: 1 P: 22	R: 0 E: 0 K: 0 S: 11	H: 0 LOB: 0 BB: 0 P: 15	R: 0 E: 0 K: 0 S: 8	H: 0 LOB: 0 BB: 0 P: 9	1B: 6 2B: 2 3B: 0 HR: 1	SF: 0 SAC: 0 DP: 1 HBP: 0	WP: 0 PB: 0 SB: 1 CS: 0	PA: 38
<b>PITCHER</b>	IP WLS BF H R ER SO BB IBB HBP BLK WP HR S P ERA WHIP																			
Kevin Brown, R (1, 1) ERA: 2.3	5.0 L 24 8 5 2 6 1 0 0 0 0 0 0 56 86 3.60 1.800																			
Guillermo Mota, R (6, 1) ERA: 1.85	1.0 3 0 0 0 0 0 0 0 0 0 0 0 8 11 0.00 0.000																			
Tom Martin, L (7, 1) ERA: 3.55	1.0 5 1 2 2 0 1 0 0 0 0 0 1 12 22 18.00 2.000																			
Paul Quantrill, R (8, 1) ERA: 1.49	1.0 3 0 0 0 0 0 0 0 0 0 0 0 11 15 0.00 0.000																			
Paul Shuey, R (9, 1) ERA: 1.08	1.0 3 0 0 0 0 0 0 0 0 0 0 0 8 9 0.00 0.000																			

livebaseballscorecards.com

<b>AB</b>	36
<b>R</b>	7
<b>H</b>	9
<b>RBI</b>	7
<b>BB</b>	2
<b>SO</b>	6
<b>LOB</b>	9



BOTTOM

San Diego Padres @ Los Angeles Dodgers  
Dodger Stadium, Los Angeles, CA

livebaseballscorecards.com

AB 37  
R 4  
H 9  
RBI 4  
BB 1  
SO 6  
LOB 12



WP: 0 PA: 39  
PB: 0  
SB: 1  
CS: 0

Thu Jul 03 2003, 7:10 PM PDT  
Att: 31,455 - Sunny - 74 F

AB R H RBI BB SO LOB

4	1	1	1	0	0	2
1	0	0	0	0	0	1
5	0	1	1	0	0	1
5	0	2	1	0	2	1
4	0	1	0	0	2	3
4	0	0	0	0	1	1
4	0	0	0	0	1	0
3	2	2	0	0	0	0
4	0	1	1	0	0	2
2	1	1	0	0	0	1
0	0	0	0	0	0	0
1	0	0	0	0	0	0
0	0	0	0	0	0	0
0	0	0	0	0	0	0
0	0	0	0	0	0	0
0	0	0	0	1	0	0

1B: 8 SF: 0  
2B: 1 SAC: 0  
3B: 0 DP: 0  
HR: 0 HBP: 1

Batter	1	2	3	4	5	6	7	8	9
Wilkin Ruan, R (1, 8) OBP: 0.250, SLG: 0.500 Chad Hermansen, R (9, PH)	0-1 P3	1-1 FC5		1-0 1B 1B		0-1 F8			1-1 F9
Paul Lo Duca, R (1, 2) OBP: 0.367, SLG: 0.440	3-2 G6-3		1-1 G3-1	2-1 1B 1B		2-0 G4-3			2-2 G5-3
Shawn Green, L (1, 9) OBP: 0.310, SLG: 0.421	1-0 1B		1-3 K	2-2 1B 1B			0-0 F7		1-3 K
Fred McGriff, L (1, 3) OBP: 0.319, SLG: 0.432	1-0 F9		1-0 1B	3-3 K			2-3 K		
Mike Kinkade, R (1, 7) OBP: 0.370, SLG: 0.444		1-0 G6-3	3-2 F9		1-3 K		1-2 G4-3		
Adrian Beltré, R (1, 5) OBP: 0.277, SLG: 0.345		1-2 P6		2-3 K	2-1 F8			2-2 P6	
Alex Cora, L (1, 4) OBP: 0.277, SLG: 0.304		2-2 1B S		1-1 E 2B HBP	0-0 FC6-4 1B			2-1 G4-3	
Cesar Izturis, S (1, 6) OBP: 0.284, SLG: 0.292		2-2 FC5 1B 1B		0-0 F8	0-0 FC6-4			1-1 G1-3	
Kevin Brown, R (1, 1) Guillermo Mota, R (6, 1) Larry Barnes, L (6, PH) Tom Martin, L (7, 1) Paul Quantrill, L (8, 1) Paul Shuey, R (9, 1) Daryle Ward, L (9, PH)		0-0 1B		1-2 E6 2B 1B		2-2 P6			4-2 G5-3 BB

Inning Stats	R: 0	H: 1	E: 0	K: 0	S: 11	R: 1	H: 3	E: 0	K: 0	S: 13	R: 0	H: 1	E: 0	K: 1	S: 9	R: 3	H: 3	E: 1	K: 2	S: 21	R: 0	H: 1	E: 0	K: 1	S: 7	R: 0	H: 0	E: 0	K: 0	S: 6	R: 0	H: 0	E: 0	K: 1	S: 7	R: 0	H: 0	E: 0	K: 0	S: 7	R: 0	H: 0	E: 0	K: 1	S: 10	R: 0	H: 0	E: 0	K: 1	S: 10	R: 0	H: 0	E: 0	K: 1	S: 10	R: 0	H: 0	E: 0	K: 1	S: 18
	0	1	0	0	16	1	3	0	0	20	0	1	0	0	15	3	3	1	2	33	0	1	0	0	10	0	0	0	0	10	0	0	0	0	10	0	0	0	0	12	0	0	0	0	12	0	0	0	0	12	0	0	0	0	18					

PITCHER	IP	WLS	BF	H	R	ER	SO	BB	IBB	HBP	BLK	WP	HR	S	P	ERA	WHIP
Adam Eaton, R (1, 1) ERA: 4.44	6.0	W	29	9	4	1	4	0	0	0	0	0	0	67	104	1.50	1.500
Jesse Orosco, L (7, 1) ERA: 8.06	0.2	H	2	0	0	0	1	0	0	0	0	0	0	4	6	0.00	0.000
Luther Hackman, R (7, 1) ERA: 3.8	1.1	H	4	0	0	0	0	0	0	0	0	0	0	10	16	0.00	0.000
Rod Beck, R (9, 1) ERA: 3.0	1.0	S	4	0	0	0	1	1	0	0	0	0	0	10	18	0.00	1.000





BOTTOM

Arizona Diamondbacks @ Los Angeles Dodgers  
Dodger Stadium, Los Angeles, CA

Fri Jul 04 2003, 6:10 PM PDT  
Att: 55,038 - Sunny - 80 F

livebaseballscorecards.com

AB 36  
R 1  
H 6  
RBI 1  
BB 2  
SO 12  
LOB 17



WP: 0 PA: 39  
PB: 0  
SB: 2  
CS: 0

AB R H RBI BB SO LOB

5 0 1 0 0 0 2

4 0 1 0 0 1 0

4 0 0 0 1 3 2

3 0 0 0 1 2 3

4 1 1 0 0 0 3

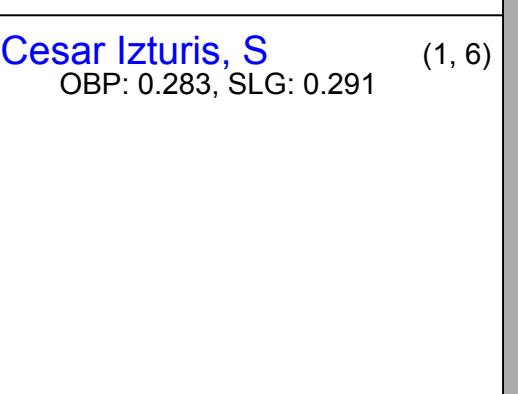
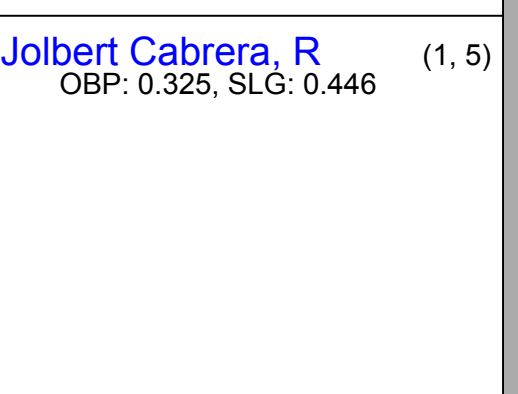
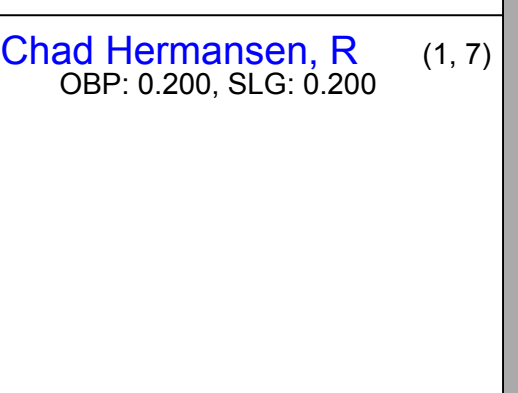
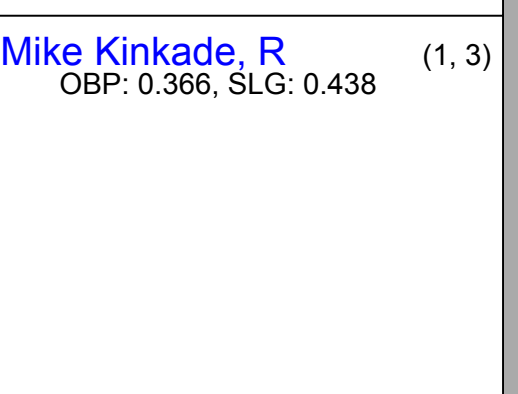
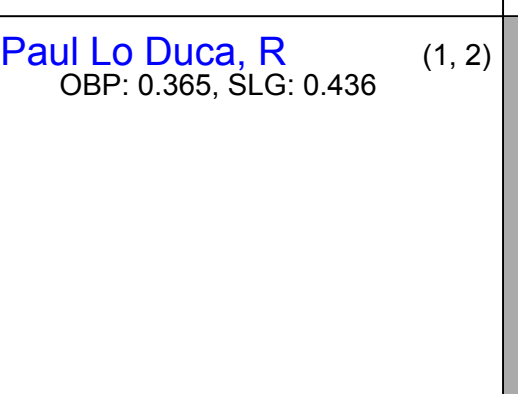
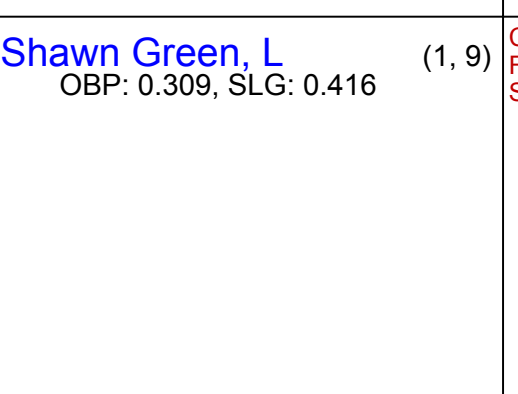
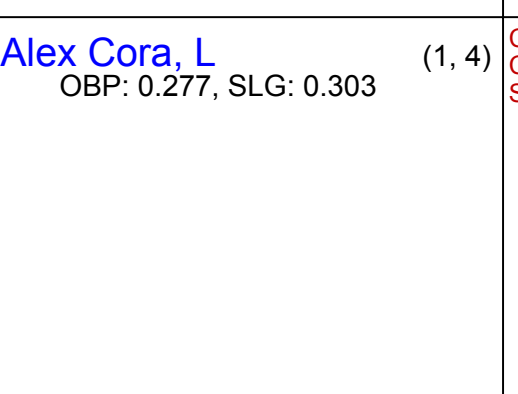
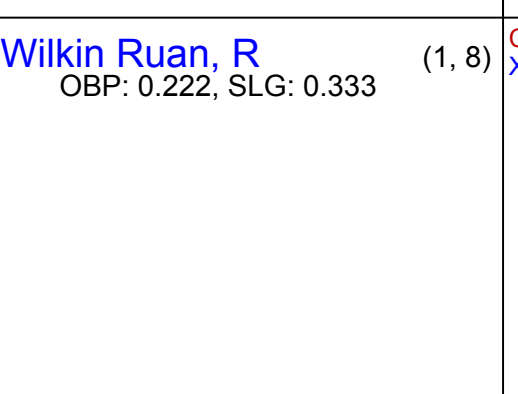

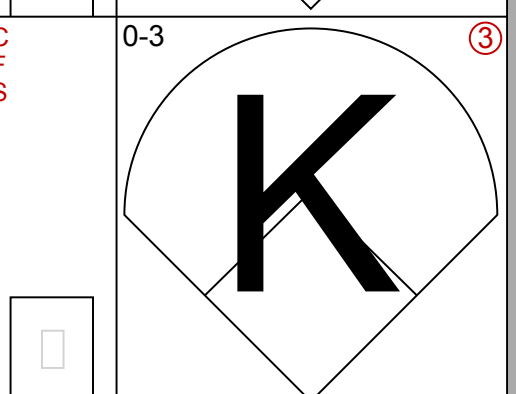
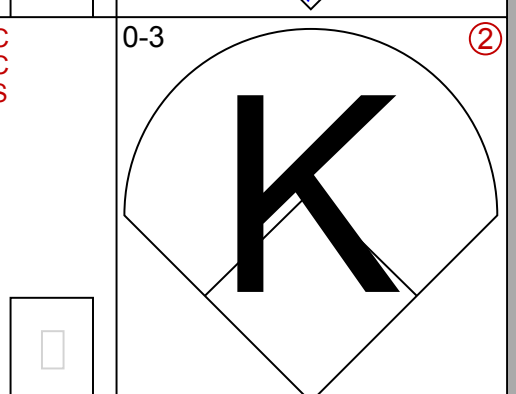
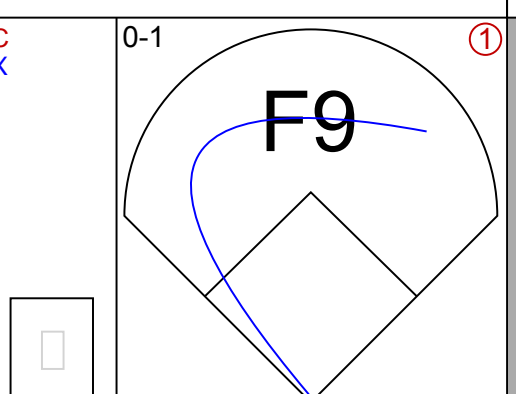

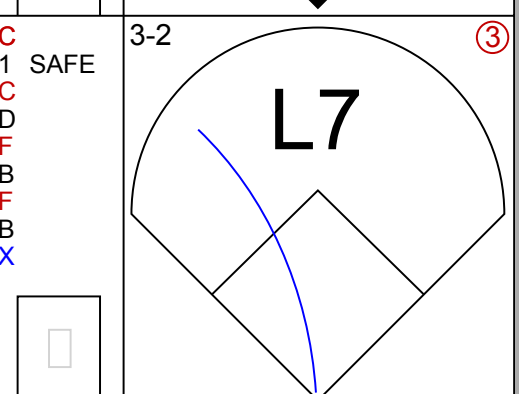
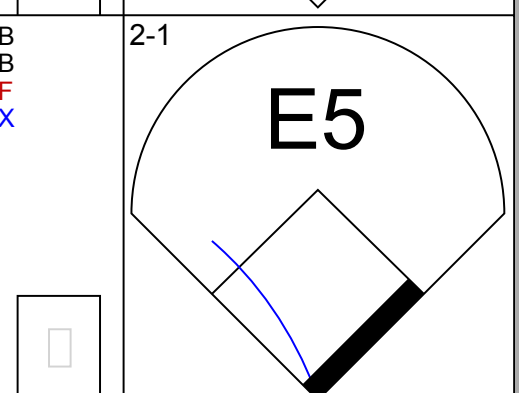
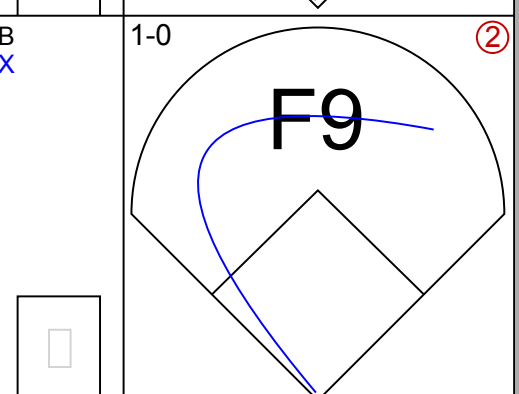
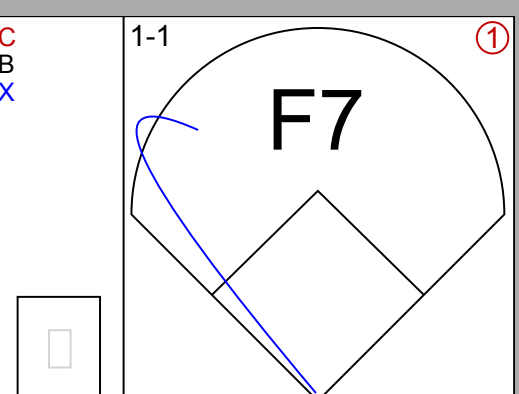

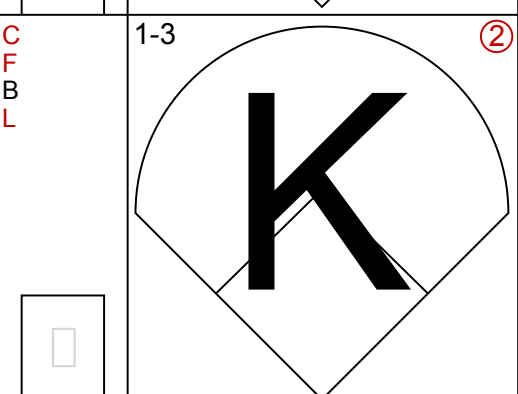
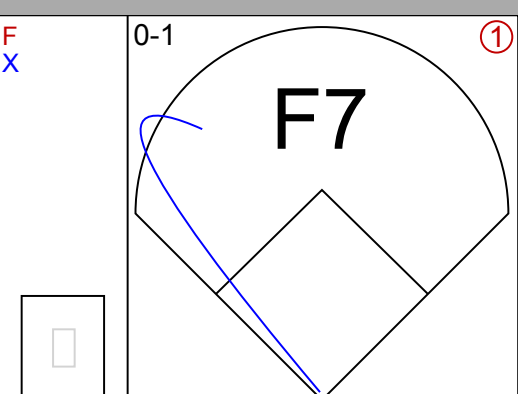

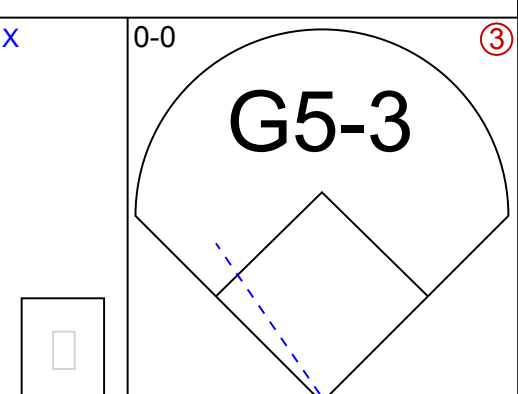

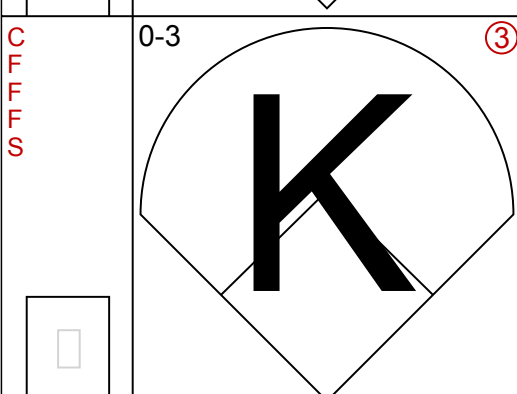
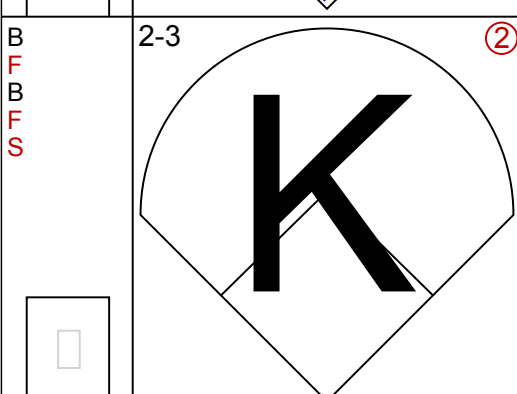
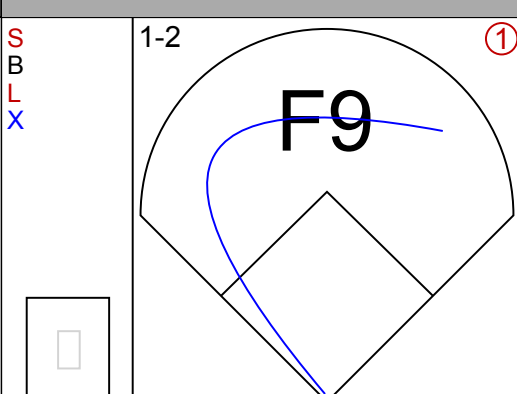

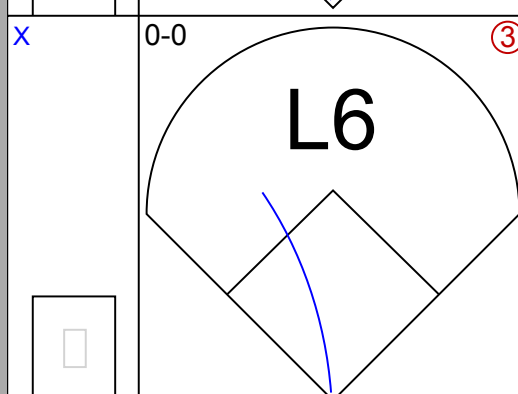
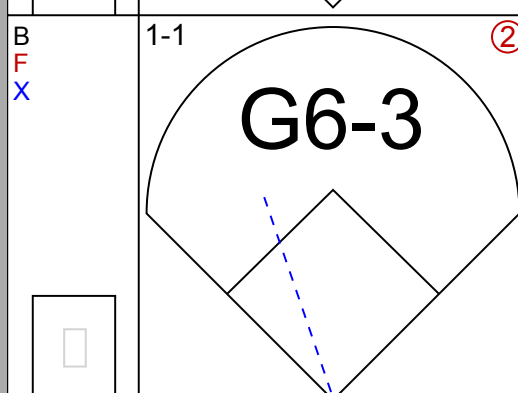
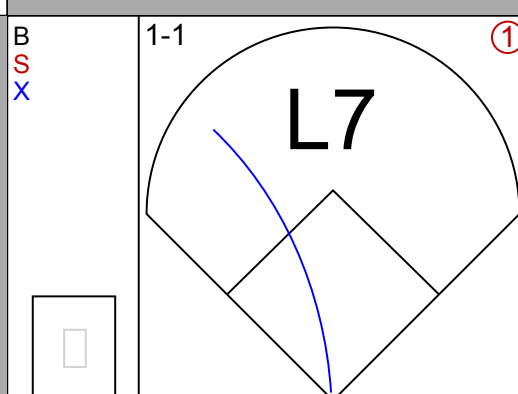

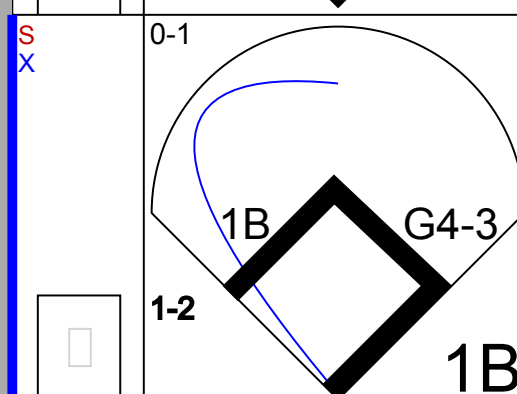
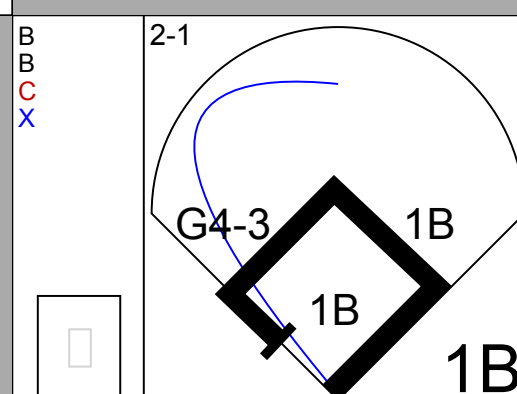

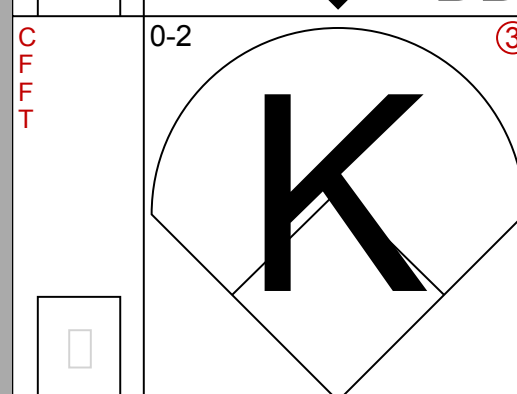
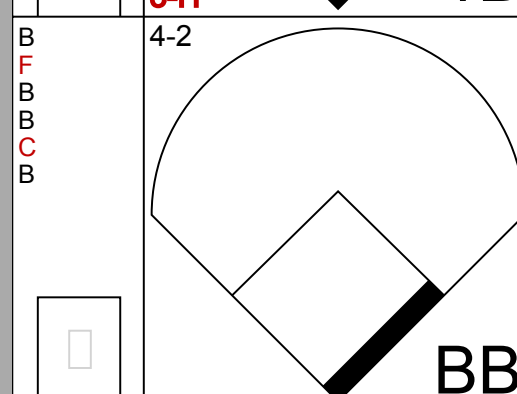
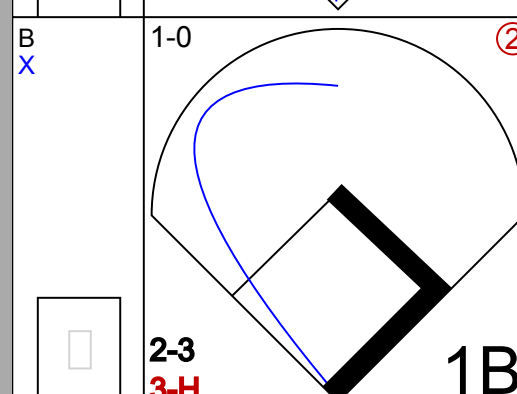
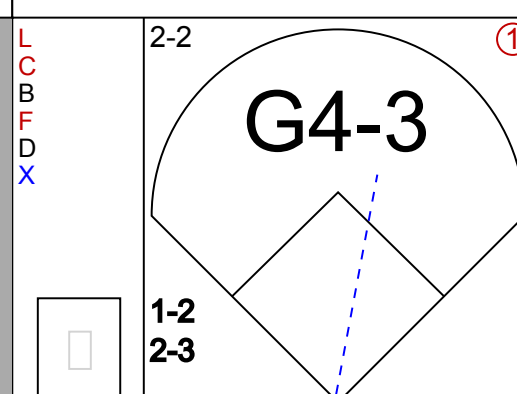
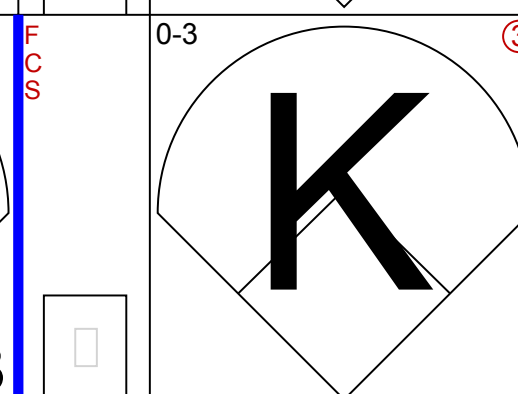
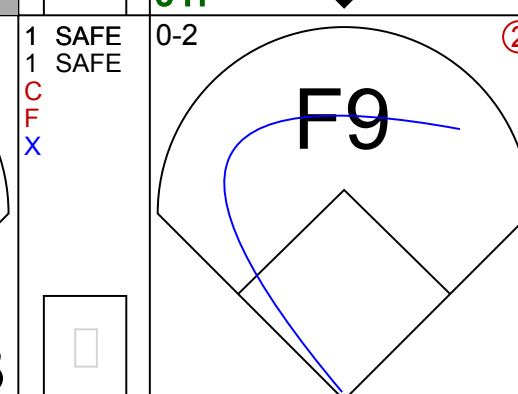
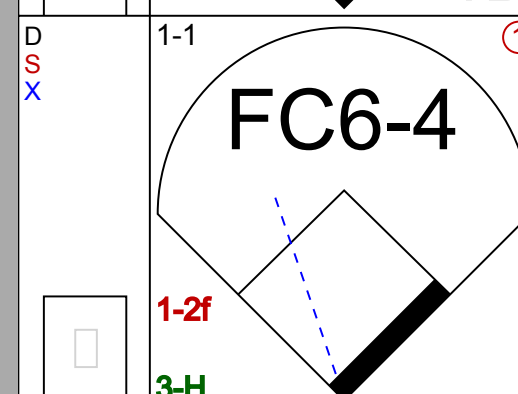
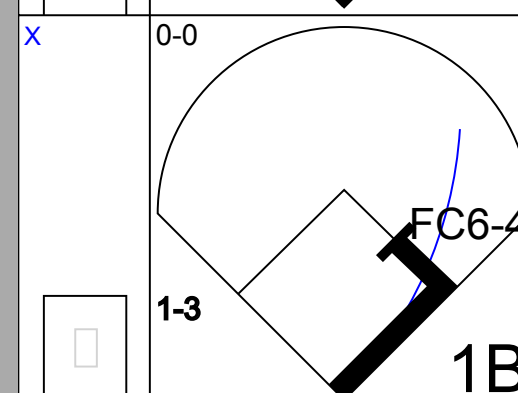
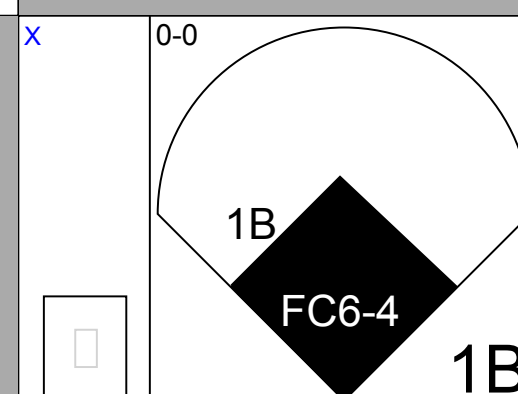


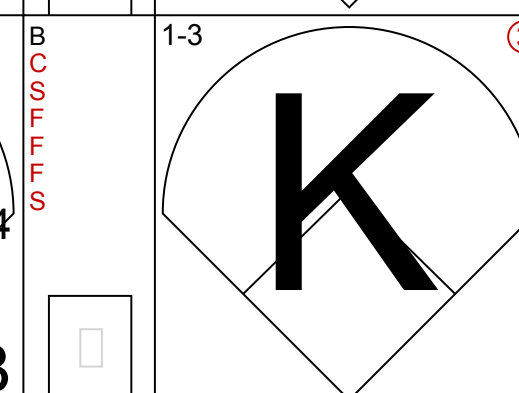
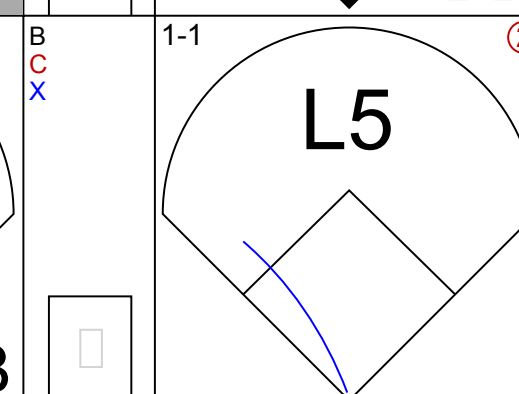
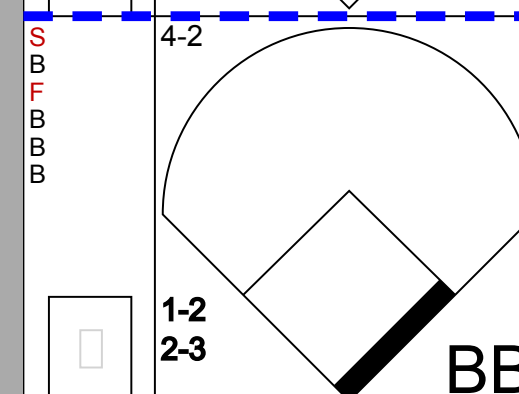
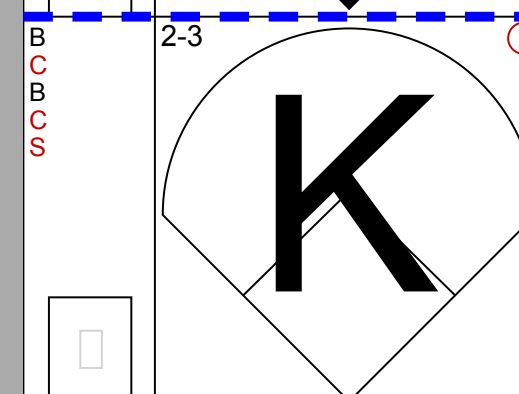
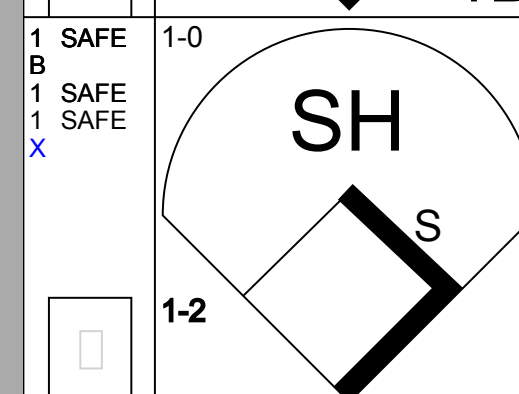
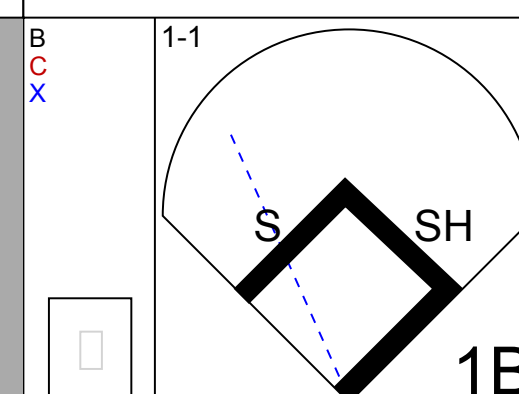
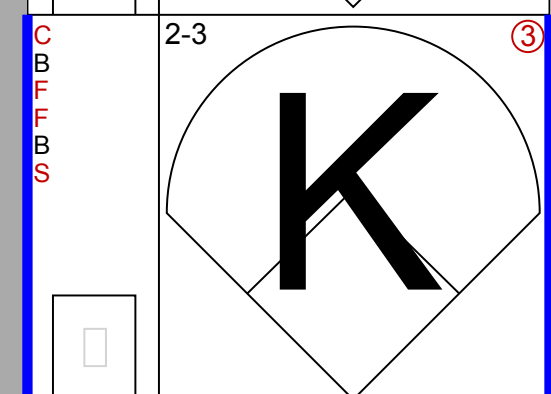
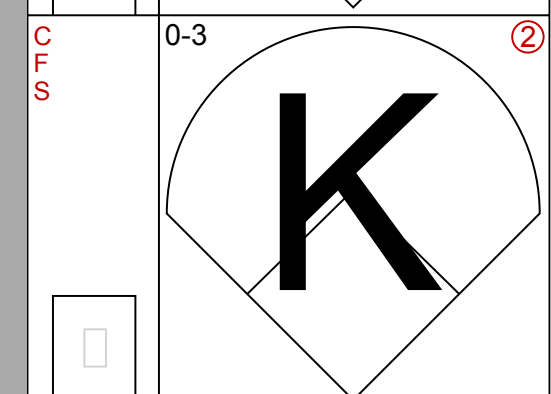
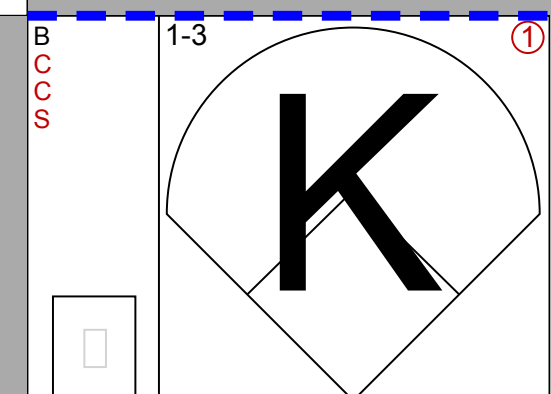


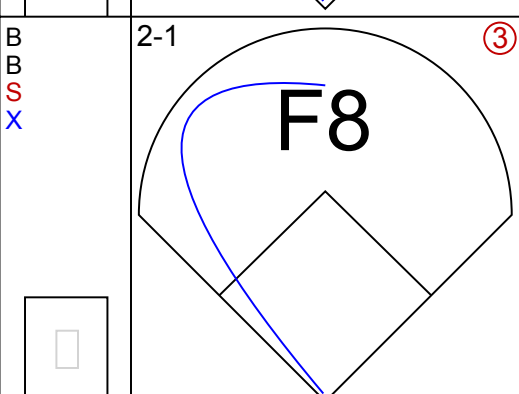
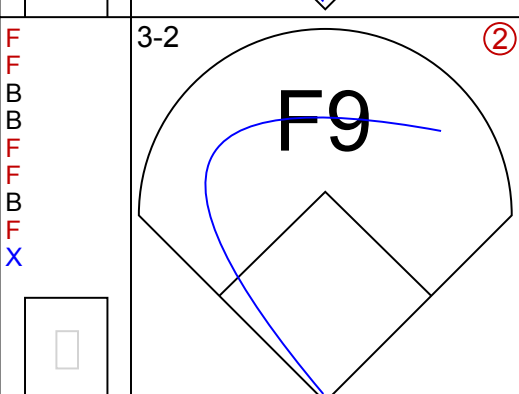
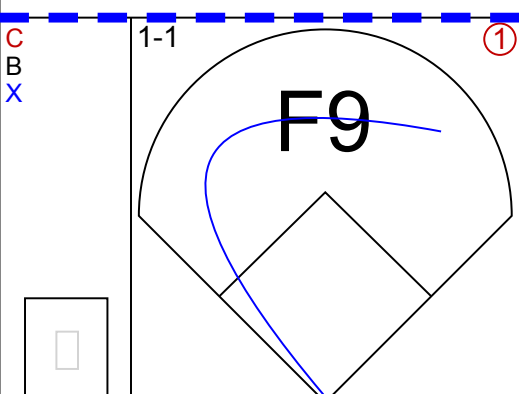
4 0 1 0 0 1 3

4 0 0 1 0 1 2

4 0 1 0 0 1 1

1 0 0 0 0 0 1 0  
1 0 0 1 0 0 0 0  
0 0 0 0 0 0 0 0  
1 0 0 0 0 0 1 1  
0 0 0 0 0 0 0 0  
0 0 0 0 0 0 0 0  
1 0 0 0 0 0 1 0  
0 0 0 0 0 0 0 0  
0 0 0 0 0 0 0 0

1B: 6 SF: 0  
2B: 0 SAC: 1  
3B: 0 DP: 0  
HR: 0 HBP: 0



Inning Stats

R: 0 H: 0  
E: 0 LOB: 0  
K: 2 BB: 0  
S: 8 P: 8

R: 0 H: 0  
E: 1 LOB: 1  
K: 0 BB: 0  
S: 10 P: 17

R: 0 H: 0  
E: 0 LOB: 0  
K: 1 BB: 0  
S: 6 P: 7

R: 0 H: 0  
E: 0 LOB: 0  
K: 2 BB: 0  
S: 11 P: 14

R: 0 H: 0  
E: 0 LOB: 0  
K: 0 BB: 0  
S: 5 P: 7

R: 0 H: 3  
E: 0 LOB: 3  
K: 1 BB: 1  
S: 15 P: 24

R: 1 H: 2  
E: 0 LOB: 1  
K: 1 BB: 0  
S: 10 P: 11

R: 0 H: 1  
E: 1 LOB: 3  
K: 2 BB: 1  
S: 16 P: 26

R: 0 H: 0  
E: 0 LOB: 0  
K: 3 BB: 0  
S: 10 P: 13

R: 0 H: 0  
E: 0 LOB: 0  
K: 0 BB: 0  
S: 10 P: 16

1B: 6 SF: 0  
2B: 0 SAC: 1  
3B: 0 DP: 0  
HR: 0 HBP: 0

Table with columns for PITCHER, IP, WLS, BF, H, R, ER, SO, BB, IBB, HBP, BLK, WP, HR, S, P, ERA, WHIP. Rows include Miguel Batista, Eddie Oropesa, Jose Valverde, Oscar Villarreal, and Matt Mantei.

Table with columns for PITCHER, IP, WLS, BF, H, R, ER, SO, BB, IBB, HBP, BLK, WP, HR, S, P, ERA, WHIP. Rows include various pitcher statistics.



Batter	1	2	3	4	5	6	7	8	9	AB R H RBI BB SO LOB	TOP											
<b>Matt Kata, S</b> OBP: 0.430, SLG: 0.620 (1, 4)	1-2 G6-3 ①		2-2 G6-3 ③			2-3 K ③			1-0 P5 ①	4 0 0 0 0 1 0	<b>Arizona Diamondbacks @ Los Angeles Dodgers</b> <b>Dodger Stadium, Los Angeles, CA</b> Sat Jul 05 2003, 1:10 PM PDT Att. 38,956 - Sunny - 88 F											
<b>Steve Finley, L</b> OBP: 0.385, SLG: 0.538 (1, 8)	1-1 L4 ②			3-2 G1-3 ①			0-0 G3 ①		1-3 K ②	4 0 0 0 0 1 0												
<b>Alex Cintron, S</b> OBP: 0.345, SLG: 0.494 (1, 6)	2-2 E5			1-2 G5-3 ②			0-1 G5-3 ②		1-1 1B	4 0 1 0 0 0 0												
<b>Luis Gonzalez, L</b> OBP: 0.396, SLG: 0.574 (1, 7)	3-2 F7 ③			2-3 K CS			1-0 G3 ③		2-3 K ③	4 0 0 0 0 2 2												
<b>Shea Hillenbrand, R</b> OBP: 0.327, SLG: 0.452 (1, 3)		1-0 G6-3 ①		1-2 CS ③	0-3 K ①			0-1 G6-4-3 1B		3 0 1 0 0 1 0												
<b>Robby Hammock, R</b> OBP: 0.320, SLG: 0.547 (1, 5)		0-3 K ②		3-2 F8 ②			0-0 G6-4-3 ① ②			3 0 0 0 0 1 1												
<b>Quinton McCracken, S</b> OBP: 0.260, SLG: 0.250 (1, 9)		2-2 F8 ③		0-1 G6-3 ③			1-2 1B 1B			3 0 1 0 0 0 0												
<b>Chad Moeller, R</b> OBP: 0.370, SLG: 0.494 (1, 2)			0-1 F8 ①			0-1 G6-3 ①		2-2 FC6-4 1B		3 0 1 0 0 0 0												
<b>Elmer Dessens, R</b> OBP: 0.241, SLG: 0.250 (1, 1)			0-1 G6-3 ②			2-3 K2-3 ②		0-0 FC6-4 ③		2 0 0 0 0 1 0												
<b>Carlos Baerga, S</b> OBP: 0.356, SLG: 0.473 (8, PH)										1 0 0 0 0 0 2												
<b>Eddie Oropesa, L</b> (8, 1)										0 0 0 0 0 0 0												
<b>Inning Stats</b>	R: 0 E: 1 K: 0 S: 16	H: 0 LOB: 1 BB: 0 P: 23	R: 0 E: 0 K: 1 S: 7	H: 0 LOB: 0 BB: 0 P: 10	R: 0 E: 0 K: 0 S: 10	H: 0 LOB: 0 BB: 0 P: 12	R: 0 E: 0 K: 1 S: 11	H: 0 LOB: 0 BB: 0 P: 18	R: 0 E: 0 K: 1 S: 8	H: 0 LOB: 0 BB: 0 P: 11	R: 0 E: 0 K: 2 S: 9	H: 0 LOB: 0 BB: 0 P: 13	R: 0 E: 0 K: 0 S: 4	H: 0 LOB: 0 BB: 0 P: 5	R: 0 E: 0 K: 0 S: 16	H: 3 LOB: 2 BB: 0 P: 19	R: 0 E: 0 K: 2 S: 11	H: 1 LOB: 1 BB: 0 P: 16	1B: 4 2B: 0 3B: 0 HR: 0	SF: 0 SAC: 0 DP: 1 HBP: 0	WP: 1 PB: 0 SB: 0 CS: 1	PA: 32
<b>PITCHER</b>	IP WLS BF H R ER SO BB IBB HBP BLK WP HR S P ERA WHIP																					
<b>Odalis Perez, L</b> ERA: 4.12 (1, 1)	8.0 W 27 3 0 0 5 0 0 0 0 1 0 81 111 0.00 0.375																					
<b>Eric Gagne, R</b> ERA: 2.09 (9, 1)	1.0 S 4 1 0 0 2 0 0 0 0 0 0 0 11 16 0.00 1.000																					

livebaseballscorecards.com

<b>AB</b>	<b>31</b>
<b>R</b>	<b>0</b>
<b>H</b>	<b>4</b>
<b>RBI</b>	<b>0</b>
<b>BB</b>	<b>0</b>
<b>SO</b>	<b>7</b>
<b>LOB</b>	<b>5</b>



Batter	1	2	3	4	5	6	7	8	9
Wilkin Ruan, R OBP: 0.154, SLG: 0.231 (1, 8)	3-2 G6-3		1-3 K		2-3 K		1-3 K		
Alex Cora, L OBP: 0.276, SLG: 0.302 (1, 4)	0-2 F9		0-1 1B		2-0 G1-3			1-2 G6-3	
Shawn Green, L OBP: 0.308, SLG: 0.414 (1, 9)	0-0 1B		0-0 P6		1-0 F9			2-2 G6-3	
Paul Lo Duca, R OBP: 0.361, SLG: 0.430 (1, 3)	1-1 L4			0-0 1B		1-3 K		1-0 F9	
Mike Kinkade, R OBP: 0.366, SLG: 0.435 (1, 7)		1-2 E6		0-0 2B		2-1 F7			
Jolbert Cabrera, R OBP: 0.325, SLG: 0.446 (9, 7)				2-H 1B					
Adrian Beltré, R OBP: 0.275, SLG: 0.342 (1, 5)		0-2 FC6		3-3 K		3-3 K			
David Ross, R OBP: 0.364, SLG: 0.659 (1, 2)		0-0 G6-3		1-0 2B		1-1 G5-3			
Cesar Izturis, S OBP: 0.284, SLG: 0.292 (1, 6)		2-2 F7		0-3 K		0-0 FC2-6			
Odalis Perez, L OBP: 0.034, SLG: 0.034 (1, 1)			2-3 K		0-1 F8		1 SAFE FC2-6		
Eric Gagne, R (9, 1)									

AB	R	H	RBI	BB	SO	LOB
4	0	0	0	0	3	1
4	0	1	0	0	0	0
4	0	1	0	0	0	1
4	1	0	0	0	1	1
3	1	1	1	0	0	0
0	0	0	0	0	0	0
3	0	0	0	0	2	2
3	0	1	1	0	0	1
3	0	1	0	0	1	2
3	0	0	0	0	1	2
0	0	0	0	0	0	0

BOTTOM	
Arizona Diamondbacks @ Los Angeles Dodgers Dodger Stadium, Los Angeles, CA	
Sat Jul 05 2003, 1:10 PM PDT Att: 38,956 - Sunny - 88 F	
AB	31
R	2
H	5
RBI	2
BB	0
SO	8
LOB	10
	
WP: 0	PA: 31
PB: 0	
SB: 0	
CS: 0	

Inning Stats		R	H	E	K	S					R	H	E	K	S	ERA	WHIP
PITCHER		0	1	0	0	15					2	2	0	2	12	0.00	0.714
Elmer Dessens, R (1, 1)		0	1	0	0	15					2	2	0	2	12	0.00	0.714
Eddie Oropesa, L (8, 1)		0	0	0	0	0					0	0	0	0	10	0.00	0.000
PITCHER		0	0	0	0	0					0	0	0	0	0	0.00	0.000
Elmer Dessens, R (1, 1)		0	0	0	0	0					0	0	0	0	0	0.00	0.000
Eddie Oropesa, L (8, 1)		0	0	0	0	0					0	0	0	0	10	0.00	0.000



Batter	1	2	3	4	5	6	7	8	9	AB R H RBI BB SO LOB	TOP									
<b>Matt Kata, S</b> (1, 4) OBP: 0.422, SLG: 0.600	0-0 1B G4-6-3 1B		2-3 K	1-2 G1-3			1-2 L7			4 1 1 0 0 1 2										
<b>Steve Finley, L</b> (1, 8) OBP: 0.383, SLG: 0.534	1-1 1-3 1B		2-2 P6			1-3 K	0-2 P2			4 0 1 0 0 1 0										
<b>Alex Cintron, S</b> (1, 6) OBP: 0.343, SLG: 0.489	0-0 G4-6-3		0-1 1B			2-3 K	2-1 F7			4 0 1 1 0 1 0										
<b>Luis Gonzalez, L</b> (1, 7) OBP: 0.397, SLG: 0.570	2-2 P3		0-1 G1-3			4-2 1B BB		4-1 G1-6-3 BB		2 0 0 0 2 0 1										
<b>Shea Hillenbrand, R</b> (1, 5) OBP: 0.333, SLG: 0.461		1-0 2B		1-1 BB HBP SF8 1B	0-2 1-2 1B		0-2 G1-6-3 1-2f			4 1 3 0 0 0 1										
<b>David Dellucci, L</b> (1, 9) OBP: 0.346, SLG: 0.430		2-3 K		1-1 SH3-4 BB HBP	0-0 G3		0-1 F7			3 0 0 0 0 1 3										
<b>Jose Valverde, R</b> (8, 1)										0 0 0 0 0 0 0										
<b>Matt Mantei, R</b> (9, 1)										0 0 0 0 0 0 0										
<b>Chad Moeller, R</b> (1, 2) OBP: 0.367, SLG: 0.485		3-1 G5-3		4-2 SH3-4 BB		0-3 K		1-1 G4-3		3 0 0 0 1 1 1										
<b>Lyle Overbay, L</b> (1, 3) OBP: 0.372, SLG: 0.426		4-0 IBB		2-1 SF8		1-3 K		4-0 G6-4-3 BB		1 0 0 1 2 1 0										
<b>Andrew Good, R</b> (1, 1) OBP: 0.125, SLG: 0.125		1-3 K		1-1 SH3-4		1-2 G5-3		0-0 G6-4-3 1-2f		2 0 0 0 0 1 2										
<b>Oscar Villarreal, L</b> (7, 1)										0 0 0 0 0 0 0										
<b>Eddie Oropesa, L</b> (8, 1)										0 0 0 0 0 0 0										
<b>Quinton McCracken, S</b> (8, 9) OBP: 0.258, SLG: 0.248										1 0 0 0 0 0 1										
<b>Inning Stats</b>	R: 1 E: 0 K: 0 S: 7	H: 2 LOB: 0 BB: 0 P: 10	R: 0 E: 0 K: 2 S: 10	H: 1 LOB: 2 BB: 1 P: 21	R: 0 E: 0 K: 1 S: 12	H: 1 LOB: 1 BB: 0 P: 16	R: 1 E: 0 K: 0 S: 14	H: 1 LOB: 2 BB: 1 P: 24	R: 0 E: 0 K: 2 S: 12	H: 0 LOB: 0 BB: 0 P: 14	R: 0 E: 0 K: 0 S: 8	H: 0 LOB: 0 BB: 0 P: 11	R: 0 E: 0 K: 0 S: 6	H: 0 LOB: 0 BB: 1 P: 10	R: 0 E: 0 K: 0 S: 3	H: 0 LOB: 0 BB: 1 P: 8	1B: 5 2B: 1 3B: 0 HR: 0	SF: 1 SAC: 1 DP: 2 HBP: 1	WP: 0 PB: 0 SB: 0 CS: 0	PA: 36
<b>PITCHER</b>	IP WLS BF H R ER SO BB IBB HBP BLK WP HR S P ERA WHIP																			
<b>Hideo Nomo, R</b> (1, 1) ERA: 2.71	7.0 L 30 6 2 2 7 2 1 1 0 0 0 0 75 115 2.57 1.143																			
<b>Steve Colyer, L</b> (8, 1) ERA: 1.93	0.0 1 0 0 0 0 1 0 0 0 0 0 0 1 5 ∞ ∞																			
<b>Paul Quantrill, R</b> (8, 1) ERA: 1.37	2.0 5 0 0 0 0 1 0 0 0 0 0 0 8 13 0.00 0.500																			

Arizona Diamondbacks @ Los Angeles Dodgers  
 Dodger Stadium, Los Angeles, CA  
 Sun Jul 06 2003, 5:05 PM PDT  
 Att. 41,769 - Sunny - 77 F

AB	28
R	2
H	6
RBI	2
BB	5
SO	7
LOB	11



BOTTOM

Arizona Diamondbacks @ Los Angeles Dodgers  
Dodger Stadium, Los Angeles, CA

livebaseballscorecards.com

AB 31  
R 1  
H 4  
RBI 1  
BB 3  
SO 10  
LOB 15



WP: 0 PA: 35  
PB: 0  
SB: 0  
CS: 0

Sun Jul 06 2003, 5:05 PM PDT  
Att. 41,769 - Sunny - 77 F

AB R H RBI BB SO LOB

4 0 0 0 0 0 0  
2 0 0 0 0 1 0  
1 0 0 0 0 1 0

4 1 2 0 0 0 1

2 0 1 0 2 0 1

4 0 0 0 0 2 5

3 0 0 1 1 0 2

4 0 1 0 0 2 5

3 0 0 0 0 2 1  
1 0 0 0 0 1 0

2 0 0 0 0 1 0  
1 0 0 0 0 0 0  
0 0 0 0 0 0 0  
0 0 0 0 0 0 0

1B: 2 SF: 0  
2B: 2 SAC: 1  
3B: 0 DP: 1  
HR: 0 HBP: 0

Batter	1	2	3	4	5	6	7	8	9			
Wilkin Ruan, R (1, 8) OBP: 0.118, SLG: 0.176	0-2 E5 G3-1 SH1-3		2-2 G6-3		0-1 G3-1		1-0 F9					
Alex Cora, L (1, 4) OBP: 0.274, SLG: 0.300 Jolbert Cabrera, R (8, PH) OBP: 0.324, SLG: 0.443 (9, 4)	0-1 SH1-3 1-2		3-3 K			3-0 F7		3-3 K				
Shawn Green, L (1, 9) OBP: 0.310, SLG: 0.418	1-0 G3-1 2-3			0-0 2B 1B		0-0 E 2B FC6-4		3-2 G6-3				
Paul Lo Duca, R (1, 7) OBP: 0.366, SLG: 0.434	1-0 G5-3			2-2 1-3 2B		4-1 FC6-4 E BB		4-0 BB				
Daryle Ward, L (1, 3) OBP: 0.219, SLG: 0.198		0-3 K		2-3 K		1-2 E1 FC6-4 1-2 2-3		0-0 F8				
Ron Coomer, R (1, 5) OBP: 0.292, SLG: 0.288		0-1 G4-3		4-0 G6-4-3 BB		0-0 FC6-4 1-2f 2-3 3-H		0-2 G5-3				
David Ross, R (1, 2) OBP: 0.354, SLG: 0.622		0-0 1B		0-1 G6-4-3 1-2f		2-3 K		2-3 K				
Cesar Izturis, S (1, 6) OBP: 0.281, SLG: 0.289 Chad Hermansen, R (9, PH) OBP: 0.167, SLG: 0.167		0-0 F8			1-3 K		0-3 K	3-3 K				
Hideo Nomo, R (1, 1) OBP: 0.171, SLG: 0.105 Larry Barnes, L (7, PH) OBP: 0.083, SLG: 0.083 Steve Colyer, L (8, 1) Paul Quantrill, L (8, 1)			1-3 K		2-2 G4-3		0-2 G3					
Inning Stats	R: 0 H: 0 E: 1 LOB: 1 K: 0 BB: 0 S: 7 P: 9	R: 0 H: 1 E: 0 LOB: 1 K: 1 BB: 0 S: 7 P: 7	R: 0 H: 0 E: 0 LOB: 0 K: 2 BB: 0 S: 10 P: 16	R: 0 H: 2 E: 0 LOB: 2 K: 1 BB: 1 S: 10 P: 18	R: 0 H: 0 E: 0 LOB: 0 K: 1 BB: 0 S: 9 P: 12	R: 1 H: 1 E: 1 LOB: 2 K: 1 BB: 1 S: 10 P: 20	R: 0 H: 0 E: 0 LOB: 0 K: 1 BB: 0 S: 8 P: 9	R: 0 H: 0 E: 0 LOB: 1 K: 1 BB: 1 S: 10 P: 20	R: 0 H: 0 E: 0 LOB: 0 K: 2 BB: 0 S: 10 P: 15	1B: 2 SF: 0 2B: 2 SAC: 1 3B: 0 DP: 1 HR: 0 HBP: 0		
PITCHER	IP WLS BF H R ER SO BB IBB HBP BLK WP HR S P ERA WHIP											IP WLS BF H R ER SO BB IBB HBP BLK WP HR S P ERA WHIP
Andrew Good, R (1, 1) ERA: 4.48	6.0 W 25 4 1 0 6 2 0 0 0 0 0 0 53 82 0.00 1.000											
Oscar Villarreal, R (7, 1) ERA: 3.0	1.0 H 3 0 0 0 1 0 0 0 0 0 0 0 8 9 0.00 0.000											
Eddie Oropesa, L (8, 1) ERA: 2.52	0.2 H 2 0 0 0 1 0 0 0 0 0 0 0 9 15 0.00 0.000											
Jose Valverde, R (8, 1) ERA: 1.2	0.1 H 2 0 0 0 0 1 0 0 0 0 0 0 1 5 0.00 3.000											
Matt Mantei, R (9, 1) ERA: 3.91	1.0 S 3 0 0 0 2 0 0 0 0 0 0 0 10 15 0.00 0.000											



Batter	1	2	3	4	5	6	7	8	9	AB R H RBI BB SO LOB	TOP											
<b>Cesar Izturis, S</b> (1, 6) OBP: 0.284, SLG: 0.289	0-1 G4-3		0-3 K		4-1 BB			0-0 1B		3 0 1 0 1 1 0	<b>Los Angeles Dodgers @ San Diego Padres</b> Qualcomm Stadium, San Diego, CA Mon Jul 07 2003, 10:05 PM EDT Att. 20,657 - Sunny - 72 F											
<b>Jolbert Cabrera, R</b> (1, 4) OBP: 0.316, SLG: 0.431	1-1 F8			2-3 K	0-2 P5			0-0 P4		4 0 0 0 0 1 4												
<b>Shawn Green, L</b> (1, 9) OBP: 0.307, SLG: 0.413	2-3 K			0-0 P6		0-3 K		2-1 F7		4 0 0 0 0 2 1												
<b>Paul Lo Duca, R</b> (1, 3) OBP: 0.370, SLG: 0.446		1-0 F9-3 1B		4-1 BB		3-2 F9		2-2 HR		3 1 2 1 1 0 0												
<b>Mike Kinkade, R</b> (1, 7) OBP: 0.355, SLG: 0.420		0-0 F9-3 1-1		0-1 G4-3		0-0 P6		0-1 G5-3		4 0 0 0 0 0 2												
<b>Adrián Beltré, R</b> (1, 5) OBP: 0.277, SLG: 0.345		1-1 2B			0-0 G5-3		4-2 G6-4-3 BB		3-2 L9			3 0 1 0 1 0 0										
<b>David Ross, R</b> (1, 2) OBP: 0.327, SLG: 0.571		1-3 K			2-3 K		0-0 G6-4-3 1-2f		0-2 F9			4 0 0 0 0 2 2										
<b>Wilkin Ruan, R</b> (1, 8) OBP: 0.150, SLG: 0.300			0-0 G4-3		1-0 3B		1-0 L8			3 0 1 0 0 0 0												
<b>Andy Ashby, R</b> (1, 1) <b>Chad Hermansen, R</b> (5, PH) <b>Steve Colyer, L</b> (5, 1) <b>Guillermo Mota, R</b> (7, 1) <b>Ron Coomer, R</b> (8, PH) <b>Paul Shuey, R</b> (8, 1)			2-3 K		4-2 BB BB			1-3 K		1 0 0 0 0 1 0 0 0 0 0 1 0 0 0 0 0 0 0 0 0 0 0 0 0 0 0 0 1 0 0 0 0 1 0 0 0 0 0 0 0 0												
<b>Inning Stats</b>	R: 0 E: 0 K: 1 S: 8	H: 0 LOB: 0 BB: 0 P: 11	R: 0 E: 0 K: 1 S: 7	H: 2 LOB: 1 BB: 0 P: 10	R: 0 E: 0 K: 2 S: 8	H: 0 LOB: 0 BB: 0 P: 10	R: 0 E: 0 K: 1 S: 7	H: 0 LOB: 1 BB: 1 P: 13	R: 0 E: 0 K: 1 S: 11	H: 1 LOB: 3 BB: 2 P: 22	R: 0 E: 0 K: 1 S: 8	H: 0 LOB: 0 BB: 0 P: 11	R: 0 E: 0 K: 0 S: 8	H: 0 LOB: 0 BB: 1 P: 13	R: 0 E: 0 K: 1 S: 7	H: 1 LOB: 1 BB: 0 P: 10	R: 1 E: 0 K: 0 S: 12	H: 1 LOB: 0 BB: 0 P: 17	1B: 2 2B: 2 3B: 1 HR: 1	SF: 0 SAC: 0 DP: 2 HBP: 0	WP: 0 PB: 0 SB: 0 CS: 0	PA: 34
<b>PITCHER</b>	IP WLS BF H R ER SO BB IBB HBP BLK WP HR S P ERA WHIP												<b>PITCHER</b>	IP WLS BF H R ER SO BB IBB HBP BLK WP HR S P ERA WHIP								
<b>Oliver Pérez, L</b> (1, 1) ERA: 5.01	8.0 W 31 5 1 1 8 4 0 0 0 0 1 67 105 1.12 1.125																					
<b>Scott Linebrink, R</b> (9, 1) ERA: 3.24	1.0 3 0 0 0 0 0 0 0 0 0 0 9 12 0.00 0.000																					

livebaseballscorecards.com

AB	30
R	1
H	5
RBI	1
BB	4
SO	8
LOB	9







Batter	1	2	3	4	5	6	7	8	9	AB R H RBI BB SO LOB	TOP											
<b>Wilkin Ruan, R</b> (1, 8) OBP: 0.167, SLG: 0.292 <b>Jolbert Cabrera, R</b> (9, PH) OBP: 0.320, SLG: 0.435	1-2 G6-3		0-1 G6-3			3-2 G5-3	0-0 1B		1-2 BB 1B	4 0 1 0 0 0 0 1 0 1 0 0 0 0	<b>Los Angeles Dodgers @ San Diego Padres</b> Qualcomm Stadium, San Diego, CA Tue Jul 08 2003, 10:05 PM EDT Att. 24,843 - Sunny - 72 F											
<b>Alex Cora, L</b> (1, 4) OBP: 0.273, SLG: 0.298	0-1 G3		0-1 G4-3			2-3 K	1-0 1B		1-0 P6	5 0 1 1 0 1 2												
<b>Shawn Green, L</b> (1, 9) OBP: 0.308, SLG: 0.420	2-3 K				1-2 G1-3	2-0 HR	1-2 G4-3		4-0 BB	4 1 1 1 1 1 2												
<b>Paul Lo Duca, R</b> (1, 2) OBP: 0.374, SLG: 0.450		0-0 E 2B			2-1 P5	1-1 1B		2-1 F8 WP G6-3 HBP	1-2 G4-3	4 2 2 0 0 0 3												
<b>Chad Hermansen, R</b> (1, 7) OBP: 0.273, SLG: 0.200		0-1 G6-3			1-2 1B	0-1 P5		3-2 F8		4 0 1 0 0 0 3												
<b>Adrián Beltré, R</b> (1, 5) OBP: 0.274, SLG: 0.340		2-2 E1 2-H			1-1 L7			1-2 G6-3		4 0 0 1 0 1 1												
<b>Larry Barnes, L</b> (1, 3) OBP: 0.125, SLG: 0.125		1-0 G6-3				0-0 G4-3		0-2 E SF7 1B	1-0 F7	4 1 1 0 0 0 1												
<b>Cesar Izturis, S</b> (1, 6) OBP: 0.287, SLG: 0.290		2-3 K				4-1 G3-6 BB		0-1 E3 1B	2-2 BB 1B 1B	3 1 1 0 1 1 2												
<b>Wilson Alvarez, L</b> (1, 1) <b>Guillermo Mota, R</b> (5, 1) <b>Daryle Ward, L</b> (7, PH) <b>Paul Quantrill, L</b> (7, 1) <b>Tom Martin, L</b> (8, 1) <b>Mike Kinkade, R</b> (9, PH) OBP: 0.353, SLG: 0.417			1-1 G1-3			2-2 G3-6-1 1-2f		3-1 SF7	2-3 K	2 0 0 0 0 0 1 0 0 0 0 0 0 0 0 0 0 1 0 0 0 0 0 0 0 0 0 0 0 0 0 0 0 0 0 1 0 0 0 0 1 1												
<b>Inning Stats</b>	R: 0 E: 0 K: 1 S: 9	H: 0 LOB: 0 BB: 0 P: 12	R: 1 E: 1 K: 1 S: 11	H: 1 LOB: 1 BB: 0 P: 16	R: 0 E: 0 K: 0 S: 6	H: 0 LOB: 0 BB: 0 P: 7	R: 0 E: 0 K: 0 S: 11	H: 1 LOB: 1 BB: 0 P: 16	R: 0 E: 0 K: 0 S: 5	H: 0 LOB: 0 BB: 1 P: 11	R: 1 E: 0 K: 1 S: 11	H: 2 LOB: 1 BB: 0 P: 19	R: 2 E: 1 K: 1 S: 17	H: 3 LOB: 2 BB: 0 P: 23	R: 1 E: 0 K: 0 S: 12	H: 0 LOB: 0 BB: 0 P: 19	R: 0 E: 0 K: 1 S: 14	H: 2 LOB: 3 BB: 1 P: 25	1B: 7 2B: 1 3B: 0 HR: 1	SF: 1 SAC: 0 DP: 1 HBP: 1	WP: 1 PB: 0 SB: 0 CS: 0	PA: 40
<b>PITCHER</b>	IP WLS BF H R ER SO BB IBB HBP BLK WP HR S P ERA WHIP																					
<b>Adam Eaton, R</b> (1, 1) ERA: 4.24 <b>Jay Witasick, R</b> (7, 1) ERA: 3.97 <b>Rod Beck, R</b> (9, 1) ERA: 2.57	6.2 W 28 6 4 1 4 1 0 0 0 0 0 1 66 98 1.35 1.050																					

livebaseballscorecards.com

<b>AB</b>	36
<b>R</b>	5
<b>H</b>	9
<b>RBI</b>	4
<b>BB</b>	2
<b>SO</b>	5
<b>LOB</b>	16



BOTTOM

Los Angeles Dodgers @ San Diego Padres  
Qualcomm Stadium, San Diego, CA

livebaseballscorecards.com

AB 33  
R 8  
H 12  
RBI 8  
BB 3  
SO 8  
LOB 11



WP: 0 PA: 36  
PB: 0  
SB: 1  
CS: 1

Tue Jul 08 2003, 10:05 PM EDT  
Att. 24,843 - Sunny - 72 F

AB	R	H	RBI	BB	SO	LOB
3	2	1	0	1	0	1
4	3	4	2	0	0	0
4	1	2	2	0	2	3
3	0	0	0	1	1	2
4	0	2	3	0	1	1
4	1	1	0	0	1	2
3	0	0	0	0	0	0
0	0	0	0	0	0	0
0	0	0	0	1	0	0
0	0	0	0	0	0	0
4	0	1	1	0	0	0
2	0	0	0	0	2	0
2	1	1	0	0	1	2
1B: 9	SF: 0	2B: 2	SAC: 0	3B: 1	DP: 1	HR: 0
	HBP: 0					

Batter	1	2	3	4	5	6	7	8	9											
<b>Gary Matthews, S</b> OBP: 0.296, SLG: 0.340 (1, 8)	1-2 G6-3		0-2 1B 1B		4-1 3B BB		0-0 G3													
<b>Mark Loretta, R</b> OBP: 0.376, SLG: 0.436 (1, 4)	2-1 2B 1B		1-1 E9 1B 1B		1-2 1B 3B		1-0 CS 1B													
<b>Rondell White, R</b> OBP: 0.338, SLG: 0.498 (1, 7)	3-2 1B 2B		1-3 K		2-1 G4-3 1B		3-3 K													
<b>Brian Buchanan, R</b> OBP: 0.371, SLG: 0.541 (1, 3)	0-0 G5-3		4-1 1B IBB		0-0 F9		2-3 K													
<b>Sean Burroughs, L</b> OBP: 0.369, SLG: 0.424 (1, 5)	1-0 2-H 1B		0-0 1-3 2-H 3-H 1B		2-2 G4-3 1-2f		2-3 K													
<b>Xavier Nady, R</b> OBP: 0.311, SLG: 0.386 (1, 9)		1-0 F7	2-3 K		3-2 F8		1-0 1B 1B													
<b>Lou Merloni, R</b> OBP: 0.356, SLG: 0.317 (7, 1)		2-0 F9		1-1 F7		2-1 F8	4-1 1B BB													
<b>Miguel Ojeda, R</b> OBP: 0.254, SLG: 0.339 (8, PH)							1-2 BB													
<b>Rod Beck, R</b> (9, 1)																				
<b>Gary Bennett, R</b> OBP: 0.253, SLG: 0.261 (1, 2)		0-0 F7		3-2 F8		0-1 L4	2-0 1B													
<b>Adam Eaton, R</b> OBP: 0.364, SLG: 0.600 (1, 1)			1-3 K		2-3 K		3-2 G3 1B 2B													
<b>Ramón Vázquez, L</b> OBP: 0.354, SLG: 0.375 (7, 6)								2-3 K												
<b>Inning Stats</b>	R: 2 E: 0 K: 0 S: 11	H: 3 LOB: 1 BB: 0 P: 18	R: 0 E: 0 K: 0 S: 3	H: 0 LOB: 0 BB: 0 P: 6	R: 2 E: 1 K: 3 S: 19	H: 3 LOB: 2 BB: 1 P: 28	R: 0 E: 0 K: 1 S: 9	H: 0 LOB: 0 BB: 0 P: 15	R: 2 E: 0 K: 0 S: 12	H: 2 LOB: 0 BB: 1 P: 21	R: 0 E: 0 K: 0 S: 11	H: 0 LOB: 0 BB: 0 P: 16	R: 1 E: 0 K: 1 S: 12	H: 2 LOB: 0 BB: 0 P: 19	R: 1 E: 0 K: 3 S: 13	H: 2 LOB: 2 BB: 1 P: 26	1B: 9 2B: 2 3B: 1 HR: 0	SF: 0 SAC: 0 DP: 1 HBP: 0	WP: 0 PB: 0 SB: 1 CS: 1	PA: 36
<b>PITCHER</b>	IP WLS BF H R ER SO	IP WLS BF H R ER SO	IP WLS BF H R ER SO	IP WLS BF H R ER SO	IP WLS BF H R ER SO	IP WLS BF H R ER SO	IP WLS BF H R ER SO	IP WLS BF H R ER SO	IP WLS BF H R ER SO	IP WLS BF H R ER SO	IP WLS BF H R ER SO	IP WLS BF H R ER SO	IP WLS BF H R ER SO	IP WLS BF H R ER SO	IP WLS BF H R ER SO	IP WLS BF H R ER SO	ERA WHIP	ERA WHIP		
<b>Wilson Alvarez, L</b> ERA: 3.86 (1, 1)	4.0 L	2.0	1.1	0.2	4.0	2.0	1.1	0.2	4.0	2.0	1.1	0.2	4.0	2.0	1.1	0.2	13.50	2.250	0.00	0.000
<b>Guillermo Mota, R</b> ERA: 1.71 (5, 1)	2.0	5	0	0	0	0	0	0	0	0	0	0	0	0	0	0	0.00	0.000	0.00	0.000
<b>Paul Quantrill, R</b> ERA: 1.55 (7, 1)	1.1	5	2	1	1	2	0	0	0	0	0	0	0	0	0	0	6.75	1.500	0.00	0.000
<b>Tom Martin, L</b> ERA: 4.5 (8, 1)	0.2	5	2	1	1	2	1	0	0	0	0	0	0	0	0	0	13.50	4.500	0.00	0.000

Batter	1	2	3	4	5	6	7	8	9
<b>Gary Matthews, S</b> OBP: 0.296, SLG: 0.340 (1, 8)	1-2 G6-3		0-2 1B 1B		4-1 3B BB		0-0 G3		
<b>Mark Loretta, R</b> OBP: 0.376, SLG: 0.436 (1, 4)	2-1 2B 1B		1-1 E9 1B 1B		1-2 1B 3B		1-0 CS 1B		
<b>Rondell White, R</b> OBP: 0.338, SLG: 0.498 (1, 7)	3-2 1B 2B		1-3 K		2-1 G4-3 1B		3-3 K		
<b>Brian Buchanan, R</b> OBP: 0.371, SLG: 0.541 (1, 3)	0-0 G5-3		4-1 1B IBB		0-0 F9		2-3 K		
<b>Sean Burroughs, L</b> OBP: 0.369, SLG: 0.424 (1, 5)	1-0 2-H 1B		0-0 1-3 2-H 3-H 1B		2-2 G4-3 1-2f		2-3 K		
<b>Xavier Nady, R</b> OBP: 0.311, SLG: 0.386 (1, 9)		1-0 F7	2-3 K		3-2 F8		1-0 1B 1B		
<b>Lou Merloni, R</b> OBP: 0.356, SLG: 0.317 (7, 1)		2-0 F9		1-1 F7		2-1 F8	4-1 1B BB		
<b>Miguel Ojeda, R</b> OBP: 0.254, SLG: 0.339 (8, PH)							1-2 BB		
<b>Rod Beck, R</b> (9, 1)									
<b>Gary Bennett, R</b> OBP: 0.253, SLG: 0.261 (1, 2)		0-0 F7		3-2 F8		0-1 L4	2-0 1B		
<b>Adam Eaton, R</b> OBP: 0.364, SLG: 0.600 (1, 1)			1-3 K		2-3 K		3-2 G3 1B 2B		
<b>Ramón Vázquez, L</b> OBP: 0.354, SLG: 0.375 (7, 6)								2-3 K	



Batter	1	2	3	4	5	6	7	8	9	AB R H RBI BB SO LOB	TOP											
<b>Cesar Izturis, S</b> (1, 6) OBP: 0.288, SLG: 0.291	2-2 G3		3-1 1B	1-0 1B			2-1 L1-3	3-2 G4-3		5 0 2 2 0 0 2	<b>Los Angeles Dodgers @ St. Louis Cardinals</b> Busch Stadium, St. Louis, MO Wed Jul 09 2003, 6:05 PM CDT Att. 32,325 - Cloudy - 93 F											
<b>Alex Cora, L</b> (1, 4) OBP: 0.275, SLG: 0.300	0-0 G3-1		1-1 P6	1-0 CS	1-2 1B		1-2 G4-3		1-0 G1-3 1B	5 0 2 0 0 0 1												
<b>Shawn Green, L</b> (1, 9) OBP: 0.309, SLG: 0.421	1-1 F9			4-2 1B 2B	1-1 G4-6-3		1-1 2B		0-3 K	4 1 1 0 1 1 2												
<b>Paul Lo Duca, R</b> (1, 3) OBP: 0.374, SLG: 0.447		0-0 G6-3		0-1 2B G4-3 1B	2-1 P4		4-0 IBB		0-0 G1-3	4 1 1 0 1 0 1												
<b>Chad Hermansen, R</b> (1, 7) OBP: 0.250, SLG: 0.267		1-0 F9		1-0 G4-3 1B 2B		2-1 G6-3		1-3 K	5 1 1 1 0 2 3													
<b>Wilkin Ruan, R</b> (9, 8) OBP: 0.167, SLG: 0.292				1-3 2-H					0 0 0 0 0 0 0													
<b>Jolbert Cabrera, R</b> (1, 8) OBP: 0.318, SLG: 0.430		0-3 K		0-0 G4-3		1-1 L4		0-0 1B	4 0 1 1 0 1 1													
<b>Adrián Beltré, R</b> (1, 5) OBP: 0.277, SLG: 0.340			2-2 P4	4-0 SH3-4 1B BB		1-1 BB 1B		3-3 K	3 1 1 0 1 1 1													
<b>David Ross, R</b> (1, 2) OBP: 0.375, SLG: 0.647			1-2 HR	0-0 SH3-4 1B 1B		4-0 BB		4-2 BB	2 2 2 2 2 0 0													
<b>Kaz Ishii, L</b> (1, 1) OBP: 0.215, SLG: 0.196			0-2 G6-3	0-0 SH3-4		2-3 K		0-3 K	2 0 0 0 0 0 1 2													
<b>Paul Shuey, R</b> (8, 1) OBP: 0.215, SLG: 0.196				1-2 2-3					0 0 0 0 0 0 0 0													
<b>Daryle Ward, L</b> (8, PH)									1 0 0 0 0 0 1 2													
<b>Paul Quantrill, L</b> (8, 1)									0 0 0 0 0 0 0 0													
<b>Tom Martin, L</b> (8, 1)									0 0 0 0 0 0 0 0													
<b>Eric Gagne, R</b> (8, 1)									0 0 0 0 0 0 0 0													
<b>Inning Stats</b>	R: 0 E: 0 K: 0 S: 8	H: 0 LOB: 0 BB: 0 P: 11	R: 0 E: 0 K: 1 S: 5	H: 0 LOB: 0 BB: 0 P: 6	R: 1 E: 0 K: 0 S: 13	H: 2 LOB: 1 BB: 0 P: 20	R: 5 E: 0 K: 0 S: 10	H: 4 LOB: 0 BB: 2 P: 21	R: 0 E: 0 K: 0 S: 8	H: 1 LOB: 0 BB: 0 P: 12	R: 0 E: 0 K: 1 S: 10	H: 1 LOB: 2 BB: 1 P: 20	R: 0 E: 0 K: 1 S: 11	H: 1 LOB: 2 BB: 1 P: 22	R: 0 E: 0 K: 2 S: 16	H: 1 LOB: 2 BB: 1 P: 26	R: 0 E: 0 K: 2 S: 9	H: 1 LOB: 1 BB: 0 P: 11	1B: 8 2B: 2 3B: 0 HR: 1	SF: 0 SAC: 1 DP: 1 HBP: 0	WP: 0 PB: 0 SB: 1 CS: 1	PA: 42
<b>PITCHER</b>	IP WLS BF H R ER SO BB IBB HBP BLK WP HR S P ERA WHIP																					
<b>Brett Tomko, R</b> (1, 1) ERA: 5.8	6.0 L 27 8 6 6 2 3 0 0 0 0 0 1 54 90 9.00 1.833																					
<b>Steve Kline, L</b> (7, 1) ERA: 4.08	0.2 4 1 0 0 0 0 0 1 0 0 0 0 7 15 0.00 1.500																					
<b>Cal Eldred, R</b> (7, 1) ERA: 4.17	1.1 6 1 0 0 3 1 0 0 0 0 0 0 20 33 0.00 1.500																					
<b>44 Jason Isringhausen, R</b> (9, 1) ERA: 0.84	1.0 4 1 0 0 2 0 0 0 0 0 0 0 9 11 0.00 1.000																					

livebaseballscores.com

<b>AB</b>	35
<b>R</b>	6
<b>H</b>	11
<b>RBI</b>	6
<b>BB</b>	5
<b>SO</b>	7
<b>LOB</b>	15



BOTTOM

Los Angeles Dodgers @ St. Louis Cardinals  
Busch Stadium, St. Louis, MO  
Wed Jul 09 2003, 6:05 PM CDT  
Att. 32,325 - Cloudy - 93 F

livebaseballscorecards.com

AB 33  
R 5  
H 6  
RBI 4  
BB 8  
SO 10  
LOB 20



WP: 1 PA: 41  
PB: 0  
SB: 2  
CS: 0

AB R H RBI BB SO LOB

4 1 1 1 1 2 1

4 0 1 0 1 1 1

4 0 0 0 1 2 5

4 1 2 2 1 1 1

4 1 1 0 0 1 4

3 1 1 0 1 0 1

3 1 0 0 1 1 2

2 0 0 0 1 0 2

1 0 0 0 0 0 0

0 0 0 0 0 0 0

0 0 0 0 0 0 0

1 0 0 0 0 1 0

0 0 0 0 0 0 0

0 0 0 0 0 0 0

0 0 0 0 0 0 0

0 0 0 0 0 0 0

1B: 4 SF: 0

2B: 1 SAC: 0

3B: 0 DP: 0

HR: 1 HBP: 0

WP: 1 PA: 41

PB: 0

SB: 2

CS: 0

ERA: 6.75

WHIP: 1.688

IP: 5.1

WLS: W

BF: 25

H: 4

R: 4

ER: 4

SO: 6

BB: 5

IBB: 0

HBP: 0

BLK: 1

WP: 1

HR: 0

S: 64

P: 121

ERA: 5.40

WHIP: 2.400

IP: 0.1

WLS: H

BF: 1

H: 0

R: 0

ER: 0

SO: 0

BB: 0

IBB: 0

HBP: 0

BLK: 0

WP: 0

HR: 0

S: 3

P: 4

ERA: 0.00

WHIP: 0.000

IP: 0.1

WLS: S

BF: 5

H: 0

R: 0

ER: 0

SO: 2

BB: 1

IBB: 0

HBP: 0

BLK: 0

WP: 0

HR: 0

S: 12

P: 23

ERA: 0.00

WHIP: 0.750

IP: 1.2

WLS: H

BF: 9

H: 1

R: 1

ER: 1

SO: 1

BB: 2

IBB: 0

HBP: 0

BLK: 0

WP: 0

HR: 0

S: 21

P: 33

ERA: 0.00

WHIP: 0.000

IP: 0.1

WLS: H

BF: 1

H: 0

R: 0

ER: 0

SO: 1

BB: 0

IBB: 0

HBP: 0

IP: 0.1

WLS: S

BF: 5

H: 0

R: 0

ER: 0

SO: 2

BB: 1

IBB: 0

HBP: 0

BLK: 0

WP: 0

HR: 0

S: 12

P: 23

ERA: 0.00

WHIP: 0.750

IP: 1.1

WLS: S

BF: 5

H: 0

R: 0

ER: 0

SO: 2

BB: 1

IBB: 0

HBP: 0

BLK: 0

WP: 0

HR: 0

S: 12

P: 22

ERA: 0.00

WHIP: 0.750

IP: 1.1

WLS: S

BF: 5

H: 0

R: 0

ER: 0

SO: 2

BB: 1

IBB: 0

HBP: 0

IP: 0.1

WLS: S

BF: 5

H: 0

R: 0

ER: 0

SO: 2

BB: 1

IBB: 0

HBP: 0

BLK: 0

WP: 0

HR: 0

S: 12

P: 23

ERA: 0.00

WHIP: 0.750

IP: 1.1

WLS: S

BF: 5

H: 0

R: 0

ER: 0

SO: 2

BB: 1

IBB: 0

HBP: 0

BLK: 0

WP: 0

HR: 0

S: 12

P: 23

ERA: 0.00

WHIP: 0.750

IP: 1.1

WLS: S

BF: 5

H: 0

R: 0

ER: 0

SO: 2

BB: 1

IBB: 0

HBP: 0

IP: 0.1

WLS: S

BF: 5

H: 0

R: 0

ER: 0

SO: 2

BB: 1

IBB: 0

HBP: 0

BLK: 0

WP: 0

HR: 0

S: 12

P: 23

ERA: 0.00

WHIP: 0.750

IP: 1.1

WLS: S

BF: 5

H: 0

R: 0

ER: 0

SO: 2

BB: 1

IBB: 0

HBP: 0

BLK: 0

WP: 0

HR: 0

S: 12

P: 23

ERA: 0.00

WHIP: 0.750

IP: 1.1

WLS: S

BF: 5

H: 0

R: 0

ER: 0

SO: 2

BB: 1

IBB: 0

HBP: 0

IP: 0.1

WLS: S

BF: 5

H: 0

R: 0

ER: 0

SO: 2

BB: 1

IBB: 0

HBP: 0

BLK: 0

WP: 0

HR: 0

S: 12

P: 23

ERA: 0.00

WHIP: 0.750

IP: 1.1

WLS: S

BF: 5

H: 0

R: 0

ER: 0

SO: 2

BB: 1

IBB: 0

HBP: 0

BLK: 0

WP: 0

HR: 0

S: 12

P: 23

ERA: 0.00

WHIP: 0.750

IP: 1.1

WLS: S

BF: 5

H: 0

R: 0

ER: 0

SO: 2

BB: 1

IBB: 0

HBP: 0

IP: 0.1

WLS: S

BF: 5

H: 0

R: 0

ER: 0

SO: 2

BB: 1

IBB: 0

HBP: 0

BLK: 0

WP: 0

HR: 0

S: 12

P: 23

ERA: 0.00

WHIP: 0.750

IP: 1.1

WLS: S

BF: 5

H: 0

R: 0

ER: 0

SO: 2

BB: 1

IBB: 0

HBP: 0



Batter	1	2	3	4	5	6	7	8	9	AB R H RBI BB SO LOB	TOP											
<b>Cesar Izturis, S</b> (1, 6) OBP: 0.287, SLG: 0.290	2-1 1B 1B	0-0 G3-1	2-2 G3			1-1 G6-3		1-2 F8		5 1 1 0 0 0 1												
<b>Alex Cora, L</b> (1, 4) OBP: 0.274, SLG: 0.302	0-0 F7	3-2 G4-3			1-1 G3	1-2 G6-3			0-1 2B	5 1 1 0 0 0 1												
<b>Shawn Green, L</b> (1, 9) OBP: 0.315, SLG: 0.432	1-1 1B 1-2 1B	0-1 E6 1B			2-1 F8		1-2 L9 1B 2B		0-0 1B 2B	5 4 4 1 0 0 0												
<b>Paul Lo Duca, R</b> (1, 3) OBP: 0.380, SLG: 0.451	0-1 1B 1-3 2-H	4-0 1B BB			2-2 1B		1-2 L9 2-3		0-2 FC5-4 1B 2-H	4 1 3 2 1 0 1												
<b>Chad Hermansen, R</b> (1, 7) OBP: 0.300, SLG: 0.278 <b>Wilkin Ruan, R</b> (7, 8) OBP: 0.160, SLG: 0.280	4-2 1B 1-2 BB	2-1 1B			0-0 F9		2-2 P4		1-2 FC5-4 1-2f	3 1 1 1 1 0 2 1 0 0 0 0 0 1												
<b>Jolbert Cabrera, R</b> (1, 8) OBP: 0.321, SLG: 0.429 (7, 7)	0-0 1B 1-3 2-H 3-H	1-3 K			2-1 G5-3		0-1 1B 3-H		0-0 F9	5 1 2 3 0 1 3												
<b>Adrián Beltré, R</b> (1, 5) OBP: 0.279, SLG: 0.341	1-0 1B WP 2-H 3-H				0-0 G6-3	0-2 G6-4-3 1B		1-2 G6-3	1-3 K	5 0 2 2 0 1 2												
<b>David Ross, R</b> (1, 2) OBP: 0.367, SLG: 0.636	1-3 K 1-2				3-2 2B	2-2 G6-4-3 1-2f		0-2 P6		4 0 1 0 0 1 2												
<b>Odalis Perez, L</b> (1, 1) OBP: 0.032, SLG: 0.032 <b>Larry Barnes, L</b> (6, PH) OBP: 0.118, SLG: 0.118 <b>Guillermo Mota, R</b> (6, 1) OBP: 0.200, SLG: 0.200 <b>Tom Martin, L</b> (8, 1) <b>Paul Quantrill, L</b> (8, 1)	3-2 G6-3				1-0 F9		2-1 G4-3	1-2 G1		2 0 0 0 0 0 2 1 0 0 0 0 0 0 1 0												
<b>Inning Stats</b>	R: 5 E: 0 K: 1 S: 17	H: 5 LOB: 1 BB: 1 P: 29	R: 1 E: 1 K: 1 S: 11	H: 2 LOB: 2 BB: 1 P: 21	R: 0 E: 0 K: 0 S: 11	H: 1 LOB: 1 BB: 0 P: 17	R: 0 E: 0 K: 0 S: 9	H: 1 LOB: 1 BB: 0 P: 14	R: 0 E: 0 K: 0 S: 8	H: 1 LOB: 0 BB: 0 P: 12	R: 0 E: 0 K: 0 S: 7	H: 0 LOB: 0 BB: 0 P: 11	R: 1 E: 0 K: 0 S: 18	H: 2 LOB: 1 BB: 0 P: 23	R: 0 E: 0 K: 0 S: 11	H: 0 LOB: 0 BB: 0 P: 13	R: 2 E: 0 K: 1 S: 13	H: 3 LOB: 1 BB: 0 P: 15	1B: 11 2B: 4 3B: 0 HR: 0	SF: 0 SAC: 0 DP: 1 HBP: 0	WP: 1 PB: 0 SB: 1 CS: 0	PA: 43
<b>PITCHER</b>	IP WLS BF H R ER SO BB IBB HBP BLK WP HR S P ERA WHIP																					
<b>Matt Morris, R</b> (1, 1) ERA: 4.19	5.0 L 26 10 6 5 2 2 0 0 0 0 1 0 56 93 9.00 2.400																					
<b>28 Lance Painter, L</b> (6, 1) ERA: 5.4	1.0 3 0 0 0 0 0 0 0 0 0 0 0 7 11 0.00 0.000																					
<b>Esteban Yan, R</b> (7, 1) ERA: 6.65	2.0 8 2 1 1 0 0 0 0 0 0 0 0 29 36 4.50 1.000																					
<b>Jeff Fassero, L</b> (9, 1) ERA: 7.49	1.0 6 3 2 2 1 0 0 0 0 0 0 0 13 15 18.00 3.000																					

**Los Angeles Dodgers @ St. Louis Cardinals**  
**Busch Stadium, St. Louis, MO**  
 Thu Jul 10 2003, 7:10 PM CDT  
 Att. 35,610 - Cloudy - 87 F

AB	41
R	9
H	15
RBI	9
BB	2
SO	3
LOB	15







Batter	1	2	3	4	5	6	7	8	9	AB R H RBI BB SO LOB	TOP										
<b>Cesar Izturis, S</b> OBP: 0.292, SLG: 0.295 (1, 6) B C X	2-1 L9 FC3-6 1B		0-1 G3		3-2 E G4-3 G3 1B	1-0 WP 1B	0-1 F9			5 2 3 0 0 0 2											
<b>Alex Cora, L</b> OBP: 0.276, SLG: 0.304 (1, 4) C B SAFE X	2-2 FC3-6 1B		2-1 F8		1-0 G4-3	1-0 WP 1B		0-0 F7		5 0 2 0 0 0 1											
<b>Shawn Green, L</b> OBP: 0.314, SLG: 0.429 (1, 9) X	0-0 L9		3-2 FC6-4 1B		0-0 E4 G3 BB 2B	2-3 K		1-3 K		5 1 1 0 0 2 6											
<b>Paul Lo Duca, R</b> OBP: 0.377, SLG: 0.445 (1, 7) D C X	1-1 FC3-6		0-0 FC6-4		4-1 G3 BB 2B	2-2 G4-3		3-2 G6-3		4 1 0 1 1 0 4											
<b>Daryle Ward, L</b> OBP: 0.207, SLG: 0.189 <b>Mike Kinkade, R</b> OBP: 0.350, SLG: 0.413 (1, 3) (9, PH) B SAFE X	3-2 G5-3				0-1 F8	3-0 G3		0-0 L9		4 0 0 1 0 0 3 1 0 0 0 0 0 0											
<b>Adrian Beltré, R</b> OBP: 0.284, SLG: 0.352 (1, 5) X		0-0 P4			0-1 1B	0-2 2B		2-1 WP E 2B		5 1 3 2 0 0 0											
<b>David Ross, R</b> OBP: 0.338, SLG: 0.583 (1, 2) C SAFE X		0-2 F9			1-3 K	1-3 K		3-2 G5-3		5 0 0 0 0 2 3											
<b>Wilkin Ruan, R</b> OBP: 0.207, SLG: 0.310 (1, 8) B X		1-0 1B			0-0 1B			0-1 E3 1B		4 0 2 0 0 0 0											
<b>Hideo Nomo, R</b> OBP: 0.182, SLG: 0.122 <b>Larry Barnes, L</b> OBP: 0.167, SLG: 0.167 <b>Paul Shuey, R</b> <b>Tom Martin, L</b> <b>Paul Quantrill, L</b> (1, 1) (7, PH) (7, 1) (8, 1) (8, 1) B SAFE X		1-2 G1-3			1-0 G3-1			1-2 1B WP 1B		3 1 1 0 0 0 3 1 0 1 0											
<b>Inning Stats</b>	R: 1 E: 0 K: 0 S: 11	H: 2 LOB: 1 BB: 0 P: 19	R: 0 E: 0 K: 0 S: 9	H: 1 LOB: 1 BB: 0 P: 11	R: 0 E: 0 K: 1 S: 9	H: 2 LOB: 2 BB: 0 P: 14	R: 3 E: 1 K: 1 S: 13	H: 2 LOB: 1 BB: 1 P: 25	R: 1 E: 0 K: 1 S: 12	H: 3 LOB: 2 BB: 0 P: 19	R: 1 E: 1 K: 0 S: 11	H: 2 LOB: 2 BB: 0 P: 17	R: 0 E: 0 K: 1 S: 8	H: 0 LOB: 0 BB: 0 P: 12	R: 0 E: 0 K: 0 S: 8	H: 0 LOB: 0 BB: 0 P: 13	1B: 11 2B: 2 3B: 0 HR: 0	SF: 0 SAC: 0 DP: 0 HBP: 0	WP: 2 PB: 0 SB: 0 CS: 0	PA: 43	
<b>PITCHER</b>	IP WLS BF H R ER SO BB IBB HBP BLK WP HR S P ERA WHIP																				
<b>Denny Stark, R</b> ERA: 3.94 <b>Javier López, L</b> ERA: 5.45 <b>Jose Jimenez, R</b> ERA: 6.85 <b>40 Brian Fuentes, L</b> ERA: 3.07 <b>Justin Speier, R</b> ERA: 3.09	(1, 1) (6, 1) (6, 1) (8, 1) (9, 1)	5.1 0.1 1.1 1.0 1.0	WLS H B W S	28 2 7 3 3	H R ER SO	10 1 2 0 0	R 0 0 0 0	ER 2 1 0 0	SO 2 1 1 0	BB 1 0 0 0	IBB 0 0 0 0	HBP 0 0 0 0	BLK 0 0 0 0	WP 0 0 2 0 0	HR 0 0 0 0	S 57 4 14 8 8	P 88 7 22 12 13	ERA 3.38 0.00 0.00 0.00 0.00	WHIP 2.062 3.000 1.500 0.000 0.000		
<b>PITCHER</b>	IP WLS BF H R ER SO BB IBB HBP BLK WP HR S P ERA WHIP																				

**Los Angeles Dodgers @ Colorado Rockies**  
Coors Field, Denver, CO  
Fri Jul 11 2003, 7:05 PM MDT  
Att. 34,150 - Cloudy - 86 F


AB	42
R	6
H	13
RBI	4
BB	1
SO	4
LOB	22



BOTTOM

Los Angeles Dodgers @ Colorado Rockies  
Coors Field, Denver, CO

AB	28
R	7
H	7
RBI	6
BB	7
SO	6
LOB	13



WP	0	PA	36
PB	0		
SB	1		
CS	1		

Fri Jul 11 2003, 7:05 PM MDT  
Att. 34,150 - Cloudy - 86 F

AB	R	H	RBI	BB	SO	LOB
3	1	0	0	1	0	2
4	1	1	0	0	1	1
3	3	2	2	1	0	2
4	0	1	0	0	2	2
3	1	0	0	1	0	2
3	0	1	3	1	0	0
2	0	0	0	1	2	1
0	0	0	1	1	0	0
0	0	0	0	0	0	0
4	1	1	0	0	1	3
1	0	0	0	1	0	0
0	0	0	0	0	0	0
0	0	0	0	0	0	0
1	0	1	0	0	0	0
0	0	0	0	0	0	0
0	0	0	0	0	0	0
1B	2	SF	0			
2B	3	SAC	0			
3B	0	DP	2			
HR	2	HBP	0			

Batter	1	2	3	4	5	6	7	8	9							
Ronnie Belliard, R OBP: 0.377, SLG: 0.394 (1, 4)	4-2 17 G4-3 2B BB	1-2 G6-4-3 1-2f 3-H			0-2 P2		1-0 G4-3 2-3									
Chris Stynes, R OBP: 0.377, SLG: 0.465 (1, 5)	1-2 17 G4-3 2B 1B	2-2 G5-3			2-3 K		2-2 G1-3									
17 Todd Helton, L OBP: 0.440, SLG: 0.620 (1, 3)	0-0 G4-3 1-2 2-3		1-1 HR		1-2 HR		4-0 G3 1B BB									
Preston Wilson, R OBP: 0.365, SLG: 0.577 (1, 8)	1-3 K		0-0 G4-3		1-3 K		1-2 BB G3 1B									
Larry Walker, L OBP: 0.426, SLG: 0.495 (1, 9)	4-0 2B BB		2-2 F7		2-0 G3-1		0-1 G3 1-2 2-3									
Jay Payton, R OBP: 0.354, SLG: 0.477 (1, 7)	3-2 2B		0-0 P5		0-1 P3		4-0 BB IBB									
Charles Johnson, R OBP: 0.309, SLG: 0.425 (1, 2)	1-3 K		0-3 K		4-2 CS BB		4-2 G6-4-3 BB 1-2 2-3 3-H									
Greg Norton, S OBP: 0.321, SLG: 0.400 (8, PH)																
Bobby Estalella, R OBP: 0.309, SLG: 0.415 (9, 2)																
Juan Uribe, R OBP: 0.303, SLG: 0.400 (1, 6)		1-1 S G6-4-3 2B		1-0 F9		3-2 CS 1-2	3-3 K	0-0 G6-4-3 1-2f								
Denny Stark, R (1, 1)		4-2 G6-4-3 BB		1-0 G5-3			1-0 G4-3 2B									
Javier López, L OBP: 0.500, SLG: 0.500 (6, 1)																
Jose Jimenez, R (6, 1)																
Mark Sweeney, L OBP: 0.299, SLG: 0.391 (7, PH)																
40 Brian Fuentes, L (8, 1)																
Justin Speier, R (9, 1)																
Inning Stats	R: 3 E: 0 K: 2 S: 16	H: 2 LOB: 1 BB: 2 P: 30	R: 1 E: 0 K: 0 S: 11	H: 1 LOB: 0 BB: 1 P: 19	R: 1 E: 0 K: 0 S: 9	H: 1 LOB: 0 BB: 0 P: 12	R: 0 E: 0 K: 1 S: 5	H: 0 LOB: 0 BB: 0 P: 7	R: 1 E: 0 K: 2 S: 13	H: 1 LOB: 0 BB: 0 P: 17	R: 0 E: 0 K: 0 S: 7	H: 0 LOB: 0 BB: 1 P: 16	R: 0 E: 0 K: 1 S: 11	H: 1 LOB: 1 BB: 0 P: 18	R: 1 E: 0 K: 0 S: 13	H: 1 LOB: 2 BB: 3 P: 26
PITCHER	IP WLS BF H R ER SO	WLS BF H R ER SO	IP WLS BF H R ER SO	IP WLS BF H R ER SO	IP WLS BF H R ER SO	IP WLS BF H R ER SO	IP WLS BF H R ER SO	IP WLS BF H R ER SO	IP WLS BF H R ER SO	IP WLS BF H R ER SO	IP WLS BF H R ER SO	IP WLS BF H R ER SO	IP WLS BF H R ER SO	IP WLS BF H R ER SO	IP WLS BF H R ER SO	
Hideo Nomo, R ERA: 2.97 (1, 1)	6.0		5	6	6	5	4	0	0	0	0	0	0	0	0	0
Paul Shuey, R ERA: 1.66 (7, 1)	1.0	L	2	1	1	1	1	0	0	0	0	0	0	0	0	0
Tom Martin, L ERA: 4.28 (8, 1)	0.1		0	0	0	0	0	1	0	0	0	0	0	0	0	0
Paul Quantrill, R ERA: 1.47 (8, 1)	0.2		0	0	0	0	1	0	0	0	0	0	0	0	0	0

WP	HR	S	P	ERA	WHIP
0	0	0	0	9.00	1.500
0	0	0	0	9.00	3.000
0	0	0	0	0.00	0.000
0	0	0	0	0.00	1.500





Batter	1	2	3	4	5	6	7	8	9
Ronnie Belliard, R OBP: 0.378, SLG: 0.408 (1, 4)	1-1 3B		3-2 F9		1-1 SAFE WP 17 1B 2B		0-3 K		
Mark Bellhorn, S OBP: 0.352, SLG: 0.321 (1, 5)	2-1 2B 1B		3-2 K		3-3 K			3-3 K	
17 Todd Helton, L OBP: 0.441, SLG: 0.627 (1, 3)	1-3 K		0-0 HR		1-2 CS 1B			0-3 K	
Preston Wilson, R OBP: 0.367, SLG: 0.586 (1, 8)	2-2 1-H 2B		1-1 F8		0-1 CS 1-2		2-3 K	0-0 HR	
Larry Walker, L OBP: 0.424, SLG: 0.491 (1, 9)	2-1 G4-3			1-0 1B G6-4-3		1-2 F8		0-0 G3-1	
Jay Payton, R OBP: 0.353, SLG: 0.476 (1, 7)		0-2 1B		0-0 G6-4-3 1-2f		3-3 K			
Bobby Estalella, R OBP: 0.302, SLG: 0.404 (1, 2)		3-3 SAFE 1 SAFE 1	3-3 K	2-3 K			2-3 K		
Juan Uribe, R OBP: 0.304, SLG: 0.395 (1, 6)		3-2 F8			4-1 2B BB		0-2 K		
Jason Jennings, L OBP: 0.324, SLG: 0.313 Steve Reed, R (7, 1)		0-0 G4-3			2-3 SAFE 1 SAFE 1		0-2 K		
Mark Sweeney, L OBP: 0.308, SLG: 0.400 40 Brian Fuentes, L (8, 1)									
Justin Speier, R (8, 1)									

AB	R	H	RBI	BB	SO	LOB
4	1	2	1	0	1	1
4	1	1	0	0	3	1
4	1	2	2	0	2	1
4	1	2	2	0	1	0
4	0	1	0	0	0	1
3	0	1	0	0	1	1
3	0	0	0	0	3	1
2	1	0	0	1	1	1
2	0	0	0	0	1	2
0	0	0	0	0	0	0
1	0	1	0	0	0	0
0	0	0	0	0	0	0
0	0	0	0	0	0	0
1B: 5	SF: 0					
2B: 2	SAC: 0					
3B: 1	DP: 1					
HR: 2	HBP: 0					

**BOTTOM**

**Los Angeles Dodgers @ Colorado Rockies**  
**Coors Field, Denver, CO**  
 Sat Jul 12 2003, 6:05 PM MDT  
 Att: 41,696 - Sunny - 92 F

livebaseballscorecards.com

AB	31
R	5
H	10
RBI	5
BB	1
SO	13
LOB	9



Inning	1	2	3	4	5	6	7	8	9
R: 1	R: 0	R: 1	R: 0	R: 2	R: 0	R: 0	R: 0	R: 1	R: 0
E: 0	E: 0	E: 1	E: 0	E: 0	E: 0	E: 0	E: 0	E: 0	E: 0
K: 1	K: 1	K: 1	K: 1	K: 2	K: 2	K: 3	K: 3	K: 2	K: 3
S: 15	S: 13	S: 19	S: 10	S: 5	S: 14	S: 11	S: 14	S: 9	S: 12
H: 3	H: 1	H: 1	H: 1	H: 2	H: 0	H: 0	H: 1	H: 1	H: 1
LOB: 1	LOB: 1	LOB: 0	LOB: 0	LOB: 0	LOB: 0	LOB: 0	LOB: 1	LOB: 0	LOB: 0
BB: 0	BB: 0	BB: 0	BB: 0	BB: 1	BB: 0	BB: 0	BB: 0	BB: 0	BB: 0
P: 23	P: 19	P: 17	P: 8	P: 24	P: 17	P: 16	P: 16	P: 12	P: 12

PITCHER	IP	WLS	BF	H	R	ER	SO	BB	IBB	HBP	BLK	WP	HR	S	P	ERA	WHIP
Andy Ashby, R ERA: 5.57 (1, 1)	5.0	L	21	8	4	4	6	1	0	0	0	1	1	57	91	7.20	1.800
Guillermo Mota, R ERA: 1.62 (6, 1)	1.0		3	0	0	0	2	0	0	0	0	0	0	11	17	0.00	0.000
Paul Quantrill, R ERA: 1.43 (7, 1)	1.0		4	1	0	0	3	0	0	0	0	0	0	14	16	0.00	1.000
Tom Martin, L ERA: 4.18 (8, 1)	0.2		2	0	0	0	2	0	0	0	0	0	0	7	10	0.00	0.000
Paul Shuey, R ERA: 1.88 (8, 1)	0.1		2	1	1	1	0	0	0	0	0	0	1	2	2	27.00	3.000

WP	PA	ERA	WHIP
1	33		
0			
2			
1			



AB	36
R	9
H	12
RBI	8
BB	3
SO	4
LOB	15



WP:	0	PA:	42
PB:	0		
SB:	0		
CS:	1		

Batter	1	2	3	4	5	6	7	8	9	AB R H RBI BB SO LOB
<b>Cesar Izturis, S</b> OBP: 0.290, SLG: 0.302 (1, 6)										5 2 2 1 0 1 3
<b>Alex Cora, L</b> OBP: 0.281, SLG: 0.319 (1, 4)										4 1 2 1 0 0 1
<b>Shawn Green, L</b> OBP: 0.317, SLG: 0.429 (1, 9)										4 1 1 2 0 0 1
<b>Paul Lo Duca, R</b> OBP: 0.374, SLG: 0.438 (1, 7) (8, 3)										4 1 0 0 1 0 2
<b>Mike Kinkade, R</b> OBP: 0.352, SLG: 0.408 (8, 1) <b>Paul Quantrill, L</b> (9, PH) <b>Chin-Feng Chen, R</b> (9, 1) <b>Eric Gagne, R</b> (9, 1)										3 1 1 0 1 1 0 0 0 0 0 0 0 0 1 0 0 0 0 0 1 0 0 0 0 0 0 0
<b>Jolbert Cabrera, R</b> OBP: 0.333, SLG: 0.473 (1, 8) (8, 7)										3 0 1 3 1 0 1
<b>Adrián Beltré, R</b> OBP: 0.286, SLG: 0.356 (1, 5)										4 0 1 0 0 0 2
<b>David Ross, R</b> OBP: 0.315, SLG: 0.544 (1, 2)										4 1 1 0 0 2 2
<b>Wilson Alvarez, L</b> OBP: 0.143, SLG: 0.143 (1, 1) <b>Guillermo Mota, R</b> OBP: 0.333, SLG: 0.833 (6, 1) <b>Tom Martin, L</b> (7, 1) <b>Wilkin Ruan, R</b> OBP: 0.233, SLG: 0.333 (8, 8)										2 0 1 0 0 0 2 1 1 1 1 0 0 0 0 0 0 0 0 0 0 1 1 1 0 0 0 0

Inning Stats	R: 5 E: 0 K: 1 S: 18	H: 5 LOB: 2 BB: 2 P: 32	R: 0 E: 0 K: 0 S: 8	H: 1 LOB: 0 BB: 0 P: 13	R: 0 E: 0 K: 1 S: 8	H: 0 LOB: 0 BB: 1 P: 16	R: 0 E: 0 K: 1 S: 8	H: 1 LOB: 1 BB: 0 P: 12	R: 0 E: 0 K: 0 S: 7	H: 0 LOB: 0 BB: 0 P: 11	R: 0 E: 0 K: 0 S: 5	H: 0 LOB: 0 BB: 0 P: 9	R: 1 E: 0 K: 1 S: 9	H: 1 LOB: 0 BB: 0 P: 15	R: 0 E: 0 K: 0 S: 8	H: 1 LOB: 1 BB: 0 P: 13	R: 3 E: 0 K: 0 S: 11	H: 3 LOB: 1 BB: 0 P: 20	1B: 5 2B: 5 3B: 1 HR: 1	SF: 0 SAC: 0 DP: 2 HBP: 2	WP: 0 PB: 0 SB: 0 CS: 1	PA: 42
--------------	-------------------------------	----------------------------------	------------------------------	----------------------------------	------------------------------	----------------------------------	------------------------------	----------------------------------	------------------------------	----------------------------------	------------------------------	---------------------------------	------------------------------	----------------------------------	------------------------------	----------------------------------	-------------------------------	----------------------------------	----------------------------------	------------------------------------	----------------------------------	--------


PITCHER	IP	WLS	BF	H	R	ER	SO	BB	IBB	HBP	BLK	WP	HR	S	P	ERA	WHIP
<b>Denny Neagle, L</b> ERA: 6.89 (1, 1)	4.0	L	20	7	5	5	3	3	0	0	0	0	0	42	73	11.25	2.500
<b>Joe Roa, R</b> ERA: 5.54 (5, 1)	2.1		8	1	1	1	1	0	0	0	0	0	1	16	27	3.86	0.429
<b>Javier López, L</b> ERA: 5.35 (7, 1)	0.2		2	0	0	0	0	0	0	0	0	0	0	5	8	0.00	0.000
<b>28 Aaron Cook, R</b> ERA: 6.14 (8, 1)	1.0		6	3	2	2	0	0	0	0	0	0	0	11	18	18.00	3.000
<b>40 Brian Fuentes, L</b> ERA: 3.22 (9, 1)	0.0		3	1	0	0	0	0	0	2	0	0	0	3	6	∞	∞

PITCHER	IP	WLS	BF	H	R	ER	SO	BB	IBB	HBP	BLK	WP	HR	S	P	ERA	WHIP
<b>Jose Jimenez, R</b> ERA: 6.7 (9, 1)	1.0		2	0	1	1	0	0	0	0	0	0	0	5	9	9.00	0.000

BOTTOM

Los Angeles Dodgers @ Colorado Rockies  
Coors Field, Denver, CO

AB	33
R	3
H	7
RBI	3
BB	4
SO	5
LOB	12



WP	0	PA	38
PB	0		
SB	0		
CS	0		

Sun Jul 13 2003, 1:05 PM MDT  
Att. 32,483 - Cloudy - 97 F

AB	R	H	RBI	BB	SO	LOB
3	0	0	0	0	2	3
0	0	0	0	0	0	0
0	0	0	0	0	0	0
1	0	1	0	0	0	0
0	0	0	0	0	0	0
0	0	0	0	0	0	0
0	0	0	0	0	0	0
1	0	0	0	0	0	0
5	0	0	0	0	0	1
4	2	2	1	0	1	1
4	0	1	0	0	1	1
3	1	2	0	1	0	2
3	0	0	0	1	1	2
3	0	1	1	0	0	0
3	0	0	0	1	0	2
1	0	0	0	0	0	0
2	0	0	1	1	0	0
1B	5	SF	1			
2B	1	SAC	0			
3B	0	DP	0			
HR	1	HBP	0			

Batter	1	2	3	4	5	6	7	8	9
Ronnie Belliard, R Joe Roa, R Javier Lopez, L Mark Sweeney, L 28 Aaron Cook, R 40 Brian Fuentes, L Jose Jimenez, R Luke Allen, L	3-3 K		0-1 F9	2-3 K			0-1 1B		0-0 G4-3
Chris Stynes, R	1-1 F9		0-0 P6		3-1 F7		2-1 F9		2-1 L7
17 Todd Helton, L	3-2 G3-1			1-0 1B SF8 2B	0-1 HR		3-3 K		
Preston Wilson, R		3-3 K		0-0 L7	1-2 F8		1-0 1B		
Larry Walker, L		4-1 1B BB		0-2 BB BB 1B	3-2 1B		1-1 P6		
Jay Payton, R		0-3 K		4-0 BB BB 1B	1-1 P5		0-1 G6-3		
Charles Johnson, R		0-1 1B		0-1 SF8		0-2 G5-3		0-0 G6-3	
Juan Uribe, R		0-1 FC1-6-4		4-0 BB BB		0-1 F9		2-2 F9	
Denny Neagle, L			2-2 G6-3		4-1 BB		0-2 P4		1-2 G4-3
Mark Bellhorn, S				1-2 2-3 3-H BB					

Inning	R	H	E	K	S	H	LOB	BB	P
1	0	0	0	15	22	1	0	18	
2	0	0	0	11	18	1	2	1	
3	0	0	0	7	9	0	0	9	
4	2	2	0	13	28	2	3	28	
5	1	2	0	13	21	0	1	21	
6	0	0	0	8	8	0	0	8	
7	0	2	0	10	17	0	2	17	
8	0	0	0	6	8	0	0	8	
9	0	0	0	6	9	0	0	9	

PITCHER	IP	WLS	BF	H	R	ER	SO	BB	IBB	HBP	BLK	WP	HR	S	P	ERA	WHIP
Wilson Alvarez, L	5.0	W	24	5	3	3	4	4	0	0	0	0	1	59	98	5.40	1.800
Guillermo Mota, R	1.2	H	7	2	0	0	1	0	0	0	0	0	0	16	22	0.00	1.200
Tom Martin, L	0.1	H	1	0	0	0	0	0	0	0	0	0	0	2	3	0.00	0.000
Paul Quantrill, R	1.0	H	3	0	0	0	0	0	0	0	0	0	0	6	8	0.00	0.000
Eric Gagne, R	1.0		3	0	0	0	0	0	0	0	0	0	0	6	9	0.00	0.000




Batter	1	2	3	4	5	6	7	8	9	AB R H RBI BB SO LOB	TOP		
<b>Bo Hart, R</b> (1, 4) OBP: 0.402, SLG: 0.495	1-3 <b>K</b>		2-3 <b>K</b>		2-2 <b>F7</b>			1-0 <b>5S</b> <b>2B</b> HBP		3 1 0 0 0 2 1	<b>St. Louis Cardinals @ Los Angeles Dodgers</b> <b>Dodger Stadium, Los Angeles, CA</b> Thu Jul 17 2003, 7:10 PM PDT Att. 40,331 - Overcast - 77 F		
<b>Orlando Palmeiro, L</b> (1, 8) OBP: 0.345, SLG: 0.332 <b>Esteban Yan, R</b> (8, 1) OBP: 1.000, SLG: 1.000	1-1 <b>G4-3</b>			3-1 <b>G4-3</b>		2-1 <b>L5</b>		0-1 <b>P4</b>		4 0 0 0 0 0 1 0 0 0 0 0 0 0			
<b>5 Albert Pujols, R</b> (1, 7) OBP: 0.433, SLG: 0.689	0-1 <b>F9</b>			0-1 <b>P5</b>		4-0 <b>FC5-4</b> <b>27 BB</b> <b>BB</b>		2-2 <b>2B</b> 1-H		3 0 1 1 1 0 0			
<b>27 Scott Rolen, R</b> (1, 5) OBP: 0.383, SLG: 0.534		4-2 <b>G6-4-3</b> <b>BB</b>		0-1 <b>E S</b> <b>E</b> <b>1B</b>		4-0 <b>FC5-4</b> <b>BB</b>		1-0 <b>F9</b>		2 1 1 0 2 0 1			
<b>Edgar Renteria, R</b> (1, 6) OBP: 0.381, SLG: 0.482		0-2 <b>G6-4-3</b> 1-2f		1-0 <b>E5</b> <b>BB</b> 1-H		0-2 <b>FC5-4</b> <b>CS</b> 1-2f 2-3		1-2 <b>G4-3</b> <b>G6-3</b> <b>1B</b>		4 1 1 0 0 0 3			
<b>Tino Martinez, L</b> (1, 3) OBP: 0.348, SLG: 0.451		0-3 <b>K</b>		4-0 <b>BB</b> 1-2		3-0 <b>CS</b> 1-2	0-0 <b>G4-3</b>	2-1 <b>G4-3</b> 1-3		3 0 0 0 1 1 1			
<b>Eduardo Perez, R</b> (1, 9) OBP: 0.366, SLG: 0.452			1-3 <b>K</b>		0-1 <b>F9</b>		2-3 <b>K</b>	1-2 <b>G6-3</b> 3-H		4 0 0 1 0 2 2			
<b>Mike Matheny, R</b> (1, 2) OBP: 0.336, SLG: 0.376			1-0 <b>F7</b>		0-0 <b>F7</b>		1-3 <b>K</b>	1-0 <b>1B</b>		4 0 1 0 0 1 0			
<b>Garrett Stephenson, R</b> (1, 1) OBP: 0.289, SLG: 0.206 <b>Kerry Robinson, L</b> (5, PH) OBP: 0.222, SLG: 0.247 <b>Jeff Fassero, L</b> (5, 1) <b>J.D. Drew, L</b> (8, PH) OBP: 0.373, SLG: 0.560 (8, 8)			2-0 <b>1B</b>		0-3 <b>K</b>		2-2 <b>P2</b>	1-2 <b>P6</b>		1 0 1 0 0 0 0 1 0 0 0 0 1 0 0 0 0 0 0 0 0 2 0 0 0 0 0 1			
<b>Inning Stats</b>	R: 0 E: 0 K: 1 S: 8 H: 0 LOB: 0 BB: 0 P: 10	R: 0 E: 0 K: 1 S: 10 H: 0 LOB: 0 BB: 1 P: 14	R: 0 E: 0 K: 2 S: 9 H: 1 LOB: 1 BB: 0 P: 15	R: 1 E: 1 K: 0 S: 9 H: 1 LOB: 2 BB: 1 P: 17	R: 0 E: 0 K: 1 S: 9 H: 0 LOB: 0 BB: 0 P: 11	R: 0 E: 0 K: 0 S: 5 H: 0 LOB: 1 BB: 2 P: 18	R: 0 E: 0 K: 2 S: 7 H: 0 LOB: 0 BB: 0 P: 10	R: 1 E: 0 K: 0 S: 11 H: 1 LOB: 1 BB: 0 P: 17	R: 1 E: 0 K: 0 S: 14 H: 2 LOB: 1 BB: 0 P: 20	1B: 4 2B: 1 3B: 0 HR: 0 SF: 0 SAC: 0 DP: 1 HBP: 1		WP: 0 PB: 0 SB: 2 CS: 1 PA: 37	
<b>PITCHER</b>	IP WLS BF H R ER SO BB IBB HBP BLK WP HR S P ERA WHIP											<b>PITCHER</b>	IP WLS BF H R ER SO BB IBB HBP BLK WP HR S P ERA WHIP
<b>Hideo Nomo, R</b> (1, 1) ERA: 2.85	6.0 W 23 2 1 0 5 4 0 0 0 0 0 0 50 85 0.00 1.000												
<b>Guillermo Mota, R</b> (7, 1) ERA: 1.67	2.0 8 1 1 1 2 0 0 1 0 0 0 0 18 27 4.50 0.500												
<b>Paul Shuey, R</b> (9, 1) ERA: 2.08	0.2 4 2 1 1 0 0 0 0 0 0 0 0 9 14 13.50 3.000												
<b>Eric Gagne, R</b> (9, 1) ERA: 1.97	0.1 S 1 0 0 0 0 0 0 0 0 0 0 0 5 6 0.00 0.000												

<b>AB</b>	<b>31</b>
<b>R</b>	<b>3</b>
<b>H</b>	<b>5</b>
<b>RBI</b>	<b>2</b>
<b>BB</b>	<b>4</b>
<b>SO</b>	<b>7</b>
<b>LOB</b>	<b>10</b>







Batter	1	2	3	4	5	6	7	8	9	AB R H RBI BB SO LOB	TOP											
<b>Bo Hart, R</b> (1, 4) OBP: 0.393, SLG: 0.478	4-2 BB 15 HR	1-3 K		0-1 FC4-6 1-2f			0-1 G3		1-2 L9 2-3	4 1 0 0 1 1 3												
<b>15 Jim Edmonds, L</b> (1, 8) OBP: 0.397, SLG: 0.672	3-1 HR 1-H		1-1 F7		2-0 G1-3		3-2 G4-3			4 1 1 2 0 0 0												
<b>5 Albert Pujols, R</b> (1, 3) OBP: 0.433, SLG: 0.696	0-1 HR		0-2 1B E 1B		0-0 F9			1-3 K		4 2 2 1 0 1 0												
<b>27 Scott Rolen, R</b> (1, 5) OBP: 0.381, SLG: 0.531	1-3 K		2-3 K		1-2 P6			1-1 G4-3 S 1B		4 0 1 0 0 2 1												
<b>Eduardo Perez, R</b> (1, 9) OBP: 0.364, SLG: 0.448	1-2 G6-3		1-0 E8 1-H 1B		1-0 F7			0-2 G4-3 1-3		4 0 1 0 0 0 1												
<b>Edgar Renteria, R</b> (1, 6) OBP: 0.380, SLG: 0.488	0-3 K2-3		0-0 P4		2-1 HR			1-2 G6-3		4 1 1 1 0 1 2												
<b>J.D. Drew, L</b> (1, 7) OBP: 0.372, SLG: 0.556			0-1 G3-1		0-1 G6-4-3 1B		2-2 G4-3		1-1 WP DI 1B	3 0 1 0 0 0 0	<b>AB 34</b>											
<b>Cal Eldred, R</b> (6, 1) OBP: 0.500, SLG: 0.500										0 0 0 0 0 0 0	<b>R 5</b>											
<b>Steve Kline, S</b> (7, 1)										0 0 0 0 0 0 0	<b>H 9</b>											
<b>Esteban Yan, R</b> (8, 1) OBP: 1.000, SLG: 1.000										0 0 0 0 0 0 0	<b>RBI 4</b>											
<b>Kerry Robinson, L</b> (9, PH) OBP: 0.230, SLG: 0.255										1 0 1 0 0 0 0	<b>BB 2</b>											
<b>Chris Widger, R</b> (1, 2) OBP: 0.206, SLG: 0.219			2-2 SH3-4 1B		3-2 G6-4-3 1-2f		1-3 K		1-3 K	3 0 1 0 0 1 1	<b>SO 8</b>											
<b>Tino Martinez, L</b> (9, PH) OBP: 0.347, SLG: 0.449									1-2 K	1 0 0 0 0 1 1	<b>LOB 10</b>											
<b>Brett Tomko, R</b> (1, 1) OBP: 0.400, SLG: 0.355			1-1 SH3-4		4-2 FC4-6 BB		1-2 G6-3		1-3 K2-3	0 0 0 0 1 0 0												
<b>Orlando Palmeiro, L</b> (6, 7) OBP: 0.342, SLG: 0.328										2 0 0 0 0 1 1												
<b>Inning Stats</b>	R: 3 E: 0 K: 2 S: 17	H: 2 LOB: 0 BB: 1 P: 26	R: 0 E: 0 K: 1 S: 11	H: 1 LOB: 1 BB: 0 P: 15	R: 1 E: 1 K: 1 S: 10	H: 2 LOB: 1 BB: 0 P: 14	R: 0 E: 0 K: 0 S: 9	H: 1 LOB: 1 BB: 1 P: 16	R: 0 E: 0 K: 0 S: 5	H: 0 LOB: 0 BB: 0 P: 8	R: 1 E: 0 K: 1 S: 10	H: 1 LOB: 0 BB: 0 P: 16	R: 0 E: 0 K: 0 S: 9	H: 0 LOB: 0 BB: 0 P: 13	R: 0 E: 0 K: 1 S: 11	H: 1 LOB: 1 BB: 0 P: 14	R: 0 E: 0 K: 2 S: 17	H: 1 LOB: 1 BB: 0 P: 21	1B: 6 2B: 0 3B: 0 HR: 3	SF: 0 SAC: 1 DP: 1 HBP: 0	WP: 1 PB: 0 SB: 1 CS: 0	PA: 37
<b>PITCHER</b>	IP WLS BF H R ER SO BB IBB HBP BLK WP HR S P ERA WHIP																					
<b>Kaz Ishii, L</b> (1, 1) ERA: 3.11	6.0 W 26 7 5 4 5 2 0 0 0 0 0 3 62 95 6.00 1.500																					
<b>Tom Martin, L</b> (7, 1) ERA: 3.99	1.0 H 3 0 0 0 0 0 0 0 0 0 0 0 9 13 0.00 0.000																					
<b>Paul Quantrill, R</b> (8, 1) ERA: 1.37	1.0 H 4 1 0 0 1 0 0 0 0 0 0 0 11 14 0.00 1.000																					
<b>Eric Gagne, R</b> (9, 1) ERA: 1.93	1.0 S 4 1 0 0 2 0 0 0 0 0 1 0 17 21 0.00 1.000																					

**St. Louis Cardinals @ Los Angeles Dodgers**  
**Dodger Stadium, Los Angeles, CA**  
 Fri Jul 18 2003, 7:10 PM PDT  
 Att. 43,504 - Cloudy - 77 F

<b>AB</b>	34
<b>R</b>	5
<b>H</b>	9
<b>RBI</b>	4
<b>BB</b>	2
<b>SO</b>	8
<b>LOB</b>	10

Batter	1	2	3	4	5	6	7	8	9
Rickey Henderson, R (1, 7) Wilkin Ruan, R (7, 8) OBP: 0.375, SLG: 0.750 OBP: 0.258, SLG: 0.387	2-2 G6-3		2-2 HR		0-0 1B	1-3 K		0-1 2B	
Alex Cora, L (1, 4) OBP: 0.279, SLG: 0.314	0-2 2B 1B		0-2 G6-3		0-0 F9		0-1 G4-3	2-2 P5	
Shawn Green, L (1, 9) OBP: 0.320, SLG: 0.432	2-1 F9 1B 2B		0-1 L7			0-0 G4-3 SF7 2B	1-0 F8 1B HBP		
Paul Lo Duca, R (1, 3) OBP: 0.368, SLG: 0.430	1-1 F9 2-3		1-3 K			3-2 G4-3 2-3	1-1 F8 1-2		
Jeremy Burnitz, L (1, 8) OBP: 0.345, SLG: 0.573 (7, 7)	2-1 1B			0-0 P6		4-0 1B BB	1-0 S 1B		
Adrián Beltré, R (1, 5) OBP: 0.285, SLG: 0.364	1-3 K			2-0 E6 CS		1-0 SF7	2-2 L1-3		
David Ross, R (1, 2) OBP: 0.313, SLG: 0.527				2-2 G1-3		4-2 1B 1B BB		0-3 K	
Cesar Izturis, S (1, 6) OBP: 0.290, SLG: 0.302				0-0 CS		2-1 P5	1-1 1B 1B	0-0 G1-4-3	
Kaz Ishii, L (1, 1) Daryle Ward, L (6, PH) Tom Martin, L (7, 1) Paul Quantrill, L (8, 1) Larry Barnes, L (8, PH) Eric Gagne, R (9, 1)				1-3 K		1-3 K	0-0 1B	1-1 2B 1B	

AB	R	H	RBI	BB	SO	LOB
4	1	2	1	0	1	2
1	0	1	1	0	0	0
5	1	1	0	0	0	2
3	3	2	1	0	0	0
4	0	0	0	0	1	3
3	1	2	2	1	0	0
3	0	0	1	0	1	2
3	1	0	0	1	2	1
4	0	1	1	0	0	0
2	0	0	0	0	2	0
1	0	1	1	0	0	0
0	0	0	0	0	0	0
0	0	0	0	0	0	0
1	1	1	0	0	0	0
0	0	0	0	0	0	0

**BOTTOM**

**St. Louis Cardinals @ Los Angeles Dodgers**  
Dodger Stadium, Los Angeles, CA

Fri Jul 18 2003, 7:10 PM PDT  
Att: 43,504 - Cloudy - 77 F

AB	34
R	8
H	11
RBI	8
BB	2
SO	7
LOB	10



Inning Stats	R: 2	H: 3	E: 0	LOB: 1	K: 1	S: 16	P: 24	R: 0	H: 0	E: 0	LOB: 0	K: 2	S: 7	P: 8	R: 1	H: 1	E: 0	LOB: 0	K: 1	S: 13	P: 16	R: 0	H: 0	E: 1	LOB: 0	K: 0	S: 8	P: 12	R: 0	H: 1	E: 0	LOB: 1	K: 1	S: 7	P: 10	R: 3	H: 3	E: 0	LOB: 2	K: 1	S: 15	P: 29	R: 1	H: 1	E: 0	LOB: 1	K: 0	S: 8	P: 13	R: 1	H: 2	E: 0	LOB: 1	K: 1	S: 11	P: 14
<b>PITCHER</b>	IP	WLS	BF	H	R	ER	SO	BB	IBB	HBP	BLK	WP	HR	S	P	ERA	WHIP																																							
Brett Tomko, R (1, 1) ERA: 5.91	5.1		23	6	5	5	5	1	0	0	0	0	0	11	18	8.44	1.312																																							
Cal Eldred, R (6, 1) ERA: 4.12	0.2	L	5	2	1	1	1	1	0	0	0	0	0	0	0	13.50	4.500																																							
Steve Kline, L (7, 1) ERA: 4.06	1.0		5	1	1	1	0	0	0	1	0	0	0	8	13	9.00	1.000																																							
Esteban Yan, R (8, 1) ERA: 6.56	1.0		5	2	1	1	1	0	0	0	0	0	0	11	14	9.00	2.000																																							

WP	PA	39
1B: 7	SF: 1	WP: 0
2B: 3	SAC: 0	PB: 0
3B: 0	DP: 0	SB: 1
HR: 1	HBP: 1	CS: 1



Batter	1	2	3	4	5	6	7	8	9	AB R H RBI BB SO LOB	TOP									
<b>Bo Hart, R</b> (1, 4) OBP: 0.389, SLG: 0.479	0-1 G4-3 2B		1-1 F8		1-3 K			1-1 G1-3		4 0 1 0 0 1 0	<b>St. Louis Cardinals @ Los Angeles Dodgers</b> <b>Dodger Stadium, Los Angeles, CA</b> Sat Jul 19 2003, 1:10 PM PDT Att. 41,195 - Cloudy - 82 F									
<b>J.D. Drew, L</b> (1, 9) OBP: 0.380, SLG: 0.558	0-0 G4-3		2-0 5 1B 15 E 1B			1-1 5 G6-4-3 1B		4-2 5 1B BB	3 1 2 0 1 0 1											
<b>5 Albert Pujols, R</b> (1, 7) OBP: 0.434, SLG: 0.694 <b>28 Lance Painter, L</b> (8, 1) <b>44 Jason Isringhausen, R</b> (9, 1)	1-3 K		3-2 15 E 1B			2-1 G6-4-3 1-2f		0-1 1-2 1B	4 0 2 0 0 1 2 0 0 0 0 0 0 0 0 0 0 0 0 0 0											
<b>15 Jim Edmonds, L</b> (1, 8) OBP: 0.393, SLG: 0.666 <b>Eduardo Perez, R</b> (8, PH) OBP: 0.362, SLG: 0.445	3-3 K		0-0 G4-3 1-2 3-H			1-3 K		2-1 P4	3 0 0 0 0 2 2 1 0 0 0 0 0 2											
<b>27 Scott Rolen, R</b> (1, 5) OBP: 0.382, SLG: 0.542		2-1 SH5-3 SF9 2B		1-3 K		0-1 HR		1-3 K	4 2 2 1 0 2 0											
<b>Tino Martinez, L</b> (1, 3) OBP: 0.347, SLG: 0.446		0-0 SH5-3		3-1 F7		0-1 G4-3		4-2 WP G1-3 BB	2 0 0 0 1 0 0											
<b>Edgar Renteria, R</b> (1, 6) OBP: 0.376, SLG: 0.484		0-2 SF9		0-1 G4-3		1-3 K		2-1 G1-3 1-2	3 0 0 1 0 1 1											
<b>Mike Matheny, R</b> (1, 2) OBP: 0.332, SLG: 0.371		3-2 G5-3		1-0 L6		0-3 K		3-3 K 2-3	4 0 0 0 0 2 1											
<b>Dan Haren, R</b> (1, 1) OBP: 0.286, SLG: 0.333 <b>Jason Simontacchi, R</b> (7, 1) OBP: 0.125, SLG: 0.156 <b>Kerry Robinson, L</b> (8, PH) OBP: 0.228, SLG: 0.253			1-3 K		2-1 G5-3		0-2 G6-3		2 0 0 0 0 1 0 0 0 0 0 0 0 0 1 0 0 0 0 0 0											
<b>Inning Stats</b>	R: 0 E: 0 K: 2 S: 9	H: 1 LOB: 1 BB: 0 P: 13	R: 1 E: 0 K: 0 S: 10	H: 1 LOB: 0 BB: 0 P: 15	R: 1 E: 1 K: 1 S: 10	H: 2 LOB: 1 BB: 0 P: 17	R: 0 E: 0 K: 1 S: 7	H: 0 LOB: 0 BB: 0 P: 11	R: 0 E: 0 K: 1 S: 9	H: 1 LOB: 0 BB: 0 P: 13	R: 1 E: 0 K: 2 S: 10	H: 1 LOB: 0 BB: 0 P: 11	R: 0 E: 0 K: 0 S: 11	H: 1 LOB: 2 BB: 1 P: 18	R: 0 E: 0 K: 2 S: 13	H: 0 LOB: 1 BB: 1 P: 23	1B: 4 2B: 2 3B: 0 HR: 1	SF: 1 SAC: 1 DP: 1 HBP: 0	WP: 1 PB: 0 SB: 0 CS: 0	PA: 35
<b>PITCHER</b>	IP WLS BF H R ER SO BB IBB HBP BLK WP HR S P ERA WHIP																			
<b>Kevin Brown, R</b> (1, 1) ERA: 2.26	6.0 L 22 5 2 1 6 0 0 0 0 0 0 0 51 79 1.50 0.833																			
<b>Guillermo Mota, R</b> (7, 1) ERA: 1.77	1.2 8 2 1 1 2 1 0 0 0 0 0 1 19 25 5.40 1.800																			
<b>Tom Martin, L</b> (8, 1) ERA: 3.94	0.1 1 0 0 0 0 0 0 0 0 0 0 0 2 4 0.00 0.000																			
<b>Paul Shuey, R</b> (9, 1) ERA: 2.03	1.0 4 0 0 0 2 1 0 0 0 0 1 0 13 23 0.00 1.000																			

livebaseballscores.com

<b>AB</b>	31
<b>R</b>	3
<b>H</b>	7
<b>RBI</b>	2
<b>BB</b>	2
<b>SO</b>	10
<b>LOB</b>	9



Batter	1	2	3	4	5	6	7	8	9	AB	R	H	RBI	BB	SO	LOB
<b>Jolbert Cabrera, R</b> OBP: 0.337, SLG: 0.480 (1, 8) C X	0-2 G4-3 1B		2-2 1B		0-1 2B		3-2 G6-3			4	0	2	0	0	0	0
<b>Alex Cora, L</b> OBP: 0.283, SLG: 0.328 <b>Rickey Henderson, R</b> OBP: 0.333, SLG: 0.667 (1, 4) B C C X (8, PH) (9, 7)	2-2 G3 1B		3-2 HR		2-3 K			1-2 F8		3	1	2	1	0	1	2
<b>Shawn Green, L</b> OBP: 0.322, SLG: 0.434 (1, 9) S B X	1-1 G3 1-2		0-1 2B		4-0 BB			2-0 F8		3	0	1	0	1	0	1
<b>Paul Lo Duca, R</b> OBP: 0.364, SLG: 0.425 (1, 2) C X	0-1 P3		2-1 G6-3		0-0 L4			1-0 G6-3		4	0	0	0	0	0	5
<b>Jeremy Burnitz, L</b> OBP: 0.343, SLG: 0.566 (1, 7) (9, 8)		4-2 BB		1-0 F9		2-2 L9		2-3 K		3	0	0	0	1	1	0
<b>Adrián Beltré, R</b> OBP: 0.282, SLG: 0.360 (1, 5)		0-0 L8		1-3 K		0-0 F8		0-0 P2		4	0	0	0	0	1	1
<b>Mike Kinkade, R</b> OBP: 0.345, SLG: 0.398 <b>Guillermo Mota, R</b> OBP: 0.333, SLG: 0.833 <b>Tom Martin, L</b> <b>Paul Shuey, R</b> <b>Daryle Ward, L</b> OBP: 0.212, SLG: 0.194 (9, PH)		1-3 K		3-1 F9		1-2 G6-3		2-2 G1-3		3	0	0	0	0	1	1
<b>Cesar Izturis, S</b> OBP: 0.287, SLG: 0.299 (1, 6)	0-2 P6			2-2 G6-3			2-2 G4-3			3	0	0	0	0	0	1
<b>Kevin Brown, R</b> OBP: 0.205, SLG: 0.263 <b>Larry Barnes, L</b> OBP: 0.190, SLG: 0.190 (1, 1) (7, 3)			0-2 G5-3		0-0 2B 1B		1-2 G6-3			2	0	1	0	0	0	0
										1	0	0	0	0	0	0

Inning Stats	R: 0	H: 1	E: 0	K: 0	S: 10	H: 0	LOB: 1	BB: 0	P: 13	R: 0	H: 0	E: 0	K: 1	S: 11	H: 0	LOB: 1	BB: 1	P: 16	R: 1	H: 3	E: 0	K: 0	S: 16	H: 0	LOB: 0	BB: 0	P: 12	R: 0	H: 2	E: 0	K: 1	S: 15	H: 0	LOB: 0	BB: 0	P: 11	R: 0	H: 0	E: 0	K: 0	S: 9	H: 0	LOB: 0	BB: 0	P: 15	R: 0	H: 0	E: 0	K: 0	S: 5	H: 0	LOB: 0	BB: 0	P: 9	R: 0	H: 0	E: 0	K: 1	S: 8	H: 0	LOB: 0	BB: 0	P: 12	1B: 3	SF: 0	2B: 2	SAC: 0	3B: 0	DP: 0	HR: 1	HBP: 0	WP: 0	PA: 34
--------------	------	------	------	------	-------	------	--------	-------	-------	------	------	------	------	-------	------	--------	-------	-------	------	------	------	------	-------	------	--------	-------	-------	------	------	------	------	-------	------	--------	-------	-------	------	------	------	------	------	------	--------	-------	-------	------	------	------	------	------	------	--------	-------	------	------	------	------	------	------	------	--------	-------	-------	-------	-------	-------	--------	-------	-------	-------	--------	-------	--------

PITCHER	IP	WLS	BF	H	R	ER	SO	BB	IBB	HBP	BLK	WP	HR	S	P	ERA	WHIP
<b>Dan Haren, R</b> ERA: 4.12 (1, 1)	6.0	W	25	6	1	1	3	2	0	0	0	0	1	67	98	1.50	1.333
<b>Jason Simonacchi, R</b> ERA: 5.98 (7, 1)	1.0	H	3	0	0	0	0	0	0	0	0	0	0	9	15	0.00	0.000
<b>28 Lance Painter, L</b> ERA: 5.02 (8, 1)	1.0	H	3	0	0	0	0	0	0	0	0	0	0	5	9	0.00	0.000
<b>44 Jason Isringhausen, R</b> ERA: 1.23 (9, 1)	1.0	S	3	0	0	0	1	0	0	0	0	0	0	8	12	0.00	0.000

**BOTTOM**

**St. Louis Cardinals @ Los Angeles Dodgers**  
Dodger Stadium, Los Angeles, CA  
Sat Jul 19 2003, 1:10 PM PDT  
Att: 41,195 - Cloudy - 82 F

livebaseballscorecards.com

<b>AB</b>	<b>32</b>
<b>R</b>	<b>1</b>
<b>H</b>	<b>6</b>
<b>RBI</b>	<b>1</b>
<b>BB</b>	<b>2</b>
<b>SO</b>	<b>4</b>
<b>LOB</b>	<b>11</b>





Batter	1	2	3	4	5	6	7	8	9	AB R H RBI BB SO LOB	TOP											
<b>Bo Hart, R</b> OBP: 0.382, SLG: 0.467 (1, 4)	2-1 F8	1-2 K		0-1 5 HR 1B		0-2 G5-3		0-0 G3-2-3		5 1 1 0 0 1 3												
<b>J.D. Drew, L</b> OBP: 0.371, SLG: 0.542 (1, 8) (8, 9)	3-1 F7		2-3 K	2-3 K		0-0 G6-3		0-0 G4-3		5 0 0 0 0 2 3												
<b>5 Albert Pujols, R</b> OBP: 0.438, SLG: 0.701 (1, 3)	4-2 27 HR BB		0-2 G6-3	2-2 1-H HR			4-2 FC1-6 27 1B BB		2-2 F8 27 S 1B HBP	2 3 1 2 2 0 0												
<b>27 Scott Rolen, R</b> OBP: 0.390, SLG: 0.554 (1, 5)	2-1 1-H HR		4-2 E BB	4-2 BB		0-2 1-2 FC1-6 1B		1-2 1B	4-2 15 S 1B BB	2 3 2 2 3 0 0												
<b>Edgar Renteria, R</b> OBP: 0.376, SLG: 0.481 (1, 6)	4-2 HR BB		1-0 E8 S 1B	0-0 F8		1-1 FC1-6 G6-4-3		0-0 F8	0-0 F8	4 1 1 0 1 0 5												
<b>Eduardo Perez, R</b> OBP: 0.365, SLG: 0.460 <b>15 Jim Edmonds, L</b> OBP: 0.392, SLG: 0.663 (1, 9) (8, 8)	1-1 1-H HR		4-0 S BB		2-2 P4		1-2 G6-4-3		3-3 K	3 1 1 2 1 0 2 1 0 0 0 0 1 2												
<b>Mike Matheny, R</b> OBP: 0.333, SLG: 0.372 (1, 2)	1-1 F9		1-3 K		0-1 F8			1-0 E 1B G3-2-3 1B	1-0 1B	5 0 2 2 0 1 2												
<b>Orlando Palmeiro, L</b> OBP: 0.340, SLG: 0.327 (1, 7)		2-2 G1-3		2-2 G6-3	1-1 G1-3			2-2 G3-2-3 E 1B		4 0 1 0 0 0 0												
<b>Woody Williams, R</b> OBP: 0.333, SLG: 0.444 <b>28 Lance Painter, L</b> <b>Cal Eldred, R</b> OBP: 0.500, SLG: 0.500 <b>44 Jason Istringhausen, R</b> (8, 1) (8, 1) (9, 1)		1-2 F8		3-2 HR		0-2 G6-3		1-1 E1 G3-2-3		4 1 1 1 0 0 2 0												
<b>Inning Stats</b>	R: 4 E: 0 K: 0 S: 15	H: 2 LOB: 0 BB: 2 P: 32	R: 0 E: 0 K: 1 S: 10	H: 0 LOB: 0 BB: 0 P: 14	R: 1 E: 1 K: 2 S: 12	H: 1 LOB: 2 BB: 2 P: 24	R: 3 E: 0 K: 1 S: 19	H: 3 LOB: 1 BB: 1 P: 32	R: 0 E: 0 K: 0 S: 7	H: 0 LOB: 0 BB: 0 P: 10	R: 0 E: 0 K: 0 S: 7	H: 0 LOB: 0 BB: 0 P: 7	R: 0 E: 0 K: 0 S: 11	H: 1 LOB: 1 BB: 1 P: 17	R: 0 E: 1 K: 0 S: 8	H: 2 LOB: 2 BB: 0 P: 12	R: 2 E: 0 K: 1 S: 13	H: 1 LOB: 1 BB: 1 P: 23	1B: 6 2B: 0 3B: 0 HR: 4	SF: 0 SAC: 0 DP: 2 HBP: 1	WP: 0 PB: 0 SB: 4 CS: 0	PA: 43
<b>PITCHER</b>	IP WLS BF H R ER SO BB IBB HBP BLK WP HR S P ERA WHIP																					
<b>Odalis Perez, L</b> ERA: 4.65 (1, 1)	3.2 L 21 6 8 7 4 4 0 0 0 0 0 4 51 93 17.18 2.727																					
<b>Wilson Alvarez, L</b> ERA: 3.81 (4, 1)	2.1 8 0 0 0 0 1 0 0 0 0 0 0 19 26 0.00 0.429																					
<b>Paul Shuey, R</b> ERA: 1.96 (7, 1)	1.0 4 1 0 0 0 1 0 0 0 0 0 0 11 17 0.00 2.000																					
<b>Guillermo Mota, R</b> ERA: 1.74 (8, 1)	1.0 5 2 0 0 0 0 0 0 0 0 0 0 8 12 0.00 2.000																					
<b>Paul Quantrill, R</b> ERA: 1.72 (9, 1)	1.0 5 1 2 2 1 1 0 1 0 0 0 0 13 23 18.00 2.000																					

St. Louis Cardinals @ Los Angeles Dodgers  
 Dodger Stadium, Los Angeles, CA  
 Sun Jul 20 2003, 5:05 PM PDT  
 Att. 46,110 - Sunny - 83 F

livebaseballscorecards.com

AB	35
R	10
H	10
RBI	9
BB	7
SO	5
LOB	19



Batter	1	2	3	4	5	6	7	8	9	AB	R	H	RBI	BB	SO	LOB
Rickey Henderson, R (1, 7) OBP: 0.357, SLG: 0.786	1-0 HR	0-1 F9		2-2 P4			0-0 F7		1-0 DI 1B	5	1	2	1	0	0	2
Alex Cora, L (1, 4) OBP: 0.279, SLG: 0.322	1-1 G5-3		0-0 G4-3	2-2 FC6-4 1-2f			1-3 K		2-3 K 1-2	5	0	0	0	0	2	2
Shawn Green, L (1, 9) OBP: 0.318, SLG: 0.429	2-1 P4		2-0 G4-3		0-0 F9		0-1 G4-3		1-0 G4-3	5	0	0	0	0	0	1
Paul Lo Duca, R (1, 3) OBP: 0.366, SLG: 0.426	1-2 F8		1-0 HR 1B		2-2 G4-3			0-2 HR 1B		4	2	2	0	0	0	0
Jeremy Burnitz, L (1, 8) OBP: 0.345, SLG: 0.589		0-0 HR	3-1 HR		2-2 G4-3			3-3 K		4	2	2	3	0	1	1
Adrián Beltré, R (1, 5) OBP: 0.287, SLG: 0.374		3-2 G5-3	1-0 FC6-4 1B			2-0 FC3-6 1B		0-2 HR		4	1	3	2	0	0	0
David Ross, R (1, 2) OBP: 0.310, SLG: 0.551		1-0 HR	1-2 FC6-4 1-2f			1-3 K		1-3 K		4	1	1	1	0	2	2
Cesar Izturis, S (1, 6) OBP: 0.288, SLG: 0.299		1-2 1B		1-0 G3		2-1 FC3-6 1-2f		0-0 P3		3	0	1	0	0	0	1
Jobert Cabrera, R (8, PH) OBP: 0.335, SLG: 0.477 (9, 6)		1-3 K		1-1 FC6-4 1B		3-3 K		0-3 K		1	0	0	0	0	0	0
Odalis Perez, L (1, 1) OBP: 0.031, SLG: 0.031	1 SAFE									1	0	0	0	0	0	1
Wilson Alvarez, L (4, 1) OBP: 0.250, SLG: 0.250										1	0	1	0	0	0	0
Larry Barnes, L (6, PH) OBP: 0.182, SLG: 0.182										1	0	0	0	0	0	1
Paul Shuey, R (7, 1) OBP: 0.182, SLG: 0.182										0	0	0	0	0	0	0
Guillermo Mota, R (8, 1) OBP: 0.033, SLG: 0.033										0	0	0	0	0	0	0
Paul Quantrill, L (9, 1) OBP: 0.211, SLG: 0.193										0	0	0	0	0	0	0
Daryle Ward, L (9, PH) OBP: 0.211, SLG: 0.193										1	0	0	0	0	0	1

Inning Stats	R: 1	H: 1	E: 0	K: 0	S: 8	LOB: 0	BB: 0	P: 13	R: 2	H: 3	E: 0	K: 1	S: 16	LOB: 1	BB: 0	P: 22	R: 2	H: 3	E: 0	K: 0	S: 9	LOB: 1	BB: 0	P: 17	R: 0	H: 1	E: 0	K: 0	S: 10	LOB: 1	BB: 0	P: 16	R: 0	H: 0	E: 0	K: 0	S: 11	LOB: 0	BB: 0	P: 15	R: 0	H: 1	E: 0	K: 2	S: 10	LOB: 1	BB: 0	P: 18	R: 0	H: 0	E: 0	K: 1	S: 6	LOB: 0	BB: 0	P: 7	R: 2	H: 2	E: 0	K: 2	S: 19	LOB: 0	BB: 0	P: 23	R: 0	H: 1	E: 0	K: 2	S: 8	LOB: 1	BB: 0	P: 12	1B: 7	SF: 0	2B: 0	SAC: 0	3B: 0	DP: 0	HR: 5	HBP: 0	WP: 0	PA: 39
--------------	------	------	------	------	------	--------	-------	-------	------	------	------	------	-------	--------	-------	-------	------	------	------	------	------	--------	-------	-------	------	------	------	------	-------	--------	-------	-------	------	------	------	------	-------	--------	-------	-------	------	------	------	------	-------	--------	-------	-------	------	------	------	------	------	--------	-------	------	------	------	------	------	-------	--------	-------	-------	------	------	------	------	------	--------	-------	-------	-------	-------	-------	--------	-------	-------	-------	--------	-------	--------

PITCHER	IP	WLS	BF	H	R	ER	SO	BB	IBB	HBP	BLK	WP	HR	S	P	ERA	WHIP
Woody Williams, R (1, 1) ERA: 3.24	7.0	W	31	10	6	6	4	0	0	0	0	0	4	75	113	7.71	1.429
28 Lance Painter, L (8, 1) ERA: 4.91	0.1	H	1	0	0	0	1	0	0	0	0	0	0	3	6	0.00	0.000
Cal Eldred, R (8, 1) ERA: 4.28	0.2	H	3	1	1	1	1	0	0	0	0	0	1	11	12	13.50	1.500
44 Jason Isringhausen, R (9, 1) ERA: 1.15	1.0	S	4	1	0	0	2	0	0	0	0	0	0	8	12	0.00	1.000

**BOTTOM**

**St. Louis Cardinals @ Los Angeles Dodgers**  
**Dodger Stadium, Los Angeles, CA**

Sun Jul 20 2003, 5:05 PM PDT  
Att: 46,110 - Sunny - 83 F

livebaseballscorecards.com

**AB 39**  
**R 7**  
**H 12**  
**RBI 7**  
**BB 0**  
**SO 8**  
**LOB 11**






Batter	1	2	3	4	5	6	7	8	9	AB R H RBI BB SO LOB	TOP		
Tony Womack, L (1, 6) OBP: 0.276, SLG: 0.338	1-1 1B 17 G6-3 1B	3-3 SAFE K			1-0 17 WP 1B HBP	0-0 F7			0-1 G5-3 1-2	4 1 1 0 0 1 4			
Ronnie Belliard, R (1, 4) OBP: 0.370, SLG: 0.395	1-0 G5-3 17 G6-3 1B		1-2 G5-3		0-2 17 WP 1B		2-2 G4-1			4 1 2 0 0 0 0			
17 Todd Helton, L (1, 3) OBP: 0.445, SLG: 0.644	1-1 G6-3		1-2 F7		4-2 G5-4-3 BB		0-2 G1-3			3 0 0 1 1 0 1			
Preston Wilson, R (1, 8) OBP: 0.357, SLG: 0.572	3-2 G5-3		1-1 G4-3		0-0 G5-4-3 1-2f		2-2 F8			4 0 0 0 0 0 4			
Larry Walker, L (1, 9) OBP: 0.424, SLG: 0.482	2-2 1B			1-3 K		0-0 1B FC6-4 1B		4-2 G5-4-3 BB		3 1 2 1 1 1 0			
Jay Payton, R (1, 7) OBP: 0.355, SLG: 0.475	0-0 F9			2-0 CS 1B		0-1 FC6-4 1B		2-2 G5-4-3 1-2f		4 0 2 0 0 0 2			
Chris Stynes, R (1, 5) OBP: 0.361, SLG: 0.435		2-2 G4-3		2-0 F9		0-0 FC6-4 1B SH3-4 1-2f 3-H		1-0 G6-3		4 0 0 1 0 0 2			
40 Brian Fuentes, L (8, 1) Justin Speier, R (9, 1)										0 0 0 0 0 0 0			
Bobby Estalella, R (1, 2) OBP: 0.314, SLG: 0.419		4-1 BB		0-1 CS 1-2	1-2 HR	2-2 SH3-4 1B		0-0 L1		3 1 2 1 1 0 0			
Denny Stark, R (1, 1) Mark Bellhorn, S (8, 5) OBP: 0.350, SLG: 0.313		2-3 K			1-0 P4	0-2 SH3-4		4-0 CS BB		2 0 0 0 0 1 1			
										0 0 0 0 1 0 0			
<b>Inning Stats</b>	R: 2 H: 3 E: 0 LOB: 1 K: 0 BB: 0 S: 14 P: 22	R: 0 H: 0 E: 0 LOB: 1 K: 2 BB: 1 S: 11 P: 22	R: 0 H: 0 E: 0 LOB: 0 K: 0 BB: 0 S: 8 P: 11	R: 0 H: 1 E: 0 LOB: 0 K: 1 BB: 0 S: 6 P: 11	R: 1 H: 2 E: 0 LOB: 2 K: 0 BB: 1 S: 11 P: 18	R: 1 H: 3 E: 0 LOB: 2 K: 0 BB: 0 S: 11 P: 13	R: 0 H: 0 E: 0 LOB: 0 K: 0 BB: 0 S: 10 P: 14	R: 0 H: 0 E: 0 LOB: 0 K: 0 BB: 1 S: 6 P: 13	R: 0 H: 0 E: 0 LOB: 0 K: 0 BB: 1 S: 3 P: 7	1B: 8 SF: 0 2B: 0 SAC: 1 3B: 0 DP: 2 HR: 1 HBP: 1	WP: 1 PA: 38 PB: 0 SB: 1 CS: 2		
<b>PITCHER</b>	IP WLS BF H R ER SO BB IBB HBP BLK WP HR S P ERA WHIP											<b>PITCHER</b>	IP WLS BF H R ER SO BB IBB HBP BLK WP HR S P ERA WHIP
Andy Ashby, R (1, 1) ERA: 5.66	5.2 L 27 9 4 4 3 2 0 1 0 0 1 1 60 96 6.35 1.941												
Guillermo Mota, R (6, 1) ERA: 1.73	0.1 1 0 0 0 0 0 0 0 0 0 0 0 1 1 0.00 0.000												
Tom Martin, L (7, 1) ERA: 3.69	2.0 6 0 0 0 0 1 0 0 0 0 0 0 16 27 0.00 0.500												
Paul Quantrill, R (9, 1) ERA: 1.69	1.0 3 0 0 0 0 1 0 0 0 0 0 0 3 7 0.00 1.000												

**Colorado Rockies @ Los Angeles Dodgers**  
**Dodger Stadium, Los Angeles, CA**  
 Mon Jul 21 2003, 7:10 PM PDT  
 Att. 27,243 - Sunny - 78 F

AB	31
R	4
H	9
RBI	4
BB	4
SO	3
LOB	14



Batter	1	2	3	4	5	6	7	8	9	AB	R	H	RBI	BB	SO	LOB
Rickey Henderson, R OBP: 0.278, SLG: 0.611 (1, 7)	G5-3		G6-3			L8		G5-3		4	0	0	0	0	0	2
Alex Cora, L OBP: 0.276, SLG: 0.319 Jolbert Cabrera, R OBP: 0.333, SLG: 0.474 (8, PH) (9, 4)	G4-3			G4-3		L3		K		3	0	0	0	0	0	1
Shawn Green, L OBP: 0.320, SLG: 0.436 (1, 9)	G3-1			HR		BB			K	3	1	1	1	1	1	0
Paul Lo Duca, R OBP: 0.365, SLG: 0.424 (1, 3)			F8		F9		F9		FC6-4 1B	4	0	1	0	0	0	2
Jeremy Burnitz, L OBP: 0.344, SLG: 0.583 (1, 8)			F8		F7		F8		FC6-4 1B	4	0	1	0	0	0	0
Adrian Beltré, R OBP: 0.284, SLG: 0.369 (1, 5)			P2		F7		P3		FC6-4	4	0	0	0	0	0	2
David Ross, R OBP: 0.307, SLG: 0.549 (1, 2)			K		K		2B		K	4	0	1	0	0	3	2
Cesar Izturis, S OBP: 0.288, SLG: 0.306 (1, 6)			3B		G4-3		P5			3	0	1	0	0	0	1
Andy Ashby, R Guillermo Mota, R OBP: 0.333, SLG: 0.833 Larry Bartmus, L OBP: 0.217, SLG: 0.261 Tom Martin, L Mike Kinkade, R OBP: 0.342, SLG: 0.395 Paul Quantrill, L (1, 1) (6, 1) (6, PH) (7, 1) (8, PH) (9, 1)			L7				2B		G5-3	1	0	0	0	0	0	1

Inning Stats	R: 0	H: 0	E: 0	K: 0	S: 8	H: 0	LOB: 0	BB: 0	P: 12	R: 0	H: 0	E: 0	K: 0	S: 7	H: 0	LOB: 0	BB: 0	P: 10	R: 0	H: 1	E: 0	K: 1	S: 11	H: 1	LOB: 1	BB: 0	P: 14	R: 1	H: 1	E: 0	K: 0	S: 6	H: 1	LOB: 0	BB: 0	P: 13	R: 0	H: 0	E: 0	K: 1	S: 7	H: 0	LOB: 0	BB: 0	P: 9	R: 0	H: 1	E: 0	K: 0	S: 7	H: 1	LOB: 2	BB: 1	P: 16	R: 0	H: 1	E: 0	K: 0	S: 6	H: 1	LOB: 1	BB: 0	P: 11	R: 0	H: 0	E: 0	K: 1	S: 9	H: 0	LOB: 0	BB: 0	P: 15	R: 0	H: 2	E: 0	K: 2	S: 11	H: 2	LOB: 2	BB: 0	P: 14	1B: 2	SF: 0	2B: 2	SAC: 0	3B: 1	DP: 0	HR: 1	HBP: 0	WP: 0	PA: 34
--------------	------	------	------	------	------	------	--------	-------	-------	------	------	------	------	------	------	--------	-------	-------	------	------	------	------	-------	------	--------	-------	-------	------	------	------	------	------	------	--------	-------	-------	------	------	------	------	------	------	--------	-------	------	------	------	------	------	------	------	--------	-------	-------	------	------	------	------	------	------	--------	-------	-------	------	------	------	------	------	------	--------	-------	-------	------	------	------	------	-------	------	--------	-------	-------	-------	-------	-------	--------	-------	-------	-------	--------	-------	--------

PITCHER	IP	WLS	BF	H	R	ER	SO	BB	IBB	HBP	BLK	WP	HR	S	P	ERA	WHIP
Denny Stark, R ERA: 3.13 (1, 1)	7.0	W	26	4	1	1	2	1	0	0	0	0	1	52	85	1.29	0.714
40 Brian Fuentes, L ERA: 3.23 (8, 1)	1.1	H	4	0	0	0	2	0	0	0	0	0	0	13	19	0.00	0.000
Justin Speier, R ERA: 3.08 (9, 1)	0.2		4	2	0	0	1	0	0	0	0	0	0	7	10	0.00	3.000

**BOTTOM**

**Colorado Rockies @ Los Angeles Dodgers**  
Dodger Stadium, Los Angeles, CA

Mon Jul 21 2003, 7:10 PM PDT  
Att. 27,243 - Sunny - 78 F

livebaseballscores.com

<b>AB</b>	<b>33</b>
<b>R</b>	<b>1</b>
<b>H</b>	<b>6</b>
<b>RBI</b>	<b>1</b>
<b>BB</b>	<b>1</b>
<b>SO</b>	<b>5</b>
<b>LOB</b>	<b>11</b>





Batter	1	2	3	4	5	6	7	8	9	AB R H RBI BB SO LOB	TOP											
<b>Tony Womack, L</b> (1, 6) OBP: 0.275, SLG: 0.336	1-1 1B 17 1B S	2-1 FC4-6 1-2f			0-1 P6		0-0 B2-3			4 1 1 0 0 0 1	<b>Colorado Rockies @ Los Angeles Dodgers</b> <b>Dodger Stadium, Los Angeles, CA</b> Tue Jul 22 2003, 7:10 PM PDT Att. 30,416 - Cloudy - 75 F											
<b>Ronnie Belliard, R</b> (1, 4) OBP: 0.369, SLG: 0.393	1-2 FC6-4 1B 1-3		0-0 G6-3		1-3 K		1-0 P2			4 0 1 0 0 1 0												
<b>17 Todd Helton, L</b> (1, 3) OBP: 0.446, SLG: 0.641	0-2 FC6-4 1B 1-2 3-H		4-2 BB		0-0 F9		1-1 G4-1			3 0 1 1 1 0 0												
<b>Preston Wilson, R</b> (1, 8) OBP: 0.356, SLG: 0.569	2-2 FC6-4 S 1-2f 2-3		2-3 K		1-0 E S 1B		1-3 K			4 1 1 0 0 2 3												
<b>Jay Payton, R</b> (1, 7) OBP: 0.356, SLG: 0.473	3-2 P3		0-0 P2		4-1 1B E BB		1-2 1B			3 0 1 0 1 0 3												
<b>Rene Reyes, S</b> (1, 9) OBP: 0.250, SLG: 0.250	2-2 G5-3 1-2		1-0 2-6 1B		2-1 E5 1B 1-2 2-3		3-2 F7			4 0 1 0 0 0 5												
<b>Chris Stynes, R</b> (1, 5) OBP: 0.359, SLG: 0.433		2-1 G5-3	1-0 F9		0-1 G5-4-3 1B 1-2 2-3 3-H		2-2 G5-3			4 0 1 1 0 0 1												
<b>Bobby Estalella, R</b> (1, 2) OBP: 0.307, SLG: 0.408		1-2 F8	0-0 P5		1-0 G5-4-3		1-1 P5			3 0 0 0 0 0 4												
<b>Greg Norton, S</b> (9, PH) OBP: 0.310, SLG: 0.379					1-2f					1 0 0 0 0 0 0												
<b>Jason Jennings, L</b> (1, 1) OBP: 0.341, SLG: 0.314		4-2 FC4-6 BB	1-1 2-6		1-1 F8		0-2 F8		2-3 K	1 0 0 0 1 0 0												
<b>Mark Sweeney, L</b> (7, PH) OBP: 0.307, SLG: 0.400										1 0 0 0 0 0 0												
<b>28 Aaron Cook, R</b> (7, 1) OBP: 0.250, SLG: 0.200										0 0 0 0 0 0 0												
<b>Javier Lopez, L</b> (8, 1) OBP: 0.500, SLG: 0.500										0 0 0 0 0 0 0												
<b>Steve Reed, R</b> (8, 1)										0 0 0 0 0 0 0												
<b>Mark Bellhorn, S</b> (9, PH) OBP: 0.348, SLG: 0.312										1 0 0 0 0 1 0												
<b>Inning Stats</b>	R: 1 E: 0 K: 0 S: 21	H: 3 LOB: 2 BB: 0 P: 30	R: 0 E: 0 K: 0 S: 9	H: 0 LOB: 1 BB: 1 P: 18	R: 0 E: 0 K: 1 S: 12	H: 0 LOB: 1 BB: 1 P: 18	R: 0 E: 0 K: 0 S: 4	H: 1 LOB: 1 BB: 0 P: 7	R: 0 E: 0 K: 1 S: 9	H: 0 LOB: 0 BB: 0 P: 11	R: 1 E: 1 K: 0 S: 8	H: 2 LOB: 2 BB: 1 P: 16	R: 0 E: 0 K: 0 S: 5	H: 0 LOB: 0 BB: 0 P: 6	R: 0 E: 0 K: 1 S: 13	H: 1 LOB: 1 BB: 0 P: 19	R: 0 E: 0 K: 1 S: 8	H: 0 LOB: 0 BB: 0 P: 13	1B: 7 2B: 0 3B: 0 HR: 0	SF: 0 SAC: 0 DP: 1 HBP: 0	WP: 0 PB: 0 SB: 3 CS: 0	PA: 36
<b>PITCHER</b>	IP WLS BF H R ER SO BB IBB HBP BLK WP HR S P ERA WHIP																					
<b>Hideo Nomo, R</b> (1, 1) ERA: 2.78	7.0 W 30 6 2 1 2 3 0 0 0 0 0 0 68 106 1.29 1.286																					
<b>Tom Martin, L</b> (8, 1) ERA: 3.66	0.1 H 1 0 0 0 0 0 0 0 0 0 0 0 2 3 0.00 0.000																					
<b>Paul Quantrill, R</b> (8, 1) ERA: 1.66	0.2 H 3 1 0 0 1 0 0 0 0 0 0 0 11 16 0.00 1.500																					
<b>Eric Gagne, R</b> (9, 1) ERA: 1.89	1.0 S 3 0 0 0 1 0 0 0 0 0 0 0 8 13 0.00 0.000																					

AB	33
R	2
H	7
RBI	2
BB	3
SO	4
LOB	17



Batter	1	2	3	4	5	6	7	8	9	AB	R	H	RBI	BB	SO	LOB
Rickey Henderson, R Tom Martin, L Paul Quantrill, L Eric Gagne, R	G5-3		F7		E5 1B 2B		G5-3			4	1	0	0	0	0	0
Alex Cora, L	G6-3			P5	2B 1B		F7			4	1	1	0	0	0	0
Shawn Green, L	FC6-4 1B			1B 2B	F8			1B 2B		4	2	3	0	0	0	2
Paul Lo Duca, R	FC6-4			1B SF8 1B	CS 2B			1B 1B FC3-2 1B		4	1	3	3	0	0	1
Jeremy Burnitz, L		P5		SF8 1B	IBB			FC3-2 1B 1B		3	0	2	1	1	0	0
Adrian Beltré, R		L8		SF8	CS	F7		K		3	0	0	1	0	1	2
Larry Barnes, L		F7		FC6 BB		G3		FC3-2 1B		3	0	1	0	1	0	0
Cesar Izturis, S			G4-3	FC6		G2		FC3-2		4	0	0	0	0	0	5
Hideo Nomo, R Wilkin Ruan, R			F8		G5-3		G5-3	F7		2	0	0	0	0	0	0
										2	0	0	0	0	0	3

Inning Stats	R: 0	H: 1	E: 0	K: 0	S: 11	LOB: 1	BB: 0	P: 17	R: 0	H: 0	E: 0	K: 0	S: 7	LOB: 0	BB: 0	P: 12	R: 0	H: 0	E: 0	K: 0	S: 7	LOB: 0	BB: 0	P: 8	R: 2	H: 3	E: 0	K: 0	S: 13	LOB: 2	BB: 1	P: 20	R: 2	H: 2	E: 1	K: 0	S: 9	LOB: 1	BB: 1	P: 19	R: 0	H: 0	E: 0	K: 0	S: 5	LOB: 0	BB: 0	P: 6	R: 0	H: 0	E: 0	K: 0	S: 7	LOB: 0	BB: 0	P: 8	R: 1	H: 4	E: 0	K: 1	S: 14	LOB: 3	BB: 0	P: 21
--------------	------	------	------	------	-------	--------	-------	-------	------	------	------	------	------	--------	-------	-------	------	------	------	------	------	--------	-------	------	------	------	------	------	-------	--------	-------	-------	------	------	------	------	------	--------	-------	-------	------	------	------	------	------	--------	-------	------	------	------	------	------	------	--------	-------	------	------	------	------	------	-------	--------	-------	-------

PITCHER	IP	WLS	BF	H	R	ER	SO	BB	IBB	HBP	BLK	WP	HR	S	P	ERA	WHIP
Jason Jennings, R	(1, 1)	6.0	L	26	6	4	2	0	0	0	0	0	0	52	82	3.00	1.167
28 Aaron Cook, R	(7, 1)	1.0		5	2	1	1	0	0	0	0	0	0	9	10	9.00	2.000
Javier López, L	(8, 1)	0.0		1	1	0	0	0	0	0	0	0	0	1	1	∞	∞
Steve Reed, R	(8, 1)	1.0		4	1	0	1	0	0	0	0	0	0	11	18	0.00	1.000


**BOTTOM**

**Colorado Rockies @ Los Angeles Dodgers**  
 Dodger Stadium, Los Angeles, CA

Tue Jul 22 2003, 7:10 PM PDT  
 Att: 30,416 - Cloudy - 75 F

AB	33
R	5
H	10
RBI	5
BB	2
SO	1
LOB	13

WP: 0 PA: 37  
 PB: 0  
 SB: 0  
 CS: 1




PITCHER	IP	WLS	BF	H	R	ER	SO	BB	IBB	HBP	BLK	WP	HR	S	P	ERA	WHIP
---------	----	-----	----	---	---	----	----	----	-----	-----	-----	----	----	---	---	-----	------



Batter	1	2	3	4	5	6	7	8	9	AB R H RBI BB SO LOB	TOP	
Ronnie Belliard, R (1, 4) OBP: 0.373, SLG: 0.394	0-1 F7-4-6 1B		2-3 K	3-2 HBP		0-0 1B 2B	1-3 K			4 1 2 2 0 2 0		
Juan Uribe, R (1, 6) OBP: 0.303, SLG: 0.383	0-3 K		1-1 FC6-4 1B	0-0 F7		0-0 1B 2B	2-2 HBP			4 1 2 1 0 1 4		
17 Todd Helton, L (1, 3) OBP: 0.441, SLG: 0.633 Mark Sweeney, L (9, 3) OBP: 0.307, SLG: 0.400	0-2 F7-4-6 1-1		1-1 L7		0-0 G4-3	1-1 G4-3	2-3 K			5 0 0 0 0 1 5 0 0 0 0 0 0 0		
Preston Wilson, R (1, 8) OBP: 0.357, SLG: 0.568		2-3 K	1-0 FC6-4		2-2 P5	0-0 1B 2B		4-2 BB		4 1 1 2 1 1 1		
Larry Walker, L (1, 9) OBP: 0.424, SLG: 0.479 Jay Payton, R (8, PH) OBP: 0.355, SLG: 0.472		1-3 K2-3		1-0 HBP	2-3 K	4-1 1B BB		0-2 G6-4-3		2 1 0 0 1 2 0 1 0 0 0 0 0 1		
Rene Reyes, S (1, 7) OBP: 0.444, SLG: 0.444		0-1 BB 1B		0-0 F8		0-2 1B		0-2 F8		5 1 3 1 0 0 1		
Mark Bellhorn, S (1, 5) OBP: 0.351, SLG: 0.312		0-1 BB		2-2 HBP BB		0-2 SH 1B			0-1 P4	3 1 1 0 0 1 2	AB 36 R 8 H 11 RBI 8 BB 4 SO 10 LOB 21	
Charles Johnson, R (1, 2) OBP: 0.308, SLG: 0.410		4-2 BB		0-0 F9		0-1 1B 2B			0-0 F9	4 1 1 0 1 1 4		
Darren Oliver, R (1, 1) OBP: 0.267, SLG: 0.357 Adam Bernero, R (8, 1)		0-0 F7		4-0 HBP BB		1-0 1B 2B	0-0 G3		1-3 K	3 1 1 2 1 0 3 1 0 0 0 0 1 0		
<b>Inning Stats</b>	R: 0 H: 1 E: 0 LOB: 0 K: 1 BB: 0 S: 8 P: 8	R: 0 H: 2 E: 0 LOB: 3 K: 2 BB: 1 S: 16 P: 23	R: 0 H: 1 E: 0 LOB: 1 K: 1 BB: 0 S: 8 P: 13	R: 1 H: 0 E: 0 LOB: 3 K: 0 BB: 1 S: 7 P: 17	R: 0 H: 0 E: 0 LOB: 0 K: 1 BB: 0 S: 7 P: 11	R: 7 H: 7 E: 1 LOB: 2 K: 2 BB: 1 S: 22 P: 32	R: 0 H: 0 E: 0 LOB: 1 K: 2 BB: 0 S: 10 P: 15	R: 0 H: 0 E: 0 LOB: 0 K: 0 BB: 1 S: 11 P: 15	R: 0 H: 0 E: 0 LOB: 0 K: 1 BB: 0 S: 8 P: 9	1B: 9 SF: 0 2B: 3 SAC: 1 3B: 0 DP: 2 HR: 0 HBP: 4	WP: 0 PA: 45 PB: 0 SB: 1 CS: 0	
<b>PITCHER</b>	IP WLS BF H R ER SO BB IBB HBP BLK WP HR S P ERA WHIP											
Kaz Ishii, L (1, 1) ERA: 3.37	5.0 L 28 8 6 5 5 2 0 3 0 0 0 0 55 83 9.00 2.000											
Guillermo Mota, R (6, 1) ERA: 2.01	0.1 5 3 2 2 0 1 0 0 0 0 0 0 6 12 54.00 12.000											
Wilson Alvarez, L (6, 1) ERA: 3.58	1.2 6 0 0 0 4 0 0 1 0 0 0 0 17 24 0.00 0.000											
Steve Colyer, L (8, 1) ERA: 3.12	2.0 6 0 0 0 1 1 0 0 0 0 0 0 19 24 0.00 0.500											

Colorado Rockies @ Los Angeles Dodgers  
 Dodger Stadium, Los Angeles, CA  
 Wed Jul 23 2003, 7:10 PM PDT  
 Att. 33,589 - Sunny - 74 F

livebaseballscorecards.com



BOTTOM

Colorado Rockies @ Los Angeles Dodgers  
Dodger Stadium, Los Angeles, CA

Wed Jul 23 2003, 7:10 PM PDT  
Att. 33,589 - Sunny - 74 F

livebaseballscores.com

AB	32
R	3
H	6
RBI	3
BB	1
SO	13
LOB	8



WP:	0	PA:	33
PB:	0		
SB:	0		
CS:	0		

AB	R	H	RBI	BB	SO	LOB
4	0	0	0	0	2	0
4	2	2	0	0	0	0
4	1	2	2	0	2	0
4	0	1	1	0	1	1
4	0	1	0	0	2	2
3	0	0	0	0	2	2
0	0	0	0	0	0	0
1	0	0	0	0	0	1
3	0	0	0	0	2	1
2	0	0	0	1	0	0
2	0	0	0	0	1	1
0	0	0	0	0	0	0
0	0	0	0	0	0	0
1	0	0	0	0	1	0

Batter	1	2	3	4	5	6	7	8	9
Rickey Henderson, R (1, 7) OBP: 0.192, SLG: 0.423	1-2 G4-3 ①			3-2 F8 ①		1-3 K ①		1-3 K ③	
Jolbert Cabrera, R (1, 4) OBP: 0.337, SLG: 0.475	1-1 L6 ②			2-1 E7 1B		0-0 F8 ②		2-2 1B 1B	
Shawn Green, L (1, 9) OBP: 0.326, SLG: 0.445	2-3 K ③			0-1 2B 1B		0-3 K ③		1-2 1B 1B	
Paul Lo Duca, R (1, 3) OBP: 0.367, SLG: 0.431		1-0 L9 ①		0-0 1-H 2B		0-2 G4-3 ①		0-3 K ①	
Jeremy Burnitz, L (1, 8) OBP: 0.348, SLG: 0.579		1-1 L9 ②		3-3 K ②		3-2 1B		3-3 K ②	
Adrián Beltré, R (1, 5) OBP: 0.278, SLG: 0.363		0-0 G5-3 ③		0-3 K ③		1-3 K ②		0-0 P6 ③	
Steve Colyer, L (8, 1)									
Larry Barnes, L (9, PH) OBP: 0.250, SLG: 0.259									
David Ross, R (1, 2) OBP: 0.297, SLG: 0.529			1-3 K ①		2-3 K ①		0-0 P4 ③		
Cesar Izturis, S (1, 6) OBP: 0.285, SLG: 0.300			1-2 G4-3 ②		4-0 B2-6 BB		0-1 G1-3 ①		
Kaz Ishii, L (1, 1)			0-3 K ③		0-1 B2-6 ② ③		1-3 K ②		
Guillermo Mota, R (6, 1) OBP: 0.333, SLG: 0.833					1-2f				
Wilson Alvarez, L (6, 1) OBP: 0.250, SLG: 0.250									
Mike Kinkade, R (8, 5) OBP: 0.340, SLG: 0.392									

Inning Stats	R: 0	H: 0	E: 0	LOB: 0	K: 1	BB: 0	S: 9	P: 13
	R: 0	H: 0	E: 0	LOB: 0	K: 0	BB: 0	S: 4	P: 6
	R: 0	H: 0	E: 0	LOB: 0	K: 2	BB: 0	S: 12	P: 14
	R: 2	H: 3	E: 1	LOB: 1	K: 2	BB: 0	S: 17	P: 25
	R: 0	H: 0	E: 0	LOB: 0	K: 1	BB: 1	S: 5	P: 11
	R: 0	H: 0	E: 0	LOB: 0	K: 2	BB: 0	S: 8	P: 9
	R: 0	H: 1	E: 0	LOB: 1	K: 1	BB: 0	S: 14	P: 18
	R: 0	H: 0	E: 0	LOB: 0	K: 2	BB: 0	S: 9	P: 11
	R: 1	H: 2	E: 0	LOB: 1	K: 2	BB: 0	S: 17	P: 23

PITCHER	IP	WLS	BF	H	R	ER	SO	BB	IBB	HBP	BLK	WP	HR	S	P	ERA	WHIP
Darren Oliver, L (1, 1) ERA: 4.81	7.0	W	25	4	2	2	9	1	0	0	0	0	0	69	96	2.57	0.714
Adam Bernero, R (8, 1) ERA: 5.9	2.0		8	2	1	1	4	0	0	0	0	0	0	26	34	4.50	1.000



Batter	1	2	3	4	5	6	7	8	9	10	11	AB R H RBI BB SO LOB	TOP				
Tony Womack, L OBP: 0.274, SLG: 0.333 (1, 4) C B K (8, 6)	1-2 SH1-3 1B		1-1 B2-3		2-1 G4-3 2-3			3-2 G3		2-2 G4-3		5 0 1 0 0 0 1					
Juan Uribe, R OBP: 0.300, SLG: 0.379 Greg Norton, S OBP: 0.368, SLG: 0.376 40 Brian Fuentes, L Steve Reed, R Preston Wilson, R OBP: 0.356, SLG: 0.567 (1, 6) (8, PH) (8, 1) (9, 1) (11, PH) (11, 8)	2-0 SH1-3 1-2		0-0 F9		1-2 G1-3			0-1 G1-3			2-3 K	2 0 0 0 0 0 1 1 0 1 0 0 0 0 0 1 0					
17 Todd Helton, L OBP: 0.438, SLG: 0.627 (1, 3)	0-0 L6		1-3 K			0-0 G1-4-3				1-3 K		5 0 1 0 0 2 1					
Larry Walker, L OBP: 0.424, SLG: 0.474 Javier López, L OBP: 0.500, SLG: 0.500 (1, 9) (11, 1)	4-1 BB			2-2 L7		2-3 K		4-2 BB		0-3 K		3 0 0 0 2 2 1 0 0 0 0 0 0 0					
Jay Payton, R OBP: 0.352, SLG: 0.467 (1, 8) (11, 7)	1-1 G5-3			0-1 G6-3		0-0 G1-3		0-0 E5		1-2 2-4		4 0 0 0 0 0 3					
Rene Reyes, S OBP: 0.385, SLG: 0.385 (1, 7) (11, 9)		0-2 F7		2-2 1B			0-1 G3		1-3 K			4 0 1 0 0 1 2					
Chris Stynes, R OBP: 0.361, SLG: 0.432 (1, 5)		4-2 BB		1 SAFE 0-1 G1-3			0-1 G6-4-3 1B		0-3 K			3 0 1 0 1 1 3					
Bobby Estalella, R OBP: 0.301, SLG: 0.398 Mark Sweeney, L OBP: 0.303, SLG: 0.395 Charles Johnson, R OBP: 0.308, SLG: 0.410 (1, 2) (10, PH) (10, 2)		1-3 K			0-0 E5 G4-3		0-0 G6-4-3		0-2 F7			3 0 0 0 0 1 2 1 0 0 0 0 0 0 0 0 0 0 0 0 0					
Shawn Chacon, R OBP: 0.211, SLG: 0.342 Mark Bellhorn, S OBP: 0.348, SLG: 0.309 (1, 1) (8, PH) (8, 4)		2-3 K			0-3 K			2-3 K		1-3 K		2 0 0 0 0 2 2 2 0 0 0 0 2 0					
<b>Inning Stats</b>	R: 0 H: 1 E: 0 LOB: 2 K: 0 BB: 1 S: 8 P: 16	R: 0 H: 0 E: 0 LOB: 1 K: 2 BB: 1 S: 14 P: 21	R: 0 H: 0 E: 0 LOB: 0 K: 1 BB: 0 S: 6 P: 8	R: 0 H: 1 E: 0 LOB: 1 K: 0 BB: 0 S: 11 P: 15	R: 0 H: 0 E: 1 LOB: 1 K: 1 BB: 0 S: 10 P: 13	R: 0 H: 0 E: 0 LOB: 0 K: 1 BB: 0 S: 6 P: 8	R: 0 H: 1 E: 0 LOB: 0 K: 0 BB: 0 S: 5 P: 5	R: 0 H: 0 E: 0 LOB: 0 K: 1 BB: 0 S: 8 P: 13	R: 0 H: 0 E: 1 LOB: 2 K: 3 BB: 1 S: 12 P: 18	R: 0 H: 0 E: 0 LOB: 0 K: 1 BB: 0 S: 13 P: 16	R: 0 H: 1 E: 0 LOB: 1 K: 2 BB: 0 S: 18 P: 21	1B: 4 SF: 0 2B: 0 SAC: 1 3B: 0 DP: 1 HR: 0 HBP: 0	WP: 0 PA: 40 PB: 0 SB: 0 CS: 0				
<b>PITCHER</b>	IP WLS BF H R ER SO BB IBB HBP BLK WP HR S P ERA WHIP																
Kevin Brown, R ERA: 2.12 (1, 1)	8.0	29	3	0	0	6	2	0	0	0	0	0	0	68	99	0.00	0.625
Eric Gagne, R ERA: 1.85 (9, 1)	1.0	5	0	0	0	3	1	0	0	0	0	0	0	12	18	0.00	1.000
Paul Quantrill, R ERA: 1.63 (10, 1)	1.0	3	0	0	0	1	0	0	0	0	0	0	0	13	16	0.00	0.000
Tom Martin, L ERA: 3.58 (11, 1)	0.2	3	1	0	0	2	0	0	0	0	0	0	0	16	18	0.00	1.500
Paul Shuey, R ERA: 1.96 (11, 1)	0.1	W 1	0	0	0	0	0	0	0	0	0	0	0	2	3	0.00	0.000

Colorado Rockies @ Los Angeles Dodgers  
Dodger Stadium, Los Angeles, CA  
Thu Jul 24 2003, 12:10 PM PDT  
Att: 33,144 - Sunny - 78 F

AB	36
R	0
H	4
RBI	0
BB	3
SO	12
LOB	16



WP: 0	PA: 40
PB: 0	
SB: 0	
CS: 0	

Batter	1	2	3	4	5	6	7	8	9	10	11	AB R H RBI BB SO LOB	BOTTOM																		
Alex Cora, L OBP: 0.278, SLG: 0.320 (1, 4)	2-1 F7 ①			3-3 K ①		2-2 FC6 1B		2-3 K 1-2 ②			2-2 SH1-4 1B	5 1 2 0 0 2 1	<b>Colorado Rockies @ Los Angeles Dodgers</b> <b>Dodger Stadium, Los Angeles, CA</b> Thu Jul 24 2003, 12:10 PM PDT Att. 33,144 - Sunny - 78 F																		
Jolbert Cabrera, R OBP: 0.330, SLG: 0.464 (1, 8)	2-2 F7 ②			0-1 F7 ②		0-2 P6 ①		2-0 F8 ③			0-0 SH1-4 ①	4 0 0 0 0 0 2																			
Shawn Green, L OBP: 0.326, SLG: 0.444 (1, 9)	1-2 G6-3 ③			1-1 HBP 1B		1-1 FC6 1-2f ②					2-1 2-H 1B	5 0 2 1 0 0 1																			
Paul Lo Duca, R OBP: 0.366, SLG: 0.428 (1, 2)		0-3 K ①		2-2 HBP 1-2		1-0 F9 ③					1-0 G6-3 ②	3 0 0 0 0 1 1																			
Jeremy Burnitz, L OBP: 0.347, SLG: 0.573 (1, 7)		2-1 F8 ②		0-3 K ③			2-0 P4 ①				4-1 BB	3 0 0 0 1 1 2																			
Adrián Beltré, R OBP: 0.278, SLG: 0.359 (1, 5)		1-2 P5 ③			0-0 G5-3 ①		1-2 G6-4-3 HBP				0-1 P5 ③	3 0 0 0 0 0 1																			
Mike Kinkade, R OBP: 0.331, SLG: 0.381 (1, 3)			3-3 K ①		2-3 K ②		1-1 G6-4-3 1-2f ③				2-3 K ①	4 0 0 0 0 3 1																			
Cesar Izturis, S OBP: 0.285, SLG: 0.300 (1, 6)			2-3 K ②		1-1 1B		1-3 K ①				2-3 K ②	4 0 1 0 0 3 0																			
Kevin Brown, R OBP: 0.195, SLG: 0.299 (8, PH) Rickey Henderson, R OBP: 0.222, SLG: 0.444 Eric Gagne, R (9, 1) Paul Quantrill, L (10, 1) Larry Barnes, L OBP: 0.241, SLG: 0.250 Tom Martin, L (11, 1) Paul Shuey, R (11, 1)			1-2 P4 ③		0-2 F8 ③		2-2 BLK 1B				1-0 G6-3 ③	2 0 0 0 0 0 1 1 0 1 0 0 0 0 0 0 0 0 0 0 0 0 0 0 0 0 0 0 1 0																			
<b>Inning Stats</b>	R: 0 E: 0 K: 0 S: 10	H: 0 LOB: 0 BB: 0 P: 15	R: 0 E: 0 K: 1 S: 8	H: 0 LOB: 0 BB: 0 P: 11	R: 0 E: 0 K: 2 S: 12	H: 0 LOB: 0 BB: 0 P: 18	R: 0 E: 0 K: 2 S: 12	H: 1 LOB: 2 BB: 0 P: 18	R: 0 E: 0 K: 1 S: 11	H: 1 LOB: 1 BB: 0 P: 14	R: 0 E: 1 K: 0 S: 11	H: 1 LOB: 1 BB: 0 P: 15		R: 0 E: 0 K: 0 S: 5	H: 0 LOB: 0 BB: 0 P: 9	R: 0 E: 0 K: 2 S: 11	H: 1 LOB: 1 BB: 0 P: 18	R: 0 E: 0 K: 0 S: 9	H: 0 LOB: 1 BB: 1 P: 17	R: 0 E: 0 K: 2 S: 7	H: 0 LOB: 0 BB: 0 P: 12	R: 1 E: 0 K: 0 S: 8	H: 2 LOB: 1 BB: 0 P: 12	1B: 6 2B: 0 3B: 0 HR: 0	SF: 0 SAC: 1 DP: 1 HBP: 2	WP: 0 PB: 0 SB: 0 CS: 0	PA: 39				
<b>PITCHER</b>	IP WLS BF H R ER SO BB IBB HBP BLK WP HR S P ERA WHIP																														
Shawn Chacon, R ERA: 4.17 (1, 1)	7.0	25	3	0	0	6	0	0	2	0	0	0	0	69	100	0.00	0.429														
40 Brian Fuentes, L ERA: 3.12 (8, 1)	1.2	7	1	0	0	2	1	0	0	1	0	0	0	18	33	0.00	1.200														
Steve Reed, R ERA: 3.5 (9, 1)	1.1	4	0	0	0	2	0	0	0	0	0	0	0	9	14	0.00	0.000														
Javier López, L ERA: 5.25 (11, 1)	0.1	L	3	2	1	1	0	0	0	0	0	0	0	8	12	27.00	6.000														

livebaseballscores.com


AB 35  
R 1  
H 6  
RBI 1  
BB 1  
SO 10  
LOB 10









Batter	1	2	3	4	5	6	7	8	9	10	11	12	13	14	15	AB R H RBI BB SO LOB	BOTTOM																				
<b>Matt Kata</b> , S OBP: 0.372, SLG: 0.526 (1, 5)	1-2 G4-3			2-0 HR		4-2 G4-6-3 1B BB		2-2 G5-3			1-3 K		2-0 SH3-4		0-0 SH3-4	4 1 1 1 1 1 0	<b>Los Angeles Dodgers @ Arizona Diamondbacks</b> <b>Bank One Ballpark, Phoenix, AZ</b> Fri Jul 25 2003, 10:07 PM EDT Att. 41,382 - Dome - 72 F  livebaseballscores.com  <b>AB 51</b> <b>R 2</b> <b>H 12</b> <b>RBI 2</b> <b>BB 5</b> <b>SO 10</b> <b>LOB 21</b>  																				
<b>Alex Cintron</b> , S OBP: 0.356, SLG: 0.467 (1, 6)	1-0 F7			1-1 1B		0-0 G4-6-3 1B			1-1 L9		3-2 G3-1		0-1 F9		0-2 G4-3	7 0 2 0 0 0 2																					
<b>Luis Gonzalez</b> , L OBP: 0.397, SLG: 0.551 (1, 7)	2-3 K			1-2 P5		1-1 G4-6-3 1-2 2-3			0-1 FC5 2B		0-0 WP 2B		4-0 IBB		4-0 1B DI IBB	5 0 2 0 2 2 1 3																					
<b>Shea Hillenbrand</b> , R OBP: 0.354, SLG: 0.513 (1, 9)		1-3 K		0-1 F9		0-1 G6-3			4-0 IBB		2-2 G4-3		0-1 P2		1-1 1B 3-H	6 0 1 1 1 1 5																					
<b>Steve Finley</b> , L OBP: 0.366, SLG: 0.552 (1, 8)		2-1 P2		0-0 G1-4-3			0-1 G3		2-0 F7			2-2 G3		1-2 CS 1B		6 0 1 0 0 0 3																					
<b>Junior Spivey</b> , R OBP: 0.311, SLG: 0.432 (1, 4)		3-2 G6-3			0-1 FC6-2 3B		2-1 G5-3		2-2 FC5 2-3f			0-0 G5-3		1-2 G4-3		6 0 1 0 0 0 3																					
<b>Danny Bautista</b> , R OBP: 0.311, SLG: 0.337 <b>Craig Counsell</b> , L OBP: 0.362, SLG: 0.339 <b>Rod Barajas</b> , R OBP: 0.265, SLG: 0.367 (1, 9) (10, PH) (11, 2)			2-3 K		1-1 G1-3		1-1 CS 1B			2-2 G4-3		3-1 1B		1-1 1B		3 0 1 0 0 0 1 1 1 0 0 0 0 0 0 2 0 2 0 0 0 0																					
<b>Chad Moeller</b> , R OBP: 0.349, SLG: 0.456 <b>Carlos Escobedo</b> , S OBP: 0.350, SLG: 0.481 <b>Matt Mantel</b> , R (10, PH) <b>Mark Grace</b> , L OBP: 0.299, SLG: 0.316 <b>Oscar Villarreal</b> , L OBP: 0.299, SLG: 0.316 <b>Stephen Randolph</b> , L (14, PH) (15, 1)			0-1 G6-3		2-0 FC6-2		0-2 CS 1B	1-3 K		1-0 G3-1		1-1 F9		1-3 K		3 0 0 0 0 0 1 1 1 0 0 0 0 0 0 0 0 0 0 0 0 0 0 0 1 0 0 0 0 0 0 1 0 0 0 0 0 0 0 0 1 0 0 0 0 0 0 1 1 0 0 0 0 0 1 1																					
<b>Randy Johnson</b> , R OBP: 0.231, SLG: 0.231 <b>Quinton McCracken</b> , S OBP: 0.286, SLG: 0.295 <b>Eddie Christopher</b> , L <b>Jose Valverde</b> , R <b>David Dellucci</b> , L OBP: 0.336, SLG: 0.396 (1, 1) (8, PH) (9, 1) (9, 1) (10, PH) (11, 9)			2-3 K		1-3 K			2-3 K		1-3 K			4-0 SH3-4 BB		1-2 G4-3 SH3-4 1B 1B	2 0 0 0 0 0 2 1 1 0 0 0 0 0 1 0 0 0 0 0 0 0 0 0 0 0 0 0 0 0 0 0 2 1 1 0 1 1 0																					
<b>Inning Stats</b>	R: 0 E: 0 K: 1 S: 7	H: 0 LOB: 0 BB: 0 P: 11	R: 0 E: 0 K: 1 S: 10	H: 0 LOB: 0 BB: 0 P: 16	R: 0 E: 0 K: 2 S: 8	H: 0 LOB: 0 BB: 0 P: 12	R: 1 E: 0 K: 0 S: 9	H: 2 LOB: 1 BB: 0 P: 13	R: 0 E: 0 K: 1 S: 9	H: 1 LOB: 1 BB: 0 P: 13	R: 0 E: 0 K: 0 S: 8	H: 1 LOB: 0 BB: 0 P: 11	R: 0 E: 0 K: 0 S: 10	H: 1 LOB: 1 BB: 0 P: 16	R: 0 E: 0 K: 0 S: 14	H: 2 LOB: 1 BB: 0 P: 18		R: 1 E: 0 K: 0 S: 9	H: 2 LOB: 2 BB: 1 P: 15	1B: 8 2B: 2 3B: 1 HR: 1	SF: 0 SAC: 2 DP: 1 HBP: 0	WP: 1 PB: 0 SB: 0 CS: 2	PA: 59														
<b>PITCHER</b>	IP 8.0	WLS 0.2	BF 28	H 5	R 1	ER 1	SO 7	BB 1	IBB 0	HBP 0	BLK 0	WP 0	HR 1	S 105	P 105	ERA 1.12		WHIP 0.750																			
<b>Odalis Perez</b> , L ERA: 4.43 (1, 1)																		<b>PITCHER</b>	IP 1.2	WLS L	BF 9	H 4	R 1	ER 1	SO 1	BB 0	IBB 1	HBP 0	BLK 0	WP 0	HR 0	S 23	P 33	ERA 5.40	WHIP 2.400		
<b>Tom Martin</b> , L ERA: 3.51 (9, 1)																		<b>Paul Quantrill</b> , R ERA: 1.75 (14, 1)																			
<b>Paul Shuey</b> , R ERA: 1.9 (9, 1)																																					
<b>Eric Gagne</b> , R ERA: 1.81 (11, 1)																																					
<b>Guillermo Mota</b> , R ERA: 1.95 (12, 1)																																					



Batter	1	2	3	4	5	6	7	8	9	AB R H RBI BB SO LOB	TOP											
<b>Dave Roberts, L</b> (1, 8) OBP: 0.320, SLG: 0.299	3-2 G6-3		3-2 G6-3			0-1 BLK 1B		3-2 P2		4 0 1 0 0 0 1	<b>Los Angeles Dodgers @ Arizona Diamondbacks</b> <b>Bank One Ballpark, Phoenix, AZ</b> Sat Jul 26 2003, 4:05 PM EDT Att: 45,421 - Dome - 72 F											
<b>Cesar Izturis, S</b> (1, 6) OBP: 0.283, SLG: 0.297	0-0 S 1B			1-1 F8		1-3 1-2		1-0 BB 1B		4 0 2 0 0 1 1												
<b>Shawn Green, L</b> (1, 9) OBP: 0.324, SLG: 0.437	1-3 K 1-2			0-2 G6-3			2-1 1B 1B	3-3 K		4 0 1 0 0 2 3												
<b>Paul Lo Duca, R</b> (1, 3) OBP: 0.362, SLG: 0.418	0-3 K			3-2 G6-3			1-0 F9	4-2 BB 1-2 2-3		3 0 0 0 1 1 2												
<b>Jeremy Burnitz, L</b> (1, 7) OBP: 0.342, SLG: 0.570		2-1 G5-3			0-1 F9		0-1 1-3 1B	0-1 P5		4 0 1 0 0 0 3												
<b>Adrián Beltré, R</b> (1, 5) OBP: 0.277, SLG: 0.354		2-1 P3			1-0 G5-3		4-0 IBB	0-1 G6-3		3 0 0 0 1 0 0												
<b>David Ross, R</b> (1, 2) OBP: 0.287, SLG: 0.511		3-3 K			0-0 F8		1-3 K	2-2 1B		3 0 0 0 0 2 3												
<b>Jolbert Cabrera, R</b> (9, PH) OBP: 0.330, SLG: 0.466										1 0 1 0 0 0 0												
<b>Alex Cora, L</b> (1, 4) OBP: 0.274, SLG: 0.316			1-1 G4-3			2-0 F9		0-2 G4-3		3 0 0 0 0 0 3												
<b>Mike Kinkade, R</b> (9, PH) OBP: 0.325, SLG: 0.367										1 0 0 0 0 1 1												
<b>Andy Ashby, R</b> (1, 1) OBP: 0.235, SLG: 0.375			1-3 K			0-1 F7		4-0 BB 1B BB	2-2 F8	2 0 0 0 0 1 0												
<b>Rickey Henderson, R</b> (8, PH) OBP: 0.235, SLG: 0.375										0 0 0 0 1 0 0												
<b>Tom Martin, L</b> (8, 1) OBP: 0.091, SLG: 0.091										0 0 0 0 0 0 0												
<b>Bubba Crosby, L</b> (9, PH) OBP: 0.091, SLG: 0.091										1 0 0 0 0 0 1												
<b>Inning Stats</b>	R: 0 E: 0 K: 2 S: 11	H: 1 LOB: 1 BB: 0 P: 15	R: 0 E: 0 K: 1 S: 7	H: 0 LOB: 0 BB: 0 P: 14	R: 0 E: 0 K: 1 S: 9	H: 0 LOB: 0 BB: 0 P: 14	R: 0 E: 0 K: 0 S: 8	H: 0 LOB: 0 BB: 0 P: 12	R: 0 E: 0 K: 1 S: 4	H: 0 LOB: 0 BB: 0 P: 5	R: 0 E: 0 K: 1 S: 9	H: 1 LOB: 1 BB: 0 P: 12	R: 0 E: 0 K: 1 S: 12	H: 2 LOB: 3 BB: 1 P: 20	R: 0 E: 0 K: 1 S: 13	H: 1 LOB: 3 BB: 2 P: 28	R: 0 E: 0 K: 1 S: 13	H: 1 LOB: 1 BB: 0 P: 17	1B: 6 2B: 0 3B: 0 HR: 0	SF: 0 SAC: 0 DP: 0 HBP: 0	WP: 0 PB: 0 SB: 1 CS: 0	PA: 36
<b>PITCHER</b>	IP WLS BF H R ER SO BB IBB HBP BLK WP HR S P ERA WHIP																					
<b>Elmer Dessens, R</b> (1, 1) ERA: 4.97	7.0 W 26 4 0 0 6 0 1 0 0 0 0 0 60 92 0.00 0.571																					
<b>Eddie Oropesa, L</b> (8, 1) ERA: 2.89	0.2 H 4 1 0 0 1 1 0 0 0 0 0 0 9 20 0.00 3.000																					
<b>Jose Valverde, R</b> (8, 1) ERA: 1.61	0.1 H 2 0 0 0 0 1 0 0 0 0 0 0 4 8 0.00 3.000																					
<b>Matt Mantel, R</b> (9, 1) ERA: 3.16	1.0 S 4 1 0 0 1 0 0 0 0 0 0 0 13 17 0.00 1.000																					

livebaseballscorecards.com

<b>AB</b>	<b>33</b>
<b>R</b>	<b>0</b>
<b>H</b>	<b>6</b>
<b>RBI</b>	<b>0</b>
<b>BB</b>	<b>3</b>
<b>SO</b>	<b>8</b>
<b>LOB</b>	<b>18</b>







Batter	1	2	3	4	5	6	7	8	9	AB R H RBI BB SO LOB	TOP									
<b>Dave Roberts, L</b> (1, 8) OBP: 0.319, SLG: 0.298	3-2 F7		1-2 SH1-4 1B		3-1 P6		1-0 G4-3			4 0 1 0 0 0 1	<b>Los Angeles Dodgers @ Arizona Diamondbacks</b> <b>Bank One Ballpark, Phoenix, AZ</b> Sun Jul 27 2003, 4:37 PM EDT Att: 42,067 - Dome - 72 F									
<b>Cesar Izturis, S</b> (1, 6) OBP: 0.283, SLG: 0.297	1-1 G3		1-0 SH1-4 1-2		1-2 1B			1-3 K		3 0 1 0 0 1 0										
<b>Shawn Green, L</b> (1, 9) OBP: 0.325, SLG: 0.437	1-2 1B		2-3 K		1-3 K			3-1 G4-6-3 1B		4 0 2 0 0 2 2										
<b>Paul Lo Duca, R</b> (1, 2) OBP: 0.359, SLG: 0.414	0-1 G5-3		2-2 F8			0-2 G1-3		1-0 G4-6-3 1-2f		4 0 0 0 0 0 3										
<b>Jeremy Burnitz, L</b> (1, 7) OBP: 0.341, SLG: 0.569		0-0 2B 2B		1-3 K		0-0 G4-3		1-0 G3-1		4 1 1 0 0 1 0										
<b>Jolbert Cabrera, R</b> (1, 5) OBP: 0.333, SLG: 0.466		0-1 L4		0-1 E 1B		1-0 F8		0-0 1B		4 0 2 0 0 0 1										
<b>Adrian Beltré, R</b> (9, 5) OBP: 0.277, SLG: 0.354										0 0 0 0 0 0 0										
<b>Larry Barnes, L</b> (1, 3) OBP: 0.235, SLG: 0.273		0-0 2-H 2B		1-3 K 1-3		0-0 P4		1-3 K		4 0 1 1 0 2 2										
<b>Alex Cora, L</b> (1, 4) OBP: 0.271, SLG: 0.312		1-1 P5		1-3 K		2-0 F8		0-1 B1-3		4 0 0 0 0 1 3										
<b>Hideo Nomo, R</b> (1, 1) OBP: 0.216, SLG: 0.250		1-2 G5-3			3-3 K		0-1 1B			3 0 1 0 0 1 1										
<b>Eric Gagne, R</b> (8, 1)										0 0 0 0 0 0 0										
<b>Inning Stats</b>	R: 0 E: 0 K: 0 S: 12	H: 1 LOB: 1 BB: 0 P: 17	R: 1 E: 0 K: 0 S: 9	H: 2 LOB: 1 BB: 0 P: 11	R: 0 E: 1 K: 1 S: 13	H: 1 LOB: 1 BB: 0 P: 15	R: 0 E: 0 K: 2 S: 11	H: 1 LOB: 1 BB: 0 P: 19	R: 0 E: 0 K: 0 S: 7	H: 0 LOB: 0 BB: 0 P: 8	R: 0 E: 0 K: 0 S: 5	H: 1 LOB: 1 BB: 0 P: 8	R: 0 E: 0 K: 1 S: 6	H: 1 LOB: 0 BB: 0 P: 11	R: 0 E: 0 K: 1 S: 8	H: 1 LOB: 1 BB: 0 P: 9	1B: 7 2B: 2 3B: 0 HR: 0	SF: 0 SAC: 1 DP: 1 HBP: 0	WP: 0 PB: 0 SB: 0 CS: 0	PA: 35
<b>PITCHER</b>	IP WLS BF H R ER SO BB IBB HBP BLK WP HR S P ERA WHIP																			
<b>Curt Schilling, R</b> (1, 1) ERA: 2.91	8.0 L 31 8 1 1 7 0 0 0 0 0 0 0 75 108 1.12 1.000																			
<b>Eddie Oropesa, L</b> (9, 1) ERA: 2.79	1.0 4 1 0 0 1 0 0 0 0 0 0 0 8 9 0.00 1.000																			

<b>AB</b>	34
<b>R</b>	1
<b>H</b>	9
<b>RBI</b>	1
<b>BB</b>	0
<b>SO</b>	8
<b>LOB</b>	13



livebaseballscorecards.com

Batter	1	2	3	4	5	6	7	8	9	AB	R	H	RBI	BB	SO	LOB
<b>Craig Counsell, L</b> OBP: 0.363, SLG: 0.341 (1, 5)	3-2 WP 1B		3-1 S 1B		2-1 P6			2-2 CS 1B		4	0	3	0	0	0	0
<b>Matt Kata, S</b> OBP: 0.358, SLG: 0.496 (1, 4)	2-2 L7		3-3 K 1-2			1-0 F7		4-2 BB 1-2 BB		3	0	0	0	1	1	2
<b>Luis Gonzalez, L</b> OBP: 0.402, SLG: 0.550 (1, 7)	2-3 K 1-2		4-0 BB			4-1 G1-4-3 BB		4-2 BB 1-2 BB		1	0	0	0	3	1	1
<b>Shea Hillenbrand, R</b> OBP: 0.350, SLG: 0.505 (1, 3)	0-1 G6-3		3-1 P6			0-1 G1-4-3 1-2		0-3 K		4	0	0	0	0	1	6
<b>Steve Finley, L</b> OBP: 0.381, SLG: 0.544 (1, 8)		0-2 G3		0-3 K			1-2 G4-3		3-2 G1-6-3	4	0	0	0	0	1	0
<b>Alex Cintron, S</b> OBP: 0.354, SLG: 0.459 (1, 6)		0-1 G3		4-0 CS BB			0-2 BB 1B		0-0 G3-1	3	0	1	0	1	0	0
<b>David Dellucci, L</b> OBP: 0.328, SLG: 0.382 (1, 9)		4-2 S BB		2-2 F8 1-2			1-3 K		0-1 G3	3	0	0	0	1	1	2
<b>Rod Barajas, R</b> OBP: 0.261, SLG: 0.359 (1, 2)		1-2 P6 1-2				1-0 G4-3		0-0 F7		3	0	0	0	0	0	2
<b>Curt Schilling, R</b> OBP: 0.147, SLG: 0.065 (1, 1)			1-1 F8			0-0 G5-3		0-0 B3		2	0	0	0	0	0	0
<b>Quinton McCracken, S</b> OBP: 0.267, SLG: 0.293 (8, PH)										1	0	0	0	0	0	0
<b>Eddie Oropesa, L</b> (9, 1)										0	0	0	0	0	0	0

Inning Stats	R: 0	H: 1	E: 0	K: 1	S: 12	R: 0	H: 0	E: 0	K: 0	S: 11	R: 0	H: 1	E: 0	K: 1	S: 10	R: 0	H: 0	E: 0	K: 1	S: 6	R: 0	H: 0	E: 0	K: 0	S: 4	R: 0	H: 1	E: 0	K: 1	S: 10	R: 0	H: 1	E: 0	K: 1	S: 14	R: 0	H: 0	E: 0	K: 0	S: 6	R: 0	H: 0	E: 0	K: 0	S: 9	R: 0	H: 0	E: 0	K: 0	S: 7	R: 0	H: 0	E: 0	K: 0	S: 4	R: 0	H: 0	E: 0	K: 0	S: 9	R: 0	H: 0	E: 0	K: 0	S: 7	R: 0	H: 1	E: 0	K: 1	S: 12	R: 0	H: 1	E: 0	K: 1	S: 10	R: 0	H: 0	E: 0	K: 0	S: 9	R: 0	H: 0	E: 0	K: 0	S: 7	R: 0	H: 0	E: 0	K: 0	S: 9	R: 0	H: 0	E: 0	K: 0	S: 9	R: 0	H: 0	E: 0	K: 0	S: 9
--------------	------	------	------	------	-------	------	------	------	------	-------	------	------	------	------	-------	------	------	------	------	------	------	------	------	------	------	------	------	------	------	-------	------	------	------	------	-------	------	------	------	------	------	------	------	------	------	------	------	------	------	------	------	------	------	------	------	------	------	------	------	------	------	------	------	------	------	------	------	------	------	------	-------	------	------	------	------	-------	------	------	------	------	------	------	------	------	------	------	------	------	------	------	------	------	------	------	------	------	------	------	------	------	------

PITCHER	IP	WLS	BF	H	R	ER	SO	BB	IBB	HBP	BLK	WP	HR	S	P	ERA	WHIP
<b>Hideo Nomo, R</b> ERA: 2.65 (1, 1)	7.2	W	29	4	0	0	4	5	0	0	0	1	0	64	112	0.00	1.174
<b>Eric Gagne, R</b> ERA: 1.76 (8, 1)	1.1	S	5	0	0	0	1	1	0	0	0	0	0	13	20	0.00	0.750

**BOTTOM**

**Los Angeles Dodgers @ Arizona Diamondbacks**  
Bank One Ballpark, Phoenix, AZ

Sun Jul 27 2003, 4:37 PM EDT  
Att: 42,067 - Dome - 72 F

<b>AB</b>	<b>28</b>
<b>R</b>	<b>0</b>
<b>H</b>	<b>4</b>
<b>RBI</b>	<b>0</b>
<b>BB</b>	<b>6</b>
<b>SO</b>	<b>5</b>
<b>LOB</b>	<b>13</b>



WP	PA	ERA	WHIP
1	34		
0			
2			
2			



Batter	1	2	3	4	5	6	7	8	9	AB R H RBI BB SO LOB	TOP									
Dave Roberts, L (1, 8) OBP: 0.322, SLG: 0.299	3-2 F7		0-0 B2		1-1 CS HBP			1-1 FC6-4 1B		3 0 1 0 0 0 1										
Jolbert Cabrera, R (1, 6) OBP: 0.327, SLG: 0.457	0-0 F8		2-2 G4-3		1-0 CS 1-2	1-3 K		1-0 FC6-4 1-2f		4 0 0 0 0 1 2										
Shawn Green, L (1, 9) OBP: 0.327, SLG: 0.437	4-1 BB			1-2 HBP 1B		0-0 L4		1-2 P5		3 0 1 0 1 0 0										
Paul Lo Duca, R (1, 2) OBP: 0.357, SLG: 0.411	2-0 G4-3			1-0 HBP 1-2		1-3 K		0-2 G6-3		3 0 0 0 0 1 1										
Jeremy Burnitz, L (1, 7) OBP: 0.337, SLG: 0.561		0-2 G4-3		1-2 F7		0-1 F9		1-0 L9		4 0 0 0 0 0 2										
Adrian Beltré, R (1, 5) OBP: 0.274, SLG: 0.351		1-2 G3		3-2 F7		2-3 K				3 0 0 0 0 1 2										
Larry Barnes, L (1, 3) OBP: 0.216, SLG: 0.250		0-0 F7		1-1 G3		0-3 K				3 0 0 0 0 1 2										
Guillermo Mota, R (7, 1) OBP: 0.333, SLG: 0.833										0 0 0 0 0 0 0										
Tom Martin, L (8, 1)										0 0 0 0 0 0 0										
Alex Cora, L (1, 4) OBP: 0.272, SLG: 0.312			0-2 SH1-4 1B		1-1 F7			0-1 P6		3 0 1 0 0 0 0										
Kaz Ishii, L (1, 1)			0-0 SH1-4		1-1 G4-3			1-1 P4		1 0 0 0 0 0 0										
Mike Kinkade, R (7, 3) OBP: 0.323, SLG: 0.364			1-2							1 0 0 0 0 0 0										
<b>Inning Stats</b>	R: 0 E: 0 K: 0 S: 6	H: 0 LOB: 1 BB: 1 P: 15	R: 0 E: 0 K: 0 S: 11	H: 0 LOB: 0 BB: 0 P: 12	R: 0 E: 0 K: 0 S: 10	H: 1 LOB: 1 BB: 0 P: 12	R: 0 E: 0 K: 0 S: 12	H: 1 LOB: 2 BB: 0 P: 19	R: 0 E: 0 K: 2 S: 7	H: 0 LOB: 0 BB: 0 P: 9	R: 0 E: 0 K: 2 S: 12	H: 0 LOB: 0 BB: 0 P: 14	R: 0 E: 0 K: 0 S: 7	H: 1 LOB: 1 BB: 0 P: 10	R: 0 E: 0 K: 0 S: 8	H: 0 LOB: 0 BB: 0 P: 10	1B: 3 2B: 0 3B: 0 HR: 0	SF: 0 SAC: 1 DP: 0 HBP: 2	WP: 0 PB: 0 SB: 0 CS: 1	PA: 33
<b>PITCHER</b>	IP WLS BF H R ER SO BB IBB HBP BLK WP HR S P ERA WHIP																			
Vicente Padilla, R (1, 1) ERA: 3.66	8.0 W 29 3 0 0 4 1 0 2 0 0 0 70 100 0.00 0.500																			
Dan Plesac, L (9, 1) ERA: 1.71	0.1 H 1 0 0 0 0 0 0 0 0 0 0 3 4 0.00 0.000																			
Jose Mesa, R (9, 1) ERA: 5.28	0.2 S 2 0 0 0 0 0 0 0 0 0 0 5 6 0.00 0.000																			

Los Angeles Dodgers @ Philadelphia Phillies  
Veterans Stadium, Philadelphia, PA

livebaseballscorecards.com

AB	28
R	0
H	3
RBI	0
BB	1
SO	4
LOB	10



Tue Jul 29 2003, 7:05 PM EDT  
Att. 31,099 - Cloudy - 81 F





Batter	1	2	3	4	5	6	7	8	9	AB R H RBI BB SO LOB	TOP																
Rickey Henderson, R OBP: 0.237, SLG: 0.361 (1, 7)	0-3 K		3-1 FC6-4 1B		3-3 K		1-1 G6-3			4 0 1 0 0 2 1																	
Cesar Izturis, S OBP: 0.280, SLG: 0.294 (1, 6)	2-2 G1-3		1-0 FC6-4 CS		2-3 K			2-2 P4		4 0 0 1 0 1 1																	
Shawn Green, L OBP: 0.326, SLG: 0.435 (1, 9)	0-0 P5		1-1 FC6 1B		0-3 K			0-1 P5		4 0 1 0 0 1 0																	
Jeremy Burnitz, L OBP: 0.332, SLG: 0.553 (1, 8)		0-3 K	1-1 FC6			1-0 G3		2-2 F9		4 0 0 0 0 1 1																	
Paul Lo Duca, R OBP: 0.359, SLG: 0.420 (1, 2)		0-0 HR		2-3 K		2-2 G4-3		1-1 FC6-4 1B		4 1 2 1 0 1 0																	
Jolbert Cabrera, R OBP: 0.326, SLG: 0.453 (1, 3)		1-0 G5-3		0-1 HBP BB 1B		3-3 K		1-2 FC6-4 1B		4 0 1 0 0 1 1																	
Adrián Beltré, R OBP: 0.282, SLG: 0.359 (1, 5)		3-2 FC4-6 1B		4-2 HBP BB		1-2 SH5-3 2B		2-2 G6-4-3 1B		3 0 3 0 1 0 0																	
Alex Cora, L OBP: 0.273, SLG: 0.311 (1, 4)		2-1 FC4-6		1-0 G6-4-3 HBP		0-0 SH5-3		2-0 G6-4-3		1 0 0 0 0 0 1																	
Mike Kinkade, R OBP: 0.321, SLG: 0.362 (9, PH)		SAFE SAFE SAFE		1-2 2-3 HBP		2-3 SH5-3		1-2 F9		1 0 0 0 0 0 2																	
Kevin Brown, R OBP: 0.209, SLG: 0.286 (1, 1)			1-0 1B FC6-4 2B		0-2 G6-4-3		1-1 F9			2 1 1 0 0 0 3																	
Bubba Crosby, L OBP: 0.083, SLG: 0.083 (7, PH)										1 0 0 0 0 0 1																	
Paul Shuey, R (7, 1)										0 0 0 0 0 0 0																	
Tom Martin, L (7, 1)										0 0 0 0 0 0 0																	
Guillermo Mota, R OBP: 0.333, SLG: 0.833 (7, 1)										0 0 0 0 0 0 0																	
Paul Quantrill, L (8, 1)										0 0 0 0 0 0 0																	
<b>Inning Stats</b>	R: 0 E: 0 K: 1 S: 7	H: 0 LOB: 0 BB: 0 P: 9	R: 1 E: 0 K: 1 S: 11	H: 2 LOB: 1 BB: 0 P: 17	R: 1 E: 0 K: 0 S: 8	H: 3 LOB: 1 BB: 0 P: 15	R: 0 E: 0 K: 1 S: 10	H: 1 LOB: 2 BB: 1 P: 17	R: 0 E: 0 K: 1 S: 10	H: 0 LOB: 0 BB: 0 P: 15	R: 0 E: 0 K: 3 S: 10	H: 0 LOB: 0 BB: 0 P: 14	R: 0 E: 0 K: 0 S: 8	H: 1 LOB: 1 BB: 0 P: 11	R: 0 E: 0 K: 0 S: 8	H: 0 LOB: 0 BB: 0 P: 12	R: 0 E: 0 K: 0 S: 11	H: 2 LOB: 1 BB: 0 P: 17	1B: 6 2B: 2 3B: 0 HR: 1	SF: 0 SAC: 1 DP: 2 HBP: 1	WP: 0 PB: 0 SB: 0 CS: 1	PA: 35					
<b>PITCHER</b>	IP	WLS	BF	H	R	ER	SO	BB	IBB	HBP	BLK	WP	HR	S	P	ERA	WHIP										
39 Brett Myers, R (1, 1)	6.0		24	6	2	2	7	1	0	1	0	0	1	54	87	3.00	1.167										
Turk Wendell, R (7, 1)	1.1	W	5	1	0	0	0	0	0	0	0	0	0	11	16	0.00	0.750										
Dan Plesac, L (8, 1)	0.2	H	2	0	0	0	0	0	0	0	0	0	0	5	7	0.00	0.000										
Jose Mesa, R (9, 1)	1.0	S	4	2	0	0	0	0	0	0	0	0	0	11	17	0.00	2.000										

Los Angeles Dodgers @ Philadelphia Phillies  
Veterans Stadium, Philadelphia, PA

livebaseballscorecards.com

AB	32
R	2
H	9
RBI	2
BB	1
SO	7
LOB	11



Wed Jul 30 2003, 7:05 PM EDT  
Att. 26,580 - Cloudy - 77 F

Batter	1	2	3	4	5	6	7	8	9
Marlon Byrd, R OBP: 0.371, SLG: 0.419 (1, 8)	0-0 P3	1-3 K		0-1 P4			2-2 3B 1B		
Ricky Ledee, L OBP: 0.333, SLG: 0.440 (1, 7)	0-1 E1 1B	0-0 FC4-6			0-0 G1		0-0 SF7 3B		
Jim Thome, L OBP: 0.380, SLG: 0.542 (1, 3)	2-1 1B 1B	1-0 PO	1-3 K		2-1 FC5-4 1B		0-1 SF7		
Bobby Abreu, L OBP: 0.404, SLG: 0.497 (1, 9)	1-1 FC5-4 1B		1-1 1B		4-2 FC5-4 1B		2-3 K		
Mike Lieberthal, R OBP: 0.387, SLG: 0.442 (1, 2)	2-1 FC5-4 1B		3-1 1B		2-1 FC5-4-5		0-0 F8		
11 Jimmy Rollins, S OBP: 0.321, SLG: 0.388 (1, 6)	2-1 FC5-4 1B		0-0 1B		1-1 G4-3		1-1 1B		
2 Tyler Houston, L OBP: 0.343, SLG: 0.470 (7, 1)	4-2 1B		0-0 G1-3		3-2 G4-3 2B		1-2 G4-3 1B		
Turk Wendell, L (8, 1)	1-2 BB				3-2 G4-3		1-3 K		
Pat Burrell, R OBP: 0.313, SLG: 0.386 (9, 1)					4-2 CS BB				
Jose Mesa, R (9, 1)					1-3 K				
Nick Punto, S OBP: 0.282, SLG: 0.288 (1, 4)									
39 Brett Myers, R OBP: 0.159, SLG: 0.140 (6, PH)									
Tomas Perez, S OBP: 0.341, SLG: 0.388 (7, 5)									

Inning Stats	R: 2	H: 3	E: 1	LOB: 3	K: 1	S: 16	R: 0	H: 1	E: 0	LOB: 0	K: 1	S: 7	R: 0	H: 3	E: 0	LOB: 2	K: 1	S: 9	R: 0	H: 0	E: 0	LOB: 0	K: 1	S: 7	R: 0	H: 1	E: 0	LOB: 1	K: 0	S: 7	R: 0	H: 1	E: 0	LOB: 1	K: 0	S: 11	R: 2	H: 2	E: 0	LOB: 0	K: 1	S: 12	R: 0	H: 2	E: 0	LOB: 1	K: 1	S: 15		
	P: 28	P: 9	P: 7	P: 14	P: 12	P: 15	P: 19	P: 16	P: 19																																									

PITCHER	IP	WLS	BF	H	R	ER	SO	BB	IBB	HBP	BLK	WP	HR	S	P	ERA	WHIP
Kevin Brown, R ERA: 2.1 (1, 1)	6.0		27	9	2	1	4	3	0	0	0	0	0	57	97	1.50	2.000
Paul Shuey, R ERA: 2.32 (7, 1)	0.0	L	2	2	2	0	0	0	0	0	0	0	0	6	8	∞	∞
Tom Martin, L ERA: 3.31 (7, 1)	0.2		2	0	0	0	1	0	0	0	0	0	0	5	7	0.00	0.000
Guillermo Mota, R ERA: 1.89 (7, 1)	0.1		1	0	0	0	0	0	0	0	0	0	0	1	1	0.00	0.000
Paul Quantrill, R ERA: 1.72 (8, 1)	1.0		4	2	0	0	1	0	0	0	0	0	0	15	19	0.00	2.000

AB	R	H	RBI	BB	SO	LOB
4	1	1	0	0	1	2
4	2	1	1	0	0	1
3	1	2	2	0	1	0
3	0	2	0	1	1	0
4	0	2	1	0	0	2
4	0	2	0	0	0	2
2	0	1	0	1	0	2
0	0	0	0	0	0	0
0	0	0	0	0	0	0
1	0	1	0	0	0	0
0	0	0	0	0	0	0
3	0	0	0	1	2	6
2	0	1	0	0	1	1
2	0	0	0	0	0	3

WP	PA	3B	SF	SAC	DP	HBP
0	37	1	1	0	2	0

AB	32
R	4
H	13
RBI	4
BB	3
SO	6
LOB	19



Los Angeles Dodgers @ Philadelphia Phillies  
Veterans Stadium, Philadelphia, PA  
Wed Jul 30 2003, 7:05 PM EDT  
Att: 26,580 - Cloudy - 77 F

livebaseballscorecards.com



Batter	1	2	3	4	5	6	7	8	9	AB R H RBI BB SO LOB	TOP											
<b>Dave Roberts, L</b> (1, 8) <small>OBP: 0.322, SLG: 0.296</small> <b>Wilson Alvarez, L</b> (5, 1) <small>OBP: 0.250, SLG: 0.250</small> <b>Jason Romano, R</b> (8, PH) <small>OBP: 0.125, SLG: 0.087</small>	4-0 BB G3		0-1 F8		2-3 K			0-0 G6-3	4-2 BB	2 0 0 0 1 1 2 0 0 0 0 0 0 0 1 0 0 0 1 0 0												
<b>Jolbert Cabrera, R</b> (1, 3) <small>OBP: 0.323, SLG: 0.447</small>	0-3 K		2-2 1B		1-2 G1-3			0-1 G4-3	2-2 FC5	5 0 1 0 0 1 5												
<b>Shawn Green, L</b> (1, 9) <small>OBP: 0.325, SLG: 0.432</small> <b>Eric Gagne, R</b> (8, 1)	1-0 G3		1-2 L8				1-1 F8	4-2 BB		3 0 0 0 1 0 2 0 0 0 0 0 0 0												
<b>Jeremy Burnitz, L</b> (1, 7) <small>OBP: 0.328, SLG: 0.545</small>	2-3 K				0-0 G5-3		2-0 G4-3	2-2 F8		4 0 0 0 0 1 2												
<b>Paul Lo Duca, R</b> (1, 2) <small>OBP: 0.360, SLG: 0.423</small>		1-0 G6-3		0-2 G5-3		2-2 FC6-4 1B			0-0 1B 2B	4 1 2 0 0 0 0												
<b>Adrián Beltré, R</b> (1, 5) <small>OBP: 0.262, SLG: 0.366</small>		2-2 HR		3-2 F7		2-2 FC6-4 1-2f			2-3 K	4 1 1 1 0 1 2												
<b>Alex Cora, L</b> (1, 4) <small>OBP: 0.273, SLG: 0.310</small>		0-0 F9			0-2 P2				3-1 G4-3 DI 1B	4 1 1 1 0 0 0												
<b>Cesar Izturis, S</b> (1, 6) <small>OBP: 0.280, SLG: 0.296</small>		1-1 G3			0-2 WP 2B				1-1 G4-3	4 0 1 0 0 0 1												
<b>Odalis Perez, L</b> (1, 1) <small>OBP: 0.028, SLG: 0.028</small> <b>Larry Barnes, L</b> (5, 3) <small>OBP: 0.231, SLG: 0.263</small>			1-0 F8		0-3 K				3-1 FC5 BB 1B	2 0 0 0 0 1 1 2 0 1 1 0 0 0												
<b>Inning Stats</b>	R: 0 E: 0 K: 2 S: 7	H: 0 LOB: 1 BB: 1 P: 14	R: 1 E: 0 K: 0 S: 8	H: 1 LOB: 0 BB: 0 P: 12	R: 0 E: 0 K: 0 S: 10	H: 1 LOB: 1 BB: 0 P: 14	R: 0 E: 0 K: 0 S: 8	H: 0 LOB: 0 BB: 0 P: 11	R: 0 E: 1 K: 2 S: 16	H: 1 LOB: 2 BB: 0 P: 19	R: 0 E: 0 K: 0 S: 11	H: 1 LOB: 1 BB: 0 P: 18	R: 0 E: 0 K: 0 S: 6	H: 0 LOB: 0 BB: 0 P: 8	R: 0 E: 0 K: 0 S: 10	H: 0 LOB: 1 BB: 1 P: 16	R: 2 E: 0 K: 1 S: 22	H: 3 LOB: 2 BB: 1 P: 37	1B: 4 2B: 2 3B: 0 HR: 1	SF: 0 SAC: 0 DP: 0 HBP: 0	WP: 1 PB: 0 SB: 0 CS: 0	PA: 38
<b>PITCHER</b>	IP WLS BF H R ER SO BB IBB HBP BLK WP HR S P ERA WHIP																					
<b>Brandon Duckworth, R</b> (1, 1) <small>ERA: 4.79</small> <b>Terry Adams, R</b> (8, 1) <small>ERA: 2.5</small> <b>Carlos Silva, R</b> (9, 1) <small>ERA: 4.6</small> <b>Mike Williams, R</b> (9, 1) <small>ERA: 6.54</small>	7.0 W 27 4 1 1 4 1 0 0 0 1 1 66 96 1.29 0.714																					
<b>PITCHER</b>	IP WLS BF H R ER SO BB IBB HBP BLK WP HR S P ERA WHIP																					

**Los Angeles Dodgers @ Philadelphia Phillies**  
**Veterans Stadium, Philadelphia, PA**  
 Thu Jul 31 2003, 7:05 PM EDT  
 Att. 24,932 - Cloudy - 77 F

[livebaseballscorecards.com](http://livebaseballscorecards.com)

<b>AB</b>	<b>35</b>
<b>R</b>	<b>3</b>
<b>H</b>	<b>7</b>
<b>RBI</b>	<b>3</b>
<b>BB</b>	<b>3</b>
<b>SO</b>	<b>5</b>
<b>LOB</b>	<b>15</b>



Batter	1	2	3	4	5	6	7	8	9	AB	R	H	RBI	BB	SO	LOB
Marlon Byrd, R OBP: 0.373, SLG: 0.418 (1, 8)	3-1 P3 ①		2-2 G6-3 ③				1-1 1B HBP			3	2	1	0	0	0	1
Placido Polanco, R OBP: 0.365, SLG: 0.466 (1, 4)	2-2 L9 ②			0-0 P4 ①	0-0 HR 1B		0-0 1B 1B			4	1	2	3	0	0	0
Mike Lieberthal, R OBP: 0.386, SLG: 0.439 (1, 2)	1-3 K ③			2-2 F9 ②	0-1 G6-3 ②		2-2 1B 1B			4	0	1	1	0	1	0
Bobby Abreu, L OBP: 0.401, SLG: 0.492 (1, 9)		2-3 K ①		1-1 G6-3 ③	1-1 G3 ③		0-3 K ②			4	0	0	0	0	2	2
Pat Burrell, R OBP: 0.313, SLG: 0.383 Terry Adams, R (8, 1) Carlos Silva, R (9, 1) Mike Williams, R (9, 1)		2-3 K ②			4-2 1B HR BB		1-3 K ③			3	1	0	0	1	3	2
11 Jimmy Rollins, S OBP: 0.320, SLG: 0.387 (1, 6)		1-3 K ③			1-3 K ①	0-1 1B		2-2 F8 ①		4	0	1	0	0	2	1
Todd Pratt, R OBP: 0.402, SLG: 0.469 (1, 3)			4-2 G6-3 PB BB		0-0 HR 1B	2-3 K ②		0-3 K ②		3	1	1	0	1	2	1
Tomas Perez, S OBP: 0.339, SLG: 0.402 (1, 5)			2-2 L7 ①		0-1 HR 1B	1-3 K ③		1-3 K ③		4	1	1	3	0	2	2
Brandon Duckworth, R OBP: 0.250, SLG: 0.217 Jason Michaels, R OBP: 0.381, SLG: 0.514 (7, PH) (8, 7)			1-2 G6-3 ②		2-2 HR 1B		0-2 F9 ①			2	1	1	0	0	0	1
			2-3		1B					1	0	0	0	0	0	0

Inning Stats	R: 0	H: 0	E: 0	K: 1	S: 8	LOB: 0	BB: 0	P: 14	R: 0	H: 0	E: 0	K: 3	S: 11	LOB: 0	BB: 0	P: 16	R: 0	H: 0	E: 0	K: 0	S: 17	LOB: 1	BB: 1	P: 26	R: 0	H: 0	E: 0	K: 0	S: 6	LOB: 0	BB: 0	P: 9	R: 6	H: 5	E: 0	K: 1	S: 21	LOB: 0	BB: 1	P: 31	R: 0	H: 1	E: 0	K: 3	S: 12	LOB: 1	BB: 0	P: 18	R: 1	H: 2	E: 0	K: 2	S: 15	LOB: 2	BB: 0	P: 19	R: 0	H: 0	E: 0	K: 2	S: 10	LOB: 0	BB: 0	P: 13	1B: 6	2B: 0	3B: 0	HR: 2	SF: 0	SAC: 0	DP: 0	HBP: 1	WP: 0	PA: 35
--------------	------	------	------	------	------	--------	-------	-------	------	------	------	------	-------	--------	-------	-------	------	------	------	------	-------	--------	-------	-------	------	------	------	------	------	--------	-------	------	------	------	------	------	-------	--------	-------	-------	------	------	------	------	-------	--------	-------	-------	------	------	------	------	-------	--------	-------	-------	------	------	------	------	-------	--------	-------	-------	-------	-------	-------	-------	-------	--------	-------	--------	-------	--------

PITCHER	IP	WLS	BF	H	R	ER	SO	BB	IBB	HBP	BLK	WP	HR	S	P	ERA	WHIP
Odalis Perez, L ERA: 4.7 (1, 1)	4.1	L	20	5	6	6	5	2	0	0	0	0	2	59	91	12.46	1.615
Wilson Alvarez, L ERA: 3.56 (5, 1)	2.2		12	3	1	1	5	0	0	1	0	0	0	31	42	3.38	1.125
Eric Gagne, R ERA: 1.73 (8, 1)	1.0		3	0	0	0	2	0	0	0	0	0	0	10	13	0.00	0.000

**BOTTOM**

Los Angeles Dodgers @ Philadelphia Phillies  
Veterans Stadium, Philadelphia, PA  
Thu Jul 31 2003, 7:05 PM EDT  
Att. 24,932 - Cloudy - 77 F

[livebaseballscorecards.com](http://livebaseballscorecards.com)

AB	32
R	7
H	8
RBI	7
BB	2
SO	12
LOB	10











Batter	1	2	3	4	5	6	7	8	9	AB	R	H	RBI	BB	SO	LOB	TOP								
Rickey Henderson, R OBP: 0.256, SLG: 0.390 (1, 7)	1-1 L6		3-2 G5-3			0-0 B1-3 SF8 2B	3-2 2-H 1B			4	1	2	1	0	0	0									
Dave Roberts, L OBP: 0.321, SLG: 0.296 (1, 8)	2-2 G6-3			0-3 K		0-0 B1-3	0-3 K			3	0	0	0	0	1	1									
Adrián Beltré, R OBP: 0.281, SLG: 0.362 (7, PH)						2-3				1	0	0	0	0	1	1									
Jason Romano, R OBP: 0.125, SLG: 0.087 (7, 8)										0	0	0	0	0	0	0									
Shawn Green, L OBP: 0.326, SLG: 0.431 (1, 9)	3-3 K			3-2 G4-1		0-2 SF8		0-2 E5 G4-3		3	0	0	1	0	1	0									
Paul Lo Duca, R OBP: 0.360, SLG: 0.423 (1, 3)		1-1 G5-3		2-0 2B		2-2 G4-3		2-3 K		4	0	1	0	0	1	1									
Alex Cora, L OBP: 0.270, SLG: 0.307 (8, 4)										0	0	0	0	0	0	0									
Robin Ventura, L OBP: 0.337, SLG: 0.384 (1, 5)		3-1 G3		2-3 K						4	0	0	0	0	1	2									
Jolbert Cabrera, R OBP: 0.321, SLG: 0.441 (1, 4)										3	1	1	0	1	0	1									
David Ross, R OBP: 0.286, SLG: 0.500 (1, 2)		4-2 FC5-4 BB			0-0 L6		1-0 2B	0-1 G4-3		3	1	1	0	1	0	1									
David Ross, R OBP: 0.286, SLG: 0.500 (1, 2)		1-0 FC5-4			3-1 FC1-6 1B		0-3 K			4	0	1	0	0	2	2									
Cesar Izturis, S OBP: 0.277, SLG: 0.296 (1, 6)			2-1 P4		0-1 FC1-6		1-2 2B			4	1	1	1	0	1	1									
Andy Ashby, R (1, 1)					1-2 2B		1-2 2B			2	0	0	0	0	2	1									
57 Victor Alvarez, L (5, 1)					2-3 K		1-0 1B			0	0	0	0	0	0	0									
Mike Kinkade, R (7, PH)										1	1	1	1	0	0	0									
Paul Shuey, R (7, 1)										0	0	0	0	0	0	0									
Jeremy Burnitz, L (9, PH)							2-H 2B			1	0	0	0	0	1	0									
<b>Inning Stats</b>	R: 0 E: 0 K: 1 S: 8	H: 0 LOB: 0 BB: 0 P: 14	R: 0 E: 0 K: 0 S: 7	H: 0 LOB: 1 BB: 1 P: 16	R: 0 E: 0 K: 1 S: 8	H: 0 LOB: 0 BB: 0 P: 14	R: 0 E: 0 K: 2 S: 10	H: 1 LOB: 1 BB: 0 P: 17	R: 0 E: 0 K: 1 S: 8	H: 1 LOB: 1 BB: 0 P: 13	R: 1 E: 0 K: 0 S: 9	H: 1 LOB: 0 BB: 0 P: 11	R: 3 E: 0 K: 2 S: 19	H: 4 LOB: 1 BB: 0 P: 26	R: 0 E: 1 K: 1 S: 10	H: 0 LOB: 1 BB: 0 P: 12	R: 0 E: 0 K: 3 S: 10	H: 0 LOB: 0 BB: 0 P: 12	1B: 2 2B: 5 3B: 0 HR: 0	SF: 1 SAC: 0 DP: 0 HBP: 0	WP: 0 PB: 0 SB: 0 CS: 0	PA: 36			
<b>PITCHER</b>	IP	WLS	BF	H	R	ER	SO	BB	IBB	HBP	BLK	WP	HR	S	P	ERA	WHIP								
Mike Hampton, L (1, 1)	6.2	W	27	6	4	4	6	1	0	0	0	0	0	62	101	5.40	1.050								
Kevin Gryboski, R (7, 1)	0.0		1	1	0	0	0	0	0	0	0	0	0	3	6	∞	∞								
Ray King, L (7, 1)	1.1	H	5	0	0	0	2	0	0	0	0	0	0	14	16	0.00	0.000								
29 John Smoltz, R (9, 1)	1.0	S	3	0	0	0	3	0	0	0	0	0	0	10	12	0.00	0.000								

Los Angeles Dodgers @ Atlanta Braves  
Turner Field, Atlanta, GA  
Sat Aug 02 2003, 4:05 PM EDT  
Att. 47,506 - Cloudy - 85 F

livebaseballscorecards.com

AB	34
R	4
H	7
RBI	4
BB	1
SO	11
LOB	10



BOTTOM

Los Angeles Dodgers @ Atlanta Braves  
Turner Field, Atlanta, GA  
Sat Aug 02 2003, 4:05 PM EDT  
Att. 47,506 - Cloudy - 85 F

livebaseballscorecards.com

AB 33  
R 6  
H 10  
RBI 6  
BB 2  
SO 4  
LOB 12



WP: 0 PA: 37  
PB: 0  
SB: 1  
CS: 0

Batter	1	2	3	4	5	6	7	8	9	AB	R	H	RBI	BB	SO	LOB
Rafael Furcal, S OBP: 0.343, SLG: 0.451 (1, 6)	P5		G6-3 1B		FC1-6 1B 10 3B BB	G6-3 2B		G4-3		5	2	2	1	0	0	1
Marcus Giles, R OBP: 0.387, SLG: 0.512 (1, 4)	G6-3 1B		E8 10 G4-3 1B		1B 10 3B BB	G6-3		G6-3		3	2	2	0	1	0	1
Gary Sheffield, R OBP: 0.426, SLG: 0.586 (1, 9)	G6-3		G6-3		1B 10 3B BB					3	1	1	2	1	0	1
10 Chipper Jones, S OBP: 0.390, SLG: 0.489 (1, 7)	1B		G4-3		1B 10 3B BB			F8		4	0	2	3	0	0	3
Robert Fick, L OBP: 0.363, SLG: 0.484 Julio Franco, R OBP: 0.383, SLG: 0.432 (1, 3) (7, 3)	F8		P6		F9			K		3	0	0	0	0	0	3
Javy Lopez, R OBP: 0.368, SLG: 0.674 (1, 2)		G6-3		G4-3		HBP		F9		3	0	0	0	0	0	0
Vinny Castilla, R OBP: 0.317, SLG: 0.476 (1, 5)		F8		K		P4		G6-3		4	0	0	0	0	1	2
Darren Bragg, L OBP: 0.298, SLG: 0.270 (1, 8)		1B		P6		SH5-4 2B 1B		K		4	1	2	0	0	1	0
Mike Hampton, R OBP: 0.282, SLG: 0.389 Kevin Gryboski, R Ray King, L Matt Franco, L 29 John Smoltz, R (1, 1) (7, 1) (7, 1) (8, PH) (9, 1)	G2-3					SH5-4		K		2	0	1	0	0	0	1
										0	0	0	0	0	0	0
										0	0	0	0	0	0	0
										1	0	0	0	0	1	0
										0	0	0	0	0	0	0
Inning Stats	R: 1 H: 2 E: 0 LOB: 1 K: 0 BB: 0 S: 11 P: 16	R: 0 H: 1 E: 0 LOB: 1 K: 0 BB: 0 S: 10 P: 13	R: 1 H: 2 E: 1 LOB: 1 K: 0 BB: 0 S: 12 P: 19	R: 0 H: 0 E: 0 LOB: 0 K: 1 BB: 0 S: 7 P: 12	R: 3 H: 3 E: 0 LOB: 2 K: 0 BB: 1 S: 16 P: 26	R: 1 H: 2 E: 0 LOB: 2 K: 0 BB: 1 S: 10 P: 17	R: 0 H: 0 E: 0 LOB: 0 K: 1 BB: 0 S: 7 P: 11	R: 0 H: 0 E: 0 LOB: 0 K: 2 BB: 0 S: 14 P: 18	1B: 8 SF: 0 2B: 1 SAC: 1 3B: 1 DP: 0 HR: 0 HBP: 1	WP: 0 PA: 37 PB: 0 SB: 1 CS: 0						

PITCHER	IP	WLS	BF	H	R	ER	SO	BB	IBB	HBP	BLK	WP	HR	S	P	ERA	WHIP
Andy Ashby, R ERA: 5.49 (1, 1)	4.1	L	22	8	5	5	1	1	0	0	0	0	0	50	76	10.38	2.077
57 Victor Alvarez, L ERA: 5.4 (5, 1)	1.2		9	2	1	1	0	1	0	1	0	0	0	16	27	5.40	1.800
Paul Shuey, R ERA: 2.22 (7, 1)	2.0		6	0	0	0	3	0	0	0	0	0	0	21	29	0.00	0.000



Batter	1	2	3	4	5	6	7	8	9	AB R H RBI BB SO LOB	TOP																							
<b>Dave Roberts, L</b> OBP: 0.322, SLG: 0.306 (1, 8)	3-2 E 1B	3-2 G4-3			1-2 G3	1-0 1B 2-H		3-2 G4-3		5 2 2 1 0 0 0																								
<b>Jolbert Cabrera, R</b> OBP: 0.322, SLG: 0.438 <b>Paul Quantrill, L</b> (8, 1) <b>Eric Gagne, R</b> (9, 1)	0-2 FC6 1B HR		4-2 FC4-6 BB		2-2 F9	0-1 1B 3-H		1-0 L5		4 1 1 1 1 0 1 0 0 0 0 0 0 0 0 0 0 0 0 0 0																								
<b>Shawn Green, L</b> OBP: 0.327, SLG: 0.431 (1, 9)	3-2 HR 1B 1-2 2-H		0-0 FC4-6 1-2f		3-2 WP 2B 1B	0-3 K			0-0 G4-3	5 2 2 1 0 1 2																								
<b>Robin Ventura, L</b> OBP: 0.341, SLG: 0.394 (1, 3)	3-3 K		1-2 P4		4-2 2B 1B 1-2 BB		0-1 IHR		4-1 BB	3 1 1 1 2 1 3																								
<b>Jeremy Burnitz, L</b> OBP: 0.330, SLG: 0.541 (1, 7)	0-3 K		0-0 P4		2-2 2B		3-2 1B		0-0 F8	5 0 2 1 0 1 4																								
<b>Adrián Beltré, R</b> OBP: 0.280, SLG: 0.368 (1, 5)	1-1 HR 1-H 2-H			0-0 P5	2-3 K		1-3 K		0-2 G6-3	5 1 1 3 0 2 4																								
<b>David Ross, R</b> OBP: 0.284, SLG: 0.484 (1, 2)	2-3 K			2-3 K		4-2 FC4-6 BB		0-1 F7		3 0 0 0 1 2 1																								
<b>Cesar Izturis, S</b> OBP: 0.277, SLG: 0.296 (1, 6)		3-2 G4-3		1-0 1B		1-2 FC4-6 3B 1-2f		0-3 K		4 1 1 0 0 1 2																								
<b>Scott Mullen, R</b> <b>Jason Romano, R</b> OBP: 0.120, SLG: 0.083 <b>Guillermo Mota, R</b> OBP: 0.286, SLG: 0.714 <b>Tom Martin, L</b> <b>Paul Shuey, R</b> <b>Alex Cora, L</b> OBP: 0.270, SLG: 0.307		3-3 K		3-3 K		1-3 K		2-0 G3-1		1 0 0 0 0 1 0 1 0 0 0 0 1 1 1 0 0 0 0 1 1 0 0 0 0 0 0 0 0 0 0 0 0 0 0 1 0 0 0 0 0 0																								
<b>Inning Stats</b>	R: 4 E: 1 K: 3 S: 23	H: 3 LOB: 0 BB: 0 P: 35	R: 0 E: 0 K: 1 S: 11	H: 0 LOB: 0 BB: 0 P: 20	R: 0 E: 0 K: 0 S: 8	H: 0 LOB: 1 BB: 1 P: 13	R: 0 E: 0 K: 2 S: 10	H: 1 LOB: 1 BB: 0 P: 16	R: 1 E: 0 K: 1 S: 20	H: 2 LOB: 2 BB: 1 P: 34	R: 2 E: 1 K: 2 S: 16	H: 2 LOB: 1 BB: 1 P: 23	R: 1 E: 0 K: 2 S: 14	H: 2 LOB: 1 BB: 0 P: 18	R: 0 E: 0 K: 0 S: 5	H: 0 LOB: 0 BB: 0 P: 11	R: 0 E: 0 K: 0 S: 6	H: 0 LOB: 1 BB: 1 P: 10	1B: 6 2B: 1 3B: 1 HR: 2	SF: 0 SAC: 0 DP: 0 HBP: 0	WP: 1 PB: 0 SB: 0 CS: 0	PA: 42												
<b>PITCHER</b>	IP WLS BF H R ER SO BB IBB HBP BLK WP HR S P ERA WHIP																																	
<b>Russ Ortiz, R</b> ERA: 3.52 <b>Roberto Hernandez, R</b> ERA: 4.69 <b>Jung Keun Bong, L</b> ERA: 4.44 <b>Jason Marquis, R</b> ERA: 6.65	(1, 1) (6, 1) (6, 1) (8, 1)	5.0 0.2 1.1 2.0	L	24 5 6 7	6 2 2 0	5 2 1 0	1 2 3 0	2 1 0 1	0 0 0 0	0 0 0 0	1 0 0 0	1 13 17 11	72 20 21 21	118 27.00 6.75 0.00	1.600 4.500 1.500 0.500																			

**Los Angeles Dodgers @ Atlanta Braves**  
Turner Field, Atlanta, GA  
Sun Aug 03 2003, 1:05 PM EDT  
Att. 34,930 - Cloudy - 74 F

livebaseballscorecards.com

AB	38
R	8
H	10
RBI	8
BB	4
SO	11
LOB	19













Batter	1	2	3	4	5	6	7	8	9	AB R H RBI BB SO LOB	TOP									
D'Angelo Jimenez, S OBP: 0.348, SLG: 0.412 (1, 4)	1-2 G4-3			4-1 L6-3 BB		2-1 G4-3		1-0 G6-4-3 1-2f		3 0 0 0 1 0 3										
Barry Larkin, R OBP: 0.335, SLG: 0.376 (1, 6)	2-2 F8			3-2 L6-3		2-2 1B 2B		2-1 L5		3 1 1 0 0 0 1										
Ray Olmedo, S OBP: 0.317, SLG: 0.333 (7, 6)				1-1						1 0 0 0 0 0 0										
Sean Casey, L OBP: 0.356, SLG: 0.419 (1, 3)	0-2 G5-3			0-1 G6-3		0-2 2-H 1B		1-2 G4-3		4 0 1 1 0 0 0										
Brandon Larson, R OBP: 0.183, SLG: 0.097 (1, 5)			0-3 K		1-3 K		3-3 K		1-3 K	4 0 0 0 0 4 1										
Adam Dunn, L OBP: 0.352, SLG: 0.471 (1, 7)			3-3 K		2-3 K		0-0 F8			3 0 0 0 0 2 1										
Jason LaRue, R OBP: 0.342, SLG: 0.484 (1, 2)			0-1 G5-3		0-3 K		0-2 K			3 0 0 0 0 2 1										
Ruben Mateo, R OBP: 0.319, SLG: 0.375 (1, 9)				4-2 FC5-4 BB		0-0 G6-3		4-0 1B BB		1 0 0 0 2 0 0										
Wily Mo Peña, R OBP: 0.170, SLG: 0.212 (1, 8)				0-0 FC5-4		0-0 G1-3		0-0 G6-4-3 1B		2 0 0 0 0 0 1										
Russell Branyan, L OBP: 0.378, SLG: 0.544 (8, PH)				1-2f				1-3		1 0 1 0 0 0 0										
Chris Reitsma, R OBP: 0.125, SLG: 0.125 (8, 1)										0 0 0 0 0 0 0										
Jose Acevedo, R (1, 1)				0-3 K		0-1 1B		0-3 K		1 0 0 0 0 1 1										
John Riedling, R (4, 1)				1 SAFE						0 0 0 0 0 0 0										
Juan Castro, R (6, PH)										1 0 1 0 0 0 0										
Felix Heredia, L (6, 1)										0 0 0 0 0 0 0										
Reggie Taylor, L (8, PH)				1-2						1 0 0 0 0 1 2										
Eric Gagne, R (8, 8)																				
<b>Inning Stats</b>	R: 0 E: 0 K: 0 S: 11	H: 0 LOB: 0 BB: 0 P: 14	R: 0 E: 0 K: 1 S: 8	H: 0 LOB: 0 BB: 1 P: 11	R: 0 E: 0 K: 1 S: 7	H: 0 LOB: 0 BB: 1 P: 14	R: 0 E: 0 K: 3 S: 9	H: 0 LOB: 0 BB: 0 P: 12	R: 0 E: 0 K: 0 S: 6	H: 1 LOB: 1 BB: 0 P: 8	R: 1 E: 0 K: 2 S: 17	H: 2 LOB: 1 BB: 0 P: 22	R: 0 E: 0 K: 1 S: 6	H: 1 LOB: 1 BB: 1 P: 11	R: 0 E: 0 K: 1 S: 8	H: 0 LOB: 0 BB: 0 P: 12	1B: 3 2B: 2 3B: 0 HR: 0	SF: 0 SAC: 0 DP: 2 HBP: 0	WP: 0 PB: 0 SB: 0 CS: 0	PA: 31
<b>PITCHER</b>	IP WLS BF H R ER SO BB IBB HBP BLK WP HR S P ERA WHIP																			
Odalis Perez, L (1, 1)	7.0 W 24 3 1 1 8 2 0 0 0 0 0 65 92 1.29 0.714																			
Paul Shuey, R (8, 1)	0.0 2 1 0 0 0 1 0 0 0 0 0 0 1 5 ∞ ∞																			
Tom Martin, L (8, 1)	0.1 H 1 0 0 0 1 0 0 0 0 0 0 4 4 0.00 0.000																			
Paul Quantrill, R (8, 1)	0.2 H 1 0 0 0 0 0 0 0 0 0 0 1 2 0.00 0.000																			
Eric Gagne, R (9, 1)	1.0 S 3 0 0 0 1 0 0 0 0 0 0 0 8 12 0.00 0.000																			

Cincinnati Reds @ Los Angeles Dodgers  
Dodger Stadium, Los Angeles, CA

Wed Aug 06 2003, 7:10 PM PDT  
Att. 31,828 - Cloudy - 73 F

livebaseballscorecards.com

AB	28
R	1
H	4
RBI	1
BB	3
SO	10
LOB	11



Batter	1	2	3	4	5	6	7	8	9	AB	R	H	RBI	BB	SO	LOB
Dave Roberts, L (1, 8) OBP: 0.320, SLG: 0.299	0-0 B1-3		1-2 F7		1-0 B2-3		1-1 F9			4	0	0	0	0	0	2
Cesar Izturis, S (1, 6) OBP: 0.279, SLG: 0.296	1-2 F7		0-2 G4-3		1-3 K		4-1 BB	1-2 2-3		3	0	0	0	1	1	0
Shawn Green, L (1, 9) OBP: 0.330, SLG: 0.435	1-0 P5		2-2 2B			4-2 BB	0-0 G4-3			3	0	1	0	1	0	3
Jeromy Burnitz, L (1, 7) OBP: 0.325, SLG: 0.539		2-1 HR	1-3 K			0-0 F9		0-0 G4-3		4	1	1	1	0	1	2
Paul Lo Duca, R (1, 2) OBP: 0.358, SLG: 0.422		0-1 1B BB G1-2-3 1B		1-0 G6-3		1-2 G5-4-3 1-2f		2-2 WP 2B		4	0	2	0	0	0	1
Robin Ventura, L (1, 3) OBP: 0.351, SLG: 0.401		4-2 1B BB		2-1 FC6-4 1B			2-2 1B 2B	4-0 WP IBB		2	1	2	0	2	0	0
Adrián Beltré, R (1, 5) OBP: 0.282, SLG: 0.370		1-1 1B		2-2 FC6-4 1-2f			0-2 BB SH3-4 2-H 1B	2-2 P5		4	0	2	1	0	0	3
Alex Cora, L (1, 4) OBP: 0.271, SLG: 0.319		0-0 F7		3-1 P5			0-0 SH3-4 1-2	2-3 K		3	0	0	0	0	1	6
Odalis Perez, L (1, 1) Ron Coomer, R (7, PH) Paul Shuey, R (8, 1) Tom Martin, L (8, 1) Paul Quantrill, L (8, 1) Eric Gagne, R (9, 1)		1-1 G1-2-3 3-Hf		2-0 G4-3			4-0 BB IBB			2	0	0	0	0	0	3

Inning Stats	R: 0	H: 0	E: 0	K: 5	S: 5	P: 7	R: 1	H: 3	E: 0	K: 0	S: 11	R: 0	H: 1	E: 0	K: 1	S: 12	R: 0	H: 1	E: 0	K: 0	S: 8	R: 0	H: 0	E: 0	K: 1	S: 5	R: 0	H: 0	E: 0	K: 0	S: 7	R: 1	H: 2	E: 0	K: 0	S: 12	R: 0	H: 1	E: 0	K: 1	S: 10	1B: 4	2B: 3	3B: 0	HR: 1	SF: 0	SAC: 1	DP: 2	HBP: 0	WP: 1	PB: 0	SB: 0	CS: 0	PA: 35
--------------	------	------	------	------	------	------	------	------	------	------	-------	------	------	------	------	-------	------	------	------	------	------	------	------	------	------	------	------	------	------	------	------	------	------	------	------	-------	------	------	------	------	-------	-------	-------	-------	-------	-------	--------	-------	--------	-------	-------	-------	-------	--------

PITCHER	IP	WLS	BF	H	R	ER	SO	BB	IBB	HBP	BLK	WP	HR	S	P	ERA	WHIP
Jose Acevedo, R (1, 1) ERA: 2.67	3.0		13	4	1	1	1	1	1	0	0	0	0	28	42	3.00	1.667
John Riedling, R (4, 1) ERA: 5.14	2.0		7	1	0	0	1	0	0	0	0	0	0	13	25	0.00	0.500
Felix Heredia, L (6, 1) ERA: 2.62	2.0	L	10	2	1	1	0	2	1	0	0	0	0	19	35	4.50	2.000
Chris Reitsma, R (8, 1) ERA: 4.2	1.0		5	1	0	0	1	0	1	0	0	1	0	10	20	0.00	1.000

**BOTTOM**

**Cincinnati Reds @ Los Angeles Dodgers**  
**Dodger Stadium, Los Angeles, CA**

Wed Aug 06 2003, 7:10 PM PDT  
 Att: 31,828 - Cloudy - 73 F

livebaseballscorecards.com

AB	29
R	2
H	8
RBI	2
BB	5
SO	3
LOB	20





Batter	1	2	3	4	5	6	7	8	9	AB R H RBI BB SO LOB
D'Angelo Jimenez, S (1, 4) OBP: 0.348, SLG: 0.420	0-2 G6-3		1-2 FC4-2 SH1-3 BB 1B		0-1 L8		3-1 HR		2-3 K	5 2 2 1 0 1 0
Ray Olmedo, S (1, 6) OBP: 0.308, SLG: 0.324	1-1 G6-3		0-2 SH1-3		2-3 K		0-0 B1-3			3 0 0 0 0 1 0
Sean Casey, L (1, 3) OBP: 0.355, SLG: 0.417	1-0 L8		1-0 FC4-2 BB BB		0-1 BB BB 1B		1-1 G4-3			4 0 1 0 0 0 2
Adam Dunn, L (1, 7) OBP: 0.353, SLG: 0.468		3-2 F9	4-0 BB BB		4-1 BB BB		1-3 K			2 0 0 0 2 1 0
Brandon Larson, R (1, 5) OBP: 0.213, SLG: 0.156		0-0 HR	4-0 BB BB		4-2 SAFE BB BB		2-1 G6-3			2 1 1 2 2 0 0
Jason LaRue, R (1, 2) OBP: 0.338, SLG: 0.477		0-0 G5-3	2-3 K		1-2 2-3 3-H BB		1-0 FC5-4 BB		0-3 K	4 0 0 0 0 2 6
Ruben Mateo, R (1, 9) OBP: 0.317, SLG: 0.370		1-2 1B		2-2 F8		0-0 G5-3		0-1 G1-3		4 0 1 0 0 0 0
Mark Budzinski, L (1, 8)	1-1 G4-3		1-3 K		1-0 F7		0-3 K2-3			4 0 0 0 0 2 1
Paul Wilson, R (1, 1) OBP: 0.136, SLG: 0.143			0-0 SH1-3 1B FC4-2 1B		0-3 K		1-0 P4		2-3 K	3 0 1 0 0 1 0
Kent Mercker, L (7, 1)										0 0 0 0 0 0 0
Russell Branyan, L (9, PH) OBP: 0.373, SLG: 0.536										1 0 0 0 0 1 0

Inning Stats	R: 0	H: 0	E: 0	K: 0	S: 6	P: 8	R: 1	H: 2	E: 0	K: 0	S: 11	P: 16	R: 1	H: 2	E: 0	K: 1	S: 12	P: 24	R: 0	H: 0	E: 0	K: 2	S: 9	P: 12	R: 0	H: 1	E: 0	K: 1	S: 12	P: 23	R: 0	H: 0	E: 0	K: 0	S: 3	P: 5	R: 1	H: 1	E: 0	K: 1	S: 8	P: 13	R: 0	H: 0	E: 0	K: 1	S: 7	P: 9	R: 0	H: 0	E: 0	K: 3	S: 9	P: 13	1B: 4	SF: 0	2B: 0	SAC: 1	3B: 0	DP: 0	HR: 2	HBP: 0	WP: 0	PA: 37
--------------	------	------	------	------	------	------	------	------	------	------	-------	-------	------	------	------	------	-------	-------	------	------	------	------	------	-------	------	------	------	------	-------	-------	------	------	------	------	------	------	------	------	------	------	------	-------	------	------	------	------	------	------	------	------	------	------	------	-------	-------	-------	-------	--------	-------	-------	-------	--------	-------	--------

PITCHER	IP	WLS	BF	H	R	ER	SO	BB	IBB	HBP	BLK	WP	HR	S	P	ERA	WHIP
Hideo Nomo, R (1, 1) ERA: 2.73	6.1	W	29	6	3	3	4	4	0	0	0	0	2	56	94	4.26	1.579
Tom Martin, L (7, 1) ERA: 3.32	0.2	H	2	0	0	0	1	0	0	0	0	0	0	5	7	0.00	0.000
Paul Quantrill, R (8, 1) ERA: 1.58	1.0	H	3	0	0	0	1	0	0	0	0	0	0	7	9	0.00	0.000
Eric Gagne, R (9, 1) ERA: 1.61	1.0	S	3	0	0	0	3	0	0	0	0	0	0	9	13	0.00	0.000

**TOP**

**Cincinnati Reds @ Los Angeles Dodgers**  
Dodger Stadium, Los Angeles, CA

Thu Aug 07 2003, 7:10 PM PDT  
Att. 30,625 - Sunny - 77 F

<b>AB</b>	<b>32</b>
<b>R</b>	<b>3</b>
<b>H</b>	<b>6</b>
<b>RBI</b>	<b>3</b>
<b>BB</b>	<b>4</b>
<b>SO</b>	<b>9</b>
<b>LOB</b>	<b>9</b>



Batter	1	2	3	4	5	6	7	8	9	AB	R	H	RBI	BB	SO	LOB
<b>Dave Roberts, L</b> OBP: 0.322, SLG: 0.295 (1, 8)	4-1 S 2B BB	4-2 BB		3-2 G6-3		0-0 P6		1-0 B3		3	1	0	0	2	0	0
<b>Cesar Izturis, S</b> OBP: 0.280, SLG: 0.296 (1, 6)	1-0 B2-3	2-2 P5		4-1 1B BB		1-2 G6-3		0-0 1B		4	1	1	0	1	0	4
<b>Shawn Green, L</b> OBP: 0.331, SLG: 0.437 (1, 9)	1-0 2-H 2B		2-1 G1-3	0-1 G5-3 1B 1-2 1B		2-2 F9		1-0 L7		5	0	2	1	0	0	1
<b>Jeremy Burnitz, L</b> OBP: 0.327, SLG: 0.537 (1, 7)	0-3 K		4-0 E 2B BB	1-0 G5-3 1B 1-2 2-H		2-0 F7				3	1	1	1	1	1	1
<b>Paul Lo Duca, R</b> OBP: 0.357, SLG: 0.423 (1, 2)	2-0 F8		1-0 FC4 2B	0-1 G5-3 1-2 2-3		2-2 F8 2B				4	1	1	0	0	0	4
<b>Robin Ventura, L</b> OBP: 0.350, SLG: 0.399 (1, 3)		1-1 1B G5-2-3 1B	1-2 K	1-2 F9		1-0 F8				4	0	1	0	0	1	5
<b>Adrian Beltré, R</b> OBP: 0.286, SLG: 0.375 (1, 5)		1-2 G5-2-3 1B 1-2 1B	1-0 FC5 2B 1-H 2-H		2-3 K		4-0 IBB			3	0	2	2	1	1	0
<b>Alex Cora, L</b> OBP: 0.273, SLG: 0.319 (1, 4)		1-1 G5-2-3 1B 1-2 2-3	4-0 IBB		0-0 F8		0-0 L7			3	0	1	0	1	0	2
<b>Hideo Nomo, R</b> OBP: 0.200, SLG: 0.231 (1, 1)		1-1 G5-2-3	0-1 FC5		1-3 K			1-2 G3-1		3	0	0	0	0	1	5
<b>Tom Martin, L</b> (7, 1)										0	0	0	0	0	0	0
<b>Paul Quantrill, L</b> (8, 1)										0	0	0	0	0	0	0
<b>Rickey Henderson, R</b> OBP: 0.250, SLG: 0.381 (8, PH)										1	0	0	0	0	0	0
<b>Eric Gagne, R</b> (9, 1)										0	0	0	0	0	0	0

Inning Stats	R: 1	H: 1	E: 0	LOB: 1	K: 1	S: 7	P: 15	R: 0	H: 3	E: 0	LOB: 3	K: 0	BB: 1	S: 14	P: 24	R: 2	H: 1	E: 1	LOB: 2	K: 1	BB: 2	S: 9	P: 22	R: 1	H: 2	E: 0	LOB: 2	K: 0	BB: 1	S: 12	P: 21	R: 0	H: 0	E: 0	LOB: 0	K: 2	BB: 0	S: 8	P: 11	R: 0	H: 0	E: 0	LOB: 0	K: 0	BB: 0	S: 9	P: 12	R: 0	H: 1	E: 0	LOB: 2	K: 0	BB: 1	S: 6	P: 15	R: 0	H: 1	E: 0	LOB: 1	K: 0	BB: 0	S: 6	P: 9
<b>Paul Wilson, R</b> ERA: 5.11 (1, 1)	IP	WLS	BF	H	R	ER	SO	BB	IBB	HBP	BLK	WP	HR	S	P	ERA	WHIP																																														
<b>Kent Mercker, L</b> ERA: 2.45 (7, 1)	1.2	7	1	0	0	0	0	0	1	0	0	0	0	8	16	0.00	0.600																																														
<b>PITCHER</b>	IP	WLS	BF	H	R	ER	SO	BB	IBB	HBP	BLK	WP	HR	S	P	ERA	WHIP																																														


**BOTTOM**

**Cincinnati Reds @ Los Angeles Dodgers**  
Dodger Stadium, Los Angeles, CA

Thu Aug 07 2003, 7:10 PM PDT  
Att: 30,625 - Sunny - 77 F

AB	33
R	4
H	9
RBI	4
BB	6
SO	4
LOB	22

livebaseballscorecards.com



WP:	0	PA:	39
PB:	0	CS:	0
1B:	6	SF:	0
2B:	3	SAC:	0
3B:	0	DP:	1
HR:	0	HBP:	0



Batter	1	2	3	4	5	6	7	8	9	AB R H RBI BB SO LOB	TOP
Kenny Lofton, L (1, 8) OBP: 0.330, SLG: 0.435	1-1 G4-3		2-1 L3		2-3 K			1-1 G1-3		4 0 0 0 0 1 1	<b>Chicago Cubs @ Los Angeles Dodgers</b> <b>Dodger Stadium, Los Angeles, CA</b> Fri Aug 08 2003, 7:10 PM PDT Att: 52,911 - Sunny - 76 F
Ramon Martinez, R (1, 4) OBP: 0.351, SLG: 0.412	0-3 K		0-1 1B		0-2 F9			3-2 G4-3		4 0 1 0 0 1 1	
Sammy Sosa, R (1, 9) OBP: 0.387, SLG: 0.579	4-2 BB		1-0 1B			2-2 G6-3			2-3 K	3 0 1 0 1 1 0	
Moises Alou, R (1, 7) OBP: 0.362, SLG: 0.492	3-3 K		1-3 K			0-2 F9			2-3 K	4 0 0 0 0 3 3	
16 Aramis Ramirez, R (1, 5) OBP: 0.317, SLG: 0.437		2-1 HR		1-0 P4		2-2 G5-3			1-1 F7	4 1 1 1 0 0 0	
Eric Karros, R (1, 3) OBP: 0.373, SLG: 0.494		2-1 G5-3		0-0 L4			1-0 F9			3 0 0 0 0 0 0	
Alex Gonzalez, R (1, 6) OBP: 0.283, SLG: 0.396		0-0 P3		3-2 G6-3			2-3 K			3 0 0 0 0 1 0	
Paul Bako, L (1, 2) OBP: 0.287, SLG: 0.281		2-2 G6-3			4-1 SH3-4 BB		0-0 G3-1			2 0 0 0 1 0 0	
Shawn Estes, R (1, 1) OBP: 0.176, SLG: 0.273 Doug Glanville, R (8, PH) OBP: 0.290, SLG: 0.350 Mike Remlinger, L (8, 1)			2-3 K		0-1 SH3-4			1-2 P4		1 0 0 0 0 1 0 1 0 0 0 0 0 0 0 0 0 0 0 0 0	
<b>Inning Stats</b>	R: 0 H: 0 E: 0 LOB: 1 K: 2 BB: 1 S: 10 P: 18	R: 1 H: 1 E: 0 LOB: 0 K: 0 BB: 0 S: 9 P: 15	R: 0 H: 2 E: 0 LOB: 2 K: 2 BB: 0 S: 11 P: 17	R: 0 H: 0 E: 0 LOB: 0 K: 0 BB: 0 S: 7 P: 11	R: 0 H: 0 E: 0 LOB: 1 K: 1 BB: 1 S: 10 P: 16	R: 0 H: 0 E: 0 LOB: 0 K: 0 BB: 0 S: 9 P: 13	R: 0 H: 0 E: 0 LOB: 0 K: 1 BB: 0 S: 5 P: 8	R: 0 H: 0 E: 0 LOB: 0 K: 0 BB: 0 S: 10 P: 15	R: 0 H: 0 E: 0 LOB: 0 K: 2 BB: 0 S: 9 P: 14	1B: 2 SF: 0 2B: 0 SAC: 1 3B: 0 DP: 0 HR: 1 HBP: 0	WP: 0 PA: 32 PB: 0 SB: 0 CS: 0
<b>PITCHER</b>	IP WLS BF H R ER SO BB IBB HBP BLK WP HR S P ERA WHIP										
Andy Ashby, R (1, 1) ERA: 5.2	5.0 W 20 3 1 1 5 2 0 0 0 0 0 1 47 77 1.80 1.000										
Guillermo Mota, R (6, 1) ERA: 1.72	2.1 H 7 0 0 0 1 0 0 0 0 0 0 0 18 26 0.00 0.000										
Tom Martin, L (8, 1) ERA: 3.29	0.1 H 1 0 0 0 0 0 0 0 0 0 0 0 2 3 0.00 0.000										
Paul Quantrill, R (8, 1) ERA: 1.57	0.1 H 1 0 0 0 0 0 0 0 0 0 0 0 4 7 0.00 0.000										
Eric Gagne, R (9, 1) ERA: 1.58	1.0 S 3 0 0 0 2 0 0 0 0 0 0 0 9 14 0.00 0.000										


livebaseballscorecards.com

<b>AB</b>	<b>29</b>
<b>R</b>	<b>1</b>
<b>H</b>	<b>3</b>
<b>RBI</b>	<b>1</b>
<b>BB</b>	<b>2</b>
<b>SO</b>	<b>8</b>
<b>LOB</b>	<b>5</b>







Batter	1	2	3	4	5	6	7	8	9	AB R H RBI BB SO LOB	TOP														
Doug Glanville, R (1, 8) OBP: 0.289, SLG: 0.348	2-1 CS 1B		0-1 G5-3			0-1 P4			1-2 F9	4 0 1 0 0 0 0	<p>Chicago Cubs @ Los Angeles Dodgers Dodger Stadium, Los Angeles, CA</p> <p>Sat Aug 09 2003, 7:10 PM PDT Att. 54,181 - Sunny - 83 F</p> <p>livebaseballscorecards.com</p> <table border="1"> <tr><td>AB</td><td>30</td></tr> <tr><td>R</td><td>1</td></tr> <tr><td>H</td><td>5</td></tr> <tr><td>RBI</td><td>1</td></tr> <tr><td>BB</td><td>0</td></tr> <tr><td>SO</td><td>9</td></tr> <tr><td>LOB</td><td>7</td></tr> </table> 	AB	30	R	1	H	5	RBI	1	BB	0	SO	9	LOB	7
AB	30																								
R	1																								
H	5																								
RBI	1																								
BB	0																								
SO	9																								
LOB	7																								
Ramon Martinez, R (1, 4) OBP: 0.354, SLG: 0.414	2-2 SAFE SAFE 1-2 G6-4-3 1B			3-2 1B		1-1 P4			1-1 G5-3	4 0 2 0 0 0 0															
Sammy Sosa, R (1, 9) OBP: 0.386, SLG: 0.574	2-1 G6-4-3 1-2f			1-3 K			1-0 P3		3-2 HBP	3 0 0 0 0 1 2															
Moises Alou, R (1, 7) OBP: 0.359, SLG: 0.487		1-1 P6		1-3 K			0-1 L1		2-3 K	4 0 0 0 0 2 2															
16 Aramis Ramirez, R (1, 5) OBP: 0.317, SLG: 0.436		1-2 E8 G6-3 1B		2-0 F9			1-2 F9			3 0 1 0 0 0 1															
Eric Karros, R (1, 3) OBP: 0.369, SLG: 0.488		1-2 G6-3 2-3			2-3 K			1-3 K		3 0 0 0 0 2 1															
Alex Gonzalez, R (1, 6) OBP: 0.282, SLG: 0.393		0-3 K			2-3 K			2-3 K		3 0 0 0 0 3 1															
Damian Miller, R (1, 2) OBP: 0.314, SLG: 0.357			1-2 F9		0-0 G1-3			1-2 HR		3 1 1 1 0 0 0															
Matt Clement, R (1, 1) OBP: 0.167, SLG: 0.214 Hee-Seop Choi, L (8, PH) OBP: 0.367, SLG: 0.454 Antonio Alfonseca, R (6, 1) Mark Guthrie, R (7, 1) Troy O'Leary, L (8, PH) OBP: 0.282, SLG: 0.336 Dave Veres, R (8, 1)			0-0 G6-3			3-3 K		3-1 G4-3		1 0 0 0 0 0 0 1 0 0 0 0 1 0 0 0 0 0 0 0 0 0 0 0 0 0 0 0 1 0 0 0 0 0 0 0 0 0 0 0 0 0															
<b>Inning Stats</b>	R: 0 H: 2 E: 0 LOB: 0 K: 0 BB: 0 S: 7 P: 13	R: 0 H: 1 E: 1 LOB: 1 K: 1 BB: 0 S: 11 P: 14	R: 0 H: 0 E: 0 LOB: 0 K: 0 BB: 0 S: 6 P: 7	R: 0 H: 1 E: 0 LOB: 1 K: 2 BB: 0 S: 10 P: 17	R: 0 H: 0 E: 0 LOB: 0 K: 2 BB: 0 S: 9 P: 13	R: 0 H: 0 E: 0 LOB: 0 K: 1 BB: 0 S: 13 P: 17	R: 0 H: 0 E: 0 LOB: 0 K: 0 BB: 0 S: 6 P: 8	R: 1 H: 1 E: 0 LOB: 0 K: 2 BB: 0 S: 11 P: 18	R: 0 H: 0 E: 0 LOB: 1 K: 1 BB: 0 S: 12 P: 19	1B: 4 SF: 0 2B: 0 SAC: 0 3B: 0 DP: 1 HR: 1 HBP: 1	WP: 0 PA: 31 PB: 0 SB: 0 CS: 1														
<b>PITCHER</b> Wilson Alvarez, L (1, 1) ERA: 2.9 Paul Shuey, R (8, 1) ERA: 2.3	IP WLS BF H R ER SO BB IBB HBP BLK WP HR S P ERA WHIP	7.0 W 23 4 0 0 6 0 0 0 0 0 0 1 23 89 0.00 0.571	2.0 8 1 1 1 3 0 0 1 0 0 0 1 23 37 4.50 0.500	<b>PITCHER</b> IP WLS BF H R ER SO BB IBB HBP BLK WP HR S P ERA WHIP																					

Batter	1	2	3	4	5	6	7	8	9	AB	R	H	RBI	BB	SO	LOB
<b>Dave Roberts, L</b> OBP: 0.331, SLG: 0.313 (1, 8)	3-2 IHR	2-2 CS 1B		4-2 1-2 BB		4-1 G5-4-3 BB				2	1	2	1	2	0	0
<b>Paul Lo Duca, R</b> OBP: 0.358, SLG: 0.421 (1, 2)	0-3 K	1-0 CS 1-2	0-2 F9 G3-1 1B	0-3 K		2-0 G5-4-3 1-2f				4	1	1	0	0	2	4
<b>Shawn Green, L</b> OBP: 0.333, SLG: 0.435 (1, 9)	4-2 1B SF9 BB		4-0 G3-1 F9 1-2 BB	2-1 G1-3			1-1 G6-3			2	1	0	0	2	0	2
<b>Jeremy Burnitz, L</b> OBP: 0.326, SLG: 0.529 (1, 7)	0-0 HR 1-3 1B		1-2 F9 1-2 2-3		1-1 L3		0-0 F8			4	1	1	0	0	0	2
<b>Adrián Beltré, R</b> OBP: 0.286, SLG: 0.380 (1, 5)	0-1 SF9		4-0 G3-1 BB		1-2 F7		2-2 G5-3			2	0	0	1	1	0	0
<b>Robin Ventura, L</b> OBP: 0.347, SLG: 0.405 (1, 3)	1-0 HR 1-H		0-1 G3-1		0-3 K		2-2 F8			4	1	1	3	0	1	2
<b>Jolbert Cabrera, R</b> OBP: 0.319, SLG: 0.437 (1, 4)	2-2 G5-3		0-3 K2-3			1-1 1B 2B		1-2 G4-3		4	1	1	0	0	1	2
<b>Alex Cora, L</b> OBP: 0.273, SLG: 0.318 (1, 6)		2-2 G4-3		0-2 F8		1-0 2-H 1B		2-3 K2-3		4	0	1	1	0	1	0
<b>Wilson Alvarez, L</b> OBP: 0.250, SLG: 0.250 <b>Paul Shuey, R</b> (8, 1)		1-1 G6-3		0-0 BB 1B		0-3 K				3	0	1	0	0	1	1
										0	0	0	0	0	0	0

Inning Stats	R: 4	H: 3	E: 0	K: 1	S: 16	LOB: 0	BB: 1	P: 26	R: 0	H: 1	E: 0	K: 0	S: 9	LOB: 0	BB: 0	P: 15	R: 1	H: 1	E: 0	K: 1	S: 12	LOB: 2	BB: 2	P: 21	R: 0	H: 1	E: 0	K: 1	S: 11	LOB: 0	BB: 0	P: 11	R: 1	H: 2	E: 0	K: 1	S: 8	LOB: 1	BB: 1	P: 16	R: 0	H: 0	E: 0	K: 0	S: 7	LOB: 0	BB: 0	P: 10	R: 0	H: 0	E: 0	K: 1	S: 11	LOB: 0	BB: 0	P: 16
--------------	------	------	------	------	-------	--------	-------	-------	------	------	------	------	------	--------	-------	-------	------	------	------	------	-------	--------	-------	-------	------	------	------	------	-------	--------	-------	-------	------	------	------	------	------	--------	-------	-------	------	------	------	------	------	--------	-------	-------	------	------	------	------	-------	--------	-------	-------

PITCHER	IP	WLS	BF	H	R	ER	SO	BB	IBB	HBP	BLK	WP	HR	S	P	ERA	WHIP
<b>Matt Clement, R</b> ERA: 4.08 (1, 1)	5.0	L	24	6	5	5	4	4	0	0	0	0	1	57	90	9.00	2.000
<b>Antonio Alfonseca, R</b> ERA: 5.12 (6, 1)	1.0		5	2	1	1	1	1	0	0	0	0	0	8	16	9.00	3.000
<b>Mark Guthrie, L</b> ERA: 1.86 (7, 1)	1.0		3	0	0	0	0	0	0	0	0	0	0	7	10	0.00	0.000
<b>Dave Veres, R</b> ERA: 3.74 (8, 1)	1.0		3	0	0	0	1	0	0	0	0	0	0	11	16	0.00	0.000

**BOTTOM**

**Chicago Cubs @ Los Angeles Dodgers**  
Dodger Stadium, Los Angeles, CA

Sat Aug 09 2003, 7:10 PM PDT  
Att: 54,181 - Sunny - 83 F

<b>AB</b>	<b>29</b>
<b>R</b>	<b>6</b>
<b>H</b>	<b>8</b>
<b>RBI</b>	<b>6</b>
<b>BB</b>	<b>5</b>
<b>SO</b>	<b>6</b>
<b>LOB</b>	<b>13</b>



<b>WP:</b> 0	<b>PA:</b> 36
<b>PB:</b> 0	
<b>SB:</b> 0	
<b>CS:</b> 1	

PITCHER	IP	WLS	BF	H	R	ER	SO	BB	IBB	HBP	BLK	WP	HR	S	P	ERA	WHIP
---------	----	-----	----	---	---	----	----	----	-----	-----	-----	----	----	---	---	-----	------



Batter	1	2	3	4	5	6	7	8	9	AB R H RBI BB SO LOB	TOP	
<b>Kenny Lofton, L</b> (1, 8) OBP: 0.331, SLG: 0.434	1-0 HR 1B		0-0 P4		4-0 BB			2-1 L8		3 1 1 0 1 0 0		
<b>Ramon Martinez, R</b> (1, 4) OBP: 0.348, SLG: 0.406	1-3 K		2-3 K		2-1 G5-3			2-2 G4-3		4 0 0 0 0 2 3		
<b>Sammy Sosa, R</b> (1, 9) OBP: 0.389, SLG: 0.593	1-2 HR 1-H			1-0 HR		0-1 G4-6-3 1B			2-3 K	4 2 3 3 0 1 0		
<b>Troy O'Leary, L</b> (1, 7) OBP: 0.275, SLG: 0.326	1-3 K			2-0 F8		0-1 G4-6-3 1-2f			1-2 F9	4 0 0 0 0 1 1		
<b>Eric Karros, R</b> (1, 3) OBP: 0.364, SLG: 0.481	0-0 G6-3			1-2 G5-3		1-3 K			0-2 F7	4 0 0 0 0 1 0		
<b>16 Aramis Ramirez, R</b> (1, 5) OBP: 0.315, SLG: 0.433			0-3 K		2-3 K			1-0 G4-3		3 0 0 0 0 2 0		
<b>Damian Miller, R</b> (1, 2) OBP: 0.318, SLG: 0.358			1-1 G6-3		0-2 FC4-6 1B			4-2 G6-4-3 BB		2 0 1 0 1 0 0		
<b>Augie Ojeda, S</b> (1, 6)			2-2 G6-3		0-2 FC4-6 22 SH2-4 1-2f			0-2 G6-4-3 1-2f		3 0 0 0 0 0 2		
<b>22 Mark Prior, R</b> (1, 1) OBP: 0.269, SLG: 0.360			0-3 K		0-1 SH2-4 1-2			1-3 K		2 0 0 0 0 2 0		
<b>Inning Stats</b>	R: 2 E: 0 K: 2 S: 12 H: 2 LOB: 0 BB: 0 P: 16	R: 0 E: 0 K: 1 S: 10 H: 0 LOB: 0 BB: 0 P: 13	R: 0 E: 0 K: 2 S: 7 H: 0 LOB: 0 BB: 0 P: 9	R: 1 E: 0 K: 1 S: 8 H: 1 LOB: 0 BB: 0 P: 14	R: 0 E: 0 K: 0 S: 10 H: 1 LOB: 2 BB: 1 P: 16	R: 0 E: 0 K: 1 S: 8 H: 1 LOB: 0 BB: 0 P: 9	R: 0 E: 0 K: 0 S: 6 H: 0 LOB: 0 BB: 1 P: 11	R: 0 E: 0 K: 1 S: 8 H: 0 LOB: 0 BB: 0 P: 13	R: 0 E: 0 K: 1 S: 9 H: 0 LOB: 0 BB: 0 P: 12	1B: 3 2B: 0 3B: 0 HR: 2 SF: 0 SAC: 1 DP: 2 HBP: 0	WP: 0 PB: 0 SB: 0 CS: 0	PA: 32
<b>PITCHER</b>	IP WLS BF H R ER SO BB IBB HBP BLK WP HR S P ERA WHIP											
<b>Kevin Brown, R</b> (1, 1) ERA: 2.21	7.0 L 26 5 3 3 7 2 0 0 0 0 0 2 61 88 3.86 1.000											
<b>Guillermo Mota, R</b> (8, 1) ERA: 1.7	1.0 3 0 0 0 1 0 0 0 0 0 0 0 8 13 0.00 0.000											
<b>Paul Quantrill, R</b> (9, 1) ERA: 1.54	1.0 3 0 0 0 1 0 0 0 0 0 0 0 9 12 0.00 0.000											

Chicago Cubs @ Los Angeles Dodgers  
Dodger Stadium, Los Angeles, CA  
Sun Aug 10 2003, 1:10 PM PDT  
Att. 51,729 - Sunny - 92 F

livebaseballscorecards.com

AB	29
R	3
H	5
RBI	3
BB	2
SO	9
LOB	6







Batter	1	2	3	4	5	6	7	8	9	AB	R	H	RBI	BB	SO	LOB	TOP								
Rickey Henderson, R OBP: 0.321, SLG: 0.383 (1, 7)	4-1 BB		4-1 1B 1-2 2-3 BB	0-3 K		2-1 1B 2-H		4-2 BB		2	1	1	1	3	1	1									
Paul Lo Duca, R OBP: 0.353, SLG: 0.414 (1, 3)	2-2 F8		0-1 1B 1-3 2-H 3-H 1B	1-0 G1-6-3 1-2f		1-1 F8		2-2 L5		5	1	1	2	0	0	5									
Shawn Green, L OBP: 0.335, SLG: 0.437 Mike Kinkade, R OBP: 0.323, SLG: 0.371 (1, 9) (9, 9)	0-3 K 1-2		1-1 1B 1-2 HR 3-H 1B		1-2 G4-3		2-0 G3		0-0 G5-3 1B 1B	5	2	2	1	0	1	1									
Adrián Beltré, R OBP: 0.287, SLG: 0.393 (1, 5)		1-0 SF7 3B	1-0 HR		2-2 G4-3		1-1 G5-3		2-1 1B G5-3 1B	5	2	3	3	0	0	0									
Jolbert Cabrera, R OBP: 0.323, SLG: 0.438 (1, 4)		1-0 G5-3	0-0 1B 1B		2-2 FC6-4 1B		1-2 1B		0-1 G5-3	5	0	3	0	0	0	3									
David Ross, R OBP: 0.290, SLG: 0.485 (1, 2)		1-0 SF7	3-2 1B		3-0 FC6-4 1-2f		1-0 F9		1-2 2-3 3-H 1B	4	0	2	2	0	0	2									
Jason Romano, R OBP: 0.100, SLG: 0.069 (1, 8)		3-2 L7	1-1 F4			1-0 G1-3		1-1 L6	2-1 L9	5	0	0	0	0	0	4									
Cesar Izturis, S OBP: 0.285, SLG: 0.303 (1, 6)			BB 1B 6-3-4-6			0-0 SH5-4 1B		3-2 2B	1-1 G3	5	2	3	0	0	0	4									
Odalis Perez, L OBP: 0.073, SLG: 0.050 57 Victor Alvarez, L (1, 1) (9, 1)			4-1 BB 1B BB	2-2 G1-6-3 1B		1-1 SH5-4		0-0 P5		2	1	1	0	1	0	1									
<b>Inning Stats</b>	R: 0 E: 0 K: 1 S: 8	H: 0 LOB: 0 BB: 1 P: 14	R: 1 E: 0 K: 0 S: 7	H: 1 LOB: 0 BB: 0 P: 13	R: 6 E: 0 K: 0 S: 15	H: 6 LOB: 1 BB: 2 P: 30	R: 0 E: 0 K: 1 S: 7	H: 1 LOB: 0 BB: 0 P: 10	R: 0 E: 0 K: 0 S: 13	H: 1 LOB: 1 BB: 0 P: 21	R: 1 E: 0 K: 0 S: 8	H: 2 LOB: 1 BB: 0 P: 13	R: 0 E: 0 K: 0 S: 8	H: 1 LOB: 1 BB: 0 P: 13	R: 0 E: 0 K: 0 S: 14	H: 1 LOB: 2 BB: 1 P: 24	R: 1 E: 0 K: 0 S: 14	H: 3 LOB: 2 BB: 0 P: 20	1B: 13 2B: 2 3B: 1 HR: 1	SF: 1 SAC: 1 DP: 2 HBP: 0	WP: 0 PB: 0 SB: 0 CS: 0	PA: 44			
<b>PITCHER</b>	IP	WLS	BF	H	R	ER	SO	BB	IBB	HBP	BLK	WP	HR	S	P	ERA	WHIP								
Dontrelle Willis, L ERA: 3.1 (1, 1)	2.0	L	14	6	7	7	1	3	0	0	0	0	1	24	47	31.50	4.500								
Michael Tejera, L ERA: 4.73 (3, 1)	4.0		15	5	1	1	1	0	0	0	0	0	0	34	54	2.25	1.250								
Armando Almanza, L ERA: 5.55 (7, 1)	2.0		9	2	0	0	0	1	0	0	0	0	0	22	37	0.00	1.500								
Braden Looper, R ERA: 2.95 (9, 1)	1.0		6	3	1	1	0	0	0	0	0	0	0	14	20	9.00	3.000								

**Los Angeles Dodgers @ Florida Marlins**  
 Pro Player Stadium, Miami, FL  
 Mon Aug 11 2003, 7:05 PM EDT  
 Att. 20,288 - Cloudy - 82 F

livebaseballscorecards.com

AB	38
R	9
H	16
RBI	9
BB	4
SO	2
LOB	21












Batter	1	2	3	4	5	6	7	8	9	10	11	12	13	AB R H RBI BB SO LOB
Juan Pierre, L OBP: 0.359, SLG: 0.350 (1, 8)	G4-3		FC4-6 BB	G3-1			G4-3		G4-3			G6-3		5 0 0 0 1 0 2
Luis Castillo, S OBP: 0.381, SLG: 0.406 (1, 4)	CS 1B		FC4-6 BB 1-2 2-3		1B 2B 1B		K			L5		WP 1B		6 2 3 0 0 1 2
Ivan Rodriguez, R OBP: 0.391, SLG: 0.514 Mike Redmond, R OBP: 0.318, SLG: 0.343 40 Nate Bump, L Andy Fox, L OBP: 0.282, SLG: 0.280 Chad Fox, R (13, 1)	K		1B		2B 1B		G5-3			P4		G4-3		1 0 0 0 1 1 1 3 0 1 0 0 0 0 0 0 0 0 0 0 0 1 0 0 0 0 0 1 0 0 0 0 0 0 0
Mike Lowell, R OBP: 0.363, SLG: 0.569 (1, 5)	CS	G5-3		1B			H	F8		L5			G5-3	6 0 1 2 0 1 2
Juan Encarnacion, R OBP: 0.317, SLG: 0.447 (1, 9)			H	G1-3				G6-3					K2-3	5 0 1 1 1 2 2
Brian Banks, S OBP: 0.351, SLG: 0.406 Braden Loper, R OBP: 1.000, SLG: 1.000 Ramon Castro, R OBP: 0.356, SLG: 0.537 (11, 2)				1B 1B			G3						HR	2 1 1 0 2 0 1 0 0 0 0 0 0 0 2 1 1 1 0 1 1
Miguel Cabrera, R OBP: 0.297, SLG: 0.447 (1, 7)	K							G4-3						5 0 1 0 0 2 3
Alex Gonzalez, R OBP: 0.322, SLG: 0.470 (1, 6)														5 1 2 1 0 2 1
Josh Beckett, R OBP: 0.115, SLG: 0.154 Armando Almanza, L Ugueth Urbina, R Derrek Lee, R OBP: 0.366, SLG: 0.478 (9, 3)														2 0 0 0 0 1 2 0 0 0 0 0 0 0 0 0 0 0 0 0 0 1 0 0 0 1 1 0

Inning Stats	R: 0	H: 1	E: 0	LOB: 0	K: 1	BB: 0	S: 9	P: 11	R: 0	H: 0	E: 0	LOB: 1	K: 2	BB: 1	S: 17	P: 24	R: 2	H: 2	E: 0	LOB: 2	K: 0	BB: 2	S: 14	P: 25	R: 1	H: 2	E: 0	LOB: 1	K: 0	BB: 1	S: 9	P: 17	R: 1	H: 3	E: 0	LOB: 1	K: 1	BB: 0	S: 12	P: 20	R: 0	H: 0	E: 0	LOB: 0	K: 3	BB: 0	S: 10	P: 15	R: 0	H: 0	E: 0	LOB: 0	K: 1	BB: 0	S: 8	P: 13	R: 0	H: 1	E: 0	LOB: 1	K: 0	BB: 0	S: 9	P: 14	R: 0	H: 0	E: 0	LOB: 0	K: 1	BB: 0	S: 9	P: 9	R: 0	H: 0	E: 0	LOB: 0	K: 2	BB: 0	S: 10	P: 15	R: 0	H: 1	E: 0	LOB: 1	K: 0	BB: 0	S: 8	P: 17	R: 1	H: 1	E: 0	LOB: 0	K: 1	BB: 0	S: 5	P: 11	1B: 9	2B: 1	3B: 0	HR: 1	SF: 0	SAC: 1	DP: 1	HBP: 0	WP: 1	PA: 52
PITCHER	IP	WLS	BF	H	R	ER	SO	BB	IBB	HBP	BLK	WP	HR	S	P	ERA	WHIP																																																																																									
Hideo Nomo, R ERA: 2.86 (1, 1)	5.0		24	8	4	4	4	4	0	0	0	0	0	61	97	7.20	2.400																																																																																									
Guillermo Mota, R ERA: 1.65 (6, 1)	2.0		6	0	0	0	4	0	0	0	0	0	0	18	28	0.00	0.000																																																																																									
Paul Quantrill, R ERA: 1.5 (8, 1)	1.2		6	1	0	0	1	0	0	0	0	0	0	16	21	0.00	0.600																																																																																									
Tom Martin, L ERA: 3.26 (9, 1)	0.1		1	0	0	0	0	0	0	0	0	0	0	2	2	0.00	0.000																																																																																									
Eric Gagne, R ERA: 1.53 (10, 1)	2.0		7	0	0	0	2	1	0	0	0	0	0	17	25	0.00	0.500																																																																																									
PITCHER	IP	WLS	BF	H	R	ER	SO	BB	IBB	HBP	BLK	WP	HR	S	P	ERA	WHIP																																																																																									
Paul Shuey, R ERA: 2.4 (12, 1)	1.2		7	2	1	1	1	1	0	0	0	1	1	13	28	5.40	1.800																																																																																									

**Los Angeles Dodgers @ Florida Marlins**  
 Pro Player Stadium, Miami, FL  
 Tue Aug 12 2003, 7:05 PM EDT  
 Att. 12,025 - Cloudy - 87 F

AB	44
R	5
H	11
RBI	5
BB	6
SO	12
LOB	18








Batter	1	2	3	4	5	6	7	8	9	10	11	AB R H RBI BB SO LOB	BOTTOM												
Juan Pierre, L OBP: 0.360, SLG: 0.351 (1, 8)	B1-4		E8 2-H 1B		G2-3			E4 S		CS 1B		5 0 2 1 0 0 0	<b>Los Angeles Dodgers @ Florida Marlins</b> Pro Player Stadium, Miami, FL Wed Aug 13 2003, 7:05 PM EDT Att: 12,323 - Cloudy - 84 F												
Luis Castillo, S OBP: 0.382, SLG: 0.403 (1, 4)	L6		K			K		BB		CS	G4-6-3 BB	3 0 0 0 2 2 1													
Ivan Rodriguez, R OBP: 0.387, SLG: 0.507 (1, 2)	K			F8		F8		G3			G4-6-3 1-2f	5 0 0 0 0 1 3													
Mike Lowell, R OBP: 0.362, SLG: 0.565 Mike Mordecai, R OBP: 0.273, SLG: 0.339 (1, 5) (9, PR) (10, 5)		G6-3		F7		G1-3			SH1-3 BB		HR	3 0 0 0 1 0 0 1 1 1 1 0 0 0													
Juan Encarnacion, R OBP: 0.318, SLG: 0.445 (1, 9)		K		1B BB		K			SH1-3			2 0 0 0 1 2 0													
Derrek Lee, R OBP: 0.365, SLG: 0.476 (1, 3)		K		1B		K			K			4 0 1 0 0 3 2													
Miguel Cabrera, R OBP: 0.296, SLG: 0.442 (1, 7)			K	1B 2-H		K			K			4 0 1 0 0 3 2													
Alex Gonzalez, R OBP: 0.321, SLG: 0.470 (1, 6)			E 2B		K			F8		G5-3		4 1 1 0 0 1 0													
Carl Pavano, R OBP: 0.085, SLG: 0.109 Michael Teixeira, L OBP: 0.087, SLG: 0.087 Brian Banks, S OBP: 0.349, SLG: 0.403 Ugueth Urbina, R OBP: 0.309, SLG: 0.426 Chad Fox, R OBP: 0.309, SLG: 0.426 Todd Hollandsworth, L OBP: 0.309, SLG: 0.426 40 Nate Bump, L OBP: 0.309, SLG: 0.426 (1, 1) (8, 1) (8, PH) (9, 1) (10, 1) (10, PH) (11, 1)			K		F8			G6-3		F7		2 0 0 0 0 1 1 0 0 0 0 0 0 0 1 0 1 0 0 0 0 0 0 0 0 0 0 0 0 0													
<b>Inning Stats</b>	R: 0 E: 0 K: 1 S: 6	H: 0 LOB: 0 BB: 0 P: 8	R: 0 E: 0 K: 2 S: 11	H: 0 LOB: 0 BB: 0 P: 18	R: 1 E: 1 K: 3 S: 21	H: 2 LOB: 1 BB: 0 P: 29	R: 0 E: 0 K: 0 S: 12	H: 2 LOB: 2 BB: 1 P: 18	R: 0 E: 0 K: 1 S: 8	H: 0 LOB: 0 BB: 0 P: 11	R: 0 E: 0 K: 1 S: 8	H: 0 LOB: 0 BB: 0 P: 12		R: 0 E: 1 K: 0 S: 9	H: 0 LOB: 2 BB: 1 P: 15	R: 0 E: 0 K: 2 S: 10	H: 0 LOB: 2 BB: 1 P: 15	R: 0 E: 0 K: 0 S: 5	H: 1 LOB: 0 BB: 0 P: 13	R: 1 E: 0 K: 0 S: 8	H: 1 LOB: 0 BB: 1 P: 16	1B: 4 2B: 1 3B: 0 HR: 1	SF: 0 SAC: 1 DP: 1 HBP: 0	WP: 0 PB: 0 SB: 1 CS: 1	PA: 41
<b>PITCHER</b>	IP WLS BF H R ER SO BB IBB HBP BLK WP HR S P ERA WHIP	IP WLS BF H R ER SO BB IBB HBP BLK WP HR S P ERA WHIP	IP WLS BF H R ER SO BB IBB HBP BLK WP HR S P ERA WHIP	IP WLS BF H R ER SO BB IBB HBP BLK WP HR S P ERA WHIP	IP WLS BF H R ER SO BB IBB HBP BLK WP HR S P ERA WHIP	IP WLS BF H R ER SO BB IBB HBP BLK WP HR S P ERA WHIP	IP WLS BF H R ER SO BB IBB HBP BLK WP HR S P ERA WHIP	IP WLS BF H R ER SO BB IBB HBP BLK WP HR S P ERA WHIP	IP WLS BF H R ER SO BB IBB HBP BLK WP HR S P ERA WHIP	IP WLS BF H R ER SO BB IBB HBP BLK WP HR S P ERA WHIP	IP WLS BF H R ER SO BB IBB HBP BLK WP HR S P ERA WHIP	IP WLS BF H R ER SO BB IBB HBP BLK WP HR S P ERA WHIP		IP WLS BF H R ER SO BB IBB HBP BLK WP HR S P ERA WHIP	IP WLS BF H R ER SO BB IBB HBP BLK WP HR S P ERA WHIP	IP WLS BF H R ER SO BB IBB HBP BLK WP HR S P ERA WHIP	IP WLS BF H R ER SO BB IBB HBP BLK WP HR S P ERA WHIP	IP WLS BF H R ER SO BB IBB HBP BLK WP HR S P ERA WHIP	IP WLS BF H R ER SO BB IBB HBP BLK WP HR S P ERA WHIP	IP WLS BF H R ER SO BB IBB HBP BLK WP HR S P ERA WHIP	IP WLS BF H R ER SO BB IBB HBP BLK WP HR S P ERA WHIP	IP WLS BF H R ER SO BB IBB HBP BLK WP HR S P ERA WHIP	IP WLS BF H R ER SO BB IBB HBP BLK WP HR S P ERA WHIP	IP WLS BF H R ER SO BB IBB HBP BLK WP HR S P ERA WHIP	IP WLS BF H R ER SO BB IBB HBP BLK WP HR S P ERA WHIP

AB	35
R	2
H	6
RBI	2
BB	4
SO	13
LOB	9






Batter	1	2	3	4	5	6	7	8	9	AB	R	H	RBI	BB	SO	LOB	TOP											
Rickey Henderson, R OBP: 0.339, SLG: 0.360 Tom Martin, L Paul Quantrill, L Eric Gagne, R	3-2 G5-3		4-2 G4-6-3 BB		3-2 G5-3	4-0 1-2 BB		0-0 P3		3	0	0	0	0	2	0	1											
Paul Lo Duca, R OBP: 0.356, SLG: 0.415	2-1 1B HBP		2-2 G4-6-3		0-0 P4	2-2 L8		4-0 IBB		3	1	0	0	1	0	3												
Shawn Green, L OBP: 0.342, SLG: 0.439	1-1 1B		2-1 1B		4-2 HR BB		1-2 HR 1B	0-0 F8		4	2	3	0	1	0	2												
Adrian Beltré, R OBP: 0.286, SLG: 0.395	2-2 K		3-2 F8		1-1 HR		0-0 F8	3-2 SH5-4 2B		5	1	2	2	0	1	4												
Ron Coomer, R Alex Cora, L	2-2 1B			2-0 P2	3-2 1B		2-2 F9	1-0 SH5-4		4	0	2	1	0	0	1												
Jeremy Burnitz, L	2-3 K			1-0 2B 1B	2-1 F9		0-0 HR	4-2 G5-4-3 BB		4	2	2	2	1	1	3												
Jolbert Cabrera, R		2-3 K		1-2 2B		0-1 F9	3-2 F9	0-0 G5-4-3		5	0	1	1	0	1	2	AB 35											
Cesar Izturis, S		2-3 K		3-1 G6-3		2-3 K		2-2 SH1-4 1B		4	0	1	0	0	2	1	R 6											
Kevin Brown, R Dave Roberts, L		0-3 K		0-0 F8		0-0 1B		0-0 SH1-4		3	0	1	0	0	1	1	H 12											
										0	0	0	0	0	0	0	RBI 6											
																	BB 5											
																	SO 6											
																	LOB 18											
Inning Stats	R: 1 E: 0 K: 2 S: 17	H: 2 LOB: 2 BB: 0 P: 29	R: 0 E: 0 K: 3 S: 14	H: 0 LOB: 0 BB: 0 P: 18	R: 0 E: 0 K: 0 S: 14	H: 1 LOB: 1 BB: 1 P: 25	R: 1 E: 0 K: 0 S: 9	H: 2 LOB: 1 BB: 0 P: 16	R: 2 E: 0 K: 0 S: 18	H: 2 LOB: 1 BB: 1 P: 31	R: 0 E: 0 K: 1 S: 9	H: 1 LOB: 2 BB: 1 P: 17	R: 2 E: 0 K: 0 S: 12	H: 2 LOB: 0 BB: 0 P: 18	R: 0 E: 0 K: 0 S: 6	H: 1 LOB: 2 BB: 1 P: 12	R: 0 E: 0 K: 0 S: 7	H: 1 LOB: 1 BB: 1 P: 15	1B: 8 2B: 2 3B: 0 HR: 2	SF: 0 SAC: 2 DP: 2 HBP: 1	WP: 0 PB: 0 SB: 3 CS: 0	PA: 43						
PITCHER	IP	WLS	BF	H	R	ER	SO	BB	IBB	HBP	BLK	WP	HR	S	P	ERA	WHIP											
Mark Redman, L	(1, 1)	5.0	L	24	7	4	4	5	2	0	1	0	0	1	72	119	7.20	1.800										
Chad Fox, R	(6, 1)	1.0		5	1	0	0	1	1	0	0	0	0	0	9	17	0.00	2.000										
Armando Almanza, L	(7, 1)	1.0		5	2	2	0	0	0	0	0	0	0	1	12	18	18.00	2.000										
Michael Tejera, L	(8, 1)	2.0		9	2	0	0	0	1	1	0	0	0	0	13	27	0.00	1.500										

Los Angeles Dodgers @ Florida Marlins  
 Pro Player Stadium, Miami, FL  
 Thu Aug 14 2003, 1:35 PM EDT  
 Att. 12,561 - Cloudy - 83 F

livebaseballscorecards.com



Batter	1	2	3	4	5	6	7	8	9	AB	R	H	RBI	BB	SO	LOB
Juan Pierre, L OBP: 0.359, SLG: 0.350 (1, 8)	G4-3		G4-3		G4-3			F9 1B G3 1B		4	1	1	0	0	0	0
Luis Castillo, S OBP: 0.380, SLG: 0.402 (1, 4)	G4-3		G4-3			CS 1B		G3		4	0	1	0	0	0	1
Mike Redmond, R OBP: 0.310, SLG: 0.333 (1, 2)	G4-3		K			G4-3		F9		3	0	0	0	0	1	1
Ivan Rodriguez, R OBP: 0.386, SLG: 0.505 (8, PH) (9, 2)	G4-3					G4-3				1	0	0	0	0	0	1
Mike Lowell, R OBP: 0.365, SLG: 0.565 (1, 5)		G1-3 HR 1B			K			E 1B BB		2	1	1	0	2	1	0
Juan Encarnacion, R OBP: 0.317, SLG: 0.443 (1, 9)		G1-3			K			E6 1B		4	0	1	1	0	1	2
Derrek Lee, R OBP: 0.366, SLG: 0.475 (1, 3)		HR BB			1B			L4		3	1	1	0	1	1	2
Miguel Cabrera, R OBP: 0.301, SLG: 0.462 (1, 7)		HR			G5-3			G5-3 1B		4	1	2	3	0	1	1
Alex Gonzalez, R OBP: 0.318, SLG: 0.466 (1, 6)		K				P4		G5-3		4	0	0	0	0	2	1
Mark Redman, L OBP: 0.022, SLG: 0.022 (1, 1)						P6				1	0	0	0	0	1	0
Andy Fox, L OBP: 0.279, SLG: 0.277 (5, PH)										1	0	0	0	0	0	0
Chad Fox, R (6, 1)										0	0	0	0	0	0	0
Armando Almanza, L (7, 1)										0	0	0	0	0	0	0
Ramon Castro, R OBP: 0.346, SLG: 0.524 (7, PH)										1	0	0	0	0	1	1
Michael Tejera, L OBP: 0.067, SLG: 0.067 (8, 1)										0	0	0	0	0	0	0
Brian Banks, S OBP: 0.346, SLG: 0.400 (9, PH)										1	0	0	0	0	1	0

Inning Stats	R: 0	H: 0	E: 0	K: 9	S: 9	R: 3	H: 2	E: 0	K: 2	S: 14	R: 0	H: 0	E: 0	K: 1	S: 8	R: 0	H: 1	E: 0	K: 2	S: 14	R: 0	H: 0	E: 0	K: 0	S: 7	R: 0	H: 1	E: 0	K: 2	S: 10	R: 0	H: 1	E: 0	K: 2	S: 10	R: 1	H: 2	E: 1	K: 0	S: 13	R: 0	H: 0	E: 0	K: 3	S: 9	R: 0	H: 0	E: 0	K: 3	S: 9	1B: 6	SF: 0	2B: 0	SAC: 0	3B: 0	DP: 0	HR: 1	HBP: 0	WP: 0	PA: 36
--------------	------	------	------	------	------	------	------	------	------	-------	------	------	------	------	------	------	------	------	------	-------	------	------	------	------	------	------	------	------	------	-------	------	------	------	------	-------	------	------	------	------	-------	------	------	------	------	------	------	------	------	------	------	-------	-------	-------	--------	-------	-------	-------	--------	-------	--------

PITCHER	IP	WLS	BF	H	R	ER	SO	BB	IBB	HBP	BLK	WP	HR	S	P	ERA	WHIP
Kevin Brown, R ERA: 2.28 (1, 1)	7.0	W	27	5	3	3	7	2	0	0	0	0	1	72	111	3.86	1.000
Tom Martin, L ERA: 3.43 (8, 1)	0.1	H	2	1	1	1	0	0	0	0	0	0	0	4	7	27.00	3.000
Paul Quantrill, R ERA: 1.48 (8, 1)	0.2	H	4	1	0	0	0	1	0	0	0	0	0	9	19	0.00	3.000
Eric Gagne, R ERA: 1.48 (9, 1)	1.0	S	3	0	0	0	3	0	0	0	0	0	0	9	11	0.00	0.000

**BOTTOM**

**Los Angeles Dodgers @ Florida Marlins**  
**Pro Player Stadium, Miami, FL**  
 Thu Aug 14 2003, 1:35 PM EDT  
 Att: 12,561 - Cloudy - 83 F

livebaseballscorecards.com

AB	33
R	4
H	7
RBI	4
BB	3
SO	10
LOB	10





Batter	1	2	3	4	5	6	7	8	9	AB R H RBI BB SO LOB	TOP																				
<b>Dave Roberts, L</b> (1, 8) OBP: 0.327, SLG: 0.304	1-2 G5-3		2-2 G6-3			1-2 G6-3		0-2 E 1B		4 0 1 0 0 0 0	<b>Los Angeles Dodgers @ Chicago Cubs</b> Wrigley Field, Chicago, IL Fri Aug 15 2003, 2:20 PM CDT Att. 40,188 - Cloudy - 86 F																				
<b>Paul Lo Duca, R</b> (1, 2) OBP: 0.355, SLG: 0.413	1-0 F7		1-0 F8			3-1 G4-3		0-2 E7 1B		4 0 1 1 0 0 0																					
<b>Shawn Green, L</b> (1, 9) OBP: 0.343, SLG: 0.441	0-0 1B				2-2 2B	1-2 F8		0-1 P6		4 0 2 0 0 0 2																					
<b>Jeremy Burnitz, L</b> (1, 7) OBP: 0.327, SLG: 0.530	0-3 K				3-1 P6		0-1 G4-6-3 1B	0-3 K		4 0 1 0 0 2 4																					
<b>Adrian Beltré, R</b> (1, 5) OBP: 0.263, SLG: 0.392		0-2 G5-3			0-0 F6		1-1 G4-6-3 1-2f		2-3 K	4 0 0 0 0 1 2																					
<b>Robin Ventura, L</b> (1, 3) OBP: 0.341, SLG: 0.402		0-0 G3-1			2-1 P5		1-2 3B		1-0 F7	4 0 1 0 0 0 1																					
<b>Alex Cora, L</b> (1, 4) OBP: 0.272, SLG: 0.319		2-1 1B			1-1 P2		2-2 G4-3		1-3 K	3 0 1 0 0 0 1																					
<b>Ron Coomer, R</b> (9, PH) OBP: 0.303, SLG: 0.292					1-0 L8					1 0 0 0 0 1 0																					
<b>Cesar Izturis, S</b> (1, 6) OBP: 0.281, SLG: 0.296		2-0 G4-3			1-0 L8			0-2 G4-3		2 0 0 0 0 0 1																					
<b>Jolbert Cabrera, R</b> (8, PH) OBP: 0.320, SLG: 0.431					1-3 K					1 0 0 0 0 0 0																					
<b>Masao Kida, R</b> (1, 1)			0-2 G4-3					4-2 1B HBP		2 0 0 0 0 1 0																					
<b>Paul Shuey, R</b> (6, 1)										0 0 0 0 0 0 0																					
<b>Mike Kinkade, R</b> (8, PH) OBP: 0.329, SLG: 0.368										0 1 0 0 0 0 0																					
<b>Paul Quantrill, L</b> (8, 1)										0 0 0 0 0 0 0																					
<b>Inning Stats</b>	R: 0 E: 0 K: 1 S: 8	H: 1 LOB: 1 BB: 0 P: 10	R: 0 E: 0 K: 0 S: 7	H: 1 LOB: 1 BB: 0 P: 11	R: 0 E: 0 K: 0 S: 7	H: 0 LOB: 0 BB: 0 P: 10	R: 0 E: 0 K: 0 S: 9	H: 1 LOB: 1 BB: 0 P: 16	R: 0 E: 0 K: 1 S: 7	H: 0 LOB: 0 BB: 0 P: 10	R: 0 E: 0 K: 0 S: 8	H: 0 LOB: 0 BB: 0 P: 13	R: 0 E: 0 K: 0 S: 10	H: 2 LOB: 1 BB: 0 P: 14	R: 1 E: 1 K: 1 S: 18	H: 2 LOB: 2 BB: 0 P: 22	R: 0 E: 0 K: 2 S: 8	H: 0 LOB: 0 BB: 0 P: 12	1B: 5 2B: 1 3B: 1 HR: 0	SF: 0 SAC: 0 DP: 1 HBP: 1	WP: 0 PB: 0 SB: 0 CS: 0	PA: 34									
<b>PITCHER</b> 22 <b>Mark Prior, R</b> (1, 1) ERA: 2.65	IP 9.0	WLS W	BF 34	H 7	R 1	ER 1	SO 5	BB 0	IBB 0	HBP 1	BLK 0	WP 0	HR 0	S 82	P 118	ERA 1.00	WHIP 0.778														
											<b>PITCHER</b>	IP	WLS	BF	H	R	ER	SO	BB	IBB	HBP	BLK	WP	HR	S	P	ERA	WHIP			

livebaseballscorecards.com

<b>AB</b>	<b>33</b>
<b>R</b>	<b>1</b>
<b>H</b>	<b>7</b>
<b>RBI</b>	<b>1</b>
<b>BB</b>	<b>0</b>
<b>SO</b>	<b>5</b>
<b>LOB</b>	<b>11</b>



Batter	1	2	3	4	5	6	7	8	9	AB R H RBI BB SO LOB
<b>Kenny Lofton, L</b> OBP: 0.336, SLG: 0.436 (1, 8) B B X	2-0 		2-3 		3-2 		2-1 			4 1 1 0 0 1 1
<b>Alex Gonzalez, R</b> OBP: 0.288, SLG: 0.412 (1, 6) B B C L 1 SAFE 1 SAFE B X	3-2 		4-1  1-2 		2-2  2B			0-1 		3 1 1 0 0 1 0 1
<b>Sammy Sosa, R</b> OBP: 0.387, SLG: 0.581 (1, 9) C B X	1-1  1-H 		0-0 		2-0  2-H			3-1 		4 0 3 2 0 0 2
<b>Moises Alou, R</b> OBP: 0.360, SLG: 0.484 (1, 7) B 2 SAFE B X	2-0 		4-1  1-2 2-3		0-0 			3-2 		3 0 0 0 1 0 3
<b>Hee-Seop Choi, L</b> OBP: 0.356, SLG: 0.434 (1, 3) B B C C C S	3-3 		3-3 					2-1 		4 0 0 0 0 3 5
<b>16 Aramis Ramirez, R</b> OBP: 0.317, SLG: 0.431 (1, 5) X		0-0 		3-2 				4-2  BB		2 0 0 0 1 0 0
<b>Damian Miller, R</b> OBP: 0.319, SLG: 0.358 (1, 2) C B S 1 SAFE S 1 SAFE S		1-3 		0-0 				2-3  1-2		3 0 0 0 0 2 1
<b>Augie Ojeda, S</b> (1, 4) C B B X 1 SAFE X		1-2 		2-2 				0-0 		3 0 0 0 0 0 0
<b>22 Mark Prior, R</b> OBP: 0.273, SLG: 0.358 (1, 1) B C X			1-1  BB 1B					2-0 		3 0 1 0 0 0 0

Inning Stats	R: 1 E: 0 K: 1 S: 10	H: 2 LOB: 1 BB: 0 P: 21	R: 0 E: 0 K: 1 S: 8	H: 0 LOB: 0 BB: 0 P: 10	R: 0 E: 0 K: 2 S: 11	H: 1 LOB: 3 BB: 2 P: 25	R: 0 E: 0 K: 0 S: 7	H: 0 LOB: 0 BB: 0 P: 12	R: 1 E: 0 K: 0 S: 10	H: 2 LOB: 1 BB: 0 P: 17	R: 0 E: 0 K: 2 S: 10	H: 0 LOB: 1 BB: 1 P: 19	R: 0 E: 0 K: 0 S: 4	H: 0 LOB: 0 BB: 0 P: 8	R: 0 E: 0 K: 0 S: 10	H: 1 LOB: 1 BB: 0 P: 18	1B: 4 2B: 3 3B: 0 HR: 0	SF: 0 SAC: 0 DP: 1 HBP: 0
--------------	-------------------------------	----------------------------------	------------------------------	----------------------------------	-------------------------------	----------------------------------	------------------------------	----------------------------------	-------------------------------	----------------------------------	-------------------------------	----------------------------------	------------------------------	---------------------------------	-------------------------------	----------------------------------	----------------------------------	------------------------------------

PITCHER	IP	WLS	BF	H	R	ER	SO	BB	IBB	HBP	BLK	WP	HR	S	P	ERA	WHIP
<b>Masao Kida, R</b> ERA: 3.6 (1, 1)	5.0	L	22	5	2	2	4	2	0	0	0	1	0	46	85	3.60	1.400
<b>Paul Shuey, R</b> ERA: 2.26 (6, 1)	2.0		6	0	0	0	2	1	0	0	0	0	0	14	27	0.00	0.500
<b>Paul Quantrill, R</b> ERA: 1.45 (8, 1)	1.0		4	1	0	0	0	0	0	0	0	0	0	10	18	0.00	1.000

**BOTTOM**

**Los Angeles Dodgers @ Chicago Cubs**  
Wrigley Field, Chicago, IL  
Fri Aug 15 2003, 2:20 PM CDT  
Att: 40,188 - Cloudy - 86 F

livebaseballscorecards.com

<b>AB</b>	<b>29</b>
<b>R</b>	<b>2</b>
<b>H</b>	<b>6</b>
<b>RBI</b>	<b>2</b>
<b>BB</b>	<b>3</b>
<b>SO</b>	<b>6</b>
<b>LOB</b>	<b>13</b>



<b>WP: 1</b>	<b>PA: 32</b>
<b>PB: 0</b>	
<b>SB: 0</b>	
<b>CS: 1</b>	



Batter	1	2	3	4	5	6	7	8	9	AB R H RBI BB SO LOB	TOP																									
<b>Dave Roberts, L</b> (1, 8) OBP: 0.333, SLG: 0.309	4-2 1B 2B BB	0-1 P6		3-2 1B 1B	2-1 1B 1B		3-2 CS 1B		3-2 P4	5 3 3 0 1 0 2	<b>Los Angeles Dodgers @ Chicago Cubs</b> <b>Wrigley Field, Chicago, IL</b> Sat Aug 16 2003, 12:15 PM CDT Att. 40,032 - Sunny - 90 F <a href="http://livebaseballscorecards.com">livebaseballscorecards.com</a>																									
<b>Paul Lo Duca, R</b> (1, 2) OBP: 0.355, SLG: 0.412	2-1 F9	1-2 F8		1-1 1B 1B	1-1 G5-3		1 SAFE 2-2 G6-3		0-0 G4-3 1B	6 1 2 0 0 0 4																										
<b>Shawn Green, L</b> (1, 9) OBP: 0.347, SLG: 0.443	1 SAFE 1-1 2B 1-2 1B			1-1 1B G4-3 1B	0-0 1B			0-1 F8	0-0 G4-3	5 2 3 2 1 0 2																										
<b>Jeremy Burnitz, L</b> (1, 7) OBP: 0.330, SLG: 0.537	1-2 F7			0-0 G4-3 1B	4-0 IBB			2-2 HR	1-3 K	5 1 2 2 1 2 5																										
<b>Adrián Beltré, R</b> (1, 5) OBP: 0.285, SLG: 0.401	0-2 1-3 2-H 2B			1-2 G4-3	0-3 K			2-2 F9		5 1 2 4 0 1 3																										
<b>Robin Ventura, L</b> (1, 3) OBP: 0.345, SLG: 0.404	2-3 K			4-2 1B SF8 BB				3-1 2B		3 1 1 0 2 1 2																										
<b>Alex Cora, L</b> (1, 4) OBP: 0.276, SLG: 0.319				0-1 F8				4-1 BB		3 1 1 0 2 0 2																										
<b>Cesar Izturis, S</b> (1, 6) OBP: 0.280, SLG: 0.298				1-1 E9 SH1-4 1-H 2B	2-2 G4-3			0-1 F8		4 0 1 1 0 0 4																										
<b>Odalis Perez, L</b> (1, 1) OBP: 0.068, SLG: 0.047 <b>Guillermo Mota, R</b> (7, 1) OBP: 0.250, SLG: 0.625 <b>Rickey Henderson, R</b> (9, PH) OBP: 0.350, SLG: 0.373 <b>57 Victor Alvarez, L</b> (9, 1)				0-1 SH1-4	0-2 G5-3				0-1 G4-3 1B 1B	3 0 0 0 0 2 1 0 0 0 0 0 0 0 1 0 1 0 0 0 0 0 0 0 0 0 0 0																										
<b>Inning Stats</b>	R: 1 E: 0 K: 1 S: 18	H: 2 LOB: 2 BB: 1 P: 28	R: 1 E: 1 K: 0 S: 9	H: 1 LOB: 1 BB: 1 P: 15	R: 3 E: 0 K: 1 S: 20	H: 2 LOB: 1 BB: 2 P: 35	R: 3 E: 0 K: 0 S: 19	H: 4 LOB: 2 BB: 1 P: 31	R: 1 E: 0 K: 2 S: 13	H: 2 LOB: 2 BB: 1 P: 22	R: 0 E: 0 K: 0 S: 5	H: 0 LOB: 0 BB: 0 P: 8	R: 0 E: 0 K: 1 S: 10	H: 1 LOB: 0 BB: 0 P: 15	R: 1 E: 0 K: 0 S: 13	H: 2 LOB: 2 BB: 1 P: 24	R: 0 E: 0 K: 1 S: 11	H: 2 LOB: 2 BB: 0 P: 15	1B: 11 2B: 3 3B: 0 HR: 2	SF: 1 SAC: 1 DP: 0 HBP: 0	WP: 0 PB: 0 SB: 1 CS: 1	PA: 49														
<b>PITCHER</b>	IP WLS BF H R ER SO BB IBB HBP BLK WP HR S P ERA WHIP																																			
<b>34 Kerry Wood, R</b> (1, 1) ERA: 3.62	2.2		17	5	5	5	2	4	0	0	0	0	1	44	75	16.88	3.375																			
<b>Mike Remlinger, L</b> (3, 1) ERA: 4.24	1.1	L	9	4	3	3	0	1	0	0	0	0	0	22	34	20.25	3.750																			
<b>Antonio Alfonseca, R</b> (5, 1) ERA: 4.89	3.0		12	3	1	1	3	0	1	0	0	0	0	28	45	3.00	1.000																			
<b>Mark Guthrie, L</b> (8, 1) ERA: 2.01	1.0		6	2	1	1	0	1	0	0	0	0	1	13	24	9.00	3.000																			
<b>Dave Veres, R</b> (9, 1) ERA: 3.38	1.0		5	2	0	0	1	0	0	0	0	0	0	11	15	0.00	2.000																			



Batter	1	2	3	4	5	6	7	8	9	AB R H RBI BB SO LOB
Doug Glanville, R OBP: 0.285, SLG: 0.341 (1, 8)	1-0 F8	0-1 F8			0-2 F7		1-0 1-2 1B		1-2 P4	5 0 1 0 0 0 2
Alex Gonzalez, R OBP: 0.288, SLG: 0.410 (1, 6)	0-1 G1-3		1-0 G5-3		0-1 G6-4-3 1B		0-3 K			4 0 1 0 0 1 2
Sammy Sosa, R OBP: 0.385, SLG: 0.578 (1, 9)	0-1 F9		3-1 16 HR 1B		1-1 G6-4-3 1-2f			0-1 G6-3		4 1 1 0 0 0 1
Moises Alou, R OBP: 0.361, SLG: 0.484 (1, 7)		1-1 16 HR 1B	1-1 F8			0-3 K		1-1 1B		4 1 2 0 0 1 1
16 Aramis Ramirez, R OBP: 0.318, SLG: 0.445 (1, 5)		3-2 1-H HR	1 SAFE 0-0 1-H HR			0-1 F8		1-2 F9		4 2 2 4 0 0 1
Eric Karros, R OBP: 0.359, SLG: 0.472 Dave Veres, R (9, 1)		1-2 SH1-3 34 1B 2B	0-1 G6-3			1-3 K		2-3 K		4 1 1 0 0 2 1 0 0 0 0 0 0 0
Ramon Martinez, R OBP: 0.342, SLG: 0.397 (1, 4)		0-0 SH1-3 2-3		1-2 G4-3			1-2 G6-3		0-0 F7	3 0 0 0 0 0 0
Damian Miller, R OBP: 0.321, SLG: 0.360 (1, 2)		3-2 G6-3		1-2 G5-3			2-2 1B 1B		3-2 1B	4 0 2 0 0 0 1
34 Kerry Wood, R OBP: 0.146, SLG: 0.255 Mike Remlinger, L (3, 1) 22 Mark Prior, R OBP: 0.268, SLG: 0.352 Antonio Alfonseca, R (5, 1) David Kelton, R OBP: 0.222, SLG: 0.333 Mark Guthrie, R (8, 1) Hee-Seop Choi, L OBP: 0.394, SLG: 0.431 (9, 3)		1-2 1B 3-H		3-3 K			1-1 P4		1-3 K	1 0 1 1 0 0 0 0 0 0 0 0 0 0 1 0 0 0 0 0 1 0 0 0 0 0 0 0 1 0 0 0 0 0 1 0 0 0 0 0 0 0 1 0 0 0 0 0 1

Inning Stats	R: 0 E: 0 K: 0 S: 5	H: 0 LOB: 0 BB: 0 P: 6	R: 3 E: 0 K: 0 S: 18	H: 4 LOB: 1 BB: 0 P: 27	R: 2 E: 0 K: 0 S: 8	H: 2 LOB: 0 BB: 0 P: 13	R: 0 E: 0 K: 1 S: 10	H: 0 LOB: 0 BB: 0 P: 15	R: 0 E: 0 K: 2 S: 9	H: 1 LOB: 0 BB: 0 P: 9	R: 0 E: 0 K: 1 S: 9	H: 0 LOB: 0 BB: 0 P: 10	R: 0 E: 0 K: 1 S: 14	H: 2 LOB: 2 BB: 0 P: 19	R: 0 E: 0 K: 1 S: 11	H: 1 LOB: 1 BB: 0 P: 15	R: 0 E: 0 K: 1 S: 10	H: 1 LOB: 1 BB: 0 P: 15	1B: 8 2B: 1 3B: 0 HR: 2	SF: 0 SAC: 1 DP: 1 HBP: 0	WP: 0 PB: 0 SB: 0 CS: 0	PA: 37
--------------	------------------------------	---------------------------------	-------------------------------	----------------------------------	------------------------------	----------------------------------	-------------------------------	----------------------------------	------------------------------	---------------------------------	------------------------------	----------------------------------	-------------------------------	----------------------------------	-------------------------------	----------------------------------	-------------------------------	----------------------------------	----------------------------------	------------------------------------	----------------------------------	--------

PITCHER	IP	WLS	BF	H	R	ER	SO	BB	IBB	HBP	BLK	WP	HR	S	P	ERA	WHIP
Odalis Perez, L ERA: 4.51 (1, 1)	6.1	W	26	8	5	5	3	0	0	0	0	0	2	66	91	7.11	1.263
Guillermo Mota, R ERA: 1.59 (7, 1)	1.2		7	2	0	0	2	0	0	0	0	0	0	17	23	0.00	1.200
57 Victor Alvarez, L ERA: 6.23 (9, 1)	1.0		4	1	0	0	1	0	0	0	0	0	0	10	15	0.00	1.000

BOTTOM


Los Angeles Dodgers @ Chicago Cubs  
Wrigley Field, Chicago, IL  
Sat Aug 16 2003, 12:15 PM CDT  
Att: 40,032 - Sunny - 90 F

livebaseballscores.com

AB	36
R	5
H	11
RBI	5
BB	0
SO	6
LOB	11





Batter	1	2	3	4	5	6	7	8	9	AB R H RBI BB SO LOB	TOP		
Dave Roberts, L (1, 8) OBP: 0.334, SLG: 0.311	1-1 G4-3		1-1 B1-3		2-2 G6-4-3 1B			2-2 SH3 CS 1B	0-3 K	5 1 2 0 0 1 1			
Paul Lo Duca, R (1, 2) OBP: 0.353, SLG: 0.410	1-0 G6-3			0-2 G6-3	0-0 G6-4-3			0-0 SH3		3 0 0 0 0 0 1			
Shawn Green, L (1, 9) OBP: 0.348, SLG: 0.441	2-3 K			4-2 1B BB		0-2 G3		4-0 1B IBB		2 1 0 0 2 1 0			
Jeremy Burnitz, L (1, 7)		2-3 K		0-0 1B 1-2 1B		2-3 K		0-0 1B 1-3 3-H 1B		4 0 2 1 0 2 0			
Adrián Beltré, R (1, 5) OBP: 0.287, SLG: 0.401		2-0 G6-3		3-1 1B 1-3 2-H 1B		4-1 BB		2-3 K 1-2		3 1 1 1 1 1 2			
Robin Ventura, L (1, 3) OBP: 0.346, SLG: 0.404		1-0 1B		4-0 1B IBB		0-0 P6		3-2 F9		3 0 1 0 1 0 3			
Jolbert Cabrera, R (1, 4) OBP: 0.320, SLG: 0.430 Cesar Izturis, S (8, 6) OBP: 0.282, SLG: 0.298		2-1 F8		1-1 1-2 2-H 1B			1-3 K		4-2 G4-3 BB	3 0 1 1 0 1 1 0 0 0 0 1 0 0	AB 31 R 3 H 7 RBI 3 BB 5 SO 7 LOB 12		
Alex Cora, L (1, 6) OBP: 0.274, SLG: 0.315			1-0 G1	1-2 G4-3			3-2 F7		3-2 F7	4 0 0 0 0 0 3			
Hideo Nomo, R (1, 1) OBP: 0.183, SLG: 0.211 Paul Quantrill, L (8, 1) Mike Kinkade, R (9, PH) OBP: 0.327, SLG: 0.366 Eric Gagne, R (9, 1)			0-1 G3-1		2-3 K		3-2 G5-3		0-1 G4-3	3 0 0 0 0 1 0 0 0 0 0 0 0 0 1 0 0 0 0 0 1 0 0 0 0 0 0 0			
<b>Inning Stats</b>	R: 0 E: 0 K: 1 S: 6 H: 0 LOB: 0 BB: 0 P: 10	R: 0 E: 0 K: 1 S: 7 H: 1 LOB: 1 BB: 0 P: 14	R: 0 E: 0 K: 0 S: 5 H: 0 LOB: 0 BB: 0 P: 7	R: 2 E: 0 K: 0 S: 13 H: 3 LOB: 2 BB: 2 P: 26	R: 0 E: 0 K: 1 S: 11 H: 1 LOB: 0 BB: 0 P: 15	R: 0 E: 0 K: 1 S: 8 H: 0 LOB: 1 BB: 1 P: 14	R: 0 E: 0 K: 1 S: 12 H: 0 LOB: 0 BB: 0 P: 19	R: 1 E: 0 K: 1 S: 11 H: 2 LOB: 2 BB: 1 P: 22	R: 0 E: 0 K: 1 S: 15 H: 0 LOB: 1 BB: 1 P: 21	1B: 7 2B: 0 3B: 0 HR: 0 SF: 0 SAC: 1 DP: 1 HBP: 0	WP: 0 PB: 0 SB: 1 CS: 1 PA: 37		
<b>PITCHER</b>	IP WLS BF H R ER SO BB IBB HBP BLK WP HR S P ERA WHIP											<b>PITCHER</b>	IP WLS BF H R ER SO BB IBB HBP BLK WP HR S P ERA WHIP
38 Carlos Zambrano, R (1, 1) ERA: 3.05	7.0 L 27 5 2 2 5 2 1 0 0 0 0 0 62 105 2.57 1.000												
Mark Guthrie, L (8, 1) ERA: 1.99	0.1 4 2 1 0 0 0 0 1 0 0 0 0 5 11 0.00 6.000												
Kyle Farnsworth, R (8, 1) ERA: 2.91	1.2 6 0 0 0 2 1 0 0 0 0 0 0 21 32 0.00 0.600												

Los Angeles Dodgers @ Chicago Cubs  
Wrigley Field, Chicago, IL  
Sun Aug 17 2003, 1:20 PM CDT  
Att. 40,124 - Sunny - 82 F

livebaseballscorecards.com





Batter	1	2	3	4	5	6	7	8	9	AB	R	H	RBI	BB	SO	LOB	TOP										
<b>Andy Chavez, L</b> (1, 8) OBP: 0.291, SLG: 0.367	1-1 G3	0-0 1B		2-3 K		1 SAFE 1-2 1B		0-1 SH2-3		4	0	2	1	0	1	1											
<b>Jose Vidro, S</b> (1, 4) OBP: 0.411, SLG: 0.488	0-3 K	0-0 G6-3			2-1 G4-3 1B	4-1 1B		4-2 2B		3	2	1	0	2	1	2											
<b>Vladimir Guerrero, R</b> (1, 9) OBP: 0.414, SLG: 0.539 <b>Wil Cordero, R</b> (8, PH) OBP: 0.352, SLG: 0.445	1-1 1B		0-0 F9		0-1 G5-3	0-1 F7		1-0 1B		4	1	1	0	0	0	4											
<b>Orlando Cabrera, R</b> (1, 6) OBP: 0.353, SLG: 0.475	0-1 1B		4-0 FC6-4		0-0 G4-3		0-1 F8	0-0 1B		4	0	2	1	1	0	1											
<b>Ronald Calloway, L</b> (1, 7) OBP: 0.262, SLG: 0.384	3-3 K		2-2 FC6-4		3-2 1B		0-1 G2-3	2-2 G6-3		5	0	1	1	0	1	3											
<b>Brad Wilkerson, L</b> (1, 3) OBP: 0.370, SLG: 0.461		3-2 G4-3	1 SAFE 1-0 L6		2-3 K		0-1 HR		4-1 FC3-6	4	1	1	1	1	1	2											
<b>Jose Macias, S</b> (1, 5) OBP: 0.285, SLG: 0.365 <b>Luis Ayala, R</b> (7, 1) <b>Jamey Carroll, R</b> (9, PH) OBP: 0.332, SLG: 0.330 <b>Rocky Biddle, R</b> (9, 1)		1-1 FC6-4		1-0 G6-3		2-1 G1-3	2-3 K		0-1 FC3-6	4	0	1	0	0	1	0											
<b>Brian Schneider, L</b> (1, 2) OBP: 0.327, SLG: 0.426		2-2 FC6-4		2-2 1B		3-3 K		0-2 G5-3	1 SAFE 0-3 K	5	1	1	0	0	2	2											
<b>52 T.J. Tucker, R</b> (1, 1) OBP: 0.200, SLG: 0.200 <b>Eric Knott, L</b> (5, 1) <b>Henry Mateo, S</b> (6, PH) OBP: 0.326, SLG: 0.315 <b>Hector Almonte, R</b> (6, 1) <b>Joey Eischen, L</b> (6, 1) <b>Edwards Guzman, L</b> (7, 5) OBP: 0.275, SLG: 0.312		1-0 1B		0-3 K		4-2 1B		2-2 SH2-3		2	0	1	0	0	1	1											
<b>Inning Stats</b>	R: 1 E: 1 K: 2 S: 14	H: 2 LOB: 1 BB: 0 P: 19	R: 1 E: 0 K: 0 S: 12	H: 3 LOB: 2 BB: 0 P: 19	R: 0 E: 0 K: 0 S: 5	H: 0 LOB: 1 BB: 1 P: 12	R: 0 E: 0 K: 2 S: 11	H: 1 LOB: 1 BB: 0 P: 16	R: 1 E: 0 K: 1 S: 12	H: 2 LOB: 1 BB: 0 P: 19	R: 0 E: 0 K: 1 S: 15	H: 1 LOB: 3 BB: 2 P: 29	R: 1 E: 0 K: 1 S: 9	H: 1 LOB: 0 BB: 0 P: 11	R: 3 E: 0 K: 0 S: 17	H: 3 LOB: 1 BB: 1 P: 26	R: 0 E: 0 K: 1 S: 6	H: 0 LOB: 1 BB: 1 P: 10	1B: 10 2B: 3 3B: 0 HR: 1	SF: 0 SAC: 1 DP: 1 HBP: 0	WP: 0 PB: 0 SB: 1 CS: 1	PA: 44					
<b>PITCHER</b>	IP	WLS	BF	H	R	ER	SO	BB	IBB	HBP	BLK	WP	HR	S	P	ERA	WHIP										
<b>Kevin Brown, R</b> (1, 1) ERA: 2.25	6.0		30	9	3	1	6	3	0	0	0	0	0	69	114	1.50	2.000										
<b>Guillermo Mota, R</b> (7, 1) ERA: 1.68	1.0	B	4	1	1	1	1	0	0	0	0	0	1	9	11	9.00	1.000										
<b>Paul Quantrill, R</b> (8, 1) ERA: 1.84	0.2	L	6	3	3	3	0	1	0	0	0	0	0	14	21	40.50	6.000										
<b>Tom Martin, L</b> (8, 1) ERA: 3.4	0.1		1	0	0	0	0	0	0	0	0	0	0	3	5	0.00	0.000										
<b>Paul Shuey, R</b> (9, 1) ERA: 2.22	1.0		3	0	0	0	1	1	0	0	0	0	0	6	10	0.00	1.000										

**Montreal Expos @ Los Angeles Dodgers**  
Dodger Stadium, Los Angeles, CA

Tue Aug 19 2003, 7:10 PM PDT  
Att. 30,107 - Sunny - 76 F

[livebaseballscorecards.com](http://livebaseballscorecards.com)

AB	38
R	7
H	13
RBI	6
BB	5
SO	8
LOB	17



BOTTOM

Montreal Expos @ Los Angeles Dodgers  
Dodger Stadium, Los Angeles, CA

AB	34
R	5
H	9
RBI	5
BB	4
SO	6
LOB	17



WP	0	PA	39
PB	0		
SB	0		
CS	0		

Tue Aug 19 2003, 7:10 PM PDT  
Att: 30,107 - Sunny - 76 F

livebaseballscorecards.com

AB R H RBI BB SO LOB

4	1	1	0	1	2	2
4	1	0	0	0	0	1
4	1	1	1	1	1	3
4	1	1	0	0	0	2
4	0	1	0	0	1	3
2	1	1	3	2	0	2
4	0	2	0	0	0	2
4	0	1	0	0	0	1
2	0	0	0	0	1	0
1	0	1	1	0	0	0
0	0	0	0	0	0	0
0	0	0	0	0	0	0
0	0	0	0	0	0	0
1	0	0	0	0	1	1
0	0	0	0	0	0	0

Batter	1	2	3	4	5	6	7	8	9
<b>Dave Roberts, L</b> OBP: 0.335, SLG: 0.314 (1, 8)	1-1 1B 2B	0-3 K			4-1 G4-3 BB	3-2 G3			0-3 K
<b>Paul Lo Duca, R</b> OBP: 0.351, SLG: 0.406 (1, 2)	3-2 1B 2B HBP		0-0 G5-3		2-2 F8		1-0 F9		0-1 F8
<b>Shawn Green, L</b> OBP: 0.349, SLG: 0.446 (1, 9)	1-3 K		4-2 1B BB		0-0 G4-3		2-1 HR		1-0 G4-3
<b>Jeremy Burnitz, L</b> OBP: 0.331, SLG: 0.533 (1, 7)	1-2 2B 1B		3-2 F8		0-0 G3		1-2 F8		
<b>Adrián Beltré, R</b> OBP: 0.286, SLG: 0.400 (1, 5)	2-3 K		1-1 1B		2-2 G5-3		0-1 F9		
<b>Robin Ventura, L</b> OBP: 0.351, SLG: 0.407 (1, 3)	3-2 2B		0-0 G3		4-2 1B 1B BB		4-2 G2-3 BB		
<b>Jolbert Cabrera, R</b> OBP: 0.323, SLG: 0.431 (1, 4)	1-1 F9		2-1 1B		2-1 1B 1B		3-2 P6		
<b>Alex Cora, L</b> OBP: 0.273, SLG: 0.315 (1, 6)			1-2 G4-3		2-2 1B 1B		0-1 G2-3		
<b>Kevin Brown, R</b> OBP: 0.196, SLG: 0.260 (6, PH)			2-2 F9		2-3 K		2-3 K		
<b>Mike Kinkade, R</b> OBP: 0.331, SLG: 0.370 (7, 1)									
<b>Guillermo Mota, R</b> OBP: 0.250, SLG: 0.625 (8, 1)									
<b>Paul Quantrill, L</b> (8, 1)									
<b>Tom Martin, L</b> (8, 1)									
<b>Ron Coomer, R</b> OBP: 0.350, SLG: 0.289 (8, PH)									
<b>Paul Shuey, R</b> (9, 1)									

Inning Stats	R: 3 E: 0 K: 2 S: 18	H: 3 LOB: 1 BB: 0 P: 30	R: 0 E: 0 K: 1 S: 8	H: 0 LOB: 0 BB: 0 P: 11	R: 0 E: 0 K: 0 S: 15	H: 1 LOB: 2 BB: 1 P: 23	R: 0 E: 0 K: 1 S: 8	H: 1 LOB: 0 BB: 0 P: 13	R: 0 E: 0 K: 0 S: 8	H: 0 LOB: 1 BB: 1 P: 14	R: 1 E: 0 K: 0 S: 17	H: 3 LOB: 2 BB: 1 P: 32	R: 1 E: 0 K: 0 S: 8	H: 1 LOB: 0 BB: 0 P: 12	R: 0 E: 0 K: 1 S: 11	H: 0 LOB: 1 BB: 1 P: 20	R: 0 E: 0 K: 1 S: 6	H: 0 LOB: 0 BB: 0 P: 7	1B: 6 2B: 2 3B: 0 HR: 1	SF: 0 SAC: 0 DP: 0 HBP: 1
--------------	-------------------------------	----------------------------------	------------------------------	----------------------------------	-------------------------------	----------------------------------	------------------------------	----------------------------------	------------------------------	----------------------------------	-------------------------------	----------------------------------	------------------------------	----------------------------------	-------------------------------	----------------------------------	------------------------------	---------------------------------	----------------------------------	------------------------------------

PITCHER	IP	WLS	BF	H	R	ER	SO	BB	IBB	HBP	BLK	WP	HR	S	P	ERA	WHIP
<b>52 T.J. Tucker, R</b> ERA: 5.27 (1, 1)	4.0		18	5	3	3	4	1	0	0	0	0	0	49	77	6.75	1.500
<b>Eric Knott, L</b> ERA: 4.41 (5, 1)	1.0		4	0	0	0	0	1	0	0	0	0	0	8	14	0.00	1.000
<b>Hector Almonte, R</b> ERA: 7.54 (6, 1)	0.2		5	3	1	1	0	1	0	0	0	0	0	14	26	13.50	6.000
<b>Joey Eischen, L</b> ERA: 3.13 (6, 1)	1.0		4	1	1	1	0	0	0	0	0	0	1	9	16	9.00	1.000
<b>Luis Ayala, R</b> ERA: 3.58 (7, 1)	1.1	W	5	0	0	0	1	1	0	0	0	0	0	13	22	0.00	0.750

PITCHER	IP	WLS	BF	H	R	ER	SO	BB	IBB	HBP	BLK	WP	HR	S	P	ERA	WHIP
<b>Rocky Biddle, R</b> ERA: 4.07 (9, 1)	1.0		3	0	0	0	1	0	0	0	0	0	0	6	7	0.00	0.000



Batter	1	2	3	4	5	6	7	8	9	10	AB R H RBI BB SO LOB	TOP												
<b>Endy Chavez, L</b> (1, 8) <small>OBP: 0.290, SLG: 0.363</small>	1-0 		1-2 			1-0 		0-3 		4-2 	4 0 0 0 1 1 0	<b>Montreal Expos @ Los Angeles Dodgers</b> Dodger Stadium, Los Angeles, CA Wed Aug 20 2003, 7:10 PM PDT Att. 31,427 - Sunny - 71 F												
<b>Jose Vidro, S</b> (1, 4) <small>OBP: 0.406, SLG: 0.482</small>	1-2 			0-0 		2-2 		0-3 	2-0 	5 0 0 0 0 1 2														
<b>Vladimir Guerrero, R</b> (1, 9) <small>OBP: 0.415, SLG: 0.549</small>	3-3 			0-0 		0-1 		0-2 		4 1 2 1 0 1 0														
<b>Orlando Cabrera, R</b> (1, 6) <small>OBP: 0.351, SLG: 0.471</small>		0-2 		1-2 		0-0 		1-3 		4 0 0 0 0 1 1														
<b>Wil Cordero, R</b> (1, 3) <small>OBP: 0.354, SLG: 0.444</small>		1-2 			1-3 		4-2 	0-1 		3 0 1 0 1 2 0														
<b>Todd Zeile, R</b> (1, 5) <b>Rocky Biddle, R</b> (9, 1)		4-2 		3-2 		2-2 		0-3 		3 0 1 0 1 1 2 0 0 0 0 0 0 0														
<b>Joe Vitiello, R</b> (1, 7) <b>Brad Wilkerson, L</b> (8, 7) <small>OBP: 0.440, SLG: 0.512</small> <small>OBP: 0.369, SLG: 0.460</small>		0-0 		0-1 		1-0 			2-3 	3 0 1 0 0 0 2 1 0 0 0 0 1 0														
<b>Brian Schneider, L</b> (1, 2) <small>OBP: 0.323, SLG: 0.419</small>			0-3 		2-3 		1-1 		0-2 		4 0 0 0 0 2 2													
<b>Livan Hernandez, R</b> (1, 1) <small>OBP: 0.237, SLG: 0.228</small> <b>Jose Macias, S</b> (8, PH) <small>OBP: 0.284, SLG: 0.363</small> <b>Luis Ayala, R</b> (8, 1) <b>Jamey Carroll, R</b> (9, 5) <small>OBP: 0.335, SLG: 0.338</small>			0-3 		0-1 		2-3 		2-2 	2 0 0 0 0 1 2 1 0 0 0 0 1 0 0 0 0 0 0 0 0 1 0 1 0 0 0 0														
<b>Inning Stats</b>	R: 0 E: 0 K: 1 S: 9	H: 0 LOB: 0 BB: 0 P: 14	R: 0 E: 0 K: 1 S: 10	H: 0 LOB: 1 BB: 1 P: 15	R: 0 E: 0 K: 2 S: 10	H: 0 LOB: 0 BB: 0 P: 11	R: 0 E: 0 K: 2 S: 5	H: 1 LOB: 0 BB: 0 P: 6	R: 0 E: 0 K: 2 S: 19	H: 2 LOB: 2 BB: 0 P: 25	R: 0 E: 0 K: 0 S: 6		H: 0 LOB: 0 BB: 0 P: 9	R: 0 E: 1 K: 0 S: 10	H: 0 LOB: 1 BB: 1 P: 17	R: 0 E: 0 K: 2 S: 8	H: 0 LOB: 0 BB: 0 P: 11	R: 1 E: 0 K: 3 S: 14	H: 2 LOB: 1 BB: 0 P: 15	R: 0 E: 0 K: 1 S: 15	H: 1 LOB: 2 BB: 1 P: 25	1B: 4 2B: 1 3B: 0 HR: 1	SF: 0 SAC: 0 DP: 1 HBP: 0	WP: 0 PB: 0 SB: 0 CS: 0
<b>PITCHER</b> <b>Wilson Alvarez, L</b> (1, 1) <small>ERA: 2.36</small> <b>Guillermo Mota, R</b> (8, 1) <small>ERA: 1.66</small> <b>Eric Gagne, R</b> (9, 1) <small>ERA: 1.55</small>	IP 7.0 1.0 2.0	WLS 25 3 10	BF 25 0 10	H 3 0 3	R 0 0 1	ER 0 0 1	SO 6 2 4	BB 2 0 1	IBB 0 0 0	HBP 0 0 0	BLK 0 0 0	WP 0 0 0	HR 0 0 1	S 69 8 29	P 97 11 40	ERA 0.00 0.00 4.50	WHIP 0.714 0.000 2.000							

livebaseballscorecards.com



BOTTOM

Montreal Expos @ Los Angeles Dodgers  
Dodger Stadium, Los Angeles, CA  
Wed Aug 20 2003, 7:10 PM PDT  
Att. 31,427 - Sunny - 71 F

livebaseballscorecards.com

AB 37  
R 4  
H 10  
RBI 4  
BB 2  
SO 7  
LOB 14



WP: 0 PA: 41  
PB: 0  
SB: 0  
CS: 1

AB R H RBI BB SO LOB

5 0 1 0 0 0 0

5 0 1 0 0 1 1

1 0 0 0 0 0 0  
3 1 2 0 0 1 0

4 1 1 0 1 2 4

5 1 2 3 0 2 1

3 0 1 0 1 0 1  
0 0 0 0 0 0 0

4 1 2 0 0 0 3

3 0 0 0 0 0 4

2 0 0 0 0 0 0  
1 0 0 0 0 1 0  
0 0 0 0 0 0 0  
1 0 0 1 0 0 0

1B: 7 SF: 0  
2B: 2 SAC: 1  
3B: 0 DP: 0  
HR: 1 HBP: 1

Batter	1	2	3	4	5	6	7	8	9	10
Dave Roberts, L OBP: 0.333, SLG: 0.312 (1, 8)	F7		HBP 1B		E1 CS		G6-3		G4-3	
Paul Lo Duca, R OBP: 0.349, SLG: 0.404 (1, 2)	L7		P6		1B 1B		K		G6-3	
Shawn Green, L OBP: 0.349, SLG: 0.445 Jolbert Cabrera, R OBP: 0.326, SLG: 0.438 (1, 9) (5, 7)	P2		HBP		1B		K		HR 2B	
Jeremy Burnitz, L OBP: 0.332, SLG: 0.530 (1, 7) (5, 9)		K	K		L3			1B	HR IBB	
Adrián Beltré, R OBP: 0.288, SLG: 0.409 (1, 5)		G3 2B			K		L5		K	HR 1-H 2-H
Robin Ventura, L OBP: 0.352, SLG: 0.407 Eric Gagne, R (9, 1)		G3 BB			G4-3		1B		P6	
Alex Cora, L OBP: 0.276, SLG: 0.316 (1, 4)		G3			1B		F7		E4 SH3-4 G5-3 1B	
Cesar Izturis, S OBP: 0.280, SLG: 0.296 (1, 6)		G3-1			G1-5-3		G1-4-3		SH3-4	
Wilson Alvarez, L OBP: 0.250, SLG: 0.250 Rickey Henderson, R OBP: 0.344, SLG: 0.365 Guillermo Mota, R OBP: 0.250, SLG: 0.625 Ron Coomer, R OBP: 0.297, SLG: 0.286 (1, 1) (7, PH) (8, 1) (9, 3)			G4-3		G4-3		K		G5-3	

Inning Stats	R: 0	H: 0	E: 0	K: 0	S: 6	H: 0	LOB: 0	BB: 0	P: 8	R: 0	H: 1	E: 0	K: 1	S: 13	H: 2	LOB: 1	BB: 1	P: 23	R: 0	H: 1	E: 0	K: 1	S: 13	H: 1	LOB: 2	BB: 0	P: 20	R: 0	H: 1	E: 0	K: 1	S: 10	H: 2	LOB: 2	BB: 0	P: 15	R: 0	H: 1	E: 0	K: 0	S: 8	H: 1	LOB: 1	BB: 0	P: 10	R: 0	H: 0	E: 0	K: 2	S: 10	H: 0	LOB: 0	BB: 0	P: 14	R: 0	H: 1	E: 0	K: 2	S: 9	H: 1	LOB: 1	BB: 0	P: 12	R: 1	H: 1	E: 1	K: 0	S: 11	H: 1	LOB: 0	BB: 0	P: 14	R: 3	H: 2	E: 0	K: 0	S: 9	H: 2	LOB: 0	BB: 1	P: 17	1B: 7	SF: 0	2B: 2	SAC: 1	3B: 0	DP: 0	HR: 1	HBP: 1	WP: 0	PA: 41
--------------	------	------	------	------	------	------	--------	-------	------	------	------	------	------	-------	------	--------	-------	-------	------	------	------	------	-------	------	--------	-------	-------	------	------	------	------	-------	------	--------	-------	-------	------	------	------	------	------	------	--------	-------	-------	------	------	------	------	-------	------	--------	-------	-------	------	------	------	------	------	------	--------	-------	-------	------	------	------	------	-------	------	--------	-------	-------	------	------	------	------	------	------	--------	-------	-------	-------	-------	-------	--------	-------	-------	-------	--------	-------	--------

PITCHER	IP	WLS	BF	H	R	ER	SO	BB	IBB	HBP	BLK	WP	HR	S	P	ERA	WHIP
Livan Hernandez, R ERA: 2.97 (1, 1)	7.0		29	6	0	0	5	1	0	1	0	0	0	68	99	0.00	1.000
Luis Ayala, R ERA: 3.51 (8, 1)	1.0		4	1	0	0	2	0	0	0	0	0	0	9	12	0.00	1.000
Rocky Biddle, R ERA: 4.43 (9, 1)	1.1	L	8	3	4	3	0	0	1	0	0	0	1	20	31	20.25	2.250

PITCHER	IP	WLS	BF	H	R	ER	SO	BB	IBB	HBP	BLK	WP	HR	S	P	ERA	WHIP
Livan Hernandez, R ERA: 2.97 (1, 1)	7.0		29	6	0	0	5	1	0	1	0	0	0	68	99	0.00	1.000
Luis Ayala, R ERA: 3.51 (8, 1)	1.0		4	1	0	0	2	0	0	0	0	0	0	9	12	0.00	1.000
Rocky Biddle, R ERA: 4.43 (9, 1)	1.1	L	8	3	4	3	0	0	1	0	0	0	1	20	31	20.25	2.250



Batter	1	2	3	4	5	6	7	8	9	AB R H RBI BB SO LOB	TOP	
<b>Andy Chavez, L</b> (1, 8) <small>OBP: 0.289, SLG: 0.362</small>	0-0 		0-1 <b>G6-3</b> 		0-1 <b>G4-3</b> 		0-0 <b>G4-3</b> 			4 0 1 0 0 0 0	<b>Montreal Expos @ Los Angeles Dodgers</b> <b>Dodger Stadium, Los Angeles, CA</b> Thu Aug 21 2003, 12:10 PM PDT Att. 33,319 - Cloudy - 74 F	
<b>Orlando Cabrera, R</b> (1, 6) <small>OBP: 0.348, SLG: 0.468</small>	1-2 <b>G4-6-3</b> 		2-2 <b>F8</b> 		2-2 <b>G1-3</b> 		1-2 <b>G2-3</b> 			4 0 0 0 0 0 1		
<b>Vladimir Guerrero, R</b> (1, 9) <small>OBP: 0.419, SLG: 0.563</small>	1-0 		0-0 		0-0 			1-0 <b>L1</b> 		4 1 3 1 0 0 0		
<b>Wil Cordero, R</b> (1, 3) <small>OBP: 0.355, SLG: 0.444</small>	0-2 		2-3 <b>K</b> 		1-2 			3-2 <b>L5</b> 		4 0 2 0 0 1 0		
<b>Todd Zeile, R</b> (1, 5) <small>OBP: 0.297, SLG: 0.347</small>	3-2 <b>F9</b> 			3-2 		2-3 <b>K</b> 			3-3 <b>K</b> 	4 0 1 0 0 2 4		
<b>Brad Wilkerson, L</b> (1, 7) <small>OBP: 0.371, SLG: 0.459</small>		1-1 <b>P6</b> 		0-0 		0-3 <b>K</b> 			4-2 	3 0 1 0 1 1 0		
<b>Henry Mateo, S</b> (1, 4) <small>OBP: 0.317, SLG: 0.304</small>		0-2 <b>G5-3</b> 		0-2 <b>G1-3</b> 		1-2 <b>G6-3</b> 		0-3 <b>K</b> 		4 0 0 0 0 1 3		
<b>Brian Schneider, L</b> (1, 2) <small>OBP: 0.322, SLG: 0.416</small>		0-2 		0-1 <b>FC6-2</b> 		1-2 <b>F7</b> 		0-3 <b>K</b> 		4 0 1 0 0 1 3		
<b>Zach Day, R</b> (1, 1) <small>OBP: 0.083, SLG: 0.057</small> <b>Joey Eischen, L</b> (8, 1) <b>Ronald Calloway, L</b> (9, PH) <small>OBP: 0.281, SLG: 0.383</small>		0-0 <b>G5-3</b> 		0-3 <b>K</b> 		2-3 <b>K</b> 		1-1 <b>P6</b> 		3 0 0 0 0 2 3 0 0 0 0 0 0 0 1 0 0 0 0 0 1		
<b>Inning Stats</b>	R: 0 H: 3 E: 0 LOB: 2 K: 0 BB: 0 S: 13 P: 18	R: 0 H: 1 E: 0 LOB: 1 K: 0 BB: 0 S: 9 P: 10	R: 1 H: 1 E: 0 LOB: 0 K: 1 BB: 0 S: 10 P: 14	R: 0 H: 2 E: 0 LOB: 2 K: 1 BB: 0 S: 12 P: 15	R: 0 H: 2 E: 0 LOB: 2 K: 1 BB: 0 S: 13 P: 18	R: 0 H: 0 E: 0 LOB: 0 K: 1 BB: 0 S: 9 P: 11	R: 0 H: 0 E: 0 LOB: 0 K: 1 BB: 0 S: 8 P: 11	R: 0 H: 0 E: 0 LOB: 0 K: 1 BB: 0 S: 8 P: 15	R: 0 H: 0 E: 0 LOB: 1 K: 2 BB: 1 S: 12 P: 17	1B: 8 SF: 0 2B: 0 SAC: 0 3B: 0 DP: 1 HR: 1 HBP: 0	WP: 0 PA: 36 PB: 0 SB: 2 CS: 0	
<b>PITCHER</b> <b>Odalis Perez, L</b> (1, 1) <small>ERA: 4.34</small> <b>Eric Gagne, R</b> (9, 1) <small>ERA: 1.52</small>	IP WLS BF H R ER SO BB IBB HBP BLK WP HR S P ERA WHIP											<b>PITCHER</b> IP WLS BF H R ER SO BB IBB HBP BLK WP HR S P ERA WHIP

livebaseballscorecards.com

<b>AB</b>	<b>35</b>
<b>R</b>	<b>1</b>
<b>H</b>	<b>9</b>
<b>RBI</b>	<b>1</b>
<b>BB</b>	<b>1</b>
<b>SO</b>	<b>8</b>
<b>LOB</b>	<b>15</b>







Batter	1	2	3	4	5	6	7	8	9	AB R H RBI BB SO LOB	TOP											
Roger Cedeno, S (1, 9) OBP: 0.335, SLG: 0.402	1-0 1B		2-2 E5		1-1 1B		1-1 FC5-4			4 0 2 0 0 0 1												
7 José Reyes, S (1, 6) OBP: 0.328, SLG: 0.409	0-3 K		4-1 BB		2-3 K			2-2 G6-3		3 0 0 0 1 2 2												
Timo Perez, L (1, 7) OBP: 0.323, SLG: 0.372 Raul Gonzalez, R (8, PH) OBP: 0.339, SLG: 0.338	2-1 1B		1-2 F8		1-0 1B		4-2 BB			3 0 2 0 0 0 2 0 0 0 0 1 0 0												
31 Mike Piazza, R (1, 2) OBP: 0.428, SLG: 0.600	2-2 K		2-3 K		2-1 G4-3		2-0 G6-3			4 0 0 0 0 2 6												
Jason Phillips, R (1, 3) OBP: 0.395, SLG: 0.482 Vance Wilson, R (9, PR) OBP: 0.284, SLG: 0.371	1-3 K			2-0 FC6-4 1B		2-0 G5-3		1-2 CS 1B		4 0 2 0 0 1 2 0 0 0 0 0 0 0												
Ty Wigginton, R (1, 5) OBP: 0.320, SLG: 0.417		1-1 F9		0-1 L8			0-0 HR		1-3 K	4 1 1 1 0 1 2												
Jeff Duncan, L (1, 8) OBP: 0.353, SLG: 0.322		1-1 F7		1-0 FC6-4 CS			2-0 F8		3-3 K	4 0 0 0 0 1 2												
Joe McEwing, R (1, 4) OBP: 0.310, SLG: 0.299		1-3 K		2-0 CS		4-0 BB		0-2 L9		2 0 0 0 1 1 0												
Al Leiter, L (1, 1) OBP: 0.071, SLG: 0.025 Tony Clark, S (7, PH) OBP: 0.308, SLG: 0.517 Jae Weong Seo, R (7, PR) OBP: 0.180, SLG: 0.105 Dan Wheeler, R (7, 1)			1-3 K		0-0 B5-4		4-0 BB			2 0 0 0 0 1 1 0 0 0 0 1 0 0 0 0 0 0 0 0 0 0 0 0 0 0 0 0												
<b>Inning Stats</b>	R: 0 E: 0 K: 3 S: 13	H: 2 LOB: 2 BB: 0 P: 19	R: 0 E: 0 K: 1 S: 7	H: 0 LOB: 0 BB: 0 P: 10	R: 0 E: 1 K: 2 S: 16	H: 0 LOB: 2 BB: 1 P: 26	R: 0 E: 0 K: 0 S: 4	H: 1 LOB: 0 BB: 0 P: 9	R: 0 E: 0 K: 1 S: 6	H: 1 LOB: 1 BB: 1 P: 13	R: 0 E: 0 K: 0 S: 4	H: 1 LOB: 0 BB: 0 P: 9	R: 1 E: 0 K: 0 S: 7	H: 1 LOB: 1 BB: 1 P: 14	R: 0 E: 0 K: 0 S: 7	H: 0 LOB: 0 BB: 1 P: 15	R: 0 E: 0 K: 2 S: 11	H: 1 LOB: 1 BB: 0 P: 16	1B: 6 2B: 1 3B: 0 HR: 1	SF: 0 SAC: 0 DP: 3 HBP: 0	WP: 0 PB: 0 SB: 2 CS: 2	PA: 35
<b>PITCHER</b>	IP WLS BF H R ER SO BB IBB HBP BLK WP HR S P ERA WHIP																					
Hideo Nomo, R (1, 1) ERA: 2.7	7.0 W 28 6 1 1 7 3 0 0 0 0 0 1 57 100 1.29 1.286																					
Tom Martin, L (8, 1) ERA: 3.38	0.1 H 1 0 0 0 0 0 0 0 0 0 0 0 3 5 0.00 0.000																					
Paul Quantrill, R (8, 1) ERA: 1.82	0.2 H 2 0 0 0 0 1 0 0 0 0 0 0 4 10 0.00 1.500																					
Eric Gagne, R (9, 1) ERA: 1.5	1.0 S 3 1 0 0 2 0 0 0 0 0 0 0 11 16 0.00 1.000																					

**New York Mets @ Los Angeles Dodgers**  
**Dodger Stadium, Los Angeles, CA**  
 Fri Aug 22 2003, 7:10 PM PDT  
 Att. 40,714 - Sunny - 73 F

[livebaseballscorecards.com](http://livebaseballscorecards.com)

<b>AB</b>	<b>30</b>
<b>R</b>	<b>1</b>
<b>H</b>	<b>7</b>
<b>RBI</b>	<b>1</b>
<b>BB</b>	<b>4</b>
<b>SO</b>	<b>9</b>
<b>LOB</b>	<b>18</b>



Batter	1	2	3	4	5	6	7	8	9
Rickey Henderson, R OBP: 0.348, SLG: 0.357 (1, 7)	2-3 K ①		4-2 BB ②		3-2 F9 S 1B ②		1-2 G6-3 ②		
Dave Roberts, L OBP: 0.331, SLG: 0.310 (1, 8)	1-2 G6-4-3 1B ①		2-1 F8 ③		1-2 P3 ①		0-1 G4-3 ③		
Paul Lo Duca, R OBP: 0.349, SLG: 0.402 (1, 2)	1-0 G6-4-3 1-2f ②			3-2 2B SF8 1B ②	0-1 F9 2-3 ②		0-1 L8 ①		
Adrian Beltré, R OBP: 0.285, SLG: 0.405 (1, 5)		1-2 F9 ①		1-2 L6 ①	1-2 F8 ③		0-1 G5-3 ②		
Jolbert Cabrera, R OBP: 0.325, SLG: 0.435 (1, 4) (8, 9)		0-3 K ②		1-1 SF8 1B 2B ②	2-0 F7 ①		2-1 G6-3 ③		
Mike Kinkade, R OBP: 0.331, SLG: 0.365 Tom Martin, L Paul Quantrill, L Eric Gagne, R (1, 9) (8, 1) (8, 1) (9, 1)		1-3 K ③		4-0 1B IBB ②	3-3 K ②				
Ron Coomer, R OBP: 0.308, SLG: 0.293 Robin Ventura, L OBP: 0.349, SLG: 0.403 (1, 3) (7, 3)			1-2 FC6-4 1B ①	0-0 SF8 ②	4-2 BB ②				
Cesar Izturis, S OBP: 0.282, SLG: 0.303 (1, 6)			0-1 FC6-4 CS SH 1-2f ①	1-2 1B ③	1-0 G5-3 ③				
Hideo Nomo, R OBP: 0.180, SLG: 0.207 Alex Cora, L OBP: 0.273, SLG: 0.313 (1, 1) (7, PH) (8, 4)			0-1 SH BB 1-2 ①	1-3 K ③		0-0 G6-3 ①			

Inning Stats	R: 0 E: 0 K: 1 S: 8	H: 1 LOB: 0 BB: 0 P: 12	R: 0 E: 0 K: 2 S: 11	H: 0 LOB: 0 BB: 0 P: 13	R: 0 E: 0 K: 0 S: 12	H: 1 LOB: 2 BB: 1 P: 19	R: 2 E: 0 K: 1 S: 19	H: 3 LOB: 2 BB: 1 P: 30	R: 0 E: 0 K: 0 S: 11	H: 1 LOB: 1 BB: 0 P: 16	R: 0 E: 0 K: 1 S: 8	H: 0 LOB: 1 BB: 1 P: 18	R: 0 E: 0 K: 0 S: 6	H: 0 LOB: 0 BB: 0 P: 7	R: 0 E: 0 K: 0 S: 6	H: 0 LOB: 0 BB: 0 P: 8
1B: 5 2B: 1 3B: 0 HR: 0	SF: 1 SAC: 1 DP: 1 HBP: 0	WP: 0 PB: 0 SB: 1 CS: 1	1B: 5 SF: 1 SAC: 1 DP: 1 HBP: 0	WP: 0 PB: 0 SB: 1 CS: 1	1B: 5 SF: 1 SAC: 1 DP: 1 HBP: 0	WP: 0 PB: 0 SB: 1 CS: 1	1B: 5 SF: 1 SAC: 1 DP: 1 HBP: 0	WP: 0 PB: 0 SB: 1 CS: 1	1B: 5 SF: 1 SAC: 1 DP: 1 HBP: 0	WP: 0 PB: 0 SB: 1 CS: 1	1B: 5 SF: 1 SAC: 1 DP: 1 HBP: 0	WP: 0 PB: 0 SB: 1 CS: 1	1B: 5 SF: 1 SAC: 1 DP: 1 HBP: 0	WP: 0 PB: 0 SB: 1 CS: 1	1B: 5 SF: 1 SAC: 1 DP: 1 HBP: 0	WP: 0 PB: 0 SB: 1 CS: 1

PITCHER	IP	WLS	BF	H	R	ER	SO	BB	IBB	HBP	BLK	WP	HR	S	P	ERA	WHIP
Al Leiter, L ERA: 4.47 Dan Wheeler, R ERA: 3.65	(1, 1) (7, 1)	6.0 2.0	L 6	26 0	6 0	2 0	5 0	2 0	1 0	0 0	0 0	0 0	0 0	69 12	108 15	3.00 0.00	1.333 0.000


**BOTTOM**

**New York Mets @ Los Angeles Dodgers**  
**Dodger Stadium, Los Angeles, CA**

Fri Aug 22 2003, 7:10 PM PDT  
Att: 40,714 - Sunny - 73 F

AB	R	H	RBI	BB	SO	LOB
3	0	1	0	1	1	0
4	0	1	0	0	0	3
4	1	1	0	0	0	2
4	0	0	0	0	0	2
4	1	1	0	0	1	0
2	0	0	0	1	2	0
0	0	0	0	0	0	0
0	0	0	0	0	0	0
0	0	0	0	0	0	0
1	0	1	1	1	0	0
0	0	0	0	0	0	0
3	0	1	1	0	0	2
1	0	0	0	0	1	2
1	0	0	0	0	0	0

AB 27  
R 2  
H 6  
RBI 2  
BB 3  
SO 5  
LOB 11



WP	HR	S	P	ERA	WHIP
0	0	1	1	3.00	1.333
0	0	1	1	0.00	0.000





BOTTOM

New York Mets @ Los Angeles Dodgers  
Dodger Stadium, Los Angeles, CA  
Sat Aug 23 2003, 7:10 PM PDT  
Att. 44,449 - Sunny - 74 F

livebaseballscorecards.com

AB	32
R	0
H	6
RBI	0
BB	1
SO	6
LOB	13



WP:	0	PA:	34
PB:	0	SB:	0
CS:	0		

AB R H RBI BB SO LOB

3 0 0 0 1 0 0

4 0 1 0 0 1 3

4 0 1 0 0 1 1

4 0 0 0 0 1 2

4 0 1 0 0 0 2

4 0 1 0 0 0 2

3 0 1 0 0 1 1

2 0 0 0 0 1 0

1 0 1 0 0 0 0

0 0 0 0 0 0 0

1 0 0 0 0 1 2

1B

BB

FC5-4

P4

FC5-4

F9

G5-3

G4-3

G4-3

BB

1B

K

L8

G1-3

G3-1

K

F9

PO

PO

G4-3

F9

G4-3

K

L8

G6-3

G6-3

K

G4-3

2B

G5-3

K

K

G4-3

G4-3

K

L8

L8

G1-3

G3-1

K

F9

PO

PO

G4-3

F9

G4-3

K

L8

G6-3

G6-3

K

G4-3

2B

G5-3

K

K

G4-3

G4-3

K

L8

L8

G1-3

G3-1

K

F9

PO

PO

G4-3

F9

G4-3

K

L8

G6-3

G6-3

K

G4-3

2B

G5-3

K

K

G4-3

G4-3

K

L8

L8

G1-3

G3-1

K

F9

PO

PO

G4-3

F9

G4-3

K

L8

G6-3

G6-3

K

G4-3

2B

G5-3

K

K

G4-3

G4-3

K

L8

L8

G1-3

G3-1

K

F9

PO

PO

G4-3

F9

G4-3

K

L8

G6-3

G6-3

K

G4-3

2B

G5-3

K

K

G4-3

G4-3

K

L8

L8

G1-3

G3-1

K

F9

PO

PO

G4-3

F9

G4-3

K

L8

G6-3

G6-3

K

G4-3

2B

G5-3

K

K

G4-3

G4-3

K

L8

L8

G1-3

G3-1

K

F9

PO

PO

G4-3

F9

G4-3

K

L8

G6-3

G6-3

K

G4-3

2B

G5-3

K

K

G4-3

G4-3

K

L8

L8

G1-3

G3-1

K

F9

PO

PO

G4-3

F9

G4-3

K

L8

G6-3

G6-3

K

G4-3

2B

G5-3

K

K

G4-3

G4-3

K

L8

L8

G1-3

G3-1

K

F9

PO

PO

G4-3

F9

G4-3

K

L8

G6-3

G6-3

K

G4-3

2B

G5-3

K

K

G4-3

G4-3

K

L8

L8

G1-3

G3-1

K

F9

PO

PO

G4-3

F9

G4-3

K

L8

G6-3

G6-3

K

G4-3

2B

G5-3

K

K

G4-3

G4-3

K

L8

L8

G1-3

G3-1

K

F9

PO

PO

G4-3

F9

G4-3

K

L8

G6-3

G6-3

K

G4-3

2B

G5-3

K

K

G4-3

G4-3

K

L8

L8

G1-3

G3-1

K

F9

PO

PO

G4-3

F9

G4-3

K

L8

G6-3

G6-3

K

G4-3

2B

G5-3

K

K

G4-3

G4-3

K

L8

L8

G1-3

G3-1

K

F9

PO

PO

G4-3

F9

G4-3

K

L8

G6-3

G6-3

K

G4-3

2B



Batter	1	2	3	4	5	6	7	8	9	AB R H RBI BB SO LOB	TOP										
Roger Cedeño, S (1, 9) OBP: 0.333, SLG: 0.398 Raul Gonzalez, R (7, 9) OBP: 0.339, SLG: 0.338	3-2 F9		0-0 G3-1 FC2-5 1B	3-1 L8			0-0 B5-3			4 0 1 0 0 0 1 0 0 0 0 0 0 0											
7 José Reyes, S (1, 6) OBP: 0.336, SLG: 0.426	1-2 31 CS 1B		0-0 FC2-5 G3-1 1B		2-0 31 G6-3 1B			2-2 G4-3		4 0 2 0 0 0 2											
Timo Perez, L (1, 7) OBP: 0.316, SLG: 0.363	0-0 31 CS 1B		0-0 G3-1		0-1 SAFE F9			0-0 G6-3		4 0 1 0 0 0 3											
31 Mike Piazza, R (1, 2) OBP: 0.423, SLG: 0.582	4-2 1-2 2-3 BB		0-1 G6-3		0-0 SAFE G6-3			3-3 K		3 0 0 0 1 1 3											
Jason Phillips, R (1, 3) OBP: 0.389, SLG: 0.473	3-1 F8			0-2 G4-3		0-1 G4-3		1-0 F9		4 0 0 0 0 0 2											
Jay Bell, R (1, 5) OBP: 0.350, SLG: 0.204 Prentice Redman, R (9, PR) Ty Wigginton, R (9, 5) OBP: 0.322, SLG: 0.418		3-2 F8		1-0 E 1B		1-3 K		3-2 BB 1B		4 1 2 0 0 1 0 0 0 0 0 0 0 0 0 0 0 0 0 0 0											
Jeff Duncan, L (1, 8) OBP: 0.339, SLG: 0.301		3-3 K		1-0 E1 E		1-1 G4-3		4-1 SAFE SAFE SAFE BB BB BB		3 1 0 0 1 1 0											
Marco Scutaro, R (1, 4) OBP: 0.373, SLG: 0.471		2-1 F8		0-0 E7 G4-3 1B			1-1 G5-3		3-2 G6-4-3 BB	4 0 1 1 0 0 2											
Tom Glavine, L (1, 1) OBP: 0.174, SLG: 0.159 Grant Roberts, R (8, 1) John Franco, L (9, 1)			2-2 7 FC2-5 1B		0-0 G4-3		2-2 G5-3			3 0 1 0 0 0 1 0 0 0 0 0 0 0 0 0 0 0 0 0 0											
<b>Inning Stats</b>	R: 0 E: 0 K: 0 S: 12	H: 2 LOB: 2 BB: 1 P: 23	R: 0 E: 0 K: 1 S: 11	H: 0 LOB: 0 BB: 0 P: 19	R: 0 E: 0 K: 0 S: 8	H: 2 LOB: 2 BB: 0 P: 10	R: 2 E: 2 K: 0 S: 9	H: 2 LOB: 1 BB: 0 P: 14	R: 0 E: 0 K: 1 S: 7	H: 0 LOB: 0 BB: 0 P: 9	R: 0 E: 0 K: 0 S: 6	H: 0 LOB: 0 BB: 0 P: 9	R: 0 E: 0 K: 1 S: 7	H: 0 LOB: 0 BB: 0 P: 12	R: 0 E: 0 K: 0 S: 9	H: 1 LOB: 2 BB: 1 P: 20	1B: 8 2B: 0 3B: 0 HR: 0	SF: 0 SAC: 0 DP: 2 HBP: 0	WP: 0 PB: 0 SB: 0 CS: 2	PA: 35	
<b>PITCHER</b>	IP WLS BF H R ER SO BB IBB HBP BLK WP HR S P ERA WHIP	IP WLS BF H R ER SO BB IBB HBP BLK WP HR S P ERA WHIP	IP WLS BF H R ER SO BB IBB HBP BLK WP HR S P ERA WHIP	IP WLS BF H R ER SO BB IBB HBP BLK WP HR S P ERA WHIP	IP WLS BF H R ER SO BB IBB HBP BLK WP HR S P ERA WHIP	IP WLS BF H R ER SO BB IBB HBP BLK WP HR S P ERA WHIP	IP WLS BF H R ER SO BB IBB HBP BLK WP HR S P ERA WHIP	IP WLS BF H R ER SO BB IBB HBP BLK WP HR S P ERA WHIP	IP WLS BF H R ER SO BB IBB HBP BLK WP HR S P ERA WHIP	IP WLS BF H R ER SO BB IBB HBP BLK WP HR S P ERA WHIP	IP WLS BF H R ER SO BB IBB HBP BLK WP HR S P ERA WHIP	IP WLS BF H R ER SO BB IBB HBP BLK WP HR S P ERA WHIP	IP WLS BF H R ER SO BB IBB HBP BLK WP HR S P ERA WHIP	IP WLS BF H R ER SO BB IBB HBP BLK WP HR S P ERA WHIP	IP WLS BF H R ER SO BB IBB HBP BLK WP HR S P ERA WHIP	IP WLS BF H R ER SO BB IBB HBP BLK WP HR S P ERA WHIP	IP WLS BF H R ER SO BB IBB HBP BLK WP HR S P ERA WHIP	IP WLS BF H R ER SO BB IBB HBP BLK WP HR S P ERA WHIP	IP WLS BF H R ER SO BB IBB HBP BLK WP HR S P ERA WHIP	IP WLS BF H R ER SO BB IBB HBP BLK WP HR S P ERA WHIP	IP WLS BF H R ER SO BB IBB HBP BLK WP HR S P ERA WHIP
Kevin Brown, R (1, 1) ERA: 2.15 Guillermo Mota, R (9, 1) ERA: 1.64	8.0 L 31 7 2 0 3 1 0 0 0 0 0 64 102 0.00 1.000	1.0 4 1 0 0 0 0 1 0 0 0 0 0 9 20 0.00 2.000																			

New York Mets @ Los Angeles Dodgers  
Dodger Stadium, Los Angeles, CA  
Sun Aug 24 2003, 5:10 PM PDT  
Att. 45,496 - Sunny - 80 F

AB	33
R	2
H	8
RBI	1
BB	2
SO	3
LOB	14



Batter	1	2	3	4	5	6	7	8	9	AB	R	H	RBI	BB	SO	LOB
Rickey Henderson, R OBP: 0.324, SLG: 0.328 (1, 7)	1-1 P6			2-0 P6		2-2 G5-3		X 0-0 G6-3		4	0	0	0	0	0	0
Paul Lo Duca, R OBP: 0.345, SLG: 0.397 (1, 2)	3-2 G4-3			3-2 F9		3-1 G4-3		B F X 1-1 G6-3		4	0	0	0	0	0	0
Shawn Green, L OBP: 0.346, SLG: 0.440 (1, 9)	0-0 G4-3			2-1 G1		X 0-0 L6		B T X 2-1 G5-3		4	0	0	0	0	0	0
Fred McGriff, L OBP: 0.310, SLG: 0.418 (1, 3)		2-0 G4-3			1-1 F8		F B X 2-2 L9			3	0	0	0	0	0	0
Adrian Beltré, R OBP: 0.283, SLG: 0.403 (1, 5)		2-1 F8			1-2 F8		X 0-0 F9			3	0	0	0	0	0	0
Jolbert Cabrera, R OBP: 0.324, SLG: 0.435 (1, 8)		0-1 F9			0-0 3B 2B		B B X 2-1 L1			3	1	1	0	0	0	0
Cesar Izturis, S OBP: 0.281, SLG: 0.306 (1, 6)			2-1 G4-3		0-0 2-H 3B		F B X 2-2 F7			3	0	1	1	0	0	0
Alex Cora, L OBP: 0.274, SLG: 0.312 (1, 4)			1-2 G4-3		4-0 IBB		B B X 2-2 G6-3			2	0	0	0	1	0	0
Kevin Brown, R OBP: 0.189, SLG: 0.250 (1, 1)			0-3 K		1-3 K		B B X 3-2 G4-3			2	0	0	0	0	2	2
Robin Ventura, L OBP: 0.350, SLG: 0.404 (8, PH)										1	0	0	0	0	0	0
Guillermo Mota, R OBP: 0.250, SLG: 0.625 (9, 1)										0	0	0	0	0	0	0

Inning Stats	R: 0	H: 0	E: 0	K: 0	S: 6	LOB: 0	BB: 0	P: 10	R: 0	H: 0	E: 0	K: 0	S: 5	LOB: 0	BB: 0	P: 9	R: 0	H: 0	E: 0	K: 1	S: 8	LOB: 0	BB: 0	P: 11	R: 1	H: 2	E: 0	K: 1	S: 10	LOB: 2	BB: 1	P: 17	R: 0	H: 0	E: 0	K: 0	S: 8	LOB: 0	BB: 0	P: 13	R: 0	H: 0	E: 0	K: 0	S: 7	LOB: 0	BB: 0	P: 11	R: 0	H: 0	E: 0	K: 0	S: 10	LOB: 0	BB: 0	P: 17	R: 0	H: 0	E: 0	K: 0	S: 5	LOB: 0	BB: 0	P: 8	1B: 0	SF: 0	2B: 1	SAC: 0	3B: 1	DP: 0	HR: 0	HBP: 0	WP: 0	PA: 30
--------------	------	------	------	------	------	--------	-------	-------	------	------	------	------	------	--------	-------	------	------	------	------	------	------	--------	-------	-------	------	------	------	------	-------	--------	-------	-------	------	------	------	------	------	--------	-------	-------	------	------	------	------	------	--------	-------	-------	------	------	------	------	-------	--------	-------	-------	------	------	------	------	------	--------	-------	------	-------	-------	-------	--------	-------	-------	-------	--------	-------	--------


PITCHER	IP	WLS	BF	H	R	ER	SO	BB	IBB	HBP	BLK	WP	HR	S	P	ERA	WHIP
Tom Glavine, L ERA: 4.4 (1, 1)	7.0	W	24	2	1	1	2	0	0	0	0	0	0	51	85	1.29	0.286
Grant Roberts, R ERA: 3.12 (8, 1)	1.2	H	5	0	0	0	0	0	0	0	0	0	0	13	21	0.00	0.000
John Franco, L ERA: 2.84 (9, 1)	0.1	S	1	0	0	0	0	0	0	0	0	0	0	2	4	0.00	0.000

**BOTTOM**

**New York Mets @ Los Angeles Dodgers**  
**Dodger Stadium, Los Angeles, CA**

Sun Aug 24 2003, 5:10 PM PDT  
Att: 45,496 - Sunny - 80 F

<b>AB</b>	<b>29</b>
<b>R</b>	<b>1</b>
<b>H</b>	<b>2</b>
<b>RBI</b>	<b>1</b>
<b>BB</b>	<b>1</b>
<b>SO</b>	<b>2</b>
<b>LOB</b>	<b>2</b>





Batter	1	2	3	4	5	6	7	8	9	AB R H RBI BB SO LOB	TOP									
<b>Dave Roberts, L</b> (1, 8) OBP: 0.334, SLG: 0.309	2-2 S BB E 1B	4-2 BB			3-2 CS 1B		1-2 E1 G6-4-3		3-2 G3	4 1 2 0 1 0 0										
<b>Paul Lo Duca, R</b> (1, 2) OBP: 0.346, SLG: 0.399 <b>Alex Cora, L</b> (7, 4) OBP: 0.273, SLG: 0.311	4-0 E HR BB	0-0 P6			3-2 1-2 2B		2-2 G6-4-3 1-2f		2-2 F7	3 1 1 0 1 0 4 1 0 0 0 0 0 0										
<b>Shawn Green, L</b> (1, 9) OBP: 0.344, SLG: 0.436 <b>Paul Shuey, R</b> (7, 1) <b>Paul Quantrill, L</b> (8, 1)	1-3 K	0-2 G6-3			1-0 P2		1-3 K			4 0 0 0 0 2 6 0 0 0 0 0 0 0 0 0 0 0 0 0 0										
<b>Fred McGriff, L</b> (1, 3) OBP: 0.310, SLG: 0.429 <b>Ron Coomer, R</b> (7, 3) OBP: 0.314, SLG: 0.301	2-1 1-H 2-H HR				2-3 K		3-3 K		1-2 BB 1B	3 1 1 2 0 2 1 1 0 1 0 0 0 0										
<b>Adrián Beltré, R</b> (1, 5) OBP: 0.281, SLG: 0.399	3-2 F9				1-0 G5-3		2-3 K		0-0 F9	4 0 0 0 0 1 1										
<b>Jolbert Cabrera, R</b> (1, 4) OBP: 0.327, SLG: 0.434	0-1 G1-3				2-3 K		2-2 FC6-4 1B		4-2 BB	3 0 1 0 1 1 0										
<b>Mike Kinkade, R</b> (1, 7) OBP: 0.328, SLG: 0.355					0-2 P5		0-0 P3		1-3 K	3 0 0 0 0 1 3										
<b>Cesar Izturis, S</b> (1, 6) OBP: 0.281, SLG: 0.306					0-1 G4-3		0-0 FC6-4		1-1 F7	4 0 1 0 0 0 3										
<b>Odalis Perez, L</b> (1, 1) OBP: 0.085, SLG: 0.065 <b>57 Victor Alvarez, L</b> (5, 1) <b>David Ross, R</b> (7, PH) OBP: 0.287, SLG: 0.495					2-2 P5				2-0 G5-3	1 0 0 0 0 0 0 0 0 0 0 0 0 0 2 1 1 1 0 0 0										
<b>Inning Stats</b>	R: 3 E: 0 K: 1 S: 14	H: 2 LOB: 0 BB: 1 P: 26	R: 0 E: 0 K: 0 S: 9	H: 1 LOB: 3 BB: 1 P: 16	R: 0 E: 0 K: 2 S: 7	H: 0 LOB: 0 BB: 0 P: 12	R: 0 E: 0 K: 0 S: 9	H: 0 LOB: 0 BB: 0 P: 11	R: 0 E: 0 K: 1 S: 11	H: 2 LOB: 1 BB: 0 P: 21	R: 1 E: 1 K: 1 S: 11	H: 1 LOB: 0 BB: 0 P: 15	R: 0 E: 0 K: 1 S: 11	H: 1 LOB: 2 BB: 1 P: 18	R: 0 E: 0 K: 0 S: 7	H: 0 LOB: 0 BB: 0 P: 14	1B: 5 2B: 1 3B: 0 HR: 2	SF: 0 SAC: 1 DP: 1 HBP: 1	WP: 0 PB: 0 SB: 1 CS: 1	PA: 38
<b>PITCHER</b>	IP WLS BF H R ER SO BB IBB HBP BLK WP HR S P ERA WHIP																			
<b>Ron Villone, L</b> (1, 1) ERA: 3.21	6.0 W 26 6 3 3 5 2 0 1 0 0 1 58 98 4.50 1.333																			
<b>Mike Gallo, L</b> (7, 1) ERA: 3.06	1.0 4 1 1 1 1 0 0 0 0 0 1 11 15 9.00 1.000																			
<b>Ricky Stone, R</b> (8, 1) ERA: 3.24	1.0 5 1 0 0 1 1 0 0 0 0 0 11 18 0.00 2.000																			
<b>Jared Fernandez, R</b> (9, 1) ERA: 5.4	1.0 3 0 0 0 0 0 0 0 0 0 0 7 14 0.00 0.000																			

**Los Angeles Dodgers @ Houston Astros**  
Minute Maid Park, Houston, TX  
Tue Aug 26 2003, 7:05 PM CDT  
Att. 24,752 - Dome - 72 F

AB	33
R	4
H	8
RBI	3
BB	3
SO	7
LOB	18



Batter	1	2	3	4	5	6	7	8	9
<b>Craig Biggio, R</b> (1, 8) OBP: 0.343, SLG: 0.410	0-1 G5-3	2-1 G5-3							
<b>Mike Gallo, L</b> (7, 1)									
<b>Geoff Blum, S</b> (7, PH) OBP: 0.297, SLG: 0.393									
<b>Ricky Stone, R</b> (8, 1)									
<b>Jared Fernandez, R</b> (9, 1)									
<b>Morgan Ensberg, R</b> (1, 5) OBP: 0.372, SLG: 0.511	4-2 F8 HR BB		3-3 K						
<b>5 Jeff Bagwell, R</b> (1, 3) OBP: 0.375, SLG: 0.505	1-1 F8		2-1 HR						
<b>Orlando Merced, S</b> (7, 3) OBP: 0.288, SLG: 0.379	1-3 F8								
<b>Jeff Kent, R</b> (1, 4) OBP: 0.344, SLG: 0.513	1-0 HR		3-2 G5-3						
<b>Jose Vizcaino, S</b> (7, PH) OBP: 0.269, SLG: 0.362	3-H HR								
<b>Richard Hidalgo, R</b> (1, 9) OBP: 0.376, SLG: 0.559	1-0 G5-3		0-3 K						
<b>17 Lance Berkman, S</b> (1, 7) OBP: 0.403, SLG: 0.520		0-2 2B							
<b>Brad Ausmus, R</b> (1, 2) OBP: 0.301, SLG: 0.298		2-1 2B							
<b>28 Adam Everett, R</b> (1, 6) OBP: 0.298, SLG: 0.363		0-3 K							
<b>Ron Villone, L</b> (1, 1) OBP: 0.219, SLG: 0.323		2-3 K							
<b>16 Jason Lane, R</b> (6, PH) OBP: 0.300, SLG: 0.700									


Inning Stats	R: 2	H: 1	E: 0	K: 0	S: 8	LOB: 0	BB: 1	P: 15
	R: 1	H: 2	E: 0	K: 2	S: 13	LOB: 1	BB: 0	P: 19
	R: 1	H: 1	E: 0	K: 2	S: 11	LOB: 0	BB: 0	P: 19
	R: 0	H: 0	E: 0	K: 1	S: 7	LOB: 0	BB: 0	P: 11
	R: 6	H: 6	E: 0	K: 1	S: 24	LOB: 3	BB: 3	P: 44
	R: 5	H: 3	E: 0	K: 1	S: 17	LOB: 1	BB: 3	P: 31
	R: 3	H: 3	E: 1	K: 0	S: 22	LOB: 2	BB: 2	P: 39
	R: 0	H: 1	E: 0	K: 1	S: 8	LOB: 0	BB: 0	P: 11

PITCHER	IP	WLS	BF	H	R	ER	SO	BB	IBB	HBP	BLK	WP	HR	S	P	ERA	WHIP
<b>Odalis Perez, L</b> (1, 1) ERA: 4.76	4.2	L	27	10	10	10	6	3	0	0	0	0	2	59	98	19.29	2.786
<b>57 Victor Alvarez, L</b> (5, 1) ERA: 12.71	1.1		11	3	5	5	1	4	0	0	0	0	0	21	41	33.75	5.250
<b>Paul Shuey, R</b> (7, 1) ERA: 2.59	1.0		8	3	3	3	0	2	0	0	0	0	0	22	39	27.00	5.000
<b>Paul Quantrill, R</b> (8, 1) ERA: 1.79	1.0		3	1	0	0	1	0	0	0	0	0	0	8	11	0.00	1.000

**AB R H RBI BB SO LOB**

4	1	2	1	1	0	1
0	0	0	0	0	0	0
1	0	0	0	0	0	2
0	0	0	0	0	0	0
0	0	0	0	0	0	0
4	2	0	0	2	2	4
3	3	2	1	1	0	1
2	0	1	0	0	0	0
4	3	3	5	0	0	0
2	1	1	0	0	0	1
5	0	0	0	0	2	4
3	3	2	1	2	1	0
4	3	2	4	1	0	2
3	1	1	1	2	1	1
3	0	1	1	0	2	1
2	1	2	3	0	0	0

**AB 40**  
**R 18**  
**H 17**  
**RBI 17**  
**BB 9**  
**SO 8**  
**LOB 17**



**WP: 0 PA: 49**  
**PB: 0**  
**SB: 2**  
**CS: 0**

**Los Angeles Dodgers @ Houston Astros**  
Minute Maid Park, Houston, TX  
Tue Aug 26 2003, 7:05 PM CDT  
Att: 24,752 - Dome - 72 F

[livebaseballscorecards.com](http://livebaseballscorecards.com)



Batter	1	2	3	4	5	6	7	8	9	AB R H RBI BB SO LOB	TOP									
<b>Dave Roberts, L</b> (1, 8) OBP: 0.333, SLG: 0.309	2-2 F7		0-1 E3 BB 1B		0-0 G6-3 1B		2-3 K			4 1 1 0 0 1 0										
<b>Paul Lo Duca, R</b> (1, 2) OBP: 0.348, SLG: 0.400	0-1 F6 1B		0-0 1B 1B		2-2 G6-3 1-2f		1-3 K			4 0 2 0 0 1 1										
<b>Shawn Green, L</b> (1, 9) OBP: 0.346, SLG: 0.438	1-1 F6 1B		4-2 1B BB		0-0 1B		2-3 K			3 0 2 0 1 1 0										
<b>Jeremy Burnitz, L</b> (1, 7) OBP: 0.325, SLG: 0.518	0-0 F6		1-1 F7		2-3 K2-3		2-1 G6-3			4 0 0 0 0 1 6										
<b>Adrián Beltré, R</b> (1, 5) OBP: 0.281, SLG: 0.398	3-2 G6-3		0-2 1B		0-0 G6-3		2-2 F8			4 0 1 1 0 0 2										
<b>Robin Ventura, L</b> (1, 3) OBP: 0.347, SLG: 0.399		3-2 P5		0-3 K		3-1 L3		1-1 F7		4 0 0 0 0 1 0										
<b>Alex Cora, L</b> (1, 4) OBP: 0.271, SLG: 0.308		1-1 G4-3		0-2 P4		1-2 G1-3		2-3 K		3 0 0 0 0 0 0										
<b>Guillermo Mota, R</b> (6, 1) OBP: 0.250, SLG: 0.625										0 0 0 0 0 0 0										
<b>Andy Ashby, R</b> (8, 1)										0 0 0 0 0 0 0										
<b>Mike Kinkade, R</b> (9, PH) OBP: 0.326, SLG: 0.353										1 0 0 0 0 1 0										
<b>Cesar Izturis, S</b> (1, 6) OBP: 0.281, SLG: 0.306		0-2 L7		0-2 1B		0-2 G3				3 0 1 0 0 0 0										
<b>Hideo Nomo, R</b> (1, 1) OBP: 0.175, SLG: 0.200			2-3 K		0-1 G1-3		1-3 K			2 0 0 0 0 1 1										
<b>Jolbert Cabrera, R</b> (6, 4) OBP: 0.326, SLG: 0.432										1 0 0 0 0 1 0										
<b>Inning Stats</b>	R: 0 E: 0 K: 0 S: 12	H: 2 LOB: 2 BB: 0 P: 18	R: 0 E: 0 K: 0 S: 10	H: 0 LOB: 0 BB: 0 P: 14	R: 1 E: 1 K: 1 S: 14	H: 2 LOB: 2 BB: 1 P: 21	R: 0 E: 0 K: 1 S: 11	H: 1 LOB: 1 BB: 0 P: 11	R: 0 E: 0 K: 1 S: 8	H: 2 LOB: 1 BB: 0 P: 12	R: 0 E: 0 K: 2 S: 9	H: 0 LOB: 0 BB: 0 P: 12	R: 0 E: 0 K: 2 S: 10	H: 0 LOB: 0 BB: 0 P: 15	R: 0 E: 0 K: 1 S: 8	H: 0 LOB: 0 BB: 0 P: 13	1B: 7 2B: 0 3B: 0 HR: 0	SF: 0 SAC: 0 DP: 1 HBP: 0	WP: 0 PB: 0 SB: 0 CS: 0	PA: 34
<b>PITCHER</b>	IP WLS BF H R ER SO BB IBB HBP BLK WP HR S P ERA WHIP																			
<b>Wade Miller, R</b> (1, 1) ERA: 4.21	7.0 W 28 7 1 0 5 1 0 0 0 0 0 0 70 98 0.00 1.143																			
<b>54 Brad Lidge, R</b> (8, 1) ERA: 3.24	1.0 3 0 0 0 2 0 0 0 0 0 0 0 10 15 0.00 0.000																			
<b>Dan Miceli, R</b> (9, 1) ERA: 3.3	1.0 3 0 0 0 1 0 0 0 0 0 0 0 8 13 0.00 0.000																			

**Los Angeles Dodgers @ Houston Astros**  
 Minute Maid Park, Houston, TX  
 Wed Aug 27 2003, 7:05 PM CDT  
 Att: 23,094 - Dome - 72 F

livebaseballscorecards.com

<b>AB</b>	<b>33</b>
<b>R</b>	<b>1</b>
<b>H</b>	<b>7</b>
<b>RBI</b>	<b>1</b>
<b>BB</b>	<b>1</b>
<b>SO</b>	<b>8</b>
<b>LOB</b>	<b>10</b>




Batter	1	2	3	4	5	6	7	8	9	AB	R	H	RBI	BB	SO	LOB
<b>Craig Biggio, R</b> OBP: 0.342, SLG: 0.407 (1, 8)	2-3 K 1B 5 HR	2-0 G5-3		4-0 BB		0-1 G5-3		0-3 K		4	1	0	0	1	2	0
<b>Geoff Blum, S</b> OBP: 0.296, SLG: 0.392 (1, 5)	2-2 5 HR 1B	1-0 G4-3		2-0 F9		0-2 G4-3				4	1	1	0	0	0	1
<b>5 Jeff Bagwell, R</b> OBP: 0.378, SLG: 0.514 (1, 3)	1-1 HR	0-0 F7			0-1 1B 2B			4-0 BB		3	2	2	3	1	0	0
<b>Jeff Kent, R</b> OBP: 0.343, SLG: 0.510 (1, 4)	0-0 17 2B 1B		3-1 G6-3		3-2 P5			1-3 K		4	1	1	0	0	1	2
<b>17 Lance Berkman, S</b> OBP: 0.405, SLG: 0.522 (1, 7)	3-1 2B		4-2 BB		4-0 28 1B 1B			1-1 G4-3		2	1	1	1	2	0	0
<b>Richard Hidalgo, R</b> OBP: 0.373, SLG: 0.553 (1, 9)	2-3 K		2-3 K		2-2 F9			3-3 K		4	0	0	0	0	3	4
<b>Brad Ausmus, R</b> OBP: 0.301, SLG: 0.297 (1, 2)	3-3 K		1-0 F9		1-1 28 1B 1B			1-0 F8		4	0	1	1	0	1	2
<b>28 Adam Everett, R</b> OBP: 0.301, SLG: 0.363 (1, 6)	4-1 BB			2-0 F9		0-1 1B		2-1 G1-3		3	0	1	1	1	0	0
<b>Wade Miller, R</b> OBP: 0.167, SLG: 0.154 (1, 1)	0-0 P4			0-0 P5		2-1 P3		1-1 F9		3	0	0	0	0	0	4
<b>54 Brad Lidge, R</b> (8, 1)										0	0	0	0	0	0	0
<b>Jose Vizcaino, S</b> OBP: 0.268, SLG: 0.360 (8, PH)										1	0	0	0	0	0	0
<b>Dan Miceli, R</b> (9, 1)										0	0	0	0	0	0	0

Inning Stats	R: 4	H: 4	R: 0	H: 0	R: 0	H: 0	R: 2	H: 3	R: 0	H: 0	R: 0	H: 0	R: 0	H: 0	R: 0	H: 0
	E: 1	LOB: 2	E: 0	LOB: 0	E: 0	LOB: 1	E: 0	LOB: 2	E: 0	LOB: 1	E: 0	LOB: 0	E: 0	LOB: 0	E: 0	LOB: 0
	K: 3	BB: 1	K: 0	BB: 0	K: 1	BB: 1	K: 0	BB: 1	K: 1	BB: 1	K: 1	BB: 0	K: 1	BB: 0	K: 1	BB: 0
	S: 19	P: 36	S: 3	P: 6	S: 9	P: 19	S: 3	P: 11	S: 14	P: 26	S: 9	P: 14	S: 6	P: 11	S: 7	P: 10

PITCHER	IP	WLS	BF	H	R	ER	SO	BB	IBB	HBP	BLK	WP	HR	S	P	ERA	WHIP
<b>Hideo Nomo, R</b> ERA: 2.86 (1, 1)	5.0	L	27	7	6	5	4	3	1	0	0	0	1	48	98	9.00	2.000
<b>Guillermo Mota, R</b> ERA: 1.6 (6, 1)	2.0		7	0	0	0	2	1	0	0	0	0	0	15	25	0.00	0.500
<b>Andy Ashby, R</b> ERA: 5.2 (8, 1)	1.0		3	0	0	0	1	0	0	0	0	0	0	7	10	0.00	0.000

**Los Angeles Dodgers @ Houston Astros**  
Minute Maid Park, Houston, TX  
Wed Aug 27 2003, 7:05 PM CDT  
Att: 23,094 - Dome - 72 F

AB	32
R	6
H	7
RBI	6
BB	5
SO	7
LOB	13



WP: 0	PA: 37
PB: 0	SB: 0
CS: 0	



**Los Angeles Dodgers @ Houston Astros**  
 Minute Maid Park, Houston, TX

Thu Aug 28 2003, 7:05 PM CDT  
 Att. 24,054 - Dome - 72 F

AB	37
R	6
H	11
RBI	6
BB	2
SO	4
LOB	18



WP	1	PA	39
PB	0		
SB	1		
CS	0		

Batter	1	2	3	4	5	6	7	8	9	AB	R	H	RBI	BB	SO	LOB					
Dave Roberts, L (1, 8) OBP: 0.334, SLG: 0.308	4-1 FC6-4 BB	0-1 F7		3-2 S 1B			3-2 L7		1-1 P4	4	0	1	0	1	0	2					
Paul Lo Duca, R (1, 2) OBP: 0.346, SLG: 0.398	1-2 FC6-4 BB 1B 1-2f	2-1 FC6-4		1-1 P4 1-2			0-0 P6		3-2 FC6 1B 2-H	5	1	1	1	0	0	3					
Shawn Green, L (1, 9) OBP: 0.347, SLG: 0.437	1-1 1B BB 1-2 FC6-4 1B		1-2 1B 2B 1B	0-1 F8			1-1 G3-1		0-0 FC6 1-2f	5	2	2	0	0	0	2					
Fred McGriff, L (1, 3) OBP: 0.313, SLG: 0.428 Robin Ventura, L (8, 3) OBP: 0.347, SLG: 0.399	4-2 FC6-4 1B 1-2 2-3 BB		1-1 2B 1-2 G4-3 1B		1-3 K			0-3 K		3	1	1	0	1	2	0					
Adrián Beltré, R (1, 5) OBP: 0.280, SLG: 0.396	0-1 FC6-4 1-2 2-3 3-H 1B		3-1 L7		1-1 L8			0-2 F8		4	0	1	1	0	0	2					
Jeremy Burnitz, L (1, 7) OBP: 0.327, SLG: 0.529 Eric Gagne, R (8, 1)	0-2 FC6-4 1-2f 2-3 3-H		1-0 G4-3 1-3 2-H 2B		0-3 K			0-1 HR		4	1	2	3	0	1	2					
Alex Cora, L (1, 4) OBP: 0.271, SLG: 0.308	1-2 G6-3		2-0 G4-3 2-3 3-H		2-2 G4-6-3 1B			1-2 G4-3		4	0	1	1	0	0	3					
Cesar Izturis, S (1, 6) OBP: 0.283, SLG: 0.312		0-1 FC2-5 2B	0-1 P6		1 SAFE G4-6-3 1-2f			0-0 WP 1B 2B		4	1	2	0	0	0	2					
Wilson Alvarez, L (1, 1) OBP: 0.222, SLG: 0.222 Paul Shuey, R (5, 1) Paul Quantrill, L (7, 1) Guillermo Mota, R (8, 1) Jolbert Cabrera, R (8, 7) OBP: 0.325, SLG: 0.431		0-1 FC2-5 FC6-4 2-3		1-2 G4-3		1-0 L9		1-3 K		2	0	0	0	0	0	1					
<b>Inning Stats</b>	R: 2 E: 0 K: 0 S: 17	H: 2 LOB: 2 BB: 2 P: 28	R: 0 E: 0 K: 0 S: 8	H: 1 LOB: 1 BB: 0 P: 10	R: 2 E: 0 K: 0 S: 12	H: 3 LOB: 1 BB: 0 P: 19	R: 0 E: 0 K: 0 S: 10	H: 1 LOB: 1 BB: 0 P: 15	R: 0 E: 0 K: 2 S: 8	H: 0 LOB: 0 BB: 0 P: 10	R: 0 E: 0 K: 0 S: 5	H: 1 LOB: 0 BB: 0 P: 8	R: 0 E: 0 K: 0 S: 7	H: 0 LOB: 0 BB: 0 P: 11	R: 1 E: 0 K: 1 S: 12	H: 1 LOB: 0 BB: 0 P: 13	R: 1 E: 0 K: 1 S: 11	H: 2 LOB: 1 BB: 0 P: 16	1B: 7 2B: 3 3B: 0 HR: 1	SF: 0 SAC: 0 DP: 1 HBP: 0	WP: 1 PA: 39
<b>PITCHER</b>	IP WLS BF H R ER SO BB IBB HBP BLK WP HR S P ERA WHIP	IP WLS BF H R ER SO BB IBB HBP BLK WP HR S P ERA WHIP																			
Tim Redding, R (1, 1) ERA: 3.87	3.0 L 17 6 4 4 0 2 0 0 0 0 0 0 37 57 12.00 2.667		Rick White, R (9, 1) ERA: 6.26	1.0 5 2 1 1 1 0 0 0 0 0 0 1 12 13 9.00 1.000																	
Dan Miceli, R (4, 1) ERA: 3.19	2.0 7 1 0 0 2 0 0 0 0 0 0 0 18 25 0.00 0.500																				
Mike Gallo, L (6, 1) ERA: 2.89	1.0 3 1 0 0 0 0 0 0 0 0 0 0 5 8 0.00 1.000																				
54 Brad Lidge, R (7, 1) ERA: 3.19	1.0 3 0 0 0 0 0 0 0 0 0 0 0 7 11 0.00 0.000																				
Octavio Dotel, R (8, 1) ERA: 2.99	1.0 4 1 1 1 1 0 0 0 0 0 0 1 12 13 9.00 1.000																				

livebaseballscorecards.com

BOTTOM

Los Angeles Dodgers @ Houston Astros  
Minute Maid Park, Houston, TX  
Thu Aug 28 2003, 7:05 PM CDT  
Att. 24,054 - Dome - 72 F

livebaseballscorecards.com

AB 33  
R 3  
H 8  
RBI 3  
BB 2  
SO 11  
LOB 12



WP: 0 PA: 35  
PB: 0  
SB: 1  
CS: 0

AB R H RBI BB SO LOB

4 0 1 0 0 1 2

4 1 2 0 0 0 1

3 1 0 0 1 0 3

4 0 1 0 0 3 2

3 0 1 2 1 1 1

4 0 0 0 0 2 2

4 0 0 0 0 3 0

4 1 2 1 0 0 0

1B: 6 SF: 0  
2B: 1 SAC: 0  
3B: 0 DP: 1  
HR: 1 HBP: 0

Batter	1	2	3	4	5	6	7	8	9
<b>Craig Biggio, R</b> OBP: 0.341, SLG: 0.405 (1, 8)	3-3 K		0-0 FC1-6 1B		0-1 F8		2-2 G4-3		
<b>Jose Vizcaino, S</b> OBP: 0.273, SLG: 0.364 (1, 4)	1-1 5 BB 17 2B 1B		1-2 FC1-6 5 G6-3 1-2f		1-0 1 SAFE 1 SAFE 1-2 1B		3-2 P5		
<b>5 Jeff Bagwell, R</b> OBP: 0.377, SLG: 0.511 (1, 3)	4-2 17 2B BB		1-2 G6-3 1-2		2-2 G1-3		1-1 G5-3		
<b>Richard Hidalgo, R</b> OBP: 0.372, SLG: 0.550 (1, 9)	3-3 K			0-3 K		2-3 K	0-0 1B		
<b>17 Lance Berkman, S</b> OBP: 0.406, SLG: 0.523 (1, 7)	0-0 1-H 2-H 2B			4-1 G6-4-3 BB		3-3 K	1-0 F8		
<b>Morgan Ensberg, R</b> OBP: 0.368, SLG: 0.505 (1, 5)	1-3 K			1-0 G6-4-3 1-2f		1-2 G6-3			
<b>Brad Ausmus, R</b> OBP: 0.298, SLG: 0.294 (1, 2)		1-3 K			2-3 K		2-2 G1-3		
<b>28 Adam Everett, R</b> OBP: 0.303, SLG: 0.375 (1, 6)		3-2 F9			0-0 HR		1-1 1B		
<b>Tim Redding, R</b> OBP: 0.212, SLG: 0.225 (1, 1)		0-3 K			1-2 1B		2-0 F7 1-2		
<b>Dan Miceli, R</b> OBP: 0.364, SLG: 0.727 (5, PH)									
<b>16 Jason Lane, R</b> OBP: 0.364, SLG: 0.727 (6, 1)									
<b>Mike Gallo, L</b> OBP: 0.364, SLG: 0.727 (6, 1)									
<b>54 Brad Lidge, R</b> OBP: 0.286, SLG: 0.378 (7, PH)									
<b>Orlando Merced, S</b> OBP: 0.286, SLG: 0.378 (7, PH)									
<b>Octavio Dotel, R</b> OBP: 0.286, SLG: 0.378 (8, 1)									
<b>Rick White, R</b> OBP: 0.286, SLG: 0.378 (9, 1)									

Inning Stats	R: 2	H: 2	E: 0	K: 3	S: 17	H: 2	LOB: 1	BB: 1	P: 29	R: 0	H: 0	E: 0	K: 2	S: 12	R: 0	H: 1	E: 0	K: 0	S: 8	R: 0	H: 0	E: 0	K: 1	S: 5	R: 1	H: 3	E: 0	K: 1	S: 13	R: 0	H: 0	E: 0	K: 2	S: 11	R: 0	H: 1	E: 0	K: 0	S: 7	R: 0	H: 1	E: 0	K: 0	S: 7	R: 0	H: 0	E: 0	K: 2	S: 9	1B: 6	SF: 0	2B: 1	SAC: 0	3B: 0	DP: 1	HR: 1	HBP: 0	WP: 0	PA: 35
--------------	------	------	------	------	-------	------	--------	-------	-------	------	------	------	------	-------	------	------	------	------	------	------	------	------	------	------	------	------	------	------	-------	------	------	------	------	-------	------	------	------	------	------	------	------	------	------	------	------	------	------	------	------	-------	-------	-------	--------	-------	-------	-------	--------	-------	--------

PITCHER	IP	WLS	BF	H	R	ER	SO	BB	IBB	HBP	BLK	WP	HR	S	P	ERA	WHIP
<b>Wilson Alvarez, L</b> ERA: 2.64 (1, 1)	4.2		20	6	3	3	7	2	0	0	0	0	1	52	79	5.79	1.714
<b>Paul Shuey, R</b> ERA: 2.53 (5, 1)	1.1	W	4	0	0	0	2	0	0	0	0	0	0	14	22	0.00	0.000
<b>Paul Quantrill, R</b> ERA: 1.76 (7, 1)	1.0	H	4	1	0	0	0	0	0	0	0	0	0	11	18	0.00	1.000
<b>Guillermo Mota, R</b> ERA: 1.59 (8, 1)	0.2	H	3	1	0	0	0	0	0	0	0	0	0	6	10	0.00	1.500
<b>Eric Gagne, R</b> ERA: 1.47 (8, 1)	1.1	S	4	0	0	0	2	0	0	0	0	0	0	10	18	0.00	0.000



Batter	1	2	3	4	5	6	7	8	9	AB R H RBI BB SO LOB	TOP		
<b>Pablo Ozuna, R</b> (1, 6) <small>OBP: 0.294, SLG: 0.313</small> <b>Greg Norton, S</b> (8, PH) <small>OBP: 0.328, SLG: 0.425</small> <b>Jesus Sanchez, L</b> (8, 1)	1-1 		1-2 		2-2 			0-1 		3 0 0 0 0 0 0 1 0 0 0 0 0 1 0 0 0 0 0 0 0	<b>Colorado Rockies @ Los Angeles Dodgers</b> Dodger Stadium, Los Angeles, CA Fri Aug 29 2003, 7:10 PM PDT Att. 39,092 - Sunny - 75 F		
<b>Gregg Zaun, S</b> (1, 2) <small>OBP: 0.290, SLG: 0.289</small>	1-3 		0-0 			2-1 		1-3 		4 0 0 0 0 2 1			
<b>17 Todd Helton, L</b> (1, 3) <small>OBP: 0.449, SLG: 0.621</small>	3-3 			4-2 		3-2 		2-1 		3 0 1 0 1 1 0			
<b>Preston Wilson, R</b> (1, 8) <small>OBP: 0.349, SLG: 0.552</small>		1-0 		3-3 		1-3 		2-3 		4 0 0 0 0 3 2			
<b>Larry Walker, L</b> (1, 9) <small>OBP: 0.423, SLG: 0.470</small>		4-2 		0-2 		4-2 		1-3 		2 2 1 0 2 1 1			
<b>Jay Payton, R</b> (1, 7) <small>OBP: 0.367, SLG: 0.526</small>		2-2 		0-2 		1-2 		1-3 		4 2 2 4 0 1 2			
<b>Chris Stynes, R</b> (1, 5) <small>OBP: 0.344, SLG: 0.426</small>		0-2 		1-3 		3-3 				3 0 0 0 0 2 0			
<b>Ronnie Belliard, R</b> (1, 4) <small>OBP: 0.346, SLG: 0.369</small> <b>Mark Bellhorn, S</b> (8, PH) <small>OBP: 0.337, SLG: 0.291</small> (8, 4)		0-3 		0-3 		0-3 		3-3 		2 0 0 0 0 2 0 1 0 0 0 0 1 0			
<b>Cory Vance, L</b> (1, 1) <b>Adam Bernero, R</b> (8, 1) <b>Javier López, L</b> (8, 1) <small>OBP: 0.250, SLG: 0.250</small> <b>Steve Reed, R</b> (7, 1) <b>Rene Reyes, S</b> (8, PH) <small>OBP: 0.308, SLG: 0.420</small> <b>Juan Uribe, R</b> (8, 6) <small>OBP: 0.296, SLG: 0.392</small>		0-3 		0-1 				1-2 		2 0 0 0 0 1 0 1 0 1 0 0 0 0 0 0 0 0 0 0 0			
<b>Inning Stats</b>	R: 0 H: 0 E: 0 LOB: 0 K: 2 BB: 0 S: 9 P: 14	R: 2 H: 1 E: 0 LOB: 0 K: 1 BB: 1 S: 12 P: 19	R: 0 H: 0 E: 0 LOB: 0 K: 1 BB: 0 S: 7 P: 8	R: 2 H: 2 E: 0 LOB: 0 K: 2 BB: 1 S: 14 P: 22	R: 0 H: 0 E: 0 LOB: 0 K: 1 BB: 0 S: 9 P: 11	R: 0 H: 0 E: 0 LOB: 0 K: 1 BB: 0 S: 8 P: 14	R: 0 H: 0 E: 0 LOB: 0 K: 1 BB: 1 S: 9 P: 17	R: 0 H: 1 E: 0 LOB: 1 K: 2 BB: 0 S: 12 P: 17	R: 0 H: 1 E: 0 LOB: 1 K: 3 BB: 0 S: 12 P: 18	1B: 2 SF: 0 2B: 2 SAC: 0 3B: 0 DP: 2 HR: 2 HBP: 0	WP: 0 PA: 33 PB: 0 SB: 0 CS: 1		
<b>PITCHER</b>	IP WLS BF H R ER SO BB IBB HBP BLK WP HR S P ERA WHIP <b>Kevin Brown, R</b> (1, 1) <small>ERA: 2.26</small> <b>Paul Quantrill, R</b> (8, 1) <small>ERA: 1.74</small> <b>Eric Gagne, R</b> (9, 1) <small>ERA: 1.45</small>											<b>PITCHER</b>	IP WLS BF H R ER SO BB IBB HBP BLK WP HR S P ERA WHIP

AB	30
R	4
H	5
RBI	4
BB	3
SO	14
LOB	7







Batter	1	2	3	4	5	6	7	8	9	AB R H RBI BB SO LOB	TOP																
Ronnie Belliard, R (1, 4) OBP: 0.345, SLG: 0.369	1-1 L9		0-2 G6-3		1-1 17 BB 2B		0-0 G4-3		3-2 G4-3	5 0 1 0 0 0 0	<b>Colorado Rockies @ Los Angeles Dodgers</b> Dodger Stadium, Los Angeles, CA Sat Aug 30 2003, 7:10 PM PDT Att. 35,136 - Sunny - 70 F <a href="http://livebaseballscorecards.com">livebaseballscorecards.com</a>																
Juan Uribe, R (1, 6) OBP: 0.295, SLG: 0.390	2-1 F8		0-3 K		0-1 17 BB 1B		2-3 K			4 0 1 0 0 2 0																	
17 Todd Helton, L (1, 3) OBP: 0.453, SLG: 0.621	4-2 BB		4-1 BB		4-1 SAFE BB			4-2 G3 1B BB		0 0 0 0 4 0 0																	
Preston Wilson, R (1, 8) OBP: 0.348, SLG: 0.549	1-3 K		2-2 G1-3		1-2 P3			0-0 G3 1B		4 0 1 0 0 1 5																	
Larry Walker, L (1, 9) OBP: 0.422, SLG: 0.468		2-1 P4		0-0 G3-6-3 1B		2-3 K		1-0 G3		4 0 1 0 0 1 5																	
Jay Payton, R (1, 7) OBP: 0.365, SLG: 0.522		3-3 K		1-2 G3-6-3 1-2f		0-1 F8		0-3 K		4 0 0 0 0 2 3																	
Charles Johnson, R (1, 2) OBP: 0.322, SLG: 0.446		4-0 BB BB		4-0 FC5-4 BB		1-3 K		2-3 K		2 0 0 0 2 2 2																	
Mark Bellhorn, S (1, 5) OBP: 0.337, SLG: 0.288		4-1 BB		3-1 FC5-4 1-2f		3-3 K			1-2 G4-3	2 0 0 0 1 1 1																	
28 Aaron Cook, R (6, 1) OBP: 0.233, SLG: 0.179		1-2 BB								0 0 0 0 0 0 0																	
40 Brian Fuentes, L (7, 1)										0 0 0 0 0 0 0																	
Justin Speier, R (8, 1)										0 0 0 0 0 0 0																	
Rene Reyes, S (9, PH) OBP: 0.301, SLG: 0.414										1 0 0 0 0 0 0																	
Denny Stark, R (1, 1)		0-3 K			0-2 G6-3				1-1 G6-3	2 0 0 0 0 1 2																	
Chris Stynes, R (6, 5) OBP: 0.342, SLG: 0.424										2 0 0 0 0 1 0																	
<b>Inning Stats</b>	R: 0 E: 0 K: 1 S: 10	H: 0 LOB: 1 BB: 1 P: 18	R: 0 E: 0 K: 2 S: 9	H: 0 LOB: 2 BB: 2 P: 22	R: 0 E: 0 K: 1 S: 11	H: 1 LOB: 1 BB: 1 P: 17	R: 0 E: 0 K: 0 S: 9	H: 2 LOB: 3 BB: 1 P: 22	R: 0 E: 0 K: 2 S: 9	H: 0 LOB: 0 BB: 0 P: 13	R: 0 E: 0 K: 2 S: 8	H: 0 LOB: 0 BB: 0 P: 11	R: 0 E: 0 K: 2 S: 10	H: 1 LOB: 2 BB: 1 P: 17	R: 0 E: 0 K: 0 S: 8	H: 0 LOB: 0 BB: 0 P: 13	1B: 3 2B: 1 3B: 0 HR: 0	SF: 0 SAC: 0 DP: 1 HBP: 0	WP: 0 PB: 0 SB: 0 CS: 0	PA: 37							
<b>PITCHER</b>	IP WLS BF H R ER SO BB IBB HBP BLK WP HR S P ERA WHIP																										
Kaz Ishii, L (1, 1) ERA: 3.21	5.0		23	3	0	0	5	6	0	0	0	0	0	53	96	0.00	1.800										
Guillermo Mota, R (6, 1) ERA: 1.55	2.0	W	6	0	0	0	4	0	0	0	0	0	0	17	24	0.00	0.000										
Tom Martin, L (8, 1) ERA: 3.21	1.0		5	1	0	0	2	1	0	0	0	0	0	10	17	0.00	2.000										
Paul Shuey, R (9, 1) ERA: 2.48	1.0		3	0	0	0	0	0	0	0	0	0	0	8	13	0.00	0.000										

AB	30
R	0
H	4
RBI	0
BB	7
SO	11
LOB	18



BOTTOM

Colorado Rockies @ Los Angeles Dodgers  
Dodger Stadium, Los Angeles, CA

Sat Aug 30 2003, 7:10 PM PDT  
Att: 35,136 - Sunny - 70 F

livebaseballscorecards.com

AB	32
R	5
H	8
RBI	5
BB	6
SO	2
LOB	20



WP:	0	PA:	38
PB:	0		
SB:	1		
CS:	0		

AB	R	H	RBI	BB	SO	LOB
3	1	1	0	0	0	0
2	0	0	0	0	1	2
4	2	1	0	1	0	2
2	1	1	0	2	0	0
1	0	0	0	2	0	3
1	0	1	1	0	0	0
3	1	0	1	1	0	5
4	0	1	2	0	0	3
4	0	2	1	0	0	0
4	0	0	0	0	1	3
1	0	0	0	0	0	0
1	0	0	0	0	0	0
1	0	0	0	0	0	2
0	0	0	0	0	0	0
0	0	0	0	0	0	0
1	0	1	0	0	0	0
0	0	0	0	0	0	0

Batter	1	2	3	4	5	6	7	8	9	AB	R	H	RBI	BB	SO	LOB
Dave Roberts, L (1, 8) Jolbert Cabrera, R (7, 8) OBP: 0.338, SLG: 0.308 OBP: 0.328, SLG: 0.430	G6-3		B3-4			BB S BB 1B	G5-3	K		3	1	1	0	0	0	0
Paul Lo Duca, R (1, 2) OBP: 0.348, SLG: 0.400	L8		L7			BB BB 1B BB	1B	G1-3		2	0	0	0	0	1	2
Shawn Green, L (1, 9) OBP: 0.349, SLG: 0.438	BB BB				F9	BB 1B BB	FC5-4 1B			2	1	1	0	2	0	0
Fred McGriff, L (1, 3) Robin Ventura, L (7, 3) OBP: 0.317, SLG: 0.426 OBP: 0.348, SLG: 0.399	4-1 1-2 BB				F5	BB 1B BB	FC5-4 1B			1	0	0	0	2	0	3
Adrián Beltré, R (1, 5) OBP: 0.280, SLG: 0.399	3-2 P3				P3	BB 1B BB	FC5-4 1B			3	1	0	1	1	0	5
Jeremy Burnitz, L (1, 7) OBP: 0.326, SLG: 0.526			L9		P4	BB 1B BB	F8			4	0	1	2	0	0	3
Alex Cora, L (1, 4) OBP: 0.273, SLG: 0.312						G4-3 1B		1B 2B		4	0	2	1	0	0	0
Cesar Izturis, S (1, 6) OBP: 0.282, SLG: 0.313						G6-3	G4-3	K		4	0	0	0	0	1	3
Kaz Ishii, L (1, 1) Mike Kinkade, R (5, PH) Guillermo Mota, R (6, 1) Tom Martin, L (8, 1) Ron Coomer, R (8, PH) Paul Shuey, R (9, 1) OBP: 0.322, SLG: 0.348 OBP: 0.222, SLG: 0.556 OBP: 0.321, SLG: 0.340			G5-3			L7	G4-3	1B		1	0	0	0	0	0	0
<b>Inning Stats</b>	R: 0 E: 0 K: 10 S: 10	H: 0 LOB: 2 BB: 2 P: 25	R: 0 E: 0 K: 7 S: 7	H: 0 LOB: 0 BB: 0 P: 12	R: 0 E: 0 K: 6 S: 6	H: 0 LOB: 1 BB: 1 P: 10	R: 0 E: 0 K: 8 S: 8	H: 0 LOB: 0 BB: 0 P: 11	R: 4 E: 0 K: 13 S: 13	H: 3 LOB: 2 BB: 3 P: 26	R: 1 E: 0 K: 11 S: 11	H: 3 LOB: 2 BB: 0 P: 21	R: 0 E: 0 K: 16 S: 16	H: 2 LOB: 2 BB: 0 P: 24	1B: 7 2B: 1 3B: 0 HR: 0	SF: 0 SAC: 0 DP: 0 HBP: 0
<b>PITCHER</b>	IP WLS BF H R ER SO	IP WLS BF H R ER SO	IP WLS BF H R ER SO	IP WLS BF H R ER SO	IP WLS BF H R ER SO	IP WLS BF H R ER SO	IP WLS BF H R ER SO	IP WLS BF H R ER SO	IP WLS BF H R ER SO	IP WLS BF H R ER SO	IP WLS BF H R ER SO	IP WLS BF H R ER SO	IP WLS BF H R ER SO	IP WLS BF H R ER SO	IP WLS BF H R ER SO	IP WLS BF H R ER SO
Denny Stark, R (1, 1) ERA: 6.0	5.1	L	24	2	4	4	0	0	0	0	0	0	0	0	0	0
28 Aaron Cook, R (6, 1) ERA: 5.37	1.1		8	4	1	1	0	0	0	0	0	0	0	0	0	0
40 Brian Fuentes, L (7, 1) ERA: 2.45	0.1		1	0	0	0	0	0	0	0	0	0	0	0	0	0
Justin Speier, R (8, 1) ERA: 3.41	1.0		5	2	0	0	2	0	0	0	0	0	0	0	0	0

WP	HR	S	P	ERA	WHIP
0	0	0	0	6.75	1.500
0	0	0	0	6.75	3.000
0	0	0	0	0.00	0.000
0	0	0	0	0.00	2.000



Batter	1	2	3	4	5	6	7	8	9	AB R H RBI BB SO LOB	TOP		
Ronnie Belliard, R (1, 4) OBP: 0.344, SLG: 0.366	4-2 CS BB		1-1 P5			0-0 L7	1-2 F9			3 0 0 0 1 0 2			
Chris Stynes, R (1, 5) OBP: 0.339, SLG: 0.419	3-3 K		2-1 FC5-4			2-3 K		1-1 G6-3		4 0 0 0 0 2 2			
17 Todd Helton, L (1, 3) OBP: 0.453, SLG: 0.620	4-1 FC6-4 BB			1-2 G1-3		0-1 1B E 1B		0-0 G6-3		3 0 1 0 1 0 0			
Preston Wilson, R (1, 8) OBP: 0.346, SLG: 0.545	1-1 FC6-4			3-3 K		1-0 E5 1B		0-3 K		4 0 0 0 0 2 2			
Jay Payton, R (1, 7) OBP: 0.364, SLG: 0.520		1-1 G6-3		3-2 G1-6-3		0-0 1B			3-3 K	4 0 1 0 0 1 0			
Rene Reyes, S (1, 9) OBP: 0.299, SLG: 0.405		2-1 L9			0-0 L9	2-1 F7			1-0 1B	4 0 1 0 0 0 3			
Charles Johnson, R (1, 2) OBP: 0.320, SLG: 0.442		0-2 F8			1-3 K		3-1 G5-3		1-3 K	3 0 0 0 0 1 0 1 0 0 0 0 1 1			
Greg Norton, S (9, PH) OBP: 0.326, SLG: 0.422													
Juan Uribe, R (1, 6) OBP: 0.295, SLG: 0.389			2-1 L4		1-2 1B		0-1 F8		0-0 G6-3	3 0 1 0 0 0 0 1 0 0 0 0 0 1			
Larry Walker, L (9, PH) OBP: 0.421, SLG: 0.467													
Darren Oliver, R (1, 1) OBP: 0.300, SLG: 0.368			1-2 FC5-4 1B		0-1 G5-3		0-0 1B			3 0 2 0 0 0 1			
<b>Inning Stats</b>	R: 0 H: 0 E: 0 LOB: 1 K: 1 BB: 2 S: 10 P: 22	R: 0 H: 0 E: 0 LOB: 0 K: 0 BB: 0 S: 7 P: 10	R: 0 H: 1 E: 0 LOB: 1 K: 0 BB: 0 S: 9 P: 15	R: 0 H: 0 E: 0 LOB: 0 K: 1 BB: 0 S: 12 P: 19	R: 0 H: 1 E: 0 LOB: 1 K: 1 BB: 0 S: 10 P: 12	R: 0 H: 2 E: 1 LOB: 3 K: 1 BB: 0 S: 11 P: 16	R: 0 H: 1 E: 0 LOB: 1 K: 0 BB: 0 S: 8 P: 12	R: 0 H: 0 E: 0 LOB: 0 K: 1 BB: 0 S: 6 P: 7	R: 0 H: 1 E: 0 LOB: 1 K: 2 BB: 0 S: 9 P: 14	1B: 6 SF: 0 2B: 1 SAC: 0 3B: 0 DP: 1 HR: 0 HBP: 0	WP: 0 PA: 35 PB: 0 SB: 0 CS: 1		
<b>PITCHER</b>	IP WLS BF H R ER SO BB IBB HBP BLK WP HR S P ERA WHIP											<b>PITCHER</b>	IP WLS BF H R ER SO BB IBB HBP BLK WP HR S P ERA WHIP
Odalis Perez, L (1, 1) ERA: 4.57	7.0 W 28 5 0 0 4 2 0 0 0 0 0 0 67 106 0.00 1.000												
Tom Martin, L (8, 1) ERA: 3.14	1.0 H 3 0 0 0 1 0 0 0 0 0 0 0 6 7 0.00 0.000												
Eric Gagne, R (9, 1) ERA: 1.43	1.0 S 4 1 0 0 2 0 0 0 0 0 0 0 9 14 0.00 1.000												

Colorado Rockies @ Los Angeles Dodgers  
Dodger Stadium, Los Angeles, CA

Sun Aug 31 2003, 5:10 PM PDT  
Att. 41,146 - Sunny - 74 F

AB	33
R	0
H	6
RBI	0
BB	2
SO	7
LOB	12



Batter	1	2	3	4	5	6	7	8	9
Rickey Henderson, R (1, 7) Alex Cora, L (8, 4) OBP: 0.321, SLG: 0.313 OBP: 0.272, SLG: 0.311	0-0 G5-3		2-2 P3			1-3 K		0-0 G4-3	
Paul Lo Duca, R (1, 2) OBP: 0.345, SLG: 0.396	3-2 F9			3-2 F9			0-2 E6 1B 2B	1-2 G4-3	
Shawn Green, L (1, 9) OBP: 0.349, SLG: 0.437	1-1 G4-3			0-0 F7			0-0 2B 1-3 2B 1B		
Adrián Beltré, R (1, 5) OBP: 0.278, SLG: 0.396		1-0 G6-3		1-1 G4-3			2-1 P6		
Ron Coomer, R (1, 3) Tom Martin, L (8, 1) Eric Gagne, R (9, 1) OBP: 0.313, SLG: 0.330 OBP: 0.278, SLG: 0.396		2-2 F8			0-0 G6-3		2-1 P6		
Jeromy Burnitz, L (1, 8) OBP: 0.326, SLG: 0.527		1-0 G3-1			1-2 E4 G6-3		0-0 2B 1-3 2B		
Jolbert Cabrera, R (1, 4) OBP: 0.331, SLG: 0.436			0-1 E4 G1-3 1B		1-1 G6-3 1-2f		1-0 2B 2H 3-H 2B		
Cesar Izturis, S (1, 6) OBP: 0.281, SLG: 0.311		1-0 G1-4-3				2-1 G4-3	0-0 G6-3		
Odalis Perez, L (1, 1) Robin Ventura, L (8, 3) OBP: 0.082, SLG: 0.063 OBP: 0.347, SLG: 0.398			0-2 G1-3			0-0 G4-3		2-3 K	

Inning Stats	R: 0 E: 0 K: 0 S: 8	H: 0 LOB: 0 BB: 0 P: 12	R: 0 E: 0 K: 0 S: 5	H: 0 LOB: 0 BB: 0 P: 9	R: 0 E: 1 K: 0 S: 9	H: 1 LOB: 1 BB: 0 P: 12	R: 0 E: 0 K: 0 S: 6	H: 0 LOB: 0 BB: 0 P: 10	R: 0 E: 1 K: 0 S: 7	H: 0 LOB: 0 BB: 0 P: 9	R: 0 E: 0 K: 1 S: 6	H: 0 LOB: 0 BB: 0 P: 9	R: 3 E: 1 K: 0 S: 11	H: 3 LOB: 1 BB: 0 P: 16	R: 0 E: 0 K: 1 S: 8	H: 0 LOB: 0 BB: 0 P: 11
1B: 2 2B: 2 3B: 0 HR: 0	SF: 0 SAC: 0 DP: 1 HBP: 0	WP: 0 PA: 29 PB: 0 SB: 0 CS: 0														

PITCHER	IP	WLS	BF	H	R	ER	SO	BB	IBB	HBP	BLK	WP	HR	S	P	ERA	WHIP
Darren Oliver, L (1, 1) ERA: 4.84	8.0	L	29	4	3	0	2	0	0	0	0	0	0	60	88	0.00	0.500


**BOTTOM**

**Colorado Rockies @ Los Angeles Dodgers**  
Dodger Stadium, Los Angeles, CA

Sun Aug 31 2003, 5:10 PM PDT  
Att. 41,146 - Sunny - 74 F

livebaseballscorecards.com

<b>AB</b>	<b>29</b>
<b>R</b>	<b>3</b>
<b>H</b>	<b>4</b>
<b>RBI</b>	<b>3</b>
<b>BB</b>	<b>0</b>
<b>SO</b>	<b>2</b>
<b>LOB</b>	<b>9</b>





Batter	1	2	3	4	5	6	7	8	9	AB R H RBI BB SO LOB	TOP
--------	---	---	---	---	---	---	---	---	---	----------------------	-----

<b>Craig Biggio, R</b> (1, 8) <small>OBP: 0.343, SLG: 0.407</small> <b>16 Jason Lane, R</b> (9, 8) <small>OBP: 0.333, SLG: 0.667</small>										5 3 3 0 0 1 2 0 0 0 0 0 0 0	
---	--	--	--	--	--	--	--	--	--	--------------------------------	--

<b>Geoff Blum, S</b> (1, 5) <small>OBP: 0.299, SLG: 0.393</small>										5 2 3 1 0 0 1	
--	--	--	--	--	--	--	--	--	--	---------------	--

<b>5 Jeff Bagwell, R</b> (1, 3) <small>OBP: 0.379, SLG: 0.511</small> <b>Rick White, R</b> (9, 1)										4 1 1 0 1 1 3 0 0 0 0 0 0 0	
---	--	--	--	--	--	--	--	--	--	--------------------------------	--

<b>Jeff Kent, R</b> (1, 4) <small>OBP: 0.343, SLG: 0.516</small>										5 1 3 6 0 0 1	
---	--	--	--	--	--	--	--	--	--	---------------	--

<b>17 Lance Berkman, S</b> (1, 7) <small>OBP: 0.405, SLG: 0.519</small>										5 0 1 0 0 1 2	
--	--	--	--	--	--	--	--	--	--	---------------	--

<b>Richard Hidalgo, R</b> (1, 9) <small>OBP: 0.372, SLG: 0.547</small>										5 1 2 0 0 0 1	
---	--	--	--	--	--	--	--	--	--	---------------	--

<b>Brad Ausmus, R</b> (1, 2) <small>OBP: 0.301, SLG: 0.302</small>										5 1 2 2 0 0 2	
---	--	--	--	--	--	--	--	--	--	---------------	--

<b>28 Adam Everett, R</b> (1, 6) <small>OBP: 0.303, SLG: 0.369</small>										4 1 2 0 0 0 0	
---	--	--	--	--	--	--	--	--	--	---------------	--

<b>Wade Miller, R</b> (1, 1) <small>OBP: 0.179, SLG: 0.167</small> <b>Octavio Dotel, R</b> (7, 1) <b>Orlando Merced, S</b> (9, 3) <small>OBP: 0.284, SLG: 0.374</small>										2 0 1 0 0 0 0 1 0 0 0 0 1 2 0 0 0 0 0 0 0	
---	--	--	--	--	--	--	--	--	--	---	--

Inning Stats	R: 1 E: 0 K: 1 S: 11	H: 2 LOB: 1 BB: 0 P: 14	R: 0 E: 0 K: 0 S: 4	H: 1 LOB: 0 BB: 0 P: 5	R: 2 E: 1 K: 1 S: 17	H: 3 LOB: 1 BB: 0 P: 22	R: 1 E: 0 K: 1 S: 11	H: 2 LOB: 1 BB: 0 P: 18	R: 0 E: 0 K: 0 S: 11	H: 1 LOB: 0 BB: 0 P: 15	R: 0 E: 0 K: 0 S: 7	H: 1 LOB: 0 BB: 0 P: 12	R: 1 E: 0 K: 0 S: 7	H: 2 LOB: 1 BB: 0 P: 10	R: 1 E: 0 K: 1 S: 12	H: 3 LOB: 2 BB: 0 P: 16	R: 4 E: 0 K: 0 S: 16	H: 3 LOB: 0 BB: 1 P: 26	1B: 12 2B: 5 3B: 0 HR: 2	SF: 0 SAC: 1 DP: 1 HBP: 0	WP: 1 PB: 1 SB: 0 CS: 2	PA: 44
--------------	-------------------------------	----------------------------------	------------------------------	---------------------------------	-------------------------------	----------------------------------	-------------------------------	----------------------------------	-------------------------------	----------------------------------	------------------------------	----------------------------------	------------------------------	----------------------------------	-------------------------------	----------------------------------	-------------------------------	----------------------------------	-----------------------------------	------------------------------------	----------------------------------	--------

PITCHER	IP	WLS	BF	H	R	ER	SO	BB	IBB	HBP	BLK	WP	HR	S	P	ERA	WHIP
<b>Hideo Nomo, R</b> (1, 1) <small>ERA: 2.88</small>	5.0	L	22	9	4	2	3	0	0	0	0	1	1	54	74	3.60	1.800
<b>Andy Ashby, R</b> (6, 1) <small>ERA: 5.18</small>	2.0		8	3	1	1	0	0	0	0	0	0	0	14	22	4.50	1.500
<b>Steve Colyer, L</b> (8, 1) <small>ERA: 3.72</small>	1.0		6	3	1	1	1	0	0	0	0	0	0	12	16	9.00	3.000
<b>Rodney Myers, R</b> (9, 1) <small>ERA: 36.0</small>	1.0		7	3	4	4	0	1	0	0	0	0	1	16	26	36.00	4.000

**Houston Astros @ Los Angeles Dodgers**  
**Dodger Stadium, Los Angeles, CA**  
 Mon Sep 01 2003, 5:10 PM PDT  
 Att. 41,182 - Sunny - 69 F

AB	41
R	10
H	18
RBI	9
BB	1
SO	4
LOB	14



WP: 1	PA: 44
PB: 1	
SB: 0	
CS: 2	

PITCHER	IP	WLS	BF	H	R	ER	SO	BB	IBB	HBP	BLK	WP	HR	S	P	ERA	WHIP
---------	----	-----	----	---	---	----	----	----	-----	-----	-----	----	----	---	---	-----	------

Batter	1	2	3	4	5	6	7	8	9	AB	R	H	RBI	BB	SO	LOB
<b>Dave Roberts, L</b> OBP: 0.333, SLG: 0.304 (1, 8)	1-3 <b>K</b>		3-3 <b>K</b>		1-0 <b>L8</b>		2-1 <b>FC1-6</b>		3-2 <b>G6-3</b>	5	0	0	0	0	2	2
<b>Paul Lo Duca, R</b> OBP: 0.346, SLG: 0.395 (1, 2)	4-0 <b>G3-1</b> <b>BB</b>		3-2 <b>F9</b>		4-2 <b>BB</b>		2-3 <b>K</b>			1	0	0	0	1	0	0
<b>David Ross, R</b> OBP: 0.291, SLG: 0.491 (4, 2)					1-2 <b>BB</b>		1-2 <b>K</b>			1	0	0	0	1	1	1
<b>Shawn Green, L</b> OBP: 0.348, SLG: 0.435 (1, 9)	4-2 <b>G3-1</b> <b>BB</b>		0-1 <b>G4-3</b>		1-2 <b>F9</b>			2-3 <b>K</b>		3	0	0	0	1	1	2
<b>Fred McGriff, L</b> OBP: 0.319, SLG: 0.425 (1, 3)	2-1 <b>G3-1</b>			1-0 <b>1B</b>		2-0 <b>F8</b>		4-2 <b>1B</b> <b>BB</b>		3	0	1	0	1	0	2
<b>Adrián Beltré, R</b> OBP: 0.276, SLG: 0.393 (1, 5)	0-0 <b>G4-3</b>			1-0 <b>L8</b>		0-1 <b>L7</b>		0-0 <b>P2</b>		4	0	0	0	0	0	4
<b>Jeromy Burnitz, L</b> OBP: 0.325, SLG: 0.524 (1, 7)		0-2 <b>P3</b>		1-0 <b>P6</b>		1-1 <b>F9</b>		0-0 <b>1B</b>		4	0	1	0	0	0	1
<b>Alex Cora, L</b> OBP: 0.274, SLG: 0.323 (1, 4)		3-2 <b>2B</b>		2-1 <b>F8</b>		0-2 <b>HR</b>		0-0 <b>F8</b>		4	1	2	1	0	0	3
<b>Cesar Izturis, S</b> OBP: 0.278, SLG: 0.309 (1, 6)		0-0 <b>L3</b>		3-2 <b>P6</b>		0-1 <b>F7</b>		0-2 <b>G3</b>		4	0	0	0	0	0	1
<b>Hideo Nomo, R</b> OBP: 0.172, SLG: 0.197 (1, 1)		1-1 <b>G4-3</b>		3-2 <b>1B</b>		4-0 <b>FC1-6</b> <b>BB</b>		0-3 <b>K</b>		1	0	0	0	0	0	1
<b>Rickey Henderson, R</b> OBP: 0.329, SLG: 0.324 (5, PH)										1	0	1	0	0	0	0
<b>Andy Ashby, R</b> OBP: 0.348, SLG: 0.398 (6, 1)										0	0	0	0	0	0	0
<b>Robin Ventura, L</b> OBP: 0.348, SLG: 0.398 (7, PH)										0	0	0	0	1	0	0
<b>Steve Colyer, L</b> OBP: 0.348, SLG: 0.398 (8, 1)										0	0	0	0	0	0	0
<b>Rodney Myers, R</b> OBP: 0.348, SLG: 0.398 (9, 1)										0	0	0	0	0	0	0
<b>Todd Hundley, S</b> OBP: 0.382, SLG: 0.346 (9, PH)										1	0	0	0	0	1	0

Inning Stats	R: 0	H: 0	E: 0	K: 1	S: 10	R: 0	H: 1	E: 0	K: 0	S: 9	R: 0	H: 0	E: 0	K: 1	S: 12	R: 0	H: 1	E: 0	K: 0	S: 5	R: 0	H: 1	E: 0	K: 0	S: 18	R: 0	H: 0	E: 0	K: 0	S: 8	R: 1	H: 1	E: 0	K: 1	S: 10	R: 0	H: 1	E: 0	K: 1	S: 9	R: 0	H: 0	E: 0	K: 1	S: 9	1B: 3	SF: 0	2B: 1	SAC: 0	3B: 0	DP: 0	HR: 1	HBP: 0	WP: 0	PA: 37
--------------	------	------	------	------	-------	------	------	------	------	------	------	------	------	------	-------	------	------	------	------	------	------	------	------	------	-------	------	------	------	------	------	------	------	------	------	-------	------	------	------	------	------	------	------	------	------	------	-------	-------	-------	--------	-------	-------	-------	--------	-------	--------

PITCHER	IP	WLS	BF	H	R	ER	SO	BB	IBB	HBP	BLK	WP	HR	S	P	ERA	WHIP
<b>Wade Miller, R</b> ERA: 4.1 (1, 1)	6.2	W	28	4	1	1	2	4	0	0	0	0	1	66	113	1.35	1.200
<b>Octavio Dotel, R</b> ERA: 2.89 (7, 1)	1.1		6	1	0	0	2	1	0	0	0	0	0	12	20	0.00	1.500
<b>Rick White, R</b> ERA: 5.9 (9, 1)	1.0		3	0	0	0	1	0	0	0	0	0	0	9	12	0.00	0.000

**BOTTOM**

**Houston Astros @ Los Angeles Dodgers**  
Dodger Stadium, Los Angeles, CA

Mon Sep 01 2003, 5:10 PM PDT  
Att: 41,182 - Sunny - 69 F

<b>AB</b>	<b>32</b>
<b>R</b>	<b>1</b>
<b>H</b>	<b>5</b>
<b>RBI</b>	<b>1</b>
<b>BB</b>	<b>5</b>
<b>SO</b>	<b>5</b>
<b>LOB</b>	<b>17</b>



PITCHER	IP	WLS	BF	H	R	ER	SO	BB	IBB	HBP	BLK	WP	HR	S	P	ERA	WHIP
---------	----	-----	----	---	---	----	----	----	-----	-----	-----	----	----	---	---	-----	------



Batter	1	2	3	4	5	6	7	8	9	AB R H RBI BB SO LOB	TOP											
<b>Craig Biggio, R</b> (1, 8) OBP: 0.342, SLG: 0.406	3-2 G4-3		1-1 F7		3-1 2B 1B		1-2 F8		0-3 K	5 0 1 0 0 1 1												
<b>Morgan Ensberg, R</b> (1, 5) OBP: 0.369, SLG: 0.515	3-2 F7		1-1 G5-3		0-1 F8		1-2 G6-3			4 0 0 0 0 0 2												
<b>5 Jeff Bagwell, R</b> (1, 3) OBP: 0.378, SLG: 0.509	2-2 G1-3		0-0 1B		0-1 F9		3-1 G6-3			4 0 1 0 0 0 2												
<b>Jeff Kent, R</b> (1, 4) OBP: 0.344, SLG: 0.518		3-0 17 1B FC5-4 1B	1-3 K		1-0 1-3 2B		2-2 L9			4 1 2 0 0 1 1												
<b>Richard Hidalgo, R</b> (1, 9) OBP: 0.371, SLG: 0.547		3-1 F8		2-3 K	3-1 F7		3-2 2B			4 0 1 0 0 1 3												
<b>17 Lance Berkman, S</b> (1, 7) OBP: 0.404, SLG: 0.516		0-1 FC5-4 1-3 1B		0-0 G1-3		2-0 P5	1-3 K			4 0 1 0 0 1 1												
<b>Brad Ausmus, R</b> (1, 2) OBP: 0.301, SLG: 0.299		1-1 FC5-4 28 HBP		4-2 PB 28 1B BB		2-3 K	1-3 K			3 0 0 1 1 2 2												
<b>28 Adam Everett, R</b> (1, 6) OBP: 0.306, SLG: 0.370		2-2 HBP		0-2 PB 1B		1-3 K		3-2 P6		2 0 1 0 0 1 0												
<b>Mike Gallo, L</b> (6, 1)		1-2 HBP		1-2 1B						0 0 0 0 0 0 0												
<b>Mitch Meluskey, S</b> (9, PH)		0-1 F9		3-2 F8		0-0 G6-3 1B		0-0 L8		1 0 0 0 0 0 0												
<b>Tim Redding, R</b> (1, 1) OBP: 0.205, SLG: 0.214										2 0 0 0 0 0 4												
<b>Jose Vizcaino, S</b> (6, 6) OBP: 0.272, SLG: 0.361										2 0 1 0 0 0 0												
<b>Inning Stats</b>	R: 0 E: 0 K: 0 S: 10	H: 0 LOB: 0 BB: 0 P: 18	R: 1 E: 0 K: 0 S: 12	H: 2 LOB: 2 BB: 0 P: 21	R: 0 E: 0 K: 1 S: 10	H: 1 LOB: 1 BB: 0 P: 13	R: 0 E: 0 K: 1 S: 15	H: 1 LOB: 2 BB: 1 P: 24	R: 0 E: 0 K: 0 S: 9	H: 2 LOB: 2 BB: 0 P: 16	R: 0 E: 0 K: 2 S: 8	H: 0 LOB: 0 BB: 0 P: 13	R: 0 E: 0 K: 0 S: 12	H: 1 LOB: 1 BB: 0 P: 17	R: 0 E: 0 K: 2 S: 13	H: 1 LOB: 1 BB: 0 P: 20	R: 0 E: 0 K: 1 S: 11	H: 0 LOB: 0 BB: 0 P: 14	1B: 6 2B: 2 3B: 0 HR: 0	SF: 0 SAC: 0 DP: 0 HBP: 1	WP: 0 PB: 1 SB: 0 CS: 0	PA: 37
<b>PITCHER</b>	IP WLS BF H R ER SO BB IBB HBP BLK WP HR S P ERA WHIP																					
<b>Wilson Alvarez, L</b> (1, 1) ERA: 2.57	5.0 W 23 6 1 1 2 1 0 1 0 0 0 0 56 92 1.80 1.400																					
<b>Guillermo Mota, R</b> (6, 1) ERA: 1.52	2.0 H 7 1 0 0 2 0 0 0 0 0 0 0 20 30 0.00 0.500																					
<b>Paul Quantrill, R</b> (8, 1) ERA: 1.73	0.1 H 2 1 0 0 0 0 0 0 0 0 0 0 7 12 0.00 3.000																					
<b>Tom Martin, L</b> (8, 1) ERA: 3.12	0.1 H 1 0 0 0 1 0 0 0 0 0 0 0 3 4 0.00 0.000																					
<b>Eric Gagne, R</b> (8, 1) ERA: 1.4	1.1 S 4 0 0 0 2 0 0 0 0 0 0 0 14 18 0.00 0.000																					

Houston Astros @ Los Angeles Dodgers  
Dodger Stadium, Los Angeles, CA

Tue Sep 02 2003, 7:10 PM PDT  
Att. 28,406 - Sunny - 76 F

livebaseballscorecards.com

AB 35  
R 1  
H 8  
RBI 1  
BB 1  
SO 7  
LOB 16



Batter	1	2	3	4	5	6	7	8	9	AB	R	H	RBI	BB	SO	LOB
Dave Roberts, L (1, 8) OBP: 0.330, SLG: 0.300	1-1 G4-3			3-2 E6	3-2 G1-3		1-0 P6			4	1	0	0	0	0	2
Cesar Izturis, S (1, 6) OBP: 0.276, SLG: 0.306	2-2 G6-3			2-2 K		1-0 F9		2-2 G6-3		4	0	0	0	0	1	1
Shawn Green, L (1, 9) OBP: 0.348, SLG: 0.435	2-3 K			1-0 E6 HR		0-1 L4		0-0 F7		4	1	1	1	0	1	0
Fred McGriff, L (1, 3) OBP: 0.325, SLG: 0.453			0-2 P5	0-0 HR		3-1 1B		1-1 HR		4	2	3	3	0	0	0
Jolbert Cabrera, R (9, 7) OBP: 0.331, SLG: 0.436				3-H		1B				0	0	0	0	0	0	0
Adrian Beltré, R (1, 5) OBP: 0.276, SLG: 0.392			0-2 G4-3	0-0 G4-3		0-0 1B		2-3 K		4	0	1	0	0	1	0
Jeremy Burnitz, L (1, 7) OBP: 0.323, SLG: 0.520			0-0 G1-3	2-2 P5		0-2 F7				3	0	0	0	0	0	2
Robin Ventura, L (9, 3) OBP: 0.348, SLG: 0.398										0	0	0	0	0	0	0
David Ross, R (1, 2) OBP: 0.292, SLG: 0.482			2-3 K		1-0 L4		4-1 SH5-4 BB			2	0	0	0	1	1	0
Alex Cora, L (1, 4) OBP: 0.275, SLG: 0.326			2-1 G4-3		0-2 2B		0-1 SH5-4			2	0	1	0	0	0	0
Wilson Alvarez, L (1, 1) OBP: 0.211, SLG: 0.211			0-3 K		0-0 F9		3-2 P2			1	0	0	0	0	1	0
Joe Thurston, L (5, PH)										1	0	0	0	0	0	1
Guillermo Mota, R (6, 1) OBP: 0.222, SLG: 0.556										0	0	0	0	0	0	0
Ron Coomer, R (7, PH) OBP: 0.310, SLG: 0.327										1	0	0	0	0	0	1
Paul Quantrill, L (8, 1)										0	0	0	0	0	0	0
Tom Martin, L (8, 1)										0	0	0	0	0	0	0
Eric Gagne, R (8, 1)										0	0	0	0	0	0	0

Inning Stats	R: 0	H: 0	E: 0	LOB: 0	K: 1	BB: 0	S: 9	P: 14	R: 0	H: 0	E: 0	LOB: 0	K: 0	BB: 0	S: 7	P: 7	R: 0	H: 0	E: 0	LOB: 0	K: 2	BB: 0	S: 8	P: 12	R: 3	H: 2	E: 2	LOB: 0	K: 1	BB: 0	S: 17	P: 24	R: 0	H: 1	E: 0	LOB: 1	K: 0	BB: 0	S: 13	P: 17	R: 0	H: 2	E: 0	LOB: 2	K: 0	BB: 0	S: 10	P: 14	R: 0	H: 0	E: 0	LOB: 1	K: 0	BB: 1	S: 7	P: 15	R: 1	H: 1	E: 0	LOB: 0	K: 1	BB: 0	S: 11	P: 16
--------------	------	------	------	--------	------	-------	------	-------	------	------	------	--------	------	-------	------	------	------	------	------	--------	------	-------	------	-------	------	------	------	--------	------	-------	-------	-------	------	------	------	--------	------	-------	-------	-------	------	------	------	--------	------	-------	-------	-------	------	------	------	--------	------	-------	------	-------	------	------	------	--------	------	-------	-------	-------

PITCHER	IP	WLS	BF	H	R	ER	SO	BB	IBB	HBP	BLK	WP	HR	S	P	ERA	WHIP
Tim Redding, R (1, 1) ERA: 3.84	5.2	L	23	5	3	2	4	0	0	0	0	0	1	60	84	3.18	0.882
Mike Gallo, L (6, 1) ERA: 3.22	2.1		9	1	1	1	1	1	0	0	0	0	1	22	35	3.86	0.857

**BOTTOM**

**Houston Astros @ Los Angeles Dodgers**  
**Dodger Stadium, Los Angeles, CA**

Tue Sep 02 2003, 7:10 PM PDT  
 Att. 28,406 - Sunny - 76 F

AB	30
R	4
H	6
RBI	4
BB	1
SO	5
LOB	7



WP	PA	3B	SF	SAC	DP	HBP
0	32	0	0	1	0	0



Batter	1	2	3	4	5	6	7	8	9	AB R H RBI BB SO LOB	TOP									
<b>Craig Biggio, R</b> (1, 8) OBP: 0.340, SLG: 0.403	2-3 K	1-1 SH1-3 HBP		2-2 G5-3			2-3 K		2-1 FC4-6 28 DI 1B	4 1 0 1 0 2 2										
<b>Jose Vizcaino, S</b> (1, 6) OBP: 0.267, SLG: 0.355 <b>28 Adam Everett, R</b> (8, 6) OBP: 0.308, SLG: 0.372	0-1 G5-3	0-0 SH1-3			0-0 G4-3			1-3 K	2-0 1B	3 0 0 0 0 1 0 1 0 1 2 0 0 0										
<b>5 Jeff Bagwell, R</b> (1, 3) OBP: 0.377, SLG: 0.506	1-0 1B	1-0 FC9-2			3-2 F9			1-3 K	0-3 K	5 1 1 0 0 2 4										
<b>Jeff Kent, R</b> (1, 4) OBP: 0.346, SLG: 0.518	1-2 1B				1-3 K			2-2 L8		4 1 2 0 0 1 0										
<b>17 Lance Berkman, S</b> (1, 7) OBP: 0.407, SLG: 0.517	4-0 1B				1-0 G6-4-3 1B		2-3 K		2-1 2B BB 1B	3 2 2 0 1 1 0										
<b>Richard Hidalgo, R</b> (1, 9) OBP: 0.372, SLG: 0.548	2-1 2B 1B				2-0 F9		0-0 G5-3		3-1 BB FC4-6 2B	4 2 2 2 0 0 2										
<b>Geoff Blum, S</b> (1, 5) OBP: 0.300, SLG: 0.395 <b>54 Brad Lidge, R</b> (8, 1) <b>Octavio Dotel, R</b> (8, 1) <b>Mitch Meluskey, S</b> (9, PH) <b>Colin Porter, L</b> (9, PR) <b>Brad Ausmus, R</b> (9, 2) OBP: 0.301, SLG: 0.299	1-1 2B				0-2 G6-4-3		2-1 G2-3		4-1 FC4-6 28 DI BB BB	3 0 1 2 0 0 2 0 0 0 0 0 0 0 0 0 0 0 0 0 0 0 0 0 0 1 0 0 0 1 0 0 0 0 0 0 0 0 0 0 0 0										
<b>Raul Chavez, R</b> (1, 2) OBP: 0.286, SLG: 0.538 <b>Orlando Merced, S</b> (9, PH) <b>Billy Wagner, L</b> (9, 1)	1-3 K				1-1 F7		1-0 G5-3		4-0 FC4-6 BB	3 0 0 0 0 1 1 0 0 0 1 1 0 0 0 0 0 0 0 0 0										
<b>Jerome Robertson, L</b> (1, 1) OBP: 0.152, SLG: 0.133 <b>Morgan Ensberg, R</b> (6, 5) OBP: 0.367, SLG: 0.512		0-2 E2 SH1-3 5 FC9-2 HBP			0-2 G1-3		0-2 F9		0-0 P3	2 0 0 0 0 0 0 2 0 0 0 0 0 3										
<b>Inning Stats</b>	R: 4 E: 0 K: 2 S: 19	H: 4 LOB: 1 BB: 1 P: 31	R: 0 E: 1 K: 0 S: 6	H: 0 LOB: 1 BB: 0 P: 8	R: 0 E: 0 K: 0 S: 6	H: 2 LOB: 1 BB: 0 P: 9	R: 0 E: 0 K: 0 S: 10	H: 0 LOB: 0 BB: 0 P: 13	R: 0 E: 0 K: 1 S: 7	H: 0 LOB: 0 BB: 0 P: 11	R: 0 E: 0 K: 1 S: 6	H: 0 LOB: 0 BB: 0 P: 10	R: 0 E: 0 K: 2 S: 12	H: 0 LOB: 0 BB: 0 P: 16	R: 4 E: 0 K: 1 S: 13	H: 3 LOB: 2 BB: 2 P: 30	1B: 7 2B: 3 3B: 0 HR: 0	SF: 0 SAC: 1 DP: 2 HBP: 1	WP: 0 PB: 0 SB: 0 CS: 0	PA: 39
<b>PITCHER</b>	IP WLS BF H R ER SO BB IBB HBP BLK WP HR S P ERA WHIP																			
<b>Kevin Brown, R</b> (1, 1) ERA: 2.37	7.0 L 28 6 4 4 5 1 0 1 0 0 0 0 61 92 5.14 1.000																			
<b>Paul Shuey, R</b> (8, 1) ERA: 3.05	1.0 7 2 4 4 2 2 0 0 0 0 0 0 17 34 36.00 4.000																			
<b>Paul Quantrill, R</b> (9, 1) ERA: 1.7	1.0 4 1 0 0 1 0 0 0 0 0 0 0 8 12 0.00 1.000																			

Houston Astros @ Los Angeles Dodgers  
Dodger Stadium, Los Angeles, CA

Wed Sep 03 2003, 7:10 PM PDT  
Att. 31,027 - Sunny - 74 F

livebaseballscorecards.com

AB	34
R	8
H	9
RBI	8
BB	3
SO	8
LOB	14



Batter	1	2	3	4	5	6	7	8	9	AB	R	H	RBI	BB	SO	LOB						
<b>Dave Roberts, L</b> (1, 8) OBP: 0.326, SLG: 0.296	1-1 B3-1		1-1 G3		3-3 K			2-1 P6		4	0	0	0	0	1	0						
<b>Rickey Henderson, R</b> (1, 7) OBP: 0.317, SLG: 0.310 <b>Robin Ventura, L</b> (8, PH) OBP: 0.350, SLG: 0.398 <b>Jason Romano, R</b> (8, PR) OBP: 0.097, SLG: 0.067	1-2 L7		1-1 L7		0-2 F7			4-2 BB		3	0	0	0	0	0	0						
<b>Shawn Green, L</b> (1, 9) OBP: 0.345, SLG: 0.432	3-3 K		3-3 K				1-2 F8	0-0 F9		4	0	0	0	0	2	1						
<b>Fred McGriff, L</b> (1, 3) OBP: 0.324, SLG: 0.450		0-2 2B 1B 1B		3-3 K		0-0 F7		0-0 P6		4	1	1	0	0	1	1						
<b>Paul Lo Duca, R</b> (1, 2) OBP: 0.349, SLG: 0.399		2-2 1B FC5-4 2B		1-2 1B 1B		4-2 BB		0-0 L8		3	1	2	0	1	0	0						
<b>Adrian Beltré, R</b> (1, 5) OBP: 0.276, SLG: 0.391		0-0 G1-3		0-0 1B		1-1 F9		1-3 K		4	0	1	0	0	1	3						
<b>Jolbert Cabrera, R</b> (1, 4) OBP: 0.333, SLG: 0.437		0-0 FC5-4 1B		2-2 P3		2-1 F9		2-1 F9		4	0	2	1	0	0	2						
<b>Cesar Izturis, S</b> (1, 6) OBP: 0.274, SLG: 0.304 <b>Mike Kinkade, R</b> (9, PH) OBP: 0.320, SLG: 0.346		1-0 FC5-4		2-1 P3		0-0 B5-3		0-3 K		3	0	0	1	0	0	3						
<b>Kevin Brown, R</b> (1, 1) OBP: 0.175, SLG: 0.232 <b>Joe Thurston, L</b> (7, PH) <b>Paul Shuey, R</b> (8, 1) <b>Paul Quantrill, L</b> (9, 1)		1-3 K		1-3 K		1-3 K		2-2 P6		2	0	0	0	0	2	1						
<b>Inning Stats</b>	R: 0 E: 0 K: 1 S: 8	H: 0 LOB: 0 BB: 0 P: 13	R: 2 E: 0 K: 1 S: 12	H: 3 LOB: 1 BB: 0 P: 16	R: 0 E: 0 K: 1 S: 7	H: 0 LOB: 0 BB: 0 P: 12	R: 0 E: 0 K: 1 S: 13	H: 2 LOB: 2 BB: 0 P: 21	R: 0 E: 0 K: 2 S: 13	H: 0 LOB: 0 BB: 0 P: 17	R: 0 E: 0 K: 0 S: 8	H: 0 LOB: 1 BB: 1 P: 14	R: 0 E: 0 K: 0 S: 7	H: 0 LOB: 0 BB: 0 P: 11	R: 0 E: 0 K: 0 S: 6	H: 0 LOB: 1 BB: 1 P: 12	R: 0 E: 0 K: 2 S: 10	H: 1 LOB: 1 BB: 0 P: 12	1B: 5 2B: 1 3B: 0 HR: 0	SF: 0 SAC: 0 DP: 0 HBP: 0	WP: 0 PB: 0 SB: 0 CS: 0	PA: 35

**BOTTOM**

**Houston Astros @ Los Angeles Dodgers**  
**Dodger Stadium, Los Angeles, CA**  
 Wed Sep 03 2003, 7:10 PM PDT  
 Att: 31,027 - Sunny - 74 F

livebaseballscores.com

<b>AB</b>	<b>33</b>
<b>R</b>	<b>2</b>
<b>H</b>	<b>6</b>
<b>RBI</b>	<b>2</b>
<b>BB</b>	<b>2</b>
<b>SO</b>	<b>8</b>
<b>LOB</b>	<b>12</b>



PITCHER	IP	WLS	BF	H	R	ER	SO	BB	IBB	HBP	BLK	WP	HR	S	P	ERA	WHIP
<b>Jerome Robertson, L</b> (1, 1) ERA: 5.1	5.2	W	22	5	2	2	6	0	0	0	0	0	0	57	84	3.18	0.882
<b>54 Brad Lidge, R</b> (6, 1) ERA: 3.6	1.1	H	5	0	0	0	0	1	0	0	0	0	0	11	20	0.00	0.750
<b>Octavio Dotel, R</b> (8, 1) ERA: 2.85	1.0	H	4	0	0	0	0	1	0	0	0	0	0	6	12	0.00	1.000
<b>Billy Wagner, L</b> (9, 1) ERA: 1.74	1.0		4	1	0	0	2	0	0	0	0	0	0	10	12	0.00	1.000



Batter	1	2	3	4	5	6	7	8	9	AB R H RBI BB SO LOB	TOP																									
<b>Cesar Izturis, S</b> (1, 6) OBP: 0.275, SLG: 0.305	1-1 F8		3-2 F7	0-0 E 1-3 2B	2-0 P6		4-0 IBB		2-1 P5	5 0 1 0 1 0 0																										
<b>Paul Lo Duca, R</b> (1, 2) OBP: 0.347, SLG: 0.400	1-2 2B		2-1 G6-3	1-2 SF9		3-1 G4-3	0-0 L7			4 0 1 1 0 0 3																										
<b>Shawn Green, L</b> (1, 9) OBP: 0.346, SLG: 0.430	3-1 F8		0-0 1B 1B	4-2 BB		2-2 F7	2-0 G1-3			4 1 1 0 1 0 4																										
<b>Fred McGriff, L</b> (1, 3) OBP: 0.322, SLG: 0.446 <b>Robin Ventura, L</b> (8, 3) OBP: 0.350, SLG: 0.398	3-2 G3		0-0 1B 1B 1-2 1B	0-0 L3		0-0 F9		2-3 K		5 0 1 0 0 1 3 0 0 0 0 0 0 0																										
<b>Adrián Beltré, R</b> (1, 5) OBP: 0.281, SLG: 0.408		0-0 HR	2-0 1B 1-2 2-H 1B		2-2 1B HR 1B		2-0 HR	3-2 G6-3		5 3 4 3 0 0 0																										
<b>Jeremy Burnitz, L</b> (1, 7) OBP: 0.324, SLG: 0.518 <b>Wilkin Ruan, R</b> (9, 8) OBP: 0.242, SLG: 0.364		3-2 P6	2-2 1B 1-2 2-3 1B		0-1 P6		0-3 K	1-0 WP 1B		5 0 2 0 0 1 1 0 0 0 0 0 0 0																										
<b>Jolbert Cabrera, R</b> (1, 8) OBP: 0.338, SLG: 0.443		0-1 1B	0-2 G1-3		0-0 HR 1B		0-0 1B 2B	3-2 F8		5 2 3 0 0 0 4																										
<b>Alex Cora, L</b> (1, 4) OBP: 0.274, SLG: 0.324	1-1 F8		1-1 G6-3		0-0 F8	1-1 F7		1-2 2B 1B	0-2 G3	5 0 1 1 0 0 3																										
<b>Kaz Ishii, L</b> <b>Joe Thurston, L</b> <b>Steve Colyer, L</b> <b>Todd Hundley, S</b> <b>Guillermo Mota, R</b> <b>Koyie Hill, S</b> <b>Paul Sherry, R</b> <b>Tom Martin, L</b> <b>Paul Quantrill, L</b> <b>Ron Coomer, R</b> <b>Eric Gagne, R</b>		1-1 G6-3		2-1 2B SF9 1B	0-1 HR		1-0 2B	0-1 F8		1 0 0 0 0 0 0 1 1 1 1 0 0 0 0 0 0 0 0 0 0 0 0 0 1 1 1 1 3 0 1 0 0 0 0 0 0 0 0 0 0 0 0 0 0 0																										
<b>Inning Stats</b>	R: 0 E: 0 K: 0 S: 11	H: 1 LOB: 1 BB: 0 P: 19	R: 1 E: 0 K: 0 S: 13	H: 2 LOB: 1 BB: 0 P: 18	R: 1 E: 0 K: 0 S: 17	H: 4 LOB: 3 BB: 0 P: 26	R: 1 E: 1 K: 0 S: 10	H: 2 LOB: 2 BB: 1 P: 17	R: 3 E: 0 K: 0 S: 11	H: 3 LOB: 0 BB: 0 P: 16	R: 0 E: 0 K: 0 S: 6	H: 0 LOB: 0 BB: 0 P: 11	R: 2 E: 0 K: 1 S: 11	H: 4 LOB: 3 BB: 1 P: 21	R: 0 E: 0 K: 1 S: 13	H: 1 LOB: 1 BB: 0 P: 22	R: 0 E: 0 K: 0 S: 7	H: 0 LOB: 0 BB: 0 P: 9	1B: 10 2B: 4 3B: 0 HR: 3	SF: 1 SAC: 0 DP: 0 HBP: 0	WP: 1 PB: 0 SB: 0 CS: 0	PA: 46														
<b>PITCHER</b>	IP WLS BF H R ER SO BB IBB HBP BLK WP HR S P ERA WHIP																																			
<b>Denny Stark, R</b> (1, 1) ERA: 6.37	5.0		28	12	6	6	0	1	0	0	0	0	2	62	96	10.80	2.600																			
<b>Cory Vance, L</b> (6, 1) ERA: 6.59	1.1	B	5	1	1	1	1	0	0	0	0	0	1	10	17	6.75	0.750																			
<b>Steve Reed, R</b> (7, 1) ERA: 3.57	0.1	L	5	3	1	1	0	0	1	0	0	0	0	6	12	27.00	9.000																			
<b>Javier López, L</b> (7, 1) ERA: 4.14	0.1		1	0	0	0	0	0	0	0	0	0	0	1	3	0.00	0.000																			
<b>40 Brian Fuentes, L</b> (8, 1) ERA: 2.53	1.0		4	1	0	0	1	0	0	0	0	1	0	13	22	0.00	1.000																			
<b>PITCHER</b>	IP WLS BF H R ER SO BB IBB HBP BLK WP HR S P ERA WHIP																																			
<b>Justin Speier, R</b> (9, 1) ERA: 3.31	1.0		3	0	0	0	0	0	0	0	0	0	0	7	9	0.00	0.000																			

**Los Angeles Dodgers @ Colorado Rockies**  
Coors Field, Denver, CO  
Fri Sep 05 2003, 7:05 PM MDT  
Att. 26,828 - Cloudy - 82 F

AB	43
R	8
H	17
RBI	8
BB	2
SO	2
LOB	19



WP: 1	PA: 46
PB: 0	
SB: 0	
CS: 0	







**BOTTOM**

**Los Angeles Dodgers @ Colorado Rockies**  
 Coors Field, Denver, CO

livebaseballscorecards.com

<b>AB</b>	<b>31</b>
<b>R</b>	<b>2</b>
<b>H</b>	<b>6</b>
<b>RBI</b>	<b>2</b>
<b>BB</b>	<b>3</b>
<b>SO</b>	<b>4</b>
<b>LOB</b>	<b>18</b>



WP: 0	PA: 35
PB: 0	
SB: 0	
CS: 1	

Sat Sep 06 2003, 1:05 PM MDT  
 Att. 24,393 - Cloudy - 74 F

Batter	1	2	3	4	5	6	7	8	9	AB	R	H	RBI	BB	SO	LOB
<b>Rene Reyes, S</b> (1, 9) OBP: 0.314, SLG: 0.402	0-1 17 1B FC5-4 1B		2-3 K		0-0 P3			4-0 BB		3	1	1	0	1	1	2
<b>Chris Stynes, R</b> (1, 4) OBP: 0.336, SLG: 0.423	0-1 F8		2-3 K			2-2 E6 G5-4-3		1-0 P6		4	0	0	0	0	1	3
<b>17 Todd Helton, L</b> (1, 3) OBP: 0.449, SLG: 0.614	0-0 FC5-4 1-3 1B			1-2 L5		2-1 F8		0-2 G5-3		4	0	1	0	0	0	1
<b>Preston Wilson, R</b> (1, 8) OBP: 0.348, SLG: 0.542	0-0 FC5-4 CS 1-2f 3-H			2-2 G6-4-3 1B		0-1 G5-4-3 1-2f		4-2 E BB		3	0	1	1	1	0	2
<b>Jay Payton, R</b> (1, 7) OBP: 0.362, SLG: 0.522	0-1 CS 1-2	1-0 L6		1-0 SAFE SAFE G6-4-3 1-2f		0-0 P6		1-1 E4 1-2		4	0	0	0	0	0	2
<b>27 Garrett Atkins, R</b> (1, 5) OBP: 0.220, SLG: 0.231		0-1 F9			4-0 12 2B BB G4-3		3-2 G5-3		1-3 K		3	1	0	0	1	2
<b>Gregg Zaun, S</b> (1, 2) OBP: 0.288, SLG: 0.287		0-1 G6-3			1-2 G4-3 1-2		0-0 G6-3		0-0 G4-3		4	0	0	0	0	3
<b>12 Clint Barnes, R</b> (1, 6) OBP: 0.667, SLG: 0.833			1-2 E7 1B		0-2 2B 2-H			1-2 G1-6-3 1B		3	0	3	1	0	0	0
<b>Darren Oliver, R</b> (1, 1) OBP: 0.256, SLG: 0.362			0-0 B1-2-4		1-3 K			0-0 G1-6-3 1-2f		1	0	0	0	0	0	1
<b>28 Aaron Cook, R</b> (5, 1) OBP: 0.233, SLG: 0.179										0	0	0	0	0	0	0
<b>Kit Pellow, R</b> (5, PH)										0	0	0	0	0	0	1
<b>Scott Elarton, R</b> (6, 1) OBP: 0.167, SLG: 0.091										0	0	0	0	0	0	0
<b>Jesus Sanchez, L</b> (7, 1)										0	0	0	0	0	0	0
<b>Jason Young, R</b> (8, 1) OBP: 0.500, SLG: 0.600										0	0	0	0	0	0	0
<b>Greg Norton, S</b> (8, PH) OBP: 0.324, SLG: 0.415										1	0	0	0	0	0	1
<b>Adam Bernero, R</b> (9, 1)										0	0	0	0	0	0	0

Inning Stats	R: 1	H: 2	E: 0	K: 0	S: 7	R: 0	H: 0	E: 0	K: 0	S: 5	R: 0	H: 1	E: 1	K: 2	S: 11	R: 0	H: 1	E: 0	K: 0	S: 8	R: 1	H: 1	E: 0	K: 1	S: 11	R: 0	H: 0	E: 1	K: 0	S: 7	R: 0	H: 0	E: 0	K: 0	S: 5	R: 0	H: 1	E: 0	K: 0	S: 5	R: 0	H: 0	E: 1	K: 1	S: 12	R: 0	H: 0	E: 1	K: 1	S: 12	1B: 5	SF: 0	2B: 1	SAC: 0	3B: 0	DP: 3	HR: 0	HBP: 0	WP: 0	PA: 35
--------------	------	------	------	------	------	------	------	------	------	------	------	------	------	------	-------	------	------	------	------	------	------	------	------	------	-------	------	------	------	------	------	------	------	------	------	------	------	------	------	------	------	------	------	------	------	-------	------	------	------	------	-------	-------	-------	-------	--------	-------	-------	-------	--------	-------	--------

PITCHER	IP	WLS	BF	H	R	ER	SO	BB	IBB	HBP	BLK	WP	HR	S	P	ERA	WHIP
<b>Odalis Perez, L</b> (1, 1) ERA: 4.52	6.0		22	5	2	2	3	1	0	0	0	0	0	49	69	3.00	1.000
<b>Steve Colyer, L</b> (7, 1) ERA: 2.84	2.0		7	1	0	0	0	1	0	0	0	0	0	10	19	0.00	1.000
<b>Rodney Myers, R</b> (9, 1) ERA: 18.0	1.0		5	0	0	0	1	1	0	0	0	0	0	12	18	0.00	1.000



Batter	1	2	3	4	5	6	7	8	9	AB R H RBI BB SO LOB	TOP										
<b>Cesar Izturis, S</b> OBP: 0.276, SLG: 0.305 (1, 6) C X	0-1 1B 1B	1-1 F7		0-0 G6-4-3 1B		2-1 G4-3		0-1 F9		5 1 2 1 0 0 2											
<b>Paul Lo Duca, R</b> OBP: 0.348, SLG: 0.399 (1, 2) B C X	1-1 FC3-6 1B 1-2 1B		1-2 G1-3	1-0 G6-4-3 1-2f			2-3 K		0-0 G5-3	5 1 1 0 0 1 2											
<b>Shawn Green, L</b> OBP: 0.347, SLG: 0.443 (1, 9) B B F F F X	2-2 FC3-6 1B 1-2 2-H		0-0 G4-3		0-0 G4-3		2-2 G4-3		2-1 HR	5 1 2 2 0 0 0											
<b>Fred McGriff, L</b> OBP: 0.328, SLG: 0.454 <b>Wilkin Ruan, R</b> OBP: 0.257, SLG: 0.371 (1, 3) (7, PR) (7, 8) B X	1-0 FC3-6 F8 1B 1-2f 2-3		0-0 2B		0-0 3B 1B		2-0 1B		0-1 G4-3	4 2 3 0 0 0 2 1 0 0 0 0 0 0											
<b>Adrián Beltré, R</b> OBP: 0.285, SLG: 0.416 (1, 5) X	0-0 F8 1B 1-2 3-H		0-0 2B		0-1 3B		3-3 K		1-2 1B	5 0 4 3 0 1 1											
<b>Jeremy Burnitz, L</b> OBP: 0.319, SLG: 0.508 <b>Robin Ventura, L</b> OBP: 0.348, SLG: 0.396 (1, 7) (8, 3) B F B F X	2-2 F8 1B 1-2 2-3		0-2 F9		1-1 L1			2-2 G4-3	2-2 F7	4 0 0 0 0 0 4 1 0 0 0 0 0 1											
<b>Jolbert Cabrera, R</b> OBP: 0.335, SLG: 0.436 (1, 8) (7, 3) (8, 7) F S B S	1-3 K			0-2 E1 1B 1B		0-2 P6		1-0 F7		4 1 0 0 0 1 3											
<b>Alex Cora, L</b> OBP: 0.276, SLG: 0.326 (1, 4) B C X		1-1 G4-3		0-2 1B SH1-4 1B 1-3		0-0 L1		1-2 1B 1B		4 0 2 0 0 0 0											
<b>Wilson Alvarez, L</b> OBP: 0.190, SLG: 0.190 <b>Mike Kinkade, R</b> OBP: 0.324, SLG: 0.350 <b>Tom Martin, L</b> <b>Paul Quantrill, L</b> <b>Paul Shuey, R</b> <b>Eric Gagne, R</b> (1, 1) (8, PH) (8, 1) (8, 1) (9, 1) (9, 1) B S B S C S		2-3 K		0-0 SH1-4 1-2		2-2 G1		0-1 1B		2 0 0 0 0 0 1 0 1 0 1 0											
<b>Inning Stats</b>	R: 2 E: 0 K: 1 S: 17	H: 4 LOB: 2 BB: 0 P: 24	R: 0 E: 0 K: 1 S: 7	H: 0 LOB: 0 BB: 0 P: 11	R: 1 E: 0 K: 0 S: 11	H: 2 LOB: 1 BB: 0 P: 12	R: 1 E: 1 K: 0 S: 10	H: 2 LOB: 1 BB: 0 P: 11	R: 1 E: 0 K: 0 S: 9	H: 2 LOB: 1 BB: 0 P: 10	R: 0 E: 0 K: 0 S: 6	H: 0 LOB: 0 BB: 0 P: 10	R: 0 E: 0 K: 2 S: 12	H: 1 LOB: 1 BB: 0 P: 21	R: 0 E: 0 K: 0 S: 12	H: 2 LOB: 2 BB: 0 P: 16	R: 1 E: 0 K: 0 S: 11	H: 2 LOB: 1 BB: 0 P: 16	1B: 11 2B: 2 3B: 1 HR: 1	SF: 0 SAC: 1 DP: 1 HBP: 0	WP: 0 PA: 42 PB: 0 SB: 0 CS: 0
<b>PITCHER</b>	IP WLS BF H R ER SO BB IBB HBP BLK WP HR S P ERA WHIP																				
<b>Jose Jimenez, R</b> ERA: 5.46 (1, 1)	5.0 L 25 10 5 4 2 0 0 0 0 0 0 0 54 68 7.20 2.000																				
<b>28 Aaron Cook, R</b> ERA: 5.23 (6, 1)	2.0 7 1 0 0 2 0 0 0 0 0 0 0 18 31 0.00 0.500																				
<b>Javier López, L</b> ERA: 4.06 (8, 1)	1.0 5 2 0 0 0 0 0 0 0 0 0 0 12 16 0.00 2.000																				
<b>Justin Speier, R</b> ERA: 3.39 (9, 1)	1.0 5 2 1 1 0 0 0 0 0 0 0 0 1 11 9.00 2.000																				

**Los Angeles Dodgers @ Colorado Rockies**  
Coors Field, Denver, CO  
Sun Sep 07 2003, 1:05 PM MDT  
Att. 24,553 - Overcast - 59 F

<b>AB</b>	41
<b>R</b>	6
<b>H</b>	15
<b>RBI</b>	6
<b>BB</b>	0
<b>SO</b>	4
<b>LOB</b>	15



BOTTOM

Los Angeles Dodgers @ Colorado Rockies  
Coors Field, Denver, CO

livebaseballscorecards.com

AB	37
R	2
H	10
RBI	2
BB	2
SO	5
LOB	22



WP	0	PA	39
PB	0		
SB	0		
CS	0		

Sun Sep 07 2003, 1:05 PM MDT  
Att. 24,553 - Overcast - 59 F

AB	R	H	RBI	BB	SO	LOB
4	1	1	0	0	0	2
1	0	0	0	0	1	2
4	0	2	1	0	0	0
0	0	0	0	0	0	0
0	0	0	0	0	0	0
1	0	0	0	0	1	2
5	1	1	1	0	0	4
2	0	1	0	0	0	1
2	0	0	0	0	2	0
4	0	0	0	0	0	3
4	0	1	0	0	0	1
2	0	1	0	1	1	1
1	0	0	0	0	0	1
0	0	0	0	0	0	0
4	0	3	0	0	0	1
2	0	0	0	0	0	4
0	0	0	0	0	0	0
1	0	0	0	1	0	0

Batter	1	2	3	4	5	6	7	8	9
Pablo Ozuna, R OBP: 0.240, SLG: 0.250 Mark Sweeney, L OBP: 0.308, SLG: 0.410	1-2 2B 1B		1-0 F9	0-1 L6			0-2 F9		1-3 K
Chris Stynes, R OBP: 0.337, SLG: 0.426 Javier López, L OBP: 0.250, SLG: 0.250 Justin Speier, R OBP: 0.286, SLG: 0.285	1-2 2B 1-H		2-2 1B 1B		1-0 F7		0-1 G5-3		0-3 K
17 Todd Helton, L OBP: 0.447, SLG: 0.616	0-0 G5-3		1-2 F7		0-0 G4-3			1-0 HR	0-0 L8
Preston Wilson, R OBP: 0.349, SLG: 0.541 Rene Reyes, S OBP: 0.307, SLG: 0.393	0-1 P6		0-1 1B		2-3 K			3-3 K	
Larry Walker, L OBP: 0.415, SLG: 0.463	1-2 G6-3		1-1 P5		0-2 F7			2-1 E4	
Jay Payton, R OBP: 0.361, SLG: 0.520		2-1 1B B1-4-2 1B		0-1 G6-3		1-1 G6-3		0-0 F7	
Charles Johnson, R OBP: 0.321, SLG: 0.445 Greg Norton, S OBP: 0.322, SLG: 0.412 Kit Pellow, R		2-2 K		1-2 FC5-6 1B		4-2 BB		1-1 F8	
Juan Uribe, R OBP: 0.296, SLG: 0.390			0-0	0-1 E		2-1 G3		1-1	1-1
Jose Jimenez, R OBP: 0.273, SLG: 0.273 28 Aaron Cook, R OBP: 0.233, SLG: 0.179 Mark Bellhorn, S OBP: 0.343, SLG: 0.287		0-0 B1-4-2		0-1 FC5-6			1-0 F9		4-2 2B BB

Inning Stats	R	H	E	K	S	R	H	E	K	S	R	H	E	K	S	R	H	E	K	S	R	H	E	K	S	R	H	E	K	S	R	H	E	K	S				
	1	2	0	13		0	2	0	10		0	2	0	11		0	0	0	5		0	0	0	8		0	0	0	10		1	1	0	16		0	1	0	19

PITCHER	IP	WLS	BF	H	R	ER	SO	BB	IBB	HBP	BLK	WP	HR	S	P	ERA	WHIP
Wilson Alvarez, L ERA: 2.44	7.0		29	8	1	1	2	1	0	0	0	0	0	66	90	1.29	1.286
Tom Martin, L ERA: 3.27	0.1		3	1	1	1	1	0	0	0	0	0	1	6	12	27.00	3.000
Paul Quantrill, R ERA: 1.67	0.2	H	2	0	0	0	0	0	0	0	0	0	0	3	4	0.00	0.000
Paul Shuey, R ERA: 3.0	0.0		2	1	0	0	0	1	0	0	0	0	0	4	9	∞	∞
Eric Gagne, R ERA: 1.36	1.0	S	3	0	0	0	2	0	0	0	0	0	0	9	10	0.00	0.000



Batter	1	2	3	4	5	6	7	8	9	AB R H RBI BB SO LOB	TOP																	
<b>Cesar Izturis, S</b> OBP: 0.283, SLG: 0.322 (1, 6) C X	0-1 1B 3B	1-0 2-H HR			3-2 G4-6-3 1B		2-2 1B		2-2 WP HR 1B	5 3 5 2 0 0 0																		
<b>Paul Lo Duca, R</b> OBP: 0.349, SLG: 0.398 <b>David Ross, R</b> OBP: 0.292, SLG: 0.482 (1, 2) X (9, 2)	0-0 G5-3	2-2 G5-3			0-0 G4-6-3 1B		1-2 G1-3		4-0 HR IBB	4 1 1 0 1 0 1 0 0 0 0 0 0 0																		
<b>Shawn Green, L</b> OBP: 0.345, SLG: 0.446 (1, 9) C B S S	2-3 K				2-2 G4-6-3 1-2f 2-3			1-1 P5	2-2 HR	5 1 1 4 0 1 3																		
<b>Fred McGriff, L</b> OBP: 0.330, SLG: 0.451 <b>Dave Roberts, L</b> OBP: 0.328, SLG: 0.296 (1, 3) F B D B F B (8, PR) F B (8, 8)	4-2 1B BB				3-1 F7			4-2 HR BB	4-1 FC3-6 BB	2 0 0 0 2 1 1 0 1 0 0 1 0 0																		
<b>Adrián Beltré, R</b> OBP: 0.288, SLG: 0.418 (1, 5) S B X	1-1 1-2 3-H 1B				1-3 K		1-1 1B	0-0 HR 1B	2-2 F8	5 1 3 1 0 1 1																		
<b>Jeremy Burnitz, L</b> OBP: 0.319, SLG: 0.513 <b>Robin Ventura, L</b> OBP: 0.347, SLG: 0.395 (1, 7) D B C X (8, 3)	2-1 F8				2-3 K		0-3 K	3-1 HR	3-1 F8	4 1 1 3 0 2 3 1 0 0 0 0 0 1																		
<b>Jolbert Cabrera, R</b> OBP: 0.333, SLG: 0.432 (1, 8) B X (8, 7)		1-0 B5-3			0-1 FC4-6 1B		0-0 F9	2-3 K	0-1 FC3-6	5 0 1 0 0 1 3																		
<b>Alex Cora, L</b> OBP: 0.276, SLG: 0.325 (1, 4) B B C B X		3-1 SH1-3 HR 1B			1-2 FC4-6 1-2f		0-1 G4-1	2-0 G4-3		4 1 1 0 0 0 3																		
<b>Kevin Brown, R</b> OBP: 0.172, SLG: 0.228 <b>Rickey Henderson, R</b> OBP: 0.313, SLG: 0.306 <b>Guillermo Mota, R</b> OBP: 0.222, SLG: 0.556 <b>Tom Martin, L</b> <b>Paul Quantrill, L</b> <b>Ron Coomer, R</b> OBP: 0.319, SLG: 0.393 <b>Jason Romano, R</b> OBP: 0.114, SLG: 0.088 <b>Steve Colyer, L</b> (1, 1) C X (7, PH) X (7, 1) X (8, 1) X (8, 1) X (9, PH) X (9, PR) X (9, 1) X		0-1 SH1-3			1-3 K		2-3 K		0-0 1B HR 1B	1 0 0 0 0 0 1 1 1 0 0 0 0 0 1 0 1 0 1 0 0 0 0 0 0 1 1 0 0 0 0 0 0 0 0 0 0 0 0 0																		
<b>Inning Stats</b>	R: 1 E: 0 K: 1 S: 12	H: 2 LOB: 2 BB: 1 P: 21	R: 2 E: 0 K: 0 S: 10	H: 2 LOB: 0 BB: 0 P: 17	R: 0 E: 0 K: 2 S: 7	H: 0 LOB: 0 BB: 0 P: 8	R: 0 E: 0 K: 2 S: 11	H: 1 LOB: 1 BB: 0 P: 15	R: 0 E: 0 K: 1 S: 8	H: 1 LOB: 1 BB: 0 P: 9	R: 0 E: 0 K: 1 S: 9	H: 1 LOB: 0 BB: 0 P: 14	R: 3 E: 0 K: 1 S: 12	H: 2 LOB: 1 BB: 1 P: 24	R: 4 E: 0 K: 0 S: 15	H: 3 LOB: 1 BB: 2 P: 32	1B: 10 2B: 0 3B: 1 HR: 3	SF: 0 SAC: 1 DP: 1 HBP: 0	WP: 1 PA: 43									
<b>PITCHER</b>	IP WLS BF H R ER SO BB IBB HBP BLK WP HR S P ERA WHIP																											
<b>Miguel Batista, R</b> ERA: 3.32 (1, 1)	7.0		29	9	3	3	7	1	0	0	0	0	1	70	105	3.86	1.429											
<b>Oscar Villarreal, R</b> ERA: 2.85 (8, 1)	1.0	L	6	2	3	3	1	1	0	0	0	0	1	12	24	27.00	3.000											
<b>Stephen Randolph, L</b> ERA: 4.39 (9, 1)	1.0		8	3	4	4	0	1	1	0	0	1	1	15	32	36.00	4.000											

Los Angeles Dodgers @ Arizona Diamondbacks  
Bank One Ballpark, Phoenix, AZ

AB	38
R	10
H	14
RBI	10
BB	4
SO	8
LOB	17



Mon Sep 08 2003, 9:37 PM EDT  
Att. 25,937 - Dome - 72 F

livebaseballscorecards.com

Batter	1	2	3	4	5	6	7	8	9	AB	R	H	RBI	BB	SO	LOB
Steve Finley, L OBP: 0.366, SLG: 0.500 (1, 8)	2-2 G4-3		1-3 K		3-1 G4-3		1-2 L4			4	0	0	0	0	1	2
Junior Spivey, R OBP: 0.330, SLG: 0.446 (1, 4)	0-2 F9			3-2 FC6-4 1B HR 1B	0-0 F8			0-1 G5-3		4	1	1	0	0	0	0
Luis Gonzalez, L OBP: 0.396, SLG: 0.530 (1, 7)	3-2 2B			1-0 FC6-4 1-2 1B		4-2 G4-6-3 BB		2-1 P5		3	0	2	0	1	0	0
Raul Mondesi, R OBP: 0.343, SLG: 0.476 (1, 9)	1-2 G5-3			0-3 K		0-0 P2		2-2 G6-3		4	0	0	0	0	1	4
Alex Cintron, S OBP: 0.351, SLG: 0.468 (1, 6)		1-2 G6-3		1-2 FC6-4 1-2f 2-3 HR		1-0 G4-6-3 1-2f		4-2 G6-4-3 BB		3	1	0	0	1	0	3
Shea Hillenbrand, R OBP: 0.308, SLG: 0.458 (1, 5)		0-2 G6-3		1-1 1-H 3-H HR			2-2 G6-3		1-1 L6	4	1	1	3	0	0	1
Lyle Overbay, L OBP: 0.369, SLG: 0.406 (1, 3)		1-3 K		4-2 BB BB			3-1 L9		1-0 G6-4-3 1-2f	3	0	0	0	1	1	1
Robby Hammock, R OBP: 0.360, SLG: 0.538 (1, 2)			3-2 P4	2-3 K			2-1 BB 1B			3	0	1	0	0	1	1
Miguel Batista, R OBP: 0.096, SLG: 0.098 Carlos Baerga, S OBP: 0.380, SLG: 0.466 Oscar Villarreal, L Stephen Randolph, L			1-3 K		1-1 B2-3		4-2 BB 1-2 BB			2	0	0	0	0	1	0

Inning Stats	R: 0	H: 1	E: 0	K: 0	S: 15	R: 0	H: 0	E: 0	K: 1	S: 11	R: 0	H: 0	E: 0	K: 2	S: 10	R: 3	H: 3	E: 0	K: 2	S: 20	R: 0	H: 0	E: 0	K: 0	S: 5	R: 0	H: 1	E: 0	K: 0	S: 16	R: 0	H: 0	E: 0	K: 0	S: 7	R: 0	H: 0	E: 0	K: 0	S: 5	1B: 3	2B: 1	3B: 0	HR: 1	SF: 0	SAC: 0	DP: 2	HBP: 0	WP: 0	PA: 34
--------------	------	------	------	------	-------	------	------	------	------	-------	------	------	------	------	-------	------	------	------	------	-------	------	------	------	------	------	------	------	------	------	-------	------	------	------	------	------	------	------	------	------	------	-------	-------	-------	-------	-------	--------	-------	--------	-------	--------

PITCHER	IP	WLS	BF	H	R	ER	SO	BB	IBB	HBP	BLK	WP	HR	S	P	ERA	WHIP
Kevin Brown, R ERA: 2.44 (1, 1)	6.0		23	4	3	3	5	2	0	0	0	0	1	66	100	4.50	1.000
Guillermo Mota, R ERA: 1.46 (7, 1)	1.1	W	6	1	0	0	0	1	0	0	0	0	0	18	30	0.00	1.500
Tom Martin, L ERA: 3.25 (8, 1)	0.1	H	1	0	0	0	0	0	0	0	0	0	0	2	4	0.00	0.000
Paul Quantrill, R ERA: 1.66 (8, 1)	0.1	H	1	0	0	0	0	0	0	0	0	0	0	3	5	0.00	0.000
Steve Colyer, L ERA: 2.63 (9, 1)	1.0		3	0	0	0	0	1	0	0	0	0	0	5	11	0.00	1.000

**Los Angeles Dodgers @ Arizona Diamondbacks**  
**Bank One Ballpark, Phoenix, AZ**

Mon Sep 08 2003, 9:37 PM EDT  
Att. 25,937 - Dome - 72 F

livebaseballscorecards.com

<b>AB</b>	<b>30</b>
<b>R</b>	<b>3</b>
<b>H</b>	<b>5</b>
<b>RBI</b>	<b>3</b>
<b>BB</b>	<b>4</b>
<b>SO</b>	<b>5</b>
<b>LOB</b>	<b>12</b>











Batter	1	2	3	4	5	6	7	8	9	AB R H RBI BB SO LOB	TOP																
<b>Cesar Izturis, S</b> (1, 6) OBP: 0.280, SLG: 0.319	2-2 G3		0-0 L6-4 S 1B		0-2 G4-3			0-0 F9		4 0 1 0 0 0 1	<b>Los Angeles Dodgers @ Arizona Diamondbacks</b> <b>Bank One Ballpark, Phoenix, AZ</b> Wed Sep 10 2003, 9:37 PM EDT Att. 28,985 - Cloudy - 95 F																
<b>Paul Lo Duca, R</b> (1, 2) OBP: 0.347, SLG: 0.393	2-1 G6-3		1-2 L6-4		1-2 G4-3			2-0 G4-3		4 0 0 1 0 0 1																	
<b>Shawn Green, L</b> (1, 9) OBP: 0.347, SLG: 0.445	2-2 G1-3		1-0 1B		3-H 3-3 K			0-0 F9		4 0 1 0 0 1 0																	
<b>Fred McGriff, L</b> (1, 3) OBP: 0.332, SLG: 0.449		2-1 F9 1B 2B 1B	2-2 L9		1-2 G6-4-3 HBP			1-3 K		3 1 1 0 0 1 1																	
<b>Adrian Beltré, R</b> (1, 5) OBP: 0.289, SLG: 0.416		0-2 2B SH3-4 1B		4-2 FC4-6 BB		2-2 G6-4-3		1-3 K		3 1 1 0 1 1 1																	
<b>Jeremy Burnitz, L</b> (1, 7) OBP: 0.316, SLG: 0.508		1-0 F9		2-2 FC4-6 G6-3 S 1-2f		2-3 K		2-2 G4-3		4 0 0 0 0 1 3																	
<b>Jolbert Cabrera, R</b> (1, 8) OBP: 0.335, SLG: 0.439		0-1 SH3-4 2B		2-2 G6-3			3-1 G1-3			3 1 1 1 0 0 1																	
<b>Alex Cora, L</b> (1, 4) OBP: 0.276, SLG: 0.325		1-3 SH3-4 2B		1-3 G1-3			1-1 G3-1			2 0 0 1 0 0 1																	
<b>Kaz Ishii, L</b> (1, 1) OBP: 0.032, SLG: 0.097		1-0 G4-3			0-1 G4-3 3B		1-1 G4-3			2 1 1 0 0 0 0																	
<b>Joe Thurston, L</b> (7, PH) OBP: 0.250, SLG: 0.250										1 0 0 0 0 0 0																	
<b>Guillermo Mota, R</b> (7, 1) OBP: 0.222, SLG: 0.556										0 0 0 0 0 0 0																	
<b>Tom Martin, L</b> (8, 1)										0 0 0 0 0 0 0																	
<b>Paul Quantrill, L</b> (8, 1)										0 0 0 0 0 0 0																	
<b>Inning Stats</b>	R: 0 E: 0 K: 0 S: 9	H: 0 LOB: 0 BB: 0 P: 15	R: 3 E: 0 K: 0 S: 13	H: 3 LOB: 0 BB: 0 P: 17	R: 0 E: 0 K: 0 S: 9	H: 2 LOB: 1 BB: 0 P: 12	R: 0 E: 0 K: 0 S: 10	H: 0 LOB: 1 BB: 1 P: 18	R: 1 E: 0 K: 1 S: 12	H: 1 LOB: 0 BB: 0 P: 16	R: 0 E: 0 K: 1 S: 14	H: 0 LOB: 0 BB: 0 P: 19	R: 0 E: 0 K: 0 S: 6	H: 0 LOB: 0 BB: 0 P: 11	R: 0 E: 0 K: 0 S: 3	H: 0 LOB: 0 BB: 0 P: 5	R: 0 E: 0 K: 2 S: 13	H: 0 LOB: 0 BB: 0 P: 17	1B: 4 2B: 2 3B: 1 HR: 0	SF: 0 SAC: 1 DP: 2 HBP: 1	WP: 0 PB: 0 SB: 2 CS: 0	PA: 33					
<b>PITCHER</b>	IP WLS BF H R ER SO BB IBB HBP BLK WP HR S P ERA WHIP																										
<b>17 Brandon Webb, R</b> (1, 1) ERA: 2.62	7.0		27	6	4	4	2	1	0	1	0	0	0	73	108	5.14	1.000										
<b>Oscar Villarreal, R</b> (8, 1) ERA: 2.82	1.0	W	3	0	0	0	0	0	0	0	0	0	0	3	5	0.00	0.000										
<b>Matt Mantei, R</b> (9, 1) ERA: 2.63	1.0	S	3	0	0	0	2	0	0	0	0	0	0	13	17	0.00	0.000										

<b>AB</b>	30
<b>R</b>	4
<b>H</b>	6
<b>RBI</b>	3
<b>BB</b>	1
<b>SO</b>	4
<b>LOB</b>	9



WP: 0	PA: 33
PB: 0	
SB: 2	
CS: 0	

<b>PITCHER</b>	IP	WLS	BF	H	R	ER	SO	BB	IBB	HBP	BLK	WP	HR	S	P	ERA	WHIP
----------------	----	-----	----	---	---	----	----	----	-----	-----	-----	----	----	---	---	-----	------

17 Brandon Webb, R	7.0		27	6	4	4	2	1	0	1	0	0	0	73	108	5.14	1.000
Oscar Villarreal, R	1.0	W	3	0	0	0	0	0	0	0	0	0	0	3	5	0.00	0.000
Matt Mantei, R	1.0	S	3	0	0	0	2	0	0	0	0	0	0	13	17	0.00	0.000





Batter	1	2	3	4	5	6	7	8	9	AB R H RBI BB SO LOB	TOP												
<b>Cesar Izturis, S</b> (1, 6) OBP: 0.278, SLG: 0.317 <b>Robin Ventura, L</b> (8, PH) OBP: 0.346, SLG: 0.394 <b>Wilkin Ruan, R</b> (8, 8) OBP: 0.231, SLG: 0.333	1-2 G6-3		2-0 P6			3-3 K		3-1 F9		3 0 0 0 0 1 2 1 0 0 0 0 0 1 0 0 0 0 0 0 0													
<b>Paul Lo Duca, R</b> (1, 2) OBP: 0.344, SLG: 0.390	0-2 F8		2-2 P3			0-1 G1-3			0-2 G6-3	4 0 0 0 0 0 2													
<b>Shawn Green, L</b> (1, 9) OBP: 0.345, SLG: 0.442	2-3 K				0-1 G5-3			0-0 F8	1-0 L8	4 0 0 0 0 1 0													
<b>Adrian Beltré, R</b> (1, 5) OBP: 0.289, SLG: 0.414		0-0 G4-6-3 1B			1-2 G5-3			0-0 F7	0-1 F8	4 0 1 0 0 0 0													
<b>Ron Coomer, R</b> (1, 3) OBP: 0.310, SLG: 0.377		1-2 G4-6-3 1-2f			0-0 G6-3			2-0 G1-3		3 0 0 0 0 0 1													
<b>Jeremy Burnitz, L</b> (1, 7) OBP: 0.314, SLG: 0.504		2-3 K				2-2 G5-3		0-3 K		3 0 0 0 0 2 0													
<b>Jolbert Cabrera, R</b> (1, 8) OBP: 0.338, SLG: 0.447 (8, 4)			1-0 SH1-4 2B			2-1 2B		1-3 K2-3		3 0 2 0 0 1 0													
<b>Alex Cora, L</b> (1, 4) OBP: 0.279, SLG: 0.326 (8, 6)			2-2 SH1-4 HBP			2-2 L5		0-0 1B		2 0 1 0 0 0 1													
<b>Odalis Perez, L</b> (1, 1) OBP: 0.113, SLG: 0.096 <b>Todd Hundley, S</b> (8, PH) OBP: 0.389, SLG: 0.464 <b>Paul Shuey, R</b> (8, 1)			1-0 SH1-4			2-0 G4-3		3-3 K		1 0 0 0 0 0 1 1 0 0 0 0 1 1 0 0 0 0 0 0 0													
<b>Inning Stats</b>	R: 0 E: 0 K: 1 S: 16	H: 0 LOB: 0 BB: 0 P: 19	R: 0 E: 0 K: 1 S: 11	H: 1 LOB: 0 BB: 0 P: 14	R: 0 E: 0 K: 0 S: 10	H: 1 LOB: 2 BB: 0 P: 18	R: 0 E: 0 K: 0 S: 6	H: 0 LOB: 0 BB: 0 P: 7	R: 0 E: 0 K: 1 S: 9	H: 1 LOB: 1 BB: 0 P: 17	R: 0 E: 0 K: 1 S: 6	H: 0 LOB: 0 BB: 0 P: 9	R: 0 E: 0 K: 1 S: 5	H: 0 LOB: 0 BB: 0 P: 7	R: 0 E: 0 K: 2 S: 10	H: 1 LOB: 1 BB: 0 P: 17	R: 0 E: 0 K: 0 S: 6	H: 0 LOB: 0 BB: 0 P: 7	1B: 2 2B: 2 3B: 0 HR: 0	SF: 0 SAC: 1 DP: 1 HBP: 1	WP: 0 PB: 0 SB: 0 CS: 0	PA: 31	
<b>PITCHER</b>	IP WLS BF H R ER SO BB IBB HBP BLK WP HR S P ERA WHIP																						
<b>Chris Capuano, L</b> (1, 1) ERA: 4.55 <b>Jose Valverde, R</b> (8, 1) ERA: 1.81 <b>Matt Mantei, R</b> (9, 1) ERA: 2.57	7.0 W 24 3 0 0 4 0 0 1 0 0 0 0 63 91 0.00 0.429	1.0 H 4 1 0 0 2 0 0 0 0 0 0 0 10 17 0.00 1.000	1.0 S 3 0 0 0 0 0 0 0 0 0 0 0 6 7 0.00 0.000																				

Los Angeles Dodgers @ Arizona Diamondbacks  
 Bank One Ballpark, Phoenix, AZ  
 Thu Sep 11 2003, 9:37 PM EDT  
 Att. 28,459 - Sunny - 95 F

AB	29
R	0
H	4
RBI	0
BB	0
SO	6
LOB	9



WP: 0	PA: 31
PB: 0	
SB: 0	
CS: 0	

Batter	1	2	3	4	5	6	7	8	9
Steve Finley, L OBP: 0.364, SLG: 0.503 (1, 8)	1-0 G3-1		2-1 2B			3-3 K	1-1 G3		
Junior Spivey, R OBP: 0.330, SLG: 0.445 (1, 4)	4-1 BB		1-2 P4			1-2 G6-3		2-3 K	
Alex Cintron, S OBP: 0.349, SLG: 0.462 (1, 6)	0-1 G4-6-3 1-2f		2-2 G6-3			0-0 G6-3		2-2 G6-3 1B	
Raul Mondesi, R OBP: 0.341, SLG: 0.470 (1, 9)		1-2 F7		3-2 G6-3		1-0 E5 FC4-5	1-2 G6-3 1-2f		
Shea Hillenbrand, R OBP: 0.310, SLG: 0.463 (1, 5) (8, 3)		3-1 2B 1B		0-3 K		2-0 FC4-5 2B SF8 2-3			
Danny Bautista, R OBP: 0.336, SLG: 0.372 (1, 7)		1-1 2B		0-1 G1-3		0-0 SF8 1B 2B			
Lyle Overbay, L OBP: 0.361, SLG: 0.395 (1, 3) Felix Jose, S OBP: 0.636, SLG: 0.857 (7, PH) Robby Hammock, R OBP: 0.348, SLG: 0.521 (7, PR) (8, 2)		2-3 K		1-3 K		4-0 1B IBB			
Rod Barajas, R OBP: 0.245, SLG: 0.323 (1, 2) Matt Kata, S OBP: 0.315, SLG: 0.426 (7, PH) (8, 5)		4-0 IBB		0-1 P5		0-1 SF8			
Chris Capuano, L (1, 1) Carlos Baerga, S OBP: 0.387, SLG: 0.464 (7, PH) (8, 1) Jose Valverde, R (8, 1) Matt Mantei, R (9, 1)		0-3 K		2-3 K		0-0 1B			

Inning Stats	R: 0	H: 0	E: 0	K: 0	S: 4	R: 0	H: 2	E: 0	K: 2	S: 14	R: 0	H: 1	E: 0	K: 0	S: 9	R: 0	H: 0	E: 0	K: 1	S: 8	R: 0	H: 0	E: 0	K: 2	S: 8	R: 0	H: 0	E: 1	K: 0	S: 8	R: 2	H: 2	E: 0	K: 0	S: 8	R: 0	H: 1	E: 0	K: 1	S: 10
	0	0	0	0	9	0	2	0	2	14	0	1	0	0	14	0	0	0	1	11	0	0	0	0	2	11	0	0	1	0	16	0	1	0	0	15				

PITCHER	IP	WLS	BF	H	R	ER	SO	BB	IBB	HBP	BLK	WP	HR	S	P	ERA	WHIP
Odalis Perez, L ERA: 4.35 (1, 1)	7.0	L	28	5	2	0	6	1	2	0	0	0	0	59	98	0.00	0.857
Paul Shuey, R ERA: 2.86 (8, 1)	1.0		3	1	0	0	1	0	0	0	0	0	0	10	15	0.00	1.000

**BOTTOM**

Los Angeles Dodgers @ Arizona Diamondbacks  
Bank One Ballpark, Phoenix, AZ

Thu Sep 11 2003, 9:37 PM EDT  
Att. 28,459 - Sunny - 95 F

AB	27
R	2
H	6
RBI	2
BB	3
SO	7
LOB	10



AB	R	H	RBI	BB	SO	LOB
4	0	1	0	0	1	2
3	0	0	0	1	1	0
4	0	1	0	0	0	1
4	0	0	0	0	0	1
3	1	1	0	0	1	1
3	1	2	0	0	0	0
2	0	0	0	0	2	2
0	0	0	0	1	0	0
0	0	0	0	0	0	0
1	0	0	0	1	0	0
0	0	0	1	0	0	0
2	0	0	0	0	2	3
1	0	1	1	0	0	0
0	0	0	0	0	0	0
0	0	0	0	0	0	0

1B	2B	3B	HR	SF	SAC	DP	HBP
3	3	0	0	1	0	2	0

WP	PA
0	31



Batter	1	2	3	4	5	6	7	8	9	AB R H RBI BB SO LOB	TOP											
Sean Burroughs, L (1, 5) OBP: 0.365, SLG: 0.413	1-2 F7		1-0 P6			0-0 L6			0-2 F7	4 0 0 0 0 0 0	<b>San Diego Padres @ Los Angeles Dodgers</b> <b>Dodger Stadium, Los Angeles, CA</b> Fri Sep 12 2003, 7:10 PM PDT Att. 51,013 - Cloudy - 66 F											
Mark Loretta, R (1, 4) OBP: 0.380, SLG: 0.445	3-2 P4			2-3 K		2-0 P5			1-1 F7	4 0 1 0 0 1 0												
24 Brian Giles, L (1, 7) OBP: 0.431, SLG: 0.514	1-1 1B			4-1 G6-4-3 BB					3-2 F8	3 0 1 0 1 0 1												
Phil Nevin, R (1, 3) OBP: 0.313, SLG: 0.467	2-3 K			0-0 G6-4-3 1-2f					1-2 P3	3 0 0 0 0 1 2												
Gary Matthews, S (1, 8) OBP: 0.314, SLG: 0.362					2-3 K				2-2 G6-3	3 0 0 0 0 2 0												
Xavier Nady, R (1, 9) OBP: 0.305, SLG: 0.370									1-3 K	3 0 1 0 0 1 0												
3 Khalil Greene, R (1, 6) OBP: 0.217, SLG: 0.227									0-0 F7	3 0 1 0 0 1 1												
Humberto Quintero, R (1, 2) OBP: 0.400, SLG: 0.333									1-2 P6	2 0 0 0 0 0 1												
Mike Bynum, L (5, 1) OBP: 0.400, SLG: 0.400									0-0 L6	0 0 0 0 0 0 0												
Brian Buchanan, R (8, PH) OBP: 0.394, SLG: 0.458									3-2 F8	1 0 0 0 0 0 0												
Brandon Villafuerte, R (8, 1)									0-1 G6-3	2 0 0 0 0 1 0												
Kevin Jarvis, L (1, 1) OBP: 0.269, SLG: 0.136																						
Miguel Ojeda, R (5, 2) OBP: 0.338, SLG: 0.376																						
<b>Inning Stats</b>	R: 0 E: 0 K: 1 S: 14	H: 1 LOB: 1 BB: 0 P: 21	R: 0 E: 0 K: 1 S: 13	H: 1 LOB: 0 BB: 0 P: 15	R: 0 E: 0 K: 0 S: 6	H: 0 LOB: 0 BB: 1 P: 10	R: 0 E: 0 K: 1 S: 7	H: 0 LOB: 0 BB: 1 P: 13	R: 0 E: 0 K: 2 S: 12	H: 1 LOB: 1 BB: 0 P: 14	R: 0 E: 0 K: 1 S: 5	H: 0 LOB: 0 BB: 0 P: 9	R: 0 E: 0 K: 0 S: 9	H: 0 LOB: 0 BB: 0 P: 14	R: 0 E: 0 K: 1 S: 8	H: 0 LOB: 0 BB: 0 P: 10	R: 0 E: 0 K: 0 S: 10	H: 1 LOB: 1 BB: 0 P: 14	1B: 4 2B: 0 3B: 0 HR: 0	SF: 0 SAC: 0 DP: 1 HBP: 0	WP: 0 PB: 0 SB: 0 CS: 1	PA: 31
<b>PITCHER</b> Wilson Alvarez, L (1, 1) ERA: 2.16	IP: 9.0 WLS: W BF: 30 H: 4 R: 0 ER: 0 SO: 7 BB: 1 IBB: 0 HBP: 0 BLK: 0 WP: 0 HR: 0 S: 84 P: 120 ERA: 0.00 WHIP: 0.556											<b>PITCHER</b>	IP: WLS: BF: H: R: ER: SO: BB: IBB: HBP: BLK: WP: HR: S: P: ERA: WHIP:									

livebaseballscorecards.com

<b>AB</b>	29
<b>R</b>	0
<b>H</b>	4
<b>RBI</b>	0
<b>BB</b>	1
<b>SO</b>	7
<b>LOB</b>	5



Batter	1	2	3	4	5	6	7	8	9	AB	R	H	RBI	BB	SO	LOB
<b>Dave Roberts, L</b> (1, 8) OBP: 0.330, SLG: 0.302	0-2 G6-3		1-2 E5 WP 1B		0-0 E 2B		3-2 F7			4	1	2	1	0	0	0
<b>Paul Lo Duca, R</b> (1, 2) OBP: 0.344, SLG: 0.389	2-0 G5-3		1-0 L9		1-0 G1-3		2-1 FC4-6 1B			4	0	1	0	0	0	3
<b>Shawn Green, L</b> (1, 9) OBP: 0.347, SLG: 0.448	3-1 HR		4-1 BB		4-0 E IBB		2-2 FC4-6 1-2f			2	1	1	1	2	0	1
<b>Fred McGriff, L</b> (1, 3) OBP: 0.328, SLG: 0.443	2-3 K		3-0 L9		2-2 L3		1-3 K			4	0	0	0	0	2	6
<b>Robin Ventura, L</b> (8, 3) OBP: 0.346, SLG: 0.394										0	0	0	0	0	0	0
<b>Adrián Beltré, R</b> (1, 5) OBP: 0.292, SLG: 0.429		1-1 HR		0-2 G4-6-3 1B	1-0 E6 1-2 2-H 3-H		1-1 HR			4	2	3	2	0	0	1
<b>Jeremy Burnitz, L</b> (1, 7) OBP: 0.311, SLG: 0.499		1-1 F8		2-0 G4-6-3 1-2f	0-3 K		2-2 G1-3			4	0	0	0	0	1	3
<b>Jason Romano, R</b> (9, 7) OBP: 0.114, SLG: 0.088										0	0	0	0	0	0	0
<b>Alex Cora, L</b> (1, 4) OBP: 0.279, SLG: 0.324		2-2 L9		0-0 G4-3		0-1 G5-3		4-1 BB		3	0	0	0	1	0	0
<b>Cesar Izturis, S</b> (1, 6) OBP: 0.276, SLG: 0.316		0-1 G4-3			1-2 1B 2B 1B	0-0 G4-3		0-0 F7		4	1	1	0	0	0	1
<b>Wilson Alvarez, L</b> (1, 1) OBP: 0.200, SLG: 0.200			2-3 K		0-0 2B E 1B	0-3 K		0-1 G1		4	1	1	0	0	2	1

Inning Stats	R: 1	H: 1	E: 0	LOB: 0	K: 1	BB: 0	S: 9	R: 1	H: 1	E: 0	LOB: 0	K: 0	BB: 0	S: 9	R: 0	H: 1	E: 1	LOB: 2	K: 1	BB: 1	S: 9	R: 0	H: 1	E: 0	LOB: 0	K: 0	BB: 0	S: 5	R: 3	H: 3	E: 1	LOB: 2	K: 1	BB: 1	S: 13	R: 0	H: 0	E: 0	LOB: 0	K: 1	BB: 0	S: 6	R: 0	H: 1	E: 0	LOB: 1	K: 0	BB: 1	S: 10	R: 1	H: 1	E: 0	LOB: 1	K: 0	BB: 1	S: 10	1B: 5	SF: 0	2B: 1	SAC: 0	3B: 0	DP: 1	HR: 3	HBP: 0	WP: 1	PA: 36
--------------	------	------	------	--------	------	-------	------	------	------	------	--------	------	-------	------	------	------	------	--------	------	-------	------	------	------	------	--------	------	-------	------	------	------	------	--------	------	-------	-------	------	------	------	--------	------	-------	------	------	------	------	--------	------	-------	-------	------	------	------	--------	------	-------	-------	-------	-------	-------	--------	-------	-------	-------	--------	-------	--------

PITCHER	IP	WLS	BF	H	R	ER	SO	BB	IBB	HBP	BLK	WP	HR	S	P	ERA	WHIP
<b>Kevin Jarvis, R</b> (1, 1) ERA: 5.87	4.1	L	21	7	5	3	2	1	1	0	0	1	2	38	68	6.23	1.846
<b>Mike Bynum, L</b> (5, 1) ERA: 8.22	2.2		10	1	0	0	3	0	0	0	0	0	0	24	35	0.00	0.375
<b>Brandon Villafuerte, R</b> (8, 1) ERA: 4.28	1.0		5	1	1	1	0	1	0	0	0	0	1	10	17	9.00	2.000

**BOTTOM**

**San Diego Padres @ Los Angeles Dodgers**  
**Dodger Stadium, Los Angeles, CA**  
 Fri Sep 12 2003, 7:10 PM PDT  
 Att: 51,013 - Cloudy - 66 F

[livebaseballscorecards.com](http://livebaseballscorecards.com)

<b>AB</b>	<b>33</b>
<b>R</b>	<b>6</b>
<b>H</b>	<b>9</b>
<b>RBI</b>	<b>4</b>
<b>BB</b>	<b>3</b>
<b>SO</b>	<b>5</b>
<b>LOB</b>	<b>16</b>





Batter	1	2	3	4	5	6	7	8	9	AB R H RBI BB SO LOB	TOP											
Sean Burroughs, L (1, 5) OBP: 0.364, SLG: 0.412	1-1 1B S		0-3 K		0-3 K			0-2 G1-3		4 0 1 0 0 2 0	<b>San Diego Padres @ Los Angeles Dodgers</b> <b>Dodger Stadium, Los Angeles, CA</b> Sat Sep 13 2003, 7:10 PM PDT Att. 45,576 - Sunny - 70 F											
Mark Loretta, R (1, 4) OBP: 0.383, SLG: 0.447	3-1 1B S		1-1 24 BB 1B			0-1 24 G4-6-3 1B		1-0 F7		4 0 3 0 0 0 0												
24 Brian Giles, L (1, 7) OBP: 0.430, SLG: 0.510	1-3 K		4-1 FC6-4 1-2 BB			0-0 G4-6-3 1-2f		1-3 K		3 0 0 0 1 2 3												
Phil Nevin, R (1, 3) OBP: 0.317, SLG: 0.461	1-3 K		0-1 FC6-4 1-2f			4-2 1B BB		4-2 FC3-6 BB		2 0 0 0 2 1 4												
Gary Matthews, S (1, 9) OBP: 0.314, SLG: 0.361	3-2 L1			0-3 K		2-0 1-2 1B		0-2 FC3-6 1-2f		4 0 1 0 0 1 3												
Mark Kotsay, L (1, 8) OBP: 0.349, SLG: 0.365		0-0 G4-6-3 1B		2-2 G4-3		2-3 K		1-3 K		4 0 1 0 0 2 3												
Ramón Vázquez, L (1, 6) OBP: 0.334, SLG: 0.331		1-3 SAFE K		1-2 G3			1-0 L7	1-2 G1-3		4 0 0 0 0 1 2												
Gary Bennett, R (1, 2) OBP: 0.289, SLG: 0.290		1-1 SAFE G4-6-3 1-2f			1-1 F9		0-0 G6-3			3 0 0 0 0 0 1												
44 Jake Peavy, R (1, 1) OBP: 0.154, SLG: 0.083 Todd Sears, L (5, PH) OBP: 0.320, SLG: 0.364 Kevin Walker, L (5, 1) Keith Lockhart, L (7, PH) OBP: 0.363, SLG: 0.624 Luther Hackman, R (7, 1) Trevor Hoffman, R (8, 1)			1-3 K		1-3 K		0-0 G3-1			1 0 0 0 0 0 1 0 1 0 0 0 0 0 1 0 0 0 0 0 0 0 0 0 1 0												
<b>Inning Stats</b>	R: 0 E: 0 K: 2 S: 13	H: 2 LOB: 2 BB: 0 P: 22	R: 0 E: 0 K: 1 S: 6	H: 1 LOB: 0 BB: 0 P: 8	R: 0 E: 0 K: 2 S: 11	H: 1 LOB: 2 BB: 1 P: 17	R: 0 E: 0 K: 1 S: 11	H: 0 LOB: 0 BB: 0 P: 14	R: 0 E: 0 K: 2 S: 9	H: 0 LOB: 0 BB: 0 P: 11	R: 0 E: 0 K: 1 S: 9	H: 2 LOB: 2 BB: 1 P: 17	R: 0 E: 0 K: 0 S: 3	H: 0 LOB: 0 BB: 0 P: 4	R: 0 E: 0 K: 1 S: 7	H: 0 LOB: 0 BB: 0 P: 9	R: 0 E: 0 K: 1 S: 11	H: 0 LOB: 1 BB: 1 P: 17	1B: 6 2B: 0 3B: 0 HR: 0	SF: 0 SAC: 0 DP: 2 HBP: 0	WP: 0 PB: 0 SB: 2 CS: 0	PA: 34
<b>PITCHER</b>	IP WLS BF H R ER SO BB IBB HBP BLK WP HR S P ERA WHIP																					
Kevin Brown, R (1, 1) ERA: 2.35	7.0 W 27 6 0 0 9 2 0 0 0 0 0 0 62 93 0.00 1.143																					
Tom Martin, L (8, 1) ERA: 3.91	1.0 3 0 0 0 1 0 0 0 0 0 0 0 7 9 0.00 0.000																					
Eric Gagne, R (9, 1) ERA: 1.33	1.0 4 0 0 0 1 1 0 0 0 0 0 0 11 17 0.00 1.000																					

livebaseballscorecards.com

AB	31
R	0
H	6
RBI	0
BB	3
SO	11
LOB	16



Batter	1	2	3	4	5	6	7	8	9	AB	R	H	RBI	BB	SO	LOB
<b>Dave Roberts, L</b> (1, 8) OBP: 0.333, SLG: 0.304	4-2 SH1-3 HR BB	1-0 1-2 2-3 1B		1-0 E4 1B		0-0 1B		3-2 F7		4	2	2	0	1	0	2
<b>Paul Lo Duca, R</b> (1, 2) OBP: 0.343, SLG: 0.388	0-0 SH1-3	0-1 F8		1-2 F9 1B		2-2 F8		2-0 F8		4	0	1	1	0	0	6
<b>Shawn Green, L</b> (1, 9) OBP: 0.347, SLG: 0.452	0-1 HR	2-2 F9		1-2 F9			1-1 L9			4	1	1	2	0	0	4
<b>Fred McGriff, L</b> (1, 3) OBP: 0.327, SLG: 0.440 <b>Tom Martin, L</b> (8, 1) <b>Eric Gagne, R</b> (9, 1)	2-1 E7 PB		2-0 F8 SF8 1B	1-1 G3			3-1 F8			4	1	1	0	0	0	1
<b>Adrian Beltré, R</b> (1, 5) OBP: 0.294, SLG: 0.430	2-3 K		1-1 1B		1-2 G1-3		1-2 1B			4	0	2	0	0	1	1
<b>Jeromy Burnitz, L</b> (1, 7) OBP: 0.308, SLG: 0.494 <b>Jason Romano, R</b> (9, 7) OBP: 0.114, SLG: 0.088	0-2 P5		3-2 F8	2-1 P6		2-2 K				4	0	0	0	0	1	4
<b>Alex Cora, L</b> (1, 4) OBP: 0.281, SLG: 0.326		0-1 1B 1B	1 SAFE 0-1 SF8	2-2 G5-3			0-2 BB 1B			3	0	2	1	0	0	0
<b>Cesar Izturis, S</b> (1, 6) OBP: 0.280, SLG: 0.316		0-1 1B	1 SAFE 0-0 F7		0-1 G4-3		4-1 BB			3	0	1	0	1	0	1
<b>Kevin Brown, R</b> (1, 1) OBP: 0.164, SLG: 0.217 <b>Robin Ventura, L</b> (8, 3) OBP: 0.346, SLG: 0.393		0-3 K		2-3 K		1-3 K		1-3 K		3	0	0	0	0	3	2
										1	0	0	0	0	1	2

Inning Stats	R: 2	H: 1	E: 1	K: 15	S: 15	LOB: 1	BB: 1	P: 23	R: 0	H: 3	E: 0	K: 14	S: 14	LOB: 3	BB: 0	P: 17	R: 1	H: 2	E: 0	K: 0	S: 12	LOB: 1	BB: 0	P: 18	R: 1	H: 1	E: 1	K: 1	S: 14	LOB: 1	BB: 0	P: 20	R: 0	H: 0	E: 0	K: 0	S: 8	LOB: 0	BB: 0	P: 13	R: 0	H: 1	E: 0	K: 1	S: 9	LOB: 1	BB: 0	P: 12	R: 0	H: 1	E: 0	K: 1	S: 13	LOB: 1	BB: 0	P: 20	R: 0	H: 1	E: 0	K: 1	S: 13	LOB: 2	BB: 1	P: 23
<b>PITCHER</b>	IP	WLS	BF	H	R	ER	SO	BB	IBB	HBP	BLK	WP	HR	S	P	ERA	WHIP																																															
<b>44 Jake Peavy, R</b> (1, 1) ERA: 4.21	4.0	L	22	7	4	3	3	1	0	0	0	0	0	55	78	6.75	2.000																																															
<b>Kevin Walker, L</b> (5, 1) ERA: 3.38	2.0		7	1	0	0	1	0	0	0	0	0	0	17	25	0.00	0.500																																															
<b>Luther Hackman, R</b> (7, 1) ERA: 4.89	1.0		4	1	0	0	1	0	0	0	0	0	0	13	20	0.00	1.000																																															
<b>Trevor Hoffman, R</b> (8, 1) ERA:	1.0		5	1	0	0	1	1	0	0	0	0	0	13	23	0.00	2.000																																															

**BOTTOM**

**San Diego Padres @ Los Angeles Dodgers**  
**Dodger Stadium, Los Angeles, CA**  
 Sat Sep 13 2003, 7:10 PM PDT  
 Att. 45,576 - Sunny - 70 F

[livebaseballscores.com](http://livebaseballscores.com)

<b>AB</b>	<b>34</b>
<b>R</b>	<b>4</b>
<b>H</b>	<b>10</b>
<b>RBI</b>	<b>4</b>
<b>BB</b>	<b>2</b>
<b>SO</b>	<b>6</b>
<b>LOB</b>	<b>23</b>



WP: 0	PA: 38
PB: 1	
SB: 2	
CS: 0	



Batter	1	2	3	4	5	6	7	8	9	AB R H RBI BB SO LOB	TOP	
Sean Burroughs, L (1, 5) OBP: 0.363, SLG: 0.417	0-0 G4-3		1-0 F7			0-0 HR		2-2 G4-3		4 1 1 1 0 0 0	<b>San Diego Padres @ Los Angeles Dodgers</b> <b>Dodger Stadium, Los Angeles, CA</b> Sun Sep 14 2003, 1:10 PM PDT Att. 45,405 - Sunny - 80 F	
Mark Loretta, R (1, 4) OBP: 0.382, SLG: 0.447	1-2 P3			0-3 K		1-2 E6 1B		2-2 2B		4 0 1 0 0 1 0		
24 Brian Giles, L (1, 7) OBP: 0.430, SLG: 0.516	2-2 P5			2-2 HR		0-0 F8		1-0 HBP		3 1 1 1 0 0 1		
Phil Nevin, R (1, 3) OBP: 0.321, SLG: 0.468		2-2 FC5 2B		1-0 G6-3		1-2 1B		1-1 G6-3		4 0 2 0 0 0 2		
Gary Matthews, S (1, 9) OBP: 0.311, SLG: 0.357		2-1 P5		0-2 F9		0-0 P3		1-1 G6-3		4 0 0 0 0 0 3		
Mark Kotsay, L (1, 8) OBP: 0.346, SLG: 0.362		1-3 K2-3		0-3 K		0-3 K		1-3 K		4 0 0 0 0 4 1		
3 Khalil Greene, R (1, 6) OBP: 0.185, SLG: 0.192		1-1 FC5 2-3		0-3 K		2-3 K		0-3 K		4 0 0 0 0 3 1		
Humberto Quintero, R (1, 2) OBP: 0.308, SLG: 0.250			1-0 L5		0-0 G4-3		0-0 F8			3 0 0 0 0 0 0		
Ben Howard, R (1, 1) OBP: 0.143, SLG: 0.143 Dave Hansen, L (8, PH) OBP: 0.346, SLG: 0.313 Scott Linebrink, R (6, 1) OBP: 0.167, SLG: 0.250 Mike Matthews, L (7, 1) Brian Buchanan, R (8, PH) OBP: 0.352, SLG: 0.456 Jay Witasick, R (8, 1)			0-3 K		0-3 K		0-2 G6-3		1 0 0 0 0 0 1 0 1 0 0 0 0 0 1 0 0 0 0 0 0 0 0 0 0 0 0 0 0 0 0 0 1 0 0 0 0 0 0 0 0 0 0 0 0 0 0 0			
<b>Inning Stats</b>	R: 0 H: 0 E: 0 LOB: 0 K: 0 BB: 0 S: 10 P: 13	R: 0 H: 1 E: 0 LOB: 1 K: 1 BB: 0 S: 10 P: 16	R: 0 H: 0 E: 0 LOB: 0 K: 1 BB: 0 S: 5 P: 7	R: 1 H: 1 E: 0 LOB: 0 K: 1 BB: 0 S: 10 P: 13	R: 0 H: 0 E: 0 LOB: 0 K: 2 BB: 0 S: 8 P: 8	R: 1 H: 2 E: 1 LOB: 2 K: 1 BB: 0 S: 13 P: 15	R: 0 H: 0 E: 0 LOB: 0 K: 2 BB: 0 S: 7 P: 9	R: 0 H: 1 E: 0 LOB: 2 K: 0 BB: 0 S: 13 P: 19	R: 0 H: 0 E: 0 LOB: 0 K: 2 BB: 0 S: 8 P: 10	1B: 1 SF: 0 2B: 2 SAC: 0 3B: 0 DP: 0 HR: 2 HBP: 1	WP: 0 PA: 34 PB: 0 SB: 0 CS: 0	
<b>PITCHER</b>	IP WLS BF H R ER SO BB IBB HBP BLK WP HR S P ERA WHIP											
Hideo Nomo, R (1, 1) ERA: 2.88	5.2 W 22 4 2 2 6 0 0 0 0 0 2 55 71 3.18 0.706											
Guillermo Mota, R (6, 1) ERA: 1.43	1.1 H 4 0 0 0 2 0 0 0 0 0 0 8 10 0.00 0.000											
Tom Martin, L (8, 1) ERA: 3.86	0.2 H 2 0 0 0 0 0 0 0 0 0 0 7 9 0.00 0.000											
Paul Quantrill, R (8, 1) ERA: 1.78	0.0 1 1 0 0 0 0 0 0 0 0 0 4 6 ∞ ∞											
Eric Gagne, R (8, 1) ERA: 1.3	1.1 S 5 0 0 0 2 0 0 1 0 0 0 10 14 0.00 0.000											

livebaseballscorecards.com

AB	33
R	2
H	5
RBI	2
BB	0
SO	10
LOB	8







Batter	1	2	3	4	5	6	7	8	9	AB R H RBI BB SO LOB	TOP											
Steve Finley, L (1, 8) OBP: 0.364, SLG: 0.497	4-1 G5-4-3 BB		3-0 2B	0-1 P5			1-1 2B 1B		2-3 K	4 2 2 0 1 1 2	<p>Arizona Diamondbacks @ Los Angeles Dodgers Dodger Stadium, Los Angeles, CA</p> <p>Tue Sep 16 2003, 7:10 PM PDT Att. 31,689 - Sunny - 70 F</p>											
Junior Spivey, R (1, 4) OBP: 0.334, SLG: 0.454	0-1 G5-4-3 1-2f		0-1 2B			4-1 G3-6-3 BB	3-1 FC5 1-H 2B		2-3 K	4 0 2 2 1 1 1												
Luis Gonzalez, L (1, 7) OBP: 0.392, SLG: 0.525	3-3 K		4-2 BB			1-0 G3-6-3 1-2	4-0 FC5 IBB			2 0 0 0 2 1 1												
Raul Mondesi, R (1, 9) OBP: 0.345, SLG: 0.481 Danny Bautista, R (7, PR) OBP: 0.332, SLG: 0.365 (7, 9)		1-0 P2	0-1 F9			3-3 K	1-0 FC5 1-2 2-3f			4 0 0 0 0 1 5 0 0 0 0 0 0 0												
Alex Cintron, S (1, 6) OBP: 0.358, SLG: 0.483		1-0 FC5-4 1B		1-0 FC4 3B		1-1 F9	0-2 G4-3			4 1 2 0 0 0 3												
Shea Hillenbrand, R (1, 3) OBP: 0.311, SLG: 0.458		1-0 F7		0-1 FC4 1B 3-H		0-3 K	2-2 G4-3			4 0 0 1 0 1 1												
Matt Kata, S (1, 5) OBP: 0.312, SLG: 0.417 Chris Capuano, L (8, 1) Matt Mantei, R (9, 1)		3-1 FC5-4 1-2f		1-3 K		0-1 G4-3	1-1 F8			4 0 0 0 0 1 2 0 0 0 0 0 0 0 0 0 0 0 0 0 0												
Rod Barajas, R (1, 2) OBP: 0.244, SLG: 0.319			2-1 F9	0-2 1B		0-3 K	1-2 G6-3			4 0 1 0 0 1 0												
Curt Schilling, R (1, 1) OBP: 0.111, SLG: 0.059 Craig Counsell, L (8, 5) OBP: 0.325, SLG: 0.299			0-0 P6	0-3 K		1-3 K	2-2 G3-1			3 0 0 0 0 2 2 1 0 0 0 0 0 0												
<b>Inning Stats</b>	R: 0 E: 0 K: 1 S: 8	H: 0 LOB: 0 BB: 1 P: 15	R: 0 E: 0 K: 0 S: 5	H: 1 LOB: 1 BB: 0 P: 11	R: 1 E: 0 K: 0 S: 10	H: 2 LOB: 2 BB: 1 P: 19	R: 1 E: 0 K: 2 S: 15	H: 2 LOB: 2 BB: 0 P: 17	R: 0 E: 0 K: 1 S: 8	H: 0 LOB: 1 BB: 1 P: 17		R: 0 E: 0 K: 2 S: 8	H: 0 LOB: 0 BB: 0 P: 8	R: 1 E: 0 K: 1 S: 13	H: 2 LOB: 2 BB: 1 P: 23	R: 0 E: 0 K: 0 S: 9	H: 0 LOB: 0 BB: 0 P: 13	R: 0 E: 0 K: 2 S: 10	H: 0 LOB: 0 BB: 0 P: 16	1B: 3 2B: 3 3B: 1 HR: 0	SF: 0 SAC: 0 DP: 1 HBP: 0	WP: 0 PB: 0 SB: 0 CS: 0
<b>PITCHER</b>	IP WLS BF H R ER SO BB IBB HBP BLK WP HR S P ERA WHIP																					
Kaz Ishii, L (1, 1) ERA: 3.28	5.0 L 23 5 2 2 4 3 0 0 0 0 0 0 46 79 3.60 1.600																					
Paul Shuey, R (6, 1) ERA: 2.94	1.1 7 2 1 1 3 0 1 0 0 0 0 0 15 24 6.75 1.500																					
Paul Quantrill, R (7, 1) ERA: 1.77	0.2 2 0 0 0 0 0 0 0 0 0 0 0 6 7 0.00 0.000																					
Guillermo Mota, R (8, 1) ERA: 1.4	2.0 6 0 0 0 2 0 0 0 0 0 0 0 19 29 0.00 0.000																					

livebaseballscorecards.com

AB	34
R	3
H	7
RBI	3
BB	4
SO	9
LOB	17



Batter	1	2	3	4	5	6	7	8	9	AB	R	H	RBI	BB	SO	LOB
<b>Dave Roberts, L</b> (1, 8) OBP: 0.333, SLG: 0.309	2-2 F7		2-3 K			4-2 BB			2-2 1B	3	0	1	1	1	1	0
<b>Paul Lo Duca, R</b> (1, 2) OBP: 0.344, SLG: 0.389	2-2 1B			1-2 FC6-4 1B		0-1 P3			0-0 P6	4	0	2	0	0	0	4
<b>Shawn Green, L</b> (1, 9) OBP: 0.349, SLG: 0.451	0-1 F7			2-2 FC6-4 1-2f		0-0 G5-3 1B			0-0 G4-3	4	0	1	0	0	0	2
<b>Fred McGriff, L</b> (1, 3) OBP: 0.323, SLG: 0.434	0-0 F8			0-3 K		1-3 K			1-2 P5	4	0	0	0	0	2	3
<b>Adrián Beltré, R</b> (1, 5) OBP: 0.290, SLG: 0.423		0-3 K		1-3 K		0-1 G5-3			1-2 F8	4	0	0	0	0	2	2
<b>Jeromy Burnitz, L</b> (1, 7) OBP: 0.308, SLG: 0.505		0-3 K			1-3 K	1-1 G3-1			2-2 HR	4	1	1	1	0	2	1
<b>Alex Cora, L</b> (1, 4) OBP: 0.284, SLG: 0.332		0-1 F9			1-0 BB 1B				1-2 B1-3 1B 2B	4	1	2	0	0	0	0
<b>Cesar Izturis, S</b> (1, 6) OBP: 0.281, SLG: 0.320			1-0 B2-6-4 1B		2-0 BB 1B				0-0 B1-3	3	0	2	0	0	0	1
<b>Jolbert Cabrera, R</b> (9, PH) OBP: 0.335, SLG: 0.443					1-2 1B				0-1 P3	1	0	0	0	0	0	0
<b>Kaz Ishii, L</b> (1, 1) OBP: 0.031, SLG: 0.094			0-1 B2-6-4		1-3 K				0-3 K	1	0	0	0	0	0	1
<b>Robin Ventura, L</b> (5, PH) OBP: 0.346, SLG: 0.401										0	0	0	0	0	0	1
<b>Paul Shuey, R</b> (6, 1) OBP: 0.379, SLG: 0.448										0	0	0	0	0	0	0
<b>Paul Quantrill, L</b> (7, 1) OBP: 0.222, SLG: 0.556										0	0	0	0	0	0	0
<b>Todd Hundley, S</b> (8, 1) OBP: 0.305, SLG: 0.371										0	0	0	0	0	0	1
<b>Guillermo Mota, R</b> (9, PH) OBP: 0.305, SLG: 0.371										0	0	0	0	0	0	0

Inning Stats	R: 0	H: 1	E: 0	LOB: 1	K: 0	BB: 0	S: 10	R: 0	H: 0	E: 0	LOB: 0	K: 2	BB: 0	S: 9	R: 0	H: 1	E: 0	LOB: 0	K: 1	BB: 0	S: 6	R: 0	H: 1	E: 0	LOB: 1	K: 2	BB: 0	S: 17	R: 0	H: 2	E: 0	LOB: 3	K: 1	BB: 0	S: 8	R: 1	H: 2	E: 0	LOB: 1	K: 0	BB: 0	S: 11	R: 0	H: 0	E: 0	LOB: 0	K: 0	BB: 0	S: 7	R: 1	H: 1	E: 0	LOB: 0	K: 1	BB: 0	S: 13	1B: 7	SF: 0	2B: 1	SAC: 0	3B: 0	DP: 1	HR: 1	HBP: 0	WP: 0	PA: 36
--------------	------	------	------	--------	------	-------	-------	------	------	------	--------	------	-------	------	------	------	------	--------	------	-------	------	------	------	------	--------	------	-------	-------	------	------	------	--------	------	-------	------	------	------	------	--------	------	-------	-------	------	------	------	--------	------	-------	------	------	------	------	--------	------	-------	-------	-------	-------	-------	--------	-------	-------	-------	--------	-------	--------

PITCHER	IP	WLS	BF	H	R	ER	SO	BB	IBB	HBP	BLK	WP	HR	S	P	ERA	WHIP
<b>Curt Schilling, R</b> (1, 1) ERA: 2.71	7.0	W	29	8	1	1	8	1	0	0	0	0	0	76	101	1.29	1.286
<b>Chris Capuano, L</b> (8, 1) ERA: 4.4	1.0	H	3	0	0	0	0	0	0	0	0	0	0	7	9	0.00	0.000
<b>Matt Mantei, R</b> (9, 1) ERA: 2.7	1.0	S	4	1	1	1	1	0	0	0	0	0	1	13	18	9.00	1.000

**BOTTOM**

Arizona Diamondbacks @ Los Angeles Dodgers  
Dodger Stadium, Los Angeles, CA

livebaseballscores.com

<b>AB</b>	<b>35</b>
<b>R</b>	<b>2</b>
<b>H</b>	<b>9</b>
<b>RBI</b>	<b>2</b>
<b>BB</b>	<b>1</b>
<b>SO</b>	<b>9</b>
<b>LOB</b>	<b>17</b>



Tue Sep 16 2003, 7:10 PM PDT  
Att. 31,689 - Sunny - 70 F



Batter	1	2	3	4	5	6	7	8	9	AB R H RBI BB SO LOB	TOP											
Steve Finley, L (1, 8) OBP: 0.362, SLG: 0.493	2-1 F8	2-0 G3			2-3 K			0-2 F7		4 0 0 0 0 1 2	<p>Arizona Diamondbacks @ Los Angeles Dodgers Dodger Stadium, Los Angeles, CA</p> <p>Wed Sep 17 2003, 7:10 PM PDT Att. 35,162 - Sunny - 70 F</p>											
Junior Spivey, R (1, 4) OBP: 0.331, SLG: 0.448	1-3 K		2-2 G4-3		0-3 K			0-3 K		4 0 0 0 0 3 1												
Luis Gonzalez, L (1, 7) OBP: 0.394, SLG: 0.536	2-2 HR		1-1 HR		0-1 G1-3			4-2 BB		3 2 2 2 1 0 0												
Shea Hillenbrand, R (1, 3) OBP: 0.312, SLG: 0.457	3-1 1B		1-3 K		0-1 G4-3			4-1 BB		3 0 1 0 1 1 0												
Alex Cintron, S (1, 6) OBP: 0.357, SLG: 0.480	0-2 1B		1-2 L9		0-0 L6			1-2 P6		4 0 1 0 0 0 3												
Danny Bautista, R (1, 9) OBP: 0.331, SLG: 0.361	1-0 FC5-4			4-2 BB			1-2 F8		0-0 G6-3	3 0 0 0 1 0 2												
Craig Counsell, L (1, 5) OBP: 0.327, SLG: 0.297		4-2 BB		1-0 G4-6-3			1-2 G4-3		4-1 BB	2 0 0 0 2 0 1												
Robby Hammock, R (1, 2) OBP: 0.347, SLG: 0.506		0-1 G5-4-3		0-1 G6-3			2-0 P4		1-0 K	4 0 0 0 0 1 2												
17 Brandon Webb, R (1, 1) OBP: 0.143, SLG: 0.128 Carlos Baerga, S (9, PH) OBP: 0.381, SLG: 0.455 Matt Mantei, R (9, 1)		2-1 1B			0-1 G4-3			4-1 BB	2-2 G6-3	2 0 1 0 1 0 0 1 0 0 0 0 0 1 0 0 0 0 0 0 0												
<b>Inning Stats</b>	R: 1 E: 0 K: 1 S: 14	H: 3 LOB: 2 BB: 0 P: 23	R: 0 E: 0 K: 0 S: 8	H: 1 LOB: 1 BB: 1 P: 16	R: 1 E: 0 K: 1 S: 12	H: 1 LOB: 0 BB: 0 P: 17	R: 0 E: 0 K: 0 S: 5	H: 0 LOB: 0 BB: 1 P: 10	R: 0 E: 0 K: 2 S: 8	H: 0 LOB: 0 BB: 0 P: 10	R: 0 E: 0 K: 0 S: 5	H: 0 LOB: 0 BB: 0 P: 5	R: 0 E: 0 K: 0 S: 8	H: 0 LOB: 0 BB: 0 P: 12	R: 0 E: 0 K: 1 S: 14	H: 0 LOB: 3 BB: 3 P: 27	R: 0 E: 0 K: 1 S: 9	H: 0 LOB: 1 BB: 1 P: 15	1B: 3 2B: 0 3B: 0 HR: 2	SF: 0 SAC: 0 DP: 2 HBP: 0	WP: 0 PB: 0 SB: 1 CS: 0	PA: 36
<b>PITCHER</b>	IP WLS BF H R ER SO BB IBB HBP BLK WP HR S P ERA WHIP																					
Edwin Jackson, R (1, 1) ERA: 2.08	7.0 L 26 5 2 2 4 2 0 0 0 0 0 2 60 93 2.57 1.000																					
Tom Martin, L (8, 1) ERA: 3.8	0.2 4 0 0 0 1 2 0 0 0 0 0 0 9 17 0.00 3.000																					
Paul Quantrill, R (8, 1) ERA: 1.75	0.2 3 0 0 0 0 1 0 0 0 0 0 0 6 11 0.00 1.500																					
Guillermo Mota, R (9, 1) ERA: 1.39	0.2 3 0 0 0 1 1 0 0 0 0 0 0 8 14 0.00 1.500																					

livebaseballscorecards.com

AB	30
R	2
H	5
RBI	2
BB	6
SO	6
LOB	12



Batter	1	2	3	4	5	6	7	8	9	AB R H RBI BB SO LOB
<b>Dave Roberts, L</b> (1, 8) OBP: 0.330, SLG: 0.305	0-3 <b>K</b>	1-2 <b>G4-3</b>			0-1 <b>B1-3</b>			1-1 <b>G3-1</b>		4 0 0 0 0 1 1
<b>Paul Lo Duca, R</b> (1, 2) OBP: 0.345, SLG: 0.388	1-0 <b>1B BB HBP</b>		1-2 <b>L9</b>		0-1 <b>G3</b>			4-2 <b>BB</b>		2 0 0 0 1 0 0
<b>Shawn Green, L</b> (1, 9) OBP: 0.348, SLG: 0.449	4-1 <b>1B BB</b>		0-0 <b>G3</b>			2-2 <b>F8</b>		1-2 <b>G4-3</b>		3 0 0 0 1 0 1
<b>Fred McGriff, L</b> (1, 3) OBP: 0.319, SLG: 0.428	3-3 <b>K</b>		3-3 <b>K</b>			3-2 <b>P6</b>			1-0 <b>F8</b>	4 0 0 0 0 2 2
<b>Adrian Beltré, R</b> (1, 5) OBP: 0.291, SLG: 0.424	3-2 <b>1B</b>			0-0 <b>G6-3</b>		2-2 <b>L8</b>			0-0 <b>1B</b>	4 0 2 0 0 0 0
<b>Jeremy Burnitz, L</b> (1, 7) OBP: 0.307, SLG: 0.502	0-1 <b>G6-3</b>			0-1 <b>FC1-4 1B</b>		2-2 <b>G3-1</b>			2-2 <b>P2</b>	4 0 1 0 0 0 3
<b>Alex Cora, L</b> (1, 4) OBP: 0.283, SLG: 0.330		0-2 <b>L3</b>		2-1 <b>FC1-4</b>		0-2 <b>G5-3</b>				3 0 0 0 0 0 1
<b>Cesar Izturis, S</b> (1, 6) <b>Paul Quantrill, L</b> (8, 1) <b>Guillermo Mota, R</b> (9, 1) OBP: 0.222, SLG: 0.556		0-0 <b>G6-3</b>		2-3 <b>K</b>		1-1 <b>G5-3</b>				3 0 0 0 0 1 1 0 0 0 0 0 0 0 0 0 0 0 0 0 0
<b>Edwin Jackson, R</b> (1, 1) <b>Tom Martin, L</b> (8, 1) <b>Jolbert Cabrera, R</b> (8, 4) OBP: 0.334, SLG: 0.442		4-1 <b>BB</b>			1-1 <b>G4-3</b>			1-3 <b>K2-3</b>		1 0 0 0 1 0 0 0 0 0 0 0 0 0 1 0 0 0 0 1 0

Inning Stats	R: 0	H: 1	E: 0	K: 2	S: 16	LOB: 3	BB: 1	P: 27	R: 0	H: 0	E: 0	K: 0	S: 9	LOB: 1	BB: 1	P: 14	R: 0	H: 0	E: 0	K: 1	S: 7	LOB: 0	BB: 0	P: 11	R: 0	H: 1	E: 1	K: 1	S: 9	LOB: 1	BB: 0	P: 13	R: 0	H: 0	E: 0	K: 0	S: 6	LOB: 0	BB: 0	P: 7	R: 0	H: 0	E: 0	K: 0	S: 13	LOB: 0	BB: 0	P: 20	R: 0	H: 0	E: 0	K: 0	S: 8	LOB: 0	BB: 0	P: 11	R: 0	H: 0	E: 0	K: 1	S: 11	LOB: 1	BB: 1	P: 18	R: 0	H: 1	E: 0	K: 0	S: 5	LOB: 0	BB: 0	P: 8	1B: 3	2B: 0	3B: 0	HR: 0	SF: 0	SAC: 0	DP: 0	HBP: 1	WP: 0	PB: 0	SB: 0	CS: 0	PA: 33
--------------	------	------	------	------	-------	--------	-------	-------	------	------	------	------	------	--------	-------	-------	------	------	------	------	------	--------	-------	-------	------	------	------	------	------	--------	-------	-------	------	------	------	------	------	--------	-------	------	------	------	------	------	-------	--------	-------	-------	------	------	------	------	------	--------	-------	-------	------	------	------	------	-------	--------	-------	-------	------	------	------	------	------	--------	-------	------	-------	-------	-------	-------	-------	--------	-------	--------	-------	-------	-------	-------	--------

PITCHER	IP	WLS	BF	H	R	ER	SO	BB	IBB	HBP	BLK	WP	HR	S	P	ERA	WHIP
<b>17 Brandon Webb, R</b> (1, 1) ERA: 2.5	8.0	W	30	2	0	0	5	3	0	1	0	0	0	79	121	0.00	0.625
<b>Matt Mantei, R</b> (9, 1) ERA: 2.65	1.0	S	3	1	0	0	0	0	0	0	0	0	0	5	8	0.00	1.000

**BOTTOM**

Arizona Diamondbacks @ Los Angeles Dodgers  
 Dodger Stadium, Los Angeles, CA

Wed Sep 17 2003, 7:10 PM PDT  
 Att. 35,162 - Sunny - 70 F

<b>AB</b>	<b>29</b>
<b>R</b>	<b>0</b>
<b>H</b>	<b>3</b>
<b>RBI</b>	<b>0</b>
<b>BB</b>	<b>3</b>
<b>SO</b>	<b>5</b>
<b>LOB</b>	<b>9</b>



PITCHER	IP	WLS	BF	H	R	ER	SO	BB	IBB	HBP	BLK	WP	HR	S	P	ERA	WHIP
---------	----	-----	----	---	---	----	----	----	-----	-----	-----	----	----	---	---	-----	------



Batter	1	2	3	4	5	6	7	8	9	AB R H RBI BB SO LOB	TOP											
Steve Finley, L (1, 8) OBP: 0.361, SLG: 0.493	2-1 P5		0-0 P4			1-3 K		0-0 1-H 2B		4 0 1 0 0 1 1	<b>Arizona Diamondbacks @ Los Angeles Dodgers</b> <b>Dodger Stadium, Los Angeles, CA</b> Thu Sep 18 2003, 7:10 PM PDT Att. 36,523 - Sunny - 69 F											
Junior Spivey, R (1, 4) OBP: 0.330, SLG: 0.446	0-3 K		1-2 F8			0-2 G3-6-3 1B		1-3 K		4 0 1 0 0 2 3												
Luis Gonzalez, L (1, 7) OBP: 0.394, SLG: 0.533	1-0 F7				1-1 P5	0-1 G3-6-3 1-2f			4-1 1B BB	3 0 0 0 1 0 1												
Shea Hillenbrand, R (1, 3) OBP: 0.313, SLG: 0.458		2-1 F8			0-0 G5-3		3-2 SH1-3 1B		1-2 PB 1B	4 0 2 0 0 0 0												
Alex Cintron, S (1, 6) OBP: 0.357, SLG: 0.479		0-1 1B			1-1 G5-3		0-0 SH1-3		1-1 FC1-5-2 PB	3 0 1 0 0 0 2												
Danny Bautista, R (1, 9) OBP: 0.326, SLG: 0.355		0-0 F9			0-0 F7		2-2 F9		0-3 K	4 0 0 0 0 1 4												
Robby Hammock, R (1, 5) OBP: 0.342, SLG: 0.497		1-3 K			1-2 G4-3		1-2 G5-3		2-1 G3-1	3 0 0 0 0 1 2												
Felix Jose, S (9, PH) OBP: 0.643, SLG: 0.900									1-2 2-3	1 0 0 0 0 0 2												
Rod Barajas, R (1, 2) OBP: 0.251, SLG: 0.322			1-2 SH3-4 1B		4-2 BB			0-1 2B 1B		1 0 1 0 1 0 0												
Carlos Baerga, S (8, PH) OBP: 0.384, SLG: 0.458										1 0 1 0 0 0 0												
Craig Counsell, L (8, PR) OBP: 0.327, SLG: 0.297										0 0 0 0 0 0 0												
Miguel Batista, R (1, 1) OBP: 0.091, SLG: 0.093			1-2 SH3-4		0-3 K			0-2 B5		1 0 0 0 0 1 1												
Quinton McCracken, S (8, PH) OBP: 0.262, SLG: 0.259										1 0 0 0 0 0 1												
Jose Valverde, R (8, 1)										0 0 0 0 0 0 0												
<b>Inning Stats</b>	R: 0 E: 0 K: 1 S: 6	H: 0 LOB: 0 BB: 0 P: 9	R: 0 E: 0 K: 1 S: 8	H: 1 LOB: 1 BB: 0 P: 11	R: 0 E: 0 K: 0 S: 10	H: 1 LOB: 1 BB: 0 P: 13	R: 0 E: 0 K: 0 S: 5	H: 0 LOB: 0 BB: 0 P: 7	R: 0 E: 0 K: 1 S: 13	H: 0 LOB: 1 BB: 1 P: 18	R: 0 E: 0 K: 1 S: 10	H: 1 LOB: 0 BB: 0 P: 11	R: 0 E: 0 K: 0 S: 12	H: 1 LOB: 1 BB: 0 P: 18	R: 0 E: 0 K: 1 S: 9	H: 2 LOB: 2 BB: 0 P: 10	R: 0 E: 0 K: 1 S: 12	H: 1 LOB: 2 BB: 1 P: 20	1B: 6 2B: 1 3B: 0 HR: 0	SF: 0 SAC: 2 DP: 1 HBP: 0	WP: 0 PB: 1 SB: 0 CS: 0	PA: 34
<b>PITCHER</b>	IP WLS BF H R ER SO BB IBB HBP BLK WP HR S P ERA WHIP																					
Wilson Alvarez, L (1, 1) ERA: 1.99	7.0 W 25 4 0 0 4 1 0 0 0 0 0 0 64 87 0.00 0.714																					
Eric Gagne, R (8, 1) ERA: 1.27	2.0 S 9 3 0 0 2 1 0 0 0 0 0 0 21 30 0.00 2.000																					

livebaseballscorecards.com

<b>AB</b>	30
<b>R</b>	0
<b>H</b>	7
<b>RBI</b>	0
<b>BB</b>	2
<b>SO</b>	6
<b>LOB</b>	17



Batter	1	2	3	4	5	6	7	8	9	AB	R	H	RBI	BB	SO	LOB
Cesar Izturis, S OBP: 0.278, SLG: 0.315 (1, 6)	1-1 G1-3		2-2 G3		0-0 G4-3			1-2 E3		4	0	0	0	0	0	2
Paul Lo Duca, R OBP: 0.345, SLG: 0.385 (1, 2)	0-1 G5-3		0-0 G1-3			1-0 P2		4-2 BB		3	0	0	0	1	0	1
Shawn Green, L OBP: 0.346, SLG: 0.446 (1, 9)	2-2 G4-3			1-0 F7		1-0 L4		3-2 G3		4	0	0	0	0	0	2
Robin Ventura, L OBP: 0.345, SLG: 0.408 (1, 3)		1-0 HR		2-1 G3-1		2-3 K		2-3 K		4	1	1	1	0	2	2
Adrián Beltré, R OBP: 0.291, SLG: 0.423 (1, 5)		1-1 G6-3		1-1 1B		1-3 K				3	0	1	0	0	1	0
Jeremy Burnitz, L OBP: 0.305, SLG: 0.499 (1, 7)		2-0 F9		1-1 P5		1-0 G6-3				3	0	0	0	0	0	1
Eric Gagne, R (8, 1)										0	0	0	0	0	0	0
Jolbert Cabrera, R OBP: 0.334, SLG: 0.441 (1, 8)		0-0 P3			1-1 CS		1-1 F9			3	0	1	0	0	0	0
Alex Cora, L OBP: 0.283, SLG: 0.330 (1, 4)			0-1 G3		2-3 K			0-3 K		3	0	1	0	0	2	1
Wilson Alvarez, L OBP: 0.222, SLG: 0.192 (1, 1)			1-3 K		4-2 BB			4-2 S		1	0	0	0	1	1	1
Dave Roberts, L OBP: 0.332, SLG: 0.305 (8, 8)										0	1	0	0	1	0	0

Inning Stats	R: 0	H: 0	E: 0	K: 0	S: 7	R: 1	H: 1	E: 0	K: 0	S: 5	R: 0	H: 1	E: 0	K: 1	S: 11	R: 0	H: 1	E: 0	K: 0	S: 7	R: 0	H: 1	E: 0	K: 1	S: 9	R: 0	H: 0	E: 0	K: 1	S: 5	R: 0	H: 0	E: 0	K: 1	S: 6	R: 1	H: 0	E: 1	K: 2	S: 18	1B: 3	SF: 0	2B: 1	SAC: 0	3B: 0	DP: 1	HR: 1	HBP: 0	WP: 0	PA: 31
--------------	------	------	------	------	------	------	------	------	------	------	------	------	------	------	-------	------	------	------	------	------	------	------	------	------	------	------	------	------	------	------	------	------	------	------	------	------	------	------	------	-------	-------	-------	-------	--------	-------	-------	-------	--------	-------	--------

PITCHER	IP	WLS	BF	H	R	ER	SO	BB	IBB	HBP	BLK	WP	HR	S	P	ERA	WHIP
Miguel Batista, R ERA: 3.45 (1, 1)	7.0	L	25	4	1	1	4	1	0	0	0	0	1	50	78	1.29	0.714
Jose Valverde, R ERA: 1.77 (8, 1)	1.0		6	0	1	0	2	2	0	0	0	0	0	18	32	0.00	2.000

**BOTTOM**

**Arizona Diamondbacks @ Los Angeles Dodgers**  
Dodger Stadium, Los Angeles, CA

Thu Sep 18 2003, 7:10 PM PDT  
Att. 36,523 - Sunny - 69 F

<b>AB</b>	<b>28</b>
<b>R</b>	<b>2</b>
<b>H</b>	<b>4</b>
<b>RBI</b>	<b>1</b>
<b>BB</b>	<b>3</b>
<b>SO</b>	<b>6</b>
<b>LOB</b>	<b>10</b>

[livebaseballscorecards.com](http://livebaseballscorecards.com)



Batter	1	2	3	4	5	6	7	8	9	AB R H RBI BB SO LOB	TOP											
Ray Durham, S (1, 4) OBP: 0.366, SLG: 0.427	3-2 E6 G5-3 BB	2-0 G4-3 1-3 2B		3-1 F8		1-3 K			0-2 P5	5 1 1 0 0 1 1												
Marquis Grissom, R (1, 8) OBP: 0.316, SLG: 0.457	1-0 E4 BB 1-2 1B	0-2 G4-3			1-0 P2		1-3 K		1-2 F9 1B 1B	5 1 1 1 0 1 2												
Rich Aurilia, R (1, 6) OBP: 0.319, SLG: 0.405	2-1 G5-3 1-2 2-3	0-0 G5-6-3			1-1 BB 2B 1B		1-3 K		1-0 1B 1-2 1B	5 1 2 0 0 1 3												
Barry Bonds, L (1, 7) OBP: 0.534, SLG: 0.760	4-0 1B BB IBB		1-2 FC6-5 2B		4-0 2B BB		1-2 HR		1-2 F9 2-3	3 2 2 1 2 0 2												
Edgardo Alfonzo, R (1, 5) OBP: 0.332, SLG: 0.381	4-1 1B BB		2-2 FC6-5 G5-4-3 2-3		0-2 2B		0-1 G6-3		0-2 P2	4 0 1 3 1 0 3												
Benito Santiago, R (1, 2) OBP: 0.329, SLG: 0.427	0-0 1B		0-0 G5-4-3		0-0 L8			0-0 S 1B		4 0 2 1 0 0 2												
Eric Young Sr., R (8, PR) OBP: 0.338, SLG: 0.400										0 0 0 0 0 0 0												
Yorvit Torrealba, R (8, 2) OBP: 0.310, SLG: 0.394										0 0 0 0 0 0 0												
Andres Galarraga, R (1, 3) OBP: 0.351, SLG: 0.490	0-1 G6-4-3 1-2f			0-1 G4-3 2B		3-3 K		1 SAFE 1 SAFE G6-3 1-2	2-1 G6-3	4 0 1 0 0 1 5												
José Cruz Jr., S (1, 9) OBP: 0.361, SLG: 0.408		1-1 2B G4-3 1B		0-2 G4-3 2-3		2-2 F9		0-3 K		4 1 1 0 0 1 3												
Dustin Hermanson, R (1, 1) OBP: 0.143, SLG: 0.214		0-3 K		2-3 K		2-1 F8		3-2 L4		2 0 0 0 0 0 2 2												
Tony Torcato, L (8, PH) OBP: 0.590, SLG: 0.500										1 0 0 0 0 0 0 0												
Scott Eyre, L (6, 1) OBP: 0.500, SLG: 0.500										0 0 0 0 0 0 0 0												
Jason Christiansen, R (7, 1) OBP: 0.333, SLG: 0.333										0 0 0 0 0 0 0 0												
Matt Herges, L (7, 1) OBP: 0.286, SLG: 0.355										0 0 0 0 0 0 0 0												
Neftali Feliz, S (8, PH) OBP: 0.286, SLG: 0.355										1 0 0 0 0 0 0 2												
Joe Nathan, R (8, 1) OBP: 0.286, SLG: 0.355										0 0 0 0 0 0 0 0												
Tim Worrell, R (9, 1) OBP: 0.286, SLG: 0.355										0 0 0 0 0 0 0 0												
<b>Inning Stats</b>	R: 2 E: 2 K: 0 S: 11	H: 1 LOB: 2 BB: 2 P: 25	R: 1 E: 0 K: 1 S: 10	H: 2 LOB: 1 BB: 0 P: 13	R: 0 E: 0 K: 0 S: 7	H: 1 LOB: 0 BB: 0 P: 10	R: 0 E: 0 K: 1 S: 10	H: 1 LOB: 1 BB: 0 P: 15	R: 2 E: 0 K: 1 S: 10	H: 2 LOB: 1 BB: 1 P: 19	R: 0 E: 0 K: 1 S: 9	H: 0 LOB: 0 BB: 0 P: 14	R: 1 E: 0 K: 2 S: 11	H: 1 LOB: 0 BB: 0 P: 14	R: 0 E: 0 K: 1 S: 10	H: 1 LOB: 2 BB: 0 P: 15	R: 0 E: 0 K: 0 S: 15	H: 2 LOB: 2 BB: 0 P: 18	1B: 6 2B: 4 3B: 0 HR: 1	SF: 0 SAC: 0 DP: 2 HBP: 0	WP: 0 PB: 0 SB: 1 CS: 0	PA: 41
<b>PITCHER</b>	IP WLS BF H R ER SO BB IBB HBP BLK WP HR S P ERA WHIP																					
Kevin Brown, R (1, 1) ERA: 2.43	5.0 L 25 7 5 3 3 2 1 0 0 0 0 0 48 82 5.40 1.800																					
Guillermo Mota, R (6, 1) ERA: 1.45	2.0 7 1 1 1 3 0 0 0 0 0 0 1 20 28 4.50 0.500																					
Paul Quantrill, R (8, 1) ERA: 1.73	1.0 4 1 0 0 1 0 0 0 0 0 0 0 10 15 0.00 1.000																					
Paul Shuey, R (9, 1) ERA: 2.92	0.1 3 2 0 0 0 0 0 0 0 0 0 0 8 10 0.00 6.000																					
Tom Martin, L (9, 1) ERA: 3.75	0.2 2 0 0 0 0 0 0 0 0 0 0 0 7 8 0.00 0.000																					

San Francisco Giants @ Los Angeles Dodgers  
 Dodger Stadium, Los Angeles, CA  
 Fri Sep 19 2003, 7:10 PM PDT  
 Att. 51,612 - Sunny - 71 F

livebaseballscorecards.com

AB	38
R	6
H	11
RBI	6
BB	3
SO	7
LOB	25









BOTTOM

San Francisco Giants @ Los Angeles Dodgers  
Dodger Stadium, Los Angeles, CA

livebaseballscorecards.com

AB 32  
R 0  
H 7  
RBI 0  
BB 3  
SO 4  
LOB 25



WP: 0 PA: 37  
PB: 0  
SB: 0  
CS: 0

ERA WHIP

AB R H RBI BB SO LOB

4 0 1 0 1 0 3  
3 0 1 0 0 1 4  
1 0 0 0 0 1 1  
0 0 0 0 0 0 0

4 0 0 0 0 1 6

4 0 2 0 0 0 2

3 0 0 0 1 0 2

4 0 1 0 0 0 2

4 0 0 0 0 0 3

2 0 1 0 1 0 0

1 0 0 0 0 0 1  
0 0 0 0 0 0 0  
0 0 0 0 0 0 0  
0 0 0 0 0 0 0  
1 0 1 0 0 0 0  
0 0 0 0 0 0 0  
0 0 0 0 0 0 0  
1 0 0 0 0 0 1

1B: 7 SF: 0  
2B: 0 SAC: 1  
3B: 0 DP: 2  
HR: 0 HBP: 1

Table with 9 columns (Batter 1-9) and 10 rows (Batters: Dave Roberts, Cesar Izturis, Alex Cora, Shawn Green, Fred McGriff, Adrian Beltré, Jeromy Burnitz, Jolbert Cabrera, David Ross, Hideo Nomo, Paul Shuey, Tom Martin, Paul Quantrill, Joe Thurston, Guillermo Mota, Steve Colyer, Koyie Hill). Each cell contains a batter's name, stats, and a baseball diamond diagram with annotations.

Inning Stats table with columns for R, H, E, K, S, LOB, BB, P, ER, SO, IBB, HBP, BLK, WP, HR, S, P, ERA, WHIP for each of the 9 batters.

PITCHER table with columns for IP, WLS, BF, H, R, ER, SO, BB, IBB, HBP, BLK, WP, HR, S, P, ERA, WHIP for Kirk Rueter, Matt Herges, and Felix Rodriguez.

Sat Sep 20 2003, 7:10 PM PDT  
Att. 54,488 - Sunny - 68 F



Batter	1	2	3	4	5	6	7	8	9	AB R H RBI BB SO LOB	TOP																									
Eric Young Sr., R OBP: 0.338, SLG: 0.397 (1, 4)	2-1 P4	4-1 WP BB		4-1 G6-3 BB 1-2 FC3-2 BB		0-0 G4-3		1-1 G5-4-3 1-2f		3 0 0 0 2 0 1	<p>San Francisco Giants @ Los Angeles Dodgers Dodger Stadium, Los Angeles, CA</p> <p>Sun Sep 21 2003, 1:10 PM PDT Att. 54,584 - Sunny - 80 F</p> <p>livebaseballscorecards.com</p> <table border="1"> <tr><td>AB</td><td>33</td></tr> <tr><td>R</td><td>5</td></tr> <tr><td>H</td><td>9</td></tr> <tr><td>RBI</td><td>5</td></tr> <tr><td>BB</td><td>7</td></tr> <tr><td>SO</td><td>7</td></tr> <tr><td>LOB</td><td>19</td></tr> </table> <p><b>GIANTS</b></p>	AB	33	R	5	H	9	RBI	5	BB	7	SO	7	LOB	19											
AB	33																																			
R	5																																			
H	9																																			
RBI	5																																			
BB	7																																			
SO	7																																			
LOB	19																																			
José Cruz Jr., S OBP: 0.361, SLG: 0.406 (1, 9)	3-2 2B	2-2 FC5-2 1-2 2-H		4-2 FC3-2 G6-3 BB 1-2 2-3		3-3 K		1-3 K		4 0 1 0 1 2 3																										
Pedro Feliz, R OBP: 0.266, SLG: 0.464 (1, 5)	2-3 K	1-3 K		0-0 G6-3 1-2 2-3 3-H		3-2 1B 1B		1-3 K		5 0 1 1 0 3 5																										
Andres Galarraga, R OBP: 0.350, SLG: 0.486 (1, 3)	3-2 G5-3		3-1 F8	0-1 FC3-2 2-3 3-H		0-0 FC6-4 1B 1-2		0-1 G6-3		5 0 1 0 0 0 3																										
Jeffrey Hammonds, R OBP: 0.341, SLG: 0.436 (1, 8)		2-1 WP HR 1B	0-0 2B	3-3 K		2-2 FC6-4 1-2f		2-3 K		5 1 2 0 0 2 4																										
Neifi Perez, S OBP: 0.269, SLG: 0.353 (1, 6)		4-1 HR BB 1-2	4-1 G4-6-3 BB		1-1 G6-3		1-2 F7			2 1 0 0 2 0 0																										
Todd Linden, S OBP: 0.259, SLG: 0.407 (1, 7)		3-1 HR 1-H 2-H	0-0 G4-6-3 1-2f		1-0 G4-3		2-2 P5			4 1 1 3 0 0 2																										
Yorvit Torrealba, R OBP: 0.319, SLG: 0.405 (1, 2)		4-1 WP FC5-2 BB 32 SH1-4		3-2 32 1B 3B	4-0 FC6-4 BB		2-2 G1-3			2 1 1 0 2 0 0																										
32 Kevin Correia, R OBP: 0.091, SLG: 0.091 (5, PH) Marvin Benard, L OBP: 0.235, SLG: 0.254 (5, 1) Jim Brower, R OBP: 0.222, SLG: 0.176 (8, PH) Tony Torcato, L OBP: 0.200, SLG: 0.267 (8, PR) Cody Ransom, R OBP: 0.280, SLG: 0.417 41 Chad Zerbe, L (8, 1)	0-0 SH1-4 1-2		0-1 BB BB G6-3 1B 3-H	1-1 FC6-4 1-2f		1-0 G5-4-3 1B			1 1 1 1 0 0 0 1 0 0 0 0 0 0 1 0 0 0 0 0 0 0 0 1 0 1 0																											
<b>Inning Stats</b>	R: 0 E: 0 K: 1 S: 14	H: 1 LOB: 1 BB: 0 P: 24	R: 3 E: 0 K: 1 S: 16	H: 2 LOB: 2 BB: 3 P: 36	R: 0 E: 0 K: 0 S: 5	H: 1 LOB: 1 BB: 1 P: 12	R: 2 E: 0 K: 1 S: 14	H: 2 LOB: 2 BB: 2 P: 28	R: 0 E: 0 K: 0 S: 5	H: 0 LOB: 1 BB: 1 P: 12	R: 0 E: 0 K: 1 S: 12	H: 2 LOB: 2 BB: 0 P: 20	R: 0 E: 0 K: 0 S: 9	H: 0 LOB: 0 BB: 0 P: 14	R: 0 E: 0 K: 1 S: 6	H: 1 LOB: 1 BB: 0 P: 9	R: 0 E: 0 K: 2 S: 8	H: 0 LOB: 0 BB: 0 P: 11	1B: 5 2B: 2 3B: 1 HR: 1	SF: 0 SAC: 1 DP: 2 HBP: 0	WP: 2 PB: 0 SB: 0 CS: 0	PA: 41														
<b>PITCHER</b>	IP WLS BF H R ER SO BB IBB HBP BLK WP HR S P ERA WHIP																				<b>PITCHER</b>	IP WLS BF H R ER SO BB IBB HBP BLK WP HR S P ERA WHIP														
Kaz Ishii, L ERA: 3.52 (1, 1)	3.0		19	6	5	5	2	5	0	0	0	2	1	41	85	15.00	3.667																			
Rodney Myers, R ERA: 7.2 (4, 1)	3.0		13	2	0	0	2	2	0	0	0	0	0	25	47	0.00	1.333																			
Paul Quantrill, R ERA: 1.69 (7, 1)	1.0	W	3	0	0	0	0	0	0	0	0	0	0	9	14	0.00	0.000																			
Paul Shuey, R ERA: 2.86 (8, 1)	0.2	H	2	1	0	0	0	0	0	0	0	0	0	3	5	0.00	1.500																			
Eric Gagne, R ERA: 1.25 (8, 1)	1.1	S	4	0	0	0	3	0	0	0	0	0	0	11	15	0.00	0.000																			

Batter	1	2	3	4	5	6	7	8	9	AB	R	H	RBI	BB	SO	LOB
--------	---	---	---	---	---	---	---	---	---	----	---	---	-----	----	----	-----

<b>Dave Roberts, L</b> (1, 8) <small>OBP: 0.340, SLG: 0.319</small>	0-0 		1-0 		0-1 		3-2 			4	0	2	1	0	0	0
<b>Paul Lo Duca, R</b> (1, 2) <small>OBP: 0.341, SLG: 0.381</small>	1-1 		2-2 		0-2 		2-2 			4	1	1	0	0	0	2
<b>Shawn Green, L</b> (1, 9) <small>OBP: 0.347, SLG: 0.455</small>	1-2 		0-2 		0-2 		1-2 			4	2	2	2	0	0	0
<b>Robin Ventura, L</b> (1, 3) <small>OBP: 0.346, SLG: 0.412</small>	4-1 			0-1 		4-1 		0-0 		2	1	1	1	2	0	1
<b>Adrián Beltré, R</b> (1, 5) <small>OBP: 0.292, SLG: 0.430</small>	2-1 			1-1 		0-1 		4-0 		3	1	1	1	1	0	2
<b>Jeromy Burnitz, L</b> (1, 7) <small>OBP: 0.306, SLG: 0.502</small> <b>Jolbert Cabrera, R</b> (9, 7) <small>OBP: 0.329, SLG: 0.433</small>			3-1 	2-2 		1-3 		0-0 		3	1	1	2	0	1	0
<b>Alex Cora, L</b> (1, 4) <small>OBP: 0.282, SLG: 0.327</small>			0-0 	3-2 			1-2 	1-0 		4	1	1	0	0	0	1
<b>Cesar Izturis, S</b> (1, 6) <small>OBP: 0.281, SLG: 0.317</small>			0-0 	1-0 			1-0 	1-2 		2	0	1	0	0	0	0
<b>Kaz Ishii, L</b> (1, 1) <small>OBP: 0.100, SLG: 0.091</small> <b>Rodney Myers, R</b> (4, 1) <small>OBP: 0.333, SLG: 0.333</small> <b>Paul Quantrill, L</b> (7, 1) <small>OBP: 0.333, SLG: 0.333</small> <b>Joe Thurston, L</b> (7, PH) <small>OBP: 0.333, SLG: 0.333</small> <b>Paul Shuey, R</b> (8, 1) <small>OBP: 0.333, SLG: 0.333</small> <b>Eric Gagne, R</b> (8, 1)			3-3 	0-3 			1-1 			1	0	0	0	0	1	1

Inning Stats	R: 2	H: 2	E: 0	K: 0	S: 9	LOB: 0	BB: 1	P: 17	R: 0	H: 1	E: 0	K: 1	S: 8	LOB: 1	BB: 0	P: 14	R: 0	H: 0	E: 0	K: 0	S: 7	LOB: 0	BB: 0	P: 10	R: 3	H: 3	E: 0	K: 1	S: 18	LOB: 0	BB: 0	P: 25	R: 0	H: 1	E: 0	K: 0	S: 11	LOB: 0	BB: 0	P: 11	R: 0	H: 0	E: 0	K: 1	S: 6	LOB: 0	BB: 1	P: 11	R: 1	H: 2	E: 0	K: 0	S: 12	LOB: 1	BB: 0	P: 20	R: 1	H: 1	E: 0	K: 0	S: 7	LOB: 1	BB: 1	P: 13	1B: 4	2B: 0	3B: 2	HR: 4	SF: 1	SAC: 1	DP: 2	HBP: 0	WP: 0	PB: 0	SB: 0	CS: 0	PA: 34
--------------	------	------	------	------	------	--------	-------	-------	------	------	------	------	------	--------	-------	-------	------	------	------	------	------	--------	-------	-------	------	------	------	------	-------	--------	-------	-------	------	------	------	------	-------	--------	-------	-------	------	------	------	------	------	--------	-------	-------	------	------	------	------	-------	--------	-------	-------	------	------	------	------	------	--------	-------	-------	-------	-------	-------	-------	-------	--------	-------	--------	-------	-------	-------	-------	--------

PITCHER	IP	WLS	BF	H	R	ER	SO	BB	IBB	HBP	BLK	WP	HR	S	P	ERA	WHIP
32 Kevin Correia, R (1, 1) <small>ERA: 3.48</small>	4.0		18	6	5	5	2	1	0	0	0	0	4	42	66	11.25	1.750
Jim Brower, R (5, 1) <small>ERA: 4.04</small>	3.0	L	11	3	1	1	1	1	0	0	0	0	0	29	42	3.00	1.333
41 Chad Zerbe, L (8, 1) <small>ERA: 4.74</small>	1.0		5	1	1	1	0	0	1	0	0	0	0	7	13	9.00	1.000

**BOTTOM**

San Francisco Giants @ Los Angeles Dodgers  
 Dodger Stadium, Los Angeles, CA  
 Sun Sep 21 2003, 1:10 PM PDT  
 Att: 54,584 - Sunny - 80 F

livebaseballscores.com

AB	29
R	7
H	10
RBI	7
BB	3
SO	3
LOB	8





Batter	1	2	3	4	5	6	7	8	9	AB R H RBI BB SO LOB	TOP														
<b>Cesar Izturis, S</b> (1, 6) OBP: 0.280, SLG: 0.316	0-2 G5-3		1-2 K		1-0 1B		1-0 FC4-6 1B		0-3 K	5 0 1 1 0 2 4															
<b>Paul Lo Duca, R</b> (1, 2) OBP: 0.343, SLG: 0.385	3-3 K			3-1 1B	0-0 L6		0-1 1B	1-2 3-H 1B	0-2 2B	5 0 3 2 0 1 1															
<b>Shawn Green, L</b> (1, 9) OBP: 0.345, SLG: 0.452	0-2 G4-3			1-2 1B		4-2 BB	0-0 L7		3-3 K	4 0 0 0 1 1 4															
<b>Adrián Beltré, R</b> (1, 5) OBP: 0.290, SLG: 0.427		0-2 F8		1-3 K		1-1 F9		1-1 F8		4 0 0 0 0 1 1															
<b>Ron Coomer, R</b> (1, 3) OBP: 0.303, SLG: 0.375		2-3 K			0-0 3B	3-1 P6		1-2 E3 G5-3		2 1 1 0 0 1 0															
<b>Robin Ventura, L</b> (6, PH) OBP: 0.344, SLG: 0.410										2 0 0 0 0 0 1															
<b>Jeremy Burnitz, L</b> (1, 7) OBP: 0.303, SLG: 0.498		2-3 K			1-3 K	3-2 G1-3		2-1 G5-3		4 0 0 0 0 2 3															
<b>Jolbert Cabrera, R</b> (1, 8) OBP: 0.328, SLG: 0.430			1-2 G6-3		0-0 P4		0-0 FC4-6 1B	0-0 G5-3		4 1 1 0 0 0 2															
<b>Alex Cora, L</b> (1, 4) OBP: 0.288, SLG: 0.340				0-0 SH2-4 1B	2-1 2B		0-0 FC4-6 1B		1-1 2B	4 2 4 1 0 0 0															
<b>Odalis Perez, L</b> (1, 1) OBP: 0.113, SLG: 0.096					0-0 SH2-4		1-3 K		0-3 K	0 0 0 0 0 0 0															
<b>Edwin Jackson, R</b> (2, 1)						0-1 1B				0 0 0 0 0 0 0															
<b>Mike Kinkade, R</b> (5, PH) OBP: 0.332, SLG: 0.356										1 1 1 1 0 0 0															
<b>Steve Colyer, L</b> (5, 1)										0 0 0 0 0 0 0															
<b>Chad Hermansen, R</b> (7, PH) OBP: 0.231, SLG: 0.208										1 0 0 0 0 1 2															
<b>Masso Kida, R</b> (7, 1)										0 0 0 0 0 0 0															
<b>Todd Hundley, S</b> (9, PH) OBP: 0.359, SLG: 0.419										1 0 0 0 0 1 1															
<b>Inning Stats</b>	R: 0 E: 0 K: 1 S: 12	H: 0 LOB: 0 BB: 0 P: 15	R: 0 E: 0 K: 2 S: 9	H: 0 LOB: 0 BB: 0 P: 13	R: 0 E: 0 K: 1 S: 9	H: 1 LOB: 1 BB: 0 P: 11	R: 0 E: 0 K: 1 S: 10	H: 1 LOB: 0 BB: 0 P: 15	R: 3 E: 0 K: 1 S: 12	H: 4 LOB: 1 BB: 0 P: 16	R: 0 E: 0 K: 0 S: 9	H: 0 LOB: 1 BB: 1 P: 20	R: 1 E: 0 K: 1 S: 9	H: 3 LOB: 2 BB: 0 P: 11	R: 0 E: 1 K: 0 S: 9	H: 0 LOB: 1 BB: 0 P: 13	R: 1 E: 0 K: 3 S: 14	H: 2 LOB: 1 BB: 0 P: 18	1B: 6 2B: 4 3B: 1 HR: 0	SF: 0 SAC: 1 DP: 1 HBP: 0	WP: 0 PB: 0 SB: 0 CS: 0	PA: 39			
<b>PITCHER</b>	IP	WLS	BF	H	R	ER	SO	BB	IBB	HBP	BLK	WP	HR	S	P	ERA	WHIP								
<b>Mike Bynum, L</b> (1, 1) ERA: 8.27	5.0	W	20	6	3	3	6	0	0	0	0	0	0	52	70	5.40	1.200								
<b>Luther Hackman, R</b> (6, 1) ERA: 4.92	1.0		5	1	1	1	0	1	0	0	0	0	0	10	21	9.00	2.000								
<b>Mike Matthews, L</b> (7, 1) ERA: 4.41	0.2		3	1	0	0	1	0	0	0	0	0	0	5	7	0.00	1.500								
<b>Jay Witasick, R</b> (7, 1) ERA: 3.95	1.1		6	1	0	0	0	0	0	0	0	0	0	12	16	0.00	0.750								
<b>Trevor Hoffman, R</b> (9, 1) ERA: 1.29	1.0		5	2	1	1	3	0	0	0	0	0	0	14	18	9.00	2.000								

**Los Angeles Dodgers @ San Diego Padres**  
Qualcomm Stadium, San Diego, CA  
Mon Sep 22 2003, 10:05 PM EDT  
Att. 15,429 - Overcast - 73 F

AB	37
R	5
H	11
RBI	5
BB	1
SO	10
LOB	19









Batter	1	2	3	4	5	6	7	8	9
Sean Burroughs, L (1, 5) OBP: 0.357, SLG: 0.412	0-0 G3		0-2 G6-3			0-0 F7		3-2 F8	
Mark Loretta, R (1, 4) OBP: 0.379, SLG: 0.448	1-2 F8			4-2 1B WP BB		1-2 P3		0-1 F8	
24 Brian Giles, L (1, 7) OBP: 0.424, SLG: 0.509	1-0 1B			2-2 P4		1-0 1B		3-2 G3	
Phil Nevin, R (1, 3) OBP: 0.335, SLG: 0.500	0-2 K			0-0 WP 1B		0-0 G5-3		2-2 F9	
Xavier Nady, R (1, 9) OBP: 0.317, SLG: 0.375 Gary Matthews, S (9, PH) OBP: 0.310, SLG: 0.359		2-2 G5-3		2-3 K		1-2 FC3-6 1B		2-3 K	
Mark Kotsay, L (1, 8) OBP: 0.345, SLG: 0.381		0-3 K		1-2 3-H F9		1-0 FC3-6 1B		1-2 F7	
Gary Bennett, R (1, 2) OBP: 0.286, SLG: 0.294		2-2 F8		1-0 F9		2-0 K		2-0 F7	
Ramón Vázquez, L (1, 6) OBP: 0.333, SLG: 0.331			0-1 B2		2-0 G3		2-0 FC3-6		
44 Jake Peavy, R (1, 1) OBP: 0.140, SLG: 0.075 Brian Buchanan, R (7, PH) OBP: 0.348, SLG: 0.457 Scott Linebrink, R (8, 1) OBP: 0.167, SLG: 0.250 Mike Matthews, L (8, 1) Rod Beck, R (9, 1)			0-2 F9		0-0 L5		1-2 K		

Inning Stats	R: 0 E: 0 K: 1 S: 9	H: 1 LOB: 1 BB: 0 P: 11	R: 0 E: 0 K: 1 S: 12	H: 0 LOB: 0 BB: 0 P: 16	R: 0 E: 0 K: 0 S: 8	H: 0 LOB: 0 BB: 0 P: 8	R: 1 E: 0 K: 1 S: 11	H: 1 LOB: 1 BB: 1 P: 20	R: 0 E: 0 K: 1 S: 5	H: 0 LOB: 0 BB: 0 P: 9	R: 0 E: 0 K: 0 S: 6	H: 1 LOB: 1 BB: 0 P: 8	R: 0 E: 0 K: 1 S: 10	H: 2 LOB: 2 BB: 0 P: 17	R: 0 E: 0 K: 0 S: 11	H: 0 LOB: 0 BB: 0 P: 17	R: 0 E: 0 K: 1 S: 11	H: 0 LOB: 0 BB: 0 P: 16
--------------	------------------------------	----------------------------------	-------------------------------	----------------------------------	------------------------------	---------------------------------	-------------------------------	----------------------------------	------------------------------	---------------------------------	------------------------------	---------------------------------	-------------------------------	----------------------------------	-------------------------------	----------------------------------	-------------------------------	----------------------------------

PITCHER	IP	WLS	BF	H	R	ER	SO	BB	IBB	HBP	BLK	WP	HR	S	P	ERA	WHIP
Wilson Alvarez, L (1, 1) ERA: 1.94	7.0		27	5	1	1	5	1	0	0	0	1	0	61	89	1.29	0.857
Tom Martin, L (8, 1) ERA: 3.65	1.0	W	3	0	0	0	0	0	0	0	0	0	0	11	17	0.00	0.000
Eric Gagne, R (9, 1) ERA: 1.23	1.0	S	3	0	0	0	1	0	0	0	0	0	0	11	16	0.00	0.000

**BOTTOM**

Los Angeles Dodgers @ San Diego Padres  
Qualcomm Stadium, San Diego, CA

Tue Sep 23 2003, 10:05 PM EDT  
Att: 20,044 - Cloudy - 67 F

AB	R	H	RBI	BB	SO	LOB
4	0	0	0	0	0	0
3	1	0	0	1	0	0
4	0	2	0	0	0	1
4	0	1	0	0	1	2
3	0	1	0	0	1	1
1	0	0	0	0	1	0
4	0	1	0	0	1	1
3	0	0	0	0	1	2
3	0	0	0	0	0	2
2	0	0	0	0	0	0
1	0	0	0	0	1	2
0	0	0	0	0	0	0
0	0	0	0	0	0	0
0	0	0	0	0	0	0

AB	32
R	1
H	5
RBI	0
BB	1
SO	6
LOB	11

WP: 1 PA: 33  
PB: 0  
SB: 0  
CS: 0



PITCHER	IP	WLS	BF	H	R	ER	SO	BB	IBB	HBP	BLK	WP	HR	S	P	ERA	WHIP
---------	----	-----	----	---	---	----	----	----	-----	-----	-----	----	----	---	---	-----	------



Batter	1	2	3	4	5	6	7	8	9	10	11	AB R H RBI BB SO LOB	TOP	
<b>Dave Roberts, L</b> OBP: 0.337, SLG: 0.315 (1, 8)	G4-3		F8			G5-3			F9		BB	4 1 0 0 1 0 0	<b>Los Angeles Dodgers @ San Diego Padres</b> Qualcomm Stadium, San Diego, CA Wed Sep 24 2003, 10:05 PM EDT Att: 23,231 - Cloudy - 68 F	
<b>Paul Lo Duca, R</b> OBP: 0.340, SLG: 0.382 (1, 2)	G5-3			G6-3		F9			2B		L9	5 0 1 0 0 0 1		
<b>Shawn Green, L</b> OBP: 0.350, SLG: 0.458 (1, 9)	HR			K			G4-3				2B	4 1 2 1 1 1 0		
<b>Robin Ventura, L</b> OBP: 0.340, SLG: 0.404 <b>Jolbert Cabrera, R</b> OBP: 0.330, SLG: 0.435 (11, PH)	G4-3			G3			K		G3		2B	4 0 0 0 0 1 2 1 0 1 1 0 0 0		
<b>Adrian Beltré, R</b> OBP: 0.291, SLG: 0.429 (1, 5)			K			G6-3			F8		E5	4 0 0 0 1 1 0		
<b>Jeremy Burnitz, L</b> OBP: 0.302, SLG: 0.492 (1, 7)			K						G3		K2-3	5 0 1 0 0 3 4		
<b>Alex Cora, L</b> OBP: 0.284, SLG: 0.338 (1, 4)			F8						K		FC1	5 0 0 0 0 1 5		
<b>Cesar Izturis, S</b> OBP: 0.280, SLG: 0.315 (1, 6)						G3-1			G1-3		G4-3	4 0 0 0 0 0 3		
<b>Kevin Brown, R</b> <b>Guillermo Mota, R</b> <b>Ron Coomer, R</b> <b>Fred McGriff, R</b> <b>Tom Martin, L</b> <b>Paul Quantrill, L</b> <b>Joe Thurston, L</b> <b>Paul Shuey, R</b> <b>Eric Gagne, R</b>											K	2 0 0 0 0 1 0 0 0 0 0 0 0 0 0 0 0 0 0 0 0 1 0 0 0 0 1 0 0 0 0 0 0 0 0 0 0 0 0 0 0 0 1 0		
<b>Inning Stats</b>	R: 1 H: 1 E: 0 LOB: 0 K: 0 BB: 0 S: 9 P: 14	R: 0 H: 0 E: 0 LOB: 0 K: 2 BB: 0 S: 10 P: 14	R: 0 H: 0 E: 0 LOB: 0 K: 1 BB: 0 S: 7 P: 12	R: 0 H: 0 E: 0 LOB: 0 K: 1 BB: 0 S: 8 P: 14	R: 0 H: 1 E: 0 LOB: 1 K: 0 BB: 0 S: 9 P: 9	R: 0 H: 0 E: 0 LOB: 0 K: 0 BB: 0 S: 6 P: 7	R: 0 H: 0 E: 0 LOB: 0 K: 1 BB: 0 S: 5 P: 8	R: 0 H: 0 E: 0 LOB: 0 K: 1 BB: 0 S: 6 P: 8	R: 0 H: 1 E: 0 LOB: 2 K: 1 BB: 1 S: 10 P: 19	R: 0 H: 0 E: 1 LOB: 2 K: 2 BB: 0 S: 13 P: 16	R: 1 H: 2 E: 0 LOB: 3 K: 1 BB: 2 S: 12 P: 25	1B: 2 SF: 0 2B: 2 SAC: 0 3B: 0 DP: 0 HR: 1 HBP: 0		WP: 0 PA: 43 PB: 0 SB: 0 CS: 0
<b>PITCHER</b>	IP WLS BF H R ER SO BB IBB HBP BLK WP HR S P ERA WHIP													
<b>Ben Howard, R</b> ERA: 3.63 (1, 1)	7.0 23 2 1 1 5 0 0 0 0 0 0 1 54 78 1.29 0.286													
<b>Kevin Walker, L</b> ERA: 6.75 (8, 1)	1.0 3 0 0 0 1 0 0 0 0 0 0 0 6 8 0.00 0.000													
<b>Rod Beck, R</b> ERA: 1.87 (9, 1)	1.0 5 1 0 0 1 1 0 0 0 0 0 0 10 19 0.00 2.000													
<b>Jay Witasick, R</b> ERA: 4.03 (10, 1)	1.1 L 8 1 1 1 2 1 0 0 0 0 0 0 18 27 6.75 1.500													
<b>Mike Matthews, L</b> ERA: 4.34 (11, 1)	0.2 4 1 0 0 1 0 1 0 0 0 0 0 7 14 0.00 1.500													

livebaseballscorecards.com

AB	40
R	2
H	5
RBI	2
BB	3
SO	10
LOB	17



Batter	1	2	3	4	5	6	7	8	9	10	11	AB R H RBI BB SO LOB	BOTTOM													
Sean Burroughs, L (1, 5) OBP: 0.355, SLG: 0.410	3-2 L8 ①		1-2 G5-3 1B		2-2 G4-3 ③		1-0 G3 ③			1-3 K ①		5 0 1 0 0 1 3	<b>Los Angeles Dodgers @ San Diego Padres</b> <b>Qualcomm Stadium, San Diego, CA</b> Wed Sep 24 2003, 10:05 PM EDT Att: 23,231 - Cloudy - 68 F													
Mark Loretta, R (1, 4) OBP: 0.376, SLG: 0.444	0-1 L7 ②		3-2 G5-3 ②			1-2 F9 ①		1-2 K ①		0-1 L9 ②		5 0 0 0 0 1 1														
24 Brian Giles, L (1, 7) OBP: 0.424, SLG: 0.506	4-0 E S BB		1-2 G3 ③			0-0 F9 ②		4-1 G4-3 S BB		0-2 G4-3 ③		3 0 0 0 2 0 1														
Phil Nevin, R (1, 3) OBP: 0.332, SLG: 0.491	3-2 L8 ③			2-3 K ①		0-1 G4-3 ③		1-2 G4-3 ②			4-2 1B BB ①	4 0 0 0 1 1 2														
Gary Matthews, S (1, 9)		4-0 G4-6-3 BB		3-2 G3 ②			0-0 CS 1B	1-2 P5 ③			2-0 P6 ①	4 0 1 0 1 0 2														
Mark Kotsay, L (1, 8) OBP: 0.344, SLG: 0.384		1-1 G4-6-3 ① ②		1-2 G6-3 ③			2-2 1B 3B				1-3 K ②	5 1 1 0 0 2 2														
Ramón Vázquez, L (1, 6) OBP: 0.340, SLG: 0.342		4-1 BB			1-1 G3 2B		2-1 F9 WP 1B				2-2 2B	4 0 4 1 1 0 0														
Humberto Quintero, R (1, 2) OBP: 0.273, SLG: 0.238		0-0 G3-1 ③			0-0 G3 ①		1-0 F9 ②				0-3 K ②	3 0 0 0 0 0 3														
Keith Lockhart, L (9, PH) OBP: 0.333, SLG: 0.411							1-3 F9 ②				2-1 F8 ③	1 0 0 0 0 1 1														
Gary Bennett, R (10, 2) OBP: 0.285, SLG: 0.293							1-3 F9 ②					1 0 0 0 0 0 2														
Ben Howard, R (1, 1) OBP: 0.091, SLG: 0.091			2-3 K ①				4-0 BB					2 0 0 0 0 2 1														
Dave Hansen, L (7, PH) OBP: 0.357, SLG: 0.336												0 0 0 0 0 1 0 0														
Xavier Nady, R (7, PH) OBP: 0.317, SLG: 0.375												0 0 0 0 0 0 0 0														
Kevin Walker, L (8, 1)												0 0 0 0 0 0 0 0														
Rod Beck, R (9, 1)												0 0 0 0 0 0 0 0														
Todd Sears, L (9, PH) OBP: 0.365, SLG: 0.380												1 0 0 0 0 0 1 1														
Jay Witasick, R (10, 1)												0 0 0 0 0 0 0 0														
Mike Matthews, L (11, 1)												0 0 0 0 0 0 0 0														
<b>Inning Stats</b>	R: 0 E: 0 K: 0 S: 9	H: 0 LOB: 1 BB: 1 P: 19	R: 0 E: 0 K: 0 S: 4	H: 0 LOB: 1 BB: 2 P: 13	R: 0 E: 0 K: 1 S: 14	H: 1 LOB: 1 BB: 0 P: 21	R: 0 E: 0 K: 1 S: 10	H: 0 LOB: 0 BB: 0 P: 16	R: 0 E: 0 K: 1 S: 10	H: 1 LOB: 1 BB: 0 P: 13	R: 0 E: 0 K: 0 S: 6	H: 0 LOB: 0 BB: 0 P: 7	R: 1 E: 0 K: 0 S: 9	H: 3 LOB: 2 BB: 1 P: 19	R: 0 E: 0 K: 1 S: 12	H: 0 LOB: 1 BB: 1 P: 19	R: 0 E: 0 K: 2 S: 12	H: 1 LOB: 1 BB: 0 P: 18	R: 0 E: 0 K: 1 S: 8	H: 0 LOB: 0 BB: 0 P: 9	R: 0 E: 0 K: 1 S: 11	H: 1 LOB: 2 BB: 1 P: 22	1B: 4 2B: 2 3B: 1 HR: 0	SF: 0 SAC: 0 DP: 1 HBP: 0	WP: 1 PB: 0 SB: 2 CS: 1	PA: 44
<b>PITCHER</b>	IP WLS BF H R ER SO BB IBB HBP BLK WP HR S P ERA WHIP															IP WLS BF H R ER SO BB IBB HBP BLK WP HR S P ERA WHIP										
Kevin Brown, R (1, 1) ERA: 2.39	7.0 28 5 1 1 3 4 0 0 0 1 0 62 108 1.29 1.286															Eric Gagne, R (11, 1) ERA: 1.22	1.0 5 1 0 0 1 1 0 0 0 0 0 12 19 0.00 1.000									
Guillermo Mota, R (8, 1) ERA: 1.51	1.0 4 0 0 0 1 1 0 0 0 0 0 0 12 19 0.00 1.000																									
Tom Martin, L (9, 1) ERA: 3.62	0.1 2 1 0 0 1 0 0 0 0 0 0 0 7 12 0.00 3.000																									
Paul Quantrill, R (9, 1) ERA: 1.67	0.2 2 0 0 0 1 0 0 0 0 0 0 0 5 6 0.00 0.000																									
Paul Shuey, R (10, 1) ERA: 2.82	1.0 W 3 0 0 0 1 0 0 0 0 0 0 0 8 9 0.00 0.000																									

AB	38
R	1
H	7
RBI	1
BB	6
SO	8
LOB	19





Batter	1	2	3	4	5	6	7	8	9	AB R H RBI BB SO LOB	TOP
<b>Dave Roberts, L</b> (1, 8) OBP: 0.336, SLG: 0.313	0-2 G5-4-3 1B		1-1 G6-3		0-0 G3		1-1 G1-3		1-3 K	5 0 1 0 0 1 4	
<b>Paul Lo Duca, R</b> (1, 2) OBP: 0.338, SLG: 0.379	0-0 G5-4-3 1-2f			1-1 F8		0-0 E6 1B FC3-2	2-3 G6-3			4 0 0 0 0 0 2	
<b>Shawn Green, L</b> (1, 9) OBP: 0.352, SLG: 0.458	1-2 L7			4-0 BB		0-0 FC3-2 1B		4-2 G4-6-3 BB		2 0 1 0 2 0 0	
<b>Robin Ventura, L</b> (1, 3) OBP: 0.340, SLG: 0.403 <b>Jolbert Cabrera, R</b> (8, PH) OBP: 0.329, SLG: 0.434 (8, 3)		1-2 G6-4-3 1B		0-3 K		2-3 K		2-1 G4-6-3 1-2f		3 0 1 0 0 2 3 1 0 0 0 0 0 1	
<b>Adrián Beltré, R</b> (1, 5) OBP: 0.291, SLG: 0.428		0-2 G6-4-3 1-2f		0-0 G4-3		0-2 FC3-2 1B		1-0 F8		4 0 1 0 0 0 2	
<b>Jeremy Burnitz, L</b> (1, 7) OBP: 0.303, SLG: 0.498		4-1 BB			0-0 L9	1-1 FC3-2		1-1 HR		3 1 1 1 1 0 3	
<b>Alex Cora, L</b> (1, 4) OBP: 0.286, SLG: 0.339		2-2 F7			1-2 SH1-4 1B	0-0 G1-3		0-1 G1-3 1B		4 0 2 0 0 0 4	
<b>Cesar Izturis, S</b> (1, 6) OBP: 0.281, SLG: 0.316			2-1 G6-3		0-0 SH1-4 1B		0-1 G1-3 SH1-4 1B		0-1 G1-3	4 0 2 0 0 0 1	
<b>Hideo Nomo, R</b> (1, 1) OBP: 0.176, SLG: 0.200 <b>Guillermo Mota, R</b> (8, 1) OBP: 0.222, SLG: 0.556 <b>Joe Thurston, L</b> (9, PH) OBP: 0.250, SLG: 0.250			0-3 K		1-2 SH1-4		1-1 SH1-4		0-1 P6	1 0 0 0 0 1 0 0 0 0 0 0 0 0 1 0 0 0 0 0 1	
<b>Inning Stats</b>	R: 0 H: 1 E: 0 LOB: 0 K: 0 BB: 0 S: 8 P: 9	R: 0 H: 1 E: 0 LOB: 1 K: 0 BB: 1 S: 11 P: 18	R: 0 H: 0 E: 0 LOB: 0 K: 1 BB: 0 S: 7 P: 10	R: 0 H: 0 E: 0 LOB: 1 K: 1 BB: 1 S: 7 P: 12	R: 0 H: 2 E: 0 LOB: 2 K: 0 BB: 0 S: 9 P: 11	R: 0 H: 2 E: 1 LOB: 3 K: 1 BB: 0 S: 13 P: 16	R: 0 H: 1 E: 0 LOB: 1 K: 0 BB: 0 S: 8 P: 12	R: 0 H: 0 E: 0 LOB: 0 K: 0 BB: 1 S: 5 P: 12	R: 1 H: 2 E: 0 LOB: 1 K: 1 BB: 0 S: 11 P: 13	1B: 8 SF: 0 2B: 0 SAC: 2 3B: 0 DP: 3 HR: 1 HBP: 0	WP: 0 PA: 37 PB: 0 SB: 0 CS: 0
<b>PITCHER</b>	IP WLS BF H R ER SO BB IBB HBP BLK WP HR S P ERA WHIP										
<b>Brian Lawrence, R</b> (1, 1) ERA: 4.19	7.0 W 29 7 0 0 3 2 0 0 0 0 0 0 63 88 0.00 1.286										
<b>Kevin Walker, L</b> (8, 1) ERA: 6.75	0.0 1 0 0 0 0 1 0 0 0 0 0 0 2 6 ∞ ∞										
<b>Rod Beck, R</b> (8, 1) ERA: 1.82	1.0 H 2 0 0 0 0 0 0 0 0 0 0 0 3 6 0.00 0.000										
<b>Trevor Hoffman, R</b> (9, 1) ERA: 2.25	1.0 5 2 1 1 1 0 0 0 0 0 0 0 1 11 9.00 2.000										

Los Angeles Dodgers @ San Diego Padres  
Qualcomm Stadium, San Diego, CA  
Thu Sep 25 2003, 10:05 PM EDT  
Att. 17,988 - Sunny - 70 F

livebaseballscorecards.com

AB	32
R	1
H	9
RBI	1
BB	3
SO	4
LOB	21







Batter	1	2	3	4	5	6	7	8	9	AB R H RBI BB SO LOB	TOP									
<b>Dave Roberts, L</b> (1, 8) <small>OBP: 0.336, SLG: 0.312</small> <b>Wilkin Ruan, R</b> (6, 8) <small>OBP: 0.225, SLG: 0.325</small>	1-1 G4-3			2-2 G6-3		4-2 1B BB		0-2 K		2 0 0 0 1 0 0 1 0 0 0 0 1 0	<b>Los Angeles Dodgers @ San Francisco Giants</b> <b>PacBell Park, San Francisco, CA</b> Fri Sep 26 2003, 10:15 PM EDT Att. 42,336 - Cloudy - 60 F									
<b>Jolbert Cabrera, R</b> (1, 4) <small>OBP: 0.331, SLG: 0.438</small> (5, 6)	2-3 K			2-1 E6 1B		1-3 K		1-2 FC6-5 2B		4 1 2 0 0 2 1										
<b>Shawn Green, L</b> (1, 9) <small>OBP: 0.353, SLG: 0.459</small> <b>Jason Romano, R</b> (6, 9) <small>OBP: 0.111, SLG: 0.086</small>	2-2 G1-3			2-2 1B 2-H 1B		1-2 1B		1-0 FC6-5 HBP		3 0 2 1 0 0 0 1 0 0 0 0 0 1										
<b>Adrián Beltré, R</b> (1, 5) <small>OBP: 0.291, SLG: 0.427</small> <b>Mike Kinkade, R</b> (6, 3) <small>OBP: 0.335, SLG: 0.356</small>		0-2 G4-3		0-1 G6-4-3 1B		3-2 F8		1-2 FC5-4 HBP		3 0 1 0 0 0 2 0 0 0 0 0 0 0										
<b>Ron Coomer, R</b> (1, 3) <small>OBP: 0.301, SLG: 0.371</small> (6, 5)		1-1 G6-3		0-0 G6-4-3 1-2f		0-0 1B 1B		0-2 FC5-4		4 0 1 0 0 0 4										
<b>Jeremy Burnitz, L</b> (1, 7) <small>OBP: 0.304, SLG: 0.497</small> <b>Chad Hermansen, R</b> (7, 7) <small>OBP: 0.222, SLG: 0.200</small>		2-2 G4-3			2-0 G4-3		1-1 FC6-4 1B		2-3 K	3 0 1 0 0 0 0 1 0 0 0 0 1 0										
<b>David Ross, R</b> (1, 2) <small>OBP: 0.311, SLG: 0.521</small>			0-0 G1-3		2-1 F7		2-3 K		3-1 P4	4 0 0 0 0 1 2										
<b>Cesar Izturis, S</b> (1, 6) <small>OBP: 0.280, SLG: 0.315</small> <b>Rodney Myers, R</b> (5, 1) <b>Koyie Hill, S</b> (9, PH) <small>OBP: 0.333, SLG: 0.667</small>			2-2 F9		0-0 G1-3		1-3 K		1-3 K	2 0 0 0 0 0 0 1 0 0 0 0 1 2 1 0 0 0 0 1 0										
<b>Kaz Ishii, L</b> (1, 1) <small>OBP: 0.029, SLG: 0.088</small> <b>Joe Thurston, L</b> (5, 4) <small>OBP: 0.200, SLG: 0.200</small>			2-2 G1		1-0 L5		0-1 FC6-4			1 0 0 0 0 0 0 2 0 0 0 0 0 2										
<b>Inning Stats</b>	R: 0 E: 0 K: 1 S: 8	H: 0 LOB: 0 BB: 0 P: 13	R: 0 E: 0 K: 0 S: 9	H: 0 LOB: 0 BB: 0 P: 12	R: 0 E: 0 K: 0 S: 10	H: 0 LOB: 0 BB: 0 P: 14	R: 1 E: 1 K: 0 S: 12	H: 3 LOB: 1 BB: 0 P: 18	R: 0 E: 0 K: 1 S: 16	H: 1 LOB: 2 BB: 1 P: 26		R: 0 E: 0 K: 2 S: 11	H: 2 LOB: 2 BB: 0 P: 15	R: 0 E: 0 K: 1 S: 15	H: 1 LOB: 2 BB: 0 P: 18	R: 0 E: 0 K: 2 S: 10	H: 0 LOB: 0 BB: 0 P: 16	1B: 6 2B: 1 3B: 0 HR: 0	SF: 0 SAC: 0 DP: 1 HBP: 1	WP: 0 PB: 0 SB: 0 CS: 0
<b>PITCHER</b>	IP WLS BF H R ER SO BB IBB HBP BLK WP HR S P ERA WHIP																			
<b>Kirk Rueter, L</b> (1, 1) <small>ERA: 4.53</small>	5.0 W 17 3 1 1 1 0 0 0 0 0 0 0 43 65 1.80 0.600																			
<b>Jim Brower, R</b> (6, 1) <small>ERA: 3.96</small>	2.0 10 3 0 0 3 1 0 0 0 0 0 0 27 41 0.00 2.000																			
<b>Scott Eyre, L</b> (8, 1) <small>ERA: 3.36</small>	1.0 5 1 0 0 1 0 0 1 0 0 0 0 15 18 0.00 1.000																			
<b>51 Noah Lowry, L</b> (9, 1) <small>ERA:</small>	1.0 3 0 0 0 2 0 0 0 0 0 0 0 10 16 0.00 0.000																			

livebaseballscorecards.com

<b>AB</b>	33
<b>R</b>	1
<b>H</b>	7
<b>RBI</b>	1
<b>BB</b>	1
<b>SO</b>	7
<b>LOB</b>	14



Batter	1	2	3	4	5	6	7	8	9
Ray Durham, S OBP: 0.366, SLG: 0.443 (1, 4)	1-2 BLK HR 2B	1-0 F8	3-1 1-H 2-H 3-H 3B		3-1 1B 2B		1-1 G4-3		
Marquis Grissom, R OBP: 0.323, SLG: 0.471 (1, 8)	4-2 BLK HR BB	0-2 G4-3 2B	0-1 G6-3		1-2 2-H 3-H 1B			1-2 F8	
Rich Aurilia, R OBP: 0.322, SLG: 0.408 (1, 6)	2-2 1-H 2-H HR	0-1 G4-3		3-2 L7	1-2 G1-4-3 1-2f			0-0 FC3-6 1B	
Barry Bonds, L OBP: 0.529, SLG: 0.751 (1, 7)	2-1 2B 1B	1-0 F8		1-0 HR		0-1 G6-4-3 1B		3-1 FC3-6 1-2f	
Todd Linden, S OBP: 0.212, SLG: 0.333 (6, PR)									
Edgardo Alfonzo, R OBP: 0.331, SLG: 0.386 (1, 5)	0-1 F8		0-0 BB FC3-2 1B	3-1 G6-3		1-2 G6-4-3 1-2f		3-2 F9	
Pedro Feliz, R OBP: 0.273, SLG: 0.493 (7, 5)									
Benito Santiago, R OBP: 0.330, SLG: 0.426 (1, 2)	3-1 1-3 2B		4-1 FC3-2 1-2 3B BB	2-1 F9		0-2 G5-3			
Alberto Castillo, R OBP: 0.200, SLG: 0.467 (7, 2)									
Andres Galarraga, R OBP: 0.351, SLG: 0.491 (1, 3)	3-3 K		1-3 K		2-1 E 2B 1B			1-3 K	
José Cruz Jr., S OBP: 0.364, SLG: 0.409 (1, 9)	4-2 FC6-4 BB		4-2 FC3-2 1-2 2-3 3B BB		1-3 K			1-0 P2	
Marvin Benard, L OBP: 0.222, SLG: 0.239 (8, 9)									
Kirk Rueter, L OBP: 0.164, SLG: 0.132 (1, 1)	1-1 FC6-4		0-0 FC3-2		1-1 E6 2B 1B			2-1 HBP	
Jim Brower, R OBP: 0.222, SLG: 0.176 (6, 1)									
Tony Torcato, L OBP: 0.250, SLG: 0.267 (7, PH)									
Scott Eyre, L OBP: 0.500, SLG: 0.500 (8, 1)	1-2f		1-2 2-3 3-Hf 3B						
51 Noah Lowry, R (9, 1)									

AB	R	H	RBI	BB	SO	LOB
5	2	3	4	0	0	1
4	1	2	2	1	0	1
5	1	2	3	0	0	2
4	1	3	1	0	0	1
1	0	0	0	0	0	1
4	0	1	0	0	0	2
1	0	0	0	0	0	1
3	1	1	0	1	0	1
0	0	0	0	0	0	0
4	1	1	0	0	3	4
2	1	0	0	2	1	1
0	0	0	0	0	0	0
3	2	0	0	0	0	7
0	0	0	0	0	0	0
0	0	0	0	0	0	0
0	0	0	0	0	0	0
0	0	0	0	0	0	0

Inning Stats	R	H	E	K	S	H	LOB	BB	P	R	H	E	K	S	H	LOB	BB	P	R	H	E	K	S	H	LOB	BB	P
	3	4	0	1	4	0	3	0	7	0	1	0	1	2	0	1	0	9	1	1	0	0	13	0	2	0	25
	0	1	0	0	7	0	1	0	9	1	1	0	0	18	3	3	0	24	0	1	0	0	12	0	1	16	
	0	0	0	0	13	0	0	0	11	0	0	0	0	11	0	0	0	12	0	0	0	0	0	0	0	16	

**Los Angeles Dodgers @ San Francisco Giants**  
**PacBell Park, San Francisco, CA**  
 Fri Sep 26 2003, 10:15 PM EDT  
 Att: 42,336 - Cloudy - 60 F


AB	36
R	10
H	13
RBI	10
BB	4
SO	4
LOB	22



WP	0	PA	41
PB	0		
SB	0		
CS	0		

PITCHER	IP	WLS	BF	H	R	ER	SO	BB	IBB	HBP	BLK	WP	HR	S	P	ERA	WHIP
Kaz Ishii, L ERA: 3.86 (1, 1)	4.0	L	24	8	7	7	2	4	0	0	1	0	0	53	96	15.75	3.000
Rodney Myers, R ERA: 6.0 (5, 1)	4.0		17	5	3	2	2	0	0	1	0	0	0	41	63	4.50	1.250



Batter	1	2	3	4	5	6	7	8	9	AB R H RBI BB SO LOB	TOP										
Dave Roberts, L (1, 8) OBP: 0.332, SLG: 0.307	0-2 F8		0-0 G3-1			1-1 F7		1-1 G5-3	3-2 G4-3	5 0 0 0 0 0 3											
Paul Lo Duca, R (1, 2) OBP: 0.335, SLG: 0.377	1-3 K		2-1 G3			3-3 K			1-1 F9	4 0 0 0 0 2 0											
Shawn Green, L (1, 9) OBP: 0.354, SLG: 0.458	4-2 2B BB		0-0 G6-3			0-0 G3-1			4-2 1B 1B BB	2 2 0 0 2 0 0											
Robin Ventura, L (1, 3) OBP: 0.342, SLG: 0.407	2-2 1-H 2B				1-2 G4-3			3-2 F8	0-0 1B 1B 1B	4 1 2 1 0 0 0											
Adrian Beltré, R (1, 5) OBP: 0.292, SLG: 0.426	3-2 HBP				2-3 K			0-1 L9	1-2 1B 1B	3 1 1 1 0 1 0											
Jeremy Burnitz, L (1, 7) Eric Gagne, R (9, 1) OBP: 0.303, SLG: 0.495	1-2 G1-3				1-2 P6			1-3 K	1-0 1B 1B 1B	4 1 1 0 0 1 2 0 0 0 0 0 0 0											
Alex Cora, L (1, 4) OBP: 0.286, SLG: 0.338			2-3 K			0-2 L9		0-2 FC3-8 1B	0-0 F7	4 0 1 0 0 1 3	AB 34 R 5 H 7 RBI 5 BB 2 SO 5 LOB 10										
Cesar Izturis, S (1, 6) OBP: 0.280, SLG: 0.315			0-0 G6-3			0-2 G2-3		0-1 F7	0-2 1B 1B	4 0 1 2 0 0 1											
Edwin Jackson, R (1, 1) Guillermo Mota, R (7, 1) Todd Hundley, S (8, PH) Wilkin Ruan, R (8, PR) Tom Martin, L (8, 1) Paul Quantrill, L (8, 1) Jolbert Cabrera, R (9, PH) OBP: 0.222, SLG: 0.556 OBP: 0.341, SLG: 0.394 OBP: 0.225, SLG: 0.325			1-2 G6-3			1-0 G5-3		0-0 FC3-6 1-2f	1-1 1B 2-H	2 0 0 0 0 0 0 0 0 0 0 0 0 0 1 0 0 0 0 0 1 0 1 0 1 1 0 0 0											
<b>Inning Stats</b>	R: 1 E: 0 K: 1 S: 21	H: 1 LOB: 2 BB: 1 P: 31	R: 0 E: 0 K: 1 S: 7	H: 0 LOB: 0 BB: 0 P: 10	R: 0 E: 0 K: 0 S: 4	H: 0 LOB: 0 BB: 0 P: 6	R: 0 E: 0 K: 1 S: 10	H: 0 LOB: 0 BB: 0 P: 14	R: 0 E: 0 K: 0 S: 10	H: 0 LOB: 0 BB: 0 P: 11	R: 0 E: 0 K: 1 S: 9	H: 0 LOB: 0 BB: 0 P: 13	R: 0 E: 0 K: 1 S: 10	H: 0 LOB: 0 BB: 0 P: 14	R: 0 E: 0 K: 0 S: 8	H: 1 LOB: 1 BB: 0 P: 9	R: 4 E: 0 K: 0 S: 19	H: 5 LOB: 2 BB: 1 P: 30	1B: 6 2B: 1 3B: 0 HR: 0	SF: 0 SAC: 0 DP: 0 HBP: 1	WP: 0 PA: 37 PB: 0 SB: 0 CS: 0
<b>PITCHER</b>	IP WLS BF H R ER SO BB IBB HBP BLK WP HR S P ERA WHIP																				
Jerome Williams, R (1, 1) ERA: 3.3	5.0 L 18 1 1 1 3 1 0 1 0 0 0 0 52 72 1.80 0.400																				
Jason Christiansen, L (6, 1) ERA: 5.4	1.0 3 0 0 0 1 0 0 0 0 0 0 0 9 13 0.00 0.000																				
Matt Herges, R (7, 1) ERA: 2.62	2.0 7 1 0 0 1 0 0 0 0 0 0 0 18 23 0.00 0.500																				
Tim Worrell, R (9, 1) ERA: 2.91	0.2 8 5 4 4 0 1 0 0 0 0 0 0 16 24 54.00 9.000																				
41 Chad Zerbe, L (9, 1) ERA: 4.71	0.1 1 0 0 0 0 0 0 0 0 0 0 0 3 6 0.00 0.000																				

Los Angeles Dodgers @ San Francisco Giants  
PacBell Park, San Francisco, CA

Sat Sep 27 2003, 4:05 PM EDT  
Att. 42,192 - Overcast - 61 F

livebaseballscorecards.com

Batter	1	2	3	4	5	6	7	8	9	AB	R	H	RBI	BB	SO	LOB
Eric Young Sr., R OBP: 0.335, SLG: 0.391 (1, 4)	4-1 FC4-6 BB		0-0 F8		2-1 L4		3-3 K			3	0	0	0	1	1	0
J.T. Snow, L OBP: 0.388, SLG: 0.419 (1, 3)	1-2 F9		4-2 2B BB		4-1 WP BB		2-2 G3			2	0	0	0	2	0	1
Jeffrey Hammonds, R OBP: 0.331, SLG: 0.430 (1, 8)	1-2 FC4-6 BB HBP 1-2f		0-1 2B		0-0 P3		0-1 L7			4	0	1	0	0	0	2
Barry Bonds, L OBP: 0.528, SLG: 0.747 (1, 7)	3-0 BB HBP 1-2		4-0 IBB		3-3 K 1-2		2-3 K			2	0	0	0	1	2	1
José Cruz Jr., S OBP: 0.365, SLG: 0.407 (1, 9)	4-1 BB 1-2 2-3		2-3 K		4-2 SH2-4 1B BB		3-2 L9			2	0	0	0	2	1	3
Benito Santiago, R OBP: 0.329, SLG: 0.424 (1, 2)	1-2 K		2-3 K		0-1 SH2-4 1B		0-0 G5-3			4	0	1	0	0	2	6
Edgardo Alfonzo, R OBP: 0.333, SLG: 0.385 (1, 5)		4-2 G4-6-3 BB		4-2 G6-4-3 BB		2-1 SH2-4 1-2 2-3		0-1 G5-3		1	0	0	0	2	0	0
Neifi Perez, S OBP: 0.283, SLG: 0.346 (1, 6)		0-0 G4-6-3 1-2f		0-2 G6-4-3 1-2f		0-0 P6		1-0 F8		4	0	0	0	0	0	4
Jerome Williams, R OBP: 0.186, SLG: 0.135 Jason Christiansen, R OBP: 0.365, SLG: 0.442 Matt Herge, L OBP: 0.333, SLG: 0.333 Tim Worrell, R 41 Chad Zerbe, L Andres Galaraga, R OBP: 0.349, SLG: 0.489 (9, PH)		0-3 K		2-3 K		2-3 K		2-3 K		2	0	0	0	0	2	0

Inning Stats	R: 0	H: 0	E: 0	K: 1	S: 11	R: 0	H: 0	E: 0	K: 1	S: 6	R: 0	H: 1	E: 0	K: 2	S: 11	R: 0	H: 0	E: 0	K: 1	S: 8	R: 0	H: 0	E: 0	K: 1	S: 7	R: 0	H: 1	E: 0	K: 1	S: 10	R: 0	H: 0	E: 0	K: 1	S: 9	R: 0	H: 0	E: 0	K: 1	S: 10	R: 0	H: 0	E: 0	K: 1	S: 6	R: 0	H: 0	E: 0	K: 1	S: 6	1B: 1	2B: 1	3B: 0	HR: 0	SF: 0	SAC: 1	DP: 2	HBP: 1	WP: 1	PB: 0	SB: 0	CS: 0	PA: 36
--------------	------	------	------	------	-------	------	------	------	------	------	------	------	------	------	-------	------	------	------	------	------	------	------	------	------	------	------	------	------	------	-------	------	------	------	------	------	------	------	------	------	-------	------	------	------	------	------	------	------	------	------	------	-------	-------	-------	-------	-------	--------	-------	--------	-------	-------	-------	-------	--------

PITCHER	IP	WLS	BF	H	R	ER	SO	BB	IBB	HBP	BLK	WP	HR	S	P	ERA	WHIP
Edwin Jackson, R ERA: 2.45 (1, 1)	6.0	W	27	2	0	0	7	7	1	1	0	1	0	53	106	0.00	1.500
Guillermo Mota, R ERA: 1.57 (7, 1)	1.0	H	3	0	0	0	1	0	0	0	0	0	0	9	14	0.00	0.000
Tom Martin, L ERA: 3.6 (8, 1)	0.1	H	1	0	0	0	1	0	0	0	0	0	0	6	8	0.00	0.000
Paul Quantrill, R ERA: 1.66 (8, 1)	0.2	H	2	0	0	0	0	0	0	0	0	0	0	4	7	0.00	0.000
Eric Gagne, R ERA: 1.2 (9, 1)	1.0		3	0	0	0	1	0	0	0	0	0	0	6	9	0.00	0.000


**BOTTOM**

Los Angeles Dodgers @ San Francisco Giants  
PacBell Park, San Francisco, CA

Sat Sep 27 2003, 4:05 PM EDT  
Att: 42,192 - Overcast - 61 F

livebaseballscorecards.com

AB	26
R	0
H	2
RBI	0
BB	8
SO	10
LOB	19











Batter	1	2	3	4	5	6	7	8	9	AB R H RBI BB SO LOB	TOP											
Cesar Izturis, S OBP: 0.282, SLG: 0.315 (1, 6)	1-1 F7 G3 1B		2-2 1B 1B	1-0 G6-4-3 1B		1-0 F7		3-1 P6		5 1 3 1 0 0 3												
Jolbert Cabrera, R OBP: 0.332, SLG: 0.438 (1, 8) (8, 5)	3-1 F7 1-3		2-2 1B 1-2	1-1 G6-4-3 1-2f			2-2 G6-3		0-0 F7	5 0 1 0 0 0 4												
Shawn Green, L OBP: 0.355, SLG: 0.460 (1, 9) Jason Romano, R OBP: 0.108, SLG: 0.083 (7, 9)	0-0 G3 3-H		1-3 K		0-0 2B		1-2 F7		1-3 K	4 0 1 1 0 1 2 1 0 0 0 0 1 0												
Robin Ventura, L OBP: 0.340, SLG: 0.401 (1, 3) Wilkin Ruan, R OBP: 0.220, SLG: 0.317 (7, 5) (8, 8)	2-3 K		3-1 F9		2-3 K		4-2 BB		0-3 K	3 0 0 0 1 2 3 1 0 0 0 0 1 0												
Adrián Beltré, R OBP: 0.290, SLG: 0.424 (1, 5) Tom Martin, L (7, 1) Guillermo Mota, R OBP: 0.222, SLG: 0.556 (8, 1) Paul Quantrill, L (8, 1)		0-0 F8 1B 2B	1-3 K		0-0 P3		1-3 K			4 1 1 0 0 2 4 0												
Jeremy Burnitz, L OBP: 0.299, SLG: 0.487 (1, 7) Paul Shuey, R (5, 1) Ron Coomer, R OBP: 0.299, SLG: 0.368 (7, 3)		2-0 G4-3		0-0 L7	1-1 G1-3			1-0 G5-3		3 0 0 0 0 0 2 0 0 0 0 0 0 0 1 0 0 0 0 0 0												
David Ross, R OBP: 0.336, SLG: 0.556 (1, 2)		1-0 F8		4-1 BB 1B BB		2-0 G6-3 2B		3-2 F8		3 1 1 0 1 0 1												
Alex Cora, L OBP: 0.287, SLG: 0.338 (1, 4)		0-0 1B		0-1 1B BB		4-2 G6-3 BB		3-1 E7		3 0 2 1 1 0 0												
Wilson Alvarez, L OBP: 0.200, SLG: 0.172 (1, 1) Steve Colyer, L (3, 1) Mike Kinkade, R OBP: 0.335, SLG: 0.352 (5, 7)		0-0 G4-3		4-2 SAFE 1B BB		0-1 G6-3		1-1 HBP		1 0 0 0 0 0 1 0 0 0 0 1 0 0 1 0 0 0 0 0 2												
<b>Inning Stats</b>	R: 1 E: 0 K: 1 S: 8	H: 1 LOB: 0 BB: 0 P: 14	R: 1 E: 0 K: 5 S: 5	H: 2 LOB: 1 BB: 0 P: 8	R: 0 E: 0 K: 2 S: 17	H: 2 LOB: 2 BB: 0 P: 26	R: 1 E: 0 K: 0 S: 9	H: 2 LOB: 2 BB: 2 P: 19	R: 0 E: 0 K: 1 S: 7	H: 1 LOB: 1 BB: 0 P: 10	R: 0 E: 0 K: 0 S: 6	H: 1 LOB: 1 BB: 1 P: 13	R: 0 E: 0 K: 1 S: 12	H: 0 LOB: 1 BB: 1 P: 20	R: 0 E: 1 K: 0 S: 9	H: 0 LOB: 2 BB: 0 P: 20	R: 0 E: 0 K: 2 S: 7	H: 0 LOB: 0 BB: 0 P: 8	1B: 6 2B: 3 3B: 0 HR: 0	SF: 0 SAC: 0 DP: 2 HBP: 1	WP: 0 PB: 0 SB: 1 CS: 0	PA: 40
<b>PITCHER</b>	IP WLS BF H R ER SO BB IBB HBP BLK WP HR S P ERA WHIP																					
32 Kevin Correia, R ERA: 3.66 (1, 1)	5.2 W 27 9 3 3 4 3 0 0 0 0 0 0 51 88 4.76 2.118																					
51 Noah Lowry, L ERA: (6, 1)	2.1 10 0 0 0 1 1 0 1 0 0 0 0 22 42 0.00 0.429																					
Jason Christiansen, L ERA: 5.19 (9, 1)	1.0 3 0 0 0 2 0 0 0 0 0 0 0 7 8 0.00 0.000																					

Los Angeles Dodgers @ San Francisco Giants  
PacBell Park, San Francisco, CA  
Sun Sep 28 2003, 4:05 PM EDT  
Att. 42,142 - Cloudy - 68 F

AB	35
R	3
H	9
RBI	3
BB	4
SO	7
LOB	22



Batter	1	2	3	4	5	6	7	8	9
Ray Durham, S OBP: 0.366, SLG: 0.441 Eric Young Sr., R OBP: 0.336, SLG: 0.392									
J.T. Snow, L OBP: 0.387, SLG: 0.418 Lance Niekro, R OBP: 0.200, SLG: 0.400									
Rich Aurilia, R OBP: 0.325, SLG: 0.410 Cody Ransom, R OBP: 0.250, SLG: 0.370									
Barry Bonds, L OBP: 0.529, SLG: 0.749 Pedro Feliz, R OBP: 0.278, SLG: 0.515									
Edgardo Alfonzo, R OBP: 0.334, SLG: 0.391 Todd Linden, S OBP: 0.231, SLG: 0.316									
Jeffrey Hammonds, R OBP: 0.329, SLG: 0.424									
José Cruz Jr., S OBP: 0.366, SLG: 0.414 Tony Torcato, L OBP: 0.235, SLG: 0.250									
Yorvit Torrealba, R OBP: 0.312, SLG: 0.390 Alberto Castillo, R OBP: 0.200, SLG: 0.467									
32 Kevin Correia, R OBP: 0.154, SLG: 0.154 51 Noah Lowry, R OBP: 0.500, SLG: 0.500 Jason Christiansen, R									

AB	R	H	RBI	BB	SO	LOB
2	1	1	1	1	1	0
2	2	1	0	0	0	1
3	0	1	0	0	0	4
2	1	1	2	0	0	1
3	1	1	0	0	1	2
2	0	0	0	0	1	2
3	2	2	1	0	1	1
2	1	2	3	0	0	0
2	1	1	2	1	1	1
2	0	0	0	0	2	1
4	1	1	0	0	2	2
3	1	1	0	0	0	1
1	0	0	0	0	0	0
3	0	0	0	0	0	0
0	0	0	0	0	0	0
2	0	1	1	0	0	0
2	1	1	0	0	1	0
0	0	0	0	0	0	0

BOTTOM	
AB	38
R	12
H	14
RBI	10
BB	2
SO	10
LOB	16
WP	1
PA	41

Inning Stats	
R: 5	H: 6
E: 0	LOB: 3
K: 0	BB: 1
S: 20	P: 31
R: 2	H: 2
E: 1	LOB: 0
K: 1	BB: 1
S: 8	P: 14
R: 0	H: 0
E: 0	LOB: 0
K: 1	BB: 0
S: 7	P: 8
R: 0	H: 1
E: 0	LOB: 1
K: 3	BB: 0
S: 12	P: 20
R: 0	H: 0
E: 0	LOB: 0
K: 0	BB: 0
S: 5	P: 6
R: 3	H: 3
E: 1	LOB: 1
K: 3	BB: 0
S: 23	P: 28
R: 0	H: 0
E: 0	LOB: 0
K: 1	BB: 0
S: 5	P: 10
R: 2	H: 2
E: 0	LOB: 0
K: 1	BB: 0
S: 15	P: 24
1B: 8	SF: 0
2B: 3	SAC: 0
3B: 1	DP: 1
HR: 2	HBP: 1
WP: 1	PA: 41
PB: 0	ERA: 0.00
SB: 2	WHIP: 0.000
CS: 0	

PITCHER		IP	WLS	BF	H	R	ER	SO	BB	IBB	HBP	BLK	WP	HR	S	P	ERA	WHIP
Wilson Alvarez, L	(1, 1)	2.0	L	16	8	7	5	1	2	0	1	0	0	1	28	45	22.50	5.000
Steve Colyer, L	(3, 1)	2.0		7	1	0	0	4	0	0	0	0	0	0	19	28	0.00	0.500
Paul Shuey, R	(5, 1)	2.0		10	3	3	2	3	0	0	0	0	1	0	28	34	9.00	1.500
Tom Martin, L	(7, 1)	1.0		3	0	0	0	1	0	0	0	0	0	0	5	10	0.00	0.000
Guillermo Mota, R	(8, 1)	0.2		4	2	2	2	0	0	0	0	0	0	1	12	19	27.00	3.000

PITCHER		IP	WLS	BF	H	R	ER	SO	BB	IBB	HBP	BLK	WP	HR	S	P	ERA	WHIP
Paul Quantrill, R	(8, 1)	0.1		1	0	0	0	1	0	0	0	0	0	0	3	5	0.00	0.000

Los Angeles Dodgers @ San Francisco Giants  
PacBell Park, San Francisco, CA  
Sun Sep 28 2003, 4:05 PM EDT  
Att: 42,142 - Cloudy - 68 F

livebaseballscorecards.com

