

Los Angeles Dodgers - 2003

Batter	1	2	3	4	5	6	7	8	9	AB R H RBI BB SO LOB	TOP											
Dave Roberts, L OBP: 0.400, SLG: 0.250	G4-3		L7			E6 SH1-3 HR	1B HBP		2B BB 1B	4 2 1 0 0 0 1	Los Angeles Dodgers @ Arizona Diamondbacks Bank One Ballpark, Phoenix, AZ Mon Mar 31 2003, 5:05 PM EST Att: 47,356 - Dome - 72 F livebaseballscores.com											
Paul Lo Duca, R OBP: 0.250, SLG: 0.250	L3		G4-3			SH1-3	1B		K	4 0 1 2 0 1 2												
Shawn Green, L OBP: 0.800, SLG: 1.333	1B 2B			CS BB		G3	BB		BB SF8 2B	3 2 2 0 2 0 1												
Brian Jordan, R OBP: 0.600, SLG: 1.250	2H CS 1B			K		HR	K		BB 1B IBB	4 2 2 3 1 2 4												
Fred McGriff, L	CS	L4		K		G6-3		F7	1B BB	4 0 0 1 1 1 0												
Adrian Beltré, R OBP: 0.400, SLG: 0.750		G4-3				G5-3		2B	SF8	4 0 2 1 0 0 0												
Jolbert Cabrera, R Alex Cora, L OBP: 0.500, SLG: 0.500		F9				1B 2B		G1-3	1B	3 1 2 0 0 0 0 2 0 1 1 0 0 1												
Cesar Izturis, S OBP: 0.600, SLG: 0.750						G6-4-3		IBB	G4-3	4 1 2 0 1 0 4												
Hideo Nomo, R				K		K		K		4 0 0 0 0 4 6												
Inning Stats	R: 1 E: 0 K: 0 S: 9	H: 2 LOB: 0 BB: 0 P: 14	R: 0 E: 0 K: 0 S: 8	H: 0 LOB: 0 BB: 0 P: 11	R: 0 E: 0 K: 1 S: 10	H: 1 LOB: 1 BB: 0 P: 13	R: 0 E: 0 K: 2 S: 10	H: 0 LOB: 1 BB: 1 P: 16	R: 0 E: 0 K: 1 S: 9	H: 2 LOB: 1 BB: 0 P: 12		R: 2 E: 1 K: 0 S: 8	H: 1 LOB: 0 BB: 0 P: 11	R: 2 E: 0 K: 2 S: 19	H: 3 LOB: 3 BB: 1 P: 31	R: 0 E: 0 K: 1 S: 15	H: 1 LOB: 2 BB: 1 P: 24	R: 3 E: 0 K: 1 S: 22	H: 3 LOB: 2 BB: 2 P: 36	1B: 7 2B: 5 3B: 0 HR: 1	SF: 1 SAC: 1 DP: 1 HBP: 1	WP: 0 PB: 0 SB: 2 CS: 2
PITCHER	IP WLS BF H R ER SO BB IBB HBP BLK WP HR S P ERA WHIP											IP WLS BF H R ER SO BB IBB HBP BLK WP HR S P ERA WHIP										
Randy Johnson, L ERA: 4.05	(1, 1) 6.2 L 30 9 5 3 5 2 0 0 1 0 0 1 69 102 4.05 1.650																					
Bret Prinz, R ERA:	(7, 1) 1.0 5 1 0 0 1 0 1 0 0 0 0 16 26 0.00 1.000																					
Oscar Villarreal, R ERA:	(8, 1) 0.1 1 0 0 0 1 0 0 0 0 0 0 3 4 0.00 0.000																					
Stephen Randolph, L ERA: 81.0	(9, 1) 0.1 5 2 3 3 1 1 1 0 0 0 0 12 22 81.00 9.000																					
Miguel Batista, R ERA:	(9, 1) 0.2 3 1 0 0 0 0 0 0 0 0 0 10 14 0.00 1.500																					

Batter	1	2	3	4	5	6	7	8	9	AB R H RBI BB SO LOB	BOTTOM											
Tony Womack, L OBP: 0.250, SLG: 0.500	K			2B			F8		G4-3	4 0 1 0 0 1 0	Los Angeles Dodgers @ Arizona Diamondbacks Bank One Ballpark, Phoenix, AZ Mon Mar 31 2003, 5:05 PM EST Att: 47,356 - Dome - 72 F livebaseballscores.com											
Steve Finley, L	F9			F9			1B BB		G3	3 0 0 0 1 0 0												
Junior Spivey, R	G5-3			K			F8		G6-3	4 0 0 0 0 1 1												
Luis Gonzalez, L OBP: 0.667, SLG: 0.667		F9		CS 1B			FC5-4 1B			3 0 2 0 0 0 0												
Danny Bautista, R		L9		P4			FC5-4			3 0 0 0 0 0 3												
Matt Williams, R OBP: 0.333, SLG: 0.333		G6-3								3 0 1 0 0 1 1												
Lyle Overbay, L				G4-3			F7		K	3 0 0 0 0 1 1												
Chad Moeller, R				P3			K		L8	3 0 0 0 0 1 1												
Randy Johnson, R Bret Prinz, R Oscar Villarreal, L Quinton McCracken, S Stephen Randolph, L Miguel Batista, R	(1, 1) (7, 1) (8, 1) (8, 9) (9, 1) (9, 1)			G6-3						2 0 0 0 0 1 0 0 0 0 0 0 0 0 0 0 0 0 0 0 0 1 0 0 0 0 1 1 0 0 0 0 0 0 0 0 0 0 0 0 0 0												
Inning Stats	R: 0 E: 0 K: 1 S: 8	H: 0 LOB: 0 BB: 0 P: 11	R: 0 E: 0 K: 0 S: 7	H: 0 LOB: 0 BB: 0 P: 9	R: 0 E: 0 K: 0 S: 7	H: 0 LOB: 0 BB: 0 P: 11	R: 0 E: 0 K: 1 S: 6	H: 1 LOB: 0 BB: 0 P: 13	R: 0 E: 0 K: 1 S: 10	H: 1 LOB: 0 BB: 0 P: 16		R: 0 E: 0 K: 2 S: 8	H: 0 LOB: 0 BB: 0 P: 8	R: 0 E: 0 K: 0 S: 6	H: 1 LOB: 2 BB: 1 P: 12	R: 0 E: 0 K: 2 S: 9	H: 1 LOB: 0 BB: 0 P: 11	R: 0 E: 0 K: 0 S: 9	H: 0 LOB: 0 BB: 0 P: 12	1B: 3 2B: 1 3B: 0 HR: 0	SF: 0 SAC: 0 DP: 0 HBP: 0	WP: 0 PB: 0 SB: 0 CS: 1
PITCHER	IP WLS BF H R ER SO BB IBB HBP BLK WP HR S P ERA WHIP											IP WLS BF H R ER SO BB IBB HBP BLK WP HR S P ERA WHIP										
Hideo Nomo, R ERA:	(1, 1) 9.0 W 30 4 0 0 7 1 0 0 0 0 0 70 103 0.00 0.556																					

Batter	1	2	3	4	5	6	7	8	9	AB	R	H	RBI	BB	SO	LOB	TOP					
Dave Roberts, L (1, 8) OBP: 0.300, SLG: 0.611	P5		E BB		E3 BB		F8		K	4	0	0	0	1	1	0	Los Angeles Dodgers @ San Diego Padres Qualcomm Stadium, San Diego, CA Thu Apr 03 2003, 5:05 PM EST Att: 19,863 - Cloudy - 68 F					
Cesar Izturis, S (1, 6) OBP: 0.525, SLG: 0.462	K		F9				F8		K	4	0	0	0	1	2	1						
Shawn Green, L (1, 9) OBP: 0.579, SLG: 0.875	K		K		K				K	4	0	1	0	0	3	3						
Fred McGriff, L (1, 3) OBP: 0.222, SLG: 0.188		K			K				K	4	0	0	0	0	4	3						
Brian Jordan, R (1, 7) OBP: 0.389, SLG: 0.867		HR					G5-3		F9 BB	2	1	1	1	2	0	0						
Todd Hundley, S (1, 2)							K			1	0	0	0	3	1	0						
Adrián Beltré, R (1, 5) OBP: 0.118, SLG: 0.188										4	0	0	0	0	1	5						
Alex Cora, L (1, 4) OBP: 0.286, SLG: 0.357 Paul Quantrill, L (8, 1)										4	0	0	0	0	1	6						
Kaz Ishii, L (1, 1) Andy Ashby, R (4, 1) Mike Kinkade, R (6, PH) Steve Colyer, L (6, 1) Jolbert Cabrera, R (8, 4) OBP: 0.500, SLG: 0.750			K		K		K		G5-3	1	0	0	0	0	1	0						
Inning Stats	R: 0 E: 0 K: 2 S: 10	H: 0 LOB: 0 BB: 0 P: 16	R: 1 E: 0 K: 2 S: 12	H: 1 LOB: 1 BB: 1 P: 22	R: 0 E: 1 K: 2 S: 12	H: 0 LOB: 1 BB: 1 P: 18	R: 0 E: 0 K: 2 S: 17	H: 0 LOB: 2 BB: 1 P: 28	R: 0 E: 1 K: 3 S: 16	H: 0 LOB: 2 BB: 1 P: 26	R: 0 E: 2 K: 2 S: 18	H: 0 LOB: 3 BB: 0 P: 23	R: 0 E: 0 K: 1 S: 11	H: 1 LOB: 1 BB: 0 P: 18	R: 0 E: 0 K: 0 S: 5	H: 0 LOB: 2 BB: 2 P: 15		R: 0 E: 0 K: 2 S: 8	H: 0 LOB: 0 BB: 0 P: 12	1B: 1 2B: 2 3B: 0 HR: 1	SF: 0 SAC: 0 DP: 1 HBP: 0	WP: 0 PB: 0 SB: 1 CS: 0
PITCHER	IP	WLS	BF	H	R	ER	SO	BB	IBB	HBP	BLK	WP	HR	S	P	ERA	WHIP					
44 Jake Peavy, R (1, 1) ERA: 1.8	5.0	W	22	1	1	1	11	5	0	0	0	0	1	67	110	1.80	1.200					
Mike Bynum, L (6, 1) ERA: 8.1	2.0		11	1	0	0	3	2	0	0	0	0	0	30	50	0.00	1.500					
Brandon Villafuerte, R (8, 1) ERA: 3.0	2.0		5	0	0	0	2	0	0	0	0	0	0	12	18	0.00	0.000					

Batter	1	2	3	4	5	6	7	8	9	AB	R	H	RBI	BB	SO	LOB	BOTTOM					
Mark Loretta, R (1, 4) OBP: 0.294, SLG: 0.375	F8									5	1	3	3	0	0	1	Los Angeles Dodgers @ San Diego Padres Qualcomm Stadium, San Diego, CA Thu Apr 03 2003, 5:05 PM EST Att: 19,863 - Cloudy - 68 F					
Mark Kotsay, L (1, 8) OBP: 0.444, SLG: 0.400	E5									4	0	2	0	1	1	2						
Rondell White, R (1, 7) OBP: 0.176, SLG: 0.067 Shane Victorino, S (7, 7)	G6-4-3									4	0	1	1	0	0	3						
Brian Buchanan, R (1, 3) Mike Bynum, L (6, 1) Brandon Villafuerte, R (8, 1)										2	1	0	0	1	0	0						
Xavier Nady, R (1, 9) OBP: 0.315, SLG: 0.625										4	1	2	0	0	0	3						
Sean Burroughs, L (1, 5) OBP: 0.438, SLG: 0.385										4	0	1	1	0	0	1						
Lou Merloni, R (1, 6) (6, 3)										3	1	0	0	1	2	1						
Gary Bennett, R (1, 2) OBP: 0.273, SLG: 0.273										4	1	2	1	0	0	0						
44 Jake Peavy, R (1, 1) Ramón Vázquez, L (6, 6) OBP: 0.385, SLG: 0.300										2	1	0	0	0	0	4						
Inning Stats	R: 0 E: 1 K: 0 S: 9	H: 0 LOB: 0 BB: 0 P: 11	R: 0 E: 0 K: 0 S: 7	H: 0 LOB: 0 BB: 0 P: 12	R: 0 E: 0 K: 2 S: 13	H: 2 LOB: 2 BB: 0 P: 20	R: 5 E: 0 K: 0 S: 18	H: 4 LOB: 3 BB: 3 P: 37	R: 0 E: 0 K: 1 S: 11	H: 1 LOB: 1 BB: 0 P: 16	R: 1 E: 0 K: 0 S: 16	H: 4 LOB: 3 BB: 0 P: 24	R: 0 E: 0 K: 0 S: 9	H: 0 LOB: 0 BB: 0 P: 14	R: 0 E: 0 K: 0 S: 10	H: 1 LOB: 1 BB: 1 P: 16		1B: 9 2B: 2 3B: 1 HR: 0	SF: 0 SAC: 0 DP: 2 HBP: 0	WP: 0 PB: 0 SB: 1 CS: 0	PA: 39	
PITCHER	IP	WLS	BF	H	R	ER	SO	BB	IBB	HBP	BLK	WP	HR	S	P	ERA	WHIP					
Kaz Ishii, L (1, 1) ERA: 12.27	3.2	L	20	6	5	5	2	3	0	0	0	0	0	46	78	0.00	2.455					
Andy Ashby, R (4, 1) ERA	1.1		5	1	0	0	1	0	0	0	0	0	0	12	18	0.00	0.750					
Steve Colyer, L (6, 1) ERA: 3.38	2.2		13	5	1	1	0	1	0	0	0	0	0	33	51	3.38	2.250					
Paul Quantrill, R (8, 1) ERA	0.1		1	0	0	0	0	0	0	0	0	0	0	2	3	0.00	0.000					

Batter	1	2	3	4	5	6	7	8	9	AB	R	H	RBI	BB	SO	LOB	TOP																
Dave Roberts, L (1,8) OBP: 0.280, SLG: 0.522	G6-3		FC5-4				B1-3		G1-3	5	0	1	0	0	0	1	Los Angeles Dodgers @ San Diego Padres Qualcomm Stadium, San Diego, CA Fri Apr 04 2003, 10:05 PM EST Att: 23,820 - Cloudy - 64 F																
Paul Lo Duca, R (1,2) OBP: 0.353, SLG: 0.400	F8					SH1-3	G6-3			2	0	0	0	1	0																		
Shawn Green, L (1,9) OBP: 0.478, SLG: 0.700	G6-3		K			P4		F8		4	0	0	0	0	1																		
Fred McGriff, L (1,3)		1B PB FC3-2 BB	G4-3			BB		HR		2	1	1	1	2	0																		
Brian Jordan, R (1,7) OBP: 0.409, SLG: 0.842		FC5-4 1B		E	2B	F7		G4-3		4	1	2	0	0	2																		
Adrián Beltré, R (1,5) OBP: 0.143, SLG: 0.200		FC5-4 FC3-2 1-2		G1-3			G6-3			4	0	1	0	0	3																		
Alex Cora, L (1,4) OBP: 0.278, SLG: 0.333		FC3-2		E9 G4-3 2H 1B			F7		1B	4	0	1	1	0	3																		
Cesar Izturis, S (1,6) OBP: 0.429, SLG: 0.353		G3		G4-3			G6-3			4	0	0	0	0	1																		
37 Darren Dreifort, R (1,1) OBP: 0.500, SLG: 0.500				K			G4-3		P6	2	0	1	0	0	1																		
Jolbert Cabrera, R (7,PH) OBP: 0.400, SLG: 0.600										1	0	0	0	0	0																		
Guillermo Mota, R (7,1) OBP: 0.400, SLG: 0.600										0	0	0	0	0	0																		
Paul Quantrill, L (8,1) OBP: 0.400, SLG: 0.600										0	0	0	0	0	0																		
Daryle Ward, L (9,PH) OBP: 0.400, SLG: 0.600										1	0	0	0	0	0																		
Inning Stats	R: 0 E: 0 K: 0 S: 6	H: 0 LOB: 0 BB: 0 P: 9	R: 0 E: 0 K: 0 S: 12	H: 1 LOB: 2 BB: 1 P: 18	R: 0 E: 0 K: 1 S: 10	H: 1 LOB: 2 BB: 1 P: 21	R: 1 E: 1 K: 1 S: 9	H: 2 LOB: 1 BB: 0 P: 15	R: 0 E: 0 K: 0 S: 9	H: 0 LOB: 0 BB: 0 P: 5	R: 0 E: 0 K: 0 S: 5	H: 0 LOB: 0 BB: 0 P: 7	R: 1 E: 0 K: 0 S: 12	H: 2 LOB: 1 BB: 0 P: 18	R: 0 E: 0 K: 1 S: 8	H: 0 LOB: 0 BB: 0 P: 14	1B: 5 2B: 1 3B: 0 HR: 1	SF: 0 SAC: 1 DP: 0 HBP: 0	WP: 0 PB: 1 SB: 1 CS: 0	PA: 37													
PITCHER	IP WLS BF H R ER SO BB IBB HBP BLK WP HR S P ERA WHIP																																
Clay Condrey, R (1,1) ERA: 6.0	5.0	W 23	5	1	1	2	3	0	0	0	0	0	0	46	79	1.80	1.600																
Mike Matthews, L (6,1) ERA: 2.08	2.1	H 8	1	1	1	0	0	0	0	0	0	0	1	13	18	3.86	0.429																
Luther Hackman, R (8,1) ERA: 1.500	0.2	H 3	1	0	0	0	0	0	0	0	0	0	0	8	12	0.00	1.500																
Brandon Villafuerte, R (9,1) ERA: 2.25	1.0	S 3	0	0	0	1	0	0	0	0	0	0	0	8	14	0.00	0.000																

Batter	1	2	3	4	5	6	7	8	9	AB	R	H	RBI	BB	SO	LOB	BOTTOM														
Ramón Vázquez, L (1,6) OBP: 0.389, SLG: 0.286	G4-3		F8				1B BLK BB		K	4	1	1	0	1	1	0	Los Angeles Dodgers @ San Diego Padres Qualcomm Stadium, San Diego, CA Fri Apr 04 2003, 10:05 PM EST Att: 23,820 - Cloudy - 64 F														
Mark Loretta, R (1,4) OBP: 0.286, SLG: 0.350	G5-3		G5-3				K			4	0	1	0	0	1																
Mark Kotsay, L (1,8) OBP: 0.500, SLG: 0.526							G3-1 BLK 1B		K	4	0	3	1	0	1																
Dave Hansen, L (1,3) OBP: 0.500, SLG: 0.526	G3-1						G3-1			2	0	0	0	2	0																
Luther Hackman, R (8,1) ERA: 1.500							G3-1			0	0	0	0	0	0																
Brandon Villafuerte, R (9,1) ERA: 2.25							BB			0	0	0	0	0	0																
Sean Burroughs, L (1,5) OBP: 0.350, SLG: 0.294			K				F8		K	4	0	0	0	0	2																
Xavier Nady, R (1,9) OBP: 0.300, SLG: 0.700			K				F8		K	4	1	1	1	0	2																
Gary Bennett, R (1,2) OBP: 0.267, SLG: 0.333			K				P4		HR	4	1	1	1	0	2																
Shane Victorino, S (1,7) OBP: 0.267, SLG: 0.333			G1-3				G3			4	1	1	0	0	0																
Gary Bennett, R (1,2) OBP: 0.267, SLG: 0.333			G1-3				G3			4	1	1	0	0	0																
Shane Victorino, S (1,7) OBP: 0.267, SLG: 0.333			G1-3				G3			2	0	0	0	1	0																
Clay Condrey, R (1,1) ERA: 4.5							G4-3			2	1	1	0	0	1																
Mike Matthews, L (6,1) ERA: 2.08							G4-3			1	0	0	0	0	1																
Lou Merloni, R (8,3) ERA: 3.86							G4-3			0	0	0	1	0	0																
Inning Stats	R: 0 E: 0 K: 0 S: 9	H: 1 LOB: 1 BB: 0 P: 15	R: 0 E: 1 K: 3 S: 13	H: 0 LOB: 2 BB: 1 P: 18	R: 0 E: 0 K: 0 S: 8	H: 1 LOB: 2 BB: 1 P: 16	R: 0 E: 0 K: 1 S: 9	H: 0 LOB: 0 BB: 0 P: 12	R: 2 E: 0 K: 1 S: 8	H: 2 LOB: 1 BB: 1 P: 17	R: 1 E: 0 K: 1 S: 7	H: 1 LOB: 0 BB: 0 P: 10	R: 0 E: 0 K: 2 S: 15	H: 2 LOB: 3 BB: 1 P: 26	R: 1 E: 0 K: 1 S: 9	H: 1 LOB: 0 BB: 0 P: 12	1B: 5 2B: 2 3B: 0 HR: 1	SF: 0 SAC: 2 DP: 0 HBP: 0	WP: 0 PB: 1 SB: 1 CS: 0	PA: 37											
PITCHER	IP WLS BF H R ER SO BB IBB HBP BLK WP HR S P ERA WHIP																														
37 Darren Dreifort, R (1,1) ERA: 4.5	6.0	L 27	5	3	3	6	3	0	0	1	54	88	4.50	1.333																	
Guillermo Mota, R (7,1) ERA: 3.86	1.0	6	2	0	0	2	1	0	0	0	0	15	26	0.00	3.000																
Paul Quantrill, R (8,1) ERA: 3.86	1.0	4	1	1	1	1	0	0	0	0	0	9	12	9.00	1.000																

AB	33
R	2
H	7
RBI	2
BB	3
SO	3
LOB	18




AB	31
R	4
H	8
RBI	3
BB	4
SO	9
LOB	18




Batter	1	2	3	4	5	6	7	8	9	AB	R	H	RBI	BB	SO	LOB	TOP				
Dave Roberts, L (1, 8) OBP: 0.241, SLG: 0.444	G1-3		G1-3		F7			F8		4	0	0	0	0	0	0	Los Angeles Dodgers @ San Diego Padres Qualcomm Stadium, San Diego, CA Sat Apr 05 2003, 10:05 PM EST Att: 36,005 - Cloudy - 61 F				
Paul Lo Duca, R (1, 2) OBP: 0.333, SLG: 0.368	F9		BB 1B			G6-3		G6-3		4	0	1	0	0	0	0					
Shawn Green, L (1, 9) OBP: 0.481, SLG: 0.652	E7		G4-6-3 BB			1-2 2B 1B		G4-3		3	0	1	0	1	0	0					
Fred McGriff, L (1, 3) OBP: 0.269, SLG: 0.318	E3		G4-6-3 1-2			P6		P6		4	0	0	0	0	0	4					
Brian Jordan, R (1, 7) OBP: 0.385, SLG: 0.783	K				G5-3			F8		4	0	1	0	0	1	2					
Adrián Beltré, R (1, 5) OBP: 0.187, SLG: 0.261			CS 2B		P3			G4-3		3	0	1	0	0	0	0					
Alex Cora, L (1, 4) OBP: 0.286, SLG: 0.300			CS BB		K			F7		2	0	0	0	1	1	0					
Cesar Izturis, S (1, 6) OBP: 0.375, SLG: 0.300			K		G4-3			G3		3	0	0	0	0	1	2					
Hideo Nomo, R (1, 1) Jolbert Cabrera, R (8, PH) Paul Shuey, R (8, 1)	K2-3				G6-3			G5-3		2	0	0	0	0	1	1					
Inning Stats	R: 0 E: 2 K: 1 S: 14	H: 0 LOB: 2 BB: 0 P: 18	R: 0 E: 0 K: 2 S: 9	H: 1 LOB: 1 BB: 1 P: 18	R: 0 E: 0 K: 0 S: 4	H: 1 LOB: 1 BB: 1 P: 12	R: 0 E: 0 K: 1 S: 5	H: 0 LOB: 0 BB: 0 P: 8	R: 0 E: 0 K: 0 S: 6	H: 2 LOB: 2 BB: 0 P: 12	R: 0 E: 0 K: 0 S: 13	H: 0 LOB: 0 BB: 0 P: 17	R: 0 E: 0 K: 0 S: 10	H: 0 LOB: 0 BB: 0 P: 16	R: 0 E: 0 K: 0 S: 7	H: 0 LOB: 0 BB: 0 P: 13	1B: 2 2B: 3 3B: 0 HR: 0	SF: 0 SAC: 0 DP: 2 HBP: 0	WP: 0 PB: 0 SB: 0 CS: 2	PA: 32	
PITCHER	IP	WLS	BF	H	R	ER	SO	BB	IBB	HBP	BLK	WP	HR	S	P	ERA	WHIP				
Brian Lawrence, R (1, 1) ERA: 1.2	8.0	W	29	4	0	0	4	2	0	0	0	0	0	70	120	0.00	0.750				
Jesse Orosco, L (9, 1) ERA:	1.0	S	3	0	0	0	0	0	0	0	0	0	0	7	13	0.00	0.000				

Batter	1	2	3	4	5	6	7	8	9	AB	R	H	RBI	BB	SO	LOB	BOTTOM				
Ramón Vázquez, L (1, 6) OBP: 0.455, SLG: 0.313	FC3-6 BB		G1-3 1B 1B		G3-1 WP BB			K		2	2	1	0	2	1	2	Los Angeles Dodgers @ San Diego Padres Qualcomm Stadium, San Diego, CA Sat Apr 05 2003, 10:05 PM EST Att: 36,005 - Cloudy - 61 F				
Keith Lockhart, L (1, 4) OBP: 0.500, SLG: 0.429	K		G1-3 1B 1B		F8			F7		4	1	1	0	0	1	2					
Mark Kotsay, L (1, 8) OBP: 0.423, SLG: 0.435	FC3-6 1-2		G1-3 1-2 2-3		G3-1 1-2			K		4	0	0	0	0	1	4					
Ryan Klesko, L (1, 3) OBP: 0.235, SLG: 0.200	G6-3		G5-3 1B 1B		G2-3 BB			G2-3		3	0	1	1	1	0	1					
Rondell White, R (1, 7) Shane Victorino, S (6, 7)			3-H 1B 1B		2-H K			G1-3		3	0	2	1	0	1	1					
Sean Burroughs, L (1, 5) OBP: 0.292, SLG: 0.238			1-2 2-H		K			F8		1	0	0	0	0	0	0					
Xavier Nady, R (1, 9) OBP: 0.292, SLG: 0.625			2-3F		F7			F9		4	0	1	0	0	1	1					
Gary Bennett, R (1, 2) OBP: 0.333, SLG: 0.353			K		1B 1B			F9		4	0	1	0	0	1	1					
Brian Lawrence, R (1, 1) Jesse Orosco, R (9, 1)			G4-3 1B		G2-3 1B			K		2	0	1	0	1	0	0					
Inning Stats	R: 0 E: 0 K: 1 S: 6	H: 0 LOB: 1 BB: 1 P: 12	R: 0 E: 0 K: 1 S: 9	H: 1 LOB: 2 BB: 1 P: 17	R: 2 E: 0 K: 0 S: 12	H: 4 LOB: 1 BB: 0 P: 15	R: 0 E: 0 K: 1 S: 6	H: 0 LOB: 0 BB: 0 P: 8	R: 1 E: 0 K: 1 S: 8	H: 0 LOB: 2 BB: 2 P: 21	R: 0 E: 0 K: 3 S: 13	H: 2 LOB: 2 BB: 0 P: 19	R: 0 E: 0 K: 1 S: 5	H: 0 LOB: 0 BB: 0 P: 6	R: 0 E: 0 K: 0 S: 6	H: 0 LOB: 0 BB: 0 P: 7	1B: 7 2B: 0 3B: 0 HR: 0	SF: 0 SAC: 0 DP: 1 HBP: 0	WP: 2 PB: 0 SB: 1 CS: 0	PA: 34	
PITCHER	IP	WLS	BF	H	R	ER	SO	BB	IBB	HBP	BLK	WP	HR	S	P	ERA	WHIP				
Hideo Nomo, R (1, 1) ERA: 1.69	7.0	L	31	7	3	3	8	3	1	0	0	0	0	59	98	3.86	1.429				
Paul Shuey, R (8, 1) ERA: 5.4	1.0		3	0	0	0	0	0	0	0	0	0	0	6	7	0.00	0.000				

AB 30
R 0
H 4
RBI 0
BB 2
SO 4
LOB 9



AB 30
R 3
H 7
RBI 2
BB 4
SO 8
LOB 18



Batter	1	2	3	4	5	6	7	8	9	10	11	12	13	AB R H RBI BB SO LOB	TOP							
Dave Roberts, L OBP: 0.205, SLG: 0.375 Eric Gagne, R (10, 1) Mike Kinkade, R OBP: 0.333, SLG: 0.333 (12, 3)	G1-3		G4-3		F7			F9		F7			G5-3 1B	5 0 0 0 0 0 3 0 0 0 0 0 0 0 1 1 1 0 0 0 0								
Cesar Izturis, S OBP: 0.333, SLG: 0.269 (1, 6)	B1-3		G5-3			F7			K		G1-3		G5-3 1B	6 0 1 0 0 1 0								
Shawn Green, L OBP: 0.424, SLG: 0.536 (1, 9)	K		L8			G4-3			P5		K		G5-3 BB	5 0 0 0 1 2 0								
Brian Jordan, R OBP: 0.375, SLG: 0.679 (1, 7)		1B 2B 1B		G1-3		G3			G5-3		HBP		G5-3	5 1 1 1 0 0 2								
Fred McGriff, L OBP: 0.300, SLG: 0.320 Jason Romano, R (10, PR) (10, 8)		2B 2B 1B		F9			G3-1			G3 1B BB			G6-3	3 1 1 0 1 0 0 2 0 0 0 0 1 3								
Adrián Beltré, R OBP: 0.241, SLG: 0.357 (1, 5)		2B 2B					G5-3					P3		5 1 3 1 0 0 0								
Todd Hundley, S OBP: 0.225, SLG: 0.200 Paul Shuey, R (7, 1) Paul Quantrill, L (8, 1) Tom Martin, L (8, 1) Robert Cabrera, R OBP: 0.199, SLG: 0.429 Daryle Ward, R (10, 3) Guillermo Mota, R (12, 1)		3H 3H			F8					B1			G3-6 BB	3 0 1 2 0 0 1 0 0 0 0 0 0 0 0 0 0 0 0 0 0 1 0 0 0 0 0 2 0 0 0 0 1 0 0 0 0 0 0 0 0 0	AB 45 R 4 H 8 RBI 4 BB 4 SO 7 LOB 15							
Alex Cora, L OBP: 0.231, SLG: 0.240 (1, 4)	L8-4							K		G3			G3-6-1	5 0 0 0 0 2 4								
Odalis Perez, L (1, 1) Paulo Lo Duca, R OBP: 0.333, SLG: 0.333 (7, 2)	K					G6-3		G5-3					G4-3	2 0 0 0 0 1 0 2 0 0 0 1 0 0								
Inning Stats	R: 0 E: 1 K: 1 S: 6	H: 0 LOB: 0 BB: 0 P: 10	R: 3 E: 0 K: 1 S: 19	H: 4 LOB: 0 BB: 0 P: 29	R: 0 E: 0 K: 0 S: 8	H: 1 LOB: 1 BB: 0 P: 18	R: 0 E: 0 K: 0 S: 4	H: 0 LOB: 0 BB: 0 P: 15	R: 0 E: 0 K: 1 S: 12	H: 0 LOB: 0 BB: 0 P: 15	R: 0 E: 0 K: 1 S: 9	H: 1 LOB: 3 BB: 2 P: 20	R: 0 E: 0 K: 0 S: 3	H: 0 LOB: 1 BB: 1 P: 16	R: 0 E: 0 K: 2 S: 13	H: 0 LOB: 0 BB: 1 P: 7	R: 1 E: 0 K: 0 S: 10	H: 2 LOB: 2 BB: 1 P: 18	1B: 6 2B: 3 3B: 0 HR: 0	SF: 0 SAC: 0 DP: 2 HBP: 1	W/P: 0 PB: 0 SB: 0 CS: 0	PA: 50
PITCHER	IP 7.0	WLS 25	BF 5	H 5	R 3	ER 3	SO 3	BB 0	IBB 0	HBP 0	BLK 0	WP 0	HR 0	S 64	P 97	ERA 3.86	WHIP 0.714					
Adam Eaton, R ERA: 4.88 Mike Matthews, L ERA: 1.5 Brandon Villafuerte, R ERA: 1.69 Jesse Orosco, L ERA: Luther Hackman, R ERA:	1.2 (8, 1) (8, 1) (11, 1) (11, 1)	1.1 (8, 1) (11, 1) (11, 1)	5 7 2 5	0 1 0 0	0 0 0 0	0 0 0 0	0 2 0 1	0 1 0 1	0 0 0 0	0 0 0 0	0 0 0 0	0 0 0 0	0 0 0 0	0 17 7 8	21 23 8 15	0.00 0.000 0.000 0.000	0.750					
PITCHER	IP 13.1	WLS 1.0	BF 6	H 2	R 1	ER 1	SO 0	BB 1	IBB 0	HBP 0	BLK 0	WP 0	HR 0	S 10	P 18	ERA 9.00	WHIP 3.000					
Jaret Wright, R ERA: 3.38	(13, 1)																					

Los Angeles Dodgers @ San Diego Padres
Qualcomm Stadium, San Diego, CA
Sun Apr 06 2003, 5:00 PM EDT
Att. 34,563 - Cloudy - 66 F



Batter	1	2	3	4	5	6	7	8	9	10	11	12	13	AB R H RBI BB SO LOB	BOTTOM							
Mark Loretta, R OBP: 0.259, SLG: 0.308 (1, 4)	L7				G5-3				G1-3					6 0 1 0 0 1 2								
Mark Kotsay, L OBP: 0.438, SLG: 0.481 (1, 8)	F7					G6-3 3B								4 1 1 0 1 0 0								
Rondell White, R OBP: 0.250, SLG: 0.182 Mike Matthews, L (8, 1)	F7													4 0 1 1 0 1 3 0 0 0 0 0 0 0 2 0 0 0 0 1 1								
Sean Burroughs, L OBP: 0.269, SLG: 0.217 (9, 5)	E5 1B				G5-3									5 0 1 1 1 3 2								
Ryan Klesko, L OBP: 0.261, SLG: 0.200 (1, 3)	K													5 1 3 0 1 1 3								
Xavier Nady, R OBP: 0.397, SLG: 0.621 (1, 9)		BB E 1B			G6-3 1B									3 0 1 0 1 0 2 0 1 0 0 0 0 0 1 0 0 0 0 0 0 0	AB 46 R 3 H 9 RBI 2 BB 5 SO 12 LOB 24							
Lou Merloni, R OBP: 0.333, SLG: 0.197 Brandon Villafuerte, R ERA: 1.57 Keith Lockhart, L OBP: 0.199, SLG: 0.429 Luther Hackman, R ERA: Dave Hansen, L (12, PR) Jaret Wright, R (13, 1)		SH2-4 E BB			G6-3									6 0 0 0 0 1 5								
Gary Bennett, R OBP: 0.250, SLG: 0.261 (1, 2)	F8													5 0 0 0 1 2 2								
Ramón Vázquez, L OBP: 0.393, SLG: 0.238 (1, 6)	E3 SH2-4													1 0 0 0 0 0 0 1 1 1 0 0 0 0 3 0 0 0 0 2 3								
Adam Eaton, R (1, 1) Brian Buchanan, R OBP: 0.288, SLG: 0.200 Shane Victorino, S (8, 7)		SH2-4																				
Inning Stats	R: 0 E: 1 K: 1 S: 9	H: 1 LOB: 1 BB: 0 P: 17	R: 1 E: 1 K: 0 S: 14	H: 1 LOB: 2 BB: 1 P: 21	R: 0 E: 0 K: 0 S: 7	H: 0 LOB: 0 BB: 0 P: 14	R: 1 E: 0 K: 0 S: 6	H: 1 LOB: 0 BB: 0 P: 8	R: 0 E: 0 K: 1 S: 10	H: 1 LOB: 3 BB: 1 P: 23	R: 0 E: 0 K: 2 S: 16	H: 0 LOB: 1 BB: 1 P: 23	R: 0 E: 0 K: 2 S: 10	H: 1 LOB: 2 BB: 1 P: 17	R: 0 E: 0 K: 1 S: 9	H: 0 LOB: 0 BB: 1 P: 18	R: 0 E: 0 K: 1 S: 11	H: 0 LOB: 0 BB: 0 P: 15	1B: 8 2B: 0 3B: 1 HR: 0	SF: 0 SAC: 2 DP: 1 HBP: 1	W/P: 0 PB: 0 SB: 0 CS: 1	PA: 54
PITCHER	IP 6.1	WLS 8	BF 29	H 8	R 3	ER 2	SO 3	BB 1	IBB 0	HBP 1	BLK 0	WP 0	HR 0	S 62	P 97	ERA 2.84	WHIP 1.421					
Odalis Perez, L ERA: 4.05 Paul Shuey, R ERA: 5.7 Paul Quantrill, R ERA: 3.38 Tom Martin, L ERA: Eric Gagne, R ERA:	1.2 (7, 1) (8, 1) (8, 1) (10, 1)	1.1 (8, 1) (11, 1) (11, 1)	7 1 0 8	0 0 0 0	0 0 0 0	0 2 0 3	0 0 0 0	0 1 0 1	0 0 0 0	0 0 0 0	0 0 0 0	0 0 0 0	0 0 0 0	0 19 3 16	31 4 25	0.00 0.000 0.000 0.000	0.500					
PITCHER	IP 12.1	WLS 2.0	BF 6	H 0	R 0	ER 0	SO 2	BB 1	IBB 0	HBP 0	BLK 0	WP 0	HR 0	S 20	P 33	ERA 0.00	WHIP 0.500					
Guillermo Mota, R ERA:	(12, 1)																					

Los Angeles Dodgers @ San Diego Padres
Qualcomm Stadium, San Diego, CA
Sun Apr 06 2003, 5:00 PM EDT
Att. 34,563 - Cloudy - 66 F



Batter	1	2	3	4	5	6	7	8	9	10	11	12	AB	R	H	RBI	BB	SO	LOB	TOP															
Tony Womack, L OBP: 0.125, SLG: 0.130 (7, FH) OBP: 0.333, SLG: 0.368 (7, 5)	G3-1		P5		G1-3				G5-3					3	0	0	0	0	0	1															
Craig Counsell, L OBP: 0.353, SLG: 0.357 (7, 6)	L6		E6										6	1	3	1	0	1	1																
Junior Spivey, R OBP: 0.214, SLG: 0.222 (1, 4)	L4		G5-3			P3			G5-3				6	0	0	0	0	0	1																
Luis Gonzalez, L OBP: 0.429, SLG: 0.560 (1, 7)						G3-1							5	2	3	1	1	0	2																
Danny Bautista, R OBP: 0.200, SLG: 0.158 (10, 1)													4	0	1	0	1	0	2																
Matt Mantei, R (12, FH) OBP: 0.188, SLG: 0.438 Scott Service, R (12, 1)													1	1	1	2	0	0	0																
Steve Finley, L OBP: 0.222, SLG: 0.280 (1, 8)													6	0	1	1	0	2	4																
Mark Grace, L OBP: 0.200, SLG: 0.286 (1, 3)													5	0	0	0	0	0	4																
Chad Moeller, R OBP: 0.400, SLG: 0.667 (1, 2)													5	1	2	1	0	2	0																
Elmer Dessens, R OBP: 0.200, SLG: 0.214 Mike Koplove, R (8, 1) Mike Myers, L (8, 1) Quinton McCracken, S (8, 1) Stephen Randolph, L (8, 1) David Delucci, L (8, 1) OBP: 0.333, SLG: 0.400 (10, 9)													1	0	0	0	0	0	1																
Inning Stats	R: 0 E: 0 K: 7	H: 0 LOB: 0 BB: 13	R: 0 E: 1 K: 11 S: 11	H: 1 LOB: 1 BB: 0 P: 16	R: 0 E: 1 K: 0 S: 9	H: 1 LOB: 2 BB: 0 P: 13	R: 0 E: 0 K: 2 S: 9	H: 0 LOB: 0 BB: 0 P: 15	R: 0 E: 0 K: 10 S: 10	H: 1 LOB: 2 BB: 1 P: 20	R: 2 E: 0 K: 17 S: 17	H: 3 LOB: 1 BB: 0 P: 27	R: 1 E: 0 K: 11 S: 11	H: 1 LOB: 0 BB: 0 P: 14	R: 0 E: 0 K: 2 S: 8	H: 0 LOB: 0 BB: 0 P: 11	R: 1 E: 0 K: 1 S: 20	H: 2 LOB: 2 BB: 1 P: 32	R: 0 E: 0 K: 1 S: 8	H: 0 LOB: 0 BB: 0 P: 10	R: 2 E: 0 K: 1 S: 11	H: 2 LOB: 0 BB: 0 P: 18	1B: 8 2B: 0 3B: 1 HR: 3	SF: 0 SAC: 1 DP: 0 HBP: 0	WP: 0 PB: 0 SB: 0 CS: 1	PA: 51									
PITCHER	IP WLS BF	H R ER SO	BB IBB HBP BLK	WP HR S P	ERA WHIP	PITCHER Andy Ashby, R ERA: 5.4																													
Kevin Brown, R ERA: 0.73	1.1	6.1	26	5	1	1	0	0	0	0	0	0	0	0	11	18	13.50	3.000																	
Guillermo Mota, R ERA: 2.45	0.2	H	4	2	1	1	0	0	0	0	0	0	0	1	11	14	9.00	1.000																	
Tom Martin, L ERA: 2.28	1.0	B	4	1	1	1	1	0	0	0	0	0	0	0	8	11	0.00	0.000																	
Eric Gagne, R ERA: 4.91	1.0		3	0	0	0	2	0	0	0	0	0	0	0	8	11	0.00	0.000																	
Paul Quantrill, R ERA: 4.91	1.0		6	2	1	1	1	1	0	0	0	0	0	0	20	32	9.00	3.000																	

Arizona Diamondbacks @ Los Angeles Dodgers
Dodger Stadium, Los Angeles, CA
Mon Apr 07 2003, 1:10 PM PDT
Att. 53,819 - Sunny - 77 F

AB	48
R	6
H	12
RBI	6
BB	2
SO	9
LOB	19



Batter	1	2	3	4	5	6	7	8	9	10	11	12	AB	R	H	RBI	BB	SO	LOB	BOTTOM															
Dave Roberts, L OBP: 0.250, SLG: 0.395 (1, 8)	K												6	1	3	0	0	2	0																
Paul Lo Duca, R OBP: 0.345, SLG: 0.346 (1, 2)	G1-3												5	0	2	1	0	0	1																
Shawn Green, L OBP: 0.359, SLG: 0.441 (1, 9)	P6												6	0	0	0	0	0	4																
Brian Jordan, R OBP: 0.378, SLG: 0.625 (1, 7)													4	0	1	1	1	0	0																
Fred McGriff, L OBP: 0.286, SLG: 0.400 Andy Ashby, R (11, 1)													5	1	1	1	0	0	3																
Adrian Beltré, R OBP: 0.265, SLG: 0.455 (1, 5)													5	1	2	1	0	1	3																
Alex Cora, L OBP: 0.276, SLG: 0.296 Jobert Cabrera, R (9, FH) OBP: 0.250, SLG: 0.375 (10, 4)													2	0	1	0	1	0	0																
Cesar Izturis, S OBP: 0.314, SLG: 0.258 (1, 6)													5	1	1	0	0	1	3																
Kevin Brown, R Quillermo Mota, R Dayle Ward, L Tom Martin, L Eric Gagne, R Mike Kinkade, R Paul Quantrill, L Ron Coomer, R (11, 9)													2	0	0	0	0	1	1																
Inning Stats	R: 0 E: 0 K: 12 S: 12	H: 0 LOB: 0 BB: 20	R: 0 E: 0 K: 0 S: 7	H: 0 LOB: 0 BB: 0 P: 13	R: 1 E: 0 K: 0 S: 14	H: 2 LOB: 1 BB: 1 P: 23	R: 1 E: 0 K: 0 S: 10	H: 2 LOB: 1 BB: 0 P: 14	R: 0 E: 0 K: 1 S: 7	H: 1 LOB: 0 BB: 0 P: 7	R: 1 E: 0 K: 10 S: 10	H: 1 LOB: 3 BB: 1 P: 25	R: 0 E: 0 K: 0 S: 9	H: 0 LOB: 0 BB: 0 P: 14	R: 1 E: 0 K: 0 S: 7	H: 2 LOB: 1 BB: 0 P: 7	R: 0 E: 0 K: 0 S: 12	H: 1 LOB: 1 BB: 0 P: 16	R: 0 E: 0 K: 0 S: 8	H: 0 LOB: 0 BB: 0 P: 10	1B: 8 2B: 1 3B: 0 HR: 2	SF: 0 SAC: 2 DP: 1 HBP: 0	WP: 0 PB: 0 SB: 0 CS: 1	PA: 49											
PITCHER	IP WLS BF	H R ER SO	BB IBB HBP BLK	WP HR S P	ERA WHIP	PITCHER Scott Service, R ERA: 4.5																													
Elmer Dessens, R ERA: 0.73	6.0	24	6	3	3	3	1	0	0	0	0	0	0	2	60	94	4.50	1.167																	
Mike Koplove, R ERA: 2.45	1.1	5	2	0	0	2	0	0	0	0	0	0	0	21	28	0.00	1.500																		
Mike Myers, L ERA: 2.28	0.2	4	0	0	0	0	1	0	0	0	0	0	0	5	14	0.00	1.500																		
Stephen Randolph, L ERA: 2.28	1.0	3	0	0	0	0	0	0	0	0	0	0	0	9	14	0.00	0.000																		
Matt Mantei, R ERA: 3.0	2.0	W	9	3	1	1	1	0	0	0	0	0	0	0	19	23	4.50	1.500																	

Arizona Diamondbacks @ Los Angeles Dodgers
Dodger Stadium, Los Angeles, CA
Mon Apr 07 2003, 1:10 PM PDT
Att. 53,819 - Sunny - 77 F

AB	44
R	4
H	11
RBI	4
BB	2
SO	6
LOB	17



Batter	1	2	3	4	5	6	7	8	9	AB	R	H	RBI	BB	SO	LOB	TOP										
Dave Roberts, L (1, 8) OBP: 0.245, SLG: 0.347										4	0	0	0	0	1	1	<p>Los Angeles Dodgers @ San Francisco Giants PacBell Park, San Francisco, CA Thu Apr 10 2003, 10:15 PM EDT Att: 38,294 - Sunny - 58 F</p> <p>livebaseballscorecards.com</p>										
Paul Lo Duca, R (1, 2) OBP: 0.439, SLG: 0.514										4	1	3	0	0	1	0											
Shawn Green, L (1, 9) OBP: 0.353, SLG: 0.477										4	0	0	0	0	1	3											
Brian Jordan, R (1, 7) OBP: 0.370, SLG: 0.550										4	0	1	0	0	0	1											
Fred McGriff, L (1, 3) OBP: 0.279, SLG: 0.351										3	0	0	0	1	1	0											
Adrián Beltré, R (1, 5) OBP: 0.250, SLG: 0.366										3	0	0	0	0	1	2											
Alex Cora, L (1, 4) OBP: 0.289, SLG: 0.286										3	0	1	0	0	0	0											
Cesar Izturis, S (1, 6) OBP: 0.326, SLG: 0.282										3	0	1	0	0	0	3											
Hideo Nomo, R (1, 1) Daryle Ward, L (8, PH) Troy Brohawn, L (8, 1)										2	0	0	0	0	1	0											
Inning Stats	R: 0 E: 0 K: 0 S: 7	H: 1 LOB: 0 BB: 0 P: 10	R: 0 E: 0 K: 1 S: 10	H: 2 LOB: 2 BB: 1 P: 15	R: 0 E: 0 K: 3 S: 11	H: 0 LOB: 0 BB: 0 P: 13	R: 0 E: 0 K: 1 S: 7	H: 0 LOB: 0 BB: 0 P: 8	R: 0 E: 0 K: 0 S: 6	H: 0 LOB: 0 BB: 0 P: 9	R: 0 E: 0 K: 0 S: 9	H: 1 LOB: 1 BB: 0 P: 14	R: 0 E: 0 K: 0 S: 5	H: 0 LOB: 0 BB: 0 P: 7	R: 0 E: 0 K: 0 S: 13	H: 1 LOB: 1 BB: 0 P: 18		R: 1 E: 0 K: 1 S: 14	H: 1 LOB: 0 BB: 0 P: 22	1B: 5 2B: 1 3B: 0 HR: 0	SF: 0 SAC: 0 DP: 2 HBP: 0	WP: 1 PB: 0 SB: 0 CS: 0	PA: 32				
PITCHER	IP	WLS	BF	H	R	ER	SO	BB	IBB	HBP	BLK	WP	HR	S	P	ERA	WHIP										
Kurt Ainsworth, R (1, 1) ERA: 2.57	8.0	W	29	6	1	1	5	1	0	0	0	0	0	72	101	1.12	0.875										
Scott Eyre, L (9, 1) ERA: 3.39	0.1	H	1	0	0	0	0	0	0	0	0	0	0	3	5	0.00	0.000										
Tim Worrell, R (9, 1) ERA: 1.35	0.2	S	2	0	0	0	1	0	0	0	0	1	0	7	10	0.00	0.000										

Batter	1	2	3	4	5	6	7	8	9	AB	R	H	RBI	BB	SO	LOB	BOTTOM										
Ray Durham, S (1, 4) OBP: 0.364, SLG: 0.432										2	0	0	0	1	0	2	<p>Los Angeles Dodgers @ San Francisco Giants PacBell Park, San Francisco, CA Thu Apr 10 2003, 10:15 PM EDT Att: 38,294 - Sunny - 58 F</p> <p>livebaseballscorecards.com</p>										
Pedro Feliz, R (1, 5) OBP: 0.333, SLG: 0.333										4	0	0	0	0	1	3											
Rich Aurilia, R (1, 6) OBP: 0.381, SLG: 0.622										4	0	1	0	0	0	3											
Barry Bonds, L (1, 7) OBP: 0.450, SLG: 0.633										4	0	2	0	0	0	1											
José Cruz Jr., S (1, 9) OBP: 0.479, SLG: 0.825										3	1	1	0	1	0	1											
Benito Santiago, R (1, 2) OBP: 0.394, SLG: 0.677										4	0	1	0	0	1	2											
J.T. Snow, L (1, 3) OBP: 0.486, SLG: 0.567										3	0	1	1	0	1	0											
Marquis Grissom, R (1, 8) OBP: 0.243, SLG: 0.314										3	1	1	1	0	0	2											
Kurt Ainsworth, R (1, 1) ERA: 1.96 Scott Eyre, L (9, 1) Tim Worrell, R (9, 1)										3	0	1	0	0	1	2											
Inning Stats	R: 0 E: 0 K: 0 S: 7	H: 0 LOB: 1 BB: 1 P: 12	R: 1 E: 0 K: 1 S: 18	H: 2 LOB: 2 BB: 1 P: 26	R: 0 E: 0 K: 0 S: 11	H: 2 LOB: 0 BB: 0 P: 21	R: 1 E: 0 K: 0 S: 8	H: 1 LOB: 0 BB: 0 P: 12	R: 0 E: 0 K: 1 S: 10	H: 2 LOB: 1 BB: 0 P: 14	R: 0 E: 0 K: 1 S: 8	H: 0 LOB: 0 BB: 0 P: 13	R: 0 E: 1 K: 0 S: 8	H: 1 LOB: 1 BB: 0 P: 9	R: 0 E: 0 K: 1 S: 7	H: 0 LOB: 0 BB: 0 P: 12		1B: 6 2B: 1 3B: 0 HR: 1	SF: 0 SAC: 1 DP: 1 HBP: 0	WP: 0 PB: 0 SB: 0 CS: 0	PA: 33						
PITCHER	IP	WLS	BF	H	R	ER	SO	BB	IBB	HBP	BLK	WP	HR	S	P	ERA	WHIP										
Hideo Nomo, R (1, 1) ERA: 1.96	7.0	L	30	8	2	2	3	2	0	0	0	0	0	70	107	2.57	1.429										
Troy Brohawn, L (8, 1) ERA:	1.0		3	0	0	0	1	0	0	0	0	0	0	7	12	0.00	0.000										

Batter	1	2	3	4	5	6	7	8	9	AB	R	H	RBI	BB	SO	LOB	TOP							
Dave Roberts, L (1, 8) OBP: 0.263, SLG: 0.358	G4-3		G4-3			FC1-5 1B		FC4-6 1B		4	1	2	0	0	0	1	Los Angeles Dodgers @ San Francisco Giants PacBell Park, San Francisco, CA Fri Apr 11 2003, 10:15 PM EDT Att: 42,022 - Sunny - 60 F							
Cesar Izturis, S (1, 6) OBP: 0.296, SLG: 0.256	F9			G4-3		FC1-5 1B		FC4-6 BB		4	0	0	0	0	0	3								
Shawn Green, L (1, 9) OBP: 0.364, SLG: 0.468	G4-3				1B		F7			3	0	1	0	1	0	2								
Brian Jordan, R (1, 7) OBP: 0.360, SLG: 0.523					F9			F8		4	0	1	1	0	0	3								
Paul Lo Duca, R (1, 2) OBP: 0.400, SLG: 0.463		G3		F9		FC6-4			G4-3	4	0	0	0	0	0	3								
Fred McGriff, L (1, 3) OBP: 0.255, SLG: 0.317							G3		K	4	0	0	0	0	1	0								
Adrian Beltré, R (1, 5) OBP: 0.271, SLG: 0.432						P4			HR	3	1	1	1	1	1	0								
Jolbert Cabrera, R (1, 4) OBP: 0.267, SLG: 0.357 Todd Hundley, S (9, PH) OBP: 0.500, SLG: 0.375						F9			G3-1	3	0	0	0	0	0	1								
Odalis Perez, L (1, 1) Paul Quantrill, L (7, 1) Ron Coomer, R (8, PH) Troy Brohawn, L (8, 1) Guillermo Mota, R (8, 1) OBP: 1.000, SLG: 1.000										1	0	0	0	0	0	0								
Inning Stats	R: 0 E: 0 K: 0 S: 5	H: 0 LOB: 0 BB: 0 P: 9	R: 0 E: 0 K: 0 S: 5	H: 0 LOB: 0 BB: 0 P: 5	R: 0 E: 0 K: 0 S: 6	H: 0 LOB: 1 BB: 1 P: 14	R: 0 E: 0 K: 0 S: 7	H: 1 LOB: 1 BB: 0 P: 11	R: 0 E: 0 K: 0 S: 9	H: 0 LOB: 0 BB: 0 P: 13	R: 1 E: 1 K: 0 S: 14	H: 2 LOB: 2 BB: 0 P: 19	R: 0 E: 0 K: 1 S: 7	H: 0 LOB: 0 BB: 0 P: 12	R: 0 E: 0 K: 0 S: 6	H: 1 LOB: 2 BB: 1 P: 15		R: 1 E: 0 K: 1 S: 12	H: 1 LOB: 0 BB: 0 P: 15	1B: 4 2B: 0 3B: 0 HR: 1	SF: 0 SAC: 1 DP: 0 HBP: 0	WP: 0 PB: 0 SB: 0 CS: 0	PA: 35	
PITCHER	IP WLS BF H R ER SO BB IBB HBP BLK WP HR S P ERA WHIP	7.2 W 30 4 1 0 1 2 0 0 0 0 0 0 57 93 0.00 0.783	0.1 H 1 0 0 0 0 0 0 0 0 0 0 0 2 5 0.00 0.000	1.0 S 4 1 1 1 1 0 0 0 0 0 0 1 12 15 9.00 1.000																				

Batter	1	2	3	4	5	6	7	8	9	AB	R	H	RBI	BB	SO	LOB	BOTTOM						
Ray Durham, S (1, 4) OBP: 0.354, SLG: 0.400	G5-3		K			FC6-4 BB		K		3	0	0	0	1	2	0	Los Angeles Dodgers @ San Francisco Giants PacBell Park, San Francisco, CA Fri Apr 11 2003, 10:15 PM EDT Att: 42,022 - Sunny - 60 F						
Eduardo Alfonzo, R (1, 5) OBP: 0.368, SLG: 0.310	K		G6-3			FC6-4		G5-3		4	0	0	0	0	1	1							
Rich Aurilia, R (1, 6) OBP: 0.348, SLG: 0.561	G5-3						P4		K	4	0	0	0	0	2	0							
Barry Bonds, L (1, 7) OBP: 0.455, SLG: 0.697							F8		K	3	1	1	1	1	1	0							
José Cruz Jr., S (1, 9) OBP: 0.462, SLG: 0.767							F9		K	3	1	0	0	1	2	1							
Benito Santiago, R (1, 2) OBP: 0.432, SLG: 0.735									K	3	1	3	0	1	0	0							
Andres Galarraga, R (1, 3) OBP: 0.400, SLG: 0.353 Tim Worrell, R (9, 1) OBP: 0.486, SLG: 0.567									K	4	0	2	2	0	1	2							
Marquis Grissom, R (1, 8) OBP: 0.250, SLG: 0.316									L7	0	0	0	0	0	0	0							
Kirk Rueter, L (1, 1) OBP: 0.250, SLG: 0.250 Felix Rodriguez, R (8, 1) J.T. Snow, L (9, 3) OBP: 0.486, SLG: 0.567										3	0	0	0	0	0	2							
Inning Stats	R: 0 E: 0 K: 1 S: 6	H: 2 LOB: 1 BB: 0 P: 10	R: 1 E: 0 K: 2 S: 15	H: 2 LOB: 0 BB: 0 P: 23	R: 0 E: 0 K: 1 S: 7	H: 0 LOB: 0 BB: 0 P: 11	R: 0 E: 0 K: 1 S: 9	H: 1 LOB: 2 BB: 2 P: 20	R: 0 E: 0 K: 0 S: 10	H: 0 LOB: 1 BB: 1 P: 15	R: 2 E: 0 K: 0 S: 9	H: 3 LOB: 2 BB: 1 P: 18	R: 0 E: 0 K: 2 S: 11	H: 0 LOB: 0 BB: 0 P: 15	R: 0 E: 0 K: 2 S: 10	H: 1 LOB: 1 BB: 0 P: 17		1B: 5 2B: 1 3B: 0 HR: 1	SF: 0 SAC: 0 DP: 0 HBP: 0	WP: 0 PB: 0 SB: 1 CS: 0	PA: 34		
PITCHER	IP WLS BF H R ER SO BB IBB HBP BLK WP HR S P ERA WHIP	6.0 L 27 6 3 3 5 4 0 0 0 0 0 0 11 15 4.50 1.667	1.0 3 0 0 0 2 0 0 0 0 0 0 0 0 6 9 0.00 0.000	0.2 2 0 0 0 2 0 0 0 0 0 0 0 0 4 8 0.00 3.000																			



Batter	1	2	3	4	5	6	7	8	9	10	11	12	AB	R	H	RBI	BB	SO	LOB	TOP	
Dave Roberts, L OBP: 0.286, SLG: 0.373 (1, 8)	E4 1B			F7		L9		G1-3			CS FC2-6 1B		6	1	3	1	0	0	0		
Cesar Izturis, S OBP: 0.283, SLG: 0.245 (1, 6)	G4-6-3 BB 1B	G4-3		K		K			G4-3		FC2-6		6	0	1	1	0	2	3		
Shawn Green, L OBP: 0.393, SLG: 0.500 (1, 9)	G4-6-3 BB			1B 2B				F9 1B	F7		K		5	1	3	0	1	1	2		
Brian Jordan, R OBP: 0.397, SLG: 0.500 (1, 7)	G4-6-3			F7				1B	K				6	1	2	0	0	1	3		
Todd Hundley, S OBP: 0.500, SLG: 0.273 (1, 2)				1B BB				P4		F7		1B BB	3	0	0	0	3	1	2		
Dayle Ward, L OBP: 0.308, SLG: 0.182 (7, PH) Paul Lo Duca, R OBP: 0.417, SLG: 0.477 (7, 3)	F7			1B				F9				1B	3	0	2	2	0	0	2		
Adrián Beltré, R OBP: 0.245, SLG: 0.388 Eric Gagne, R OBP: 0.250, SLG: 0.310 Fred McGriff, L Andy Ashby, R		P4		K		P3		G6-3		F8		K	5	0	0	0	0	1	6	AB 46	
Alex Cora, L OBP: 0.279, SLG: 0.275 (1, 4)	SH3-4 1B			K		G4-3				K			5	1	1	0	0	3	4	R 4	
Kevin Brown, R Wesley Young, R Guillermo Mota, R Paul Quantrill, L Paul Shuey, R Tom Martin, L Ray Durham, S Neifi Perez, S		SH3-4 1B		K		FC6						FC2-6 1B BB	1	0	0	0	0	0	0	0	H 14
Inning Stats	R: 1 E: 0 K: 14 S: 14	H: 2 LOB: 2 BB: 2 P: 27	R: 1 E: 0 K: 14 S: 14	H: 2 LOB: 1 BB: 0 P: 20	R: 2 E: 0 K: 16 S: 16	H: 3 LOB: 2 BB: 1 P: 24	R: 0 E: 0 K: 10 S: 10	H: 1 LOB: 1 BB: 0 P: 18	R: 0 E: 0 K: 10 S: 10	H: 2 LOB: 2 BB: 0 P: 13	R: 0 E: 0 K: 11 S: 11	H: 1 LOB: 1 BB: 0 P: 15	R: 0 E: 0 K: 11 S: 11	H: 1 LOB: 2 BB: 1 P: 14	R: 0 E: 0 K: 11 S: 11	H: 1 LOB: 1 BB: 1 P: 15	1B: 13 2B: 2 3B: 0 HR: 0	SF: 0 SAC: 1 DP: 2 HBP: 0	WP: 0 PB: 0 SB: 1 CS: 1	PA: 52	
PITCHER	IP WLS BF H R ER SO BB IBB HBP BLK WP HR S P ERA WHIP	29 3 2 0 0 0 0 0 0 0 0 0 6 10 0.00 6.000	29 3 2 0 0 0 0 0 0 0 0 0 6 12 0.00 0.000	29 3 2 0 0 0 0 0 0 0 0 0 7 10 0.00 0.000	29 3 2 0 0 0 0 0 0 0 0 0 16 29 0.00 1.500	118 4 1 0 0 0 0 0 0 0 0 0 1 15 0.00 2.000	118 4 1 0 0 0 0 0 0 0 0 0 1 15 0.00 2.000	118 4 1 0 0 0 0 0 0 0 0 0 1 15 0.00 2.000	118 4 1 0 0 0 0 0 0 0 0 0 1 15 0.00 2.000	118 4 1 0 0 0 0 0 0 0 0 1 15 0.00 2.000	118 4 1 0 0 0 0 0 0 0 0 1 15 0.00 2.000	118 4 1 0 0 0 0 0 0 0 0 1 15 0.00 2.000	118 4 1 0 0 0 0 0 0 0 0 1 15 0.00 2.000	118 4 1 0 0 0 0 0 0 0 0 1 15 0.00 2.000	118 4 1 0 0 0 0 0 0 0 0 1 15 0.00 2.000	118 4 1 0 0 0 0 0 0 0 0 1 15 0.00 2.000	118 4 1 0 0 0 0 0 0 0 0 1 15 0.00 2.000	118 4 1 0 0 0 0 0 0 0 0 1 15 0.00 2.000	118 4 1 0 0 0 0 0 0 0 0 1 15 0.00 2.000	118 4 1 0 0 0 0 0 0 0 0 1 15 0.00 2.000	

Los Angeles Dodgers @ San Francisco Giants
PacBell Park, San Francisco, CA
Sun Apr 13 2003, 8:05 PM EDT
Alt. 41.672 - Cloudy - 54 F

AB	46
R	4
H	14
RBI	4
BB	5
SO	12
LOB	27



Batter	1	2	3	4	5	6	7	8	9	10	11	12	AB	R	H	RBI	BB	SO	LOB	BOTTOM				
Ray Durham, S OBP: 0.392, SLG: 0.429 (1, 4) Neifi Perez, S OBP: 0.063, SLG: 0.063 (4, PR)	F9 SF8 BB 1B			1B		G4-3		G6-3		G3			2	1	2	0	1	0	0					
Edgardo Alfonzo, R OBP: 0.364, SLG: 0.294 (1, 5)	SF8 BB 1B	G1-3		P4				1B					5	1	1	0	1	2	2					
Rich Aurilia, R OBP: 0.327, SLG: 0.500 (1, 6)	F9			G6-3				P3		F9		BB	5	0	0	0	1	0	3					
Barry Bonds, L OBP: 0.480, SLG: 0.667 (1, 7)	1B BB			1B				F7				F8	3	1	1	0	3	0	1					
José Cruz Jr., S OBP: 0.448, SLG: 0.723 Jim Brower, R OBP: 1.000, SLG: 1.000 (12, 1)	SF8			K		K		CS 1B				P4	4	0	1	1	1	2	3					
J.T. Snow, L OBP: 0.488, SLG: 0.600 (1, 3)				FC6-4 BB				1B					5	1	2	2	1	2	3					
Yorvit Torrealba, R OBP: 0.333, SLG: 0.615 (1, 2)	K			FC6-4 BB				P6					6	0	1	1	0	2	5	AB 45				
Marquis Grissom, R OBP: 0.239, SLG: 0.318 (1, 8)				F8		G5-3				F9		2B 2B	6	1	1	0	0	2	1	R 5				
Jason Schmidt, R OBP: 0.314, SLG: 0.231 Ruben Rivera, R OBP: 0.250, SLG: 0.250 Scott Eyre, L OBP: 0.135, SLG: 0.135 Joe Nathan, R OBP: 0.448, SLG: 0.723 Andrés Galaraga, R OBP: 0.333, SLG: 0.615 Tim Worrell, R OBP: 1.000, SLG: 1.000 Felix Rodriguez, R OBP: 0.200, SLG: 0.500 Paul Shuey, R OBP: 0.200, SLG: 0.500		G4-3		K				P4		G6-3			2	0	0	0	0	1	0	H 11				
Inning Stats	R: 2 E: 0 K: 17 S: 17	H: 2 LOB: 2 BB: 3 P: 33	R: 0 E: 0 K: 17 S: 17	H: 0 LOB: 1 BB: 1 P: 12	R: 0 E: 0 K: 11 S: 11	H: 1 LOB: 2 BB: 1 P: 29	R: 0 E: 0 K: 9 S: 9	H: 1 LOB: 1 BB: 0 P: 13	R: 2 E: 0 K: 15 S: 15	H: 2 LOB: 1 BB: 1 P: 23	R: 0 E: 0 K: 13 S: 13	H: 1 LOB: 1 BB: 0 P: 19	R: 0 E: 0 K: 10 S: 10	H: 1 LOB: 1 BB: 0 P: 16	R: 0 E: 0 K: 12 S: 12	H: 0 LOB: 2 BB: 2 P: 25	R: 0 E: 0 K: 12 S: 12	H: 1 LOB: 1 BB: 0 P: 15	R: 0 E: 0 K: 10 S: 10	H: 0 LOB: 1 BB: 1 P: 16	1B: 8 2B: 2 3B: 1 HR: 0	SF: 1 SAC: 0 DP: 0 HBP: 0	WP: 0 PB: 0 SB: 1 CS: 1	PA: 54
PITCHER	IP WLS BF H R ER SO BB IBB HBP BLK WP HR S P ERA WHIP	26 4 1 0 0 0 0 0 0 0 0 0 8 12 0.00 1.500	26 4 1 0 0 0 0 0 0 0 0 0 8 12 0.00 1.500	26 4 1 0 0 0 0 0 0 0 0 0 8 12 0.00 1.500	26 4 1 0 0 0 0 0 0 0 0 0 8 12 0.00 1.500	63 0 0 0 0 0 0 0 0 0 0 0 13 19 0.00 1.000	63 0 0 0 0 0 0 0 0 0 0 0 13 19 0.00 1.000	63 0 0 0 0 0 0 0 0 0 0 0 13 19 0.00 1.000	63 0 0 0 0 0 0 0 0 0 0 0 13 19 0.00 1.000	63 0 0 0 0 0 0 0 0 0 0 0 13 19 0.00 1.000	63 0 0 0 0 0 0 0 0 0 0 0 13 19 0.00 1.000	63 0 0 0 0 0 0 0 0 0 0 0 13 19 0.00 1.000	63 0 0 0 0 0 0 0 0 0 0 0 13 19 0.00 1.000	63 0 0 0 0 0 0 0 0 0 0 0 13 19 0.00 1.000	63 0 0 0 0 0 0 0 0 0 0 0 13 19 0.00 1.000	63 0 0 0 0 0 0 0 0 0 0 0 13 19 0.00 1.000	63 0 0 0 0 0 0 0 0 0 0 0 13 19 0.00 1.000	63 0 0 0 0 0 0 0 0 0 0 0 13 19 0.00 1.000	63 0 0 0 0 0 0 0 0 0 0 0 13 19 0.00 1.000	63 0 0 0 0 0 0 0 0 0 0 0 13 19 0.00 1.000	63 0 0 0 0 0 0 0 0 0 0 0 13 19 0.00 1.000			

Los Angeles Dodgers @ San Francisco Giants
PacBell Park, San Francisco, CA
Sun Apr 13 2003, 8:05 PM EDT
Alt. 41.672 - Cloudy - 54 F

AB	45
R	5
H	11
RBI	5
BB	8
SO	11
LOB	19



Batter	1	2	3	4	5	6	7	8	9	AB	R	H	RBI	BB	SO	LOB	TOP											
Mark Loretta, R OBP: 0.304, SLG: 0.358 Keith Lockhart, L OBP: 0.350, SLG: 0.333	1-1 G6-3		3-1 G6-4-3			1-2 G4-3		1-0 HBP		3	0	0	0	0	0	2	San Diego Padres @ Los Angeles Dodgers Dodger Stadium, Los Angeles, CA Wed Apr 16 2003, 7:10 PM PDT Att: 25,513 - Cloudy - 58 F											
Mark Kotsay, L OBP: 0.339	0-3 K		2-2 P5			0-3 K		2-3 K		4	0	0	0	0	3	4												
Rondell White, R OBP: 0.339, SLG: 0.500	3-2 F7			4-2 CS BB			4-1 FC6-4 BB	2-3 K		2	0	0	0	2	1	3												
Brian Buchanan, R OBP: 0.412, SLG: 0.385 Dave Hansen, L OBP: 0.365, SLG: 0.333		2-2 G5-4-3 1B		1-3 K			3-2 P4	1-3 K		3	0	1	0	0	1	2												
Xavier Nady, R OBP: 0.354, SLG: 0.475		0-0 G5-4-3		3-3 K			0-0 L5	1-1 HBP		3	0	0	0	0	1	3												
Lou Merten, R OBP: 0.481, SLG: 0.476 Mike Matthews, L		4-1 BB			2-3 K		1-0 FC6-4	0-0 F7		2	0	0	0	1	1	1												
Ryan Klesko, L OBP: 0.327, SLG: 0.356					0-0 K		1-2 K			1	0	0	0	0	0	1												
Gary Bennett, R Wiki Gonzalez, R OBP: 0.429, SLG: 0.474		3-0 P6			0-0 G2-3			2-1 G4-3	0-3 K	2	0	0	0	0	0	1												
Ramón Vázquez, L OBP: 0.436, SLG: 0.360			0-1 G6-4-3 1B			0-2 F7		1-1 2B 1B		3	0	2	0	0	0	0												
Brian Lawrence, R Sean Burroughs, L OBP: 0.325, SLG: 0.294			2-2 G6-4-3 1B				0-0 P3	1-1 2B		2	0	1	0	0	0	0												
Inning Stats	R: 0 E: 0 K: 1 S: 10	H: 0 LOB: 0 BB: 0 P: 14	R: 0 E: 0 K: 0 S: 6	H: 1 LOB: 1 BB: 1 P: 15	R: 0 E: 0 K: 0 S: 10	H: 2 LOB: 1 BB: 0 P: 17	R: 0 E: 0 K: 2 S: 10	H: 0 LOB: 1 BB: 1 P: 18	R: 0 E: 0 K: 1 S: 8	H: 0 LOB: 0 BB: 0 P: 10	R: 0 E: 0 K: 1 S: 10	H: 0 LOB: 0 BB: 0 P: 11	R: 0 E: 0 K: 0 S: 8	H: 0 LOB: 1 BB: 1 P: 16	R: 0 E: 0 K: 2 S: 12	H: 2 LOB: 3 BB: 0 P: 21	R: 0 E: 0 K: 2 S: 8	H: 0 LOB: 1 BB: 0 P: 10	1B: 4 2B: 2 3B: 0 HR: 0	SF: 0 SAC: 0 DP: 3 HBP: 2	WP: 0 PB: 0 SB: 0 CS: 1	PA: 34						
PITCHER	IP	WLS	BF	H	R	ER	SO	BB	IBB	HBP	BLK	WP	HR	S	P	ERA	WHIP											
Kaz Ishii, L ERA: 4.32	(1, 1)	7.0	W	24	3	0	0	5	3	0	0	0	0	0	62	101	0.00	0.857										
Tom Martin, L ERA: 1.5	(8, 1)	0.1		3	2	0	0	0	0	0	0	0	0	6	10	0.00	6.000											
Paul Quantrill, R ERA: 3.0	(8, 1)	0.2		3	0	0	0	2	0	0	1	0	0	6	11	0.00	0.000											
Eric Gagne, R ERA:	(9, 1)	1.0	S	4	0	0	0	2	0	0	1	0	0	8	10	0.00	0.000											

Batter	1	2	3	4	5	6	7	8	9	AB	R	H	RBI	BB	SO	LOB	BOTTOM										
Dave Roberts, L OBP: 0.333, SLG: 0.394	3-2 G4-3 1B		1-1 G3			0-0 S 1B	4-0 CS BB			3	1	2	0	1	0	1	San Diego Padres @ Los Angeles Dodgers Dodger Stadium, Los Angeles, CA Wed Apr 16 2003, 7:10 PM PDT Att: 25,513 - Cloudy - 58 F										
Paul Lo Duca, R OBP: 0.404, SLG: 0.462	2-3 K		3-1 P5			2-0 F7	1-0 CS	1-0 P4		4	0	0	0	0	1	3											
Shawn Green, L OBP: 0.357, SLG: 0.443	1-2 G4-3			0-0 L6		3-2 2B 1B		1-3 K		4	1	1	1	0	1	1											
Brian Jordan, R OBP: 0.354, SLG: 0.466	1-2 P4			0-3 K		1-0 2B HBP		0-0 1B 1B		3	1	1	0	0	1	1											
Fred McGriff, L OBP: 0.268, SLG: 0.340		3-1 F8		2-2 F8		3-0 2B		1-0 1B		4	0	2	2	0	0	0											
Ron Coomer, R OBP: 0.250, SLG: 0.100 Adrián Beltré, R OBP: 0.245, SLG: 0.388		0-1 F9			0-0 L8	3-2 G6-3		0-2 F9		4	0	0	0	0	0	3											
Alex Cora, L OBP: 0.265, SLG: 0.244		0-0 G4-3			2-2 G3-1	1-3 K				3	0	0	0	0	1	1											
Cesar Izturis, S OBP: 0.293, SLG: 0.278			1-1 G3 SH2-3 1B				2-2 F8			3	0	2	0	0	0	0											
Kaz Ishii, L	(1, 1)		1-0 SH2-3			1-3 K		0-2 G5-3		2	0	0	0	0	1	1											
Tom Martin, L	(8, 1)									0	0	0	0	0	0	0											
Paul Quantrill, L	(8, 1)									0	0	0	0	0	0	0											
Eric Gagne, R	(9, 1)		1-2 K							0	0	0	0	0	0	0											
Inning Stats	R: 0 E: 0 K: 1 S: 13	H: 1 LOB: 1 BB: 0 P: 20	R: 0 E: 0 K: 0 S: 5	H: 0 LOB: 0 BB: 0 P: 8	R: 0 E: 0 K: 0 S: 7	H: 1 LOB: 1 BB: 0 P: 13	R: 0 E: 0 K: 1 S: 7	H: 0 LOB: 0 BB: 0 P: 9	R: 0 E: 0 K: 1 S: 9	H: 1 LOB: 1 BB: 0 P: 12	R: 3 E: 0 K: 0 S: 14	H: 3 LOB: 1 BB: 0 P: 27	R: 0 E: 0 K: 0 S: 10	H: 0 LOB: 0 BB: 1 P: 17	R: 0 E: 0 K: 1 S: 9	H: 2 LOB: 2 BB: 0 P: 12	1B: 6 2B: 2 3B: 0 HR: 0	SF: 0 SAC: 1 DP: 0 HBP: 1	WP: 0 PB: 0 SB: 2 CS: 1	PA: 34							
PITCHER	IP	WLS	BF	H	R	ER	SO	BB	IBB	HBP	BLK	WP	HR	S	P	ERA	WHIP										
Brian Lawrence, R ERA: 2.33	(1, 1)	6.0	L	25	6	3	3	4	0	0	1	0	0	55	89	4.50	1.000										
Mike Matthews, L ERA: 2.92	(7, 1)	2.0		8	2	0	0	1	1	0	0	0	0	19	29	0.00	1.500										

AB 29
R 0
H 5
RBI 0
BB 3
SO 9
LOB 18



AB 30
R 3
H 8
RBI 3
BB 1
SO 5
LOB 11



Batter	1	2	3	4	5	6	7	8	9	AB	R	H	RBI	BB	SO	LOB	TOP																					
Ramón Vázquez, L (1, 6) OBP: 0.412, SLG: 0.333	0-1 F7	1-2 G4-3			0-0 G4-3			2-2 L8		4	0	0	0	0	0	1																						
Mark Loretta, R (1, 4) OBP: 0.317, SLG: 0.368	3-2 BB 1B		0-0 G4-3		0-1 G1			3-2 BB 1B		4	0	2	0	0	0	0																						
Mark Kotsay, L (1, 8) OBP: 0.360, SLG: 0.323	4-0 BB 1-2 BB		0-3 K		3-2 G1-3			1-3 K		3	0	0	0	1	2	1																						
Ryan Klesko, L (1, 3) OBP: 0.321, SLG: 0.347	1-1 P6		0-0 G4-3		1-0 HR 1B			2-1 F8 1-2		4	1	1	0	0	0	3																						
Rondell White, R (1, 7) OBP: 0.333, SLG: 0.534	3-2 G6-3			1-3 K	0-0 HR 1B			1-3 K		4	1	1	2	0	2	2																						
Sean Burroughs, L (1, 5) OBP: 0.295, SLG: 0.263		0-2 F8		2-3 K	0-0 G6-3			1-1 G4-3		4	0	0	0	0	1	0																						
Xavier Nady, R (1, 9) OBP: 0.348, SLG: 0.452		4-2 2B BB		2-3 K				2-2 G6-3		3	1	0	0	1	1	0																						
Wiki Gonzalez, R (1, 2) OBP: 0.375, SLG: 0.409		2-3 K		0-0 P5				0-3 K		3	0	0	0	0	2	1																						
Adam Eaton, R (1, 1) Kelli Lockett, L (7, PH) Matt Herge, L (7, 1) Jesse Orosco, R (8, 1) Jaret Wright, R (8, 1) Luther Hackman, R (8, 1)		3-1 1-H 2B		2-2 G1-3				3-3 K		2	0	1	0	0	0	0																						
Inning Stats	R: 0 E: 0 K: 0 S: 11	H: 1 LOB: 2 BB: 1 P: 22	R: 1 E: 0 K: 1 S: 15	H: 1 LOB: 1 BB: 1 P: 25	R: 0 E: 0 K: 1 S: 5	H: 0 LOB: 0 BB: 0 P: 5	R: 0 E: 0 K: 3 S: 9	H: 0 LOB: 0 BB: 0 P: 14	R: 0 E: 0 K: 0 S: 5	H: 0 LOB: 0 BB: 0 P: 7	R: 2 E: 0 K: 0 S: 9	H: 2 LOB: 0 BB: 0 P: 13	R: 0 E: 0 K: 2 S: 12	H: 0 LOB: 1 BB: 0 P: 17	R: 0 E: 0 K: 1 S: 13	H: 1 LOB: 1 BB: 0 P: 21	R: 0 E: 0 K: 1 S: 6	H: 0 LOB: 0 BB: 0 P: 8	1B: 3 2B: 1 3B: 0 HR: 1	SF: 0 SAC: 0 DP: 0 HBP: 0	WP: 0 PB: 0 SB: 1 CS: 0	PA: 34																
PITCHER	IP	WLS	BF	H	R	ER	SO	BB	IBB	HBP	BLK	WP	HR	S	P	ERA	WHIP	PITCHER				IP	WLS	BF	H	R	ER	SO	BB	IBB	HBP	BLK	WP	HR	S	P	ERA	WHIP
37 Darren Dreifort, R (1, 1) ERA: 3.79	7.0		27	4	3	3	7	2	0	0	0	0	1	66	103	3.86	0.857																					
Troy Brohawn, L (8, 1) ERA:	1.0	W	4	1	0	0	1	0	0	0	0	0	0	13	21	0.00	1.000																					
Eric Gagne, R (9, 1) ERA:	1.0	S	3	0	0	0	1	0	0	0	0	0	0	6	8	0.00	0.000																					

San Diego Padres @ Los Angeles Dodgers
 Dodger Stadium, Los Angeles, CA
 Thu Apr 17 2003, 7:10 PM PDT
 Att: 23,486 - Cloudy - 57 F

AB 32
 R 3
 H 5
 RBI 3
 BB 2
 SO 9
 LOB 8



Batter	1	2	3	4	5	6	7	8	9	AB	R	H	RBI	BB	SO	LOB	BOTTOM																					
Dave Roberts, L (1, 8) OBP: 0.351, SLG: 0.391	2-2 G1-3		4-2 G3 WP BB		4-2 F7 S BB		2-2 G4-3	2-1 BB 1B		3	0	1	0	2	0	0																						
Paul Lo Duca, R (1, 2) OBP: 0.387, SLG: 0.429	1-2 F9		1 SAFE 1 SAFE 2-3 K		4-1 BB 1-2 BB BB		1-2 L7	0-0 F7 BB		4	0	0	0	1	1	3																						
Shawn Green, L (1, 9) OBP: 0.365, SLG: 0.446	0-1 BB 1B		2-1 G3		2-2 F7			2-2 1B 1B		4	1	2	0	0	0	3																						
Brian Jordan, R (1, 7) OBP: 0.362, SLG: 0.459	3-3 K		2-2 G5-3		4-2 BB 1-2 BB BB			2-2 1B 1B HR 1B		3	1	1	0	1	1	2																						
Fred McGriff, L (1, 3) OBP: 0.267, SLG: 0.352		1-3 K		1-0 BB 2B	0-2 G1			2-1 F4		4	0	1	0	0	1	5																						
Ron Coomer, R (9, 5) OBP: 0.250, SLG: 0.100								0-0 F7 BB		0	0	0	0	0	0	0																						
Adrián Beltré, R (1, 5) OBP: 0.246, SLG: 0.396		1-1 FC4-6 2B		1-1 G6-3		0-2 G6-3		1-3 K		4	0	1	0	0	1	3																						
Alex Cora, L (1, 4) OBP: 0.269, SLG: 0.234		4-1 BB FC4-6		0-0 F7		2-3 K		2-1 BB HR 1B		2	0	0	0	1	1																							
Darby Ward, L (8, PH) OBP: 0.333, SLG: 0.231								1-3 2-H 2-H HR 1B		1	1	1	1	0	0	0																						
Jolbert Cabrera, R (9, 4) OBP: 0.263, SLG: 0.353								1-2 HR HR		0	0	0	0	0	0	0																						
Cesar Izturis, S (1, 6) OBP: 0.279, SLG: 0.263		0-2 FC4-6		1-1 G5-3		2-0 F7		1-2 BB HR		3	0	0	0	0	0	3																						
Todd Hundley, S (8, PH) OBP: 0.526, SLG: 0.583		1-2 2-3						1-1 HR 3-H HR		1	1	1	3	0	0	0																						
37 Darren Dreifort, R (1, 1) OBP: 0.167, SLG: 0.167		3-3 K			2-3 K			1-2 BB 1B		2	0	0	0	0	2	2																						
Mike Kinkade, R (7, PH) OBP: 1.000, SLG: 1.000										1	0	0	0	0	0	0																						
Troy Brohawn, L (8, 1) OBP: 1.000, SLG: 1.000										1	0	1	0	0	0	0																						
Eric Gagne, R (9, 1) ERA:										0	0	0	0	0	0	0																						
Inning Stats	R: 0 E: 0 K: 1 S: 12	H: 1 LOB: 1 BB: 0 P: 18	R: 0 E: 0 K: 2 S: 13	H: 1 LOB: 2 BB: 1 P: 22	R: 0 E: 0 K: 1 S: 11	H: 0 LOB: 1 BB: 1 P: 21	R: 0 E: 0 K: 0 S: 6	H: 1 LOB: 1 BB: 0 P: 9	R: 0 E: 0 K: 1 S: 14	H: 0 LOB: 3 BB: 3 P: 30	R: 0 E: 0 K: 1 S: 7	H: 0 LOB: 0 BB: 0 P: 11	R: 0 E: 0 K: 0 S: 8	H: 0 LOB: 0 BB: 0 P: 12	R: 4 E: 0 K: 1 S: 26	H: 6 LOB: 2 BB: 0 P: 39	1B: 6 2B: 2 3B: 0 HR: 1	SF: 0 SAC: 0 DP: 0 HBP: 0	WP: 1 PB: 0 SB: 1 CS: 0	PA: 38																		
PITCHER	IP	WLS	BF	H	R	ER	SO	BB	IBB	HBP	BLK	WP	HR	S	P	ERA	WHIP	PITCHER				IP	WLS	BF	H	R	ER	SO	BB	IBB	HBP	BLK	WP	HR	S	P	ERA	WHIP
Adam Eaton, R (1, 1) ERA: 3.16	6.0		26	3	0	0	6	5	0	0	0	0	0	8	12	0.00	1.333																					
Matt Herge, R (7, 1) ERA: 2.1	1.0	H	3	0	0	0	0	0	0	0	0	0	0	8	12	0.00	0.000																					
Jesse Orosco, L (8, 1) ERA: 6.0	0.1	H	3	2	2	2	0	0	0	0	0	0	0	12	18	54.00	6.000																					
Jaret Wright, R (8, 1) ERA: 4.5	0.1	L	5	4	2	2	1	0	0	0	0	0	1	13	20	54.00	12.000																					
Luther Hackman, R (8, 1) ERA: 1.17	0.1		1	0	0	0	0	0	0	0	0	0	0	1	1	0.00	0.000																					

San Diego Padres @ Los Angeles Dodgers
 Dodger Stadium, Los Angeles, CA
 Thu Apr 17 2003, 7:10 PM PDT
 Att: 23,486 - Cloudy - 57 F

AB 33
 R 4
 H 9
 RBI 4
 BB 5
 SO 7
 LOB 22



Batter	1	2	3	4	5	6	7	8	9	AB	R	H	RBI	BB	SO	LOB	TOP					
Neifi Perez, S OBP: 0.267, SLG: 0.214 (1, 4)										4	1	2	0	1	0	0	San Francisco Giants @ Los Angeles Dodgers Dodger Stadium, Los Angeles, CA Fri Apr 18 2003, 7:10 PM PDT Att: 54,799 - Sunny - 59 F					
Eduardo Alfonso, R OBP: 0.317, SLG: 0.255 (1, 5)										5	0	1	0	0	0	3						
Rich Aurilia, R OBP: 0.324, SLG: 0.469 (1, 6)										5	0	2	0	0	1	2						
Barry Bonds, L OBP: 0.492, SLG: 0.659 (1, 7)										3	1	0	0	2	1	3						
José Cruz Jr., S OBP: 0.447, SLG: 0.633 (1, 9)									4	2	1	0	1	0	4							
Benito Santiago, R OBP: 0.407, SLG: 0.592 (1, 2)									4	0	1	1	0	1	1							
J.T. Snow, L OBP: 0.483, SLG: 0.608 (1, 3)									4	0	3	3	0	0	0							
Marquis Grissom, R OBP: 0.270, SLG: 0.426 (1, 8)									4	1	1	1	0	0	4							
Jason Schmidt, R (1, 1)										4	0	0	0	0	1	1						
Scott Eyre, L (8, 1)									0	0	0	0	0	0	0	0						
Felix Rodriguez, R OBP: 1.000, SLG: 1.000 (8, 1)									0	0	0	0	0	0	0	0						
Inning Stats	R: 3 E: 0 K: 1 S: 16	H: 3 LOB: 2 BB: 2 P: 29	R: 0 E: 2 K: 1 S: 13	H: 1 LOB: 2 BB: 0 P: 19	R: 1 E: 0 K: 0 S: 10	H: 2 LOB: 1 BB: 0 P: 20	R: 0 E: 1 K: 0 S: 6	H: 1 LOB: 2 BB: 1 P: 8	R: 1 E: 0 K: 1 S: 9	H: 1 LOB: 0 BB: 0 P: 14	R: 0 E: 0 K: 0 S: 7	H: 2 LOB: 2 BB: 1 P: 12	R: 0 E: 0 K: 0 S: 5	H: 1 LOB: 0 BB: 0 P: 6	R: 0 E: 0 K: 0 S: 5	H: 0 LOB: 0 BB: 1 P: 13	R: 0 E: 0 K: 1 S: 6	H: 0 LOB: 0 BB: 0 P: 11	1B: 8 2B: 3 3B: 0 HR: 1	SF: 0 SAC: 0 DP: 2 HBP: 0	WP: 0 PB: 0 SB: 0 CS: 1	PA: 41
PITCHER	IP	WLS	BF	H	R	ER	SO	BB	IBB	HBP	BLK	WP	HR	S	P	ERA	WHIP					
Kevin Brown, R ERA: 4.03 (1, 1)	5.0	L	27	8	5	5	3	2	0	0	0	0	1	54	90	9.00	2.000					
Guillermo Mota, R ERA: 0.53 (6, 1)	2.0		8	3	0	0	0	0	1	0	0	0	0	12	18	0.00	1.500					
Paul Shuey, R ERA: 1.0 (8, 1)	2.0		6	0	0	0	1	1	0	0	0	0	0	11	24	0.00	0.500					

livebaseballscores.com

AB 37
R 5
H 11
RBI 5
BB 4
SO 4
LOB 18



Batter	1	2	3	4	5	6	7	8	9	AB	R	H	RBI	BB	SO	LOB	BOTTOM					
Dave Roberts, L OBP: 0.358, SLG: 0.389 (1, 8)										3	1	1	0	1	0	0	San Francisco Giants @ Los Angeles Dodgers Dodger Stadium, Los Angeles, CA Fri Apr 18 2003, 7:10 PM PDT Att: 54,799 - Sunny - 59 F					
Adrian Beltré, R OBP: 0.233, SLG: 0.375 (1, 5)									3	0	0	0	0	1	1							
Shawn Green, L OBP: 0.372, SLG: 0.441 (1, 9)										3	0	1	1	1	2	1						
Brian Jordan, R OBP: 0.342, SLG: 0.431 (1, 7)										4	0	0	0	0	2	3						
Fred McGriff, L OBP: 0.266, SLG: 0.345 (1, 3)										4	0	1	0	0	0	0						
Todd Hundley, S OBP: 0.476, SLG: 0.467 (1, 2)											3	0	0	0	1	2		1				
Alex Cora, L OBP: 0.286, SLG: 0.260 (1, 4)											3	0	1	0	1	1						
Cesar Izturis, S OBP: 0.266, SLG: 0.250 (1, 6)										3	0	0	0	0	2	4						
Kevin Brown, R (1, 1)										1	0	0	0	0	1	2						
Mike Kinkade, R OBP: 0.250, SLG: 0.143 (5, PH)										1	0	0	0	0	0	0						
Guillermo Mota, R OBP: 1.000, SLG: 1.000 (6, 1)										0	0	0	0	0	0	0						
Daryle Ward, L OBP: 0.313, SLG: 0.214 (7, PH)										1	0	0	0	0	0	1						
Paul Shuey, R (8, 1)										0	0	0	0	0	0	0						
Inning Stats	R: 1 E: 0 K: 0 S: 6	H: 2 LOB: 0 BB: 0 P: 10	R: 0 E: 0 K: 1 S: 12	H: 1 LOB: 1 BB: 1 P: 19	R: 0 E: 0 K: 1 S: 11	H: 0 LOB: 1 BB: 1 P: 20	R: 0 E: 0 K: 2 S: 10	H: 1 LOB: 0 BB: 0 P: 13	R: 0 E: 0 K: 1 S: 9	H: 0 LOB: 0 BB: 0 P: 11	R: 0 E: 0 K: 2 S: 8	H: 0 LOB: 0 BB: 0 P: 10	R: 0 E: 0 K: 1 S: 11	H: 0 LOB: 1 BB: 1 P: 19	R: 0 E: 1 K: 1 S: 10	H: 0 LOB: 1 BB: 1 P: 18	R: 0 E: 0 K: 2 S: 9	H: 0 LOB: 0 BB: 0 P: 13	1B: 3 2B: 2 3B: 0 HR: 0	SF: 0 SAC: 1 DP: 1 HBP: 0	WP: 0 PB: 0 SB: 1 CS: 0	PA: 34
PITCHER	IP	WLS	BF	H	R	ER	SO	BB	IBB	HBP	BLK	WP	HR	S	P	ERA	WHIP					
Jason Schmidt, R ERA: 2.36 (1, 1)	7.1		29	4	1	1	8	4	0	0	0	0	0	4	72	114	1.23	1.091				
Scott Eyre, L ERA: 2.45 (8, 1)	0.1		1	0	0	0	1	0	0	0	0	0	0	4	5	0.00	0.000					
Felix Rodriguez, R ERA: 3.38 (8, 1)	1.1		4	0	0	0	2	0	0	0	0	0	0	10	14	0.00	0.000					

livebaseballscores.com

AB 29
R 1
H 4
RBI 1
BB 4
SO 11
LOB 14



Batter	1	2	3	4	5	6	7	8	9	AB	R	H	RBI	BB	SO	LOB	TOP										
Marquis Grissom, R (1, 8) OBP: 0.288, SLG: 0.438 Ruben Rivera, R (5, 8) OBP: 0.188, SLG: 0.438	G6-3		WP E 1B		1-2 2B 1B	HR		L9		3	2	2	0	0	0	0											
Edgardo Alfonso, R (1, 5) OBP: 0.309, SLG: 0.250	F9		G6-3		1-2 2B 1B	K		L4		5	1	1	1	0	0	1											
Rich Aurilia, R (1, 6) OBP: 0.329, SLG: 0.471	K		F8		1-1 1B 2B	BB				4	1	1	2	1	2	0											
Barry Bonds, L (1, 7) OBP: 0.507, SLG: 0.652 Marvin Benard, L (8, 7) OBP: 0.400, SLG: 0.375		G3-1 1B BB			1-1 1B IBB	K			G4-3	2	1	1	0	2	1	1											
José Cruz Jr., S (1, 9) OBP: 0.432, SLG: 0.600		G3-1 1B			1-3 K				F8	3	5	1	1	0	0	3	4										
Benito Santiago, R (1, 2) OBP: 0.397, SLG: 0.566					0-2 F8					4	1	1	1	0	2	2											
J.T. Snow, L (1, 3) OBP: 0.475, SLG: 0.596 Andrés Galarraga, R (3, 3) OBP: 0.438, SLG: 0.385		G3-1			1-3 K					1	0	0	0	0	2												
Néfi Pérez, S (1, 4) OBP: 0.265, SLG: 0.219					0-0 G5-3					4	0	1	2	0	0	2											
Damian Moss, R (1, 1) OBP: 0.333, SLG: 0.250 Pedro Feliz, R (8, PH) OBP: 0.286, SLG: 0.286 41 Chad Zerbe, L (8, 1) Tim Worrell, R (9, 1)		G5-3			1-2 1B 2B 1B	P2			F9	1	3	1	1	0	0	0	1										
Inning Stats	R: 0 E: 0 K: 1 S: 6	H: 0 LOB: 0 BB: 0 P: 6	R: 2 E: 0 K: 1 S: 20	H: 2 LOB: 1 BB: 1 P: 31	R: 1 E: 0 K: 1 S: 14	H: 2 LOB: 1 BB: 0 P: 25	R: 0 E: 0 K: 1 S: 9	H: 0 LOB: 0 BB: 0 P: 10	R: 5 E: 0 K: 1 S: 17	H: 6 LOB: 1 BB: 1 P: 26	R: 1 E: 0 K: 2 S: 12	H: 1 LOB: 1 BB: 1 P: 21	R: 0 E: 0 K: 0 S: 11	H: 0 LOB: 0 BB: 1 P: 18	R: 0 E: 0 K: 0 S: 4	H: 0 LOB: 0 BB: 0 P: 6	R: 0 E: 0 K: 1 S: 8	H: 0 LOB: 0 BB: 0 P: 9	1B: 8 2B: 2 3B: 0 HR: 1	SF: 0 SAC: 0 DP: 0 HBP: 0	WP: 1 PB: 0 SB: 1 CS: 0	PA: 41					
PITCHER	IP	WLS	BF	H	R	ER	SO	BB	IBB	HBP	BLK	WP	HR	S	P	ERA	WHIP										
Andy Ashby, R (1, 1) ERA: 11.25	4.0	L	22	8	8	8	4	1	1	0	0	1	0	58	88	18.00	2.250										
Troy Brohawn, L (5, 1) ERA: 2.7	2.0	9	3	1	1	3	1	0	0	0	0	0	1	20	31	4.50	2.000										
Guillermo Mota, R (7, 1) ERA: 0.84	1.0	4	0	0	0	2	1	0	0	0	0	0	0	11	18	0.00	1.000										
Paul Quantrill, R (8, 1) ERA: 2.57	1.0	3	0	0	0	0	0	0	0	0	0	0	0	4	6	0.00	0.000										
Tom Martin, L (9, 1) ERA: 1.29	1.0	3	0	0	0	1	0	0	0	0	0	0	0	8	9	0.00	0.000										

San Francisco Giants @ Los Angeles Dodgers
Dodger Stadium, Los Angeles, CA
Sat Apr 19 2003, 7:10 PM PDT
Att: 50,918 - Sunny - 62 F

livebaseballscores.com

AB 37
R 9
H 11
RBI 8
BB 4
SO 10
LOB 12



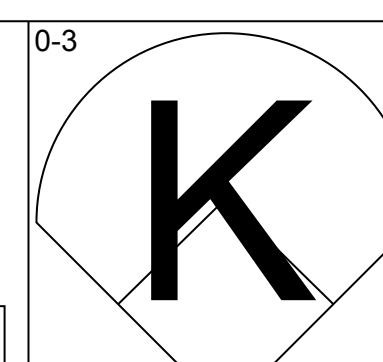
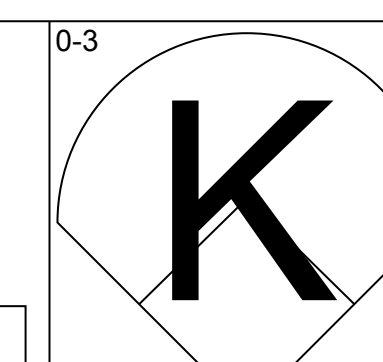
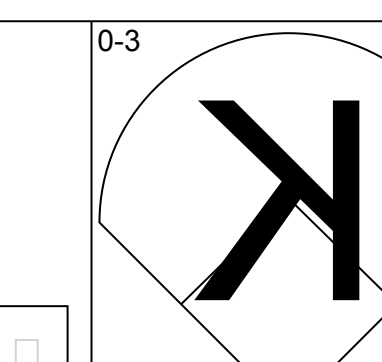
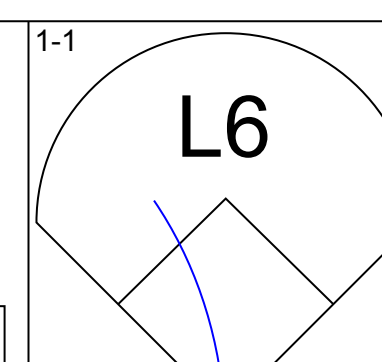
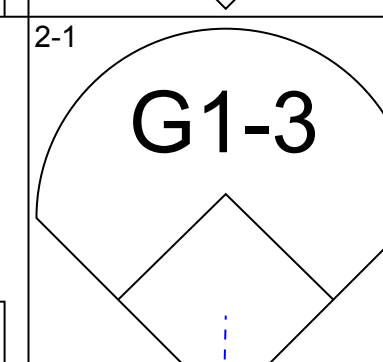
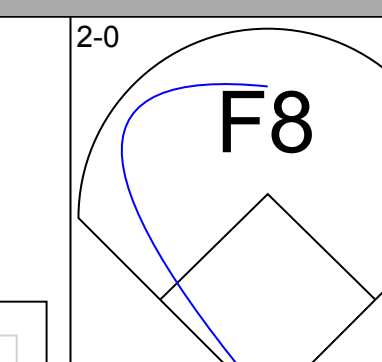
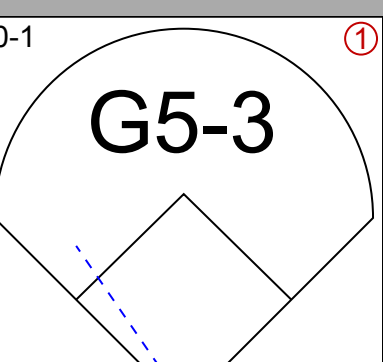
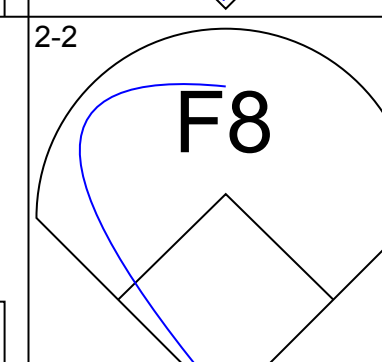
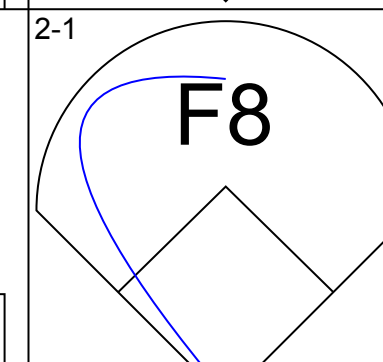




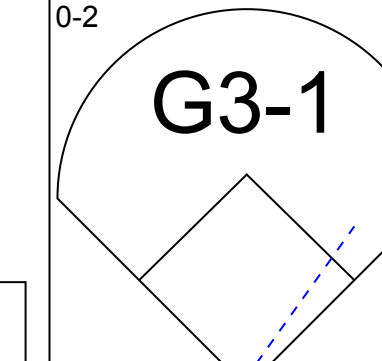
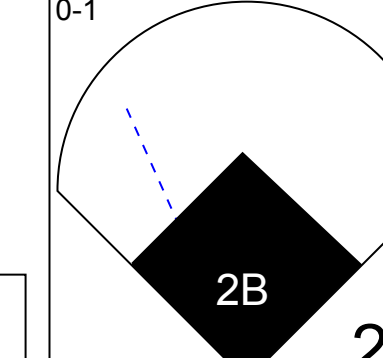



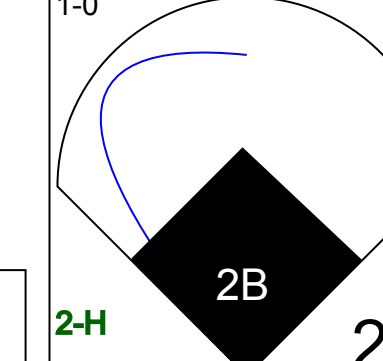
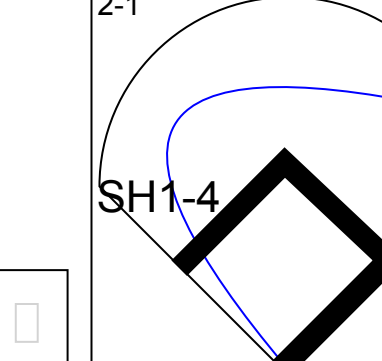
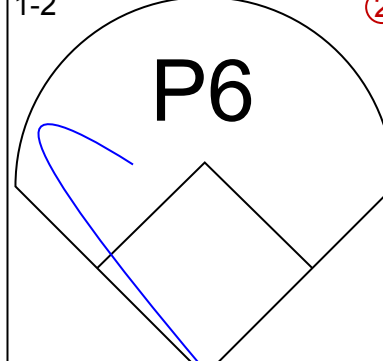

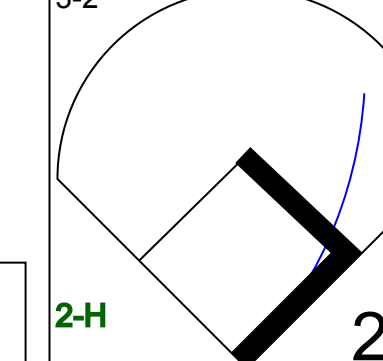
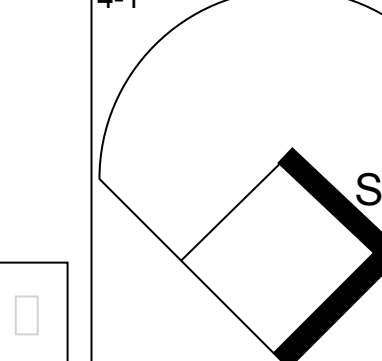
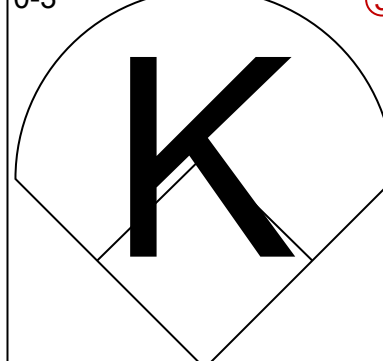
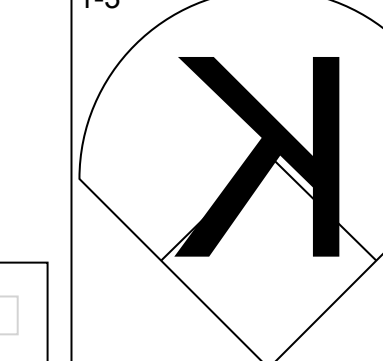
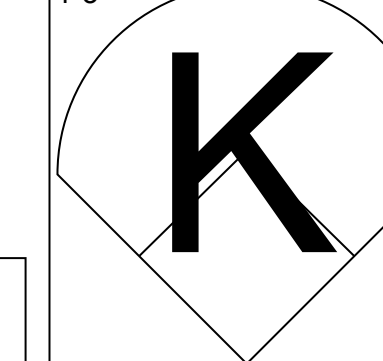
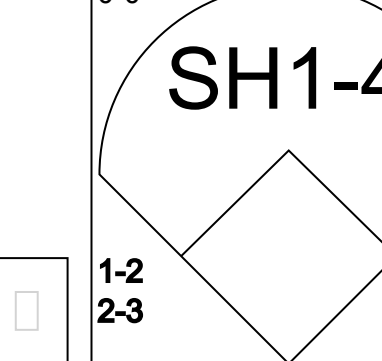

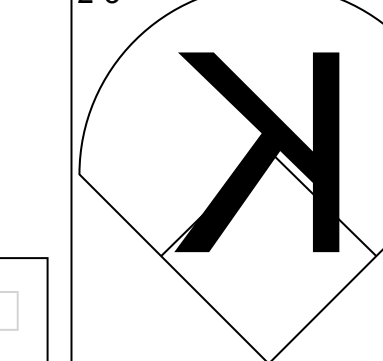
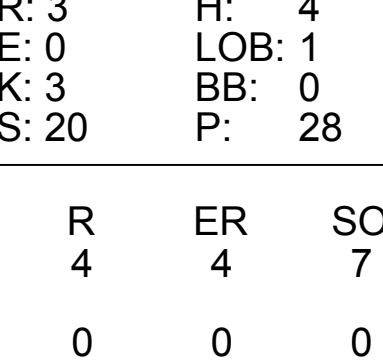
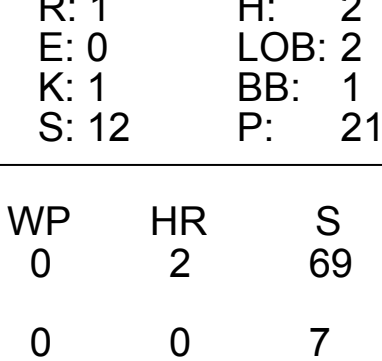
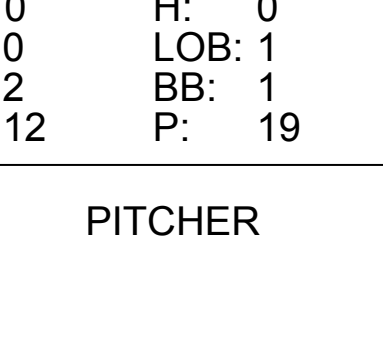
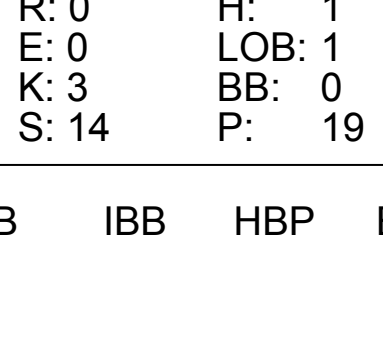

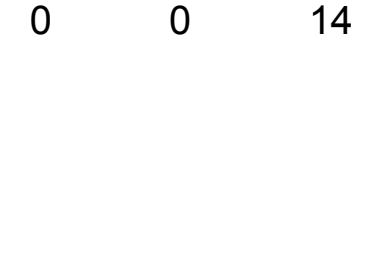





Batter	1	2	3	4	5	6	7	8	9	AB	R	H	RBI	BB	SO	LOB	BOTTOM										
Dave Roberts, L (1, 8) OBP: 0.388, SLG: 0.405	G6-4-3 BB		WP S 1B		4-1 1B BB					2	0	2	0	2	0	0											
Paul Lo Duca, R (1, 2) OBP: 0.379, SLG: 0.417	F8		F9		2-2 G4-3 1B					4	0	1	0	0	0	3											
Shawn Green, L (1, 9) OBP: 0.366, SLG: 0.444	G6-4-3		K		0-1 G4-3					4	1	1	0	0	1	4											
Brian Jordan, R (1, 7) OBP: 0.342, SLG: 0.426 Guillermo Mota, R (7, 1) OBP: 1.000, SLG: 1.000 Paul Quantrill, L (8, 1) Daryle Ward, L (8, PH) OBP: 0.353, SLG: 0.287 Tom Martin, L (9, 1)		0-1 HR 1B			3-2 P3					3	1	1	0	0	0	1											
Fred McGriff, L (1, 3) OBP: 0.250, SLG: 0.323		3-3 K			2-1 G4-3					4	0	0	0	0	2	2											
Adrián Beltré, R (1, 5) OBP: 0.226, SLG: 0.362		2-2 P4			1-1 E5					2	0	0	0	0	0	1											
Jolbert Cabrera, R (1, 4) OBP: 0.261, SLG: 0.476		1-0 HR			1-3 K					4	1	1	2	0	2	2											
Cesar Izturis, S (1, 6) OBP: 0.265, SLG: 0.250		0-1 1B			3-1 G4-3					4	0	1	0	0	0	1											
Andy Ashby, R (1, 1) Troy Brohawn, L (5, 1) Ron Coomer, R (5, 5) Mike Kinkade, R (6, PH) Tim Worrell, R (7, 7)		2-1 L5			0-1 F7					1	0	0	0	0	0	1											
Inning Stats	R: 0 E: 0 K: 0 S: 4	H: 0 LOB: 0 BB: 1 P: 9	R: 2 E: 0 K: 1 S: 13	H: 3 LOB: 1 BB: 0 P: 21	R: 0 E: 0 K: 1 S: 12	H: 1 LOB: 1 BB: 0 P: 17	R: 0 E: 1 K: 1 S: 10	H: 0 LOB: 1 BB: 0 P: 17	R: 0 E: 0 K: 0 S: 8	H: 1 LOB: 1 BB: 1 P: 14	R: 0 E: 0 K: 1 S: 9	H: 1 LOB: 1 BB: 0 P: 15	R: 0 E: 0 K: 0 S: 10	H: 1 LOB: 1 BB: 0 P: 17	R: 1 E: 0 K: 0 S: 7	H: 2 LOB: 0 BB: 0 P: 8	R: 0 E: 0 K: 2 S: 7	H: 0 LOB: 0 BB: 0 P: 11	1B: 6 2B: 2 3B: 0 HR: 1	SF: 0 SAC: 0 DP: 3 HBP: 0	WP: 2 PB: 0 SB: 1 CS: 0	PA: 36					
PITCHER	IP	WLS	BF	H	R	ER	SO	BB	IBB	HBP	BLK	WP	HR	S	P	ERA	WHIP										
Damian Moss, L (1, 1) ERA: 3.04	7.0	W	29	7	2	2	4	2	0	0	0	2	1	66	110	2.57	1.286										
41 Chad Zerbe, L (8, 1) ERA: 7.94	1.0	4	2	1	1	0	0	0	0	0	0	0	0	7	8	9.00	2.000										
Tim Worrell, R (9, 1) ERA: 2.53	1.0	3	0	0	0	2	0	0	0	0	0	0	0	7	11	0.00	0.000										

San Francisco Giants @ Los Angeles Dodgers
Dodger Stadium, Los Angeles, CA
Sat Apr 19 2003, 7:10 PM PDT
Att: 50,918 - Sunny - 62 F

livebaseballscores.com

AB 34
R 3
H 9
RBI 2
BB 2
SO 6
LOB 15



Batter	1	2	3	4	5	6	7	8	9	AB	R	H	RBI	BB	SO	LOB	TOP			
Nefti Perez, S (1, 4) OBP: 0.237, SLG: 0.194										4	0	0	0	0	0	3	3			
Edgardo Alfonzo, R (1, 5) OBP: 0.292, SLG: 0.233										4	0	0	0	0	0	0	0			
Jim Brower, R (7, 1) OBP: 1.000, SLG: 1.000										0	0	0	0	0	0	0	0			
41 Chad Zerbe, L (7, 1)										0	0	0	0	0	0	0	0			
Rich Aurilia, R (1, 6) OBP: 0.313, SLG: 0.444										4	0	0	0	0	0	0	0			
Barry Bonds, L (1, 7) OBP: 0.500, SLG: 0.694										3	1	1	1	0	0	0	0			
Marvin Benard, L (8, PH) OBP: 0.354, SLG: 0.333										1	0	0	0	0	0	0	0			
José Cruz Jr., S (1, 9) OBP: 0.424, SLG: 0.574										3	0	0	0	1	1	0	0			
Andres Galaraga, R (1, 3) OBP: 0.450, SLG: 0.647										4	2	2	1	0	2	1	0			
Yorvit Torrealba, R (1, 2) OBP: 0.421, SLG: 0.765										4	1	3	1	0	0	1	0			
Ruben Rivera, R (1, 8) OBP: 0.250, SLG: 0.474										3	0	1	1	1	2	2	0			
Kurt Ainsworth, R (1, 1) OBP: 0.143, SLG: 0.143										1	0	0	0	0	1	1	0			
Joe Nathan, R (5, 1)										0	0	0	0	0	0	0	0			
Pedro Feliz, R (7, PH) OBP: 0.250, SLG: 0.250										2	0	0	0	0	1	1	0			
Inning Stats	R: 0 E: 0 K: 1 S: 7	H: 0 LOB: 0 BB: 0 P: 11	R: 3 E: 0 K: 3 S: 20	H: 4 LOB: 1 BB: 0 P: 28	R: 0 E: 0 K: 0 S: 4	H: 0 LOB: 0 BB: 0 P: 6	R: 1 E: 0 K: 1 S: 12	H: 2 LOB: 2 BB: 1 P: 21	R: 0 E: 0 K: 2 S: 12	H: 0 LOB: 1 BB: 0 P: 19	R: 0 E: 0 K: 0 S: 7	H: 0 LOB: 0 BB: 0 P: 11	R: 0 E: 0 K: 0 S: 7	H: 0 LOB: 0 BB: 0 P: 9	R: 0 E: 0 K: 3 S: 14	H: 1 LOB: 1 BB: 0 P: 19	1B: 1 2B: 4 3B: 0 HR: 2	SF: 0 SAC: 1 DP: 0 HBP: 0	WP: 0 PB: 0 SB: 0 CS: 0	PA: 36
PITCHER	IP	WLS	BF	H	R	ER	SO	BB	IBB	HBP	BLK	WP	HR	S	P	ERA	WHIP			
Hideo Nomo, R (1, 1) ERA: 3.03	7.0	W	29	6	4	4	7	2	0	0	0	0	2	69	103	5.14	1.143			
Paul Shuey, R (8, 1) ERA: 0.9	1.0		3	0	0	0	0	0	0	0	0	0	0	7	9	0.00	0.000			
Eric Gagne, R (9, 1) ERA:	1.0		4	1	0	0	3	0	0	0	0	0	0	14	19	0.00	1.000			

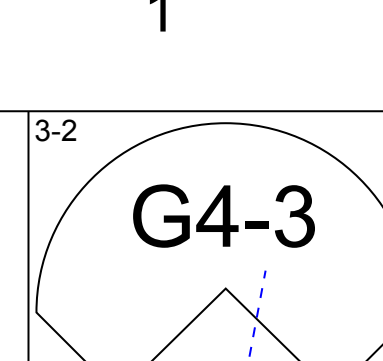
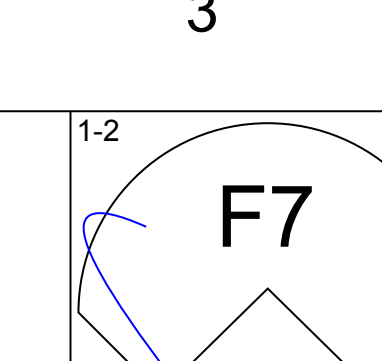
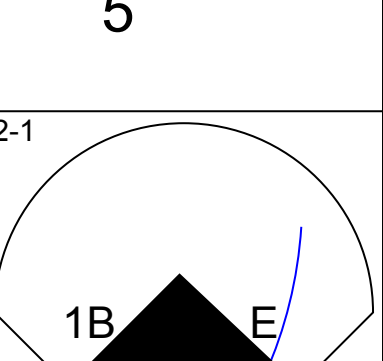
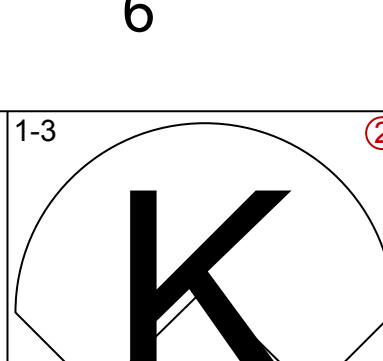
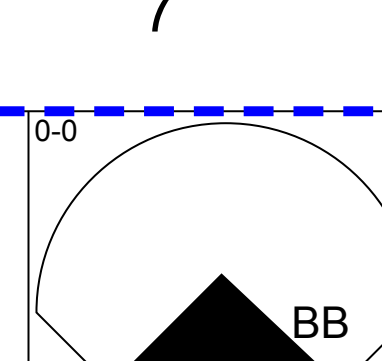
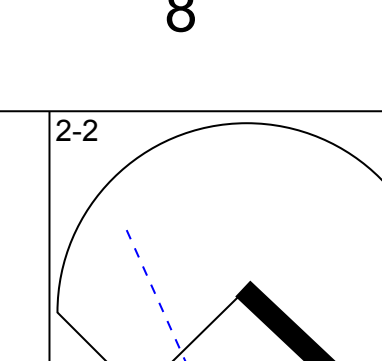
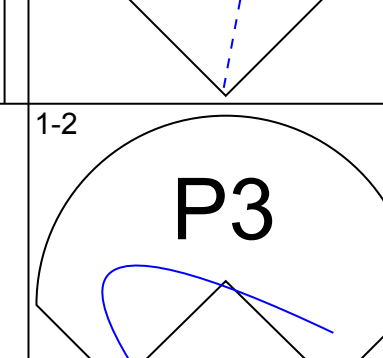
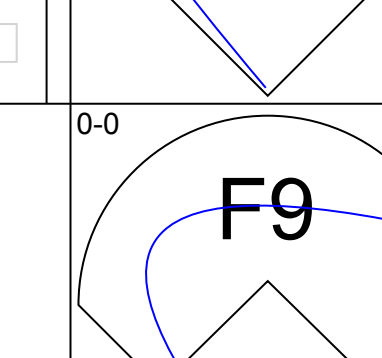
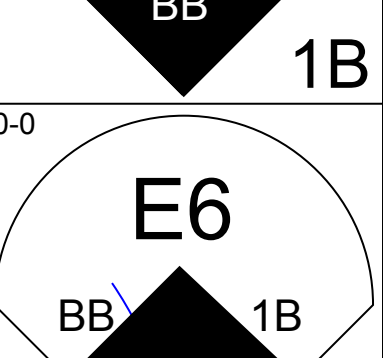
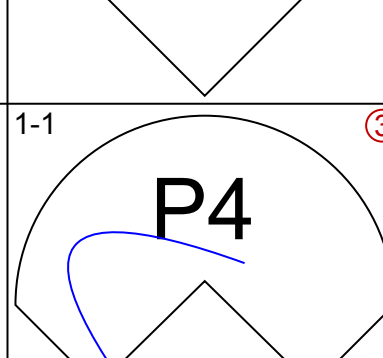
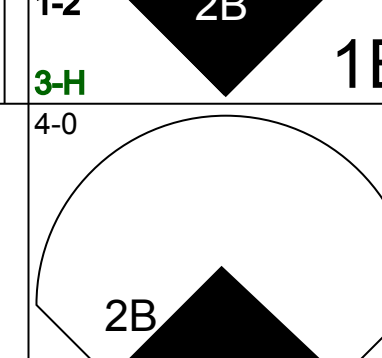
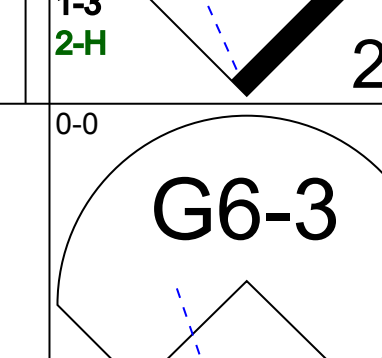
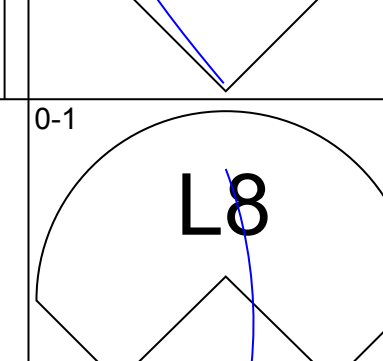
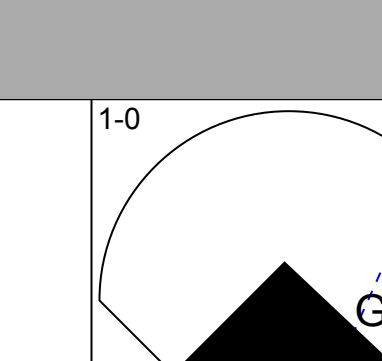
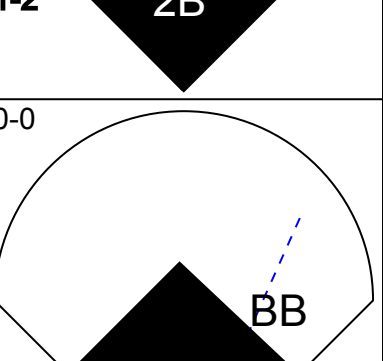
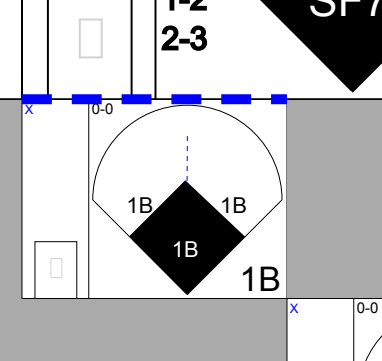
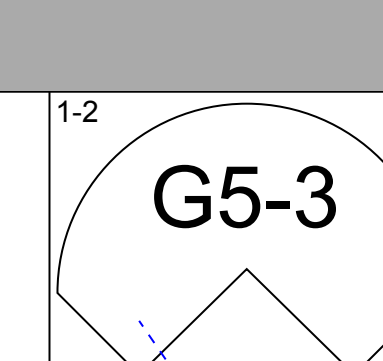
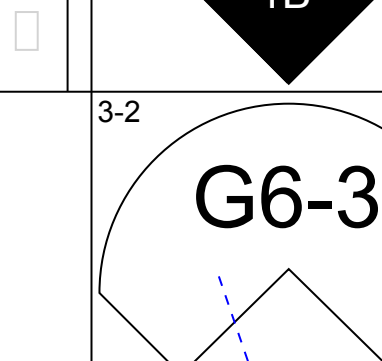
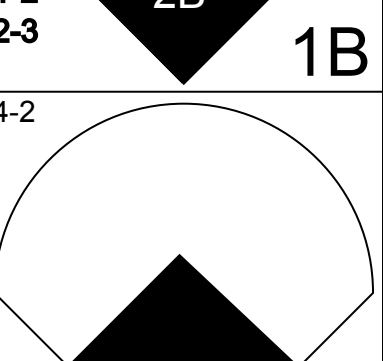
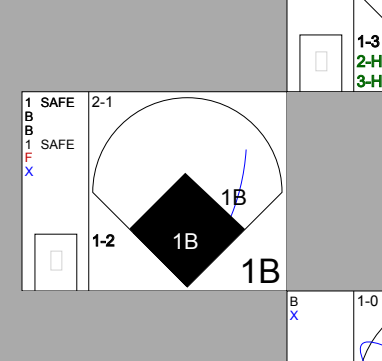
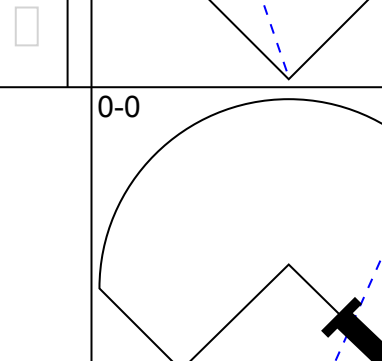
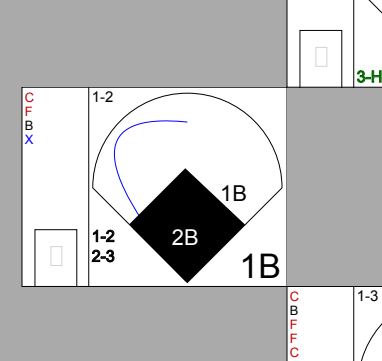
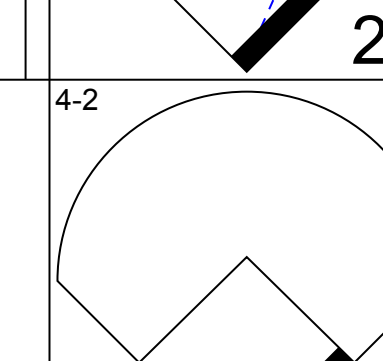
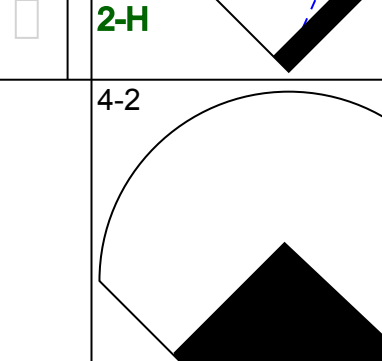
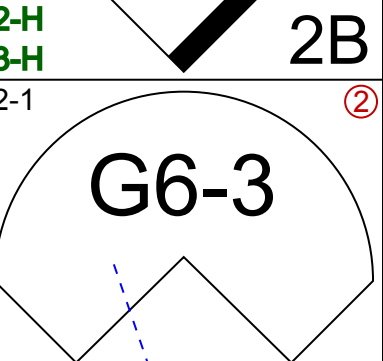
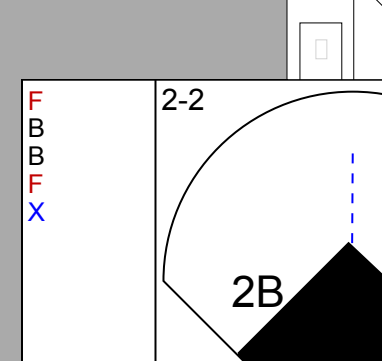
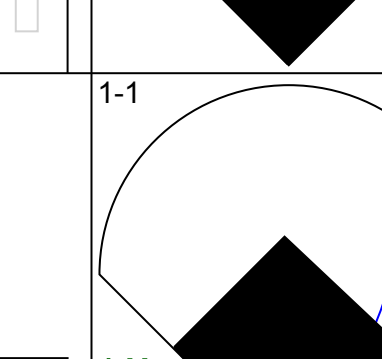
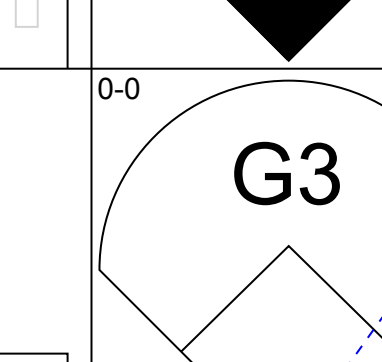
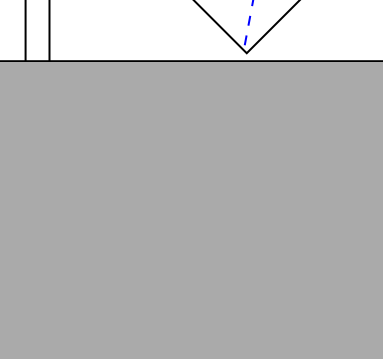
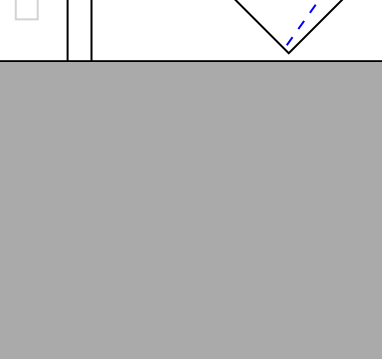
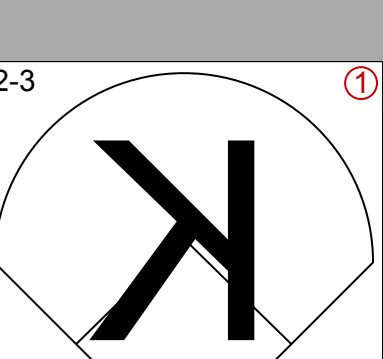
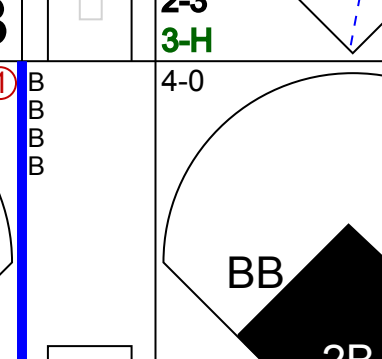
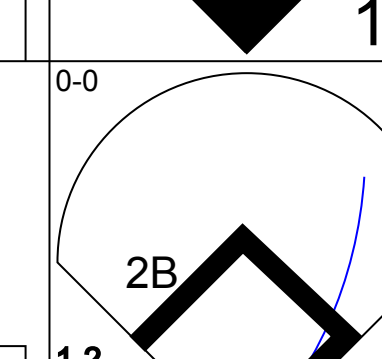
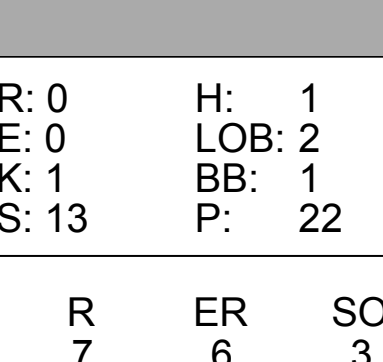
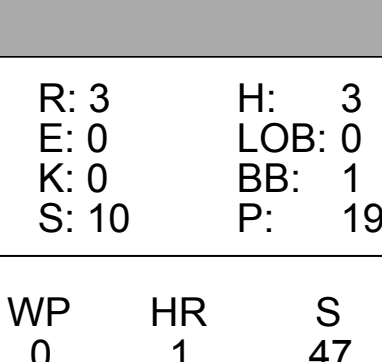
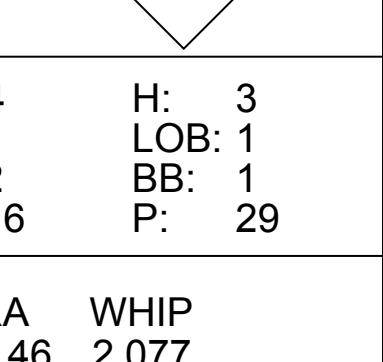
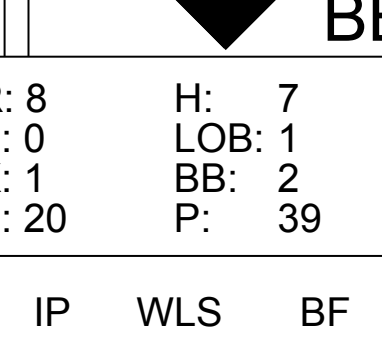
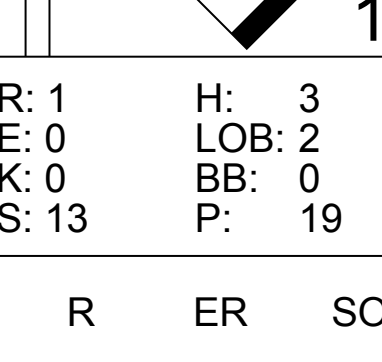

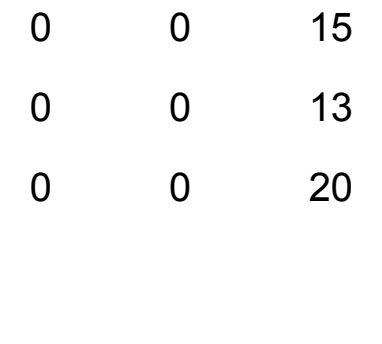




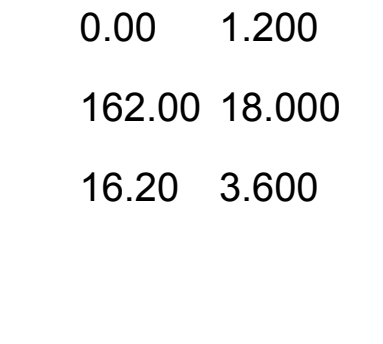




San Francisco Giants @ Los Angeles Dodgers
Dodger Stadium, Los Angeles, CA

AB 33
R 4
H 7
RBI 4
BB 2
SO 10
LOB 9



WP: 0 PA: 36
PB: 0
SB: 0
CS: 0

Sun Apr 20 2003, 5:10 PM PDT
Att: 39,123 - Overcast - 69 F

Batter	1	2	3	4	5	6	7	8	9	AB	R	H	RBI	BB	SO	LOB	BOTTOM			
Dave Roberts, L (1, 8) OBP: 0.396, SLG: 0.425										6	2	3	2	0	1	1	0			
Paul Lo Duca, R (1, 2) OBP: 0.361, SLG: 0.385										5	2	0	0	1	0	4	0			
Shawn Green, L (1, 9) OBP: 0.391, SLG: 0.481										5	3	4	2	0	0	0	0			
Brian Jordan, R (1, 7) OBP: 0.346, SLG: 0.423										3	2	1	2	1	0	1	0			
Mike Kinkade, R (8, 3) OBP: 0.300, SLG: 0.333										0	0	0	0	0	0	0	0			
Fred McGriff, L (1, 3) OBP: 0.288, SLG: 0.388										5	1	4	4	0	1	1	0			
Paul Shuey, R (8, 1)										0	0	0	0	0	0	0	0			
Eric Gagne, R (9, 1)										0	0	0	0	0	0	0	0			
Ron Coomer, R (1, 5) OBP: 0.300, SLG: 0.125										3	2	1	2	2	0	1	0			
Jolbert Cabrera, R (1, 4) OBP: 0.286, SLG: 0.615										5	2	2	3	0	2	3	0			
Alex Cora, L (1, 6) OBP: 0.295, SLG: 0.273										5	1	2	1	0	0	3	0			
Hideo Nomo, R (1, 1) ERA: 5.4										2	0	0	0	0	2	0	0			
Cesar Izturis, S (7, PH) ERA: 9.82										1	1	1	0	1	0	0	0			
Inning Stats	R: 0 E: 0 K: 0 S: 8	H: 0 LOB: 0 BB: 0 P: 12	R: 0 E: 0 K: 1 S: 13	H: 1 LOB: 2 BB: 1 P: 22	R: 0 E: 0 K: 1 S: 7	H: 0 LOB: 0 BB: 0 P: 9	R: 3 E: 0 K: 0 S: 10	H: 3 LOB: 0 BB: 1 P: 19	R: 4 E: 1 K: 2 S: 16	H: 3 LOB: 1 BB: 1 P: 29	R: 0 E: 0 K: 1 S: 8	H: 1 LOB: 1 BB: 0 P: 11	R: 8 E: 0 K: 1 S: 20	H: 7 LOB: 1 BB: 2 P: 39	R: 1 E: 0 K: 0 S: 13	H: 3 LOB: 2 BB: 0 P: 19	1B: 12 2B: 5 3B: 0 HR: 1	SF: 1 SAC: 1 DP: 0 HBP: 0	WP: 0 PB: 0 SB: 0 CS: 0	PA: 47
PITCHER	IP	WLS	BF	H	R	ER	SO	BB	IBB	HBP	BLK	WP	HR	S	P	ERA	WHIP			
Kurt Ainsworth, R (1, 1) ERA: 5.4	4.1	L	22	6	7	6	3	3	0	0	0	0	1	47	79	12.46	2.077			
Joe Nathan, R (5, 1) ERA:	1.2		7	2	0	0	2	0	0	0	0	0	0	15	23	0.00	1.200			
Jim Brower, R (7, 1) ERA: 7.84	0.1		7	5	6	6	0	1	0	0	0	0	0	13	26	162.00	18.000			
41 Chad Zerbe, L (7, 1) ERA: 9.82	1.2		11	5	3	3	1	1	0	0	0	0	0	20	32	16.20	3.600			

San Francisco Giants @ Los Angeles Dodgers
Dodger Stadium, Los Angeles, CA

AB 40
R 16
H 18
RBI 16
BB 5
SO 6
LOB 14



WP: 0 PA: 47
PB: 0
SB: 0
CS: 0

Sun Apr 20 2003, 5:10 PM PDT
Att: 39,123 - Overcast - 69 F

Batter	1	2	3	4	5	6	7	8	9	AB	R	H	RBI	BB	SO	LOB	TOP					
Dave Roberts, L (1,8) OBP: 0.389, SLG: 0.417	P5		L5			F7		E		4	1	1	0	0	0	0	Los Angeles Dodgers @ Cincinnati Reds Great American Ball Park, Cincinnati, OH Tue Apr 22 2003, 7:10 PM EDT Att: 19,029 - Cloudy - 49 F					
Paul Lo Duca, R (1,2) OBP: 0.355, SLG: 0.377	L7			G5-3		FC6-4		K		4	0	1	0	0	1							
Shawn Green, L (1,9) OBP: 0.374, SLG: 0.457	K			P6		K		K		4	0	0	0	0	3							
Brian Jordan, R (1,7) OBP: 0.353, SLG: 0.427		P6			2-1	FC6-4		E9		4	0	2	1	0	0							
Fred McGriff, L (1,3) OBP: 0.286, SLG: 0.380		K		G4-3				G3		4	0	1	0	0	1							
Mike Kinkade, R (1,5) OBP: 0.308, SLG: 0.273					0-3					2	1	0	0	1	1							
Ron Coomer, R (7,5) OBP: 0.286, SLG: 0.118						K				1	0	0	0	0	0							
Adrian Beltré, R (9,5) OBP: 0.226, SLG: 0.362								FC5-4		0	0	0	0	0	0							
Alex Cora, L (1,4) OBP: 0.308, SLG: 0.276		P4			3-2			G4-3		3	0	1	0	0	0							
Cesar Izturis, S (1,6) OBP: 0.284, SLG: 0.261			G6-3		0-0	G3		F9		4	0	1	1	0	0							
Kaz Ishii, L (11,1) Daryle Ward, L (7,PH) Paul Shuey, R (7,1) Tom Martin, L (8,1) Paul Quantrill, L (8,1) Eric Gagne, R (9,1)			K		0-3	K		P3		2	0	0	0	0	2							
Inning Stats	R: 0 E: 0 K: 1 S: 9	H: 0 LOB: 0 BB: 0 P: 10	R: 0 E: 0 K: 1 S: 11	H: 0 LOB: 1 BB: 1 P: 18	R: 0 E: 0 K: 1 S: 7	H: 0 LOB: 0 BB: 0 P: 10	R: 0 E: 0 K: 0 S: 12	H: 1 LOB: 1 BB: 0 P: 21	R: 0 E: 0 K: 2 S: 10	H: 0 LOB: 1 BB: 0 P: 13	R: 0 E: 0 K: 1 S: 8	H: 1 LOB: 1 BB: 0 P: 9	R: 1 E: 0 K: 0 S: 13	H: 3 LOB: 1 BB: 0 P: 16	R: 1 E: 1 K: 2 S: 9	H: 2 LOB: 1 BB: 0 P: 11	R: 0 E: 0 K: 0 S: 10	H: 0 LOB: 0 BB: 0 P: 12	1B: 7 2B: 0 3B: 0 HR: 0	SF: 0 SAC: 0 DP: 0 HBP: 1	WP: 0 PB: 0 SB: 1 CS: 1	PA: 35
PITCHER	IP WLS BF H R ER SO BB IBB HBP BLK WP HR S P ERA WHIP																					
Paul Wilson, R (1,1) ERA: 3.38	7.2 L 31 7 2 2 8 1 0 1 0 0 0 78 107 2.35 1.043																					
Gabe White, L (8,1) ERA: 2.79	0.1 1 0 0 0 0 0 0 0 0 0 0 0 1 1 0.00 0.000																					
Scott Sullivan, R (9,1) ERA: 4.22	1.0 3 0 0 0 0 0 0 0 0 0 0 0 10 12 0.00 0.000																					

Batter	1	2	3	4	5	6	7	8	9	AB	R	H	RBI	BB	SO	LOB	BOTTOM			
Felipe Lopez, S (1,6) OBP: 0.308, SLG: 0.316	S									3	1	1	0	2	2	1	Los Angeles Dodgers @ Cincinnati Reds Great American Ball Park, Cincinnati, OH Tue Apr 22 2003, 7:10 PM EDT Att: 19,029 - Cloudy - 49 F			
Juan Castro, R (1,4) OBP: 0.501, SLG: 0.556	B1		F8					G6-3		5	0	0	0	0	2	3				
Sean Casey, L (1,3) OBP: 0.402, SLG: 0.506	F7		FC4-6					G4-3		4	0	1	0	0	0	2				
Austin Kearns, R (1,8) OBP: 0.422, SLG: 0.691	1B		FC4-6					K		3	0	1	0	1	1	2				
Aaron Boone, R (1,5) OBP: 0.279, SLG: 0.444	1-2		CS					SH1-4		3	0	2	1	0	0	0				
Adam Dunn, L (1,7) OBP: 0.315, SLG: 0.594	G3							E8		4	0	0	0	0	2	4				
Ruben Mateo, R (1,9) OBP: 0.238, SLG: 0.282			K2-3							3	0	0	0	0	2	2				
Reggie Taylor, L (8,PH) OBP: 0.212, SLG: 0.250								K		1	0	0	0	0	1	1				
Jason LaRue, R (1,2) OBP: 0.354, SLG: 0.346								SH1-4		2	0	1	0	2	1	0				
Paul Wilson, R (1,1) Gabe White, L (8,1) Scott Sullivan, R (9,1) Jose Guillen, R (8,PH) Eric Gagne, R (9,1)										2	0	0	0	0	1	4				
Inning Stats	R: 1 E: 0 K: 0 S: 13	H: 1 LOB: 2 BB: 2 P: 24	R: 0 E: 0 K: 2 S: 12	H: 1 LOB: 1 BB: 0 P: 14	R: 0 E: 0 K: 0 S: 9	H: 1 LOB: 0 BB: 0 P: 15	R: 0 E: 0 K: 2 S: 13	H: 1 LOB: 2 BB: 1 P: 24	R: 0 E: 1 K: 1 S: 14	H: 0 LOB: 2 BB: 1 P: 24	R: 0 E: 0 K: 1 S: 10	H: 0 LOB: 0 BB: 0 P: 13	R: 0 E: 0 K: 2 S: 10	H: 1 LOB: 1 BB: 0 P: 13	R: 0 E: 0 K: 3 S: 11	H: 0 LOB: 1 BB: 1 P: 19	1B: 6 2B: 0 3B: 0 HR: 0	SF: 0 SAC: 2 DP: 0 HBP: 0	WP: 0 PB: 0 SB: 5 CS: 2	PA: 39
PITCHER	IP WLS BF H R ER SO BB IBB HBP BLK WP HR S P ERA WHIP																			
Kaz Ishii, L (1,1) ERA: 3.57	6.0 W 27 5 1 0 1 0 0 0 0 0 0 0 12 15 0.00 0.750																			
Paul Shuey, R (7,1) ERA: 0.79	1.1 W 5 1 0 0 1 0 0 0 0 0 0 0 5 7 0.00 0.000																			
Tom Martin, L (8,1) ERA: 1.23	0.1 H 1 0 0 0 1 0 0 0 0 0 0 0 3 4 0.00 0.000																			
Paul Quantrill, R (8,1) ERA: 2.45	0.1 H 1 0 0 0 1 0 0 0 0 0 0 0 3 4 0.00 0.000																			
Eric Gagne, R (9,1) ERA:	1.0 S 4 0 0 0 3 1 0 0 0 0 0 0 11 19 0.00 1.000																			

Batter	1	2	3	4	5	6	7	8	9	AB	R	H	RBI	BB	SO	LOB	TOP								
Dave Roberts, L (1, 8) OBP: 0.390, SLG: 0.409 Jolbert Cabrera, R (2, 8) OBP: 0.250, SLG: 0.533	1-0 SH1-3 1B		0-3 K			1-0 L6		0-3 K	0-1 FC5-4	1 0 1 0 0 0 0	4 0 0 0 0 2 3														
Cesar Izuris, S (1, 6) OBP: 0.274, SLG: 0.244 Mike Kinkade, R (9, PH) OBP: 0.400, SLG: 0.462	1-1 SH1-3 1-2		1-1 G4-3			0-2 G4-3			2-1 2B 1B	2 0 0 0 0 0 0	1 1 1 0 0 0 0														
Shawn Green, L (1, 9) OBP: 0.371, SLG: 0.457	2-3 K				0-0 G5-3		1-0 G1-3 2B		1-3 K	4 0 1 0 0 2 2															
Fred McGriff, L (1, 3) OBP: 0.300, SLG: 0.378 Brian Jordan, R (9, PR) OBP: 0.362, SLG: 0.407	1-1 G4-3				2-2 G5-3		0-0 P4		0-0 2B 1H 2B	4 0 1 1 0 0 2	0 1 0 0 0 0 0														
Paul Lo Duca, R (1, 2) OBP: 0.322, SLG: 0.341					1-3 K		2-2 G1-3		0-0 2B 2H 2B	4 1 1 1 0 1 1															
Danyle Ward, L (1, 7) OBP: 0.304, SLG: 0.238 Eric Gagne, R (9, 1)					0-0 1B		3-2 G4-3		1-2 F7	4 0 1 0 0 0 2	0 0 0 0 0 0 0														
Adrián Beltré, R (1, 5) OBP: 0.213, SLG: 0.352			2-3 K			2-1 F8		0-0 F9 2B	1-0 2B 2H 2B	4 1 2 1 0 1 1															
Alex Cora, L (1, 4) OBP: 0.325, SLG: 0.329			1-2 G4-3			0-0 G4-3		1-1 G6-3	1-1 1B 2H 2B	4 1 1 1 0 0 2															
Odalis Perez, L (1, 1) Ron Coomer, R (8, PH) OBP: 0.333, SLG: 0.200 Troy Brohawn, L (8, 1) OBP: 1.000, SLG: 1.000 Todd Hundley, S (9, PH) OBP: 0.480, SLG: 0.471					0-1 F7			0-1 G6-3	2-0 F9 2H FC5-4 1B	2 0 0 0 0 0 0	1 0 0 0 0 0 1														
Inning Stats	R: 0 E: 0 K: 1 S: 8	H: 1 LOB: 1 BB: 0 P: 13	R: 0 E: 0 K: 1 S: 8	H: 1 LOB: 1 BB: 0 P: 11	R: 0 E: 0 K: 1 S: 7	H: 0 LOB: 0 BB: 0 P: 8	R: 0 E: 0 K: 1 S: 7	H: 0 LOB: 0 BB: 0 P: 10	R: 0 E: 0 K: 0 S: 4	H: 0 LOB: 0 BB: 0 P: 6	R: 0 E: 0 K: 0 S: 6	H: 0 LOB: 0 BB: 0 P: 7	R: 0 E: 0 K: 0 S: 8	H: 1 LOB: 1 BB: 0 P: 14	R: 0 E: 0 K: 1 S: 7	H: 1 LOB: 1 BB: 0 P: 10	R: 5 E: 0 K: 1 S: 19	H: 6 LOB: 2 BB: 0 P: 27	1B: 4 2B: 6 3B: 0 HR: 0	SF: 0 SAC: 1 DP: 0 HBP: 0	WP: 0 PB: 0 SB: 0 CS: 0	PA: 37			
PITCHER	IP	WLS	BF	H	R	ER	SO	BB	IBB	HBP	BLK	WP	HR	S	P	ERA	WHIP								
Kip Wells, R (1, 1) ERA: 2.87	8.1		31	6	2	2	6	0	0	0	0	0	0	61	88	2.16	0.720								
Mike Williams, R (9, 1) ERA: 8.31	0.2	L	6	4	3	3	0	0	0	0	0	0	0	13	18	40.50	6.000								

Los Angeles Dodgers @ Pittsburgh Pirates
PNC Park, Pittsburgh, PA
Fri Apr 25 2003, 7:05 PM EDT
Att: 16,090 - Overcast - 68 F

AB 36
R 5
H 10
RBI 5
BB 0
SO 6
LOB 14



Batter	1	2	3	4	5	6	7	8	9	AB	R	H	RBI	BB	SO	LOB	BOTTOM								
Kenny Lofton, L (1, 8) OBP: 0.250, SLG: 0.287	2-2 18 G6-3 SF8 2B		2-1 P5			0-3 K		2-2 F8		4 1 1 0 0 1 0															
18 Jason Kendall, R (1, 2) OBP: 0.412, SLG: 0.493	2-2 G6-3 2-3		1-3 K			2-0 L8			1-2 1B	4 0 1 0 0 1 1															
Reggie Sanders, R (1, 7) OBP: 0.347, SLG: 0.530	3-1 SF8 3H		0-2 G6-3			0-0 L7			0-2 K	3 0 0 1 0 1 1															
Aramis Ramirez, R (1, 5) OBP: 0.308, SLG: 0.338	0-0 F9				4-0 G5-4-3 BB		0-3 K		1-2 F8	3 0 0 0 1 1 1															
Kevin Young, R (1, 3) OBP: 0.286, SLG: 0.375 Matt Stairs, L (9, PH) OBP: 0.317, SLG: 0.270			1-2 G5-3		3-2 F8		1-1 G5-3		0-3 K	3 0 0 0 0 0 1	1 0 0 0 0 1 1														
Craig Wilson, R (1, 9) OBP: 0.323, SLG: 0.385 Adam Hyzdu, R (9, 9) OBP: 0.250, SLG: 0.200			1-2 2B		1-1 G5-4-3 1-2		3-2 1B			3 0 2 0 0 0 1	0 0 0 0 0 0 0														
Pokey Reese, R (1, 4) OBP: 0.222, SLG: 0.265			3-0 P3			0-2 G6-3		2-2 G6-3		3 0 0 0 0 0 2															
2 Jack Wilson, R (1, 6) OBP: 0.260, SLG: 0.232			1-2 L8			0-1 B2-3			1-1 L6	3 0 0 0 0 0 1															
Kip Wells, R (1, 1) OBP: 0.300, SLG: 0.600 Mike Williams, R (9, 1)					1-0 HR		0-1 G5-3		1-3 K	3 1 1 1 0 1 0	0 0 0 0 0 0 0														
Inning Stats	R: 1 E: 0 K: 0 S: 9	H: 1 LOB: 0 BB: 0 P: 16	R: 0 E: 0 K: 0 S: 12	H: 1 LOB: 1 BB: 0 P: 18	R: 1 E: 0 K: 1 S: 9	H: 1 LOB: 0 BB: 0 P: 13	R: 0 E: 0 K: 0 S: 6	H: 0 LOB: 0 BB: 1 P: 14	R: 0 E: 0 K: 0 S: 7	H: 0 LOB: 0 BB: 0 P: 7	R: 0 E: 0 K: 1 S: 5	H: 0 LOB: 0 BB: 0 P: 7	R: 0 E: 0 K: 1 S: 14	H: 1 LOB: 1 BB: 0 P: 20	R: 0 E: 0 K: 1 S: 8	H: 0 LOB: 0 BB: 0 P: 12	R: 0 E: 0 K: 2 S: 12	H: 1 LOB: 1 BB: 0 P: 14	1B: 2 2B: 2 3B: 0 HR: 1	SF: 1 SAC: 0 DP: 1 HBP: 0	WP: 0 PB: 0 SB: 0 CS: 0	PA: 32			
PITCHER	IP	WLS	BF	H	R	ER	SO	BB	IBB	HBP	BLK	WP	HR	S	P	ERA	WHIP								
Odalis Perez, L (1, 1) ERA: 3.76	7.0		25	4	2	2	3	1	0	0	0	0	0	62	95	2.57	0.714								
Troy Brohawn, L (8, 1) ERA: 2.35	1.0	W	3	0	0	0	1	0	0	0	0	0	0	8	12	0.00	0.000								
Eric Gagne, R (9, 1) ERA:	1.0	S	4	1	0	0	2	0	0	0	0	0	0	12	14	0.00	1.000								

Los Angeles Dodgers @ Pittsburgh Pirates
PNC Park, Pittsburgh, PA
Fri Apr 25 2003, 7:05 PM EDT
Att: 16,090 - Overcast - 68 F

AB 30
R 2
H 5
RBI 2
BB 1
SO 6
LOB 9



Batter	1	2	3	4	5	6	7	8	9	AB	R	H	RBI	BB	SO	LOB	TOP						
Alex Cora, L (1,4) OBP: 0.325, SLG: 0.329 Ron Coomer, R (8, FH) Jason Romano, R (8,8)	F7			G4-3		G4-3 1B		G1-3		3	1	1	0	0	0	0	Los Angeles Dodgers @ Pittsburgh Pirates PNC Park, Pittsburgh, PA Sat Apr 26 2003, 7:05 PM EDT Att: 22,267 - Sunny - 63 F						
Cesar Izuris, S (1,6) OBP: 0.261, SLG: 0.232	G3			G6-3		G6-3		G1-3		4	0	0	0	0	0	1							
Shawn Green, L (1,9) OBP: 0.376, SLG: 0.485	K			G4-3		G4-3 1B HBP		K		3	2	1	1	0	1	0							
Fred McGriff, L (1,3) OBP: 0.298, SLG: 0.372		K			G6-3 1B	G4-3		K		4	1	1	0	0	2	2							
Adrian Beltré, R (1,5) OBP: 0.241, SLG: 0.365		G5-3			E5 1B			1B HBP		3	0	2	2	0	0	0							
Danyle Ward, L (1,7) Eric Gagne, R (9,1)		G4-3			G1-3	F9		G6-4-3 1B		4	0	1	0	0	0	3							
Todd Hundley, S (1,2) OBP: 0.414, SLG: 0.381				G3-1		G6-3		K		4	0	0	1	0	2	3							
Jolbert Cabrera, R (1,8) OBP: 0.250, SLG: 0.485				G6-3				F7		3	0	0	0	1	0	2							
Hideo Nomo, R (1,1) Paul Quantrill, L (8,1) Brian Jordan, R (9,7) OBP: 0.362, SLG: 0.407				K		G4-3		K		3	0	0	0	0	2	2							
										0	0	0	0	0	0	0							
										0	0	0	0	0	0	0							
Inning Stats	R: 0 E: 0 K: 1 S: 9	H: 0 LOB: 0 BB: 0 P: 12	R: 0 E: 0 K: 1 S: 7	H: 0 LOB: 0 BB: 0 P: 12	R: 0 E: 0 K: 1 S: 6	H: 0 LOB: 0 BB: 0 P: 8	R: 0 E: 0 K: 0 S: 8	H: 0 LOB: 0 BB: 0 P: 14	R: 1 E: 1 K: 0 S: 14	H: 2 LOB: 2 BB: 1 P: 24	R: 2 E: 0 K: 0 S: 10	H: 2 LOB: 1 BB: 0 P: 20	R: 0 E: 0 K: 2 S: 9	H: 0 LOB: 0 BB: 0 P: 13	R: 1 E: 0 K: 1 S: 12	H: 1 LOB: 0 BB: 0 P: 17	R: 0 E: 0 K: 1 S: 10	H: 1 LOB: 1 BB: 0 P: 17	1B: 5 2B: 0 3B: 0 HR: 1	SF: 0 SAC: 0 DP: 1 HBP: 2	WP: 0 PB: 0 SB: 0 CS: 0	PA: 35	
PITCHER	IP	WLS	BF	H	R	ER	SO	BB	IBB	HBP	BLK	WP	HR	S	P	ERA	WHIP					ERA	WHIP
16 Salomon Torres, R (1,1) ERA: 2.33	5.1		20	3	2	2	3	0	1	0	0	0	0	47	77	3.38	0.562					0.00	0.000
Joe Beimel, L (6,1) ERA: 3.18	1.2	B	7	1	1	1	2	0	0	1	0	0	0	16	26	5.40	0.600						
Scott Sauerbeck, L (8,1) ERA: 2.61	1.0	L	4	1	1	1	1	0	0	0	0	0	1	12	17	9.00	1.000						
Julian Tavarez, R (9,1) ERA: 6.3	0.0		2	1	0	0	0	0	0	1	0	0	0	6	10	∞	∞						
Dennys Reyes, L (9,1) ERA: 1.93	0.1		1	0	0	0	1	0	0	0	0	0	0	3	6	0.00	0.000						




Batter	1	2	3	4	5	6	7	8	9	AB	R	H	RBI	BB	SO	LOB	BOTTOM						
Kenny Lofton, L (1,8) OBP: 0.255, SLG: 0.284 Rob Mackowiak, L (5, FH) OBP: 0.250, SLG: 0.243	F9		2 3B		F7		L7			1	1	0	0	1	0	0	Los Angeles Dodgers @ Pittsburgh Pirates PNC Park, Pittsburgh, PA Sat Apr 26 2003, 7:05 PM EDT Att: 22,267 - Sunny - 63 F						
2 Jack Wilson, R (1,6) OBP: 0.280, SLG: 0.260	F9		1H 2H 3B		G6-3			B2		4	0	1	2	0	0	0							
18 Jason Kendall, R (1,2) OBP: 0.393, SLG: 0.468	L6		G5-3			G6-3		F9		4	0	0	0	0	0	1							
Randall Simon, L (1,3) OBP: 0.339, SLG: 0.482		G1-3		2B		G5-3		G4-3		4	1	1	0	0	0	0							
Aramis Ramirez, R (1,5) OBP: 0.316, SLG: 0.345		K		K				FC1-5 1B		4	0	2	0	0	2	1							
Matt Stairs, L (1,9) Adam Hyzdu, R (9, FR) OBP: 0.250, SLG: 0.200		G3				G4-3		FC1-5 1B		4	0	2	1	0	0	1							
Reggie Sanders, R (1,7) OBP: 0.354, SLG: 0.515			2 3B	SH1-3 BB		G6-4-3 BB		G5-3		2	1	0	0	2	0	2							
Pokey Reese, R (1,4) OBP: 0.227, SLG: 0.268		SH1-3		G6-4-3				K		3	0	1	0	0	1	4							
16 Salomon Torres, R (1,1) Joe Beimel, L (6,1) Abraham Nunez, S (7, PH) Scott Sauerbeck, R (8,1) Julian Tavarez, L (9,1) Dennys Reyes, R (9,1) Brian Boehringer, S (9,1) Craig Wilson, R (9, PH) OBP: 0.333, SLG: 0.370			K		K		F7		K	2	0	0	0	0	0	1							
										1	0	0	0	0	0	0							
										0	0	0	0	0	0	0							
Inning Stats	R: 0 E: 0 K: 0 S: 7	H: 0 LOB: 0 BB: 0 P: 10	R: 0 E: 0 K: 1 S: 8	H: 0 LOB: 0 BB: 0 P: 10	R: 2 E: 0 K: 1 S: 13	H: 1 LOB: 1 BB: 2 P: 23	R: 1 E: 0 K: 1 S: 8	H: 2 LOB: 1 BB: 1 P: 16	R: 0 E: 0 K: 0 S: 11	H: 0 LOB: 0 BB: 0 P: 15	R: 0 E: 0 K: 0 S: 9	H: 1 LOB: 1 BB: 0 P: 11	R: 0 E: 0 K: 0 S: 7	H: 0 LOB: 0 BB: 0 P: 10	R: 0 E: 0 K: 2 S: 11	H: 2 LOB: 2 BB: 0 P: 11	1B: 5 2B: 1 3B: 1 HR: 0	SF: 0 SAC: 1 DP: 1 HBP: 0	WP: 0 PB: 0 SB: 0 CS: 0	PA: 36			
PITCHER	IP	WLS	BF	H	R	ER	SO	BB	IBB	HBP	BLK	WP	HR	S	P	ERA	WHIP					ERA	WHIP
Hideo Nomo, R (1,1) ERA: 3.16	7.0		28	5	3	3	4	3	0	0	0	0	0	64	94	3.86	1.143						
Paul Quantrill, R (8,1) ERA: 1.74	1.0	H	3	0	0	0	0	0	0	0	0	0	0	7	10	0.00	0.000						
Eric Gagne, R (9,1) ERA:	1.0	S	5	2	0	0	2	0	0	0	0	0	0	11	11	0.00	2.000						



Batter	1	2	3	4	5	6	7	8	9	AB	R	H	RBI	BB	SO	LOB	TOP		
Alex Cora, L (1,4) OBP: 0.353, SLG: 0.347	4-0 CS BB		2-0 2H 2B		4-2 BB		4-2 BB		0-0 F7	2	2	0	1	1	3	0	2		
Paul Lo Duca, R (1,2) OBP: 0.326, SLG: 0.329	1-2 P6		1-0 HBP		1-2 K		2-0 F7-4		4-0 2B BB	3	0	0	0	0	1	1	4		
Shawn Green, L (1,9) OBP: 0.368, SLG: 0.480	3-3 K		1-2 G6-3		0-0 G4-3			1-0 G3-1	1-1 2B	5	0	1	2	0	1	4			
Mike Kinkade, R (1,7) OBP: 0.421, SLG: 0.625		2-1 G6-4-3 HBP		0-1 G4-3		2-1 G5-3		1-0 HR	4-0 IBB	3	1	1	1	0	0	0			
Brian Jordan, R (8,7) OBP: 0.368, SLG: 0.407										0	0	0	0	0	1	0			
Daryle Ward, L (1,3) OBP: 0.281, SLG: 0.233		0-0 G6-4-3		1-1 2B SF8 1B		0-0 P5		1-3 K	1-0 G3-1	5	1	1	0	0	1	4			
Adrián Beltré, R (1,5) OBP: 0.241, SLG: 0.372		2-1 F8		0-1 2B		0-0 G4-3		2-1 G5-3		4	0	1	0	0	0	0			
Jolbert Cabrera, R (1,8) OBP: 0.250, SLG: 0.528			1-0 G1	1-1 SF8			3-2 1B 3B		2-3 K	3	1	1	1	0	1	0			
Cesar Izturis, S (1,6) OBP: 0.283, SLG: 0.256			1-1 SH2-4 2B 1B	1-1 G5-3			0-0 F7-4 BB 1B		0-1 BB 2B 1B	4	2	3	1	0	0	1			
Kaz Ishii, L (1,1) Ron Coomer, R (7,PH) Guillermo Mota, R (7,1) Tom Martin, L (7,1) Paul Quantrill, L (8,1) Fred McGriff, L (8,PH) Troy Brohawn, L (8,1)			2-1 SH2-4		1-3 K		0-0 F8		3-2 BB 1B	1	0	0	0	0	0	1			
Inning Stats	R: 0 E: 0 K: 1 S: 9	H: 0 LOB: 1 BB: 1 P: 17	R: 0 E: 0 K: 0 S: 4	H: 0 LOB: 0 BB: 0 P: 8	R: 1 E: 0 K: 0 S: 10	H: 2 LOB: 2 BB: 0 P: 17	R: 1 E: 0 K: 0 S: 10	H: 2 LOB: 1 BB: 1 P: 13	R: 0 E: 0 K: 2 S: 12	H: 0 LOB: 1 BB: 1 P: 6	R: 1 E: 0 K: 0 S: 12	H: 2 LOB: 1 BB: 1 P: 20	R: 1 E: 0 K: 1 S: 7	H: 1 LOB: 0 BB: 2 P: 12	R: 2 E: 0 K: 1 S: 13	H: 3 LOB: 3 BB: 2 P: 28	1B: 5 2B: 5 3B: 1 HR: 1	SF: 1 SAC: 1 DP: 3 HBP: 2	WP: 0 PA: 41 CS: 1
PITCHER	IP WLS BF H R ER SO	IP WLS BF H R ER SO	IP WLS BF H R ER SO	IP WLS BF H R ER SO	IP WLS BF H R ER SO	IP WLS BF H R ER SO	IP WLS BF H R ER SO	IP WLS BF H R ER SO	IP WLS BF H R ER SO	IP WLS BF H R ER SO	IP WLS BF H R ER SO	IP WLS BF H R ER SO	IP WLS BF H R ER SO	IP WLS BF H R ER SO	IP WLS BF H R ER SO	IP WLS BF H R ER SO	ERA WHIP	ERA WHIP	
Jeff Suppan, R (1,1) ERA: 1.89	7.0 L 29 6 3 3 3	7.0 L 29 6 3 3 3	7.0 L 29 6 3 3 3	7.0 L 29 6 3 3 3	7.0 L 29 6 3 3 3	7.0 L 29 6 3 3 3	7.0 L 29 6 3 3 3	7.0 L 29 6 3 3 3	7.0 L 29 6 3 3 3	7.0 L 29 6 3 3 3	7.0 L 29 6 3 3 3	7.0 L 29 6 3 3 3	7.0 L 29 6 3 3 3	7.0 L 29 6 3 3 3	7.0 L 29 6 3 3 3	7.0 L 29 6 3 3 3	3.86 1.286	3.86 1.286	
Scott Sauerbeck, L (8,1) ERA: 3.18	1.0 4 1 1 1 1	1.0 4 1 1 1 1	1.0 4 1 1 1 1	1.0 4 1 1 1 1	1.0 4 1 1 1 1	1.0 4 1 1 1 1	1.0 4 1 1 1 1	1.0 4 1 1 1 1	1.0 4 1 1 1 1	1.0 4 1 1 1 1	1.0 4 1 1 1 1	1.0 4 1 1 1 1	1.0 4 1 1 1 1	1.0 4 1 1 1 1	1.0 4 1 1 1 1	1.0 4 1 1 1 1	9.00 1.000	9.00 1.000	
Brian Boehringer, R (8,1) ERA: 8.68	0.2 5 2 2 2 1	0.2 5 2 2 2 1	0.2 5 2 2 2 1	0.2 5 2 2 2 1	0.2 5 2 2 2 1	0.2 5 2 2 2 1	0.2 5 2 2 2 1	0.2 5 2 2 2 1	0.2 5 2 2 2 1	0.2 5 2 2 2 1	0.2 5 2 2 2 1	0.2 5 2 2 2 1	0.2 5 2 2 2 1	0.2 5 2 2 2 1	0.2 5 2 2 2 1	0.2 5 2 2 2 1	27.00 4.500	27.00 4.500	
Joe Beimel, L (8,1) ERA: 3.09	0.1 3 1 0 0 0	0.1 3 1 0 0 0	0.1 3 1 0 0 0	0.1 3 1 0 0 0	0.1 3 1 0 0 0	0.1 3 1 0 0 0	0.1 3 1 0 0 0	0.1 3 1 0 0 0	0.1 3 1 0 0 0	0.1 3 1 0 0 0	0.1 3 1 0 0 0	0.1 3 1 0 0 0	0.1 3 1 0 0 0	0.1 3 1 0 0 0	0.1 3 1 0 0 0	0.1 3 1 0 0 0	0.00 3.000	0.00 3.000	

Los Angeles Dodgers @ Pittsburgh Pirates
PNC Park, Pittsburgh, PA
Sun Apr 27 2003, 1:35 PM EDT
Att: 19,679 - Sunny - 66 F


AB 32
R 6
H 10
RBI 6
BB 5
SO 5
LOB 16



Batter	1	2	3	4	5	6	7	8	9	AB	R	H	RBI	BB	SO	LOB	BOTTOM				
Pokey Reese, R (1,4) OBP: 0.253, SLG: 0.293	3-1 2B 18 SF8 1B		1-2 F9			3-1 2B 1B		1-2 2B 1B		4	1	3	0	0	0	1					
2 Jack Wilson, R (1,6) OBP: 0.296, SLG: 0.312	2-2 CS 1B		3-2 1H 2B			0-1 1B		0-1 1B		4	0	4	1	0	0	0					
18 Jason Kendall, R (1,2) OBP: 0.376, SLG: 0.451	0-2 SF8			2-2 G5-3		0-1 F7		0-1 G4-6-3	1-2 1B	3	0	0	1	0	0	4					
Aramis Ramirez, R (1,5) OBP: 0.313, SLG: 0.352	3-1 3H G6-3			0-3 K		0-0 G4-3			2-1 2B	4	0	1	0	0	1	3					
Reggie Sanders, R (1,7) OBP: 0.349, SLG: 0.493		4-2 CS BB		1-1 F9			2-0 G5-3		1-0 F8	3	0	0	0	1	0	1					
Craig Wilson, R (1,9) OBP: 0.333, SLG: 0.400		0-1 F9			4-1 G4-6-3 BB		3-1 2B		2-2 F7	3	0	1	0	1	0	2					
Kevin Young, R (1,3) OBP: 0.261, SLG: 0.341		3-1 SAFE F7		1-1 G4-6-3		1-2 F9			0-0 G5-3	4	0	0	0	0	0	4					
Adam Hyzdu, R (1,8) OBP: 0.214, SLG: 0.167		2-1 CS		0-0 F8		1-1 G5-3				2	0	0	0	0	1	0					
Randall Simon, L (7,PH) OBP: 0.333, SLG: 0.474			2-3 K							1	0	0	0	0	0	1					
Scott Sauerbeck, R (8,1) OBP: 0.333, SLG: 0.474										0	0	0	0	0	0	0					
Brian Boehringer, S (8,1) OBP: 0.333, SLG: 0.474										0	0	0	0	0	0	0					
Joe Beimel, L (8,1) ERA: 3.09										0	0	0	0	0	0	0					
Jeff Suppan, R (1,1) OBP: 0.250, SLG: 0.182			4-2 2B BB			1-0 F9		1-2 P6		1	1	0	0	1	0	0					
Rob Mackowiak, L (8,8) OBP: 0.244, SLG: 0.237										1	0	0	0	0	0	0					
Inning Stats	R: 1 E: 0 K: 0 S: 10	H: 2 LOB: 0 BB: 0 P: 18	R: 0 E: 0 K: 0 S: 7	H: 0 LOB: 0 BB: 1 P: 16	R: 1 E: 0 K: 1 S: 12	H: 1 LOB: 1 BB: 1 P: 22	R: 0 E: 0 K: 1 S: 8	H: 0 LOB: 0 BB: 0 P: 11	R: 0 E: 0 K: 0 S: 4	H: 0 LOB: 2 BB: 0 P: 9	R: 0 E: 0 K: 0 S: 8	H: 2 LOB: 1 BB: 0 P: 12	R: 0 E: 0 K: 0 S: 8	H: 1 LOB: 1 BB: 0 P: 15	R: 0 E: 0 K: 0 S: 11	H: 2 LOB: 1 BB: 0 P: 13	R: 0 E: 0 K: 0 S: 7	H: 1 LOB: 1 BB: 0 P: 12	1B: 6 2B: 3 3B: 0 HR: 0	SF: 1 SAC: 0 DP: 2 HBP: 0	WP: 0 PA: 35 CS: 2
PITCHER	IP WLS BF H R ER SO	IP WLS BF H R ER SO	IP WLS BF H R ER SO	IP WLS BF H R ER SO	IP WLS BF H R ER SO	IP WLS BF H R ER SO	IP WLS BF H R ER SO	IP WLS BF H R ER SO	IP WLS BF H R ER SO	IP WLS BF H R ER SO	IP WLS BF H R ER SO	IP WLS BF H R ER SO	IP WLS BF H R ER SO	IP WLS BF H R ER SO	IP WLS BF H R ER SO	IP WLS BF H R ER SO	ERA WHIP	ERA WHIP			
Kaz Ishii, L (1,1) ERA: 3.45	6.0 W 22 5 2 2 2	6.0 W 22 5 2 2 2	6.0 W 22 5 2 2 2	6.0 W 22 5 2 2 2	6.0 W 22 5 2 2 2	6.0 W 22 5 2 2 2	6.0 W 22 5 2 2 2	6.0 W 22 5 2 2 2	6.0 W 22 5 2 2 2	6.0 W 22 5 2 2 2	6.0 W 22 5 2 2 2	6.0 W 22 5 2 2 2	6.0 W 22 5 2 2 2	6.0 W 22 5 2 2 2	6.0 W 22 5 2 2 2	6.0 W 22 5 2 2 2	3.00 1.333	3.00 1.333			
Guillermo Mota, R (7,1) ERA: 1.32	0.2 H 3 1 0 0 0	0.2 H 3 1 0 0 0	0.2 H 3 1 0 0 0	0.2 H 3 1 0 0 0	0.2 H 3 1 0 0 0	0.2 H 3 1 0 0 0	0.2 H 3 1 0 0 0	0.2 H 3 1 0 0 0	0.2 H 3 1 0 0 0	0.2 H 3 1 0 0 0	0.2 H 3 1 0 0 0	0.2 H 3 1 0 0 0	0.2 H 3 1 0 0 0	0.2 H 3 1 0 0 0	0.2 H 3 1 0 0 0	0.2 H 3 1 0 0 0	0.00 1.500	0.00 1.500			
Tom Martin, L (7,1) ERA: 1.13	0.2 H 2 0 0 0 0	0.2 H 2 0 0 0 0	0.2 H 2 0 0 0 0	0.2 H 2 0 0 0 0	0.2 H 2 0 0 0 0	0.2 H 2 0 0 0 0	0.2 H 2 0 0 0 0	0.2 H 2 0 0 0 0	0.2 H 2 0 0 0 0	0.2 H 2 0 0 0 0	0.2 H 2 0 0 0 0	0.2 H 2 0 0 0 0	0.2 H 2 0 0 0 0	0.2 H 2 0 0 0 0	0.2 H 2 0 0 0 0	0.2 H 2 0 0 0 0	0.00 0.000	0.00 0.000			
Paul Quantrill, R (8,1) ERA: 1.84	0.2 H 3 2 0 0 0	0.2 H 3 2 0 0 0	0.2 H 3 2 0 0 0	0.2 H 3 2 0 0 0	0.2 H 3 2 0 0 0	0.2 H 3 2 0 0 0	0.2 H 3 2 0 0 0	0.2 H 3 2 0 0 0	0.2 H 3 2 0 0 0	0.2 H 3 2 0 0 0	0.2 H 3 2 0 0 0	0.2 H 3 2 0 0 0	0.2 H 3 2 0 0 0	0.2 H 3 2 0 0 0	0.2 H 3 2 0 0 0	0.2 H 3 2 0 0 0	0.00 3.000	0.00 3.000			
Troy Brohawn, L (8,1) ERA: 2.09	1.0 4 1 0 0 0	1.0 4 1 0 0 0	1.0 4 1 0 0 0	1.0 4 1 0 0 0	1.0 4 1 0 0 0	1.0 4 1 0 0 0	1.0 4 1 0 0 0	1.0 4 1 0 0 0	1.0 4 1 0 0 0	1.0 4 1 0 0 0	1.0 4 1 0 0 0	1.0 4 1 0 0 0	1.0 4 1 0 0 0	1.0 4 1 0 0 0	1.0 4 1 0 0 0	1.0 4 1 0 0 0	0.00 1.000	0.00 1.000			

Los Angeles Dodgers @ Pittsburgh Pirates
PNC Park, Pittsburgh, PA
Sun Apr 27 2003, 1:35 PM EDT
Att: 19,679 - Sunny - 66 F

AB 30
R 2
H 9
RBI 2
BB 3
SO 2
LOB 16



Batter	1	2	3	4	5	6	7	8	9	AB	R	H	RBI	BB	SO	LOB	TOP				
11 Jimmy Rollins, S OBP: 0.363, SLG: 0.414	1-2 G4-3 E 2B		3-3 K				0-2 G4-6-3 1B		3-3 K								4 1 2 0 0 2 2				
Ricky Ledes, L OBP: 0.373, SLG: 0.583	0-2 G4-3 2-3		0-0 F7				0-2 G4-6-3 1-2f		2-2 G2-3								4 0 0 0 0 0 2				
Bobby Abreu, L OBP: 0.403, SLG: 0.429	4-2 E BB		0-3 K				1-3 K		1-3 K								3 0 0 0 1 3 0				
Pat Burrell, R OBP: 0.308, SLG: 0.404	1-2 E1 1-2 3-H					3-1 G6-3			2-3 K								4 0 0 1 0 2 1				
Jim Thome, L OBP: 0.374, SLG: 0.474	3-3 K					2-1 HR			1-3 K								4 1 1 1 0 3 2				
Mike Lieberthal, R OBP: 0.438, SLG: 0.500	0-0 P6					2-2 F8			3-3 K								4 1 1 0 0 1 2				
David Bell, R OBP: 0.354, SLG: 0.353						0-1 G5-3			0-0 26 1B								4 0 3 1 0 0 0				
26 Chase Utley, L OBP: 0.200, SLG: 0.467						0-2 F8			1-2 2B								3 0 1 0 0 1 1				
Tomas Perez, S OBP: 0.292, SLG: 0.316									1-2 1B								1 0 0 0 0 0 1				
39 Brett Myers, R OBP: 0.091, SLG: 0.091						1-1 G1-3			0-3 K								3 0 0 0 0 2 2				
Dan Plesac, L OBP: 0.400, SLG: 0.435									1-3 K								0 0 0 0 0 0 0				
2 Tyler Houston, L OBP: 0.400, SLG: 0.435																	1 0 0 0 0 1 1				
Jose Mesa, R																	0 0 0 0 0 0 0				
Inning Stats	R: 1 E: 1 K: 1 S: 19	H: 1 LOB: 2 BB: 1 P: 28	R: 0 E: 0 K: 1 S: 8	H: 0 LOB: 0 BB: 0 P: 11	R: 0 E: 0 K: 2 S: 7	H: 0 LOB: 0 BB: 0 P: 10	R: 1 E: 0 K: 0 S: 12	H: 2 LOB: 1 BB: 0 P: 20	R: 0 E: 0 K: 3 S: 10	H: 0 LOB: 0 BB: 0 P: 14	R: 0 E: 0 K: 3 S: 13	H: 2 LOB: 2 BB: 0 P: 20	R: 0 E: 0 K: 2 S: 9	H: 0 LOB: 1 BB: 0 P: 14	R: 1 E: 0 K: 2 S: 16	H: 2 LOB: 1 BB: 0 P: 23	1B: 3 2B: 4 3B: 0 HR: 1	SF: 0 SAC: 0 DP: 1 HBP: 0	WP: 0 PB: 0 SB: 0 CS: 0	PA: 36	
PITCHER	IP WLS BF H R ER SO BB IBB HBP BLK WP HR S P ERA WHIP	IP WLS BF H R ER SO BB IBB HBP BLK WP HR S P ERA WHIP	IP WLS BF H R ER SO BB IBB HBP BLK WP HR S P ERA WHIP	IP WLS BF H R ER SO BB IBB HBP BLK WP HR S P ERA WHIP	IP WLS BF H R ER SO BB IBB HBP BLK WP HR S P ERA WHIP	IP WLS BF H R ER SO BB IBB HBP BLK WP HR S P ERA WHIP	IP WLS BF H R ER SO BB IBB HBP BLK WP HR S P ERA WHIP	IP WLS BF H R ER SO BB IBB HBP BLK WP HR S P ERA WHIP	IP WLS BF H R ER SO BB IBB HBP BLK WP HR S P ERA WHIP	IP WLS BF H R ER SO BB IBB HBP BLK WP HR S P ERA WHIP	IP WLS BF H R ER SO BB IBB HBP BLK WP HR S P ERA WHIP	IP WLS BF H R ER SO BB IBB HBP BLK WP HR S P ERA WHIP	IP WLS BF H R ER SO BB IBB HBP BLK WP HR S P ERA WHIP	IP WLS BF H R ER SO BB IBB HBP BLK WP HR S P ERA WHIP	IP WLS BF H R ER SO BB IBB HBP BLK WP HR S P ERA WHIP	IP WLS BF H R ER SO BB IBB HBP BLK WP HR S P ERA WHIP	IP WLS BF H R ER SO BB IBB HBP BLK WP HR S P ERA WHIP	IP WLS BF H R ER SO BB IBB HBP BLK WP HR S P ERA WHIP	IP WLS BF H R ER SO BB IBB HBP BLK WP HR S P ERA WHIP	IP WLS BF H R ER SO BB IBB HBP BLK WP HR S P ERA WHIP	IP WLS BF H R ER SO BB IBB HBP BLK WP HR S P ERA WHIP

Philadelphia Phillies @ Los Angeles Dodgers
Dodger Stadium, Los Angeles, CA
Mon Apr 28 2003, 7:10 PM PDT
Att: 24,241 - Cloudy - 59 F

AB	35
R	3
H	8
RBI	3
BB	1
SO	15
LOB	14



Batter	1	2	3	4	5	6	7	8	9	AB	R	H	RBI	BB	SO	LOB	BOTTOM					
Alex Cora, L OBP: 0.360, SLG: 0.346	3-2 G4-3		2-0 G4-6-3 HBP				0-0 L7		1-2 1B								3 0 1 0 0 0 0					
Paul Lo Duca, R OBP: 0.333, SLG: 0.337	0-1 F7		0-0 G4-6-3 1-2f				0-2 WP 1B		2-1 FC6-4 1B								4 0 2 0 0 0 3					
Shawn Green, L OBP: 0.356, SLG: 0.462	1-1 F9					1-1 F8			2-0 P5								4 0 0 0 0 0 3					
Fred McGriff, L OBP: 0.293, SLG: 0.363						0-0 G4-3			1-2 G3-1								4 0 0 0 0 1 0					
Adrián Beltré, R OBP: 0.230, SLG: 0.354						0-3 K			1-1 G1-3								4 0 0 0 0 1 0					
Danyle Ward, L OBP: 0.286, SLG: 0.242									0-1 G1-3								3 0 1 0 0 0 0					
Tom Martin, L																	0 0 0 0 0 0 0					
Guillermo Mota, R OBP: 1.000, SLG: 1.000																	0 0 0 0 0 0 0					
Troy Brohawn, L OBP: 1.000, SLG: 1.000																	0 0 0 0 0 0 0					
Ron Coomer, R OBP: 0.333, SLG: 0.217																	1 0 1 0 0 0 0					
Jolbert Cabrera, R OBP: 0.273, SLG: 0.525																	4 0 2 0 0 1 1					
Cesar Izturis, S OBP: 0.284, SLG: 0.258																	3 0 1 0 0 1 0					
Todd Hundley, S OBP: 0.400, SLG: 0.364																	1 0 0 0 0 0 2					
37 Darren Dreifort, R OBP: 0.143, SLG: 0.143																	1 0 0 0 0 0 0					
Mike Kinkade, R OBP: 0.400, SLG: 0.588																	1 0 0 0 0 0 0					
Inning Stats	R: 0 E: 0 K: 0 S: 7	H: 0 LOB: 0 BB: 0 P: 11	R: 0 E: 0 K: 1 S: 8	H: 0 LOB: 0 BB: 0 P: 11	R: 0 E: 0 K: 0 S: 4	H: 2 LOB: 2 BB: 0 P: 6	R: 0 E: 0 K: 1 S: 6	H: 0 LOB: 0 BB: 0 P: 7	R: 0 E: 0 K: 2 S: 9	H: 0 LOB: 0 BB: 0 P: 13	R: 0 E: 0 K: 0 S: 8	H: 1 LOB: 1 BB: 0 P: 11	R: 0 E: 0 K: 0 S: 9	H: 1 LOB: 1 BB: 0 P: 12	R: 0 E: 0 K: 0 S: 13	H: 2 LOB: 2 BB: 0 P: 18	R: 0 E: 0 K: 0 S: 9	H: 2 LOB: 2 BB: 0 P: 11	1B: 8 2B: 0 3B: 0 HR: 0	SF: 0 SAC: 1 DP: 1 HBP: 1	WP: 1 PB: 0 SB: 0 CS: 0	PA: 35
PITCHER	IP WLS BF H R ER SO BB IBB HBP BLK WP HR S P ERA WHIP	IP WLS BF H R ER SO BB IBB HBP BLK WP HR S P ERA WHIP	IP WLS BF H R ER SO BB IBB HBP BLK WP HR S P ERA WHIP	IP WLS BF H R ER SO BB IBB HBP BLK WP HR S P ERA WHIP	IP WLS BF H R ER SO BB IBB HBP BLK WP HR S P ERA WHIP	IP WLS BF H R ER SO BB IBB HBP BLK WP HR S P ERA WHIP	IP WLS BF H R ER SO BB IBB HBP BLK WP HR S P ERA WHIP	IP WLS BF H R ER SO BB IBB HBP BLK WP HR S P ERA WHIP	IP WLS BF H R ER SO BB IBB HBP BLK WP HR S P ERA WHIP	IP WLS BF H R ER SO BB IBB HBP BLK WP HR S P ERA WHIP	IP WLS BF H R ER SO BB IBB HBP BLK WP HR S P ERA WHIP	IP WLS BF H R ER SO BB IBB HBP BLK WP HR S P ERA WHIP	IP WLS BF H R ER SO BB IBB HBP BLK WP HR S P ERA WHIP	IP WLS BF H R ER SO BB IBB HBP BLK WP HR S P ERA WHIP	IP WLS BF H R ER SO BB IBB HBP BLK WP HR S P ERA WHIP	IP WLS BF H R ER SO BB IBB HBP BLK WP HR S P ERA WHIP	IP WLS BF H R ER SO BB IBB HBP BLK WP HR S P ERA WHIP	IP WLS BF H R ER SO BB IBB HBP BLK WP HR S P ERA WHIP	IP WLS BF H R ER SO BB IBB HBP BLK WP HR S P ERA WHIP	IP WLS BF H R ER SO BB IBB HBP BLK WP HR S P ERA WHIP	IP WLS BF H R ER SO BB IBB HBP BLK WP HR S P ERA WHIP	

Philadelphia Phillies @ Los Angeles Dodgers
Dodger Stadium, Los Angeles, CA
Mon Apr 28 2003, 7:10 PM PDT
Att: 24,241 - Cloudy - 59 F

AB	33
R	0
H	8
RBI	0
BB	0
SO	4
LOB	9



Batter	1	2	3	4	5	6	7	8	9	AB	R	H	RBI	BB	SO	LOB	TOP					
11 Jimmy Rollins, S (1,6) OBP: 0.348, SLG: 0.403	P4		G5-3			G6-3		K		4	0	0	0	0	1	2						
David Bell, R (1,5) OBP: 0.327, SLG: 0.323	K			G6-3		G5-3		K		4	0	0	0	0	2	2						
Bobby Abreu, L (1,9) OBP: 0.386, SLG: 0.406	G6-3			G1-3		G1		G3		4	0	0	0	0	0	2						
Mike Lieberthal, R (1,2) OBP: 0.443, SLG: 0.549		G5-3		G5-3		G6-3			2-2	4	0	1	0	0	0	0						
Jim Thome, L (1,3) OBP: 0.366, SLG: 0.446		K			G4-3			K		3	0	0	0	1	2	1						
Pat Burrell, R (1,7) OBP: 0.304, SLG: 0.393							K	K		4	0	2	0	0	2	2						
Tomas Perez, S (1,4) OBP: 0.319, SLG: 0.348										4	0	2	0	0	0	2						
Marlon Byrd, R (1,8) OBP: 0.317, SLG: 0.265																						
Ricky Ledee, L (9, PH) OBP: 0.347, SLG: 0.538			K			K				3	0	1	0	0	2	2						
Vicente Padilla, R (1,1)										1	0	0	0	0	0	2						
Terry Adams, R (7,1)										0	0	0	0	0	0	0						
Jason Michaels, R (8, PH) OBP: 0.357, SLG: 0.385										1	0	1	0	0	0	0						
Turk Wendell, L (8,1)										0	0	0	0	0	0	0						
Inning Stats	R: 0 H: 0 E: 0 K: 1 S: 7	H: 0 LOB: 0 BB: 0 P: 9	R: 0 H: 1 E: 0 K: 1 S: 9	LOB: 1 BB: 0 P: 14	R: 0 H: 0 E: 0 K: 2 S: 9	LOB: 0 BB: 0 P: 11	R: 0 H: 0 E: 0 K: 0 S: 6	H: 0 LOB: 0 BB: 0 P: 11	R: 0 H: 2 E: 0 K: 2 S: 11	LOB: 2 BB: 0 P: 18	R: 0 H: 0 E: 0 K: 0 S: 6	H: 0 LOB: 1 BB: 0 P: 8	R: 0 H: 0 E: 0 K: 1 S: 14	LOB: 0 BB: 1 P: 24	R: 0 H: 2 E: 0 K: 2 S: 16	LOB: 2 BB: 0 P: 19	R: 0 H: 2 E: 0 K: 2 S: 17	LOB: 2 BB: 0 P: 21	1B: 7 2B: 0 3B: 0 HR: 0	SF: 0 SAC: 0 DP: 0 HBP: 0	WP: 0 PB: 0 SB: 0 CS: 0	PA: 35
PITCHER	IP WLS BF H R ER SO BB IBB HBP BLK WP HR S P ERA WHIP																					
Odalis Perez, L (1,1) ERA: 2.83	8.2 W 34 7 0 0 11 1 0 0 0 0 0 0 0 0 0.00 0.923																					
Eric Gagne, R (9,1) ERA:	0.1 S 1 0 0 0 0 0 0 0 0 0 0 0 0 3 0.00 0.000																					

Philadelphia Phillies @ Los Angeles Dodgers
 Dodger Stadium, Los Angeles, CA
 Wed Apr 30 2003, 7:10 PM PDT
 Att: 24,940 - Sunny - 59 F

AB	34
R	0
H	7
RBI	0
BB	1
SO	11
LOB	17



Batter	1	2	3	4	5	6	7	8	9	AB	R	H	RBI	BB	SO	LOB	BOTTOM			
Alex Cora, L (1,4) OBP: 0.355, SLG: 0.341	P6		G6-3		P6		L8			4	0	1	0	0	0	1				
Paul Lo Duca, R (1,2) OBP: 0.333, SLG: 0.378	L9		G6-3					G6-3		4	1	1	0	0	0	1				
Shawn Green, L (1,9) OBP: 0.346, SLG: 0.447	P6		G4-3					F7		3	1	0	0	1	0	1				
Fred McGriff, L (1,3) OBP: 0.299, SLG: 0.388		HR		G6-3		P5				3	1	1	1	1	0	2				
Adrián Beltré, R (1,5) OBP: 0.263, SLG: 0.432		K		K				G5-3		4	1	1	3	0	2	1				
Danyle Ward, L (1,7) OBP: 0.256, SLG: 0.216	F8			G4-3						3	0	0	0	0	0	0				
Jason Romano, R (7,8)										0	0	0	0	0	0	0				
Jolbert Cabrera, R (1,8) OBP: 0.294, SLG: 0.500					G5-3		F8			3	0	1	0	0	0	0				
Cesar Izturis, S (1,6) OBP: 0.304, SLG: 0.281										3	0	1	0	0	0	1				
Odalis Perez, L (1,1)										2	0	0	0	0	0	1				
Eric Gagne, R (9,1)										0	0	0	0	0	0	0				
Inning Stats	R: 0 H: 0 E: 0 K: 0 S: 10	H: 2 LOB: 1 BB: 0 P: 16	R: 1 H: 2 E: 0 K: 1 S: 11	H: 2 LOB: 1 BB: 0 P: 12	R: 0 H: 1 E: 0 K: 0 S: 8	H: 1 LOB: 1 BB: 0 P: 10	R: 0 H: 0 E: 0 K: 1 S: 8	H: 0 LOB: 0 BB: 0 P: 9	R: 0 H: 0 E: 1 K: 0 S: 6	H: 0 LOB: 1 BB: 0 P: 10	R: 3 H: 2 E: 0 K: 0 S: 12	H: 2 LOB: 0 BB: 1 P: 21	R: 0 H: 1 E: 0 K: 0 S: 5	H: 1 LOB: 0 BB: 0 P: 8	R: 0 H: 0 E: 0 K: 0 S: 6	H: 0 LOB: 1 BB: 1 P: 13	1B: 4 2B: 0 3B: 0 HR: 2	SF: 0 SAC: 1 DP: 1 HBP: 0	WP: 0 PB: 0 SB: 0 CS: 0	PA: 32
PITCHER	IP WLS BF H R ER SO BB IBB HBP BLK WP HR S P ERA WHIP																			
Vicente Padilla, R (1,1) ERA: 2.85	6.0 L 25 5 4 4 2 1 0 0 0 0 0 0 0 0 6.00 1.000																			
Terry Adams, R (7,1) ERA: 3.39	1.0 3 1 0 0 0 0 0 0 0 0 0 0 5 0.00 1.000																			
Turk Wendell, R (8,1) ERA:	1.0 4 0 0 0 0 1 0 0 0 0 0 0 6 0.00 1.000																			

Philadelphia Phillies @ Los Angeles Dodgers
 Dodger Stadium, Los Angeles, CA
 Wed Apr 30 2003, 7:10 PM PDT
 Att: 24,940 - Sunny - 59 F

AB	29
R	4
H	6
RBI	4
BB	2
SO	2
LOB	8



Batter	1	2	3	4	5	6	7	8	9	AB	R	H	RBI	BB	SO	LOB	TOP								
11 Jimmy Rollins, S OBP: 0.346, SLG: 0.407	2-1 E 2B		0-1 G4-3		1-2 F8			2-3 K		4	1	1	0	0	1	0	Philadelphia Phillies @ Los Angeles Dodgers Dodger Stadium, Los Angeles, CA Thu May 01 2003, 7:10 PM PDT Att: 24,008 - Sunny - 66 F								
David Bell, R OBP: 0.333, SLG: 0.330	0-2 E8 HR 1B		1-0 WP 1B		1-0 P6			3-3 K		4	1	2	1	0	1	0									
Bobby Abreu, L OBP: 0.382, SLG: 0.427	2-1 2H HR		2-3 K		2-2 G6-3			1-3 K		4	1	1	2	0	2	1									
Mike Lieberthal, R OBP: 0.436, SLG: 0.570	0-0 F8		1-1 G5-3		0-0 HR			1-1 G5-3		4	1	1	1	0	0	1									
Jim Thome, L OBP: 0.362, SLG: 0.433	2-2 G1-3			0-2 F9		4-2 CS BB		2-3 K		3	0	0	0	1	1	0									
Pat Burrell, R OBP: 0.302, SLG: 0.383	2-1 F8			0-0 G6-3		2-2 CS BB	4-2 2 FC1-6 BB	0-1 G6-3		3	0	0	0	1	0	0									
2 Tyler Houston, L OBP: 0.379, SLG: 0.407		1-2 G4-3		0-1 F9			1-2 FC1-6			3	0	0	0	0	0	1									
Tomas Perez, S OBP: 0.319, SLG: 0.348							1-2 SAFE			0	0	0	0	0	0	0									
Marlon Byrd, R OBP: 0.295, SLG: 0.243		0-3 K			1-3 K		2-2 F9			3	0	0	0	0	2	1									
Brandon Duckworth, R OBP: 0.333, SLG: 0.333		1-2 G3			0-1 G6-3		2-3 K			2	0	0	0	0	0	0									
Terry Adams, R OBP: 0.333, SLG: 0.333										1	0	0	0	0	1	1									
Dan Plesac, L OBP: 0.333, SLG: 0.333										0	0	0	0	0	0	0									
Turk Wendell, L OBP: 0.333, SLG: 0.333										0	0	0	0	0	0	0									
Jose Mesa, R OBP: 0.333, SLG: 0.333										0	0	0	0	0	0	0									
Inning Stats	R: 3 E: 1 K: 0 S: 16	H: 3 LOB: 0 BB: 0 P: 24	R: 0 E: 0 K: 1 S: 10	H: 0 LOB: 0 BB: 0 P: 12	R: 0 E: 0 K: 1 S: 8	H: 1 LOB: 1 BB: 0 P: 12	R: 0 E: 0 K: 0 S: 6	H: 0 LOB: 0 BB: 0 P: 6	R: 0 E: 0 K: 1 S: 8	H: 0 LOB: 0 BB: 0 P: 10	R: 1 E: 0 K: 0 S: 10	H: 1 LOB: 1 BB: 1 P: 19	R: 0 E: 0 K: 1 S: 12	H: 0 LOB: 1 BB: 1 P: 21	R: 0 E: 0 K: 3 S: 9	H: 0 LOB: 0 BB: 0 P: 15	R: 0 E: 0 K: 1 S: 7	H: 0 LOB: 0 BB: 0 P: 10	1B: 2 2B: 1 3B: 0 HR: 2	SF: 0 SAC: 0 DP: 0 HBP: 0	WP: 1 PB: 0 SB: 0 CS: 1	PA: 34			
PITCHER	IP WLS BF H R ER SO BB IBB HBP BLK WP HR S P ERA WHIP	7.0 L 27 5 4 4 4 2 0 0 0 1 2 70 104 5.14 1.000	2.0 6 0 0 0 4 0 0 0 0 0 0 0 16 25 0.00 0.000																						

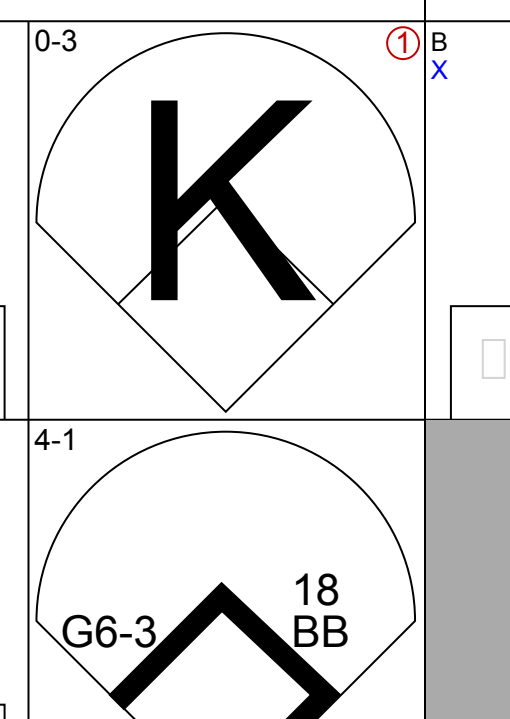
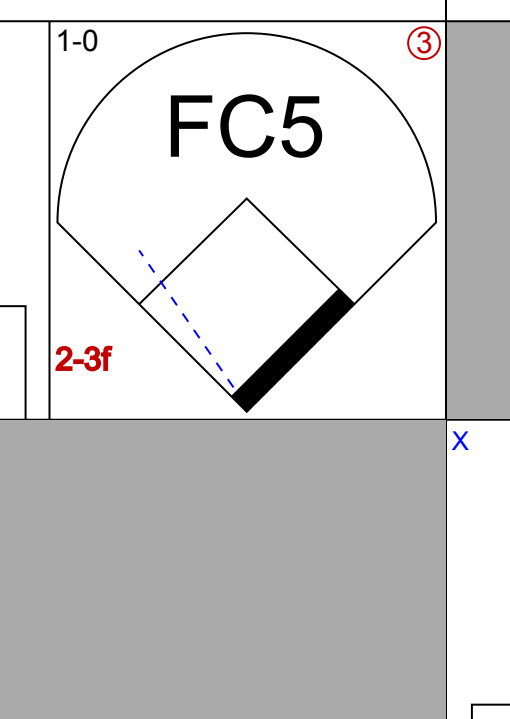
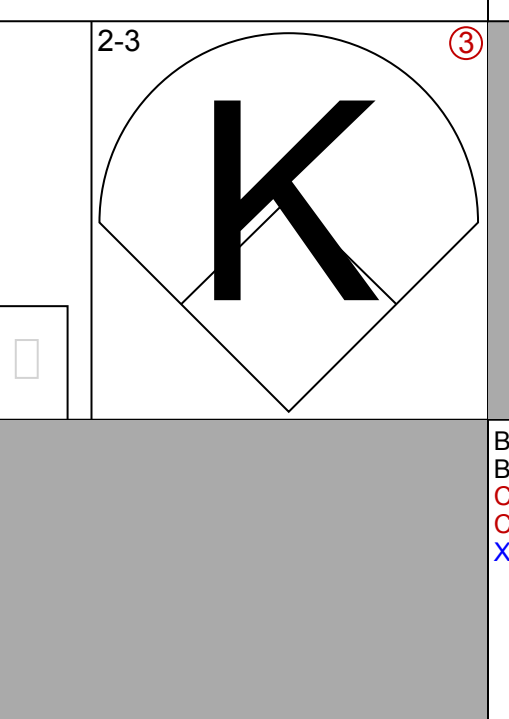
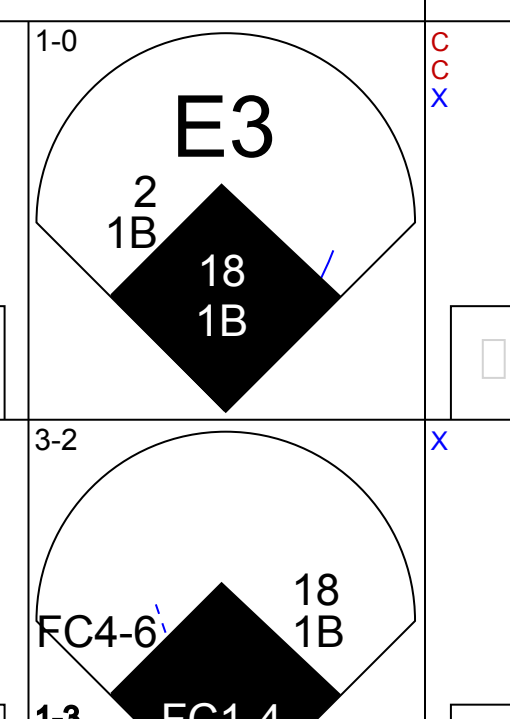
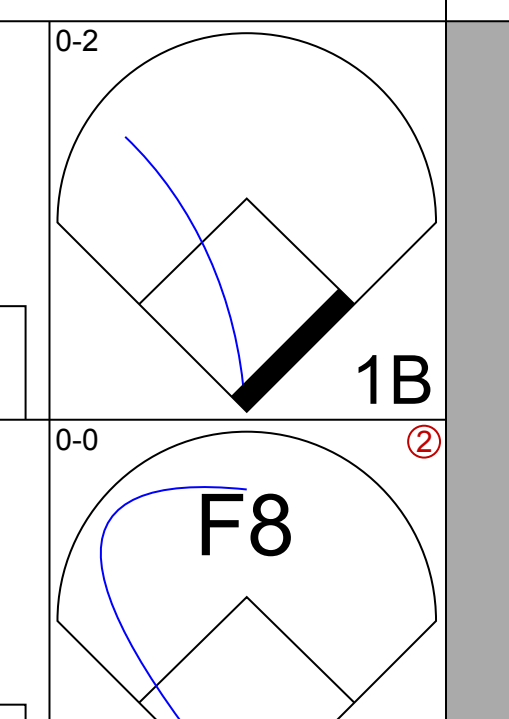
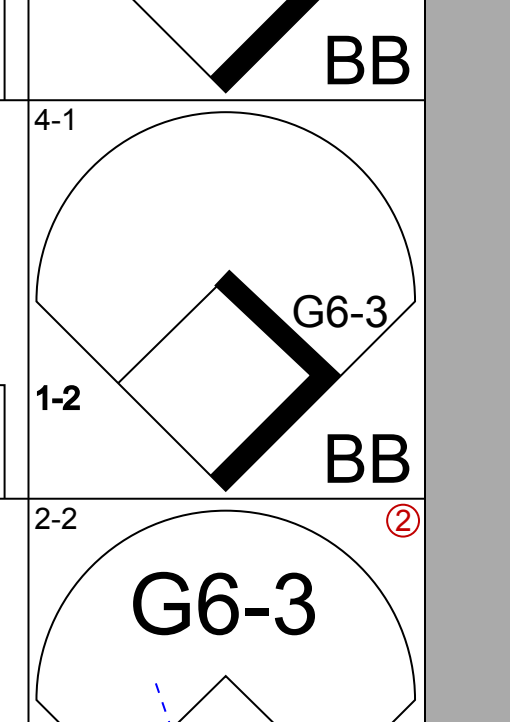
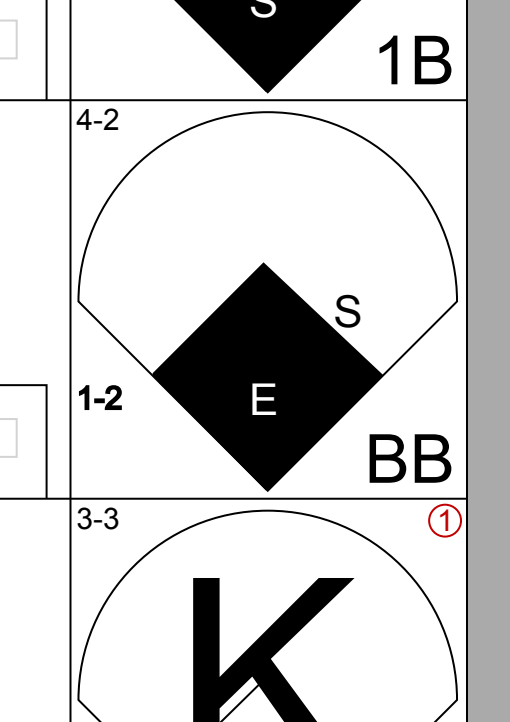
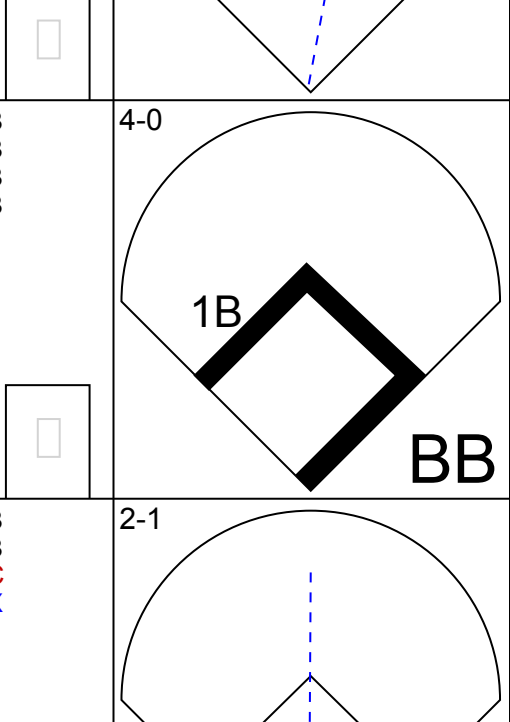
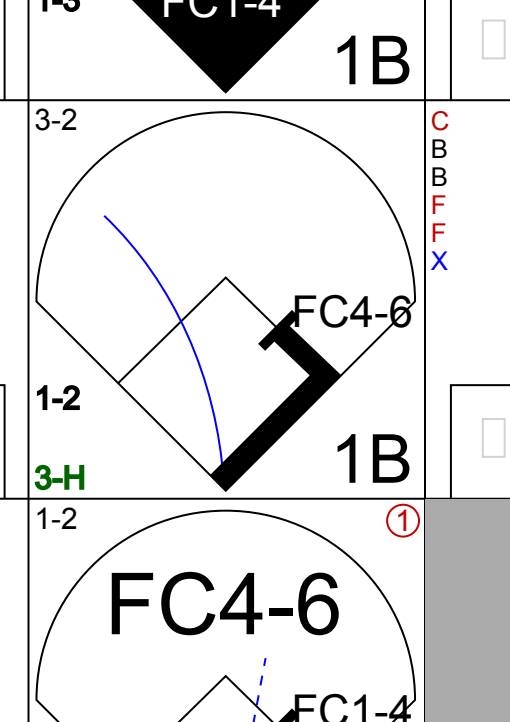
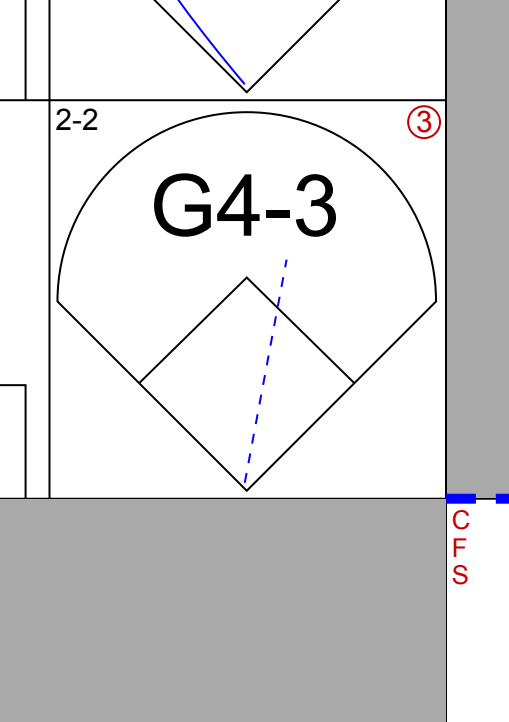
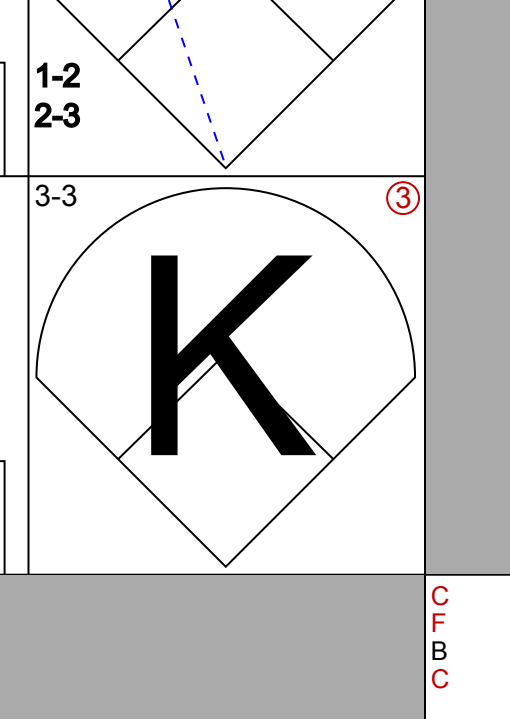
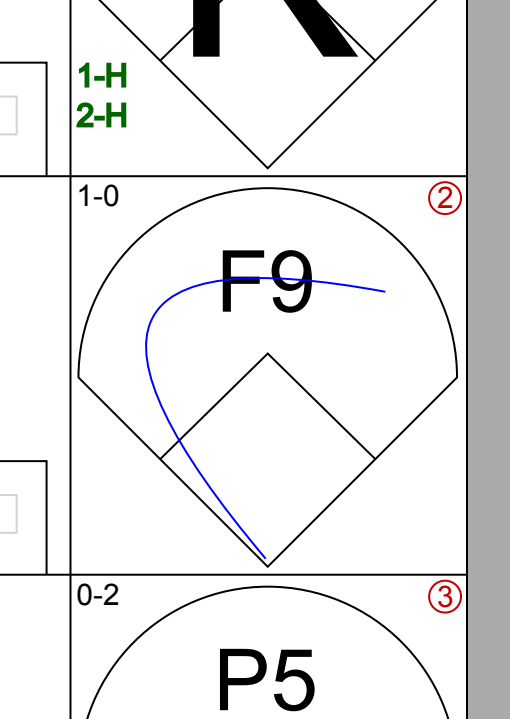
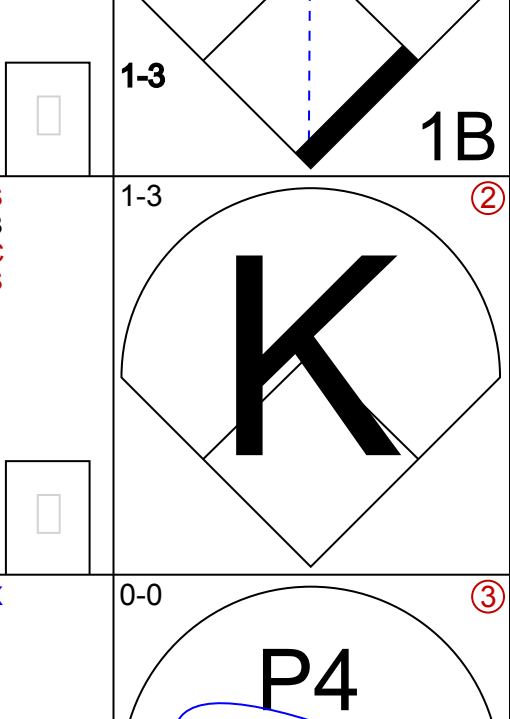
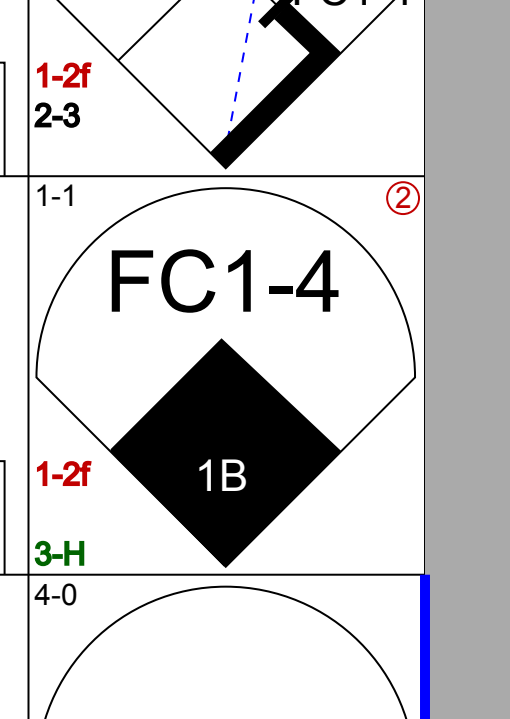
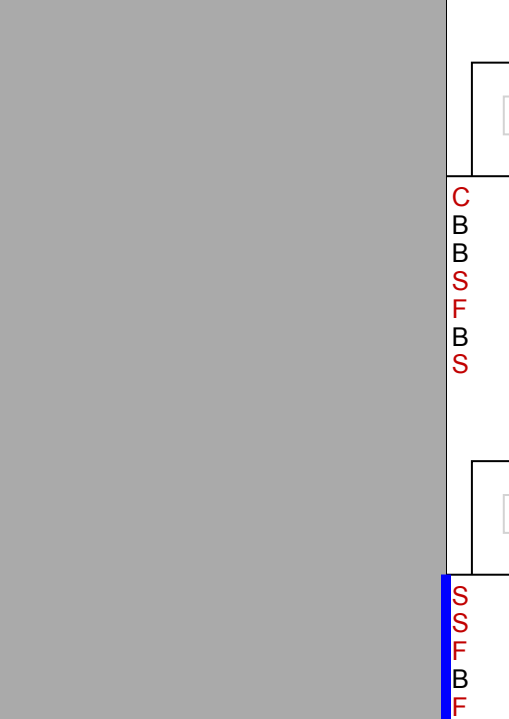
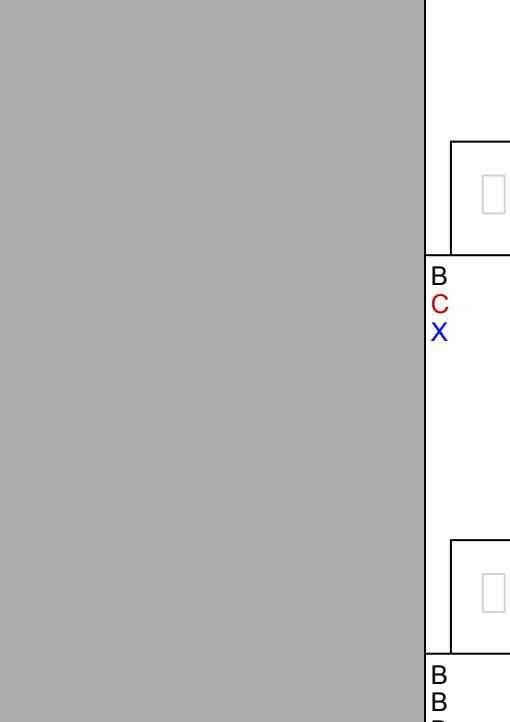
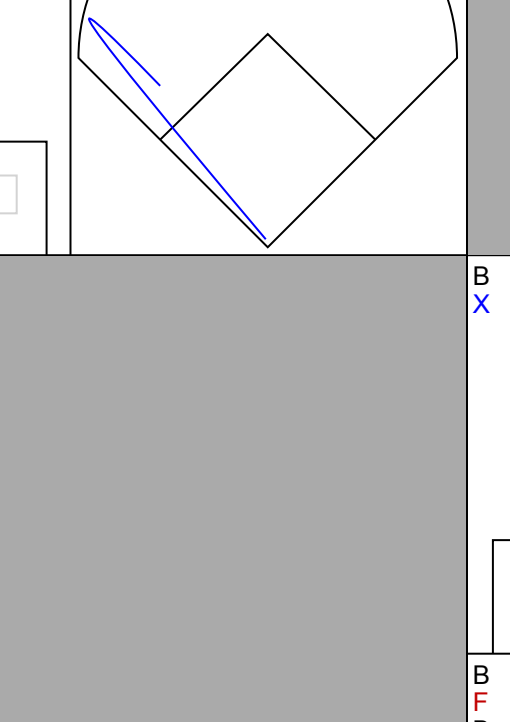
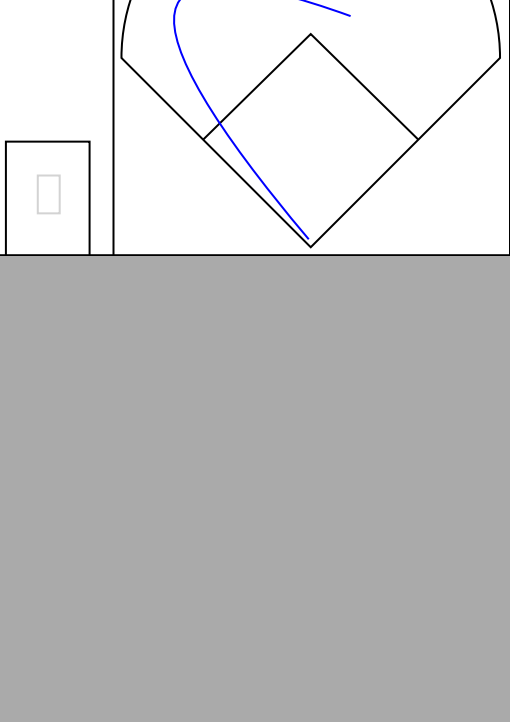
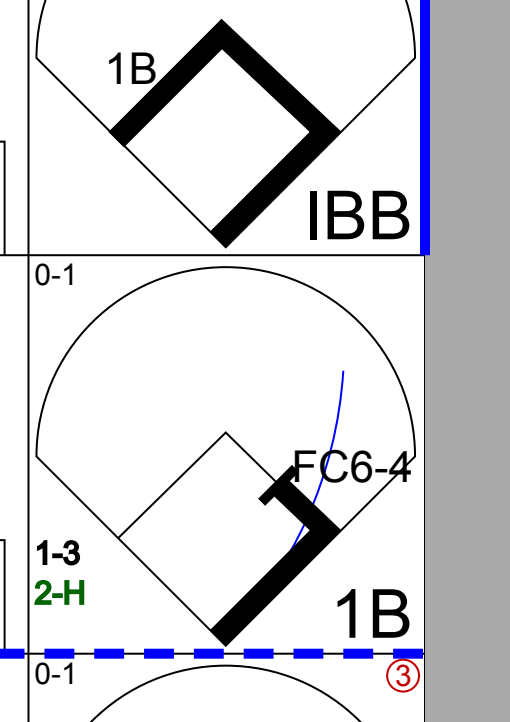
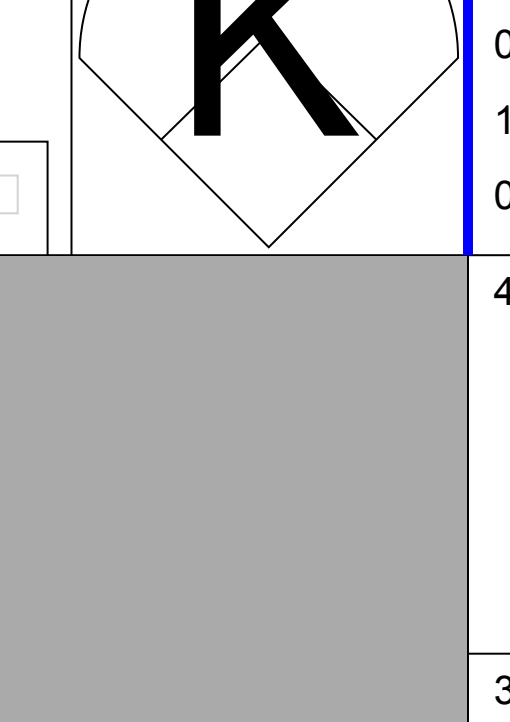

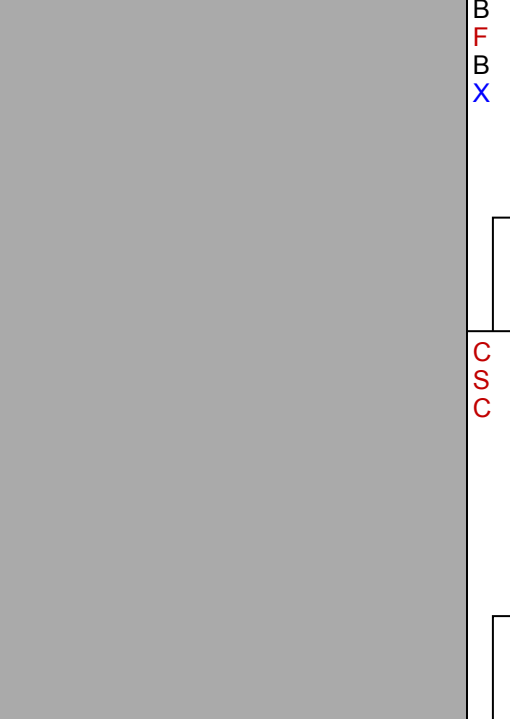

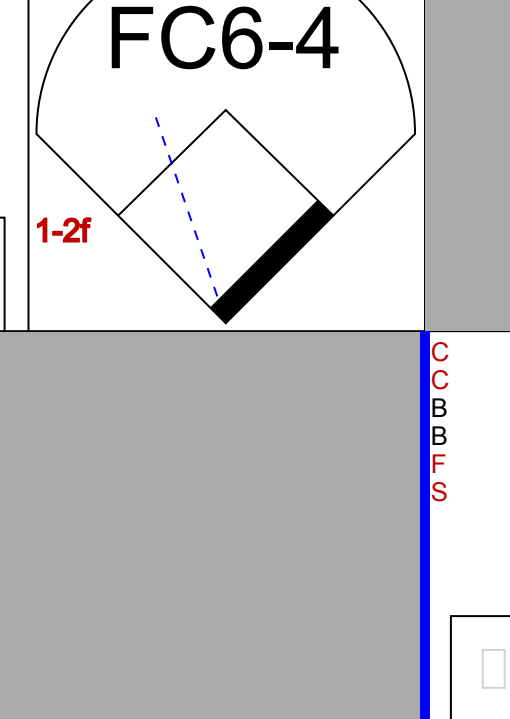

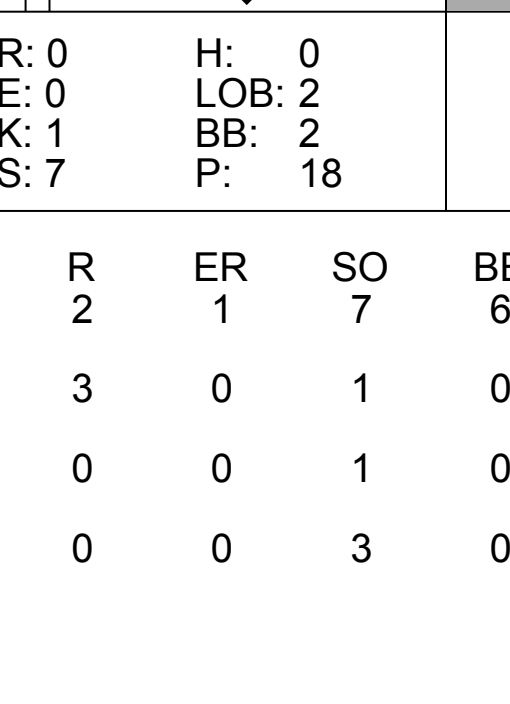
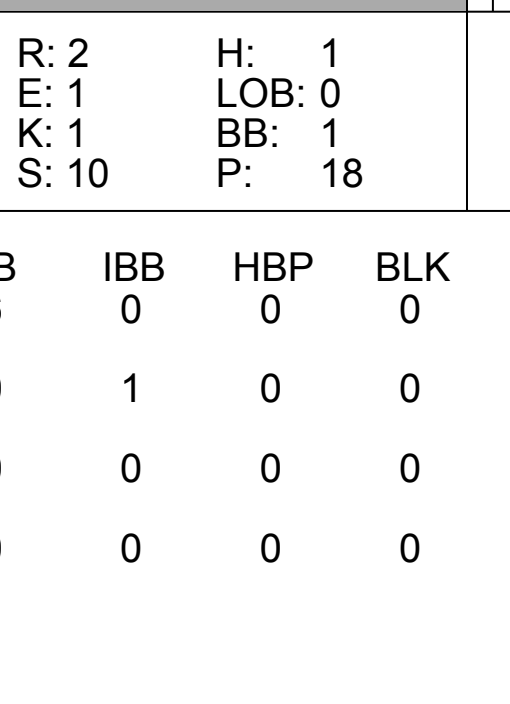
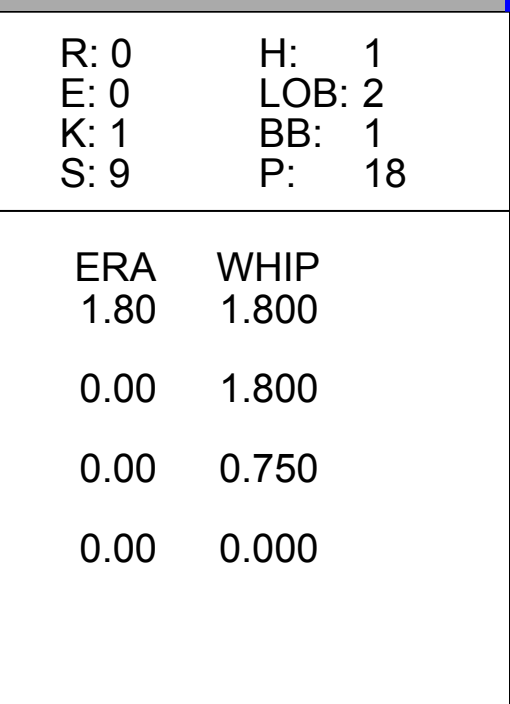
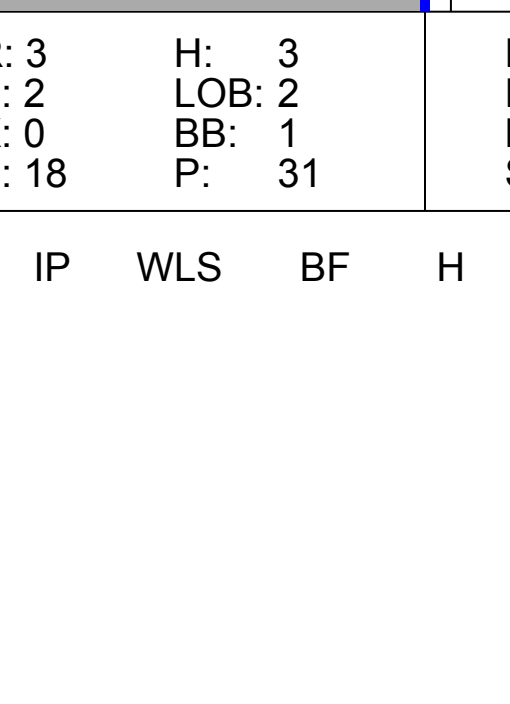
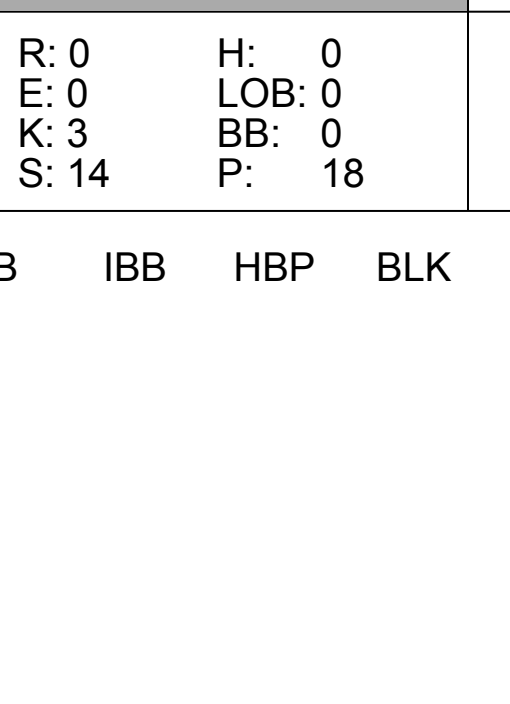
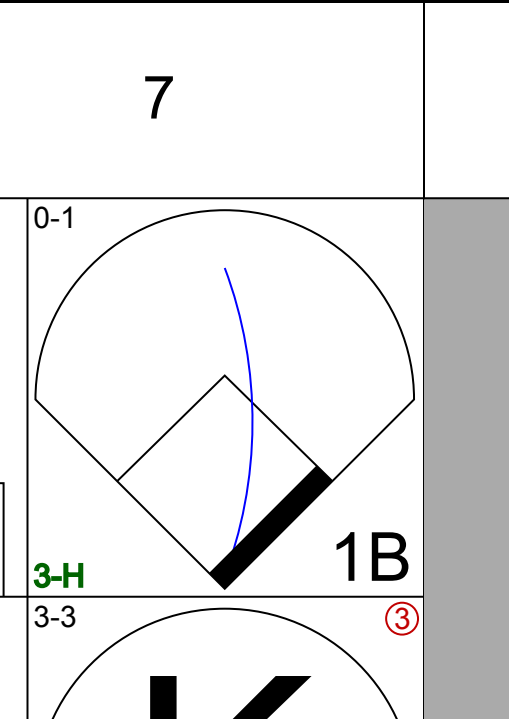

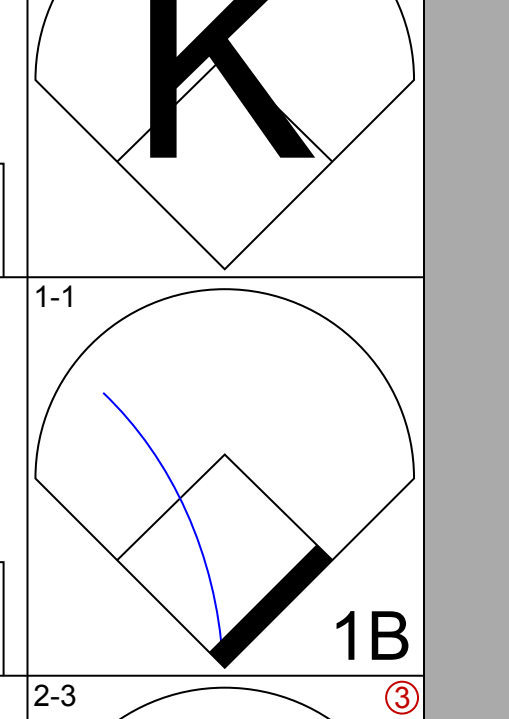
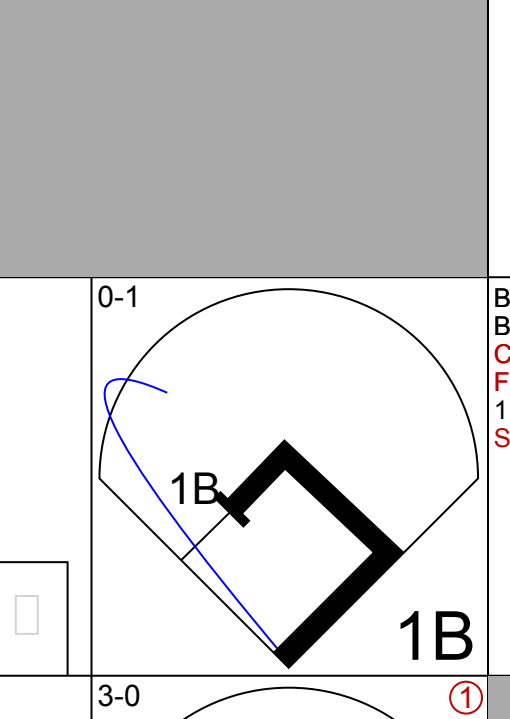

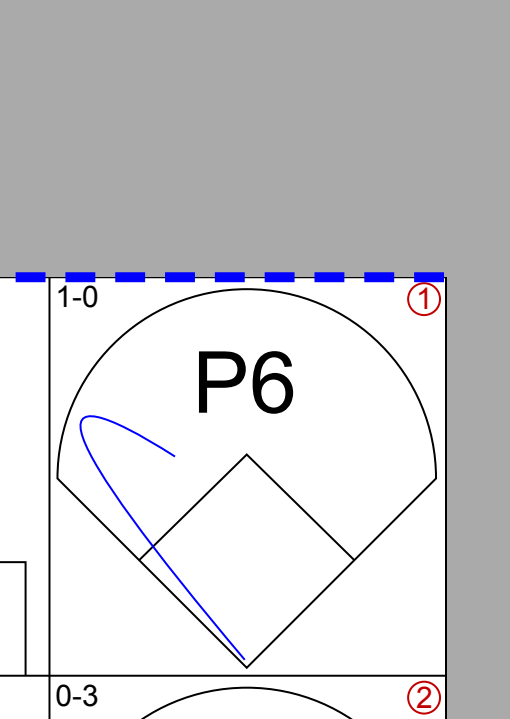
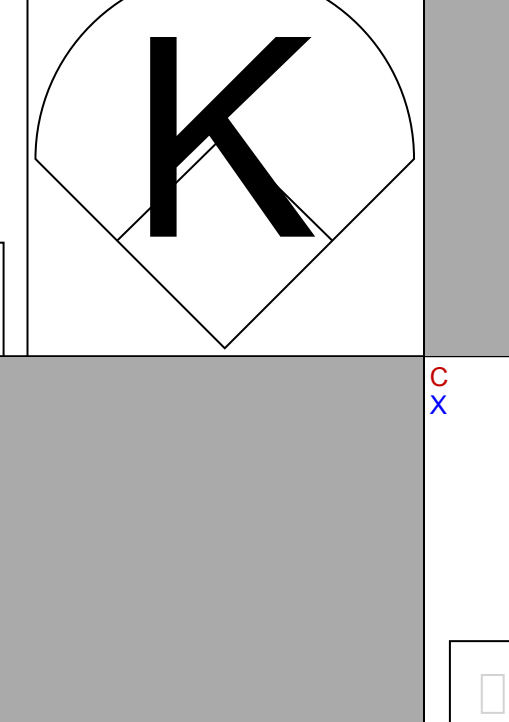
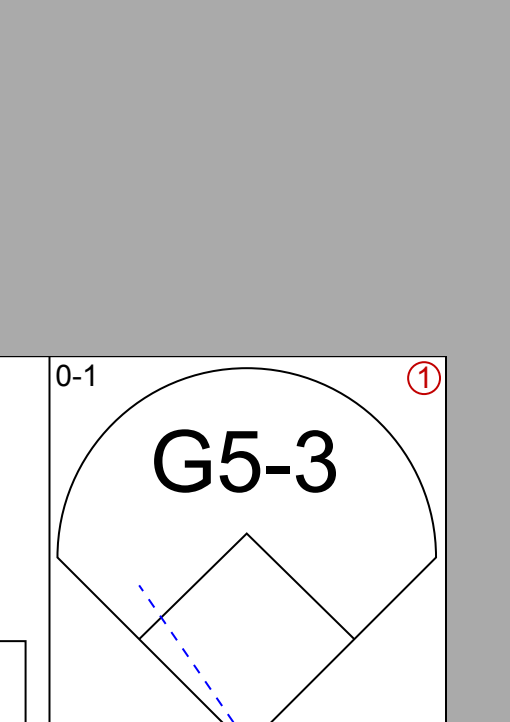
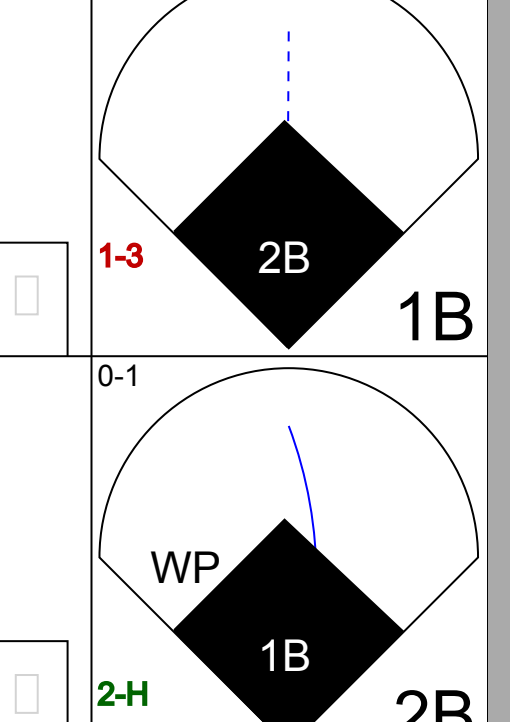
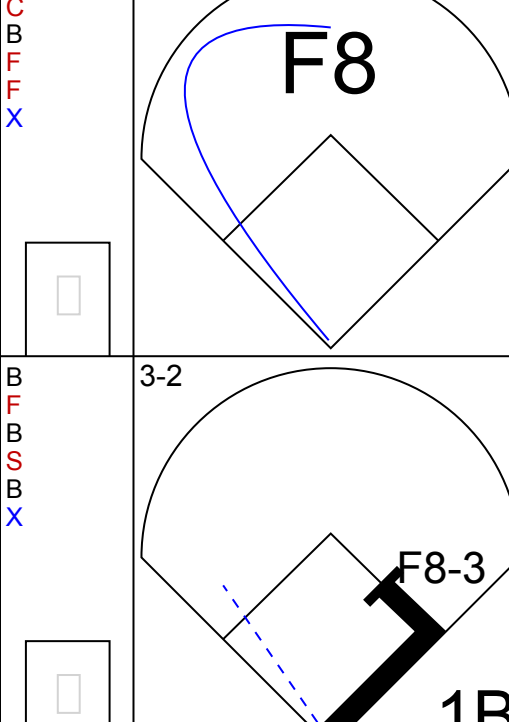
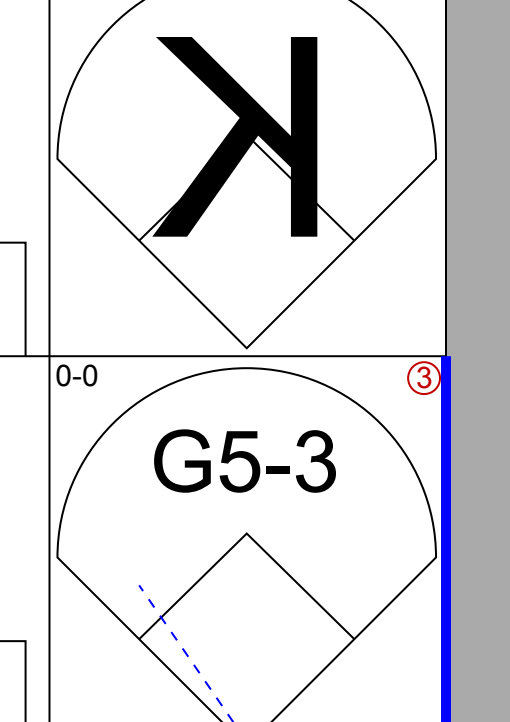
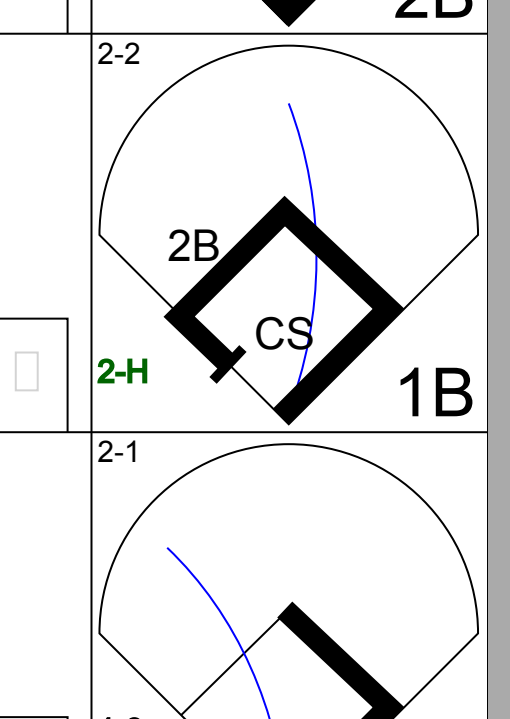
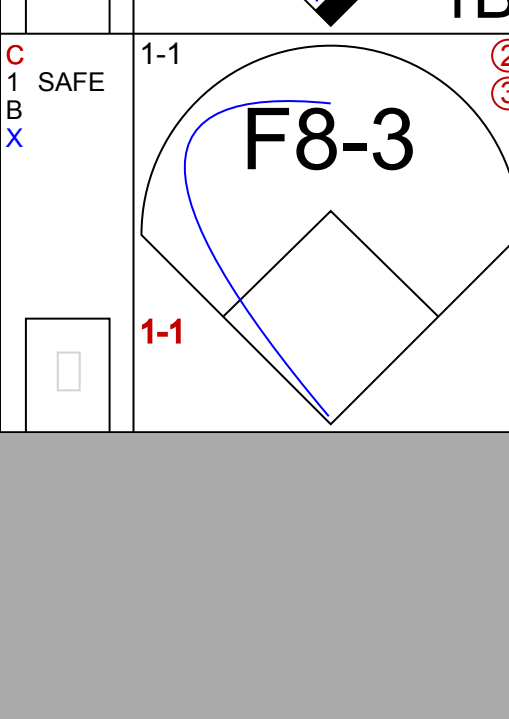
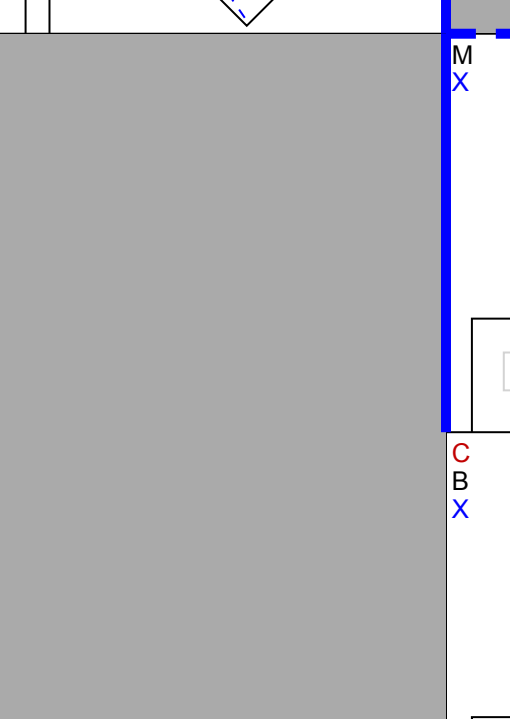
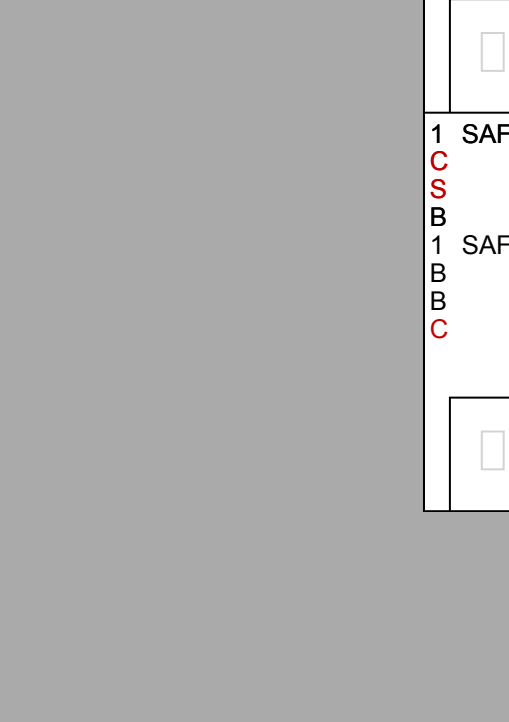
AB	31
R	4
H	5
RBI	4
BB	2
SO	8
LOB	5

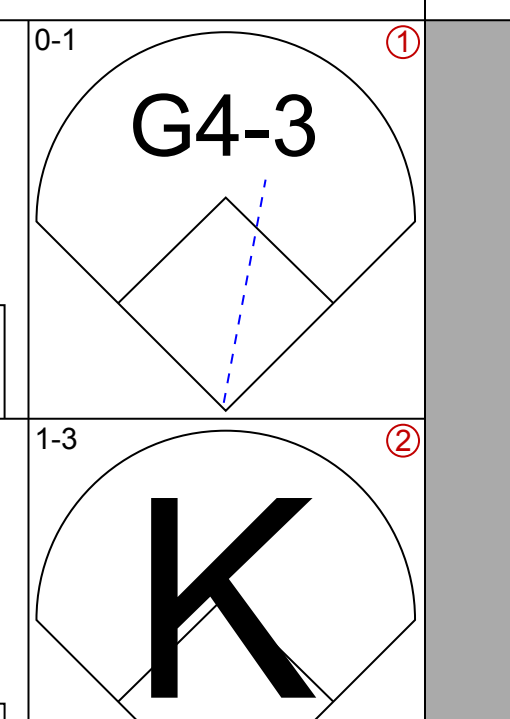
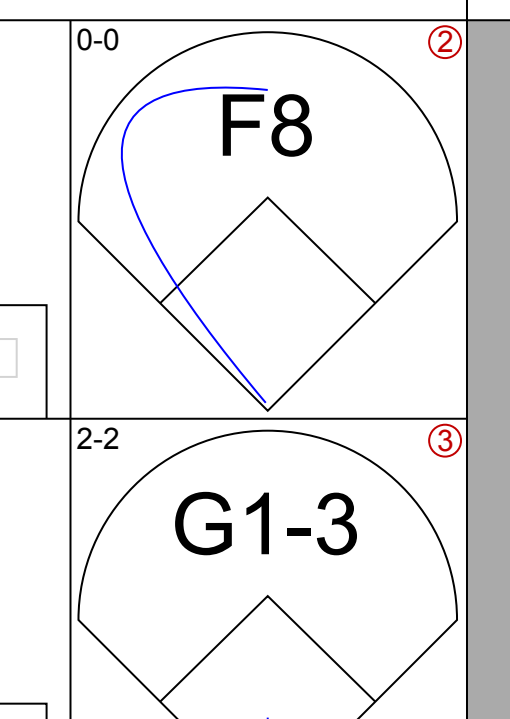
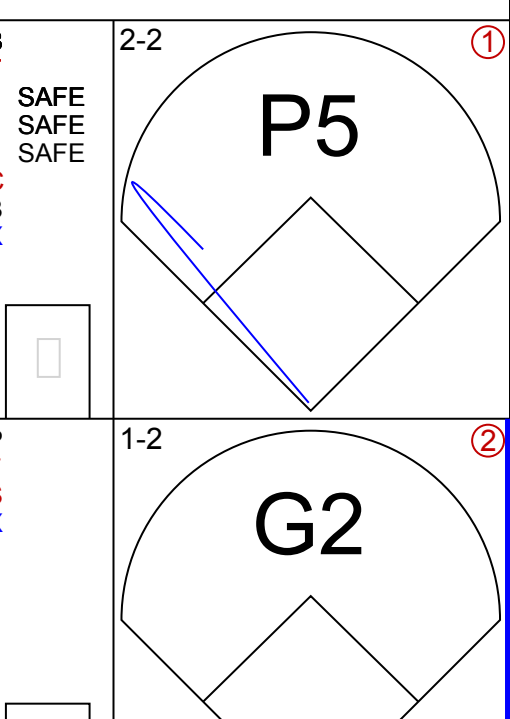
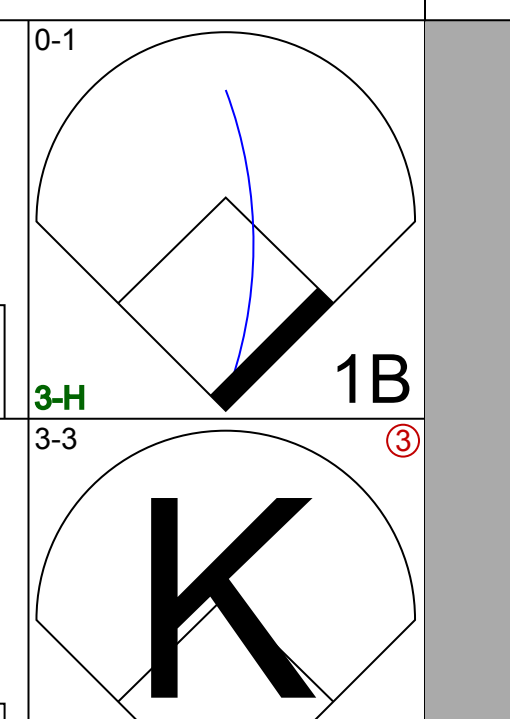
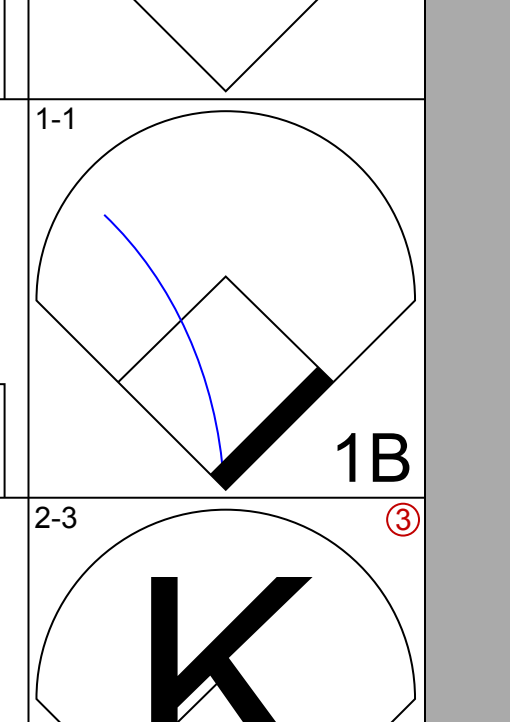
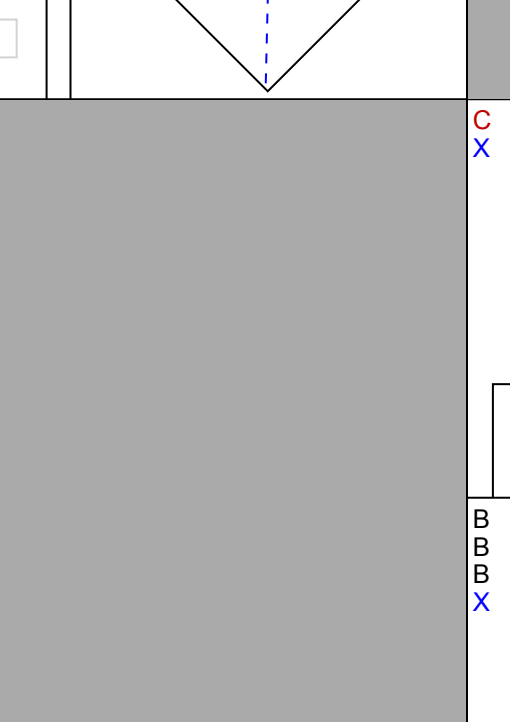
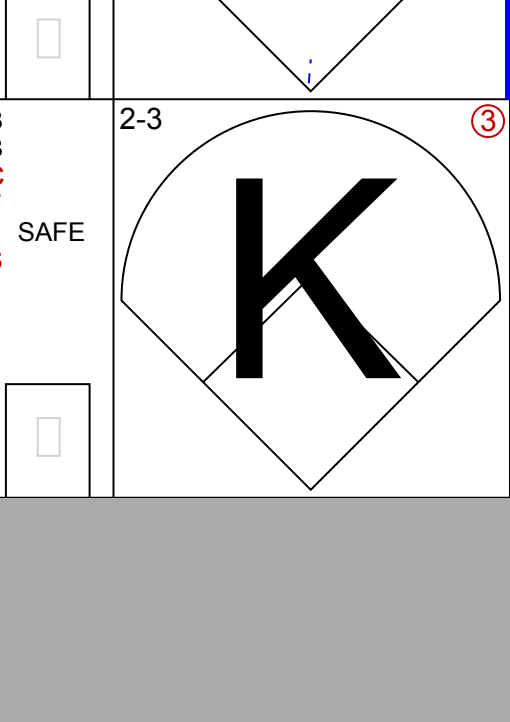
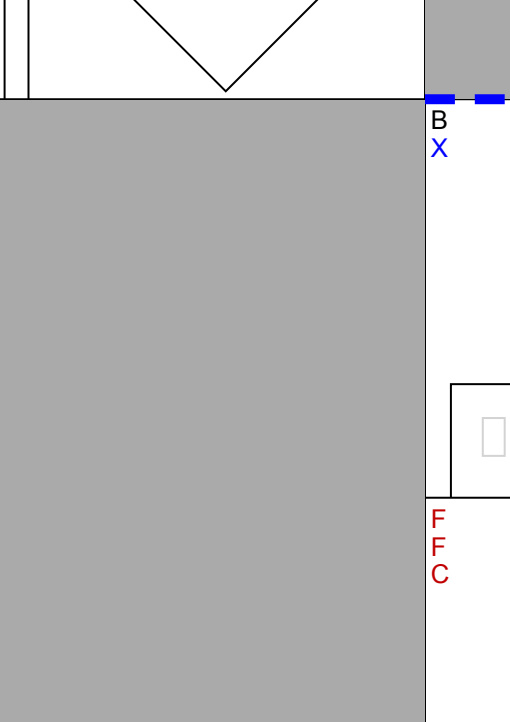
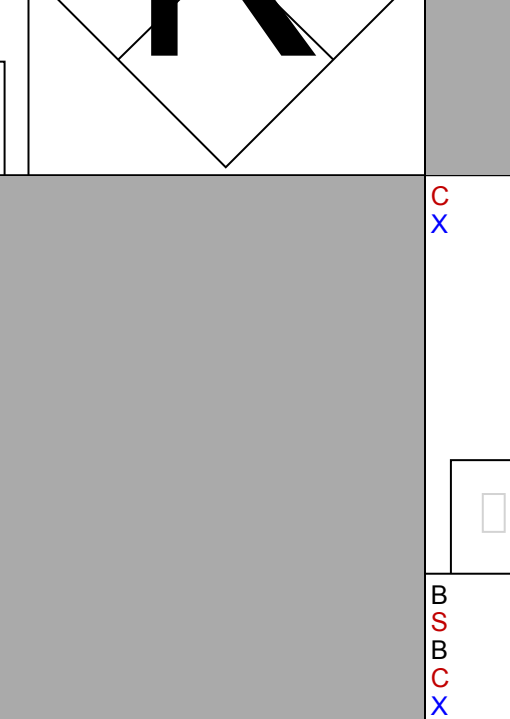
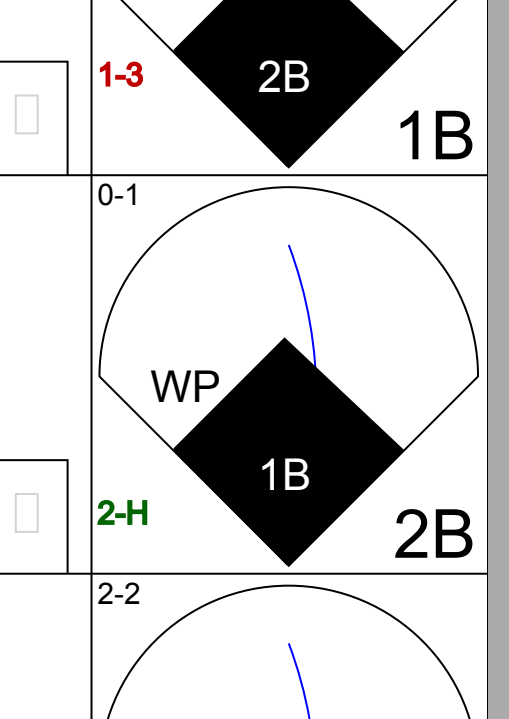

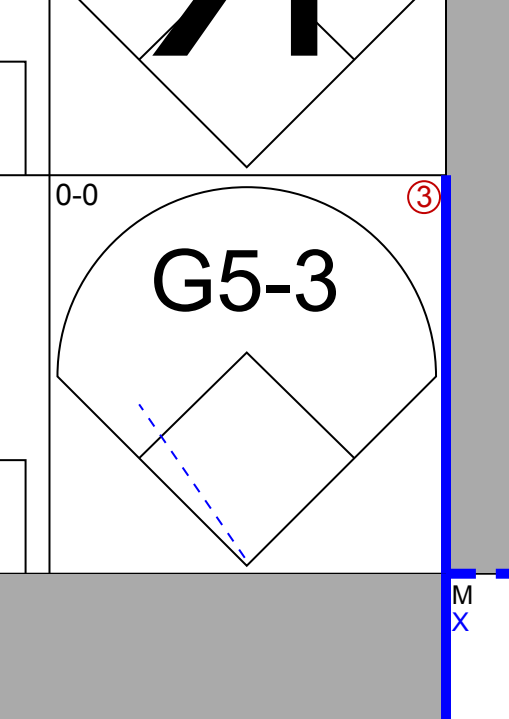
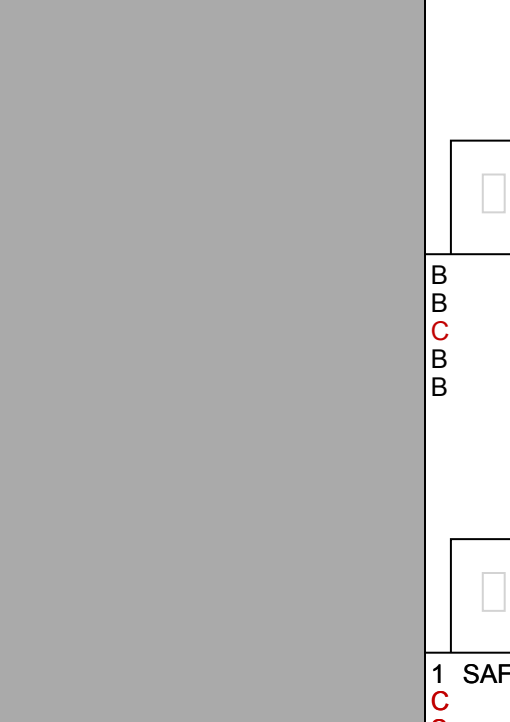
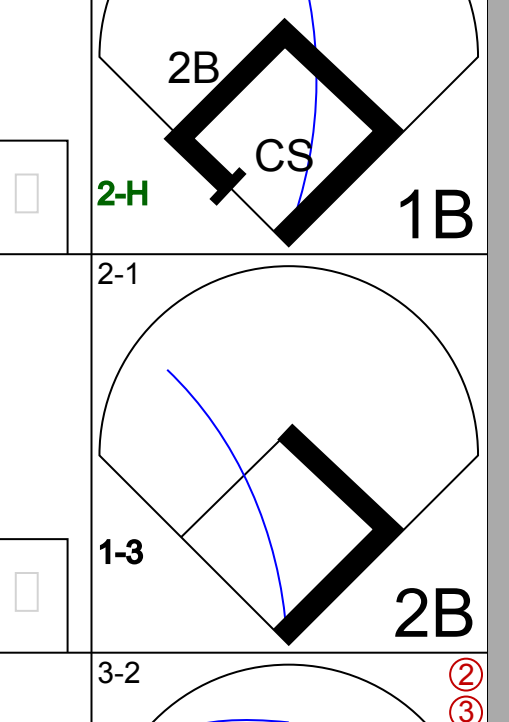
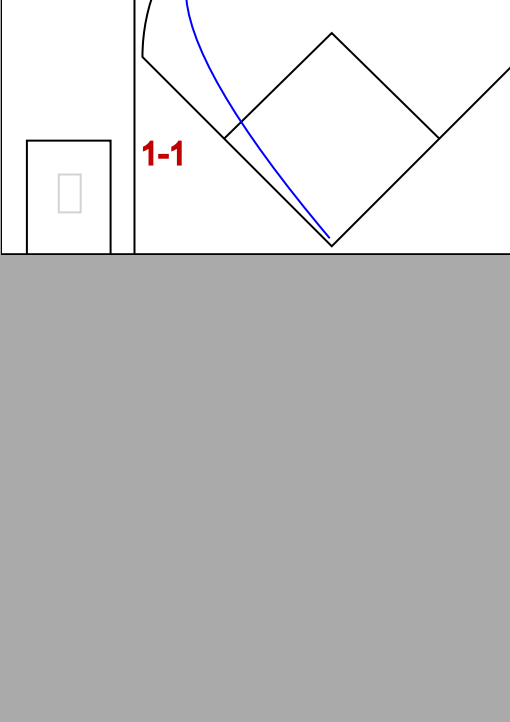
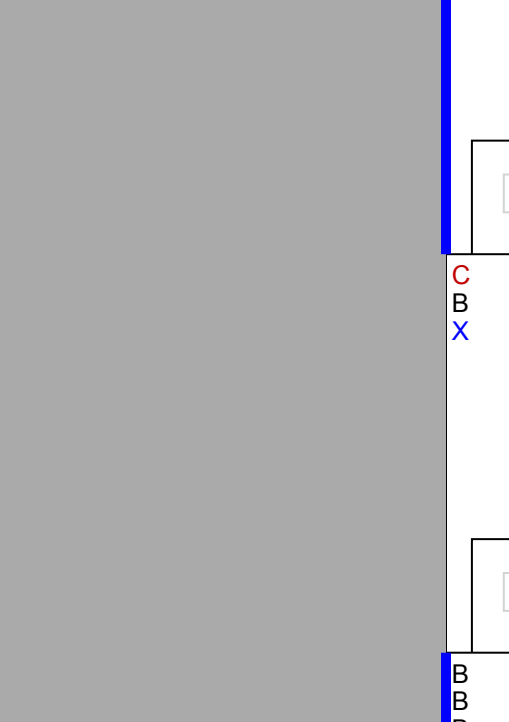
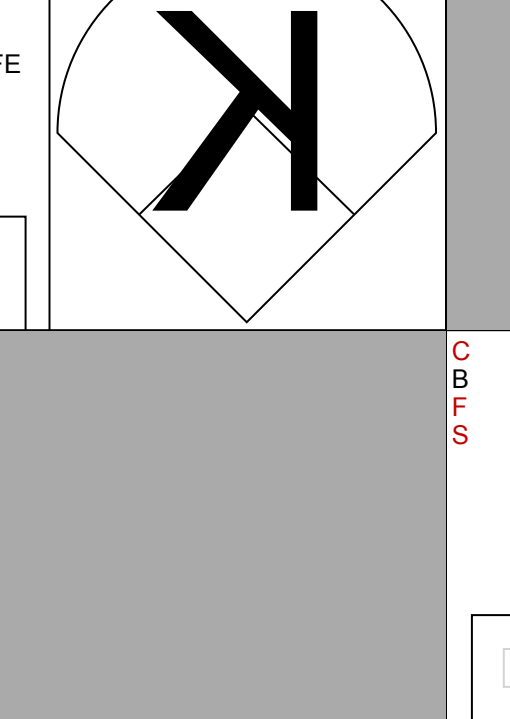
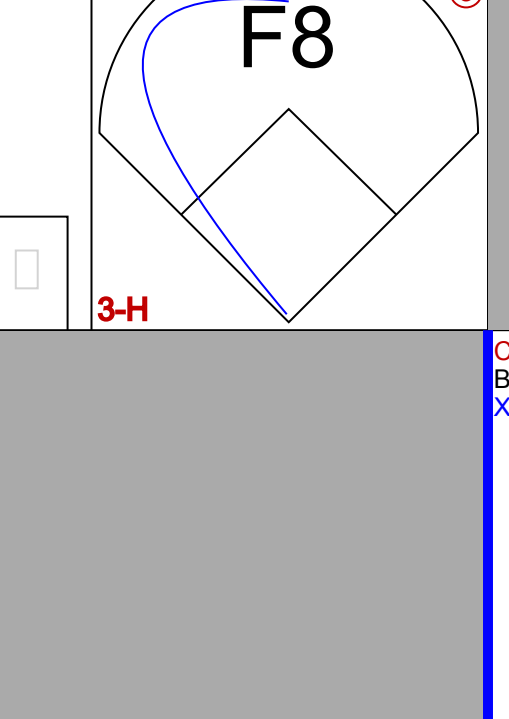
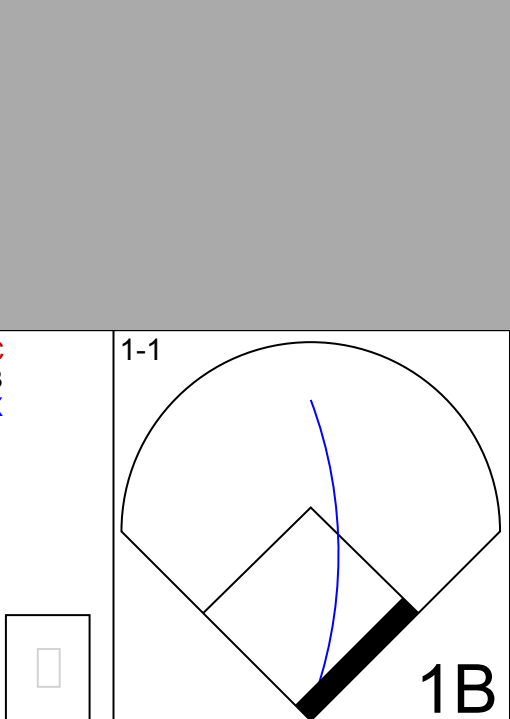
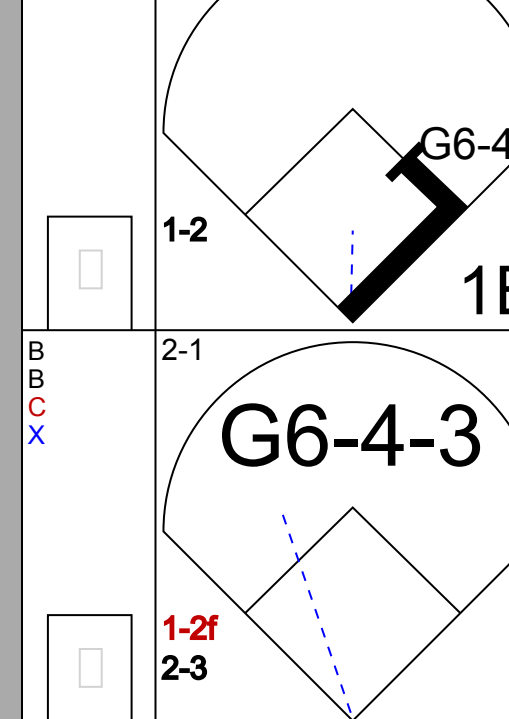
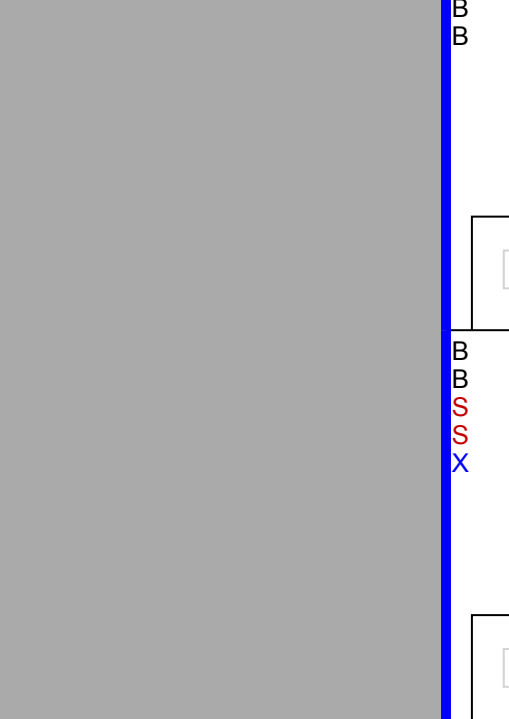
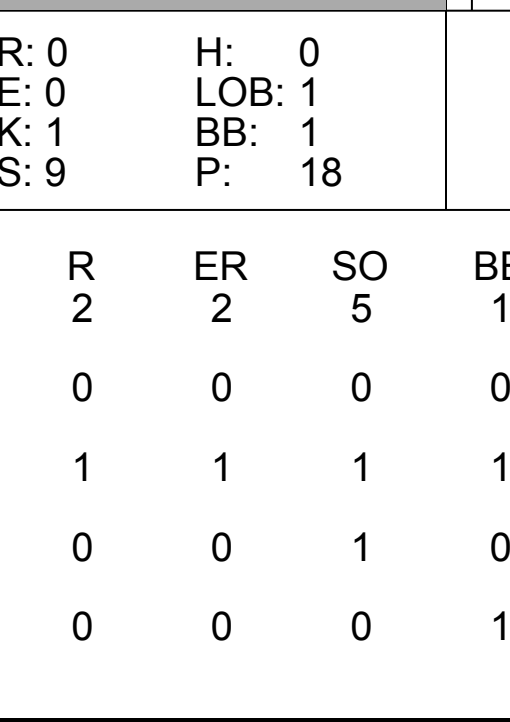
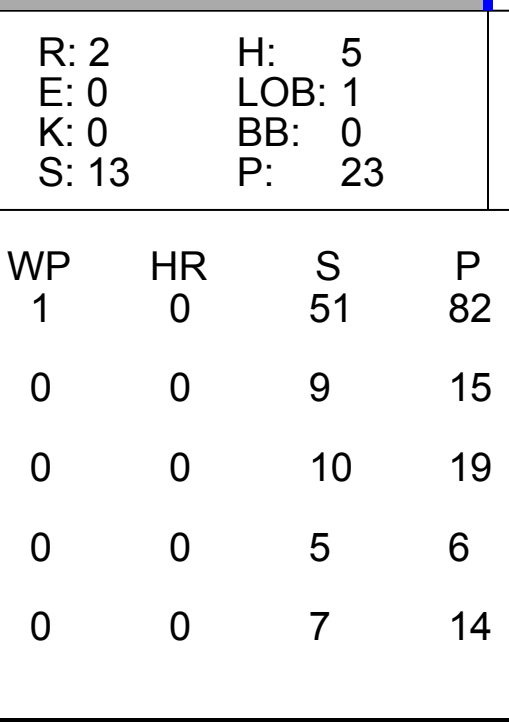
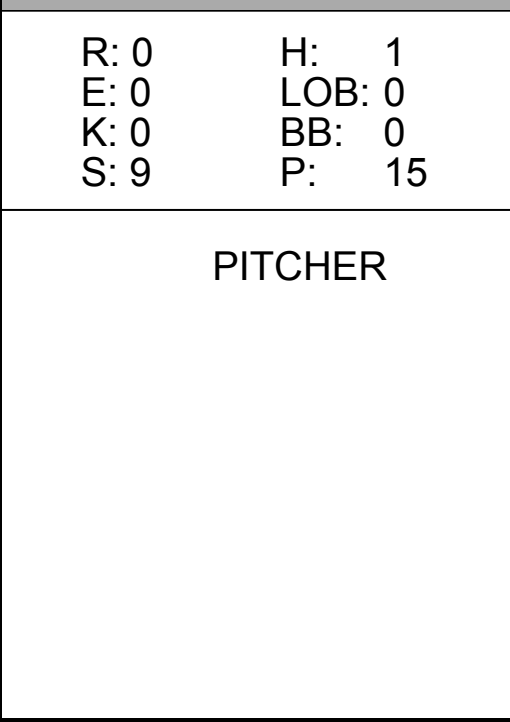
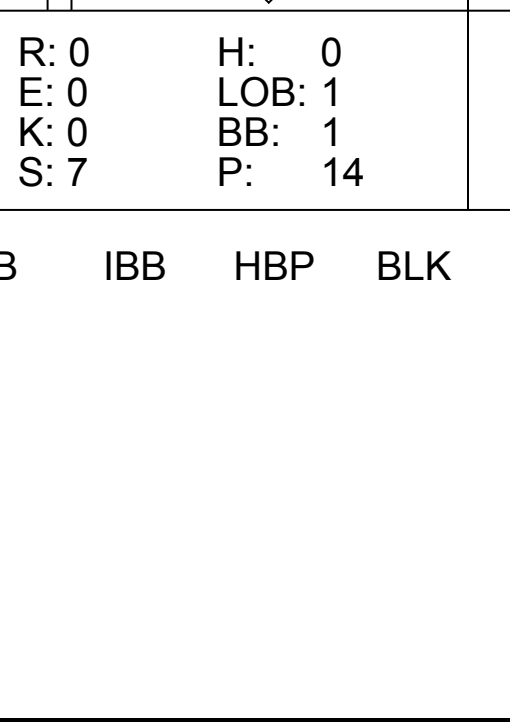


Batter	1	2	3	4	5	6	7	8	9	AB	R	H	RBI	BB	SO	LOB	BOTTOM							
Alex Cora, L OBP: 0.337, SLG: 0.322	3-3 K		1-3 K		2-2 P6		0-0 G3-1		0-1 G3-1	5	0	0	0	0	2	0	Philadelphia Phillies @ Los Angeles Dodgers Dodger Stadium, Los Angeles, CA Thu May 01 2003, 7:10 PM PDT Att: 24,008 - Sunny - 66 F							
Paul Lo Duca, R OBP: 0.348, SLG: 0.396	2-2 2B		1-2 L9		0-0 1B FC3-6 1B		4-0 1B FC1-2 BB			3	1	2	0	1	0	0								
Shawn Green, L OBP: 0.351, SLG: 0.449	3-3 K			2-3 K		0-0 FC3-6 1B		0-0 FC1-2 1B		4	0	2	0	0	2	1								
Fred McGriff, L OBP: 0.315, SLG: 0.402	2-3 K			0-0 1B		1-2 FC3-6 1B		1-2 FC1-2 1B		4	0	3	0	0	1	1								
Adrián Beltré, R OBP: 0.253, SLG: 0.413		2-2 F8		1-0 P4		1-1 P2		0-1 F7		4	0	0	0	0	0	7								
Darley Ward, L OBP: 0.256, SLG: 0.220		1-3 K		3-2 1B		2-2 FC3-6		2-2 FC1-2		4	0	1	0	0	1	5								
Jolbert Cabrera, R OBP: 0.291, SLG: 0.500		3-2 2B		0-3 K		1-2 G4-3		1-2 P3		4	0	1	0	0	1	7								
Cesar Izturis, S OBP: 0.295, SLG: 0.273		2-1 L9			2-2 G3-1		1-1 G6-3		1-1 E6	3	0	0	0	0	0	1								
Dave Roberts, L OBP: 0.387, SLG: 0.404								0-1 G5-4-3		1	0	0	0	0	0	0								
Hideo Nomo, R OBP: 0.321, SLG: 0.208								0-1 G5-4-3		2	0	0	0	0	0	0								
Ron Coomer, R OBP: 1.000, SLG: 1.000								1-2 G5-4-3		1	0	0	0	0	1	0								
Guillermo Mota, R OBP: 1.000, SLG: 1.000										0	0	0	0	0	0	0								
Brian Jordan, R OBP: 0.365, SLG: 0.402										1	0	0	0	0	0	1								
Inning Stats	R: 0 E: 0 K: 3 S: 14	H: 1 LOB: 1 BB: 0 P: 24	R: 0 E: 0 K: 1 S: 12	H: 1 LOB: 1 BB: 0 P: 20	R: 0 E: 0 K: 1 S: 12	H: 0 LOB: 0 BB: 0 P: 15	R: 0 E: 0 K: 2 S: 12	H: 2 LOB: 2 BB: 0 P: 18	R: 0 E: 0 K: 0 S: 10	H: 0 LOB: 0 BB: 0 P: 17	R: 1 E: 1 K: 0 S: 9	H: 3 LOB: 2 BB: 0 P: 13	R: 0 E: 0 K: 1 S: 6	H: 0 LOB: 0 BB: 0 P: 9	R: 0 E: 0 K: 0 S: 13	H: 2 LOB: 3 BB: 1 P: 23	R: 0 E: 1 K: 0 S: 6	H: 0 LOB: 0 BB: 0 P: 7	1B: 7 2B: 2 3B: 0 HR: 0	SF: 0 SAC: 0 DP: 1 HBP: 0	WP: 0 PB: 0 SB: 0 CS: 0	PA: 37		
PITCHER	IP WLS BF H R ER SO BB IBB HBP BLK WP HR S P ERA WHIP	5.0 W 22 7 1 0 0 1 0 0 0 0 0 4 5 0.00 0.500	2.0 H 7 0 0 0 1 1 0 0 0 0 0 0 12 23 0.00 0.500	0.0 2 2 0 0 0 0 0 0 0 0 0 0 0 4 5 0.00 0.500	1.0 H 3 0 0 0 0 0 0 0 0 0 0 0 9 14 0.00 0.000	1.0 S 3 0 0 0 0 0 0 0 0 0 0 0 6 7 0.00 0.000																		

AB	36
R	1
H	9
RBI	0
BB	1
SO	8
LOB	23



Batter	1	2	3	4	5	6	7	8	9	AB	R	H	RBI	BB	SO	LOB	TOP				
Kenny Lofton, L OBP: 0.275, SLG: 0.297 (1, 8)										5	1	1	0	0	2	3	Pittsburgh Pirates @ Los Angeles Dodgers Dodger Stadium, Los Angeles, CA Fri May 02 2003, 7:10 PM PDT Att: 53,820 - Cloudy - 59 F				
2 Jack Wilson, R OBP: 0.320, SLG: 0.383 (1, 6)										4	2	2	0	1	0	1					
18 Jason Kendall, R OBP: 0.407, SLG: 0.469 (1, 2)										2	1	1	1	3	0	1					
Aramis Ramirez, R OBP: 0.319, SLG: 0.374 (1, 5)										5	0	1	0	0	2	4					
Reggie Sanders, R OBP: 0.337, SLG: 0.477 (1, 7)										5	1	0	1	0	3	5					
Randall Simon, L OBP: 0.333, SLG: 0.441 Julian Tavaréz, L (7, 1)										3	0	0	0	1	1	2					
Scott Sauerbeck, R (8, 1)										0	0	0	0	0	0	0					
Rob Mackowiak, L OBP: 0.271, SLG: 0.341 Mike Williams, R (9, 1)										1	0	0	0	0	1	0					
Craig Wilson, R OBP: 0.378, SLG: 0.417 (1, 9)										4	0	2	1	0	0	0					
Abraham Nunez, S OBP: 0.256, SLG: 0.171 (1, 4)										3	0	0	0	1	1	3					
16 Salomon Torres, R (1, 1)										1	0	0	0	1	1	1					
Matt Stairs, L OBP: 0.296, SLG: 0.280 Joe Beimel, L (6, PH)										1	0	0	0	0	0	0					
Kevin Young, R OBP: 0.241, SLG: 0.294 (7, 3)										0	0	0	0	0	0	0					
Inning Stats	R: 0 E: 0 K: 2 S: 12	H: 0 LOB: 2 BB: 2 P: 25	R: 0 E: 0 K: 1 S: 7	H: 0 LOB: 2 BB: 2 P: 18	R: 2 E: 1 K: 1 S: 10	H: 1 LOB: 0 BB: 1 P: 18	R: 0 E: 0 K: 2 S: 11	H: 1 LOB: 1 BB: 0 P: 17	R: 0 E: 0 K: 1 S: 9	H: 0 LOB: 0 BB: 0 P: 8	R: 3 E: 2 K: 0 S: 18	H: 3 LOB: 2 BB: 1 P: 31	R: 0 E: 0 K: 1 S: 12	H: 1 LOB: 1 BB: 0 P: 16	R: 0 E: 0 K: 3 S: 14	H: 0 LOB: 0 BB: 0 P: 18		1B: 7 2B: 0 3B: 0 HR: 0	SF: 0 SAC: 0 DP: 0 HBP: 0	WP: 1 PB: 0 SB: 3 CS: 0	PA: 42
PITCHER	IP	WLS	BF	H	R	ER	SO	BB	IBB	HBP	BLK	WP	HR	S	P	ERA		WHIP			
Kaz Ishii, L ERA: 3.21	5.0		24	3	2	1	7	6	0	0	0	1	0	49	96	1.80		1.800			
Paul Quantrill, R ERA: 1.35	1.2	L	10	3	3	0	1	0	1	0	0	0	0	23	37	0.00	1.800				
Tom Martin, L ERA: 0.82	1.1		5	1	0	0	1	0	0	0	0	0	0	14	18	0.00	0.750				
Guillermo Mota, R ERA: 1.59	1.0		3	0	0	0	3	0	0	0	0	0	0	14	18	0.00	0.000				

Batter	1	2	3	4	5	6	7	8	9	AB	R	H	RBI	BB	SO	LOB	BOTTOM						
Alex Cora, L OBP: 0.333, SLG: 0.319 (1, 4)										4	0	1	1	0	0	1	Pittsburgh Pirates @ Los Angeles Dodgers Dodger Stadium, Los Angeles, CA Fri May 02 2003, 7:10 PM PDT Att: 53,820 - Cloudy - 59 F						
Jolbert Cabrera, R OBP: 0.276, SLG: 0.472 Paul Quantrill, L (1, 8)										3	0	0	0	0	1	1							
Paul Lo Duca, R OBP: 0.345, SLG: 0.392 (7, 2)										1	0	0	0	0	1	1							
Shawn Green, L OBP: 0.356, SLG: 0.451 (1, 9)										4	0	2	0	0	1	1							
Fred McGriff, L OBP: 0.313, SLG: 0.396 (1, 3)										4	1	1	0	0	2	1							
Brian Jordan, R OBP: 0.370, SLG: 0.419 Guillermo Mota, R OBP: 1.000, SLG: 1.000 (9, 1)										4	1	2	1	0	0	0							
Todd Hundley, S OBP: 0.394, SLG: 0.360 Tom Martin, L (1, 2)										3	0	1	1	0	0	1							
Mike Kinkade, R OBP: 0.400, SLG: 0.524 (9, 7)										1	0	0	0	0	0	0							
Adrian Beltré, R OBP: 0.272, SLG: 0.426 (1, 5)										2	1	1	0	2	0	0							
Cesar Izturis, S OBP: 0.296, SLG: 0.275 Ron Coomer, R (9, PH)										3	0	1	0	0	1	3							
Kaz Ishii, L (1, 1)										0	0	0	0	1	0	0							
Jason Romano, R OBP: 0.111, SLG: 0.111 (5, PH)										2	0	1	0	0	0	2							
Daryle Ward, L OBP: 0.250, SLG: 0.214 (9, PH)										1	0	0	0	0	0	1							
Inning Stats	R: 0 E: 0 K: 2 S: 10	H: 1 LOB: 0 BB: 0 P: 14	R: 0 E: 0 K: 1 S: 9	H: 0 LOB: 1 BB: 1 P: 18	R: 0 E: 0 K: 1 S: 7	H: 0 LOB: 0 BB: 0 P: 10	R: 2 E: 0 K: 0 S: 13	H: 5 LOB: 1 BB: 0 P: 23	R: 0 E: 0 K: 1 S: 12	H: 1 LOB: 1 BB: 0 P: 17	R: 0 E: 0 K: 0 S: 9	H: 1 LOB: 0 BB: 0 P: 15	R: 1 E: 0 K: 1 S: 10	H: 2 LOB: 1 BB: 1 P: 19	R: 0 E: 0 K: 1 S: 5	H: 0 LOB: 0 BB: 0 P: 6		R: 0 E: 0 K: 0 S: 7	H: 0 LOB: 1 BB: 1 P: 14	1B: 8 2B: 3 3B: 0 HR: 0	SF: 0 SAC: 0 DP: 2 HBP: 0	WP: 1 PB: 0 SB: 0 CS: 1	PA: 36
PITCHER	IP	WLS	BF	H	R	ER	SO	BB	IBB	HBP	BLK	WP	HR	S	P	ERA		WHIP					
16 Salomon Torres, R ERA: 2.59	5.0		21	7	2	2	5	1	0	0	0	1	0	9	15	0.00		1.000					
Joe Beimel, L ERA: 2.7	1.0	W	3	1	0	0	0	0	0	0	0	0	0	9	15	0.00	1.000						
Julian Tavaréz, R ERA: 6.17	1.0	H	5	2	1	1	1	1	0	0	0	0	0	10	19	9.00	3.000						
Scott Sauerbeck, L ERA: 3.46	1.0	H	3	0	0	0	1	0	0	0	0	0	0	5	6	0.00	0.000						
Mike Williams, R ERA: 6.17	1.0	S	4	0	0	0	0	1	0	0	0	0	0	7	14	0.00	1.000						

Batter	1	2	3	4	5	6	7	8	9	AB	R	H	RBI	BB	SO	LOB	TOP	
Kenny Lofton, L OBP: 0.292, SLG: 0.308										3	1	2	0	1	0	2		
2 Jack Wilson, R OBP: 0.306, SLG: 0.367										4	0	0	0	0	0	3		
18 Jason Kendall, R OBP: 0.402, SLG: 0.460										4	0	1	0	0	0	2		
Randall Simon, L OBP: 0.329, SLG: 0.431										4	0	1	1	0	0	2		
Aramis Ramirez, R OBP: 0.309, SLG: 0.360										4	0	0	0	0	3	2		
Matt Stairs, L OBP: 0.293, SLG: 0.264										3	0	0	0	1	0	0		
Reggie Sanders, R OBP: 0.343, SLG: 0.478										4	0	2	0	0	1	0		
Pokey Reese, R OBP: 0.264, SLG: 0.286 Abraham Nunez, S OBP: 0.250, SLG: 0.167										2	0	0	0	1	1	3		
Jeff Suppan, R OBP: 0.214, SLG: 0.154 Adam Hyzdu, R OBP: 0.250, SLG: 0.353 Brian Meadows, R Dennys Reyes, R Julian Tavaréz, L										2	0	0	0	0	0	1		
Inning Stats	R: 1 E: 0 K: 0 S: 12	H: 2 LOB: 1 BB: 0 P: 18	R: 0 E: 0 K: 0 S: 10	H: 0 LOB: 1 BB: 1 P: 17	R: 0 E: 0 K: 0 S: 9	H: 1 LOB: 1 BB: 0 P: 14	R: 0 E: 0 K: 1 S: 5	H: 0 LOB: 0 BB: 0 P: 7	R: 0 E: 0 K: 1 S: 9	H: 1 LOB: 2 BB: 1 P: 18	R: 0 E: 0 K: 1 S: 13	H: 1 LOB: 1 BB: 0 P: 14	R: 0 E: 0 K: 2 S: 7	H: 0 LOB: 0 BB: 0 P: 8	1B: 6 2B: 1 3B: 0 HR: 0	SF: 0 SAC: 0 DP: 1 HBP: 0	WP: 0 PB: 0 SB: 2 CS: 0	PA: 35
PITCHER	IP WLS BF H R ER SO BB IBB HBP BLK WP HR S P ERA WHIP																	
37 Darren Dreifort, R ERA: 3.41	6.0 W 23 4 1 1 3 2 0 0 0 0 0 56 85 1.50 1.000																	
Troy Brohawn, L ERA: 1.54	1.0 H 5 1 0 0 1 1 0 0 0 0 0 11 18 0.00 2.000																	
Paul Quantrill, R ERA: 1.32	0.1 H 2 1 0 0 0 0 0 0 0 0 0 5 6 0.00 3.000																	
Tom Martin, L ERA: 0.77	0.2 H 2 0 0 0 1 0 0 0 0 0 0 8 8 0.00 0.000																	
Eric Gagne, R ERA:	1.0 S 3 0 0 0 2 0 0 0 0 0 0 7 8 0.00 0.000																	

Pittsburgh Pirates @ Los Angeles Dodgers
 Dodger Stadium, Los Angeles, CA
 Sat May 03 2003, 7:10 PM PDT
 Att: 45,737 - Cloudy - 61 F

AB 32
 R 1
 H 6
 RBI 1
 BB 3
 SO 7
 LOB 17



Batter	1	2	3	4	5	6	7	8	9	AB	R	H	RBI	BB	SO	LOB	BOTTOM			
Dave Roberts, L OBP: 0.391, SLG: 0.408										4	2	2	0	0	0	0				
Paul Lo Duca, R OBP: 0.350, SLG: 0.406										4	0	2	1	0	0	1				
Shawn Green, L OBP: 0.360, SLG: 0.484										4	2	2	2	0	1	2				
Fred McGriff, L OBP: 0.319, SLG: 0.409										4	0	2	1	0	1	0				
Brian Jordan, R OBP: 0.365, SLG: 0.411										4	0	1	0	0	0	2				
Adrian Beltré, R OBP: 0.282, SLG: 0.408										4	0	0	0	0	0	2				
Alex Cora, L OBP: 0.340, SLG: 0.337										4	0	2	0	0	0	1				
Cesar Izturis, S OBP: 0.295, SLG: 0.283										4	0	1	0	0	0	2				
37 Darren Dreifort, R ERA: 3.41 Troy Brohawn, L ERA: 1.54 Mike Kinnear, R OBP: 0.336, SLG: 0.500 Paul Quantrill, R ERA: 1.32 Tom Martin, L ERA: 0.77 Darley Ward, L OBP: 0.304, SLG: 0.299 Eric Gagne, R ERA:										2	0	0	0	0	1	0				
Inning Stats	R: 1 E: 0 K: 0 S: 14	H: 2 LOB: 0 BB: 0 P: 21	R: 0 E: 0 K: 0 S: 8	H: 0 LOB: 0 BB: 0 P: 13	R: 0 E: 0 K: 1 S: 7	H: 1 LOB: 1 BB: 0 P: 11	R: 0 E: 0 K: 0 S: 13	H: 1 LOB: 1 BB: 0 P: 21	R: 1 E: 0 K: 1 S: 15	H: 2 LOB: 2 BB: 0 P: 19	R: 0 E: 0 K: 1 S: 12	H: 2 LOB: 2 BB: 0 P: 17	R: 2 E: 0 K: 0 S: 8	H: 2 LOB: 0 BB: 0 P: 14	R: 0 E: 0 K: 0 S: 12	H: 2 LOB: 2 BB: 0 P: 17	1B: 6 2B: 5 3B: 0 HR: 1	SF: 0 SAC: 0 DP: 0 HBP: 0	WP: 0 PB: 0 SB: 2 CS: 0	PA: 36
PITCHER	IP WLS BF H R ER SO BB IBB HBP BLK WP HR S P ERA WHIP																			
Jeff Suppan, R ERA: 2.06	6.0 L 26 8 2 2 3 0 0 0 0 0 0 69 102 3.00 1.333																			
Brian Meadows, R ERA: 3.39	0.2 3 1 1 1 0 0 0 0 0 0 0 4 8 13.50 1.500																			
Dennys Reyes, L ERA: 2.35	0.1 2 1 1 1 0 0 0 0 0 0 1 4 6 27.00 3.000																			
Julian Tavaréz, R ERA: 5.68	1.0 5 2 0 0 0 0 0 0 0 0 0 12 17 0.00 2.000																			

Pittsburgh Pirates @ Los Angeles Dodgers
 Dodger Stadium, Los Angeles, CA
 Sat May 03 2003, 7:10 PM PDT
 Att: 45,737 - Cloudy - 61 F

AB 36
 R 4
 H 12
 RBI 4
 BB 0
 SO 3
 LOB 12



Batter	1	2	3	4	5	6	7	8	9	AB	R	H	RBI	BB	SO	LOB	TOP										
Kenny Lofton, L (1, 8) OBP: 0.291, SLG: 0.306	F7		B1-3		G3			P5		4	0	1	1	0	0	1	Pittsburgh Pirates @ Los Angeles Dodgers Dodger Stadium, Los Angeles, CA Sun May 04 2003, 1:10 PM PDT Att: 40,544 - Cloudy - 64 F										
2 Jack Wilson, R (1, 6) OBP: 0.395, SLG: 0.363	B1-3		B1-3				P3		K	4	0	1	0	0	1	1											
18 Jason Kendall, R (1, 2) OBP: 0.397, SLG: 0.447	G6-3		G6-3				G5-3		1B FC5-4 BB	3	1	0	0	1	0	2											
Randall Simon, L (1, 3) Reggie Sanders, R (9, PR) OBP: 0.325, SLG: 0.421 OBP: 0.343, SLG: 0.478	G3				G1-3		G4-3		FC5-4 1B	4	0	1	0	0	0	1											
Aramis Ramirez, R (1, 5) OBP: 0.299, SLG: 0.348		F9			L7			P4	FC5-4	4	0	0	1	0	0	1											
Matt Stairs, L (1, 9) OBP: 0.274, SLG: 0.246		F8			G1-3			F7	FC5-4 1B	4	0	0	0	0	1	1											
Rob Mackowiak, L (1, 7) OBP: 0.295, SLG: 0.319		G1-3				G6-3		G4-3		3	0	0	0	0	0	0											
Abraham Nunez, S (1, 4) OBP: 0.279, SLG: 0.295									K	3	1	2	0	0	1	0											
Jeff D'Amico, R (1, 1) Pokey Reese, R (8, PH) Joe Beimel, L (8, 1) OBP: 0.222, SLG: 0.222 OBP: 0.281, SLG: 0.282									K	0	0	0	0	0	0	0											
									K	1	0	0	0	0	1	0											
										0	0	0	0	0	0	0											
Inning Stats	R: 0 E: 0 K: 0 S: 11	H: 1 LOB: 1 BB: 0 P: 14	R: 0 E: 0 K: 0 S: 8	H: 0 LOB: 0 BB: 0 P: 10	R: 1 E: 0 K: 0 S: 7	H: 2 LOB: 1 BB: 0 P: 9	R: 0 E: 0 K: 0 S: 6	H: 0 LOB: 0 BB: 0 P: 8	R: 0 E: 0 K: 0 S: 4	H: 1 LOB: 1 BB: 0 P: 14	R: 0 E: 0 K: 0 S: 5	H: 0 LOB: 0 BB: 0 P: 5	R: 0 E: 0 K: 0 S: 5	H: 0 LOB: 0 BB: 0 P: 8	R: 0 E: 0 K: 2 S: 10	H: 0 LOB: 0 BB: 1 P: 16	R: 1 E: 0 K: 2 S: 14	H: 1 LOB: 1 BB: 1 P: 22	1B: 5 2B: 0 3B: 0 HR: 0	SF: 0 SAC: 2 DP: 0 HBP: 0	WP: 1 PB: 0 SB: 0 CS: 0	PA: 33					
PITCHER	IP	WLS	BF	H	R	ER	SO	BB	IBB	HBP	BLK	WP	HR	S	P	ERA	WHIP										
Kevin Brown, R (1, 1) ERA: 2.84	8.0	W	28	4	1	1	2	0	0	0	0	1	0	58	84	1.12	0.500										
Eric Gagne, R (9, 1) ERA: 0.55	1.0	S	5	1	1	1	2	1	0	0	0	0	0	14	22	9.00	2.000										

Batter	1	2	3	4	5	6	7	8	9	AB	R	H	RBI	BB	SO	LOB	BOTTOM										
Dave Roberts, L (1, 8) OBP: 0.386, SLG: 0.402	K		L8			E6		K		4	1	1	0	0	2	0	Pittsburgh Pirates @ Los Angeles Dodgers Dodger Stadium, Los Angeles, CA Sun May 04 2003, 1:10 PM PDT Att: 40,544 - Cloudy - 64 F										
Paul Lo Duca, R (1, 2) OBP: 0.355, SLG: 0.409	FC1-6 1B				G5-3			G5-3		4	0	2	1	0	0	0											
Shawn Green, L (1, 9) OBP: 0.357, SLG: 0.485	FC1-6 FC6				G4-3			F7		4	0	1	0	0	0	2											
Fred McGriff, L (1, 3) OBP: 0.309, SLG: 0.395	FC6				G1-3			F7		4	0	0	0	0	1	2											
Brian Jordan, R (1, 7) OBP: 0.364, SLG: 0.419		G6-3				P2			G6-3 1B 2B	3	1	1	0	0	0	0											
Adrián Beltré, R (1, 5) OBP: 0.295, SLG: 0.396		K				P5		G6-3		3	0	0	0	0	1	1											
Alex Cora, L (1, 4) OBP: 0.339, SLG: 0.330		K				F8			1B WP IBB	2	1	0	0	1	1	0											
Cesar Izturis, S (1, 6) OBP: 0.296, SLG: 0.284					G4-3			B2		3	0	1	1	0	0	0											
Kevin Brown, R (1, 1) Eric Gagne, R (9, 1) OBP: 0.133, SLG: 0.214					F7			F8		3	0	0	0	0	0	1											
								G5-3		0	0	0	0	0	0	0											
Inning Stats	R: 0 E: 0 K: 1 S: 10	H: 1 LOB: 1 BB: 0 P: 12	R: 0 E: 0 K: 2 S: 11	H: 0 LOB: 0 BB: 0 P: 15	R: 0 E: 0 K: 0 S: 4	H: 0 LOB: 0 BB: 0 P: 7	R: 0 E: 0 K: 0 S: 5	H: 0 LOB: 0 BB: 0 P: 9	R: 0 E: 0 K: 0 S: 4	H: 0 LOB: 0 BB: 0 P: 7	R: 1 E: 1 K: 0 S: 10	H: 2 LOB: 1 BB: 0 P: 13	R: 2 E: 0 K: 0 S: 9	H: 2 LOB: 1 BB: 1 P: 17	R: 0 E: 0 K: 2 S: 13	H: 1 LOB: 1 BB: 0 P: 22	1B: 4 2B: 2 3B: 0 HR: 0	SF: 0 SAC: 0 DP: 0 HBP: 0	WP: 1 PB: 0 SB: 0 CS: 0	PA: 31							
PITCHER	IP	WLS	BF	H	R	ER	SO	BB	IBB	HBP	BLK	WP	HR	S	P	ERA	WHIP										
Jeff D'Amico, R (1, 1) ERA: 3.41	7.0	L	27	5	3	2	3	0	0	0	0	0	0	53	80	2.57	0.714										
Joe Beimel, L (8, 1) ERA: 2.51	1.0		4	1	0	0	2	0	0	0	0	0	0	13	22	0.00	1.000										



Batter	1	2	3	4	5	6	7	8	9	AB	R	H	RBI	BB	SO	LOB	TOP					
Dave Roberts, L (1, 8) OBP: 0.390, SLG: 0.406	2-2 BB 1B		1-2 G6-3 1B		1-1 G6-3		2-1 G4-3			4	1	2	0	0	0	1	Los Angeles Dodgers @ New York Mets Shea Stadium, Flushing, NY Tue May 06 2003, 7:10 PM EDT Att: 21,173 - Cloudy - 57 F					
Paul Lo Duca, R (1, 2) OBP: 0.352, SLG: 0.404	1-3 K		0-0 P3		1-0 BB WP 1B		2-3 K			4	1	1	0	0	2	3						
Shawn Green, L (1, 9) OBP: 0.354, SLG: 0.474	3-1 F7		0-0 G6-3		4-0 WP 1-2 BB		3-1 F8			3	0	0	0	1	0	3						
Fred McGriff, L (1, 3) OBP: 0.315, SLG: 0.388	4-0 FC6-4 BB		4-0 1B BB		1-0 F9		2-2 G3-1			2	0	0	0	2	0	2						
Brian Jordan, R (1, 7) OBP: 0.360, SLG: 0.412	2-0 FC6-4		0-0 1-2 2-H 1B		1-3 K		1-3 K			4	0	1	1	0	2	3						
Adrián Beltré, R (1, 5) OBP: 0.246, SLG: 0.381		0-2 L9	1-3 K		2-0 G6-3		1-1 F9			4	0	0	0	0	1	2						
Alex Cora, L (1, 4) OBP: 0.336, SLG: 0.320		2-1 HBP		0-1 F7		3-2 G5-3		1-0 G4-3		3	0	0	0	0	0	0						
Cesar Izturis, S (1, 6) OBP: 0.288, SLG: 0.277 Larry Barnes, L (9, PH)		1-0 F7		2-2 F8		0-3 K2-3		2-3 K2-3		3	0	0	0	0	1	1						
Odalis Perez, L (1, 1) Mike Kinkade, R (7, PH) Andy Ashby, R (7, 1) Tom Martin, L (8, 1) Daryle Ward, L (9, PH)		2-2 L7		0-3 K			0-1 G4-3 1B		1-2 F8	2	0	0	0	0	1	1						
Inning Stats	R: 0 E: 0 K: 1 S: 11	H: 1 LOB: 2 BB: 1 P: 23	R: 0 E: 0 K: 0 S: 9	H: 0 LOB: 1 BB: 0 P: 14	R: 1 E: 0 K: 1 S: 9	H: 2 LOB: 2 BB: 1 P: 15	R: 0 E: 0 K: 1 S: 8	H: 0 LOB: 0 BB: 0 P: 10	R: 1 E: 0 K: 1 S: 7	H: 1 LOB: 1 BB: 1 P: 15	R: 0 E: 0 K: 1 S: 7	H: 0 LOB: 0 BB: 0 P: 12	R: 0 E: 0 K: 1 S: 9	H: 1 LOB: 1 BB: 0 P: 16	R: 0 E: 0 K: 1 S: 8	H: 0 LOB: 0 BB: 0 P: 12		R: 0 E: 0 K: 1 S: 7	H: 0 LOB: 0 BB: 0 P: 11	1B: 5 2B: 0 3B: 0 HR: 0	SF: 0 SAC: 0 DP: 0 HBP: 1	WP: 2 PB: 0 SB: 0 CS: 0
PITCHER	IP WLS BF H R ER SO BB IBB HBP BLK WP HR S P ERA WHIP																					
Pedro Astacio, R (1, 1) ERA: 7.31	6.0 W 26 4 2 2 5 3 0 1 0 1 0 51 89 3.00 1.167																					
David Weathers, R (7, 1) ERA: 2.61	0.2 H 3 1 0 0 1 0 0 0 0 0 0 0 7 11 0.00 1.500																					
Mike Stanton, L (7, 1) ERA: 3.07	0.2 H 2 0 0 0 0 0 0 0 0 0 0 5 10 0.00 0.000																					
Scott Strickland, R (8, 1) ERA: 1.93	0.2 H 2 0 0 0 1 0 0 0 0 0 0 5 7 0.00 0.000																					
Armando Benítez, R (9, 1) ERA: 5.5	1.0 S 3 0 0 0 1 0 0 0 0 0 0 7 11 0.00 0.000																					

Batter	1	2	3	4	5	6	7	8	9	AB	R	H	RBI	BB	SO	LOB	BOTTOM			
Roberto Alomar, S (1, 4) OBP: 0.362, SLG: 0.345	2-2 S 1B		2-2 G4-6-3 1B		1-2 G6-3		0-3 K2-3		0-3 K	5	0	2	0	0	2	5	Los Angeles Dodgers @ New York Mets Shea Stadium, Flushing, NY Tue May 06 2003, 7:10 PM EDT Att: 21,173 - Cloudy - 57 F			
Raul Gonzalez, R (1, 9) OBP: 0.324, SLG: 0.394 Timo Perez, L (7, PH)	4-0 G6-4-3 BB		2-2 G4-6-3 1-2 1-2		2-1 P4		2-2 F8			2	0	0	0	1	0	1				
Ty Wigginton, R (1, 5) OBP: 0.373, SLG: 0.450	1-3 K		1-3 K		2-2 E S 1B		1-3 K			4	0	1	0	0	3	2				
Cliff Floyd, L (1, 7) OBP: 0.342, SLG: 0.455 Roger Cedeno, S (7, PR)	0-1 G6-4-3		1-0 G6-3		2-3 K		0-0 2B			4	0	1	0	0	1	3				
Tony Clark, S (1, 3) OBP: 0.289, SLG: 0.698		1-0 F7		1-1 HR		2-2 G6-3		4-0 FC4-6 IBB		3	1	1	1	1	0	1				
Vance Wilson, R (1, 2) OBP: 0.306, SLG: 0.606		0-1 G6-3		1-0 HR		2-3 K		2-1 FC4-6		4	1	1	1	0	1	2				
Tsuyoshi Shinjo, R (1, 8) OBP: 0.262, SLG: 0.275		3-2 3B 2B		1-2 SH1-4 BB 1B		1-2 BB 1B		2-2 F8		4	1	3	0	0	0	0				
Rey Sanchez, R (1, 6) OBP: 0.239, SLG: 0.241		1-1 2H 3B		4-2 SH1-4 BB		3-1 P4		1-2 1B		3	0	2	1	1	0	1				
Pedro Astacio, R (1, 1) Jay Bell, R (6, PH) David Weathers, R (7, 1) Mike Stanton, L (7, 1) Scott Strickland, R (8, 1) Jason Phillips, R (8, PH) Armando Benítez, R (9, 1)		0-0 G6-3		2-1 SH1-4		4-1 BB		0-0 F7		1	0	0	0	0	0	1				
Inning Stats	R: 0 E: 0 K: 1 S: 12	H: 1 LOB: 1 BB: 1 P: 19	R: 1 E: 0 K: 0 S: 9	H: 2 LOB: 1 BB: 0 P: 14	R: 0 E: 0 K: 1 S: 9	H: 1 LOB: 0 BB: 0 P: 14	R: 2 E: 0 K: 0 S: 15	H: 3 LOB: 2 BB: 1 P: 26	R: 0 E: 0 K: 1 S: 12	H: 1 LOB: 1 BB: 0 P: 20	R: 0 E: 0 K: 2 S: 13	H: 1 LOB: 2 BB: 1 P: 23	R: 0 E: 0 K: 1 S: 9	H: 1 LOB: 2 BB: 1 P: 18	R: 0 E: 0 K: 1 S: 11	H: 1 LOB: 1 BB: 0 P: 14		1B: 6 2B: 2 3B: 1 HR: 2	SF: 0 SAC: 1 DP: 2 HBP: 0	WP: 0 PB: 0 SB: 2 CS: 0
PITCHER	IP WLS BF H R ER SO BB IBB HBP BLK WP HR S P ERA WHIP																			
Odalis Perez, L (1, 1) ERA: 3.07	6.0 L 28 8 3 3 5 3 0 0 0 0 0 2 70 116 4.50 2.000																			
Andy Ashby, R (7, 1) ERA: 9.31	1.2 8 2 0 0 1 0 1 0 0 0 0 0 16 28 0.00 1.200																			
Tom Martin, L (8, 1) ERA: 0.75	0.1 1 0 0 0 1 0 0 0 0 0 0 0 4 4 0.00 0.000																			



Batter	1	2	3	4	5	6	7	8	9	AB	R	H	RBI	BB	SO	LOB	TOP									
Dave Roberts, L (1, 8) OBP: 0.370, SLG: 0.383	1-2 G3		1-2 G4-3			2-2 G6-3	2-1 FC4-6		2-2 G6-3	5	0	1	0	0	0	2	Los Angeles Dodgers @ New York Mets Shea Stadium, Flushing, NY Thu May 08 2003, 7:10 PM EDT Att: 18,729 - Cloudy - 55 F									
Paul Lo Duca, R (1, 2) OBP: 0.343, SLG: 0.390	3-2 1B		0-1 G6-4-3			1-1 G6-3		1-1 G5-3	0-3 K	5	1	2	0	0	1	1										
Shawn Green, L (1, 9) OBP: 0.353, SLG: 0.468	0-1 1B		3-2 G6-4-3			1-2 F8		2-2 2B	0-1 G6-3	5	1	2	0	0	2	2										
Fred McGriff, L (1, 3) OBP: 0.326, SLG: 0.403	1-2 1B			1-1 G4-3				0-0 G3-1	0-0 1B	4	1	2	2	0	0	0										
Brian Jordan, R (1, 7) Larry Barnes, L (9, 7)	4-1 BB			0-0 G1-3				4-1 2B	0-1 BB	2	2	1	0	2	0	0										
Ron Coomer, R (1, 5) Adrián Beltré, R (7, 5) OBP: 0.344, SLG: 0.259 OBP: 0.235, SLG: 0.364	0-0 G4-3			2-0 F8				2-2 FC6-4	0-3 K	3	1	1	0	0	2	2										
Jolbert Cabrera, R (1, 4) OBP: 0.306, SLG: 0.473		0-2 L5			2-1 G4-6-3			4-0 FC6-4	4-2 1B	2	0	1	0	2	0	0										
Cesar Izturis, S (1, 6) OBP: 0.288, SLG: 0.271		0-0 G1-3			2-1 G4-6-3			2-0 FC6-4	1-0 1B	4	0	1	3	0	3	3										
Kaz Ishii, L (1, 1) Mike Kinkade, R (7, PH) Paul Quantrill, L (7, 1) Guillermo Mota, R (9, 1) OBP: 1.000, SLG: 1.000		2-3 K			1-3 K			1-0 FC4-6	0-3 K	2	0	0	0	0	2	0										
Inning Stats	R: 1 E: 0 K: 0 S: 14	H: 3 LOB: 2 BB: 1 P: 23	R: 0 E: 0 K: 1 S: 8	H: 0 LOB: 0 BB: 0 P: 10	R: 0 E: 0 K: 0 S: 8	H: 1 LOB: 0 BB: 0 P: 12	R: 0 E: 0 K: 0 S: 4	H: 0 LOB: 0 BB: 0 P: 7	R: 0 E: 0 K: 0 S: 7	H: 1 LOB: 0 BB: 0 P: 12	R: 0 E: 0 K: 0 S: 8	H: 0 LOB: 0 BB: 0 P: 12	R: 2 E: 0 K: 0 S: 9	H: 2 LOB: 2 BB: 2 P: 24	R: 3 E: 0 K: 2 S: 18	H: 4 LOB: 2 BB: 1 P: 26		R: 0 E: 0 K: 1 S: 9	H: 1 LOB: 0 BB: 0 P: 11	1B: 9 2B: 3 3B: 0 HR: 0	SF: 0 SAC: 0 DP: 3 HBP: 0	WP: 0 PB: 0 SB: 0 CS: 0	PA: 39			
PITCHER	IP WLS BF H R ER SO BB IBB HBP BLK WP HR S P ERA WHIP	IP WLS BF H R ER SO BB IBB HBP BLK WP HR S P ERA WHIP	IP WLS BF H R ER SO BB IBB HBP BLK WP HR S P ERA WHIP	IP WLS BF H R ER SO BB IBB HBP BLK WP HR S P ERA WHIP	IP WLS BF H R ER SO BB IBB HBP BLK WP HR S P ERA WHIP	IP WLS BF H R ER SO BB IBB HBP BLK WP HR S P ERA WHIP	IP WLS BF H R ER SO BB IBB HBP BLK WP HR S P ERA WHIP	IP WLS BF H R ER SO BB IBB HBP BLK WP HR S P ERA WHIP	IP WLS BF H R ER SO BB IBB HBP BLK WP HR S P ERA WHIP	IP WLS BF H R ER SO BB IBB HBP BLK WP HR S P ERA WHIP	IP WLS BF H R ER SO BB IBB HBP BLK WP HR S P ERA WHIP	IP WLS BF H R ER SO BB IBB HBP BLK WP HR S P ERA WHIP	IP WLS BF H R ER SO BB IBB HBP BLK WP HR S P ERA WHIP	IP WLS BF H R ER SO BB IBB HBP BLK WP HR S P ERA WHIP	IP WLS BF H R ER SO BB IBB HBP BLK WP HR S P ERA WHIP	IP WLS BF H R ER SO BB IBB HBP BLK WP HR S P ERA WHIP		IP WLS BF H R ER SO BB IBB HBP BLK WP HR S P ERA WHIP	IP WLS BF H R ER SO BB IBB HBP BLK WP HR S P ERA WHIP	IP WLS BF H R ER SO BB IBB HBP BLK WP HR S P ERA WHIP	IP WLS BF H R ER SO BB IBB HBP BLK WP HR S P ERA WHIP	IP WLS BF H R ER SO BB IBB HBP BLK WP HR S P ERA WHIP	IP WLS BF H R ER SO BB IBB HBP BLK WP HR S P ERA WHIP	IP WLS BF H R ER SO BB IBB HBP BLK WP HR S P ERA WHIP	IP WLS BF H R ER SO BB IBB HBP BLK WP HR S P ERA WHIP	IP WLS BF H R ER SO BB IBB HBP BLK WP HR S P ERA WHIP

AB	35
R	6
H	12
RBI	6
BB	4
SO	5
LOB	14



Batter	1	2	3	4	5	6	7	8	9	AB	R	H	RBI	BB	SO	LOB	BOTTOM								
Roberto Alomar, S (1, 4) OBP: 0.349, SLG: 0.339	0-0 F7		1-0 G5-4-3			3-1 F8		1-0 L4		4	0	0	0	0	1	Los Angeles Dodgers @ New York Mets Shea Stadium, Flushing, NY Thu May 08 2003, 7:10 PM EDT Att: 18,729 - Cloudy - 55 F									
Raul Gonzalez, R (1, 9) OBP: 0.341, SLG: 0.417	1-3 K		2-0 2B			4-1 1B		3-2 L8		3	1	1	0	1	1										
Cliff Floyd, L (1, 7) OBP: 0.336, SLG: 0.449	1-2 F8		2-3 K			2-0 1B		1-0 2B		4	0	2	0	0	1										
Tony Clark, S (1, 3) OBP: 0.283, SLG: 0.620		3-2 G6-3			2-3 K			1-2 G4-3		4	0	1	1	0	1										
Ty Wigginton, R (1, 5) OBP: 0.361, SLG: 0.431		1-2 WP			0-0 G1-3			0-0 P4		4	0	1	0	0	2										
Jason Phillips, R (1, 2) OBP: 0.273, SLG: 0.111		4-2 FC6-4			3-2 G5-3			2-1 L7		3	0	0	0	1	2										
Tsuyoshi Shinjo, R (1, 8) OBP: 0.273, SLG: 0.288		0-1 P4			4-1 BB			1-0 G4-3		1	0	0	0	1	2										
Timo Perez, L (7, PH) OBP: 0.278, SLG: 0.273					0-0 G4-6-3				0-0 G3	2	0	0	0	0	0										
Rey Sanchez, R (1, 6) OBP: 0.224, SLG: 0.226		1-0 FC6-4			0-0 G4-6-3			1-2 L6		3	0	0	0	0	3										
Tom Glavine, L (1, 1) OBP: 0.200, SLG: 0.200					2-2 G4-3			0-0 G6-3		2	0	1	0	0	0										
Roger Cedeno, S (7, PH) OBP: 0.277, SLG: 0.292										1	0	0	0	0	0										
Mike Stanton, L (8, 1) Scott Strickland, R (8, 1) Graeme Lloyd, L (9, 1) OBP: 0.278, SLG: 0.273										0	0	0	0	0	0										
Inning Stats	R: 0 E: 0 K: 1 S: 9	H: 0 LOB: 0 BB: 0 P: 11	R: 0 E: 0 K: 0 S: 14	H: 1 LOB: 2 BB: 1 P: 23	R: 0 E: 0 K: 1 S: 6	H: 2 LOB: 1 BB: 0 P: 11	R: 0 E: 0 K: 1 S: 8	H: 0 LOB: 0 BB: 0 P: 13	R: 0 E: 0 K: 0 S: 5	H: 0 LOB: 0 BB: 1 P: 11	R: 1 E: 0 K: 0 S: 9	H: 2 LOB: 2 BB: 1 P: 20	R: 0 E: 0 K: 0 S: 6	H: 0 LOB: 0 BB: 0 P: 8	R: 0 E: 0 K: 0 S: 8	H: 1 LOB: 1 BB: 0 P: 14	R: 0 E: 0 K: 0 S: 7	H: 0 LOB: 0 BB: 0 P: 11	1B: 4 2B: 2 3B: 0 HR: 0	SF: 0 SAC: 0 DP: 2 HBP: 0	WP: 1 PB: 0 SB: 0 CS: 0	PA: 34			
PITCHER	IP WLS BF H R ER SO BB IBB HBP BLK WP HR S P ERA WHIP	IP WLS BF H R ER SO BB IBB HBP BLK WP HR S P ERA WHIP	IP WLS BF H R ER SO BB IBB HBP BLK WP HR S P ERA WHIP	IP WLS BF H R ER SO BB IBB HBP BLK WP HR S P ERA WHIP	IP WLS BF H R ER SO BB IBB HBP BLK WP HR S P ERA WHIP	IP WLS BF H R ER SO BB IBB HBP BLK WP HR S P ERA WHIP	IP WLS BF H R ER SO BB IBB HBP BLK WP HR S P ERA WHIP	IP WLS BF H R ER SO BB IBB HBP BLK WP HR S P ERA WHIP	IP WLS BF H R ER SO BB IBB HBP BLK WP HR S P ERA WHIP	IP WLS BF H R ER SO BB IBB HBP BLK WP HR S P ERA WHIP	IP WLS BF H R ER SO BB IBB HBP BLK WP HR S P ERA WHIP	IP WLS BF H R ER SO BB IBB HBP BLK WP HR S P ERA WHIP	IP WLS BF H R ER SO BB IBB HBP BLK WP HR S P ERA WHIP	IP WLS BF H R ER SO BB IBB HBP BLK WP HR S P ERA WHIP	IP WLS BF H R ER SO BB IBB HBP BLK WP HR S P ERA WHIP	IP WLS BF H R ER SO BB IBB HBP BLK WP HR S P ERA WHIP	IP WLS BF H R ER SO BB IBB HBP BLK WP HR S P ERA WHIP	IP WLS BF H R ER SO BB IBB HBP BLK WP HR S P ERA WHIP	IP WLS BF H R ER SO BB IBB HBP BLK WP HR S P ERA WHIP	IP WLS BF H R ER SO BB IBB HBP BLK WP HR S P ERA WHIP	IP WLS BF H R ER SO BB IBB HBP BLK WP HR S P ERA WHIP	IP WLS BF H R ER SO BB IBB HBP BLK WP HR S P ERA WHIP	IP WLS BF H R ER SO BB IBB HBP BLK WP HR S P ERA WHIP	IP WLS BF H R ER SO BB IBB HBP BLK WP HR S P ERA WHIP	IP WLS BF H R ER SO BB IBB HBP BLK WP HR S P ERA WHIP

AB	31
R	1
H	6
RBI	1
BB	3
SO	3
LOB	12



Batter	1	2	3	4	5	6	7	8	9	AB	R	H	RBI	BB	SO	LOB	TOP								
Dave Roberts, L OBP: 0.376, SLG: 0.378 (1,8)										4	1	1	0	2	1	3	Los Angeles Dodgers @ Montreal Expos Olympic Stadium, Montreal, QB Fri May 09 2003, 7:05 PM EDT Att: 10,675 - Dome - 72 F AB 42 R 9 H 15 RBI 7 BB 6 SO 5 LOB 28 								
Adrián Beltré, R OBP: 0.232, SLG: 0.353 (1,5)										6	0	1	0	0	0	3									
Shawn Green, L OBP: 0.346, SLG: 0.452 (1,9)										5	0	0	0	1	3	5									
Fred McGriff, L OBP: 0.340, SLG: 0.434 (1,3)										5	2	3	2	1	0	1									
Mike Kinkade, R OBP: 0.469, SLG: 0.593 (1,7)										3	1	2	0	1	0	0									
Jolbert Cabrera, R OBP: 0.317, SLG: 0.482 (7,7)										1	1	1	0	0	0	0									
Alex Cora, L OBP: 0.336, SLG: 0.324 (1,4)										5	2	3	0	0	1	5									
David Ross, R OBP: 0.800, SLG: 1.667 (1,2)										3	2	2	2	1	0	0									
Cesar Izturis, S OBP: 0.292, SLG: 0.285 (1,6)										5	0	2	2	0	0	5									
Kevin Brown, R OBP: 0.111, SLG: 0.176 (1,1)										3	0	0	0	0	0	3									
Daryle Ward, L OBP: 0.234, SLG: 0.200 (7,PH)										1	0	0	1	0	0	2									
Tom Martin, L OBP: 0.500, SLG: 0.500 (7,1)										0	0	0	0	0	0	0									
Guillermo Mota, R OBP: 0.500, SLG: 0.500 (7,1)										1	0	0	0	0	0	1									
Inning Stats	R: 1 E: 0 K: 1 S: 17	H: 3 LOB: 2 BB: 0 P: 28	R: 0 E: 0 K: 0 S: 6	H: 0 LOB: 0 BB: 0 P: 10	R: 0 E: 0 K: 1 S: 11	H: 0 LOB: 3 BB: 3 P: 27	R: 1 E: 0 K: 1 S: 11	H: 2 LOB: 1 BB: 0 P: 18	R: 0 E: 0 K: 1 S: 10	H: 0 LOB: 0 BB: 0 P: 14	R: 1 E: 0 K: 1 S: 13	H: 3 LOB: 3 BB: 1 P: 25	R: 2 E: 0 K: 0 S: 13	H: 3 LOB: 2 BB: 1 P: 24	R: 4 E: 1 K: 0 S: 15	H: 4 LOB: 1 BB: 0 P: 26	R: 0 E: 0 K: 0 S: 7	H: 0 LOB: 1 BB: 1 P: 13	1B: 11 2B: 2 3B: 0 HR: 2	SF: 0 SAC: 0 DP: 0 HBP: 1	WP: 2 PB: 0 SB: 2 CS: 0	PA: 49			
PITCHER	IP	WLS	BF	H	R	ER	SO	BB	IBB	HBP	BLK	WP	HR	S	P	ERA	WHIP								
Claudio Vargas, R ERA: 3.57 (1,1)	5.2		27	7	3	3	4	3	0	0	0	0	1	62	109	4.76	1.765								
Joey Eischen, L ERA: 2.03 (6,1)	0.1		6	4	2	2	1	1	0	0	0	1	0	13	22	54.00	15.000								
52 T.J. Tucker, R ERA: 3.12 (7,1)	1.0		4	0	0	0	0	1	0	0	0	0	0	6	15	0.00	1.000								
Scott Stewart, L ERA: 2.7 (8,1)	0.2	L	5	3	3	3	0	0	0	0	0	0	1	11	17	40.50	4.500								
Dan Smith, R ERA: 4.66 (8,1)	1.1		7	1	1	0	0	1	0	1	0	1	0	11	22	0.00	1.500								

Batter	1	2	3	4	5	6	7	8	9	AB	R	H	RBI	BB	SO	LOB	BOTTOM								
Endy Chavez, L OBP: 0.317, SLG: 0.397 (1,8)										5	1	2	0	0	0	0	Los Angeles Dodgers @ Montreal Expos Olympic Stadium, Montreal, QB Fri May 09 2003, 7:05 PM EDT Att: 10,675 - Dome - 72 F AB 37 R 5 H 10 RBI 5 BB 1 SO 5 LOB 16 								
Orlando Cabrera, R OBP: 0.371, SLG: 0.516 (1,6)										4	2	3	2	1	0	0									
Jose Vidro, S OBP: 0.429, SLG: 0.576 (1,4)										5	1	1	1	0	0	3									
Vladimir Guerrero, R OBP: 0.407, SLG: 0.483 (1,9)										5	0	0	0	0	0	5									
Brad Wilkerson, L OBP: 0.419, SLG: 0.575 (8,3)										4	0	1	2	0	1	0									
Wil Cordero, R OBP: 0.371, SLG: 0.463 (1,3)										4	0	2	0	0	0	1									
Scott Stewart, R OBP: 0.500, SLG: 0.500 (8,1)										0	0	0	0	0	0	0									
Dan Smith, R OBP: 0.500, SLG: 0.500 (8,1)										0	0	0	0	0	0	0									
Fernando Tatis, R OBP: 0.302, SLG: 0.319 (1,5)										3	0	0	0	0	1	3									
Brian Schneider, L OBP: 0.323, SLG: 0.442 (1,2)										4	0	1	0	0	1	2									
Claudio Vargas, R ERA: 3.57 (1,1)	6.0		26	6	1	1	4	1	0	1	0	0	0	0	0	0									
Joey Eischen, L ERA: 2.68 (6,1)	0.0		4	3	4	4	0	0	0	1	0	0	0	0	0	0									
52 T.J. Tucker, R ERA: 3.55 (7,1)	3.0	W	10	1	0	0	1	0	0	0	0	0	0	0	0	0									
Henry Mateo, S OBP: 0.458, SLG: 0.455 (7,PH)																									
Ronald Calloway, L OBP: 0.360, SLG: 0.372 (8,7)																									
Inning Stats	R: 0 E: 0 K: 0 S: 7	H: 1 LOB: 1 BB: 0 P: 11	R: 0 E: 0 K: 0 S: 8	H: 1 LOB: 1 BB: 0 P: 11	R: 0 E: 0 K: 1 S: 11	H: 1 LOB: 2 BB: 1 P: 21	R: 0 E: 0 K: 1 S: 10	H: 1 LOB: 2 BB: 0 P: 16	R: 1 E: 0 K: 0 S: 9	H: 1 LOB: 0 BB: 0 P: 14	R: 0 E: 0 K: 2 S: 12	H: 1 LOB: 1 BB: 0 P: 17	R: 4 E: 0 K: 0 S: 14	H: 4 LOB: 1 BB: 0 P: 21	R: 0 E: 0 K: 1 S: 9	H: 0 LOB: 0 BB: 0 P: 10	R: 0 E: 0 K: 0 S: 12	H: 0 LOB: 0 BB: 0 P: 14	1B: 8 2B: 1 3B: 0 HR: 1	SF: 0 SAC: 0 DP: 0 HBP: 2	WP: 0 PB: 0 SB: 1 CS: 0	PA: 40			
PITCHER	IP	WLS	BF	H	R	ER	SO	BB	IBB	HBP	BLK	WP	HR	S	P	ERA	WHIP								
Kevin Brown, R ERA: 2.68 (1,1)	6.0		26	6	1	1	4	1	0	1	0	0	0	7	11	1.50	1.167								
Tom Martin, L ERA: 3.55 (7,1)	0.0		4	3	4	4	0	0	0	1	0	0	0	7	11	∞	∞								
Guillermo Mota, R ERA: 1.29 (7,1)	3.0	W	10	1	0	0	1	0	0	0	0	0	0	28	34	0.00	0.333								


Batter	1	2	3	4	5	6	7	8	9	AB	R	H	RBI	BB	SO	LOB	TOP																
Dave Roberts, L (1, 8) OBP: 0.370, SLG: 0.371			G4-3		G4-3	G6-3			F8	5	0	1	0	0	0	4	Los Angeles Dodgers @ Montreal Expos Olympic Stadium, Montreal, QB Sat May 10 2003, 1:05 PM EDT Att: 8,084 - Dome - 72 F																
Paul Lo Duca, R (1, 2) OBP: 0.345, SLG: 0.398	F9		G6-3				WP	F9	5	1	2	1	0	0	2																		
Fred McGriff, L (1, 3) OBP: 0.336, SLG: 0.448	K			HR	G3		F7	K	5	1	1	1	0	2	4																		
Brian Jordan, R (1, 9) OBP: 0.382, SLG: 0.421	K			G1-3		G1-3			4	0	1	1	0	1	1																		
Daryle Ward, L (1, 7) OBP: 0.235, SLG: 0.204		G3-1		G3					4	1	1	0	0	0	1																		
Jolbert Cabrera, R (7, 7) OBP: 0.317, SLG: 0.482						1B		G3-6-3	0	0	0	0	0	0	0																		
Adrián Beltré, R (1, 5) OBP: 0.248, SLG: 0.367	K					1B			4	1	3	0	0	1	0																		
Alex Cora, L (1, 4) OBP: 0.349, SLG: 0.339						1B			4	0	3	1	0	0	1																		
Cesar Izturis, S (1, 6) OBP: 0.291, SLG: 0.286									3	1	1	1	0	1	3																		
37 Darren Dreifort, R (1, 1) OBP: 0.182, SLG: 0.100			K						1	0	0	0	1	1	0																		
Tom Martin, L (7, 1)					SH1-3				0	0	0	0	0	0	0																		
Paul Quantrill, L (7, 1)									0	0	0	0	0	0	0																		
Andy Ashby, R (8, 1)									0	0	0	0	0	0	0																		
Shawn Green, L (9, PH) OBP: 0.452									0	0	0	0	1	0	0																		
Inning Stats	R: 0 E: 0 K: 2 S: 10	H: 1 LOB: 1 BB: 0 P: 15	R: 0 E: 0 K: 2 S: 11	H: 1 LOB: 1 BB: 0 P: 13	R: 0 E: 0 K: 1 S: 7	H: 0 LOB: 0 BB: 0 P: 12	R: 1 E: 0 K: 0 S: 11	H: 2 LOB: 1 BB: 0 P: 16	R: 1 E: 0 K: 0 S: 13	H: 2 LOB: 1 BB: 0 P: 21	R: 2 E: 0 K: 0 S: 11	H: 3 LOB: 2 BB: 1 P: 22	R: 1 E: 0 K: 0 S: 7	H: 2 LOB: 0 BB: 0 P: 9	R: 0 E: 0 K: 0 S: 7	H: 2 LOB: 0 BB: 0 P: 9	R: 0 E: 0 K: 1 S: 10	H: 0 LOB: 1 BB: 1 P: 19	1B: 11 2B: 1 3B: 0 HR: 1	SF: 1 SAC: 1 DP: 2 HBP: 0	WP: 1 PB: 0 SB: 1 CS: 0	PA: 39											
PITCHER	IP WLS BF H R ER SO BB IBB HBP BLK WP HR S P ERA WHIP																																
Javier Vazquez, R (1, 1) ERA: 3.63	6.1	31	11	5	5	5	1	0	0	0	0	1	1	68	106	7.11	1.895																
Luis Ayala, R (7, 1) ERA: 4.15	0.2	W	1	0	0	0	0	0	0	0	0	0	0	2	2	0.00	0.000																
Scott Stewart, L (8, 1) ERA: 2.55	1.0	H	3	2	0	0	0	0	0	0	0	0	0	7	9	0.00	2.000																
Rocky Biddle, R (9, 1) ERA: 4.19	1.0	S	4	0	0	0	1	0	0	0	0	0	0	10	19	0.00	1.000																

Batter	1	2	3	4	5	6	7	8	9	AB	R	H	RBI	BB	SO	LOB	BOTTOM			
Jose Macias, S (1, 5) OBP: 0.293, SLG: 0.324	K				G4-3		F8			4	0	1	0	0	1	2	Los Angeles Dodgers @ Montreal Expos Olympic Stadium, Montreal, QB Sat May 10 2003, 1:05 PM EDT Att: 8,084 - Dome - 72 F			
Orlando Cabrera, R (1, 6) OBP: 0.374, SLG: 0.511						G1-3			3	0	1	1	1	1	3					
Jose Vidro, S (1, 4) OBP: 0.424, SLG: 0.566						F7			4	0	1	2	0	0	3					
Vladimir Guerrero, R (1, 9) OBP: 0.403, SLG: 0.471									3	0	0	1	0	3	2					
Brad Wilkerson, L (1, 8) OBP: 0.414, SLG: 0.564									4	1	1	0	0	2	3					
Wil Cordero, R (1, 3) OBP: 0.376, SLG: 0.476									4	1	2	0	0	0	0					
Ronald Colloway, L (1, 7) OBP: 0.321, SLG: 0.370									3	1	1	0	0	1	2					
Rocky Biddle, R (9, 1) ERA: 4.19									0	0	0	0	0	0	0					
Michael Barrett, R (1, 2) OBP: 0.177, SLG: 0.243									4	2	2	1	0	2	1					
Javier Vazquez, R (1, 1) ERA: 3.63	6.1	31	11	5	5	5	1	0	0	0	0	1	1	68	106	7.11		1.895		
Tom Martin, L (7, 1) ERA: 3.55	0.0	L	1	1	0	0	0	0	0	0	0	3	3	∞	∞					
Paul Quantrill, R (7, 1) ERA: 1.1	0.2	B	5	1	1	0	0	0	0	0	7	10	0.00	1.500						
Andy Ashby, R (8, 1) ERA: 8.44	1.0	4	1	0	0	1	0	0	0	0	11	13	0.00	1.000						
Inning Stats	R: 0 E: 0 K: 1 S: 6	H: 0 LOB: 0 BB: 1 P: 12	R: 0 E: 0 K: 2 S: 10	H: 0 LOB: 0 BB: 0 P: 13	R: 2 E: 0 K: 2 S: 17	H: 4 LOB: 2 BB: 0 P: 22	R: 0 E: 1 K: 1 S: 8	H: 0 LOB: 0 BB: 0 P: 12	R: 0 E: 0 K: 1 S: 7	H: 0 LOB: 0 BB: 0 P: 7	R: 0 E: 0 K: 1 S: 9	H: 0 LOB: 0 BB: 0 P: 14	R: 4 E: 1 K: 1 S: 18	H: 5 LOB: 3 BB: 0 P: 21	R: 0 E: 0 K: 1 S: 11	H: 1 LOB: 1 BB: 0 P: 13	1B: 9 2B: 1 3B: 0 HR: 0	SF: 0 SAC: 1 DP: 1 HBP: 1	WP: 0 PB: 0 SB: 0 CS: 1	PA: 37
PITCHER	IP WLS BF H R ER SO BB IBB HBP BLK WP HR S P ERA WHIP																			
37 Darren Dreifort, R (1, 1) ERA: 3.95	0.0	L	1	1	0	0	0	0	0	0	3	3	∞	∞						

Batter	1	2	3	4	5	6	7	8	9	AB	R	H	RBI	BB	SO	LOB	TOP										
Dave Roberts, L (1, 8) OBP: 0.357, SLG: 0.357	1-2 K		0-0 F8			3-3 K	0-1 FC4		0-1 G5-3	5	0	0	1	0	2	2											
Paul Lo Duca, R (1, 2) OBP: 0.350, SLG: 0.392	1-1 G5-3			4-2 G1-6-3 BB		3-3 K	2-H 3-H 4-0 G6-3 IBB			2	0	0	0	2	1	0											
Shawn Green, L (1, 9) OBP: 0.347, SLG: 0.467	3-3 K			2-0 G1-6-3		3-2 HR	1-2 G6-3			4	1	1	1	0	1	3											
Mike Kinkade, R (1, 7) Eric Gagne, R (8, 1)		1-1 F8		2-1 G5-3		4-1 S 1B BB		3-2 G6-3		3	1	0	0	1	0	0											
Daryle Ward, L (1, 3) Larry Barnes, L (8, 3)		1-0 G4-3			0-3 K	1-1 1-H 1B		0-2 F7		4	0	1	1	0	1	0											
Adrián Beltré, R (1, 5) OBP: 0.246, SLG: 0.371		3-1 F8			0-1 2B	0-1 P6		1-1 G6-3		4	0	1	0	0	0	1											
Alex Cora, L (1, 4) OBP: 0.354, SLG: 0.353			0-1 FC1-6 2B		1-1 F9		2-1 SH2-4 1B FC4 1B		2-2 F8	4	1	2	0	0	0	1											
Cesar Izturis, S (1, 6) OBP: 0.304, SLG: 0.302			1-1 FC1-6-5 FC1-6		4-0 IBB		3-1 SH2-4 E 1B		2-1 2B	3	1	2	0	1	0	1											
Odalis Perez, L (1, 1) Guillermo Mota, R (7, 1) Jolbert Cabrera, R (8, 7) OBP: 0.313, SLG: 0.474			0-0 FC1-6		2-2 G4-3		0-0 SH2-4		2-3 K	2	0	0	0	0	0	3											
Inning Stats	R: 0 E: 0 K: 2 S: 8	H: 0 LOB: 0 BB: 0 P: 13	R: 0 E: 0 K: 0 S: 5	H: 0 LOB: 0 BB: 0 P: 10	R: 0 E: 0 K: 0 S: 6	H: 1 LOB: 1 BB: 0 P: 7	R: 0 E: 0 K: 0 S: 5	H: 0 LOB: 0 BB: 1 P: 13	R: 0 E: 0 K: 1 S: 15	H: 1 LOB: 2 BB: 1 P: 22	R: 2 E: 0 K: 2 S: 15	H: 2 LOB: 1 BB: 1 P: 29	R: 2 E: 1 K: 0 S: 10	H: 2 LOB: 1 BB: 1 P: 20	R: 0 E: 0 K: 0 S: 8	H: 0 LOB: 0 BB: 0 P: 12	R: 0 E: 0 K: 1 S: 10	H: 1 LOB: 1 BB: 0 P: 16	1B: 3 2B: 3 3B: 0 HR: 1	SF: 0 SAC: 1 DP: 2 HBP: 0	WP: 0 PB: 0 SB: 2 CS: 0	PA: 37					
PITCHER	IP	WLS	BF	H	R	ER	SO	BB	IBB	HBP	BLK	WP	HR	S	P	ERA	WHIP										
Livan Hernandez, R (1, 1) ERA: 4.15	6.1	L	27	6	4	3	5	2	1	0	0	0	1	59	104	4.26	1.263										
Joey Eischen, L (7, 1) ERA: 1.93	0.2		3	0	0	0	0	0	1	0	0	0	0	5	10	0.00	0.000										
52 T.J. Tucker, R (8, 1) ERA: 2.95	1.0		3	0	0	0	0	0	0	0	0	0	0	8	12	0.00	0.000										
Scott Stewart, L (9, 1) ERA: 2.41	1.0		4	1	0	0	1	0	0	0	0	0	0	10	16	0.00	1.000										
Batter	1	2	3	4	5	6	7	8	9	AB	R	H	RBI	BB	SO	LOB	BOTTOM										
Jose Macias, S (1, 8) OBP: 0.311, SLG: 0.350	1-3 K			1-0 G6-3 1B 2B		2-2 G6-3		4-1 S BB		3	1	1	0	1	1	0											
Orlando Cabrera, R (1, 6) OBP: 0.394, SLG: 0.496	3-1 F7			1-3 K		2-1 G6-3		0-1 F9		4	0	0	0	0	1	2											
Jose Vidro, S (1, 4) OBP: 0.413, SLG: 0.549	1-2 G6-3			1-0 G6-3		2-3 K		3-2 F8		4	0	0	0	0	1	2											
Wil Cordero, R (1, 3) OBP: 0.371, SLG: 0.466		0-0 G5-3		3-1 1B		1-2 L8		2-2 G6-3		4	0	1	1	0	0	1											
Brad Wilkerson, L (1, 9) OBP: 0.417, SLG: 0.554		4-0 CS BB		2-3 K		2-1 S 2B HBP		3-3 K		2	1	0	0	1	2	1											
Michael Barrett, R (1, 2) OBP: 0.181, SLG: 0.256		1-3 K		2-1 G1-3		3-2 1B 2B		2-1 P4		4	1	1	1	0	1	1											
Ronald Calloway, L (1, 7) OBP: 0.316, SLG: 0.360			0-3 K		2-3 K		0-0 1B		1-0 P6	4	0	1	1	0	2	0											
Jamey Carroll, R (1, 5) OBP: 0.333, SLG: 0.471			0-1 G3-1		1-0 2B		0-0 F8			2	0	1	0	0	0	0											
Endy Chavez, L (7, PH) OBP: 0.312, SLG: 0.391										1	0	0	0	0	0	1											
Livan Hernandez, R (1, 1) OBP: 0.133, SLG: 0.133			1-2 G4-3		1-0 L9		2-3 K			2	0	0	0	0	0	1											
Jeff Liefer, L (7, PH) OBP: 0.221, SLG: 0.308										1	0	0	0	0	1	1											
52 T.J. Tucker, R (8, 1)										0	0	0	0	0	0	0											
Scott Stewart, R (9, 1)										0	0	0	0	0	0	0											
Inning Stats	R: 0 E: 0 K: 1 S: 8	H: 0 LOB: 0 BB: 0 P: 13	R: 0 E: 0 K: 1 S: 4	H: 0 LOB: 0 BB: 1 P: 9	R: 0 E: 0 K: 1 S: 8	H: 0 LOB: 0 BB: 0 P: 9	R: 1 E: 0 K: 2 S: 10	H: 2 LOB: 1 BB: 0 P: 18	R: 0 E: 0 K: 1 S: 7	H: 1 LOB: 1 BB: 0 P: 13	R: 0 E: 0 K: 1 S: 8	H: 0 LOB: 0 BB: 0 P: 14	R: 2 E: 0 K: 1 S: 13	H: 2 LOB: 1 BB: 0 P: 21	R: 0 E: 0 K: 0 S: 10	H: 0 LOB: 1 BB: 1 P: 19	R: 0 E: 0 K: 1 S: 6	H: 0 LOB: 0 BB: 0 P: 12	1B: 2 2B: 3 3B: 0 HR: 0	SF: 0 SAC: 0 DP: 0 HBP: 1	WP: 0 PB: 0 SB: 2 CS: 1	PA: 34					
PITCHER	IP	WLS	BF	H	R	ER	SO	BB	IBB	HBP	BLK	WP	HR	S	P	ERA	WHIP										
Odalis Perez, L (1, 1) ERA: 3.23	6.1	W	25	5	3	3	7	1	0	1	0	0	0	11	20	0.00	0.750										
Guillermo Mota, R (7, 1) ERA: 1.21	1.1	H	5	0	0	0	1	1	0	0	0	0	0	9	17	0.00	0.000										
Eric Gagne, R (8, 1) ERA: 0.48	1.1	S	4	0	0	0	1	0	0	0	0	0	0	9	17	0.00	0.000										


Los Angeles Dodgers @ Montreal Expos
Olympic Stadium, Montreal, QB
Sun May 11 2003, 1:05 PM EDT
Att. 14,488 - Dome - 72 F


AB 32
R 4
H 7
RBI 3
BB 4
SO 6
LOB 12





Los Angeles Dodgers @ Montreal Expos
Olympic Stadium, Montreal, QB
Sun May 11 2003, 1:05 PM EDT
Att. 14,488 - Dome - 72 F


AB 31
R 3
H 5
RBI 3
BB 2
SO 9
LOB 10



Batter	1	2	3	4	5	6	7	8	9	AB	R	H	RBI	BB	SO	LOB	TOP			
Rafael Furcal, S OBP: 0.379, SLG: 0.469	G4-3	L7				G4-3			G4-3	3	2	0	0	2	0	1	Atlanta Braves @ Los Angeles Dodgers Dodger Stadium, Los Angeles, CA Mon May 12 2003, 7:10 PM PDT Att: 27,458 - Sunny - 65 F			
Marcus Giles, R OBP: 0.411, SLG: 0.567	S 1B BB		F8			10 SF9 2B BB		F9	2B 1B	4	2	2	1	1	0	0				
Gary Sheffield, R OBP: 0.450, SLG: 0.642	10 S 1H 1B		10 G3 BB					2-4 BB	1B 2B	2	1	2	3	3	0	0				
10 Chipper Jones, S OBP: 0.383, SLG: 0.523	G1-3		G3			SF9		F8	1B HR	3	1	0	1	1	0	3				
Andruw Jones, R OBP: 0.366, SLG: 0.534	K		P5			K		2-4	1B HR	5	1	2	1	0	2	4				
Robert Fick, L OBP: 0.389, SLG: 0.530		E5 F8 SH1-3 1B				P4		L7	F5	4	1	1	0	1	0	5				
Javy Lopez, R OBP: 0.288, SLG: 0.520		F8				K		G6-4-3	HR	5	1	1	3	0	2	3				
Vinny Castilla, R OBP: 0.312, SLG: 0.378										3	1	2	1	1	0	1				
Mark DeRosa, R OBP: 0.215, SLG: 0.250		SH1-3 BB							K	1	1	0	0	0	1	1				
Shane Reynolds, R Ray King, L Trey Hodges, R Jung Keun Bong, L		SH1-3							SH1-4	2	0	0	1	0	1	1				
Inning Stats	R: 1 E: 0 K: 1 S: 12	H: 1 LOB: 1 BB: 1 P: 21	R: 1 E: 1 K: 0 S: 11	H: 1 LOB: 1 BB: 1 P: 19	R: 0 E: 0 K: 0 S: 12	H: 0 LOB: 0 BB: 1 P: 18	R: 0 E: 0 K: 2 S: 9	H: 0 LOB: 1 BB: 1 P: 15	R: 1 E: 0 K: 1 S: 13	H: 1 LOB: 2 BB: 2 P: 25	R: 0 E: 0 K: 0 S: 6	H: 0 LOB: 1 BB: 1 P: 13	R: 0 E: 0 K: 0 S: 4	H: 1 LOB: 0 BB: 0 P: 10	R: 7 E: 0 K: 1 S: 13	H: 5 LOB: 1 BB: 2 P: 30	1B: 6 2B: 2 3B: 0 HR: 2	SF: 1 SAC: 2 DP: 1 HBP: 0	WP: 0 PB: 0 SB: 2 CS: 0	PA: 44
PITCHER	IP WLS BF H R ER SO BB IBB HBP BLK WP HR S P ERA WHIP																			
Hideo Nomo, R ERA: 3.23	(1, 1) 7.0 32 4 4 3 5 7 0 0 0 0 0 1 72 122 3.86 1.571																			
Paul Quantrill, R ERA: 1.04	(8, 1) 1.0 3 1 0 0 0 0 0 0 0 0 0 0 4 10 0.00 1.000																			
Eric Gagne, R ERA: 2.37	(9, 1) 0.1 L 5 3 5 5 0 1 0 0 0 0 0 0 0 7 14 135.00 12.000																			
Troy Brohawn, L ERA: 3.86	(9, 1) 0.2 5 2 2 2 1 1 0 0 0 0 0 1 6 16 27.00 4.500																			

Batter	1	2	3	4	5	6	7	8	9	AB	R	H	RBI	BB	SO	LOB	BOTTOM					
Alex Cora, L OBP: 0.351, SLG: 0.358	G1-3		G3			F8 WP 2B	K			4	1	1	0	0	1	1	Atlanta Braves @ Los Angeles Dodgers Dodger Stadium, Los Angeles, CA Mon May 12 2003, 7:10 PM PDT Att: 27,458 - Sunny - 65 F					
Paul Lo Duca, R OBP: 0.340, SLG: 0.381	L9		L4			F8	F9			4	0	0	0	0	0	2						
Shawn Green, L OBP: 0.351, SLG: 0.461	2B BB				F8	WP BB BB		K		2	1	0	0	2	1	0						
Fred McGriff, L OBP: 0.340, SLG: 0.453	1H 2B		L9		L9	WP BB		K		3	0	1	1	1	1	0						
Brian Jordan, R OBP: 0.386, SLG: 0.413	G6-3		L8		L8	G6-3 IBB			BB	2	0	0	0	2	0	1						
Mike Kinkade, R OBP: 0.450, SLG: 0.606										3	1	1	1	1	0	4						
Jolbert Cabrera, R OBP: 0.313, SLG: 0.474			CS BB			G6-3		G3		0	0	0	0	0	0	0						
Adrián Beltré, R OBP: 0.241, SLG: 0.359			K			HR			G6-3	4	0	0	0	0	1	1						
Cesar Izturis, S OBP: 0.303, SLG: 0.308			G4-3			G4-3		G1-3		4	1	1	0	0	1	0						
Hideo Nomo, R Larry Barnes, L Ron Coomer, R Paul Quantrill, R Eric Gagne, R Troy Brohawn, L David Ross, R									F7	2	0	0	0	0	2	0						
Inning Stats	R: 1 E: 0 K: 0 S: 8	H: 1 LOB: 1 BB: 1 P: 15	R: 0 E: 0 K: 1 S: 8	H: 0 LOB: 0 BB: 1 P: 17	R: 0 E: 0 K: 1 S: 8	H: 0 LOB: 0 BB: 0 P: 11	R: 0 E: 0 K: 0 S: 4	H: 0 LOB: 0 BB: 0 P: 9	R: 1 E: 0 K: 2 S: 9	H: 1 LOB: 2 BB: 3 P: 14	R: 1 E: 0 K: 0 S: 8	H: 1 LOB: 1 BB: 0 P: 21	R: 1 E: 0 K: 2 S: 9	H: 2 LOB: 1 BB: 0 P: 17	R: 0 E: 0 K: 0 S: 4	H: 0 LOB: 1 BB: 1 P: 20	R: 0 E: 0 K: 0 S: 4	H: 0 LOB: 0 BB: 0 P: 5	1B: 1 2B: 4 3B: 0 HR: 1	SF: 0 SAC: 0 DP: 2 HBP: 0	WP: 1 PB: 0 SB: 0 CS: 1	PA: 36
PITCHER	IP WLS BF H R ER SO BB IBB HBP BLK WP HR S P ERA WHIP																					
Shane Reynolds, R ERA: 5.51	(1, 1) 5.1 21 3 3 3 4 3 0 0 0 0 1 42 76 5.06 1.125																					
Ray King, L ERA: 3.6	(6, 1) 0.0 2 0 0 0 0 1 1 0 0 0 1 0 0 8 ∞ ∞																					
Trey Hodges, R ERA: 3.12	(6, 1) 1.0 H 3 1 1 1 0 0 0 0 0 0 0 7 8 9.00 1.000																					
Jung Keun Bong, L ERA: 2.25	(7, 1) 2.2 W 10 1 0 0 3 1 0 0 0 0 0 0 20 37 0.00 0.750																					

Batter	1	2	3	4	5	6	7	8	9	AB	R	H	RBI	BB	SO	LOB	TOP				
Rafael Furcal, S OBP: 0.385, SLG: 0.470	0-1 10 F8 BB 1B		0-0 S 1B		1-0 L5		1-2 F8		4-2 S BB	4	1	2	0	1	0	0	Atlanta Braves @ Los Angeles Dodgers Dodger Stadium, Los Angeles, CA Tue May 13 2003, 7:10 PM PDT Att: 31,021 - Cloudy - 64 F				
Marcus Giles, R OBP: 0.411, SLG: 0.557	4-2 BB		0-0 WP S 1B		2-2 G4-3		2-2 G3-1		3-2 L9	4	0	1	0	1	0	1					
Gary Sheffield, R OBP: 0.451, SLG: 0.659	1-1 P3		4-1 10 BB 1-3 2-H BB		3-3 K				2-1 HR	3	1	1	1	1	1	2					
10 Chipper Jones, S OBP: 0.386, SLG: 0.515	0-0 F8 2-3		4-1 1-2 BB						1-0 F7	2	0	0	0	2	0	2					
Andruw Jones, R OBP: 0.369, SLG: 0.530	2-3 K		0-3 K						1-2 E S 1B	3	1	1	0	1	2	5					
Robert Fick, L OBP: 0.384, SLG: 0.517		1-3 K	1-0 F8						1-2 G5-4-3 1B	4	0	1	1	0	1	5					
Javy Lopez, R OBP: 0.278, SLG: 0.500		3-3 K		2-3 K					0-0 G5-4-3 1B	4	0	0	0	0	2	3					
Vinny Castilla, R OBP: 0.310, SLG: 0.374		1-0 F9		1-2 L4					0-0 G6-4-3 1B	4	0	1	0	0	0	2					
Russ Ortiz, R OBP: 0.217, SLG: 0.318			3-3 K		2-2 L4				0-1 G6-4-3	3	0	0	0	0	1	0					
Julio Franco, R OBP: 0.406, SLG: 0.373									1-2 1B	1	0	0	0	0	0	1					
29 John Smoltz, R ERA: 1.86									1-2 1B	0	0	0	0	0	0	0					
Inning Stats	R: 0 E: 0 K: 1 S: 11	H: 1 LOB: 2 BB: 1 P: 18	R: 0 E: 0 K: 2 S: 8	H: 0 LOB: 0 BB: 0 P: 13	R: 1 E: 0 K: 2 S: 11	H: 2 LOB: 3 BB: 2 P: 23	R: 0 E: 0 K: 1 S: 15	H: 0 LOB: 0 BB: 0 P: 20	R: 0 E: 0 K: 0 S: 10	H: 0 LOB: 2 BB: 2 P: 25	R: 0 E: 0 K: 0 S: 7	H: 0 LOB: 0 BB: 0 P: 10	R: 2 E: 0 K: 0 S: 11	H: 3 LOB: 0 BB: 0 P: 16	R: 0 E: 0 K: 0 S: 9	H: 1 LOB: 1 BB: 1 P: 16		1B: 6 2B: 0 3B: 0 HR: 1	SF: 0 SAC: 0 DP: 2 HBP: 0	WP: 1 PB: 0 SB: 5 CS: 0	PA: 38
PITCHER	IP WLS BF H R ER SO	IP WLS BF H R ER SO	IP WLS BF H R ER SO	IP WLS BF H R ER SO	IP WLS BF H R ER SO	IP WLS BF H R ER SO	IP WLS BF H R ER SO	IP WLS BF H R ER SO	IP WLS BF H R ER SO	IP WLS BF H R ER SO	IP WLS BF H R ER SO	IP WLS BF H R ER SO	IP WLS BF H R ER SO	IP WLS BF H R ER SO	IP WLS BF H R ER SO	IP WLS BF H R ER SO		ERA WHIP	ERA WHIP		
Kaz Ishii, L ERA: 2.76	6.0	26	3	1	1	7	5	0	0	0	0	1	0	63	113	1.50		1.333			
Guillermo Mota, R ERA: 1.16	1.0	3	0	0	0	0	0	0	0	0	0	0	0	7	10	0.00		0.000			
Paul Quantrill, R ERA: 1.86	2.0	L	9	4	2	2	0	1	0	0	0	0	1	20	32	9.00		2.500			

Batter	1	2	3	4	5	6	7	8	9	AB	R	H	RBI	BB	SO	LOB	BOTTOM						
Dave Roberts, L OBP: 0.361, SLG: 0.356	0-1 SH1-3 S 1B		1-1 G4-3						0-2 G4-3	3	1	1	0	1	0	0	Atlanta Braves @ Los Angeles Dodgers Dodger Stadium, Los Angeles, CA Tue May 13 2003, 7:10 PM PDT Att: 31,021 - Cloudy - 64 F						
Paul Lo Duca, R OBP: 0.340, SLG: 0.380	1-0 SH1-3		0-1 G6-3						0-1 G6-3	3	0	1	1	0	0	0							
Shawn Green, L OBP: 0.343, SLG: 0.449	2-3 K			0-0 G3-1					0-2 G6-3	4	0	0	0	0	2	2							
Fred McGriff, L OBP: 0.338, SLG: 0.443	4-1 FC5-4 BB			1-2 G6-3					1-3 K	3	0	0	0	1	1	1							
Brian Jordan, R OBP: 0.374, SLG: 0.398	1-1 FC5-4			1-2 G6-3					0-0 G1-3	4	0	0	0	0	0	2							
Adrián Beltré, R OBP: 0.241, SLG: 0.364		2-0 F9			1-0 P4				0-0 G1-3	4	0	1	0	0	0	0							
Alex Cora, L OBP: 0.348, SLG: 0.355		0-3 K			1-1 F8				0-0 F7	4	0	1	0	0	1	1							
Cesar Izturis, S OBP: 0.303, SLG: 0.309		0-0 G6-3			0-1 G4-3				0-0 F7	3	0	1	0	0	0	0							
Kaz Ishii, L			1-2 G5-3						0-2 G1-3	1	0	0	0	0	0	0							
Larry Barnes, L (6, PH)									0-2 G1-3	1	0	0	0	0	0	0							
Guillermo Mota, R OBP: 0.500, SLG: 0.500									0-0 F7	0	0	0	0	0	0	0							
Daryle Ward, L OBP: 0.232, SLG: 0.204									0-0 F7	1	0	0	0	0	0	2							
Paul Quantrill, L									0-0 F7	0	0	0	0	0	0	0							
Inning Stats	R: 0 E: 0 K: 1 S: 11	H: 1 LOB: 2 BB: 1 P: 19	R: 0 E: 0 K: 1 S: 5	H: 0 LOB: 0 BB: 0 P: 7	R: 0 E: 0 K: 0 S: 8	H: 0 LOB: 0 BB: 0 P: 10	R: 0 E: 0 K: 0 S: 9	H: 0 LOB: 0 BB: 0 P: 11	R: 0 E: 0 K: 0 S: 5	H: 0 LOB: 0 BB: 0 P: 7	R: 1 E: 0 K: 1 S: 10	H: 1 LOB: 1 BB: 1 P: 21	R: 0 E: 0 K: 0 S: 17	H: 2 LOB: 2 BB: 0 P: 20	R: 0 E: 0 K: 0 S: 8	H: 0 LOB: 0 BB: 0 P: 8		R: 0 E: 0 K: 1 S: 6	H: 1 LOB: 1 BB: 0 P: 7	1B: 4 2B: 1 3B: 0 HR: 0	SF: 0 SAC: 1 DP: 0 HBP: 0	WP: 0 PB: 0 SB: 3 CS: 0	PA: 34
PITCHER	IP WLS BF H R ER SO	IP WLS BF H R ER SO	IP WLS BF H R ER SO	IP WLS BF H R ER SO	IP WLS BF H R ER SO	IP WLS BF H R ER SO	IP WLS BF H R ER SO	IP WLS BF H R ER SO	IP WLS BF H R ER SO	IP WLS BF H R ER SO	IP WLS BF H R ER SO	IP WLS BF H R ER SO	IP WLS BF H R ER SO	IP WLS BF H R ER SO	IP WLS BF H R ER SO	IP WLS BF H R ER SO		ERA WHIP	ERA WHIP				
Russ Ortiz, R ERA: 3.26	8.0	30	4	1	1	3	2	0	0	0	0	0	0	73	103	1.12		0.750					
29 John Smoltz, R ERA: 1.17	1.0	S	4	1	0	0	1	0	0	0	0	0	0	6	7	0.00	1.000						

Batter	1	2	3	4	5	6	7	8	9	AB	R	H	RBI	BB	SO	LOB	TOP										
Rafael Furcal, S OBP: 0.382, SLG: 0.462 (1, 6)	G6-3		G1-3			FC6-4 10 FC4-6 BB	K			3	1	0	0	1	1	3	Atlanta Braves @ Los Angeles Dodgers Dodger Stadium, Los Angeles, CA Wed May 14 2003, 7:10 PM PDT Att: 29,343 - Cloudy - 61 F										
Marcus Giles, R OBP: 0.406, SLG: 0.545 (1, 4)	G4-3		G6-3			FC6-4 BB	K			3	0	0	0	1	1	1											
Gary Sheffield, R OBP: 0.446, SLG: 0.646 (1, 9)	P6				2-2 CS 1B	FC6-4 10 FC4-6	G6-3			4	0	1	0	0	0	2											
10 Chipper Jones, S OBP: 0.377, SLG: 0.500 (1, 7)			K		3-3 1-2	FC4-6	K			4	0	0	1	0	3	2											
Andruw Jones, R OBP: 0.366, SLG: 0.523 (1, 8)	FC5-4 1B		G6-3		0-2	P6				4	0	1	0	0	1	1											
Robert Fick, L OBP: 0.369, SLG: 0.495 (1, 3)	L9				1-3	K				4	0	0	0	0	1	1											
Vinny Castilla, R OBP: 0.308, SLG: 0.370 (1, 5)	FC5-4 1-2				0-0	WP 1B	G6-3			4	0	1	0	0	0	1											
Henry Blanco, R OBP: 0.268, SLG: 0.282 (1, 2)			K		2-1 1-2	G5-3	1B			3	0	1	0	0	1	1											
Greg Maddux, R OBP: 0.100, SLG: 0.200 (7, PH)			K		0-3	K				2	0	0	0	0	2	1											
Matt Franco, L OBP: 0.325, SLG: 0.368 Ray King, L Trey Hodges, R			G1-3		1-2	1B				1	0	1	0	0	0	0											
Inning Stats	R: 0 E: 0 K: 0 S: 7	H: 0 LOB: 0 BB: 0 P: 9	R: 0 E: 0 K: 1 S: 9	H: 1 LOB: 1 BB: 0 P: 12	R: 0 E: 0 K: 2 S: 13	H: 0 LOB: 1 BB: 0 P: 17	R: 0 E: 0 K: 1 S: 10	H: 1 LOB: 0 BB: 0 P: 15	R: 0 E: 0 K: 2 S: 12	H: 2 LOB: 1 BB: 2 P: 25	R: 0 E: 0 K: 1 S: 12	H: 2 LOB: 2 BB: 0 P: 18	R: 0 E: 0 K: 2 S: 11	H: 0 LOB: 0 BB: 0 P: 15	R: 0 E: 0 K: 1 S: 6	H: 0 LOB: 0 BB: 0 P: 10	1B: 5 2B: 1 3B: 0 HR: 0	SF: 0 SAC: 0 DP: 1 HBP: 0	WP: 2 PB: 0 SB: 0 CS: 1	PA: 34							
PITCHER	IP	WLS	BF	H	R	ER	SO	BB	IBB	HBP	BLK	WP	HR	S	P	ERA	WHIP										
Kevin Brown, R ERA: 2.51 Guillermo Mota, R ERA: 1.07	7.0	W	28	5	1	1	7	2	0	0	0	2	0	72	108	1.29	1.000										

AB	32
R	1
H	5
RBI	1
BB	2
SO	10
LOB	13



Batter	1	2	3	4	5	6	7	8	9	AB	R	H	RBI	BB	SO	LOB	BOTTOM										
Alex Cora, L OBP: 0.345, SLG: 0.352 (1, 4)	K		F8			F9	G4-3 BB E 1B			4	1	1	0	0	1	1	Atlanta Braves @ Los Angeles Dodgers Dodger Stadium, Los Angeles, CA Wed May 14 2003, 7:10 PM PDT Att: 29,343 - Cloudy - 61 F										
Paul Lo Duca, R OBP: 0.351, SLG: 0.381 (1, 2)	HR 1B		F8		4-2 1-2 2B BB		E BB			2	2	1	0	2	0	0											
Shawn Green, L OBP: 0.341, SLG: 0.450 (1, 9)	F8		K		1-H 2-H	2B	G4-3			4	0	1	2	0	1	2											
Fred McGriff, L OBP: 0.342, SLG: 0.462 (1, 3)	1-H HR				3-1	F7		G4-3		3	1	1	2	1	0	1											
Brian Jordan, R OBP: 0.370, SLG: 0.393 (1, 8)			F8		1-1	F9		P4		4	0	1	0	0	0	2											
Mike Kinkade, R OBP: 0.432, SLG: 0.568 (1, 7)	L6				1-1	1B	G6-3	F9		4	0	1	0	0	0	1											
Adrián Beltré, R OBP: 0.241, SLG: 0.360 (1, 5)			G4-6-3 1B		0-1	F8	G6-3	G6-3		4	0	1	0	0	0	1											
Cesar Izturis, S OBP: 0.297, SLG: 0.302 (1, 6)	G4-6-3				0-1	G4-3	G4-3			3	0	0	0	0	0	1											
Kevin Brown, R OBP: 0.150, SLG: 0.211 Ron Coomer, R OBP: 0.353, SLG: 0.276 Guillermo Mota, R OBP: 0.500, SLG: 0.500			K		0-0	2B 1B		K		2	1	1	0	0	1	0											
Inning Stats	R: 2 E: 0 K: 1 S: 15	H: 3 LOB: 1 BB: 0 P: 22	R: 0 E: 0 K: 1 S: 8	H: 1 LOB: 0 BB: 0 P: 9	R: 0 E: 0 K: 1 S: 8	H: 0 LOB: 0 BB: 0 P: 12	R: 0 E: 0 K: 0 S: 7	H: 1 LOB: 1 BB: 0 P: 12	R: 2 E: 0 K: 0 S: 10	H: 2 LOB: 2 BB: 2 P: 19	R: 0 E: 0 K: 0 S: 7	H: 0 LOB: 0 BB: 0 P: 9	R: 1 E: 1 K: 1 S: 7	H: 1 LOB: 1 BB: 1 P: 12	R: 0 E: 0 K: 0 S: 3	H: 0 LOB: 0 BB: 0 P: 4		1B: 6 2B: 1 3B: 0 HR: 1	SF: 0 SAC: 0 DP: 1 HBP: 0	WP: 0 PB: 0 SB: 0 CS: 0	PA: 34						
PITCHER	IP	WLS	BF	H	R	ER	SO	BB	IBB	HBP	BLK	WP	HR	S	P	ERA	WHIP										
Greg Maddux, R ERA: 4.85 Ray King, L ERA: 3.38 Trey Hodges, R ERA: 2.95	6.0	L	26	7	4	4	3	1	0	0	0	0	0	7	12	6.00	2.000										



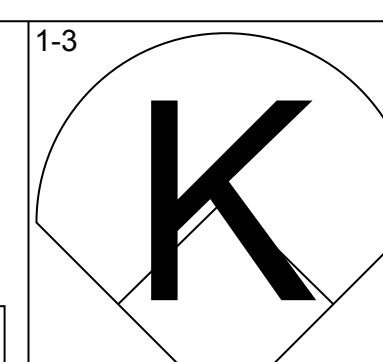
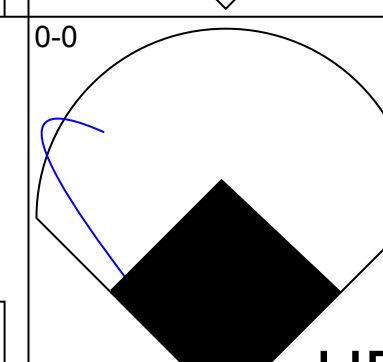
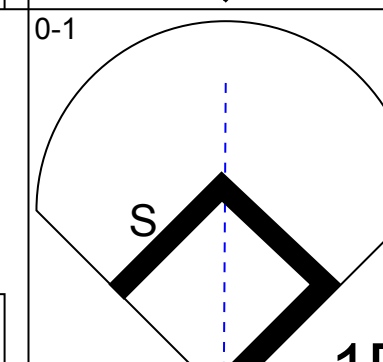
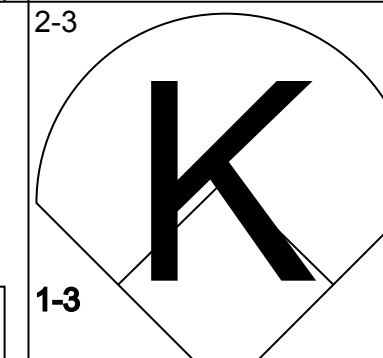
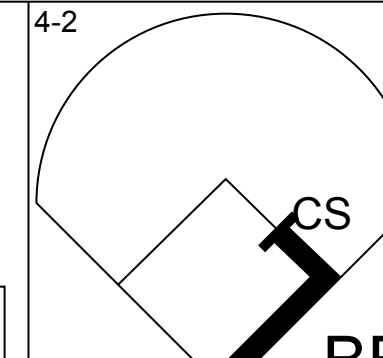
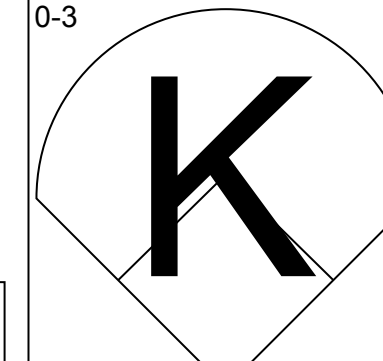
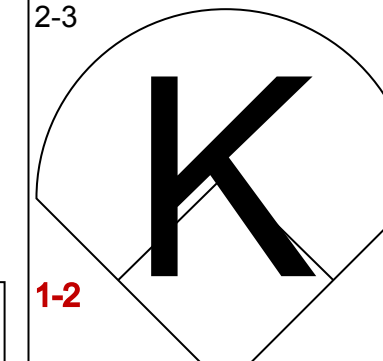
Batter	1	2	3	4	5	6	7	8	9	AB	R	H	RBI	BB	SO	LOB	TOP					
Juan Pierre, L (1, 8) OBP: 0.340, SLG: 0.344	2-2 G4-3 SH3-1 1B		0-2 E S 1B		3-2 G1-3 1-2		1-0 2B			4	0	3	0	0	0	1	Florida Marlins @ Los Angeles Dodgers Dodger Stadium, Los Angeles, CA Fri May 16 2003, 7:10 PM PDT Att: 47,383 - Sunny - 68 F					
Luis Castillo, S (1, 4) OBP: 0.392, SLG: 0.413	0-0 SH3-1 1-2		3-3 K 1-3		3-2 S 2-H 1B		0-1 F7			3	0	1	1	0	1	2						
Mike Lowell, R (1, 5) OBP: 0.339, SLG: 0.576	3-2 G4-3 2-3		0-0 L5		1-1 G6-3 1-2			0-3 K		4	0	0	0	0	1	3						
Derrek Lee, R (1, 3) OBP: 0.356, SLG: 0.449	4-1 BB		2-3 K			0-3 K		1-0 2B		3	0	1	0	1	2	1						
Ivan Rodriguez, R (1, 2) OBP: 0.363, SLG: 0.423	1-0 G1-3			0-2 G6-3		0-0 1B		2-3 K		4	0	1	0	0	1	3						
Juan Encarnacion, R (1, 9) OBP: 0.337, SLG: 0.461		0-2 G2-3		0-0 G5-3		1-3 K		3-3 K		4	0	0	0	0	2	2						
Todd Hollandsworth, L (1, 7) OBP: 0.350, SLG: 0.590		0-0 F8		2-3 K		0-1 F8			1-2 F8	4	0	0	0	0	1	1						
Alex Gonzalez, R (1, 6) OBP: 0.368, SLG: 0.614		2-2 1B			2-2 FC1-6 1B		0-2 G6-3		3-2 G6-3	4	0	2	0	0	0	0						
Carl Pavano, R (1, 1) OBP: 0.167, SLG: 0.235	0-0 L1				0-0 FC1-6 G1-3 1B		0-1 F7		1-3 K	3	1	0	0	0	0	2						
Armando Almanza, L (8, 1)										0	0	0	0	0	0	0						
Andy Fox, L (9, PH) OBP: 0.318, SLG: 0.325										1	0	0	0	0	1	0						
Inning Stats	R: 0 E: 0 K: 0 S: 10	H: 1 LOB: 2 BB: 1 P: 20	R: 0 E: 0 K: 0 S: 8	H: 1 LOB: 1 BB: 0 P: 10	R: 0 E: 0 K: 2 S: 13	H: 1 LOB: 1 BB: 0 P: 18	R: 0 E: 0 K: 1 S: 8	H: 0 LOB: 0 BB: 0 P: 10	R: 1 E: 0 K: 0 S: 15	H: 2 LOB: 1 BB: 0 P: 24	R: 0 E: 0 K: 2 S: 10	H: 1 LOB: 1 BB: 0 P: 11	R: 0 E: 0 K: 0 S: 9	H: 1 LOB: 1 BB: 0 P: 10	R: 0 E: 0 K: 3 S: 11	H: 1 LOB: 1 BB: 0 P: 17	R: 0 E: 0 K: 1 S: 9	H: 0 LOB: 0 BB: 0 P: 14	1B: 6 2B: 2 3B: 0 HR: 0	SF: 0 SAC: 1 DP: 0 HBP: 0	WP: 0 PB: 0 SB: 2 CS: 0	PA: 36
PITCHER	IP WLS BF H R ER SO BB IBB HBP BLK WP HR S P ERA WHIP																					
37 Darren Dreifort, R (1, 1) ERA: 3.51	8.0 W 33 8 1 1 8 1 0 0 0 0 0 0 84 120 1.12 1.125																					
Eric Gagne, R (9, 1) ERA: 2.25	1.0 S 3 0 0 0 1 0 0 0 0 0 0 0 9 14 0.00 0.000																					

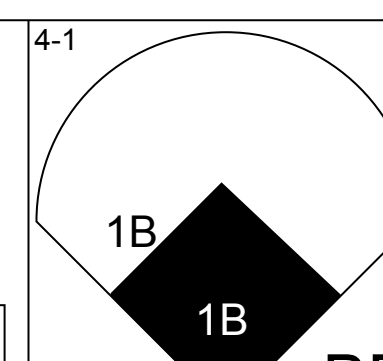
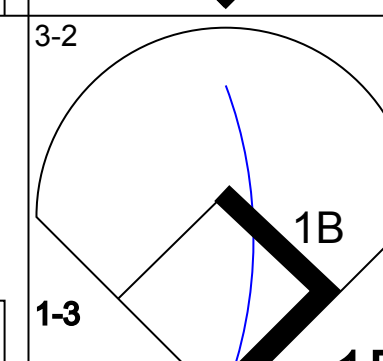
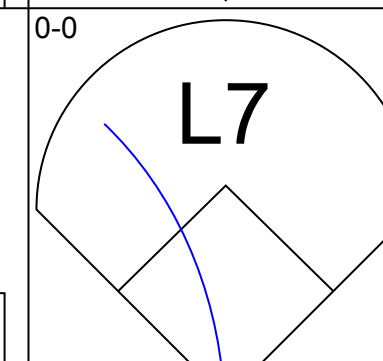
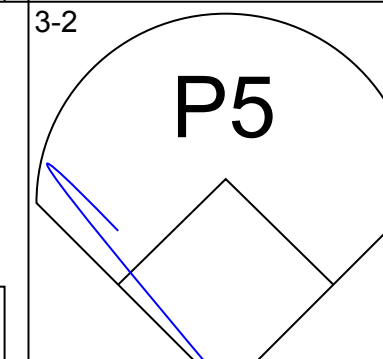
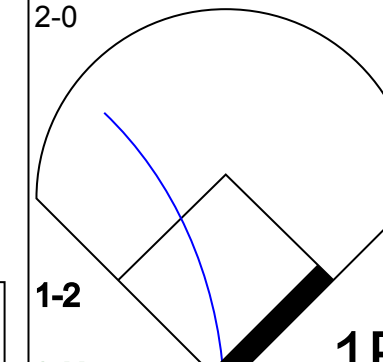
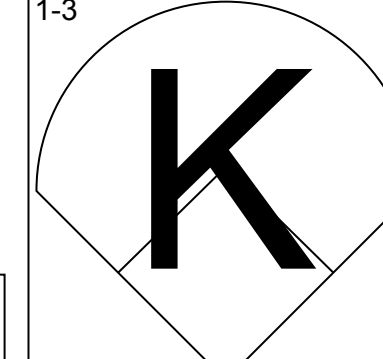
AB	34
R	1
H	8
RBI	1
BB	1
SO	9
LOB	15



Batter	1	2	3	4	5	6	7	8	9	AB	R	H	RBI	BB	SO	LOB	BOTTOM			
Dave Roberts, L (1, 8) OBP: 0.353, SLG: 0.348	2-1 G6-3		0-2 G4-3			2-2 F8		1-1 SH1-4		3	0	0	0	0	0	0	Florida Marlins @ Los Angeles Dodgers Dodger Stadium, Los Angeles, CA Fri May 16 2003, 7:10 PM PDT Att: 47,383 - Sunny - 68 F			
Paul Lo Duca, R (1, 2) OBP: 0.348, SLG: 0.373	1-3 K			2-0 F9		1-2 G5-3		2-2 2B HBP		3	1	0	0	0	1	0				
Shawn Green, L (1, 9) OBP: 0.350, SLG: 0.470	2-1 2B			3-2 G4-3		2-0 1B		0-1 1-H 3-H 2B		4	0	3	2	0	0	0				
Fred McGriff, L (1, 3) OBP: 0.333, SLG: 0.449	0-0 G4-3			1-2 F8		2-1 L9		2-3 K		4	0	0	0	0	1	3				
Brian Jordan, R (1, 7) OBP: 0.367, SLG: 0.388		0-3 K			0-0 HBP 1B		1-2 F9		1-0 F7	4	0	1	0	0	1	1				
Adrián Beltré, R (1, 5) OBP: 0.236, SLG: 0.353		2-2 L9			1-2 L9		0-0 F7			3	0	0	0	0	0	1				
Alex Cora, L (1, 4) OBP: 0.352, SLG: 0.354		1-3 K			1-2 HBP		0-0 1B			2	0	1	0	0	1	0				
Cesar Izturis, S (1, 6) OBP: 0.291, SLG: 0.296			2-2 G1-3		2-2 F8		1-0 L5			3	0	0	0	0	0	3				
37 Darren Dreifort, R (1, 1) ERA: 3.63			0-0 G4-3		2-3 K			1-2 WP SH1-4 2B 1B		2	0	0	0	0	1	2				
Larry Barnes, L (8, PH)										0	0	0	0	0	0	0				
Mike Kinkade, R (8, PH) OBP: 0.444, SLG: 0.579										1	1	1	0	0	0	0				
Eric Gagne, R (9, 1) ERA: 3.52										0	0	0	0	0	0	0				
Inning Stats	R: 0 E: 0 K: 1 S: 8	H: 0 LOB: 0 BB: 0 P: 13	R: 0 E: 0 K: 2 S: 9	H: 0 LOB: 0 BB: 0 P: 12	R: 0 E: 0 K: 0 S: 12	H: 0 LOB: 0 BB: 0 P: 14	R: 0 E: 0 K: 0 S: 9	H: 0 LOB: 0 BB: 0 P: 15	R: 0 E: 0 K: 1 S: 14	H: 1 LOB: 2 BB: 0 P: 20	R: 0 E: 0 K: 0 S: 11	H: 1 LOB: 1 BB: 0 P: 18	R: 0 E: 0 K: 0 S: 6	H: 1 LOB: 1 BB: 0 P: 8	R: 2 E: 0 K: 1 S: 13	H: 2 LOB: 1 BB: 0 P: 20	1B: 4 2B: 2 3B: 0 HR: 0	SF: 0 SAC: 1 DP: 0 HBP: 2	WP: 1 PB: 0 SB: 0 CS: 0	PA: 32
PITCHER	IP WLS BF H R ER SO BB IBB HBP BLK WP HR S P ERA WHIP																			
Carl Pavano, R (1, 1) ERA: 3.63	7.0 L 26 4 0 0 4 0 0 0 1 0 0 0 69 100 0.00 0.571																			
Armando Almanza, L (8, 1) ERA: 3.52	1.0 L 6 2 2 2 1 0 0 0 1 0 1 0 13 20 18.00 2.000																			



Batter	1	2	3	4	5	6	7	8	9	AB	R	H	RBI	BB	SO	LOB	TOP														
Juan Pierre, L OBP: 0.333, SLG: 0.337 (1, 8)			G1-3			L7		G1-3		4	0	0	0	0	1	0	Florida Marlins @ Los Angeles Dodgers Dodger Stadium, Los Angeles, CA Sat May 17 2003, 7:10 PM PDT Att: 38,248 - Cloudy - 66 F														
Luis Castillo, S OBP: 0.389, SLG: 0.427 (1, 4)			K			G6-3		G4-3		4	1	1	1	0	1	0															
Juan Encarnacion, R OBP: 0.333, SLG: 0.456 (1, 9)			G5-3			K		K		4	0	1	0	0	2	0															
Mike Lowell, R OBP: 0.337, SLG: 0.566 (1, 5)								L8		3	0	0	0	1	2	1															
Derrek Lee, R OBP: 0.351, SLG: 0.441 (1, 3)								G6-3		3	0	0	0	0	2	2															
Ivan Rodriguez, R OBP: 0.382, SLG: 0.417 (1, 2)		L9			G1-3					2	0	0	0	1	0	0															
Alex Gonzalez, R OBP: 0.367, SLG: 0.615 (1, 6)						G4-3				3	0	1	0	0	0	1															
Brian Banks, S OBP: 0.280, SLG: 0.432 (1, 7)										3	0	0	0	0	2	1															
Michael Tejera, L OBP: 0.125, SLG: 0.125 Allen Levrault, R (7, 1)										2	0	0	0	0	0	1															
Tommy Phelps, L OBP: 0.324, SLG: 0.258 Mike Mordecai, R OBP: 0.324, SLG: 0.258 Braden Looper, R (8, 1)										0	0	0	0	0	0	0															
Inning Stats	R: 1 E: 0 K: 3 S: 12	H: 2 LOB: 1 BB: 0 P: 15	R: 0 E: 0 K: 1 S: 13	H: 1 LOB: 1 BB: 0 P: 15	R: 0 E: 0 K: 1 S: 8	H: 0 LOB: 0 BB: 0 P: 12	R: 0 E: 0 K: 1 S: 11	H: 0 LOB: 0 BB: 0 P: 18	R: 0 E: 0 K: 1 S: 8	H: 0 LOB: 0 BB: 0 P: 11	R: 0 E: 0 K: 1 S: 9	H: 0 LOB: 0 BB: 0 P: 13	R: 0 E: 0 K: 0 S: 14	H: 0 LOB: 1 BB: 1 P: 23	R: 0 E: 0 K: 0 S: 8	H: 0 LOB: 0 BB: 0 P: 13	R: 0 E: 0 K: 2 S: 8	H: 0 LOB: 0 BB: 0 P: 14	1B: 1 2B: 1 3B: 0 HR: 1	SF: 0 SAC: 0 DP: 0 HBP: 0	WP: 0 PB: 0 SB: 2 CS: 1	PA: 31									
PITCHER	IP WLS BF H R ER SO BB IBB HBP BLK WP HR S P ERA WHIP																														
Odalis Perez, L ERA: 2.93 Eric Gagne, R ERA: 2.14	(1, 1) (9, 1)	8.0 S	28 3	1 0	1 0	8 2	0 0	0 0	0 0	0 0	0 0	1 8	120 14	1.12 0.00	0.625 0.000																

Batter	1	2	3	4	5	6	7	8	9	AB	R	H	RBI	BB	SO	LOB	BOTTOM															
Adrián Beltré, R OBP: 0.237, SLG: 0.345 (1, 5)										3	1	0	0	1	1	1	Florida Marlins @ Los Angeles Dodgers Dodger Stadium, Los Angeles, CA Sat May 17 2003, 7:10 PM PDT Att: 38,248 - Cloudy - 66 F															
Paul Lo Duca, R OBP: 0.364, SLG: 0.411 (1, 2)										4	1	4	1	0	0	0																
Shawn Green, L OBP: 0.342, SLG: 0.458 (1, 9)										4	0	0	0	0	1	4																
Fred McGriff, L OBP: 0.331, SLG: 0.444 (1, 3)										4	1	1	0	0	0	3																
Brian Jordan, R OBP: 0.371, SLG: 0.392 (1, 8)										4	0	2	1	0	0	1																
Mike Kinkade, R OBP: 0.429, SLG: 0.548 Eric Gagne, R (9, 1)										4	0	1	0	0	2	4																
Jolbert Cabrera, R OBP: 0.324, SLG: 0.541 (1, 4)										4	1	2	2	0	0	2																
Cesar Izturis, S OBP: 0.290, SLG: 0.295 (1, 6)										4	0	1	0	0	0	2																
Odalis Perez, L Alex Cora, L (8, PH) (9, 4)										3	0	0	0	0	1	2																
Inning Stats	R: 1 E: 0 K: 1 S: 13	H: 2 LOB: 2 BB: 1 P: 26	R: 0 E: 0 K: 1 S: 7	H: 1 LOB: 1 BB: 0 P: 12	R: 0 E: 0 K: 0 S: 8	H: 1 LOB: 1 BB: 0 P: 13	R: 0 E: 0 K: 0 S: 11	H: 1 LOB: 1 BB: 0 P: 19	R: 1 E: 0 K: 0 S: 8	H: 1 LOB: 0 BB: 0 P: 12	R: 0 E: 0 K: 2 S: 11	H: 1 LOB: 1 BB: 0 P: 15	R: 0 E: 0 K: 0 S: 15	H: 3 LOB: 2 BB: 0 P: 24	1B: 8 2B: 1 3B: 0 HR: 2	SF: 0 SAC: 0 DP: 0 HBP: 0		WP: 0 PB: 0 SB: 0 CS: 0	PA: 36													
PITCHER	IP WLS BF H R ER SO BB IBB HBP BLK WP HR S P ERA WHIP																															
Michael Tejera, L ERA: 5.56 Allen Levrault, R ERA: 0.79 Tommy Phelps, L ERA: 1.2 Braden Looper, R ERA: 2.88	(1, 1) (7, 1) (7, 1) (8, 1)	6.0 0.2 0.1 1.0	L 3	26 1	0 0	3 0	1 0	0 0	0 0	0 0	0 0	0 0	7 4	9 6	0.00 0.00	1.500 0.000																

AB	29
R	1
H	3
RBI	1
BB	2
SO	10
LOB	6



AB	35
R	4
H	11
RBI	4
BB	1
SO	5
LOB	21



Batter	1	2	3	4	5	6	7	8	9	AB	R	H	RBI	BB	SO	LOB	TOP			
Juan Pierre, L (1, 8) OBP: 0.337, SLG: 0.333	2-1 G3		4-2 1B BB		0-2 L1		4-2 BB			2	0	0	0	2	0	0	Florida Marlins @ Los Angeles Dodgers Dodger Stadium, Los Angeles, CA Sun May 18 2003, 1:10 PM PDT Att: 43,775 - Sunny - 72 F			
Luis Castillo, S (1, 4) OBP: 0.386, SLG: 0.423	0-1 G4-3		2-0 CS 1B		0-2 P6		2-2 G4-3			4	0	1	0	0	0	2				
Juan Encarnacion, R (1, 9) OBP: 0.339, SLG: 0.462	2-3 K		2-2 L5		1-0 F8 2B			0-1 1B		4	0	2	0	0	1	2				
Mike Lowell, R (1, 5) OBP: 0.340, SLG: 0.571		1-1 1B 2B	2-3 K		0-1 F8			1-2 G4-6-3 1B		4	1	2	0	0	1	3				
Derrek Lee, R (1, 3) OBP: 0.349, SLG: 0.433		1-2 P3		4-2 FC1-6 BB		2-2 G1-3		1-2 P3		3	0	0	0	1	0	4				
Todd Hollandsworth, L (1, 7) OBP: 0.350, SLG: 0.496	0-1 BB		1-0 FC1-6		0-1 L9			0-0 G4-6-3		3	0	1	1	0	0	2				
Ivan Rodriguez, R (8, PH) OBP: 0.380, SLG: 0.414	2-H 1B		1-2 K		1-3 K			0-1 SH1-4 1B		4	0	1	0	0	2	2				
Chad Allen, R (8, 7)		4-0 BB		0-1 F8				0-1 SH1-4		2	0	0	0	1	1	1				
Alex Gonzalez, R (1, 6) OBP: 0.364, SLG: 0.604	1 SAFE F7		0-3 K		2-1 G6-3		1-3 K		2-3 K	2	0	0	0	0	1	2				
Mike Redmond, R (1, 2) OBP: 0.308, SLG: 0.429	1 SAFE BB									1	0	0	0	0	1	1				
Brad Penny, R (1, 1) OBP: 0.059, SLG: 0.235										2	0	0	0	0	1	2				
Andy Fox, L (7, PH) OBP: 0.317										1	0	0	0	0	1	1				
Tim Spooneybarger, R (7, 1) OBP: 0.275, SLG: 0.422										1	0	0	0	0	0	0				
Brian Banks, S (9, PH)										1	0	0	0	0	1	0				
Inning Stats	R: 0 E: 0 K: 1 S: 7	H: 0 LOB: 0 BB: 0 P: 11	R: 1 E: 0 K: 1 S: 15	H: 2 LOB: 2 BB: 1 P: 20	R: 0 E: 0 K: 1 S: 14	H: 1 LOB: 1 BB: 1 P: 23	R: 0 E: 0 K: 1 S: 10	H: 0 LOB: 1 BB: 1 P: 16	R: 0 E: 0 K: 0 S: 8	H: 1 LOB: 1 BB: 0 P: 11	R: 0 E: 0 K: 0 S: 11	H: 1 LOB: 2 BB: 1 P: 18	R: 0 E: 0 K: 0 S: 9	H: 2 LOB: 1 BB: 0 P: 11	R: 0 E: 0 K: 3 S: 11	H: 0 LOB: 0 BB: 0 P: 15	1B: 5 2B: 2 3B: 0 HR: 0	SF: 0 SAC: 1 DP: 1 HBP: 0	WP: 0 PB: 0 SB: 0 CS: 1	PA: 36
PITCHER	IP WLS BF H R ER SO	IP WLS BF H R ER SO	IP WLS BF H R ER SO	IP WLS BF H R ER SO	IP WLS BF H R ER SO	IP WLS BF H R ER SO	IP WLS BF H R ER SO	IP WLS BF H R ER SO	IP WLS BF H R ER SO	IP WLS BF H R ER SO	IP WLS BF H R ER SO	IP WLS BF H R ER SO	IP WLS BF H R ER SO	IP WLS BF H R ER SO	IP WLS BF H R ER SO	IP WLS BF H R ER SO	ERA WHIP	ERA WHIP		
Hideo Nomo, R (1, 1) ERA: 3.04	7.0 W 29	5 1 1 5	4 0 0 0	0 0 0 0	0 0 0 0	0 0 8 10	0 0 1 1	0 0 0 0	0 0 11 15	1.29 1.286										
Guillermo Mota, R (8, 1) ERA: 1.05	0.1 H 3	2 0 0 0	0 0 0 0	0 0 0 0	0 0 0 0	0 0 1 1	0 0 0 0	0 0 0 0	0 0 0 0	0.00 6.000										
Tom Martin, L (8, 1) ERA: 3.38	0.2 H 1	0 0 0 0	0 0 0 0	0 0 0 0	0 0 0 0	0 0 1 1	0 0 0 0	0 0 0 0	0 0 0 0	0.00 0.000										
Eric Gagne, R (9, 1) ERA: 2.05	1.0 S 3	0 0 0 3	0 0 0 0	0 0 0 0	0 0 0 0	0 0 11 15	0 0 0 0	0 0 0 0	0 0 0 0	0.00 0.000										

Batter	1	2	3	4	5	6	7	8	9	AB	R	H	RBI	BB	SO	LOB	BOTTOM			
Alex Cora, L (1, 4) OBP: 0.353, SLG: 0.370	2-3 K	2-0 1-H 3B		1-2 2-H 1B			1-2 G4-3			4	0	2	2	0	1	0	Florida Marlins @ Los Angeles Dodgers Dodger Stadium, Los Angeles, CA Sun May 18 2003, 1:10 PM PDT Att: 43,775 - Sunny - 72 F			
Cesar Izturis, S (1, 6) OBP: 0.283, SLG: 0.287	1-1 F7	1-2 P6		0-0 G4-3			1-0 G6-3			4	0	0	0	0	0	2				
Shawn Green, L (1, 9) OBP: 0.335, SLG: 0.448	0-1 BB S		0-0 G3		1-2 G1-3			0-1 L1		4	0	0	0	0	0	0				
Fred McGriff, L (1, 3) OBP: 0.329, SLG: 0.435	4-2 BB	1-2 BB		0-0 G3-1		3-3 K		2-2 L3		3	0	0	0	1	1	0				
Brian Jordan, R (1, 8) OBP: 0.374, SLG: 0.398	4-2 BB		1-1 BB		0-0 L9			1-2 L6		3	0	1	0	1	0	0				
Danyle Ward, L (1, 7) OBP: 0.220, SLG: 0.193	1-2 2-3 BB									3	0	0	0	0	1	4				
Guillermo Mota, R (8, 1) OBP: 0.500, SLG: 0.500										0	0	0	0	0	0	0				
Tom Martin, L (8, 1) OBP: 0.237, SLG: 0.345										0	0	0	0	0	0	0				
Eric Gagne, R (9, 1)										0	0	0	0	0	0	0				
Ron Coomer, R (1, 5) OBP: 0.220, SLG: 0.250		3-2 G6-3		1-1 G1-3			1-2 G1-3			3	0	0	0	0	0	0				
Adrian Beltré, R (7, 5) OBP: 0.237, SLG: 0.345										0	0	0	0	0	0	0				
David Ross, R (1, 2) OBP: 0.556, SLG: 1.000		0-3 K		1-1 1B 2B			1-0 P6			3	1	1	0	0	1	0				
Hideo Nomo, R (1, 1) OBP: 0.091, SLG: 0.048		1-0 3B 1B		2-3 K				1-1 G3-1		2	1	1	0	0	1	1				
Jason Romano, R (7, PH) OBP: 0.100, SLG: 0.100										1	0	0	0	0	0	0				
Inning Stats	R: 0 E: 1 K: 2 S: 15	H: 0 LOB: 3 BB: 2 P: 28	R: 1 E: 0 K: 1 S: 12	H: 2 LOB: 1 BB: 0 P: 19	R: 0 E: 0 K: 0 S: 6	H: 1 LOB: 1 BB: 0 P: 8	R: 1 E: 0 K: 1 S: 12	H: 2 LOB: 1 BB: 0 P: 17	R: 0 E: 0 K: 0 S: 7	H: 0 LOB: 0 BB: 0 P: 11	R: 0 E: 0 K: 0 S: 6	H: 0 LOB: 0 BB: 0 P: 10	R: 0 E: 0 K: 0 S: 6	H: 0 LOB: 0 BB: 0 P: 9	R: 0 E: 0 K: 0 S: 9	H: 0 LOB: 0 BB: 0 P: 12	1B: 2 2B: 2 3B: 1 HR: 0	SF: 0 SAC: 0 DP: 0 HBP: 0	WP: 0 PB: 0 SB: 1 CS: 0	PA: 32
PITCHER	IP WLS BF H R ER SO	IP WLS BF H R ER SO	IP WLS BF H R ER SO	IP WLS BF H R ER SO	IP WLS BF H R ER SO	IP WLS BF H R ER SO	IP WLS BF H R ER SO	IP WLS BF H R ER SO	IP WLS BF H R ER SO	IP WLS BF H R ER SO	IP WLS BF H R ER SO	IP WLS BF H R ER SO	IP WLS BF H R ER SO	IP WLS BF H R ER SO	IP WLS BF H R ER SO	IP WLS BF H R ER SO	ERA WHIP	ERA WHIP		
Brad Penny, R (1, 1) ERA: 4.2	6.0 L 26	5 2 2 5	2 0 0 0	0 0 0 0	0 0 0 0	0 0 15 21	0 0 0 0	0 0 0 0	0 0 0 0	0.00 0.000										
Tim Spooneybarger, R (7, 1) ERA: 4.05	2.0 6	0 0 0 0	0 0 0 0	0 0 0 0	0 0 0 0	0 0 15 21	0 0 0 0	0 0 0 0	0 0 0 0	0.00 0.000										



Batter	1	2	3	4	5	6	7	8	9	AB	R	H	RBI	BB	SO	LOB	TOP				
Ronnie Belliard, R (1, 4) OBP: 0.387, SLG: 0.373	4-1 FC5-4 1B BB		2-3 K		0-3 K			1-3 K		3	0	0	0	1	3	1	Colorado Rockies @ Los Angeles Dodgers Dodger Stadium, Los Angeles, CA Tue May 20 2003, 7:10 PM PDT Att: 27,251 - Sunny - 72 F				
Jay Payton, R (1, 7) OBP: 0.378, SLG: 0.482	0-0 FC5-4 1B		1-2 F9		0-1 PO	2-1 G4-3		1-2 G6-3		4	0	1	0	0	0	0					
17 Todd Helton, L (1, 3) OBP: 0.438, SLG: 0.524	1-0 L8		3-2 G6-3			1-0 G4-3		0-0 1B		4	0	1	0	0	0	2					
Preston Wilson, R (1, 8) OBP: 0.388, SLG: 0.624	2-1 FC5-4 1-2 2-3			0-2 F9		1-3 K		0-2 F7		4	0	0	0	0	1	3					
Larry Walker, L (1, 9) OBP: 0.380, SLG: 0.460	3-3 K			3-1 G6-3			0-3 K		1-3 K	4	0	0	0	0	3	2					
José Hernández, R (1, 6) OBP: 0.344, SLG: 0.374		2-2 L9		4-2 BB			0-1 HR		0-3 K	3	1	1	1	1	1	0					
Charles Johnson, R (1, 2) OBP: 0.331, SLG: 0.417		0-0 E5 G4-3		2-3 K			0-0 G5-3		2-3 K	4	0	0	0	0	2	1					
Chris Stynes, R (1, 5) OBP: 0.372, SLG: 0.427		2-0 G4-3 1-2			4-2 PO BB		1-0 E S 1B			2	0	1	0	1	0	1					
Darren Oliver, R (1, 1) OBP: 0.294, SLG: 0.250					0-3 K		1-3 K			3	0	0	0	0	3	3					
Justin Speier, R (7, 1)										0	0	0	0	0	0	0					
Javier López, L (8, 1)										0	0	0	0	0	0	0					
Inning Stats	R: 0 E: 0 K: 1 S: 8	H: 1 LOB: 2 BB: 1 P: 18	R: 0 E: 1 K: 1 S: 8	H: 0 LOB: 1 BB: 0 P: 12	R: 0 E: 0 K: 1 S: 12	H: 0 LOB: 0 BB: 0 P: 18	R: 0 E: 0 K: 1 S: 12	H: 0 LOB: 0 BB: 1 P: 21	R: 0 E: 0 K: 2 S: 9	H: 0 LOB: 0 BB: 1 P: 13	R: 0 E: 0 K: 1 S: 6	H: 0 LOB: 0 BB: 0 P: 10	R: 1 E: 0 K: 2 S: 10	H: 2 LOB: 1 BB: 0 P: 12	R: 0 E: 0 K: 1 S: 10	H: 1 LOB: 1 BB: 0 P: 12	R: 0 E: 0 K: 3 S: 9	H: 0 LOB: 0 BB: 0 P: 12	1B: 3 2B: 0 3B: 0 HR: 1	SF: 0 SAC: 0 DP: 0 HBP: 0	WP: 0 PA: 35 PB: 0 SB: 1 CS: 1
PITCHER	IP WLS BF H R ER SO BB IBB HBP BLK WP HR S P ERA WHIP	7.0 W 27 3 1 1 9 3 0 0 0 0 1 65 104 1.29 0.857	1.0 H 4 1 0 0 1 0 0 0 0 0 0 10 12 0.00 1.000	1.0 S 3 0 0 0 3 0 0 0 0 0 0 9 12 0.00 0.000											IP WLS BF H R ER SO BB IBB HBP BLK WP HR S P ERA WHIP						

Batter	1	2	3	4	5	6	7	8	9	AB	R	H	RBI	BB	SO	LOB	BOTTOM		
Adrián Beltré, R (1, 5) OBP: 0.237, SLG: 0.342	0-3 K			1-0 F7		0-0 F9	0-1 1B			4	0	1	2	0	1	1	Colorado Rockies @ Los Angeles Dodgers Dodger Stadium, Los Angeles, CA Tue May 20 2003, 7:10 PM PDT Att: 27,251 - Sunny - 72 F		
Paul Lo Duca, R (1, 2) OBP: 0.367, SLG: 0.413	2-1 G6-3			0-1 1B		1-2 1B	1-2 F9			4	0	2	0	0	0	1			
Shawn Green, L (1, 9) OBP: 0.328, SLG: 0.438	1-0 G3			1-1 P5		2-1 F8		1-0 G3		4	0	0	0	0	0	3			
Fred McGriff, L (1, 3) OBP: 0.328, SLG: 0.437		0-1 F7		0-0 F8		2-3 K		2-2 2B		4	0	1	0	0	1	3			
Brian Jordan, R (1, 8) (8, 7) OBP: 0.364, SLG: 0.386		0-0 G5-3			2-1 G5-3		1-2 F7	1-0 P5		4	0	0	0	0	0	1			
Mike Kinkade, R (1, 7) OBP: 0.423, SLG: 0.523		4-2 CS			0-3 K		1-1 F8	0-1 L5		2	0	0	0	0	1	0			
Paul Quantrill, L (8, 1)										0	0	0	0	0	0	0			
Jason Romano, R (8, PH) OBP: 0.342, SLG: 0.091										1	0	0	0	0	0	1			
Eric Gagne, R (9, 1)										0	0	0	0	0	0	0			
Jolbert Cabrera, R (1, 4) OBP: 0.338, SLG: 0.571		0-2 CS	0-1 G5-3		1-0 3B		4-2 1B 2B BB			2	1	1	0	1	0	0			
Cesar Izturis, S (1, 6) OBP: 0.284, SLG: 0.288			2-1 G5-3		0-0 G4-3		1-2 2B 1B			3	1	1	0	0	0	1			
Kevin Brown, R (1, 1) OBP: 0.182, SLG: 0.238					0-3 K		1-0 1B			2	0	1	0	0	1	0			
Ron Coomer, R (7, PH) OBP: 0.342, SLG: 0.303										1	1	1	1	0	0	0			
Alex Cora, L (8, 4) OBP: 0.353, SLG: 0.370							1-3 1B	2B		0	0	0	0	0	0	0			
Inning Stats	R: 0 E: 0 K: 1 S: 6	H: 0 LOB: 0 BB: 0 P: 9	R: 0 E: 0 K: 0 S: 7	H: 0 LOB: 0 BB: 0 P: 11	R: 0 E: 0 K: 1 S: 7	H: 0 LOB: 0 BB: 0 P: 9	R: 0 E: 0 K: 0 S: 6	H: 1 LOB: 1 BB: 0 P: 8	R: 0 E: 0 K: 1 S: 7	H: 1 LOB: 1 BB: 0 P: 10	R: 0 E: 0 K: 1 S: 10	H: 2 LOB: 2 BB: 0 P: 16	R: 3 E: 0 K: 0 S: 17	H: 3 LOB: 1 BB: 1 P: 25	R: 0 E: 0 K: 0 S: 7	H: 1 LOB: 1 BB: 0 P: 11	1B: 5 2B: 2 3B: 1 HR: 0	SF: 0 SAC: 0 DP: 0 HBP: 1	WP: 0 PA: 34 PB: 0 SB: 0 CS: 1
PITCHER	IP WLS BF H R ER SO BB IBB HBP BLK WP HR S P ERA WHIP	6.2 L 27 6 3 3 4 1 0 1 0 0 0 6 8 4.05 1.050	0.1 2 1 0 0 0 0 0 0 0 0 0 0 6 8 0.00 3.000	1.0 4 1 0 0 0 0 0 0 0 0 0 0 7 11 0.00 1.000											IP WLS BF H R ER SO BB IBB HBP BLK WP HR S P ERA WHIP				

AB	31
R	1
H	4
RBI	1
BB	3
SO	13
LOB	13



AB	31
R	3
H	8
RBI	3
BB	1
SO	4
LOB	11



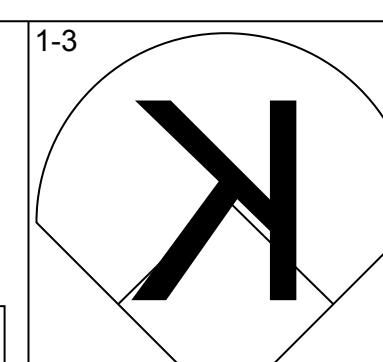
Batter	1	2	3	4	5	6	7	8	9	AB	R	H	RBI	BB	SO	LOB	TOP										
Chris Stynes, R (1,5) OBP: 0.373, SLG: 0.430	3-3 K		4-1 CS BB		2-0 2B		1-0 G5-3		2-3 K	4	0	1	1	1	2	2	Colorado Rockies @ Los Angeles Dodgers Dodger Stadium, Los Angeles, CA Wed May 21, 2003, 7:10 PM PDT Att: 25,332 - Sunny - 73 F										
Ronnie Belliard, R (1,4) OBP: 0.395, SLG: 0.375	1-2 17 BB 1B		4-2 17 F7 BB		4-1 BB		2-3 3-H 3-3 K			2	0	1	0	2	1	1											
17 Todd Helton, L (1,3) OBP: 0.440, SLG: 0.518	4-1 BB		0-0 F7		1-3 K			4-2 FC6-4 BB		2	0	0	0	2	1	3											
Preston Wilson, R (1,8) OBP: 0.380, SLG: 0.610	1-0 L8		0-0 F7			1-0 G6-3		0-1 FC6-4 G4-6-3		4	0	0	0	0	0	4											
Jay Payton, R (1,7) OBP: 0.370, SLG: 0.471	2-3 K			0-0 P3		0-1 F8		2-2 G4-6-3		4	0	0	0	0	1	3											
José Hernández, R (1,6) OBP: 0.342, SLG: 0.389		3-2 HR		2-3 K		2-3 K		0-3 K		4	1	1	1	0	3	1											
Charles Johnson, R (1,2) Mark Sweeney, L (9, PH) OBP: 0.429, SLG: 0.389		2-3 K		0-0 G4-3			4-2 SH2-4 G5-3 BB		1-3 K	2	1	0	0	1	1	0											
Gabe Kapler, R (1,9) Larry Walker, L (9, PH) OBP: 0.345, SLG: 0.294 OBP: 0.377, SLG: 0.457		2-2 P3			0-0 P6		4-1 G5-3 SH2-4 BB		0-3 K	2	0	0	0	1	0	0											
Jason Jennings, L (1,1) Greg Norton, S (9, PH) OBP: 0.400, SLG: 0.438 OBP: 0.235, SLG: 0.234		3-3 K			1-3 K		0-0 SH2-4		1-1 1B	2	0	0	0	0	2	0											
Inning Stats	R: 0 E: 0 K: 2 S: 14	H: 1 LOB: 2 BB: 1 P: 25	R: 1 E: 0 K: 2 S: 14	H: 1 LOB: 0 BB: 0 P: 24	R: 0 E: 0 K: 0 S: 5	H: 0 LOB: 1 BB: 2 P: 13	R: 0 E: 0 K: 1 S: 5	H: 0 LOB: 0 BB: 0 P: 7	R: 0 E: 0 K: 1 S: 11	H: 2 LOB: 2 BB: 1 P: 19	R: 0 E: 0 K: 1 S: 6	H: 0 LOB: 1 BB: 0 P: 9	R: 1 E: 0 K: 1 S: 10	H: 0 LOB: 1 BB: 2 P: 22	R: 0 E: 0 K: 1 S: 11	H: 0 LOB: 1 BB: 1 P: 17		R: 0 E: 0 K: 3 S: 11	H: 1 LOB: 1 BB: 0 P: 15	1B: 2 2B: 1 3B: 0 HR: 1	SF: 0 SAC: 1 DP: 0 HBP: 0	WP: 0 PA: 37 PB: 0 SB: 1 CS: 0					
PITCHER	IP	WLS	BF	H	R	ER	SO	BB	IBB	HBP	BLK	WP	HR	S	P	ERA	WHIP										
Kaz Ishii, L (1,1) ERA: 2.79	6.0	W	26	3	2	2	8	6	0	0	0	0	1	60	110	3.00	1.500										
Paul Shuey, R (7,1) ERA: 0.53	1.0	H	3	0	0	0	1	0	0	0	0	0	0	5	9	0.00	0.000										
Tom Martin, L (8,1) ERA: 3.38	0.0		1	0	0	0	0	1	0	0	0	0	0	3	7	∞	∞										
Paul Quantrill, R (8,1) ERA: 1.69	1.0	H	3	0	0	0	1	0	0	0	0	0	0	8	10	0.00	0.000										
Eric Gagne, R (9,1) ERA: 1.89	1.0	S	4	1	0	0	3	0	0	0	0	0	0	11	15	0.00	1.000										

Batter	1	2	3	4	5	6	7	8	9	AB	R	H	RBI	BB	SO	LOB	BOTTOM										
Alex Cora, L (1,4) OBP: 0.355, SLG: 0.379	0-1 FC3-6 1B 2B	0-2 P3		1-0 2H 1B		0-2 P2		2-0 F8		5	1	2	1	0	0	2	Colorado Rockies @ Los Angeles Dodgers Dodger Stadium, Los Angeles, CA Wed May 21, 2003, 7:10 PM PDT Att: 25,332 - Sunny - 73 F										
Paul Lo Duca, R (1,2) OBP: 0.376, SLG: 0.418	4-2 BB		0-0 L7	0-0 1B 1B		2-2 G4-6-3 1B				3	0	2	0	1	0	0											
Shawn Green, L (1,9) OBP: 0.332, SLG: 0.450	0-1 FC3-6 FC6-4 1B 1-2 2-3		0-2 2B	0-0 1B 1B		2-0 G4-6-3				4	1	2	0	0	0	3											
Fred McGriff, L (1,3) OBP: 0.331, SLG: 0.435	0-1 FC6-4 1B		4-1 2B BB	0-0 F7		1-1 L9				3	0	1	1	1	0	2											
Brian Jordan, R (1,8) (8,7)	0-0 FC6-4		1-0 2B		0-1 G6-3		2-2 P2			4	0	1	1	0	0	2											
Danyle Ward, L (1,7) Jason Romano, R (8,8) OBP: 0.206, SLG: 0.180 OBP: 0.091, SLG: 0.091	1-0 P6		0-2 F7		1-3 K		0-3 K			4	0	0	0	0	2	4											
Adrian Beltré, R (1,5) OBP: 0.244, SLG: 0.349		4-1 SH3-4 BB	0-2 P6		2-1 2B			2-1 F9		3	0	1	0	1	0	2											
Cesar Izturis, S (1,6) OBP: 0.295, SLG: 0.295		0-3 K		0-0 SH2-4 1B		4-0 1B IBB		1-1 S 1B		3	1	2	0	1	1	1											
Kaz Ishii, L (1,1) Paul Shuey, R (7,1) Tom Martin, L (8,1) Paul Quantrill, L (8,1) Mike Kinkade, R (8, PH) Eric Gagne, R (9,1)	1-1 SH3-4		1-1 SH2-4		0-2 G1-3			1-3 K		1	0	0	0	0	0	2											
Inning Stats	R: 1 E: 0 K: 0 S: 14	H: 2 LOB: 2 BB: 1 P: 19	R: 0 E: 0 K: 1 S: 10	H: 0 LOB: 1 BB: 1 P: 15	R: 1 E: 0 K: 0 S: 13	H: 2 LOB: 2 BB: 1 P: 18	R: 1 E: 0 K: 0 S: 6	H: 4 LOB: 2 BB: 0 P: 7	R: 0 E: 0 K: 1 S: 10	H: 1 LOB: 2 BB: 1 P: 17	R: 0 E: 0 K: 0 S: 8	H: 1 LOB: 0 BB: 0 P: 12	R: 0 E: 0 K: 1 S: 8	H: 0 LOB: 0 BB: 0 P: 11	R: 0 E: 0 K: 1 S: 8	H: 1 LOB: 1 BB: 0 P: 14		1B: 7 2B: 3 3B: 1 HR: 0	SF: 0 SAC: 2 DP: 1 HBP: 0	WP: 0 PA: 37 PB: 0 SB: 1 CS: 0							
PITCHER	IP	WLS	BF	H	R	ER	SO	BB	IBB	HBP	BLK	WP	HR	S	P	ERA	WHIP										
Jason Jennings, R (1,1) ERA: 5.24	8.0	L	37	11	3	3	4	3	1	0	0	0	0	77	113	3.38	1.750										

AB 29
R 2
H 4
RBI 2
BB 7
SO 13
LOB 14

AB 31
R 3
H 11
RBI 3
BB 4
SO 4
LOB 19



Batter	1	2	3	4	5	6	7	8	9	AB	R	H	RBI	BB	SO	LOB	TOP								
Alex Cora, L OBP: 0.345, SLG: 0.373 (1,4)			F7			F7			P5	5	1	1	0	0	1	1	Los Angeles Dodgers @ Milwaukee Brewers Miller Park, Milwaukee, WI Sat May 24 2003, 6:05 PM CDT Att: 20,615 - Sunny - 63 F								
Paul Lo Duca, R OBP: 0.383, SLG: 0.426 (1,2)	L5						G4-3		1B	5	1	2	0	0	1	2									
Shawn Green, L OBP: 0.338, SLG: 0.461 (1,9)	K		G4-3				G3-1		1B	4	2	1	0	0	1	2									
Fred McGriff, L OBP: 0.332, SLG: 0.440 (1,3)							G5-3		1B	3	1	1	4	2	0	0									
Brian Jordan, R OBP: 0.393, SLG: 0.411 (1,8) (8,7)	F8						L7		1B	4	0	2	2	1	0	0									
Danyle Ward, L OBP: 0.206, SLG: 0.182 Jason Romano, R OBP: 0.083, SLG: 0.083 (8,8)							G4-3		G5-4-3	4	0	1	0	0	0	3									
Adrián Beltré, R OBP: 0.244, SLG: 0.331 (1,5)									1B	1	0	0	0	0	0	2									
Cesar Izturis, S OBP: 0.296, SLG: 0.296 (1,6)										3	0	0	0	1	2	4									
Hideo Nomo, R OBP: 0.154, SLG: 0.120 (1,1)										4	0	1	0	0	0	2									
										4	1	2	0	0	1	2									
Inning Stats	R: 0 H: 0 E: 0 K: 2 S: 14	H: 0 LOB: 0 BB: 0 P: 19	R: 0 H: 1 E: 0 K: 1 S: 10	LOB: 1 BB: 0 P: 17	R: 0 H: 2 E: 0 K: 0 S: 9	LOB: 2 BB: 0 P: 14	R: 0 H: 1 E: 0 K: 1 S: 10	LOB: 2 BB: 1 P: 15	R: 4 H: 3 E: 0 K: 1 S: 11	H: 3 LOB: 1 BB: 1 P: 25	R: 0 H: 0 E: 0 K: 0 S: 10	H: 0 LOB: 0 BB: 0 P: 13	R: 0 H: 0 E: 0 K: 0 S: 6	H: 0 LOB: 0 BB: 0 P: 9	R: 0 H: 1 E: 0 K: 0 S: 10	LOB: 2 BB: 1 P: 16	R: 2 H: 3 E: 0 K: 0 S: 8	H: 3 LOB: 1 BB: 1 P: 17	1B: 9 2B: 1 3B: 0 HR: 1	SF: 0 SAC: 0 DP: 1 HBP: 1	WP: 0 PB: 0 SB: 0 CS: 0	PA: 42			
PITCHER	IP	WLS	BF	H	R	ER	SO	BB	IBB	HBP	BLK	WP	HR	S	P	ERA	WHIP								
Matt Kinney, R ERA: 3.73 (1,1)	5.0	L	25	7	4	4	5	2	0	1	1	0	1	54	90	7.20	1.800								
Brooks Kieschnick, R ERA: 4.97 (6,1)	3.0		11	1	0	0	1	1	0	0	0	0	0	26	38	0.00	0.667								
Luis Vizcaino, R ERA: 10.19 (9,1)	1.0		6	3	2	2	0	0	1	0	0	0	0	8	17	18.00	3.000								

AB	37
R	6
H	11
RBI	6
BB	4
SO	6
LOB	18



Batter	1	2	3	4	5	6	7	8	9	AB	R	H	RBI	BB	SO	LOB	BOTTOM								
Eric Young Sr., R OBP: 0.364, SLG: 0.439 (1,4)	G4-3		F8			F8			F7	4	0	0	0	0	0	0	Los Angeles Dodgers @ Milwaukee Brewers Miller Park, Milwaukee, WI Sat May 24 2003, 6:05 PM CDT Att: 20,615 - Sunny - 63 F								
Scott Podsednik, L OBP: 0.356, SLG: 0.408 (1,8)	F8								G6-3	4	0	0	0	0	1	0									
Richie Sexson, R OBP: 0.378, SLG: 0.540 (1,3)	L9								G6-3	3	0	0	0	1	0	0									
Geoff Jenkins, L OBP: 0.349, SLG: 0.550 (1,7)									K	3	0	0	0	1	2	1									
John Vander Wal, L OBP: 0.362, SLG: 0.496 (1,9)									K	3	0	1	0	1	1	1									
Wes Helms, R OBP: 0.333, SLG: 0.426 (1,5)										2	0	1	0	1	1	2									
Eddie Pérez, R OBP: 0.312, SLG: 0.420 (1,2)										3	0	0	0	0	1	5									
Royce Clayton, R OBP: 0.289, SLG: 0.348 (1,6)										3	0	0	0	0	1	3									
Matt Kinney, R (1,1)										1	0	0	0	0	0	0									
Alex Sanchez, L (6,PH) OBP: 0.316, SLG: 0.380 Brooks Kieschnick, L (6,1) Luis Vizcaino, R (9,1)										1	0	0	0	0	1	1									
										1	0	0	0	0	0	0									
										0	0	0	0	0	0	0									
Inning Stats	R: 0 H: 0 E: 0 K: 0 S: 11	H: 0 LOB: 0 BB: 0 P: 17	R: 0 H: 0 E: 0 K: 1 S: 9	LOB: 1 BB: 2 P: 18	R: 0 H: 0 E: 0 K: 0 S: 5	LOB: 0 BB: 0 P: 5	R: 0 H: 0 E: 0 K: 1 S: 8	LOB: 1 BB: 1 P: 12	R: 0 H: 0 E: 0 K: 2 S: 10	H: 0 LOB: 1 BB: 1 P: 17	R: 0 H: 0 E: 0 K: 1 S: 8	LOB: 0 BB: 0 P: 14	R: 0 H: 2 E: 0 K: 1 S: 13	LOB: 2 BB: 0 P: 19	R: 0 H: 0 E: 0 K: 0 S: 5	LOB: 0 BB: 0 P: 8	R: 0 H: 0 E: 0 K: 2 S: 8	LOB: 0 BB: 0 P: 10	1B: 2 2B: 0 3B: 0 HR: 0	SF: 0 SAC: 0 DP: 1 HBP: 0	WP: 0 PB: 0 SB: 0 CS: 0	PA: 32			
PITCHER	IP	WLS	BF	H	R	ER	SO	BB	IBB	HBP	BLK	WP	HR	S	P	ERA	WHIP								
Hideo Nomo, R ERA: 2.7 (1,1)	9.0	W	32	2	0	0	8	4	0	0	0	0	0	77	120	0.00	0.667								



Batter	1	2	3	4	5	6	7	8	9	AB	R	H	RBI	BB	SO	LOB	TOP										
Alex Cora, L OBP: 0.324, SLG: 0.347 (1,4)	F9			G5-3		L8		G4-3		4	0	0	0	0	0	0											
Paul Lo Duca, R OBP: 0.383, SLG: 0.440 (1,2)	G6-3			1B		1B			G3-1	4	0	2	0	0	0	0											
Shawn Green, L OBP: 0.342, SLG: 0.456 (1,9)	K			F8		1B			1B	3	0	1	0	1	1	1											
Fred McGriff, L OBP: 0.317, SLG: 0.433 (1,3)		F9		G6-3		G4-3			F8	4	0	0	0	0	0	4											
Brian Jordan, R OBP: 0.397, SLG: 0.407 Jolbert Cabrera, R OBP: 0.341, SLG: 0.542 (5, PR) (5, 8)		G6-3			HBP				F8	1	0	0	0	0	0	0											
Adrian Beltré, R OBP: 0.250, SLG: 0.331 (1,5)		F8			K				1B	2	0	1	0	0	0	0											
Mike Kinkade, R OBP: 0.375, SLG: 0.436 (1,7)			F8		P4				L1	4	0	0	0	0	2	3											
Cesar Izturis, S OBP: 0.284, SLG: 0.279 (1,6)			F7		P6					3	0	0	0	0	1	1											
37 Darren Dreifort, R Steve Colyer, L Jason Romano, R Andy Ashby, R Daryle Ward, L Paul Shuey, R (1,1) (4,1) (6, PH) (6,1) (8, PH) (8,1)			K			K			K	1	0	0	0	0	1	0											
Inning Stats	R: 0 E: 0 K: 1 S: 7	H: 0 LOB: 0 BB: 0 P: 9	R: 0 E: 0 K: 0 S: 8	H: 0 LOB: 0 BB: 0 P: 12	R: 0 E: 0 K: 1 S: 6	H: 0 LOB: 0 BB: 0 P: 11	R: 0 E: 0 K: 0 S: 10	H: 1 LOB: 1 BB: 0 P: 17	R: 0 E: 0 K: 1 S: 10	H: 0 LOB: 1 BB: 0 P: 14	R: 0 E: 0 K: 1 S: 8	H: 0 LOB: 0 BB: 0 P: 10	R: 0 E: 0 K: 2 S: 10	H: 0 LOB: 0 BB: 0 P: 14	R: 0 E: 0 K: 0 S: 10	H: 2 LOB: 2 BB: 0 P: 18	1B: 4 2B: 0 3B: 0 HR: 0	SF: 0 SAC: 0 DP: 0 HBP: 1	WP: 0 PB: 0 SB: 0 CS: 0	PA: 33							
PITCHER	IP	WLS	BF	H	R	ER	SO	BB	IBB	HBP	BLK	WP	HR	S	P	ERA	WHIP										
Shawn Chacon, R ERA: 3.36 Vic Darenbourg, L ERA:	(1,1)	8.0	W	28	2	0	7	1	0	1	0	0	0	79	117	0.00	0.375										
(9,1)	1.0	5	2	0	0	0	0	0	0	0	0	0	0	10	18	0.00	2.000										

Los Angeles Dodgers @ Colorado Rockies
Coors Field, Denver, CO
Wed May 28 2003, 7:05 PM MDT
Att: 27,108 - Cloudy - 81 F

AB	31
R	0
H	4
RBI	0
BB	1
SO	7
LOB	10



Batter	1	2	3	4	5	6	7	8	9	AB	R	H	RBI	BB	SO	LOB	BOTTOM										
Ronnie Belliard, R OBP: 0.386, SLG: 0.389 (1,4)	HR	G6-3	L4		P4			F9		5	1	1	0	0	0	2											
Mark Swenney, L OBP: 0.483, SLG: 0.640 Gabe Kapler, R OBP: 0.324, SLG: 0.279 (8,7)	2B	2B	K			1B		P4		3	2	2	2	1	1	1											
17 Todd Helton, L OBP: 0.443, SLG: 0.529 (1,3)	HR	F9		E8		FC3-6		K		1	0	0	0	0	1	2											
Preston Wilson, R OBP: 0.372, SLG: 0.592 (1,8)	G6-4-3	1B		K		F9				4	0	1	0	0	1	3											
Larry Walker, L OBP: 0.442, SLG: 0.497 (1,9)	1B	1B		CS		1B				1	1	1	1	3	0	0											
José Hernández, R OBP: 0.327, SLG: 0.376 (1,6)	BB	BB	2B	K		K				4	1	2	0	0	2	4											
Charles Johnson, R OBP: 0.349, SLG: 0.413 (1,2)	BB		F9		FC5-4			F9		3	0	1	0	1	0	1											
Greg Norton, S OBP: 0.241, SLG: 0.247 (1,5)	BB		1B		FC5-4			F8		3	1	1	1	1	0	1											
Shawn Chacon, R OBP: 0.217, SLG: 0.391 Vic Darenbourg, L ERA: 0.55 (9,1)	K		WP		SH1-4			K		3	0	1	2	0	2	3											
Inning Stats	R: 3 E: 0 K: 1 S: 17	H: 4 LOB: 3 BB: 3 P: 34	R: 1 E: 0 K: 0 S: 10	H: 2 LOB: 2 BB: 1 P: 18	R: 2 E: 0 K: 1 S: 16	H: 3 LOB: 1 BB: 0 P: 28	R: 0 E: 1 K: 2 S: 15	H: 0 LOB: 2 BB: 1 P: 25	R: 0 E: 1 K: 0 S: 4	H: 1 LOB: 1 BB: 0 P: 5	R: 0 E: 0 K: 1 S: 8	H: 0 LOB: 0 BB: 0 P: 13	R: 0 E: 0 K: 1 S: 8	H: 0 LOB: 0 BB: 0 P: 14	R: 0 E: 0 K: 1 S: 8	H: 0 LOB: 0 BB: 0 P: 13	1B: 7 2B: 4 3B: 0 HR: 1	SF: 0 SAC: 1 DP: 2 HBP: 0	WP: 1 PB: 0 SB: 0 CS: 1	PA: 39							
PITCHER	IP	WLS	BF	H	R	ER	SO	BB	IBB	HBP	BLK	WP	HR	S	P	ERA	WHIP										
37 Darren Dreifort, R Steve Colyer, L Andy Ashby, R Paul Shuey, R ERA: 4.03 ERA: 1.53 ERA: 6.59 ERA: 0.55	(1,1)	3.0	L	20	9	6	2	4	0	0	0	0	0	19	30	0.00	1.000										
(4,1)	2.0	8	1	0	0	2	1	0	0	0	0	0	0	16	26	0.00	1.000										
(6,1)	2.0	8	1	0	0	2	1	0	0	0	0	0	0	8	14	0.00	0.000										
(8,1)	1.0	3	0	0	0	1	0	0	0	0	0	0	0	8	14	0.00	0.000										

Los Angeles Dodgers @ Colorado Rockies
Coors Field, Denver, CO
Wed May 28 2003, 7:05 PM MDT
Att: 27,108 - Cloudy - 81 F

AB	32
R	6
H	11
RBI	6
BB	6
SO	7
LOB	17



Batter	1	2	3	4	5	6	7	8	9	AB	R	H	RBI	BB	SO	LOB	TOP		
Alex Cora, L (1.4) OBP: 0.326, SLG: 0.360	2-2 G3	1-0 FC6-4 1B		3-2 G6-3		3-2 G4-3 3B	1-3 K			5	1	2	1	0	1	2			
Adrián Beltré, R (1.5) OBP: 0.295, SLG: 0.341	2-1 1B	1-2 FC6-4 1B		4-2 1B		1-2 G4-3		3-2 E9 G3-1 1B		4	1	2	1	1	0	1			
Shawn Green, L (1.9) OBP: 0.343, SLG: 0.455	2-2 HBP SF7 1B	0-0		0-2 P6		0-0 G4-3		0-3 K		5	1	2	0	0	1	2			
Fred McGriff, L (1.3) OBP: 0.324, SLG: 0.438	0-0 HBP 1B	3-3 K		1-1 1B		3-1 1B		1-1 G3-1		5	0	3	1	0	1	3			
Mike Kinkade, R (1.7) OBP: 0.391, SLG: 0.431	2-2 HBP		0-0 F9	0-0 F7			1-1 1B	1-0 FC6-3 HBP		3	1	1	0	0	0	2			
Jolbert Cabrera, R (1.8) OBP: 0.333, SLG: 0.520	0-0 SF7		4-2 S BB		1-0 G6-3		0-0 L9	0-0 FC6-3		3	0	0	1	1	0	3			
Eric Gagne, R (8.1)	3-H K		3-3 SAFE SAFE SAFE SAFE SAFE SAFE SAFE SAFE	1-2 K	2-3 K	2-3 K	0-0 F9	0-1 P3		5	0	0	0	0	3	4			
David Ross, R (1.2) OBP: 0.278, SLG: 0.438			0-2 SH1-4 1B	4-0 IBB	0-0 3B	1-2 1B	1-0 1B	2-3 K		4	1	3	0	1	1	0			
Cesar Izturis, S (1.6) OBP: 0.297, SLG: 0.306			0-1 SH1-4	0-1 G6-3	2-3 K	0-1 1B	0-1 L8			1	0	0	0	0	0	2			
Odalis Perez, L (1.1)										1	0	0	0	0	0	2			
Guillermo Mota, R (4.1) OBP: 0.250, SLG: 0.250										1	0	0	0	0	1	1			
Bubba Crosby, L (7. PH) OBP: 1.000, SLG: 1.000										1	0	1	1	0	0	0			
Paul Quantrill, L (7.1)										0	0	0	0	0	0	0			
Jason Romano, R (8.8) OBP: 0.071, SLG: 0.071			2-3			1-2 2-H 1B				1	0	0	0	0	0	0			
Inning Stats	R: 2 E: 0 K: 1 S: 16	H: 3 LOB: 2 BB: 0 P: 26	R: 1 E: 0 K: 1 S: 15	H: 3 LOB: 2 BB: 0 P: 20	R: 0 E: 0 K: 1 S: 9	H: 0 LOB: 2 BB: 1 P: 20	R: 0 E: 0 K: 0 S: 12	H: 1 LOB: 1 BB: 0 P: 14	R: 1 E: 0 K: 0 S: 12	H: 2 LOB: 1 BB: 0 P: 19	R: 1 E: 0 K: 1 S: 10	H: 3 LOB: 2 BB: 0 P: 13	R: 0 E: 1 K: 1 S: 9	H: 1 LOB: 0 BB: 0 P: 14	R: 0 E: 0 K: 1 S: 8	H: 0 LOB: 0 BB: 0 P: 10	1B: 10 2B: 2 3B: 2 HR: 0	SF: 1 SAC: 1 DP: 0 HBP: 2	WP: 0 PA: 45 PB: 0 SB: 1 CS: 0
PITCHER	IP WLS BF H R ER SO BB IBB HBP BLK WP HR S P ERA WHIP																		
Scott Elarton, R (1.1) ERA: 4.91	5.0 W 27 8 3 3 5 2 1 1 0 0 0 61 100 5.40 2.000																		
40 Brian Fuentes, L (6.1) ERA: 3.91	1.0 4 2 1 1 0 0 0 0 0 0 0 12 19 9.00 2.000																		
Todd Jones, R (7.1) ERA: 8.54	1.0 6 3 1 1 0 0 0 0 0 0 0 10 13 9.00 3.000																		
Javier López, L (8.1) ERA: 0.87	1.0 5 1 0 0 1 0 0 1 0 0 0 9 14 0.00 1.000																		
Steve Reed, R (9.1) ERA: 5.51	1.0 3 0 0 0 1 0 0 0 0 0 0 8 10 0.00 0.000																		

Los Angeles Dodgers @ Colorado Rockies
Coors Field, Denver, CO
Thu May 29 2003, 1:05 PM MDT
Att: 27,007 - Sunny - 92 F

AB	38
R	5
H	14
RBI	5
BB	3
SO	8
LOB	20



Batter	1	2	3	4	5	6	7	8	9	AB	R	H	RBI	BB	SO	LOB	BOTTOM		
Ronnie Belliard, R (1.4) OBP: 0.401, SLG: 0.417	1-2 FC6-4 1B		0-1 G4-3 17 1B	1-2 HR 1B	1-0 3B 1B			1-2 17 HR 2B		5	4	5	0	0	0	0			
Jay Payton, R (1.7) OBP: 0.361, SLG: 0.477	0-2 FC6-4 17 HR		0-0 G4-3	1-0 HR	1-2 3B			0-2 G5-3		5	2	2	3	0	0	3			
17 Todd Helton, L (1.3) OBP: 0.450, SLG: 0.582	1-2 HR		0-1 1B E	3-2 HR	1-2 G4-3			1-0 HR		5	4	4	6	0	0	1			
Preston Wilson, R (1.8) OBP: 0.364, SLG: 0.578	2-3 K		0-3 K	1-3 K		1-3 K		0-0 G1-3		5	0	0	0	0	4	1			
José Hernández, R (1.6) OBP: 0.324, SLG: 0.372	2-0 G6-3		0-0 E 1B	1-0 G1-3		1-2 K		3-3 K		5	1	1	0	0	2	0			
Chris Stynes, R (1.5) OBP: 0.364, SLG: 0.433		0-1 G5-4-3 1B	2-1 E7 2B	1-1 1B		0-0 P6				4	1	3	2	0	0	0			
Bobby Estalella, R (1.2) OBP: 0.282, SLG: 0.438		0-1 G5-4-3	1-0 2B	3-3 K			0-2 P3			4	0	1	1	0	1	2			
Gabe Kapler, R (1.9) OBP: 0.319, SLG: 0.266		2-2 E5	4-0 IBB		0-3 K		1-1 G4-3			3	0	0	0	1	1	0			
Scott Elarton, R (1.1) ERA: 4.34		0-2 G4-3	2-2 G3		0-3 K		2-3 K			3	0	0	0	0	1	3			
40 Brian Fuentes, L (6.1) ERA: 3.91										0	0	0	0	0	0	0			
Todd Jones, L (7.1) ERA: 8.54										0	0	0	0	0	0	0			
Greg Norton, S (7. PH) OBP: 1.000, SLG: 1.000										1	0	0	0	0	1	0			
Javier López, L (8.1) ERA: 0.87										0	0	0	0	0	0	0			
Steve Reed, R (9.1) ERA: 5.51										0	0	0	0	0	0	0			
Inning Stats	R: 2 E: 0 K: 1 S: 16	H: 2 LOB: 0 BB: 0 P: 22	R: 0 E: 1 K: 0 S: 11	H: 1 LOB: 1 BB: 0 P: 13	R: 4 E: 1 K: 1 S: 17	H: 5 LOB: 2 BB: 1 P: 26	R: 3 E: 0 K: 2 S: 19	H: 4 LOB: 1 BB: 0 P: 30	R: 1 E: 0 K: 2 S: 15	H: 2 LOB: 1 BB: 0 P: 18	R: 0 E: 0 K: 2 S: 7	H: 0 LOB: 0 BB: 0 P: 9	R: 0 E: 0 K: 1 S: 8	H: 0 LOB: 0 BB: 0 P: 11	R: 2 E: 0 K: 1 S: 15	H: 2 LOB: 0 BB: 0 P: 20	1B: 8 2B: 3 3B: 1 HR: 4	SF: 0 SAC: 0 DP: 1 HBP: 0	WP: 0 PA: 41 PB: 0 SB: 0 CS: 0
PITCHER	IP WLS BF H R ER SO BB IBB HBP BLK WP HR S P ERA WHIP																		
Odalis Perez, L (1.1) ERA: 4.34	3.0 L 21 3 1 1 6 0 0 0 0 0 0 31 42 3.00 1.000																		
Guillermo Mota, R (4.1) ERA: 1.5	1.0 3 0 0 0 1 0 0 0 0 0 0 8 11 0.00 0.000																		
Paul Quantrill, R (7.1) ERA: 1.59	1.0 5 2 2 2 1 0 0 0 0 0 1 15 20 18.00 2.000																		
Eric Gagne, R (8.1) ERA: 2.42																			

Los Angeles Dodgers @ Colorado Rockies
Coors Field, Denver, CO
Thu May 29 2003, 1:05 PM MDT
Att: 27,007 - Sunny - 92 F

AB	40
R	12
H	16
RBI	12
BB	1
SO	10
LOB	10



Batter	1	2	3	4	5	6	7	8	9	AB	R	H	RBI	BB	SO	LOB	TOP								
Eric Young Sr. R (1,4) OBP: 0.354, SLG: 0.432	2-1 HR		3-2 G1-3			1-2 E 1B		0-2 E7 1B		4	2	3	1	0	0	0	Milwaukee Brewers @ Los Angeles Dodgers Dodger Stadium, Los Angeles, CA Fri May 30 2003, 7:10 PM PDT Att: 32,452 - Cloudy - 66 F								
Scott Podsednik L (1,8) OBP: 0.365, SLG: 0.426	1-3 K			2-2 G4-3		1-1 E8 HR 1B		1-1 E S 1B		4	1	2	1	0	1	0									
Richie Sexson R (1,3) OBP: 0.370, SLG: 0.524	0-0 F9			0-2 G5-3		0-1 HR		1-1 L7		4	1	1	2	0	0	1									
Geoff Jenkins L (1,7) OBP: 0.335, SLG: 0.511	0-2 F7			1-1 G4-3		0-3 K			0-3 K	4	0	0	0	0	2	0									
Brady Clark R (1,9) OBP: 0.313, SLG: 0.383		3-2 G6-3			0-0 G1		1-2 G5-3		2-1 G4-3	4	0	0	0	0	0	0									
Wes Helms R (1,5) OBP: 0.322, SLG: 0.401		1-3 K			2-3 K		0-1 P3		1-0 L9	4	0	0	0	0	2	0									
Keith Osik R (1,2) OBP: 0.333, SLG: 0.224					0-0 G4-3		3-3 K			3	0	0	0	0	2	0									
Royce Clayton R (1,6) OBP: 0.281, SLG: 0.328			1-3 K			0-1 G4-3		2-0 G5-3		3	0	0	0	0	1	0									
15 Ben Sheets R (1,1) OBP: 0.067, SLG: 0.067			0-3 K			0-0 G3		1-0 E 1B		2	0	0	0	0	1	0									
John Vander Wal L (8,PH) OBP: 0.373, SLG: 0.468										1	0	1	0	0	0	0									
Enrique Cruz R (6,PR) OBP: 0.241, SLG: 0.192										0	0	1	0	0	0	0									
Leo Estrella R (8,1)										0	0	0	0	0	0	0									
Mike DeJean R (9,1)										0	0	0	0	0	0	0									
Inning Stats	R: 1 H: 1 E: 0 K: 1 S: 9	L: 1 LOB: 0 BB: 0 P: 12	R: 0 H: 0 E: 0 K: 2 S: 10	L: 0 LOB: 0 BB: 0 P: 14	R: 0 H: 0 E: 0 K: 2 S: 9	L: 0 LOB: 0 BB: 0 P: 13	R: 0 H: 0 E: 0 K: 0 S: 9	L: 0 LOB: 0 BB: 0 P: 12	R: 0 H: 0 E: 0 K: 1 S: 5	L: 0 LOB: 0 BB: 0 P: 7	R: 3 H: 3 E: 1 K: 1 S: 14	L: 3 LOB: 0 BB: 0 P: 15	R: 0 H: 0 E: 0 K: 1 S: 10	L: 0 LOB: 0 BB: 0 P: 14	R: 1 H: 3 E: 1 K: 0 S: 9	L: 3 LOB: 2 BB: 0 P: 14		R: 0 H: 0 E: 0 K: 1 S: 6	L: 0 LOB: 0 BB: 0 P: 9	1B: 5 2B: 0 3B: 0 HR: 2	SF: 0 SAC: 0 DP: 0 HBP: 0	WP: 0 PB: 0 SB: 2 CS: 0	PA: 33		
PITCHER	IP	WLS	BF	H	R	ER	SO	BB	IBB	HBP	BLK	WP	HR	S	P	ERA		WHIP							
Hideo Nomo R (1,1) ERA: 2.9	7.0	L	25	4	4	4	8	0	0	0	0	0	2	66	87	5.14	0.571								
Paul Shuey R (8,1) ERA: 1.04	1.0		5	3	1	1	0	0	0	0	0	0	0	9	14	9.00	3.000								
Tom Martin L (9,1) ERA: 2.81	1.0		3	0	0	0	1	0	0	0	0	0	0	6	9	0.00	0.000								

AB	33
R	5
H	7
RBI	4
BB	0
SO	9
LOB	1



Batter	1	2	3	4	5	6	7	8	9	AB	R	H	RBI	BB	SO	LOB	BOTTOM									
Alex Cora L (1,4) OBP: 0.319, SLG: 0.352	0-3 K		0-1 F7		1-2 FC5-4			3-2 P5		4	0	0	0	0	1	1	Milwaukee Brewers @ Los Angeles Dodgers Dodger Stadium, Los Angeles, CA Fri May 30 2003, 7:10 PM PDT Att: 32,452 - Cloudy - 66 F									
Adrián Beltré R (1,5) OBP: 0.259, SLG: 0.345	1-2 F9 2B		0-3 K			2-2 G6-3		0-0 G5-3		4	0	1	0	0	1	0										
Shawn Green L (1,9) OBP: 0.342, SLG: 0.455	2-2 F9		0-0 G3-1			1-1 G6-3		1-0 K		4	0	1	0	0	0	1										
Fred McGriff L (1,3) OBP: 0.322, SLG: 0.439	1-3 K			1-1 F9		0-0 2B		2-2 G4-3		4	1	1	0	0	1	2										
Paul Lo Duca R (1,2) OBP: 0.386, SLG: 0.447		1-1 HR 1B		0-2 F9		0-1 2B		1-2 F7		4	1	2	1	0	0	0										
Jolbert Cabrera R (1,8) OBP: 0.330, SLG: 0.544		2-0 HR		1-2 G1-3		0-0 G5-3		0-3 K2-3		4	1	1	2	0	1	1										
Bubba Crosby L (1,7) OBP: 0.200, SLG: 0.200		0-0 G4-3			0-3 K		0-3 K		0-1 G1-3	4	0	0	0	0	2	0										
Cesar Izturis S (1,6) OBP: 0.293, SLG: 0.301		0-3 K			0-1 G5-3		2-1 G4-3			3	0	0	0	0	1	0										
Hideo Nomo R (1,1) OBP: 0.179, SLG: 0.115		0-2 G1-3			4-2 FC5-4 BB		0-3 K			1	0	0	0	1	0	0										
Mike Kinkade R (7,PH) OBP: 0.386, SLG: 0.424										1	0	0	0	0	1	0										
Paul Shuey R (8,1)										0	0	0	0	0	0	0										
Tom Martin L (9,1)										0	0	0	0	0	0	0										
Inning Stats	R: 0 H: 1 E: 0 K: 2 S: 18	L: 1 LOB: 0 BB: 0 P: 22	R: 2 H: 2 E: 0 K: 1 S: 10	L: 2 LOB: 0 BB: 0 P: 13	R: 0 H: 0 E: 0 K: 1 S: 7	L: 0 LOB: 0 BB: 0 P: 7	R: 0 H: 0 E: 0 K: 0 S: 8	L: 0 LOB: 0 BB: 0 P: 10	R: 0 H: 2 E: 0 K: 2 S: 9	L: 1 LOB: 1 BB: 0 P: 12	R: 0 H: 0 E: 0 K: 2 S: 8	L: 0 LOB: 0 BB: 0 P: 10	R: 0 H: 1 E: 0 K: 0 S: 9	L: 1 LOB: 1 BB: 0 P: 15	R: 0 H: 0 E: 0 K: 1 S: 10	L: 0 LOB: 0 BB: 0 P: 11		1B: 1 2B: 4 3B: 0 HR: 1	SF: 0 SAC: 0 DP: 0 HBP: 0	WP: 0 PB: 0 SB: 0 CS: 0	PA: 34					
PITCHER	IP	WLS	BF	H	R	ER	SO	BB	IBB	HBP	BLK	WP	HR	S	P	ERA		WHIP								
15 Ben Sheets R (1,1) ERA: 4.52	7.0	W	27	5	3	3	7	1	0	0	0	0	1	70	89	3.86		0.857								
Leo Estrella R (8,1) ERA: 1.1	1.0	H	4	1	0	0	0	0	0	0	0	0	0	9	15	0.00	1.000									
Mike DeJean R (9,1) ERA: 3.95	1.0	S	3	0	0	0	1	0	0	0	0	0	0	10	11	0.00	0.000									

AB	33
R	3
H	6
RBI	3
BB	1
SO	8
LOB	5



Batter	1	2	3	4	5	6	7	8	9	AB	R	H	RBI	BB	SO	LOB	TOP				
Eric Young Sr. R OBP: 0.347, SLG: 0.422 (1, 4)	G6-3		G1-6-3		G3			G6-3		4	0	0	0	0	0	3	Milwaukee Brewers @ Los Angeles Dodgers Dodger Stadium, Los Angeles, CA Sat May 31 2003, 7:10 PM PDT Att: 35,520 - Sunny - 65 F				
Scott Podsednik L OBP: 0.369, SLG: 0.429 (1, 8)	PB 1B		K					G6-3		4	0	2	0	0	1	0					
Richie Sexson R OBP: 0.364, SLG: 0.514 (1, 3)	F9				K			G5-3		4	0	0	0	0	2	2					
Geoff Jenkins L OBP: 0.333, SLG: 0.503 (1, 7)	K				G6-3			K		3	0	0	0	1	2	2					
Brady Clark R OBP: 0.296, SLG: 0.359 (1, 9)		G6-3			G5-3			G3 BB		4	0	0	0	0	0	2					
Wes Helms R OBP: 0.320, SLG: 0.403 (1, 5)		K2-3						G6-3		4	0	1	0	0	2	1					
Eddie Pérez R OBP: 0.321, SLG: 0.443 (1, 2)					FC4-5 2B			G5-4-3 1B		3	0	2	0	0	0	1					
Royce Clayton R OBP: 0.277, SLG: 0.322 (1, 6)					E4			G5-4-3 1-2		3	0	0	0	0	0	3					
Ruben Quevedo R OBP: 0.143, SLG: 0.143 Brooks Kieschnick L OBP: 0.417, SLG: 0.667 Curt Leskanic R (8, 1)					G1-6-3 1B			G6-3		2	0	1	0	0	1	2					
Inning Stats	R: 0 E: 0 K: 1 S: 12	H: 1 LOB: 1 BB: 0 P: 21	R: 0 E: 0 K: 1 S: 11	H: 1 LOB: 1 BB: 0 P: 14	R: 0 E: 0 K: 1 S: 6	H: 1 LOB: 0 BB: 0 P: 9	R: 0 E: 0 K: 1 S: 7	H: 0 LOB: 0 BB: 0 P: 11	R: 0 E: 1 K: 1 S: 11	H: 1 LOB: 2 BB: 0 P: 13	R: 0 E: 0 K: 0 S: 8	H: 1 LOB: 1 BB: 0 P: 11	R: 0 E: 0 K: 0 S: 5	H: 0 LOB: 0 BB: 0 P: 10	R: 0 E: 0 K: 2 S: 9	H: 0 LOB: 1 BB: 1 P: 18	1B: 5 2B: 1 3B: 0 HR: 0	SF: 0 SAC: 0 DP: 2 HBP: 0	WP: 0 PB: 1 SB: 0 CS: 0	PA: 33	
PITCHER	IP	WLS	BF	H	R	ER	SO	BB	IBB	HBP	BLK	WP	HR	S	P	ERA	WHIP				
Kevin Brown R ERA: 2.02 Eric Gagne R ERA: 2.33	(1, 1)	8.0	W	29	6	0	6	0	0	0	0	0	0	67	99	0.00	0.750				
Eric Gagne R ERA: 2.33	(9, 1)	1.0	S	4	0	0	2	1	0	0	0	0	0	9	18	0.00	1.000				

Batter	1	2	3	4	5	6	7	8	9	AB	R	H	RBI	BB	SO	LOB	BOTTOM				
Alex Cora L OBP: 0.313, SLG: 0.344 (1, 4)	L9		G1-3		F7			G3		4	0	0	0	0	0	1	Milwaukee Brewers @ Los Angeles Dodgers Dodger Stadium, Los Angeles, CA Sat May 31 2003, 7:10 PM PDT Att: 35,520 - Sunny - 65 F				
Paul Lo Duca R OBP: 0.383, SLG: 0.443 (1, 2)	L9		G5-3		G6-3			G1 1B		4	0	1	1	0	0	0					
Shawn Green L OBP: 0.345, SLG: 0.458 (1, 9)	1B BB		HR 2B		G1-3			G1 1-2		3	1	1	0	1	0	1					
Fred McGriff L OBP: 0.335, SLG: 0.461 (1, 3)	1-3 1B		2H HR					G4-6-3 1B BB		2	1	2	2	2	0	0					
Brian Jordan R OBP: 0.393, SLG: 0.403 (1, 7)	F9		K					G4-6-3 1B		4	0	1	0	0	2	4					
Jolbert Cabrera R OBP: 0.326, SLG: 0.542 (1, 8)			K		P4			F9 2B		4	0	1	0	0	1	2					
Adrian Beltré R OBP: 0.269, SLG: 0.350 (1, 5)			S 1B		1B			L6		3	0	2	0	1	0	1					
Cesar Izturis S OBP: 0.287, SLG: 0.295 (1, 6)			K		F7			F9		4	0	0	0	0	1	5					
Kevin Brown R OBP: 0.179, SLG: 0.259 Bubba Crosby L OBP: 0.167, SLG: 0.167 Eric Gagne R (9, 1)			K		K			G3 1B 2B		3	1	1	0	0	2	2					
Inning Stats	R: 0 E: 0 K: 0 S: 10	H: 1 LOB: 2 BB: 1 P: 19	R: 0 E: 0 K: 3 S: 13	H: 1 LOB: 0 BB: 0 P: 19	R: 2 E: 0 K: 1 S: 14	H: 2 LOB: 0 BB: 0 P: 22	R: 0 E: 0 K: 1 S: 11	H: 1 LOB: 1 BB: 0 P: 14	R: 0 E: 0 K: 0 S: 4	H: 0 LOB: 0 BB: 0 P: 5	R: 0 E: 0 K: 0 S: 11	H: 1 LOB: 2 BB: 2 P: 22	R: 1 E: 0 K: 1 S: 7	H: 2 LOB: 2 BB: 1 P: 15	R: 0 E: 0 K: 0 S: 9	H: 1 LOB: 1 BB: 0 P: 16	1B: 5 2B: 3 3B: 0 HR: 1	SF: 0 SAC: 0 DP: 1 HBP: 0	WP: 0 PB: 0 SB: 1 CS: 0	PA: 36	
PITCHER	IP	WLS	BF	H	R	ER	SO	BB	IBB	HBP	BLK	WP	HR	S	P	ERA	WHIP				
Ruben Quevedo R ERA: 4.74 Brooks Kieschnick R ERA: 4.91 Curt Leskanic R ERA: 3.66	(1, 1)	6.0	L	26	6	2	5	3	0	0	0	0	0	63	101	3.00	1.500				
Brooks Kieschnick R ERA: 4.91	(7, 1)	1.0		6	2	1	1	0	1	0	0	0	0	7	15	9.00	2.000				
Curt Leskanic R ERA: 3.66	(8, 1)	1.0		4	1	0	0	0	0	0	0	0	0	9	16	0.00	1.000				



Batter	1	2	3	4	5	6	7	8	9	AB	R	H	RBI	BB	SO	LOB	TOP										
Scott Podsednik, L (1, 8) OBP: 0.363, SLG: 0.415	G4-3		K			G3-1			K	4	1	0	0	0	2	1	Milwaukee Brewers @ Los Angeles Dodgers Dodger Stadium, Los Angeles, CA Sun Jun 01 2003, 1:10 PM PDT Att: 35,611 - Cloudy - 75 F										
Keith Ginter, R (1, 4) OBP: 0.366, SLG: 0.299	G6-4-3 BB		K				G1-3		K	4	1	1	0	1	2	0											
Richie Sexson, R (1, 3) OBP: 0.362, SLG: 0.526	G6-4-3 1-2		K			SF9				3	1	1	2	0	1	1											
Geoff Jenkins, L (1, 7) OBP: 0.327, SLG: 0.492		G4-3			K	K			K	4	0	0	0	0	3	1											
Brady Clark, R (1, 9) OBP: 0.293, SLG: 0.353		P3			F9				G4-3	4	0	1	1	0	0	0											
Wes Helms, R (1, 5) OBP: 0.324, SLG: 0.419					BB	1B			G4-3	3	1	1	1	1	1	1											
Keith Osik, R (1, 2) OBP: 0.341, SLG: 0.239					1B				G6-3	4	0	2	0	0	1	0											
Royce Clayton, R (1, 6) OBP: 0.282, SLG: 0.322					1B				F8	3	0	1	0	1	1	0											
Wayne Franklin, L (1, 1) OBP: 0.125, SLG: 0.125 Jayson Durocher, R (8, 1) OBP: 0.296, SLG: 0.296 Valerio De Los Santos, L (8, 1) Leo Estrella, R (8, 1) Eric Young Sr., R (8, PH) OBP: 0.342, SLG: 0.420 Mike DeJean, R (9, 1)					K				G6-3	3	0	1	0	0	2	5	Brewers										
										0	0	0	0	0	0	0											
Inning Stats	R: 0 E: 0 K: 0 S: 12	H: 0 LOB: 0 BB: 1 P: 18	R: 1 E: 0 K: 1 S: 19	H: 3 LOB: 2 BB: 0 P: 30	R: 0 E: 0 K: 3 S: 12	H: 0 LOB: 0 BB: 0 P: 19	R: 0 E: 0 K: 2 S: 16	H: 1 LOB: 3 BB: 2 P: 27	R: 2 E: 0 K: 2 S: 15	H: 2 LOB: 1 BB: 0 P: 28	R: 0 E: 0 K: 1 S: 11	H: 1 LOB: 1 BB: 0 P: 17	R: 1 E: 0 K: 1 S: 10	H: 1 LOB: 0 BB: 0 P: 15	R: 0 E: 0 K: 0 S: 7	H: 0 LOB: 0 BB: 0 P: 10	R: 0 E: 0 K: 2 S: 9	H: 0 LOB: 0 BB: 0 P: 14	1B: 6 2B: 0 3B: 0 HR: 2	SF: 1 SAC: 0 DP: 1 HBP: 1	WP: 0 PB: 0 SB: 1 CS: 0	PA: 38					
PITCHER	IP	WLS	BF	H	R	ER	SO	BB	IBB	HBP	BLK	WP	HR	S	P	ERA	WHIP										
Kaz Ishii, L (1, 1) ERA: 3.21	5.0		24	6	3	3	8	3	0	1	0	0	1	74	122	5.40	1.800										
Guillermo Mota, R (6, 1) ERA: 1.77	2.0	L	8	2	1	1	3	0	0	0	0	0	1	21	32	4.50	1.000										
Paul Quantrill, R (8, 1) ERA: 1.52	1.0		3	0	0	0	0	0	0	0	0	0	0	7	10	0.00	0.000										
Eric Gagne, R (9, 1) ERA: 2.25	1.0		3	0	0	0	2	0	0	0	0	0	0	9	14	0.00	0.000										

Batter	1	2	3	4	5	6	7	8	9	AB	R	H	RBI	BB	SO	LOB	BOTTOM										
Dave Roberts, L (1, 8) OBP: 0.346, SLG: 0.341	G3-1			F7	G1-3			SH1-3		3	0	0	0	0	0	1	Milwaukee Brewers @ Los Angeles Dodgers Dodger Stadium, Los Angeles, CA Sun Jun 01 2003, 1:10 PM PDT Att: 35,611 - Cloudy - 75 F										
Paul Lo Duca, R (1, 2) OBP: 0.390, SLG: 0.446	K			HR	1B		G5-3 1B			3	1	2	0	1	1	0											
Shawn Green, L (1, 9) OBP: 0.339, SLG: 0.450	P3			K			G5-3			4	0	0	0	0	1	4											
Brian Jordan, R (1, 7) OBP: 0.390, SLG: 0.418		K			HR		K		F9	4	1	1	2	0	2	3											
Ron Coomer, R (1, 3) OBP: 0.292, SLG: 0.279		F9			G6-3				F8	4	0	0	0	0	1	1											
Jolbert Cabrera, R (1, 4) OBP: 0.337, SLG: 0.553 Fred McGriff, L (8, PH) OBP: 0.333, SLG: 0.458		P3					1B		CS	2	1	1	0	0	0	0											
Adrian Beltré, R (1, 5) OBP: 0.279, SLG: 0.355					G6-4-3 1B				HBP	1	0	0	0	0	1	0											
Cesar Izturis, S (1, 6) OBP: 0.283, SLG: 0.290 Bubba Crosby, L (8, PH) OBP: 0.143, SLG: 0.143					G6-4-3				BB	3	0	0	0	0	0	2											
Kaz Ishii, L (1, 1) Jason Romano, R (8, PH) OBP: 0.097, SLG: 0.097 Guillermo Mota, R (8, 1) OBP: 0.296, SLG: 0.296 Paul Quantrill, L (8, 1) Mike Kinkade, R (8, PH) OBP: 0.342, SLG: 0.424 Eric Gagne, R (9, 1)					K				SH1-3 HBP	1	0	0	0	0	1	0	Dodgers										
										0	0	0	0	0	0	0											
Inning Stats	R: 0 E: 0 K: 1 S: 11	H: 0 LOB: 0 BB: 0 P: 16	R: 0 E: 0 K: 1 S: 11	H: 0 LOB: 0 BB: 0 P: 17	R: 0 E: 0 K: 1 S: 6	H: 1 LOB: 0 BB: 0 P: 10	R: 2 E: 0 K: 1 S: 14	H: 2 LOB: 0 BB: 0 P: 25	R: 1 E: 0 K: 0 S: 15	H: 2 LOB: 1 BB: 0 P: 21	R: 0 E: 0 K: 1 S: 7	H: 1 LOB: 1 BB: 0 P: 10	R: 0 E: 0 K: 1 S: 7	H: 0 LOB: 0 BB: 0 P: 13	R: 0 E: 0 K: 0 S: 11	H: 0 LOB: 2 BB: 1 P: 20	R: 0 E: 0 K: 2 S: 10	H: 0 LOB: 1 BB: 1 P: 20	1B: 4 2B: 1 3B: 0 HR: 1	SF: 0 SAC: 1 DP: 1 HBP: 2	WP: 0 PB: 0 SB: 0 CS: 1	PA: 35					
PITCHER	IP	WLS	BF	H	R	ER	SO	BB	IBB	HBP	BLK	WP	HR	S	P	ERA	WHIP										
Wayne Franklin, L (1, 1) ERA: 5.27	5.1		21	6	3	3	4	0	0	0	0	0	1	59	92	5.06	1.125										
Jayson Durocher, R (8, 1) ERA: 3.38	1.2	W	5	0	0	0	2	0	0	1	0	0	0	12	20	0.00	0.000										
Valerio De Los Santos, L (8, 1) ERA: 4.5	0.2	H	4	0	0	0	0	1	0	1	0	0	0	8	15	0.00	1.500										
Leo Estrella, R (8, 1) ERA: 1.08	0.1	H	1	0	0	0	0	0	0	0	0	0	0	3	5	0.00	0.000										
Mike DeJean, R (9, 1) ERA: 3.81	1.0	S	4	0	0	0	2	1	0	0	0	0	0	10	20	0.00	1.000										

Batter	1	2	3	4	5	6	7	8	9	AB	R	H	RBI	BB	SO	LOB	TOP								
Desi Relaford, S OBP: 0.355, SLG: 0.424	1-1 G5-3		3-3 K			2-2 1B 29 G4-3	1-1 G1-3			4	1	1	0	0	1	0	Kansas City Royals @ Los Angeles Dodgers Dodger Stadium, Los Angeles, CA Tue Jun 03 2003, 7:10 PM PDT Att: 26,409 - Cloudy - 68 F								
Joe Randa, R OBP: 0.300, SLG: 0.414	1-1 2B		1-1 G1-3			1-0 1B 29 G4-3	1-0 2B			4	1	3	0	0	0	0									
29 Mike Sweeney, R OBP: 0.423, SLG: 0.506	0-3 K			3-3 K		2-2 G4-3	0-0 G5-3			4	0	0	1	0	2	3									
Raul Ibanez, L OBP: 0.349, SLG: 0.478	3-2 P6			1-1 G4-3		1-2 3-H 0-2 G5-3	0-2 2B			4	0	1	1	0	0	2									
Carlos Beltrán, S OBP: 0.375, SLG: 0.486		1-2 L9		0-2 F7		0-0 G5-3	4-0 IBB			3	0	0	0	1	0	1									
Michael Tucker, L OBP: 0.314, SLG: 0.448		0-2 2B			3-3 K	1-3 K2-3	1-3 K			4	0	1	0	0	3	3									
4 Angel Berroa, R OBP: 0.320, SLG: 0.391		0-3 K2-3			0-1 1B		1-0 HR			4	1	2	1	0	2	1									
Brent Mayne, L OBP: 0.301, SLG: 0.366		1-1 G4-3			1-3 K		0-0 F7			4	0	0	0	0	1	2									
Jeremy Affeldt, L Jason Gilfillan, R Mendy López, R Sean Lowe, R Aaron Guiel, L D.J. Carrasco, R			0-1 G1-3		1-1 G1-3		1-0 F7		2-3 K	2	0	0	0	0	0	1									
Inning Stats	R: 0 E: 0 K: 1 S: 13	H: 1 LOB: 1 BB: 0 P: 18	R: 0 E: 0 K: 1 S: 14	H: 1 LOB: 1 BB: 0 P: 16	R: 0 E: 0 K: 1 S: 7	H: 0 LOB: 0 BB: 0 P: 11	R: 0 E: 0 K: 1 S: 8	H: 0 LOB: 0 BB: 0 P: 12	R: 0 E: 0 K: 2 S: 15	H: 1 LOB: 1 BB: 0 P: 20	R: 2 E: 0 K: 1 S: 15	H: 3 LOB: 1 BB: 0 P: 21	R: 1 E: 0 K: 0 S: 5	H: 1 LOB: 2 BB: 1 P: 8	R: 0 E: 0 K: 1 S: 9	H: 1 LOB: 2 BB: 1 P: 15	R: 0 E: 0 K: 2 S: 9	H: 0 LOB: 0 BB: 0 P: 12	1B: 3 2B: 4 3B: 0 HR: 1	SF: 0 SAC: 0 DP: 0 HBP: 0	WP: 0 PB: 0 SB: 1 CS: 0	PA: 36			
PITCHER	IP	WLS	BF	H	R	ER	SO	BB	IBB	HBP	BLK	WP	HR	S	P	ERA	WHIP								
Odalis Perez, L ERA: 4.29	7.0		28	7	3	3	7	0	0	0	0	0	1	77	106	3.86	1.000								
Paul Shuey, R ERA: 1.02	0.1		2	1	0	0	0	0	0	0	0	0	0	2	3	0.00	3.000								
Tom Martin, L ERA: 2.7	0.2		3	0	0	0	1	0	1	0	0	0	0	7	12	0.00	0.000								
Eric Gagne, R ERA: 2.17	1.0	W	3	0	0	0	2	0	0	0	0	0	0	9	12	0.00	0.000								

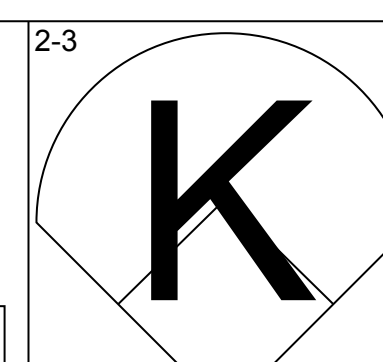
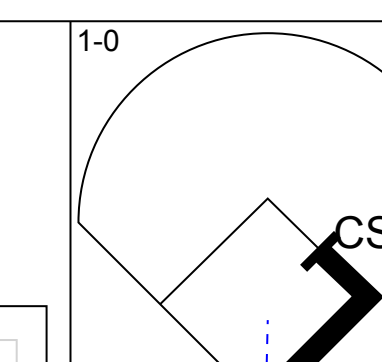
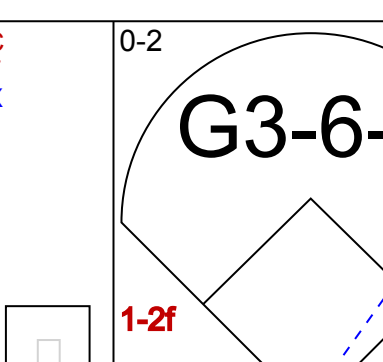
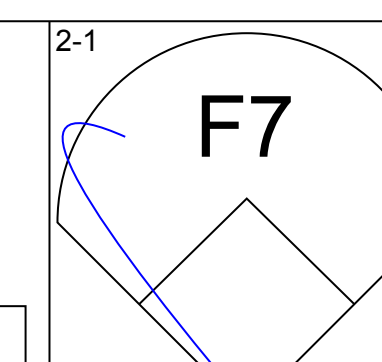
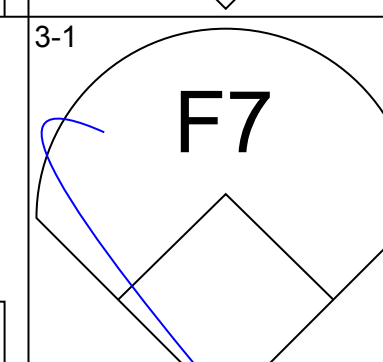
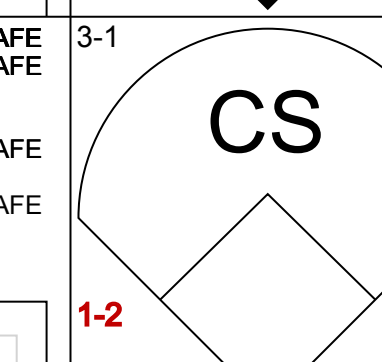
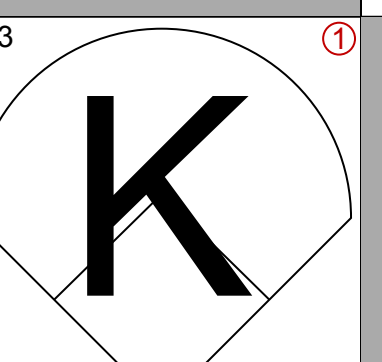
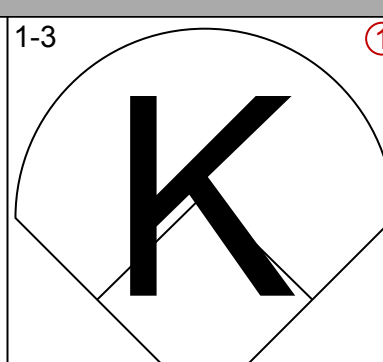
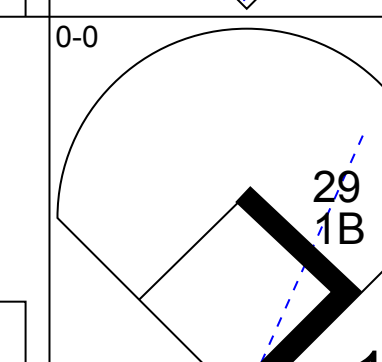
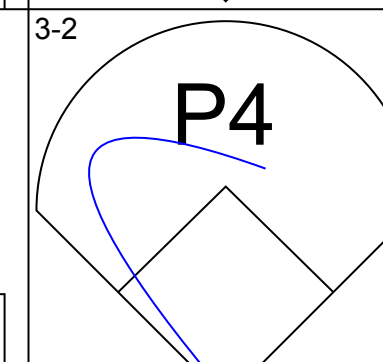
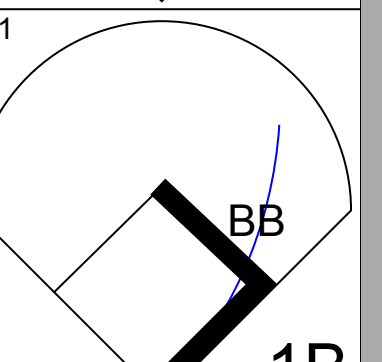
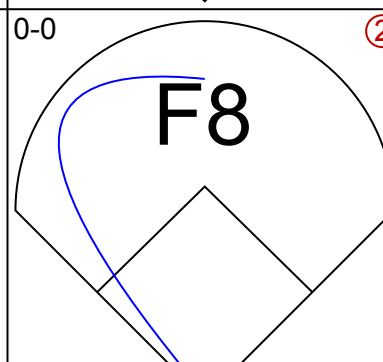
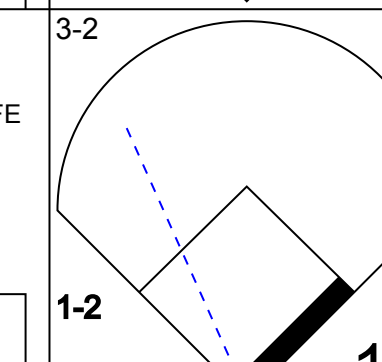
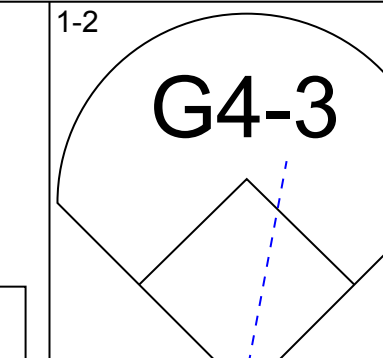
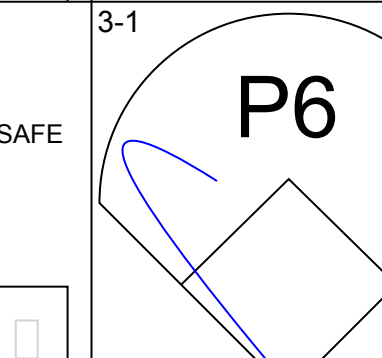
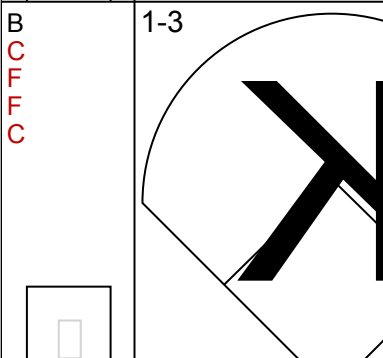
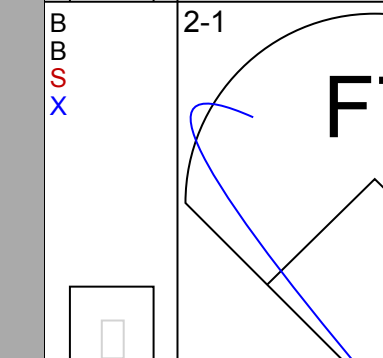
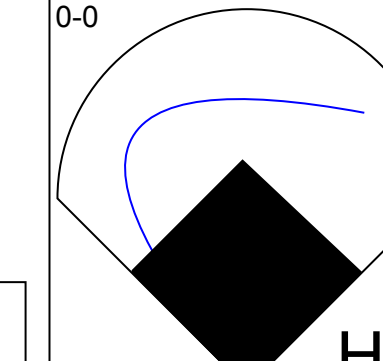
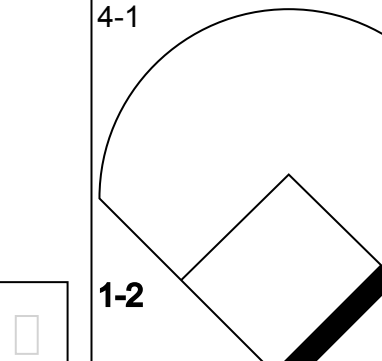

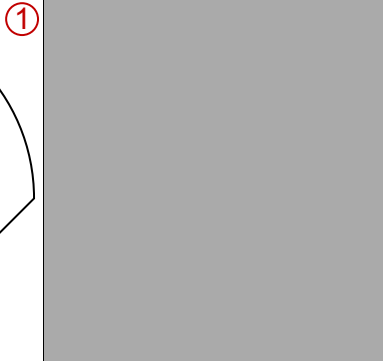
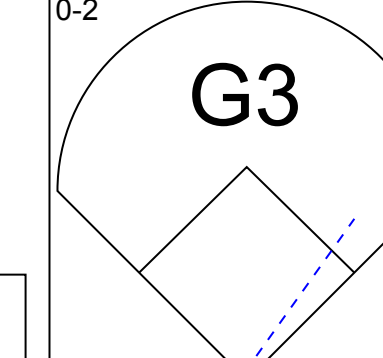
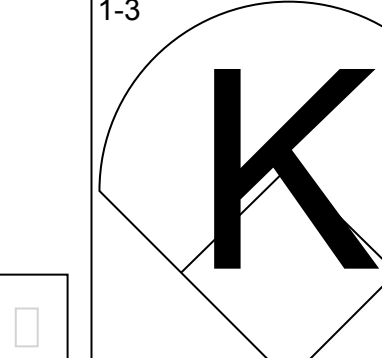

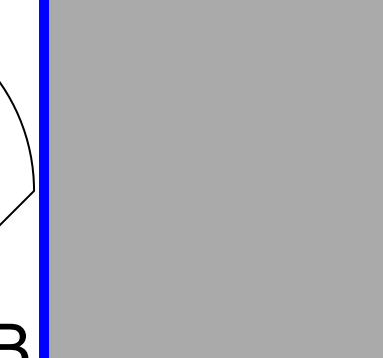
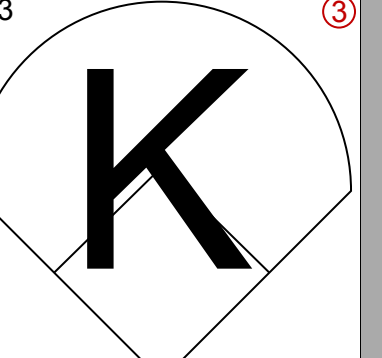



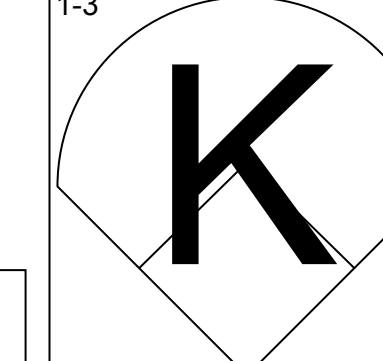
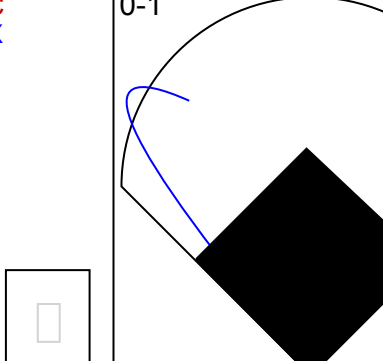
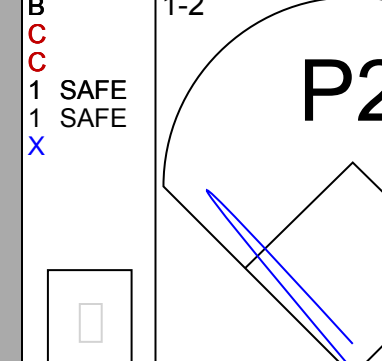
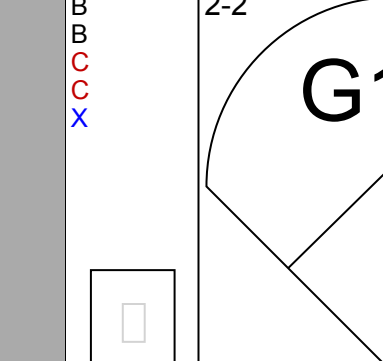
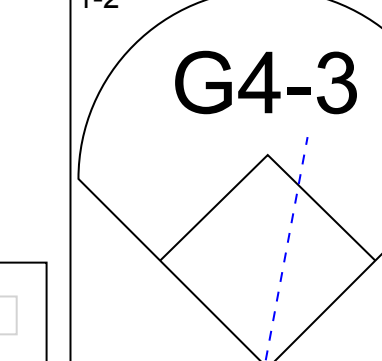
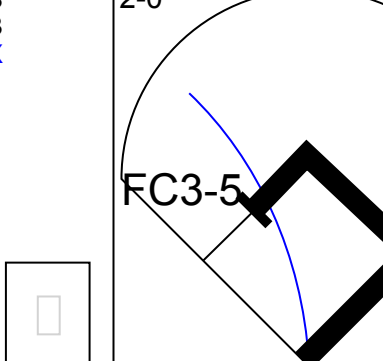
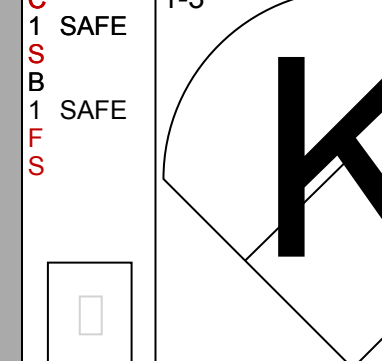
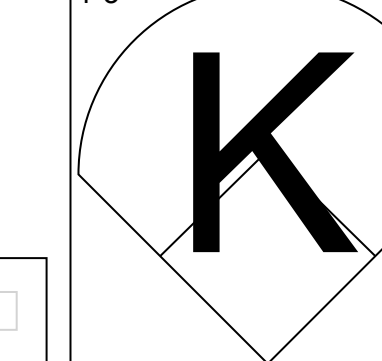
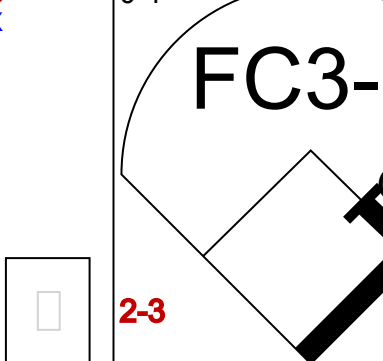
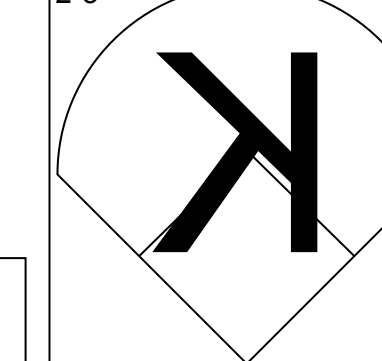
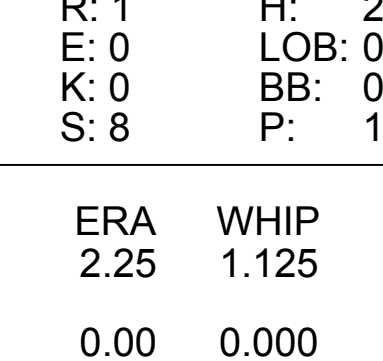
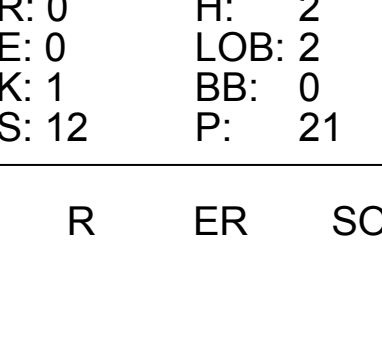
Batter	1	2	3	4	5	6	7	8	9	AB	R	H	RBI	BB	SO	LOB	BOTTOM								
Dave Roberts, L OBP: 0.342, SLG: 0.331	4-2 BB		0-3 K			0-0 B1-3		0-0 L9		0-0 B1							4	0	0	0	1	1	3		
Paul Lo Duca, R OBP: 0.390, SLG: 0.450	3-1 G5-4-3		1-0 2B			3-2 F8		2-0 2B G4-6-3		2-2 F8							5	1	2	0	0	0	1		
Shawn Green, L OBP: 0.344, SLG: 0.453	2-2 G3		4-2 BB			2-3 K		2-2 G4-6-3		4-1 HBP BB							3	1	1	0	2	1	0		
Brian Jordan, R OBP: 0.396, SLG: 0.420		2-1 1B	0-3 K			0-0 1B		4-1 1B		1-3 K							4	1	2	0	1	2	4		
Fred McGriff, L OBP: 0.335, SLG: 0.454	2-2 G6-4-3			2-0 G1-3		0-0 WP		0-2 G4-6-3		4-1 BB HBP							4	1	1	0	1	0	3		
Jolbert Cabrera, R OBP: 0.350, SLG: 0.557		0-0 2B		1-3 K		0-1 E6		2-2 SH2-4 HBP		1-0 BB							3	0	1	1	0	1	1		
Adrian Beltré, R OBP: 0.282, SLG: 0.353		1-3 K		2-2 1B		1-1 G4-3		2-2 G1-3		4-2 BB							4	0	1	2	1	1	4		
Cesar Izturis, S OBP: 0.287, SLG: 0.291			0-1 G4-3		0-0 1B			4-0 SH2-4 BB		2-0 P5							3	0	1	0	1	0	0		
Odalis Perez, L OBP: 0.048, SLG: 0.048		2-1 1B		1-0 G2-3		0-1 SH2-4		0-0 F9									2	0	1	0	0	0	2		
Paul Shuey, R																	0	0	0	0	0	0	0		
Tom Martin, L																	0	0	0	0	0	0	0		
Alex Cora, L OBP: 0.311, SLG: 0.343																	1	0	0	0	0	0	0		
Eric Gagne, R																	0	0	0	0	0	0	0		
Inning Stats	R: 0 E: 0 K: 0 S: 11	H: 0 LOB: 0 BB: 1 P: 20	R: 0 E: 0 K: 1 S: 9	H: 2 LOB: 1 BB: 0 P: 14	R: 0 E: 0 K: 2 S: 14	H: 2 LOB: 3 BB: 1 P: 21	R: 0 E: 0 K: 1 S: 9	H: 2 LOB: 2 BB: 0 P: 15	R: 0 E: 0 K: 1 S: 12	H: 0 LOB: 0 BB: 0 P: 17	R: 2 E: 1 K: 0 S: 9	H: 2 LOB: 2 BB: 1 P: 14	R: 1 E: 0 K: 0 S: 14	H: 2 LOB: 2 BB: 1 P: 26	R: 0 E: 0 K: 0 S: 3	H: 0 LOB: 0 BB: 0 P: 5	R: 1 E: 0 K: 1 S: 13	H: 0 LOB: 3 BB: 3 P: 29	1B: 7 2B: 3 3B: 0 HR: 0	SF: 0 SAC: 1 DP: 3 HBP: 2	WP: 2 PB: 0 SB: 0 CS: 0	PA: 43			
PITCHER	IP	WLS	BF	H	R	ER	SO	BB	IBB	HBP	BLK	WP	HR	S	P	ERA	WHIP								
Jeremy Affeldt, L ERA: 4.22	5.0		21	6	0	0	5	2	0	0	0	0	0	55	87	0.00	1.600								
Jason Gilfillan, R ERA: 11.12	1.0	B	7	2	2	2	0	1	0	0	0	1	0	9	14	18.00	3.000								
Sean Lowe, R ERA: 4.67	2.0	B	9	2	1	1	0	1	0	1	0	0	0	17	31	4.50	1.500								
D.J. Carrasco, R ERA: 3.88	0.2	L	6	0	1	1	1	2	1	1	0	1	0	13	29	13.50	3.000								

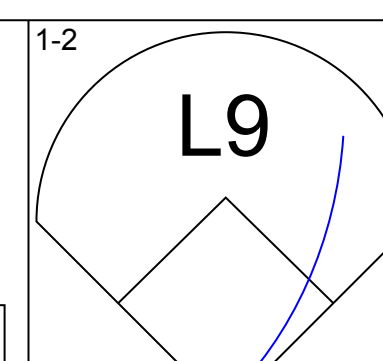
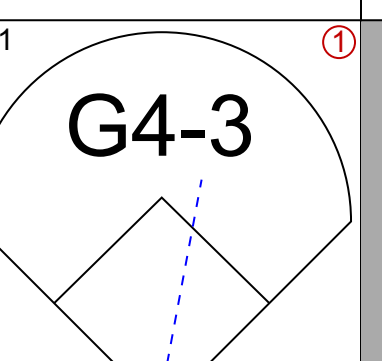
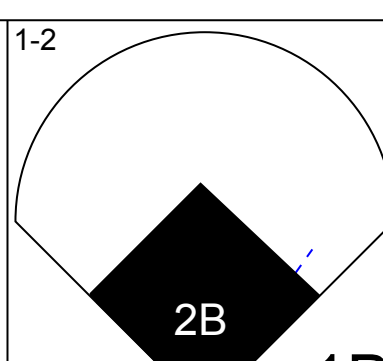
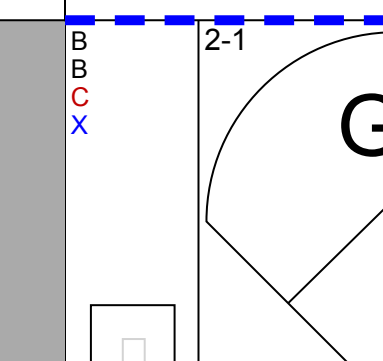
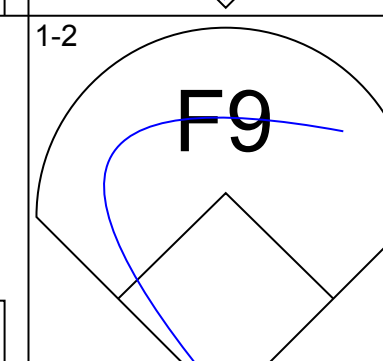
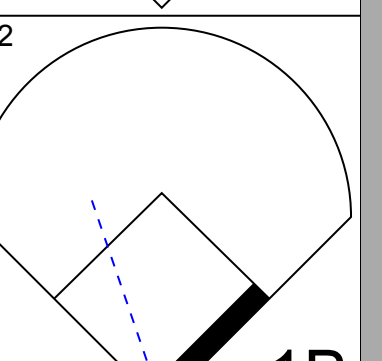
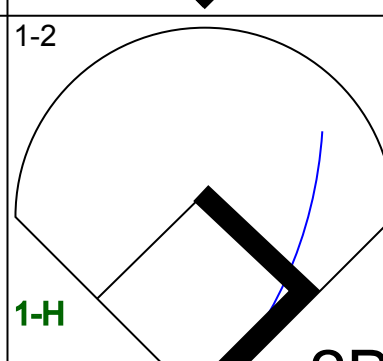
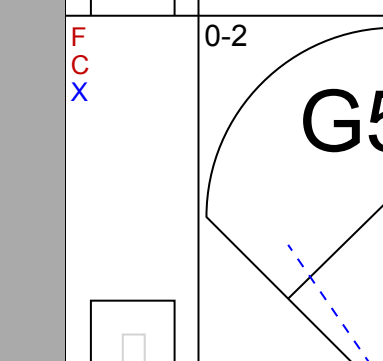
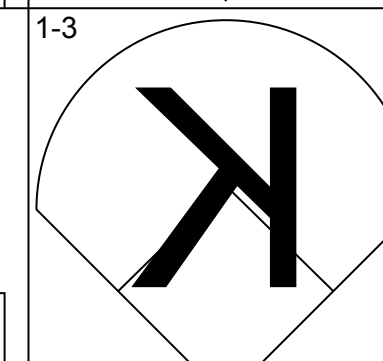
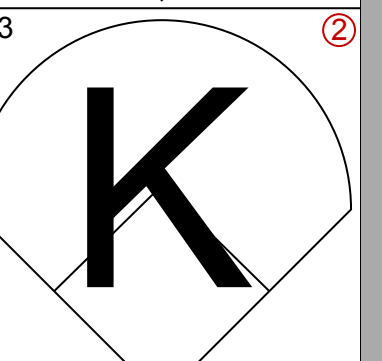
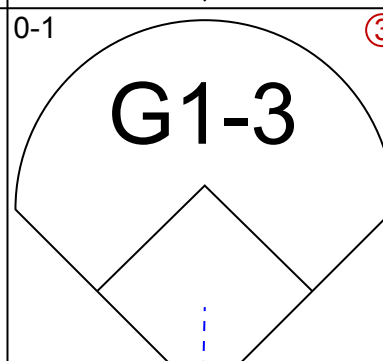
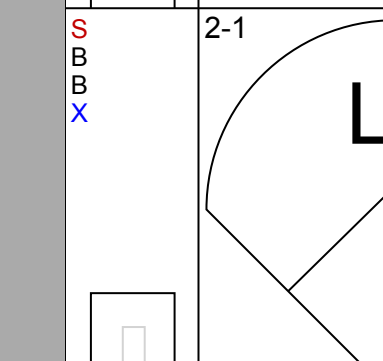
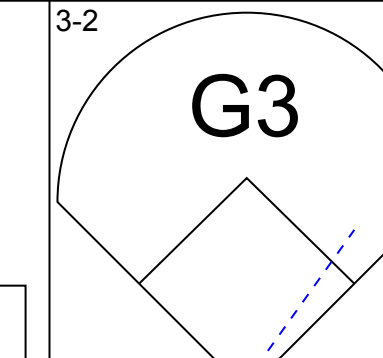
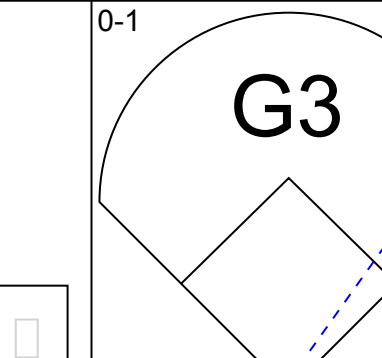

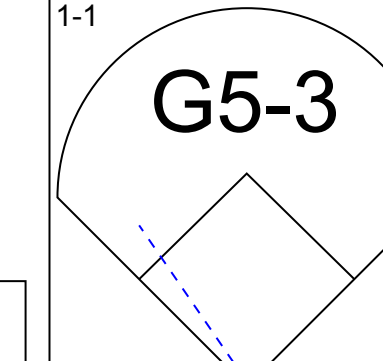
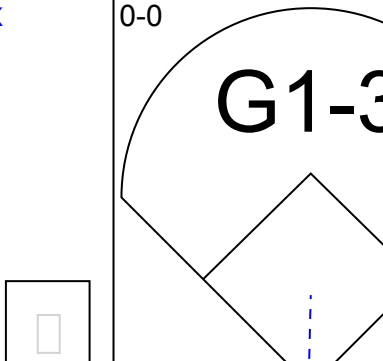
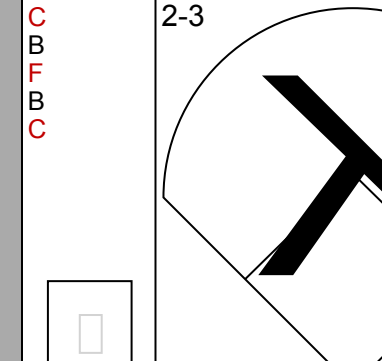
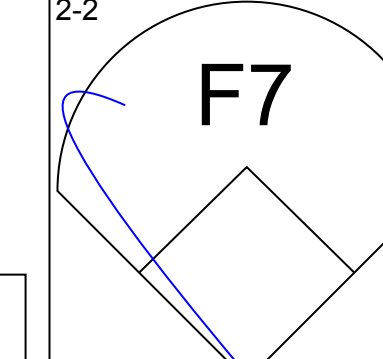
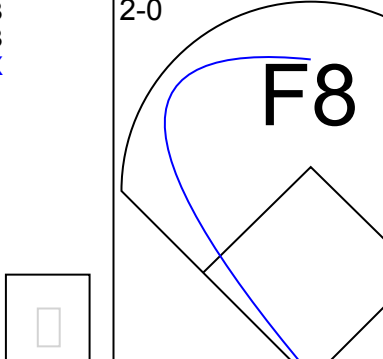
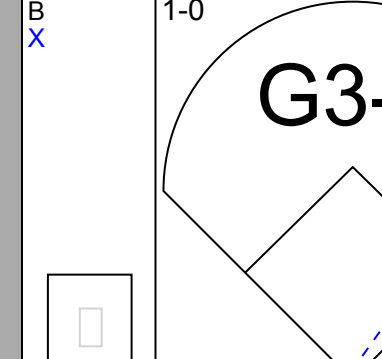
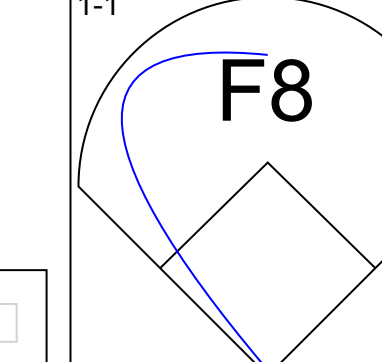
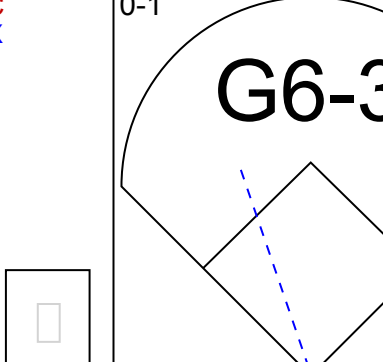
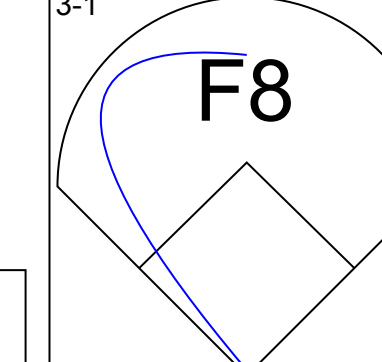
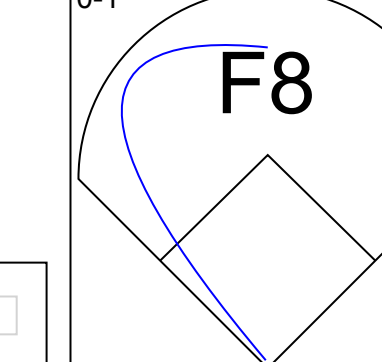
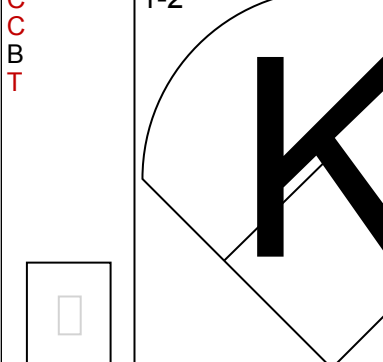
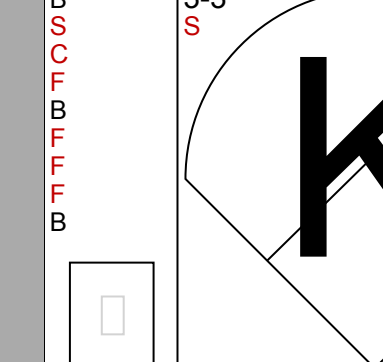
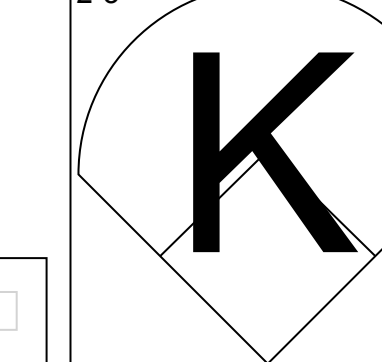
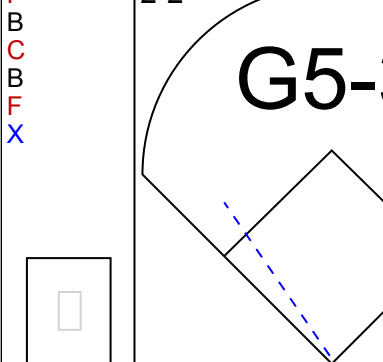
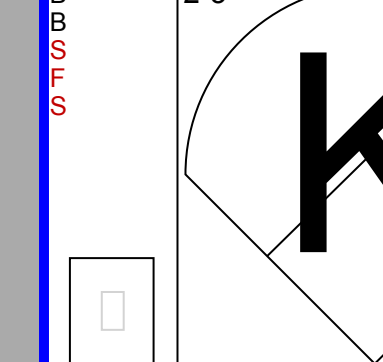
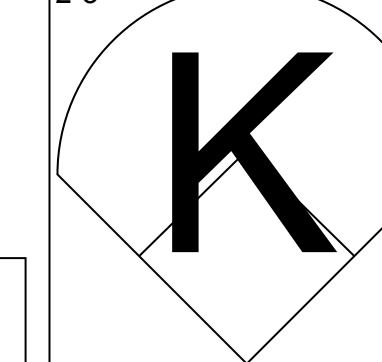
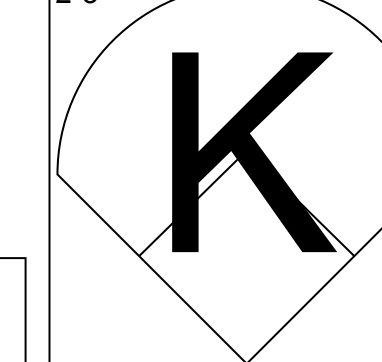
AB	35
R	3
H	8
RBI	3
BB	1
SO	10
LOB	13

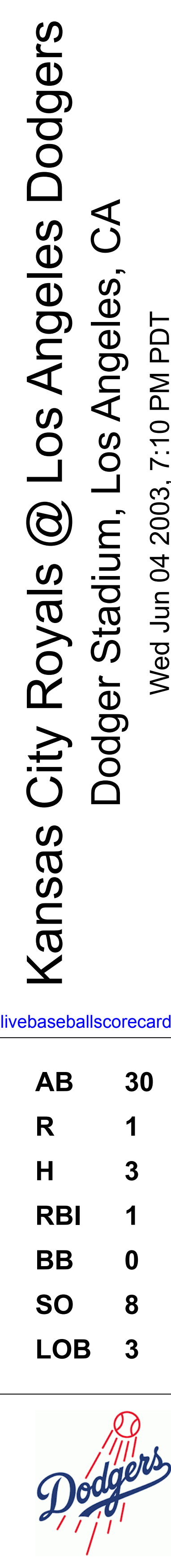
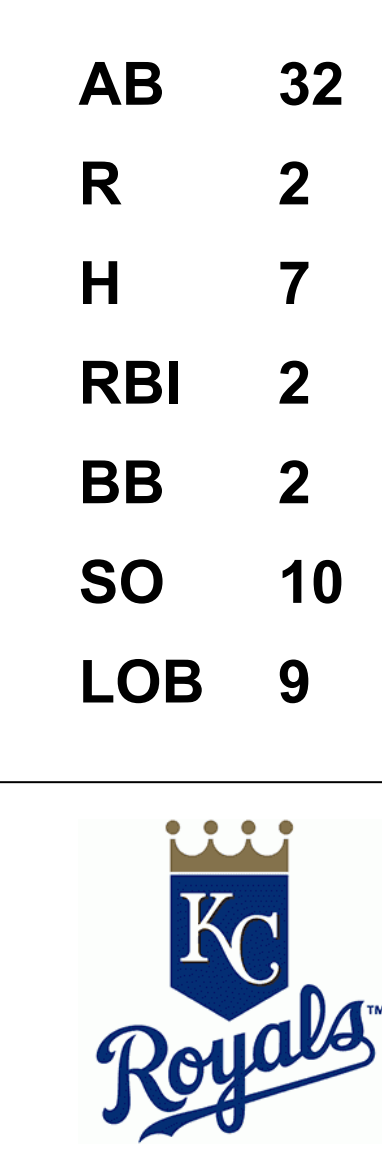


AB	33
R	4
H	10
RBI	3
BB	7
SO	6
LOB	18



Batter	1	2	3	4	5	6	7	8	9	AB	R	H	RBI	BB	SO	LOB	TOP					
Desi Relaford, S (1, 4) OBP: 0.353, SLG: 0.420			 1B		 1-2			 2-1		4	0	1	0	0	1	1	Kansas City Royals @ Los Angeles Dodgers Dodger Stadium, Los Angeles, CA Wed Jun 04 2003, 7:10 PM PDT Att: 23,677 - Sunny - 66 F					
Joe Randa, R (1, 5) OBP: 0.299, SLG: 0.411			 1-2	 1-3		 1-3		 0-0		4	0	1	0	0	2	0						
29 Mike Sweeney, R (1, 3) OBP: 0.425, SLG: 0.506				 0-1		 0-0		 3-2		4	0	2	0	0	0	0						
Raul Ibanez, L (1, 7)		 1-2		 3-1		 1-3		 2-1		4	0	0	0	0	1	3						
Carlos Beltrán, S (1, 8) OBP: 0.378, SLG: 0.504		 0-0		 4-1		 1-0		 1-3		3	1	1	1	1	1	0						
Michael Tucker, L (1, 9) OBP: 0.314, SLG: 0.443		 0-2		 1-3		 4-2		 2-1		2	0	0	0	0	1	2						
Jason Grimsley, R (7, 1)				 1-3				 0-0		0	0	0	0	0	0	0						
Ken Harvey, R (8, PH) OBP: 0.276, SLG: 0.369								 0-0		1	0	0	0	0	0	0						
Mike MacDougal, S (9, 1)								 0-0		0	0	0	0	0	0	0						
4 Angel Berroa, R (1, 6) OBP: 0.318, SLG: 0.404	 1-3				 0-1		 1-2	 2-2		4	1	1	1	0	1	1						
Brent Mayne, L (1, 2) OBP: 0.301, SLG: 0.373			 1-2		 2-0		 1-3			3	0	1	0	0	1	1						
Kyle Snyder, S (1, 1)			 1-3		 0-1			 2-3		2	0	0	0	0	1	1						
Aaron Guiel, L (7, 9) OBP: 0.167, SLG: 0.167					 2-3			 1-0		1	0	0	0	0	1	0						
Inning Stats	R: 0 H: 0 E: 0 K: 1 S: 8	H: 0 LOB: 0 BB: 0 P: 16	R: 1 H: 1 E: 0 K: 1 S: 11	H: 1 LOB: 0 BB: 0 P: 13	R: 0 H: 1 E: 0 K: 1 S: 8	H: 1 LOB: 0 BB: 0 P: 14	R: 0 H: 1 E: 0 K: 2 S: 11	H: 1 LOB: 2 BB: 1 P: 20	R: 1 H: 2 E: 0 K: 0 S: 8	H: 2 LOB: 0 BB: 0 P: 10	R: 0 H: 0 E: 0 K: 2 S: 8	H: 0 LOB: 1 BB: 1 P: 10	R: 0 H: 0 E: 0 K: 1 S: 10	H: 0 LOB: 1 BB: 1 P: 17	R: 0 H: 2 E: 0 K: 1 S: 12	H: 2 LOB: 2 BB: 0 P: 21	R: 0 H: 0 E: 0 K: 1 S: 9	H: 0 LOB: 0 BB: 0 P: 14	1B: 4 2B: 1 3B: 0 HR: 2	SF: 0 SAC: 0 DP: 1 HBP: 0	WP: 0 PB: 0 SB: 0 CS: 1	PA: 35
PITCHER	IP	WLS	BF	H	R	ER	SO	BB	IBB	HBP	BLK	WP	HR	S	P	ERA	WHIP					
Hideo Nomo, R (1, 1) ERA: 2.84	8.0	L	31	7	2	2	9	2	0	0	0	0	2	76	121	2.25	1.125					
Paul Quantrill, R (9, 1) ERA: 1.46	1.0	S	3	0	0	0	1	0	0	0	0	0	0	9	14	0.00	0.000					

Batter	1	2	3	4	5	6	7	8	9	AB	R	H	RBI	BB	SO	LOB	BOTTOM				
Dave Roberts, L (1, 8) OBP: 0.340, SLG: 0.329	 1-2			 3-1		 1-2		 2-1		4	1	1	0	0	0	0	Kansas City Royals @ Los Angeles Dodgers Dodger Stadium, Los Angeles, CA Wed Jun 04 2003, 7:10 PM PDT Att: 23,677 - Sunny - 66 F				
Paul Lo Duca, R (1, 2) OBP: 0.393, SLG: 0.456	 1-2			 3-2		 1-2		 0-2		4	0	2	1	0	0	0					
Shawn Green, L (1, 9) OBP: 0.339, SLG: 0.445	 1-3			 0-3		 0-1		 2-1		4	0	0	0	0	2	2					
Fred McGriff, L (1, 3) OBP: 0.330, SLG: 0.447		 3-2		 0-1		 0-3				3	0	0	0	0	1	1					
Brian Jordan, R (1, 7) OBP: 0.389, SLG: 0.412		 1-1			 0-0		 2-3			3	0	0	0	0	1	0					
Adrian Beltré, R (1, 5) OBP: 0.276, SLG: 0.347		 2-2			 2-0		 1-0			3	0	0	0	0	0	0					
Alex Cora, L (1, 4) OBP: 0.307, SLG: 0.337			 1-1		 0-1			 3-1		3	0	0	0	0	0	0					
Cesar Izturis, S (1, 6) OBP: 0.283, SLG: 0.286			 0-1			 1-2		 3-3		3	0	0	0	0	2	0					
Hideo Nomo, R (1, 1) OBP: 0.167, SLG: 0.107			 2-3			 2-2		 2-3		2	0	0	0	0	1	0					
Mike Kinkade, R (8, PH) OBP: 0.389, SLG: 0.417								 0-0		1	0	0	0	0	1	0					
Paul Quantrill, L (9, 1) ERA: 2.92								 0-0		0	0	0	0	0	0	0					
Inning Stats	R: 0 H: 0 E: 0 K: 1 S: 9	H: 0 LOB: 0 BB: 0 P: 12	R: 0 H: 0 E: 0 K: 0 S: 8	H: 0 LOB: 0 BB: 0 P: 14	R: 0 H: 0 E: 0 K: 1 S: 7	H: 0 LOB: 0 BB: 0 P: 10	R: 0 H: 1 E: 0 K: 1 S: 10	H: 1 LOB: 1 BB: 0 P: 16	R: 0 H: 2 E: 0 K: 0 S: 15	H: 2 LOB: 0 BB: 0 P: 20	R: 0 H: 0 E: 0 K: 2 S: 7	H: 0 LOB: 0 BB: 0 P: 10	R: 0 H: 0 E: 0 K: 2 S: 12	H: 0 LOB: 0 BB: 0 P: 20	R: 0 H: 0 E: 0 K: 1 S: 7	H: 0 LOB: 0 BB: 0 P: 11	1B: 2 2B: 1 3B: 0 HR: 0	SF: 0 SAC: 0 DP: 0 HBP: 0	WP: 0 PB: 0 SB: 0 CS: 0	PA: 30	
PITCHER	IP	WLS	BF	H	R	ER	SO	BB	IBB	HBP	BLK	WP	HR	S	P	ERA	WHIP				
Kyle Snyder, R (1, 1) ERA: 3.77	6.0	W	21	3	1	1	4	0	0	0	0	0	0	19	30	0.00	0.000				
Jason Grimsley, R (7, 1) ERA: 3.95	2.0	H	6	0	0	0	4	0	0	0	0	0	0	7	11	0.00	0.000				
Mike MacDougal, R (9, 1) ERA: 2.92	1.0	S	3	0	0	0	0	0	0	0	0	0	0	7	11	0.00	0.000				



Batter	1	2	3	4	5	6	7	8	9	AB	R	H	RBI	BB	SO	LOB	TOP			
Desi Relaford, S OBP: 0.391, SLG: 0.416 (1, 4)										4	0	1	0	0	0	2	Kansas City Royals @ Los Angeles Dodgers Dodger Stadium, Los Angeles, CA Thu Jun 05 2003, 7:10 PM PDT Att: 29,170 - Overcast - 64 F			
Joe Randa, R OBP: 0.298, SLG: 0.407 (1, 5)										4	1	1	0	0	1	1				
29 Mike Sweeney, R OBP: 0.426, SLG: 0.509 Mendy López, R OBP: 0.250, SLG: 0.314 (8, PR) (8, 3)										3	1	1	1	0	0	1				
Raul Ibanez, L OBP: 0.339, SLG: 0.463 (1, 7)										3	0	0	0	0	1	3				
Carlos Beltrán, S OBP: 0.375, SLG: 0.493 (1, 8)										3	0	0	0	1	1	2				
Michael Tucker, L OBP: 0.308, SLG: 0.435 (1, 9)											4	0	0	0	0	3		2		
4 Angel Berroa, R OBP: 0.317, SLG: 0.401 (1, 6)										4	0	1	0	0	0	1				
Mike DiFelice, R OBP: 0.316, SLG: 0.474 (1, 2)										3	0	1	0	0	1	0				
Darrell May, L (1, 1)										2	0	0	0	0	1	0				
Sean Lowe, R (8, 1)										0	0	0	0	0	0	0				
Rick DeHart, L (8, 1)										0	0	0	0	0	0	0				
Inning Stats	R: 0 E: 1 K: 1 S: 12	H: 1 LOB: 2 BB: 0 P: 17	R: 0 E: 0 K: 0 S: 6	H: 0 LOB: 0 BB: 0 P: 10	R: 0 E: 0 K: 1 S: 9	H: 0 LOB: 0 BB: 0 P: 11	R: 0 E: 0 K: 0 S: 5	H: 0 LOB: 0 BB: 0 P: 9	R: 0 E: 0 K: 1 S: 12	H: 2 LOB: 2 BB: 0 P: 14	R: 2 E: 0 K: 1 S: 18	H: 2 LOB: 1 BB: 1 P: 30	R: 0 E: 0 K: 1 S: 7	H: 0 LOB: 0 BB: 0 P: 9	R: 0 E: 0 K: 2 S: 12	H: 0 LOB: 1 BB: 0 P: 18	1B: 4 2B: 1 3B: 0 HR: 0	SF: 0 SAC: 2 DP: 0 HBP: 1	WP: 1 PB: 0 SB: 1 CS: 1	PA: 35
PITCHER	IP WLS BF H R ER SO BB IBB HBP BLK WP HR S P ERA WHIP	IP WLS BF H R ER SO BB IBB HBP BLK WP HR S P ERA WHIP																		
Kevin Brown, R ERA: 2.06 (1, 1)	7.0 W 28 5 2 2 5 1 0 0 0 0 1 0 0 0 0 0 2.57 0.857																			
Paul Shuey, R ERA: 1.0 (8, 1)	0.1 H 2 0 0 0 1 0 0 0 1 0 0 0 0 4 7 0.00 0.000																			
Tom Martin, L ERA: 2.6 (8, 1)	0.2 H 1 0 0 0 0 0 0 0 0 0 0 0 0 3 3 0.00 0.000																			
Eric Gagne, R ERA: 2.1 (9, 1)	1.0 S 3 0 0 0 2 0 0 0 0 0 0 0 0 12 18 0.00 0.000																			

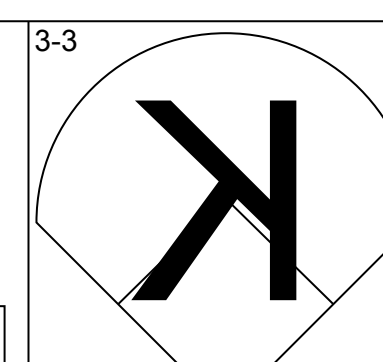
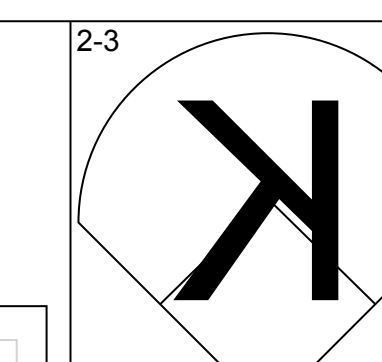
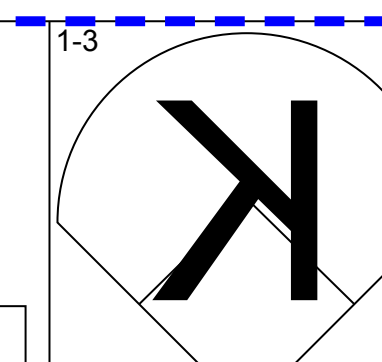
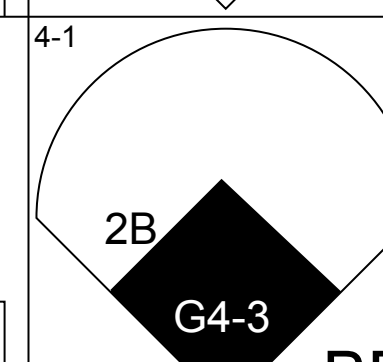
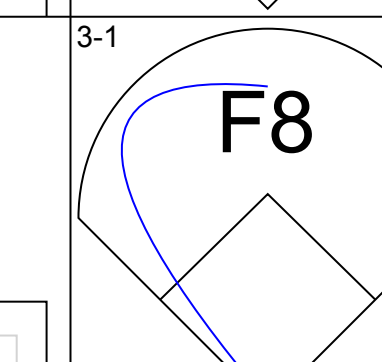
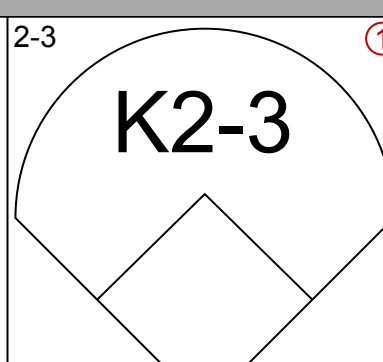
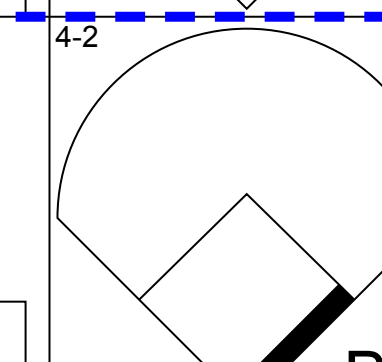
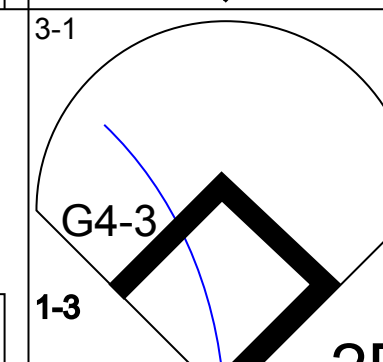
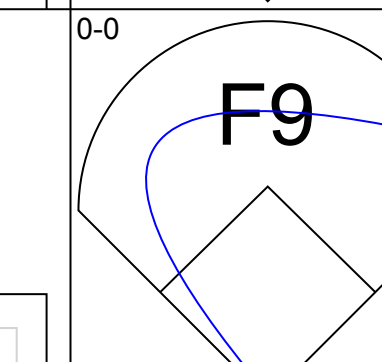
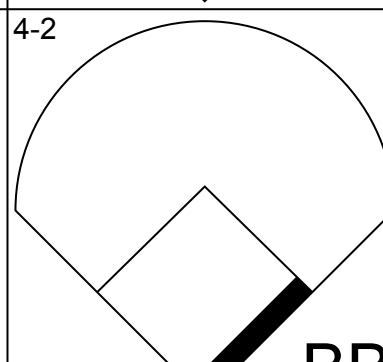
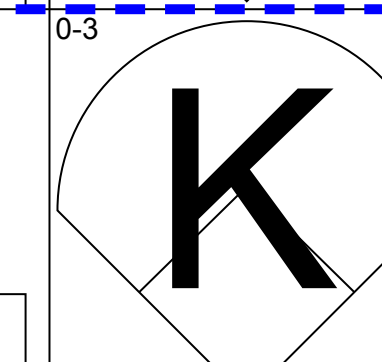
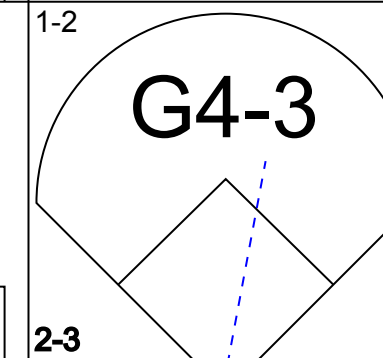
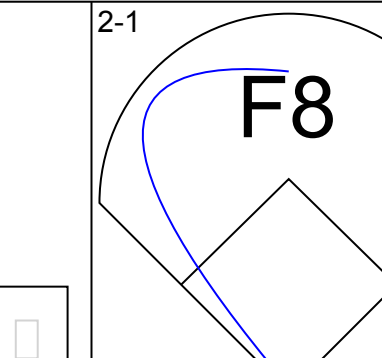
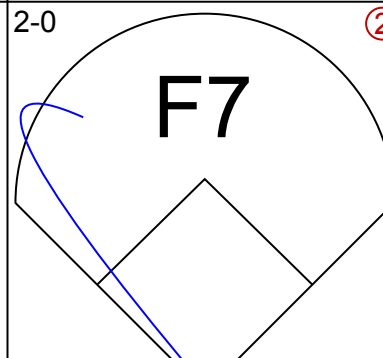
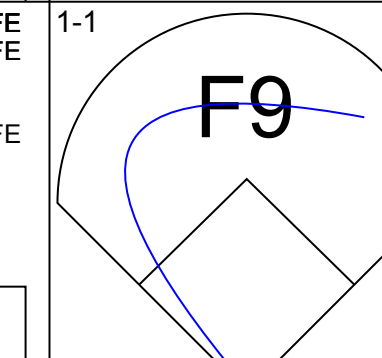
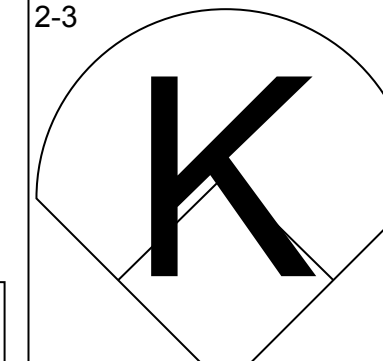
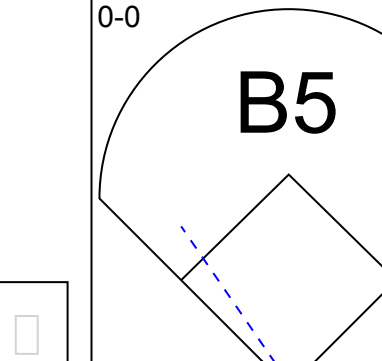
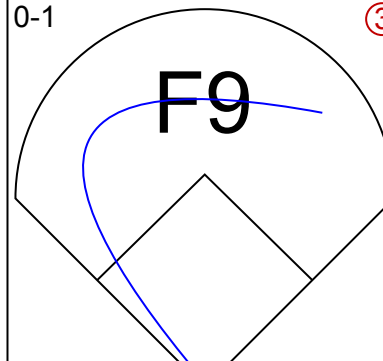
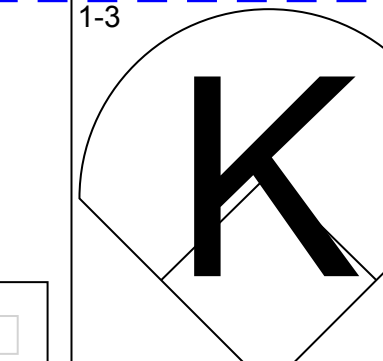
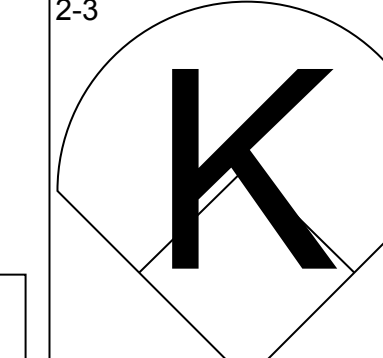
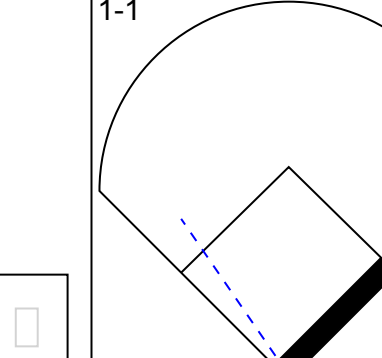
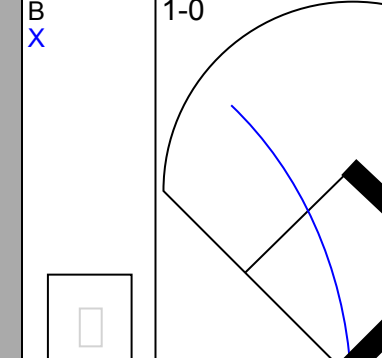
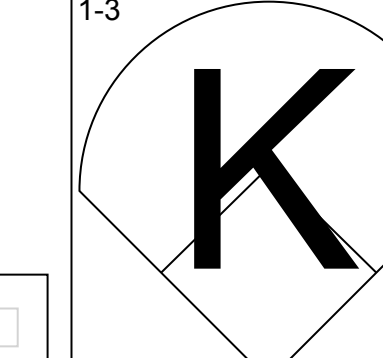
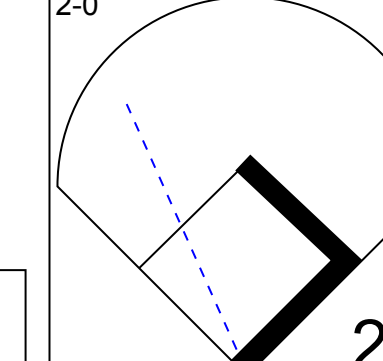
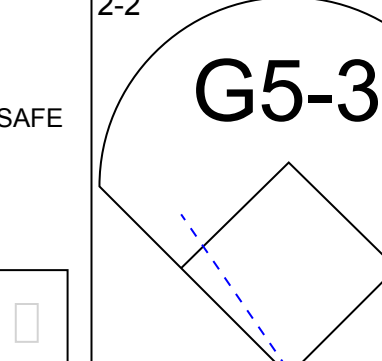
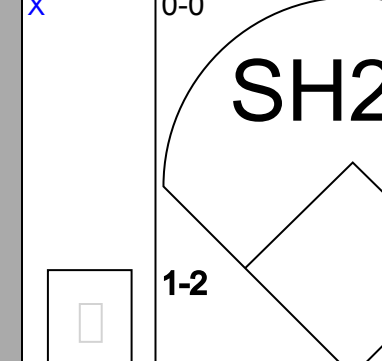
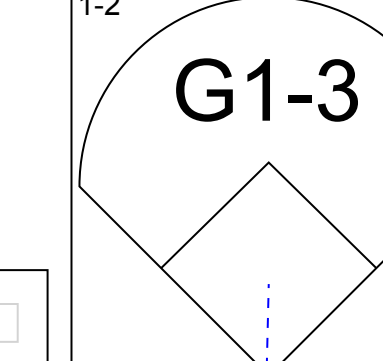
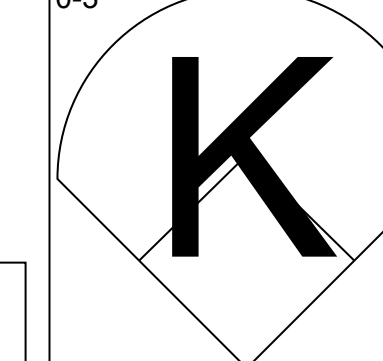
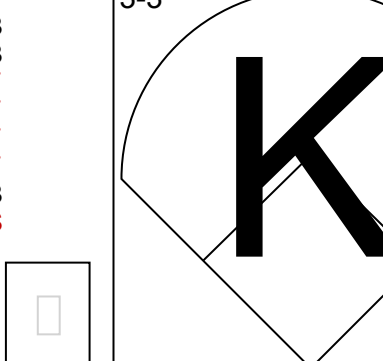
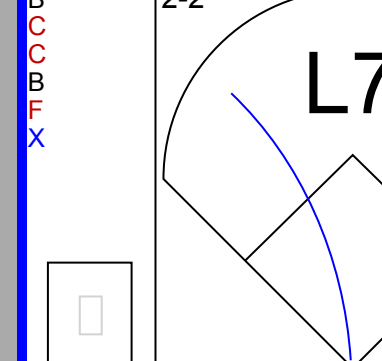
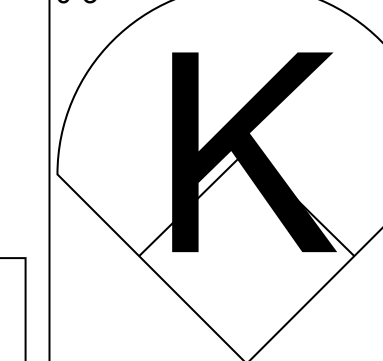
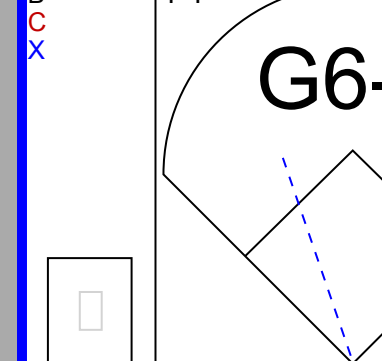
Batter	1	2	3	4	5	6	7	8	9	AB	R	H	RBI	BB	SO	LOB	BOTTOM			
Dave Roberts, L OBP: 0.343, SLG: 0.347 (1, 8)										4	2	2	0	0	1	2	Kansas City Royals @ Los Angeles Dodgers Dodger Stadium, Los Angeles, CA Thu Jun 05 2003, 7:10 PM PDT Att: 29,170 - Overcast - 64 F			
Paul Lo Duca, R OBP: 0.392, SLG: 0.465 (1, 2)										3	1	1	0	0	0	2				
Shawn Green, L OBP: 0.337, SLG: 0.443 (1, 9)										3	0	1	2	0	0	2				
Brian Jordan, R OBP: 0.381, SLG: 0.402 (1, 7)										4	0	0	0	0	1	2				
Fred McGriff, L OBP: 0.329, SLG: 0.458 (1, 3)										4	1	1	2	0	0	1				
Jolbert Cabrera, R OBP: 0.336, SLG: 0.533 (1, 4)										4	0	0	0	0	0	0				
Adrian Beltré, R OBP: 0.278, SLG: 0.352 (1, 5)										3	1	1	0	0	0	0				
Cesar Izturis, S OBP: 0.284, SLG: 0.287 (1, 6)										3	0	1	1	0	0	0				
Kevin Brown, R OBP: 0.167, SLG: 0.241 Ron Coomer, R OBP: 0.306, SLG: 0.279 Paul Shuey, R (7, PH) Tom Martin, L Eric Gagne, R (9, 1)										2	0	0	0	0	0	0				
Inning Stats	R: 1 E: 1 K: 0 S: 8	H: 1 LOB: 1 BB: 0 P: 11	R: 0 E: 0 K: 0 S: 7	H: 0 LOB: 0 BB: 0 P: 13	R: 0 E: 0 K: 0 S: 12	H: 1 LOB: 1 BB: 0 P: 18	R: 0 E: 0 K: 0 S: 8	H: 0 LOB: 0 BB: 0 P: 12	R: 0 E: 0 K: 0 S: 7	H: 0 LOB: 0 BB: 0 P: 12	R: 1 E: 0 K: 0 S: 8	H: 1 LOB: 0 BB: 0 P: 11	R: 1 E: 0 K: 1 S: 12	H: 2 LOB: 2 BB: 1 P: 24	R: 2 E: 0 K: 1 S: 14	H: 2 LOB: 0 BB: 0 P: 19	1B: 2 2B: 3 3B: 1 HR: 1	SF: 1 SAC: 1 DP: 0 HBP: 0	WP: 0 PB: 0 SB: 0 CS: 0	PA: 33
PITCHER	IP WLS BF H R ER SO BB IBB HBP BLK WP HR S P ERA WHIP	IP WLS BF H R ER SO BB IBB HBP BLK WP HR S P ERA WHIP																		
Darrell May, L ERA: 4.08 (8, 1)	0.1 L 1 0 0 0 1 0 0 0 0 0 0 0 0 3 5 0.00 0.000																			
Sean Lowe, R ERA: 4.58 (8, 1)	0.1 2 1 1 1 0 0 0 0 0 0 1 8 11 27.00 3.000																			

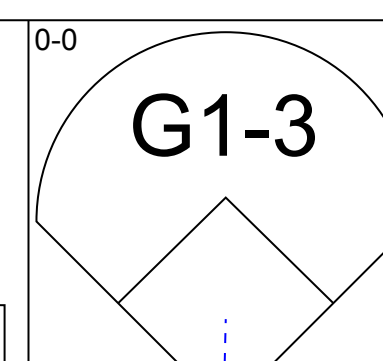
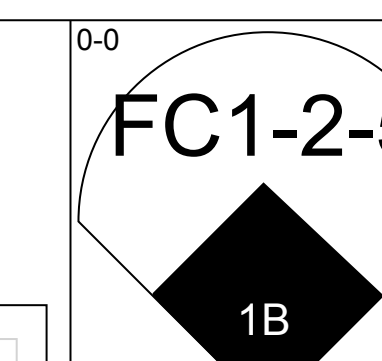
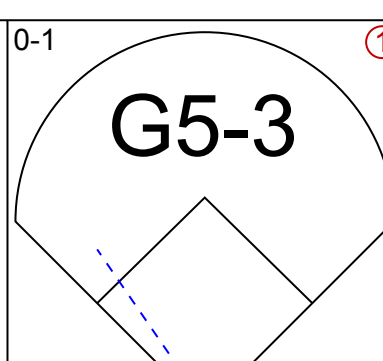
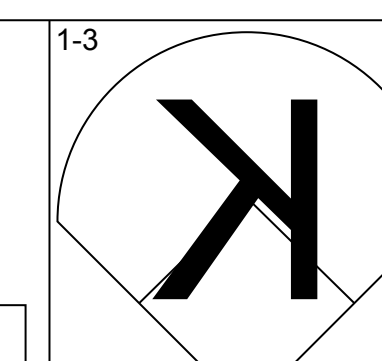
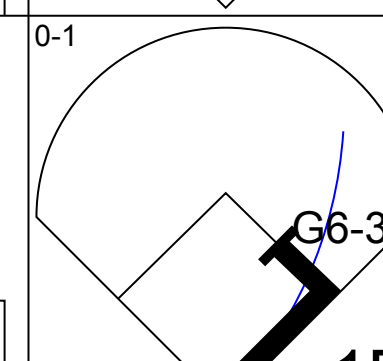
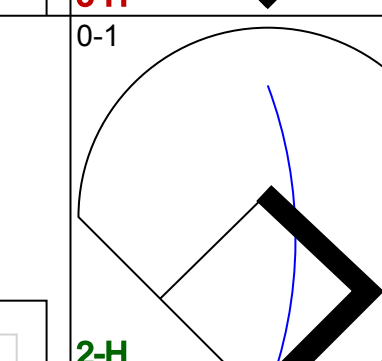
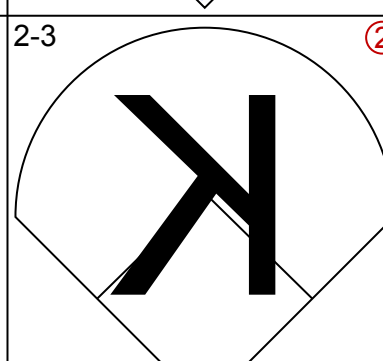
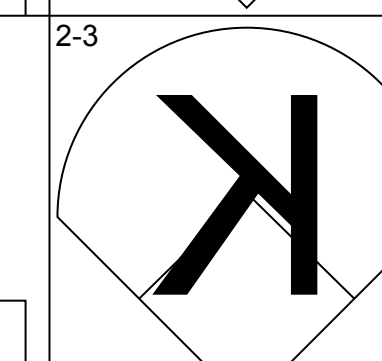
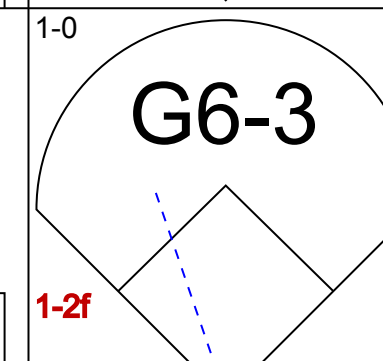
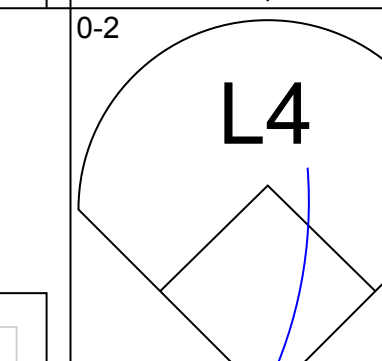
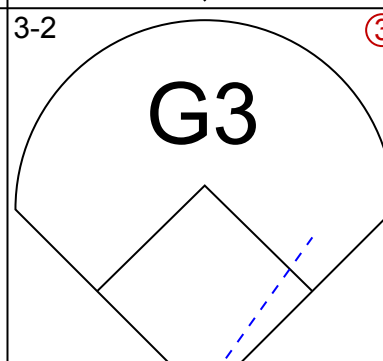
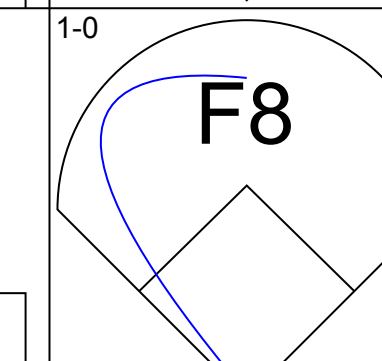
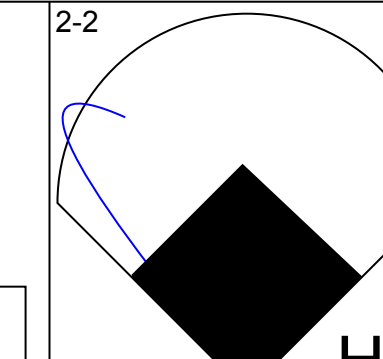
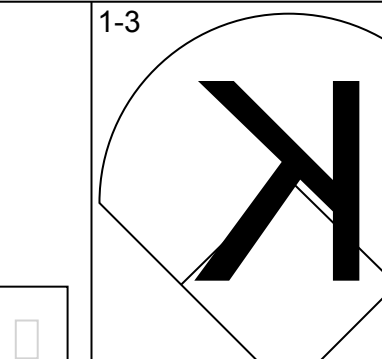
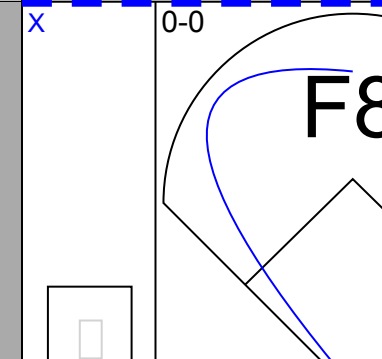
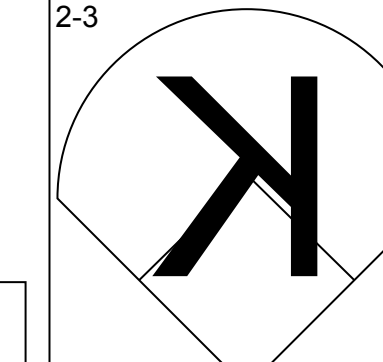
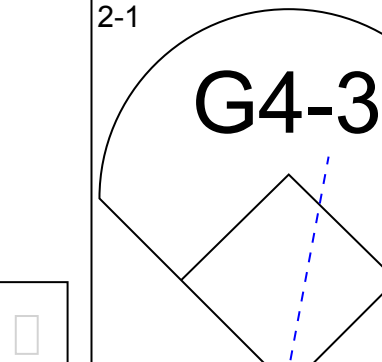
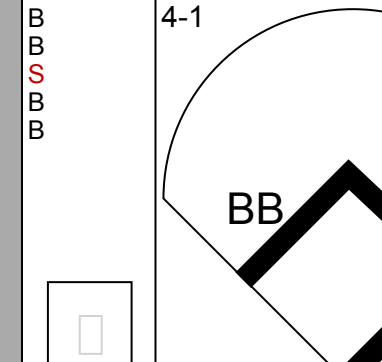
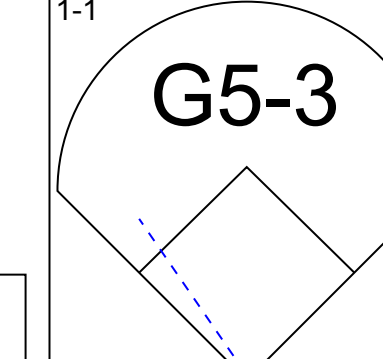
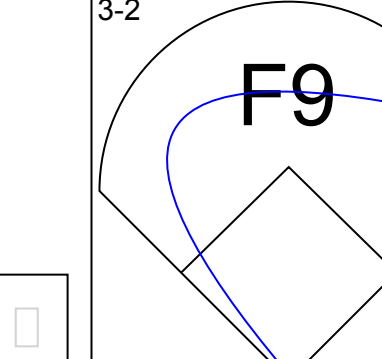
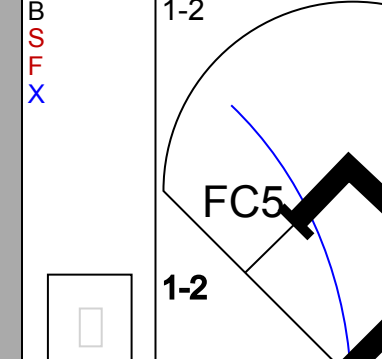
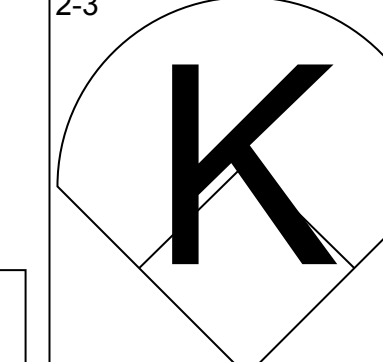
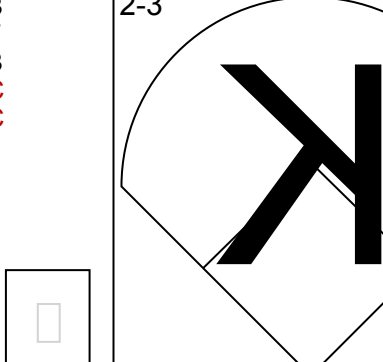
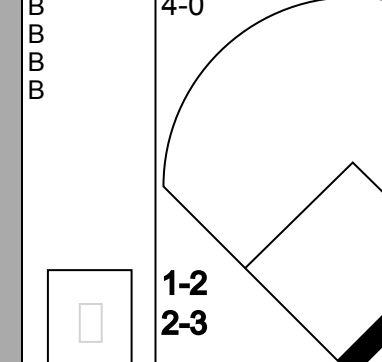
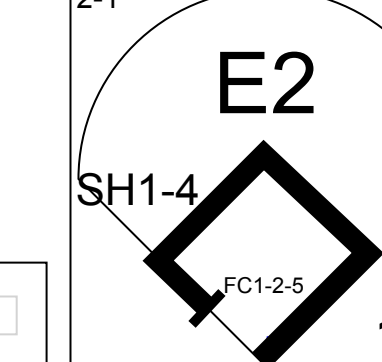
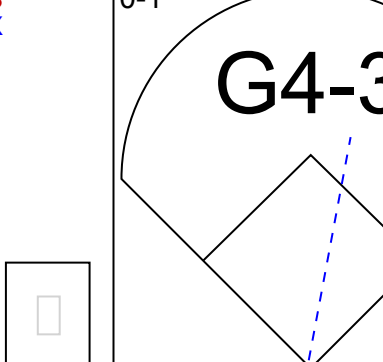
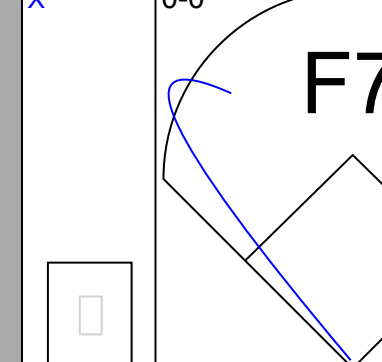
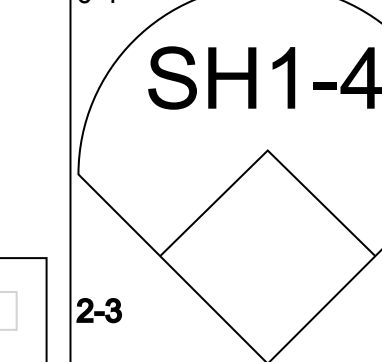
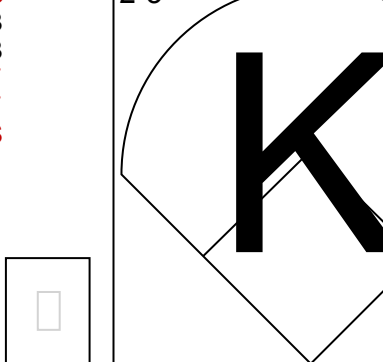
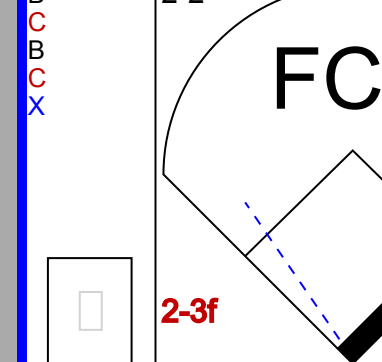
AB	30
R	2
H	5
RBI	1
BB	1
SO	8
LOB	12



AB	30
R	5
H	7
RBI	5
BB	1
SO	2
LOB	9



Batter	1	2	3	4	5	6	7	8	9	AB	R	H	RBI	BB	SO	LOB	TOP			
Tony Graffanino, R (1, 4) OBP: 0.349, SLG: 0.447										4	0	0	0	0	3	0	Chicago White Sox @ Los Angeles Dodgers Dodger Stadium, Los Angeles, CA Fri Jun 06 2003, 7:10 PM PDT Att: 35,503 - Cloudy - 65 F			
Jose Valentin, S (1, 6) OBP: 0.319, SLG: 0.447										2	1	0	0	2	1	0				
Frank Thomas, R (1, 3) OBP: 0.411, SLG: 0.521										3	0	1	0	1	1	1				
Magglio Ordonez, R (1, 9) OBP: 0.329, SLG: 0.471										4	0	0	1	0	0	3				
Carlos Lee, R (1, 7) OBP: 0.319, SLG: 0.457										4	0	0	0	0	2	2				
24 Joe Crede, R (1, 5) OBP: 0.244, SLG: 0.318										4	0	2	0	0	2	0				
Miguel Olivo, R (1, 2) OBP: 0.305, SLG: 0.407										3	0	1	0	0	0	1				
Joe Borchard, S (1, 8) OBP: 0.269, SLG: 0.295										2	0	0	0	0	2	1				
14 Paul Konerko, R (7, PH) OBP: 0.271, SLG: 0.291										1	0	0	0	0	0	1				
Armando Rios, L (7, 8) OBP: 0.267, SLG: 0.324										0	0	0	0	0	0	0				
56 Mark Buehrle, L (1, 1) OBP: 0.372, SLG: 0.475										2	0	0	0	0	2	1				
D'Angelo Jimenez, S (7, PH) OBP: 0.372, SLG: 0.475										1	0	0	0	0	0	1				
Tom Gordon, R (7, 1)										0	0	0	0	0	0	0				
Inning Stats	R: 1 E: 0 K: 2 S: 15	H: 1 LOB: 1 BB: 1 P: 28	R: 0 E: 0 K: 3 S: 10	H: 1 LOB: 1 BB: 0 P: 14	R: 0 E: 0 K: 1 S: 6	H: 0 LOB: 0 BB: 0 P: 11	R: 0 E: 0 K: 0 S: 9	H: 1 LOB: 1 BB: 0 P: 14	R: 0 E: 0 K: 1 S: 11	H: 0 LOB: 0 BB: 1 P: 19	R: 0 E: 0 K: 0 S: 8	H: 1 LOB: 1 BB: 0 P: 12	R: 0 E: 0 K: 2 S: 12	H: 0 LOB: 0 BB: 1 P: 18	R: 0 E: 0 K: 2 S: 11	H: 0 LOB: 0 BB: 0 P: 14	1B: 2 2B: 2 3B: 0 HR: 0	SF: 0 SAC: 1 DP: 0 HBP: 0	WP: 0 PB: 0 CS: 0	PA: 34
PITCHER	IP WLS BF H R ER SO BB IBB HBP BLK WP HR S P ERA WHIP																			
Kaz Ishii, L (1, 1) ERA: 3.01	7.0 W 27 4 1 1 9 2 0 0 0 0 0 0 69 112 1.29 0.857																			
Paul Quantrill, R (8, 1) ERA: 1.44	0.1 H 1 0 0 0 1 0 0 0 0 0 0 0 3 4 0.00 0.000																			
Tom Martin, L (8, 1) ERA: 2.6	0.0 1 0 0 0 0 1 0 0 0 0 0 0 4 8 ∞ ∞																			
Paul Shuey, R (8, 1) ERA: 0.96	0.2 H 2 0 0 0 1 0 0 0 0 0 0 0 5 6 0.00 0.000																			
Eric Gagne, R (9, 1) ERA: 2.03	1.0 S 3 0 0 0 2 0 0 0 0 0 0 0 11 14 0.00 0.000																			

Batter	1	2	3	4	5	6	7	8	9	AB	R	H	RBI	BB	SO	LOB	BOTTOM			
Dave Roberts, L (1, 8) OBP: 0.335, SLG: 0.338										4	1	0	0	0	1	1	Chicago White Sox @ Los Angeles Dodgers Dodger Stadium, Los Angeles, CA Fri Jun 06 2003, 7:10 PM PDT Att: 35,503 - Cloudy - 65 F			
Paul Lo Duca, R (1, 2) OBP: 0.394, SLG: 0.465										4	0	2	1	0	2	0				
Shawn Green, L (1, 9) OBP: 0.332, SLG: 0.436										4	0	0	0	0	0	2				
Brian Jordan, R (1, 7) OBP: 0.381, SLG: 0.419										3	1	1	1	0	1	0				
Fred McGriff, L (1, 3) OBP: 0.329, SLG: 0.454										2	0	0	0	1	1	0				
Jolbert Cabrera, R (1, 4) OBP: 0.336, SLG: 0.526										3	0	1	0	0	0	0				
Adrian Beltré, R (1, 5) OBP: 0.279, SLG: 0.349										2	0	0	0	1	2	0				
Cesar Izturis, S (1, 6) OBP: 0.284, SLG: 0.288										3	0	1	0	0	0	3				
Kaz Ishii, L (1, 1) Alex Cora, L (7, PH) Paul Quantrill, L (8, 1) Tom Martin, L (8, 1) Paul Shuey, R (8, 1) Eric Gagne, R (9, 1)										1	0	0	0	0	1	0				
Inning Stats	R: 0 E: 0 K: 0 S: 4	H: 1 LOB: 0 BB: 0 P: 5	R: 1 E: 0 K: 2 S: 11	H: 1 LOB: 0 BB: 0 P: 18	R: 1 E: 1 K: 0 S: 10	H: 2 LOB: 1 BB: 0 P: 12	R: 0 E: 0 K: 1 S: 12	H: 0 LOB: 0 BB: 0 P: 18	R: 0 E: 0 K: 2 S: 9	H: 0 LOB: 0 BB: 0 P: 13	R: 0 E: 0 K: 1 S: 10	H: 0 LOB: 0 BB: 2 P: 15	R: 0 E: 0 K: 0 S: 9	H: 1 LOB: 3 BB: 2 P: 20	R: 0 E: 0 K: 2 S: 7	H: 0 LOB: 0 BB: 0 P: 11	1B: 4 2B: 0 3B: 0 HR: 1	SF: 0 SAC: 1 DP: 1 HBP: 0	WP: 0 PB: 0 CS: 0	PA: 30
PITCHER	IP WLS BF H R ER SO BB IBB HBP BLK WP HR S P ERA WHIP																			
56 Mark Buehrle, L (1, 1) ERA: 4.6	6.0 L 21 4 2 2 6 0 0 0 0 0 0 0 16 31 3.00 0.667																			
Tom Gordon, R (7, 1) ERA: 4.4	2.0 9 1 0 0 2 2 0 0 0 0 0 0 16 31 0.00 1.500																			

Batter	1	2	3	4	5	6	7	8	9	10	11	12	AB	R	H	RBI	BB	SO	LOB	TOP							
Dave Roberts, L OBP: 0.341, SLG: 0.335 (1.8)	B2-3		1B		BB			HBP		F9		CS	3	1	1	0	1	0	1								
Paul Lo Duca, R OBP: 0.386, SLG: 0.467 (1.2)	G5-3		1B		F8			F9			P2		5	0	1	1	0	0	2								
Brian Jordan, R OBP: 0.371, SLG: 0.406 (1.7)	G6-3		F8					G6-3			K		5	0	0	0	0	1	1								
Shawn Green, L OBP: 0.320, SLG: 0.431 (1.9)		G6-3			F8			G1-6-3		G4-3		K	5	0	0	0	0	1	0								
Fred McGriff, L OBP: 0.317, SLG: 0.438 (1.3)					E9			G4-3				K	5	0	1	0	0	2	0								
Ron Coomer, R OBP: 0.268, SLG: 0.240 (1.10)		F7			F8			K		K		G5-3	5	0	0	0	0	2	2								
Jolbert Cabrera, R OBP: 0.336, SLG: 0.510 (1.6)		L5			G4-3			F7				WP 1B	4	1	1	0	1	0	2								
Cesar Izturis, S OBP: 0.250, SLG: 0.294 (12.6)												BB	0	0	0	0	0	0	0								
Adrián Beltré, R OBP: 0.278, SLG: 0.340 (1.5)			G1-3					K		G5-3		WP 1B	4	1	1	0	1	1	1								
Alex Cora, L OBP: 0.296, SLG: 0.328 (1.4)			F9		F7			G5-3				CS	5	0	1	2	0	0	2								
Inning Stats	R: 0 E: 0 K: 13	H: 0 LOB: 0 BB: 0 P: 16	R: 0 E: 0 K: 6	H: 1 LOB: 1 BB: 0 P: 10	R: 1 E: 0 K: 10	H: 2 LOB: 1 BB: 0 P: 17	R: 0 E: 1 K: 9	H: 0 LOB: 1 BB: 1 P: 13	R: 0 E: 0 K: 14	H: 0 LOB: 0 BB: 1 P: 22	R: 0 E: 0 K: 12	H: 0 LOB: 0 BB: 1 P: 18	R: 0 E: 0 K: 7	H: 0 LOB: 0 BB: 0 P: 11	R: 0 E: 0 K: 10	H: 0 LOB: 0 BB: 0 P: 12	R: 0 E: 0 K: 14	H: 1 LOB: 1 BB: 0 P: 20	R: 0 E: 0 K: 10	H: 0 LOB: 0 BB: 0 P: 15	R: 2 E: 0 K: 12	H: 2 LOB: 0 BB: 1 P: 20	1B: 5 2B: 1 3B: 0 HR: 0	SF: 0 SAC: 0 DP: 0 HBP: 1	WP: 1 PB: 0 SB: 3 CS: 2	PA: 46	
PITCHER	IP	WLS	BF	H	R	ER	SO	BB	IBB	HBP	BLK	WP	HR	S	P	ERA	WHIP										
Gary Knotts, R ERA: 4.3 (1.1)	8.0		30	3	0	0	2	0	0	0	0	0	0	7	9	0.00	0.000										
Jamie Walker, L ERA: 4.5 (9.1)	0.2		2	0	0	0	1	0	0	0	0	0	0	7	9	0.00	0.000										
Chris Spurling, R ERA: 3.67 (9.1)	0.2		3	1	0	0	1	0	0	0	0	0	0	12	15	0.00	1.500										
Franklyn German, R ERA: 2.7 (10.1)	1.2		5	0	0	0	2	0	0	0	0	0	0	15	23	0.00	0.000										
Steve Sparks, R ERA: 3.72 (12.1)	1.0	L	5	2	2	2	1	1	0	0	0	1	0	12	20	18.00	3.000										

Los Angeles Dodgers @ Detroit Tigers
Comerica Park, Detroit, MI

Tue Jun 10 2003, 7:05 PM EDT
Alt. 13,419 - Cloudy - 72 F

AB 41
R 3
H 6
RBI 3
BB 3
SO 7
LOB 11



Batter	1	2	3	4	5	6	7	8	9	10	11	12	AB	R	H	RBI	BB	SO	LOB	BOTTOM							
Alex Sanchez, L OBP: 0.307, SLG: 0.363 (1.8)			G3 SH1-4 BB		F7			G4-3		K		G4-3	5	0	1	0	1	1	2								
Ramon Santiago, S OBP: 0.301, SLG: 0.275 (1.4)	B2		SH1-4		WP BB 1B			G4-3		FC3-6 BB			4	0	1	0	0	0	3								
Bobby Higginson, L OBP: 0.347, SLG: 0.357 (1.9)	P5		G3					P5		FC6 BB			3	0	0	1	2	0	2								
Dmitri Young, S OBP: 0.340, SLG: 0.500 (1.10)			K		K			K		FC6			4	0	0	0	1	3	5								
Kevin Witt, L OBP: 0.288, SLG: 0.453 (1.3)	G3				K2-3			G3-1					5	0	0	0	0	3	2								
Craig Monroe, R OBP: 0.279, SLG: 0.361 (1.7)		P3						G1-4-3		K		K	4	0	0	0	1	2	0								
Eric Munson, L OBP: 0.314, SLG: 0.371 (1.5)		G6-3			K			F8		G4-6-3 1B		K	5	0	1	0	0	2	1								
15 Brandon Inge, R OBP: 0.227, SLG: 0.292 (1.2)																											
Warren Morris, L OBP: 0.143, SLG: 0.143 (9. PH)																											
Matt Walbeck, S OBP: 0.100, SLG: 0.120 (10.2)		P4			K			B1-3		G4-6-3 1B		F8	3	0	0	0	0	1	1								
20 Omar Infante, R OBP: 0.280, SLG: 0.247 (1.6)			SH1-4 G3 WP 1B					G6-3		FC3-6 1B		K	4	1	2	0	1	1	0								
Inning Stats	R: 0 E: 0 K: 16	H: 1 LOB: 2 BB: 1 P: 26	R: 0 E: 0 K: 9	H: 0 LOB: 0 BB: 0 P: 10	R: 1 E: 0 K: 10	H: 1 LOB: 1 BB: 1 P: 19	R: 0 E: 0 K: 9	H: 0 LOB: 1 BB: 1 P: 16	R: 0 E: 0 K: 10	H: 1 LOB: 2 BB: 1 P: 17	R: 0 E: 0 K: 12	H: 0 LOB: 0 BB: 1 P: 14	R: 0 E: 0 K: 10	H: 1 LOB: 0 BB: 0 P: 9	R: 0 E: 0 K: 13	H: 1 LOB: 2 BB: 1 P: 21	R: 0 E: 0 K: 9	H: 0 LOB: 0 BB: 0 P: 15	R: 0 E: 0 K: 12	H: 0 LOB: 0 BB: 0 P: 12	1B: 5 2B: 0 3B: 0 HR: 0	SF: 0 SAC: 1 DP: 1 HBP: 0	WP: 2 PB: 0 SB: 2 CS: 0	PA: 46			
PITCHER	IP	WLS	BF	H	R	ER	SO	BB	IBB	HBP	BLK	WP	HR	S	P	ERA	WHIP										
Hideo Nomo, R ERA: 2.74 (8.1)	7.0		29	3	1	1	6	5	0	0	0	2	0	67	110	1.29	1.143										
Tom Martin, L ERA: 2.45 (9.1)	1.0		3	0	0	0	1	0	0	0	0	0	0	9	14	0.00	0.000										
Paul Quantrill, R ERA: 1.33 (9.1)	1.0		3	1	0	0	1	0	0	0	0	0	0	6	9	0.00	1.000										
Paul Shuey, R ERA: 0.83 (10.1)	2.0	W	8	1	0	0	4	1	0	0	0	0	0	22	36	0.00	1.000										
Eric Gagne, R ERA: 1.97 (12.1)	1.0	S	3	0	0	0	1	0	0	0	0	0	0	12	12	0.00	0.000										

Los Angeles Dodgers @ Detroit Tigers
Comerica Park, Detroit, MI


Tue Jun 10 2003, 7:05 PM EDT
Alt. 13,419 - Cloudy - 72 F

AB 39
R 1
H 5
RBI 1
BB 6
SO 13
LOB 17



Batter	1	2	3	4	5	6	7	8	9	AB	R	H	RBI	BB	SO	LOB	TOP								
Dave Roberts, L (1, 8) OBP: 0.333, SLG: 0.327	P4			F9	FC4		B1-3			4	0	0	1	0	0	0	Los Angeles Dodgers @ Detroit Tigers Comerica Park, Detroit, MI Wed Jun 11 2003, 7:05 PM EDT Att: 13,716 - Overcast - 68 F								
Paul Lo Duca, R (1, 2) OBP: 0.384, SLG: 0.463	G5-3			2B SF8	K			G5-3		4	1	1	0	0	1										
Brian Jordan, R (1, 9) OBP: 0.368, SLG: 0.408	F9			1B	G4-3			K		4	1	1	0	0	1										
Shawn Green, L (1, 10) OBP: 0.319, SLG: 0.427		F7		SF8		G1-3				2	0	0	1	1	0										
Fred McGriff, L (1, 3) OBP: 0.316, SLG: 0.434	K			3H	BB	K		BB		4	0	1	1	0	2	1									
Mike Kinkade, R (1, 7) OBP: 0.380, SLG: 0.385				2H	1B																				
Jason Romano, R (9, 7) OBP: 0.063, SLG: 0.063	K			1-2	BB				G1-3	2	0	0	0	2	1	0									
Adrián Beltré, R (1, 5) OBP: 0.273, SLG: 0.333				2-0	L5				G6-3	4	0	0	0	0	1	3									
Alex Cora, L (1, 4) OBP: 0.295, SLG: 0.332				1-3	K		F9 FC4		G4-3	4	1	1	0	0	2	0									
Cesar Izturis, S (1, 6) OBP: 0.286, SLG: 0.290				0-0	G4-3		F9		B2-3	3	0	0	0	0	0	1									
Inning Stats	R: 0 E: 0 K: 0 S: 8	H: 0 LOB: 0 BB: 0 P: 10	R: 0 E: 0 K: 2 S: 9	H: 0 LOB: 0 BB: 0 P: 14	R: 0 E: 0 K: 1 S: 10	H: 0 LOB: 0 BB: 0 P: 14	R: 2 E: 0 K: 0 S: 11	H: 3 LOB: 2 BB: 1 P: 22	R: 1 E: 0 K: 1 S: 13	H: 1 LOB: 1 BB: 0 P: 17	R: 0 E: 0 K: 2 S: 12	H: 0 LOB: 1 BB: 1 P: 19	R: 0 E: 0 K: 0 S: 4	H: 0 LOB: 0 BB: 0 P: 7	R: 0 E: 0 K: 1 S: 14	H: 0 LOB: 1 BB: 1 P: 21	R: 0 E: 0 K: 1 S: 8	H: 0 LOB: 0 BB: 0 P: 8	1B: 2 2B: 2 HR: 0	SF: 1 SAC: 0 HBP: 0	WP: 0 PB: 0 SB: 1 CS: 0	PA: 35			
PITCHER	IP	WLS	BF	H	R	ER	SO	BB	IBB	HBP	BLK	WP	HR	S	P	ERA	WHIP								
Adam Benner, R (1, 1) ERA: 5.27	7.2	L	31	4	3	3	7	3	0	0	0	0	0	78	121	3.52	0.913								
Wilfredo Ledezma, L (8, 1) ERA: 3.2	1.1		4	0	0	0	1	0	0	0	0	0	0	11	11	0.00	0.000								

Batter	1	2	3	4	5	6	7	8	9	AB	R	H	RBI	BB	SO	LOB	BOTTOM								
Alex Sanchez, L (1, 8) OBP: 0.310, SLG: 0.365	G4-3			S	SH2-4		F7			4	0	2	0	0	1	0	Los Angeles Dodgers @ Detroit Tigers Comerica Park, Detroit, MI Wed Jun 11 2003, 7:05 PM EDT Att: 13,716 - Overcast - 68 F								
Ramon Santiago, S (1, 4) OBP: 0.286, SLG: 0.270	K			SH2-4	K			G3-1		3	0	0	0	0	2	1									
Bobby Higginson, L (1, 9) OBP: 0.345, SLG: 0.352	G4-3			BB	S		G4-3		G1-3	3	1	0	0	1	0	1									
Craig Monroe, R (1, 7) OBP: 0.291, SLG: 0.368	G6-3			BLK	1B		FC6-4			3	0	2	0	1	0	1									
Kevin Witt, L (1, 3) OBP: 0.295, SLG: 0.439				1-2	BLK		FC6-4		F7	4	0	1	1	0	1	2									
Ernie Young, R (1, 10) OBP: 0.291, SLG: 0.368				3H	1B		G5-3			3	0	0	0	1	1	3									
Eric Munson, L (1, 5) OBP: 0.312, SLG: 0.368				2-3	G1-3				K	4	0	1	0	0	2	1									
15 Brandon Inge, R (1, 2) OBP: 0.223, SLG: 0.287				1-2	1B																				
Warren Morris, L (9, PH) OBP: 0.125, SLG: 0.125				3H	K				F7	3	0	0	0	0	2	2									
20 Omar Infante, R (1, 6) OBP: 0.276, SLG: 0.243				2-3	FC5				P5	3	0	0	0	0	0	2									
Inning Stats	R: 0 E: 0 K: 1 S: 9	H: 1 LOB: 1 BB: 0 P: 9	R: 0 E: 0 K: 2 S: 14	H: 1 LOB: 2 BB: 1 P: 20	R: 1 E: 0 K: 0 S: 9	H: 2 LOB: 2 BB: 2 P: 19	R: 0 E: 0 K: 0 S: 6	H: 0 LOB: 0 BB: 0 P: 10	R: 0 E: 0 K: 2 S: 8	H: 0 LOB: 0 BB: 0 P: 10	R: 0 E: 0 K: 1 S: 10	H: 1 LOB: 1 BB: 0 P: 17	R: 0 E: 0 K: 1 S: 11	H: 0 LOB: 0 BB: 0 P: 16	R: 0 E: 0 K: 0 S: 8	H: 1 LOB: 1 BB: 0 P: 10	R: 0 E: 0 K: 2 S: 8	H: 0 LOB: 0 BB: 0 P: 11	1B: 6 2B: 0 3B: 0 HR: 0	SF: 0 SAC: 1 DP: 0 HBP: 0	WP: 0 PB: 0 SB: 2 CS: 0	PA: 35			
PITCHER	IP	WLS	BF	H	R	ER	SO	BB	IBB	HBP	BLK	WP	HR	S	P	ERA	WHIP								
Kevin Brown, R (1, 1) ERA: 2.0	7.0	W	28	5	1	1	7	3	0	0	1	0	0	67	101	1.29	1.143								
Guillermo Mota, R (8, 1) ERA: 2.27	1.0	H	4	1	0	0	0	0	0	0	0	0	0	8	10	0.00	1.000								
Eric Gagne, R (9, 1) ERA: 1.91	1.0	S	3	0	0	0	2	0	0	0	0	0	0	8	11	0.00	0.000								

Batter	1	2	3	4	5	6	7	8	9	AB	R	H	RBI	BB	SO	LOB	TOP								
Dave Roberts, L (1,8) OBP: 0.332, SLG: 0.325	0-1 G6-3 1B	1-0 G3			0-0 SH1-3 1-2		1-1 B2-3		1-3 K	4	0	1	0	0	1	2									
Paul Lo Duca, R (1,2) OBP: 0.382, SLG: 0.459	2-2 G6-3 1-2		1-2 F7		1-1 1-2 2H 1B		0-1 G6-3			4	0	1	1	0	0	1									
Brian Jordan, R (1,9) OBP: 0.371, SLG: 0.410	2-1 P3		1-2 1B		0-1 F9 1B			0-0 FC3-6 1B		4	0	2	0	0	0	2									
Shawn Green, L (1,10) OBP: 0.318, SLG: 0.425	2-3 K		0-2 1B		1-2 P2			2-2 FC3-6 1-2 1B		4	0	1	0	0	1	3									
Fred McGriff, L (1,3)		1-3 K	0-0 G5-4-3 1-2 1B		2-1 G1-3			2-2 F9		4	0	0	0	0	1	3									
Mike Kinkade, R (1,7) OBP: 0.373, SLG: 0.377		0-1 E5 2B		1-1 G6-3		1-0 F9		3-2 L5		4	1	1	0	0	0	1									
Adrian Beltré, R (8,5) OBP: 0.273, SLG: 0.333		2-2 1B		2-0 P3		2-2 1B		2-3 K		4	1	2	1	0	1	0									
Jolbert Cabrera, R (1,5) OBP: 0.342, SLG: 0.519		2-2 2B		0-0 F8		3-2 G6-3		0-1 P2		4	0	1	1	0	0	1									
Alex Cora, L (1,4) OBP: 0.294, SLG: 0.330		0-0 G4-3 2H 1B		1-0 G4-3		0-1 SH1-3 1B		4-2 BB		3	1	1	0	1	0	1									
Cesar Izturis, S (1,6) OBP: 0.290, SLG: 0.290		1-0 G4-3																							
Inning Stats	R: 0 E: 0 K: 1 S: 10	H: 1 LOB: 1 BB: 0 P: 16	R: 2 E: 1 K: 1 S: 11	H: 3 LOB: 1 BB: 0 P: 16	R: 0 E: 0 K: 0 S: 13	H: 2 LOB: 1 BB: 0 P: 15	R: 0 E: 0 K: 0 S: 4	H: 0 LOB: 0 BB: 0 P: 7	R: 1 E: 0 K: 0 S: 10	H: 2 LOB: 1 BB: 0 P: 12	R: 0 E: 0 K: 0 S: 9	H: 1 LOB: 1 BB: 0 P: 17	R: 0 E: 0 K: 0 S: 5	H: 0 LOB: 0 BB: 0 P: 7	R: 0 E: 0 K: 0 S: 12	H: 1 LOB: 1 BB: 0 P: 19	R: 0 E: 0 K: 2 S: 11	H: 0 LOB: 1 BB: 1 P: 18	1B: 9 2B: 1 3B: 0 HR: 0	SF: 0 SAC: 1 DP: 1 HBP: 0	WP: 0 PB: 0 SB: 2 CS: 0	PA: 37			
PITCHER	IP	WLS	BF	H	R	ER	SO	BB	IBB	HBP	BLK	WP	HR	S	P	ERA	WHIP								
38 Jeremy Bonderman, R (1, 1) ERA: 3.35	7.0	L	30	10	3	3	2	0	0	0	0	0	0	63	91	3.86	1.429								
Jamie Walker, L (8, 1) ERA: 4.35	0.2		2	0	0	0	0	0	0	0	0	0	0	8	12	0.00	0.000								
Matt Roney, R (8, 1) ERA: 3.41	1.1	S	5	0	0	0	2	1	0	0	0	0	0	14	24	0.00	0.750								

Los Angeles Dodgers @ Detroit Tigers
Comerica Park, Detroit, MI
Thu Jun 12 2003, 7:05 PM EDT
Att: 13,644 - Overcast - 62 F

AB 35
R 3
H 10
RBI 3
BB 1
SO 4
LOB 14



Batter	1	2	3	4	5	6	7	8	9	AB	R	H	RBI	BB	SO	LOB	BOTTOM								
Alex Sanchez, L (1,8) OBP: 0.309, SLG: 0.360	0-3 K	1-2 G4-3			4-0 CS SH3-4 BB		3-3 K			3	0	0	0	1	2	3									
Ramon Santiago, S (1,4) OBP: 0.297, SLG: 0.277	1-0 1B		1-0 G5-3		0-1 SH3-4		0-3 K			3	1	1	0	0	1	0									
Bobby Higginson, L (1,9) OBP: 0.348, SLG: 0.355	2-2 G1-3 2H 1B		2-1 L9		2-3 K		1-2 FC5-4 1B			4	0	2	1	0	1	1									
Craig Monroe, R (1,7) OBP: 0.290, SLG: 0.386	3-1 G1-3		0-0 HR		1-1 F8		1-2 FC5-4 HBP			4	1	1	1	0	0	2									
Ernie Young, R (1,10) OBP: 0.343, SLG: 0.500	4-1 BB		4-1 CS BB		3-3 K		1-2 HBP			1	0	0	0	2	1	0									
Dmitri Young, S (8, PH)										0	0	0	0	0	0	0									
Shane Halter, R (1,3) OBP: 0.280, SLG: 0.321	3-3 K		0-0 CS	1-3 K		1-0 1B		1-2 F9		4	0	1	0	0	2	4									
Eric Munson, L (1,5) OBP: 0.311, SLG: 0.361		4-2 20 1B BB		0-0 G4-3		1-0 F8		0-1 G4-3		3	0	0	0	1	0	1									
15 Brandon Inge, R (1,2) OBP: 0.225, SLG: 0.283		1-3 K		4-0 20 CS BB		2-0 F8		2-2 L9		2	0	0	0	1	1	1									
Warren Morris, L (9, PH) OBP: 0.111, SLG: 0.111										1	0	0	0	0	0	0									
20 Omar Infante, R (1,6) OBP: 0.282, SLG: 0.246		0-0 G4-3 1-2 1B		3-3 K		4-2 CS BB		0-1 F8		2	0	1	0	1	1	1									
Kevin Witt, L (9, PH) OBP: 0.290, SLG: 0.431										1	0	0	0	0	0	0									
Inning Stats	R: 1 E: 0 K: 2 S: 14	H: 2 LOB: 2 BB: 1 P: 27	R: 0 E: 0 K: 1 S: 9	H: 1 LOB: 1 BB: 1 P: 15	R: 1 E: 0 K: 0 S: 5	H: 1 LOB: 0 BB: 1 P: 12	R: 0 E: 0 K: 2 S: 7	H: 0 LOB: 1 BB: 1 P: 15	R: 0 E: 0 K: 1 S: 5	H: 1 LOB: 1 BB: 1 P: 15	R: 0 E: 0 K: 1 S: 6	H: 0 LOB: 1 BB: 1 P: 15	R: 0 E: 0 K: 1 S: 13	H: 1 LOB: 2 BB: 0 P: 19	R: 0 E: 0 K: 0 S: 9	H: 0 LOB: 0 BB: 0 P: 11	1B: 4 2B: 2 3B: 0 HR: 1	SF: 0 SAC: 1 DP: 2 HBP: 1	WP: 0 PB: 0 SB: 1 CS: 4	PA: 37					
PITCHER	IP	WLS	BF	H	R	ER	SO	BB	IBB	HBP	BLK	WP	HR	S	P	ERA	WHIP								
Kaz Ishii, L (1, 1) ERA: 2.97	7.0	W	28	5	2	2	8	6	0	0	0	0	0	55	110	2.57	1.571								
Paul Shuey, R (8, 1) ERA: 0.79	1.0	H	5	1	0	0	1	0	0	1	0	0	0	13	19	0.00	1.000								
Eric Gagne, R (9, 1) ERA: 1.85	1.0	S	3	0	0	0	0	0	0	0	0	0	0	9	11	0.00	0.000								

Los Angeles Dodgers @ Detroit Tigers
Comerica Park, Detroit, MI
Thu Jun 12 2003, 7:05 PM EDT
Att: 13,644 - Overcast - 62 F

AB 28
R 2
H 6
RBI 2
BB 6
SO 9
LOB 13



Batter	1	2	3	4	5	6	7	8	9	10	AB	R	H	RBI	BB	SO	LOB	TOP						
Cesar Izturis, S OBP: 0.289, SLG: 0.299 (1, 6)	G4-3		F8			F8	F8		SH1-4		4	0	1	0	0	0	1	Los Angeles Dodgers @ Cleveland Indians Jacobs Field, Cleveland, OH Fri Jun 13 2003, 7:05 PM EDT Att: 23,401 - Cloudy - 68 F						
Paul Lo Duca, R OBP: 0.386, SLG: 0.462 (1, 2)	G4-3		F9			F9	2B		FC1-2-5		3	0	1	0	1	0	1							
Shawn Green, L OBP: 0.319, SLG: 0.428 (1, 9)	G4-3		F8			E	2B		FC6-4		5	1	2	1	0	0	5							
Brian Jordan, R OBP: 0.362, SLG: 0.399 (1, 7)	K		F8			E9	F8		G6-3		5	1	0	0	0	1	3							
Fred McGriff, L OBP: 0.315, SLG: 0.427 Mike Kinkade, R OBP: 0.376, SLG: 0.371 (6, 3)	G6-3		G6-4-3			1B	1B		P2		2	0	1	1	1	0	0							
Ron Coomer, R OBP: 0.278, SLG: 0.255 Jason Romano, R OBP: 0.063, SLG: 0.063 (10, PR)	F9		G6-4-3			1B	1B		K		5	0	2	0	0	1	1							
Jolbert Cabrera, R OBP: 0.344, SLG: 0.523 (9, 4)	K		K			1B	G3-1		K		5	0	2	1	0	2	2							
Adrian Beltré, R OBP: 0.271, SLG: 0.335 (1, 5)	L7		L7			2B	2B		K		5	1	1	0	0	1	3							
Alex Cora, L OBP: 0.293, SLG: 0.333 Dave Roberts, L OBP: 0.350, SLG: 0.324 (9, PR)	G6-3		G6-3			F7			SH1-4		4	0	1	0	0	0	1							
Inning Stats	R: 0 E: 0 K: 1 S: 9	H: 1 LOB: 1 BB: 0 P: 15	R: 0 E: 0 K: 1 S: 7	H: 0 LOB: 0 BB: 0 P: 8	R: 0 E: 0 K: 0 S: 11	H: 1 LOB: 2 BB: 0 P: 21	R: 0 E: 0 K: 0 S: 5	H: 0 LOB: 0 BB: 1 P: 10	R: 0 E: 0 K: 1 S: 10	H: 0 LOB: 0 BB: 0 P: 14	R: 2 E: 1 K: 0 S: 10	H: 3 LOB: 2 BB: 0 P: 14	R: 1 E: 0 K: 0 S: 10	H: 2 LOB: 2 BB: 1 P: 18	R: 0 E: 0 K: 2 S: 14	H: 1 LOB: 1 BB: 0 P: 21	R: 0 E: 0 K: 0 S: 7		H: 1 LOB: 2 BB: 0 P: 14	R: 1 E: 0 K: 0 S: 13	H: 2 LOB: 2 BB: 0 P: 19	1B: 5 2B: 5 3B: 1 HR: 0	SF: 0 SAC: 1 DP: 1 HBP: 2	WP: 0 PB: 0 SB: 0 CS: 0
PITCHER	IP	WLS	BF	H	R	ER	SO	BB	IBB	HBP	BLK	WP	HR	S	P	ERA	WHIP							
Brian Anderson, L ERA: 4.46 Jason Boyd, R ERA: 3.92 Dan Miceli, R ERA: 4.18 David Riske, R ERA: 2.73 Danys Baez, R ERA: 3.69	6.0	0.0	25	5	2	0	3	1	0	0	0	0	0	52	82	0.00	1.000							
PITCHER	IP	WLS	BF	H	R	ER	SO	BB	IBB	HBP	BLK	WP	HR	S	P	ERA	WHIP							
37 Jake Westbrook, R ERA: 4.89	1.0	L	6	2	1	1	0	0	0	0	0	0	0	13	19	9.00	2.000							



Batter	1	2	3	4	5	6	7	8	9	10	AB	R	H	RBI	BB	SO	LOB	BOTTOM						
Coco Crisp, S OBP: 0.278, SLG: 0.294 (1, 7)	E3		G6-3			1B	1B		F9		4	2	2	0	1	0	0	Los Angeles Dodgers @ Cleveland Indians Jacobs Field, Cleveland, OH Fri Jun 13 2003, 7:05 PM EDT Att: 23,401 - Cloudy - 68 F						
John McDonald, R OBP: 0.306, SLG: 0.380 Ben Broussard, L OBP: 0.352, SLG: 0.512 (9, 3)	G6-3		K			K	1B		G4-3		4	1	1	0	0	1	2							
Milton Bradley, S OBP: 0.439, SLG: 0.500 (1, 8)	K		K			1B	1B		K		4	0	2	2	0	2	0							
Shane Spencer, R OBP: 0.303, SLG: 0.338 (1, 10)	G6-3		K			K	1B		FC1-6		4	0	2	1	0	1	1							
Jody Gerut, L OBP: 0.313, SLG: 0.556 (1, 9)	L5		K			K	G1-3		FC1-6		4	0	0	0	0	1	3							
Casey Blake, R OBP: 0.332, SLG: 0.372 (9, 5)	K		K			FC6-4	BB		FC1-4		3	0	0	0	1	1	1							
Tim Laker, R OBP: 0.323, SLG: 0.424 Matt Lawton, L OBP: 0.311, SLG: 0.366 (10, PH)	G6-3		G6-3			FC6-4	G5-4-3		CS		3	0	1	0	0	0	1							
Brandon Phillips, R OBP: 0.236, SLG: 0.307 (1, 4)	F7		F7			G5-4-3	G5-4-3		CS		4	0	1	0	0	0	2							
2 Jhonny Peralta, R (9, 6)	K		K			G6-3	FC6-4		K		3	0	0	0	0	1	1							
Josh Bard, S OBP: 0.259, SLG: 0.303 (10, PH)	K		K			G6-3	FC6-4		K		1	0	0	0	0	1	1							
Inning Stats	R: 0 E: 1 K: 1 S: 7	H: 0 LOB: 0 BB: 0 P: 8	R: 0 E: 0 K: 1 S: 9	H: 0 LOB: 0 BB: 0 P: 12	R: 0 E: 0 K: 1 S: 5	H: 0 LOB: 0 BB: 0 P: 7	R: 1 E: 0 K: 3 S: 14	H: 2 LOB: 1 BB: 0 P: 20	R: 0 E: 0 K: 0 S: 3	H: 0 LOB: 0 BB: 1 P: 7	R: 2 E: 0 K: 0 S: 12	H: 4 LOB: 1 BB: 0 P: 18	R: 0 E: 0 K: 0 S: 10	H: 1 LOB: 1 BB: 0 P: 14	R: 0 E: 0 K: 1 S: 8	H: 0 LOB: 0 BB: 0 P: 8	R: 0 E: 0 K: 0 S: 10	H: 1 LOB: 0 BB: 0 P: 17	R: 0 E: 0 K: 3 S: 11	H: 1 LOB: 2 BB: 1 P: 17	1B: 9 2B: 0 3B: 0 HR: 0	SF: 0 SAC: 0 DP: 2 HBP: 0	WP: 0 PB: 0 SB: 3 CS: 1	PA: 39
PITCHER	IP	WLS	BF	H	R	ER	SO	BB	IBB	HBP	BLK	WP	HR	S	P	ERA	WHIP							
Odalis Perez, L ERA: 4.7 Guillermo Mota, R ERA: 2.16 Paul Quantrill, R ERA: 1.29 Eric Gagne, R ERA: 1.8	6.0	2.0	7	1	0	0	1	0	0	0	0	0	0	18	22	0.00	0.500							
PITCHER	IP	WLS	BF	H	R	ER	SO	BB	IBB	HBP	BLK	WP	HR	S	P	ERA	WHIP							
27 Eric Gagne, R ERA: 1.8	1.0	S	5	1	0	0	3	1	0	0	0	0	0	11	17	0.00	2.000							



Batter	1	2	3	4	5	6	7	8	9	AB	R	H	RBI	BB	SO	LOB	TOP								
Dave Roberts, L (1, 8) OBP: 0.332, SLG: 0.322	G6-3		BB 2B	FC3-5		K			1B	4	1	1	0	1	1	2	Los Angeles Dodgers @ Cleveland Indians Jacobs Field, Cleveland, OH Sat Jun 14 2003, 3:05 PM EDT Att: 25,426 - Cloudy - 71 F								
Paul Lo Duca, R (1, 3) OBP: 0.382, SLG: 0.461	K		F7	G5-4-3					F8	5	0	1	0	0	1	4									
Shawn Green, L (1, 9) OBP: 0.314, SLG: 0.420	F7		K						G1-3	5	0	0	0	0	1	3									
Brian Jordan, R (1, 10) OBP: 0.374, SLG: 0.410		1B 2B	2B							2	1	2	0	2	0	0									
Mike Kinkade, R (1, 7) OBP: 0.371, SLG: 0.378	L3		2B							4	0	1	1	0	0	3									
Jolbert Cabrera, R (1, 4) OBP: 0.341, SLG: 0.509	K		G1-3							3	1	0	0	0	1	3									
Adrián Beltré, R (1, 5) OBP: 0.275, SLG: 0.339	1B BB									3	1	1	0	1	0	1									
David Ross, R (1, 2) OBP: 0.385, SLG: 0.625	FC6-4 1B		1B 2B							4	1	3	3	0	1	0									
Cesar Izturis, S (1, 6) OBP: 0.289, SLG: 0.298	FC6-4									4	0	1	1	0	1	2									
Inning Stats	R: 0 E: 0 K: 1 S: 6	H: 0 LOB: 0 BB: 0 P: 8	R: 1 E: 0 K: 1 S: 11	H: 2 LOB: 2 BB: 1 P: 18	R: 1 E: 0 K: 1 S: 8	H: 1 LOB: 2 BB: 2 P: 19	R: 1 E: 0 K: 0 S: 10	H: 3 LOB: 1 BB: 0 P: 20	R: 0 E: 0 K: 0 S: 6	H: 0 LOB: 0 BB: 1 P: 11	R: 2 E: 0 K: 2 S: 15	H: 1 LOB: 0 BB: 0 P: 20	R: 0 E: 0 K: 0 S: 6	H: 2 LOB: 1 BB: 0 P: 11	R: 0 E: 0 K: 1 S: 10	H: 0 LOB: 0 BB: 0 P: 15	R: 0 E: 0 K: 0 S: 6	H: 1 LOB: 1 BB: 0 P: 12	1B: 5 2B: 5 3B: 0 HR: 1	SF: 0 SAC: 0 DP: 3 HBP: 1	WP: 0 PB: 0 SB: 1 CS: 0	PA: 39			
PITCHER	IP	WLS	BF	H	R	ER	SO	BB	IBB	HBP	BLK	WP	HR	S	P	ERA	WHIP								
Brian Tallet, L (1, 1) ERA: 6.48	5.0	L	23	6	3	3	3	4	0	0	0	0	0	41	76	5.40	2.000								
Terry Mulholland, L (6, 1) ERA: 3.99	4.0	S	16	4	2	2	3	0	0	1	0	0	1	37	58	4.50	1.000								

Batter	1	2	3	4	5	6	7	8	9	AB	R	H	RBI	BB	SO	LOB	BOTTOM								
Matt Lawton, L (1, 7) OBP: 0.310, SLG: 0.361	E6 SH3		P4						G1-3	3	0	0	0	1	0	0	Los Angeles Dodgers @ Cleveland Indians Jacobs Field, Cleveland, OH Sat Jun 14 2003, 3:05 PM EDT Att: 25,426 - Cloudy - 71 F								
Coco Crisp, S (1, 10) OBP: 0.238, SLG: 0.250	SH3		B1-3						K	3	0	0	0	0	1	1									
Jody Gerut, L (1, 9) OBP: 0.319, SLG: 0.550	L9		G1-3							3	0	1	0	1	0	1									
Milton Bradley, S (1, 8) OBP: 0.436, SLG: 0.511	F9									4	1	1	1	0	2	4									
Ben Broussard, L (1, 3) OBP: 0.358, SLG: 0.518		1B 2B								3	1	1	0	1	1	1									
Casey Blake, R (1, 5) OBP: 0.326, SLG: 0.365	K		G5-3							4	0	0	0	0	1	2									
Josh Bard, S (1, 2) OBP: 0.289, SLG: 0.309	L5-4 1B									3	0	2	1	1	1	0									
Brandon Phillips, R (1, 4) OBP: 0.236, SLG: 0.305		1B								4	0	1	0	0	0	2									
2 Jhonny Peralta, R (1, 6) OBP: 0.236, SLG: 0.305	L5-4									4	0	0	0	0	2	3									
Inning Stats	R: 0 E: 1 K: 0 S: 9	H: 0 LOB: 1 BB: 0 P: 14	R: 1 E: 0 K: 1 S: 15	H: 3 LOB: 1 BB: 0 P: 21	R: 0 E: 0 K: 0 S: 6	H: 0 LOB: 0 BB: 0 P: 8	R: 1 E: 0 K: 0 S: 10	H: 1 LOB: 1 BB: 1 P: 17	R: 0 E: 0 K: 1 S: 13	H: 1 LOB: 2 BB: 1 P: 22	R: 0 E: 0 K: 1 S: 11	H: 0 LOB: 0 BB: 1 P: 16	R: 0 E: 0 K: 1 S: 12	H: 0 LOB: 0 BB: 0 P: 15	R: 0 E: 0 K: 3 S: 10	H: 0 LOB: 1 BB: 1 P: 17	R: 0 E: 0 K: 1 S: 9	H: 1 LOB: 1 BB: 0 P: 13	1B: 4 2B: 2 3B: 0 HR: 1	SF: 0 SAC: 1 DP: 2 HBP: 0	WP: 0 PB: 0 SB: 0 CS: 0	PA: 36			
PITCHER	IP	WLS	BF	H	R	ER	SO	BB	IBB	HBP	BLK	WP	HR	S	P	ERA	WHIP								
Andy Ashby, R (1, 1) ERA: 5.82	5.0	W	22	5	2	2	2	2	0	0	0	0	0	53	82	3.60	1.400								
Wilson Alvarez, L (6, 1) ERA: 2.0	4.0	S	14	1	0	0	6	2	0	0	0	0	0	42	61	0.00	0.750								



Batter	1	2	3	4	5	6	7	8	9	AB	R	H	RBI	BB	SO	LOB	TOP											
Dave Roberts, L OBP: 0.333, SLG: 0.320 (1, 8)	0-0 S WP 1B		0-2 G3			4-2 1B WP E BB	1-2 L7		1-0 B3	4	2	1	0	1	0	2												
Paul Lo Duca, R OBP: 0.383, SLG: 0.460 (1, 2)	0-3 SAFE K		2-1 G6-3			1-2 F7 E CS 1B	0-1 2B		0-1 F8	5	0	2	0	0	0	1												
Shawn Green, L OBP: 0.315, SLG: 0.421 (1, 9)	4-0 E G1-2-3 BB		3-2 G3-1			0-1 E4 CS	1-1 2B		0-0 G1-3	4	0	1	3	1	0	1												
Brian Jordan, R OBP: 0.376, SLG: 0.409 (1, 10)	1-2 SAFE 2H 1B			2-2 G5-3		0-2 F7				3	0	1	1	1	0	2												
Mike Kinkade, R OBP: 0.376, SLG: 0.377 (1, 7) (8, 3)	1-0 E6			0-1 G4-6-3 1B		4-2 HBP				3	0	1	0	0	1	5												
Ron Coomer, R OBP: 0.282, SLG: 0.237 Jason Romano, R OBP: 0.063, SLG: 0.063 (1, 3) (8, 7)	2-1 G1-2-3			0-0 G4-6-3		0-1 G1-3			2-3 K	4	0	0	0	0	1	6												
Adrián Beltré, R OBP: 0.270, SLG: 0.333 (1, 5)		1-0 G6-3			3-2 F8		3-2 G4-3	1-3 K2-3		4	0	0	0	0	1	0												
Jolbert Cabrera, R OBP: 0.346, SLG: 0.500 (1, 4)		1-3 K			0-0 G1-3		4-0 1B 1B 2B BB	4-2 S BB		2	1	0	0	2	1	0												
Cesar Izturis, S OBP: 0.288, SLG: 0.297 (1, 6)		1-1 G3			0-0 G4-3		2-1 1B 2B 1B	3-1 F7		4	1	1	0	0	0	1												
Inning Stats	R: 1 E: 1 K: 1 S: 10	H: 2 LOB: 2 BB: 1 P: 18	R: 0 E: 0 K: 1 S: 6	H: 0 LOB: 0 BB: 0 P: 9	R: 0 E: 0 K: 0 S: 8	H: 0 LOB: 0 BB: 0 P: 13	R: 0 E: 0 K: 0 S: 7	H: 1 LOB: 2 BB: 1 P: 10	R: 0 E: 0 K: 0 S: 14	H: 0 LOB: 0 BB: 0 P: 10	R: 1 E: 1 K: 0 S: 14	H: 1 LOB: 2 BB: 1 P: 23	R: 2 E: 0 K: 1 S: 19	H: 3 LOB: 3 BB: 2 P: 34	R: 0 E: 0 K: 2 S: 11	H: 0 LOB: 1 BB: 1 P: 21	R: 0 E: 0 K: 0 S: 4	H: 0 LOB: 0 BB: 0 P: 5	1B: 6 2B: 1 3B: 0 HR: 0	SF: 0 SAC: 0 DP: 2 HBP: 1	WP: 2 PB: 0 SB: 2 CS: 2	PA: 39						
PITCHER	IP	WLS	BF	H	R	ER	SO	BB	IBB	HBP	BLK	WP	HR	S	P	ERA	WHIP											
Billy Traber, L ERA: 4.57 37 Jake Westbrook, R ERA: 5.13 David Riske, R ERA: 2.67 Dan Miceli, R ERA: 3.9	(1, 1)	5.1	L	22	4	2	2	2	2	0	0	0	0	0	49	75	3.38	1.125										
																		Dodgers										

Los Angeles Dodgers @ Cleveland Indians
Jacobs Field, Cleveland, OH
Sun Jun 15 2003, 1:05 PM EDT
Att: 26,786 - Sunny - 69 F

AB	33
R	4
H	7
RBI	4
BB	5
SO	5
LOB	18

Batter	1	2	3	4	5	6	7	8	9	AB	R	H	RBI	BB	SO	LOB	BOTTOM											
Matt Lawton, L OBP: 0.309, SLG: 0.359 (1, 9)	0-0 B2-3		2-3 K			3-1 G4-3		2-2 WP 1B 1B		4	0	1	0	0	1	2												
Coco Crisp, S OBP: 0.240, SLG: 0.217 (1, 7)	1-2 G3		2-2 G1-3			0-0 F8		4-2 1B BB		3	0	0	1	1	0	1												
Jody Gerut, L OBP: 0.310, SLG: 0.534 (1, 10)	2-3 K		0-1 F8			1-2 P4		1-1 P3		4	0	0	0	0	1	4												
Milton Bradley, S OBP: 0.437, SLG: 0.508 (1, 8)		3-1 P4			3-3 K		4-0 BB	1-1 1B		3	0	1	1	1	1	0												
Ben Broussard, L OBP: 0.354, SLG: 0.506 Zach Sorensen, S OBP: 0.100, SLG: 0.400 (9, PR)		3-3 K			1-1 L3		1-2 P4		0-1 FC6-4 1B	4	0	1	0	0	1	1												
Casey Blake, R OBP: 0.320, SLG: 0.357 (1, 5)		0-1 E6			1-2 G6-3		1-3 K		1-2 FC6-4 BB	4	0	0	0	0	1	2												
Tim Laker, R OBP: 0.182, SLG: 0.403 Josh Bard, S OBP: 0.273, SLG: 0.309 (9, PH)		2-2 G4-3			1-3 K		0-3 K		4-0 BB	3	0	0	0	0	2	2												
Brandon Phillips, R OBP: 0.241, SLG: 0.309 (1, 4)			0-0 2B G1-3 1B			2-0 L5		2-0 1B 2B WP 1B	2-3 K	4	2	2	0	0	1	2												
2 Jhonny Peralta, R OBP: 0.182, SLG: 0.182 Shane Spencer, R OBP: 0.302, SLG: 0.335 (9, PH)			2-1 G1-3 1B			3-3 K		1-1 WP 1B 1B	2-3 K	3	1	2	0	0	1	0												
Inning Stats	R: 0 E: 0 K: 1 S: 8	H: 0 LOB: 0 BB: 0 P: 11	R: 0 E: 1 K: 1 S: 10	H: 0 LOB: 1 BB: 0 P: 18	R: 1 E: 0 K: 1 S: 12	H: 2 LOB: 1 BB: 0 P: 18	R: 0 E: 0 K: 1 S: 9	H: 0 LOB: 0 BB: 0 P: 14	R: 0 E: 0 K: 2 S: 10	H: 0 LOB: 0 BB: 0 P: 16	R: 0 E: 0 K: 0 S: 6	H: 0 LOB: 0 BB: 0 P: 10	R: 0 E: 0 K: 2 S: 9	H: 0 LOB: 1 BB: 1 P: 15	R: 2 E: 0 K: 0 S: 12	H: 4 LOB: 2 BB: 1 P: 23	R: 0 E: 0 K: 2 S: 14	H: 1 LOB: 2 BB: 1 P: 23	1B: 7 2B: 0 3B: 0 HR: 0	SF: 0 SAC: 0 DP: 0 HBP: 0	WP: 1 PB: 0 SB: 1 CS: 0	PA: 36						
PITCHER	IP	WLS	BF	H	R	ER	SO	BB	IBB	HBP	BLK	WP	HR	S	P	ERA	WHIP											
Hideo Nomo, R ERA: 2.64 Paul Quantrill, R ERA: 1.93 Tom Martin, L ERA: 2.33 Eric Gagne, R ERA: 1.75	(1, 1)	7.0	W	25	2	1	1	1	0	0	0	0	0	0	64	102	1.29	0.429										
																		C										

Los Angeles Dodgers @ Cleveland Indians
Jacobs Field, Cleveland, OH
Sun Jun 15 2003, 1:05 PM EDT
Att: 26,786 - Sunny - 69 F

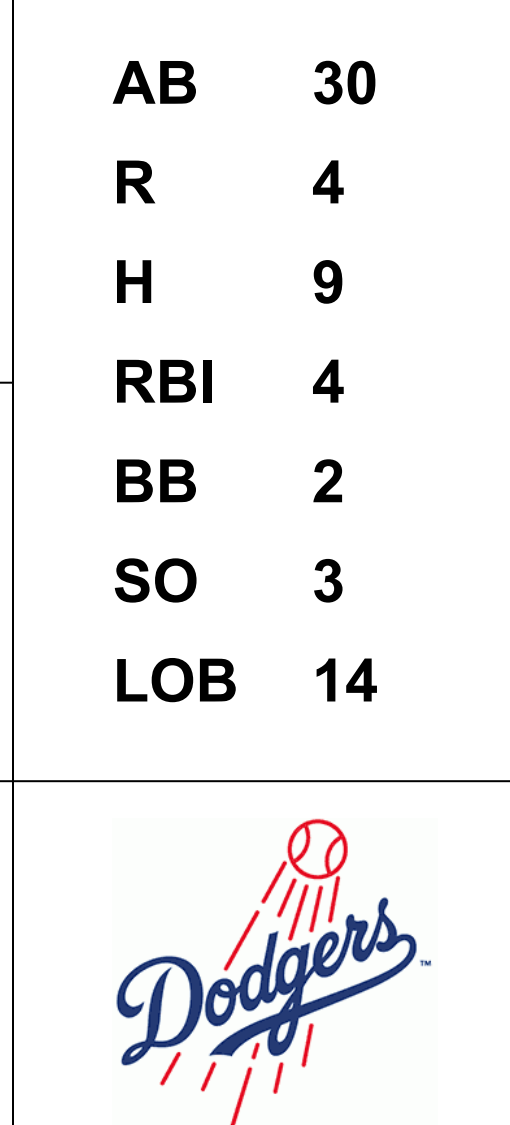
AB	33
R	3
H	7
RBI	2
BB	3
SO	10
LOB	16

Batter	1	2	3	4	5	6	7	8	9	AB	R	H	RBI	BB	SO	LOB	TOP				
Marquis Grissom, R OBP: 0.341, SLG: 0.488	G5-3		1B		1B		G6-3			3	0	1	0	1	0	1	San Francisco Giants @ Los Angeles Dodgers Dodger Stadium, Los Angeles, CA Tue Jun 17 2003, 7:10 PM PDT Att: 48,077 - Sunny - 69 F				
J.T. Snow, L OBP: 0.384, SLG: 0.426 Pedro Feliz, R OBP: 0.299, SLG: 0.500	SH1-3		1B				G3-1			1	0	1	0	0	0	0					
Ray Durham, S OBP: 0.423, SLG: 0.453	SH1-3		1B				G4-3			3	0	1	0	0	0	2					
Barry Bonds, L OBP: 0.494, SLG: 0.674	FC6-4		G4-6-3				P5			3	0	0	0	1	0	2					
Rich Aurilia, R OBP: 0.321, SLG: 0.408	FC6-4						G5-3			4	0	0	0	0	0	2					
Benito Santiago, R OBP: 0.335, SLG: 0.466			1B							4	0	2	0	0	2	0					
Eduardo Alfonzo, R OBP: 0.300, SLG: 0.335	G1-3		1B							4	1	1	0	0	1	2					
José Cruz Jr., S OBP: 0.380, SLG: 0.463	G3-1						F8			4	0	0	0	0	2	2					
Jesse Foppert, R OBP: 0.100, SLG: 0.158 41 Chad Zerbe, L	K									2	0	0	0	0	2	1					
Neifi Perez, S OBP: 0.309, SLG: 0.386 Jim Brower, R OBP: 0.500, SLG: 0.500	K									0	0	0	0	0	0	0					
Inning Stats	R: 0 E: 0 K: 0 S: 10	H: 1 LOB: 2 BB: 1 P: 16	R: 0 E: 0 K: 1 S: 8	H: 1 LOB: 1 BB: 0 P: 12	R: 0 E: 0 K: 1 S: 7	H: 2 LOB: 1 BB: 0 P: 9	R: 0 E: 0 K: 0 S: 7	H: 1 LOB: 0 BB: 1 P: 12	R: 0 E: 0 K: 1 S: 11	H: 0 LOB: 0 BB: 0 P: 8	R: 1 E: 0 K: 1 S: 12	H: 2 LOB: 1 BB: 0 P: 19	R: 0 E: 0 K: 0 S: 8	H: 0 LOB: 0 BB: 0 P: 11	R: 0 E: 0 K: 3 S: 10	H: 0 LOB: 0 BB: 0 P: 12	1B: 6 2B: 2 3B: 0 HR: 0	SF: 0 SAC: 1 DP: 2 HBP: 0	WP: 0 PB: 0 SB: 0 CS: 0	PA: 35	
PITCHER	IP	WLS	BF	H	R	ER	SO	BB	IBB	HBP	BLK	WP	HR	S	P	ERA	WHIP				
Kevin Brown, R ERA: 1.97	6.0	W	25	7	1	1	4	1	1	0	0	0	0	53	79	1.50	1.333				
Paul Shuey, R ERA: 0.73	2.0		7	1	0	0	1	0	0	0	0	0	0	16	24	0.00	0.500				
Eric Gagne, R ERA: 1.7	1.0	S	3	0	0	0	3	0	0	0	0	0	0	10	12	0.00	0.000				

AB	32
R	1
H	8
RBI	1
BB	2
SO	8
LOB	14



Batter	1	2	3	4	5	6	7	8	9	AB	R	H	RBI	BB	SO	LOB	BOTTOM				
Dave Roberts, L OBP: 0.327, SLG: 0.313	G4-3				G1-3					4	0	0	0	0	0	2	San Francisco Giants @ Los Angeles Dodgers Dodger Stadium, Los Angeles, CA Tue Jun 17 2003, 7:10 PM PDT Att: 48,077 - Sunny - 69 F				
Paul Lo Duca, R OBP: 0.392, SLG: 0.485	HR		2B		1B		1B			4	2	4	1	0	0	0					
Shawn Green, L OBP: 0.314, SLG: 0.416	G4-3		1B		BB		L4			3	1	0	0	1	0	2					
Brian Jordan, R OBP: 0.370, SLG: 0.403	F8		SF7				G5-3			3	0	0	1	0	1	2					
Daryle Ward, L OBP: 0.221, SLG: 0.189			L8							3	1	2	0	0	0	1					
Adrián Beltré, R OBP: 0.270, SLG: 0.332	G5-3		1B				K			4	0	1	1	0	1	4					
Alex Cora, L OBP: 0.288, SLG: 0.327	G4-3		L8							4	0	0	0	0	0	2					
Cesar Izturis, S OBP: 0.293, SLG: 0.299	1B									2	0	1	0	1	0	0					
Kevin Brown, R OBP: 0.182, SLG: 0.250 Paul Shuey, R Eric Gagne, R	1B									3	0	1	1	0	1	1					
Inning Stats	R: 1 E: 0 K: 0 S: 12	H: 1 LOB: 0 BB: 0 P: 18	R: 1 E: 0 K: 0 S: 9	H: 2 LOB: 2 BB: 1 P: 18	R: 2 E: 0 K: 0 S: 10	H: 2 LOB: 1 BB: 1 P: 22	R: 0 E: 0 K: 1 S: 8	H: 1 LOB: 0 BB: 0 P: 10	R: 0 E: 0 K: 0 S: 6	H: 0 LOB: 0 BB: 0 P: 8	R: 0 E: 0 K: 1 S: 12	H: 1 LOB: 1 BB: 0 P: 19	R: 0 E: 0 K: 0 S: 9	H: 1 LOB: 0 BB: 0 P: 13	1B: 7 2B: 1 3B: 0 HR: 1	SF: 1 SAC: 0 DP: 1 HBP: 1		WP: 2 PB: 0 SB: 1 CS: 1	PA: 34		
PITCHER	IP	WLS	BF	H	R	ER	SO	BB	IBB	HBP	BLK	WP	HR	S	P	ERA	WHIP				
Jesse Foppert, R ERA: 4.43	4.2	L	22	7	4	4	1	1	0	0	0	0	0	44	77	7.71	1.714				
41 Chad Zerbe, L ERA: 4.87	1.1		5	0	0	0	1	0	0	1	0	0	0	10	17	0.00	0.000				
Jim Brower, R ERA: 4.38	2.0		7	2	0	0	1	0	0	0	0	0	0	21	32	0.00	1.000				



Batter	1	2	3	4	5	6	7	8	9	AB	R	H	RBI	BB	SO	LOB	TOP			
Marquis Grissom, R OBP: 0.345, SLG: 0.498 (1, 8)										3	2	1	1	2	1	0	San Francisco Giants @ Los Angeles Dodgers Dodger Stadium, Los Angeles, CA Wed Jun 18 2003, 7:10 PM PDT Att: 50,247 - Overcast - 66 F			
Edgardo Alfonzo, R OBP: 0.302, SLG: 0.333 (1, 5)										4	0	1	0	1	0	2				
Ray Durham, S OBP: 0.427, SLG: 0.451 (1, 4)										3	0	1	0	2	0	2				
Barry Bonds, L OBP: 0.496, SLG: 0.668 (1, 7)										3	0	1	0	2	1	3				
Benito Santiago, R OBP: 0.329, SLG: 0.458 52 Trey Lunsford, R (8, 2)										4	0	0	0	0	1	7				
Rich Aurilia, R OBP: 0.327, SLG: 0.415 (1, 6)										3	0	2	0	1	0	0				
Pedro Feliz, R OBP: 0.284, SLG: 0.474 (1, 3)										4	0	0	0	0	1	5				
José Cruz Jr., S OBP: 0.376, SLG: 0.457 Scott Eyre, L (6, 1)										3	0	0	0	0	0	1				
Neifi Pérez, S OBP: 0.307, SLG: 0.384 Jason Christiansen, R (8, 1)										1	0	0	0	0	0	0				
Kirk Rueter, L OBP: 0.171, SLG: 0.147 Joe Nathan, R (6, 1)										2	0	0	0	0	0	1				
60 Francisco Santos, L (6, 9)										0	0	0	0	0	0	0				
Inning Stats	R: 1 E: 1 K: 1 S: 17	H: 0 LOB: 3 BB: 3 P: 32	R: 0 E: 0 K: 0 S: 4	H: 0 LOB: 0 BB: 0 P: 7	R: 0 E: 0 K: 1 S: 9	H: 0 LOB: 1 BB: 1 P: 16	R: 0 E: 0 K: 0 S: 9	H: 1 LOB: 1 BB: 0 P: 13	R: 0 E: 0 K: 1 S: 11	H: 0 LOB: 2 BB: 2 P: 21	R: 0 E: 0 K: 1 S: 14	H: 1 LOB: 3 BB: 2 P: 28	R: 0 E: 0 K: 0 S: 5	H: 0 LOB: 0 BB: 0 P: 6	R: 1 E: 0 K: 0 S: 12	H: 3 LOB: 2 BB: 0 P: 20	1B: 4 2B: 1 3B: 0 HR: 1	SF: 0 SAC: 0 DP: 0 HBP: 0	WP: 0 PB: 0 SB: 0 CS: 1	PA: 41
PITCHER	IP WLS BF H R ER SO BB IBB HBP BLK WP HR S P ERA WHIP																			
Kaz Ishii, L ERA: 2.76	(1, 1) 6.0 W 26 2 1 0 3 6 0 0 0 0 0 0 59 102 0.00 1.333																			
Guillermo Mota, R ERA: 2.11	(7, 1) 1.0 6 1 0 0 1 2 0 0 0 0 0 0 14 28 0.00 3.000																			
Paul Quantrill, R ERA: 1.86	(8, 1) 1.0 3 0 0 0 0 0 0 0 0 0 0 0 5 6 0.00 0.000																			
Tom Martin, L ERA: 2.66	(9, 1) 1.0 6 3 1 1 0 0 0 0 0 0 0 1 12 20 9.00 3.000																			

AB	33
R	2
H	6
RBI	1
BB	8
SO	4
LOB	23



Batter	1	2	3	4	5	6	7	8	9	AB	R	H	RBI	BB	SO	LOB	BOTTOM			
Dave Roberts, L OBP: 0.333, SLG: 0.317 (1, 8)										4	1	2	1	1	0	0	San Francisco Giants @ Los Angeles Dodgers Dodger Stadium, Los Angeles, CA Wed Jun 18 2003, 7:10 PM PDT Att: 50,247 - Overcast - 66 F			
Paul Lo Duca, R OBP: 0.389, SLG: 0.484 (1, 2)										5	1	1	2	0	0	2				
Shawn Green, L OBP: 0.317, SLG: 0.419 (1, 9)										3	0	1	1	1	0	0				
Brian Jordan, R OBP: 0.372, SLG: 0.410 Paul Quantrill, L (8, 1)										4	2	2	0	0	0	3				
Tom Martin, L (9, 1)										0	0	0	0	0	0	0				
Mike Kinkade, R OBP: 0.385, SLG: 0.400 Ron Coomer, R OBP: 0.273, SLG: 0.250 (7, 3)										3	1	2	1	0	0	2				
Jolbert Cabrera, R OBP: 0.338, SLG: 0.487 Guillermo Mota, R OBP: 0.250, SLG: 0.250 Jason Romano, R OBP: 0.059, SLG: 0.059 (7, PH)										3	1	0	0	0	0	3				
Adrián Beltré, R OBP: 0.270, SLG: 0.329 (1, 5)										2	0	0	1	1	0	1				
Alex Cora, L OBP: 0.292, SLG: 0.327 (1, 4)										3	1	1	2	1	0	1				
Kaz Ishii, L OBP: 0.294, SLG: 0.300 (6, PH)										2	0	0	0	0	0	2				
Cesar Izturis, S (7, 6)										2	1	1	0	0	0	0				
Inning Stats	R: 0 E: 0 K: 0 S: 7	H: 1 LOB: 2 BB: 1 P: 15	R: 0 E: 0 K: 0 S: 8	H: 0 LOB: 0 BB: 0 P: 13	R: 0 E: 0 K: 0 S: 9	H: 0 LOB: 0 BB: 0 P: 16	R: 2 E: 0 K: 0 S: 19	H: 3 LOB: 2 BB: 1 P: 32	R: 0 E: 0 K: 0 S: 6	H: 0 LOB: 0 BB: 1 P: 14	R: 6 E: 0 K: 0 S: 31	H: 6 LOB: 1 BB: 1 P: 49	R: 0 E: 0 K: 0 S: 10	H: 1 LOB: 1 BB: 0 P: 14	R: 0 E: 0 K: 0 S: 5	H: 0 LOB: 0 BB: 0 P: 7	1B: 7 2B: 5 3B: 0 HR: 0	SF: 1 SAC: 0 DP: 1 HBP: 0	WP: 0 PB: 0 SB: 0 CS: 0	PA: 38
PITCHER	IP WLS BF H R ER SO BB IBB HBP BLK WP HR S P ERA WHIP																			
Kirk Rueter, L ERA: 3.79	(1, 1) 5.1 L 24 6 4 4 0 3 0 0 0 0 0 0 0 58 104 6.75 1.688																			
Joe Nathan, R ERA: 4.58	(6, 1) 0.1 5 3 3 3 0 1 0 0 0 0 0 0 16 28 81.00 12.000																			
Scott Eyre, L ERA: 9.65	(6, 1) 1.1 6 2 1 1 0 0 0 0 0 0 0 0 16 21 6.75 1.500																			
Jason Christiansen, L ERA: 9.0	(8, 1) 1.0 3 0 0 0 0 0 0 0 0 0 0 0 5 7 0.00 0.000																			

AB	33
R	8
H	11
RBI	8
BB	4
SO	0
LOB	15



Batter	1	2	3	4	5	6	7	8	9	AB	R	H	RBI	BB	SO	LOB	TOP			
Marquis Grissom, R (1, 8) OBP: 0.344, SLG: 0.492	F8		BB		K		F9			3	0	0	0	1	1	1	<p>San Francisco Giants @ Los Angeles Dodgers Dodger Stadium, Los Angeles, CA Thu Jun 19 2003, 7:10 PM PDT Att: 51,047 - Cloudy - 65 F</p>			
Eduardo Alfonso, R (1, 5) OBP: 0.305, SLG: 0.336	L8		L8			1B		K		4	0	2	0	0	1	1				
Ray Durham, S (1, 4) OBP: 0.419, SLG: 0.441	L6		L3			K		L7		4	0	0	0	0	1	3				
Barry Bonds, L (1, 7) OBP: 0.489, SLG: 0.655	P4				G4-3	L8		G3		4	0	0	0	0	2					
Bento Santiago, R (1, 2) OBP: 0.332, SLG: 0.472		G3			HR			K		4	1	2	1	0	1	1				
Andres Galaraga, R (1, 3) OBP: 0.391, SLG: 0.585		G5-3			G6-3			G5-4-3		4	1	1	1	0	0	1				
Rich Aurilia, R (1, 6) OBP: 0.326, SLG: 0.410					G5-3			HR		3	0	0	0	1	0	0				
José Cruz Jr., S (1, 9) OBP: 0.376, SLG: 0.456		G6-3				F8				3	0	1	0	0	0	1				
Jason Schmidt, R (1, 1) OBP: 0.034, SLG: 0.034					K	P3		B2		3	0	0	0	0	1	1				
Inning Stats	R: 0 E: 0 K: 0 S: 8	H: 1 LOB: 1 BB: 0 P: 12	R: 0 E: 0 K: 0 S: 8	H: 0 LOB: 1 BB: 1 P: 14	R: 0 E: 0 K: 1 S: 7	H: 0 LOB: 1 BB: 1 P: 12	R: 1 E: 0 K: 0 S: 9	H: 1 LOB: 0 BB: 0 P: 13	R: 0 E: 0 K: 2 S: 12	H: 1 LOB: 1 BB: 0 P: 19	R: 1 E: 0 K: 0 S: 8	H: 2 LOB: 1 BB: 0 P: 13	R: 0 E: 0 K: 1 S: 10	H: 0 LOB: 0 BB: 0 P: 14	R: 0 E: 0 K: 0 S: 10	H: 1 LOB: 0 BB: 0 P: 14	1B: 4 2B: 0 3B: 0 HR: 2	SF: 0 SAC: 0 DP: 1 HBP: 0	WP: 0 PB: 0 SB: 0 CS: 0	PA: 34
PITCHER	IP WLS BF H R ER SO BB IBB HBP BLK WP HR S P ERA WHIP																			
Odalis Perez, L (1, 1) ERA: 4.53	7.0 L 28 5 2 2 4 2 0 0 0 0 0 2 58 93 2.57 1.000																			
Paul Shuey, R (8, 1) ERA: 0.7	1.0 3 0 0 0 1 0 0 0 0 0 0 0 10 14 0.00 0.000																			
Paul Quantrill, R (9, 1) ERA: 1.8	1.0 3 1 0 0 0 0 0 0 0 0 0 0 10 14 0.00 1.000																			

Batter	1	2	3	4	5	6	7	8	9	AB	R	H	RBI	BB	SO	LOB	BOTTOM					
Dave Roberts, L (1, 8) OBP: 0.332, SLG: 0.316	G4-6-3		E3			L8		F8		4	0	1	0	0	0	1	<p>San Francisco Giants @ Los Angeles Dodgers Dodger Stadium, Los Angeles, CA Thu Jun 19 2003, 7:10 PM PDT Att: 51,047 - Cloudy - 65 F</p>					
Paul Lo Duca, R (1, 2) OBP: 0.387, SLG: 0.478	G4-6-3		F9			G5-3		F7		3	0	0	0	1	0	2						
Shawn Green, L (1, 9) OBP: 0.316, SLG: 0.415	G4-6-3		K2-3			1B		F8		3	0	0	0	1	1	4						
Brian Jordan, R (1, 7) OBP: 0.370, SLG: 0.407	G4-3				K			K		4	0	1	0	0	2	1						
Daryle Ward, L (1, 3) OBP: 0.210, SLG: 0.179		P6			L6			K		4	0	0	0	0	1	2						
Adrián Beltré, R (1, 5) OBP: 0.287, SLG: 0.325		K			G3			G5-3		3	0	0	0	0	1	0						
Alex Cora, L (1, 4) OBP: 0.288, SLG: 0.323		G1-3				K		K		3	0	0	0	0	2	0						
Cesar Izturis, S (1, 6) OBP: 0.295, SLG: 0.301					L8			K		3	0	1	0	0	1	0						
Odalis Perez, L (1, 1) OBP: 0.042, SLG: 0.042					K			K		2	0	0	0	0	2	1						
Paul Shuey, R (8, 1) OBP: 0.336, SLG: 0.483					K			K		0	0	0	0	0	0	0						
Jolbert Cabrera, R (8, PH) OBP: 0.336, SLG: 0.483					K			K		1	0	0	0	0	1	0						
Paul Quantrill, L (9, 1) OBP: 0.336, SLG: 0.483					K			K		0	0	0	0	0	0	0						
Inning Stats	R: 0 E: 0 K: 0 S: 11	H: 1 LOB: 1 BB: 1 P: 20	R: 0 E: 0 K: 1 S: 10	H: 0 LOB: 0 BB: 0 P: 14	R: 0 E: 1 K: 2 S: 14	H: 1 LOB: 2 BB: 0 P: 18	R: 0 E: 0 K: 1 S: 7	H: 0 LOB: 0 BB: 0 P: 9	R: 0 E: 0 K: 2 S: 9	H: 0 LOB: 0 BB: 0 P: 11	R: 0 E: 0 K: 0 S: 15	H: 1 LOB: 2 BB: 1 P: 23	R: 0 E: 0 K: 2 S: 11	H: 0 LOB: 0 BB: 0 P: 12	R: 0 E: 0 K: 1 S: 7	H: 0 LOB: 0 BB: 0 P: 8	R: 0 E: 0 K: 2 S: 8	H: 0 LOB: 0 BB: 0 P: 12	1B: 3 2B: 0 3B: 0 HR: 0	SF: 0 SAC: 0 DP: 1 HBP: 0	WP: 0 PB: 0 SB: 1 CS: 0	PA: 32
PITCHER	IP WLS BF H R ER SO BB IBB HBP BLK WP HR S P ERA WHIP																					
Jason Schmidt, R (1, 1) ERA: 2.43	9.0 W 32 3 0 0 11 2 0 0 0 0 0 0 92 127 0.00 0.556																					

AB	32
R	2
H	6
RBI	2
BB	2
SO	5
LOB	11



AB	30
R	0
H	3
RBI	0
BB	2
SO	11
LOB	11



Batter	1	2	3	4	5	6	7	8	9	AB	R	H	RBI	BB	SO	LOB	TOP			
David Eckstein, R (1, 6) OBP: 0.321, SLG: 0.299	F8		CS 1B		G5-3		F8		G6-3	5	0	1	0	0	0	2	Anaheim Angels @ Los Angeles Dodgers Dodger Stadium, Los Angeles, CA Fri Jun 20 2003, 7:10 PM PDT Att: 54,573 - Overcast - 65 F			
Darin Erstad, L (1, 8) OBP: 0.339, SLG: 0.383	P4		G5-3		P5		K		L8	5	0	0	0	0	1	3				
Tim Salmon, R (1, 9) OBP: 0.369, SLG: 0.462	E1 1B		P2			1B 1B			G3-1	4	1	1	0	0	0	0				
16 Garret Anderson, L (1, 7) OBP: 0.347, SLG: 0.601	1B BB			HR		K			G4-3 2B	3	1	2	1	1	1	1				
Troy Glaus, R (1, 5) OBP: 0.369, SLG: 0.525 Scott Spiezio, S (8, PH) OBP: 0.332, SLG: 0.419	1-3 2H 1B		K		F8				G4-3 BB	3	0	1	1	0	1	1				
Brad Fullmer, L (1, 3) OBP: 0.386, SLG: 0.492	G3		G5-3			1B			G4-3	4	0	1	0	0	0	4				
Bengie Molina, R (1, 2) OBP: 0.301, SLG: 0.377		F7		BB		F9			L9	3	0	0	0	1	0	4				
Adam Kennedy, L (1, 4) OBP: 0.333, SLG: 0.339		G4-3		K			K2-3		D HBP	3	0	0	0	0	2	1				
Jarrod Washburn, L (1, 1) OBP: 0.200, SLG: 0.200 Francisco Rodriguez, R (6, 1) Jeff DaVanon, S (7, PH) OBP: 0.360, SLG: 0.605 62 Scot Shields, R (7, 1) Shawn Wooten, R (9, PH) OBP: 0.376, SLG: 0.425		K			F8				K	2	0	0	0	0	1	0				
Inning Stats	R: 1 E: 1 K: 0 S: 12	H: 1 LOB: 2 BB: 1 P: 26	R: 0 E: 0 K: 1 S: 10	H: 0 LOB: 0 BB: 0 P: 11	R: 0 E: 0 K: 0 S: 7	H: 1 LOB: 0 BB: 0 P: 10	R: 1 E: 0 K: 2 S: 11	H: 1 LOB: 1 BB: 1 P: 19	R: 0 E: 0 K: 0 S: 10	H: 2 LOB: 2 BB: 0 P: 10	R: 0 E: 0 K: 1 S: 9	H: 1 LOB: 1 BB: 0 P: 15	R: 0 E: 0 K: 0 S: 15	H: 1 LOB: 2 BB: 1 P: 25	R: 0 E: 0 K: 1 S: 11	H: 0 LOB: 1 BB: 0 P: 17		1B: 5 2B: 1 3B: 0 HR: 1	SF: 0 SAC: 0 DP: 0 HBP: 1	WP: 0 PB: 0 SB: 0 CS: 1
PITCHER	IP WLS BF H R ER SO BB IBB HBP BLK WP HR S P ERA WHIP																			
Hideo Nomo, R (1, 1) ERA: 2.55	7.1 W 31 7 2 1 6 2 0 0 0 0 0 1 77 113 1.23 1.227																			
Paul Shuey, R (8, 1) ERA: 0.66	0.2 H 3 0 0 0 0 1 0 0 0 0 0 0 8 15 0.00 1.500																			
Eric Gagne, R (9, 1) ERA: 1.66	1.0 S 4 0 0 0 1 0 0 0 1 0 0 0 0 11 0.00 0.000																			

Batter	1	2	3	4	5	6	7	8	9	AB	R	H	RBI	BB	SO	LOB	BOTTOM			
Cesar Izturis, S (1, 6) OBP: 0.294, SLG: 0.304	F8		G6-3					F7		4	1	1	0	0	0	0	Anaheim Angels @ Los Angeles Dodgers Dodger Stadium, Los Angeles, CA Fri Jun 20 2003, 7:10 PM PDT Att: 54,573 - Overcast - 65 F			
Paul Lo Duca, R (1, 7) OBP: 0.385, SLG: 0.474	K		G4-3		2B 1B			G4-3		4	0	1	1	0	1	0				
Brian Jordan, R (1, 8) OBP: 0.372, SLG: 0.423	G6-3			P4		HR			1B	4	1	2	1	0	0	0				
Shawn Green, L (1, 9) OBP: 0.318, SLG: 0.427		K		HR		HR		G3-1		4	1	2	1	0	1	1				
Ron Coomer, R (1, 3) OBP: 0.275, SLG: 0.302 Dave Roberts, L (7, 8) OBP: 0.332, SLG: 0.316		HR		L9		G1-6-3				3	1	1	1	0	0	1				
Adrián Beltré, R (1, 5) OBP: 0.284, SLG: 0.321		P4		P5		P6				3	0	0	0	0	0	0				
Jolbert Cabrera, R (1, 4) OBP: 0.336, SLG: 0.479 Alex Cora, L (8, 4) OBP: 0.288, SLG: 0.323		1B			F8		K			3	0	1	0	0	1	0				
David Ross, R (1, 2) OBP: 0.379, SLG: 0.704		F9		HR			F8			3	1	1	1	0	0	1				
Hideo Nomo, R (1, 1) ERA: 3.87 Paul Shuey, R (8, 1) Eric Gagne, R (9, 1)		L9		G6-3		G4-3				3	0	0	0	0	0	0				
Inning Stats	R: 0 E: 0 K: 1 S: 11	H: 0 LOB: 0 BB: 0 P: 14	R: 1 E: 0 K: 1 S: 8	H: 2 LOB: 1 BB: 0 P: 11	R: 0 E: 0 K: 0 S: 5	H: 0 LOB: 0 BB: 0 P: 11	R: 1 E: 0 K: 0 S: 9	H: 1 LOB: 0 BB: 0 P: 13	R: 2 E: 0 K: 0 S: 9	H: 3 LOB: 1 BB: 0 P: 16	R: 1 E: 0 K: 0 S: 5	H: 2 LOB: 0 BB: 0 P: 11	R: 0 E: 0 K: 1 S: 9	H: 0 LOB: 0 BB: 0 P: 13	R: 0 E: 0 K: 0 S: 12	H: 1 LOB: 1 BB: 0 P: 18		1B: 4 2B: 1 3B: 0 HR: 4	SF: 0 SAC: 0 DP: 1 HBP: 0	WP: 0 PB: 0 SB: 0 CS: 0
PITCHER	IP WLS BF H R ER SO BB IBB HBP BLK WP HR S P ERA WHIP																			
Jarrod Washburn, L (1, 1) ERA: 3.87	5.0 L 22 8 5 5 2 0 0 0 0 0 0 0 4 45 72 9.00 1.600																			
Francisco Rodriguez, R (6, 1) ERA: 4.19	1.0 2 0 0 0 0 0 0 0 0 0 0 0 2 4 0.00 0.000																			
62 Scot Shields, R (7, 1) ERA: 1.82	2.0 7 1 0 0 0 1 0 0 0 0 0 0 0 21 31 0.00 0.500																			

Batter	1	2	3	4	5	6	7	8	9	AB	R	H	RBI	BB	SO	LOB	TOP										
David Eckstein, R (1.6) OBP: 0.315, SLG: 0.293	F8		F7			F9	G3		G5-3	5	0	0	0	0	0	3											
Jeff DaVanon, S (1.8) OBP: 0.376, SLG: 0.590	K			F7		HBP		G6-3		3	0	0	0	0	1	0											
Tim Salmon, R (1.9) OBP: 0.364, SLG: 0.455	F9			G6-3		E5		G4-3		4	0	0	0	0	0	1											
16 Garret Anderson, L (1.7) OBP: 0.345, SLG: 0.599		L9		P5		F8		G3		4	0	1	0	0	0	2											
Brad Fullmer, L (1.3) OBP: 0.393, SLG: 0.510		L9			HR				G5-3	3	2	2	1	0	0	1											
Scott Spiezio, S (1.5) OBP: 0.326, SLG: 0.411	F7			L3		K			P6	4	0	0	0	0	1	5											
Adam Kennedy, L (1.4) OBP: 0.337, SLG: 0.343	G6-3				1B				G5-3	4	0	2	0	0	0	2											
José Molina, R (1.2) OBP: 0.178, SLG: 0.222			G5-3		1B					3	0	1	0	0	1	1											
Bengie Molina, R (9. PH) OBP: 0.304, SLG: 0.380					G5-4-3		K			1	0	1	1	0	0	0											
41 John Lackey, R (1.1) Shawn Wooten, R (5. PH) Francisco Rodriguez, R (5.1) Benji Gil, R (7. PH) Scott Schoeneweis, L (7.1) Darin Erstad, L (9. PH) Eric Owens, R (9. PH)			K		G5-4-3		P2			1	0	0	0	0	1	0											
Inning Stats	R: 0 E: 0 K: 1 S: 6	H: 0 LOB: 0 BB: 0 P: 9	R: 0 E: 0 K: 0 S: 10	H: 1 LOB: 1 BB: 0 P: 15	R: 0 E: 0 K: 1 S: 7	H: 0 LOB: 0 BB: 0 P: 11	R: 0 E: 0 K: 0 S: 9	H: 0 LOB: 0 BB: 0 P: 12	R: 1 E: 0 K: 0 S: 6	H: 3 LOB: 1 BB: 0 P: 10	R: 0 E: 1 K: 1 S: 19	H: 0 LOB: 3 BB: 0 P: 30	R: 0 E: 0 K: 1 S: 7	H: 1 LOB: 1 BB: 0 P: 10	R: 0 E: 0 K: 0 S: 6	H: 0 LOB: 0 BB: 0 P: 9	R: 1 E: 0 K: 0 S: 11	H: 3 LOB: 2 BB: 0 P: 11	1B: 6 2B: 1 3B: 0 HR: 1	SF: 0 SAC: 0 DP: 1 HBP: 2	WP: 0 PA: 37 PB: 0 SB: 1 CS: 0						
PITCHER	IP	WLS	BF	H	R	ER	SO	BB	IBB	HBP	BLK	WP	HR	S	P	ERA	WHIP										
Andy Ashby, R (1.1) ERA: 5.0	5.1	W	21	4	1	1	2	0	0	1	0	0	1	46	69	1.69	0.750										
Wilson Alvarez, L (6.1) ERA: 1.54	2.2	H	10	1	0	0	2	0	0	1	0	0	0	24	37	0.00	0.375										
Eric Gagne, R (9.1) ERA: 1.85	1.0	S	6	3	1	1	0	0	0	0	0	0	0	11	11	9.00	3.000										

Anaheim Angels @ Los Angeles Dodgers
Dodger Stadium, Los Angeles, CA
Sat Jun 21 2003, 1:10 PM PDT
Att: 51,874 - Cloudy - 67 F

AB	35
R	2
H	8
RBI	2
BB	0
SO	4
LOB	18

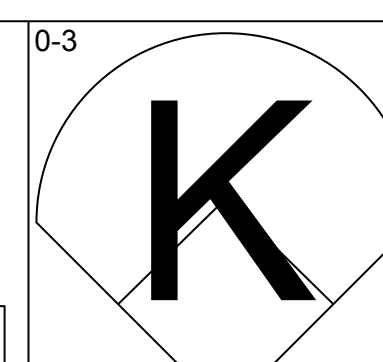
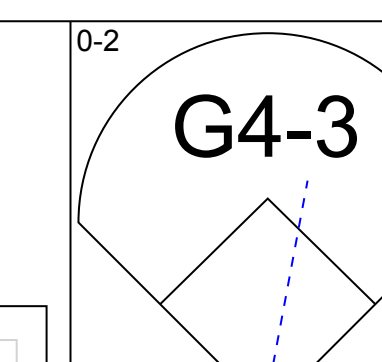
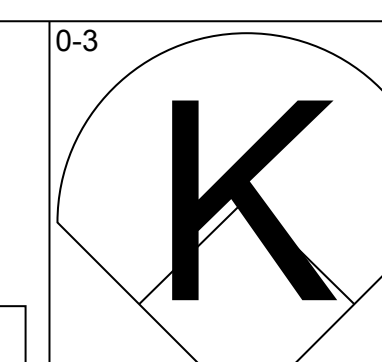
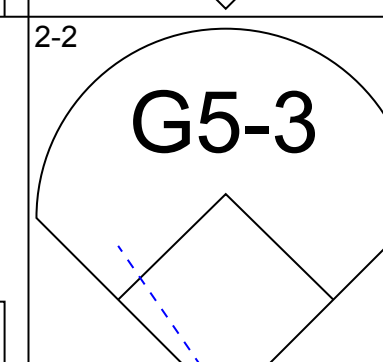
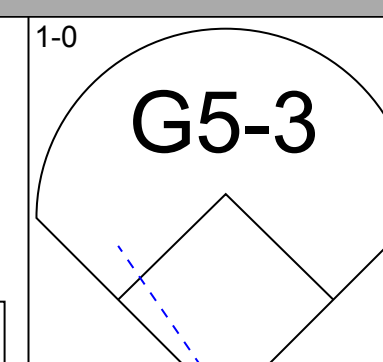
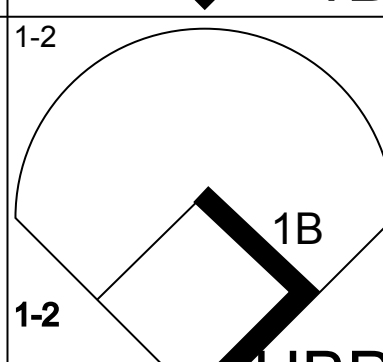
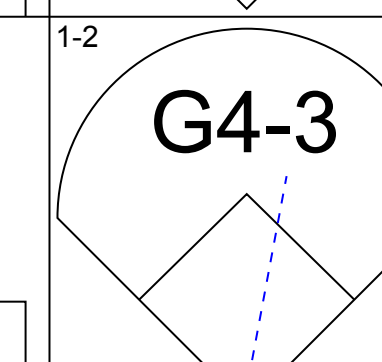
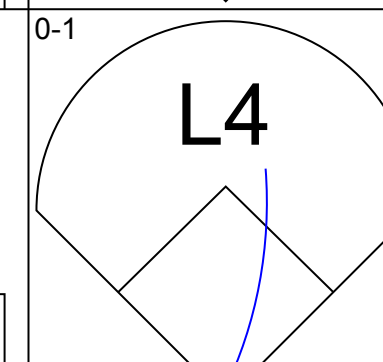
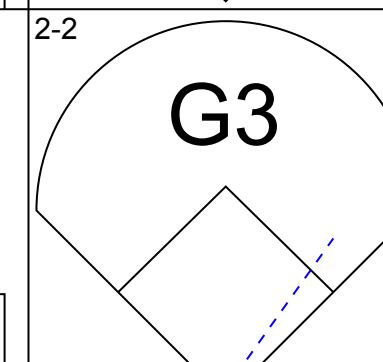
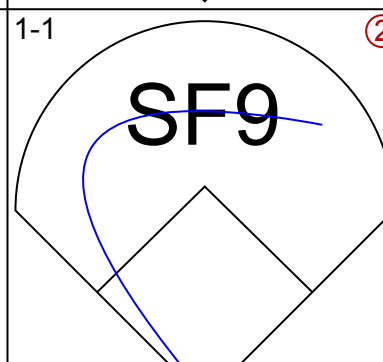
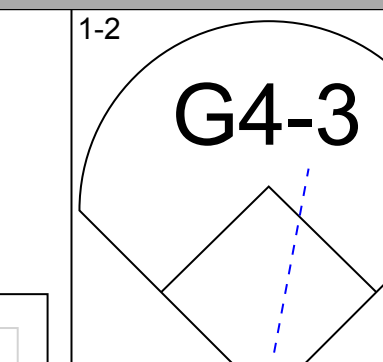
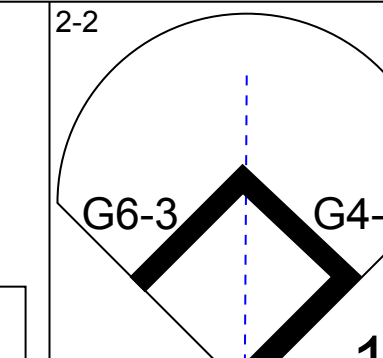
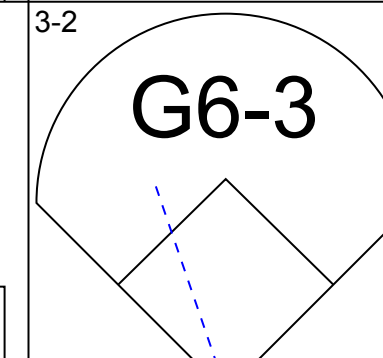
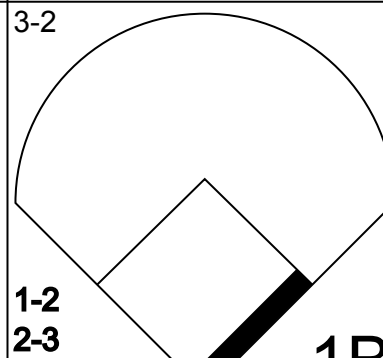
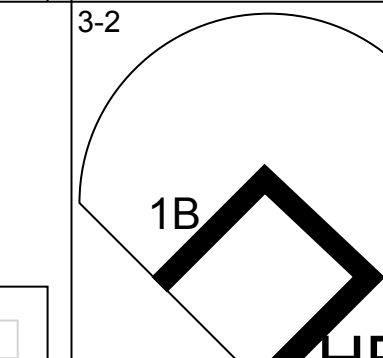
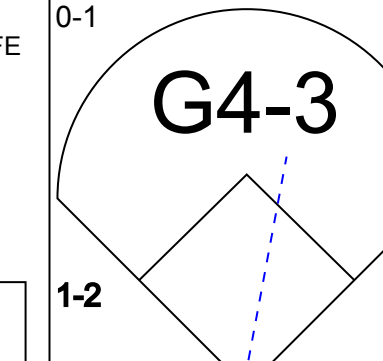
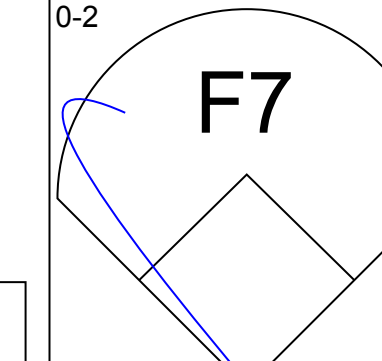
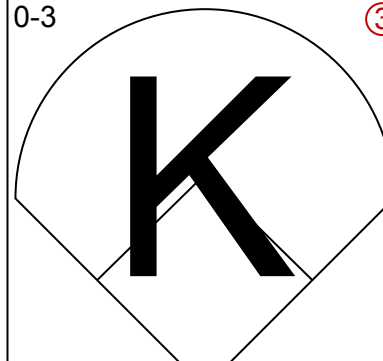
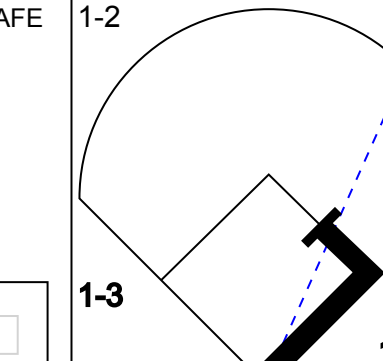
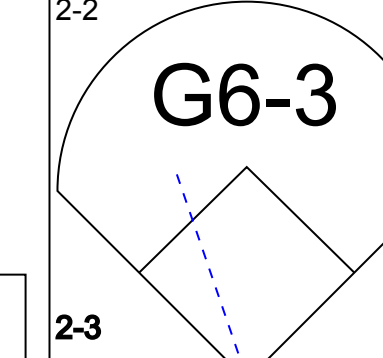
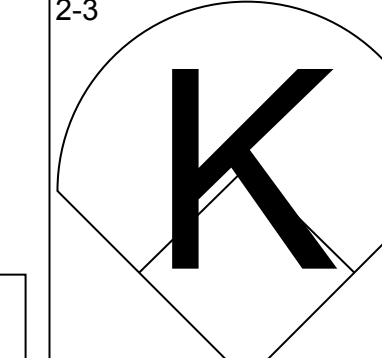
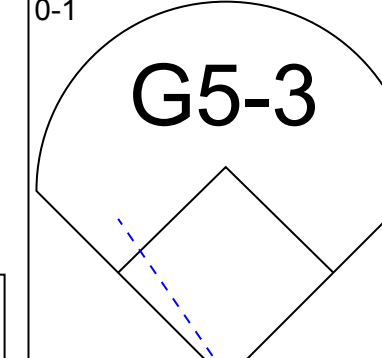
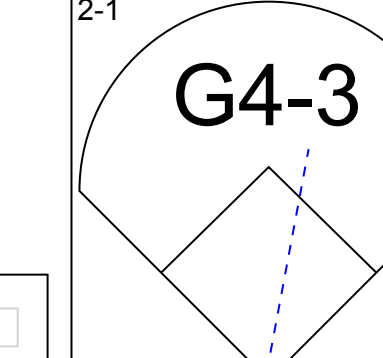
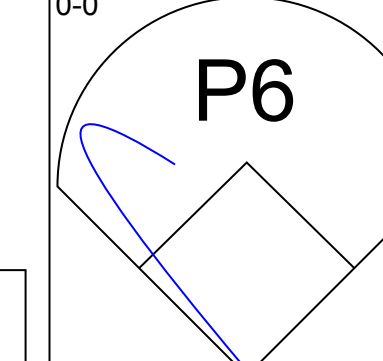
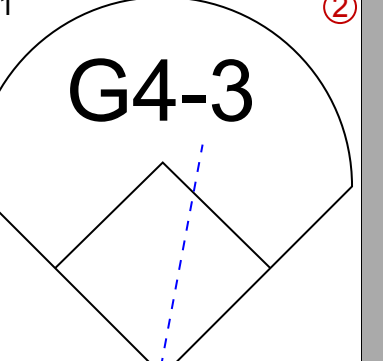
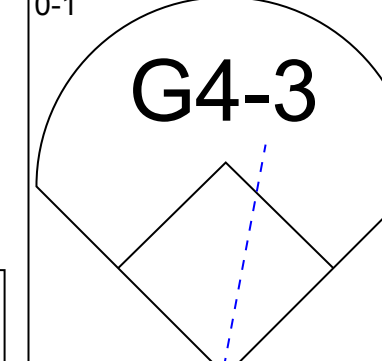
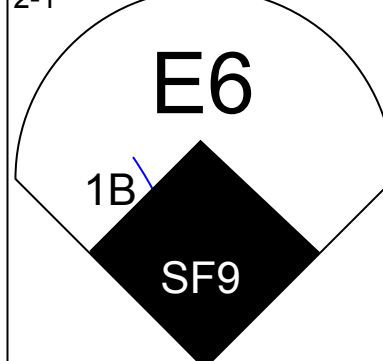
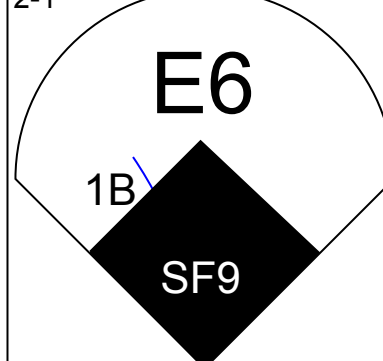
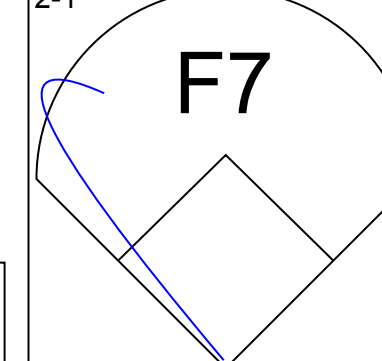

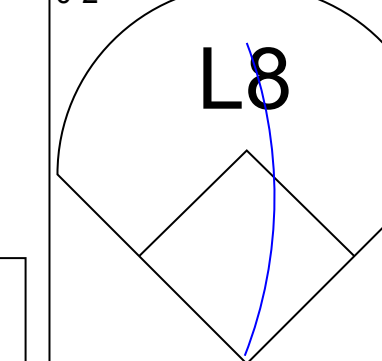

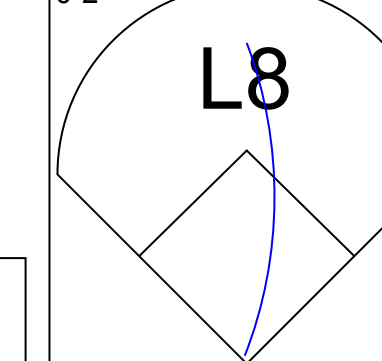


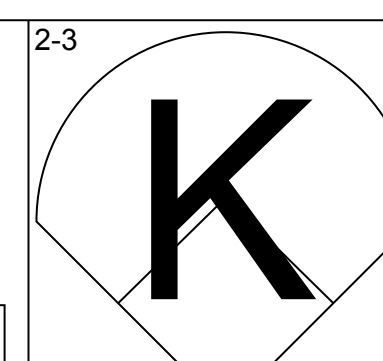
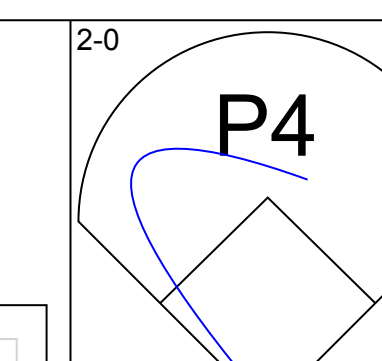
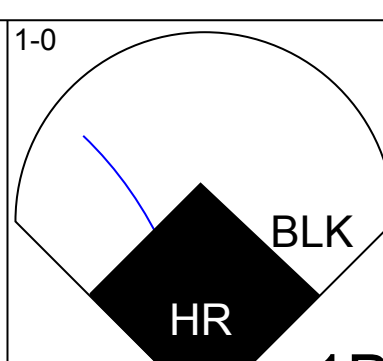
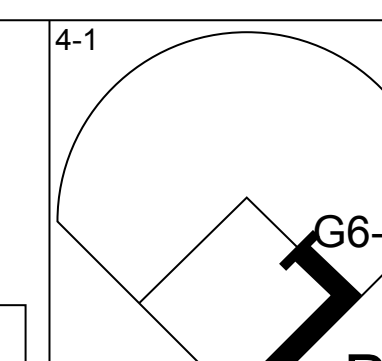
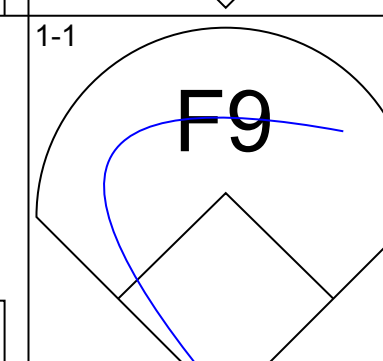
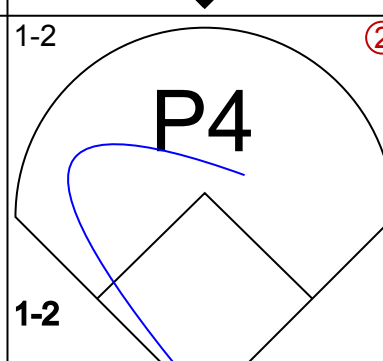
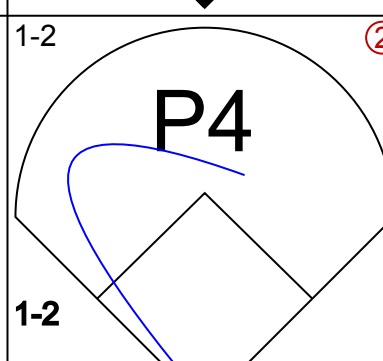
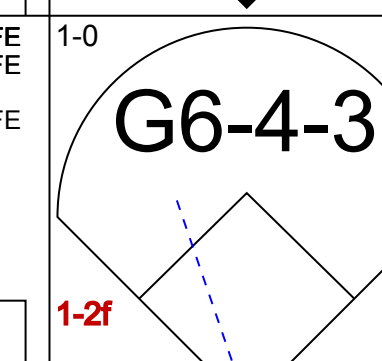
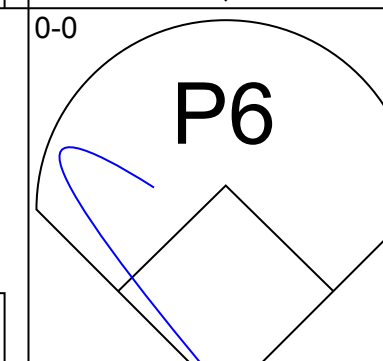
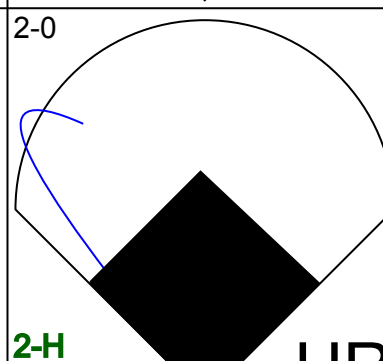
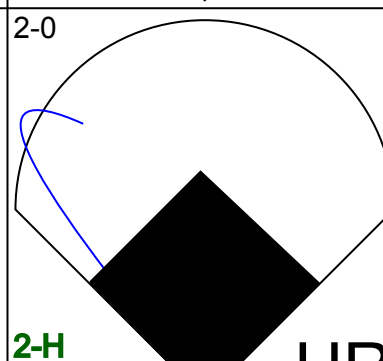
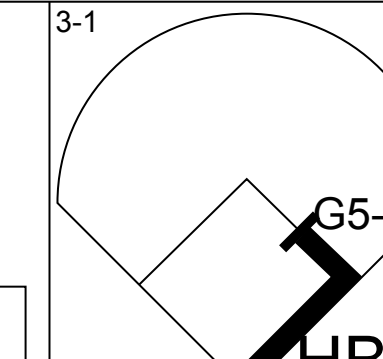
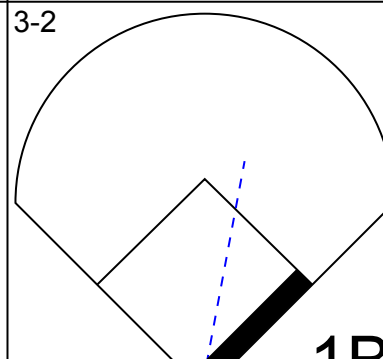
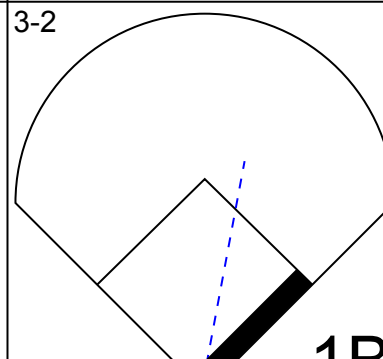
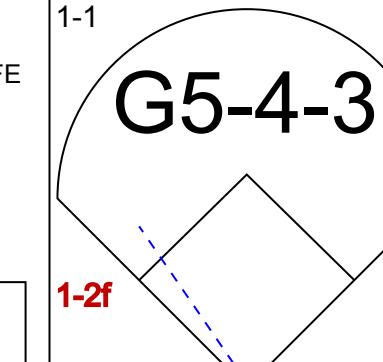
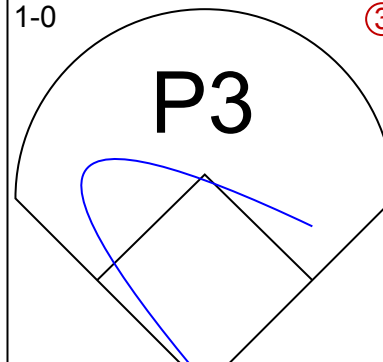
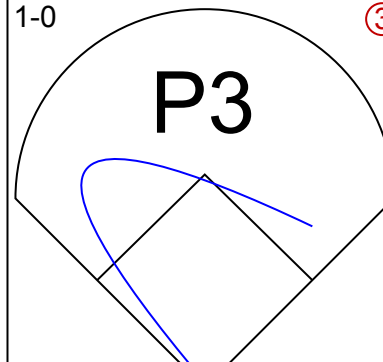
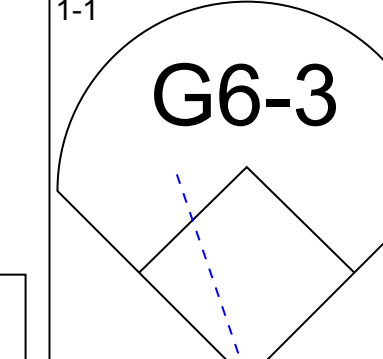
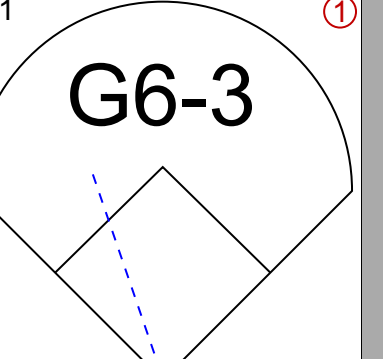
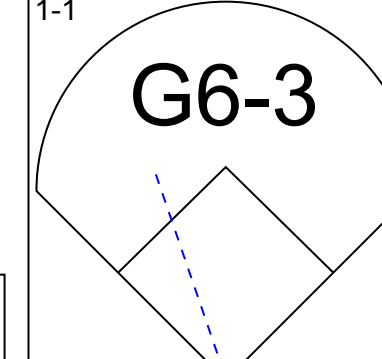
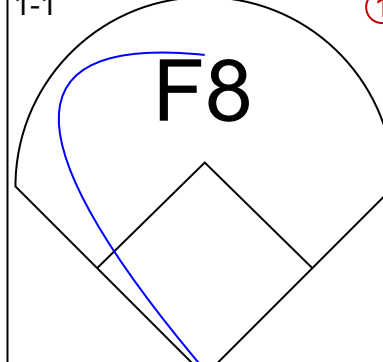
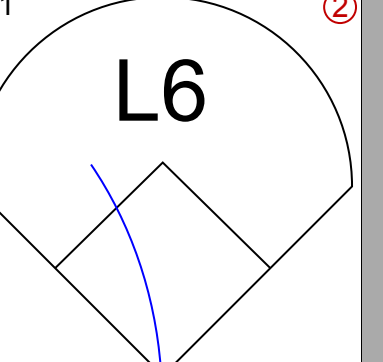
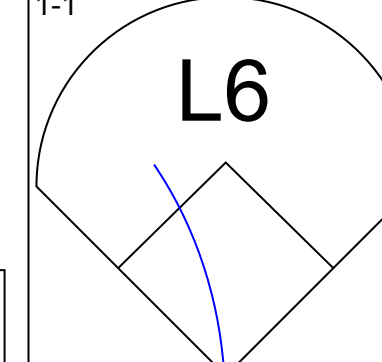
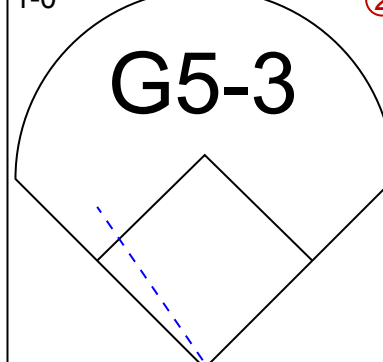
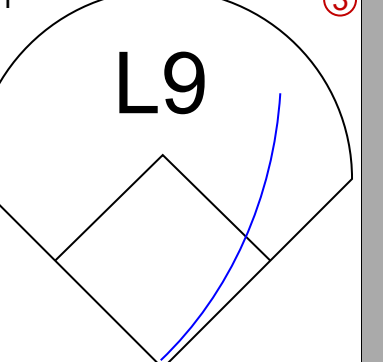
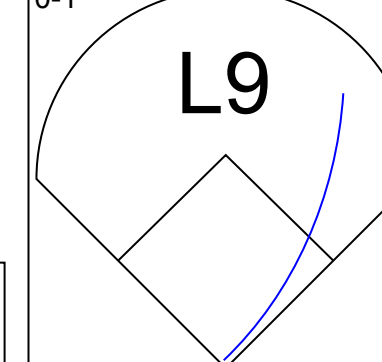
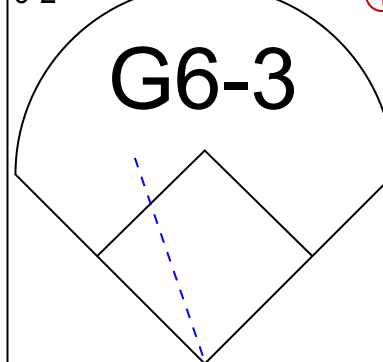
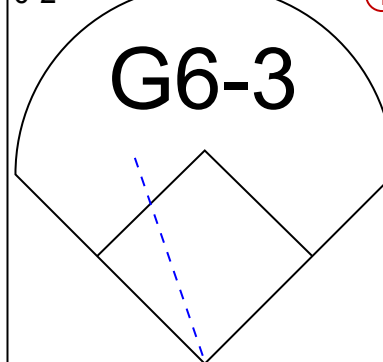
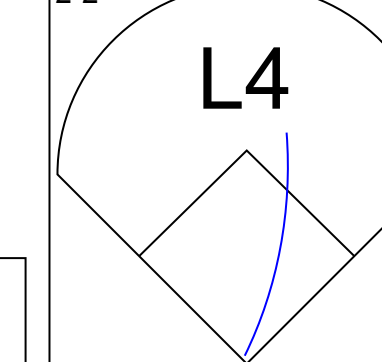
Batter	1	2	3	4	5	6	7	8	9	AB	R	H	RBI	BB	SO	LOB	BOTTOM										
Dave Roberts, L (1.8) OBP: 0.335, SLG: 0.316	G6-3	G4-3		F9			B1-3			3	1	1	0	1	0	2											
Paul Lo Duca, R (1.2) OBP: 0.379, SLG: 0.467	G6-3	G4-3			F8		L6			4	0	0	0	0	0	3											
Shawn Green, L (1.9) OBP: 0.317, SLG: 0.422	HR		K		K		G1-3			3	1	0	0	1	2	0											
Brian Jordan, R (1.7) OBP: 0.367, SLG: 0.417	K		K2-3		G4-3			F7		3	0	0	0	0	2	2											
Jolbert Cabrera, R (7.7) OBP: 0.333, SLG: 0.475	K									1	0	0	0	0	0	0											
Daryle Ward, L (1.3) OBP: 0.224, SLG: 0.195	HR		G1-3			F8				4	1	2	1	0	0	0											
Adrian Beltré, R (1.5) OBP: 0.271, SLG: 0.340	HR			FC3-6		FC4-6		F8		4	1	3	3	0	0	1											
Alex Cora, L (1.4) OBP: 0.285, SLG: 0.318	G6-3			FC3-6		FC4-6				3	0	0	0	0	0	2											
Cesar Izturis, S (1.6) OBP: 0.295, SLG: 0.305		E4				K				3	0	1	0	0	1	1											
Andy Ashby, R (1.1) ERA: 5.92										1	0	0	0	0	0	2											
Wilson Alvarez, L (6.1) ERA: 3.96		SH2-3								1	0	0	0	0	1	0											
Eric Gagne, R (9.1) ERA: 6.4										0	0	0	0	0	0	0											
Inning Stats	R: 4 E: 0 K: 1 S: 15	H: 3 LOB: 0 BB: 1 P: 25	R: 0 E: 1 K: 0 S: 9	H: 0 LOB: 1 BB: 1 P: 14	R: 0 E: 0 K: 2 S: 9	H: 0 LOB: 0 BB: 0 P: 12	R: 0 E: 0 K: 0 S: 10	H: 2 LOB: 2 BB: 0 P: 14	R: 0 E: 0 K: 1 S: 8	H: 0 LOB: 0 BB: 0 P: 12	R: 0 E: 0 K: 1 S: 10	H: 1 LOB: 1 BB: 0 P: 14	R: 0 E: 0 K: 1 S: 9	H: 0 LOB: 0 BB: 0 P: 12	R: 0 E: 0 K: 0 S: 10	H: 1 LOB: 1 BB: 0 P: 13	1B: 6 2B: 0 3B: 0 HR: 1	SF: 0 SAC: 1 DP: 1 HBP: 0	WP: 0 PA: 33 PB: 0 SB: 1 CS: 0								
PITCHER	IP	WLS	BF	H	R	ER	SO	BB	IBB	HBP	BLK	WP	HR	S	P	ERA	WHIP										
41 John Lackey, R (1.1) ERA: 5.92	4.0	L	19	5	4	4	3	2	0	0	0	0	0	18	26	0.00	0.500										
Francisco Rodriguez, R (5.1) ERA: 3.96	2.0		7	1	0	0	2	0	0	0	0	0	0	19	25	0.00	0.500										
Scott Schoeneweis, L (7.1) ERA: 6.4	2.0		7	1	0	0	1	0	0	0	0	0	0	19	25	0.00	0.500										

Anaheim Angels @ Los Angeles Dodgers
Dodger Stadium, Los Angeles, CA
Sat Jun 21 2003, 1:10 PM PDT
Att: 51,874 - Cloudy - 67 F

AB	30
R	4
H	7
RBI	4
BB	2
SO	6
LOB	13



Batter	1	2	3	4	5	6	7	8	9	AB	R	H	RBI	BB	SO	LOB	TOP					
Dave Roberts, L (1, 8) OBP: 0.330, SLG: 0.308										4	0	1	0	0	2	0	Los Angeles Dodgers @ San Francisco Giants PacBell Park, San Francisco, CA Tue Jun 24 2003, 10:15 PM EDT Att: 42,648 - Sunny - 65 F					
Paul Lo Duca, R (1, 2) OBP: 0.376, SLG: 0.464										3	0	0	0	0	0	0						
Shawn Green, L (1, 9) OBP: 0.314, SLG: 0.418										3	0	0	1	0	0	0						
Brian Jordan, R (1, 7) Jolbert Cabrera, R (6, 7) (7, 4)										3	0	2	0	0	0	0						
Daryle Ward, L (1, 3) OBP: 0.223, SLG: 0.209											4	0	1	0	0	1		4				
Adrián Beltré, R (1, 5) OBP: 0.273, SLG: 0.340											4	0	0	0	0	1		2				
Alex Cora, L (1, 4) OBP: 0.275, SLG: 0.307										3	0	0	0	0	0	1		AB 30 R 1 H 4 RBI 1 BB 0 SO 6 LOB 8				
Cesar Izturis, S (1, 6) Paul Quantrill, L (7, 1)										3	1	0	0	0	0	0						
Odalis Perez, L (1, 1) Mike Kinkade, R (7, 7)										2	0	0	0	0	2	1						
Inning Stats	R: 0 E: 0 K: 1 S: 8	H: 0 LOB: 0 BB: 0 P: 10	R: 0 E: 0 K: 0 S: 9	H: 1 LOB: 1 BB: 0 P: 13	R: 0 E: 0 K: 1 S: 8	H: 0 LOB: 0 BB: 0 P: 9	R: 0 E: 0 K: 0 S: 10	H: 0 LOB: 0 BB: 0 P: 16	R: 0 E: 0 K: 1 S: 10	H: 0 LOB: 0 BB: 0 P: 13	R: 1 E: 1 K: 2 S: 22	H: 2 LOB: 3 BB: 0 P: 31	R: 0 E: 0 K: 0 S: 6	H: 0 LOB: 0 BB: 0 P: 8	R: 0 E: 0 K: 1 S: 9	H: 0 LOB: 0 BB: 0 P: 10		R: 0 E: 0 K: 0 S: 10	H: 1 LOB: 1 BB: 0 P: 17	1B: 4 2B: 0 3B: 0 HR: 0	SF: 1 SAC: 0 DP: 0 HBP: 2	WP: 0 PB: 0 SB: 0 CS: 0
PITCHER Jason Schmidt, R (1, 1) ERA: 2.23	IP: 9.0 WLS: W BF: 33 H: 4 R: 1 ER: 0 SO: 6 BB: 0 IBB: 0 HBP: 2 BLK: 0 WP: 0 HR: 0 S: 92 P: 127 ERA: 0.00 WHIP: 0.444											PITCHER	IP: WLS: BF: H: R: ER: SO: BB: IBB: HBP: BLK: WP: HR: S: P: ERA: WHIP:									

Batter	1	2	3	4	5	6	7	8	9	AB	R	H	RBI	BB	SO	LOB	BOTTOM					
Ray Durham, S (1, 4) OBP: 0.412, SLG: 0.438										3	1	1	0	1	1	1	Los Angeles Dodgers @ San Francisco Giants PacBell Park, San Francisco, CA Tue Jun 24 2003, 10:15 PM EDT Att: 42,648 - Sunny - 65 F					
Edgardo Alfonzo, R (1, 5) OBP: 0.295, SLG: 0.325										4	0	0	0	0	0	2						
Marquis Grissom, R (1, 8) OBP: 0.341, SLG: 0.498										3	1	1	2	0	0	0						
Barry Bonds, L (1, 7) 21 Carlos Valderama, R (6, 7) OBP: 0.250, SLG: 0.250										1	0	1	0	1	0	0						
Andres Galarraga, R (1, 3) OBP: 0.389, SLG: 0.580										3	0	0	0	0	1	3						
Benito Santiago, R (1, 2) OBP: 0.335, SLG: 0.463										3	0	1	0	0	0	0						
Rich Aurilia, R (1, 6) OBP: 0.320, SLG: 0.402										3	0	0	0	0	0	1		AB 25 R 2 H 4 RBI 2 BB 3 SO 2 LOB 7				
José Cruz Jr., S (1, 9) OBP: 0.363, SLG: 0.434										3	0	0	0	0	0	0						
Jason Schmidt, R (1, 1) OBP: 0.063, SLG: 0.032										2	0	0	0	1	0	0						
Inning Stats	R: 0 E: 0 K: 1 S: 8	H: 0 LOB: 0 BB: 0 P: 11	R: 0 E: 0 K: 0 S: 5	H: 0 LOB: 0 BB: 0 P: 10	R: 0 E: 0 K: 0 S: 6	H: 0 LOB: 1 BB: 1 P: 14	R: 0 E: 0 K: 1 S: 11	H: 0 LOB: 1 BB: 1 P: 20	R: 0 E: 0 K: 0 S: 6	H: 1 LOB: 0 BB: 0 P: 8	R: 2 E: 0 K: 0 S: 13	H: 3 LOB: 1 BB: 0 P: 21	R: 0 E: 0 K: 0 S: 6	H: 0 LOB: 0 BB: 0 P: 8	R: 0 E: 0 K: 0 S: 5	H: 0 LOB: 0 BB: 1 P: 12		R: 0 E: 0 K: 0 S: 10	H: 0 LOB: 0 BB: 0 P: 17	1B: 3 2B: 0 3B: 0 HR: 1	SF: 0 SAC: 0 DP: 3 HBP: 1	WP: 0 PB: 0 SB: 0 CS: 0
PITCHER Odalis Perez, L (1, 1) ERA: 4.44 Paul Quantrill, R (7, 1) ERA: 1.6	IP: 6.0 WLS: L BF: 23 H: 4 R: 2 ER: 2 SO: 2 BB: 2 IBB: 0 HBP: 1 BLK: 1 WP: 0 HR: 1 S: 49 P: 84 ERA: 3.00 WHIP: 1.000											PITCHER	IP: WLS: BF: H: R: ER: SO: BB: IBB: HBP: BLK: WP: HR: S: P: ERA: WHIP:									

Batter	1	2	3	4	5	6	7	8	9	AB	R	H	RBI	BB	SO	LOB	TOP										
Dave Roberts, L (1, 8) OBP: 0.326, SLG: 0.305	0-1 CS 1B		3-2 F7			2-2 F9			1-2 F8	4	0	1	0	0	0	1											
Jolbert Cabrera, R (1, 7) OBP: 0.348, SLG: 0.485	1-2 SAFE G5-3			0-1 F8			0-0 WP 2B		1-3 K	4	0	1	0	0	1	1											
Shawn Green, L (1, 9) OBP: 0.315, SLG: 0.421	2-2 F9			1-0 F7			2-2 G3		1-0 G4-3	4	0	0	0	0	0	1											
Paul Lo Duca, R (1, 2) OBP: 0.376, SLG: 0.460		1-0 G3-1		2-2 F9			4-0 G4-6-3 IBB			2	0	0	0	1	0	0											
Daryle Ward, L (1, 3) OBP: 0.216, SLG: 0.202		0-0 G3-1			1-2 G4-3		0-0 G4-6-3			3	0	0	0	0	0	2											
Ron Coomer, R (1, 10) OBP: 0.309, SLG: 0.315		2-1 F8			0-1 G5-3			1-2 G6-3		3	0	0	0	0	0	0											
Adrián Beltré, R (1, 5) OBP: 0.276, SLG: 0.350			0-0 G4-3		1-2 G3			0-0 L4-6 1B		3	0	1	0	0	0	0											
Alex Cora, L (1, 4) OBP: 0.279, SLG: 0.311			0-1 1B			1-3 K		0-1 1B		3	0	2	0	0	1	0											
Cesar Izturis, S (1, 6) OBP: 0.288, SLG: 0.297			2-3 K			1-3 K		1-0 L4-6		2	0	0	0	0	2	1											
Larry Barnes, L (8, 7)								2-3		1	0	0	0	0	0	2											
Inning Stats	R: 0 E: 0 K: 0 S: 9	H: 1 LOB: 0 BB: 0 P: 11	R: 0 E: 0 K: 0 S: 4	H: 0 LOB: 0 BB: 0 P: 7	R: 0 E: 0 K: 1 S: 10	H: 1 LOB: 1 BB: 0 P: 15	R: 0 E: 0 K: 0 S: 6	H: 0 LOB: 0 BB: 0 P: 9	R: 0 E: 0 K: 0 S: 11	H: 0 LOB: 0 BB: 0 P: 13	R: 0 E: 0 K: 2 S: 12	H: 0 LOB: 0 BB: 0 P: 16	R: 0 E: 0 K: 0 S: 5	H: 1 LOB: 1 BB: 1 P: 11	R: 0 E: 0 K: 0 S: 7	H: 2 LOB: 1 BB: 0 P: 9	R: 0 E: 0 K: 1 S: 9	H: 0 LOB: 0 BB: 0 P: 12	1B: 4 2B: 2 3B: 0 HR: 0	SF: 0 SAC: 0 DP: 2 HBP: 0	WP: 1 PB: 0 SB: 0 CS: 1	PA: 30					
PITCHER	IP	WLS	BF	H	R	ER	SO	BB	IBB	HBP	BLK	WP	HR	S	P	ERA	WHIP										
41 John Lackey, R (1, 1) ERA: 5.47	7.1	W	26	5	0	0	3	0	1	0	0	1	0	63	89	0.00	0.682										
Brendan Donnelly, R (8, 1) ERA: 0.44	0.2	H	1	0	0	0	0	0	0	0	0	0	0	1	2	0.00	0.000										
Troy Percival, R (9, 1) ERA: 2.86	1.0	S	3	0	0	0	1	0	0	0	0	0	0	9	12	0.00	0.000										

Los Angeles Dodgers @ Anaheim Angels
Edison International Field, Anaheim, CA
Fri Jun 27 2003, 10:05 PM EDT
Att: 43,700 - Sunny - 75 F

livebaseballscorecards.com

AB 29
R 0
H 5
RBI 0
BB 1
SO 4
LOB 8



Batter	1	2	3	4	5	6	7	8	9	AB	R	H	RBI	BB	SO	LOB	BOTTOM										
Jeff DaVanon, S (1, 9) OBP: 0.386, SLG: 0.579	0-0 FC4-6 1B		0-0 FC3-6 1B		2-1 G1-3		3-2 1B			4	0	3	1	0	0	0											
Darin Erstad, L (1, 8) OBP: 0.329, SLG: 0.362	2-1 SAFE FC4-6 16 FC3-6 HBP 1-2		0-0 FC3-6 1-2		1-1 G3	3-H 1-1 SAFE FC5-4 1B	1-2 1B			4	0	1	0	0	0	2											
Tim Salmon, R (1, 10) OBP: 0.360, SLG: 0.450	2-2 SAFE 16 FC3-6 HBP 1-2		0-0 F8		0-2 G5-3	0-1 FC5-4 1-2			3	0	0	0	0	0	3												
16 Garret Anderson, L (1, 7) OBP: 0.348, SLG: 0.606	0-1 FC3-6 1-2 2-3			1-2 G6-3		1-0 3B		1-1 F7		4	0	1	0	0	0	2											
Scott Spiezio, S (1, 3) OBP: 0.331, SLG: 0.430	2-3 K			0-0 G3-1		3-2 L8		0-0 1B 2B		4	1	1	0	0	1	3											
Troy Glaus, R (1, 5) OBP: 0.358, SLG: 0.498		1-3 K		1-2 FC4-6 1B			0-1 G1-3 3B 1B	4-0 1B IBB		3	1	2	0	1	1	0											
Bengie Molina, R (1, 2) OBP: 0.316, SLG: 0.407		1-0 G5-3		0-0 FC4-6 1-2			1-0 SH1-3 1-2	0-1 F7		3	0	0	0	0	0	3											
Adam Kennedy, L (1, 4) OBP: 0.344, SLG: 0.347		2-3 K			1-3 K		1-1 G1-3 2-3	0-1 1-3 2H 1B		4	0	1	1	0	2	1											
David Eckstein, R (1, 6) OBP: 0.326, SLG: 0.326			0-1 G4-3		2-2 G5-3		0-1 1B 3B			3	1	1	1	0	0	0											
Inning Stats	R: 0 E: 0 K: 1 S: 10	H: 1 LOB: 2 BB: 0 P: 16	R: 0 E: 0 K: 2 S: 9	H: 0 LOB: 0 BB: 0 P: 13	R: 0 E: 0 K: 0 S: 5	H: 1 LOB: 1 BB: 0 P: 5	R: 0 E: 0 K: 0 S: 8	H: 1 LOB: 1 BB: 0 P: 10	R: 0 E: 0 K: 1 S: 12	H: 0 LOB: 0 BB: 0 P: 17	R: 0 E: 0 K: 0 S: 10	H: 1 LOB: 1 BB: 0 P: 15	R: 2 E: 0 K: 0 S: 17	H: 4 LOB: 2 BB: 0 P: 22	R: 1 E: 0 K: 0 S: 7	H: 2 LOB: 2 BB: 1 P: 12	1B: 7 2B: 1 3B: 2 HR: 0	SF: 0 SAC: 1 DP: 0 HBP: 1	WP: 0 PB: 0 SB: 0 CS: 0	PA: 35							
PITCHER	IP	WLS	BF	H	R	ER	SO	BB	IBB	HBP	BLK	WP	HR	S	P	ERA	WHIP										
Kevin Brown, R (1, 1) ERA: 2.24	7.0	L	30	8	2	2	4	0	0	1	0	0	0	71	98	2.57	1.143										
Tom Martin, L (8, 1) ERA: 2.74	0.1		3	1	1	1	0	0	1	0	0	0	0	3	8	27.00	3.000										
Guillermo Mota, R (8, 1) ERA: 2.01	0.2		2	1	0	0	0	0	0	0	0	0	0	4	4	0.00	1.500										

Los Angeles Dodgers @ Anaheim Angels
Edison International Field, Anaheim, CA
Fri Jun 27 2003, 10:05 PM EDT
Att: 43,700 - Sunny - 75 F

livebaseballscorecards.com

AB 32
R 3
H 10
RBI 3
BB 1
SO 4
LOB 14



Batter	1	2	3	4	5	6	7	8	9	AB	R	H	RBI	BB	SO	LOB	TOP										
Dave Roberts, L (1, 8) OBP: 0.321, SLG: 0.299	1-1 B3		3-1 P6		2-1 FC6		1-1 G6-3			4	0	0	0	0	0	3	Los Angeles Dodgers @ Anaheim Angels Edison International Field, Anaheim, CA Sat Jun 28 2003, 10:05 PM EDT Att: 43,726 - Sunny - 71 F livebaseballscorecards.com										
Alex Cora, L (1, 4) OBP: 0.275, SLG: 0.305	3-3 K			2-3 K		0-1 F8		0-0 P4		4	0	0	0	0	2	0											
Paul Lo Duca, R (1, 3) OBP: 0.374, SLG: 0.457	1-3 K			2-2 F9		0-0 FC3-2 1B		1-1 G6-3		4	0	1	0	0	1	0											
Shawn Green, L (1, 9) OBP: 0.314, SLG: 0.422		1-0 E4		0-0 P4		0-0 FC3-2 2B		3-3 K		4	0	1	0	0	1	0											
Mike Kinkade, R (1, 7) OBP: 0.387, SLG: 0.413		2-2 G6-4-3			0-0 G5-3		4-0 FC3-2 IBB		1-3 K		3	0	0	0	1	1											
Adrián Beltré, R (1, 5) OBP: 0.275, SLG: 0.349		1-1 F8			1-2 G5-3 1B		1-1 FC3-2 FC6-4		2-2 P4		4	1	1	0	0	3											
Ron Coomer, R (1, 10) Larry Barnes, L (9, PH)			3-2 P3		1-2 G5-3		2-2 FC6-4		2-3 K		3	0	0	0	0	4											
David Ross, R (1, 2) OBP: 0.351, SLG: 0.600			1-0 1B		1-2 1B		1-0 G6-3			3	0	2	1	0	0	0											
Cesar Izturis, S (1, 6) OBP: 0.288, SLG: 0.297			1-2 F8		0-0 FC6 1B		1-3 K			3	0	1	0	0	1	1											
Inning Stats	R: 0 E: 0 K: 2 S: 10	H: 0 LOB: 0 BB: 0 P: 15	R: 0 E: 1 K: 0 S: 6	H: 0 LOB: 0 BB: 0 P: 10	R: 0 E: 0 K: 0 S: 11	H: 1 LOB: 1 BB: 0 P: 19	R: 0 E: 0 K: 1 S: 9	H: 0 LOB: 0 BB: 0 P: 13	R: 1 E: 0 K: 0 S: 13	H: 3 LOB: 2 BB: 0 P: 18	R: 0 E: 0 K: 0 S: 9	H: 2 LOB: 3 BB: 1 P: 16	R: 0 E: 0 K: 1 S: 6	H: 0 LOB: 0 BB: 0 P: 9	R: 0 E: 0 K: 2 S: 6	H: 0 LOB: 0 BB: 0 P: 10		R: 0 E: 0 K: 12 S: 12	H: 0 LOB: 0 BB: 0 P: 17	1B: 5 2B: 1 3B: 0 HR: 0	SF: 0 SAC: 0 DP: 1 HBP: 0	WP: 0 PB: 0 SB: 0 CS: 0	PA: 34				
PITCHER	IP	WLS	BF	H	R	ER	SO	BB	IBB	HBP	BLK	WP	HR	S	P	ERA	WHIP										
Kevin Appier, R (1, 1) ERA: 4.58	6.0	W	25	6	1	1	3	0	1	0	0	0	0	58	91	1.50	1.000										
62 Scot Shields, R (7, 1) ERA: 1.7	1.0	H	3	0	0	0	1	0	0	0	0	0	0	6	9	0.00	0.000										
Brendan Donnelly, R (8, 1) ERA: 0.43	1.0	H	3	0	0	0	1	0	0	0	0	0	0	6	10	0.00	0.000										
Troy Percival, R (9, 1) ERA: 2.74	1.0	S	3	0	0	0	2	0	0	0	0	0	0	12	17	0.00	0.000										

Batter	1	2	3	4	5	6	7	8	9	AB	R	H	RBI	BB	SO	LOB	BOTTOM										
David Eckstein, R (1, 6) OBP: 0.325, SLG: 0.322	1-1 F8		2-1 G4-3				0-1 G5-3			3	0	0	0	0	0	0	Los Angeles Dodgers @ Anaheim Angels Edison International Field, Anaheim, CA Sat Jun 28 2003, 10:05 PM EDT Att: 43,726 - Sunny - 71 F livebaseballscorecards.com										
Darin Erstad, L (1, 8) OBP: 0.327, SLG: 0.358	2-3 K		0-1 1B			0-1 P4		1-3 K		4	0	1	0	0	2	2											
Tim Salmon, R (1, 9) OBP: 0.362, SLG: 0.460	2-2 F7		0-1 G5-3			3-1 HR		4-0 1B		3	1	1	1	1	0	1											
Eric Owens, R (7, PR) OBP: 0.254, SLG: 0.273										0	0	0	0	0	0	0											
16 Garret Anderson, L (1, 7) OBP: 0.346, SLG: 0.601		2-3 K		3-0 G4-3		1-2 F8		0-1 1B		4	0	1	0	0	1	0											
Shawn Wooten, R (1, 10) OBP: 0.377, SLG: 0.490		1-0 F9		1-0 F9		0-0 HR		2-0 F9		4	1	1	1	0	0	2											
Troy Glaus, R (1, 5) OBP: 0.357, SLG: 0.494		0-1 E 1B		2-0 G5-3		0-2 F8		1-0 F8		4	1	1	0	0	0	0											
Bengie Molina, R (1, 2) OBP: 0.323, SLG: 0.421		2-0 E4			1-1 G6-3		1-1 2B		1-1 1B		4	0	3	1	0	0											
Scott Spiezio, S (1, 3) OBP: 0.333, SLG: 0.427		1-1 F9			4-1 2B		4-2 BB		0-0 P3		2	0	0	0	2	2											
Benji Gil, R (1, 4) OBP: 0.204, SLG: 0.241			2-3 K			2-2 2B		0-0 F9		2	0	1	0	0	1	0											
Adam Kennedy, L (6, PH) OBP: 0.341, SLG: 0.344						1-1 2B				2	0	0	0	0	1	3											
Inning Stats	R: 0 E: 0 K: 1 S: 8	H: 2 LOB: 1 BB: 0 P: 13	R: 1 E: 1 K: 1 S: 9	H: 2 LOB: 1 BB: 0 P: 15	R: 0 E: 0 K: 1 S: 9	H: 1 LOB: 1 BB: 0 P: 13	R: 0 E: 0 K: 0 S: 3	H: 0 LOB: 0 BB: 0 P: 9	R: 0 E: 0 K: 0 S: 9	H: 1 LOB: 2 BB: 1 P: 17	R: 2 E: 0 K: 1 S: 22	H: 3 LOB: 2 BB: 1 P: 32	R: 0 E: 0 K: 1 S: 8	H: 1 LOB: 2 BB: 1 P: 15	R: 0 E: 0 K: 0 S: 5	H: 1 LOB: 1 BB: 0 P: 7	1B: 4 2B: 3 3B: 0 HR: 2	SF: 0 SAC: 0 DP: 0 HBP: 1	WP: 0 PB: 0 SB: 0 CS: 0	PA: 36							
PITCHER	IP	WLS	BF	H	R	ER	SO	BB	IBB	HBP	BLK	WP	HR	S	P	ERA	WHIP										
Kaz Ishii, L (1, 1) ERA: 2.91	5.1	L	23	6	3	3	3	1	0	1	0	0	0	12	18	5.06	1.312										
Paul Quantrill, R (6, 1) ERA: 1.57	0.2		4	1	0	0	1	1	0	0	0	0	0	12	18	0.00	3.000										
Paul Shuey, R (7, 1) ERA: 1.15	2.0		9	2	0	0	1	1	0	0	0	0	0	13	22	0.00	1.500										

AB 33
R 1
H 6
RBI 1
BB 1
SO 7
LOB 12



AB 32
R 3
H 9
RBI 3
BB 3
SO 5
LOB 10



Batter	1	2	3	4	5	6	7	8	9	AB	R	H	RBI	BB	SO	LOB	TOP				
Dave Roberts, L (1, 8) OBP: 0.324, SLG: 0.303	G4-3		G6-4-3 1B					F8		4	0	2	0	0	0	0	Los Angeles Dodgers @ Anaheim Angels Edison International Field, Anaheim, CA Sun Jun 29 2003, 4:05 PM EDT Att: 43,766 - Sunny - 77 F				
Jolbert Cabrera, R (1, 7) OBP: 0.346, SLG: 0.478	G5-3 1B		G6-4-3 1-2f		G5-3			K		4	0	1	0	0	1	2					
Shawn Green, L (1, 9) OBP: 0.313, SLG: 0.419	G5-3		G3				K			4	0	1	0	0	1	1					
Paul Lo Duca, R (1, 2) OBP: 0.376, SLG: 0.454	BB			L8				F8		2	0	0	0	2	0	1					
Mike Kinkade, R (1, 10) OBP: 0.383, SLG: 0.438	G4-3			G6-3			K			4	1	1	1	0	1	3					
Adrián Beltré, R (1, 5)		G4-6-3 E BB		G4-3 1B				G4-3		3	0	2	0	1	0	1					
Larry Barnes, L (1, 3)		E6 G4-6-3		L4				F7		4	0	0	0	0	1	3					
Alex Cora, L (1, 4) OBP: 0.271, SLG: 0.302					G4-3					3	0	0	0	0	1	2					
Daryle Ward, L (9, PH) OBP: 0.214, SLG: 0.200		G4-6-3 1-2f 2-3						K		1	0	0	0	0	0	1					
Cesar Izturis, S (1, 6) OBP: 0.285, SLG: 0.294					L5					3	0	0	0	0	1	1					
Ron Coomer, R (9, PH) OBP: 0.294, SLG: 0.299								G6-3		1	0	0	0	0	1	1					
Inning Stats	R: 0 E: 0 K: 0 S: 14	H: 1 LOB: 2 BB: 1 P: 25	R: 0 E: 1 K: 1 S: 6	H: 0 LOB: 1 BB: 1 P: 10	R: 0 E: 0 K: 0 S: 6	H: 1 LOB: 0 BB: 0 P: 10	R: 0 E: 0 K: 0 S: 8	H: 1 LOB: 1 BB: 0 P: 12	R: 0 E: 0 K: 2 S: 14	H: 0 LOB: 1 BB: 1 P: 19	R: 0 E: 0 K: 1 S: 7	H: 0 LOB: 0 BB: 0 P: 7	R: 0 E: 0 K: 1 S: 12	H: 1 LOB: 1 BB: 0 P: 15	R: 1 E: 0 K: 2 S: 17	H: 2 LOB: 1 BB: 0 P: 23	1B: 6 2B: 0 3B: 0 HR: 1	SF: 0 SAC: 0 DP: 2 HBP: 0	WP: 0 PB: 0 SB: 0 CS: 0	PA: 36	
PITCHER	IP	WLS	BF	H	R	ER	SO	BB	IBB	HBP	BLK	WP	HR	S	P	ERA	WHIP				
Aaron Sele, R (1, 1) ERA: 6.29	5.0	W	20	4	0	0	1	2	0	0	0	0	0	43	70	0.00	1.200				
62 Scott Shields, R (6, 1) ERA: 1.54	2.0	H	7	0	0	0	3	1	0	0	0	0	0	21	26	0.00	0.500				
Ben Weber, R (8, 1) ERA: 2.61	1.0	H	4	1	0	0	1	0	0	0	0	0	0	12	15	0.00	1.000				
Troy Percival, R (9, 1) ERA: 3.0	1.0	S	5	2	1	1	2	0	0	0	0	0	1	17	23	9.00	2.000				

Batter	1	2	3	4	5	6	7	8	9	AB	R	H	RBI	BB	SO	LOB	BOTTOM				
David Eckstein, R (1, 6) OBP: 0.320, SLG: 0.317	G5-3	G3		G5-3		FC5-4 G1-6-3		L4		5	0	0	0	0	0	4	Los Angeles Dodgers @ Anaheim Angels Edison International Field, Anaheim, CA Sun Jun 29 2003, 4:05 PM EDT Att: 43,766 - Sunny - 77 F				
Darin Erstad, L (1, 8) OBP: 0.338, SLG: 0.370	1B	1B			16 FC4-6 BB	G1-6-3				4	0	3	2	0	0	2					
Tim Salmon, R (1, 10) OBP: 0.367, SLG: 0.460	1B				16 FC4-6 BB					2	0	1	0	2	0	1					
9 Chone Figgins, S (7, PR) OBP: 0.358, SLG: 0.366	BB	G5-3			16 FC4-6 BB					0	0	0	0	0	0	0					
16 Garret Anderson, L (1, 7) OBP: 0.342, SLG: 0.594	K			G4-3		FC4-6 1-2f 2-3		G1-3		4	0	0	0	0	1	5					
Shawn Wooten, R (1, 3) OBP: 0.382, SLG: 0.485					L5					3	0	1	0	1	0	4					
Adam Kennedy, L (7, PR) OBP: 0.341, SLG: 0.344	FC6-4 1-2f							1B		0	0	0	0	0	0	0					
Troy Glaus, R (1, 5) OBP: 0.359, SLG: 0.492			K	K				1B		3	0	1	0	1	2	1					
Benji Gil, R (1, 4) OBP: 0.208, SLG: 0.267		E4 3B								3	1	1	0	0	2	4					
Scott Spiezio, S (7, PH) OBP: 0.332, SLG: 0.425			K	K				P4		1	0	0	0	0	0	2					
José Molina, R (1, 2) OBP: 0.204, SLG: 0.245		G3 1B 1B			F8			F7		4	1	2	0	0	0	0					
Eric Owens, R (1, 9) OBP: 0.262, SLG: 0.280		G3 1B			G4-3			G6-3		4	1	2	0	0	0	0					
Inning Stats	R: 0 E: 0 K: 1 S: 13	H: 1 LOB: 2 BB: 1 P: 18	R: 3 E: 1 K: 1 S: 16	H: 4 LOB: 1 BB: 0 P: 24	R: 0 E: 0 K: 2 S: 10	H: 0 LOB: 0 BB: 1 P: 19	R: 0 E: 0 K: 0 S: 9	H: 0 LOB: 0 BB: 0 P: 11	R: 0 E: 0 K: 1 S: 11	H: 1 LOB: 3 BB: 2 P: 23	R: 0 E: 0 K: 0 S: 8	H: 2 LOB: 1 BB: 0 P: 9	R: 0 E: 0 K: 0 S: 12	H: 3 LOB: 2 BB: 0 P: 17	R: 0 E: 0 K: 0 S: 7	H: 0 LOB: 0 BB: 0 P: 9	1B: 10 2B: 0 3B: 1 HR: 0	SF: 0 SAC: 0 DP: 1 HBP: 0	WP: 0 PB: 0 SB: 3 CS: 1	PA: 37	
PITCHER	IP	WLS	BF	H	R	ER	SO	BB	IBB	HBP	BLK	WP	HR	S	P	ERA	WHIP				
Odalis Perez, L (1, 1) ERA: 4.44	6.0	L	29	8	3	3	5	4	0	0	0	0	0	67	104	4.50	2.000				
Guillermo Mota, R (7, 1) ERA: 1.93	2.0		8	3	0	0	0	0	0	0	0	0	0	19	26	0.00	1.500				

Batter	1	2	3	4	5	6	7	8	9	10	AB	R	H	RBI	BB	SO	LOB	TOP									
Mark Kotsay, L OBP: 0.349, SLG: 0.350 (1, 8)											4	3	2	0	1	0	2										
Mark Loretta, R OBP: 0.368, SLG: 0.430 (1, 4)											5	0	2	1	0	1	2										
Rondell White, R OBP: 0.333, SLG: 0.484 (1, 7)											5	0	0	0	0	2	5										
Ryan Klesko, L OBP: 0.363, SLG: 0.504 (1, 3)											3	0	2	2	1	1	1										
Sean Burroughs, L OBP: 0.363, SLG: 0.426 (1, 5)											3	0	0	0	0	0	2										
Xavier Nady, R OBP: 0.324, SLG: 0.403 (9, 1)											4	0	0	0	0	0	3										
Matt Herges, L (9, 1)											0	0	0	0	0	0	0										
Rod Beck, R (10, 1)											0	0	0	0	0	0	0										
Miguel Ojeda, R OBP: 0.174, SLG: 0.261 (1, 2)											4	0	0	0	0	3	0										
Donaldito Mendez, R OBP: 0.308, SLG: 0.408 (1, 6)											4	0	0	0	0	0	0										
Oliver Pérez, L OBP: 0.214, SLG: 0.154 (7, 1)											2	0	1	0	1	0	0										
Jay Witasick, R (7, 1)											0	0	0	0	0	0	0										
Gary Matthews, S OBP: 0.287, SLG: 0.339 (9, 9)											1	1	1	0	0	0	0										
Inning Stats	R: 1 E: 0 K: 1 S: 12	H: 2 LOB: 1 BB: 0 P: 15	R: 0 E: 0 K: 0 S: 8	H: 0 LOB: 0 BB: 0 P: 10	R: 0 E: 0 K: 0 S: 7	H: 1 LOB: 1 BB: 0 P: 13	R: 0 E: 0 K: 0 S: 4	H: 1 LOB: 0 BB: 0 P: 5	R: 0 E: 0 K: 1 S: 11	H: 0 LOB: 0 BB: 0 P: 16	R: 1 E: 0 K: 0 S: 7	H: 2 LOB: 2 BB: 0 P: 14	R: 0 E: 0 K: 1 S: 9	H: 0 LOB: 1 BB: 1 P: 16	R: 0 E: 0 K: 1 S: 6	H: 0 LOB: 0 BB: 0 P: 6	R: 0 E: 0 K: 1 S: 16	H: 0 LOB: 0 BB: 0 P: 29	1B: 8 2B: 0 3B: 0 HR: 0	SF: 1 SAC: 0 DP: 0 HBP: 1	WP: 0 PB: 0 SB: 1 CS: 2	PA: 42					
PITCHER	IP	WLS	BF	H	R	ER	SO	BB	IBB	HBP	BLK	WP	HR	S	P	ERA	WHIP										
Andy Ashby, R ERA: 4.64 (1, 1)	6.0		24	6	2	2	2	0	0	1	0	0	0	49	73	3.00	1.000										
Paul Quantrill, R ERA: 1.53 (7, 1)	1.0		4	0	0	0	1	1	0	0	0	0	0	9	16	0.00	1.000										
Paul Shuey, R ERA: 1.11 (8, 1)	1.0		3	0	0	0	1	1	0	0	0	0	0	8	16	0.00	1.000										
Eric Gagne, R ERA: 2.2 (9, 1)	1.2	L	8	2	2	1	2	0	1	0	0	0	0	19	31	5.40	1.200										
Tom Martin, L ERA: 2.96 (10, 1)	0.1		1	0	0	0	1	0	0	0	0	0	0	3	4	0.00	0.000										

San Diego Padres @ Los Angeles Dodgers
 Dodger Stadium, Los Angeles, CA
 Wed Jul 02 2003, 7:10 PM PDT
 Att. 26,408 - Sunny - 76 F

AB 35
 R 4
 H 8
 RBI 3
 BB 3
 SO 7
 LOB 15

Batter	1	2	3	4	5	6	7	8	9	10	AB	R	H	RBI	BB	SO	LOB	BOTTOM									
Jason Romano, R OBP: 0.091, SLG: 0.091 (1, 8)											3	0	0	0	0	1	2										
Alex Cora, L OBP: 0.270, SLG: 0.300 (7, PH) (8, 4)											5	0	1	0	0	1	2										
Cesar Izturis, S OBP: 0.284, SLG: 0.292 (1, 6)											4	0	0	0	0	2	1										
Paul Lo Duca, R OBP: 0.369, SLG: 0.444 (1, 3)											4	1	1	1	0	0	1										
Shawn Green, L OBP: 0.309, SLG: 0.421 (1, 9)											4	1	1	1	0	1	0										
Mike Kinkade, R OBP: 0.332, SLG: 0.462 (1, 7)											4	1	1	1	0	1	0										
Jolbert Cabrera, R OBP: 0.333, SLG: 0.458 (8, 8)											4	0	0	0	0	0	0										
Adrián Beltré, R OBP: 0.281, SLG: 0.351 (1, 5)											3	0	0	0	1	1	0										
David Ross, R OBP: 0.366, SLG: 0.658 (1, 2)											3	1	1	1	1	2	1										
Andy Ashby, R Paul Quantrill, L Roni Ogden, R Dwight Gooden, L Paul Shuey, R Eric Gagne, R Tom Martin, L Paul Heston, L Larry Brown, L (1, 1)	6.2		26	3	2	2	8	2	0	0	0	1	0	73	114	2.70	0.750										
Jay Witasick, R ERA: 4.15 (7, 1)	1.1		5	1	0	0	0	0	0	0	0	0	0	12	18	0.00	0.750										
Matt Herges, R ERA: 2.72 (9, 1)	1.0	W	3	0	0	0	0	0	0	0	0	0	0	11	17	0.00	0.000										
Rod Beck, R ERA: 3.27 (10, 1)	1.0	S	4	2	1	1	0	0	0	0	0	0	1	6	8	9.00	2.000										
Inning Stats	R: 0 E: 0 K: 0 S: 12	H: 1 LOB: 1 BB: 0 P: 16	R: 0 E: 0 K: 0 S: 8	H: 0 LOB: 0 BB: 0 P: 12	R: 0 E: 0 K: 1 S: 9	H: 0 LOB: 1 BB: 0 P: 12	R: 1 E: 0 K: 1 S: 13	H: 1 LOB: 0 BB: 0 P: 19	R: 0 E: 0 K: 2 S: 11	H: 0 LOB: 1 BB: 1 P: 20	R: 1 E: 0 K: 3 S: 12	H: 1 LOB: 2 BB: 0 P: 19	R: 0 E: 0 K: 0 S: 8	H: 0 LOB: 0 BB: 0 P: 12	R: 0 E: 0 K: 0 S: 11	H: 0 LOB: 0 BB: 0 P: 17	R: 0 E: 0 K: 0 S: 6	H: 2 LOB: 1 BB: 0 P: 8	1B: 3 2B: 1 3B: 0 HR: 3	SF: 0 SAC: 2 DP: 1 HBP: 0	WP: 1 PB: 0 SB: 0 CS: 0	PA: 38					
PITCHER	IP	WLS	BF	H	R	ER	SO	BB	IBB	HBP	BLK	WP	HR	S	P	ERA	WHIP										

San Diego Padres @ Los Angeles Dodgers
 Dodger Stadium, Los Angeles, CA
 Wed Jul 02 2003, 7:10 PM PDT
 Att. 26,408 - Sunny - 76 F

AB 34
 R 3
 H 6
 RBI 3
 BB 2
 SO 8
 LOB 10

Batter	1	2	3	4	5	6	7	8	9	AB	R	H	RBI	BB	SO	LOB	TOP					
Mark Kotsay, L (1, 8) OBP: 0.346, SLG: 0.346	1-3 K	0-0 G3		0-0 1B			1-1 G3		1-2 G3-1	5	0	1	1	0	1	1	San Diego Padres @ Los Angeles Dodgers Dodger Stadium, Los Angeles, CA Thu Jul 03 2003, 7:10 PM PDT Att: 31,455 - Sunny - 74 F livebaseballscorecards.com					
Mark Loretta, R (1, 4) OBP: 0.369, SLG: 0.428	2-2 F8	0-0 1B		1-1 F8			4-2 HR		0-1 G6-3	4	1	1	1	1	0	1						
Ryan Klesko, L (1, 3) OBP: 0.365, SLG: 0.516	1-2 P2	3-1 1B			0-2 F8		1-1 HR			4	1	2	2	0	0	0						
Sean Burroughs, L (1, 5)					2-2 F7		2-2 G4-3			4	1	1	0	0	1	2						
Gary Matthews, S (1, 7) OBP: 0.290, SLG: 0.339		0-1 FC4		0-1 G4-6-3		4-0 S	2-1 G5-3			3	1	1	0	1	0	1						
Xavier Nady, R (1, 9) OBP: 0.320, SLG: 0.397		0-3 K		2-2 G4-6-3		1 SAFE G6-3			1-2 G4-3	4	0	0	0	0	1	4						
Gary Bennett, R (1, 2) OBP: 0.259, SLG: 0.268		0-1 2B		2-3 K		1-1 F8		2-2 G3		4	1	1	2	0	1	0						
Donaldo Mendez, R (1, 6) OBP: 0.305, SLG: 0.413		1-0 1B		2-3 K		2-2 F7		1-2 G4-3		4	1	1	1	0	1	0						
Adam Eaton, R (1, 1) OBP: 0.400, SLG: 0.667		1-1 G3		1-3 K		0-0 F7			0-1 G6-3	3	1	1	0	0	1	0						
Jesse Orosco, R (7, 1) Luther Hackman, R (7, 1) Dave Hansen, L (9, PH) Rod Beck, R (9, 1)										0	0	0	0	0	0	0						
Inning Stats	R: 0 E: 0 K: 1 S: 11	H: 0 LOB: 0 BB: 0 P: 15	R: 5 E: 1 K: 2 S: 19	H: 6 LOB: 2 BB: 0 P: 29	R: 0 E: 0 K: 1 S: 8	H: 1 LOB: 0 BB: 0 P: 12	R: 0 E: 0 K: 2 S: 10	H: 1 LOB: 1 BB: 0 P: 14	R: 0 E: 0 K: 0 S: 8	H: 0 LOB: 1 BB: 1 P: 11	R: 2 E: 0 K: 0 S: 12	H: 1 LOB: 0 BB: 1 P: 22	R: 0 E: 0 K: 0 S: 11	H: 0 LOB: 0 BB: 0 P: 15	R: 0 E: 0 K: 0 S: 8	H: 0 LOB: 0 BB: 0 P: 9	1B: 6 2B: 2 3B: 0 HR: 1	SF: 0 SAC: 0 DP: 1 HBP: 0	WP: 0 PB: 0 CS: 1	PA: 38		
PITCHER	IP WLS BF H R ER SO BB IBB HBP BLK WP HR S P ERA WHIP	IP WLS BF H R ER SO BB IBB HBP BLK WP HR S P ERA WHIP	IP WLS BF H R ER SO BB IBB HBP BLK WP HR S P ERA WHIP	IP WLS BF H R ER SO BB IBB HBP BLK WP HR S P ERA WHIP	IP WLS BF H R ER SO BB IBB HBP BLK WP HR S P ERA WHIP	IP WLS BF H R ER SO BB IBB HBP BLK WP HR S P ERA WHIP	IP WLS BF H R ER SO BB IBB HBP BLK WP HR S P ERA WHIP	IP WLS BF H R ER SO BB IBB HBP BLK WP HR S P ERA WHIP	IP WLS BF H R ER SO BB IBB HBP BLK WP HR S P ERA WHIP	IP WLS BF H R ER SO BB IBB HBP BLK WP HR S P ERA WHIP	IP WLS BF H R ER SO BB IBB HBP BLK WP HR S P ERA WHIP	IP WLS BF H R ER SO BB IBB HBP BLK WP HR S P ERA WHIP	IP WLS BF H R ER SO BB IBB HBP BLK WP HR S P ERA WHIP	IP WLS BF H R ER SO BB IBB HBP BLK WP HR S P ERA WHIP	IP WLS BF H R ER SO BB IBB HBP BLK WP HR S P ERA WHIP	IP WLS BF H R ER SO BB IBB HBP BLK WP HR S P ERA WHIP	IP WLS BF H R ER SO BB IBB HBP BLK WP HR S P ERA WHIP					
Kevin Brown, R (1, 1) ERA: 2.3	5.0 L	24 8	5 2	6 0	1 0	0 0	0 0	0 0	0 0	0 0	56 86	3.60 1.800										
Guillermo Mota, R (6, 1) ERA: 1.85	1.0	3	0	0	0	0	0	0	0	0	8	11	0.00	0.000								
Tom Martin, L (7, 1) ERA: 3.55	1.0	5	1	2	2	0	1	0	0	0	12	22	18.00	2.000								
Paul Quantrill, R (8, 1) ERA: 1.49	1.0	3	0	0	0	0	0	0	0	0	11	15	0.00	0.000								
Paul Shuey, R (9, 1) ERA: 1.09	1.0	3	0	0	0	0	0	0	0	0	8	9	0.00	0.000								
PITCHER	IP WLS BF H R ER SO BB IBB HBP BLK WP HR S P ERA WHIP	IP WLS BF H R ER SO BB IBB HBP BLK WP HR S P ERA WHIP	IP WLS BF H R ER SO BB IBB HBP BLK WP HR S P ERA WHIP	IP WLS BF H R ER SO BB IBB HBP BLK WP HR S P ERA WHIP	IP WLS BF H R ER SO BB IBB HBP BLK WP HR S P ERA WHIP	IP WLS BF H R ER SO BB IBB HBP BLK WP HR S P ERA WHIP	IP WLS BF H R ER SO BB IBB HBP BLK WP HR S P ERA WHIP	IP WLS BF H R ER SO BB IBB HBP BLK WP HR S P ERA WHIP	IP WLS BF H R ER SO BB IBB HBP BLK WP HR S P ERA WHIP	IP WLS BF H R ER SO BB IBB HBP BLK WP HR S P ERA WHIP	IP WLS BF H R ER SO BB IBB HBP BLK WP HR S P ERA WHIP	IP WLS BF H R ER SO BB IBB HBP BLK WP HR S P ERA WHIP	IP WLS BF H R ER SO BB IBB HBP BLK WP HR S P ERA WHIP	IP WLS BF H R ER SO BB IBB HBP BLK WP HR S P ERA WHIP	IP WLS BF H R ER SO BB IBB HBP BLK WP HR S P ERA WHIP	IP WLS BF H R ER SO BB IBB HBP BLK WP HR S P ERA WHIP						
Wilkin Ruan, R (1, 8) OBP: 0.250, SLG: 0.500	0-1 P3	1-1 FC5		1-0 1B			0-1 F8		1-1 F9	4	1	1	1	0	0	2	San Diego Padres @ Los Angeles Dodgers Dodger Stadium, Los Angeles, CA Thu Jul 03 2003, 7:10 PM PDT Att: 31,455 - Sunny - 74 F livebaseballscorecards.com					
Chad Hermansen, R (9, PH)				1-3 1B						1	0	0	0	0	1							
Paul Lo Duca, R (1, 2) OBP: 0.367, SLG: 0.440	3-2 G6-3			2-1 1B			2-0 G4-3		2-2 G5-3	5	0	1	1	0	0	1						
Shawn Green, L (1, 9) OBP: 0.310, SLG: 0.421	1-0 1B			2-3 1B			0-0 F7		1-3 K	5	0	2	1	0	2	1						
Fred McGriff, L (1, 3) OBP: 0.319, SLG: 0.432	1-0 F9			1-0 1B			2-3 K			4	0	1	0	0	2	3						
Mike Kinkade, R (1, 7) OBP: 0.370, SLG: 0.444		1-0 G6-3		3-2 F9			1-2 G4-3			4	0	0	0	0	1	1						
Adrian Beltré, R (1, 5) OBP: 0.277, SLG: 0.345		1-2 P6		2-3 K		2-1 F8		2-2 P6		4	0	0	0	0	1	0						
Alex Cora, L (1, 4) OBP: 0.277, SLG: 0.304		2-2 1B		1-1 HBP		0-0 FC6-4		2-1 G4-3		3	2	2	0	0	0	0						
Cesar Izturis, S (1, 6) OBP: 0.284, SLG: 0.292		2-2 1B		0-0 F8		0-0 FC6-4		1-1 G1-3		4	0	1	1	0	0	2						
Kevin Brown, R (1, 1) ERA: 1.89, SLG: 0.250	6.0 W	29 9	4 1	4 0	1 0	0 0	0 0	0 0	0 0	0 0	67 104	1.50 1.500										
Guillermo Mota, R (6, 1) ERA: 1.85	0.2 H	2	0	0	1	0	0	4	6	0.00	0.000											
Larry Sanders, L (6, PH) ERA: 8.09	1.1 H	4	0	0	0	0	0	10	16	0.00	0.000											
Tom Martin, L (7, 1) ERA: 3.8	1.0 S	4	0	0	1	1	0	10	18	0.00	1.000											
Paul Quantrill, L (8, 1) ERA: 1.49																						
Paul Shuey, R (9, 1) ERA: 1.09																						
Darvle Ward, L (9, PH) OBP: 0.220, SLG: 0.208																						
Inning Stats	R: 0 E: 0 K: 0 S: 11	H: 1 LOB: 1 BB: 0 P: 16	R: 1 E: 0 K: 0 S: 13	H: 3 LOB: 2 BB: 0 P: 20	R: 0 E: 0 K: 1 S: 9	H: 1 LOB: 1 BB: 0 P: 15	R: 3 E: 1 K: 2 S: 21	H: 3 LOB: 2 BB: 0 P: 33	R: 0 E: 0 K: 1 S: 7	H: 1 LOB: 1 BB: 0 P: 10	R: 0 E: 0 K: 0 S: 6	H: 0 LOB: 0 BB: 0 P: 10	R: 0 E: 0 K: 1 S: 7	H: 0 LOB: 0 BB: 0 P: 10	R: 0 E: 0 K: 0 S: 7	H: 0 LOB: 1 BB: 1 P: 12	R: 0 E: 0 K: 1 S: 10	H: 0 LOB: 1 BB: 1 P: 18	1B: 8 2B: 1 3B: 0 HR: 0	SF: 0 SAC: 0 DP: 0 HBP: 1	WP: 0 PB: 0 CS: 0	PA: 39
PITCHER	IP WLS BF H R ER SO BB IBB HBP BLK WP HR S P ERA WHIP	IP WLS BF H R ER SO BB IBB HBP BLK WP HR S P ERA WHIP	IP WLS BF H R ER SO BB IBB HBP BLK WP HR S P ERA WHIP	IP WLS BF H R ER SO BB IBB HBP BLK WP HR S P ERA WHIP	IP WLS BF H R ER SO BB IBB HBP BLK WP HR S P ERA WHIP	IP WLS BF H R ER SO BB IBB HBP BLK WP HR S P ERA WHIP	IP WLS BF H R ER SO BB IBB HBP BLK WP HR S P ERA WHIP	IP WLS BF H R ER SO BB IBB HBP BLK WP HR S P ERA WHIP	IP WLS BF H R ER SO BB IBB HBP BLK WP HR S P ERA WHIP	IP WLS BF H R ER SO BB IBB HBP BLK WP HR S P ERA WHIP	IP WLS BF H R ER SO BB IBB HBP BLK WP HR S P ERA WHIP	IP WLS BF H R ER SO BB IBB HBP BLK WP HR S P ERA WHIP	IP WLS BF H R ER SO BB IBB HBP BLK WP HR S P ERA WHIP	IP WLS BF H R ER SO BB IBB HBP BLK WP HR S P ERA WHIP	IP WLS BF H R ER SO BB IBB HBP BLK WP HR S P ERA WHIP	IP WLS BF H R ER SO BB IBB HBP BLK WP HR S P ERA WHIP						



Batter	1	2	3	4	5	6	7	8	9	AB	R	H	RBI	BB	SO	LOB	TOP																
Matt Kata, S OBP: 0.422, SLG: 0.600 (1,4)										4	1	1	0	0	1	2																	
Steve Finley, L OBP: 0.383, SLG: 0.534 (1,8)										4	0	1	0	0	1	0																	
Alex Cintron, S OBP: 0.343, SLG: 0.489 (1,6)										4	0	1	1	0	1	0																	
Luis Gonzalez, L OBP: 0.397, SLG: 0.570 (1,7)										2	0	0	0	2	0	1																	
Shea Hillenbrand, R OBP: 0.333, SLG: 0.461 (1,5)										4	1	3	0	0	0	1																	
David Dellucci, L OBP: 0.346, SLG: 0.430 Jose Valverde, R Matt Mantei, R (8,1)										3	0	0	0	0	1	3																	
Chad Moeller, R OBP: 0.367, SLG: 0.485 (1,2)										3	0	0	0	1	1	1																	
Lyle Overbay, L OBP: 0.372, SLG: 0.426 (1,3)										1	0	0	1	2	1	0																	
Andrew Good, R Oscar Villarreal, L Eddie Oropesa, L Quinton McCracken, S OBP: 0.125, SLG: 0.125 (7,1)										2	0	0	0	0	1	2																	
Inning Stats	R: 1 E: 0 K: 0 S: 7	H: 2 LOB: 0 BB: 0 P: 10	R: 0 E: 0 K: 2 S: 10	H: 1 LOB: 2 BB: 1 P: 21	R: 0 E: 0 K: 1 S: 12	H: 1 LOB: 1 BB: 0 P: 16	R: 1 E: 0 K: 0 S: 14	H: 1 LOB: 2 BB: 1 P: 24	R: 0 E: 0 K: 2 S: 12	H: 0 LOB: 0 BB: 0 P: 14	R: 0 E: 0 K: 0 S: 8	H: 0 LOB: 0 BB: 0 P: 11	R: 0 E: 0 K: 0 S: 6	H: 0 LOB: 0 BB: 1 P: 10	R: 0 E: 0 K: 3 S: 3	H: 0 LOB: 0 BB: 1 P: 8	1B: 5 2B: 1 3B: 0 HR: 0	SF: 1 SAC: 1 DP: 2 HBP: 1	WP: 0 PB: 0 SB: 0 CS: 0	PA: 36													
PITCHER	IP WLS BF H R ER SO BB IBB HBP BLK WP HR S P ERA WHIP																																
Hideo Nomo, R ERA: 2.71 Steve Colyer, L ERA: 1.53 Paul Quantrill, R ERA: 1.37	(1,1) (8,1) (8,1)	7.0 0.0 2.0	L 1 5	30 0 5	6 0 0	2 0 0	7 0 0	2 1 0	1 0 0	0 0 0	0 0 0	0 0 0	0 1 8	115 5 13	2.57 ∞ 0.00	1.143 ∞ 0.500																	

Arizona Diamondbacks @ Los Angeles Dodgers
Dodger Stadium, Los Angeles, CA
Sun Jul 06 2003, 5:05 PM PDT
Att: 41,769 - Sunny - 77 F

AB	28
R	2
H	6
RBI	2
BB	5
SO	7
LOB	11



Batter	1	2	3	4	5	6	7	8	9	AB	R	H	RBI	BB	SO	LOB	BOTTOM																
Wilkin Ruan, R OBP: 0.118, SLG: 0.176 (1,8)										4	0	0	0	0	0	0																	
Alex Cora, L OBP: 0.274, SLG: 0.300 Jolbert Cabrera, R OBP: 0.324, SLG: 0.443 (8, PH)										2	0	0	0	0	1	0																	
Shawn Green, L OBP: 0.310, SLG: 0.418 (1,9)										4	1	2	0	0	0	1																	
Paul Lo Duca, R OBP: 0.366, SLG: 0.434 (1,7)										2	0	1	0	2	0	1																	
Daryle Ward, L OBP: 0.219, SLG: 0.198 (1,3)										4	0	0	0	0	2	5																	
Ron Coomer, R OBP: 0.292, SLG: 0.288 (1,5)										3	0	0	1	1	0	2																	
David Ross, R OBP: 0.354, SLG: 0.622 (1,2)										4	0	1	0	0	2	5																	
Cesar Izturis, S OBP: 0.281, SLG: 0.289 Chad Hermansen, R OBP: 0.167, SLG: 0.167 (9, PH)										3	0	0	0	0	2	1																	
Hideo Nomo, R OBP: 0.171, SLG: 0.105 Larry Barnes, L OBP: 0.083, SLG: 0.083 Steve Colyer, L Paul Quantrill, L (7, PH)										2	0	0	0	0	1	0																	
Inning Stats	R: 0 E: 1 K: 0 S: 7	H: 0 LOB: 1 BB: 0 P: 9	R: 0 E: 0 K: 1 S: 7	H: 1 LOB: 1 BB: 0 P: 7	R: 0 E: 0 K: 2 S: 10	H: 0 LOB: 0 BB: 0 P: 16	R: 0 E: 0 K: 1 S: 10	H: 2 LOB: 2 BB: 1 P: 18	R: 0 E: 0 K: 1 S: 9	H: 0 LOB: 0 BB: 0 P: 12	R: 1 E: 1 K: 1 S: 10	H: 1 LOB: 1 BB: 1 P: 20	R: 0 E: 0 K: 1 S: 8	H: 0 LOB: 0 BB: 0 P: 9	R: 0 E: 0 K: 1 S: 10	H: 0 LOB: 1 BB: 1 P: 20	R: 0 E: 0 K: 2 S: 10	H: 0 LOB: 0 BB: 0 P: 15	1B: 2 2B: 2 3B: 0 HR: 0	SF: 0 SAC: 1 DP: 1 HBP: 0	WP: 0 PB: 0 SB: 0 CS: 0	PA: 35											
PITCHER	IP WLS BF H R ER SO BB IBB HBP BLK WP HR S P ERA WHIP																																
Andrew Good, R ERA: 4.48 Oscar Villarreal, R ERA: 3.0 Eddie Oropesa, L ERA: 2.55 Jose Valverde, R ERA: 1.2 Matt Mantei, R ERA: 3.91	(1,1) (7,1) (8,1) (8,1) (9,1)	6.0 1.0 0.2 0.1 1.0	W H H H S	25 3 2 2 3	4 0 0 0 0	1 0 0 0 0	6 1 0 0 2	0 0 0 0 0	0 0 0 0 0	0 0 0 0 0	0 0 0 0 0	0 0 0 0 0	0 8 9 1 10	82 9 15 5 15	0.00 0.00 0.00 0.00 0.00	1.000 0.000 0.000 3.000 0.000																	

Arizona Diamondbacks @ Los Angeles Dodgers
Dodger Stadium, Los Angeles, CA
Sun Jul 06 2003, 5:05 PM PDT
Att: 41,769 - Sunny - 77 F

AB	31
R	1
H	4
RBI	1
BB	3
SO	10
LOB	15



Batter	1	2	3	4	5	6	7	8	9	AB	R	H	RBI	BB	SO	LOB	TOP			
Cesar Izturis, S OBP: 0.284, SLG: 0.289 (1, 6)	G4-3		K														3 0 1 0 1 1 0			
Jolbert Cabrera, R OBP: 0.316, SLG: 0.431 (1, 4)	F8																4 0 0 0 0 1 4			
Shawn Green, L OBP: 0.307, SLG: 0.413 (1, 9)	K																4 0 0 0 0 2 1			
Paul Lo Duca, R OBP: 0.370, SLG: 0.446 (1, 3)																	3 1 2 1 1 0 0			
Mike Kinkade, R OBP: 0.355, SLG: 0.420 (1, 7)																	4 0 0 0 0 0 2			
Adrián Beltré, R OBP: 0.277, SLG: 0.345 (1, 5)																	3 0 1 0 1 0 0			
David Ross, R OBP: 0.327, SLG: 0.571 (1, 2)																	4 0 0 0 0 2 2			
Wilkin Ruan, R OBP: 0.150, SLG: 0.300 (1, 8)																	3 0 1 0 0 0 0			
Andy Ashby, R Chad Hermansen, R Steve Colyer, L Guillermo Mota, R Ron Coomer, R Paul Shuey, R (1, 1) (5, PH) (5, L) (7, L) (8, PH) (8, L)																	1 0 0 0 0 0 1 0 0 0 0 0 0 1 0 0 0 0 0 0 0 0 0 0 0 0 0 0 0 0 0 0 1 0 0 0 0 1 0 0 0 0 0 0 0 0 0 0			
Inning Stats	R: 0 E: 0 K: 1 S: 8	H: 0 LOB: 0 BB: 0 P: 11	R: 0 E: 0 K: 1 S: 7	H: 2 LOB: 1 BB: 0 P: 10	R: 0 E: 0 K: 2 S: 8	H: 0 LOB: 0 BB: 0 P: 10	R: 0 E: 0 K: 1 S: 7	H: 0 LOB: 1 BB: 1 P: 13	R: 0 E: 0 K: 1 S: 11	H: 1 LOB: 3 BB: 2 P: 22	R: 0 E: 0 K: 0 S: 8	H: 0 LOB: 0 BB: 1 P: 13	R: 0 E: 0 K: 1 S: 7	H: 1 LOB: 1 BB: 0 P: 10	R: 1 E: 0 K: 0 S: 12	H: 1 LOB: 0 BB: 0 P: 17	1B: 2 2B: 2 3B: 1 HR: 1	SF: 0 SAC: 0 DP: 2 HBP: 0	WP: 0 PB: 0 SB: 0 CS: 0	PA: 34
PITCHER	IP WLS BF H R ER SO BB IBB HBP BLK WP HR S P ERA WHIP																			
Oliver Pérez, L ERA: 5.01 (1, 1)	8.0 W 31 5 1 1 8 4 0 0 0 0 0 1 67 105 1.12 1.125																			
Scott Linebrink, R ERA: 3.24 (9, 1)	1.0 3 0 0 0 0 0 0 0 0 0 0 0 9 12 0.00 0.000																			

Los Angeles Dodgers @ San Diego Padres
Qualcomm Stadium, San Diego, CA
Mon Jul 07 2003, 10:05 PM EDT
Att: 20,657 - Sunny - 72 F


AB 30
R 1
H 5
RBI 1
BB 4
SO 8
LOB 9



Batter	1	2	3	4	5	6	7	8	9	AB	R	H	RBI	BB	SO	LOB	BOTTOM			
Mark Kotsay, L OBP: 0.331, SLG: 0.329 (1, 8)	F8		F7	G6-3													5 0 0 0 0 0 5			
Mark Loretta, R OBP: 0.365, SLG: 0.422 (1, 4)	G6-3		F9	F9													4 0 1 1 0 0 2			
Ryan Klesko, L OBP: 0.358, SLG: 0.523 (1, 3)	K																4 1 1 1 0 2 2			
Sean Burroughs, L OBP: 0.367, SLG: 0.423 (1, 5)																	4 1 1 0 0 1 0			
Rondell White, R OBP: 0.335, SLG: 0.495 Gary Matthews, S OBP: 0.293, SLG: 0.340 (1, 7) (8, 7)																	4 1 1 1 0 1 0 0 0 0 0 0 0 0			
Brian Buchanan, R OBP: 0.374, SLG: 0.554 (1, 9)																	4 2 3 1 0 1 0			
Ramón Vázquez, L OBP: 0.352, SLG: 0.369 (1, 6)																	4 2 2 0 0 0 1			
Miguel Ojeda, R OBP: 0.241, SLG: 0.339 (1, 2)																	3 0 2 2 1 0 0			
Oliver Pérez, L OBP: 0.222, SLG: 0.176 Scott Linebrink, R (1, 1) (9, 1)																	4 0 1 1 0 1 4 0 0 0 0 0 0 0			
Inning Stats	R: 0 E: 0 K: 1 S: 9	H: 0 LOB: 0 BB: 0 P: 15	R: 0 E: 0 K: 0 S: 8	H: 1 LOB: 1 BB: 0 P: 10	R: 0 E: 0 K: 0 S: 8	H: 1 LOB: 1 BB: 0 P: 11	R: 5 E: 0 K: 0 S: 23	H: 6 LOB: 1 BB: 0 P: 31	R: 0 E: 0 K: 1 S: 6	H: 0 LOB: 0 BB: 0 P: 7	R: 2 E: 0 K: 2 S: 22	H: 4 LOB: 2 BB: 0 P: 31	R: 0 E: 0 K: 2 S: 8	H: 0 LOB: 0 BB: 0 P: 11	R: 0 E: 0 K: 0 S: 8	H: 0 LOB: 1 BB: 1 P: 13	1B: 10 2B: 0 3B: 1 HR: 1	SF: 0 SAC: 0 DP: 0 HBP: 0	WP: 1 PB: 0 SB: 0 CS: 0	PA: 37
PITCHER	IP WLS BF H R ER SO BB IBB HBP BLK WP HR S P ERA WHIP																			
Andy Ashby, R ERA: 5.35 (1, 1)	4.0 L 20 4 2 2 3 0 0 0 0 0 1 0 28 38 9.00 2.000																			
Steve Colyer, L ERA: 4.05 (5, 1)	2.0 10 4 2 2 3 0 0 0 0 0 0 0 28 38 9.00 2.000																			
Guillermo Mota, R ERA: 1.78 (7, 1)	1.0 3 0 0 0 2 0 0 0 0 0 0 0 8 11 0.00 0.000																			
Paul Shuey, R ERA: 1.27 (8, 1)	1.0 4 0 0 0 0 0 0 0 0 0 0 0 8 13 0.00 1.000																			

Los Angeles Dodgers @ San Diego Padres
Qualcomm Stadium, San Diego, CA
Mon Jul 07 2003, 10:05 PM EDT
Att: 20,657 - Sunny - 72 F

AB 36
R 7
H 12
RBI 7
BB 1
SO 6
LOB 14



Batter	1	2	3	4	5	6	7	8	9	AB	R	H	RBI	BB	SO	LOB	TOP								
Wilkin Ruan, R (1, 8) OBP: 0.167, SLG: 0.292 Jolbert Cabrera, R (9, PH) OBP: 0.320, SLG: 0.435	G6-3		G6-3			G5-3	1B		1B	4	0	1	0	0	0	0	Los Angeles Dodgers @ San Diego Padres Qualcomm Stadium, San Diego, CA Tue Jul 08, 2003, 10:05 PM EDT Att: 24,843 - Sunny - 72 F livebaseballscorecards.com								
Alex Cora, L (1, 4) OBP: 0.273, SLG: 0.298	G3		G4-3			K	1B		P6	5	0	1	1	0	1	2									
Shawn Green, L (1, 9) OBP: 0.308, SLG: 0.420	K				G1-3	HR	G4-3		BB	4	1	1	1	1	1	2									
Paul Lo Duca, R (1, 2) OBP: 0.374, SLG: 0.450		E			P5				G4-3	4	2	2	0	0	0	3									
Chad Hermansen, R (1, 7) OBP: 0.273, SLG: 0.200	G6-3		G6-3			1B			F8	4	0	1	0	0	0	3									
Adrián Beltré, R (1, 5) OBP: 0.274, SLG: 0.340	E1		L7						G6-3	4	0	0	1	0	1	1									
Larry Barnes, L (1, 3) OBP: 0.125, SLG: 0.125	G6-3				G4-3				F7	4	1	1	0	0	0	1									
Cesar Izturis, S (1, 6) OBP: 0.287, SLG: 0.290	K				G3-6-1				BB	3	1	1	0	1	1	2									
Wilson Alvarez, L (1, 1) Guillermo Mota, R (5, 1) Daryle Ward, R (7, PH) Paul Quantrill, L (7, 1) Tom Martin, L (8, 1) Mike Kinkade, R (9, PH)			G1-3			G3-6-1			K	2	0	0	0	0	0	1									
Inning Stats	R: 0 E: 0 K: 1 S: 9	H: 0 LOB: 0 BB: 0 P: 12	R: 1 E: 1 K: 1 S: 11	H: 1 LOB: 1 BB: 0 P: 16	R: 0 E: 0 K: 0 S: 6	H: 0 LOB: 0 BB: 0 P: 7	R: 0 E: 0 K: 0 S: 11	H: 1 LOB: 1 BB: 0 P: 16	R: 0 E: 0 K: 0 S: 5	H: 0 LOB: 0 BB: 1 P: 11	R: 1 E: 0 K: 1 S: 11	H: 2 LOB: 1 BB: 0 P: 19	R: 2 E: 1 K: 1 S: 17	H: 3 LOB: 2 BB: 0 P: 23	R: 1 E: 0 K: 0 S: 12	H: 0 LOB: 0 BB: 0 P: 19		R: 0 E: 0 K: 1 S: 14	H: 2 LOB: 3 BB: 1 P: 25	1B: 7 2B: 1 3B: 0 HR: 1	SF: 1 SAC: 0 DP: 1 HBP: 1	WP: 1 PB: 0 SB: 0 CS: 0	PA: 40		
PITCHER	IP	WLS	BF	H	R	ER	SO	BB	IBB	HBP	BLK	WP	HR	S	P	ERA	WHIP								
Adam Eaton, R (1, 1) ERA: 4.24	6.2	W	28	6	4	1	4	1	0	0	0	0	1	66	98	1.35	1.050								
Jay Witasick, R (7, 1) ERA: 3.97	1.1	H	6	1	1	1	0	0	0	1	0	1	0	16	25	6.75	0.750								
Rod Beck, R (9, 1) ERA: 2.57	1.0	S	6	2	0	0	1	1	0	0	0	0	0	14	25	0.00	3.000								

Batter	1	2	3	4	5	6	7	8	9	AB	R	H	RBI	BB	SO	LOB	BOTTOM								
Gary Matthews, S (1, 8) OBP: 0.296, SLG: 0.340	G6-3		E		S		G3			3	2	1	0	1	0	1	Los Angeles Dodgers @ San Diego Padres Qualcomm Stadium, San Diego, CA Tue Jul 08, 2003, 10:05 PM EDT Att: 24,843 - Sunny - 72 F livebaseballscorecards.com								
Mark Loretta, R (1, 4) OBP: 0.376, SLG: 0.436	2B		E9		BB		1B		CS	4	3	4	2	0	0	0									
Rondell White, R (1, 7) OBP: 0.338, SLG: 0.498	1B		1B		3B		1B		1B	4	1	2	2	0	2	3									
Brian Buchanan, R (1, 3) OBP: 0.371, SLG: 0.541	G5-3		1B		IBB		F9			3	0	0	0	1	1	2									
Sean Burroughs, L (1, 5) OBP: 0.369, SLG: 0.424	G4-3		1B		G4-3		K		K	4	0	2	3	0	1	1									
Xavier Nady, R (1, 9) OBP: 0.311, SLG: 0.386	F7		K				F8		BB	4	1	1	0	0	1	2									
Lou Merloni, R (1, 6) OBP: 0.356, SLG: 0.317 Jay Witasick, R (7, 1)	F9				F7		F8		1B	3	0	0	0	0	0	0									
Miguel Ojeda, R (8, PH) OBP: 0.254, SLG: 0.339 Rod Beck, R (9, 1)	F9				F7		F8		BB	0	0	0	0	1	0	0									
Gary Bennett, R (1, 2) OBP: 0.253, SLG: 0.261	F7				F8		L4		1B	4	0	1	1	0	0	0									
Adam Eaton, R (1, 1) OBP: 0.364, SLG: 0.600 Ramón Vázquez, L (7, 6) OBP: 0.354, SLG: 0.375			K		K		G3		K	2	0	0	0	0	2	0									
Inning Stats	R: 2 E: 0 K: 0 S: 11	H: 3 LOB: 1 BB: 0 P: 18	R: 0 E: 0 K: 0 S: 3	H: 0 LOB: 0 BB: 0 P: 6	R: 2 E: 1 K: 3 S: 19	H: 3 LOB: 2 BB: 1 P: 28	R: 0 E: 0 K: 1 S: 9	H: 0 LOB: 0 BB: 0 P: 15	R: 2 E: 0 K: 0 S: 12	H: 2 LOB: 0 BB: 1 P: 21	R: 0 E: 0 K: 0 S: 11	H: 0 LOB: 0 BB: 0 P: 16	R: 1 E: 0 K: 1 S: 12	H: 2 LOB: 0 BB: 0 P: 19	R: 1 E: 0 K: 3 S: 13	H: 2 LOB: 2 BB: 1 P: 26	1B: 9 2B: 2 3B: 1 HR: 0	SF: 0 SAC: 0 DP: 1 HBP: 0	WP: 0 PB: 0 SB: 1 CS: 1	PA: 36					
PITCHER	IP	WLS	BF	H	R	ER	SO	BB	IBB	HBP	BLK	WP	HR	S	P	ERA	WHIP								
Wilson Alvarez, L (1, 1) ERA: 3.86	4.0	L	21	8	6	6	4	1	1	0	0	0	0	16	23	0.00	0.000								
Guillermo Mota, R (5, 1) ERA: 1.71	2.0		5	0	0	0	0	0	0	0	0	0	0	16	23	0.00	0.000								
Paul Quantrill, R (7, 1) ERA: 1.55	1.1		5	2	1	1	2	0	0	0	0	0	0	16	25	6.75	1.500								
Tom Martin, L (8, 1) ERA: 4.5	0.2		5	2	1	1	2	1	0	0	0	0	0	9	20	13.50	4.500								



Batter	1	2	3	4	5	6	7	8	9	AB	R	H	RBI	BB	SO	LOB	TOP				
Cesar Izturis, S OBP: 0.288, SLG: 0.291 (1, 6)	G3		1B	1B			L1-3	G4-3		5	0	2	2	0	0	2					
Alex Cora, L OBP: 0.275, SLG: 0.300 (1, 4)	G3-1		P6	CS			G4-3	G1-3		5	0	2	0	0	0	1					
Shawn Green, L OBP: 0.309, SLG: 0.421 (1, 9)	F9			1B			G4-6-3			4	1	1	0	1	1	2					
Paul Lo Duca, R OBP: 0.374, SLG: 0.447 (1, 3)		G6-3		2B			P4			4	1	1	0	1	0	1					
Chad Hermansen, R OBP: 0.250, SLG: 0.267 Wilkin Ruan, R OBP: 0.167, SLG: 0.292 (1, 7) (9, 8)	F9		G4-3	1B			G6-3	K		5	1	1	1	0	2	3					
Jolbert Cabrera, R OBP: 0.318, SLG: 0.430 (1, 8) (9, 7)	K		G4-3				L4			4	0	1	1	0	1	1					
Adrián Beltré, R OBP: 0.277, SLG: 0.340 (1, 5)			P4	1B				K		3	1	1	0	1	1	1					
David Ross, R OBP: 0.375, SLG: 0.647 (1, 2)				1B						2	2	2	2	2	0	0					
Kaz Ishii, L Paul Shuey, R Darley Ward, L Paul Quantrill, R Tom Martin, L Eric Gagne, R (1, 1) (6, 1) (8, PH) (8, 1) (8, 1) (8, 1)	G6-3		G6-3	SH3-4			K	K		2	0	0	0	0	1	2					
Inning Stats	R: 0 E: 0 K: 0 S: 8	H: 0 LOB: 0 BB: 0 P: 11	R: 0 E: 0 K: 1 S: 5	H: 0 LOB: 0 BB: 0 P: 6	R: 1 E: 0 K: 0 S: 13	H: 2 LOB: 1 BB: 0 P: 20	R: 5 E: 0 K: 0 S: 10	H: 4 LOB: 0 BB: 0 P: 21	R: 0 E: 0 K: 1 S: 10	H: 1 LOB: 2 BB: 1 P: 20	R: 0 E: 0 K: 1 S: 11	H: 1 LOB: 2 BB: 1 P: 22	R: 0 E: 0 K: 2 S: 16	H: 1 LOB: 2 BB: 1 P: 26	R: 0 E: 0 K: 2 S: 9	H: 1 LOB: 1 BB: 1 P: 11	1B: 8 2B: 2 3B: 0 HR: 1	SF: 0 SAC: 1 DP: 1 HBP: 0	WP: 0 PB: 0 SB: 1 CS: 1	PA: 42	
PITCHER	IP	WLS	BF	H	R	ER	SO	BB	IBB	HBP	BLK	WP	HR	S	P	ERA	WHIP				
Brett Tomko, R ERA: 5.8 Steve Kline, L ERA: 4.08 Cal Eldred, R ERA: 4.57 44 Jason Istringhausen, R ERA: 0.84 (1, 1) (6, 1) (7, 1) (9, 1)	6.0	L	27	8	6	6	2	3	0	0	0	0	1	54	90	9.00	1.833				

Los Angeles Dodgers @ St. Louis Cardinals
 Busch Stadium, St. Louis, MO
 Wed Jul 09 2003, 6:05 PM CDT
 Att: 32,325 - Cloudy - 93 F

livebaseballscorecards.com

AB	35
R	6
H	11
RBI	6
BB	5
SO	7
LOB	15



Batter	1	2	3	4	5	6	7	8	9	AB	R	H	RBI	BB	SO	LOB	BOTTOM					
Bo Hart, R OBP: 0.400, SLG: 0.517 (1, 4)	K		15 27 1B	F9				K		4	1	1	1	1	2	1						
15 Jim Edmonds, L OBP: 0.395, SLG: 0.669 (1, 8)			K				F9			4	0	1	0	1	1	1						
5 Albert Pujols, R OBP: 0.426, SLG: 0.680 (1, 7)	P5		K				F7			4	0	0	0	1	2	5						
27 Scott Rolen, R OBP: 0.386, SLG: 0.534 (1, 5)							F9			4	1	2	2	1	1	1						
Eduardo Perez, R OBP: 0.379, SLG: 0.450 (1, 9)	K		F8							5	1	1	0	0	1	4						
Edgar Renteria, R OBP: 0.384, SLG: 0.482 (1, 6)							F9	G5-3		3	1	1	0	1	0	1						
Tino Martinez, L OBP: 0.353, SLG: 0.466 (1, 3)	G3		K					P5		3	1	0	0	1	1	2						
Mike Matheny, R OBP: 0.336, SLG: 0.378 Kerry Robinson, L OBP: 0.220, SLG: 0.225 Chris Widger, R OBP: 0.231, SLG: 0.250 (1, 2) (8, PH) (9, 2)	F8			L7				L8		2	0	0	0	1	0	2						
Brett Tomko, R Orlando Palmiero, L Steve Kline, L Cal Eldred, R J.D. Drew, L 44 Jason Istringhausen, R (1, 1) (6, PH) (7, 1) (8, PH) (8, PH) (9, 1)	K						FC3-6	K		1	0	0	0	1	1	1						
Inning Stats	R: 0 E: 0 K: 2 S: 15	H: 1 LOB: 2 BB: 1 P: 25	R: 0 E: 0 K: 1 S: 10	H: 0 LOB: 1 BB: 1 P: 22	R: 1 E: 0 K: 2 S: 14	H: 1 LOB: 1 BB: 1 P: 28	R: 1 E: 0 K: 1 S: 12	H: 1 LOB: 1 BB: 1 P: 23	R: 0 E: 0 K: 0 S: 7	H: 0 LOB: 0 BB: 0 P: 9	R: 2 E: 0 K: 1 S: 16	H: 2 LOB: 3 BB: 3 P: 33	R: 1 E: 0 K: 0 S: 11	H: 1 LOB: 0 BB: 0 P: 14	R: 0 E: 0 K: 2 S: 9	H: 0 LOB: 0 BB: 0 P: 12	R: 0 E: 0 K: 1 S: 8	H: 0 LOB: 1 BB: 1 P: 16	1B: 4 2B: 1 3B: 0 HR: 1	SF: 0 SAC: 0 DP: 0 HBP: 0	WP: 1 PB: 0 SB: 2 CS: 0	PA: 41
PITCHER	IP	WLS	BF	H	R	ER	SO	BB	IBB	HBP	BLK	WP	HR	S	P	ERA	WHIP					
Kaz Ishii, L ERA: 2.94 Paul Shuey, R ERA: 1.46 Paul Quantrill, R ERA: 1.54 Tom Martin, L ERA: 4.44 Eric Gagne, R ERA: 2.03 (1, 1) (6, 1) (8, 1) (8, 1) (8, 1)	5.1	W	25	4	1	4	6	5	0	0	0	0	1	21	33	5.40	2.400					

Los Angeles Dodgers @ St. Louis Cardinals
 Busch Stadium, St. Louis, MO
 Wed Jul 09 2003, 6:05 PM CDT
 Att: 32,325 - Cloudy - 93 F

livebaseballscorecards.com

AB	33
R	5
H	6
RBI	4
BB	8
SO	10
LOB	20



Batter	1	2	3	4	5	6	7	8	9	AB	R	H	RBI	BB	SO	LOB	TOP			
Cesar Izturis, S OBP: 0.287, SLG: 0.290 (1, 6)										5	1	1	0	0	0	1	Los Angeles Dodgers @ St. Louis Cardinals Busch Stadium, St. Louis, MO Thu Jul 10 2003, 7:10 PM CDT Att: 35,610 - Cloudy - 87 F			
Alex Cora, L OBP: 0.274, SLG: 0.302 (1, 4)										5	1	1	0	0	0	1				
Shawn Green, L OBP: 0.315, SLG: 0.432 (1, 9)										5	4	4	1	0	0	0				
Paul Lo Duca, R OBP: 0.380, SLG: 0.451 (1, 3)										4	1	3	2	1	0	1				
Chad Hermansen, R OBP: 0.300, SLG: 0.278 (1, 7)										3	1	1	1	1	0	2				
Wilkin Ruan, R OBP: 0.160, SLG: 0.280 (7, 8)										1	0	0	0	0	0	1				
Jolbert Cabrera, R OBP: 0.321, SLG: 0.429 (1, 8)										5	1	2	3	0	1	3				
Adrián Beltré, R OBP: 0.279, SLG: 0.341 (1, 5)											5	0	2	2	0	1		2		
David Ross, R OBP: 0.367, SLG: 0.636 (1, 2)											4	0	1	0	0	1		2		
Odalis Perez, L OBP: 0.032, SLG: 0.032 (1, 1)										2	0	0	0	0	0	2				
Larry Barnes, L OBP: 0.119, SLG: 0.118 (6, PH)										1	0	0	0	0	0	0				
Guillermo Mota, R OBP: 0.200, SLG: 0.200 (6, 1)										1	0	0	0	0	0	0				
Tom Martin, L (8, 1)										0	0	0	0	0	0	0				
Paul Quantrill, L (8, 1)										0	0	0	0	0	0	0				
Inning Stats	R: 5 E: 0 K: 1 S: 17	H: 5 LOB: 1 BB: 1 P: 29	R: 1 E: 1 K: 1 S: 11	H: 2 LOB: 2 BB: 1 P: 21	R: 0 E: 0 K: 0 S: 11	H: 1 LOB: 1 BB: 0 P: 17	R: 0 E: 0 K: 0 S: 9	H: 1 LOB: 1 BB: 0 P: 14	R: 0 E: 0 K: 0 S: 8	H: 0 LOB: 0 BB: 0 P: 11	R: 1 E: 0 K: 0 S: 18	H: 2 LOB: 1 BB: 0 P: 23	R: 0 E: 0 K: 0 S: 11	H: 0 LOB: 0 BB: 0 P: 13	R: 2 E: 0 K: 1 S: 13	H: 3 LOB: 1 BB: 0 P: 15	1B: 11 2B: 4 3B: 0 HR: 0	SF: 0 SAC: 0 DP: 1 HBP: 0	WP: 1 PB: 0 SB: 1 CS: 0	PA: 43
PITCHER	IP WLS BF H R ER SO BB IBB HBP BLK WP HR S P ERA WHIP																			
Matt Morris, R ERA: 4.19	(1, 1) 5.0 L 26 10 6 5 2 2 2 0 0 0 0 1 0 56 93 9.00 2.400																			
28 Lance Painter, L ERA: 5.4	(6, 1) 1.0 3 0 0 0 0 0 0 0 0 0 0 0 7 11 0.00 0.000																			
Esteban Yan, R ERA: 6.65	(7, 1) 2.0 8 2 1 1 0 0 0 0 0 0 0 0 29 36 4.50 1.000																			
Jeff Fassero, L ERA: 7.49	(9, 1) 1.0 6 3 2 2 1 0 0 0 0 0 0 0 13 15 18.00 3.000																			

Los Angeles Dodgers @ St. Louis Cardinals
 Busch Stadium, St. Louis, MO
 Thu Jul 10 2003, 7:10 PM CDT
 Att: 35,610 - Cloudy - 87 F

AB 41
R 9
H 15
RBI 9
BB 2
SO 3
LOB 15



Batter	1	2	3	4	5	6	7	8	9	AB	R	H	RBI	BB	SO	LOB	BOTTOM			
Bo Hart, R OBP: 0.410, SLG: 0.521 (1, 4)										5	0	3	0	0	0	1	Los Angeles Dodgers @ St. Louis Cardinals Busch Stadium, St. Louis, MO Thu Jul 10 2003, 7:10 PM CDT Att: 35,610 - Cloudy - 87 F			
15 Jim Edmonds, L OBP: 0.393, SLG: 0.664 (1, 8)										5	1	1	0	0	0	4				
5 Albert Pujols, R OBP: 0.428, SLG: 0.684 (1, 7)										4	2	2	1	1	0	1				
27 Scott Rolen, R OBP: 0.389, SLG: 0.552 (1, 5)											5	1	3	3	0	1		1		
Eduardo Perez, R OBP: 0.374, SLG: 0.442 (1, 9)											5	0	1	0	0	0		2		
Edgar Renteria, R OBP: 0.394, SLG: 0.481 (1, 6)											5	0	2	0	0	0		3		
Tino Martinez, L OBP: 0.352, SLG: 0.463 (1, 3)											4	0	1	0	0	0		3		
Mike Matheny, R OBP: 0.335, SLG: 0.377 (1, 2)											3	0	1	0	0	1		2		
Otlando Palmeiro, L OBP: 0.361, SLG: 0.349 (8, PH)										1	0	0	0	0	0	1				
Chris Widger, R OBP: 0.231, SLG: 0.250 (9, 2)											0	0	0	0	0	0				
Matt Morris, R ERA: 4.19	(1, 1) 5.0 W 25 8 4 4 0 1 1 0 0 0 0 0 0 55 93 9.00 2.400																			
28 Lance Painter, L ERA: 5.4	(6, 1) 2.0 H 9 4 0 0 1 0 0 0 0 0 0 0 19 29 0.00 2.000																			
Guillermo Mota, R ERA: 1.65	(8, 1) 0.2 H 2 0 0 0 0 0 0 0 0 0 0 0 6 8 0.00 0.000																			
Tom Martin, L ERA: 4.33	(8, 1) 1.1 S 6 2 0 0 1 0 0 0 0 0 0 0 14 23 0.00 1.500																			
Paul Quantrill, R ERA: 1.49	(8, 1) 1.1 S 6 2 0 0 1 0 0 0 0 0 0 0 14 23 0.00 1.500																			
Inning Stats	R: 3 E: 1 K: 0 S: 17	H: 4 LOB: 2 BB: 0 P: 29	R: 0 E: 0 K: 0 S: 7	H: 1 LOB: 0 BB: 0 P: 12	R: 0 E: 0 K: 0 S: 7	H: 0 LOB: 0 BB: 0 P: 13	R: 0 E: 0 K: 0 S: 10	H: 1 LOB: 1 BB: 0 P: 14	R: 1 E: 0 K: 0 S: 14	H: 2 LOB: 2 BB: 1 P: 25	R: 0 E: 0 K: 1 S: 9	H: 1 LOB: 1 BB: 0 P: 13	R: 0 E: 0 K: 0 S: 12	H: 2 LOB: 2 BB: 0 P: 17	R: 0 E: 0 K: 1 S: 10	H: 1 LOB: 1 BB: 0 P: 16	1B: 8 2B: 5 3B: 0 HR: 1	SF: 0 SAC: 1 DP: 1 HBP: 0	WP: 0 PB: 0 SB: 3 CS: 0	PA: 42
PITCHER	IP WLS BF H R ER SO BB IBB HBP BLK WP HR S P ERA WHIP																			
Odalis Perez, L ERA: 4.25	(1, 1) 5.0 W 25 8 4 4 0 1 1 0 0 0 0 0 0 55 93 9.00 2.400																			
Guillermo Mota, R ERA: 1.65	(6, 1) 2.0 H 9 4 0 0 1 0 0 0 0 0 0 0 19 29 0.00 2.000																			
Tom Martin, L ERA: 4.33	(8, 1) 0.2 H 2 0 0 0 0 0 0 0 0 0 0 0 6 8 0.00 0.000																			
Paul Quantrill, R ERA: 1.49	(8, 1) 1.1 S 6 2 0 0 1 0 0 0 0 0 0 0 14 23 0.00 1.500																			

Los Angeles Dodgers @ St. Louis Cardinals
 Busch Stadium, St. Louis, MO
 Thu Jul 10 2003, 7:10 PM CDT
 Att: 35,610 - Cloudy - 87 F

AB 40
R 4
H 14
RBI 4
BB 1
SO 2
LOB 19



Batter	1	2	3	4	5	6	7	8	9	AB	R	H	RBI	BB	SO	LOB	TOP					
Cesar Izturis, S OBP: 0.292, SLG: 0.295	2-1 L9 FC3-6 1B		0-1 G3		3-2 E G4-3 G3 1B	1-0 WP 1B	0-1 F9			5	2	3	0	0	0	2						
Alex Cora, L OBP: 0.276, SLG: 0.304	2-2 FC3-6 1B		2-1 F8		1-0 G4-3	1-0 WP 1B		0-0 F7		5	0	2	0	0	0	1						
Shawn Green, L OBP: 0.314, SLG: 0.429	0-0 L9		3-2 FC6-4 1B		0-0 E4 G3 2B	2-3 K		1-3 K		5	1	1	0	0	2	6						
Paul Lo Duca, R OBP: 0.377, SLG: 0.445	1-1 FC3-6 1-2 3-H		0-0 FC6-4 1-2		4-1 G3 2B	2-2 G4-3		3-2 G6-3		4	1	0	1	1	0	4						
Daryle Ward, L OBP: 0.207, SLG: 0.189 Mike Kinkade, R OBP: 0.350, SLG: 0.413	3-2 G5-3				0-1 F8	3-0 G3		0-0 L9		4	0	0	1	0	0	3						
Adrian Beltré, R OBP: 0.284, SLG: 0.352		0-0 P4			0-1 1B	0-2 2B		2-1 WP E 2B		5	1	3	2	0	0	0						
David Ross, R OBP: 0.338, SLG: 0.583		0-2 F9			1-3 K	1-3 K		3-2 G5-3		5	0	0	0	0	2	3						
Wilkin Ruan, R OBP: 0.207, SLG: 0.310		1-0 1B			0-0 1B	1-2 1B		0-0 G5-3		4	0	2	0	0	0	0						
Hideo Nomo, R OBP: 0.182, SLG: 0.122 Larry Barnes, L OBP: 0.167, SLG: 0.167 Paul Shuey, R Tom Martin, L Paul Quantrill, L	1-2 G1-3		1-0 G3-1		1-0 G3-1	1-2 1B		1-0 1B		3	1	1	0	0	0	3						
Inning Stats	R: 1 E: 0 K: 0 S: 11	H: 2 LOB: 1 BB: 0 P: 19	R: 0 E: 0 K: 0 S: 9	H: 1 LOB: 1 BB: 0 P: 11	R: 0 E: 0 K: 0 S: 9	H: 1 LOB: 1 BB: 0 P: 14	R: 0 E: 0 K: 1 S: 10	H: 2 LOB: 2 BB: 0 P: 12	R: 3 E: 1 K: 1 S: 13	H: 2 LOB: 1 BB: 1 P: 25	R: 1 E: 0 K: 0 S: 12	H: 3 LOB: 2 BB: 0 P: 19	R: 1 E: 0 K: 0 S: 11	H: 2 LOB: 0 BB: 0 P: 17	R: 0 E: 0 K: 0 S: 8	H: 0 LOB: 0 BB: 0 P: 12	R: 0 E: 0 K: 0 S: 8	H: 0 LOB: 0 BB: 0 P: 13	1B: 11 2B: 2 3B: 0 HR: 0	SF: 0 SAC: 0 DP: 0 HBP: 0	WP: 2 PA: 43 PB: 0 SB: 0 CS: 0	
PITCHER	IP WLS BF H R ER SO BB IBB HBP BLK WP HR S P ERA WHIP	IP WLS BF H R ER SO BB IBB HBP BLK WP HR S P ERA WHIP	IP WLS BF H R ER SO BB IBB HBP BLK WP HR S P ERA WHIP	IP WLS BF H R ER SO BB IBB HBP BLK WP HR S P ERA WHIP	IP WLS BF H R ER SO BB IBB HBP BLK WP HR S P ERA WHIP	IP WLS BF H R ER SO BB IBB HBP BLK WP HR S P ERA WHIP	IP WLS BF H R ER SO BB IBB HBP BLK WP HR S P ERA WHIP	IP WLS BF H R ER SO BB IBB HBP BLK WP HR S P ERA WHIP	IP WLS BF H R ER SO BB IBB HBP BLK WP HR S P ERA WHIP	IP WLS BF H R ER SO BB IBB HBP BLK WP HR S P ERA WHIP	IP WLS BF H R ER SO BB IBB HBP BLK WP HR S P ERA WHIP	IP WLS BF H R ER SO BB IBB HBP BLK WP HR S P ERA WHIP	IP WLS BF H R ER SO BB IBB HBP BLK WP HR S P ERA WHIP	IP WLS BF H R ER SO BB IBB HBP BLK WP HR S P ERA WHIP	IP WLS BF H R ER SO BB IBB HBP BLK WP HR S P ERA WHIP	IP WLS BF H R ER SO BB IBB HBP BLK WP HR S P ERA WHIP	IP WLS BF H R ER SO BB IBB HBP BLK WP HR S P ERA WHIP	IP WLS BF H R ER SO BB IBB HBP BLK WP HR S P ERA WHIP	IP WLS BF H R ER SO BB IBB HBP BLK WP HR S P ERA WHIP	IP WLS BF H R ER SO BB IBB HBP BLK WP HR S P ERA WHIP	IP WLS BF H R ER SO BB IBB HBP BLK WP HR S P ERA WHIP	IP WLS BF H R ER SO BB IBB HBP BLK WP HR S P ERA WHIP

Los Angeles Dodgers @ Colorado Rockies
Coors Field, Denver, CO
Fri Jul 11 2003, 7:05 PM MDT
Att: 34,150 - Cloudy - 86 F

AB	42
R	6
H	13
RBI	4
BB	1
SO	4
LOB	22



Batter	1	2	3	4	5	6	7	8	9	AB	R	H	RBI	BB	SO	LOB	BOTTOM					
Ronnie Belliard, R OBP: 0.377, SLG: 0.394	4-2 17 G4-3 2B BB	1-2 G6-4-3			0-2 P2		1-0 G4-3			3	1	0	0	1	0	2						
Chris Stynes, R OBP: 0.377, SLG: 0.465	1-2 17 G4-3 2B 1B	2-2 G5-3			2-3 K		2-2 G1-3			4	1	1	0	0	1	1						
17 Todd Helton, L OBP: 0.440, SLG: 0.620	0-0 G4-3		1-1 HR		1-2 HR			4-0 G3 1B BB		3	3	2	2	1	0	2						
Preston Wilson, R OBP: 0.365, SLG: 0.577	1-3 K		0-0 G4-3		1-3 K			1-2 BB G3 1B		4	0	1	0	0	2	2						
Larry Walker, L OBP: 0.426, SLG: 0.495	4-0 2B BB		2-2 F7		2-0 G3-1			0-1 G3		3	1	0	0	1	0	2						
Jay Payton, R OBP: 0.354, SLG: 0.477	3-2 1B 2B		0-0 P5		0-1 P3			4-0 BB IBB		3	0	1	3	1	0	0						
Charles Johnson, R OBP: 0.309, SLG: 0.425 Greg Norton, S OBP: 0.321, SLG: 0.400 Bobby Estelella, R OBP: 0.309, SLG: 0.415	1-3 K		0-3 K		4-2 CS BB			4-2 BB G6-4-3 BB		2	0	0	0	1	2	1						
Juan Uribe, R OBP: 0.303, SLG: 0.400		1-1 S G6-4-3 2B		1-0 F9		3-2 CS		0-0 K G6-4-3		4	1	1	0	0	1	3						
Denny Stark, R Javier López, L Jose Jimenez, R Mark Sweeney, L 40 Brian Fuentes, L Justin Speier, R	4-2 G6-4-3 2B		4-2 G5-3		1-0 G5-3		1-0 G4-3 2B			1	0	0	0	1	0	0						
Inning Stats	R: 3 E: 0 K: 2 S: 16	H: 2 LOB: 1 BB: 2 P: 30	R: 1 E: 0 K: 0 S: 11	H: 1 LOB: 0 BB: 1 P: 19	R: 1 E: 0 K: 0 S: 9	H: 1 LOB: 0 BB: 0 P: 12	R: 0 E: 0 K: 1 S: 5	H: 0 LOB: 0 BB: 0 P: 7	R: 1 E: 0 K: 2 S: 13	H: 1 LOB: 0 BB: 0 P: 17	R: 0 E: 0 K: 0 S: 7	H: 0 LOB: 0 BB: 1 P: 16	R: 0 E: 0 K: 1 S: 11	H: 1 LOB: 1 BB: 0 P: 18	R: 1 E: 0 K: 0 S: 13	H: 1 LOB: 2 BB: 3 P: 26	1B: 2 2B: 3 3B: 0 HR: 2	SF: 0 SAC: 0 DP: 2 HBP: 0	WP: 0 PA: 36 PB: 0 SB: 1 CS: 1			
PITCHER	IP WLS BF H R ER SO BB IBB HBP BLK WP HR S P ERA WHIP	IP WLS BF H R ER SO BB IBB HBP BLK WP HR S P ERA WHIP	IP WLS BF H R ER SO BB IBB HBP BLK WP HR S P ERA WHIP	IP WLS BF H R ER SO BB IBB HBP BLK WP HR S P ERA WHIP	IP WLS BF H R ER SO BB IBB HBP BLK WP HR S P ERA WHIP	IP WLS BF H R ER SO BB IBB HBP BLK WP HR S P ERA WHIP	IP WLS BF H R ER SO BB IBB HBP BLK WP HR S P ERA WHIP	IP WLS BF H R ER SO BB IBB HBP BLK WP HR S P ERA WHIP	IP WLS BF H R ER SO BB IBB HBP BLK WP HR S P ERA WHIP	IP WLS BF H R ER SO BB IBB HBP BLK WP HR S P ERA WHIP	IP WLS BF H R ER SO BB IBB HBP BLK WP HR S P ERA WHIP	IP WLS BF H R ER SO BB IBB HBP BLK WP HR S P ERA WHIP	IP WLS BF H R ER SO BB IBB HBP BLK WP HR S P ERA WHIP	IP WLS BF H R ER SO BB IBB HBP BLK WP HR S P ERA WHIP	IP WLS BF H R ER SO BB IBB HBP BLK WP HR S P ERA WHIP	IP WLS BF H R ER SO BB IBB HBP BLK WP HR S P ERA WHIP	IP WLS BF H R ER SO BB IBB HBP BLK WP HR S P ERA WHIP	IP WLS BF H R ER SO BB IBB HBP BLK WP HR S P ERA WHIP	IP WLS BF H R ER SO BB IBB HBP BLK WP HR S P ERA WHIP	IP WLS BF H R ER SO BB IBB HBP BLK WP HR S P ERA WHIP	IP WLS BF H R ER SO BB IBB HBP BLK WP HR S P ERA WHIP	IP WLS BF H R ER SO BB IBB HBP BLK WP HR S P ERA WHIP

Los Angeles Dodgers @ Colorado Rockies
Coors Field, Denver, CO
Fri Jul 11 2003, 7:05 PM MDT
Att: 34,150 - Cloudy - 86 F

AB	28
R	7
H	7
RBI	6
BB	7
SO	6
LOB	13



Batter	1	2	3	4	5	6	7	8	9	AB	R	H	RBI	BB	SO	LOB	TOP											
Cesar Izturis, S OBP: 0.288, SLG: 0.291	1-2 P6		0-1 P6			1-1 G1-3		2-3 K		4	0	0	0	0	1	0	Los Angeles Dodgers @ Colorado Rockies Coors Field, Denver, CO Sat Jul 12 2003, 6:05 PM MDT Att: 41,696 - Sunny - 92 F											
Alex Cora, L OBP: 0.276, SLG: 0.313	3-2 G1-3			2-1 G4-3		3-2 HR		1-2 P6		4	1	1	1	0	0	0												
Shawn Green, L OBP: 0.316, SLG: 0.428	1-1 G3			2-2 G5-3		0-0 1B		4-2 1B BB		3	0	1	0	1	0	0												
Paul Lo Duca, R OBP: 0.376, SLG: 0.443		0-0 G5-3		2-0 F8		1-3 K		0-0 1B		4	0	1	0	0	1	1												
Chad Hermansen, R OBP: 0.250, SLG: 0.227	3-2 G4-3				2-3 K	1-1 2-5	1-3 K	0-1 G4-3		4	0	0	0	0	2	2												
Jolbert Cabrera, R OBP: 0.330, SLG: 0.470	3-2 E5				1-2 1B HBP		0-0 HR		3-2 HR	3	2	2	2	0	0	0												
Adrian Beltré, R OBP: 0.286, SLG: 0.358	1-1 F9				1-2 1B		2-2 F8 2B		0-1 F8	4	0	2	0	0	0	1												
David Ross, R OBP: 0.319, SLG: 0.547			1-1 P6		0-0 F3		2-2 F8		2-3 K	4	0	0	0	0	1	3												
Andy Ashby, R Guillermo Mota, R Larry Santos, L Paul Quantrill, L Tom Martin, L Paul Shuey, R Mike Kinkade, R			1-3 K		1-3 K		3-3 K		2-2 F8	2	0	0	0	0	2	2												
Inning Stats	R: 0 E: 0 K: 0 S: 9	H: 0 LOB: 1 BB: 0 P: 14	R: 0 E: 1 K: 0 S: 11	H: 0 LOB: 1 BB: 0 P: 18	R: 0 E: 0 K: 1 S: 7	H: 0 LOB: 0 BB: 0 P: 9	R: 0 E: 0 K: 0 S: 6	H: 0 LOB: 0 BB: 0 P: 12	R: 0 E: 0 K: 2 S: 12	H: 1 LOB: 2 BB: 0 P: 17	R: 1 E: 0 K: 1 S: 11	H: 2 LOB: 1 BB: 0 P: 17	R: 1 E: 0 K: 2 S: 17	H: 2 LOB: 1 BB: 0 P: 25	R: 0 E: 0 K: 1 S: 13	H: 1 LOB: 2 BB: 1 P: 20		R: 1 E: 0 K: 1 S: 13	H: 1 LOB: 0 BB: 0 P: 20	1B: 3 2B: 1 3B: 0 HR: 3	SF: 0 SAC: 0 DP: 0 HBP: 1	WP: 0 PB: 0 SB: 1 CS: 0	PA: 36					
PITCHER	IP	WLS	BF	H	R	ER	SO	BB	IBB	HBP	BLK	WP	HR	S	P	ERA	WHIP											
Jason Jennings, R ERA: 4.56	(1, 1)	6.1	W	26	5	2	2	5	0	0	1	0	0	2	64	98	2.84	0.789										
Steve Reed, R ERA: 3.63	(7, 1)	0.2	H	2	0	0	0	1	0	0	0	0	0	9	14	0.00	0.000											
40 Brian Fuentes, L ERA: 3.02	(8, 1)	0.2	H	3	0	0	0	1	0	0	0	0	0	10	17	0.00	1.500											
Justin Speier, R ERA: 3.19	(8, 1)	1.1	S	6	2	1	1	1	0	0	0	0	1	16	23	6.75	1.500											

AB	34
R	3
H	7
RBI	3
BB	1
SO	8
LOB	10



Batter	1	2	3	4	5	6	7	8	9	AB	R	H	RBI	BB	SO	LOB	BOTTOM												
Ronnie Belliard, R OBP: 0.378, SLG: 0.408	1-1 3B		3-2 F9		1 SAFE 1-H 17 1B 2B		0-3 K			4	1	2	1	0	1	1	Los Angeles Dodgers @ Colorado Rockies Coors Field, Denver, CO Sat Jul 12 2003, 6:05 PM MDT Att: 41,696 - Sunny - 92 F												
Mark Bellhorn, S OBP: 0.352, SLG: 0.321	2-1 2B		3-2 K		3-3 K			3-3 K		4	1	1	0	0	3	1													
17 Todd Helton, L OBP: 0.441, SLG: 0.627	1-3 K		0-0 HR		1-2 CS 1B			0-3 K		4	1	2	2	0	2	1													
Preston Wilson, R OBP: 0.367, SLG: 0.586	2-2 1-H 2B		1-1 F8		0-1 CS 1-2	2-3 K		0-0 HR		4	1	2	2	0	1	0													
Larry Walker, L OBP: 0.424, SLG: 0.491	2-1 G4-3			1-0 G6-4-3 1B		1-2 F8		0-0 G3-1		4	0	1	0	0	0	1													
Jay Payton, R OBP: 0.353, SLG: 0.476		0-2 1B		0-0 G6-4-3 1-2		3-3 K				3	0	1	0	0	1	1													
Bobby Estalella, R OBP: 0.302, SLG: 0.404		3-3 K		2-3 K			2-3 K			3	0	0	0	0	3	1													
Juan Uribe, R OBP: 0.304, SLG: 0.395		3-2 F8			4-1 2B BB		0-2 K			2	1	0	0	1	1	1													
Jason Jennings, L OBP: 0.324, SLG: 0.313	(1, 1)	5.0	L	21	8	4	4	6	1	0	0	0	0	0	0	0		Los Angeles Dodgers @ Colorado Rockies Coors Field, Denver, CO Sat Jul 12 2003, 6:05 PM MDT Att: 41,696 - Sunny - 92 F											
Steve Reed, R ERA: 1.62	(7, 1)	1.0		3	0	0	0	2	0	0	0	0	0	0	0	0													
Mark Sweeney, L OBP: 0.308, SLG: 0.400	(7, PH)	0.2		2	0	0	0	2	0	0	0	0	0	0	0	0													
40 Brian Fuentes, L	(8, 1)	0.1		2	1	1	1	0	0	0	0	0	0	0	0	0													
Justin Speier, R ERA: 1.88	(8, 1)	0.1		2	1	1	1	0	0	0	0	0	0	0	0	0													
Inning Stats	R: 1 E: 0 K: 1 S: 15	H: 3 LOB: 1 BB: 0 P: 23	R: 0 E: 0 K: 1 S: 13	H: 1 LOB: 0 BB: 0 P: 19	R: 1 E: 0 K: 1 S: 10	H: 1 LOB: 0 BB: 0 P: 17	R: 0 E: 0 K: 1 S: 5	H: 1 LOB: 0 BB: 0 P: 8	R: 2 E: 0 K: 2 S: 14	H: 2 LOB: 1 BB: 1 P: 24	R: 0 E: 0 K: 2 S: 11	H: 0 LOB: 0 BB: 0 P: 17	R: 0 E: 0 K: 3 S: 14	H: 1 LOB: 0 BB: 0 P: 16	R: 1 E: 0 K: 2 S: 9	H: 1 LOB: 0 BB: 0 P: 12	1B: 5 2B: 2 3B: 1 HR: 2		SF: 0 SAC: 0 DP: 1 HBP: 0	WP: 1 PB: 0 SB: 2 CS: 1	PA: 33								
PITCHER	IP	WLS	BF	H	R	ER	SO	BB	IBB	HBP	BLK	WP	HR	S	P	ERA	WHIP												
Andy Ashby, R ERA: 5.57	(1, 1)	5.0	L	21	8	4	4	6	1	0	0	0	0	0	0	0	7.20		1.800										
Guillermo Mota, R ERA: 1.43	(6, 1)	1.0		3	0	0	0	2	0	0	0	0	0	11	17	0.00	0.000												
Paul Quantrill, R ERA: 1.43	(7, 1)	1.0		4	1	0	0	3	0	0	0	0	0	14	16	0.00	1.000												
Tom Martin, L ERA: 4.18	(8, 1)	0.2		2	0	0	0	2	0	0	0	0	0	7	10	0.00	0.000												
Paul Shuey, R ERA: 1.88	(8, 1)	0.1		2	1	1	1	0	0	0	0	0	1	2	2	27.00	3.000												


AB	31
R	5
H	10
RBI	5
BB	1
SO	13
LOB	9



Batter	1	2	3	4	5	6	7	8	9	AB	R	H	RBI	BB	SO	LOB	TOP					
Cesar Izturis, S OBP: 0.290, SLG: 0.302 (1, 6)										5	2	2	1	0	1	3						
Alex Cora, L OBP: 0.281, SLG: 0.319 (1, 4)										4	1	2	1	0	0	1						
Shawn Green, L OBP: 0.317, SLG: 0.429 (1, 9)										4	1	1	2	0	0	1						
Paul Lo Duca, R OBP: 0.374, SLG: 0.438 (8, 3)										4	1	0	0	1	0	2						
Mike Kinkade, R OBP: 0.352, SLG: 0.408 (8, 1)										3	1	1	0	1	1	0						
Chin-Feng Chen, R Eric Gagne, R (9, PH)										0	0	0	0	0	0	0						
Jolbert Cabrera, R OBP: 0.333, SLG: 0.473 (8, 7)										3	0	1	3	1	0	1						
Adrián Beltré, R OBP: 0.286, SLG: 0.356 (1, 5)										4	0	1	0	0	0	2						
David Ross, R OBP: 0.315, SLG: 0.544 (1, 2)										4	1	1	0	0	2	2						
Wilson Alvarez, L OBP: 0.143, SLG: 0.143 (6, 1)										2	0	1	0	0	0	2						
Guillermo Mota, R OBP: 0.333, SLG: 0.833 (7, 1)										1	1	1	1	0	0	0						
Tom Martin, L Wilkin Ruan, R OBP: 0.233, SLG: 0.333 (8, 8)										1	1	1	0	0	0	0						
Inning Stats	R: 5 E: 0 K: 1 S: 18	H: 5 LOB: 2 BB: 2 P: 32	R: 0 E: 0 K: 0 S: 8	H: 1 LOB: 0 BB: 0 P: 13	R: 0 E: 0 K: 1 S: 8	H: 0 LOB: 1 BB: 1 P: 16	R: 0 E: 0 K: 1 S: 8	H: 1 LOB: 1 BB: 0 P: 12	R: 0 E: 0 K: 0 S: 7	H: 0 LOB: 0 BB: 0 P: 11	R: 0 E: 0 K: 0 S: 5	H: 0 LOB: 0 BB: 0 P: 9	R: 1 E: 0 K: 1 S: 9	H: 1 LOB: 0 BB: 0 P: 15	R: 0 E: 0 K: 0 S: 8	H: 1 LOB: 1 BB: 0 P: 13	R: 3 E: 0 K: 0 S: 11	H: 3 LOB: 1 BB: 0 P: 20	1B: 5 2B: 5 3B: 1 HR: 1	SF: 0 SAC: 0 DP: 2 HBP: 2	WP: 0 PB: 0 SB: 0 CS: 1	PA: 42
PITCHER	IP WLS BF H R ER SO BB IBB HBP BLK WP HR S P ERA WHIP	IP WLS BF H R ER SO BB IBB HBP BLK WP HR S P ERA WHIP																				
Denny Neagle, L ERA: 6.89 (1, 1)	4.0 L 20 7 5 5 3 3 0 0 0 0 0 0 0 42 73 11.25 2.500																					
Joe Roa, R ERA: 5.54 (5, 1)	2.1 8 1 1 1 1 0 0 0 0 0 0 1 16 27 3.86 0.429																					
Javier López, L ERA: 5.35 (7, 1)	0.2 2 0 0 0 0 0 0 0 0 0 0 0 5 8 0.00 0.000																					
28 Aaron Cook, R ERA: 6.14 (8, 1)	1.0 6 3 2 2 0 0 0 0 0 0 0 0 11 18 18.00 3.000																					
40 Brian Fuentes, L ERA: 3.22 (9, 1)	0.0 3 1 0 0 0 0 0 0 2 0 0 0 3 6 ∞ ∞																					
PITCHER	IP WLS BF H R ER SO BB IBB HBP BLK WP HR S P ERA WHIP	IP WLS BF H R ER SO BB IBB HBP BLK WP HR S P ERA WHIP																				
Jose Jimenez, R ERA: 6.7 (9, 1)	1.0 2 0 1 1 0 0 0 0 0 0 0 0 16 27 9.00 0.000																					

Los Angeles Dodgers @ Colorado Rockies
Coors Field, Denver, CO
Sun Jul 13 2003, 1:05 PM MDT
Att: 32,483 - Cloudy - 97 F


AB	36
R	9
H	12
RBI	8
BB	3
SO	4
LOB	15

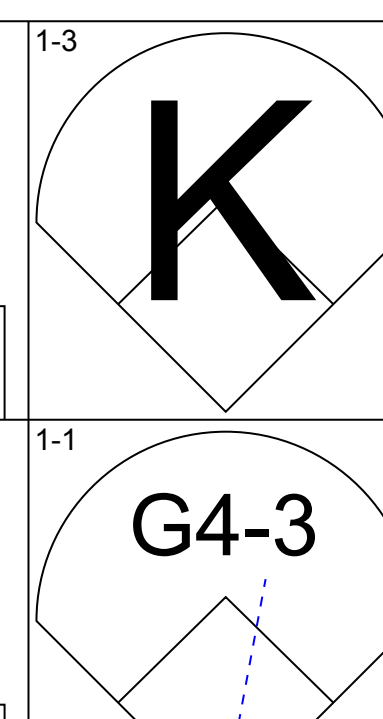
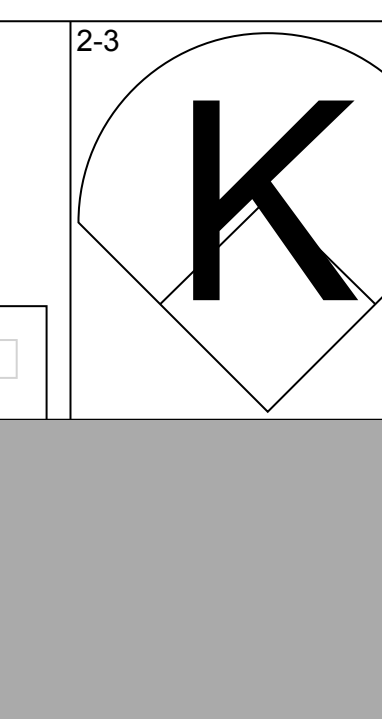
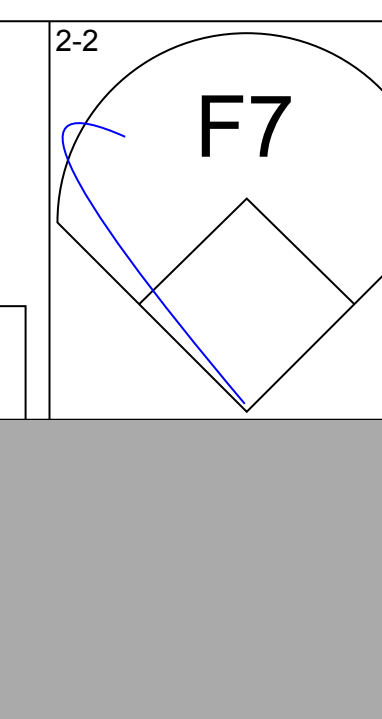
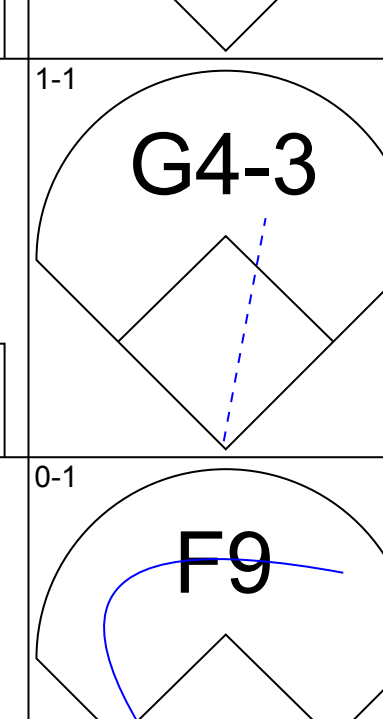
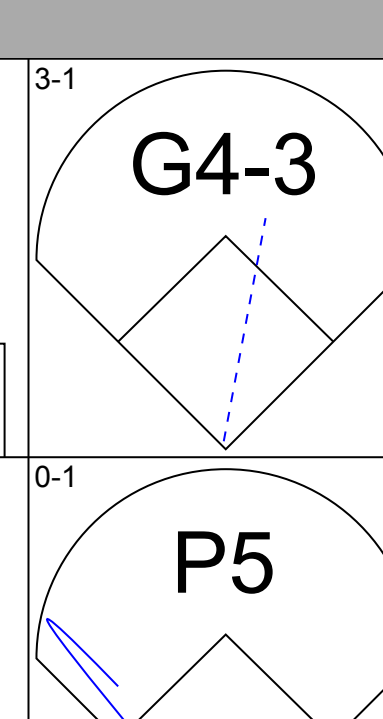
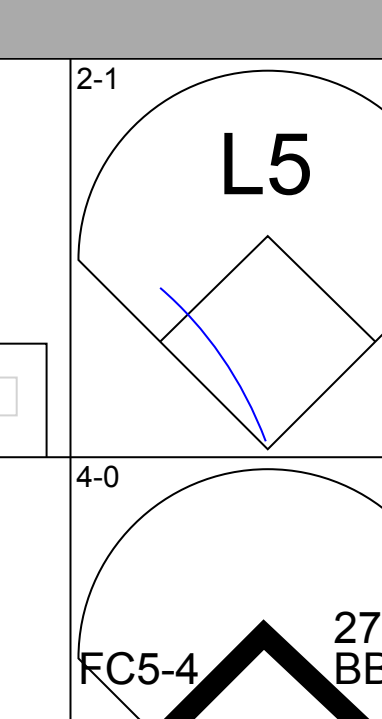
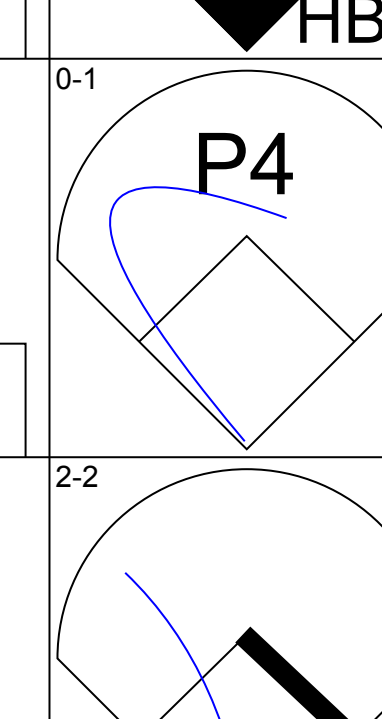
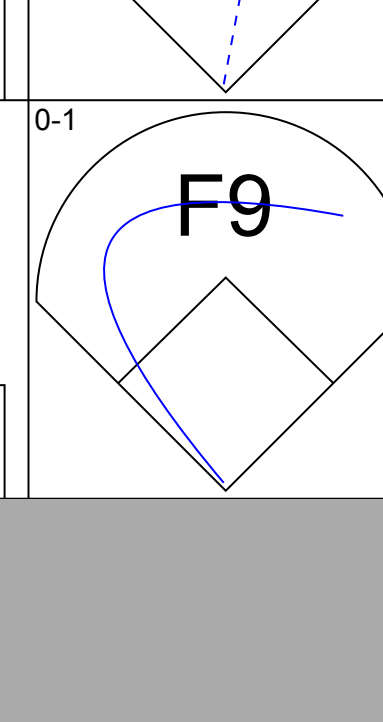
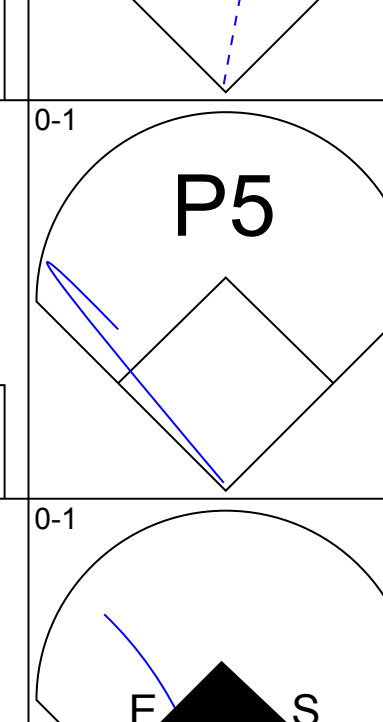
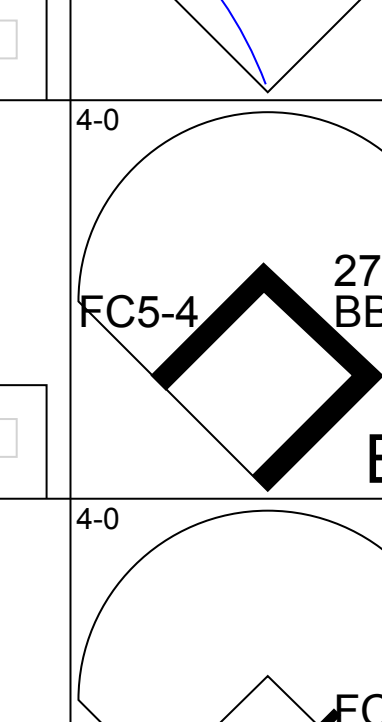
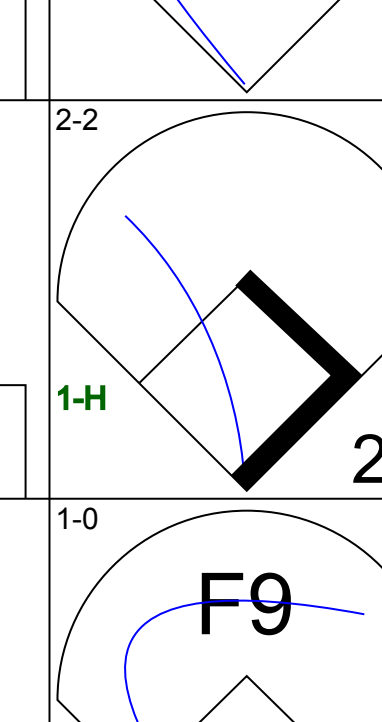
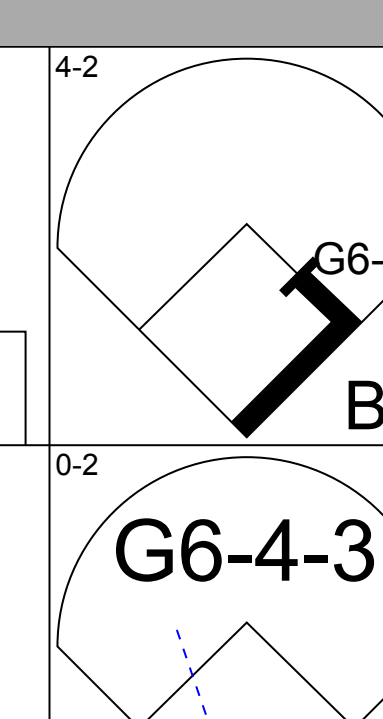
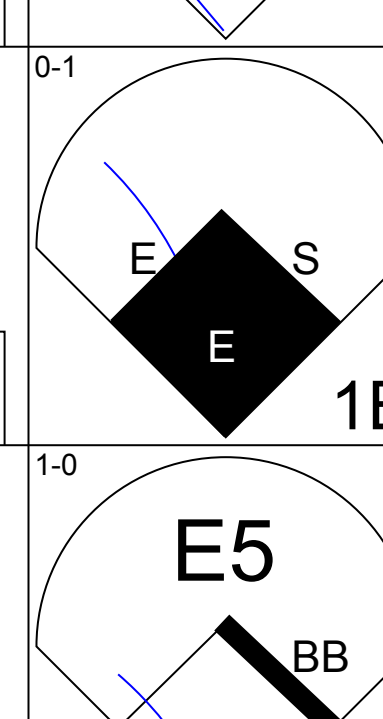
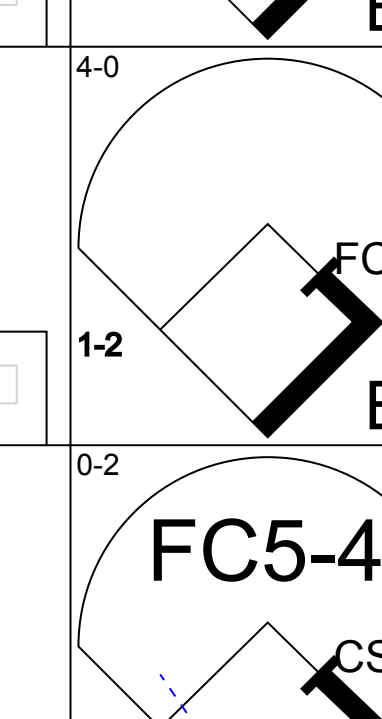
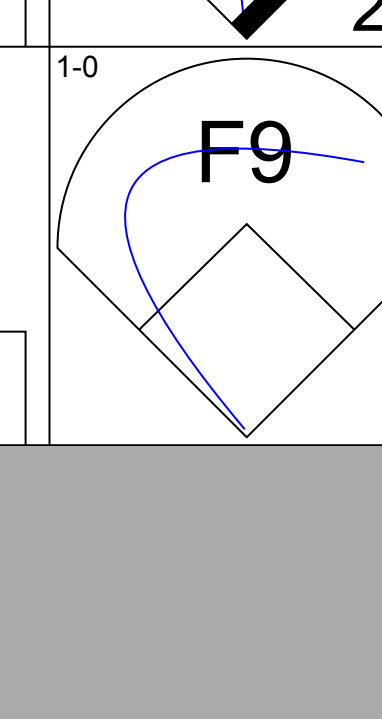
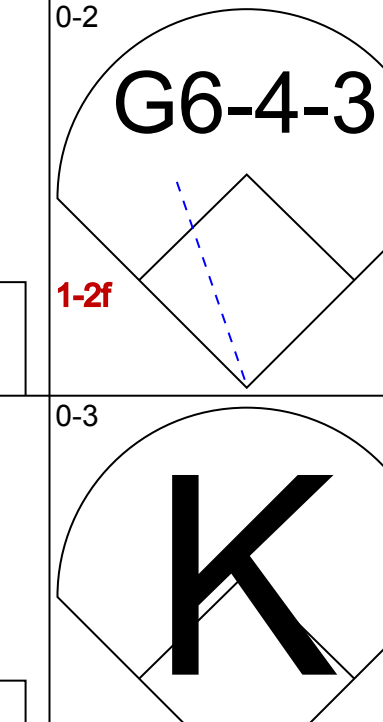
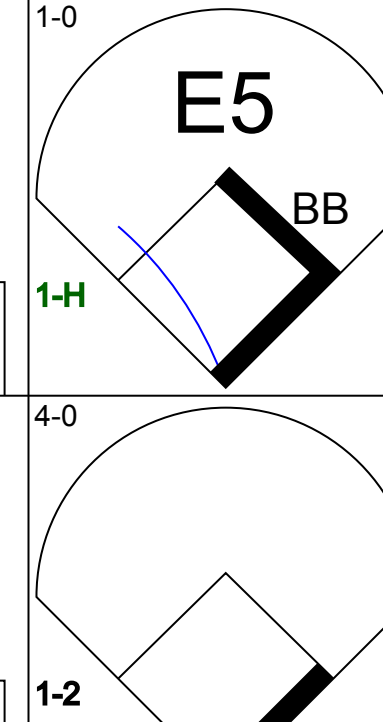
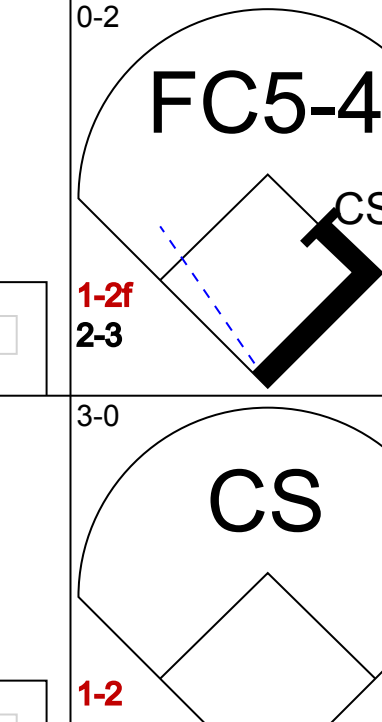

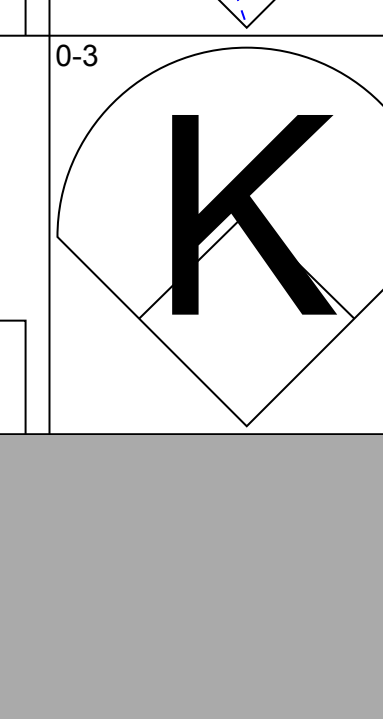
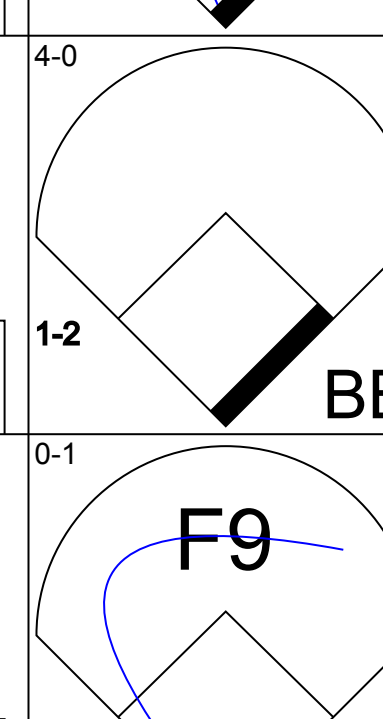
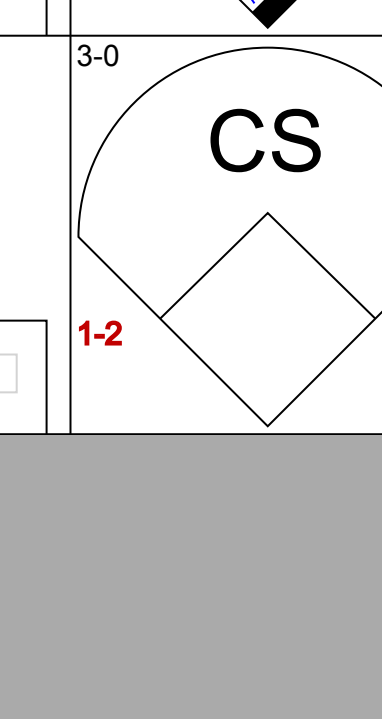

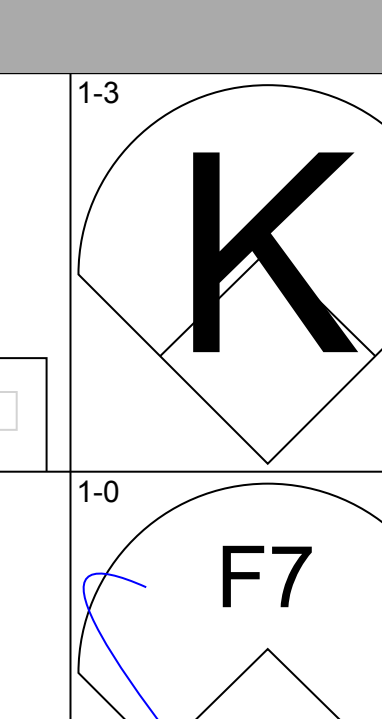
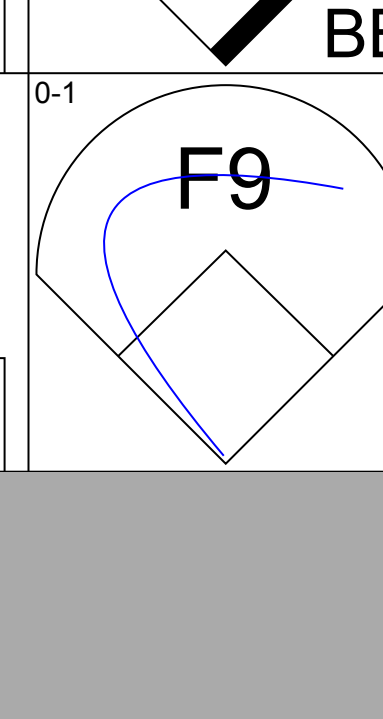

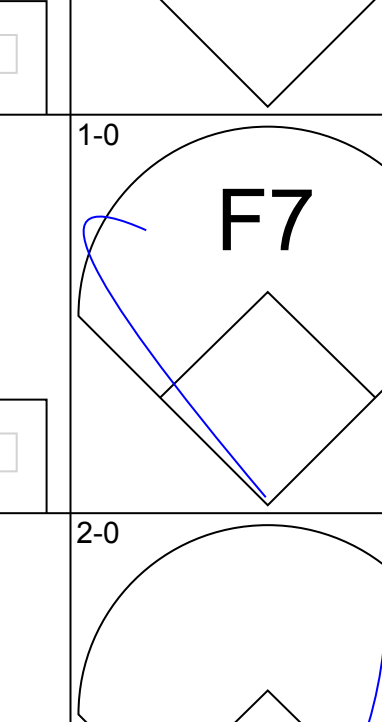
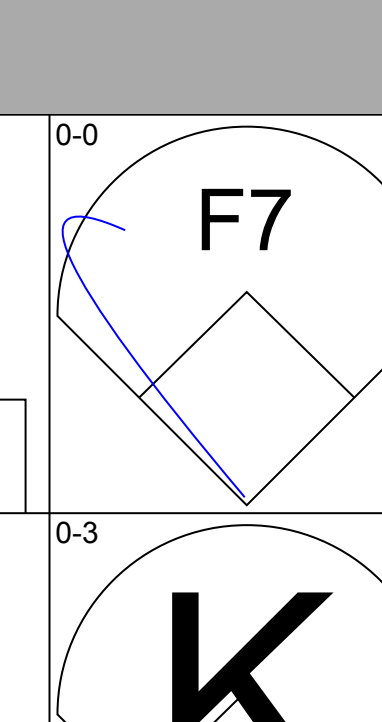
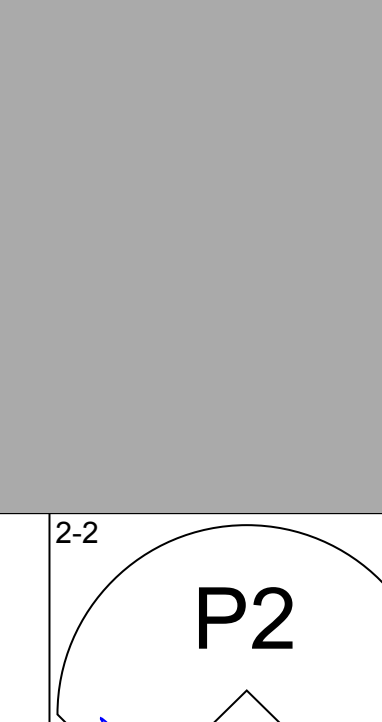
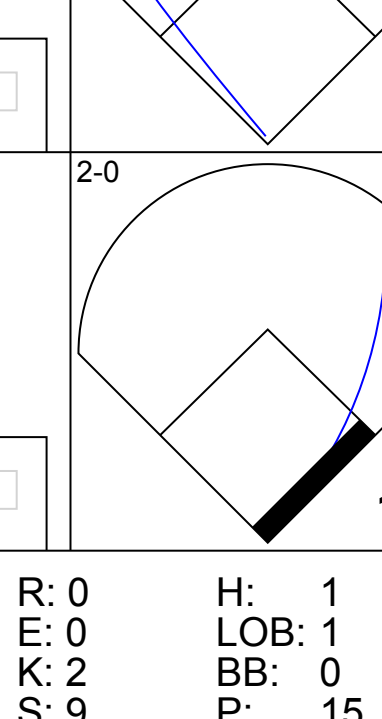
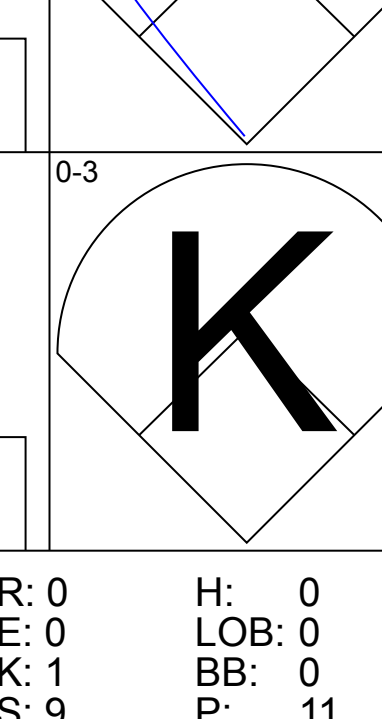
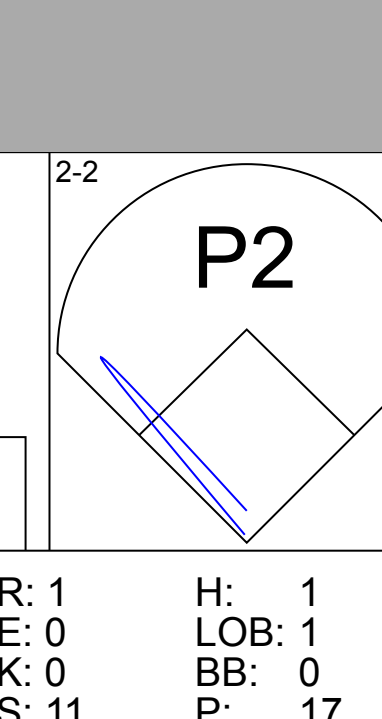
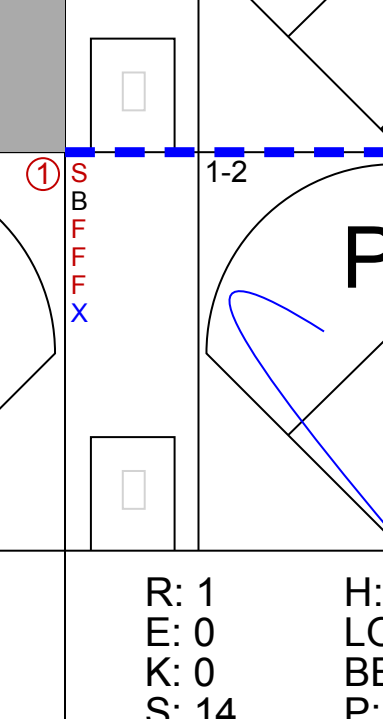


Batter	1	2	3	4	5	6	7	8	9	AB	R	H	RBI	BB	SO	LOB	BOTTOM					
Ronnie Bellard, R OBP: 0.375, SLG: 0.400 (1, 4)										3	0	0	0	0	2	3						
Joe Roa, R OBP: 0.280, SLG: 0.250 (5, 1)										5	0	0	0	0	0	1						
Javier López, L OBP: 0.200, SLG: 0.000 (7, PH)										4	2	2	1	0	1	1						
Mark Sawczyn, L OBP: 0.216, SLG: 0.268 (8, 1)										4	0	1	0	0	1	1						
28 Aaron Cook, R OBP: 0.280, SLG: 0.200 (8, 1)										3	1	2	0	1	0	2						
40 Brian Fuentes, L OBP: 0.233, SLG: 0.333 (8, 8)										3	0	0	0	1	1	2						
Jose Jimenez, R Luke Allen, L (9, PH)										3	0	1	1	0	0	0						
Chris Stynes, R OBP: 0.371, SLG: 0.456 (1, 5)										5	0	0	0	0	0	1						
17 Todd Helton, L OBP: 0.441, SLG: 0.637 (1, 3)										4	2	2	1	0	1	1						
Preston Wilson, R OBP: 0.366, SLG: 0.583 (1, 8)										4	0	1	0	0	1	1						
Larry Walker, L OBP: 0.428, SLG: 0.493 (1, 9)										3	1	2	0	1	0	2						
Jay Payton, R OBP: 0.352, SLG: 0.472 (1, 7)										3	0	0	0	1	1	2						
Charles Johnson, R OBP: 0.308, SLG: 0.424 (1, 2)										3	0	1	1	0	0	0						
Juan Uribe, R OBP: 0.302, SLG: 0.388 (1, 6)										3	0	0	0	1	0	2						
Denny Neagle, L Mark Bellhorn, S OBP: 0.352, SLG: 0.318 (4, PH)										1	0	0	0	0	0	0						
Inning Stats	R: 0 E: 0 K: 1 S: 15	H: 0 LOB: 0 BB: 0 P: 22	R: 0 E: 0 K: 2 S: 11	H: 1 LOB: 1 BB: 1 P: 18	R: 0 E: 0 K: 0 S: 7	H: 0 LOB: 0 BB: 0 P: 9	R: 2 E: 0 K: 1 S: 13	H: 2 LOB: 3 BB: 3 P: 28	R: 1 E: 0 K: 0 S: 13	H: 2 LOB: 1 BB: 0 P: 21	R: 0 E: 0 K: 0 S: 8	H: 0 LOB: 0 BB: 0 P: 8	R: 0 E: 0 K: 1 S: 10	H: 2 LOB: 2 BB: 0 P: 17	R: 0 E: 0 K: 0 S: 6	H: 0 LOB: 0 BB: 0 P: 8	R: 0 E: 0 K: 0 S: 6	H: 0 LOB: 0 BB: 0 P: 9	1B: 5 2B: 1 3B: 0 HR: 1	SF: 1 SAC: 0 DP: 0 HBP: 0	WP: 0 PB: 0 SB: 0 CS: 0	PA: 38
PITCHER	IP WLS BF H R ER SO BB IBB HBP BLK WP HR S P ERA WHIP	IP WLS BF H R ER SO BB IBB HBP BLK WP HR S P ERA WHIP																				
Wilson Alvarez, L ERA: 4.18 (6, 1)	5.0 W 24 5 3 3 4 4 0 0 0 0 0 0 16 22 0.00 1.200																					
Guillermo Mota, R ERA: 1.57 (7, 1)	0.1 H 1 0 0 0 0 0 0 0 0 0 0 0 2 3 0.00 0.000																					
Tom Martin, L ERA: 4.13 (8, 1)	1.0 H 3 0 0 0 0 0 0 0 0 0 0 0 6 8 0.00 0.000																					
Eric Gagne, R ERA: 1.99 (9, 1)	1.0 3 0 0 0 0 0 0 0 0 0 0 0 6 9 0.00 0.000																					

Los Angeles Dodgers @ Colorado Rockies
Coors Field, Denver, CO
Sun Jul 13 2003, 1:05 PM MDT
Att: 32,483 - Cloudy - 97 F

AB	33
R	3
H	7
RBI	3
BB	4
SO	5
LOB	12

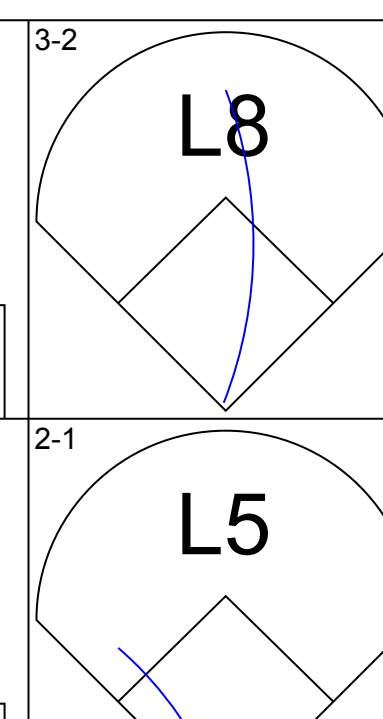
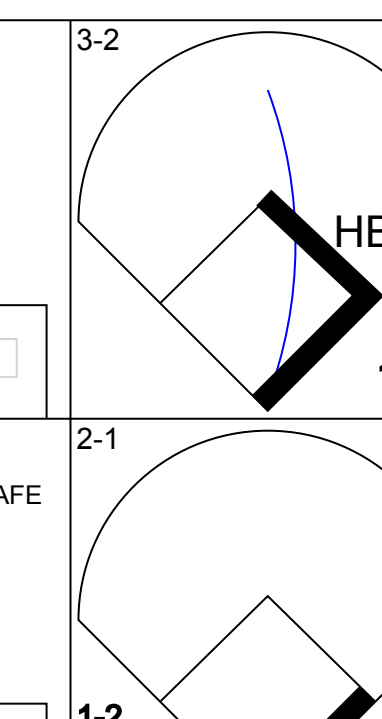

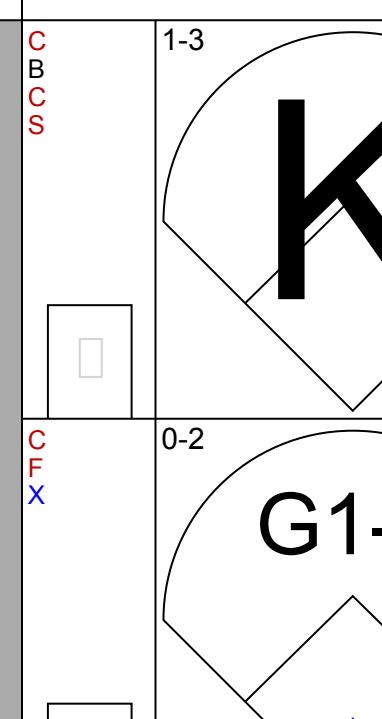
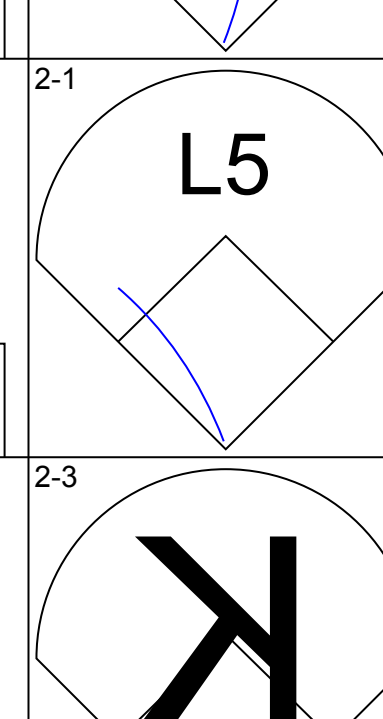
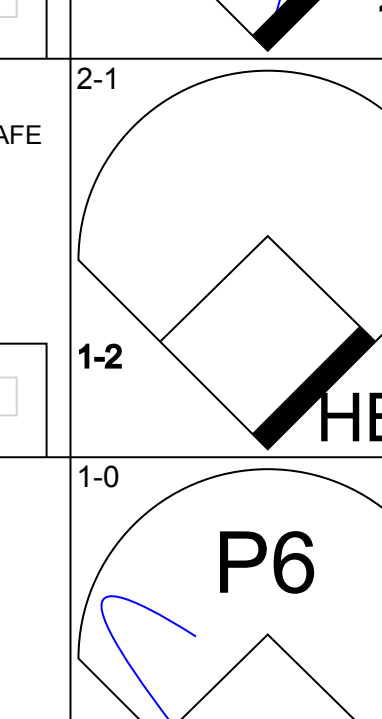
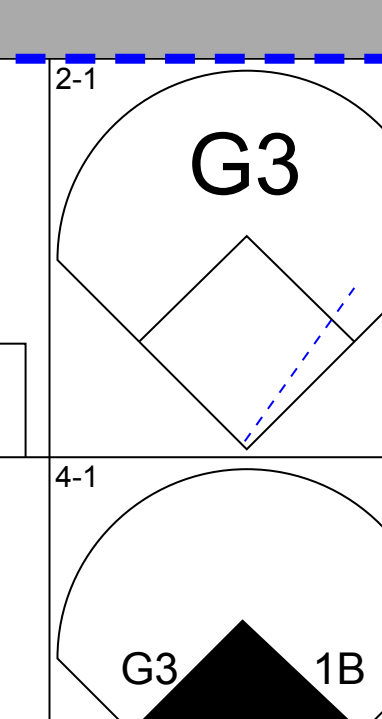
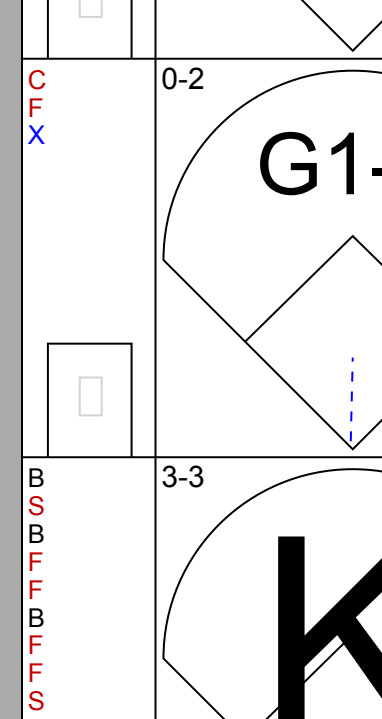
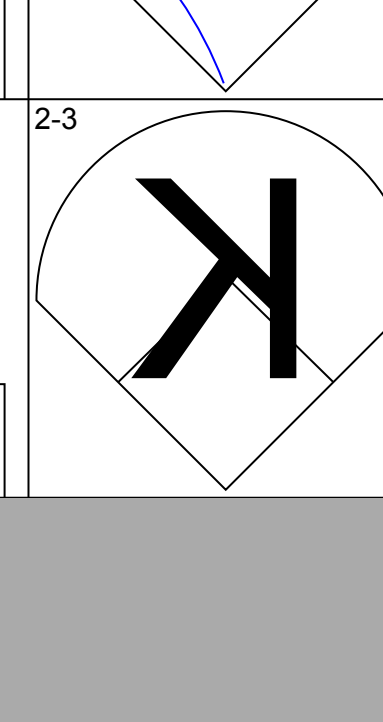
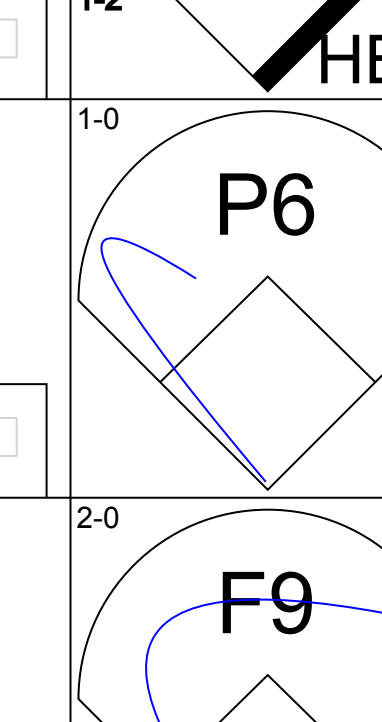
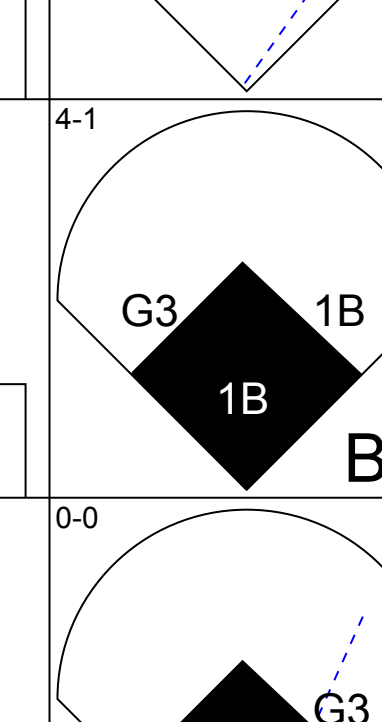
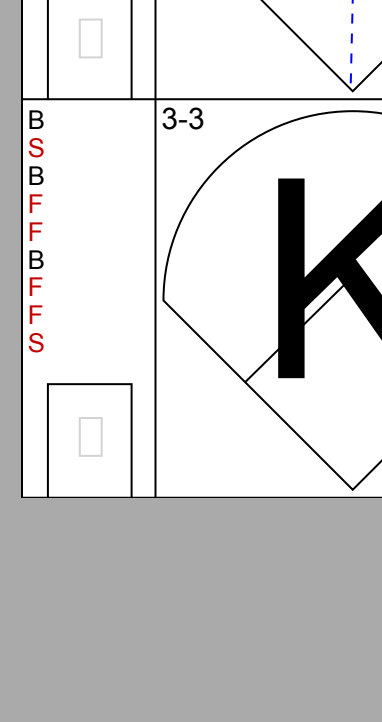
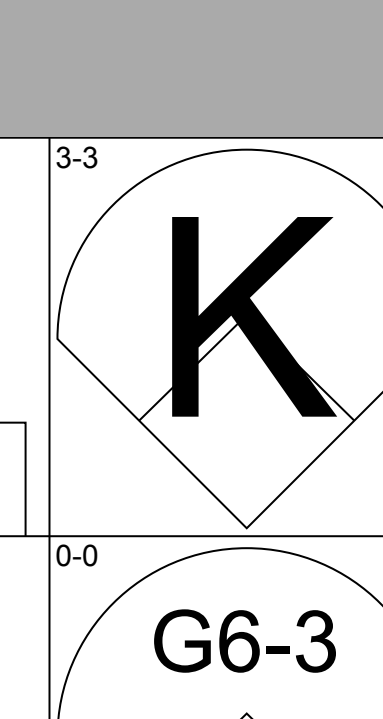
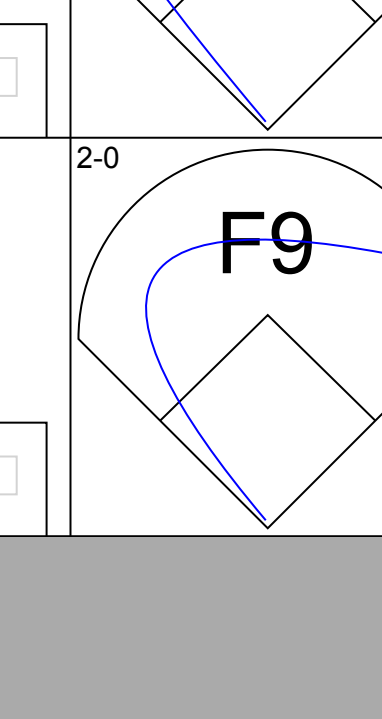
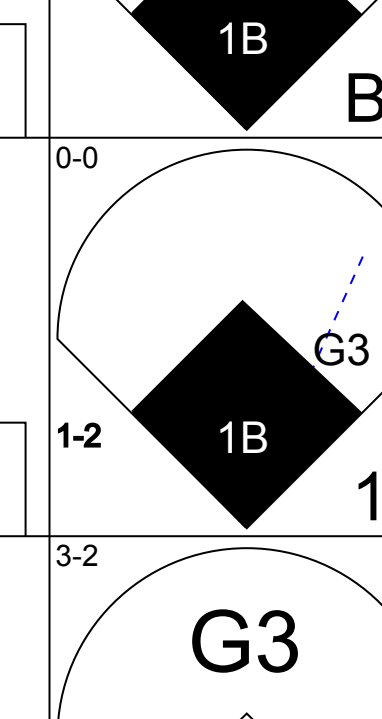
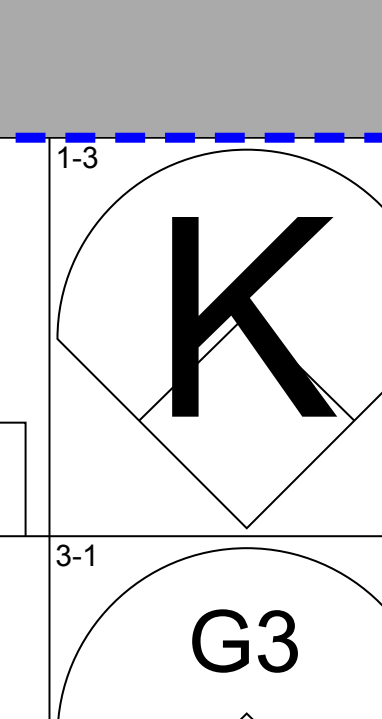
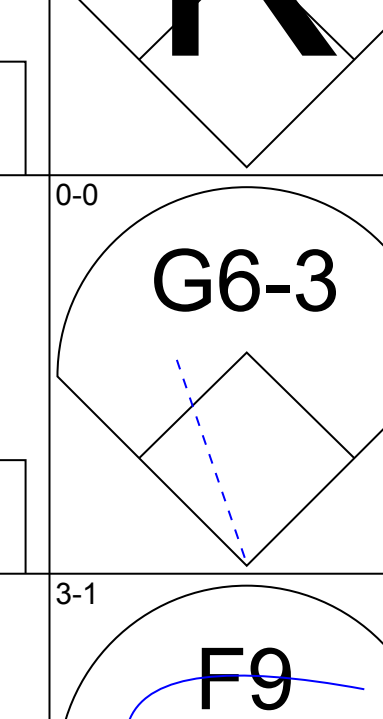
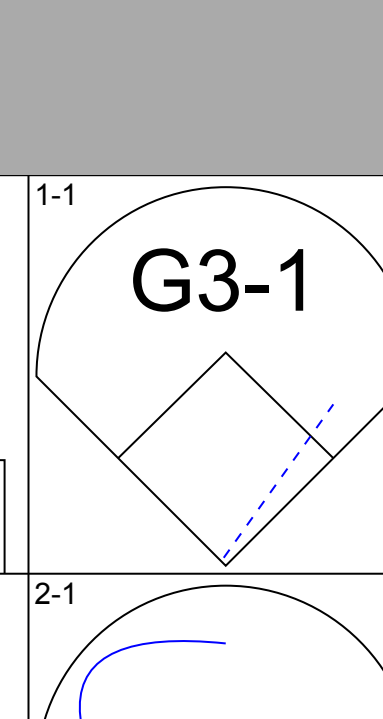
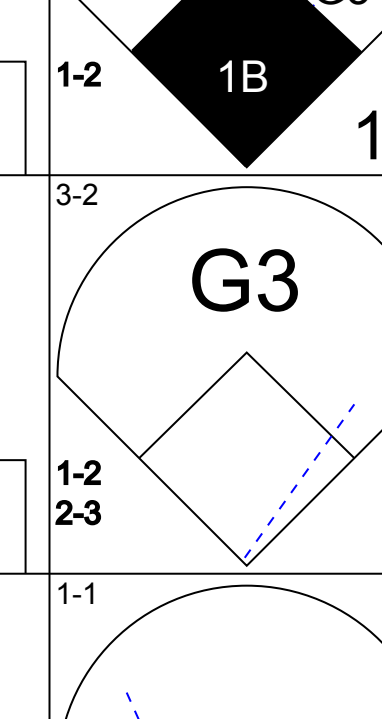
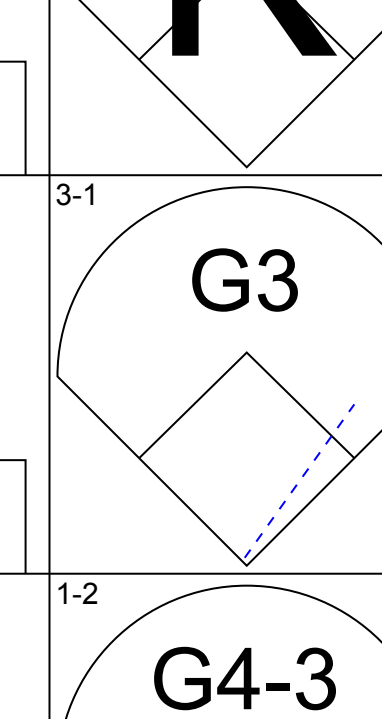
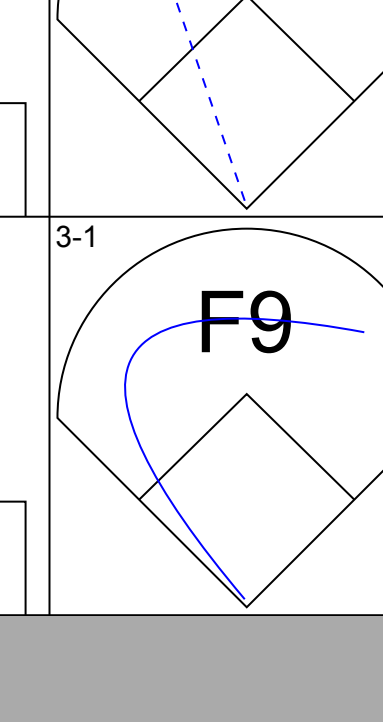
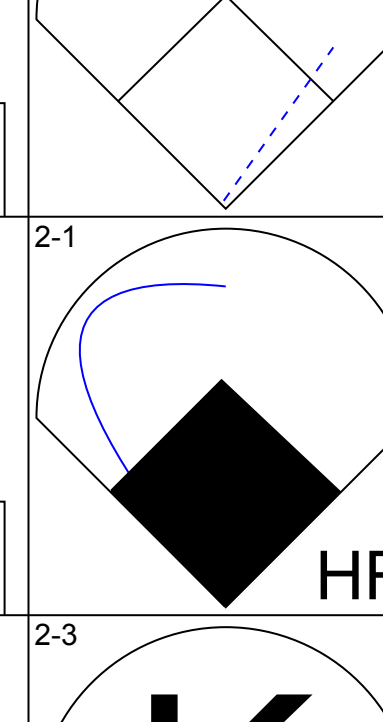
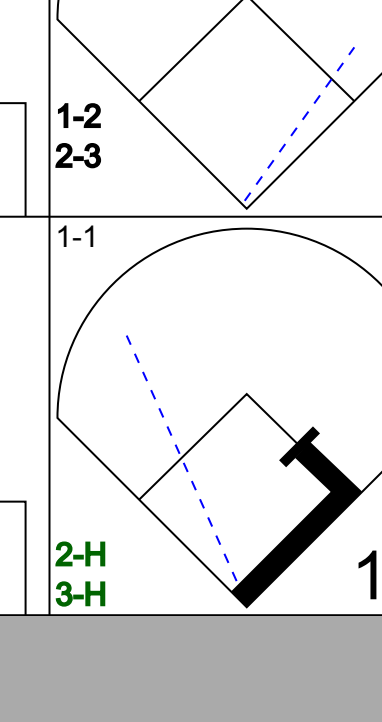
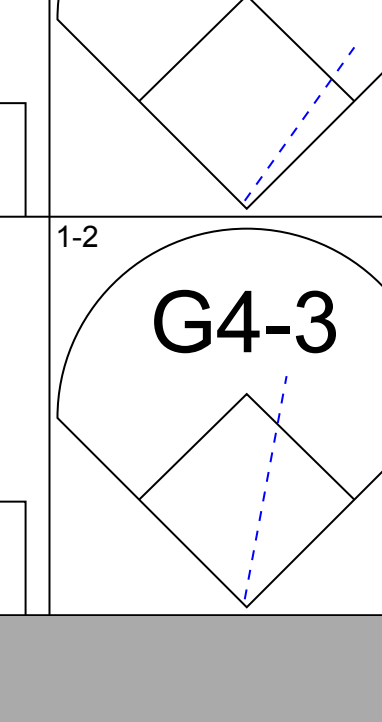
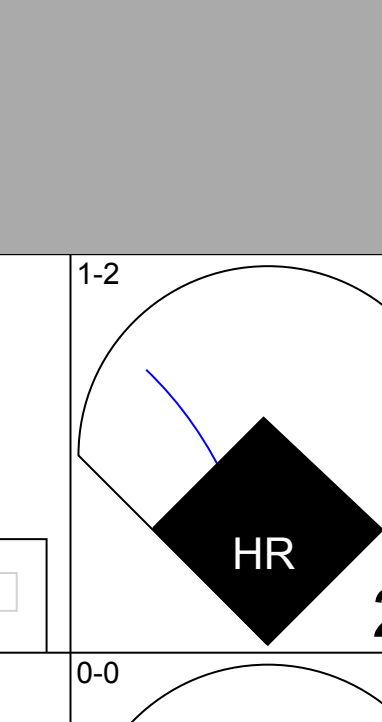
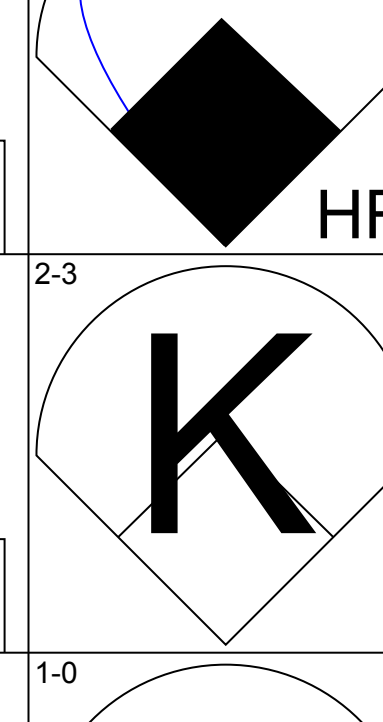
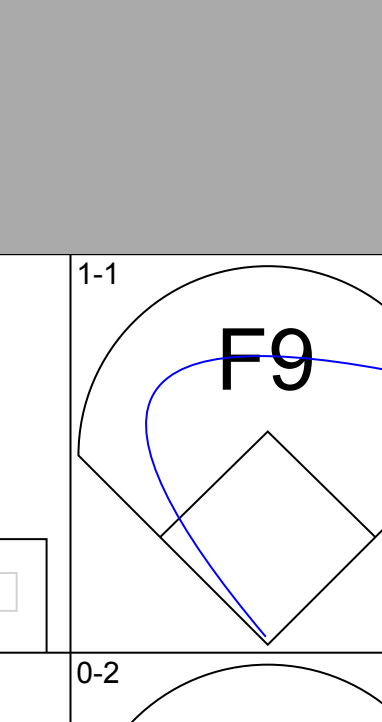
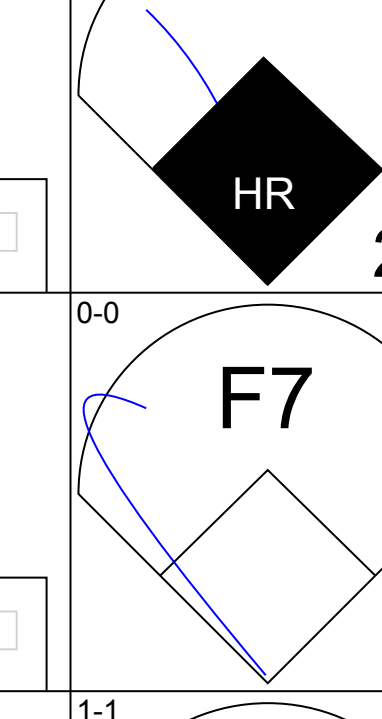
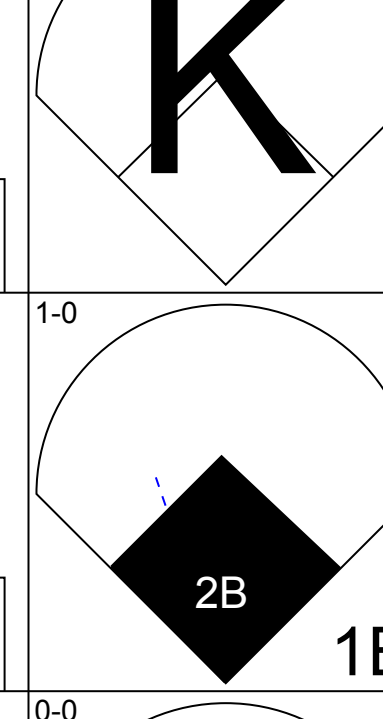
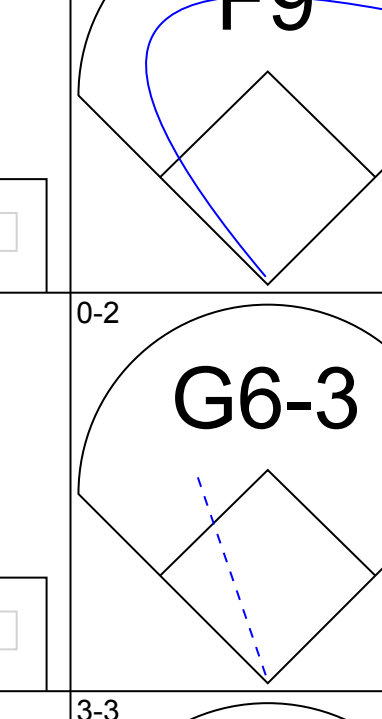
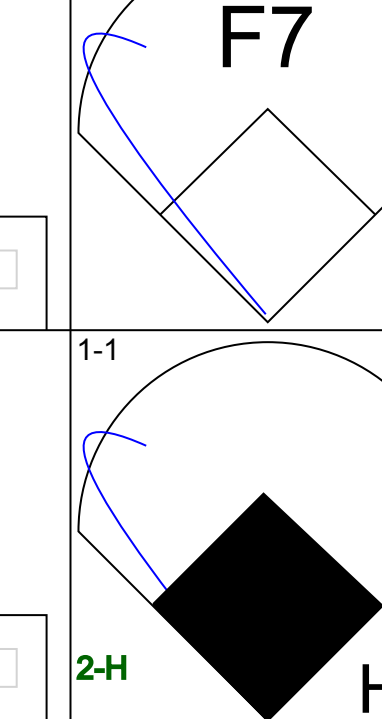
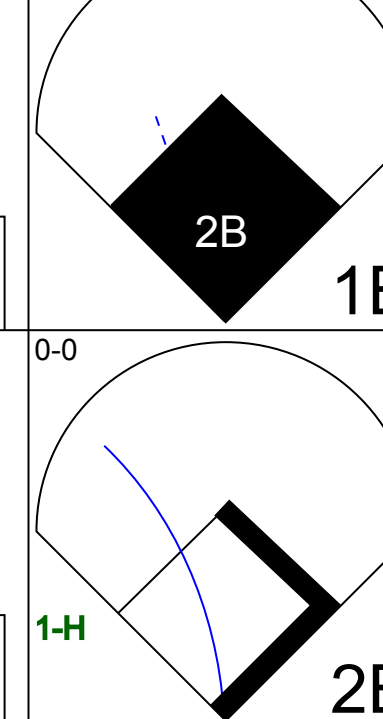
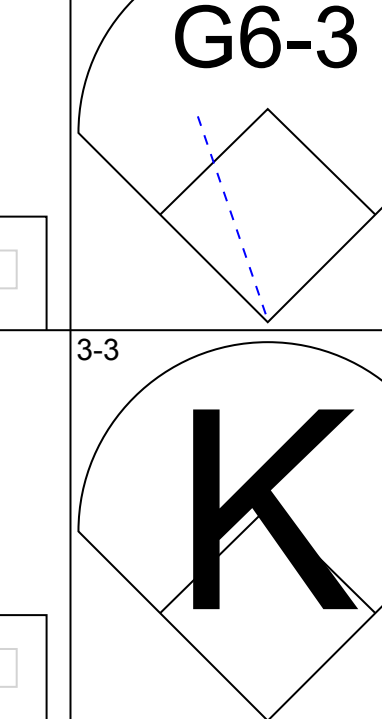


Batter	1	2	3	4	5	6	7	8	9	AB	R	H	RBI	BB	SO	LOB	TOP						
Bo Hart, R OBP: 0.402, SLG: 0.495 (1,4)											3	1	0	0	0	2	1						
Orlando Palmeiro, L OBP: 0.345, SLG: 0.332 Esteban Yan, R OBP: 1.000, SLG: 1.000 (1,8)											4	0	0	0	0	0	1						
5 Albert Pujols, R OBP: 0.433, SLG: 0.689 (1,7)											3	0	1	1	1	0	0						
27 Scott Rolen, R OBP: 0.383, SLG: 0.534 (1,5)											2	1	1	0	2	0	1						
Edgar Renteria, R OBP: 0.381, SLG: 0.482 (1,6)											4	1	1	0	0	0	3						
Tino Martinez, L OBP: 0.348, SLG: 0.451 (1,3)											3	0	0	0	1	1	1						
Eduardo Perez, R OBP: 0.366, SLG: 0.452 (1,9)											4	0	0	1	0	2	2						
Mike Matheny, R OBP: 0.336, SLG: 0.376 (1,2)											4	0	1	0	0	1	0						
Garrett Stephenson, R OBP: 0.289, SLG: 0.206 Kerry Robinson, L OBP: 0.222, SLG: 0.247 Jeff Fassero, L J.D. Drew, L OBP: 0.373, SLG: 0.560 (1,1)											1	0	1	0	0	0	0						
Inning Stats	R: 0 E: 0 K: 1 S: 8	H: 0 LOB: 0 BB: 0 P: 10	R: 0 E: 0 K: 1 S: 10	H: 0 LOB: 0 BB: 1 P: 14	R: 0 E: 0 K: 2 S: 9	H: 1 LOB: 1 BB: 0 P: 15	R: 1 E: 1 K: 0 S: 9	H: 1 LOB: 2 BB: 1 P: 17	R: 0 E: 0 K: 1 S: 9	H: 0 LOB: 0 BB: 0 P: 11	R: 0 E: 0 K: 2 S: 5	H: 0 LOB: 1 BB: 2 P: 18	R: 0 E: 0 K: 2 S: 7	H: 0 LOB: 0 BB: 0 P: 10	R: 1 E: 0 K: 0 S: 11	H: 1 LOB: 1 BB: 0 P: 17	R: 1 E: 0 K: 0 S: 14	H: 2 LOB: 1 BB: 0 P: 20	1B: 4 2B: 1 3B: 0 HR: 0	SF: 0 SAC: 0 DP: 1 HBP: 1	WP: 0 PB: 0 SB: 2 CS: 1	PA: 37	
PITCHER	IP	WLS	BF	H	R	ER	SO	BB	IBB	HBP	BLK	WP	HR	S	P	ERA	WHIP						
Hideo Nomo, R ERA: 2.85 Guillermo Mota, R ERA: 1.57 Paul Shuey, R ERA: 2.08 Eric Gagne, R ERA: 1.97	(1,1)	6.0	W	23	2	1	0	5	4	0	0	0	0	0	50	85	0.00	1.000					
PITCHER	IP	WLS	BF	H	R	ER	SO	BB	IBB	HBP	BLK	WP	HR	S	P	ERA	WHIP						
Hideo Nomo, R ERA: 2.85 Guillermo Mota, R ERA: 1.57 Paul Shuey, R ERA: 2.08 Eric Gagne, R ERA: 1.97	(1,1)	6.0	W	23	2	1	0	5	4	0	0	0	0	0	50	85	0.00	1.000					

St. Louis Cardinals @ Los Angeles Dodgers
Dodger Stadium, Los Angeles, CA
Thu Jul 17 2003, 7:10 PM PDT
Att. 40,331 - Overcast - 77 F

AB 31
R 3
H 5
RBI 2
BB 4
SO 7
LOB 10



Batter	1	2	3	4	5	6	7	8	9	AB	R	H	RBI	BB	SO	LOB	BOTTOM						
Rickey Henderson, R OBP: 0.250, SLG: 0.250 Wilkin Ruan, R OBP: 0.233, SLG: 0.333 (1,7)										4	0	1	0	0	2	1							
Alex Cora, L OBP: 0.281, SLG: 0.316 (1,4)										3	0	0	0	0	0	0							
Shawn Green, L OBP: 0.316, SLG: 0.425 (1,9)										3	1	0	0	1	2	2							
Paul Lo Duca, R OBP: 0.372, SLG: 0.435 (1,3)										4	1	1	0	0	2	2							
Jeremy Burnitz, L OBP: 0.338, SLG: 0.571 (1,8)											4	0	0	0	0	0	2						
Adrián Beltré, R OBP: 0.288, SLG: 0.368 (1,5)											4	1	2	3	0	0							
David Ross, R OBP: 0.316, SLG: 0.549 (1,2)										3	1	1	0	0	1	0							
Cesar Izturis, S OBP: 0.290, SLG: 0.302 (1,6)										3	1	1	0	0	0	1							
Hideo Nomo, R OBP: 0.217, SLG: 0.256 Chad Hermansen, R OBP: 0.240, SLG: 0.217 Guillermo Mota, R OBP: 0.333, SLG: 0.833 Paul Shuey, R Eric Gagne, R (1,1)										2	1	2	3	0	0	0							
Inning Stats	R: 0 E: 0 K: 1 S: 12	H: 0 LOB: 0 BB: 0 P: 19	R: 0 E: 0 K: 1 S: 6	H: 0 LOB: 0 BB: 0 P: 12	R: 2 E: 0 K: 0 S: 12	H: 3 LOB: 2 BB: 0 P: 22	R: 2 E: 0 K: 2 S: 13	H: 3 LOB: 1 BB: 0 P: 21	R: 2 E: 0 K: 0 S: 9	H: 2 LOB: 1 BB: 1 P: 19	R: 0 E: 0 K: 1 S: 9	H: 0 LOB: 0 BB: 0 P: 13	R: 0 E: 0 K: 2 S: 12	H: 0 LOB: 0 BB: 0 P: 16	R: 0 E: 0 K: 1 S: 8	H: 0 LOB: 0 BB: 0 P: 13	1B: 4 2B: 2 3B: 0 HR: 2	SF: 0 SAC: 0 DP: 0 HBP: 1	WP: 0 PB: 0 SB: 0 CS: 0	PA: 33			
PITCHER	IP	WLS	BF	H	R	ER	SO	BB	IBB	HBP	BLK	WP	HR	S	P	ERA	WHIP						
Garrett Stephenson, R ERA: 4.72 Jeff Fassero, L ERA: 7.17 Esteban Yan, R ERA: 6.51	(1,1)	4.0	L	19	6	4	4	4	0	0	0	0	0	0	30	48	6.00	1.500					
PITCHER	IP	WLS	BF	H	R	ER	SO	BB	IBB	HBP	BLK	WP	HR	S	P	ERA	WHIP						
Garrett Stephenson, R ERA: 4.72 Jeff Fassero, L ERA: 7.17 Esteban Yan, R ERA: 6.51	(1,1)	4.0	L	19	6	4	4	4	0	0	0	0	0	0	30	48	6.00	1.500					

St. Louis Cardinals @ Los Angeles Dodgers
Dodger Stadium, Los Angeles, CA
Thu Jul 17 2003, 7:10 PM PDT
Att. 40,331 - Overcast - 77 F

AB 31
R 6
H 8
RBI 6
BB 1
SO 8
LOB 8



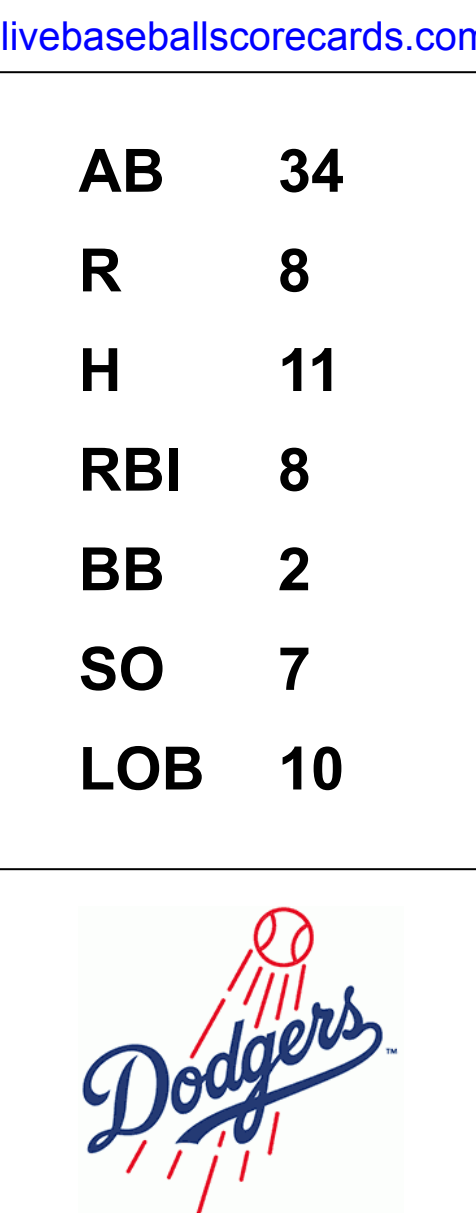
Batter	1	2	3	4	5	6	7	8	9	AB	R	H	RBI	BB	SO	LOB	TOP					
Bo Hart, R OBP: 0.393, SLG: 0.478 (1, 4)										4	1	0	0	1	1	3						
15 Jim Edmonds, L OBP: 0.397, SLG: 0.672 (1, 8)										4	1	1	2	0	0	0						
5 Albert Pujols, R OBP: 0.433, SLG: 0.696 (1, 3)										4	2	2	1	0	1	0						
27 Scott Rolen, R OBP: 0.381, SLG: 0.531 (1, 5)										4	0	1	0	0	2	1						
Eduardo Perez, R OBP: 0.364, SLG: 0.448 (1, 9)										4	0	1	0	0	0	1						
Edgar Renteria, R OBP: 0.380, SLG: 0.488 (1, 6)										4	1	1	1	0	1	2						
J.D. Drew, L OBP: 0.372, SLG: 0.556 (6, 1)										3	0	1	0	0	0	0	AB 34					
Cal Eldred, R OBP: 0.500, SLG: 0.500 Steve Kline, S (7, 1)										0	0	0	0	0	0	0	R 5					
Esteban Yan, R OBP: 1.000, SLG: 1.000 Kerry Robinson, L (9, PH)										0	0	0	0	0	0	0	H 9					
Chris Widger, R OBP: 0.206, SLG: 0.219 Tino Martinez, L (9, PH)										3	0	1	0	0	1	1	RBI 4					
Brett Tomko, R OBP: 0.400, SLG: 0.355 Orlando Palmeiro, L (6, 7)										1	0	0	0	1	0	0	BB 2					
Inning Stats	R: 3 E: 0 K: 2 S: 17	H: 2 LOB: 0 BB: 1 P: 26	R: 0 E: 0 K: 1 S: 11	H: 1 LOB: 1 BB: 0 P: 15	R: 1 E: 1 K: 1 S: 10	H: 2 LOB: 1 BB: 0 P: 14	R: 0 E: 0 K: 0 S: 9	H: 1 LOB: 1 BB: 1 P: 16	R: 0 E: 0 K: 0 S: 5	H: 0 LOB: 0 BB: 0 P: 8	R: 1 E: 0 K: 1 S: 10	H: 1 LOB: 0 BB: 0 P: 16	R: 0 E: 0 K: 0 S: 9	H: 0 LOB: 0 BB: 0 P: 13	R: 0 E: 0 K: 1 S: 11	H: 1 LOB: 1 BB: 0 P: 14	R: 0 E: 0 K: 2 S: 17	H: 1 LOB: 1 BB: 0 P: 21	1B: 6 2B: 0 3B: 0 HR: 3	SF: 0 SAC: 1 DP: 1 HBP: 0	WP: 1 PB: 0 SB: 1 CS: 1	PA: 37
PITCHER	IP WLS BF H R ER SO BB IBB HBP BLK WP HR S P ERA WHIP																					
Kaz Ishii, L ERA: 3.11	(1, 1) 6.0 W 26 7 5 4 5 2 0 0 0 0 0 3 62 95 6.00 1.500																					
Tom Martin, L ERA: 3.99	(7, 1) 1.0 H 3 0 0 0 0 0 0 0 0 0 0 0 9 13 0.00 0.000																					
Paul Quantrill, R ERA: 1.37	(8, 1) 1.0 H 4 1 0 0 1 0 0 0 0 0 0 0 11 14 0.00 1.000																					
Eric Gagne, R ERA: 1.93	(9, 1) 1.0 S 4 1 0 0 2 0 0 0 0 0 1 0 17 21 0.00 1.000																					

St. Louis Cardinals @ Los Angeles Dodgers
Dodger Stadium, Los Angeles, CA
Fri Jul 18, 2003, 7:10 PM PDT
Att: 43,504 - Cloudy - 77 F



Batter	1	2	3	4	5	6	7	8	9	AB	R	H	RBI	BB	SO	LOB	BOTTOM			
Rickey Henderson, R OBP: 0.375, SLG: 0.750 Wilkin Ruiz, R OBP: 0.259, SLG: 0.387 (1, 7)										4	1	2	1	0	1	2				
Alex Cora, L OBP: 0.279, SLG: 0.314 (1, 4)										5	1	1	0	0	0	2				
Shawn Green, L OBP: 0.320, SLG: 0.432 (1, 9)										3	3	2	1	0	0	0				
Paul Lo Duca, R OBP: 0.368, SLG: 0.430 (1, 3)										4	0	0	0	0	1	3				
Jeremy Burnitz, L OBP: 0.345, SLG: 0.573 (7, 7)										3	1	2	2	1	0	0				
Adrián Beltré, R OBP: 0.285, SLG: 0.364 (1, 5)										3	0	0	1	0	1	2				
David Ross, R OBP: 0.313, SLG: 0.527 (1, 2)										3	1	0	0	1	2	1	AB 34			
Cesar Izturis, S OBP: 0.290, SLG: 0.302 (1, 6)										4	0	1	1	0	0	0	R 8			
Kaz Ishii, L Daryle Ward, L Tom Martin, L Paul Quantrill, L Larry Barnes, L Eric Gagne, R (1, 1)										2	0	0	0	0	2	0	H 11			
Inning Stats	R: 2 E: 0 K: 1 S: 16	H: 3 LOB: 1 BB: 0 P: 24	R: 0 E: 0 K: 2 S: 7	H: 0 LOB: 0 BB: 0 P: 8	R: 1 E: 1 K: 1 S: 13	H: 1 LOB: 0 BB: 0 P: 16	R: 0 E: 0 K: 0 S: 8	H: 0 LOB: 0 BB: 0 P: 12	R: 0 E: 0 K: 1 S: 7	H: 1 LOB: 1 BB: 0 P: 10	R: 3 E: 0 K: 1 S: 15	H: 3 LOB: 2 BB: 2 P: 29	R: 1 E: 0 K: 0 S: 8	H: 1 LOB: 1 BB: 0 P: 13	R: 1 E: 0 K: 1 S: 11	H: 2 LOB: 1 BB: 0 P: 14	1B: 7 2B: 3 3B: 0 HR: 1	SF: 1 SAC: 0 DP: 0 HBP: 1	WP: 0 PB: 0 SB: 1 CS: 1	PA: 39
PITCHER	IP WLS BF H R ER SO BB IBB HBP BLK WP HR S P ERA WHIP																			
Brett Tomko, R ERA: 5.91	(1, 1) 5.1 L 23 6 5 5 5 1 0 0 0 0 0 0 11 55 81 13.50 4.500																			
Cal Eldred, R ERA: 4.12	(6, 1) 0.2 L 5 2 1 1 1 1 0 0 0 0 0 0 8 13 9.00 1.000																			
Steve Kline, L ERA: 4.06	(7, 1) 1.0 5 1 1 1 0 0 0 0 1 0 0 0 8 13 9.00 1.000																			
Esteban Yan, R ERA: 6.56	(8, 1) 1.0 5 2 1 1 1 0 0 0 0 0 0 0 11 14 9.00 2.000																			

St. Louis Cardinals @ Los Angeles Dodgers
Dodger Stadium, Los Angeles, CA
Fri Jul 18, 2003, 7:10 PM PDT
Att: 43,504 - Cloudy - 77 F



Batter	1	2	3	4	5	6	7	8	9	AB	R	H	RBI	BB	SO	LOB	TOP				
Bo Hart, R OBP: 0.389, SLG: 0.479 (1, 4)	G4-3 2B		F8		K			G1-3		4	0	1	0	0	1	0					
J.D. Drew, L OBP: 0.380, SLG: 0.558 (1, 9) (8, 8)	G4-3		5 1B E					5 1B		3	1	2	0	1	0	1					
5 Albert Pujols, R OBP: 0.544, SLG: 0.694 28 Lance Painter, L (8, 1) 44 Jason Istringhausen, R (9, 1)	K		15 E					1B		4	0	2	0	0	1	2					
15 Jim Edmonds, L OBP: 0.393, SLG: 0.666 Eduardo Perez, R OBP: 0.362, SLG: 0.445 (8, 7) (8, 7)	K		G4-3					1B		0	0	0	0	0	0	0					
27 Scott Rolen, R OBP: 0.382, SLG: 0.542 (1, 5)		SH5-3 SF9 2B			K			HR		4	2	2	1	0	2	0					
Tino Martinez, L OBP: 0.347, SLG: 0.446 (1, 3)		SH5-3			F7			G4-3		2	0	0	0	1	0	0					
Edgar Renteria, R OBP: 0.376, SLG: 0.484 (1, 6)		SF9			G4-3			K		3	0	0	1	0	1	1					
Mike Matheny, R OBP: 0.332, SLG: 0.371 (1, 2)		3H G5-3			L6			K		4	0	0	0	0	2	1					
Dan Haren, R OBP: 0.286, SLG: 0.333 Jason Simontacchi, R OBP: 0.153, SLG: 0.159 Kerry Robinson, L OBP: 0.228, SLG: 0.253 (8, 9) (8, 9)			K		G5-3			G6-3		2	0	0	0	0	1	0					
Inning Stats	R: 0 E: 0 K: 2 S: 9	H: 1 LOB: 1 BB: 0 P: 13	R: 1 E: 0 K: 0 S: 10	H: 1 LOB: 0 BB: 0 P: 15	R: 1 E: 1 K: 1 S: 10	H: 2 LOB: 1 BB: 0 P: 17	R: 0 E: 0 K: 1 S: 7	H: 0 LOB: 0 BB: 0 P: 11	R: 0 E: 0 K: 1 S: 6	H: 1 LOB: 0 BB: 0 P: 13	R: 1 E: 0 K: 2 S: 10	H: 1 LOB: 0 BB: 0 P: 11	R: 0 E: 0 K: 0 S: 11	H: 1 LOB: 2 BB: 1 P: 18	R: 0 E: 0 K: 2 S: 13	H: 0 LOB: 1 BB: 1 P: 23	1B: 4 2B: 2 3B: 0 HR: 1	SF: 1 SAC: 1 DP: 1 HBP: 0	WP: 1 PB: 0 CS: 0 SB: 0	PA: 35	
PITCHER	IP	WLS	BF	H	R	ER	SO	BB	IBB	HBP	BLK	WP	HR	S	P	ERA	WHIP				
Kevin Brown, R ERA: 2.26 Guillermo Mota, R ERA: 1.77 Tom Martin, L ERA: 3.94 Paul Shuey, R ERA: 2.03	6.0	L	22	5	2	1	6	0	0	0	0	0	0	51	79	1.50	0.833				
	1.2		8	2	1	1	2	1	0	0	0	0	1	19	25	5.40	1.800				
	0.1		1	0	0	0	0	0	0	0	0	0	0	2	4	0.00	0.000				
	1.0		4	0	0	0	2	1	0	0	0	1	0	13	23	0.00	1.000				

St. Louis Cardinals @ Los Angeles Dodgers
Dodger Stadium, Los Angeles, CA
Sat Jul 19 2003, 1:10 PM PDT
Att: 41,195 - Cloudy - 82 F

livebaseballscorecards.com

AB 31
R 3
H 7
RBI 2
BB 2
SO 10
LOB 9




Batter	1	2	3	4	5	6	7	8	9	AB	R	H	RBI	BB	SO	LOB	BOTTOM				
Jolbert Cabrera, R OBP: 0.337, SLG: 0.480 (1, 8) (9, 4)	G4-3		1B					G6-3		4	0	2	0	0	0	0					
Alex Cora, L OBP: 0.283, SLG: 0.328 Rickey Henderson, R OBP: 0.333, SLG: 0.667 (1, 4) (8, PH) (9, 7)	G3 1B		HR		K			F8		3	1	2	1	0	1	2					
Shawn Green, L OBP: 0.322, SLG: 0.434 (1, 9)	G3		2B					F8		3	0	1	0	1	0	1					
Paul Lo Duca, R OBP: 0.364, SLG: 0.425 (1, 2)	P3		G6-3		L4			G6-3		4	0	0	0	0	0	5					
Jeremy Burnitz, L OBP: 0.343, SLG: 0.566 (1, 7) (9, 8)		BB			F9			L9		3	0	0	0	1	1	0					
Adrián Beltré, R OBP: 0.282, SLG: 0.360 (1, 5)		L8			K			F8		4	0	0	0	0	1	1					
Mike Kinkade, R ERA: 4.12 Guillermo Mota, R OBP: 0.333, SLG: 0.833 Tom Martin, L (8, 1) Paul Shuey, R (9, 1) Daryle Ward, L OBP: 0.212, SLG: 0.194 (8, PH) Cesar Izturis, S OBP: 0.287, SLG: 0.299 (1, 6)		K			F9			G6-3		3	0	0	0	0	1	1					
Kevin Brown, R OBP: 0.205, SLG: 0.263 Larry Barnes, L OBP: 0.190, SLG: 0.190 (1, 1) (7, 3)			G5-3					G6-3		2	0	1	0	0	0	0					
Inning Stats	R: 0 E: 0 K: 0 S: 10	H: 1 LOB: 1 BB: 0 P: 13	R: 0 E: 0 K: 1 S: 11	H: 0 LOB: 1 BB: 1 P: 16	R: 1 E: 0 K: 0 S: 16	H: 3 LOB: 1 BB: 0 P: 23	R: 0 E: 0 K: 1 S: 7	H: 0 LOB: 0 BB: 0 P: 12	R: 0 E: 0 K: 1 S: 15	H: 2 LOB: 3 BB: 1 P: 23	R: 0 E: 0 K: 0 S: 8	H: 0 LOB: 0 BB: 0 P: 11	R: 0 E: 0 K: 0 S: 9	H: 0 LOB: 0 BB: 0 P: 9	R: 0 E: 0 K: 1 S: 8	H: 0 LOB: 0 BB: 0 P: 12	1B: 3 2B: 2 3B: 0 HR: 1	SF: 0 SAC: 0 DP: 0 HBP: 0	WP: 0 PB: 0 CS: 0 SB: 0	PA: 34	
PITCHER	IP	WLS	BF	H	R	ER	SO	BB	IBB	HBP	BLK	WP	HR	S	P	ERA	WHIP				
Dan Haren, R ERA: 4.12 Jason Simontacchi, R ERA: 5.98 28 Lance Painter, L ERA: 5.98 44 Jason Istringhausen, R ERA: 1.23	6.0	W	25	6	1	1	3	2	0	0	0	0	0	9	15	0.00	0.000				
	1.0	H	3	0	0	0	0	0	0	0	0	0	0	5	9	0.00	0.000				
	1.0	S	3	0	0	0	1	0	0	0	0	0	0	8	12	0.00	0.000				

St. Louis Cardinals @ Los Angeles Dodgers
Dodger Stadium, Los Angeles, CA
Sat Jul 19 2003, 1:10 PM PDT
Att: 41,195 - Cloudy - 82 F

livebaseballscorecards.com

AB 32
R 1
H 6
RBI 1
BB 2
SO 4
LOB 11



Batter	1	2	3	4	5	6	7	8	9	AB	R	H	RBI	BB	SO	LOB	TOP					
Bo Hart, R OBP: 0.382, SLG: 0.467 (1,4)	F8	K		5 HR		G5-3		G3-2-3		5	1	1	0	0	1	3	St. Louis Cardinals @ Los Angeles Dodgers Dodger Stadium, Los Angeles, CA Sun Jul 20 2003, 5:05 PM PDT Att: 46,110 - Sunny - 83 F					
J.D. Drew, L OBP: 0.371, SLG: 0.542 (8,9)	F7		K	K		G6-3		G4-3		5	0	0	0	0	2	3						
5 Albert Pujols, R OBP: 0.438, SLG: 0.701 (1,3)	27 HR		G6-3	HR			FC1-6	27 1B	F8	27 S	1B	HBP						2				
27 Scott Rolen, R OBP: 0.390, SLG: 0.554 (1,5)	1-H		E				FC1-6	1B	15 S	1B	BB							2				
Edgar Renteria, R OBP: 0.376, SLG: 0.481 (1,6)	HR		E8				FC1-6	G6-4-3	F8									4				
Eduardo Perez, R OBP: 0.365, SLG: 0.460 15 Jim Edmonds, L OBP: 0.392, SLG: 0.663 (8,8)	1-H		S			P4		G6-4-3	K									3				
Mike Matheny, R OBP: 0.333, SLG: 0.372 (1,2)	F9		K			F8			E	1B								5				
Orlando Palmeiro, L OBP: 0.340, SLG: 0.327 (1,7)		G1-3		G6-3		G1-3			G3-2-3	E	1B							4				
Woody Williams, R OBP: 0.333, SLG: 0.444 28 Lance Painter, L (8,1)	F8					G6-3			E1	G3-2-3								4				
Cal Eldred, R OBP: 0.260, SLG: 0.500 44 Jason Istringhausen, R (9,1)				HR														0				
Inning Stats	R: 4 E: 0 K: 0 S: 15	H: 2 LOB: 0 BB: 2 P: 32	R: 0 E: 0 K: 1 S: 10	H: 0 LOB: 0 BB: 0 P: 14	R: 1 E: 1 K: 2 S: 12	H: 1 LOB: 2 BB: 2 P: 24	R: 3 E: 0 K: 1 S: 19	H: 3 LOB: 1 BB: 1 P: 32	R: 0 E: 0 K: 0 S: 7	H: 0 LOB: 0 BB: 0 P: 10	R: 0 E: 0 K: 0 S: 7	H: 0 LOB: 0 BB: 0 P: 7	R: 0 E: 0 K: 0 S: 11	H: 1 LOB: 1 BB: 1 P: 17	R: 0 E: 1 K: 0 S: 8	H: 2 LOB: 2 BB: 0 P: 12	R: 2 E: 0 K: 1 S: 13	H: 1 LOB: 1 BB: 1 P: 23	1B: 6 2B: 0 3B: 0 HR: 4	SF: 0 SAC: 0 DP: 2 HBP: 1	WP: 0 PB: 0 CS: 4	PA: 43
PITCHER	IP WLS BF H R ER SO BB IBB HBP BLK WP HR S P ERA WHIP																					
Odalis Perez, L ERA: 4.65 (1,1)	3.2 L 21 6 8 7 4 4 0 0 0 0 0 4 51 93 17.18 2.727																					
Wilson Alvarez, L ERA: 3.51 (4,1)	2.1 8 0 0 0 0 1 0 0 0 0 0 0 19 26 0.00 0.429																					
Paul Shuey, R ERA: 1.98 (7,1)	1.0 4 1 0 0 0 0 0 0 0 0 0 0 11 17 0.00 2.000																					
Guillermo Mota, R ERA: 1.74 (8,1)	1.0 5 2 0 0 0 0 0 0 0 0 0 0 8 12 0.00 2.000																					
Paul Quantrill, R ERA: 1.72 (9,1)	1.0 5 1 2 2 1 1 0 1 0 0 0 0 13 23 18.00 2.000																					

Batter	1	2	3	4	5	6	7	8	9	AB	R	H	RBI	BB	SO	LOB	BOTTOM			
Rickey Henderson, R OBP: 0.357, SLG: 0.786 (1,7)	HR	F9		P4			F7		DI	5	1	2	1	0	0	2	St. Louis Cardinals @ Los Angeles Dodgers Dodger Stadium, Los Angeles, CA Sun Jul 20 2003, 5:05 PM PDT Att: 46,110 - Sunny - 83 F			
Alex Cora, L OBP: 0.279, SLG: 0.322 (1,4)	G5-3		G4-3	FC6-4			K		K	5	0	0	0	0	2	2				
Shawn Green, L OBP: 0.318, SLG: 0.429 (1,9)	P4		G4-3				F9		G4-3	5	0	0	0	0	1					
Paul Lo Duca, R OBP: 0.366, SLG: 0.426 (1,3)	F8		HR	1B			G4-3		HR	4	2	2	0	0	0	0				
Jeremy Burnitz, L OBP: 0.345, SLG: 0.589 (1,8)		HR	HR				G4-3		K	4	2	2	3	0	1	1				
Adrián Beltré, R OBP: 0.287, SLG: 0.374 (1,5)		G5-3		FC6-4			FC3-6	1B	HR	4	1	3	2	0	0	0				
David Ross, R OBP: 0.310, SLG: 0.551 (1,2)		HR	FC6-4				K		K	4	1	1	1	0	2	2				
Cesar Izturis, S OBP: 0.288, SLG: 0.299 Jolbert Cabrera, R OBP: 0.335, SLG: 0.477 (8,PH)		1B		G3			FC3-6		P3	3	0	1	0	0	0	1				
Odalis Perez, L ERA: 3.24 (1,1)		K		FC6-4			K		K	1	0	0	0	0	1	1				
Wilson Alvarez, L ERA: 3.24 (4,1)										1	0	1	0	0	0	0				
Larry Sanders, R ERA: 1.62 (6,PH)										1	0	0	0	0	0	1				
Paul Shuey, R ERA: 1.98 (7,1)										0	0	0	0	0	0	0				
Guillermo Mota, R ERA: 1.74 (8,1)										0	0	0	0	0	0	0				
Paul Quantrill, L ERA: 1.72 (9,1)										1	0	0	0	0	1	0				
Darley Ward, L ERA: 0.193 (9,PH)										0	0	0	0	0	0	0				
Inning Stats	R: 1 E: 0 K: 0 S: 8	H: 1 LOB: 0 BB: 0 P: 13	R: 2 E: 0 K: 1 S: 16	H: 3 LOB: 0 BB: 0 P: 22	R: 2 E: 0 K: 0 S: 9	H: 3 LOB: 1 BB: 0 P: 17	R: 0 E: 0 K: 0 S: 10	H: 1 LOB: 1 BB: 0 P: 16	R: 0 E: 0 K: 2 S: 10	H: 1 LOB: 0 BB: 0 P: 18	R: 0 E: 0 K: 1 S: 6	H: 0 LOB: 0 BB: 0 P: 7	R: 0 E: 0 K: 2 S: 19	H: 2 LOB: 0 BB: 0 P: 23	R: 0 E: 0 K: 2 S: 8	H: 1 LOB: 1 BB: 0 P: 12	1B: 7 2B: 0 3B: 0 HR: 5	SF: 0 SAC: 0 DP: 0 HBP: 0	WP: 0 PB: 0 CS: 0	PA: 39
PITCHER	IP WLS BF H R ER SO BB IBB HBP BLK WP HR S P ERA WHIP																			
Woody Williams, R ERA: 3.24 (1,1)	7.0 W 31 10 6 6 4 0 0 0 0 0 0 4 75 113 7.71 1.429																			
28 Lance Painter, L ERA: 4.91 (8,1)	0.1 H 1 0 0 0 1 0 0 0 0 0 0 0 3 6 0.00 0.000																			
Cal Eldred, R ERA: 4.26 (8,1)	0.2 H 3 1 1 1 1 0 0 0 0 0 0 1 11 12 13.50 1.500																			
44 Jason Istringhausen, R ERA: 1.15 (9,1)	1.0 S 4 1 0 0 2 0 0 0 0 0 0 0 8 12 0.00 1.000																			

AB 35
R 10
H 10
RBI 9
BB 7
SO 5
LOB 19



AB 39
R 7
H 12
RBI 7
BB 0
SO 8
LOB 11



Batter	1	2	3	4	5	6	7	8	9	AB	R	H	RBI	BB	SO	LOB	TOP										
Tony Womack, L (1, 6) OBP: 0.275, SLG: 0.336	1-1 1B 1B	2-1 FC4-6			0-1 P6		0-0 B2-3			4	1	1	0	0	0	1	Colorado Rockies @ Los Angeles Dodgers Dodger Stadium, Los Angeles, CA Tue Jul 22 2003, 7:10 PM PDT Att: 30,416 - Cloudy - 75 F										
Ronnie Belliard, R (1, 4) OBP: 0.369, SLG: 0.393	1-2 FC6-4 1B		0-0 G6-3		1-3 K		1-0 P2			4	0	1	0	0	1	0											
17 Todd Helton, L (1, 3) OBP: 0.446, SLG: 0.641	0-2 FC6-4 1B		4-2 BB		0-0 F9			1-1 G4-1		3	0	1	1	1	0	0											
Preston Wilson, R (1, 8) OBP: 0.356, SLG: 0.569	2-2 FC6-4 1B		2-3 K		1-0 1B			1-3 K		4	1	1	0	0	2	3											
Jay Payton, R (1, 7) OBP: 0.356, SLG: 0.473	3-2 P3		0-0 P2		4-1 1B		1-2 BB			3	0	1	0	1	0	3											
Rene Reyes, S (1, 9) OBP: 0.250, SLG: 0.250	2-2 G5-3		1-0 1B		2-1 E5			3-2 F7		4	0	1	0	0	0	5											
Chris Stynes, R (1, 5) OBP: 0.359, SLG: 0.433		2-1 G5-3		1-0 F9		0-1 G5-4-3		2-2 G5-3		4	0	1	1	0	0	1											
Bobby Estalella, R (1, 2) OBP: 0.307, SLG: 0.408		1-2 F8		0-0 P5		1-2 G5-4-3		1-1 P5		3	0	0	0	0	0	4											
Greg Norton, S (9, PH) OBP: 0.310, SLG: 0.379					1-1 2-6			2-3 K		1	0	0	0	0	0	0											
Jason Jennings, L (1, 1) Mark Swintney, L (7, PH) 2B Aaron Cook, R (7, 1) Javier López, L (8, 1) Steve Reed, R (8, 1) Mark Belthoff, S (8, PH) OBP: 0.341, SLG: 0.314 OBP: 0.297, SLG: 0.400 OBP: 0.229, SLG: 0.200 OBP: 0.262, SLG: 0.300 OBP: 0.348, SLG: 0.312		4-2 FC4-6 BB		1-1 2-6		1-1 F8		0-2 F8		1	0	0	0	1	0	0											
Inning Stats	R: 1 E: 0 K: 0 S: 21	H: 3 LOB: 2 BB: 0 P: 30	R: 0 E: 0 K: 0 S: 9	H: 0 LOB: 1 BB: 1 P: 18	R: 0 E: 0 K: 1 S: 12	H: 0 LOB: 1 BB: 1 P: 18	R: 0 E: 0 K: 0 S: 4	H: 1 LOB: 0 BB: 0 P: 7	R: 0 E: 0 K: 1 S: 9	H: 0 LOB: 0 BB: 0 P: 11	R: 1 E: 1 K: 0 S: 8	H: 2 LOB: 2 BB: 1 P: 16	R: 0 E: 0 K: 0 S: 5	H: 0 LOB: 0 BB: 0 P: 6	R: 0 E: 0 K: 1 S: 13	H: 1 LOB: 1 BB: 0 P: 19	R: 0 E: 0 K: 1 S: 8	H: 0 LOB: 0 BB: 0 P: 13	1B: 7 2B: 0 3B: 0 HR: 0	SF: 0 SAC: 0 DP: 1 HBP: 0	WP: 0 PB: 0 SB: 3 CS: 0	PA: 36					
PITCHER	IP	WLS	BF	H	R	ER	SO	BB	IBB	HBP	BLK	WP	HR	S	P	ERA	WHIP										
Hideo Nomo, R (1, 1) ERA: 2.78	7.0	W	30	6	2	1	2	3	0	0	0	0	0	68	106	1.29	1.286										
Tom Martin, L (8, 1) ERA: 3.66	0.1	H	1	0	0	0	0	0	0	0	0	0	0	2	3	0.00	0.000										
Paul Quantrill, R (8, 1) ERA: 1.66	0.2	H	3	1	0	0	1	0	0	0	0	0	0	11	16	0.00	1.500										
Eric Gagne, R (9, 1) ERA: 1.89	1.0	S	3	0	0	0	1	0	0	0	0	0	0	8	13	0.00	0.000										

Batter	1	2	3	4	5	6	7	8	9	AB	R	H	RBI	BB	SO	LOB	BOTTOM										
Rickey Henderson, R (1, 7) OBP: 0.227, SLG: 0.500	1-2 G5-3		1-1 F7		2-1 E5		0-1 G5-3			4	1	0	0	0	0	0	Colorado Rockies @ Los Angeles Dodgers Dodger Stadium, Los Angeles, CA Tue Jul 22 2003, 7:10 PM PDT Att: 30,416 - Cloudy - 75 F										
Tom Martin, L (8, 1) ERA: 3.66					1B 2B					0	0	0	0	0	0	0											
Paul Quantrill, L (8, 1) ERA: 1.66										0	0	0	0	0	0	0											
Eric Gagne, R (9, 1) ERA: 1.89										0	0	0	0	0	0	0											
Alex Cora, L (1, 4) OBP: 0.276, SLG: 0.318	2-1 G6-3			0-1 P5	2-0 1B		1-1 F7			4	1	1	0	0	0	0											
Shawn Green, L (1, 9) OBP: 0.324, SLG: 0.444	2-2 FC6-4 1B			1-0 1B	0-0 F8			0-0 1B		4	2	3	0	0	0	2											
Paul Lo Duca, R (1, 2) OBP: 0.369, SLG: 0.431	1-1 FC6-4			1-1 1B	0-0 CS		0-0 1B	0-0 1B		4	1	3	3	0	0	1											
Jeremy Burnitz, L (1, 8) OBP: 0.350, SLG: 0.584		2-2 P5		0-2 SF8	1-1 1B		0-0 FC3-2	0-0 1B		3	0	2	1	1	0	0											
Adrian Beltré, R (1, 5) OBP: 0.281, SLG: 0.366		3-2 L8		1-0 SF8	2-1 CS		1-1 F7	1-2 K		3	0	0	1	0	1	2											
Larry Barnes, L (1, 3) OBP: 0.259, SLG: 0.269		0-0 F7		1-2 3-H	4-2 FC6		0-1 G3	2-2 FC3-2		3	0	1	0	1	0	0											
Cesar Izturis, S (1, 6) OBP: 0.285, SLG: 0.302			0-2 G4-3	0-0 FC6	0-0 G2		0-0 G2	3-2 FC3-2		4	0	0	0	0	0	5											
Hideo Nomo, R (1, 1) OBP: 0.208, SLG: 0.244			0-0 F8		0-2 G5-3		0-2 G5-3	1-1 F7		2	0	0	0	0	0	0											
Wilkin Ruan, R (7, PH) OBP: 0.242, SLG: 0.364										2	0	0	0	0	0	3											
Inning Stats	R: 0 E: 0 K: 0 S: 11	H: 1 LOB: 1 BB: 0 P: 17	R: 0 E: 0 K: 0 S: 7	H: 0 LOB: 0 BB: 0 P: 12	R: 0 E: 0 K: 0 S: 7	H: 0 LOB: 0 BB: 0 P: 8	R: 2 E: 0 K: 0 S: 13	H: 3 LOB: 2 BB: 1 P: 20	R: 2 E: 1 K: 0 S: 9	H: 2 LOB: 1 BB: 1 P: 19	R: 0 E: 0 K: 0 S: 5	H: 0 LOB: 0 BB: 0 P: 6	R: 0 E: 0 K: 0 S: 7	H: 0 LOB: 0 BB: 0 P: 8	R: 1 E: 0 K: 1 S: 14	H: 4 LOB: 3 BB: 0 P: 21	1B: 7 2B: 3 3B: 0 HR: 0	SF: 1 SAC: 0 DP: 0 HBP: 0	WP: 0 PB: 0 SB: 0 CS: 1	PA: 37							
PITCHER	IP	WLS	BF	H	R	ER	SO	BB	IBB	HBP	BLK	WP	HR	S	P	ERA	WHIP										
Jason Jennings, R (1, 1) ERA: 4.84	6.0	L	26	6	4	2	0	1	1	0	0	0	0	9	10	9.00	2.000										
2B Aaron Cook, R (7, 1) ERA: 5.97	1.0		5	2	1	1	0	0	0	0	0	0	0	1	1	∞	∞										
Javier López, L (8, 1) ERA: 5.05	0.0		1	1	0	0	0	0	0	0	0	0	0	1	1	∞	∞										
Steve Reed, R (8, 1) ERA: 3.61	1.0		4	1	0	0	1	0	0	0	0	0	0	11	18	0.00	1.000										



Batter	1	2	3	4	5	6	7	8	9	AB	R	H	RBI	BB	SO	LOB	TOP					
Ronnie Belliard, R (1.4) OBP: 0.373, SLG: 0.394	0-1 17 F7-4-6 1B		2-3 K	3-2 SAFE HBP		0-0 1B 2B 1B	1-3 K			4	1	2	2	0	2	0						
Juan Uribe, R (1.6) OBP: 0.303, SLG: 0.383	0-3 K		1-1 FC6-4 1B	0-0 F7		0-0 17 S 2B 1B	2-2 HBP			4	1	2	1	0	1	4						
17 Todd Helton, L (1.3) OBP: 0.441, SLG: 0.633 Mark Sweeney, L (9.3) OBP: 0.307, SLG: 0.400	0-2 F7-4-6		1-1 L7		0-0 G4-3	1-1 G4-3	2-3 K			5	0	0	0	0	1	5						
Preston Wilson, R (1.8) OBP: 0.357, SLG: 0.568		2-3 K	1-0 FC6-4		2-2 P5	0-0 1B 2B		4-2 BB		4	1	1	2	1	1	1						
Larry Walker, L (1.9) OBP: 0.424, SLG: 0.479 Jay Payton, R (8. PH) OBP: 0.355, SLG: 0.472		1-3 K2-3		1-0 F9 HBP HBP	2-3 K	4-1 1B BB		0-2 BB		2	1	0	0	1	2	0						
Rene Reyes, S (1.7) OBP: 0.444, SLG: 0.444		0-1 BB 1B		0-0 F8				0-2 F8		5	1	3	1	0	0	1						
Mark Bellhorn, S (1.5) OBP: 0.351, SLG: 0.312		0-1 SAFE SAFE SAFE SAFE 1B		2-2 HBP BB HBP				0-1 P4		3	1	1	0	0	1	2						
Charles Johnson, R (1.2) OBP: 0.308, SLG: 0.410		4-2 BB		0-0 F9				0-0 F9		4	1	1	0	1	1	4						
Darren Oliver, R (1.1) OBP: 0.267, SLG: 0.357 Adam Bernero, R (8.1)		0-0 F7		4-0 HBP BB		1-0 1B 2B	0-0 G3	1-3 K		3	1	1	2	1	0	3						
Inning Stats	R: 0 E: 0 K: 1 S: 8	H: 1 LOB: 0 BB: 0 P: 8	R: 0 E: 0 K: 2 S: 16	H: 2 LOB: 3 BB: 1 P: 23	R: 0 E: 0 K: 1 S: 8	H: 1 LOB: 1 BB: 0 P: 13	R: 1 E: 0 K: 0 S: 7	H: 0 LOB: 0 BB: 1 P: 17	R: 0 E: 0 K: 1 S: 7	H: 0 LOB: 0 BB: 0 P: 11	R: 7 E: 1 K: 2 S: 22	H: 7 LOB: 2 BB: 1 P: 32	R: 0 E: 0 K: 2 S: 10	H: 0 LOB: 1 BB: 0 P: 15	R: 0 E: 0 K: 0 S: 11	H: 0 LOB: 0 BB: 1 P: 15	R: 0 E: 0 K: 1 S: 8	H: 0 LOB: 0 BB: 0 P: 9	1B: 9 2B: 3 3B: 0 HR: 0	SF: 0 SAC: 1 DP: 2 HBP: 4	WP: 0 PA: 45 PB: 0 SB: 1 CS: 0	
PITCHER	IP WLS BF H R ER SO BB IBB HBP BLK WP HR S P ERA WHIP	IP WLS BF H R ER SO BB IBB HBP BLK WP HR S P ERA WHIP	IP WLS BF H R ER SO BB IBB HBP BLK WP HR S P ERA WHIP	IP WLS BF H R ER SO BB IBB HBP BLK WP HR S P ERA WHIP	IP WLS BF H R ER SO BB IBB HBP BLK WP HR S P ERA WHIP	IP WLS BF H R ER SO BB IBB HBP BLK WP HR S P ERA WHIP	IP WLS BF H R ER SO BB IBB HBP BLK WP HR S P ERA WHIP	IP WLS BF H R ER SO BB IBB HBP BLK WP HR S P ERA WHIP	IP WLS BF H R ER SO BB IBB HBP BLK WP HR S P ERA WHIP	IP WLS BF H R ER SO BB IBB HBP BLK WP HR S P ERA WHIP	IP WLS BF H R ER SO BB IBB HBP BLK WP HR S P ERA WHIP	IP WLS BF H R ER SO BB IBB HBP BLK WP HR S P ERA WHIP	IP WLS BF H R ER SO BB IBB HBP BLK WP HR S P ERA WHIP	IP WLS BF H R ER SO BB IBB HBP BLK WP HR S P ERA WHIP	IP WLS BF H R ER SO BB IBB HBP BLK WP HR S P ERA WHIP	IP WLS BF H R ER SO BB IBB HBP BLK WP HR S P ERA WHIP	IP WLS BF H R ER SO BB IBB HBP BLK WP HR S P ERA WHIP	IP WLS BF H R ER SO BB IBB HBP BLK WP HR S P ERA WHIP	IP WLS BF H R ER SO BB IBB HBP BLK WP HR S P ERA WHIP	IP WLS BF H R ER SO BB IBB HBP BLK WP HR S P ERA WHIP	IP WLS BF H R ER SO BB IBB HBP BLK WP HR S P ERA WHIP	IP WLS BF H R ER SO BB IBB HBP BLK WP HR S P ERA WHIP

Colorado Rockies @ Los Angeles Dodgers
 Dodger Stadium, Los Angeles, CA
 Wed Jul 23 2003, 7:10 PM PDT
 Att: 33,589 - Sunny - 74 F

AB 36
 R 8
 H 11
 RBI 8
 BB 4
 SO 10
 LOB 21



Batter	1	2	3	4	5	6	7	8	9	AB	R	H	RBI	BB	SO	LOB	BOTTOM					
Rickey Henderson, R (1.7) OBP: 0.192, SLG: 0.423	1-2 G4-3			3-2 F8		1-3 K		1-3 K		4	0	0	0	0	2	0						
Jolbert Cabrera, R (1.4) OBP: 0.337, SLG: 0.475	1-1 L6			2-1 E7 1B		0-0 F8		2-2 DI 1B		4	2	2	0	0	0	0						
Shawn Green, L (1.9) OBP: 0.326, SLG: 0.445	2-3 K			0-1 2H 1B		0-3 K		1-2 DI 1B		4	1	2	2	0	2	0						
Paul Lo Duca, R (1.3) OBP: 0.367, SLG: 0.431		1-0 L9		0-0 1H 2B		0-2 G4-3		0-3 K		4	0	1	1	0	1	1						
Jeromy Burnitz, L (1.8) OBP: 0.348, SLG: 0.579		1-1 L9		3-3 K		3-2 1B		3-3 K		4	0	1	0	0	2	2						
Adrián Beltré, R (1.5) OBP: 0.276, SLG: 0.363 Steve Colyer, L (8.1) OBP: 0.250, SLG: 0.259		0-0 G5-3		0-3 K		1-3 K		0-0 P6		3	0	0	0	0	2	2						
David Ross, R (1.2) OBP: 0.297, SLG: 0.529			1-3 K		2-3 K		0-0 P4			3	0	0	0	0	2	1						
Cesar Izturis, S (1.6) OBP: 0.285, SLG: 0.300			1-2 G4-3		4-0 B2-6 BB		0-1 G1-3			2	0	0	0	1	0	0						
Kaz Ishii, L (1.1) Guillermo Mota, R (6.1) Wilson Alvarez, L (6.1) Mike Kinkade, R (8.5) OBP: 0.340, SLG: 0.392			0-3 K		0-1 B2-6		1-3 K			2	0	0	0	0	1	1						
Inning Stats	R: 0 E: 0 K: 1 S: 9	H: 0 LOB: 0 BB: 0 P: 13	R: 0 E: 0 K: 0 S: 4	H: 0 LOB: 0 BB: 0 P: 6	R: 0 E: 0 K: 2 S: 12	H: 0 LOB: 0 BB: 0 P: 14	R: 2 E: 1 K: 2 S: 17	H: 3 LOB: 1 BB: 0 P: 25	R: 0 E: 0 K: 1 S: 5	H: 0 LOB: 0 BB: 1 P: 11	R: 0 E: 0 K: 2 S: 8	H: 0 LOB: 0 BB: 0 P: 9	R: 0 E: 0 K: 1 S: 14	H: 1 LOB: 1 BB: 0 P: 18	R: 0 E: 0 K: 2 S: 9	H: 0 LOB: 0 BB: 0 P: 11	R: 1 E: 0 K: 2 S: 17	H: 2 LOB: 1 BB: 0 P: 23	1B: 5 2B: 2 3B: 0 HR: 0	SF: 0 SAC: 0 DP: 1 HBP: 0	WP: 0 PA: 33 PB: 0 SB: 0 CS: 0	
PITCHER	IP WLS BF H R ER SO BB IBB HBP BLK WP HR S P ERA WHIP	IP WLS BF H R ER SO BB IBB HBP BLK WP HR S P ERA WHIP	IP WLS BF H R ER SO BB IBB HBP BLK WP HR S P ERA WHIP	IP WLS BF H R ER SO BB IBB HBP BLK WP HR S P ERA WHIP	IP WLS BF H R ER SO BB IBB HBP BLK WP HR S P ERA WHIP	IP WLS BF H R ER SO BB IBB HBP BLK WP HR S P ERA WHIP	IP WLS BF H R ER SO BB IBB HBP BLK WP HR S P ERA WHIP	IP WLS BF H R ER SO BB IBB HBP BLK WP HR S P ERA WHIP	IP WLS BF H R ER SO BB IBB HBP BLK WP HR S P ERA WHIP	IP WLS BF H R ER SO BB IBB HBP BLK WP HR S P ERA WHIP	IP WLS BF H R ER SO BB IBB HBP BLK WP HR S P ERA WHIP	IP WLS BF H R ER SO BB IBB HBP BLK WP HR S P ERA WHIP	IP WLS BF H R ER SO BB IBB HBP BLK WP HR S P ERA WHIP	IP WLS BF H R ER SO BB IBB HBP BLK WP HR S P ERA WHIP	IP WLS BF H R ER SO BB IBB HBP BLK WP HR S P ERA WHIP	IP WLS BF H R ER SO BB IBB HBP BLK WP HR S P ERA WHIP	IP WLS BF H R ER SO BB IBB HBP BLK WP HR S P ERA WHIP	IP WLS BF H R ER SO BB IBB HBP BLK WP HR S P ERA WHIP	IP WLS BF H R ER SO BB IBB HBP BLK WP HR S P ERA WHIP	IP WLS BF H R ER SO BB IBB HBP BLK WP HR S P ERA WHIP	IP WLS BF H R ER SO BB IBB HBP BLK WP HR S P ERA WHIP	IP WLS BF H R ER SO BB IBB HBP BLK WP HR S P ERA WHIP

Colorado Rockies @ Los Angeles Dodgers
 Dodger Stadium, Los Angeles, CA
 Wed Jul 23 2003, 7:10 PM PDT
 Att: 33,589 - Sunny - 74 F

AB 32
 R 3
 H 6
 RBI 3
 BB 1
 SO 13
 LOB 8



Batter	1	2	3	4	5	6	7	8	9	10	11	AB	R	H	RBI	BB	SO	LOB	TOP																						
Tony Womack, L OBP: 0.274, SLG: 0.333 (1, 4)	1-2 SH1-3 1B		1-1 B2-3		2-1 G4-3			3-2 G3		2-2 G4-3		5	0	1	0	0	0	1																							
Juan Uribe, R Greg Norton, L Brian Fuentes, L Steve Reed, R Freston Wilson, R OBP: 0.300, SLG: 0.379 OBP: 0.211, SLG: 0.316 OBP: 0.211, SLG: 0.316 OBP: 0.336, SLG: 0.367 (1, 8) (8, PH) (8, 1) (11, PH) (11, 8)	2-0 SH1-3		0-0 F9		1-2 G1-3			0-1 G1-3			2-3 K	2	0	0	0	0	0	1																							
17 Todd Helton, L OBP: 0.438, SLG: 0.627 (1, 3)	0-0 L6		1-3 K			0-0 G1-4-3				1-3 K		5	0	1	0	0	2	1																							
Larry Walker, L Javier López, L OBP: 0.424, SLG: 0.474 OBP: 0.500, SLG: 0.500 (1, 9) (11, 1)	4-1 BB			2-2 L7		2-3 K		4-2 BB		0-3 K		3	0	0	0	2	2	1																							
Jay Payton, R OBP: 0.352, SLG: 0.467 (1, 8) (11, 7)	1-1 G5-3			0-1 G6-3		0-0 G1-3		0-0 E5		1-2 K		4	0	0	0	0	0	3																							
Rene Reyes, S OBP: 0.385, SLG: 0.385 (1, 7) (11, 9)		0-2 F7		2-2 1B			0-1 G3		1-3 K			4	0	1	0	0	1	2																							
Chris Stynes, R OBP: 0.381, SLG: 0.432 (1, 5)		4-2 BB		0-1 G1-3			0-1 G6-4-3		0-3 K			3	0	1	0	1	1	3																							
Bobby Estalella, R Mark Sweeney, L Charles Johnson, R OBP: 0.301, SLG: 0.398 OBP: 0.303, SLG: 0.395 OBP: 0.308, SLG: 0.410 (1, 2) (10, PH) (10, 2)		1-3 K		0-0 E5			0-0 G6-4-3		0-2 F7			3	0	0	0	0	1	2																							
Shawn Chacon, R Mark Bellhorn, S OBP: 0.348, SLG: 0.309 (8, PH) (8, 4)		2-3 K		0-3 K				2-3 K		1-3 K		2	0	0	0	0	2	2																							
Inning Stats	R: 0 E: 0 K: 0 S: 8	H: 1 LOB: 2 BB: 1 P: 16	R: 0 E: 0 K: 2 S: 14	H: 0 LOB: 1 BB: 1 P: 21	R: 0 E: 0 K: 1 S: 6	H: 0 LOB: 0 BB: 0 P: 8	R: 0 E: 0 K: 2 S: 11	H: 1 LOB: 1 BB: 0 P: 15	R: 0 E: 0 K: 1 S: 6	H: 0 LOB: 0 BB: 0 P: 8	R: 0 E: 0 K: 0 S: 5	H: 1 LOB: 0 BB: 0 P: 5	R: 0 E: 0 K: 1 S: 8	H: 0 LOB: 0 BB: 0 P: 13	R: 0 E: 0 K: 1 S: 12	H: 0 LOB: 2 BB: 1 P: 18	R: 0 E: 0 K: 1 S: 13	H: 0 LOB: 0 BB: 0 P: 16	R: 0 E: 0 K: 2 S: 18	H: 1 LOB: 1 BB: 0 P: 21	1B: 4 2B: 0 3B: 0 HR: 0	SF: 0 SAC: 1 DP: 1 HBP: 0	WP: 0 PB: 0 SB: 0 CS: 0	PA: 40																	
PITCHER	IP ERA WLS BF H R ER SO BB IBB HBP BLK WP HR S P ERA WHIP	Kevin Brown, R ERA: 2.12 Eric Gagne, R ERA: 1.85 Paul Quantrill, R ERA: 1.63 Tom Martin, L ERA: 3.58 Paul Shuey, R ERA: 1.96	(1, 1) (9, 1) (10, 1) (11, 1) (11, 1)	8.0 1.0 1.0 0.2 0.1	WLS 5 3 3 1	BF 29 0 0 0	H 3 0 0 1	R 0 0 0 0	ER 0 0 0 0	SO 6 3 2 0	BB 2 0 0 0	IBB 0 0 0 0	HBP 0 0 0 0	BLK 0 0 0 0	WP 0 0 0 0	HR 0 0 0 0	S 68 12 13 16	P 99 18 16 18	ERA 0.00 0.00 0.00 1.50	WHIP 0.625 1.000 0.000 0.000	PITCHER	IP WLS BF H R ER SO BB IBB HBP BLK WP HR S P ERA WHIP	Kevin Brown, R Eric Gagne, R Paul Quantrill, R Tom Martin, L Paul Shuey, R	(1, 1) (9, 1) (10, 1) (11, 1) (11, 1)	7.0 1.2 1.1 0.1	WLS 7 4 L 3	BF 25 0 3	H 3 0 2	R 0 0 1	ER 0 0 1	SO 6 0 2	BB 0 0 0	IBB 0 0 0	HBP 0 0 0	BLK 0 0 0	WP 0 0 0	HR 0 0 0	S 69 18 9 8	P 100 33 14 12	ERA 0.00 0.00 0.00 27.00	WHIP 0.429 1.200 0.000 6.000

Colorado Rockies @ Los Angeles Dodgers
Dodger Stadium, Los Angeles, CA
Thu Jul 24 2003, 12:10 PM PDT
Att: 33,144 - Sunny - 78 F

AB 36
R 0
H 4
RBI 0
BB 3
SO 12
LOB 16



Batter	1	2	3	4	5	6	7	8	9	10	11	AB	R	H	RBI	BB	SO	LOB	BOTTOM																						
Alex Cora, L OBP: 0.278, SLG: 0.320 (1, 4)	2-1 F7			3-3 K		2-2 FC6		2-3 K			2-2 SH1-4	5	1	2	0	0	2	1																							
Jolbert Cabrera, R OBP: 0.330, SLG: 0.464 (1, 8)	2-2 F7			0-1 F7		0-2 P6		2-0 F8			0-0 SH1-4	4	0	0	0	0	0	2																							
Shawn Green, L OBP: 0.326, SLG: 0.444 (1, 9)	1-2 G6-3			1-1 HBP		1-1 FC6			3-2 L8		2-1 K	5	0	2	1	0	0	1																							
Paul Lo Duca, R OBP: 0.366, SLG: 0.428 (1, 2)		0-3 K		2-2 HBP		1-0 F9			1-0 G6-3			3	0	0	0	0	1	1																							
Jeremy Burnitz, L OBP: 0.347, SLG: 0.573 (1, 7)		2-1 F8		0-3 K		2-0 P4			4-1 BB			3	0	0	0	1	1	2																							
Adrián Beltré, R OBP: 0.278, SLG: 0.359 (1, 5)		1-2 P5			0-0 G5-3		1-2 HBP		1-1 P5			3	0	0	0	0	0	1																							
Mike Kinkade, R OBP: 0.331, SLG: 0.381 (1, 3)			3-3 K		2-3 K		1-1 HBP		1-1 G6-4-3		2-3 K	4	0	0	0	0	3	1																							
Cesar Izturis, S OBP: 0.285, SLG: 0.300 (1, 6)			2-3 K		1-1 1B			1-3 K		2-3 K		4	0	1	0	0	3	0																							
Kevin Brown, R Rickey Henderson, R Eric Gagne, R Paul Quantrill, L Larry Barnes, L Tom Martin, L Paul Shuey, R OBP: 0.300, SLG: 0.379 OBP: 0.222, SLG: 0.444 OBP: 0.303, SLG: 0.395 OBP: 0.308, SLG: 0.410 OBP: 0.348, SLG: 0.309 OBP: 0.348, SLG: 0.309 OBP: 0.348, SLG: 0.309 (1, 1) (8, PH) (8, 1) (10, 1) (10, PH) (11, 1) (11, 1)			1-2 P4		0-2 F8			2-2 BLK		1-0 G6-3		2	0	0	0	0	0	1																							
Inning Stats	R: 0 E: 0 K: 0 S: 10	H: 0 LOB: 0 BB: 0 P: 15	R: 0 E: 0 K: 1 S: 8	H: 0 LOB: 0 BB: 0 P: 11	R: 0 E: 0 K: 2 S: 12	H: 0 LOB: 0 BB: 0 P: 18	R: 0 E: 0 K: 2 S: 12	H: 1 LOB: 2 BB: 0 P: 18	R: 0 E: 1 K: 0 S: 11	H: 0 LOB: 1 BB: 0 P: 15	R: 0 E: 0 K: 0 S: 5	H: 0 LOB: 0 BB: 0 P: 9	R: 0 E: 0 K: 2 S: 11	H: 1 LOB: 1 BB: 0 P: 18	R: 0 E: 0 K: 0 S: 9	H: 0 LOB: 1 BB: 1 P: 17	R: 0 E: 0 K: 2 S: 7	H: 0 LOB: 0 BB: 0 P: 12	R: 1 E: 0 K: 0 S: 8	H: 2 LOB: 1 BB: 0 P: 12	1B: 6 2B: 0 3B: 0 HR: 0	SF: 0 SAC: 1 DP: 1 HBP: 2	WP: 0 PB: 0 SB: 0 CS: 0	PA: 39																	
PITCHER	IP ERA WLS BF H R ER SO BB IBB HBP BLK WP HR S P ERA WHIP	Shawn Chacon, R 40 Brian Fuentes, L Steve Reed, R Javier López, L	(1, 1) (8, 1) (9, 1) (11, 1)	7.0 1.2 1.1 0.1	WLS 3 0 4 L	BF 25 0 3	H 3 0 2	R 0 0 1	ER 0 0 1	SO 6 0 2	BB 0 0 0	IBB 0 0 0	HBP 0 0 0	BLK 0 0 0	WP 0 0 0	HR 0 0 0	S 69 18 9 8	P 100 33 14 12	ERA 0.00 0.00 0.00 27.00	WHIP 0.429 1.200 0.000 6.000	PITCHER	IP WLS BF H R ER SO BB IBB HBP BLK WP HR S P ERA WHIP	Kevin Brown, R Eric Gagne, R Paul Quantrill, R Tom Martin, L Paul Shuey, R	(1, 1) (9, 1) (10, 1) (11, 1) (11, 1)	7.0 1.2 1.1 0.1	WLS 7 4 L 3	BF 25 0 3	H 3 0 2	R 0 0 1	ER 0 0 1	SO 6 0 2	BB 0 0 0	IBB 0 0 0	HBP 0 0 0	BLK 0 0 0	WP 0 0 0	HR 0 0 0	S 69 18 9 8	P 100 33 14 12	ERA 0.00 0.00 0.00 27.00	WHIP 0.429 1.200 0.000 6.000

Colorado Rockies @ Los Angeles Dodgers
Dodger Stadium, Los Angeles, CA
Thu Jul 24 2003, 12:10 PM PDT
Att: 33,144 - Sunny - 78 F

AB 35
R 1
H 6
RBI 1
BB 1
SO 10
LOB 10



Batter	1	2	3	4	5	6	7	8	9	10	11	12	13	14	15	AB	R	H	RBI	BB	SO	LOB	TOP									
Rickey Henderson, R OBP: 0.212, SLG: 0.375 (1, 7)																5	0	0	0	1	3	1										
Cesar Izturis, S OBP: 0.280, SLG: 0.295 (1, 6)																6	0	0	0	0	0	1										
Shawn Green, L OBP: 0.324, SLG: 0.439 (1, 9)																5	0	0	0	1	1	0										
Paul Lo Duca, R OBP: 0.363, SLG: 0.422 (1, 2)																5	0	0	0	1	0	0										
Jolbert Cabrera, R OBP: 0.327, SLG: 0.463 Alex Cora, L OBP: 0.277, SLG: 0.319 (1, 4)																5	0	1	0	0	0	0										
Jeremy Burnitz, L OBP: 0.343, SLG: 0.575 (1, 8)																6	1	1	1	0	2	3										
Adrián Beltré, R OBP: 0.277, SLG: 0.357 (1, 5)																5	0	1	0	0	2	0										
Mike Kintado, R OBP: 0.327, SLG: 0.370 (1, 3)																4	0	0	0	0	2	1										
Odalis Pérez, L Tom Martin, L Paul Shuey, R Luis Gonzalez, L Eric Gagne, R Guillermo Mota, R Bubba Crosby, L Paul Quantrill, L (1, 1)																2	0	0	0	0	0	1										
Inning Stats	R: 0 E: 0 K: 2 S: 10	H: 0 LOB: 0 BB: 0 P: 13	R: 1 ER: 0 K: 1 S: 12	H: 1 LOB: 0 BB: 0 P: 18	R: 0 ER: 0 K: 1 S: 9	H: 0 LOB: 0 BB: 1 P: 15	R: 0 ER: 0 K: 1 S: 9	H: 0 LOB: 0 BB: 0 P: 14	R: 0 ER: 0 K: 0 S: 8	H: 0 LOB: 0 BB: 0 P: 12	R: 0 ER: 0 K: 0 S: 4	H: 0 LOB: 0 BB: 0 P: 7	R: 0 ER: 0 K: 1 S: 9	H: 1 LOB: 1 BB: 0 P: 10	R: 0 ER: 0 K: 0 S: 6	H: 0 LOB: 0 BB: 0 P: 10	R: 0 ER: 0 K: 2 S: 10	H: 0 LOB: 0 BB: 0 P: 13	R: 0 ER: 0 K: 1 S: 8	H: 0 LOB: 0 BB: 0 P: 9	R: 0 ER: 0 K: 0 S: 8	H: 0 LOB: 0 BB: 0 P: 13	R: 0 ER: 0 K: 0 S: 7	H: 0 LOB: 0 BB: 0 P: 10	R: 0 ER: 0 K: 0 S: 5	H: 0 LOB: 2 BB: 2 P: 16	R: 0 ER: 0 K: 0 S: 5	H: 0 LOB: 2 BB: 0 P: 14	1B: 1 2B: 1 3B: 0 HR: 1	SF: 0 SAC: 1 DP: 0 HBP: 1	WP: 0 PB: 0 CS: 1	PA: 52
PITCHER	Randy Johnson, L ERA: 4.82 Eddie Dropesa, L ERA: 2.35 Jose Valverde, R ERA: 1.84 Matt Mantel, R ERA: 3.28 Oscar Villareal, R ERA: 2.49 (1, 1)	IP: 8.0 WLS: 28 BF: 28 H: 3 R: 1 ER: 1 SO: 6 BB: 0 IBB: 0 HBP: 0 BLK: 0 WP: 0 HR: 0 S: 70 P: 101 ERA: 1.12 WHIP: 0.500																PITCHER	Stephen Randolph, L ERA: 4.23 (15, 1)	IP: 1.0 WLS: 5 BF: 5 H: 0 R: 0 ER: 0 SO: 0 BB: 2 IBB: 0 HBP: 0 BLK: 0 WP: 0 HR: 0 S: 5 P: 14 ERA: 0.00 WHIP: 2.000												

Los Angeles Dodgers @ Arizona Diamondbacks
Bank One Ballpark, Phoenix, AZ
Fri Jul 25 2003, 10:07 PM EDT
Alt. 41,382 - Dome - 72 F

AB 46
R 1
H 3
RBI 1
BB 3
SO 11
LOB 9



Batter	1	2	3	4	5	6	7	8	9	10	11	12	13	14	15	AB	R	H	RBI	BB	SO	LOB	BOTTOM	
Matt Kata, S OBP: 0.372, SLG: 0.526 (1, 5)																4	1	1	1	1	1	0		
Alex Cintron, S OBP: 0.356, SLG: 0.467 (1, 6)																7	0	2	0	0	0	2		
Luis Gonzalez, L OBP: 0.397, SLG: 0.551 (1, 7)																5	0	2	0	2	1	3		
Shea Hillenbrand, R OBP: 0.354, SLG: 0.513 (1, 3)																6	0	1	1	1	1	5		
Steve Finley, L OBP: 0.386, SLG: 0.552 (1, 8)																6	0	1	0	0	0	3		
Junior Spivey, R OBP: 0.311, SLG: 0.432 (1, 4)																6	0	1	0	0	0	3		
Danny Bautista, R OBP: 0.311, SLG: 0.337 Craig Counsell, L OBP: 0.362, SLG: 0.339 Rod Barajas, R OBP: 0.265, SLG: 0.367 (1, 9)																3	0	1	0	0	1	1		
Chad Mottola, R Craig Counsell, L Mark Grace Oscar Villareal, L Stephen Randolph, L (9, 1)																3	0	0	0	0	1	1		
Randy Johnson, R Quinton Lundy, R Eddie Dropesa, L Jose Valverde, R Dwight Gooden, L Guillermo Mota, R (8, PH)																2	0	0	0	0	2	1		
Inning Stats	R: 0 E: 0 K: 1 S: 7	H: 0 LOB: 0 BB: 0 P: 11	R: 0 ER: 0 K: 1 S: 10	H: 0 LOB: 0 BB: 0 P: 16	R: 0 ER: 0 K: 2 S: 8	H: 1 LOB: 1 BB: 0 P: 12	R: 0 ER: 0 K: 1 S: 8	H: 1 LOB: 1 BB: 0 P: 13	R: 0 ER: 0 K: 0 S: 9	H: 1 LOB: 2 BB: 1 P: 17	R: 0 ER: 0 K: 0 S: 7	H: 0 LOB: 0 BB: 0 P: 11	R: 0 ER: 0 K: 0 S: 10	H: 1 LOB: 1 BB: 0 P: 16	R: 0 ER: 0 K: 0 S: 5	H: 2 LOB: 2 BB: 1 P: 15	R: 0 ER: 0 K: 0 S: 14	H: 2 LOB: 1 BB: 0 P: 18	R: 1 ER: 0 K: 0 S: 9	H: 2 LOB: 2 BB: 1 P: 15	1B: 8 2B: 2 3B: 1 HR: 1	SF: 0 SAC: 2 DP: 1 HBP: 0	WP: 1 PB: 0 CS: 2	PA: 59
PITCHER	Odalis Pérez, L ERA: 4.43 Tom Martin, L ERA: 3.51 Paul Shuey, R ERA: 1.9 Eric Gagne, R ERA: 1.81 Guillermo Mota, R ERA: 1.95 (1, 1)	IP: 8.0 WLS: 28 BF: 28 H: 5 R: 1 ER: 1 SO: 7 BB: 1 IBB: 0 HBP: 0 BLK: 0 WP: 0 HR: 0 S: 70 P: 105 ERA: 1.12 WHIP: 0.750																PITCHER	Paul Quantrill, R ERA: 1.75 (14, 1)	IP: 1.2 WLS: 9 BF: 9 H: 4 R: 1 ER: 1 SO: 1 BB: 0 IBB: 0 HBP: 0 BLK: 0 WP: 0 HR: 0 S: 23 P: 33 ERA: 5.40 WHIP: 2.400				

Los Angeles Dodgers @ Arizona Diamondbacks
Bank One Ballpark, Phoenix, AZ
Fri Jul 25 2003, 10:07 PM EDT
Alt. 41,382 - Dome - 72 F

AB 51
R 2
H 12
RBI 2
BB 5
SO 10
LOB 21



Batter	1	2	3	4	5	6	7	8	9	AB	R	H	RBI	BB	SO	LOB	TOP		
Dave Roberts, L (1, 8) OBP: 0.320, SLG: 0.299	G6-3		G6-3			BLK 1B		P2		4	0	1	0	0	0	1			
Cesar Izturis, S (1, 6) OBP: 0.283, SLG: 0.297	1B			F8				BB		4	0	2	0	0	1	1			
Shawn Green, L (1, 9) OBP: 0.324, SLG: 0.437	K			G6-3				K		4	0	1	0	0	2	3			
Paul Lo Duca, R (1, 3) OBP: 0.362, SLG: 0.418	K			G6-3				F9	BB	3	0	0	0	1	1	2			
Jeremy Burnitz, L (1, 7) OBP: 0.342, SLG: 0.570		G5-3			F9			P5		4	0	1	0	0	0	3			
Adrián Beltré, R (1, 5) OBP: 0.277, SLG: 0.354		P3			G5-3			G6-3		3	0	0	0	1	0	0			
David Ross, R (1, 2) Jolbert Cabrera, R (9, PH) OBP: 0.330, SLG: 0.466			K		F8			1B		3	0	0	0	0	2	3	AB 33		
Alex Cora, L (1, 4) Mike Kinkade, R (9, PH) OBP: 0.325, SLG: 0.367			G4-3			F9	G4-3	K		3	0	0	0	0	0	3	R 0		
Andy Ashby, R (1, 1) Rickey Henderson, R (8, PH) Tom Martin, L (8, 1) Bubba Crosby, L (9, PH) OBP: 0.091, SLG: 0.091			K			F7		BB 1B BB	F8	2	0	0	0	0	1	0	H 6		
Inning Stats	R: 0 E: 0 K: 2 S: 11	H: 1 LOB: 1 P: 15	R: 0 E: 0 K: 1 S: 7	H: 0 LOB: 0 BB: 0 P: 14	R: 0 E: 0 K: 1 S: 9	H: 0 LOB: 0 BB: 0 P: 14	R: 0 E: 0 K: 0 S: 8	H: 0 LOB: 0 BB: 0 P: 12	R: 0 E: 0 K: 1 S: 4	H: 1 LOB: 1 BB: 0 P: 12	R: 0 E: 0 K: 1 S: 12	H: 2 LOB: 3 BB: 1 P: 20	R: 0 E: 0 K: 1 S: 13	H: 1 LOB: 1 BB: 2 P: 28	R: 0 E: 0 K: 1 S: 13	H: 1 LOB: 1 BB: 0 P: 17	1B: 6 2B: 0 3B: 0 HR: 0	SF: 0 SAC: 0 DP: 0 HBP: 0	WP: 0 PA: 36 SB: 0 CS: 1
PITCHER	IP	WLS	BF	H	R	ER	SO	BB	IBB	HBP	BLK	WP	HR	S	P	ERA	WHIP		
Elmer Dessens, R (1, 1) ERA: 4.97	7.0	W	26	4	0	0	6	0	1	0	1	0	0	60	92	0.00	0.571		
Eddie Oropesa, L (8, 1) ERA: 2.99	0.2	H	4	1	0	0	1	1	0	0	0	0	0	9	20	0.00	3.000		
Jose Valverde, R (8, 1) ERA: 1.61	0.1	H	2	0	0	0	1	0	0	0	0	0	0	4	8	0.00	3.000		
Matt Mantei, R (9, 1) ERA: 3.16	1.0	S	4	1	0	0	1	0	0	0	0	0	0	13	17	0.00	1.000		

Los Angeles Dodgers @ Arizona Diamondbacks
Bank One Ballpark, Phoenix, AZ
Sat Jul 26 2003, 4:05 PM EDT
Att: 45,421 - Dome - 72 F

AB	33
R	0
H	6
RBI	0
BB	3
SO	8
LOB	18



Batter	1	2	3	4	5	6	7	8	9	AB	R	H	RBI	BB	SO	LOB	BOTTOM		
Craig Counsell, L (1, 5) OBP: 0.355, SLG: 0.331	G4-3		FC4-6		F8			F8		4	0	0	0	0	0	2			
Matt Kata, S (1, 4) OBP: 0.361, SLG: 0.508	G6-3		L7			G4-3		K		4	0	0	0	0	1	1			
Luis Gonzalez, L (1, 7) OBP: 0.399, SLG: 0.551	G3			G5-4-3 BB		FC5-4 1B				2	0	1	0	1	0	0			
Shea Hillenbrand, R (1, 3) OBP: 0.354, SLG: 0.511		G5-4-3 1B		G5-4-3 1B		FC5-4 1B				3	0	1	0	0	0	2			
Steve Finley, L (1, 8) OBP: 0.385, SLG: 0.550		G4-1 1B		G4-1		G4-3				3	0	1	0	0	0	1			
Alex Cintron, S (1, 6) OBP: 0.352, SLG: 0.461		G1-6-4-3			F8		G6-3			3	0	0	0	0	0	2			
David Dellucci, L (1, 9) OBP: 0.330, SLG: 0.389			K		K		G6-3			3	0	0	0	0	2	1	AB 27		
Rod Barajas, R (1, 2) OBP: 0.267, SLG: 0.366			K			3B 1B		F7		3	1	1	0	0	1	0	R 1		
Elmer Dessens, R (1, 1) OBP: 0.265, SLG: 0.313 Eddie Oropesa, L (8, 1) Jose Valverde, R (8, 1) Junior Spivey, R (8, PH) Matt Mantei, R (9, 1)						3B 1B		G6-3		1	0	1	1	1	0	0	H 5		
Inning Stats	R: 0 E: 0 K: 0 S: 6	H: 0 LOB: 0 BB: 0 P: 11	R: 0 E: 0 K: 1 S: 11	H: 2 LOB: 1 BB: 0 P: 17	R: 0 E: 1 K: 1 S: 9	H: 0 LOB: 1 BB: 1 P: 16	R: 0 E: 0 K: 0 S: 5	H: 0 LOB: 0 BB: 1 P: 9	R: 1 E: 0 K: 1 S: 10	H: 2 LOB: 1 BB: 0 P: 15	R: 0 E: 0 K: 0 S: 9	H: 1 LOB: 1 BB: 0 P: 13	R: 0 E: 0 K: 0 S: 5	H: 0 LOB: 0 BB: 0 P: 8	R: 0 E: 0 K: 1 S: 9	H: 0 LOB: 0 BB: 0 P: 15	1B: 4 2B: 0 3B: 1 HR: 0	SF: 0 SAC: 0 DP: 2 HBP: 0	WP: 0 PA: 29 SB: 0 CS: 0
PITCHER	IP	WLS	BF	H	R	ER	SO	BB	IBB	HBP	BLK	WP	HR	S	P	ERA	WHIP		
Andy Ashby, R (1, 1) ERA: 5.1	7.0	L	26	5	1	1	3	2	0	0	0	0	0	55	89	1.29	1.000		
Tom Martin, L (8, 1) ERA: 3.41	1.0		3	0	0	0	1	0	0	0	0	0	0	9	15	0.00	0.000		


Los Angeles Dodgers @ Arizona Diamondbacks
Bank One Ballpark, Phoenix, AZ
Sat Jul 26 2003, 4:05 PM EDT
Att: 45,421 - Dome - 72 F

AB	27
R	1
H	5
RBI	1
BB	2
SO	4
LOB	9




Batter	1	2	3	4	5	6	7	8	9	AB	R	H	RBI	BB	SO	LOB	TOP					
Dave Roberts, L OBP: 0.322, SLG: 0.299 (1, 8)	F7		B2					FC6-4 1B		3	0	1	0	0	0	1	Los Angeles Dodgers @ Philadelphia Phillies Veterans Stadium, Philadelphia, PA Tue Jul 29 2003, 7:05 PM EDT Att: 31,099 - Cloudy - 81 F					
Jolbert Cabrera, R OBP: 0.327, SLG: 0.457 (1, 6)	F8		G4-3		CS HBP			FC6-4 1-2f		4	0	0	0	0	1	2						
Shawn Green, L OBP: 0.327, SLG: 0.437 (1, 9)																0						
Paul Lo Duca, R OBP: 0.357, SLG: 0.411 (1, 2)	G4-3															1						
Jeremy Burnitz, L OBP: 0.337, SLG: 0.561 (1, 7)																2						
Adrian Beltré, R OBP: 0.274, SLG: 0.351 (1, 5)																2						
Larry Barnes, L OBP: 0.216, SLG: 0.250 Guillermo Mota, R OBP: 0.333, SLG: 0.833 Tom Martin, L (8, 1)																0						
Alex Cora, L OBP: 0.272, SLG: 0.312 (1, 4)																0						
Kaz Ishii, L Mike Kinkade, R OBP: 0.323, SLG: 0.364 (7, 3)																0						
Inning Stats	R: 0 H: 0 E: 0 K: 0 S: 6	H: 0 LOB: 1 BB: 1 P: 15	R: 0 H: 0 E: 0 K: 0 S: 11	H: 0 LOB: 0 BB: 0 P: 12	R: 0 H: 1 E: 0 K: 0 S: 10	H: 1 LOB: 2 BB: 0 P: 12	R: 0 H: 0 E: 0 K: 0 S: 12	H: 0 LOB: 0 BB: 0 P: 19	R: 0 H: 0 E: 0 K: 2 S: 7	H: 0 LOB: 0 BB: 0 P: 9	R: 0 H: 0 E: 0 K: 2 S: 12	H: 0 LOB: 0 BB: 0 P: 14	R: 0 H: 1 E: 0 K: 0 S: 7	H: 1 LOB: 1 BB: 0 P: 10	R: 0 H: 0 E: 0 K: 0 S: 8	H: 0 LOB: 0 BB: 0 P: 10		1B: 3 2B: 0 3B: 0 HR: 0	SF: 0 SAC: 1 DP: 0 HBP: 2	WP: 0 PB: 0 SB: 0 CS: 1	PA: 33	
PITCHER	IP	WLS	BF	H	R	ER	SO	BB	IBB	HBP	BLK	WP	HR	S	P	ERA	WHIP					
Vicente Padilla, R ERA: 3.66 Dan Plesac, L ERA: 1.71 Jose Mesa, R ERA: 5.28	(1, 1)	8.0	W	29	3	0	0	4	1	0	2	0	0	0	70	100	0.00	0.500				
	(9, 1)	0.1	H	1	0	0	0	0	0	0	0	0	0	3	4	0.00	0.000					
	(9, 1)	0.2	S	2	0	0	0	0	0	0	0	0	0	5	6	0.00	0.000					

AB	28
R	0
H	3
RBI	0
BB	1
SO	4
LOB	10



Batter	1	2	3	4	5	6	7	8	9	AB	R	H	RBI	BB	SO	LOB	BOTTOM					
Marlon Byrd, R OBP: 0.373, SLG: 0.422 (1, 8)	G5-3		F8					E S 1B		4	0	1	0	0	0	0	Los Angeles Dodgers @ Philadelphia Phillies Veterans Stadium, Philadelphia, PA Tue Jul 29 2003, 7:05 PM EDT Att: 31,099 - Cloudy - 81 F					
Nick Punto, S OBP: 0.294, SLG: 0.302 (1, 4)	K		G4-3					G6-3		4	0	0	0	0	1	1						
Jim Thome, L OBP: 0.379, SLG: 0.541 (1, 3)																2						
Mike Lieberthal, R OBP: 0.386, SLG: 0.441 (1, 2)																0						
Bobby Abreu, L OBP: 0.401, SLG: 0.496 (1, 9)																1						
11 Jimmy Rollins, S OBP: 0.319, SLG: 0.387 (1, 6)																1						
Pat Burrell, R OBP: 0.312, SLG: 0.384 (1, 7)																3						
Tomas Perez, S OBP: 0.345, SLG: 0.393 (1, 5)																0						
Vicente Padilla, R OBP: 0.163, SLG: 0.047 Ricky Ledee, L OBP: 0.335, SLG: 0.433 Dan Plesac, L Jose Mesa, R (9, 1)																0						
Inning Stats	R: 0 H: 0 E: 0 K: 2 S: 10	H: 2 LOB: 0 BB: 0 P: 14	R: 2 H: 2 E: 0 K: 2 S: 16	H: 2 LOB: 0 BB: 0 P: 29	R: 0 H: 0 E: 0 K: 0 S: 7	H: 0 LOB: 0 BB: 0 P: 11	R: 0 H: 1 E: 0 K: 2 S: 13	H: 1 LOB: 2 BB: 1 P: 21	R: 0 H: 0 E: 0 K: 1 S: 8	H: 0 LOB: 0 BB: 0 P: 11	R: 0 H: 0 E: 0 K: 0 S: 9	H: 0 LOB: 1 BB: 1 P: 16	R: 0 H: 1 E: 0 K: 1 S: 11	H: 1 LOB: 1 BB: 0 P: 16	R: 0 H: 1 E: 0 K: 0 S: 10	H: 1 LOB: 1 BB: 0 P: 17		1B: 4 2B: 0 3B: 0 HR: 1	SF: 0 SAC: 0 DP: 0 HBP: 0	WP: 0 PB: 0 SB: 1 CS: 1	PA: 30	
PITCHER	IP	WLS	BF	H	R	ER	SO	BB	IBB	HBP	BLK	WP	HR	S	P	ERA	WHIP					
Kaz Ishii, L ERA: 3.35 Guillermo Mota, R ERA: 1.9 Tom Martin, L ERA: 3.38	(1, 1)	6.0	L	23	3	2	2	7	2	0	0	0	0	0	63	102	3.00	0.833				
	(7, 1)	1.2		6	2	0	0	1	0	0	0	0	0	19	28	0.00	1.200					
	(8, 1)	0.1		1	0	0	0	0	0	0	0	0	0	2	5	0.00	0.000					

AB	28
R	2
H	5
RBI	2
BB	2
SO	8
LOB	8



Batter	1	2	3	4	5	6	7	8	9	AB	R	H	RBI	BB	SO	LOB	TOP					
Dave Roberts, L (1, 8) <small>OBP: 0.322, SLG: 0.296</small> Wilson Alvarez, L (5, 1) <small>OBP: 0.250, SLG: 0.250</small> Jason Romano, R (8, PH) <small>OBP: 0.125, SLG: 0.087</small>										2	0	0	0	1	1	2	Los Angeles Dodgers @ Philadelphia Phillies Veterans Stadium, Philadelphia, PA Thu Jul 31 2003, 7:05 PM EDT Att: 24,932 - Cloudy - 77 F					
Jolbert Cabrera, R (1, 3) <small>OBP: 0.323, SLG: 0.447</small>										5	0	1	0	0	1	5						
Shawn Green, L (1, 9) <small>OBP: 0.325, SLG: 0.432</small> Eric Gagne, R (8, 1)										3	0	0	0	1	0	2						
Jeremy Burnitz, L (1, 7) <small>OBP: 0.328, SLG: 0.545</small>										4	0	0	0	0	1	2						
Paul Lo Duca, R (1, 2) <small>OBP: 0.360, SLG: 0.423</small>										4	1	2	0	0	0	0						
Adrián Beltré, R (1, 5) <small>OBP: 0.282, SLG: 0.366</small>										4	1	1	1	0	1	2						
Alex Cora, L (1, 4) <small>OBP: 0.273, SLG: 0.310</small>										4	1	1	1	0	0	0						
Cesar Izturis, S (1, 6) <small>OBP: 0.280, SLG: 0.296</small>										4	0	1	0	0	0	1						
Odalis Perez, L (1, 1) <small>OBP: 0.028, SLG: 0.028</small> Larry Barnes, L (5, 3) <small>OBP: 0.231, SLG: 0.263</small>										2	0	0	0	0	1	1						
Inning Stats	R: 0 E: 0 K: 2 S: 7	H: 0 LOB: 1 BB: 1 P: 14	R: 1 E: 0 K: 0 S: 8	H: 1 LOB: 0 BB: 0 P: 12	R: 0 E: 0 K: 0 S: 10	H: 1 LOB: 1 BB: 0 P: 14	R: 0 E: 0 K: 0 S: 8	H: 0 LOB: 0 BB: 0 P: 11	R: 0 E: 1 K: 2 S: 16	H: 1 LOB: 2 BB: 0 P: 19	R: 0 E: 0 K: 0 S: 11	H: 0 LOB: 1 BB: 0 P: 18	R: 0 E: 0 K: 0 S: 6	H: 0 LOB: 0 BB: 0 P: 8	R: 0 E: 0 K: 0 S: 10	H: 0 LOB: 1 BB: 1 P: 16	R: 2 E: 0 K: 1 S: 22	H: 3 LOB: 2 BB: 1 P: 37	1B: 4 2B: 2 3B: 0 HR: 1	SF: 0 SAC: 0 DP: 0 HBP: 0	WP: 1 PB: 0 SB: 0 CS: 0	PA: 38
PITCHER	IP WLS BF H R ER SO BB IBB HBP BLK WP HR S P ERA WHIP																					
Brandon Duckworth, R (1, 1) <small>ERA: 4.79</small> Terry Adams, R (8, 1) <small>ERA: 2.5</small> Carlos Silva, R (9, 1) <small>ERA: 4.5</small> Mike Williams, R (9, 1) <small>ERA: 6.54</small>	7.0 W 27 4 0 0 0 1 1 0 0 0 0 1 1 66 16 1.29 0.714																					

Batter	1	2	3	4	5	6	7	8	9	AB	R	H	RBI	BB	SO	LOB	BOTTOM			
Marlon Byrd, R (1, 8) <small>OBP: 0.373, SLG: 0.418</small>										3	2	1	0	0	0	1	Los Angeles Dodgers @ Philadelphia Phillies Veterans Stadium, Philadelphia, PA Thu Jul 31 2003, 7:05 PM EDT Att: 24,932 - Cloudy - 77 F			
Placido Polanco, R (1, 4) <small>OBP: 0.365, SLG: 0.466</small>										4	1	2	3	0	0	0				
Mike Lieberthal, R (1, 2) <small>OBP: 0.386, SLG: 0.439</small>										4	0	1	1	0	1	0				
Bobby Abreu, L (1, 9) <small>OBP: 0.401, SLG: 0.492</small>										4	0	0	0	0	2	2				
Pat Burrell, R (1, 7) <small>OBP: 0.313, SLG: 0.383</small> Terry Adams, R (8, 1) Carlos Silva, R (9, 1) Mike Williams, R (9, 1)										3	1	0	0	1	3	2				
11 Jimmy Rollins, S (1, 6) <small>OBP: 0.320, SLG: 0.387</small>										4	0	1	0	0	2	1				
Todd Pratt, R (1, 3) <small>OBP: 0.402, SLG: 0.469</small>										3	1	1	0	1	2	1				
Tomas Perez, S (1, 5) <small>OBP: 0.339, SLG: 0.402</small>										4	1	1	3	0	2	2				
Brandon Duckworth, R (1, 1) <small>OBP: 0.250, SLG: 0.217</small> Jason Michaels, R (7, PH) <small>OBP: 0.351, SLG: 0.514</small>										2	1	1	0	0	0	1				
Inning Stats	R: 0 E: 0 K: 1 S: 8	H: 0 LOB: 0 BB: 0 P: 14	R: 0 E: 0 K: 3 S: 11	H: 0 LOB: 0 BB: 0 P: 16	R: 0 E: 0 K: 0 S: 17	H: 0 LOB: 1 BB: 1 P: 26	R: 0 E: 0 K: 0 S: 6	H: 0 LOB: 0 BB: 0 P: 9	R: 6 E: 0 K: 1 S: 21	H: 5 LOB: 0 BB: 1 P: 31	R: 0 E: 0 K: 3 S: 12	H: 1 LOB: 1 BB: 0 P: 18	R: 1 E: 0 K: 2 S: 15	H: 2 LOB: 2 BB: 0 P: 19	R: 0 E: 0 K: 2 S: 10	H: 0 LOB: 0 BB: 0 P: 13	1B: 6 2B: 0 3B: 0 HR: 2	SF: 0 SAC: 0 DP: 0 HBP: 1	WP: 0 PB: 1 SB: 0 CS: 0	PA: 35
PITCHER	IP WLS BF H R ER SO BB IBB HBP BLK WP HR S P ERA WHIP																			
Odalis Perez, L (1, 1) <small>ERA: 4.7</small> Wilson Alvarez, L (5, 1) <small>ERA: 3.56</small> Eric Gagne, R (8, 1) <small>ERA: 1.73</small>	4.1 L 20 3 1 1 5 0 0 0 0 0 0 0 31 42 3.38 1.125																			

AB 35
R 3
H 7
RBI 3
BB 3
SO 5
LOB 15



AB 32
R 7
H 8
RBI 7
BB 2
SO 12
LOB 10



Batter	1	2	3	4	5	6	7	8	9	AB	R	H	RBI	BB	SO	LOB	TOP			
Dave Roberts, L (1, 8) OBP: 0.324, SLG: 0.300	0-1 E S 1B		0-1 CS 1B		0-1 G6-3		3-2 G4-3			4	0	2	0	0	0	0	Los Angeles Dodgers @ Atlanta Braves Turner Field, Atlanta, GA Fri Aug 01 2003, 7:35 PM EDT Att: 37,951 - Cloudy - 84 F			
Jolbert Cabrera, R (1, 3) OBP: 0.318, SLG: 0.438	2-1 G1-3		3-3 K			1-0 P4		1-3 K		4	0	0	0	0	2	2				
Shawn Green, L (1, 9) OBP: 0.329, SLG: 0.434	4-1 BB		4-2 BB			0-1 G3		1-2 BB		2	0	1	0	2	0	0				
Jeremy Burnitz, L (1, 7) OBP: 0.330, SLG: 0.541	0-3 K		3-3 K			4-1 1B		4-2 BB		2	0	0	0	2	2	3				
Jason Romano, R (8, 7) OBP: 0.125, SLG: 0.087										0	0	0	0	0	0	0				
Paul Lo Duca, R (1, 2) OBP: 0.362, SLG: 0.422	2-2 E6				0-0 F9		1-0 BB	4-1 BB		3	0	1	0	1	0	2				
Adrián Beltré, R (1, 5) OBP: 0.281, SLG: 0.363	1-1 FC6-4				0-1 G5-3		4-0 BB	1-2 BB		3	0	0	0	1	0	6				
Alex Cora, L (1, 4) OBP: 0.270, SLG: 0.307		1-2 F8			1-1 G1-3		0-3 K		2-2 F9	3	0	0	0	0	1	3				
Guillermo Mota, R (6, 1) OBP: 0.333, SLG: 0.833										0	0	0	0	0	0	0				
Paul Quantrill, L (8, 1) OBP: 0.231, SLG: 0.351										1	0	0	0	0	0	0				
Rickey Henderson, R (9, PH) OBP: 0.231, SLG: 0.351										0	0	0	0	0	0	0				
Cesar Izturis, S (1, 6) OBP: 0.276, SLG: 0.294		0-0 L7				1-2 G3		3-2 G4-3		3	0	0	0	0	0	0				
Mike Kinkade, R (9, PH) OBP: 0.319, SLG: 0.359										1	0	0	0	0	0	0				
Hideo Nomo, R (1, 1) OBP: 0.212, SLG: 0.245										1	0	0	0	0	0	0				
Wilson Alvarez, L (3, 1) OBP: 0.222, SLG: 0.222										1	0	0	0	0	1	0				
Robin Ventura, L (6, 3) OBP: 0.342, SLG: 0.389										2	0	0	0	0	1	0				
Inning Stats	R: 0 E: 1 K: 1 S: 14	H: 1 LOB: 3 BB: 1 P: 22	R: 0 E: 0 K: 0 S: 6	H: 0 LOB: 0 BB: 0 P: 7	R: 0 E: 0 K: 2 S: 11	H: 1 LOB: 1 BB: 1 P: 20	R: 0 E: 0 K: 0 S: 5	H: 0 LOB: 0 BB: 0 P: 6	R: 0 E: 0 K: 1 S: 9	H: 1 LOB: 3 BB: 2 P: 12	R: 0 E: 0 K: 1 S: 8	H: 0 LOB: 0 BB: 0 P: 16	R: 0 E: 0 K: 1 S: 12	H: 1 LOB: 2 BB: 0 P: 25	R: 0 E: 0 K: 0 S: 7	H: 0 LOB: 0 BB: 0 P: 9	1B: 3 2B: 1 3B: 0 HR: 0	SF: 0 SAC: 0 DP: 1 HBP: 0	WP: 0 PB: 0 SB: 1 CS: 1	PA: 36
PITCHER	IP WLS BF H R ER SO BB IBB HBP BLK WP HR S P ERA WHIP																			
Greg Maddux, R (1, 1) ERA: 4.4	5.0 W 19 2 0 0 4 2 0 0 0 0 0 0 45 67 0.00 0.800																			
Ray King, L (6, 1) ERA: 3.89	2.0 H 9 1 0 0 2 2 0 0 0 0 0 0 9 19 0.00 1.500																			
Roberto Hernandez, R (8, 1) ERA: 4.37	0.1 H 4 1 0 0 1 2 0 0 0 0 0 0 9 19 0.00 9.000																			
Kevin Gryboski, R (8, 1) ERA: 4.3	0.2 H 1 0 0 0 0 0 0 0 0 0 0 0 3 6 0.00 0.000																			
29 John Smoltz, R (9, 1) ERA: 0.8	1.0 S 3 0 0 0 0 0 0 0 0 0 0 0 7 9 0.00 0.000																			

AB 30
R 0
H 4
RBI 0
BB 6
SO 7
LOB 16



Batter	1	2	3	4	5	6	7	8	9	AB	R	H	RBI	BB	SO	LOB	BOTTOM			
Rafael Furcal, S (1, 6) OBP: 0.343, SLG: 0.450	1-2 F9		0-0 B3		4-2 CS BB			1-1 F7		3	0	0	0	1	0	0	Los Angeles Dodgers @ Atlanta Braves Turner Field, Atlanta, GA Fri Aug 01 2003, 7:35 PM EDT Att: 37,951 - Cloudy - 84 F			
Marcus Giles, R (1, 4) OBP: 0.384, SLG: 0.511	3-2 F8		1-3 K		1-1 CS	2-2 G6-3		2-2 G5-3		4	0	0	0	0	1	0				
Gary Sheffield, R (1, 9) OBP: 0.425, SLG: 0.588	3-1 BB		2-1 F8			1-1 G6-3		1-1 G6-3		4	0	1	0	0	0	0				
10 Chipper Jones, S (1, 7) OBP: 0.389, SLG: 0.484					0-1 G3		0-3 K			3	1	1	0	0	1	0				
Andrew Jones, R (1, 8) OBP: 0.365, SLG: 0.541						2-2 F8				2	1	1	1	0	0	1				
Darren Bragg, L (5, 8) OBP: 0.291, SLG: 0.262										0	0	0	0	1	0	0				
Robert Fick, L (1, 3) OBP: 0.367, SLG: 0.489					0-0 G3		2-1 G4-3		0-2 K	3	0	1	1	0	1	1				
Vinny Castilla, R (1, 5) OBP: 0.320, SLG: 0.481										3	0	2	0	0	0	1				
Henry Blanco, R (1, 2) OBP: 0.259, SLG: 0.290										3	0	1	0	0	0	2				
Greg Maddux, R (1, 1) ERA: 2.67	2.0 L 9 4 1 1 1 2 0 0 0 0 0 0 21 32 4.50 2.000																			
Wilson Alvarez, L (3, 1) ERA: 3.51	3.0 10 2 1 1 2 1 0 0 0 0 0 0 27 43 3.00 1.000																			
Guillermo Mota, R (6, 1) ERA: 1.83	2.0 8 1 0 0 3 1 0 0 0 0 0 0 24 33 0.00 1.000																			
Paul Quantrill, R (8, 1) ERA: 1.69	1.0 3 0 0 0 0 0 0 0 0 0 0 0 7 11 0.00 0.000																			
Inning Stats	R: 0 E: 0 K: 0 S: 9	H: 1 LOB: 1 BB: 0 P: 16	R: 1 E: 0 K: 1 S: 12	H: 3 LOB: 2 BB: 0 P: 16	R: 0 E: 0 K: 1 S: 6	H: 0 LOB: 0 BB: 0 P: 9	R: 1 E: 0 K: 0 S: 10	H: 2 LOB: 0 BB: 0 P: 15	R: 0 E: 0 K: 1 S: 11	H: 0 LOB: 0 BB: 1 P: 19	R: 0 E: 0 K: 1 S: 9	H: 0 LOB: 0 BB: 0 P: 12	R: 0 E: 0 K: 2 S: 15	H: 1 LOB: 2 BB: 1 P: 21	R: 0 E: 0 K: 0 S: 7	H: 0 LOB: 0 BB: 0 P: 11	1B: 5 2B: 1 3B: 0 HR: 1	SF: 0 SAC: 0 DP: 0 HBP: 0	WP: 0 PB: 0 SB: 0 CS: 1	PA: 31
PITCHER	IP WLS BF H R ER SO BB IBB HBP BLK WP HR S P ERA WHIP																			
Hideo Nomo, R (1, 1) ERA: 2.67	2.0 L 9 4 1 1 1 2 0 0 0 0 0 0 21 32 4.50 2.000																			
Wilson Alvarez, L (3, 1) ERA: 3.51	3.0 10 2 1 1 2 1 0 0 0 0 0 0 27 43 3.00 1.000																			
Guillermo Mota, R (6, 1) ERA: 1.83	2.0 8 1 0 0 3 1 0 0 0 0 0 0 24 33 0.00 1.000																			
Paul Quantrill, R (8, 1) ERA: 1.69	1.0 3 0 0 0 0 0 0 0 0 0 0 0 7 11 0.00 0.000																			

AB 28
R 2
H 7
RBI 2
BB 2
SO 6
LOB 9



Batter	1	2	3	4	5	6	7	8	9	AB	R	H	RBI	BB	SO	LOB	TOP											
D'Angelo Jimenez, S OBP: 0.349, SLG: 0.420	G6-3		FC4-2 SH1-3 BB 1B		L8		HR		K	5	2	2	1	0	1	0	Cincinnati Reds @ Los Angeles Dodgers Dodger Stadium, Los Angeles, CA Thu Aug 07 2003, 7:10 PM PDT Att: 30,625 - Sunny - 77 F											
Ray Olmedo, S OBP: 0.308, SLG: 0.324	G6-3		SH1-3		K		B1-3			3	0	0	0	0	1	0												
Sean Casey, L OBP: 0.355, SLG: 0.417	L8		FC4-2 BB BB 2-3 3-H		BB BB 1B		G4-3			4	0	1	0	0	0	2												
Adam Dunn, L OBP: 0.353, SLG: 0.468		F9	BB BB 1-2 BB		BB BB		K			2	0	0	0	2	1	0												
Brandon Larson, R OBP: 0.213, SLG: 0.156		HR	BB BB 1-2 2-3 3-H BB		BB BB		G6-3			2	1	1	2	2	0	0												
Jason LaRue, R OBP: 0.338, SLG: 0.477	G5-3		K		FC5-4 1-2 2-3 BB		K			4	0	0	0	0	2	6												
Ruben Mateo, R OBP: 0.317, SLG: 0.370	1B				G5-3		G1-3			4	0	1	0	0	0	0												
Mark Budzinski, L	G4-3				F7		K2-3			4	0	0	0	0	2	1												
Paul Wilson, R OBP: 0.136, SLG: 0.143			SH1-3 FC4-2 1B		P4		K			3	0	1	0	0	1	0												
Kent Mercker, L										0	0	0	0	0	0	0												
Russell Branyan, L OBP: 0.373, SLG: 0.536										1	0	0	0	0	1	0												
Inning Stats	R: 0 E: 0 K: 0 S: 6	H: 0 LOB: 0 BB: 0 P: 8	R: 1 E: 0 K: 0 S: 11	H: 2 LOB: 1 BB: 0 P: 16	R: 1 E: 0 K: 1 S: 12	H: 2 LOB: 3 BB: 2 P: 24	R: 0 E: 0 K: 2 S: 9	H: 0 LOB: 0 BB: 0 P: 12	R: 0 E: 0 K: 1 S: 12	H: 1 LOB: 3 BB: 2 P: 23	R: 1 E: 0 K: 1 S: 8	H: 1 LOB: 0 BB: 0 P: 13	R: 0 E: 0 K: 1 S: 7	H: 0 LOB: 0 BB: 0 P: 9	R: 0 E: 0 K: 3 S: 9	H: 0 LOB: 0 BB: 0 P: 13	1B: 4 2B: 0 3B: 0 HR: 2	SF: 0 SAC: 1 DP: 0 HBP: 0	WP: 0 PB: 0 SB: 0 CS: 0	PA: 37								
PITCHER	IP	WLS	BF	H	R	ER	SO	BB	IBB	HBP	BLK	WP	HR	S	P	ERA	WHIP											
Hideo Nomo, R ERA: 2.73	(1, 1)	6.1	W	29	6	3	3	4	4	0	0	0	0	2	56	94	4.26	1.579										
Tom Martin, L ERA: 3.32	(7, 1)	0.2	H	2	0	0	0	1	0	0	0	0	0	0	5	7	0.00	0.000										
Paul Quantrill, R ERA: 1.58	(8, 1)	1.0	H	3	0	0	0	1	0	0	0	0	0	0	7	9	0.00	0.000										
Eric Gagne, R ERA: 1.61	(9, 1)	1.0	S	3	0	0	0	3	0	0	0	0	0	0	9	13	0.00	0.000										

AB	32
R	3
H	6
RBI	3
BB	4
SO	9
LOB	9



Batter	1	2	3	4	5	6	7	8	9	AB	R	H	RBI	BB	SO	LOB	BOTTOM												
Dave Roberts, L OBP: 0.322, SLG: 0.295	S 2B BB			G6-3		P6		B3		3	1	0	0	2	0	0	Cincinnati Reds @ Los Angeles Dodgers Dodger Stadium, Los Angeles, CA Thu Aug 07 2003, 7:10 PM PDT Att: 30,625 - Sunny - 77 F												
Cesar Izturis, S OBP: 0.280, SLG: 0.296	B2-3	P5		1B BB		G6-3		1B		4	1	1	0	1	0	4													
Shawn Green, L OBP: 0.331, SLG: 0.437	2B		G1-3	G5-3 1B		F9		L7		5	0	2	1	0	0	1													
Jeromy Burnitz, L OBP: 0.327, SLG: 0.537	K		E 2B BB	G5-3 1B		F7				3	1	1	1	1	1	1													
Paul Lo Duca, R OBP: 0.357, SLG: 0.423	F8		FC4 2B	G5-3		F8	2B			4	1	1	0	0	0	4													
Robin Ventura, L OBP: 0.350, SLG: 0.399		1B 1B	K	F9		F8				4	0	1	0	0	1	5													
Adrian Beltré, R OBP: 0.286, SLG: 0.375		G5-2-3 1B	FC5		K		IBB			3	0	2	2	1	1	0													
Alex Cora, L OBP: 0.273, SLG: 0.319		G5-2-3 1B		IBB		F8		L7		3	0	1	0	1	0	2													
Hideo Nomo, R OBP: 0.200, SLG: 0.231	(1, 1)	6.1	L	32	8	4	2	4	4	0	0	0	0	0	0	0	Cincinnati Reds @ Los Angeles Dodgers Dodger Stadium, Los Angeles, CA Thu Aug 07 2003, 7:10 PM PDT Att: 30,625 - Sunny - 77 F												
Tom Martin, L ERA: 3.32	(7, 1)	0.2	H	2	0	0	0	1	0	0	0	0	0	0	0	0													
Paul Quantrill, L ERA: 1.58	(8, 1)	1.0	H	3	0	0	0	1	0	0	0	0	0	0	0	0													
Rickey Henderson, R OBP: 0.250, SLG: 0.381	(8, PH)									1	0	0	0	0	0	0													
Eric Gagne, R ERA: 1.61	(9, 1)	1.0	S	3	0	0	0	3	0	0	0	0	0	0	0	0													
Inning Stats	R: 1 E: 0 K: 1 S: 7	H: 1 LOB: 1 BB: 1 P: 15	R: 0 E: 0 K: 0 S: 14	H: 3 LOB: 3 BB: 1 P: 24	R: 2 E: 1 K: 1 S: 9	H: 1 LOB: 2 BB: 2 P: 22	R: 1 E: 0 K: 0 S: 12	H: 2 LOB: 2 BB: 1 P: 21	R: 0 E: 0 K: 2 S: 8	H: 0 LOB: 0 BB: 0 P: 11	R: 0 E: 0 K: 0 S: 9	H: 0 LOB: 0 BB: 0 P: 12	R: 0 E: 0 K: 0 S: 6	H: 1 LOB: 2 BB: 1 P: 15	R: 0 E: 0 K: 0 S: 6	H: 1 LOB: 1 BB: 0 P: 9		1B: 6 2B: 3 3B: 0 HR: 0	SF: 0 SAC: 0 DP: 1 HBP: 0	WP: 0 PB: 0 SB: 1 CS: 0	PA: 39								
PITCHER	IP	WLS	BF	H	R	ER	SO	BB	IBB	HBP	BLK	WP	HR	S	P	ERA		WHIP											
Paul Wilson, R ERA: 5.11	(1, 1)	6.1	L	32	8	4	2	4	4	0	0	0	0	0	0	8		16	0.00	0.600									
Kent Mercker, L ERA: 2.45	(7, 1)	1.2	H	7	1	0	0	0	0	1	0	0	0	0	0	0	0	0	0	0	0	0	0						



Batter	1	2	3	4	5	6	7	8	9	AB	R	H	RBI	BB	SO	LOB	TOP											
Kenny Lofton, L OBP: 0.330, SLG: 0.435	1-1 G4-3		2-1 L3		2-3 K			1-1 G1-3		4	0	0	0	0	1	1												
Ramon Martinez, R OBP: 0.351, SLG: 0.412	0-3 K		0-1 1B		0-2 F9			3-2 G4-3		4	0	1	0	0	1	1												
Sammy Sosa, R OBP: 0.387, SLG: 0.579	4-2 BB		1-0 1B			2-2 G6-3			2-3 K	3	0	1	0	1	1	0												
Moises Alou, R OBP: 0.362, SLG: 0.492	3-3 K		1-3 K			0-2 F9			2-3 K	4	0	0	0	0	3	3												
16 Aramis Ramirez, R OBP: 0.317, SLG: 0.437		2-1 HR		1-0 P4		2-2 G5-3			1-1 F7	4	1	1	1	0	0	0												
Eric Karros, R OBP: 0.373, SLG: 0.494		2-1 G5-3		0-0 L4			1-0 F9			3	0	0	0	0	0	0												
Alex Gonzalez, R OBP: 0.283, SLG: 0.396		0-0 P3		3-2 G6-3			2-3 K			3	0	0	0	0	1	0												
Paul Bako, L OBP: 0.287, SLG: 0.281		2-2 G6-3			4-1 SH3-4 BB		0-0 G3-1			2	0	0	0	1	0	0												
Shawn Estes, R OBP: 0.176, SLG: 0.273			2-3 K		0-1 SH3-4			1-2 P4		1	0	0	0	0	1	0												
Doug Glanville, R OBP: 0.290, SLG: 0.350										1	0	0	0	0	0	0												
Mike Remlinger, L OBP: 0.290, SLG: 0.350										0	0	0	0	0	0	0												
Inning Stats	R: 0 E: 0 K: 2 S: 10	H: 0 LOB: 1 BB: 1 P: 18	R: 1 E: 0 K: 0 S: 9	H: 1 LOB: 0 BB: 0 P: 15	R: 0 E: 0 K: 2 S: 11	H: 2 LOB: 2 BB: 0 P: 17	R: 0 E: 0 K: 0 S: 7	H: 0 LOB: 1 BB: 1 P: 11	R: 0 E: 0 K: 1 S: 10	H: 0 LOB: 0 BB: 0 P: 13	R: 0 E: 0 K: 1 S: 5	H: 0 LOB: 0 BB: 0 P: 8	R: 0 E: 0 K: 0 S: 10	H: 0 LOB: 0 BB: 0 P: 15	R: 0 E: 0 K: 2 S: 9	H: 0 LOB: 0 BB: 0 P: 14	1B: 2 2B: 0 3B: 0 HR: 1	SF: 0 SAC: 1 DP: 0 HBP: 0	WP: 0 PB: 0 SB: 0 CS: 0	PA: 32								
PITCHER	IP	WLS	BF	H	R	ER	SO	BB	IBB	HBP	BLK	WP	HR	S	P	ERA	WHIP											
Andy Ashby, R ERA: 5.2	5.0	W	20	3	1	1	5	2	0	0	0	0	0	1	47	77	1.80	1.000										
Guillermo Mota, R ERA: 1.72	2.1	H	7	0	0	0	1	0	0	0	0	0	0	0	18	26	0.00	0.000										
Tom Martin, L ERA: 3.29	0.1	H	1	0	0	0	0	0	0	0	0	0	0	2	3	0.00	0.000											
Paul Quantrill, R ERA: 1.57	0.1	H	1	0	0	0	0	0	0	0	0	0	0	4	7	0.00	0.000											
Eric Gagne, R ERA: 1.58	1.0	S	3	0	0	0	2	0	0	0	0	0	0	9	14	0.00	0.000											

Chicago Cubs @ Los Angeles Dodgers
Dodger Stadium, Los Angeles, CA
Fri Aug 08 2003, 7:10 PM PDT
Att: 52,911 - Sunny - 76 F

AB	29
R	1
H	3
RBI	1
BB	2
SO	8
LOB	5



Batter	1	2	3	4	5	6	7	8	9	AB	R	H	RBI	BB	SO	LOB	BOTTOM											
Rickey Henderson, R OBP: 0.271, SLG: 0.378	1-0 BB 1B	4-2 BB		2-3 K		2-1 L4				3	0	1	0	1	1	2												
Dave Roberts, L OBP: 0.322, SLG: 0.295				1-2 K						0	0	0	0	0	0	0												
Paul Lo Duca, R OBP: 0.359, SLG: 0.422	0-0 BB 1B	1-1 G6-3		4-1 BB		1-2 G6-3				3	0	1	0	1	0	2												
Shawn Green, L OBP: 0.332, SLG: 0.437	4-2 BB 1B		0-0 S 1B	0-1 G1-3			1-3 K			3	0	1	0	1	1	3												
Jeremy Burnitz, L OBP: 0.327, SLG: 0.532	1-0 P6		2-3 K		4-2 HR BB		2-1 G4-3			3	1	0	0	1	1	4												
Adrian Beltré, R OBP: 0.286, SLG: 0.382	2-2 G5-4-3		0-0 F9		2-1 HR		0-0 G4-3			4	1	1	2	0	0	4												
Robin Ventura, L OBP: 0.348, SLG: 0.397		0-1 E6 2B SF9	1-3 K		0-0 G5-4-3 1B		0-3 K			4	1	1	0	0	2	1												
Jolbert Cabrera, R OBP: 0.220, SLG: 0.436		2-1 BB		0-0 F9 1B	1-1 G5-4-3		3-1 P3			4	0	2	0	0	0	1												
Alex Cora, L OBP: 0.273, SLG: 0.319		1-3 2B		1-2 1B	1-2 1B					0	0	0	0	0	0	0												
Cesar Izturis, S OBP: 0.280, SLG: 0.296		2-1 SF9		1-0 S 1B	1-0 F8		0-3 K			3	0	1	1	0	1	0												
Andy Ashby, R ERA: 5.53		3-H K		0-2 F9		1-3 K				2	0	0	0	0	1	3												
Guillermo Mota, R ERA: 1.72										1	0	0	0	0	1	0												
Tom Martin, L ERA: 3.29										0	0	0	0	0	0	0												
Paul Quantrill, L ERA: 1.57										0	0	0	0	0	0	0												
Eric Gagne, R ERA: 1.58										0	0	0	0	0	0	0												
Inning Stats	R: 0 E: 0 K: 0 S: 8	H: 2 LOB: 2 BB: 1 P: 16	R: 1 E: 1 K: 1 S: 13	H: 1 LOB: 2 BB: 1 P: 22	R: 0 E: 0 K: 2 S: 8	H: 1 LOB: 1 BB: 0 P: 11	R: 0 E: 0 K: 1 S: 11	H: 2 LOB: 3 BB: 1 P: 18	R: 2 E: 0 K: 0 S: 9	H: 2 LOB: 0 BB: 1 P: 17	R: 0 E: 0 K: 1 S: 8	H: 0 LOB: 0 BB: 0 P: 12	R: 0 E: 0 K: 1 S: 6	H: 0 LOB: 0 BB: 0 P: 9	R: 0 E: 0 K: 2 S: 8	H: 0 LOB: 0 BB: 0 P: 11	1B: 6 2B: 1 3B: 0 HR: 1	SF: 1 SAC: 0 DP: 2 HBP: 0	WP: 0 PB: 0 SB: 2 CS: 0	PA: 35								
PITCHER	IP	WLS	BF	H	R	ER	SO	BB	IBB	HBP	BLK	WP	HR	S	P	ERA	WHIP											
Shawn Estes, L ERA: 5.53	7.0	L	32	8	3	2	6	4	0	0	0	0	0	1	63	105	2.57	1.714										
Mike Remlinger, L ERA: 3.98	1.0		3	0	0	0	2	0	0	0	0	0	0	8	11	0.00	0.000											

Chicago Cubs @ Los Angeles Dodgers
Dodger Stadium, Los Angeles, CA
Fri Aug 08 2003, 7:10 PM PDT
Att: 52,911 - Sunny - 76 F

AB	30
R	3
H	8
RBI	3
BB	4
SO	8
LOB	20



Batter	1	2	3	4	5	6	7	8	9	AB	R	H	RBI	BB	SO	LOB	TOP	
Doug Glanville, R OBP: 0.289, SLG: 0.348 (1, 8)	2-1 CS 1B		0-1 G5-3			0-1 P4		1-2 F9	4 0 1 0 0 0 0									
Ramon Martinez, R OBP: 0.354, SLG: 0.414 (1, 4)	2-2 SAFE SAFE 1B			3-2 1B		1-1 P4		1-1 G5-3	4 0 2 0 0 0 0									
Sammy Sosa, R OBP: 0.386, SLG: 0.574 (1, 9)	2-1 G6-4-3 1-2			1-3 K			1-0 P3	3-2 HBP	3 0 0 0 0 1 2									
Moises Alou, R OBP: 0.359, SLG: 0.487 (1, 7)		1-1 P6		1-3 K			0-1 L1	2-3 K	4 0 0 0 0 2 2									
16 Aramis Ramirez, R OBP: 0.317, SLG: 0.436 (1, 5)		1-2 E8 G6-3 1B		2-0 F9			1-2 F9		3 0 1 0 0 0 1									
Eric Karros, R OBP: 0.369, SLG: 0.488 (1, 3)		1-2 G6-3			2-3 K			1-3 K	3 0 0 0 0 2 1									
Alex Gonzalez, R OBP: 0.282, SLG: 0.393 (1, 6)				2-3 K				2-3 K	3 0 0 0 0 3 1									
Damian Miller, R OBP: 0.314, SLG: 0.357 (1, 2)				1-2 F9		0-0 G1-3		1-2 HR	3 1 1 1 0 0 0									
Matt Clement, R Hee Seop Choi, L Antonio Alfonseca, R Mark Guthrie, R Troy O'Leary, L Dave Veres, R (1, 1) (5, PH) (5, L) (7, L) (8, PH) (8, L)				0-0 G6-3		3-3 K		3-1 G4-3	1 0 0 0 0 0 0 1 0 0 0 0 1 0 0 0 0 0 0 0 0 0 0 0 0 0 0 0 1 0 0 0 0 0 0 0 0 0 0 0 0 0									
Inning Stats	R: 0 H: 2 E: 0 K: 0 S: 7	WLS: 2 BF: 23 LOB: 0 BB: 0 P: 13	R: 0 H: 1 E: 1 K: 1 S: 11	WLS: 1 BF: 14 LOB: 1 BB: 0 P: 10	R: 0 H: 0 E: 0 K: 0 S: 6	WLS: 0 BF: 7 LOB: 0 BB: 0 P: 7	R: 0 H: 1 E: 0 K: 2 S: 10	WLS: 1 BF: 17 LOB: 1 BB: 0 P: 17	R: 0 H: 0 E: 0 K: 1 S: 13	WLS: 0 BF: 8 LOB: 0 BB: 0 P: 8	R: 1 H: 1 E: 0 K: 2 S: 11	WLS: 1 BF: 18 LOB: 0 BB: 0 P: 18	R: 0 H: 0 E: 0 K: 1 S: 12	WLS: 0 BF: 19 LOB: 1 BB: 0 P: 19	1B: 4 2B: 0 3B: 0 HR: 1	SF: 0 SAC: 0 DP: 1 HBP: 1	WP: 0 PA: 31 PB: 0 SB: 0 CS: 1	
PITCHER	IP WLS BF H R ER SO BB IBB HBP BLK WP HR S P ERA WHIP	IP WLS BF H R ER SO BB IBB HBP BLK WP HR S P ERA WHIP																
Wilson Alvarez, L ERA: 2.9 (1, 1)	7.0 W 23 4 0 0 6 0 0 0 0 0 0 62 89 0.00 0.571	2.0 8 1 1 1 3 0 0 1 0 0 1 23 37 4.50 0.500																

Chicago Cubs @ Los Angeles Dodgers
Dodger Stadium, Los Angeles, CA
Sat Aug 09 2003, 7:10 PM PDT
Att: 54,181 - Sunny - 83 F

AB	30
R	1
H	5
RBI	1
BB	0
SO	9
LOB	7



Batter	1	2	3	4	5	6	7	8	9	AB	R	H	RBI	BB	SO	LOB	BOTTOM		
Dave Roberts, L OBP: 0.331, SLG: 0.313 (1, 8)	3-2 IHR	2-2 CS 1B		4-2 BB		4-1 G5-4-3 BB			2 1 2 1 2 0 0										
Paul Lo Duca, R OBP: 0.358, SLG: 0.421 (1, 2)	0-3 K	1-0 CS	0-2 F9 BB G3-1 1B	0-3 K		2-0 G5-4-3 1-2			4 1 1 0 0 2 4										
Shawn Green, L OBP: 0.333, SLG: 0.435 (1, 9)	4-2 1B SF9 BB		4-0 G3-1 F9 BB	2-1 G1-3			1-1 G6-3		2 1 0 0 2 0 2										
Jeremy Burnitz, L OBP: 0.326, SLG: 0.529 (1, 7)	0-0 HR 1B		1-2 F9		1-1 L3		0-0 F8		4 1 1 0 0 0 2										
Adrián Beltré, R OBP: 0.286, SLG: 0.380 (1, 5)	0-1 SF9		4-0 G3-1 BB		1-2 F7		2-2 G5-3		2 0 0 1 1 0 0										
Robin Ventura, L OBP: 0.347, SLG: 0.405 (1, 3)	3-H HR		0-1 G3-1		0-3 K			2-2 F8	4 1 1 3 0 1 2										
Jolbert Cabrera, R OBP: 0.319, SLG: 0.437 (1, 4)	2-2 G5-3		2-2 K2-3			1-1 1B 2B		1-2 G4-3	4 1 1 0 0 1 2										
Alex Cora, L OBP: 0.273, SLG: 0.318 (1, 6)		2-2 G4-3		0-2 F8		1-0 2H 1B		2-3 K2-3	4 0 1 1 0 1 0										
Wilson Alvarez, L OBP: 0.250, SLG: 0.250 Paul Shuey, R (1, 1) (8, 1)		1-1 G6-3		0-0 BB 1B		0-3 K			3 0 1 0 0 1 1 0 0 0 0 0 0 0										
Inning Stats	R: 4 H: 3 E: 0 K: 1 S: 16	WLS: 3 BF: 24 LOB: 1 BB: 1 P: 26	R: 0 H: 1 E: 0 K: 0 S: 9	WLS: 1 BF: 15 LOB: 0 BB: 0 P: 15	R: 1 H: 1 E: 0 K: 1 S: 12	WLS: 1 BF: 21 LOB: 2 BB: 1 P: 21	R: 0 H: 1 E: 0 K: 1 S: 11	WLS: 1 BF: 17 LOB: 2 BB: 1 P: 17	R: 0 H: 0 E: 0 K: 1 S: 9	WLS: 0 BF: 11 LOB: 0 BB: 0 P: 11	R: 1 H: 2 E: 0 K: 0 S: 8	WLS: 2 BF: 16 LOB: 1 BB: 1 P: 16	R: 0 H: 0 E: 0 K: 0 S: 7	WLS: 0 BF: 10 LOB: 0 BB: 0 P: 10	R: 0 H: 0 E: 0 K: 1 S: 11	WLS: 0 BF: 16 LOB: 0 BB: 0 P: 16	1B: 5 2B: 1 3B: 0 HR: 2	SF: 1 SAC: 0 DP: 1 HBP: 0	WP: 0 PA: 36 PB: 0 SB: 0 CS: 1
PITCHER	IP WLS BF H R ER SO BB IBB HBP BLK WP HR S P ERA WHIP	IP WLS BF H R ER SO BB IBB HBP BLK WP HR S P ERA WHIP																	
Matt Clement, R ERA: 4.88 Antonio Alfonseca, R ERA: 5.12 Mark Guthrie, L ERA: 1.86 Dave Veres, R ERA: 3.74 (1, 1) (6, 1) (7, 1) (8, 1)	5.0 L 24 6 5 5 4 1 0 0 0 0 0 8 16 9.00 3.000	1.0 3 0 0 0 0 0 0 0 0 0 0 0 7 10 0.00 0.000	1.0 3 0 0 0 1 0 0 0 0 0 0 0 11 16 0.00 0.000																

Chicago Cubs @ Los Angeles Dodgers
Dodger Stadium, Los Angeles, CA
Sat Aug 09 2003, 7:10 PM PDT
Att: 54,181 - Sunny - 83 F

AB	29
R	6
H	8
RBI	6
BB	5
SO	6
LOB	13



Batter	1	2	3	4	5	6	7	8	9	AB R H RBI BB SO LOB	TOP									
Kenny Lofton, L (1, 8) OBP: 0.331, SLG: 0.434	1-0 HR 1B		0-0 P4		4-0 BB			2-1 L8		3 1 1 0 1 0 0	Chicago Cubs @ Los Angeles Dodgers Dodger Stadium, Los Angeles, CA Sun Aug 10 2003, 1:10 PM PDT Att: 51,729 - Sunny - 92 F									
Ramon Martinez, R (1, 4) OBP: 0.348, SLG: 0.406	1-3 K		2-3 K		2-1 G5-3			2-2 G4-3		4 0 0 0 0 2 3										
Sammy Sosa, R (1, 9) OBP: 0.389, SLG: 0.593	1-2 HR			1-0 HR		0-1 G4-6-3 1B			2-3 K	4 2 3 3 0 1 0										
Troy O'Leary, L (1, 7) OBP: 0.275, SLG: 0.326	1-3 K			2-0 F8		0-1 G4-6-3 1-2			1-2 F9	4 0 0 0 0 1 1										
Eric Karros, R (1, 3) OBP: 0.364, SLG: 0.481	0-0 G6-3			1-2 G5-3		1-3 K			0-2 F7	4 0 0 0 0 1 0										
16 Aramis Ramirez, R (1, 5) OBP: 0.315, SLG: 0.433		0-3 K		2-3 K			1-0 G4-3			3 0 0 0 0 2 0										
Damian Miller, R (1, 2) OBP: 0.318, SLG: 0.358		1-1 G6-3			0-2 FC4-6 1B			4-2 G6-4-3 BB		2 0 1 0 1 0 0										
Augie Ojeda, S (1, 6) OBP: 0.269, SLG: 0.360		2-2 G6-3			0-2 FC4-6 SH2-4			0-2 G6-4-3		3 0 0 0 0 0 2										
22 Mark Prior, R (1, 1) OBP: 0.269, SLG: 0.360			0-3 K		1-2 SH2-4			1-3 K		2 0 0 0 0 2 0										
Inning Stats	R: 2 H: 2 E: 0 K: 2 S: 12	H: 2 LOB: 0 BB: 0 P: 16	R: 0 H: 0 E: 0 K: 1 S: 10	H: 0 LOB: 0 BB: 0 P: 13	R: 0 H: 0 E: 0 K: 2 S: 7	H: 0 LOB: 0 BB: 0 P: 9	R: 1 H: 1 E: 0 K: 1 S: 8	H: 1 LOB: 0 BB: 0 P: 14	R: 0 H: 1 E: 0 K: 1 S: 10	H: 1 LOB: 2 BB: 1 P: 16	R: 0 H: 0 E: 0 K: 0 S: 6	H: 0 LOB: 0 BB: 1 P: 11	R: 0 H: 0 E: 0 K: 1 S: 8	H: 0 LOB: 0 BB: 0 P: 13	R: 0 H: 0 E: 0 K: 1 S: 9	H: 0 LOB: 0 BB: 0 P: 12	1B: 3 2B: 0 3B: 0 HR: 2	SF: 0 SAC: 1 DP: 2 HBP: 0	WP: 0 PB: 0 SB: 0 CS: 0	PA: 32
PITCHER	IP WLS BF H R ER SO BB IBB HBP BLK WP HR S P ERA WHIP																			
Kevin Brown, R (1, 1) ERA: 2.21	7.0 L 26 5 3 3 7 2 0 0 0 0 0 2 61 88 3.86 1.000																			
Guillermo Mota, R (8, 1) ERA: 1.7	1.0 3 0 0 0 1 0 0 0 0 0 0 0 8 13 0.00 0.000																			
Paul Quantrill, R (9, 1) ERA: 1.54	1.0 3 0 0 0 1 0 0 0 0 0 0 0 9 12 0.00 0.000																			

Batter	1	2	3	4	5	6	7	8	9	AB R H RBI BB SO LOB	BOTTOM									
Dave Roberts, L (1, 8) OBP: 0.337, SLG: 0.317	4-0 BB		1-1 CS 2H 1B			0-2 G6-4-3 1B			2-2 G6-3	3 0 2 1 1 0 0	Chicago Cubs @ Los Angeles Dodgers Dodger Stadium, Los Angeles, CA Sun Aug 10 2003, 1:10 PM PDT Att: 51,729 - Sunny - 92 F									
Paul Lo Duca, R (1, 2) OBP: 0.355, SLG: 0.416	1-2 F8		1-3 K			1-0 G6-4-3 1-2			2-3 K	4 0 0 0 0 2 3										
Shawn Green, L (1, 9) OBP: 0.335, SLG: 0.438	2-2 F8		1-1 CS		0-0 G4-3		0-0 G4-3 2B		0-0 1B	4 0 2 0 0 0 1										
Jeromy Burnitz, L (1, 7) OBP: 0.322, SLG: 0.522	0-3 K			1-3 K			0-1 P5		2-3 K	4 0 0 0 0 3 3										
Robin Ventura, L (1, 3) OBP: 0.345, SLG: 0.401		2-2 P5		3-3 K			1-2 G4-3			3 0 0 0 0 1 1										
Adrián Beltré, R (1, 5) OBP: 0.284, SLG: 0.377		1-1 F8			0-3 K		0-3 K			3 0 0 0 0 2 1										
Alex Cora, L (1, 4) OBP: 0.271, SLG: 0.315		0-1 G5-3			2-1 F7			1-2 P5		3 0 0 0 0 0 0										
Cesar Izturis, S (1, 6) OBP: 0.281, SLG: 0.297			0-0 SH3 1B			1-1 F7		1-1 P4		2 1 1 0 0 0 0										
Jolbert Cabrera, R (8, PH) OBP: 0.318, SLG: 0.435										1 0 0 0 0 0 0										
Kevin Brown, R (1, 1) OBP: 0.196, SLG: 0.267			1-2 SH3			1-3 K		0-1 G4-3		1 0 0 0 0 1 0										
Guillermo Mota, R (8, 1) OBP: 0.250, SLG: 0.625										0 0 0 0 0 0 0										
Ron Coomer, R (8, PH) OBP: 0.301, SLG: 0.289										1 0 0 0 0 0 0										
Paul Quantrill, L (9, 1)			1-2							0 0 0 0 0 0 0										
Inning Stats	R: 0 H: 0 E: 0 K: 1 S: 13	H: 0 LOB: 1 BB: 1 P: 20	R: 0 H: 0 E: 0 K: 0 S: 8	H: 0 LOB: 0 BB: 0 P: 11	R: 1 H: 2 E: 0 K: 1 S: 11	H: 0 LOB: 0 BB: 0 P: 14	R: 0 H: 0 E: 0 K: 2 S: 10	H: 0 LOB: 0 BB: 0 P: 14	R: 0 H: 1 E: 0 K: 1 S: 7	H: 1 LOB: 0 BB: 0 P: 9	R: 0 H: 1 E: 0 K: 1 S: 10	H: 1 LOB: 1 BB: 0 P: 11	R: 0 H: 0 E: 0 K: 0 S: 7	H: 0 LOB: 0 BB: 0 P: 9	R: 0 H: 1 E: 0 K: 2 S: 12	H: 1 LOB: 0 BB: 0 P: 18	1B: 4 2B: 1 3B: 0 HR: 0	SF: 0 SAC: 1 DP: 1 HBP: 0	WP: 0 PB: 0 SB: 1 CS: 1	PA: 32
PITCHER	IP WLS BF H R ER SO BB IBB HBP BLK WP HR S P ERA WHIP																			
22 Mark Prior, R (1, 1) ERA: 2.76	9.0 W 31 5 1 1 9 1 0 0 0 0 0 0 85 116 1.00 0.667																			

AB	29
R	3
H	5
RBI	3
BB	2
SO	9
LOB	6



AB	29
R	1
H	5
RBI	1
BB	1
SO	9
LOB	9



livebaseballscores.com

livebaseballscores.com

Batter	1	2	3	4	5	6	7	8	9	10	11	AB	R	H	RBI	BB	SO	LOB	TOP						
Dave Roberts, L OBP: 0.328, SLG: 0.305			P6		G6-3		F8					5	0	0	0	0	2	7							
Jolbert Cabrera, R OBP: 0.323, SLG: 0.433			L1-6			G3-6-1 1B HBP		F7		F9		4	0	1	0	0	0	1							
Shawn Green, L OBP: 0.338, SLG: 0.436	F7					G4-3 BB		G4-3				3	0	1	0	2	0	1							
Robin Ventura, L OBP: 0.342, SLG: 0.398				G4-3		G3-6-1		F7		F9		4	0	0	0	1	0	4							
Adrián Beltré, R OBP: 0.285, SLG: 0.385									P3	G4-3		5	0	0	0	0	2	4							
Jeremy Burnitz, L OBP: 0.324, SLG: 0.525		F9						G4-3				3	1	1	0	1	0	0							
David Ross, R OBP: 0.291, SLG: 0.480								F9				3	0	1	0	0	1	0							
Paul Lo Duca, R OBP: 0.355, SLG: 0.418										G4-6-3		2	0	1	1	0	0	1							
Cesar Izturis, S OBP: 0.282, SLG: 0.298		F7										5	0	1	0	0	1	3							
57 Victor Alvarez, L OBP: 0.355, SLG: 0.418												0	0	0	0	0	0	0							
Wilson Alvarez, L OBP: 0.355, SLG: 0.418												2	0	0	0	0	1	2							
Inning Stats	R: 0 E: 0 K: 2 S: 16	H: 1 LOB: 2 BB: 1 P: 28	R: 0 E: 0 K: 1 S: 7	H: 0 LOB: 0 BB: 0 P: 13	R: 0 E: 0 K: 0 S: 7	H: 1 LOB: 0 BB: 0 P: 9	R: 0 E: 0 K: 1 S: 7	H: 0 LOB: 1 BB: 1 P: 14	R: 0 E: 0 K: 0 S: 7	H: 1 LOB: 2 BB: 0 P: 15	R: 0 E: 0 K: 0 S: 7	H: 0 LOB: 0 BB: 1 P: 11	R: 1 E: 0 K: 1 S: 17	H: 2 LOB: 2 BB: 1 P: 25	R: 0 E: 0 K: 0 S: 7	H: 0 LOB: 1 BB: 1 P: 14	R: 0 E: 0 K: 1 S: 7	H: 0 LOB: 0 BB: 1 P: 13	1B: 6 2B: 2 3B: 0 HR: 0	SF: 0 SAC: 0 DP: 4 HBP: 2	WP: 1 PB: 0 SB: 1 CS: 0	PA: 44			
PITCHER	IP 7.0	WLS 3	BF 28	H 5	R 0	ER 0	SO 5	BB 3	IBB 0	HBP 0	BLK 0	WP 0	HR 0	S 66	P 112	ERA 0.00	WHIP 1.143								
Carl Pavano, R ERA: 4.15																									
Michael Tejera, L ERA: 4.67	1.0	H	3	0	0	0	0	0	0	0	0	0	0	6	11	0.00	0.000								
Ugueth Urbina, R ERA: 3.33	1.0	B	6	2	1	1	1	1	0	0	0	0	0	17	25	9.00	3.000								
Chad Fox, R ERA: 4.05	1.0	A	4	0	0	0	0	1	0	0	0	0	0	7	14	0.00	1.000								
40 Nate Bump, R ERA: 2.74	1.0	W	3	0	0	0	1	1	0	0	0	0	0	7	13	0.00	1.000								

Los Angeles Dodgers @ Florida Marlins
Pro Player Stadium, Miami, FL
Wed Aug 13 2003, 7:05 PM EDT
Att: 12,923 - Cloudy - 84 F

livebaseballscorecards.com

AB 36
R 1
H 7
RBI 1
BB 6
SO 7
LOB 23

Batter	1	2	3	4	5	6	7	8	9	10	11	AB	R	H	RBI	BB	SO	LOB	BOTTOM						
Juan Pierre, L OBP: 0.360, SLG: 0.351	B1-4		E8		G2-3			E4				5	0	2	1	0	0	0							
Luis Castillo, S OBP: 0.362, SLG: 0.403	L6											3	0	0	0	2	2	1							
Ivan Rodriguez, R OBP: 0.387, SLG: 0.507					F8			F8		G3		5	0	0	0	0	1	3							
Mike Lowell, R OBP: 0.362, SLG: 0.565		G6-3										3	0	0	0	1	0	0							
Mike Mordecai, R OBP: 0.273, SLG: 0.339					F7			G1-3				1	1	1	1	0	0	0							
Juan Encarnacion, R OBP: 0.318, SLG: 0.445												2	0	0	0	1	2	0							
Derrek Lee, R OBP: 0.365, SLG: 0.476												4	0	1	0	0	3	2							
Miguel Cabrera, R OBP: 0.296, SLG: 0.442												4	0	1	0	0	3	2							
Alex Gonzalez, R OBP: 0.321, SLG: 0.470												4	1	1	0	0	1	0							
Carl Pavano, R ERA: 2.72	6.0	WLS 22	BF 22	H 4	R 1	ER 1	SO 8	BB 1	IBB 0	HBP 0	BLK 0	WP 0	HR 0	S 66	P 96	ERA 1.50	WHIP 0.833								
Guillermo Mota, R ERA: 1.62	7.1	1.1	4	0	0	0	3	0	0	0	0	0	0	15	22	0.00	0.000								
Tom Martin, L ERA: 3.20	8.1	0.1	3	0	0	0	0	1	0	0	0	0	0	5	9	0.00	3.000								
Paul Quantrill, R ERA: 1.49	8.1	0.1	1	0	0	0	0	0	0	0	0	0	0	2	4	0.00	0.000								
Eric Gagne, R ERA: 1.5	9.1	1.0	4	0	0	0	2	1	0	0	0	0	0	10	15	0.00	1.000								
PITCHER	IP 10.1	WLS 3	BF 3	H 1	R 0	ER 0	SO 0	BB 0	IBB 0	HBP 0	BLK 0	WP 0	HR 0	S 5	P 13	ERA 0.00	WHIP 1.000								
Paul Shuey, R ERA: 2.36	(10.1)																								
57 Victor Alvarez, L ERA: 8.1	(11.1)	0.2	L	3	1	1	1	0	0	0	0	0	0	1	8	16	13.50	3.000							
Inning Stats	R: 0 E: 0 K: 1 S: 6	H: 0 LOB: 0 BB: 0 P: 8	R: 0 E: 0 K: 2 S: 11	H: 0 LOB: 0 BB: 0 P: 18	R: 1 E: 1 K: 3 S: 21	H: 2 LOB: 1 BB: 0 P: 29	R: 0 E: 0 K: 0 S: 12	H: 0 LOB: 2 BB: 1 P: 18	R: 0 E: 0 K: 1 S: 8	H: 0 LOB: 0 BB: 0 P: 11	R: 0 E: 0 K: 1 S: 8	H: 0 LOB: 2 BB: 1 P: 15	R: 1 E: 1 K: 0 S: 9	H: 0 LOB: 2 BB: 1 P: 15	R: 0 E: 0 K: 0 S: 5	H: 1 LOB: 0 BB: 1 P: 13	R: 1 E: 0 K: 0 S: 8	H: 1 LOB: 0 BB: 1 P: 16	1B: 4 2B: 1 3B: 0 HR: 1	SF: 0 SAC: 1 DP: 1 HBP: 0	WP: 0 PB: 0 SB: 1 CS: 1	PA: 41			

Los Angeles Dodgers @ Florida Marlins
Pro Player Stadium, Miami, FL
Wed Aug 13 2003, 7:05 PM EDT
Att: 12,923 - Cloudy - 84 F

livebaseballscorecards.com

AB 35
R 2
H 6
RBI 2
BB 4
SO 13
LOB 9

Batter	1	2	3	4	5	6	7	8	9	AB	R	H	RBI	BB	SO	LOB	TOP					
Dave Roberts, L (1, 8) OBP: 0.327, SLG: 0.304	G5-3		G6-3			G6-3		E 1B		4	0	1	0	0	0	0	Los Angeles Dodgers @ Chicago Cubs Wrigley Field, Chicago, IL Fri Aug 15 2003, 2:20 PM CDT Att: 40,188 - Cloudy - 86 F					
Paul Lo Duca, R (1, 2) OBP: 0.355, SLG: 0.413	F7		F8			G4-3		E7		4	0	1	1	0	0							
Shawn Green, L (1, 9) OBP: 0.343, SLG: 0.441	1B					F8		P6		4	0	2	0	0	2							
Jeromy Burnitz, L (1, 7) OBP: 0.327, SLG: 0.530	K					P6		K		4	0	1	0	0	2							
Adrian Beltré, R (1, 5) OBP: 0.283, SLG: 0.392	G5-3		F6			G4-6-3		K		4	0	0	0	0	1							
Robin Ventura, L (1, 3) OBP: 0.341, SLG: 0.402	G3-1		P5			3B		F7		4	0	1	0	0	0							
Alex Cora, L (1, 4) OBP: 0.272, SLG: 0.319	1B					P2		K		3	0	1	0	0	0							
Ron Coomer, R (9, PH) OBP: 0.303, SLG: 0.292	1B					L8		G4-3		1	0	0	0	0	1							
Cesar Izturis, S (1, 6) OBP: 0.281, SLG: 0.296	G4-3					K		G4-3		2	0	0	0	0	0							
Jolbert Cabrera, R (8, PH) OBP: 0.320, SLG: 0.431								1B HBP		1	0	0	0	0	0							
Masao Kida, R (1, 1) Paul Shuey, R (6, 1) Mike Kinkade, R (8, PH) Paul Quantrill, L (8, 1)	G4-3									2	0	0	0	0	1							
Inning Stats	R: 0 E: 0 K: 1 S: 8	H: 1 LOB: 1 BB: 0 P: 10	R: 0 E: 0 K: 0 S: 7	H: 1 LOB: 1 BB: 0 P: 11	R: 0 E: 0 K: 0 S: 7	H: 0 LOB: 0 BB: 0 P: 10	R: 0 E: 0 K: 0 S: 9	H: 1 LOB: 1 BB: 0 P: 16	R: 0 E: 0 K: 1 S: 7	H: 0 LOB: 0 BB: 0 P: 10	R: 0 E: 0 K: 0 S: 8	H: 0 LOB: 0 BB: 0 P: 13	R: 0 E: 0 K: 0 S: 10	H: 2 LOB: 1 BB: 0 P: 14	R: 1 E: 1 K: 1 S: 18	H: 2 LOB: 2 BB: 0 P: 22	R: 0 E: 0 K: 2 S: 8	H: 0 LOB: 0 BB: 0 P: 12	1B: 5 2B: 1 3B: 1 HR: 0	SF: 0 SAC: 0 DP: 1 HBP: 1	WP: 0 PB: 0 SB: 0 CS: 0	PA: 34
PITCHER 22 Mark Prior, R ERA: 2.65	IP: 9.0 WLS: W BF: 34 H: 7 R: 1 ER: 1 SO: 5 BB: 0 IBB: 0 HBP: 1 BLK: 0 WP: 0 HR: 0 S: 82 P: 118 ERA: 1.00 WHIP: 0.778											PITCHER	IP: 9.0 WLS: W BF: 34 H: 7 R: 1 ER: 1 SO: 5 BB: 0 IBB: 0 HBP: 1 BLK: 0 WP: 0 HR: 0 S: 82 P: 118 ERA: 1.00 WHIP: 0.778									

Batter	1	2	3	4	5	6	7	8	9	AB	R	H	RBI	BB	SO	LOB	BOTTOM			
Kenny Lofton, L (1, 8) OBP: 0.336, SLG: 0.436	2B		K			F7		G4-3		4	1	1	0	0	1	Los Angeles Dodgers @ Chicago Cubs Wrigley Field, Chicago, IL Fri Aug 15 2003, 2:20 PM CDT Att: 40,188 - Cloudy - 86 F				
Alex Gonzalez, R (1, 6) OBP: 0.288, SLG: 0.412	F8		BB			1B		P3		3	1	1	0	1	0					
Sammy Sosa, R (1, 9) OBP: 0.387, SLG: 0.581	WP		F8			2B		1B		4	0	3	2	0	2					
Moises Alou, R (1, 7) OBP: 0.360, SLG: 0.484	F7		BB			F8		F9		3	0	0	0	1	3					
Hee-Seop Choi, L (1, 3) OBP: 0.356, SLG: 0.434	K		K			K		F8		4	0	0	0	0	3					
16 Aramis Ramirez, R (1, 5) OBP: 0.317, SLG: 0.431	G5-3		F8			CS		BB		2	0	0	0	1	0					
Damian Miller, R (1, 2) OBP: 0.319, SLG: 0.358	K		G6-3			K		K		3	0	0	0	0	2					
Augie Ojeda, S (1, 4)	G4-3		F8			B1-3		G5-3		3	0	0	0	0	0					
22 Mark Prior, R (1, 1) OBP: 0.273, SLG: 0.358	BB		BB			F9		G5-3		3	0	1	0	0	0					
Inning Stats	R: 1 E: 0 K: 1 S: 10	H: 2 LOB: 1 BB: 0 P: 21	R: 0 E: 0 K: 1 S: 8	H: 0 LOB: 0 BB: 0 P: 10	R: 0 E: 0 K: 2 S: 11	H: 1 LOB: 3 BB: 2 P: 25	R: 0 E: 0 K: 0 S: 7	H: 0 LOB: 0 BB: 0 P: 12	R: 1 E: 0 K: 0 S: 10	H: 2 LOB: 1 BB: 0 P: 17	R: 0 E: 0 K: 2 S: 10	H: 0 LOB: 1 BB: 1 P: 19	R: 0 E: 0 K: 0 S: 4	H: 0 LOB: 0 BB: 0 P: 8	R: 0 E: 0 K: 0 S: 10		H: 1 LOB: 1 BB: 0 P: 18	R: 0 E: 0 K: 3 HR: 0	SF: 0 SAC: 0 DP: 1 HBP: 0	WP: 1 PB: 0 SB: 0 CS: 1
PITCHER Masao Kida, R ERA: 3.6 Paul Shuey, R ERA: 2.26 Paul Quantrill, R ERA: 1.45	IP: 5.0 WLS: L BF: 22 H: 5 R: 2 ER: 2 SO: 4 BB: 1 IBB: 0 HBP: 0 BLK: 0 WP: 0 HR: 0 S: 46 P: 85 ERA: 3.60 WHIP: 1.400											PITCHER	IP: 5.0 WLS: L BF: 22 H: 5 R: 2 ER: 2 SO: 4 BB: 1 IBB: 0 HBP: 0 BLK: 0 WP: 0 HR: 0 S: 46 P: 85 ERA: 3.60 WHIP: 1.400							



Batter	1	2	3	4	5	6	7	8	9	AB	R	H	RBI	BB	SO	LOB	TOP								
Dave Roberts, L (1, 8) OBP: 0.334, SLG: 0.311	1-1 G4-3		1-1 B1-3					2-2 SH3 CS 1B	0-3 K	5	1	2	0	0	1	1	Los Angeles Dodgers @ Chicago Cubs Wrigley Field, Chicago, IL Sun Aug 17 2003, 1:20 PM CDT Att: 40,124 - Sunny - 82 F								
Paul Lo Duca, R (1, 2) OBP: 0.353, SLG: 0.410	1-0 G6-3			0-2 G6-3	0-0 G6-4-3			0-0 SH3		3	0	0	0	0	0	1									
Shawn Green, L (1, 9) OBP: 0.348, SLG: 0.441	2-3 K			4-2 1B BB		0-2 G3		4-0 1B IBB		2	1	0	0	2	1	0									
Jeremy Burnitz, L (1, 7) OBP: 0.332, SLG: 0.536		2-3 K		0-0 1B	1-2 1B	2-3 K		0-0 1B	1-3 1B	4	0	2	1	0	2	0									
Adrián Beltré, R (1, 5) OBP: 0.287, SLG: 0.401		2-0 G6-3		3-1 1B	1-3 2-H 1B	4-1 BB		3-H 2-3 K	1-2 K	3	1	1	1	1	1	2									
Robin Ventura, L (1, 3) OBP: 0.346, SLG: 0.404	1-0 1B			4-0 1B IBB		0-0 P6		3-2 F9		3	0	1	0	1	0	3									
Jolbert Cabrera, R (1, 4) OBP: 0.320, SLG: 0.430 Cesar Izturis, S (8, 6) OBP: 0.282, SLG: 0.298	2-1 F8			1-1 1B	1-2 2-H 1B		1-3 K	4-2 G4-3 BB		3	0	1	1	0	1	1									
Alex Cora, L (1, 6) OBP: 0.274, SLG: 0.315			1-0 G1	1-2 G4-3			3-2 F7	3-2 F7		4	0	0	0	0	0	3									
Hideo Nomo, R (1, 1) OBP: 0.183, SLG: 0.211 Paul Quantrill, L (8, 1) OBP: 0.274, SLG: 0.320 Mike Kinkade, R (9, PH) OBP: 0.327, SLG: 0.366 Eric Gagne, R (9, 1) OBP: 0.282, SLG: 0.298			0-1 G3-1			2-3 K	3-2 G5-3	0-1 G4-3		3	0	0	0	0	1	0									
Inning Stats	R: 0 E: 0 K: 1 S: 6	H: 0 LOB: 0 BB: 0 P: 10	R: 0 E: 0 K: 1 S: 7	H: 1 LOB: 1 BB: 0 P: 14	R: 0 E: 0 K: 0 S: 5	H: 0 LOB: 0 BB: 0 P: 7	R: 2 E: 0 K: 0 S: 13	H: 3 LOB: 2 BB: 2 P: 26	R: 0 E: 0 K: 1 S: 11	H: 1 LOB: 0 BB: 0 P: 15	R: 0 E: 0 K: 1 S: 8	H: 0 LOB: 1 BB: 1 P: 14	R: 0 E: 0 K: 1 S: 12	H: 0 LOB: 0 BB: 0 P: 19	R: 1 E: 0 K: 1 S: 11	H: 2 LOB: 2 BB: 1 P: 22		R: 0 E: 0 K: 1 S: 15	H: 0 LOB: 1 BB: 1 P: 21	1B: 7 2B: 0 3B: 0 HR: 0	SF: 0 SAC: 1 DP: 1 HBP: 0	WP: 0 PB: 0 SB: 1 CS: 1	PA: 37		
PITCHER	IP	WLS	BF	H	R	ER	SO	BB	IBB	HBP	BLK	WP	HR	S	P	ERA	WHIP								
38 Carlos Zambrano, R (1, 1) ERA: 3.05	7.0	L	27	5	2	2	5	2	1	0	0	0	0	62	105	2.57	1.000								
Mark Guthrie, L (8, 1) ERA: 1.99	0.1		4	2	1	0	0	0	1	0	0	0	0	5	11	0.00	6.000								
Kyle Farnsworth, R (8, 1) ERA: 2.91	1.2		6	0	0	0	2	1	0	0	0	0	0	21	32	0.00	0.600								

Batter	1	2	3	4	5	6	7	8	9	AB	R	H	RBI	BB	SO	LOB	BOTTOM								
Kenny Lofton, L (1, 8) OBP: 0.335, SLG: 0.435	1-2 G3-1		0-1 F7					2-2 FC3-6 CS		4	0	1	0	0	0	2	Los Angeles Dodgers @ Chicago Cubs Wrigley Field, Chicago, IL Sun Aug 17 2003, 1:20 PM CDT Att: 40,124 - Sunny - 82 F								
Alex Gonzalez, R (1, 6) OBP: 0.290, SLG: 0.408	4-0 S BB		4-1 BB		1-0 P3		1-0 CS	0-2 G4-3		2	0	0	0	2	0	1									
Sammy Sosa, R (1, 9) OBP: 0.382, SLG: 0.571	3-3 K		0-3 K		1-0 G6-3			2-2 F9		4	0	0	0	0	2	3									
Moises Alou, R (1, 7) OBP: 0.362, SLG: 0.483	4-0 BB		2-1 F7			1-1 G6-3		0-1 F9	1B	3	0	1	0	1	0	1									
Randall Simon, L (1, 3) OBP: 0.305, SLG: 0.415	1-2 L3			1-0 1B		0-3 K		1-1 F9		4	0	1	0	0	1	3									
16 Aramis Ramirez, R (1, 5) OBP: 0.318, SLG: 0.445		0-1 F8		1-2 P4		1-2 G3-1			0-0 2B	4	0	1	0	0	0	1									
Ramon Martinez, R (1, 4) OBP: 0.340, SLG: 0.394		0-1 FC5 G4-3 1B		1-2 F7			0-0 P4	1-3 K		4	0	1	0	0	1	2									
Paul Bako, L (1, 2) OBP: 0.299, SLG: 0.291		3-2 G4-3		1-0 P5			0-0 FC3-6 2B	2-1 P6		4	0	1	0	0	0	3									
38 Carlos Zambrano, S (1, 1) ERA: 2.75 Troy O'Leary, L (7, PH) ERA: 1.43 Mark Guthrie, R (8, 1) Kyle Farnsworth, R (8, 1) Eric Karros, R (9, PH) OBP: 0.358, SLG: 0.470		2-1 FC5		1-2 G4-3			4-2 FC3-6 BB	2-3 K		2	0	0	0	0	0	1									
Inning Stats	R: 0 E: 0 K: 1 S: 10	H: 0 LOB: 2 BB: 2 P: 23	R: 0 E: 0 K: 0 S: 9	H: 1 LOB: 0 BB: 0 P: 14	R: 0 E: 0 K: 1 S: 9	H: 0 LOB: 1 BB: 1 P: 15	R: 0 E: 0 K: 0 S: 8	H: 1 LOB: 1 BB: 0 P: 12	R: 0 E: 0 K: 1 S: 7	H: 1 LOB: 0 BB: 0 P: 10	R: 0 E: 0 K: 1 S: 10	H: 0 LOB: 0 BB: 0 P: 12	R: 0 E: 0 K: 0 S: 8	H: 1 LOB: 1 BB: 1 P: 15	R: 0 E: 0 K: 1 S: 10	H: 1 LOB: 1 BB: 0 P: 13		R: 0 E: 0 K: 2 S: 11	H: 1 LOB: 1 BB: 0 P: 16	1B: 4 2B: 2 3B: 0 HR: 0	SF: 0 SAC: 0 DP: 0 HBP: 0	WP: 0 PB: 0 SB: 1 CS: 1	PA: 37		
PITCHER	IP	WLS	BF	H	R	ER	SO	BB	IBB	HBP	BLK	WP	HR	S	P	ERA	WHIP								
Hideo Nomo, R (1, 1) ERA: 2.75	7.0	W	28	4	0	0	3	4	0	0	0	0	0	61	101	0.00	1.143								
Paul Quantrill, R (8, 1) ERA: 1.43	1.0	H	4	1	0	0	0	0	0	0	0	0	0	10	13	0.00	1.000								
Eric Gagne, R (9, 1) ERA: 1.45	1.0	S	4	1	0	0	2	0	0	0	0	0	0	11	16	0.00	1.000								



Batter	1	2	3	4	5	6	7	8	9	AB	R	H	RBI	BB	SO	LOB	TOP					
Endy Chavez, L OBP: 0.291, SLG: 0.367	G3	1-2 2-H		K				SH2-3		4	0	2	1	0	1	1	Montreal Expos @ Los Angeles Dodgers Dodger Stadium, Los Angeles, CA Tue Aug 19 2003, 7:10 PM PDT Att: 30,107 - Sunny - 76 F					
Jose Vidro, S OBP: 0.411, SLG: 0.488	K	G6-3						2B		3	2	1	0	2	1	2						
Vladimir Guerrero, R OBP: 0.414, SLG: 0.539 Wil Cordero, R OBP: 0.352, SLG: 0.445	1B			F9				1B		4	1	1	0	0	0	4						
Orlando Cabrera, R OBP: 0.353, SLG: 0.475	1B			FC6-4				2B		1	1	1	2	0	0	0						
Ronald Colloway, L OBP: 0.282, SLG: 0.384	K			FC6-4				1B		4	0	2	1	1	0	1						
Brad Wilkerson, L OBP: 0.370, SLG: 0.461				L6						5	0	1	1	0	1	3						
Jose Macias, S OBP: 0.285, SLG: 0.365 Luis Ayala, R OBP: 0.332, SLG: 0.330 Rocky Biddle, R OBP: 0.327, SLG: 0.426				G4-3				HR		4	1	1	1	1	1	2						
Brian Schneider, L OBP: 0.327, SLG: 0.426				G6-3				FC3-6		4	0	1	0	0	1	0						
52 T.J. Tucker, R OBP: 0.220, SLG: 0.200 Eric Knott, L OBP: 0.326, SLG: 0.315 Henry Mateo, S OBP: 0.226, SLG: 0.245 Hector Almonte, R OBP: 0.275, SLG: 0.312				K				1B		0	0	0	0	0	0	0						
Inning Stats	R: 1 E: 1 K: 2 S: 14	H: 2 LOB: 1 BB: 0 P: 19	R: 1 E: 0 K: 0 S: 12	H: 3 LOB: 2 BB: 0 P: 19	R: 0 E: 0 K: 0 S: 5	H: 0 LOB: 1 BB: 1 P: 12	R: 0 E: 0 K: 2 S: 11	H: 1 LOB: 1 BB: 0 P: 16	R: 1 E: 0 K: 1 S: 12	H: 2 LOB: 3 BB: 0 P: 19	R: 0 E: 0 K: 1 S: 15	H: 1 LOB: 3 BB: 2 P: 29	R: 1 E: 0 K: 1 S: 9	H: 1 LOB: 0 BB: 0 P: 11	R: 3 E: 0 K: 0 S: 17	H: 3 LOB: 1 BB: 1 P: 26		R: 0 E: 0 K: 1 S: 6	H: 0 LOB: 1 BB: 1 P: 10	1B: 10 2B: 3 3B: 0 HR: 1	SF: 0 SAC: 1 DP: 1 HBP: 0	WP: 0 PB: 0 CS: 1
PITCHER	IP	WLS	BF	H	R	ER	SO	BB	IBB	HBP	BLK	WP	HR	S	P	ERA	WHIP					
Kevin Brown, R ERA: 2.25	6.0		30	9	3	1	6	3	0	0	0	0	0	69	114	1.50	2.000					
Guillermo Mota, R ERA: 1.89	1.0	B	4	1	1	1	1	0	0	0	0	0	1	9	11	9.00	1.000					
Paul Quantrill, R ERA: 1.84	0.2	L	6	3	3	3	0	1	0	0	0	0	0	14	21	40.50	6.000					
Tom Martin, L ERA: 3.4	0.1		1	0	0	0	0	0	0	0	0	0	0	3	5	0.00	0.000					
Paul Shuey, R ERA: 2.22	1.0		3	0	0	0	1	1	0	0	0	0	0	6	10	0.00	1.000					

AB	38
R	7
H	13
RBI	6
BB	5
SO	8
LOB	17



Batter	1	2	3	4	5	6	7	8	9	AB	R	H	RBI	BB	SO	LOB	BOTTOM				
Dave Roberts, L OBP: 0.335, SLG: 0.314	1B	K							K	4	1	1	0	1	2	2	Montreal Expos @ Los Angeles Dodgers Dodger Stadium, Los Angeles, CA Tue Aug 19 2003, 7:10 PM PDT Att: 30,107 - Sunny - 76 F				
Paul Lo Duca, R OBP: 0.351, SLG: 0.406	1B								F8	4	1	0	0	0	0	1					
Shawn Green, L OBP: 0.349, SLG: 0.446	K								G4-3	4	1	1	1	1	1	3					
Jeremy Burnitz, L OBP: 0.331, SLG: 0.533	1B								F8	4	1	1	0	0	0	2					
Adrián Beltré, R OBP: 0.286, SLG: 0.400	K								F9	4	0	1	0	0	1	3					
Robin Ventura, L OBP: 0.351, SLG: 0.407	1B								G3	2	1	1	3	2	0	2					
Jolbert Cabrera, R OBP: 0.323, SLG: 0.431	F9								G2-3	4	0	2	0	0	0	2					
Alex Cora, L OBP: 0.273, SLG: 0.315									G4-3	4	0	1	0	0	0	1					
Kevin Brown, R OBP: 0.198, SLG: 0.260 Mike Kinnade, R OBP: 0.331, SLG: 0.370 Guillermo Mota, R OBP: 0.226, SLG: 0.245 Paul Quantrill, L OBP: 0.275, SLG: 0.312									F9	2	0	0	0	0	1	0					
Ron Coomer, R OBP: 0.205, SLG: 0.289 Paul Shuey, R ERA: 3.58									G4-3	2	0	0	0	0	0	0					
Inning Stats	R: 3 E: 0 K: 2 S: 18	H: 3 LOB: 1 BB: 0 P: 30	R: 0 E: 0 K: 1 S: 8	H: 0 LOB: 0 BB: 0 P: 11	R: 0 E: 0 K: 0 S: 15	H: 1 LOB: 2 BB: 1 P: 23	R: 0 E: 0 K: 1 S: 8	H: 1 LOB: 0 BB: 0 P: 13	R: 0 E: 0 K: 0 S: 17	H: 3 LOB: 2 BB: 1 P: 32	R: 1 E: 0 K: 0 S: 8	H: 1 LOB: 0 BB: 0 P: 12	R: 0 E: 0 K: 1 S: 11	H: 0 LOB: 1 BB: 1 P: 20	R: 0 E: 0 K: 1 S: 6	H: 0 LOB: 0 BB: 0 P: 7	1B: 6 2B: 2 3B: 0 HR: 1	SF: 0 SAC: 0 DP: 0 HBP: 1	WP: 0 PB: 0 CS: 0	PA: 39	
PITCHER	IP	WLS	BF	H	R	ER	SO	BB	IBB	HBP	BLK	WP	HR	S	P	ERA	WHIP				
52 T.J. Tucker, R ERA: 5.27	1.0		4	0	0	0	0	1	0	0	0	0	0	8	14	0.00	1.000				
Eric Knott, L ERA: 4.41	0.2		5	3	1	1	0	1	0	0	0	0	0	14	26	13.50	6.000				
Joey Eischen, L ERA: 3.13	1.0	W	4	1	1	1	0	0	0	0	0	0	1	9	16	9.00	1.000				
Luis Ayala, R ERA: 3.58	1.1		5	0	0	0	1	1	0	0	0	0	0	13	22	0.00	0.750				
PITCHER	IP	WLS	BF	H	R	ER	SO	BB	IBB	HBP	BLK	WP	HR	S	P	ERA	WHIP				
Rocky Biddle, R ERA: 4.07	1.0		3	0	0	0	1	0	0	0	0	0	0	6	7	0.00	0.000				



Batter	1	2	3	4	5	6	7	8	9	AB	R	H	RBI	BB	SO	LOB	TOP			
Endy Chavez, L (1, 8) OBP: 0.289, SLG: 0.362										4	0	1	0	0	0	0	Montreal Expos @ Los Angeles Dodgers Dodger Stadium, Los Angeles, CA Thu Aug 21 2003, 12:10 PM PDT Att: 33,319 - Cloudy - 74 F			
Orlando Cabrera, R (1, 6) OBP: 0.348, SLG: 0.468										4	0	0	0	0	0	1				
Vladimir Guerrero, R (1, 9) OBP: 0.419, SLG: 0.563										4	1	3	1	0	0	0				
Wil Cordero, R (1, 3) OBP: 0.355, SLG: 0.444										4	0	2	0	0	1	0				
Todd Zeile, R (1, 5) OBP: 0.297, SLG: 0.347										4	0	1	0	0	2	4				
Brad Wilkerson, L (1, 7) OBP: 0.371, SLG: 0.459										3	0	1	0	1	1	0				
Henry Mateo, S (1, 4) OBP: 0.317, SLG: 0.304										4	0	0	0	0	1	3				
Brian Schneider, L (1, 2) OBP: 0.322, SLG: 0.416										4	0	1	0	0	1	3				
Zach Day, R (1, 1) OBP: 0.083, SLG: 0.057										3	0	0	0	0	2	3				
Joey Eischen, L (8, 1)										0	0	0	0	0	0	0				
Ronald Calloway, L (9, PH) OBP: 0.281, SLG: 0.383										1	0	0	0	0	0	1				
Inning Stats	R: 0 H: 3 E: 0 K: 0 S: 13	H: 3 LOB: 2 BB: 0 P: 18	R: 0 H: 1 E: 0 K: 0 S: 9	H: 1 LOB: 1 BB: 0 P: 10	R: 1 H: 1 E: 0 K: 1 S: 10	H: 1 LOB: 0 BB: 0 P: 14	R: 0 H: 2 E: 0 K: 1 S: 12	H: 2 LOB: 2 BB: 0 P: 15	R: 0 H: 0 E: 0 K: 1 S: 9	H: 0 LOB: 0 BB: 0 P: 11	R: 0 H: 0 E: 0 K: 1 S: 8	H: 0 LOB: 0 BB: 0 P: 11	R: 0 H: 0 E: 0 K: 1 S: 8	H: 0 LOB: 1 BB: 0 P: 15	R: 0 H: 0 E: 0 K: 2 S: 12	H: 0 LOB: 1 BB: 1 P: 17	1B: 8 2B: 0 3B: 0 HR: 1	SF: 0 SAC: 0 DP: 1 HBP: 0	WP: 0 PB: 0 SB: 2 CS: 0	PA: 36
PITCHER	IP WLS BF H R ER SO BB IBB HBP BLK WP HR S P ERA WHIP																			
Odalis Perez, L (1, 1) ERA: 4.34	8.0 W 32 9 1 1 6 0 0 0 0 0 1 82 112 1.12 1.125																			
Eric Gagne, R (9, 1) ERA: 1.52	1.0 S 4 0 0 0 2 1 0 0 0 0 0 0 12 17 0.00 1.000																			

Batter	1	2	3	4	5	6	7	8	9	AB	R	H	RBI	BB	SO	LOB	BOTTOM	
Dave Roberts, L (1, 8) OBP: 0.332, SLG: 0.311										4	2	1	0	0	1	1	Montreal Expos @ Los Angeles Dodgers Dodger Stadium, Los Angeles, CA Thu Aug 21 2003, 12:10 PM PDT Att: 33,319 - Cloudy - 74 F	
Cesar Izturis, S (1, 6) OBP: 0.282, SLG: 0.303										4	0	2	2	0	0	0		
Jeromy Burnitz, L (1, 9) OBP: 0.328, SLG: 0.524										4	0	0	0	0	2	2		
Adrián Beltré, R (1, 5) OBP: 0.288, SLG: 0.409										3	0	1	0	0	0	0		
Robin Ventura, L (1, 3) OBP: 0.349, SLG: 0.403										3	0	0	0	0	0	2		
Jolbert Cabrera, R (1, 7) OBP: 0.326, SLG: 0.434										2	0	0	0	1	1	1		
Alex Cora, L (1, 4) OBP: 0.274, SLG: 0.314										3	0	0	0	0	0	2		
David Ross, R (1, 2) OBP: 0.283, SLG: 0.467										3	0	0	0	0	0	0		
Odalis Perez, L (1, 1) OBP: 0.087, SLG: 0.067										2	0	1	0	0	0	0		
Rickey Henderson, R (8, PH) OBP: 0.339, SLG: 0.358										1	0	0	0	0	0	0		
Eric Gagne, R (9, 1) ERA: 3.11										0	0	0	0	0	0	0		
Inning Stats	R: 0 H: 0 E: 0 K: 0 S: 6	H: 0 LOB: 0 BB: 0 P: 8	R: 0 H: 0 E: 0 K: 1 S: 12	H: 0 LOB: 0 BB: 0 P: 15	R: 0 H: 0 E: 0 K: 2 S: 8	H: 0 LOB: 0 BB: 0 P: 12	R: 0 H: 1 E: 0 K: 0 S: 10	H: 1 LOB: 1 BB: 0 P: 15	R: 1 H: 2 E: 0 K: 0 S: 7	H: 2 LOB: 1 BB: 0 P: 14	R: 0 H: 0 E: 1 K: 0 S: 9	H: 0 LOB: 1 BB: 1 P: 15	R: 0 H: 2 E: 0 K: 1 S: 11	H: 2 LOB: 1 BB: 0 P: 19	1B: 3 2B: 2 3B: 0 HR: 0	SF: 0 SAC: 0 DP: 1 HBP: 0	WP: 0 PB: 0 SB: 1 CS: 0	PA: 30
PITCHER	IP WLS BF H R ER SO BB IBB HBP BLK WP HR S P ERA WHIP																	
Zach Day, R (1, 1) ERA: 3.33	7.2 L 29 5 2 2 3 1 0 0 0 0 0 0 64 99 2.35 0.783																	
Joey Eischen, L (8, 1) ERA: 3.11	0.1 1 0 0 0 1 0 0 0 0 0 0 0 3 5 0.00 0.000																	

Batter	1	2	3	4	5	6	7	8	9	AB	R	H	RBI	BB	SO	LOB	TOP								
Roger Cedeno, S OBP: 0.333, SLG: 0.399 Raul Gonzalez, R OBP: 0.339, SLG: 0.338										5	1	1	0	0	1	7									
7 José Reyes, S OBP: 0.333, SLG: 0.425										5	2	3	1	0	0	0									
Timo Perez, L OBP: 0.317, SLG: 0.365										5	0	0	0	0	1	3									
31 Mike Piazza, R OBP: 0.427, SLG: 0.594										3	0	1	1	1	1	0									
Jason Phillips, R OBP: 0.394, SLG: 0.479										4	0	1	1	0	0	2									
Ty Wigginton, R OBP: 0.322, SLG: 0.418										3	1	1	0	1	1	2									
Jeff Duncan, L OBP: 0.343, SLG: 0.311										3	0	0	0	0	0	3									
Marco Scutaro, R OBP: 0.382, SLG: 0.489										3	0	2	1	1	0	0									
Steve Trachsel, R OBP: 0.196, SLG: 0.208 David Weathers, R ERA: 2.14 Mike Stanton, L ERA: 3.29										3	0	2	0	1	1	1									
Inning Stats	R: 2 H: 3 E: 0 K: 1 S: 13	H: 3 LOB: 2 BB: 0 P: 23	R: 0 H: 1 E: 0 K: 0 S: 8	LOB: 1 BB: 0 P: 14	R: 0 H: 1 E: 0 K: 0 S: 7	LOB: 1 BB: 1 P: 14	R: 1 H: 2 E: 0 K: 1 S: 12	H: 2 LOB: 1 BB: 0 P: 16	R: 1 H: 2 E: 0 K: 0 S: 6	H: 2 LOB: 0 BB: 0 P: 8	R: 0 H: 2 E: 0 K: 0 S: 12	H: 2 LOB: 2 BB: 0 P: 14	R: 0 H: 0 E: 0 K: 0 S: 7	H: 0 LOB: 0 BB: 0 P: 10	R: 0 H: 0 E: 0 K: 1 S: 10	H: 0 LOB: 3 BB: 3 P: 25	R: 0 H: 0 E: 0 K: 0 S: 11	H: 0 LOB: 0 BB: 0 P: 16	1B: 8 2B: 3 3B: 0 HR: 1	SF: 1 SAC: 1 DP: 2 HBP: 0	WP: 1 PB: 0 SB: 0 CS: 1	PA: 40			
PITCHER	IP WLS BF H R ER SO BB IBB HBP BLK WP HR S P ERA WHIP	IP WLS BF H R ER SO BB IBB HBP BLK WP HR S P ERA WHIP	IP WLS BF H R ER SO BB IBB HBP BLK WP HR S P ERA WHIP	IP WLS BF H R ER SO BB IBB HBP BLK WP HR S P ERA WHIP	IP WLS BF H R ER SO BB IBB HBP BLK WP HR S P ERA WHIP	IP WLS BF H R ER SO BB IBB HBP BLK WP HR S P ERA WHIP	IP WLS BF H R ER SO BB IBB HBP BLK WP HR S P ERA WHIP	IP WLS BF H R ER SO BB IBB HBP BLK WP HR S P ERA WHIP	IP WLS BF H R ER SO BB IBB HBP BLK WP HR S P ERA WHIP	IP WLS BF H R ER SO BB IBB HBP BLK WP HR S P ERA WHIP	IP WLS BF H R ER SO BB IBB HBP BLK WP HR S P ERA WHIP	IP WLS BF H R ER SO BB IBB HBP BLK WP HR S P ERA WHIP	IP WLS BF H R ER SO BB IBB HBP BLK WP HR S P ERA WHIP	IP WLS BF H R ER SO BB IBB HBP BLK WP HR S P ERA WHIP	IP WLS BF H R ER SO BB IBB HBP BLK WP HR S P ERA WHIP	IP WLS BF H R ER SO BB IBB HBP BLK WP HR S P ERA WHIP	IP WLS BF H R ER SO BB IBB HBP BLK WP HR S P ERA WHIP	IP WLS BF H R ER SO BB IBB HBP BLK WP HR S P ERA WHIP	IP WLS BF H R ER SO BB IBB HBP BLK WP HR S P ERA WHIP	IP WLS BF H R ER SO BB IBB HBP BLK WP HR S P ERA WHIP	IP WLS BF H R ER SO BB IBB HBP BLK WP HR S P ERA WHIP	IP WLS BF H R ER SO BB IBB HBP BLK WP HR S P ERA WHIP	IP WLS BF H R ER SO BB IBB HBP BLK WP HR S P ERA WHIP	IP WLS BF H R ER SO BB IBB HBP BLK WP HR S P ERA WHIP	IP WLS BF H R ER SO BB IBB HBP BLK WP HR S P ERA WHIP

New York Mets @ Los Angeles Dodgers
Dodger Stadium, Los Angeles, CA
Sat Aug 23 2003, 7:10 PM PDT
Att: 44,449 - Sunny - 74 F

AB	34
R	4
H	11
RBI	4
BB	4
SO	5
LOB	18



Batter	1	2	3	4	5	6	7	8	9	AB	R	H	RBI	BB	SO	LOB	BOTTOM								
Dave Roberts, L OBP: 0.330, SLG: 0.307										3	0	0	0	1	0	0									
Paul Lo Duca, R OBP: 0.348, SLG: 0.401										4	0	1	0	0	1	3									
Shawn Green, L OBP: 0.349, SLG: 0.443										4	0	1	0	0	1	1									
Fred McGriff, L OBP: 0.313, SLG: 0.423										4	0	0	0	0	1	2									
Adrián Beltré, R OBP: 0.285, SLG: 0.406										4	0	1	0	0	0	2									
Jolbert Cabrera, R OBP: 0.324, SLG: 0.432										4	0	1	0	0	0	2									
Alex Cora, L OBP: 0.273, SLG: 0.313										3	0	1	0	0	1	1									
Cesar Izturis, S OBP: 0.281, SLG: 0.302 Robin Ventura, L OBP: 0.351, SLG: 0.405 Tom Martin, L ERA: 3.41										2	0	0	0	0	1	0									
Andy Ashby, R Rickey Henderson, R OBP: 0.353, SLG: 0.351 Paul Shuey, R Mike Kinkade, R OBP: 0.329, SLG: 0.362										1	0	0	0	0	0	0									
Inning Stats	R: 0 H: 0 E: 0 K: 0 S: 8	H: 1 LOB: 0 BB: 0 P: 12	R: 0 H: 1 E: 0 K: 1 S: 11	LOB: 0 BB: 0 P: 19	R: 0 H: 0 E: 0 K: 0 S: 6	LOB: 0 BB: 0 P: 9	R: 0 H: 0 E: 0 K: 1 S: 9	LOB: 0 BB: 0 P: 16	R: 0 H: 0 E: 0 K: 1 S: 11	H: 1 LOB: 1 BB: 0 P: 14	R: 0 H: 0 E: 0 K: 1 S: 11	LOB: 0 BB: 0 P: 18	R: 0 H: 1 E: 0 K: 0 S: 9	H: 1 LOB: 1 BB: 0 P: 10	R: 0 H: 2 E: 0 K: 2 S: 18	LOB: 3 BB: 1 P: 32	R: 0 H: 1 E: 0 K: 0 S: 8	H: 1 LOB: 1 BB: 0 P: 14	1B: 5 2B: 1 3B: 0 HR: 0	SF: 0 SAC: 0 DP: 0 HBP: 0	WP: 0 PB: 0 SB: 0 CS: 0	PA: 34			
PITCHER	IP WLS BF H R ER SO BB IBB HBP BLK WP HR S P ERA WHIP	IP WLS BF H R ER SO BB IBB HBP BLK WP HR S P ERA WHIP	IP WLS BF H R ER SO BB IBB HBP BLK WP HR S P ERA WHIP	IP WLS BF H R ER SO BB IBB HBP BLK WP HR S P ERA WHIP	IP WLS BF H R ER SO BB IBB HBP BLK WP HR S P ERA WHIP	IP WLS BF H R ER SO BB IBB HBP BLK WP HR S P ERA WHIP	IP WLS BF H R ER SO BB IBB HBP BLK WP HR S P ERA WHIP	IP WLS BF H R ER SO BB IBB HBP BLK WP HR S P ERA WHIP	IP WLS BF H R ER SO BB IBB HBP BLK WP HR S P ERA WHIP	IP WLS BF H R ER SO BB IBB HBP BLK WP HR S P ERA WHIP	IP WLS BF H R ER SO BB IBB HBP BLK WP HR S P ERA WHIP	IP WLS BF H R ER SO BB IBB HBP BLK WP HR S P ERA WHIP	IP WLS BF H R ER SO BB IBB HBP BLK WP HR S P ERA WHIP	IP WLS BF H R ER SO BB IBB HBP BLK WP HR S P ERA WHIP	IP WLS BF H R ER SO BB IBB HBP BLK WP HR S P ERA WHIP	IP WLS BF H R ER SO BB IBB HBP BLK WP HR S P ERA WHIP	IP WLS BF H R ER SO BB IBB HBP BLK WP HR S P ERA WHIP	IP WLS BF H R ER SO BB IBB HBP BLK WP HR S P ERA WHIP	IP WLS BF H R ER SO BB IBB HBP BLK WP HR S P ERA WHIP	IP WLS BF H R ER SO BB IBB HBP BLK WP HR S P ERA WHIP	IP WLS BF H R ER SO BB IBB HBP BLK WP HR S P ERA WHIP	IP WLS BF H R ER SO BB IBB HBP BLK WP HR S P ERA WHIP	IP WLS BF H R ER SO BB IBB HBP BLK WP HR S P ERA WHIP	IP WLS BF H R ER SO BB IBB HBP BLK WP HR S P ERA WHIP	IP WLS BF H R ER SO BB IBB HBP BLK WP HR S P ERA WHIP


New York Mets @ Los Angeles Dodgers
Dodger Stadium, Los Angeles, CA
Sat Aug 23 2003, 7:10 PM PDT
Att: 44,449 - Sunny - 74 F

AB	32
R	0
H	6
RBI	0
BB	1
SO	6
LOB	13



Batter	1	2	3	4	5	6	7	8	9	AB	R	H	RBI	BB	SO	LOB	TOP								
Roger Cedeno, S OBP: 0.333, SLG: 0.398 Raul Gonzalez, R OBP: 0.339, SLG: 0.338	F9		G3-1 7 FC2-5 1B	L8			B5-3			4	0	1	0	0	0	1									
7 José Reyes, S OBP: 0.356, SLG: 0.426	31 CS 1B		FC2-5 G3-1					G4-3		4	0	2	0	0	0	2									
Timo Perez, L OBP: 0.316, SLG: 0.363	31 CS 1B		G3-1					G6-3		4	0	1	0	0	0	3									
31 Mike Piazza, R OBP: 0.423, SLG: 0.582	1-2 2-3 BB		G6-3					G6-3		3	0	0	0	1	1	3									
Jason Phillips, R OBP: 0.389, SLG: 0.473	F8			G4-3				G4-3		4	0	0	0	0	0	2									
Jay Bell, R OBP: 0.350, SLG: 0.204 Prentice Redman, R (9, PR)	F8									4	1	2	0	0	1	0									
Ty Wigginton, R OBP: 0.322, SLG: 0.418	F8			E E 1B				K		0	0	0	0	0	0	0									
Jeff Duncan, L OBP: 0.339, SLG: 0.301	K			E1 E 1B				G4-3		3	1	0	0	1	1	0									
Marco Scutaro, R OBP: 0.373, SLG: 0.471	F8			E7 G4-3 1B				G5-3		4	0	1	1	0	0	2									
Tom Glavine, L OBP: 0.174, SLG: 0.159 Grant Roberts, R John Franco, L				G4-3				G5-3		3	0	1	0	0	0	1									
Inning Stats	R: 0 H: 2 E: 0 K: 0 S: 12	H: 2 LOB: 2 BB: 1 P: 23	R: 0 H: 0 E: 0 K: 1 S: 11	H: 0 LOB: 0 BB: 0 P: 19	R: 0 H: 2 E: 0 K: 0 S: 8	H: 2 LOB: 2 BB: 0 P: 10	R: 2 H: 2 E: 2 K: 0 S: 9	H: 2 LOB: 1 BB: 0 P: 14	R: 0 H: 0 E: 0 K: 0 S: 4	H: 0 LOB: 0 BB: 0 P: 6	R: 0 H: 0 E: 0 K: 1 S: 7	H: 0 LOB: 0 BB: 0 P: 9	R: 0 H: 0 E: 0 K: 0 S: 6	H: 0 LOB: 0 BB: 0 P: 9	R: 0 H: 0 E: 0 K: 1 S: 7	H: 0 LOB: 0 BB: 0 P: 12	R: 0 H: 1 E: 0 K: 0 S: 9	H: 1 LOB: 2 BB: 1 P: 20	1B: 8 2B: 0 3B: 0 HR: 0	SF: 0 SAC: 0 DP: 2 HBP: 0	WP: 0 PB: 0 SB: 0 CS: 2	PA: 35			
PITCHER	IP WLS BF H R ER SO BB IBB HBP BLK WP HR S P ERA WHIP	IP WLS BF H R ER SO BB IBB HBP BLK WP HR S P ERA WHIP	IP WLS BF H R ER SO BB IBB HBP BLK WP HR S P ERA WHIP	IP WLS BF H R ER SO BB IBB HBP BLK WP HR S P ERA WHIP	IP WLS BF H R ER SO BB IBB HBP BLK WP HR S P ERA WHIP	IP WLS BF H R ER SO BB IBB HBP BLK WP HR S P ERA WHIP	IP WLS BF H R ER SO BB IBB HBP BLK WP HR S P ERA WHIP	IP WLS BF H R ER SO BB IBB HBP BLK WP HR S P ERA WHIP	IP WLS BF H R ER SO BB IBB HBP BLK WP HR S P ERA WHIP	IP WLS BF H R ER SO BB IBB HBP BLK WP HR S P ERA WHIP	IP WLS BF H R ER SO BB IBB HBP BLK WP HR S P ERA WHIP	IP WLS BF H R ER SO BB IBB HBP BLK WP HR S P ERA WHIP	IP WLS BF H R ER SO BB IBB HBP BLK WP HR S P ERA WHIP	IP WLS BF H R ER SO BB IBB HBP BLK WP HR S P ERA WHIP	IP WLS BF H R ER SO BB IBB HBP BLK WP HR S P ERA WHIP	IP WLS BF H R ER SO BB IBB HBP BLK WP HR S P ERA WHIP	IP WLS BF H R ER SO BB IBB HBP BLK WP HR S P ERA WHIP	IP WLS BF H R ER SO BB IBB HBP BLK WP HR S P ERA WHIP	IP WLS BF H R ER SO BB IBB HBP BLK WP HR S P ERA WHIP	IP WLS BF H R ER SO BB IBB HBP BLK WP HR S P ERA WHIP	IP WLS BF H R ER SO BB IBB HBP BLK WP HR S P ERA WHIP	IP WLS BF H R ER SO BB IBB HBP BLK WP HR S P ERA WHIP	IP WLS BF H R ER SO BB IBB HBP BLK WP HR S P ERA WHIP	IP WLS BF H R ER SO BB IBB HBP BLK WP HR S P ERA WHIP	IP WLS BF H R ER SO BB IBB HBP BLK WP HR S P ERA WHIP


New York Mets @ Los Angeles Dodgers
Dodger Stadium, Los Angeles, CA
Sun Aug 24 2003, 5:10 PM PDT
Att: 45,496 - Sunny - 80 F



AB	33
R	2
H	8
RBI	1
BB	2
SO	3
LOB	14

Batter	1	2	3	4	5	6	7	8	9	AB	R	H	RBI	BB	SO	LOB	BOTTOM									
Rickey Henderson, R OBP: 0.324, SLG: 0.328	P6			P6					G6-3	4	0	0	0	0	0	0										
Paul Lo Duca, R OBP: 0.345, SLG: 0.397	G4-3			F9					G6-3	4	0	0	0	0	0	0										
Shawn Green, L OBP: 0.346, SLG: 0.440	G4-3			G1					G5-3	4	0	0	0	0	0	0										
Fred McGriff, L OBP: 0.310, SLG: 0.418				G4-3						3	0	0	0	0	0	0										
Adrian Beltré, R OBP: 0.283, SLG: 0.403				F8						3	0	0	0	0	0	0										
Jolbert Cabrera, R OBP: 0.324, SLG: 0.435				F9						3	1	1	0	0	0	0										
Cesar Izturis, S OBP: 0.281, SLG: 0.306				G4-3						3	0	1	1	0	0	0										
Alex Cora, L OBP: 0.274, SLG: 0.312				G4-3						2	0	0	0	1	0	0										
Kevin Brown, R OBP: 0.189, SLG: 0.250 Robin Ventura, L OBP: 0.350, SLG: 0.404 Guillermo Mota, R OBP: 0.250, SLG: 0.625				K						2	0	0	0	0	2	2										
Inning Stats	R: 0 H: 0 E: 0 K: 0 S: 6	H: 0 LOB: 0 BB: 0 P: 10	R: 0 H: 0 E: 0 K: 0 S: 5	H: 0 LOB: 0 BB: 0 P: 9	R: 0 H: 0 E: 0 K: 1 S: 8	H: 0 LOB: 0 BB: 0 P: 11	R: 0 H: 0 E: 0 K: 0 S: 7	H: 0 LOB: 0 BB: 0 P: 14	R: 1 H: 2 E: 0 K: 1 S: 10	H: 2 LOB: 2 BB: 1 P: 17	R: 0 H: 0 E: 0 K: 0 S: 8	H: 0 LOB: 0 BB: 0 P: 13	R: 0 H: 0 E: 0 K: 0 S: 7	H: 0 LOB: 0 BB: 0 P: 11	R: 0 H: 0 E: 0 K: 0 S: 10	H: 0 LOB: 0 BB: 0 P: 17	R: 0 H: 0 E: 0 K: 0 S: 5	H: 0 LOB: 0 BB: 0 P: 8	1B: 0 2B: 1 3B: 1 HR: 0	SF: 0 SAC: 0 DP: 0 HBP: 0	WP: 0 PB: 0 SB: 0 CS: 0	PA: 30				
PITCHER	IP WLS BF H R ER SO BB IBB HBP BLK WP HR S P ERA WHIP	IP WLS BF H R ER SO BB IBB HBP BLK WP HR S P ERA WHIP	IP WLS BF H R ER SO BB IBB HBP BLK WP HR S P ERA WHIP	IP WLS BF H R ER SO BB IBB HBP BLK WP HR S P ERA WHIP	IP WLS BF H R ER SO BB IBB HBP BLK WP HR S P ERA WHIP	IP WLS BF H R ER SO BB IBB HBP BLK WP HR S P ERA WHIP	IP WLS BF H R ER SO BB IBB HBP BLK WP HR S P ERA WHIP	IP WLS BF H R ER SO BB IBB HBP BLK WP HR S P ERA WHIP	IP WLS BF H R ER SO BB IBB HBP BLK WP HR S P ERA WHIP	IP WLS BF H R ER SO BB IBB HBP BLK WP HR S P ERA WHIP	IP WLS BF H R ER SO BB IBB HBP BLK WP HR S P ERA WHIP	IP WLS BF H R ER SO BB IBB HBP BLK WP HR S P ERA WHIP	IP WLS BF H R ER SO BB IBB HBP BLK WP HR S P ERA WHIP	IP WLS BF H R ER SO BB IBB HBP BLK WP HR S P ERA WHIP	IP WLS BF H R ER SO BB IBB HBP BLK WP HR S P ERA WHIP	IP WLS BF H R ER SO BB IBB HBP BLK WP HR S P ERA WHIP	IP WLS BF H R ER SO BB IBB HBP BLK WP HR S P ERA WHIP	IP WLS BF H R ER SO BB IBB HBP BLK WP HR S P ERA WHIP	IP WLS BF H R ER SO BB IBB HBP BLK WP HR S P ERA WHIP	IP WLS BF H R ER SO BB IBB HBP BLK WP HR S P ERA WHIP	IP WLS BF H R ER SO BB IBB HBP BLK WP HR S P ERA WHIP	IP WLS BF H R ER SO BB IBB HBP BLK WP HR S P ERA WHIP	IP WLS BF H R ER SO BB IBB HBP BLK WP HR S P ERA WHIP	IP WLS BF H R ER SO BB IBB HBP BLK WP HR S P ERA WHIP	IP WLS BF H R ER SO BB IBB HBP BLK WP HR S P ERA WHIP	IP WLS BF H R ER SO BB IBB HBP BLK WP HR S P ERA WHIP

New York Mets @ Los Angeles Dodgers
Dodger Stadium, Los Angeles, CA
Sun Aug 24 2003, 5:10 PM PDT
Att: 45,496 - Sunny - 80 F



AB	29
R	1
H	2
RBI	1
BB	1
SO	2
LOB	2

Batter	1	2	3	4	5	6	7	8	9	AB	R	H	RBI	BB	SO	LOB	TOP										
Dave Roberts, L (1, 8) OBP: 0.333, SLG: 0.309	F7		E3 BB 1B 1B		G6-3 1B		K			4	1	1	0	0	1	0	Los Angeles Dodgers @ Houston Astros Minute Maid Park, Houston, TX Wed Aug 27 2003, 7:05 PM CDT Att: 23,094 - Dome - 72 F livebaseballscorecards.com										
Paul Lo Duca, R (1, 2) OBP: 0.348, SLG: 0.400	F6 1B		G6-3 1B 1B		G6-3 1-2		K		4	0	2	0	0	1	1												
Shawn Green, L (1, 9) OBP: 0.346, SLG: 0.438	F6 1B		F7 1B BB		G6-3 1B		K		3	0	2	0	1	1	0												
Jeremy Burnitz, L (1, 7) OBP: 0.325, SLG: 0.518	F6		F7		K2-3		G6-3		4	0	0	0	0	1	6												
Adrián Beltré, R (1, 5) OBP: 0.281, SLG: 0.398	G6-3		G6-3 1-2 2-H		G6-3		F8		4	0	1	1	0	0	2												
Robin Ventura, L (1, 3) OBP: 0.347, SLG: 0.399		P5		K		L3		F7	4	0	0	0	0	1	0												
Alex Cora, L (1, 4) OBP: 0.271, SLG: 0.308		G4-3		P4		G1-3		K	3	0	0	0	0	0	0												
Guillermo Mota, R (6, 1) OBP: 0.250, SLG: 0.625									0	0	0	0	0	0	0												
Andy Ashby, R (8, 1)									0	0	0	0	0	0	0												
Mike Kinkade, R (9, PH) OBP: 0.326, SLG: 0.353									1	0	0	0	0	1	0												
Cesar Izturis, S (1, 6) OBP: 0.281, SLG: 0.306		L7					G3		3	0	1	0	0	0	0												
Hideo Nomo, R (1, 1) OBP: 0.175, SLG: 0.200									2	0	0	0	0	1	1												
Jolbert Cabrera, R (6, 4) OBP: 0.326, SLG: 0.432									1	0	0	0	0	1	0												
Inning Stats	R: 0 E: 0 K: 0 S: 12	H: 2 LOB: 2 BB: 0 P: 18	R: 0 E: 0 K: 0 S: 10	H: 0 LOB: 0 BB: 0 P: 14	R: 1 E: 1 K: 1 S: 14	H: 2 LOB: 2 BB: 1 P: 21	R: 0 E: 0 K: 1 S: 11	H: 1 LOB: 1 BB: 0 P: 11	R: 0 E: 0 K: 0 S: 6	H: 0 LOB: 0 BB: 0 P: 10	R: 0 E: 0 K: 2 S: 9	H: 0 LOB: 0 BB: 0 P: 12	R: 0 E: 0 K: 2 S: 10	H: 0 LOB: 0 BB: 0 P: 15	R: 0 E: 0 K: 1 S: 8	H: 0 LOB: 0 BB: 0 P: 13	1B: 7 2B: 0 3B: 0 HR: 0	SF: 0 SAC: 0 DP: 1 HBP: 0	WP: 0 PB: 0 SB: 0 CS: 0	PA: 34							
PITCHER	IP	WLS	BF	H	R	ER	SO	BB	IBB	HBP	BLK	WP	HR	S	P	ERA	WHIP										
Wade Miller, R (1, 1) ERA: 4.21	7.0	W	28	7	1	0	5	1	0	0	0	0	0	70	98	0.00	1.143										
54 Brad Lidge, R (8, 1) ERA: 3.24	1.0		3	0	0	0	2	0	0	0	0	0	0	10	15	0.00	0.000										
Dan Miceli, R (9, 1) ERA: 3.3	1.0		3	0	0	0	1	0	0	0	0	0	0	8	13	0.00	0.000										

Batter	1	2	3	4	5	6	7	8	9	AB	R	H	RBI	BB	SO	LOB	BOTTOM										
Craig Biggio, R (1, 8) OBP: 0.342, SLG: 0.407	K 1B 5 HR	G5-3				G5-3		K		4	1	0	0	1	2	0	Los Angeles Dodgers @ Houston Astros Minute Maid Park, Houston, TX Wed Aug 27 2003, 7:05 PM CDT Att: 23,094 - Dome - 72 F livebaseballscorecards.com										
Geoff Blum, S (1, 5) OBP: 0.296, SLG: 0.392	F9 5 HR 1B	G4-3			F9	G4-3			4	1	1	0	0	0	1												
5 Jeff Bagwell, R (1, 3) OBP: 0.378, SLG: 0.514	F7 1-H 3-H HR								3	2	2	3	1	0	0												
Jeff Kent, R (1, 4) OBP: 0.343, SLG: 0.510	G6-3 17 2B 1B		G6-3		P5	K			4	1	1	0	0	1	2												
17 Lance Berkman, S (1, 7) OBP: 0.405, SLG: 0.522	G4-3 1-H 2B							G4-3	2	1	1	1	2	0	0												
Richard Hidalgo, R (1, 9) OBP: 0.373, SLG: 0.553	K		K		F9	K		K	4	0	0	0	0	3	4												
Brad Ausmus, R (1, 2) OBP: 0.301, SLG: 0.297	K		F9		F9	F9		F8	4	0	1	1	0	1	2												
28 Adam Everett, R (1, 6) OBP: 0.301, SLG: 0.363					F9	F9		G1-3	3	0	1	1	1	0	0												
Wade Miller, R (1, 1) OBP: 0.167, SLG: 0.154								F9	3	0	0	0	0	0	4												
54 Brad Lidge, R (8, 1)									0	0	0	0	0	0	0												
Jose Vizcaino, S (6, PH) OBP: 0.268, SLG: 0.360									1	0	0	0	0	0	0												
Dan Miceli, R (9, 1)									0	0	0	0	0	0	0												
Inning Stats	R: 4 E: 1 K: 3 S: 19	H: 4 LOB: 2 BB: 1 P: 36	R: 0 E: 0 K: 0 S: 3	H: 0 LOB: 0 BB: 0 P: 6	R: 0 E: 0 K: 1 S: 9	H: 0 LOB: 1 BB: 1 P: 19	R: 0 E: 0 K: 0 S: 3	H: 0 LOB: 1 BB: 1 P: 11	R: 2 E: 0 K: 1 S: 9	H: 3 LOB: 2 BB: 1 P: 14	R: 0 E: 0 K: 1 S: 6	H: 0 LOB: 0 BB: 0 P: 11	R: 0 E: 0 K: 1 S: 7	H: 0 LOB: 0 BB: 0 P: 10	1B: 4 2B: 2 3B: 0 HR: 1	SF: 0 SAC: 0 DP: 0 HBP: 0	WP: 0 PB: 0 SB: 0 CS: 0	PA: 37									
PITCHER	IP	WLS	BF	H	R	ER	SO	BB	IBB	HBP	BLK	WP	HR	S	P	ERA	WHIP										
Hideo Nomo, R (1, 1) ERA: 2.86	5.0	L	27	7	6	5	4	3	1	0	0	0	0	48	98	9.00	2.000										
Guillermo Mota, R (6, 1) ERA: 1.6	2.0		7	0	0	0	2	1	0	0	0	0	0	15	25	0.00	0.500										
Andy Ashby, R (8, 1) ERA: 5.2	1.0		3	0	0	0	1	0	0	0	0	0	0	7	10	0.00	0.000										



Batter	1	2	3	4	5	6	7	8	9	AB	R	H	RBI	BB	SO	LOB	TOP										
Pablo Ozuna, R OBP: 0.294, SLG: 0.313 Greg Norton, S OBP: 0.328, SLG: 0.425 Jesus Sanchez, L (8, 1)	G4-3		G5-3		G5-3			G4-3		3	0	0	0	0	0	0	Colorado Rockies @ Los Angeles Dodgers Dodger Stadium, Los Angeles, CA Fri Aug 29 2003, 7:10 PM PDT Att: 39,092 - Sunny - 75 F										
Gregg Zaun, S OBP: 0.290, SLG: 0.289	K2-3		G3				G3-1	K	4	0	0	0	0	2	1												
17 Todd Helton, L OBP: 0.449, SLG: 0.621	K						G4-3		3	0	1	0	1	1	0												
Preston Wilson, R OBP: 0.349, SLG: 0.552		G5-3		K			K		4	0	0	0	0	3	2												
Larry Walker, L OBP: 0.423, SLG: 0.470		HR		HR					2	2	1	0	2	1	1												
Jay Payton, R OBP: 0.397, SLG: 0.526		HR		HR			G5-4-3		4	2	2	4	0	1	2												
Chris Stynes, R OBP: 0.344, SLG: 0.426		G6-3		K					3	0	0	0	0	2	0												
Ronnie Belliard, R OBP: 0.346, SLG: 0.369 Mark Bellhorn, S OBP: 0.337, SLG: 0.291		K					K		2	0	0	0	0	2	0												
Cory Vance, L OBP: 0.295, SLG: 0.250 Javier López, L OBP: 0.295, SLG: 0.250 Steve Reed, R OBP: 0.347, SLG: 0.401 Rene Reyes, S OBP: 0.295, SLG: 0.250 Juan Uribe, R OBP: 0.295, SLG: 0.250			K		G4-3			G4-3	2	0	0	0	0	1	0												
Inning Stats	R: 0 E: 0 K: 2 S: 9	H: 0 LOB: 0 BB: 0 P: 14	R: 2 E: 0 K: 1 S: 12	H: 1 LOB: 0 BB: 1 P: 19	R: 0 E: 0 K: 1 S: 7	H: 0 LOB: 0 BB: 0 P: 8	R: 2 E: 0 K: 2 S: 14	H: 2 LOB: 0 BB: 1 P: 22	R: 0 E: 0 K: 1 S: 9	H: 0 LOB: 0 BB: 0 P: 11	R: 0 E: 0 K: 1 S: 8	H: 0 LOB: 0 BB: 1 P: 14	R: 0 E: 0 K: 1 S: 9	H: 0 LOB: 0 BB: 1 P: 17	R: 0 E: 0 K: 2 S: 12	H: 1 LOB: 1 BB: 0 P: 17		R: 0 E: 0 K: 3 S: 12	H: 1 LOB: 1 BB: 0 P: 18	1B: 2 2B: 2 3B: 0 HR: 2	SF: 0 SAC: 0 DP: 2 HBP: 0	WP: 0 PB: 0 SB: 0 CS: 1	PA: 33				
PITCHER	IP	WLS	BF	H	R	ER	SO	BB	IBB	HBP	BLK	WP	HR	S	P	ERA	WHIP										
Kevin Brown, R ERA: 2.26	7.0	W	25	3	4	4	9	3	0	0	0	0	2	68	105	5.14	0.857										
Paul Quantrill, R ERA: 1.74	1.0	H	4	1	0	0	2	0	0	0	0	0	0	12	17	0.00	1.000										
Eric Gagne, R ERA: 1.45	1.0	S	4	1	0	0	3	0	0	0	0	0	0	12	18	0.00	1.000										

Batter	1	2	3	4	5	6	7	8	9	AB	R	H	RBI	BB	SO	LOB	BOTTOM										
Dave Roberts, L OBP: 0.338, SLG: 0.308	FC3-6		G1-3		G6-3					3	0	1	0	2	0	0	Colorado Rockies @ Los Angeles Dodgers Dodger Stadium, Los Angeles, CA Fri Aug 29 2003, 7:10 PM PDT Att: 39,092 - Sunny - 75 F										
Rickey Henderson, R OBP: 0.333, SLG: 0.328 Alex Cora, L OBP: 0.270, SLG: 0.307	P6		S				G5-3		3	1	1	1	1	0	1												
Shawn Green, L OBP: 0.346, SLG: 0.438	FC3-6		F8				K		4	1	1	1	0	2	4												
Adrian Beltré, R OBP: 0.280, SLG: 0.402	G4-3		F8						4	1	1	1	0	1	2												
Paul Lo Duca, R OBP: 0.347, SLG: 0.401		F9		F7					4	0	2	1	0	0	0												
Jolbert Cabrera, R OBP: 0.330, SLG: 0.433		2B		G6-3					3	2	2	0	1	0	1												
Ron Coomer, R OBP: 0.315, SLG: 0.333 Robin Ventura, L OBP: 0.346, SLG: 0.398		F8							3	1	1	1	0	0	2												
Cesar Izturis, S OBP: 0.285, SLG: 0.316				G6-3					4	0	2	1	0	0	2												
Kevin Brown, R OBP: 0.182, SLG: 0.241 Paul Quantrill, L ERA: 5.74 Mike Kinkade, R OBP: 0.324, SLG: 0.351 Eric Gagne, R ERA: 1.45		K							2	0	0	0	0	2	1												
Inning Stats	R: 0 E: 0 K: 0 S: 12	H: 0 LOB: 1 BB: 1 P: 19	R: 1 E: 0 K: 1 S: 12	H: 2 LOB: 1 BB: 0 P: 18	R: 2 E: 0 K: 0 S: 13	H: 3 LOB: 1 BB: 0 P: 22	R: 1 E: 0 K: 1 S: 10	H: 1 LOB: 0 BB: 0 P: 12	R: 1 E: 0 K: 1 S: 11	H: 1 LOB: 0 BB: 0 P: 14	R: 1 E: 0 K: 1 S: 14	H: 2 LOB: 3 BB: 2 P: 28	R: 0 E: 0 K: 1 S: 13	H: 1 LOB: 2 BB: 1 P: 17	R: 0 E: 0 K: 0 S: 5	H: 1 LOB: 0 BB: 0 P: 6		1B: 6 2B: 3 3B: 0 HR: 2	SF: 0 SAC: 1 DP: 0 HBP: 0	WP: 0 PB: 0 SB: 1 CS: 1	PA: 39						
PITCHER	IP	WLS	BF	H	R	ER	SO	BB	IBB	HBP	BLK	WP	HR	S	P	ERA	WHIP										
Cory Vance, L ERA: 6.57	5.0	L	23	7	5	5	3	1	0	0	0	0	0	11	22	13.50	4.500										
Adam Bernero, R ERA: 5.74	0.2		6	2	1	1	0	1	1	0	0	0	0	3	6	0.00	0.000										
Javier López, L ERA: 4.25	0.1		1	0	0	0	1	0	0	0	0	0	0	3	6	0.00	0.000										
Steve Reed, R ERA: 3.47	1.0		5	1	0	0	1	1	0	0	0	0	0	13	17	0.00	2.000										
Jesus Sanchez, L ERA: 1.45	1.0		3	1	0	0	0	0	0	0	0	0	0	5	6	0.00	1.000										



Batter	1	2	3	4	5	6	7	8	9	AB	R	H	RBI	BB	SO	LOB	TOP							
Ronnie Belliard, R OBP: 0.344, SLG: 0.366 (1, 4)	4-2 CS BB		1-1 P5			0-0 L7	1-2 F9			3	0	0	0	1	0	2								
Chris Stynes, R OBP: 0.339, SLG: 0.419 (1, 5)	3-3 K		2-1 FC5-4			2-3 K		1-1 G6-3		4	0	0	0	0	2	2								
17 Todd Helton, L OBP: 0.453, SLG: 0.620 (1, 3)	4-1 FC6-4 BB			1-2 G1-3		0-1 1B E		0-0 G6-3		3	0	1	0	1	0	0								
Preston Wilson, R OBP: 0.346, SLG: 0.545 (1, 8)	1-1 FC6-4			3-3 K		1-0 E5 1B		0-3 K		4	0	0	0	0	2	2								
Jay Payton, R OBP: 0.364, SLG: 0.520 (1, 7)		1-1 G6-3		3-2 G1-6-3		0-0 1B			3-3 K	4	0	1	0	0	1	0								
Rene Reyes, S OBP: 0.299, SLG: 0.405 (1, 9)		2-1 L9			0-0 L9	2-1 F7			1-0 1B	4	0	1	0	0	0	3								
Charles Johnson, R OBP: 0.320, SLG: 0.442 Greg Norton, S OBP: 0.326, SLG: 0.422 (9, PH)		0-2 F8			1-3 K		3-1 G5-3		1-3 K	3	0	0	0	0	1	0								
Juan Uribe, R OBP: 0.295, SLG: 0.389 Lary Walker, L OBP: 0.291, SLG: 0.467 (9, PH)			2-1 L4		1-2 1B		0-1 F8		0-0 G6-3	3	0	1	0	0	0	0								
Darren Oliver, R OBP: 0.300, SLG: 0.368 (1, 1)			1-2 FC5-4 1B		0-1 G5-3		0-0 1B			3	0	2	0	0	0	1								
Inning Stats	R: 0 E: 0 K: 1 S: 10	H: 0 LOB: 1 BB: 2 P: 22	R: 0 E: 0 K: 0 S: 7	H: 0 LOB: 0 BB: 0 P: 10	R: 0 E: 0 K: 0 S: 9	H: 1 LOB: 1 BB: 0 P: 15	R: 0 E: 0 K: 1 S: 12	H: 0 LOB: 0 BB: 0 P: 19	R: 0 E: 0 K: 1 S: 10	H: 1 LOB: 1 BB: 0 P: 12	R: 0 E: 1 K: 1 S: 11	H: 2 LOB: 3 BB: 0 P: 16	R: 0 E: 0 K: 0 S: 8	H: 1 LOB: 1 BB: 0 P: 12	R: 0 E: 0 K: 1 S: 6	H: 0 LOB: 0 BB: 0 P: 7	R: 0 E: 0 K: 2 S: 9	H: 1 LOB: 1 BB: 0 P: 14	1B: 6 2B: 1 3B: 0 HR: 0	SF: 0 SAC: 0 DP: 1 HBP: 0	WP: 0 PB: 0 SB: 0 CS: 1	PA: 35		
PITCHER	IP WLS BF H R ER SO BB IBB HBP BLK WP HR S P ERA WHIP	7.0 W 28 5 0 0 4 2 0 0 0 0 0 0 67 106 0.00 1.000	1.0 H 3 0 0 0 1 0 0 0 0 0 0 6 7 0.00 0.000	1.0 S 4 1 0 0 2 0 0 0 0 0 0 9 14 0.00 1.000																				

Colorado Rockies @ Los Angeles Dodgers
Dodger Stadium, Los Angeles, CA
Sun Aug 31 2003, 5:10 PM PDT
Att: 41,146 - Sunny - 74 F

AB 33
R 0
H 6
RBI 0
BB 2
SO 7
LOB 12



Batter	1	2	3	4	5	6	7	8	9	AB	R	H	RBI	BB	SO	LOB	BOTTOM								
Rickey Henderson, R OBP: 0.321, SLG: 0.313 Alex Cora, L OBP: 0.272, SLG: 0.311 (1, 7)	0-0 G5-3		2-2 P3			1-3 K		0-0 G4-3		3	0	0	0	0	1	1									
Paul Lo Duca, R OBP: 0.345, SLG: 0.396 (1, 2)	3-2 F9			3-2 F9			0-2 E6 1B 2B	1-2 G4-3		4	1	0	0	0	0	0									
Shawn Green, L OBP: 0.349, SLG: 0.437 (1, 9)	1-1 G4-3			0-0 F7			0-0 2B 1B			3	1	1	0	0	0	0									
Adrián Beltré, R OBP: 0.278, SLG: 0.396 (1, 5)		1-0 G6-3		1-1 G4-3			2-1 P6			3	0	0	0	0	0	2									
Ron Coomer, R OBP: 0.313, SLG: 0.330 Tom Martin, L Eric Gagne, R		2-2 F8			0-0 G6-3		2-1 P6			3	0	0	0	0	0	2									
Jeromy Burnitz, L OBP: 0.326, SLG: 0.527 (8, 7)		1-0 G3-1			1-2 E4 G6-3		0-0 2B			3	1	1	1	0	0	0									
Jolbert Cabrera, R OBP: 0.331, SLG: 0.436 (8, 8)			0-1 E4 G1-3 1B		1-1 G6-3		1-3 2B 2B			3	0	2	2	0	0	1									
Cesar Izturis, S OBP: 0.281, SLG: 0.311 (1, 6)			1-0 G1-4-3			2-1 G4-3		0-0 G6-3		3	0	0	0	0	0	2									
Odalis Perez, L OBP: 0.082, SLG: 0.063 Robin Ventura, L OBP: 0.347, SLG: 0.398 (8, 3)			0-2 G1-3			0-0 G4-3		2-3 K		2	0	0	0	0	0	1									
Inning Stats	R: 0 E: 0 K: 0 S: 8	H: 0 LOB: 0 BB: 0 P: 12	R: 0 E: 0 K: 0 S: 5	H: 0 LOB: 0 BB: 0 P: 9	R: 0 E: 1 K: 0 S: 9	H: 1 LOB: 1 BB: 0 P: 12	R: 0 E: 0 K: 0 S: 6	H: 0 LOB: 0 BB: 0 P: 10	R: 0 E: 0 K: 0 S: 7	H: 0 LOB: 0 BB: 0 P: 9	R: 0 E: 0 K: 1 S: 6	H: 0 LOB: 0 BB: 0 P: 9	R: 3 E: 1 K: 0 S: 11	H: 3 LOB: 1 BB: 0 P: 16	R: 0 E: 0 K: 1 S: 8	H: 0 LOB: 0 BB: 0 P: 11	R: 0 E: 0 K: 1 S: 8	H: 0 LOB: 0 BB: 0 P: 11	1B: 2 2B: 2 3B: 0 HR: 0	SF: 0 SAC: 0 DP: 1 HBP: 0	WP: 0 PB: 0 SB: 0 CS: 0	PA: 29			
PITCHER	IP WLS BF H R ER SO BB IBB HBP BLK WP HR S P ERA WHIP	8.0 L 29 4 3 0 2 0 0 0 0 0 0 60 88 0.00 0.500																							

Colorado Rockies @ Los Angeles Dodgers
Dodger Stadium, Los Angeles, CA
Sun Aug 31 2003, 5:10 PM PDT
Att: 41,146 - Sunny - 74 F

AB 29
R 3
H 4
RBI 3
BB 0
SO 2
LOB 9



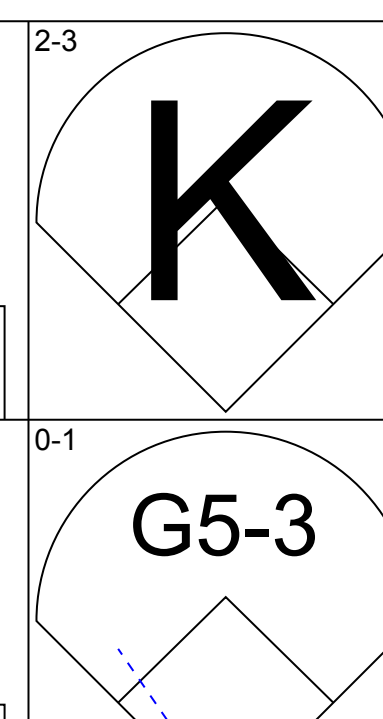
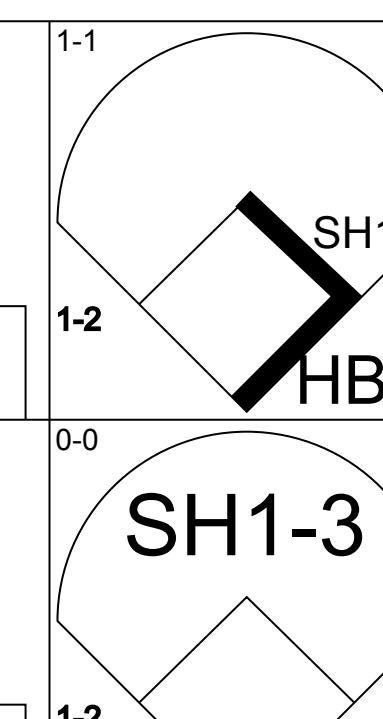
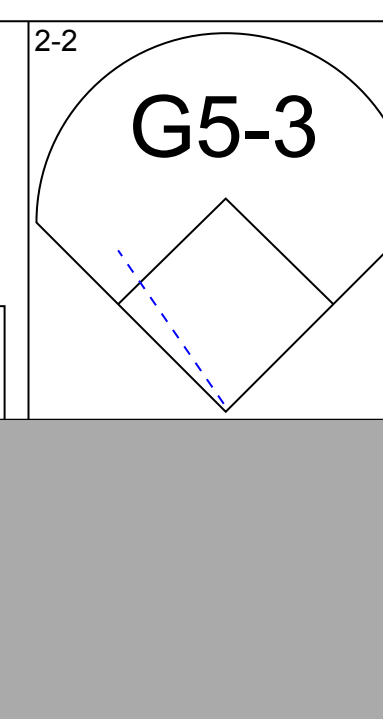

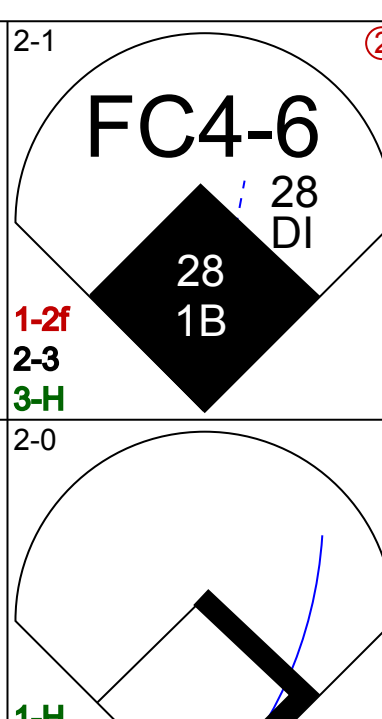
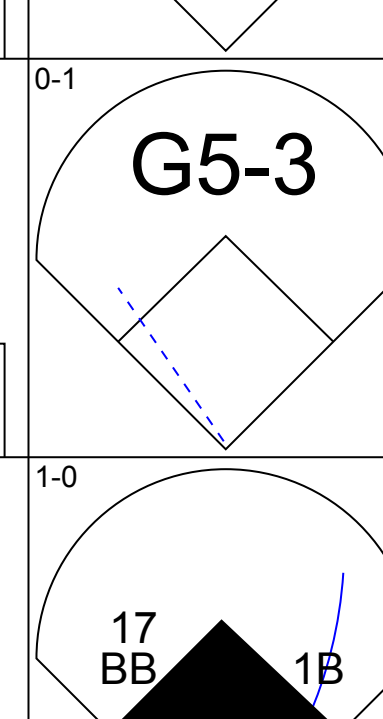
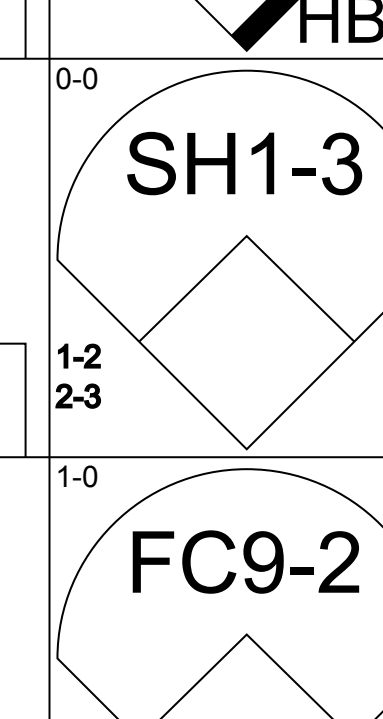
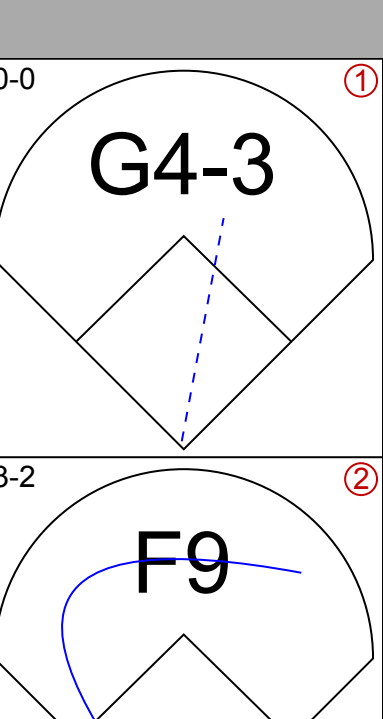
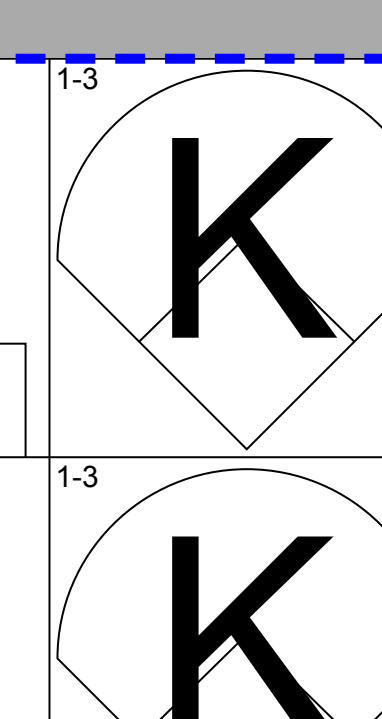
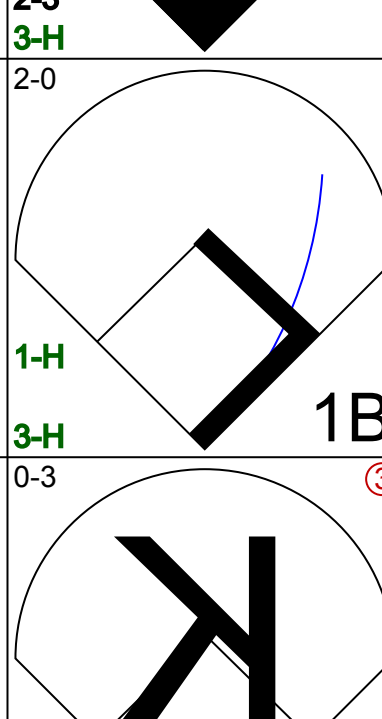
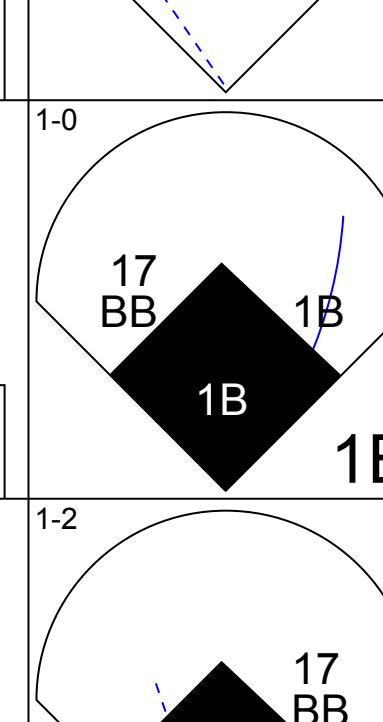
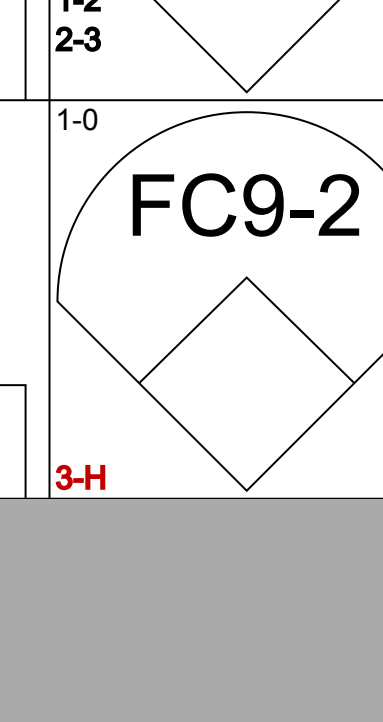
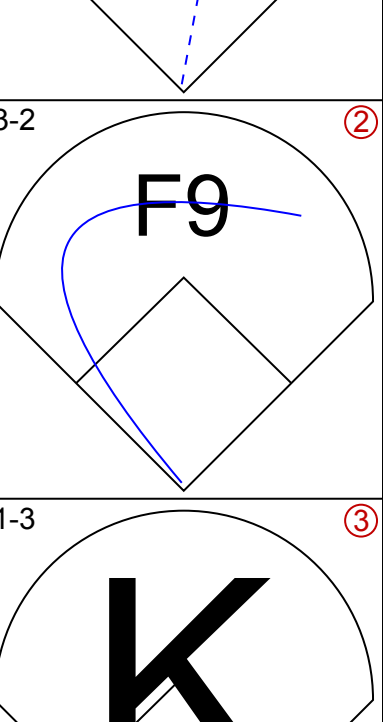
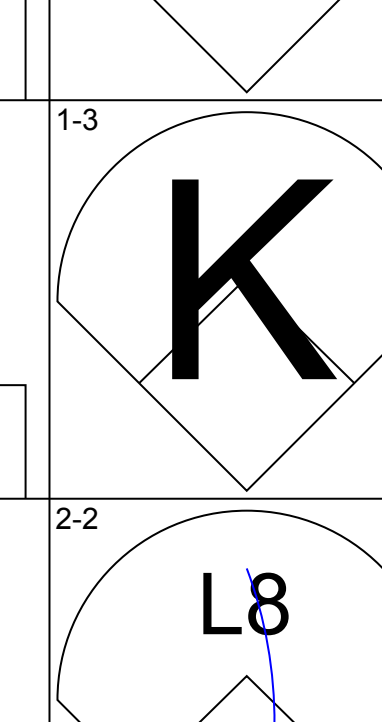
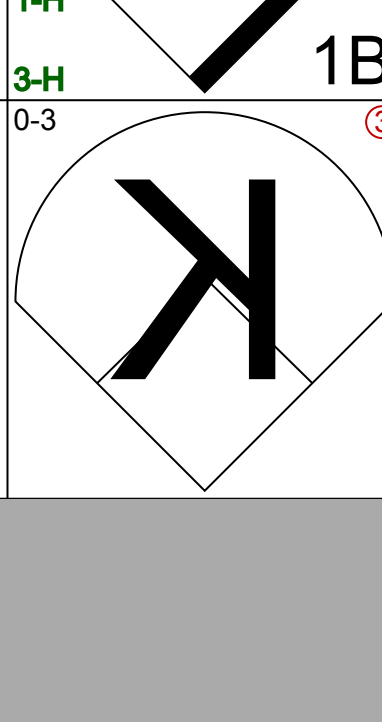
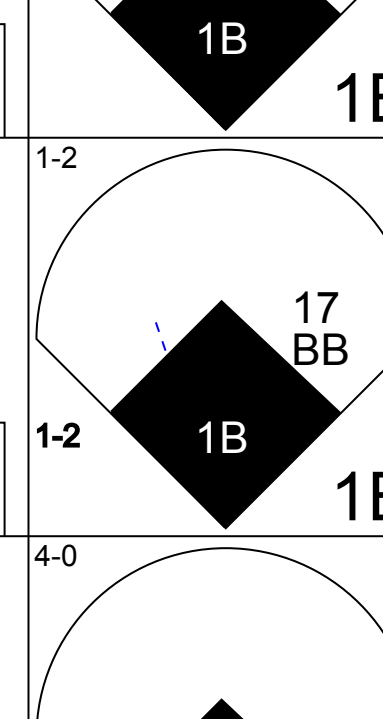


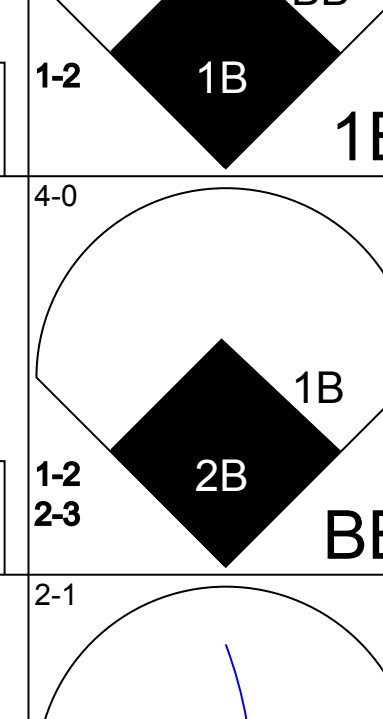


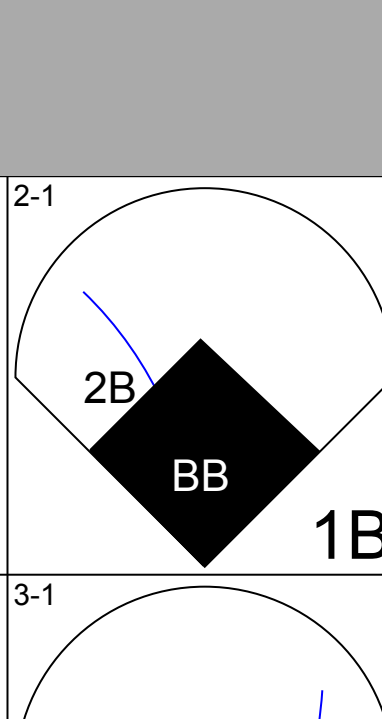
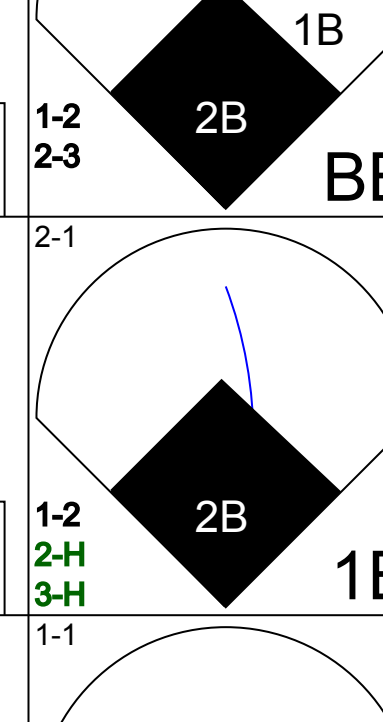

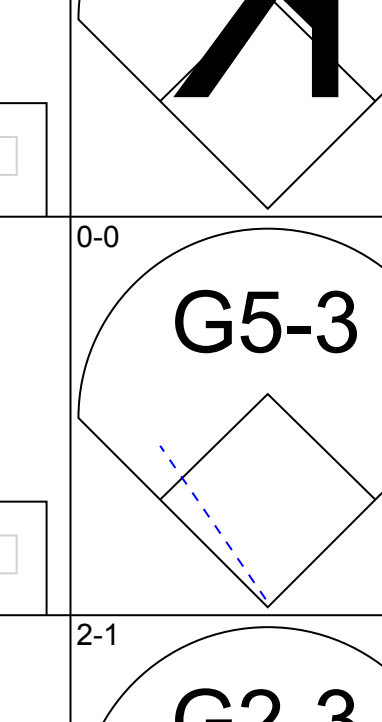
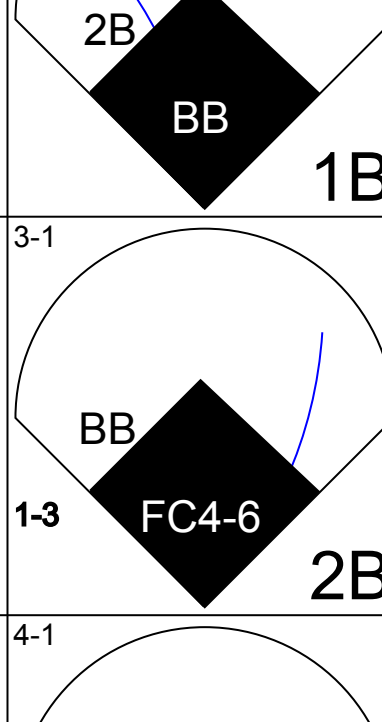
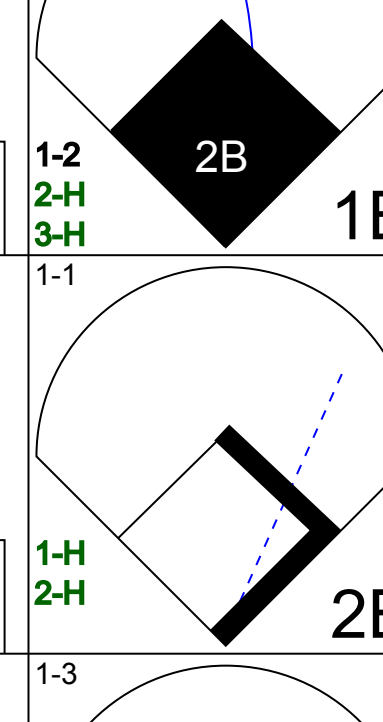

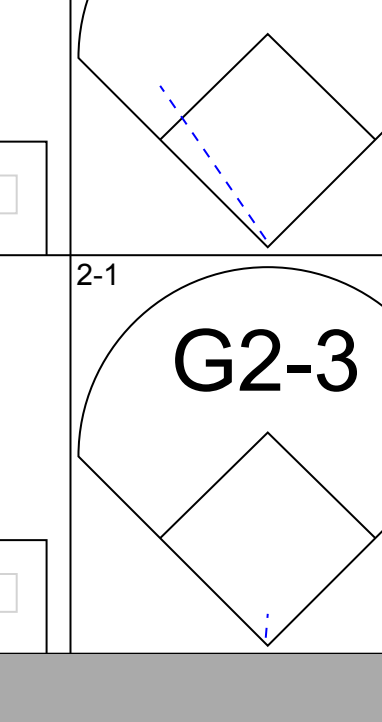
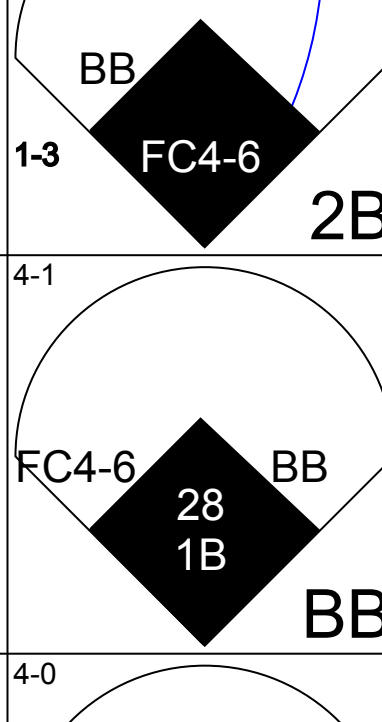
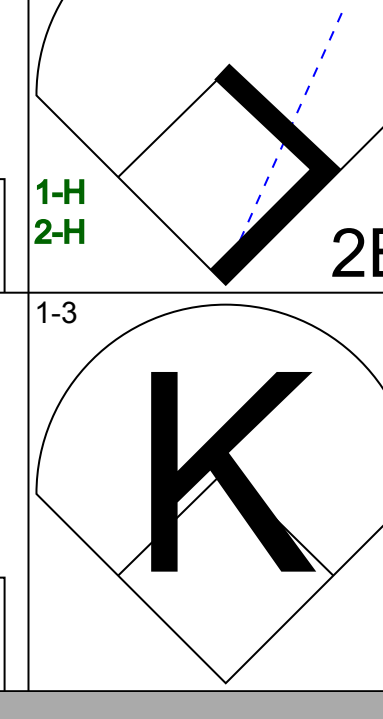
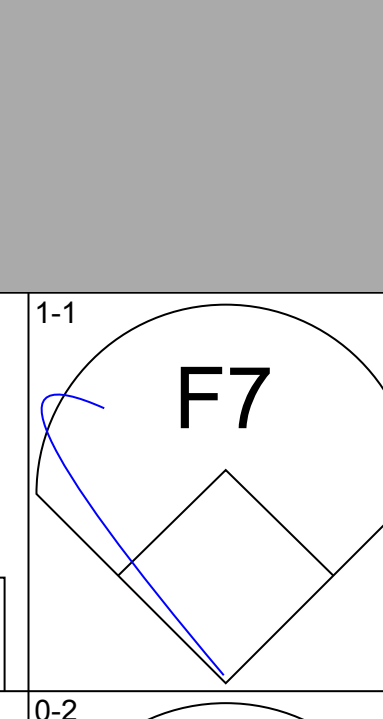
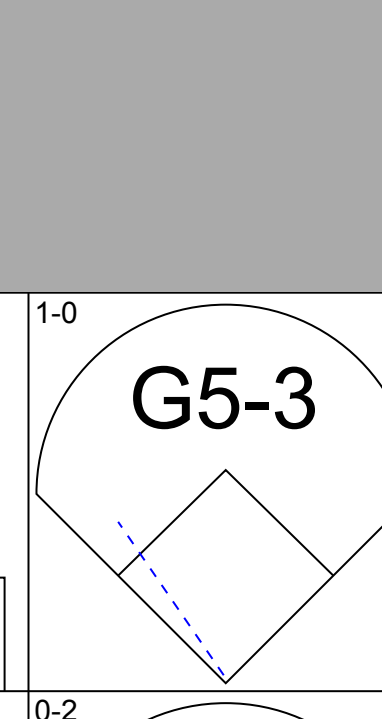
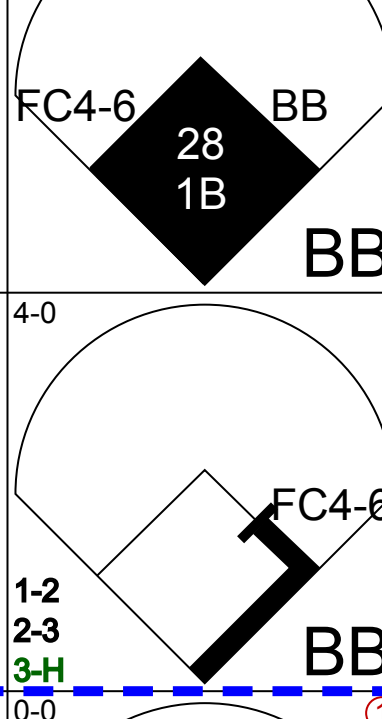
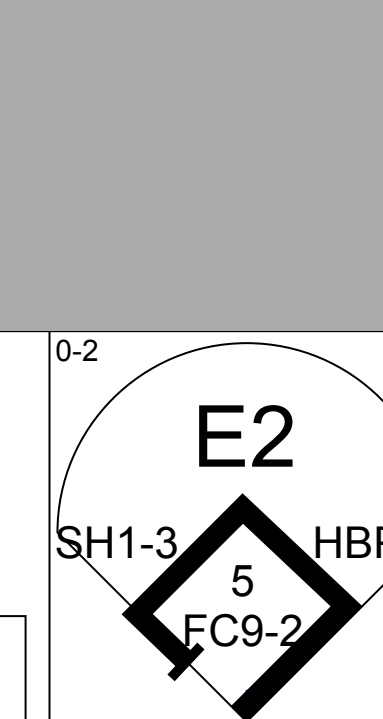
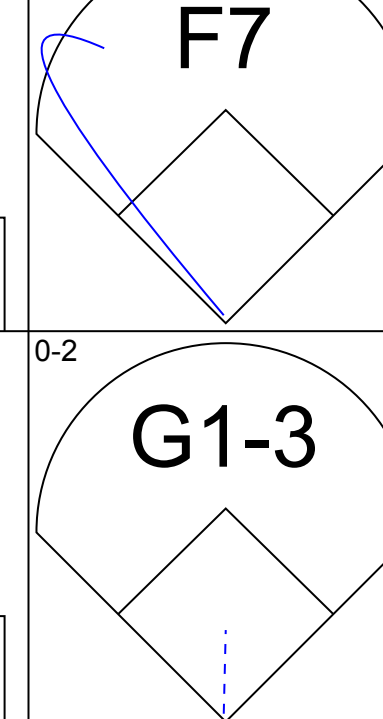
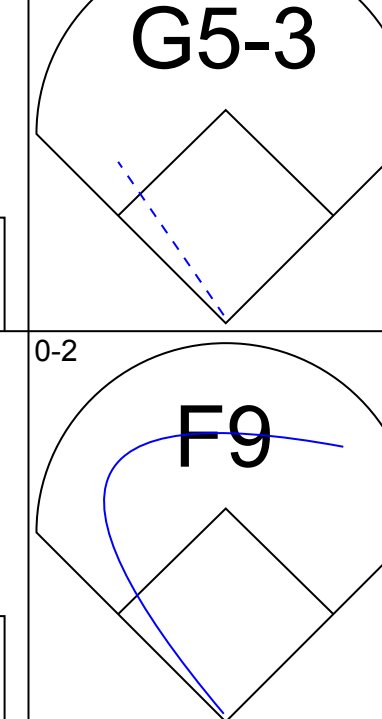
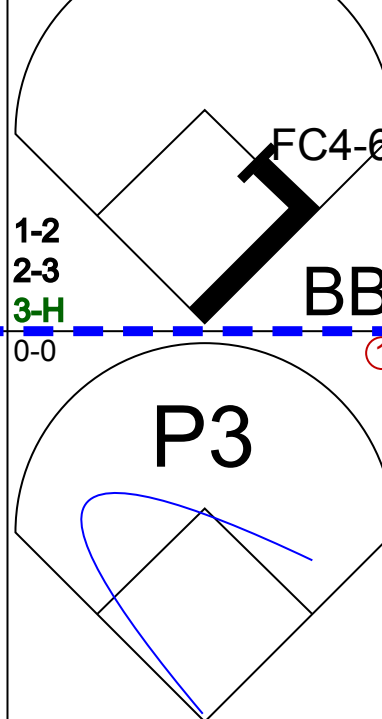
Batter	1	2	3	4	5	6	7	8	9	AB	R	H	RBI	BB	SO	LOB	TOP											
Craig Biggio, R OBP: 0.343, SLG: 0.407 16 Jason Lane, R OBP: 0.333, SLG: 0.667	0-2 F8 2B		0-1 1B 2B	2-3 K			0-1 G6-3		1-2 5 PB 1B	5	3	3	0	0	1	2	Houston Astros @ Los Angeles Dodgers Dodger Stadium, Los Angeles, CA Mon Sep 01 2003, 5:10 PM PDT Att: 41,182 - Sunny - 69 F											
Geoff Blum, S OBP: 0.299, SLG: 0.393	0-0 F8 2-3		1-1 5 PB 1B		1-0 P5		1-1 2H 1B		1-0 5 PB 1B	5	2	3	1	0	0	1												
5 Jeff Bagwell, R OBP: 0.379, SLG: 0.511 Rick White, R (9, 1)	0-3 K		1-2 F9		3-2 17 CS 1B		1-0 F7		4-2 1B	4	1	1	0	1	1	3												
Jeff Kent, R OBP: 0.343, SLG: 0.516	0-1 2B		1-3 3H 1B		0-0 L7				1-2 2-3 HR	5	1	3	6	0	0	1												
17 Lance Berkman, S OBP: 0.405, SLG: 0.519	3-1 P5		3-3 K		0-2 CS		2-1 CS 1B		1-0 G5-3	5	0	1	0	0	1	2												
Richard Hidalgo, R OBP: 0.372, SLG: 0.547		0-1 L4-6 1B		0-0 F8		2-2 F8		2-2 1B	2-2 G6-3	5	1	2	0	0	0	1												
Brad Ausmus, R OBP: 0.301, SLG: 0.302		0-0 L4-6 1-1		2-1 HR		1-1 F8 1-2		0-0 28 1B 1B	0-1 G5-3	5	1	2	2	0	0	2												
28 Adam Everett, R OBP: 0.303, SLG: 0.369		1-0 G6-3		1-2 G5-3			1-0 SH1-4 1B	1-2 1B		4	1	2	0	0	0	0												
Wade Miller, R OBP: 0.179, SLG: 0.167 Octavio Dotel, R (7, 1) Orlando Merced, S OBP: 0.284, SLG: 0.374			0-0 G5-3		2-0 1B		0-0 SH1-4	0-3 K		2	0	1	0	0	0	0												
Inning Stats	R: 1 E: 0 K: 1 S: 11	H: 2 LOB: 1 BB: 0 P: 14	R: 0 E: 0 K: 0 S: 4	H: 1 LOB: 0 BB: 0 P: 5	R: 2 E: 1 K: 1 S: 17	H: 3 LOB: 1 BB: 0 P: 22	R: 1 E: 0 K: 1 S: 11	H: 2 LOB: 1 BB: 0 P: 18	R: 0 E: 0 K: 0 S: 11	H: 1 LOB: 0 BB: 0 P: 15	R: 0 E: 0 K: 0 S: 7	H: 1 LOB: 0 BB: 0 P: 12	R: 1 E: 0 K: 0 S: 7	H: 2 LOB: 1 BB: 0 P: 10	R: 1 E: 0 K: 1 S: 12	H: 3 LOB: 2 BB: 0 P: 16		R: 4 E: 0 K: 0 S: 16	H: 3 LOB: 0 BB: 1 P: 26	1B: 12 2B: 5 3B: 0 HR: 2	SF: 0 SAC: 1 DP: 1 HBP: 0	WP: 1 PB: 1 SB: 0 CS: 2	PA: 44					
PITCHER	IP	WLS	BF	H	R	ER	SO	BB	IBB	HBP	BLK	WP	HR	S	P	ERA	WHIP											
Hideo Nomo, R ERA: 2.88	(1, 1)	5.0	L	22	9	4	2	3	0	0	0	0	1	1	54	74	3.60	1.800										
Andy Ashby, R ERA: 5.18	(6, 1)	2.0		8	3	1	1	0	0	0	0	0	0	0	14	22	4.50	1.500										
Steve Colyer, L ERA: 3.72	(8, 1)	1.0		6	3	1	1	0	0	0	0	0	0	0	12	16	9.00	3.000										
Rodney Myers, R ERA: 36.0	(9, 1)	1.0		7	3	4	4	0	1	0	0	0	0	1	16	26	36.00	4.000										

Batter	1	2	3	4	5	6	7	8	9	AB	R	H	RBI	BB	SO	LOB	BOTTOM											
Dave Roberts, L OBP: 0.333, SLG: 0.304	1-3 K		3-3 K		1-0 L8		2-1 FC1-6 S		3-2 G6-3	5	0	0	0	0	2	2	Houston Astros @ Los Angeles Dodgers Dodger Stadium, Los Angeles, CA Mon Sep 01 2003, 5:10 PM PDT Att: 41,182 - Sunny - 69 F											
Paul Lo Duca, R OBP: 0.346, SLG: 0.395 David Ross, R OBP: 0.291, SLG: 0.491	4-0 G3-1 BB		3-2 F9		4-2 BB		2-3 K			1	0	0	0	1	0	0												
Shawn Green, L OBP: 0.348, SLG: 0.435	4-2 G3-1 BB		0-1 G4-3		1-2 F9					3	0	0	0	1	1	2												
Fred McGriff, L OBP: 0.319, SLG: 0.425	2-1 G3-1				1-0 1B		2-0 F8		4-2 1B BB	3	0	1	0	1	0	2												
Adrián Beltré, R OBP: 0.276, SLG: 0.393	0-0 G4-3				1-0 L8		0-1 L7		0-0 P2	4	0	0	0	0	0	4												
Jeromy Burnitz, L OBP: 0.325, SLG: 0.524		0-2 P3			1-0 P6		1-1 F9		1-2 1B	4	0	1	0	0	0	1												
Alex Cora, L OBP: 0.274, SLG: 0.323		3-2 2B			2-1 F8		0-2 HR		0-0 F8	4	1	2	1	0	0	3												
Cesar Izturis, S OBP: 0.278, SLG: 0.309		0-0 L3			3-2 P6		0-1 F7		0-2 G3	4	0	0	0	0	0	1												
Hideo Nomo, R ERA: 2.88 Ricky Henderson, R ERA: 2.99, SLG: 0.324 Andy Ashby, R (5, PH) Robin Ventura, L OBP: 0.346, SLG: 0.398 Steve Colyer, L (9, 1) Rodney Myers, R (9, 1) Todd Hundley, S OBP: 0.362, SLG: 0.348		1-1 G4-3			3-2 BB		4-0 FC1-6 BB		0-3 K	1	0	0	0	0	0	1												
Inning Stats	R: 0 E: 0 K: 1 S: 10	H: 0 LOB: 2 BB: 2 P: 21	R: 0 E: 0 K: 0 S: 9	H: 1 LOB: 1 BB: 0 P: 13	R: 0 E: 0 K: 1 S: 12	H: 0 LOB: 0 BB: 0 P: 18	R: 0 E: 0 K: 0 S: 5	H: 1 LOB: 1 BB: 0 P: 10	R: 0 E: 0 K: 0 S: 18	H: 1 LOB: 2 BB: 1 P: 30	R: 0 E: 0 K: 0 S: 5	H: 0 LOB: 0 BB: 0 P: 8	R: 1 E: 0 K: 1 S: 10	H: 1 LOB: 1 BB: 1 P: 18	R: 0 E: 0 K: 1 S: 9	H: 1 LOB: 2 BB: 1 P: 15		R: 0 E: 0 K: 1 S: 9	H: 0 LOB: 0 BB: 0 P: 12	1B: 3 2B: 1 3B: 0 HR: 1	SF: 0 SAC: 0 DP: 0 HBP: 0	WP: 0 PB: 0 SB: 1 CS: 0	PA: 37					
PITCHER	IP	WLS	BF	H	R	ER	SO	BB	IBB	HBP	BLK	WP	HR	S	P	ERA	WHIP											
Wade Miller, R ERA: 4.1	(1, 1)	6.2	W	28	4	1	1	2	4	0	0	0	0	0	66	113	1.35	1.200										
Octavio Dotel, R ERA: 2.69	(7, 1)	1.1		6	1	0	0	2	1	0	0	0	0	0	12	20	0.00	1.500										
Rick White, R ERA: 5.9	(9, 1)	1.0		3	0	0	0	1	0	0	0	0	0	9	12	0.00	0.000											

AB	41
R	10
H	18
RBI	9
BB	1
SO	4
LOB	14



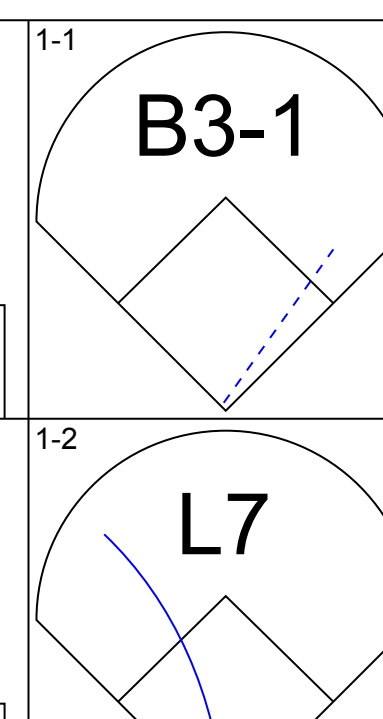
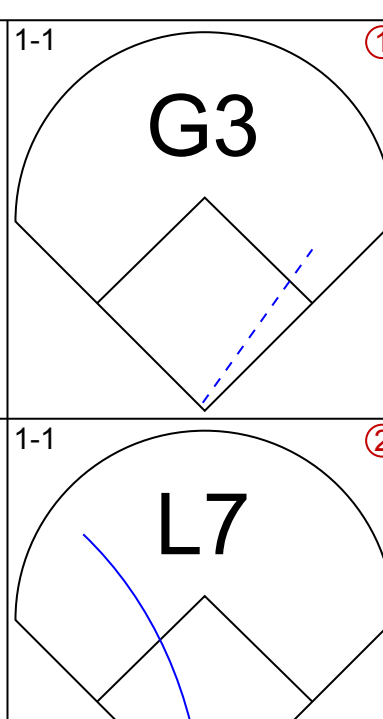
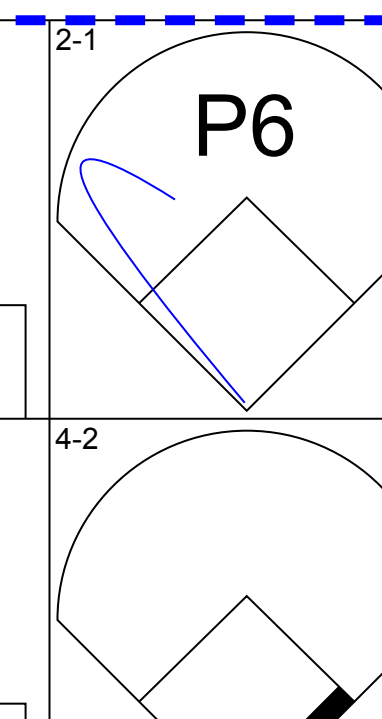
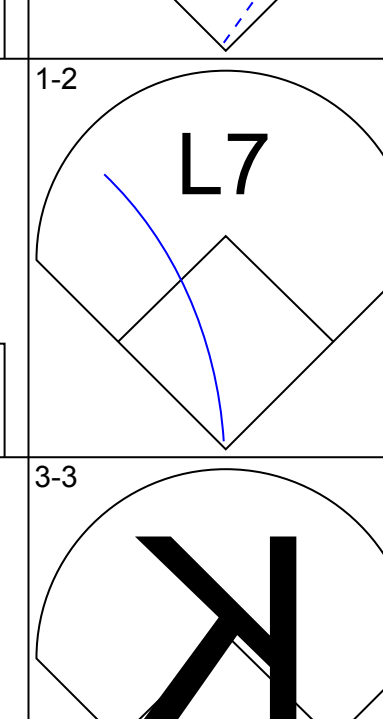
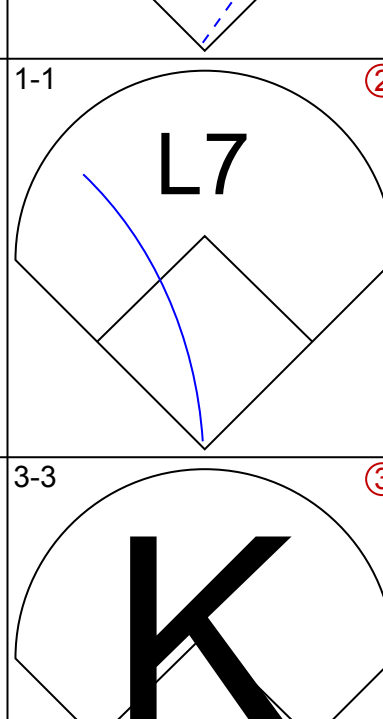
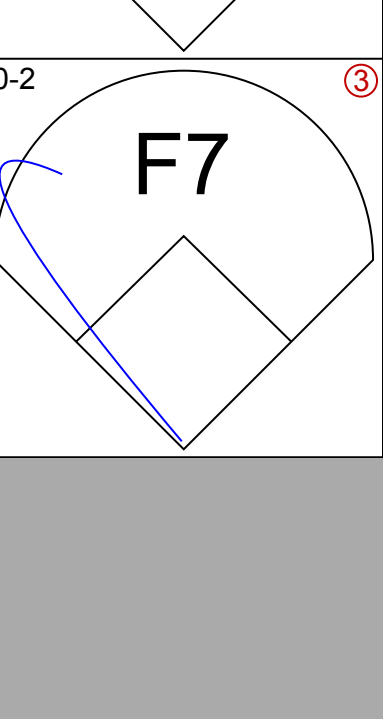
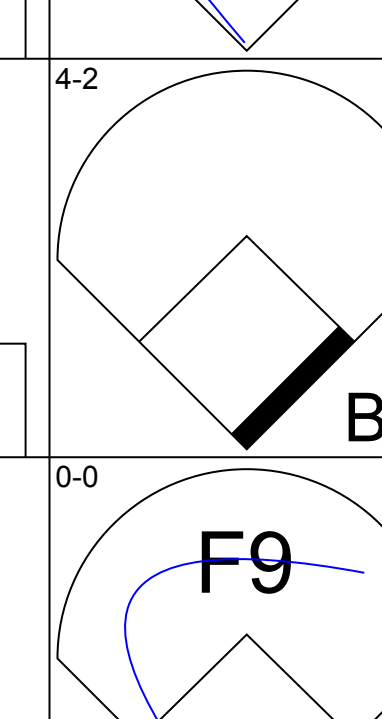
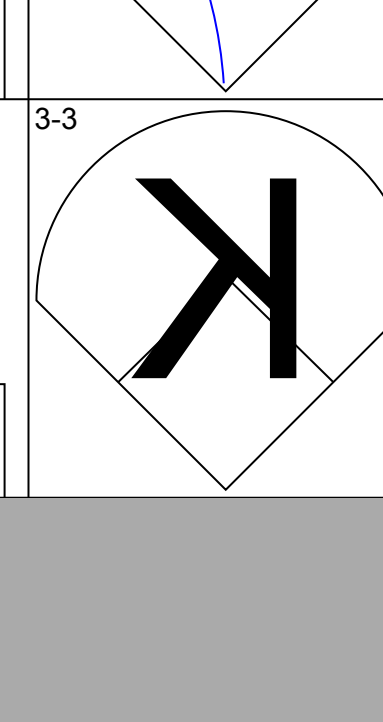
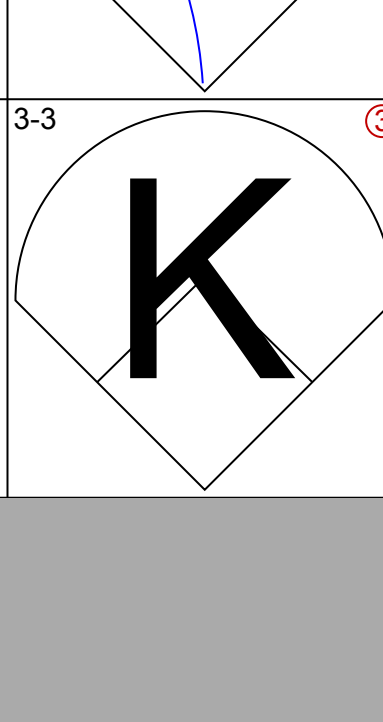
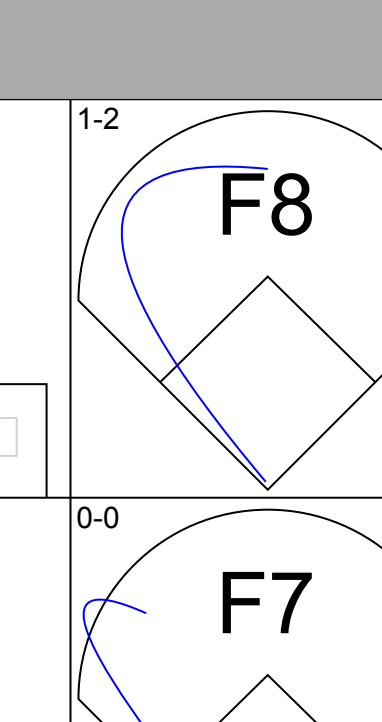
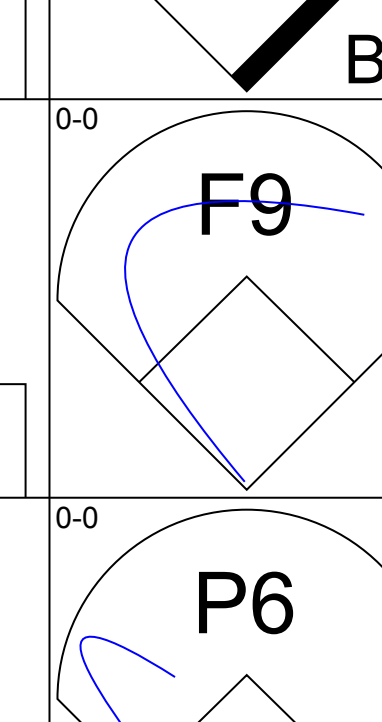
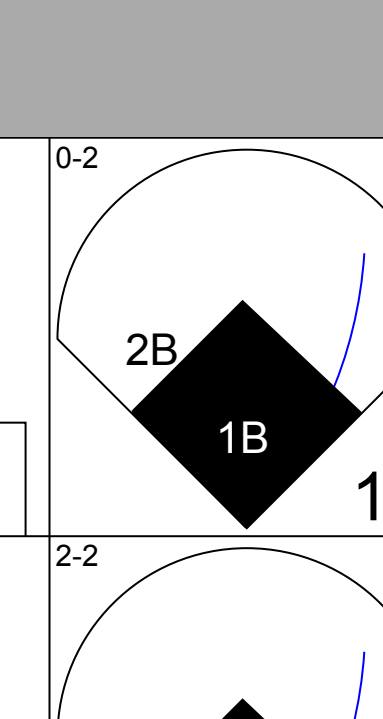
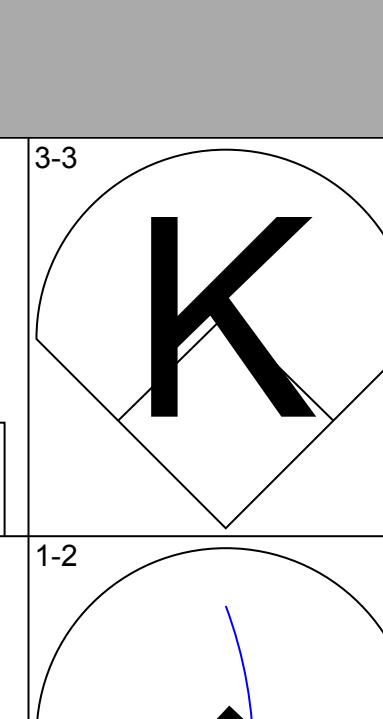
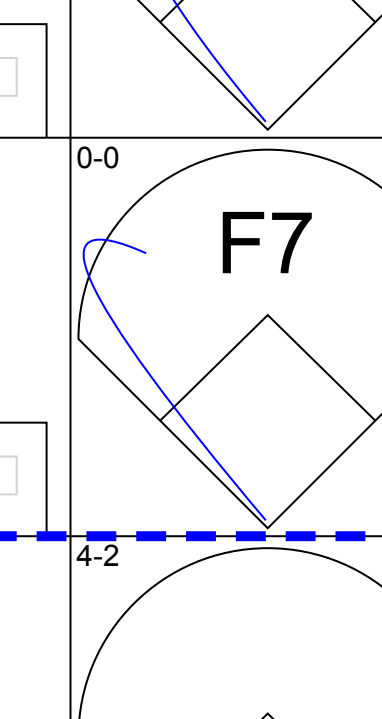
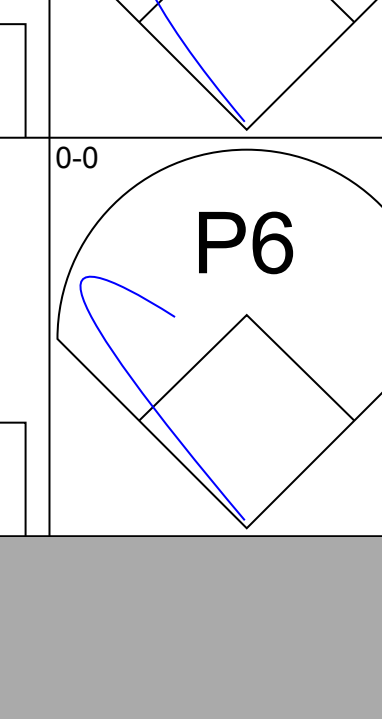
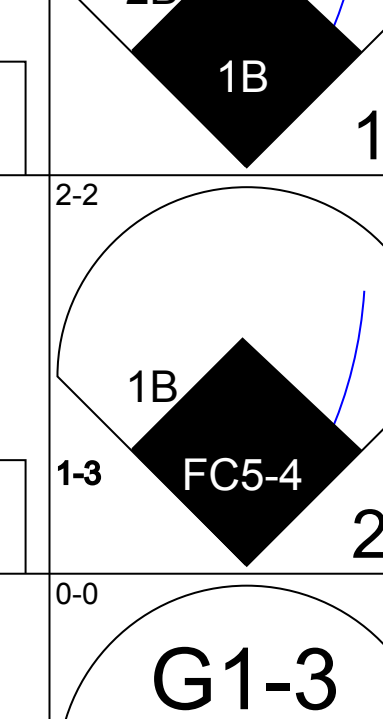
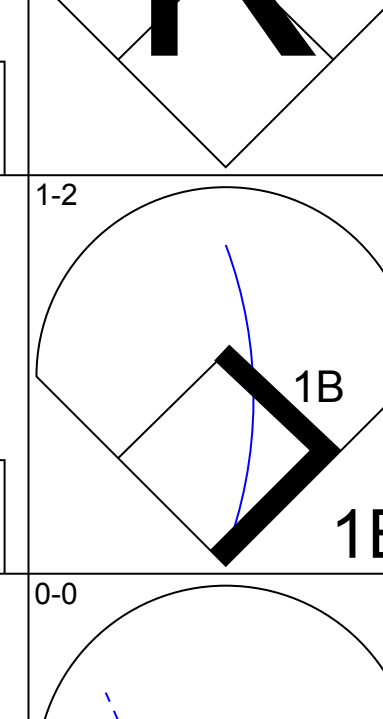
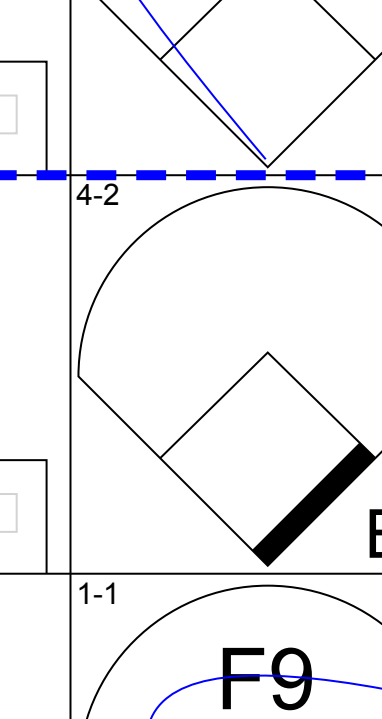
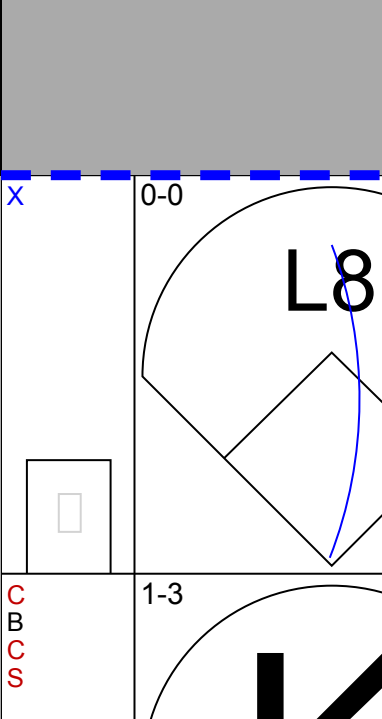
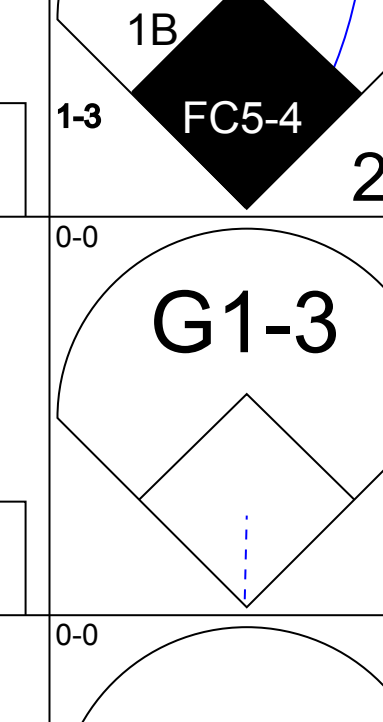
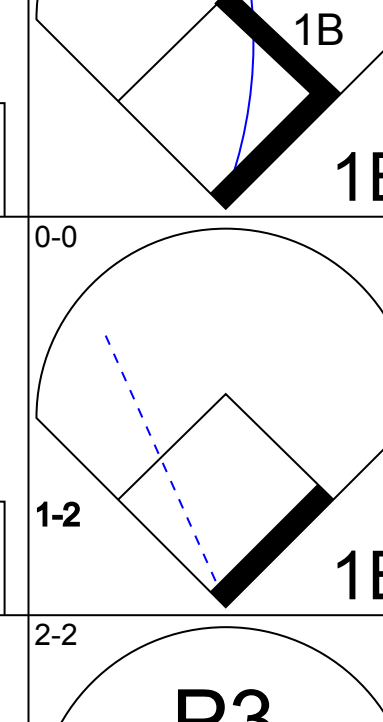
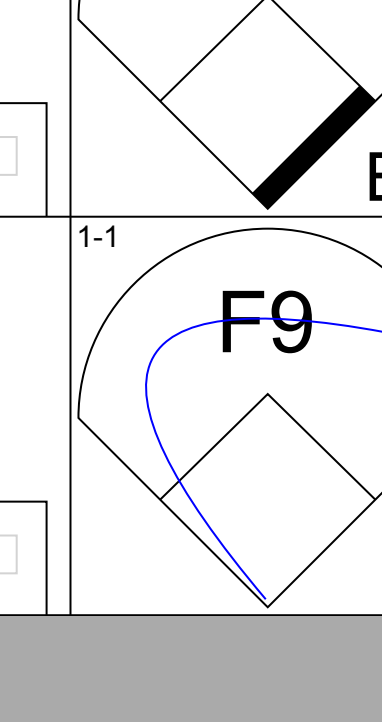
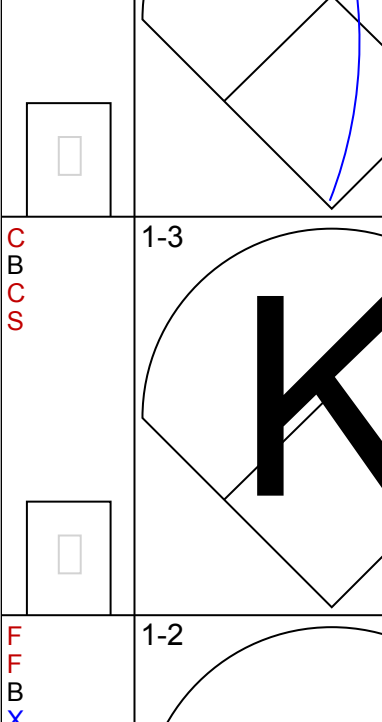
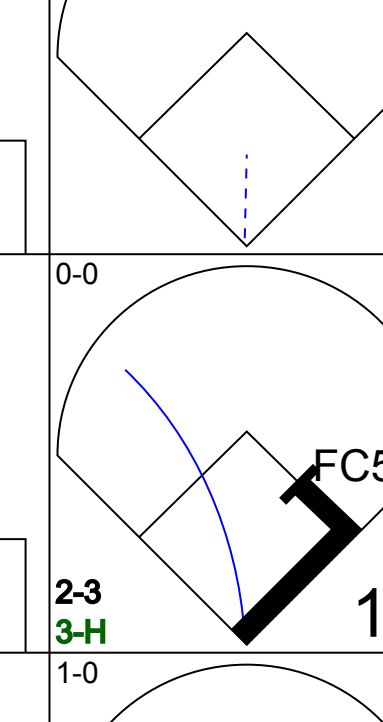
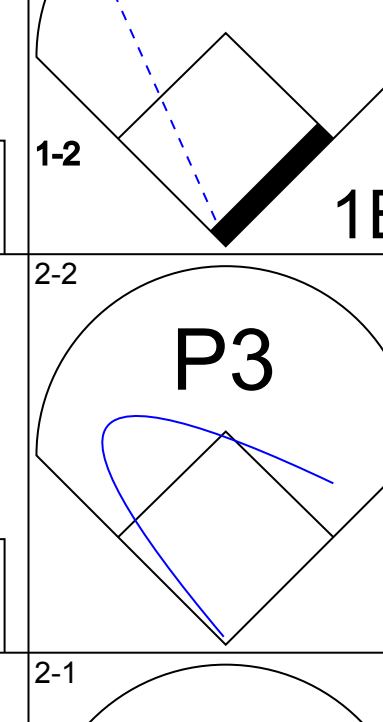
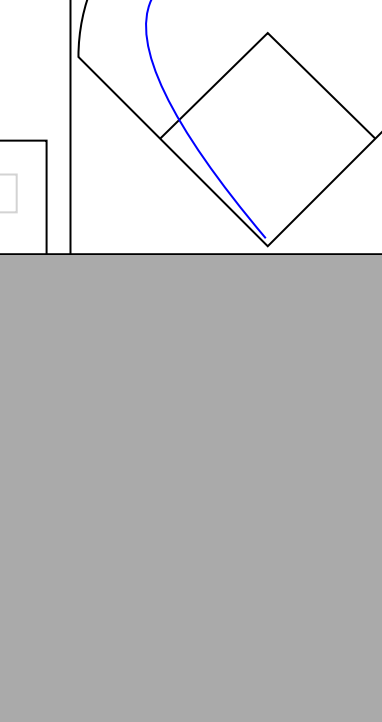
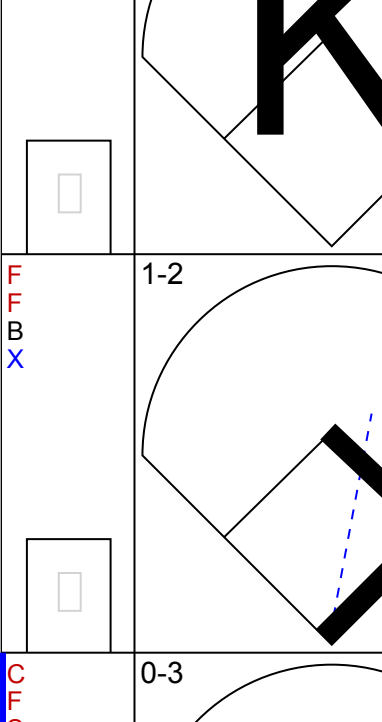
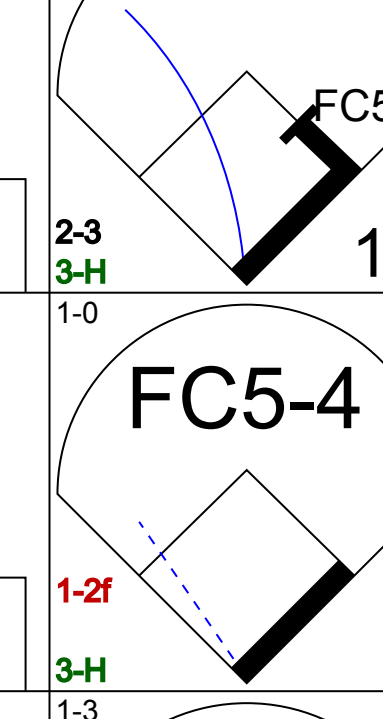
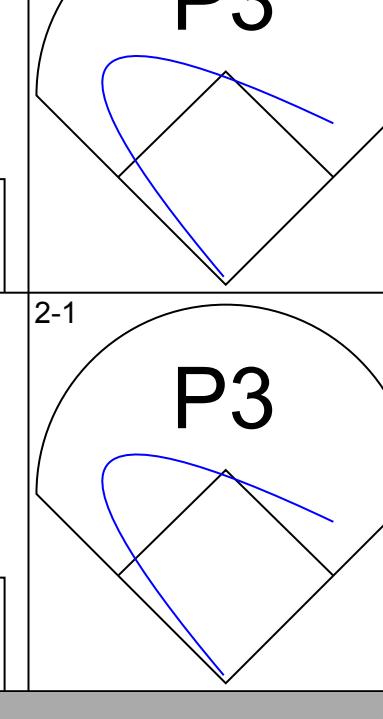

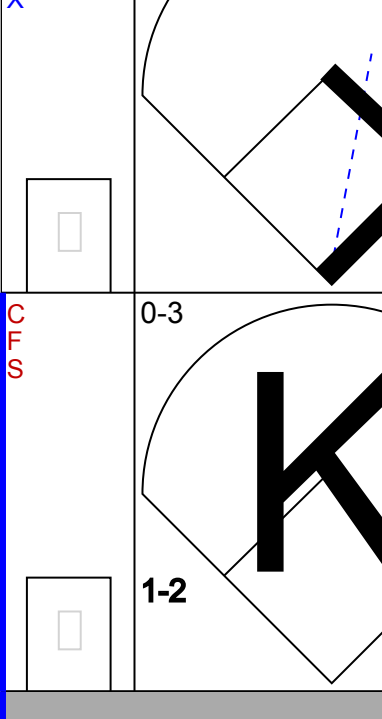

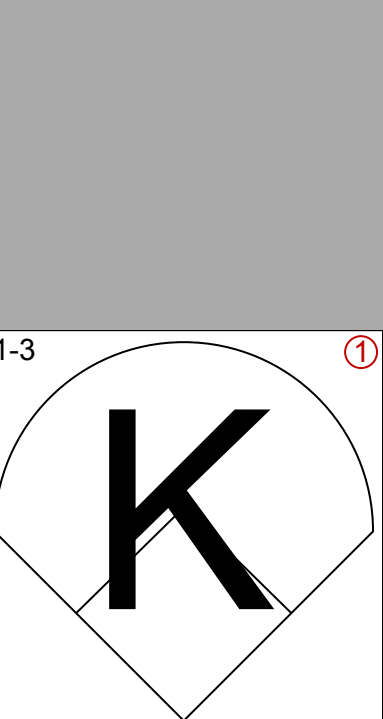
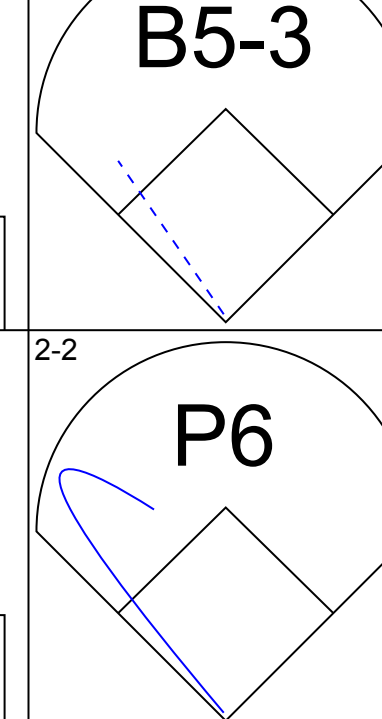
Batter	1	2	3	4	5	6	7	8	9	AB	R	H	RBI	BB	SO	LOB	TOP										
Craig Biggio, R OBP: 0.342, SLG: 0.406 (1, 8)	G4-3		F7		2B		F8		K	5	0	1	0	0	1	1	Houston Astros @ Los Angeles Dodgers Dodger Stadium, Los Angeles, CA Tue Sep 02 2003, 7:10 PM PDT Att: 28,406 - Sunny - 76 F										
Morgan Ensberg, R OBP: 0.369, SLG: 0.515 (1, 5)	F7		G5-3		F8		G6-3			4	0	0	0	0	2												
5 Jeff Bagwell, R OBP: 0.378, SLG: 0.509 (1, 3)	G1-3		1B		F9		G6-3			4	0	1	0	0	2												
Jeff Kent, R OBP: 0.344, SLG: 0.518 (1, 4)		FC5-4	K		2B		L9			4	1	2	0	0	1												
Richard Hidalgo, R OBP: 0.371, SLG: 0.547 (1, 9)	F8			K	F7					4	0	1	0	0	1												
17 Lance Berkman, S OBP: 0.404, SLG: 0.516 (1, 7)	FC5-4			G1-3		P5		K		4	0	1	0	0	1												
Brad Ausmus, R OBP: 0.301, SLG: 0.299 (1, 2)	FC5-4			PB		K		K		3	0	0	1	1	2												
2B Adam Everett, R OBP: 0.306, SLG: 0.370 (1, 6)										2	0	1	0	0	1												
Mike Gallo, L (6, 1)										0	0	0	0	0	0												
Mitch Meluskey, S (9, PH)										1	0	0	0	0	0												
Tim Redding, R OBP: 0.205, SLG: 0.214 (1, 1)										2	0	0	0	0	4												
Jose Vizcaino, S OBP: 0.272, SLG: 0.361 (6, 6)										2	0	1	0	0	0												
Inning Stats	R: 0 E: 0 K: 0 S: 10	H: 0 LOB: 0 BB: 0 P: 18	R: 1 E: 0 K: 0 S: 12	H: 2 LOB: 2 BB: 0 P: 21	R: 0 E: 0 K: 1 S: 10	H: 1 LOB: 1 BB: 0 P: 13	R: 0 E: 0 K: 1 S: 15	H: 1 LOB: 2 BB: 0 P: 24	R: 0 E: 0 K: 2 S: 9	H: 0 LOB: 0 BB: 0 P: 13	R: 0 E: 0 K: 0 S: 12	H: 1 LOB: 1 BB: 0 P: 17	R: 0 E: 0 K: 2 S: 13	H: 1 LOB: 1 BB: 0 P: 20	R: 0 E: 0 K: 1 S: 11	H: 0 LOB: 0 BB: 0 P: 14	1B: 6 2B: 2 3B: 0 HR: 0	SF: 0 SAC: 0 DP: 0 HBP: 1	WP: 0 PB: 1 SB: 0 CS: 0	PA: 37							
PITCHER	IP	WLS	BF	H	R	ER	SO	BB	IBB	HBP	BLK	WP	HR	S	P	ERA	WHIP										
Wilson Alvarez, L ERA: 2.57 (1, 1)	5.0	W	23	6	1	1	2	1	0	1	0	0	0	56	92	1.80	1.400										
Guillermo Mota, R ERA: 1.52 (6, 1)	2.0	H	7	1	0	0	2	0	0	0	0	0	0	20	30	0.00	0.500										
Paul Quantrill, R ERA: 1.73 (8, 1)	0.1	H	2	1	0	0	0	0	0	0	0	0	0	7	12	0.00	3.000										
Tom Martin, L ERA: 3.12 (8, 1)	0.1	H	1	0	0	0	1	0	0	0	0	0	0	3	4	0.00	0.000										
Eric Gagne, R ERA: 1.4 (8, 1)	1.1	S	4	0	0	0	2	0	0	0	0	0	0	14	18	0.00	0.000										
Batter	1	2	3	4	5	6	7	8	9	AB	R	H	RBI	BB	SO	LOB	BOTTOM										
Dave Roberts, L OBP: 0.330, SLG: 0.300 (1, 8)	G4-3			E6	G1-3		P6			4	1	0	0	0	2	Houston Astros @ Los Angeles Dodgers Dodger Stadium, Los Angeles, CA Tue Sep 02 2003, 7:10 PM PDT Att: 28,406 - Sunny - 76 F											
Cesar Izturis, S OBP: 0.276, SLG: 0.306 (1, 6)	G6-3			K		F9		G6-3		4	0	0	0	1	1												
Shawn Green, L OBP: 0.348, SLG: 0.435 (1, 9)	K			E6	L4		F7			4	1	1	1	0	1												
Fred McGriff, L OBP: 0.325, SLG: 0.453 (1, 3)		P5								4	2	3	3	0	0												
Jolbert Cabrera, R OBP: 0.331, SLG: 0.436 (9, 7)				HR	1B		1B		HR	0	0	0	0	0	0												
Adrian Beltré, R OBP: 0.276, SLG: 0.392 (1, 5)	G4-3			G4-3					K	4	0	1	0	0	1												
Jeremy Burnitz, L OBP: 0.323, SLG: 0.520 (1, 7)										3	0	0	0	0	2												
Robin Ventura, L OBP: 0.348, SLG: 0.398 (9, 3)	G1-3			P5		F7				0	0	0	0	0	0												
David Ross, R OBP: 0.292, SLG: 0.482 (1, 2)				K		L4		SH5-4		2	0	0	0	1	1												
Alex Cora, L OBP: 0.275, SLG: 0.326 (1, 4)				G4-3				SH5-4		2	0	1	0	0	0												
Wilson Alvarez, L OBP: 0.211, SLG: 0.211 (1, 1)										1	0	0	0	0	1												
Joe Thurston, L (5, PH)										1	0	0	0	0	0												
Guillermo Mota, R OBP: 0.222, SLG: 0.256 (8, 1)										0	0	0	0	0	0												
Ron Cockerill, R OBP: 0.240, SLG: 0.327 (7, PH)										1	0	0	0	0	1												
Paul Quantrill, R (8, 1)										0	0	0	0	0	0												
Tom Martin, L (8, 1)										0	0	0	0	0	0												
Eric Gagne, R (8, 1)										0	0	0	0	0	0												
Inning Stats	R: 0 E: 0 K: 1 S: 9	H: 0 LOB: 0 BB: 0 P: 14	R: 0 E: 0 K: 0 S: 7	H: 0 LOB: 0 BB: 0 P: 7	R: 0 E: 0 K: 2 S: 8	H: 0 LOB: 0 BB: 0 P: 12	R: 3 E: 2 K: 1 S: 17	H: 2 LOB: 0 BB: 0 P: 24	R: 0 E: 0 K: 0 S: 13	H: 1 LOB: 1 BB: 0 P: 17	R: 0 E: 0 K: 0 S: 10	H: 2 LOB: 2 BB: 0 P: 14	R: 0 E: 0 K: 0 S: 7	H: 0 LOB: 1 BB: 1 P: 15	R: 1 E: 0 K: 1 S: 11	H: 1 LOB: 0 BB: 0 P: 16	1B: 2 2B: 2 3B: 0 HR: 2	SF: 0 SAC: 1 DP: 0 HBP: 0	WP: 0 PB: 0 SB: 0 CS: 0	PA: 32							
PITCHER	IP	WLS	BF	H	R	ER	SO	BB	IBB	HBP	BLK	WP	HR	S	P	ERA	WHIP										
Tim Redding, R ERA: 3.84 (1, 1)	5.2	L	23	5	3	2	4	0	0	0	0	0	1	22	35	3.86	0.857										
Mike Gallo, L ERA: 3.22 (6, 1)	2.1		9	1	1	1	1	1	0	0	0	0	0	1	22	3.86	0.857										

Batter	1	2	3	4	5	6	7	8	9	AB	R	H	RBI	BB	SO	LOB	TOP			
Craig Biggio, R OBP: 0.340, SLG: 0.403										4	1	0	1	0	2	2				
Jose Vizcaino, S OBP: 0.287, SLG: 0.355 28 Adam Everett, R OBP: 0.308, SLG: 0.372										3	0	0	0	0	1	0				
5 Jeff Bagwell, R OBP: 0.377, SLG: 0.506										5	1	1	0	0	2	4				
Jeff Kent, R OBP: 0.346, SLG: 0.518										4	1	2	0	0	1	0				
17 Lance Berkman, S OBP: 0.407, SLG: 0.517										3	2	2	0	1	1	0				
Richard Hidalgo, R OBP: 0.372, SLG: 0.548										4	2	2	2	0	0	2				
Geoff Blum, S OBP: 0.300, SLG: 0.360 54 Brad Lidge, R OBP: 0.233, SLG: 0.207 Octavio Dotel, R OBP: 0.233, SLG: 0.207 Colin Porter, L OBP: 0.301, SLG: 0.290										3	0	1	2	0	0	2				
Raul Chavez, R OBP: 0.286, SLG: 0.538 Orlando Merced, S OBP: 0.297, SLG: 0.374 Billy Wagner, L										3	0	0	0	0	1	1				
Jerome Robertson, L OBP: 0.152, SLG: 0.133 Morgan Ensberg, R OBP: 0.357, SLG: 0.512										2	0	0	0	0	0	0				
Inning Stats	R: 4 E: 0 K: 2 S: 19	H: 4 LOB: 1 BB: 1 P: 31	R: 0 E: 1 K: 0 S: 6	H: 0 LOB: 1 BB: 0 P: 8	R: 0 E: 0 K: 0 S: 6	H: 2 LOB: 1 BB: 0 P: 9	R: 0 E: 0 K: 0 S: 10	H: 0 LOB: 0 BB: 0 P: 13	R: 0 E: 0 K: 1 S: 7	H: 0 LOB: 0 BB: 0 P: 11	R: 0 E: 0 K: 1 S: 6	H: 0 LOB: 0 BB: 0 P: 10	R: 0 E: 0 K: 2 S: 12	H: 0 LOB: 0 BB: 0 P: 16	R: 4 E: 0 K: 1 S: 13	H: 3 LOB: 2 BB: 2 P: 30	1B: 7 2B: 3 3B: 0 HR: 0	SF: 0 SAC: 1 DP: 2 HBP: 1	WP: 0 PB: 0 SB: 0 CS: 0	PA: 39
PITCHER	IP	WLS	BF	H	R	ER	SO	BB	IBB	HBP	BLK	WP	HR	S	P	ERA	WHIP			
Kevin Brown, R ERA: 2.37	(1, 1)	7.0	L 28	6	4	4	5	1	0	1	0	0	0	61	92	5.14	1.000			
Paul Shuey, R ERA: 3.05	(8, 1)	1.0	7	2	4	4	2	2	0	0	0	0	0	17	34	36.00	4.000			
Paul Quantrill, R ERA: 1.7	(9, 1)	1.0	4	1	0	0	1	0	0	0	0	0	0	8	12	0.00	1.000			

Houston Astros @ Los Angeles Dodgers
Dodger Stadium, Los Angeles, CA
Wed Sep 03 2003, 7:10 PM PDT
Att: 31,027 - Sunny - 74 F

AB 34
R 8
H 9
RBI 8
BB 3
SO 8
LOB 14



Batter	1	2	3	4	5	6	7	8	9	AB	R	H	RBI	BB	SO	LOB	BOTTOM					
Dave Roberts, L OBP: 0.326, SLG: 0.296										4	0	0	0	0	1	0						
Rickey Henderson, R OBP: 0.317, SLG: 0.310 Robin Ventura, L OBP: 0.350, SLG: 0.398 Jason Romano, R OBP: 0.097, SLG: 0.067										3	0	0	0	0	0	0						
Shawn Green, L OBP: 0.345, SLG: 0.432										4	0	0	0	0	2	1						
Fred McGriff, L OBP: 0.324, SLG: 0.450										4	1	1	0	0	1	1						
Paul Lo Duca, R OBP: 0.349, SLG: 0.399										3	1	2	0	1	0	0						
Adrian Beltré, R OBP: 0.276, SLG: 0.391										4	0	1	0	0	1	3						
Jolbert Cabrera, R OBP: 0.333, SLG: 0.437										4	0	2	1	0	0	2						
Cesar Izturis, S OBP: 0.274, SLG: 0.304 Mike Kinkade, R OBP: 0.320, SLG: 0.346										3	0	0	1	0	0	3						
Kevin Brown, R OBP: 0.175, SLG: 0.232 Joe Thurston, L OBP: 0.285 Paul Shuey, R Paul Quantrill, L										2	0	0	0	0	2	1						
Inning Stats	R: 0 E: 0 K: 1 S: 8	H: 0 LOB: 0 BB: 0 P: 13	R: 2 E: 0 K: 1 S: 12	H: 3 LOB: 1 BB: 0 P: 16	R: 0 E: 0 K: 1 S: 7	H: 0 LOB: 0 BB: 0 P: 12	R: 0 E: 0 K: 1 S: 13	H: 2 LOB: 2 BB: 0 P: 21	R: 0 E: 0 K: 2 S: 13	H: 0 LOB: 0 BB: 0 P: 17	R: 0 E: 0 K: 0 S: 8	H: 0 LOB: 1 BB: 1 P: 14	R: 0 E: 0 K: 0 S: 7	H: 0 LOB: 0 BB: 0 P: 11	R: 0 E: 0 K: 0 S: 6	H: 0 LOB: 1 BB: 1 P: 12	R: 0 E: 0 K: 2 S: 10	H: 1 LOB: 1 BB: 0 P: 12	1B: 5 2B: 1 3B: 0 HR: 0	SF: 0 SAC: 0 DP: 0 HBP: 0	WP: 0 PB: 0 SB: 0 CS: 0	PA: 35
PITCHER	IP	WLS	BF	H	R	ER	SO	BB	IBB	HBP	BLK	WP	HR	S	P	ERA	WHIP					
Jerome Robertson, L ERA: 5.1	(1, 1)	5.2	W 22	5	2	2	6	1	0	0	0	0	0	11	20	0.00	0.750					
54 Brad Lidge, R ERA: 3.6	(8, 1)	1.1	H 5	0	0	0	0	1	0	0	0	0	0	6	12	0.00	1.000					
Octavio Dotel, R ERA: 2.85	(8, 1)	1.0	H 4	0	0	0	0	1	0	0	0	0	0	10	12	0.00	1.000					
Billy Wagner, L ERA: 1.74	(9, 1)	1.0	4	1	0	0	2	0	0	0	0	0	0	10	12	0.00	1.000					

Houston Astros @ Los Angeles Dodgers
Dodger Stadium, Los Angeles, CA
Wed Sep 03 2003, 7:10 PM PDT
Att: 31,027 - Sunny - 74 F

AB 33
R 2
H 6
RBI 2
BB 2
SO 8
LOB 12



Batter	1	2	3	4	5	6	7	8	9	AB	R	H	RBI	BB	SO	LOB	TOP			
Cesar Izturis, S OBP: 0.274, SLG: 0.304 (1, 6)	F7		K			FC3-2		FC3-6		5	1	1	0	0	1	4	Los Angeles Dodgers @ Colorado Rockies Coors Field, Denver, CO Sat Sep 06 2003, 1:05 PM MDT Att: 24,393 - Cloudy - 74 F			
Paul Lo Duca, R OBP: 0.350, SLG: 0.401 Todd Hundley, S OBP: 0.400, SLG: 0.481 (1, 2) (8, 2)	HR		G6-3			E5		G4-6-3		4	2	2	0	1	0	1				
Shawn Green, L OBP: 0.348, SLG: 0.438 Joe Thurston, L OBP: 0.333, SLG: 0.333 (1, 9) (9, 4)	HR		G2-3			G4-3		G4-6-3		5	1	2	5	0	0	4				
Adrian Beltré, R OBP: 0.280, SLG: 0.405 (1, 5)	G1-3				F7					5	1	1	0	0	1	1				
Ron Coomer, R OBP: 0.314, SLG: 0.387 Robin Ventura, L OBP: 0.349, SLG: 0.397 (1, 3) (7, 3)	P6				F7					4	2	2	3	0	0	1				
Jeremy Burnitz, L OBP: 0.322, SLG: 0.513 (1, 7)					G4-3					4	0	0	0	1	0	0				
Jolbert Cabrera, R OBP: 0.340, SLG: 0.442 (1, 4) (9, 9)					G5-3					3	1	1	0	1	0	0				
Jason Romano, R OBP: 0.114, SLG: 0.088 Steve Colyer, L Rodney Myers, R (1, 8) (7, 1) (9, 1)					CS					4	0	1	0	0	1	2				
Odalis Perez, L OBP: 0.115, SLG: 0.098 Wilkin Ruan, R OBP: 0.265, SLG: 0.382 (1, 1) (7, 8)	F8									3	2	2	0	0	0	1				
Inning Stats	R: 2 E: 0 K: 0 S: 11	H: 1 LOB: 0 BB: 1 P: 20	R: 0 E: 0 K: 0 S: 8	H: 1 LOB: 1 BB: 0 P: 9	R: 0 E: 0 K: 1 S: 9	H: 0 LOB: 0 BB: 0 P: 14	R: 1 E: 0 K: 0 S: 12	H: 2 LOB: 0 BB: 0 P: 14	R: 3 E: 0 K: 0 S: 10	H: 4 LOB: 1 BB: 0 P: 14	R: 2 E: 1 K: 1 S: 11	H: 1 LOB: 2 BB: 2 P: 24	R: 2 E: 0 K: 0 S: 14	H: 2 LOB: 0 BB: 0 P: 24	R: 0 E: 0 K: 1 S: 10	H: 0 LOB: 0 BB: 0 P: 14		1B: 9 2B: 1 3B: 0 HR: 3	SF: 0 SAC: 0 DP: 1 HBP: 0	WP: 0 PB: 0 SB: 0 CS: 1
PITCHER	IP	WLS	BF	H	R	ER	SO	BB	IBB	HBP	BLK	WP	HR	S	P	ERA	WHIP			
Darren Oliver, L ERA: 5.05 28 Aaron Cook, R ERA: 5.32 Scott Elarton, R ERA: 6.63 Jesus Sanchez, L ERA: 6.0 Jason Young, R ERA: 5.17	4.1	L	21	8	6	6	1	1	0	0	0	0	2	47	67	12.46	2.077			
PITCHER	IP	WLS	BF	H	R	ER	SO	BB	IBB	HBP	BLK	WP	HR	S	P	ERA	WHIP			
Adam Bernero, R ERA: 5.72	1.0		3	0	0	0	1	0	0	0	0	0	0	10	14	0.00	0.000			

Batter	1	2	3	4	5	6	7	8	9	AB	R	H	RBI	BB	SO	LOB	BOTTOM				
Rene Reyes, S OBP: 0.314, SLG: 0.402 (1, 9)	FC5-4		K							3	1	1	0	1	1	2	Los Angeles Dodgers @ Colorado Rockies Coors Field, Denver, CO Sat Sep 06 2003, 1:05 PM MDT Att: 24,393 - Cloudy - 74 F				
Chris Stynes, R OBP: 0.336, SLG: 0.423 (1, 4)	F8		K							4	0	0	0	0	1	3					
17 Todd Helton, L OBP: 0.449, SLG: 0.614 (1, 3)	FC5-4									4	0	1	0	0	0	1					
Preston Wilson, R OBP: 0.348, SLG: 0.542 (1, 8)	FC5-4									3	0	1	1	1	0	2					
Jay Payton, R OBP: 0.362, SLG: 0.522 (1, 7)	CS									4	0	0	0	0	0	2					
27 Garrett Atkins, R OBP: 0.220, SLG: 0.231 (1, 5)										3	1	0	0	1	1	2					
Gregg Zaun, S OBP: 0.288, SLG: 0.287 (1, 2)										4	0	0	0	0	0	3					
12 Clint Barmes, R OBP: 0.667, SLG: 0.833 (1, 6)										3	0	3	1	0	0	0					
Darren Oliver, R OBP: 0.295, SLG: 0.362 28 Aaron Cook, R OBP: 0.233, SLG: 0.179 Kit Pellow, R Scott Elarton, R OBP: 0.345, SLG: 0.091 Jesus Sanchez, L Jason Young, R OBP: 0.265, SLG: 0.415 Greg Norton, S Adam Bernero, R (1, 1) (5, 1) (5, PH) (8, 1) (7, 1) (8, 1) (8, PH) (8, PH) (8, 1)	6.0	W	22	5	2	2	3	1	0	0	0	0	0	49	69	3.00		1.000			
PITCHER	IP	WLS	BF	H	R	ER	SO	BB	IBB	HBP	BLK	WP	HR	S	P	ERA		WHIP			
Odalis Perez, L ERA: 4.52 Steve Colyer, L ERA: 2.94 Rodney Myers, R ERA: 18.0	2.0		7	1	0	0	0	1	0	0	0	0	0	10	19	0.00	1.000				
PITCHER	IP	WLS	BF	H	R	ER	SO	BB	IBB	HBP	BLK	WP	HR	S	P	ERA	WHIP				
	1.0		5	0	0	0	1	1	0	0	0	0	0	12	18	0.00	1.000				

Los Angeles Dodgers
 Coors Field, Denver, CO
 Sat Sep 06 2003, 1:05 PM MDT
 Att: 24,393 - Cloudy - 74 F

Los Angeles Dodgers @ Colorado Rockies
 Coors Field, Denver, CO
 Sat Sep 06 2003, 1:05 PM MDT
 Att: 24,393 - Cloudy - 74 F



AB	39
R	10
H	13
RBI	8
BB	3
SO	3
LOB	14

AB	31
R	2
H	6
RBI	2
BB	3
SO	4
LOB	18

Batter	1	2	3	4	5	6	7	8	9	AB	R	H	RBI	BB	SO	LOB	TOP								
Cesar Izturis, S OBP: 0.276, SLG: 0.305 (1, 6)	0-1 1B 1B	1-1 F7		0-0 G6-4-3 1B		2-1 G4-3		0-1 F9		5	1	2	1	0	0	2									
Paul Lo Duca, R OBP: 0.348, SLG: 0.399 (1, 2)	1-1 FC3-6 1B 1B		1-2 G1-3	1-0 G6-4-3 1B			2-3 K		0-0 G5-3	5	1	1	0	0	1	2									
Shawn Green, L OBP: 0.347, SLG: 0.443 (1, 9)	2-2 FC3-6 1B		0-0 G4-3		0-0 G4-3		2-2 G4-3		2-1 HR	5	1	2	2	0	0	0									
Fred McGriff, L OBP: 0.328, SLG: 0.454 Wilkin Ruan, R OBP: 0.257, SLG: 0.371 (7, PR) (7, 8)	1-0 FC3-6 F8 1B 1-2 2-3		0-0 2B		0-0 3B 1B		2-0 1B		0-1 G4-3	4	2	3	0	0	0	2									
Adrián Beltré, R OBP: 0.285, SLG: 0.416 (1, 5)	0-0 F8 1B		0-0 2B	0-1 3B 1B		3-3 K		1-2 1B	5	0	4	3	0	1	1										
Jeremy Burnitz, L OBP: 0.319, SLG: 0.508 Robin Ventura, L OBP: 0.348, SLG: 0.396 (8, 3) (8, 3)	2-2 F8 1B 1-2 2-3		0-2 F9	1-1 L1				2-2 G4-3	2-2 F7	4	0	0	0	0	0	4									
Jolbert Cabrera, R OBP: 0.335, SLG: 0.436 (7, 3) (8, 7)	1-3 K		0-2 1B 1B	0-2 P6				1-0 F7		4	1	0	0	0	1	3									
Alex Cora, L OBP: 0.276, SLG: 0.326 (1, 4)		1-1 G4-3	0-2 1B SH1-4 1B	0-0 L1				1-2 1B 1B		4	0	2	0	0	0	0									
Wilson Alvarez, L OBP: 0.195, SLG: 0.190 Mike Kofsky, R OBP: 0.324, SLG: 0.350 Tom Martin, L Paul Quantrill, L Paul Shuey, R Eric Gagne, R (11, 1) (8, PH) (8, 1) (8, 1) (9, 1)		2-3 K	0-0 SH1-4	2-2 G1				0-1 1B	1-2 1B	2	0	0	0	0	1	0									
Inning Stats	R: 2 E: 0 K: 1 S: 17	H: 4 LOB: 2 BB: 0 P: 24	R: 0 E: 0 K: 1 S: 7	H: 0 LOB: 0 BB: 0 P: 11	R: 1 E: 0 K: 0 S: 11	H: 2 LOB: 1 BB: 0 P: 12	R: 1 E: 1 K: 0 S: 10	H: 2 LOB: 1 BB: 0 P: 11	R: 1 E: 0 K: 0 S: 9	H: 2 LOB: 0 BB: 0 P: 10	R: 0 E: 0 K: 0 S: 6	H: 0 LOB: 0 BB: 0 P: 10	R: 0 E: 0 K: 2 S: 12	H: 1 LOB: 1 BB: 0 P: 21	R: 0 E: 0 K: 0 S: 12	H: 2 LOB: 2 BB: 0 P: 16	R: 1 E: 0 K: 0 S: 11	H: 2 LOB: 1 BB: 0 P: 16	1B: 11 2B: 2 3B: 1 HR: 1	SF: 0 SAC: 1 DP: 1 HBP: 0	WP: 0 PB: 0 SB: 0 CS: 0	PA: 42			
PITCHER	IP	WLS	BF	H	R	ER	SO	BB	IBB	HBP	BLK	WP	HR	S	P	ERA	WHIP								
Jose Jimenez, R ERA: 5.46 28 Aaron Cook, R ERA: 5.23 Javier López, L ERA: 4.06 Justin Speier, R ERA: 3.39	(1, 1) (6, 1) (8, 1) (9, 1)	5.0 2.0 1.0 1.0	L 7 5 5	25 1 2 2	10 0 1 2	5 0 0 1	4 0 0 1	2 2 0 0	0 0 0 0	0 0 0 0	0 0 0 0	0 0 0 1	0 18 12 11	54 31 16	68 16 16	7.20 0.00 0.00 9.00	2.000 0.500 2.000 2.000								

Los Angeles Dodgers @ Colorado Rockies
Coors Field, Denver, CO
Sun Sep 07 2003, 1:05 PM MDT
Att: 24,553 - Overcast - 59 F

AB	41
R	6
H	15
RBI	6
BB	0
SO	4
LOB	15



Batter	1	2	3	4	5	6	7	8	9	AB	R	H	RBI	BB	SO	LOB	BOTTOM								
Pablo Ozuna, R OBP: 0.240, SLG: 0.250 Mark Sweeney, L OBP: 0.308, SLG: 0.410 (1, 4) (9, PH)	1-2 2B 1B		1-0 F9	0-1 L6			0-2 F9		1-3 K	4	1	1	0	0	0	2									
Chris Stynes, R OBP: 0.337, SLG: 0.426 Javier López, L OBP: 0.250, SLG: 0.250 Justin Speier, R OBP: 0.286, SLG: 0.285 (1, 5) (8, 1) (9, 1)	1-2 SAFE SAFE SAFE SAFE 2B		2-2 1B 1B		1-0 F7		0-1 G5-3		0-3 K	4	0	2	1	0	0	0									
Gregg Zaun, S OBP: 0.286, SLG: 0.285 17 Todd Helton, L OBP: 0.447, SLG: 0.616 (1, 3)	0-0 G5-3		1-2 F7		0-0 G4-3			1-0 HR	0-0 L8	5	1	1	1	0	0	4									
Preston Wilson, R OBP: 0.349, SLG: 0.541 Rene Reyes, S OBP: 0.307, SLG: 0.393 (1, 8) (4, 7)	0-1 P6		0-1 1B		2-3 K			3-3 K		2	0	1	0	0	0	1									
Larry Walker, L OBP: 0.415, SLG: 0.463 (1, 9)	1-2 G6-3		1-1 P5			0-2 F7		2-1 E4		4	0	0	0	0	0	3									
Jay Payton, R OBP: 0.361, SLG: 0.520 (1, 7) (4, 8)		2-1 1B B1-4-2 1B		0-1 G6-3		1-1 G6-3		0-0 F7		4	0	1	0	0	0	1									
Charles Johnson, R OBP: 0.321, SLG: 0.445 Greg Norton, S OBP: 0.322, SLG: 0.412 Kit Pellow, R (1, 2) (6, PH) (9, 2)		2-2 K		1-2 FC5-6 1B		4-2 BB		1-1 F8		2	0	1	0	1	1	1									
Juan Uribe, R OBP: 0.296, SLG: 0.390 (1, 6)		0-0 1B		0-1 E 1B		2-1 G3		1-1 2B		4	0	3	0	0	0	1									
Jose Jimenez, R OBP: 0.273, SLG: 0.273 28 Aaron Cook, R OBP: 0.233, SLG: 0.179 Mark Bellhorn, S OBP: 0.343, SLG: 0.287 (1, 1) (6, 1) (7, PH) (8, 5)		0-0 B1-4-2		0-1 FC5-6			1-0 F9		4-2 BB	2	0	0	0	0	0	4									
Inning Stats	R: 1 E: 0 K: 0 S: 13	H: 2 LOB: 1 BB: 0 P: 16	R: 0 E: 0 K: 1 S: 10	H: 2 LOB: 1 BB: 0 P: 14	R: 0 E: 0 K: 0 S: 11	H: 2 LOB: 2 BB: 0 P: 16	R: 0 E: 1 K: 0 S: 11	H: 2 LOB: 2 BB: 0 P: 12	R: 0 E: 0 K: 1 S: 5	H: 0 LOB: 0 BB: 0 P: 8	R: 0 E: 0 K: 0 S: 10	H: 0 LOB: 1 BB: 1 P: 17	R: 0 E: 0 K: 0 S: 6	H: 0 LOB: 0 BB: 0 P: 7	R: 1 E: 1 K: 1 S: 9	H: 1 LOB: 1 BB: 0 P: 16	R: 0 E: 0 K: 2 S: 13	H: 1 LOB: 2 BB: 1 P: 19	1B: 7 2B: 3 3B: 0 HR: 1	SF: 0 SAC: 0 DP: 1 HBP: 0	WP: 0 PB: 0 SB: 0 CS: 0	PA: 39			
PITCHER	IP	WLS	BF	H	R	ER	SO	BB	IBB	HBP	BLK	WP	HR	S	P	ERA	WHIP								
Wilson Alvarez, L ERA: 2.44 Tom Martin, L ERA: 3.27 Paul Quantrill, R ERA: 1.67 Paul Shuey, R ERA: 3.0 Eric Gagne, R ERA: 1.36	(1, 1) (8, 1) (8, 1) (9, 1) (9, 1)	7.0 0.1 0.2 0.0 1.0	W 3 H S	29 3 2 2 3	8 1 1 1 0	1 1 0 0 0	1 1 0 0 2	0 0 0 0 0	0 0 0 0 0	0 0 0 0 0	0 0 0 0 0	0 0 0 0 0	0 1 0 0 0	6 12 4 9 9	66 12 4 9 10	1.29 27.00 0.00 ∞ 0.00	1.286 3.000 0.000 ∞ 0.000								

Los Angeles Dodgers @ Colorado Rockies
Coors Field, Denver, CO
Sun Sep 07 2003, 1:05 PM MDT
Att: 24,553 - Overcast - 59 F

AB	37
R	2
H	10
RBI	2
BB	2
SO	5
LOB	22



Batter	1	2	3	4	5	6	7	8	9	AB	R	H	RBI	BB	SO	LOB	TOP			
Cesar Izturis, S (1, 6) OBP: 0.280, SLG: 0.319	0-1 F9		0-1 E3 1B	0-0 G4-3			1-2 F9		2-1 F7	5	1	0	0	0	0	0				
Paul Lo Duca, R (1, 2) OBP: 0.349, SLG: 0.396	4-0 BB		1-0 1B 2H	2-0 G4-3			0-0 G5-3		0-0 F9	4	1	1	1	1	0	0				
Shawn Green, L (1, 9) OBP: 0.347, SLG: 0.447	1-1 F7		0-0 1B HBP	1-1 CS 1B			4-1 BB		3-2 G6-3	4	1	2	0	1	0	1				
Adrián Beltré, R (1, 5) OBP: 0.288, SLG: 0.416	2-2 P4		0-0 HBP 1B	1-2 CS		2-2 P4				4	0	1	0	0	1	2				
Ron Coomer, R (1, 3) OBP: 0.317, SLG: 0.387		2-1 BB 1B	0-3 K		3-3 K			2-1 P2		4	0	1	0	0	2	3				
Robin Ventura, L (8, 3) OBP: 0.347, SLG: 0.395										0	0	0	0	0	0	0				
Jolbert Cabrera, R (1, 4) OBP: 0.335, SLG: 0.436	3-2 F9		0-0 HBP 1B		0-0 L4			0-0 1B 2B		4	1	2	1	0	0	1				
Mike Kinkade, R (1, 7) OBP: 0.330, SLG: 0.348		4-2 BB				1-3 K		0-1 PB 1B 2H		1	0	0	1	1	1	0				
Alex Cora, L (6, 4) OBP: 0.278, SLG: 0.327			1-2 HBP							1	0	1	1	0	0	0				
Wilkin Ruan, R (1, 8) OBP: 0.231, SLG: 0.333		0-3 K	0-3 K		0-0 G4-3			0-0 L6		4	0	0	0	0	2	6				
Edwin Jackson, R (1, 1)		0-3 K	0-3 K		0-1 G5-3			1-2 G6-3		3	0	0	0	0	2	5				
Paul Shuey, R (7, 1)										1	0	0	0	0	0	1				
Eric Gagne, R (9, 1)										0	0	0	0	0	0	0				
Inning Stats	R: 0 E: 0 K: 0 S: 7	H: 0 LOB: 1 BB: 1 P: 14	R: 0 E: 0 K: 2 S: 19	H: 1 LOB: 2 BB: 1 P: 28	R: 3 E: 1 K: 3 S: 17	H: 4 LOB: 3 BB: 0 P: 20	R: 0 E: 0 K: 0 S: 6	H: 1 LOB: 0 BB: 0 P: 10	R: 0 E: 0 K: 1 S: 7	H: 0 LOB: 0 BB: 0 P: 12	R: 0 E: 0 K: 1 S: 8	H: 0 LOB: 1 BB: 1 P: 13	R: 1 E: 0 K: 0 S: 9	H: 2 LOB: 1 BB: 0 P: 12	R: 0 E: 0 K: 0 S: 6	H: 0 LOB: 0 BB: 0 P: 11	1B: 7 2B: 1 3B: 0 HR: 0	SF: 0 SAC: 0 DP: 0 HBP: 1	WP: 0 PB: 1 SB: 0 CS: 1	PA: 40
PITCHER	IP	WLS	BF	H	R	ER	SO	BB	IBB	HBP	BLK	WP	HR	S	P	ERA	WHIP			
Randy Johnson, L (1, 1) ERA: 4.84	8.0	L	36	8	4	3	8	3	0	1	0	0	0	79	116	3.38	1.375			
Jose Valverde, R (9, 1) ERA: 1.85	1.0		3	0	0	0	0	0	0	0	0	0	0	6	11	0.00	0.000			

Los Angeles Dodgers @ Arizona Diamondbacks
Bank One Ballpark, Phoenix, AZ
Tue Sep 09 2003, 9:37 PM EDT
Att: 36,488 - Dome - 72 F

livebaseballscorecards.com

AB 35
R 4
H 8
RBI 4
BB 3
SO 8
LOB 19




Batter	1	2	3	4	5	6	7	8	9	AB	R	H	RBI	BB	SO	LOB	BOTTOM			
Steve Finley, L (1, 8) OBP: 0.363, SLG: 0.496	1-2 G3		2-1 P3			1-1 F8		1-3 K		4	0	0	0	0	1	0				
Junior Spivey, R (1, 4) OBP: 0.331, SLG: 0.453	3-1 F9		0-0 1B			3-2 3B			2-2 L9	4	0	2	0	0	0	0				
Luis Gonzalez, L (1, 7) OBP: 0.394, SLG: 0.526	1-1 F8		2-1 F8			2-1 P5			3-2 G1-3	4	0	0	0	0	0	2				
Raul Mondesi, R (1, 9) OBP: 0.343, SLG: 0.474		3-1 1B SF9		0-3 K		0-3 K			1-3 K	4	1	1	0	0	3	1				
Lyle Overbay, L (1, 3) OBP: 0.365, SLG: 0.401		2-3 K		2-1 G6-3			0-0 G3			3	0	0	0	0	1	1				
Shea Hillenbrand, R (1, 5) OBP: 0.308, SLG: 0.457		1-1 1B		0-0 G1-4-3			0-3 K			3	0	1	0	0	1	0				
Robby Hammock, R (1, 2) OBP: 0.354, SLG: 0.531		0-1 SF9			2-0 F7		1-3 K			2	0	0	1	0	1	0				
Matt Kata, S (1, 6) OBP: 0.316, SLG: 0.426		3-H G3			1-1 P5			1-2 G3-1		2	0	0	0	0	0	1				
Carlos Baerga, S (8, PH) OBP: 0.386, SLG: 0.464										1	0	0	0	0	0	0				
Craig Counsell, L (9, 6) OBP: 0.326, SLG: 0.299										0	0	0	0	0	0	0				
Randy Johnson, R (1, 1) OBP: 0.107, SLG: 0.107			2-1 G6-3			1-3 K		0-1 G4-3		2	0	0	0	0	1	0				
Felix Jose, S (8, PH) OBP: 0.356, SLG: 0.857										1	0	0	0	0	0	0				
Jose Valverde, R (9, 1) ERA: 1.34										0	0	0	0	0	0	0				
Inning Stats	R: 0 E: 0 K: 0 S: 7	H: 0 LOB: 0 BB: 0 P: 12	R: 1 E: 0 K: 1 S: 12	H: 2 LOB: 1 BB: 0 P: 20	R: 0 E: 0 K: 0 S: 7	H: 1 LOB: 0 BB: 0 P: 13	R: 0 E: 0 K: 1 S: 6	H: 0 LOB: 0 BB: 0 P: 8	R: 0 E: 0 K: 1 S: 11	H: 1 LOB: 1 BB: 0 P: 17	R: 0 E: 0 K: 2 S: 7	H: 0 LOB: 0 BB: 0 P: 8	R: 0 E: 0 K: 1 S: 8	H: 0 LOB: 0 BB: 0 P: 10	R: 0 E: 0 K: 1 S: 9	H: 0 LOB: 0 BB: 0 P: 15	1B: 3 2B: 0 3B: 1 HR: 0	SF: 1 SAC: 0 DP: 0 HBP: 0	WP: 0 PB: 0 SB: 1 CS: 0	PA: 31
PITCHER	IP	WLS	BF	H	R	ER	SO	BB	IBB	HBP	BLK	WP	HR	S	P	ERA	WHIP			
Edwin Jackson, R (1, 1) ERA: 1.5	6.0	W	22	4	1	1	4	0	0	0	0	0	0	49	80	1.50	0.667			
Paul Shuey, R (7, 1) ERA: 2.5	2.0	H	6	0	0	0	3	0	0	0	0	0	0	15	18	0.00	0.000			
Eric Gagne, R (9, 1)	1.0	S	3	0	0	0	1	0	0	0	0	0	0	9	15	0.00	0.000			

Los Angeles Dodgers @ Arizona Diamondbacks
Bank One Ballpark, Phoenix, AZ
Tue Sep 09 2003, 9:37 PM EDT
Att: 36,488 - Dome - 72 F

livebaseballscorecards.com

AB 30
R 1
H 4
RBI 1
BB 0
SO 8
LOB 5



Batter	1	2	3	4	5	6	7	8	9	AB	R	H	RBI	BB	SO	LOB	TOP								
Cesar Izturis, S (1, 6) OBP: 0.280, SLG: 0.319	2-2 G3		0-0 L6-4 S 1B		0-2 G4-3			0-0 F9		4	0	1	0	0	0	1									
Paul Lo Duca, R (1, 2) OBP: 0.347, SLG: 0.393	2-1 G6-3		1-2 L6-4		1-2 G4-3			2-0 G4-3		4	0	0	1	0	0	1									
Shawn Green, L (1, 9) OBP: 0.347, SLG: 0.445	2-2 G1-3		1-0 1B		3-H 3-3 K			0-0 F9		4	0	1	0	0	1	0									
Fred McGriff, L (1, 3) OBP: 0.332, SLG: 0.449		2-1 F9 1B 2B 1B	2-2 L9		1-2 G6-4-3 HBP			1-3 K		3	1	1	0	0	1	1									
Adrian Beltré, R (1, 5) OBP: 0.289, SLG: 0.416		0-2 2B SH3-4 1B		4-2 FC4-6 BB		2-2 G6-4-3		1-3 K		3	1	1	0	1	1	1									
Jeremy Burnitz, L (1, 7) OBP: 0.316, SLG: 0.508		1-0 F9		2-2 FC4-6 G6-3 S 1-2		2-3 K		2-2 G4-3		4	0	0	0	0	1	3									
Jolbert Cabrera, R (1, 8) OBP: 0.335, SLG: 0.439		0-1 SH3-4 2B		2-2 G6-3		3-1 G1-3				3	1	1	1	0	0	1									
Alex Cora, L (1, 4) OBP: 0.276, SLG: 0.325		0-0 SH3-4		0-0 G1-3		1-1 G3-1				2	0	0	1	0	0	1									
Kaz Ishii, L (1, 1) OBP: 0.032, SLG: 0.097		1-0 G4-3				1-1 G4-3				2	1	1	0	0	0	0									
Joe Thurston, L (7, PH) OBP: 0.250, SLG: 0.250										1	0	0	0	0	0	0									
Guillermo Mota, R (7, 1) OBP: 0.222, SLG: 0.556										0	0	0	0	0	0	0									
Tom Martin, L (8, 1)										0	0	0	0	0	0	0									
Paul Quantrill, L (8, 1)					0-1 G4-3 3B					0	0	0	0	0	0	0									
Inning Stats	R: 0 E: 0 K: 0 S: 9	H: 0 LOB: 0 BB: 0 P: 15	R: 3 E: 0 K: 0 S: 13	H: 3 LOB: 0 BB: 0 P: 17	R: 0 E: 0 K: 0 S: 9	H: 2 LOB: 1 BB: 1 P: 12	R: 0 E: 0 K: 0 S: 10	H: 0 LOB: 1 BB: 1 P: 18	R: 1 E: 0 K: 1 S: 12	H: 1 LOB: 0 BB: 0 P: 16	R: 0 E: 0 K: 1 S: 14	H: 0 LOB: 0 BB: 0 P: 19	R: 0 E: 0 K: 0 S: 6	H: 0 LOB: 0 BB: 0 P: 11	R: 0 E: 0 K: 0 S: 3	H: 0 LOB: 0 BB: 0 P: 5	R: 0 E: 0 K: 2 S: 13	H: 0 LOB: 0 BB: 0 P: 17	1B: 4 2B: 2 3B: 1 HR: 0	SF: 0 SAC: 1 DP: 2 HBP: 1	WP: 0 PB: 0 SB: 2 CS: 0	PA: 33			
PITCHER	IP	WLS	BF	H	R	ER	SO	BB	IBB	HBP	BLK	WP	HR	S	P	ERA	WHIP								
17 Brandon Webb, R (1, 1) ERA: 2.82	7.0		27	6	4	4	2	1	0	1	0	0	0	73	108	5.14	1.000								
Oscar Villarreal, R (8, 1) ERA: 2.82	1.0	W	3	0	0	0	0	0	0	0	0	0	0	3	5	0.00	0.000								
Matt Mantei, R (8, 1) ERA: 2.83	1.0	S	3	0	0	0	2	0	0	0	0	0	0	13	17	0.00	0.000								

Los Angeles Dodgers @ Arizona Diamondbacks
Bank One Ballpark, Phoenix, AZ

AB 30
R 4
H 6
RBI 3
BB 1
SO 4
LOB 9



Wed Sep 10 2003, 9:37 PM EDT
Att: 28,985 - Cloudy - 95 F

Batter	1	2	3	4	5	6	7	8	9	AB	R	H	RBI	BB	SO	LOB	BOTTOM								
Alex Cintron, S (1, 6) OBP: 0.350, SLG: 0.465	4-2 BB		0-2 L4			2-2 F8	1-1 G1-3			3	0	0	0	1	0	3									
Junior Spivey, R (1, 4) OBP: 0.331, SLG: 0.449	3-3 K		4-1 CS BB			2-0 F7		3-3 K		3	0	0	0	1	2	1									
Luis Gonzalez, L (1, 7) OBP: 0.391, SLG: 0.522	1 SAFE 1-3 K		3-1 CS 1-2	1-2 P4		2-3 K		0-0 F7		4	0	0	0	0	2	1									
Raul Mondesi, R (1, 9) OBP: 0.344, SLG: 0.473	1-0 F7			2-1 S 1B		0-3 K		4-0 HR BB		3	1	1	0	1	1	2									
Shea Hillenbrand, R (1, 5) OBP: 0.310, SLG: 0.464		1-1 F9		2-2 G6-3		0-0 F8 E 1B		0-1 1-H HR		4	1	2	2	0	0	1									
Lyle Overbay, L (1, 3) OBP: 0.363, SLG: 0.398		3-3 K		1-1 F8		3-2 E4 BB		0-0 HBP HR 1B		4	1	1	0	0	1	2									
Danny Bautista, R (1, 8) OBP: 0.332, SLG: 0.361		4-2 BB			2-3 K		0-1 F9	1-2 HR HBP		2	1	0	0	1	1	2									
Robby Hamrick, R (1, 2) OBP: 0.348, SLG: 0.521		1-1 P4			0-1 P4		0-0 F8	1-0 HR		3	0	0	0	0	0	3									
Steve Finley, L (8, PH) OBP: 0.365, SLG: 0.503										1	1	1	3	0	0	0									
Rod Barajas, R (9, 2) OBP: 0.243, SLG: 0.325								1-H 2-H HR		0	0	0	0	0	0	0									
17 Brandon Webb, R (1, 1) ERA: 2.82										2	0	0	0	0	0	0									
Felix Lopez, S (7, PH) OBP: 0.209, SLG: 0.087										0	0	0	0	0	1	0									
Quinton McCracken, S (7, PH) OBP: 0.246, SLG: 0.243										0	0	0	0	0	0	0									
Oscar Villarreal, L (8, 1) ERA: 1.45										1	0	0	0	0	0	0									
Carlos Baerga, S (8, PH) ERA: 4.0										0	0	0	0	0	0	0									
Matt Mantei, R (9, 1) ERA: 1.78										0	0	0	0	0	0	0									
Inning Stats	R: 0 E: 0 K: 2 S: 10	H: 0 LOB: 1 BB: 1 P: 19	R: 0 E: 0 K: 1 S: 9	H: 0 LOB: 1 BB: 1 P: 18	R: 0 E: 0 K: 0 S: 8	H: 0 LOB: 0 BB: 1 P: 17	R: 0 E: 0 K: 0 S: 10	H: 1 LOB: 1 BB: 0 P: 16	R: 0 E: 0 K: 1 S: 7	H: 0 LOB: 0 BB: 0 P: 10	R: 0 E: 0 K: 2 S: 11	H: 0 LOB: 1 BB: 0 P: 17	R: 0 E: 1 K: 0 S: 12	H: 1 LOB: 3 BB: 1 P: 20	R: 5 E: 0 K: 1 S: 13	H: 3 LOB: 0 BB: 1 P: 23	1B: 3 2B: 0 3B: 0 HR: 2	SF: 0 SAC: 0 DP: 0 HBP: 1	WP: 1 PB: 0 SB: 1 CS: 1	PA: 37					
PITCHER	IP	WLS	BF	H	R	ER	SO	BB	IBB	HBP	BLK	WP	HR	S	P	ERA	WHIP								
Kaz Ishii, L (1, 1) ERA: 3.27	6.0		22	1	0	0	6	3	0	0	0	0	0	55	97	0.00	0.667								
Guillermo Mota, R (7, 1) ERA: 1.45	1.0		6	1	0	0	0	1	0	0	0	0	0	12	20	0.00	2.000								
Tom Martin, L (8, 1) ERA: 4.0	0.2		6	2	4	4	1	1	0	1	0	0	1	10	18	54.00	4.500								
Paul Quantrill, R (8, 1) ERA: 1.78	0.1	L	2	1	1	1	0	0	0	0	0	0	1	3	5	27.00	3.000								

Los Angeles Dodgers @ Arizona Diamondbacks
Bank One Ballpark, Phoenix, AZ

AB 30
R 5
H 5
RBI 5
BB 5
SO 7
LOB 15



Wed Sep 10 2003, 9:37 PM EDT
Att: 28,985 - Cloudy - 95 F


Batter	1	2	3	4	5	6	7	8	9	AB	R	H	RBI	BB	SO	LOB	TOP										
Cesar Izturis, S (1,6) OBP: 0.278, SLG: 0.317	1-2 G6-3		2-0 P6			3-3 K		3-1 F9		3	0	0	0	0	1	2	Los Angeles Dodgers @ Arizona Diamondbacks Bank One Ballpark, Phoenix, AZ Thu Sep 11 2003, 9:37 PM EDT Att: 28,459 - Sunny - 95 F										
Robin Ventura, L (8,PH) OBP: 0.346, SLG: 0.394										1	0	0	0	0	0	1											
Wilkin Ruan, R (8,8) OBP: 0.231, SLG: 0.333										0	0	0	0	0	0	0											
Paul Lo Duca, R (1,2) OBP: 0.344, SLG: 0.390	0-2 F8		2-2 P3			0-1 G1-3			0-2 G6-3	4	0	0	0	0	0	2											
Shawn Green, L (1,9) OBP: 0.345, SLG: 0.442	2-3 K			0-1 G5-3		0-0 F8			1-0 L8	4	0	0	0	0	1	0											
Adrian Beltré, R (1,5) OBP: 0.289, SLG: 0.414		0-0 G4-6-3 1B		1-2 G5-3		0-0 F7			0-1 F8	4	0	1	0	0	0	0											
Ron Coomer, R (1,3) OBP: 0.310, SLG: 0.377		1 SAFE 1 SAFE G4-6-3		0-0 G6-3		2-0 G1-3				3	0	0	0	0	0	1											
Jeremy Burnitz, L (1,7) OBP: 0.314, SLG: 0.504		2-3 K			2-2 G5-3		0-3 K			3	0	0	0	0	2	0											
Jolbert Cabrera, R (1,8) OBP: 0.338, SLG: 0.447			1-0 SH1-4 2B		2-1 2B			1-3 K2-3		3	0	2	0	0	1	0											
Alex Cora, L (1,4) OBP: 0.279, SLG: 0.326			2-2 SH1-4 HBP		2-2 L5			0-0 1B		2	0	1	0	0	0	1											
Odalis Perez, L (1,1) OBP: 0.113, SLG: 0.096			1-0 SH1-4		2-0 G4-3			3-3 K		1	0	0	0	0	0	1											
Todd Hundley, S (8,PH) OBP: 0.389, SLG: 0.464			1-2 2-3							1	0	0	0	0	1	1											
Paul Shuey, R (8,1)										0	0	0	0	0	0	0											
Inning Stats	R: 0 E: 0 K: 1 S: 16	H: 0 LOB: 0 BB: 0 P: 19	R: 0 E: 0 K: 1 S: 11	H: 1 LOB: 0 BB: 14 P: 14	R: 0 E: 0 K: 0 S: 10	H: 1 LOB: 2 BB: 0 P: 18	R: 0 E: 0 K: 0 S: 6	H: 0 LOB: 0 BB: 0 P: 7	R: 0 E: 0 K: 0 S: 9	H: 1 LOB: 1 BB: 0 P: 17	R: 0 E: 0 K: 1 S: 6	H: 0 LOB: 0 BB: 0 P: 9	R: 0 E: 0 K: 1 S: 5	H: 0 LOB: 0 BB: 0 P: 7	R: 0 E: 0 K: 2 S: 10	H: 1 LOB: 1 BB: 0 P: 17	R: 0 E: 0 K: 0 S: 6	H: 0 LOB: 0 BB: 0 P: 7	1B: 2 2B: 2 3B: 0 HR: 0	SF: 0 SAC: 1 DP: 1 HBP: 1	WP: 0 PB: 0 SB: 0 CS: 0	PA: 31					
PITCHER	IP	WLS	BF	H	R	ER	SO	BB	IBB	HBP	BLK	WP	HR	S	P	ERA	WHIP										
Chris Capuano, L (1,1) ERA: 4.55	7.0	W	24	3	0	0	4	0	0	1	0	0	0	63	91	0.00	0.429										
Jose Valverde, R (8,1) ERA: 1.81	1.0	H	4	1	0	0	2	0	0	0	0	0	0	10	17	0.00	1.000										
Matt Mantei, R (9,1) ERA: 2.57	1.0	S	3	0	0	0	0	0	0	0	0	0	0	6	7	0.00	0.000										

AB	29
R	0
H	4
RBI	0
BB	0
SO	6
LOB	9



Batter	1	2	3	4	5	6	7	8	9	AB	R	H	RBI	BB	SO	LOB	BOTTOM										
Steve Finley, L (1,8) OBP: 0.364, SLG: 0.503	1-0 G3-1		2-1 2B			3-3 K	1-1 G3			4	0	1	0	0	1	2	Los Angeles Dodgers @ Arizona Diamondbacks Bank One Ballpark, Phoenix, AZ Thu Sep 11 2003, 9:37 PM EDT Att: 28,459 - Sunny - 95 F										
Junior Spivey, R (1,4) OBP: 0.330, SLG: 0.445	4-1 G4-6-3 BB		1-2 P4			1-2 G6-3		2-3 K		3	0	0	0	1	1	0											
Alex Cintron, S (1,6) OBP: 0.349, SLG: 0.462	0-1 G4-6-3		2-2 G6-3			0-0 G6-3		2-2 G6-3 1B		4	0	1	0	0	0	1											
Raul Mondesi, R (1,9) OBP: 0.341, SLG: 0.470		1-2 F7		3-2 G6-3			1-0 E5 FC4-5	1-2 G6-3		4	0	0	0	0	0	1											
Shea Hillenbrand, R (1,5) OBP: 0.310, SLG: 0.463		3-1 2B		0-3 K			2-0 FC4-5 2B SF8			3	1	1	0	0	1	1											
Danny Bautista, R (1,7) OBP: 0.336, SLG: 0.372		1-1 1B		0-1 G1-3			0-0 SF8 1B	1-3 2B		3	1	2	0	0	0	0											
Lyle Overbay, L (1,3) OBP: 0.391, SLG: 0.395		2-3 K			1-3 K		4-0 1B IBB			2	0	0	0	0	2	2											
Felix Jose, S (7,PH) OBP: 0.636, SLG: 0.857										0	0	0	0	1	0	0											
Robby Hammock, R (7,FR) OBP: 0.348, SLG: 0.521										0	0	0	0	0	0	0											
Rod Barajas, R (1,2) OBP: 0.245, SLG: 0.323		4-0 IBB		0-1 P5			0-1 SF8			1	0	0	0	1	0	0											
Matt Kata, S (7,PH) OBP: 0.315, SLG: 0.426							2-3 3-H			0	0	0	1	0	0	0											
Chris Capuano, L (1,1) OBP: 0.387, SLG: 0.464		0-3 K		2-3 K			0-0 1-2 3-H			2	0	0	0	0	2	3											
Carlos Baerga, S (7,PH) OBP: 0.387, SLG: 0.464										1	0	1	1	0	0	0											
Jose Valverde, R (8,1) OBP: 0.389, SLG: 0.464										0	0	0	0	0	0	0											
Matt Mantei, R (9,1) ERA: 2.57										0	0	0	0	0	0	0											
Inning Stats	R: 0 E: 0 K: 0 S: 4	H: 0 LOB: 0 BB: 1 P: 9	R: 0 E: 0 K: 2 S: 14	H: 2 LOB: 3 BB: 1 P: 25	R: 0 E: 0 K: 0 S: 9	H: 1 LOB: 0 BB: 0 P: 14	R: 0 E: 0 K: 1 S: 8	H: 0 LOB: 0 BB: 0 P: 11	R: 0 E: 0 K: 2 S: 8	H: 0 LOB: 0 BB: 0 P: 11	R: 0 E: 0 K: 1 S: 8	H: 0 LOB: 0 BB: 0 P: 12	R: 2 E: 1 K: 0 S: 8	H: 2 LOB: 2 BB: 1 P: 16	R: 0 E: 0 K: 1 S: 10	H: 1 LOB: 0 BB: 0 P: 15	1B: 3 2B: 3 3B: 0 HR: 0	SF: 1 SAC: 0 DP: 2 HBP: 0	WP: 0 PB: 0 SB: 0 CS: 0	PA: 31							
PITCHER	IP	WLS	BF	H	R	ER	SO	BB	IBB	HBP	BLK	WP	HR	S	P	ERA	WHIP										
Odalis Perez, L (1,1) ERA: 4.35	7.0	L	28	5	2	0	6	1	2	0	0	0	0	10	15	0.00	0.857										
Paul Shuey, R (8,1) ERA: 2.66	1.0		3	1	0	0	1	0	0	0	0	0	0	10	15	0.00	1.000										

AB	27
R	2
H	6
RBI	2
BB	3
SO	7
LOB	10



Batter	1	2	3	4	5	6	7	8	9	AB	R	H	RBI	BB	SO	LOB	TOP					
Sean Burroughs, L (1,5) OBP: 0.365, SLG: 0.413	1-2 F7		1-0 P6			0-0 L6			0-2 F7	4	0	0	0	0	0	0	San Diego Padres @ Los Angeles Dodgers Dodger Stadium, Los Angeles, CA Fri Sep 12 2003, 7:10 PM PDT Att: 51,013 - Cloudy - 66 F					
Mark Loretta, R (1,4) OBP: 0.380, SLG: 0.445	3-2 P4			2-3 K		2-0 P5			1-1 1B	4	0	1	0	0	1	0						
24 Brian Giles, L (1,7) OBP: 0.431, SLG: 0.514	1-1 1B			4-1 G6-4-3 BB			2-2 F8		3-2 F8	3	0	1	0	1	0	1						
Phil Nevin, R (1,3) OBP: 0.313, SLG: 0.467	2-3 K			0-0 G6-4-3			1-2 P3			3	0	0	0	0	1	2						
Gary Matthews, S (1,8) OBP: 0.314, SLG: 0.362		0-3 K			2-3 K		2-2 G6-3			3	0	0	0	0	2	0						
Xavier Nady, R (1,9) OBP: 0.305, SLG: 0.370		2-2 G6-3			0-1 1B			1-3 K		3	0	1	0	0	1	0						
3 Khalil Greene, R (1,6) OBP: 0.217, SLG: 0.227		0-2 CS 1B			0-3 K			0-0 F7		3	0	1	0	0	1	1						
Humberto Quintero, R (1,2) OBP: 0.400, SLG: 0.333		0-2 CS 1B	0-0 L6		0-2 G3			1-2 P6		2	0	0	0	0	0	1						
Mike Bynum, L (5,1) OBP: 0.400, SLG: 0.400										0	0	0	0	0	0	0						
Brian Buchanan, R (8,PH) OBP: 0.394, SLG: 0.458										1	0	0	0	0	0	0						
Brandon Villafuerte, R (8,1) OBP: 0.338, SLG: 0.376										0	0	0	0	0	0	0						
Kevin Jarvis, L (1,1) OBP: 0.269, SLG: 0.136				3-2 F8					0-1 G6-3	1	0	0	0	0	0	0						
Miguel Ojeda, R (5,2) OBP: 0.338, SLG: 0.376										2	0	0	0	0	1	0						
Inning Stats	R: 0 E: 0 K: 1 S: 14	H: 1 LOB: 1 BB: 0 P: 21	R: 0 E: 0 K: 1 S: 13	H: 1 LOB: 0 BB: 0 P: 15	R: 0 E: 0 K: 0 S: 6	H: 0 LOB: 0 BB: 1 P: 10	R: 0 E: 0 K: 1 S: 7	H: 0 LOB: 0 BB: 1 P: 13	R: 0 E: 0 K: 2 S: 12	H: 1 LOB: 1 BB: 0 P: 14	R: 0 E: 0 K: 1 S: 5	H: 0 LOB: 0 BB: 0 P: 9	R: 0 E: 0 K: 1 S: 9	H: 0 LOB: 0 BB: 0 P: 14	R: 0 E: 0 K: 1 S: 8	H: 0 LOB: 0 BB: 0 P: 10	R: 0 E: 0 K: 1 S: 10	H: 1 LOB: 1 BB: 0 P: 14	1B: 4 2B: 0 3B: 0 HR: 0	SF: 0 SAC: 0 DP: 1 HBP: 0	WP: 0 PB: 0 SB: 0 CS: 1	PA: 31
PITCHER Wilson Alvarez, L (1,1) ERA: 2.16	IP: 9.0 WLS: W BF: 30 H: 4 R: 0 ER: 0 SO: 7 BB: 1 IBB: 0 HBP: 0 BLK: 0 WP: 0 HR: 0 S: 84 P: 120 ERA: 0.00 WHIP: 0.556															PITCHER						

Batter	1	2	3	4	5	6	7	8	9	AB	R	H	RBI	BB	SO	LOB	BOTTOM			
Dave Roberts, L (1,8) OBP: 0.330, SLG: 0.302	0-2 G6-3		1-2 E5 WP 1B		0-0 E 2B		3-2 F7			4	1	2	1	0	0	0	San Diego Padres @ Los Angeles Dodgers Dodger Stadium, Los Angeles, CA Fri Sep 12 2003, 7:10 PM PDT Att: 51,013 - Cloudy - 66 F			
Paul Lo Duca, R (1,2) OBP: 0.344, SLG: 0.389	2-0 G5-3		1-0 L9		1-0 G1-3		2-1 FC4-6 1B			4	0	1	0	0	0	3				
Shawn Green, L (1,9) OBP: 0.347, SLG: 0.448	3-1 HR		4-1 BB		4-0 E IBB		2-2 FC4-6 1-2		1-3 K	2	1	1	1	2	0	1				
Fred McGriff, L (1,3) OBP: 0.328, SLG: 0.443	2-3 K		3-0 L9		2-2 L3					4	0	0	0	0	2	6				
Robin Ventura, L (8,3) OBP: 0.346, SLG: 0.394										0	0	0	0	0	0	0				
Adrián Beltré, R (1,5) OBP: 0.292, SLG: 0.429		1-1 HR		0-2 G4-6-3 1B	1-0 E6			1-1 HR		4	2	3	2	0	0	1				
Jeremy Burnitz, L (1,7) OBP: 0.311, SLG: 0.499		1-1 F8		2-0 G4-6-3 1-2	0-3 K			2-2 G1-3		4	0	0	0	0	1	3				
Jason Romano, R (9,7) OBP: 0.114, SLG: 0.088				1-2 G4-6-3						0	0	0	0	0	0	0				
Alex Cora, L (1,4) OBP: 0.279, SLG: 0.324		2-2 L9		0-0 G4-3		0-1 G5-3		4-1 BB		3	0	0	0	1	0	0				
Cesar Izturis, S (1,6) OBP: 0.278, SLG: 0.316		0-1 G4-3			1-2 1B 2B 1B	0-0 G4-3		0-0 F7		4	1	1	0	0	0	1				
Wilson Alvarez, L (1,1) OBP: 0.200, SLG: 0.200			2-3 K		0-0 2B 1B E 1B	0-3 K		0-1 G1		4	1	1	0	0	2	1				
Inning Stats	R: 1 E: 0 K: 1 S: 9	H: 1 LOB: 0 BB: 0 P: 16	R: 1 E: 0 K: 0 S: 9	H: 1 LOB: 0 BB: 0 P: 13	R: 0 E: 1 K: 1 S: 9	H: 1 LOB: 2 BB: 1 P: 20	R: 0 E: 0 K: 0 S: 5	H: 1 LOB: 0 BB: 0 P: 7	R: 3 E: 1 K: 1 S: 13	H: 3 LOB: 2 BB: 1 P: 22	R: 0 E: 0 K: 1 S: 6	H: 0 LOB: 0 BB: 0 P: 6	R: 0 E: 0 K: 1 S: 11	H: 1 LOB: 1 BB: 0 P: 19	R: 1 E: 0 K: 0 S: 10	H: 1 LOB: 1 BB: 1 P: 17	1B: 5 2B: 1 3B: 0 HR: 3	SF: 0 SAC: 0 DP: 1 HBP: 0	WP: 1 PB: 0 SB: 0 CS: 0	PA: 36
PITCHER Kevin Jarvis, R (1,1) ERA: 5.97	IP: 4.1 WLS: L BF: 21 H: 7 R: 5 ER: 3 SO: 2 BB: 1 IBB: 0 HBP: 0 BLK: 0 WP: 0 HR: 0 S: 24 P: 35 ERA: 6.23 WHIP: 1.846															PITCHER				
Mike Bynum, L (5,1) ERA: 8.22	IP: 2.2 WLS: L BF: 10 H: 1 R: 0 ER: 0 SO: 3 BB: 0 IBB: 0 HBP: 0 BLK: 0 WP: 0 HR: 0 S: 24 P: 35 ERA: 0.00 WHIP: 0.375															PITCHER				
Brandon Villafuerte, R (8,1) ERA: 4.28	IP: 1.0 WLS: L BF: 5 H: 1 R: 1 ER: 1 SO: 0 BB: 1 IBB: 0 HBP: 0 BLK: 0 WP: 0 HR: 1 S: 10 P: 17 ERA: 9.00 WHIP: 2.000															PITCHER				

AB	29
R	0
H	4
RBI	0
BB	1
SO	7
LOB	5



AB	33
R	6
H	9
RBI	4
BB	3
SO	5
LOB	16



Batter	1	2	3	4	5	6	7	8	9	AB	R	H	RBI	BB	SO	LOB	TOP								
Steve Finley, L (1, 8) OBP: 0.362, SLG: 0.493	F8	G3			K			F7		4	0	0	0	0	1	2									
Junior Spivey, R (1, 4) OBP: 0.331, SLG: 0.448	K		G4-3		K			K		4	0	0	0	0	3	1									
Luis Gonzalez, L (1, 7) OBP: 0.394, SLG: 0.536	HR		HR			G1-3		BB	BB	3	2	2	2	1	0	0									
Shea Hillenbrand, R (1, 3) OBP: 0.312, SLG: 0.457	1B		K			G4-3		BB	BB	3	0	1	0	1	1	0									
Alex Cintron, S (1, 6) OBP: 0.357, SLG: 0.480	1B		L9			L6		P6		4	0	1	0	0	0	3									
Danny Bautista, R (1, 9) OBP: 0.331, SLG: 0.361	FC5-4				G4-6-3		F8		G6-3	3	0	0	0	1	0	2									
Craig Counsell, L (1, 5) OBP: 0.327, SLG: 0.297					G4-6-3		G4-3		BB	2	0	0	0	2	0	1									
Robby Hammock, R (1, 2) OBP: 0.347, SLG: 0.506					G6-3		P4		K	4	0	0	0	0	1	2									
17 Brandon Webb, R (1, 1) OBP: 0.143, SLG: 0.128					G4-3				G6-3	2	0	1	0	1	0	0									
Carlos Baerga, S (9, PH) OBP: 0.391, SLG: 0.455									BB	1	0	0	0	0	0	1									
Matt Mantei, R (9, 1)									BB	0	0	0	0	0	0	0									
Inning Stats	R: 1 E: 0 K: 1 S: 14	H: 3 LOB: 2 BB: 0 P: 23	R: 0 E: 0 K: 0 S: 8	H: 1 LOB: 1 BB: 1 P: 16	R: 1 E: 0 K: 1 S: 12	H: 1 LOB: 0 BB: 1 P: 17	R: 0 E: 0 K: 0 S: 5	H: 0 LOB: 0 BB: 1 P: 10	R: 0 E: 0 K: 2 S: 8	H: 0 LOB: 0 BB: 0 P: 10	R: 0 E: 0 K: 0 S: 5	H: 0 LOB: 0 BB: 0 P: 5	R: 0 E: 0 K: 0 S: 8	H: 0 LOB: 0 BB: 0 P: 12	R: 0 E: 0 K: 1 S: 14	H: 0 LOB: 3 BB: 3 P: 27	R: 0 E: 0 K: 1 S: 9	H: 0 LOB: 1 BB: 1 P: 15	1B: 3 2B: 0 3B: 0 HR: 2	SF: 0 SAC: 0 DP: 2 HBP: 0	WP: 0 PB: 0 SB: 1 CS: 1	PA: 36			
PITCHER	IP	WLS	BF	H	R	ER	SO	BB	IBB	HBP	BLK	WP	HR	S	P	ERA	WHIP								
Edwin Jackson, R (1, 1) ERA: 2.08	7.0	L	26	5	2	2	4	2	0	0	0	0	2	60	93	2.57	1.000								
Tom Martin, L (8, 1) ERA: 3.5	0.2		4	0	0	0	1	2	0	0	0	0	0	9	17	0.00	3.000								
Paul Quantrill, R (8, 1) ERA: 1.75	0.2		3	0	0	0	0	1	0	0	0	0	0	6	11	0.00	1.500								
Guillermo Mota, R (9, 1) ERA: 1.39	0.2		3	0	0	0	1	1	0	0	0	0	0	8	14	0.00	1.500								

Arizona Diamondbacks @ Los Angeles Dodgers
Dodger Stadium, Los Angeles, CA
Wed Sep 17 2003, 7:10 PM PDT
Att: 35,162 - Sunny - 70 F

AB	30
R	2
H	5
RBI	2
BB	6
SO	6
LOB	12



Batter	1	2	3	4	5	6	7	8	9	AB	R	H	RBI	BB	SO	LOB	BOTTOM								
Dave Roberts, L (1, 8) OBP: 0.330, SLG: 0.305	K	G4-3			B1-3			G3-1		4	0	0	0	0	1	1									
Paul Lo Duca, R (1, 2) OBP: 0.345, SLG: 0.388	1B	BB		L9	G3			BB		2	0	0	0	1	0	0									
Shawn Green, L (1, 9) OBP: 0.348, SLG: 0.449	1B	BB		G3		F8		G4-3		3	0	0	0	1	0	1									
Fred McGriff, L (1, 3) OBP: 0.319, SLG: 0.428	K			K		P6			F8	4	0	0	0	2	2										
Adrian Beltré, R (1, 5) OBP: 0.291, SLG: 0.424	1B			G6-3		L8			1B	4	0	2	0	0	0										
Jeremy Burnitz, L (1, 7) OBP: 0.307, SLG: 0.502	G6-3			FC1-4		G3-1			P2	4	0	1	0	0	0	3									
Alex Cora, L (1, 4) OBP: 0.283, SLG: 0.330		L3		FC1-4		G5-3				3	0	0	0	0	0	1									
Cesar Izturis, S (1, 6) OBP: 0.280, SLG: 0.318		G6-3		K		G5-3				3	0	0	0	0	1	1									
Paul Quantrill, L (8, 1) OBP: 0.222, SLG: 0.556										0	0	0	0	0	0	0									
Guillermo Mota, R (9, 1) OBP: 0.222, SLG: 0.556										0	0	0	0	0	0	0									
Edwin Jackson, R (1, 1) ERA: 2.5	8.0	W	30	8	0	0	5	3	0	0	0	0	0	0	0	0									
Tom Martin, L (8, 1) ERA: 2.65	1.0	S	3	1	0	0	0	0	0	0	0	0	0	0	0	0									
Jolbert Cabrera, R (8, 4) OBP: 0.334, SLG: 0.442					G4-3			K2-3		1	0	0	0	1	0	0									
Inning Stats	R: 0 E: 0 K: 2 S: 16	H: 1 LOB: 3 BB: 1 P: 27	R: 0 E: 0 K: 0 S: 9	H: 0 LOB: 1 BB: 1 P: 14	R: 0 E: 0 K: 1 S: 7	H: 0 LOB: 0 BB: 0 P: 11	R: 0 E: 0 K: 1 S: 9	H: 1 LOB: 1 BB: 0 P: 13	R: 0 E: 0 K: 0 S: 6	H: 0 LOB: 0 BB: 0 P: 7	R: 0 E: 0 K: 0 S: 13	H: 0 LOB: 0 BB: 0 P: 20	R: 0 E: 0 K: 0 S: 8	H: 0 LOB: 0 BB: 0 P: 11	R: 0 E: 0 K: 1 S: 11	H: 0 LOB: 1 BB: 1 P: 18	R: 0 E: 0 K: 0 S: 5	H: 1 LOB: 0 BB: 0 P: 8	1B: 3 2B: 0 3B: 0 HR: 0	SF: 0 SAC: 0 DP: 0 HBP: 1	WP: 0 PB: 0 SB: 0 CS: 0	PA: 33			
PITCHER	IP	WLS	BF	H	R	ER	SO	BB	IBB	HBP	BLK	WP	HR	S	P	ERA	WHIP								
17 Brandon Webb, R (1, 1) ERA: 2.5	8.0	W	30	8	0	0	5	3	0	0	0	0	0	0	0	0	0.625								
Matt Mantei, R (9, 1) ERA: 2.65	1.0	S	3	1	0	0	0	0	0	0	0	0	0	5	8	0.00	1.000								

Arizona Diamondbacks @ Los Angeles Dodgers
Dodger Stadium, Los Angeles, CA
Wed Sep 17 2003, 7:10 PM PDT
Att: 35,162 - Sunny - 70 F

AB	29
R	0
H	3
RBI	0
BB	3
SO	5
LOB	9



Batter	1	2	3	4	5	6	7	8	9	AB	R	H	RBI	BB	SO	LOB	TOP					
Steve Finley, L (1, 8) OBP: 0.361, SLG: 0.493	P5		P4			K		1-H 2B		4	0	1	0	0	1	1	Arizona Diamondbacks @ Los Angeles Dodgers Dodger Stadium, Los Angeles, CA Thu Sep 18 2003, 7:10 PM PDT Att: 36,523 - Sunny - 69 F					
Junior Spivey, R (1, 4) OBP: 0.330, SLG: 0.446	K		F8			G3-6-3 1B		K		4	0	1	0	0	2	3						
Luis Gonzalez, L (1, 7) OBP: 0.394, SLG: 0.533	F7				P5	G3-6-3 1-2			1B BB	3	0	0	0	1	0	1						
Shea Hillenbrand, R (1, 3) OBP: 0.313, SLG: 0.458		F8			G5-3		SH1-3 1B		1B BB	4	0	2	0	0	0	0						
Alex Cintron, S (1, 6) OBP: 0.357, SLG: 0.479		1B			G5-3		SH1-3		FC1-5-2 1B	3	0	1	0	0	0	2						
Danny Bautista, R (1, 9) OBP: 0.326, SLG: 0.355		F9				F7		F9	K	4	0	0	0	0	1	4						
Robby Hammock, R (1, 5) OBP: 0.342, SLG: 0.497					G4-3		G5-3		G3-1	3	0	0	0	0	1	2						
Felix Jose, S (9, PH) OBP: 0.643, SLG: 0.900										1	0	0	0	0	0	2						
Rod Barajas, R (1, 2) OBP: 0.251, SLG: 0.322			SH3-4 1B			4-2 BB				1	0	1	0	1	0	0						
Carlos Baerga, S (8, PH) OBP: 0.394, SLG: 0.458										1	0	1	0	0	0	0						
Craig Counsell, L (8, PR) OBP: 0.327, SLG: 0.297										0	0	0	0	0	0	0						
Miguel Batista, R (1, 1) OBP: 0.091, SLG: 0.093			SH3-4							1	0	0	0	0	1	1						
Quinton McCracken, S (8, PH) OBP: 0.252, SLG: 0.259										1	0	0	0	0	0	1						
Jose Valverde, R (8, 1)										0	0	0	0	0	0	0						
Inning Stats	R: 0 E: 0 K: 1 S: 6	H: 0 LOB: 0 BB: 0 P: 9	R: 0 E: 0 K: 1 S: 8	H: 1 LOB: 1 BB: 0 P: 11	R: 0 E: 0 K: 0 S: 10	H: 1 LOB: 1 BB: 0 P: 13	R: 0 E: 0 K: 0 S: 5	H: 0 LOB: 0 BB: 0 P: 7	R: 0 E: 0 K: 1 S: 13	H: 0 LOB: 1 BB: 1 P: 18	R: 0 E: 0 K: 0 S: 10	H: 1 LOB: 1 BB: 0 P: 11	R: 0 E: 0 K: 0 S: 12	H: 1 LOB: 1 BB: 0 P: 18	R: 0 E: 0 K: 1 S: 9	H: 2 LOB: 2 BB: 0 P: 10	R: 0 E: 0 K: 1 S: 12	H: 1 LOB: 2 BB: 1 P: 20	1B: 6 2B: 1 3B: 0 HR: 0	SF: 0 SAC: 2 DP: 1 HBP: 0	WP: 0 PB: 1 SB: 0 CS: 0	PA: 34
PITCHER	IP WLS BF H R ER SO BB IBB HBP BLK WP HR S P ERA WHIP																					
Wilson Alvarez, L (1, 1) ERA: 1.99	7.0 W 25 4 0 0 4 1 0 0 0 0 0 64 87 0.00 0.714																					
Eric Gagne, R (8, 1) ERA: 1.27	2.0 S 9 3 0 0 2 1 0 0 0 0 0 21 30 0.00 2.000																					

Batter	1	2	3	4	5	6	7	8	9	AB	R	H	RBI	BB	SO	LOB	BOTTOM			
Cesar Izturis, S (1, 6) OBP: 0.278, SLG: 0.315	G1-3		G3		G4-3			E3		4	0	0	0	0	0	2	Arizona Diamondbacks @ Los Angeles Dodgers Dodger Stadium, Los Angeles, CA Thu Sep 18 2003, 7:10 PM PDT Att: 36,523 - Sunny - 69 F			
Paul Lo Duca, R (1, 2) OBP: 0.345, SLG: 0.385	G5-3		G1-3			P2		G3 BB		3	0	0	0	1	0	1				
Shawn Green, L (1, 9) OBP: 0.346, SLG: 0.446	G4-3				F7	L4		G3		4	0	0	0	0	0	2				
Robin Ventura, L (1, 3) OBP: 0.345, SLG: 0.408		HR			G3-1			K		4	1	1	1	0	2	2				
Adrián Beltré, R (1, 5) OBP: 0.291, SLG: 0.423		G6-3			1B			K		3	0	1	0	0	1	0				
Jeremy Burnitz, L (1, 7) OBP: 0.305, SLG: 0.499		F9			P5			G6-3		3	0	0	0	0	0	1				
Eric Gagne, R (8, 1)										0	0	0	0	0	0	0				
Jolbert Cabrera, R (1, 8) OBP: 0.334, SLG: 0.441			P3					F9		3	0	1	0	0	0	0				
Alex Cora, L (1, 4) OBP: 0.283, SLG: 0.330			G3 1B					K		3	0	1	0	0	2	1				
Wilson Alvarez, L (1, 1) OBP: 0.222, SLG: 0.192										1	0	0	0	1	1	1				
Dave Roberts, L (8, 8) OBP: 0.332, SLG: 0.305			K							0	1	0	0	1	0	0				
Inning Stats	R: 0 E: 0 K: 0 S: 7	H: 0 LOB: 0 BB: 0 P: 10	R: 1 E: 0 K: 0 S: 5	H: 1 LOB: 0 BB: 0 P: 9	R: 0 E: 0 K: 1 S: 11	H: 1 LOB: 1 BB: 0 P: 14	R: 0 E: 0 K: 0 S: 7	H: 1 LOB: 1 BB: 0 P: 12	R: 0 E: 0 K: 1 S: 9	H: 1 LOB: 1 BB: 1 P: 15	R: 0 E: 0 K: 1 S: 5	H: 0 LOB: 0 BB: 0 P: 9	R: 0 E: 0 K: 1 S: 6	H: 0 LOB: 0 BB: 0 P: 9	R: 1 E: 1 K: 2 S: 18	H: 0 LOB: 2 BB: 2 P: 32	1B: 3 2B: 1 3B: 0 HR: 1	SF: 0 SAC: 0 DP: 1 HBP: 0	WP: 0 PB: 0 SB: 2 CS: 1	PA: 31
PITCHER	IP WLS BF H R ER SO BB IBB HBP BLK WP HR S P ERA WHIP																			
Miguel Batista, R (1, 1) ERA: 3.45	7.0 L 25 4 1 1 4 2 0 0 0 0 0 1 50 78 1.29 0.714																			
Jose Valverde, R (8, 1) ERA: 1.77	1.0 6 0 1 0 2 2 0 0 0 0 0 0 18 32 0.00 2.000																			



Batter	1	2	3	4	5	6	7	8	9	AB	R	H	RBI	BB	SO	LOB	TOP										
Eric Young Sr. R OBP: 0.338, SLG: 0.397 (1.4)										3	0	0	0	2	0	1	San Francisco Giants @ Los Angeles Dodgers Dodger Stadium, Los Angeles, CA Sun Sep 21 2003, 1:10 PM PDT Att: 54,584 - Sunny - 80 F										
José Cruz Jr. S OBP: 0.361, SLG: 0.406 (1.9)										4	0	1	0	1	2	3											
Pedro Feliz. R OBP: 0.266, SLG: 0.464 (1.5)										5	0	1	1	0	3	5											
Andres Galarraga. R OBP: 0.350, SLG: 0.486 (1.3)										5	0	1	0	0	0	3											
Jeffrey Hammonds. R OBP: 0.341, SLG: 0.438 (1.8)										5	1	2	0	0	2	4											
Nefti Perez. S OBP: 0.289, SLG: 0.353 (1.6)										2	1	0	0	2	0	0											
Todd Linden. S OBP: 0.259, SLG: 0.407 (1.7)										4	1	1	3	0	0	2											
Yorvit Torrealba. R OBP: 0.319, SLG: 0.405 (1.2)										2	1	1	0	2	0	0											
32 Kevin Correia. R OBP: 0.291, SLG: 0.391 (5. PH) Marvin Benard. L OBP: 0.228, SLG: 0.254 (5. PH) Jim Brower. R OBP: 0.222, SLG: 0.176 (8. PH) Tony Gwynn. L OBP: 0.302, SLG: 0.409 (8. PH) Cody Ransom. R OBP: 0.267, SLG: 0.417 (8. PH) 41 Chad Zerbe. L (8. PH)										1	1	1	0	0	0	0											
Inning Stats	R: 0 E: 0 K: 1 S: 14	H: 1 LOB: 1 BB: 0 P: 24	R: 3 E: 0 K: 1 S: 16	H: 2 LOB: 2 BB: 3 P: 36	R: 0 E: 0 K: 0 S: 5	H: 1 LOB: 1 BB: 1 P: 12	R: 2 E: 0 K: 1 S: 14	H: 2 LOB: 2 BB: 2 P: 28	R: 0 E: 0 K: 0 S: 5	H: 0 LOB: 0 BB: 1 P: 12	R: 0 E: 0 K: 1 S: 12	H: 2 LOB: 2 BB: 0 P: 20	R: 0 E: 0 K: 0 S: 9	H: 0 LOB: 0 BB: 0 P: 14	R: 0 E: 0 K: 1 S: 6	H: 1 LOB: 1 BB: 0 P: 9	R: 0 E: 0 K: 2 S: 8	H: 0 LOB: 0 BB: 0 P: 11	1B: 5 2B: 2 3B: 1 HR: 1	SF: 0 SAC: 1 DP: 2 HBP: 0	WP: 2 PB: 0 SB: 0 CS: 0	PA: 41					
PITCHER	IP	WLS	BF	H	R	ER	SO	BB	IBB	HBP	BLK	WP	HR	S	P	ERA	WHIP										
Kaz Ishii. L ERA: 3.52 (1.1)	3.0		19	6	5	5	2	5	0	0	0	2	1	41	85	15.00	3.667										
Rodney Myers. R ERA: 7.2 (4.1)	3.0		13	2	0	0	2	2	0	0	0	0	0	25	47	0.00	1.333										
Paul Quantrill. R ERA: 1.69 (7.1)	1.0	W	3	0	0	0	2	0	0	0	0	0	0	9	14	0.00	0.000										
Paul Shuey. R ERA: 2.86 (8.1)	0.2	H	2	1	0	0	0	0	0	0	0	0	0	3	5	0.00	1.500										
Eric Gagne. R ERA: 1.25 (8.1)	1.1	S	4	0	0	0	3	0	0	0	0	0	0	11	15	0.00	0.000										


AB	33
R	5
H	9
RBI	5
BB	7
SO	7
LOB	19




Batter	1	2	3	4	5	6	7	8	9	AB	R	H	RBI	BB	SO	LOB	BOTTOM										
Dave Roberts. L OBP: 0.340, SLG: 0.319 (1.8)										4	0	2	1	0	0	0	San Francisco Giants @ Los Angeles Dodgers Dodger Stadium, Los Angeles, CA Sun Sep 21 2003, 1:10 PM PDT Att: 54,584 - Sunny - 80 F										
Paul Lo Duca. R OBP: 0.341, SLG: 0.381 (1.2)										4	1	1	0	0	0	2											
Shawn Green. L OBP: 0.347, SLG: 0.455 (1.9)										4	2	2	2	0	0	0											
Robin Ventura. L OBP: 0.346, SLG: 0.412 (1.3)										2	1	1	1	2	0	1											
Adrián Beltré. R OBP: 0.292, SLG: 0.430 (1.5)										3	1	1	1	1	0	2											
Jeremy Burnitz. L OBP: 0.306, SLG: 0.502 (1.7)										3	1	1	2	0	1	0											
Jolbert Cabrera. R OBP: 0.329, SLG: 0.433 (9.7)										0	0	0	0	0	0	0											
Alex Cora. L OBP: 0.282, SLG: 0.327 (1.4)										4	1	1	0	0	0	1											
Cesar Izturis. S OBP: 0.281, SLG: 0.317 (1.6)										2	0	1	0	0	0	0											
Kaz Ishii. L OBP: 0.230, SLG: 0.291 (4.1) Rodney Myers. R OBP: 0.222, SLG: 0.176 (7.1) Paul Quantrill. L OBP: 0.302, SLG: 0.333 (8.1) Joe Thurston. L OBP: 0.267, SLG: 0.417 (8.1) Eric Gagne. R (8.1)										1	0	0	0	0	0	1											
Inning Stats	R: 2 E: 0 K: 0 S: 9	H: 2 LOB: 0 BB: 1 P: 17	R: 0 E: 0 K: 1 S: 8	H: 1 LOB: 1 BB: 0 P: 14	R: 0 E: 0 K: 0 S: 7	H: 0 LOB: 0 BB: 0 P: 10	R: 3 E: 0 K: 1 S: 18	H: 3 LOB: 0 BB: 0 P: 25	R: 0 E: 0 K: 0 S: 11	H: 1 LOB: 0 BB: 0 P: 11	R: 0 E: 0 K: 1 S: 6	H: 0 LOB: 0 BB: 1 P: 11	R: 1 E: 0 K: 0 S: 12	H: 2 LOB: 1 BB: 0 P: 20	R: 1 E: 0 K: 0 S: 7	H: 1 LOB: 1 BB: 1 P: 13	R: 1 E: 0 K: 2 S: 8	H: 0 LOB: 0 BB: 0 P: 11	1B: 4 2B: 0 3B: 2 HR: 4	SF: 1 SAC: 1 DP: 2 HBP: 0	WP: 0 PB: 0 SB: 0 CS: 0	PA: 34					
PITCHER	IP	WLS	BF	H	R	ER	SO	BB	IBB	HBP	BLK	WP	HR	S	P	ERA	WHIP										
32 Kevin Correia. R ERA: 3.48 (5.1)	4.0		18	6	5	5	2	1	0	0	0	0	4	42	66	11.25	1.750										
Jim Brower. R ERA: 4.04 (8.1)	3.0	L	11	3	1	1	1	1	0	0	0	0	0	29	42	3.00	1.333										
41 Chad Zerbe. L ERA: 4.74 (8.1)	1.0		5	1	1	1	0	0	1	0	0	0	0	7	13	9.00	1.000										

AB	29
R	7
H	10
RBI	7
BB	3
SO	3
LOB	8



Batter	1	2	3	4	5	6	7	8	9	AB	R	H	RBI	BB	SO	LOB	TOP										
Cesar Izturis, S OBP: 0.280, SLG: 0.316 (1, 6)	G5-3		K				FC4-6 1B		K	5	0	1	1	0	2	4	Los Angeles Dodgers @ San Diego Padres Qualcomm Stadium, San Diego, CA Mon Sep 22 2003, 10:05 PM EDT Att: 15,429 - Overcast - 73 F AB 37 R 5 H 11 RBI 5 BB 1 SO 10 LOB 19 										
Paul Lo Duca, R OBP: 0.343, SLG: 0.385 (1, 2)	K			G4-6-3 1B	L6		1-2 2-3 1B		2B	5	0	3	2	0	1	1											
Shawn Green, L OBP: 0.345, SLG: 0.452 (1, 9)	G4-3			G4-6-3 1-2 1B			1-2 3-H 1B		L7	4	0	0	0	1	1	4											
Adrián Beltré, R OBP: 0.290, SLG: 0.427 (1, 5)		F8		K			1-1 1B		F8	4	0	0	0	0	1	1											
Ron Coomer, R OBP: 0.303, SLG: 0.375 (1, 3)		K					3-1 2B		E3	2	1	1	0	0	1	0											
Robin Ventura, L OBP: 0.344, SLG: 0.410 (6, PH)							3-2 1B		G5-3	2	0	0	0	0	0	1											
Jeremy Burnitz, L OBP: 0.303, SLG: 0.498 (1, 7)					K		1-3 1B		G5-3	4	0	0	0	0	2	3											
Jolbert Cabrera, R OBP: 0.328, SLG: 0.430 (1, 8)				G6-3			0-0 P4		G5-3	4	1	1	0	0	0	2											
Alex Cora, L OBP: 0.288, SLG: 0.340 (1, 4)				SH2-4 1B			2-1 2B 3B		G5-3	4	2	4	1	0	0	0											
Odalis Pérez, L OBP: 0.113, SLG: 0.096 (2, 1)							0-1 1B			0	0	0	0	0	0	0											
Edwin Jackson, R OBP: 0.302, SLG: 0.356 (5, PH)				SH2-4			3-H 2B			0	0	0	0	0	0	0											
Mike Kinkade, R OBP: 0.302, SLG: 0.356 (5, PH)										0	0	0	0	0	0	0											
Steve Colyer, L OBP: 0.324, SLG: 0.324 (7, PH)										0	0	0	0	0	0	0											
Chad Hermansen, R OBP: 0.221, SLG: 0.238 (7, PH)										0	0	0	0	0	0	0											
Masao Kida, R OBP: 0.288, SLG: 0.410 (9, PH)										0	0	0	0	0	0	0											
Todd Hundley, S OBP: 0.358, SLG: 0.410 (9, PH)										1	0	0	0	0	1	1											
Inning Stats	R: 0 E: 0 K: 1 S: 12	H: 0 LOB: 0 BB: 0 P: 15	R: 0 E: 0 K: 2 S: 9	H: 0 LOB: 0 BB: 0 P: 13	R: 0 E: 0 K: 1 S: 9	H: 1 LOB: 1 BB: 0 P: 11	R: 0 E: 0 K: 1 S: 10	H: 1 LOB: 1 BB: 0 P: 15	R: 3 E: 0 K: 1 S: 12	H: 4 LOB: 1 BB: 0 P: 16	R: 0 E: 0 K: 0 S: 9	H: 0 LOB: 1 BB: 1 P: 20	R: 1 E: 0 K: 1 S: 9	H: 3 LOB: 2 BB: 0 P: 11	R: 0 E: 1 K: 0 S: 9	H: 0 LOB: 1 BB: 0 P: 13	R: 1 E: 0 K: 3 S: 14	H: 2 LOB: 1 BB: 0 P: 18	1B: 6 2B: 4 3B: 1 HR: 0	SF: 0 SAC: 1 DP: 1 HBP: 0	WP: 0 PB: 0 SB: 0 CS: 0	PA: 39					
PITCHER	IP	WLS	BF	H	R	ER	SO	BB	IBB	HBP	BLK	WP	HR	S	P	ERA	WHIP										
Mike Bynum, L ERA: 8.27 (1, 1)	5.0	W	20	6	3	3	6	0	0	0	0	0	0	52	70	5.40	1.200										
Luther Hackman, R ERA: 4.92 (6, 1)	1.0		5	1	1	1	0	1	0	0	0	0	0	10	21	9.00	2.000										
Mike Matthews, L ERA: 4.41 (7, 1)	0.2		3	1	0	0	1	0	0	0	0	0	0	5	7	0.00	1.500										
Jay Witasick, R ERA: 3.95 (7, 1)	1.1		6	1	0	0	0	0	0	0	0	0	0	12	16	0.00	0.750										
Trevor Hoffman, R ERA: 1.29 (9, 1)	1.0		5	2	1	1	3	0	0	0	0	0	0	14	18	9.00	2.000										

Batter	1	2	3	4	5	6	7	8	9	AB	R	H	RBI	BB	SO	LOB	BOTTOM										
Sean Burroughs, L OBP: 0.359, SLG: 0.415 (1, 5)	1B 24 1B	FC6-4 24 1B WP	K		G5-3		G4-3			5	2	2	0	0	1	4	Los Angeles Dodgers @ San Diego Padres Qualcomm Stadium, San Diego, CA Mon Sep 22 2003, 10:05 PM EDT Att: 15,429 - Overcast - 73 F AB 39 R 9 H 16 RBI 7 BB 3 SO 9 LOB 20 										
Mark Loretta, R OBP: 0.380, SLG: 0.450 (1, 4)	HR 24 1B	FC6-4 24 1B		G1-3	K		K			5	1	2	0	0	2	2											
24 Brian Giles, L OBP: 0.424, SLG: 0.510 (1, 7)	HR 1-2 3-H 1B	FC6-4 1B WP		K	1-2 2-H 1B				G3	5	2	2	2	0	1	2											
Phil Nevin, R OBP: 0.336, SLG: 0.505 (1, 3)	HR 1-2 2-H 1B	K		WP 1B 2B					G5-3	4	2	2	3	1	1	1											
Xavier Nady, R OBP: 0.317, SLG: 0.375 (1, 9)										4	0	3	2	0	1	1											
Jay Witasick, R OBP: 0.350, SLG: 0.459 (7, 1)										0	0	0	0	0	0	0											
Dave Hansen, L OBP: 0.353, SLG: 0.336 (8, PH)	S 1B									1	0	1	0	0	0	0											
Trevor Hoffman, R OBP: 0.353, SLG: 0.336 (9, 1)										0	0	0	0	0	0	0											
Mark Kotsay, L OBP: 0.346, SLG: 0.383 (1, 8)	F7	G4-3							G4-3	4	0	0	0	1	0	4											
Miguel Ojeda, R OBP: 0.329, SLG: 0.364 (1, 2)	F9		K		G6-3		F8			4	0	0	0	0	1	4											
Ramón Vázquez, L OBP: 0.335, SLG: 0.333 (1, 6)			F8							3	1	1	0	1	1	0											
Mike Bynum, L OBP: 0.333, SLG: 0.333 (1, 1)										2	0	1	0	0	1	2											
Brian Buchanan, R OBP: 0.350, SLG: 0.459 (5, PH)										1	0	1	0	0	0	0											
Luther Hackman, R ERA: 3.39 (6, 1)										0	0	0	0	0	0	0											
Mike Matthews, L ERA: 3.24 (7, 1)										0	0	0	0	0	0	0											
Gary Matthews, S OBP: 0.311, SLG: 0.359 (7, 9)										1	1	1	0	0	0	0											
Inning Stats	R: 4 E: 0 K: 1 S: 15	H: 5 LOB: 2 BB: 1 P: 26	R: 2 E: 0 K: 1 S: 14	H: 3 LOB: 1 BB: 0 P: 21	R: 0 E: 0 K: 2 S: 11	H: 1 LOB: 1 BB: 0 P: 18	R: 1 E: 0 K: 1 S: 14	H: 2 LOB: 2 BB: 1 P: 24	R: 1 E: 0 K: 1 S: 13	H: 3 LOB: 2 BB: 0 P: 21	R: 0 E: 0 K: 1 S: 8	H: 0 LOB: 1 BB: 1 P: 16	R: 1 E: 0 K: 2 S: 11	H: 1 LOB: 0 BB: 0 P: 21	R: 0 E: 0 K: 0 S: 9	H: 1 LOB: 1 BB: 0 P: 10	1B: 11 2B: 3 3B: 1 HR: 1	SF: 0 SAC: 0 DP: 0 HBP: 0	WP: 3 PB: 0 SB: 1 CS: 0	PA: 42							
PITCHER	IP	WLS	BF	H	R	ER	SO	BB	IBB	HBP	BLK	WP	HR	S	P	ERA	WHIP										
Odalis Pérez, L ERA: 4.52 (1, 1)	1.0	L	9	5	4	4	4	1	0	0	0	2	0	39	63	9.00	2.333										
Edwin Jackson, R ERA: 3.39 (2, 1)	3.0		16	6	3	3	4	1	0	0	0	0	0	21	37	4.50	2.000										
Steve Colyer, L ERA: 3.24 (5, 1)	2.0		9	3	1	1	2	1	0	0	0	0	0	20	31	4.50	1.000										
Masao Kida, R ERA: 3.86 (7, 1)	2.0		8	2	1	1	2	0	0	0	0	1	0	20	31	4.50	1.000										

Batter	1	2	3	4	5	6	7	8	9	AB	R	H	RBI	BB	SO	LOB	TOP				
Dave Roberts, L (1,8) OBP: 0.339, SLG: 0.318	B3		K			G5-3		FC5-2-6-1 1B		4	0	1	0	0	1	0	Los Angeles Dodgers @ San Diego Padres Qualcomm Stadium, San Diego, CA Tue Sep 23 2003, 10:05 PM EDT Att: 20,044 - Cloudy - 67 F				
Paul Lo Duca, R (1,2) OBP: 0.341, SLG: 0.382	F8		F9			G6-3		FC5-2-6-1 BB		4	0	0	0	0	0	2					
Shawn Green, L (1,9) OBP: 0.348, SLG: 0.453	1B					P6		3-H 4-2		3	0	2	0	1	0	0					
Robin Ventura, L (1,3) OBP: 0.343, SLG: 0.408	1B					L3		L3		4	0	1	0	0	0	4					
Adrián Beltré, R (1,5) OBP: 0.292, SLG: 0.432	K					HR		P3		3	1	1	1	1	1	2					
Jeremy Burnitz, L (1,7) OBP: 0.303, SLG: 0.495		F7				G5-3		2B		4	1	1	0	0	1	1					
Alex Cora, L (1,4) OBP: 0.287, SLG: 0.341	G1					G3		G3		4	0	1	1	0	0	0					
Cesar Izturis, S (1,6) OBP: 0.282, SLG: 0.317	F7					G6-4-3 1B		G3		4	0	2	0	0	0	1					
Wilson Alvarez, L (1,1) OBP: 0.207, SLG: 0.179			G6-3			G6-4-3		SH1-4 1B		2	0	0	0	0	0	1					
Jolbert Cabrera, R (8,PH) OBP: 0.328, SLG: 0.430						G6-4-3		K		0	0	0	0	0	0	0					
Tom Martin, L (8,PH) OBP: 0.350, SLG: 0.406						1-2		1-2		0	0	0	0	0	0	1					
Todd Hundley, S (9,PH) OBP: 0.350, SLG: 0.406										0	0	0	0	0	0	0					
Eric Gagne, R (9,1)										0	0	0	0	0	0	0					
Inning Stats	R: 0 E: 0 K: 1 S: 12	H: 2 LOB: 2 BB: 0 P: 20	R: 0 E: 0 K: 0 S: 7	H: 0 LOB: 0 BB: 0 P: 8	R: 0 E: 0 K: 1 S: 7	H: 0 LOB: 0 BB: 0 P: 10	R: 0 E: 0 K: 0 S: 10	H: 1 LOB: 1 BB: 1 P: 19	R: 0 E: 0 K: 0 S: 5	H: 0 LOB: 0 BB: 0 P: 6	R: 0 E: 0 K: 0 S: 7	H: 0 LOB: 0 BB: 0 P: 11	R: 1 E: 0 K: 1 S: 11	H: 1 LOB: 0 BB: 0 P: 17	R: 0 E: 0 K: 0 S: 11	H: 2 LOB: 3 BB: 1 P: 19	R: 1 E: 0 K: 1 S: 12	H: 2 LOB: 1 BB: 0 P: 19	1B: 7 2B: 2 3B: 0 HR: 1	SF: 0 SAC: 1 DP: 2 HBP: 0	WP: 0 PA: 36 PB: 0 SB: 0 CS: 0
PITCHER	IP WLS BF H R ER SO BB IBB HBP BLK WP HR S P ERA WHIP																				
44 Jake Peavy, R (1,1) ERA: 4.1	7.0	25	5	1	1	3	1	0	0	0	0	0	0	0	1	59	91	1.29	0.857		
Scott Linebrink, R (8,1) ERA: 3.05	0.2	4	2	0	0	0	0	0	0	0	0	0	0	0	0	8	12	0.00	3.000		
Mike Matthews, L (8,1) ERA: 4.38	0.1	2	0	0	0	0	1	0	0	0	0	0	0	0	3	7	0.00	3.000			
Rod Beck, R (9,1) ERA: 1.93	1.0	L	5	2	1	1	0	0	0	0	0	0	0	0	12	19	9.00	2.000			

Batter	1	2	3	4	5	6	7	8	9	AB	R	H	RBI	BB	SO	LOB	BOTTOM				
Sean Burroughs, L (1,5) OBP: 0.397, SLG: 0.412	G3		G6-3			F7		F8		4	0	0	0	0	0	0	Los Angeles Dodgers @ San Diego Padres Qualcomm Stadium, San Diego, CA Tue Sep 23 2003, 10:05 PM EDT Att: 20,044 - Cloudy - 67 F				
Mark Loretta, R (1,4) OBP: 0.379, SLG: 0.448	F8					P3		F8		3	1	0	0	1	0	0					
24 Brian Giles, L (1,7) OBP: 0.424, SLG: 0.509	1B					1B		G3		4	0	2	0	0	0	1					
Phil Nevin, R (1,3) OBP: 0.335, SLG: 0.500	K					G5-3		F9		4	0	1	0	0	1	2					
Xavier Nady, R (1,9) OBP: 0.317, SLG: 0.375		G5-3				K		K		3	0	1	0	0	1	1					
Gary Matthews, S (9,PH) OBP: 0.310, SLG: 0.359						1-2 3-H		K		1	0	0	0	0	1	0					
Mark Kotsay, L (1,8) OBP: 0.345, SLG: 0.381	K					F9		F7		4	0	1	0	0	1	1					
Gary Bennett, R (1,2) OBP: 0.286, SLG: 0.294	F8					K		F7		3	0	0	0	0	1	2					
Ramón Vázquez, L (1,6) OBP: 0.333, SLG: 0.331			B2			G3		FC3-6 1-2 2-3		3	0	0	0	0	0	2					
44 Jake Peavy, R (1,1) OBP: 0.140, SLG: 0.075			F9			L5		K		2	0	0	0	0	0	0					
Brian Buchanan, R (7,PH) OBP: 0.348, SLG: 0.457										1	0	0	0	0	1	2					
Scott Linebrink, R (8,1) OBP: 0.167, SLG: 0.250										0	0	0	0	0	0	0					
Mike Matthews, L (8,1)										0	0	0	0	0	0	0					
Rod Beck, R (9,1)										0	0	0	0	0	0	0					
Inning Stats	R: 0 E: 0 K: 1 S: 9	H: 1 LOB: 1 BB: 0 P: 11	R: 0 E: 0 K: 1 S: 12	H: 0 LOB: 0 BB: 0 P: 16	R: 0 E: 0 K: 0 S: 8	H: 0 LOB: 0 BB: 0 P: 8	R: 1 E: 0 K: 1 S: 11	H: 1 LOB: 1 BB: 1 P: 20	R: 0 E: 0 K: 1 S: 5	H: 0 LOB: 0 BB: 0 P: 9	R: 0 E: 0 K: 0 S: 6	H: 1 LOB: 1 BB: 0 P: 8	R: 0 E: 0 K: 1 S: 10	H: 2 LOB: 2 BB: 0 P: 17	R: 0 E: 0 K: 0 S: 11	H: 0 LOB: 0 BB: 0 P: 17	R: 0 E: 0 K: 1 S: 11	H: 0 LOB: 0 BB: 0 P: 16	1B: 5 2B: 0 3B: 0 HR: 0	SF: 0 SAC: 0 DP: 0 HBP: 0	WP: 1 PA: 33 PB: 0 SB: 0 CS: 0
PITCHER	IP WLS BF H R ER SO BB IBB HBP BLK WP HR S P ERA WHIP																				
Wilson Alvarez, L (1,1) ERA: 1.94	7.0	27	5	1	1	5	1	0	0	0	0	0	0	0	11	17	0.00	0.000			
Tom Martin, L (8,1) ERA: 3.05	1.0	W	3	0	0	0	0	0	0	0	0	0	0	11	17	0.00	0.000				
Eric Gagne, R (9,1) ERA: 1.23	1.0	S	3	0	0	0	1	0	0	0	0	0	0	11	16	0.00	0.000				

AB 33
R 2
H 9
RBI 2
BB 2
SO 4
LOB 12




AB 32
R 1
H 5
RBI 0
BB 1
SO 6
LOB 11



Batter	1	2	3	4	5	6	7	8	9	10	11	AB	R	H	RBI	BB	SO	LOB	TOP	
Dave Roberts, L OBP: 0.337, SLG: 0.315 (1, 8)	G4-3		F8			G5-3			F9		1B 2B	4	1	0	0	1	0	0		
Paul Lo Duca, R OBP: 0.340, SLG: 0.382 (1, 2)	G5-3			G6-3			F9		2B		L9	5	0	1	0	0	0	1		
Shawn Green, L OBP: 0.350, SLG: 0.458 (1, 9)	HR			K				G4-3			2B 1B	4	1	2	1	1	1	0		
Robin Ventura, L OBP: 0.340, SLG: 0.404 Jolbert Cabrera, R OBP: 0.330, SLG: 0.435 (11, PH)	G4-3			G3				K			1B 2B	4	0	0	0	0	1	2		
Adrian Beltré, R OBP: 0.291, SLG: 0.429 (1, 5)					G6-3			F8			IBB	4	0	0	0	1	1	0		
Jeremy Burnitz, L OBP: 0.302, SLG: 0.492 (1, 7)		K							G3		K	5	0	1	0	0	3	4		
Alex Cora, L OBP: 0.284, SLG: 0.338 (1, 4)					P2				K		G3	5	0	0	0	0	1	5		
Cesar Izturis, S OBP: 0.280, SLG: 0.315 (1, 6)						G6-3			G1-3		G4-3	4	0	0	0	0	0	3		
Kevin Brown, R OBP: 0.273, SLG: 0.238 Kevin Walker, L OBP: 0.275, SLG: 0.238 Rod Beck, R OBP: 0.275, SLG: 0.238 Jay Witasick, R OBP: 0.275, SLG: 0.238 Mike Mathews, L OBP: 0.275, SLG: 0.238												2	0	0	0	0	1	0		
Inning Stats	R: 1 E: 0 K: 0 S: 9	H: 1 LOB: 0 BB: 0 P: 14	R: 0 E: 0 K: 2 S: 10	H: 0 LOB: 0 BB: 0 P: 14	R: 0 E: 0 K: 1 S: 7	H: 0 LOB: 0 BB: 0 P: 12	R: 0 E: 0 K: 1 S: 8	H: 0 LOB: 0 BB: 0 P: 14	R: 0 E: 0 K: 1 S: 5	H: 0 LOB: 0 BB: 0 P: 7	R: 0 E: 0 K: 1 S: 6	H: 1 LOB: 2 BB: 1 P: 19	R: 0 E: 1 K: 2 S: 13	H: 0 LOB: 2 BB: 2 P: 16	R: 1 E: 0 K: 1 S: 12	H: 2 LOB: 3 BB: 2 P: 25	1B: 2 2B: 2 3B: 0 HR: 1	SF: 0 SAC: 0 DP: 0 HBP: 0	WP: 0 PB: 0 SB: 0 CS: 0	PA: 43
PITCHER	IP 7.0	WLS 23	BF 23	H 2	R 1	ER 1	SO 5	BB 0	IBB 0	HBP 0	BLK 0	WP 0	HR 0	S 54	P 78	ERA 1.29	WHIP 0.286			

Los Angeles Dodgers @ San Diego Padres
Qualcomm Stadium, San Diego, CA
Wed Sep 24 2003, 10:05 PM EDT
Att: 23,231 - Cloudy - 68 F

AB	40
R	2
H	5
RBI	2
BB	3
SO	10
LOB	17



Batter	1	2	3	4	5	6	7	8	9	10	11	AB	R	H	RBI	BB	SO	LOB	BOTTOM	
Sean Burroughs, L OBP: 0.355, SLG: 0.410 (1, 5)	L8		G5-3 1B		G4-3		G3			K		5	0	1	0	0	1	3		
Mark Loretta, R OBP: 0.376, SLG: 0.444 (1, 4)	L7		G5-3			F9			K		L9	5	0	0	0	0	1	1		
Brian Giles, L OBP: 0.424, SLG: 0.506 (1, 7)	BB		G3			F9		G4-3 BB		G4-3		3	0	0	0	2	0	1		
Phil Nevin, R OBP: 0.332, SLG: 0.491 (1, 3)	L8			K		G4-3		G4-3		G4-3		4	0	0	0	1	1	2		
Gary Mathews, S OBP: 0.311, SLG: 0.358 (1, 9)		G4-6-3 BB		G3				P5			P6	4	0	1	0	1	0	2		
Mark Kotsay, L OBP: 0.344, SLG: 0.384 (1, 8)	G4-6-3			G6-3					K		K	5	1	1	0	0	2	2		
Ramón Vázquez, L OBP: 0.340, SLG: 0.342 (1, 6)						G3 2B			F9 WP 1B			4	0	4	1	1	0	0		
Humberto Quintero, R OBP: 0.273, SLG: 0.238 Keith Lockhart, L OBP: 0.333, SLG: 0.411 Gary Bennett, R OBP: 0.285, SLG: 0.293										K		3	0	0	0	0	0	3		
Ben Howard, R OBP: 0.273, SLG: 0.238 Dave Hanson, R OBP: 0.273, SLG: 0.238 Xavier Nady, R OBP: 0.273, SLG: 0.238 Kevin Walker, L OBP: 0.275, SLG: 0.238 Rod Beck, R OBP: 0.275, SLG: 0.238 Todd Sears, L OBP: 0.275, SLG: 0.238 Jay Witasick, R OBP: 0.275, SLG: 0.238 Mike Mathews, L OBP: 0.275, SLG: 0.238												2	0	0	0	0	2	1		
Inning Stats	R: 0 E: 0 K: 0 S: 9	H: 0 LOB: 1 BB: 1 P: 19	R: 0 E: 0 K: 0 S: 4	H: 0 LOB: 1 BB: 2 P: 13	R: 0 E: 0 K: 1 S: 14	H: 1 LOB: 1 BB: 0 P: 21	R: 0 E: 0 K: 1 S: 10	H: 0 LOB: 0 BB: 0 P: 16	R: 0 E: 0 K: 1 S: 10	H: 1 LOB: 1 BB: 0 P: 13	R: 0 E: 0 K: 1 S: 12	H: 0 LOB: 0 BB: 1 P: 19	R: 0 E: 0 K: 1 S: 8	H: 0 LOB: 0 BB: 0 P: 9	R: 0 E: 0 K: 1 S: 11	H: 1 LOB: 2 BB: 1 P: 22	1B: 4 2B: 2 3B: 1 HR: 0	SF: 0 SAC: 0 DP: 1 HBP: 0	WP: 1 PB: 0 SB: 2 CS: 1	PA: 44
PITCHER	IP 7.0	WLS 28	BF 28	H 5	R 1	ER 1	SO 3	BB 4	IBB 0	HBP 0	BLK 0	WP 1	HR 0	S 62	P 108	ERA 1.29	WHIP 1.286			

Los Angeles Dodgers @ San Diego Padres
Qualcomm Stadium, San Diego, CA
Wed Sep 24 2003, 10:05 PM EDT
Att: 23,231 - Cloudy - 68 F

AB	38
R	1
H	7
RBI	1
BB	6
SO	8
LOB	19



Batter	1	2	3	4	5	6	7	8	9	AB	R	H	RBI	BB	SO	LOB	TOP								
Dave Roberts, L (1, 8) OBP: 0.336, SLG: 0.313										5	0	1	0	0	1	4	Los Angeles Dodgers @ San Diego Padres Qualcomm Stadium, San Diego, CA Thu Sep 25 2003, 10:05 PM EDT Att: 17,988 - Sunny - 70 F								
Paul Lo Duca, R (1, 2) OBP: 0.338, SLG: 0.379										4	0	0	0	0	0	2									
Shawn Green, L (1, 9) OBP: 0.352, SLG: 0.458										2	0	1	0	2	0	0									
Robin Ventura, L (1, 3) OBP: 0.340, SLG: 0.403										3	0	1	0	0	2	3									
Jolbert Cabrera, R (8, PH) OBP: 0.329, SLG: 0.434										1	0	0	0	0	0	1									
Adrián Beltré, R (1, 5) OBP: 0.291, SLG: 0.428										4	0	1	0	0	0	2									
Jeremy Burnitz, L (1, 7) OBP: 0.303, SLG: 0.498										3	1	1	1	1	0	3									
Alex Cora, L (1, 4) OBP: 0.286, SLG: 0.339										4	0	2	0	0	0	4									
Cesar Izturis, S (1, 6) OBP: 0.281, SLG: 0.316										4	0	2	0	0	0	1									
Hideo Nomo, R (1, 1) OBP: 0.176, SLG: 0.200										1	0	0	0	0	1	0									
Guillermo Mota, R (8, 1) OBP: 0.222, SLG: 0.556										0	0	0	0	0	0	0									
Joe Thurston, L (9, PH) OBP: 0.250, SLG: 0.250										1	0	0	0	0	0	1									
Inning Stats	R: 0 E: 0 K: 0 S: 8	H: 1 LOB: 0 BB: 0 P: 9	R: 0 E: 0 K: 0 S: 11	H: 1 LOB: 1 BB: 1 P: 18	R: 0 E: 0 K: 1 S: 7	H: 0 LOB: 0 BB: 0 P: 10	R: 0 E: 0 K: 1 S: 7	H: 0 LOB: 1 BB: 1 P: 12	R: 0 E: 0 K: 0 S: 9	H: 2 LOB: 2 BB: 0 P: 11	R: 0 E: 0 K: 1 S: 13	H: 1 LOB: 1 BB: 0 P: 16	R: 0 E: 0 K: 0 S: 8	H: 0 LOB: 0 BB: 0 P: 12	R: 0 E: 0 K: 0 S: 5	H: 0 LOB: 0 BB: 1 P: 12	R: 1 E: 0 K: 1 S: 11	H: 2 LOB: 1 BB: 0 P: 13	1B: 8 2B: 0 3B: 0 HR: 1	SF: 0 SAC: 2 DP: 3 HBP: 0	WP: 0 PB: 0 SB: 0 CS: 0	PA: 37			
PITCHER	IP	WLS	BF	H	R	ER	SO	BB	IBB	HBP	BLK	WP	HR	S	P	ERA	WHIP								
Brian Lawrence, R (1, 1) ERA: 4.19	7.0	W	29	7	0	0	3	2	0	0	0	0	0	63	88	0.00	1.286								
Kevin Walker, L (8, 1) ERA: 6.75	0.0		1	0	0	0	0	1	0	0	0	0	0	2	6	∞	∞								
Rod Beck, R (8, 1) ERA: 1.82	1.0	H	2	0	0	0	0	0	0	0	0	0	0	3	6	0.00	0.000								
Trevor Hoffman, R (9, 1) ERA: 2.25	1.0		5	2	1	1	1	0	0	0	0	0	1	11	13	9.00	2.000								

Batter	1	2	3	4	5	6	7	8	9	AB	R	H	RBI	BB	SO	LOB	BOTTOM								
Sean Burroughs, L (1, 5) OBP: 0.354, SLG: 0.408										5	0	1	0	0	2	2	Los Angeles Dodgers @ San Diego Padres Qualcomm Stadium, San Diego, CA Thu Sep 25 2003, 10:05 PM EDT Att: 17,988 - Sunny - 70 F								
Mark Kotsay, L (1, 8) OBP: 0.343, SLG: 0.383										4	1	1	0	0	1	1									
24 Brian Giles, L (1, 7) OBP: 0.424, SLG: 0.504										2	0	0	0	2	2	0									
Phil Nevin, R (1, 3) OBP: 0.335, SLG: 0.488										3	1	1	0	1	1	2									
Ramón Vázquez, L (1, 4) OBP: 0.344, SLG: 0.343										2	1	1	1	2	0	0									
Xavier Nady, R (1, 9) OBP: 0.319, SLG: 0.383										3	2	1	1	1	0	5									
3 Khalil Greene, R (1, 6) OBP: 0.300, SLG: 0.455										4	1	1	2	0	1	2									
Gary Bennett, R (1, 2) OBP: 0.287, SLG: 0.296										4	0	2	1	0	0	0									
Brian Lawrence, R (1, 1) OBP: 0.257, SLG: 0.299										2	0	0	0	0	0	0									
Dave Hansen, L (7, PH) OBP: 0.304, SLG: 0.333										1	0	0	0	0	0	1									
Kevin Walker, L (8, 1) ERA: 6.75										0	0	0	0	0	0	0									
Rod Beck, R (8, 1) ERA: 1.82										0	0	0	0	0	0	0									
Todd Sears, L (8, PH) OBP: 0.321, SLG: 0.375										1	0	0	0	0	0	1									
Trevor Hoffman, R (9, 1) ERA: 2.25										0	0	0	0	0	0	0									
Inning Stats	R: 0 E: 0 K: 0 S: 9	H: 1 LOB: 1 BB: 1 P: 17	R: 1 E: 0 K: 0 S: 9	H: 1 LOB: 0 BB: 0 P: 15	R: 0 E: 0 K: 1 S: 7	H: 0 LOB: 0 BB: 0 P: 7	R: 0 E: 0 K: 3 S: 12	H: 0 LOB: 2 BB: 2 P: 25	R: 0 E: 0 K: 2 S: 10	H: 1 LOB: 1 BB: 1 P: 19	R: 0 E: 0 K: 1 S: 7	H: 1 LOB: 1 BB: 0 P: 10	R: 5 E: 1 K: 1 S: 16	H: 4 LOB: 1 BB: 2 P: 28	R: 3 E: 1 K: 1 S: 16	H: 3 LOB: 3 BB: 3 P: 28	1B: 7 2B: 0 3B: 0 HR: 1	SF: 0 SAC: 0 DP: 1 HBP: 0	WP: 1 PB: 0 SB: 2 CS: 0	PA: 37					
PITCHER	IP	WLS	BF	H	R	ER	SO	BB	IBB	HBP	BLK	WP	HR	S	P	ERA	WHIP								
Hideo Nomo, R (1, 1) ERA: 3.09	7.0	L	32	6	5	5	7	5	1	0	0	0	0	62	111	6.43	1.571								
Guillermo Mota, R (8, 1) ERA: 1.59	1.0		5	2	1	1	1	0	0	0	0	0	0	12	16	9.00	2.000								



Batter	1	2	3	4	5	6	7	8	9	AB	R	H	RBI	BB	SO	LOB	TOP				
Dave Roberts, L (1,8) Wilkin Ruan, R (6,8) OBP: 0.336, SLG: 0.312 OBP: 0.225, SLG: 0.325	G4-3			G6-3		1B BB		K		2	0	0	0	1	0	0	Los Angeles Dodgers @ San Francisco Giants PacBell Park, San Francisco, CA Fri Sep 26 2003, 10:15 PM EDT Att: 42,336 - Cloudy - 60 F				
Jolbert Cabrera, R (1,4) OBP: 0.331, SLG: 0.438	K			E6 1B		K		FC6-5 2B		4	1	2	0	0	2	1					
Shawn Green, L (1,9) Jason Romano, R (6,9) OBP: 0.111, SLG: 0.086	G1-3			1B 2H 1B		1B		FC6-5 HBP 2-3		3	0	2	1	0	0	0					
Adrián Beltré, R (1,5) Mike Kinkade, R (6,3) OBP: 0.291, SLG: 0.427 OBP: 0.335, SLG: 0.356		G4-3		0-1 G6-4-3 1B		F8		FC5-4 HBP		3	0	1	0	0	0	2					
Ron Coomer, R (1,3) OBP: 0.301, SLG: 0.371		G6-3		0-0 G6-4-3 1-2				FC5-4		4	0	1	0	0	0	4					
Jeremy Burnitz, L (1,7) Chad Hermansen, R (7,7) OBP: 0.304, SLG: 0.497 OBP: 0.222, SLG: 0.200		G4-3			G4-3		FC6-4 1B		K	3	0	1	0	0	0	0					
David Ross, R (1,2) OBP: 0.311, SLG: 0.521					F7		K		P4	4	0	0	0	0	1	2					
Cesar Izturis, S (1,6) Rodney Myers, R (5,1) Koyie Hill, S (9, PH) OBP: 0.333, SLG: 0.667				F9		G1-3		K		2	0	0	0	0	0	0					
Kaz Ishii, L (1,1) Joe Thurston, L (5,4) OBP: 0.029, SLG: 0.088 OBP: 0.200, SLG: 0.200				G1			L5	FC6-4		1	0	0	0	0	0	0					
										2	0	0	0	0	0	2					
Inning Stats	R: 0 E: 0 K: 1 S: 8	H: 0 LOB: 0 BB: 0 P: 13	R: 0 E: 0 K: 0 S: 9	H: 0 LOB: 0 BB: 0 P: 12	R: 0 E: 0 K: 0 S: 10	H: 0 LOB: 0 BB: 0 P: 14	R: 1 E: 1 K: 0 S: 12	H: 3 LOB: 1 BB: 0 P: 18	R: 0 E: 0 K: 1 S: 16	H: 1 LOB: 2 BB: 1 P: 26	R: 0 E: 0 K: 2 S: 11	H: 2 LOB: 2 BB: 0 P: 15	R: 0 E: 0 K: 1 S: 15	H: 1 LOB: 2 BB: 0 P: 18	R: 0 E: 0 K: 2 S: 10	H: 0 LOB: 0 BB: 0 P: 16		1B: 6 2B: 1 3B: 0 HR: 0	SF: 0 SAC: 0 DP: 1 HBP: 1	WP: 0 PB: 0 SB: 0 CS: 0	PA: 35
PITCHER	IP WLS BF H R ER SO	IP WLS BF H R ER SO	IP WLS BF H R ER SO	IP WLS BF H R ER SO	IP WLS BF H R ER SO	IP WLS BF H R ER SO	IP WLS BF H R ER SO	IP WLS BF H R ER SO	IP WLS BF H R ER SO	IP WLS BF H R ER SO	IP WLS BF H R ER SO	IP WLS BF H R ER SO	IP WLS BF H R ER SO	IP WLS BF H R ER SO	IP WLS BF H R ER SO	IP WLS BF H R ER SO		ERA WHIP	ERA WHIP		
Kirk Rueter, L (1,1) ERA: 4.53	5.0	W	17	3	1	1	1	0	0	0	0	0	0	0	0	0	0	1.80	0.600		
Jim Brower, R (6,1) ERA: 3.96	2.0		10	3	0	0	3	1	0	0	0	0	0	0	0	0	0	0.00	2.000		
Scott Eyre, L (8,1) ERA: 3.36	1.0		5	1	0	0	1	0	0	0	0	0	0	0	0	0	0	0.00	1.000		
51 Noah Lowry, L (9,1) ERA:	1.0		3	0	0	0	2	0	0	0	0	0	0	0	0	0	0	0.00	0.000		

Batter	1	2	3	4	5	6	7	8	9	AB	R	H	RBI	BB	SO	LOB	BOTTOM			
Ray Durham, S (1,4) OBP: 0.366, SLG: 0.443	BLK HR 2B		F8	1H 2H 3B		1B 2B		G4-3		5	2	3	4	0	0	1	Los Angeles Dodgers @ San Francisco Giants PacBell Park, San Francisco, CA Fri Sep 26 2003, 10:15 PM EDT Att: 42,336 - Cloudy - 60 F			
Marquis Grissom, R (1,8) OBP: 0.323, SLG: 0.471	BLK HR BB	G4-3 2B	G6-3		G1-4-3 1B			F8		4	1	2	2	1	0	1				
Rich Aurilia, R (1,6) OBP: 0.322, SLG: 0.408	1H 2H HR	G4-3		L7	G1-4-3			FC3-6 1B		5	1	2	3	0	0	2				
Barry Bonds, L (1,7) Todd Linden, S (6, PR) OBP: 0.529, SLG: 0.751 OBP: 0.212, SLG: 0.333	2B 1B	F8			HR			FC3-6 1B		4	1	3	1	0	0	1				
Edgardo Alfonzo, R (1,5) Pedro Feliz, R (7,5) OBP: 0.331, SLG: 0.386 OBP: 0.273, SLG: 0.493	F8		BB FC3-2 1B	G6-3		G6-4-3		F9		4	0	1	0	0	0	2				
Benito Santiago, R (1,2) Alberto Castillo, R (7,2) OBP: 0.330, SLG: 0.426 OBP: 0.200, SLG: 0.467	3-1 2B		FC3-2 BB 3B BB	F9		G5-3				3	1	1	0	1	0	1				
Andres Galarraga, R (1,3) OBP: 0.351, SLG: 0.491	K		K		E 2B 1B			K		4	1	1	0	0	3	4				
José Cruz Jr., S (1,9) Marvin Benard, L (8,9) OBP: 0.364, SLG: 0.409 OBP: 0.222, SLG: 0.239	FC6-4 BB		FC3-2 3B BB		K			P2		2	1	0	0	2	1	1				
Kirk Rueter, L (1,1) Jim Brower, R (6,1) Tony Torcato, L (7, PH) Scott Eyre, L (8,1) 51 Noah Lowry, R (9,1) OBP: 0.164, SLG: 0.132 OBP: 0.222, SLG: 0.176 OBP: 0.250, SLG: 0.267 OBP: 0.500, SLG: 0.500	FC6-4		FC3-2 3B BB		E6 2B 1B			HBP		3	2	0	0	0	0	7				
										0	0	0	0	0	0	0				
										0	0	0	0	0	0	0				
										0	0	0	0	0	0	0				
										0	0	0	0	0	0	0				
Inning Stats	R: 3 E: 0 K: 1 S: 24	H: 4 LOB: 3 BB: 2 P: 44	R: 0 E: 0 K: 0 S: 7	H: 1 LOB: 1 BB: 0 P: 9	R: 3 E: 0 K: 1 S: 13	H: 2 LOB: 1 BB: 2 P: 25	R: 1 E: 0 K: 0 S: 9	H: 1 LOB: 0 BB: 0 P: 18	R: 3 E: 0 K: 1 S: 15	H: 3 LOB: 0 BB: 0 P: 24	R: 0 E: 0 K: 0 S: 10	H: 1 LOB: 1 BB: 0 P: 11	R: 0 E: 0 K: 1 S: 7	H: 0 LOB: 1 BB: 0 P: 12	R: 0 E: 0 K: 0 S: 9	H: 1 LOB: 1 BB: 0 P: 16	1B: 6 2B: 4 3B: 1 HR: 2	SF: 0 SAC: 0 DP: 2 HBP: 1	WP: 0 PB: 0 SB: 0 CS: 0	PA: 41
PITCHER	IP WLS BF H R ER SO	IP WLS BF H R ER SO	IP WLS BF H R ER SO	IP WLS BF H R ER SO	IP WLS BF H R ER SO	IP WLS BF H R ER SO	IP WLS BF H R ER SO	IP WLS BF H R ER SO	IP WLS BF H R ER SO	IP WLS BF H R ER SO	IP WLS BF H R ER SO	IP WLS BF H R ER SO	IP WLS BF H R ER SO	IP WLS BF H R ER SO	IP WLS BF H R ER SO	IP WLS BF H R ER SO	ERA WHIP	ERA WHIP		
Kaz Ishii, L (1,1) ERA: 3.86	4.0	L	24	8	7	2	2	0	0	0	0	0	0	0	0	0	15.75	3.000		
Rodney Myers, R (5,1) ERA: 6.0	4.0		17	5	3	2	2	0	0	0	0	0	0	0	0	0	4.50	1.250		

Batter	1	2	3	4	5	6	7	8	9	AB	R	H	RBI	BB	SO	LOB	TOP					
Dave Roberts, L OBP: 0.332, SLG: 0.307 (1, 8)	F8		G3-1			F7		G5-3	G4-3	5	0	0	0	0	0	3	Los Angeles Dodgers @ San Francisco Giants PacBell Park, San Francisco, CA Sat Sep 27 2003, 4:05 PM EDT Att. 42,192 - Overcast - 61 F					
Paul Lo Duca, R OBP: 0.335, SLG: 0.377 (1, 2)	K		G3			K			F9	4	0	0	0	0	2	0						
Shawn Green, L OBP: 0.354, SLG: 0.458 (1, 9)	2B		G6-3			G3-1			1B	2	2	0	0	2	0	0						
Robin Ventura, L OBP: 0.342, SLG: 0.407 (1, 3)	1-H			G4-3			F8		1B	4	1	2	1	0	0	0						
Adrian Beltré, R OBP: 0.292, SLG: 0.426 (1, 5)				K		L9			1B	3	1	1	1	0	1	0						
Jeremy Burnitz, L OBP: 0.303, SLG: 0.495 Eric Gagne, R (9, 1)	G1-3			P6			K		1B	4	1	1	0	0	1	2						
Alex Cora, L OBP: 0.286, SLG: 0.338 (1, 4)					L9				F7	4	0	1	0	0	1	3						
Cesar Izturis, S OBP: 0.280, SLG: 0.315 (1, 6)			G6-3		G2-3			F7	1B	4	0	1	2	0	0	1						
Edwin Jackson, R Guillermo Mota, R Todd Hundley, S Wilkin Ruíz, S Tom Martin, L Paul Quantrill, L Jolbert Cabrera, R (1, 1) (7, 1) (6, PH) (6, PH) (8, 1) (8, 1) (9, PH) (9, 7)			G6-3		G5-3			FC3-6	1B	2	0	0	0	0	0	0						
Inning Stats	R: 1 E: 0 K: 1 S: 21	H: 1 LOB: 2 BB: 1 P: 31	R: 0 E: 0 K: 1 S: 7	H: 0 LOB: 0 BB: 0 P: 10	R: 0 E: 0 K: 0 S: 4	H: 0 LOB: 0 BB: 0 P: 6	R: 0 E: 0 K: 1 S: 10	H: 0 LOB: 0 BB: 0 P: 14	R: 0 E: 0 K: 0 S: 10	H: 0 LOB: 0 BB: 0 P: 11	R: 0 E: 0 K: 1 S: 9	H: 0 LOB: 0 BB: 0 P: 13	R: 0 E: 0 K: 1 S: 10	H: 1 LOB: 1 BB: 0 P: 14	R: 0 E: 0 K: 0 S: 8	H: 1 LOB: 1 BB: 0 P: 9		R: 4 E: 0 K: 0 S: 19	H: 5 LOB: 2 BB: 1 P: 30	1B: 6 2B: 1 3B: 0 HR: 0	SF: 0 SAC: 0 DP: 0 HBP: 1	WP: 0 PB: 0 SB: 0 CS: 0
PITCHER	IP WLS BF H R ER SO BB IBB HBP BLK WP HR S P ERA WHIP																					
Jerome Williams, R ERA: 3.3	(1, 1)	5.0	L	18	1	1	1	3	1	0	1	0	0	0	0	52	72	1.80	0.400			
Jason Christiansen, L ERA: 5.4	(6, 1)	1.0		3	0	0	0	1	0	0	0	0	0	0	0	9	13	0.00	0.000			
Matt Herges, R ERA: 2.6	(7, 1)	2.0		7	1	0	0	1	0	0	0	0	0	0	0	18	23	0.00	0.500			
Tim Worrell, R ERA: 2.91	(9, 1)	0.2		8	5	4	4	0	1	0	0	0	0	0	0	16	24	54.00	9.000			
41 Chad Zerbe, L ERA: 4.71	(9, 1)	0.1		1	0	0	0	0	0	0	0	0	0	0	0	3	6	0.00	0.000			


AB 34
R 5
H 7
RBI 5
BB 2
SO 5
LOB 10





Batter	1	2	3	4	5	6	7	8	9	AB	R	H	RBI	BB	SO	LOB	BOTTOM		
Eric Young Sr., R OBP: 0.335, SLG: 0.391 (1, 4)	FC4-6		F8		L4		K			3	0	0	0	1	1	0	Los Angeles Dodgers @ San Francisco Giants PacBell Park, San Francisco, CA Sat Sep 27 2003, 4:05 PM EDT Att. 42,192 - Overcast - 61 F		
J.T. Snow, L OBP: 0.388, SLG: 0.419 (1, 3)	F9		2B		WP		G3			2	0	0	0	2	0	1			
Jeffrey Hammonds, R OBP: 0.331, SLG: 0.430 (1, 8)	FC4-6		1-2		P3		L7			4	0	1	0	0	0	2			
Barry Bonds, L OBP: 0.528, SLG: 0.747 (1, 7)	BB						K			2	0	0	0	1	2	1			
José Cruz Jr., S OBP: 0.365, SLG: 0.407 (1, 9)			K			SH2-4		L9		2	0	0	0	2	1	3			
Benito Santiago, R OBP: 0.329, SLG: 0.424 (1, 2)	K		K			SH2-4		G5-3		4	0	1	0	0	2	6			
Edgardo Alfonzo, R OBP: 0.333, SLG: 0.385 (1, 5)			G4-6-3		G6-4-3		SH2-4		G5-3	1	0	0	0	2	0	0			
Nelfi Perez, S OBP: 0.283, SLG: 0.346 (1, 6)			G4-6-3		G6-4-3		P6		F8	4	0	0	0	0	0	4			
Jerome Williams, R ERA: 3.3 Jason Christiansen, L ERA: 5.4 Ray Durham, S Matt Herges, R Tim Worrell, R 41 Chad Zerbe, L Andrés Galarraga, R (1, 1) (6, 1) (6, PH) (7, 1) (9, 1) (9, 1) (9, PH)			K		K		K		K	2	0	0	0	0	2	0			
Inning Stats	R: 0 E: 0 K: 1 S: 11	H: 0 LOB: 0 BB: 1 P: 10	R: 0 E: 0 K: 2 S: 11	H: 1 LOB: 3 BB: 2 P: 23	R: 0 E: 0 K: 1 S: 8	H: 0 LOB: 0 BB: 1 P: 14	R: 0 E: 0 K: 1 S: 10	H: 1 LOB: 1 BB: 1 P: 16	R: 0 E: 0 K: 1 S: 9	H: 0 LOB: 0 BB: 0 P: 14	R: 0 E: 0 K: 1 S: 10	H: 0 LOB: 0 BB: 0 P: 15	R: 0 E: 0 K: 1 S: 6	H: 0 LOB: 0 BB: 0 P: 9	1B: 1 2B: 1 3B: 0 HR: 0	SF: 0 SAC: 1 DP: 2 HBP: 1		WP: 1 PB: 0 SB: 0 CS: 0	PA: 36
PITCHER	IP WLS BF H R ER SO BB IBB HBP BLK WP HR S P ERA WHIP																		
Edwin Jackson, R ERA: 2.45	(1, 1)	6.0	W	27	2	0	0	7	7	1	1	0	0	0	0	53	106	0.00	1.500
Guillermo Mota, R ERA: 1.57	(7, 1)	1.0	H	3	0	0	0	1	0	0	0	0	0	0	0	9	14	0.00	0.000
Tom Martin, L ERA: 3.6	(8, 1)	0.1	H	1	0	0	0	1	0	0	0	0	0	0	0	6	8	0.00	0.000
Paul Quantrill, R ERA: 1.66	(8, 1)	0.2	H	2	0	0	0	0	0	0	0	0	0	0	0	4	7	0.00	0.000
Eric Gagne, R ERA: 1.2	(9, 1)	1.0		3	0	0	0	1	0	0	0	0	0	0	0	6	9	0.00	0.000

AB 26
R 0
H 2
RBI 0
BB 8
SO 10
LOB 19



Batter	1	2	3	4	5	6	7	8	9	AB	R	H	RBI	BB	SO	LOB	TOP					
Cesar Izturis, S (1,6) OBP: 0.279, SLG: 0.313 Mike Kinkade, R (9, PH) OBP: 0.333, SLG: 0.354	F7		F7		F7		SH2-4		K	3	0	0	0	0	0	2	Los Angeles Dodgers @ San Francisco Giants PacBell Park, San Francisco, CA Sat Sep 27 2003, 10:15 PM EDT Att: 42,485 - Sunny - 61 F					
Jolbert Cabrera, R (1,8) OBP: 0.333, SLG: 0.442	P6		1B			1B FC4-6	2B		K	5	1	2	0	0	1	1						
Shawn Green, L (1,9) OBP: 0.355, SLG: 0.460	K		F7			FC4-6	1B	2B		4	0	2	1	0	1	2						
Robin Ventura, L (1,3) OBP: 0.341, SLG: 0.404		K			P6		FC4-6	1B	L8	3	0	0	0	1	1	1						
Adrian Beltré, R (1,5) OBP: 0.290, SLG: 0.423		K			P5				K	4	0	0	0	0	2	3						
Jeremy Burnitz, L (1,7) OBP: 0.301, SLG: 0.490					F8		FC4-6	1B	F9	4	0	0	1	0	0	2						
David Ross, R (1,2) OBP: 0.331, SLG: 0.554										2	1	2	1	2	0	0						
Alex Cora, L (1,4) OBP: 0.283, SLG: 0.335										4	0	0	0	0	0	5						
Masao Kida, R (1,1) OBP: 0.256, SLG: 0.250 Steve Colyer, L (6,1) OBP: 0.253, SLG: 0.200 Joe Thurston, L (7, PH) OBP: 0.275, SLG: 0.200 Paul Quantrill, L (7,1) OBP: 0.220, SLG: 0.255 Guillermo Mota, R (8,1) OBP: 0.201, SLG: 0.207 Dave Roberts, L (8, PH) OBP: 0.301, SLG: 0.307										2	0	1	0	0	1	1						
Inning Stats	R: 0 E: 0 K: 1 S: 6	H: 0 LOB: 0 BB: 8	R: 0 E: 0 K: 2 S: 7	H: 0 LOB: 0 BB: 11	R: 1 E: 0 K: 0 S: 15	H: 3 LOB: 2 BB: 22	R: 0 E: 0 K: 0 S: 10	H: 0 LOB: 0 BB: 0	R: 0 E: 0 K: 1 S: 10	H: 0 LOB: 1 BB: 1	R: 0 E: 0 K: 0 S: 15	H: 2 LOB: 3 BB: 2	R: 1 E: 0 K: 0 S: 14	H: 1 LOB: 1 BB: 22	R: 0 E: 0 K: 1 S: 12	H: 1 LOB: 1 BB: 0		R: 0 E: 0 K: 2 S: 8	H: 0 LOB: 0 BB: 11	1B: 4 2B: 2 3B: 0 HR: 1	SF: 0 SAC: 1 DP: 0 HBP: 0	WP: 1 PB: 0 SB: 0 CS: 0
PITCHER	IP WLS BF H R ER SO BB IBB HBP BLK WP HR S P ERA WHIP																					
Dustin Hermanson, R (1,1) ERA: 4.06 Scott Eyre, L (6,1) ERA: 3.32 Felix Rodriguez, R (7,1) ERA: 3.1 Joe Nathan, R (8,1) ERA: 2.96 Tim Worrell, R (9,1) ERA: 2.97	5.1 23 5 2 2 4 2 0 0 0 0 1 58 95 3.38 1.312																					

Batter	1	2	3	4	5	6	7	8	9	AB	R	H	RBI	BB	SO	LOB	BOTTOM					
Ray Durham, S (1,4) OBP: 0.364, SLG: 0.439	F8		1B		P6	FC5-4			K	5	0	1	0	0	1	3	Los Angeles Dodgers @ San Francisco Giants PacBell Park, San Francisco, CA Sat Sep 27 2003, 10:15 PM EDT Att: 42,485 - Sunny - 61 F					
Marquis Grissom, R (1,8) OBP: 0.322, SLG: 0.468	BB		F8		G1-3			G6-3	G1-3	5	1	1	0	0	0	2						
Rich Aurilia, R (1,6) OBP: 0.325, SLG: 0.410	1B		G5-4-3		1B			FC6-5	G5-3	4	0	2	0	1	0	2						
Andres Galarraga, R (1,3) OBP: 0.352, SLG: 0.489	1B		G5-4-3		G5-3	FC6-4		FC6-5	S	4	1	2	1	0	0	1						
Pedro Feliz, R (1,5) OBP: 0.272, SLG: 0.489	G5-4-3		G5-4-3		E6	FC6-4		E9	1B	4	1	1	1	0	0	4						
Todd Linder, S (1,9) OBP: 0.243, SLG: 0.333 Joe Nathan, R (8,1) Jeffrey Hammonds, R (9,7) OBP: 0.331, SLG: 0.430		G4-3			1B			L6		3	0	1	1	1	0	1						
Manvin Benard, L (1,7) OBP: 0.237, SLG: 0.268 Eric Young Sr., R (6, PR) OBP: 0.335, SLG: 0.391 Tim Worrell, R (9,1)					K			B5	FC4	4	0	2	0	0	1	2						
Yorvit Torrealba, R (1,2) OBP: 0.313, SLG: 0.396	F8				1B			FC4	HR	4	1	1	0	0	0	3						
Dustin Hermanson, R (1,1) Scott Eyre, L (6,1) Neifi Perez, S (6, PH) Felix Rodriguez, R (7,1) Jose Cruz Jr., S (8,9) OBP: 0.346, SLG: 0.414		G6-3			K			FC5-4	1B	2	0	0	0	0	1	3						
Inning Stats	R: 1 E: 0 K: 0 S: 11	H: 2 LOB: 1 BB: 1 P: 22	R: 0 E: 0 K: 0 S: 12	H: 1 LOB: 0 BB: 0 P: 15	R: 0 E: 0 K: 0 S: 7	H: 1 LOB: 0 BB: 0 P: 9	R: 1 E: 1 K: 2 S: 14	H: 2 LOB: 2 BB: 0 P: 19	R: 0 E: 0 K: 0 S: 8	H: 2 LOB: 2 BB: 0 P: 14	R: 0 E: 0 K: 0 S: 9	H: 1 LOB: 1 BB: 1 P: 17	R: 1 E: 1 K: 0 S: 12	H: 2 LOB: 1 BB: 0 P: 18	R: 3 E: 0 K: 1 S: 10	H: 2 LOB: 1 BB: 0 P: 14		R: 0 E: 0 K: 1 S: 10	H: 2 LOB: 1 BB: 0 P: 14	1B: 10 2B: 2 3B: 0 HR: 1	SF: 0 SAC: 0 DP: 2 HBP: 0	WP: 1 PB: 0 SB: 1 CS: 0
PITCHER	IP WLS BF H R ER SO BB IBB HBP BLK WP HR S P ERA WHIP																					
Masao Kida, R (1,1) Steve Colyer, L (6,1) Paul Quantrill, R (7,1) Guillermo Mota, R (8,1) ERA: 1.81	5.0 23 5 2 1 2 1 0 0 0 0 0 0 9 17 0.00 2.000																					

Batter	1	2	3	4	5	6	7	8	9	AB	R	H	RBI	BB	SO	LOB	TOP									
Cesar Izuris, S OBP: 0.282, SLG: 0.315										5	1	3	1	0	0	3	Los Angeles Dodgers @ San Francisco Giants Sun Sep.28 2003, 4:05 PM EDT Att: 42,142 - Cloudy - 68 F PacBell Park, San Francisco, CA livebaseballscores.com AB 35 R 3 H 9 RBI 3 BB 4 SO 7 LOB 22 									
Jolbert Cabrera, R OBP: 0.332, SLG: 0.438										5	0	1	0	0	0	4										
Shawn Green, L OBP: 0.355, SLG: 0.460											4	0	1	1	0	1										
Jason Romano, R OBP: 0.108, SLG: 0.083											1	0	0	0	0	1										
Robin Ventura, L OBP: 0.340, SLG: 0.401											3	0	0	0	1	2										
Wilkin Ruan, R OBP: 0.220, SLG: 0.317											1	0	0	0	0	1										
Adrián Beltré, R OBP: 0.290, SLG: 0.424											4	1	1	0	0	2										
Tom Martin, L OBP: 0.222, SLG: 0.556											0	0	0	0	0	0										
Guillermo Mota, R OBP: 0.222, SLG: 0.556											0	0	0	0	0	0										
Paul Quantrill, L OBP: 0.108, SLG: 0.083											0	0	0	0	0	0										
Jeremy Burnitz, L OBP: 0.299, SLG: 0.487											3	0	0	0	0	2										
Paul Shuey, R OBP: 0.239, SLG: 0.368											0	0	0	0	0	0										
Ron Coomer, R OBP: 0.239, SLG: 0.368											1	0	0	0	0	0										
David Ross, R OBP: 0.336, SLG: 0.556											3	1	1	0	1	0										
Alex Cora, L OBP: 0.287, SLG: 0.338											3	0	2	1	1	0										
Wilson Alvarez, L OBP: 0.200, SLG: 0.172											1	0	0	0	0	0										
Steve Colyer, L OBP: 0.335, SLG: 0.352											0	0	0	0	1	0										
Mike Kinkade, R OBP: 0.335, SLG: 0.352											1	0	0	0	0	2										
Inning Stats	R: 1 E: 0 K: 1 S: 8	H: 1 LOB: 0 BB: 0 P: 14	R: 1 E: 0 K: 0 S: 5	H: 2 LOB: 1 BB: 0 P: 8	R: 0 E: 0 K: 2 S: 17	H: 2 LOB: 2 BB: 0 P: 26	R: 1 E: 0 K: 0 S: 9	H: 2 LOB: 2 BB: 2 P: 19	R: 0 E: 0 K: 1 S: 7	H: 1 LOB: 1 BB: 0 P: 10	R: 0 E: 0 K: 0 S: 6	H: 1 LOB: 1 BB: 1 P: 13	R: 0 E: 0 K: 1 S: 12	H: 0 LOB: 1 BB: 1 P: 20	R: 0 E: 1 K: 0 S: 9	H: 0 LOB: 2 BB: 0 P: 20	R: 0 E: 0 K: 2 S: 7	H: 0 LOB: 0 BB: 0 P: 8	1B: 6 2B: 3 3B: 0 HR: 0	SF: 0 SAC: 0 DP: 2 HBP: 1	WP: 0 PB: 0 SB: 1 CS: 0	PA: 40				
PITCHER	IP	WLS	BF	H	R	ER	SO	BB	IBB	HBP	BLK	WP	HR	S	P	ERA	WHIP									
32 Kevin Correia, R ERA: 3.68	(1, 1)	5.2	W	27	9	3	3	4	3	0	0	0	0	0	51	88	4.76	2.118								
51 Noah Lowry, L ERA: 3.68	(6, 1)	2.1		10	0	0	0	1	1	0	1	0	0	22	42	0.00	0.429									
Jason Christiansen, L ERA: 5.19	(9, 1)	1.0		3	0	0	0	2	0	0	0	0	0	7	8	0.00	0.000									

Batter	1	2	3	4	5	6	7	8	9	AB	R	H	RBI	BB	SO	LOB	BOTTOM									
Ray Durham, S OBP: 0.366, SLG: 0.441										2	1	1	1	1	1	0	Los Angeles Dodgers @ San Francisco Giants Sun Sep.28 2003, 4:05 PM EDT Att: 42,142 - Cloudy - 68 F PacBell Park, San Francisco, CA livebaseballscores.com AB 38 R 12 H 14 RBI 10 BB 2 SO 10 LOB 16 									
Eric Young Sr., R OBP: 0.336, SLG: 0.392										2	2	1	0	0	0	1										
J.T. Snow, L OBP: 0.387, SLG: 0.418										3	0	1	0	0	0	4										
Lance Niekro, R OBP: 0.200, SLG: 0.400										2	1	1	2	0	0	1										
Rich Aurilia, R OBP: 0.325, SLG: 0.410										3	1	1	0	0	1	2										
Cody Ransom, R OBP: 0.250, SLG: 0.370										2	0	0	0	0	1	2										
Barry Bonds, L OBP: 0.529, SLG: 0.749										3	2	2	1	0	1	1										
Pedro Feliz, R OBP: 0.276, SLG: 0.515										2	1	2	3	0	0	0										
Edgardo Alfonzo, R OBP: 0.334, SLG: 0.391										2	1	1	2	1	1	1										
Todd Linden, S OBP: 0.231, SLG: 0.316										2	0	0	0	0	2	1										
Jeffrey Hammonds, R OBP: 0.329, SLG: 0.424										4	1	1	0	0	2	2										
José Cruz Jr., S OBP: 0.366, SLG: 0.414										3	1	1	0	0	0	1										
Tony Torcato, L OBP: 0.235, SLG: 0.250										1	0	0	0	0	0	0										
Yorvit Torrealba, R OBP: 0.312, SLG: 0.390										3	0	0	0	0	0	0										
Alberto Castillo, R OBP: 0.200, SLG: 0.467										0	0	0	0	0	0	0										
32 Kevin Correia, R OBP: 0.154, SLG: 0.154										2	0	1	1	0	0	0										
51 Noah Lowry, R OBP: 0.500, SLG: 0.500										2	1	1	0	0	1	0										
Jason Christiansen, R ERA: 1.97										0	0	0	0	0	0	0										
Inning Stats	R: 5 E: 0 K: 0 S: 20	H: 6 LOB: 3 BB: 1 P: 31	R: 2 E: 1 K: 1 S: 8	H: 2 LOB: 0 BB: 1 P: 14	R: 0 E: 0 K: 1 S: 7	H: 0 LOB: 0 BB: 0 P: 8	R: 0 E: 0 K: 3 S: 12	H: 1 LOB: 1 BB: 0 P: 20	R: 0 E: 0 K: 0 S: 5	H: 0 LOB: 0 BB: 0 P: 6	R: 3 E: 1 K: 3 S: 23	H: 3 LOB: 1 BB: 0 P: 28	R: 0 E: 0 K: 1 S: 5	H: 0 LOB: 0 BB: 0 P: 10	R: 2 E: 0 K: 1 S: 15	H: 2 LOB: 0 BB: 0 P: 24	1B: 8 2B: 3 3B: 1 HR: 2	SF: 0 SAC: 0 DP: 1 HBP: 1	WP: 1 PB: 0 SB: 2 CS: 0	PA: 41						
PITCHER	IP	WLS	BF	H	R	ER	SO	BB	IBB	HBP	BLK	WP	HR	S	P	ERA	WHIP									
Wilson Alvarez, L ERA: 2.37	(1, 1)	2.0	L	16	8	7	5	1	2	0	0	0	0	1	28	45	22.50	5.000								
Steve Colyer, L ERA: 2.75	(3, 1)	2.0		7	1	0	0	4	0	0	0	0	0	19	28	0.00	0.500									
Paul Shuey, R ERA: 3.0	(5, 1)	2.0		10	3	3	2	3	0	0	0	0	1	0	28	34	9.00	1.500								
Tom Martin, L ERA: 3.53	(7, 1)	1.0		3	0	0	0	1	0	0	0	0	0	5	10	0.00	0.000									
Guillermo Mota, R ERA: 1.97	(8, 1)	0.2		4	2	2	2	0	0	0	0	0	1	12	19	27.00	3.000									