

Los Angeles Dodgers - 2004

Batter	1	2	3	4	5	6	7	8	9	AB R H RBI BB SO LOB	TOP											
Sean Burroughs, L (1, 5) OBP: 0.750, SLG: 0.667	0-0 24 1B 1B		0-0 SH1-3 2-3		1-0 24 BB HR HBP	3-3 K		0-0 G5-4-3 2-H 1B		3 1 2 1 0 1 0	San Diego Padres @ Los Angeles Dodgers Dodger Stadium, Los Angeles, CA Mon Apr 05 2004, 1:10 PM PDT Att. 53,850 - Cloudy - 69 F											
Mark Loretta, R (1, 4) OBP: 0.400, SLG: 0.400	2-2 F7		1-1 1B		0-0 F8		0-1 FC5-4 1B	3-2 G5-4-3 1-2f		5 0 2 1 0 0 4												
24 Brian Giles, L (1, 9) OBP: 0.400, SLG: 0.250	1-2 1B		1-1 F8		4-1 HR BB		0-2 F8		0-0 G1-3	4 1 1 0 1 0 2												
Phil Nevin, R (1, 3) OBP: 0.400, SLG: 1.000	1-0 F9		3-1 P3		1-1 HR		0-0 FC5-4 1B		1-1 G6-3	5 1 2 4 0 0 3												
Ryan Klesko, L (1, 7) Kerry Robinson, L (5, PR) OBP: 0.500, SLG: 0.500	0-0 P6			3-1 G3	4-0 HR BB		0-1 FC5-4 BB		1-0 FC5 PB 1B	2 0 0 0 1 0 2 2 1 1 0 0 0 2												
Jay Payton, R (1, 8) OBP: 0.400, SLG: 1.000		1-1 G6-3		1-3 K	0-0 HR		4-0 BB		3-2 FC5	4 1 1 2 1 1 1												
Ramon Hernandez, R (1, 2)		2-0 P4		3-2 F8	1-1 G6-3		0-1 F7			4 0 0 0 0 0 4												
3 Khalil Greene, R (1, 6) OBP: 0.250, SLG: 0.250		0-1 F7			1-0 L6	1-1 F9		0-0 SH5-4 1B		4 1 1 0 0 0 0												
Brian Lawrence, R (1, 1) Terrence Long, L (6, PH) Ismael Valdez, R (6, 1) Eddie Oropesa, L (6, 1) Scott Linebrink, R (7, 1) Antonio Osuna, R (8, 1) Jay Witasick, R (9, 1)			0-1 SH1-3 1B 2B		2-1 24 BB HR HBP	1-1 G4-3		0-0 SH5-4 1B		2 2 2 0 0 0 0 1 0												
Inning Stats	R: 0 E: 0 K: 0 S: 9	H: 2 LOB: 2 BB: 0 P: 13	R: 0 E: 0 K: 0 S: 5	H: 0 LOB: 0 BB: 0 P: 8	R: 1 E: 0 K: 0 S: 9	H: 2 LOB: 1 BB: 0 P: 14	R: 0 E: 0 K: 1 S: 10	H: 0 LOB: 0 BB: 0 P: 17	R: 6 E: 0 K: 0 S: 10	H: 3 LOB: 1 BB: 2 P: 24		R: 0 E: 0 K: 1 S: 7	H: 0 LOB: 0 BB: 0 P: 12	R: 0 E: 0 K: 0 S: 11	H: 2 LOB: 3 BB: 1 P: 15	R: 1 E: 0 K: 0 S: 6	H: 2 LOB: 0 BB: 0 P: 9	R: 0 E: 0 K: 0 S: 7	H: 1 LOB: 1 BB: 0 P: 12	1B: 9 2B: 1 3B: 0 HR: 2	SF: 0 SAC: 2 DP: 1 HBP: 1	WP: 0 PB: 1 SB: 0 CS: 0
PITCHER	IP WLS BF H R ER SO BB IBB HBP BLK WP HR S P ERA WHIP																					
Hideo Nomo, R (1, 1) ERA: 12.6	5.0 L 25 7 7 7 1 2 0 1 0 0 0 2 43 76 12.60 1.800																					
Duaner Sanchez, R (6, 1) ERA:	1.0 3 0 0 0 1 0 0 0 0 0 0 0 7 12 0.00 0.000																					
Wilson Alvarez, L (7, 1) ERA: 4.5	2.0 10 4 1 1 0 1 0 0 0 0 0 0 17 24 4.50 2.500																					
37 Darren Dreifort, R (9, 1) ERA:	1.0 4 1 0 0 0 0 0 0 0 0 0 0 7 12 0.00 1.000																					

AB	36
R	8
H	12
RBI	8
BB	3
SO	2
LOB	18



Batter	1	2	3	4	5	6	7	8	9	AB	R	H	RBI	BB	SO	LOB
Dave Roberts, L (1, 7) OBP: 0.400, SLG: 0.250	1-2 G3	4-1 BB		2-2 G1-3		2-2 FC3-6 S 1B		0-1 BB 1B		4	0	1	0	1	0	2
Cesar Izturis, S (1, 6) OBP: 0.400, SLG: 0.400	0-0 1B	0-1 G4-3			1-2 G4-3	0-2 BB 1B		3-2 SAFE F7		5	0	2	1	0	0	4
Milton Bradley, S (1, 8) OBP: 0.800, SLG: 0.667	1-0 1B		1-1 G4-6-3 1B		0-0 F7	4-2 BB 2-3		4-2 1-2 BB		3	0	2	0	2	0	0
Shawn Green, L (1, 3) OBP: 0.200, SLG: 0.800	2-3 K		0-1 G4-6-3 1-2f		2-0 HR	2-1 P6		0-1 G2-3		5	1	1	1	0	1	8
Paul Lo Duca, R (1, 2) OBP: 0.800, SLG: 0.750	1-2 F9		1-1 2B 1B		1-0 FC6-4 1B		2-2 G4-6-3 1B		4-2 G6-4-3 BB	4	0	3	0	1	0	2
Juan Encarnacion, R (1, 9) OBP: 0.600, SLG: 1.000		2-1 BB 2B	3-1 1-3 2B		0-1 FC6-4 1-2f		2-0 G4-6-3 1B		2-2 G6-4-3 1-2f	5	0	3	0	0	0	2
Adrian Beltré, R (1, 5) OBP: 0.400, SLG: 0.400		3-2 G5-3	2-2 G5-3			1-1 FC3-6 1B 1B	0-2 G4-6-3 1-2f 2-3		1-0 DI 1B	5	1	2	0	0	0	5
Alex Cora, L (1, 4) Robin Ventura, L (9, PH)		4-1 BB BB		2-2 F8		0-2 P3	1-2 G3		3-3 K	3	0	0	0	1	0	2
Hideo Nomo, R (1, 1) Duaner Sanchez, R (6, 1) Jason Grabowski, L (6, PH) Wilson Alvarez, L (7, 1) Jayson Werth, R (8, PH) 37 Darren Dreifort, R (9, 1)		2-3 K	1-3 K			0-0 FC3-6 1B		1-3 K		2	0	0	0	0	2	2

Inning Stats	R: 0	H: 2	E: 0	LOB: 2	K: 1	P: 20	R: 0	H: 1	E: 0	LOB: 3	K: 1	P: 27	R: 0	H: 3	E: 0	LOB: 2	K: 0	P: 18	R: 0	H: 0	E: 0	LOB: 0	K: 1	P: 15	R: 1	H: 2	E: 0	LOB: 1	K: 0	P: 12	R: 1	H: 3	E: 0	LOB: 3	K: 0	P: 27	R: 0	H: 2	E: 0	LOB: 1	K: 0	P: 16	R: 0	H: 1	E: 0	LOB: 2	K: 1	P: 23	R: 0	H: 1	E: 0	LOB: 1	K: 1	P: 21	1B: 12	SF: 0	2B: 2	SAC: 0	3B: 0	DP: 3	HR: 1	HBP: 0	WP: 0	PA: 44
--------------	------	------	------	--------	------	-------	------	------	------	--------	------	-------	------	------	------	--------	------	-------	------	------	------	--------	------	-------	------	------	------	--------	------	-------	------	------	------	--------	------	-------	------	------	------	--------	------	-------	------	------	------	--------	------	-------	------	------	------	--------	------	-------	--------	-------	-------	--------	-------	-------	-------	--------	-------	--------

PITCHER	IP	WLS	BF	H	R	ER	SO	BB	IBB	HBP	BLK	WP	HR	S	P	ERA	WHIP
Brian Lawrence, R (1, 1) ERA: 1.8	5.0		24	8	1	1	3	2	0	0	0	0	1	56	92	1.80	2.000
Ismael Valdez, R (6, 1) ERA: 13.5	0.2		5	3	1	1	0	0	0	0	0	0	0	12	15	13.50	4.500
Eddie Oropesa, L (6, 1) ERA:	0.1		2	0	0	0	0	1	0	0	0	0	0	6	12	0.00	3.000
Scott Linebrink, R (7, 1) ERA:	1.0		4	2	0	0	0	0	0	0	0	0	0	11	16	0.00	2.000
Antonio Osuna, R (8, 1) ERA:	1.0		5	1	0	0	1	1	0	0	0	0	0	15	23	0.00	2.000

BOTTOM

San Diego Padres @ Los Angeles Dodgers
Dodger Stadium, Los Angeles, CA

Mon Apr 05 2004, 1:10 PM PDT
Att: 53,850 - Cloudy - 69 F

AB	39
R	2
H	15
RBI	2
BB	5
SO	5
LOB	28



PITCHER	IP	WLS	BF	H	R	ER	SO	BB	IBB	HBP	BLK	WP	HR	S	P	ERA	WHIP
Jay Witasick, R (9, 1) ERA:	1.0		4	1	0	0	1	1	0	0	0	0	0	11	21	0.00	2.000

Batter	1	2	3	4	5	6	7	8	9	AB	R	H	RBI	BB	SO	LOB	TOP										
Sean Burroughs, L (1, 5) OBP: 0.444, SLG: 0.375	0-1 G2-3 1B	0-1 G1-3		0-0 G3		1-1 G4-3		2-1 G1-3		5	0	1	0	0	0	1											
Mark Loretta, R (1, 4) OBP: 0.400, SLG: 0.500	0-2 G2-3 1-2		1-2 24 F9 2B	0-2 F9		2-3 K		1-2 1B		5	1	2	0	0	1	2											
24 Brian Giles, L (1, 9) OBP: 0.300, SLG: 0.125	2-3 K		0-0 F9		0-1 G3-1	4-1 FC4-6 BB		1-1 F9		4	0	0	0	1	1	3											
Phil Nevin, R (1, 3) OBP: 0.400, SLG: 0.800 Brian Lawrence, R (8, PR) OBP: 1.000, SLG: 1.500 Akinori Otsuka, R (8, 1)	0-3 K		0-0 1B 2B		0-3 K	0-0 FC4-6 1-2f		1-2 1B		5	0	2	1	0	2	3											
Jay Payton, R (1, 8) OBP: 0.500, SLG: 0.750			0-0 1B HR	4-2 1B BB		0-1 E 1B		1-2 G1-3		4	1	2	0	1	1	2											
Ryan Klesko, L (1, 7) OBP: 0.429, SLG: 0.333 Antonio Osuna, R (7, 1) Ramón Vázquez, L (8, 3)		1-1 1 SAFE HR 1B	0-0 F8		0-2 E6 1B		0-0 G3-1		1-3 K	4	1	2	0	0	0	2											
Ramon Hernandez, R (1, 2) OBP: 0.444, SLG: 0.714		1-0 1-H 2-H HR	2-1 1-2 2-3 1B		4-0 BB		4-2 3 1B BB		0-0 F8	3	1	2	3	2	0	0											
3 Khalil Greene, R (1, 6) OBP: 0.333, SLG: 0.250		0-1 G1-3	0-2 G3		2-2 P3		0-1 1-2 1B		1-2 HBP	4	0	1	0	0	0	6											
44 Jake Peavy, R (1, 1) OBP: 0.333, SLG: 0.667 Eddie Oropesa, L (6, 1) Scott Linebrink, R (6, 1) Terrence Long, L (7, PH) (7, 7)		0-2 F9		1-2 G2-3		0-1 G4-3 2B		0-1 F7		3-2 F8	3	0	1	0	0	0											
Inning Stats	R: 0 E: 0 K: 2 S: 11	H: 1 LOB: 1 BB: 0 P: 13	R: 3 E: 0 K: 0 S: 11	H: 3 LOB: 0 BB: 1 P: 13	R: 1 E: 0 K: 0 S: 14	H: 3 LOB: 3 BB: 1 P: 21	R: 0 E: 0 K: 0 S: 7	H: 0 LOB: 0 BB: 0 P: 8	R: 0 E: 1 K: 1 S: 13	H: 2 LOB: 3 BB: 1 P: 19	R: 0 E: 0 K: 1 S: 10	H: 1 LOB: 2 BB: 1 P: 17	R: 0 E: 0 K: 1 S: 13	H: 1 LOB: 2 BB: 1 P: 19	R: 0 E: 0 K: 0 S: 13	H: 2 LOB: 2 BB: 0 P: 19	R: 0 E: 0 K: 1 S: 10	H: 0 LOB: 1 BB: 0 P: 15	1B: 9 2B: 3 3B: 0 HR: 1	SF: 0 SAC: 0 DP: 0 HBP: 1	WP: 0 PB: 0 SB: 0 CS: 0	PA: 45					
PITCHER	IP	WLS	BF	H	R	ER	SO	BB	IBB	HBP	BLK	WP	HR	S	P	ERA	WHIP										
Odalis Perez, L (1, 1) ERA: 6.35	5.2		30	10	4	4	4	3	0	0	0	0	1	65	90	6.35	2.294										
Duaner Sanchez, R (6, 1) ERA:	0.1		1	0	0	0	0	0	0	0	0	0	0	1	1	0.00	0.000										
Guillermo Mota, R (7, 1) ERA:	1.0		5	1	0	0	1	1	0	0	0	0	0	13	19	0.00	2.000										
Tom Martin, L (8, 1) ERA:	0.2		3	1	0	0	0	0	0	0	0	0	0	7	11	0.00	1.500										
37 Darren Dreifort, R (8, 1) ERA:	0.1		2	1	0	0	0	0	0	0	0	0	0	6	8	0.00	3.000										
PITCHER	IP	WLS	BF	H	R	ER	SO	BB	IBB	HBP	BLK	WP	HR	S	P	ERA	WHIP										
Eric Gagne, R (9, 1) ERA:	1.0		4	0	0	0	1	0	0	1	0	0	0	10	15	0.00	0.000										

San Diego Padres @ Los Angeles Dodgers
Dodger Stadium, Los Angeles, CA
Tue Apr 06 2004, 7:10 PM PDT
Att. 26,437 - Sunny - 62 F

AB	40
R	4
H	13
RBI	4
BB	4
SO	6
LOB	22



Batter	1	2	3	4	5	6	7	8	9	AB	R	H	RBI	BB	SO	LOB
Dave Roberts, L (1, 7) OBP: 0.333, SLG: 0.250	2-2 K		0-0 G3-6			0-0 1B BLK		1-1 G1-3		4	1	1	0	0	1	2
Cesar Izturis, S (1, 6) OBP: 0.444, SLG: 0.444	0-2 G3			3-2 1B		2-1 1B BLK		0-1 G4-3		4	1	2	0	0	0	0
Milton Bradley, S (1, 8) OBP: 0.667, SLG: 0.714	2-2 K			3-2 G4-3		1-1 1B CS		2-0 2B		4	0	2	1	0	1	0
Shawn Green, L (1, 3) OBP: 0.333, SLG: 0.625		0-0 1B FC1-6		1-0 G3		2-2 F9		4-0 IBB		3	0	1	0	1	0	1
Paul Lo Duca, R (1, 2) OBP: 0.556, SLG: 0.500		1-1 FC1-6 G4-3			2-0 F8	1-2 CS	1-0 1B HR	1-3 K		4	1	1	0	0	1	3
Juan Encarnacion, R (1, 9) OBP: 0.333, SLG: 0.556		1-2 G4-3			0-0 F7		0-2 P6		1-3 K	4	0	0	0	0	1	2
Adrián Beltré, R (1, 5) OBP: 0.556, SLG: 0.889			0-1 FC2-5 1B		2-2 E6		3-1 1B HR		0-2 SH 1B	4	2	3	2	0	0	0
Alex Cora, L (1, 4) OBP: 0.286, SLG: 0.167			0-2 FC2-5 1B		0-2 F9		1-3 K		0-0 SH 1B	3	0	1	0	0	1	1
Odalis Perez, L Duane Sanchez, R Jason Grabowski, L Guillermo Mota, R Olmedo Saenz, R Tom Martin, L 37 Darren Dreifort, R Eric Gagne, R Robbie Vasquez, L			0-1 FC2-5 G3-6			1-3 K	3-3 K		2-1 SH 1B	1	0	0	0	0	0	2

Inning Stats	R: 0	H: 0	E: 0	K: 2	S: 12	H: 0	LOB: 0	BB: 0	P: 16	R: 0	H: 1	E: 0	K: 0	S: 7	H: 1	LOB: 0	BB: 0	P: 9	R: 0	H: 2	E: 0	K: 0	S: 11	H: 1	LOB: 1	BB: 0	P: 11	R: 0	H: 1	E: 0	K: 0	S: 9	H: 0	LOB: 0	BB: 0	P: 16	R: 0	H: 0	E: 1	K: 0	S: 11	H: 3	LOB: 0	BB: 0	P: 20	R: 2	H: 2	E: 0	K: 2	S: 12	H: 1	LOB: 2	BB: 1	P: 16	R: 1	H: 2	E: 1	K: 1	S: 11	H: 2	LOB: 2	BB: 0	P: 14	1B: 10	SF: 0	2B: 1	SAC: 1	3B: 0	DP: 2	HR: 1	HBP: 0	WP: 0	PA: 37
--------------	------	------	------	------	-------	------	--------	-------	-------	------	------	------	------	------	------	--------	-------	------	------	------	------	------	-------	------	--------	-------	-------	------	------	------	------	------	------	--------	-------	-------	------	------	------	------	-------	------	--------	-------	-------	------	------	------	------	-------	------	--------	-------	-------	------	------	------	------	-------	------	--------	-------	-------	--------	-------	-------	--------	-------	-------	-------	--------	-------	--------

PITCHER	IP	WLS	BF	H	R	ER	SO	BB	IBB	HBP	BLK	WP	HR	S	P	ERA	WHIP
44 Jake Peavy, R (1, 1) ERA: 3.38	5.1		21	7	2	2	3	0	0	0	1	0	0	58	79	3.38	1.312
Eddie Oropesa, L (6, 1) ERA:	0.1	H	1	0	0	0	0	0	0	0	0	0	0	3	5	0.00	0.000
Scott Linebrink, R (6, 1) ERA:	0.1	H	0	0	0	0	0	0	0	0	0	0	0	2	3	0.00	0.000
Antonio Osuna, R (7, 1) ERA: 9.0	1.0	B	5	2	2	2	2	0	0	0	0	0	1	12	20	18.00	2.000
Akinori Otsuka, R (8, 1) ERA: 6.75	1.1	L	9	3	1	1	2	0	1	0	0	0	0	19	30	6.75	2.250

BOTTOM

San Diego Padres @ Los Angeles Dodgers
Dodger Stadium, Los Angeles, CA
 Tue Apr 06 2004, 7:10 PM PDT
 Att: 26,437 - Sunny - 62 F

livebaseballscorecards.com

AB	34
R	5
H	12
RBI	4
BB	1
SO	7
LOB	11



Batter	1	2	3	4	5	6	7	8	9	10	11	AB R H RBI BB SO LOB	TOP					
Sean Burroughs, L (1, 5) OBP: 0.333, SLG: 0.286	G1-3		G3		G6-3		F9				G4-3	6 0 1 0 0 0 3	<p>San Diego Padres @ Los Angeles Dodgers</p> <p>Dodger Stadium, Los Angeles, CA</p> <p>Wed Apr 07 2004, 7:10 PM PDT</p> <p>Att: 26,932 - Cloudy - 65 F</p>					
Mark Loretta, R (1, 4) OBP: 0.467, SLG: 0.500	K											4 0 2 1 1 1 1						
24 Brian Giles, L (1, 9) OBP: 0.200, SLG: 0.077	G4-3		F7		F7							5 0 0 0 0 2 5						
Phil Nevin, R (1, 3) OBP: 0.429, SLG: 0.692 Kerry Robinson, L (8, PR) OBP: 0.333, SLG: 0.333			K									3 0 1 0 1 2 1 1 0 0 0 0 0 0						
Ryan Klesko, L (1, 7) OBP: 0.364, SLG: 0.300 3 Khalil Greene, R (8, 6) OBP: 0.300, SLG: 0.222												4 0 1 0 0 1 2 1 0 0 0 0 1 0						
Jay Payton, R (1, 8) OBP: 0.333, SLG: 0.462												5 0 0 0 0 1 3						
Ramon Hernandez, R (1, 2) OBP: 0.571, SLG: 0.818												4 0 3 0 1 0 1						
Ramón Vázquez, L (1, 6) OBP: 0.200, SLG: 0.200												4 0 1 0 0 0 5						
Adam Eaton, R (1, 1) OBP: 0.333, SLG: 0.667 Terrence Long, L (9, PH) Trevor Hoffman, R (9, 1) Akinori Otsuka, R (10, 1) Brian Buchanan, R (11, PH) Eddie Oropesa, L (11, 1) Ismael Valdez, R (11, 1)												3 1 1 0 0 0 1 1 0 1 0 0 0 0 0 1 0 0 0 0 0 0 0 0 0 0 0 0 0 0						
Inning Stats	R: 0 H: 0 E: 0 K: 1 S: 7	R: 0 H: 2 E: 0 K: 1 S: 13	R: 1 H: 2 E: 0 K: 1 S: 12	R: 0 H: 1 E: 0 K: 1 S: 11	R: 0 H: 1 E: 0 K: 0 S: 8	R: 0 H: 1 E: 0 K: 1 S: 11	R: 0 H: 1 E: 0 K: 1 S: 9	R: 0 H: 0 E: 0 K: 0 S: 15	R: 0 H: 1 E: 0 K: 1 S: 6	R: 0 H: 0 E: 0 K: 1 S: 6	R: 0 H: 1 E: 0 K: 0 S: 8	1B: 8 SF: 0 2B: 2 SAC: 1 3B: 0 DP: 0 HR: 0 HBP: 0		WP: 0 PA: 46 PB: 1 SB: 1 CS: 0				
PITCHER	IP WLS BF H R ER SO BB IBB HBP BLK WP HR S P ERA WHIP																	
Jeff Weaver, R (1, 1) ERA: 1.29	7.0	30	8	1	1	6	1	0	0	0	0	0	0	0	71	102	1.29	1.286
Guillermo Mota, R (8, 1) ERA:	1.0	5	0	0	0	0	2	0	0	0	0	0	0	0	15	26	0.00	2.000
Eric Gagne, R (9, 1) ERA:	1.0	4	1	0	0	1	0	0	0	0	0	0	0	6	8	0.00	1.000	
Jose Lima, R (10, 1) ERA:	2.0	W 7	1	0	0	1	0	0	0	0	0	0	0	14	17	0.00	0.500	

AB	42
R	1
H	10
RBI	1
BB	3
SO	8
LOB	23



BOTTOM

San Diego Padres @ Los Angeles Dodgers
Dodger Stadium, Los Angeles, CA

Wed Apr 07 2004, 7:10 PM PDT
Att: 26,932 - Cloudy - 65 F

livebaseballscorecards.com

AB	37
R	2
H	6
RBI	2
BB	2
SO	4
LOB	15



WP:	1	PA:	41
PB:	0		
SB:	2		
CS:	0		

Batter	1	2	3	4	5	6	7	8	9	10	11	AB	R	H	RBI	BB	SO	LOB							
Dave Roberts, L OBP: 0.357, SLG: 0.182 (1, 7)	F8 1-2		G4-3 SH3-4 1-2 BB		K 1-3			FC4-6 HBP 1-0		G6-3 0-1		3	0	0	0	1	1	0							
Cesar Izturis, S OBP: 0.385, SLG: 0.385 (1, 6)	E S 1B 1-2		SH3-4 1-2 2-3				F8 0-1	FC4-6 1-2f			G5-3 2-2	4	0	1	0	0	0	1							
Milton Bradley, S OBP: 0.500, SLG: 0.455 (1, 8)	K 1-3		G4-3 2-3 3-H				K 1-3	G4-3 3-1 SAFE			WP S 1B BB 4-2	4	1	0	1	1	2	3							
Shawn Green, L OBP: 0.214, SLG: 0.385 (1, 3)	F7 2-2		P5 1-0				P6 1-1			K 1-3		5	0	0	0	0	1	3							
Paul Lo Duca, R OBP: 0.643, SLG: 0.769 (1, 2)				L7 1-1				G4-3 2B 0-0				5	0	4	1	0	0	0							
Juan Encarnacion, R OBP: 0.231, SLG: 0.385 (1, 9)					P3 1-1			G4-3 2-3		G5-3 1-0		4	0	0	0	0	0	3							
Adrián Beltré, R OBP: 0.385, SLG: 0.615 Jose Lima, R (10, 1)					G6-3 0-0			P4 0-1		P4 1-2		4	0	0	0	0	0	3							
Alex Cora, L OBP: 0.182, SLG: 0.100 (1, 4)								L4 1-1			G5-3 0-2	4	0	0	0	0	0	2							
Jeff Weaver, R OBP: 0.500, SLG: 0.500 Guillermo Mota, R (8, 1)								G4-3 0-0				2	1	1	0	0	0	0							
Jason Grabowski, L OBP: 0.333, SLG: 0.333 Eric Gagne, R (9, 1)											G6-3 1-2	0	0	0	0	0	0	0							
José Hernández, R (10, 5)												1	0	0	0	0	0	0							
Inning Stats	R: 0 E: 0 K: 1 S: 13	H: 1 LOB: 1 BB: 0 P: 18	R: 0 E: 0 K: 0 S: 9	H: 1 LOB: 1 BB: 0 P: 11	R: 1 E: 0 K: 0 S: 12	H: 1 LOB: 1 BB: 1 P: 19	R: 0 E: 0 K: 0 S: 5	H: 0 LOB: 0 BB: 0 P: 7	R: 0 E: 0 K: 1 S: 7	H: 0 LOB: 0 BB: 0 P: 9	R: 0 E: 0 K: 0 S: 8	H: 1 LOB: 1 BB: 0 P: 11	R: 0 E: 0 K: 0 S: 8	H: 0 LOB: 1 BB: 0 P: 14	R: 0 E: 0 K: 1 S: 12	H: 1 LOB: 1 BB: 0 P: 17	R: 0 E: 0 K: 0 S: 9	H: 0 LOB: 0 BB: 0 P: 10	R: 1 E: 0 K: 0 S: 17	H: 1 LOB: 1 BB: 1 P: 26	1B: 4 2B: 2 3B: 0 HR: 0	SF: 0 SAC: 1 DP: 0 HBP: 1	WP: 1 PA: 41		
PITCHER	IP	WLS	BF	H	R	ER	SO	BB	IBB	HBP	BLK	WP	HR	S	P	ERA	WHIP								
Adam Eaton, R ERA: 1.13 (1, 1)	8.0		30	4	1	1	3	1	0	1	0	0	0	70	100	1.12	0.625								
Trevor Hoffman, R ERA: (9, 1)	1.0		4	1	0	0	1	0	0	0	0	0	0	12	17	0.00	1.000								
Akinori Otsuka, R ERA: 3.86 (10, 1)	1.0		3	0	0	0	0	0	0	0	0	0	0	9	10	0.00	0.000								
Eddie Oropesa, L ERA: 6.75 (11, 1)	0.2	L	3	0	1	1	0	1	0	0	0	0	0	13	21	13.50	1.500								
Ismael Valdez, R ERA: 13.5 (11, 1)	0.0		1	1	0	0	0	0	0	0	0	1	0	4	5	∞	∞								

Batter	1	2	3	4	5	6	7	8	9	AB R H RBI BB SO LOB	TOP											
Luis Gonzalez, R (1, 4) OBP: 0.267, SLG: 0.385	3-2 G6-3		4-1 PB BB		0-1 F8		0-3 K			3 0 0 0 1 1 0	Colorado Rockies @ Los Angeles Dodgers Dodger Stadium, Los Angeles, CA Fri Apr 09 2004, 7:10 PM PDT Att. 54,599 - Sunny - 62 F											
Royce Clayton, R (1, 6) OBP: 0.389, SLG: 0.313	0-3 K		4-1 BB		0-1 17 G6-4-3 1B			2-3 K		3 0 1 0 1 2 0												
17 Todd Helton, L (1, 3) OBP: 0.474, SLG: 0.588	1-2 G4-3		2-0 F8		1-2 G6-4-3 1-2f			1-1 G6-3 2B		4 0 1 0 0 0 3												
Preston Wilson, R (1, 8) OBP: 0.412, SLG: 0.467		0-2 F8	0-2 G1-3		0-0 F8			2-1 G6-3		4 0 0 0 0 0 3												
Vinny Castilla, R (1, 5) OBP: 0.368, SLG: 0.438		0-1 FC5-4 2B		2-2 FC5-4 1B		0-0 G6-3		0-0 F8		4 0 2 0 0 0 1												
Charles Johnson, R (1, 2) OBP: 0.667, SLG: 1.700		4-1 FC5-4 BB		1-0 FC5-4 1-2f		2-2 HR		2-3 K		3 1 1 1 1 1 1												
Kit Pellow, R (1, 7) Javier López, L (6, 1) Steve Reed, R (7, 1) Aaron Miles, S (7, 4) OBP: 0.182, SLG: 0.182		0-0 FC5-4 1-2f 2-3		3-3 K 1-2		2-2 F9		0-2 F9		3 0 0 0 0 0 1 3 0 0 0 0 0 0 0 0 0 0 0 0 0 0 1 0 0 0 0 0 0												
Rene Reyes, S (1, 9)		2-3 K		4-0 IBB			1-3 K		1-3 K	3 0 0 0 1 3 2												
Scott Elarton, R (1, 1) Denny Hocking, S (6, 7)			3-1 F7		1-3 K		0-3 K			2 0 0 0 0 1 2 1 0 0 0 0 1 0												
Inning Stats	R: 0 E: 0 K: 1 S: 13	H: 0 LOB: 0 BB: 0 P: 17	R: 0 E: 0 K: 1 S: 10	H: 1 LOB: 2 BB: 1 P: 16	R: 0 E: 0 K: 0 S: 8	H: 0 LOB: 2 BB: 2 P: 21	R: 0 E: 1 K: 2 S: 10	H: 1 LOB: 2 BB: 1 P: 21	R: 0 E: 0 K: 0 S: 7	H: 1 LOB: 0 BB: 0 P: 8		R: 1 E: 0 K: 0 S: 8	H: 1 LOB: 0 BB: 0 P: 12	R: 0 E: 0 K: 3 S: 10	H: 0 LOB: 0 BB: 0 P: 11	R: 0 E: 0 K: 1 S: 9	H: 1 LOB: 1 BB: 0 P: 14	R: 0 E: 0 K: 2 S: 10	H: 0 LOB: 0 BB: 0 P: 13	1B: 2 2B: 2 3B: 0 HR: 1	SF: 0 SAC: 0 DP: 1 HBP: 0	WP: 0 PB: 1 SB: 1 CS: 0
PITCHER	IP WLS BF H R ER SO BB IBB HBP BLK WP HR S P ERA WHIP																					
Kaz Ishii, L (1, 1) ERA: 1.5	6.0 W 25 4 1 1 4 3 1 0 0 0 1 56 95 1.50 1.167																					
Wilson Alvarez, L (7, 1) ERA: 1.8	3.0 S 10 1 0 0 6 0 0 0 0 0 0 29 38 0.00 0.333																					

livebaseballscorecards.com

AB	31
R	1
H	5
RBI	1
BB	4
SO	10
LOB	15



Batter	1	2	3	4	5	6	7	8	9	AB	R	H	RBI	BB	SO	LOB
Dave Roberts, L (1, 7) OBP: 0.500, SLG: 0.250	4-2 S 1B BB		1-0 S 1B		4-1 S BB	4-2 S BB				1	1	1	0	3	0	0
Cesar Izturis, S (1, 6) OBP: 0.353, SLG: 0.313	2-2 P5 1-2		0-2 F8 1-2		0-1 B1-3 1-2	4-1 BB 1-2				3	0	0	0	1	0	3
Milton Bradley, S (1, 8) OBP: 0.389, SLG: 0.333	1-1 G5-3		1-3 K		0-0 P6	0-0 F7				4	0	0	0	0	1	6
Shawn Green, L (1, 3) OBP: 0.278, SLG: 0.375	4-0 1B BB		1-2 G6-3		2-1 G4-3		0-0 L9-3 1B			3	0	1	0	1	0	2
Paul Lo Duca, R (1, 2) OBP: 0.611, SLG: 0.706	1-1 FC6-4 1B			0-2 FC5-4 1B		1-2 G5-3	2-0 L9-3			4	0	2	1	0	0	1
Juan Encarnacion, R (1, 9) OBP: 0.235, SLG: 0.313	1-1 FC6-4			0-0 FC5-4 HR		4-1 BB 3B BB	3-2 F7			3	2	0	0	1	0	3
Adrián Beltré, R (1, 5) OBP: 0.471, SLG: 0.813		2-1 F9 HR		2-0 HR		4-1 BB 3B BB	1-2 G4-6-3 1B			3	2	2	2	1	0	0
Alex Cora, L (1, 4) OBP: 0.200, SLG: 0.286		2-2 G3		1-0 F8		1-0 3B	0-1 G4-6-3			4	0	1	2	0	0	1
Kaz Ishii, L (1, 1) Jason Grabowski, L (6, PH) Wilson Alvarez, L (7, 1)		2-3 K		0-3 K		0-3 K2-3	1-3 K			2	0	0	0	0	2	0
										1	0	0	0	0	1	1
										1	0	0	0	0	1	0

Inning Stats	R: 1	H: 1	E: 0	K: 0	S: 14	LOB: 2	BB: 2	P: 27	R: 0	H: 0	E: 0	K: 1	S: 11	LOB: 0	BB: 0	P: 17	R: 0	H: 1	E: 0	K: 1	S: 10	LOB: 1	BB: 0	P: 13	R: 2	H: 2	E: 0	K: 1	S: 9	LOB: 0	BB: 0	P: 12	R: 0	H: 0	E: 0	K: 0	S: 6	LOB: 1	BB: 1	P: 12	R: 2	H: 1	E: 0	K: 1	S: 13	LOB: 3	BB: 4	P: 31	R: 0	H: 1	E: 0	K: 0	S: 6	LOB: 0	BB: 0	P: 11	R: 0	H: 1	E: 0	K: 1	S: 10	LOB: 0	BB: 0	P: 12
--------------	------	------	------	------	-------	--------	-------	-------	------	------	------	------	-------	--------	-------	-------	------	------	------	------	-------	--------	-------	-------	------	------	------	------	------	--------	-------	-------	------	------	------	------	------	--------	-------	-------	------	------	------	------	-------	--------	-------	-------	------	------	------	------	------	--------	-------	-------	------	------	------	------	-------	--------	-------	-------

PITCHER	IP	WLS	BF	H	R	ER	SO	BB	IBB	HBP	BLK	WP	HR	S	P	ERA	WHIP
Scott Elarton, R (1, 1) ERA: 8.44	5.1	L	26	5	5	5	3	5	0	0	0	0	1	56	97	8.44	1.875
Javier López, L (6, 1) ERA:	0.2		5	1	0	0	1	2	0	0	0	0	0	8	16	0.00	4.500
Steve Reed, R (7, 1) ERA:	2.0		5	1	0	0	1	0	0	0	0	0	0	15	22	0.00	0.500

BOTTOM

Colorado Rockies @ Los Angeles Dodgers
Dodger Stadium, Los Angeles, CA

Fri Apr 09 2004, 7:10 PM PDT
Att: 54,599 - Sunny - 62 F

AB	29
R	5
H	7
RBI	5
BB	7
SO	5
LOB	17



WP: 0	PA: 36
PB: 0	
SB: 4	
CS: 0	

PITCHER	IP	WLS	BF	H	R	ER	SO	BB	IBB	HBP	BLK	WP	HR	S	P	ERA	WHIP
---------	----	-----	----	---	---	----	----	----	-----	-----	-----	----	----	---	---	-----	------

Batter	1	2	3	4	5	6	7	8	9	AB R H RBI BB SO LOB	TOP											
Aaron Miles, S (1, 4) OBP: 0.188, SLG: 0.133	0-3 K	4-2 BB			2-1 F7		1-2 FC3-6 2B		2-3 K 17 G3 1B	4 1 0 1 1 2 1	Colorado Rockies @ Los Angeles Dodgers Dodger Stadium, Los Angeles, CA Sat Apr 10 2004, 7:10 PM PDT Att. 35,318 - Sunny - 60 F											
Royce Clayton, R (1, 6) OBP: 0.391, SLG: 0.381	1-1 B1-3	0-3 K			1-3 K		0-0 1B 2B	0-0 1B 17 G3 1B	5 1 2 1 0 2 3													
17 Todd Helton, L (1, 3) OBP: 0.458, SLG: 0.524	2-2 E4 1B			0-0 F7	2-1 F7		4-0 1B BB	2-0 G3 1-2 2-3	4 0 1 0 1 0 2													
Preston Wilson, R (1, 8) OBP: 0.368, SLG: 0.412 Rene Reyes, S (3, 8) OBP: 0.400, SLG: 0.143	1-2 L7			1-3 K		1-2 G3-1	0-1 1B	1-3 K	2 0 0 0 0 1 1 3 0 1 1 0 1 2													
Jeremy Burnitz, L (1, 9) OBP: 0.368, SLG: 0.357		4-2 1B S BB BB		1-3 K		3-1 HR	1-3 K	3-2 G3-1	4 2 1 1 1 2 4													
Vinny Castilla, R (1, 5) OBP: 0.391, SLG: 0.421		4-2 BB 1B BB		1-0 L7		3-2 G6-3	2-0 PB 1B		3 0 1 0 1 0 0													
Mark Sweeney, L (1, 7) OBP: 0.143, SLG: 0.143		1-2 BB 1B		0-1 F9		0-1 P5		0-3 K	4 0 1 0 0 1 1													
Todd Greene, R (1, 2) OBP: 0.500, SLG: 0.900		2-3 K		1-0 2B		1-0 G1-3	1-3 K		4 0 1 0 0 2 4													
Denny Stark, R (1, 1) Denny Hocking, S (7, PH) OBP: 0.143, SLG: 0.143 Jeff Fassero, L (7, 1) Charles Johnson, R (8, PH) OBP: 0.615, SLG: 1.545 Turk Wendell, L (8, 1)		2-1 P6		1-3 K		0-0 FC3-6 1B	3-3 K		2 0 0 0 0 1 4 1 0 1 0 0 0 0 0 0 0 0 0 0 0 1 0 0 0 0 1 1 0 0 0 0 0 0 0													
Inning Stats	R: 0 E: 1 K: 1 S: 12	H: 1 LOB: 1 BB: 0 P: 16	R: 1 E: 0 K: 2 S: 25	H: 1 LOB: 3 BB: 3 P: 41	R: 0 E: 0 K: 2 S: 8	H: 0 LOB: 0 BB: 0 P: 10	R: 0 E: 0 K: 1 S: 8	H: 1 LOB: 1 BB: 0 P: 11	R: 0 E: 0 K: 1 S: 7	H: 0 LOB: 0 BB: 0 P: 12		R: 1 E: 0 K: 0 S: 11	H: 1 LOB: 0 BB: 0 P: 18	R: 2 E: 0 K: 1 S: 11	H: 3 LOB: 2 BB: 1 P: 18	R: 0 E: 0 K: 3 S: 10	H: 1 LOB: 1 BB: 0 P: 16	R: 0 E: 0 K: 2 S: 13	H: 1 LOB: 2 BB: 0 P: 21	1B: 6 2B: 2 3B: 0 HR: 1	SF: 0 SAC: 0 DP: 0 HBP: 0	WP: 1 PB: 1 SB: 1 CS: 0
PITCHER	IP WLS BF H R ER SO BB IBB HBP BLK WP HR S P ERA WHIP																					
Hideo Nomo, R (1, 1) ERA: 7.36	6.0 W 25 4 2 2 7 3 0 0 0 0 1 71 108 3.00 1.167																					
Jose Lima, R (7, 1) ERA: 6.0	1.0 7 3 2 2 1 1 0 0 0 0 0 11 18 18.00 4.000																					
Guillermo Mota, R (8, 1) ERA:	1.0 H 4 1 0 0 3 0 0 0 0 0 0 10 16 0.00 1.000																					
Eric Gagne, R (9, 1) ERA:	1.0 S 5 1 0 0 2 0 0 0 0 0 1 0 13 21 0.00 1.000																					

livebaseballscorecards.com

AB	37
R	4
H	9
RBI	4
BB	4
SO	13
LOB	23



Batter	1	2	3	4	5	6	7	8	9	AB	R	H	RBI	BB	SO	LOB
Dave Roberts, L (1, 7) OBP: 0.455, SLG: 0.250	3-2 G4-3		0-0 1B S 1B	3-2 G3-4-1		0-0 L6				4	1	1	0	0	0	1
Cesar Izturis, S (1, 6) OBP: 0.333, SLG: 0.300	2-1 G3		1 SAFE 2-2 1 SAFE 1 SAFE 1-3 1B 1B	0-2 G4-3		1-1 FC6-4				4	1	1	0	0	0	1
Milton Bradley, S (1, 8) OBP: 0.409, SLG: 0.526	3-1 HR		0-0 1B 1-2 3-H 1B		3-1 G3-1		1-3 K			4	2	2	2	0	1	0
Shawn Green, L (1, 3) OBP: 0.273, SLG: 0.350	0-1 G4-3		0-0 1B 1-3 2-H 1B		3-2 G1-3		2-3 K			4	1	1	1	0	1	0
Paul Lo Duca, R (1, 2) OBP: 0.591, SLG: 0.700		3-1 1B 2B	2-0 P3		4-1 BB		1-2 G6-3			3	1	1	0	1	0	2
Juan Encarnacion, R (1, 9) OBP: 0.238, SLG: 0.300		0-1 G6-3	0-0 1B 2-3 3-H		0-0 P6		2-0 F8			4	0	1	1	0	0	2
Adrián Beltré, R (1, 5) OBP: 0.476, SLG: 0.947		1-1 1B 2-H	0-0 SF8 3-H		0-0 HR		0-0 P4			3	1	2	3	0	0	0
Alex Cora, L (1, 4) OBP: 0.211, SLG: 0.278		1-1 F9	0-0 G4-3		3-2 FC6-4 1B		3-2 F7			4	0	1	0	0	0	2
Hideo Nomo, R (1, 1)		3-2 P5		1-3 K		0-0 FC6-4				2	0	0	0	0	1	1
Jason Grabowski, L (6, PH) OBP: 0.200, SLG: 0.200										1	0	0	0	0	0	1
Jose Lima, R (7, 1)										0	0	0	0	0	0	0
Guillermo Mota, R (8, 1)										0	0	0	0	0	0	0
Eric Gagne, R (9, 1)										0	0	0	0	0	0	0

Inning Stats	R: 1	H: 1	E: 0	K: 0	S: 9	LOB: 0	BB: 0	P: 17	R: 1	H: 2	E: 0	K: 0	S: 12	LOB: 1	BB: 0	P: 20	R: 4	H: 5	E: 0	K: 0	S: 10	LOB: 1	BB: 0	P: 14	R: 0	H: 0	E: 0	K: 1	S: 9	LOB: 0	BB: 0	P: 13	R: 0	H: 0	E: 0	K: 0	S: 7	LOB: 1	BB: 1	P: 17	R: 1	H: 2	E: 0	K: 0	S: 8	LOB: 1	BB: 0	P: 12	R: 0	H: 0	E: 0	K: 2	S: 11	LOB: 0	BB: 0	P: 15	R: 0	H: 0	E: 0	K: 0	S: 8	LOB: 0	BB: 0	P: 13
1B: 7	2B: 1	3B: 0	HR: 2	SF: 1	SAC: 0	DP: 0	HBP: 0	WP: 0	HR: 2	S: 55	P: 93	ERA: 10.50	WHIP: 1.833	1B: 7	SF: 1	SAC: 0	DP: 0	HBP: 0	WP: 0	HR: 2	S: 11	P: 15	ERA: 10.50	WHIP: 1.833	1B: 7	SF: 1	SAC: 0	DP: 0	HBP: 0	WP: 0	HR: 2	S: 11	P: 15	ERA: 10.50	WHIP: 1.833	1B: 7	SF: 1	SAC: 0	DP: 0	HBP: 0	WP: 0	HR: 2	S: 11	P: 15	ERA: 10.50	WHIP: 1.833																		

PITCHER	IP	WLS	BF	H	R	ER	SO	BB	IBB	HBP	BLK	WP	HR	S	P	ERA	WHIP
Denny Stark, R (1, 1) ERA: 10.5	6.0	L	29	10	7	7	1	1	0	0	0	0	2	55	93	10.50	1.833
Jeff Fassero, L (7, 1) ERA: 5.4	1.0		3	0	0	0	2	0	0	0	0	0	0	11	15	0.00	0.000
Turk Wendell, R (8, 1) ERA: 4.5	1.0		3	0	0	0	0	0	0	0	0	0	0	8	13	0.00	0.000

BOTTOM

Colorado Rockies @ Los Angeles Dodgers
Dodger Stadium, Los Angeles, CA

Sat Apr 10 2004, 7:10 PM PDT
Att. 35,318 - Sunny - 60 F

livebaseballscores.com

AB	33
R	7
H	10
RBI	7
BB	1
SO	3
LOB	10



WP: 0	PA: 35
PB: 0	
SB: 1	
CS: 0	

Batter	1	2	3	4	5	6	7	8	9	AB R H RBI BB SO LOB	TOP											
Luis Gonzalez, R (1, 4) OBP: 0.300, SLG: 0.444	3-2 F7		0-0 G5-3		0-2 G5-3		1-2 2B		2-1 1B	5 0 2 1 0 0 2	Colorado Rockies @ Los Angeles Dodgers Dodger Stadium, Los Angeles, CA Sun Apr 11 2004, 1:10 PM PDT Att. 27,076 - Sunny - 79 F											
Royce Clayton, R (1, 6) OBP: 0.429, SLG: 0.400	0-1 P4			1-1 17 F9 17 G4-3 1B		2-2 17 F9 17 S HR 1B	4-1 BB	1-3 K	4 1 2 0 1 1 2													
17 Todd Helton, L (1, 3) OBP: 0.379, SLG: 0.423	3-1 F8			3-1 G4-3		1 SAFE 3-2 F9	0-1 P5	2-3 K	5 0 0 0 0 1 6													
Vinny Castilla, R (1, 5) OBP: 0.370, SLG: 0.522		2-3 K		1-0 F9		3-2 HR	1-2 F8		4 1 1 2 0 1 1													
Charles Johnson, R (1, 2) OBP: 0.471, SLG: 1.133		2-3 K		3-3 K		2-3 K	3-3 K		4 0 0 0 0 4 1													
Jeremy Burnitz, L (1, 9) OBP: 0.391, SLG: 0.611		1-0 2B			3-3 K	3-2 HR	2-3 K		4 1 2 1 0 2 0													
Kit Pellow, R (1, 7) OBP: 0.100, SLG: 0.100		0-3 K			2-2 BB 1B	2-1 F8		1-0 HBP 1B 1B	3 0 1 0 0 1 1 1 1 1 0 0 0 0													
Denny Hocking, S (7, 7) OBP: 0.250, SLG: 0.250																						
Rene Reyes, S (1, 8) OBP: 0.286, SLG: 0.091			3-1 F8		1 SAFE 1-3 K		2-3 K	1-1 B1	4 0 0 0 0 2 2													
Shawn Estes, R (1, 1)			1-3 K		4-0 BB		2-2 P5	2-2 HBP 1B	2 0 0 0 1 1 0													
40 Brian Fuentes, L (8, 1)																						
Mark Sweeney, L (9, PH) OBP: 0.250, SLG: 0.143																						
Shawn Chacon, R (9, 1)																						
Inning Stats	R: 0 E: 0 K: 0 S: 7	H: 0 LOB: 0 BB: 0 P: 13	R: 0 E: 0 K: 3 S: 11	H: 1 LOB: 1 BB: 0 P: 16	R: 0 E: 0 K: 1 S: 6	H: 0 LOB: 0 BB: 0 P: 10	R: 0 E: 0 K: 1 S: 11	H: 1 LOB: 1 BB: 0 P: 19	R: 0 E: 0 K: 2 S: 14	H: 1 LOB: 2 BB: 1 P: 24	R: 3 E: 0 K: 1 S: 18	H: 3 LOB: 0 BB: 0 P: 33	R: 0 E: 0 K: 1 S: 15	H: 1 LOB: 2 BB: 1 P: 24	R: 0 E: 0 K: 2 S: 9	H: 0 LOB: 0 BB: 0 P: 15	R: 1 E: 0 K: 2 S: 15	H: 2 LOB: 2 BB: 0 P: 24	1B: 5 2B: 2 3B: 0 HR: 2	SF: 0 SAC: 0 DP: 0 HBP: 1	WP: 0 PB: 0 SB: 1 CS: 0	PA: 39
PITCHER	IP WLS BF H R ER SO BB IBB HBP BLK WP HR S P ERA WHIP																					
Odalis Perez, L (1, 1) ERA: 5.4	6.0 L 25 6 3 3 8 1 0 0 0 0 0 2 67 115 4.50 1.167																					
37 Darren Dreifort, R (7, 1) ERA:	0.2 4 1 0 0 1 1 0 0 0 0 0 0 13 22 0.00 3.000																					
Tom Martin, L (7, 1) ERA:	0.1 1 0 0 0 0 0 0 0 0 0 0 0 2 2 0.00 0.000																					
Duaner Sanchez, R (8, 1) ERA: 2.7	2.0 9 2 1 1 4 0 0 1 0 0 0 0 24 39 4.50 1.000																					

AB	36
R	4
H	9
RBI	4
BB	2
SO	13
LOB	15



Batter	1	2	3	4	5	6	7	8	9	AB R H RBI BB SO LOB	TOP											
Dave Roberts, L (1, 7) OBP: 0.423, SLG: 0.250	2-2 G1-6-3 1B		2-3 K			1-3 K		2-2 P6		4 0 1 0 0 2 0	Los Angeles Dodgers @ San Diego Padres PETCO Park, San Diego, CA Tue Apr 13 2004, 10:05 PM EDT Att. 35,156 - Sunny - 61 F livebaseballscorecards.com											
Cesar Izturis, S (1, 6) OBP: 0.310, SLG: 0.286	1-3 K			0-2 G6-4-3 1B		2-2 P5		2-1 F7	4 0 1 0 0 1 1													
Milton Bradley, S (1, 8) OBP: 0.333, SLG: 0.385	1-2 G1-6-3 1-2f			1-1 F7			0-0 G3-1	1-1 F9	4 0 0 0 0 0 2													
Shawn Green, L (1, 3) OBP: 0.300, SLG: 0.444		1-1 PB 1B		2-1 G6-4-3 1-2f			2-1 HR	2-2 G3-1	4 2 2 1 0 0 1													
Paul Lo Duca, R (1, 2) OBP: 0.586, SLG: 0.692		2-2 FC6-4 1-H 1B			1-2 1B		3-2 L9		3 0 2 1 0 0 0													
Juan Encarnacion, R (1, 9) OBP: 0.214, SLG: 0.231		1-2 FC6-4 CS 1-2f			2-3 K		0-0 F7		3 0 0 0 0 1 2													
Adrián Beltré, R (1, 5) OBP: 0.464, SLG: 0.885		0-3 K			1-2 P4			0-0 G3 G4-3 2B	3 1 1 0 0 1 2													
Alex Cora, L (1, 4) OBP: 0.182, SLG: 0.238		2-2 CS 1-2	2-2 G6-3		0-0 F9			1-1 G3	3 0 0 0 0 0 2													
Jeff Weaver, R (1, 1) OBP: 0.333, SLG: 0.333			1-3 K			0-0 F8		1-2 G4-3 3-H	1 0 0 0 0 0 1 0 0 0 0 0 0 0 0 0 1 0 0 0 0 0 0 0 0 0 0 0 0 0 0 0 1 0 0 1 0 0 0 0 0 0 0 0 0 0 0 0													
Jose Lima, R (4, 1) OBP: 0.143, SLG: 0.143																						
Jason Grabowski, L (6, PH) OBP: 0.143, SLG: 0.143																						
37 Darren Dreifort, R (6, 1)																						
Robin Ventura, L (8, PH) OBP: 0.250, SLG: 0.250																						
Duaner Sanchez, R (8, 1)																						
Inning Stats	R: 0 E: 0 K: 1 S: 9	H: 1 LOB: 0 BB: 0 P: 13	R: 1 E: 0 K: 1 S: 14	H: 2 LOB: 0 BB: 0 P: 19	R: 0 E: 0 K: 2 S: 11	H: 0 LOB: 0 BB: 0 P: 16	R: 0 E: 0 K: 0 S: 7	H: 1 LOB: 0 BB: 0 P: 10	R: 0 E: 0 K: 1 S: 11	H: 1 LOB: 1 BB: 0 P: 15	R: 0 E: 0 K: 1 S: 8	H: 0 LOB: 0 BB: 0 P: 11	R: 1 E: 0 K: 0 S: 7	H: 1 LOB: 0 BB: 0 P: 12	R: 1 E: 0 K: 0 S: 9	H: 1 LOB: 0 BB: 0 P: 13	R: 0 E: 0 K: 0 S: 7	H: 0 LOB: 0 BB: 0 P: 12	1B: 5 2B: 1 3B: 0 HR: 1	SF: 0 SAC: 0 DP: 2 HBP: 0	WP: 0 PB: 1 SB: 0 CS: 1	PA: 32
PITCHER	IP WLS BF H R ER SO BB IBB HBP BLK WP HR S P ERA WHIP												PITCHER	IP WLS BF H R ER SO BB IBB HBP BLK WP HR S P ERA WHIP								
Adam Eaton, R (1, 1) ERA: 1.8	7.0 W 24 6 2 2 6 0 0 0 0 0 0 1 67 96 2.57 0.857																					
Ismael Valdez, R (8, 1) ERA: 6.75	2.0 7 1 1 1 0 0 0 0 0 0 0 0 16 25 4.50 0.500																					



Batter	1	2	3	4	5	6	7	8	9	AB	R	H	RBI	BB	SO	LOB
Sean Burroughs, L (1, 5) OBP: 0.382, SLG: 0.424										4	1	2	1	0	1	0
Mark Loretta, R (1, 4) OBP: 0.394, SLG: 0.467										3	1	1	2	1	0	1
24 Brian Giles, L (1, 9) OBP: 0.303, SLG: 0.286										4	1	1	0	0	1	1
Phil Nevin, R (1, 3) OBP: 0.375, SLG: 0.516										4	1	2	0	0	0	1
Ryan Klesko, L (1, 7) OBP: 0.360, SLG: 0.333 Ismael Valdez, R (8, 1)										4	1	2	1	0	0	1
Jay Payton, R (1, 8) OBP: 0.300, SLG: 0.308										0	0	0	0	0	0	0
Ramon Hernandez, R (1, 2) OBP: 0.355, SLG: 0.407										3	1	1	1	1	1	2
3 Khalil Greene, R (1, 6) OBP: 0.423, SLG: 0.364										4	1	1	2	0	0	3
Adam Eaton, R (1, 1) OBP: 0.333, SLG: 0.400 Terrence Long, L (8, 7) OBP: 0.400, SLG: 0.333										2	1	0	1	1	0	1

Inning Stats	R: 0	H: 0	R: 0	H: 2	R: 0	H: 0	R: 6	H: 6	R: 0	H: 0	R: 2	H: 2	R: 0	H: 0
	E: 0	LOB: 0	E: 0	LOB: 1	E: 0	LOB: 0	E: 1	LOB: 1	E: 0	LOB: 0	E: 0	LOB: 1	E: 0	LOB: 0
	K: 1	BB: 0	K: 0	BB: 0	K: 1	BB: 0	K: 1	BB: 1	K: 0	BB: 0	K: 1	BB: 1	K: 0	BB: 1
	S: 8	P: 11	S: 12	P: 16	S: 8	P: 12	S: 21	P: 33	S: 5	P: 8	S: 8	P: 11	S: 12	P: 26

PITCHER	IP	WLS	BF	H	R	ER	SO	BB	IBB	HBP	BLK	WP	HR	S	P	ERA	WHIP
Jeff Weaver, R (1, 1) ERA: 5.91	3.2	L	19	8	6	6	3	1	0	0	0	0	0	47	70	14.73	2.455
Jose Lima, R (4, 1) ERA: 4.15	1.1		4	0	0	0	0	0	0	0	0	0	0	7	10	0.00	0.000
37 Darren Dreifort, R (6, 1) ERA: 4.5	2.0		9	2	2	2	2	1	0	0	0	0	0	20	37	9.00	1.500
Duaner Sanchez, R (8, 1) ERA: 2.08	1.0		3	0	0	0	0	1	0	0	0	0	0	4	9	0.00	1.000

BOTTOM

Los Angeles Dodgers @ San Diego Padres
PETCO Park, San Diego, CA

Tue Apr 13 2004, 10:05 PM EDT
Att: 35,156 - Sunny - 61 F

AB	32
R	8
H	10
RBI	8
BB	3
SO	5
LOB	13

WP	PA	ERA	WHIP
0	35		

Batter	1	2	3	4	5	6	7	8	9	AB	R	H	RBI	BB	SO	LOB	TOP										
Dave Roberts, L (1, 7) OBP: 0.387, SLG: 0.250	1-0 B3	3-2 SF8		2-2 1B		1-2 G4-3		1-0 F8		4	0	1	1	0	0	1											
Cesar Izturis, S (1, 6) OBP: 0.294, SLG: 0.273	1-3 K	1-2 2B 1B		1-0 F9		1-1 G5-3		1-0 G4-3		5	1	1	0	0	1	2											
Milton Bradley, S (1, 8) OBP: 0.343, SLG: 0.419	0-1 G1-3	0-1 2B			3-2 2B 1B					5	1	2	2	0	1	0											
Shawn Green, L (1, 3) OBP: 0.400, SLG: 0.581		2-2 1B 1B		2-2 FC5-4 1B		1-1 1B 2B		4-2 HR BB		4	4	4	0	1	0	0											
Paul Lo Duca, R (1, 2) OBP: 0.559, SLG: 0.667		1-0 1B 1B		1-1 FC5-4		0-0 1B		0-0 F8		4	1	2	3	0	0	2											
Juan Encarnacion, R (1, 9) OBP: 0.242, SLG: 0.355		0-2 1B 1B		3-2 G5-3		0-1 P6		0-0 HR		5	2	2	3	0	0	2											
Adrián Beltré, R (1, 5) OBP: 0.406, SLG: 0.767		0-0 G5-3		1-2 G5-3		1-1 P4		2-1 G4-3		4	0	0	0	0	0	4											
José Hernández, R (1, 4) OBP: 0.333, SLG: 0.143		4-0 1B SF8 IBB				0-0 F8				2	1	0	0	2	1	1											
Kaz Ishii, L (1, 1) OBP: 0.200, SLG: 0.200		1-2 1B				3-2 G6-3				3	1	1	2	0	0	0											
Tom Martin, L (7, 1)										0	0	0	0	0	0	0											
Olmedo Saenz, R (8, PH)										1	0	0	0	0	1	1											
Duaner Sanchez, R (8, 1)										0	0	0	0	0	0	0											
Guillermo Mota, R (9, 1)		1-3 2B 1B								0	0	0	0	0	0	0											
Inning Stats	R: 0 E: 0 K: 1 S: 6	H: 0 LOB: 0 BB: 0 P: 8	R: 6 E: 0 K: 0 S: 24	H: 6 LOB: 1 BB: 1 P: 36	R: 0 E: 1 K: 0 S: 14	H: 1 LOB: 1 BB: 0 P: 21	R: 0 E: 0 K: 0 S: 11	H: 1 LOB: 1 BB: 0 P: 17	R: 2 E: 0 K: 1 S: 13	H: 3 LOB: 1 BB: 0 P: 21	R: 0 E: 0 K: 0 S: 10	H: 0 LOB: 0 BB: 0 P: 12	R: 2 E: 0 K: 1 S: 9	H: 1 LOB: 0 BB: 1 P: 17	R: 0 E: 0 K: 1 S: 6	H: 0 LOB: 1 BB: 1 P: 13	R: 1 E: 0 K: 0 S: 5	H: 1 LOB: 0 BB: 0 P: 10	1B: 9 2B: 3 3B: 0 HR: 1	SF: 2 SAC: 0 DP: 0 HBP: 0	WP: 0 PB: 1 SB: 0 CS: 0	PA: 42					
PITCHER	IP	WLS	BF	H	R	ER	SO	BB	IBB	HBP	BLK	WP	HR	S	P	ERA	WHIP										
David Wells, L (1, 1) ERA: 6.55	4.0	L	22	10	8	8	1	0	1	0	0	0	0	60	91	18.00	2.500										
Jason Szuminski, R (5, 1) ERA: 4.5	3.0		12	2	2	2	2	1	0	0	0	0	1	27	41	6.00	1.000										
Jay Witasick, R (8, 1) ERA: 6.0	2.0		8	1	1	0	1	1	0	0	0	0	0	11	23	0.00	1.000										

Los Angeles Dodgers @ San Diego Padres
 PETCO Park, San Diego, CA
 Wed Apr 14 2004, 10:05 PM EDT
 Att. 34,558 - Sunny - 66 F

AB	37
R	11
H	13
RBI	11
BB	3
SO	4
LOB	13



Batter	1	2	3	4	5	6	7	8	9	AB	R	H	RBI	BB	SO	LOB
Sean Burroughs, L OBP: 0.410, SLG: 0.432 (1, 5)	4-0 CS BB			1-1 WP S 1B		1-1 F9	1-2 1-2 1B		1-1 FC6 1-2f	4	1	2	0	1	0	1
Mark Loretta, R OBP: 0.405, SLG: 0.455 Jay Witasick, R (8, 1)	4-2 24 G3-6 1-2 BB			2-2 F8 24 E 1B		3-2 F9	0-0 F8			3	0	1	1	1	0	2
24 Brian Giles, L OBP: 0.270, SLG: 0.250 Kerry Robinson, L OBP: 0.333, SLG: 0.333 (1, 9)	2-2 G3-6 1-2f			0-0 E9 1-2		0-1 L7		1-1 F7		4	0	0	0	0	0	2
Phil Nevin, R OBP: 0.361, SLG: 0.486 (1, 3)				0-1 F8 2-3			2-2 3 3B 1B	1-1 G6-3		4	1	1	0	0	0	2
Jay Payton, R OBP: 0.294, SLG: 0.276 (1, 8)				2-2 F9 SAFE			1-3 K	4-2 BB		3	0	0	0	1	1	3
Ryan Klesko, L OBP: 0.333, SLG: 0.304 (1, 7)				0-3 K			4-2 3 3B BB	1-3 K		2	0	0	0	0	1	2
Ramon Hernandez, R OBP: 0.324, SLG: 0.367 Ramón Vázquez, L OBP: 0.143, SLG: 0.143 (1, 2)				1-2 G5-3		0-0 F8			0-1 F8	3	0	0	0	0	0	2
3 Khalil Greene, R OBP: 0.433, SLG: 0.462 (1, 6)				2-0 F8		2-0 F7	3-1 1B 3B	3-2 FC6 1B		4	1	2	2	0	0	0
David Wells, L Jason Szuminski, R Brian Buchanan, R Miguel Ojeda, R (7, PH)				3-2 L6		1-3 K	0-1 1B	0-0 F9		1	0	0	0	0	0	0
							3-H 1B			3	0	1	1	0	1	1
										1	1	0	0	1	1	1

Inning Stats	R: 0	H: 0	E: 0	K: 0	S: 5	H: 0	LOB: 0	BB: 0	P: 15	R: 0	H: 0	E: 0	K: 0	S: 5	H: 0	LOB: 0	BB: 0	P: 7	R: 0	H: 0	E: 0	K: 0	S: 8	R: 1	H: 2	E: 1	K: 1	S: 18	H: 0	LOB: 0	BB: 0	P: 8	R: 0	H: 0	E: 0	K: 0	S: 7	H: 0	LOB: 0	BB: 0	P: 11	R: 3	H: 4	E: 0	K: 1	S: 20	H: 4	LOB: 2	BB: 1	P: 31	R: 0	H: 0	E: 0	K: 1	S: 11	H: 0	LOB: 1	BB: 1	P: 18	R: 0	H: 1	E: 0	K: 0	S: 9	H: 1	LOB: 1	BB: 0	P: 13	1B: 6	2B: 0	3B: 1	HR: 0	SF: 0	SAC: 0	DP: 1	HBP: 0	WP: 1	PB: 0	SB: 1	CS: 1	PA: 37
--------------	------	------	------	------	------	------	--------	-------	-------	------	------	------	------	------	------	--------	-------	------	------	------	------	------	------	------	------	------	------	-------	------	--------	-------	------	------	------	------	------	------	------	--------	-------	-------	------	------	------	------	-------	------	--------	-------	-------	------	------	------	------	-------	------	--------	-------	-------	------	------	------	------	------	------	--------	-------	-------	-------	-------	-------	-------	-------	--------	-------	--------	-------	-------	-------	-------	--------

PITCHER	IP	WLS	BF	H	R	ER	SO	BB	IBB	HBP	BLK	WP	HR	S	P	ERA	WHIP
Kaz Ishii, L ERA: 3.55 (1, 1)	6.2		27	5	4	4	3	3	0	0	0	1	0	64	104	5.40	1.200
Tom Martin, L ERA: (7, 1)	0.1		2	1	0	0	0	0	0	0	0	0	0	4	5	0.00	3.000
Duaner Sanchez, R ERA: 1.69 (8, 1)	1.0		4	0	0	0	1	1	0	0	0	0	0	11	18	0.00	1.000
Guillermo Mota, R ERA: (9, 1)	1.0		4	1	0	0	0	0	0	0	0	0	0	9	13	0.00	1.000

BOTTOM

Los Angeles Dodgers @ San Diego Padres
 PETCO Park, San Diego, CA
 Wed Apr 14 2004, 10:05 PM EDT
 Att: 34,558 - Sunny - 66 F

livebaseballscorecards.com

AB	33
R	4
H	7
RBI	4
BB	4
SO	4
LOB	16



Batter	1	2	3	4	5	6	7	8	9	AB R H RBI BB SO LOB	TOP										
Dave Roberts, L (1, 7) OBP: 0.361, SLG: 0.222	1-2 F8		1-2 SF9	4-0 1B BB		1 SAFE 1 SAFE 2-2 L5		0-0 B2-3		3 0 0 1 1 0 1											
Cesar Izturis, S (1, 6) OBP: 0.282, SLG: 0.263	1-0 G1-3		0-0 2B 1B	1-2 F7		0-0 L9		0-0 G6-3		5 1 1 0 0 0 3											
Milton Bradley, S (1, 8) OBP: 0.375, SLG: 0.457	3-3 K		0-2 1B 2B	0-2 1B 1B			4-1 2B BB		1-3 K	4 2 2 2 1 2 0											
Shawn Green, L (1, 3) OBP: 0.421, SLG: 0.576 Robin Ventura, L (5, 3) OBP: 0.333, SLG: 0.500		4-2 FC6-4 BB	3-2 1B 1B	0-0 F7			3-1 G3 1B 2B		0-0 L6	2 1 1 1 1 0 2 2 1 1 1 0 0 0											
Paul Lo Duca, R (1, 2) OBP: 0.513, SLG: 0.600		0-1 FC6-4 2B FC9-2	1-1 1B 1B		0-1 G6-3		0-1 G3		0-2 F9	5 0 1 0 0 0 2											
Juan Encarnacion, R (1, 9) OBP: 0.297, SLG: 0.429		0-0 2B	0-0 1B		0-3 K		0-2 1B			4 0 3 2 0 1 0											
Adrián Beltré, R (1, 5) OBP: 0.361, SLG: 0.676		2-0 FC9-2	3-2 F7		0-3 K		0-3 K			4 0 0 0 0 2 5											
Alex Cora, L (1, 4) OBP: 0.269, SLG: 0.417			0-0 SF9 3B	0-0 1B 2B		4-2 BB		1-3 K		3 2 2 0 1 1 1											
Hideo Nomo, R (1, 1) Chin-Feng Chen, R (8, PH) Wilson Alvarez, L (8, 1) Olmedo Saenz, R (8, PH) Tom Martin, L (8, 1) Guillermo Mota, R (8, 1) Eric Gagne, R (8, 1)			0-3 K	1-3 K		0-0 P5		1-2 F7		2 0 0 0 0 2 2 1 0 0 0 0 0 1 0 0 0 0 0 0 0 1 0											
Inning Stats	R: 0 E: 0 K: 1 S: 9	H: 0 LOB: 0 BB: 0 P: 14	R: 0 E: 0 K: 0 S: 9	H: 1 LOB: 1 BB: 1 P: 15	R: 4 E: 0 K: 1 S: 24	H: 6 LOB: 2 BB: 0 P: 32	R: 1 E: 0 K: 1 S: 12	H: 2 LOB: 2 BB: 1 P: 18	R: 0 E: 0 K: 2 S: 8	H: 0 LOB: 0 BB: 0 P: 8	R: 0 E: 0 K: 0 S: 9	H: 0 LOB: 1 BB: 1 P: 15	R: 2 E: 0 K: 2 S: 14	H: 2 LOB: 1 BB: 1 P: 22	R: 0 E: 0 K: 0 S: 6	H: 0 LOB: 0 BB: 0 P: 7	R: 0 E: 0 K: 1 S: 7	H: 0 LOB: 0 BB: 0 P: 8	1B: 6 2B: 5 3B: 1 HR: 0	SF: 1 SAC: 0 DP: 1 HBP: 0	WP: 0 PA: 41 PB: 0 SB: 0 CS: 0
PITCHER	IP WLS BF H R ER SO BB IBB HBP BLK WP HR S P ERA WHIP																				
Brian Lawrence, R (1, 1) ERA: 5.51	5.1 L 27 9 5 5 5 3 0 0 0 0 0 0 67 96 8.44 2.250																				
Eddie Oropesa, L (6, 1) ERA: 13.5	0.2 4 1 2 2 0 1 0 0 0 0 0 0 7 16 27.00 3.000																				
Scott Linebrink, R (7, 1) ERA: 3.86	2.0 7 1 0 0 2 0 0 0 0 0 0 0 17 19 0.00 0.500																				
Akinori Otsuka, R (9, 1) ERA: 1.69	1.0 3 0 0 0 1 0 0 0 0 0 0 0 7 8 0.00 0.000																				

Los Angeles Dodgers @ San Diego Padres
 PETCO Park, San Diego, CA
 Thu Apr 15 2004, 10:05 PM EDT
 Att. 40,104 - Cloudy - 62 F

AB	36
R	7
H	11
RBI	7
BB	4
SO	8
LOB	17



BOTTOM

Los Angeles Dodgers @ San Diego Padres
PETCO Park, San Diego, CA
Thu Apr 15 2004, 10:05 PM EDT
Att: 40,104 - Cloudy - 62 F

livebaseballscorecards.com

AB 33
R 5
H 10
RBI 5
BB 3
SO 0
LOB 14



WP: 1 PA: 37
PB: 0
SB: 1
CS: 0

AB R H RBI BB SO LOB

4 0 1 0 1 0 1

3 2 2 1 0 0 1

3 1 0 0 1 0 2

4 1 2 2 0 0 2

4 0 1 1 0 0 0

4 1 2 0 0 0 1

2 0 0 0 1 0 1

0 0 0 0 0 0 0

4 0 0 0 0 0 3

2 0 1 1 0 0 2

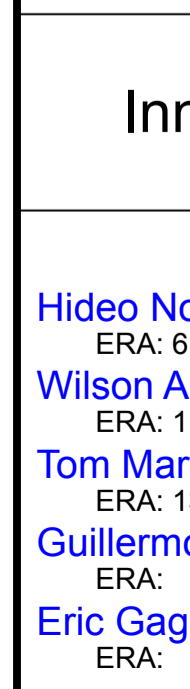
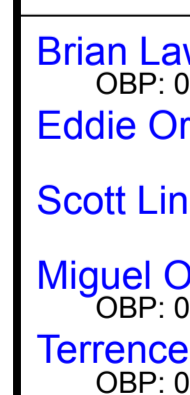







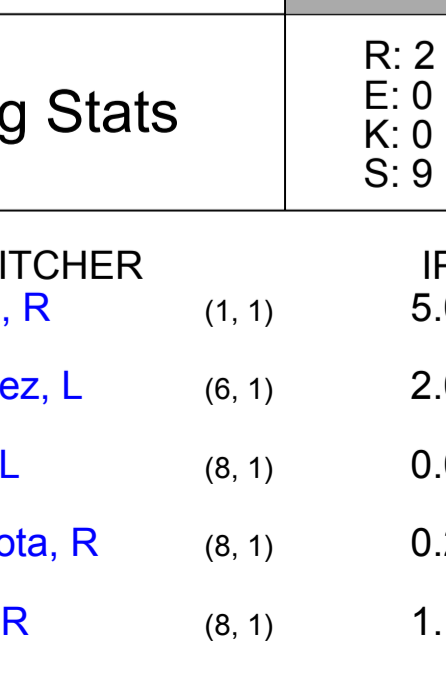
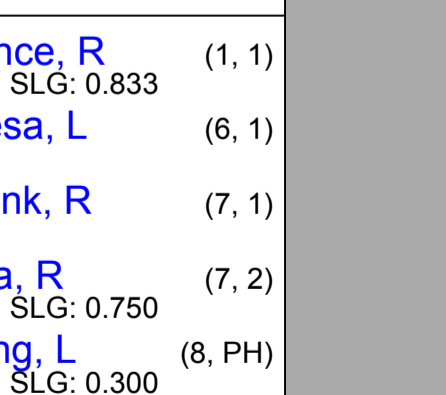
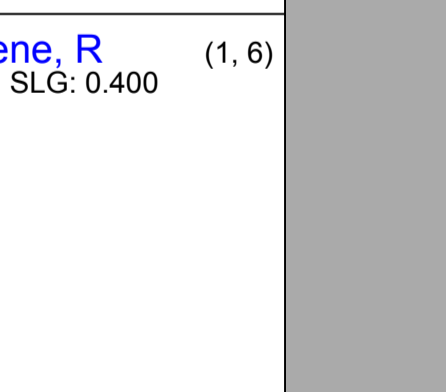
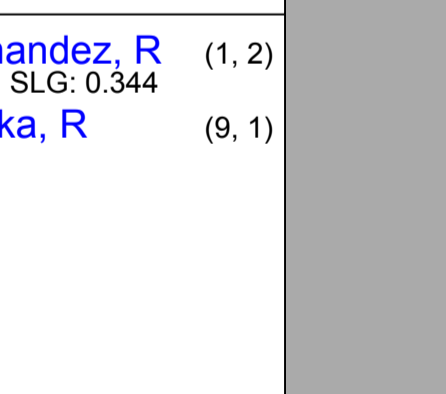

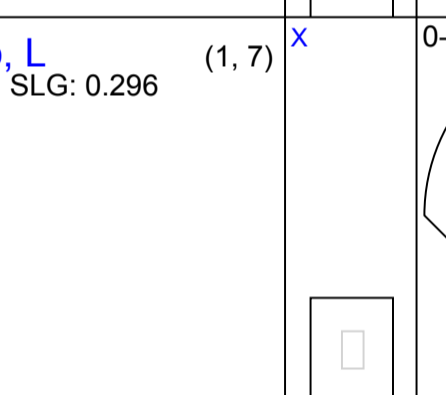
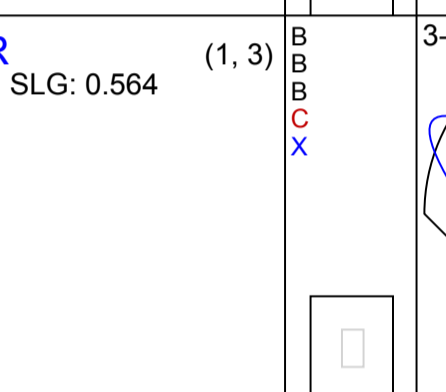
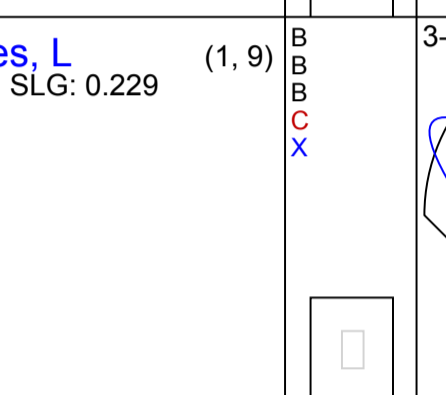
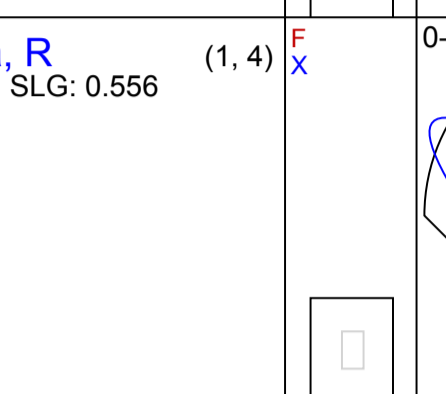
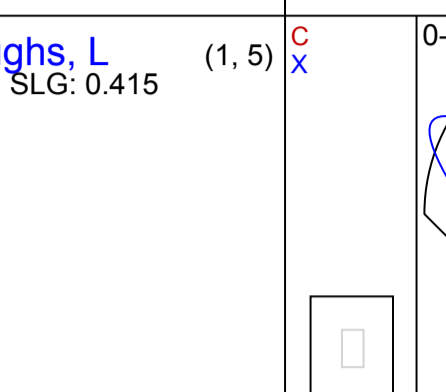
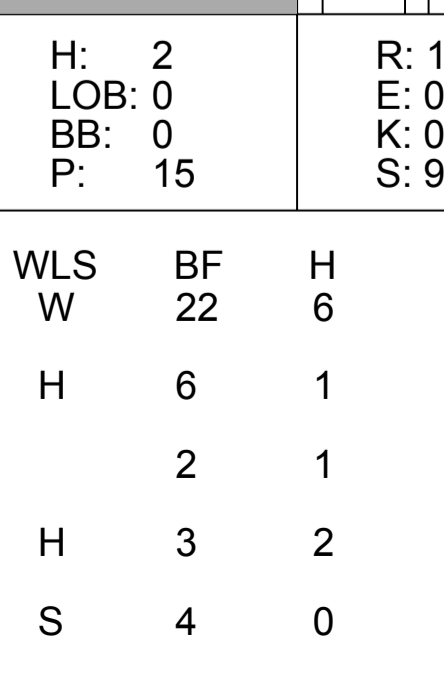
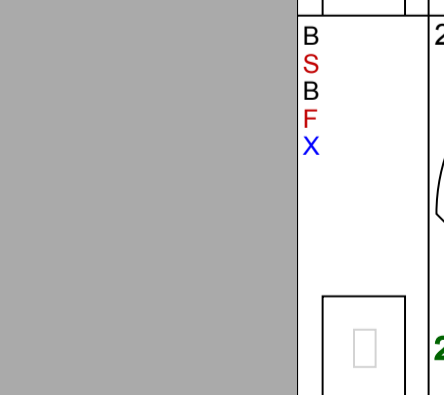
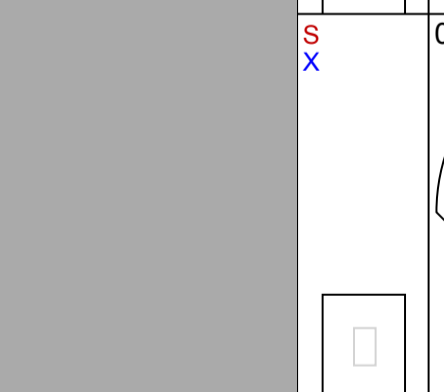
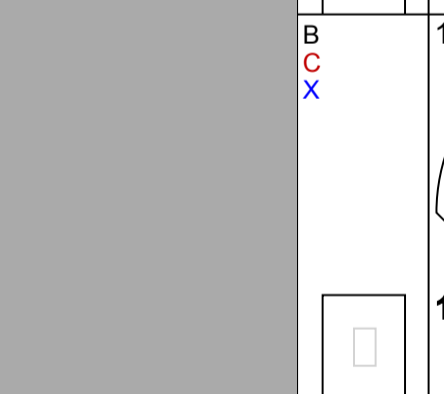
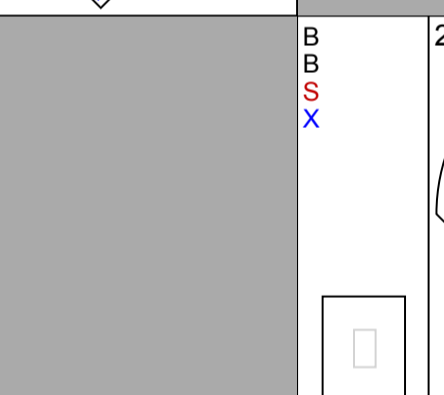
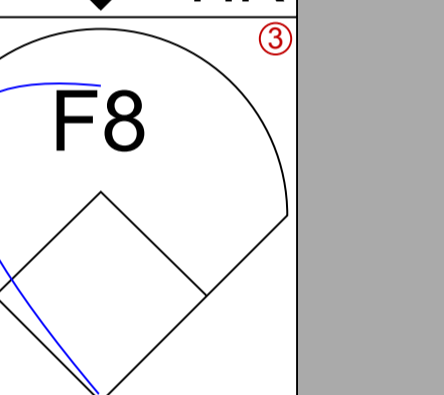
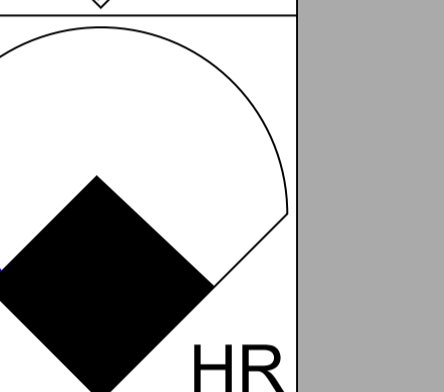
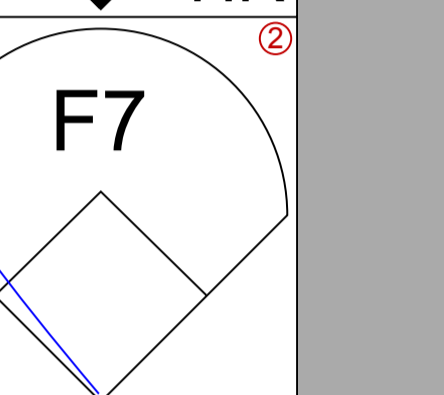
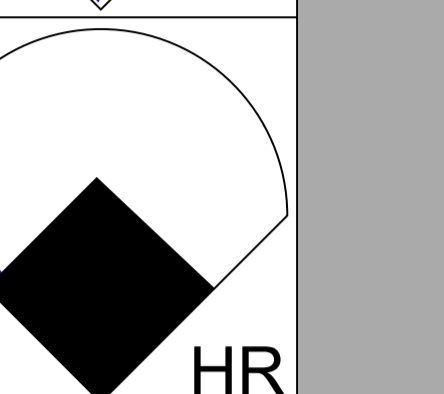
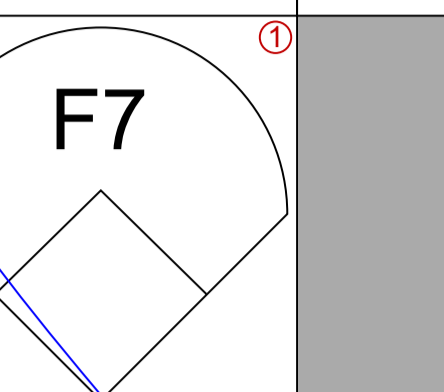
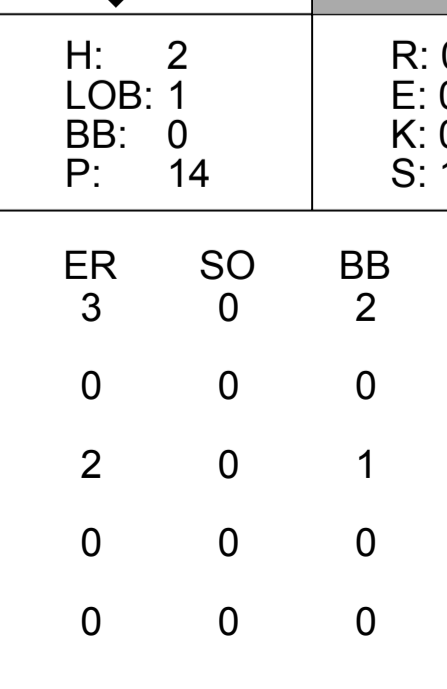
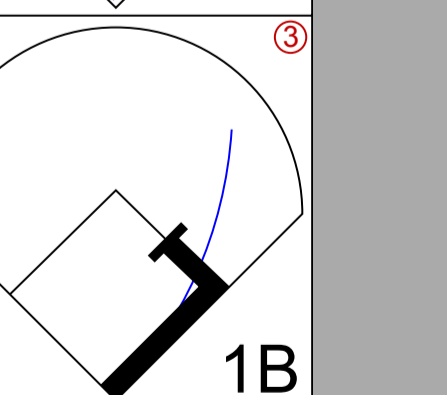
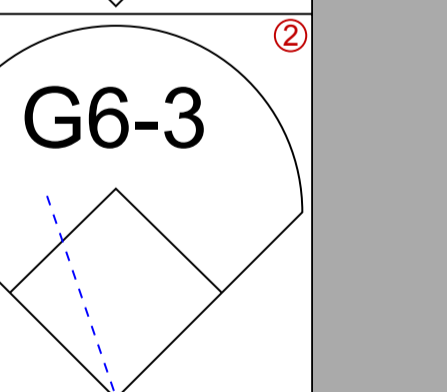
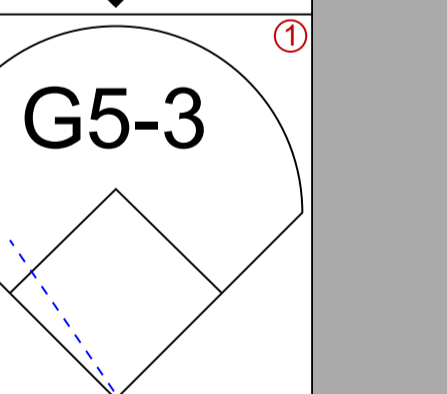
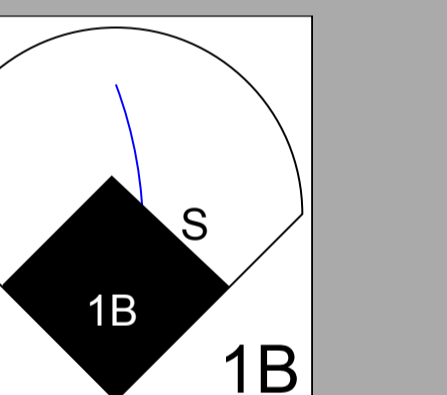

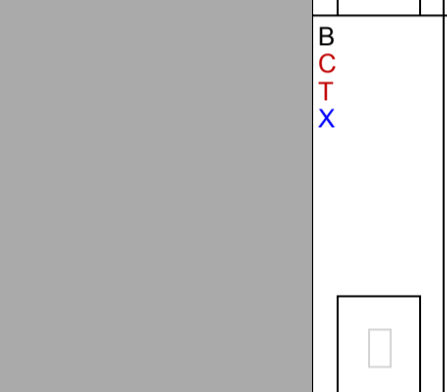
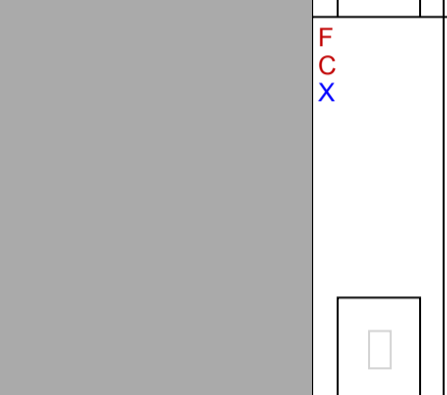
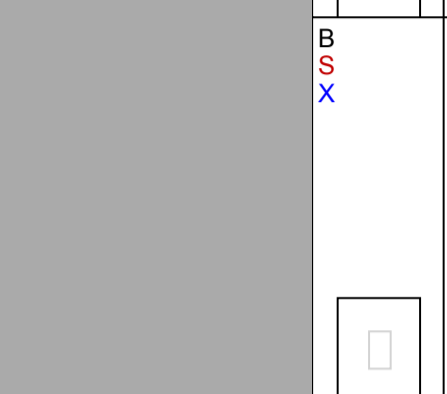
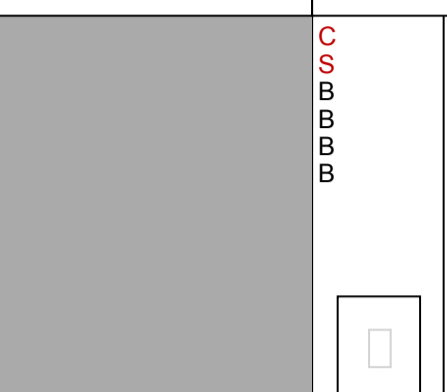
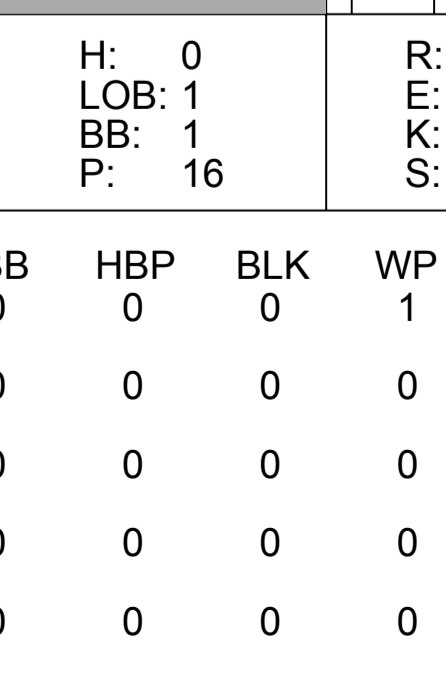
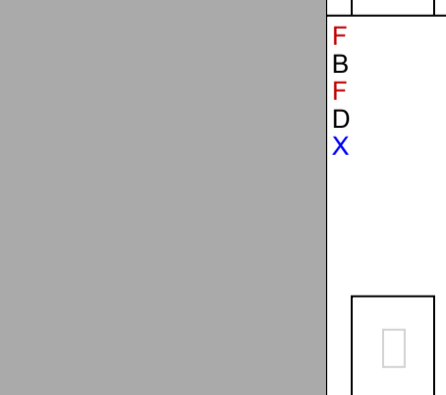
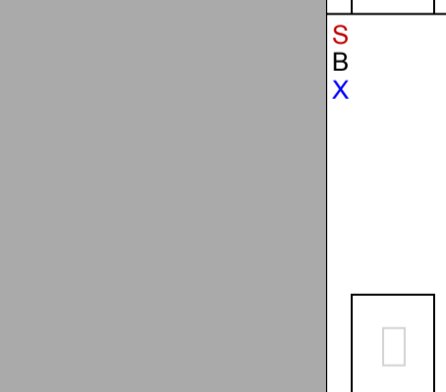

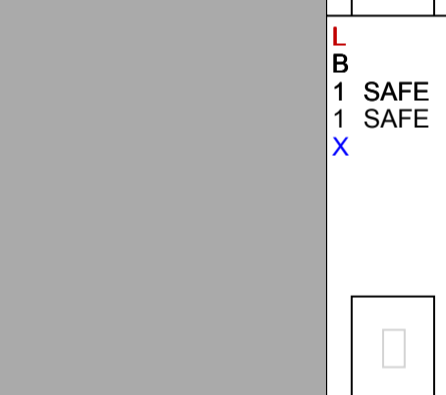

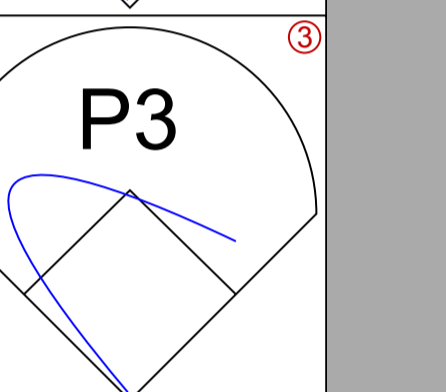
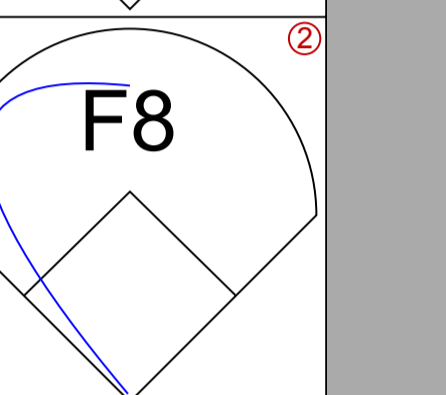
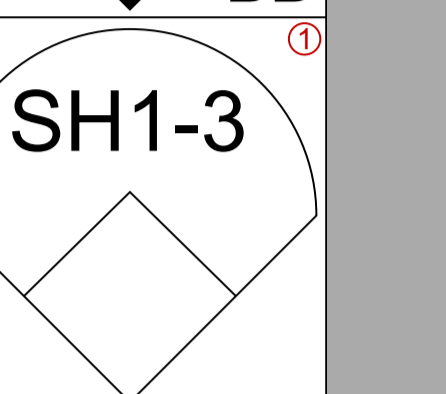
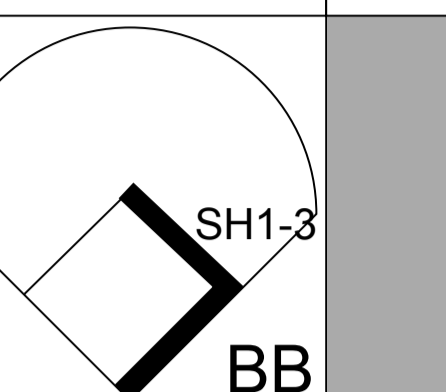
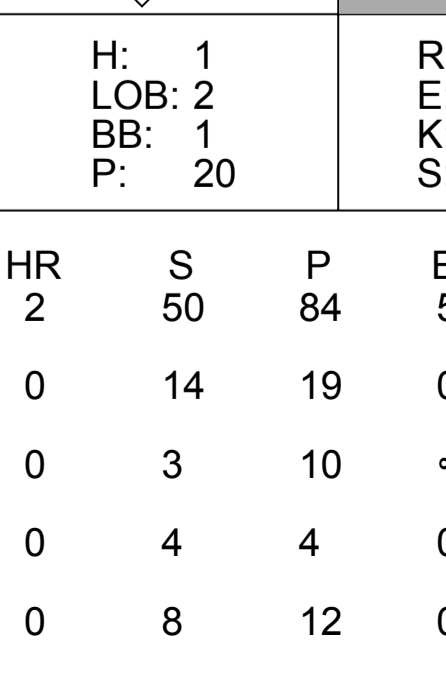
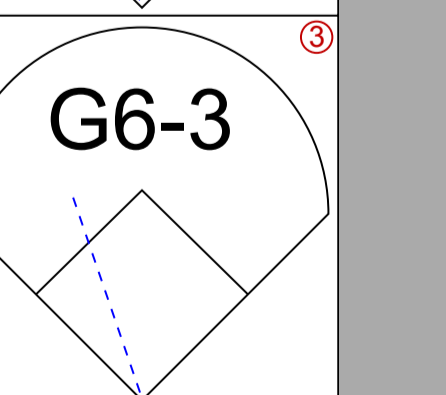
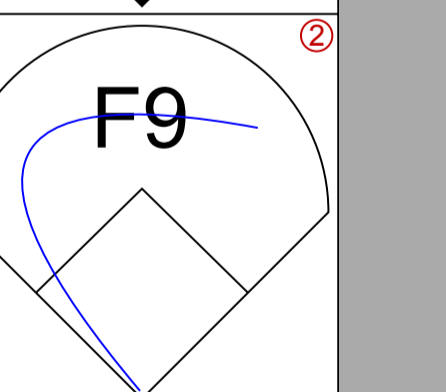
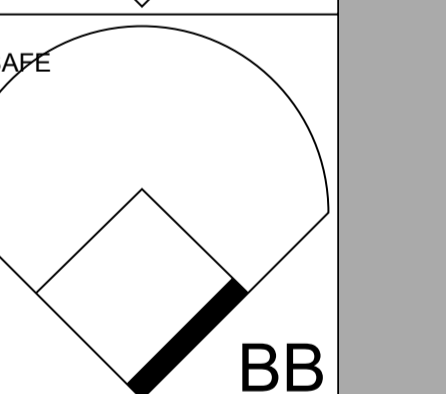
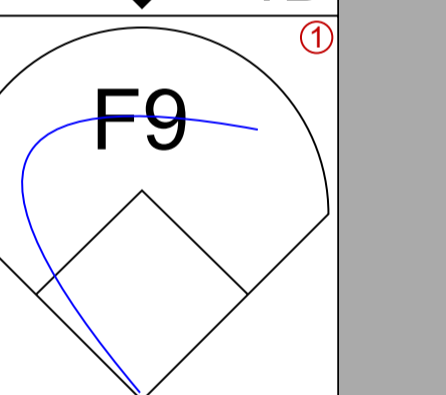
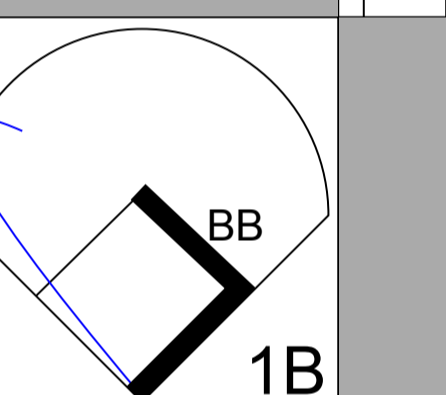
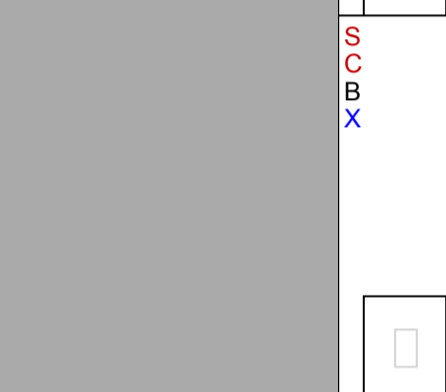
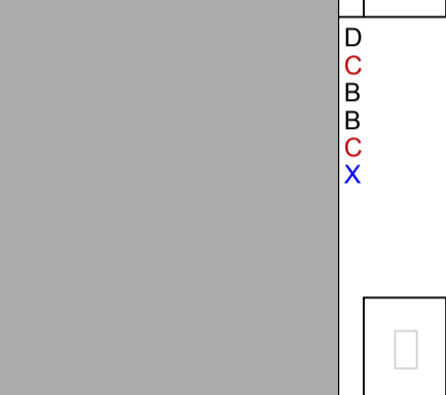
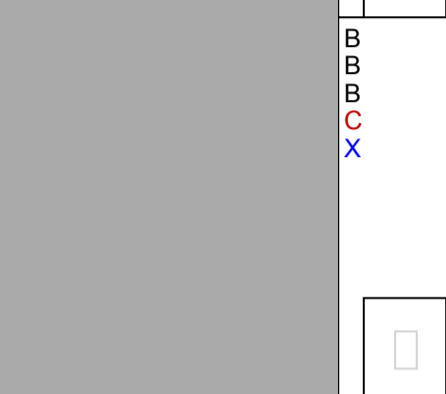

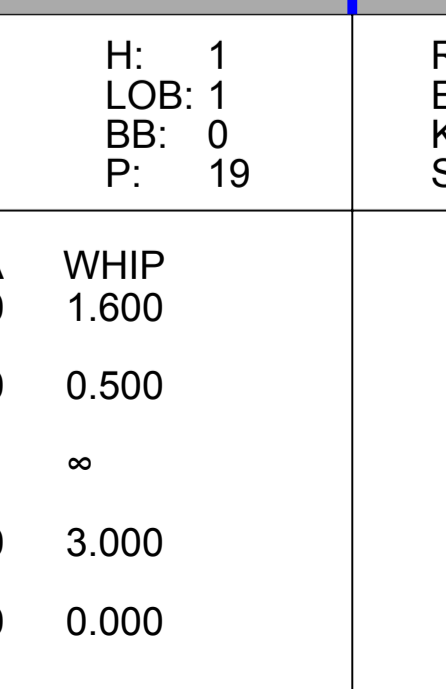


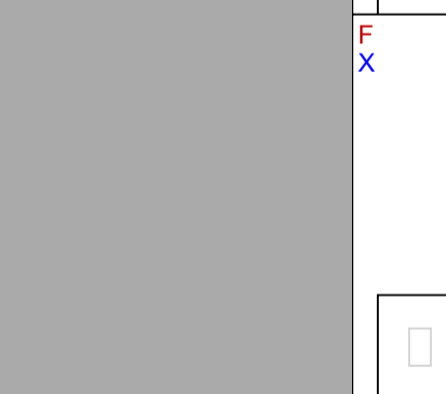

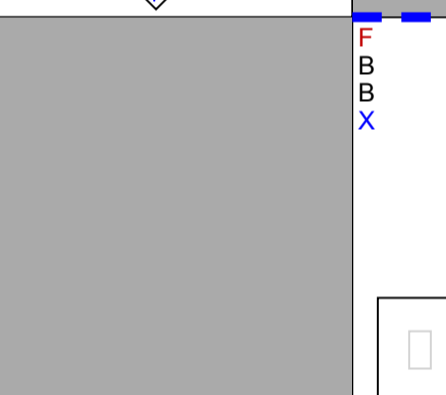
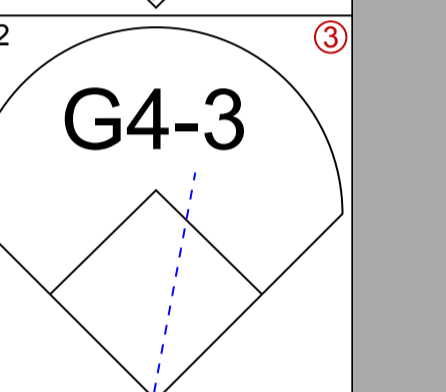
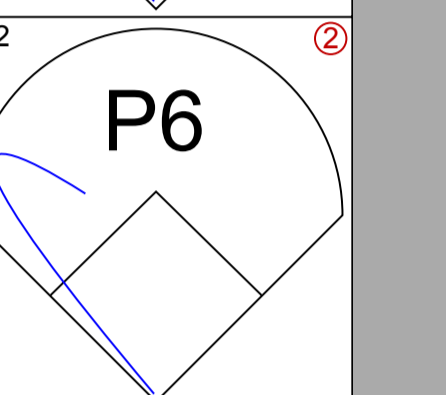
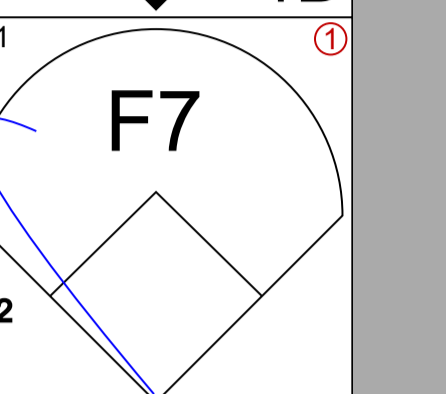
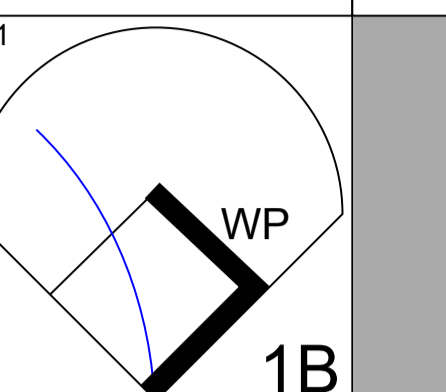
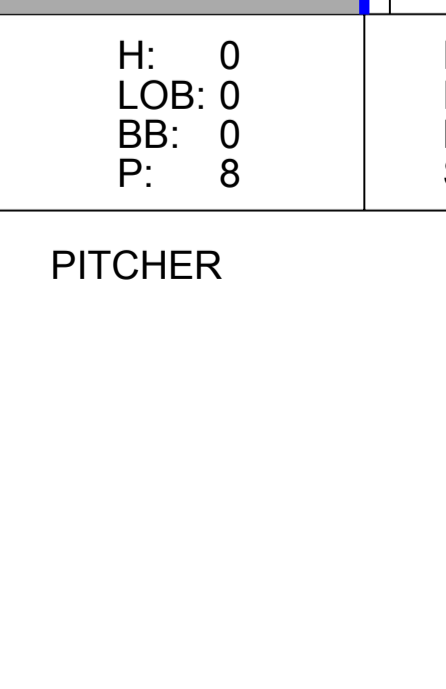
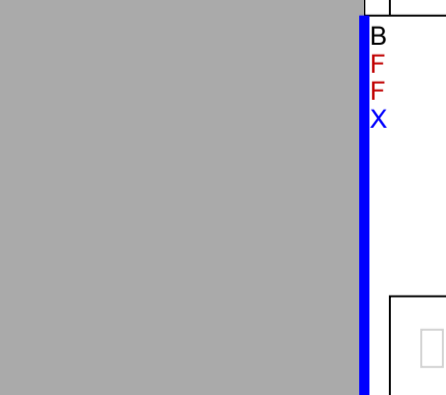
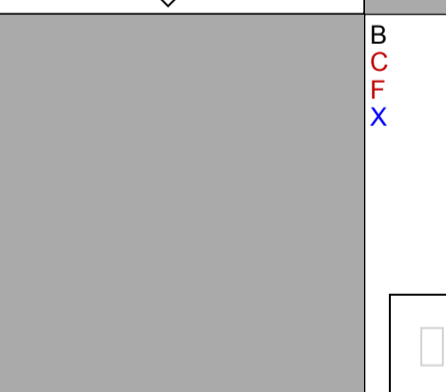
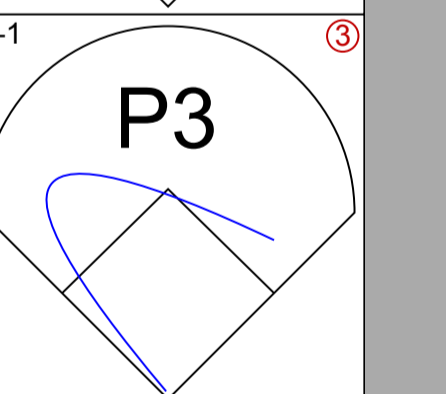
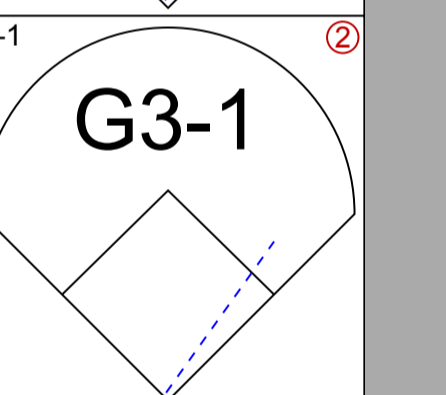
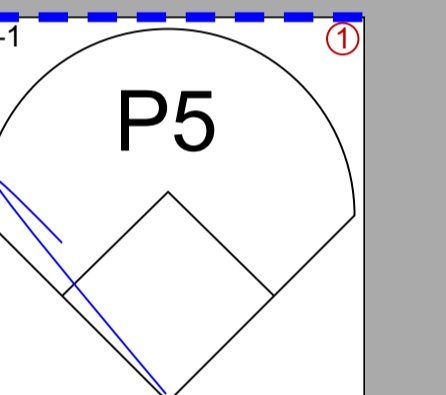

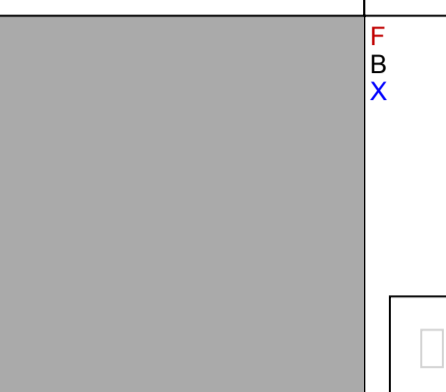
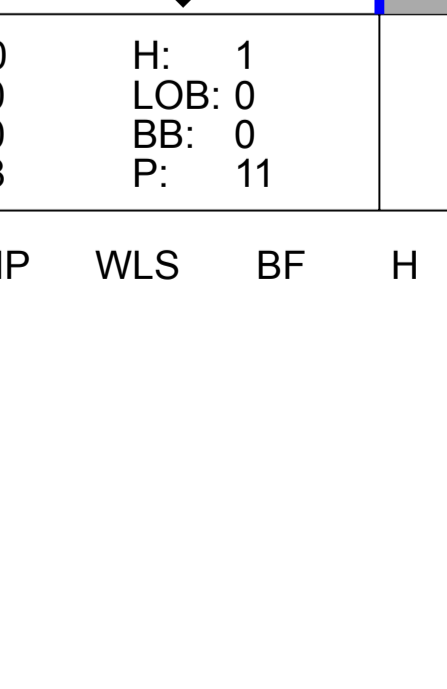
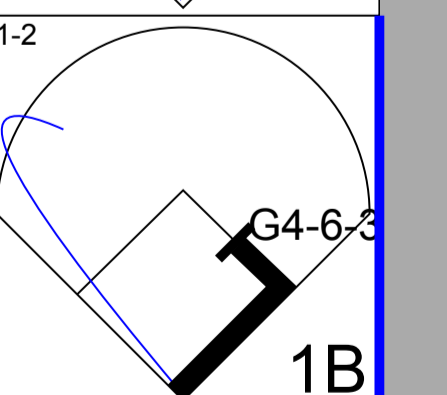
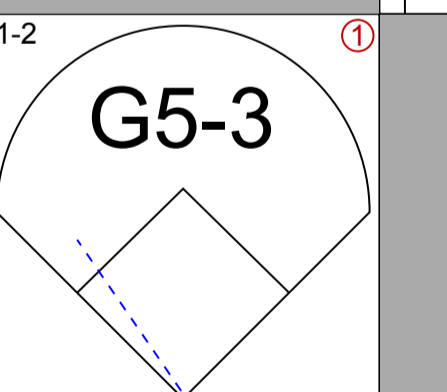
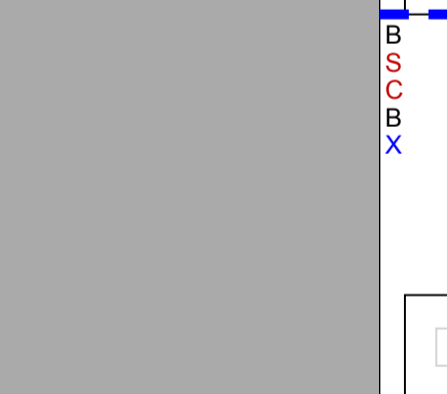


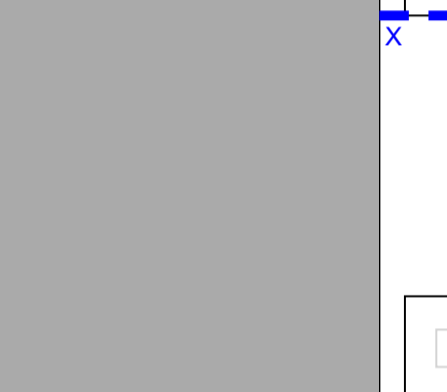

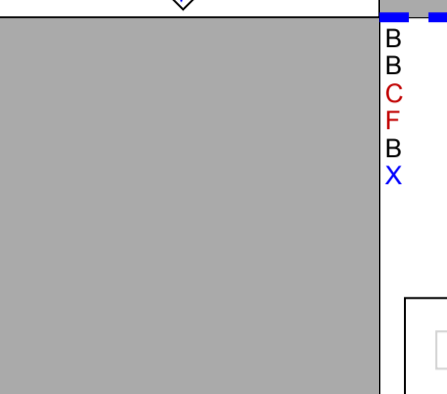
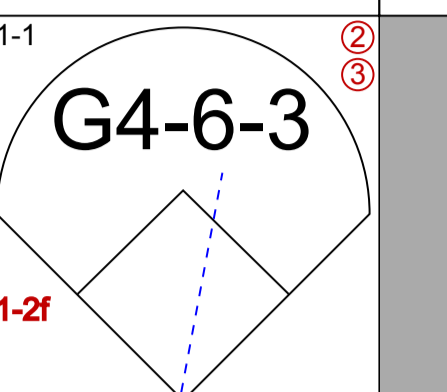
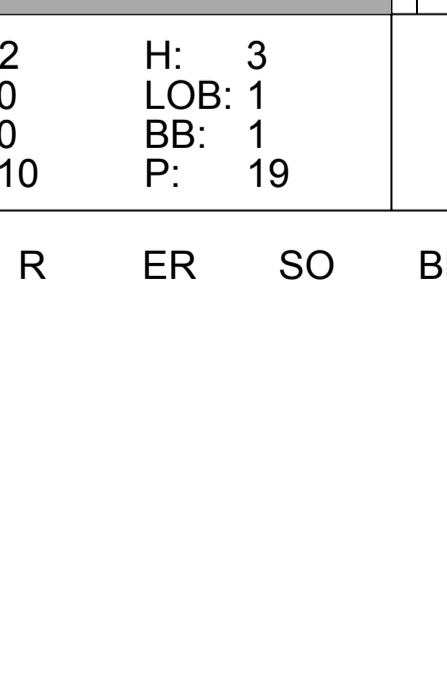

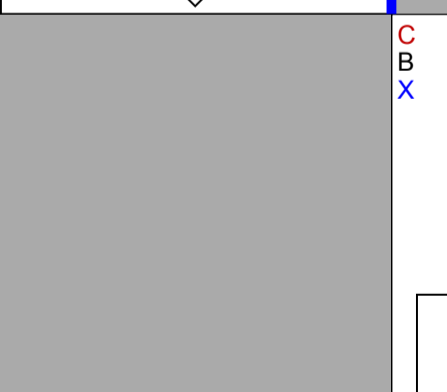
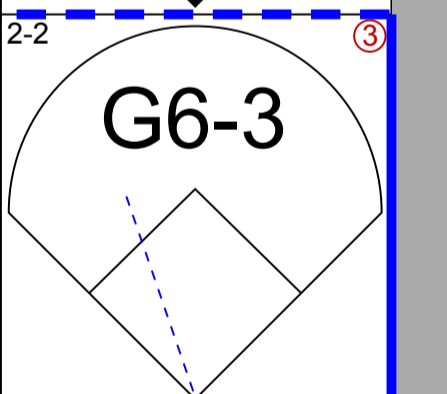
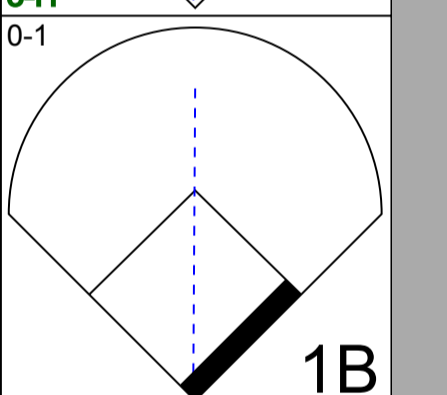
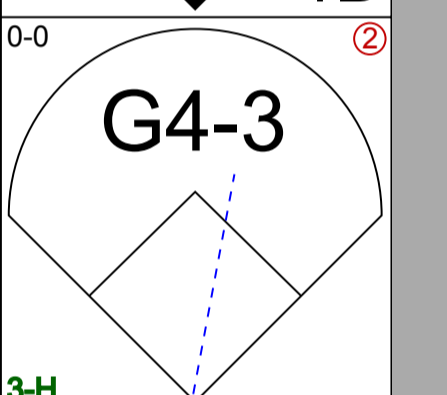
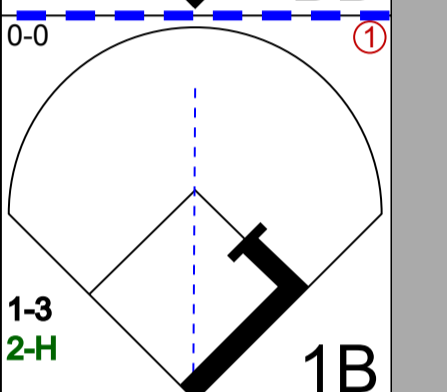
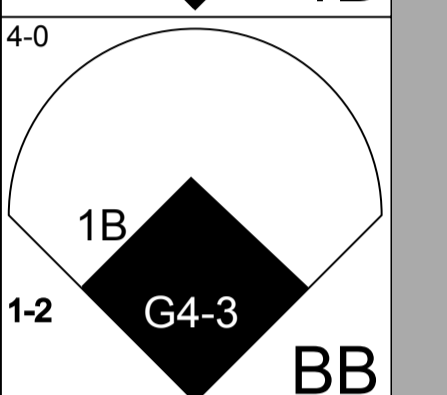
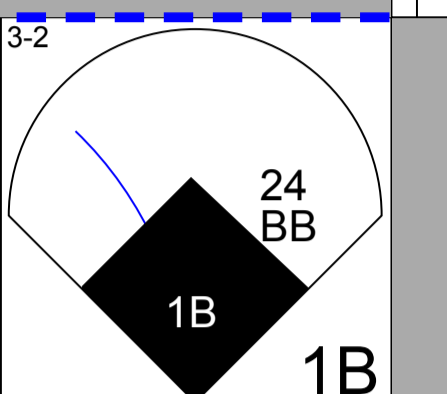

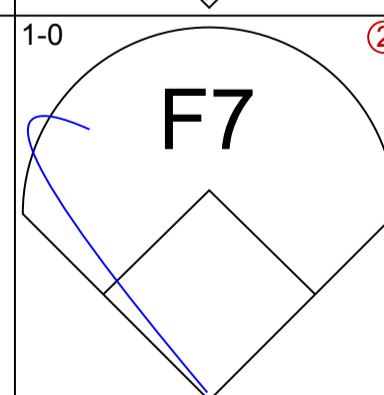
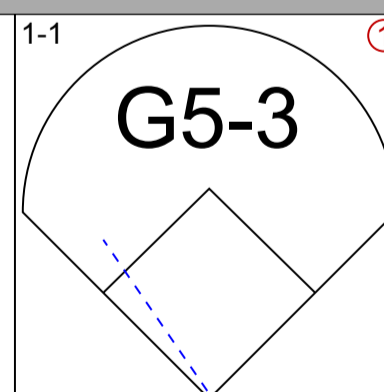

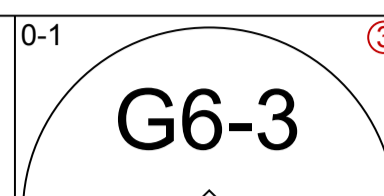
0 0 0 0 0 0 0

0 0 0 0 0 0 0

2 0 1 0 0 0 0

1 0 0 0 0 0 1

1B: 8 SF: 0
2B: 0 SAC: 1
3B: 0 DP: 1
HR: 2 HBP: 0



Batter	1	2	3	4	5	6	7	8	9	AB R H RBI BB SO LOB	TOP											
Dave Roberts, L (1, 7) OBP: 0.400, SLG: 0.241	4-1 S SH5-3 G4-3 BB		2-1 F7			2-2 1B FC6-4 1B			4-1 SH2-4 E G6-3 BB	2 3 1 0 2 0 0	Los Angeles Dodgers @ San Francisco Giants SBC Park, San Francisco, CA Fri Apr 16 2004, 10:20 PM EDT Att. 42,662 - Cloudy - 58 F											
Cesar Izturis, S (1, 6) OBP: 0.293, SLG: 0.275	2-1 SH5-3		0-2 G1-3			2-1 FC6-4 1B		1-0 SH2-4	2 0 1 0 0 0 0													
Milton Bradley, S (1, 8) OBP: 0.364, SLG: 0.421	0-2 G4-3			4-1 G5-4-3 BB		2-2 FC6-4 CS		1-1 G6-3	3 0 0 3 1 0 1													
Robin Ventura, L (1, 3) OBP: 0.300, SLG: 0.400	0-0 F7			0-0 F7		1-0 CS	2-2 F8	1-1 1B	4 0 1 0 0 0 1													
Paul Lo Duca, R (1, 2) OBP: 0.512, SLG: 0.579				2-1 G5-4-3			0-1 2-4 1B	1-2 P6	3 0 1 0 1 0 2													
Juan Encarnacion, R (1, 9) OBP: 0.275, SLG: 0.395					1-0 F9		1-1 F8		3 0 0 0 0 1 2													
Adrián Beltré, R (1, 5) OBP: 0.333, SLG: 0.622					1-2 K		2-0 2-4	0-0 G6-3	3 0 0 0 0 1 1													
Alex Cora, L (1, 4) OBP: 0.241, SLG: 0.370					2-3 K			1-2 G6-3	3 0 0 0 0 1 1													
Odalis Perez, L (1, 1) Eric Gagne, R (9, 1)			1-3 K			0-2 F8		0-0 G4-3	3 0 0 0 0 1 0 0 0 0 0 0 0 0													
Inning Stats	R: 1 E: 0 K: 0 S: 7	H: 0 LOB: 0 BB: 1 P: 13	R: 0 E: 0 K: 1 S: 10	H: 0 LOB: 1 BB: 1 P: 17	R: 0 E: 0 K: 1 S: 8	H: 0 LOB: 0 BB: 0 P: 11	R: 0 E: 0 K: 0 S: 4	H: 0 LOB: 0 BB: 1 P: 10	R: 0 E: 0 K: 2 S: 7	H: 0 LOB: 0 BB: 0 P: 11	R: 1 E: 0 K: 0 S: 12	H: 2 LOB: 0 BB: 0 P: 19	R: 0 E: 0 K: 0 S: 8	H: 1 LOB: 1 BB: 0 P: 13	R: 0 E: 0 K: 0 S: 7	H: 0 LOB: 0 BB: 0 P: 8	R: 1 E: 1 K: 0 S: 10	H: 1 LOB: 1 BB: 1 P: 18	1B: 4 2B: 0 3B: 0 HR: 0	SF: 0 SAC: 2 DP: 1 HBP: 0	WP: 0 PB: 0 SB: 1 CS: 1	PA: 33
PITCHER	IP WLS BF H R ER SO BB IBB HBP BLK WP HR S P ERA WHIP																					
Jason Schmidt, R (1, 1) ERA: 2.57	7.0 L 25 3 2 2 4 3 0 0 0 0 0 0 56 94 2.57 0.857																					
Jason Christiansen, L (8, 1) ERA:	1.0 3 0 0 0 0 0 0 0 0 0 0 0 7 8 0.00 0.000																					
Jim Brower, R (9, 1) ERA: 5.4	1.0 5 1 1 0 0 1 0 0 0 0 0 0 10 18 0.00 2.000																					

livebaseballscorecards.com

AB	26
R	3
H	4
RBI	3
BB	4
SO	4
LOB	8



Batter	1	2	3	4	5	6	7	8	9	AB	R	H	RBI	BB	SO	LOB
Neifi Perez, S OBP: 0.317, SLG: 0.316 (1, 6) C B F X	1-2 L7 ①		1-1 P6 ③			1-0 G5-3 ①		3-3 K ③		4	0	0	0	0	1	0
Jeffrey Hammonds, R OBP: 0.400, SLG: 0.143 (1, 9) B X	1-0 G5-3 ②			0-1 G4-3 ①		2-2 G5-3 ②			4-2 HR BB	3	1	0	0	1	0	0
Marquis Grissom, R OBP: 0.381, SLG: 0.605 (1, 8) C X	0-1 F7 ③			1-3 K ②		1-3 K ③			1-0 F8 ①	4	0	0	0	0	2	1
Barry Bonds, L OBP: 0.590, SLG: 1.000 (1, 7) F B B S S X		2-2 P5 ①		4-2 BB		0-3 K ③			2-2 HR 1-H	3	1	1	2	1	1	1
Pedro Feliz, R OBP: 0.286, SLG: 0.286 (1, 3) S B C T B S S X		2-3 K ②		1-3 SAFE K ③			1-0 F8 ①		2-2 L7 ②	4	0	0	0	0	2	1
Edgardo Alfonzo, R OBP: 0.229, SLG: 0.265 (1, 5) B X T C B S X		2-2 2B			1-0 SH1-3 2B		1-2 G5-3 ②		2-2 G6-3 ③	4	0	2	0	0	0	0
Yorvit Torrealba, R OBP: 0.429, SLG: 0.200 (1, 2) S B C B S X		3-2 G5-3 ③			0-1 SH1-3		0-3 K ③			2	0	0	0	0	1	1
Cody Ransom, R (1, 4) S B C B S X			1-3 K ①		1-0 P3 ②			3-2 P4 ①		3	0	0	0	0	1	1
Jason Schmidt, R (1, 1) F S S			0-3 K ②		3-3 K ③			0-1 G3-1 ②		2	0	0	0	0	2	1
Jason Christiansen, R (8, 1) Dustan Mohr, R OBP: 0.222, SLG: 0.125 (8, PH) Jim Brower, R (9, 1)										0	0	0	0	0	0	0
										1	0	0	0	0	0	0
										0	0	0	0	0	0	0

Inning Stats	R: 0	H: 0	E: 0	K: 0	S: 6	R: 0	H: 1	E: 0	K: 1	S: 12	R: 0	H: 0	E: 0	K: 2	S: 8	R: 0	H: 0	E: 0	K: 2	S: 11	R: 0	H: 1	E: 0	K: 1	S: 7	R: 0	H: 0	E: 0	K: 2	S: 11	R: 0	H: 0	E: 0	K: 1	S: 7	R: 0	H: 0	E: 0	K: 1	S: 8	R: 2	H: 1	E: 0	K: 0	S: 15	1B: 0	SF: 0	2B: 2	SAC: 1	3B: 0	DP: 0	HR: 1	HBP: 0	WP: 1	PA: 33
IP	8.0	WLS	W	28	H	2	R	0	ER	0	SO	10	BB	1	IBB	0	HBP	0	BLK	0	WP	1	HR	0	S	70	P	106	ERA	0.00	WHIP	0.375																							
PITCHER																																																							
IP	1.0	WLS	S	5	H	1	R	2	ER	2	SO	0	BB	1	IBB	0	HBP	0	BLK	0	WP	0	HR	1	S	15	P	26	ERA	18.00	WHIP	2.000																							
PITCHER																																																							

BOTTOM

Los Angeles Dodgers @ San Francisco Giants
SBC Park, San Francisco, CA
 Fri Apr 16 2004, 10:20 PM EDT
 Att. 42,662 - Cloudy - 58 F

livebaseballscorecards.com

AB	30
R	2
H	3
RBI	2
BB	2
SO	10
LOB	6



Batter	1	2	3	4	5	6	7	8	9	AB	R	H	RBI	BB	SO	LOB	TOP										
Dave Roberts, L (1, 7) OBP: 0.378, SLG: 0.212	1-2 G1-3		2-1 F7		2-3 K		4-2 S 1B BB	2-2 L9		4	0	0	0	1	1	2											
Paul Lo Duca, R (1, 2) OBP: 0.542, SLG: 0.605	1-0 G1-5-3 1B		3-1 1B			1-1 HR 1B	0-2 FC6-4 1B		1-2 1B	5	1	4	0	0	0	0											
Milton Bradley, S (1, 8) OBP: 0.367, SLG: 0.512	1-0 G1-5-3		2-1 F8			3-1 HR 1B	0-0 F6		1-0 1B 2B	5	2	2	2	0	0	4											
Shawn Green, L (1, 3) OBP: 0.372, SLG: 0.500	1-1 G4-3			2-2 G4-3		0-0 G4-3	3-3 K		0-3 K	5	0	0	0	0	2	4											
Adrian Beltré, R (1, 5) OBP: 0.341, SLG: 0.595		0-1 G4-6-3 1B		1-2 G5-3		0-1 G6-3	2-1 FC6-4		0-1 1B	5	0	2	1	0	0	2											
Juan Encarnacion, R (1, 9) OBP: 0.273, SLG: 0.366		2-0 G4-6-3 1-2f		1-1 G5-3		4-1 1B BB		2-0 G6-3		3	1	0	0	1	0	1											
José Hernández, R (1, 6) OBP: 0.538, SLG: 0.545		1-1 1B			3-2 FC3-6 1B	1-2 1B 1B		1-0 1B 2B		4	1	4	0	0	0	0											
Alex Cora, L (1, 4) OBP: 0.226, SLG: 0.345		2-3 K			1-0 FC3-6 SH2-4	1-0 1B		1-2 P5		2	0	0	0	0	1	2											
Cesar Izturis, S (5, 6) OBP: 0.302, SLG: 0.286					1-2f	1-3 1B		1-2 1B		2	0	1	1	0	0	1											
Jose Lima, R (1, 1) Jason Grabowski, L (8, PH) Wilson Alvarez, L (6, 1) Robin Ventura, L (8, PH) 37 Darren Dreifort, R (8, 1) Tom Martin, L (8, 1) Guillermo Mota, R (8, 1) Eric Gagne, R (9, 1)			1-1 G1-3		0-2 SH2-4	3-2 G3-1		1-0 1B		1	0	0	0	0	0	0											
Inning Stats	R: 0 E: 0 K: 0 S: 8	H: 1 LOB: 1 BB: 0 P: 12	R: 0 E: 0 K: 1 S: 10	H: 2 LOB: 1 BB: 0 P: 15	R: 0 E: 0 K: 0 S: 8	H: 1 LOB: 1 BB: 0 P: 16	R: 0 E: 0 K: 1 S: 10	H: 0 LOB: 0 BB: 0 P: 12	R: 0 E: 0 K: 1 S: 10	H: 1 LOB: 1 BB: 0 P: 16	R: 3 E: 0 K: 0 S: 17	H: 4 LOB: 2 BB: 1 P: 30	R: 0 E: 0 K: 1 S: 16	H: 1 LOB: 2 BB: 1 P: 25	R: 1 E: 0 K: 0 S: 10	H: 2 LOB: 1 BB: 0 P: 17	R: 1 E: 0 K: 1 S: 12	H: 2 LOB: 1 BB: 0 P: 14	1B: 11 2B: 2 3B: 0 HR: 1	SF: 0 SAC: 1 DP: 1 HBP: 0	WP: 0 PB: 0 SB: 1 CS: 0	PA: 41					
PITCHER	IP	WLS	BF	H	R	ER	SO	BB	IBB	HBP	BLK	WP	HR	S	P	ERA	WHIP										
Kirk Rueter, L (1, 1) ERA: 4.86	5.2	L	25	8	3	3	2	1	0	0	0	0	1	56	92	4.76	1.588										
Jim Brower, R (6, 1) ERA: 5.14	0.1		2	1	0	0	0	0	0	0	0	0	0	5	9	0.00	3.000										
Wayne Franklin, L (7, 1) ERA:	0.2		4	1	0	0	1	1	0	0	0	0	0	14	21	0.00	3.000										
David Aardsma, R (7, 1) ERA: 2.45	0.1		1	0	0	0	0	0	0	0	0	0	0	2	4	0.00	0.000										
Felix Rodriguez, R (8, 1) ERA: 4.76	1.0		5	2	1	1	0	0	0	0	0	0	0	10	17	9.00	2.000										
PITCHER	IP	WLS	BF	H	R	ER	SO	BB	IBB	HBP	BLK	WP	HR	S	P	ERA	WHIP										
Matt Herges, R (9, 1) ERA: 4.5	1.0		4	2	1	1	1	0	0	0	0	0	0	12	14	9.00	2.000										

Los Angeles Dodgers @ San Francisco Giants
SBC Park, San Francisco, CA
Sat Apr 17 2004, 4:05 PM EDT
Att. 42,663 - Cloudy - 57 F

livebaseballscorecards.com

AB	38
R	5
H	14
RBI	5
BB	2
SO	4
LOB	18



Batter	1	2	3	4	5	6	7	8	9	AB	R	H	RBI	BB	SO	LOB
Neifi Perez, S OBP: 0.289, SLG: 0.286 (1, 4)	3-2 G6-3		0-1 F8		0-0 G4-3		2-1 F8		0-1 SH5-4	4	0	0	0	0	0	0
J.T. Snow, L OBP: 0.262, SLG: 0.270 (1, 3)	2-1 G4-3		0-0 2B		1-1 F7			0-0 L9	4-1 BB	4	1	1	0	1	0	0
Marquis Grissom, R OBP: 0.383, SLG: 0.605 (1, 8)	3-2 G6-3		3-2 2B		1-0 1B			1-2 G1-3	0-1 G6-3	5	0	2	1	0	0	2
Barry Bonds, L OBP: 0.605, SLG: 1.067 (1, 7)		4-1 BB	4-0 IBB		1-0 P5			3-1 HR		2	1	1	1	2	0	1
Edgardo Alfonzo, R OBP: 0.256, SLG: 0.250 (1, 5)		0-2 G4-6-3	0-1 P3		4-1 BB			4-0 BB		2	0	0	0	2	0	3
A.J. Pierzynski, L OBP: 0.243, SLG: 0.250 (1, 2)		1-1 2B		0-1 1B		1-2 G6-4-3		1-2 E6		4	1	2	0	0	0	2
Michael Tucker, L OBP: 0.316, SLG: 0.286 (1, 9)		4-1 BB		0-0 1B		1-2 K		2-3 K		2	0	1	0	1	1	0
David Aardsma, R (7, 1)										0	0	0	0	0	0	0
Felix Rodriguez, R (8, 1)										0	0	0	0	0	0	0
Ray Durham, S (8, PH)										1	0	0	0	0	1	2
Matt Herges, L (9, 1)										0	0	0	0	0	0	0
Cody Ransom, R (1, 6)		3-3 K		3-2 G5-4-3		2-3 K			0-1 HR	2	0	0	0	0	1	3
Pedro Feliz, R (7, PH)				1-1 G4-3						2	1	1	1	0	1	0
Kirk Rueter, L (1, 1)			1-3 K							0	0	0	0	0	1	0
Jim Brower, R (6, 1)										0	0	0	0	0	0	0
Wayne Franklin, L (7, 1)										0	0	0	0	0	0	0
Jeffrey Hammonds, R (7, 9)										1	0	0	0	1	0	0


Inning Stats	R: 0	H: 0	E: 0	K: 0	S: 8	H: 0	LOB: 0	BB: 0	P: 16	R: 0	H: 1	E: 0	K: 1	S: 11	H: 1	LOB: 2	BB: 2	P: 23	R: 1	H: 2	E: 0	K: 1	S: 11	H: 2	LOB: 2	BB: 1	P: 19	R: 1	H: 2	E: 0	K: 0	S: 9	H: 1	LOB: 1	BB: 0	P: 8	R: 0	H: 0	E: 0	K: 1	S: 8	H: 0	LOB: 0	BB: 1	P: 14	R: 0	H: 0	E: 0	K: 1	S: 9	H: 0	LOB: 0	BB: 0	P: 15	R: 1	H: 1	E: 1	K: 1	S: 13	H: 1	LOB: 2	BB: 1	P: 24	R: 1	H: 1	E: 0	K: 0	S: 8	H: 1	LOB: 1	BB: 2	P: 16	1B: 3	2B: 3	3B: 0	HR: 2	SF: 0	SAC: 1	DP: 4	HBP: 0	WP: 0	HR: 1	S: 8	P: 16	ERA: 9.00	WHIP: 3.000
--------------	------	------	------	------	------	------	--------	-------	-------	------	------	------	------	-------	------	--------	-------	-------	------	------	------	------	-------	------	--------	-------	-------	------	------	------	------	------	------	--------	-------	------	------	------	------	------	------	------	--------	-------	-------	------	------	------	------	------	------	--------	-------	-------	------	------	------	------	-------	------	--------	-------	-------	------	------	------	------	------	------	--------	-------	-------	-------	-------	-------	-------	-------	--------	-------	--------	-------	-------	------	-------	-----------	-------------

PITCHER	IP	WLS	BF	H	R	ER	SO	BB	IBB	HBP	BLK	WP	HR	S	P	ERA	WHIP
Jose Lima, R (1, 1) ERA: 3.86	5.0	W	22	6	2	2	2	2	2	1	0	0	0	44	79	3.60	1.600
Wilson Alvarez, L (6, 1) ERA: 1.0	2.0	H	6	0	0	0	2	1	0	0	0	0	0	17	29	0.00	0.500
37 Darren Dreifort, R (8, 1) ERA: 5.79	0.2	H	4	1	1	1	0	1	0	0	0	0	1	7	15	13.50	3.000
Tom Martin, L (8, 1) ERA: 13.5	0.0		1	0	0	0	0	0	0	0	0	0	0	3	4	∞	∞
Guillermo Mota, R (8, 1) ERA:	0.1	H	1	0	0	0	1	0	0	0	0	0	0	3	5	0.00	0.000

Los Angeles Dodgers @ San Francisco Giants
SBC Park, San Francisco, CA
 Sat Apr 17 2004, 4:05 PM EDT
 Att: 42,663 - Cloudy - 57 F

AB	31
R	4
H	8
RBI	3
BB	7
SO	5
LOB	13

WP: 0 PA: 39
 PB: 0
 SB: 0
 CS: 0



PITCHER	IP	WLS	BF	H	R	ER	SO	BB	IBB	HBP	BLK	WP	HR	S	P	ERA	WHIP
Eric Gagne, R (9, 1) ERA: 4.26	1.0	S	5	1	1	1	0	2	0	0	0	0	0	8	16	9.00	3.000

Batter	1	2	3	4	5	6	7	8	9	AB R H RBI BB SO LOB	TOP											
Dave Roberts, L (1, 7) OBP: 0.420, SLG: 0.250	1-2 FC6-4 1B		4-1 WP BB		0-1 1B			0-0 B1-3		3 1 2 0 2 0 0												
Cesar Izturis, S (1, 6) OBP: 0.292, SLG: 0.298	1-1 FC6-4 1-2f		1-0 F8		0-1 HR 2B			2-2 G6-3		5 1 1 1 0 0 5												
Milton Bradley, S (1, 8) OBP: 0.352, SLG: 0.468	2-0 F7		2-1 G4-3		2-2 G3	2-3 K		4-1 1B BB		4 0 0 0 1 1 3												
Shawn Green, L (1, 3) OBP: 0.417, SLG: 0.537	0-0 G4-3			2-2 1B 2B	4-0 HR IBB	4-0 BB		1-2 1-3 1B		3 2 2 0 2 0 1												
Adrián Beltré, R (1, 5) OBP: 0.367, SLG: 0.681		1-1 2B		1-2 G5-3 1B	2-1 HR	2-3 K		1-2 P2		5 1 3 3 0 1 3												
Juan Encarnacion, R (1, 9) OBP: 0.286, SLG: 0.435		1-2 P2		2-2 G5-3 1B	1-1 HR	2-2 L8		2-2 G6-3		5 1 2 2 0 0 2												
David Ross, R (1, 2) OBP: 0.222, SLG: 0.556		0-0 G6-3		2-0 G5-3	0-0 HR		2-2 F7		0-2 G6-3	5 1 1 1 0 0 3												
Alex Cora, L (1, 4) OBP: 0.250, SLG: 0.333		0-3 K		1-3 K	0-1 2B 1B		2-0 G5-6-3 HBP		0-0 G3	4 0 1 0 0 2 2												
Jeff Weaver, R (1, 1) OBP: 0.333, SLG: 0.500			1-2 G4-3		0-1 G5-3		0-0 G5-6-3			3 0 1 0 0 0 0												
Duaner Sanchez, R (6, 1)										1 0 0 0 0 0 1												
Tom Martin, L (7, 1)										0 0 0 0 0 0 0												
37 Darren Dreifort, R (8, 1)										0 0 0 0 0 0 0												
Eric Gagne, R (9, 1)										0 0 0 0 0 0 0												
Inning Stats	R: 0 E: 0 K: 0 S: 7	H: 1 LOB: 1 BB: 0 P: 11	R: 0 E: 0 K: 1 S: 9	H: 1 LOB: 1 BB: 0 P: 11	R: 0 E: 0 K: 0 S: 7	H: 0 LOB: 1 BB: 1 P: 15	R: 1 E: 0 K: 1 S: 14	H: 3 LOB: 1 BB: 0 P: 22	R: 6 E: 0 K: 0 S: 22	H: 7 LOB: 3 BB: 2 P: 37	R: 0 E: 0 K: 2 S: 11	H: 0 LOB: 1 BB: 1 P: 21	R: 0 E: 0 K: 0 S: 5	H: 0 LOB: 0 BB: 0 P: 9	R: 0 E: 0 K: 0 S: 15	H: 1 LOB: 2 BB: 1 P: 23	R: 0 E: 0 K: 0 S: 8	H: 0 LOB: 0 BB: 0 P: 10	1B: 6 2B: 4 3B: 0 HR: 3	SF: 0 SAC: 0 DP: 2 HBP: 1	WP: 1 PB: 0 SB: 0 CS: 0	PA: 44
PITCHER	IP WLS BF H R ER SO BB IBB HBP BLK WP HR S P ERA WHIP																					
Brett Tomko, R (1, 1) ERA: 7.98	4.2 L 26 11 7 7 2 1 1 0 0 1 3 54 87 13.50 2.571																					
David Aardsma, R (5, 1) ERA: 1.8	1.1 7 1 0 0 2 2 0 0 0 0 0 16 30 0.00 2.250																					
Jason Christiansen, L (7, 1) ERA:	1.2 7 1 0 0 0 1 0 1 0 0 0 17 28 0.00 1.200																					
Felix Rodriguez, R (8, 1) ERA: 4.5	0.1 1 0 0 0 0 0 0 0 0 0 0 3 4 0.00 0.000																					
Matt Herges, R (9, 1) ERA: 4.0	1.0 3 0 0 0 0 0 0 0 0 0 0 8 10 0.00 0.000																					

Los Angeles Dodgers @ San Francisco Giants
SBC Park, San Francisco, CA
Sun Apr 18 2004, 4:05 PM EDT
Att. 42,377 - Overcast - 55 F

livebaseballscorecards.com

AB	38
R	7
H	13
RBI	7
BB	5
SO	4
LOB	20



Batter	1	2	3	4	5	6	7	8	9	AB R H RBI BB SO LOB	TOP	
Dave Roberts, L (1, 7) OBP: 0.389, SLG: 0.225 Jason Grabowski, L (9, PH) OBP: 0.111, SLG: 0.111	2-1 F8		2-3 K			0-0 G3-4	1-0 G4-3		1-3 K	4 0 0 0 0 1 2 1 0 0 0 0 1 3		
Cesar Izturis, S (1, 6) OBP: 0.288, SLG: 0.294	1-0 G2-3			3-2 FC5-4 1B		1-1 G6-3		1-1 G6-3		4 0 1 0 0 0 0		
Milton Bradley, S (1, 8) OBP: 0.345, SLG: 0.451	2-1 G1-3			0-0 FC5-4 1-2f		1-0 1B 1B		2-2 G4-3		4 0 1 0 0 0 1		
Shawn Green, L (1, 3) OBP: 0.404, SLG: 0.511		2-1 G4-3		3-3 K		1-1 1B 1B		2-3 K		4 0 1 0 0 2 1		
Paul Lo Duca, R (1, 2) OBP: 0.500, SLG: 0.553		2-2 L6		2-1 G5-3 1-2		0-2 G3			2-1 L7	4 0 0 0 0 0 3		
Juan Encarnacion, R (1, 9) OBP: 0.264, SLG: 0.400		0-3 K			0-0 E3 PB		1-1 F8		1-0 G6-3	4 0 0 0 0 1 0		
Adrián Beltré, R (1, 5) OBP: 0.377, SLG: 0.725			1-3 K		3-3 K		3-1 HR		0-1 2B 1B	4 1 2 1 0 2 1		
José Hernández, R (1, 4) OBP: 0.529, SLG: 0.600			1-0 1B		1-2 F8		1-0 G6-3		2-1 2B	4 0 2 0 0 0 1		
Kaz Ishii, L (1, 1) OBP: 0.167, SLG: 0.167 Chin-Feng Chen, R (5, PH) Duaner Sanchez, R (5, 1) Olmedo Saenz, R (7, PH) 37 Darren Dreifort, R (7, 1) Guillermo Mota, R (8, 1) Robin Ventura, L (9, PH) OBP: 0.417, SLG: 0.455			0-3 K		3-3 K		0-2 2B		4-2 BB	1 0 0 0 0 0 1 1 1 0 0 0 0 0 1 1 0 0 0 0 0 0 0 0 1 0 0 1 0 1 0 0		
Inning Stats	R: 0 E: 0 K: 0 S: 5 H: 0 LOB: 0 BB: 0 P: 10	R: 0 E: 0 K: 1 S: 9 H: 0 LOB: 0 BB: 0 P: 13	R: 0 E: 0 K: 3 S: 10 H: 1 LOB: 1 BB: 0 P: 14	R: 0 E: 0 K: 1 S: 14 H: 1 LOB: 1 BB: 0 P: 22	R: 0 E: 1 K: 2 S: 15 H: 0 LOB: 1 BB: 0 P: 22	R: 0 E: 0 K: 0 S: 9 H: 2 LOB: 2 BB: 0 P: 12	R: 1 E: 0 K: 0 S: 9 H: 2 LOB: 1 BB: 0 P: 15	R: 0 E: 0 K: 1 S: 11 H: 0 LOB: 0 BB: 0 P: 16	R: 0 E: 0 K: 1 S: 12 H: 2 LOB: 3 BB: 1 P: 22	1B: 5 2B: 2 3B: 0 HR: 1 SF: 0 SAC: 0 DP: 0 HBP: 0	WP: 0 PB: 1 SB: 1 CS: 0 PA: 37	
PITCHER	IP WLS BF H R ER SO BB IBB HBP BLK WP HR S P ERA WHIP											
Joe Kennedy, L (1, 1) ERA: 2.84	7.0 W 28 6 1 1 7 0 0 0 0 0 0 1 71 108 1.29 0.857											
Tim Harikkala, R (8, 1) ERA:	1.0 3 0 0 0 1 0 0 0 0 0 0 0 11 16 0.00 0.000											
Turk Wendell, R (9, 1) ERA: 7.5	1.0 6 2 0 0 1 1 0 0 0 0 0 0 12 22 0.00 3.000											

Los Angeles Dodgers @ Colorado Rockies
Coors Field, Denver, CO
Tue Apr 20 2004, 7:05 PM MDT
Att. 22,169 - Cloudy - 63 F

AB	36
R	1
H	8
RBI	1
BB	1
SO	9
LOB	14



BOTTOM

Los Angeles Dodgers @ Colorado Rockies
Coors Field, Denver, CO

livebaseballscores.com

AB	34
R	4
H	10
RBI	4
BB	4
SO	6
LOB	21



WP:	1	PA:	40
PB:	1		
SB:	0		
CS:	0		

Wed Apr 21 2004, 7:05 PM MDT
Att: 21,685 - Overcast - 37 F

AB	R	H	RBI	BB	SO	LOB
4	0	2	1	0	0	0
0	0	0	0	0	0	0
0	0	0	0	0	0	0
1	0	1	0	0	0	0
4	1	1	0	1	1	2
4	0	0	0	1	0	4
5	0	1	1	0	3	5
4	0	1	0	0	1	1
4	1	2	0	0	1	0
3	0	0	0	1	0	3
2	1	1	1	1	0	2
1	0	0	0	0	0	2
0	0	0	0	0	0	0
0	0	0	0	0	0	0
2	1	1	1	0	0	2

1B	SF	2B	SAC	3B	DP	HR	HBP
5	1	4	1	0	1	1	0
4	0	0	0	0	0	0	0
3	0	0	0	0	0	0	0
2	0	0	0	0	0	0	0
1	0	0	0	0	0	0	0
0	0	0	0	0	0	0	0
0	0	0	0	0	0	0	0
1	0	0	0	0	0	0	0

R	H	ER	SO	BB	IBB	HBP	BLK	WP	HR	S	P	ERA	WHIP
0	0	0	0	0	0	0	0	0	0	0	0	6.00	1.833
0	0	0	0	0	0	0	0	0	0	0	0	0.00	1.000
0	0	0	0	0	0	0	0	0	0	0	0	0.00	1.000

IP	WLS	BF	H	R	ER	SO	BB	IBB	HBP	BLK	WP	HR	S	P	ERA	WHIP
6.0	0	28	9	4	4	2	2	0	0	0	1	1	60	104	6.00	1.833
2.0	0	8	0	0	0	2	2	0	0	0	0	0	16	30	0.00	1.000
1.0	0	4	1	0	0	2	0	0	0	0	0	0	17	23	0.00	1.000

PITCHER	IP	WLS	BF	H	R	ER	SO	BB	IBB	HBP	BLK	WP	HR	S	P	ERA	WHIP
Hideo Nomo, R	(1, 1)	6.0	28	9	4	4	2	2	0	0	0	1	1	60	104	6.00	1.833
37 Darren Dreifort, R	(7, 1)	2.0	8	0	0	0	2	2	0	0	0	0	0	16	30	0.00	1.000
Tom Martin, L	(9, 1)	1.0	4	1	0	0	2	0	0	0	0	0	0	17	23	0.00	1.000

R	H	ER	SO	BB	IBB	HBP	BLK	WP	HR	S	P	ERA	WHIP
2	2	0	2	0	0	0	0	0	0	0	0	0.00	1.000
0	0	0	0	0	0	0	0	0	0	0	0	0.00	1.000

R	H	ER	SO	BB	IBB	HBP	BLK	WP	HR	S	P	ERA	WHIP
0	0	0	0	0	0	0	0	0	0	0	0	0.00	1.000
0	0	0	0	0	0	0	0	0	0	0	0	0.00	1.000

R	H	ER	SO	BB	IBB	HBP	BLK	WP	HR	S	P	ERA	WHIP
0	0	0	0	0	0	0	0	0	0	0	0	0.00	1.000
0	0	0	0	0	0	0	0	0	0	0	0	0.00	1.000

R	H	ER	SO	BB	IBB	HBP	BLK	WP	HR	S	P	ERA	WHIP
0	0	0	0	0	0	0	0	0	0	0	0	0.00	1.000
0	0	0	0	0	0	0	0	0	0	0	0	0.00	1.000

R	H	ER	SO	BB	IBB	HBP	BLK	WP	HR	S	P	ERA	WHIP
0	0	0	0	0	0	0	0	0	0	0	0	0.00	1.000
0	0	0	0	0	0	0	0	0	0	0	0	0.00	1.000

R	H	ER	SO	BB	IBB	HBP	BLK	WP	HR	S	P	ERA	WHIP
0	0	0	0	0	0	0	0	0	0	0	0	0.00	1.000
0	0	0	0	0	0	0	0	0	0	0	0	0.00	1.000

Batter	1	2	3	4	5	6	7	8	9													
Aaron Miles, S OBP: 0.333, SLG: 0.522	1-1 FC4-6 1B		1-2 G5-3 1B		3-2 G6-3	1-0 G5-3			2-2 G4-3 2B													
Vladimir Nunez, R (7, 1)																						
Turk Wendell, L (9, 1)																						
Rene Reyes, S OBP: 0.323, SLG: 0.269																						
Denny Hocking, S OBP: 0.348, SLG: 0.364	2-0 FC4-6 1B		2-1 G5-3		4-0 G1-3 2B		0-1 G3-1		1-3 K													
17 Todd Helton, L OBP: 0.492, SLG: 0.654	0-1 FC4-6 1B		4-0 BB		3-2 G1-3		0-0 G1-3		3-2 G4-3													
Vinny Castilla, R OBP: 0.371, SLG: 0.654	1-1 G1-4-3		0-3 K		0-0 2B		2-3 K		0-3 K													
Jeremy Burnitz, L OBP: 0.446, SLG: 0.628		1-2 F7		2-0 F9 1B	3-1 F9			1-3 K														
5 Matt Holliday, R OBP: 0.474, SLG: 0.500		1-3 K2-3		2-1 WP 1B		0-1 G3-1 2B		2-0 G4-3														
Mark Sweeney, L OBP: 0.250, SLG: 0.278		3-2 G4-3		3-1 F9		0-0 G3-1		4-2 PB BB														
Todd Greene, R OBP: 0.292, SLG: 0.500			1-1 SH2-4 2B	0-1 P3		2-0 SF8		4-2 BB														
Scott Elarton, R Javier López, L Steve Reed, R Luis Gonzalez, R OBP: 0.273, SLG: 0.452			1-0 SH2-4	2-2 P2		1-1 HR		1-1 L4														
Inning Stats	R: 0 E: 0 K: 0 S: 7	H: 2 LOB: 1 BB: 0 P: 11	R: 0 E: 0 K: 1 S: 13	H: 0 LOB: 0 BB: 0 P: 18	R: 1 E: 0 K: 1 S: 11	H: 2 LOB: 2 BB: 1 P: 20	R: 0 E: 0 K: 0 S: 13	H: 2 LOB: 2 BB: 0 P: 22	R: 1 E: 0 K: 0 S: 9	H: 1 LOB: 1 BB: 1 P: 22	R: 2 E: 0 K: 0 S: 7	H: 2 LOB: 0 BB: 0 P: 11	R: 0 E: 0 K: 1 S: 6	H: 0 LOB: 0 BB: 0 P: 8	R: 0 E: 0 K: 1 S: 10	H: 0 LOB: 2 BB: 2 P: 22	R: 0 E: 0 K: 2 S: 17	H: 1 LOB: 1 BB: 0 P: 23	1B: 5 2B: 4 3B: 0 HR: 1	SF: 1 SAC: 1 DP: 1 HBP: 0	WP: 1 PB: 1 SB: 0 CS: 0	PA: 40

Batter	1	2	3	4	5	6	7	8	9	AB R H RBI BB SO LOB	TOP
Alex Cora, L (1, 4) OBP: 0.250, SLG: 0.300	0-2 G6-3		1-2 G6-4-3			1-1 F7				3 0 0 0 0 0 1	Los Angeles Dodgers @ Colorado Rockies Coors Field, Denver, CO Thu Apr 22 2004, 1:05 PM MDT Att. 19,667 - Overcast - 42 F
Paul Lo Duca, R (1, 7) OBP: 0.500, SLG: 0.574	2-1 G6-3			2-2 G3 1B		2-2 G6-3				3 1 1 0 0 0 0	
Milton Bradley, S (1, 8) OBP: 0.348, SLG: 0.448	1-1 F7			1-3 K		1-2 G4-3				3 0 0 0 0 1 1	
Shawn Green, L (1, 3) OBP: 0.390, SLG: 0.460		2-1 P5		3-1 G3						2 0 0 0 0 0 1	
Adrian Beltré, R (1, 5) OBP: 0.383, SLG: 0.741		2-2 E6		0-1 S 2-H 1B						2 0 1 1 0 0 0	
Juan Encarnacion, R (1, 9) OBP: 0.267, SLG: 0.375		2-1 F8 SAFE SAFE		3-2 P4						2 0 0 0 0 0 2	
José Hernández, R (1, 6) OBP: 0.474, SLG: 0.529		2-3 K SAFE			0-0 P3					2 0 0 0 0 1 1	
David Ross, R (1, 2) OBP: 0.182, SLG: 0.455			3-2 F8		1-2 P3					2 0 0 0 0 0 0	
Jose Lima, R (1, 1) Wilson Alvarez, L (4, 1)			4-1 G6-4-3 BB		3-2 G1-6-3					0 0 0 0 1 0 0 1 0 0 0 0 0 0	
Inning Stats	R: 0 H: 0 E: 0 LOB: 0 K: 0 BB: 0 S: 8 P: 11	R: 0 H: 0 E: 1 LOB: 1 K: 1 BB: 0 S: 11 P: 19	R: 0 H: 0 E: 0 LOB: 0 K: 0 BB: 1 S: 7 P: 15	R: 1 H: 2 E: 0 LOB: 1 K: 1 BB: 0 S: 14 P: 23	R: 0 H: 0 E: 0 LOB: 0 K: 0 BB: 0 S: 8 P: 12	R: 0 H: 0 E: 0 LOB: 0 K: 0 BB: 0 S: 9 P: 13				1B: 2 SF: 0 2B: 0 SAC: 0 3B: 0 DP: 1 HR: 0 HBP: 0	
PITCHER Shawn Estes, L (1, 1) ERA: 3.7	IP WLS BF H R ER SO BB IBB HBP BLK WP HR S P ERA WHIP	6.0 W 21 2 1 1 2 1 0 0 0 0 0 0 57 93 1.50 0.500				PITCHER IP WLS BF H R ER SO BB IBB HBP BLK WP HR S P ERA WHIP					

AB	20
R	1
H	2
RBI	1
BB	1
SO	2
LOB	6




Batter	1	2	3	4	5	6	7	8	9	AB R H RBI BB SO LOB
Luis Gonzalez, R OBP: 0.243, SLG: 0.400 (1, 4)	3-2 F9	2-1 E6		1-2 F8		3-2 F9				4 0 0 0 0 0 0
Royce Clayton, R OBP: 0.373, SLG: 0.321 (1, 6)	2-2 K	0-0 3-H		0-0 F9		1-1				4 0 2 0 0 1 0
17 Todd Helton, L OBP: 0.493, SLG: 0.636 (1, 3)	4-1 PO BB	3-2 F7		2-2 1B		3-3 K				3 0 1 0 1 1 3
Vinny Castilla, R OBP: 0.400, SLG: 0.727 (1, 5)	2-2 PO	1-1 HR	2-2 G4-3	2-2 1B						3 2 3 1 0 0 0
Jeremy Burnitz, L OBP: 0.458, SLG: 0.644 (1, 9)		4-1 5 2B BB	0-0 G4-3	0-0 F8						2 2 1 0 1 0 2
Charles Johnson, R OBP: 0.429, SLG: 0.778 (1, 2)		1-1 E5	1-1 G4-3		1-2 K					3 1 0 1 0 1 2
5 Matt Holliday, R OBP: 0.500, SLG: 0.737 (1, 7)		0-0 G6-3	3-1 HR		3-3 K					3 2 2 3 0 1 0
Rene Reyes, S OBP: 0.294, SLG: 0.241 (1, 8)		3-3 K	2-2 P6		1-0 G4-3					3 0 0 0 0 1 2
Shawn Estes, R (1, 1)		0-2 G6-3	0-2 G5-3			0-2 G5-3				3 0 0 1 0 0 1

Inning Stats	R: 0	H: 0	E: 0	LOB: 0	K: 1	P: 11	R: 4	H: 3	E: 2	LOB: 2	K: 1	P: 19	R: 3	H: 3	E: 0	LOB: 0	K: 0	P: 17	R: 0	H: 2	E: 0	LOB: 2	K: 0	P: 15	R: 0	H: 0	E: 0	LOB: 0	K: 2	P: 7	R: 0	H: 1	E: 0	LOB: 1	K: 1	P: 16
	SF: 0	BB: 1		BB: 1		BB: 1	BB: 1	BB: 1		BB: 0		BB: 0	BB: 0	BB: 0		BB: 0		BB: 0		BB: 0		BB: 0		BB: 0		BB: 0		BB: 0		BB: 0		BB: 0		BB: 0		BB: 0

PITCHER	IP	WLS	BF	H	R	ER	SO	BB	IBB	HBP	BLK	WP	HR	S	P	ERA	WHIP
Jose Lima, R (1, 1)	3.0	L	18	6	7	5	2	2	0	0	0	0	2	47	80	15.00	2.667
Wilson Alvarez, L (4, 1)	3.0		12	3	0	0	3	0	0	0	0	0	0	38	55	0.00	1.000

Los Angeles Dodgers @ Colorado Rockies
Coors Field, Denver, CO
 Thu Apr 22 2004, 1:05 PM MDT
 Att. 19,667 - Overcast - 42 F

AB 28
 R 7
 H 9
 RBI 6
 BB 2
 SO 5
 LOB 10



WP	HR	S	P	ERA	WHIP
0	0	0	31		

Batter	1	2	3	4	5	6	7	8	9	10	11	12	AB	R	H	RBI	BB	SO	LOB
Dave Roberts, L OBP: 0.400, SLG: 0.265 (1, 7)	3-2 G6-3		1-2 G4-3		3-3 K		3-2 G3		1-1 G1-3		2-2 G1-3		6	0	0	0	0	1	0
Cesar Izturis, S OBP: 0.317, SLG: 0.317 (1, 6)	1-0 G6-3		0-2 FC5-4 1B		4-0 HR BB		0-1 G3-1		0-1 F8		1-2 1B 2B		5	2	2	0	1	0	0
Milton Bradley, S OBP: 0.347, SLG: 0.429 (1, 8)	2-3 K		0-1 FC5-4 1-2f		2-2 P5		4-2 BB BB		3-2 G5-3		1-1 2-H 1B		5	0	1	1	1	1	2
Shawn Green, L OBP: 0.391, SLG: 0.500 (1, 3)		1-0 G6-3	1-0 G3		2-2 1-H HR		4-2 1-2 BB			0-0 F9			4	1	1	2	1	0	1
Paul Lo Duca, R OBP: 0.492, SLG: 0.586 (1, 2)		4-1 1B BB		0-2 3B 3B		3-2 G6-3		2-2 L4		0-1 G6-3			4	2	1	0	1	0	2
Juan Encarnacion, R OBP: 0.292, SLG: 0.428 (1, 9)		1-1 1B 1-2 1B		2-0 FC5-5 3-H 3B		1-1 P6		0-1 1B		2-2 E1			5	0	3	1	0	0	0
Adrian Beltré, R OBP: 0.369, SLG: 0.714 37 Darren Dreifort, R (11, 1)		1-0 P2		2-1 FC5-2-5 G6-3 3-H 3B		1-1 G4-3 2B		2-0 F7		1-1 F9			5	0	1	0	0	0	5
Alex Cora, L OBP: 0.245, SLG: 0.289 (1, 4)		1-2 1-2 2-H 1B		1-1 G6-3 2-3		0-1 G4-3		2-2 P5		3-2 F8			5	0	1	1	0	0	3
Odalis Perez, L Jason Grabowski, L Guillermo Mota, R Tom Martin, L Robin Ventura, L Eric Gagne, R José Hernández, R (1, 1) (6, PH) (7, 1) (8, 1) (8, PH) (9, 1) (11, 5)		0-3 K		0-1 F8		0-3 K		2-2 F8		2-1 G6-3			2	0	0	0	0	1	3


Inning Stats	R: 0	H: 0	E: 0	K: 1	S: 8	LOB: 0	BB: 0	P: 14	R: 1	H: 2	E: 0	K: 1	S: 11	LOB: 2	BB: 1	P: 19	R: 0	H: 1	E: 1	K: 0	S: 10	LOB: 1	BB: 0	P: 12	R: 1	H: 2	E: 0	K: 0	S: 10	LOB: 1	BB: 0	P: 15	R: 2	H: 1	E: 0	K: 1	S: 12	LOB: 0	BB: 1	P: 26	R: 0	H: 1	E: 0	K: 1	S: 9	LOB: 1	BB: 0	P: 11	R: 0	H: 0	E: 0	K: 0	S: 14	LOB: 2	BB: 2	P: 27	R: 0	H: 1	E: 0	K: 0	S: 11	LOB: 1	BB: 0	P: 17	R: 0	H: 0	E: 1	K: 0	S: 7	LOB: 0	BB: 0	P: 11	R: 0	H: 0	E: 1	K: 0	S: 9	LOB: 1	BB: 0	P: 12	R: 0	H: 0	E: 0	K: 0	S: 9	LOB: 0	BB: 0	P: 16	R: 1	H: 2	E: 0	K: 0	S: 7	LOB: 1	BB: 0	P: 9	1B: 5	2B: 2	3B: 2	HR: 1	SF: 0	SAC: 0	DP: 0	HBP: 0	WP: 0	PA: 48
--------------	------	------	------	------	------	--------	-------	-------	------	------	------	------	-------	--------	-------	-------	------	------	------	------	-------	--------	-------	-------	------	------	------	------	-------	--------	-------	-------	------	------	------	------	-------	--------	-------	-------	------	------	------	------	------	--------	-------	-------	------	------	------	------	-------	--------	-------	-------	------	------	------	------	-------	--------	-------	-------	------	------	------	------	------	--------	-------	-------	------	------	------	------	------	--------	-------	-------	------	------	------	------	------	--------	-------	-------	------	------	------	------	------	--------	-------	------	-------	-------	-------	-------	-------	--------	-------	--------	-------	--------

PITCHER	IP	WLS	BF	H	R	ER	SO	BB	IBB	HBP	BLK	WP	HR	S	P	ERA	WHIP
Brett Tomko, R ERA: 7.17 (1, 1)	6.2		30	7	4	4	4	3	0	0	0	0	1	67	111	5.40	1.500
Wayne Franklin, L ERA: 4.26 (7, 1)	0.0		1	0	0	0	0	1	0	0	0	0	0	3	7	∞	∞
Jim Brower, R ERA: 3.72 (7, 1)	0.1		2	1	0	0	0	0	0	0	0	0	0	6	8	0.00	3.000
Felix Rodriguez, R ERA: 3.0 (8, 1)	1.0		3	0	0	0	0	0	0	0	0	0	0	9	15	0.00	0.000
Jason Christiansen, L ERA: (9, 1)	2.0		7	0	0	0	0	0	0	0	0	0	0	16	23	0.00	0.000
PITCHER	IP	WLS	BF	H	R	ER	SO	BB	IBB	HBP	BLK	WP	HR	S	P	ERA	WHIP
Scott Eyre, L ERA: (11, 1)	1.0		3	0	0	0	0	0	0	0	0	0	0	9	16	0.00	0.000
Matt Herges, R ERA: 5.91 (12, 1)	0.0	L	2	2	1	1	0	0	0	0	0	0	0	7	9	∞	∞

San Francisco Giants @ Los Angeles Dodgers
Dodger Stadium, Los Angeles, CA
 Fri Apr 23 2004, 7:10 PM PDT
 Att: 54,598 - Sunny - 78 F

livebaseballscorecards.com

AB	44
R	5
H	10
RBI	5
BB	4
SO	4
LOB	18



Batter	1	2	3	4	5	6	7	8	9	AB R H RBI BB SO LOB	TOP											
Ray Durham, S (1, 4) OBP: 0.353, SLG: 0.460	1-2 HR	2-1 G1-3		1-2 FC4-6			1-3 K		0-0 F8	5 1 1 1 0 1 1												
J.T. Snow, L (1, 3) OBP: 0.309, SLG: 0.322	1-2 L8	0-0 F8			2-3 K		2-0 F8		0-0 G4-3	5 0 0 0 0 1 0												
Edgardo Alfonzo, R (1, 5) OBP: 0.271, SLG: 0.273	3-2 HBP 2B			3-2 G5-3		1-3 K		1-2 BB 1B		4 2 2 0 0 1 0												
Barry Bonds, L (1, 7) OBP: 0.706, SLG: 1.293	4-0 HBP 2B IBB			4-2 1B BB		2-2 G6-3		4-1 BB 1B BB		1 2 0 0 3 0 0												
Jeffrey Hammonds, R (1, 9) OBP: 0.394, SLG: 0.280	0-0 L7			0-0 G4-6-3 1B		3-3 K		4-2 CS 1B BB		3 0 1 0 1 1 2												
A.J. Pierzynski, L (1, 2) OBP: 0.259, SLG: 0.250	3-1 2B HBP			0-1 G4-6-3		1-0 BB 1B		0-1 CS 1B		3 0 2 2 0 0 2												
Michael Tucker, L (1, 8) OBP: 0.281, SLG: 0.250	1-1 2B			3-1 F7		4-2 G6-4-3 BB		3-3 K		3 0 1 2 1 1 2												
Neifi Perez, S (1, 6) OBP: 0.230, SLG: 0.243	1-3 2-H 3-H K			0-3 K		1-0 G6-4-3		2-2 F7		4 0 0 0 0 2 5												
Jerome Williams, R (1, 1) OBP: 0.091, SLG: 0.091				0-0 G6-3		0-0 FC4-6 1B		1-1 G5-3		4 0 1 0 0 1 0												
Felix Rodriguez, R (9, 1)										0 0 0 0 0 0 0												
Matt Herges, L (9, 1)										0 0 0 0 0 0 0												
Inning Stats	R: 3 E: 0 K: 1 S: 18	H: 3 LOB: 2 BB: 1 P: 31	R: 0 E: 0 K: 0 S: 4	H: 0 LOB: 0 BB: 0 P: 6	R: 0 E: 0 K: 0 S: 9	H: 1 LOB: 1 BB: 1 P: 16	R: 0 E: 0 K: 1 S: 9	H: 1 LOB: 1 BB: 0 P: 13	R: 0 E: 0 K: 2 S: 11	H: 0 LOB: 0 BB: 0 P: 16	R: 0 E: 0 K: 1 S: 9	H: 1 LOB: 1 BB: 1 P: 18	R: 0 E: 0 K: 1 S: 6	H: 0 LOB: 0 BB: 0 P: 10	R: 2 E: 0 K: 1 S: 18	H: 2 LOB: 1 BB: 2 P: 32	R: 0 E: 0 K: 1 S: 5	H: 0 LOB: 0 BB: 0 P: 7	1B: 5 2B: 3 3B: 0 HR: 1	SF: 0 SAC: 0 DP: 3 HBP: 1	WP: 0 PB: 0 SB: 0 CS: 2	PA: 38
PITCHER	IP WLS BF H R ER SO BB IBB HBP BLK WP HR S P ERA WHIP																				PITCHER	IP WLS BF H R ER SO BB IBB HBP BLK WP HR S P ERA WHIP
Jeff Weaver, R (1, 1) ERA: 6.75	7.0 L 32 7 5 5 6 4 1 1 0 0 1 74 127 6.43 1.571																					
Tom Martin, L (8, 1) ERA: 3.86	1.0 3 1 0 0 1 0 0 0 0 0 0 0 10 15 0.00 1.000																					
Duaner Sanchez, R (9, 1) ERA: 1.86	1.0 3 0 0 0 0 1 0 0 0 0 0 0 5 7 0.00 0.000																					

San Francisco Giants @ Los Angeles Dodgers
Dodger Stadium, Los Angeles, CA
Sat Apr 24 2004, 7:10 PM PDT
Att. 54,820 - Sunny - 71 F

livebaseballscorecards.com

AB	32
R	5
H	8
RBI	5
BB	5
SO	8
LOB	12



Batter	1	2	3	4	5	6	7	8	9	AB	R	H	RBI	BB	SO	LOB
Dave Roberts, L OBP: 0.406, SLG: 0.269 (1, 7) (2, 8)	0-2 G4-3		2-1 1B 1B			4-1 SH1-3 BB		2-1 G3		3	0	1	0	1	0	1
Cesar Izturis, S OBP: 0.318, SLG: 0.317 (1, 6)	1-2 G6-3		1-1 L3 1B			1-1 SH1-3		0-0 G3-1		3	0	1	0	0	0	1
Milton Bradley, S OBP: 0.342, SLG: 0.422 Jason Grabowski, L OBP: 0.071, SLG: 0.071 (1, 8) (2, 7)	0-3 K		1-0 L3			2-0 F9			2-3 K	1	0	0	0	0	1	0
Shawn Green, L OBP: 0.397, SLG: 0.491 (1, 3)		2-2 FC6-4 SF9 HBP		3-3 K		1-1 G3			1-2 HR 1B	3	2	1	0	0	1	1
Paul Lo Duca, R OBP: 0.478, SLG: 0.565 (1, 2)		1-0 FC6-4 1B		1-1 G6-3			0-1 G6-3		3-2 F8	4	0	1	0	0	0	1
Juan Encarnacion, R OBP: 0.290, SLG: 0.462 (1, 9)		1-2 FC6-4		1-3 K			1-2 G6-3		0-0 HR	4	1	1	2	0	1	2
Adrian Beltré, R OBP: 0.362, SLG: 0.692 (1, 5)		0-0 SF9			3-1 P3		0-1 G6-3		4-0 DI BB	2	0	0	1	1	0	0
Alex Cora, L OBP: 0.231, SLG: 0.271 José Hernández, R OBP: 0.429, SLG: 0.474 (1, 4) (9, PH)		1-1 P4			2-0 F8			2-3 K	1-3 K	3	0	0	0	0	1	1
Jeff Weaver, R OBP: 0.250, SLG: 0.375 Tom Martin, L (8, 1) Robin Ventura, L OBP: 0.429, SLG: 0.417 Duaner Sanchez, R (9, 1)		2-0 G1-6-3			0-1 L9			4-1 G3 BB		2	0	0	0	0	0	0

Inning Stats	R: 0	H: 0	E: 0	K: 1	S: 10	R: 1	H: 1	E: 0	K: 0	S: 12	R: 0	H: 2	E: 0	K: 0	S: 6	R: 0	H: 0	E: 0	K: 2	S: 8	R: 0	H: 0	E: 0	K: 0	S: 5	R: 0	H: 0	E: 0	K: 0	S: 6	R: 0	H: 0	E: 0	K: 1	S: 7	R: 0	H: 0	E: 0	K: 1	S: 7	R: 2	H: 2	E: 0	K: 2	S: 14	1B: 4	2B: 1	3B: 0	HR: 1	SF: 1	SAC: 1	DP: 1	HBP: 1	WP: 0	PB: 0	SB: 0	CS: 0	PA: 35
Jerome Williams, R ERA: 3.95 (1, 1)	8.2	WLS	W	BF	33	H	5	R	3	ER	3	SO	5	BB	2	IBB	0	HBP	1	BLK	0	WP	0	HR	1	S	72	P	117	ERA	3.12	WHIP	0.808																									
Felix Rodriguez, R ERA: 3.0 (9, 1)	0.0			1	0	0	0	0	0	0	0	0	0	1	0	0	0	0	0	0	0	0	0	0	0	0	4	4	∞	∞																												
Matt Herges, R ERA: 5.73 (9, 1)	0.1	S		1	0	0	0	0	0	1	0	0	0	0	0	0	0	0	0	0	0	0	0	0	0	3	4	0.00	0.000																													

BOTTOM

San Francisco Giants @ Los Angeles Dodgers
Dodger Stadium, Los Angeles, CA

Sat Apr 24 2004, 7:10 PM PDT
Att: 54,820 - Sunny - 71 F

AB	29
R	3
H	5
RBI	3
BB	3
SO	6
LOB	11



Batter	1	2	3	4	5	6	7	8	9	AB R H RBI BB SO LOB	TOP
Ray Durham, S (1, 4) OBP: 0.333, SLG: 0.433	3-2 P3			2-2 L9		2-2 G4-3		1-1 F9		4 0 0 0 0 0 2	<p>San Francisco Giants @ Los Angeles Dodgers Dodger Stadium, Los Angeles, CA</p> <p>Sun Apr 25 2004, 1:10 PM PDT Att. 54,235 - Sunny - 82 F</p>
Dustan Mohr, R (1, 8) OBP: 0.143, SLG: 0.053	3-2 F8			0-0 F8		1-0 G6-3		1-2 F8		4 0 0 0 0 0 2	
Edgardo Alfonzo, R (1, 5) OBP: 0.286, SLG: 0.263	2-2 F9			4-1 1B BB		4-0 DI BB		0-1 F9		2 0 0 0 2 0 1	
Barry Bonds, L (1, 7) Michael Tucker, L (5, 8) OBP: 0.700, SLG: 1.256 OBP: 0.288, SLG: 0.259		0-1 P5		1-1 1B		3-3 K		1-0 1B		2 0 1 0 0 0 0 2 0 1 0 0 1 2	
Jeffrey Hammonds, R (1, 9) OBP: 0.351, SLG: 0.241		3-2 L6		2-1 F7		2-0 G1-3		0-0 F8		4 0 0 0 0 0 3	
Pedro Feliz, R (1, 3) OBP: 0.306, SLG: 0.458		2-3 K			3-3 K		1-0 2B	2-3 K		4 0 1 0 0 3 1	
Yorvit Torrealba, R (1, 2) OBP: 0.278, SLG: 0.133			1-1 F7		0-0 G6-3		0-2 F9	2-0 F9		4 0 0 0 0 0 2	
Neifi Perez, S (1, 6) OBP: 0.221, SLG: 0.233			0-1 F9		0-2 F9		2-2 G5-3			3 0 0 0 0 0 1	
Brian Cooper, R (1, 1) 32 Kevin Correia, R (4, 1) J.T. Snow, L (8, PH) Wayne Franklin, L (8, 1) OBP: 1.000, SLG: 2.000 OBP: 0.319, SLG: 0.322			0-0 P3			1-1 G4-3 2B		4-0 BB		1 0 0 0 0 0 0 1 0 1 0 0 0 0 0 0 0 0 1 0 0 0 0 0 0 0 0 0	
Inning Stats	R: 0 H: 0 E: 0 LOB: 0 K: 0 BB: 0 S: 9 P: 17	R: 0 H: 0 E: 0 LOB: 0 K: 1 BB: 0 S: 10 P: 15	R: 0 H: 0 E: 0 LOB: 0 K: 0 BB: 0 S: 5 P: 6	R: 0 H: 1 E: 0 LOB: 2 K: 0 BB: 1 S: 10 P: 19	R: 0 H: 0 E: 0 LOB: 0 K: 1 BB: 0 S: 9 P: 12	R: 0 H: 1 E: 0 LOB: 2 K: 1 BB: 1 S: 9 P: 20	R: 0 H: 1 E: 0 LOB: 1 K: 0 BB: 0 S: 8 P: 13	R: 0 H: 0 E: 0 LOB: 1 K: 0 BB: 1 S: 8 P: 14	R: 0 H: 1 E: 0 LOB: 1 K: 1 BB: 0 S: 7 P: 12	1B: 2 SF: 0 2B: 2 SAC: 0 3B: 0 DP: 0 HR: 0 HBP: 0	WP: 0 PA: 34 PB: 0 SB: 0 CS: 0
PITCHER Kaz Ishii, L (1, 1) ERA: 4.21	IP WLS BF H R ER SO BB IBB HBP BLK WP HR S P ERA WHIP										

livebaseballscorecards.com

AB	31
R	0
H	4
RBI	0
BB	3
SO	4
LOB	14



Batter	1	2	3	4	5	6	7	8	9
Dave Roberts, L OBP: 0.419, SLG: 0.298 (1, 7) (8, 8)	1-1 FC3-6 1B	1-1 F8		0-1 G3 S 1B		2-2 G6-3		2-2 2B 1B	
Cesar Izturis, S OBP: 0.324, SLG: 0.382 (1, 6)	0-1 FC3-6 1-2f		2-0 HR	2-2 SAFE P6 1-2		0-0 F7		0-0 1-H 2B	
Milton Bradley, S OBP: 0.351, SLG: 0.515 José Hernández, R OBP: 0.409, SLG: 0.450 (1, 8) (8, 7)	1-2 P4		0-0 HR	0-2 G3		0-0 HR		3-3 K	
Shawn Green, L OBP: 0.403, SLG: 0.483 Olmedo Saenz, R OBP: 0.200, SLG: 0.400 (1, 3) (8, PH) (9, 3)	2-2 G3		4-2 1B FC3-2-5-3 BB	1-0 1B		2-0 F9		0-1 F8	
Adrian Beltré, R OBP: 0.378, SLG: 0.681 (1, 5)		3-2 HR HBP	0-0 FC3-2-5-3 SF7 1B	0-1 P6		3-1 1B 1B		0-2 G4-3	
Juan Encarnacion, R OBP: 0.274, SLG: 0.435 (1, 9)		1-1 E3 HR	0-0 FC3-2-5-3		0-0 P6		2-3 K		
David Ross, R OBP: 0.200, SLG: 0.429 (1, 2)		1-3 K	1-0 SF7		2-2 FC3-6 1B		1-3 K		
Alex Cora, L OBP: 0.268, SLG: 0.353 (1, 4)		2-1 1-H 3-H HR	4-0 IBB		1-1 FC3-6		3-1 1-2 1B		
Kaz Ishii, L OBP: 0.100, SLG: 0.100 (1, 1)		0-3 K	0-1 G4-3		1-3 K		2-3 K		

AB	R	H	RBI	BB	SO	LOB
5	2	3	0	0	0	0
5	1	2	2	0	0	2
4	2	2	2	0	0	2
1	0	0	0	0	1	1
3	0	1	1	1	0	1
1	0	0	0	0	0	1
4	2	2	0	0	0	2
4	1	0	0	0	1	4
3	0	1	1	0	2	3
3	1	2	3	1	0	1
4	0	0	0	0	3	5

Inning Stats		R: 0	H: 1	R: 3	H: 1	R: 3	H: 3	R: 1	H: 2	R: 0	H: 1	R: 1	H: 1	R: 0	H: 2	R: 1	H: 2	R: 1	H: 2
		E: 0	LOB: 1	E: 1	LOB: 0	E: 0	LOB: 2	E: 0	LOB: 1	E: 0	LOB: 1	E: 0	LOB: 0	E: 0	LOB: 2	E: 0	LOB: 1	E: 0	LOB: 1
		K: 0	BB: 0	K: 2	BB: 0	K: 0	BB: 2	K: 0	BB: 0	K: 3	BB: 0	K: 0	BB: 0	K: 3	BB: 0	K: 1	BB: 0	K: 1	BB: 0
		S: 12	P: 16	S: 14	P: 22	S: 13	P: 24	S: 14	P: 17	S: 9	P: 13	S: 7	P: 11	S: 20	P: 31	S: 15	P: 20	S: 15	P: 20

PITCHER	IP	WLS	BF	H	R	ER	SO	BB	IBB	HBP	BLK	WP	HR	S	P	ERA	WHIP
Brian Cooper, R ERA: 6.23 (1, 1)	3.0	L	18	5	6	6	2	1	1	1	0	0	3	39	62	18.00	2.000
32 Kevin Correia, R ERA: 4.5 (4, 1)	4.0		18	6	2	2	4	0	0	0	0	0	1	50	72	4.50	1.500
Wayne Franklin, L ERA: 4.91 (8, 1)	1.0		5	2	1	1	1	0	0	0	0	0	0	15	20	9.00	2.000

PITCHER	IP	WLS	BF	H	R	ER	SO	BB	IBB	HBP	BLK	WP	HR	S	P	ERA	WHIP


BOTTOM

San Francisco Giants @ Los Angeles Dodgers
Dodger Stadium, Los Angeles, CA

Sun Apr 25 2004, 1:10 PM PDT
Att: 54,235 - Sunny - 82 F

livebaseballscorecards.com

AB	37
R	9
H	13
RBI	9
BB	2
SO	7
LOB	22



WP	PA	41
1B: 8	SF: 1	WP: 0
2B: 1	SAC: 0	PB: 0
3B: 0	DP: 0	SB: 1
HR: 4	HBP: 1	CS: 0

Batter	1	2	3	4	5	6	7	8	9	AB R H RBI BB SO LOB	TOP													
Kazuo Matsui, S OBP: 0.374, SLG: 0.395 (1, 6)	2-0 L7		3-2 G4-3		2-2 F9		1-1 FC4-6 E S 1B	1-3 K		5 1 0 1 0 1 5														
Mike Cameron, R OBP: 0.367, SLG: 0.446 (1, 8)	4-1 CS BB		1-2 P4			3-3 K	2-2 31 S 1B		3-2 SH1-4 1B	4 1 2 1 1 1 0														
31 Mike Piazza, R John Franco, L David Weathers, R Mike Stanton, L Danny Garcia, R Joe McEwing, R OBP: 0.242, SLG: 0.194 (1, 2) (7, 1) (7, 1) (8, 1) (9, PH) (9, 4)	1-1 SAFE L9		0-1 F7			0-0 HR	1-3 K		0-1 SH1-4 1B	4 1 1 1 0 1 2 0														
Karim Garcia, L OBP: 0.318, SLG: 0.475 (1, 9)	1-0 CS 1-2	4-0 HR BB		1-2 F8		3-2 1B		0-0 L7	1-1 SH1-4 1B	4 1 2 1 1 0 0														
Shane Spencer, R Jeff Duncan, L OBP: 0.154, SLG: 0.083 (1, 7) (8, PR) (8, 7)			3-1 HR		2-3 K		1-3 K	1-2 BB 1B	1-2 FC5-4 S 1B	4 1 2 2 0 2 1 1 2 0 0 0 0 1														
Jason Phillips, R OBP: 0.265, SLG: 0.207 (1, 3)			3-2 F8		1-2 G6-3		2-1 P4	1-2 BB 1B	1-1 BB 1B	4 0 1 1 1 0 1														
Todd Zeile, R OBP: 0.388, SLG: 0.425 (1, 5)			2-2 HR			1-2 FC5-6 1B		2-3 K	4-2 BB	4 1 2 1 1 1 2														
Ricky Gutierrez, R Braden Looper, R OBP: 0.237, SLG: 0.204 (1, 4) (9, 1)			1-1 F9			3-2 F9	2-1 1B FC4-6 1B	3-2 BB 1B	0-3 K	5 1 2 1 0 1 3 0 0 0 0 0 0 0														
Tom Glavine, L Eric Valent, L Vance Wilson, R OBP: 0.273, SLG: 0.200 OBP: 0.300, SLG: 0.444 OBP: 0.364, SLG: 0.222 (1, 1) (7, PH) (7, 2)			1-2 G1-3			0-0 FC5-6 1B	2-2 SAFE FC4-6 1B	4-1 BB		2 0 0 0 0 0 1 1 0 1 0 0 0 0 0 0 0 0 1 0 0														
Inning Stats	R: 0 E: 0 K: 0 S: 4	H: 0 LOB: 0 BB: 1 P: 12	R: 3 E: 0 K: 0 S: 18	H: 2 LOB: 0 BB: 1 P: 32	R: 0 E: 0 K: 0 S: 9	H: 0 LOB: 0 BB: 0 P: 13	R: 0 E: 0 K: 0 S: 11	H: 1 LOB: 1 BB: 0 P: 17	R: 1 E: 0 K: 2 S: 14	H: 2 LOB: 1 BB: 0 P: 23	R: 2 E: 0 K: 1 S: 18	H: 3 LOB: 1 BB: 0 P: 28	R: 1 E: 0 K: 2 S: 15	H: 2 LOB: 3 BB: 2 P: 30	R: 2 E: 0 K: 1 S: 18	H: 3 LOB: 2 BB: 1 P: 28	1B: 10 2B: 0 3B: 0 HR: 3	SF: 0 SAC: 1 DP: 0 HBP: 0	WP: 0 PB: 0 SB: 3 CS: 1	PA: 45				
PITCHER	IP WLS BF H R ER SO BB IBB HBP BLK WP HR S P ERA WHIP	IP WLS BF H R ER SO BB IBB HBP BLK WP HR S P ERA WHIP	IP WLS BF H R ER SO BB IBB HBP BLK WP HR S P ERA WHIP	IP WLS BF H R ER SO BB IBB HBP BLK WP HR S P ERA WHIP	IP WLS BF H R ER SO BB IBB HBP BLK WP HR S P ERA WHIP	IP WLS BF H R ER SO BB IBB HBP BLK WP HR S P ERA WHIP	IP WLS BF H R ER SO BB IBB HBP BLK WP HR S P ERA WHIP	IP WLS BF H R ER SO BB IBB HBP BLK WP HR S P ERA WHIP	IP WLS BF H R ER SO BB IBB HBP BLK WP HR S P ERA WHIP	IP WLS BF H R ER SO BB IBB HBP BLK WP HR S P ERA WHIP	IP WLS BF H R ER SO BB IBB HBP BLK WP HR S P ERA WHIP	IP WLS BF H R ER SO BB IBB HBP BLK WP HR S P ERA WHIP	IP WLS BF H R ER SO BB IBB HBP BLK WP HR S P ERA WHIP	IP WLS BF H R ER SO BB IBB HBP BLK WP HR S P ERA WHIP	IP WLS BF H R ER SO BB IBB HBP BLK WP HR S P ERA WHIP	IP WLS BF H R ER SO BB IBB HBP BLK WP HR S P ERA WHIP	IP WLS BF H R ER SO BB IBB HBP BLK WP HR S P ERA WHIP	IP WLS BF H R ER SO BB IBB HBP BLK WP HR S P ERA WHIP	IP WLS BF H R ER SO BB IBB HBP BLK WP HR S P ERA WHIP	IP WLS BF H R ER SO BB IBB HBP BLK WP HR S P ERA WHIP	IP WLS BF H R ER SO BB IBB HBP BLK WP HR S P ERA WHIP	IP WLS BF H R ER SO BB IBB HBP BLK WP HR S P ERA WHIP		
Hideo Nomo, R ERA: 6.43 (1, 1)	6.0 L 24 5 4 4 3 2 0 0 0 0 3 65 110 6.00 1.167	1.0 6 3 2 2 1 0 0 0 0 0 0 0 18 28 18.00 3.000	0.2 6 2 1 1 1 2 0 0 0 0 0 0 12 26 13.50 6.000	0.1 1 0 0 0 1 0 0 0 0 0 0 3 4 0.00 0.000	0.1 2 1 1 1 0 0 0 0 0 0 0 5 8 27.00 3.000	0.1 2 1 1 1 0 0 0 0 0 0 0 5 8 27.00 3.000	0.1 2 1 1 1 0 0 0 0 0 0 0 5 8 27.00 3.000	0.1 2 1 1 1 0 0 0 0 0 0 0 5 8 27.00 3.000	0.1 2 1 1 1 0 0 0 0 0 0 0 5 8 27.00 3.000	0.1 2 1 1 1 0 0 0 0 0 0 0 5 8 27.00 3.000	0.1 2 1 1 1 0 0 0 0 0 0 0 5 8 27.00 3.000	0.1 2 1 1 1 0 0 0 0 0 0 0 5 8 27.00 3.000	0.1 2 1 1 1 0 0 0 0 0 0 0 5 8 27.00 3.000	0.1 2 1 1 1 0 0 0 0 0 0 0 5 8 27.00 3.000	0.1 2 1 1 1 0 0 0 0 0 0 0 5 8 27.00 3.000	0.1 2 1 1 1 0 0 0 0 0 0 0 5 8 27.00 3.000	0.1 2 1 1 1 0 0 0 0 0 0 0 5 8 27.00 3.000	0.1 2 1 1 1 0 0 0 0 0 0 0 5 8 27.00 3.000	0.1 2 1 1 1 0 0 0 0 0 0 0 5 8 27.00 3.000	0.1 2 1 1 1 0 0 0 0 0 0 0 5 8 27.00 3.000	0.1 2 1 1 1 0 0 0 0 0 0 0 5 8 27.00 3.000	0.1 2 1 1 1 0 0 0 0 0 0 0 5 8 27.00 3.000	0.1 2 1 1 1 0 0 0 0 0 0 0 5 8 27.00 3.000	
Tom Martin, L ERA: 5.4 (9, 1)	0.1 2 1 0 0 0 0 0 0 0 0 0 1 1 0 7 0.00 3.000	0.1 3 1 1 1 1 1 0 0 0 0 0 1 1 13 27.00 6.000																						
Duaner Sanchez, R ERA: 1.8 (9, 1)																								

New York Mets @ Los Angeles Dodgers
 Dodger Stadium, Los Angeles, CA
 Tue Apr 27 2004, 7:10 PM PDT
 Att. 28,524 - Sunny - 89 F

AB 38
 R 9
 H 13
 RBI 9
 BB 5
 SO 7
 LOB 16



BOTTOM

New York Mets @ Los Angeles Dodgers
Dodger Stadium, Los Angeles, CA

Tue Apr 27 2004, 7:10 PM PDT
Att: 28,524 - Sunny - 89 F

livebaseballscorecards.com

AB	40
R	5
H	14
RBI	5
BB	1
SO	3
LOB	20



WP:	0	PA:	41
PB:	0		
SB:	0		
CS:	0		

AB	4	R	1	H	1	RBI	1	BB	0	SO	0	LOB	0
	1	0	0	0	0	0	0	0	0	0	1		

5	1	3	1	0	0	0	0						
---	---	---	---	---	---	---	---	--	--	--	--	--	--

5	1	3	0	0	0	0	1						
---	---	---	---	---	---	---	---	--	--	--	--	--	--

5	0	1	1	0	1	4							
---	---	---	---	---	---	---	--	--	--	--	--	--	--

5	0	1	0	0	0	1							
---	---	---	---	---	---	---	--	--	--	--	--	--	--

3	0	1	1	1	0	3							
---	---	---	---	---	---	---	--	--	--	--	--	--	--

4	0	1	0	0	0	5							
---	---	---	---	---	---	---	--	--	--	--	--	--	--

4	1	1	1	0	1	3							
---	---	---	---	---	---	---	--	--	--	--	--	--	--

2	1	1	0	0	0	1	2						
1	0	0	0	0	0	0	0						
0	0	0	0	0	0	0	0						
0	0	0	0	0	0	0	0						
0	0	0	0	0	0	0	0						
1	0	1	0	0	0	0	0						
0	0	0	0	0	0	0	0						
0	0	0	0	0	0	0	0						
0	0	0	0	0	0	0	0						
0	0	0	0	0	0	0	0						

1B:	11	SF:	0
2B:	1	SAC:	0
3B:	1	DP:	2
HR:	1	HBP:	0

Batter	1	2	3	4	5	6	7	8	9									
Dave Roberts, L (1, 7) OBP: 0.410, SLG: 0.328 Olmedo Saenz, R (8, PH) OBP: 0.167, SLG: 0.333 (9, 3)	0-1 G6-3 1B	2-1 1B 3B		2-2 L8 1B		2-1 G4-3 1B		0-2 G6-4-3 1-2f 1B										
Cesar Izturis, S (1, 6) OBP: 0.342, SLG: 0.397	0-0 1B 1B	1-1 1B 1B		0-1 1B 1B		1-1 F9 1B		0-2 G5-3 1B										
Milton Bradley, S (1, 8) OBP: 0.366, SLG: 0.534	0-0 1B 1B FC1-2 1B	2-2 L9 1B		1-0 1B G6-4-3 1B		2-2 G6-3 1B 2B		1-2 G5-3 1B										
Shawn Green, L (1, 3) OBP: 0.390, SLG: 0.462 (9, 9)	0-1 FC1-2 1B 1-2 2-H 1B	3-3 K 1B		2-2 G6-4-3 1-2f 1B		0-0 L5 1B		3-2 G3-1 1B										
Paul Lo Duca, R (1, 2) OBP: 0.459, SLG: 0.537	3-2 FC1-2 1B 1-2 2-3 1B		2-1 F8 1B		1-1 G6-3 1B		1-1 G6-3 2-3 1B		1-0 L7 1B									
Juan Encarnacion, R (1, 9) OBP: 0.286, SLG: 0.431 (9, 7)	0-1 FC1-2 1B 1-2 2-3 3-Hf 1B		4-1 1B BB		2-2 E6 1B		1-0 1B 3-H 1B											
Adrián Beltré, R (1, 5) OBP: 0.372, SLG: 0.658	2-2 P3 1B		0-0 1B 1-2 1B		0-2 F9 1B		1-2 G1-3 1B											
José Hernández, R (1, 4) OBP: 0.385, SLG: 0.542		0-1 G2 1B	1-3 K 1B		2-2 G5-3 1B		0-0 HR 1B											
Hideo Nomo, R (1, 5) ERA: 1.64 Jason Grabowski, L (7, 1) ERA: 7.36 Guillermo Mota, R (7, 1) ERA: 5.4 Brian Falkenberg, R (8, 1) ERA: 5.06 Jose Lima, R (9, 1) ERA: 5.06 Robin Ventura, L (9, 1) ERA: 5.06 37 Darren Dreifort, R (9, 1) ERA: 5.06 Tom Martin, L (9, 1) ERA: 5.06 Quamer Sanchez, R (9, 1) ERA: 5.06		2-0 3B 1B	2 SAFE 1-3 K 1B		2-1 G3-1 1B		1-1 G6-4-3 1B											
Inning Stats	R: 1 E: 0 K: 0 S: 14	H: 4 LOB: 3 BB: 0 P: 19	R: 2 E: 0 K: 1 S: 15	H: 3 LOB: 1 BB: 0 P: 25	R: 0 E: 0 K: 2 S: 10	H: 1 LOB: 2 BB: 1 P: 18	R: 0 E: 0 K: 0 S: 10	H: 2 LOB: 1 BB: 0 P: 15	R: 0 E: 1 K: 0 S: 11	H: 0 LOB: 1 BB: 0 P: 16	R: 0 E: 0 K: 0 S: 6	H: 0 LOB: 0 BB: 0 P: 11	R: 1 E: 0 K: 0 S: 12	H: 2 LOB: 1 BB: 0 P: 17	R: 1 E: 0 K: 0 S: 10	H: 2 LOB: 0 BB: 0 P: 11	R: 0 E: 0 K: 0 S: 8	H: 0 LOB: 0 BB: 0 P: 13

PITCHER	IP	WLS	BF	H	R	ER	SO	BB	IBB	HBP	BLK	WP	HR	S	P	ERA	WHIP
Tom Glavine, L (1, 1) ERA: 1.64	6.0	W	29	10	3	3	3	1	0	0	0	0	0	66	104	4.50	1.833
John Franco, L (7, 1) ERA: 7.36	0.1	H	2	1	1	1	0	0	0	0	0	0	0	5	7	27.00	3.000
David Weathers, R (7, 1) ERA: 5.4	0.2	H	5	3	1	1	0	0	0	0	0	0	1	10	14	13.50	4.500
Mike Stanton, L (8, 1) ERA: 5.06	1.0	H	2	0	0	0	0	0	0	0	0	0	0	7	7	0.00	0.000
Braden Looper, R (9, 1) ERA:	1.0		3	0	0	0	0	0	0	0	0	0	0	8	13	0.00	0.000

Batter	1	2	3	4	5	6	7	8	9	AB R H RBI BB SO LOB	TOP
Kazuo Matsui, S OBP: 0.375, SLG: 0.432 (1, 6)	3-1 HR		3-2 G5-4-3		0-3 K		3-1 G5-3		0-1 1B	5 1 2 1 0 1 3	
Mike Cameron, R OBP: 0.345, SLG: 0.414 (1, 8)	0-0 B1-3		0-0 G5-3			1-1 F8	3-3 K2-3		0-2 P2	5 0 0 0 0 1 5	
31 Mike Piazza, R OBP: 0.349, SLG: 0.519 (1, 2)	1-0 FC5-4 1B		4-2 BB			1-0 1B SF8 1B		1-0 G5-3		3 1 2 0 1 0 0	
Shane Spencer, R OBP: 0.397, SLG: 0.483 (1, 7)	0-1 F7		3-3 K			0-1 1B 1-2 1B		4-1 S BB		3 0 1 0 1 1 3	
Todd Zeile, R OBP: 0.396, SLG: 0.419 (1, 5)	0-2 FC5-4 1-2f			4-0 G5-4-3 BB		1-1 1-2 2-3 1B		3-2 G1-3 1-2		3 0 1 0 1 0 2	
Jason Phillips, R OBP: 0.250, SLG: 0.197 (1, 3)		0-1 G5-3		2-0 G5-4-3 1-2f		3-1 SF8		1-1 G1-3		3 0 0 1 0 0 2	
Karim Garcia, L OBP: 0.314, SLG: 0.462 (1, 9)		1-0 G6-4-3 1B		1-2 F8		1-3 K		0-3 K		4 0 1 0 0 2 2	
Ricky Gutierrez, R OBP: 0.242, SLG: 0.196 (1, 4)		0-0 G6-4-3			1-1 G6-3		4-2 S BB		2-2 G4-3	2 0 0 0 1 0 1	
Jeff Duncan, L OBP: 0.154, SLG: 0.083 (7, PR)										0 0 0 0 0 0 0	
Danny Garcia, R (7, 4)										1 0 0 0 0 0 0	
Steve Trachsel, R OBP: 0.333, SLG: 0.417 (1, 1)			3-2 G5-4-3 1B		3-3 K		2-1 SAFE SAFE SAFE SAFE G6-3		1-0 1B	2 0 1 0 0 1 0	
Eric Valent, L (7, PH) OBP: 0.290, SLG: 0.429										1 0 0 0 0 0 1	
John Franco, L (7, 1)										0 0 0 0 0 0 0	
Mike Stanton, L (8, 1)										0 0 0 0 0 0 0	
Vance Wilson, R (9, PH) OBP: 0.417, SLG: 0.300										1 0 1 0 0 0 0	
Inning Stats	R: 1 H: 2 E: 0 LOB: 1 K: 0 BB: 0 S: 10 P: 14	R: 0 H: 1 E: 0 LOB: 0 K: 0 BB: 0 S: 4 P: 5	R: 0 H: 1 E: 0 LOB: 2 K: 1 BB: 1 S: 13 P: 26	R: 0 H: 0 E: 0 LOB: 0 K: 0 BB: 1 S: 5 P: 12	R: 0 H: 0 E: 0 LOB: 0 K: 2 BB: 0 S: 10 P: 14	R: 1 H: 3 E: 0 LOB: 2 K: 1 BB: 0 S: 12 P: 19	R: 0 H: 0 E: 0 LOB: 2 K: 1 BB: 1 S: 9 P: 21	R: 0 H: 0 E: 0 LOB: 1 K: 0 BB: 1 S: 8 P: 17	R: 0 H: 2 E: 0 LOB: 2 K: 1 BB: 0 S: 13 P: 16	1B: 8 SF: 1 2B: 0 SAC: 0 3B: 0 DP: 2 HR: 1 HBP: 0	WP: 0 PA: 38 PB: 0 SB: 2 CS: 0
PITCHER	IP WLS BF H R ER SO BB IBB HBP BLK WP HR S P ERA WHIP										
Odalis Perez, L (1, 1) ERA: 3.69	6.0 W 25 7 2 2 4 2 0 0 0 0 0 1 54 90 3.00 1.500										
37 Darren Dreifort, R (7, 1) ERA: 2.92	1.1 H 6 0 0 0 1 2 0 0 0 0 0 0 11 28 0.00 1.500										
Guillermo Mota, R (8, 1) ERA: 2.08	0.1 H 1 0 0 0 0 0 0 0 0 0 0 0 4 7 0.00 0.000										
Eric Gagne, R (8, 1) ERA: 2.53	1.1 S 6 2 0 0 1 0 0 0 0 0 0 0 15 19 0.00 1.500										

New York Mets @ Los Angeles Dodgers
Dodger Stadium, Los Angeles, CA

Wed Apr 28 2004, 7:10 PM PDT
Att. 29,319 - Overcast - 70 F

livebaseballscorecards.com

AB	33
R	2
H	9
RBI	2
BB	4
SO	6
LOB	19



New York Mets @ Los Angeles Dodgers
Dodger Stadium, Los Angeles, CA

Thu Apr 29 2004, 7:10 PM PDT
 Att. 32,067 - Cloudy - 65 F

livebaseballscorecards.com



AB	36
R	6
H	10
RBI	6
BB	3
SO	9
LOB	14

Batter	1	2	3	4	5	6	7	8	9	AB	R	H	RBI	BB	SO	LOB						
Kazuo Matsui, S (1, 6) OBP: 0.366, SLG: 0.412	0-0 P6		0-1 F7		1-2 G1-3		4-2 BB BB	1-1 G1-3		4	0	0	0	1	0	2						
Mike Cameron, R (1, 8) OBP: 0.348, SLG: 0.446	2-2 G5-3		0-3 K		2-3 K		4-2 SAFE BB	1-1 HR		4	1	1	1	1	2	0						
31 Mike Piazza, R (1, 2) OBP: 0.345, SLG: 0.500 Vance Wilson, R (7, 2) OBP: 0.385, SLG: 0.273	0-3 K		4-2 HR BB		3-2 G6-3		3-3 K	2-2 G5-3		3	1	0	0	1	2	3						
Karim Garcia, L (1, 9) OBP: 0.320, SLG: 0.500		0-0 1B 1B	0-0 1-H HR		3-3 K		3-2 P6	0-0 F7		5	2	2	2	0	1	0						
Todd Zeile, R (1, 5) OBP: 0.379, SLG: 0.417		2-2 F7	2-3 K		1-3 SAFE SAFE K		2-2 1B 2B	1-2 G4-3		5	1	1	0	0	2	2						
Jason Phillips, R (1, 3) OBP: 0.263, SLG: 0.215		1-2 HBP 1B 1B		0-2 G1-3		1 SAFE 0-0 F9		1-1 1B 1B		4	1	2	0	0	0	1						
Eric Valent, L (1, 7) OBP: 0.324, SLG: 0.452 Shane Spencer, R (8, PH) OBP: 0.391, SLG: 0.475		1-1 HBP 1B		0-0 L7		1-1 WP SH1-4 1B		2-3 K		3	0	2	1	0	0	0						
Danny Garcia, R (1, 4) OBP: 0.286, SLG: 0.167		1-0 G6-4-3 HBP		2-3 K		1 SAFE 0-0 F7		1-2 1B 1B		3	0	1	1	0	1	1						
Jae Weong Seo, R (1, 1) Mike Stanton, L (7, 1) OBP: 1.000, SLG: 1.000 David Weathers, R (8, 1)		0-0 G6-4-3		1-1 G4-3		0-1 SH1-4		0-2 1B		2	0	0	0	0	0	3						
Inning Stats	R: 0 E: 0 K: 1 S: 7	H: 0 LOB: 0 BB: 0 P: 9	R: 1 E: 0 K: 0 S: 11	H: 3 LOB: 2 BB: 0 P: 16	R: 2 E: 0 K: 2 S: 11	H: 1 LOB: 0 BB: 1 P: 17	R: 0 E: 0 K: 1 S: 9	H: 0 LOB: 0 BB: 0 P: 11	R: 0 E: 0 K: 1 S: 8	H: 0 LOB: 0 BB: 0 P: 12	R: 0 E: 0 K: 1 S: 12	H: 0 LOB: 1 BB: 0 P: 19	R: 0 E: 0 K: 1 S: 12	H: 1 LOB: 3 BB: 2 P: 24	R: 2 E: 0 K: 1 S: 19	H: 4 LOB: 2 BB: 0 P: 29	R: 1 E: 0 K: 0 S: 10	H: 1 LOB: 0 BB: 0 P: 14	1B: 7 2B: 1 3B: 0 HR: 2	SF: 0 SAC: 1 DP: 1 HBP: 1	WP: 2 PB: 0 SB: 0 CS: 0	PA: 41
PITCHER	IP	WLS	BF	H	R	ER	SO	BB	IBB	HBP	BLK	WP	HR	S	P	ERA	WHIP					
Jeff Weaver, R (1, 1) ERA: 6.07	7.0	L	30	5	3	3	8	3	0	1	0	2	1	70	108	3.86	1.143					
Wilson Alvarez, L (8, 1) ERA: 2.57	2.0		11	5	3	3	1	0	0	0	0	0	1	29	43	13.50	2.500					

BOTTOM

New York Mets @ Los Angeles Dodgers
Dodger Stadium, Los Angeles, CA

Thu Apr 29 2004, 7:10 PM PDT
Att: 32,067 - Cloudy - 65 F

livebaseballscorecards.com

AB 34
R 1
H 8
RBI 1
BB 2
SO 4
LOB 16



WP: 0 PA: 37
PB: 0
SB: 1
CS: 1

AB	R	H	RBI	BB	SO	LOB
3	0	0	0	1	0	1
4	0	3	0	0	0	2
3	0	0	0	0	2	3
1	0	0	0	0	0	1
3	0	0	0	1	1	2
4	0	1	0	0	0	1
4	1	1	0	0	0	3
4	0	2	1	0	0	0
4	0	0	0	0	0	2
2	0	1	0	0	1	0
0	0	0	0	0	0	0
1	0	0	0	0	0	1
0	0	0	0	0	0	0
1	0	0	0	0	0	0

Batter	1	2	3	4	5	6	7	8	9
Dave Roberts, L OBP: 0.407, SLG: 0.358 (1, 7) C C C X (7, 8)	1-2 P5 ①		4-2 FC3-6 BB		1-2 L5 ②		0-1 G4-3 ③		
Cesar Izturis, S OBP: 0.345, SLG: 0.395 (1, 6) B S X (7, 8)	2-1 S 1B		0-0 FC3-6 ② 1-2f 2-3		0-1 CS 1B			1-1 1B 1B	
Milton Bradley, S OBP: 0.348, SLG: 0.494 (1, 8) 1 SAFE 1 SAFE Jason Grabowski, L OBP: 0.063, SLG: 0.063 (7, 7) 1 SAFE 1 SAFE S B C B 1 SAFE F C	2-3 K ② 1-2		2-3 K ③		0-1 CS ③ 1-2	2-2 P4 ①		2-2 F7 ①	
Shawn Green, L OBP: 0.376, SLG: 0.431 (1, 3) X	0-0 G4-3 ③			1-2 F7 ①		4-0 B1-3 BB ②		2-3 K ②	
Paul Lo Duca, R OBP: 0.444, SLG: 0.507 (1, 2)		0-1 F8 ①		0-0 F8 ②		0-0 B1-3 ② 1-2		1-1 1B ③	
Juan Encarnacion, R OBP: 0.286, SLG: 0.430 (1, 9) B X		1-0 L9 ②		2-2 1B 2B		0-0 F9 ③		1-0 G6-3 ③	
Adrián Beltré, R OBP: 0.376, SLG: 0.675 (1, 5) C B X		1-1 G1-3 ③		0-0 1B ③ 2-H			0-0 1B ①		1-0 F7 ①
Alex Cora, L OBP: 0.254, SLG: 0.328 (1, 4) C B X			1-1 F9 ① 2 SAFE 2 SAFE F F F B X	1-2 F7 ③			0-0 P5 ①		3-1 L9 ②
Jeff Weaver, R OBP: 0.300, SLG: 0.500 (1, 1) Robin Ventura, L OBP: 0.467, SLG: 0.462 (7, PH) Olmedo Saenz, R OBP: 0.143, SLG: 0.286 (7, PH) Wilson Alvarez, L (8, 1) David Ross, R OBP: 0.188, SLG: 0.400 (9, PH)			1-0 FC3-6 2B		0-3 K ①		3-1 L5 ② 1 SAFE 1 SAFE B B B X		2-0 P5 ③

Inning Stats	R: 0	H: 1	E: 0	K: 1	S: 9	H: 0	LOB: 0	BB: 0	P: 7	R: 0	H: 1	E: 0	K: 1	S: 9	H: 2	LOB: 1	BB: 1	P: 17	R: 0	H: 1	E: 0	K: 1	S: 9	H: 0	LOB: 0	BB: 0	P: 10	R: 0	H: 0	E: 0	K: 0	S: 7	H: 0	LOB: 1	BB: 1	P: 13	R: 0	H: 1	E: 0	K: 0	S: 6	H: 2	LOB: 2	BB: 0	P: 19	R: 0	H: 0	E: 0	K: 0	S: 4	H: 0	LOB: 0	BB: 0	P: 10	1B: 6	SF: 0	2B: 2	SAC: 0	3B: 0	DP: 0	HR: 0	HBP: 0
--------------	------	------	------	------	------	------	--------	-------	------	------	------	------	------	------	------	--------	-------	-------	------	------	------	------	------	------	--------	-------	-------	------	------	------	------	------	------	--------	-------	-------	------	------	------	------	------	------	--------	-------	-------	------	------	------	------	------	------	--------	-------	-------	-------	-------	-------	--------	-------	-------	-------	--------

PITCHER	IP	WLS	BF	H	R	ER	SO	BB	IBB	HBP	BLK	WP	HR	S	P	ERA	WHIP
Jae Weong Seo, R ERA: 5.06 (1, 1)	6.1	W	26	6	1	1	3	2	0	0	0	0	0	55	81	1.42	1.263
Mike Stanton, L ERA: 4.15 (7, 1)	1.1	H	5	1	0	0	1	0	0	0	0	0	0	13	21	0.00	0.750
David Weathers, R ERA: 4.76 (8, 1)	1.1		5	1	0	0	0	0	0	0	0	0	0	7	15	0.00	0.750

PITCHER	IP	WLS	BF	H	R	ER	SO	BB	IBB	HBP	BLK	WP	HR	S	P	ERA	WHIP
---------	----	-----	----	---	---	----	----	----	-----	-----	-----	----	----	---	---	-----	------

Batter	1	2	3	4	5	6	7	8	9	AB R H RBI BB SO LOB	TOP			
Andy Chavez, L (1, 8) <small>OBP: 0.235, SLG: 0.188</small>	1-2 		4-1 		0-0 		0-2 		1-0 	4 0 1 1 0 0 1				
Orlando Cabrera, R (1, 6) <small>OBP: 0.271, SLG: 0.351</small>	1-2 		0-0 		2-1 		1-0 			4 0 1 0 0 0 3				
Jose Vidro, S (1, 4) <small>OBP: 0.333, SLG: 0.386</small>	0-0 			2-0 	4-2 			3-2 		3 0 0 0 1 0 1				
Tony Batista, R (1, 5) <small>OBP: 0.250, SLG: 0.295</small>	0-2 			1-1 	3-1 			1-0 		4 1 1 0 0 0 3				
Brad Wilkerson, L (1, 3) <small>OBP: 0.326, SLG: 0.316</small>			3-2 	3-1 		3-3 		1-1 		4 1 1 1 0 1 0				
Juan Rivera, R (1, 7) <small>OBP: 0.300, SLG: 0.283</small>			3-1 	0-2 		4-0 		1-0 		3 1 1 0 1 0 1				
Valentino Pascucci, R (1, 9) <small>OBP: 0.214, SLG: 0.091</small> Chad Bentz, R (6, 1) 52 T.J. Tucker, R (7, 1) Rocky Biddle, R (8, 1) Ronald Calloway, L (9, PH) <small>OBP: 0.086, SLG: 0.061</small>			1-3 	3-1 		1-0 		2-2 		3 0 1 1 0 1 1				
Einar Diaz, R (1, 2) <small>OBP: 0.333, SLG: 0.389</small>			1-1 	1-1 		0-2 		0-1 		4 1 2 0 0 0 1				
Zach Day, R (1, 1) Termel Sledge, L (6, 9) <small>OBP: 0.163, SLG: 0.146</small>			1-1 		1-1 		1-0 		1-2 	1 0 0 0 0 0 0				
										2 0 1 0 0 0 1				
Inning Stats	R: 0 H: 1 E: 0 LOB: 1 K: 0 BB: 0 S: 10 P: 12	R: 0 H: 0 E: 0 LOB: 0 K: 1 BB: 0 S: 8 P: 15	R: 0 H: 1 E: 0 LOB: 1 K: 0 BB: 0 S: 6 P: 12	R: 2 H: 3 E: 0 LOB: 1 K: 0 BB: 0 S: 12 P: 22	R: 0 H: 1 E: 0 LOB: 2 K: 0 BB: 1 S: 9 P: 19	R: 0 H: 0 E: 0 LOB: 0 K: 1 BB: 1 S: 6 P: 14	R: 1 H: 1 E: 0 LOB: 0 K: 0 BB: 0 S: 8 P: 10	R: 0 H: 0 E: 0 LOB: 0 K: 0 BB: 0 S: 7 P: 12	R: 1 H: 2 E: 1 LOB: 1 K: 0 BB: 0 S: 10 P: 15	1B: 7 SF: 1 2B: 1 SAC: 1 3B: 1 DP: 2 HR: 0 HBP: 1	WP: 1 PA: 37 PB: 0 SB: 1 CS: 0			
PITCHER	IP WLS BF H R ER SO BB IBB HBP BLK WP HR S P ERA WHIP													
Kaz Ishii, L (1, 1) <small>ERA: 3.98</small> 37 Darren Dreifort, R (7, 1) <small>ERA: 3.38</small> Duaner Sanchez, R (8, 1) <small>ERA: 2.25</small>	6.0 W 25 6 2 2 2 2 2 0 1 0 0 0 51 94 3.00 1.333	1.0 4 1 1 1 0 0 0 0 0 0 0 0 8 10 9.00 1.000	2.0 8 2 1 1 0 0 0 0 0 0 1 0 17 27 4.50 1.000											

Montreal Expos @ Los Angeles Dodgers
Dodger Stadium, Los Angeles, CA

Fri Apr 30 2004, 7:10 PM PDT
 Att. 54,958 - Sunny - 70 F

livebaseballscorecards.com

AB	32
R	4
H	9
RBI	4
BB	2
SO	2
LOB	12



BOTTOM

Montreal Expos @ Los Angeles Dodgers
Dodger Stadium, Los Angeles, CA

livebaseballscorecards.com

AB 36
R 13
H 15
RBI 13
BB 1
SO 1
LOB 8



WP: 0 PA: 39
PB: 0
SB: 1
CS: 0

Fri Apr 30 2004, 7:10 PM PDT
Att: 54,958 - Sunny - 70 F

Batter	1	2	3	4	5	6	7	8	9	AB	R	H	RBI	BB	SO	LOB
Dave Roberts, L (1, 8) OBP: 0.407, SLG: 0.389	P5		B3		G4-3		BLK S 1B	SF9 3B		5	2	2	2	0	0	1
Cesar Izturis, S (1, 6) OBP: 0.348, SLG: 0.424	G6-3 3B		G3-1			G4-3	G1-6-3 1B	SF9		4	1	2	2	0	0	0
Adrian Beltré, R (1, 5) OBP: 0.367, SLG: 0.647	G6-3		G3-1			2B 1B	G1-6-3 1B	G6-3		5	1	1	1	0	0	1
Shawn Green, L (1, 3) OBP: 0.382, SLG: 0.487	HR			G5-3		1B 2B	G6-3			4	2	2	1	0	0	0
Paul Lo Duca, R (1, 2) OBP: 0.447, SLG: 0.545	F8			HR		P6		HBP BB 2B 1B		4	2	2	1	0	0	2
Juan Encarnacion, R (1, 9) OBP: 0.295, SLG: 0.427		F8		K		1B 1B		HBP 2B BB		3	2	1	2	1	1	0
Jason Grabowski, L (1, 7) OBP: 0.100, SLG: 0.100		L9		G4-3		1B 1B		F7		4	1	1	1	0	0	2
Alex Cora, L (1, 4) OBP: 0.284, SLG: 0.344		1B				F8 1B		2B 3B HBP		3	1	2	1	0	0	0
Kaz Ishii, L (1, 1) OBP: 0.167, SLG: 0.167		G6-3				G4-3 1B		F9 3B		2	0	1	0	0	0	1
Olmedo Saenz, R (6, PH) OBP: 0.125, SLG: 0.250										1	0	0	0	0	0	1
37 Darren Dreifort, R (7, 1)										0	0	0	0	0	0	0
Duaner Sanchez, R (8, 1) OBP: 0.500, SLG: 1.000										1	1	1	2	0	0	0

Batter	1	2	3	4	5	6	7	8	9
Dave Roberts, L (1, 8) OBP: 0.407, SLG: 0.389	P5		B3		G4-3		BLK S 1B	SF9 3B	
Cesar Izturis, S (1, 6) OBP: 0.348, SLG: 0.424	G6-3 3B		G3-1			G4-3	G1-6-3 1B	SF9	
Adrian Beltré, R (1, 5) OBP: 0.367, SLG: 0.647	G6-3		G3-1			2B 1B	G1-6-3 1B	G6-3	
Shawn Green, L (1, 3) OBP: 0.382, SLG: 0.487	HR			G5-3		1B 2B	G6-3		
Paul Lo Duca, R (1, 2) OBP: 0.447, SLG: 0.545	F8			HR		P6		HBP BB 2B 1B	
Juan Encarnacion, R (1, 9) OBP: 0.295, SLG: 0.427		F8		K		1B 1B		HBP 2B BB	
Jason Grabowski, L (1, 7) OBP: 0.100, SLG: 0.100		L9		G4-3		1B 1B		F7	
Alex Cora, L (1, 4) OBP: 0.284, SLG: 0.344		1B				F8 1B		2B 3B HBP	
Kaz Ishii, L (1, 1) OBP: 0.167, SLG: 0.167		G6-3				G4-3 1B		F9 3B	
Olmedo Saenz, R (6, PH) OBP: 0.125, SLG: 0.250									
37 Darren Dreifort, R (7, 1)									
Duaner Sanchez, R (8, 1) OBP: 0.500, SLG: 1.000									

Inning Stats	R: 2	H: 2	E: 0	K: 0	S: 15	H: 2	LOB: 0	BB: 0	P: 19	R: 0	H: 1	E: 0	K: 0	S: 10	H: 1	LOB: 1	BB: 0	P: 16	R: 0	H: 0	E: 0	K: 0	S: 8	H: 0	LOB: 0	BB: 0	P: 9	R: 1	H: 1	E: 0	K: 1	S: 8	H: 1	LOB: 0	BB: 0	P: 16	R: 0	H: 1	E: 0	K: 0	S: 10	H: 1	LOB: 0	BB: 0	P: 14	R: 4	H: 5	E: 0	K: 0	S: 16	H: 5	LOB: 1	BB: 0	P: 20	R: 1	H: 2	E: 0	K: 0	S: 7	H: 2	LOB: 0	BB: 0	P: 11	R: 5	H: 3	E: 0	K: 0	S: 13	H: 3	LOB: 0	BB: 1	P: 19
1B: 9	SF: 1	WP: 0	PA: 39																																																																					
2B: 2	SAC: 0	PB: 0																																																																						
3B: 2	DP: 2	SB: 1																																																																						
HR: 2	HBP: 1	CS: 0																																																																						

PITCHER	IP	WLS	BF	H	R	ER	SO	BB	IBB	HBP	BLK	WP	HR	S	P	ERA	WHIP
Zach Day, R (1, 1) ERA: 3.31	5.2	L	24	8	6	6	1	0	0	0	0	0	2	62	88	9.53	1.412
Chad Bentz, L (6, 1) ERA: 7.04	0.1		3	2	1	1	0	0	0	0	0	0	0	5	6	27.00	6.000
52 T.J. Tucker, R (7, 1) ERA: 9.0	1.0		4	2	1	1	0	0	0	0	1	0	0	7	11	9.00	2.000
Rocky Biddle, R (8, 1) ERA: 6.3	1.0		8	3	5	5	0	1	0	1	0	0	0	13	19	45.00	4.000

Batter	1	2	3	4	5	6	7	8	9	AB R H RBI BB SO LOB	TOP																
Endy Chavez, L (1, 8) OBP: 0.263, SLG: 0.222	2-1 F9		0-0 E5 1B		2-1 1B FC3 1B		0-1 L5			4 2 2 0 0 0 0	Montreal Expos @ Los Angeles Dodgers Dodger Stadium, Los Angeles, CA Sat May 01 2004, 7:10 PM PDT Att. 52,900 - Sunny - 74 F																
Jose Vidro, S (1, 4) OBP: 0.320, SLG: 0.368	1-2 P4		2-2 K		1-1 F7		3-1 F9			4 0 0 0 0 1 2																	
Orlando Cabrera, R (1, 6) OBP: 0.280, SLG: 0.351	0-1 G4-3		4-1 1B 1B BB		2-2 FC3 1-3 FC3 1B		1-2 L4			3 0 1 0 1 0 0																	
Brad Wilkerson, L (1, 3) OBP: 0.333, SLG: 0.316		0-1 L9	3-2 1B		1-2 FC3 FC3 1-3 3-H		4-0 F8-4 BB			3 0 1 2 1 0 1																	
Tony Batista, R (1, 5) OBP: 0.262, SLG: 0.333		4-0 BB		1-2 HR	3-2 FC3 1-3 3-H		3-2 G5-3 1-2			3 1 1 1 1 0 3																	
Matt Cepicky, L (1, 7) OBP: 0.207, SLG: 0.250		2-3 K		1-0 P4	1-3 K		1-1 F8-4 2-2			3 0 0 0 0 2 3																	
Juan Rivera, R (6, 9) OBP: 0.294, SLG: 0.277		1 SAFE K		1-3 K						1 0 0 0 0 0 1																	
Termel Sledge, L (1, 9) OBP: 0.170, SLG: 0.156		0-1 G3-1		1-2 1B		2-3 K		1-3 K		4 0 1 0 0 2 1																	
Brian Schneider, L (1, 2) OBP: 0.275, SLG: 0.415			3-2 SH3 1B	2-1 F9		2-0 F8		1-3 K		4 1 1 0 0 1 1																	
Livan Hernandez, R (1, 1) OBP: 0.083, SLG: 0.083			0-0 SH3	2-0 F7		0-0 G4-3		1-3 K		2 0 0 0 0 0 1																	
Luis Ayala, R (8, 1) OBP: 1.000, SLG: 1.000			1-2							0 0 0 0 0 0 0																	
Ronald Calloway, L (9, PH) OBP: 0.083, SLG: 0.059										1 0 0 0 0 1 0																	
Inning Stats	R: 0 E: 0 K: 0 S: 10	H: 0 LOB: 0 BB: 0 P: 13	R: 0 E: 0 K: 1 S: 7	H: 0 LOB: 1 BB: 1 P: 13	R: 2 E: 1 K: 1 S: 15	H: 3 LOB: 2 BB: 1 P: 27	R: 1 E: 0 K: 0 S: 10	H: 2 LOB: 1 BB: 0 P: 17	R: 1 E: 0 K: 1 S: 18	H: 2 LOB: 2 BB: 0 P: 28	R: 0 E: 0 K: 1 S: 5	H: 0 LOB: 0 BB: 0 P: 9	R: 0 E: 0 K: 0 S: 7	H: 0 LOB: 0 BB: 0 P: 11	R: 0 E: 0 K: 0 S: 5	H: 0 LOB: 0 BB: 1 P: 13	R: 0 E: 0 K: 3 S: 11	H: 0 LOB: 0 BB: 0 P: 14	1B: 6 2B: 1 3B: 0 HR: 1	SF: 0 SAC: 1 DP: 1 HBP: 0	WP: 0 PB: 0 SB: 4 CS: 0	PA: 36					
PITCHER	IP WLS BF H R ER SO BB IBB HBP BLK WP HR S P ERA WHIP																										
Jose Lima, R (1, 1) ERA: 6.62	5.0		24	7	4	4	3	2	0	0	0	0	1	60	98	7.20	1.800										
Wilson Alvarez, L (6, 1) ERA: 2.4	1.0		3	0	0	0	1	0	0	0	0	0	0	5	9	0.00	0.000										
Tom Martin, L (7, 1) ERA: 4.5	1.0		4	0	0	0	0	1	0	0	0	0	0	7	15	0.00	1.000										
Guillermo Mota, R (8, 1) ERA: 1.86	1.0	W	2	0	0	0	0	0	0	0	0	0	0	5	9	0.00	0.000										
Eric Gagne, R (9, 1) ERA: 2.31	1.0	S	3	0	0	0	3	0	0	0	0	0	0	11	14	0.00	0.000										

livebaseballscorecards.com

AB	32
R	4
H	7
RBI	3
BB	3
SO	7
LOB	13



Batter	1	2	3	4	5	6	7	8	9
Dave Roberts, L OBP: 0.389, SLG: 0.368 (1, 8) C X	0-1 G4-3 ① C C C C X	3-2 F9 ③ C C C C X		3-3 K ③ B C C C C X		2-2 G3 ② B C C C X		1-1 SH1-4 ① T B X	
Cesar Izturis, S OBP: 0.330, SLG: 0.400 (1, 6) X	0-0 E6 CS X		1-2 G5-3 ① C C C C X		1-1 G4-3 ① B C C C X	1-0 G3 ③ B C C C X		0-0 G1-3 ② X	
Adrian Beltré, R OBP: 0.379, SLG: 0.711 (1, 5) C X	0-1 HR 1-2 X		0-2 F8 ② F X		1-1 G6-3 ② B C C C X		0-0 HR X	2-2 1B 3-H C F F B X	
Shawn Green, L OBP: 0.394, SLG: 0.481 (1, 9) B B X	2-0 1B X		4-0 BB BB B B B B		4-1 BB B B B B B		1-3 K ① F X	0-1 G4-3 ③ X	
Paul Lo Duca, R OBP: 0.438, SLG: 0.525 (1, 2) C X	0-1 F9 ③ X		4-1 BB B B B B	1-2 BB X	1-2 G1-3 ③ B C C C X		0-0 G4-3 ② X		
Juan Encarnacion, R OBP: 0.315, SLG: 0.442 (1, 7) F B X		2-1 G4-3 S 1B 1B F B X	0-3 K ③ C C C C X			0-0 HBP 1B G3 1B B C C C X	1-1 BB 1B B C C C X		
Robin Ventura, L OBP: 0.474, SLG: 0.438 (1, 3) 1 SAFE SAFE C C C C X		3-3 K ① S B B B B X		2-2 P6 ① C C C C X		0-0 G3 HBP 1B SAFE C C C C X	4-2 BB B C C C X		
Alex Cora, L OBP: 0.282, SLG: 0.328 (1, 4) B C X		1-1 G4-3 ② B C X		2-0 L9 ② B B X		1-1 G3 HBP 1B SAFE L 2 SAFE H C C X	0-1 G6-3 ③ C C X		
Jose Lima, R OBP: 0.750, SLG: 0.667 (6, 1) Wilson Alvarez, L OBP: 0.370, SLG: 0.520 (6, PH) Tom Martin, L (7, 1) Guillermo Mota, R (8, 1) Jason Grabowski, L OBP: 0.143, SLG: 0.190 (8, PH) Eric Gagne, R (9, 1)		0-1 1B 3-H C C X		0-0 1B X		3-3 K ① S B B B B X		1-2 SH1-4 1B 2B B C C C X	

AB	R	H	RBI	BB	SO	LOB
4	0	0	1	0	1	4
5	0	0	0	0	0	3
5	2	3	3	0	0	0
3	0	1	0	2	1	1
3	0	0	0	1	0	2
4	2	3	0	0	1	2
3	0	1	0	1	1	1
3	0	0	0	0	0	3
2	0	2	1	0	0	0
0	0	0	0	0	0	0
1	0	0	0	1	3	
0	0	0	0	0	0	
0	0	0	0	0	0	
1	1	1	0	0	0	
0	0	0	0	0	0	

WP	HR	S	P	ERA	WHIP
0	0	0	0	5.14	1.857
0	0	0	0	9.00	2.000

Inning Stats	R	H	E	K	S	H	LOB	BB	IBB	HBP	BLK	WP	HR	S	P	ERA	WHIP
	1	2	1	0	8	2	1	0	0	0	0	0	2	69	116	5.14	1.857
	1	2	0	1	12	2	1	0	0	0	0	0	2	12	16	9.00	2.000

Montreal Expos @ Los Angeles Dodgers
Dodger Stadium, Los Angeles, CA
 Sat May 01 2004, 7:10 PM PDT
 Att: 52,900 - Sunny - 74 F

AB	R	H	RBI	BB	SO	LOB
34	5	11	5	4	5	19



Batter	1	2	3	4	5	6	7	8	9	10	11	AB	R	H	RBI	BB	SO	LOB	TOP																	
Dave Roberts, L (1, 7) <small>OBP: 0.382, SLG: 0.386</small> Jason Grabowski, L (4, 7) <small>OBP: 0.192, SLG: 0.167</small>	1-0 		3-2 		1-3 			1-2 		4-1 	1-2 	2	0	1	1	0	0	0																		
Cesar Izturis, S (1, 6) <small>OBP: 0.308, SLG: 0.370</small>	3-3 		0-3 		0-1 			0-1 		2-1 	0-0 	5	0	0	0	0	2	4																		
Milton Bradley, S (1, 8) <small>OBP: 0.351, SLG: 0.476</small>	4-1 		4-2 		0-0 			0-1 		2-2 		3	0	0	0	2	0	2																		
Shawn Green, L (1, 3) <small>OBP: 0.385, SLG: 0.442</small>	1-3 		1-0 					0-0 		3-2 	4-0 	4	0	0	0	1	1	3																		
Paul Lo Duca, R (1, 2) <small>OBP: 0.426, SLG: 0.506</small>		2-2 		1-2 				1-0 		0-1 	1-0 	5	1	1	0	0	0	2																		
Juan Encarnacion, R (1, 9) <small>OBP: 0.304, SLG: 0.448</small>		1-1 		1-2 				1-1 		0-0 		5	0	0	0	0	0	1																		
Adrian Beltré, R (1, 5) <small>OBP: 0.381, SLG: 0.680</small>		2-2 		3-3 				0-0 		1-2 		5	1	2	1	0	2	0																		
Alex Cora, L (1, 4) <small>OBP: 0.338, SLG: 0.366</small>			1-2 		2-2 			1-3 		0-1 		4	2	3	0	0	1	0																		
<small>Ostalis Perez, L</small> <small>José Hernández, R</small> <small>37 Darren Dreifort, R</small> <small>Guillermo Mota, R</small> <small>Roben Viguera, L</small> <small>Tomáš Mrázek, L</small> <small>Duaner Sánchez, R</small> <small>Olmedo Saenz, R</small> <small>Eric Crayne, R</small>			1-0 		2-2 			1-2 		1-0 		0-0 	0	0	0	0	0	0	0																	
Inning Stats	R: 0 E: 1 K: 2 S: 8	H: 0 LOB: 1 BB: 1 P: 17	R: 0 E: 0 K: 1 S: 8	H: 0 LOB: 0 BB: 0 P: 13	R: 1 E: 0 K: 1 S: 15	H: 2 LOB: 2 BB: 1 P: 25	R: 0 E: 0 K: 1 S: 10	H: 0 LOB: 0 BB: 0 P: 15	R: 1 E: 1 K: 1 S: 13	H: 1 LOB: 1 BB: 0 P: 18	R: 0 E: 0 K: 0 S: 4	H: 0 LOB: 0 BB: 0 P: 6	R: 0 E: 0 K: 1 S: 7	H: 0 LOB: 0 BB: 0 P: 9	R: 0 E: 0 K: 0 S: 7	H: 0 LOB: 0 BB: 0 P: 8	R: 1 E: 1 K: 0 S: 16	H: 3 LOB: 2 BB: 0 P: 21	R: 0 E: 0 K: 0 S: 8	H: 0 LOB: 2 BB: 2 P: 21	R: 1 E: 1 K: 0 S: 14	H: 1 LOB: 2 BB: 0 P: 19	1B: 6 2B: 0 3B: 1 HR: 0	SF: 0 SAC: 3 DP: 0 HBP: 1	WP: 0 PB: 0 SB: 0 CS: 1	PA: 47										
PITCHER	IP	WLS	BF	H	R	ER	SO	BB	IBB	HBP	BLK	WP	HR	S	P	ERA	WHIP	PITCHER	IP	WLS	BF	H	R	ER	SO	BB	IBB	HBP	BLK	WP	HR	S	P	ERA	WHIP	
Josh Beckett, R (1, 1) <small>ERA: 3.57</small>	8.0		30	3	2	1	7	2	0	0	0	0	0	72	111	1.12	0.625																			
Armando Benitez, R (9, 1) <small>ERA: 0.5</small>	2.0	B	11	3	1	0	0	1	1	0	0	0	0	24	42	0.00	2.000																			
Justin Wayne, R (11, 1) <small>ERA: 1.23</small>	0.1	L	4	1	1	0	0	0	0	1	0	0	0	10	14	0.00	3.000																			
Franklyn Gracesqui, L (11, 1) <small>ERA: 4.5</small>	0.2		2	0	0	0	0	0	0	0	0	0	0	4	5	0.00	0.000																			

Los Angeles Dodgers @ Florida Marlins
 Pro Player Stadium, Miami, FL
 Tue May 04 2004, 7:05 PM EDT
 Att: 12,520 - Cloudy - 77 F

livebaseballscorecards.com

AB	39
R	4
H	7
RBI	2
BB	4
SO	7
LOB	18



Batter	1	2	3	4	5	6	7	8	9	10	11	AB R H RBI BB SO LOB	BOTTOM				
Juan Pierre, L OBP: 0.429, SLG: 0.443 (1, 8)	1-0 FC3-6 1B HBP	1-0 B1-3		1-1 E S 1B		2-2 G6-3			3-2 BB 1B		0-0 1B	5 1 3 1 0 0 2	Los Angeles Dodgers @ Florida Marlins Pro Player Stadium, Miami, FL Tue May 04 2004, 7:05 PM EDT Att: 12,520 - Cloudy - 77 F				
Damon Easley, R OBP: 0.370, SLG: 0.600 (1, 4)	1-1 FC3-6 1B	0-0 G4-3		2-2 G4-3			1-3 K		4-0 BB 1B		3-3 K	5 0 1 0 1 2 3					
Miguel Cabrera, R OBP: 0.362, SLG: 0.580 (1, 9)	1-2 FC3-6 1B BB		4-2 E 1B BB	1-0 F9			1-1 G6-3-5 1B		1-3 K			4 1 1 0 1 1 5					
Mike Lowell, R OBP: 0.407, SLG: 0.606 Luis Castillo, S OBP: 0.306, SLG: 0.306 Justin Wayne, R Franklyn Gracesqui, S (1, 5) (10, PR) (11, 1) (11, 1)	4-1 1B		2-2 E7 G6-4-3 1B	1-3 1B		4-1 G5-4-3 BB	3-2 G6-3-5			1-2 1B		3 0 2 0 2 0 1 0					
Wil Cordero, R OBP: 0.280, SLG: 0.362 Armando Benitez, R Mike Mordecai, R OBP: 0.273, SLG: 0.273 (1, 3) (9, 1) (10, PH) (11, 5)	0-1 1B		2-1 G6-4-3	2-0 L5		1-3 K			1-3 K			4 0 1 1 0 1 2 0 0 0 0 0 0 0 1 0 0 0 0 1 1					
Jeff Conine, R OBP: 0.337, SLG: 0.403 (1, 7)	3-2 P2		0-2 2B	0-0 G5-4-3		3-1 F9			3-1 F8			5 0 1 0 0 0 5					
Ramon Castro, R OBP: 0.172, SLG: 0.236 (1, 2)	0-1 F8		0-2 G6-3		2-2 G6-3		0-1 P5		0-0 P3			5 0 0 0 0 0 5					
Alex Gonzalez, R OBP: 0.231, SLG: 0.333 (1, 6)		1-1 S 2B		0-0 SH5-4 1B 2B		1-1 SH2-4 1B		1-3 K		1-3 K		5 1 3 0 0 2 0					
Josh Beckett, R OBP: 0.222, SLG: 0.222 Hee-Seop Choi, L OBP: 0.395, SLG: 0.672 (1, 1) (9, 3)		0-0 B2		2-0 SH5-4 2B		1-1 SH2-4		2-3 K		0-3 K		1 0 0 0 0 0 1 2 0 0 0 0 2 0					
Inning Stats	R: 1 H: 2 E: 0 LOB: 3 K: 0 BB: 1 S: 15 P: 25	R: 0 H: 1 E: 0 LOB: 1 K: 0 BB: 0 S: 5 P: 7	R: 1 H: 2 E: 1 LOB: 1 K: 0 BB: 1 S: 14 P: 22	R: 1 H: 2 E: 0 LOB: 1 K: 0 BB: 0 S: 9 P: 15	R: 0 H: 0 E: 0 LOB: 0 K: 0 BB: 1 S: 3 P: 9	R: 0 H: 1 E: 0 LOB: 1 K: 0 BB: 0 S: 11 P: 17	R: 0 H: 1 E: 0 LOB: 0 K: 1 BB: 0 S: 9 P: 14	R: 0 H: 0 E: 0 LOB: 0 K: 1 BB: 0 S: 7 P: 11	R: 0 H: 1 E: 0 LOB: 2 K: 3 BB: 1 S: 18 P: 29	R: 0 H: 1 E: 0 LOB: 1 K: 1 BB: 0 S: 9 P: 14	R: 0 H: 1 E: 0 LOB: 1 K: 3 BB: 0 S: 11 P: 15	1B: 9 SF: 0 2B: 4 SAC: 2 3B: 0 DP: 3 HR: 0 HBP: 1		WP: 0 PA: 47 PB: 0 SB: 2 CS: 0			
PITCHER	IP WLS BF H R ER SO BB IBB HBP BLK WP HR S P ERA WHIP																
Odalis Perez, L ERA: 3.82 37 Darren Dreifort, R ERA: 3.07 Guillermo Mota, R ERA: 2.38 Tom Martin, L ERA: 5.14 Duaner Sanchez, R ERA: 2.51	(1, 1) (7, 1) (8, 1) (9, 1) (9, 1)	6.0 1.0 1.0 0.2 1.1	28 3 3 3 6	8 1 0 1 1	3 0 0 0 0	3 0 0 0 0	0 1 1 2 2	3 0 0 0 1	0 0 0 0 0	0 0 0 0 0	0 0 0 0 0	0 0 0 13 14	95 14 11 19 24	4.50 0.00 0.00 0.00 0.00	1.833 1.000 0.000 1.500 1.500		
PITCHER	IP WLS BF H R ER SO BB IBB HBP BLK WP HR S P ERA WHIP																
Eric Gagne, R ERA: 2.13	(11, 1)	1.0	4	1	0	0	0	0	0	0	0	0	0	0	0	0.00	1.000



Batter	1	2	3	4	5	6	7	8	9	AB R H RBI BB SO LOB	TOP									
Jason Grabowski, L (1, 7) OBP: 0.200, SLG: 0.179	2-2 1B			3-2 F8		0-1 P2			2-2 L8	4 0 1 0 0 0 1										
Cesar Izturis, S (1, 6) OBP: 0.315, SLG: 0.369	0-3 K			1-1 G5-3			4-2 BB		3-2 1B	3 0 1 0 1 1 1										
Milton Bradley, S (1, 8) OBP: 0.337, SLG: 0.453	1-1 G6-4-3			0-0 G3			2-2 G6-4-3		3-2 G4-6-3	4 0 0 0 0 0 3										
Shawn Green, L (1, 3) OBP: 0.374, SLG: 0.427		1-3 K			3-1 G1-3		1-0 F8			3 0 0 0 0 1 0										
Paul Lo Duca, R (1, 2) OBP: 0.412, SLG: 0.489		1-1 G4-3			0-0 P5			1-2 F8		3 0 0 0 0 0 0										
Juan Encarnacion, R (1, 9) OBP: 0.295, SLG: 0.434		3-2 P3			2-3 K			2-0 F9		3 0 0 0 0 1 0										
Adrian Beltré, R (1, 5) OBP: 0.389, SLG: 0.699			1-1 F8			2-1 2B		1-1 1B 2B		3 0 2 0 0 0 0										
Alex Cora, L (1, 4) OBP: 0.337, SLG: 0.365			2-2 G4-3			1-1 F8		0-0 1B		3 0 1 0 0 0 1										
Jeff Weaver, R (1, 1) OBP: 0.250, SLG: 0.417			0-2 K			2-3 K		2-3 K		2 0 0 0 0 2 1										
Robin Ventura, L (8, PH) OBP: 0.458, SLG: 0.429										0 0 0 0 0 0 0										
Olmedo Saenz, R (8, PH) OBP: 0.091, SLG: 0.200										1 0 0 0 0 1 2										
Jose Lima, R (8, 1) OBP: 0.750, SLG: 0.667										0 0 0 0 0 0 0										
Inning Stats	R: 0 E: 0 K: 1 S: 8	H: 1 LOB: 0 BB: 0 P: 11	R: 0 E: 0 K: 1 S: 8	H: 0 LOB: 0 BB: 0 P: 13	R: 0 E: 0 K: 1 S: 14	H: 0 LOB: 0 BB: 0 P: 17	R: 0 E: 0 K: 0 S: 7	H: 0 LOB: 0 BB: 0 P: 11	R: 0 E: 0 K: 1 S: 8	H: 0 LOB: 0 BB: 1 P: 15	R: 0 E: 0 K: 0 S: 8	H: 0 LOB: 0 BB: 1 P: 15	R: 0 E: 0 K: 1 S: 11	H: 2 LOB: 2 BB: 0 P: 17	R: 0 E: 0 K: 0 S: 15	H: 1 LOB: 0 BB: 0 P: 23	1B: 3 2B: 2 3B: 0 HR: 0	SF: 0 SAC: 0 DP: 3 HBP: 0	WP: 0 PB: 0 SB: 0 CS: 0	PA: 30
PITCHER	IP WLS BF H R ER SO BB IBB HBP BLK WP HR S P ERA WHIP																			
Brad Penny, R (1, 1) ERA: 2.18	7.2 W 26 4 0 0 5 1 0 0 0 0 0 0 71 107 0.00 0.652																			
Matt Perisho, L (8, 1) ERA: 2.16	0.2 H 3 1 0 0 1 0 0 0 0 0 0 0 13 20 0.00 1.500																			
Armando Benitez, R (9, 1) ERA: 0.48	0.2 S 1 0 0 0 0 0 0 0 0 0 0 0 5 8 0.00 0.000																			

Los Angeles Dodgers @ Florida Marlins
 Pro Player Stadium, Miami, FL
 Wed May 05 2004, 7:05 PM EDT
 Att. 13,308 - Cloudy - 76 F

livebaseballscorecards.com

AB	29
R	0
H	5
RBI	0
BB	1
SO	6
LOB	9



Batter	1	2	3	4	5	6	7	8	9
Juan Pierre, L OBP: 0.423, SLG: 0.436 (1, 8)	2-1 S 3B 1B		1-2 G4-3		2-1 F8			1-1 L9	
Abraham Nunez, S OBP: 0.423, SLG: 0.381 (1, 9)	3-1 1-H 1B 3B		4-1 CS BB			3-2 F8		4-2 BB	
Mike Lowell, R OBP: 0.419, SLG: 0.608 (1, 5)	2-1 3-H 1B		4-2 1-2 BB			3-2 1B 1B		0-1 F9	
Hee-Seop Choi, L OBP: 0.388, SLG: 0.648 (1, 3)	2-3 K		2-1 F8			0-1 1-2 1B		1-2 G3	
Jeff Conine, R OBP: 0.337, SLG: 0.400 (1, 7)	0-1 1B			2-3 K		2-1 P6			
Damion Easley, R OBP: 0.333, SLG: 0.536 (1, 4)	1-3 K			1-0 G6-3		0-0 F9			
Mike Redmond, R OBP: 0.357, SLG: 0.420 (1, 2)		0-1 P3		3-2 F9			1-0 L8		
Alex Gonzalez, R OBP: 0.223, SLG: 0.322 (1, 6)		0-2 P3			0-0 F9		2-1 F9		
Brad Penny, R OBP: 0.067, SLG: 0.067 (8, 1) Armando Benitez, R (9, 1)		1-3 K			0-1 G5-3		0-1 P3		

Inning Stats	R: 2	H: 4	E: 0	LOB: 1	K: 2	S: 15	R: 0	H: 0	E: 0	LOB: 0	K: 1	S: 8	R: 0	H: 0	E: 0	LOB: 1	K: 0	S: 10	R: 0	H: 0	E: 0	LOB: 0	K: 1	S: 7	R: 0	H: 2	E: 0	LOB: 2	K: 0	S: 14	R: 0	H: 0	E: 0	LOB: 0	K: 0	S: 5	R: 0	H: 0	E: 0	LOB: 1	K: 0	S: 9			
	15	25					8	9					13			22																													

PITCHER	IP	WLS	BF	H	R	ER	SO	BB	IBB	HBP	BLK	WP	HR	S	P	ERA	WHIP
Jeff Weaver, R ERA: 5.4 (1, 1)	7.0	L	27	6	2	2	4	2	0	0	0	0	0	64	105	2.57	1.143
Jose Lima, R ERA: 6.27 (8, 1)	1.0		4	0	0	0	0	1	0	0	0	0	0	9	15	0.00	1.000

AB R H RBI BB SO LOB

4 1 1 0 0 0 0

2 1 1 1 2 0 0

3 0 2 1 1 0 1

4 0 1 0 0 1 2

3 0 1 0 0 1 2

3 0 0 0 0 1 3

3 0 0 0 0 0 0

3 0 0 0 0 0 0

3 0 0 0 0 1 0

0 0 0 0 0 0 0

0 0 0 0 0 0 0

1B: 5 SF: 0
2B: 0 SAC: 0
3B: 1 DP: 0
HR: 0 HBP: 0

WP: 0 PA: 31
PB: 0
SB: 1
CS: 1

ERA WHIP

Los Angeles Dodgers @ Florida Marlins
Pro Player Stadium, Miami, FL
Wed May 05 2004, 7:05 PM EDT
Att. 13,308 - Cloudy - 76 F



Los Angeles Dodgers @ Florida Marlins
Pro Player Stadium, Miami, FL
 Thu May 06 2004, 7:05 PM EDT
 Att. 16,109 - Sunny - 78 F

AB	40
R	9
H	14
RBI	9
BB	2
SO	6
LOB	14



Batter	1	2	3	4	5	6	7	8	9	AB	R	H	RBI	BB	SO	LOB
Cesar Izturis, S (1, 6) OBP: 0.319, SLG: 0.370	2-2 1B HR	1-2 G5-3		2-0 G5-3		3-2 F9		0-0 FC6-4 1B		5	1	2	0	0	0	1
Paul Lo Duca, R (1, 7) OBP: 0.412, SLG: 0.478	2-0 1B HR	4-0 BB			1-0 P4		1-1 G5-3	3-2 FC6-4 1B		4	1	1	1	1	0	1
Milton Bradley, S (1, 8) OBP: 0.330, SLG: 0.473	2-3 K	0-3 K			0-2 HR		2-3 K	0-3 K		5	1	1	1	0	4	4
Shawn Green, L (1, 3) OBP: 0.384, SLG: 0.495	2-0 1-H 2-H HR			2-2 G4-3		4-2 2B G4-3 BB		1-2 HR	0-1 P4	4	3	2	4	1	0	1
Adrián Beltré, R (1, 5) OBP: 0.398, SLG: 0.704	1-1 1B 1B			3-2 L5		1 SAFE 1 SAFE 1 SAFE G4-3 2B		1-0 HR 1B	2-2 G4-3	5	1	3	0	0	0	0
Juan Encarnacion, R (1, 9) OBP: 0.291, SLG: 0.452	1-3 K			2-0 G6-3		2-0 G4-3		2-1 1-H HR	0-1 F7	5	1	1	3	0	1	2
José Hernández, R (1, 4) OBP: 0.394, SLG: 0.516	1-0 FC5-4 1B					0-0 SH1-3 1B		0-1 1B	3-1 F8	5	0	3	0	0	0	1
David Ross, R (1, 2) OBP: 0.125, SLG: 0.261	3-1 FC5-4 1-2f					1-2 P4		3-2 G6-3	1-2 F8	4	0	0	0	0	0	4
Kaz Ishii, L (1, 1) OBP: 0.143, SLG: 0.143						0-0 SH1-3		1-3 K	0-0 1B FC6-4 1B	2	0	0	0	0	0	1
37 Darren Dreifort, R (7, 1)										0	0	0	0	0	0	0
Olmedo Saenz, R (8, PH) OBP: 0.167, SLG: 0.273										1	1	1	0	0	0	0
Brian Falkenborg, R (8, 1)										0	0	0	0	0	0	0
Eric Gagne, R (9, 1)										0	0	0	0	0	0	0

Inning Stats	R: 3	H: 5	E: 0	K: 2	S: 16	P: 30	R: 0	H: 0	E: 0	K: 1	S: 10	P: 17	R: 0	H: 0	E: 0	K: 0	S: 11	P: 18	R: 2	H: 2	E: 0	K: 1	S: 15	P: 24	R: 0	H: 0	E: 0	K: 1	S: 10	P: 17	R: 3	H: 4	E: 0	K: 1	S: 18	P: 26	R: 1	H: 2	E: 0	K: 1	S: 10	P: 13	R: 0	H: 0	E: 0	K: 0	S: 7	P: 12	1B: 9	2B: 1	3B: 0	HR: 4	SF: 0	SAC: 1	DP: 0	HBP: 0	WP: 0	PB: 0	SB: 0	CS: 0	PA: 43
--------------	------	------	------	------	-------	-------	------	------	------	------	-------	-------	------	------	------	------	-------	-------	------	------	------	------	-------	-------	------	------	------	------	-------	-------	------	------	------	------	-------	-------	------	------	------	------	-------	-------	------	------	------	------	------	-------	-------	-------	-------	-------	-------	--------	-------	--------	-------	-------	-------	-------	--------

PITCHER	IP	WLS	BF	H	R	ER	SO	BB	IBB	HBP	BLK	WP	HR	S	P	ERA	WHIP
Dontrelle Willis, L (1, 1) ERA: 3.73	5.0	L	25	8	5	5	3	2	0	0	0	0	2	58	98	9.00	2.000
40 Nate Bump, R (6, 1) ERA: 7.02	2.0		10	4	3	3	2	0	0	0	0	0	2	28	43	13.50	2.000
Tommy Phelps, L (8, 1) ERA: 4.5	1.0		5	2	1	1	1	0	0	0	0	0	0	10	13	9.00	2.000
Franklyn Gracesqui, L (9, 1) ERA: 3.0	1.0		3	0	0	0	0	0	0	0	0	0	0	7	12	0.00	0.000

PITCHER	IP	WLS	BF	H	R	ER	SO	BB	IBB	HBP	BLK	WP	HR	S	P	ERA	WHIP
---------	----	-----	----	---	---	----	----	----	-----	-----	-----	----	----	---	---	-----	------

Batter	1	2	3	4	5	6	7	8	9	AB R H RBI BB SO LOB	TOP											
Cesar Izturis, S (1, 6) OBP: 0.333, SLG: 0.391	0-1 G6-3 3B		4-2 BB			4-2 G4-6-3 BB		1-1 G3		2 1 1 0 2 0 0	Los Angeles Dodgers @ Pittsburgh Pirates PNC Park, Pittsburgh, PA Fri May 07 2004, 7:05 PM EDT Att. 20,944 - Unknown - 51 F											
Paul Lo Duca, R (1, 7) OBP: 0.406, SLG: 0.469	0-2 G6-3		2-0 F9			1-0 G4-6-3 1-2f		1-1 FC6-4 1B		4 0 1 1 0 0 2												
Milton Bradley, S (1, 8) OBP: 0.327, SLG: 0.463	2-3 K		0-1 F9			0-0 1B		1-0 FC6-4 1-2f		4 0 1 0 0 1 2												
Shawn Green, L (1, 3) OBP: 0.371, SLG: 0.474	2-3 K					0-0 G5-3		3-3 K		4 0 0 0 0 2 2												
Adrián Beltré, R (1, 5) OBP: 0.393, SLG: 0.688						0-0 G6-3		1-0 HR 1B		4 1 1 0 0 0 0												
Juan Encarnacion, R (1, 9) OBP: 0.281, SLG: 0.435						3-1 G6-3		1-3 K		4 0 0 0 0 1 1												
José Hernández, R (1, 4) OBP: 0.432, SLG: 0.714						0-3 K		1-1 1-H HR		4 2 3 3 0 1 0												
David Ross, R (1, 2) OBP: 0.107, SLG: 0.222						2-3 K		0-0 P4		4 0 0 0 0 2 1												
Wilson Alvarez, L (1, 1) Guillermo Mota, R (8, 1)						1-3 K		1-1 P5		3 0 0 0 0 2 0 0 0 0 0 0 0 0												
Inning Stats	R: 1 E: 0 K: 2 S: 15	H: 1 LOB: 0 BB: 0 P: 19	R: 1 E: 0 K: 0 S: 6	H: 1 LOB: 0 BB: 0 P: 11	R: 0 E: 0 K: 1 S: 8	H: 0 LOB: 1 BB: 1 P: 15	R: 0 E: 0 K: 0 S: 5	H: 0 LOB: 0 BB: 0 P: 9	R: 0 E: 0 K: 3 S: 9	H: 0 LOB: 0 BB: 0 P: 12	R: 0 E: 0 K: 0 S: 6	H: 1 LOB: 1 BB: 1 P: 11	R: 2 E: 0 K: 1 S: 9	H: 2 LOB: 0 BB: 0 P: 13	R: 0 E: 0 K: 1 S: 9	H: 1 LOB: 1 BB: 0 P: 15	R: 0 E: 0 K: 1 S: 14	H: 1 LOB: 1 BB: 0 P: 17	1B: 4 2B: 0 3B: 1 HR: 2	SF: 0 SAC: 0 DP: 1 HBP: 0	WP: 0 PB: 0 SB: 0 CS: 0	PA: 35
PITCHER	IP WLS BF H R ER SO BB IBB HBP BLK WP HR S P ERA WHIP																					
Oliver Pérez, L (1, 1) ERA: 3.48	8.0 L 31 6 4 4 8 2 0 0 0 0 0 2 67 105 4.50 1.000																					
Jose Mesa, R (9, 1) ERA: 0.73	1.0 4 1 0 0 1 0 0 0 0 0 0 0 14 17 0.00 1.000																					

AB	33
R	4
H	7
RBI	4
BB	2
SO	9
LOB	8



Batter	1	2	3	4	5	6	7	8	9	AB R H RBI BB SO LOB	TOP													
Cesar Izturis, S OBP: 0.320, SLG: 0.374 (1, 6) B C B X	2-1 F7 1	0-1 G3-1 3		1-1 FC4-6 3 1-2f			2-2 F9 3		0-1 F7 2 3 1-2 2-3 3-H	5 0 0 0 0 0 6														
Paul Lo Duca, R OBP: 0.409, SLG: 0.470 (1, 2) C X	0-1 1B HR 1B		0-1 G5-3 1		1-1 G5-3 1			0-1 CS 1B		4 1 2 0 0 0 0														
Milton Bradley, S OBP: 0.324, SLG: 0.455 (1, 8) X	0-0 HR 1B		0-0 F8 2		1-1 F9 2			2-2 G2-3 1 2 1-2		4 1 1 0 0 0 1														
Shawn Green, L OBP: 0.367, SLG: 0.495 (1, 3) B F B S F X	2-2 HR		0-0 G4-3 3		2-1 G6-3 3			0-1 G4-3 3		4 1 1 3 0 0 0														
Adrián Beltré, R OBP: 0.388, SLG: 0.672 (1, 5) B B F F S	2-3 K			0-0 F8 1		2-1 G6-3 1			0-0 BB 2B 1B	4 1 1 0 0 1 0														
Juan Encarnacion, R OBP: 0.288, SLG: 0.455 (1, 9) C B X	1-1 2B			0-0 1B 2B		3-3 K			2-3 K 1	4 0 2 0 0 2 1														
José Hernández, R OBP: 0.415, SLG: 0.658 (1, 7) C C C O B B B B C F B B	3-3 K			1-1 L9 2		1-1 L4 3			4-2 2B CS BB 1-2	3 0 0 0 1 1 2														
Alex Cora, L OBP: 0.345, SLG: 0.377 (1, 4) F B C B F X		2-2 G6-3 1		4-0 1B IBB			2-2 P6 1		1-0 CS 2B 1-3 2-H	3 0 1 1 1 0 0														
Hideo Nomo, R OBP: 0.143, SLG: 0.143 (1, 1) Joe Thurston, L (7, PH) 37 Darren Dreifort, R (7, 1) Guillermo Mota, R (8, 1) Robin Ventura, L OBP: 0.458, SLG: 0.429 (9, PH) Orlando Cabrera, R OBP: 0.231, SLG: 0.273 (9, PH) Eric Gagne, R (9, 1)		1-3 K 2		2-2 FC4-6 1B 1-2 2-3			1-0 G3-1 2		4-0 CS IBB	2 0 1 0 0 1 0 1 0 1 0 0 0 0 0 0 0 0 0														
Inning Stats	R: 3 E: 0 K: 2 S: 19	H: 4 LOB: 1 BB: 0 P: 29	R: 0 E: 0 K: 1 S: 8	H: 0 LOB: 0 BB: 0 P: 11	R: 0 E: 0 K: 0 S: 4	H: 0 LOB: 0 BB: 0 P: 4	R: 0 E: 0 K: 0 S: 10	H: 2 LOB: 3 BB: 1 P: 18	R: 0 E: 0 K: 0 S: 6	H: 0 LOB: 0 BB: 0 P: 10	R: 0 E: 0 K: 1 S: 8	H: 0 LOB: 0 BB: 0 P: 14	R: 0 E: 0 K: 0 S: 7	H: 0 LOB: 0 BB: 0 P: 12	R: 0 E: 0 K: 0 S: 8	H: 1 LOB: 0 BB: 0 P: 10	R: 1 E: 0 K: 1 S: 9	H: 2 LOB: 2 BB: 2 P: 20	1B: 5 2B: 3 3B: 0 HR: 1	SF: 0 SAC: 0 DP: 0 HBP: 0	WP: 0 PB: 0 SB: 0 CS: 4	PA: 37		
PITCHER Ryan Vogelsong, R ERA: 6.75 (1, 1) 16 Salomon Torres, R ERA: 5.02 (8, 1) 34 John Grabow, L ERA: 1.69 (9, 1)	IP 7.0 1.1 0.2	WLS L	BF 28 7 2	H 6 3 0	R 3 1 0	ER 3 1 0	SO 4 1 0	BB 0 1 0	IBB 1 0 1	HBP 0 0 0	BLK 0 0 0	WP 0 0 0	HR 1 0 0	S 62 15 2	P 98 24 6	ERA 3.86 6.75 0.00	WHIP 0.857 3.000 0.000							

Los Angeles Dodgers @ Pittsburgh Pirates
PNC Park, Pittsburgh, PA
Sat May 08 2004, 7:05 PM EDT
Att. 26,610 - Cloudy - 73 F

AB	34
R	4
H	9
RBI	4
BB	3
SO	5
LOB	10



Batter	1	2	3	4	5	6	7	8	9	10	11	12	13	14	AB	R	H	RBI	BB	SO	LOB
18 Jason Kendall, R OBP: 0.354, SLG: 0.320	G6-3		K		L4			G6-3			F9		F9		7	0	1	1	0	1	1
2 Jack Wilson, R OBP: 0.352, SLG: 0.521	G4-3		G1-3 1B			L6		G6-3	G5-4-3 1B		P6			F7	7	0	2	0	0	0	0
Jason Bay, R OBP: 0.286, SLG: 0.231	K		G1-3			2-2 HBP		0-2 BB 1B	1-0 B3		K			K	6	1	1	0	0	3	2
Craig Wilson, R OBP: 0.392, SLG: 0.589		F8	F8			2-1 SAFE P3		1-1 BB BB 1B	1-0 SAFE G5-4-3			K		L4	7	1	1	0	0	1	3
Rob Mackowiak, L OBP: 0.333, SLG: 0.415		2-1 2B 1B		G4-3		2-1 G1-3		4-1 BB BB BB		4-2 G4-3 SH2-4 BB		G5-3			4	2	1	0	2	0	1
Chris Stynes, R OBP: 0.266, SLG: 0.307		0-1 1B		F9			G6-3	4-1 BB BB BB		1-1 SAFE SH2-4		G4-3			4	2	1	1	1	0	0
Jose Castillo, R OBP: 0.338, SLG: 0.403		2-1 1B			G6-3			1-2 2-3 3H BB		2-2 G4-3					3	0	1	0	0	0	2
Bobby Hill, S OBP: 0.389, SLG: 0.340		G1-3						1-2 2-3 3H BB		1-2 2-3 3H BB					2	1	1	1	1	0	1
Tike Redman, L OBP: 0.242, SLG: 0.304		2-1 1B			G6-3			4-2 18 1B 2 CS BB		4-0 DI IBB			1-1 SAFE FC1-4-6 SH3-4		4	0	1	3	2	0	2
Josh Fogg, R		1-2 F7			G1-4-3			4-2 18 1B BB		1-3 K			1-2 SAFE SH3-4		1	0	0	0	0	0	1
J.J. Davis, R															1	0	0	0	0	0	0
37 Mike Johnston, L															0	0	0	0	0	0	0
Brian Mabeles, R															0	0	0	0	0	0	0
11 Humberto Cota, R															0	0	0	0	0	0	0
Jason Boyd, R															0	0	0	0	0	0	0
Abraham Nunez, S															0	0	0	0	0	0	0
Jose Mesa, R															0	0	0	0	0	0	0
Ryan Vogelsong, R															0	0	0	0	0	0	0
18 Salomon Torres, R															0	0	0	0	0	0	0
100 Willie Stargell, R															0	0	0	0	0	0	0
34 John Grubbs, L															0	0	0	0	0	0	0

Inning Stats	R: 0	H: 0	E: 0	LOB: 0	K: 1	BB: 0	S: 8	P: 12	R: 2	H: 3	E: 0	LOB: 1	K: 1	BB: 0	S: 10	P: 15	R: 0	H: 0	E: 0	LOB: 0	K: 0	BB: 0	S: 6	P: 8	R: 0	H: 0	E: 0	LOB: 1	K: 0	BB: 0	S: 9	P: 10	R: 5	H: 3	E: 0	LOB: 2	K: 0	BB: 5	S: 24	P: 51	R: 0	H: 1	E: 0	LOB: 0	K: 1	BB: 0	S: 5	P: 8	R: 0	H: 0	E: 0	LOB: 2	K: 1	BB: 2	S: 10	P: 22	R: 0	H: 0	E: 0	LOB: 0	K: 1	BB: 0	S: 8	P: 10	R: 0	H: 0	E: 0	LOB: 1	K: 0	BB: 0	S: 9	P: 13	R: 0	H: 0	E: 0	LOB: 0	K: 1	BB: 0	S: 6	P: 9	R: 0	H: 1	E: 0	LOB: 1	K: 1	BB: 0	S: 8	P: 11	1B: 8	SF: 0	2B: 1	SAC: 2	3B: 1	DP: 1	HR: 0	HBP: 1	WP: 0	PA: 59
PITCHER	IP	WLS	BF	H	R	ER	SO	BB	IBB	HBP	BLK	WP	HR	S	P	ERA	WHIP																																																																																	
Odalis Perez, L (1, 1)	7.0		27	5	2	2	2	0	0	0	0	0	0	61	91	2.57	0.714																																																																																	
Jose Lima, R (8, 1)	0.2		6	2	4	4	0	2	0	0	0	0	0	12	25	54.00	6.000																																																																																	
37 Darren Dreifort, R (8, 1)	0.0		1	0	0	0	0	1	0	0	0	0	0	2	6	∞	∞																																																																																	
Tom Martin, L (8, 1)	0.0		2	0	0	0	0	2	0	0	0	0	0	5	13	∞	∞																																																																																	
Duaner Sanchez, R (8, 1)	0.1	B	1	1	1	1	0	0	0	0	0	0	0	5	7	27.00	3.000																																																																																	
PITCHER	IP	WLS	BF	H	R	ER	SO	BB	IBB	HBP	BLK	WP	HR	S	P	ERA	WHIP																																																																																	
Guillermo Moia, R (9, 1)	2.0		8	1	0	0	1	0	0	0	0	0	0	15	30	0.00	1.000																																																																																	
Eric Gagne, R (11, 1)	2.0		6	0	0	0	2	0	0	0	0	0	0	14	19	0.00	0.000																																																																																	
Brian Falkenberg, R (13, 1)	2.0	W	7	1	0	0	1	0	0	0	0	0	0	17	24	0.00	0.500																																																																																	

Los Angeles Dodgers @ Pittsburgh Pirates
PNC Park, Pittsburgh, PA
Sun May 09 2004, 1:35 PM EDT
Att. 16,554 - Cloudy - 79 F

livebaseballscorecards.com

AB	48
R	7
H	10
RBI	7
BB	7
SO	6
LOB	16



Batter	1	2	3	4	5	6	7	8	9	AB R H RBI BB SO LOB	TOP											
Todd Walker, L (1, 4) OBP: 0.420, SLG: 0.515	0-2 1B		0-0 G6-3			3-1 E 2B		2-2 F8		4 1 2 0 0 0 0												
Corey Patterson, L (1, 8) OBP: 0.309, SLG: 0.405	0-0 F8		1-0 P5			2-2 F7		3-2 G6-3		4 0 0 0 0 0 2												
Sammy Sosa, R (1, 9) OBP: 0.387, SLG: 0.570	1-3 K		2-3 K			1-0 E9 G5-3 2-H 1B		2-3 K		4 0 1 0 0 3 1												
Moises Alou, R (1, 7) OBP: 0.349, SLG: 0.595	1-0 F8			0-0 16 G5-4-3 1B		1-0 G5-3			0-0 16 2B 1B	4 1 2 0 0 0 2												
16 Aramis Ramirez, R (1, 5) OBP: 0.345, SLG: 0.573		2-1 L9		1-1 G5-4-3 1-2f		4-2 25 FC6-4 BB			0-0 1-H 2B	3 0 1 1 1 0 1												
25 Derrek Lee, R (1, 3) OBP: 0.377, SLG: 0.459		0-2 F9		3-3 K		1-1 FC6-4 1-2f			0-3 K	4 0 0 0 0 2 3												
Michael Barrett, R (1, 2) OBP: 0.340, SLG: 0.511		1-1 2B HBP			1-0 G6-4-3 1B		1-3 K		1-3 K	3 1 1 0 0 2 1												
Ramon Martinez, R (1, 6) OBP: 0.340, SLG: 0.319		3-2 1-H 2B			3-2 G6-4-3 1-2f		1-3 K		1-2 F9	4 0 1 1 0 1 2												
34 Kerry Wood, R (1, 1) OBP: 0.133, SLG: 0.133		1-2 G6-3			0-3 K		1-0 G4-3			1 0 0 0 0 0 1												
Glendon Rusch, L (3, 1) OBP: 0.500, SLG: 0.500										1 0 0 0 0 0 1 0												
Todd Wellemeyer, R (6, 1)										0 0 0 0 0 0 0												
Tom Goodwin, L (7, PH) OBP: 0.154, SLG: 0.240										1 0 0 0 0 0 0												
Francis Beltran, R (7, 1)										0 0 0 0 0 0 0												
Inning Stats	R: 0 E: 0 K: 1 S: 8	H: 1 LOB: 1 BB: 0 P: 10	R: 1 E: 0 K: 0 S: 13	H: 1 LOB: 1 BB: 0 P: 20	R: 0 E: 0 K: 1 S: 6	H: 0 LOB: 0 BB: 0 P: 9	R: 0 E: 0 K: 1 S: 6	H: 1 LOB: 0 BB: 0 P: 10	R: 0 E: 0 K: 1 S: 8	H: 1 LOB: 0 BB: 0 P: 12	R: 1 E: 1 K: 0 S: 12	H: 2 LOB: 2 BB: 1 P: 24	R: 0 E: 0 K: 2 S: 9	H: 0 LOB: 0 BB: 0 P: 12	R: 0 E: 0 K: 1 S: 13	H: 0 LOB: 0 BB: 0 P: 20	R: 1 E: 0 K: 2 S: 12	H: 2 LOB: 1 BB: 0 P: 14	1B: 5 2B: 3 3B: 0 HR: 0	SF: 0 SAC: 0 DP: 2 HBP: 1	WP: 0 PB: 0 SB: 0 CS: 0	PA: 35
PITCHER	IP WLS BF H R ER SO BB IBB HBP BLK WP HR S P ERA WHIP																					
Jeff Weaver, R (1, 1) ERA: 4.84	8.0 W 30 6 2 2 7 1 0 1 0 0 0 75 117 2.25 0.875																					
Duaner Sanchez, R (9, 1) ERA: 2.87	1.0 5 2 1 1 2 0 0 0 0 0 0 12 14 9.00 2.000																					

Chicago Cubs @ Los Angeles Dodgers
Dodger Stadium, Los Angeles, CA
Tue May 11 2004, 7:10 PM PDT
Att. 35,439 - Sunny - 67 F

livebaseballscorecards.com

AB	33
R	3
H	8
RBI	2
BB	1
SO	9
LOB	13



Batter	1	2	3	4	5	6	7	8	9
Cesar Izturis, S OBP: 0.305, SLG: 0.355 (1, 6)	3-1 F7		0-2 F8		1-0 B5-3		2-3 K		
Paul Lo Duca, R OBP: 0.429, SLG: 0.491 (1, 2)	1-1 WP 1B		1-2 1B 1B 1B		2-1 G6-3		4-2 BB		
Milton Bradley, S OBP: 0.331, SLG: 0.470 (1, 8)	0-3 K		0-0 1B 1B 1B		1-3 K		1-3 SAFE K		
Shawn Green, L OBP: 0.353, SLG: 0.474 (1, 3)	3-3 SAFE K		1-0 1B 1B		3-2 G6-3		0-1 G5-3		
Adrián Beltré, R OBP: 0.385, SLG: 0.669 (1, 5)		0-1 G6-3	1-0 1B		2-2 G6-3		1-2 P3		
Juan Encarnacion, R OBP: 0.265, SLG: 0.413 (1, 9)		0-3 K	0-3 K		0-0 F9		0-2 F9		
Jason Grabowski, L OBP: 0.263, SLG: 0.314 (1, 7)		0-3 K		0-0 G3		4-2 HR BB			
Alex Cora, L OBP: 0.370, SLG: 0.438 (1, 4)			0-0 F8	0-2 F9		2-2 HR			
Wilson Alvarez, L OBP: 0.125, SLG: 0.125 (1, 1)			2-2 1B 1B 1B	1-0 G6-3		0-3 K			
Guillermo Mota, R (8, 1)									

AB	R	H	RBI	BB	SO	LOB
4	0	0	0	0	1	1
3	1	2	0	1	0	0
4	0	1	0	0	3	2
4	0	1	1	0	1	1
4	0	1	1	0	0	0
4	0	0	0	0	2	3
2	1	0	0	1	1	0
3	1	1	2	0	0	0
3	1	1	0	0	1	0
0	0	0	0	0	0	0

AB	R	H	RBI	BB	SO	LOB
31	4	7	4	2	9	7

Inning Stats		R: 0	H: 1	E: 0	K: 2	S: 11	R: 0	H: 0	E: 0	K: 2	S: 8	R: 2	H: 5	E: 0	K: 1	S: 20	R: 0	H: 0	E: 0	K: 0	S: 5	R: 0	H: 0	E: 0	K: 1	S: 6	R: 0	H: 0	E: 0	K: 0	S: 7	R: 2	H: 1	E: 0	K: 3	S: 31	R: 0	H: 0	E: 0	K: 0	S: 10
Inning Stats		1B: 6	SF: 0	2B: 0	SAC: 0	3B: 0	DP: 0	HR: 1	HBP: 0	WP: 1	PA: 33	WP: 1		PA: 33	ERA: 6.00		WHIP: 1.333	ERA: 0.00		WHIP: 1.000	ERA: 0.00		WHIP: 0.000	ERA: 0.00		WHIP: 1.59	ERA: 0.00		WHIP: 1.333	ERA: 0.00		WHIP: 1.333	ERA: 0.00		WHIP: 1.333	ERA: 0.00		WHIP: 1.333			

BOTTOM

Chicago Cubs @ Los Angeles Dodgers
Dodger Stadium, Los Angeles, CA
 Wed May 12 2004, 7:10 PM PDT
 Att. 43,233 - Sunny - 70 F

livebaseballscores.com



Batter	1	2	3	4	5	6	7	8	9	AB R H RBI BB SO LOB	TOP											
Tom Goodwin, L (1, 8) OBP: 0.194, SLG: 0.267	1-1 G3	2-0 2B 1B		1-2 16 G4-3 1B		0-0 F7		2-0 P6		5 1 2 1 0 0 2												
Jose Macias, S (1, 4) OBP: 0.222, SLG: 0.222	2-3 K	1-1 F7		0-0 16 G4-3 1B		0-0 1B		0-1 16 1B FC4-6		5 1 3 0 0 1 2												
Moises Alou, R (1, 7) OBP: 0.333, SLG: 0.569	3-2 F9	2-1 2B		0-1 F8		2-1 G5-3		2-3 SAFE K		5 0 1 2 0 1 5												
16 Aramis Ramirez, R (1, 5) OBP: 0.351, SLG: 0.564		2B K		0-0 G4-3		1-1 25 G5-4-3 1B		1-2 FC4-6 1B		5 1 3 0 0 1 3												
Todd Hollandsworth, L (1, 9) OBP: 0.459, SLG: 0.767		4-2 25 BB 1B BB	1-0 25 G1-3 1B	0-0 G4-3		0-1 P5		1-1 FC4-6 25 1B 1-2f		4 1 1 1 1 0 4												
25 Derrek Lee, R (1, 3) OBP: 0.374, SLG: 0.444		4-1 1B 38 FC3-6 BB	0-0 G1-3		2-3 K		1-1 G5-4-3		1-1 BB 1B		4 1 1 0 1 1 2											
Ramon Martinez, R (1, 6) OBP: 0.355, SLG: 0.321		4-2 38 FC3-6 1B BB	3-3 K		3-2 F9		0-0 G6-3		4-1 BB 1B		3 1 0 1 2 1 1											
Paul Bako, L (1, 2) OBP: 0.324, SLG: 0.258		2-1 38 FC3-6 1B	4-0 IBB		1-2 G3-1		3-2 DI 1B		1-3 K		4 0 2 1 1 1 3											
LaTroy Hawkins, R (9, 1)										0 0 0 0 0 0 0												
38 Carlos Zambrano, S (1, 1) OBP: 0.211, SLG: 0.211		0-2 FC3-6 1B	1-2 G4-3			0-2 G5-3 1B		1-3 K		4 1 1 1 0 1 5												
Joe Borowski, R (9, 1)										0 0 0 0 0 0 0												
Michael Barrett, R (9, 2) OBP: 0.330, SLG: 0.495		1-2f 2-3 3-H 2B								0 0 0 0 0 0 0												
Inning Stats	R: 0 E: 0 K: 1 S: 9	H: 0 LOB: 0 BB: 0 P: 15	R: 6 E: 0 K: 1 S: 23	H: 4 LOB: 1 BB: 3 P: 44	R: 0 E: 0 K: 1 S: 8	H: 1 LOB: 2 BB: 1 P: 17	R: 0 E: 0 K: 0 S: 8	H: 2 LOB: 2 BB: 0 P: 9	R: 0 E: 0 K: 1 S: 13	H: 0 LOB: 0 BB: 0 P: 19	R: 0 E: 0 K: 0 S: 7	H: 2 LOB: 1 BB: 0 P: 9	R: 0 E: 0 K: 0 S: 6	H: 1 LOB: 0 BB: 0 P: 8	R: 0 E: 0 K: 1 S: 10	H: 1 LOB: 1 BB: 0 P: 16	R: 1 E: 0 K: 2 S: 17	H: 3 LOB: 3 BB: 1 P: 27	1B: 13 2B: 1 3B: 0 HR: 0	SF: 0 SAC: 0 DP: 2 HBP: 0	WP: 0 PB: 0 SB: 0 CS: 0	PA: 44
PITCHER	IP WLS BF H R ER SO BB IBB HBP BLK WP HR S P ERA WHIP											PITCHER	IP WLS BF H R ER SO BB IBB HBP BLK WP HR S P ERA WHIP									
Hideo Nomo, R (1, 1) ERA: 7.14	1.1 L 10 3 6 6 1 3 0 0 0 0 0 24 46 40.50 4.500																					
Jose Lima, R (2, 1) ERA: 6.12	5.2 23 7 0 0 3 0 1 0 0 0 0 50 75 0.00 1.235																					
Tom Martin, L (8, 1) ERA: 4.5	1.0 4 1 0 0 1 0 0 0 0 0 0 10 16 0.00 1.000																					
37 Darren Dreifort, R (9, 1) ERA: 3.71	1.0 7 3 1 1 2 1 0 0 0 0 0 17 27 9.00 4.000																					

Chicago Cubs @ Los Angeles Dodgers
Dodger Stadium, Los Angeles, CA
Thu May 13 2004, 12:10 PM PDT
Att. 39,591 - Sunny - 77 F

livebaseballscorecards.com

AB	39
R	7
H	14
RBI	7
BB	5
SO	7
LOB	27



Batter	1	2	3	4	5	6	7	8	9	AB R H RBI BB SO LOB
Jason Grabowski, L (1, 7) OBP: 0.256, SLG: 0.300	1-3 K		2-2 K		2-2 G3-1		2-0 F8		0-2 1B	5 0 1 0 0 2 1
Cesar Izturis, S (1, 6) OBP: 0.301, SLG: 0.344	4-1 BB		0-0 F8			1-0 L6		1-0 F7	2-1 F8	4 0 0 0 1 0 2
Milton Bradley, S (1, 8) OBP: 0.321, SLG: 0.454	1-3 K		2-3 K			2-3 K		0-0 G3		4 0 0 0 0 3 1
Shawn Green, L (1, 3) OBP: 0.357, SLG: 0.479	1-3 K			4-2 FC9-6 BB		0-2 2B		3-3 K		3 0 1 0 1 2 1
Adrián Beltré, R (1, 5) OBP: 0.387, SLG: 0.667		1-2 HBP		0-2 F8		2-1 G3			4-2 1B	2 0 1 0 0 0 1
Robin Ventura, L (6, 5) OBP: 0.406, SLG: 0.357									2B BB	1 1 0 0 1 0 1
Juan Encarnacion, R (1, 9) OBP: 0.265, SLG: 0.408		1-0 F7		0-2 FC9-6			1-1 E5		0-0 1B	4 2 1 0 0 0 2
David Ross, R (1, 2) OBP: 0.156, SLG: 0.267		2-3 K		0-3 K			G3 HBP		1-2 SF9	3 0 1 1 0 2 2
Alex Cora, L (1, 4) OBP: 0.376, SLG: 0.438		2-2 HBP			1-3 K		G3 HBP		1-3 2B	0 0 0 0 0 0 0
Joe Thurston, L (5, 4)		1-2 HBP					G3		2-2 SF9	2 0 0 1 0 1 2
Hideo Nomo, R (1, 1) OBP: 0.143, SLG: 0.143		0-0 G3-1			1-2 K		SF8		3-H	0 0 0 0 0 0 0
Jose Lima, R (2, 1) OBP: 0.500, SLG: 0.400										2 0 0 0 0 0 1 2
Orlando Cabrera, R (7, PH) OBP: 0.267, SLG: 0.583										0 0 0 0 1 0 0 0
Tom Martin, L (8, 1)										0 0 0 0 0 0 0 0
37 Darren Dreifort, R (9, 1)										0 0 0 0 0 0 0 0
José Hernández, R (9, PH) OBP: 0.396, SLG: 0.591										1 0 0 0 0 0 0 1

Inning Stats	R: 0	H: 0	E: 0	K: 3	S: 12	H: 0	LOB: 1	BB: 1	P: 19	R: 0	H: 1	E: 0	K: 1	S: 12	R: 0	H: 0	E: 0	K: 2	S: 8	R: 0	H: 0	E: 0	K: 1	S: 11	R: 0	H: 0	E: 0	K: 2	S: 10	R: 0	H: 1	E: 0	K: 1	S: 10	R: 1	H: 0	E: 1	K: 0	S: 6	R: 0	H: 0	E: 0	K: 1	S: 5	R: 2	H: 3	E: 0	K: 0	S: 18	1B: 3	SF: 2	2B: 2	SAC: 0	3B: 0	DP: 0	HR: 0	HBP: 2	WP: 0	PA: 38
PITCHER	IP	WLS	BF	H	R	ER	SO	BB	IBB	HBP	BLK	WP	HR	S	P	ERA	WHIP																																										
38 Carlos Zambrano, R (1, 1) ERA: 1.82	8.0	W	31	2	1	0	11	2	0	2	0	0	0	74	114	0.00	0.500																																										
Joe Borowski, R (9, 1) ERA: 7.11	0.2		6	3	2	2	0	1	0	0	0	0	0	16	26	27.00	6.000																																										
LaTroy Hawkins, R (9, 1) ERA: 1.56	0.1	S	1	0	0	0	0	0	0	0	0	0	0	2	4	0.00	0.000																																										

BOTTOM

Chicago Cubs @ Los Angeles Dodgers
Dodger Stadium, Los Angeles, CA

Thu May 13 2004, 12:10 PM PDT
Att: 39,591 - Sunny - 77 F

livebaseballscores.com

AB	31
R	3
H	5
RBI	3
BB	3
SO	11
LOB	16



Batter	1	2	3	4	5	6	7	8	9	AB R H RBI BB SO LOB	TOP		
6 Ryan Freel, R OBP: 0.321, SLG: 0.366 (1, 7) BB C B C B B (8, 9)	4-1 BB G6-4-3 BB		1-1 G4-3	0-1 L9			1-1 S HBP		2-1 B C B 1 SAFE SAFE X B1-3	3 0 0 0 1 0 3			
Barry Larkin, R OBP: 0.341, SLG: 0.383 (1, 6) B X	1-0 G6-4-3 1-2f		0-3 K			1-0 BB 1B	4-1 G5-6-3 BB 1-3			3 0 1 0 1 1 1			
Ken Griffey Jr., L OBP: 0.340, SLG: 0.463 (1, 8) B C B C C C	4-2 BB BB BB		3-2 G4-3			0-3 K	1-0 G5-6-3 1-2f			3 0 0 0 1 1 3			
Adam Dunn, L OBP: 0.500, SLG: 0.654 (1, 3) B B B B B (8, 7)	4-1 BB 1-2 BB			2-2 BB BB BB 1B	1 SAFE 1 SAFE SAFE SAFE B 1B	4-2 G5-4-3 BB 1-2		3-2 G4-3		2 1 1 0 2 0 0			
Jason LaRue, R OBP: 0.304, SLG: 0.322 (1, 2) C B F D B F F B	4-2 1-2 2-3 BB		4-1 BB BB SF8 BB 1-2	4-1 G5-4-3 1-2f			1-3 K			2 1 0 0 2 1 2			
D'Angelo Jimenez, S OBP: 0.321, SLG: 0.308 (1, 4) B B C B X	3-1 P3		4-1 SF8 BB 1-2 2-3 BB			3-3 K	0-3 K			3 0 0 0 1 2 3			
Wily Mo Peña, R OBP: 0.265, SLG: 0.318 Juan Castro, R OBP: 0.302, SLG: 0.390 (1, 9) (8, 5)		0-3 K	4-2 SH3 BB 1-2 2-3 3-H	4-1 SF8 BB 2-3 3-H		1-3 K		1-3 K		2 0 0 1 1 2 0 1 0 0 0 0 1 0			
Tim Hummel, R OBP: 0.353, SLG: 0.400 (1, 5) (8, 3)		1-1 F8	3-2 SF8	3-2 G5-3				0-0 1B		3 0 1 1 0 0 0			
Paul Wilson, R OBP: 0.167, SLG: 0.176 Todd Jones, L (8, 1) Jacob Cruz, L OBP: 0.379, SLG: 0.360 (9, PH) Danny Graves, R (9, 1)		0-1 L9	1-0 SH3	1-0 SH3			1-1 G6-3		2-2 F F F 1 SAFE SAFE F K: 1 BB: 0 P: 19	2 0 0 0 0 0 0 0 0 0 0 0 0 0 1 0 0 0 0 0 1 0 0 0 0 0 0 0			
Inning Stats	R: 0 E: 0 K: 0 S: 11 H: 0 LOB: 3 BB: 4 P: 31	R: 0 E: 0 K: 1 S: 7 H: 0 LOB: 0 BB: 0 P: 8	R: 0 E: 0 K: 1 S: 8 H: 0 LOB: 0 BB: 0 P: 12	R: 2 E: 0 K: 0 S: 13 H: 1 LOB: 2 BB: 3 P: 31	R: 0 E: 0 K: 1 S: 7 H: 1 LOB: 1 BB: 1 P: 13	R: 0 E: 0 K: 2 S: 10 H: 0 LOB: 0 BB: 0 P: 17	R: 0 E: 0 K: 0 S: 5 H: 0 LOB: 1 BB: 1 P: 12	R: 0 E: 0 K: 2 S: 9 H: 0 LOB: 0 BB: 0 P: 13	R: 0 E: 0 K: 1 S: 14 H: 1 LOB: 1 BB: 0 P: 19	1B: 3 2B: 0 3B: 0 HR: 0 SF: 1 SAC: 1 DP: 3 HBP: 1	WP: 0 PB: 0 SB: 2 CS: 0 PA: 37		
PITCHER	IP WLS BF H R ER SO BB IBB HBP BLK WP HR S P ERA WHIP											PITCHER	IP WLS BF H R ER SO BB IBB HBP BLK WP HR S P ERA WHIP
Kaz Ishii, L ERA: 3.83 (1, 1)	4.0 L 19 1 2 2 2 7 0 0 0 0 0 39 82 4.50 2.000												
Brian Falkenberg, R ERA: 1.35 (5, 1)	2.1 10 1 0 0 3 2 0 1 0 0 0 21 40 0.00 1.286												
Tom Martin, L ERA: 4.15 (7, 1)	0.2 1 0 0 0 0 0 0 0 0 0 0 1 2 0.00 0.000												
Guillermo Mota, R ERA: 1.37 (8, 1)	2.0 7 1 0 0 3 0 0 0 0 0 0 23 32 0.00 0.500												

Cincinnati Reds @ Los Angeles Dodgers
Dodger Stadium, Los Angeles, CA
Fri May 14 2004, 7:10 PM PDT
Att. 53,647 - Sunny - 74 F

livebaseballscorecards.com

AB 25
R 2
H 3
RBI 2
BB 9
SO 8
LOB 13



BOTTOM

Cincinnati Reds @ Los Angeles Dodgers
Dodger Stadium, Los Angeles, CA

livebaseballscores.com

AB 32
R 1
H 6
RBI 1
BB 2
SO 4
LOB 11



WP: 0 PA: 34
PB: 0
SB: 0
CS: 0

Fri May 14 2004, 7:10 PM PDT
Att. 53,647 - Sunny - 74 F

AB	R	H	RBI	BB	SO	LOB
3	1	1	0	1	0	0
4	0	3	1	0	0	0
3	0	1	0	1	0	3
4	0	0	0	0	0	4
4	0	0	0	0	1	1
4	0	1	0	0	0	0
4	0	0	0	0	0	1
3	0	0	0	0	1	1
1	0	0	0	0	0	0
1	0	0	0	0	1	0
0	0	0	0	0	0	0
1	0	0	0	0	1	1
0	0	0	0	0	0	0

Batter	1	2	3	4	5	6	7	8	9
Jason Grabowski, L (1, 7) OBP: 0.277, SLG: 0.326	3-1 G3-1		4-0 1B BB			1-1 1B 2B		3-2 G4-3	
Cesar Izturis, S (1, 6) OBP: 0.314, SLG: 0.364	1-0 2B		0-0 FC6-4 1B			0-1 G4-3 G4-3 2-H 1B		1-2 G3-1	
Milton Bradley, S (1, 8) OBP: 0.326, SLG: 0.451	4-0 G4-6-3 BB		0-1 FC6-4 1-2f			3-2 G4-3 1-2		1-2 FC6 1B	
Shawn Green, L (1, 9) OBP: 0.347, SLG: 0.463	3-1 G4-6-3 1-2f			1-0 L7		3-1 G4-3 2-3		2-2 FC6 1-2f	
Adrian Beltré, R (1, 5) OBP: 0.376, SLG: 0.647		0-0 P3		1-0 G6-3		2-3 K		1-0 G4-3	
Paul Lo Duca, R (1, 2) OBP: 0.423, SLG: 0.483		2-2 F9		0-2 G1-3			2-0 1B	1-0 L9	
Robin Ventura, L (1, 3) OBP: 0.361, SLG: 0.313		1-1 F7			1-0 P5		2-0 P4	0-0 F9	
Alex Cora, L (1, 4) OBP: 0.365, SLG: 0.424			3-2 L7		2-1 F7		1 SAFE 2-3 K		
Kaz Ishii, L (1, 1) OBP: 0.133, SLG: 0.133			1-1 G6-3		0-3 K		0-3 K		
Brian Falkenberg, R (5, 1)									
Tom Martin, L (7, 1)									
Olmedo Saenz, R (7, PH) OBP: 0.250, SLG: 0.538									
Guillermo Mota, R (8, 1)									

Inning Stats	R: 0	H: 1	E: 0	LOB: 1	K: 0	P: 16	R: 0	H: 0	E: 0	LOB: 0	K: 0	P: 9	R: 0	H: 1	E: 0	LOB: 2	K: 0	P: 16	R: 0	H: 0	E: 0	LOB: 0	K: 0	P: 7	R: 0	H: 0	E: 0	LOB: 0	K: 1	P: 10	R: 1	H: 2	E: 0	LOB: 1	K: 1	P: 22	R: 0	H: 1	E: 0	LOB: 1	K: 2	P: 15	R: 0	H: 1	E: 0	LOB: 1	K: 0	P: 20	R: 0	H: 0	E: 0	LOB: 0	K: 0	P: 5	1B: 4	SF: 0	2B: 2	SAC: 0	3B: 0	DP: 1	HR: 0	HBP: 0	WP: 0	PA: 34
--------------	------	------	------	--------	------	-------	------	------	------	--------	------	------	------	------	------	--------	------	-------	------	------	------	--------	------	------	------	------	------	--------	------	-------	------	------	------	--------	------	-------	------	------	------	--------	------	-------	------	------	------	--------	------	-------	------	------	------	--------	------	------	-------	-------	-------	--------	-------	-------	-------	--------	-------	--------

PITCHER	IP	WLS	BF	H	R	ER	SO	BB	IBB	HBP	BLK	WP	HR	S	P	ERA	WHIP
Paul Wilson, R (1, 1) ERA: 3.99	7.0	W	27	5	1	1	4	2	0	0	0	0	0	53	95	1.29	1.000
Todd Jones, R (8, 1) ERA: 4.95	1.0	H	4	1	0	0	0	0	0	0	0	0	0	13	20	0.00	1.000
Danny Graves, R (9, 1) ERA: 3.1	1.0	S	3	0	0	0	0	0	0	0	0	0	0	3	5	0.00	0.000

Batter	1	2	3	4	5	6	7	8	9	AB R H RBI BB SO LOB	TOP	
6 Ryan Freel, R OBP: 0.330, SLG: 0.394 (1, 9) C B X	1-2 G5-3 ①		0-1 G6-3 3B ①		3-2 E1 2-H 1B ①			0-0 SH1-4 1-2 ①		3 1 2 0 0 0 0	<p>Cincinnati Reds @ Los Angeles Dodgers</p> <p>Dodger Stadium, Los Angeles, CA</p> <p>Sat May 15 2004, 7:10 PM PDT</p> <p>Att. 48,787 - Cloudy - 73 F</p>	
Barry Larkin, R OBP: 0.331, SLG: 0.371 (1, 6) F B X	1-1 F8 ②		0-0 G6-3 ②		0-0 G4-3 ③			1-0 G5-3 ②		4 0 0 1 0 0 2		
Ken Griffey Jr., L OBP: 0.345, SLG: 0.488 (1, 8) C X	0-1 1B ③		3-3 K ③				0-0 F9 ①	1-2 HR 2-H ③		4 1 2 2 0 1 0		
Adam Dunn, L OBP: 0.487, SLG: 0.630 (1, 7) X	0-0 P5 ③			1-3 K ①			1-0 F9 ②	3-2 K ③		4 0 0 0 0 2 1		
Jason LaRue, R OBP: 0.315, SLG: 0.311 (1, 2) B B B C		4-1 FC2-6 BB ①		0-3 K ②			0-0 G5-3 ③		1-1 CS HBP ①	2 0 0 0 1 1 0		
Tim Hummel, R OBP: 0.333, SLG: 0.333 (1, 5) X		0-0 FC2-6 FC5 G5-3 1-2f ①		3-1 G5-3 ③			2-2 G4-3 ①	4-2 BB 1-2 ①		3 0 0 0 1 0 1		
Javier Valentin, S OBP: 0.203, SLG: 0.305 (1, 3) S B C X		1-2 G5-3 1-2 ②			0-0 G6-3 ①		0-1 G5-3 ②	3-2 F7 SAFE ②		4 0 0 0 0 0 2		
Juan Castro, R OBP: 0.299, SLG: 0.381 (1, 4) C B X		2-1 FC5 2-3 ③			3-1 SH5-4 6 E 1B ①		0-0 G6-3 ③	0-1 F8 SAFE ③		4 1 1 0 0 0 2		
Todd Van Poppel, R OBP: 0.200, SLG: 0.200 John Riedling, R (7, 1) D'Angelo Jimenez, S OBP: 0.323, SLG: 0.313 Todd Jones, L (8, 1) Danny Graves, R (9, 1)			1-3 K ①		0-0 SH5-4 ②			1-0 SH1-4 6 HR 1B ②		1 0 0 0 0 1 0 0 0 0 0 0 0 0 1 1 1 0 0 0 0 0 0 0 0 0 0 0 0 0 0 0 0 0 0		
Inning Stats	R: 0 E: 0 K: 0 S: 8 H: 1 LOB: 1 BB: 0 P: 10	R: 0 E: 0 K: 0 S: 7 H: 0 LOB: 1 BB: 1 P: 14	R: 1 E: 0 K: 2 S: 10 H: 1 LOB: 0 BB: 0 P: 14	R: 0 E: 0 K: 2 S: 8 H: 0 LOB: 0 BB: 0 P: 12	R: 1 E: 1 K: 0 S: 9 H: 2 LOB: 1 BB: 0 P: 15	R: 0 E: 0 K: 0 S: 3 H: 0 LOB: 0 BB: 0 P: 4	R: 0 E: 0 K: 0 S: 7 H: 0 LOB: 0 BB: 0 P: 9	R: 2 E: 0 K: 1 S: 9 H: 2 LOB: 0 BB: 0 P: 15	R: 0 E: 0 K: 0 S: 10 H: 0 LOB: 1 BB: 1 P: 18	1B: 4 2B: 0 3B: 1 HR: 1 SF: 0 SAC: 2 DP: 0 HBP: 1	WP: 0 PB: 0 SB: 0 CS: 1 PA: 35	
PITCHER Odalis Perez, L ERA: 3.59 Duaner Sanchez, R ERA: 2.7	IP 8.0 WLS L BF 31 H 6 R 4 ER 3 SO 5 BB 1 IBB 0 HBP 0 BLK 0 WP 0 HR 1 S 61 P 93 ERA 3.38 WHIP 0.875	IP 1.0 WLS L BF 4 H 0 R 0 ER 0 SO 0 BB 1 IBB 0 HBP 1 BLK 0 WP 0 HR 0 S 10 P 18 ERA 0.00 WHIP 1.000	PITCHER IP WLS BF H R ER SO BB IBB HBP BLK WP HR S P ERA WHIP									

livebaseballscorecards.com

AB	30
R	4
H	6
RBI	3
BB	2
SO	5
LOB	8



Batter	1	2	3	4	5	6	7	8	9	AB	R	H	RBI	BB	SO	LOB
Jason Grabowski, L (1, 7) OBP: 0.294, SLG: 0.326	1-1 G4-3		2-2 E7 1B		4-0 BB		2-1 G4-6-3 1-2f			3	0	1	0	1	0	2
Cesar Izturis, S (1, 6) OBP: 0.319, SLG: 0.363	3-1 FC6-4 1B		2-0 F7		1-1 G4-3			4-2 G5-4-3 BB		3	0	1	0	1	0	3
Milton Bradley, S (1, 8) OBP: 0.324, SLG: 0.444	0-0 FC6-4 1-2f			1-0 L8		0-0 F9 WP 1B		1-1 F7		4	0	1	0	0	0	2
Shawn Green, L (1, 9) OBP: 0.345, SLG: 0.465	0-1 P1-3			0-0 2B		2-0 F9 1-3		0-1 G5-4-3 1-2f		4	0	1	0	0	0	3
Adrian Beltré, R (1, 5) OBP: 0.366, SLG: 0.629		1-1 G4-3		1-0 P5		0-1 P6			0-0 G4-3	4	0	0	0	0	0	2
Paul Lo Duca, R (1, 2) OBP: 0.410, SLG: 0.467		3-2 P6		3-1 L9		3-3 K			2-2 L9	4	0	0	0	0	1	2
Robin Ventura, L (1, 3) OBP: 0.359, SLG: 0.294 José Hernández, R (7, PR) OBP: 0.408, SLG: 0.591 (8, 3)		2-1 G3		3-2 G4-3		4-1 FC2-5 BB BB			4-2 1B BB	2	0	0	0	1	0	0
Alex Cora, L (1, 4) OBP: 0.370, SLG: 0.421		3-2 P4		0-2 G6-3		4-0 FC2-5 BB 1-2			2-1 FC6-4 1B 1-2	3	0	1	0	1	0	0
Odalis Perez, L (1, 1) OBP: 0.063, SLG: 0.125 Duaner Sanchez, R (9, 1) OBP: 0.500, SLG: 1.000 Olmedo Saenz, R (9, PH) OBP: 0.235, SLG: 0.500		0-0 G4-3		1-0 2B		1-0 FC2-5 G4-6-3 1-2 2-3f			2-0 FC6-4 1-2f	3	0	1	0	0	0	2

Inning Stats	R: 0	H: 1	E: 1	K: 0	S: 7	LOB: 1	BB: 0	P: 11	R: 0	H: 0	E: 0	K: 0	S: 8	LOB: 0	BB: 0	P: 14	R: 0	H: 1	E: 1	K: 0	S: 12	LOB: 1	BB: 0	P: 19	R: 0	H: 1	E: 0	K: 0	S: 5	LOB: 1	BB: 0	P: 10	R: 0	H: 1	E: 0	K: 0	S: 10	LOB: 2	BB: 1	P: 19	R: 0	H: 1	E: 0	K: 1	S: 7	LOB: 1	BB: 0	P: 12	R: 0	H: 0	E: 0	K: 0	S: 4	LOB: 1	BB: 2	P: 15	R: 0	H: 0	E: 0	K: 0	S: 9	LOB: 0	BB: 1	P: 14	R: 0	H: 1	E: 0	K: 0	S: 11	LOB: 2	BB: 1	P: 21	1B: 4	2B: 2	3B: 0	HR: 0	SF: 0	SAC: 0	DP: 2	HBP: 0
--------------	------	------	------	------	------	--------	-------	-------	------	------	------	------	------	--------	-------	-------	------	------	------	------	-------	--------	-------	-------	------	------	------	------	------	--------	-------	-------	------	------	------	------	-------	--------	-------	-------	------	------	------	------	------	--------	-------	-------	------	------	------	------	------	--------	-------	-------	------	------	------	------	------	--------	-------	-------	------	------	------	------	-------	--------	-------	-------	-------	-------	-------	-------	-------	--------	-------	--------

PITCHER	IP	WLS	BF	H	R	ER	SO	BB	IBB	HBP	BLK	WP	HR	S	P	ERA	WHIP
Todd Van Poppel, R (1, 1) ERA: 3.27	6.0	W	24	5	0	0	1	1	0	0	0	1	0	49	85	0.00	1.000
John Riedling, R (7, 1) ERA: 0.5	1.0	H	4	0	0	0	0	2	0	0	0	0	0	4	15	0.00	2.000
Todd Jones, R (8, 1) ERA: 4.57	1.2		7	1	0	0	0	2	0	0	0	0	0	19	32	0.00	1.800
Danny Graves, R (9, 1) ERA: 3.05	0.1	S	1	0	0	0	0	0	0	0	0	0	0	1	3	0.00	0.000

BOTTOM

Cincinnati Reds @ Los Angeles Dodgers
 Dodger Stadium, Los Angeles, CA

Sat May 15 2004, 7:10 PM PDT
 Att: 48,787 - Cloudy - 73 F

AB	31
R	0
H	6
RBI	0
BB	5
SO	1
LOB	18

livebaseballscores.com



Batter	1	2	3	4	5	6	7	8	9	AB	R	H	RBI	BB	SO	LOB
Jason Grabowski, L (1, 7) OBP: 0.296, SLG: 0.347 José Hernández, R (7, PH) OBP: 0.420, SLG: 0.667 (8, 7)	1-0 2B		1-2 F8		2-2 G3		1-0 HR			3	0	1	0	0	0	0
Cesar Izturis, S (1, 6) OBP: 0.318, SLG: 0.360	0-1 P2		0-3 K		0-0 F7		1-0 1B			4	0	1	0	0	1	1
Milton Bradley, S (1, 8) OBP: 0.322, SLG: 0.446	1-0 G5-3		2-2 2B		1-3 K		0-0 P4			4	0	1	0	0	1	2
Shawn Green, L (1, 9) OBP: 0.342, SLG: 0.454	4-0 BB		0-3 K		1-2 G3-1		0-1 G4-3			3	0	0	0	1	1	1
Adrián Beltré, R (1, 5) OBP: 0.362, SLG: 0.618	1-3 K		2-2 K		0-2 G1-3		1-0 1B			4	0	1	0	0	1	2
Paul Lo Duca, R (1, 3) OBP: 0.399, SLG: 0.452		1-0 G1-3		0-1 G5-3		0-2 G4-3		2-2 G1-6-3		4	0	0	0	0	0	1
David Ross, R (1, 2) OBP: 0.167, SLG: 0.353		0-2 F8		2-1 HR			0-0 G1-3		0-0 F8	4	1	1	1	0	0	0
Alex Cora, L (1, 4) OBP: 0.375, SLG: 0.434		0-2 1B		1-2 2B			1-3 K		1-1 G3	4	0	2	0	0	1	0
Jeff Weaver, R (1, 1) OBP: 0.278, SLG: 0.389 Jose Lima, R (6, 1) OBP: 0.500, SLG: 0.400 Tom Martin, L (7, 1) 37 Darren Dreifort, R (7, 1) Joe Thurston, L (7, PH) Guillermo Mota, R (8, 1) Eric Gagne, R (9, 1) Robin Ventura, L (9, PH) OBP: 0.350, SLG: 0.286		2-2 G3		0-0 G1-3			0-1 HR		3-3 K	2	0	0	0	0	0	2

Inning Stats	R: 0	H: 1	R: 0	H: 1	R: 0	H: 1	R: 1	H: 2	R: 0	H: 0	R: 0	H: 0	R: 2	H: 3	R: 0	H: 1	R: 0	H: 0	1B: 3	SF: 0	WP: 0	PA: 36
	E: 0	LOB: 2	E: 0	LOB: 1	E: 0	LOB: 1	E: 0	LOB: 1	E: 0	LOB: 0	E: 0	LOB: 0	E: 0	LOB: 1	E: 0	LOB: 0	E: 0	LOB: 0	2B: 3 <td>SAC: 0 <td>PB: 0 <td></td> </td></td>	SAC: 0 <td>PB: 0 <td></td> </td>	PB: 0 <td></td>	
	K: 1	BB: 1	K: 0	BB: 0	K: 0	BB: 0	K: 0	BB: 0	K: 1	BB: 0	K: 0	BB: 0	K: 1	BB: 0	K: 0	BB: 0	K: 1	BB: 0	3B: 1 <td>DP: 1 <td>SB: 0</td> <td></td> </td>	DP: 1 <td>SB: 0</td> <td></td>	SB: 0	
	S: 8	P: 15	S: 10	P: 13	S: 15	P: 18	S: 12	P: 17	S: 9	P: 12	S: 10	P: 11	S: 9	P: 12	S: 10	P: 13	S: 7	P: 11	HR: 2 <td>HBP: 0 <td>CS: 0</td> <td></td> </td>	HBP: 0 <td>CS: 0</td> <td></td>	CS: 0	

PITCHER	IP	WLS	BF	H	R	ER	SO	BB	IBB	HBP	BLK	WP	HR	S	P	ERA	WHIP
39 Aaron Harang, R (1, 1) ERA: 4.57	6.2	W	27	6	2	2	5	1	0	0	0	0	1	70	93	2.70	1.050
Phil Norton, L (7, 1) ERA: 5.68	0.1	H	3	2	1	1	0	0	0	0	0	0	1	3	5	27.00	6.000
John Riedling, R (8, 1) ERA: 0.47	1.0	H	3	1	0	0	0	0	0	0	0	0	0	10	13	0.00	1.000
Danny Graves, R (9, 1) ERA: 2.91	1.0	S	3	0	0	0	1	0	0	0	0	0	0	7	11	0.00	0.000

BOTTOM

Cincinnati Reds @ Los Angeles Dodgers
Dodger Stadium, Los Angeles, CA

Sun May 16 2004, 1:10 PM PDT
 Att: 41,479 - Cloudy - 77 F

livebaseballscores.com

AB	35
R	3
H	9
RBI	3
BB	1
SO	6
LOB	9



Batter	1	2	3	4	5	6	7	8	9	AB R H RBI BB SO LOB	TOP											
Jason Grabowski, L (1, 7) OBP: 0.322, SLG: 0.472	0-3 K	1-0 HR		2-1 HR			0-1 G4-3		4-2 FC6-4 BB	4 2 2 3 1 1 0	Los Angeles Dodgers @ Philadelphia Phillies Citizens Bank Park, Philadelphia, PA Tue May 18 2004, 7:05 PM EDT Att. 36,073 - Unknown - 82 F											
Cesar Izturis, S (1, 6) Juan Encarnacion, R (9, PH) OBP: 0.316, SLG: 0.357 OBP: 0.263, SLG: 0.405	1-0 L1	1-3 K		0-2 G3-1			1-1 1B	0-0 P3	4 0 1 0 0 1 0 1 0 0 0 0 0 1													
Milton Bradley, S (1, 8) OBP: 0.324, SLG: 0.444	1-2 BB HR 1B	1-2 1B			1-0 G4-3		1 SAFE F9	1-2 FC6-4 1-2f	5 1 2 0 0 0 2													
Shawn Green, L (1, 9) OBP: 0.340, SLG: 0.444	4-0 HR BB	3-1 L7			0-2 K		0-0 G4-3		3 1 0 0 1 1 2													
Adrian Beltré, R (1, 5) OBP: 0.359, SLG: 0.628	1-0 HR		1-1 P4		2-1 P4		2-3 K		4 1 1 3 0 1 0													
Paul Lo Duca, R (1, 2) OBP: 0.401, SLG: 0.450	3-2 HBP		1-2 CS 1B			1-2 G6-3	1-2 F9		3 0 1 0 0 0 0													
Robin Ventura, L (1, 3) Duaner Sanchez, R (8, 1) OBP: 0.318, SLG: 0.256 OBP: 0.500, SLG: 1.000	0-3 K		3-3 K			2-2 F7	2-3 K		4 0 0 0 0 3 2 0 0 0 0 0 0 0													
Alex Cora, L (1, 4) OBP: 0.371, SLG: 0.427		1-3 K		1-2 F7		0-1 1B		2-2 F8	4 0 1 0 0 1 0													
Wilson Alvarez, L (1, 1) Joe Thurston, L (8, PH) Guillermo Mota, R (6, 1) Tom Martin, L (7, 1) 37 Darren Dreifort, R (8, 1) Olmedo Saenz, R (8, 3) OBP: 0.200, SLG: 0.200 OBP: 0.143, SLG: 0.500		3-2 HR 1B		1-3 K		1-0 P6		2-2 HR	2 1 1 0 0 1 0 1 0 0 0 0 0 1 0 1 1 1 1 0 0 0													
Inning Stats	R: 3 E: 0 K: 2 S: 13	H: 2 LOB: 1 BB: 1 P: 23	R: 2 E: 0 K: 2 S: 15	H: 3 LOB: 1 BB: 0 P: 25	R: 0 E: 0 K: 1 S: 8	H: 1 LOB: 1 BB: 0 P: 13	R: 1 E: 0 K: 1 S: 11	H: 1 LOB: 0 BB: 0 P: 15	R: 0 E: 0 K: 1 S: 6	H: 0 LOB: 0 BB: 0 P: 9		R: 0 E: 0 K: 0 S: 12	H: 1 LOB: 1 BB: 0 P: 16	R: 0 E: 0 K: 0 S: 6	H: 1 LOB: 1 BB: 0 P: 7	R: 0 E: 0 K: 2 S: 11	H: 0 LOB: 0 BB: 0 P: 16	R: 1 E: 0 K: 0 S: 17	H: 1 LOB: 1 BB: 1 P: 26	1B: 6 2B: 1 3B: 0 HR: 4	SF: 0 SAC: 0 DP: 1 HBP: 1	WP: 0 PB: 0 SB: 0 CS: 1
PITCHER	IP WLS BF H R ER SO BB IBB HBP BLK WP HR S P ERA WHIP											PITCHER	IP WLS BF H R ER SO BB IBB HBP BLK WP HR S P ERA WHIP									
Vicente Padilla, R (1, 1) ERA: 4.07	7.0 W 31 9 6 6 7 1 0 1 0 0 3 71 108 7.71 1.429																					
Amaury Telemaco, R (8, 1) ERA: 2.4	1.0 H 3 0 0 0 2 0 0 0 0 0 0 11 16 0.00 0.000																					
Tim Worrell, R (9, 1) ERA: 3.48	1.0 S 5 1 1 1 0 1 0 0 0 0 1 17 26 9.00 2.000																					

livebaseballscorecards.com

AB	36
R	7
H	10
RBI	7
BB	2
SO	9
LOB	8



Batter	1	2	3	4	5	6	7	8	9
Marlon Byrd, R OBP: 0.315, SLG: 0.331 (1, 8)	1-0 FC6-4 1B		1-2 F9		2-1 1B SF8 1B	0-3 K		1-2 1-3 2-H 1B	
11 Jimmy Rollins, S OBP: 0.285, SLG: 0.302 (1, 6)	0-0 F9		2-3 K		0-1 1-2 SF8 1B 1B		2-1 F8	1-1 F8	
Bobby Abreu, L OBP: 0.405, SLG: 0.617 (1, 9)	1-0 FC6-4 1-2f HR			1-2 HR	3-1 1-2 2-3 1B		4-1 BB		
Pat Burrell, R OBP: 0.411, SLG: 0.567 (1, 7)	0-1 1-H HR			0-0 HR	0-2 SF8		2-2 F8		
Jim Thome, L OBP: 0.416, SLG: 0.644 (1, 3)	0-2 P5			3-1 HR	1-3 K		1-2 G4-3		
Mike Lieberthal, R OBP: 0.318, SLG: 0.449 (1, 2)		2-2 P6		0-1 G5-3		0-0 HR		4-0 WP 1B WP BB	
Shawn Wooten, R OBP: 0.259, SLG: 0.250 (1, 5)		1-1 F8		1-2 F8		1-1 P4		2-3 K	
Tomas Perez, S OBP: 0.244, SLG: 0.452 (1, 4)		1-1 P3		3-3 K		0-1 FC5-6 1B		2-3 K	
Vicente Padilla, R OBP: 0.143, SLG: 0.143 (1, 1)			1-2 G5-3		0-2 G1-3	0-1 FC5-6 1B		4-0 1B WP IBB	
Amaury Telemaco, R (8, 1)									
Ricky Ledee, L OBP: 0.439, SLG: 0.657 (8, PH)									
Tim Worrell, R (9, 1)									

Inning Stats	R: 2 E: 0 K: 0 S: 8	H: 2 LOB: 0 BB: 0 P: 10	R: 0 E: 0 K: 0 S: 9	H: 0 LOB: 0 BB: 0 P: 13	R: 0 E: 0 K: 1 S: 12	H: 0 LOB: 0 BB: 0 P: 16	R: 3 E: 0 K: 1 S: 20	H: 3 LOB: 0 BB: 0 P: 28	R: 1 E: 0 K: 1 S: 16	H: 3 LOB: 2 BB: 0 P: 22	R: 1 E: 0 K: 1 S: 10	H: 2 LOB: 1 BB: 0 P: 11	R: 0 E: 0 K: 0 S: 9	H: 0 LOB: 1 BB: 1 P: 18	R: 1 E: 0 K: 2 S: 13	H: 1 LOB: 2 BB: 2 P: 27
--------------	------------------------------	----------------------------------	------------------------------	----------------------------------	-------------------------------	----------------------------------	-------------------------------	----------------------------------	-------------------------------	----------------------------------	-------------------------------	----------------------------------	------------------------------	----------------------------------	-------------------------------	----------------------------------

PITCHER														PITCHER																				
IP	WLS	BF	H	R	ER	SO	BB	IBB	HBP	BLK	WP	HR	S	P	ERA	WHIP	IP	WLS	BF	H	R	ER	SO	BB	IBB	HBP	BLK	WP	HR	S	P	ERA	WHIP	
Wilson Alvarez, L (1, 1)	5.0		23	8	6	6	3	0	0	0	0	4	65	89	10.80	1.600																		
Guillermo Mota, R (6, 1)	1.1	L	6	2	1	1	1	0	0	0	0	1	12	15	6.75	1.500																		
Tom Martin, L (7, 1)	0.2		3	0	0	0	0	1	0	0	0	0	7	14	0.00	1.500																		
37 Darren Dreifort, R (8, 1)	0.2		5	1	1	1	2	1	1	0	0	2	0	11	24	13.50	3.000																	
Duaner Sanchez, R (8, 1)	0.1		1	0	0	0	0	0	0	0	0	0	2	3	0.00	0.000																		

BOTTOM

Los Angeles Dodgers @ Philadelphia Phillies
Citizens Bank Park, Philadelphia, PA
 Tue May 18 2004, 7:05 PM EDT
 Att: 36,073 - Unknown - 82 F

livebaseballscores.com

AB	34
R	8
H	11
RBI	8
BB	3
SO	6
LOB	12



1B: 6	SF: 1	WP: 2	PA: 38
2B: 0	SAC: 0	PB: 0	
3B: 0	DP: 0	SB: 0	
HR: 5	HBP: 0	CS: 0	

Batter	1	2	3	4	5	6	7	8	9	AB R H RBI BB SO LOB	TOP		
Cesar Izturis, S (1, 6) OBP: 0.325, SLG: 0.385	0-1 F7		1-2 2B 1B	0-2 HR		2-0 G6-3 1B		1-0 F9		5 1 3 3 0 0 1			
Paul Lo Duca, R (1, 7) OBP: 0.395, SLG: 0.440	2-3 K		0-1 F9	1-2 G6-3		1-2 G6-3		0-0 1B		5 0 1 0 0 1 4			
Milton Bradley, S (1, 8) OBP: 0.320, SLG: 0.432	4-1 BB		2-2 P4		0-0 F8		2-2 G3	0-0 L7		4 0 0 0 1 0 3			
Shawn Green, L (1, 3) OBP: 0.342, SLG: 0.457	0-0 F9		1-1 2B		2-2 L7		0-1 G6-3 2B		1-0 P4	5 1 2 0 0 0 1			
Adrian Beltré, R (1, 5) OBP: 0.361, SLG: 0.616		4-0 1B BB	1-1 G5-3		4-2 BB		0-0 G6-3	2-3 K		3 0 0 0 2 1 3			
Juan Encarnacion, R (1, 9) OBP: 0.261, SLG: 0.404		1-2 K		1-2 G5-3		1-2 P4	0-0 2B	1-2 F9		5 0 1 1 0 1 2			
José Hernández, R (1, 4) OBP: 0.426, SLG: 0.653		0-2 F9		0-1 BB HR 1B		3-1 1B 1B 1B	1-3 K			4 1 2 0 0 1 2			
David Ross, R (1, 2) OBP: 0.175, SLG: 0.342		1 SAFE 2-0 1B		0-3 K		1-3 K		0-0 G5-3		4 0 1 0 0 2 2			
Hideo Nomo, R (1, 1) OBP: 0.133, SLG: 0.133 Brian Falkenberg, R (2, 1) Joe Thurston, L (6, PH) Duaner Sanchez, R (6, 1) Olmedo Saenz, R (8, PH) 37 Darren Dreifort, R (8, 1)		1-3 K		4-2 HR BB		1-1 1B 1B		3-2 1B 1B		1 0 0 0 0 1 2 0 1 0 0 1 0 0 1 0 1 0 0 0 0 0 0 0 0 0 0 0 1 0 1 0 0 0 0 0 0 0 0 0 0 0			
Inning Stats	R: 0 E: 0 K: 1 S: 8 H: 0 LOB: 1 BB: 1 P: 14	R: 0 E: 0 K: 2 S: 11 H: 1 LOB: 2 BB: 1 P: 19	R: 0 E: 0 K: 0 S: 12 H: 2 LOB: 2 BB: 0 P: 17	R: 3 E: 0 K: 1 S: 18 H: 2 LOB: 0 BB: 1 P: 24	R: 0 E: 0 K: 0 S: 13 H: 0 LOB: 1 BB: 1 P: 20	R: 0 E: 0 K: 1 S: 11 H: 3 LOB: 2 BB: 0 P: 19	R: 1 E: 0 K: 1 S: 10 H: 2 LOB: 1 BB: 0 P: 13	R: 0 E: 0 K: 0 S: 7 H: 2 LOB: 2 BB: 0 P: 11	R: 0 E: 0 K: 1 S: 7 H: 0 LOB: 0 BB: 0 P: 11	1B: 8 2B: 3 3B: 0 HR: 1 SF: 0 SAC: 0 DP: 1 HBP: 0	WP: 0 PB: 0 SB: 0 CS: 0 PA: 42		
PITCHER	IP WLS BF H R ER SO BB IBB HBP BLK WP HR S P ERA WHIP											PITCHER	IP WLS BF H R ER SO BB IBB HBP BLK WP HR S P ERA WHIP
Eric Milton, L (1, 1) ERA: 4.47	5.1 W 28 8 3 3 5 4 0 0 0 0 0 1 70 109 5.06 2.250												
Amaury Telemaco, R (6, 1) ERA: 2.7	1.2 6 2 1 1 1 0 0 0 0 0 0 0 13 17 5.40 1.200												
Jim Crowell, L (8, 1) ERA: 3.0	1.0 5 2 0 0 0 0 0 0 0 0 0 0 7 11 0.00 2.000												
Geoff Geary, R (9, 1) ERA:	1.0 3 0 0 0 0 1 0 0 0 0 0 0 7 11 0.00 0.000												

Los Angeles Dodgers @ Philadelphia Phillies
Citizens Bank Park, Philadelphia, PA

Wed May 19 2004, 7:05 PM EDT
Att. 33,916 - Unknown - 66 F

livebaseballscorecards.com

AB 38
R 4
H 12
RBI 4
BB 4
SO 7
LOB 20




Batter	1	2	3	4	5	6	7	8	9	AB	R	H	RBI	BB	SO	LOB
Marlon Byrd, R OBP: 0.318, SLG: 0.333 (1, 8)	0-1 L6	0-0 FC4-6	2-1 1B		0-0 1B		2-0 FC5-4 11 WP			5	0	2	3	0	0	3
11 Jimmy Rollins, S OBP: 0.288, SLG: 0.306 (1, 6)	1-2 1B		1-1 1B		0-0 L3		3-2 L7			5	1	2	0	0	0	4
Bobby Abreu, L OBP: 0.411, SLG: 0.610 (1, 9)	0-3 K		4-2 PB 2B	1-2 HR		4-1 1B S BB		3-2 E3 G4-3		3	2	1	0	2	1	1
Pat Burrell, R OBP: 0.410, SLG: 0.583 (1, 7)	2-2 G1-3		2-0 L1	1-1 HR		0-1 1B		1-3 K		5	1	2	2	0	1	4
David Bell, R OBP: 0.363, SLG: 0.462 (1, 5)		2-1 F9 26 1B	0-0 FC6-4 2B	2-0 P3		0-3 K		1-0 G4-3		5	2	2	2	0	1	3
Mike Lieberthal, R OBP: 0.313, SLG: 0.434 (1, 2)		1-2 F9	2-1 FC6-4 26 1B HBP	1-2 P4		1-0 F7		1-3 K		4	1	0	0	0	1	4
26 Chase Utley, L OBP: 0.258, SLG: 0.433 (1, 4)		2-2 WP G6-3 1B	4-1 FC6-4 BB	0-0 F7		3-2 F8				3	0	1	1	1	0	2
Shawn Wooten, R OBP: 0.258, SLG: 0.286 (1, 3)		1-2 G6-3	2-2 FC6-4 BB 1B		2-0 SH1-4 1B 2B		0-0 P6			4	2	1	1	0	0	3
Eric Milton, L OBP: 0.235, SLG: 0.133 (1, 1)		0-3 K	4-0 1B		2-1 SH1-4		4-0 FC5-4 BB			1	0	0	0	1	1	1
Amaury Telemaco, R (6, 1)										0	0	0	0	0	0	0
Ricky Ledee, L (7, PH)										0	0	0	0	1	0	0
Jim Crowell, L (8, 1)										0	0	0	0	0	0	0
Geoff Geary, R (9, 1)										0	0	0	0	0	0	0

Inning Stats	R: 0	H: 1	E: 0	LOB: 1	K: 1	BB: 0	S: 12	P: 15	R: 1	H: 2	E: 0	LOB: 2	K: 1	BB: 0	S: 18	P: 24	R: 5	H: 3	E: 0	LOB: 2	K: 0	BB: 3	S: 15	P: 37	R: 2	H: 2	E: 0	LOB: 0	K: 0	BB: 0	S: 10	P: 15	R: 1	H: 2	E: 0	LOB: 0	K: 0	BB: 0	S: 5	P: 9	R: 0	H: 1	E: 0	LOB: 2	K: 1	BB: 1	S: 10	P: 18	R: 0	H: 0	E: 0	LOB: 1	K: 0	BB: 1	S: 5	P: 14	R: 0	H: 0	E: 1	LOB: 1	K: 2	BB: 0	S: 11	P: 17
--------------	------	------	------	--------	------	-------	-------	-------	------	------	------	--------	------	-------	-------	-------	------	------	------	--------	------	-------	-------	-------	------	------	------	--------	------	-------	-------	-------	------	------	------	--------	------	-------	------	------	------	------	------	--------	------	-------	-------	-------	------	------	------	--------	------	-------	------	-------	------	------	------	--------	------	-------	-------	-------

PITCHER	IP	WLS	BF	H	R	ER	SO	BB	IBB	HBP	BLK	WP	HR	S	P	ERA	WHIP
Hideo Nomo, R (1, 1)	1.1	L	6	2	1	1	1	0	0	0	0	0	0	17	23	6.75	1.500
Brian Falkenberg, R (2, 1)	3.2		23	8	8	8	1	3	0	1	0	1	1	43	77	19.64	3.000
Duane Sanchez, R (6, 1)	2.0		9	1	0	0	1	2	0	0	0	1	0	15	32	0.00	1.500
37 Darren Dreifort, R (8, 1)	1.0		4	0	0	0	2	0	0	0	0	0	0	11	17	0.00	0.000

BOTTOM	
AB	35
R	9
H	11
RBI	9
BB	5
SO	5
LOB	25

Los Angeles Dodgers @ Philadelphia Phillies
 Citizens Bank Park, Philadelphia, PA
 Wed May 19 2004, 7:05 PM EDT
 Att: 33,916 - Unknown - 66 F



Batter	1	2	3	4	5	6	7	8	9	AB R H RBI BB SO LOB	TOP	
Jason Grabowski, L (1, 7) OBP: 0.317, SLG: 0.456	1-3 			2-1 G3-1 		0-1 1B G4-3 		0-1 F9 		4 0 1 0 0 1 1	Los Angeles Dodgers @ Philadelphia Phillies Citizens Bank Park, Philadelphia, PA Thu May 20 2004, 7:05 PM EDT Att. 37,793 - Unknown - 74 F	
Paul Lo Duca, R (1, 2) OBP: 0.397, SLG: 0.442	0-0 G4-3 1B 			0-1 F8 BB 1B 		1-2 G4-3 		0-0 F8 		4 0 2 0 0 0 2		
Milton Bradley, S (1, 8) OBP: 0.325, SLG: 0.430	2-1 G4-3 1-2f 			4-0 		1-1 			1-0 G4-3 	3 0 1 0 1 0 1		
Shawn Green, L (1, 3) OBP: 0.333, SLG: 0.444		0-0 G6-3 		0-1 F8 2-3 		3-2 G3 			1-0 G4-3 	4 0 0 0 0 0 4		
Adrian Beltré, R (1, 5) OBP: 0.358, SLG: 0.604		2-1 G6-3 		3-2 G4-3 		1-2 G5-3 			4-1 BB 	3 0 0 0 1 0 2		
Juan Encarnacion, R (1, 9) OBP: 0.253, SLG: 0.393		1-1 G5-3 			1-1 F9 		0-0 F8 		0-0 F8 	4 0 0 0 0 0 1		
José Hernández, R (1, 6) OBP: 0.404, SLG: 0.615			3-2 F8 		0-0 G5-3 		1-1 G5-3 			3 0 0 0 0 0 0		
Jose Lima, R (7, 1) OBP: 0.500, SLG: 0.400										0 0 0 0 0 0 0		
Alex Cora, L (1, 4) OBP: 0.361, SLG: 0.415			1-3 K 		0-3 K 			1-1 G6-3 		3 0 0 0 0 2 0		
Kaz Ishii, L (1, 1) OBP: 0.118, SLG: 0.118			0-3 K 			1-3 K 		0-0 		2 0 0 0 0 2 0		
Cesar Izturis, S (7, 6) OBP: 0.329, SLG: 0.389										1 0 1 0 0 0 0		
Inning Stats	R: 0 H: 1 E: 0 LOB: 0 K: 1 BB: 0 S: 6 P: 9	R: 0 H: 0 E: 0 LOB: 0 K: 0 BB: 0 S: 5 P: 8	R: 0 H: 0 E: 0 LOB: 0 K: 2 BB: 0 S: 10 P: 14	R: 0 H: 1 E: 0 LOB: 2 K: 0 BB: 1 S: 11 P: 20	R: 0 H: 0 E: 0 LOB: 0 K: 1 BB: 0 S: 6 P: 7	R: 0 H: 2 E: 0 LOB: 2 K: 1 BB: 0 S: 15 P: 21	R: 0 H: 0 E: 0 LOB: 0 K: 0 BB: 0 S: 7 P: 9	R: 0 H: 1 E: 0 LOB: 1 K: 0 BB: 0 S: 6 P: 7	R: 0 H: 0 E: 0 LOB: 1 K: 0 BB: 1 S: 4 P: 10	1B: 5 SF: 0 2B: 0 SAC: 0 3B: 0 DP: 1 HR: 0 HBP: 0	WP: 0 PA: 33 PB: 0 SB: 0 CS: 0	
PITCHER 39 Brett Myers, R (1, 1) ERA: 4.25	IP WLS BF H R ER SO BB IBB HBP BLK WP HR S P ERA WHIP	9.0 W 33 5 0 0 5 2 0 0 0 0 0 0 70 105 0.00 0.778										

livebaseballscorecards.com

AB	31
R	0
H	5
RBI	0
BB	2
SO	5
LOB	11



Batter	1	2	3	4	5	6	7	8	9
Jesse Garcia, R OBP: 0.268, SLG: 0.337 (1, 6)	2-2 P3			0-1 G3		1 SAFE 0-0 G5-3		0-2 FC1-4	
Julio Franco, R OBP: 0.386, SLG: 0.492 Dewayne Wise, L OBP: 0.232, SLG: 0.375 29 John Smoltz, R (8, PR) (9, 1)	1-1 G4-3			2-1 G6-3			1-2 G6-3	4-2 10 BB BB	
10 Chipper Jones, S OBP: 0.368, SLG: 0.466 (1, 7)	1-0 F8			2-3 K			2-1 HR	4-2 FC6-4 BB	
Andrew Jones, R OBP: 0.355, SLG: 0.497 (1, 8)			0-0 G5-3		3-2 K		3-2 S 1B	2-1 FC6-4	
J.D. Drew, L OBP: 0.427, SLG: 0.581 (1, 9)			2-2 G4-6-3 1B		2-3 K		4-2 FC6-4 BB		
Johnny Estrada, S OBP: 0.371, SLG: 0.492 (1, 2)			0-0 G4-6-3		0-1 G6-3		1-3 K		
Mark DeRosa, R OBP: 0.259, SLG: 0.285 (1, 5)				0-1 CS 2B		2-2 G6-3	1-0 FC6-4		
Nick Green, R OBP: 0.478, SLG: 0.444 (1, 4)				1-2 G5-3		4-2 BLK BB		1-0 1B FC1-4 2B	
Russ Ortiz, R OBP: 0.200, SLG: 0.143 Chris Reitsma, R (8, 1) Rafael Furcal, S OBP: 0.368, SLG: 0.364 Adam LaRoche, L OBP: 0.266, SLG: 0.381 (8, PH) (9, 3)				1-3 K		1-3 K		0-0 FC1-4 1B	

AB	R	H	RBI	BB	SO	LOB
4	0	0	1	0	0	2
3	0	0	0	1	0	0
0	0	0	0	0	0	0
0	0	0	0	0	0	0
3	1	1	1	1	1	0
4	0	1	0	0	1	2
2	0	1	0	1	1	0
3	0	0	0	0	1	3
3	0	1	0	0	0	2
2	1	1	0	1	0	1
2	0	0	0	0	2	1
0	0	0	0	0	0	0
1	0	1	0	0	0	0
0	0	0	0	0	0	0

WP	HR	S	P	ERA	WHIP
0	1	68	104	1.29	0.857
0	0	7	12	13.50	4.500
0	0	4	8	∞	∞
0	0	2	4	0.00	0.000

1B	2B	3B	HR	SF	SAC	DP	HBP
3	2	0	1	0	0	1	0
0	0	0	0	0	0	0	0
0	0	0	0	0	0	0	0
0	0	0	0	0	0	0	0

WP	HR	S	P	ERA	WHIP
0	1	12	12	13.50	4.500
0	0	4	8	∞	∞
0	0	2	4	0.00	0.000

1B	2B	3B	HR	SF	SAC	DP	HBP
3	2	0	1	0	0	1	0
0	0	0	0	0	0	0	0
0	0	0	0	0	0	0	0
0	0	0	0	0	0	0	0

WP	HR	S	P	ERA	WHIP
0	1	12	12	13.50	4.500
0	0	4	8	∞	∞
0	0	2	4	0.00	0.000

WP	HR	S	P	ERA	WHIP
0	1	12	12	13.50	4.500
0	0	4	8	∞	∞
0	0	2	4	0.00	0.000

WP	HR	S	P	ERA	WHIP
0	1	12	12	13.50	4.500
0	0	4	8	∞	∞
0	0	2	4	0.00	0.000

WP	HR	S	P	ERA	WHIP
0	1	12	12	13.50	4.500
0	0	4	8	∞	∞
0	0	2	4	0.00	0.000

WP	HR	S	P	ERA	WHIP
0	1	12	12	13.50	4.500
0	0	4	8	∞	∞
0	0	2	4	0.00	0.000

WP	HR	S	P	ERA	WHIP
0	1	12	12	13.50	4.500
0	0	4	8	∞	∞
0	0	2	4	0.00	0.000

WP	HR	S	P	ERA	WHIP
0	1	12	12	13.50	4.500
0	0	4	8	∞	∞
0	0	2	4	0.00	0.000

WP	HR	S	P	ERA	WHIP
0	1	12	12	13.50	4.500
0	0	4	8	∞	∞
0	0	2	4	0.00	0.000

WP	HR	S	P	ERA	WHIP
0	1	12	12	13.50	4.500
0	0	4	8	∞	∞
0	0	2	4	0.00	0.000

WP	HR	S	P	ERA	WHIP
0	1	12	12	13.50	4.500
0	0	4	8	∞	∞
0	0	2	4	0.00	0.000

WP	HR	S	P	ERA	WHIP
0	1	12	12	13.50	4.500
0	0	4	8	∞	∞
0	0	2	4	0.00	0.000

WP	HR	S	P	ERA	WHIP
0	1	12	12	13.50	4.500
0	0	4	8	∞	∞
0	0	2	4	0.00	0.000

WP	HR	S	P	ERA	WHIP
0	1	12	12	13.50	4.500
0	0	4	8	∞	∞
0	0	2	4	0.00	0.000

WP	HR	S	P	ERA	WHIP
0	1	12	12	13.50	4.500
0	0	4	8	∞	∞
0	0	2	4	0.00	0.000

WP	HR	S	P	ERA	WHIP
0	1	12	12	13.50	4.500
0	0	4	8	∞	∞
0	0	2	4	0.00	0.000

WP	HR	S	P	ERA	WHIP
0	1	12	12	13.50	4.500
0	0	4	8	∞	∞
0	0	2	4	0.00	0.000

WP	HR	S	P	ERA	WHIP
0	1	12	12	13.50	4.500
0	0	4	8	∞	∞
0	0	2	4	0.00	0.000

WP	HR	S	P	ERA	WHIP
0	1	12	12	13.50	4.500
0	0	4	8	∞	∞
0	0	2	4	0.00	0.000

WP	HR	S	P	ERA	WHIP
0	1	12	12	13.50	4.500
0	0	4	8	∞	∞
0	0	2	4	0.00	0.000

WP	HR	S	P	ERA	WHIP
0	1	12	12	13.50	4.500
0	0	4	8	∞	∞
0	0	2	4	0.00	0.000

WP	HR	S	P	ERA	WHIP
0	1	12	12	13.50	4.500
0	0	4	8	∞	∞
0	0	2	4	0.00	0.000

WP	HR	S	P	ERA	WHIP
0	1	12	12	13.50	4.500
0	0	4	8	∞	∞
0	0	2	4	0.00	0.000

WP	HR	S	P	ERA	WHIP
0	1	12	12	13.50	4.500
0	0	4	8	∞	∞
0	0	2	4	0.00	0.000

WP	HR	S	P	ERA	WHIP
0	1	12	12	13.50	4.500
0	0	4	8	∞	∞
0	0	2	4	0.00	0.000

WP	HR	S	P	ERA	WHIP
0	1	12	12	13.50	4.500
0	0	4	8	∞	∞
0	0	2	4	0.00	0.000

WP	HR	S	P	ERA	WHIP
0	1	12	12	13.50	4.500
0	0	4	8	∞	∞
0	0	2	4	0.00	0.000

WP	HR	S	P	ERA	WHIP
0	1	12	12	13.50	4.500
0	0	4	8	∞	∞
0	0	2	4	0.00	0.000

WP	HR	S	P	ERA	WHIP
0	1	12	12	13.50	4.500
0	0	4	8	∞	∞
0	0	2	4	0.00	0.000

WP	HR	S	P	ERA	WHIP
0	1	12	12	13.50	4.500
0	0	4	8	∞	∞
0	0	2	4	0.00	0.000

WP	HR	S	P	ERA	WHIP
0	1	12	12	13.50	4.500
0	0	4	8	∞	∞
0	0	2	4	0.00	0.000

WP	HR	S	P	ERA	WHIP
0	1	12	12	13.50	4.500
0	0	4	8	∞	∞
0	0	2	4	0.00	0.000

WP	HR	S	P	ERA	WHIP
0	1	12	12	13.50	4.500
0	0	4	8	∞	∞
0	0	2	4	0.00	0.000

WP	HR	S	P	ERA	WHIP
0	1	12	12	13.50	4.500

Batter	1	2	3	4	5	6	7	8	9	AB	R	H	RBI	BB	SO	LOB	TOP										
Cesar Izturis, S OBP: 0.327, SLG: 0.380 (1, 6)	0-1 HBP G4-3 1B	0-0 G6-3		0-1 F8		0-0 BB 1B	2-3		2-0 F8	6	0	2	0	0	1	3											
Paul Lo Duca, R OBP: 0.388, SLG: 0.425 (1, 3)	SAFE 1-2 G4-3		0-2 G6-3	1-2 K		4-2 SAFE 1-2 BB		2-1 G4-3		4	0	0	0	1	1	1											
Milton Bradley, S OBP: 0.331, SLG: 0.430 (1, 8)	4-1 HBP BB		1-1 1B FC3-6 1B	3-2 G4-3		1-1 F7		2-2 G4-3 1B 2B		4	2	2	0	1	0	2											
Adrián Beltré, R OBP: 0.363, SLG: 0.590 (1, 5)	1-2 F7		2-0 FC3-6 1B		4-1 1B BB	1-3 K		2-2 G4-3		4	1	1	0	1	1	5											
Juan Encarnacion, R OBP: 0.265, SLG: 0.392 (1, 9)	1-1 2-3 HBP		0-0 FC3-6 HR		0-2 P5	1-2 G1-3		1-0 1B		4	1	1	2	0	0	4											
Jason Grabowski, L OBP: 0.333, SLG: 0.492 (1, 7)	2-3 K		0-0 HR		0-0 1B		2-3 K		2-3 K	5	1	2	2	0	3	4											
David Ross, R OBP: 0.200, SLG: 0.349 (1, 2)		2-1 F7	1-0 3B 1B		1-1 SAFE 1-3 3-H 1B		0-3 K		3-3 K	5	1	2	1	0	2	0											
Alex Cora, L OBP: 0.383, SLG: 0.464 (1, 4)		4-2 SH3-4 BB	3-1 1-H 3B		0-0 P4		3-1 HR		4-2 F7 S BB	3	1	2	2	2	0	2											
Jeff Weaver, R OBP: 0.286, SLG: 0.381 (1, 1)		0-0 SH3-4	3-3 K		2-3 K		2-2 1B		3-2 F7	3	0	1	0	0	2	3											
Guillermo Mota, R (8, 1)										0	0	0	0	0	0	0											
Olmedo Saenz, R OBP: 0.300, SLG: 0.706 (9, PH)										1	0	0	0	0	0	1											
Eric Gagne, R (9, 1)										0	0	0	0	0	0	0											
Inning Stats	R: 0 E: 0 K: 1 S: 13	H: 1 LOB: 3 BB: 1 P: 22	R: 0 E: 0 K: 0 S: 6	H: 0 LOB: 1 BB: 1 P: 12	R: 4 E: 0 K: 1 S: 14	H: 5 LOB: 1 BB: 0 P: 24	R: 0 E: 0 K: 1 S: 8	H: 0 LOB: 0 BB: 0 P: 12	R: 1 E: 0 K: 1 S: 11	H: 2 LOB: 2 BB: 1 P: 18	R: 0 E: 0 K: 1 S: 11	H: 1 LOB: 2 BB: 1 P: 18	R: 1 E: 0 K: 3 S: 18	H: 2 LOB: 1 BB: 0 P: 27	R: 1 E: 0 K: 1 S: 14	H: 2 LOB: 1 BB: 0 P: 23	R: 0 E: 0 K: 1 S: 14	H: 0 LOB: 1 BB: 1 P: 26	1B: 9 2B: 1 3B: 1 HR: 2	SF: 0 SAC: 1 DP: 0 HBP: 1	WP: 0 PB: 0 SB: 1 CS: 0	PA: 46					
PITCHER	IP	WLS	BF	H	R	ER	SO	BB	IBB	HBP	BLK	WP	HR	S	P	ERA	WHIP										
Jaret Wright, R ERA: 4.25 (1, 1)	4.1	L	25	8	5	5	3	3	0	1	0	0	1	48	82	10.38	2.538										
Antonio Alfonseca, R ERA: 3.2 (5, 1)	0.2		2	0	0	0	1	0	0	0	0	0	0	4	6	0.00	0.000										
Juan Cruz, R ERA: 3.6 (6, 1)	2.0		10	3	1	1	4	1	0	0	0	0	1	29	45	4.50	2.000										
C.J. Nitkowski, L ERA: 4.5 (8, 1)	1.0		5	2	1	1	1	0	0	0	0	0	0	14	23	9.00	2.000										
Armando Almanza, L ERA: 4.15 (9, 1)	1.0		4	0	0	0	1	1	0	0	0	0	0	14	26	0.00	1.000										

Los Angeles Dodgers @ Atlanta Braves
Turner Field, Atlanta, GA

Sat May 22 2004, 1:20 PM EDT
Att. 31,850 - Cloudy - 84 F



livebaseballscorecards.com

BOTTOM

Los Angeles Dodgers @ Atlanta Braves
Turner Field, Atlanta, GA

livebaseballscorecards.com

AB	34
R	4
H	8
RBI	4
BB	1
SO	11
LOB	11



WP:	0	PA:	35
PB:	0		
SB:	0		
CS:	0		

Sat May 22 2004, 1:20 PM EDT
Att. 31,850 - Cloudy - 84 F

AB R H RBI BB SO LOB

4 0 1 0 0 1 1

4 0 0 0 0 1 2

4 0 0 0 0 2 1

4 0 0 0 0 3 1

4 0 2 0 0 0 0

4 1 1 1 0 1 2

4 1 2 0 0 2 1

3 1 1 0 1 0 1

1B:	4	SF:	0
2B:	2	SAC:	0
3B:	0	DP:	1
HR:	2	HBP:	0

1B:	4	SF:	0
2B:	2	SAC:	0
3B:	0	DP:	1
HR:	2	HBP:	0

WP:	0	PA:	35
PB:	0		
SB:	0		
CS:	0		

Batter	1	2	3	4	5	6	7	8	9
Jesse Garcia, R OBP: 0.267, SLG: 0.333 (1, 6)	0-1 G6-3 ①		1-1 G6-3 ②			2-3 K ①		3-2 10 DI 1B ①	
Adam LaRoche, L OBP: 0.257, SLG: 0.367 (1, 3)	1-1 F8 ②		3-3 K ③			1-1 L3 ②		1-2 P6 ①	
10 Chipper Jones, S OBP: 0.352, SLG: 0.442 Armando Almanza, L (9, 1)	3-2 G4-3 ③				0-3 K ①	0-0 F7 ③		2-3 K ②	
J.D. Drew, L OBP: 0.415, SLG: 0.562 (1, 9)					2-3 K ②		2-3 K ①	3-2 G3 ③	
Johnny Estrada, S OBP: 0.375, SLG: 0.500 (1, 2)					0-1 FC6-4 1B ②		0-1 P4 ②		0-1 F8 ①
Andruw Jones, R OBP: 0.352, SLG: 0.510 (1, 8)					2-2 FC6-4 1-2f ③		1-3 K ③		1-1 HR ②
Wilson Betemit, S OBP: 0.241, SLG: 0.185 (1, 5)						2-1 G1-6-3 1B ①		2-1 HR 1B ②	1-3 K ②
Nick Green, R OBP: 0.481, SLG: 0.476 (1, 4)						1-0 F8 ①		4-2 HR BB ②	3-2 G4-3 ③
Jaret Wright, R OBP: 0.190, SLG: 0.200 Antonio Alfonseca, R Rafael Furcal, S OBP: 0.364, SLG: 0.358 Juan Cruz, R C.J. Nitkowski, L Dewayne Wise, L OBP: 0.241, SLG: 0.420 (1, 1) (5, 1) (5, PH) (6, 1) (8, 1) (8, PH) (9, 7)						0-1 G1-6-3 1-2f ②		1-2 HR ②	

Inning Stats	R: 0 E: 0 K: 8	H: 0 LOB: 0 BB: 0 P: 12	R: 0 E: 0 K: 2 S: 9	H: 1 LOB: 1 BB: 0 P: 11	R: 0 E: 0 K: 2 S: 12	H: 1 LOB: 1 BB: 0 P: 17	R: 0 E: 0 K: 2 S: 12	H: 1 LOB: 0 BB: 0 P: 8	R: 0 E: 0 K: 1 S: 6	H: 0 LOB: 0 BB: 0 P: 9	R: 0 E: 0 K: 2 S: 8	H: 0 LOB: 0 BB: 0 P: 11	R: 3 E: 0 K: 1 S: 21	H: 3 LOB: 1 BB: 1 P: 37	R: 1 E: 0 K: 1 S: 10	H: 1 LOB: 0 BB: 0 P: 15	1B: 4 2B: 2 3B: 0 HR: 2	SF: 0 SAC: 0 DP: 1 HBP: 0	WP: 0 PB: 0 SB: 0 CS: 0	PA: 35
--------------	----------------------	----------------------------------	------------------------------	----------------------------------	-------------------------------	----------------------------------	-------------------------------	---------------------------------	------------------------------	---------------------------------	------------------------------	----------------------------------	-------------------------------	----------------------------------	-------------------------------	----------------------------------	----------------------------------	------------------------------------	----------------------------------	--------

PITCHER	IP	WLS	BF	H	R	ER	SO	BB	IBB	HBP	BLK	WP	HR	S	P	ERA	WHIP
Jeff Weaver, R ERA: 4.92 (1, 1)	7.0	W	27	6	3	3	9	1	0	0	0	0	1	67	98	3.86	1.000
Guillermo Mota, R ERA: 2.35 (8, 1)	1.0		4	1	0	0	1	0	0	0	0	0	0	14	23	0.00	1.000
Eric Gagne, R ERA: 2.0 (9, 1)	1.0		4	1	1	1	1	0	0	0	0	0	1	10	15	9.00	1.000

Batter	1	2	3	4	5	6	7	8	9	AB	R	H	RBI	BB	SO	LOB	TOP										
Cesar Izturis, S (1, 6) <small>OBP: 0.326, SLG: 0.377</small> Jason Grabowski, L (8, PH) <small>OBP: 0.329, SLG: 0.485</small> Duaner Sanchez, R (8, 1) <small>OBP: 0.500, SLG: 1.000</small>	1-0 G5-3		0-1 F9		0-1 E1 1B	0-0 FC4-6		2-0 G4-6-3		4	0	1	0	0	0	3											
Paul Lo Duca, R (1, 7) <small>OBP: 0.394, SLG: 0.430</small>	1-0 1B		1-0 BB 1B		0-0 E 1-2 1B		3-2 G6-3		0-1 F7	5	0	3	0	0	0	0											
Milton Bradley, S (1, 8) <small>OBP: 0.345, SLG: 0.444</small>	3-1 1-2 1B		4-1 1-2 BB		1-2 E4 L1-3 1-2 2-3		0-1 G4-3 1B 2B		3-1 DI 1B	4	1	3	0	1	0	2											
Adrián Beltré, R (1, 5) <small>OBP: 0.358, SLG: 0.578</small>	1-1 F9		1-1 1-2 2-H 1B		1-0 L1-3 1-1		1-2 G4-3		2-3 K	5	0	1	0	0	1	7											
Shawn Green, L (1, 3) <small>OBP: 0.328, SLG: 0.430</small>	0-1 G3-1		1-2 L1		1-2 BB 1B 1B		1-2 G4-3		1-3 K	5	0	2	1	0	1	5											
Juan Encarnacion, R (1, 9) <small>OBP: 0.270, SLG: 0.395</small>		0-1 E6 FC4-6		2-2 CS 1B		0-1 BB 1B		0-2 G4-3		4	0	2	0	0	0	1											
José Hernández, R (1, 4) <small>OBP: 0.377, SLG: 0.571</small>		0-0 FC4-6		0-1 F9		1-2 F8		0-2 G6-3		4	0	0	0	0	0	4											
David Ross, R (1, 2) <small>OBP: 0.224, SLG: 0.333</small>		1-3 K		1-1 SAFE G5-3		4-1 FC4-6 1-2 2-3 BB		4-2 1B BB		2	0	0	0	2	1	2											
Wilson Alvarez, L (1, 1) <small>OBP: 0.167, SLG: 0.167</small> Olmedo Saenz, R (6, PH) <small>OBP: 0.286, SLG: 0.667</small> Jose Lima, R (6, 1) <small>OBP: 0.500, SLG: 0.400</small> Robin Ventura, L (8, PH) <small>OBP: 0.333, SLG: 0.275</small>		3-2 G6-3		0-3 K		1-3 K		0-0 G4-6-3 1-2 1B		2	0	0	0	0	1	1											
Inning Stats	R: 0 E: 0 K: 0 S: 8	H: 2 LOB: 2 BB: 0 P: 14	R: 0 E: 1 K: 1 S: 11	H: 0 LOB: 1 BB: 0 P: 15	R: 0 E: 0 K: 0 S: 10	H: 1 LOB: 0 BB: 0 P: 11	R: 0 E: 1 K: 1 S: 10	H: 2 LOB: 2 BB: 0 P: 12	R: 0 E: 0 K: 0 S: 15	H: 2 LOB: 3 BB: 1 P: 22	R: 1 E: 0 K: 0 S: 16	H: 2 LOB: 1 BB: 0 P: 21	R: 0 E: 0 K: 0 S: 9	H: 1 LOB: 1 BB: 1 P: 15	R: 0 E: 0 K: 2 S: 10	H: 1 LOB: 1 BB: 0 P: 16	1B: 12 2B: 2 3B: 0 HR: 0	SF: 0 SAC: 0 DP: 2 HBP: 0	WP: 0 PB: 0 SB: 0 CS: 1	PA: 41							
PITCHER	IP	WLS	BF	H	R	ER	SO	BB	IBB	HBP	BLK	WP	HR	S	P	ERA	WHIP										
Mike Hampton, L (1, 1) <small>ERA: 5.64</small>	6.0	W	28	9	0	0	3	2	0	0	0	0	0	62	91	0.00	1.833										
Kevin Gryboski, R (7, 1) <small>ERA: 1.1</small>	1.0		5	2	1	1	0	0	0	0	0	0	0	16	21	9.00	2.000										
Chris Reitsma, R (8, 1) <small>ERA: 2.59</small>	1.0		4	1	0	0	0	1	0	0	0	0	0	9	15	0.00	2.000										
29 John Smoltz, R (9, 1) <small>ERA: 2.79</small>	1.0		4	1	0	0	2	0	0	0	0	0	0	10	16	0.00	1.000										

Los Angeles Dodgers @ Atlanta Braves
 Turner Field, Atlanta, GA
 Sun May 23 2004, 1:05 PM EDT
 Att. 29,738 - Cloudy - 84 F

livebaseballscorecards.com

AB	38
R	1
H	13
RBI	1
BB	3
SO	5
LOB	30



Batter	1	2	3	4	5	6	7	8	9	AB R H RBI BB SO LOB	TOP									
Cesar Izturis, S (1, 6) OBP: 0.333, SLG: 0.380	1-3 		0-1 G6-4-3 1B	0-1 G3			4-2 SAFE BB		0-1 FC3-6 1B	4 1 2 2 1 1 1										
Shawn Green, L (1, 3) OBP: 0.330, SLG: 0.426	4-1 BB		0-1 G6-4-3 BB 2B 1B		0-2 P6		3-3 K		2-1 FC3-6	4 1 1 1 1 1 4										
Milton Bradley, S (1, 8) OBP: 0.341, SLG: 0.433	1-1 SAFE F7		4-0 G6-4-3 BB		3-2 L7		3-3 K		0-0 G1-3	4 0 0 0 1 1 5										
Adrián Beltré, R (1, 5) OBP: 0.350, SLG: 0.565	2-3 K		2-0 G6-4-3		1-3 K			1-1 P3		4 0 0 0 0 2 3										
Paul Lo Duca, R (1, 2) OBP: 0.391, SLG: 0.432		1-2 G6-3	0-0 WP 2B		0-1 F9			2-0 G6-3		4 0 1 1 0 0 0										
Juan Encarnacion, R (1, 9) OBP: 0.264, SLG: 0.385		1-3 K	3-3 K		0-1 G6-3			2-0 P4		4 0 0 0 0 2 1										
Jason Grabowski, L (1, 7) OBP: 0.312, SLG: 0.457		3-2 F7		3-1 F7		1-0 L9		0-0 F7		4 0 0 0 0 0 0										
Alex Cora, L (1, 4) OBP: 0.394, SLG: 0.474			3-2 SH 1B 1B		1-1 P4		0-2 CS 1B		1-1 1B 1B	4 2 3 0 0 0 0										
Kaz Ishii, L (1, 1) OBP: 0.167, SLG: 0.118			0-0 SH		4-1 BB		2-0 2B		3-2 FC3-6 1B	0 1 0 0 0 1 0 0										
Jose Lima, R (5, 1) OBP: 0.500, SLG: 0.400			1-3 1B 1B						1-3 1B	0 0 0 0 0 0 0 0										
Joe Thurston, L (7, PH) OBP: 0.653, SLG: 0.750										1 0 1 0 0 0 0 0										
Guillermo Mota, R (7, 1)										0 0 0 0 0 0 0 0										
Robin Ventura, L (9, PH) OBP: 0.348, SLG: 0.293										1 0 1 0 0 0 0 0										
Eric Cagne, R (9, 1)										0 0 0 0 0 0 0 0										
Inning Stats	R: 0 E: 0 K: 2 S: 9	H: 0 LOB: 1 BB: 1 P: 17	R: 0 E: 0 K: 1 S: 9	H: 0 LOB: 0 BB: 0 P: 14	R: 4 E: 1 K: 1 S: 16	H: 4 LOB: 1 BB: 1 P: 28	R: 0 E: 0 K: 0 S: 7	H: 0 LOB: 1 BB: 1 P: 15	R: 0 E: 0 K: 1 S: 10	H: 0 LOB: 0 BB: 0 P: 14	R: 0 E: 0 K: 2 S: 16	H: 2 LOB: 2 BB: 1 P: 28	R: 0 E: 0 K: 0 S: 4	H: 0 LOB: 0 BB: 0 P: 9	R: 1 E: 0 K: 0 S: 12	H: 3 LOB: 2 BB: 0 P: 18	1B: 7 2B: 2 3B: 0 HR: 0	SF: 0 SAC: 1 DP: 1 HBP: 0	WP: 1 PB: 0 SB: 0 CS: 1	PA: 39
PITCHER	IP WLS BF H R ER SO BB IBB HBP BLK WP HR S P ERA WHIP																			
Victor Santos, R (1, 1) ERA: 3.9	4.0 L 19 4 4 4 4 3 0 0 0 1 0 41 74 9.00 1.750																			
Matt Kinney, R (5, 1) ERA: 7.99	2.0 6 0 0 0 1 0 0 0 0 0 0 15 20 0.00 0.000																			
Dave Burba, R (7, 1) ERA: 3.24	1.0 5 2 0 0 2 1 0 0 0 0 0 16 28 0.00 3.000																			
Luis Vizcaino, R (8, 1) ERA: 3.68	1.0 3 0 0 0 0 0 0 0 0 0 0 4 9 0.00 0.000																			
Matt Wise, R (9, 1) ERA: 5.87	1.0 6 3 1 1 0 0 0 0 0 0 0 12 18 9.00 3.000																			

Los Angeles Dodgers @ Milwaukee Brewers
 Miller Park, Milwaukee, WI
 Tue May 25 2004, 7:05 PM CDT
 Att. 16,129 - Cloudy - 67 F

AB	34
R	5
H	9
RBI	4
BB	4
SO	7
LOB	14



BOTTOM

Los Angeles Dodgers @ Milwaukee Brewers
Miller Park, Milwaukee, WI
Tue May 25 2004, 7:05 PM CDT
Att. 16,129 - Cloudy - 67 F

livebaseballscorecards.com

AB 34
R 3
H 9
RBI 3
BB 7
SO 11
LOB 20



WP: 0 PA: 42
PB: 0
SB: 2
CS: 1

AB R H RBI BB SO LOB

4	1	1	0	1	0	1
4	1	1	0	1	1	1
2	1	1	1	3	1	1
5	0	1	0	0	2	5
4	0	0	1	0	1	2
4	0	2	1	0	0	2
1	0	0	0	0	1	0
3	0	0	0	1	1	5
1	0	0	0	0	1	2
1	0	0	0	0	1	1
0	0	0	0	0	0	0
1	0	0	0	0	1	0
0	0	0	0	0	0	0
0	0	0	0	0	0	0
1	0	0	0	0	1	0
0	0	0	0	0	0	0

Batter	1	2	3	4	5	6	7	8	9
Scott Podsednik, L OBP: 0.348, SLG: 0.401 (1, 8)	3-1 F7		4-2 SF8 BB	0-1 G3		0-0 B5-3		1-1 1B	
2 Bill Hall, R OBP: 0.321, SLG: 0.520 (1, 6)	0-0 G6-3		4-2 SF8 BB		3-2 G5-3	0-1 E7 1B		2-3 K	
Junior Spivey, R OBP: 0.364, SLG: 0.451 (1, 4)	4-2 BB		4-1 SF8 BB		4-1 1B BB	1-2 1B		2-3 K	
Geoff Jenkins, L OBP: 0.318, SLG: 0.424 (1, 7)	2-3 K		0-3 K		2-1 BB 1B	0-0 G4-3		0-2 G4-3	
Lyle Overbay, L OBP: 0.407, SLG: 0.609 (1, 3)		2-2 G6-3	0-0 SF8		1-1 P6		1-2 F8	2-3 K	
Brady Clark, R OBP: 0.344, SLG: 0.350 Ben Grieve, L OBP: 0.390, SLG: 0.425 (1, 9) (9, PH)		0-1 F9	0-0 G4-3		1-0 BB 1B		1-2 CS 1B	1-3 K	
Keith Ginter, R OBP: 0.364, SLG: 0.513 (1, 5)		2-1 2B		3-1 2B		4-0 BB 1B		2-0 S 1B	
Gary Bennett, R OBP: 0.300, SLG: 0.328 (1, 2)		4-0 IBB		0-1 G5-3		2-2 G4-3		2-2 K	
Victor Santos, R 1 Corey Hart, R Matt Kinney, R Craig Counsell, L Dave Burba, R Luis Vizcaino, R Trent Durrington, R Matt Wise, R (1, 1) (4, PH) (5, 1) (6, PH) (7, 1) (8, 1) (8, PH) (9, 1)		0-3 K		1-3 K		1-2 K		0-3 K	

Inning Stats	R: 0	H: 0	E: 0	K: 1	S: 9	H: 0	LOB: 1	BB: 1	P: 18	R: 0	H: 1	E: 0	K: 1	S: 10	R: 0	H: 0	E: 0	K: 1	S: 16	R: 1	H: 0	E: 0	K: 1	S: 16	R: 0	H: 1	E: 0	K: 1	S: 11	R: 1	H: 2	E: 0	K: 0	S: 13	R: 1	H: 2	E: 1	K: 1	S: 10	R: 0	H: 2	E: 0	K: 1	S: 11	R: 0	H: 2	E: 0	K: 1	S: 11	R: 0	H: 1	E: 0	K: 3	S: 11	R: 0	H: 0	E: 0	K: 2	S: 10	1B: 7	SF: 1	2B: 2	SAC: 0	3B: 0	DP: 0	HR: 0	HBP: 0	WP: 0	PA: 42
--------------	------	------	------	------	------	------	--------	-------	-------	------	------	------	------	-------	------	------	------	------	-------	------	------	------	------	-------	------	------	------	------	-------	------	------	------	------	-------	------	------	------	------	-------	------	------	------	------	-------	------	------	------	------	-------	------	------	------	------	-------	------	------	------	------	-------	-------	-------	-------	--------	-------	-------	-------	--------	-------	--------

PITCHER	IP	WLS	BF	H	R	ER	SO	BB	IBB	HBP	BLK	WP	HR	S	P	ERA	WHIP
Kaz Ishii, L ERA: 3.88 (1, 1)	4.2		24	4	2	2	4	5	1	0	0	0	0	56	100	3.86	1.929
Jose Lima, R ERA: 4.94 (5, 1)	1.1	W	7	2	1	0	1	1	0	0	0	0	0	13	21	0.00	2.250
Guillermo Mota, R ERA: 2.16 (7, 1)	2.0	H	8	3	0	0	4	0	0	0	0	0	0	22	33	0.00	1.500
Eric Gagne, R ERA: 1.89 (9, 1)	1.0	S	3	0	0	0	2	0	0	0	0	0	0	10	13	0.00	0.000


Batter	1	2	3	4	5	6	7	8	9	10	11	12	AB	R	H	RBI	BB	SO	LOB
Scott Podsednik, L OBP: 0.344, SLG: 0.401	0-1 B1-3		0-3 K			1-3 K			0-3 K		2-2 FC1-5 2B		5	0	1	0	0	3	1
2 Bill Hall, R OBP: 0.313, SLG: 0.500	1-1 G3-1			0-1 G3		0-0 CS 1B			0-2 F9		1-1 FC1-5 CS		5	0	1	0	0	0	2
Junior Spivey, R OBP: 0.366, SLG: 0.443	1-1 L8			4-1 G4-6-3 BB		0-1 CS 1-2	1-0 L9-3 1B		2-2 G6-3 1-2		0-2 G4-3 1-2		4	0	1	0	1	0	2
Geoff Jenkins, L OBP: 0.325, SLG: 0.425		0-2 G4-3 1B		0-0 G4-6-3 1-2			0-3 K			4-1 1B BB		0-0 SH BB 1B	4	1	2	0	1	1	2
Lyle Overbay, L OBP: 0.406, SLG: 0.600		1-2 K			2-3 K		3-2 L9-3 1-1			3-2 IBB 1B		4-2 SH BB 1-2	4	0	1	0	1	2	2
Keith Ginter, R OBP: 0.353, SLG: 0.496		2-2 G4-3 1-2		0-0 F8			0-0 F8		1-2 G1-3		0-1 P5		1-1 SH	4	0	0	0	0	3
Brady Clark, R OBP: 0.340, SLG: 0.337		2-2 G6-3		3-2 F8			3-2 F8		0-3 K		4-0 1-2 IBB		1-3 2-H	3	0	0	0	1	1
Chad Moeller, R OBP: 0.315, SLG: 0.375			0-1 G5-3			2-2 G1-4-3		1-2 G5-3		2-3 K			3	0	0	0	0	1	3
39 Chris Capuano, L Mike Adams, R Trent Darrington, R Jeff Keppner, R Brooks Kieschnick, L Craig Counsell, L Dan Kolb, L Ben Knapik, L Luis Vizcaino, R Matt Kinney, R			2-1 G4-3			2-0 HR			4-1 BB		2-0 L3			1	0	0	0	0	0

Inning Stats	R: 0	H: 0	E: 0	K: 0	S: 6	LOB: 0	BB: 0	P: 8	R: 0	H: 1	E: 0	K: 1	S: 14	LOB: 1	BB: 0	P: 19	R: 0	H: 0	E: 0	K: 1	S: 8	LOB: 0	BB: 0	P: 10	R: 0	H: 0	E: 0	K: 1	S: 9	LOB: 0	BB: 0	P: 14	R: 1	H: 2	E: 0	K: 1	S: 10	LOB: 0	BB: 0	P: 15	R: 0	H: 1	E: 0	K: 1	S: 8	LOB: 0	BB: 0	P: 12	R: 0	H: 0	E: 0	K: 1	S: 10	LOB: 0	BB: 0	P: 10	R: 0	H: 0	E: 0	K: 1	S: 11	LOB: 2	BB: 1	P: 17	R: 0	H: 1	E: 0	K: 1	S: 12	LOB: 3	BB: 2	P: 27	R: 0	H: 1	E: 0	K: 0	S: 8	LOB: 0	BB: 0	P: 11	R: 1	H: 1	E: 1	K: 0	S: 6	LOB: 2	BB: 1	P: 11	1B: 5	2B: 2	3B: 0	HR: 1	SF: 0	DP: 2	HBP: 0	WP: 0	PA: 43
--------------	------	------	------	------	------	--------	-------	------	------	------	------	------	-------	--------	-------	-------	------	------	------	------	------	--------	-------	-------	------	------	------	------	------	--------	-------	-------	------	------	------	------	-------	--------	-------	-------	------	------	------	------	------	--------	-------	-------	------	------	------	------	-------	--------	-------	-------	------	------	------	------	-------	--------	-------	-------	------	------	------	------	-------	--------	-------	-------	------	------	------	------	------	--------	-------	-------	------	------	------	------	------	--------	-------	-------	-------	-------	-------	-------	-------	-------	--------	-------	--------

PITCHER	IP	WLS	BF	H	R	ER	SO	BB	IBB	HBP	BLK	WP	HR	S	P	ERA	WHIP
Odalis Perez, L ERA: 3.11	7.0		23	4	1	1	5	1	0	0	0	0	1	59	86	1.29	0.714
37 Darren Dreifort, R ERA: 3.92	1.0		3	0	0	0	1	0	0	0	0	0	0	10	12	0.00	0.000
Tom Martin, L ERA: 3.48	0.1		2	0	0	0	1	1	0	0	0	0	0	4	8	0.00	3.000
Guillermo Mota, R ERA: 2.03	1.2		8	1	0	0	1	1	1	0	0	0	0	19	36	0.00	1.200
Duaner Sanchez, R ERA: 2.11	1.0	L	6	2	1	0	0	1	0	0	0	0	0	14	22	0.00	3.000

Los Angeles Dodgers @ Milwaukee Brewers
 Miller Park, Milwaukee, WI
 Wed May 26 2004, 7:05 PM CDT
 Att: 14,084 - Cloudy - 57 F

AB	36
R	2
H	7
RBI	1
BB	5
SO	8
LOB	19



Batter	1	2	3	4	5	6	7	8	9	AB R H RBI BB SO LOB	TOP											
Cesar Izturis, S OBP: 0.339, SLG: 0.389 (1, 6)	2-0 G3		0-1 G3			1-1 G4-6-3 1B		1-2 1B		4 0 2 0 0 0 0	Los Angeles Dodgers @ Milwaukee Brewers Miller Park, Milwaukee, WI Thu May 27 2004, 12:05 PM CDT Att. 24,616 - Cloudy - 71 F											
Shawn Green, L OBP: 0.319, SLG: 0.405 (1, 3)	2-2 F8		3-2 F7			0-1 G4-6-3 1-2f		2-1 G4-3		4 0 0 0 0 0 3												
Milton Bradley, S OBP: 0.341, SLG: 0.446 (1, 8)	3-2 1B				2-3 K		2-1 HR		1-3 K	4 1 2 1 0 2 0												
Juan Encarnacion, R OBP: 0.262, SLG: 0.390 (1, 9)	0-0 F8				2-3 K		0-0 F8		0-2 G6-3	4 0 0 0 0 1 1												
Robin Ventura, L OBP: 0.314, SLG: 0.261 (1, 5)					3-2 F8		2-3 K		1-0 G5-3	4 0 0 0 0 1 0												
Jason Grabowski, L OBP: 0.309, SLG: 0.446 (1, 7)					2-3 K		2-3 K			3 0 1 0 0 2 0												
David Ross, R OBP: 0.212, SLG: 0.313 (1, 2)					1-3 K				1-0 F7	3 0 0 0 0 2 1												
Alex Cora, L OBP: 0.382, SLG: 0.458 (1, 4)					2-2 F7				0-1 G3	3 0 0 0 0 0 1												
Jeff Weaver, R OBP: 0.261, SLG: 0.348 (1, 1)					0-1 G4-3				2-1 1B	2 0 0 0 0 1 0												
Olmedo Saenz, R OBP: 0.360, SLG: 0.682 (8, PH)										1 0 1 0 0 0 0												
Joe Thurston, L OBP: 0.333, SLG: 0.750 (8, PR)										0 0 0 0 0 0 0												
Tom Martin, L (8, 1)										0 0 0 0 0 0 0												
Duaner Sanchez, R OBP: 0.333, SLG: 0.667 (8, 1)										0 0 0 0 0 0 0												
Inning Stats	R: 0 E: 0 K: 0 S: 11	H: 1 LOB: 1 BB: 0 P: 18	R: 0 E: 0 K: 1 S: 12	H: 1 LOB: 1 BB: 0 P: 18	R: 0 E: 0 K: 0 S: 7	H: 0 LOB: 0 BB: 0 P: 10	R: 0 E: 0 K: 2 S: 10	H: 0 LOB: 0 BB: 0 P: 17	R: 0 E: 0 K: 2 S: 10	H: 0 LOB: 0 BB: 0 P: 15	R: 0 E: 0 K: 1 S: 11	H: 1 LOB: 0 BB: 0 P: 15	R: 1 E: 0 K: 2 S: 10	H: 1 LOB: 0 BB: 0 P: 16	R: 0 E: 0 K: 0 S: 13	H: 2 LOB: 2 BB: 0 P: 19	R: 0 E: 0 K: 1 S: 7	H: 0 LOB: 0 BB: 0 P: 9	1B: 5 2B: 0 3B: 0 HR: 1	SF: 0 SAC: 0 DP: 1 HBP: 0	WP: 0 PB: 0 SB: 0 CS: 0	PA: 32
PITCHER	IP WLS BF H R ER SO BB IBB HBP BLK WP HR S P ERA WHIP																					
15 Ben Sheets, R ERA: 2.71 (1, 1)	7.0 W 24 4 1 1 8 0 0 0 0 0 1 71 109 1.29 0.571																					
Brooks Kieschnick, R ERA: 1.59 (8, 1)	1.0 H 5 2 0 0 0 0 0 0 0 0 0 0 13 19 0.00 2.000																					
Dan Kolb, R ERA: 0.51 (9, 1)	1.0 S 3 0 0 0 1 0 0 0 0 0 0 0 7 9 0.00 0.000																					

AB	32
R	1
H	6
RBI	1
BB	0
SO	9
LOB	6



Batter	1	2	3	4	5	6	7	8	9
Scott Podsednik, L (1, 8) <small>OBP: 0.347, SLG: 0.419</small>	3-2 	1-3 			0-0 			3-1 	
Craig Counsell, L (1, 6) <small>OBP: 0.340, SLG: 0.326</small>	1-2 		4-2 		2-3 			3-2 	
Ben Griev, L (1, 9) <small>OBP: 0.394, SLG: 0.422</small> Brooks Kieschnick, L (8, 1) <small>OBP: 0.385, SLG: 0.522</small> Dan Kolb, R (9, 1)	1-0 		4-2 		0-3 			0-2 	
Geoff Jenkins, L (1, 7) <small>OBP: 0.324, SLG: 0.418</small>	0-0 		1-2 		0-0 			3-2 	
Lyle Overbay, L (1, 3) <small>OBP: 0.408, SLG: 0.595</small>	4-0 		1-3 		2-1 			1-1 	
Keith Ginter, R (1, 5) <small>OBP: 0.350, SLG: 0.488</small>	2-2 			3-2 		0-3 		2-3 	
2 Bill Hall, R (1, 4) <small>OBP: 0.314, SLG: 0.488</small>	1-0 			4-0 			0-0 		
Chad Moeller, R (1, 2) <small>OBP: 0.306, SLG: 0.364</small>			1-0 		3-3 			2-3 	
15 Ben Sheets, R (1, 1) Brady Clark, R (7, PH) <small>OBP: 0.337, SLG: 0.333</small>			1-3 		1-0 			1-2 	

AB	R	H	RBI	BB	SO	LOB
4	1	2	1	0	1	0
3	1	0	0	1	2	1
2	1	1	0	1	1	0
1	0	0	0	0	0	0
0	0	0	0	0	0	0
3	0	0	0	0	0	4
3	0	1	0	1	1	1
4	0	1	0	0	2	3
2	0	0	0	1	0	2
3	0	0	0	0	2	2
2	0	0	0	0	1	2
1	0	0	0	0	0	0

AB	R	H	RBI	BB	SO	LOB
28	3	5	1	4	10	15

Inning Stats	R: 2	H: 2	E: 2	K: 0	S: 13	LOB: 2	BB: 1	P: 25						
Jeff Weaver, R (1, 1) <small>ERA: 4.38</small> Tom Martin, L (8, 1) <small>ERA: 4.09</small> Duaner Sanchez, R (8, 1) <small>ERA: 2.08</small>	R: 0 E: 0 K: 1 S: 9	H: 0 LOB: 0 BB: 0 P: 12	R: 0 E: 0 K: 1 S: 11	H: 0 LOB: 1 BB: 2 P: 21	R: 0 E: 0 K: 1 S: 10	H: 1 LOB: 1 BB: 1 P: 21	R: 0 E: 0 K: 2 S: 10	H: 0 LOB: 0 BB: 0 P: 12	R: 0 E: 0 K: 1 S: 6	H: 0 LOB: 0 BB: 0 P: 8	R: 0 E: 0 K: 1 S: 7	H: 0 LOB: 0 BB: 0 P: 10	R: 1 E: 0 K: 2 S: 15	H: 2 LOB: 2 BB: 0 P: 27

WP	HR	S	P	ERA	WHIP
0	0	0	0	0.00	1.000
0	1	12	22	13.50	3.000
0	0	3	5	0.00	0.000

BOTTOM

Los Angeles Dodgers @ Milwaukee Brewers
 Miller Park, Milwaukee, WI
 Thu May 27 2004, 12:05 PM CDT
 Att. 24,616 - Cloudy - 71 F

AB 28
R 3
H 5
RBI 1
BB 4
SO 10
LOB 15



WP	HR	S	P	ERA	WHIP
0	0	0	0	0.00	1.000
0	1	12	22	13.50	3.000
0	0	3	5	0.00	0.000

Batter	1	2	3	4	5	6	7	8	9	AB R H RBI BB SO LOB	TOP		
Matt Kata, S OBP: 0.303, SLG: 0.366 (1, 4)	1-2 F7		4-0 G4-3 1B S BB		2-3 K		0-1 G6-3		2-0 E3 FC1-6	4 1 0 0 1 1 0			
Alex Cintron, S OBP: 0.303, SLG: 0.346 (1, 6)	0-2 G4-3		2-1 G4-3 1-3		2-0 HR 1B			4-1 WP SF7 BB	0-2 FC1-6 FC4-6 1-2f	4 2 1 0 1 0 2			
Luis Gonzalez, L OBP: 0.358, SLG: 0.542 (1, 7)	0-0 P5		3-2 P5		3-1 HR 1-H			1-3 K 1-2	0-1 FC4-6 1-2f	5 1 1 2 0 1 3			
Danny Bautista, R OBP: 0.384, SLG: 0.511 (1, 9)		1-0 G4-3 1B	0-0 FC6 1B 3-H		2-3 K			4-1 1B SF7 BB 2-3		3 1 2 1 1 1 0			
Steve Finley, L OBP: 0.354, SLG: 0.556 (1, 8)		2-3 K	1-1 FC6 1-2f		2-2 K			1-2 SF7 1-2 3-H		3 0 0 1 0 2 2			
Shea Hillenbrand, R OBP: 0.317, SLG: 0.453 (1, 3)		0-1 G4-3		0-3 K		1-0 G4-6-3 1B		0-1 1B 2-3		4 0 2 0 0 1 1			
Chad Tracy, L OBP: 0.355, SLG: 0.445 (1, 5)		4-2 1B BB		1-0 G6-3		1-2 G4-6-3 1-2f		1-1 F8		3 0 0 0 1 0 3			
Robby Hammock, R OBP: 0.300, SLG: 0.396 (1, 2)		1-1 1-2 2-H 1B		0-2 G4-3			0-3 K		2-2 HR	4 1 2 2 0 1 0			
Randy Johnson, R OBP: 0.148, SLG: 0.154 (1, 1)		3-2 F8		3-3 K			3-2 G1-3		0-0 G4-3	3 0 0 0 0 1 2			
Mike Koplove, R (7, 1)										0 0 0 0 0 0 0			
Randy Choate, L (8, 1)										0 0 0 0 0 0 0			
Elmer Dessens, R OBP: 0.286, SLG: 0.182 (8, 1)										1 0 0 0 0 0 0			
Inning Stats	R: 0 E: 0 K: 0 S: 9 H: 0 LOB: 0 BB: 0 P: 10	R: 1 E: 0 K: 1 S: 15 H: 2 LOB: 2 BB: 1 P: 26	R: 1 E: 0 K: 1 S: 10 H: 1 LOB: 1 BB: 1 P: 20	R: 0 E: 0 K: 1 S: 11 H: 0 LOB: 0 BB: 0 P: 12	R: 2 E: 0 K: 3 S: 16 H: 2 LOB: 0 BB: 0 P: 28	R: 0 E: 0 K: 1 S: 8 H: 1 LOB: 0 BB: 0 P: 12	R: 0 E: 0 K: 1 S: 10 H: 0 LOB: 0 BB: 0 P: 13	R: 1 E: 0 K: 1 S: 13 H: 1 LOB: 2 BB: 2 P: 24	R: 1 E: 1 K: 0 S: 12 H: 1 LOB: 1 BB: 0 P: 16	1B: 6 2B: 0 3B: 0 HR: 2 SF: 1 SAC: 0 DP: 1 HBP: 0	WP: 2 PB: 0 SB: 1 CS: 0 PA: 39		
PITCHER	IP WLS BF H R ER SO BB IBB HBP BLK WP HR S P ERA WHIP											PITCHER	IP WLS BF H R ER SO BB IBB HBP BLK WP HR S P ERA WHIP
Wilson Alvarez, L ERA: 3.32 (1, 1)	2.0 L 9 2 1 1 1 1 1 0 0 0 0 0 24 36 4.50 1.500												
Brian Falkenberg, R ERA: 7.53 (3, 1)	4.0 16 4 3 3 5 1 0 0 0 0 0 1 45 72 6.75 1.250												
Tom Martin, L ERA: 3.75 (7, 1)	1.0 3 0 0 0 1 0 0 0 0 0 0 0 10 13 0.00 0.000												
37 Darren Dreifort, R ERA: 4.15 (8, 1)	1.0 6 1 1 1 1 2 0 0 0 0 2 0 13 24 9.00 3.000												
Duaner Sanchez, R ERA: 2.38 (9, 1)	1.0 5 1 1 1 0 0 0 0 0 0 0 1 12 16 9.00 1.000												

Arizona Diamondbacks @ Los Angeles Dodgers
Dodger Stadium, Los Angeles, CA

AB	34
R	6
H	8
RBI	6
BB	4
SO	8
LOB	13



Fri May 28 2004, 7:10 PM PDT
Att. 46,455 - Unknown - 67 F

livebaseballscorecards.com

Batter	1	2	3	4	5	6	7	8	9	AB	R	H	RBI	BB	SO	LOB
Cesar Izturis, S OBP: 0.340, SLG: 0.389 (1, 6)	0-0 L4		1-0 G5-3			2-2 1B	1-1 1B		1-2 F8	5	0	2	2	0	0	2
Paul Lo Duca, R OBP: 0.382, SLG: 0.421 (1, 2)	3-2 L9			2-2 F9		1-1 1B	2-0 F9			4	0	1	0	0	0	2
Milton Bradley, S OBP: 0.333, SLG: 0.435 (1, 8)	1-2 G1-3			0-0 L9		1-0 F9		1-3 K		4	0	0	0	0	1	2
Shawn Green, L OBP: 0.318, SLG: 0.401 (1, 9)		2-3 K		1-2 G5-3		1-1 G6-3		1-1 FC5-4 1B		4	0	1	0	0	1	2
Adrián Beltré, R OBP: 0.339, SLG: 0.547 (1, 5)		2-2 P3			2-2 G5-3		1-2 1B 2B	3-3 SAFE K		4	1	1	0	0	1	1
Juan Encarnacion, R OBP: 0.256, SLG: 0.381 (1, 7)		0-2 G6-3			0-0 G6-3		0-3 K	2-2 FC5-4		4	0	0	0	0	0	2
Olmedo Saenz, R OBP: 0.345, SLG: 0.600 (1, 3)			1-3 K		1-1 G3		4-2 F9 1B BB		2-2 G5-3	3	1	0	0	1	1	0
José Hernández, R OBP: 0.412, SLG: 0.619 (1, 4)			1-0 2B			0-0 1B 2B	1-2 1B		0-2 1B	4	1	4	1	0	0	0
Wilson Alvarez, L Brian Falkenberg, R Joe Thurston, L Tom Millham, L David Ross, R Robin Ventura, L 37 Darren Dreifort, R Duaner Sanchez, R Jason Gruber, L			2-3 K		0-1 P5		0-0 F9		2-2 P3	0	0	0	0	0	0	0

BOTTOM

Arizona Diamondbacks @ Los Angeles Dodgers
Dodger Stadium, Los Angeles, CA

Fri May 28 2004, 7:10 PM PDT
Att: 46,455 - Unknown - 67 F

AB	36
R	3
H	9
RBI	3
BB	1
SO	6
LOB	16



Inning Stats	R: 0	H: 0	E: 0	LOB: 0	K: 0	S: 8	P: 12	R: 0	H: 0	E: 0	LOB: 0	K: 1	S: 9	P: 13	R: 0	H: 1	E: 0	LOB: 1	K: 2	S: 9	P: 14	R: 0	H: 0	E: 0	LOB: 0	K: 0	S: 7	P: 10	R: 0	H: 0	E: 0	LOB: 0	K: 0	S: 7	P: 10	R: 1	H: 3	E: 0	LOB: 2	K: 0	S: 11	P: 16	R: 2	H: 3	E: 0	LOB: 2	K: 1	S: 17	P: 26	R: 0	H: 1	E: 0	LOB: 1	K: 2	S: 13	P: 20	R: 0	H: 1	E: 0	LOB: 1	K: 0	S: 15	P: 20	1B: 6	SF: 0	2B: 3	SAC: 0	3B: 0	DP: 0	HR: 0	HBP: 0	WP: 0	PA: 37	PB: 0	SB: 0	CS: 0	ERA	WHIP
PITCHER	IP	WLS	BF	H	R	ER	SO	BB	IBB	HBP	BLK	WP	HR	S	P	ERA	WHIP																																																													
Randy Johnson, L ERA: 2.59 (1, 1)	6.1	W	26	6	3	3	4	1	0	0	0	0	0	64	94	4.26	1.105																																																													
Mike Koplove, R ERA: 4.5 (7, 1)	1.0	H	4	1	0	0	1	0	0	0	0	0	0	7	11	0.00	1.000																																																													
Randy Choate, L ERA: 8.16 (8, 1)	0.0		1	1	0	0	0	0	0	0	0	0	0	2	3	∞	∞																																																													
Elmer Dessens, R ERA: 6.48 (8, 1)	1.2	S	6	1	0	0	1	0	0	0	0	0	0	23	33	0.00	0.600																																																													

Batter	1	2	3	4	5	6	7	8	9	AB R H RBI BB SO LOB	TOP	
Matt Kata, S (1, 4) OBP: 0.301, SLG: 0.364 Scott Hairston, R (2, 4) OBP: 0.400, SLG: 0.619	2-2 L9		1-2 2B			1-3 K			4-2 2B BB	1 0 0 0 0 0 0 2 0 1 0 1 1 0	<p>Arizona Diamondbacks @ Los Angeles Dodgers Dodger Stadium, Los Angeles, CA</p> <p>Sat May 29 2004, 7:10 PM PDT Att. 35,343 - Sunny - 69 F</p> <p>livebaseballscorecards.com</p>	
Alex Cintron, S (1, 6) OBP: 0.307, SLG: 0.351	4-0 BB		1-2 G4-3			2-2 L3			3-1 2B	3 0 1 0 1 0 1		
Luis Gonzalez, L (1, 7) OBP: 0.352, SLG: 0.530	0-1 F9				3-3 K				1-3 K	4 0 0 0 0 2 3		
Danny Bautista, R (1, 9) OBP: 0.376, SLG: 0.500	3-2 G5-3				2-3 K				0-3 K	4 0 0 0 0 2 3		
Steve Finley, L (1, 8) OBP: 0.353, SLG: 0.558 Donnie Sadler, R (7, PR) OBP: 0.174, SLG: 0.227			1-2 L9		1-1 G1-3				2-3 K	3 0 1 0 0 0 0 1 0 0 0 0 1 2		
Shea Hillenbrand, R (1, 3) OBP: 0.311, SLG: 0.444			2-3 K			1-2 G6-3			0-1 G4-3	3 0 0 0 0 1 1		
Chad Tracy, L (1, 5) OBP: 0.347, SLG: 0.435			1-1 G4-3			1-0 F9			0-3 K	3 0 0 0 0 1 0		
Brent Mayne, L (1, 2) OBP: 0.288, SLG: 0.286						3-2 F8			2-1 G4-3	3 0 0 0 0 0 0		
17 Brandon Webb, R (1, 1) OBP: 0.154, SLG: 0.154 Jose Valverde, R (5, 1) Doug DeVore, L (6, PH) OBP: 0.167, SLG: 0.167 Andrew Good, R (6, 1) Carlos Baerga, S (8, PH) OBP: 0.206, SLG: 0.200 Randy Choate, L (8, 1)			2-3 K			0-0 G6-3			0-3 K	1 0 0 0 0 1 0 0 0 0 0 0 0 0 1 0 0 0 0 0 0 0 0 0 0 0 0 0 1 0 0 0 0 1 0 0 0 0 0 0 0 0		
Inning Stats	R: 0 H: 0 E: 0 LOB: 1 K: 0 BB: 1 S: 10 P: 19	R: 0 H: 0 E: 0 LOB: 0 K: 1 BB: 0 S: 11 P: 15	R: 0 H: 1 E: 0 LOB: 1 K: 1 BB: 0 S: 12 P: 16	R: 0 H: 0 E: 0 LOB: 0 K: 2 BB: 0 S: 8 P: 14	R: 0 H: 0 E: 0 LOB: 0 K: 0 BB: 0 S: 8 P: 13	R: 0 H: 0 E: 0 LOB: 0 K: 1 BB: 0 S: 13 P: 16	R: 0 H: 1 E: 0 LOB: 1 K: 0 BB: 0 S: 8 P: 9	R: 0 H: 0 E: 0 LOB: 0 K: 2 BB: 0 S: 8 P: 10	R: 0 H: 1 E: 0 LOB: 2 K: 3 BB: 1 S: 14 P: 24	1B: 0 SF: 0 2B: 3 SAC: 0 3B: 0 DP: 0 HR: 0 HBP: 0		WP: 0 PA: 32 PB: 0 SB: 0 CS: 0
PITCHER	IP WLS BF H R ER SO BB IBB HBP BLK WP HR S P ERA WHIP											
Jose Lima, R (1, 1) ERA: 3.92	8.0 W 27 2 0 0 7 1 0 0 0 0 0 0 78 112 0.00 0.375											
Eric Gagne, R (9, 1) ERA: 1.8	1.0 5 1 0 0 3 1 0 0 0 0 0 0 14 24 0.00 2.000											



Batter	1	2	3	4	5	6	7	8	9	AB	R	H	RBI	BB	SO	LOB
Dave Roberts, L OBP: 0.364, SLG: 0.364 (1, 7) (7, 8)	0-0 B1-3		2-2 G6-3	1-2 G1-3	2-3 K			1-1 G1-3		5	0	0	0	0	1	1
Cesar Izturis, S OBP: 0.342, SLG: 0.389 (1, 6) B C F B B S	3-3 K		0-1 G4-3		0-2 1B	0-0 G3-6-1 1B		1-2 P3		5	2	2	0	0	1	0
Milton Bradley, S OBP: 0.347, SLG: 0.442 David Ross, R OBP: 0.208, SLG: 0.306 (1, 8) (7, 2) F B S B B B	4-2 BB		1-0 1B		4-2 1B	1-2 G3-6-1 1B		1-3 K		2	2	2	0	2	0	0
Shawn Green, L OBP: 0.321, SLG: 0.404 (1, 3) C B S B SAFE	2-3 K		3-2 1B		1-0 1B	0-1 G3-6-1				4	2	2	2	0	1	3
Paul Lo Duca, R OBP: 0.396, SLG: 0.435 (1, 2) (7, 7)		3-1 1B	2-0 HR		1-2 HR	1-1				4	2	4	2	0	0	0
Adrián Beltré, R OBP: 0.337, SLG: 0.557 José Hernández, R OBP: 0.412, SLG: 0.619 (1, 5) (8, 5)		1-2 P3	1-0 HR		1-2 K	2-2 P4				4	1	1	3	0	1	4
Juan Encarnacion, R OBP: 0.256, SLG: 0.395 (1, 9)		2-3 K	0-2 G5-3		2-2 HR					4	1	1	3	0	1	1
Alex Cora, L OBP: 0.386, SLG: 0.455 (1, 4)		1-1 1B		2-3 K	4-1 SH3-4 BB			2-2 P6		3	0	1	0	1	1	0
Jose Lima, R OBP: 0.333, SLG: 0.250 Eric Gagne, R (1, 1) (9, 1)		0-0 G1-3		0-2 G5-3	1-1 SH3-4			0-2 G4-3		3	0	0	0	0	0	2

Inning Stats	R: 0	H: 0	E: 0	K: 2	S: 11	H: 0	LOB: 1	BB: 1	P: 20	R: 0	H: 2	E: 0	K: 1	S: 11	R: 4	H: 4	E: 0	K: 0	S: 16	R: 0	H: 0	E: 0	K: 1	S: 11	R: 5	H: 4	E: 0	K: 2	S: 24	R: 1	H: 3	E: 0	K: 0	S: 14	R: 0	H: 0	E: 0	K: 0	S: 13	R: 0	H: 0	E: 0	K: 1	S: 8	H: 0	LOB: 0	BB: 0	P: 11	1B: 11	SF: 0	2B: 0	3B: 0	HR: 2	SAC: 1	DP: 1	HBP: 0	WP: 0	PA: 39
--------------	------	------	------	------	-------	------	--------	-------	-------	------	------	------	------	-------	------	------	------	------	-------	------	------	------	------	-------	------	------	------	------	-------	------	------	------	------	-------	------	------	------	------	-------	------	------	------	------	------	------	--------	-------	-------	--------	-------	-------	-------	-------	--------	-------	--------	-------	--------

PITCHER	IP	WLS	BF	H	R	ER	SO	BB	IBB	HBP	BLK	WP	HR	S	P	ERA	WHIP
17 Brandon Webb, R ERA: 4.48 (1, 1)	4.0	L	22	8	7	7	4	2	0	0	0	0	1	55	87	15.75	2.500
Jose Valverde, R ERA: 4.81 (5, 1)	1.0		6	2	2	2	2	1	0	0	0	0	1	18	30	18.00	3.000
Andrew Good, R ERA: 4.12 (6, 1)	2.0		8	3	1	1	0	0	0	0	0	0	0	27	36	4.50	1.500
Randy Choate, L ERA: 7.63 (8, 1)	1.0		3	0	0	0	1	0	0	0	0	0	0	8	11	0.00	0.000

BOTTOM

Arizona Diamondbacks @ Los Angeles Dodgers
Dodger Stadium, Los Angeles, CA

livebaseballscorecards.com

AB	35
R	10
H	13
RBI	10
BB	3
SO	7
LOB	11



Sat May 29 2004, 7:10 PM PDT
Att. 35,343 - Sunny - 69 F

Batter	1	2	3	4	5	6	7	8	9	AB R H RBI BB SO LOB	TOP		
Scott Hairston, R (1, 4) OBP: 0.379, SLG: 0.560	1-0 FC1-6 1B		1-2 G3			1-0 P4		1-1 G5-3		4 0 1 0 0 0 1	Arizona Diamondbacks @ Los Angeles Dodgers Dodger Stadium, Los Angeles, CA Sun May 30 2004, 5:10 PM PDT Att. 41,060 - Sunny - 78 F		
Alex Cintron, S (1, 6) OBP: 0.306, SLG: 0.349	0-1 FC1-6 BB S 1-2f		1-0 P4			0-1 WP 1B		1-2 P6		4 0 1 0 0 0 2			
Luis Gonzalez, L (1, 7) OBP: 0.350, SLG: 0.522	4-2 BB 1-2 BB		3-2 P6			1-1 P6		0-3 K		3 0 0 0 1 1 2			
Danny Bautista, R (1, 9) OBP: 0.379, SLG: 0.495	1-1 F3			4-2 CS BB		4-0 BB 1-2 BB		1-2 G1-3		2 0 0 0 2 0 2			
Steve Finley, L (1, 8) OBP: 0.361, SLG: 0.557	4-0 FC5-4 BB 1-2 2-3			2-2 G6-4-3 1B 1-2		0-0 F7		4-0 DI BB		2 0 1 0 2 0 2			
Shea Hillenbrand, R (1, 3) OBP: 0.304, SLG: 0.433	1-1 FC5-4 1-2f			1-0 G6-4-3 1-2f			3-3 K	0-3 K 1-2		4 0 0 0 0 2 5			
Tim Olson, R (1, 5) Elmer Dessens, R (7, 1) Randy Choate, L (8, 1) Carlos Baerga, S (9, PH) OBP: 0.229, SLG: 0.200		1-2 G5-3			3-1 P5		2-3 K	1-0 HBP		3 0 0 0 0 0 1 0 0 0 0 0 0 0 0 0 0 0 0 0 0 0 0 0			
Robby Hammock, R (1, 2) Brent Mayne, L (9, PH) OBP: 0.284, SLG: 0.282		2-1 G5-3			0-2 F8		0-0 G6-3	0-3 K		3 0 0 0 0 0 0 0 1 0 0 0 0 0 1 2			
Casey Fossum, L (1, 1) Mike Koplove, R (6, 1) Chad Tracy, L (7, 5) OBP: 0.352, SLG: 0.447		2-3 K			0-0 B1			3-2 2B		2 0 0 0 0 0 1 0 0 0 0 0 0 0 0 0 1 0 1 0 0 0 0 0			
Inning Stats	R: 0 H: 1 E: 0 LOB: 3 K: 0 BB: 2 S: 9 P: 20	R: 0 H: 0 E: 0 LOB: 0 K: 1 BB: 0 S: 11 P: 16	R: 0 H: 0 E: 0 LOB: 0 K: 0 BB: 0 S: 7 P: 12	R: 0 H: 1 E: 0 LOB: 0 K: 0 BB: 1 S: 6 P: 13	R: 0 H: 0 E: 0 LOB: 0 K: 0 BB: 0 S: 6 P: 9	R: 0 H: 1 E: 0 LOB: 2 K: 2 BB: 1 S: 6 P: 12	R: 0 H: 0 E: 0 LOB: 0 K: 2 BB: 0 S: 8 P: 13	R: 0 H: 1 E: 0 LOB: 1 K: 1 BB: 0 S: 15 P: 20	R: 0 H: 0 E: 0 LOB: 2 K: 2 BB: 1 S: 9 P: 15	1B: 3 SF: 0 2B: 1 SAC: 0 3B: 0 DP: 1 HR: 0 HBP: 1	WP: 1 PA: 35 PB: 0 SB: 1 CS: 1		
PITCHER	IP WLS BF H R ER SO BB IBB HBP BLK WP HR S P ERA WHIP											PITCHER	IP WLS BF H R ER SO BB IBB HBP BLK WP HR S P ERA WHIP
Kaz Ishii, L (1, 1) ERA: 3.49	6.0 W 23 3 0 0 1 4 0 0 0 0 1 0 45 82 0.00 1.167												
Guillermo Mota, R (7, 1) ERA: 1.91	1.2 H 6 1 0 0 2 0 0 0 0 0 0 0 19 29 0.00 0.600												
Tom Martin, L (8, 1) ERA: 3.65	0.1 H 1 0 0 0 1 0 0 0 0 0 0 0 4 4 0.00 0.000												
Eric Gagne, R (9, 1) ERA: 1.71	1.0 S 5 0 0 0 2 1 0 1 0 0 0 0 9 15 0.00 1.000												

livebaseballscorecards.com

AB	29
R	0
H	4
RBI	0
BB	5
SO	6
LOB	16



Batter	1	2	3	4	5	6	7	8	9	AB	R	H	RBI	BB	SO	LOB
Dave Roberts, L (1, 8) OBP: 0.366, SLG: 0.359	1-3 K	1-2 F8		4-0 BB		1-0 1B		2-2 G1-3		4	1	1	0	1	1	1
Cesar Izturis, S (1, 6) OBP: 0.338, SLG: 0.384	1-0 G4-3		0-1 G6-3	0-1 FC5		3-2 F8		3-2 G6-3		5	0	1	0	0	0	4
Paul Lo Duca, R (1, 7) OBP: 0.406, SLG: 0.448	1-0 BB 2B 1B		2-2 FC6-5 2B		0-1 1B 1B	4-1 1B		3-1 G6-3		4	1	3	0	1	0	1
Shawn Green, L (1, 3) OBP: 0.328, SLG: 0.406	4-2 2B BB		0-1 FC6-5		1-2 1B	2-2 1B		1-3 K		4	1	2	1	1	1	2
Adrián Beltré, R (1, 5) OBP: 0.340, SLG: 0.561	2-2 1-H 2-H 2B		0-0 G5-3		2-1 1B	0-1 G3-1				4	0	2	2	0	0	3
Juan Encarnacion, R (1, 9) OBP: 0.250, SLG: 0.386	1-3 K			2-2 G4-3	1-3 K		1-1 G5-3			4	0	0	0	0	2	4
José Hernández, R (1, 4) OBP: 0.431, SLG: 0.621		3-1 1B		2-2 SH5-4 1B	1-3 K		2-2 FC6-4 HBP			3	0	2	0	0	1	3
David Ross, R (1, 2) OBP: 0.211, SLG: 0.302		1-2 P5		1 SAFE 0-1 FC5 SH5-4 1B	1-3 K		0-0 FC6-4			4	0	1	0	0	1	5
Kaz Ishii, L (1, 1) OBP: 0.158, SLG: 0.111		0-3 K		0-1 SH5-4		1-3 K		1-3 K		1	0	0	0	0	1	1
Jason Grabowski, L (6, PH) OBP: 0.301, SLG: 0.434										1	0	0	0	0	1	0
Guillermo Mota, R (7, 1)										1	0	0	0	0	1	1
Tom Martin, L (8, 1)										0	0	0	0	0	0	0
Eric Gagne, R (9, 1)										0	0	0	0	0	0	0

Inning Stats	R: 2	H: 2	E: 0	K: 2	S: 14	H: 2	LOB: 1	BB: 1	P: 24	R: 0	H: 1	E: 0	K: 1	S: 12	R: 0	H: 1	E: 0	K: 0	S: 8	R: 0	H: 3	E: 0	K: 3	S: 17	R: 1	H: 2	E: 0	K: 1	S: 14	R: 0	H: 0	E: 0	K: 1	S: 8	R: 0	H: 1	E: 0	K: 1	S: 11
--------------	------	------	------	------	-------	------	--------	-------	-------	------	------	------	------	-------	------	------	------	------	------	------	------	------	------	-------	------	------	------	------	-------	------	------	------	------	------	------	------	------	------	-------

PITCHER	IP	WLS	BF	H	R	ER	SO	BB	IBB	HBP	BLK	WP	HR	S	P	ERA	WHIP
Casey Fossum, L (1, 1) ERA: 6.52	5.0	L	26	9	2	2	6	2	0	0	0	0	0	63	94	3.60	2.200
Mike Koplove, R (6, 1) ERA: 4.66	1.0		6	2	1	1	1	1	0	0	0	0	0	14	25	9.00	3.000
Elmer Dessens, R (7, 1) ERA: 6.23	1.2		7	1	0	0	1	0	0	1	0	0	0	16	28	0.00	0.600
Randy Choate, L (8, 1) ERA: 7.47	0.1		1	0	0	0	1	0	0	0	0	0	0	3	6	0.00	0.000

BOTTOM

Arizona Diamondbacks @ Los Angeles Dodgers
 Dodger Stadium, Los Angeles, CA

Sun May 30 2004, 5:10 PM PDT
 Att: 41,060 - Sunny - 78 F

livebaseballscorecards.com

AB	35
R	3
H	12
RBI	3
BB	3
SO	9
LOB	25



WP: 0	PA: 40
PB: 0	
SB: 2	
CS: 0	

Batter	1	2	3	4	5	6	7	8	9	10	AB R H RBI BB SO LOB	TOP												
Scott Podsednik, L (1, 8) OBP: 0.343, SLG: 0.401	0-0 G4-3		0-3 K			1-1 SH1-4		2-1 F7		2-2 HBP	3 0 0 0 0 1 2	Milwaukee Brewers @ Los Angeles Dodgers Dodger Stadium, Los Angeles, CA Mon May 31 2004, 1:10 PM PDT Att: 32,642 - Sunny - 85 F												
2 Bill Hall, R (1, 6) OBP: 0.290, SLG: 0.455	2-3 K			0-3 K		0-2 SF9		1-3 K		0-3 K	4 0 0 1 0 4 3													
Junior Spivey, R (1, 4) OBP: 0.348, SLG: 0.413	2-3 K			3-1 P4		3-H 1-2 F8			0-2 G5-3		4 0 0 0 0 1 0													
Geoff Jenkins, L (1, 7) OBP: 0.321, SLG: 0.430		3-2 G5-4-3 1B		1-2 F7		0-0 HR			1-1 2B		4 1 3 1 0 0 0													
Lyle Overbay, L (1, 3) OBP: 0.385, SLG: 0.551		0-0 F7			3-3 K		0-1 G4-3		2-3 K		4 0 0 0 0 2 2													
Keith Ginter, R (1, 5) OBP: 0.338, SLG: 0.459		0-1 G5-4-3 1-2r			1-0 L9		2-2 G6-3		1-3 K		4 0 0 0 0 1 2													
Brady Clark, R (1, 9) OBP: 0.321, SLG: 0.326			0-3 K		3-2 FC5-4 2B		2-1 G4-3			1-3 K	4 0 1 0 0 2 0													
Chad Moeller, R (1, 2) OBP: 0.305, SLG: 0.368			0-2 SH5-3 1B		1-1 FC5-4 2-3			1-1 G1-3		0-0 2B	4 0 2 0 0 0 1													
Matt Wise, R (1, 1) Trent Durrington, R (6, PH) Matt Kinney, R (6, 1) Ben Griever, L (8, PH) Luis Vizcaino, R (8, 1) Dan Kolb, R (8, 1) Craig Counsell, L (10, PH) Dave Burba, R (10, 1)			2-2 SH5-3 1B		0-1 SH1-4 2 SF9 1B			0-0 1B		0-0 P2	0 0 0 0 0 0 0 1 1 1 0 0 0 0 0 0 0 0 0 0 0 1 0 0 1 0 0 0 0 0 0 0 0 0 0 0 0 0 0 0 0 0 1 0 0 0 0 0 1 0 0 0 0 0 0 0													
Inning Stats	R: 0 E: 0 K: 2 S: 8	H: 0 LOB: 0 BB: 0 P: 12	R: 0 E: 0 K: 0 S: 7	H: 1 LOB: 0 BB: 0 P: 10	R: 0 E: 0 K: 2 S: 14	H: 1 LOB: 1 BB: 0 P: 16	R: 0 E: 0 K: 1 S: 9	H: 0 LOB: 0 BB: 0 P: 13	R: 0 E: 0 K: 1 S: 13	H: 1 LOB: 1 BB: 0 P: 21	R: 1 E: 0 K: 0 S: 10		H: 1 LOB: 0 BB: 0 P: 12	R: 1 E: 0 K: 0 S: 8	H: 1 LOB: 0 BB: 0 P: 12	R: 0 E: 0 K: 1 S: 10	H: 1 LOB: 1 BB: 0 P: 14	R: 0 E: 0 K: 2 S: 11	H: 1 LOB: 1 BB: 0 P: 15	R: 0 E: 0 K: 2 S: 10	H: 1 LOB: 2 BB: 0 P: 13	1B: 4 2B: 3 3B: 0 HR: 1	SF: 1 SAC: 2 DP: 1 HBP: 1	WP: 0 PB: 0 SB: 0 CS: 0
PITCHER	IP WLS BF H R ER SO BB IBB HBP BLK WP HR S P ERA WHIP																							
Odalis Perez, L (1, 1) ERA: 3.05	7.0		5	2	2	6	0	0	0	0	0	0	0	0	10	14	0.00	1.000						
37 Darren Dreifort, R (8, 1) ERA: 3.97	1.0	4	1	0	0	1	0	0	0	0	0	0	0	8	11	0.00	1.500							
Tom Martin, L (9, 1) ERA: 3.46	0.2	3	1	0	0	1	0	0	0	0	0	0	0	3	4	0.00	0.000							
Duaner Sanchez, R (9, 1) ERA: 2.35	0.1	1	0	0	0	1	0	0	0	0	0	0	0	3	4	0.00	0.000							
Eric Gagne, R (10, 1) ERA: 1.64	1.0	W 5	1	0	0	2	0	0	1	0	0	0	0	10	13	0.00	1.000							

AB	34
R	2
H	8
RBI	2
BB	0
SO	11
LOB	11



BOTTOM

Milwaukee Brewers @ Los Angeles Dodgers
Dodger Stadium, Los Angeles, CA
Mon May 31 2004, 1:10 PM PDT
Att. 32,642 - Sunny - 85 F

livebaseballscorecards.com

AB 34
R 3
H 9
RBI 3
BB 1
SO 6
LOB 13



WP: 0 PA: 38
PB: 0
SB: 0
CS: 0

AB R H RBI BB SO LOB

4	0	0	0	0	2	1
5	0	2	1	0	2	1
3	1	1	0	0	0	1
4	0	2	0	0	1	1
4	1	1	0	0	1	3
4	0	2	1	0	0	1
4	0	1	1	0	0	2
3	0	0	0	0	0	2
0	0	0	0	0	0	0
2	0	0	0	0	0	0
0	0	0	0	0	0	1
0	0	0	0	0	0	0
0	0	0	0	0	0	0
0	1	0	0	1	0	0
1B: 9	SF: 0					
2B: 0	SAC: 1					
3B: 0	DP: 2					
HR: 0	HBP: 2					

10

0-0	SH1-3	1-2
0-1		2-H 1B
2-2		1B HBP
2-3		1B
1-2		1B
0-1		G5-3 1B
1-3		1B
2-H		1B
0-2		1B
1-2		1B
0-1		G5-3
4-1		SH1-3 1B BB

9

2-3		1B
2-3		1B
2-2		1B HBP
2-3		1B
1-2		1B
0-1		G5-3 1B
1-3		1B
2-H		1B
0-2		1B
1-2		1B
0-1		G5-3
2-3f		

8

2-3		1B
2-3		1B
2-2		1B HBP
2-3		1B
1-2		1B
0-1		G5-3 1B
1-3		1B
2-H		1B
0-2		1B
1-2		1B
0-1		G5-3
2-3f		

7

0-0		1B
2-3		1B
2-1		F9
0-1		F7
1-2		HBP
0-0		P4

6

0-0		1B
1-2		1B
1-0		F8
2-3		1B
2-1		F9
0-1		F7
0-0		L4

5

3-2		G5-3
2-1		F9
0-0		F9
0-0		G4-6-3 1B
0-0		G4-6-3
3-1		G6-3

4

1-0		G6-3
0-3		K
3-2		G5-3
2-1		F9
0-0		F9
0-0		G4-6-3 1B
3-1		G6-3
1-0		F8

3

1-3		K
2-2		P6
0-3		K
2-1		1B
0-1		1B
0-2		G1-3
2-2		G4-3
0-0		G1-3
0-0		F7
1-0		F8

2

1-3		K
2-2		P6
2-1		1B
0-1		1B
0-2		G1-3
2-2		G4-3
0-0		G1-3
0-0		F7

1

1-3		K
2-2		P6
2-1		1B
0-1		1B
0-2		G1-3
2-2		G4-3
0-0		G1-3
0-0		F7

Batter

Dave Roberts, L (1, 8) OBP: 0.353, SLG: 0.344
Cesar Izturis, S (1, 6) OBP: 0.340, SLG: 0.385
Paul Lo Duca, R (1, 2) OBP: 0.408, SLG: 0.446
Shawn Green, L (1, 3) OBP: 0.332, SLG: 0.408
Adrián Beltré, R (1, 5) OBP: 0.338, SLG: 0.555
Juan Encarnacion, R (1, 9) OBP: 0.255, SLG: 0.389
Jason Grabowski, L (1, 7) OBP: 0.299, SLG: 0.425
Alex Cora, L (1, 4) OBP: 0.382, SLG: 0.444
Eric Gagne, R (10, 1)
Odalis Perez, L (1, 1) OBP: 0.093, SLG: 0.087
37 Darren Dreifort, R (8, 1) OBP: 0.302, SLG: 0.250
Robin Ventura, L (8, PH) OBP: 0.302, SLG: 0.250
Tom Martin, L (8, 1)
Duaner Sanchez, R (8, 1) OBP: 0.333, SLG: 0.667
José Hernández, R (10, 4) OBP: 0.438, SLG: 0.621

Inning Stats

R: 0	H: 2	R: 0	H: 0	R: 0	H: 0	R: 0	H: 1	R: 0	H: 1	R: 0	H: 0	R: 2	H: 3	R: 1	H: 1	1B: 9	SF: 0	WP: 0	PA: 38
E: 0	LOB: 2	E: 0	LOB: 0	E: 0	LOB: 0	E: 0	LOB: 0	E: 0	LOB: 1	E: 0	LOB: 1	E: 0	LOB: 1	E: 0	LOB: 1	2B: 0	SAC: 1	PB: 0	
K: 1	BB: 0	K: 0	BB: 0	K: 1	BB: 0	K: 0	BB: 0	K: 0	BB: 0	K: 1	BB: 0	K: 2	BB: 0	K: 1	BB: 0	3B: 0	DP: 2	SB: 0	
S: 14	P: 19	S: 5	P: 7	S: 6	P: 8	S: 6	P: 11	S: 4	P: 7	S: 8	P: 10	S: 8	P: 12	S: 9	P: 14	HR: 0	HBP: 2	CS: 0	

PITCHER

IP	WLS	BF	H	R	ER	SO	BB	IBB	HBP	BLK	WP	HR	S	P	ERA	WHIP
(1, 1)	5.0	17	3	0	0	2	0	0	0	0	0	0	35	52	0.00	0.600
(6, 1)	2.0	H	8	2	0	1	0	0	0	0	0	0	16	22	0.00	1.000
(8, 1)	1.0	H	4	0	0	2	0	0	1	0	0	0	9	14	0.00	0.000
(9, 1)	1.0	B	6	3	2	1	0	0	1	0	0	0	21	26	18.00	3.000
(10, 1)	0.1	L	3	1	1	1	0	1	0	0	0	0	4	8	27.00	6.000

Batter	1	2	3	4	5	6	7	8	9	AB R H RBI BB SO LOB
Scott Podsednik, L (1, 8) OBP: 0.353, SLG: 0.420	1-1 HR		4-0 S BB		1-2 G6-4-3 1B		2-1 S 1B HBP		2-3 K	3 2 2 1 1 1 0
Craig Counsell, L (1, 6) OBP: 0.339, SLG: 0.325	2-2 F9		3-2 F8		1-0 G6-4-3		4-2 1B E BB		0-0 G4-3	4 1 0 0 1 0 2
Ben Grieve, L (1, 9) OBP: 0.397, SLG: 0.465 Jeff Bennett, R (7, 1)	2-2 G4-3		2-3 K		1-2 G3-1		2-1 E8 2B 1B			4 1 1 1 0 1 1 0
Brooks Kieschnick, L (8, 1) OBP: 0.357, SLG: 0.480 Dan Kolb, R (9, 1)	1-2 G3		1-0 HBP				3-2 2B			3 0 1 1 0 0 0
Geoff Jenkins, L (1, 7) OBP: 0.324, SLG: 0.433						3-1 P6		2-H 2B		4 0 2 0 0 2 3
Lyle Overbay, L (1, 3) OBP: 0.387, SLG: 0.550		1-0 2B 1B	1-3 K			0-0 FC6-4 1B		1-3 K		4 0 0 0 0 2 3
Junior Spivey, R (1, 4) OBP: 0.338, SLG: 0.400		3-1 P3		2-2 G4-3		1-2 FC6-4 1B		0-0 G5-3		4 0 0 0 0 0 2
Keith Ginter, R (1, 5) OBP: 0.342, SLG: 0.468		1-1 SAFE 2B		0-3 K		1-1 SAFE L8		1-2 G6-4-3 1B		4 0 2 0 0 1 1
Chad Moeller, R (1, 2) OBP: 0.303, SLG: 0.373		2-1 G5-3		2-2 2B		1-3 K		0-0 G6-4-3		4 0 1 0 0 1 3
Doug Davis, R (1, 1) Trent Durrington, R (7, PH) Brady Clark, R (7, 9) OBP: 0.269, SLG: 0.458 OBP: 0.318, SLG: 0.323		2-1 G3		2-3 K		1-2 G1-3		1-2 F8		2 0 0 0 0 1 3 1 0 0 0 0 0 0 1 0 0 0 0 0 0

Inning Stats	R: 1 E: 0 K: 0 S: 11	H: 1 LOB: 0 BB: 0 P: 17	R: 0 E: 0 K: 0 S: 9	H: 2 LOB: 2 BB: 0 P: 18	R: 0 E: 0 K: 2 S: 13	H: 0 LOB: 1 BB: 1 P: 24	R: 0 E: 0 K: 2 S: 15	H: 1 LOB: 1 BB: 0 P: 21	R: 0 E: 0 K: 0 S: 8	H: 1 LOB: 0 BB: 0 P: 11	R: 0 E: 0 K: 0 S: 8	H: 1 LOB: 1 BB: 0 P: 13	R: 3 E: 1 K: 2 S: 17	H: 2 LOB: 1 BB: 1 P: 31	R: 0 E: 0 K: 0 S: 5	H: 1 LOB: 0 BB: 0 P: 6	R: 0 E: 0 K: 1 S: 10	H: 0 LOB: 0 BB: 0 P: 13	1B: 5 2B: 3 3B: 0 HR: 1	SF: 0 SAC: 0 DP: 2 HBP: 2	WP: 0 PB: 0 SB: 2 CS: 0	PA: 38
--------------	-------------------------------	----------------------------------	------------------------------	----------------------------------	-------------------------------	----------------------------------	-------------------------------	----------------------------------	------------------------------	----------------------------------	------------------------------	----------------------------------	-------------------------------	----------------------------------	------------------------------	---------------------------------	-------------------------------	----------------------------------	----------------------------------	------------------------------------	----------------------------------	--------

PITCHER	IP	WLS	BF	H	R	ER	SO	BB	IBB	HBP	BLK	WP	HR	S	P	ERA	WHIP
Jeff Weaver, R (1, 1) ERA: 4.35	6.2	L	30	7	4	3	5	2	0	2	0	0	1	75	125	4.05	1.350
Tom Martin, L (7, 1) ERA: 3.38	0.1		2	1	0	0	1	0	0	0	0	0	0	6	10	0.00	3.000
Rodney Myers, R (8, 1) ERA:	2.0		6	1	0	0	1	0	0	0	0	0	0	15	19	0.00	0.500

TOP

Milwaukee Brewers @ Los Angeles Dodgers
Dodger Stadium, Los Angeles, CA

Tue Jun 01 2004, 7:10 PM PDT
Att. 22,402 - Sunny - 74 F

AB	34
R	4
H	9
RBI	3
BB	2
SO	7
LOB	15



Batter	1	2	3	4	5	6	7	8	9	AB	R	H	RBI	BB	SO	LOB
Cesar Izturis, S OBP: 0.343, SLG: 0.384 (1, 6)	1-1 G5-3		1-1 HBP 1B		1-1 B1			4-1 G6-4-3 BB		3	0	1	0	1	0	0
Paul Lo Duca, R OBP: 0.400, SLG: 0.436 (1, 2)	1-2 G6-3		0-3 K		1-0 G6-3			0-0 G6-4-3		4	0	0	0	0	1	2
Milton Bradley, S OBP: 0.349, SLG: 0.443 (1, 8) Dave Roberts, L OBP: 0.364, SLG: 0.357 (6, PH) (7, 8)	2-1 G3		3-2 HBP 1B		1-1 G4-6-3 1B			3-2 1B		2	0	1	0	0	0	0
Shawn Green, L OBP: 0.340, SLG: 0.409 (1, 9)		4-0 L4-3 BB	1-1 FC4-6 HBP		1-2 2-3		1-2 SAFE	1-2 G4-6-3		2	0	1	1	1	0	1
Adrián Beltré, R OBP: 0.332, SLG: 0.544 (1, 5)	1-2 L4-3		0-1 FC4-6		3-0 F8			2-2 E4		4	0	0	0	0	0	5
Juan Encarnacion, R OBP: 0.260, SLG: 0.397 (1, 7)		3-1 BB 1B		0-3 K			0-0 F8 2B	2-2 FC5		4	0	2	0	0	1	2
Olmedo Saenz, R OBP: 0.333, SLG: 0.536 (1, 3)	4-2 BB		3-2 G6-3		3-2 G1-3		1-0 F8		2-2 G1-3	3	0	0	0	1	0	1
José Hernández, R OBP: 0.416, SLG: 0.586 (1, 4)	3-1 L7		3-2 G4-3		2-2 G3		0-0 G1-3		0-2 G5-3	4	0	0	0	0	0	3
Jeff Weaver, R OBP: 0.240, SLG: 0.320 (1, 1) Tom Martin, L (7, 1) Robin Ventura, L (7, PH) Rodney Myers, R (8, 1) Jason Grabowski, L (9, PH) OBP: 0.295, SLG: 0.420			0-3 K		2-2 G3		2-0 F7		3-2 G4-3	2	0	0	0	0	1	0

Inning Stats	R: 0	H: 0	E: 0	K: 0	S: 7	H: 0	LOB: 0	BB: 0	P: 11	R: 0	H: 1	E: 0	K: 0	S: 9	H: 0	LOB: 2	BB: 2	P: 24	R: 0	H: 2	E: 0	K: 2	S: 14	H: 0	LOB: 3	BB: 0	P: 19	R: 0	H: 0	E: 0	K: 1	S: 9	H: 0	LOB: 0	BB: 0	P: 15	R: 0	H: 1	E: 0	K: 0	S: 7	H: 0	LOB: 0	BB: 0	P: 11	R: 0	H: 1	E: 0	K: 0	S: 7	H: 1	LOB: 1	BB: 0	P: 12	R: 0	H: 1	E: 0	K: 0	S: 4	H: 0	LOB: 1	BB: 0	P: 7	R: 1	H: 2	E: 1	K: 0	S: 15	H: 2	LOB: 2	BB: 1	P: 29	R: 0	H: 0	E: 0	K: 0	S: 16	H: 0	LOB: 0	BB: 0	P: 21	1B: 6	SF: 0	2B: 2	SAC: 0	3B: 0	DP: 3	HR: 0	HBP: 1	WP: 0	PA: 36
--------------	------	------	------	------	------	------	--------	-------	-------	------	------	------	------	------	------	--------	-------	-------	------	------	------	------	-------	------	--------	-------	-------	------	------	------	------	------	------	--------	-------	-------	------	------	------	------	------	------	--------	-------	-------	------	------	------	------	------	------	--------	-------	-------	------	------	------	------	------	------	--------	-------	------	------	------	------	------	-------	------	--------	-------	-------	------	------	------	------	-------	------	--------	-------	-------	-------	-------	-------	--------	-------	-------	-------	--------	-------	--------

PITCHER	IP	WLS	BF	H	R	ER	SO	BB	IBB	HBP	BLK	WP	HR	S	P	ERA	WHIP
Doug Davis, L (1, 1) ERA: 3.13	6.0	W	23	4	0	0	3	2	0	0	0	0	0	53	92	0.00	1.000
Jeff Bennett, R (7, 1) ERA: 3.38	1.2		8	3	1	1	0	1	0	0	0	0	0	13	26	5.40	2.400
Brooks Kieschnick, R (8, 1) ERA: 1.9	0.1	H	2	0	0	0	0	0	0	0	0	0	0	6	10	0.00	0.000
Dan Kolb, R (9, 1) ERA: 1.31	1.0	S	3	0	0	0	0	0	0	0	0	0	0	16	21	0.00	0.000


BOTTOM

Milwaukee Brewers @ Los Angeles Dodgers
Dodger Stadium, Los Angeles, CA

Tue Jun 01 2004, 7:10 PM PDT
Att: 22,402 - Sunny - 74 F

livebaseballscorecards.com

AB	32
R	1
H	7
RBI	1
BB	3
SO	3
LOB	15



Batter	1	2	3	4	5	6	7	8	9	AB R H RBI BB SO LOB	TOP		
Scott Podsednik, L (1, 8) OBP: 0.356, SLG: 0.435 	3-2 		0-1 E3 		3-2 P5 			3-1 		4 1 2 1 0 0 0			
Craig Counsell, L (1, 6) OBP: 0.337, SLG: 0.323 	3-2 		1-1 G4-3 		3-3 K 			1-2 P5 		4 0 1 0 0 1 2			
Ben Grieve, L (1, 9) OBP: 0.400, SLG: 0.455 	2-1 P6 		4-2 		1-3 K 			4-2 		2 0 0 0 2 1 1			
Geoff Jenkins, L (1, 7) OBP: 0.319, SLG: 0.425 	2-2 G1-3 		0-1 L6 		1-0 G1-3 			0-0 F7 		4 0 0 0 0 0 4			
Lyle Overbay, L (1, 3) OBP: 0.384, SLG: 0.549 	2-1 G4-3 			1-1 G1-3 		1-2 G6-3 			1-1 	4 1 1 0 0 0 1			
Junior Spivey, R (1, 4) OBP: 0.336, SLG: 0.391 		4-2 		1-1 G5-3 		0-3 K 		1-3 K 		3 0 0 0 1 2 1			
Keith Ginter, R (1, 5) OBP: 0.346, SLG: 0.479 		4-1 		2-2 		3-2 P2 		0-0 P2 		3 0 1 0 1 0 1			
Gary Bennett, R (1, 2) OBP: 0.288, SLG: 0.301 Brooks Kieschnick, L (9, PH) OBP: 0.379, SLG: 0.500 		1-2 G4-6-3 		0-0 G6-3 		3-2 G5-3 		1-1 		3 0 0 0 0 0 3 1 0 1 1 0 0 0			
Ben Hendrickson, R (1, 1) Matt Kinney, R (6, 1) Trent Durrington, R (8, PH) Dave Burba, R (8, 1) 2 Bill Hall, R (9, PH) OBP: 0.287, SLG: 0.449 		3-3 K 		3-3 K 			2-3 K 	0-1 FC6-4 		2 0 0 0 0 2 1 0 0 0 0 0 0 0 1 0 0 0 0 1 0 0 0 0 0 0 0 0 1 0 0 0 0 0 1			
Inning Stats	R: 1 H: 2 E: 0 LOB: 1 K: 0 BB: 0 S: 15 P: 27	R: 0 H: 0 E: 0 LOB: 1 K: 1 BB: 2 S: 12 P: 24	R: 0 H: 0 E: 1 LOB: 1 K: 0 BB: 1 S: 8 P: 13	R: 0 H: 1 E: 0 LOB: 1 K: 0 BB: 0 S: 8 P: 12	R: 0 H: 0 E: 0 LOB: 0 K: 2 BB: 0 S: 11 P: 20	R: 0 H: 0 E: 0 LOB: 0 K: 1 BB: 0 S: 7 P: 10	R: 0 H: 0 E: 0 LOB: 0 K: 1 BB: 0 S: 13 P: 19	R: 0 H: 1 E: 0 LOB: 2 K: 1 BB: 1 S: 12 P: 22	R: 1 H: 2 E: 0 LOB: 1 K: 1 BB: 0 S: 11 P: 14	1B: 3 SF: 0 2B: 1 SAC: 0 3B: 1 DP: 1 HR: 1 HBP: 0	WP: 1 PA: 36 PB: 0 SB: 1 CS: 0		
PITCHER	IP WLS BF H R ER SO BB IBB HBP BLK WP HR S P ERA WHIP											PITCHER	IP WLS BF H R ER SO BB IBB HBP BLK WP HR S P ERA WHIP
Edwin Jackson, R (1, 1) ERA: 1.8	5.0 W 20 3 1 1 3 3 0 0 0 0 0 1 54 96 1.80 1.200												
Tom Martin, L (6, 1) ERA: 3.14	1.0 H 3 0 0 0 1 0 0 0 0 0 0 0 7 10 0.00 0.000												
Guillermo Mota, R (7, 1) ERA: 1.8	1.2 7 1 0 0 2 1 0 0 0 1 0 0 24 40 0.00 1.200												
Eric Gagne, R (8, 1) ERA: 1.93	1.1 S 6 2 1 1 1 0 0 0 0 0 0 0 12 15 6.75 1.500												

Milwaukee Brewers @ Los Angeles Dodgers
Dodger Stadium, Los Angeles, CA
 Wed Jun 02 2004, 7:10 PM PDT
 Att. 27,871 - Sunny - 74 F

AB	32
R	2
H	6
RBI	2
BB	4
SO	7
LOB	15



Batter	1	2	3	4	5	6	7	8	9	AB R H RBI BB SO LOB	TOP											
Cesar Izturis, S (1, 6) OBP: 0.344, SLG: 0.383	0-1 CS 1B		0-1 FC5-4 1B	0-0 G6-3		3-1 G6-3		2-1 F8		5 0 2 0 0 0 2												
Jayson Werth, R (1, 7) OBP: 0.333, SLG: 0.800	3-3 SAFE 1-2		0-0 FC5-4 BLK 1B	4-2 2B BB		2-1 G5-3		1-2 HR		4 2 1 1 1 1 2												
Milton Bradley, S (1, 8) OBP: 0.353, SLG: 0.445	0-0 F7		2-0 2B HR 1B	2-0 1-3 2B		1-1 F7		2-0 P4		5 1 2 2 0 0 0												
Shawn Green, L (1, 3) OBP: 0.339, SLG: 0.404		3-3 K	1-1 HR 2B	0-0 G3		3-2 G6-3		4-2 S 2B BB		4 2 1 0 1 1 2												
Paul Lo Duca, R (1, 2) OBP: 0.402, SLG: 0.468		1-0 2B 1B	1-1 HR		3-2 F9		1-1 F7	2-3 SAFE SAFE	1-2 K	5 1 2 3 0 1 1												
Adrián Beltré, R (1, 5) OBP: 0.336, SLG: 0.547		1-2 2B	0-0 F8		1-1 FC5 2B		2-3 K	4-0 2B IBB		4 0 2 0 1 1 0												
Juan Encarnacion, R (1, 9) OBP: 0.260, SLG: 0.396		0-0 G5-3	3-3 K		0-2 F9		2-2 F7	1-0 1-3 2-H 2B		5 0 1 1 0 1 3												
José Hernández, R (1, 4) OBP: 0.451, SLG: 0.592		4-0 IBB		4-0 G6-3 SH1-4 2B BB		4-0 IBB	2-2 S 1B	4-0 IBB		1 1 1 0 4 0 0												
Kaz Ishii, L (1, 1) OBP: 0.143, SLG: 0.100		0-0 G4-3		0-0 SH1-4		0-0 FC5		2-3 K	3-3 K	2 0 0 0 0 0 5												
Jose Lima, R (6, 1) OBP: 0.333, SLG: 0.250				1-2		2-3f		1-2		0 0 0 0 0 0 0												
37 Darren Dreifort, R (7, 1)										0 0 0 0 0 0 0												
Jason Grabowski, L (8, PH) OBP: 0.300, SLG: 0.434										1 0 0 0 0 1 1												
Guillermo Mota, R (8, 1)										1 0 0 0 0 1 3												
Inning Stats	R: 0 E: 0 K: 1 S: 7	H: 1 LOB: 0 BB: 0 P: 10	R: 0 E: 0 K: 1 S: 9	H: 2 LOB: 3 BB: 1 P: 18	R: 4 E: 0 K: 1 S: 12	H: 4 LOB: 0 BB: 0 P: 19	R: 1 E: 0 K: 0 S: 7	H: 1 LOB: 2 BB: 2 P: 17	R: 0 E: 0 K: 0 S: 11	H: 1 LOB: 2 BB: 1 P: 19	R: 0 E: 0 K: 0 S: 6	H: 0 LOB: 0 BB: 0 P: 12	R: 0 E: 0 K: 1 S: 9	H: 0 LOB: 0 BB: 0 P: 15	R: 0 E: 0 K: 1 S: 13	H: 1 LOB: 1 BB: 0 P: 21	R: 2 E: 0 K: 2 S: 13	H: 2 LOB: 3 BB: 3 P: 34	1B: 5 2B: 5 3B: 0 HR: 2	SF: 0 SAC: 1 DP: 0 HBP: 0	WP: 0 PB: 0 SB: 2 CS: 1	PA: 45
PITCHER	IP WLS BF H R ER SO BB IBB HBP BLK WP HR S P ERA WHIP																					
Casey Fossum, L (1, 1) ERA: 7.33	4.0 L 22 8 5 5 3 2 1 0 1 0 1 35 64 11.25 2.500																					
Elmer Dessens, R (5, 1) ERA: 6.17	2.0 8 1 0 0 0 0 0 1 0 0 0 0 17 31 0.00 0.500																					
Scott Service, R (7, 1) ERA: 2.84	2.0 7 1 0 0 2 0 0 0 0 0 0 0 22 36 0.00 0.500																					
Shane Nance, L (9, 1) ERA: 18.0	1.0 8 2 2 2 2 1 2 0 0 0 0 1 13 34 18.00 3.000																					

Los Angeles Dodgers @ Arizona Diamondbacks
Bank One Ballpark, Phoenix, AZ
Fri Jun 04 2004, 10:05 PM EDT
Att. 32,182 - Sunny - 80 F

livebaseballscorecards.com

AB	37
R	7
H	12
RBI	7
BB	7
SO	7
LOB	19



Batter	1	2	3	4	5	6	7	8	9	AB R H RBI BB SO LOB
Scott Hairston, R OBP: 0.407, SLG: 0.630 (1, 4)	4-0 BB E	4-1 BB CS			1-0 G5-3	2-2 F7			1-0 G6-3	3 1 0 0 2 0 2
Steve Finley, L OBP: 0.355, SLG: 0.552 (1, 8)	1-3 K	0-0 SAFE SAFE CS	2-2 G3-1		0-1 F7		1-3 K		1-0 FC5-4 1B	5 0 1 0 0 2 1
Danny Bautista, R OBP: 0.375, SLG: 0.477 (1, 9)	0-1 E8 E 2B		2-1 F9		4-1 BB 1B		1-3 K		0-0 FC5-4	4 2 1 1 1 1 1
Luis Gonzalez, L OBP: 0.372, SLG: 0.541 (1, 7)	0-1 E4 1B FC5-2 1B		2-1 G4-3		4-2 1B BB		1-2 G6-3			3 0 1 1 1 0 0
Shea Hillenbrand, R OBP: 0.339, SLG: 0.474 (1, 3)	0-0 FC5-2 1B			4-2 BB BB	1-0 1B			0-1 G4-3 G4-3 1B		3 0 3 1 1 0 0
Chad Tracy, L OBP: 0.331, SLG: 0.412 (1, 5)	1-1 FC5-2			2-2 F8	1-0 G4-3			0-1 G4-3		4 0 0 0 0 0 6
Alex Cintron, S OBP: 0.316, SLG: 0.367 (1, 6)	0-0 F9			2-2 P4		1-2 BB 1B		1-2 G4-3		4 0 1 0 0 0 4
Robby Hammock, R OBP: 0.296, SLG: 0.400 (1, 2)			1-2 F8		4-0 BB			1-1 G5-3		3 0 0 0 1 1 2
Casey Fossum, L OBP: 0.286, SLG: 0.182 (1, 1)			0-3 K		0-0 P3			1-0 G4-3		1 0 0 0 0 0 1 0
Tim Olson, R (4, PH)										1 0 0 0 0 0 0 2
Elmer Dessens, R OBP: 0.286, SLG: 0.182 (5, 1)										0 0 0 0 0 0 0 0
Doug DeVore, L OBP: 0.250, SLG: 0.348 (6, PH)										0 0 0 0 0 1 0 0
Scott Service, R (7, 1)										0 0 0 0 0 0 0 0
Shane Nance, L (9, 1)										0 0 0 0 0 0 0 0
Carlos Baerga, S OBP: 0.211, SLG: 0.182 (9, PH)										1 0 0 0 0 0 0 0

Inning Stats	R: 2 E: 2 K: 1 S: 11	H: 3 LOB: 2 BB: 1 P: 17	R: 0 E: 0 K: 1 S: 7	H: 0 LOB: 0 BB: 1 P: 12	R: 0 E: 0 K: 0 S: 8	H: 0 LOB: 0 BB: 0 P: 14	R: 0 E: 0 K: 0 S: 9	H: 0 LOB: 2 BB: 2 P: 21	R: 1 E: 0 K: 0 S: 9	H: 1 LOB: 2 BB: 2 P: 20	R: 0 E: 0 K: 1 S: 11	H: 1 LOB: 2 BB: 1 P: 18	R: 0 E: 0 K: 2 S: 12	H: 0 LOB: 0 BB: 0 P: 15	R: 0 E: 0 K: 0 S: 9	H: 1 LOB: 1 BB: 0 P: 11	R: 0 E: 0 K: 0 S: 4	H: 1 LOB: 1 BB: 0 P: 7	1B: 6 2B: 1 3B: 0 HR: 0	SF: 0 SAC: 0 DP: 0 HBP: 0
--------------	-------------------------------	----------------------------------	------------------------------	----------------------------------	------------------------------	----------------------------------	------------------------------	----------------------------------	------------------------------	----------------------------------	-------------------------------	----------------------------------	-------------------------------	----------------------------------	------------------------------	----------------------------------	------------------------------	---------------------------------	----------------------------------	------------------------------------

PITCHER	IP	WLS	BF	H	R	ER	SO	BB	IBB	HBP	BLK	WP	HR	S	P	ERA	WHIP
Kaz Ishii, L ERA: 3.64 (1, 1)	5.0	W	24	4	3	3	2	6	0	0	0	0	0	44	84	5.40	2.000
Jose Lima, R ERA: 3.83 (6, 1)	1.0	H	4	1	0	0	1	1	0	0	0	0	0	11	18	0.00	2.000
37 Darren Dreifort, R ERA: 3.8 (7, 1)	1.0	H	3	0	0	0	2	0	0	0	0	0	0	12	15	0.00	0.000
Guillermo Mota, R ERA: 1.69 (8, 1)	2.0	S	8	2	0	0	0	0	0	0	0	0	0	13	18	0.00	1.000


BOTTOM

Los Angeles Dodgers @ Arizona Diamondbacks
Bank One Ballpark, Phoenix, AZ

Fri Jun 04 2004, 10:05 PM EDT
Att. 32,182 - Sunny - 80 F

livebaseballscorecards.com

AB	32
R	3
H	7
RBI	3
BB	7
SO	5
LOB	18



WP	PA
0	40
0	
0	
1	

Batter	1	2	3	4	5	6	7	8	9	AB R H RBI BB SO LOB	TOP											
Dave Roberts, L (1, 7) OBP: 0.383, SLG: 0.430	0-2 G3		4-0 G4-3 BLK BB	2-1 HR		3-2 BB 1B		3-2 S 2B 1B	1-1 F8	5 2 3 3 1 0 0	Los Angeles Dodgers @ Arizona Diamondbacks Bank One Ballpark, Phoenix, AZ Sat Jun 05 2004, 10:05 PM EDT Att. 42,407 - Sunny - 80 F livebaseballscorecards.com											
Cesar Izturis, S (1, 6) OBP: 0.348, SLG: 0.396	0-1 F8		1-0 G4-3	1-1 1B 2B		0-0 L6		2-1 1B SF9 2B	0-1 1B	6 2 3 1 0 0 3												
Milton Bradley, S (1, 8) OBP: 0.362, SLG: 0.449	0-0 1B 1B		0-0 F7	1-0 S 1B		4-0 1-2 BB		1-2 HBP 1B 1B	0-0 G4-3	5 1 3 1 1 0 2												
Shawn Green, L (1, 3) OBP: 0.336, SLG: 0.401	3-2 1-2 1B			K L3		3-2 P2		0-0 SF9		4 0 1 1 0 1 4												
Paul Lo Duca, R (1, 2) OBP: 0.407, SLG: 0.490	0-1 F8		0-1 2B 2B	2-1 F8		0-0 HR		3-1 1B HBP		4 2 2 1 0 0 2												
Adrian Beltré, R (1, 5) OBP: 0.333, SLG: 0.536		0-1 F9	0-0 G6-3	1-2 G6-3		4-0 BB		1-1 P5		4 0 0 0 1 0 3												
Juan Encarnacion, R (1, 9) OBP: 0.263, SLG: 0.401		1-1 G5-3	0-2 2B 2B	0-0 G5-3		1-3 K		2-0 1-2 2-H 1B		5 1 2 2 0 1 1												
Alex Cora, L (1, 4) OBP: 0.382, SLG: 0.432		2-2 G5-3	4-0 2B HR IBB			4-0 1B BB		1-1 P4 G4-3		3 1 0 0 2 0 3												
Odalis Perez, L (1, 1) OBP: 0.080, SLG: 0.160			1-0 G1-3	1-0 HR 2B		3-2 F9			0-0 F7	2 1 1 1 0 0 0												
Jayson Werth, R (6, PH) OBP: 0.286, SLG: 0.667										1 0 0 0 0 0 1												
Duaner Sanchez, R (6, 1) OBP: 0.250, SLG: 0.500										1 0 0 0 0 1 1												
Robin Ventura, L (9, PH) OBP: 0.291, SLG: 0.240										1 0 0 0 0 0 0												
Wilson Alvarez, L (9, 1) OBP: 0.167, SLG: 0.167										0 0 0 0 0 0 0												
Inning Stats	R: 0 E: 0 K: 0 S: 11	H: 2 LOB: 2 BB: 0 P: 14	R: 0 E: 0 K: 0 S: 8	H: 0 LOB: 0 BB: 0 P: 11	R: 0 E: 0 K: 0 S: 3	H: 0 LOB: 1 BB: 1 P: 9	R: 6 E: 0 K: 1 S: 17	H: 6 LOB: 1 BB: 1 P: 28	R: 0 E: 0 K: 0 S: 6	H: 0 LOB: 0 BB: 0 P: 9	R: 0 E: 0 K: 0 S: 11	H: 1 LOB: 3 BB: 2 P: 28	R: 1 E: 0 K: 2 S: 12	H: 1 LOB: 1 BB: 1 P: 19	R: 3 E: 0 K: 0 S: 15	H: 4 LOB: 2 BB: 0 P: 28	R: 0 E: 0 K: 0 S: 6	H: 1 LOB: 1 BB: 0 P: 7	1B: 8 2B: 5 3B: 0 HR: 2	SF: 1 SAC: 0 DP: 0 HBP: 1	WP: 0 PB: 0 SB: 2 CS: 0	PA: 48
PITCHER	IP WLS BF H R ER SO BB IBB HBP BLK WP HR S P ERA WHIP																					
31 Edgar Gonzalez, R (1, 1) ERA: 13.5	4.0 L 22 8 6 6 1 1 1 0 0 1 0 1 39 62 13.50 2.250																					
Brandon Villafuerte, R (5, 1) ERA:	1.0 3 0 0 0 0 0 0 0 0 0 0 0 6 9 0.00 0.000																					
Stephen Randolph, L (6, 1) ERA: 1.98	2.0 11 2 1 1 2 3 0 0 0 0 1 23 47 4.50 2.500																					
Mike Koplove, R (8, 1) ERA: 5.46	0.0 3 3 3 3 0 0 0 0 0 0 0 8 14 ∞ ∞																					
Randy Choate, L (8, 1) ERA: 6.75	0.1 1 0 0 0 0 0 0 0 0 0 0 1 1 0.00 0.000																					
PITCHER	IP WLS BF H R ER SO BB IBB HBP BLK WP HR S P ERA WHIP																					
Andrew Good, R (8, 1) ERA: 3.47	1.2 8 2 0 0 0 0 0 0 0 0 0 0 12 20 0.00 1.200																					



Batter	1	2	3	4	5	6	7	8	9	AB R H RBI BB SO LOB	TOP		
Cesar Izturis, S (1, 6) OBP: 0.348, SLG: 0.398	0-1 F9		1-1 2B		1-0 G6-3		1-0 P2		1-2 G3	5 0 1 0 0 0 2	Los Angeles Dodgers @ Toronto Blue Jays SkyDome, Toronto, ON Tue Jun 08 2004, 7:05 PM EDT Att. 16,499 - Sunny - 86 F livebaseballscorecards.com		
Jayson Werth, R (1, 7) OBP: 0.273, SLG: 0.500	0-2 F8		0-3 K		0-2 1B		1-3 K			4 0 1 0 0 2 3			
Milton Bradley, S (1, 8) OBP: 0.361, SLG: 0.441	1-0 P3		3-1 P5		2-3 K			3-3 K		4 0 0 0 0 2 2			
Shawn Green, L (1, 3) OBP: 0.332, SLG: 0.413		1-0 2B		1-1 F7		1-3 K		1-0 HR		4 1 2 1 0 1 0			
Paul Lo Duca, R (1, 2) OBP: 0.402, SLG: 0.482		2-3 K		2-1 P6		1-1 G6-3		1-0 1B		4 0 1 0 0 1 1			
Adrián Beltré, R (1, 5) OBP: 0.338, SLG: 0.558		4-0 BB		2-1 1B		1-2 G5-3		3-2 F9		3 0 1 0 1 0 1			
Juan Encarnacion, R (1, 9) OBP: 0.276, SLG: 0.413		1-2 P4		1-0 1B		1-2 E 1B		1-0 G6-3		4 0 2 0 0 0 3			
Olmedo Saenz, R (1, 10) OBP: 0.297, SLG: 0.469		0-2 F8		1-2 K		1-1 E6 1-3		0-0 F9		4 0 0 0 0 1 5			
José Hernández, R (1, 4) OBP: 0.425, SLG: 0.553			0-0 F7		2-2 F7		1-2 G1-3		1-3 K	4 0 0 0 0 1 2			
Inning Stats	R: 0 E: 0 K: 0 S: 6 H: 0 LOB: 0 BB: 0 P: 7	R: 0 E: 0 K: 1 S: 10 H: 1 LOB: 2 BB: 1 P: 18	R: 0 E: 0 K: 1 S: 9 H: 1 LOB: 1 BB: 0 P: 13	R: 0 E: 0 K: 1 S: 11 H: 2 LOB: 2 BB: 0 P: 18	R: 0 E: 0 K: 1 S: 10 H: 1 LOB: 1 BB: 0 P: 15	R: 0 E: 0 K: 1 S: 10 H: 0 LOB: 0 BB: 0 P: 13	R: 0 E: 1 K: 1 S: 15 H: 1 LOB: 2 BB: 0 P: 20	R: 1 E: 0 K: 1 S: 9 H: 2 LOB: 1 BB: 0 P: 18	R: 0 E: 0 K: 1 S: 8 H: 0 LOB: 0 BB: 0 P: 10	1B: 5 2B: 2 3B: 0 HR: 1 SF: 0 SAC: 0 DP: 0 HBP: 0		WP: 0 PB: 0 SB: 0 CS: 0 PA: 37	
PITCHER	IP WLS BF H R ER SO BB IBB HBP BLK WP HR S P ERA WHIP											PITCHER	IP WLS BF H R ER SO BB IBB HBP BLK WP HR S P ERA WHIP
Ted Lilly, L (1, 1) ERA: 4.14	7.1 W 31 7 1 1 7 1 0 0 0 0 0 1 75 112 1.23 1.091												
Vinnie Chulk, R (8, 1) ERA: 3.38	0.2 3 1 0 0 0 0 0 0 0 0 0 0 5 10 0.00 1.500												
Justin Speier, R (9, 1) ERA: 4.08	1.0 3 0 0 0 0 1 0 0 0 0 0 0 8 10 0.00 0.000												



Batter	1	2	3	4	5	6	7	8	9
3 Reed Johnson, R OBP: 0.365, SLG: 0.458 (1, 7)	0-1 2B	0-2 2B	2-0 P6			3-2 G4-3		0-2 1B	
Chris Gomez, R OBP: 0.333, SLG: 0.316 (1, 4)	1-1 1B	0-0 P6			2-3 K		2-2 G6-3	4-1 BB	
Frank Catalanotto, L OBP: 0.370, SLG: 0.461 (1, 10)	2-2 F7	2-2 P4			2-2 G5-3		1-2 G6-3	2-3 K	
10 Vernon Wells, R OBP: 0.369, SLG: 0.470 (1, 8)	1-2 1B		0-0 F8		0-2 F8		1-0 2B		
9 Gregg Zaun, S OBP: 0.446, SLG: 0.443 (1, 2)	4-2 1B		4-2 2B		1-1 P3		3-2 G1-3		
Eric Hinske, L OBP: 0.306, SLG: 0.340 (1, 5)	1-1 F5		4-2 2B		1-2 P6			2-2 HR	
Chris Woodward, R OBP: 0.375, SLG: 0.514 (1, 6)	1-2 1B		1-0 E8		0-0 F8		1-3 K		
Howie Clark, L OBP: 0.271, SLG: 0.357 (1, 3)	3-2 P6		0-2 2B		1-0 G3-1		3-2 HR		
15 Alex Rios, R OBP: 0.271, SLG: 0.250 (1, 9)			1-3 K		0-1 G4-3		1-3 K		

AB	R	H	RBI	BB	SO	LOB
5	1	3	0	0	0	2
4	1	1	1	1	1	1
5	0	0	0	0	1	4
4	1	2	0	0	0	0
2	1	0	0	2	0	1
3	2	1	0	1	0	3
4	0	1	2	0	1	3
4	1	2	4	0	0	2
4	0	0	0	0	3	2

BOTTOM

Los Angeles Dodgers @ Toronto Blue Jays
SkyDome, Toronto, ON
 Tue Jun 08 2004, 7:05 PM EDT
 Att. 16,499 - Sunny - 86 F

livebaseballscorecards.com

AB	35
R	7
H	10
RBI	7
BB	4
SO	6
LOB	18



Inning Stats	R	H	E	K	S	R	H	E	K	S	R	H	E	K	S	R	H	E	K	S	R	H	E	K	S
	3	4	0	23	13	0	1	0	13	17	0	0	0	10	14	0	0	0	6	8	0	0	0	6	10
	0	0	0	0	0	0	0	0	0	0	0	0	0	0	0	0	0	0	0	0	0	0	0	0	0

PITCHER	IP	WLS	BF	H	R	ER	SO	BB	IBB	HBP	BLK	WP	HR	S	P	ERA	WHIP
Hideo Nomo, R ERA: 7.33 (1, 1)	5.0	L	25	6	5	5	3	3	0	0	0	0	0	65	100	9.00	1.800
Duaner Sanchez, R ERA: 1.93 (6, 1)	2.0		7	1	0	0	0	0	0	0	0	0	0	17	28	0.00	0.500
37 Darren Dreifort, R ERA: 5.33 (8, 1)	1.0		7	3	2	2	3	1	0	0	0	0	1	24	37	18.00	4.000

WP	PA	ERA	WHIP
0	39		

Batter	1	2	3	4	5	6	7	8	9	AB R H RBI BB SO LOB	TOP
Dave Roberts, L (1, 7) OBP: 0.387, SLG: 0.430	4-1 FC6-4 BB		1-2 G5-3			1-3 K			3-2 G3-4 1B	3 0 1 0 1 1 1	
Cesar Izturis, S (1, 6) OBP: 0.342, SLG: 0.391	1-2 FC6-4 CS 1-2f			1-3 K			2-1 G3		1-1 G3-4 1-2f	4 0 0 0 0 1 2	
Milton Bradley, S (1, 8) OBP: 0.354, SLG: 0.432	0-0 L8			1-1 G6-3			2-3 K		1-3 K	4 0 0 0 0 2 1	
Shawn Green, L (1, 3) OBP: 0.332, SLG: 0.409	1-1 CS 1-2	1-2 G1-3		1-0 G1-3			4-2 FC6-4 BB			2 0 0 0 1 0 0	
Paul Lo Duca, R (1, 2) OBP: 0.396, SLG: 0.475			1-3 K		0-0 F8		2-1 FC6-4 1-2f			3 0 0 0 0 1 1	
Adrian Beltré, R (1, 5) OBP: 0.333, SLG: 0.550			1-0 G6-3		1-3 K			0-0 F7		3 0 0 0 0 1 0	
Juan Encarnacion, R (1, 9) OBP: 0.276, SLG: 0.416					0-0 F7			2-2 G1-3		3 0 1 0 0 0 0	
Jason Grabowski, L (1, 10) OBP: 0.309, SLG: 0.437			3-3 K			1-3 K		0-1 1B		3 0 1 0 0 2 1	
Alex Cora, L (1, 4) OBP: 0.386, SLG: 0.435			3-2 G6-3			1-1 1B		1-1 F9		3 0 1 0 0 0 2	
Inning Stats	R: 0 E: 0 K: 0 S: 6 H: 0 LOB: 0 BB: 1 P: 12	R: 0 E: 0 K: 1 S: 7 H: 0 LOB: 0 BB: 0 P: 10	R: 0 E: 0 K: 1 S: 11 H: 1 LOB: 1 BB: 0 P: 18	R: 0 E: 0 K: 1 S: 6 H: 0 LOB: 0 BB: 0 P: 9	R: 0 E: 0 K: 1 S: 6 H: 0 LOB: 0 BB: 0 P: 7	R: 0 E: 0 K: 2 S: 8 H: 1 LOB: 0 BB: 0 P: 11	R: 0 E: 0 K: 1 S: 12 H: 0 LOB: 1 BB: 1 P: 22	R: 0 E: 0 K: 0 S: 8 H: 1 LOB: 1 BB: 0 P: 11	R: 0 E: 0 K: 1 S: 8 H: 1 LOB: 0 BB: 0 P: 13	1B: 3 2B: 2 3B: 0 HR: 0 SF: 0 SAC: 0 DP: 1 HBP: 0	WP: 0 PB: 0 SB: 0 CS: 1 PA: 31
PITCHER Miguel Batista, R (1, 1) ERA: 4.2	IP: 9.0 WLS: W BF: 30 H: 4 R: 0 ER: 0 SO: 8 BB: 2 IBB: 0 HBP: 0 BLK: 0 WP: 0 HR: 0 S: 72 P: 113 ERA: 0.00 WHIP: 0.667										

Los Angeles Dodgers @ Toronto Blue Jays
SkyDome, Toronto, ON
Wed Jun 09 2004, 7:05 PM EDT
Att: 18,003 - Dome - 68 F

AB	28
R	0
H	4
RBI	0
BB	2
SO	8
LOB	8



Batter	1	2	3	4	5	6	7	8	9	AB R H RBI BB SO LOB	TOP									
Dave Roberts, L (1, 7) OBP: 0.387, SLG: 0.429	0-0 E S 1B	2-1 P6	1-1 1B		1-1 F8			0-0 E S 1B		5 1 2 0 0 0 1										
Cesar Izturis, S (1, 6) OBP: 0.347, SLG: 0.393	2-2 E S 2B 1-H	4-2 FC6-4 BB	1-1 1B		0-0 F8			3-3 K		4 1 2 1 1 1 1										
Milton Bradley, S (1, 8) OBP: 0.346, SLG: 0.422	3-3 K	1-0 FC6-4	1-3 K		0-0 F7			3-2 G4-3		5 0 0 0 0 2 7										
Shawn Green, L (1, 10) OBP: 0.338, SLG: 0.418	1-0 2B 3-H		1-0 F7	1-1 F8		2-2 G1-4-3 1B		1-2 G5-4-3 1B		5 0 3 1 0 0 0										
Paul Lo Duca, R (1, 2) OBP: 0.396, SLG: 0.478	0-2 G5-3		3-1 HR 2B	1-1 1B		0-0 G1-4-3		1-0 G5-4-3		5 1 2 0 0 0 3										
Adrian Beltré, R (1, 5) OBP: 0.339, SLG: 0.563	0-2 G4-3		0-1 HR	1-0 1B		1-1 G5-3		4-0 BB		4 1 2 2 1 0 1										
Juan Encarnacion, R (1, 9) OBP: 0.279, SLG: 0.435		0-0 1B 2B	1-1 HR	1-0 F7		1-1 G4-3		2-2 F8		5 2 2 1 0 0 3										
Robin Ventura, L (1, 3) OBP: 0.283, SLG: 0.236		1-0 BB 1B 2-H	3-3 K	1-2 G3		2-3 K				4 0 1 1 0 2 2										
Alex Cora, L (1, 4) OBP: 0.383, SLG: 0.426		1-1 P4	1-1 1B 1B HBP		2-2 G1-3			0-1 G4-3		3 0 0 0 0 0 1										
Inning Stats	R: 2 E: 2 K: 1 S: 17	H: 3 LOB: 1 BB: 0 P: 22	R: 1 E: 0 K: 0 S: 9	H: 2 LOB: 2 BB: 1 P: 18	R: 3 E: 0 K: 2 S: 18	H: 5 LOB: 3 BB: 0 P: 30	R: 0 E: 0 K: 0 S: 9	H: 2 LOB: 2 BB: 0 P: 14	R: 0 E: 0 K: 0 S: 5	H: 1 LOB: 0 BB: 0 P: 7	R: 0 E: 0 K: 1 S: 7	H: 0 LOB: 0 BB: 0 P: 11	R: 0 E: 1 K: 1 S: 11	H: 0 LOB: 1 BB: 0 P: 17	R: 0 E: 0 K: 0 S: 7	H: 1 LOB: 1 BB: 1 P: 15	1B: 9 2B: 3 3B: 0 HR: 2	SF: 0 SAC: 0 DP: 2 HBP: 1	WP: 0 PB: 0 SB: 3 CS: 0	PA: 43
PITCHER	IP WLS BF H R ER SO BB IBB HBP BLK WP HR S P ERA WHIP																			
Josh Towers, R (1, 1) ERA: 6.87	2.2 L 18 8 6 6 2 1 0 1 0 0 0 2 37 60 20.25 3.375																			
Bob File, R (3, 1) ERA:	3.1 14 5 0 0 1 0 0 0 0 0 0 0 28 41 0.00 1.500																			
Jason Kershner, L (7, 1) ERA: 5.57	1.0 3 0 0 0 1 0 0 0 0 0 0 0 7 11 0.00 0.000																			
Terry Adams, R (8, 1) ERA: 4.8	1.0 4 0 0 0 1 0 0 0 0 0 0 0 11 17 0.00 0.000																			
Kerry Ligtenberg, R (9, 1) ERA: 5.25	1.0 4 1 0 0 0 1 0 0 0 0 0 0 7 15 0.00 2.000																			

Los Angeles Dodgers @ Toronto Blue Jays
 SkyDome, Toronto, ON
 Thu Jun 10 2004, 7:05 PM EDT
 Att. 16,267 - Cloudy - 63 F

AB	40
R	6
H	14
RBI	6
BB	2
SO	5
LOB	19



Batter	1	2	3	4	5	6	7	8	9	AB R H RBI BB SO LOB
Frank Menechino, R OBP: 0.336, SLG: 0.344 (1, 4)	4-2 FC5-4 BB		1-2 G5-3 1B		0-0 P3			1-1 2B		3 0 2 0 1 0 0
Chris Gomez, R OBP: 0.323, SLG: 0.305 (1, 5)	1-0 F8		3-2 G5-3			1-0 F9		0-1 F7		4 0 0 0 0 0 3
3 Reed Johnson, R OBP: 0.357, SLG: 0.445 (1, 7)	0-1 B2		1-3 K			0-0 G5-3		1-2 P3		4 0 0 0 0 1 3
10 Vernon Wells, R OBP: 0.369, SLG: 0.480 (1, 8)	0-0 FC5-4 1-2f			0-0 HR		2-0 G6-3		0-0 F9		4 1 1 1 0 0 1
9 Gregg Zaun, S OBP: 0.434, SLG: 0.435 (1, 2)		1-2 P5		1-1 G6-3		2-2 F7		4-2 BB		3 0 0 0 1 0 0
Chris Woodward, R OBP: 0.356, SLG: 0.481 (1, 6)		2-1 G5-3		3-3 K		1-2 1B		1-3 K		4 0 1 0 0 2 1
Josh Phelps, R OBP: 0.298, SLG: 0.353 Frank Catalanotto, L OBP: 0.358, SLG: 0.445 (9, PH)		3-1 1B		3-3 K		1-0 P4		1-2 G6-3		3 0 1 0 0 1 1 1 0 0 0 0 0 1
Dave Berg, R OBP: 0.200, SLG: 0.154 (1, 3)		1-0 G5-3			1-1 G4-6-3 1B		1-3 K			3 0 1 0 0 1 2
15 Alex Rios, R OBP: 0.241, SLG: 0.220 (1, 9)			0-1 F8		3-2 G4-6-3 1-2f			0-0 F8		3 0 0 0 0 0 1

Inning Stats	R: 0	H: 0	E: 0	K: 0	S: 6	R: 0	H: 1	E: 0	K: 0	S: 8	R: 0	H: 1	E: 0	K: 1	S: 12	R: 1	H: 1	E: 0	K: 2	S: 10	R: 0	H: 1	E: 0	K: 0	S: 6	R: 0	H: 0	E: 0	K: 1	S: 3	R: 0	H: 1	E: 0	K: 1	S: 11	R: 0	H: 1	E: 0	K: 0	S: 9	R: 0	H: 0	E: 0	K: 1	S: 12	1B: 4	SF: 0	2B: 1	SAC: 0	3B: 0	DP: 1	HR: 1	HBP: 0	WP: 0	PA: 34			
PITCHER	IP	WLS	BF	H	R	ER	SO	BB	IBB	HBP	BLK	WP	HR	S	P	ERA	WHIP													IP	WLS	BF	H	R	ER	SO	BB	IBB	HBP	BLK	WP	HR	S	P	ERA	WHIP												
Kaz Ishii, L ERA: 3.36 Eric Gagne, R ERA: 1.85	(1, 1)	8.0	30	6	1	1	4	1	0	0	0	0	1	65	103	1.12	0.875													(9, 1)	1.0	4	0	0	0	1	1	0	0	0	0	0	12	18	0.00	1.000												

BOTTOM

Los Angeles Dodgers @ Toronto Blue Jays
 SkyDome, Toronto, ON
 Thu Jun 10 2004, 7:05 PM EDT
 Att: 16,267 - Cloudy - 63 F

livebaseballscorecards.com

AB	32
R	1
H	6
RBI	1
BB	2
SO	5
LOB	13



Batter	1	2	3	4	5	6	7	8	9	AB R H RBI BB SO LOB	TOP
Dave Roberts, L (1, 7) OBP: 0.390, SLG: 0.431 Olmedo Saenz, R (9, PH) OBP: 0.289, SLG: 0.455 Jayson Werth, R (9, PR) OBP: 0.273, SLG: 0.500 (9, 7)	1-1 		3-2 		2-1 		3-2 		1-0 	4 0 2 0 0 0 2 1 0 0 0 0 0 0 0 0 0 0 0 0 0	Los Angeles Dodgers @ Boston Red Sox Fenway Park, Boston, MA Fri Jun 11 2004, 7:05 PM EDT Att. 35,173 - Sunny - 67 F livebaseballscorecards.com
Cesar Izturis, S (1, 6) OBP: 0.344, SLG: 0.386	1-0 		4-1 		0-1 		2-3 		2-1 	4 0 0 0 1 1 4	
Milton Bradley, S (1, 8) OBP: 0.353, SLG: 0.422	4-2 		4-2 		2-0 			0-1 		2 0 1 0 2 0 1	
Shawn Green, L (1, 10) OBP: 0.336, SLG: 0.415 SAFE SAFE SAFE SAFE	3-3 		3-3 			1-0 		2-3 		4 0 1 0 0 3 5	
Paul Lo Duca, R (1, 2) OBP: 0.394, SLG: 0.474		1-0 		1-3 		2-2 		0-1 		4 0 1 0 0 1 1	
Adrián Beltré, R (1, 5) OBP: 0.338, SLG: 0.556		1-0 		4-2 		0-0 		0-0 		3 0 0 0 1 0 3	
Juan Encarnacion, R (1, 9) OBP: 0.274, SLG: 0.427		0-2 		0-0 		2-0 			1-3 	4 0 0 0 0 1 3	
Robin Ventura, L (1, 3) OBP: 0.286, SLG: 0.241 José Hernández, R (7, PR) OBP: 0.425, SLG: 0.553 (7, 3)			0-1 		0-1 		1-0 		1-2 	3 0 1 0 0 0 1 0 0 0 0 0 0 0	
Jason Grabowski, L (9, PH) OBP: 0.305, SLG: 0.432 (9, 3)									0-1 	1 0 0 0 0 0 0	
Alex Cora, L (1, 4) OBP: 0.382, SLG: 0.424			1-1 		0-0 		0-0 			3 1 1 0 0 0 0	
Inning Stats	R: 0 H: 0 E: 0 LOB: 1 K: 1 BB: 1 S: 8 P: 17	R: 0 H: 0 E: 0 LOB: 0 K: 0 BB: 0 S: 5 P: 7	R: 0 H: 1 E: 0 LOB: 3 K: 1 BB: 2 S: 14 P: 28	R: 0 H: 0 E: 0 LOB: 1 K: 1 BB: 1 S: 9 P: 14	R: 0 H: 1 E: 0 LOB: 1 K: 0 BB: 0 S: 6 P: 10	R: 0 H: 2 E: 0 LOB: 1 K: 0 BB: 0 S: 8 P: 13	R: 0 H: 1 E: 0 LOB: 2 K: 1 BB: 0 S: 8 P: 14	R: 0 H: 1 E: 0 LOB: 1 K: 1 BB: 0 S: 8 P: 10	R: 1 H: 1 E: 1 LOB: 1 K: 1 BB: 0 S: 11 P: 16	1B: 7 SF: 0 2B: 0 SAC: 1 3B: 0 DP: 1 HR: 0 HBP: 0	WP: 0 PA: 38 PB: 0 SB: 2 CS: 0
PITCHER Derek Lowe, R (1, 1) ERA: 5.83 50 Mike Timlin, R (8, 1) ERA: 3.34 Keith Foulke, R (9, 1) ERA: 1.11	IP WLS BF H R ER SO BB IBB HBP BLK WP HR S P ERA WHIP 7.0 0 29 5 0 0 4 4 0 0 0 0 0 0 58 103 0.00 1.286 1.0 H 4 1 0 0 1 0 0 0 0 0 0 0 8 10 0.00 1.000 1.0 W 5 1 1 0 1 0 0 0 0 0 0 0 11 16 0.00 1.000	PITCHER IP WLS BF H R ER SO BB IBB HBP BLK WP HR S P ERA WHIP									

Los Angeles Dodgers @ Boston Red Sox
 Fenway Park, Boston, MA
 Fri Jun 11 2004, 7:05 PM EDT
 Att. 35,173 - Sunny - 67 F

AB	33
R	1
H	7
RBI	0
BB	4
SO	6
LOB	20



Batter	1	2	3	4	5	6	7	8	9	AB R H RBI BB SO LOB	TOP																										
Cesar Izturis, S (1, 6) OBP: 0.352, SLG: 0.397	1-1 1B		2-1 G4-3 1B	1-0 HR	1-2 BB 1B	0-3 K			2-2 G3	6 2 4 2 0 1 0																											
Jayson Werth, R (1, 7) OBP: 0.353, SLG: 0.667	3-2 G4-6-3 1B		2-3 K	3-1 HR	4-2 BB 1B	0-2 L7			3-3 K	5 2 2 2 1 2 1																											
Milton Bradley, S (1, 8) OBP: 0.349, SLG: 0.412	1-3 K		0-2 G4-3	2-0 P3	4-2 BB 1B				3-2 G5-3	5 1 0 1 1 1 3																											
Shawn Green, L (1, 3) OBP: 0.341, SLG: 0.417 Jason Grabowski, L (7, 3) OBP: 0.305, SLG: 0.432	2-2 G4-6-3		4-2 BB						1-1 F8	4 1 2 2 1 0 2 0 0 0 0 0 0 0																											
Paul Lo Duca, R (1, 2) OBP: 0.394, SLG: 0.477 David Ross, R (8, 2) OBP: 0.217, SLG: 0.304		1-1 G6-3	0-0 F9						2-0 G5-3	5 1 2 1 0 0 2 0 0 0 0 0 0 0																											
Adrian Beltré, R (1, 5) OBP: 0.335, SLG: 0.548		2-2 G6-3		2-2 P3					1-1 WP 1B	5 0 1 0 0 0 4																											
Juan Encarnacion, R (1, 9) OBP: 0.286, SLG: 0.448		0-1 1B 2B		2-1 HR	4-2 FC4-6 1B BB	4-1 HR BB			1-3 K	3 4 2 1 2 1 1																											
Olmedo Saenz, R (1, 10) OBP: 0.349, SLG: 0.556		1-1 2-H 1B		4-0 2B BB	1-0 FC4-6 HBP	0-0 1-H HR			1-3 K	3 2 2 4 1 1 1																											
Alex Cora, L (1, 4) OBP: 0.371, SLG: 0.409		0-0 P3		1-2 F9	2-1 FC4-6 1B BB	2-2 G1-3			2-3 K	5 1 0 1 0 1 5																											
Inning Stats	R: 0 E: 0 K: 1 S: 13	H: 2 LOB: 1 BB: 0 P: 20	R: 1 E: 0 K: 0 S: 10	H: 2 LOB: 1 BB: 0 P: 14	R: 0 E: 0 K: 1 S: 13	H: 1 LOB: 2 BB: 1 P: 21	R: 4 E: 0 K: 0 S: 12	H: 3 LOB: 0 BB: 1 P: 27	R: 7 E: 0 K: 0 S: 28	H: 5 LOB: 2 BB: 3 P: 52	R: 2 E: 0 K: 1 S: 13	H: 1 LOB: 0 BB: 1 P: 19	R: 0 E: 0 K: 0 S: 6	H: 0 LOB: 0 BB: 0 P: 11	R: 0 E: 0 K: 3 S: 13	H: 1 LOB: 1 BB: 0 P: 18	R: 0 E: 0 K: 1 S: 11	H: 0 LOB: 0 BB: 0 P: 19	1B: 9 2B: 3 3B: 0 HR: 3	SF: 0 SAC: 0 DP: 1 HBP: 1	WP: 1 PB: 0 SB: 2 CS: 0	PA: 48															
PITCHER	IP	WLS	BF	H	R	ER	SO	BB	IBB	HBP	BLK	WP	HR	S	P	ERA	WHIP	PITCHER	IP	WLS	BF	H	R	ER	SO	BB	IBB	HBP	BLK	WP	HR	S	P	ERA	WHIP		
49 Tim Wakefield, R (1, 1) ERA: 4.46	4.1	L	25	10	8	8	2	3	0	0	0	0	2	55	96	16.61	3.000																				
Anastacio Martinez, R (5, 1) ERA: 6.75	0.1		5	1	1	1	0	2	0	1	0	0	0	11	23	27.00	9.000																				
Mark Malaska, L (5, 1) ERA: 4.7	2.1		11	3	5	5	1	1	0	0	0	0	1	29	45	19.29	1.714																				
Scott Williamson, R (8, 1) ERA: 1.59	1.0		4	1	0	0	3	0	0	0	0	1	0	13	18	0.00	1.000																				
Dave McCarty, L (9, 1) ERA: 5.4	1.0		3	0	0	0	1	0	0	0	0	0	0	11	19	0.00	0.000																				

Los Angeles Dodgers @ Boston Red Sox
Fenway Park, Boston, MA
 Sat Jun 12 2004, 3:15 PM EDT
 Att. 34,671 - Cloudy - 63 F

AB	41
R	14
H	15
RBI	14
BB	6
SO	7
LOB	19



WP: 1	PA: 48
-------	--------

Batter	1	2	3	4	5	6	7	8	9	AB R H RBI BB SO LOB
--------	---	---	---	---	---	---	---	---	---	----------------------

18 Johnny Damon, L <small>(1, 8) OBP: 0.380, SLG: 0.423</small>										3 1 1 0 2 2 1
Mark Bellhorn, S <small>(1, 4) OBP: 0.392, SLG: 0.421</small>										4 1 1 1 1 2 2
34 David Ortiz, L <small>(1, 3) OBP: 0.344, SLG: 0.545</small>										4 0 0 2 0 2 3
Manny Ramirez, R <small>(1, 7) OBP: 0.438, SLG: 0.653</small> Dave McCarty, R <small>(7, 7) OBP: 0.341, SLG: 0.421</small> <small>(9, 1)</small>										3 1 1 2 0 0 3 1 0 0 0 0 1 0
Nomar Garciaparra, R <small>(1, 6) OBP: 0.455, SLG: 0.375</small> Cesar Crespo, S <small>(7, PR) OBP: 0.169, SLG: 0.221</small> <small>(8, 6)</small>										2 0 0 0 1 1 0 0 0 0 0 0 0 0
Jason Varitek, S <small>(1, 10) OBP: 0.394, SLG: 0.465</small> Kevin Millar, R <small>(9, 7) OBP: 0.339, SLG: 0.390</small>										4 0 1 0 0 1 4 0 0 0 0 0 0 0
20 Kevin Youkilis, R <small>(1, 5) OBP: 0.381, SLG: 0.420</small>										4 0 0 0 0 2 1
Doug Mirabelli, R <small>(1, 2) OBP: 0.370, SLG: 0.646</small>										3 1 0 0 1 1 0
Gabe Kapler, R <small>(1, 9) OBP: 0.276, SLG: 0.319</small>										3 1 1 0 1 0 0

Inning Stats	R: 0 H: 0 E: 0 K: 11 S: 11	H: 0 LOB: 1 BB: 1 P: 19	R: 0 H: 0 E: 0 K: 7 S: 7	H: 0 LOB: 0 BB: 10 P: 10	R: 2 H: 1 E: 0 K: 13 S: 13	H: 1 LOB: 3 BB: 3 P: 33	R: 0 H: 0 E: 0 K: 1 S: 9	H: 0 LOB: 0 BB: 0 P: 12	R: 3 H: 4 E: 0 K: 16 S: 16	H: 4 LOB: 1 BB: 0 P: 24	R: 0 H: 0 E: 0 K: 8 S: 8	H: 0 LOB: 1 BB: 1 P: 14	R: 0 H: 0 E: 0 K: 10 S: 10	H: 0 LOB: 0 BB: 15 P: 15	R: 0 H: 0 E: 0 K: 12 S: 12	H: 0 LOB: 0 BB: 20 P: 20	1B: 3 2B: 1 3B: 0 HR: 1	SF: 1 SAC: 0 DP: 0 HBP: 1	WP: 1 PB: 0 SB: 0 CS: 0	PA: 39
--------------	----------------------------	-------------------------	--------------------------	--------------------------	----------------------------	-------------------------	--------------------------	-------------------------	----------------------------	-------------------------	--------------------------	-------------------------	----------------------------	--------------------------	----------------------------	--------------------------	-------------------------	---------------------------	-------------------------	--------

PITCHER	IP	WLS	BF	H	R	ER	SO	BB	IBB	HBP	BLK	WP	HR	S	P	ERA	WHIP
Jeff Weaver, R <small>(1, 1) ERA: 4.54</small>	5.0	W	25	5	5	5	2	4	0	1	0	1	1	56	98	9.00	1.800
Guillermo Mota, R <small>(6, 1) ERA: 1.8</small>	2.0		8	0	0	0	5	2	0	0	0	0	0	19	32	0.00	1.000
37 Darren Dreifort, R <small>(8, 1) ERA: 5.13</small>	1.0		3	0	0	0	2	0	0	0	0	0	0	10	15	0.00	0.000
Eric Gagne, R <small>(9, 1) ERA: 1.78</small>	1.0		3	0	0	0	3	0	0	0	0	0	0	12	20	0.00	0.000

BOTTOM

Los Angeles Dodgers @ Boston Red Sox
Fenway Park, Boston, MA
 Sat Jun 12 2004, 3:15 PM EDT
 Att: 34,671 - Cloudy - 63 F

AB	31
R	5
H	5
RBI	5
BB	6
SO	12
LOB	14




ERA	WHIP
9.00	1.800
0.00	1.000
0.00	0.000
0.00	0.000

Batter	1	2	3	4	5	6	7	8	9	AB R H RBI BB SO LOB	TOP									
Dave Roberts, L (1, 7) OBP: 0.393, SLG: 0.449	0-2 SH1-3 1B		2-3 K		0-2 3B		0-1 L4			4 1 2 0 0 1 2										
Cesar Izturis, S (1, 6) OBP: 0.348, SLG: 0.393	0-1 SH1-3		1-2 F9		1-0 G3-1			1-1 L4		3 0 0 0 0 0 1										
Milton Bradley, S (1, 8) OBP: 0.355, SLG: 0.413	1-0 1B			4-2 2B BB		2-2 FC4-6 HBP		1-0 G3		2 0 1 1 1 0 0										
Shawn Green, L (1, 3) OBP: 0.344, SLG: 0.423	0-2 1B			3-2 2B		0-0 FC4-6 L4-3		1-3 K		4 0 2 0 0 1 1										
Paul Lo Duca, R (1, 2) OBP: 0.391, SLG: 0.470	3-3 K			4-2 FC6-4 BB		2-1 L4-3		1-2 G4-3		3 0 0 0 1 1 2										
Adrián Beltré, R (1, 5) OBP: 0.329, SLG: 0.538		2-2 G6-3		2-3 K		1-2 G5-3		2-2 P6		4 0 0 0 0 1 2										
Juan Encarnacion, R (1, 9) OBP: 0.289, SLG: 0.446		2-3 K		0-0 FC6-4		0-1 1B 1B		4-1 1B BB		3 0 1 0 1 1 2										
Olmedo Saenz, R (1, 10) OBP: 0.340, SLG: 0.525		1-0 F7		2-1 P3		2-2 K		2-2 1B		4 0 1 0 0 1 1										
Alex Cora, L (1, 4) OBP: 0.370, SLG: 0.408 Robin Ventura, L (9, PH) OBP: 0.281, SLG: 0.237			3-2 F8		0-2 G1-3		0-2 1B	2-3 K		3 0 1 0 0 0 0 1 0 0 0 0 1 2										
Inning Stats	R: 1 E: 0 K: 1 S: 13	H: 3 LOB: 1 BB: 0 P: 17	R: 0 E: 0 K: 1 S: 9	H: 0 LOB: 0 BB: 0 P: 14	R: 0 E: 0 K: 1 S: 9	H: 0 LOB: 0 BB: 0 P: 15	R: 0 E: 0 K: 1 S: 13	H: 1 LOB: 2 BB: 2 P: 26	R: 0 E: 0 K: 0 S: 7	H: 0 LOB: 0 BB: 0 P: 11	R: 0 E: 0 K: 1 S: 15	H: 2 LOB: 2 BB: 0 P: 18	R: 0 E: 0 K: 1 S: 6	H: 0 LOB: 0 BB: 0 P: 9	R: 0 E: 0 K: 1 S: 16	H: 1 LOB: 2 BB: 1 P: 27	1B: 6 2B: 2 3B: 1 HR: 0	SF: 0 SAC: 1 DP: 1 HBP: 1	WP: 0 PB: 0 SB: 0 CS: 0	PA: 36
PITCHER	IP WLS BF H R ER SO BB IBB HBP BLK WP HR S P ERA WHIP																			
Pedro Martinez, R (1, 1) ERA: 3.77	7.0 W 28 7 1 1 5 2 0 1 0 0 0 0 75 113 1.29 1.286																			
50 Mike Timlin, R (8, 1) ERA: 3.27	0.2 H 2 0 0 0 0 0 0 0 0 0 0 0 3 5 0.00 0.000																			
Alan Embree, L (8, 1) ERA: 3.7	0.1 H 1 0 0 0 1 0 0 0 0 0 0 0 3 4 0.00 0.000																			
Keith Foulke, R (9, 1) ERA: 1.08	1.0 S 5 1 0 0 1 1 0 0 0 0 0 0 16 27 0.00 2.000																			

Los Angeles Dodgers @ Boston Red Sox
Fenway Park, Boston, MA
 Sun Jun 13 2004, 8:05 PM EDT
 Att. 35,068 - Sunny - 70 F

AB	31
R	1
H	8
RBI	1
BB	3
SO	7
LOB	13



Batter	1	2	3	4	5	6	7	8	9	AB R H RBI BB SO LOB	TOP														
1 Brian Roberts, S (1, 4) OBP: 0.336, SLG: 0.351	0-1 G6-3			0-0 10 G4-3 6 1B		1-2 G4-3			2-1 2B	4 0 2 0 0 0 0	<p>Baltimore Orioles @ Los Angeles Dodgers Dodger Stadium, Los Angeles, CA</p> <p>Tue Jun 15 2004, 7:10 PM PDT Att. 29,711 - Cloudy - 71 F</p> <p>livebaseballscorecards.com</p> <table border="1"> <tr><td>AB</td><td>31</td></tr> <tr><td>R</td><td>1</td></tr> <tr><td>H</td><td>5</td></tr> <tr><td>RBI</td><td>1</td></tr> <tr><td>BB</td><td>1</td></tr> <tr><td>SO</td><td>7</td></tr> <tr><td>LOB</td><td>9</td></tr> </table> 	AB	31	R	1	H	5	RBI	1	BB	1	SO	7	LOB	9
AB	31																								
R	1																								
H	5																								
RBI	1																								
BB	1																								
SO	7																								
LOB	9																								
6 Melvin Mora, R (1, 5) OBP: 0.446, SLG: 0.567	0-1 F9		1-2 10 G4-3 1B			1-1 G4-3			2-3 K	4 0 1 0 0 1 1															
10 Miguel Tejada, R (1, 6) OBP: 0.349, SLG: 0.455	3-2 G5-3		0-2 G4-3			0-0 HR			4-2 BB	3 1 1 1 1 0 2															
Rafael Palmeiro, L (1, 3) OBP: 0.390, SLG: 0.434		0-0 G4-3		2-1 F7		1-0 F8			3-2 L9	4 0 0 0 0 0 3															
Javy Lopez, R (1, 2) OBP: 0.353, SLG: 0.436		1-3 K			0-0 P5		0-1 G6-3		0-3 K	4 0 0 0 0 2 2															
31 Jay Gibbons, L (1, 9) OBP: 0.322, SLG: 0.392		3-1 G3-1			1-1 G4-3			0-2 G4-3		3 0 0 0 0 0 0															
Luis Matos, R (1, 8) OBP: 0.291, SLG: 0.368			0-1 F8		0-2 P4			1-3 K		3 0 0 0 0 1 0															
Larry Bigbie, L (1, 7) OBP: 0.332, SLG: 0.411			2-3 K			0-0 G6-3		2-2 FC5-4 1B		3 0 1 0 0 1 0															
40 Daniel Cabrera, R (1, 1) John Parrish, L (7, 1) Jerry Hairston, R (8, PH) Mike DeJean, R (8, 1)			2-3 K			0-3 K		1-2 FC5-4		2 0 0 0 0 2 0 0 0 0 0 0 0 0 1 0 0 0 0 0 1 0 0 0 0 0 0 0															
Inning Stats	R: 0 E: 0 K: 0 S: 7	H: 0 LOB: 0 BB: 0 P: 10	R: 0 E: 0 K: 1 S: 6	H: 0 LOB: 0 BB: 0 P: 10	R: 0 E: 0 K: 2 S: 11	H: 0 LOB: 0 BB: 0 P: 15	R: 0 E: 0 K: 0 S: 8	H: 2 LOB: 1 BB: 0 P: 10	R: 0 E: 0 K: 0 S: 6	H: 0 LOB: 0 BB: 0 P: 7	R: 1 E: 0 K: 0 S: 6	H: 1 LOB: 0 BB: 0 P: 8	R: 0 E: 0 K: 1 S: 12	H: 1 LOB: 1 BB: 0 P: 16	R: 0 E: 0 K: 2 S: 17	H: 1 LOB: 2 BB: 1 P: 28	1B: 3 2B: 1 3B: 0 HR: 1	SF: 0 SAC: 0 DP: 1 HBP: 0	WP: 0 PB: 0 SB: 0 CS: 0	PA: 32					
PITCHER	IP WLS BF H R ER SO BB IBB HBP BLK WP HR S P ERA WHIP																								
Jose Lima, R (1, 1) ERA: 3.67	7.0 W 23 3 1 1 4 0 0 0 0 0 1 51 68 1.29 0.429																								
Guillermo Mota, R (8, 1) ERA: 1.77	0.2 2 0 0 0 1 0 0 0 0 0 0 6 7 0.00 0.000																								
Tom Martin, L (8, 1) ERA: 3.6	0.1 2 1 0 0 0 0 0 0 0 0 0 6 9 0.00 3.000																								
37 Darren Dreifort, R (9, 1) ERA: 5.06	0.1 3 1 0 0 1 1 0 0 0 0 0 8 16 0.00 6.000																								
Eric Gagne, R (9, 1) ERA: 1.73	0.2 S 2 0 0 0 1 0 0 0 0 0 0 9 12 0.00 0.000																								

Batter	1	2	3	4	5	6	7	8	9	AB R H RBI BB SO LOB	TOP											
1 Brian Roberts, S OBP: 0.337, SLG: 0.350 (1, 4)	0-0 B2		0-3 K			1-1 1B		4-2 6 G3 10 1B BB	0-2 F7	4 1 1 0 1 1 1												
Jerry Hairston, R OBP: 0.368, SLG: 0.359 (1, 7)	4-1 10 FC5-4 BB		1-2 6 CS 1B			0-1 1B		2-1 10 1B 6 G3 SF8 1B		3 1 3 0 1 0 0												
6 Melvin Mora, R OBP: 0.440, SLG: 0.558 (1, 5)	1-2 F9		1-1 CS 1-2	2-2 L7		0-3 K		1-2 G3 1-2 2-3		4 0 0 0 0 1 5												
10 Miguel Tejada, R OBP: 0.348, SLG: 0.451 (1, 6)	3-1 FC5-4 1-2f			2-3 K		0-1 F4		1-1 1B 2-3 3-H		4 0 1 1 0 1 3												
Rafael Palmeiro, L OBP: 0.388, SLG: 0.430 (1, 3)		4-1 31 G3 BB		3-2 P2		0-1 G4-3		3-2 SF8 3-H		2 0 0 1 1 0 2												
Javy Lopez, R OBP: 0.355, SLG: 0.454 (1, 2)		1-1 F8			2-1 2B		0-0 HR	0-3 K		4 1 2 1 0 1 2												
31 Jay Gibbons, L OBP: 0.315, SLG: 0.383 (1, 9)		0-0 G3 1-2			0-3 K		3-3 K		0-1 P6	4 0 0 0 0 2 2												
Luis Matos, R OBP: 0.287, SLG: 0.364 (1, 8)		3-2 K			0-1 F8		1-2 F9		0-0 1B	3 0 0 0 0 1 2 1 0 1 0 0 0 0												
B.J. Surhoff, L OBP: 0.379, SLG: 0.443 (9, PH)																						
Matt Riley, L (1, 1)			1-3 K			0-1 G6-3		1-3 K		3-3 K	1 0 0 0 0 1 0 1 0 0 0 0 0 1 0 0 0 0 0 0 0 0 0 0 0 0 0 0 1 0 0 0 0 1 0 0 0 0 0 0 0 0 0 0 0 0 0 0 0 1 0 0 0 0 1 1											
Jose Leon, R (5, PH)																						
Eddy Rodriguez, R (5, 1)																						
Buddy Groom, L (6, 1)																						
Luis Lopez, S (7, PH)																						
John Parrish, L (7, 1)																						
Jorge Julio, R (8, 1)																						
Larry Bigbie, L (9, PH)																						
Inning Stats	R: 0 E: 0 K: 0 S: 7	H: 0 LOB: 1 BB: 1 P: 15	R: 0 E: 0 K: 1 S: 7	H: 0 LOB: 1 BB: 1 P: 15	R: 0 E: 0 K: 2 S: 13	H: 1 LOB: 0 BB: 0 P: 16	R: 0 E: 0 K: 1 S: 10	H: 0 LOB: 0 BB: 0 P: 17	R: 0 E: 0 K: 1 S: 9	H: 1 LOB: 1 BB: 0 P: 11	R: 0 E: 0 K: 1 S: 11	H: 2 LOB: 2 BB: 0 P: 12	R: 1 E: 0 K: 2 S: 11	H: 1 LOB: 0 BB: 0 P: 16	R: 2 E: 0 K: 1 S: 18	H: 2 LOB: 1 BB: 1 P: 29	R: 0 E: 0 K: 1 S: 9	H: 1 LOB: 1 BB: 0 P: 12	1B: 6 2B: 1 3B: 0 HR: 1	SF: 1 SAC: 0 DP: 0 HBP: 0	WP: 0 PB: 0 SB: 0 CS: 1	PA: 38
PITCHER	IP WLS BF H R ER SO BB IBB HBP BLK WP HR S P ERA WHIP																					
Odalis Perez, L (1, 1)	7.0 W 27 5 1 1 8 2 0 0 0 0 1 68 102 1.29 1.000																					
Duaner Sanchez, R (8, 1)	0.1 4 2 2 2 0 1 0 0 0 0 0 9 17 54.00 9.000																					
Tom Martin, L (8, 1)	0.1 H 1 0 0 0 0 0 0 0 0 0 0 6 9 0.00 0.000																					
Eric Gagne, R (8, 1)	1.1 S 5 1 0 0 2 0 0 0 0 0 0 12 15 0.00 0.750																					

Baltimore Orioles @ Los Angeles Dodgers
Dodger Stadium, Los Angeles, CA
Wed Jun 16 2004, 7:10 PM PDT
Att. 35,070 - Overcast - 67 F

AB	33
R	3
H	8
RBI	3
BB	3
SO	10
LOB	19



Batter	1	2	3	4	5	6	7	8	9	AB	R	H	RBI	BB	SO	LOB
Cesar Izturis, S OBP: 0.350, SLG: 0.394 (1, 6)	K		FC8-4 1B	HR 1B		G6-3				4	1	2	1	0	1	0
Jayson Werth, R OBP: 0.333, SLG: 0.737 (1, 7)	K2-3		FC8-4 1B	HR 1B		F8				4	2	1	3	0	1	1
Milton Bradley, S OBP: 0.356, SLG: 0.409 (1, 8)	G5-3		G5-3 1B	G5-3 1B		K				4	0	1	0	0	1	0
Shawn Green, L OBP: 0.352, SLG: 0.427 (1, 3)		E1				G6-3				3	0	1	1	1	0	0
Paul Lo Duca, R OBP: 0.384, SLG: 0.460 (1, 2)		E6	F8			G6-4-3				4	0	1	0	0	0	4
Adrian Beltré, R OBP: 0.331, SLG: 0.533 (1, 5)		P3				G6-4-3				4	2	2	0	0	0	3
Juan Encarnacion, R OBP: 0.292, SLG: 0.455 (1, 9)		K				G6-4-3				3	1	1	0	0	1	2
José Hernández, R OBP: 0.418, SLG: 0.538 (1, 4)		K				F9				4	0	1	1	0	2	4
Odalis Perez, L OBP: 0.074, SLG: 0.148 (1, 1)			F7			K				2	0	0	0	0	0	2
Duaner Sanchez, R OBP: 0.250, SLG: 0.500 (8, 1)				SH1-4		P5				0	0	0	0	0	0	0
Tom Martin, L (8, 1)										0	0	0	0	0	0	0
Eric Gagne, R (8, 1)										1	0	0	0	0	1	0

Inning Stats	R: 0	H: 0	E: 0	K: 2	S: 9	L: 0	LOB: 0	BB: 0	P: 11	R: 0	H: 0	E: 2	K: 2	S: 14	L: 0	LOB: 2	BB: 0	P: 21	R: 1	H: 3	E: 0	K: 0	S: 13	R: 4	H: 4	E: 0	K: 1	S: 22	R: 1	H: 2	E: 0	K: 0	S: 17	R: 0	H: 0	E: 0	K: 1	S: 6	R: 0	H: 1	E: 0	K: 0	S: 4	R: 0	H: 0	E: 0	K: 1	S: 7	R: 0	H: 0	E: 0	K: 1	S: 7					
	0	0	0	2	11	0	0	0	11	0	0	2	0	14	0	2	0	0	21	1	3	0	0	13	4	4	0	1	22	1	2	0	0	17	0	0	5	0	1	0	4	0	0	0	1	0	0	0	7	0	0	0	1	0	0	0	0	7


BOTTOM

Baltimore Orioles @ Los Angeles Dodgers
 Dodger Stadium, Los Angeles, CA

Wed Jun 16 2004, 7:10 PM PDT
 Att: 35,070 - Overcast - 67 F

AB	33
R	6
H	10
RBI	6
BB	1
SO	7
LOB	16

WP: 0 PA: 36
 PB: 0
 SB: 0
 CS: 0



PITCHER	IP	WLS	BF	H	R	ER	SO	BB	IBB	HBP	BLK	WP	HR	S	P	ERA	WHIP
Matt Riley, L (1, 1) ERA: 7.11	4.0	L	21	7	5	5	5	0	0	0	0	0	1	58	89	11.25	1.750
Eddy Rodriguez, R (5, 1) ERA: 2.61	1.0		6	2	1	1	0	1	0	1	0	0	0	17	27	9.00	3.000
Buddy Groom, L (6, 1) ERA: 3.66	1.0		3	0	0	0	1	0	0	0	0	0	0	6	8	0.00	0.000
John Parrish, L (7, 1) ERA: 4.06	1.0		3	1	0	0	0	0	0	0	0	0	0	4	5	0.00	1.000
Jorge Julio, R (8, 1) ERA: 4.13	1.0		3	0	0	0	1	0	0	0	0	0	0	7	8	0.00	0.000

Batter	1	2	3	4	5	6	7	8	9	AB R H RBI BB SO LOB	TOP									
Bernie Williams, S (1, 8) OBP: 0.369, SLG: 0.444	0-0 FC1-6 1B		3-2 FC5-4 25 1B 2-H		2-2 P6		2-3 K		1-3 K	5 1 2 1 0 2 1										
2 Derek Jeter, R (1, 6) OBP: 0.315, SLG: 0.414	0-0 FC1-6 1-2f		0-0 FC5-4 13 1B		0-0 G6-3		1-1 G6-3			4 0 1 0 0 0 1										
13 Alex Rodriguez, R (1, 5) OBP: 0.385, SLG: 0.542	1-3 K		1-1 FC5-4 25 S 1B 1-2f 2-3		2-1 P5		1-3 K2-3			4 1 0 0 0 2 3										
25 Jason Giambi, L (1, 3) OBP: 0.384, SLG: 0.467	1-1 G4-3		2-0 1-H 3-H 1B		3-3 K		2-3 K			4 0 1 2 0 2 1										
Gary Sheffield, R (1, 9) OBP: 0.396, SLG: 0.477		0-1 P6	2-1 P6		2-2 55 G3-1 20 BB 1B		1-3 K			4 0 1 0 0 1 1										
20 Jorge Posada, S (1, 2) OBP: 0.411, SLG: 0.533		2-1 55 F7 2B	1-0 G4-3		4-0 55 G3-1 BB		1-3 K			3 0 1 0 1 1 1										
55 Hideki Matsui, L (1, 7) OBP: 0.389, SLG: 0.479		1-1 F7		2-3 K		2-2 G3-1		0-0 FC4-6 1B		4 0 1 0 0 1 3										
Miguel Cairo, R (1, 4) OBP: 0.346, SLG: 0.414		0-3 K		2-2 P3		4-0 IBB		0-1 FC4-6 G4-3 DI 1-2f		2 0 0 0 1 1 1 1 0 0 0 0 0 1										
Kenny Lofton, L (9, PH) OBP: 0.364, SLG: 0.461																				
Javier Vazquez, R (1, 1) OBP: 0.333, SLG: 0.667			1-1 WP 1B 2B		1-1 G6-3		1-1 L4		1-2 G4-3	3 1 1 0 0 0 3 0 0 0 0 0 0 0 0 0 0 0 0 0 0 1 0 0 0 0 0 1										
Felix Heredia, L (6, 1)																				
Paul Quantrill, L (8, 1)																				
Ruben Sierra, S (9, PH) OBP: 0.306, SLG: 0.459																				
Inning Stats	R: 0 E: 0 K: 1 S: 7	H: 1 LOB: 1 BB: 0 P: 9	R: 0 E: 0 K: 1 S: 9	H: 1 LOB: 1 BB: 0 P: 12	R: 3 E: 0 K: 0 S: 13	H: 4 LOB: 1 BB: 0 P: 23	R: 0 E: 0 K: 1 S: 9	H: 0 LOB: 0 BB: 0 P: 14	R: 0 E: 0 K: 1 S: 14	H: 1 LOB: 3 BB: 2 P: 30	R: 0 E: 0 K: 2 S: 9	H: 0 LOB: 0 BB: 0 P: 13	R: 0 E: 0 K: 3 S: 9	H: 0 LOB: 0 BB: 0 P: 13	R: 0 E: 0 K: 1 S: 9	H: 1 LOB: 1 BB: 0 P: 11	1B: 6 2B: 2 3B: 0 HR: 0	SF: 0 SAC: 0 DP: 0 HBP: 0	WP: 1 PB: 0 SB: 1 CS: 0	PA: 37
PITCHER	IP WLS BF H R ER SO BB IBB HBP BLK WP HR S P ERA WHIP																			
Jeff Weaver, R (1, 1) ERA: 4.53	6.0 W 27 7 3 3 4 1 1 0 0 1 0 61 101 4.50 1.333																			
37 Darren Dreifort, R (7, 1) ERA: 4.71	1.0 H 3 0 0 0 2 0 0 0 0 0 0 9 13 0.00 0.000																			
Guillermo Mota, R (8, 1) ERA: 1.67	1.0 H 3 0 0 0 3 0 0 0 0 0 0 9 13 0.00 0.000																			
Eric Gagne, R (9, 1) ERA: 1.53	1.0 S 4 1 0 0 1 0 0 0 0 0 0 9 11 0.00 1.000																			

New York Yankees @ Los Angeles Dodgers
Dodger Stadium, Los Angeles, CA

Fri Jun 18 2004, 7:10 PM PDT
 Att. 55,207 - Cloudy - 68 F

AB	35
R	3
H	8
RBI	3
BB	2
SO	10
LOB	17



New York Yankees @ Los Angeles Dodgers
Dodger Stadium, Los Angeles, CA

Sat Jun 19 2004, 12:15 PM PDT
 Att. 54,876 - Cloudy - 68 F

AB	32
R	6
H	7
RBI	5
BB	4
SO	3
LOB	10



WP	1	PA	38
PB	0		
SB	2		
CS	1		

Batter	1	2	3	4	5	6	7	8	9	AB R H RBI BB SO LOB
Bernie Williams, S (1, 8) OBP: 0.366, SLG: 0.439	0-1 P5	0-1 FC3-6			1-2 F7			2-0 13 1B 2 HBP	3-2 F8	5 1 1 0 0 0 2
2 Derek Jeter, R (1, 6) OBP: 0.316, SLG: 0.412	0-0 13 CS 1B	1-1 P4			0-0 G5-3			1-1 13 1B HBP	2-2 G4-3	4 0 1 0 0 0 2
13 Alex Rodriguez, R (1, 5) OBP: 0.387, SLG: 0.539	4-2 25 BB 1B BB				1-0 G6-3			2-1 25 S 55 E 1B		3 2 1 1 1 0 0
25 Jason Giambi, L (1, 3) OBP: 0.382, SLG: 0.458	4-2 1B BB				2-0 F7			0-1 F7		3 1 0 0 1 0 1
Tony Clark, S (8, 3) OBP: 0.350, SLG: 0.406	1-2 55 HR BB							1-2		0 0 0 0 0 0 0
Gary Sheffield, R (1, 9) OBP: 0.401, SLG: 0.478	2-2 55 HR 1B				0-1 P5			4-0 55 E IBB		2 1 1 1 2 0 0
55 Hideki Matsui, L (1, 7) OBP: 0.387, SLG: 0.488	0-2 HR				0-3 K			1-1 E4		4 1 1 3 0 2 2
John Flaherty, R (1, 2) OBP: 0.217, SLG: 0.321	1-0 F7				0-1 F9			0-0 L7		4 0 0 0 0 0 2
Miguel Cairo, R (1, 4) OBP: 0.342, SLG: 0.402					2-2 G4-3			1-0 G5-6-3 HBP	3-2 F8	3 0 0 0 0 0 0
Brad Halsey, L (1, 1) OBP: 0.500, SLG: 0.500					3-3 K			1-2 G5-6-3	1-0 2 S 1B	2 0 1 0 0 1 0
Paul Quantrill, L (6, 1)										1 0 0 0 0 0 1
Tom Gordon, R (7, 1)										0 0 0 0 0 0 0
Ruben Sierra, S (9, PH) OBP: 0.311, SLG: 0.463										1 0 1 0 0 0 0
42 Mariano Rivera, R (9, 1)										0 0 0 0 0 0 0

Inning Stats	R: 4	H: 3	E: 0	K: 0	S: 22	P: 33	R: 0	H: 1	E: 0	K: 0	S: 7	P: 10	R: 0	H: 0	E: 0	K: 0	S: 4	P: 7	R: 0	H: 0	E: 0	K: 1	S: 10	P: 12	R: 0	H: 0	E: 0	K: 1	S: 8	P: 12	R: 0	H: 0	E: 0	K: 1	S: 7	P: 13	R: 0	H: 0	E: 0	K: 0	S: 6	P: 7	R: 2	H: 2	E: 1	K: 0	S: 9	P: 19	R: 0	H: 1	E: 0	K: 0	S: 14	P: 23	1B: 6	2B: 0	3B: 0	HR: 1	SF: 0	SAC: 0	DP: 1	HBP: 2	WP: 1	PA: 38
--------------	------	------	------	------	-------	-------	------	------	------	------	------	-------	------	------	------	------	------	------	------	------	------	------	-------	-------	------	------	------	------	------	-------	------	------	------	------	------	-------	------	------	------	------	------	------	------	------	------	------	------	-------	------	------	------	------	-------	-------	-------	-------	-------	-------	-------	--------	-------	--------	-------	--------

PITCHER	IP	WLS	BF	H	R	ER	SO	BB	IBB	HBP	BLK	WP	HR	S	P	ERA	WHIP
Hideo Nomo, R (1, 1) ERA: 7.26	7.0	L	27	4	4	4	3	3	0	1	0	1	1	64	94	5.14	1.000
Duaner Sanchez, R (8, 1) ERA: 2.56	0.2		5	2	2	1	0	0	1	1	0	0	0	6	15	13.50	3.000
Tom Martin, L (8, 1) ERA: 3.45	0.1		2	0	0	0	0	0	0	0	0	0	0	3	4	0.00	0.000
Wilson Alvarez, L (9, 1) ERA: 2.98	1.0		4	1	0	0	0	0	0	0	0	0	0	14	23	0.00	1.000

PITCHER	IP	WLS	BF	H	R	ER	SO	BB	IBB	HBP	BLK	WP	HR	S	P	ERA	WHIP
---------	----	-----	----	---	---	----	----	----	-----	-----	-----	----	----	---	---	-----	------

BOTTOM

New York Yankees @ Los Angeles Dodgers
Dodger Stadium, Los Angeles, CA

livebaseballscorecards.com

AB 35
R 2
H 8
RBI 2
BB 1
SO 6
LOB 13



WP: 0 PA: 36
PB: 0
SB: 1
CS: 0

ERA WHIP

Sat Jun 19 2004, 12:15 PM PDT
Att: 54,876 - Cloudy - 68 F

AB R H RBI BB SO LOB

4 0 1 0 0 1 1

4 1 2 0 0 0 1

4 0 1 0 0 0 3

4 0 0 1 0 1 1

4 0 1 0 0 0 1

4 0 1 0 0 2 1

3 0 1 0 1 0 1

3 0 0 0 0 1 2

1 0 0 0 0 1 1

2 1 1 1 0 0 0

1 0 0 0 0 0 0

0 0 0 0 0 0 0

0 0 0 0 0 0 0

1 0 0 0 0 0 1

1B: 5 SF: 0

2B: 2 SAC: 0

3B: 0 DP: 1

HR: 1 HBP: 0

WP: 0 PA: 36

PB: 0

SB: 1

CS: 0

1B: 5 SF: 0

2B: 2 SAC: 0

3B: 0 DP: 1

HR: 1 HBP: 0

WP: 0 PA: 36

PB: 0

SB: 1

CS: 0

1B: 5 SF: 0

2B: 2 SAC: 0

3B: 0 DP: 1

HR: 1 HBP: 0

WP: 0 PA: 36

PB: 0

SB: 1

CS: 0

1B: 5 SF: 0

2B: 2 SAC: 0

3B: 0 DP: 1

HR: 1 HBP: 0

WP: 0 PA: 36

PB: 0

SB: 1

CS: 0

1B: 5 SF: 0

2B: 2 SAC: 0

3B: 0 DP: 1

HR: 1 HBP: 0

WP: 0 PA: 36

PB: 0

SB: 1

CS: 0

1B: 5 SF: 0

2B: 2 SAC: 0

3B: 0 DP: 1

HR: 1 HBP: 0

WP: 0 PA: 36

PB: 0

SB: 1

CS: 0

1B: 5 SF: 0

2B: 2 SAC: 0

3B: 0 DP: 1

HR: 1 HBP: 0

WP: 0 PA: 36

PB: 0

SB: 1

CS: 0

1B: 5 SF: 0

2B: 2 SAC: 0

3B: 0 DP: 1

HR: 1 HBP: 0

WP: 0 PA: 36

PB: 0

SB: 1

CS: 0

1B: 5 SF: 0

2B: 2 SAC: 0

3B: 0 DP: 1

HR: 1 HBP: 0

WP: 0 PA: 36

PB: 0

SB: 1

CS: 0

1B: 5 SF: 0

2B: 2 SAC: 0

3B: 0 DP: 1

HR: 1 HBP: 0

WP: 0 PA: 36

PB: 0

SB: 1

CS: 0

1B: 5 SF: 0

2B: 2 SAC: 0

3B: 0 DP: 1

HR: 1 HBP: 0

WP: 0 PA: 36

PB: 0

SB: 1

CS: 0

1B: 5 SF: 0

2B: 2 SAC: 0

3B: 0 DP: 1

HR: 1 HBP: 0

WP: 0 PA: 36

PB: 0

SB: 1

CS: 0

1B: 5 SF: 0

2B: 2 SAC: 0

3B: 0 DP: 1

HR: 1 HBP: 0

WP: 0 PA: 36

PB: 0

SB: 1

CS: 0

1B: 5 SF: 0

2B: 2 SAC: 0

3B: 0 DP: 1

HR: 1 HBP: 0

WP: 0 PA: 36

PB: 0

SB: 1

CS: 0

1B: 5 SF: 0

2B: 2 SAC: 0

3B: 0 DP: 1

HR: 1 HBP: 0

WP: 0 PA: 36

PB: 0

SB: 1

CS: 0

1B: 5 SF: 0

2B: 2 SAC: 0

3B: 0 DP: 1

HR: 1 HBP: 0

WP: 0 PA: 36

PB: 0

SB: 1

CS: 0

1B: 5 SF: 0

2B: 2 SAC: 0

3B: 0 DP: 1

HR: 1 HBP: 0

WP: 0 PA: 36

PB: 0

SB: 1

CS: 0

1B: 5 SF: 0

2B: 2 SAC: 0

3B: 0 DP: 1

HR: 1 HBP: 0

WP: 0 PA: 36

PB: 0

SB: 1

CS: 0

1B: 5 SF: 0

2B: 2 SAC: 0

3B: 0 DP: 1

HR: 1 HBP: 0

WP: 0 PA: 36

PB: 0

SB: 1

CS: 0

1B: 5 SF: 0

2B: 2 SAC: 0

3B: 0 DP: 1

HR: 1 HBP: 0

WP: 0 PA: 36

PB: 0

SB: 1

CS: 0

1B: 5 SF: 0

2B: 2 SAC: 0

3B: 0 DP: 1

HR: 1 HBP: 0

WP: 0 PA: 36

PB: 0

SB: 1

CS: 0

1B: 5 SF: 0

2B: 2 SAC: 0

3B: 0 DP: 1

HR: 1 HBP: 0

WP: 0 PA: 36

PB: 0

SB: 1

CS: 0

1B: 5 SF: 0

2B: 2 SAC: 0

3B: 0 DP: 1

HR: 1 HBP: 0

WP: 0 PA: 36

PB: 0

SB: 1

CS: 0

1B: 5 SF: 0

2B: 2 SAC: 0

3B: 0 DP: 1

HR: 1 HBP: 0

WP: 0 PA: 36

PB: 0

SB: 1

CS: 0

1B: 5 SF: 0

2B: 2 SAC: 0

3B: 0 DP: 1

HR: 1 HBP: 0

WP: 0 PA: 36

PB: 0

SB: 1

CS: 0

1B: 5 SF: 0

2B: 2 SAC: 0

3B: 0 DP: 1

HR: 1 HBP: 0

WP: 0 PA: 36

PB: 0

SB: 1

CS: 0

1B: 5 SF: 0

2B: 2 SAC: 0

3B: 0 DP: 1

HR: 1 HBP: 0

WP: 0 PA: 36

PB: 0

SB: 1

CS: 0

1B: 5 SF: 0

2B: 2 SAC: 0

3B: 0 DP: 1

HR: 1 HBP: 0

WP: 0 PA: 36

PB: 0

SB: 1

CS: 0

1B: 5 SF: 0

2B: 2 SAC: 0

3B: 0 DP: 1

HR: 1 HBP: 0

WP: 0 PA: 36

PB: 0

SB: 1

CS: 0

1B: 5 SF: 0

2B: 2 SAC: 0

3B: 0 DP: 1

HR: 1 HBP: 0

WP: 0 PA: 36

PB: 0

SB: 1

CS: 0

1B: 5 SF: 0

2B: 2 SAC: 0

3B: 0 DP: 1

HR: 1 HBP: 0

WP: 0 PA: 36

PB: 0

SB: 1

CS: 0

1B: 5 SF: 0

2B: 2 SAC: 0

3B: 0 DP: 1

HR: 1 HBP: 0

WP: 0 PA: 36

PB: 0

SB: 1

CS: 0

1B: 5 SF: 0

2B: 2 SAC: 0

3B: 0 DP: 1

HR: 1 HBP: 0

WP: 0 PA: 36

Batter	1	2	3	4	5	6	7	8	9	AB R H RBI BB SO LOB	TOP											
Kenny Lofton, L (1, 8) OBP: 0.359, SLG: 0.450	2-1 F7		1-0 L8			3-2 L8		0-2 2 WP 1B		4 0 1 0 0 0 0	New York Yankees @ Los Angeles Dodgers Dodger Stadium, Los Angeles, CA Sun Jun 20 2004, 5:05 PM PDT Att. 55,157 - Sunny - 71 F											
2 Derek Jeter, R (1, 6) OBP: 0.315, SLG: 0.410	1-1 G6-3		2-2 1B			0-0 F8		1-2 G5-3		4 0 1 0 0 0 1												
13 Alex Rodriguez, R (1, 5) OBP: 0.382, SLG: 0.531	2-2 K		1-2 F9			2-3 K		2-3 K		4 0 0 0 0 3 2												
25 Jason Giambi, L (1, 3) OBP: 0.389, SLG: 0.483		2-1 G3		3-2 G6-4-3 1B		1-0 20 G6-3 55 3B 1B		1-2 HR		4 2 3 1 0 0 0												
Gary Sheffield, R (1, 9) OBP: 0.399, SLG: 0.474		1-0 G5-3		1-0 G6-4-3 1-2f		0-1 20 G6-3 1B		0-1 G5-3		4 0 1 0 0 0 1												
20 Jorge Posada, S (1, 2) OBP: 0.404, SLG: 0.522		1-2 F9		3-2 F7		0-1 1-2f 2-3 G6-3		0-0 F7		4 0 0 0 0 0 2												
55 Hideki Matsui, L (1, 7) OBP: 0.389, SLG: 0.508			1-0 HR		1-1 F9		1-1 3-H 3B		3-3 K			4 1 2 2 0 1 0										
Miguel Cairo, R (1, 4) OBP: 0.345, SLG: 0.433 Ruben Sierra, S (7, PH) OBP: 0.309, SLG: 0.459 Paul Quantrill, L (7, 1)			1-1 HR		2-1 G4-3		0-1 F7			2 1 1 1 0 0 0 1 0 0 0 0 0 1 0 0 0 0 0 0 0												
Jose Contreras, R (1, 1) Enrique Wilson, S (7, 4) OBP: 0.252, SLG: 0.343		0-2 G3-1		0-1 G6-3				0-0 F9		2 0 0 0 0 0 0 1 0 0 0 0 0 0												
Inning Stats	R: 0 E: 0 K: 1 S: 8	H: 0 LOB: 0 BB: 0 P: 13	R: 0 E: 0 K: 0 S: 7	H: 0 LOB: 0 BB: 0 P: 11	R: 2 E: 0 K: 0 S: 14	H: 3 LOB: 1 BB: 0 P: 20	R: 0 E: 0 K: 0 S: 9	H: 1 LOB: 0 BB: 0 P: 16	R: 0 E: 0 K: 0 S: 6	H: 0 LOB: 0 BB: 0 P: 9	R: 0 E: 0 K: 1 S: 8	H: 0 LOB: 0 BB: 0 P: 13	R: 1 E: 0 K: 0 S: 9	H: 3 LOB: 1 BB: 0 P: 11	R: 0 E: 0 K: 1 S: 10	H: 1 LOB: 1 BB: 0 P: 13	R: 1 E: 0 K: 1 S: 10	H: 1 LOB: 0 BB: 0 P: 14	1B: 5 2B: 0 3B: 1 HR: 3	SF: 0 SAC: 0 DP: 2 HBP: 0	WP: 1 PB: 0 SB: 0 CS: 0	PA: 34
PITCHER	IP WLS BF H R ER SO BB IBB HBP BLK WP HR S P ERA WHIP																					
Jose Lima, R (1, 1) ERA: 3.75	6.0 W 22 5 3 3 2 0 0 0 0 0 2 53 84 4.50 0.833																					
37 Darren Dreifort, R (7, 1) ERA: 4.6	0.2 H 2 1 0 0 0 0 0 0 0 0 0 4 4 0.00 1.500																					
Tom Martin, L (7, 1) ERA: 3.45	0.0 1 1 0 0 0 0 0 0 0 0 0 2 3 ∞ ∞																					
Guillermo Mota, R (7, 1) ERA: 1.63	1.0 H 4 1 0 0 0 0 0 0 0 0 1 0 9 10 0.00 1.000																					
Eric Gagne, R (8, 1) ERA: 1.76	1.1 S 5 1 1 1 2 0 0 0 0 0 0 1 13 19 6.75 0.750																					

AB	34
R	4
H	9
RBI	4
BB	0
SO	4
LOB	7



Batter	1	2	3	4	5	6	7	8	9	AB R H RBI BB SO LOB	TOP																									
Cesar Izturis, S OBP: 0.339, SLG: 0.384 (1, 6)	1-0 F8		0-1 G6-3		2-2 FC6-4 1B		3-2 G6-3		1-2 G3	5 0 1 0 0 0 1	<p>Los Angeles Dodgers @ San Francisco Giants</p> <p>SBC Park, San Francisco, CA</p> <p>Mon Jun 21 2004, 10:15 PM EDT</p> <p>Att. 41,453 - Sunny - 60 F</p>																									
Jayson Werth, R OBP: 0.371, SLG: 0.625 Guillermo Mota, R (9, 1)	1-1 2B		0-2 G5-3		3-2 FC6-4 1B 1-2f 2-3		3-2 1B	1-1 BB 1B	5 0 3 1 0 0 2 0 0 0 0 0 0 0																											
Milton Bradley, S OBP: 0.362, SLG: 0.412 (1, 8)	1-1 G6-3		2-2 1B		3-1 1-2 3-H 1B		2-0 G1-3	4-1 1-2 BB	4 0 2 1 1 0 2																											
Shawn Green, L OBP: 0.340, SLG: 0.419 (1, 3)	1-0 G3-1		0-1 G3		2-3 K			1-3 K	2-3 K	5 0 0 0 0 3 6																										
Paul Lo Duca, R OBP: 0.384, SLG: 0.460 (1, 2)		1-1 L9		1-0 G5-3		0-1 G5-4-3 1B		4-2 BB		3 0 1 0 1 0 0																										
Adrián Beltré, R OBP: 0.339, SLG: 0.550 (1, 5)		2-0 G4-3 WP 1B		2-2 G6-3		2-0 G5-4-3 1-2f		3-2 F9		4 0 1 0 0 0 2																										
Juan Encarnacion, R OBP: 0.284, SLG: 0.441 (1, 9)		2-2 G4-3 1-3		3-2 G5-3		4-1 FC4-6 BB		1-3 K		3 0 0 0 1 1 2																										
José Hernández, R OBP: 0.422, SLG: 0.506 Robin Ventura, L (9, PH) Alex Cora, L (9, 4) OBP: 0.377, SLG: 0.414		4-0 IBB		4-2 FC1-6 BB		1-2 FC4-6 1-2f		2-0 F7	1 0 0 0 2 0 1 1 0 0 0 0 0 0 0 0 0 0 0 0 0																											
Odalis Perez, L OBP: 0.067, SLG: 0.133 37 Darren Dreifort, R (8, 1) Jason Grabowski, L (9, PH) Dave Roberts, L (9, PR) OBP: 0.387, SLG: 0.439 (9, 7)		2-2 G4-3		1-0 FC1-6 FC6-4 1B 1-2f 1B		0-0 G4-3		0-0 G3 WP 1B 1B	3 1 0 0 0 0 3 0 0 0 0 0 0 0 1 0 1 0 0 0 0 0 1 0 0 0 0 0																											
Inning Stats	R: 0 E: 0 K: 0 S: 6	H: 1 LOB: 1 BB: 0 P: 10	R: 0 E: 0 K: 0 S: 10	H: 1 LOB: 2 BB: 1 P: 21	R: 0 E: 0 K: 0 S: 10	H: 1 LOB: 1 BB: 0 P: 12	R: 0 E: 0 K: 0 S: 7	H: 0 LOB: 0 BB: 0 P: 13	R: 1 E: 0 K: 1 S: 16	H: 2 LOB: 2 BB: 1 P: 31		R: 0 E: 0 K: 0 S: 7	H: 1 LOB: 1 BB: 1 P: 14	R: 0 E: 0 K: 0 S: 9	H: 1 LOB: 1 BB: 0 P: 17	R: 0 E: 0 K: 2 S: 12	H: 0 LOB: 1 BB: 1 P: 21	R: 1 E: 0 K: 1 S: 11	H: 2 LOB: 2 BB: 1 P: 21	1B: 8 2B: 1 3B: 0 HR: 0	SF: 0 SAC: 0 DP: 1 HBP: 0	WP: 2 PB: 0 SB: 0 CS: 0	PA: 40													
PITCHER	IP WLS BF H R ER SO BB IBB HBP BLK WP HR S P ERA WHIP																																			
Kirk Rueter, L ERA: 4.75 (1, 1)	6.2		29	7	1	1	1	2	1	0	0	1	0	64	115	1.35	1.350																			
Jim Brower, R ERA: 4.15 (7, 1)	0.1	H	1	0	0	0	0	0	0	0	0	0	0	1	3	0.00	0.000																			
Scott Eyre, L ERA: 3.38 (8, 1)	0.1	H	1	0	0	0	1	0	0	0	0	0	0	3	4	0.00	0.000																			
Felix Rodriguez, R ERA: 3.27 (8, 1)	0.1	H	2	0	0	0	0	1	0	0	0	0	0	6	13	0.00	3.000																			
Matt Herges, R ERA: 4.91 (8, 1)	1.1	W	7	2	1	1	2	1	0	0	0	1	0	14	25	6.75	2.250																			

livebaseballscorecards.com

AB	35
R	2
H	9
RBI	2
BB	5
SO	4
LOB	19



Batter	1	2	3	4	5	6	7	8	9	AB	R	H	RBI	BB	SO	LOB
Ray Durham, S OBP: 0.341, SLG: 0.405 (1, 4)	F9			G5-3		SH1 FC5 2B		P3	1B BB	4	1	1	0	1	0	0
Deivi Cruz, R OBP: 0.340, SLG: 0.389 (1, 6) Cody Ransom, R OBP: 0.313, SLG: 0.321 (8, PR) (9, 6)	F9			G6-4-3 1B		SH1 2-3		G6-3 S 1B	1B	3	0	2	0	0	0	0
Marquis Grissom, R OBP: 0.341, SLG: 0.486 (1, 8)	K			G6-4-3 1-2f		FC5 3-H		G6-3 1-3		4	0	0	1	0	1	2
Barry Bonds, L OBP: 0.614, SLG: 0.787 (1, 7) Michael Tucker, L OBP: 0.378, SLG: 0.473 (8, PR) (9, 9)	F9					1B 2B		G6-3 IBB		3	1	1	0	1	0	0
Edgardo Alfonzo, R OBP: 0.343, SLG: 0.395 (1, 5)						FC1-4 2-H 1B		G6-3	K	4	0	1	1	0	1	2
Pedro Feliz, R OBP: 0.301, SLG: 0.484 (1, 3)						L7			G4-3	4	0	0	0	0	1	1
A.J. Pierzynski, L OBP: 0.333, SLG: 0.413 (1, 2)						FC1-4 1B			G6-3	4	0	2	0	0	0	0
Dustan Mohr, R OBP: 0.383, SLG: 0.347 (1, 9) (9, 7)						FC1-4 1-2f 2-3			BB BB 1B 1B	3	1	1	0	1	0	2
Kirk Rueter, L OBP: 0.179, SLG: 0.222 (1, 1) Jim Brower, R OBP: 0.667, SLG: 0.500 (7, 1) Neill Perez, S OBP: 0.259, SLG: 0.288 (7, PH) Scott Eyre, L OBP: 0.259, SLG: 0.288 (8, 1) Felix Rodriguez, R OBP: 0.259, SLG: 0.288 (8, 1) Matt Herges, L OBP: 0.259, SLG: 0.288 (8, 1) Damon Minor, L OBP: 0.408, SLG: 0.288 (9, PH)						K		FC5 2-3f	1B BB BB	2	0	0	0	0	1	2

Inning Stats	R: 0	H: 0	E: 0	K: 1	S: 11	R: 0	H: 0	E: 0	K: 0	S: 6	R: 0	H: 0	E: 0	K: 0	S: 7	R: 0	H: 1	E: 0	K: 0	S: 5	R: 1	H: 3	E: 0	K: 1	S: 14	R: 1	H: 1	E: 0	K: 0	S: 8	R: 0	H: 1	E: 0	K: 1	S: 11	R: 0	H: 1	E: 0	K: 1	S: 7	R: 1	H: 2	E: 0	K: 0	S: 11	1B: 6	SF: 0	2B: 3	SAC: 1	3B: 0	DP: 1	HR: 0	HBP: 0	WP: 0	PA: 38
--------------	------	------	------	------	-------	------	------	------	------	------	------	------	------	------	------	------	------	------	------	------	------	------	------	------	-------	------	------	------	------	------	------	------	------	------	-------	------	------	------	------	------	------	------	------	------	-------	-------	-------	-------	--------	-------	-------	-------	--------	-------	--------

PITCHER	IP	WLS	BF	H	R	ER	SO	BB	IBB	HBP	BLK	WP	HR	S	P	ERA	WHIP
Odalis Perez, L ERA: 2.84 (1, 1)	7.2		31	7	2	2	3	0	0	0	0	0	0	66	100	2.35	0.913
37 Darren Dreifort, R ERA: 4.55 (8, 1)	0.1		1	0	0	0	1	0	0	0	0	0	0	3	5	0.00	0.000
Guillermo Mota, R ERA: 1.83 (9, 1)	0.2	L	6	2	1	1	0	2	0	0	0	0	0	11	23	13.50	6.000

BOTTOM

Los Angeles Dodgers @ San Francisco Giants
SBC Park, San Francisco, CA
Mon Jun 21 2004, 10:15 PM EDT
Att: 41,453 - Sunny - 60 F

livebaseballscorecards.com

AB	33
R	3
H	9
RBI	3
BB	4
SO	4
LOB	11



Batter	1	2	3	4	5	6	7	8	9	AB R H RBI BB SO LOB	TOP																									
Dave Roberts, L (1, 7) OBP: 0.387, SLG: 0.434	1-2 G4-3			1-2 G6-3		1-1 1B	2-2 1B		0-2 F7	4 2 1 0 0 0 0																										
Cesar Izturis, S (1, 6) OBP: 0.340, SLG: 0.384	2-3 K			1-3 K		1-1 BB	0-2 1B		2-1 L7	5 1 2 0 0 2 0																										
Milton Bradley, S (1, 8) OBP: 0.367, SLG: 0.421	3-3 K			1-2 2B		3-2 BB	1-1 1B			4 0 3 2 0 1 0																										
Shawn Green, L (1, 3) OBP: 0.339, SLG: 0.414		3-1 G3		0-0 G3		4-1 BB	2-3 K			3 0 0 0 1 1 3																										
Paul Lo Duca, R (1, 2) OBP: 0.378, SLG: 0.453		2-2 G5-3			1-1 G3-1	0-0 F6	1-1 L9			4 0 0 0 0 0 5																										
Adrián Beltré, R (1, 5) OBP: 0.338, SLG: 0.545		2-3 K			4-2 HR	1-0 SF9		1-1 G5-3		2 1 0 1 1 1 0																										
Juan Encarnacion, R (1, 9) OBP: 0.297, SLG: 0.452			1-1 P6		0-0 HR	4-1 BB	3-2 P3			3 1 1 2 1 0 0																										
Alex Cora, L (1, 4) OBP: 0.376, SLG: 0.409			0-0 G3		4-0 BB	3-2 G3-1		0-0 L9		2 0 0 0 0 1 0 3																										
Wilson Alvarez, L (6, 1) OBP: 0.167, SLG: 0.167										0 0 0 0 0 0 0 0																										
37 Darren Dreifort, R (7, 1)										0 0 0 0 0 0 0 0																										
Jason Grabowski, L (8, PH) OBP: 0.310, SLG: 0.482										1 0 0 0 0 0 0 0																										
Tom Martin, L (8, 1)										0 0 0 0 0 0 0 0																										
Duaner Sanchez, R (8, 1) OBP: 0.250, SLG: 0.500										0 0 0 0 0 0 0 0																										
Kaz Ishii, L (1, 1) OBP: 0.120, SLG: 0.083			1-1 F8		0-0 B2-6-3				2-1 F8	2 0 0 0 0 0 1																										
José Hernández, R (6, 4) OBP: 0.413, SLG: 0.494					1-2f					2 0 0 0 0 1 0																										
Inning Stats	R: 0 E: 0 K: 2 S: 9	H: 0 LOB: 0 BB: 0 P: 15	R: 0 E: 0 K: 1 S: 8	H: 0 LOB: 0 BB: 0 P: 15	R: 0 E: 0 K: 0 S: 5	H: 0 LOB: 0 BB: 0 P: 7	R: 0 E: 0 K: 1 S: 10	H: 1 LOB: 1 BB: 0 P: 13	R: 2 E: 0 K: 0 S: 6	H: 1 LOB: 0 BB: 2 P: 15	R: 2 E: 0 K: 0 S: 14	H: 3 LOB: 3 BB: 2 P: 31	R: 1 E: 0 K: 2 S: 17	H: 2 LOB: 2 BB: 0 P: 24	R: 0 E: 0 K: 0 S: 9	H: 0 LOB: 0 BB: 0 P: 13	R: 0 E: 0 K: 0 S: 7	H: 0 LOB: 0 BB: 0 P: 11	1B: 5 2B: 1 3B: 0 HR: 1	SF: 1 SAC: 0 DP: 1 HBP: 1	WP: 0 PB: 0 SB: 0 CS: 0	PA: 38														
PITCHER	IP WLS BF H R ER SO BB IBB HBP BLK WP HR S P ERA WHIP																																			
Dustin Hermanson, R (1, 1) ERA: 4.68	5.0		20	4	4	4	4	2	0	0	0	0	1	42	71	7.20	1.200																			
Tyler Walker, R (6, 1) ERA: 4.23	1.0	H	6	1	0	0	0	2	0	0	0	0	0	10	25	0.00	3.000																			
Jim Brower, R (7, 1) ERA: 4.17	2.0	W	9	2	1	1	2	0	0	1	0	0	0	26	37	4.50	1.000																			
Scott Eyre, L (9, 1) ERA: 3.2	1.0		3	0	0	0	0	0	0	0	0	0	0	7	11	0.00	0.000																			

Los Angeles Dodgers @ San Francisco Giants
SBC Park, San Francisco, CA
Tue Jun 22 2004, 10:15 PM EDT
Att. 41,703 - Sunny - 60 F

livebaseballscorecards.com

AB	32
R	5
H	7
RBI	5
BB	4
SO	6
LOB	12



Batter	1	2	3	4	5	6	7	8	9	AB R H RBI BB SO LOB	TOP		
Dave Roberts, L (1, 8) OBP: 0.390, SLG: 0.449	2-2 1B 3B		0-2 G6-3		1-2 G3 1B		2-1 G1-3			4 1 2 0 0 0 0	Los Angeles Dodgers @ San Francisco Giants SBC Park, San Francisco, CA Wed Jun 23 2004, 10:15 PM EDT Att. 42,340 - Sunny - 60 F		
Cesar Izturis, S (1, 6) OBP: 0.342, SLG: 0.384	1-0 1B S		1-0 G3		2-1 G3			4-2 P4-3 BB	3 1 1 1 1 0 2				
Paul Lo Duca, R (1, 2) OBP: 0.372, SLG: 0.445	2-2 F8		2-2 G6-3		1-1 G6-3			3-2 P4-3 1-1f	4 0 0 0 0 0 4				
Adrian Beltré, R (1, 5) OBP: 0.347, SLG: 0.552	3-1 G3-6-3 1B			3-2 G3 1B		2-1 FC5-4 1B		1-2 1B	4 0 4 1 0 0 0				
Robin Ventura, L (1, 3) OBP: 0.268, SLG: 0.227 José Hernández, R (8, PH) OBP: 0.410, SLG: 0.489	0-1 G3-6-3 1-2f			1-2 G3 1-2		1-0 FC5-4 1-2f		2-3 K	3 0 0 0 0 0 3 1 0 0 0 0 1 1				
Juan Encarnacion, R (1, 9) OBP: 0.293, SLG: 0.444				0-0 P3		0-0 F9		0-0 P4	4 0 0 0 0 1 2				
Jason Grabowski, L (1, 7) OBP: 0.298, SLG: 0.443				2-2 F7		1-3 K		1-1 F8	4 0 0 0 0 1 2				
Alex Cora, L (1, 4) OBP: 0.381, SLG: 0.406 Shawn Green, L (9, PH) OBP: 0.341, SLG: 0.417					4-1 G3 SH3 BB		1-1 G3	0-2 1B	1 0 0 0 2 0 0 1 0 1 0 0 0 0				
Jeff Weaver, R (1, 1) OBP: 0.226, SLG: 0.290 Olmedo Saenz, R (7, PH) OBP: 0.327, SLG: 0.500 Guillermo Mota, R (7, 1) Jayson Werth, R (9, PH) OBP: 0.361, SLG: 0.606					0-1 SH3		0-1 P3	0-1 F8	1 0 0 0 0 0 1 1 0 0 0 0 0 0 0 0 0 0 0 0 0 1 0 0 0 0 0 1				
Inning Stats	R: 2 H: 3 E: 0 LOB: 0 K: 0 BB: 0 S: 13 P: 21	R: 0 H: 0 E: 0 LOB: 1 K: 1 BB: 1 S: 10 P: 19	R: 0 H: 0 E: 0 LOB: 0 K: 0 BB: 0 S: 7 P: 10	R: 0 H: 1 E: 0 LOB: 1 K: 0 BB: 0 S: 16 P: 22	R: 0 H: 1 E: 0 LOB: 2 K: 0 BB: 1 S: 11 P: 19	R: 0 H: 1 E: 0 LOB: 1 K: 1 BB: 0 S: 7 P: 11	R: 0 H: 0 E: 0 LOB: 0 K: 0 BB: 0 S: 6 P: 9	R: 0 H: 1 E: 0 LOB: 1 K: 1 BB: 1 S: 13 P: 23	R: 0 H: 1 E: 0 LOB: 1 K: 0 BB: 0 S: 8 P: 9	1B: 7 SF: 0 2B: 1 SAC: 1 3B: 1 DP: 2 HR: 0 HBP: 0		WP: 0 PA: 36 PB: 0 SB: 1 CS: 0	
PITCHER	IP WLS BF H R ER SO BB IBB HBP BLK WP HR S P ERA WHIP											PITCHER	IP WLS BF H R ER SO BB IBB HBP BLK WP HR S P ERA WHIP
Jerome Williams, R (1, 1) ERA: 4.48	6.0 W 25 6 2 2 2 2 2 0 0 0 0 0 0 64 102 3.00 1.333												
Wayne Franklin, L (7, 1) ERA: 5.26	1.0 H 3 0 0 0 0 0 0 0 0 0 0 0 0 6 9 0.00 0.000												
Felix Rodriguez, R (8, 1) ERA: 3.21	0.2 H 3 1 0 0 0 0 1 0 0 0 0 0 0 10 18 0.00 3.000												
Scott Eyre, L (8, 1) ERA: 3.15	0.1 H 1 0 0 0 0 1 0 0 0 0 0 0 0 3 5 0.00 0.000												
Matt Herges, R (9, 1) ERA: 4.78	1.0 S 4 1 0 0 0 0 0 0 0 0 0 0 0 8 9 0.00 1.000												

livebaseballscorecards.com

AB	32
R	2
H	8
RBI	2
BB	3
SO	3
LOB	16



Batter	1	2	3	4	5	6	7	8	9
Ray Durham, S OBP: 0.354, SLG: 0.446 (1, 4)	0-2 1B	3-1 3B		1-2 G4-3			3-2 F7		
Michael Tucker, L OBP: 0.378, SLG: 0.469 Felix Rodriguez, R Scott Eyre, L Cody Ransom, R OBP: 0.313, SLG: 0.321 (1, 9) (8, 1) (8, 1) (9, 6)	0-0 F7	1-0 F7			0-0 B3-1		3-3 K		
Marquis Grissom, R OBP: 0.333, SLG: 0.473 (1, 8)	1-3 K	2-3 K			1-0 G5-3		2-1 G4-3		
Barry Bonds, L OBP: 0.612, SLG: 0.774 (1, 7)	4-0 IBB			3-3 K	1-1 L8			4-0 SH5-3 1B BB	
Edgardo Alfonzo, R OBP: 0.343, SLG: 0.397 (1, 5)	3-2 F9			0-0 P3		1-2 P2		0-1 SH5-3 1B	
A.J. Pierzynski, L OBP: 0.342, SLG: 0.418 (1, 2)		2-2 1B BB HBP		0-2 1B		0-1 1B		0-1 SH5-3	
Damon Minor, L OBP: 0.405, SLG: 0.276 Wayne Franklin, L Dustan Mohr, R OBP: 0.392, SLG: 0.347 (1, 3) (7, 1) (8, 9)		4-2 1B BB BB		1-0 G4-3		0-1 L8		4-0 G6-4-3 IBB	
Deivi Cruz, R OBP: 0.367, SLG: 0.444 Matt Herges, L (1, 6) (9, 1)		1-2 1B BB 1B		1-2 G5-3		1-1 G3		1-2 G6-4-3	
Jerome Williams, R OBP: 0.120, SLG: 0.120 Pedro Feliz, R OBP: 0.303, SLG: 0.486 (1, 1) (7, 3)		1-3 K		0-0 B1-3			0-0 S		

Inning Stats	R: 0	H: 1	E: 0	K: 1	S: 11	LOB: 2	BB: 1	P: 19
R: 3	H: 2	E: 0	K: 2	S: 17	LOB: 1	BB: 1	P: 31	
R: 0	H: 1	E: 0	K: 1	S: 9	LOB: 1	BB: 0	P: 13	
R: 0	H: 0	E: 0	K: 0	S: 7	LOB: 0	BB: 0	P: 9	
R: 0	H: 0	E: 0	K: 0	S: 4	LOB: 0	BB: 0	P: 6	
R: 0	H: 1	E: 0	K: 0	S: 10	LOB: 1	BB: 0	P: 12	
R: 0	H: 1	E: 0	K: 1	S: 10	LOB: 1	BB: 0	P: 18	
R: 0	H: 1	E: 0	K: 0	S: 7	LOB: 2	BB: 2	P: 16	

AB	R	H	RBI	BB	SO	LOB
4	0	2	3	0	0	1
4	0	0	0	0	1	3
0	0	0	0	0	0	0
0	0	0	0	0	0	0
0	0	0	0	0	0	0
4	0	0	0	0	2	3
2	0	0	0	2	1	0
4	0	1	0	0	0	2
2	1	2	0	0	0	0
2	1	0	0	1	0	2
0	0	0	0	0	0	0
0	0	0	0	1	0	0
4	1	1	0	0	0	4
0	0	0	0	0	0	0
2	0	0	0	0	1	3
1	0	1	0	0	0	0

Los Angeles Dodgers @ San Francisco Giants
SBC Park, San Francisco, CA
 Wed Jun 23 2004, 10:15 PM EDT
 Att. 42,340 - Sunny - 60 F

AB	29
R	3
H	7
RBI	3
BB	4
SO	5
LOB	18

GIANTS

WP: 0	PA: 35
PB: 0	
SB: 2	
CS: 0	

Anaheim Angels @ Los Angeles Dodgers
Dodger Stadium, Los Angeles, CA

Fri Jun 25 2004, 7:10 PM PDT
 Att. 54,617 - Sunny - 73 F



AB R H RBI BB SO LOB

3	0	0	0	1	0	2
2	0	1	0	0	0	0
4	0	2	0	2	0	2
3	2	1	1	1	0	2
2	0	1	0	0	1	3
5	2	3	0	0	0	2
1	0	0	0	0	0	0
4	3	3	2	0	0	2
2	0	0	0	0	1	2
6	2	3	4	0	1	2
5	2	3	1	0	0	2
1	0	0	0	0	0	1
5	2	4	3	0	1	1
3	0	1	1	0	0	1
0	0	0	1	0	0	0

Batter	1	2	3	4	5	6	7	8	9
David Eckstein, R (1, 6) OBP: 0.356, SLG: 0.364 Tim Salmon, R (7, PH) OBP: 0.299, SLG: 0.316	0-1 F8	3-1 FC5		1-2 F8	4-1 BB		3-2 L5	2-0 9 BB 1B	
9 Chone Figgins, S (1, 5) OBP: 0.360, SLG: 0.470	3-2 F9		0-2 2B	4-2 27 G5-4-3 BB	1-1 G3		1-1 1B	4-2 1B BB	
27 Vladimir Guerrero, R (1, 9) OBP: 0.395, SLG: 0.619 Jeff DaVanon, S (6, 9) OBP: 0.402, SLG: 0.441	1-1 HR		4-2 16 1B G4-3 BB	2-1 G5-4-3 1-2f		1-1 G4-3	0-0 1B	0-3 K	
16 Garret Anderson, L (1, 8) OBP: 0.392, SLG: 0.500 39 Robb Quinlan, R (8, 7) OBP: 0.355, SLG: 0.345	3-2 HR 1B		3-1 G4-3 FC5 1B		1-1 1B HR 1B	2-0 G3-1	1-2 P5		0-2 F8
Jose Guillen, R (1, 7) OBP: 0.364, SLG: 0.509 Alfredo Amezaga, S (7, PH) OBP: 0.205, SLG: 0.162	2-1 HR		1-1 FC5 G4-3		1-0 1B HR 1B	3-1 1B 1B	0-3 K		1-0 F9
Darin Erstad, L (1, 3) OBP: 0.309, SLG: 0.363	1-1 G4-3		1-1 G4-3		2-2 1B HR 1B	1-1 WP 1B HR 1B			2-1 K 1B
Bengie Molina, R (1, 2) OBP: 0.322, SLG: 0.448 Derrick Turnbow, R (8, 1)		1-0 G5-3	0-0 G4-3		1-0 G2-3 1B	2-0 WP HR 1B			2-0 F7
Adam Kennedy, L (1, 4) OBP: 0.306, SLG: 0.338		0-0 FC5 SH2-3 1B		0-2 1B 3B	1-3 K	2-0 1B HR			3-2 9 BB 1B
Jarrod Washburn, L (1, 1) OBP: 0.400, SLG: 0.400 Josh Paul, R (8, PH) OBP: 0.269, SLG: 0.182		0-2 SH2-3		0-0 9 BB 1B	0-2 G2-3	3-2 L7			2-2 SF7

Inning Stats	R: 3	H: 3	E: 0	LOB: 0	K: 0	S: 15	P: 25	R: 0	H: 1	E: 0	LOB: 1	K: 0	BB: 0	S: 7	P: 11	R: 1	H: 2	E: 0	LOB: 2	K: 0	BB: 1	S: 12	P: 21	R: 1	H: 2	E: 0	LOB: 1	K: 0	BB: 1	S: 11	P: 18	R: 3	H: 4	E: 0	LOB: 2	K: 1	BB: 1	S: 17	P: 28	R: 4	H: 4	E: 0	LOB: 0	K: 0	BB: 0	S: 12	P: 26	R: 0	H: 2	E: 0	LOB: 2	K: 1	BB: 0	S: 15	P: 20	R: 1	H: 3	E: 0	LOB: 3	K: 2	BB: 1	S: 19	P: 35	R: 0	H: 1	E: 0	LOB: 1	K: 0	BB: 0	S: 7	P: 12	1B: 15	SF: 1	2B: 2	SAC: 1	3B: 1	DP: 1	HR: 4	HBP: 0	WP: 1	PA: 52
--------------	------	------	------	--------	------	-------	-------	------	------	------	--------	------	-------	------	-------	------	------	------	--------	------	-------	-------	-------	------	------	------	--------	------	-------	-------	-------	------	------	------	--------	------	-------	-------	-------	------	------	------	--------	------	-------	-------	-------	------	------	------	--------	------	-------	-------	-------	------	------	------	--------	------	-------	-------	-------	------	------	------	--------	------	-------	------	-------	--------	-------	-------	--------	-------	-------	-------	--------	-------	--------

PITCHER	IP	WLS	BF	H	R	ER	SO	BB	IBB	HBP	BLK	WP	HR	S	P	ERA	WHIP
Jose Lima, R (1, 1) ERA: 4.64	4.0	L	24	11	8	8	0	2	0	0	0	0	3	51	85	18.00	3.250
Duaner Sanchez, R (5, 1) ERA: 3.34	2.0		12	5	4	4	1	1	0	0	0	1	1	23	44	18.00	3.000
Tom Martin, L (7, 1) ERA: 4.82	1.2		9	4	1	1	2	0	0	0	0	0	0	28	43	5.40	2.400
37 Darren Dreifort, R (8, 1) ERA: 4.7	0.1		3	1	0	0	1	1	0	0	0	0	0	6	12	0.00	6.000
Robin Ventura, R (9, 1) ERA:	1.0		4	1	0	0	0	0	0	0	0	0	0	7	12	0.00	1.000

WP: 1	PA: 52
PB: 0	SB: 0
CS: 0	

Batter	1	2	3	4	5	6	7	8	9	AB	R	H	RBI	BB	SO	LOB
Dave Roberts, L (1, 8) OBP: 0.381, SLG: 0.432	1-3 K		1-1 B3			1-2 1B		4-1 BB		3	0	1	0	1	1	0
Cesar Izturis, S (1, 6) OBP: 0.339, SLG: 0.378	1-1 G4-3			0-1 F9		0-0 F8		1-2 G1-3		4	0	0	0	0	0	3
Shawn Green, L (1, 3) OBP: 0.336, SLG: 0.408	0-3 K			2-1 E 1B		2-1 F8			1-1 G6-3	3	0	1	0	0	1	2
Robin Ventura, L (7, 5) OBP: 0.264, SLG: 0.224										1	0	0	0	0	0	0
Adrián Beltré, R (1, 5) OBP: 0.348, SLG: 0.551		1-0 F9		3-2 E4 G5-4-3		2-2 L1			1-0 BB 1B	3	0	0	0	0	0	3
Tom Martin, L (7, 1)										0	0	0	0	0	0	0
37 Darren Dreifort, R (8, 1)										0	0	0	0	0	0	0
Alex Cora, L (9, 4) OBP: 0.392, SLG: 0.429										1	0	1	0	0	0	0
Paul Lo Duca, R (1, 2) OBP: 0.366, SLG: 0.435		2-1 F9		0-1 G5-4-3			2-2 F9		1-3 K	3	0	0	0	0	0	2
David Ross, R (8, 2) OBP: 0.203, SLG: 0.283										1	0	0	0	0	1	1
Juan Encarnacion, R (1, 9) OBP: 0.300, SLG: 0.444		4-0 BB			0-1 P2		0-1 F9		4-1 BB	2	0	0	0	0	1	0
Jason Grabowski, L (8, 9) OBP: 0.302, SLG: 0.439									1-2 BB	0	0	0	0	0	1	0
Jayson Werth, R (1, 7) OBP: 0.295, SLG: 0.488		3-3 K			0-0 F8		0-0 F8		2-3 K	4	0	0	0	0	2	3
José Hernández, R (1, 4) OBP: 0.407, SLG: 0.478			1-1 F9		1-1 G5-3			4-2 BB G5-4-3		2	0	0	0	1	0	0
Jose Lima, R (1, 1) OBP: 0.214, SLG: 0.154										1	0	0	0	0	0	0
Duaner Sanchez, R (5, 1) OBP: 0.250, SLG: 0.500			2-1 G2-3				2-2 1B 1B			0	0	0	0	0	0	0
Olmedo Saenz, R (6, PH) OBP: 0.327, SLG: 0.489								2-0 G5-4-3		2	0	1	0	0	0	1

Inning Stats	R: 0	H: 0	E: 0	K: 2	S: 8	R: 0	H: 0	E: 0	K: 1	S: 7	R: 0	H: 0	E: 0	K: 0	S: 6	R: 0	H: 1	E: 1	K: 0	S: 10	R: 0	H: 0	E: 0	K: 0	S: 5	R: 0	H: 2	E: 0	K: 0	S: 17	R: 0	H: 0	E: 0	K: 0	S: 7	R: 0	H: 0	E: 0	K: 0	S: 9	R: 0	H: 0	E: 0	K: 2	S: 10	R: 0	H: 1	E: 0	K: 2	S: 10	1B: 4	2B: 0	3B: 0	HR: 0	SF: 0	SAC: 0	DP: 2	HBP: 0	WP: 0	PB: 0	SB: 0	CS: 0	PA: 34
--------------	------	------	------	------	------	------	------	------	------	------	------	------	------	------	------	------	------	------	------	-------	------	------	------	------	------	------	------	------	------	-------	------	------	------	------	------	------	------	------	------	------	------	------	------	------	-------	------	------	------	------	-------	-------	-------	-------	-------	-------	--------	-------	--------	-------	-------	-------	-------	--------

PITCHER	IP	WLS	BF	H	R	ER	SO	BB	IBB	HBP	BLK	WP	HR	S	P	ERA	WHIP
Jarrod Washburn, L (1, 1) ERA: 4.76	7.0	W	25	3	0	0	3	1	0	0	0	0	0	60	91	0.00	0.571
Derrick Turnbow, R (8, 1) ERA:	2.0		9	1	0	0	2	3	0	0	0	0	0	19	39	0.00	2.000

BOTTOM

Anaheim Angels @ Los Angeles Dodgers
Dodger Stadium, Los Angeles, CA
 Fri Jun 25 2004, 7:10 PM PDT
 Att: 54,617 - Sunny - 73 F

livebaseballscorecards.com

AB	30
R	0
H	4
RBI	0
BB	4
SO	5
LOB	15



Batter	1	2	3	4	5	6	7	8	9	AB R H RBI BB SO LOB	TOP																	
David Eckstein, R (1, 6) OBP: 0.352, SLG: 0.360	2-2 G6-3		3-2 G6-4-3 1B		2-3 K		2-1 F9		3-2 G6-3	5 0 1 0 0 1 1																		
9 Chone Figgins, S (1, 5) OBP: 0.357, SLG: 0.462	4-1 27 HR BB		0-0 G6-4-3			3-2 K	1-0 P3		1-3 K	4 1 0 0 1 2 2																		
27 Vladimir Guerrero, R (1, 9) OBP: 0.399, SLG: 0.629	0-0 1-H HR		0-2 G5-3			4-2 16 HR BB		3-2 16 S 16 HR 1B		3 3 2 2 1 0 0																		
16 Garret Anderson, L (1, 8) OBP: 0.396, SLG: 0.549	0-0 F7			0-3 K		2-2 1-H HR		2-0 1-H HR		4 2 2 4 0 1 0																		
Jose Guillen, R (1, 7) OBP: 0.365, SLG: 0.507	4-2 BB			1-1 G6-3		1-0 F8		1-1 G4-6-3 1B		3 0 1 0 1 0 0																		
Darin Erstad, L (1, 3) OBP: 0.308, SLG: 0.360	0-1 G6-3			1-3 K		1-2 1B		1-2 K		4 0 1 0 0 2 2																		
José Molina, R (1, 2) OBP: 0.278, SLG: 0.361		1-1 G6-3			2-2 G1-6-3 G6-3 2B	1-3 K		0-2 G4-6-3		4 1 1 0 0 1 2																		
Adam Kennedy, L (1, 4) Francisco Rodriguez, R (8, 1) OBP: 0.301, SLG: 0.332		2-2 K			0-0 G1-6-3		3-1 E3 SH1-4	3-2 F8		4 0 0 0 0 1 2 0 0 0 0 0 0 0																		
Aaron Sele, R (1, 1) Tim Salmon, R (5, PH) Kevin Gregg, R (5, 1) Josh Paul, R (7, PH) Brendan Donnelly, R (7, 1) Alfredo Amezaga, S (8, 4) OBP: 0.289, SLG: 0.192		1-3 K			1-2 G6-3		1-1 SH1-4		0-3 K2-3	1 0 0 0 0 1 0 1 0 0 1 0 1 0 0 0 0 1 0																		
Inning Stats	R: 2 E: 0 K: 0 S: 10	H: 1 LOB: 1 BB: 2 P: 20	R: 0 E: 0 K: 2 S: 9	H: 0 LOB: 0 BB: 0 P: 13	R: 0 E: 0 K: 0 S: 7	H: 1 LOB: 0 BB: 0 P: 10	R: 0 E: 0 K: 2 S: 8	H: 0 LOB: 0 BB: 0 P: 10	R: 1 E: 0 K: 1 S: 13	H: 1 LOB: 0 BB: 0 P: 18	R: 2 E: 0 K: 2 S: 16	H: 2 LOB: 1 BB: 1 P: 28	R: 0 E: 1 K: 0 S: 7	H: 0 LOB: 1 BB: 0 P: 14	R: 2 E: 0 K: 1 S: 15	H: 3 LOB: 1 BB: 0 P: 25	R: 0 E: 0 K: 2 S: 9	H: 0 LOB: 0 BB: 0 P: 13	1B: 4 2B: 1 3B: 0 HR: 3	SF: 0 SAC: 1 DP: 1 HBP: 0	WP: 0 PB: 0 SB: 1 CS: 0	PA: 38						
PITCHER	IP WLS BF H R ER SO BB IBB HBP BLK WP HR S P ERA WHIP																											
Odalis Perez, L (1, 1) ERA: 2.96	5.0		19	3	3	3	5	2	0	0	0	0	0	1	47	71	5.40	1.000										
Wilson Alvarez, L (6, 1) ERA: 3.78	2.0	B	10	2	2	2	2	1	0	0	0	0	0	1	23	42	9.00	1.500										
Guillermo Mota, R (8, 1) ERA: 2.13	1.0	L	6	3	2	2	1	0	0	0	0	0	0	1	15	25	18.00	3.000										
37 Darren Dreifort, R (9, 1) ERA: 4.55	1.0		3	0	0	0	2	0	0	0	0	0	0	0	9	13	0.00	0.000										

Anaheim Angels @ Los Angeles Dodgers
Dodger Stadium, Los Angeles, CA
Sat Jun 26 2004, 1:10 PM PDT
Att. 52,715 - Sunny - 70 F

AB	34
R	7
H	8
RBI	7
BB	3
SO	10
LOB	9



Batter	1	2	3	4	5	6	7	8	9	AB	R	H	RBI	BB	SO	LOB
Dave Roberts, L OBP: 0.378, SLG: 0.430 (1, 8)	1-2 E G6-3 HR 1B	2-0 SF8			2-3 K		0-3 K			3	1	1	1	0	2	1
Cesar Izturis, S OBP: 0.338, SLG: 0.377 (1, 6)	1-2 G6-3	0-2 CS	1-0 F8 1B 1B		2-2 G3			1-2 G4-3		4	1	1	0	0	0	1
Shawn Green, L OBP: 0.334, SLG: 0.405 (1, 3)	2-2 E1 HR		3-2 F8 1B 1B		3-2 F8			0-3 K		4	1	1	0	0	1	1
Adrian Beltré, R OBP: 0.347, SLG: 0.557 (1, 5)	0-2 HR		0-0 F8		1-1 F7			2-3 K		4	1	1	3	0	1	2
Paul Lo Duca, R OBP: 0.365, SLG: 0.432 (1, 2)	G6-3		1 SAFE 0-1 G1-6-3 1B		2-1 P4			3-2 F9		4	0	1	1	0	0	0
Juan Encarnacion, R OBP: 0.295, SLG: 0.437 (1, 9)	3-3 K		1-1 G1-6-3		2-1 F9			3-1 F9		4	0	0	0	0	1	2
Jason Grabowski, L OBP: 0.300, SLG: 0.431 (1, 7)		0-2 SH3-4 SF8 BB 1B		0-0 F7		2-0 P5		2-3 K		4	1	1	0	0	1	0
Alex Cora, L OBP: 0.391, SLG: 0.424 (1, 4)		4-0 CS SH3-4 BB		0-2 G3-1		3-2 L4				2	0	0	0	1	0	0
Odalis Perez, L OBP: 0.065, SLG: 0.129 (1, 1)		0-0 SH3-4		1-1 G3		4-1 BB				1	0	0	0	0	0	0
Wilson Alvarez, L OBP: 0.167, SLG: 0.167 (6, 1)										0	0	0	0	0	0	0
Robin Ventura, L OBP: 0.274, SLG: 0.224 (7, PH)										0	0	0	0	1	0	0
Guillermo Mota, R (8, 1)										0	0	0	0	0	0	0
37 Darren Dreifort, R (9, 1)										0	0	0	0	0	0	0

Inning Stats	R: 3	H: 2	E: 1	K: 1	S: 18	H: 2	LOB: 0	BB: 0	P: 26	R: 1	H: 1	E: 0	K: 0	S: 7	R: 1	H: 3	E: 0	K: 0	S: 11	R: 0	H: 0	E: 0	K: 0	S: 6	R: 0	H: 0	E: 0	K: 1	S: 9	R: 0	H: 0	E: 0	K: 0	S: 6	R: 0	H: 0	E: 0	K: 1	S: 9	R: 0	H: 0	E: 0	K: 2	S: 11	R: 0	H: 0	E: 0	K: 1	S: 8	R: 0	H: 0	E: 0	K: 1	S: 8	1B: 5	SF: 1	2B: 0	SAC: 1	3B: 0	DP: 1	HR: 1	HBP: 0	WP: 0	PA: 35
--------------	------	------	------	------	-------	------	--------	-------	-------	------	------	------	------	------	------	------	------	------	-------	------	------	------	------	------	------	------	------	------	------	------	------	------	------	------	------	------	------	------	------	------	------	------	------	-------	------	------	------	------	------	------	------	------	------	------	-------	-------	-------	--------	-------	-------	-------	--------	-------	--------


PITCHER	IP	WLS	BF	H	R	ER	SO	BB	IBB	HBP	BLK	WP	HR	S	P	ERA	WHIP
Aaron Sele, R ERA: 3.92 (1, 1)	4.0		18	6	5	4	1	1	0	0	0	0	1	42	62	9.00	1.750
Kevin Gregg, R ERA: 3.67 (5, 1)	2.0		6	0	0	0	1	0	0	0	0	0	0	15	27	0.00	0.000
Brendan Donnelly, R ERA: 1.8 (7, 1)	1.2	W	6	0	0	0	2	1	0	0	0	0	0	16	26	0.00	0.600
Francisco Rodríguez, R ERA: 1.11 (8, 1)	1.1	S	4	0	0	0	2	0	0	0	0	0	0	12	22	0.00	0.000

BOTTOM

Anaheim Angels @ Los Angeles Dodgers
Dodger Stadium, Los Angeles, CA

Sat Jun 26 2004, 1:10 PM PDT
Att: 52,715 - Sunny - 70 F

AB	30
R	5
H	6
RBI	5
BB	2
SO	6
LOB	7



PITCHER	IP	WLS	BF	H	R	ER	SO	BB	IBB	HBP	BLK	WP	HR	S	P	ERA	WHIP
Aaron Sele, R ERA: 3.92 (1, 1)	4.0		18	6	5	4	1	1	0	0	0	0	1	42	62	9.00	1.750
Kevin Gregg, R ERA: 3.67 (5, 1)	2.0		6	0	0	0	1	0	0	0	0	0	0	15	27	0.00	0.000
Brendan Donnelly, R ERA: 1.8 (7, 1)	1.2	W	6	0	0	0	2	1	0	0	0	0	0	16	26	0.00	0.600
Francisco Rodríguez, R ERA: 1.11 (8, 1)	1.1	S	4	0	0	0	2	0	0	0	0	0	0	12	22	0.00	0.000

Batter	1	2	3	4	5	6	7	8	9
Dave Roberts, L (1, 8) OBP: 0.368, SLG: 0.417	0-0 B1-3		0-2 F7	1-0 FC2 2B 1B	2-1 F8			3-2 F9	
Cesar Izturis, S (1, 6) OBP: 0.335, SLG: 0.377	1-0 G4-3		2-3 K	2-2 1B HR 2B		1-3 K		1-3 K	
Shawn Green, L (1, 3) OBP: 0.345, SLG: 0.412	4-1 BB		1-0 FC6-4 1B	0-0 HR 1B		2-2 HR 1B		1-0 1B HBP	
Adrián Beltré, R (1, 5) OBP: 0.351, SLG: 0.579	2-3 K		0-0 FC6-4	1-1 HR		0-1 HR		1-2 1B	
Juan Encarnacion, R (1, 9) OBP: 0.297, SLG: 0.451		3-1 HR		0-1 2B		2-2 G5-3		1-3 K	
José Hernández, R (9, 7) OBP: 0.407, SLG: 0.478									
Jason Grabowski, L (1, 7) OBP: 0.298, SLG: 0.419		3-2 G1-3		0-1 BB BB		2-3 K			
David Ross, R (1, 2) OBP: 0.221, SLG: 0.286		1-0 G5-3		4-2 1B 1B BB	0-1 G6-3		3-2 G4-3 1B		
Alex Cora, L (1, 4) OBP: 0.398, SLG: 0.428		4-2 BB		2-2 1B FC2 1B	1-1 1B		1-1 G4-3		
Kaz Ishii, L (1, 1) OBP: 0.143, SLG: 0.111		0-3 K		1-2 2B FC2 1B	0-3 K		1-3 K2-3		
37 Darren Dreifort, R (7, 1)									
Jayson Werth, R (7, PH) OBP: 0.289, SLG: 0.476									
Guillermo Mota, R (8, 1)									
Eric Gagne, R (9, 1)									

AB	R	H	RBI	BB	SO	LOB
5	1	0	0	0	0	3
5	1	1	1	0	3	0
3	2	3	1	1	0	0
5	2	3	5	0	1	2
5	1	2	1	0	1	2
0	0	0	0	0	0	0
3	1	0	0	1	1	1
3	1	1	0	1	0	0
3	0	2	1	1	0	1
3	1	1	1	0	2	2
0	0	0	0	0	0	0
1	0	0	0	0	1	0
0	0	0	0	0	0	0
0	0	0	0	0	0	0

1B: 8	SF: 0
2B: 2	SAC: 0
3B: 0	DP: 1
HR: 3	HBP: 1

BOTTOM

Anaheim Angels @ Los Angeles Dodgers
Dodger Stadium, Los Angeles, CA
 Sun Jun 27 2004, 1:10 PM PDT
 Att. 54,333 - Sunny - 75 F

livebaseballscorecards.com

AB	36
R	10
H	13
RBI	10
BB	4
SO	9
LOB	11



Inning	R	H	E	K	S	H	LOB	BB	P
1	0	0	0	6	13	1	1	1	12
2	1	1	0	6	22	1	1	1	22
3	0	1	0	1	12	0	0	0	12
4	7	6	0	2	42	1	1	2	42
5	0	1	0	1	12	0	0	0	12
6	2	2	0	2	23	0	0	0	23
7	0	1	0	1	14	0	0	0	14
8	0	1	0	2	20	0	2	0	20
9	0	0	0	0	0	0	0	0	0

PITCHER	IP	WLS	BF	H	R	ER	SO	BB	IBB	HBP	BLK	WP	HR	S	P	ERA	WHIP
40 Bartolo Colon, R (1, 1) ERA: 6.17	3.2	L	23	8	8	8	3	4	0	0	0	0	2	51	87	19.64	3.273
62 Scot Shields, R (4, 1) ERA: 3.14	2.1		10	3	2	2	3	0	0	0	0	0	1	26	37	7.71	1.286
41 John Lackey, R (7, 1) ERA: 5.16	1.0		3	1	0	0	1	0	0	0	0	0	0	9	14	0.00	1.000
Troy Percival, R (8, 1) ERA: 4.82	1.0		5	1	0	0	2	0	0	1	0	0	0	13	20	0.00	1.000

WP	PA	ERA	WHIP
0	41		
0			
0			

Batter	1	2	3	4	5	6	7	8	9
Cesar Izturis, S OBP: 0.331, SLG: 0.372 (1, 6)	2-1 G6-3		2-1 G6-3			1-2 F8		2-2 FC4-6 1B	
Paul Lo Duca, R OBP: 0.363, SLG: 0.429 (1, 2) (9, 3)	1-1 L4			2-0 F8		0-0 F8		0-1 SAFE SAFE 1B	
Shawn Green, L OBP: 0.341, SLG: 0.406 (1, 9)	1-3 K			0-2 G6-3		0-3 K		0-2 3-H G1-6-3	
Adrián Beltré, R OBP: 0.354, SLG: 0.582 (1, 5)		3-2 2B		4-1 BB			1-1 G5-3		
Juan Encarnacion, R OBP: 0.294, SLG: 0.446 (1, 7)		1-3 K		0-0 F7			1-1 G1		
Olmedo Saenz, R OBP: 0.309, SLG: 0.458 Eric Gagne, R (9, 1)		2-3 K			1-3 K		2-0 F9		
Jayson Werth, R OBP: 0.313, SLG: 0.556 (1, 8)		1-3 K2-3			2-1 HR		0-0 FC4-6 SH3-4 1B		
José Hernández, R OBP: 0.400, SLG: 0.468 Alex Cora, L OBP: 0.398, SLG: 0.428 (8, PH) (9, 4)			1-2 G6-3		0-3 K		1-0 SH3-4		
Jeff Weaver, R OBP: 0.212, SLG: 0.273 Guillermo Mota, R (7, 1)			0-3 K		1-3 K		4-0 FC4-6 BB		
Jason Grabowski, L OBP: 0.298, SLG: 0.419 David Ross, R OBP: 0.232, SLG: 0.286 (8, PH) (9, 2)									

Inning Stats	R: 0 E: 0 K: 1 S: 7	H: 0 LOB: 0 BB: 0 P: 11	R: 0 E: 0 K: 3 S: 12	H: 1 LOB: 1 BB: 0 P: 19	R: 0 E: 0 K: 1 S: 8	H: 0 LOB: 0 BB: 0 P: 11	R: 0 E: 0 K: 0 S: 7	H: 0 LOB: 1 BB: 1 P: 13	R: 1 E: 0 K: 3 S: 12	H: 1 LOB: 0 BB: 0 P: 16	R: 0 E: 0 K: 1 S: 8	H: 0 LOB: 0 BB: 0 P: 9	R: 0 E: 0 K: 0 S: 5	H: 0 LOB: 0 BB: 0 P: 9	R: 1 E: 0 K: 0 S: 13	H: 2 LOB: 2 BB: 1 P: 20
--------------	------------------------------	----------------------------------	-------------------------------	----------------------------------	------------------------------	----------------------------------	------------------------------	----------------------------------	-------------------------------	----------------------------------	------------------------------	---------------------------------	------------------------------	---------------------------------	-------------------------------	----------------------------------


PITCHER	IP	WLS	BF	H	R	ER	SO	BB	IBB	HBP	BLK	WP	HR	S	P	ERA	WHIP
51 Noah Lowry, L ERA: 3.48 (1, 1)	7.0		24	2	1	1	9	1	0	0	0	0	1	59	88	1.29	0.429
Jim Brower, R ERA: 4.2 (8, 1)	0.1	L	2	1	1	1	0	0	0	0	0	0	0	2	3	27.00	3.000
Scott Eyre, L ERA: 3.1 (8, 1)	0.0		1	0	0	0	0	1	0	0	0	0	0	4	∞	∞	∞
Felix Rodriguez, R ERA: 3.0 (8, 1)	0.2		3	1	0	0	0	0	0	0	0	0	0	11	13	0.00	1.500

AB	R	H	RBI	BB	SO	LOB
4	0	0	0	0	0	2
4	0	1	1	0	0	0
4	0	0	0	0	2	2
2	0	1	0	1	0	0
3	0	0	0	0	1	2
3	0	0	0	0	2	1
0	0	0	0	0	0	0
3	2	2	1	0	1	1
2	0	0	0	0	1	0
0	0	0	0	0	0	0
0	0	0	0	0	0	0
0	0	0	0	1	0	0

WP	PA	ERA	WHIP
0	30		
0			
0			
0			

San Francisco Giants @ Los Angeles Dodgers
Dodger Stadium, Los Angeles, CA
 Tue Jun 29 2004, 7:10 PM PDT
 Att: 51,113 - Sunny - 69 F

AB	27
R	2
H	4
RBI	2
BB	2
SO	9
LOB	8



Batter	1	2	3	4	5	6	7	8	9	AB	R	H	RBI	BB	SO	LOB
Dave Roberts, L (1, 7) OBP: 0.366, SLG: 0.413	1-1 G3			2-2 FC3-6 1B		1-0 F9		2-2 K		4	0	1	0	0	1	3
Cesar Izturis, S (1, 6) OBP: 0.328, SLG: 0.368 Duaner Sanchez, R (7, 1) OBP: 0.250, SLG: 0.500 Tom Martin, L (9, 1) Robin Ventura, L (9, PH) OBP: 0.284, SLG: 0.235	0-0 G4-3			1-1 FC3-6 1-2f		1-0 L3			2-1 1B 1B	3	0	0	0	0	0	3
Paul Lo Duca, R (1, 2) OBP: 0.358, SLG: 0.423	2-1 F8			1-2 F8			2-2 G6-3		0-3 K	4	0	0	0	0	1	2
Adrián Beltré, R (1, 5) OBP: 0.359, SLG: 0.583			2-1 G3-6-3 1B	2-0 P3			4-2 G4-3 BB		2-1 WP 1B 1B	3	0	2	0	1	0	1
Milton Bradley, S (1, 8) OBP: 0.366, SLG: 0.419			2-3 K		1-1 G3		2-2 G4-3		1-1 WP 1B	4	0	1	1	0	1	2
Shawn Green, L (1, 3) OBP: 0.337, SLG: 0.400			0-1 G3-6-3 1-2f		1-0 G4-3		0-0 G6-3		1-2 2-H 1B	4	0	0	0	0	1	4
Juan Encarnación, R (1, 9) OBP: 0.294, SLG: 0.441			2-3 K		0-0 F9			0-1 P6	4-1 FC5-4 BB	3	0	0	0	1	1	0
Alex Cora, L (1, 4) OBP: 0.402, SLG: 0.432 Jayson Werth, R (9, PH) OBP: 0.306, SLG: 0.543			1-2 G4-3		2-2 F9 BB 1B			2-1 1B	0-2 FC5-4 1-2f	3	0	2	0	0	0	0
Hideo Nomo, R (1, 1) OBP: 0.150, SLG: 0.300 Wilson Alvarez, L (5, 1) OBP: 0.167, SLG: 0.167 Jason Grabowski, L (6, PH) OBP: 0.304, SLG: 0.419 José Hernández, R (7, 6) OBP: 0.396, SLG: 0.463			1-3 K		4-2 L3 BB			0-3 K		1	0	0	0	0	1	0

Inning Stats	R: 0	H: 0	R: 0	H: 1	R: 0	H: 0	R: 0	H: 0	R: 0	H: 1	R: 0	H: 0	R: 0	H: 1	R: 0	H: 3	1B: 7	SF: 0	WP: 1	PA: 35
	E: 0	LOB: 0	E: 0	LOB: 0	E: 0	LOB: 0	E: 0	LOB: 0	E: 0	LOB: 1	E: 0	LOB: 1	E: 0	LOB: 1	E: 0	LOB: 3	2B: 1	SAC: 0	PB: 0 <td></td>	
	K: 0	BB: 0	K: 1	BB: 0	K: 2	BB: 0	K: 0	BB: 0	K: 0	BB: 0	K: 2	BB: 1	K: 2	BB: 0	K: 2	BB: 1	3B: 0	DP: 2	SB: 0 <td></td>	
	S: 5	P: 8	S: 8	P: 12	S: 10	P: 14	S: 9	P: 15	S: 4	P: 6	S: 8	P: 16	S: 10	P: 18	S: 11	P: 15	HR: 0	HBP: 0	CS: 0 <td></td>	

PITCHER	IP	WLS	BF	H	R	ER	SO	BB	IBB	HBP	BLK	WP	HR	S	P	ERA	WHIP
Brett Tomko, R (1, 1) ERA: 5.04	8.1	W	32	7	1	1	6	2	0	0	0	0	0	74	118	1.08	1.080
Scott Eyre, L (9, 1) ERA: 3.05	0.1		2	0	0	0	1	1	0	0	0	1	0	5	10	0.00	3.000
Jim Brower, R (9, 1) ERA: 4.17	0.1		1	0	0	0	0	0	0	0	0	0	0	3	3	0.00	0.000

BOTTOM

San Francisco Giants @ Los Angeles Dodgers
Dodger Stadium, Los Angeles, CA

Wed Jun 30 2004, 7:10 PM PDT
 Att: 47,081 - Cloudy - 69 F

AB	32
R	1
H	7
RBI	1
BB	3
SO	7
LOB	19



PITCHER	IP	WLS	BF	H	R	ER	SO	BB	IBB	HBP	BLK	WP	HR	S	P	ERA	WHIP
Brett Tomko, R (1, 1) ERA: 5.04	8.1	W	32	7	1	1	6	2	0	0	0	0	0	74	118	1.08	1.080
Scott Eyre, L (9, 1) ERA: 3.05	0.1		2	0	0	0	1	1	0	0	0	1	0	5	10	0.00	3.000
Jim Brower, R (9, 1) ERA: 4.17	0.1		1	0	0	0	0	0	0	0	0	0	0	3	3	0.00	0.000

Batter	1	2	3	4	5	6	7	8	9	AB R H RBI BB SO LOB
Dave Roberts, L (1, 7) OBP: 0.364, SLG: 0.409	1-2 B1-3		1-3 K		0-1 F7		1-1 E7 2-H 1B			4 0 1 1 0 1 0
Cesar Izturis, S (1, 6) OBP: 0.330, SLG: 0.368	1-2 G4-3 1B		2-2 G1-3		2-2 F7		4-0 BB			3 0 1 0 1 0 0
Paul Lo Duca, R (1, 2) OBP: 0.356, SLG: 0.431	1-2 G4-3		2-0 HR		0-0 P2		1-1 L4 2-3			4 1 1 1 0 0 3
Adrián Beltré, R (1, 5) OBP: 0.358, SLG: 0.577	4-2 FC6 BB		1-3 K		1-3 K		2-1 F9			3 0 0 0 1 2 0
Milton Bradley, S (1, 8) OBP: 0.367, SLG: 0.422	0-0 FC6 1-2f			3-2 G4-3 2B		2-1 F7		4-2 2B BB		3 2 1 0 1 0 2
Shawn Green, L (1, 3) OBP: 0.339, SLG: 0.416		0-0 G4-3		0-2 G4-3 2-3			0-0 HR	2-1 1-H 2B		4 1 2 2 0 0 1
Juan Encarnacion, R (1, 9) OBP: 0.296, SLG: 0.440		4-2 FC4-6 BB		2-2 G4-3 3-H		1-2 SH1-4 E 1B	3-2 P3			3 1 1 1 1 0 1
Alex Cora, L (1, 4) OBP: 0.396, SLG: 0.425		1-2 FC4-6 1-2f		1-0 F7		0-0 SH1-4 1-2	0-3 K			3 0 0 0 0 1 2
Jose Lima, R (1, 1) OBP: 0.188, SLG: 0.133 37 Darren Dreifort, R (7, 1) Robin Ventura, L (7, PH) OBP: 0.280, SLG: 0.232 Tom Martin, L (8, 1) Guillermo Mota, R (8, 1) Eric Gagne, R (9, 1)		0-3 K		2-3 K		3-2 F7				2 0 0 0 0 0 2 1 0 0 0 0 0 0 0 0 1 0 0 0 0 0 0 1 0

Inning Stats	R: 0 E: 0 K: 14 S: 14	H: 1 LOB: 2 BB: 1 P: 21	R: 0 E: 0 K: 10 S: 10	H: 0 LOB: 1 BB: 1 P: 15	R: 1 E: 0 K: 2 S: 10	H: 1 LOB: 0 BB: 0 P: 16	R: 1 E: 0 K: 0 S: 11	H: 1 LOB: 0 BB: 0 P: 17	R: 0 E: 0 K: 1 S: 12	H: 0 LOB: 0 BB: 0 P: 16	R: 0 E: 0 K: 1 S: 8	H: 0 LOB: 0 BB: 0 P: 11	R: 2 E: 1 K: 0 S: 12	H: 3 LOB: 2 BB: 1 P: 22	R: 1 E: 0 K: 1 S: 13	H: 1 LOB: 1 BB: 1 P: 24	1B: 3 2B: 2 3B: 0 HR: 2	SF: 0 SAC: 1 DP: 0 HBP: 0	WP: 0 PB: 1 SB: 1 CS: 0	PA: 35
--------------	--------------------------------	----------------------------------	--------------------------------	----------------------------------	-------------------------------	----------------------------------	-------------------------------	----------------------------------	-------------------------------	----------------------------------	------------------------------	----------------------------------	-------------------------------	----------------------------------	-------------------------------	----------------------------------	----------------------------------	------------------------------------	----------------------------------	--------

PITCHER	IP	WLS	BF	H	R	ER	SO	BB	IBB	HBP	BLK	WP	HR	S	P	ERA	WHIP
Jason Schmidt, R (1, 1) ERA: 2.61	7.0		30	6	4	4	5	3	0	0	0	0	2	77	118	5.14	1.286
Felix Rodriguez, R (8, 1) ERA: 3.19	0.2	L	4	1	1	1	0	1	0	0	0	0	0	10	21	13.50	3.000
Scott Eyre, L (8, 1) ERA: 3.0	0.1		1	0	0	0	1	0	0	0	0	0	0	3	3	0.00	0.000

BOTTOM

San Francisco Giants @ Los Angeles Dodgers
Dodger Stadium, Los Angeles, CA
 Thu Jul 01 2004, 6:10 PM PDT
 Att: 54,717 - Sunny - 72 F

livebaseballscores.com

AB	30
R	5
H	7
RBI	5
BB	4
SO	6
LOB	11



Batter	1	2	3	4	5	6	7	8	9	AB R H RBI BB SO LOB
Dave Roberts, L OBP: 0.356, SLG: 0.400 (1, 7) (4, 8)	0-3 K2-3		1-0 P3			2-1 F9		2-1 G4-3		4 0 0 0 0 1 0
Cesar Izturis, S OBP: 0.332, SLG: 0.366 (1, 6)	0-0 P6			0-1 G4-3		4-1 HR BB		4-2 BB		2 1 0 0 2 0 0
Paul Lo Duca, R OBP: 0.355, SLG: 0.440 (1, 2)	1-3 K			0-2 F8		0-0 HR		2-0 P3		4 1 1 2 0 1 1
Adrián Beltré, R OBP: 0.356, SLG: 0.572 (1, 5)		0-0 L6		3-2 1B		0-0 F9			1-3 K	4 0 1 0 0 1 0
Milton Bradley, S OBP: 0.365, SLG: 0.418 Jayson Werth, R OBP: 0.333, SLG: 0.543 (1, 8) (4, 7)		3-3 K		2-3 K			1-1 FC6-4 HBP		4-0 1B BB	2 0 0 0 0 2 1 0 0 0 0 1 0 0
Shawn Green, L OBP: 0.338, SLG: 0.413 (1, 3)		1-2 G6-3			0-1 F9		1-1 FC6-4 1-2f		1-2 1B	4 0 1 0 0 0 1
Juan Encarnacion, R OBP: 0.282, SLG: 0.434 (1, 9)			1-0 F8		2-2 G5-3		1-2 F7 SAFE		2-0 F8	4 0 0 0 0 0 3
Jason Grabowski, L OBP: 0.294, SLG: 0.404 (1, 10)			2-3 K		0-2 G6-3		0-0 G4-3		3-3 K	4 0 0 0 0 2 3
Alex Cora, L OBP: 0.395, SLG: 0.440 (1, 4)			1-1 HR			0-2 G6-3		0-1 L1		3 1 1 1 0 0 0

Inning Stats	R: 0 E: 0 K: 2 S: 7	H: 0 LOB: 0 BB: 0 P: 8	R: 0 E: 0 K: 1 S: 7	H: 0 LOB: 0 BB: 0 P: 11	R: 1 E: 0 K: 1 S: 7	H: 1 LOB: 0 BB: 0 P: 12	R: 0 E: 0 K: 1 S: 14	H: 1 LOB: 1 BB: 0 P: 19	R: 0 E: 0 K: 0 S: 10	H: 0 LOB: 0 BB: 0 P: 12	R: 2 E: 0 K: 0 S: 8	H: 1 LOB: 0 BB: 1 P: 14	R: 0 E: 0 K: 0 S: 7	H: 0 LOB: 1 BB: 0 P: 10	R: 0 E: 0 K: 0 S: 8	H: 0 LOB: 1 BB: 1 P: 16	R: 0 E: 0 K: 2 S: 12	H: 1 LOB: 2 BB: 1 P: 23	1B: 2 2B: 0 3B: 0 HR: 2	SF: 0 SAC: 0 DP: 0 HBP: 1	WP: 0 PB: 0 SB: 0 CS: 0	PA: 35
--------------	------------------------------	---------------------------------	------------------------------	----------------------------------	------------------------------	----------------------------------	-------------------------------	----------------------------------	-------------------------------	----------------------------------	------------------------------	----------------------------------	------------------------------	----------------------------------	------------------------------	----------------------------------	-------------------------------	----------------------------------	----------------------------------	------------------------------------	----------------------------------	--------

PITCHER	IP	WLS	BF	H	R	ER	SO	BB	IBB	HBP	BLK	WP	HR	S	P	ERA	WHIP
Aaron Sele, R ERA: 3.92 (1, 1)	7.0	W	26	3	3	3	5	1	0	1	0	0	2	60	86	3.86	0.571
Brendan Donnelly, R ERA: 4.26 (8, 1)	1.0		4	0	0	0	0	1	0	0	0	0	0	8	16	0.00	1.000
Francisco Rodriguez, R ERA: 1.04 (9, 1)	1.0		5	1	0	0	2	1	0	0	0	0	0	12	23	0.00	2.000

Los Angeles Dodgers @ Anaheim Angels
Angel Stadium of Anaheim, Anaheim, CA

Fri Jul 02 2004, 7:05 PM PDT
Att. 43,816 - Sunny - 74 F

AB	31
R	3
H	4
RBI	3
BB	3
SO	7
LOB	9

Los Angeles Dodgers @ Anaheim Angels

Angel Stadium of Anaheim, Anaheim, CA

Sat Jul 03 2004, 7:05 PM PDT
Att. 43,686 - Cloudy - 70 F

AB	34
R	8
H	9
RBI	8
BB	4
SO	0
LOB	8



WP:	0	PA:	39
PB:	0		
SB:	1		
CS:	0		

Batter	1	2	3	4	5	6	7	8	9	AB	R	H	RBI	BB	SO	LOB									
Dave Roberts, L (1, 7) OBP: 0.353, SLG: 0.394	3-2 2B 1B	0-2 B1-3		0-0 F9			2-2 G6-3		0-0 F7	5	1	1	0	0	0	2									
Cesar Izturis, S (1, 6) OBP: 0.336, SLG: 0.371	2-1 G6-3 HR 1-H		0-1 G6-3	0-0 1B 2-H 3-H			4-1 G3 S BB		0-1 F7	4	1	2	3	1	0	0									
Paul Lo Duca, R (1, 2) OBP: 0.349, SLG: 0.432	2-2 G6-3 2-3		1-2 F8			1-1 G4-3		2-2 G3 1-3	0-1 F8	5	0	0	0	0	0	2									
Adrián Beltré, R (1, 5) OBP: 0.361, SLG: 0.593	0-1 HR 3-H		1-0 HR			1-0 F9		4-0 BB		3	2	2	3	1	0	0									
Milton Bradley, S (1, 8) OBP: 0.367, SLG: 0.431	2-2 G4-3		0-0 1B			0-1 HR		0-0 F7		4	1	2	1	0	0	2									
Shawn Green, L (1, 10) OBP: 0.333, SLG: 0.408	1-1 G3		1 SAFE P6			3-2 F9		0-0 F9		4	0	0	0	0	0	1									
Juan Encarnacion, R (1, 9) OBP: 0.282, SLG: 0.431				0-2 SH5-3 1B 1B		0-1 G6-3		0-2 G5-3		4	1	1	0	0	0	0									
Robin Ventura, L (1, 3) OBP: 0.304, SLG: 0.282				4-2 SH5-3 1B BB		0-0 F8		4-0 BB		2	2	1	1	2	0	0									
Alex Cora, L (1, 4) OBP: 0.390, SLG: 0.432				0-0 SH5-3 1-2 2-3		2-1 L8		2-2 F9		3	0	0	0	0	0	1									
Inning Stats	R: 3 E: 0 K: 0 S: 18	H: 3 LOB: 0 BB: 0 P: 28	R: 1 E: 0 K: 0 S: 12	H: 1 LOB: 0 BB: 0 P: 17	R: 1 E: 0 K: 0 S: 9	H: 2 LOB: 1 BB: 0 P: 11	R: 2 E: 0 K: 0 S: 8	H: 2 LOB: 1 BB: 1 P: 12	R: 1 E: 0 K: 0 S: 10	H: 1 LOB: 0 BB: 0 P: 15	R: 0 E: 0 K: 0 S: 5	H: 0 LOB: 0 BB: 0 P: 7	R: 0 E: 0 K: 0 S: 9	H: 0 LOB: 2 BB: 2 P: 21	R: 0 E: 0 K: 0 S: 9	H: 0 LOB: 1 BB: 1 P: 15	R: 0 E: 0 K: 0 S: 5	H: 0 LOB: 0 BB: 0 P: 5	1B: 4 2B: 1 3B: 0 HR: 4	SF: 0 SAC: 1 DP: 0 HBP: 0	WP: 0 PB: 0 SB: 1 CS: 0	PA: 39			
PITCHER	IP	WLS	BF	H	R	ER	SO	BB	IBB	HBP	BLK	WP	HR	S	P	ERA	WHIP								
40 Bartolo Colon, R (1, 1) ERA: 6.57	4.0	L	20	8	7	7	0	1	0	0	0	0	3	47	68	15.75	2.250								
Ramon Ortiz, R (5, 1) ERA: 4.18	5.0		19	1	1	1	0	3	0	0	0	0	1	38	63	1.80	0.800								

livebaseballscorecards.com

BOTTOM

Los Angeles Dodgers @ Anaheim Angels
Angel Stadium of Anaheim, Anaheim, CA

Sat Jul 03 2004, 7:05 PM PDT
Att: 43,686 - Cloudy - 70 F

livebaseballscores.com

AB	33
R	5
H	6
RBI	5
BB	4
SO	3
LOB	11



WP:	0	PA:	37
PB:	0		
SB:	2		
CS:	0		

AB R H RBI BB SO LOB

4	1	0	0	1	0	1
3	2	1	2	1	0	0
3	2	2	2	1	0	0
4	0	0	0	0	0	2
4	0	2	1	0	1	0
4	0	0	0	0	0	3
4	0	1	0	0	0	2
3	0	0	0	1	1	1
4	0	0	0	0	1	2

Batter	1	2	3	4	5	6	7	8	9
David Eckstein, R OBP: 0.337, SLG: 0.337 (1, 6)	G6-3 1-2		HR BB 4-1	P6 1-2		G4-3 0-2			G6-3 0-1
Darin Erstad, L OBP: 0.323, SLG: 0.380 (1, 3)	27 HR BB 4-0		HR BB 3-2		G3 2-2		G6-3 1-2		
27 Vladimir Guerrero, R OBP: 0.394, SLG: 0.611 (1, 9)	HR BB 0-0		FC5-4 BB 4-2		16 G4-3 16 S 1B 1-0		G6-3 1-1		
16 Garret Anderson, L OBP: 0.377, SLG: 0.503 (1, 8)	G6-3 2-1		FC5-4 1B 0-1		G4-3 1-2		F8 0-0		
Jose Guillen, R OBP: 0.365, SLG: 0.502 (1, 7)	K 3-3		FC6-4 1B 2-1		1B 1-1		G6-3 2-1		
Jeff DaVanon, S OBP: 0.397, SLG: 0.430 (1, 10)		B2 0-1	P5 1-1		G4-3 0-0		G4-3 0-0		
Bengie Molina, R OBP: 0.313, SLG: 0.425 (1, 2)	G6-3 1-2		FC6-4 1-2f			39 FC3-6 1B 3-2		F8 0-1	
39 Robb Quinlan, R OBP: 0.325, SLG: 0.313 (1, 5)		BB 4-2		G6-3 1-1		FC3-6 G4-3 S 1-2f		K2-3 2-3	
Adam Kennedy, L OBP: 0.309, SLG: 0.355 (1, 4)	L9 1-1			F7 1-1		G4-3 1-3		K 2-3	

Inning Stats	R: 2	H: 1	E: 0	K: 1	S: 9	LOB: 0	BB: 1	P: 19	R: 0	H: 0	E: 0	K: 0	S: 9	LOB: 1	BB: 1	P: 15	R: 2	H: 2	E: 0	K: 0	S: 13	LOB: 2	BB: 2	P: 30	R: 0	H: 0	E: 0	K: 0	S: 7	LOB: 0	BB: 0	P: 10	R: 1	H: 2	E: 0	K: 0	S: 12	LOB: 1	BB: 0	P: 17	R: 0	H: 1	E: 0	K: 0	S: 11	LOB: 1	BB: 0	P: 18	R: 0	H: 0	E: 0	K: 0	S: 10	LOB: 0	BB: 0	P: 12	R: 0	H: 0	E: 0	K: 0	S: 5	LOB: 0	BB: 0	P: 7	R: 0	H: 0	E: 0	K: 2	S: 8	LOB: 0	BB: 0	P: 12	R: 0	H: 0	E: 0	K: 0	S: 8	LOB: 0	BB: 0	P: 12
--------------	------	------	------	------	------	--------	-------	-------	------	------	------	------	------	--------	-------	-------	------	------	------	------	-------	--------	-------	-------	------	------	------	------	------	--------	-------	-------	------	------	------	------	-------	--------	-------	-------	------	------	------	------	-------	--------	-------	-------	------	------	------	------	-------	--------	-------	-------	------	------	------	------	------	--------	-------	------	------	------	------	------	------	--------	-------	-------	------	------	------	------	------	--------	-------	-------

PITCHER	IP	WLS	BF	H	R	ER	SO	BB	IBB	HBP	BLK	WP	HR	S	P	ERA	WHIP
Edwin Jackson, R ERA: 4.05 (1, 1)	1.2		7	1	2	2	1	1	0	0	0	0	1	14	25	10.80	1.200
Duane Sanchez, R ERA: 3.57 (2, 1)	3.1		17	4	3	3	0	3	0	0	0	0	1	36	66	8.10	2.100
37 Darren Dreifort, R ERA: 4.08 (6, 1)	1.0	H	4	1	0	0	0	0	0	0	0	0	0	11	18	0.00	1.000
Guillermo Mota, R ERA: 1.88 (7, 1)	2.0	W	6	0	0	0	0	0	0	0	0	0	0	15	19	0.00	0.000
Eric Gagne, R ERA: 1.54 (9, 1)	1.0	S	3	0	0	0	2	0	0	0	0	0	0	8	12	0.00	0.000

Los Angeles Dodgers @ Anaheim Angels, Anaheim, CA

Sun Jul 04 2004, 7:05 PM PDT
Att. 43,823 - Sunny - 77 F

livebaseballscorecards.com

AB	32
R	6
H	5
RBI	6
BB	4
SO	6
LOB	12



WP:	0	PA:	38
PB:	0		
SB:	3		
CS:	0		

AB	R	H	RBI	BB	SO	LOB
4	2	0	1	1	1	3
4	0	0	0	1	0	2
4	0	2	3	0	0	0
4	0	0	0	0	0	3
3	2	1	0	1	1	0
4	1	1	1	0	1	1
4	0	1	1	0	1	1
2	0	0	0	0	2	1
0	1	0	0	0	0	0
0	0	0	0	1	0	0
3	0	0	0	0	0	1
1B:	4	SF:	0			
2B:	1	SAC:	0			
3B:	0	DP:	0			
HR:	0	HBP:	2			

Batter	1	2	3	4	5	6	7	8	9								
Dave Roberts, L (1, 7) OBP: 0.349, SLG: 0.386	1-3 K2-3		4-0 G3-1 1B S BB		1-2 G3		1-0 FC4-6 1B S		1-1 F7								
Cesar Izturis, S (1, 6) OBP: 0.334, SLG: 0.366	0-1 P3		2-1 G3-1 1-3			0-1 G4-3	4-1 1B BB		1-1 L4								
Paul Lo Duca, R (1, 2) OBP: 0.351, SLG: 0.433	0-1 G4-3		1-1 1B			0-2 F8	2-1 1B										
Adrián Beltré, R (1, 5) OBP: 0.357, SLG: 0.586		1-2 G5-3	3-2 G3			0-1 L7	0-1 G1-3										
Milton Bradley, S (1, 8) OBP: 0.369, SLG: 0.430		0-0 G4-3 1B S 1B		0-0 P4			4-2 2B BB	1-3 K									
Shawn Green, L (1, 9) OBP: 0.332, SLG: 0.409		1-0 G4-3 1-3		3-2 G6-3			3-1 F8 FC4-6 2B	2-3 K									
Robin Ventura, L (1, 3) OBP: 0.301, SLG: 0.280		0-0 1B		2-2 G3			0-1 F8 2-3	3-3 K									
Olmedo Saenz, R (1, 10) OBP: 0.310, SLG: 0.440		0-3 K			3-3 K		1-1 FC4-6 1B HBP	4-2 FC6-4 BB									
Jayson Werth, R (7, PR) OBP: 0.333, SLG: 0.543																	
Jason Grabowski, L (9, PH) OBP: 0.300, SLG: 0.404																	
Alex Cora, L (1, 4) OBP: 0.387, SLG: 0.426			3-2 G3		3-2 G4-3		3-1 FC4-6 HBP	1-1 FC6-4									
Inning Stats	R: 0 E: 0 K: 1 S: 7 H: 0 LOB: 0 BB: 0 P: 8	R: 1 E: 0 K: 1 S: 10 H: 2 LOB: 1 BB: 0 P: 12	R: 1 E: 0 K: 0 S: 16 H: 1 LOB: 1 BB: 1 P: 29	R: 0 E: 0 K: 0 S: 8 H: 0 LOB: 0 BB: 0 P: 13	R: 0 E: 0 K: 1 S: 12 H: 0 LOB: 0 BB: 0 P: 19	R: 0 E: 0 K: 0 S: 8 H: 0 LOB: 0 BB: 0 P: 8	R: 4 E: 0 K: 0 S: 15 H: 2 LOB: 2 BB: 2 P: 32	R: 0 E: 0 K: 3 S: 12 H: 0 LOB: 0 BB: 0 P: 18	R: 0 E: 0 K: 0 S: 10 H: 0 LOB: 1 BB: 1 P: 17	1B: 4 2B: 1 3B: 0 HR: 0 SF: 0 SAC: 0 DP: 0 HBP: 2							
PITCHER	IP	WLS	BF	H	R	ER	SO	BB	IBB	HBP	BLK	WP	HR	S	P	ERA	WHIP
45 Kelvim Escobar, R (1, 1) ERA: 3.94	6.1	L	27	4	6	6	3	2	0	2	0	0	0	70	108	8.53	0.947
62 Scot Shields, R (7, 1) ERA: 3.25	1.2		7	1	0	0	3	1	0	0	0	0	0	18	31	0.00	1.200
Troy Percival, R (9, 1) ERA: 4.79	1.0		4	0	0	0	0	1	0	0	0	0	0	10	17	0.00	1.000

Batter	1	2	3	4	5	6	7	8	9	AB R H RBI BB SO LOB
David Eckstein, R OBP: 0.336, SLG: 0.336 (1, 6)	1-2 1B FC3-5-2		1-2 K		2-0 G5-3		1-0 G1-6-3			4 0 1 0 0 1 2
9 Chone Figgins, S OBP: 0.367, SLG: 0.453 (1, 5)	2-1 1B FC3-5-2		1-2 G3-1			0-3 K		1-3 K		4 0 1 0 0 2 0
27 Vladimir Guerrero, R OBP: 0.395, SLG: 0.609 (1, 9)	0-1 P4			1-0 1B FC4-6		1-2 G4-3		1-1 1B		4 0 2 0 0 0 2
16 Garret Anderson, L OBP: 0.368, SLG: 0.490 (1, 8)	0-1 FC3-5-2			0-0 FC4-6		1-1 G3-1		3-3 K		4 0 0 0 0 1 4
Jose Guillen, R OBP: 0.361, SLG: 0.495 (1, 7)	1-0 P3			2-2 P2			0-0 F8	2-1 F7		4 0 0 0 0 0 4
Darin Erstad, L OBP: 0.322, SLG: 0.377 (1, 3)		0-0 F7		1-2 F7			3-2 1B 2B		2-1 G6-3	4 1 1 0 0 0 1
Tim Salmon, R OBP: 0.289, SLG: 0.318 (1, 10)		1-1 1B G6-4-3			0-1 P6		3-2 2B G4-3		3-2 G6-3	4 1 2 0 0 0 0
Bengie Molina, R OBP: 0.311, SLG: 0.427 (1, 2)		0-0 G6-4-3			2-0 G5-3		0-1 G4-3		1-1 F9	4 0 1 1 0 0 1
Adam Kennedy, L OBP: 0.309, SLG: 0.359 (1, 4)			3-1 P6		2-1 2B		2-2 G4-3			3 0 1 1 0 0 1

Inning Stats	R: 0	H: 2	E: 0	K: 0	S: 11	LOB: 2	BB: 0	P: 15	R: 0	H: 1	E: 0	K: 0	S: 4	LOB: 0	BB: 0	P: 5	R: 0	H: 0	E: 0	K: 1	S: 9	LOB: 0	BB: 0	P: 14	R: 0	H: 1	E: 0	K: 0	S: 10	LOB: 1	BB: 0	P: 14	R: 0	H: 0	E: 0	K: 1	S: 8	LOB: 0	BB: 0	P: 10	R: 2	H: 3	E: 0	K: 0	S: 15	LOB: 1	BB: 0	P: 24	R: 0	H: 1	E: 0	K: 2	S: 10	LOB: 1	BB: 0	P: 17	R: 0	H: 0	E: 0	K: 0	S: 8	LOB: 0	BB: 0	P: 14	1B: 7	2B: 2	3B: 0	HR: 0	SF: 0	SAC: 0	DP: 1	HBP: 0	WP: 0	PA: 35
--------------	------	------	------	------	-------	--------	-------	-------	------	------	------	------	------	--------	-------	------	------	------	------	------	------	--------	-------	-------	------	------	------	------	-------	--------	-------	-------	------	------	------	------	------	--------	-------	-------	------	------	------	------	-------	--------	-------	-------	------	------	------	------	-------	--------	-------	-------	------	------	------	------	------	--------	-------	-------	-------	-------	-------	-------	-------	--------	-------	--------	-------	--------

PITCHER	IP	WLS	BF	H	R	ER	SO	BB	IBB	HBP	BLK	WP	HR	S	P	ERA	WHIP
Jeff Weaver, R ERA: 4.26 (1, 1)	6.1	W	26	8	2	2	2	0	0	0	0	0	0	57	85	2.84	1.263
37 Darren Dreifort, R ERA: 4.0 (7, 1)	0.2		2	0	0	0	0	0	0	0	0	0	0	6	9	0.00	0.000
Guillermo Mota, R ERA: 1.84 (8, 1)	1.0		4	1	0	0	2	0	0	0	0	0	0	10	17	0.00	1.000
Tom Martin, L ERA: 4.09 (9, 1)	1.0		3	0	0	0	0	0	0	0	0	0	0	8	14	0.00	0.000

BOTTOM


Los Angeles Dodgers @ Anaheim Angels
Angel Stadium of Anaheim, Anaheim, CA

Sun Jul 04 2004, 7:05 PM PDT
Att: 43,823 - Sunny - 77 F

livebaseballscores.com

AB	35
R	2
H	9
RBI	2
BB	0
SO	4
LOB	15



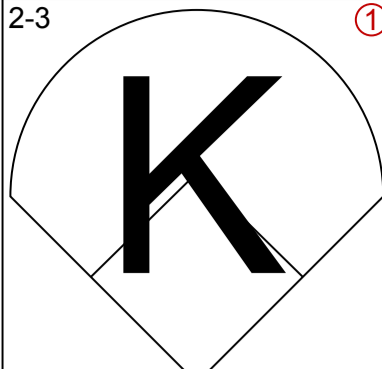
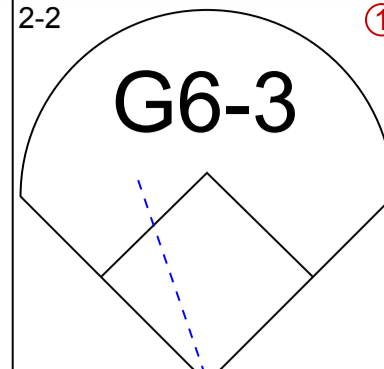
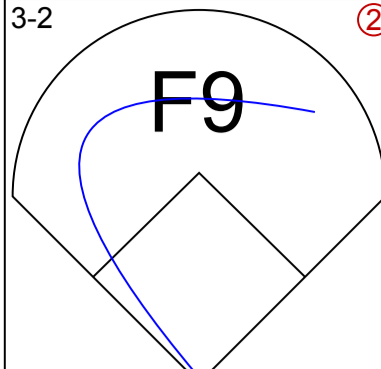
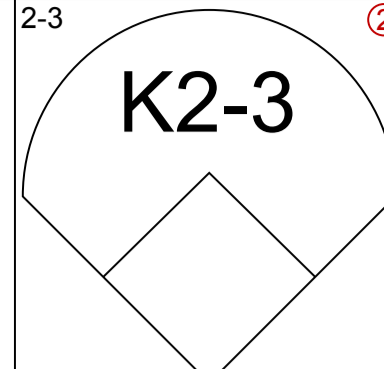
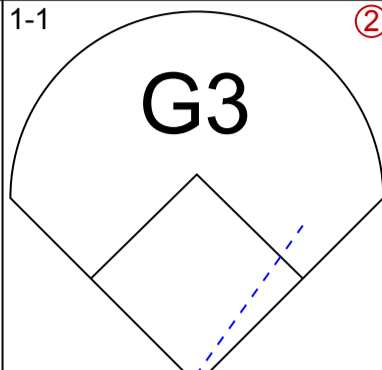
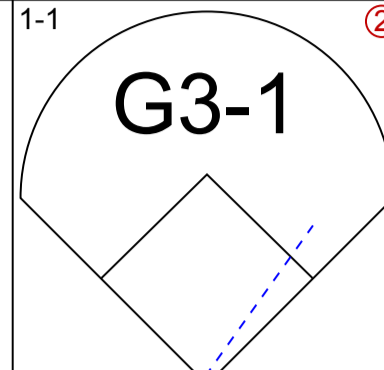
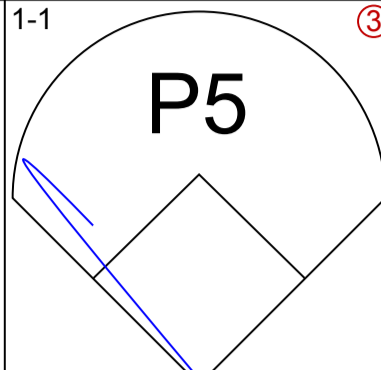
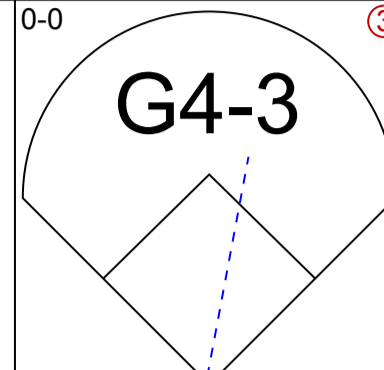
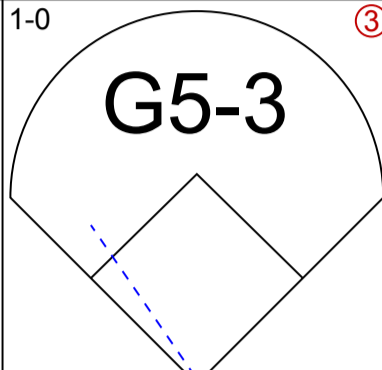
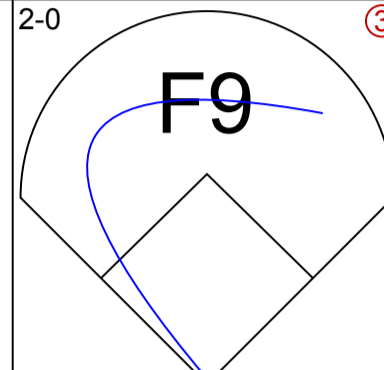
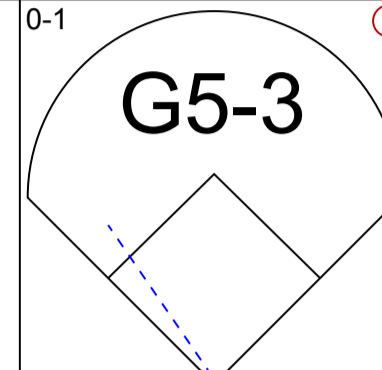
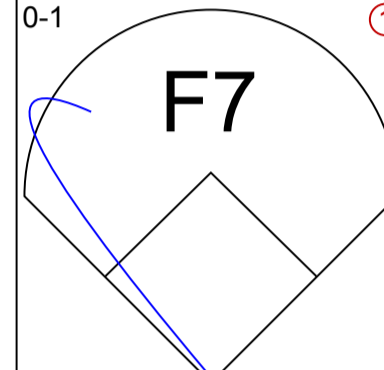
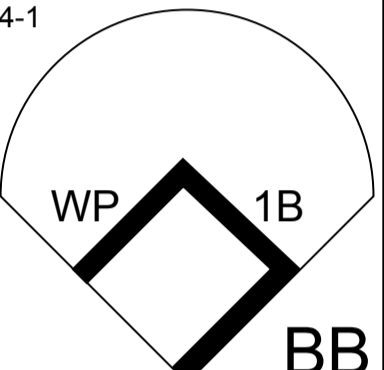
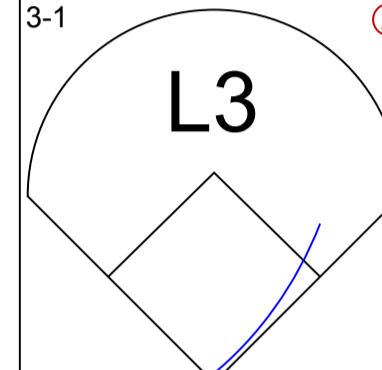
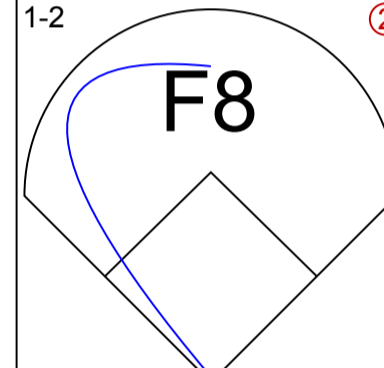
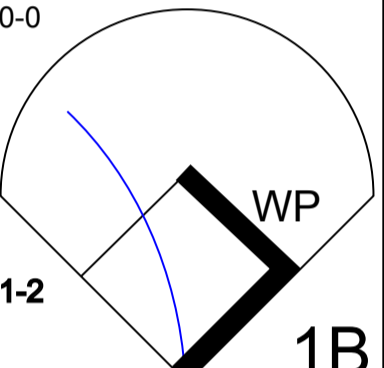
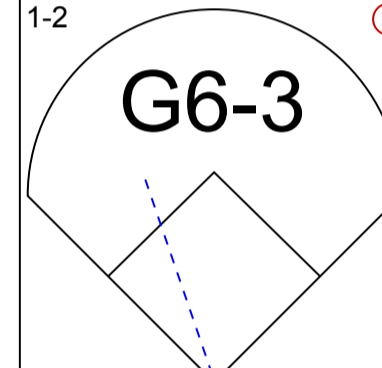
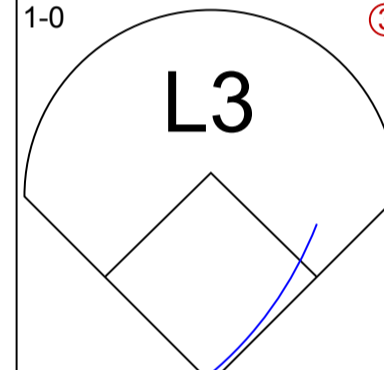
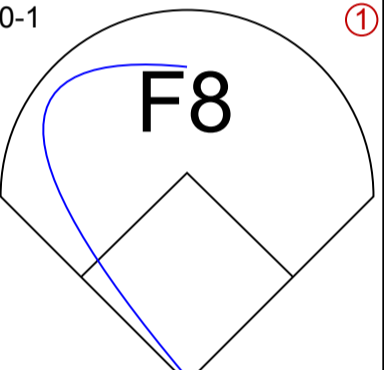
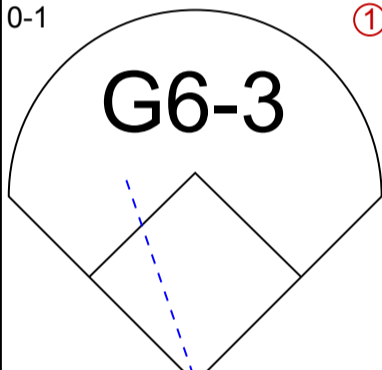
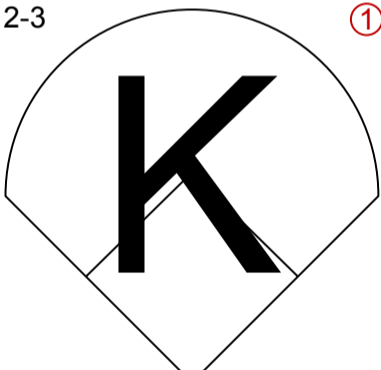
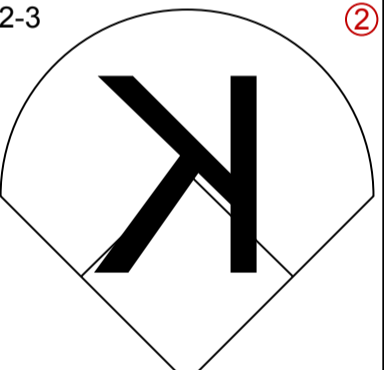
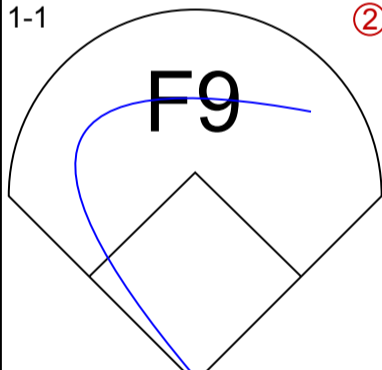
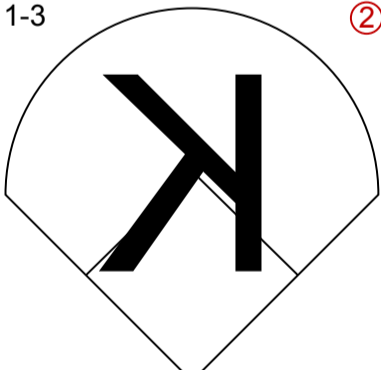
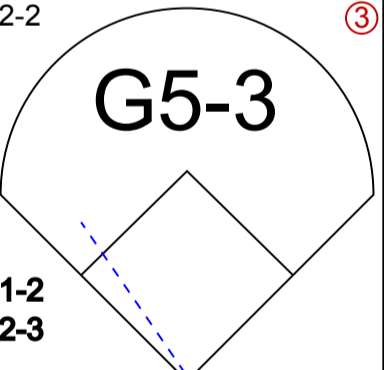
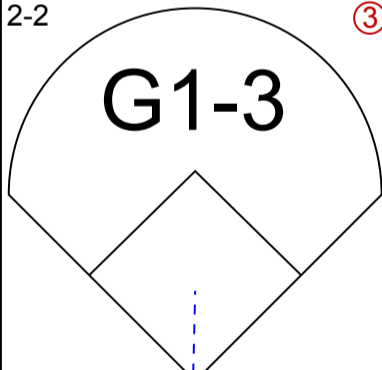
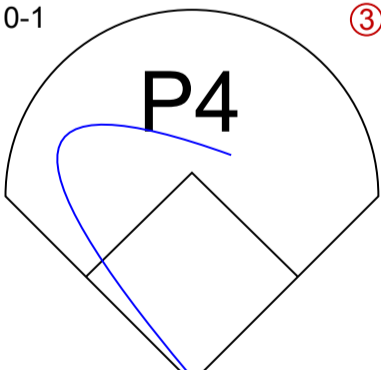
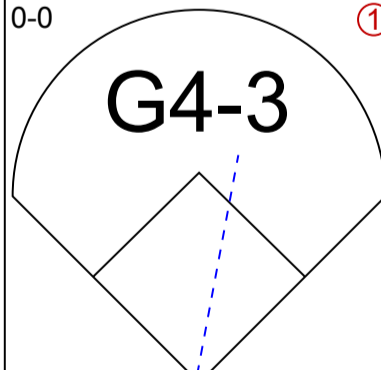
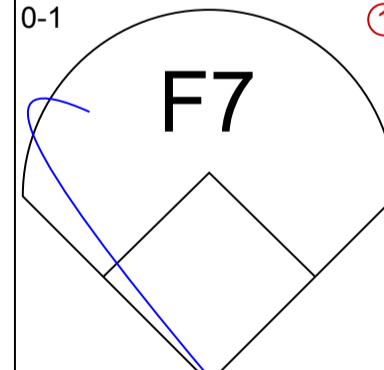
Batter	1	2	3	4	5	6	7	8	9	10	AB R H RBI BB SO LOB	TOP											
Roberto Alomar, S OBP: 0.342, SLG: 0.391 (1, 4)	G5-3		E5 HR 1B		K			G4-3-6 1B		SH SH1-4	4 1 2 0 0 1 0	<p>Arizona Diamondbacks @ Los Angeles Dodgers Dodger Stadium, Los Angeles, CA</p> <p>Mon Jul 05 2004, 5:10 PM PDT Att. 32,929 - Sunny - 76 F</p> <p>livebaseballscorecards.com</p> <p>AB 35 R 5 H 10 RBI 5 BB 2 SO 7 LOB 14</p> 											
Steve Finley, L OBP: 0.357, SLG: 0.534 (1, 8)	F9		HR			B1-3		G4-3-6 1-2f		SH1-4	4 1 1 3 0 0 1												
Danny Bautista, R OBP: 0.367, SLG: 0.472 Scott Hairston, R OBP: 0.323, SLG: 0.486 (1, 9) (7, 7) (9, 9)	G4-3		G5-3			BB				K	2 0 0 0 1 0 0 2 0 0 0 0 2 2												
Shea Hillenbrand, R OBP: 0.343, SLG: 0.463 Randy Choate, L (1, 3) (10, 1)		G4-3			SH5-3 1B					2B 1B	5 1 2 0 0 1 3 0 0 0 0 0 0 0												
Alex Cintron, S OBP: 0.291, SLG: 0.346 Stephen Randolph, L OBP: 1.000, SLG: 2.000 Scott Service, R Elmer Dessens, R OBP: 0.226, SLG: 0.143 Mike Koplove, R Luis Gonzalez, L OBP: 0.383, SLG: 0.535 (1, 6) (6, 1) (6, 1) (7, 1) (8, 1) (9, PH) (9, 7)			CS 1B		SH5-3 1-2		F9			1B 2B	2 0 1 0 0 0 1 0 1 1 1 1 0 0 0												
Chad Tracy, L OBP: 0.337, SLG: 0.427 (1, 5) (10, 3)		G6-3 1-2			F8			L3 1B		G3-1 1B	4 0 2 1 0 0 2												
Quinton McCracken, S OBP: 0.273, SLG: 0.387 Brandon Villafuerte, R Andy Green, R OBP: 0.250, SLG: 0.455 (1, 7) (7, 9) (9, 1) (10, 5)			F8		K			L3 1-1		G3-1 1-2	4 0 0 0 0 1 3 0 0 0 0 0 0 0 0 0 0 0 0 0 0												
Juan Brito, R OBP: 0.230, SLG: 0.310 (1, 2)			E HR 1B 1B					G6-3		G6-3	4 1 1 0 0 0 1												
17 Brandon Webb, R OBP: 0.143, SLG: 0.118 Tim Olson, R OBP: 0.343, SLG: 0.393 (1, 1) (6, 6)			K		G4-3					K	2 0 0 0 0 1 1 1 0 0 0 1 1 0												
Inning Stats	R: 0 E: 0 K: 0 S: 7	H: 0 LOB: 0 BB: 0 P: 9	R: 0 E: 0 K: 0 S: 5	H: 1 LOB: 0 BB: 0 P: 10	R: 3 E: 1 K: 1 S: 13	H: 3 LOB: 0 BB: 0 P: 22	R: 0 E: 0 K: 1 S: 8	H: 1 LOB: 1 BB: 0 P: 9	R: 0 E: 0 K: 1 S: 7	H: 0 LOB: 0 BB: 0 P: 9	R: 0 E: 0 K: 1 S: 9		H: 1 LOB: 0 BB: 0 P: 13	R: 0 E: 0 K: 1 S: 6	H: 1 LOB: 0 BB: 0 P: 10	R: 2 E: 0 K: 1 S: 20	H: 3 LOB: 1 BB: 0 P: 27	R: 0 E: 0 K: 1 S: 6	H: 0 LOB: 2 BB: 1 P: 12	1B: 8 2B: 2 3B: 0 HR: 1	SF: 0 SAC: 3 DP: 2 HBP: 0	WP: 0 PB: 0 SB: 0 CS: 1	PA: 40
PITCHER	IP WLS BF H R ER SO BB IBB HBP BLK WP HR S P ERA WHIP																						
Wilson Alvarez, L ERA: 3.77 Guillermo Mota, R ERA: 1.76 Eric Gagne, R ERA: 2.0 Tom Martin, L ERA: 4.03 Giovanni Carrara, R ERA:	6.0 2.0 1.0 0.1 0.2	23 6 6 3 2	5 2 3 0 0	3 0 2 0 0	3 0 1 0 0	4 1 0 0 0	1 0 0 1 0	3 0 0 0 0	0 0 0 0 0	0 0 0 0 0	0 0 0 0 0		1 15 20 2 4	73 23 27 7 5	4.50 0.00 18.00 0.00 0.00	1.000 1.000 3.000 3.000 0.000							

Batter	1	2	3	4	5	6	7	8	9	AB R H RBI BB SO LOB	TOP														
Scott Hairston, R (1, 4) OBP: 0.315, SLG: 0.474 36 Brian Bruney, R (7, 1) Tim Olson, R (9, PH) OBP: 0.338, SLG: 0.386	0-0 P3		0-3 K		0-0 G5-3		0-1 G1-3		2-3 K	4 0 0 0 0 1 1 0 0 0 0 0 0 0 1 0 0 0 0 1 1	Arizona Diamondbacks @ Los Angeles Dodgers Dodger Stadium, Los Angeles, CA Tue Jul 06 2004, 7:10 PM PDT Att. 25,139 - Sunny - 72 F														
Steve Finley, L (1, 8) OBP: 0.358, SLG: 0.542	0-2 G3		2-0 HR		1-2 G6-3			4-1 G4-3 BB		3 1 1 1 1 0 0															
Luis Gonzalez, L (1, 7) OBP: 0.387, SLG: 0.536	1-0 1B 1B		3-2 1B 1B			4-1 F8 BB		1-3 K		3 0 2 0 1 1 1															
Shea Hillenbrand, R (1, 3) OBP: 0.345, SLG: 0.463	1-2 1B		0-0 1B			0-1 F8		1-1 G4-3		4 0 2 0 0 0 2															
Chad Tracy, L (1, 5) OBP: 0.336, SLG: 0.421	0-2 G3-1		2-1 G1-5-3			1 SAFE 2-2 F8		4-2 BB		3 0 0 0 1 0 5															
Alex Cintron, S (1, 6) OBP: 0.291, SLG: 0.345		0-0 G4-6-3 1B		1-2 P2		0-1 G1-3		1-1 G6-3		4 0 1 0 0 0 3															
Quinton McCracken, S (1, 9) OBP: 0.270, SLG: 0.400		1-1 SAFE G4-6-3		1-3 K			0-2 G3 2B		2-2 F8	4 0 1 0 0 1 1															
Robby Hammock, R (1, 2) OBP: 0.269, SLG: 0.365		0-1 G3-1		0-3 K			1-3 K		0-1 P4	4 0 0 0 0 2 1															
Casey Fossum, L (1, 1) Greg Aquino, R (6, 1) Roberto Alomar, S (7, PH) OBP: 0.346, SLG: 0.394 (7, 4)			0-1 B1		1-3 K		0-1 G3		0-1 DI 1B	2 0 0 0 0 1 0 0 0 0 0 0 0 0 2 0 1 0 0 0 1															
Inning Stats	R: 0 E: 0 K: 0 S: 11	H: 2 LOB: 2 BB: 0 P: 13	R: 0 E: 0 K: 0 S: 5	H: 1 LOB: 0 BB: 0 P: 6	R: 1 E: 0 K: 1 S: 12	H: 3 LOB: 2 BB: 0 P: 19	R: 0 E: 0 K: 2 S: 10	H: 0 LOB: 0 BB: 0 P: 12	R: 0 E: 0 K: 1 S: 11	H: 0 LOB: 0 BB: 0 P: 13	R: 0 E: 0 K: 1 S: 9	H: 0 LOB: 1 BB: 1 P: 15	R: 0 E: 0 K: 1 S: 10	H: 1 LOB: 1 BB: 0 P: 11	R: 0 E: 0 K: 1 S: 11	H: 0 LOB: 2 BB: 2 P: 22	R: 0 E: 0 K: 1 S: 10	H: 1 LOB: 1 BB: 0 P: 14	1B: 6 2B: 1 3B: 0 HR: 1	SF: 0 SAC: 0 DP: 1 HBP: 0	WP: 0 PB: 0 SB: 0 CS: 0	PA: 37			
Jose Lima, R (1, 1) ERA: 4.42 37 Darren Dreifort, R (8, 1) ERA: 3.89 Eric Gagne, R (9, 1) ERA: 1.95	IP WLS BF H R ER SO BB IBB HBP BLK WP HR S P ERA WHIP	7.0 W 28 7 1 1 5 1 0 0 0 0 0 1 68 89 1.29 1.143	1.0 H 5 0 0 0 1 2 0 0 0 0 0 0 11 22 0.00 2.000	1.0 S 4 1 0 0 1 0 0 0 0 0 0 0 10 14 0.00 1.000											IP WLS BF H R ER SO BB IBB HBP BLK WP HR S P ERA WHIP										

livebaseballscorecards.com

AB	34
R	1
H	8
RBI	1
BB	3
SO	7
LOB	16



Batter	1	2	3	4	5	6	7	8	9	AB R H RBI BB SO LOB	TOP
Quinton McCracken, S (1, 9) <small>OBP: 0.244, SLG: 0.359</small>	2-3 			2-2 		3-2 			2-3 	4 0 0 0 0 2 0	Arizona Diamondbacks @ Los Angeles Dodgers Dodger Stadium, Los Angeles, CA <small>Wed Jul 07 2004, 7:10 PM PDT</small> <small>Att. 27,899 - Cloudy - 70 F</small>
Steve Finley, L (1, 8) <small>OBP: 0.354, SLG: 0.535</small>	1-1 			1-1 		1-1 		0-0 	4 0 0 0 0 0 0		
Scott Hairston, R (1, 4) <small>OBP: 0.309, SLG: 0.465</small>	1-0 			2-0 			0-1 		3 0 0 0 0 0 0		
Luis Gonzalez, L (1, 7) <small>OBP: 0.387, SLG: 0.533</small>		0-1 			4-1 		3-1 		2 0 0 0 1 0 0		
Shea Hillenbrand, R (1, 3) <small>OBP: 0.345, SLG: 0.462</small>		1-2 			0-0 		1-2 		3 0 1 0 0 0 0		
Alex Cintron, S (1, 6) <small>OBP: 0.288, SLG: 0.341</small>		1-0 			0-1 		0-1 		3 0 0 0 0 0 2		
Chad Tracy, L (1, 5) <small>OBP: 0.332, SLG: 0.416</small> Brandon Villafuerte, R (8, 1)			2-3 		2-3 		1-1 		3 0 0 0 0 2 2 0 0 0 0 0 0 0		
Juan Brito, R (1, 2) <small>OBP: 0.219, SLG: 0.295</small>			1-3 		2-2 		2-2 		3 0 0 0 0 1 2		
Steve Sparks, R (1, 1) <small>OBP: 0.077, SLG: 0.077</small> Stephen Randolph, L (5, 1) <small>OBP: 0.500, SLG: 1.000</small> Tim Olson, R (8, 5) <small>OBP: 0.333, SLG: 0.379</small>			0-1 			0-0 		0-1 	1 0 0 0 0 0 0 1 0 0 0 0 0 0 1 0 0 0 0 0 0		
Inning Stats	R: 0 H: 0 E: 0 LOB: 0 K: 1 BB: 0 S: 9 P: 13	R: 0 H: 0 E: 0 LOB: 0 K: 0 BB: 0 S: 6 P: 8	R: 0 H: 0 E: 0 LOB: 0 K: 2 BB: 0 S: 9 P: 12	R: 0 H: 0 E: 0 LOB: 0 K: 0 BB: 0 S: 6 P: 11	R: 0 H: 1 E: 0 LOB: 2 K: 1 BB: 1 S: 11 P: 19	R: 0 H: 0 E: 0 LOB: 0 K: 0 BB: 0 S: 7 P: 11	R: 0 H: 0 E: 0 LOB: 0 K: 0 BB: 0 S: 7 P: 11	R: 0 H: 0 E: 0 LOB: 0 K: 0 BB: 0 S: 7 P: 10	R: 0 H: 0 E: 0 LOB: 0 K: 1 BB: 0 S: 6 P: 8	1B: 1 SF: 0 2B: 0 SAC: 0 3B: 0 DP: 0 HR: 0 HBP: 0	WP: 1 PA: 29 PB: 0 SB: 0 CS: 0
PITCHER Kaz Ishii, L (1, 1) <small>ERA: 4.0</small>	IP WLS BF H R ER SO BB IBB HBP BLK WP HR S P ERA WHIP 9.0 W 29 1 0 0 5 1 0 0 0 1 0 68 103 0.00 0.222										

livebaseballscorecards.com

AB	28
R	0
H	1
RBI	0
BB	1
SO	5
LOB	6



Batter	1	2	3	4	5	6	7	8	9	AB R H RBI BB SO LOB
Dave Roberts, L (1, 8) OBP: 0.342, SLG: 0.376	0-1 G1-3	2-2 F9		1-3 K		3-2 F9	3-2 E1			5 0 0 0 0 1 0
Cesar Izturis, S (1, 6) OBP: 0.329, SLG: 0.355	0-1 G4-3	2-2 F8		3-1 G1-3		4-0 BB 1B BB	0-0 F8			3 0 0 0 0 0 0
Olmedo Saenz, R (6, PH) OBP: 0.333, SLG: 0.482										1 1 0 0 1 0 1
Paul Lo Duca, R (1, 2) OBP: 0.346, SLG: 0.426	0-1 WP 1B	1-0 G3		2-1 G5-3		4-0 BB 1B BB		1-0 F9		3 1 1 0 0 0 0
David Ross, R (6, PH) OBP: 0.240, SLG: 0.279										1 0 0 0 1 0 0
Adrian Beltré, R (1, 5) OBP: 0.356, SLG: 0.581	4-2 BB 1B BB		3-2 G6-3		2-2 F7	0-1 L5		4-2 FC4-6 1B BB		2 1 0 0 1 0 0
José Hernández, R (6, 5) OBP: 0.405, SLG: 0.490										1 0 0 0 1 0 2
Shawn Green, L (1, 3) OBP: 0.336, SLG: 0.407	0-1 BB 1B		1-3 K		4-2 HR BB	2-2 BB 1B		2-0 FC4-6 1B		4 2 3 2 1 1 0
Jayson Werth, R (1, 9) OBP: 0.400, SLG: 0.635	4-0 1B HR BB		2-2 S 1B 1B		2-2 HR	4-2 BB		1-2 FC4-6 1B		3 3 2 2 2 0 2
Jason Grabowski, L (1, 7) OBP: 0.315, SLG: 0.435	0-2 HR 1B		2-2 SAFE 1B 1B		3-2 HR	1-3 K		0-3 K		5 2 3 4 0 2 5
Alex Cora, L (1, 4) OBP: 0.389, SLG: 0.437	1-0 HR		2-1 1B 1B		1-0 F8		3-2 P5			4 1 2 3 0 0 0
Kaz Ishii, L (1, 1) OBP: 0.125, SLG: 0.097	1-3 K		0-1 G1-3		0-0 G3		0-2 L6			4 0 0 0 0 1 2

Inning Stats	R: 6	H: 4	E: 0	LOB: 0	K: 1	P: 27	R: 0	H: 0	E: 0	LOB: 0	K: 0	P: 12	R: 1	H: 3	E: 0	LOB: 2	K: 1	P: 29	R: 0	H: 0	E: 0	LOB: 0	K: 1	P: 13	R: 3	H: 2	E: 0	LOB: 0	K: 0	P: 26	R: 1	H: 1	E: 0	LOB: 3	K: 1	P: 31	R: 0	H: 0	E: 1	LOB: 1	K: 0	P: 16	R: 0	H: 1	E: 0	LOB: 2	K: 1	P: 20
PITCHER	IP	WLS	BF	H	R	ER	SO	BB	IBB	HBP	BLK	WP	HR	S	P	ERA	WHIP																															
Steve Sparks, R (1, 1) ERA: 5.85	4.1	L	24	8	9	9	3	3	0	0	0	1	2	59	98	18.69	2.538																															
Stephen Randolph, L (5, 1) ERA: 4.03	2.2		14	2	2	2	1	3	0	0	0	0	1	28	56	6.75	1.875																															
Brandon Villafuerte, R (8, 1) ERA: 3.94	1.0		5	1	0	0	1	1	0	0	0	0	0	12	20	0.00	2.000																															

BOTTOM

Arizona Diamondbacks @ Los Angeles Dodgers
Dodger Stadium, Los Angeles, CA

Wed Jul 07 2004, 7:10 PM PDT
Att. 27,899 - Cloudy - 70 F

AB	36
R	11
H	11
RBI	11
BB	7
SO	5
LOB	12

livebaseballscorecards.com

1B: 8	SF: 0	WP: 1	PA: 43
2B: 0	SAC: 0	PB: 0	
3B: 0	DP: 0	SB: 1	
HR: 3	HBP: 0	CS: 0	

Batter	1	2	3	4	5	6	7	8	9	AB R H RBI BB SO LOB	TOP									
Craig Biggio, R OBP: 0.368, SLG: 0.496 (1, 7) B F X	1-1 G3 5 G3 1B		0-1 1-H HR		0-0 G1-3			4-1 BB 5 BB BB		3 1 2 2 1 0 0	Houston Astros @ Los Angeles Dodgers Dodger Stadium, Los Angeles, CA Thu Jul 08 2004, 7:10 PM PDT Att. 33,324 - Sunny - 71 F									
5 Jeff Bagwell, R OBP: 0.390, SLG: 0.437 (1, 3) X	0-0 G3 1-2		2-3 K		2-2 G6-3			4-2 BB 1-2 BB		3 0 0 0 1 1 1										
Carlos Beltrán, S OBP: 0.366, SLG: 0.537 (1, 8) B B B X	3-1 G3 2-3		0-0 F8			1-0 G4-3		4-0 17 G4-6-3 BB 1-2 2-3		3 0 0 0 1 0 1										
17 Lance Berkman, S OBP: 0.453, SLG: 0.562 (1, 9) C B F X	1-2 P4		2-0 G4-3			1-3 K		0-2 G4-6-3 1-2f		4 0 0 0 0 1 4										
Jeff Kent, R OBP: 0.343, SLG: 0.500 (1, 4) B X		1-0 F8		2-1 P4		2-3 K		1-2 F8		4 0 0 0 0 1 0										
Jose Vizcaino, S OBP: 0.348, SLG: 0.405 (1, 5) X		0-0 1B		1-1 1B		1-0 L9		1-1 G5-3		4 0 2 0 0 0 0										
28 Adam Everett, R OBP: 0.299, SLG: 0.338 (1, 6) C B F X		1-2 F9		1-0 F8 1 SAFE		2-1 F8		1-1 P3		4 0 0 0 0 0 2										
Brad Ausmus, R OBP: 0.287, SLG: 0.304 (1, 2) C X		0-1 P4		2-2 L8 1 SAFE		3-3 K				3 0 0 0 0 1 2										
Brandon Duckworth, R OBP: 0.333, SLG: 0.250 (1, 1) Mike Gallo, L (4, 1) Kirk Bullinger, R (4, 1) Chad Harville, R (6, 1) Orlando Palmeiro, L OBP: 0.314, SLG: 0.368 (8, PH) Tim Redding, R OBP: 0.167, SLG: 0.167 (8, 1)			2-1 HR 1B		1-3 K			3-2 P5		1 1 1 0 0 0 0 0 0 0 0 0 0 0 1 0 0 0 0 1 0 0 0 0 0 0 0 0 1 0 0 0 0 0 0 0 0 0 0 0 0 0										
Inning Stats	R: 0 E: 0 K: 0 S: 8	H: 1 LOB: 1 BB: 0 P: 13	R: 0 E: 0 K: 0 S: 7	H: 1 LOB: 1 BB: 0 P: 9	R: 2 E: 0 K: 1 S: 9	H: 2 LOB: 0 BB: 0 P: 15	R: 0 E: 0 K: 0 S: 9	H: 1 LOB: 1 BB: 0 P: 15	R: 0 E: 0 K: 2 S: 8	H: 0 LOB: 0 BB: 0 P: 12		R: 0 E: 0 K: 1 S: 8	H: 0 LOB: 0 BB: 0 P: 14	R: 0 E: 0 K: 0 S: 11	H: 0 LOB: 2 BB: 3 P: 26	R: 0 E: 0 K: 0 S: 7	H: 0 LOB: 0 BB: 0 P: 10	1B: 4 2B: 0 3B: 0 HR: 1	SF: 0 SAC: 0 DP: 1 HBP: 0	WP: 0 PB: 0 SB: 0 CS: 0
PITCHER	IP WLS BF H R ER SO BB IBB HBP BLK WP HR S P ERA WHIP																			
Edwin Jackson, R ERA: 3.86 (1, 1)	5.0 W 20 5 2 2 2 0 0 0 0 0 1 42 64 3.60 1.000																			
Giovanni Carrara, R ERA: (6, 1)	2.0 H 6 0 0 0 3 0 0 0 0 0 0 16 26 0.00 0.000																			
37 Darren Dreifort, R ERA: 3.86 (8, 1)	0.1 4 0 0 0 0 3 0 0 0 0 0 8 23 0.00 9.000																			
Tom Martin, L ERA: 3.75 (8, 1)	1.2 S 4 0 0 0 0 0 0 0 0 0 0 10 13 0.00 0.000																			

livebaseballscorecards.com

AB	31
R	2
H	5
RBI	2
BB	3
SO	5
LOB	10



Batter	1	2	3	4	5	6	7	8	9	AB R H RBI BB SO LOB	TOP											
Craig Biggio, R (1, 7) OBP: 0.365, SLG: 0.491	2-1 P2		1-3 K		0-2 G5-4-3			2-1 SH3-4		3 0 0 0 0 1 2												
Jose Vizcaino, S (1, 3) OBP: 0.345, SLG: 0.401	0-2 F8			0-0 P3		1-0 G3-1		0-0 1B		4 0 1 1 0 0 0												
Jeff Kent, R (9, 4) OBP: 0.343, SLG: 0.500								3-H K		0 0 0 0 0 0 0												
Carlos Beltrán, S (1, 8) OBP: 0.368, SLG: 0.544	1-2 F7			1-2 HR		4-2 BB		0-3 K		3 1 1 1 1 1 1												
54 Brad Lidge, R (8, 1)								1-3 K		0 0 0 0 0 0 0												
17 Lance Berkman, S (1, 9) OBP: 0.448, SLG: 0.554		1-0 F8		0-1 P6		1 SAFE 0-3 K		1-3 K		4 0 0 0 0 2 2												
Morgan Ensberg, R (1, 5) OBP: 0.327, SLG: 0.376		0-2 P3		0-0 1B		1 SAFE 0-3 K		3-2 F9		4 0 1 0 0 1 1												
Mike Lamb, L (1, 4) OBP: 0.387, SLG: 0.526		1-0 F9		1 SAFE 1-3 K			3-2 G5-3		1-2 G5-3	3 0 0 0 0 1 1												
5 Jeff Bagwell, R (8, 3) OBP: 0.389, SLG: 0.436										1 0 0 0 0 0 0												
28 Adam Everett, R (1, 6) OBP: 0.295, SLG: 0.333			1-2 P3		0-1 P3		0-3 K		1-0 F9	4 0 0 0 0 1 0												
Brad Ausmus, R (1, 2) OBP: 0.292, SLG: 0.317			0-1 2B		1-1 1B 2B		1-1 F9			3 1 2 0 0 0 0												
Andy Pettitte, L (1, 1) OBP: 0.294, SLG: 0.313			0-1 G1-3		1-1 G5-4-3 1B			2-1 SH3-4 1B 2B		2 0 1 1 0 0 1												
Orlando Palmeiro, L (8, PH) OBP: 0.322, SLG: 0.390										1 1 1 0 0 0 0												
16 Jason Lane, R (8, 8) OBP: 0.306, SLG: 0.398										0 0 0 0 0 0 0												
Inning Stats	R: 0 E: 0 K: 0 S: 10	H: 0 LOB: 0 BB: 0 P: 13	R: 0 E: 0 K: 0 S: 5	H: 0 LOB: 0 BB: 0 P: 7	R: 0 E: 0 K: 1 S: 10	H: 1 LOB: 1 BB: 0 P: 12	R: 1 E: 0 K: 1 S: 10	H: 2 LOB: 1 BB: 0 P: 12	R: 1 E: 0 K: 0 S: 9	H: 2 LOB: 0 BB: 0 P: 11	R: 0 E: 0 K: 2 S: 9	H: 0 LOB: 1 BB: 1 P: 14	R: 0 E: 0 K: 1 S: 9	H: 0 LOB: 0 BB: 0 P: 13	R: 1 E: 0 K: 2 S: 12	H: 2 LOB: 1 BB: 0 P: 17	R: 0 E: 0 K: 0 S: 10	H: 0 LOB: 0 BB: 0 P: 15	1B: 3 2B: 3 3B: 0 HR: 1	SF: 0 SAC: 1 DP: 1 HBP: 0	WP: 0 PB: 0 SB: 0 CS: 0	PA: 34
PITCHER	IP WLS BF H R ER SO BB IBB HBP BLK WP HR S P ERA WHIP																					
Jeff Weaver, R (1, 1) ERA: 4.22	7.1 L 29 7 3 3 5 1 0 0 0 0 0 1 67 91 3.68 1.091																					
Guillermo Mota, R (8, 1) ERA: 1.71	1.2 5 0 0 0 2 0 0 0 0 0 0 0 17 23 0.00 0.000																					

Houston Astros @ Los Angeles Dodgers
Dodger Stadium, Los Angeles, CA
Fri Jul 09 2004, 7:10 PM PDT
Att. 52,783 - Sunny - 69 F

livebaseballscorecards.com

AB 32
R 3
H 7
RBI 3
BB 1
SO 7
LOB 8



Batter	1	2	3	4	5	6	7	8	9	AB R H RBI BB SO LOB	TOP									
Craig Biggio, R (1, 7) OBP: 0.361, SLG: 0.486	0-1 F7		1-0 G4-3			0-1 G1-3		2-2 G5-3		4 0 0 0 0 0 0										
Morgan Ensberg, R (1, 5) OBP: 0.322, SLG: 0.369	1-2 P6			3-2 P3		0-0 F7		1-1 G4-3		4 0 0 0 0 0 0										
5 Jeff Bagwell, R (1, 3) OBP: 0.388, SLG: 0.431	0-3 K			1-1 F9			4-2 17 1B SF7 BB		1-3 K	3 1 0 0 1 2 0										
17 Lance Berkman, S (1, 9) OBP: 0.449, SLG: 0.557		1-2 K		1-1 2B		3-2 FC6-5 HBP 1-3 1B		1-3 K	1-3 K	4 0 2 0 0 2 0										
Jeff Kent, R (1, 4) OBP: 0.345, SLG: 0.498		0-1 1B		3-2 P3		3-1 1-2 HBP		3-3 K		3 0 1 0 0 1 1										
16 Jason Lane, R (1, 8) OBP: 0.300, SLG: 0.389		1-0 F8			1-2 F8		1-2 L4			2 0 0 0 0 0 1										
Carlos Beltrán, S (7, PH) OBP: 0.367, SLG: 0.542										1 0 0 0 0 0 3										
28 Adam Everett, R (1, 6) OBP: 0.293, SLG: 0.331		0-0 G4-3			0-2 F8		3-2 SF7			2 0 0 0 0 0 1										
Mike Lamb, L (7, PH) OBP: 0.364, SLG: 0.526							3-H 1-2 FC6-5			0 0 0 1 0 0 0										
Brad Ausmus, R (1, 2) OBP: 0.292, SLG: 0.314			4-2 B3-6-4 BB		1-1 B2-3					2 0 0 0 1 0 2										
Roger Clemens, R (1, 1) OBP: 0.158, SLG: 0.135			1-0 B3-6-4							2 0 0 0 0 1 1										
Orlando Palmeiro, L (8, PH) OBP: 0.318, SLG: 0.385						1-3 K				1 0 0 0 0 0 0										
David Weathers, R (8, 1)								1-2 P2		0 0 0 0 0 0 0										
Inning Stats	R: 0 E: 0 K: 1 S: 8	H: 0 LOB: 0 BB: 0 P: 9	R: 0 E: 0 K: 1 S: 7	H: 1 LOB: 1 BB: 0 P: 9	R: 0 E: 0 K: 0 S: 4	H: 0 LOB: 0 BB: 1 P: 10	R: 0 E: 0 K: 0 S: 12	H: 1 LOB: 1 BB: 0 P: 20	R: 0 E: 0 K: 0 S: 9	H: 0 LOB: 0 BB: 0 P: 11	R: 1 E: 0 K: 0 S: 19	H: 1 LOB: 2 BB: 1 P: 34	R: 0 E: 0 K: 0 S: 12	H: 0 LOB: 0 BB: 0 P: 16	R: 0 E: 0 K: 3 S: 11	H: 0 LOB: 0 BB: 0 P: 16	1B: 2 2B: 1 3B: 0 HR: 0	SF: 1 SAC: 0 DP: 1 HBP: 1	WP: 0 PB: 0 SB: 0 CS: 0	PA: 32
PITCHER	IP WLS BF H R ER SO BB IBB HBP BLK WP HR S P ERA WHIP																			
Wilson Alvarez, L (1, 1) ERA: 3.56	6.0 W 22 3 1 1 3 2 0 0 0 0 0 0 55 82 1.50 0.833																			
Guillermo Mota, R (7, 1) ERA: 1.68	1.0 H 4 0 0 0 0 0 0 0 1 0 0 0 12 20 0.00 0.000																			
Eric Gagne, R (8, 1) ERA: 1.85	2.0 S 6 0 0 0 0 3 0 0 0 0 0 0 23 32 0.00 0.000																			

Houston Astros @ Los Angeles Dodgers
Dodger Stadium, Los Angeles, CA
Sat Jul 10 2004, 1:10 PM PDT
Att. 46,321 - Sunny - 77 F

livebaseballscorecards.com

AB	28
R	1
H	3
RBI	1
BB	2
SO	6
LOB	9



Batter	1	2	3	4	5	6	7	8	9
Dave Roberts, L (1, 7) OBP: 0.346, SLG: 0.373	1-1 L7		0-0 F9			4-2 2B S HR BB		2-2 E S 1B	
Cesar Izturis, S (1, 6) OBP: 0.336, SLG: 0.361	0-1 G4-3		0-1 FC4-6			2-2 HR 2B		0-1 F7	
Paul Lo Duca, R (1, 2) OBP: 0.351, SLG: 0.445	1-2 K			2-1 2B		0-0 HR		4-2 1-3 BB	
Milton Bradley, S (1, 8) OBP: 0.377, SLG: 0.437		4-2 G6-3 S BB		3-3 K		1-1 P5		2-3 K	
Shawn Green, L (1, 3) OBP: 0.331, SLG: 0.397		2-1 G6-3 1-3		2-3 K		1-0 F8		1-1 L8	
Jayson Werth, R (1, 9) OBP: 0.366, SLG: 0.603		1-0 F9		3-3 K		1-3 K			
Robin Ventura, L (1, 5) OBP: 0.309, SLG: 0.274		3-2 G6-3			3-2 K		2-2 F7		
Alex Cora, L (1, 4) OBP: 0.382, SLG: 0.428			0-1 G4-3		0-1 F8		0-1 F7		
Wilson Alvarez, L (1, 1) OBP: 0.250, SLG: 0.200			3-1 FC4-6 1B		1-3 K		2-3 K		
Guillermo Mota, R (7, 1)									
Jason Grabowski, L (7, PH) OBP: 0.318, SLG: 0.431									
Eric Gagne, R (8, 1)									

Inning Stats	R: 0	H: 0	E: 0	LOB: 0	K: 1	S: 7	R: 0	H: 0	E: 0	LOB: 1	K: 0	S: 9	R: 0	H: 1	E: 0	LOB: 1	K: 0	S: 7	R: 0	H: 1	E: 0	LOB: 1	K: 3	S: 12	R: 0	H: 0	E: 0	LOB: 0	K: 2	S: 8	R: 3	H: 2	E: 0	LOB: 0	K: 1	S: 17	R: 0	H: 0	E: 0	LOB: 0	K: 1	S: 8	R: 0	H: 1	E: 0	LOB: 2	K: 1	S: 14	
	7	0	0	0	1	9	0	0	0	1	0	9	0	1	0	1	0	0	7	0	1	0	1	0	12	0	0	0	0	1	12	3	2	0	0	1	17	0	0	0	0	1	8	0	1	0	2	1	14

PITCHER	IP	WLS	BF	H	R	ER	SO	BB	IBB	HBP	BLK	WP	HR	S	P	ERA	WHIP
Roger Clemens, R (1, 1) ERA: 2.62	7.0	L	27	4	3	3	8	2	0	0	0	0	1	68	109	3.86	0.857
David Weathers, R (8, 1) ERA: 3.94	1.0		5	1	0	0	1	1	0	0	0	0	0	14	23	0.00	2.000

AB R H RBI BB SO LOB

3 1 1 0 1 0 1

4 1 1 0 0 0 2

3 1 2 3 1 1 0

3 0 0 0 1 2 3

4 0 0 0 0 1 4

3 0 0 0 0 2 2

3 0 0 0 0 1 1

3 0 0 0 0 0 0

2 0 1 0 0 1 0

0 0 0 0 0 0 0

1 0 0 0 0 1 0

0 0 0 0 0 0 0

1B: 2 SF: 0
2B: 2 SAC: 0
3B: 0 DP: 0
HR: 1 HBP: 0

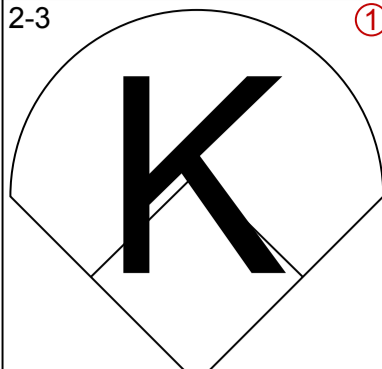
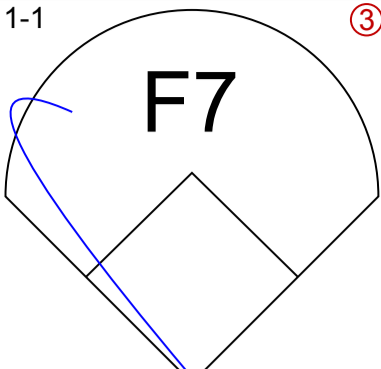
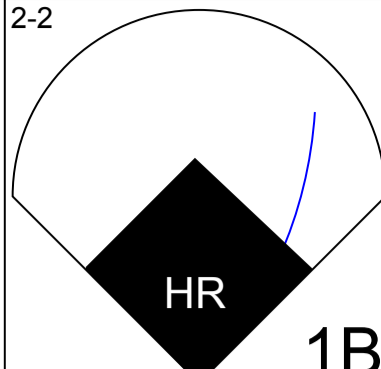
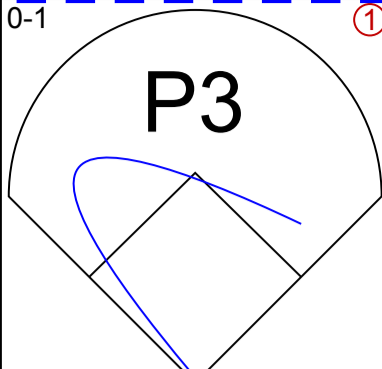
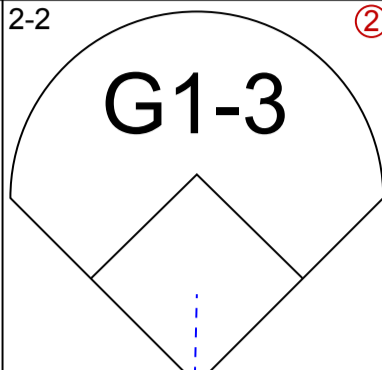
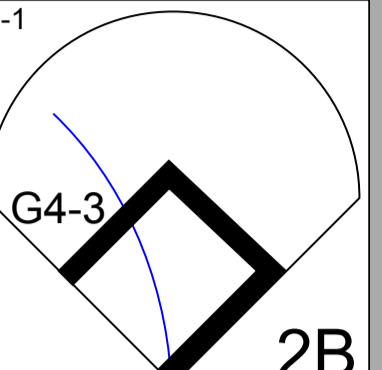
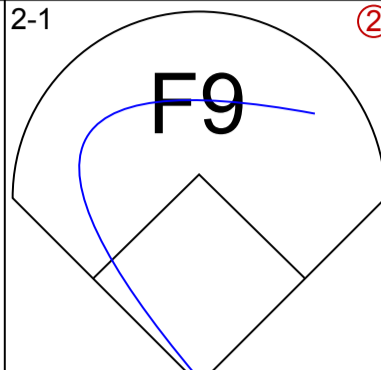
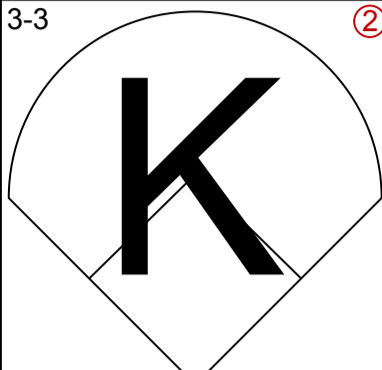
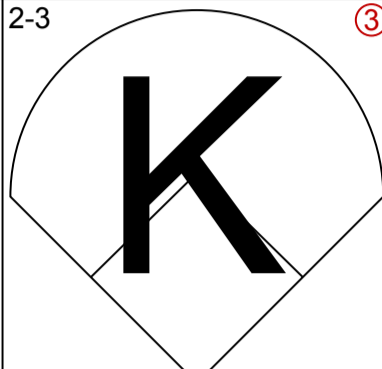
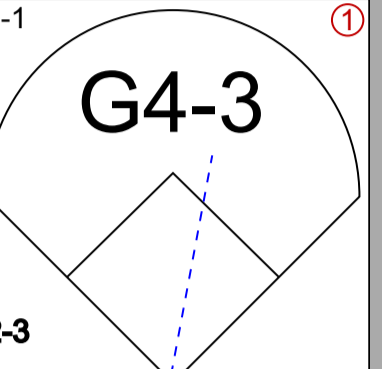
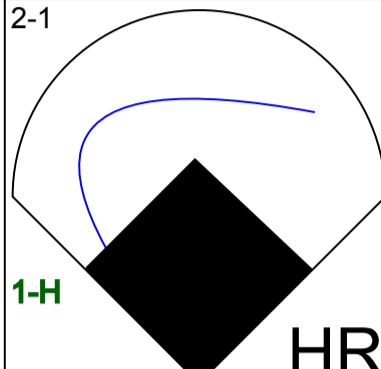
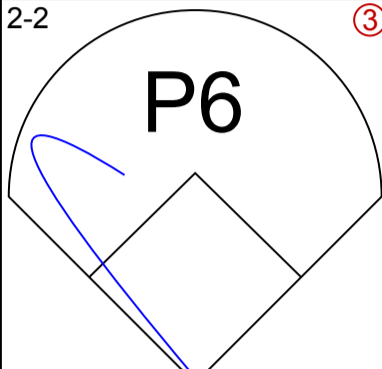
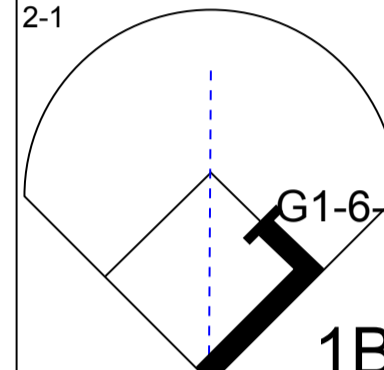
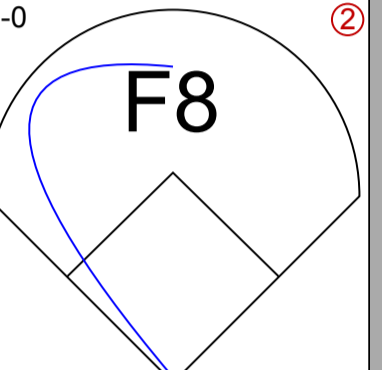
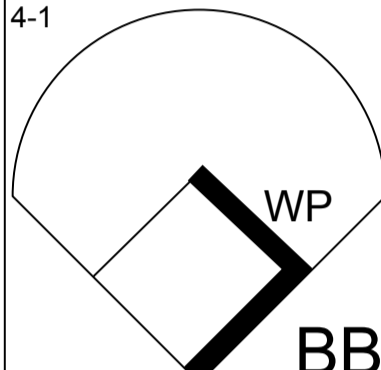
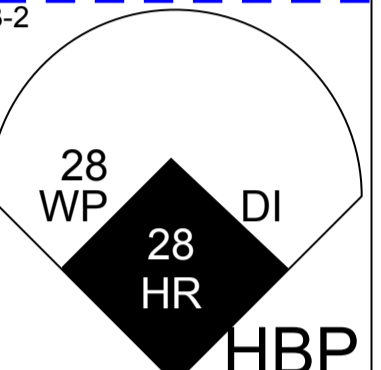
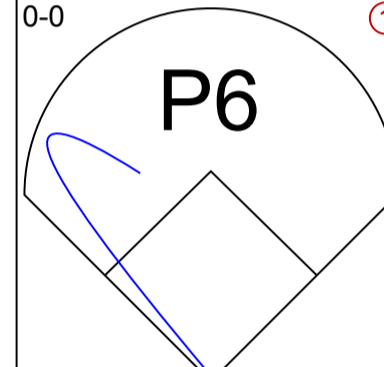
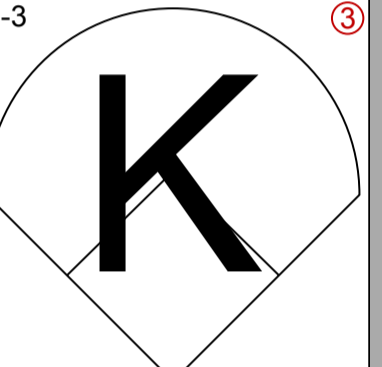
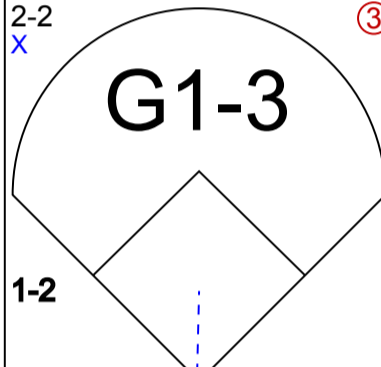
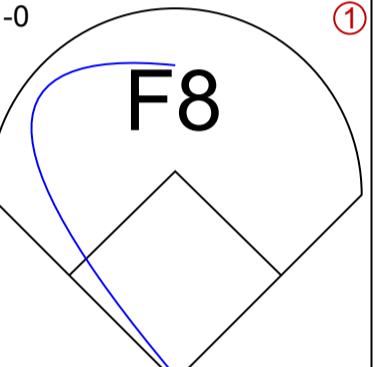
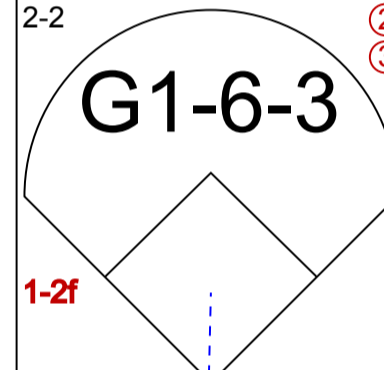
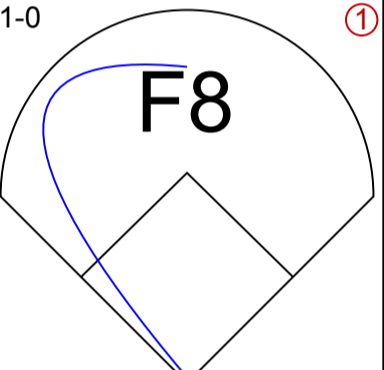
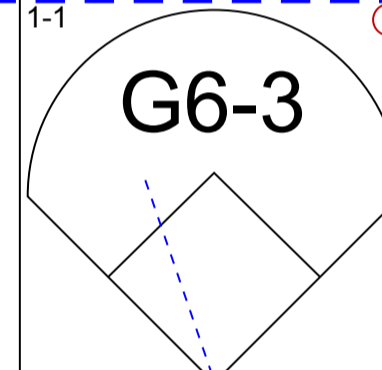
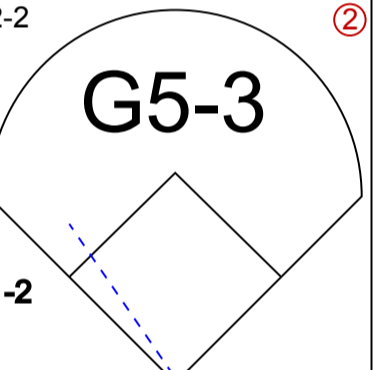
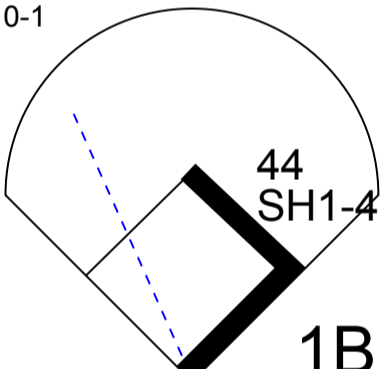
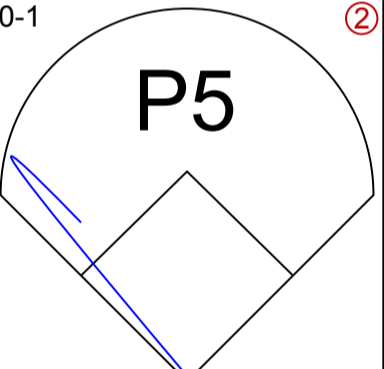
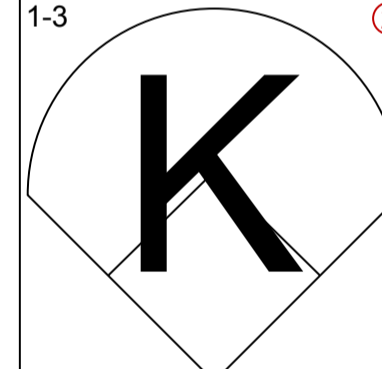
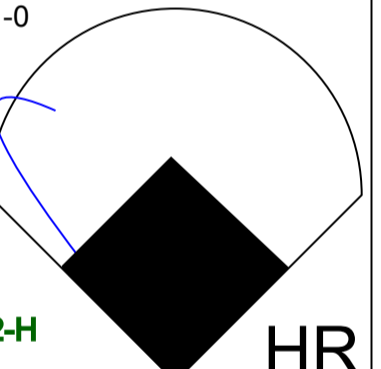
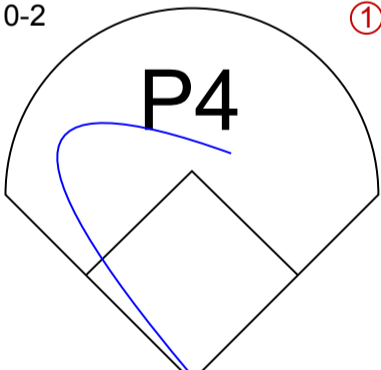
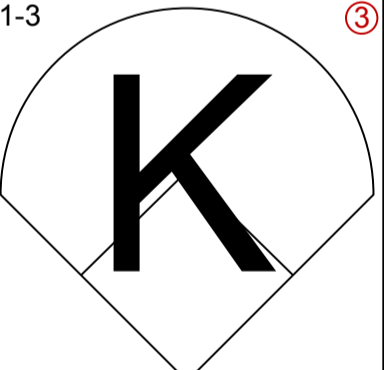
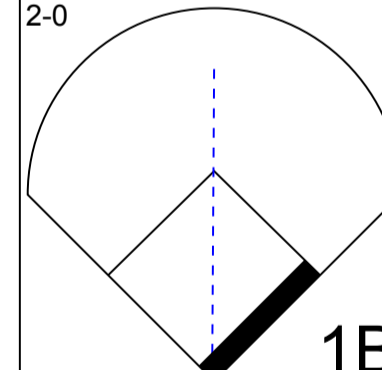
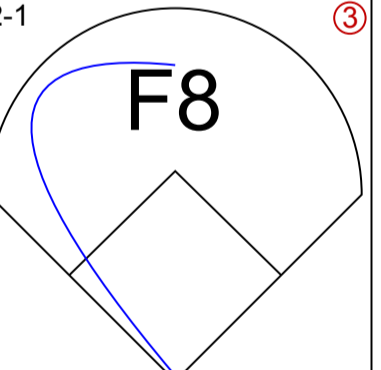
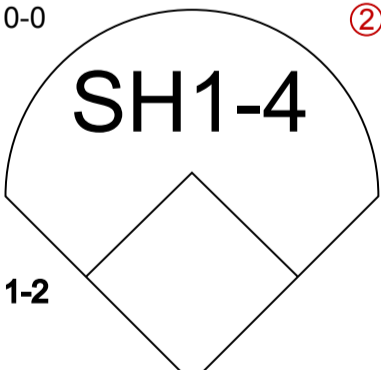
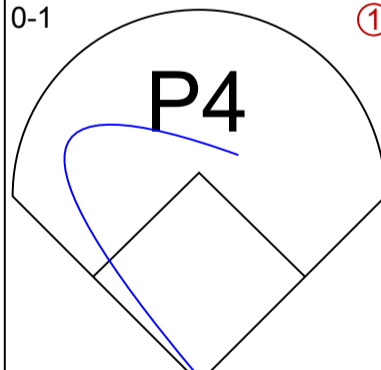
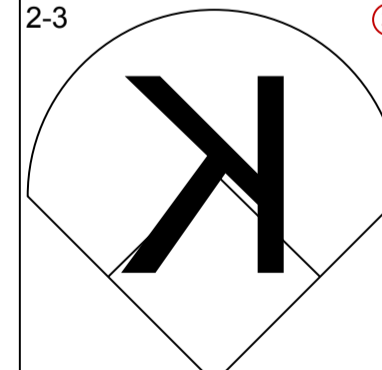
WP: 0 PA: 32
PB: 0
SB: 3
CS: 0

AB 29
R 3
H 5
RBI 3
BB 3
SO 9
LOB 13

Dodgers

Houston Astros @ Los Angeles Dodgers
Dodger Stadium, Los Angeles, CA
Sat Jul 10 2004, 1:10 PM PDT
Att. 46,321 - Sunny - 77 F

livebaseballscorecards.com


Batter	1	2	3	4	5	6	7	8	9	AB R H RBI BB SO LOB	TOP											
Craig Biggio, R (1, 7) OBP: 0.360, SLG: 0.483	2-3 		1-1 			2-2  1B		0-1 		4 1 1 0 0 1 1												
5 Jeff Bagwell, R (1, 3) OBP: 0.386, SLG: 0.432	2-2 			1-1  2B		2-1 		3-3 		4 0 1 0 0 1 1												
Carlos Beltrán, S (1, 8) OBP: 0.365, SLG: 0.548	2-3 			0-1  2-3		2-1  1-H		2-2 		4 1 1 2 0 1 1												
17 Lance Berkman, S (1, 9) OBP: 0.452, SLG: 0.556		2-1  1B		0-0 		4-1  BB		3-2  28 WP, 28 DI, 28 HR, HBP		2 1 1 0 1 0 1												
Jeff Kent, R (1, 4) OBP: 0.341, SLG: 0.491		0-0 		3-3 		2-2  1-2		1-0 		4 0 0 0 0 1 4												
Morgan Ensberg, R (1, 5) OBP: 0.317, SLG: 0.363		2-2  1-2f			1-0 		1-1 		2-2  1-2		4 0 0 0 0 0 2											
28 Adam Everett, R (1, 6) OBP: 0.296, SLG: 0.343			0-1  44 SH1-4, 1B		0-1 		1-3 		1-0  2-H		4 1 2 2 0 1 0											
Raul Chavez, R (1, 2) OBP: 0.267, SLG: 0.271			0-2 		1-3 		2-0  1B		2-1 		4 0 1 0 0 1 1											
44 Roy Oswalt, R (1, 1) OBP: 0.125, SLG: 0.132			0-0 		0-1 		2-3 				1 0 0 0 0 0 0											
Mike Lamb, L (7, PH) OBP: 0.362, SLG: 0.521											1 0 0 0 0 1 1											
Dan Miceli, R (7, 1) OBP: 0.500, SLG: 0.500											0 0 0 0 0 0 0											
David Weathers, R (8, 1)											0 0 0 0 0 0 0											
Inning Stats	R: 0 E: 0 K: 2 S: 12	H: 0 LOB: 0 BB: 0 P: 18	R: 0 E: 0 K: 0 S: 6	H: 1 LOB: 0 BB: 0 P: 10	R: 0 E: 0 K: 0 S: 8	H: 1 LOB: 1 BB: 0 P: 9	R: 0 E: 0 K: 1 S: 8	H: 1 LOB: 1 BB: 0 P: 12	R: 0 E: 0 K: 1 S: 6	H: 0 LOB: 0 BB: 0 P: 8	R: 2 E: 0 K: 0 S: 16	H: 2 LOB: 1 BB: 1 P: 28	R: 0 E: 0 K: 2 S: 9	H: 1 LOB: 1 BB: 0 P: 15	R: 0 E: 0 K: 1 S: 9	H: 0 LOB: 0 BB: 0 P: 14	R: 2 E: 0 K: 0 S: 9	H: 1 LOB: 0 BB: 0 P: 18	1B: 4 2B: 1 3B: 0 HR: 2	SF: 0 SAC: 1 DP: 1 HBP: 1	WP: 2 PB: 0 SB: 0 CS: 0	PA: 35
PITCHER	IP WLS BF H R ER SO BB IBB HBP BLK WP HR S P ERA WHIP																					
Jose Lima, R (1, 1) ERA: 4.32	6.0 W 23 5 2 2 4 1 0 0 0 1 1 56 85 3.00 1.000																					
37 Darren Dreifort, R (7, 1) ERA: 3.76	1.0 H 4 1 0 0 2 0 0 0 0 0 0 9 15 0.00 1.000																					
Guillermo Mota, R (8, 1) ERA: 1.65	1.0 H 3 0 0 0 1 0 0 0 0 0 0 9 14 0.00 0.000																					
Tom Martin, L (9, 1) ERA: 4.32	1.0 5 1 2 2 0 0 0 0 1 0 1 1 9 18 18.00 1.000																					

Houston Astros @ Los Angeles Dodgers
Dodger Stadium, Los Angeles, CA
Sun Jul 11 2004, 1:10 PM PDT
Att. 40,484 - Sunny - 81 F

livebaseballscorecards.com

AB	32
R	4
H	7
RBI	4
BB	1
SO	7
LOB	12



Batter	1	2	3	4	5	6	7	8	9	AB R H RBI BB SO LOB	TOP																
Cesar Izturis, S (1, 6) OBP: 0.339, SLG: 0.363	1-2 F8		1-1 G1-3		1-2 S 1B			3-2 BB HR 1B		4 1 2 0 0 0 0	Los Angeles Dodgers @ Arizona Diamondbacks Bank One Ballpark, Phoenix, AZ Thu Jul 15 2004, 9:35 PM EDT Att: 28,150 - Dome - 78 F																
José Hernández, R (1, 5) OBP: 0.385, SLG: 0.455	1-2 BB 1B		1-3 K		0-2 G1-3			1-3 K		4 0 1 0 0 2 2																	
Paul Lo Duca, R (1, 2) OBP: 0.353, SLG: 0.458	0-3 K		3-3 K			2-1 L5		0-0 BB HR 1B		4 1 1 0 0 2 1																	
Olmedo Saenz, R (1, 3) OBP: 0.320, SLG: 0.438	4-1				1-2 F9		0-1 F7	4-0 HR BB		2 0 0 0 1 0 0																	
Milton Bradley, S (8, PH) OBP: 0.377, SLG: 0.437								1-2 HR BB		0 0 0 0 0 0 0																	
Adrian Beltré, R (8, PH) OBP: 0.357, SLG: 0.580	1-2 BB							1-2 HR BB		0 1 0 0 1 0 0																	
37 Darren Dreifort, R (8, 1)								2-3 BB		0 0 0 0 0 0 0																	
Eric Gagne, R (8, 1)								1-2 HR		0 0 0 0 0 0 0																	
Shawn Green, L (1, 9) OBP: 0.337, SLG: 0.409	0-3 K				1-2 1B		3-3 K	1-2 HR		4 1 2 4 0 2 2																	
Jayson Werth, R (1, 8) OBP: 0.392, SLG: 0.629		2-2 F8-2-5 3B		1-3 SAFE K		3-3 K		2-3 K		4 0 1 0 0 3 1																	
Chin-Feng Chen, R (1, 7)			1-1 F8-2-5		0-3 K		1-1 G6-3		0-1 G3	3 0 0 0 0 1 2	AB 33 R 4 H 7 RBI 4 BB 2 SO 11 LOB 9																
Robin Ventura, L (8, 3)			3-3							1 0 0 0 0 0 0																	
Alex Cora, L (1, 4) OBP: 0.386, SLG: 0.423			2-1 HBP		2-2 G1-3		0-1 L5		1-0 F7	3 0 0 0 0 0 0																	
Jeff Weaver, R (1, 1) OBP: 0.189, SLG: 0.243			1-3 K		1-2 G3			0-1 F9	3-2 G1-3	2 0 0 0 0 1 1																	
Giovanni Carrara, R (6, 1)										0 0 0 0 0 0 0																	
Tom Martin, L (6, 1)										0 0 0 0 0 0 0																	
Wilson Alvarez, L (7, 1) OBP: 0.250, SLG: 0.200										0 0 0 0 0 0 0																	
Dave Roberts, L (8, PH) OBP: 0.340, SLG: 0.365										2 0 0 0 0 0 0																	
Inning Stats	R: 0 E: 0 K: 2 S: 13	H: 1 LOB: 2 BB: 1 P: 19	R: 0 E: 0 K: 1 S: 9	H: 1 LOB: 1 BB: 0 P: 15	R: 0 E: 0 K: 2 S: 10	H: 0 LOB: 0 BB: 0 P: 15	R: 0 E: 0 K: 2 S: 12	H: 1 LOB: 1 BB: 0 P: 15	R: 0 E: 0 K: 1 S: 7	H: 0 LOB: 0 BB: 0 P: 12	R: 0 E: 0 K: 1 S: 8	H: 0 LOB: 0 BB: 0 P: 12	R: 4 E: 0 K: 2 S: 21	H: 3 LOB: 0 BB: 1 P: 32	R: 0 E: 0 K: 0 S: 7	H: 0 LOB: 0 BB: 0 P: 11	1B: 5 2B: 1 3B: 1 HR: 1	SF: 0 SAC: 0 DP: 1 HBP: 1	WP: 0 PB: 0 SB: 1 CS: 0	PA: 36							
PITCHER	IP	WLS	BF	H	R	ER	SO	BB	IBB	HBP	BLK	WP	HR	S	P	ERA	WHIP										
Randy Johnson, L (1, 1) ERA: 2.84	7.0		26	4	0	0	9	1	0	1	0	0	0	75	108	0.00	0.714										
36 Brian Bruney, R (8, 1) ERA: 3.86	0.2	H	4	2	2	2	1	0	0	0	0	0	0	13	17	27.00	3.000										
Randy Choate, L (8, 1) ERA: 5.4	0.1	L	3	1	2	2	1	1	0	0	0	0	1	8	15	54.00	6.000										
Greg Aquino, R (9, 1) ERA: 3.86	1.0		3	0	0	0	0	0	0	0	0	0	0	7	11	0.00	0.000										

Batter	1	2	3	4	5	6	7	8	9	AB	R	H	RBI	BB	SO	LOB
Luis Terrero, R OBP: 0.412, SLG: 0.400 (1, 9)	3-2 G4-6-3 1B		1-0 F8		1-1 F9			2-1 WP G1-3 1B		4	0	2	0	0	0	1
Steve Finley, L OBP: 0.340, SLG: 0.503 (1, 8)	0-0 G4-6-3 1-2f		1-2 P5		0-0 P2			0-1 G1-3 1-2		4	0	0	0	0	0	3
Scott Hairston, R OBP: 0.294, SLG: 0.443 (1, 4)	3-2 K		1-0 L9				0-2 P4	3-2 G5-3 2-3		4	0	0	0	0	1	1
Luis Gonzalez, L OBP: 0.380, SLG: 0.512 (1, 7)		4-2 1B HBP 1B BB		1-0 P4		3-2 P6		1-2 G6-4-3 1B		3	1	1	0	1	0	0
Shea Hillenbrand, R OBP: 0.356, SLG: 0.462 (1, 3)		1-1 1B 1B SF8-2-5 HBP		1-1 F7		0-1 F9		1-0 L4		3	1	0	0	0	0	1
Alex Cintron, S OBP: 0.287, SLG: 0.363 (1, 6)		0-0 SF8-2-5 1B 1-2 2-3 1B		2-1 F9 3B		2-2 F9		2-2 G6-4-3 1-2f		4	0	2	0	0	0	1
Chad Tracy, L OBP: 0.335, SLG: 0.425 (1, 5)		1-2 17 FC6-4 1B 1-2 2-3 3-H		0-1 F8		3-2 F8				3	0	1	1	0	0	1
Juan Brito, R OBP: 0.241, SLG: 0.292 (1, 2)		1-0 SF8-2-5 2-3 3-H			4-2 BB		1-1 G5-3			1	0	0	1	1	0	0
17 Brandon Webb, R OBP: 0.128, SLG: 0.105 (1, 1)		2-1 FC6-4			0-3 K			1-3 K		2	0	0	0	0	1	2
Mike Fetters, R (8, 1)										0	0	0	0	0	0	0
Quinton McCracken, S (8, PH)										1	0	0	0	0	1	0
Stephen Randolph, L (9, 1)										0	0	0	0	0	0	0

Inning Stats	R: 0	H: 1	E: 0	K: 1	S: 8	R: 2	H: 2	E: 0	K: 0	S: 10	R: 0	H: 0	E: 0	K: 0	S: 5	R: 0	H: 1	E: 0	K: 0	S: 7	R: 0	H: 0	E: 0	K: 1	S: 8	R: 0	H: 0	E: 0	K: 0	S: 11	R: 0	H: 1	E: 0	K: 1	S: 12	R: 0	H: 1	E: 0	K: 0	S: 10	1B: 5	SF: 1	2B: 1	SAC: 0	3B: 1	DP: 3	HR: 0	HBP: 1	WP: 1	PA: 33
--------------	------	------	------	------	------	------	------	------	------	-------	------	------	------	------	------	------	------	------	------	------	------	------	------	------	------	------	------	------	------	-------	------	------	------	------	-------	------	------	------	------	-------	-------	-------	-------	--------	-------	-------	-------	--------	-------	--------

PITCHER	IP	WLS	BF	H	R	ER	SO	BB	IBB	HBP	BLK	WP	HR	S	P	ERA	WHIP
Kaz Ishii, L (1, 1) ERA: 3.94	6.0	W	23	4	2	2	2	2	2	0	0	0	0	46	76	3.00	1.000
Guillermo Mota, R (7, 1) ERA: 1.59	2.0	H	7	1	0	0	1	0	0	0	0	1	0	23	35	0.00	0.500
Duaner Sanchez, R (9, 1) ERA: 3.48	1.0		3	1	0	0	0	0	0	0	0	0	0	10	14	0.00	1.000

BOTTOM

Los Angeles Dodgers @ Arizona Diamondbacks
Bank One Ballpark, Phoenix, AZ
 Fri Jul 16 2004, 10:05 PM EDT
 Att. 29,255 - Dome - 80 F

livebaseballscorecards.com

AB	29
R	2
H	6
RBI	2
BB	2
SO	3
LOB	10



Batter	1	2	3	4	5	6	7	8	9	AB R H RBI BB SO LOB	TOP																									
Cesar Izturis, S OBP: 0.335, SLG: 0.359 (1, 6)	1-0 G6-3		1-2 G6-3		0-1 1B		1-2 F9		0-0 B5	5 0 1 1 0 0 2	<p>Los Angeles Dodgers @ Arizona Diamondbacks</p> <p>Bank One Ballpark, Phoenix, AZ</p> <p>Sat Jul 17 2004, 10:05 PM EDT</p> <p>Att: 37,027 - Dome - 80 F</p>																									
José Hernández, R OBP: 0.383, SLG: 0.452 (1, 5) Dave Roberts, L OBP: 0.336, SLG: 0.360 (8, PH) Robin Ventura, L OBP: 0.327, SLG: 0.308 (9, PH)	0-3 K		2-3 K		3-1 1B			3-2 G6-3	3-1 HR	3 0 1 0 0 2 0 1 0 0 0 0 0 0 1 1 1 2 0 0 0																										
Paul Lo Duca, R OBP: 0.349, SLG: 0.448 (1, 2)	2-1 1B		1-1 G5-3		0-0 G5-3			1-3 K	3-2 P6	5 0 1 0 0 1 2																										
Milton Bradley, S OBP: 0.383, SLG: 0.438 (1, 8) Chin-Feng Chen, R (8, PR) Guillermo Mota, R (8, 1) Eric Gagne, R (9, 1)	1-0 L5			3-2 HBP		2-3 K		2-2 1B	1-3 K	2 0 0 0 0 1 1 0 1 0 0 0 0 0 1 0 0 0 0 1 0 0 0 0 0 0 0 0																										
Shawn Green, L OBP: 0.341, SLG: 0.413 (1, 9)		0-1 G4-3		2-3 K		1-3 K		4-2 1B		3 0 0 0 1 2 1																										
Olmedo Saenz, R OBP: 0.321, SLG: 0.433 (1, 3) Giovanni Carrara, R (6, 1) Jason Grabowski, L OBP: 0.321, SLG: 0.432 (8, PH)		1-0 2B		1-2 G6-3		2-2 P3		2-2 1B		3 1 1 0 0 0 0 0 0 0 0 0 0 0 1 0 1 1 0 0 0																										
Jayson Werth, R OBP: 0.391, SLG: 0.613 (1, 7) (9, 8)		3-2 SF8			4-2 G3-1		1-1 G3	1-1 G1-3		3 2 1 1 1 0 2																										
Alex Cora, L OBP: 0.385, SLG: 0.419 (1, 4)		1-2 SF8			3-2 P3		0-0 F7		2-2 2B	2 1 0 1 0 0 1																										
Odalis Perez, L OBP: 0.061, SLG: 0.121 (1, 1) Adrian Beltré, R OBP: 0.361, SLG: 0.585 (6, 5)		3-2 P5			0-2 G3-1		0-0 1B		2-0 HR	2 0 0 0 0 0 1 2 1 2 1 0 0 0																										
Inning Stats	R: 0 E: 0 K: 1 S: 7	H: 1 LOB: 1 BB: 0 P: 11	R: 2 E: 0 K: 0 S: 14	H: 2 LOB: 0 BB: 0 P: 22	R: 0 E: 0 K: 1 S: 8	H: 0 LOB: 0 BB: 0 P: 12	R: 0 E: 0 K: 1 S: 9	H: 0 LOB: 0 BB: 0 P: 15	R: 1 E: 0 K: 0 S: 13	H: 2 LOB: 2 BB: 1 P: 23		R: 0 E: 0 K: 2 S: 10	H: 0 LOB: 0 BB: 0 P: 15	R: 0 E: 0 K: 0 S: 7	H: 1 LOB: 1 BB: 0 P: 9	R: 1 E: 0 K: 1 S: 17	H: 1 LOB: 2 BB: 1 P: 30	R: 3 E: 0 K: 1 S: 15	H: 2 LOB: 0 BB: 0 P: 26	1B: 6 2B: 2 3B: 0 HR: 1	SF: 1 SAC: 0 DP: 0 HBP: 3	WP: 0 PB: 0 SB: 1 CS: 1	PA: 40													
PITCHER	IP WLS BF H R ER SO BB IBB HBP BLK WP HR S P ERA WHIP																																			
Casey Fossum, L ERA: 6.04 (1, 1)	6.2		26	5	3	3	5	1	0	1	0	0	0	64	102	4.05	0.900																			
Greg Aquino, R ERA: 3.38 (7, 1)	1.0	H	4	1	0	0	1	0	0	0	0	0	0	11	16	0.00	1.000																			
Mike Koplove, R ERA: 5.44 (8, 1)	0.1	B	6	2	3	3	0	1	0	2	0	0	0	16	29	81.00	9.000																			
36 Brian Bruney, R ERA: 4.2 (9, 1)	1.0	L	4	1	1	1	1	0	0	0	0	0	1	9	16	9.00	1.000																			

AB	34
R	7
H	9
RBI	7
BB	2
SO	7
LOB	10



livebaseballscorecards.com

Batter	1	2	3	4	5	6	7	8	9	AB	R	H	RBI	BB	SO	LOB
Luis Terrero, R OBP: 0.409, SLG: 0.450 (1, 8) B S C (9, 7)	1-3 		1-2 F9 	0-0 G5-3 			0-0 FC1-6 1B 	1-2 		5	0	2	1	0	1	1
Quinton McCracken, S OBP: 0.268, SLG: 0.377 (1, 7) C F X	0-2 		0-1 1-H HR 2B 		2-2 F8 		0-0 FC1-6 CS 1-2f 	1-0 G4-3 		5	1	2	1	0	0	2
Danny Bautista, R OBP: 0.366, SLG: 0.472 (1, 9) B D B C SAFE 1 X	3-1 G6-4-3 1-2f 		0-3 K 		3-2 		2-2 1-2 2B 		2-3 K 	5	0	2	0	0	2	2
Shea Hillenbrand, R OBP: 0.359, SLG: 0.472 (1, 3) B T B B X		2-1 F8 	0-0 2-H HR 		1-0 F8 		4-2 BB 		1-2 	4	1	2	2	1	0	1
Scott Hairston, R OBP: 0.298, SLG: 0.444 Mike Koplove, R (8, 1) 36 Brian Bruney, R (9, 1) Steve Finley, L OBP: 0.339, SLG: 0.501 (9, 8)		2-1 G5-3 	1-1 1B 		1-1 SAFE SAFE 1B 		0-3 K 		1-3 K 	4	0	2	0	0	1	2
Alex Cintron, S OBP: 0.291, SLG: 0.368 (1, 6) C B B B X		2-1 2B 2B 	1-1 SAFE SAFE 1B 		0-0 F9 			4-2 SH3-4 2B BB 	2-3 K 	4	2	2	0	1	1	3
Tim Olson, R OBP: 0.346, SLG: 0.397 (1, 5) C B B B X		1-1 S 2B 	0-0 F7 		1-3 K 			2-1 SAFE SAFE 1B X SH3-4 		3	0	1	1	0	1	2
Juan Brito, R OBP: 0.241, SLG: 0.303 (1, 2) C B B B X		0-1 G5-3 2-3 		0-1 F8 		1-0 F8 		0-1 2B 2B 2-H 		4	1	1	1	0	0	1
Casey Fossum, L Greg Aquino, R Roberto Alomar, S OBP: 0.365, SLG: 0.388 (8, 4) C B B B X			0-0 E3 2B 		0-1 G6-3 		1-1 G1-3 		1-2 G6-3 	3	1	0	0	0	0	0
										0	0	0	0	0	0	0
										1	0	0	0	0	0	1

Inning Stats	R: 0	H: 1	E: 0	K: 1	S: 8	H: 1	LOB: 0	BB: 0	P: 12	R: 1	H: 2	E: 0	K: 0	S: 10	H: 2	LOB: 1	BB: 0	P: 17	R: 3	H: 4	E: 1	K: 1	S: 15	H: 0	LOB: 0	BB: 0	P: 5	R: 0	H: 2	E: 0	K: 0	S: 12	H: 0	LOB: 0	BB: 0	P: 9	R: 0	H: 2	E: 0	K: 1	S: 12	H: 2	LOB: 2	BB: 1	P: 18	R: 2	H: 2	E: 0	K: 0	S: 14	H: 2	LOB: 1	BB: 1	P: 23	R: 0	H: 1	E: 0	K: 3	S: 13	H: 1	LOB: 1	BB: 0	P: 19	1B: 7	2B: 6	3B: 0	HR: 1	SF: 0	SAC: 1	DP: 1	HBP: 0	WP: 0	PB: 0	SB: 1	CS: 1	PA: 42
--------------	------	------	------	------	------	------	--------	-------	-------	------	------	------	------	-------	------	--------	-------	-------	------	------	------	------	-------	------	--------	-------	------	------	------	------	------	-------	------	--------	-------	------	------	------	------	------	-------	------	--------	-------	-------	------	------	------	------	-------	------	--------	-------	-------	------	------	------	------	-------	------	--------	-------	-------	-------	-------	-------	-------	-------	--------	-------	--------	-------	-------	-------	-------	--------

PITCHER	IP	WLS	BF	H	R	ER	SO	BB	IBB	HBP	BLK	WP	HR	S	P	ERA	WHIP
Odalis Perez, L ERA: 2.91 (1, 1)	5.0		24	9	4	1	2	0	0	0	0	0	1	50	71	1.80	1.800
Giovanni Carrara, R ERA: (6, 1)	2.0		8	2	0	0	2	1	0	0	0	0	0	18	27	0.00	1.500
Guillermo Mota, R ERA: 1.87 (8, 1)	1.0	W	6	2	2	2	0	1	0	0	0	0	0	14	23	18.00	3.000
Eric Gagne, R ERA: 1.74 (9, 1)	1.0	S	4	1	0	0	3	0	0	0	0	0	0	13	19	0.00	1.000

BOTTOM

Los Angeles Dodgers @ Arizona Diamondbacks
Bank One Ballpark, Phoenix, AZ
Sat Jul 17 2004, 10:05 PM EDT
Att: 37,027 - Dome - 80 F

livebaseballscorecards.com

AB	39
R	6
H	14
RBI	6
BB	2
SO	7
LOB	16



Batter	1	2	3	4	5	6	7	8	9	AB R H RBI BB SO LOB	TOP										
Dave Roberts, L (1, 7) OBP: 0.336, SLG: 0.356	1-1 E6 G4-3 1B	1-1 FC6-5 HR		0-1 E6 3B	4-2 G4-3 1B HBP		1-1 G4-3		0-1 FC3-6	5 3 1 1 0 0 3											
Cesar Izturis, S (1, 6) OBP: 0.335, SLG: 0.372	0-0 B2	3-2 HR		3-1 1B 3B	0-2 G4-3		1-1 F8		2-2 F9	6 2 2 4 0 0 3											
Milton Bradley, S (1, 8) OBP: 0.383, SLG: 0.440	1-1 G4-3	0-0 2B		2-2 P5	1-1 1B		3-2 G4-3			5 0 2 1 0 0 2											
Adrián Beltré, R (1, 5) OBP: 0.364, SLG: 0.594 José Hernández, R (8, 5) OBP: 0.383, SLG: 0.452	4-0 BB	0-3 K		0-0 3B 1B	0-1 F8			1-1 HR		4 2 2 2 1 1 2 0 0 0 0 0 0 0											
Shawn Green, L (1, 3) OBP: 0.339, SLG: 0.410	2-2 G5-3		0-1 G5-3	0-0 F8		0-0 1B 1B		2-3 K		5 0 1 0 0 1 3											
Jayson Werth, R (1, 9) OBP: 0.413, SLG: 0.663		2-2 1B 1B FC5-2 1B	0-0 G6-3 2B	0-2 1B 3B		2-1 1B		1-3 K		5 1 4 1 0 1 0											
Alex Cora, L (1, 4) OBP: 0.389, SLG: 0.421		1-1 FC5-2 1B 1-2 FC6-5 1B	4-0 G6-3 IBB	1-2 1B		2-2 F7		2-1 F7		4 1 2 1 1 0 2											
David Ross, R (1, 2) OBP: 0.244, SLG: 0.270		1-0 FC6-5 1B 1-2 2-3 1B	3-2 G6-3	0-3 K		3-2 F8			4-2 FC5-4 BB	4 0 1 0 1 1 5											
Jose Lima, R (1, 1) OBP: 0.167, SLG: 0.130 Chin-Feng Chen, R (9, PH) Duaner Sanchez, R (9, 1) OBP: 0.250, SLG: 0.500		1-1 FC5-2 HR 1-2 2-3 3-H	0-2 P4		0-1 P3		0-0 G4-3		2-2 FC5-4 FC3-6	4 1 0 0 0 0 7 1 0 0 0 0 0 1 0 0 0 0 0 0 0											
Inning Stats	R: 0 E: 1 K: 0 S: 8	H: 1 LOB: 2 BB: 1 P: 16	R: 4 E: 0 K: 1 S: 21	H: 5 LOB: 1 BB: 0 P: 30	R: 0 E: 0 K: 0 S: 9	H: 1 LOB: 2 BB: 1 P: 16	R: 4 E: 1 K: 1 S: 19	H: 4 LOB: 1 BB: 0 P: 25	R: 1 E: 0 K: 0 S: 11	H: 1 LOB: 1 BB: 0 P: 16	R: 0 E: 0 K: 0 S: 13	H: 2 LOB: 2 BB: 0 P: 20	R: 0 E: 0 K: 0 S: 7	H: 0 LOB: 0 BB: 0 P: 12	R: 1 E: 0 K: 2 S: 10	H: 1 LOB: 0 BB: 0 P: 16	R: 0 E: 0 K: 0 S: 12	H: 0 LOB: 1 BB: 1 P: 20	1B: 9 2B: 2 3B: 2 HR: 2	SF: 0 SAC: 0 DP: 0 HBP: 1	WP: 0 PA: 47 PB: 0 SB: 2 CS: 0
PITCHER	IP WLS BF H R ER SO BB IBB HBP BLK WP HR S P ERA WHIP											PITCHER	IP WLS BF H R ER SO BB IBB HBP BLK WP HR S P ERA WHIP								
Elmer Dessens, R (1, 1) ERA: 5.43	3.2 L 24 10 8 5 1 1 1 0 0 0 1 51 80 12.27 3.000																				
Brandon Villafuerte, R (4, 1) ERA: 3.72	2.1 12 4 1 1 1 0 0 0 1 0 0 0 30 43 3.86 1.714																				
Randy Choate, L (7, 1) ERA: 5.23	1.0 3 0 0 0 0 0 0 0 0 0 0 0 7 12 0.00 0.000																				
Mike Fetters, R (8, 1) ERA: 9.0	1.0 4 1 1 1 2 0 0 0 0 0 1 10 16 9.00 1.000																				
Stephen Randolph, L (9, 1) ERA: 3.92	1.0 4 0 0 0 0 0 1 0 0 0 0 0 12 20 0.00 1.000																				

Los Angeles Dodgers @ Arizona Diamondbacks
Bank One Ballpark, Phoenix, AZ

AB	43
R	10
H	15
RBI	10
BB	3
SO	4
LOB	28



Sun Jul 18 2004, 6:05 PM EDT
Att. 29,131 - Dome - 81 F

livebaseballscorecards.com

Batter	1	2	3	4	5	6	7	8	9	AB	R	H	RBI	BB	SO	LOB
Roberto Alomar, S OBP: 0.366, SLG: 0.422 (1, 4)	1-2 HR	1-1 B5-3		1-3 K			0-0 F7		0-0 1B	5	1	2	1	0	1	2
Steve Finley, L OBP: 0.338, SLG: 0.506 (1, 8)	2-0 F8		2-1 P4	0-0 G4-3			2-2 HR		0-0 F7	5	1	1	1	0	0	3
Danny Bautista, R OBP: 0.367, SLG: 0.471 (1, 9)	2-1 1B 1B		1-2 1B 1B		1-1 G4-3		0-1 F8		2-1 FC5	5	1	2	0	0	0	2
Luis Gonzalez, L OBP: 0.377, SLG: 0.506 (1, 7)	0-1 SAFE F8		0-1 F9		3-1 P5			0-0 F8		4	0	0	0	0	0	2
Shea Hillenbrand, R OBP: 0.364, SLG: 0.479 Stephen Randolph, L OBP: 0.500, SLG: 1.000 (1, 3) (9, 1)	1-1 1-2 1B		0-1 1B 1B		0-0 G5-3			0-1 2B		4	0	3	0	0	0	0
Alex Cintron, S OBP: 0.291, SLG: 0.367 (1, 6)	2-3 K		1-1 1-3 2-H 1B		1-1 F9			0-0 F8		4	0	1	1	0	1	3
Chad Tracy, L OBP: 0.333, SLG: 0.422 (1, 5) (9, 3)		1-1 SH3 1B	1-2 L4		0-1 F7			2-0 F8		4	0	1	0	0	0	3
Brent Mayne, L OBP: 0.319, SLG: 0.317 (1, 2)		0-0 F8		1-0 1B		2-1 F7			2-1 FC5 2B	4	0	2	0	0	0	1
Elmer Dessens, R OBP: 0.283, SLG: 0.188 Brandon Villaflorte, R Randy Choate, L Quinton McCracken, S OBP: 0.263, SLG: 0.370 Mike Fetters, R Tim Olson, R OBP: 0.341, SLG: 0.391 (1, 1) (4, 1) (7, 1) (7, PH) (8, 1) (9, 5)		0-0 SH3		0-3 K			0-1 G4-3		2-3 K	0	0	0	0	0	0	0

Inning Stats	R: 1	H: 3	E: 0	K: 1	S: 13	H: 3	LOB: 2	BB: 0	P: 21	R: 0	H: 1	E: 0	K: 0	S: 6	H: 1	LOB: 1	BB: 0	P: 8	R: 1	H: 3	E: 0	K: 0	S: 15	R: 0	H: 0	E: 0	K: 0	S: 5	H: 0	LOB: 0	BB: 0	P: 9	R: 0	H: 0	E: 0	K: 0	S: 6	H: 0	LOB: 0	BB: 0	P: 9	R: 1	H: 1	E: 0	K: 0	S: 9	H: 1	LOB: 0	BB: 0	P: 11	R: 0	H: 1	E: 0	K: 0	S: 5	H: 1	LOB: 1	BB: 0	P: 7	R: 0	H: 2	E: 0	K: 1	S: 9	H: 2	LOB: 2	BB: 0	P: 15	1B: 8	SF: 0	2B: 2	SAC: 1	3B: 0	DP: 0	HR: 2	HBP: 0	WP: 0	PA: 39
PITCHER	IP	WLS	BF	H	R	ER	SO	BB	IBB	HBP	BLK	WP	HR	S	P	ERA	WHIP																																																													
Jose Lima, R ERA: 4.24 Duaner Sanchez, R ERA: 3.4	(1, 1)	8.0	W	34	10	3	3	3	0	0	0	0	2	67	95	3.38	1.250																																																													
	(9, 1)	1.0		5	2	0	0	1	0	0	0	0	0	9	15	0.00	2.000																																																													

BOTTOM

Los Angeles Dodgers @ Arizona Diamondbacks
Bank One Ballpark, Phoenix, AZ
Sun Jul 18 2004, 6:05 PM EDT
Att: 29,131 - Dome - 81 F

livebaseballscorecards.com

AB	38
R	3
H	12
RBI	3
BB	0
SO	4
LOB	18



Batter	1	2	3	4	5	6	7	8	9	AB R H RBI BB SO LOB	TOP																									
Cesar Izturis, S OBP: 0.338, SLG: 0.378 (1, 6)	1-1 F8		2-1 FC6-5 2B		1-1 BB 1B	1-0 CS 1B			2-3 K	5 0 3 1 0 1 0																										
Jayson Werth, R OBP: 0.402, SLG: 0.631 (1, 7)	3-2 G6-3		0-0 B2		4-1 BB 1B	0-1 CS	0-3 K		0-3 K	4 0 0 0 1 2 1																										
Paul Lo Duca, R OBP: 0.347, SLG: 0.442 (1, 2)	1-1 P5		1-0 FC6-5 2-3		1-1 F9		1-2 G4-3		4-2 BB	4 0 0 0 1 0 3																										
Adrián Beltré, R OBP: 0.365, SLG: 0.599 (1, 5)		3-1 HR	2-3 K			4-1 E G3 BB			0-1 P4	4 2 1 1 1 2 2																										
Milton Bradley, S OBP: 0.388, SLG: 0.459 (1, 8)		0-0 G5-4-3 2B		3-2 BB 1B		2-0 E1 G3 1B			0-0 HR	4 2 3 1 0 0 1																										
Shawn Green, L OBP: 0.343, SLG: 0.419 (1, 3)		4-1 G5-4-3 BB		4-2 G5-4-3 BB		0-2 G3			0-2 HR	2 1 1 2 2 0 1																										
Juan Encarnacion, R OBP: 0.291, SLG: 0.429 (1, 9)		3-2 G5-4-3 1-2f 2-3		1-1 G5-4-3 1-2f		1-2 S E 1B			1-3 K	4 1 1 1 0 1 3																										
Alex Cora, L OBP: 0.395, SLG: 0.424 (1, 4)		4-0 IBB				1-1 G6-3 1B			1-2 E7 S 1B	3 1 2 0 1 1 0																										
Wilson Alvarez, L OBP: 0.211, SLG: 0.167 (1, 1)		2-2 G4-3				0-0 G6-3			3-3 K	3 0 0 0 0 1 4																										
Giovanni Carrara, R (6, 1)										0 0 0 0 0 0 0																										
Jason Grabowski, L OBP: 0.318, SLG: 0.429 (8, PH)										1 0 0 0 0 1 0																										
Guillermo Mota, R (8, 1)										0 0 0 0 0 0 0																										
Eric Gagne, R (9, 1)										0 0 0 0 0 0 0																										
Inning Stats	R: 0 E: 0 K: 0 S: 8	H: 0 LOB: 0 BB: 0 P: 13	R: 1 E: 0 K: 0 S: 11	H: 2 LOB: 2 BB: 2 P: 27	R: 0 E: 0 K: 1 S: 7	H: 1 LOB: 1 BB: 0 P: 12	R: 0 E: 0 K: 0 S: 10	H: 1 LOB: 0 BB: 1 P: 18	R: 0 E: 0 K: 0 S: 8	H: 2 LOB: 2 BB: 1 P: 15	R: 4 E: 2 K: 1 S: 16	H: 3 LOB: 0 BB: 1 P: 28	R: 0 E: 0 K: 2 S: 9	H: 0 LOB: 0 BB: 0 P: 13	R: 2 E: 0 K: 3 S: 17	H: 2 LOB: 0 BB: 0 P: 22	R: 0 E: 0 K: 2 S: 11	H: 0 LOB: 1 BB: 1 P: 17	1B: 6 2B: 2 3B: 0 HR: 3	SF: 0 SAC: 0 DP: 3 HBP: 0	WP: 0 PB: 0 SB: 3 CS: 1	PA: 41														
PITCHER	IP WLS BF H R ER SO BB IBB HBP BLK WP HR S P ERA WHIP																																			
Brandon Duckworth, R ERA: 6.75 (1, 1)	4.2		20	6	1	1	1	3	1	0	0	0	1	42	82	1.93	1.929																			
Chad Harville, R ERA: 6.43 (5, 1)	0.2		5	1	3	1	0	1	0	0	0	0	0	11	19	13.50	3.000																			
David Weathers, R ERA: 4.25 (6, 1)	1.2		6	2	1	0	3	0	0	0	0	0	0	16	25	0.00	1.200																			
Dan Miceli, R ERA: 3.93 (8, 1)	2.0	L	9	2	2	2	5	1	0	0	0	0	2	28	39	9.00	1.500																			

Los Angeles Dodgers @ Houston Astros
Minute Maid Park, Houston, TX

Mon Jul 19 2004, 7:05 PM CDT
Att. 35,155 - Dome - 74 F

livebaseballscorecards.com

AB 34
R 7
H 11
RBI 6
BB 6
SO 9
LOB 15



Batter	1	2	3	4	5	6	7	8	9	AB	R	H	RBI	BB	SO	LOB
Craig Biggio, R (1, 7) OBP: 0.362, SLG: 0.487 Dan Miceli, R (8, 1) OBP: 0.500, SLG: 0.500	1-0 P4	0-0 F8			4-2 BB G5-4-3		2-3 K			3	0	0	0	1	1	1
28 Adam Everett, R (1, 6) OBP: 0.297, SLG: 0.351	0-2 G6-3		2-2 G6-3		0-2 G5-4-3		3-3 K			4	0	0	0	0	1	1
Carlos Beltrán, S (1, 8) OBP: 0.355, SLG: 0.541	2-2 G1-3		1-1 G6-3			1-0 P4		2-2 P4		4	0	0	0	0	0	0
17 Lance Berkman, S (1, 9) OBP: 0.446, SLG: 0.549		4-2 FC4 1B 5 BB BB	0-0 F8			2-3 K		2-2 E7 1B		3	1	1	0	1	1	0
Jeff Kent, R (1, 4) OBP: 0.345, SLG: 0.500		1-0 F7		2-1 2B		1-1 HR 5 1B		1-0 G5-3		4	1	2	0	0	0	2
5 Jeff Bagwell, R (1, 3) OBP: 0.380, SLG: 0.431		4-1 FC4 1B 1-2 E BB		1-0 G5-3		2-2 HR 1B		0-0 L6		3	2	1	0	1	0	2
Morgan Ensberg, R (1, 5) OBP: 0.322, SLG: 0.381		0-0 E 1-2 G4-3 2-3 1B		3-3 K		0-0 HR			0-1 F8	4	2	2	3	0	1	1
Raul Chavez, R (1, 2) OBP: 0.259, SLG: 0.263 Jose Vizcaino, S (9, PH) OBP: 0.343, SLG: 0.393		0-1 FC4 G4-3 1-3 2-H 2-H 3-H		0-1 G4-3		0-0 G6-3			2-1 L6	3	0	0	1	0	0	2
Brandon Duckworth, R (1, 1) OBP: 0.300, SLG: 0.222 Chad Harville, R (5, 1) David Weathers, R (6, 1) Orlando Palmeiro, L (7, PH) OBP: 0.323, SLG: 0.370 (8, 7)		2-1 G4-3			0-3 K		1-2 F8		1-0 G4-3	1	0	0	0	1	0	0
										1	0	0	0	0	1	0
										0	0	0	0	0	0	0
										2	0	0	0	0	0	0

Inning Stats	R: 0	H: 0	E: 0	K: 0	S: 10	H: 0	LOB: 0	BB: 0	P: 13	R: 3	H: 1	E: 1	K: 0	S: 13	H: 0	LOB: 1	BB: 2	P: 24	R: 0	H: 0	E: 0	K: 0	S: 6	H: 1	LOB: 1	BB: 0	P: 9	R: 0	H: 0	E: 0	K: 1	S: 8	H: 0	LOB: 0	BB: 1	P: 13	R: 3	H: 3	E: 0	K: 1	S: 12	H: 0	LOB: 0	BB: 0	P: 18	R: 0	H: 0	E: 0	K: 2	S: 10	H: 1	LOB: 1	BB: 0	P: 13	R: 0	H: 0	E: 0	K: 0	S: 5	H: 0	LOB: 0	BB: 0	P: 8	1B: 4	SF: 0	2B: 1	SAC: 0	3B: 0	DP: 1	HR: 1	HBP: 0	WP: 0	PA: 36
--------------	------	------	------	------	-------	------	--------	-------	-------	------	------	------	------	-------	------	--------	-------	-------	------	------	------	------	------	------	--------	-------	------	------	------	------	------	------	------	--------	-------	-------	------	------	------	------	-------	------	--------	-------	-------	------	------	------	------	-------	------	--------	-------	-------	------	------	------	------	------	------	--------	-------	------	-------	-------	-------	--------	-------	-------	-------	--------	-------	--------

PITCHER	IP	WLS	BF	H	R	ER	SO	BB	IBB	HBP	BLK	WP	HR	S	P	ERA	WHIP
Wilson Alvarez, L (1, 1) ERA: 3.61	5.2		23	3	4	3	3	3	0	0	0	0	0	53	84	4.76	1.059
Giovanni Carrara, R (6, 1) ERA: 2.0	1.1	W	6	2	2	2	2	0	0	0	0	0	1	15	23	13.50	1.500
Guillermo Mota, R (8, 1) ERA: 1.84	1.0	H	4	1	0	0	0	0	0	0	0	0	0	8	13	0.00	1.000
Eric Gagne, R (9, 1) ERA: 1.7	1.0	S	3	0	0	0	0	0	0	0	0	0	0	5	8	0.00	0.000

BOTTOM

Los Angeles Dodgers @ Houston Astros
Minute Maid Park, Houston, TX
Mon Jul 19 2004, 7:05 PM CDT
Att: 35,155 - Dome - 74 F

livebaseballscores.com

AB	33
R	6
H	6
RBI	5
BB	3
SO	5
LOB	10



Batter	1	2	3	4	5	6	7	8	9	AB R H RBI BB SO LOB	TOP		
Aaron Miles, S OBP: 0.343, SLG: 0.400 (1, 4)	1-2 FC3-6 17 BB 1B	0-0 G5-4-3 1-2f		4-2 17 WP G5-3 BB		2-1 G4-3			1-0 F9	4 1 1 1 1 0 1	Colorado Rockies @ Los Angeles Dodgers Dodger Stadium, Los Angeles, CA Wed Jul 21 2004, 7:10 PM PDT Att. 34,343 - Sunny - 73 F		
Royce Clayton, R OBP: 0.354, SLG: 0.439 (1, 6)	2-0 FC3-6 17 BB 1B		1-2 G5-3	2-1 G5-3		2-3 K		0-0	5 1 2 1 0 1 2				
17 Todd Helton, L OBP: 0.452, SLG: 0.591 (1, 3)	4-0 FC3-6 1-2 2-3 BB		0-1 F9	4-2 FC5-4 2-3 3-H BB		2-2 G3-1		2-1 F8	3 0 0 0 2 0 1				
Vinny Castilla, R OBP: 0.348, SLG: 0.543 (1, 5)	0-1 L5		2-1 HR	1-1 FC5-4 1-2f		2-0 F9		2-1 F9	5 1 1 1 0 0 6				
Larry Walker, L OBP: 0.478, SLG: 0.667 (1, 9)	1-0 FC3-6 1B 1-2f 2-3 3-H		0-1 P4		1-0 F7		4-1 BB		3 0 0 1 1 0 2				
Preston Wilson, R OBP: 0.313, SLG: 0.403 Steve Reed, R Shawn Chacon, R	2-1 1-3 3-H 1B		3-1 E5 1B BB 1B	4-2 BB		3-3 K			3 1 2 1 1 1 1 0 0 0 0 0 0 0 0 0 0 0 0 0 0				
Jeremy Burnitz, L OBP: 0.356, SLG: 0.579 (1, 7) (7, 8)	2-2 G3		0-0 P5	0-1 F7		0-1 F7		0-1 F7	4 0 0 0 0 0 4				
Charles Johnson, R OBP: 0.367, SLG: 0.491 (1, 2)		2-2 G5-4-3 1B		4-1 BB G5-3 1B BB	2-2 G1-3		2-3 K		3 1 1 0 1 1 1				
Shawn Estes, R OBP: 0.196, SLG: 0.200 5 Matt Holliday, R OBP: 0.358, SLG: 0.494 (1, 1) (7, 7)		0-3 K		0-2 G5-3 17 WP BB 1B		1-3 K		3-3 K	3 1 1 0 0 2 1 1 0 0 0 0 1 0				
Inning Stats	R: 2 H: 3 E: 0 LOB: 2 K: 0 BB: 1 S: 12 P: 24	R: 0 H: 1 E: 0 LOB: 0 K: 1 BB: 0 S: 7 P: 9	R: 1 H: 1 E: 0 LOB: 0 K: 0 BB: 0 S: 10 P: 13	R: 3 H: 2 E: 1 LOB: 2 K: 0 BB: 3 S: 17 P: 35	R: 0 H: 0 E: 0 LOB: 1 K: 0 BB: 1 S: 10 P: 17	R: 0 H: 0 E: 0 LOB: 0 K: 2 BB: 0 S: 8 P: 13	R: 0 H: 0 E: 0 LOB: 1 K: 1 BB: 1 S: 8 P: 19	R: 0 H: 0 E: 0 LOB: 0 K: 2 BB: 0 S: 8 P: 13	R: 0 H: 1 E: 0 LOB: 1 K: 0 BB: 0 S: 6 P: 11	1B: 7 SF: 0 2B: 0 SAC: 0 3B: 0 DP: 1 HR: 1 HBP: 0		WP: 1 PA: 40 PB: 0 SB: 0 CS: 0	
PITCHER	IP WLS BF H R ER SO BB IBB HBP BLK WP HR S P ERA WHIP											PITCHER	IP WLS BF H R ER SO BB IBB HBP BLK WP HR S P ERA WHIP
Kaz Ishii, L ERA: 4.31 Duaner Sanchez, R ERA: 3.2 Tom Martin, L ERA: 4.1 37 Darren Dreifort, R ERA: 3.6 Giovanni Carrara, R ERA: 1.64	(1, 1) 3.1 L 19 7 6 6 1 3 0 0 0 0 1 0 38 66 16.20 3.000												

livebaseballscorecards.com

AB	34
R	6
H	8
RBI	5
BB	6
SO	6
LOB	19



BOTTOM

Colorado Rockies @ Los Angeles Dodgers
Dodger Stadium, Los Angeles, CA

AB 31
R 5
H 6
RBI 5
BB 3
SO 5
LOB 6



WP: 1 PA: 35
PB: 0
SB: 0
CS: 0

ERA WHIP

Wed Jul 21 2004, 7:10 PM PDT
Att. 34,343 - Sunny - 73 F

AB R H RBI BB SO LOB

4 1 1 0 0 1 0
3 2 2 2 0 0 0
1 0 0 0 0 0 0

4 0 0 1 0 1 1

3 0 0 1 0 1 0

4 0 0 0 0 1 0

4 1 2 1 0 0 0

3 0 1 0 1 0 1
0 0 0 0 0 0 0

2 0 0 0 1 1 1
1 0 0 0 0 0 1

1 0 0 0 0 0 0
0 0 0 0 0 0 0
0 1 0 0 1 0 0
0 0 0 0 0 0 0
0 0 0 0 0 0 0
1 0 0 0 0 0 2
0 0 0 0 0 0 0

1B: 3 SF: 1
2B: 1 SAC: 0
3B: 0 DP: 1
HR: 2 HBP: 0

Batter	1	2	3	4	5	6	7	8	9
Cesar Izturis, S OBP: 0.341, SLG: 0.387 (1, 6)	0-1 L4			0-3 K		0-1 2B G6-3 1B		0-2 P6	
José Hernández, R OBP: 0.390, SLG: 0.492 Alex Cora, L OBP: 0.390, SLG: 0.417 (8, PH) (9, 4)	0-0 G6-3			3-2 HR		3-2 G6-3 SF7 2B		2-2 F7	
Milton Bradley, S OBP: 0.380, SLG: 0.448 (1, 8)	0-0 G6-3			1-3 K2-3		2-2 G6-3		3-2 F8	
Adrián Beltré, R OBP: 0.367, SLG: 0.604 (1, 5)			3-2 G4-3	3-3 K		0-0 SF7		0-1 G5-3	
Jayson Werth, R OBP: 0.386, SLG: 0.602 (1, 7)			2-3 K		3-1 F9	2-1 G6-3		1-1 P5	
Shawn Green, L OBP: 0.343, SLG: 0.424 (1, 3)			1-2 G4-3		0-0 FC6-4 1B		1-1 G4-3	1-0 HR	
Juan Encarnacion, R OBP: 0.292, SLG: 0.424 Dave Roberts, L OBP: 0.337, SLG: 0.351 (9, PR)			0-1 G5-3		1-2 FC6-4 1-2f		2-0 BB 1B	4-1 WP BB	
David Ross, R OBP: 0.247, SLG: 0.263 Robin Ventura, L OBP: 0.321, SLG: 0.301 (7, PH)			1-3 K		0-0 F8		4-1 G5-4-3 BB	2-2 G3-1	
Kaz Ishii, L OBP: 0.171, SLG: 0.088 Duane Sanchez, R OBP: 0.250, SLG: 0.500 Olmeto Sabenz, R OBP: 0.325, SLG: 0.428 Tom Martin, L 37 Darren Dreifort, R Paul Lo Duca, R OBP: 0.350, SLG: 0.443 Giovanni Carrara, R (8, 1)			1-2 G5-3		4-2 1B 2B BB		0-0 G5-4-3 1-2f		

Inning Stats	R: 0	H: 0	E: 0	K: 0	S: 4	LOB: 0	BB: 0	P: 4	R: 0	H: 0	E: 0	K: 1	S: 9	LOB: 0	BB: 0	P: 15	R: 1	H: 1	E: 0	K: 3	S: 14	LOB: 0	BB: 0	P: 21	R: 0	H: 1	E: 0	K: 0	S: 7	LOB: 1	BB: 0	P: 11	R: 3	H: 2	E: 0	K: 0	S: 16	LOB: 0	BB: 1	P: 27	R: 0	H: 1	E: 0	K: 0	S: 5	LOB: 1	BB: 1	P: 12	R: 0	H: 0	E: 0	K: 0	S: 11	LOB: 0	BB: 0	P: 16	R: 1	H: 1	E: 0	K: 0	S: 9	LOB: 2	BB: 1	P: 17	1B: 3	SF: 1	2B: 1	SAC: 0	3B: 0	DP: 1	HR: 2	HBP: 0	WP: 1	PA: 35
--------------	------	------	------	------	------	--------	-------	------	------	------	------	------	------	--------	-------	-------	------	------	------	------	-------	--------	-------	-------	------	------	------	------	------	--------	-------	-------	------	------	------	------	-------	--------	-------	-------	------	------	------	------	------	--------	-------	-------	------	------	------	------	-------	--------	-------	-------	------	------	------	------	------	--------	-------	-------	-------	-------	-------	--------	-------	-------	-------	--------	-------	--------

PITCHER	IP	WLS	BF	H	R	ER	SO	BB	IBB	HBP	BLK	WP	HR	S	P	ERA	WHIP
Shawn Estes, L ERA: 5.56 (1, 1)	6.1	W	26	5	4	4	5	2	0	0	0	0	1	63	100	5.68	1.105
Steve Reed, R ERA: 2.51 (7, 1)	1.2	H	4	0	0	0	0	0	0	0	0	0	0	12	17	0.00	0.000
Shawn Chacon, R ERA: 7.4 (9, 1)	1.0	S	5	1	1	1	0	1	0	0	0	1	1	9	17	9.00	2.000

Batter	1	2	3	4	5	6	7	8	9	AB	R	H	RBI	BB	SO	LOB
Dave Roberts, L (1, 7) OBP: 0.332, SLG: 0.345	0-1 L5	2-1 G4-3		1-2 G1-3			1-2 G3			4	0	0	0	0	0	4
Cesar Izturis, S (1, 6) OBP: 0.342, SLG: 0.388	1-0 1B		1-0 F7		2-1 WP 1B		1-1 G3			4	1	2	0	0	0	0
Paul Lo Duca, R (1, 2) OBP: 0.352, SLG: 0.442	0-1 1B		4-0 BB		0-0 F7		3-1 G1-3			3	0	1	0	1	0	1
Adrián Beltré, R (1, 5) OBP: 0.371, SLG: 0.605	0-1 P3		4-1 BB		2-2 HBP 1B			2-1 HR 1B		3	1	2	1	1	0	2
Milton Bradley, S (1, 8) OBP: 0.382, SLG: 0.457	2-1 G1-3		1-0 G4-6-3		1-0 HBP			1-0 HR		3	1	1	2	0	0	4
Shawn Green, L (1, 3) OBP: 0.344, SLG: 0.428		2-1 G6-3 2B		0-3 K		0-1 G3-6-1		1-0 2B 1B		4	1	2	0	0	1	2
Juan Encarnacion, R (1, 9) OBP: 0.292, SLG: 0.419		1-0 G6-3 HBP		0-1 G5-3			2-2 P3		0-3 K	3	0	0	0	0	1	1
Alex Cora, L (1, 4) OBP: 0.387, SLG: 0.415		0-1 L1		2-1 1B			1-1 F8		3-1 F8	4	0	1	0	0	0	3
Odalis Perez, L (1, 1) OBP: 0.083, SLG: 0.139		2-2 G6-3		2-1 1B			1-1 G6-3		2-0 2B	3	0	1	0	0	0	2
Guillermo Mota, R (8, 1)				1-2 1B						0	0	0	0	0	0	0
Jason Grabowski, L (8, PH) OBP: 0.328, SLG: 0.455										1	0	1	1	0	0	0
Eric Gagne, R (9, 1)										0	0	0	0	0	0	0

Inning Stats	R: 0	H: 2	E: 0	K: 0	S: 9	R: 0	H: 1	E: 0	K: 0	S: 10	R: 0	H: 0	E: 0	K: 0	S: 3	R: 0	H: 2	E: 0	K: 1	S: 15	R: 1	H: 2	E: 0	K: 0	S: 9	R: 0	H: 0	E: 0	K: 0	S: 8	R: 0	H: 0	E: 0	K: 0	S: 7	R: 3	H: 4	E: 0	K: 1	S: 10	R: 0	H: 0	E: 0	K: 0	S: 10	R: 0	H: 0	E: 0	K: 0	S: 10	1B: 8	SF: 0	2B: 2	SAC: 0	3B: 0	DP: 2	HR: 1	HBP: 2	WP: 1	PA: 36
--------------	------	------	------	------	------	------	------	------	------	-------	------	------	------	------	------	------	------	------	------	-------	------	------	------	------	------	------	------	------	------	------	------	------	------	------	------	------	------	------	------	-------	------	------	------	------	-------	------	------	------	------	-------	-------	-------	-------	--------	-------	-------	-------	--------	-------	--------

PITCHER	IP	WLS	BF	H	R	ER	SO	BB	IBB	HBP	BLK	WP	HR	S	P	ERA	WHIP
28 Aaron Cook, R (1, 1) ERA: 4.71	7.0		30	7	1	1	1	2	0	2	0	1	0	61	100	1.29	1.286
Tim Lincecum, R (8, 1) ERA: 3.51	1.0	L	6	4	3	3	1	0	0	0	0	0	1	10	19	27.00	4.000

BOTTOM

Colorado Rockies @ Los Angeles Dodgers
Dodger Stadium, Los Angeles, CA

Thu Jul 22 2004, 12:10 PM PDT
Att: 34,276 - Sunny - 77 F

livebaseballscorecards.com

AB	32
R	4
H	11
RBI	4
BB	2
SO	2
LOB	19



Batter	1	2	3	4	5	6	7	8	9	AB R H RBI BB SO LOB	TOP															
Sean Burroughs, L (1, 5) OBP: 0.350, SLG: 0.368	1-0 HR		2-0 1B FC2	2-1 HBP			1-0 G6-3		0-0 1B	4 1 3 1 0 0 0	San Diego Padres @ Los Angeles Dodgers Dodger Stadium, Los Angeles, CA Fri Jul 23 2004, 7:10 PM PDT Att: 55,311 - Sunny - 71 F															
Mark Loretta, R (1, 4) OBP: 0.378, SLG: 0.488	0-1 G4-3		2-1 P4	3-2 F8			0-2 G5-3		1-3 K	5 0 0 0 0 1 3																
24 Brian Giles, L (1, 9) OBP: 0.385, SLG: 0.460	2-1 G4-3		1-0 F7			2-2 F9		0-0 F8 1B		4 0 1 0 0 0 1																
Phil Nevin, R (1, 3) OBP: 0.379, SLG: 0.490	2-2 E6		0-2 BB 1B			1-3 K		3-2 F7 1-2		4 0 1 0 0 1 1																
Ryan Klesko, L (1, 7) OBP: 0.369, SLG: 0.402	3-3 K		4-0 BB			2-2 P5		4-0 FC4-6 IBB		2 0 0 0 2 1 1																
Rich Aurilia, R (1, 6) OBP: 0.308, SLG: 0.346			0-0 FC2			1-2 G6-3		0-1 F8 2-3		4 0 0 0 0 0 5																
Jay Payton, R (1, 8) OBP: 0.311, SLG: 0.343			1-0 F9			1-2 G6-3		0-0 G1-3		4 0 0 0 0 0 3																
Miguel Ojeda, R (1, 2) OBP: 0.302, SLG: 0.395			1-3 K			0-0 HR		1-3 K		4 1 1 1 0 3 1																
Brian Lawrence, R (1, 1) OBP: 0.143, SLG: 0.171			0-0 FC5-4			0-3 K		0-1 P5		3 0 0 0 0 1 1																
Akinori Otsuka, R (8, 1)										0 0 0 0 0 0 0																
Terrence Long, L (9, PH) OBP: 0.313, SLG: 0.391										1 0 0 0 0 0 0																
Rod Beck, R (9, 1)										0 0 0 0 0 0 0																
Inning Stats	R: 1 E: 1 K: 1 S: 14	H: 1 LOB: 1 BB: 0 P: 22	R: 0 E: 1 K: 1 S: 11	H: 0 LOB: 1 BB: 0 P: 15	R: 0 E: 0 K: 0 S: 9	H: 2 LOB: 3 BB: 1 P: 18	R: 1 E: 0 K: 1 S: 11	H: 1 LOB: 1 BB: 0 P: 17	R: 0 E: 0 K: 1 S: 9	H: 0 LOB: 0 BB: 0 P: 14	R: 0 E: 0 K: 1 S: 8	H: 0 LOB: 0 BB: 0 P: 11	R: 0 E: 0 K: 0 S: 5	H: 0 LOB: 0 BB: 0 P: 7	R: 0 E: 0 K: 0 S: 8	H: 1 LOB: 2 BB: 1 P: 15	R: 0 E: 0 K: 2 S: 10	H: 1 LOB: 1 BB: 0 P: 11	1B: 4 2B: 0 3B: 0 HR: 2	SF: 0 SAC: 0 DP: 0 HBP: 1	WP: 0 PB: 0 SB: 1 CS: 0	PA: 38				
PITCHER	IP WLS BF H R ER SO BB IBB HBP BLK WP HR S P ERA WHIP	IP WLS BF H R ER SO BB IBB HBP BLK WP HR S P ERA WHIP																								
Jose Lima, R (1, 1) ERA: 4.08	8.0	34	5	2	2	5	1	1	1	0	0	2	75	119	2.25	0.750										
Eric Gagne, R (9, 1) ERA: 1.58	1.0	W 4	1	0	0	2	0	0	0	0	0	0	10	11	0.00	1.000										

livebaseballscorecards.com

AB	35
R	2
H	6
RBI	2
BB	2
SO	7
LOB	16



Batter	1	2	3	4	5	6	7	8	9	AB R H RBI BB SO LOB
Cesar Izturis, S OBP: 0.341, SLG: 0.385 (1, 6)	4-0 CS BB		0-3 K			2-1 P6		1-2 F8		3 0 0 0 1 1 1
Jayson Werth, R OBP: 0.381, SLG: 0.582 (1, 7)	2-2 SAFE F9		4-1 G1-6-3 BB			1-1 G5-3		1-3 K		3 0 0 0 1 1 2
Paul Lo Duca, R OBP: 0.351, SLG: 0.438 (1, 2)	4-2 BB		1-1 G1-6-3			2-2 F9		3-2 F9		3 0 0 0 1 0 1
Adrián Beltré, R OBP: 0.370, SLG: 0.609 (1, 5)	1-0 F8			2-3 K		0-1 G5-3		0-0 HR		4 1 1 1 0 1 1
Milton Bradley, S OBP: 0.378, SLG: 0.453 (1, 8)		0-1 F8		1-0 P5		0-1 B3				3 0 0 0 0 0 0
Shawn Green, L OBP: 0.342, SLG: 0.424 (1, 3)		1-3 K		1-0 G4-3		1-3 K				3 0 0 0 0 2 0
Juan Encarnacion, R OBP: 0.295, SLG: 0.429 (1, 9)		0-2 2B			3-2 G5-3		2-1 E 2B			3 2 2 0 0 0 0
Alex Cora, L OBP: 0.388, SLG: 0.419 (1, 4)		2-2 1B 2B			2-2 F8		2-1 SH 2-H			2 0 1 1 0 0 0
Jose Lima, R OBP: 0.192, SLG: 0.160 (1, 1)		0-1 1B			0-3 K		2-2 F9			2 0 1 0 0 1 0
Robin Ventura, L OBP: 0.318, SLG: 0.298 (8, PH)		2-H								1 0 0 0 0 0 1
Eric Gagne, R (9, 1)		2-H								0 0 0 0 0 0 0

Inning Stats	R: 0 E: 0 K: 6 S: 6	H: 0 LOB: 1 BB: 2 P: 17	R: 1 E: 0 K: 14 S: 14	H: 3 LOB: 2 BB: 0 P: 17	R: 0 E: 0 K: 1 S: 7	H: 0 LOB: 0 BB: 1 P: 12	R: 0 E: 0 K: 1 S: 5	H: 0 LOB: 0 BB: 0 P: 9	R: 0 E: 0 K: 12 S: 12	H: 0 LOB: 0 BB: 0 P: 17	R: 0 E: 0 K: 9 S: 14	H: 0 LOB: 0 BB: 0 P: 14	R: 0 E: 0 K: 9 S: 10	R: 1 E: 1 K: 15 S: 15	H: 1 LOB: 1 BB: 0 P: 23	R: 1 E: 0 K: 4 S: 4	H: 1 LOB: 0 BB: 0 P: 7	1B: 1 2B: 3 3B: 0 HR: 1	SF: 0 SAC: 1 DP: 1 HBP: 0
--------------	------------------------------	----------------------------------	--------------------------------	----------------------------------	------------------------------	----------------------------------	------------------------------	---------------------------------	--------------------------------	----------------------------------	-------------------------------	----------------------------------	-------------------------------	--------------------------------	----------------------------------	------------------------------	---------------------------------	----------------------------------	------------------------------------


PITCHER	IP	WLS	BF	H	R	ER	SO	BB	IBB	HBP	BLK	WP	HR	S	P	ERA	WHIP
Brian Lawrence, R ERA: 3.9 (1, 1)	7.0		25	4	2	1	5	3	0	0	0	0	0	64	100	1.29	1.000
Akinori Otsuka, R ERA: 2.33 (8, 1)	1.0	B	4	0	0	0	1	0	0	0	0	0	0	13	19	0.00	0.000
Rod Beck, R ERA: 5.82 (9, 1)	0.1	L	2	1	1	1	0	0	0	0	0	0	1	4	7	27.00	3.000

BOTTOM

San Diego Padres @ Los Angeles Dodgers
 Dodger Stadium, Los Angeles, CA

Fri Jul 23 2004, 7:10 PM PDT
 Att: 55,311 - Sunny - 71 F

AB	27
R	3
H	5
RBI	2
BB	3
SO	6
LOB	6



Batter	1	2	3	4	5	6	7	8	9	AB R H RBI BB SO LOB	TOP	
Sean Burroughs, L (1, 5) <small>OBP: 0.351, SLG: 0.367</small>	2-1 		2-0 		1-1 		0-1 			3 1 1 0 0 0 1	San Diego Padres @ Los Angeles Dodgers Dodger Stadium, Los Angeles, CA Sat Jul 24 2004, 7:10 PM PDT Att. 52,217 - Sunny - 73 F	
Mark Loretta, R (1, 4) <small>OBP: 0.382, SLG: 0.492</small> Jay Witasick, R (5, 1) Ricky Stone, R (7, 1)	0-2 		1-1 		2-1 			1-0 		3 0 3 0 0 0 0 0 0 0 0 0 0 0 1 0 0 0 0 0 0		
24 Brian Giles, L (1, 9) <small>OBP: 0.383, SLG: 0.457</small> Terrence Long, L (8, PH) <small>OBP: 0.311, SLG: 0.389</small> (8, 9)	1-2 		0-1 		1-2 			0-1 		2 0 0 1 0 0 4 1 0 0 0 0 0 0		
Phil Nevin, R (1, 3) <small>OBP: 0.379, SLG: 0.487</small> Rich Aurilia, R (6, 3) <small>OBP: 0.310, SLG: 0.348</small>	0-3 		1-3 			4-1 		1-0 		2 0 0 0 1 2 3 1 1 1 0 0 0 0		
Ryan Klesko, L (1, 7) <small>OBP: 0.365, SLG: 0.396</small> Xavier Nady, R (6, 7) <small>OBP: 0.250, SLG: 0.438</small>	2-0 			1-2 		0-1 		3-1 		3 0 0 0 0 0 3 1 0 1 1 0 0 0		
Miguel Ojeda, R (1, 2) <small>OBP: 0.292, SLG: 0.381</small>		2-3 		1-0 		2-2 		0-0 		4 0 0 0 0 1 2		
Jay Payton, R (1, 8) <small>OBP: 0.308, SLG: 0.339</small>		0-3 		1-2 		1-2 		3-3 		4 0 0 0 0 2 1		
3 Khalil Greene, R (1, 6) <small>OBP: 0.342, SLG: 0.385</small>		0-0 			0-1 		0-3 		0-1 	4 0 0 0 0 1 0		
Ismael Valdez, R (1, 1) <small>OBP: 0.194, SLG: 0.242</small> Jeff Cirillo, R (5, PH) <small>OBP: 0.266, SLG: 0.301</small> (5, 4)			0-1 		0-0 		1-1 		0-0 	1 0 0 0 0 0 0 3 0 1 0 0 0 0		
Inning Stats	R: 0 H: 2 E: 0 LOB: 2 K: 1 BB: 0 S: 12 P: 17	R: 0 H: 0 E: 0 LOB: 0 K: 2 BB: 0 S: 8 P: 10	R: 1 H: 1 E: 1 LOB: 1 K: 1 BB: 0 S: 9 P: 13	R: 0 H: 0 E: 0 LOB: 0 K: 0 BB: 0 S: 7 P: 10	R: 0 H: 2 E: 0 LOB: 2 K: 0 BB: 0 S: 10 P: 14	R: 0 H: 0 E: 0 LOB: 1 K: 0 BB: 1 S: 9 P: 16	R: 0 H: 0 E: 0 LOB: 0 K: 1 BB: 0 S: 7 P: 8	R: 1 H: 2 E: 1 LOB: 1 K: 0 BB: 0 S: 7 P: 12	R: 0 H: 0 E: 0 LOB: 0 K: 1 BB: 0 S: 7 P: 10	1B: 7 SF: 1 2B: 0 SAC: 0 3B: 0 DP: 0 HR: 0 HBP: 1	WP: 0 PA: 36 PB: 0 SB: 0 CS: 0	
PITCHER	IP WLS BF H R ER SO BB IBB HBP BLK WP HR S P ERA WHIP											IP WLS BF H R ER SO BB IBB HBP BLK WP HR S P ERA WHIP
Wilson Alvarez, L (1, 1) <small>ERA: 3.4</small>	7.0 W 28 5 1 1 5 1 0 1 0 0 0 0 62 88 1.29 0.857											
Giovanni Carrara, R (8, 1) <small>ERA: 1.5</small>	1.0 5 2 1 0 0 0 0 0 0 0 0 0 7 12 0.00 2.000											
Duaner Sanchez, R (9, 1) <small>ERA: 3.13</small>	1.0 3 0 0 0 0 1 0 0 0 0 0 0 7 10 0.00 0.000											

livebaseballscorecards.com

AB	33
R	2
H	7
RBI	2
BB	1
SO	6
LOB	14



Batter	1	2	3	4	5	6	7	8	9	AB	R	H	RBI	BB	SO	LOB
Cesar Izturis, S OBP: 0.343, SLG: 0.387 José Hernández, R OBP: 0.387, SLG: 0.487 (1, 6) (7, PH) (8, 6)	0-1 1B 1B	1-1 G4-3		1-1 HR 1B		2-2 G6-3	0-0 G6-3			4	2	2	1	0	0	1
Jayson Werth, R OBP: 0.373, SLG: 0.558 (1, 7)	0-0 L7		1-0 F8	1-1 F8		4-2 BB		3-2 F9		4	0	0	0	1	0	3
Paul Lo Duca, R OBP: 0.352, SLG: 0.438 (1, 2) SAFE SAFE	1-1 1B 1-2 SF8 1B		3-2 P2	1-2 HR 1B		0-0 G6-3		0-0 G5-3		5	2	2	0	0	0	1
Adrián Beltré, R OBP: 0.374, SLG: 0.620 Giovanni Carrara, R OBP: 0.321, SLG: 0.420 (1, 5) (8, 1) (8, PH) (9, 3)	3-2 1B 1-3 2-H 1B		0-0 1B	2-0 HR			0-0 E4 HR 1B	1-2 F9		4	2	3	5	0	0	0
Milton Bradley, S OBP: 0.377, SLG: 0.452 (1, 8)	0-0 SF8		3-2 F8	0-0 P5			1-1 HR 1B			3	1	1	1	0	0	1
Shawn Green, L OBP: 0.343, SLG: 0.436 Duaner Sanchez, R OBP: 0.250, SLG: 0.500 (1, 3) (9, 1)	2-3 K			2-0 F9 1B 2B	0-1 G6-3		2-0 HR			4	2	2	3	0	1	1
Juan Encarnacion, R OBP: 0.295, SLG: 0.436 (1, 9)		2-1 P5		3-2 F9 1B 2B	2-1 G5-3		2-0 HR			4	1	1	1	0	0	1
Alex Cora, L OBP: 0.390, SLG: 0.421 (1, 4)		0-2 SH2-4 1B		3-2 1B 1B	1-0 G1-3		0-2 G6-3			4	1	2	1	0	0	0
Wilson Alvarez, L OBP: 0.238, SLG: 0.200 Robin Ventura, L OBP: 0.315, SLG: 0.295 (1, 1) (7, PH) (8, 5)		0-0 SH2-4		2-1 1B 1B HR 1B		3-1 G5-3	1-0 G4-3			2	1	1	0	0	0	0

Inning Stats	R: 2	H: 3	E: 0	K: 1	S: 13	H: 3	LOB: 1	BB: 0	P: 19	R: 0	H: 1	E: 0	K: 0	S: 8	H: 1	LOB: 1	BB: 0	P: 11	R: 0	H: 1	E: 0	K: 0	S: 8	R: 0	H: 0	E: 0	K: 0	S: 5	R: 0	H: 0	E: 0	K: 0	S: 8	R: 0	H: 0	E: 1	K: 0	S: 10	R: 0	H: 0	E: 0	K: 0	S: 7	R: 0	H: 0	E: 0	K: 0	S: 11
--------------	------	------	------	------	-------	------	--------	-------	-------	------	------	------	------	------	------	--------	-------	-------	------	------	------	------	------	------	------	------	------	------	------	------	------	------	------	------	------	------	------	-------	------	------	------	------	------	------	------	------	------	-------

PITCHER	IP	WLS	BF	H	R	ER	SO	BB	IBB	HBP	BLK	WP	HR	S	P	ERA	WHIP
Ismael Valdez, R ERA: 5.47 (1, 1)	4.0	L	23	11	8	8	1	0	0	0	0	0	1	48	78	18.00	2.750
Jay Witasick, R ERA: 3.06 (5, 1)	2.0		11	3	4	3	0	1	0	0	0	0	2	18	35	13.50	2.000
Ricky Stone, R ERA: 4.94 (7, 1)	2.0		6	0	0	0	0	0	0	0	0	0	0	12	17	0.00	0.000


BOTTOM

San Diego Padres @ Los Angeles Dodgers
Dodger Stadium, Los Angeles, CA

Sat Jul 24 2004, 7:10 PM PDT
Att: 52,217 - Sunny - 73 F

AB	37
R	12
H	14
RBI	12
BB	1
SO	1
LOB	8

livebaseballscores.com



WP	PA	ERA	WHIP
0	40		
0			
0			

Batter	1	2	3	4	5	6	7	8	9	AB R H RBI BB SO LOB	TOP											
Sean Burroughs, L (1, 5) OBP: 0.348, SLG: 0.363	1-1 G3		1-1 G4-6-3		0-2 G3			1-0 F7		4 0 0 0 0 0 1	San Diego Padres @ Los Angeles Dodgers Dodger Stadium, Los Angeles, CA Sun Jul 25 2004, 1:10 PM PDT Att. 46,884 - Sunny - 83 F											
Mark Loretta, R (1, 4) OBP: 0.381, SLG: 0.490	1-1 G6-3			0-0 BB 1B		2-0 P3		2-2 G4-3		4 0 1 0 0 0 0												
Ryan Klesko, L (1, 7) OBP: 0.367, SLG: 0.393 Akinori Otsuka, R (8, 1) Trevor Hoffman, R (9, 1)	0-0 L6			4-2 SAFE 1-2 BB		1-1 G3-1		4-1 BB BB BB BB BB BB BB		2 0 0 0 2 0 0 0 0 0 0 0 0 0 0 0 0 0 0 0 0												
Phil Nevin, R (1, 3) OBP: 0.380, SLG: 0.497		1-1 HR		1-3 K		1-2 24 2B 1B		2-0 G6-3		4 1 2 1 0 1 3												
24 Brian Giles, L (1, 9) OBP: 0.384, SLG: 0.468		3-3 K		2-2 F9		0-1 1-3 2B		3-0 HR		4 1 2 1 0 1 2												
Terrence Long, L (1, 8) OBP: 0.310, SLG: 0.386 (8, 7)		0-0 P6		1-3 K		2-2 P6		3-1 S 1B		4 0 1 0 0 1 4												
3 Khalil Greene, R (1, 6) OBP: 0.341, SLG: 0.390		1-3 K		0-1 G6-3 3B		1-0 F7		2-3 SAFE SAFE SAFE SAFE SAFE SAFE SAFE		4 1 1 0 0 2 1												
Humberto Quintero, R (1, 2) OBP: 0.304, SLG: 0.397			1-3 K		0-2 G6-3		3-2 F9		1-3 SAFE SAFE SAFE SAFE SAFE SAFE SAFE			4 0 0 1 0 2 1										
Adam Eaton, R (1, 1) OBP: 0.227, SLG: 0.244 Jay Payton, R (8, 8) OBP: 0.307, SLG: 0.338			3-2 G4-6-3 1B		0-1 G5-3		2-1 F7		1-0 F9			3 0 1 0 0 0 0 1 0 0 0 0 0 1										
Inning Stats	R: 0 E: 0 K: 0 S: 5	H: 0 LOB: 0 BB: 0 P: 7	R: 1 E: 0 K: 2 S: 9	H: 1 LOB: 0 BB: 0 P: 14	R: 0 E: 0 K: 1 S: 8	H: 1 LOB: 0 BB: 0 P: 13	R: 0 E: 0 K: 2 S: 15	H: 1 LOB: 2 BB: 1 P: 23	R: 1 E: 0 K: 0 S: 10	H: 1 LOB: 0 BB: 0 P: 10	R: 0 E: 0 K: 0 S: 12	H: 2 LOB: 2 BB: 0 P: 18	R: 0 E: 0 K: 0 S: 6	H: 0 LOB: 0 BB: 0 P: 12	R: 0 E: 0 K: 0 S: 8	H: 0 LOB: 1 BB: 1 P: 17	R: 1 E: 0 K: 2 S: 10	H: 2 LOB: 1 BB: 0 P: 20	1B: 4 2B: 1 3B: 1 HR: 2	SF: 0 SAC: 0 DP: 1 HBP: 0	WP: 0 PB: 0 SB: 1 CS: 0	PA: 36
PITCHER	IP WLS BF H R ER SO BB IBB HBP BLK WP HR S P ERA WHIP																					
Jeff Weaver, R (1, 1) ERA: 4.17	7.0 L 27 6 2 2 5 1 0 0 0 0 0 1 65 97 2.57 1.000																					
Tom Martin, L (8, 1) ERA: 4.28	1.0 6 2 1 1 0 1 0 0 0 0 0 1 11 26 9.00 3.000																					
37 Darren Dreifort, R (9, 1) ERA: 3.51	1.0 3 0 0 0 0 2 0 0 0 0 0 0 7 11 0.00 0.000																					

livebaseballscorecards.com

AB	34
R	3
H	8
RBI	3
BB	2
SO	7
LOB	13



Batter	1	2	3	4	5	6	7	8	9	AB R H RBI BB SO LOB
Cesar Izturis, S OBP: 0.342, SLG: 0.388 (1, 6)	2-2 F7			0-1 G3		0-0 F9			0-0 G6-3 2B	4 0 1 0 0 0 1
Alex Cora, L OBP: 0.388, SLG: 0.418 (1, 4)	1-2 P5			1-1 1B		3-1 P6			1-2 G6-3 2-3	4 0 1 0 0 0 2
Milton Bradley, S OBP: 0.375, SLG: 0.447 (1, 8)	1-2 F8			2-3 K SAFE					3-2 P4	3 0 0 0 1 1 2
Adrián Beltré, R OBP: 0.371, SLG: 0.614 (1, 5)			0-1 P4	0-0 P4				2-2 G6-4-3 1-2f		3 0 0 0 0 0 2
Shawn Green, L OBP: 0.341, SLG: 0.433 (1, 3)			2-3 K		0-0 L9			3-1 F8		3 0 0 0 0 1 0
Juan Encarnacion, R OBP: 0.292, SLG: 0.432 (1, 9)			0-1 G5-3		2-2 F8			2-3 K		3 0 0 0 0 1 0
Jason Grabowski, L OBP: 0.321, SLG: 0.444 (1, 7)			2-1 L9		1-2 F7			1-2 F7		3 0 0 0 0 0 0
David Ross, R OBP: 0.253, SLG: 0.260 (1, 2)			0-2 F9			4-2 FC3-6 BB		1-3 K2-3		1 0 0 0 1 0 0
Robin Ventura, L OBP: 0.312, SLG: 0.292 (8, PH)										1 0 0 0 0 1 0
Paul Lo Duca, R OBP: 0.352, SLG: 0.438 (9, 2)										0 0 0 0 0 0 0
Jeff Weaver, R OBP: 0.171, SLG: 0.220 (1, 1)			1-3 K			2-1 FC3-6 1-2f			2-1 P4	2 0 0 0 0 1 1
Tom Martin, L (8, 1)										0 0 0 0 0 0 0
37 Darren Dreifort, R (9, 1)										0 0 0 0 0 0 0
Jayson Werth, R OBP: 0.369, SLG: 0.552 (9, PH)										1 0 0 0 0 0 0

Inning Stats	R: 0 E: 0 K: 0 S: 12	H: 0 LOB: 0 BB: 0 P: 16	R: 0 E: 0 K: 1 S: 10	H: 0 LOB: 0 BB: 0 P: 12	R: 0 E: 0 K: 1 S: 9	H: 0 LOB: 0 BB: 0 P: 12	R: 0 E: 0 K: 1 S: 10	H: 1 LOB: 1 BB: 0 P: 13	R: 0 E: 0 K: 0 S: 9	H: 0 LOB: 0 BB: 0 P: 12	R: 0 E: 0 K: 0 S: 10	H: 0 LOB: 1 BB: 1 P: 19	R: 0 E: 0 K: 0 S: 7	H: 0 LOB: 0 BB: 1 P: 16	R: 0 E: 0 K: 2 S: 9	H: 0 LOB: 0 BB: 0 P: 13	R: 0 E: 0 K: 0 S: 10	H: 1 LOB: 1 BB: 0 P: 16	1B: 1 2B: 1 3B: 0 HR: 0	SF: 0 SAC: 0 DP: 1 HBP: 0
--------------	-------------------------------	----------------------------------	-------------------------------	----------------------------------	------------------------------	----------------------------------	-------------------------------	----------------------------------	------------------------------	----------------------------------	-------------------------------	----------------------------------	------------------------------	----------------------------------	------------------------------	----------------------------------	-------------------------------	----------------------------------	----------------------------------	------------------------------------

PITCHER	IP	WLS	BF	H	R	ER	SO	BB	IBB	HBP	BLK	WP	HR	S	P	ERA	WHIP
Adam Eaton, R ERA: 4.37 (1, 1)	7.0	W	23	1	0	0	3	2	0	0	0	0	0	67	100	0.00	0.429
Akinori Otsuka, R ERA: 2.28 (8, 1)	1.0	H	3	0	0	0	2	0	0	0	0	0	0	9	13	0.00	0.000
Trevor Hoffman, R ERA: 2.27 (9, 1)	1.0	S	4	1	0	0	0	0	0	0	0	0	0	10	16	0.00	1.000


BOTTOM

San Diego Padres @ Los Angeles Dodgers
 Dodger Stadium, Los Angeles, CA

Sun Jul 25 2004, 1:10 PM PDT
 Att. 46,884 - Sunny - 83 F

AB	28
R	0
H	2
RBI	0
BB	2
SO	5
LOB	8

WP: 0 PA: 30
 PB: 0 SB: 0
 CS: 0



PITCHER	IP	WLS	BF	H	R	ER	SO	BB	IBB	HBP	BLK	WP	HR	S	P	ERA	WHIP
---------	----	-----	----	---	---	----	----	----	-----	-----	-----	----	----	---	---	-----	------

Batter	1	2	3	4	5	6	7	8	9	AB	R	H	RBI	BB	SO	LOB	TOP										
Cesar Izturis, S OBP: 0.338, SLG: 0.383 (1, 6)	1-0 F9	0-0 FC4-6			0-1 L9	3-1 G6-3		1-2 G6-3		5	0	0	0	0	0	4											
Jayson Werth, R OBP: 0.371, SLG: 0.545 (1, 7)	1-2 F8		0-0 P3		2-2 G3 BB 1-2 1B		3-1 2B 1B	2-1 P3		5	2	2	0	0	0	1											
Paul Lo Duca, R OBP: 0.355, SLG: 0.444 (1, 2)	1-1 F9		2-2 G6-3		4-2 G3 1-2 1B BB		2-2 WP 1-H 2B		0-0 2B	4	2	2	1	1	0	0											
Adrian Beltré, R OBP: 0.368, SLG: 0.617 (1, 5)		2-0 HR	3-1 F9		0-1 G3		1-2 G4-3		0-0 G5-3	5	1	1	2	0	0	4											
Milton Bradley, S OBP: 0.381, SLG: 0.454 (1, 8)		2-1 2B 1B		0-1 F9	0-1 2B 1B		0-1 G4-1 2B		4-1 BB	4	1	3	3	1	0	0											
Shawn Green, L OBP: 0.339, SLG: 0.432 (1, 3)		2-0 1B 2B		1-2 G1-3	1 SAFE 1 SAFE 1 SAFE 1 SAFE 1 SAFE 1 SAFE K		3-2 G4-1		0-1 F5	5	1	1	1	0	1	4											
Juan Encarnacion, R OBP: 0.288, SLG: 0.425 (1, 9)		1-0 G6-3		2-0 F8		2-1 P4	0-1 G5-3		0-2 G5-3	5	0	0	0	0	0	4											
José Hernández, R OBP: 0.390, SLG: 0.508 Alex Cora, L OBP: 0.388, SLG: 0.418 (1, 4) (8, 4)		3-2 K		2-1 HR	4-1 SH1-4 BB		1-0 F8			3	1	1	1	1	1	1											
Kaz Ishii, L OBP: 0.158, SLG: 0.135 Duane Sanchez, R OBP: 0.250, SLG: 0.500 37 Darren Dreifort, R Dave Roberts, L OBP: 0.335, SLG: 0.345 Guillermo Mota, R Eric Gagne, R (1, 1) (5, 1) (7, 1) (8, PH) (8, 1) (8, 1)		0-1 FC4-6 2-H 1B		1-2 BB 1B G3 1B		0-0 SH1-4		4-1 G6-3 S BB		2	1	2	1	0	0	0											
Inning Stats	R: 0 E: 0 K: 0 S: 6	H: 0 LOB: 0 BB: 0 P: 9	R: 3 E: 0 K: 1 S: 11	H: 4 LOB: 1 BB: 0 P: 21	R: 0 E: 0 K: 0 S: 6	H: 0 LOB: 0 BB: 0 P: 11	R: 0 E: 0 K: 0 S: 7	H: 0 LOB: 0 BB: 0 P: 10	R: 4 E: 0 K: 1 S: 22	H: 4 LOB: 1 BB: 1 P: 34	R: 0 E: 0 K: 0 S: 6	H: 0 LOB: 1 BB: 1 P: 15	R: 2 E: 0 K: 0 S: 19	H: 3 LOB: 1 BB: 0 P: 27	R: 0 E: 0 K: 0 S: 7	H: 0 LOB: 1 BB: 1 P: 15	R: 0 E: 0 K: 0 S: 8	H: 1 LOB: 2 BB: 1 P: 12	1B: 6 2B: 4 3B: 0 HR: 2	SF: 0 SAC: 1 DP: 0 HBP: 0	WP: 1 PB: 0 SB: 1 CS: 0	PA: 43					
PITCHER	IP	WLS	BF	H	R	ER	SO	BB	IBB	HBP	BLK	WP	HR	S	P	ERA	WHIP										
Shawn Estes, L ERA: 5.83 (1, 1)	5.0		24	8	7	7	2	1	0	0	0	0	2	52	85	12.60	1.800										
Allan Simpson, R ERA: 6.61 (6, 1)	1.1	L	8	3	2	2	0	1	0	0	0	1	0	19	34	13.50	3.000										
Tim Harikkala, R ERA: 3.46 (7, 1)	0.2		2	0	0	0	0	0	0	0	0	0	0	6	8	0.00	0.000										
Adam Bernero, R ERA: 5.5 (8, 1)	2.0		9	1	0	0	0	2	0	0	0	0	0	15	27	0.00	1.500										

Los Angeles Dodgers @ Colorado Rockies
Coors Field, Denver, CO
Mon Jul 26 2004, 7:05 PM MDT
Att. 24,725 - Unknown - 75 F

AB	38
R	9
H	12
RBI	9
BB	4
SO	2
LOB	18



BOTTOM

Los Angeles Dodgers @ Colorado Rockies
Coors Field, Denver, CO

livebaseballscores.com

AB	36
R	7
H	11
RBI	7
BB	6
SO	4
LOB	17



WP	0	PA	45
PB	1		
SB	0		
CS	0		

Mon Jul 26 2004, 7:05 PM MDT
Att: 24,725 - Unknown - 75 F

AB R H RBI BB SO LOB

4 0 0 0 0 0 4

5 0 1 1 0 2 0

4 1 1 1 1 0 1

5 1 1 1 0 0 2

4 2 2 0 1 1 0

4 1 2 1 0 0 1

2 1 2 2 3 0 0

4 0 0 1 0 1 6

1B	6	SF	1
2B	1	SAC	1
3B	1	DP	0
HR	3	HBP	1

2	1	2	0	0	0	0	0
1	0	0	0	0	0	0	1
0	0	0	0	0	0	0	0
0	0	0	0	0	0	0	0
0	0	0	0	0	1	0	0
0	0	0	0	0	0	0	0
1	0	0	0	0	0	0	2

Batter	1	2	3	4	5	6	7	8	9
Aaron Miles, S OBP: 0.334, SLG: 0.401 (1, 4)	3-2 F7	1-1 FC5-4		1-1 SH5-3	2-0 G4-3		2-0 F7		
Royce Clayton, R OBP: 0.348, SLG: 0.424 (1, 6)	0-3 K		2-0 F9	1-1 FC5-4		0-1 G3-1		1-3 K	
17 Todd Helton, L OBP: 0.459, SLG: 0.601 (1, 3)	4-2 BB		0-0 HR	2-2 F7		1-1 F7		1-2 G6-3	
Vinny Castilla, R OBP: 0.346, SLG: 0.568 (1, 5)	0-0 F7		2-1 F8	0-1 FC5-4		1-0 HR		1-2 F8	
Larry Walker, L OBP: 0.495, SLG: 0.713 (1, 9)		4-1 HR	0-0 1B		2-2 1B	1-0 F8		2-3 K	
Preston Wilson, R OBP: 0.307, SLG: 0.370 (1, 8)		2-1 F9	0-0 BB		0-0 1B		2-2 F9	1-2 DI	
Jeremy Burnitz, L OBP: 0.365, SLG: 0.594 (1, 7)		2-0 HR	4-2 BB		0-1 1B		4-0 G5-3	4-1 5 FC6-4	
Charles Johnson, R OBP: 0.359, SLG: 0.477 (1, 2)		0-3 K	2-1 L9		2-1 SF9		3-2 G5-3	0-1 F7	
Shawn Estes, R OBP: 0.229, SLG: 0.255 (5, PH)		1-1 FC5-4		0-0 SH5-3		0-0 F7		0-1 FC6-4	
Todd Greene, R OBP: 0.303, SLG: 0.478 (6, 1)									
Allan Simpson, R (7, 1)									
Tim Lincecum, R (7, PH)									
Mark Sweeney, L OBP: 0.400, SLG: 0.496 (8, 1)									
Adam Berro, R (9, PH)									
5 Matt Holliday, R OBP: 0.351, SLG: 0.485									

Inning Stats	R: 0	H: 0	E: 0	K: 1	S: 9	H: 0	LOB: 1	BB: 1	P: 16	R: 2	H: 2	E: 0	K: 1	S: 11	R: 1	H: 3	E: 0	K: 0	S: 10	R: 1	H: 2	E: 0	K: 0	S: 11	R: 2	H: 3	E: 0	K: 0	S: 12	R: 1	H: 1	E: 0	K: 0	S: 6	R: 0	H: 0	E: 0	K: 0	S: 10	R: 0	H: 0	E: 0	K: 1	S: 11	R: 0	H: 0	E: 0	K: 1	S: 11	1B: 6	SF: 1	2B: 1	SAC: 1	3B: 1	DP: 0	HR: 3	HBP: 1	WP: 0	PA: 45
--------------	------	------	------	------	------	------	--------	-------	-------	------	------	------	------	-------	------	------	------	------	-------	------	------	------	------	-------	------	------	------	------	-------	------	------	------	------	------	------	------	------	------	-------	------	------	------	------	-------	------	------	------	------	-------	-------	-------	-------	--------	-------	-------	-------	--------	-------	--------

PITCHER	IP	WLS	BF	H	R	ER	SO	BB	IBB	HBP	BLK	WP	HR	S	P	ERA	WHIP
Kaz Ishii, L ERA: 4.63 (1, 1)	4.0		25	10	6	6	2	3	0	0	0	0	2	49	82	13.50	3.250
Duaner Sanchez, R ERA: 3.19 (5, 1)	2.0	W	7	1	1	1	0	0	0	0	0	0	1	10	17	4.50	0.500
37 Darren Dreifort, R ERA: 3.43 (7, 1)	1.0	H	5	0	0	0	0	2	0	0	0	0	0	10	25	0.00	2.000
Guillermo Mota, R ERA: 2.05 (8, 1)	1.0	H	3	0	0	0	1	0	0	0	0	0	0	11	14	0.00	0.000
Eric Gagne, R ERA: 1.54 (9, 1)	1.0	S	5	0	0	0	1	1	0	1	0	0	0	11	18	0.00	1.000

Batter	1	2	3	4	5	6	7	8	9	AB R H RBI BB SO LOB	TOP												
Cesar Izturis, S (1, 6) OBP: 0.343, SLG: 0.385	4-2 BB		0-1 1B		4-1 BB			1-2 F7	0-0 1B	3 0 2 0 2 0 0													
Jayson Werth, R (1, 7) OBP: 0.378, SLG: 0.544 Giovanni Carrara, R (5, 1) Dave Roberts, L (8, PH) OBP: 0.337, SLG: 0.345 Tom Martin, L (8, 1) Robin Ventura, L (9, PH) OBP: 0.318, SLG: 0.292	0-2 K		0-2 1B		4-2 BB			4-2 HR	4-2 BB	2 0 1 0 1 1 1 0 0 0 0 0 0 0 0 1 0 0 1 0 0 0 0 0 0 0 0 0 0 0 0 0 1 0 0													
Paul Lo Duca, R (1, 2) OBP: 0.353, SLG: 0.449	2-0 F9		0-2 G3-1		2-1 P4			0-0 HR	2-2 FC6-4	5 1 1 2 0 0 7													
Adrián Beltré, R (1, 5) OBP: 0.370, SLG: 0.616	0-0 G1-3			0-1 G1-3		2-1 G3-6 1B		1-2 1B		4 0 2 0 0 0 1													
Milton Bradley, S (1, 8) OBP: 0.383, SLG: 0.455		0-1 G6-3		0-0 FC6-4 1B		2-1 F7		3-1 1B		4 0 2 0 0 0 1													
Shawn Green, L (1, 3) OBP: 0.336, SLG: 0.427		2-1 G5-3		0-0 F7		0-1 G3-6		0-3 K		4 0 0 0 0 1 4													
Juan Encarnacion, R (1, 9) OBP: 0.287, SLG: 0.423		0-1 G6-3		0-0 FC6-4			2-0 G5-4-3 1B	3-2 K		4 0 1 0 0 1 3													
Alex Cora, L (1, 4) OBP: 0.382, SLG: 0.411			1-1 G6-3		2-2 F8		1 SAFE 1-1 F8		2-2 K	4 0 0 0 0 1 1													
Odalis Perez, L (1, 1) OBP: 0.079, SLG: 0.132 Jason Grabowski, L (5, 7) OBP: 0.317, SLG: 0.437			0-1 F8		0-0 G3		0-1 G5-4-3		0-0 G4-3	2 0 0 0 0 0 0 2 0 0 0 0 0 1													
Inning Stats	R: 0 E: 0 K: 1 S: 7	H: 0 LOB: 1 BB: 1 P: 13	R: 0 E: 0 K: 0 S: 6	H: 0 LOB: 0 BB: 0 P: 8	R: 0 E: 0 K: 0 S: 12	H: 2 LOB: 2 BB: 0 P: 13	R: 0 E: 0 K: 0 S: 5	H: 1 LOB: 1 BB: 0 P: 5	R: 0 E: 0 K: 0 S: 13	H: 0 LOB: 2 BB: 2 P: 25	R: 0 E: 0 K: 0 S: 6	H: 1 LOB: 0 BB: 0 P: 10	R: 0 E: 0 K: 0 S: 5	H: 1 LOB: 0 BB: 0 P: 8	R: 2 E: 0 K: 2 S: 22	H: 3 LOB: 2 BB: 1 P: 34	R: 0 E: 0 K: 1 S: 13	H: 1 LOB: 2 BB: 1 P: 21	1B: 8 2B: 0 3B: 0 HR: 1	SF: 0 SAC: 0 DP: 2 HBP: 0	WP: 0 PB: 0 SB: 1 CS: 0	PA: 39	
PITCHER 28 Aaron Cook, R (1, 1) ERA: 4.52 Scott Dohmann, R (8, 1) ERA: 2.52	IP 7.1	WLS W	BF 32	H 8	R 2	ER 2	SO 1	BB 4	IBB 0	HBP 0	BLK 0	WP 0	HR 1	S 67	P 104	ERA 2.46	WHIP 1.636						
PITCHER	IP	WLS	BF	H	R	ER	SO	BB	IBB	HBP	BLK	WP	HR	S	P	ERA	WHIP						

Los Angeles Dodgers @ Colorado Rockies
Coors Field, Denver, CO
Tue Jul 27 2004, 7:05 PM MDT
Att. 27,934 - Unknown - 73 F

AB	34
R	2
H	9
RBI	2
BB	5
SO	4
LOB	19



Batter	1	2	3	4	5	6	7	8	9	AB	R	H	RBI	BB	SO	LOB	TOP										
Cesar Izturis, S (1, 6) OBP: 0.346, SLG: 0.388	2-1 1B		0-1 HR 1B	0-1 G6-3		3-2 BB 1B		2-0 P6		5	1	3	1	0	0	2											
Paul Lo Duca, R (1, 2) OBP: 0.351, SLG: 0.444	1-2 F9		1-1 F8		1-0 G6-3	4-0 BB 1B		0-2 P6		4	0	0	0	1	0	2											
Olmedo Saenz, R (1, 3) OBP: 0.329, SLG: 0.458 Robin Ventura, L (8, 3) OBP: 0.315, SLG: 0.289	2-1 F9		0-0 HR		4-0 FC5-4 BB	1-0 G5-3		3-2 P4		3	1	1	2	1	0	4											
Adrián Beltré, R (1, 5) OBP: 0.370, SLG: 0.624	2-1 F8		1-3 K		2-3 K		0-2 HR		0-2 2B	5	1	2	1	0	2	2											
Milton Bradley, S (1, 8) OBP: 0.377, SLG: 0.448		0-0 L6	3-1 G5-3		2-2 FC5-4		0-3 K		0-1 F7	5	0	0	0	0	1	2											
Shawn Green, L (1, 9) OBP: 0.339, SLG: 0.427		4-2 2B BB		1-2 FC5 S G5-2-3 1B		0-0 G4-3	0-1 P3		4-0 IBB	3	0	1	0	2	0	0											
Juan Encarnacion, R (1, 7) OBP: 0.289, SLG: 0.421		0-2 F8		4-2 SAFE G5-2-3 E 1-2 BB		1-1 G5-3	0-0 1B		0-1 G4-3	4	0	1	0	1	0	3											
José Hernández, R (1, 4) OBP: 0.393, SLG: 0.516		0-1 2B		0-1 FC5 G5-2-3		2-1 1B 1B	1-3 K			4	1	2	0	0	1	3											
Jose Lima, R (1, 1) OBP: 0.207, SLG: 0.179 37 Darren Dreifort, R (7, 1) Dave Roberts, L (8, PH) OBP: 0.336, SLG: 0.344 Guillermo Mota, R (8, 1)		1-2 G5-3		0-1 G5-2-3		0-1 BB 1B 1B	2-3 K			3	0	1	0	0	0	5											
Inning Stats	R: 0 E: 0 K: 0 S: 9	H: 1 LOB: 1 BB: 0 P: 16	R: 0 E: 0 K: 0 S: 14	H: 1 LOB: 2 BB: 1 P: 19	R: 2 E: 0 K: 1 S: 11	H: 2 LOB: 0 BB: 0 P: 16	R: 0 E: 1 K: 0 S: 12	H: 1 LOB: 2 BB: 1 P: 17	R: 0 E: 0 K: 1 S: 7	H: 0 LOB: 1 BB: 1 P: 16	R: 1 E: 0 K: 0 S: 11	H: 3 LOB: 3 BB: 1 P: 22	R: 1 E: 0 K: 2 S: 12	H: 2 LOB: 1 BB: 0 P: 13	R: 0 E: 0 K: 1 S: 9	H: 0 LOB: 0 BB: 0 P: 13	R: 0 E: 0 K: 0 S: 10	H: 1 LOB: 2 BB: 1 P: 17	1B: 7 2B: 2 3B: 0 HR: 2	SF: 0 SAC: 0 DP: 1 HBP: 0	WP: 0 PB: 0 SB: 2 CS: 0	PA: 43					
PITCHER	IP	WLS	BF	H	R	ER	SO	BB	IBB	HBP	BLK	WP	HR	S	P	ERA	WHIP										
Jeff Fassero, L (1, 1) ERA: 4.83	5.2		27	7	3	3	2	3	0	0	0	0	1	60	94	4.76	1.765										
Travis Driskill, R (6, 1) ERA: 5.4	0.1	B	3	1	0	0	0	1	0	0	0	0	0	4	12	0.00	6.000										
Steve Reed, R (7, 1) ERA: 2.54	2.0	W	8	2	1	1	3	0	0	0	0	0	1	21	26	4.50	1.000										
Shawn Chacon, R (9, 1) ERA: 7.11	1.0	S	5	1	0	0	0	0	1	0	0	0	0	10	17	0.00	1.000										

Los Angeles Dodgers @ Colorado Rockies
Coors Field, Denver, CO
Wed Jul 28 2004, 7:05 PM MDT
Att. 25,492 - Unknown - 62 F

AB	38
R	4
H	11
RBI	4
BB	5
SO	5
LOB	23



WP	0	PA	43
PB	0		
SB	2		
CS	0		

Batter	1	2	3	4	5	6	7	8	9	AB R H RBI BB SO LOB	TOP																								
Cesar Izturis, S (1, 6) OBP: 0.345, SLG: 0.385	1-2 G3-1	2-2 FC3-6 1-2f		2-1 F7		0-1 1B		0-1 G4-3		5 0 1 0 0 0 3																									
Alex Cora, L (1, 4) OBP: 0.379, SLG: 0.411	3-3 K		2-2 G1-3		1-2 2B	0-0 P6		2-2 F8		5 0 1 0 0 1 2																									
Jayson Werth, R (1, 7) OBP: 0.371, SLG: 0.556	2-0 HR		2-3 K		1-1 P5	1-3 K			3-2 K	5 1 1 1 0 3 3																									
Adrián Beltré, R (1, 5) OBP: 0.373, SLG: 0.625	2-2 2B		1-1 BB 1B		2-1 P4		2-3 K		4-2 CS BB	4 0 2 0 1 1 1																									
Milton Bradley, S (1, 8) OBP: 0.380, SLG: 0.445	1-3 K		4-0 BB		2-2 G1-4-3		4-2 1B BB		4-2 1 SAFE 1 SAFE BB 1 SAFE BB	2 0 0 0 3 1 2																									
Shawn Green, L (1, 3) OBP: 0.340, SLG: 0.429		1-0 FC3-5 2B	2-2 G1-3			2-1 G1-3	0-0 1B	1-2 1B	0-0 G4-3	5 0 2 0 0 0 3																									
Juan Encarnacion, R (1, 9) OBP: 0.289, SLG: 0.417		1-3 K		3-2 P6		4-2 HR BB	2-3 K			3 1 0 0 1 2 3																									
David Ross, R (1, 2) OBP: 0.275, SLG: 0.338		3-2 FC3-5 HBP		1-2 3B		1-2 1 SAFE HR	1-3 K			3 1 2 2 0 1 2																									
Wilson Alvarez, L (1, 1) OBP: 0.217, SLG: 0.182 Jason Grabowski, L (8, PH) OBP: 0.321, SLG: 0.449 Duane Sanchez, R (6, 1) OBP: 0.250, SLG: 0.500 37 Darren Dreifort, R (7, 1) Dave Roberts, L (8, PH) OBP: 0.333, SLG: 0.342 Guillermo Mota, R (8, 1) Eric Gagne, R (8, 1)		0-0 FC3-5 1-2 2-3f		1-0 G1-3		2-1 2B		1-2 P6		2 0 0 0 0 0 3 1 0 1 0 0 0 0 0 0 0 0 0 0 0 0 0 0 0 0 0 0 1 0																									
Inning Stats	R: 1 E: 0 K: 2 S: 14	H: 2 LOB: 1 BB: 0 P: 23	R: 0 E: 0 K: 1 S: 11	H: 1 LOB: 2 BB: 1 P: 18	R: 0 E: 0 K: 1 S: 11	H: 1 LOB: 2 BB: 1 P: 22	R: 0 E: 0 K: 0 S: 11	H: 1 LOB: 1 BB: 0 P: 18	R: 0 E: 0 K: 3 S: 16	H: 3 LOB: 2 BB: 1 P: 26	R: 0 E: 0 K: 3 S: 14	H: 1 LOB: 2 BB: 1 P: 23	R: 0 E: 0 K: 0 S: 10	H: 0 LOB: 0 BB: 0 P: 13	R: 0 E: 0 K: 1 S: 12	H: 0 LOB: 1 BB: 2 P: 23	1B: 3 2B: 4 3B: 1 HR: 2	SF: 0 SAC: 0 DP: 0 HBP: 1	WP: 0 PB: 0 SB: 0 CS: 1	PA: 42															
PITCHER	IP WLS BF H R ER SO BB IBB HBP BLK WP HR S P ERA WHIP																																		
Jamey Wright, R (1, 1) ERA: 2.61	5.1		6	2	2	4	2	0	1	0	0	1	61	107	3.38	1.500																			
Scott Dohmann, R (6, 1) ERA: 2.81	0.2	L	5	3	1	1	0	0	0	0	0	1	12	16	13.50	4.500																			
Adam Bernero, R (7, 1) ERA: 5.21	1.0		5	1	0	0	3	1	0	0	0	0	14	23	0.00	2.000																			
Tim Harikkala, R (8, 1) ERA: 3.3	2.0		7	0	0	0	1	2	0	0	0	0	22	36	0.00	1.000																			

Los Angeles Dodgers @ Colorado Rockies
 Coors Field, Denver, CO
 Thu Jul 29 2004, 1:05 PM MDT
 Att. 28,472 - Sunny - 77 F

AB	36
R	3
H	10
RBI	3
BB	5
SO	9
LOB	22



WP: 0	PA: 42
-------	--------

PITCHER	IP	WLS	BF	H	R	ER	SO	BB	IBB	HBP	BLK	WP	HR	S	P	ERA	WHIP
Jamey Wright, R	5.1		6	2	2	4	2	0	1	0	0	0	1	61	107	3.38	1.500
Scott Dohmann, R	0.2	L	5	3	1	1	0	0	0	0	0	0	1	12	16	13.50	4.500
Adam Bernero, R	1.0		5	1	0	0	3	1	0	0	0	0	0	14	23	0.00	2.000
Tim Harikkala, R	2.0		7	0	0	0	1	2	0	0	0	0	0	22	36	0.00	1.000

BOTTOM

Los Angeles Dodgers @ Colorado Rockies
Coors Field, Denver, CO

livebaseballscores.com

AB	27
R	2
H	4
RBI	2
BB	4
SO	10
LOB	9



WP	0	PA	35
PB	0		
SB	0		
CS	1		

Thu Jul 29 2004, 1:05 PM MDT
Att. 28,472 - Sunny - 77 F

AB R H RBI BB SO LOB

4	0	1	0	0	2	1
2	0	0	0	1	0	0
3	1	1	1	1	0	3
4	0	0	0	0	3	2
3	0	0	0	1	2	0
3	0	1	0	1	0	1
2	1	0	0	0	0	1
1	0	0	0	0	0	0
0	0	0	0	0	0	0
1	0	0	0	0	1	0
0	0	0	0	0	0	0
0	0	0	0	0	0	0
1	0	0	0	0	1	0
0	0	0	0	0	0	0

Batter	1	2	3	4	5	6	7	8	9
Aaron Miles, S OBP: 0.335, SLG: 0.403 (1, 4)	0-1 SH3 1B		0-3 K		1-3 K			2-2 F8	
Royce Clayton, R OBP: 0.345, SLG: 0.417 (1, 6)	0-0 SH3 1-2		0-0 F8		4-1 BB			0-0 F9	
17 Todd Helton, L OBP: 0.457, SLG: 0.617 (1, 3)	2-0 P5			3-2 HR	3-2 F8			4-1 BB	
Vinny Castilla, R OBP: 0.344, SLG: 0.560 (1, 5)	2-2 K			1-3 K		1-2 G4-3		1-3 K	
Preston Wilson, R OBP: 0.304, SLG: 0.359 (1, 8)		2-3 K		0-2 G4-3		4-2 BB		1-3 K	
Jeromy Burnitz, L OBP: 0.369, SLG: 0.615 (1, 9)		4-2 BB		2-1 5 CS 1B		1-1 F7-6-4-3		0-0 G4-3	
5 Matt Holliday, R OBP: 0.358, SLG: 0.483 (1, 7)		0-2 P6		1 SAFE 3-1 CS	2-0 2B HBP		2-0 G1-3	2-1 G3-1	
Larry Walker, L OBP: 0.479, SLG: 0.674 (9, PH)		1-0 L7		1 SAFE 1 SAFE 1 SAFE 1 SAFE			1-3 K		
Charles Johnson, R OBP: 0.363, SLG: 0.475 (1, 2)			1-3 K		0-0 SH5-4 1-H 2B		0-3 K		
Jamey Wright, R (1, 1)					0-0 SH5-4 2-3				
Scott Dohmann, R (6, 1)									
Adam Bernero, R (7, 1)									
Mark Sweeney, L (7, PH)									
Tim Harikkala, R (8, 1)									

Inning Stats	R: 0	H: 1	E: 0	K: 1	S: 7	H: 0	LOB: 1	BB: 0	P: 11	R: 0	H: 0	E: 0	K: 1	S: 9	H: 0	LOB: 1	BB: 1	P: 16	R: 0	H: 0	E: 0	K: 2	S: 8	H: 1	LOB: 2	BB: 1	P: 19	R: 0	H: 0	E: 0	K: 0	S: 8	H: 0	LOB: 0	BB: 1	P: 14	R: 0	H: 0	E: 0	K: 2	S: 7	H: 0	LOB: 1	BB: 1	P: 16	R: 0	H: 0	E: 0	K: 1	S: 6	H: 0	LOB: 0	BB: 0	P: 9	1B: 2	2B: 2	3B: 0	HR: 1	SF: 0	SAC: 2	DP: 1	HBP: 1	WP: 0	PA: 35
--------------	------	------	------	------	------	------	--------	-------	-------	------	------	------	------	------	------	--------	-------	-------	------	------	------	------	------	------	--------	-------	-------	------	------	------	------	------	------	--------	-------	-------	------	------	------	------	------	------	--------	-------	-------	------	------	------	------	------	------	--------	-------	------	-------	-------	-------	-------	-------	--------	-------	--------	-------	--------

PITCHER	IP	WLS	BF	H	R	ER	SO	BB	IBB	HBP	BLK	WP	HR	S	P	ERA	WHIP
Wilson Alvarez, L (1, 1) ERA: 3.42	5.0	W	21	4	2	2	6	2	0	0	0	0	1	46	77	3.60	1.200
Duaner Sanchez, R (6, 1) ERA: 3.12	1.0	H	3	0	0	0	0	1	0	0	0	0	0	8	14	0.00	1.000
37 Darren Dreifort, R (7, 1) ERA: 3.27	1.0	H	3	0	0	0	2	0	0	0	0	0	0	7	10	0.00	0.000
Guillermo Mota, R (8, 1) ERA: 2.14	0.2	H	3	0	0	0	0	1	0	0	0	0	0	6	12	0.00	1.500
Eric Gagne, R (8, 1) ERA: 1.5	1.1	S	4	0	0	0	2	0	0	0	0	0	0	9	13	0.00	0.000

Batter	1	2	3	4	5	6	7	8	9	AB R H RBI BB SO LOB	TOP	
Dave Roberts, L (1, 7) OBP: 0.340, SLG: 0.356	2-2 G5-4-3 1B		0-3 K	1-2 S 2B 1B		1-1 G6-3			2-1 HR 3B	5 2 3 1 0 1 0	Los Angeles Dodgers @ San Diego Padres PETCO Park, San Diego, CA Fri Jul 30 2004, 10:05 PM EDT Att. 42,552 - Sunny - 68 F	
Cesar Izturis, S (1, 6) OBP: 0.345, SLG: 0.388	0-2 G5-4-3 1-2f			2-3 3-H HR 1B 2B		1-2 K		0-0 P6	5 1 2 2 0 1 2			
Milton Bradley, S (1, 8) OBP: 0.383, SLG: 0.464	1-1 L3			HR G4-3			4-2 G6-4-3 BB	0-0 HR	4 2 2 4 1 0 1			
Adrián Beltré, R (1, 5) OBP: 0.377, SLG: 0.626 José Hernández, R (8, 5) OBP: 0.397, SLG: 0.543		1-2 1B 1B		4-0 1B 2B BB 1B	0-0 3B 1B		1-0 G6-4-3 1-2f	0-1 HR	3 2 2 0 1 0 1 1 1 1 1 0 0 0			
Shawn Green, L (1, 3) OBP: 0.340, SLG: 0.434		0-0 F9		0-2 2B SF8 1B	1-1 1-H SF7 3B		1-0 F8	0-1 F9	5 2 2 1 0 0 1			
Jayson Werth, R (1, 9) OBP: 0.372, SLG: 0.558		1-2 G6-3 1B		1-2 SF8 1B 2B	3-2 G6-3		1-0 G5-3	3-1 F9	5 1 2 1 0 0 1			
David Ross, R (1, 2) OBP: 0.263, SLG: 0.329		1-2 G6-3 1-2f		0-2 SF8 2-3 3-H	3-2 SF7		1-1 G5-3		2 0 0 2 0 0 2			
Alex Cora, L (1, 4) OBP: 0.381, SLG: 0.410			3-2 P6	4-0 1B 2B SH1-4 IBB	0-1 F9		2-2 1B		3 1 1 0 1 0 0			
Jeff Weaver, R (1, 1) OBP: 0.159, SLG: 0.205 Duaner Sanchez, R (9, 1) OBP: 0.250, SLG: 0.500			0-3 K	0-1 SH1-4		1-0 G4-3		1-2 K	3 0 0 0 0 2 1 0 0 0 0 0 0 0			
Inning Stats	R: 0 H: 1 E: 0 LOB: 0 K: 0 BB: 0 S: 8 P: 11	R: 0 H: 2 E: 0 LOB: 1 K: 0 BB: 0 S: 10 P: 13	R: 0 H: 0 E: 0 LOB: 0 K: 2 BB: 0 S: 10 P: 13	R: 7 H: 6 E: 0 LOB: 1 K: 0 BB: 2 S: 35 P: 50	R: 2 H: 2 E: 0 LOB: 0 K: 0 BB: 0 S: 13 P: 20	R: 0 H: 0 E: 0 LOB: 0 K: 1 BB: 0 S: 6 P: 9	R: 0 H: 0 E: 0 LOB: 0 K: 0 BB: 1 S: 4 P: 10	R: 0 H: 1 E: 0 LOB: 1 K: 1 BB: 0 S: 9 P: 14	R: 3 H: 3 E: 0 LOB: 0 K: 0 BB: 0 S: 10 P: 15	1B: 8 SF: 2 2B: 2 SAC: 1 3B: 2 DP: 3 HR: 3 HBP: 0	WP: 0 PA: 42 PB: 0 SB: 1 CS: 0	
PITCHER	IP WLS BF H R ER SO BB IBB HBP BLK WP HR S P ERA WHIP											
Adam Eaton, R (1, 1) ERA: 4.74	3.2 L 20 9 7 7 2 1 1 0 0 0 0 1 60 83 17.18 2.727											
Ricky Stone, R (4, 1) ERA: 4.98	1.1 6 2 2 2 0 0 0 0 0 0 0 0 16 24 13.50 1.500											
Jay Witasick, R (6, 1) ERA: 3.35	3.0 10 1 0 0 2 1 0 0 0 0 0 0 19 33 0.00 0.667											
Rod Beck, R (9, 1) ERA: 6.63	1.0 6 3 3 3 0 0 0 0 0 0 0 0 2 10 15 27.00 3.000											

livebaseballscorecards.com

AB	36
R	12
H	15
RBI	12
BB	3
SO	4
LOB	9



Batter	1	2	3	4	5	6	7	8	9	AB R H RBI BB SO LOB	TOP										
Cesar Izturis, S (1, 6) OBP: 0.346, SLG: 0.393	1-1 1B 3B		0-0 P6		0-1 F9 S 1B		2-3 K		2-2 G3-1	5 1 2 0 0 1 1	Los Angeles Dodgers @ San Diego Padres PETCO Park, San Diego, CA Sat Jul 31 2004, 10:05 PM EDT Att. 43,726 - Sunny - 70 F										
Jayson Werth, R (1, 7) OBP: 0.368, SLG: 0.547	1-1 G3 1B		0-1 P6		1-2 F9 1-3		2-3 SAFE K			4 0 1 1 0 1 2											
Milton Bradley, S (1, 8) OBP: 0.379, SLG: 0.458	1-1 SAFE G3 1-2		1-0 G3		1-3 K			1-3 K		4 0 0 0 0 2 2											
Adrián Beltré, R (1, 5) OBP: 0.373, SLG: 0.619	0-3 K			1-1 G6-3	0-2 G4-3			0-1 G6-3		4 0 0 0 0 1 2											
Shawn Green, L (1, 9) OBP: 0.342, SLG: 0.437	3-2 G4-3			1-3 K		0-0 G6-4-3 1B		1-0 2B		4 0 2 0 0 1 1											
Hee-Seop Choi, L (1, 3) OBP: 0.389, SLG: 0.496		1-1 P5		1-1 HBP 2B		0-2 SAFE G6-4-3 1-2f		4-0 IBB		3 0 1 0 1 0 1											
David Ross, R (1, 2) OBP: 0.263, SLG: 0.318		1-3 K		4-1 HBP BB		0-2 P2		1-3 K		3 0 0 0 1 2 2											
Alex Cora, L (1, 4) OBP: 0.383, SLG: 0.407		0-1 G6-3		1-1 HBP		4-0 BB		0-3 K		2 0 0 0 1 1 0											
Kaz Ishii, L (1, 1) OBP: 0.171, SLG: 0.225			0-1 HR		1-3 K		0-3 K		1-3 K	3 1 1 1 0 2 4											
Giovanni Carrara, R (7, 1)										0 0 0 0 0 0 0											
37 Darren Dreifort, R (8, 1)										0 0 0 0 0 0 0											
Jason Grabowski, L (9, PH) OBP: 0.319, SLG: 0.445										1 0 0 0 0 1 0											
Inning Stats	R: 1 E: 0 K: 1 S: 14	H: 2 LOB: 1 BB: 0 P: 20	R: 0 E: 0 K: 1 S: 7	H: 0 LOB: 0 BB: 0 P: 9	R: 1 E: 0 K: 0 S: 6	H: 1 LOB: 0 BB: 0 P: 7	R: 0 E: 0 K: 2 S: 13	H: 1 LOB: 3 BB: 1 P: 22	R: 0 E: 0 K: 1 S: 11	H: 1 LOB: 1 BB: 0 P: 13	R: 0 E: 0 K: 3 S: 9	H: 0 LOB: 1 BB: 1 P: 17	R: 0 E: 0 K: 2 S: 9	H: 1 LOB: 2 BB: 1 P: 16	R: 0 E: 0 K: 2 S: 10	H: 0 LOB: 0 BB: 0 P: 13	1B: 3 2B: 2 3B: 1 HR: 1	SF: 0 SAC: 0 DP: 1 HBP: 1	WP: 0 PB: 0 SB: 1 CS: 0	PA: 37	
44 Jake Peavy, R (1, 1) ERA: 2.33	IP: 7.2	WLS: 32	H: 7	R: 2	ER: 2	SO: 9	BB: 2	IBB: 0	HBP: 1	BLK: 0	WP: 0	HR: 1	S: 75	P: 105	ERA: 2.35	WHIP: 1.174					
Akinori Otsuka, R (8, 1) ERA: 2.17	IP: 0.1	WLS: 2	H: 0	R: 0	ER: 0	SO: 1	BB: 0	IBB: 1	HBP: 0	BLK: 0	WP: 0	HR: 0	S: 3	P: 8	ERA: 0.00	WHIP: 0.000					
Trevor Hoffman, R (9, 1) ERA: 2.09	IP: 1.0	WLS: 3	H: 0	R: 0	ER: 0	SO: 2	BB: 0	IBB: 0	HBP: 0	BLK: 0	WP: 0	HR: 0	S: 10	P: 13	ERA: 0.00	WHIP: 0.000					

livebaseballscorecards.com

AB	33
R	2
H	7
RBI	2
BB	3
SO	12
LOB	15



Batter	1	2	3	4	5	6	7	8	9
3 Khalil Greene, R OBP: 0.346, SLG: 0.397 (1, 6)	0-0 F9		1-1 G6-4-3 1B			1-1 G6-3		0-1 SH1-4	
Rich Aurilia, R OBP: 0.309, SLG: 0.346 (1, 5) Sean Burroughs, L OBP: 0.348, SLG: 0.364 (8, PH) (9, 5)	1-3 K		1-1 G6-4-3 1-2f			0-3 K		4-0 E 1B 1B BB	
Mark Loretta, R OBP: 0.382, SLG: 0.479 (1, 4)	2-1 G5-3				3-3 K2-3	4-1 BB		0-0 E8 BB 1B 1B	
Phil Nevin, R OBP: 0.391, SLG: 0.508 (1, 3)					2-3 K	0-1 F9		2-2 BB 1B	
24 Brian Giles, L OBP: 0.376, SLG: 0.459 (1, 9)					2-3 K			1-2 3-H 1B	
Xavier Nady, R OBP: 0.237, SLG: 0.378 (1, 7)								1-2 K	
Jay Payton, R OBP: 0.308, SLG: 0.333 (8, 1) Akinori Otsuka, R OBP: 0.363, SLG: 0.408 (8, PH) Trevor Hoffman, R OBP: 0.322, SLG: 0.411 (9, 1)								4-0 BB	
Ramon Hernandez, R OBP: 0.347, SLG: 0.437 (1, 2)								1-2 2-3 BB	
44 Jake Peavy, R OBP: 0.229, SLG: 0.212 (8, 8) Terrence Long, L OBP: 0.322, SLG: 0.411 (8, 8)								1-0 F7	
								0-0 G1-4-3 BB	
								0-0 G1-4-3 1-2f	
								0-1 3 SH1-4 1B	

AB	R	H	RBI	BB	SO	LOB
3	0	1	0	0	0	0
3	0	0	0	0	2	1
0	1	0	0	1	0	0
3	0	1	1	1	1	0
4	1	2	1	0	1	1
4	0	1	0	0	2	3
3	0	0	0	1	0	2
2	0	1	1	1	0	0
0	0	0	0	0	0	0
1	0	0	0	0	0	3
0	0	0	0	0	0	0
2	0	0	0	1	1	3
2	0	0	0	0	1	1
1	1	1	0	0	0	0

Los Angeles Dodgers @ San Diego Padres
PETCO Park, San Diego, CA
 Sat Jul 31 2004, 10:05 PM EDT
 Att: 43,726 - Sunny - 70 F

AB	28
R	3
H	7
RBI	3
BB	5
SO	8
LOB	14



Inning Stats		R: 0	H: 0	E: 0	K: 1	S: 6	R: 1	H: 2	E: 0	K: 1	S: 10	R: 0	H: 1	E: 0	K: 1	S: 7	R: 0	H: 0	E: 0	K: 3	S: 9	R: 0	H: 0	E: 0	K: 0	S: 9	R: 0	H: 1	E: 0	K: 0	S: 6	R: 2	H: 3	E: 1	K: 1	S: 12
R: 0 H: 0 E: 0 K: 1 S: 6		R: 1 H: 2 E: 0 K: 1 S: 10		R: 0 H: 1 E: 0 K: 1 S: 7		R: 0 H: 0 E: 0 K: 3 S: 9		R: 0 H: 0 E: 0 K: 0 S: 9		R: 0 H: 1 E: 0 K: 0 S: 6		R: 2 H: 3 E: 1 K: 1 S: 12		1B: 6 SF: 0 2B: 1 SAC: 1 3B: 0 DP: 2 HR: 0 HBP: 0		WP: 0 PA: 34 PB: 1 SB: 0 CS: 0																				

PITCHER	IP	WLS	BF	H	R	ER	SO	BB	IBB	HBP	BLK	WP	HR	S	P	ERA	WHIP
Kaz Ishii, L ERA: 4.46 (1, 1)	6.1		25	4	1	1	7	3	0	0	0	0	0	55	89	1.42	1.105
Giovanni Carrara, R ERA: 1.76 (7, 1)	0.2	H	1	0	0	0	0	0	0	0	0	0	0	1	1	0.00	0.000
37 Darren Dreifort, R ERA: 3.6 (8, 1)	1.0	L	8	3	2	2	1	2	0	0	0	0	0	12	24	18.00	5.000

Batter	1	2	3	4	5	6	7	8	9	10	11	12	AB R H RBI BB SO LOB	TOP													
Cesar Izturis, S OBP: 0.344, SLG: 0.391 (1, 6)	1-1 G1-3		1-0 SH1-3			0-1 F9		0-2 1B		1-2 F9		1-2 G4-3	5 0 1 0 0 0 0	Los Angeles Dodgers @ San Diego Padres PETCO Park, San Diego, CA Sun Aug 01 2004, 4:05 PM EDT Att. 44,056 - Sunny - 75 F													
Steve Finley, L OBP: 0.338, SLG: 0.491 (1, 8)	1-2 F8-4 2B		0-1 F7			1-1 1B 1B		0-0 P2		1-2 F9			5 1 2 0 0 0 2														
Milton Bradley, S OBP: 0.380, SLG: 0.456 (1, 9)	4-2 BB			2-2 P4		0-0 1B 1B		2-3 SAFE K		1-2 F8			4 0 1 0 1 1 1														
Adrian Beltré, R OBP: 0.371, SLG: 0.613 (1, 5)	1-2 F8-4 2-2			2-2 L4		2-3 1B 1B		0-1 SAFE 1-3 BB 1B			1-3 K		5 0 1 0 0 2 4														
Shawn Green, L OBP: 0.343, SLG: 0.435 (1, 3)		2-3 K		3-2 F7		1-1 1-3 2-H 1B		4-1 1-2 BB			2-3 K		4 0 1 1 1 2 0														
Jayson Werth, R OBP: 0.355, SLG: 0.525 (1, 7)		2-3 K			1-3 K	3-2 F9		1-3 K			3-3 K		5 0 0 0 0 4 5														
José Hernández, R OBP: 0.393, SLG: 0.534 Alex Cora, L OBP: 0.391, SLG: 0.405 (1, 4) (9, 4)		1-0 G4-3			1-2 1B		0-0 F8		1-3 K			0-1 F8	4 0 1 0 0 1 0 1 0 0 0 0 0 0														
David Ross, R OBP: 0.252, SLG: 0.303 Brent Mayne, L OBP: 0.339, SLG: 0.337 (12, PH) (12, 2)			1-2 G1-3		0-3 K		0-3 K		1-2 P5			1-3 K	4 0 0 0 0 2 1 1 0 0 0 0 1 0														
Odalis Pérez, L OBP: 0.100, SLG: 0.190 Jason Grabowski, L OBP: 0.177, SLG: 0.442 Wilson Álvarez, L OBP: 0.177, SLG: 0.182 Giovanni Carrara, R Hee-Seop Choi, L OBP: 0.386, SLG: 0.495 Eric Gagne, R Robin Ventura, L OBP: 0.321, SLG: 0.327 37 Darren Dreifort, R (1, 1) (7, PH) (7, 1) (8, 1) (9, PH) (9, 1) (12, PH) (12, 1)			0-1 SH1-3 1B		0-0 G4-3		2-1 F8		2-3 K			1-0 HR	2 0 1 0 0 0 1 1 0 1 0 0 0 0 1 0 0 0 0 0 0 0 0 1 1 1 1 0 0 0 0 0 0 0 0 0 0														
Inning Stats	R: 0 E: 0 K: 14 S: 14	H: 1 LOB: 1 BB: 21 P: 21	R: 0 E: 0 K: 13 S: 13	H: 0 LOB: 0 BB: 0 P: 18	R: 0 E: 0 K: 9 S: 9	H: 1 LOB: 0 BB: 11 P: 11	R: 0 E: 0 K: 12 S: 12	H: 0 LOB: 0 BB: 0 P: 19	R: 0 E: 0 K: 12 S: 12	H: 1 LOB: 1 BB: 14 P: 14	R: 1 E: 0 K: 17 S: 17	H: 3 LOB: 2 BB: 0 P: 24	R: 0 E: 0 K: 1 S: 6		H: 0 LOB: 0 BB: 0 P: 8	R: 0 E: 0 K: 2 S: 10	H: 2 LOB: 3 BB: 1 P: 14	R: 0 E: 0 K: 9 S: 9	H: 0 LOB: 0 BB: 12 P: 15	R: 1 E: 0 K: 1 S: 10	H: 1 LOB: 0 BB: 0 P: 13	1B: 7 2B: 2 3B: 0 HR: 1	SF: 0 SAC: 1 DP: 1 HBP: 0	WP: 0 PB: 0 SB: 0 CS: 0	PA: 46		
PITCHER	IP WLS BF H R ER SO BB IBB HBP BLK WP HR S P ERA WHIP	IP WLS BF H R ER SO BB IBB HBP BLK WP HR S P ERA WHIP	IP WLS BF H R ER SO BB IBB HBP BLK WP HR S P ERA WHIP	IP WLS BF H R ER SO BB IBB HBP BLK WP HR S P ERA WHIP	IP WLS BF H R ER SO BB IBB HBP BLK WP HR S P ERA WHIP	IP WLS BF H R ER SO BB IBB HBP BLK WP HR S P ERA WHIP	IP WLS BF H R ER SO BB IBB HBP BLK WP HR S P ERA WHIP	IP WLS BF H R ER SO BB IBB HBP BLK WP HR S P ERA WHIP	IP WLS BF H R ER SO BB IBB HBP BLK WP HR S P ERA WHIP	IP WLS BF H R ER SO BB IBB HBP BLK WP HR S P ERA WHIP	IP WLS BF H R ER SO BB IBB HBP BLK WP HR S P ERA WHIP	IP WLS BF H R ER SO BB IBB HBP BLK WP HR S P ERA WHIP	IP WLS BF H R ER SO BB IBB HBP BLK WP HR S P ERA WHIP		IP WLS BF H R ER SO BB IBB HBP BLK WP HR S P ERA WHIP	IP WLS BF H R ER SO BB IBB HBP BLK WP HR S P ERA WHIP	IP WLS BF H R ER SO BB IBB HBP BLK WP HR S P ERA WHIP	IP WLS BF H R ER SO BB IBB HBP BLK WP HR S P ERA WHIP	IP WLS BF H R ER SO BB IBB HBP BLK WP HR S P ERA WHIP	IP WLS BF H R ER SO BB IBB HBP BLK WP HR S P ERA WHIP	IP WLS BF H R ER SO BB IBB HBP BLK WP HR S P ERA WHIP	IP WLS BF H R ER SO BB IBB HBP BLK WP HR S P ERA WHIP	IP WLS BF H R ER SO BB IBB HBP BLK WP HR S P ERA WHIP	IP WLS BF H R ER SO BB IBB HBP BLK WP HR S P ERA WHIP	IP WLS BF H R ER SO BB IBB HBP BLK WP HR S P ERA WHIP	IP WLS BF H R ER SO BB IBB HBP BLK WP HR S P ERA WHIP	
David Wells, L ERA: 3.57 (1, 1)	5.1																										
Scott Linebrink, R ERA: 1.89 (6, 1)	1.2	B																									
Akinori Otsuka, R ERA: 2.13 (8, 1)	1.0																										
Trevor Hoffman, R ERA: 2.04 (9, 1)	1.0																										
Blaine Neal, R ERA: 1.71 (10, 1)	2.0																										

AB	43
R	2
H	9
RBI	2
BB	2
SO	14
LOB	14



Batter	1	2	3	4	5	6	7	8	9	10	11	12	AB	R	H	RBI	BB	SO	LOB
Sean Burroughs, L OBP: 0.348, SLG: 0.365 (1, 5)	F7		G6-3		G4-3			F8 1B		F8 1B			5	0	2	0	0	0	1
Mark Loretta, R OBP: 0.382, SLG: 0.478 (1, 4)	G5-3			SH1-3 1B		F8		F8			G1-6-3 1B		5	1	2	0	0	0	1
Ryan Klesko, L OBP: 0.360, SLG: 0.403 Trevor Hoffman, R OBP: 0.408, SLG: 0.418 Jeff Cirillo, R OBP: 0.259, SLG: 0.293 (1, 7) (9, 1) (10, 3)	F8			SH1-3		K		P6			B3		3	0	0	0	0	1	1
Phil Nevin, R OBP: 0.394, SLG: 0.512 Xavier Nady, R OBP: 0.237, SLG: 0.378 Blaine Neal, L OBP: 0.408, SLG: 0.418 Dave Hansen, L OBP: 0.408, SLG: 0.418 Ricky Stone, R OBP: 0.374, SLG: 0.455 (1, 3) (9, PR) (10, 1) (11, PH) (12, 1)		2B				K					G1-6-3 1-2f		3	0	2	1	1	1	0
24 Brian Giles, L OBP: 0.374, SLG: 0.455 (1, 9)	F7			P6		G1-3							5	0	1	0	0	1	3
Ramon Hernandez, R OBP: 0.344, SLG: 0.428 (1, 2)	G5-3			G5-3				BB					4	0	0	0	1	1	4
Jay Payton, R OBP: 0.307, SLG: 0.331 (1, 8)	G6-3					SH1-4 1B		K					5	0	1	0	0	2	4
3 Khalil Greene, R OBP: 0.342, SLG: 0.391 (1, 6)			G5-3		F8			F8					5	0	0	0	0	1	3
David Wells, L OBP: 0.118, SLG: 0.063 Scott Linebrink, R OBP: 0.308, SLG: 0.345 Akinori Otsuka, R OBP: 0.320, SLG: 0.410 (1, 1) (6, 1) (8, 1) (8, PH) (9, 7)			G3		SH1-4			F7			G4-3		1	0	0	0	0	0	0


Inning Stats	R: 0	H: 0	E: 0	K: 0	S: 4	R: 0	H: 1	E: 0	K: 0	S: 8	R: 0	H: 0	E: 0	K: 0	S: 5	R: 1	H: 2	E: 0	K: 0	S: 11	R: 0	H: 0	E: 0	K: 2	S: 11	R: 0	H: 0	E: 0	K: 1	S: 10	R: 0	H: 1	E: 0	K: 0	S: 9	R: 0	H: 0	E: 0	K: 1	S: 11	R: 0	H: 1	E: 0	K: 1	S: 6	R: 0	H: 1	E: 0	K: 0	S: 5	R: 0	H: 1	E: 0	K: 2	S: 11	R: 0	H: 1	E: 0	K: 2	S: 11	1B: 7	2B: 1	3B: 0	HR: 0	SF: 0	SAC: 2	DP: 1	HBP: 0	WP: 0	PA: 44
--------------	------	------	------	------	------	------	------	------	------	------	------	------	------	------	------	------	------	------	------	-------	------	------	------	------	-------	------	------	------	------	-------	------	------	------	------	------	------	------	------	------	-------	------	------	------	------	------	------	------	------	------	------	------	------	------	------	-------	------	------	------	------	-------	-------	-------	-------	-------	-------	--------	-------	--------	-------	--------

PITCHER	IP	WLS	BF	H	R	ER	SO	BB	IBB	HBP	BLK	WP	HR	S	P	ERA	WHIP
Odalis Perez, L ERA: 3.08 (1, 1)	6.0		22	4	1	1	2	0	0	0	0	0	0	47	72	1.50	0.667
Wilson Alvarez, L ERA: 3.38 (7, 1)	1.0		4	0	0	0	1	1	0	0	0	0	0	10	19	0.00	1.000
Giovanni Carrara, R ERA: 1.65 (8, 1)	1.0		4	1	0	0	0	0	0	0	0	0	0	9	17	0.00	1.000
Eric Gagne, R ERA: 1.41 (9, 1)	3.0	W	10	2	0	0	2	1	0	0	0	0	0	22	37	0.00	1.000
37 Darren Dreifort, R ERA: 3.52 (12, 1)	1.0	S	4	1	0	0	2	0	0	0	0	0	0	11	15	0.00	1.000

Los Angeles Dodgers @ San Diego Padres
PETCO Park, San Diego, CA
 Sun Aug 01 2004, 4:05 PM EDT
 Att: 44,056 - Sunny - 75 F

livebaseballscorecards.com

AB	40
R	1
H	8
RBI	1
BB	2
SO	7
LOB	19



Batter	1	2	3	4	5	6	7	8	9	AB R H RBI BB SO LOB	TOP													
18 Jason Kendall, R OBP: 0.387, SLG: 0.382 (1, 2) C X	0-1 F8		1-1 G5-4-3 1-2f			0-1 L9			0-1 G1-3	4 0 0 0 0 0 2	Pittsburgh Pirates @ Los Angeles Dodgers Dodger Stadium, Los Angeles, CA Tue Aug 03 2004, 7:10 PM PDT Att. 34,581 - Sunny - 70 F livebaseballscorecards.com													
2 Jack Wilson, R OBP: 0.341, SLG: 0.481 (1, 6) B X	2-0 F7			1-1 F7		0-1 G6-3		0-2 G3	4 0 0 0 0 0 1															
Rob Mackowiak, L OBP: 0.332, SLG: 0.468 (1, 9) B C B B C C C	3-3 K			0-0 G1			1-3 K	3-2 DI 1B	4 1 1 1 0 2 0															
Craig Wilson, R OBP: 0.366, SLG: 0.510 (1, 3) X		0-0 L9		1-2 G5-3			0-1 G5-3	3-H 1-1 1B	4 0 1 1 0 0 0															
Jason Bay, R OBP: 0.368, SLG: 0.575 (1, 7) C B B B X		2-2 1B			1-1 F8		0-1 G5-3	1-3 K	4 0 1 0 0 1 1															
Tike Redman, L OBP: 0.296, SLG: 0.370 (1, 8) C B X		1-1 L9			3-1 FC6 1B		3-2 G6-3		3 0 1 0 0 0 1															
Ty Wigginton, R OBP: 0.324, SLG: 0.471 (1, 5) 1 SAFE 1 SAFE 1 SAFE C X		0-1 F7			1-2 FC6 1-2f		0-1 G4-3		3 0 0 0 0 0 2															
Jose Castillo, R OBP: 0.284, SLG: 0.316 (1, 4) F B B B X			3-2 F9		2-3 K		0-0 F8		3 0 0 0 0 1 1															
Oliver Pérez, L OBP: 0.231, SLG: 0.189 Abraham Nunez, S OBP: 0.287, SLG: 0.359 Willis Roberts, R (6, PH) 34 John Grabow, L (7, 1) 16 Salomon Torres, R (8, 1) Bobby Hill, S (9, PH) OBP: 0.366, SLG: 0.360			4-2 B 18 G5-4-3 BB			3-3 K		4-2 2 G3 18 G1-3 1B BB	0 0 0 0 0 1 0 0 1 0 0 0 0 0 1 0 1 0 0 0 1 0 0 0															
Inning Stats	R: 0 E: 0 K: 1 S: 10	H: 0 LOB: 0 BB: 0 P: 15	R: 0 E: 0 K: 0 S: 8	H: 1 LOB: 1 BB: 0 P: 11	R: 0 E: 0 K: 0 S: 11	H: 0 LOB: 0 BB: 1 P: 19	R: 0 E: 0 K: 0 S: 8	H: 0 LOB: 0 BB: 0 P: 10	R: 0 E: 1 K: 1 S: 10	H: 1 LOB: 1 BB: 0 P: 17		R: 0 E: 0 K: 1 S: 7	H: 0 LOB: 0 BB: 0 P: 10	R: 0 E: 0 K: 1 S: 7	H: 0 LOB: 0 BB: 0 P: 8	R: 0 E: 0 K: 0 S: 7	H: 0 LOB: 0 BB: 0 P: 10	R: 2 E: 0 K: 1 S: 20	H: 2 LOB: 1 BB: 1 P: 29	1B: 4 2B: 0 3B: 0 HR: 0	SF: 0 SAC: 0 DP: 1 HBP: 0	WP: 0 PB: 0 SB: 0 CS: 0	PA: 32	
PITCHER 31 Brad Penny, R ERA: 2.97 Eric Gagne, R ERA: 1.73	IP 8.0 1.0	WLS W S	BF 26 6	H 2 2	R 0 2	ER 0 2	SO 4 1	BB 1 1	IBB 0 0	HBP 0 0	BLK 0 0	WP 0 0	HR 0 0	S 68 20	P 100 29	ERA 0.00 18.00	WHIP 0.375 3.000						ERA 18.00	WHIP 3.000



Batter	1	2	3	4	5	6	7	8	9	AB	R	H	RBI	BB	SO	LOB
Cesar Izturis, S OBP: 0.346, SLG: 0.394 (1, 6)	1-2 SH1-3 2B 1B		0-3 K	0-1 G6-3			0-1 SH2-3 2B			4	1	2	0	0	1	0
Steve Finley, L OBP: 0.341, SLG: 0.491 (1, 8)	1-1 SH1-3 1-2		4-1 1B 1B BB			4-0 BB	0-1 SH2-3 2-3			0	1	0	0	2	0	0
Milton Bradley, S OBP: 0.376, SLG: 0.450 (1, 9)	1-3 K		1-0 L7			1 SAFE 1 SAFE K	0-3 K			4	0	0	0	0	3	4
Adrián Beltré, R OBP: 0.375, SLG: 0.616 (1, 5)	2-2 2-H 2B		1-2 1B 1-3 1B 1B			0-3 K	4-0 IBB			3	1	2	1	1	1	1
Shawn Green, L OBP: 0.342, SLG: 0.433 (1, 3)	1-2 G3-1		1-1 1B 1-2 1B 3-H			1 SAFE 2-3 K	1-3 K			4	0	1	1	0	2	4
Jayson Werth, R OBP: 0.352, SLG: 0.516 (1, 7)		0-1 F8	1-0 1B 1-2 2-H			1-0 L7		3-2 G5-3		4	0	1	1	0	0	0
José Hernández, R OBP: 0.390, SLG: 0.522 (1, 4)		4-2 BB	2-3 K			3-3 K		2-3 K		3	0	0	0	1	3	2
Alex Cora, L OBP: 0.381, SLG: 0.405 (9, 4)										0	0	0	0	0	0	0
David Ross, R OBP: 0.262, SLG: 0.304 (1, 2)		0-3 K		0-3 K		4-2 BB		2-1 1B		3	0	1	0	1	2	1
31 Brad Penny, R OBP: 0.060, SLG: 0.060 (1, 1)		1-3 K		2-3 K		0-1 G6-3		3-2 L8		3	0	0	0	0	2	2
Jason Grabowski, L OBP: 0.315, SLG: 0.438 (8, PH)										1	0	0	0	0	0	1
Eric Gagne, R OBP: 0.315, SLG: 0.438 (9, 1)										0	0	0	0	0	0	0

Inning Stats	R: 1	H: 2	E: 0	K: 1	S: 14	H: 0	LOB: 1	BB: 0	P: 20	R: 0	H: 0	E: 0	K: 2	S: 11	H: 0	LOB: 1	BB: 1	P: 16	R: 2	H: 3	E: 0	K: 2	S: 16	H: 0	LOB: 0	BB: 0	P: 11	R: 0	H: 0	E: 0	K: 2	S: 9	R: 0	H: 0	E: 0	K: 3	S: 17	R: 0	H: 0	E: 0	K: 1	S: 8	H: 0	LOB: 1	BB: 1	P: 16	R: 0	H: 1	E: 0	K: 2	S: 10	H: 1	LOB: 2	BB: 1	P: 15	R: 0	H: 1	E: 0	K: 1	S: 13	H: 1	LOB: 1	BB: 0	P: 23
--------------	------	------	------	------	-------	------	--------	-------	-------	------	------	------	------	-------	------	--------	-------	-------	------	------	------	------	-------	------	--------	-------	-------	------	------	------	------	------	------	------	------	------	-------	------	------	------	------	------	------	--------	-------	-------	------	------	------	------	-------	------	--------	-------	-------	------	------	------	------	-------	------	--------	-------	-------

PITCHER	IP	WLS	BF	H	R	ER	SO	BB	IBB	HBP	BLK	WP	HR	S	P	ERA	WHIP
Oliver Pérez, L ERA: 3.13 (1, 1)	5.0	L	23	5	3	3	10	3	0	0	0	0	0	67	98	5.40	1.600
Willis Roberts, R ERA: (6, 1)	1.0		4	0	0	0	1	1	0	0	0	0	0	8	16	0.00	1.000
34 John Grabow, L ERA: 4.5 (7, 1)	1.0		5	1	0	0	2	0	1	0	0	0	0	10	15	0.00	1.000
16 Salomon Torres, R ERA: 2.79 (8, 1)	1.0		4	1	0	0	1	0	0	0	0	0	0	13	23	0.00	1.000

BOTTOM

Pittsburgh Pirates @ Los Angeles Dodgers
Dodger Stadium, Los Angeles, CA

Tue Aug 03 2004, 7:10 PM PDT
Att: 34,581 - Sunny - 70 F

livebaseballscores.com

AB	29
R	3
H	7
RBI	3
BB	5
SO	14
LOB	15



WP: 0	PA: 36
PB: 0	
SB: 0	
CS: 0	

Batter	1	2	3	4	5	6	7	8	9
Alex Cora, L OBP: 0.386, SLG: 0.426 (1, 4)	2-2 G4-3		0-1 G3 2B		2-1 G1-2-3 2B 1B		2-1 HR		
Steve Finley, L OBP: 0.343, SLG: 0.498 Jayson Werth, R OBP: 0.350, SLG: 0.512 (1, 8) (6, 7)	0-1 1B 2B		0-0 P5		2-1 1-3 2B		2-0 L4		
Milton Bradley, S OBP: 0.377, SLG: 0.449 (1, 7) (6, 8)	2-2 G6-4-3 1B		1-0 G3		4-0 IBB			3-3 K	
Adrián Beltré, R OBP: 0.373, SLG: 0.612 (1, 5)	0-1 G6-4-3 1-2f		4-0 BB		2-2 G1-2-3 3-HF			1-3 K	
Shawn Green, L OBP: 0.341, SLG: 0.431 (1, 9)		0-3 K	3-2 G4-3		2-0 F7			1-2 1B	
Hee-Seop Choi, L OBP: 0.387, SLG: 0.497 Olmedo Saenz, R OBP: 0.326, SLG: 0.452 Eric Gagne, R (1, 3) (8, PH) (9, 1)		1-2 E 2B		2-3 K		0-0 F9		2-3 K	
José Hernández, R OBP: 0.395, SLG: 0.526 (1, 6)		0-2 E8 G3 2-H 1B		0-1 G4-6-3 1B		3-3 K			
Brent Mayne, L OBP: 0.330, SLG: 0.327 (1, 2)		1-0 G3		1-0 G4-6-3 1-2f		2-1 P5			
Jose Lima, R OBP: 0.194, SLG: 0.167 Jason Grabowski, L OBP: 0.313, SLG: 0.435 37 Darren Dreifort, R Robin Ventura, L OBP: 0.321, SLG: 0.327 (1, 1) (7, PH) (8, 1) (9, 3)		1-2 G6-3		0-1 G6-3		0-3 K			

AB	R	H	RBI	BB	SO	LOB
4	1	3	1	0	0	0
3	0	2	0	0	0	1
1	0	0	0	0	0	0
3	0	1	0	1	1	1
3	0	0	0	1	1	5
4	0	1	0	0	1	2
3	1	1	0	0	1	0
1	0	0	0	0	1	1
0	0	0	0	0	0	0
3	0	2	1	0	1	0
3	0	0	0	0	0	2
2	0	0	0	0	0	1
1	0	0	0	0	1	0
0	0	0	0	0	0	0
0	0	0	0	0	0	0

BOTTOM	
Pittsburgh Pirates @ Los Angeles Dodgers Dodger Stadium, Los Angeles, CA	
Wed Aug 04 2004, 7:10 PM PDT Att: 34,792 - Sunny - 72 F	
AB 31	
R 2	
H 10	
RBI 2	
BB 2	
SO 7	
LOB 13	
WP: 0 PA: 33	
PB: 0	
SB: 0	
CS: 0	



Inning Stats		R	H	E	K	S	IP	WLS	BF	H	R	ER	SO	BB	IBB	HBP	BLK	WP	HR	S	P	ERA	WHIP	
Josh Fogg, R ERA: 5.47 (1, 1)	7.0	0	2	0	0	11	7.0	L	29	9	2	2	4	1	1	0	0	0	0	1	64	103	2.57	1.429
Michael Gonzalez, L ERA: 0.78 (8, 1)	1.0	0	0	0	0	15	1.0		4	1	0	0	3	0	0	0	0	0	0	12	19	0.00	1.000	

PITCHER		IP	WLS	BF	H	R	ER	SO	BB	IBB	HBP	BLK	WP	HR	S	P	ERA	WHIP
Josh Fogg, R ERA: 5.47 (1, 1)	7.0	0	L	29	9	2	2	4	1	1	0	0	0	1	64	103	2.57	1.429
Michael Gonzalez, L ERA: 0.78 (8, 1)	1.0	0		4	1	0	0	3	0	0	0	0	0	12	19	0.00	1.000	

Batter	1	2	3	4	5	6	7	8	9	AB R H RBI BB SO LOB	TOP												
18 Jason Kendall, R OBP: 0.387, SLG: 0.381 Jose Mesa, R (8, 1)	0-1 SF7 1B		1-1 L5		1-2 G6-3			2-2 F8		4 1 1 0 0 0 0 0 0 0 0 0 0 0													
2 Jack Wilson, R OBP: 0.339, SLG: 0.477	3-2 SAFE SAFE G5-3 1B		2-2 G6-3		2-1 F9			0-0 F7		4 0 1 0 0 0 0													
Rob Mackowiak, L OBP: 0.327, SLG: 0.461	3-2 SF7 1-2 3-H		0-0 P3		1-1 P5			1-1 F8		3 0 0 1 0 0 0													
Randall Simon, L OBP: 0.262, SLG: 0.265	0-0 G5-3 2-3			0-1 G4-3 1B			0-2 F8		0-1 G4-3	4 1 1 0 0 0 1													
Jason Bay, R OBP: 0.370, SLG: 0.587	0-1 P6			1-2 G4-3 1B		0-3 K			1-0 HR	4 1 2 1 0 1 1													
Tike Redman, L OBP: 0.291, SLG: 0.364 Dave Williams, L (6, 1)				0-1 G4-3		2-3 K			2-3 K2-3	3 0 0 0 0 1 2 0 0 0 0 0 0 0 1 0 0 0 0 1 0													
11 Humberto Cota, R OBP: 0.344, SLG: 0.571				1-2 2-3																			
Bobby Hill, S OBP: 0.368, SLG: 0.359				0-1 G4-3			2-2 G3		4-2 BB	3 0 1 1 1 0 1													
Abraham Nunez, S OBP: 0.294, SLG: 0.348				2-3 3-H BB			2-3 K		0-0 G1	3 0 0 0 1 2 2													
18 Sean Burnett, L Brian Meadows, R 19 José Bautista, R OBP: 0.273, SLG: 0.220 (6, 8)				0-2 F8			1-3 K			2 0 0 0 0 0 3 0 0 0 0 0 0 0 1 0 0 0 0 1 0													
18 Sean Burnett, L Brian Meadows, R 19 José Bautista, R OBP: 0.273, SLG: 0.220 (6, 8)				1-2 L4																			
Inning Stats	R: 1 E: 0 K: 0 S: 14	H: 2 LOB: 1 BB: 0 P: 20	R: 0 E: 0 K: 1 S: 11	H: 1 LOB: 1 BB: 0 P: 11	R: 0 E: 0 K: 0 S: 6	H: 0 LOB: 0 BB: 0 P: 9	R: 1 E: 0 K: 0 S: 19	H: 2 LOB: 2 BB: 1 P: 25	R: 0 E: 0 K: 0 S: 7	H: 0 LOB: 0 BB: 0 P: 11	R: 0 E: 0 K: 2 S: 11	H: 0 LOB: 0 BB: 0 P: 13	R: 0 E: 0 K: 2 S: 9	H: 0 LOB: 0 BB: 0 P: 14	R: 0 E: 0 K: 0 S: 7	H: 0 LOB: 0 BB: 0 P: 10	R: 1 E: 0 K: 1 S: 9	H: 1 LOB: 1 BB: 1 P: 16	1B: 5 2B: 0 3B: 0 HR: 1	SF: 1 SAC: 0 DP: 0 HBP: 0	WP: 0 PB: 0 SB: 2 CS: 0	PA: 35	
PITCHER	IP WLS BF H R ER SO BB IBB HBP BLK WP HR S P ERA WHIP																						
Jeff Weaver, R ERA: 3.93 43 Yhency Brazoban, R ERA: Duaner Sanchez, R ERA: 3.53	(1, 1) 7.0 W 27 5 2 2 5 1 0 0 0 0 0 0 77 103 2.57 0.857	(8, 1) 1.0 3 0 0 0 0 0 0 0 0 0 0 0 7 10 0.00 0.000	(9, 1) 1.0 5 1 1 1 1 1 0 0 0 0 0 1 9 16 9.00 2.000																				

Pittsburgh Pirates @ Los Angeles Dodgers
Dodger Stadium, Los Angeles, CA
Thu Aug 05 2004, 12:10 PM PDT
Att. 38,852 - Sunny - 77 F

AB	32
R	3
H	6
RBI	3
BB	2
SO	6
LOB	10



Batter	1	2	3	4	5	6	7	8	9	AB	R	H	RBI	BB	SO	LOB
Cesar Izturis, S OBP: 0.348, SLG: 0.394 (1, 6)	4-0 HR BB	1-1 G3		0-2 1B	4-2 BB		0-1 G6-3			3	1	1	1	2	0	0
Jayson Werth, R OBP: 0.345, SLG: 0.523 (1, 7)	2-2 HR 1-H	0-3 K		2-0 G1-3	2-3 K			3-3 K		5	1	1	2	0	3	4
Milton Bradley, S OBP: 0.377, SLG: 0.466 (1, 8)	0-0 HR		2-3 K		2-0 HR		2-3 K	1-0 F8		5	2	2	2	0	2	0
Adrián Beltré, R OBP: 0.374, SLG: 0.617 (1, 5)	1-2 HR		2-2 G6-3		1-1 G6-4-3 1B		3-2 G4-3	0-1 G5-3		5	2	2	1	0	0	0
Shawn Green, L OBP: 0.342, SLG: 0.429 (1, 9)	0-1 G4-3		1-1 E6 FC5 1B		4-2 G6-4-3 BB		4-2 BB			2	0	0	0	2	0	0
Olmedo Saenz, R OBP: 0.333, SLG: 0.455 (1, 3)	2-2 1B		3-1 1SAFE 1B		0-2 G6-4-3		2-1 F9			4	0	2	0	0	0	3
José Hernández, R OBP: 0.398, SLG: 0.543 (1, 4)	1-3 K		1-0 FC5		4-1 1B 1B BB IBB		2-0 HR			3	2	1	1	1	1	3
David Ross, R OBP: 0.261, SLG: 0.302 (1, 2)	2-3 K			0-0 B1	0-0 BB 1B 1B		2-2 G6-3			4	0	1	1	0	1	1
Jeff Weaver, R OBP: 0.170, SLG: 0.213 (1, 1)		2-2 G3		0-1 G3-1	0-1 BB 1B		0-0 G4-3			3	0	1	0	0	0	0
Hee-Seop Choi, L OBP: 0.386, SLG: 0.495 (7, PH)										1	0	0	0	0	0	0
43 Yhency Brazoban, R (8, 1)										0	0	0	0	0	0	0
Duaner Sanchez, R OBP: 0.250, SLG: 0.500 (9, 1)										0	0	0	0	0	0	0

Inning Stats	R: 4	H: 4	E: 0	K: 2	S: 21	LOB: 1	BB: 1	P: 33	R: 0	H: 0	E: 0	K: 1	S: 8	LOB: 0	BB: 0	P: 11	R: 0	H: 1	E: 1	K: 1	S: 11	LOB: 2	BB: 0	P: 20	R: 0	H: 1	E: 0	K: 0	S: 7	LOB: 1	BB: 0	P: 9	R: 3	H: 4	E: 0	K: 1	S: 23	LOB: 3	BB: 3	P: 40	R: 0	H: 0	E: 0	K: 1	S: 12	LOB: 1	BB: 1	P: 23	R: 1	H: 1	E: 0	K: 0	S: 8	LOB: 0	BB: 0	P: 12	R: 0	H: 0	E: 0	K: 1	S: 7	LOB: 0	BB: 0	P: 11
--------------	------	------	------	------	-------	--------	-------	-------	------	------	------	------	------	--------	-------	-------	------	------	------	------	-------	--------	-------	-------	------	------	------	------	------	--------	-------	------	------	------	------	------	-------	--------	-------	-------	------	------	------	------	-------	--------	-------	-------	------	------	------	------	------	--------	-------	-------	------	------	------	------	------	--------	-------	-------

PITCHER	IP	WLS	BF	H	R	ER	SO	BB	IBB	HBP	BLK	WP	HR	S	P	ERA	WHIP
18 Sean Burnett, L ERA: 4.11 (1, 1)	4.0	L	23	8	7	7	4	2	0	0	0	0	4	53	86	15.75	2.500
Brian Meadows, R ERA: 2.98 (5, 1)	1.0		6	2	0	0	1	1	1	0	0	0	0	17	27	0.00	3.000
Dave Williams, L ERA: 4.5 (6, 1)	2.0		8	1	1	1	1	1	0	0	0	0	1	20	35	4.50	1.000
Jose Mesa, R ERA: 2.28 (8, 1)	1.0		3	0	0	0	1	0	0	0	0	0	0	7	11	0.00	0.000

BOTTOM

Pittsburgh Pirates @ Los Angeles Dodgers
Dodger Stadium, Los Angeles, CA

Thu Aug 05 2004, 12:10 PM PDT
Att: 38,852 - Sunny - 77 F

AB	35
R	8
H	11
RBI	8
BB	5
SO	7
LOB	11

livebaseballscorecards.com



WP	PA	ERA	WHIP
0	40		

Batter	1	2	3	4	5	6	7	8	9	AB R H RBI BB SO LOB	TOP											
11 Jimmy Rollins, S (1, 6) OBP: 0.329, SLG: 0.408	0-1 G6-3			2-1 G6-4-3 1B		2-1 G6-3		2-2 F8		4 0 1 0 0 0 2	Philadelphia Phillies @ Los Angeles Dodgers Dodger Stadium, Los Angeles, CA Sat Aug 07 2004, 7:10 PM PDT Att. 54,404 - Sunny - 75 F											
Placido Polanco, R (1, 4) OBP: 0.330, SLG: 0.368	2-1 G6-3		0-0 G6-4-3	1-2f		1-3 K		2-2 L8		4 0 0 0 0 1 3												
Bobby Abreu, L (1, 9) OBP: 0.420, SLG: 0.558	2-2 G3		0-1 G3				1-3 K	2-0 P5		4 0 0 0 0 1 1												
Jim Thome, L (1, 3) OBP: 0.399, SLG: 0.627		2-3 K			2-2 BB 1B		4-2 BB 1B		1-0 HR	3 1 2 1 1 1 0												
David Bell, R (1, 5) OBP: 0.362, SLG: 0.443		1-0 G1-3		1-2 BB G4-6-3		0-3 K		3-2 G6-3		3 0 0 0 1 1 1												
Mike Lieberthal, R (1, 2) OBP: 0.321, SLG: 0.421		1-3 K		1-0 F3		1-0 1B		1-0 G6-3		4 0 1 0 0 1 2												
Doug Glanville, R (1, 7) OBP: 0.276, SLG: 0.277			2-1 G5-3	1-2f	2-2 G4-6-3		2-1 F9		3-2 HR	3 0 0 0 0 0 4												
Marlon Byrd, R (1, 8) OBP: 0.304, SLG: 0.321		2-2 G6-3				1-0 SH1-4 1B		3-2 E4 1B	2-2 DI 1B	4 1 3 0 0 0 0												
Paul Abbott, R (1, 1) OBP: 0.182, SLG: 0.182			1-3 K			0-0 SH1-4		0-0 1B	1-1 P3	1 0 0 0 0 1 0												
Geoff Geary, R (6, 1)										0 0 0 0 0 0 0												
Brian Powell, R (7, 1) OBP: 0.125, SLG: 0.125										0 0 0 0 0 0 0												
Lou Collier, R (7, 7) OBP: 0.500, SLG: 0.500										2 0 1 1 0 0 1												
26 Chase Utley, L (9, PH) OBP: 0.306, SLG: 0.520								2-H 1B		1 1 1 1 0 0 0												
Inning Stats	R: 0 E: 0 K: 0 S: 9	H: 0 LOB: 0 BB: 0 P: 13	R: 0 E: 0 K: 2 S: 7	H: 0 LOB: 0 BB: 0 P: 11	R: 0 E: 0 K: 1 S: 9	H: 0 LOB: 0 BB: 0 P: 14	R: 0 E: 0 K: 0 S: 5	H: 1 LOB: 0 BB: 0 P: 7	R: 0 E: 0 K: 2 S: 9	H: 1 LOB: 1 BB: 1 P: 18	R: 0 E: 0 K: 1 S: 7	H: 1 LOB: 1 BB: 0 P: 11	R: 0 E: 0 K: 2 S: 14	H: 1 LOB: 2 BB: 1 P: 22	R: 1 E: 1 K: 0 S: 13	H: 2 LOB: 1 BB: 0 P: 22	R: 2 E: 0 K: 0 S: 15	H: 3 LOB: 1 BB: 0 P: 26	1B: 7 2B: 0 3B: 0 HR: 2	SF: 0 SAC: 1 DP: 2 HBP: 0	WP: 0 PB: 0 SB: 0 CS: 0	PA: 36
PITCHER	IP WLS BF H R ER SO BB IBB HBP BLK WP HR S P ERA WHIP																					
Odalis Perez, L (1, 1) ERA: 2.92	7.0 W 25 4 0 0 6 2 0 0 0 0 0 0 60 96 0.00 0.857																					
43 Yhency Brazoban, R (8, 1) ERA: 3.0	1.0 5 2 1 1 0 0 0 0 0 0 0 0 13 22 9.00 2.000																					
37 Darren Dreifort, R (9, 1) ERA: 3.7	0.2 5 3 2 2 0 0 0 0 0 0 0 2 13 23 27.00 4.500																					
Eric Gagne, R (9, 1) ERA: 1.64	0.1 S 1 0 0 0 0 0 0 0 0 0 0 0 2 3 0.00 0.000																					

livebaseballscorecards.com

AB	33
R	3
H	9
RBI	3
BB	2
SO	6
LOB	14



Batter	1	2	3	4	5	6	7	8	9	AB	R	H	RBI	BB	SO	LOB
Cesar Izturis, S OBP: 0.345, SLG: 0.391 (1, 6)	G4-3		G4-6-3			B5-3	BB	G4-3		5	0	1	1	0	0	3
Alex Cora, L OBP: 0.395, SLG: 0.427 (1, 4)	1B BB		G4-3			BB	BB	F8		2	0	0	0	3	0	0
Milton Bradley, S OBP: 0.382, SLG: 0.461 (1, 8)	B1-3					P6-4 1B BB	BB	BB		1	0	0	1	4	0	1
Adrian Beltré, R OBP: 0.371, SLG: 0.607 (1, 5)	1B					HBP 2B 1B	F7	L9		5	1	2	0	0	0	6
Shawn Green, L OBP: 0.341, SLG: 0.433 (1, 9)	G3					P6-4	F7	HR		5	1	1	1	0	0	7
Jayson Werth, R OBP: 0.361, SLG: 0.564 (1, 7)			F7			2B HBP		G6-3 S 2B 1B		3	3	2	0	0	0	0
Hee-Seop Choi, L OBP: 0.386, SLG: 0.495 (1, 3)			K			2B		P5 SH BB		3	0	1	1	1	1	1
Brent Mayne, L OBP: 0.330, SLG: 0.320 (1, 2)			K			2B		G6-3 SH		2	0	0	0	1	1	1
Odalis Perez, L OBP: 0.140, SLG: 0.146 (1, 1)						IBB		G4-3		1	1	0	0	2	0	2
Steve Finley, L OBP: 0.344, SLG: 0.499 (7, PH)								SF7		0	0	0	1	0	0	0
43 Yhency Brazoban, R (8, 1)										0	0	0	0	0	0	0
37 Darren Dreifort, R (9, 1)										0	0	0	0	0	0	0
Eric Gagne, R (9, 1)										0	0	0	0	0	0	0

Inning Stats	R: 0	H: 1	E: 0	K: 0	S: 7	R: 0	H: 0	E: 0	K: 2	S: 7	R: 0	H: 0	E: 0	K: 0	S: 6	R: 2	H: 2	E: 0	K: 0	S: 8	R: 0	H: 0	E: 0	K: 0	S: 10	R: 2	H: 2	E: 1	K: 0	S: 13	R: 0	H: 0	E: 0	K: 0	S: 9	
	LOB: 2	BB: 1	P: 13			LOB: 0	BB: 0	P: 11			LOB: 2	BB: 2	P: 18			LOB: 3	BB: 3	P: 26			LOB: 1	BB: 1	P: 21			LOB: 1	BB: 1	P: 15								

PITCHER	IP	WLS	BF	H	R	ER	SO	BB	IBB	HBP	BLK	WP	HR	S	P	ERA	WHIP
Paul Abbott, R ERA: 6.47 (1, 1)	5.2	L	30	5	4	4	2	8	1	1	0	0	0	45	99	6.35	2.294
Geoff Geary, R ERA: 7.12 (6, 1)	0.1		4	2	2	2	0	1	0	0	0	0	1	11	18	54.00	9.000
Brian Powell, R ERA: 3.79 (7, 1)	2.0		7	0	0	0	0	1	0	0	0	0	0	14	21	0.00	0.500

BOTTOM

Philadelphia Phillies @ Los Angeles Dodgers
 Dodger Stadium, Los Angeles, CA

Sat Aug 07 2004, 7:10 PM PDT
 Att: 54,404 - Sunny - 75 F

AB	27
R	6
H	7
RBI	5
BB	11
SO	2
LOB	21



WP	HR	S	P	ERA	WHIP
1B: 4	SF: 1	WP: 0	PA: 41		
2B: 3	SAC: 1	PB: 0			
3B: 0	DP: 3	SB: 1			
HR: 1	HBP: 1	CS: 0			

Batter	1	2	3	4	5	6	7	8	9	AB R H RBI BB SO LOB	TOP											
11 Jimmy Rollins, S (1, 6) OBP: 0.330, SLG: 0.412	2-2 F7		2-3 K			1-0 SF7 2B		2-1 26 F8 2B	0-1 G3	5 1 2 0 0 1 2												
26 Chase Utley, L (1, 4) OBP: 0.304, SLG: 0.531	2-2 HR			1-1 P4		1-1 P6		2-0 F8		4 1 1 1 0 0 2												
Bobby Abreu, L (1, 9) OBP: 0.416, SLG: 0.554	1-0 F9			1-3 K		1-2 SF7 2-H		1-1 G4-3		3 0 0 1 0 1 1												
Jim Thome, L (1, 3) OBP: 0.400, SLG: 0.624	3-0 G3			4-1 BB		4-1 BB			2-3 K	2 0 0 0 2 1 0												
David Bell, R (1, 5) OBP: 0.361, SLG: 0.442			1-1 G6-3		0-2 F8	1-0 F7			0-0 F9 1B 2B	1 0 0 0 0 0 0 3 1 1 0 0 0 2												
Tomas Perez, S (2, 5) OBP: 0.284, SLG: 0.452																						
Lou Collier, R (1, 7) OBP: 0.333, SLG: 0.333			1-2 F8		1-2 G5-3 1B				2-1 F9	4 0 1 0 0 1 1												
Marlon Byrd, R (1, 8) OBP: 0.303, SLG: 0.320			3-2 P4		1-3 K			0-2 P3	0-1 1B 1B	4 1 1 1 0 1 1												
Todd Pratt, R (1, 2) OBP: 0.333, SLG: 0.287				2-0 G6-3		1-2 G5-3		3-2 G3	3-H 1-1 1B 1B	4 0 1 0 0 0 1												
39 Brett Myers, R (1, 1) OBP: 0.211, SLG: 0.250			2-3 K		2-2 P3			0-1 G4-3	1-0 1B	3 0 0 0 0 1 1 1 0 1 1 0 0 0 0 0 0 0 0 0 0												
Placido Polanco, R (9, PH) OBP: 0.332, SLG: 0.370									1-2 3-H 1B													
Tim Worrell, R (9, 1)																						
Inning Stats	R: 1 E: 0 K: 0 S: 9	H: 1 LOB: 0 BB: 0 P: 17	R: 0 E: 0 K: 0 S: 11	H: 0 LOB: 0 BB: 0 P: 16	R: 0 E: 0 K: 2 S: 8	H: 0 LOB: 0 BB: 0 P: 14	R: 0 E: 0 K: 1 S: 9	H: 0 LOB: 1 BB: 1 P: 15	R: 0 E: 0 K: 1 S: 13	H: 1 LOB: 1 BB: 0 P: 18	R: 1 E: 0 K: 0 S: 8	H: 1 LOB: 1 BB: 1 P: 16	R: 0 E: 0 K: 1 S: 9	H: 0 LOB: 0 BB: 0 P: 12	R: 0 E: 0 K: 0 S: 7	H: 1 LOB: 1 BB: 0 P: 12	R: 2 E: 0 K: 1 S: 13	H: 4 LOB: 2 BB: 0 P: 19	1B: 4 2B: 3 3B: 0 HR: 1	SF: 1 SAC: 0 DP: 0 HBP: 0	WP: 0 PB: 0 SB: 1 CS: 0	PA: 37
PITCHER	IP WLS BF H R ER SO BB IBB HBP BLK WP HR S P ERA WHIP																					
31 Brad Penny, R (1, 1) ERA: 3.02	0.2 L 3 1 1 1 0 0 0 0 0 0 0 1 8 13 13.50 1.500																					
Giovanni Carrara, R (1, 1) ERA: 1.14	4.1 15 1 0 0 4 1 0 0 0 0 0 0 42 67 0.00 0.462																					
Wilson Alvarez, L (6, 1) ERA: 3.32	2.0 8 1 1 1 1 1 0 0 0 0 0 0 17 28 4.50 1.000																					
Duaner Sanchez, R (8, 1) ERA: 3.71	2.0 11 5 2 2 1 0 0 0 0 0 0 0 20 31 9.00 2.500																					

Philadelphia Phillies @ Los Angeles Dodgers
 Dodger Stadium, Los Angeles, CA

Sun Aug 08 2004, 1:10 PM PDT
 Att. 53,840 - Sunny - 79 F

livebaseballscorecards.com

AB	34
R	4
H	8
RBI	4
BB	2
SO	6
LOB	11



Batter	1	2	3	4	5	6	7	8	9	AB R H RBI BB SO LOB	TOP																
Cesar Izturis, S (1, 6) OBP: 0.338, SLG: 0.383	0-1 F8		0-1 F8		0-2 F8		1-2 F9		1-1 F9	5 0 0 0 0 0 1																	
Steve Finley, L (1, 8) OBP: 0.345, SLG: 0.507	0-3 K		1-1 2-H HR		0-2 L4		3-2 2B			4 1 2 2 0 1 0																	
Milton Bradley, S (1, 7) OBP: 0.379, SLG: 0.453	4-0 BB		0-3 K		2-3 K		2-2 G4-3			3 0 0 0 1 2 1																	
Adrián Beltré, R (1, 5) OBP: 0.369, SLG: 0.606	1-3 K			4-1 1B SF8 BB		1-0 HR		1-1 F8		3 2 1 1 1 1 1																	
Shawn Green, L (1, 9) OBP: 0.342, SLG: 0.435		3-2 CS 1B		2-1 SF8 SH 1B		0-3 K		3-3 K		4 1 2 0 0 2 0																	
Hee-Seop Choi, L (1, 3) OBP: 0.383, SLG: 0.488		3-3 1-2 K		0-1 SF8		3-2 F8		1-0 HBP		2 0 0 1 0 1 1																	
Alex Cora, L (1, 4) OBP: 0.396, SLG: 0.425		2-2 G6-3		1-0 SH		0-1 1B		3-2 G4-3		3 0 1 1 0 0 1																	
Brent Mayne, L (1, 2) OBP: 0.328, SLG: 0.318			1-1 SH1-4 HR 1B		3-1 P5		1-0 F7		0-0 F8	4 1 1 0 0 0 2																	
Jose Lima, R (1, 1) OBP: 0.182, SLG: 0.156			0-1 SH1-4		2-3 K		0-1 G4-3		3-3 K	2 0 0 0 0 1 1																	
Jason Grabowski, L (9, PH) OBP: 0.311, SLG: 0.430										1 0 0 0 0 1 0																	
Eric Gagne, R (9, 1)										0 0 0 0 0 0 0																	
Inning Stats	R: 0 E: 0 K: 2 S: 9	H: 0 LOB: 1 BB: 1 P: 14	R: 0 E: 0 K: 1 S: 11	H: 1 LOB: 0 BB: 0 P: 19	R: 2 E: 0 K: 1 S: 14	H: 2 LOB: 0 BB: 1 P: 25	R: 2 E: 0 K: 1 S: 12	H: 1 LOB: 1 BB: 1 P: 14	R: 1 E: 0 K: 1 S: 13	H: 2 LOB: 1 BB: 0 P: 18	R: 0 E: 0 K: 0 S: 12	H: 1 LOB: 1 BB: 0 P: 18	R: 0 E: 0 K: 1 S: 8	H: 0 LOB: 1 BB: 0 P: 16	R: 0 E: 0 K: 1 S: 6	H: 0 LOB: 0 BB: 0 P: 10	1B: 4 2B: 2 3B: 0 HR: 2	SF: 1 SAC: 2 DP: 1 HBP: 1	WP: 0 PB: 0 SB: 1 CS: 1	PA: 37							
PITCHER	IP	WLS	BF	H	R	ER	SO	BB	IBB	HBP	BLK	WP	HR	S	P	ERA	WHIP										
39 Aaron Harang, R (1, 1) ERA: 4.49	6.0	L	26	6	5	5	7	2	0	0	0	0	2	70	103	7.50	1.333										
Phil Norton, L (7, 1) ERA: 4.69	2.0		8	1	0	0	1	0	0	1	0	0	0	20	34	0.00	0.500										
Jose Acevedo, R (9, 1) ERA: 6.3	1.0		3	0	0	0	1	0	0	0	0	0	0	6	10	0.00	0.000										

Los Angeles Dodgers @ Cincinnati Reds
Great American Ball Park, Cincinnati, OH

Tue Aug 10 2004, 7:10 PM EDT
Att. 26,295 - Sunny - 82 F

livebaseballscorecards.com

AB	31
R	5
H	7
RBI	5
BB	2
SO	9
LOB	8



Batter	1	2	3	4	5	6	7	8	9	AB	R	H	RBI	BB	SO	LOB
6 Ryan Freel, R (1, 9) <small>OBP: 0.382, SLG: 0.349</small> Jacob Cruz, L (4, 9) <small>OBP: 0.317, SLG: 0.364</small>	0-0 		0-2 G5-3		1-1 G4-3			1-3 		2	1	1	0	0	0	0
Barry Larkin, R (1, 6) <small>OBP: 0.354, SLG: 0.441</small>	0-2 		1-0 G6-3			2-1 			1-2 F8	4	0	2	1	0	0	0
Sean Casey, L (1, 3) <small>OBP: 0.395, SLG: 0.563</small>	1-2 L4		2-1 F7			3-1 P6			0-1 P3	4	0	0	0	0	0	2
Adam Dunn, L (1, 7) <small>OBP: 0.410, SLG: 0.605</small>	3-2 P4			3-2 		3-2 G4-6-3			3-2 G4-3	4	1	1	1	0	0	2
Wily Mo Peña, R (1, 8) <small>OBP: 0.322, SLG: 0.522</small>	0-0 G6-3			1-2 G5-3			1-2 F9			3	0	0	0	0	0	1
D'Angelo Jimenez, S (1, 4) <small>OBP: 0.356, SLG: 0.363</small>		1-2 G4-3		1-1 G3			0-3 			3	0	0	0	0	0	1
Jason LaRue, R (1, 2) <small>OBP: 0.332, SLG: 0.435</small>		0-1 		1-3 			0-0 G6-3			3	0	1	0	0	1	0
Juan Castro, R (1, 5) <small>OBP: 0.269, SLG: 0.340</small>		0-1 G1-3			1-0 P6			3-2 P6		3	0	0	0	0	0	1
39 Aaron Harang, R (1, 1) <small>OBP: 0.026, SLG: 0.051</small> Phil Norton, R (7, 1) <small>OBP: 0.206, SLG: 0.424</small> John Vander Wal, L (8, PH) <small>OBP: 0.125, SLG: 0.056</small> Jose Acevedo, R (9, 1)		1-3 			1-2 G6-3			1-1 P6		2	0	0	0	0	1	1
Inning Stats	R: 1 H: 2 E: 0 LOB: 1 K: 0 BB: 0 S: 14 P: 18	R: 0 H: 1 E: 0 LOB: 1 K: 1 BB: 0 S: 10 P: 12	R: 0 H: 0 E: 0 LOB: 0 K: 0 BB: 0 S: 6 P: 9	R: 1 H: 1 E: 0 LOB: 0 K: 1 BB: 0 S: 13 P: 19	R: 0 H: 0 E: 0 LOB: 0 K: 0 BB: 0 S: 7 P: 10	R: 0 H: 1 E: 0 LOB: 0 K: 0 BB: 0 S: 7 P: 15	R: 0 H: 0 E: 0 LOB: 0 K: 1 BB: 0 S: 7 P: 8	R: 0 H: 0 E: 0 LOB: 0 K: 1 BB: 0 S: 9 P: 14	R: 0 H: 0 E: 0 LOB: 0 K: 0 BB: 0 S: 10 P: 14	1B: 2 SF: 0 2B: 2 SAC: 0 3B: 0 DP: 1 HR: 1 HBP: 0	WP: 0 PA: 31 PB: 0 SB: 0 CS: 0					
PITCHER Jose Lima, R (1, 1) <small>ERA: 3.89</small> Eric Gagne, R (9, 1) <small>ERA: 1.61</small>	IP: 8.0 WLS: W BF: 28 H: 5 R: 2 ER: 2 SO: 4 BB: 0 IBB: 0 HBP: 0 BLK: 0 WP: 0 HR: 1 S: 73 P: 105 ERA: 2.25 WHIP: 0.625															PITCHER IP: 1.0 WLS: S BF: 3 H: 0 R: 0 ER: 0 SO: 0 BB: 0 IBB: 0 HBP: 0 BLK: 0 WP: 0 HR: 0 S: 10 P: 14 ERA: 0.00 WHIP: 0.000

BOTTOM

Los Angeles Dodgers @ Cincinnati Reds
 Great American Ball Park, Cincinnati, OH

Tue Aug 10 2004, 7:10 PM EDT
 Att. 26,295 - Sunny - 82 F

livebaseballscorecards.com

AB	31
R	2
H	5
RBI	2
BB	0
SO	4
LOB	7



BOTTOM

Los Angeles Dodgers @ Cincinnati Reds
Great American Ball Park, Cincinnati, OH

Wed Aug 11 2004, 7:10 PM EDT
Att: 39,933 - Sunny - 70 F

livebaseballscorecards.com

AB	32
R	1
H	5
RBI	1
BB	0
SO	7
LOB	10



WP	1	PA	32
PB	0		
SB	0		
CS	0		

AB R H RBI BB SO LOB

4 0 1 0 0 1 0

4 1 2 0 0 0 1

4 0 1 0 0 1 3

4 0 1 1 0 0 2

4 0 0 0 0 1 2

1	0	0	0	0	0	0	0	0	0
0	0	0	0	0	0	0	0	0	0
1	0	0	0	0	0	0	0	0	0
0	0	0	0	0	0	0	0	0	0
1	0	0	0	0	0	0	0	0	1
0	0	0	0	0	0	0	0	0	0
0	0	0	0	0	0	0	0	0	0

3 0 0 0 0 2 0

0 0 0 0 0 0 0

3 0 0 0 0 1 0

1B	3	SF	0
2B	2	SAC	0
3B	0	DP	0
HR	0	HBP	0

1B	3	SF	0
2B	2	SAC	0
3B	0	DP	0
HR	0	HBP	0

WP	HR	S	P	ERA	WHIP
1	0	7	104	1.12	0.500
0	0	7	13	0.00	1.000

Batter	1	2	3	4	5	6	7	8	9
Felipe Lopez, S OBP: 0.312, SLG: 0.494 (1, 5)	2-1 F8 ①		3-3 K ③			2-2 G5-3 1B		1-2 F7 ③	
Barry Larkin, R OBP: 0.356, SLG: 0.445 (1, 6)	2-1 WP 1B			1-0 G4-3 G6-3 2B		1-1 G5-3 1-2		0-0 G3 ①	
Sean Casey, L OBP: 0.394, SLG: 0.562 (1, 3)	1-3 SAFE K ②			0-0 G4-3 2-3		1-1 P6 ③		1-1 G4-3 2B	
Adam Dunn, L OBP: 0.409, SLG: 0.601 (1, 7)	1-2 G3 1-2			2-1 G6-3 ②		3-2 1B		3-2 G4-3 2-3	
Wily Mo Peña, R OBP: 0.318, SLG: 0.514 (1, 8)		0-0 G6-3 ①		1-0 P6 ③		0-3 K ①		2-0 G6-3 ③	
D'Angelo Jimenez, S OBP: 0.354, SLG: 0.360 (1, 4)		0-2 F8 ②			1-3 K ①		1-2 F8 ②		
John Vander Wal, L OBP: 0.200, SLG: 0.412 Todd Van Poppel, R OBP: 0.176, SLG: 0.125 Tim Hummel, R OBP: 0.276, SLG: 0.290 Ryan Wagner, R OBP: 0.288, SLG: 0.338 Gabe White, L OBP: 0.310, SLG: 0.354 (1, 9)		2-2 G4-3 ③			0-1 F9 ②		0-0 P5 ③		
Javier Valentin, S OBP: 0.263, SLG: 0.374 (1, 2)			2-3 K ①		1-2 P6 ③			1-3 K ①	
Brandon Claussen, R OBP: 0.167, SLG: 0.167 Jacob Cruz, L OBP: 0.310, SLG: 0.354 (3, PH) (4, 9)			2-1 F7 ②			1-2 K ①		2-0 P6 ②	

Inning Stats	R: 0	H: 1	E: 0	LOB: 1	K: 1	BB: 0	S: 10	P: 16
	R: 0	H: 0	E: 0	LOB: 0	K: 0	BB: 0	S: 7	P: 9
	R: 1	H: 1	E: 0	LOB: 0	K: 0	BB: 0	S: 5	P: 9
	R: 0	H: 0	E: 0	LOB: 0	K: 1	BB: 0	S: 9	P: 11
	R: 0	H: 1	E: 0	LOB: 1	K: 1	BB: 0	S: 11	P: 16
	R: 0	H: 1	E: 0	LOB: 1	K: 1	BB: 0	S: 12	P: 16
	R: 0	H: 0	E: 0	LOB: 0	K: 1	BB: 0	S: 7	P: 11
	R: 0	H: 1	E: 0	LOB: 1	K: 0	BB: 0	S: 7	P: 13

PITCHER	IP	WLS	BF	H	R	ER	SO	BB	IBB	HBP	BLK	WP	HR	S	P	ERA	WHIP
Jeff Weaver, R ERA: 3.78 (1, 1)	8.0	W	28	4	1	1	7	0	0	0	0	1	0	70	104	1.12	0.500
Duaner Sanchez, R ERA: 3.64 (9, 1)	1.0		4	1	0	0	0	0	0	0	0	0	0	7	13	0.00	1.000

Batter	1	2	3	4	5	6	7	8	9
D'Angelo Jimenez, S (1, 4) OBP: 0.352, SLG: 0.358 (9, 6)	1-2 F7		1-1 G4-3		2-2 G5-4-3		0-3 K	3-2 1B	
Felipe Lopez, S (1, 6) OBP: 0.320, SLG: 0.489 Gabe White, L (8, 1)	1-2 1B		1-3 K2-3		1-2 F8		4-0 BB	0-3 K	
John Vander Wal, L (8, PH) Danny Graves, R (9, 1)	2-1 P2			1-2 2B SF8 1B		1-0 F8	2-1 G4-3		
Sean Casey, L (1, 3) OBP: 0.393, SLG: 0.559	1-3 K			3-2 SF8 1B 2B		3-2 1B 1B		4-2 HR BB	
Adam Dunn, L (1, 7) OBP: 0.412, SLG: 0.604				2-3 K		2-1 1B 1B		0-0 HR	
Wily Mo Peña, R (1, 8) OBP: 0.320, SLG: 0.525				2-2 SF8		1-1 F5		0-0 L4	
Jason LaRue, R (1, 2) OBP: 0.328, SLG: 0.430				0-2 P4		2-2 1B 1B		2-1 L9 BB 1B	
Juan Castro, R (1, 5) OBP: 0.270, SLG: 0.340 John Riedling, R (7, 1)				2-2 F9		0-0 F8		4-0 1B BB	
Barry Larkin, R (8, 6) OBP: 0.358, SLG: 0.447 6 Ryan Freel, R (8, PR) OBP: 0.382, SLG: 0.349 (9, 4)				2-2 FC4-6 1B		1-2 2-H 1B		1-2 BB	
Darren Bragg, L (1, 9) OBP: 0.308, SLG: 0.100				1-2 G4-3 1B		2-2 G5-4-3 HBP		0-1 L9	

AB	R	H	RBI	BB	SO	LOB
5	0	1	1	0	1	2
3	0	1	0	1	1	1
0	0	0	0	0	0	0
1	0	0	0	0	1	2
0	0	0	0	0	0	0
4	1	1	0	0	0	2
3	3	2	0	1	1	1
4	1	2	2	0	1	2
3	0	0	1	0	1	2
2	0	1	1	0	0	0
0	0	0	0	0	0	0
1	0	1	0	0	0	0
0	1	0	0	0	0	0
3	0	0	0	1	0	3
1	0	1	0	0	0	0
0	0	0	0	0	0	0
2	0	0	0	0	0	2
1	0	1	1	0	0	0

WP	HR	S	P	ERA	WHIP
0	0	0	0	0.00	1.125
0	0	0	0	81.00	12.000
0	0	0	0	0.00	1.500

AB	R	H	RBI	BB	SO	LOB
33	6	11	6	3	6	17



WP: 0 PA: 38
PB: 0
SB: 0
CS: 0

1B: 9 SF: 1
2B: 1 SAC: 0
3B: 0 DP: 1
HR: 1 HBP: 1

Los Angeles Dodgers @ Cincinnati Reds
Great American Ball Park, Cincinnati, OH
Thu Aug 12 2004, 12:35 PM EDT
Att: 27,416 - Cloudy - 71 F

livebaseballscores.com

Inning Stats		R: 0	H: 1	E: 0	K: 1	S: 13	R: 0	H: 0	E: 0	K: 1	S: 8	R: 0	H: 1	E: 0	K: 1	S: 12	R: 2	H: 3	E: 0	K: 1	S: 17	R: 0	H: 0	E: 0	K: 0	S: 9	R: 1	H: 3	E: 0	K: 0	S: 16	R: 0	H: 0	E: 0	K: 1	S: 6	R: 3	H: 3	E: 0	K: 1	S: 15
PITCHER		IP	WLS	BF	H	R	ER	SO	BB	IBB	HBP	BLK	WP	HR	S	P	ERA	WHIP	PITCHER		IP	WLS	BF	H	R	ER	SO	BB	IBB	HBP	BLK	WP	HR	S	P	ERA	WHIP				
Wilson Alvarez, L ERA: 3.42		5.1		22	6	3	3	4	0	0	0	0	0	0	66	100	5.06	1.125	Giovanni Carrara, R ERA: 1.07		1.2	H	8	2	0	0	1	1	0	0	0	0	0	15	27	0.00	1.800				
37 Darren Dreifort, R ERA: 4.22		0.1	L	5	2	3	3	0	2	0	0	0	0	1	7	17	81.00	12.000	43 Yhency Brazoban, R ERA: 2.45		0.2		3	1	0	0	1	0	0	0	0	0	8	11	0.00	1.500					

Batter	1	2	3	4	5	6	7	8	9	AB R H RBI BB SO LOB	TOP											
Cesar Izturis, S (1, 6) OBP: 0.338, SLG: 0.384	1-2 SH1-3 1B		3-2 G4-1			0-1 1B	4-2 BB		0-0 FC1 1B	4 3 2 0 1 0 2												
Steve Finley, L (1, 8) OBP: 0.351, SLG: 0.507	2-1 SH1-3			1-1 P3		1-1 1B FC1-2	1-0 L8-2		0-1 1B	4 1 2 3 0 0 3												
Milton Bradley, S (1, 7) OBP: 0.380, SLG: 0.453	2-2 CS 1B			1-0 P5		1-1 1B BB		0-0 G4-3	1-0 1B	5 0 3 2 0 0 0												
Adrian Beltré, R (1, 5) OBP: 0.372, SLG: 0.607	1 SAFE 1-3 1-2			0-0 1B		2-3 K		2-2 F8-5 1B WP	2-2 F8	5 0 2 0 0 2 5												
Shawn Green, L (1, 9) OBP: 0.342, SLG: 0.435				1-1 F8		4-0 1B BB		1-0 F8-5	0-0 1B	4 0 1 1 1 0 2												
Hee-Seop Choi, L (1, 3) OBP: 0.381, SLG: 0.480						0-1 FC1-2			0-1 1B	3 0 0 0 0 1 3												
Olmedo Saenz, R (9, PH) OBP: 0.326, SLG: 0.439									0-3 K	1 0 1 0 0 0 0												
José Hernández, R (9, PR) OBP: 0.394, SLG: 0.564									0-3 K	1 1 0 0 0 1 2												
43 Yhency Brazoban, R (9, 1)									0-3 K	0 0 0 0 0 0 0												
Alex Cora, L (1, 4) OBP: 0.385, SLG: 0.411						2-2 F9			0-2 G1-3	5 1 0 0 0 0 3												
Brent Mayne, L (1, 2) OBP: 0.346, SLG: 0.321						0-0 G3-1			1-1 1B L8-2 1B	3 1 1 0 1 0 0												
Odalis Perez, L (1, 1) OBP: 0.152, SLG: 0.159						2-3 K			4-2 E 1B BB	3 0 1 0 0 2 0												
Duane Sanchez, R (7, 1) OBP: 0.250, SLG: 0.500									2-1 E 1B	0 0 0 0 0 0 0												
37 Darren Dreifort, R (8, 1)									1-2 2-3 3-H 1B	0 0 0 0 0 0 0												
Jayson Werth, R (9, PH) OBP: 0.347, SLG: 0.534									1-2 2-3 3-H 1B	0 0 0 0 0 0 0												
Robin Ventura, L (9, PH) OBP: 0.328, SLG: 0.327									1-2 2-3 3-H 1B	1 1 1 1 0 0 0												
Inning Stats	R: 1 E: 0 K: 1 S: 12	H: 2 LOB: 0 BB: 0 P: 18	R: 0 E: 0 K: 0 S: 4	H: 0 LOB: 0 BB: 0 P: 8	R: 0 E: 0 K: 1 S: 9	H: 0 LOB: 0 BB: 0 P: 14	R: 0 E: 0 K: 0 S: 6	H: 1 LOB: 1 BB: 0 P: 9	R: 0 E: 0 K: 1 S: 8	H: 0 LOB: 0 BB: 0 P: 11	R: 1 E: 0 K: 2 S: 14	H: 3 LOB: 3 BB: 1 P: 24	R: 0 E: 0 K: 0 S: 9	H: 2 LOB: 2 BB: 1 P: 16	R: 0 E: 0 K: 0 S: 6	H: 1 LOB: 0 BB: 0 P: 9	R: 6 E: 2 K: 1 S: 24	H: 5 LOB: 2 BB: 1 P: 35	1B: 13 2B: 3 3B: 0 HR: 0	SF: 0 SAC: 1 DP: 2 HBP: 0	WP: 1 PB: 0 SB: 1 CS: 1	PA: 43
PITCHER	IP	WLS	BF	H	R	ER	SO	BB	IBB	HBP	BLK	WP	HR	S	P	ERA	WHIP					
Greg Maddux, R (1, 1) ERA: 3.94	6.1	L	28	8	2	2	5	2	0	0	0	0	0	61	98	2.84	1.579					
Kent Mercker, L (7, 1) ERA: 2.13	1.2		4	1	0	0	0	0	0	0	0	1	0	7	11	0.00	0.600					
Glendon Rusch, L (9, 1) ERA: 4.0	0.0		3	1	3	3	0	1	0	0	0	0	0	10	15	∞	∞					
Kyle Farnsworth, R (9, 1) ERA: 4.02	0.0		4	3	2	0	0	0	0	0	0	0	0	6	9	∞	∞					
Jon Leicester, R (9, 1) ERA: 2.35	1.0		4	1	1	1	1	0	0	0	0	0	0	8	11	9.00	1.000					

Los Angeles Dodgers @ Chicago Cubs
Wrigley Field, Chicago, IL
Fri Aug 13 2004, 2:20 PM CDT
Att. 39,105 - Sunny - 65 F

livebaseballscorecards.com

AB 39
R 8
H 14
RBI 7
BB 3
SO 6
LOB 20



BOTTOM

Los Angeles Dodgers @ Chicago Cubs
Wrigley Field, Chicago, IL

Fri Aug 13 2004, 2:20 PM CDT
Att: 39,105 - Sunny - 65 F

livebaseballscorecards.com

AB	33
R	1
H	6
RBI	1
BB	3
SO	4
LOB	17



WP:	0	PA:	36
PB:	0		
SB:	2		
CS:	0		

AB R H RBI BB SO LOB

3 0 0 0 1 0 0

3 1 2 0 1 0 1

4 0 0 0 0 0 5

3 0 1 0 1 0 3

4 0 2 1 0 0 1

4 0 1 0 0 1 3

4 0 0 0 0 0 2

3 0 0 0 0 2 2

0 0 0 0 0 0 0

0 0 0 0 0 0 0

0 0 0 0 0 0 0

0 0 0 0 0 0 0

0 0 0 0 0 0 0

1 0 0 0 0 1 0

2 0 0 0 0 0 0

2 0 0 0 0 0 0

1B: 6 SF: 0
2B: 0 SAC: 0
3B: 0 DP: 1
HR: 0 HBP: 0

WP: 0 PA: 36

PB: 0

SB: 2

CS: 0

1B: 6 SF: 0

2B: 0 SAC: 0

3B: 0 DP: 1

HR: 0 HBP: 0

WP: 0 PA: 36

PB: 0

SB: 2

CS: 0

1B: 6 SF: 0

2B: 0 SAC: 0

3B: 0 DP: 1

HR: 0 HBP: 0

WP: 0 PA: 36

PB: 0

SB: 2

CS: 0

1B: 6 SF: 0

2B: 0 SAC: 0

3B: 0 DP: 1

HR: 0 HBP: 0

WP: 0 PA: 36

PB: 0

SB: 2

CS: 0

1B: 6 SF: 0

2B: 0 SAC: 0

3B: 0 DP: 1

HR: 0 HBP: 0

WP: 0 PA: 36

PB: 0

SB: 2

CS: 0

1B: 6 SF: 0

2B: 0 SAC: 0

3B: 0 DP: 1

HR: 0 HBP: 0

WP: 0 PA: 36

PB: 0

SB: 2

CS: 0

1B: 6 SF: 0

2B: 0 SAC: 0

3B: 0 DP: 1

HR: 0 HBP: 0

WP: 0 PA: 36

PB: 0

SB: 2

CS: 0

1B: 6 SF: 0

2B: 0 SAC: 0

3B: 0 DP: 1

HR: 0 HBP: 0

WP: 0 PA: 36

PB: 0

SB: 2

CS: 0

1B: 6 SF: 0

2B: 0 SAC: 0

3B: 0 DP: 1

HR: 0 HBP: 0

WP: 0 PA: 36

PB: 0

SB: 2

CS: 0

1B: 6 SF: 0

2B: 0 SAC: 0

3B: 0 DP: 1

HR: 0 HBP: 0

WP: 0 PA: 36

PB: 0

SB: 2

CS: 0

1B: 6 SF: 0

2B: 0 SAC: 0

3B: 0 DP: 1

HR: 0 HBP: 0

WP: 0 PA: 36

PB: 0

SB: 2

CS: 0

1B: 6 SF: 0

2B: 0 SAC: 0

3B: 0 DP: 1

HR: 0 HBP: 0

WP: 0 PA: 36

PB: 0

SB: 2

CS: 0

1B: 6 SF: 0

2B: 0 SAC: 0

3B: 0 DP: 1

HR: 0 HBP: 0

WP: 0 PA: 36

PB: 0

SB: 2

CS: 0

1B: 6 SF: 0

2B: 0 SAC: 0

3B: 0 DP: 1

HR: 0 HBP: 0

WP: 0 PA: 36

PB: 0

SB: 2

CS: 0

1B: 6 SF: 0

2B: 0 SAC: 0

3B: 0 DP: 1

HR: 0 HBP: 0

WP: 0 PA: 36

PB: 0

SB: 2

CS: 0

1B: 6 SF: 0

2B: 0 SAC: 0

3B: 0 DP: 1

HR: 0 HBP: 0

WP: 0 PA: 36

PB: 0

SB: 2

CS: 0

1B: 6 SF: 0

2B: 0 SAC: 0

3B: 0 DP: 1

HR: 0 HBP: 0

WP: 0 PA: 36

PB: 0

SB: 2

CS: 0

1B: 6 SF: 0

2B: 0 SAC: 0

3B: 0 DP: 1

HR: 0 HBP: 0

WP: 0 PA: 36

PB: 0

SB: 2

CS: 0

1B: 6 SF: 0

2B: 0 SAC: 0

3B: 0 DP: 1

HR: 0 HBP: 0

WP: 0 PA: 36

PB: 0

SB: 2

CS: 0

1B: 6 SF: 0

2B: 0 SAC: 0

3B: 0 DP: 1

HR: 0 HBP: 0

WP: 0 PA: 36

PB: 0

SB: 2

CS: 0

1B: 6 SF: 0

2B: 0 SAC: 0

3B: 0 DP: 1

HR: 0 HBP: 0

WP: 0 PA: 36

PB: 0

SB: 2

CS: 0

1B: 6 SF: 0

2B: 0 SAC: 0

3B: 0 DP: 1

HR: 0 HBP: 0

WP: 0 PA: 36

PB: 0

SB: 2

CS: 0

1B: 6 SF: 0

2B: 0 SAC: 0

3B: 0 DP: 1

HR: 0 HBP: 0

WP: 0 PA: 36

PB: 0

SB: 2

CS: 0

1B: 6 SF: 0

2B: 0 SAC: 0

3B: 0 DP: 1

HR: 0 HBP: 0

WP: 0 PA: 36

PB: 0

SB: 2

CS: 0

1B: 6 SF: 0

2B: 0 SAC: 0

3B: 0 DP: 1

HR: 0 HBP: 0

WP: 0 PA: 36

PB: 0

SB: 2

CS: 0

1B: 6 SF: 0

2B: 0 SAC: 0

3B: 0 DP: 1

HR: 0 HBP: 0

WP: 0 PA: 36

PB: 0

SB: 2

CS: 0

1B: 6 SF: 0

2B: 0 SAC: 0

3B: 0 DP: 1

HR: 0 HBP: 0

WP: 0 PA: 36

PB: 0

SB: 2

CS: 0

1B: 6 SF: 0

2B: 0 SAC: 0

3B: 0 DP: 1

HR: 0 HBP: 0

WP: 0 PA: 36

PB: 0

SB: 2

CS: 0

1B: 6 SF: 0

2B: 0 SAC: 0

3B: 0 DP: 1

HR: 0 HBP: 0

WP: 0 PA: 36

PB: 0

SB: 2

CS: 0

1B: 6 SF: 0

2B: 0 SAC: 0

3B: 0 DP: 1

HR: 0 HBP: 0

WP: 0 PA: 36

PB: 0

SB: 2

CS: 0

1B: 6 SF: 0

2B: 0 SAC: 0

3B: 0 DP: 1

HR: 0 HBP: 0

WP: 0 PA: 36

PB: 0

SB: 2

CS: 0

1B: 6 SF: 0

2B: 0 SAC: 0

3B: 0 DP: 1

HR: 0 HBP: 0

WP: 0 PA: 36

PB: 0

SB: 2

CS: 0

1B: 6 SF: 0

2B: 0 SAC: 0

3

Batter	1	2	3	4	5	6	7	8	9	AB R H RBI BB SO LOB	TOP											
Cesar Izturis, S (1, 6) OBP: 0.337, SLG: 0.383	1-2 P6		2-3 K		0-3 K			1-1 G4-3 1B		4 0 1 0 0 2 1												
Steve Finley, L (1, 8) OBP: 0.351, SLG: 0.505	1-2 FC5-4 1B		2-1 G3-1			1-2 G4-3		0-1 G4-3		4 0 1 0 0 0 2												
Milton Bradley, S (1, 9) OBP: 0.381, SLG: 0.452	3-2 K		0-0 G6-3			0-1 G6-4-3 1B		4-2 BB		3 0 1 0 1 1 1												
Adrian Beltré, R (1, 5) OBP: 0.369, SLG: 0.601	1-2 FC5-4 1-2f			0-0 F9		0-0 G6-4-3 1-2f		0-3 K		4 0 0 0 0 1 5												
Shawn Green, L (1, 3) OBP: 0.342, SLG: 0.432		4-2 FC4-6 BB		2-2 G3			0-1 L7		1-0 G6-3	3 0 0 0 1 0 0												
Jayson Werth, R (1, 7) OBP: 0.339, SLG: 0.520		2-3 K		3-2 G6-3			1-3 K		1-2 G5-3	4 0 0 0 0 2 1												
Alex Cora, L (1, 4) OBP: 0.382, SLG: 0.407 Olmedo Saenz, R (9, PH) OBP: 0.333, SLG: 0.446		2-1 FC4-6 2B 1-2f			1-3 K		1-0 F7		1-2 1B	3 0 0 0 0 1 1 1 0 1 0 0 0 0	AB 32											
David Ross, R (1, 2) OBP: 0.264, SLG: 0.339		1-1 1-3 2B			1-1 E5			0-1 B1-3	0-2 G1-3	4 0 1 0 0 0 1	R 0											
Kaz Ishii, L (1, 1) OBP: 0.163, SLG: 0.214 Jason Grabowski, L (8, PH) OBP: 0.320, SLG: 0.453 Giovanni Carrara, R (8, 1)		1-1 G5-3			0-0 B2			4-1 G4-3 1B BB		2 0 0 0 0 0 3 0 0 0 0 1 0 0 0 0 0 0 0 0 0	H 5											
Inning Stats	R: 0 E: 0 K: 1 S: 14	H: 1 LOB: 1 BB: 0 P: 20	R: 0 E: 0 K: 1 S: 14	H: 1 LOB: 2 BB: 1 P: 24	R: 0 E: 0 K: 1 S: 8	H: 0 LOB: 0 BB: 0 P: 12	R: 0 E: 0 K: 0 S: 8	H: 0 LOB: 0 BB: 0 P: 13	R: 0 E: 1 K: 2 S: 12	H: 0 LOB: 1 BB: 0 P: 14	R: 0 E: 0 K: 0 S: 6	H: 1 LOB: 0 BB: 0 P: 7	R: 0 E: 0 K: 1 S: 6	H: 0 LOB: 0 BB: 0 P: 8	R: 0 E: 0 K: 1 S: 14	H: 1 LOB: 3 BB: 2 P: 23	R: 0 E: 0 K: 0 S: 12	H: 1 LOB: 1 BB: 0 P: 15	1B: 4 2B: 1 3B: 0 HR: 0	SF: 0 SAC: 0 DP: 1 HBP: 0	WP: 0 PB: 0 SB: 0 CS: 0	PA: 35
PITCHER	IP WLS BF H R ER SO BB IBB HBP BLK WP HR S P ERA WHIP												PITCHER	IP WLS BF H R ER SO BB IBB HBP BLK WP HR S P ERA WHIP								
34 Kerry Wood, R (1, 1) ERA: 2.91 Mike Remlinger, L (9, 1) ERA: 2.75	8.0 W 31 4 0 0 7 3 0 0 0 0 0 0 82 121 0.00 0.875													1.0 S 4 1 0 0 0 0 0 0 0 0 0 0 12 15 0.00 1.000								

Los Angeles Dodgers @ Chicago Cubs
Wrigley Field, Chicago, IL
 Sat Aug 14 2004, 12:20 PM CDT
 Att. 39,069 - Cloudy - 66 F

AB	32
R	0
H	5
RBI	0
BB	3
SO	7
LOB	15



BOTTOM

Los Angeles Dodgers @ Chicago Cubs
Wrigley Field, Chicago, IL
Sat Aug 14 2004, 12:20 PM CDT
Att: 39,069 - Cloudy - 66 F

livebaseballscorecards.com

AB 29
R 2
H 7
RBI 2
BB 1
SO 3
LOB 10



WP: 0 PA: 32
PB: 0
SB: 0
CS: 1

AB R H RBI BB SO LOB

4 0 2 1 0 1 0

3 0 1 0 0 0 0

4 0 1 0 0 0 2

4 0 1 0 0 1 2

2 0 0 0 1 0 2

3 0 0 0 0 0 2

3 1 1 0 0 1 0

3 0 0 0 0 0 1

3 1 1 1 0 0 1

0 0 0 0 0 0 0

1B: 4 SF: 0
2B: 1 SAC: 1
3B: 1 DP: 0
HR: 1 HBP: 0

WP HR S P ERA WHIP

0 0 0 0 0.00 1.000

0 0 0 0 0.00 1.000

9

1-0



0-0



1-0



2-1



0-2



2-1



0-1



2-2



0-0



8

1-0



0-0



1-0



2-1



4-1



0-0




1-3



0-2




1-2

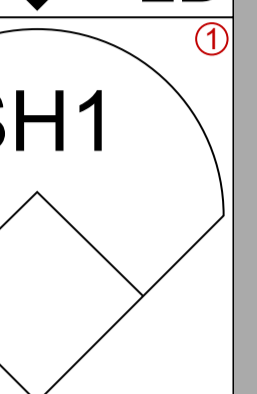


7

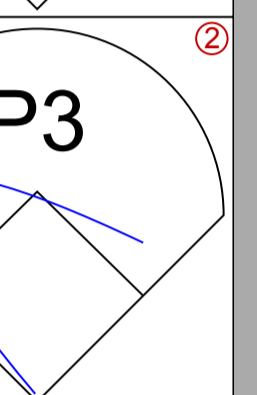
0-0



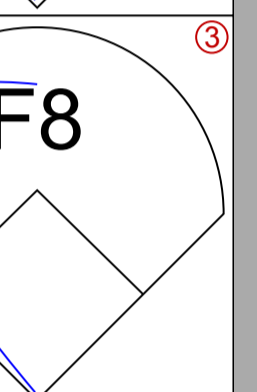
1-0



1-2



2-3



4-1

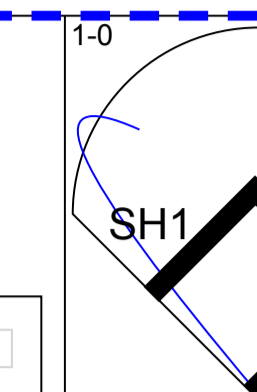


0-0

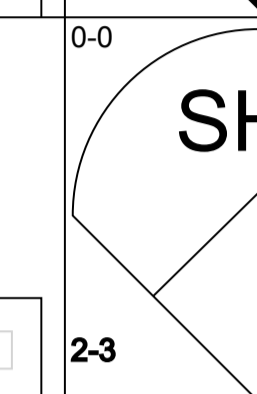


6

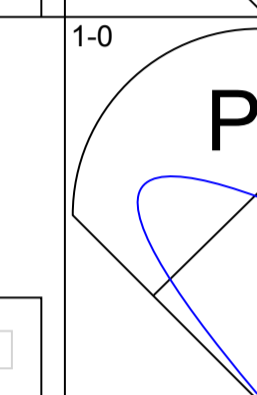
0-0



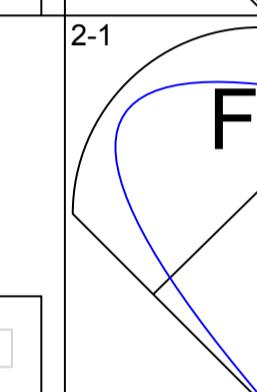
1-0



1-2



2-3



4-1

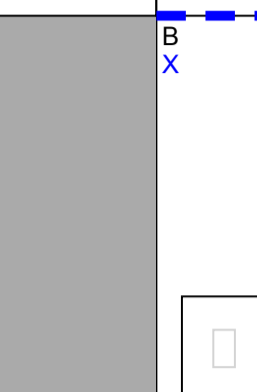


0-0




5

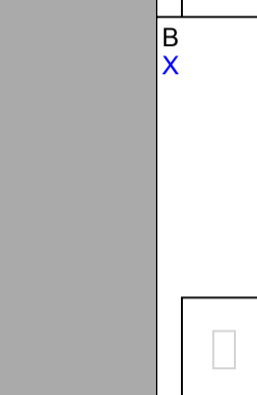
0-0



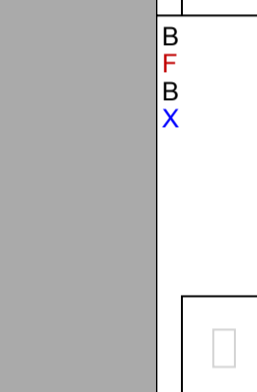
0-0



1-0



0-1



1-1



3-2



4

0-0



0-0



0-1



1-1



3-1




3

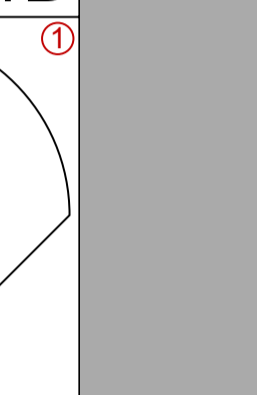
1-0



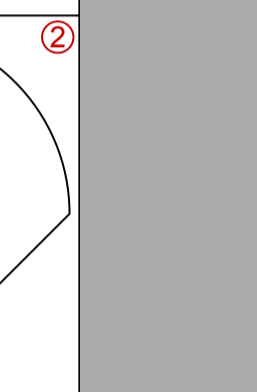
1-1



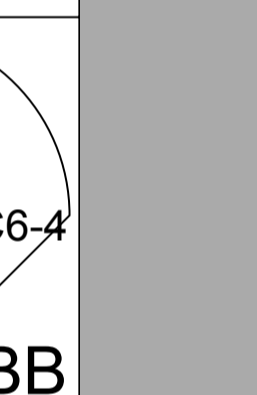
2-2



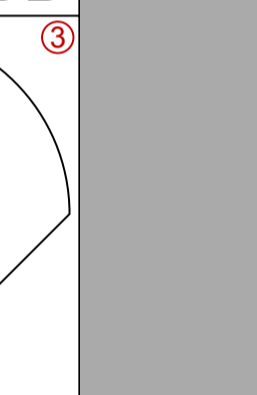
0-1



1-1



3-1

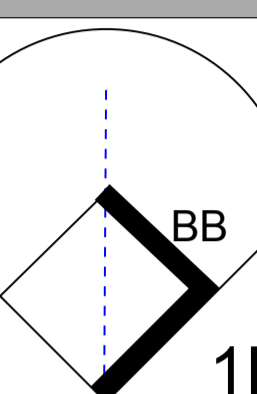


2

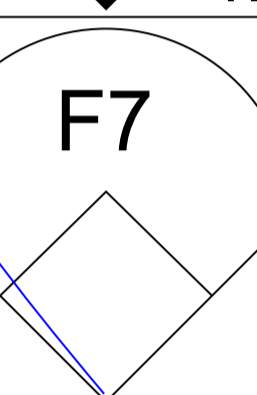
0-3



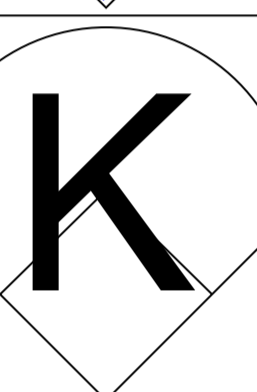
0-0



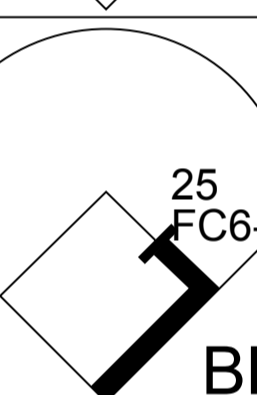
0-2



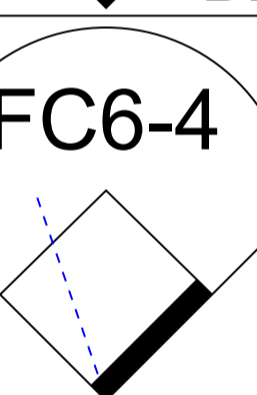
1-1



0-2




2-1

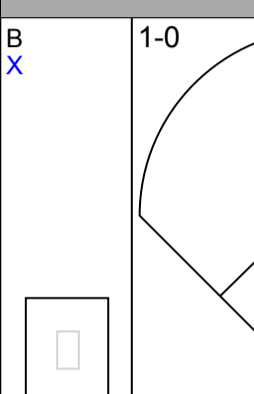


1

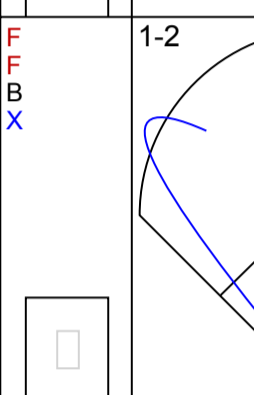
0-3



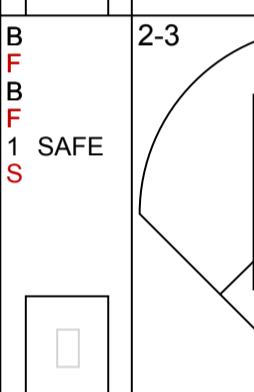
0-0



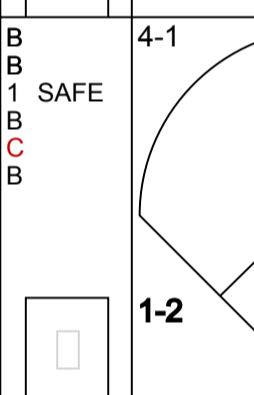
0-2



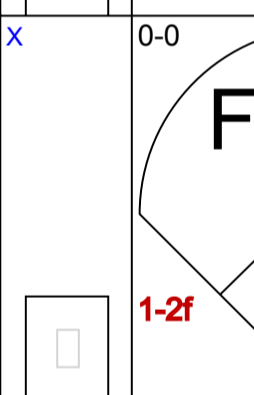
1-1



0-2



2-1



Corey Patterson, L
OBP: 0.335, SLG: 0.452

Mark Grudzielanek, R
OBP: 0.320, SLG: 0.375

Nomar Garciaparra, R
OBP: 0.353, SLG: 0.498

Sammy Sosa, R
OBP: 0.342, SLG: 0.542

Moises Alou, R
OBP: 0.332, SLG: 0.518

25 Derrek Lee, R
OBP: 0.363, SLG: 0.547

Michael Barrett, R
OBP: 0.335, SLG: 0.479

Ramon Martinez, R
OBP: 0.315, SLG: 0.342

34 Kerry Wood, R
OBP: 0.188, SLG: 0.267

Mike Remlinger, L
ERA: 1.03

Kaz Ishii, L
ERA: 4.64

Giovanni Carrara, R
ERA: 1.03

R: 0 H: 2 E: 0 K: 1 S: 12

H: 0 LOB: 2 BB: 0 P: 13

R: 0 H: 0 E: 0 K: 0 S: 8

H: 0 LOB: 0 BB: 0 P: 12

R: 1 H: 1 E: 0 K: 0 S: 7

H: 1 LOB: 0 BB: 0 P: 11

R: 0 H: 0 E: 0 K: 0 S: 6

H: 0 LOB: 0 BB: 0 P: 10

R: 1 H: 2 E: 0 K: 0 S: 9

H: 2 LOB: 0 BB: 0 P: 15

R: 0 H: 1 E: 0 K: 1 S: 9

H: 1 LOB: 2 BB: 1 P: 17

R: 0 H: 0 E: 0 K: 1 S: 12

H: 0 LOB: 0 BB: 0 P: 14

R: 0 H: 1 E: 0 K: 0 S: 5

H: 1 LOB: 1 BB: 0 P: 9

R: 0 H: 2 E: 0 K: 0 S: 6

H: 2 LOB: 0 BB: 0 P: 10

R: 0 H: 1 E: 0 K: 1 S: 9

H: 1 LOB: 2 BB: 1 P: 17

R: 0 H: 0 E: 0 K: 1 S: 12

H: 0 LOB: 0 BB: 0 P: 14

R: 0 H: 1 E: 0 K: 0 S: 5

H: 1 LOB: 1 BB: 0 P: 9

R: 0 H: 0 E: 0 K: 0 S: 6

H: 0 LOB: 0 BB: 0 P: 10

R: 1 H: 2 E: 0 K: 0 S: 9

H: 2 LOB: 0 BB: 0 P: 15

R: 0 H: 1 E: 0 K: 1 S: 9

H: 1 LOB: 2 BB: 1 P: 17

R: 0 H: 0 E: 0 K: 1 S: 12

H: 0 LOB: 0 BB: 0 P: 14

R: 0 H: 1 E: 0 K: 0 S: 5

H: 1 LOB: 1 BB: 0 P: 9

R: 0 H: 2 E: 0 K: 0 S: 6

H: 2 LOB: 0 BB: 0 P: 10

R: 0 H: 1 E: 0 K: 1 S: 9

H: 1 LOB: 2 BB: 1 P: 17

R: 0 H: 0 E: 0 K: 0 S: 6

H: 0 LOB: 0 BB: 0 P: 10

R: 1 H: 2 E: 0 K: 0 S: 9

H: 2 LOB: 0 BB: 0 P: 15

R: 0 H: 1 E: 0 K: 1 S: 9

H: 1 LOB: 2 BB: 1 P: 17

R: 0 H: 0 E: 0 K: 1 S: 12

H: 0 LOB: 0 BB: 0 P: 14

R: 0 H: 1 E: 0 K: 0 S: 5

H: 1 LOB: 1 BB: 0 P: 9

R: 0 H: 2 E: 0 K: 0 S: 6

H: 2 LOB: 0 BB: 0 P: 10

R: 0 H: 1 E: 0 K: 1 S: 9

H: 1 LOB: 2 BB: 1 P: 17

R: 0 H: 0 E: 0 K: 0 S: 6

H: 0 LOB: 0 BB: 0 P: 10

R: 1 H: 2 E: 0 K: 0 S: 9

H: 2 LOB: 0 BB: 0 P: 15

R: 0 H: 1 E: 0 K: 1 S: 9

H: 1 LOB: 2 BB: 1 P: 17

R: 0 H: 0 E: 0 K: 0 S: 6

H: 0 LOB: 0 BB: 0 P: 10

R: 1 H: 2 E: 0 K: 0 S: 9

H: 2 LOB: 0 BB: 0 P: 15

R: 0 H: 1 E: 0 K: 1 S: 9

H: 1 LOB: 2 BB: 1 P: 17

R: 0 H: 0 E: 0 K: 0 S: 6

H: 0 LOB: 0 BB: 0 P: 10

R: 1 H: 2 E: 0 K: 0 S: 9

H: 2 LOB: 0 BB: 0 P: 15

R: 0 H: 1 E: 0 K: 1 S: 9

H: 1 LOB: 2 BB: 1 P: 17

R: 0 H: 0 E: 0 K: 0 S: 6

H: 0 LOB: 0 BB: 0 P: 10

R: 1 H: 2 E: 0 K: 0 S: 9

H: 2 LOB: 0 BB: 0 P: 15

R: 0 H: 1 E: 0 K: 1 S: 9

H: 1 LOB: 2 BB: 1 P: 17

R: 0 H: 0 E: 0 K: 0 S: 6

H: 0 LOB: 0 BB: 0 P: 10

R: 1 H: 2 E: 0 K: 0 S: 9

H: 2 LOB: 0 BB: 0 P: 15

R: 0 H: 1 E: 0 K: 1 S: 9

H: 1 LOB: 2 BB: 1 P: 17

R: 0 H: 0 E: 0 K: 0 S: 6

H: 0 LOB: 0 BB: 0 P: 10

R: 1 H: 2 E: 0 K: 0 S: 9

H: 2 LOB: 0 BB: 0 P: 15

R: 0 H: 1 E: 0 K: 1 S: 9

H: 1 LOB: 2 BB: 1 P: 17

R: 0 H: 0 E: 0 K: 0 S: 6

H: 0 LOB: 0 BB: 0 P: 10

R: 1 H: 2 E: 0 K: 0 S: 9

H: 2 LOB: 0 BB: 0 P: 15

R: 0 H: 1 E: 0 K: 1 S: 9

H: 1 LOB: 2 BB: 1 P: 17

R: 0 H: 0 E: 0 K: 0 S: 6

H: 0 LOB: 0 BB: 0 P: 10

R: 1 H: 2 E: 0 K: 0 S: 9

H: 2 LOB: 0 BB: 0 P: 15

R: 0 H: 1 E: 0 K: 1 S: 9

H: 1 LOB: 2 BB: 1 P: 17

R: 0 H: 0 E: 0 K: 0 S: 6

H: 0 LOB: 0 BB: 0 P: 10

R: 1 H: 2 E: 0 K: 0 S: 9

H: 2 LOB: 0 BB: 0 P: 15

R: 0 H: 1 E: 0 K: 1 S: 9

</

Batter	1	2	3	4	5	6	7	8	9	AB	R	H	RBI	BB	SO	LOB	TOP								
Cesar Izturis, S (1, 6) OBP: 0.340, SLG: 0.384	1-3 K		4-2 BB		1-2 G3		0-1 FC4-6 BB 1-2 1B	0-2 1B 1-3 2-H 1B		4	1	2	1	1	1	0									
Steve Finley, L (1, 8) OBP: 0.351, SLG: 0.502	0-3 K		1-2 F7		1-0 G6-3		4-1 FC4-6 1-2 2-3 BB	2-2 1B 1-3 3-H 1B		4	1	1	1	1	1	2									
Milton Bradley, S (1, 7) OBP: 0.379, SLG: 0.448 Jeff Weaver, R (8, PR) OBP: 0.176, SLG: 0.216 Eric Gagne, R (8, 1)	1-3 K		1-0 G3			0-0 P5	0-0 FC4-6 1-2f 2-3 3-H	3-2 FC6-4 1B 1-H 3-H		5	0	1	3	0	1	4									
Adrián Beltré, R (1, 5) OBP: 0.367, SLG: 0.603		2-3 K			0-0 HR		0-3 K	0-2 FC6-4 1-2f		5	1	1	1	0	3	3									
Shawn Green, L (1, 9) OBP: 0.344, SLG: 0.441		0-1 F7			3-1 FC4-6 1B		1-1 HR	3-1 HBP SF8 1B	2-2 E1	5	2	3	1	0	0	0									
Hee-Seop Choi, L (1, 3) OBP: 0.383, SLG: 0.485 José Hernández, R (8, PH) OBP: 0.390, SLG: 0.556 (8, 7)		1-2 2B			3-1 FC4-6 1-2f		0-1 1B	0-1 L4 1-2	3-3 K	3	0	2	0	0	0	1									
David Ross, R (1, 2) OBP: 0.258, SLG: 0.330 Robin Ventura, L (8, PH) OBP: 0.331, SLG: 0.324 (8, 3)		3-3 K			1-3 K		0-2 P4	4-0 HBP 1B BB	0-0 P5	3	0	0	0	0	2	3									
Alex Cora, L (1, 4) OBP: 0.385, SLG: 0.408			0-0 SH1-4 1B		2-2 F7			3-1 BB FC4-6 1B 1B	0-1 G4-3	4	2	2	0	0	0	2									
Jose Lima, R (1, 1) OBP: 0.176, SLG: 0.152 Jason Grabowski, L (7, PH) OBP: 0.318, SLG: 0.450 Duaner Sanchez, R (7, 1) OBP: 0.250, SLG: 0.500 Olmedo Saenz, R (8, PH) OBP: 0.330, SLG: 0.446 Brent Mayne, L (8, 2) OBP: 0.346, SLG: 0.321			0-1 SH1-4		1-3 K		2-3 K	2-1 SF8 3-H		1	0	0	0	0	1	0									
Inning Stats	R: 0 E: 0 K: 3 S: 9	H: 0 LOB: 0 BB: 0 P: 11	R: 0 E: 0 K: 2 S: 16	H: 1 LOB: 1 BB: 0 P: 22	R: 0 E: 0 K: 0 S: 11	H: 1 LOB: 2 BB: 1 P: 17	R: 1 E: 0 K: 1 S: 13	H: 2 LOB: 1 BB: 0 P: 21	R: 0 E: 0 K: 1 S: 10	H: 0 LOB: 0 BB: 0 P: 13	R: 1 E: 0 K: 1 S: 11	H: 2 LOB: 1 BB: 0 P: 12	R: 1 E: 0 K: 2 S: 12	H: 2 LOB: 2 BB: 1 P: 19	R: 5 E: 0 K: 0 S: 25	H: 4 LOB: 1 BB: 1 P: 42	R: 0 E: 1 K: 1 S: 10	H: 0 LOB: 1 BB: 0 P: 15	1B: 9 2B: 1 3B: 0 HR: 2	SF: 1 SAC: 1 DP: 0 HBP: 1	WP: 0 PB: 0 SB: 1 CS: 0	PA: 44			
PITCHER	IP	WLS	BF	H	R	ER	SO	BB	IBB	HBP	BLK	WP	HR	S	P	ERA	WHIP								
22 Mark Prior, R (1, 1) ERA: 4.97	6.1		29	8	3	3	9	2	0	0	0	0	2	78	111	4.26	1.579								
Kent Mercker, L (7, 1) ERA: 2.33	0.2	H	3	1	1	1	1	0	0	0	0	0	0	6	9	13.50	1.500								
Kyle Farnsworth, R (8, 1) ERA: 4.33	0.1	L	3	0	0	0	0	1	0	1	0	0	0	3	10	0.00	3.000								
Jon Leicester, R (8, 1) ERA: 2.7	0.1	B	2	1	1	1	0	0	0	0	0	0	0	5	7	27.00	3.000								
Glendon Rusch, L (8, 1) ERA: 4.04	1.1		7	2	3	3	1	0	0	0	0	0	0	25	35	20.25	1.500								

Los Angeles Dodgers @ Chicago Cubs
Wrigley Field, Chicago, IL
Sun Aug 15 2004, 1:20 PM CDT
Att. 39,079 - Sunny - 69 F

livebaseballscorecards.com

AB	38
R	8
H	12
RBI	8
BB	3
SO	11
LOB	19



BOTTOM

Los Angeles Dodgers @ Chicago Cubs

Wrigley Field, Chicago, IL

Sun Aug 15 2004, 1:20 PM CDT
Att: 39,079 - Sunny - 69 F

livebaseballscorecards.com

AB	37
R	5
H	10
RBI	5
BB	1
SO	10
LOB	10



WP:	0	PA:	38
PB:	0		
SB:	0		
CS:	0		

AB	R	H	RBI	BB	SO	LOB
5	1	2	2	0	1	0
4	1	1	0	1	1	1
4	0	3	1	0	0	1
4	0	1	0	0	1	4
4	0	0	0	0	1	4
0	0	0	0	0	0	0
0	0	0	0	0	0	0
4	0	0	0	0	1	0
4	1	1	1	0	2	0
4	1	1	1	0	0	0
3	1	1	0	0	2	0
0	0	0	0	0	0	0
0	0	0	0	0	0	0
0	0	0	0	0	0	0
1	0	0	0	0	1	0

Batter	1	2	3	4	5	6	7	8	9
Corey Patterson, L (1, 8) OBP: 0.336, SLG: 0.458	0-3 K		0-0 B1-3		2-1 HR		1-1 F9 1B		2-1 G3
Mark Grudzielanek, R (1, 4) OBP: 0.323, SLG: 0.378	4-0 BB		0-1 1B 2B		0-1 G4-3		0-3 K		0-1 G6-3
Nomar Garciaparra, R (1, 6) OBP: 0.360, SLG: 0.502	0-0 F7		2-2 1B		0-1 1B		2-1 1B		
Sammy Sosa, R (1, 9) OBP: 0.341, SLG: 0.538	2-3 K		2-1 F8		0-0 1B		2-2 F9		
Moises Alou, R (1, 7) OBP: 0.329, SLG: 0.514		0-0 F7		0-0 F7		1-3 K		0-0 G5-3	
Tom Goodwin, L (8, 7) OBP: 0.244, SLG: 0.289									
Glendon Rusch, L (8, 1) OBP: 0.138, SLG: 0.276									
25 Derrek Lee, R (1, 3) OBP: 0.360, SLG: 0.542		0-2 P3		2-2 G6-3		0-1 F9		1-3 K	
Michael Barrett, R (1, 2) OBP: 0.334, SLG: 0.485		1-3 K		2-1 G6-3		0-0 HR		0-3 K	
Ramon Martinez, R (1, 5) OBP: 0.314, SLG: 0.353			1-1 HR		2-2 P5	0-0 P3		3-2 L6	
22 Mark Prior, R (1, 1) OBP: 0.211, SLG: 0.167			0-3 K		2-1 HR 1B		1-3 K		0-3 K
Kent Mercker, L (7, 1)									
Kyle Farnsworth, R (8, 1)									
Jon Leicester, R (8, 1)									
Jose Macias, S (8, 7) OBP: 0.286, SLG: 0.387									

Inning Stats	R: 0	H: 0	E: 0	K: 2	S: 7	R: 0	H: 0	E: 0	K: 1	S: 7	R: 2	H: 3	E: 0	K: 1	S: 13	R: 0	H: 0	E: 0	K: 0	S: 7	R: 2	H: 4	E: 0	K: 1	S: 15	R: 1	H: 1	E: 0	K: 1	S: 7	R: 0	H: 2	E: 0	K: 1	S: 12	R: 0	H: 0	E: 0	K: 2	S: 10	R: 0	H: 0	E: 0	K: 1	S: 7	R: 0	H: 0	E: 0	K: 1	S: 9	1B: 6	SF: 0	2B: 1	SAC: 0	3B: 0	DP: 0	HR: 3	HBP: 0	WP: 0	PA: 38
--------------	------	------	------	------	------	------	------	------	------	------	------	------	------	------	-------	------	------	------	------	------	------	------	------	------	-------	------	------	------	------	------	------	------	------	------	-------	------	------	------	------	-------	------	------	------	------	------	------	------	------	------	------	-------	-------	-------	--------	-------	-------	-------	--------	-------	--------

PITCHER	IP	WLS	BF	H	R	ER	SO	BB	IBB	HBP	BLK	WP	HR	S	P	ERA	WHIP
Jose Lima, R (1, 1) ERA: 4.06	6.0		27	8	5	5	6	1	0	0	0	0	3	56	80	7.50	1.500
Duaner Sanchez, R (7, 1) ERA: 3.56	1.0	W	5	2	0	0	1	0	0	0	0	0	0	12	17	0.00	2.000
Eric Gagne, R (8, 1) ERA: 1.55	2.0	S	6	0	0	0	3	0	0	0	0	0	0	17	23	0.00	0.000

Batter	1	2	3	4	5	6	7	8	9	AB	R	H	RBI	BB	SO	LOB
Cesar Izturis, S OBP: 0.341, SLG: 0.385 (1, 6)	1-1 G4-6-3 1B		1-1 G1-3 1B		1-3 K			0-1 F7		4	0	2	0	0	1	0
Steve Finley, L OBP: 0.350, SLG: 0.500 (1, 8)	0-2 G4-6-3 1-2f		2-2 G1-3 1-3			1-2 F8		3-2 G3-6-3 1B		4	0	1	0	0	0	2
Milton Bradley, S OBP: 0.378, SLG: 0.446 (1, 7)	0-0 G4-3		1-2 G5-3			0-0 CS 1B		2-1 G3-6-3 1-2f		4	0	1	0	0	0	2
Adrián Beltré, R OBP: 0.368, SLG: 0.604 (1, 5)		1-1 G4-3		1-0 G4-3 G3 2B		4-2 1-2 BB		3-2 F8		3	1	1	0	1	0	0
Shawn Green, L OBP: 0.341, SLG: 0.437 (1, 9) (8, 3)		0-0 G1-3		3-1 G4-3 2-3		3-3 K 2-3		2-1 F8		4	0	0	0	0	1	3
Hee-Seop Choi, L OBP: 0.383, SLG: 0.482 (1, 3) Jayson Werth, R OBP: 0.337, SLG: 0.516 (7, PR) (8, 9)		0-0 E6 1B E		1-1 G3 3-H		4-2 G3 SH5-4 BB		1-1 G5-3		2	1	0	1	1	0	0
Alex Cora, L OBP: 0.386, SLG: 0.409 (1, 4)		0-1 E6 1-H 1B		1-0 F7 3-H		1-0 SH5-4				2	0	1	0	0	0	0
Brent Mayne, L OBP: 0.338, SLG: 0.313 (1, 2)		1-2 G5-3			0-1 G4-3		1-2 G3			3	0	0	0	0	0	2
Jeff Weaver, R OBP: 0.170, SLG: 0.208 (1, 1) Robin Ventura, L OBP: 0.328, SLG: 0.321 (7, PH) Mike Venafo, L (8, 1) 37 Darren Dreifort, R (8, 1) 43 Yhency Brazoban, R (8, 1)			1-0 G4-3		0-0 G4-3		2-3 K			2	0	0	0	0	0	0

Inning Stats	R: 0	H: 1	E: 0	LOB: 0	K: 0	S: 6	P: 7	R: 1	H: 1	E: 2	LOB: 1	K: 0	S: 10	P: 12	R: 0	H: 1	E: 0	LOB: 0	K: 0	S: 10	R: 1	H: 1	E: 0	LOB: 0	K: 0	S: 6	P: 12	R: 0	H: 0	E: 0	LOB: 0	K: 1	S: 6	P: 7	R: 0	H: 1	E: 0	LOB: 2	K: 1	S: 11	R: 0	H: 0	E: 0	LOB: 2	K: 1	S: 10	P: 18	R: 0	H: 1	E: 0	LOB: 0	K: 0	S: 7	P: 12	R: 0	H: 0	E: 0	LOB: 0	K: 0	S: 7	P: 13	1B: 5	SF: 0	2B: 2	SAC: 1	3B: 0	DP: 3	HR: 0	HBP: 0	WP: 0	PA: 33
PITCHER	IP	WLS	BF	H	R	ER	SO	BB	IBB	HBP	BLK	WP	HR	S	P	ERA	WHIP																																																						
Carl Pavano, R (1, 1) ERA: 3.02	7.1	W	29	6	2	1	3	2	0	0	0	0	0	64	98	1.23	1.091																																																						
Guillermo Mota, R (8, 1) ERA: 2.04	0.2	H	1	0	0	0	0	0	0	0	0	0	0	2	4	0.00	0.000																																																						
Armando Benitez, R (9, 1) ERA: 1.18	1.0	S	3	0	0	0	0	0	0	0	0	0	0	7	13	0.00	0.000																																																						

BOTTOM

Florida Marlins @ Los Angeles Dodgers
Dodger Stadium, Los Angeles, CA

Mon Aug 16 2004, 7:10 PM PDT
Att: 53,121 - Sunny - 73 F

livebaseballscores.com

AB 30
R 2
H 6
RBI 1
BB 2
SO 3
LOB 11



Batter	1	2	3	4	5	6	7	8	9	AB R H RBI BB SO LOB	TOP		
Juan Pierre, L (1, 8) OBP: 0.353, SLG: 0.378	0-2 G3 1B		1-1 G5-3		0-0 F8		2-2 FC4-6 1-2f			4 0 1 0 0 0 4			
Luis Castillo, S (1, 4) OBP: 0.366, SLG: 0.355	1-3 K		1-3 K		1-1 G5-4-3 1B		3-2 F8			4 0 1 0 0 2 2			
Paul Lo Duca, R (1, 2) OBP: 0.362, SLG: 0.465 Billy Koch, R (8, 1)	0-2 G3 1-2		4-2 BB		0-1 G5-4-3 1-2f		0-3 K			3 0 0 0 1 1 2 0 0 0 0 0 0 0			
Miguel Cabrera, R (1, 7) OBP: 0.382, SLG: 0.541	0-0 F8		3-2 L5		1-0 F7		1-2 1B			4 0 1 0 0 0 2			
Mike Lowell, R (1, 5) OBP: 0.369, SLG: 0.514		0-1 P3	1-1 P4		0-0 1B E 1B		2-1 F8			4 0 1 0 0 0 2			
Jeff Conine, R (1, 3) OBP: 0.333, SLG: 0.421		2-1 F8	2-3 K		1-2 E5 1B		1-0 P3			4 0 0 0 0 1 2			
Juan Encarnacion, R (1, 9) OBP: 0.283, SLG: 0.397		0-3 K		1-1 G5-3		0-0 FC4-6 1B		1-2 G6-3		4 0 1 0 0 1 0			
Alex Gonzalez, R (1, 6) OBP: 0.273, SLG: 0.439		1-1 SH3-4 1B	2-2 SH1-4 E 1B		1-3 K		1-0 F7			4 1 2 0 0 1 3			
A.J. Burnett, R (1, 1) OBP: 0.056, SLG: 0.056 Damion Easley, R (7, PH) OBP: 0.335, SLG: 0.467 Rudy Seanez, R (7, 1) Mike Redmond, R (8, 2) OBP: 0.301, SLG: 0.326	0-1 SH3-4 1B		0-0 SH1-4		3-3 K					0 0 0 0 0 0 0 1 0 0 0 0 1 3 0 0 0 0 0 0 0 0 0 0 0 0 0 0			
Inning Stats	R: 0 H: 1 E: 0 LOB: 1 K: 1 BB: 0 S: 13 P: 14	R: 0 H: 0 E: 0 LOB: 0 K: 1 BB: 0 S: 8 P: 10	R: 0 H: 1 E: 0 LOB: 1 K: 1 BB: 0 S: 11 P: 14	R: 0 H: 0 E: 0 LOB: 1 K: 1 BB: 1 S: 12 P: 22	R: 1 H: 1 E: 1 LOB: 0 K: 0 BB: 0 S: 8 P: 11	R: 0 H: 1 E: 0 LOB: 0 K: 0 BB: 0 S: 5 P: 7	R: 0 H: 2 E: 1 LOB: 3 K: 2 BB: 0 S: 15 P: 22	R: 0 H: 1 E: 0 LOB: 1 K: 1 BB: 0 S: 12 P: 18	R: 0 H: 0 E: 0 LOB: 0 K: 0 BB: 0 S: 5 P: 8	1B: 7 SF: 0 2B: 0 SAC: 2 3B: 0 DP: 1 HR: 0 HBP: 0	WP: 0 PA: 35 PB: 0 SB: 0 CS: 0		
PITCHER	IP WLS BF H R ER SO BB IBB HBP BLK WP HR S P ERA WHIP											PITCHER	IP WLS BF H R ER SO BB IBB HBP BLK WP HR S P ERA WHIP
Wilson Alvarez, L (1, 1) ERA: 3.19 Giovanni Carrara, R (8, 1) ERA: 0.95	7.0 W 28 6 1 0 6 1 0 0 0 0 0 0 72 100 0.00 1.000												

Florida Marlins @ Los Angeles Dodgers
Dodger Stadium, Los Angeles, CA
Tue Aug 17 2004, 7:10 PM PDT
Att. 45,731 - Sunny - 70 F

livebaseballscorecards.com

AB	32
R	1
H	7
RBI	0
BB	1
SO	7
LOB	20




Batter	1	2	3	4	5	6	7	8	9	AB R H RBI BB SO LOB	TOP						
Juan Pierre, L (1, 8) OBP: 0.351, SLG: 0.375	0-1 G4-3		1-0 FC4-6		2-1 G6-3			0-1 F8		4 0 0 0 0 0 2							
Luis Castillo, S (1, 4) OBP: 0.367, SLG: 0.355	1-0 G5-3			4-2 G6-4-3 BB		0-2 G6-4-3 1B			0-3 K	3 0 1 0 1 1 0							
Miguel Cabrera, R (1, 7) OBP: 0.381, SLG: 0.541	2-2 G6-3			1-1 G6-4-3		2-1 G6-4-3			0-0 1B 2B	4 1 1 0 0 0 2							
Mike Lowell, R (1, 5) OBP: 0.368, SLG: 0.511 Damion Easley, R (9, PR) OBP: 0.335, SLG: 0.467 (9, 6)		3-2 G1-3		0-1 F8		2-0 F7			1-2 BB 1B 2B 1B	4 0 1 0 0 0 0 0 1 0 0 0 0 0							
Jeff Conine, R (1, 3) OBP: 0.335, SLG: 0.422		2-1 L4			2-2 1B 2B 1B		1-1 F9		1-1 BB 2B 1B 1-2 2B 1B	4 2 2 1 0 0 0							
Juan Encarnacion, R (1, 9) OBP: 0.292, SLG: 0.396		0-2 P3			0-1 L8		0-0 G6-4-3 1B		2-0 F6	4 0 1 0 0 0 3							
Alex Gonzalez, R (1, 6) OBP: 0.274, SLG: 0.438 Paul Lo Duca, R (9, PH) OBP: 0.364, SLG: 0.465 (9, 2)			1-2 G1-3		1-2 SAFE 2B E 1B		1-2 SAFE G6-4-3		4-2 2B BB	3 1 1 0 0 0 1 0 1 0 0 1 0 0							
Mike Redmond, R (1, 2) OBP: 0.301, SLG: 0.330 Lenny Harris, L (9, PH) OBP: 0.274, SLG: 0.300 (9, 5)			0-2 G5-3		1-2 SAFE E9 1-H 3-H 2B			2-2 G6-3	1-1 1-H 2-H 3-H 2B	3 0 1 1 0 0 0 1 0 1 3 0 0 0							
Ismael Valdez, R (1, 1) OBP: 0.233, SLG: 0.275 Chris Aquila, R (5, PH) OBP: 0.267, SLG: 0.357 (5, 1) 40 Nate Bump, L (5, 1) Mike Mordecai, R (8, PH) OBP: 0.143, SLG: 0.238 (8, 1) Guillermo Mota, R (8, 1) OBP: 0.143, SLG: 0.143 (8, PH) Dontrelle Willis, L (8, PH) OBP: 0.271, SLG: 0.345 (8, 1) Armando Benitez, R (9, 1)			0-0 FC4-6 1B		1-3 K		1-2 G3		0-3 K	1 0 1 0 0 0 0 1 0 0 0 0 0 1 1 0 0 0 0 0 0 0 0 1 0 0 0 0 0 0 0 0 0 0 0 0 0 0 0 1 0 0 0 0 0 1 2 0 0 0 0 0 0 0 0							
Inning Stats	R: 0 E: 0 K: 0 S: 7 H: 0 LOB: 0 BB: 0 P: 10	R: 0 E: 0 K: 0 S: 8 H: 0 LOB: 0 BB: 0 P: 13	R: 0 E: 0 K: 0 S: 8 H: 1 LOB: 1 BB: 0 P: 10	R: 0 E: 0 K: 0 S: 6 H: 0 LOB: 0 BB: 1 P: 11	R: 2 E: 1 K: 1 S: 16 H: 3 LOB: 1 BB: 0 P: 23	R: 0 E: 0 K: 0 S: 6 H: 1 LOB: 0 BB: 0 P: 10	R: 0 E: 0 K: 0 S: 6 H: 1 LOB: 0 BB: 0 P: 8	R: 0 E: 0 K: 0 S: 8 H: 0 LOB: 0 BB: 0 P: 11	R: 4 E: 0 K: 2 S: 17 H: 4 LOB: 2 BB: 1 P: 26	1B: 7 2B: 3 3B: 0 HR: 0 SF: 0 SAC: 0 DP: 3 HBP: 0	WP: 0 PB: 0 SB: 0 CS: 0 PA: 36						
PITCHER	IP WLS BF H R ER SO BB IBB HBP BLK WP HR S P ERA WHIP																
Odalis Perez, L (1, 1) ERA: 2.75	8.0	28	6	2	1	1	1	1	0	0	0	0	0	65	96	1.12	0.875
Eric Gagne, R (9, 1) ERA: 2.14	1.0	L 8	4	4	4	2	1	0	0	0	0	0	0	17	26	36.00	5.000

Florida Marlins @ Los Angeles Dodgers
Dodger Stadium, Los Angeles, CA
 Wed Aug 18 2004, 7:10 PM PDT
 Att. 46,241 - Sunny - 69 F

livebaseballscorecards.com

AB	34
R	6
H	10
RBI	5
BB	2
SO	3
LOB	11



Batter	1	2	3	4	5	6	7	8	9	AB	R	H	RBI	BB	SO	LOB
Cesar Izturis, S OBP: 0.339, SLG: 0.386 (1, 6)	3-1 FC6-4 1B		1-1 L8	1-1 G3			0-3 K		0-3 K	5	0	1	0	0	2	2
Steve Finley, L OBP: 0.352, SLG: 0.517 (1, 8)	0-1 FC6-4 1-2f		1-1 HR		3-1 G4-3		2-3 K		3-2 L9	5	1	1	1	0	1	1
Milton Bradley, S OBP: 0.380, SLG: 0.455 (1, 9)	1-0 F9		0-0 HR		3-2 1B			2-0 1B FC5-2 1B		4	1	3	1	0	0	1
Adrián Beltré, R OBP: 0.373, SLG: 0.612 (1, 5)	0-1 F9		1-0 1B		1-1 F8			1-0 HBP FC5-2 1B		4	0	2	0	0	0	2
Shawn Green, L OBP: 0.342, SLG: 0.444 (1, 3)		2-0 HR	1 SAFE 0-0 PO	0-1 1B 2B	0-3 K			2-3 K		4	2	2	1	0	2	3
Jayson Werth, R OBP: 0.335, SLG: 0.510 (1, 7)		2-3 K		1-2 F8		0-0 G4-6-3 1B		1-2 FC5-2 HBP		4	0	1	0	0	1	3
Alex Cora, L OBP: 0.381, SLG: 0.401 (1, 4)		3-1 P5		1-1 F8		0-1 G4-6-3		1-2 HBP		3	0	0	0	0	0	2
Brent Mayne, L OBP: 0.326, SLG: 0.295 (1, 2)		0-0 F7		4-0 1B IBB		2-2 L8		1-2 F8		3	0	0	0	1	0	3
Odalis Perez, L OBP: 0.163, SLG: 0.170 (1, 1)			1-3 K		0-0 1B		1-1 G3		2-3 K	3	0	1	1	0	1	0
Eric Gagne, R (9, 1)										0	0	0	0	0	0	0
Jason Grabowski, L (9, PH) OBP: 0.321, SLG: 0.447				1-3 2-H 1B						1	0	0	0	0	1	0

Inning Stats	R: 0	H: 1	E: 0	K: 0	S: 7	R: 1	H: 1	E: 0	K: 1	S: 7	R: 2	H: 3	E: 0	K: 1	S: 9	R: 1	H: 2	E: 0	K: 0	S: 10	R: 0	H: 1	E: 0	K: 1	S: 11	R: 0	H: 1	E: 0	K: 0	S: 7	R: 0	H: 0	E: 0	K: 2	S: 8	R: 0	H: 2	E: 0	K: 1	S: 14	R: 0	H: 0	E: 0	K: 2	S: 10	1B: 7	SF: 0	2B: 1	SAC: 0	3B: 0	DP: 1	HR: 3	HBP: 1	WP: 0	PA: 39
PITCHER	IP	WLS	BF	H	R	ER	SO	BB	IBB	HBP	BLK	WP	HR	S	P	ERA	WHIP																																						
Ismael Valdez, R (1, 1) ERA: 5.43	4.0		19	7	4	4	2	0	0	0	0	0	0	3	33	55	9.00	1.750																																					
40 Nate Bump, R (5, 1) ERA: 4.42	3.0		10	2	0	0	3	0	0	0	0	0	0	26	38	0.00	0.667																																						
Guillermo Mota, R (8, 1) ERA: 2.01	1.0	W	6	2	0	0	1	0	0	1	0	0	0	14	22	0.00	2.000																																						
Armando Benitez, R (9, 1) ERA: 1.16	1.0	S	3	0	0	0	2	0	0	0	0	0	0	10	15	0.00	0.000																																						

BOTTOM

Florida Marlins @ Los Angeles Dodgers
Dodger Stadium, Los Angeles, CA

livebaseballscores.com

AB 36
R 4
H 11
RBI 4
BB 1
SO 8
LOB 17



Wed Aug 18 2004, 7:10 PM PDT
Att: 46,241 - Sunny - 69 F

Batter	1	2	3	4	5	6	7	8	9	AB R H RBI BB SO LOB	TOP																									
Rafael Furcal, S (1, 6) OBP: 0.356, SLG: 0.435	1-1 10 BB SF9 1B	1-2 F7		0-2 F8			3-2 G3-4-1		1-2 SAFE 1B	5 1 2 0 0 0 0	Atlanta Braves @ Los Angeles Dodgers Dodger Stadium, Los Angeles, CA Thu Aug 19 2004, 7:10 PM PDT Att. 42,287 - Sunny - 70 F																									
Marcus Giles, R (1, 4) OBP: 0.376, SLG: 0.423	4-1 SF9 10 BB 1B BB	1-3 K			0-1 G1-3		3-1 G6-3		1-3 K	4 1 0 0 1 2 2																										
J.D. Drew, L (1, 9) OBP: 0.415, SLG: 0.575	1-3 K		4-1 PB BB		1-1 G4-3		2-3 K		2-2 F7	4 0 0 0 1 2 4																										
10 Chipper Jones, S (1, 5) OBP: 0.348, SLG: 0.476	4-0 1B 2B 2-3 BB		1-0 L6		4-1 FC1-4-6 BB		4-1 BB			1 1 0 0 3 0 1																										
Julio Franco, R (1, 3) OBP: 0.356, SLG: 0.422	3-1 SF9		3-2 G5-3		1-1 FC1-4-6		0-1 G1-4-6-3			3 0 0 1 0 0 3																										
Andruw Jones, R (1, 8) OBP: 0.358, SLG: 0.505	2-1 2B 1B		3-1 G6-3		1-1 F8		1-3 K			4 1 1 1 0 1 1																										
Johnny Estrada, S (1, 2) OBP: 0.387, SLG: 0.491	1-2 2B			0-0 HR		1-1 1B		1-0 PB SH3-4 1B		4 1 4 3 0 0 0																										
Nick Green, R (9, PR) OBP: 0.324, SLG: 0.390	1-2 2B					2-2 P4		0-0 SH3-4		0 1 0 0 0 0 0																										
Eddie Pérez, R (9, 2) OBP: 0.273, SLG: 0.331	1-2 2B					2-2 P4		1-2 SH3-4		0 0 0 0 0 0 0																										
Eli Marrero, R (1, 7) OBP: 0.378, SLG: 0.556	0-1 P3			0-0 F9		2-0 G4-3		1-1 SH3-4 1B		3 0 0 0 0 0 2																										
Russ Ortiz, R (1, 1) OBP: 0.128, SLG: 0.089				0-3 K				1-1 1B		0 0 0 0 0 0 1 1																										
Tom Martin, L (7, 1) OBP: 0.324, SLG: 0.390								2-H 1B		0 0 0 0 0 0 0 0																										
Kevin Gryboski, R (7, 1) OBP: 0.324, SLG: 0.390										0 0 0 0 0 0 0 0																										
Chris Reitsma, R (8, 1) OBP: 0.324, SLG: 0.390										0 0 0 0 0 0 0 0																										
Adam LaRoche, L (9, PH) OBP: 0.312, SLG: 0.428										1 0 1 1 0 0 0 0																										
Charles Thomas, L (9, PR) OBP: 0.347, SLG: 0.452										0 0 0 0 0 0 0 0																										
29 John Smoltz, R (9, 1) OBP: 0.347, SLG: 0.452										0 0 0 0 0 0 0 0																										
Inning Stats	R: 4 E: 0 K: 1 S: 15	H: 3 LOB: 1 BB: 2 P: 31	R: 0 E: 0 K: 2 S: 12	H: 0 LOB: 0 BB: 0 P: 14	R: 0 E: 0 K: 0 S: 7	H: 0 LOB: 1 BB: 1 P: 18	R: 1 E: 0 K: 0 S: 6	H: 1 LOB: 0 BB: 0 P: 6	R: 0 E: 0 K: 0 S: 7	H: 0 LOB: 1 BB: 1 P: 13	R: 0 E: 0 K: 1 S: 9	H: 1 LOB: 1 BB: 0 P: 15	R: 0 E: 0 K: 1 S: 8	H: 0 LOB: 0 BB: 0 P: 16	R: 0 E: 0 K: 1 S: 9	H: 0 LOB: 0 BB: 1 P: 14	R: 1 E: 0 K: 1 S: 14	H: 3 LOB: 2 BB: 0 P: 20	1B: 6 2B: 1 3B: 0 HR: 1	SF: 1 SAC: 1 DP: 1 HBP: 0	WP: 0 PB: 2 SB: 1 CS: 0	PA: 39														
PITCHER	IP WLS BF H R ER SO BB IBB HBP BLK WP HR S P ERA WHIP																																			
Kaz Ishii, L (1, 1) ERA: 4.84	4.0	19	4	5	5	3	3	0	0	0	0	0	1	40	69	11.25	1.750																			
Duaner Sanchez, R (5, 1) ERA: 3.38	3.0	11	1	0	0	1	1	0	0	0	0	0	0	24	44	0.00	0.667																			
43 Yhency Brazoban, R (8, 1) ERA: 1.29	1.0	3	0	0	0	1	1	0	0	0	0	0	0	9	14	0.00	1.000																			
Eric Gagne, R (9, 1) ERA: 2.25	1.0	L 6	3	1	1	1	0	0	0	0	0	0	0	14	20	9.00	3.000																			

AB	32
R	6
H	8
RBI	6
BB	5
SO	6
LOB	14



Batter	1	2	3	4	5	6	7	8	9	10	11	AB	R	H	RBI	BB	SO	LOB	TOP								
Rafael Furcal, S OBP: 0.354, SLG: 0.432 (1, 6)	G5-3		F8		F7			PB 1B		B1-3		5	0	1	0	0	0	2									
Marcus Giles, R OBP: 0.373, SLG: 0.418 (1, 4)	G6-3			2B 1B		F8		L7		K		5	1	1	0	0	1	1									
J.D. Drew, L OBP: 0.415, SLG: 0.574 (1, 9)	F7			10 1B 1-H		K		G1-3			BB	4	0	1	1	1	1	1									
10 Chipper Jones, S OBP: 0.348, SLG: 0.475 (1, 5)		P5		G5-4-3 1B		F7				HBP 1B 1B		5	1	2	0	0	0	1									
Johnny Estrada, S OBP: 0.386, SLG: 0.493 Nick Green, R OBP: 0.324, SLG: 0.390 Eddie Pérez, R OBP: 0.277, SLG: 0.328 (1, 2)		K				K		2B																			
Andruw Jones, R OBP: 0.355, SLG: 0.499 (1, 8)		F8		G5-4-3 1-2f		G5-3		G5-3		F7		5	0	0	0	0	0	5									
Adam LaRoche, L OBP: 0.314, SLG: 0.427 (1, 3)			K			G3		K				5	0	2	1	0	2	1									
Charles Thomas, L OBP: 0.349, SLG: 0.446 (1, 7)			SH1-4 1B		G3-1		K			P4		4	0	1	0	1	1	3									
John Thomson, R OBP: 0.213, SLG: 0.234 Julio Franco, R OBP: 0.355, SLG: 0.420 Antonio Alfonseca, R Tom Martin, L Kevin Gryboski, R Eli Marrero, R OBP: 0.376, SLG: 0.552 29 John Smoltz, R Juan Cruz, R OBP: 0.333, SLG: 0.400 (1, 1)			SH1-4 1B		SH1-4 1B			F9		K		1	0	1	0	0	0	0									
Inning Stats	R: 0 E: 0 K: 0 S: 8	H: 0 LOB: 0 BB: 0 P: 13	R: 0 E: 0 K: 1 S: 8	H: 0 LOB: 0 BB: 0 P: 11	R: 0 E: 0 K: 1 S: 7	H: 1 LOB: 1 BB: 0 P: 10	R: 1 E: 0 K: 1 S: 11	H: 3 LOB: 1 BB: 0 P: 13	R: 0 E: 0 K: 0 S: 9	H: 1 LOB: 1 BB: 0 P: 10	R: 0 E: 0 K: 1 S: 6	H: 0 LOB: 0 BB: 0 P: 9	R: 0 E: 0 K: 2 S: 13	H: 1 LOB: 1 BB: 0 P: 16	R: 0 E: 0 K: 0 S: 11	H: 1 LOB: 1 BB: 0 P: 15	R: 1 E: 0 K: 1 S: 14	H: 2 LOB: 2 BB: 0 P: 23	R: 0 E: 0 K: 1 S: 9	H: 0 LOB: 1 BB: 1 P: 15	R: 0 E: 0 K: 0 S: 13	H: 1 LOB: 2 BB: 1 P: 20	1B: 8 2B: 2 3B: 0 HR: 0	SF: 0 SAC: 1 DP: 1 HBP: 1	WP: 0 PB: 1 SB: 0 CS: 0	PA: 45	
PITCHER	IP	WLS	BF	H	R	ER	SO	BB	IBB	HBP	BLK	WP	HR	S	P	ERA	WHIP										
Jose Lima, R ERA: 3.89 (1, 1)	8.0		30	7	1	1	6	0	0	0	0	0	0	73	97	1.12	0.875										
Eric Gagne, R ERA: 2.36 (9, 1)	1.0		6	2	1	1	1	0	0	1	0	0	0	14	23	9.00	2.000										
Giovanni Carrara, R ERA: 0.89 (10, 1)	2.0	W	9	1	0	0	1	2	0	0	0	0	0	22	35	0.00	1.500										

Atlanta Braves @ Los Angeles Dodgers
Dodger Stadium, Los Angeles, CA
Fri Aug 20 2004, 7:10 PM PDT
Att: 54,993 - Sunny - 68 F

AB	41
R	2
H	10
RBI	2
BB	2
SO	8
LOB	20



BOTTOM

Atlanta Braves @ Los Angeles Dodgers
Dodger Stadium, Los Angeles, CA

Fri Aug 20 2004, 7:10 PM PDT
Att: 54,993 - Sunny - 68 F

livebaseballscores.com

AB	36
R	3
H	7
RBI	3
BB	4
SO	8
LOB	11



WP:	0	PA:	40
PB:	0		
SB:	0		
CS:	0		

Batter	1	2	3	4	5	6	7	8	9	10	11	AB	R	H	RBI	BB	SO	LOB
Cesar Izturis, S OBP: 0.336, SLG: 0.384	0-1 G6-3		0-1 F7			0-2 L8		0-0 2B		0-0 1B		5	0	2	0	0	0	0
Steve Finley, L OBP: 0.349, SLG: 0.509	2-1 L7			0-1 G4-3		0-1 1B		0-0 G5-3		2-1 G4-6-3		5	0	1	0	0	0	2
Milton Bradley, S OBP: 0.375, SLG: 0.446	1-3 K			4-0 2B		2-3 K		3-2 G4-3			1-3 K	4	1	0	0	1	3	2
Adrián Beltré, R OBP: 0.377, SLG: 0.640		0-2 P3		1-0 2B		2-1 FC5-4			3-2 HR		2-2 HR	5	2	3	3	0	0	1
Shawn Green, L OBP: 0.343, SLG: 0.455		0-1 G3-1		0-3 K			0-0 F8		0-1 G1-3			4	0	0	0	0	1	1
Hee-Seop Choi, L OBP: 0.381, SLG: 0.473		4-2 BB		2-2 F9			4-1 1B		0-0 G2-3			2	0	0	0	2	0	1
Alex Cora, L OBP: 0.381, SLG: 0.398		0-2 G4-3			2-1 G3-1		1-2 1B		4-1 BB			3	0	1	0	1	0	1
David Ross, R OBP: 0.259, SLG: 0.325			0-0 P3		0-0 G5-3		0-1 G6-4-3		1-3 K			3	0	0	0	0	0	2
Jason Grabowski, L OBP: 0.323, SLG: 0.444												1	0	0	0	0	1	1
Giovanni Carrara, R (10, 1)												0	0	0	0	0	0	0
Jose Lima, R OBP: 0.167, SLG: 0.143			1-3 K		0-3 K			1-1 F7		2-3 K		2	0	0	0	0	2	0
Robin Ventura, L OBP: 0.323, SLG: 0.315												1	0	0	0	0	0	0
Eric Gagne, R (9, 1)												0	0	0	0	0	0	0
Brent Mayne, L OBP: 0.324, SLG: 0.293												1	0	0	0	0	1	0

Inning Stats	R	H	E	K	S	H	LOB	E	K	S	R	H	E	K	S	R	H	E	K	S	R	H	E	K	S	R	H	E	K	S	R	H	E	K	S
	0	0	0	1	11	0	0	0	0	11	1	1	0	1	15	0	1	0	0	12	0	1	0	0	12	1	1	0	1	18	0	1	0	0	11

PITCHER	IP	WLS	BF	H	R	ER	SO	BB	IBB	HBP	BLK	WP	HR	S	P	ERA	WHIP
John Thomson, R ERA: 4.34	7.0		26	3	1	1	5	3	0	0	0	0	0	61	86	1.29	0.857
Antonio Alfonseca, R ERA: 3.04	0.1		2	1	0	0	0	0	0	0	0	0	0	3	4	0.00	3.000
Tom Martin, L ERA: 4.11	0.1		1	0	0	0	0	0	0	0	0	0	0	1	1	0.00	0.000
Kevin Gryboski, R ERA: 2.54	0.1		1	0	0	0	0	0	0	0	0	0	0	4	7	0.00	0.000
29 John Smoltz, R ERA: 1.95	1.0	B	5	1	1	1	1	1	0	0	0	0	1	10	18	9.00	2.000

PITCHER	IP	WLS	BF	H	R	ER	SO	BB	IBB	HBP	BLK	WP	HR	S	P	ERA	WHIP
Juan Cruz, R ERA: 2.72	1.1	L	5	2	1	1	2	0	0	0	0	0	0	16	23	6.75	1.500

PITCHER	IP	WLS	BF	H	R	ER	SO	BB	IBB	HBP	BLK	WP	HR	S	P	ERA	WHIP
John Thomson, R ERA: 4.34	7.0		26	3	1	1	5	3	0	0	0	0	0	61	86	1.29	0.857
Antonio Alfonseca, R ERA: 3.04	0.1		2	1	0	0	0	0	0	0	0	0	0	3	4	0.00	3.000
Tom Martin, L ERA: 4.11	0.1		1	0	0	0	0	0	0	0	0	0	0	1	1	0.00	0.000
Kevin Gryboski, R ERA: 2.54	0.1		1	0	0	0	0	0	0	0	0	0	0	4	7	0.00	0.000
29 John Smoltz, R ERA: 1.95	1.0	B	5	1	1	1	1	1	0	0	0	0	1	10	18	9.00	2.000

PITCHER	IP	WLS	BF	H	R	ER	SO	BB	IBB	HBP	BLK	WP	HR	S	P	ERA	WHIP
Juan Cruz, R ERA: 2.72	1.1	L	5	2	1	1	2	0	0	0	0	0	0	16	23	6.75	1.500

PITCHER	IP	WLS	BF	H	R	ER	SO	BB	IBB	HBP	BLK	WP	HR	S	P	ERA	WHIP
John Thomson, R ERA: 4.34	7.0		26	3	1	1	5	3	0	0	0	0	0	61	86	1.29	0.857
Antonio Alfonseca, R ERA: 3.04	0.1		2	1	0	0	0	0	0	0	0	0	0	3	4	0.00	3.000
Tom Martin, L ERA: 4.11	0.1		1	0	0	0	0	0	0	0	0	0	0	1	1	0.00	0.000
Kevin Gryboski, R ERA: 2.54	0.1		1	0	0	0	0	0	0	0	0	0	0	4	7	0.00	0.000
29 John Smoltz, R ERA: 1.95	1.0	B	5	1	1	1	1	1	0	0	0	0	1	10	18	9.00	2.000

Batter	1	2	3	4	5	6	7	8	9	AB R H RBI BB SO LOB	TOP									
Rafael Furcal, S OBP: 0.352, SLG: 0.427 (1, 6)	1-2 P3	0-0 1B 2B 1B		1-0 F8		2-2 FC4-6 1B 1-2f		4-2 1B BB	0-2 L9	5 1 1 0 1 0 2										
Marcus Giles, R OBP: 0.374, SLG: 0.417 Nick Green, R OBP: 0.329, SLG: 0.400 (1, 4) (8, 4)	0-0 F9	3-2 2B 10 HR 1B		1-1 P3		1-0 1B		2-0 FC5-4 1B		5 1 3 0 0 0 0 0 0 0 0 0 0 0										
J.D. Drew, L OBP: 0.419, SLG: 0.584 (1, 8)	0-1 1B	0-0 10 HR 2B		1-1 1B		3-3 K		2-3 K		5 1 3 2 0 2 4										
10 Chipper Jones, S OBP: 0.352, SLG: 0.483 Roman Colon, R Chris Reitsma, R Tom Martin, L (1, 5) (8, 1) (9, 1) (9, 1)	3-2 L7	2-1 HR		2-3 K		0-0 1B FC6-4 1B		1-3 K		5 2 2 3 0 2 4 0										
Julio Franco, R OBP: 0.361, SLG: 0.424 (1, 3)		1B 2B 1B		1-1 G6-4-3 1B		2-1 FC6-4 1B 1-2		1-1 FC5-4		5 1 3 0 0 0 2										
Eli Marrero, R OBP: 0.383, SLG: 0.551 (1, 9)		1B K		3-3 K		0-1 FC6-4 1B 1-2 2-3		0-2 G6-4-3 1B		5 1 3 0 0 2 1										
Eddie Pérez, R OBP: 0.274, SLG: 0.331 (1, 2)		0-1 1B FC5-4 2B	0-1 G4-3		0-0 G6-4-3		0-1 P2		1-0 G6-4-3	5 1 1 1 0 0 5										
Charles Thomas, L OBP: 0.352, SLG: 0.439 (1, 7)		1-1 FC5-4 1B	2-3 K		1-1 FC6-4 1B		1-2 FC6-4 1-2f 2-3 3-H		2-2 2B HBP	4 1 2 2 0 1 2										
Jaret Wright, R OBP: 0.133, SLG: 0.186 Mark DeRosa, R OBP: 0.297, SLG: 0.330 (1, 1) (8, 5)		1-2 FC5-4 1B 2B 1-2f 3-H	3-2 P4		1-2 FC6-4 1-2f		1-3 K		1-0 2B	4 1 0 1 0 1 4 1 0 1 1 0 0 0										
Inning Stats	R: 0 E: 0 K: 0 S: 9	H: 1 LOB: 1 BB: 0 P: 13	R: 8 E: 0 K: 1 S: 25	H: 8 LOB: 0 BB: 0 P: 40	R: 0 E: 0 K: 1 S: 12	H: 0 LOB: 0 BB: 0 P: 17	R: 0 E: 0 K: 1 S: 9	H: 1 LOB: 1 BB: 0 P: 14	R: 0 E: 0 K: 1 S: 15	H: 2 LOB: 2 BB: 0 P: 23	R: 1 E: 0 K: 1 S: 13	H: 3 LOB: 2 BB: 0 P: 17	R: 0 E: 0 K: 2 S: 11	H: 1 LOB: 2 BB: 1 P: 21	R: 1 E: 0 K: 0 S: 12	H: 2 LOB: 1 BB: 0 P: 16	1B: 15 2B: 3 3B: 0 HR: 1	SF: 0 SAC: 0 DP: 2 HBP: 1	WP: 0 PB: 0 SB: 0 CS: 0	PA: 46
PITCHER	IP WLS BF H R ER SO BB IBB HBP BLK WP HR S P ERA WHIP											PITCHER	IP WLS BF H R ER SO BB IBB HBP BLK WP HR S P ERA WHIP							
Wilson Alvarez, L ERA: 3.76 (1, 1)	1.1 L 12 8 7 7 0 0 0 0 0 0 0 27 40 47.25 6.000																			
Elmer Dessens, R ERA: 4.65 (2, 1)	3.2 13 3 1 1 4 0 0 0 0 0 1 35 55 2.46 0.818																			
Duaner Sanchez, R ERA: 3.41 (6, 1)	2.0 11 5 1 1 2 0 0 0 0 0 0 28 40 4.50 2.500																			
Mike Venafro, L ERA: 7.71 (8, 1)	2.0 10 3 1 1 2 1 0 1 0 0 0 23 37 4.50 2.000																			

Atlanta Braves @ Los Angeles Dodgers
Dodger Stadium, Los Angeles, CA
Sun Aug 22 2004, 1:10 PM PDT
Att. 49,513 - Sunny - 76 F

livebaseballscorecards.com

AB	44
R	10
H	19
RBI	10
BB	1
SO	8
LOB	24



Batter	1	2	3	4	5	6	7	8	9	AB	R	H	RBI	BB	SO	LOB
Cesar Izturis, S OBP: 0.333, SLG: 0.380 (1, 6)	0-2 G4-3			0-1 G6-3		1-0 F8			0-1 1B	4	0	1	0	0	0	0
Steve Finley, L OBP: 0.347, SLG: 0.505 (1, 8)	2-2 F9			2-0 F7		3-1 P2			1-2 1B	4	0	1	0	0	0	0
Milton Bradley, S OBP: 0.373, SLG: 0.443 (1, 7) Jayson Werth, R OBP: 0.337, SLG: 0.503 (7, 7) (8, 9)	1-3 K			3-3 K		2-3 K			1-2 P4	3	0	0	0	0	3	0
Adrián Beltré, R OBP: 0.378, SLG: 0.636 (1, 5) José Hernández, R OBP: 0.384, SLG: 0.545 (8, 7)		3-3 K			0-1 1B				2-0 L8	3	1	1	0	0	1	0
Shawn Green, L OBP: 0.344, SLG: 0.467 (1, 9) Mike Venafo, L OBP: 0.264, SLG: 0.317 (8, 1) David Ross, R OBP: 0.264, SLG: 0.317 (9, PH)		1-3 K			2-1 1B				1-3 K	3	0	1	0	0	1	0
Robin Ventura, L OBP: 0.323, SLG: 0.315 (1, 3)		1-1 F8			1-0 1B				0-0 P5	3	0	1	1	0	0	0
Alex Cora, L OBP: 0.377, SLG: 0.394 (1, 4)			2-1 G6-3		0-1 FC5-2-5-1				1-2 G3	3	0	0	0	0	0	2
Brent Mayne, L OBP: 0.317, SLG: 0.286 (1, 2)			2-3 K		2-3 K				0-1 P5	3	0	0	0	0	2	2
Wilson Alvarez, L OBP: 0.185, SLG: 0.154 (1, 1) Elmer Dessens, R OBP: 0.273, SLG: 0.263 (2, 1) Jason Grabowski, L OBP: 0.319, SLG: 0.438 (5, PH) Duaner Sanchez, R OBP: 0.250, SLG: 0.500 (6, 1) Olmedo Saenz, R OBP: 0.333, SLG: 0.447 (8, 5)			1-2 G4-3		3-1 P5				0-0 F8	0	0	0	0	0	0	0

Inning Stats	R: 0	H: 0	E: 0	K: 1	S: 12	R: 0	H: 0	E: 0	K: 2	S: 8	R: 0	H: 0	E: 0	K: 1	S: 8	R: 1	H: 3	E: 0	K: 1	S: 12	R: 0	H: 0	E: 0	K: 0	S: 6	R: 0	H: 0	E: 0	K: 0	S: 6	R: 0	H: 0	E: 0	K: 0	S: 8	R: 0	H: 2	E: 0	K: 1	S: 13	1B: 5	2B: 0	3B: 0	HR: 0	SF: 0	SAC: 0	DP: 0	HBP: 0	WP: 0	PB: 0	SB: 0	CS: 0	PA: 32
--------------	------	------	------	------	-------	------	------	------	------	------	------	------	------	------	------	------	------	------	------	-------	------	------	------	------	------	------	------	------	------	------	------	------	------	------	------	------	------	------	------	-------	-------	-------	-------	-------	-------	--------	-------	--------	-------	-------	-------	-------	--------

PITCHER	IP	WLS	BF	H	R	ER	SO	BB	IBB	HBP	BLK	WP	HR	S	P	ERA	WHIP
Jaret Wright, R ERA: 3.17 (1, 1)	7.0		24	3	1	1	7	0	0	0	0	0	0	60	96	1.29	0.429
Roman Colon, R ERA: (8, 1)	1.0		3	0	0	0	0	0	0	0	0	0	0	8	9	0.00	0.000
Chris Reitsma, R ERA: 3.64 (9, 1)	0.0		1	1	0	0	0	0	0	0	0	0	0	2	2	∞	∞
Tom Martin, L ERA: 4.0 (9, 1)	1.0		4	1	0	0	1	0	0	0	0	0	0	11	16	0.00	1.000

BOTTOM

Atlanta Braves @ Los Angeles Dodgers
Dodger Stadium, Los Angeles, CA

Sun Aug 22 2004, 1:10 PM PDT
Att. 49,513 - Sunny - 76 F

AB	32
R	1
H	5
RBI	1
BB	0
SO	8
LOB	12



PITCHER	IP	WLS	BF	H	R	ER	SO	BB	IBB	HBP	BLK	WP	HR	S	P	ERA	WHIP
---------	----	-----	----	---	---	----	----	----	-----	-----	-----	----	----	---	---	-----	------

Batter	1	2	3	4	5	6	7	8	9	AB R H RBI BB SO LOB	TOP																									
Cesar Izturis, S (1, 6) OBP: 0.334, SLG: 0.379	2-1 L3		4-1 G4-3 BB		0-0 F8		0-0 HBP 2B 1B	2-1 F7		4 1 1 0 1 0 0																										
Alex Cora, L (1, 4) OBP: 0.378, SLG: 0.392	3-3 K		0-1 P6			0-1 HBP 1B	1-2 2B HBP		0-2 F8	4 1 1 0 0 1 3																										
Steve Finley, L (1, 8) OBP: 0.348, SLG: 0.506	1-0 P5		3-2 G4-3 1-2f			0-1 P3	0-0 1B 2B		2-2 HR 1B	5 2 2 3 0 0 4																										
Adrian Beltré, R (1, 5) OBP: 0.380, SLG: 0.643		2-3 K		0-2 G4-6-3 1B		0-3 K	1-2 BB 1B	1-2 HR	1-2 HR	5 1 3 3 0 2 1																										
Shawn Green, L (1, 9) OBP: 0.344, SLG: 0.465		1-1 G5-3		0-2 G4-6-3 1-2f		4-2 HBP	1-0 BB 1B	0-1 F8	0-1 F8	4 0 1 0 0 0 1																										
Hee-Seop Choi, L (1, 3) OBP: 0.382, SLG: 0.473		1-2 F9		2-2		2-3 K	4-2 FC5-4 BB	0-2 F8	0-2 F8	2 0 1 0 0 0 0 1 0 0 0 0 1 2																										
Olmedo Saenz, R (6, PH) OBP: 0.330, SLG: 0.442										1 0 0 0 1 0 0																										
Robin Ventura, L (7, PH) OBP: 0.326, SLG: 0.313										1 0 0 0 1 0 0																										
Jayson Werth, R (1, 7) OBP: 0.341, SLG: 0.500			4-1 SH BB		3-1 L8					3 1 1 0 1 0 4																										
Brent Mayne, L (1, 2) OBP: 0.309, SLG: 0.277			3-1 SH 1-2		2-2 F7		2-3 K	0-1 L6		4 0 0 0 0 1 2																										
Odalis Perez, L (1, 1) OBP: 0.163, SLG: 0.170			0-2 SH		0-3 K		1-2 FC5-4 HBP 1B 2B	0-1 G3		0 0 0 0 0 0 0 1 0 0 0 0 1 0 0 0 0 0 0 0 0 1 1 0 0 0 0 1 0 0 0 0 0 0 0 1 0 0 0 0 0 0 0 0 0 0 0 0 0																										
Jason Grabowski, L (5, PH) OBP: 0.317, SLG: 0.434																																				
43 Yhency Brazoban, R (5, 1) OBP: 0.382, SLG: 0.541																																				
José Hernández, R (7, PH) OBP: 0.259, SLG: 0.500																																				
Duaner Sánchez, R (7, 1) OBP: 0.259, SLG: 0.500																																				
Milton Bradley, S (8, PH) OBP: 0.373, SLG: 0.442																																				
Giovanni Carrara, R (8, 1) OBP: 0.373, SLG: 0.442																																				
Inning Stats	R: 0 E: 0 K: 1 S: 9	H: 0 LOB: 0 BB: 0 P: 15	R: 0 E: 0 K: 1 S: 8	H: 0 LOB: 0 BB: 0 P: 12	R: 1 E: 2 K: 0 S: 12	H: 0 LOB: 2 BB: 2 P: 26	R: 0 E: 0 K: 0 S: 11	H: 2 LOB: 1 BB: 0 P: 16	R: 0 E: 0 K: 1 S: 8	H: 0 LOB: 0 BB: 0 P: 10	R: 0 E: 0 K: 2 S: 12	H: 1 LOB: 2 BB: 0 P: 18	R: 4 E: 0 K: 1 S: 23	H: 5 LOB: 3 BB: 1 P: 34	R: 0 E: 0 K: 0 S: 6	H: 0 LOB: 0 BB: 0 P: 8	R: 2 E: 0 K: 0 S: 17	H: 2 LOB: 0 BB: 0 P: 20	1B: 8 2B: 1 3B: 0 HR: 1	SF: 0 SAC: 1 DP: 2 HBP: 2	WP: 0 PB: 0 SB: 0 CS: 0	PA: 42														
PITCHER	IP WLS BF H R ER SO BB IBB HBP BLK WP HR S P ERA WHIP																																			
Sun-Woo Kim, R (1, 1) ERA: 5.14	5.2		23	3	1	0	4	2	0	1	0	0	0	57	92	0.00	0.882																			
Joey Eischen, L (6, 1) ERA: 4.32	1.0		7	3	4	4	2	0	0	1	0	0	0	18	25	36.00	3.000																			
Luis Ayala, R (7, 1) ERA: 2.31	1.1	H	7	2	0	0	0	1	0	0	0	0	0	14	22	0.00	2.250																			
32 Chad Cordero, R (9, 1) ERA: 3.66	1.0	W	5	2	2	2	0	0	0	0	0	0	1	17	20	18.00	2.000																			

Los Angeles Dodgers @ Montreal Expos
Olympic Stadium, Montreal, QB
 Mon Aug 23 2004, 7:05 PM EDT
 Att: 8,639 - Unknown - 72 F

AB	36
R	7
H	10
RBI	6
BB	3
SO	6
LOB	18



WP	0	PA	42
PB	0		
SB	0		
CS	0		

Batter	1	2	3	4	5	6	7	8	9	AB R H RBI BB SO LOB
Brad Wilkerson, L OBP: 0.382, SLG: 0.488 (1, 3)	1-2 F8	0-2 G6-3		0-0 HR		3-3 K			4-0 BB IBB	4 1 1 2 1 1 2
Alex Gonzalez, R OBP: 0.269, SLG: 0.418 (1, 6)	0-2 G5-3 1B	0-0 HR		1-2 G5-3			0-0 G5-3		2-3 K	5 2 2 2 0 1 2
Tony Batista, R OBP: 0.265, SLG: 0.421 (1, 5)	3-2 G5-3	2-2 G1-3		1-0 L7			2-1 G5-3		4-2 BB	4 0 0 0 1 0 1
Juan Rivera, R OBP: 0.332, SLG: 0.426 (1, 9)	0-0 1B		2-1 G6-3		3-3 K		1-1 P3		4-2 BB	4 0 1 2 1 1 0
Ryan Church, L OBP: 0.400, SLG: 0.333 (1, 7)	1-1 F7		1-2 F9		2-2 F8		1-3 K2-3			4 0 0 0 0 1 1
Einar Diaz, R OBP: 0.304, SLG: 0.327 32 Chad Cordero, R (9, 1)		0-0 HR	0-1 FC6-4 1B		1-1 G5-3		0-1 L5			4 1 2 1 0 0 0 0 0 0 0 0 0 0
Andy Chavez, L OBP: 0.318, SLG: 0.392 (1, 8)		0-2 E3 1B	1-1 FC6-4			2-2 G4-3		1-1 F8		4 1 1 0 0 0 1
Jamey Carroll, R OBP: 0.365, SLG: 0.388 (1, 4)		2-1 G6-3 SH1-4 HR 1B		1-1 SH1-4 HR 2B		0-1 SH1-4 1B		0-1 G6-3		4 2 3 1 0 0 0
Sun-Woo Kim, R OBP: 0.158, SLG: 0.211 Joey Eischen, L OBP: 1.000, SLG: 1.000 Luis Ayala, R OBP: 0.429, SLG: 0.571 Brian Schneider, L OBP: 0.336, SLG: 0.423 (1, 1) (6, 1) (7, 1) (9, 2)		0-0 SH1-4		0-2 SH1-4		1-0 SH1-4		2-1 BB		0 1 1 1 0 0 0 0

Inning Stats	R: 1	H: 2	E: 0	K: 0	S: 12	LOB: 1	BB: 0	P: 17	R: 4	H: 4	E: 1	K: 0	S: 18	LOB: 0	BB: 0	P: 22	R: 0	H: 1	E: 0	K: 0	S: 11	LOB: 1	BB: 0	P: 15	R: 2	H: 2	E: 0	K: 0	S: 10	LOB: 0	BB: 0	P: 13	R: 0	H: 0	E: 0	K: 1	S: 8	LOB: 0	BB: 0	P: 14	R: 0	H: 1	E: 0	K: 1	S: 16	LOB: 1	BB: 0	P: 22	R: 0	H: 0	E: 0	K: 0	S: 5	LOB: 0	BB: 0	P: 8	R: 0	H: 0	E: 0	K: 1	S: 7	LOB: 0	BB: 0	P: 9	R: 1	H: 1	E: 0	K: 1	S: 15	LOB: 3	BB: 3	P: 31	1B: 6	SF: 0	2B: 2	SAC: 3	3B: 0	DP: 0	HR: 3	HBP: 0	WP: 0	PA: 40
--------------	------	------	------	------	-------	--------	-------	-------	------	------	------	------	-------	--------	-------	-------	------	------	------	------	-------	--------	-------	-------	------	------	------	------	-------	--------	-------	-------	------	------	------	------	------	--------	-------	-------	------	------	------	------	-------	--------	-------	-------	------	------	------	------	------	--------	-------	------	------	------	------	------	------	--------	-------	------	------	------	------	------	-------	--------	-------	-------	-------	-------	-------	--------	-------	-------	-------	--------	-------	--------

PITCHER	IP	WLS	BF	H	R	ER	SO	BB	IBB	HBP	BLK	WP	HR	S	P	ERA	WHIP
Odalis Perez, L ERA: 3.09 (1, 1)	4.0		21	9	7	7	0	0	0	0	0	0	3	51	67	15.75	2.250
43 Yhency Brazoban, R ERA: 0.93 (5, 1)	2.0		7	1	0	0	2	0	0	0	0	0	0	24	36	0.00	0.500
Duane Sanchez, R ERA: 3.36 (7, 1)	1.0		3	0	0	0	0	0	0	0	0	0	0	5	8	0.00	0.000
Giovanni Carrara, R ERA: 1.09 (8, 1)	1.2	L	9	1	1	1	2	2	1	0	0	0	0	22	40	5.40	1.800

BOTTOM

Los Angeles Dodgers @ Montreal Expos
Olympic Stadium, Montreal, QB
Mon Aug 23 2004, 7:05 PM EDT
Att. 8,639 - Unknown - 72 F

livebaseballscorecards.com

AB	34
R	8
H	11
RBI	8
BB	3
SO	4
LOB	7



Batter	1	2	3	4	5	6	7	8	9	AB R H RBI BB SO LOB	TOP											
Cesar Izturis, S (1, 6) OBP: 0.333, SLG: 0.378 José Hernández, R (8, PH) OBP: 0.380, SLG: 0.538 (8, 6)	2-1 G1-3		3-2 G4-3		0-1 HR 1B	0-2 G4-3		1-3 K		4 1 1 1 0 0 0 1 0 0 0 0 1 0												
Steve Finley, L (1, 8) OBP: 0.347, SLG: 0.503	0-2 L9			3-1 BB 1B	3-2 F7	2-3 K		1-0 G3-1		5 0 1 0 0 1 2												
Milton Bradley, S (1, 9) OBP: 0.375, SLG: 0.440	2-3 K			1-3 SAFE K	4-2 HR BB	4-2 FC5-4 BB		4-1 1B BB G4-3 BB		2 2 0 0 3 2 1												
Adrián Beltré, R (1, 5) OBP: 0.380, SLG: 0.646		1-2 WP 1B		0-1 P4	1-2 HR	2-1 FC5-4		1-3 K		5 2 2 4 0 1 3												
Shawn Green, L (1, 3) OBP: 0.349, SLG: 0.466		0-3 K		4-2 SAFE BB	3-2 2B HR HBP		1-0 G5-4-3 1B	4-2 G4-3 1B 1-2 BB		2 1 1 0 2 1 1												
Jayson Werth, R (1, 7) OBP: 0.342, SLG: 0.503		1-3 K		2-3 K	2-2 HR 2B		2-1 G5-4-3	0-1 G4-3 1B		5 1 2 0 0 2 4												
Alex Cora, L (1, 4) OBP: 0.381, SLG: 0.403		3-2 CS 1B		1-2 G4-3	0-1 SH 1B		4-2 BB	2-0 G4-3		4 1 2 5 1 0 2												
David Ross, R (1, 2) OBP: 0.269, SLG: 0.315		1-1 CS	2-1 G6-3		0-1 SH 1B		2-3 K	0-0 P4		4 1 1 0 1 1 3												
Kaz Ishii, L (1, 1) OBP: 0.149, SLG: 0.196 Masao Kida, R (8, 1)			0-2 G6-3		0-0 SH 1B HR			0-3 K		3 1 0 0 0 1 1 0 0 0 0 0 0 0												
Inning Stats	R: 0 E: 0 K: 1 S: 9	H: 0 LOB: 0 BB: 0 P: 13	R: 1 E: 0 K: 2 S: 15	H: 2 LOB: 0 BB: 0 P: 21	R: 0 E: 0 K: 0 S: 9	H: 0 LOB: 0 BB: 0 P: 14	R: 0 E: 0 K: 2 S: 15	H: 1 LOB: 2 BB: 1 P: 25	R: 8 E: 1 K: 0 S: 30	H: 5 LOB: 1 BB: 2 P: 51	R: 0 E: 0 K: 1 S: 13	H: 0 LOB: 1 BB: 1 P: 21	R: 0 E: 0 K: 1 S: 10	H: 1 LOB: 1 BB: 1 P: 19	R: 0 E: 0 K: 2 S: 7	H: 0 LOB: 0 BB: 0 P: 9	R: 1 E: 0 K: 1 S: 10	H: 1 LOB: 2 BB: 2 P: 21	1B: 7 2B: 1 3B: 0 HR: 2	SF: 0 SAC: 1 DP: 1 HBP: 1	WP: 1 PB: 0 SB: 0 CS: 1	PA: 45
PITCHER	IP WLS BF H R ER SO BB IBB HBP BLK WP HR S P ERA WHIP																					
Rocky Biddle, R (1, 1) ERA: 7.42 Francis Beltran, R (5, 1) ERA: 5.57 Claudio Vargas, R (6, 1) ERA: 5.31 Joe Horgan, L (9, 1) ERA: 2.93	4.2 L 23 6 7 7 5 2 0 1 0 0 1 1 67 104 13.50 1.714																					

Los Angeles Dodgers @ Montreal Expos
 Olympic Stadium, Montreal, QB
 Tue Aug 24 2004, 7:05 PM EDT
 Att: 8,109 - Unknown - 70 F

livebaseballscorecards.com

AB	35
R	10
H	10
RBI	10
BB	7
SO	10
LOB	17



Batter	1	2	3	4	5	6	7	8	9
Brad Wilkerson, L (1, 3) OBP: 0.379, SLG: 0.485 Claudio Vargas, R (6, 1) OBP: 0.048, SLG: 0.048 Ronald Calloway, L (8, PH) OBP: 0.216, SLG: 0.232 Joe Horgan, L (9, 1) OBP: 0.333, SLG: 0.333	F7		K		G4-6-3			K	
Alex Gonzalez, R (1, 6) OBP: 0.266, SLG: 0.414 Termel Sledge, L (6, 3) OBP: 0.319, SLG: 0.394	L8		G5-3			K		G5-3 BB	
Tony Batista, R (1, 5) OBP: 0.267, SLG: 0.426	F7			L9 2B		2B		G5-3	
Juan Rivera, R (1, 9) OBP: 0.331, SLG: 0.427		F7		L9		G4-3 2B		G5-3	
Ryan Church, L (1, 7) OBP: 0.357, SLG: 0.308		FC6-4 1B		K		G4-3			K
Einar Diaz, R (1, 2) OBP: 0.302, SLG: 0.333		FC6-4 FC4-6		2B		P4			P4
Endy Chavez, L (1, 8) OBP: 0.317, SLG: 0.393		FC4-6		G4-3			F8		2B
Jamey Carroll, R (1, 4) OBP: 0.362, SLG: 0.392 (6, 6)					F9		L8		G6-3
Rocky Biddle, R (1, 1) Francis Beltran, R (5, 1) OBP: 0.333, SLG: 0.333 Henry Mateo, S (5, PH) OBP: 0.233, SLG: 0.233 (6, 4)			K			G4-6-3 1B			

AB	R	H	RBI	BB	SO	LOB
3	0	0	0	0	1	2
0	0	0	0	0	0	0
1	0	0	0	0	1	0
0	0	0	0	0	0	0
2	0	0	0	0	0	1
1	0	0	0	1	1	0
4	2	2	0	0	0	1
4	0	1	1	0	0	2
4	0	1	0	0	2	2
4	0	1	1	0	0	2
4	0	1	0	0	0	2
4	0	1	0	0	0	1
1	0	0	0	0	1	1
0	0	0	0	0	0	0
2	0	1	0	0	1	0

WP	HR	S	P	ERA	WHIP
0	0	121	2.46	1.091	
0	0	23	0.00	0.600	

AB	R	H	RBI	BB	SO	LOB
34	2	8	2	1	7	14



WP: 0 PA: 35
 PB: 0
 SB: 0
 CS: 0

1B: 2 SF: 0
 2B: 6 SAC: 0
 3B: 0 DP: 1
 HR: 0 HBP: 0

Los Angeles Dodgers @ Montreal Expos
 Olympic Stadium, Montreal, QB
 Tue Aug 24 2004, 7:05 PM EDT
 Att. 8,109 - Unknown - 70 F

livebaseballscorecards.com

Inning Stats	R: 0	H: 0	E: 0	K: 0	S: 9	H: 0	LOB: 0	BB: 0	P: 14	R: 0	H: 1	E: 0	K: 0	S: 9	H: 1	LOB: 1	BB: 0	P: 13	R: 0	H: 1	E: 0	K: 2	S: 11	H: 1	LOB: 1	BB: 0	P: 20	R: 1	H: 2	E: 0	K: 1	S: 12	H: 2	LOB: 1	BB: 0	P: 20	R: 0	H: 1	E: 0	K: 0	S: 9	H: 1	LOB: 0	BB: 0	P: 13	R: 1	H: 2	E: 0	K: 1	S: 11	H: 2	LOB: 1	BB: 0	P: 17	R: 0	H: 0	E: 0	K: 1	S: 7	H: 0	LOB: 0	BB: 0	P: 13	R: 0	H: 0	E: 0	K: 1	S: 11	H: 0	LOB: 1	BB: 1	P: 16	R: 0	H: 1	E: 0	K: 1	S: 11	H: 1	LOB: 1	BB: 0	P: 18	1B: 2	SF: 0	2B: 6	SAC: 0	3B: 0	DP: 1	HR: 0	HBP: 0	WP: 0	PA: 35
PITCHER	IP	WLS	BF	H	R	ER	SO	BB	IBB	HBP	BLK	WP	HR	S	P	ERA	WHIP																																																																										
Kaz Ishii, L	(1, 1)	7.1	W	29	7	2	6	1	0	0	0	0	0	75	121	2.46	1.091																																																																										
Masao Kida, R	(8, 1)	1.2		6	1	0	1	0	0	0	0	0	0	15	23	0.00	0.600																																																																										

Batter	1	2	3	4	5	6	7	8	9	AB	R	H	RBI	BB	SO	LOB	TOP										
Cesar Izturis, S (1, 6) OBP: 0.330, SLG: 0.375	1-0 G4-3	1-0 SF8		1-1 FC3-6		2-1 F7		1-1 F7		4	0	0	1	0	0	1											
Alex Cora, L (1, 4) OBP: 0.381, SLG: 0.404	1-1 G3	1-1 F9		4-2 BB		1-1 2B			2-1 G3	4	0	1	0	1	0	2											
Milton Bradley, S (1, 9) OBP: 0.377, SLG: 0.441	0-0 2B		4-2 2B 1B BB	1-3 BB		4-2 G4-6-3 BB			0-0 F8	3	1	1	0	2	1	2											
Adrián Beltré, R (1, 5) OBP: 0.383, SLG: 0.647	4-0 IBB		0-2 1B SF8 2B	1-3 2B	2-1 FC6-4 1B	1-0 G4-6-3			0-2 L6	4	1	2	0	1	0	2											
Steve Finley, L (1, 8) OBP: 0.348, SLG: 0.503	0-1 F9		3-2 CS 1B	2-3 3-H 1B	0-2 FC6-4 1B		2-2 G3-1			4	0	2	1	0	0	2											
Hee-Seop Choi, L (1, 3) OBP: 0.381, SLG: 0.472		4-1 1B 1B SF8 BB	1-0 SF8	1-0 SF8	0-3 K		1-0 G5-3			1	1	0	1	1	1	2											
José Hernández, R (7, PH) OBP: 0.378, SLG: 0.535										1	0	0	0	0	0	0											
43 Yhency Brazoban, R (7, 1)										0	0	0	0	0	0	0											
Jayson Werth, R (1, 7) OBP: 0.340, SLG: 0.497		0-0 1B 1B	1-2 F9	1-1 FC6-4 IBB		2-3 K				4	0	1	0	0	1	3											
David Ross, R (1, 2) OBP: 0.277, SLG: 0.317		1-1 1B	2-2 CS	2-1 F8	4-0 IBB			1-3 K		2	0	1	0	1	0	0											
Jason Grabowski, L (8, PH) OBP: 0.315, SLG: 0.432										1	0	0	0	0	1	0											
Brent Mayne, L (8, 2) OBP: 0.309, SLG: 0.277		1-2 2-3 1B	1-2 CS	1-2 IBB						0	0	0	0	0	0	0											
Jose Lima, R (1, 1) OBP: 0.179, SLG: 0.158		1-3 K		0-0 FC3-6 1B	1-3 K			1-2 F8		3	0	1	0	0	2	6											
Duaner Sanchez, R (6, 1) OBP: 0.250, SLG: 0.500										0	0	0	0	0	0	0											
Robin Ventura, L (7, 3) OBP: 0.323, SLG: 0.310										1	0	0	0	0	0	0											
Inning Stats	R: 0 E: 0 K: 0 S: 6	H: 1 LOB: 2 BB: 1 P: 12	R: 1 E: 0 K: 1 S: 11	H: 2 LOB: 2 BB: 1 P: 19	R: 2 E: 0 K: 0 S: 15	H: 2 LOB: 0 BB: 1 P: 26	R: 0 E: 0 K: 1 S: 11	H: 1 LOB: 2 BB: 1 P: 19	R: 0 E: 0 K: 2 S: 15	H: 2 LOB: 3 BB: 1 P: 23	R: 0 E: 0 K: 0 S: 7	H: 1 LOB: 1 BB: 1 P: 15	R: 0 E: 0 K: 1 S: 8	H: 0 LOB: 0 BB: 0 P: 13	R: 0 E: 0 K: 1 S: 8	H: 0 LOB: 0 BB: 0 P: 11	R: 0 E: 0 K: 0 S: 6	H: 0 LOB: 0 BB: 0 P: 8	1B: 6 2B: 3 3B: 0 HR: 0	SF: 2 SAC: 0 DP: 1 HBP: 0	WP: 0 PB: 0 SB: 1 CS: 1	PA: 41					
PITCHER	IP	WLS	BF	H	R	ER	SO	BB	IBB	HBP	BLK	WP	HR	S	P	ERA	WHIP										
Tony Armas, R (1, 1) ERA: 4.25	3.0		16	5	3	3	1	2	1	0	0	0	0	32	57	9.00	2.333										
Joey Eischen, L (4, 1) ERA: 3.48	2.0		11	3	0	0	3	1	1	0	0	0	0	26	42	0.00	2.000										
Joe Horgan, L (6, 1) ERA: 2.73	2.0	W	7	1	0	0	1	1	0	0	0	0	0	15	28	0.00	1.000										
Luis Ayala, R (8, 1) ERA: 2.25	2.0	S	6	0	0	0	1	0	0	0	0	0	0	14	19	0.00	0.000										

Los Angeles Dodgers @ Montreal Expos
Olympic Stadium, Montreal, QB
 Wed Aug 25 2004, 7:05 PM EDT
 Att: 7,570 - Unknown - 72 F

AB	32
R	3
H	9
RBI	3
BB	6
SO	6
LOB	20



BOTTOM

Los Angeles Dodgers @ Montreal Expos
 Olympic Stadium, Montreal, QB
 Wed Aug 25 2004, 7:05 PM EDT
 Att. 7,570 - Unknown - 72 F

livebaseballscorecards.com

AB	33
R	6
H	10
RBI	6
BB	4
SO	2
LOB	18



WP:	1	PA:	38
PB:	0	SB:	2
CS:	0		

AB	R	H	RBI	BB	SO	LOB
2	1	1	1	3	0	0
5	0	1	0	0	1	4
3	1	1	1	0	1	1
3	1	1	1	1	0	0
4	1	2	0	0	0	3
4	1	2	0	0	0	3
4	1	1	3	0	0	2
4	0	1	0	0	0	2
1	0	0	0	0	0	2
0	0	0	0	0	0	0
1	0	0	0	0	0	0
1	0	0	0	0	0	0
1	0	0	0	0	0	1
1B:	5	SF:	0			
2B:	1	SAC:	0			
3B:	0	DP:	1			
HR:	4	HBP:	1			

Batter	1	2	3	4	5	6	7	8	9							
Brad Wilkerson, L (1, 3) OBP: 0.383, SLG: 0.492	1-0 HR		4-2 BB		4-2 BB		1-0 F7	4-2 BB								
Andy Chavez, L (1, 8) OBP: 0.316, SLG: 0.391	3-1 G6-3		1-2 G4-6-3		0-3 K		0-0 S WP	1-2 F8								
Tony Batista, R (1, 5) OBP: 0.269, SLG: 0.432	1-0 F7		3-2 HR		0-3 K		2-0 S	1-2 HBP								
Juan Rivera, R (1, 9) OBP: 0.333, SLG: 0.438	0-1 G6-3		3-2 HR		0-0 F9		4-2 BB	1-2 2-3								
Terrmel Sledge, L (1, 7) OBP: 0.321, SLG: 0.396		1-2 FC6-4 1B	0-2 L9		2-2 1B HR		0-0 F6									
Alex Gonzalez, R (1, 6) OBP: 0.270, SLG: 0.416		2-2 FC6-4 1B		1-1 F9		0-1 HR	1-1 F9									
Brian Schneider, L (1, 2) OBP: 0.335, SLG: 0.430		3-2 F4		0-1 G1-3		3-1 1H HR		3-2 G4-3								
Jamey Carroll, R (1, 4) OBP: 0.359, SLG: 0.395		2-2 FC6-4		0-1 F8		2-2 F8		2-2 F9 2B								
Tony Armas, R (1, 1) Joey Eischen, L (4, 1) Henry Mateo, S (5, PH) Joe Horgan, L (6, 1) Luis Ayala, R (8, 1)		0-2 G6-3			0-0 B5-3		1-2 G1-3	0-0 F9								
Inning Stats	R: 1 E: 0 K: 0 S: 6	H: 1 LOB: 0 BB: 0 P: 11	R: 0 E: 0 K: 0 S: 18	H: 2 LOB: 2 BB: 0 P: 26	R: 2 E: 0 K: 0 S: 18	H: 2 LOB: 0 BB: 1 P: 29	R: 0 E: 0 K: 0 S: 6	H: 0 LOB: 0 BB: 0 P: 7	R: 0 E: 0 K: 2 S: 10	H: 0 LOB: 1 BB: 1 P: 14	R: 3 E: 0 K: 0 S: 17	H: 3 LOB: 0 BB: 0 P: 25	R: 0 E: 0 K: 0 S: 7	H: 1 LOB: 3 BB: 1 P: 15	R: 0 E: 0 K: 0 S: 15	H: 1 LOB: 2 BB: 1 P: 25

PITCHER	IP	WLS	BF	H	R	ER	SO	BB	IBB	HBP	BLK	WP	HR	S	P	ERA	WHIP
Jose Lima, R (1, 1) ERA: 4.12	5.1	L	25	8	6	6	2	2	0	0	0	0	4	66	100	10.12	1.875
Duaner Sanchez, R (6, 1) ERA: 3.3	1.0		5	1	0	0	0	0	0	1	0	1	0	11	17	0.00	1.000
43 Yhency Brazoban, R (7, 1) ERA: 0.79	1.2		8	1	0	0	0	2	0	0	0	0	0	20	35	0.00	1.800

WP	HR	S	P	ERA	WHIP
1	4	1	100	10.12	1.875
0	0	0	17	0.00	1.000
0	0	0	35	0.00	1.800

Batter	1	2	3	4	5	6	7	8	9	AB R H RBI BB SO LOB	TOP											
Cesar Izturis, S (1, 6) OBP: 0.331, SLG: 0.375	0-0 CS 1B		1-2 G6-3		2-0 1B 1B	0-0 FC4-6 HR			1-2 L7	5 2 2 1 0 0 1												
Steve Finley, L (1, 8) OBP: 0.350, SLG: 0.512	1-3 SAFE K			3-2 S 2B	0-0 1B	2-1 HR			2-2 G3-1	5 1 3 4 0 1 1												
Milton Bradley, S (1, 7) OBP: 0.376, SLG: 0.437	2-3 1-2 K			3-3 K		BB BB			0-0 G4-3	4 1 0 0 1 3 2												
Adrián Beltré, R (1, 5) OBP: 0.386, SLG: 0.654		3-2 HR		4-0 S IBB		2-1 L9	0-0 G6-4-3 1B			3 1 2 1 1 0 1												
Shawn Green, L (1, 9) OBP: 0.348, SLG: 0.464		1-3 K		3-3 1-2 2-3 K		1-2 BB BB 1B	0-0 G6-4-3			4 1 1 0 0 2 3												
Hee-Seop Choi, L (1, 3) OBP: 0.380, SLG: 0.467		2-2 G3		0-1 G3		4-2 BB BB 1B BB	2-2 G4-3			3 1 0 0 1 0 2												
Alex Cora, L (1, 4) OBP: 0.380, SLG: 0.401		3-1 F9			3-1 F7	4-0 BB 1B BB		2-2 G1-3		3 1 0 1 1 0 0												
Brent Mayne, L (1, 2) OBP: 0.314, SLG: 0.278			2-1 G3-1		0-0 SH 1B 1B	4-1 1B FC4-6 BB		3-3 K		3 1 1 1 1 1 0												
Jeff Weaver, R (1, 1) OBP: 0.211, SLG: 0.246 Elmer Dessens, R (7, 1) OBP: 0.273, SLG: 0.263 43 Yhency Brazoban, R (7, 1) Jason Grabowski, L (8, PH) OBP: 0.313, SLG: 0.429 Masao Kida, R (8, 1) Eric Gagne, R (8, 1)			0-3 K		0-0 SH 1B 1B	1-0 FC4-6 1B		0-0 F7		2 1 1 2 0 1 0 0 0 0 0 0 0 0 0 0 0 0 0 0 0 1 0												
Inning Stats	R: 0 E: 0 K: 2 S: 8	H: 1 LOB: 0 BB: 0 P: 11	R: 1 E: 0 K: 1 S: 11	H: 1 LOB: 0 BB: 0 P: 20	R: 0 E: 0 K: 1 S: 9	H: 0 LOB: 0 BB: 0 P: 12	R: 0 E: 0 K: 2 S: 14	H: 1 LOB: 2 BB: 1 P: 27	R: 2 E: 1 K: 0 S: 6	H: 3 LOB: 1 BB: 0 P: 11	R: 7 E: 0 K: 1 S: 18	H: 3 LOB: 0 BB: 4 P: 41	R: 0 E: 0 K: 0 S: 5	H: 1 LOB: 0 BB: 0 P: 7	R: 0 E: 0 K: 1 S: 12	H: 0 LOB: 0 BB: 0 P: 17	R: 0 E: 0 K: 0 S: 9	H: 0 LOB: 0 BB: 0 P: 12	1B: 7 2B: 1 3B: 0 HR: 2	SF: 0 SAC: 1 DP: 1 HBP: 0	WP: 0 PB: 0 SB: 2 CS: 1	PA: 39
PITCHER	IP WLS BF H R ER SO BB IBB HBP BLK WP HR S P ERA WHIP												PITCHER	IP WLS BF H R ER SO BB IBB HBP BLK WP HR S P ERA WHIP								
Livan Hernandez, R (1, 1) ERA: 3.79	5.1 L 26 7 8 6 6 4 1 0 0 0 1 58 110 10.12 2.062																					
Luis Ayala, R (6, 1) ERA: 2.48	0.1 3 2 2 2 0 0 0 0 0 0 0 1 4 7 54.00 6.000																					
Gary Majewski, R (6, 1) ERA:	1.1 4 1 0 0 1 0 0 0 0 0 0 0 9 12 0.00 0.750																					
52 T.J. Tucker, R (8, 1) ERA: 4.11	1.0 3 0 0 0 1 0 0 0 0 0 0 0 12 17 0.00 0.000																					
Claudio Vargas, R (9, 1) ERA: 5.26	1.0 3 0 0 0 0 0 0 0 0 0 0 0 9 12 0.00 0.000																					

Los Angeles Dodgers @ Montreal Expos
Olympic Stadium, Montreal, QB

Thu Aug 26 2004, 7:05 PM EDT
Att. 18,520 - Unknown - 70 F

livebaseballscorecards.com

AB	33
R	10
H	10
RBI	10
BB	5
SO	8
LOB	10



BOTTOM

Los Angeles Dodgers @ Montreal Expos
 Olympic Stadium, Montreal, QB

Thu Aug 26 2004, 7:05 PM EDT
 Att: 18,520 - Unknown - 70 F

livebaseballscorecards.com

AB	33
R	3
H	8
RBI	3
BB	4
SO	4
LOB	19



WP: 0	PA: 39
PB: 0	
SB: 0	
CS: 1	

AB	R	H	RBI	BB	SO	LOB
4	0	0	0	1	1	1
2	0	0	0	1	0	0
0	0	0	0	0	0	0
1	0	0	0	0	1	3
0	0	0	0	0	0	0
1	0	0	0	0	0	1
3	0	0	0	0	0	1
1	0	0	0	0	0	3
4	1	2	0	0	0	0
3	0	2	1	1	0	1
3	0	0	0	0	0	3
0	0	0	0	0	0	0
4	0	1	0	0	0	3
3	1	2	0	1	0	0
2	1	1	2	0	0	0
0	0	0	0	0	0	0
2	0	0	0	0	2	3

Batter	1	2	3	4	5	6	7	8	9						
Brad Wilkerson, L OBP: 0.382, SLG: 0.488 (1, 3)	2-2 P5		1-2 P2		0-0 G3		4-0 BB		2-3 K						
Endy Chavez, L OBP: 0.316, SLG: 0.389 (1, 8)	4-1			2-1 P2	1-2 G4-3		1-3 K		1-2 G6-3						
Gary Majewski, R (6, 1)															
Ryan Church, L OBP: 0.333, SLG: 0.286 (7, PH)	CS														
52 T.J. Tucker, R OBP: 0.111, SLG: 0.111 (8, 1)	BB														
Einar Diaz, R OBP: 0.299, SLG: 0.330 (9, 5)															
Tony Batista, R OBP: 0.267, SLG: 0.429 (1, 5)	1-2 F7			2-2 F7		2-1 G5-3	0-2 L7								
Henry Mateo, S OBP: 0.219, SLG: 0.219 (7, 4)															
Juan Rivera, R OBP: 0.336, SLG: 0.442 (1, 9)	1-2 CS	2-0		3-2 2B		0-0 G3		2-2 G6-3							
Terrmel Sledge, L OBP: 0.327, SLG: 0.402 (1, 7)			0-0 P3		1-1 2B										
Alex Gonzalez, R OBP: 0.270, SLG: 0.410 (1, 6)															
Claudio Vargas, R OBP: 0.048, SLG: 0.048 (8, PR)			1-1 F8		0-0 G6-3			4-2 G3-6							
Brian Schneider, L OBP: 0.334, SLG: 0.431 (1, 2)															
Jamey Carroll, R OBP: 0.368, SLG: 0.400 (1, 4)															
Livan Hernandez, R OBP: 0.254, SLG: 0.413 (6, 1)															
Luis Ayala, R OBP: 0.375, SLG: 0.500 (6, 1)															
Ronald Calloway, L OBP: 0.211, SLG: 0.226 (6, 9)															
Inning Stats	R: 0 H: 0 E: 0 K: 10 S: 10	H: 0 LOB: 0 BB: 1 P: 18	R: 0 H: 1 E: 0 K: 9 S: 9	H: 1 LOB: 1 BB: 0 P: 14	R: 0 H: 0 E: 0 K: 9 S: 9	H: 0 LOB: 0 BB: 0 P: 14	R: 1 H: 2 E: 0 K: 11 S: 11	H: 2 LOB: 1 BB: 0 P: 19	R: 2 H: 2 E: 0 K: 14 S: 14	H: 2 LOB: 3 BB: 1 P: 29	R: 0 H: 1 E: 0 K: 9 S: 9	H: 1 LOB: 2 BB: 0 P: 15	R: 0 H: 0 E: 0 K: 10 S: 10	H: 0 LOB: 1 BB: 1 P: 19	1B: 4 2B: 3 3B: 0 HR: 1 SF: 0 SAC: 0 DP: 1 HBP: 1
PITCHER	IP WLS BF H R ER SO BB IBB HBP BLK WP HR S P ERA WHIP														
Jeff Weaver, R ERA: 3.71 (1, 1)	6.0 W 24 5 3 3 0 2 0 0 0 0 1 60 98 4.50 1.167														
Elmer Dessens, R ERA: 4.63 (7, 1)	0.1 4 2 0 0 1 1 0 0 0 0 0 10 21 0.00 9.000														
43 Yhency Brazoban, R ERA: 0.75 (7, 1)	0.2 2 0 0 0 1 0 0 0 0 0 0 7 8 0.00 0.000														
Masao Kida, R ERA: (8, 1)	1.0 4 1 0 0 0 0 0 1 0 0 0 9 15 0.00 1.000														
Eric Gagne, R ERA: 2.32 (9, 1)	1.0 4 0 0 0 2 1 0 0 0 0 0 10 19 0.00 1.000														

Batter	1	2	3	4	5	6	7	8	9	AB R H RBI BB SO LOB	TOP											
Cesar Izturis, S OBP: 0.332, SLG: 0.378 (1, 6)	1-2 L4		1-2 FC6-4 1B		2-3 K		1-0 G1-4-3		0-0 2B	5 0 2 1 0 1 1												
Steve Finley, L OBP: 0.349, SLG: 0.508 (1, 8)	1-2 G4-3		1-2 FC6-4 FC5-4		4-2 BB		3-2 G4-3		2-1 P3	4 0 0 0 1 0 5												
Milton Bradley, S OBP: 0.375, SLG: 0.436 Masao Kida, R Duaner Sanchez, R OBP: 0.250, SLG: 0.500 Hee-Seop Choi, L OBP: 0.379, SLG: 0.466 Giovanni Carrara, R (1, 7) (5, 1) (7, 1) (8, PH) (8, 1)	1-1 1B		1-0 FC5-4		1-0 E5		1-3 G4-6-3		1-3 K	3 0 1 0 0 0 3 0 0 0 0 0 0 0 0 0 0 0 0 0 0 1 0 0 0 0 1 0 0 0 0 0 0 0 0												
Adrián Beltré, R OBP: 0.383, SLG: 0.648 (1, 5)	1-0 F8			1-1 G6-3		0-0 G4-6-3		2-1 F9	2-1 K	4 0 0 0 0 0 3												
Shawn Green, L OBP: 0.347, SLG: 0.462 (1, 9)		1-3 K		2-2 FC4-6 1B		1-2 G4-3		2-0 F8		4 0 1 0 0 1 0												
Olmedo Saenz, R OBP: 0.337, SLG: 0.444 (1, 3)		3-3 K		1-0 FC4-6 1B		3-1 F7		1-1 BB 2B 1B		4 1 2 0 0 1 0												
José Hernández, R OBP: 0.370, SLG: 0.521 (1, 4)		1-3 K		0-1 FC4-6		2-2 G1-3		2-3 K		4 0 0 0 0 2 3												
David Ross, R OBP: 0.276, SLG: 0.315 (1, 2)			2-2 P4	1-1 F8		1-1 WP 1B		2-3 K		4 0 1 0 0 1 3												
Wilson Alvarez, L OBP: 0.185, SLG: 0.154 Elmer Dessens, R OBP: 0.304, SLG: 0.300 Jayson Werth, R OBP: 0.345, SLG: 0.514 (1, 1) (2, 1) (5, PH) (5, 7)			1-1 FC6-4 1B		3-2 HR		1-3 K		4-1 2B BB	0 0 0 0 0 0 0 1 0 1 0 0 0 0 2 1 1 1 1 1 1												
Inning Stats	R: 0 E: 0 K: 0 S: 10	H: 1 LOB: 1 BB: 0 P: 14	R: 0 E: 0 K: 3 S: 10	H: 0 LOB: 0 BB: 0 P: 15	R: 0 E: 0 K: 0 S: 12	H: 2 LOB: 2 BB: 0 P: 18	R: 0 E: 0 K: 0 S: 10	H: 2 LOB: 2 BB: 0 P: 15	R: 1 E: 1 K: 1 S: 11	H: 1 LOB: 1 BB: 1 P: 21	R: 0 E: 0 K: 0 S: 8	H: 0 LOB: 0 BB: 0 P: 14	R: 0 E: 0 K: 1 S: 10	H: 1 LOB: 1 BB: 0 P: 16	R: 0 E: 0 K: 1 S: 7	H: 0 LOB: 0 BB: 0 P: 12	R: 1 E: 0 K: 2 S: 12	H: 2 LOB: 2 BB: 1 P: 23	1B: 7 2B: 1 3B: 0 HR: 1	SF: 0 SAC: 0 DP: 1 HBP: 0	WP: 1 PB: 0 SB: 0 CS: 0	PA: 38
PITCHER	IP WLS BF H R ER SO BB IBB HBP BLK WP HR S P ERA WHIP																				PITCHER	IP WLS BF H R ER SO BB IBB HBP BLK WP HR S P ERA WHIP
Tom Glavine, L ERA: 3.05 (1, 1)	6.0 W 26 7 1 1 4 1 0 0 0 0 1 63 100 1.50 1.333																					
Mike DeJean, R ERA: 4.57 (7, 1)	1.0 3 0 0 0 1 0 0 0 0 0 0 0 8 13 0.00 0.000																					
Mike Stanton, L ERA: 3.48 (8, 1)	1.0 3 0 0 0 1 0 0 0 0 0 0 0 7 12 0.00 0.000																					
John Franco, L ERA: 5.4 (9, 1)	1.0 6 2 1 1 2 1 0 0 0 0 0 0 12 23 9.00 3.000																					

Los Angeles Dodgers @ New York Mets
Shea Stadium, Flushing, NY
Fri Aug 27 2004, 7:10 PM EDT
Att. 42,694 - Sunny - 77 F

livebaseballscorecards.com

AB	36
R	2
H	9
RBI	2
BB	2
SO	8
LOB	19



Batter	1	2	3	4	5	6	7	8	9
Gerald Williams, R (1, 9) OBP: 0.393, SLG: 0.574				G1-3			G5-3		
Jeff Keppinger, R (1, 4) OBP: 0.200, SLG: 0.200				E9		F8		F8	
Todd Zeile, R (1, 3) OBP: 0.322, SLG: 0.349									
Cliff Floyd, L (1, 7) OBP: 0.352, SLG: 0.485				G4-3		K			
Mike Cameron, R (1, 8) OBP: 0.331, SLG: 0.499								F9	
David Wright, R (1, 5) OBP: 0.333, SLG: 0.522		G5-3						P3	
Jason Phillips, R (1, 2) OBP: 0.291, SLG: 0.312			G5-3						
Wilson Delgado, S (1, 6) OBP: 0.289, SLG: 0.229									
Tom Glavine, L (1, 1) OBP: 0.280, SLG: 0.182									
Mike DeJean, R (7, 1)									
Eric Valent, L (7, PH) OBP: 0.351, SLG: 0.500									
Mike Stanton, L (8, 1) OBP: 0.500, SLG: 0.500									
John Franco, L (9, 1)									

Inning Stats	R: 6 E: 0 K: 0 S: 28	H: 7 LOB: 2 BB: 1 P: 42	R: 0 E: 0 K: 2 S: 13	H: 1 LOB: 1 BB: 0 P: 19	R: 0 E: 0 K: 2 S: 10	H: 0 LOB: 0 BB: 0 P: 16	R: 0 E: 1 K: 1 S: 11	H: 0 LOB: 1 BB: 0 P: 16	R: 0 E: 0 K: 2 S: 16	H: 2 LOB: 2 BB: 0 P: 28	R: 0 E: 0 K: 2 S: 9	H: 0 LOB: 1 BB: 1 P: 15	R: 3 E: 0 K: 1 S: 15	H: 3 LOB: 0 BB: 0 P: 23	R: 0 E: 0 K: 0 S: 13	H: 1 LOB: 2 BB: 1 P: 20
--------------	-------------------------------	----------------------------------	-------------------------------	----------------------------------	-------------------------------	----------------------------------	-------------------------------	----------------------------------	-------------------------------	----------------------------------	------------------------------	----------------------------------	-------------------------------	----------------------------------	-------------------------------	----------------------------------

PITCHER	IP	WLS	BF	H	R	ER	SO	BB	IBB	HBP	BLK	WP	HR	S	P	ERA	WHIP
Wilson Alvarez, L (1, 1) ERA: 4.23	1.1	L	13	8	6	6	1	0	0	0	0	0	0	36	54	40.50	6.000
Elmer Dessens, R (2, 1) ERA: 4.5	2.2		9	0	0	0	4	0	0	0	0	0	0	26	39	0.00	0.000
Masao Kida, R (5, 1) ERA:	2.0		9	2	0	0	4	1	0	0	0	0	0	25	43	0.00	1.500
Duaner Sanchez, R (7, 1) ERA: 3.68	1.0		6	3	3	3	1	0	0	0	0	0	1	15	23	27.00	3.000
Giovanni Carrara, R (8, 1) ERA: 1.06	1.0		5	1	0	0	0	1	0	0	0	0	0	13	20	0.00	2.000

AB R H RBI BB SO LOB

5	1	2	1	0	1	0
5	0	0	0	0	0	3
4	1	2	0	1	2	1
4	1	2	1	1	1	2
5	2	2	1	0	2	3
5	2	3	3	0	0	3
4	0	1	0	0	0	2
3	1	0	0	1	3	3
3	0	1	1	0	1	2
0	0	0	0	0	0	0
1	1	1	2	0	0	0
0	0	0	0	0	0	0
0	0	0	0	0	0	0

AB	39
R	9
H	14
RBI	9
BB	3
SO	10
LOB	19

1B:	10	SF:	0
2B:	3	SAC:	0
3B:	0	DP:	0
HR:	1	HBP:	0

PITCHER	IP	WLS	BF	H	R	ER	SO	BB	IBB	HBP	BLK	WP	HR	S	P	ERA	WHIP
Wilson Alvarez, L (1, 1) ERA: 4.23	1.1	L	13	8	6	6	1	0	0	0	0	0	0	36	54	40.50	6.000
Elmer Dessens, R (2, 1) ERA: 4.5	2.2		9	0	0	0	4	0	0	0	0	0	0	26	39	0.00	0.000
Masao Kida, R (5, 1) ERA:	2.0		9	2	0	0	4	1	0	0	0	0	0	25	43	0.00	1.500
Duaner Sanchez, R (7, 1) ERA: 3.68	1.0		6	3	3	3	1	0	0	0	0	0	1	15	23	27.00	3.000
Giovanni Carrara, R (8, 1) ERA: 1.06	1.0		5	1	0	0	0	1	0	0	0	0	0	13	20	0.00	2.000

Los Angeles Dodgers @ New York Mets
 Shea Stadium, Flushing, NY
 Fri Aug 27 2004, 7:10 PM EDT
 Att: 42,694 - Sunny - 77 F

livebaseballscorecards.com



Batter	1	2	3	4	5	6	7	8	9	AB	R	H	RBI	BB	SO	LOB	TOP					
Cesar Izturis, S (1, 6) OBP: 0.340, SLG: 0.387 Scott Stewart, R (8, 1)	0-2 2B 1B		1-1 G4-3 S 1B	0-1 2-H 1B	4-2 BB			0-1 1B 3B		4	2	4	1	1	0	0						
Steve Finley, L (1, 8) OBP: 0.344, SLG: 0.500	0-1 F8		3-2 F8	2-0 G3	0-1 F9			3-2 G6-4-3 1B		5	0	1	1	0	0	5						
Milton Bradley, S (1, 7) OBP: 0.370, SLG: 0.428	2-3 K		2-0 G4-3 1-3		2-0 BB HR 1B			0-2 F7		5	1	1	0	0	1	3						
Adrián Beltré, R (1, 5) OBP: 0.389, SLG: 0.658 Olmedo Saenz, R (8, 3)	0-1 1-H 2B		3-2 F9		4-1 BB HR BB			1-1 F9		3	1	1	1	1	0	1						
Shawn Green, L (1, 9) OBP: 0.350, SLG: 0.461	4-2 BB				1-1 F9 SF7 1B			1-2 F9		3	2	1	0	2	0	0						
Robin Ventura, L (1, 3) (8, 5)	0-0 P3				1-2 E7 SF7 E 1-2			2-2 HR		4	2	1	4	1	0	3						
Alex Cora, L (1, 4) OBP: 0.374, SLG: 0.392					1-2 E7 SF7 E 1-2			0-2 F7		4	2	1	4	1	0	3						
Brent Mayne, L (1, 2) OBP: 0.309, SLG: 0.277					1-1 F9			1-1 P6		5	0	0	0	0	0	3						
Kaz Ishii, L (1, 1) OBP: 0.163, SLG: 0.208 Elmer Dessens, R (7, 1) OBP: 0.304, SLG: 0.300 José Hernández, R (8, PH) OBP: 0.371, SLG: 0.521 (8, 6)					1-1 F9			1-1 G3-1		4	0	1	1	0	1	1						
					2-3 SF7			1-0 SH1-3 1B		4	0	1	1	0	1	1						
					1-2 G5-3			0-1 E1 1B		2	1	1	0	0	0	0						
					0-1 E1 1B			0-1 SH1-3		0	0	0	0	0	0	0						
					2-H 1B					1	0	0	0	0	1	0						
										2	1	1	0	0	0	0						
										0	0	0	0	0	0	0						
										1	0	0	0	0	1	0						
Inning Stats	R: 1 E: 0 K: 1 S: 14	H: 2 LOB: 2 BB: 1 P: 20	R: 0 E: 0 K: 0 S: 9	H: 0 LOB: 0 BB: 0 P: 12	R: 0 E: 0 K: 0 S: 13	H: 1 LOB: 1 BB: 0 P: 22	R: 3 E: 2 K: 0 S: 13	H: 3 LOB: 1 BB: 0 P: 21	R: 4 E: 0 K: 0 S: 21	H: 3 LOB: 2 BB: 3 P: 38	R: 0 E: 0 K: 0 S: 9	H: 0 LOB: 0 BB: 0 P: 11	R: 0 E: 0 K: 1 S: 10	H: 0 LOB: 0 BB: 0 P: 12	R: 1 E: 0 K: 1 S: 14	H: 2 LOB: 0 BB: 0 P: 21	R: 1 E: 0 K: 0 S: 13	H: 1 LOB: 1 BB: 1 P: 22	1B: 8 2B: 1 3B: 1 HR: 2	SF: 1 SAC: 1 DP: 1 HBP: 0	WP: 0 PB: 0 SB: 1 CS: 0	PA: 44
PITCHER	IP	WLS	BF	H	R	ER	SO	BB	IBB	HBP	BLK	WP	HR	S	P	ERA	WHIP					
Kris Benson, R ERA: 4.68	(1, 1) 4.0	L	24	8	8	5	1	3	0	0	0	0	1	59	97	11.25	2.750					
Pedro Feliciano, L ERA: 3.55	(5, 1) 3.0		11	1	0	0	1	1	0	0	0	0	0	30	39	0.00	0.667					
John Franco, L ERA: 5.56	(8, 1) 2.0		9	3	2	2	1	1	0	0	0	0	1	27	43	9.00	2.000					

Los Angeles Dodgers @ New York Mets
Shea Stadium, Flushing, NY
Sun Aug 29 2004, 1:10 PM EDT
Att. 33,582 - Cloudy - 86 F

AB	37
R	10
H	12
RBI	9
BB	5
SO	3
LOB	16



BOTTOM

Los Angeles Dodgers @ New York Mets
 Shea Stadium, Flushing, NY
 Sun Aug 29 2004, 1:10 PM EDT
 Att: 33,582 - Cloudy - 86 F

livebaseballscorecards.com

AB	29
R	2
H	6
RBI	2
BB	2
SO	4
LOB	8



WP: 0	PA: 32
PB: 0	
SB: 0	
CS: 0	

AB R H RBI BB SO LOB


4	0	1	0	0	2	2
4	1	1	1	0	0	2
4	0	1	0	0	0	0
3	1	2	1	0	0	0
1	0	0	0	0	0	1
2	0	0	0	0	0	0
0	0	0	0	0	0	0
1	0	0	0	0	1	0
2	0	0	0	1	0	0
3	0	0	0	0	1	1
2	0	1	0	1	0	0
0	0	0	0	0	0	0
0	0	0	0	0	0	0
2	0	0	0	0	0	2
1	0	0	0	0	0	0

1B: 4	SF: 0
2B: 0	SAC: 1
3B: 0	DP: 2
HR: 2	HBP: 0

Batter	1	2	3	4	5	6	7	8	9
Gerald Williams, R (1, 8) OBP: 0.385, SLG: 0.552	0-3 K		0-1 G6-4-3 1B		2-2 F9			0-3 K	
Jeff Keppinger, R (1, 4) OBP: 0.259, SLG: 0.462	0-1 F8		2-1 G6-4-3 1-2f			0-1 P4		3-2 HR	
Cliff Floyd, L (1, 7) OBP: 0.350, SLG: 0.479	1-1 F8			2-1 G3		0-0 F7		0-0 G4-6-3 1B	
Richard Hidalgo, R (1, 9) OBP: 0.326, SLG: 0.484		1-2 HR		1-2 F7		0-0 1B		0-0 G4-6-3 1-2f	
Eric Valent, L (9, 9) OBP: 0.348, SLG: 0.495									
David Wright, R (1, 5) OBP: 0.322, SLG: 0.504		2-0 G6-3		3-1 F9			1-2 G6-3		2-3 K
John Franco, L (8, 1)									
Vance Wilson, R (9, PH) OBP: 0.339, SLG: 0.438									
Brian Buchanan, R (1, 3) OBP: 0.278, SLG: 0.317		0-0 F7			4-1 BB BB		0-0 G5-3		
Jason Phillips, R (1, 2) OBP: 0.285, SLG: 0.305		1-3 K			1-1 F9		1-0 G6-3		
Wilson Delgado, S (1, 6) OBP: 0.295, SLG: 0.225			0-0 1B SH1-4 1B		4-0 BB		0-1 G1-3		
Kris Benson, R (1, 1) OBP: 0.204, SLG: 0.170					0-2 F8			1-1 F8	
Pedro Feliciano, L (5, 1)									
Todd Zeile, R (5, 5) OBP: 0.322, SLG: 0.346									
Danny Garcia, R (7, PH) OBP: 0.373, SLG: 0.375									

Inning	R	H	E	K	S	R	H	E	K	S	R	H	E	K	S	R	H	E	K	S	R	H	E	K	S	R	H	E	K	S
1	0	0	0	1	7	1	1	0	0	10	0	2	0	0	6	0	0	0	7	0	0	0	0	9	0	1	0	0	13	
2	0	0	0	0	8	0	0	0	0	14	0	1	0	0	8	0	0	0	13	0	0	0	0	10	0	2	0	0	13	
3	0	2	0	0	6	0	1	0	0	8	0	2	0	0	12	0	0	0	13	0	0	0	0	10	0	0	0	0	23	
4	0	0	0	0	7	0	0	0	0	13	0	0	0	0	4	0	1	0	8	0	0	0	6	0	0	0	0	0	4	
5	0	0	0	0	12	0	0	0	0	23	0	0	0	0	8	0	0	0	23	0	0	0	10	0	0	0	0	0	8	
6	0	1	0	0	4	0	1	0	0	4	0	1	0	0	4	0	1	0	4	0	0	0	10	0	0	0	0	0	4	
7	0	0	0	0	6	0	0	0	0	8	0	0	0	0	8	0	0	0	8	0	0	0	10	0	0	0	0	0	8	
8	0	0	0	0	9	0	0	0	1	10	0	0	0	0	10	0	0	0	10	0	0	0	13	0	0	0	0	0	13	
9	1	2	0	1	8	0	2	0	1	13	0	2	0	0	13	0	2	0	13	0	0	0	13	0	0	0	0	0	13	

PITCHER	IP	WLS	BF	H	R	ER	SO	BB	IBB	HBP	BLK	WP	HR	S	P	ERA	WHIP
Kaz Ishii, L (1, 1) ERA: 4.58	6.0	22	4	1	1	2	2	0	0	0	0	0	1	46	70	1.50	1.000
Elmer Dessens, R (7, 1) ERA: 4.45	1.0	3	0	0	0	0	0	0	0	0	0	0	0	6	8	0.00	0.000
Scott Stewart, L (8, 1) ERA: 6.89	2.0	7	2	1	1	2	0	0	0	0	0	0	1	17	23	4.50	1.000

Batter	1	2	3	4	5	6	7	8	9	AB R H RBI BB SO LOB	TOP											
Cesar Izturis, S (1, 6) OBP: 0.337, SLG: 0.382	1-1 G6-3		1-1 G4-3		1-0 1B		1-1 L8		1-1 F9	5 0 1 0 0 0 2	Los Angeles Dodgers @ Arizona Diamondbacks Bank One Ballpark, Phoenix, AZ Wed Sep 01 2004, 9:35 PM EDT Att. 34,149 - Dome - 81 F livebaseballscorecards.com											
Steve Finley, L (1, 8) OBP: 0.343, SLG: 0.503	2-3 K			1-1 G4-3	2-2 G3-1		2-2 F9			4 0 0 0 0 1 2												
Milton Bradley, S (1, 7) OBP: 0.371, SLG: 0.427	0-0 G6-3			3-2 G4-3		4-2 1B E BB		1-2 G4-3 1B		3 1 1 0 1 0 0												
Adrián Beltré, R (1, 5) OBP: 0.384, SLG: 0.647		0-0 G4-3		0-0 E5 S		1 SAFE 0-1 E 1B		1-0 F9		4 0 1 0 0 0 1												
Shawn Green, L (1, 9) OBP: 0.348, SLG: 0.455		1-3 K		4-2 FC4 BB		2-2 E3 1-3 2-H		1-0 G4-3		3 0 0 0 1 1 2												
Hee-Seop Choi, L (1, 3) OBP: 0.374, SLG: 0.456		1-0 G4-3		0-0 FC4 1-2f		0-3 K		0-2 K		4 0 0 0 0 2 5												
Alex Cora, L (1, 4) OBP: 0.374, SLG: 0.389			0-1 G4-3		1-1 G3	1 SAFE 1 SAFE K			4-1 G3-6-3 BB	3 0 0 0 1 1 2												
Brent Mayne, L (1, 2) OBP: 0.313, SLG: 0.278			4-2 BB		0-0 1B 1B	3-3 K		1-0 G3-6-3 1-2f		2 0 1 0 1 1 2												
Robin Ventura, L (9, PH) OBP: 0.328, SLG: 0.336										1 0 0 0 0 0 1												
Hideo Nomo, R (1, 1) OBP: 0.136, SLG: 0.273			2-3 K		0-3 K		2-3 K		4-2 BB	2 0 0 0 0 2 2												
Olmedo Saenz, R (7, PH) OBP: 0.346, SLG: 0.484										1 0 0 0 0 1 0												
Duaner Sanchez, R (7, 1) OBP: 0.250, SLG: 0.500										0 0 0 0 0 0 0												
Jason Grabowski, L (9, PH) OBP: 0.313, SLG: 0.423										0 0 0 0 1 0 0												
Inning Stats	R: 0 E: 0 K: 1 S: 8	H: 0 LOB: 0 BB: 0 P: 11	R: 0 E: 0 K: 1 S: 5	H: 0 LOB: 0 BB: 1 P: 7	R: 0 E: 0 K: 1 S: 9	H: 0 LOB: 1 BB: 1 P: 16	R: 0 E: 1 K: 0 S: 10	H: 0 LOB: 2 BB: 1 P: 18	R: 0 E: 0 K: 1 S: 10	H: 2 LOB: 2 BB: 0 P: 14	R: 1 E: 1 K: 3 S: 18	H: 1 LOB: 2 BB: 1 P: 28	R: 0 E: 0 K: 1 S: 9	H: 0 LOB: 0 BB: 0 P: 14	R: 0 E: 0 K: 1 S: 9	H: 1 LOB: 1 BB: 0 P: 12	R: 0 E: 0 K: 0 S: 7	H: 0 LOB: 1 BB: 2 P: 17	1B: 4 2B: 0 3B: 0 HR: 0	SF: 0 SAC: 0 DP: 1 HBP: 0	WP: 0 PB: 0 SB: 1 CS: 0	PA: 37
PITCHER	IP WLS BF H R ER SO BB IBB HBP BLK WP HR S P ERA WHIP																					
17 Brandon Webb, R (1, 1) ERA: 3.55	6.0 W 26 3 1 0 7 3 0 0 0 0 0 0 60 94 0.00 1.000																					
Shane Nance, L (7, 1) ERA: 3.24	1.0 H 3 0 0 0 1 0 0 0 0 0 0 0 9 14 0.00 0.000																					
Mike Koplove, R (8, 1) ERA: 3.91	1.0 H 4 1 0 0 1 0 0 0 0 0 0 0 9 12 0.00 1.000																					
Greg Aquino, R (9, 1) ERA: 2.52	1.0 S 4 0 0 0 0 2 0 0 0 0 0 0 7 17 0.00 2.000																					

Batter	1	2	3	4	5	6	7	8	9	AB R H RBI BB SO LOB	TOP																									
Cesar Izturis, S (1, 6) OBP: 0.336, SLG: 0.379	1-0 F8		2-2 E3 G3		2-2 G5-3			4-2 2B BB	3-2 F7	4 1 0 0 1 0 0																										
Steve Finley, L (1, 8) OBP: 0.342, SLG: 0.506	3-3 K		3-1 G3			2-2 F9		0-2 P3	0-0 HR	5 1 1 1 0 1 2																										
Milton Bradley, S (1, 9) OBP: 0.371, SLG: 0.432	0-0 F9		2-2 F9			1-0 G5-3 2B		3-1 E 2B	0-0 G6-3	5 1 2 1 0 0 1																										
Adrian Beltré, R (1, 5) OBP: 0.386, SLG: 0.652		1-0 HR		2-2 F7		0-2 G5-3		4-0 E IBB	0-0 BB 1B	4 2 2 1 1 0 1																										
Shawn Green, L (1, 3) OBP: 0.348, SLG: 0.452		4-2 1B G6-3 BB		1-3 K		0-0 L4		2-0 E4 2B	4-1 BB	3 2 0 0 2 1 2																										
Jayson Werth, R (1, 7) OBP: 0.332, SLG: 0.489		1-1 G6-3 1B		3-3 K			1-2 G5-3	0-2 E6 2B FC6-2	1-0 G6-3	5 0 1 1 0 1 3																										
José Hernández, R (1, 4) OBP: 0.373, SLG: 0.538		0-1 G6-3			1-0 HR		1-1 E6	2-2 FC6-2 2B		4 1 2 2 0 0 1																										
Alex Cora, L (8, 4) OBP: 0.374, SLG: 0.389		1-2 G6-3						1-3 2-H		0 0 0 0 0 0 0	AB 38																									
David Ross, R (1, 2) OBP: 0.264, SLG: 0.299		2-2 G6-3			1-3 K		0-3 K	2-2 FC6-2		4 0 0 0 0 2 3	R 8																									
Odalis Perez, L (1, 1) OBP: 0.151, SLG: 0.157			0-3 K		0-3 K		0-3 K	0-3 K		2 0 0 0 0 2 0	H 8																									
Giovanni Carrara, R (6, 1)										0 0 0 0 0 0 0	RBI 6																									
Olmedo Saenz, R (7, PH)										1 0 0 0 0 1 1	BB 4																									
43 Yhency Brazoban, R (7, 1)										1 0 0 0 0 1 2	SO 9																									
Scott Stewart, R (9, 1)										0 0 0 0 0 0 0	LOB 16																									
Eric Gagne, R (9, 1)										0 0 0 0 0 0 0																										
Inning Stats	R: 0 E: 0 K: 1 S: 5	H: 0 LOB: 0 BB: 0 P: 9	R: 2 E: 0 K: 0 S: 12	H: 2 LOB: 0 BB: 1 P: 20	R: 0 E: 1 K: 1 S: 11	H: 0 LOB: 1 BB: 0 P: 18	R: 0 E: 0 K: 2 S: 9	H: 0 LOB: 0 BB: 0 P: 15	R: 1 E: 0 K: 2 S: 11	H: 1 LOB: 0 BB: 0 P: 15	R: 0 E: 0 K: 0 S: 10	H: 1 LOB: 1 BB: 0 P: 13	R: 0 E: 1 K: 2 S: 15	H: 0 LOB: 1 BB: 0 P: 17	R: 4 E: 2 K: 1 S: 22	H: 2 LOB: 2 BB: 2 P: 39	R: 1 E: 0 K: 0 S: 9	H: 2 LOB: 2 BB: 1 P: 17	1B: 2 2B: 3 3B: 0 HR: 3	SF: 0 SAC: 0 DP: 1 HBP: 0	WP: 0 PB: 0 SB: 0 CS: 0	PA: 42														
PITCHER	IP WLS BF H R ER SO BB IBB HBP BLK WP HR S P ERA WHIP																																			
Casey Fossum, L (1, 1) ERA: 6.87	7.0	27	4	3	3	8	1	0	0	0	0	2	73	107	3.86	0.714																				
Shane Nance, L (8, 1) ERA: 4.15	0.1	L	5	1	4	1	0	1	1	0	0	0	10	23	27.00	6.000																				
Lance Cormier, R (8, 1) ERA: 9.95	1.2		10	3	1	1	1	1	0	0	0	0	1	21	33	5.40	2.400																			

Los Angeles Dodgers @ Arizona Diamondbacks
Bank One Ballpark, Phoenix, AZ
Thu Sep 02 2004, 9:35 PM EDT
Att. 33,224 - Dome - 80 F

livebaseballscorecards.com



Batter	1	2	3	4	5	6	7	8	9	AB	R	H	RBI	BB	SO	LOB
Luis Terrero, R OBP: 0.369, SLG: 0.407 (1, 8)	1-0 G6-3	2-3 K			1-1 F7		3-2 1B		1-3 K	5	0	1	0	0	2	3
Andy Green, R OBP: 0.269, SLG: 0.317 Lance Cormier, R OBP: 0.333, SLG: 0.375 Alex Cintron, S OBP: 0.291, SLG: 0.359 (1, 5) (8, 1) (9, PH)	2-1 BB 1B 1B				0-1 G6-4-3		2-3 K		1-2 F8	4	1	1	0	0	1	3
Danny Bautista, R OBP: 0.343, SLG: 0.420 (1, 9)	1-1 F9				0-0 P3		1-1 G5-3		0-0 G6-3	4	0	0	0	0	0	1
Shea Hillenbrand, R OBP: 0.340, SLG: 0.447 (1, 3)	0-2 BB 1B				2-1 P2		1-1 2B		0-2 G6-3	4	1	2	0	0	0	0
Scott Hairston, R OBP: 0.306, SLG: 0.483 (1, 4)	4-2 1B BB				1-3 K		2-3 K		1-1 HR	3	1	1	1	1	2	1
Jerry Gil, R OBP: 0.273, SLG: 0.286 (1, 6)	2-2 1B				0-1 G5-3		1-0 G4-3		2-3 K	4	0	1	2	0	1	1
Josh Kroeger, L OBP: 0.250, SLG: 0.250 (1, 7)	1-3 K				2-3 K		1-3 K		1-1 1B	4	0	1	0	0	3	2
19 Chris Snyder, R OBP: 0.290, SLG: 0.500 (1, 2)		2-0 L5			1-0 HR		2-2 1B		1-3 K	4	1	2	1	0	1	1
Casey Fossum, L OBP: 0.088, SLG: 0.061 Alan Zinter, S OBP: 0.188, SLG: 0.071 Shane Nance, L OBP: 0.348, SLG: 0.410 (1, 1) (7, PH) (8, 1) (8, 5)		0-3 K			0-1 G6-4-3 1B		3-3 K		2-2 1B	2	0	1	0	0	1	0

Inning Stats	R: 2	H: 3	E: 0	LOB: 2	K: 1	S: 16	R: 0	H: 0	E: 0	LOB: 0	K: 2	S: 8	R: 0	H: 0	E: 0	LOB: 0	K: 0	S: 4	R: 0	H: 0	E: 0	LOB: 0	K: 2	S: 8	R: 1	H: 2	E: 0	LOB: 0	K: 0	S: 7	R: 0	H: 1	E: 0	LOB: 1	K: 1	S: 8	R: 0	H: 2	E: 0	LOB: 2	K: 3	S: 18	R: 1	H: 1	E: 0	LOB: 0	K: 1	S: 9	R: 0	H: 2	E: 0	LOB: 2	K: 2	S: 15	1B: 8	SF: 0	2B: 1	SAC: 0	3B: 0	DP: 1	HR: 2	HBP: 0
--------------	------	------	------	--------	------	-------	------	------	------	--------	------	------	------	------	------	--------	------	------	------	------	------	--------	------	------	------	------	------	--------	------	------	------	------	------	--------	------	------	------	------	------	--------	------	-------	------	------	------	--------	------	------	------	------	------	--------	------	-------	-------	-------	-------	--------	-------	-------	-------	--------

PITCHER	IP	WLS	BF	H	R	ER	SO	BB	IBB	HBP	BLK	WP	HR	S	P	ERA	WHIP
Odalis Perez, L ERA: 3.16 (1, 1)	5.0		20	5	3	3	5	1	0	0	0	0	1	43	67	5.40	1.200
Giovanni Carrara, R ERA: 0.97 (6, 1)	1.0		4	1	0	0	1	0	0	0	0	0	0	8	13	0.00	1.000
43 Yhency Brazoban, R ERA: 1.06 (7, 1)	2.0	W	9	3	1	1	4	0	0	0	0	0	1	27	41	4.50	1.500
Scott Stewart, L ERA: 6.75 (9, 1)	0.1		3	2	0	0	1	0	0	0	0	0	0	8	12	0.00	6.000
Eric Gagne, R ERA: 2.19 (9, 1)	0.2	S	2	0	0	0	1	0	0	0	0	0	0	7	9	0.00	0.000

BOTTOM

Los Angeles Dodgers @ Arizona Diamondbacks
Bank One Ballpark, Phoenix, AZ

Thu Sep 02 2004, 9:35 PM EDT
Att: 33,224 - Dome - 80 F

livebaseballscorecards.com

AB	37
R	4
H	11
RBI	4
BB	1
SO	12
LOB	15



WP: 0	PA: 38
PB: 0	
SB: 0	
CS: 0	

Batter	1	2	3	4	5	6	7	8	9	AB R H RBI BB SO LOB	TOP											
Cesar Izturis, S (1, 6) OBP: 0.333, SLG: 0.376	1-1 P6		0-1 G2-3			1-3 K			1-2 G1-3	4 0 0 0 0 1 1	Los Angeles Dodgers @ St. Louis Cardinals Busch Stadium, St. Louis, MO Fri Sep 03 2004, 7:10 PM CDT Att. 37,524 - Cloudy - 80 F											
Jason Grabowski, L (1, 7) OBP: 0.306, SLG: 0.412	2-3 K			1-1 G4-3		2-3 K		2-3 K	4 0 0 0 0 3 0													
Steve Finley, L (1, 8) OBP: 0.340, SLG: 0.503	3-3 K			0-0 L7			0-0 F9		3 0 0 0 0 1 0													
Adrian Beltré, R (1, 5) OBP: 0.384, SLG: 0.648		3-2 F7		0-3 K			3-3 K		3 0 0 0 0 2 0													
Shawn Green, L (1, 9) OBP: 0.346, SLG: 0.449		2-3 K			0-1 G6-3		0-1 G3		3 0 0 0 0 1 0													
Robin Ventura, L (1, 3) OBP: 0.329, SLG: 0.336		0-0 P5			1-1 FC6-4 1B		1-3 K		3 0 1 0 0 1 0													
Alex Cora, L (1, 4) OBP: 0.371, SLG: 0.386			0-3 K		0-1 FC6-4 1-2f		1-1 G4-3		3 0 0 0 0 1 1													
Brent Mayne, L (1, 2) OBP: 0.308, SLG: 0.272			0-1 G6-3		2-1 G6-3 SAFE		0-1 G3-1		3 0 0 0 0 0 1													
Jose Lima, R (1, 1) OBP: 0.195, SLG: 0.175			1-2 K 1B			0-3 K		3-2 G4-3	2 0 1 0 0 1 0													
Giovanni Carrara, R (8, 1)									0 0 0 0 0 0 0													
José Hernández, R (9, PH) OBP: 0.371, SLG: 0.535									1 0 0 0 0 0 0													
Inning Stats	R: 0 E: 0 K: 2 S: 9	H: 0 LOB: 0 BB: 0 P: 15	R: 0 E: 0 K: 1 S: 8	H: 0 LOB: 0 BB: 0 P: 13	R: 0 E: 0 K: 1 S: 11	H: 1 LOB: 1 BB: 0 P: 12	R: 0 E: 0 K: 1 S: 6	H: 0 LOB: 0 BB: 0 P: 7	R: 0 E: 0 K: 1 S: 8	H: 1 LOB: 1 BB: 0 P: 11	R: 0 E: 0 K: 3 S: 10	H: 0 LOB: 0 BB: 0 P: 13	R: 0 E: 0 K: 1 S: 8	H: 0 LOB: 0 BB: 0 P: 11	R: 0 E: 0 K: 1 S: 8	H: 0 LOB: 0 BB: 0 P: 10	R: 0 E: 0 K: 1 S: 13	H: 0 LOB: 0 BB: 0 P: 19	1B: 2 2B: 0 3B: 0 HR: 0	SF: 0 SAC: 0 DP: 0 HBP: 0	WP: 0 PB: 0 SB: 0 CS: 0	PA: 29
PITCHER Matt Morris, R (1, 1) ERA: 4.4	IP: 9.0 WLS: W BF: 29 H: 2 R: 0 ER: 0 SO: 11 BB: 0 IBB: 0 HBP: 0 BLK: 0 WP: 0 HR: 0 S: 81 P: 111 ERA: 0.00 WHIP: 0.222											PITCHER IP: WLS: BF: H: R: ER: SO: BB: IBB: HBP: BLK: WP: HR: S: P: ERA: WHIP:										

livebaseballscores.com

AB	29
R	0
H	2
RBI	0
BB	0
SO	11
LOB	3



Batter	1	2	3	4	5	6	7	8	9
Tony Womack, L OBP: 0.347, SLG: 0.386 (1, 4) C S F X	0-2 P5		1-1 G5-3		0-2 F9		1-0 G3		
Larry Walker, L OBP: 0.448, SLG: 0.603 (1, 9) B B X	2-0 G4-3		1-0 G4-3			4-2 5 1B BB		0-1 G3-4-1	
5 Albert Pujols, R OBP: 0.413, SLG: 0.675 (1, 3) B C X	1-1 G6-3			1-0 1B		0-0 1-3 1B		1-2 F8	
27 Scott Rolen, R OBP: 0.413, SLG: 0.611 (1, 5) C T B B B B		3-3 K		1-0 F8		3-2 P2		2-2 1B	
15 Jim Edmonds, L OBP: 0.424, SLG: 0.674 (1, 8) B B T B B B X		2-2 F9 2B 2B		0-0 P2		1-2 P4		0-3 K	
Edgar Renteria, R OBP: 0.331, SLG: 0.416 (1, 6) B B B X		2-0 F9 2-3		2-3 K		0-0 F8			
Reggie Sanders, R OBP: 0.314, SLG: 0.516 (1, 7) B B B X		2-2 2B 3-H			0-0 HR		3-2 F8		
Mike Matheny, R OBP: 0.285, SLG: 0.341 (1, 2) X		0-0 F8		2-3 K		0-0 HR			
Matt Morris, R OBP: 0.164, SLG: 0.155 (1, 1) F S C			0-3 K		1-2 G6-3		1-3 K		

Inning Stats	R: 0	H: 0	E: 0	K: 0	S: 7	R: 1	H: 2	E: 0	K: 1	S: 13	R: 0	H: 0	E: 0	K: 1	S: 6	R: 0	H: 1	E: 0	K: 1	S: 8	R: 1	H: 1	E: 0	K: 1	S: 10	R: 0	H: 1	E: 0	K: 0	S: 11	R: 1	H: 1	E: 0	K: 1	S: 9	R: 0	H: 1	E: 0	K: 1	S: 11
	LOB: 0	BB: 0	P: 10	LOB: 1	BB: 0	P: 22	LOB: 0	BB: 0	P: 8	LOB: 1	BB: 0	P: 12	LOB: 0	BB: 0	P: 13	LOB: 2	BB: 1	P: 19	LOB: 0	BB: 0	P: 14	LOB: 1	BB: 0	P: 14	LOB: 1	BB: 0	P: 14	LOB: 1	BB: 0	P: 14	LOB: 1	BB: 0	P: 14	LOB: 1	BB: 0	P: 14	LOB: 1	BB: 0	P: 14	

PITCHER	IP	WLS	BF	H	R	ER	SO	BB	IBB	HBP	BLK	WP	HR	S	P	ERA	WHIP
Jose Lima, R ERA: 4.11 (1, 1)	7.0	L	28	6	3	3	5	1	0	0	0	0	2	64	98	3.86	1.000
Giovanni Carrara, R ERA: 0.95 (8, 1)	1.0		4	1	0	0	1	0	0	0	0	0	0	11	14	0.00	1.000

AB R H RBI BB SO LOB

4	0	0	0	0	0	0
3	0	0	0	1	0	0
4	0	2	0	0	0	0
4	0	1	0	0	1	3
4	1	1	0	0	1	4
3	0	0	0	0	1	4
3	1	2	2	0	0	0
3	1	1	1	0	1	1
3	0	0	0	0	2	0

WP	HR	S	P	ERA	WHIP
0	2	14	32	0.00	1.000

Los Angeles Dodgers @ St. Louis Cardinals
 Busch Stadium, St. Louis, MO
 Fri Sep 03 2004, 7:10 PM CDT
 Att: 37,524 - Cloudy - 80 F

livebaseballscorecards.com

AB	31
R	3
H	7
RBI	3
BB	1
SO	6
LOB	12



Batter	1	2	3	4	5	6	7	8	9	AB	R	H	RBI	BB	SO	LOB	TOP					
Cesar Izturis, S (1, 6) OBP: 0.333, SLG: 0.375	3-3 K			1-0 FC5-4 1B		1-3 K		0-1 P6		4	0	1	0	0	2	0						
Jayson Werth, R (1, 7) OBP: 0.335, SLG: 0.489	1-1 G5-3			1-2 FC5-4 1-2f		1-1 E7 1B		3-1 2B 1B		4	1	2	0	0	0	1						
Steve Finley, L (1, 8) OBP: 0.338, SLG: 0.499	2-3 K			0-2 P4		1-1 F9		1-2 P5		4	0	0	0	0	1	3						
Adrián Beltré, R (1, 5) OBP: 0.386, SLG: 0.651		1-2 FC4-6 1B		2-1 F7			1-1 1B 1B	1-2 1-H 2B		4	0	3	1	0	0	1						
Shawn Green, L (1, 9) OBP: 0.346, SLG: 0.448		0-0 FC4-6 1-2f G4-6-3			0-3 K		0-0 1B 1B	0-1 F8		4	0	1	0	0	1	2						
Hee-Seop Choi, L (1, 3) OBP: 0.373, SLG: 0.454		2-0 G4-6-3 1-2f			0-1 1B 1B		2-3 K		3-3 K	4	0	1	0	0	2	3						
Alex Cora, L (1, 4) OBP: 0.372, SLG: 0.387			2-1 G4-3		2-2 1B G5-4-3		2-2 1B 1-2 2-3		1-2 G4-1	4	0	2	0	0	0	0						
Brent Mayne, L (1, 2) OBP: 0.304, SLG: 0.268			3-2 L8		1-2 G5-4-3 1-2f		2-3 K		0-1 G3-1	2	0	0	0	0	0	2						
Robin Ventura, L (7, PH) OBP: 0.326, SLG: 0.333										1	0	0	0	0	1	3						
Duaner Sanchez, R (7, 1) OBP: 0.250, SLG: 0.500										0	0	0	0	0	0	0						
Mike Venafo, L (8, 1)										0	0	0	0	0	0	0						
Jason Grabowski, L (9, PH) OBP: 0.304, SLG: 0.409										1	0	0	0	0	0	0						
Kaz Ishii, L (1, 1) OBP: 0.157, SLG: 0.200			0-3 K			1-3 K				2	0	0	0	0	2	0						
Elmer Dessens, R (6, 1) OBP: 0.304, SLG: 0.300										0	0	0	0	0	0	0						
Milton Bradley, S (7, PH) OBP: 0.371, SLG: 0.431										1	0	0	0	0	1	3						
David Ross, R (7, 2) OBP: 0.264, SLG: 0.299										0	0	0	0	0	0	0						
Inning Stats	R: 0 E: 0 K: 2 S: 8	H: 0 LOB: 0 BB: 0 P: 14	R: 0 E: 0 K: 1 S: 5	H: 1 LOB: 0 BB: 0 P: 8	R: 0 E: 0 K: 1 S: 8	H: 0 LOB: 0 BB: 0 P: 13	R: 0 E: 0 K: 0 S: 10	H: 1 LOB: 1 BB: 0 P: 14	R: 0 E: 0 K: 1 S: 12	H: 2 LOB: 1 BB: 0 P: 15	R: 0 E: 1 K: 2 S: 11	H: 1 LOB: 1 BB: 0 P: 15	R: 0 E: 0 K: 3 S: 16	H: 3 LOB: 3 BB: 0 P: 25	R: 1 E: 0 K: 0 S: 14	H: 2 LOB: 1 BB: 0 P: 19	R: 0 E: 0 K: 1 S: 8	H: 0 LOB: 0 BB: 0 P: 12	1B: 9 2B: 1 3B: 0 HR: 0	SF: 0 SAC: 0 DP: 2 HBP: 0	WP: 0 PB: 0 SB: 0 CS: 0	PA: 35
PITCHER	IP	WLS	BF	H	R	ER	SO	BB	IBB	HBP	BLK	WP	HR	S	P	ERA	WHIP					
Jason Marquis, R (1, 1) ERA: 3.44	7.0	W	27	8	0	0	9	0	0	0	0	0	0	70	104	0.00	1.143					
Dan Haren, R (8, 1) ERA: 7.2	0.2		4	2	1	1	0	0	0	0	0	0	0	12	17	13.50	3.000					
Ray King, L (8, 1) ERA: 2.45	0.1		1	0	0	0	0	0	0	0	0	0	0	2	2	0.00	0.000					
Julian Tavarez, R (9, 1) ERA: 2.6	1.0		3	0	0	0	1	0	0	0	0	0	0	8	12	0.00	0.000					

Los Angeles Dodgers @ St. Louis Cardinals
 Busch Stadium, St. Louis, MO
 Sat Sep 04 2004, 6:15 PM CDT
 Att. 45,692 - Cloudy - 86 F

AB	35
R	1
H	10
RBI	1
BB	0
SO	10
LOB	18



Batter	1	2	3	4	5	6	7	8	9
Tony Womack, L OBP: 0.347, SLG: 0.384 (1, 4)	0-1 G4-3		2-2 L6			4-2 SH1-4 27 1B S BB	0-1 G5-3		
Edgar Renteria, R OBP: 0.330, SLG: 0.414 (1, 6)	3-3 K		2-1 F7			0-1 SH1-4 1-3		2-1 G4-3	
5 Albert Pujols, R OBP: 0.414, SLG: 0.672 (1, 3)	0-0 F9				1-1 F8	4-2 15 F9 27 1B E BB		4-0 27 BB BB	
27 Scott Rolen, R OBP: 0.416, SLG: 0.610 (1, 5)		4-2 15 HR BB		0-3 K		0-0 E 1-2 1B		4-1 7 G6-4-3 BB	
15 Jim Edmonds, L OBP: 0.424, SLG: 0.678 (1, 8)		2-1		2-3 K		2-2 F9 2-3		0-0 G6-4-3 1-2f	
7 Hector Luna, R OBP: 0.276, SLG: 0.342 (8, PH)		1-H HR							
Julian Tavarez, L (9, 1)									
Reggie Sanders, R OBP: 0.312, SLG: 0.512 (1, 7)		1-3 K			0-1 P4	0-0 E8 1-H 3-H			
Mike Matheny, R OBP: 0.285, SLG: 0.339 (1, 2)		3-1 F8			4-0 G6-3 BB	2-3 K			
So Taguchi, R OBP: 0.306, SLG: 0.387 (1, 9)		1-2 G5-3			1-1 G6-3 1-2		2-0 G5-3		
Jason Marquis, L OBP: 0.262, SLG: 0.359 (1, 1)			1-2 L3		1-3 K2-3		2-0 G5-3		
Marlon Anderson, L OBP: 0.260, SLG: 0.357 (7, PH)									
Dan Haren, R (8, 1)									
Ray King, L (8, 1)									
John Mabry, L OBP: 0.384, SLG: 0.503 (9, 9)									

Inning Stats	R: 0 E: 0 K: 1 S: 8	H: 0 LOB: 0 BB: 0 P: 11	R: 2 E: 0 K: 1 S: 13	H: 1 LOB: 0 BB: 1 P: 24	R: 0 E: 0 K: 0 S: 8	H: 0 LOB: 0 BB: 0 P: 13	R: 0 E: 0 K: 2 S: 9	H: 0 LOB: 0 BB: 0 P: 12	R: 0 E: 0 K: 1 S: 7	H: 0 LOB: 1 BB: 1 P: 13	R: 3 E: 1 K: 1 S: 17	H: 1 LOB: 1 BB: 2 P: 29	R: 0 E: 0 K: 0 S: 4	H: 0 LOB: 0 BB: 0 P: 8	R: 0 E: 0 K: 0 S: 4	H: 0 LOB: 1 BB: 2 P: 14
--------------	------------------------------	----------------------------------	-------------------------------	----------------------------------	------------------------------	----------------------------------	------------------------------	----------------------------------	------------------------------	----------------------------------	-------------------------------	----------------------------------	------------------------------	---------------------------------	------------------------------	----------------------------------


PITCHER	IP	WLS	BF	H	R	ER	SO	BB	IBB	HBP	BLK	WP	HR	S	P	ERA	WHIP
Kaz Ishii, L ERA: 4.59 (1, 1)	5.2	L	23	2	5	3	5	4	0	0	0	0	1	57	95	4.76	1.059
Elmer Dessens, R ERA: 4.44 (6, 1)	0.1		2	0	0	0	1	0	0	0	0	0	0	5	7	0.00	0.000
Duaner Sanchez, R ERA: 3.49 (7, 1)	1.1		6	0	0	0	0	2	0	0	0	0	0	7	21	0.00	1.500
Mike Venafro, L ERA: 6.0 (8, 1)	0.2		1	0	0	0	0	0	0	0	0	0	0	1	1	0.00	0.000

BOTTOM

Los Angeles Dodgers @ St. Louis Cardinals
 Busch Stadium, St. Louis, MO

Sat Sep 04 2004, 6:15 PM CDT
 Att: 45,692 - Cloudy - 86 F

AB	25
R	5
H	2
RBI	3
BB	6
SO	6
LOB	7



WP	PA	3B	SF	SAC	DP	HBP
0	32	0	0	1	1	0

Batter	1	2	3	4	5	6	7	8	9	10	11	AB R H RBI BB SO LOB	TOP
Cesar Izturis, S OBP: 0.332, SLG: 0.374 José Hernández, R OBP: 0.376, SLG: 0.543	(1, 6) B 3-2 F8		(1, 3) F K		(1, 3) B 3-2 G3-1 2-H 1B			(1, 3) B 1-3 K	(0, 0) 1-H 2-H 2B			2 0 0 0 0 1 1 3 0 2 3 0 1 0	
Steve Finley, L OBP: 0.335, SLG: 0.494	(1, 8) C 1-2 P5		(2, 0) X G4-3		(2, 0) B 1-2 G3-1 1-2			(2, 0) C 1-2 G4-3	(3, 1) 1-1 P2			5 0 0 0 0 0 3	
Milton Bradley, S OBP: 0.369, SLG: 0.428	(1, 7) B 3-3 K		(3, 0) C K		(3, 0) B 2-2 L5			(3, 0) B 1-1 E7 1B		(0, 0) X B1		5 0 1 0 0 2 2	
Adrián Beltré, R OBP: 0.385, SLG: 0.652	(1, 5)			(0, 1) S F7		(2, 2) C P6		(2, 0) B F9		(0, 1) C G3-1		5 1 1 1 0 0 1	
Shawn Green, L OBP: 0.348, SLG: 0.448	(1, 9)			(0, 3) F K		(0, 1) S F7			(0, 0) B 1B DI 1B	(4, 0) B BB		4 1 2 0 1 1 0	
Robin Ventura, L OBP: 0.329, SLG: 0.336	(1, 3)			(2, 1) B 1B		(1, 0) B G4-3			(1, 1) B 1B 2B 1B	(0, 0) X F7		5 1 2 0 0 0 2	
Alex Cora, L OBP: 0.368, SLG: 0.382	(1, 4)			(0, 3) F K			(0, 1) C G2-3		(2, 3) C K		(2, 2) C G3-1	5 0 0 0 0 2 4	
David Ross, R OBP: 0.265, SLG: 0.295 Olmedo Saenz, R OBP: 0.339, SLG: 0.474 Brent Mayne, L OBP: 0.302, SLG: 0.267	(1, 2) (9, PH) (9, 2)			(1, 1) C SH3-4 1B HBP		(1, 0) B SH3-4		(2, 1) F F7	(2, 0) 3-3 K		(2, 0) 1-3 K	2 1 0 0 0 0 1 1 0 0 0 0 1 2 1 0 0 0 0 1 0	
Jeff Weaver, R OBP: 0.230, SLG: 0.295 Jason Grabowski, L OBP: 0.302, SLG: 0.406 Wilson Alvarez, L OBP: 0.185, SLG: 0.154 43 Yhency Brazoban, R Jayson Werth, R Eric Gagne, R Hee-Seop Choi, L Giovanni Carrara, R	(1, 1) (7, PH) (7, 1) (8, 1) (9, PH) (9, 1) (11, PH) (11, 1)			(1, 1) B 3B		(1, 0) B SAFE		(2, 3) F K	(1, 1) B 2B 1B		(2, 2) C F8	1 0 1 1 0 0 0 0 1 0 0 0 0 0 1 0 0 0 0 0 0 0 0 0 0 0 0 0 0 0 0 0 1 1 1 1 1 0 0 0 0 0 0 0 0 0 0 0 1 0 0 0 0 0 0 0 0 0 0 0 0 0 0 0	
Inning Stats	R: 0 H: 0 E: 0 LOB: 0 K: 1 BB: 0 S: 9 P: 16	R: 1 H: 2 E: 0 LOB: 1 K: 0 BB: 0 S: 14 P: 23	R: 0 H: 1 E: 0 LOB: 1 K: 2 BB: 0 S: 9 P: 11	R: 0 H: 1 E: 0 LOB: 1 K: 2 BB: 0 S: 10 P: 12	R: 1 H: 1 E: 0 LOB: 1 K: 0 BB: 0 S: 13 P: 21	R: 0 H: 0 E: 0 LOB: 0 K: 0 BB: 0 S: 6 P: 9	R: 0 H: 0 E: 0 LOB: 0 K: 1 BB: 0 S: 7 P: 11	R: 0 H: 1 E: 1 LOB: 1 K: 1 BB: 0 S: 9 P: 14	R: 3 H: 4 E: 0 LOB: 1 K: 2 BB: 0 S: 15 P: 23	R: 0 H: 0 E: 0 LOB: 1 K: 0 BB: 1 S: 4 P: 8	R: 0 H: 0 E: 0 LOB: 0 K: 1 BB: 0 S: 15 P: 20	1B: 7 SF: 0 2B: 1 SAC: 1 3B: 1 DP: 0 HR: 1 HBP: 1	WP: 0 PA: 45 PB: 0 SB: 0 CS: 0
PITCHER	IP WLS BF H R ER SO BB IBB HBP BLK WP HR S P ERA WHIP												
Woody Williams, R ERA: 4.0	(1, 1) 7.0 0 27 5 2 2 6 0 0 1 0 0 1 68 103 2.57 0.714												
Kiko Calero, R ERA: 3.21	(8, 1) 1.0 H 4 1 0 0 1 0 0 0 0 0 0 0 9 14 0.00 1.000												
44 Jason Isringhausen, R ERA: 2.91	(9, 1) 1.0 B 7 4 3 3 2 0 0 0 0 0 0 0 0 15 23 27.00 4.000												
Julian Tavarez, R ERA: 2.56	(10, 1) 1.0 4 0 0 0 0 1 0 0 0 0 0 0 4 8 0.00 1.000												
Ray King, L ERA: 2.41	(11, 1) 1.0 W 3 0 0 0 1 0 0 0 0 0 0 0 0 15 20 0.00 0.000												

Los Angeles Dodgers @ St. Louis Cardinals
 Busch Stadium, St. Louis, MO
 Sun Sep 05 2004, 1:15 PM CDT
 Att: 43,611 - Cloudy - 81 F

AB	42
R	5
H	10
RBI	5
BB	1
SO	10
LOB	16




Batter	1	2	3	4	5	6	7	8	9	10	11	AB R H RBI BB SO LOB
Tony Womack, L (1,4) OBP: 0.345, SLG: 0.384	1-2 G6-3		1-1 15 2B	0-1 G3		0-0 F8			1-2 G3			5 1 1 0 0 0 1
Marlon Anderson, L (1,7) OBP: 0.256, SLG: 0.352	3-2 L7		2-2 P4		0-2 G1-3	0-1			0-1 P3			3 0 0 0 0 0 1
So Taguchi, R (6,9) OBP: 0.309, SLG: 0.396						2B						2 0 1 0 0 0 0
Larry Walker, L (1,9) OBP: 0.448, SLG: 0.600	2-2 P6		4-1 15 2B		4-2 15 2B 7 1B	3-2 L8			0-3 K			1 0 0 0 1 0 0
Ray Lankford, L (5,7) OBP: 0.350, SLG: 0.416			BB		BB							2 1 0 0 1 1 1
27 Scott Rolen, R (1,5) OBP: 0.412, SLG: 0.604		0-1 L8	2-3 K		0-2 F8		0-3 K			3-3 K		5 0 0 0 0 3 3
15 Jim Edmonds, L (1,8) OBP: 0.425, SLG: 0.684		0-2 HR	0-2 1-3 2-H		0-0 7 1B	1-3 7 1B	1-1 F7			2-3 K		5 2 3 1 0 1 0
John Mabry, L (1,3) OBP: 0.384, SLG: 0.514		0-0 2-H	2-3 K		4-0 7 1B	IBB	3-3 K			2-2 G3		4 1 1 2 1 2 2
7 Hector Luna, R (1,6) OBP: 0.281, SLG: 0.362		0-2 G5-3		0-0 F7	3-2 1-2 2-H 3-H	1B		2-2 F8			0-0 1B	5 1 2 2 0 0 0
Mike Matheny, R (1,2) OBP: 0.288, SLG: 0.342		0-1		4-2	0-3			3-3 K			0-0 3B	3 0 1 0 1 2 2
Reggie Sanders, R (11,PH) OBP: 0.314, SLG: 0.513				BB							3-H 1B	1 0 1 1 0 0 0
Woody Williams, R (1,1) OBP: 0.214, SLG: 0.278		1-1 G4-3		1 SAFE	0-0 F7		0-2 P4		2-2 F9			3 0 0 0 0 0 2
Kiko Calero, R (8,1) OBP: 0.335, SLG: 0.367												0 0 0 0 0 0 0
Roger Cedeno, S (8,PH) OBP: 0.333, SLG: 0.333												1 0 0 0 0 0 0
44 Jason Isringhausen, R (9,1) OBP: 0.333, SLG: 0.333												0 0 0 0 0 0 0
Julian Tavarez, L (10,1) OBP: 0.333, SLG: 0.333												0 0 0 0 0 0 0
Ray King, L (11,1) OBP: 0.333, SLG: 0.333												0 0 0 0 0 0 0

Inning Stats	R: 0	H: 0	E: 0	K: 0	S: 10	P: 16	R: 2	H: 3	E: 0	K: 0	S: 13	P: 14	R: 1	H: 2	E: 0	K: 2	S: 16	P: 27	R: 0	H: 0	E: 0	K: 0	S: 7	P: 11	R: 2	H: 2	E: 0	K: 1	S: 15	P: 26	R: 0	H: 1	E: 0	K: 0	S: 11	P: 14	R: 0	H: 0	E: 0	K: 2	S: 8	P: 12	R: 0	H: 0	E: 0	K: 1	S: 11	P: 18	R: 0	H: 0	E: 0	K: 1	S: 8	P: 9	R: 0	H: 0	E: 0	K: 2	S: 15	P: 22	R: 1	H: 2	E: 0	K: 0	S: 2	P: 2
1B: 2	2B: 6	3B: 1	HR: 1	SF: 0	SAC: 0	DP: 0	HBP: 0	WP: 0	PA: 44																																																									

PITCHER	IP	WLS	BF	H	R	ER	SO	BB	IBB	HBP	BLK	WP	HR	S	P	ERA	WHIP
Jeff Weaver, R (1,1) ERA: 3.72	6.0		30	8	5	5	3	3	1	0	0	0	1	72	108	7.50	1.833
Wilson Alvarez, L (7,1) ERA: 4.19	1.0		3	0	0	0	2	0	0	0	0	0	0	8	12	0.00	0.000
43 Yhency Brazoban, R (8,1) ERA: 1.0	1.0		3	0	0	0	1	0	0	0	0	0	0	11	18	0.00	0.000
Eric Gagne, R (9,1) ERA: 2.13	2.0		6	0	0	0	3	0	0	0	0	0	0	23	31	0.00	0.000
Giovanni Carrara, R (11,1) ERA: 1.16	0.0	L	2	2	1	1	0	0	0	0	0	0	0	2	2	∞	∞

Los Angeles Dodgers @ St. Louis Cardinals
 Busch Stadium, St. Louis, MO
 Sun Sep 05 2004, 1:15 PM CDT
 Att: 43,611 - Cloudy - 81 F

AB	40
R	6
H	10
RBI	6
BB	4
SO	9
LOB	12



Batter	1	2	3	4	5	6	7	8	9	AB	R	H	RBI	BB	SO	LOB
Cesar Izturis, S OBP: 0.331, SLG: 0.376 (1, 6)	0-1 G4-3		2-2 1B 3B	3-2 G6-3		0-1 G3	2-3 K			5	1	1	0	0	1	2
Steve Finley, L OBP: 0.334, SLG: 0.491 (1, 8)	2-3 K		1-2 F9		4-1 1B BB	1-0 F7	0-3 K			4	1	0	0	1	2	2
Milton Bradley, S OBP: 0.369, SLG: 0.429 (1, 9)	2-1 2B		2-3 K		4-0 1B FC5 BB	1-3 K		2-3 K		4	1	1	0	1	3	1
Adrián Beltré, R OBP: 0.385, SLG: 0.650 (1, 5)	1-0 G5-3		1-1 S 1B		0-3 K		0-0 F8	1-2 BB 1B		5	0	2	1	0	1	3
Shawn Green, L OBP: 0.350, SLG: 0.448 (1, 3)		2-2 G4-3	1 SAFE 3-2 F8		3-1 G2-3 FC5 1B		0-1 BB E HR 1B	4-2 BB		4	1	2	1	1	0	1
Jayson Werth, R OBP: 0.339, SLG: 0.487 (1, 7)		1-2 HBP 1B			4-2 G4-3 1B BB	1-2 FC5 G2-3	0-0 E6 BB HR	1-3 K		4	2	1	1	1	1	4
Alex Cora, L OBP: 0.368, SLG: 0.378 (1, 4)		2-2 SAFE SAFE HBP 1B		1 SAFE 0-2 G4-3	1-1 SAFE G2-3	1-2 G2-3	4-0 HR BB	1-1 G3		3	1	0	0	1	0	5
Brent Mayne, L OBP: 0.309, SLG: 0.270 Robin Ventura, L OBP: 0.333, SLG: 0.364 David Ross, R OBP: 0.265, SLG: 0.295 (1, 2) (7, PH) (8, 2)		1-2 F9		0-0 1B	4-1 IBB		1-0 HR			2	0	1	1	1	0	2
Hideo Nomo, R OBP: 0.120, SLG: 0.240 Giovanni Carrara, R (7, 1) Antonio Perez, R OBP: 1.000, SLG: 1.000 43 Yhency Brazoban, R (8, 1) Wilson Alvarez, L OBP: 0.185, SLG: 0.154 (9, 1)		0-3 K		1-3 K	1-2 G2-3		3-2 HR 1B			3	0	0	0	0	2	6

Inning Stats	R: 0	H: 1	E: 0	LOB: 1	K: 1	BB: 0	S: 8	R: 0	H: 1	E: 0	LOB: 2	K: 1	BB: 0	S: 14	R: 1	H: 2	E: 0	LOB: 1	K: 1	BB: 0	S: 21	R: 1	H: 1	E: 0	LOB: 1	K: 1	BB: 1	S: 14	R: 2	H: 1	E: 0	LOB: 3	K: 1	BB: 3	S: 15	R: 0	H: 0	E: 0	LOB: 0	K: 1	BB: 0	S: 6	R: 4	H: 3	E: 1	LOB: 1	K: 2	BB: 1	S: 16	R: 0	H: 1	E: 0	LOB: 2	K: 2	BB: 1	S: 16
--------------	------	------	------	--------	------	-------	------	------	------	------	--------	------	-------	-------	------	------	------	--------	------	-------	-------	------	------	------	--------	------	-------	-------	------	------	------	--------	------	-------	-------	------	------	------	--------	------	-------	------	------	------	------	--------	------	-------	-------	------	------	------	--------	------	-------	-------

PITCHER	IP	WLS	BF	H	R	ER	SO	BB	IBB	HBP	BLK	WP	HR	S	P	ERA	WHIP
17 Brandon Webb, R ERA: 3.66 (1, 1)	4.1	L	24	6	4	4	5	3	0	1	0	0	0	66	105	8.31	2.077
Randy Choate, L ERA: 5.31 (5, 1)	1.2		6	0	0	0	1	0	1	0	0	0	0	12	20	0.00	0.000
Chad Durbin, R ERA: 6.67 (7, 1)	1.0		8	3	4	3	2	1	0	0	0	0	1	16	26	27.00	4.000
36 Brian Bruney, R ERA: 6.1 (8, 1)	1.0		5	1	0	0	2	1	0	0	0	0	0	16	25	0.00	2.000

BOTTOM

Arizona Diamondbacks @ Los Angeles Dodgers
Dodger Stadium, Los Angeles, CA

Tue Sep 07 2004, 7:10 PM PDT
Att: 35,078 - Sunny - 76 F

AB	36
R	8
H	10
RBI	8
BB	6
SO	10
LOB	26

WP: 0 PA: 43
PB: 0 SB: 1
CS: 0



PITCHER	IP	WLS	BF	H	R	ER	SO	BB	IBB	HBP	BLK	WP	HR	S	P	ERA	WHIP
---------	----	-----	----	---	---	----	----	----	-----	-----	-----	----	----	---	---	-----	------

Batter	1	2	3	4	5	6	7	8	9	AB R H RBI BB SO LOB	TOP
Luis Terrero, R OBP: 0.354, SLG: 0.407 (1, 8)	1-1 G6-3		0-0 F9		0-3 K		0-0 P6			4 0 0 0 0 1 1	
Andy Green, R OBP: 0.275, SLG: 0.320 (1, 7)	1-2 G4-3		1-2 G4-3			2-0 FC5-4 1B		1-1 S 1B		4 0 2 0 0 0 0	
Danny Bautista, R OBP: 0.342, SLG: 0.416 Mike Koplove, R (8, 1)	0-2 G6-3			2-1 G4-3		2-2 FC5-4 1-2f HR		0-3 K		4 1 0 0 0 1 2 0 0 0 0 0 0 0	
Shea Hillenbrand, R OBP: 0.344, SLG: 0.456 (1, 3)		3-2 K		2-0 G5-3		2-2 1-H HR		1-1 F9		4 1 1 2 0 1 1	
Alex Cintron, S OBP: 0.298, SLG: 0.365 (1, 4)		1-1 19 HR 1B		0-0 P3		0-0 F7		4-2 1-2 BB		3 1 1 0 1 0 0	
19 Chris Snyder, R OBP: 0.333, SLG: 0.625 (1, 2)		1-2 1-H HR		3-1 HR		4-1 BB		0-3 K		3 2 2 3 1 1 2	
Chad Tracy, L OBP: 0.352, SLG: 0.408 (1, 5)	1-2 G6-3			1-1 FC1-6 1B		2-2 F8			1-1 G4-3	4 0 1 0 0 0 1	
Jerry Gil, R OBP: 0.200, SLG: 0.214 (1, 6)	1-2 G6-3			0-1 F8			1-3 K		0-3 K2-3	4 0 0 0 0 2 1	
Casey Fossum, L OBP: 0.083, SLG: 0.057 Scott Service, R Doug DeVore, L Shane Nance, L Mike Fetters, R Josh Kroeger, L OBP: 0.158, SLG: 0.111 (1, 1) (6, 1) (7, PH) (7, 1) (7, 1) (8, 9)			0-3 K		1-0 FC1-6 1-2f		0-3 K		2-2 G4-3	2 0 0 0 0 0 1 1 0 0 0 0 0 0 0 0 1 0 0 0 0 0 1 0 0 0 0 0 0 0 0 0 0 0 0 0 0 0 0 0 1 0 0 0 0 0 0 0	
Inning Stats	R: 0 E: 0 K: 0 S: 8 H: 0 LOB: 0 BB: 0 P: 10	R: 2 E: 0 K: 1 S: 15 H: 2 LOB: 0 BB: 0 P: 22	R: 0 E: 0 K: 1 S: 9 H: 0 LOB: 0 BB: 0 P: 10	R: 0 E: 0 K: 0 S: 4 H: 0 LOB: 0 BB: 0 P: 8	R: 1 E: 0 K: 1 S: 11 H: 2 LOB: 1 BB: 0 P: 16	R: 2 E: 0 K: 0 S: 13 H: 2 LOB: 1 BB: 1 P: 25	R: 0 E: 0 K: 2 S: 7 H: 0 LOB: 0 BB: 0 P: 8	R: 0 E: 0 K: 2 S: 12 H: 1 LOB: 2 BB: 1 P: 18	R: 0 E: 0 K: 1 S: 10 H: 0 LOB: 0 BB: 0 P: 13	1B: 4 2B: 0 3B: 0 HR: 3 SF: 0 SAC: 0 DP: 0 HBP: 0	WP: 0 PB: 0 SB: 1 CS: 0 PA: 36
PITCHER	IP WLS BF H R ER SO BB IBB HBP BLK WP HR S P ERA WHIP	IP WLS BF H R ER SO BB IBB HBP BLK WP HR S P ERA WHIP	IP WLS BF H R ER SO BB IBB HBP BLK WP HR S P ERA WHIP	IP WLS BF H R ER SO BB IBB HBP BLK WP HR S P ERA WHIP	IP WLS BF H R ER SO BB IBB HBP BLK WP HR S P ERA WHIP	IP WLS BF H R ER SO BB IBB HBP BLK WP HR S P ERA WHIP	IP WLS BF H R ER SO BB IBB HBP BLK WP HR S P ERA WHIP	IP WLS BF H R ER SO BB IBB HBP BLK WP HR S P ERA WHIP	IP WLS BF H R ER SO BB IBB HBP BLK WP HR S P ERA WHIP		
Odalis Perez, L ERA: 3.22 (1, 1)	5.0 B 19 4 3 3 3 0 0 0 0 0 2 47 66 5.40 0.800	0.2 1 5 2 2 2 0 1 0 0 0 0 1 9 19 27.00 4.500	0.1 0 1 0 0 0 0 0 0 0 0 0 0 4 6 0.00 0.000	1.1 5 1 0 0 3 0 0 0 0 0 0 0 12 14 0.00 0.750	0.2 3 0 0 0 0 1 1 0 0 0 0 0 7 12 0.00 1.500						
Eric Gagne, R ERA: 2.1 (9, 1)	1.0 W 3 0 0 0 1 0 0 0 0 0 0 0 10 13 0.00 0.000										

Arizona Diamondbacks @ Los Angeles Dodgers
Dodger Stadium, Los Angeles, CA

AB	34
R	5
H	7
RBI	5
BB	2
SO	8
LOB	9



Wed Sep 08 2004, 7:10 PM PDT
Att. 28,888 - Cloudy - 76 F

livebaseballscorecards.com

BOTTOM

Arizona Diamondbacks @ Los Angeles Dodgers
Dodger Stadium, Los Angeles, CA

livebaseballscorecards.com

AB 35
R 6
H 12
RBI 6
BB 3
SO 6
LOB 20



Wed Sep 08 2004, 7:10 PM PDT
Att. 28,888 - Cloudy - 76 F

AB R H RBI BB SO LOB

5 1 1 0 0 1 2

5 0 2 1 0 1 0

4 1 1 0 0 0 2

4 0 2 0 0 0 2

4 1 2 0 0 1 3

3 1 1 0 1 0 2

0 0 0 0 0 0 0

1 1 0 0 1 1 0

2 0 1 1 0 0 2

1 0 0 0 1 0 3

1 0 0 0 0 0 2

0 0 0 0 0 0 0

0 0 0 0 0 0 0

1 0 0 0 0 0 1

1 1 1 4 0 0 0

0 0 0 0 0 0 0

0 0 0 0 0 0 0

2 0 1 0 0 1 0

1B: 10 SF: 0
2B: 2 SAC: 0
3B: 0 DP: 1
HR: 1 HBP: 0

WP: 0 PA: 38
PB: 0
SB: 0
CS: 0

1B: 10 SF: 0
2B: 2 SAC: 0
3B: 0 DP: 1
HR: 1 HBP: 0

WP: 0 PA: 38
PB: 0
SB: 0
CS: 0

1B: 10 SF: 0
2B: 2 SAC: 0
3B: 0 DP: 1
HR: 1 HBP: 0

WP: 0 PA: 38
PB: 0
SB: 0
CS: 0

1B: 10 SF: 0
2B: 2 SAC: 0
3B: 0 DP: 1
HR: 1 HBP: 0

WP: 0 PA: 38
PB: 0
SB: 0
CS: 0

5 1 1 0 0 1 2

5 0 2 1 0 1 0

4 1 1 0 0 0 2

4 0 2 0 0 0 2

4 1 2 0 0 1 3

3 1 1 0 1 0 2

0 0 0 0 0 0 0

1 1 0 0 1 1 0

2 0 1 1 0 0 2

1 0 0 0 1 0 3

1 0 0 0 0 0 2

0 0 0 0 0 0 0

0 0 0 0 0 0 0

1 0 0 0 0 0 1

1 1 1 4 0 0 0

0 0 0 0 0 0 0

0 0 0 0 0 0 0

2 0 1 0 0 1 0

1B: 10 SF: 0
2B: 2 SAC: 0
3B: 0 DP: 1
HR: 1 HBP: 0

WP: 0 PA: 38
PB: 0
SB: 0
CS: 0

1B: 10 SF: 0
2B: 2 SAC: 0
3B: 0 DP: 1
HR: 1 HBP: 0

WP: 0 PA: 38
PB: 0
SB: 0
CS: 0

1B: 10 SF: 0
2B: 2 SAC: 0
3B: 0 DP: 1
HR: 1 HBP: 0

WP: 0 PA: 38
PB: 0
SB: 0
CS: 0

1-1

1-1

0-0

0-1

0-0

0-0

0-0

1-1

0-3

0-3

0-3

1-1

1-1

0-0

0-1

0-0

0-0

0-0

1-1

0-3

0-3

0-3

1-2

0-1

0-0

3-2

0-0

0-0

0-0

1-1

0-0

0-0

0-0

1-2

0-1

0-0

3-2

0-0

0-0

0-0

1-1

0-0

0-0

0-0

1-2

1-2

0-0

2-2

0-1

4-0

1-2

2-2

0-0

0-0

0-0

1-2

1-2

0-0

2-2

0-1

4-0

1-2

2-2

0-0

0-0

0-0

0-3

1-0

2-2

2-2

0-1

0-1

4-2

0-0

0-1

0-1

0-1

0-3

1-0

2-2

2-2

0-1

0-1

4-2

0-0

0-1

0-1

0-1

0-3

1-3

0-0

0-1

1-1

0-1

1-2

1-2

1-2

1-1

1-1

0-3

1-3

0-0

0-1

1-1

0-1

1-2

1-2

1-2

1-1

1-1

0-3

1-3

0-0

0-1

1-1

0-1

1-2

1-2

1-2

1-1

1-1

0-3

1-3

0-0

0-1

1-1

0-1

1-2

1-2

1-2

1-1

1-1

0-1

1-3

0-0

0-1

1-1

0-1

1-2

1-2

1-2

1-1

1-1

0-1

1-3

0-0

0-1

1-1

0-1

1-2

1-2

1-2

1-1

1-1

0-1

1-3

0-0

0-1

1-1

0-1

1-2

1-2

1-2

1-1

1-1

0-1

1-3

0-0

0-1

1-1

0-1

1-2

1-2

1-2

1-1

1-1

0-1

1-3

0-0

0-1

1-1

0-1

1-2

1-2

1-2

1-1

1-1

0-1

1-3

0-0

0-1

1-1

0-1

1-2

1-2

1-2

1-1

1-1

1-0

1-2

2-1

0-1

1-3

0-1

0-3

4-0

0-3

0-3

0-3

1-0

1-2

2-1

0-1

1-3

0-1

0-3

4-0

0-3

0-3

0-3

1-0

1-2

2-1

0-1

1-3

0-1

0-3

4-0

0-3

0-3

0-3

1-0

1-2

2-1

0-1

1-3

0-1

0-3

4-0

0-3

0-3

0-3

1-0

1-2

2-1

0-1

1-3

0-1

0-3

4-0

0-3

0-3

0-3

<

Batter	1	2	3	4	5	6	7	8	9	AB R H RBI BB SO LOB	TOP									
Andy Green, R (1, 7) OBP: 0.274, SLG: 0.316	2-1 G5-3		1-1 G6-3		3-3 K			1-2 FC5-2 1B		4 0 1 0 0 1 0	<p>Arizona Diamondbacks @ Los Angeles Dodgers Dodger Stadium, Los Angeles, CA</p> <p>Thu Sep 09 2004, 7:10 PM PDT Att. 27,287 - Sunny - 78 F</p>									
Alex Cintron, S (1, 4) OBP: 0.296, SLG: 0.362	3-2 F9		1-3 K			1-1 G4-3		0-1 FC5-2 G5-4-3		4 0 0 0 0 1 3										
Chad Tracy, L (1, 5) OBP: 0.349, SLG: 0.404	0-1 P5		1-1 G6-3			2-2 G6-3		1-0 G5-4-3 1-2f		4 0 0 0 0 0 2										
Shea Hillenbrand, R (1, 3) OBP: 0.343, SLG: 0.454		2-2 2B 19 G5-3 1B		3-2 G6-3		0-1 G5-3		2-2 F8		4 1 1 0 0 0 0										
Danny Bautista, R (1, 9) OBP: 0.341, SLG: 0.417		0-0 1B 1-3 2B		0-0 L7		0-1 G6-3		0-3 K		4 1 1 0 0 1 0										
19 Chris Snyder, R (1, 2) OBP: 0.347, SLG: 0.674		2-2 G5-3		4-2 BB		3-2 K HR		1-3 K		3 1 1 2 1 1 1										
Josh Kroeger, L (1, 8) OBP: 0.136, SLG: 0.095		3-H K		1-0 G4-3		0-1 G4-3				3 0 0 0 0 1 2										
Jerry Gil, R (1, 6) OBP: 0.212, SLG: 0.226		1-1 2-H 1B		2-3 K		0-3 K				3 0 1 1 0 2 0										
31 Edgar Gonzalez, R (1, 1) OBP: 0.214, SLG: 0.154 Randy Choate, L (5, 1) Mike Gosling, L (6, 1) Carlos Baerga, S (8, PH) Scott Hairston, R (8, PR) Greg Aquino, R (8, 1)		0-2 G5-3		0-2 G5-3				2-2 1B FC5-2 2B		2 0 0 0 0 0 1 0 0 0 0 0 0 0 0 0 0 0 0 0 0 1 0 1 0 0 0 0 0 0 0 0 0 0 0 0 0 0 0 0 0 0										
Inning Stats	R: 0 E: 0 K: 0 S: 8	H: 0 LOB: 0 BB: 0 P: 13	R: 2 E: 0 K: 1 S: 16	H: 3 LOB: 1 BB: 0 P: 21	R: 0 E: 0 K: 1 S: 8	H: 0 LOB: 0 BB: 1 P: 11	R: 0 E: 0 K: 0 S: 8	H: 0 LOB: 1 BB: 1 P: 16	R: 0 E: 0 K: 2 S: 9	H: 0 LOB: 0 BB: 0 P: 14	R: 1 E: 0 K: 1 S: 11	H: 1 LOB: 0 BB: 0 P: 14	R: 0 E: 0 K: 0 S: 9	H: 2 LOB: 1 BB: 0 P: 13	R: 0 E: 0 K: 2 S: 11	H: 0 LOB: 0 BB: 0 P: 14	1B: 3 2B: 2 3B: 0 HR: 1	SF: 0 SAC: 0 DP: 1 HBP: 0	WP: 0 PB: 0 SB: 0 CS: 0	PA: 33
PITCHER	IP WLS BF H R ER SO BB IBB HBP BLK WP HR S P ERA WHIP																			
Jose Lima, R (1, 1) ERA: 4.12	6.1 W 24 4 3 3 4 1 0 0 0 0 1 62 94 4.26 0.789																			
Giovanni Carrara, R (7, 1) ERA: 1.1	0.2 H 2 0 0 0 1 0 0 0 0 0 0 5 5 0.00 0.000																			
43 Yhency Brazoban, R (8, 1) ERA: 0.87	1.0 H 4 2 0 0 0 0 0 0 0 0 0 9 13 0.00 2.000																			
Eric Gagne, R (9, 1) ERA: 2.07	1.0 S 3 0 0 0 2 0 0 0 0 0 0 11 14 0.00 0.000																			

livebaseballscorecards.com

AB	32
R	3
H	6
RBI	3
BB	1
SO	7
LOB	9



Batter	1	2	3	4	5	6	7	8	9	AB R H RBI BB SO LOB
Cesar Izturis, S OBP: 0.328, SLG: 0.373 (1, 6)	3-3 K		0-0 1B		0-0 L8	0-1 L8		0-3 K		5 1 1 0 0 2 1
Steve Finley, L OBP: 0.335, SLG: 0.502 (1, 8)	2-1 F7		0-1 L7		2-2 HR	0-0 HR		0-1 G4-3		5 2 2 3 0 0 1
Milton Bradley, S OBP: 0.369, SLG: 0.428 (1, 9)	3-3 K		1 SAFE 2-3 1-2 K		3-0 E6 1B	0-0 HBP 1B				4 0 2 0 0 2 1
Adrián Beltré, R OBP: 0.390, SLG: 0.650 (1, 5)		0-0 1B SF8 1B	2-2 HBP 1B		4-2 BB BB	1-0 HBP 1-2				2 1 2 1 1 0 0
Shawn Green, L OBP: 0.352, SLG: 0.448 (1, 3)		1-2 SF8 1B	2-2 HBP FC5-4 1-2		0-3 K	2-1 G4-3				3 0 1 0 0 1 4
Jayson Werth, R OBP: 0.344, SLG: 0.482 (1, 7)		0-0 1B	0-1 FC5-4		4-2 BB		0-1 F7			3 0 1 0 1 0 2
Alex Cora, L OBP: 0.363, SLG: 0.374 (1, 4)		0-0 SF8		1-3 K	0-0 G6-3		2-1 G1			3 0 0 1 0 1 3
Brent Mayne, L OBP: 0.309, SLG: 0.272 (1, 2)		1-3 K		1-1 G4-3		2-0 SH2-4 HR 1B	0-3 K2-3			4 1 1 0 0 2 2
Jose Lima, R OBP: 0.186, SLG: 0.167 (1, 1)		1-3 K		2-2 G4-3		0-2 SH2-4		1-0 F9		2 0 0 0 0 1 2
Giovanni Carrara, R (7, 1)										0 0 0 0 0 0 0
43 Yhency Brazoban, R (8, 1)										0 0 0 0 0 0 0
Joe Thurston, L OBP: 0.273, SLG: 0.600 (8, PH)										1 0 0 0 0 0 0
Eric Gagne, R (9, 1)										0 0 0 0 0 0 0

Inning Stats	R: 0	H: 0	E: 0	K: 2	S: 9	H: 0	LOB: 0	BB: 0	P: 17	R: 1	H: 3	E: 0	K: 2	S: 13	H: 3	LOB: 2	BB: 0	P: 16	R: 1	H: 2	E: 0	K: 1	S: 15	H: 0	LOB: 0	BB: 0	P: 21	R: 0	H: 0	E: 0	K: 1	S: 8	H: 2	LOB: 3	BB: 2	P: 29	R: 2	H: 3	E: 0	K: 0	S: 10	H: 3	LOB: 2	BB: 0	P: 15	R: 0	H: 0	E: 0	K: 1	S: 7	H: 0	LOB: 0	BB: 0	P: 9	R: 0	H: 0	E: 0	K: 1	S: 6	H: 0	LOB: 0	BB: 0	P: 7
--------------	------	------	------	------	------	------	--------	-------	-------	------	------	------	------	-------	------	--------	-------	-------	------	------	------	------	-------	------	--------	-------	-------	------	------	------	------	------	------	--------	-------	-------	------	------	------	------	-------	------	--------	-------	-------	------	------	------	------	------	------	--------	-------	------	------	------	------	------	------	------	--------	-------	------

PITCHER	IP	WLS	BF	H	R	ER	SO	BB	IBB	HBP	BLK	WP	HR	S	P	ERA	WHIP
31 Edgar Gonzalez, R ERA: 9.32 (1, 1)	4.1	L	22	7	3	3	6	1	0	1	0	0	1	54	84	6.23	1.846
Randy Choate, L ERA: 5.23 (5, 1)	0.2		3	0	0	0	1	1	0	0	0	0	0	7	11	0.00	1.500
Mike Gosling, L ERA: 9.0 (6, 1)	2.0		10	3	2	2	1	0	0	1	0	0	1	17	24	9.00	1.500
Greg Aquino, R ERA: 2.7 (8, 1)	1.0		3	0	0	0	1	0	0	0	0	0	0	6	7	0.00	0.000

BOTTOM

Arizona Diamondbacks @ Los Angeles Dodgers
Dodger Stadium, Los Angeles, CA

Thu Sep 09 2004, 7:10 PM PDT
Att. 27,287 - Sunny - 78 F

AB	32
R	5
H	10
RBI	5
BB	2
SO	9
LOB	16

WP: 0 PA: 38
PB: 0
SB: 1
CS: 0



PITCHER	IP	WLS	BF	H	R	ER	SO	BB	IBB	HBP	BLK	WP	HR	S	P	ERA	WHIP
---------	----	-----	----	---	---	----	----	----	-----	-----	-----	----	----	---	---	-----	------

Batter	1	2	3	4	5	6	7	8	9	AB R H RBI BB SO LOB
--------	---	---	---	---	---	---	---	---	---	----------------------

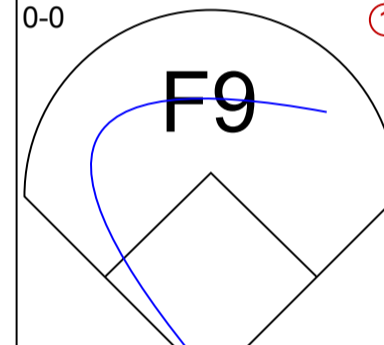
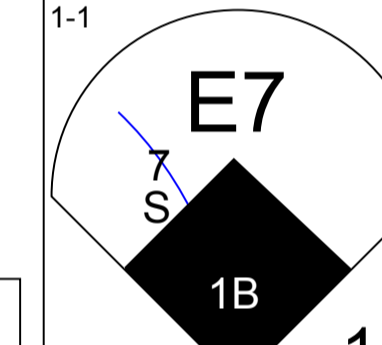
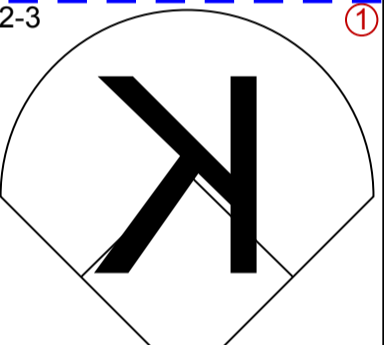
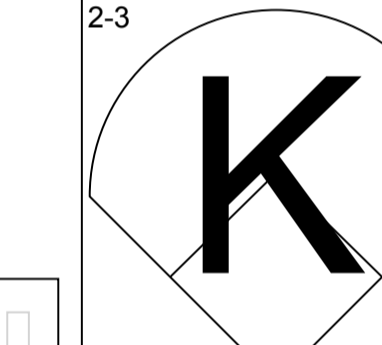
Tony Womack, L (1, 4) OBP: 0.348, SLG: 0.382	0-3 		1-1 	1-2 		4-0 		2-2 		4 2 1 1 1 1 2
--	--	--	--	---	--	--	--	--	--	---------------

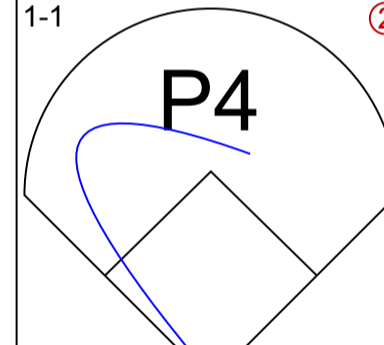
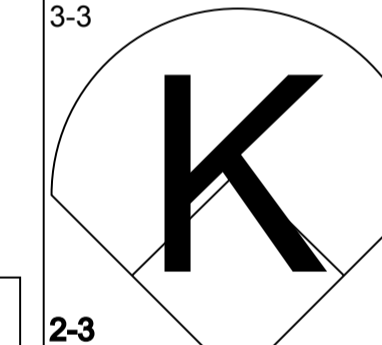
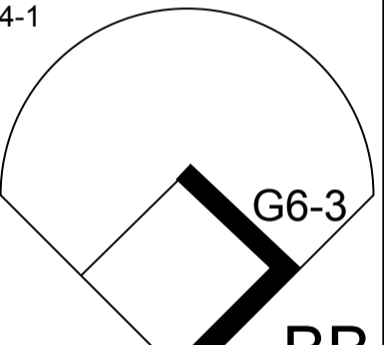
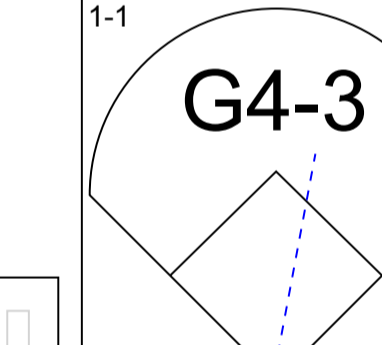
Larry Walker, L (1, 9) OBP: 0.455, SLG: 0.635	2-2 		3-2 	0-0 		1-0 		1-1 		5 3 4 3 0 0 2
---	--	--	--	---	--	--	--	--	--	---------------

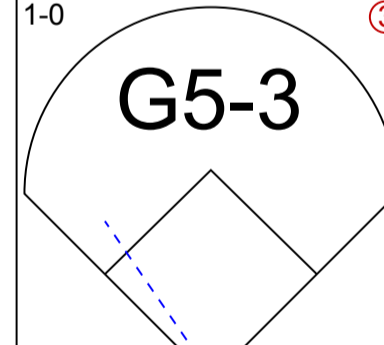
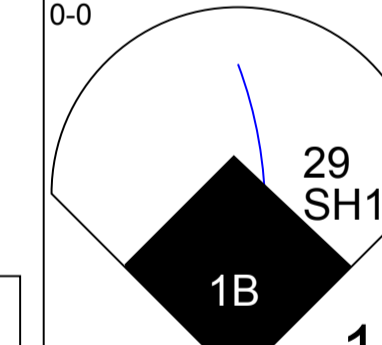
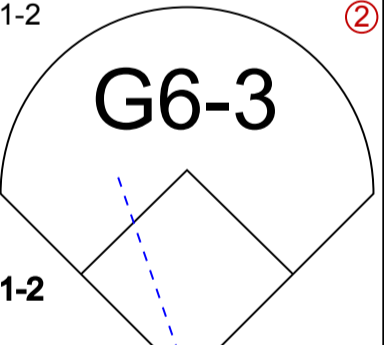
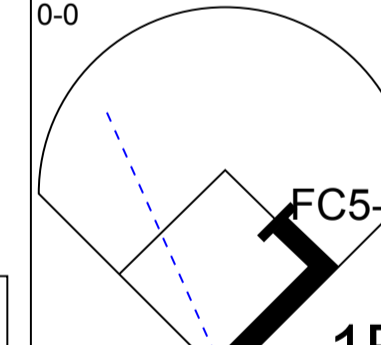
5 Albert Pujols, R (1, 3) OBP: 0.413, SLG: 0.660	1-2 		2-2 	0-0 		1-1 		1-1 		5 0 2 1 0 0 1
--	--	--	--	---	--	--	--	--	--	---------------

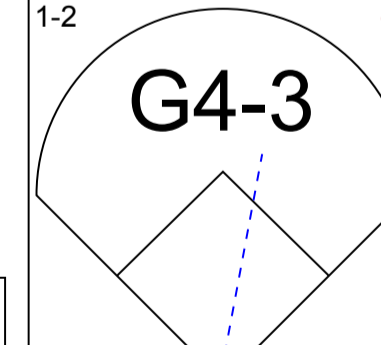
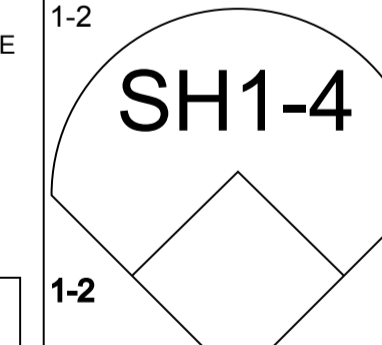
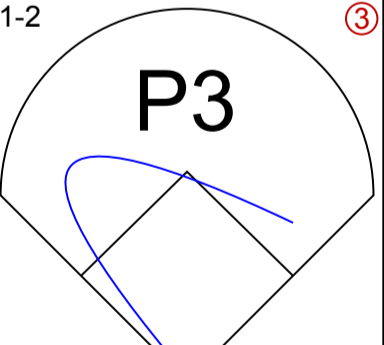
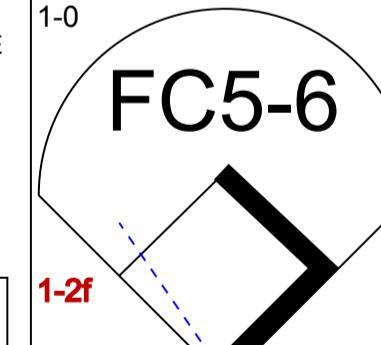
15 Jim Edmonds, L (1, 8) OBP: 0.432, SLG: 0.685	0-2 		4-0 	0-1 		1-1 		4-2 		3 0 2 0 2 0 0
---	--	--	--	---	--	--	--	--	--	---------------

Edgar Renteria, R (1, 6) OBP: 0.324, SLG: 0.403	3-2 		2-0 	0-1 		0-0 		1-0 		5 0 0 0 0 0 6
---	--	--	--	---	--	--	--	--	--	---------------

Reggie Sanders, R (1, 7) OBP: 0.307, SLG: 0.505		0-0 		1-1 		2-3 		2-3 		5 1 1 0 0 3 1
---	--	---	--	--	--	---	--	---	--	---------------

7 Hector Luna, R (1, 5) OBP: 0.281, SLG: 0.352		1-1 		3-3 		4-1 		1-1 		3 0 0 0 1 1 1
--	--	--	--	---	--	--	--	--	--	---------------

Mike Matheny, R (1, 2) OBP: 0.290, SLG: 0.339		1-0 		0-0 		1-2 		0-0 		4 1 2 1 0 0 1
---	--	--	--	---	--	--	--	--	--	---------------

29 Chris Carpenter, R (1, 1) OBP: 0.097, SLG: 0.082			1-2 	1-2 		1-2 		1-0 		2 0 0 0 0 0 1
---	--	--	--	---	--	--	--	--	--	---------------

Inning Stats	R: 1	H: 2	R: 0	H: 0	R: 1	H: 2	R: 4	H: 6	R: 0	H: 0	R: 1	H: 1	R: 0	H: 0	R: 0	H: 1	R: 0	H: 0
	E: 0	LOB: 1	E: 0	LOB: 0	E: 1	LOB: 2	E: 1	LOB: 2	E: 0	LOB: 1	E: 0	LOB: 0	E: 0	LOB: 0	E: 1	LOB: 2	E: 0	LOB: 1
	K: 1	BB: 0	K: 0	BB: 0	K: 0	BB: 1	K: 1	BB: 0	K: 1	BB: 1	K: 0	BB: 1	K: 1	BB: 0	K: 0	BB: 0	K: 1	BB: 1
	S: 15	P: 21	S: 4	P: 6	S: 12	P: 25	S: 18	P: 24	S: 10	P: 18	S: 5	P: 12	S: 7	P: 10	S: 7	P: 11	S: 12	P: 19

PITCHER	IP	WLS	BF	H	R	ER	SO	BB	IBB	HBP	BLK	WP	HR	S	P	ERA	WHIP
Hideo Nomo, R (1, 1) ERA: 7.73	3.2		21	9	6	6	2	0	1	0	0	0	2	45	72	14.73	2.455
Scott Stewart, L (4, 1) ERA: 6.48	0.1		2	1	0	0	0	0	0	0	0	0	0	4	4	0.00	3.000
Edwin Jackson, R (5, 1) ERA: 3.95	2.0	L	8	1	1	1	1	2	0	0	0	0	0	15	30	4.50	1.500
Duaner Sanchez, R (7, 1) ERA: 3.36	2.0		7	1	0	0	1	0	0	0	0	0	0	14	21	0.00	0.500
43 Yhency Brazoban, R (9, 1) ERA: 0.82	1.0		4	0	0	0	1	1	0	0	0	1	0	12	19	0.00	1.000

TOP

St. Louis Cardinals @ Los Angeles Dodgers
Dodger Stadium, Los Angeles, CA

Sun Sep 12 2004, 1:10 PM PDT
 Att. 54,000 - Sunny - 84 F

AB	37
R	7
H	12
RBI	6
BB	4
SO	5
LOB	16



1B:	8	SF:	0
2B:	2	SAC:	1
3B:	0	DP:	1
HR:	2	HBP:	0
WP:	1	PA:	42
PB:	0		
SB:	2		
CS:	0		

Batter	1	2	3	4	5	6	7	8	9	AB	R	H	RBI	BB	SO	LOB
Cesar Izturis, S OBP: 0.332, SLG: 0.378 (1, 6)	2-2 L6		4-2 HR BB		0-2 E 1B		X 0-0 1B		2-2 F7	4	2	2	0	1	0	0
Jayson Werth, R OBP: 0.346, SLG: 0.502 (1, 7)	1-2 F9		2-1 HR		2-2 E 1B		1-0 F8			4	2	2	2	0	0	1
Steve Finley, L OBP: 0.339, SLG: 0.513 (1, 8)	1-0 P6		1-3 K		0-0 E8 L9 G4-3 1B		3-2 P4			4	1	1	2	0	1	1
Adrian Beltré, R OBP: 0.386, SLG: 0.645 (1, 5)		1-3 K	2-1 1B		2-2 L9		1-0 F8			4	0	1	0	0	1	2
Shawn Green, L OBP: 0.355, SLG: 0.455 (1, 3)		1-3 K	0-3 K		2-2 G4-3			0-1 G4-3		4	0	0	1	0	2	1
Milton Bradley, S OBP: 0.367, SLG: 0.422 (1, 9)		1-2 1B		2-1 L6	1-2 G4-3			1-0 G5-3		4	0	1	0	0	0	0
Alex Cora, L OBP: 0.361, SLG: 0.372 (1, 4)	1-0 1B			0-2 G4-1		0-1 G3		0-2 G6-3		3	0	1	0	0	0	0
Olmedo Saenz, R OBP: 0.339, SLG: 0.500 (8, PH)	1-2 1B									1	0	0	0	0	0	0
43 Yency Brazoban, R (9, 1)										0	0	0	0	0	0	0
David Ross, R OBP: 0.269, SLG: 0.294 (1, 2)	3-3 K			2-2 P3		2-3 K			2-1 G6-3	2	0	0	0	0	1	2
Edwin Jackson, R OBP: 0.500, SLG: 0.500 (5, 1)										0	0	0	0	0	0	0
Antonio Perez, R OBP: 0.667, SLG: 0.500 (6, PH)										1	0	0	0	0	1	0
Duaner Sanchez, R OBP: 0.250, SLG: 0.500 (7, 1)										0	0	0	0	0	0	0
José Hernández, R OBP: 0.374, SLG: 0.533 (9, 4)										1	0	0	0	0	0	0
Hideo Nomo, R OBP: 0.115, SLG: 0.231 (1, 1)			3-3 K						3-2 F9	1	0	0	0	0	1	0
Scott Stewart, R (4, 1)										0	0	0	0	0	0	0
Tom Wilson, R OBP: 0.429, SLG: 0.333 (5, 2)										2	1	1	0	0	0	0
Robin Ventura, L OBP: 0.333, SLG: 0.364 (9, PH)					1B E 1B					1	0	0	0	0	0	0

Inning Stats	R: 0	H: 0	E: 0	K: 0	S: 7	H: 0	LOB: 0	BB: 0	P: 11	R: 0	H: 2	E: 0	K: 3	S: 17	H: 2	LOB: 2	BB: 0	P: 24	R: 2	H: 2	E: 0	K: 3	S: 18	R: 0	H: 0	E: 0	K: 0	S: 9	R: 4	H: 4	E: 1	K: 0	S: 24	R: 0	H: 0	E: 0	K: 1	S: 13	R: 0	H: 1	E: 0	K: 0	S: 6	R: 0	H: 0	E: 0	K: 0	S: 6	R: 0	H: 0	E: 0	K: 0	S: 10	R: 0	H: 0	E: 0	K: 0	S: 10	1B: 8	2B: 0	3B: 0	HR: 1	SF: 0	SAC: 0	DP: 0	HBP: 0	WP: 0	PB: 0	SB: 0	CS: 0	PA: 37
--------------	------	------	------	------	------	------	--------	-------	-------	------	------	------	------	-------	------	--------	-------	-------	------	------	------	------	-------	------	------	------	------	------	------	------	------	------	-------	------	------	------	------	-------	------	------	------	------	------	------	------	------	------	------	------	------	------	------	-------	------	------	------	------	-------	-------	-------	-------	-------	-------	--------	-------	--------	-------	-------	-------	-------	--------

PITCHER	IP	WLS	BF	H	R	ER	SO	BB	IBB	HBP	BLK	WP	HR	S	P	ERA	WHIP
29 Chris Carpenter, R ERA: 3.53 (1, 1)	5.0	W	24	8	6	5	6	1	0	0	0	0	1	75	109	9.00	1.800
Rick Ankiel, L ERA: 3.53 (6, 1)	1.0	H	4	1	0	0	1	0	0	0	0	0	0	14	19	0.00	1.000
Kiko Calero, R ERA: 3.53 (7, 1)	0.1	H	1	0	0	0	0	0	0	0	0	0	0	1	2	0.00	0.000
Ray King, L ERA: 2.47 (7, 1)	1.1	H	4	0	0	0	0	0	0	0	0	0	0	7	12	0.00	0.000
44 Jason Isringhausen, R ERA: 2.81 (8, 1)	1.1	S	4	0	0	0	0	0	0	0	0	0	0	13	20	0.00	0.000

BOTTOM

St. Louis Cardinals @ Los Angeles Dodgers
Dodger Stadium, Los Angeles, CA

Sun Sep 12 2004, 1:10 PM PDT
 Att. 54,000 - Sunny - 84 F

AB	36
R	6
H	9
RBI	5
BB	1
SO	7
LOB	7



PITCHER	IP	WLS	BF	H	R	ER	SO	BB	IBB	HBP	BLK	WP	HR	S	P	ERA	WHIP
---------	----	-----	----	---	---	----	----	----	-----	-----	-----	----	----	---	---	-----	------

Batter	1	2	3	4	5	6	7	8	9	AB	R	H	RBI	BB	SO	LOB	TOP										
Sean Burroughs, L (1, 5) OBP: 0.348, SLG: 0.363	1-3 K		3-1 1B	0-2 1B		3-2 G6-3		3-2 G6-3		5	0	2	1	0	1	0											
Mark Loretta, R (1, 4) OBP: 0.397, SLG: 0.517	2-2 G4-3		2-1 F9	0-0 SF9			1-0 2B HR	1-1 2B 1B		4	1	2	1	0	0	1											
24 Brian Giles, L (1, 9) OBP: 0.379, SLG: 0.478	1-2 FC1-4 1B			0-1 G3			2-1 2B HR	2-2 2B 1B		5	1	3	0	0	1	2											
Phil Nevin, R (1, 3) OBP: 0.384, SLG: 0.526	1-0 FC1-4			2-1 HR	3-3 K		2-2 2B HR	1-3 2B		4	2	2	4	1	1	1											
Ryan Klesko, L (1, 7) OBP: 0.387, SLG: 0.443		1-3 K		1-0 2B	4-2 BB		2-1 1B	1-1 F7		3	1	2	0	1	1	0											
Kerry Robinson, L (7, PR) OBP: 0.326, SLG: 0.321				4-1 2B	1-2 BB		2-3 1B			0	0	0	0	0	0	0											
Terrence Long, L (8, PH) OBP: 0.333, SLG: 0.411				4-1 BB	1-2 G6-4-3		1-2 1B			1	0	0	0	0	0	3											
3 Khalil Greene, R (1, 6) OBP: 0.349, SLG: 0.446		1-1 G6-3		4-1 BB	1-2 G6-4-3		2-3 K			2	1	0	0	1	0	1											
Ramón Vázquez, L (6, 6) OBP: 0.253, SLG: 0.211				1-1 BB	1-2 G6-4-3		1-2 K			2	0	0	0	0	1	1											
Ramon Hernandez, R (1, 2) OBP: 0.347, SLG: 0.474		1-0 F8		1-1 2B			2-2 HR	1-1 L5		5	2	2	2	0	0	2											
Jay Payton, R (1, 8) OBP: 0.307, SLG: 0.332			3-3 K	4-1 BB			2-1 G6-3	0-0 F9		3	1	0	0	1	1	2											
Trevor Hoffman, R (9, 1)				1B WP SF9 BB						0	0	0	0	0	0	0											
David Wells, L (1, 1) OBP: 0.170, SLG: 0.120			0-3 K	4-2 BB			0-3 K	0-3 K		2	0	0	0	1	2	0											
Blaine Neal, L (7, 1)				SF9 1B						0	0	0	0	0	0	0											
Freddy Guzman, S (7, 8) OBP: 0.225, SLG: 0.224				1-2 2-3 3-H BB						2	0	0	0	0	1	1											
Akinori Otsuka, R (7, 1)										0	0	0	0	0	0	0											
Robert Fick, L (9, PH) OBP: 0.279, SLG: 0.323										1	0	0	0	0	0	1											
Inning Stats	R: 0 E: 0 K: 1 S: 10	H: 1 LOB: 1 BB: 0 P: 15	R: 0 E: 0 K: 1 S: 6	H: 0 LOB: 0 BB: 0 P: 9	R: 0 E: 0 K: 2 S: 10	H: 1 LOB: 1 BB: 0 P: 18	R: 5 E: 0 K: 1 S: 19	H: 4 LOB: 2 BB: 3 P: 38	R: 0 E: 0 K: 1 S: 13	H: 0 LOB: 0 BB: 1 P: 21	R: 1 E: 0 K: 1 S: 11	H: 1 LOB: 0 BB: 0 P: 18	R: 3 E: 0 K: 1 S: 14	H: 4 LOB: 2 BB: 0 P: 24	R: 0 E: 0 K: 1 S: 15	H: 2 LOB: 3 BB: 1 P: 26	R: 0 E: 1 K: 0 S: 7	H: 0 LOB: 1 BB: 0 P: 14	1B: 6 2B: 4 3B: 0 HR: 3	SF: 1 SAC: 0 DP: 1 HBP: 0	WP: 2 PB: 0 SB: 2 CS: 0	PA: 45					
PITCHER	IP	WLS	BF	H	R	ER	SO	BB	IBB	HBP	BLK	WP	HR	S	P	ERA	WHIP										
Odalis Perez, L (1, 1) ERA: 3.41	4.0	L	21	6	5	5	5	3	0	0	0	1	1	45	80	11.25	2.250										
Elmer Dessens, R (5, 1) ERA: 4.59	2.0		7	1	1	1	2	1	0	0	0	0	1	24	39	4.50	1.000										
Scott Stewart, L (7, 1) ERA: 7.64	1.0		7	4	3	3	1	0	0	0	0	0	1	14	24	27.00	4.000										
Giovanni Carrara, R (8, 1) ERA: 1.22	2.0		10	2	0	0	1	0	1	0	0	0	0	22	40	0.00	1.000										

San Diego Padres @ Los Angeles Dodgers
 Dodger Stadium, Los Angeles, CA
 Mon Sep 13 2004, 7:10 PM PDT
 Att. 36,050 - Sunny - 74 F

AB	39
R	9
H	13
RBI	8
BB	5
SO	9
LOB	15



WP	2	PA	45
PB	0		
SB	2		
CS	0		

ERA	WHIP										
-----	------	--	--	--	--	--	--	--	--	--	--

livebaseballscorecards.com

Batter	1	2	3	4	5	6	7	8	9	AB	R	H	RBI	BB	SO	LOB
Cesar Izturis, S OBP: 0.333, SLG: 0.378 (1, 6)	F8		1B					G4-3		5	1	2	1	0	1	1
Jayson Werth, R OBP: 0.347, SLG: 0.514 (1, 7)	E6		K						K	5	1	2	3	0	2	1
Steve Finley, L OBP: 0.337, SLG: 0.508 (1, 8)	G4-3			K				K		5	0	0	0	0	3	3
Adrian Beltré, R OBP: 0.385, SLG: 0.641 (1, 5)	F8			G6-3					K	5	0	1	1	0	1	1
Shawn Green, L OBP: 0.356, SLG: 0.467 (1, 3)		K		HR						4	2	2	2	0	2	2
Milton Bradley, S OBP: 0.368, SLG: 0.423 (1, 9)		G5-3								3	0	1	0	1	0	0
José Hernández, R OBP: 0.371, SLG: 0.527 Elmer Dessens, R OBP: 0.304, SLG: 0.300 Tom Wilson, R OBP: 0.375, SLG: 0.296 Scott Stewart, R Robin Ventura, L OBP: 0.331, SLG: 0.361 Giovanni Carrara, R (1, 4) (5, 1) (6, PH) (7, 1) (7, PH) (8, 1)			F9		K					2	0	0	0	0	1	1
David Ross, R OBP: 0.271, SLG: 0.295 Alex Cora, L OBP: 0.360, SLG: 0.371 (8, PH) (9, 4)			K		K					3	1	1	0	0	2	0
Odalis Perez, L OBP: 0.145, SLG: 0.151 Antonio Perez, R OBP: 0.500, SLG: 0.600 Brent Mayne, L OBP: 0.316, SLG: 0.272 (1, 1) (5, 4) (9, 2)			K							1	0	0	0	0	1	0

Inning Stats	R: 0	H: 0	LOB: 1	E: 1	K: 0	S: 7	R: 0	H: 0	LOB: 0	E: 0	K: 1	S: 9	R: 0	H: 1	LOB: 1	E: 0	K: 3	S: 10	R: 1	H: 2	LOB: 1	E: 0	K: 2	S: 11	R: 2	H: 1	LOB: 0	E: 1	K: 2	S: 11	R: 1	H: 1	LOB: 0	E: 0	K: 1	S: 14	R: 3	H: 5	LOB: 3	E: 0	K: 3	S: 21	R: 0	H: 0	LOB: 0	E: 0	K: 1	S: 9	R: 0	H: 0	LOB: 0	E: 0	K: 3	S: 15	1B: 5	SF: 0	2B: 2	SAC: 0	3B: 0	DP: 0	HR: 3	HBP: 0	WP: 0	PA: 40
--------------	------	------	--------	------	------	------	------	------	--------	------	------	------	------	------	--------	------	------	-------	------	------	--------	------	------	-------	------	------	--------	------	------	-------	------	------	--------	------	------	-------	------	------	--------	------	------	-------	------	------	--------	------	------	------	------	------	--------	------	------	-------	-------	-------	-------	--------	-------	-------	-------	--------	-------	--------

PITCHER	IP	WLS	BF	H	R	ER	SO	BB	IBB	HBP	BLK	WP	HR	S	P	ERA	WHIP
David Wells, L ERA: 3.6 (1, 1)	6.0	W	26	6	5	3	9	0	0	0	0	0	3	63	96	4.50	1.000
Blaine Neal, R ERA: 4.1 (7, 1)	0.0		3	3	1	1	0	0	0	0	0	0	0	9	16	∞	∞
Akinori Otsuka, R ERA: 2.0 (7, 1)	2.0	H	8	1	1	1	4	1	0	0	0	0	0	20	34	4.50	1.000
Trevor Hoffman, R ERA: 2.63 (9, 1)	1.0	S	3	0	0	0	3	0	0	0	0	0	0	15	21	0.00	0.000

BOTTOM

San Diego Padres @ Los Angeles Dodgers
 Dodger Stadium, Los Angeles, CA
 Mon Sep 13 2004, 7:10 PM PDT
 Att: 36,050 - Sunny - 74 F

livebaseballscorecards.com

AB	39
R	7
H	10
RBI	7
BB	1
SO	16
LOB	12



Batter	1	2	3	4	5	6	7	8	9	AB R H RBI BB SO LOB
--------	---	---	---	---	---	---	---	---	---	----------------------

Sean Burroughs, L (1, 5) <small>OBP: 0.345, SLG: 0.360</small>	0-1 		1-0 		0-1 		1-2 			4 0 0 0 0 0 1
Mark Loretta, R (1, 4) <small>OBP: 0.397, SLG: 0.517</small>	0-2 		2-0 		0-1 			0-1 		4 0 2 0 0 0 0
24 Brian Giles, L (1, 9) <small>OBP: 0.377, SLG: 0.474</small>	1-1 		3-1 			2-2 		2-2 		4 0 0 0 0 0 2
Phil Nevin, R (1, 3) <small>OBP: 0.381, SLG: 0.521</small>		0-3 		1-2 		0-2 		3-3 		4 0 0 0 0 2 1
Ryan Klesko, L (1, 7) <small>OBP: 0.391, SLG: 0.458</small>		1-1 		1-1 		0-1 		2-1 		4 1 3 1 0 0 1
Ramon Hernandez, R (1, 2) <small>OBP: 0.346, SLG: 0.471</small>		1-1 		2-0 		1-1 		1-1 		4 0 1 0 0 0 2
Ramón Vázquez, L (1, 6) <small>OBP: 0.265, SLG: 0.227</small>			0-1 	0-1 		1-3 	1-3 		0-2 	4 1 2 0 0 1 0
Jay Payton, R (1, 8) <small>OBP: 0.308, SLG: 0.340</small>			1-2 	3-1 			0-0 		1-2 	3 1 1 2 0 0 2 1 0 1 0 0 0 0
Terrence Long, L (9, PH) <small>OBP: 0.336, SLG: 0.413</small>			1-2 	1-2 			0-0 		0-2 	1 0 0 0 0 0 1 0 1 0 0 0 0 0 0 1
Justin Germano, R <small>ERA: 4.06</small>			0-3 		2-1 					

TOP

San Diego Padres @ Los Angeles Dodgers
 Dodger Stadium, Los Angeles, CA

Tue Sep 14 2004, 7:10 PM PDT
 Att. 29,704 - Overcast - 73 F

AB	36
R	3
H	11
RBI	3
BB	0
SO	4
LOB	10



Inning Stats	R: 0	H: 0	R: 0	H: 1	R: 2	H: 3	R: 1	H: 3	R: 0	H: 0	R: 0	H: 1	R: 0	H: 1	R: 0	H: 1	R: 0	H: 1
	E: 0	LOB: 0	E: 0	LOB: 0	E: 0	LOB: 1	E: 0	LOB: 1	E: 0	LOB: 0	E: 0	LOB: 1	E: 0	LOB: 1	E: 0	LOB: 1	E: 0	LOB: 1
	K: 0	BB: 0	K: 1	BB: 0	K: 1	BB: 0	K: 0	BB: 0	K: 1	BB: 0	K: 0	BB: 0	K: 1	BB: 0	K: 1	BB: 0	K: 0	BB: 0
	S: 8	P: 9	S: 7	P: 9	S: 12	P: 19	S: 10	P: 17	S: 6	P: 8	S: 10	P: 13	S: 9	P: 11	S: 10	P: 17	S: 15	P: 17

PITCHER	IP	WLS	BF	H	R	ER	SO	BB	IBB	HBP	BLK	WP	HR	S	P	ERA	WHIP
Jose Lima, R (1, 1) <small>ERA: 4.06</small>	6.2	W	27	9	3	2	3	0	0	0	0	0	2	59	82	2.70	1.350
Mike Venafo, L (7, 1) <small>ERA: 4.91</small>	0.1	H	1	0	0	0	0	0	0	0	0	0	0	3	4	0.00	0.000
43 Yhency Brazoban, R (8, 1) <small>ERA: 0.78</small>	1.0	H	4	1	0	0	1	0	0	0	0	0	0	10	17	0.00	1.000
Eric Gagne, R (9, 1) <small>ERA: 2.09</small>	1.0	S	4	1	0	0	0	0	0	0	0	0	0	15	17	0.00	1.000

WP: 0	PA: 36
PB: 0	
SB: 0	
CS: 0	

livebaseballscorecards.com

Batter	1	2	3	4	5	6	7	8	9	AB	R	H	RBI	BB	SO	LOB
Cesar Izturis, S OBP: 0.333, SLG: 0.379 (1, 6)	0-1 1B FC5-4 1B		0-0 F8	2-1 E8 1B		0-3 K		0-2 K		5	1	2	1	0	2	2
Jayson Werth, R OBP: 0.350, SLG: 0.527 (1, 7)	3-2 FC5-4 1B		2-1 HR	0-2 G4-3			2-2 L3			4	1	2	1	0	0	1
Steve Finley, L OBP: 0.338, SLG: 0.513 (1, 8)	0-1 FC5-4		2-1 G6-3		0-1 HR		2-2 BB 1B			4	1	2	2	0	0	1
Adrian Beltré, R OBP: 0.384, SLG: 0.638 José Hernández, R OBP: 0.371, SLG: 0.527 (1, 5) (9, 5)	2-3 K		0-2 G3		0-1 G6-3		4-1 BB			3	0	0	0	1	1	1
Shawn Green, L OBP: 0.355, SLG: 0.465 (1, 3)	3-2 G3			0-1 2B G4-3 1B	1-0 G3-1		1-3 K			4	1	1	0	0	1	3
Milton Bradley, S OBP: 0.367, SLG: 0.424 (1, 9)		1-3 K		0-1 G4-3 1B 2B	2-2 F7		3-3 K			4	1	1	0	0	2	2
Alex Cora, L OBP: 0.359, SLG: 0.370 (1, 4)		2-0 G4-3		1-1 G4-3		0-2 F8		1-1 G6-3 1B		4	0	1	1	0	0	1
Brent Mayne, L OBP: 0.319, SLG: 0.273 (1, 2)		4-1 BB		2-0 SH3-4 E 1B		1-2 G5-3		1-0 G6-3		3	1	1	1	1	0	1
Jose Lima, R OBP: 0.200, SLG: 0.182 Mike Venafo, L 43 Yhency Brazoban, R Hee-Seop Choi, L Eric Gagne, R (1, 1) (7, 1) (8, 1) (8, PH) (9, 1)		0-3 K		0-0 SH3-4		0-0 1B		1-0 P3		2	0	1	0	0	1	1

Inning Stats	R: 1	H: 2	E: 0	K: 1	S: 15	H: 2	LOB: 1	BB: 0	P: 23	R: 0	H: 0	E: 0	K: 2	S: 8	H: 0	LOB: 1	BB: 1	P: 15	R: 1	H: 1	E: 0	K: 0	S: 8	H: 1	LOB: 0	BB: 0	P: 12	R: 3	H: 4	E: 1	K: 0	S: 14	R: 1	H: 1	E: 0	K: 0	S: 8	R: 0	H: 1	E: 0	K: 1	S: 10	R: 0	H: 1	E: 0	K: 2	S: 18	R: 0	H: 1	E: 0	K: 1	S: 7	R: 0	H: 1	E: 0	K: 1	S: 7
--------------	------	------	------	------	-------	------	--------	-------	-------	------	------	------	------	------	------	--------	-------	-------	------	------	------	------	------	------	--------	-------	-------	------	------	------	------	-------	------	------	------	------	------	------	------	------	------	-------	------	------	------	------	-------	------	------	------	------	------	------	------	------	------	------

PITCHER	IP	WLS	BF	H	R	ER	SO	BB	IBB	HBP	BLK	WP	HR	S	P	ERA	WHIP
Justin Germano, R ERA: 8.02 (1, 1)	3.2	L	19	7	5	5	3	1	0	0	0	0	1	41	65	12.27	2.182
Ricky Stone, R ERA: 6.3 (4, 1)	0.1		1	0	0	0	0	0	0	0	0	0	0	4	4	0.00	0.000
Brian Sweeney, R ERA: 3.86 (5, 1)	2.0		8	2	1	1	1	0	0	0	0	0	1	18	22	4.50	1.000
Antonio Osuna, R ERA: 3.38 (7, 1)	1.0		5	1	0	0	2	1	0	0	0	0	0	18	30	0.00	2.000
Andy Ashby, R ERA: (8, 1)	1.0		4	1	0	0	1	0	0	0	0	0	0	7	10	0.00	1.000

BOTTOM

San Diego Padres @ Los Angeles Dodgers
Dodger Stadium, Los Angeles, CA

Tue Sep 14 2004, 7:10 PM PDT
Att: 29,704 - Overcast - 73 F

AB	34
R	6
H	11
RBI	6
BB	2
SO	7
LOB	14



WP	PA	ERA	WHIP
0	37		

Batter	1	2	3	4	5	6	7	8	9	AB R H RBI BB SO LOB	TOP	
Sean Burroughs, L (1, 5) <small>OBP: 0.348, SLG: 0.365</small> Ramón Vázquez, L (8, 5) <small>OBP: 0.274, SLG: 0.250</small>	3-1 F7 24 1B 2B	2-2 FC5-4 1B			1-1 F8		0-2 1B		0-1 G4-3 2B	4 1 3 1 0 0 0 1 0 1 0 0 0 0	San Diego Padres @ Los Angeles Dodgers Dodger Stadium, Los Angeles, CA Wed Sep 15 2004, 7:10 PM PDT Att. 34,105 - Sunny - 72 F	
Mark Loretta, R (1, 4) <small>OBP: 0.394, SLG: 0.512</small>	3-2 F7 2-3	1-2 FC5-4 1-2f			0-0 P3		3-1 G6-3	0-1 G4-3 2-3	5 0 0 0 0 0 3			
24 Brian Giles, L (1, 9) <small>OBP: 0.378, SLG: 0.481</small>	2-1 3B 1B		3-2 L9		0-0 HR		2-1 1B 2B 1B	3-1 G3-1	5 3 3 2 0 0 1			
Phil Nevin, R (1, 3) <small>OBP: 0.382, SLG: 0.525</small>	0-1 1-H 3B		3-3 K		1-2 B5-6-4 1B 1B		0-0 F9		4 0 2 1 0 1 1			
Ryan Klesko, L (1, 7) <small>OBP: 0.390, SLG: 0.457</small> Kerry Robinson, L (6, 7) <small>OBP: 0.330, SLG: 0.326</small>	2-3 K		2-1 L7		0-0 B5-6-4 1-2 1B		0-0 2B 1B		3 0 1 0 0 1 1 1 1 1 0 0 0 0			
Ramon Hernandez, R (1, 2) <small>OBP: 0.345, SLG: 0.471</small>	1-3 K			0-1 P6		0-0 B5-6-4 1-2f 2-3		2-1 1-H 3-H 2B	4 0 1 2 0 1 3			
Rich Aurilia, R (1, 6) <small>OBP: 0.317, SLG: 0.344</small>		2-2 G1-3 1B HBP		0-1 F9		3-2 F8		0-1 G6-3	3 1 0 0 0 0 2			
Jay Payton, R (1, 8) <small>OBP: 0.307, SLG: 0.347</small>		2-2 G1-3 1-2		0-2 K		0-0 HR		1-1 F9	4 1 1 1 0 1 2			
Brian Lawrence, R (1, 1) <small>OBP: 0.131, SLG: 0.119</small> Robert Fick, L (7, PH) <small>OBP: 0.278, SLG: 0.321</small> Scott Linebrink, R (7, 1) <small>OBP: 0.278, SLG: 0.321</small> Akinori Otsuka, R (8, 1) <small>OBP: 0.334, SLG: 0.412</small> Terrence Long, L (9, PH) <small>OBP: 0.334, SLG: 0.412</small> Blaine Neal, L (9, 1) <small>OBP: 0.334, SLG: 0.412</small> Trevor Hoffman, R (9, 1)		2-2 P5		1-3 K		1-3 K		1-0 L8	2 0 0 0 0 1 1 1 0 0 0 0 1 0 0 0 0 0 0 0 0 0 0 0 0 0 0 0 1 0			
Inning Stats	R: 2 H: 3 E: 0 LOB: 1 K: 2 BB: 0 S: 15 P: 26	R: 1 H: 1 E: 0 LOB: 1 K: 0 BB: 0 S: 17 P: 26	R: 0 H: 0 E: 0 LOB: 0 K: 1 BB: 0 S: 10 P: 18	R: 0 H: 0 E: 0 LOB: 0 K: 1 BB: 0 S: 7 P: 7	R: 0 H: 0 E: 0 LOB: 0 K: 1 BB: 0 S: 6 P: 8	R: 1 H: 3 E: 0 LOB: 1 K: 0 BB: 0 S: 10 P: 14	R: 1 H: 2 E: 0 LOB: 0 K: 1 BB: 0 S: 9 P: 13	R: 2 H: 3 E: 0 LOB: 1 K: 0 BB: 0 S: 10 P: 15	R: 0 H: 1 E: 0 LOB: 1 K: 0 BB: 0 S: 7 P: 11	1B: 7 SF: 0 2B: 3 SAC: 0 3B: 1 DP: 1 HR: 2 HBP: 1	WP: 0 PA: 39 PB: 0 SB: 0 CS: 0	
PITCHER	IP WLS BF H R ER SO BB IBB HBP BLK WP HR S P ERA WHIP											IP WLS BF H R ER SO BB IBB HBP BLK WP HR S P ERA WHIP
Wilson Alvarez, L (1, 1) <small>ERA: 4.24</small> Duaner Sanchez, R (6, 1) <small>ERA: 3.39</small> Giovanni Carrara, R (8, 1) <small>ERA: 1.59</small> Edwin Jackson, R (9, 1) <small>ERA: 3.68</small>	5.0 L 23 7 4 4 5 0 0 1 0 0 1 60 91 7.20 1.400											2.0 6 2 1 1 1 0 0 0 0 0 1 14 21 4.50 1.000 1.0 6 3 2 2 0 0 0 0 0 0 0 10 15 18.00 3.000 1.0 4 1 0 0 0 0 0 0 0 0 0 7 11 0.00 1.000

livebaseballscorecards.com

AB	38
R	7
H	13
RBI	7
BB	0
SO	6
LOB	14



BOTTOM

San Diego Padres @ Los Angeles Dodgers
Dodger Stadium, Los Angeles, CA

AB 35
R 3
H 8
RBI 3
BB 2
SO 6
LOB 20



WP: 0 PA: 38
PB: 0
SB: 0
CS: 0

Wed Sep 15 2004, 7:10 PM PDT
Att. 34,105 - Sunny - 72 F

AB R H RBI BB SO LOB

5 1 1 0 0 0 4

5 1 2 1 0 0 3

4 1 1 0 0 0 2

4 0 1 1 0 1 1

3 0 1 1 1 1 1

4 0 0 0 0 0 3

3 0 0 0 0 1 2

3 0 0 0 0 1 2

1B: 5 SF: 0
2B: 3 SAC: 0
3B: 0 DP: 0
HR: 0 HBP: 1

Batter	1	2	3	4	5	6	7	8	9
Cesar Izturis, S OBP: 0.332, SLG: 0.377 (1, 6)	0-1 2B 1B	0-0 F8		2-2 G3			0-2 P6		0-0 P5
Jayson Werth, R OBP: 0.351, SLG: 0.533 (1, 7)	3-1 1B 2B	3-2 G5-3			2-2 G4-3 2B		2-2 F7		3-2 P4
Steve Finley, L OBP: 0.337, SLG: 0.512 (1, 8)	1-0 2B 1B		1-1 P6		0-1 G4-3		0-0 P6		
Shawn Green, L OBP: 0.355, SLG: 0.463 (1, 3)	3-2 2B 1B		2-1 G4-3		2-3 K		1-0 G4-3		
Robin Ventura, L OBP: 0.335, SLG: 0.368 (1, 5)	2-1 FC3-2 2B		4-0 BB		0-1 G3		2-3 K		
Milton Bradley, S OBP: 0.364, SLG: 0.420 (1, 9)	1-1 FC3-2 FC3-5		1-1 G4-3		1-2 L7		3-2 G6-3		
Alex Cora, L OBP: 0.358, SLG: 0.367 (1, 4)	3-1 FC3-5		3-1 F9		2-3 K		2-2 1B HBP		
Brent Mayne, L OBP: 0.314, SLG: 0.268 (1, 2)	3-3 K		1-2 G3		0-0 G1-3		0-1 1B		
Olmedo Saenz, R OBP: 0.345, SLG: 0.505 (9, PH)									
Jose Flores, R (9, PR)									
Wilson Alvarez, L OBP: 0.184, SLG: 0.187 (6, 1)		0-3 K		0-1 1B			4-2 BB		0-3 K

Inning Stats	R: 3	H: 5	E: 0	K: 1	S: 20	LOB: 2	BB: 0	P: 36	R: 0	H: 0	E: 0	K: 1	S: 9	LOB: 0	BB: 0	P: 12	R: 0	H: 0	E: 0	K: 0	S: 6	LOB: 1	BB: 1	P: 14	R: 0	H: 1	E: 0	K: 0	S: 10	LOB: 1	BB: 0	P: 16	R: 0	H: 0	E: 0	K: 1	S: 13	LOB: 0	BB: 0	P: 17	R: 0	H: 0	E: 0	K: 1	S: 7	LOB: 0	BB: 0	P: 10	R: 0	H: 0	E: 0	K: 0	S: 18	LOB: 1	BB: 1	P: 24	R: 0	H: 0	E: 0	K: 1	S: 10	LOB: 0	BB: 0	P: 16	R: 0	H: 1	E: 0	K: 1	S: 14	LOB: 2	BB: 0	P: 19	1B: 5	SF: 0	2B: 3	SAC: 0	3B: 0	DP: 0	HR: 0	HBP: 1	WP: 0	PA: 38
--------------	------	------	------	------	-------	--------	-------	-------	------	------	------	------	------	--------	-------	-------	------	------	------	------	------	--------	-------	-------	------	------	------	------	-------	--------	-------	-------	------	------	------	------	-------	--------	-------	-------	------	------	------	------	------	--------	-------	-------	------	------	------	------	-------	--------	-------	-------	------	------	------	------	-------	--------	-------	-------	------	------	------	------	-------	--------	-------	-------	-------	-------	-------	--------	-------	-------	-------	--------	-------	--------

PITCHER	IP	WLS	BF	H	R	ER	SO	BB	IBB	HBP	BLK	WP	HR	S	P	ERA	WHIP
Brian Lawrence, R ERA: 3.91 (1, 1)	6.0	W	26	7	3	3	4	1	0	0	0	0	0	65	105	4.50	1.333
Scott Linebrink, R ERA: 2.09 (7, 1)	1.0	H	4	0	0	0	0	1	0	0	0	0	0	18	24	0.00	1.000
Akinori Otsuka, R ERA: 1.97 (8, 1)	1.0		3	0	0	0	1	0	0	0	0	0	0	10	16	0.00	0.000
Blaine Neal, R ERA: 4.1 (9, 1)	0.0		2	1	0	0	0	0	0	1	0	0	0	7	9	∞	∞
Trevor Hoffman, R ERA: 2.57 (9, 1)	1.0	S	3	0	0	0	1	0	0	0	0	0	0	7	10	0.00	0.000

Batter	1	2	3	4	5	6	7	8	9	AB R H RBI BB SO LOB	TOP		
Ramón Vázquez, L (1, 6) OBP: 0.292, SLG: 0.272	1-1 G1-3		2-2 G5-3		2-2 1B		1-2 1B		1-2 1B	5 0 3 1 0 0 0	San Diego Padres @ Los Angeles Dodgers Dodger Stadium, Los Angeles, CA Thu Sep 16 2004, 7:10 PM PDT Att. 43,185 - Sunny - 73 F		
Mark Loretta, R (1, 4) OBP: 0.391, SLG: 0.508	2-2 L5			1-2 P5	1-0 F7		2-1 G5-3		1-0 P2	5 0 0 0 0 0 4			
24 Brian Giles, L (1, 9) OBP: 0.379, SLG: 0.488	2-2 HR			2-1 1B SF9 2B		2-1 F7		2-2 G5-3		4 2 2 1 0 0 0			
Phil Nevin, R (1, 3) OBP: 0.383, SLG: 0.524	2-1 F8			4-2 SF9 1B BB		2-1 G6-3		2-1 FC3-8 1B		3 0 1 0 1 0 0			
Ryan Klesko, L (1, 7) OBP: 0.390, SLG: 0.456 Kerry Robinson, L (6, 7) OBP: 0.326, SLG: 0.322			0-0 G4-3		1-2 1B	1-1 G1-3		0-1 FC3-6		3 0 1 0 0 0 0 1 0 0 0 0 0 1			
Ramon Hernandez, R (1, 2) OBP: 0.344, SLG: 0.469		0-3 K		0-0 SF9			0-2 K	2-0 HBP		2 0 0 1 0 2 0			
Dave Hansen, L (1, 5) OBP: 0.377, SLG: 0.360		1-2 P2		2-3 G3			1-2 1B 1B	2-1 F8		4 1 1 0 0 0 4			
Jay Payton, R (1, 8) OBP: 0.306, SLG: 0.346			0-0 F8		1-1 G6-3		2-2 1B 1B		3-2 P3	4 0 1 0 0 0 0			
Adam Eaton, R (1, 1) OBP: 0.273, SLG: 0.300 Akinori Otsuka, R (8, 1) Terrence Long, L (9, PH) OBP: 0.333, SLG: 0.410 Trevor Hoffman, R (9, 1)			0-2 G5-3		2-3 K		1-2 B1		1-0 G4-3	3 0 0 0 0 1 2 0 0 0 0 0 0 0 1 0 0 0 0 0 0 0 0 0 0 0 0 0			
Inning Stats	R: 1 H: 1 E: 0 LOB: 0 K: 0 BB: 0 S: 11 P: 18	R: 0 H: 0 E: 0 LOB: 0 K: 1 BB: 0 S: 7 P: 8	R: 0 H: 0 E: 0 LOB: 0 K: 0 BB: 0 S: 7 P: 9	R: 1 H: 2 E: 0 LOB: 2 K: 0 BB: 1 S: 16 P: 26	R: 0 H: 1 E: 0 LOB: 1 K: 1 BB: 0 S: 10 P: 16	R: 0 H: 0 E: 0 LOB: 0 K: 0 BB: 0 S: 6 P: 11	R: 1 H: 3 E: 0 LOB: 2 K: 1 BB: 0 S: 18 P: 25	R: 0 H: 1 E: 0 LOB: 2 K: 0 BB: 0 S: 12 P: 19	R: 0 H: 1 E: 0 LOB: 1 K: 0 BB: 0 S: 9 P: 15	1B: 7 SF: 1 2B: 1 SAC: 0 3B: 0 DP: 0 HR: 1 HBP: 1		WP: 0 PA: 38 PB: 0 SB: 1 CS: 0	
PITCHER	IP WLS BF H R ER SO BB IBB HBP BLK WP HR S P ERA WHIP											PITCHER	IP WLS BF H R ER SO BB IBB HBP BLK WP HR S P ERA WHIP
Jeff Weaver, R (1, 1) ERA: 3.77	7.0 L 29 7 3 3 3 1 0 0 0 0 0 1 75 113 3.86 1.143												
Mike Venafro, L (8, 1) ERA: 4.5	0.1 1 0 0 0 0 0 0 0 0 0 0 0 5 7 0.00 0.000												
Duaner Sanchez, R (8, 1) ERA: 3.36	0.2 4 1 0 0 0 0 0 0 1 0 0 0 7 12 0.00 1.500												
43 Yhency Brazoban, R (9, 1) ERA: 0.75	1.0 4 1 0 0 0 0 0 0 0 0 0 0 9 15 0.00 1.000												

livebaseballscorecards.com

AB	35
R	3
H	9
RBI	3
BB	1
SO	3
LOB	11



TOP

Los Angeles Dodgers @ Colorado Rockies
Coors Field, Denver, CO
Fri Sep 17 2004, 7:05 PM MDT
Att: 23,572 - Sunny - 88 F

livebaseballscorecards.com

AB 39
R 8
H 10
RBI 8
BB 7
SO 4
LOB 20



WP: 1 PA: 47
PB: 0
SB: 1
CS: 1

AB R H RBI BB SO LOB

5 1 3 3 1 1 0

5 0 0 0 0 1 5

4 0 0 0 1 0 3

4 0 2 1 1 0 1

5 2 1 1 0 0 5
0 0 0 0 0 0 0

3 3 1 2 2 0 0

2 1 1 0 1 0 0
2 0 0 0 0 0 1

3 0 0 0 0 2 3
1 0 1 0 0 0 0
0 0 0 0 0 0 0
1 0 0 0 0 0 1

0 0 0 0 0 0 0 0
1 0 0 0 0 0 0 0
1 0 0 1 1 0 0 0
0 0 0 0 0 0 0 0
1 0 0 0 0 0 0 0
0 0 0 0 0 0 0 0
1 0 0 0 0 0 0 0
1 0 0 0 0 0 0 0
0 1 0 0 0 1 0 0

1B: 6 SF: 0
2B: 1 SAC: 1
3B: 1 DP: 0
HR: 2 HBP: 0

Table with columns for Batter (1-10) and rows for individual players. Each cell contains a baseball diamond diagram with play details (e.g., K, G5-3, F9, SH1-4, BB, HR, FC6-4, G4-3, P3, G4-3, K, F7, G4-3, F8, F7, G4-3, F8, 2B, BB).

Inning Stats table with columns for R, H, E, K, S, LOB, BB, P, and rows for Inning 1 through 10.

PITCHER table with columns for IP, WLS, BF, H, R, ER, SO, BB, IBB, HBP, BLK, WP, HR, S, P, ERA, WHIP and rows for Jamey Wright, Steve Reed, Javier López, Brian Fuentes, and Shawn Chacon.

Los Angeles Dodgers @ Colorado Rockies

Coors Field, Denver, CO

Fri Sep 17 2004, 7:05 PM MDT

Att: 23,572 - Sunny - 88 F

livebaseballscorecards.com



WP: 0 PA: 50
 PB: 1
 SB: 1
 CS: 0

AB 40
 R 6
 H 12
 RBI 6
 BB 9
 SO 13
 LOB 21

BOTTOM

AB R H RBI BB SO LOB

4 1 0 0 2 0 4

6 2 2 1 0 1 2

4 1 3 0 2 1 0

5 1 2 4 1 1 2

4 1 0 0 2 3 5

4 0 2 0 0 1 2

1 0 0 0 0 1 2

3 0 1 1 0 1 0

1 0 0 0 0 1 0

3 0 1 0 0 1 2

0 0 0 0 1 0 0

1B: 8 SF: 0

2B: 3 SAC: 1

3B: 0 DP: 0

HR: 1 HBP: 0

R: 0 H: 0

E: 0 LOB: 0

K: 3 BB: 0

S: 9 P: 11

1B: 8 SF: 0

2B: 3 SAC: 1

3B: 0 DP: 0

HR: 1 HBP: 0

R: 0 H: 1

E: 0 LOB: 2

K: 3 BB: 1

S: 18 P: 27

R: 0 H: 1

E: 0 LOB: 2

K: 3 BB: 1

S: 18 P: 27

R: 0 H: 0

E: 0 LOB: 0

K: 3 BB: 0

S: 9 P: 11

R: 0 H: 1

E: 0 LOB: 2

K: 3 BB: 1

S: 18 P: 27

R: 0 H: 1

E: 0 LOB: 2

K: 1 BB: 1

S: 14 P: 24

R: 0 H: 0

E: 0 LOB: 1

K: 1 BB: 1

S: 14 P: 22

R: 0 H: 1

E: 0 LOB: 2

K: 1 BB: 1

S: 7 P: 16

R: 0 H: 1

E: 0 LOB: 2

K: 1 BB: 1

S: 7 P: 16

R: 0 H: 1

E: 0 LOB: 2

K: 1 BB: 1

S: 7 P: 16

R: 0 H: 1

E: 0 LOB: 2

K: 1 BB: 1

S: 7 P: 16

R: 0 H: 1

E: 0 LOB: 2

K: 1 BB: 1

S: 7 P: 16

R: 0 H: 0

E: 0 LOB: 0

K: 1 BB: 0

S: 7 P: 12

R: 0 H: 0

E: 0 LOB: 0

K: 0 BB: 0

S: 7 P: 12

R: 0 H: 0

E: 0 LOB: 0

K: 0 BB: 0

S: 7 P: 12

R: 0 H: 0

E: 0 LOB: 0

K: 0 BB: 0

S: 7 P: 12

R: 0 H: 0

E: 0 LOB: 0

K: 0 BB: 0

S: 7 P: 12

R: 0 H: 0

E: 0 LOB: 0

K: 0 BB: 0

S: 7 P: 12

R: 0 H: 0

E: 0 LOB: 0

K: 0 BB: 0

S: 7 P: 12

R: 0 H: 0

E: 0 LOB: 0

K: 0 BB: 0

S: 7 P: 12

R: 0 H: 0

E: 0 LOB: 0

K: 0 BB: 0

S: 7 P: 12

R: 0 H: 0

E: 0 LOB: 0

K: 0 BB: 0

S: 7 P: 12

R: 0 H: 0

E: 0 LOB: 0

K: 0 BB: 0

S: 7 P: 12

R: 0 H: 0

E: 0 LOB: 0

K: 0 BB: 0

S: 7 P: 12

R: 0 H: 0

E: 0 LOB: 0

K: 0 BB: 0

S: 7 P: 12

R: 0 H: 0

E: 0 LOB: 0

K: 0 BB: 0

S: 7 P: 12

R: 0 H: 0

E: 0 LOB: 0

K: 0 BB: 0

S: 7 P: 12

R: 0 H: 0

E: 0 LOB: 0

K: 0 BB: 0

S: 7 P: 12

R: 0 H: 0

E: 0 LOB: 0

K: 0 BB: 0

S: 7 P: 12

R: 0 H: 0

E: 0 LOB: 0

K: 0 BB: 0

S: 7 P: 12

R: 0 H: 0

E: 0 LOB: 0

K: 0 BB: 0

S: 7 P: 12

R: 0 H: 0

E: 0 LOB: 0

K: 0 BB: 0

S: 7 P: 12

R: 0 H: 0

E: 0 LOB: 0

K: 0 BB: 0

S: 7 P: 12

R: 0 H: 0

E: 0 LOB: 0

K: 0 BB: 0

S: 7 P: 12

R: 0 H: 0

E: 0 LOB: 0

K: 0 BB: 0

S: 7 P: 12

R: 0 H: 0

E: 0 LOB: 0

K: 0 BB: 0

S: 7 P: 12

R: 0 H: 0

E: 0 LOB: 0

K: 0 BB: 0

S: 7 P: 12

R: 0 H: 0

E: 0 LOB: 0

K: 0 BB: 0

S: 7 P: 12

R: 0 H: 0

E: 0 LOB: 0

K: 0 BB: 0

S: 7 P: 12

R: 0 H: 0

E: 0 LOB: 0

K: 0 BB: 0

S: 7 P: 12

R: 0 H: 0

E: 0 LOB: 0

K: 0 BB: 0

S: 7 P: 12

R: 0 H: 0

E: 0 LOB: 0

K: 0 BB: 0

S: 7 P: 12

R: 0 H: 0

E: 0 LOB: 0

K: 0 BB: 0

S: 7 P: 12

R: 0 H: 0

E: 0 LOB: 0

K: 0 BB: 0

S: 7 P: 12

R: 0 H: 0

E: 0 LOB: 0

K: 0 BB: 0

S: 7 P: 12

R: 0 H: 0

E: 0 LOB: 0

K: 0 BB: 0

S: 7 P: 12

R: 0 H: 0

E: 0 LOB: 0

K: 0 BB: 0

S: 7 P: 12

R: 0 H: 0

E: 0 LOB: 0

K: 0 BB: 0

S: 7 P: 12

R: 0 H: 0

E: 0 LOB: 0

K: 0 BB: 0

S: 7 P: 12

R: 0 H: 0

E: 0 LOB: 0

K: 0 BB: 0

S: 7 P: 12

R: 0 H: 0

E: 0 LOB: 0

K: 0 BB: 0

S: 7 P: 12

R: 0 H: 0

E: 0 LOB: 0

K: 0 BB: 0

S: 7 P: 12

R: 0 H: 0

E: 0 LOB: 0

K: 0 BB: 0

S: 7 P: 12

R: 0 H: 0

E: 0 LOB: 0

K: 0 BB: 0

S: 7 P: 12

R: 0 H: 0

E: 0 LOB: 0

K: 0 BB: 0

S: 7 P: 12

R: 0 H: 0

E: 0 LOB: 0

K: 0 BB: 0

S: 7 P: 12

R: 0 H: 0

E: 0 LOB: 0

K: 0 BB: 0

S: 7 P: 12

R: 0 H: 0

E: 0 LOB: 0

K: 0 BB: 0

S: 7 P: 12

R: 0 H: 0

E: 0 LOB: 0

K: 0 BB: 0

S: 7 P: 12

R: 0 H: 0

E: 0 LOB: 0

K: 0 BB: 0

S: 7 P: 12

R: 0 H: 0

E: 0 LOB: 0

K: 0 BB: 0

S: 7 P: 12

R: 0 H: 0

Batter	1	2	3	4	5	6	7	8	9	AB R H RBI BB SO LOB	TOP											
Cesar Izturis, S (1, 6) OBP: 0.334, SLG: 0.380	4-0 BB		1-1 G6-3		3-3 K	1-0 G1-3			3-3 K	4 0 0 0 1 2 2												
Jayson Werth, R (1, 7) OBP: 0.345, SLG: 0.521	0-3 BB		1-1 2B		4-1 BB		0-2 P2		1-2 G6-3	4 0 1 0 1 1 1												
Steve Finley, L (1, 8) OBP: 0.332, SLG: 0.501	3-2 L5		1-3 K2-3		1-1 BB		2-2 L6			4 0 0 0 0 1 3												
Adrián Beltré, R (1, 5) OBP: 0.389, SLG: 0.636	4-0 IBB		4-0 IBB		4-2 BB		2-2 G5-3			1 0 0 0 3 0 0												
Shawn Green, L (1, 3) OBP: 0.351, SLG: 0.462	2-1 G4-3		0-1 G4-3		2-3 K			3-2 F8		4 0 0 0 0 1 6												
Milton Bradley, S (1, 9) OBP: 0.364, SLG: 0.423		0-0 B1-3		0-1 P4		0-1 P3		2-2 1B		4 0 1 0 0 0 0												
José Hernández, R (1, 4) OBP: 0.370, SLG: 0.542		0-2 G1-3		1-2 HR		4-0 BB		2-3 K		3 1 2 1 1 1 1												
Brent Mayne, L (1, 2) OBP: 0.310, SLG: 0.264		2-2 G1-3		2-2 L7		2-2 1B		1-3 K		3 0 1 0 0 0 1												
Olmedo Saenz, R (8, PH) OBP: 0.345, SLG: 0.500										1 0 0 0 0 1 1												
Tom Wilson, R (8, 2) OBP: 0.375, SLG: 0.286		2-3						2-3 K		0 0 0 0 0 0 0												
Odalis Perez, L (1, 1) OBP: 0.138, SLG: 0.143		1-2 G1-6-3		1-3 K		1-1 FC5-4			0-0 F8	3 0 0 0 0 1 3												
Giovanni Carrara, R (7, 1)										0 0 0 0 0 0 0												
Duaner Sanchez, R (7, 1)										0 0 0 0 0 0 0												
Joe Thurston, L (9, PH) OBP: 0.231, SLG: 0.500										1 0 0 0 0 0 0												
Inning Stats	R: 0 E: 0 K: 1 S: 8	H: 0 LOB: 2 BB: 2 P: 21	R: 0 E: 0 K: 0 S: 11	H: 1 LOB: 1 BB: 0 P: 14	R: 0 E: 0 K: 1 S: 9	H: 1 LOB: 2 BB: 1 P: 16	R: 1 E: 0 K: 1 S: 11	H: 1 LOB: 0 BB: 0 P: 15	R: 0 E: 0 K: 2 S: 11	H: 0 LOB: 2 BB: 2 P: 25	R: 0 E: 0 K: 0 S: 8	H: 1 LOB: 2 BB: 1 P: 16	R: 0 E: 0 K: 0 S: 9	H: 0 LOB: 0 BB: 0 P: 13	R: 0 E: 0 K: 2 S: 14	H: 1 LOB: 1 BB: 0 P: 22	R: 0 E: 0 K: 1 S: 8	H: 0 LOB: 0 BB: 0 P: 12	1B: 2 2B: 2 3B: 0 HR: 1	SF: 0 SAC: 0 DP: 0 HBP: 0	WP: 1 PB: 0 SB: 2 CS: 0	PA: 38
PITCHER	IP WLS BF H R ER SO BB IBB HBP BLK WP HR S P ERA WHIP																					
Joe Kennedy, L (1, 1) ERA: 3.46	7.0 W 31 4 1 1 5 4 2 0 0 0 1 67 120 1.29 1.143																					
40 Brian Fuentes, L (8, 1) ERA: 4.81	1.0 4 1 0 0 2 0 0 0 0 1 0 14 22 0.00 1.000																					
Chin-hui Tsao, R (9, 1) ERA: 6.0	1.0 3 0 0 0 1 0 0 0 0 0 0 8 12 0.00 0.000																					

Los Angeles Dodgers @ Colorado Rockies
Coors Field, Denver, CO
 Sat Sep 18 2004, 1:05 PM MDT
 Att. 21,664 - Sunny - 88 F

AB	32
R	1
H	5
RBI	1
BB	6
SO	8
LOB	18




Batter	1	2	3	4	5	6	7	8	9	AB	R	H	RBI	BB	SO	LOB
12 Clint Barnes, R OBP: 0.349, SLG: 0.537 (1, 4)	F9		17 1B	2B		K	G6-3			5	1	2	0	0	1	3
Royce Clayton, R OBP: 0.338, SLG: 0.403 (1, 6)	L9		P3				P4	SF8		5	1	1	0	0	0	1
17 Todd Helton, L OBP: 0.466, SLG: 0.616 (1, 3)	2B		1B				2B	F7		5	0	4	1	0	0	1
Vinny Castilla, R OBP: 0.337, SLG: 0.552 (1, 5)	G1-3		F9			FC1-4	FC1-2	1B		5	1	2	0	0	0	3
Jeremy Burnitz, L OBP: 0.357, SLG: 0.567 (1, 9)		L8	G4-3			F7	WP	SF8		3	1	0	1	1	0	2
Luis Gonzalez, R OBP: 0.322, SLG: 0.465 (1, 7)		E		1B		SH5-4	FC1-2	G5-3		5	2	3	0	0	0	4
Todd Greene, R OBP: 0.318, SLG: 0.486 (1, 2)		K		1B		SH3-4	WP			3	1	2	1	1	1	1
Choo Freeman, R OBP: 0.294, SLG: 0.320 (1, 8)		BB				F9	3B	1B		3	1	1	2	1	0	3
Joe Kennedy, R OBP: 0.178, SLG: 0.209 (8, 1)						SH3-4	3B			2	0	1	2	0	1	2
40 Brian Fuentes, L (8, 1)										0	0	0	0	0	0	0
Chin-hui Tsao, R (9, 1)										0	0	0	0	0	0	0

Inning Stats		R: 0	H: 1	R: 0	H: 1	R: 1	H: 2	R: 0	H: 1	R: 0	H: 2	R: 5	H: 4	R: 1	H: 2
E: 0		E: 0	LOB: 1	E: 0	LOB: 2	E: 0	LOB: 2	E: 0	LOB: 1	E: 0	LOB: 2	E: 0	LOB: 1	E: 0	LOB: 1
K: 0		K: 2	BB: 0	K: 0	BB: 1	K: 0	BB: 0	K: 0	BB: 0	K: 1	BB: 0	K: 0	BB: 2	K: 0	BB: 0
S: 14		S: 11	P: 21	S: 11	P: 20	S: 11	P: 14	S: 6	P: 7	S: 10	P: 15	S: 18	P: 30	S: 11	P: 18

Los Angeles Dodgers @ Colorado Rockies
Coors Field, Denver, CO
 Sat Sep 18 2004, 1:05 PM MDT
 Att. 21,664 - Sunny - 88 F

AB	36
R	8
H	16
RBI	7
BB	3
SO	3
LOB	20

WP: 1 PA: 42
 PB: 0
 SB: 1
 CS: 0



PITCHER		IP	WLS	BF	H	R	ER	SO	BB	IBB	HBP	BLK	WP	HR	S	P	ERA	WHIP
Odalis Perez, L ERA: 3.39 (1, 1)	6.0	L	28	10	2	2	3	3	1	0	0	0	0	0	63	94	3.00	1.833
Giovanni Carrara, R ERA: 2.51 (7, 1)	0.2		8	4	5	5	0	1	1	0	0	0	1	0	16	28	67.50	7.500
Duaner Sanchez, R ERA: 3.42 (7, 1)	1.1		6	2	1	1	0	0	0	0	0	0	0	0	13	20	6.75	1.500

Los Angeles Dodgers @ Colorado Rockies
 Coors Field, Denver, CO

Sun Sep 19 2004, 1:05 PM MDT
 Att. 27,175 - Cloudy - 82 F

livebaseballscorecards.com

AB	32
R	7
H	8
RBI	7
BB	7
SO	9
LOB	20



AB	R	H	RBI	BB	SO	LOB
5	1	3	0	0	2	0
3	1	0	0	0	2	1
2	2	0	0	3	1	2
5	0	2	3	0	1	4
4	1	1	2	1	0	3
4	1	1	1	1	1	2
4	1	1	0	0	0	3
0	0	0	0	2	0	0
1	0	0	0	0	1	0
0	0	0	0	0	0	0
0	0	0	0	0	0	0
1	0	0	0	0	1	1
0	0	0	0	0	0	0
0	0	0	0	0	0	0
2	0	0	0	0	0	4
0	0	0	0	0	0	0
1	0	0	0	0	0	0
0	0	0	0	0	0	0
0	0	0	1	0	0	0
0	0	0	0	0	0	0

Batter	1	2	3	4	5	6	7	8	9	AB	R	H	RBI	BB	SO	LOB					
Cesar Izturis, S OBP: 0.336, SLG: 0.385 (1, 6)	1-2 BB 1B		0-3 K		2-1 L3-6 2B		2-2 BB 2B	3-2 K		5	1	3	0	0	2	0					
Jayson Werth, R OBP: 0.346, SLG: 0.515 (1, 7)	0-2 F9		1-3 K		2-1 HBP		2-2 BB 2B HBP		2-3 K	3	1	0	0	0	2	1					
Steve Finley, L OBP: 0.334, SLG: 0.499 (1, 8)	4-0 BB		0-3 K		1-1 L3-6		4-2 2B BB		4-1 HR BB	2	2	0	0	3	1	2					
Adrian Beltré, R OBP: 0.389, SLG: 0.638 (1, 5)	3-2 F7			1-0 BB 2B	3-2 G6-3		1-0 2B		2-3 K	5	0	2	3	0	1	4					
Shawn Green, L OBP: 0.351, SLG: 0.465 (1, 3)	3-2 G3			4-0 BB BB		0-0 G3-1	1-0 G6-3		0-2 HR	4	1	1	2	1	0	3					
Milton Bradley, S OBP: 0.365, SLG: 0.428 (1, 9)		0-0 F7		2-1 L7		4-1 BB G1-6-3		0-2 HR	1-3 K	4	1	1	1	1	1	2					
Alex Cora, L OBP: 0.360, SLG: 0.367 (1, 4)		2-1 G6-3		1-1 F8		0-1 G1-6-3		2-1 SF8 1B		4	1	1	0	0	0	3					
Brent Mayne, L OBP: 0.317, SLG: 0.264 Jason Grabowski, L OBP: 0.309, SLG: 0.403 Tom Wilson, R OBP: 0.375, SLG: 0.296 Jose Flores, R Olmedo Saenz, R OBP: 0.342, SLG: 0.495 43 Yhency Brazoban, R Eric Gagne, R		4-0 BB		4-2 BB		3-3 K		2-3 K		0	0	0	0	2	0	0					
Edwin Jackson, R OBP: 0.250, SLG: 0.250 Scott Stewart, R Antonio Perez, R OBP: 0.376, SLG: 0.429 Mike Venafro, L Robin Ventura, L OBP: 0.333, SLG: 0.362 David Ross, R OBP: 0.266, SLG: 0.289		1-0 F7		1-0 G4-3		0-1 F7		2-2 SF8		2	0	0	0	0	0	4					
Inning Stats	R: 0 E: 0 K: 0 S: 17	H: 1 LOB: 2 BB: 1 P: 28	R: 0 E: 0 K: 0 S: 4	H: 0 LOB: 1 BB: 1 P: 11	R: 0 E: 0 K: 3 S: 10	H: 0 LOB: 0 BB: 0 P: 11	R: 0 E: 0 K: 0 S: 9	H: 1 LOB: 3 BB: 2 P: 22	R: 0 E: 0 K: 0 S: 8	H: 0 LOB: 0 BB: 1 P: 16	R: 3 E: 0 K: 1 S: 15	H: 2 LOB: 1 BB: 1 P: 28	R: 2 E: 1 K: 2 S: 15	H: 2 LOB: 0 BB: 0 P: 24	R: 2 E: 0 K: 3 S: 16	H: 1 LOB: 0 BB: 1 P: 25	1B: 2 2B: 5 3B: 0 HR: 2	SF: 1 SAC: 0 DP: 2 HBP: 2	WP: 1 PB: 0 SB: 0 CS: 0	PA: 42	
PITCHER	IP	WLS	BF	H	R	ER	SO	BB	IBB	HBP	BLK	WP	HR	S	P	ERA	WHIP				
Jason Jennings, R ERA: 5.66	(1, 1)	6.2		29	4	2	4	5	0	2	0	0	0	63	114	2.70	1.350				
Javier López, L ERA: 7.91	(7, 1)	0.0		1	0	0	0	1	0	0	0	0	0	2	6	∞	∞				
Chin-hui Tsao, R ERA: 8.1	(7, 1)	0.1	H	3	2	2	0	0	0	0	0	0	1	6	8	54.00	6.000				
Allan Simpson, R ERA: 5.5	(8, 1)	1.0	B	4	1	1	0	0	0	0	0	1	0	11	20	0.00	1.000				
Shawn Chacon, R ERA: 6.68	(9, 1)	1.0	L	5	1	2	3	1	0	0	0	0	1	16	25	18.00	2.000				

Batter	1	2	3	4	5	6	7	8	9	AB	R	H	RBI	BB	SO	LOB
Aaron Miles, S OBP: 0.328, SLG: 0.377 (1, 4)	0-1 G6-3 1B		1-0 12 1B		0-1 SH3-4 1-2	0-0 F8		1-3 K		4	0	1	0	0	1	2
12 Clint Barnes, R OBP: 0.333, SLG: 0.500 (1, 6)	2-2 F7		1-0 1-2 1B		1-0 F8	1-0 P4			1-2 K	5	0	1	0	0	1	2
17 Todd Helton, L OBP: 0.464, SLG: 0.611 (1, 3)	1-1 L8		0-0 F7		4-1 1B BB IBB		1-1 G4-3		1-3 K	4	1	0	0	1	1	2
Vinny Castilla, R OBP: 0.336, SLG: 0.549 (1, 5)		3-3 K	1-3 K		3-2 BB 1B 1B		1-0 F9		2-0 F8	5	1	1	1	0	2	2
Jeremy Burnitz, L OBP: 0.358, SLG: 0.571 (1, 8) (9, 9)		1-1 HR		3-0 G6-3	4-1 1B BB BB		1-1 G1-3			3	2	1	1	1	0	0
JD Closser, S OBP: 0.389, SLG: 0.422 Choo Freeman, R OBP: 0.294, SLG: 0.320 (1, 2) (8, PR) (9, 8)		3-2 1B		0-0 F7	4-0 1B BB			4-2 SH1-4 1B BB		2	0	1	1	2	0	0
11 Brad Hawpe, L OBP: 0.310, SLG: 0.397 Luis Gonzalez, R OBP: 0.324, SLG: 0.466 (1, 9) (5, PH) (6, 7)		3-3 K		4-1 BB	0-1 1B			0-0 SH1-4		1	0	0	0	1	1	1
Jorge Piedra, L OBP: 0.348, SLG: 0.435 Shawn Chacon, R (1, 7) (6, 9) (9, 1)		1-2 F7		3-1 P3		2-1 FC2-6 1B		0-0 CS 1B		4	0	2	1	0	0	2
Jason Jennings, L OBP: 0.276, SLG: 0.358 Javier Lopez, L Chin-hui Tsao, R Allan Simpson, R Mark Sweeney, L Charles Johnson, R (1, 1) (7, 1) (8, 1) (8, PH) (9, 2)		3-3 K		1-1 SH3-4 1B		1-2 FC2-6		4-2 BB		3	1	1	0	0	1	1

Inning Stats	R: 0	H: 0	E: 0	K: 8	S: 8	R: 1	H: 2	E: 0	K: 2	S: 20	R: 0	H: 2	E: 0	K: 2	S: 9	R: 0	H: 0	E: 0	K: 0	S: 5	R: 4	H: 3	E: 0	K: 0	S: 12	R: 0	H: 1	E: 0	K: 0	S: 7	R: 0	H: 0	E: 0	K: 0	S: 5	R: 1	H: 1	E: 0	K: 1	S: 10	R: 0	H: 0	E: 0	K: 2	S: 9	1B: 8	2B: 0	3B: 0	HR: 1	SF: 0	SAC: 2	DP: 0	HBP: 0	WP: 0	PA: 40
--------------	------	------	------	------	------	------	------	------	------	-------	------	------	------	------	------	------	------	------	------	------	------	------	------	------	-------	------	------	------	------	------	------	------	------	------	------	------	------	------	------	-------	------	------	------	------	------	-------	-------	-------	-------	-------	--------	-------	--------	-------	--------

PITCHER	IP	WLS	BF	H	R	ER	SO	BB	IBB	HBP	BLK	WP	HR	S	P	ERA	WHIP
Edwin Jackson, R ERA: 5.12 (1, 1)	4.2		24	6	5	5	4	3	1	0	0	0	1	52	99	9.64	1.929
Scott Stewart, L ERA: 6.43 (5, 1)	1.1		5	2	0	0	0	0	0	0	0	0	0	9	13	0.00	1.500
Mike Venafro, L ERA: 2.84 (7, 1)	1.0		3	0	0	0	0	0	0	0	0	0	0	5	8	0.00	0.000
43 Yhency Brazoban, R ERA: 1.04 (8, 1)	1.0	W	5	1	1	1	1	2	0	0	0	0	0	10	19	9.00	3.000
Eric Gagne, R ERA: 2.0 (9, 1)	1.0	S	3	0	0	0	2	0	0	0	0	0	0	9	13	0.00	0.000

BOTTOM

Los Angeles Dodgers @ Colorado Rockies
Coors Field, Denver, CO
Sun Sep 19 2004, 1:05 PM MDT
Att. 27,175 - Cloudy - 82 F

livebaseballscorecards.com

AB	32
R	6
H	9
RBI	6
BB	6
SO	7
LOB	12



Batter	1	2	3	4	5	6	7	8	9	AB R H RBI BB SO LOB	TOP									
Cesar Izturis, S (1, 6) OBP: 0.335, SLG: 0.385	1-2 F9	0-1 F9			2-1 G4-3			2-2 HR 1B		4 1 1 0 0 0 2	Los Angeles Dodgers @ San Diego Padres PETCO Park, San Diego, CA Tue Sep 21 2004, 10:05 PM EDT Att. 39,428 - Sunny - 74 F									
Jayson Werth, R (1, 7) OBP: 0.344, SLG: 0.519	2-2 HR 3B		1-2 F8		1-1 P4			0-1 F8		4 1 1 0 0 0 1										
Steve Finley, L (1, 8) OBP: 0.333, SLG: 0.497	3-3 K		4-2 G3 BB BB		2-2 F8			0-1 F8		3 0 0 0 1 1 2										
Adrian Beltré, R (1, 5) OBP: 0.391, SLG: 0.649	0-2 HR		4-2 G3 BB BB		3-2 G4-3			0-0 HR		3 2 2 4 1 0 0										
Shawn Green, L (1, 3) OBP: 0.350, SLG: 0.464	3-2 G1-3		2-2 G3		1-2 G4-3			0-1 FC4-6 1B		4 0 1 0 0 0 2										
Milton Bradley, S (1, 9) OBP: 0.362, SLG: 0.424		3-3 K	0-3 K		0-0 F8			0-0 FC4-6 1-2f		4 0 0 0 0 2 3										
Alex Cora, L (1, 4) OBP: 0.359, SLG: 0.366		1-1 1B 1B		1-2 P5			3-2 G6-3		0-2 G6-3	4 0 1 0 0 0 0										
Brent Mayne, L (1, 2) OBP: 0.314, SLG: 0.261		1-0 F7		3-3 K			3-3 K		3-2 L7	2 0 0 0 0 1 1										
Jason Grabowski, L (7, PH) OBP: 0.307, SLG: 0.400										1 0 0 0 0 1 0										
Tom Wilson, R (7, 2) OBP: 0.333, SLG: 0.250										1 0 0 0 0 0 0										
Jeff Weaver, R (1, 1) OBP: 0.227, SLG: 0.288		0-0		1-3 K			3-3 K		3-2 F8	2 0 1 0 0 1 0										
Duaner Sanchez, R (5, 1) OBP: 0.250, SLG: 0.500										0 0 0 0 0 0 0										
Hee-Seop Choi, L (7, PH) OBP: 0.370, SLG: 0.450										1 0 0 0 0 1 0										
Elmer Dessens, R (7, 1) OBP: 0.292, SLG: 0.286		1-2 1B								0 0 0 0 0 0 0										
Robin Ventura, L (9, PH) OBP: 0.331, SLG: 0.360										1 0 0 0 0 0 0										
Inning Stats	R: 2 E: 0 K: 1 S: 22	H: 2 LOB: 0 BB: 0 P: 31	R: 0 E: 0 K: 1 S: 9	H: 2 LOB: 2 BB: 0 P: 14	R: 0 E: 0 K: 1 S: 19	H: 0 LOB: 2 BB: 2 P: 30	R: 0 E: 0 K: 2 S: 11	H: 0 LOB: 0 BB: 0 P: 16	R: 0 E: 0 K: 0 S: 8	H: 0 LOB: 0 BB: 0 P: 13	R: 0 E: 0 K: 2 S: 10	H: 0 LOB: 0 BB: 0 P: 19	R: 2 E: 0 K: 0 S: 11	H: 3 LOB: 1 BB: 0 P: 13	R: 0 E: 0 K: 0 S: 11	H: 0 LOB: 0 BB: 0 P: 17	1B: 4 2B: 0 3B: 1 HR: 2	SF: 0 SAC: 0 DP: 0 HBP: 0	WP: 0 PB: 0 SB: 0 CS: 0	PA: 36
PITCHER	IP WLS BF H R ER SO BB IBB HBP BLK WP HR S P ERA WHIP																			
Adam Eaton, R (1, 1) ERA: 4.69	5.0 W 21 4 2 2 5 2 0 0 0 0 0 1 69 104 3.60 1.200																			
Antonio Osuna, R (6, 1) ERA: 3.03	2.0 6 0 0 0 2 0 0 0 0 0 0 0 18 31 0.00 0.000																			
Blaine Neal, R (8, 1) ERA: 4.5	0.2 5 3 2 2 0 0 0 0 0 0 0 1 10 12 27.00 4.500																			
Scott Linebrink, R (8, 1) ERA: 2.27	1.1 4 0 0 0 0 0 0 0 0 0 0 0 12 18 0.00 0.000																			

AB	34
R	4
H	7
RBI	4
BB	2
SO	7
LOB	11



Batter	1	2	3	4	5	6	7	8	9
Ramón Vázquez, L (1, 6) OBP: 0.295, SLG: 0.309	2-3 K		0-2 G6-3	2-2 SF7		2-3 K			
Mark Loretta, R (1, 4) OBP: 0.390, SLG: 0.508	4-2 BB		0-0 G6-4-3	4-0 IBB			1-2 FC4-6 1B		
24 Brian Giles, L (1, 9) OBP: 0.376, SLG: 0.479	2-2 L4		4-0 HR BB	1-0 G3			2-1 FC4-6 BB 1-2f		
Phil Nevin, R (1, 3) OBP: 0.374, SLG: 0.513	1-2 K		0-0 HR		1-0 F9		4-2 SAFE BB 1-2 G5-4-3 BB		
Ryan Klesko, L (1, 7) OBP: 0.399, SLG: 0.459		4-2 F9 S BB	3-1 2B 1B		0-1 F8		1-1 G5-4-3		
Terrence Long, L (6, 7) OBP: 0.334, SLG: 0.421									
Ramon Hernandez, R (1, 2) OBP: 0.339, SLG: 0.465		1-1 F8	0-0 1-H 2B		2-2 G6-3			2-2 G6-3	
Rich Aurilia, R (1, 5) OBP: 0.312, SLG: 0.341		3-2 F9		4-2 44 E SF7 BB G4-6-3		3-1 G1-3		1-3 K	
Jay Payton, R (1, 8) OBP: 0.319, SLG: 0.363		4-0 BB		3-2 G4-6-3		0-0 44 SH1-4 1B		0-2 P3	
44 Jake Peavy, R (1, 1) OBP: 0.237, SLG: 0.200		1-1 G5-3		1-2 E6		0-0 SH1-4			
Akinori Otsuka, R (9, 1)				2-3 1B		1-2			

Inning Stats	R: 0	H: 0	E: 0	K: 2	S: 15	L: 1	BB: 1	P: 24																											
	R: 0	H: 0	E: 0	K: 0	S: 10	R: 0	H: 0	E: 0	K: 0	S: 8	R: 3	H: 3	E: 0	K: 0	S: 8	R: 1	H: 1	E: 2	K: 0	S: 14	R: 0	H: 0	E: 0	K: 1	S: 8	R: 0	H: 1	E: 0	K: 0	S: 11	R: 0	H: 0	E: 0	K: 1	S: 9

PITCHER	IP	WLS	BF	H	R	ER	SO	BB	IBB	HBP	BLK	WP	HR	S	P	ERA	WHIP
31 Brad Penny, R (1, 1) ERA: 3.15	3.0	L	16	3	4	3	2	5	0	0	0	0	1	37	70	9.00	2.667
Scott Stewart, L (4, 1) ERA: 6.14	1.0		5	1	0	0	0	0	1	0	0	0	0	10	21	0.00	1.000
Giovanni Carrara, R (5, 1) ERA: 2.4	2.0		7	1	0	0	1	0	0	0	0	0	0	14	22	0.00	0.500
Duaner Sanchez, R (7, 1) ERA: 3.42	1.0		4	1	0	0	0	1	0	0	0	0	0	11	19	0.00	2.000
43 Yhency Brazoban, R (8, 1) ERA: 1.0	1.0		3	0	0	0	1	0	0	0	0	0	0	9	12	0.00	0.000

AB R H RBI BB SO LOB

3	0	0	1	0	2	1
2	0	1	0	2	0	0
3	1	0	0	1	0	4
3	1	1	2	1	1	1
2	1	1	0	1	0	0
1	0	0	0	0	0	2
4	0	1	1	0	0	1
3	1	0	0	1	1	1
3	0	1	0	1	0	1
2	0	1	0	0	0	2
0	0	0	0	0	0	0

WP	HR	S	P	ERA	WHIP
0	0	1	35	0.00	0.000

Los Angeles Dodgers @ San Diego Padres
 PETCO Park, San Diego, CA
 Wed Sep 22 2004, 10:05 PM EDT
 Att: 41,303 - Sunny - 76 F

livebaseballscorecards.com

AB	26
R	4
H	6
RBI	4
BB	7
SO	4
LOB	13



Los Angeles Dodgers @ San Diego Padres

PETCO Park, San Diego, CA

Thu Sep 23 2004, 10:05 PM EDT
Att. 42,159 - Sunny - 73 F

AB	38
R	9
H	14
RBI	9
BB	4
SO	7
LOB	17



WP:	0	PA:	45
PB:	0		
SB:	1		
CS:	0		

AB R H RBI BB SO LOB

4	1	1	2	0	1	1
4	1	1	0	1	1	2
5	0	2	1	0	0	1
5	2	3	0	0	1	1
4	2	2	1	1	0	2
4	2	2	1	1	0	2
4	1	2	1	1	0	3
2	0	0	1	0	0	1
1	0	0	0	0	1	2
0	0	0	1	0	0	0
2	0	0	1	0	1	1
0	0	0	0	0	0	0
1	0	0	0	0	1	0
0	0	0	0	0	0	0
1	0	1	0	0	0	0
0	0	0	0	0	0	0
1	0	0	0	0	1	1

Batter	1	2	3	4	5	6	7	8	9																		
Cesar Izturis, S (1, 6) OBP: 0.334, SLG: 0.387	1-2 G4-3		3-1 HR	0-1 SF8		2-2 G5-3		0-3 K																			
Jayson Werth, R (1, 7) OBP: 0.341, SLG: 0.506	3-3 K		0-1 2B 1B	1-1 P4		4-2 2B BB		1-1 F8																			
Steve Finley, L (1, 8) OBP: 0.333, SLG: 0.497	2-2 P2		1-2 2B		1-1 F9	1-1 2B		0-0 P6																			
Adrian Beltré, R (1, 5) OBP: 0.392, SLG: 0.647		1-1 F8 2B	2-2 P6		1-2 G4-3 1B		2-3 K	1-1 2B 1B																			
Shawn Green, L (1, 3) OBP: 0.352, SLG: 0.464		0-0 F8		0-1 1B SF8 1B	1-1 G4-3		4-0 BB BB	0-1 1B SF8 2B																			
Milton Bradley, S (1, 9) OBP: 0.362, SLG: 0.423		0-0 P3		0-2 SF8 BB E 1B	1-1 3B 1B		4-1 BB	1-0 L9																			
Alex Cora, L (1, 4) OBP: 0.360, SLG: 0.370		2-1 G6-3		4-0 E SF8 BB	3-2 3B		2-1 P6	0-1 2B 1B																			
Brent Mayne, L (1, 2) OBP: 0.309, SLG: 0.258			1-2 F7	2-2 SF8	3-2 F7		3-3 K	1-2 SF8																			
Robin Ventura, L (7, PH) OBP: 0.327, SLG: 0.355				1-2 3B																							
David Ross, R (7, 2) OBP: 0.261, SLG: 0.285				2-3 K	0-2 E4			3-3 K																			
Kaz Ishii, L (1, 1) OBP: 0.151, SLG: 0.192						1-3 K																					
Elmer Dessens, R (5, 1) OBP: 0.292, SLG: 0.296								2-2 1B																			
Joe Thurston, L (6, PH) OBP: 0.214, SLG: 0.462																											
43 Yhency Brazoban, R (6, 1)																											
Jason Grabowski, L (8, PH) OBP: 0.309, SLG: 0.401																											
Antonio Feiriz, R (8, PR) OBP: 0.375, SLG: 0.429																											
Eric Gagne, R (8, 1)																											
Inning Stats	R: 0 E: 0 K: 1 S: 10	H: 0 LOB: 0 BB: 0 P: 16	R: 0 E: 0 K: 0 S: 6	H: 1 LOB: 1 BB: 0 P: 9	R: 2 E: 0 K: 1 S: 17	H: 3 LOB: 1 BB: 1 P: 26	R: 3 E: 1 K: 0 S: 15	H: 2 LOB: 1 BB: 1 P: 22	R: 2 E: 0 K: 0 S: 15	H: 3 LOB: 1 BB: 0 P: 25	R: 0 E: 0 K: 1 S: 11	H: 1 LOB: 1 BB: 1 P: 19	R: 0 E: 0 K: 2 S: 12	H: 0 LOB: 2 BB: 2 P: 27	R: 0 E: 0 K: 1 S: 10	H: 1 LOB: 1 BB: 0 P: 13	R: 2 E: 0 K: 1 S: 13	H: 3 LOB: 1 BB: 0 P: 19	1B: 8 2B: 4 3B: 1 HR: 1	SF: 3 SAC: 0 DP: 0 HBP: 0							
PITCHER	IP	WLS	BF	H	R	ER	SO	BB	IBB	HBP	BLK	WP	HR	S	P	ERA	WHIP										
Brian Lawrence, R (1, 1) ERA: 3.92	4.0	L	20	6	5	4	2	1	0	0	0	0	1	48	73	9.00	1.750										
Ricky Stone, R (5, 1) ERA: 6.57	0.2		5	3	2	2	0	0	0	0	0	0	0	12	19	27.00	4.500										
Steve Watkins, R (5, 1) ERA: 6.57	0.1		1	0	0	0	0	0	0	0	0	0	0	3	6	0.00	0.000										
Antonio Osuna, R (6, 1) ERA: 2.93	1.0		4	1	0	0	1	1	0	0	0	0	0	11	19	0.00	2.000										
Scott Linebrink, R (7, 1) ERA: 2.21	2.0		9	1	0	0	3	2	0	0	0	0	0	22	40	0.00	1.500										
PITCHER	IP	WLS	BF	H	R	ER	SO	BB	IBB	HBP	BLK	WP	HR	S	P	ERA	WHIP										
Justin Germano, R (9, 1) ERA: 8.86	0.0		2	2	2	2	0	0	0	0	0	0	0	4	5	∞	∞										
Blaine Neal, R (9, 1) ERA: 4.38	1.0		4	1	0	0	1	0	0	0	0	0	0	9	14	0.00	1.000										

BOTTOM

Los Angeles Dodgers @ San Diego Padres
PETCO Park, San Diego, CA
Thu Sep 23 2004, 10:05 PM EDT
Att: 42,159 - Sunny - 73 F

livebaseballscorecards.com

AB	32
R	6
H	10
RBI	6
BB	7
SO	6
LOB	20



WP:	0	PA:	41
PB:	0		
SB:	1		
CS:	0		

AB R H RBI BB SO LOB

4	1	1	0	1	0	2
2	1	1	1	2	0	0
4	0	2	0	1	0	4
3	1	0	1	1	1	5
5	1	1	3	0	1	6
3	0	1	0	1	1	0
4	0	1	1	0	2	1
2	0	0	0	0	0	1
2	0	1	0	0	0	0
1	0	0	0	0	0	1
0	0	0	0	0	0	0
0	1	0	0	1	0	0
0	0	0	0	0	0	0
1	0	1	0	0	0	0
0	0	0	0	0	0	0
0	0	0	0	0	0	0
0	0	0	0	0	0	0
0	0	0	0	0	0	0
1	1	1	0	0	0	0

Batter	1	2	3	4	5	6	7	8	9
Jay Payton, R OBP: 0.320, SLG: 0.362 (1, 8)	4-2 1B BB		0-2 G6-3		0-0 F7	0-1 G6-3			1-2 24 1B SF7
Mark Loretta, R OBP: 0.392, SLG: 0.508 (1, 4)	0-0 FC6-4 1-3 1B		4-1 24 E BB		4-0 BB 2B BB	1-2 F7			3-1 SF8
24 Brian Giles, L OBP: 0.378, SLG: 0.479 (1, 9)	2-2 P5		1-1 E9 1-3 1B		1-2 F9				3-H 0-2 1-3 1B
Phil Nevin, R OBP: 0.372, SLG: 0.510 (1, 3)	1-2 F8		2-3 K		4-2 2B BB				1-2 SF7
Rich Aurilia, R OBP: 0.311, SLG: 0.341 (1, 5)	2-0 FC6-4 1-2f		2-0 L5		0-2 1B 2B				1-3 K
Ryan Klesko, L OBP: 0.400, SLG: 0.458 (1, 7)		1-1 S 1B		0-3 K	4-0 1B BB				0-1 F7
Ramon Hernandez, R OBP: 0.338, SLG: 0.462 (1, 2)		3-3 K		2-3 K	0-1 1B				1-0 G6-3
Alex Gonzalez, R OBP: 0.263, SLG: 0.369 (1, 6)		1-2 F8		0-0 F9	2-2 1B				1-1 F7
Ramón Vázquez, L OBP: 0.299, SLG: 0.313 (5, PH) (6, 6)					1-2 2-H 1B				
Brian Lawrence, R Ricky Stone, R Steve Watkins, R Xavier Nady, R Antonio Olivera, R Kerry Robinson, L Scott Linebrink, R Justin Germano, R Dwayne Neeb, L Terrence Long, L		0-3 K			4-1 24 F9 BB 2B BB	3-2 G6-3 1B			1-1 1B SF8 1B

Inning Stats	R: 0	H: 1	E: 0	LOB: 2	K: 0	BB: 1	S: 11	R: 0	H: 1	E: 0	LOB: 1	K: 2	BB: 0	S: 14	R: 0	H: 1	E: 1	LOB: 2	K: 1	BB: 1	S: 11	R: 0	H: 0	E: 0	LOB: 0	K: 2	BB: 0	S: 8	R: 4	H: 3	E: 0	LOB: 2	K: 0	BB: 4	S: 18	R: 0	H: 1	E: 0	LOB: 0	K: 0	BB: 0	S: 11	R: 0	H: 0	E: 0	LOB: 0	K: 0	BB: 1	S: 6	R: 0	H: 0	E: 0	LOB: 0	K: 0	BB: 0	S: 5	R: 2	H: 3	E: 0	LOB: 1	K: 1	BB: 0	S: 16	1B: 9	SF: 2	2B: 1	SAC: 0	3B: 0	DP: 2	HR: 0	HBP: 0	WP: 0	PA: 41
--------------	------	------	------	--------	------	-------	-------	------	------	------	--------	------	-------	-------	------	------	------	--------	------	-------	-------	------	------	------	--------	------	-------	------	------	------	------	--------	------	-------	-------	------	------	------	--------	------	-------	-------	------	------	------	--------	------	-------	------	------	------	------	--------	------	-------	------	------	------	------	--------	------	-------	-------	-------	-------	-------	--------	-------	-------	-------	--------	-------	--------

PITCHER	IP	WLS	BF	H	R	ER	SO	BB	IBB	HBP	BLK	WP	HR	S	P	ERA	WHIP
Kaz Ishii, L ERA: 4.84 (1, 1)	4.2		24	4	4	4	5	6	0	0	0	0	0	56	98	7.71	2.143
Elmer Dessens, R ERA: 4.5 (5, 1)	0.1		2	2	0	0	0	0	0	0	0	0	0	6	8	0.00	6.000
43 Yhency Brazoban, R ERA: 0.93 (6, 1)	2.0	W	6	1	0	0	0	1	0	0	0	0	0	17	29	0.00	1.000
Eric Gagne, R ERA: 2.18 (8, 1)	2.0	S	9	3	2	2	1	0	0	0	0	0	0	21	30	9.00	1.500

Batter	1	2	3	4	5	6	7	8	9	AB R H RBI BB SO LOB	TOP									
Cesar Izturis, S (1, 6) OBP: 0.333, SLG: 0.385	2-1 F9		1-1 1B		1-1 E9		0-2 F9		2-2 L8	5 0 1 0 0 0 2	Los Angeles Dodgers @ San Francisco Giants SBC Park, San Francisco, CA Fri Sep 24 2004, 10:15 PM EDT Att. 42,528 - Sunny - 68 F									
Jayson Werth, R (1, 7) OBP: 0.349, SLG: 0.508	4-1 G4-3 BB		2-0 1B		3-2 L6-4		2-1 CS 1B		4-0 BB	3 0 2 0 2 0 1										
Steve Finley, L (1, 8) OBP: 0.334, SLG: 0.496	1-2 G4-3		2-1 G6-4-3		1-0 1B		1-2 CS		0-1 P6	5 0 2 0 0 0 6										
Adrian Beltré, R (1, 5) OBP: 0.395, SLG: 0.647	4-2 BB			4-2 HR BB	2-1 1B			1-1 F8		2 1 1 0 2 0 1										
Shawn Green, L (1, 3) OBP: 0.353, SLG: 0.469	2-2 G6-3			2-0 HR	0-1 G4-3			4-2 G4-3 BB		3 1 1 2 1 0 4										
Milton Bradley, S (1, 9)		2-0 L1-3 1B		1-0 L7		2-0 G3		3-2 G4-3		4 0 1 0 0 0 2										
José Hernández, R (1, 4) Eric Gagne, R (9, 1)		1-3 K		0-0 HR		2-0 G5-3		1-1 BB 1B		4 1 2 1 0 1 1										
Brent Mayne, L (1, 2) Antonio Perez, R (9, PH) Alex Cora, L (9, 4)		0-0 L1-3		1-0 G6-4-3 1B		2-2 L7		2-0 BB 1B		3 0 1 0 0 0 1										
Odalis Perez, L (1, 1) Jose Flores, R (9, PH) David Ross, R (9, 2)			2-1 G4-3	0-1 G6-4-3		1-3 K		2-3 K		1 0 0 0 0 1 2										
Inning Stats	R: 0 E: 0 K: 0 S: 12	H: 0 LOB: 2 BB: 2 P: 25	R: 0 E: 0 K: 1 S: 5	H: 1 LOB: 0 BB: 0 P: 8	R: 0 E: 0 K: 0 S: 7	H: 2 LOB: 1 BB: 0 P: 14	R: 3 E: 0 K: 0 S: 8	H: 3 LOB: 0 BB: 1 P: 16	R: 0 E: 1 K: 0 S: 10	H: 2 LOB: 2 BB: 0 P: 17		R: 0 E: 0 K: 1 S: 10	H: 1 LOB: 0 BB: 0 P: 14	R: 0 E: 0 K: 0 S: 11	H: 1 LOB: 1 BB: 1 P: 19	R: 0 E: 0 K: 1 S: 11	H: 2 LOB: 3 BB: 1 P: 22	1B: 10 2B: 2 3B: 0 HR: 2	SF: 0 SAC: 0 DP: 5 HBP: 0	WP: 1 PB: 0 SB: 0 CS: 1
PITCHER	IP WLS BF H R ER SO BB IBB HBP BLK WP HR S P ERA WHIP	IP WLS BF H R ER SO BB IBB HBP BLK WP HR S P ERA WHIP	IP WLS BF H R ER SO BB IBB HBP BLK WP HR S P ERA WHIP	IP WLS BF H R ER SO BB IBB HBP BLK WP HR S P ERA WHIP	IP WLS BF H R ER SO BB IBB HBP BLK WP HR S P ERA WHIP	IP WLS BF H R ER SO BB IBB HBP BLK WP HR S P ERA WHIP	IP WLS BF H R ER SO BB IBB HBP BLK WP HR S P ERA WHIP	IP WLS BF H R ER SO BB IBB HBP BLK WP HR S P ERA WHIP	IP WLS BF H R ER SO BB IBB HBP BLK WP HR S P ERA WHIP	IP WLS BF H R ER SO BB IBB HBP BLK WP HR S P ERA WHIP	IP WLS BF H R ER SO BB IBB HBP BLK WP HR S P ERA WHIP	IP WLS BF H R ER SO BB IBB HBP BLK WP HR S P ERA WHIP	IP WLS BF H R ER SO BB IBB HBP BLK WP HR S P ERA WHIP	IP WLS BF H R ER SO BB IBB HBP BLK WP HR S P ERA WHIP	IP WLS BF H R ER SO BB IBB HBP BLK WP HR S P ERA WHIP	IP WLS BF H R ER SO BB IBB HBP BLK WP HR S P ERA WHIP	IP WLS BF H R ER SO BB IBB HBP BLK WP HR S P ERA WHIP	IP WLS BF H R ER SO BB IBB HBP BLK WP HR S P ERA WHIP	IP WLS BF H R ER SO BB IBB HBP BLK WP HR S P ERA WHIP	IP WLS BF H R ER SO BB IBB HBP BLK WP HR S P ERA WHIP
Kirk Rueter, L (1, 1) ERA: 4.81	6.0 L 26 8 3 3 1 3 0 0 0 0 2 47 91 4.50 1.833	1.0 4 2 0 0 1 0 0 0 0 0 0 0 13 17 0.00 2.000	1.0 3 0 0 0 0 1 0 0 0 0 1 0 8 16 0.00 1.000	0.2 4 2 0 0 1 0 0 0 0 0 0 0 9 16 0.00 3.000	0.0 1 0 0 0 0 1 0 0 0 0 0 0 0 4 ∞ ∞	Wayne Franklin, L (9, 1) ERA: 6.12	0.1 1 0 0 0 0 0 0 0 0 0 0 0 0 0 0 0.00 0.000													

livebaseballscorecards.com

AB	34
R	3
H	12
RBI	3
BB	5
SO	3
LOB	21



Batter	1	2	3	4	5	6	7	8	9	AB R H RBI BB SO LOB	TOP																						
Cesar Izturis, S (1, 6) OBP: 0.332, SLG: 0.384	1-1 BB 2B 1B		3-2 F8	1-0 G4-3			2-2 G4-3		1-2 G6-3	5 1 1 0 0 0 1																							
Jayson Werth, R (1, 7) OBP: 0.351, SLG: 0.504	4-1 SAFE 2B BB		3-2 K			2-2 L7	4-1 FC6-4 BB			2 1 0 0 2 1 0																							
Steve Finley, L (1, 8) OBP: 0.335, SLG: 0.495	1-1 F9		4-2 BB			0-1 G6-4-3 1B	1-1 FC6-4 WP 1-2f			3 0 1 0 1 0 3																							
Adrián Beltré, R (1, 5) OBP: 0.394, SLG: 0.646	0-0 1-H 2-H 2B		0-0 L9		1 SAFE D 1 SAFE B 1 SAFE X	2-1 G6-4-3 1-2f	3-3 SAFE K 1-2			4 0 1 2 0 1 3																							
Robin Ventura, L (1, 3) OBP: 0.327, SLG: 0.361 Antonio Perez, R (8, PH) OBP: 0.400, SLG: 0.444 Hee-Seop Choi, L (8, 3) OBP: 0.370, SLG: 0.450	2-3 K			2-1 SH1-3 HR 2B		3-2 L8		1-2 G6-3		3 1 1 0 0 1 1 1 0 0 0 0 0 0 0 0 0 0 0 0 0																							
Milton Bradley, S (1, 9) OBP: 0.363, SLG: 0.429	2-3 K		0-0 SH1-3			1-0 HR	3-2 CS 1B			3 1 2 1 0 1 1																							
Alex Cora, L (1, 4) OBP: 0.362, SLG: 0.380 José Hernández, R (8, PH) OBP: 0.372, SLG: 0.558 Giovanni Carrara, R (8, 4) (8, 1)		2-2 P5	1-2 HR			2-2 1B	2-3 K 1-2			3 1 2 2 0 0 0 1 0 0 0 0 1 1 0 0 0 0 0 0 0																							
David Ross, R (1, 2) OBP: 0.257, SLG: 0.279 Olmedo Saenz, R (9, PH) OBP: 0.339, SLG: 0.490		0-1 P2	3-2 F8			1-2 SAFE P4		2-3 K		3 0 0 0 0 0 1 1 0 0 0 0 1 0																							
Jose Lima, R (1, 1) OBP: 0.213, SLG: 0.196 Scott Stewart, R (4, 1) Jason Grabowski, L (6, PH) OBP: 0.298, SLG: 0.359 Duaner Sanchez, R (6, 1) OBP: 0.299, SLG: 0.500 Mike Venafro, L (7, 1) 43 Yhency Brazoban, R (7, 1) Joe Thurston, L (8, 4) OBP: 0.200, SLG: 0.429		0-3 K2-3	0-0 1B			3-3 K		0-3 K		2 0 1 0 0 1 0 0 0 0 0 0 0 0 1 0 0 0 0 1 1 0 1 0 0 0 0 1 0																							
Inning Stats	R: 2 H: 2 E: 0 LOB: 1 K: 2 BB: 1 S: 13 P: 23	R: 0 H: 0 E: 0 LOB: 0 K: 1 BB: 0 S: 9 P: 11	R: 0 H: 0 E: 0 LOB: 1 K: 1 BB: 1 S: 15 P: 25	R: 2 H: 3 E: 0 LOB: 1 K: 0 BB: 0 S: 13 P: 20	R: 0 H: 1 E: 0 LOB: 0 K: 0 BB: 0 S: 8 P: 12	R: 1 H: 2 E: 0 LOB: 1 K: 1 BB: 0 S: 14 P: 24	R: 0 H: 0 E: 0 LOB: 1 K: 1 BB: 1 S: 10 P: 20	R: 0 H: 1 E: 0 LOB: 0 K: 1 BB: 0 S: 10 P: 16	R: 0 H: 0 E: 0 LOB: 0 K: 2 BB: 0 S: 11 P: 14	1B: 5 SF: 0 2B: 2 SAC: 1 3B: 0 DP: 1 HR: 2 HBP: 0	WP: 1 PA: 37 PB: 0 SB: 0 CS: 1																						
PITCHER	IP WLS BF H R ER SO BB IBB HBP BLK WP HR S P ERA WHIP											PITCHER	IP WLS BF H R ER SO BB IBB HBP BLK WP HR S P ERA WHIP																				
41 Brad Hennessey, R (1, 1) ERA: 4.98	3.2		18	5	4	4	4	2	0	0	0	0	1	49	77	9.82	1.909	Dustin Hermanson, R (9, 1) ERA: 4.41	1.0		3	0	0	0	2	0	0	0	0	11	14	0.00	0.000
Wayne Franklin, L (4, 1) ERA: 6.08	0.1		1	0	0	0	0	0	0	0	0	0	0	1	2	0.00	0.000																
Tyler Walker, R (5, 1) ERA: 4.35	2.0		8	3	1	1	1	0	0	0	0	0	1	22	36	4.50	1.500																
Jim Brower, R (7, 1) ERA: 3.53	1.0		4	0	0	0	1	1	0	0	0	1	0	10	20	0.00	1.000																
Scott Eyre, L (8, 1) ERA: 4.32	1.0	W	3	1	0	0	1	0	0	0	0	0	0	10	16	0.00	1.000																

Los Angeles Dodgers @ San Francisco Giants
SBC Park, San Francisco, CA
Sat Sep 25 2004, 4:10 PM EDT
Att. 42,486 - Sunny - 66 F

livebaseballscorecards.com

AB	33
R	5
H	9
RBI	5
BB	3
SO	9
LOB	12



Batter	1	2	3	4	5	6	7	8	9
Ray Durham, S OBP: 0.364, SLG: 0.473 (1, 4)	2-2 HR	3-2 K		0-1 1-H 2B		0-1 F8		3-2 P3	
J.T. Snow, L OBP: 0.431, SLG: 0.528 (1, 3)	0-1 G4-3		2-1 G1-6-3	2-3 K			2-3 K	4-2 1-2 2-3 HR BB	
Pedro Feliz, R OBP: 0.306, SLG: 0.484 (1, 5)	0-0 IBB 1B		0-3 K		1-1 SH2-4 SF7-5-6 1B		1-1 IBB 1B	0-1 1-H 2-H 3-H HR	
Barry Bonds, L OBP: 0.615, SLG: 0.834 (1, 7)	4-0 1-2 G6-4-3 IBB		4-0 IBB		4-1 SF7-5-6 SH2-4 BB		4-0 1-2 IBB	4-2 BB	
A.J. Pierzynski, L OBP: 0.318, SLG: 0.413 (1, 2)	0-2 1-2f G6-4-3		0-1 G3		0-1 SH2-4		0-3 K	1-1 G3	
Deivi Cruz, R OBP: 0.321, SLG: 0.429 (1, 6)		0-1 F8		2-1 1B SF8 1B		4-0 IBB			
Cody Ransom, R OBP: 0.329, SLG: 0.394 (9, 6)							1-0 F9		
Michael Tucker, L OBP: 0.359, SLG: 0.425 (1, 9)		0-0 41 1B 2B		1-0 2B 1B		0-1 SF7-5-6		3-1 BB SH1-4 HR 1B	
Dustan Mohr, R OBP: 0.403, SLG: 0.449 (1, 8)		0-3 K		1-2 K		2-3 K		0-0 SH1-4	
41 Brad Hennessey, R Wayne Franklin, L Tony Torcato, L Tyler Walden, R Todd Linden, S Jim Browne, R Scott Eyles, L Ricky Ledee, L Dustin Hermanson, R		0-1 2-H 1B		2-1 1 SAFE SF8		0-0 F9		4-2 BB HR BB	

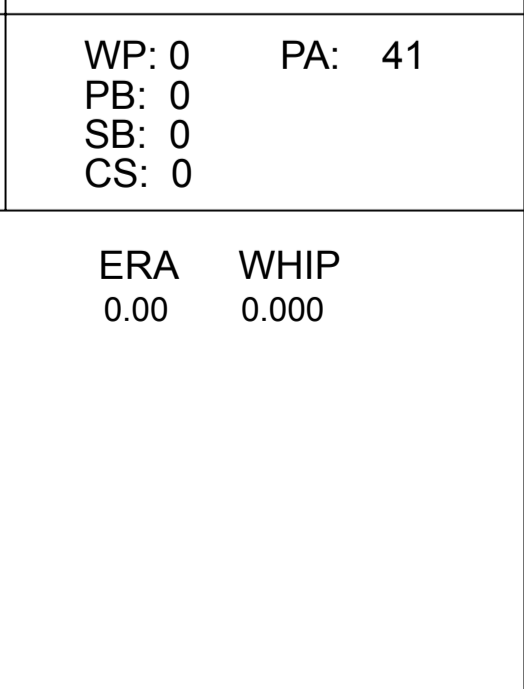
Inning Stats	R: 1	H: 2	E: 0	K: 0	S: 10	LOB: 1	BB: 1	P: 16	R: 1	H: 2	E: 0	K: 2	S: 13	LOB: 1	BB: 0	P: 16	R: 0	H: 0	E: 0	K: 1	S: 7	LOB: 1	BB: 1	P: 13	R: 2	H: 3	E: 0	K: 2	S: 14	LOB: 1	BB: 0	P: 22	R: 1	H: 1	E: 0	K: 0	S: 6	LOB: 0	BB: 0	P: 8	R: 0	H: 1	E: 0	K: 2	S: 9	LOB: 2	BB: 1	P: 17	R: 4	H: 2	E: 0	K: 0	S: 23	LOB: 1	BB: 3	P: 42
--------------	------	------	------	------	-------	--------	-------	-------	------	------	------	------	-------	--------	-------	-------	------	------	------	------	------	--------	-------	-------	------	------	------	------	-------	--------	-------	-------	------	------	------	------	------	--------	-------	------	------	------	------	------	------	--------	-------	-------	------	------	------	------	-------	--------	-------	-------

PITCHER	IP	WLS	BF	H	R	ER	SO	BB	IBB	HBP	BLK	WP	HR	S	P	ERA	WHIP
Jose Lima, R ERA: 4.19 (1, 1)	3.2		19	7	4	4	4	0	2	0	0	0	1	40	61	9.82	1.909
Scott Stewart, L ERA: 6.17 (4, 1)	1.1		6	1	1	1	1	1	1	0	0	0	0	11	22	6.75	1.500
Duaner Sanchez, R ERA: 3.38 (6, 1)	1.0		3	0	0	0	1	0	0	0	0	0	0	6	8	0.00	0.000
Mike Venafro, L ERA: 2.57 (7, 1)	0.2		4	1	0	0	2	0	1	0	0	0	0	8	15	0.00	1.500
43 Yhency Brazoban, R ERA: 2.1 (7, 1)	1.0	L	8	2	4	4	0	3	0	0	0	0	1	22	41	36.00	5.000

AB	R	H	RBI	BB	SO	LOB
5	1	2	2	0	1	3
4	1	0	0	1	2	1
5	2	4	4	0	1	0
0	0	0	0	5	0	0
4	0	0	0	0	1	6
3	1	1	0	1	0	2
0	0	0	0	0	0	0
3	3	3	1	0	0	0
3	0	0	0	0	3	3
1	0	1	1	0	0	0
0	0	0	0	0	0	0
0	0	0	0	0	0	0
0	0	0	0	0	0	0
1	0	0	0	0	0	0
0	0	0	0	0	0	0
0	1	0	0	1	0	0
0	0	0	0	0	0	0

WP	HR	S	P	ERA	WHIP
0	0	2	3	0.00	0.000

Los Angeles Dodgers @ San Francisco Giants
SBC Park, San Francisco, CA
 Sat Sep 25 2004, 4:10 PM EDT
 Att. 42,486 - Sunny - 66 F



Batter	1	2	3	4	5	6	7	8	9	AB R H RBI BB SO LOB	TOP												
Cesar Izturis, S OBP: 0.332, SLG: 0.385 (1, 6)	1-1 E4 HR		2-2 P5		0-0 FC6 BB 2B	0-0 1-2 1B		0-1 G4-3		5 2 2 0 0 0 0													
Jayson Werth, R OBP: 0.348, SLG: 0.510 (1, 7)	1-2 HR		1-0 G5-3		3-2 FC6 BB BB	3-1 F7		2-1 F8		5 1 1 2 0 0 3													
Steve Finley, L OBP: 0.334, SLG: 0.492 (1, 8)	3-2 P2			4-0 G5-4-3 BB	1-3 K	0-1 G4-3		2-3 K		4 0 0 0 1 2 4													
Adrián Beltré, R OBP: 0.394, SLG: 0.643 (1, 5)	2-3 K			0-1 G5-4-3 1-2f	4-2 BB BB		1-1 E9 FC6-4 1B		1-0 L8	4 1 1 0 1 1 1													
Shawn Green, L OBP: 0.356, SLG: 0.468 (1, 3)	3-2 G4-3			4-1 1B BB	4-2 FC6-4 BB		4-1 FC6-4 BB		4-2 E BB	1 2 0 1 4 0 0													
Milton Bradley, S OBP: 0.362, SLG: 0.426 (1, 9)		0-0 P6		1 SAFE 1-2 1B	0-1 FC6-4 1-2f		1-0 FC6-4 CS		1 SAFE 3-1 E8 1-H CS	5 0 1 1 0 0 4													
Alex Cora, L OBP: 0.365, SLG: 0.389 (1, 4)		2-2 P4		2-2 1-2 2-H 1B		0-2 HR	1 SAFE 4-2 1B BB		1-2 G3 3-H	4 1 2 2 1 0 1													
David Ross, R OBP: 0.253, SLG: 0.274 (1, 2)			1-3 K		2-3 K		1-2 K			3 0 0 0 0 0 3 2													
Robin Ventura, L OBP: 0.331, SLG: 0.366 (7, PH)							3-1 1B			1 0 1 0 0 0 0													
Jose Flores, R (7, PR)							1-3 1B			0 0 0 0 0 0 0													
Brent Mayne, L OBP: 0.310, SLG: 0.260 (7, 2)								0-1 G5-3		0 0 0 0 0 0 0													
Jeff Weaver, R OBP: 0.252, SLG: 0.279 (7, PH)			2-3 K			1-3 K				2 0 0 0 1 2 0													
Jason Grabowski, L OBP: 0.306, SLG: 0.396 (7, 1)							4-2 1B BB			1 0 0 0 0 0 2													
Duaner Sanchez, R OBP: 0.250, SLG: 0.300 (7, 1)										0 0 0 0 0 0 0													
Mike Venafo, L (7, 1)										0 0 0 0 0 0 0													
Giovanni Carrara, R (7, 1)										0 0 0 0 0 0 0													
Eric Gagne, R (8, 1)										0 0 0 0 0 0 0													
Inning Stats	R: 2 E: 1 K: 1 S: 19	H: 1 LOB: 0 BB: 0 P: 29	R: 0 E: 0 K: 1 S: 7	H: 0 LOB: 0 BB: 0 P: 10	R: 0 E: 0 K: 1 S: 10	H: 0 LOB: 0 BB: 0 P: 15	R: 1 E: 0 K: 1 S: 13	H: 2 LOB: 2 BB: 2 P: 26	R: 1 E: 0 K: 2 S: 18	H: 1 LOB: 3 BB: 2 P: 31	R: 1 E: 0 K: 1 S: 14	H: 2 LOB: 2 BB: 1 P: 22	R: 1 E: 1 K: 0 S: 12	H: 2 LOB: 2 BB: 2 P: 25	R: 0 E: 0 K: 1 S: 8	H: 0 LOB: 0 BB: 0 P: 12	R: 1 E: 1 K: 0 S: 9	H: 0 LOB: 0 BB: 1 P: 18	1B: 5 2B: 1 3B: 0 HR: 2	SF: 0 SAC: 0 DP: 1 HBP: 0	WP: 0 PB: 0 SB: 0 CS: 2	PA: 43	
PITCHER	IP WLS BF H R ER SO BB IBB HBP BLK WP HR S P ERA WHIP	IP WLS BF H R ER SO BB IBB HBP BLK WP HR S P ERA WHIP											IP WLS BF H R ER SO BB IBB HBP BLK WP HR S P ERA WHIP										
Brett Tomko, R ERA: 4.19 (1, 1)	4.2 L 22 4 4 3 6 3 0 0 0 0 1 63 103 5.79 1.500	0.1 3 1 1 1 0 1 0 0 0 0 0 1 7 11 27.00 6.000											1.1 (8, 1) 4 0 0 0 1 0 0 0 0 0 0 0 9 14 0.00 0.000										
Wayne Franklin, L ERA: 6.22 (5, 1)	0.1 3 1 1 1 0 1 0 0 0 0 0 0 1 7 11 27.00 6.000	0.2 4 1 0 0 1 1 0 0 0 0 0 0 9 17 0.00 3.000											0.2 (9, 1) 3 0 1 0 0 1 0 0 0 0 0 0 8 16 0.00 1.500										
Matt Herges, R ERA: 5.1 (6, 1)	0.2 4 1 0 0 1 1 0 0 0 0 0 0 9 17 0.00 3.000	1.0 5 1 1 1 0 2 0 0 0 0 0 0 10 20 9.00 3.000											4.26 Scott Eyre, L ERA: 4.26 (9, 1)										
Jason Christiansen, L ERA: 4.5 (6, 1)	1.0 5 1 1 1 0 2 0 0 0 0 0 0 10 20 9.00 3.000	0.1 2 1 0 0 0 0 0 0 0 0 0 0 4 7 0.00 3.000																					
Tyler Walker, R ERA: 4.33 (7, 1)	0.1 2 1 0 0 0 0 0 0 0 0 0 0 4 7 0.00 3.000																						

Los Angeles Dodgers @ San Francisco Giants
SBC Park, San Francisco, CA
Sun Sep 26 2004, 4:05 PM EDT
Att. 42,549 - Sunny - 71 F

livebaseballscorecards.com

AB	35
R	7
H	8
RBI	6
BB	8
SO	8
LOB	17



Batter	1	2	3	4	5	6	7	8	9	AB	R	H	RBI	BB	SO	LOB
Ray Durham, S OBP: 0.364, SLG: 0.473 (1, 4)	0-0 G4-3 SF9 2B	0-1 F8		3-2 HBP		1-0 F8		1-1 F7		4	1	1	0	0	0	2
Michael Tucker, L OBP: 0.356, SLG: 0.420 (1, 9)	0-1 G4-3 2-3	0-1 G4-3		3-3 K		0-0 L3			2-3 K	5	0	0	0	0	2	5
Pedro Feliz, R OBP: 0.305, SLG: 0.482 (1, 5)	0-0 SF9 3-H		0-0 P6	1-0 G4-3			2-2 E G3 1B		0-1 G4-3	4	1	1	1	0	0	2
Barry Bonds, L OBP: 0.614, SLG: 0.839 (1, 7) Jason Ellison, R (9, PR)	4-1 1B 1B BB		1-0 HR		3-2 K		1-1 E4 PB G3 1-3		1-2 DI 1B	4	2	2	1	1	1	1
J.T. Snow, L OBP: 0.433, SLG: 0.526 (1, 3)	1-0 1B 1-3 1B		3-2 P6		4-2 1B BB		2-1 G3 1-2		4-2 BB 1-2	3	0	1	1	2	0	1
Deivi Cruz, R OBP: 0.325, SLG: 0.434 (1, 6)	1-2 1B 3-H 1B		0-1 2B		1-2 G4-6-3 1B		0-2 F9 3-H		0-3 K	5	0	3	1	0	1	3
A.J. Pierzynski, L OBP: 0.316, SLG: 0.411 (1, 2) Jason Christiansen, R (6, 1) Tyler Walker, R (7, 1) Edgardo Alfonzo, R OBP: 0.251, SLG: 0.408 (7, PH) Jim Brower, R OBP: 0.067, SLG: 0.500 (8, 1) Scott Eyre, L (9, 1)	1-1 P6		2-2 G4-3		3-2 G4-6-3 1-2f		2-3 K 2-3			3	0	0	0	0	0	5
Marquis Grissom, R OBP: 0.319, SLG: 0.440 (1, 8)		0-1 1B		3-2 SH5-4 1B		1-1 1B		1-0 F9		4	0	3	0	0	0	0
Brett Tomko, R OBP: 0.148, SLG: 0.136 (1, 1) Wayne Franklin, L OBP: 0.400, SLG: 0.333 (5, 1) Matt Herges, L (6, 1) Yorvit Torrealba, R OBP: 0.310, SLG: 0.419 (6, 2)		1-3 SAFE K		0-0 SH5-4 1-2		0-3 K		2-3 K		1	0	0	0	0	1	1

Inning Stats	R: 2	H: 3	E: 0	K: 0	S: 11	LOB: 2	BB: 1	P: 18	R: 0	H: 1	E: 0	K: 1	S: 9	LOB: 1	BB: 0	P: 10	R: 1	H: 2	E: 0	K: 0	S: 11	LOB: 1	BB: 0	P: 17	R: 0	H: 1	E: 0	K: 1	S: 10	LOB: 2	BB: 0	P: 20	R: 0	H: 1	E: 0	K: 1	S: 12	LOB: 1	BB: 1	P: 23	R: 0	H: 1	E: 0	K: 1	S: 7	LOB: 1	BB: 0	P: 9	R: 1	H: 1	E: 1	K: 1	S: 14	LOB: 1	BB: 0	P: 21	R: 0	H: 0	E: 0	K: 1	S: 6	LOB: 0	BB: 0	P: 10	R: 0	H: 1	E: 0	K: 2	S: 18	LOB: 2	BB: 1	P: 25	1B: 8	SF: 1	2B: 2	SAC: 1	3B: 0	DP: 1	HR: 1	HBP: 1	WP: 0	PA: 42
--------------	------	------	------	------	-------	--------	-------	-------	------	------	------	------	------	--------	-------	-------	------	------	------	------	-------	--------	-------	-------	------	------	------	------	-------	--------	-------	-------	------	------	------	------	-------	--------	-------	-------	------	------	------	------	------	--------	-------	------	------	------	------	------	-------	--------	-------	-------	------	------	------	------	------	--------	-------	-------	------	------	------	------	-------	--------	-------	-------	-------	-------	-------	--------	-------	-------	-------	--------	-------	--------

PITCHER	IP	WLS	BF	H	R	ER	SO	BB	IBB	HBP	BLK	WP	HR	S	P	ERA	WHIP
Jeff Weaver, R ERA: 4.01 (1, 1)	6.0	W	29	9	3	3	4	2	0	0	0	0	1	60	97	4.50	1.833
Duaner Sanchez, R ERA: 3.38 (7, 1)	0.0		1	1	1	0	0	0	0	0	0	0	0	3	5	∞	∞
Mike Venafro, L ERA: 2.45 (7, 1)	0.1	H	2	0	0	0	0	0	0	0	0	0	0	4	7	0.00	0.000
Giovanni Carrara, R ERA: 2.36 (7, 1)	0.2	H	2	0	0	0	1	0	0	0	0	0	0	7	9	0.00	0.000
Eric Gagne, R ERA: 2.1 (8, 1)	2.0	S	8	1	0	0	3	1	0	0	0	0	0	24	35	0.00	1.000

BOTTOM

Los Angeles Dodgers @ San Francisco Giants
SBC Park, San Francisco, CA
Sun Sep 26 2004, 4:05 PM EDT
Att: 42,549 - Sunny - 71 F

livebaseballscores.com

AB	36
R	4
H	11
RBI	4
BB	3
SO	8
LOB	22



Colorado Rockies @ Los Angeles Dodgers
Dodger Stadium, Los Angeles, CA

Mon Sep 27 2004, 7:10 PM PDT
 Att: 36,958 - Cloudy - 69 F

livebaseballscorecards.com

AB	35
R	8
H	12
RBI	8
BB	5
SO	10
LOB	11



WP: 0	PA: 41
PB: 0	
SB: 0	
CS: 0	

Batter	1	2	3	4	5	6	7	8	9	AB	R	H	RBI	BB	SO	LOB
Cesar Izturis, S OBP: 0.333, SLG: 0.387 (1, 6)	2-2 2B	2-0 HR 1B		1-2 G4-3			3-2 G5-3		1-1 F7	5	1	2	1	0	0	0
Jayson Werth, R OBP: 0.352, SLG: 0.510 (1, 7)	1-1 1B	4-1 HR BB		3-3			0-0 F9		2-1 1B 1B	4	2	2	0	1	1	0
Steve Finley, L OBP: 0.336, SLG: 0.491 (1, 8)	4-2 BB	4-1 HR BB			1-1 P4		1-1 G3		1-1 1B 1B	3	1	1	0	2	0	0
Adrián Beltré, R OBP: 0.395, SLG: 0.647 (1, 5)	2-2 F9	1-0 HR			2-1 G4-3			0-2 1B 1B	4-0 1B	4	2	2	4	1	0	2
Milton Bradley, S OBP: 0.364, SLG: 0.427 (1, 9)	4-2 BB	G5-3			1-3 K			3-2 1B 1B	1-2 1B	4	1	2	1	1	1	0
Shawn Green, L OBP: 0.355, SLG: 0.467 (1, 3)	2-3 K		1-3 K			1-3 K		1-2 1B	1-3 2-H G1-3	4	0	1	1	0	3	3
José Hernández, R OBP: 0.372, SLG: 0.554 (8, PH) (9, 4)		1-0 SH5-4 1B	1-2 G1-3			1-3 K		1-1 P3		3	1	1	0	0	1	0
David Ross, R OBP: 0.254, SLG: 0.275 (7, 1) Duaner Sanchez, R OBP: 0.250, SLG: 0.500 (8, PH) Robin Ventura, L OBP: 0.329, SLG: 0.383 (9, 1) Giovanni Carrara, R Mike Venafro, L 43 Yhency Brazoban, R (9, 1)		0-3 K	2-3 K			0-0 1B		1-2 G1-3		3	0	1	0	0	2	1
Edwin Jackson, R OBP: 0.250, SLG: 0.250 (4, 1) Antonio Perez, R OBP: 0.364, SLG: 0.400 (5, 1) Wilson Alvarez, L OBP: 0.194, SLG: 0.167 (6, PH) Tom Wilson, R OBP: 0.300, SLG: 0.222 (7, 2) Jason Grabowski, L OBP: 0.304, SLG: 0.394 Brent Mayne, L OBP: 0.310, SLG: 0.260 (8, PH) (9, 2)		0-0 SH5-4		0-3 K		0-1 F8		1-3 K		0	0	0	0	0	0	0

Inning Stats	R: 0	H: 2	E: 0	LOB: 3	K: 1	P: 15	R: 5	H: 3	E: 0	LOB: 0	K: 1	P: 12	R: 0	H: 0	E: 0	LOB: 0	K: 2	P: 10	R: 0	H: 0	E: 0	LOB: 0	K: 1	P: 7	R: 0	H: 1	E: 0	LOB: 1	K: 2	P: 9	R: 0	H: 0	E: 0	LOB: 0	K: 0	P: 7	R: 2	H: 3	E: 0	LOB: 1	K: 1	P: 17	R: 1	H: 3	E: 0	LOB: 3	K: 0	P: 9	1B: 10	SF: 0	2B: 1	SAC: 1	3B: 0	DP: 0	HR: 1	HBP: 0	WP: 0	PA: 41
--------------	------	------	------	--------	------	-------	------	------	------	--------	------	-------	------	------	------	--------	------	-------	------	------	------	--------	------	------	------	------	------	--------	------	------	------	------	------	--------	------	------	------	------	------	--------	------	-------	------	------	------	--------	------	------	--------	-------	-------	--------	-------	-------	-------	--------	-------	--------

PITCHER	IP	WLS	BF	H	R	ER	SO	BB	IBB	HBP	BLK	WP	HR	S	P	ERA	WHIP
Shawn Estes, L ERA: 5.73 (1, 1)	7.0		30	6	5	5	9	4	0	0	0	0	1	69	116	6.43	1.429
40 Brian Fuentes, L ERA: 5.65 (8, 1)	0.0		3	3	2	2	0	0	0	0	0	0	0	9	13	∞	∞
Steve Reed, R ERA: 3.62 (8, 1)	1.1	L	8	3	1	1	1	0	1	0	0	0	0	17	29	6.75	2.250

Batter	1	2	3	4	5	6	7	8	9	AB R H RBI BB SO LOB	TOP																									
12 Clint Barnes, R OBP: 0.313, SLG: 0.422 (1, 4)	1-1 F9		0-0 F9		3-2 F8			3-3 K	2-2 G5-3	5 0 0 0 0 1 1	Colorado Rockies @ Los Angeles Dodgers Dodger Stadium, Los Angeles, CA Tue Sep 28 2004, 7:10 PM PDT Att. 33,588 - Sunny - 64 F																									
Royce Clayton, R OBP: 0.338, SLG: 0.397 (1, 6)	4-0 1B 27 1B BB		1-3 K			0-1 P3		3-2 BB 17 1B E 1B	2-3 K	4 2 1 0 1 2 0																										
17 Todd Helton, L OBP: 0.467, SLG: 0.621 (1, 3)	2-2 F9		2-3 K			4-1 BB		0-0 BB E 1B	1-0 F7	4 1 1 0 1 1 1																										
Vinny Castilla, R OBP: 0.331, SLG: 0.536 (1, 5)	0-1 1-2 27 1B 1B			1-3 K		3-2 L5		1-1 P3		4 0 1 0 0 1 3																										
27 Garrett Atkins, R OBP: 0.435, SLG: 0.619 (1, 7)	1-1 1-2 2-H 1B		1-1 F8		0-0 G5-3			4-1 E 11 1B BB		3 0 1 1 0 0 1																										
Jorge Piedra, L OBP: 0.345, SLG: 0.481 (6, 7)								1-2 2-3		0 1 0 0 1 0 0																										
Charles Johnson, R OBP: 0.351, SLG: 0.431 (1, 2)	2-2 F7		0-2 P4				2-3 K	0-1 E9 BB 11 1B		3 0 0 0 0 1 2																										
Mark Sweeney, L OBP: 0.381, SLG: 0.520 (8, PH)								1-2 2-H 3-H		1 0 0 0 0 0 1																										
Todd Greene, R OBP: 0.327, SLG: 0.516 (8, 2)										0 0 0 0 0 0 0																										
11 Brad Hawpe, L OBP: 0.324, SLG: 0.402 (1, 9)								1-2 2-H BB 1B		2 0 1 1 1 1 0																										
Choo Freeman, R OBP: 0.297, SLG: 0.287 (1, 8)			3-3 K 1-2		4-2 BB		1-2 F8	4-2 BB		2 0 0 0 2 1 2																										
Jamey Wright, R OBP: 0.083, SLG: 0.105 (1, 1)			1-3 K		1-3 K		1-3 K	1-1 L8		2 0 0 0 0 2 1																										
JD Closser, S OBP: 0.361, SLG: 0.380 (7, PH)										1 0 0 0 0 0 1 1																										
Scott Dohmann, R OBP: 0.286, SLG: 0.308 (7, 1)										0 0 0 0 0 0 0 0																										
Andy Tracy, L OBP: 0.286, SLG: 0.308 (8, PH)										1 0 0 0 0 0 0 3																										
Chin-hui Tsao, R (8, 1)										0 0 0 0 0 0 0 0																										
Javier López, L (8, 1)										0 0 0 0 0 0 0 0																										
Shawn Chacon, R (9, 1)										0 0 0 0 0 0 0 0																										
Tim Harikkala, R (9, 1)										0 0 0 0 0 0 0 0																										
Inning Stats	R: 1 E: 0 K: 0 S: 14	H: 2 LOB: 2 BB: 1 P: 24	R: 0 E: 0 K: 2 S: 7	H: 0 LOB: 0 BB: 0 P: 14	R: 0 E: 0 K: 2 S: 8	H: 0 LOB: 0 BB: 0 P: 11	R: 0 E: 0 K: 1 S: 8	H: 0 LOB: 0 BB: 0 P: 10	R: 0 E: 0 K: 2 S: 13	H: 0 LOB: 1 BB: 1 P: 22	R: 0 E: 0 K: 2 S: 9	H: 0 LOB: 1 BB: 1 P: 16	R: 0 E: 0 K: 2 S: 10	H: 0 LOB: 1 BB: 1 P: 18	R: 3 E: 1 K: 1 S: 20	H: 3 LOB: 3 BB: 2 P: 37	R: 0 E: 0 K: 1 S: 9	H: 0 LOB: 0 BB: 0 P: 14	1B: 5 2B: 1 3B: 0 HR: 0	SF: 0 SAC: 0 DP: 1 HBP: 1	WP: 0 PB: 0 SB: 0 CS: 1	PA: 39														
PITCHER	IP WLS BF H R ER SO BB IBB HBP BLK WP HR S P ERA WHIP																																			
Kaz Ishii, L (1, 1)	7.0		27	2	1	1	9	4	0	1	0	0	0	69	115	1.29	0.857																			
Duaner Sanchez, R (8, 1)	0.1		2	1	1	0	1	0	0	0	0	0	0	8	14	0.00	3.000																			
Mike Venafo, L (8, 1)	0.0		1	1	0	0	0	0	0	0	0	0	0	1	1	∞	∞																			
Giovanni Carrara, R (8, 1)	0.2		6	1	2	0	0	2	0	0	0	0	0	11	22	0.00	4.500																			
Elmer Dessens, R (9, 1)	1.0	W	3	0	0	0	1	0	0	0	0	0	0	9	14	0.00	0.000																			

AB	32
R	4
H	5
RBI	2
BB	6
SO	11
LOB	16



Batter	1	2	3	4	5	6	7	8	9	AB R H RBI BB SO LOB	TOP																
Aaron Miles, S OBP: 0.333, SLG: 0.374 (1, 4)	2-3 K		1-2 1B			0-1 17 2B		1-2 P3		4 1 2 0 0 1 0	Colorado Rockies @ Los Angeles Dodgers Dodger Stadium, Los Angeles, CA Wed Sep 29 2004, 7:05 PM PDT Att. 43,304 - Cloudy - 65 F																
Royce Clayton, R OBP: 0.338, SLG: 0.398 (1, 6)	0-0 17 G4-3 2B		2-3 K			1-2 G6-3		0-0 P6		4 0 1 0 0 1 2																	
17 Todd Helton, L OBP: 0.467, SLG: 0.622 (1, 3)	2-1 G4-3			0-0 G6-3		2-1 2B		4-2 1B BB		3 1 1 1 1 0 1																	
Vinny Castilla, R OBP: 0.331, SLG: 0.534 (1, 5)	0-0 F9			2-3 K		1-2 F8		1-1 1B 2B		4 1 1 0 0 1 2																	
Jeremy Burnitz, L OBP: 0.355, SLG: 0.563 (1, 8) (9, 9)		3-2 27 FC6-4 HBP		1-3 K			2-2 G3	1-1 1B 2B		3 1 1 1 0 1 0																	
27 Garrett Atkins, R OBP: 0.462, SLG: 0.591 (1, 7)		1-1 FC6-4			4-2 G5-4-3 BB		4-2 G6-4-3 BB	0-1 2B		1 0 0 0 2 0 1																	
Jorge Piedra, L OBP: 0.345, SLG: 0.481 (7, PR) (7, 7)		G6-4-3						2-H 3-H 2B		0 0 0 0 0 0 0																	
Choo Freeman, R OBP: 0.304, SLG: 0.307 (9, PH) (9, 8)		1-2f						4-2 BB		1 0 1 2 0 0 0																	
Todd Greene, R OBP: 0.325, SLG: 0.508 (1, 2)		1-2 SAFE G6-4-3		1-1 G5-4-3		1-1 G6-4-3				3 0 0 0 1 0 3																	
Luis Gonzalez, R OBP: 0.332, SLG: 0.472 (1, 9) (9, 7)			0-1 G5-3		1-3 K			1-1 L5	1-3 K	4 0 0 0 0 2 2																	
26 Jeff Francis, L Allan Simpson, R Charles Johnson, R 40 Brian Fuentes, L Mark Sweeney, L Chin-hui Tsao, R (1, 1) (7, 1) (8, PH) (8, 1) (9, PH) (9, 1)			2-3 K			2-1 G5-3		3-2 P3	1-3 K	2 0 0 0 0 1 0 0 0 0 0 0 0 0 1 0 0 0 0 0 0 0 0 0 0 0 0 0 1 0 0 0 0 1 2 0 0 0 0 0 0 0																	
Inning Stats	R: 0 E: 0 K: 1 S: 8	H: 1 LOB: 1 BB: 0 P: 12	R: 0 E: 0 K: 0 S: 10	H: 0 LOB: 0 BB: 0 P: 15	R: 0 E: 0 K: 2 S: 12	H: 1 LOB: 1 BB: 0 P: 17	R: 0 E: 0 K: 2 S: 7	H: 0 LOB: 0 BB: 0 P: 10	R: 0 E: 0 K: 1 S: 7	H: 0 LOB: 0 BB: 1 P: 13	R: 1 E: 0 K: 0 S: 13	H: 2 LOB: 1 BB: 0 P: 19	R: 0 E: 0 K: 0 S: 7	H: 0 LOB: 1 BB: 1 P: 14	R: 0 E: 0 K: 0 S: 9	H: 0 LOB: 0 BB: 0 P: 14	R: 3 E: 0 K: 2 S: 18	H: 3 LOB: 2 BB: 2 P: 30	1B: 4 2B: 3 3B: 0 HR: 0	SF: 0 SAC: 0 DP: 3 HBP: 1	WP: 0 PB: 0 SB: 0 CS: 0	PA: 36					
PITCHER	IP WLS BF H R ER SO BB IBB HBP BLK WP HR S P ERA WHIP											PITCHER	IP WLS BF H R ER SO BB IBB HBP BLK WP HR S P ERA WHIP														
Odalis Perez, L ERA: 3.25 (1, 1)	8.0		28	4	1	1	6	2	0	1	0	0	0	73	114	1.12	0.750										
43 Yhency Brazoban, R ERA: 2.64 (9, 1)	0.1	L	3	1	2	2	0	1	0	0	0	0	0	5	10	54.00	6.000										
Mike Venafo, L ERA: 3.52 (9, 1)	0.0		2	2	1	1	0	0	0	0	0	0	0	4	5	∞	∞										
Giovanni Carrara, R ERA: 2.28 (9, 1)	0.2		3	0	0	0	2	1	0	0	0	0	0	9	15	0.00	1.500										

AB	31
R	4
H	7
RBI	4
BB	4
SO	8
LOB	13



BOTTOM

Colorado Rockies @ Los Angeles Dodgers
Dodger Stadium, Los Angeles, CA

Wed Sep 29 2004, 7:05 PM PDT
Att: 43,304 - Cloudy - 65 F

livebaseballscores.com

AB	30
R	1
H	3
RBI	0
BB	3
SO	5
LOB	9



WP:	1	PA:	33
PB:	0		
SB:	1		
CS:	0		

AB	R	H	RBI	BB	SO	LOB
4	0	0	0	0	0	1
3	0	0	0	1	1	1
4	0	1	0	0	0	1
3	0	1	0	1	0	1
4	0	0	0	0	3	3
4	0	0	0	0	0	1
2	0	0	0	1	0	0
3	0	0	0	0	1	1
3	1	1	0	0	0	0
0	0	0	0	0	0	0
0	0	0	0	0	0	0
0	0	0	0	0	0	0

R	H	ER	SO	BB	IBB	HBP	BLK	WP	HR	S	P	ERA	WHIP
0	0	0	0	0	0	0	0	0	0	60	96	0.00	1.000
1	0	0	1	0	0	0	0	0	0	7	13	0.00	0.000
0	0	0	0	0	0	0	0	0	0	12	20	0.00	0.000
0	0	0	0	0	0	0	0	0	0	12	19	0.00	0.000

R	H	ER	SO	BB	IBB	HBP	BLK	WP	HR	S	P	ERA	WHIP
0	0	0	0	0	0	0	0	0	0	60	96	0.00	1.000
0	0	0	0	0	0	0	0	0	0	7	13	0.00	0.000
0	0	0	0	0	0	0	0	0	0	12	20	0.00	0.000
0	0	0	0	0	0	0	0	0	0	12	19	0.00	0.000

R	H	ER	SO	BB	IBB	HBP	BLK	WP	HR	S	P	ERA	WHIP
0	0	0	0	0	0	0	0	0	0	60	96	0.00	1.000
0	0	0	0	0	0	0	0	0	0	7	13	0.00	0.000
0	0	0	0	0	0	0	0	0	0	12	20	0.00	0.000
0	0	0	0	0	0	0	0	0	0	12	19	0.00	0.000

R	H	ER	SO	BB	IBB	HBP	BLK	WP	HR	S	P	ERA	WHIP
0	0	0	0	0	0	0	0	0	0	60	96	0.00	1.000
0	0	0	0	0	0	0	0	0	0	7	13	0.00	0.000
0	0	0	0	0	0	0	0	0	0	12	20	0.00	0.000
0	0	0	0	0	0	0	0	0	0	12	19	0.00	0.000

R	H	ER	SO	BB	IBB	HBP	BLK	WP	HR	S	P	ERA	WHIP
0	0	0	0	0	0	0	0	0	0	60	96	0.00	1.000
0	0	0	0	0	0	0	0	0	0	7	13	0.00	0.000
0	0	0	0	0	0	0	0	0	0	12	20	0.00	0.000
0	0	0	0	0	0	0	0	0	0	12	19	0.00	0.000

R	H	ER	SO	BB	IBB	HBP	BLK	WP	HR	S	P	ERA	WHIP
0	0	0	0	0	0	0	0	0	0	60	96	0.00	1.000
0	0	0	0	0	0	0	0	0	0	7	13	0.00	0.000
0	0	0	0	0	0	0	0	0	0	12	20	0.00	0.000
0	0	0	0	0	0	0	0	0	0	12	19	0.00	0.000

R	H	ER	SO	BB	IBB	HBP	BLK	WP	HR	S	P	ERA	WHIP
0	0	0	0	0	0	0	0	0	0	60	96	0.00	1.000
0	0	0	0	0	0	0	0	0	0	7	13	0.00	0.000
0	0	0	0	0	0	0	0	0	0	12	20	0.00	0.000
0	0	0	0	0	0	0	0	0	0	12	19	0.00	0.000

R	H	ER	SO	BB	IBB	HBP	BLK	WP	HR	S	P	ERA	WHIP
0	0	0	0	0	0	0	0	0	0	60	96	0.00	1.000
0	0	0	0	0	0	0	0	0	0	7	13	0.00	0.000
0	0	0	0	0	0	0	0	0	0	12	20	0.00	0.000
0	0	0	0	0	0	0	0	0	0	12	19	0.00	0.000

R	H	ER	SO	BB	IBB	HBP	BLK	WP	HR	S	P	ERA	WHIP
0	0	0	0	0	0	0	0	0	0	60	96	0.00	1.000
0	0	0	0	0	0	0	0	0	0	7	13	0.00	0.000
0	0	0	0	0	0	0	0	0	0	12	20	0.00	0.000
0	0	0	0	0	0	0	0	0	0	12	19	0.00	0.000

R	H	ER	SO	BB	IBB	HBP	BLK	WP	HR	S	P	ERA	WHIP
0	0	0	0	0	0	0	0	0	0	60	96	0.00	1.000
0	0	0	0	0	0	0	0	0	0	7	13	0.00	0.000
0	0	0	0	0	0	0	0	0	0	12	20	0.00	0.000
0	0	0	0	0	0	0	0	0	0	12	19	0.00	0.000

PITCHER	IP	WLS	BF	H	R	ER	SO	BB	IBB	HBP	BLK	WP	HR	S	P	ERA	WHIP
26 Jeff Francis, L	(1, 1)		6.0	3	1	0	3	3	0	0	0	1	0	60	96	0.00	1.000
Allan Simpson, R	(7, 1)		1.0	3	0	0	1	0	0	0	0	0	0	7	13	0.00	0.000
40 Brian Fuentes, L	(8, 1)	W	3	0	0	0	0	0	0	0	0	0	0	12	20	0.00	0.000
Chin-hui Tsao, R	(9, 1)	S	3	0	0	0	1	0	0	0	0	0	0	12	19	0.00	0.000

Batter	1	2	3	4	5	6	7	8	9
Cesar Izturis, S OBP: 0.333, SLG: 0.384 (1, 6)	G4-3		G5-3		L4			L5	
José Hernández, R OBP: 0.372, SLG: 0.546 (1, 4)	WP BB		K		F7			F8	
Steve Finley, L OBP: 0.336, SLG: 0.488 (1, 8)	P2		E4 1B		G3-1			G6-3	
Adrian Beltré, R OBP: 0.397, SLG: 0.644 (1, 5)	BB		G4-3		S 1B			G5-3	
Jayson Werth, R OBP: 0.349, SLG: 0.504 (1, 7)	K				F9			K	
Shawn Green, L OBP: 0.353, SLG: 0.461 (1, 9)		P5			G4-3			L4	
Olmedo Saenz, R OBP: 0.336, SLG: 0.477 (1, 3)		F7			BB			F9	
Brent Mayne, L OBP: 0.307, SLG: 0.258 (1, 2)		G1-3			F7			K	
Odalis Perez, L OBP: 0.141, SLG: 0.145 (1, 1)					G4-3			G4-3	
43 Yhency Brazoban, R (9, 1)									
Mike Venafro, L (9, 1)									
Giovanni Carrara, R (9, 1)									


Inning Stats	R	H	ER	SO	BB	IBB	HBP	BLK	WP	HR	S	P	ERA	WHIP
	0	0	0	0	0	0	0	0	0	0	60	96	0.00	1.000
	0	0	0	0	0	0	0	0	0	0	7	13	0.00	0.000
	0	0	0	0	0	0	0	0	0	0	12	20	0.00	0.000
	0	0	0	0	0	0	0	0	0	0	12	19	0.00	0.000

Batter	1	2	3	4	5	6	7	8	9	10	11	AB R H RBI BB SO LOB	TOP																	
Aaron Miles, S OBP: 0.332, SLG: 0.371 (1, 4)	F7		F7	G6-3			G6-3			F8 SH3-4 1B	F8	6 1 1 0 0 0 4	Colorado Rockies @ Los Angeles Dodgers Dodger Stadium, Los Angeles, CA Thu Sep 30 2004, 7:10 PM PDT Att: 53,438 - Unknown - 67 F																	
Royce Clayton, R OBP: 0.337, SLG: 0.396 (1, 6)	G5-3		17 1B				G5-3			SH3-4	K	5 0 1 0 0 0 1 2																		
17 Todd Helton, L OBP: 0.471, SLG: 0.624 (1, 3)	BB 1B		FC5-4 1B				1B			1B IBB		3 0 3 0 2 0 0																		
Vinny Castilla, R OBP: 0.331, SLG: 0.532 (1, 5)	BB 1B		FC5-4 1-2f				G4-6-3 1B			F8		4 0 1 0 1 1 5																		
Jeremy Burnitz, L OBP: 0.354, SLG: 0.559 (1, 8) (8, 9)	F7			P6			G4-6-3 1-2f			F7	1B	5 0 1 1 0 0 5																		
11 Brad Hawpe, L OBP: 0.324, SLG: 0.400 27 Garrett Atkins, R OBP: 0.444, SLG: 0.565 Choo Freeman, R OBP: 0.301, SLG: 0.303 (1, 9) (8, PH) (8, 8)			F7	1B			G1-6-3			F9	K	3 1 1 0 0 0 0 1 0 0 0 0 0 1 1 0 0 0 0 1 2																		
Jorge Piedra, L OBP: 0.345, SLG: 0.476 Luis Gonzalez, R OBP: 0.330, SLG: 0.469 (1, 7) (9, PH) (9, 7)			K	SH1-3 1B			G3-1			L4	F7	3 0 1 0 0 1 0 2 0 0 0 0 0 0																		
JD Closser, S OBP: 0.363, SLG: 0.390 (1, 2)			P5	SH1-3 1B			G3-1			K	F8 2B	5 0 2 1 0 1 0																		
Jason Jennings, L OBP: 0.260, SLG: 0.338 Todd Greene, R OBP: 0.324, SLG: 0.505 Javier Lopez, L OBP: 0.324, SLG: 0.505 Scott Dohmann, R OBP: 0.324, SLG: 0.505 Chin-hui Tsao, R OBP: 0.362, SLG: 0.517 40 Brian Fuentes, L OBP: 0.362, SLG: 0.517 Steve Reed, R OBP: 0.500, SLG: 0.500 (1, 1) (9, PH) (9, 1) (8, 1) (10, 1) (11, PH) (11, 1) (11, 1)			G4-3	SH1-3 1B			G4-3			K	4-0 IBB	2 0 0 0 0 0 0 1 0 0 0 0 0 1 0 1 0 0 0 0 0 0 0 0 0 0 0 0 0 0 0																		
Inning Stats	R: 0 E: 0 K: 0 S: 10	H: 1 LOB: 2 BB: 1 P: 16	R: 0 E: 0 K: 1 S: 7	H: 0 LOB: 0 BB: 0 P: 9	R: 0 E: 0 K: 0 S: 11	H: 2 LOB: 2 BB: 0 P: 15	R: 1 E: 0 K: 0 S: 9	H: 3 LOB: 2 BB: 0 P: 14	R: 0 E: 0 K: 0 S: 7	H: 2 LOB: 1 BB: 0 P: 10	R: 0 E: 0 K: 0 S: 6	H: 0 LOB: 0 BB: 0 P: 10		R: 0 E: 0 K: 0 S: 5	H: 0 LOB: 0 BB: 0 P: 8	R: 0 E: 0 K: 1 S: 9	H: 0 LOB: 1 BB: 1 P: 16	R: 0 E: 0 K: 2 S: 11	H: 0 LOB: 0 BB: 0 P: 16	R: 1 E: 0 K: 1 S: 12	H: 2 LOB: 2 BB: 1 P: 19	R: 0 E: 0 K: 1 S: 11	H: 1 LOB: 2 BB: 1 P: 19	1B: 10 2B: 1 3B: 0 HR: 0	SF: 0 SAC: 2 DP: 1 HBP: 0	WP: 0 PA: 47 PB: 0 SB: 0 CS: 0				
PITCHER	IP WLS BF H R ER SO BB IBB HBP BLK WP HR S P ERA WHIP	IP WLS BF H R ER SO BB IBB HBP BLK WP HR S P ERA WHIP														IP WLS BF H R ER SO BB IBB HBP BLK WP HR S P ERA WHIP														
Jose Lima, R ERA: 4.07 (1, 1)	7.0	29	8	1	1	1	1	0	0	0	0	0	0	55	82	1.29	1.286													
Wilson Alvarez, L ERA: 4.1 (8, 1)	2.0	7	0	0	0	3	1	0	0	0	0	0	0	20	32	0.00	0.500													
Eric Gagne, R ERA: 2.19 (10, 1)	1.0	6	2	1	1	1	0	1	0	0	0	0	0	12	19	9.00	2.000													
43 Yhency Brazoban, R ERA: 2.56 (11, 1)	1.0	W	5	1	0	0	1	0	1	0	0	0	0	11	19	0.00	1.000													

livebaseballscorecards.com

AB	41
R	2
H	11
RBI	2
BB	4
SO	6
LOB	19



Batter	1	2	3	4	5	6	7	8	9	10	11	AB	R	H	RBI	BB	SO	LOB	BOTTOM							
Cesar Izturis, S OBP: 0.332, SLG: 0.383 (1, 6)	G3-1		FC4-6			1B	F9			SH		4	0	1	0	0	0	3	Colorado Rockies @ Los Angeles Dodgers Dodger Stadium, Los Angeles, CA Thu Sep 30 2004, 7:10 PM PDT Att: 53,438 - Unknown - 67 F livebaseballscores.com AB 40 R 4 H 9 RBI 4 BB 2 SO 7 LOB 21 							
Jayson Werth, R OBP: 0.343, SLG: 0.495 (1, 7) (11, 9)	G5-3		F7			K				FC6-4		5	0	0	1	0	1	4								
Steve Finley, L OBP: 0.333, SLG: 0.484 (1, 8)	L7					F9				G4-3		5	0	0	0	0	1	3								
Adrian Beltré, R OBP: 0.394, SLG: 0.638 (1, 5)		L5				G5-3				L4		5	0	0	0	0	1	2								
Shawn Green, L OBP: 0.353, SLG: 0.462 (1, 9) (11, 3)		1B				K				G4-3		5	1	2	0	0	1	0								
Robin Ventura, L OBP: 0.339, SLG: 0.389 (9, PH)																										
Olmedo Saenz, R OBP: 0.341, SLG: 0.477 (9, PR)																										
Jose Flores, R (10, 1)																										
Eric Gagne, R 43 Yhency Brazoban, R Tom Wilson, R OBP: 0.273, SLG: 0.200 (11, 1) (11, PH)																										
Alex Cora, L OBP: 0.363, SLG: 0.382 (1, 4)																										
Brent Mayne, L OBP: 0.317, SLG: 0.266 (1, 2)																										
Jason Grabowski, L OBP: 0.301, SLG: 0.389 (9, PH)																										
David Ross, R OBP: 0.258, SLG: 0.298 (10, 2)																										
Jose Lima, R OBP: 0.294, SLG: 0.188 (7, PH)																										
Jose Hernandez, R OBP: 0.371, SLG: 0.544 (8, 1)																										
Wilson Alvarez, L OBP: 0.184, SLG: 0.167 (10, 3)																										
Hee-Seop Choi, L OBP: 0.372, SLG: 0.454 (10, PR)																										
Antonio Perez, R OBP: 0.366, SLG: 0.400 (10, PR)																										
Chin-Feng Chen, R (11, 7)																										
Inning Stats	R: 0 E: 0 K: 0 S: 8	H: 0 LOB: 0 BB: 0 P: 14	R: 0 E: 0 K: 0 S: 8	H: 2 LOB: 1 BB: 0 P: 14	R: 0 E: 0 K: 0 S: 6	H: 1 LOB: 1 BB: 0 P: 10	R: 0 E: 0 K: 2 S: 9	H: 0 LOB: 0 BB: 0 P: 14	R: 0 E: 0 K: 1 S: 10	H: 1 LOB: 1 BB: 0 P: 15	R: 0 E: 0 K: 1 S: 8	H: 0 LOB: 0 BB: 0 P: 11	R: 1 E: 0 K: 1 S: 10	H: 2 LOB: 2 BB: 1 P: 19	R: 0 E: 0 K: 1 S: 7	H: 0 LOB: 0 BB: 0 P: 11	R: 0 E: 0 K: 0 S: 8	H: 0 LOB: 1 BB: 1 P: 14	R: 1 E: 1 K: 0 S: 7	H: 1 LOB: 1 BB: 0 P: 9	R: 2 E: 0 K: 1 S: 12	H: 1 LOB: 0 BB: 0 P: 21	1B: 6 2B: 2 3B: 0 HR: 1	SF: 0 SAC: 1 DP: 1 HBP: 1	WP: 1 PB: 0 SB: 0 CS: 0	PA: 44
PITCHER	IP	WLS	BF	H	R	ER	SO	BB	IBB	HBP	BLK	WP	HR	S	P	ERA	WHIP									
Jason Jennings, R ERA: 5.51 (1, 1)	8.0		31	7	1	1	6	1	0	0	0	1	0	66	108	1.12	1.000									
Javier López, L ERA: 7.59 (9, 1)	0.1		1	0	0	0	0	0	0	0	0	0	0	3	4	0.00	0.000									
Scott Dohmann, R ERA: 4.11 (9, 1)	0.2		3	0	0	0	0	1	0	0	0	0	0	5	10	0.00	1.500									
Chin-hui Tsao, R ERA: 4.32 (10, 1)	1.0	B	5	1	1	1	0	0	0	0	0	0	0	7	9	9.00	1.000									
40 Brian Fuentes, L ERA: 5.64 (11, 1)	0.2	L	3	0	1	1	1	0	0	1	0	0	0	10	17	13.50	0.000									
PITCHER	IP	WLS	BF	H	R	ER	SO	BB	IBB	HBP	BLK	WP	HR	S	P	ERA	WHIP									
Steve Reed, R ERA: 3.76 (11, 1)	0.0		1	1	1	1	0	0	0	0	0	0	0	1	4	∞	∞									

Batter	1	2	3	4	5	6	7	8	9	AB	R	H	RBI	BB	SO	LOB
Cesar Izturis, S OBP: 0.332, SLG: 0.383 (1, 6)	1-2 L9			2-2 G4-3		3-1 G5-3		1-1 2B		4	0	1	0	0	0	0
Jayson Werth, R OBP: 0.342, SLG: 0.495 (1, 7)	1-2 P4			2-1 G1 2B		3-2 P4		2-2 G6-3		4	0	1	0	0	0	1
Steve Finley, L OBP: 0.333, SLG: 0.487 (1, 8)	0-0 F7			1-2 G1		3-2 HR		0-1 F8		4	1	1	1	0	0	1
Adrián Beltré, R OBP: 0.391, SLG: 0.634 (1, 5)			1-1 P6	0-1 F9		2-2 F7		1-1 G6-3		4	0	0	0	0	0	1
Shawn Green, L OBP: 0.351, SLG: 0.459 (1, 9)			1-1 F8		0-0 L9		0-0 G1-3		2-3 K	4	0	0	0	0	1	0
Olmedo Saenz, R OBP: 0.349, SLG: 0.505 (1, 3)			3-2 P3		2-2 HR		4-0 BB			2	1	1	1	1	0	0
Jose Flores, R (7, PR)										0	0	0	0	0	0	0
Mike Venafro, L (8, 1)										0	0	0	0	0	0	0
Robin Ventura, L OBP: 0.339, SLG: 0.369 (9, 3)										0	0	0	0	0	0	0
José Hernández, R OBP: 0.366, SLG: 0.536 (1, 4)			1-1 P4		2-1 F8		3-2 F9			3	0	0	0	0	0	1
David Ross, R OBP: 0.255, SLG: 0.294 (1, 2)			1-0 F9		0-0 G1-3					2	0	0	0	0	0	0
Jason Grabowski, L OBP: 0.299, SLG: 0.387 (8, PH)										1	0	0	0	0	0	0
Giovanni Carrara, R (9, 1)										0	0	0	0	0	0	0
Jeff Weaver, R OBP: 0.225, SLG: 0.271 (1, 1)			1-1 G1-3		0-3 K					2	0	0	0	0	1	0
Hee-Seop Choi, L OBP: 0.371, SLG: 0.453 (8, 3)										1	0	0	0	0	0	0
Brent Mayne, L OBP: 0.317, SLG: 0.266 (9, 2)										0	0	0	0	0	0	0

Inning Stats	R: 0	H: 0	E: 0	K: 0	S: 7	R: 0	H: 0	E: 0	K: 0	S: 7	R: 0	H: 0	E: 0	K: 0	S: 5	R: 1	H: 1	E: 0	K: 0	S: 9	R: 0	H: 0	E: 0	K: 1	S: 8	R: 1	H: 1	E: 0	K: 0	S: 12	R: 0	H: 1	E: 0	K: 0	S: 7	R: 0	H: 0	E: 0	K: 1	S: 7	1B: 0	2B: 2	3B: 0	HR: 2	SF: 0	SAC: 0	DP: 0	HBP: 0	WP: 0	PB: 0	SB: 0	CS: 0	PA: 32
--------------	------	------	------	------	------	------	------	------	------	------	------	------	------	------	------	------	------	------	------	------	------	------	------	------	------	------	------	------	------	-------	------	------	------	------	------	------	------	------	------	------	-------	-------	-------	-------	-------	--------	-------	--------	-------	-------	-------	-------	--------

PITCHER	IP	WLS	BF	H	R	ER	SO	BB	IBB	HBP	BLK	WP	HR	S	P	ERA	WHIP
Kirk Rueter, L ERA: 4.73 (1, 1)	7.0	W	25	3	2	2	1	1	0	0	0	0	2	58	95	2.57	0.571
Jim Brower, R ERA: 3.29 (8, 1)	1.0	H	4	1	0	0	0	0	0	0	0	0	0	7	10	0.00	1.000
Dustin Hermanson, R ERA: 4.28 (9, 1)	1.0	S	3	0	0	0	1	0	0	0	0	0	0	7	10	0.00	0.000


BOTTOM

San Francisco Giants @ Los Angeles Dodgers
 Dodger Stadium, Los Angeles, CA

Fri Oct 01 2004, 7:10 PM PDT
 Att. 54,888 - Sunny - 65 F

livebaseballscores.com

AB 31
R 2
H 4
RBI 2
BB 1
SO 2
LOB 4



Batter	1	2	3	4	5	6	7	8	9	AB R H RBI BB SO LOB	TOP																								
Ray Durham, S (1, 4) OBP: 0.363, SLG: 0.476	3-2 X P3		1-3 K		1-2 F8		3-2 1B		0-0 G5-3	5 0 1 0 0 1 1	San Francisco Giants @ Los Angeles Dodgers Dodger Stadium, Los Angeles, CA Sat Oct 02 2004, 1:10 PM PDT Att. 54,594 - Sunny - 75 F																								
Michael Tucker, L (1, 9) OBP: 0.353, SLG: 0.412	4-1 1B BB		1-3 K		0-0 F9		0-2 P6		3-2 F8	4 0 0 0 1 1 2																									
Edgardo Alfonzo, R (1, 5) OBP: 0.349, SLG: 0.405	2-2 1-2 1B			1-0 F8	0-1 G6-3		SAFE 1-3 K			4 0 1 0 0 1 1																									
Barry Bonds, L (1, 7) OBP: 0.610, SLG: 0.815	0-0 P5			4-0 BB 1B BB		4-2 BB		4-1 FC1-5 1B BB		1 1 0 0 3 0 2																									
J.T. Snow, L (1, 3) OBP: 0.429, SLG: 0.529	1-2 G4-3			1-2 SAFE BB 1-2 1B 1B		1-2 F7		1-2 FC1-5 1B		4 1 2 0 0 0 3																									
Deivi Cruz, R (1, 6) OBP: 0.323, SLG: 0.426		1-0 G6-3		1-0 F3		2-0 F7		1-0 FC1-5 G3-6-1		4 0 0 0 0 0 5																									
Cody Ransom, R (9, 6) OBP: 0.329, SLG: 0.394								1-2 2-3f		0 0 0 0 0 0 0																									
A.J. Pierzynski, L (1, 2) OBP: 0.317, SLG: 0.407		1-3 K		4-2 1B		0-1 SAFE G3		0-1 G3-6-1		3 0 0 0 1 1 3																									
Dustin Hermanson, R (8, 1) OBP: 0.129, SLG: 0.100				1-2 2-3 BB				1-2f		0 0 0 0 0 0 0																									
Jason Christiansen, R (9, 1) Matt Herges, L (9, 1) Wayne Franklin, L (9, 1) OBP: 0.400, SLG: 0.333				1-1 1-2 2-H 3-H 1B				HR		0 0 0 0 0 0 0																									
Marquis Grissom, R (1, 8) OBP: 0.321, SLG: 0.444		2-1 F9		1-1 G5-3			2-2 HR		4-1 G5-3 SH3-4 BB	3 1 2 3 1 0 0																									
Brett Tomko, R (1, 1) OBP: 0.141, SLG: 0.129			0-1 G4-3		1-1 G5-3				0-0 SH3-4	3 0 0 0 0 1 2																									
Scott Eyre, L (8, 1) Yorvit Torrealba, R (8, 2) OBP: 0.304, SLG: 0.409									1-2	0 0 0 0 0 0 0																									
Inning Stats	R: 0 E: 0 K: 0 S: 18	H: 1 LOB: 2 BB: 1 P: 28	R: 0 E: 0 K: 1 S: 6	H: 0 LOB: 0 BB: 0 P: 10	R: 0 E: 0 K: 2 S: 8	H: 0 LOB: 0 BB: 0 P: 10	R: 2 E: 0 K: 0 S: 14	H: 2 LOB: 2 BB: 2 P: 27	R: 0 E: 0 K: 0 S: 6	H: 0 LOB: 0 BB: 0 P: 7	R: 0 E: 0 K: 0 S: 8	H: 0 LOB: 1 BB: 1 P: 15	R: 1 E: 0 K: 2 S: 16	H: 2 LOB: 1 BB: 0 P: 23	R: 0 E: 0 K: 0 S: 8	H: 1 LOB: 1 BB: 1 P: 14	R: 0 E: 0 K: 0 S: 6	H: 0 LOB: 1 BB: 1 P: 13	1B: 5 2B: 0 3B: 0 HR: 1	SF: 0 SAC: 1 DP: 1 HBP: 0	WP: 0 PB: 0 SB: 0 CS: 0	PA: 38													
PITCHER	IP WLS BF H R ER SO BB IBB HBP BLK WP HR S P ERA WHIP	IP WLS BF H R ER SO BB IBB HBP BLK WP HR S P ERA WHIP	PITCHER 43 Yhency Brazoban, R (9, 1) ERA: 2.48																																
Elmer Dessens, R (1, 1) ERA: 4.46	4.0	18	3	2	2	3	3	0	0	0	0	0	0	46	75	4.50	1.500																		
Wilson Alvarez, L (5, 1) ERA: 4.03	2.0	7	0	0	0	0	1	0	0	0	0	0	0	14	22	0.00	0.500																		
Duaner Sanchez, R (7, 1) ERA: 3.38	0.1	3	2	1	1	1	0	0	0	0	0	0	1	10	16	27.00	6.000																		
Mike Venafro, L (7, 1) ERA: 4.0	0.1	1	0	0	0	0	0	0	0	0	0	0	0	3	3	0.00	0.000																		
Giovanni Carrara, R (7, 1) ERA: 2.18	1.1	5	1	0	0	1	1	0	0	0	0	0	0	11	18	0.00	1.500																		

livebaseballscorecards.com

AB	31
R	3
H	6
RBI	3
BB	6
SO	5
LOB	19



Batter	1	2	3	4	5	6	7	8	9	AB	R	H	RBI	BB	SO	LOB	TOP										
Ray Durham, S (1, 4) OBP: 0.364, SLG: 0.484 Cody Ransom, R (4, PR) OBP: 0.320, SLG: 0.382 (4, 4)	1-0 HR		1-2 F9	0-0 1B		0-3 K	1-3 K			3	1	2	2	0	0	0											
Deivi Cruz, R (1, 6) OBP: 0.322, SLG: 0.431	1-0 L9		0-1 F7	3-2 F7		2-0 HR		0-0 F8		5	1	1	2	0	0	2											
Pedro Feliz, R (1, 3) OBP: 0.305, SLG: 0.485	1-0 HR		4-1 BB			0-1 L7	0-3 K		0-1 F7	4	1	1	1	1	1	0											
Barry Bonds, L (1, 7) OBP: 0.609, SLG: 0.812 Dustan Mohr, R (4, 7) OBP: 0.394, SLG: 0.437	1-1 P5		4-0 BB	1-2 BB		1-0 F7	2-3 K		2-0 G5-3	1	0	0	0	1	0	0											
Edgardo Alfonzo, R (1, 5) OBP: 0.350, SLG: 0.407 Brian Dallimore, R (7, PR) OBP: 0.347, SLG: 0.395 (7, 5)	4-2 BB		0-1 F9			0-1 E4			1-2 1B	3	1	1	0	1	0	2											
Marquis Grissom, R (1, 8) OBP: 0.323, SLG: 0.450 Jason Ellison, R (5, 8) OBP: 0.500, SLG: 1.250	1-1 F8			3-2 1B		3-2 HR			1-1 G1-6-3	3	2	2	2	0	0	1											
A.J. Pierzynski, L (1, 2) OBP: 0.319, SLG: 0.410 60 Justin Knoedler, R (8, 2)				1-0 1B		1-2 2B			2-2 G1-6-3	4	0	2	0	0	0	2											
Todd Linden, S (1, 9) OBP: 0.289, SLG: 0.188				1-3 1B		3-1 L9			1-1 1B	1	0	0	0	0	0	0											
Jason Schmidt, R (1, 1) OBP: 0.197, SLG: 0.227 Tony Torcato, L (7, PH) OBP: 0.583, SLG: 0.556 Jesse Foppert, R (7, 1) Tyler Walker, R (8, 1) Yorvit Torrealba, R (9, PH) OBP: 0.302, SLG: 0.407 32 Kevin Correia, R OBP: 0.500, SLG: 0.667 (9, 1)				1-0 SH1-4					0-0 HR	2	1	1	0	0	1	0											
Inning Stats	R: 2 E: 0 K: 0 S: 11	H: 2 LOB: 1 BB: 1 P: 20	R: 0 E: 0 K: 1 S: 9	H: 0 LOB: 0 BB: 0 P: 13	R: 0 E: 0 K: 0 S: 9	H: 0 LOB: 2 BB: 2 P: 18	R: 1 E: 0 K: 1 S: 12	H: 3 LOB: 2 BB: 0 P: 20	R: 2 E: 1 K: 0 S: 15	H: 2 LOB: 1 BB: 0 P: 23	R: 2 E: 0 K: 3 S: 11	H: 2 LOB: 0 BB: 0 P: 15	R: 1 E: 0 K: 1 S: 16	H: 4 LOB: 2 BB: 0 P: 24	R: 0 E: 0 K: 0 S: 4	H: 0 LOB: 0 BB: 0 P: 6	R: 2 E: 0 K: 0 S: 7	H: 2 LOB: 0 BB: 0 P: 12	1B: 7 2B: 3 3B: 0 HR: 5	SF: 0 SAC: 1 DP: 1 HBP: 0	WP: 0 PB: 0 SB: 0 CS: 0	PA: 45					
PITCHER	IP	WLS	BF	H	R	ER	SO	BB	IBB	HBP	BLK	WP	HR	S	P	ERA	WHIP										
Kaz Ishii, L (1, 1) ERA: 4.71	5.0	L	26	7	5	3	2	3	0	0	0	0	3	56	94	5.40	2.000										
Edwin Jackson, R (6, 1) ERA: 7.3	2.0		11	6	3	3	4	0	0	0	0	0	1	27	39	13.50	3.000										
Scott Stewart, L (8, 1) ERA: 6.58	2.0		8	2	2	2	0	0	0	0	0	0	1	11	18	9.00	1.000										

San Francisco Giants @ Los Angeles Dodgers
Dodger Stadium, Los Angeles, CA
Sun Oct 03 2004, 1:10 PM PDT
Att. 54,968 - Cloudy - 72 F

AB	41
R	10
H	15
RBI	10
BB	3
SO	6
LOB	13



Batter	1	2	3	4	5	6	7	8	9	AB	R	H	RBI	BB	SO	LOB
Jose Flores, R OBP: 0.400, SLG: 0.250 (1, 4) BB (2, 5)	4-0 FC3-6 BB		1-2 G6-3			0-2 BB 1B		3-3 K		3	0	1	0	1	1	0
Jayson Werth, R OBP: 0.338, SLG: 0.486 (1, 9) SAFE (2, 8)	3-3 K			0-3 K		1-3 K		1-0 G5-3		4	0	0	0	0	3	2
Steve Finley, L OBP: 0.333, SLG: 0.490 Chin-Feng Chen, R (1, 8) X (2, 7)	1-0 FC3-6 1-2f			1-3 K		4-1 BB		4-2 FC6-4 BB		1	0	0	0	0	0	1
Adrián Beltré, R OBP: 0.388, SLG: 0.629 Antonio Perez, R OBP: 0.286, SLG: 0.308 (1, 5) SAFE (2, 4) (6, 6)	1-3 K			3-3 K		1-0 F8		1-3 K		1	0	0	0	0	1	1
Jason Grabowski, L OBP: 0.297, SLG: 0.382 (1, 7) (2, 9)		0-2 P5			3-2 F8		3-2 FC4-6 1B		0-1 P5	4	0	1	0	0	0	1
José Hernández, R OBP: 0.370, SLG: 0.540 Tom Wilson, R OBP: 0.231, SLG: 0.167 (1, 6) (6, 2)		1-3 K			0-1 2B		3-3 K		0-1 FC6-4 1-2f	2	0	1	0	0	1	0
Hee-Seop Choi, L OBP: 0.370, SLG: 0.449 (1, 3)		1-0 F8			1-0 L6		0-0 FC4-6 1-2f		2-3 K2-3	3	0	0	0	0	0	2
David Ross, R OBP: 0.253, SLG: 0.291 Edwin Jackson, R OBP: 0.250, SLG: 0.250 Olmedo Saenz, R OBP: 0.352, SLG: 0.505 Scott Stewart, R (1, 2) (6, 1) (7, PH) (8, 1)		1-2 L6			1-1 P4		2-3 K2-3		0-0 G3	2	0	0	0	0	0	1
Kaz Ishii, L OBP: 0.143, SLG: 0.182 Joe Thurston, L OBP: 0.167, SLG: 0.353 (1, 1) (6, 4)			0-3 K			2-3 K				1	0	0	0	0	1	0
										2	0	0	0	0	1	0

Inning Stats	R: 0	H: 0	E: 1	LOB: 1	K: 2	BB: 1	S: 11	P: 20	R: 0	H: 0	E: 0	LOB: 0	K: 1	BB: 0	S: 7	P: 9	R: 0	H: 0	E: 0	LOB: 0	K: 1	BB: 0	S: 10	P: 12	R: 0	H: 0	E: 0	LOB: 0	K: 3	BB: 0	S: 12	P: 16	R: 0	H: 1	E: 0	LOB: 1	K: 0	BB: 0	S: 8	P: 13	R: 0	H: 1	E: 0	LOB: 2	K: 2	BB: 1	S: 11	P: 19	R: 0	H: 1	E: 0	LOB: 1	K: 2	BB: 0	S: 10	P: 18	R: 0	H: 0	E: 0	LOB: 0	K: 1	BB: 0	S: 5	P: 9	R: 0	H: 0	E: 0	LOB: 1	K: 1	BB: 1	S: 9	P: 14	1B: 2	SF: 0	2B: 1	SAC: 0	3B: 0	DP: 0	HR: 0	HBP: 0	WP: 0	PA: 33
--------------	------	------	------	--------	------	-------	-------	-------	------	------	------	--------	------	-------	------	------	------	------	------	--------	------	-------	-------	-------	------	------	------	--------	------	-------	-------	-------	------	------	------	--------	------	-------	------	-------	------	------	------	--------	------	-------	-------	-------	------	------	------	--------	------	-------	-------	-------	------	------	------	--------	------	-------	------	------	------	------	------	--------	------	-------	------	-------	-------	-------	-------	--------	-------	-------	-------	--------	-------	--------

PITCHER	IP	WLS	BF	H	R	ER	SO	BB	IBB	HBP	BLK	WP	HR	S	P	ERA	WHIP
Jason Schmidt, R ERA: 3.2 (1, 1)	6.0	W	22	2	0	0	9	2	0	0	0	0	0	59	89	0.00	0.667
Jesse Foppert, R ERA: (7, 1)	1.0		4	1	0	0	2	0	0	0	0	0	0	10	18	0.00	1.000
Tyler Walker, R ERA: 4.24 (8, 1)	1.0		3	0	0	0	1	0	0	0	0	0	0	5	9	0.00	0.000
32 Kevin Correia, R ERA: 8.05 (9, 1)	1.0		4	0	0	0	1	1	0	0	0	0	0	9	14	0.00	1.000

BOTTOM

San Francisco Giants @ Los Angeles Dodgers
Dodger Stadium, Los Angeles, CA

Sun Oct 03 2004, 1:10 PM PDT
 Att: 54,968 - Cloudy - 72 F

livebaseballscorecards.com

AB	30
R	0
H	3
RBI	0
BB	3
SO	13
LOB	14



Batter	1	2	3	4	5	6	7	8	9	AB R H RBI BB SO LOB	TOP											
Cesar Izturis, S (1, 6) OBP: 0.400, SLG: 0.600	3-2 P5 1B		0-2 1B		1-2 2B		2-3 K		1-1 G3	5 1 2 0 0 1 1	Los Angeles Dodgers @ St. Louis Cardinals Busch Stadium, St. Louis, MO Tue Oct 05 2004, 12:00 PM CDT Att. 52,127 - Sunny - 57 F											
Jayson Werth, R (1, 7) OBP: 0.500, SLG: 0.750	2-2 1B 1B		1-2 P5 1B		2-2 2B 2-H		2-3 K			4 0 2 1 0 1 1												
Steve Finley, L (1, 8)	1-2 P6		3-2 G3		1-0 F7			0-2 G5-3		4 0 0 0 0 0 3												
Adrian Beltré, R (1, 5) OBP: 0.500, SLG: 0.500	1-1 1B			0-1 G5-3		2-2 3B 1B		0-1 L6		4 1 2 0 0 0 0												
Shawn Green, L (1, 3)	2-0 F7			0-1 F7		1-1 F7		2-3 K		4 0 0 0 0 1 3												
Milton Bradley, S (1, 9) OBP: 0.500, SLG: 0.333		4-0 G6-3 BB		0-1 S 1B		2-2 F7		0-0 G3		3 0 1 0 1 0 1												
Alex Cora, L (1, 4) OBP: 0.250, SLG: 0.750		1 SAFE G6-3 1-2f		1-3 K 1-2		0-1 1-H 3B		2-1 G4-3		4 0 1 1 0 1 2												
Brent Mayne, L (1, 2) Robin Ventura, L (6, PH) Tom Wilson, R (6, 2) OBP: 1.000, SLG: 4.000		G6-3			3-2 P6	1-3 K		2-2 HR		2 0 0 0 0 0 0 1 0 0 0 0 1 1 1 1 1 1 0 0 0												
Odalis Perez, L Elmer Dessens, R Jason Grabowski, L Duaner Sanchez, R Mike Venafro, L Hee Seop Choi, L Giovanni Carrara, R 43 Yhency Brazoban, R José Hernández, R			1-0 G6-3		1-1 P2		1-1 G4-3		4-1 BB	1 0 0 0 0 0 0 0 0 0 0 0 0 0 0 0 1 0 1 0 0												
Inning Stats	R: 0 E: 0 K: 0 S: 16	H: 2 LOB: 2 BB: 0 P: 25	R: 0 E: 0 K: 0 S: 9	H: 0 LOB: 0 BB: 1 P: 17	R: 0 E: 0 K: 0 S: 13	H: 1 LOB: 1 BB: 0 P: 18	R: 0 E: 0 K: 1 S: 12	H: 1 LOB: 1 BB: 0 P: 13	R: 1 E: 0 K: 0 S: 13	H: 2 LOB: 1 BB: 0 P: 21	R: 1 E: 0 K: 1 S: 16	H: 2 LOB: 1 BB: 0 P: 22	R: 0 E: 0 K: 2 S: 9	H: 0 LOB: 0 BB: 0 P: 14	R: 0 E: 0 K: 1 S: 9	H: 0 LOB: 0 BB: 0 P: 11	R: 1 E: 0 K: 0 S: 9	H: 1 LOB: 1 BB: 1 P: 18	1B: 5 2B: 2 3B: 1 HR: 1	SF: 0 SAC: 0 DP: 1 HBP: 0	WP: 0 PB: 0 SB: 1 CS: 0	PA: 37
PITCHER	IP WLS BF H R ER SO BB IBB HBP BLK WP HR S P ERA WHIP																					
Woody Williams, R (1, 1) ERA: 3.0	6.0 W 26 8 2 2 2 1 0 0 0 0 0 0 79 116 3.00 1.500																					
Kiko Calero, R (7, 1) ERA:	1.0 3 0 0 0 2 0 0 0 0 0 0 0 9 14 0.00 0.000																					
Ray King, L (8, 1) ERA:	1.0 3 0 0 0 1 0 0 0 0 0 0 0 9 11 0.00 0.000																					
44 Jason Isringhausen, R (9, 1) ERA: 9.0	1.0 5 1 1 1 0 1 0 0 0 0 0 1 9 18 9.00 2.000																					

livebaseballscorecards.com

AB	35
R	3
H	9
RBI	3
BB	2
SO	5
LOB	12



Batter	1	2	3	4	5	6	7	8	9	AB R H RBI BB SO LOB	TOP												
Cesar Izturis, S OBP: 0.300, SLG: 0.333 (1, 6)	3-2 F8		1-2 P5	4-2 BB BB		1-3 K			2-2 F7	4 0 0 0 1 1 2													
Jayson Werth, R OBP: 0.556, SLG: 1.000 (1, 7)	2-1 HR		4-1 BB BB	4-1 BB BB		1-1 F9			3-3 K	3 1 1 1 2 1 2													
Steve Finley, L (1, 8)	1-1 F9		4-0 BB	3-2 F8			1-2 G4-3		1-1 F9	4 0 0 0 1 0 4													
Adrian Beltré, R OBP: 0.375, SLG: 0.375 (1, 5)	2-2 1B		1-1 P3		2-3 K		1-2 G6-3			4 0 1 0 0 1 2													
Shawn Green, L (1, 3)	0-1 G3			3-2 HR	2-2 G3		2-2 G4-3			4 1 1 1 0 0 1													
Milton Bradley, S OBP: 0.625, SLG: 1.167 (1, 9)			4-2 BB G4-6-3	3-2 HR	1-0 2B			1-3 K		3 1 2 1 1 1 0													
Alex Cora, L OBP: 0.125, SLG: 0.375 (1, 4)			2-2 G4-6-3	0-0 F7	2-3 K			2-2 G4-3		4 0 0 0 0 1 2													
David Ross, R (1, 2)			3-2 F7	4-1 BB BB BB		2-2 G6-3		1-1 F8		2 0 0 0 1 0 0													
Robin Ventura, L (8, PH)										1 0 0 0 0 0 0													
Eric Gagne, R (8, 1)										0 0 0 0 0 0 0													
Jeff Weaver, R (1, 1)			2-2 G6-3	1-1 B3		4-0 BB			1-1 1B	2 0 0 0 0 0 1													
Duaner Sanchez, R (5, 1)										0 0 0 0 0 0 0													
Jason Grabowski, L (6, PH)										0 0 0 0 1 0 0													
Wilson Alvarez, L (6, 1)										0 0 0 0 0 0 0													
Giovanni Carrara, R (7, 1)										0 0 0 0 0 0 0													
Brent Mayne, L (8, 2)										1 0 1 0 0 0 0													
Inning Stats	R: 1 E: 0 K: 0 S: 14	H: 2 LOB: 1 BB: 0 P: 22	R: 0 E: 0 K: 0 S: 14	H: 0 LOB: 0 BB: 1 P: 23	R: 0 E: 0 K: 0 S: 11	H: 0 LOB: 2 BB: 2 P: 23	R: 2 E: 0 K: 0 S: 19	H: 2 LOB: 3 BB: 3 P: 41	R: 0 E: 0 K: 2 S: 11	H: 1 LOB: 1 BB: 0 P: 18	R: 0 E: 0 K: 1 S: 9	H: 0 LOB: 1 BB: 1 P: 17	R: 0 E: 0 K: 0 S: 10	H: 0 LOB: 0 BB: 0 P: 14	R: 0 E: 0 K: 1 S: 8	H: 0 LOB: 0 BB: 0 P: 12	R: 0 E: 0 K: 1 S: 13	H: 1 LOB: 1 BB: 0 P: 20	1B: 2 2B: 1 3B: 0 HR: 3	SF: 0 SAC: 0 DP: 1 HBP: 0	WP: 0 PB: 0 SB: 0 CS: 0	PA: 39	
PITCHER	IP WLS BF H R ER SO BB IBB HBP BLK WP HR S P ERA WHIP	3.1 0 17 4 3 3 0 4 0 0 0 0 3 49 88 8.10 2.400	4.1 0 4 0 0 0 0 2 0 0 0 0 0 9 21 0.00 3.000	5.1 W 8 1 0 0 3 1 0 0 0 0 0 20 35 0.00 1.000	7.1 H 3 0 0 0 0 0 0 0 0 0 0 10 14 0.00 0.000	8.1 1.2 6 1 0 0 2 0 0 0 0 0 0 19 29 0.00 0.600	PITCHER	IP WLS BF H R ER SO BB IBB HBP BLK WP HR S P ERA WHIP	9.1 0 1 0 0 0 0 0 0 0 0 0 0 0 1 3 0.00 0.000														

Los Angeles Dodgers @ St. Louis Cardinals
 Busch Stadium, St. Louis, MO
 Thu Oct 07 2004, 7:00 PM CDT
 Att. 52,228 - Cloudy - 80 F

AB	32
R	3
H	6
RBI	3
BB	7
SO	5
LOB	14



Batter	1	2	3	4	5	6	7	8	9	AB R H RBI BB SO LOB	TOP																						
Tony Womack, L (1, 4) OBP: 0.214, SLG: 0.357	0-1 G6-3 1B		0-1 G4-3			2-2 F7		3-2 1B		4 0 2 0 0 0 0																							
Larry Walker, L (1, 9) OBP: 0.308, SLG: 0.833	1-3 SAFE SAFE SAFE SAFE SAFE			0-0 P5		3-3 SAFE		1-0 G3		4 0 0 0 0 2 2																							
5 Albert Pujols, R (1, 3) OBP: 0.385, SLG: 0.545	3-2 G6-3 1-3			1-0 F8		1-0 P6			1-2 F9	4 0 0 0 0 0 1																							
27 Scott Rolen, R (1, 5)	2-3 SAFE			1-1 F8			0-0 G5-3		2-1 F8	4 0 0 0 0 1 1																							
15 Jim Edmonds, L (1, 8) OBP: 0.333, SLG: 0.583		1-2 G6-4-3 1B			0-1 FC5 1B		0-3 SAFE		0-1 P5	4 0 2 0 0 1 0																							
Edgar Renteria, R (1, 6) OBP: 0.636, SLG: 0.750		2-1 F9			1-0 F9		4-2 BB			2 0 0 0 1 0 2																							
Reggie Sanders, R (1, 7) OBP: 0.364, SLG: 0.300		1-1 G6-4-3 1-2f			2-2 P3		0-0 F8			3 0 0 0 0 0 3																							
Mike Matheny, R (1, 2) OBP: 0.400, SLG: 0.700				0-1 F7		1 SAFE 0-0 1B		0-1 F8		3 0 1 0 0 0 0																							
Matt Morris, R (1, 1)				0-0 G4-3		2-2 FC5		1-1 G4-3		2 0 0 0 0 0 2																							
Marlon Anderson, L (8, PH)										1 0 0 0 0 0 0																							
Cal Eldred, R (8, 1)										0 0 0 0 0 0 0																							
Steve Kline, S (8, 1)										0 0 0 0 0 0 0																							
Inning Stats	R: 0 E: 0 K: 2 S: 14	H: 1 LOB: 1 BB: 0 P: 20	R: 0 E: 0 K: 0 S: 8	H: 1 LOB: 0 BB: 0 P: 12	R: 0 E: 0 K: 0 S: 5	H: 0 LOB: 0 BB: 0 P: 5	R: 0 E: 0 K: 0 S: 4	H: 0 LOB: 0 BB: 0 P: 6	R: 0 E: 0 K: 0 S: 10	H: 2 LOB: 2 BB: 0 P: 15	R: 0 E: 0 K: 1 S: 8	H: 0 LOB: 0 BB: 0 P: 14	R: 0 E: 0 K: 1 S: 8	H: 0 LOB: 1 BB: 1 P: 12	R: 0 E: 0 K: 0 S: 10	H: 1 LOB: 1 BB: 0 P: 15	R: 0 E: 0 K: 0 S: 7	H: 0 LOB: 0 BB: 0 P: 10	1B: 5 2B: 0 3B: 0 HR: 0	SF: 0 SAC: 0 DP: 1 HBP: 0	WP: 0 PB: 0 SB: 1 CS: 0	PA: 32											
PITCHER Jose Lima, R (1, 1) ERA:	IP 9.0	WLS W	BF 32	H 5	R 0	ER 0	SO 4	BB 1	IBB 0	HBP 0	BLK 0	WP 0	HR 0	S 74	P 109	ERA 0.00	WHIP 0.667																
											PITCHER	IP	WLS	BF	H	R	ER	SO	BB	IBB	HBP	BLK	WP	HR	S	P	ERA	WHIP					

St. Louis Cardinals @ Los Angeles Dodgers
Dodger Stadium, Los Angeles, CA
Sat Oct 09 2004, 4:30 PM PDT
Att. 55,992 - Sunny - 70 F

AB	31
R	0
H	5
RBI	0
BB	1
SO	4
LOB	11



Batter	1	2	3	4	5	6	7	8	9	AB	R	H	RBI	BB	SO	LOB
Cesar Izturis, S OBP: 0.214, SLG: 0.231 (1, 6)	0-2 G5-3		1-2 F7		1-0 G1-3		0-2 G4-3			4	0	0	0	0	0	3
Jayson Werth, R OBP: 0.385, SLG: 0.636 (1, 7)	1-3 K		2-2 P3		0-1 F9		0-1 F9			4	0	0	0	0	1	3
Steve Finley, L OBP: 0.154, SLG: 0.167 (1, 8)	2-2 P6		0-1 2B			3-1 F7	1-2 G6-3			4	0	1	2	0	0	0
Adrian Beltré, R OBP: 0.333, SLG: 0.333 (1, 5)		2-3 K	0-3 K			1-1 G6-3		3-1 G4-3 1B		4	0	1	0	0	2	2
Shawn Green, L OBP: 0.333, SLG: 1.083 (1, 3)		2-0 1B		2-0 HR		0-0 HR		1-1 G4-3		4	2	3	2	0	0	1
Milton Bradley, S OBP: 0.500, SLG: 0.778 (1, 9)		0-2 G1-6-3 1-2f		0-1 G6-3		4-2 1B BB		0-0 G4-3 2-3		3	0	0	0	1	0	2
Alex Cora, L OBP: 0.250, SLG: 0.364 (1, 4)			2-2 1B 2B HBP		1-0 F7		0-2 1B IBB 1B	1-1 G4-3		3	1	1	0	0	0	1
Brent Mayne, L OBP: 0.500, SLG: 0.400 (1, 2)			2-2 SH 2B 1B		0-2 G3		4-0 1B IBB			2	1	1	0	1	0	0
Jose Lima, R (1, 1)			1-0 SH 2B			0-3 K	1-3 K			2	0	0	0	0	2	3

Inning Stats	R: 0	H: 0	E: 0	K: 1	S: 11	LOB: 0	BB: 0	P: 14	R: 0	H: 1	E: 0	K: 1	S: 9	LOB: 0	BB: 0	P: 13	R: 2	H: 2	E: 0	K: 1	S: 18	LOB: 2	BB: 0	P: 26	R: 1	H: 1	E: 0	K: 0	S: 7	LOB: 0	BB: 0	P: 10	R: 0	H: 0	E: 0	K: 1	S: 6	LOB: 0	BB: 0	P: 7	R: 1	H: 2	E: 0	K: 1	S: 14	LOB: 3	BB: 2	P: 27	R: 0	H: 0	E: 0	K: 0	S: 8	LOB: 0	BB: 0	P: 9	R: 0	H: 1	E: 0	K: 0	S: 7	LOB: 1	BB: 0	P: 12
--------------	------	------	------	------	-------	--------	-------	-------	------	------	------	------	------	--------	-------	-------	------	------	------	------	-------	--------	-------	-------	------	------	------	------	------	--------	-------	-------	------	------	------	------	------	--------	-------	------	------	------	------	------	-------	--------	-------	-------	------	------	------	------	------	--------	-------	------	------	------	------	------	------	--------	-------	-------

PITCHER	IP	WLS	BF	H	R	ER	SO	BB	IBB	HBP	BLK	WP	HR	S	P	ERA	WHIP
Matt Morris, R ERA: 5.14 (1, 1)	7.0	L	30	6	4	4	5	1	1	1	0	0	2	73	106	5.14	1.000
Cal Eldred, R ERA: (8, 1)	0.0		1	1	0	0	0	0	0	0	0	0	0	2	5	∞	∞
Steve Kline, L ERA: (8, 1)	1.0		3	0	0	0	0	0	0	0	0	0	0	5	7	0.00	0.000

BOTTOM

St. Louis Cardinals @ Los Angeles Dodgers
Dodger Stadium, Los Angeles, CA

Sat Oct 09 2004, 4:30 PM PDT
 Att. 55,992 - Sunny - 70 F

AB	30
R	4
H	7
RBI	4
BB	2
SO	5
LOB	15



1B: 4	SF: 0	WP: 0	PA: 34
2B: 1	SAC: 1	PB: 0	
3B: 0	DP: 1	SB: 0	
HR: 2	HBP: 1	CS: 0	

Batter	1	2	3	4	5	6	7	8	9	AB	R	H	RBI	BB	SO	LOB
Cesar Izturis, S OBP: 0.222, SLG: 0.235 (1, 6)	2-1 P3		2-2 G6-3		2-2 L6			3-2 DI 1B		4	0	1	0	0	0	0
Jayson Werth, R OBP: 0.412, SLG: 0.786 (1, 7)	3-2 HR		4-1 1B SF9 BB		0-2 G4-3			0-3 K		3	2	1	1	1	1	1
Steve Finley, L OBP: 0.176, SLG: 0.188 (1, 8)	3-2 G4-3		3-1 1B		3-2 F7			1-2 P6		4	0	1	0	0	0	1
Adrian Beltré, R OBP: 0.250, SLG: 0.267 (1, 5)	1-1 L6		2-2 SF9		0-0 F8			2-2 F8		3	0	0	1	0	0	0
Shawn Green, L OBP: 0.250, SLG: 0.813 (1, 3)		0-0 F7	1 SAFE 0-3 K		0-1 F9			0-3 K		4	0	0	0	0	2	1
Milton Bradley, S OBP: 0.500, SLG: 0.636 (1, 9)		4-2 G3-1 S BB		1-3 K				4-2 DI BB		2	0	0	0	2	1	0
Alex Cora, L OBP: 0.188, SLG: 0.267 (1, 4)		1-1 G3-1		1-0 G3				0-3 K		4	0	0	0	0	1	2
Brent Mayne, L OBP: 0.500, SLG: 0.333 (1, 2) 43 Ynency Erazoban, R (5, 1) Mike Venafro, L (7, 1) Giovanni Carrara, R (7, 1) Jason Grabowski, L (7, PH) Eric Gagne, R (8, 1)		4-0 BB		0-0 G1-3				1-1 F7		1	0	0	0	1	0	0
Odalis Perez, L (1, 1) Wilson Alvarez, L (3, 1) David Ross, R (5, 2) Robin Ventura, L (8, PH) Tom Wilson, R OBP: 1.000, SLG: 4.000 (9, 2)		1-2 G1-3		1-2 P3				0-0 G2-3		1	0	0	0	0	0	2

Inning Stats	R: 1	H: 1	E: 0	K: 0	S: 12	H: 1	LOB: 0	BB: 0	P: 21	R: 0	H: 0	E: 0	K: 0	S: 9	H: 0	LOB: 2	BB: 2	P: 19	R: 1	H: 1	E: 0	K: 1	S: 12	H: 0	LOB: 0	BB: 0	P: 7	R: 0	H: 0	E: 0	K: 0	S: 9	H: 0	LOB: 0	BB: 0	P: 12	R: 0	H: 0	E: 0	K: 0	S: 7	H: 0	LOB: 0	BB: 0	P: 10	R: 0	H: 0	E: 0	K: 0	S: 7	H: 0	LOB: 0	BB: 0	P: 10	R: 0	H: 1	E: 0	K: 1	S: 10	H: 1	LOB: 1	BB: 0	P: 14	R: 0	H: 0	E: 0	K: 2	S: 11	H: 0	LOB: 1	BB: 1	P: 17	1B: 2	2B: 0	3B: 0	HR: 1	SF: 1	SAC: 0	DP: 0	HBP: 0	WP: 0	PB: 0	SB: 1	CS: 0	PA: 34
--------------	------	------	------	------	-------	------	--------	-------	-------	------	------	------	------	------	------	--------	-------	-------	------	------	------	------	-------	------	--------	-------	------	------	------	------	------	------	------	--------	-------	-------	------	------	------	------	------	------	--------	-------	-------	------	------	------	------	------	------	--------	-------	-------	------	------	------	------	-------	------	--------	-------	-------	------	------	------	------	-------	------	--------	-------	-------	-------	-------	-------	-------	-------	--------	-------	--------	-------	-------	-------	-------	--------

PITCHER	IP	WLS	BF	H	R	ER	SO	BB	IBB	HBP	BLK	WP	HR	S	P	ERA	WHIP
Jeff Suppan, R ERA: 2.57 (1, 1)	7.0	W	26	2	2	2	2	3	0	0	0	0	1	61	102	2.57	0.714
Julian Tavarez, R ERA: (8, 1)	0.2		3	1	0	0	1	0	0	0	0	0	0	7	10	0.00	1.500
Ray King, L ERA: (8, 1)	0.1		1	0	0	0	0	0	0	0	0	0	0	3	4	0.00	0.000
44 Jason Isringhausen, R ERA: 4.5 (9, 1)	1.0		4	0	0	0	2	1	0	0	0	0	0	11	17	0.00	1.000

BOTTOM

St. Louis Cardinals @ Los Angeles Dodgers
Dodger Stadium, Los Angeles, CA

Sun Oct 10 2004, 4:30 PM PDT
Att. 56,268 - Sunny - 66 F

AB	29
R	2
H	3
RBI	2
BB	4
SO	5
LOB	7

