


Los Angeles Dodgers - 2004

Batter	1	2	3	4	5	6	7	8	9	AB	R	H	RBI	BB	SO	LOB	TOP					
Dave Roberts, L (1, 7) OBP: 0.387, SLG: 0.250	B3	SF8		1B		G4-3		F8		4	0	1	1	0	0	1	Los Angeles Dodgers @ San Diego Padres PETCO Park, San Diego, CA Wed Apr 14 2004, 10:05 PM EDT Att: 34,568 - Sunny - 66 F					
Cesar Izturis, S (1, 6) OBP: 0.294, SLG: 0.273	K	2B		F9		G5-3		G4-3		5	1	1	0	0	1	2						
Milton Bradley, S (1, 8) OBP: 0.343, SLG: 0.419	G1-3	2B			2B		K		G4-3	5	1	2	2	0	1	0						
Shawn Green, L (1, 3) OBP: 0.400, SLG: 0.581		1B		FC5-4	1B		HR		PB	4	4	4	0	1	0	0						
Paul Lo Duca, R (1, 2) OBP: 0.559, SLG: 0.667	1B	1B		FC5-4	2B		F8		SF7	4	1	2	3	0	0	2						
Juan Encarnacion, R (1, 9) OBP: 0.242, SLG: 0.355	G5-3	1B		G5-3	P6		HR		P4	5	2	2	3	0	0	2						
Adrián Beltré, R (1, 5) OBP: 0.406, SLG: 0.767	G5-3	1B		G5-3	P4		G4-3			4	0	0	0	0	0	4						
José Hernández, R (1, 4) OBP: 0.333, SLG: 0.143	1B	SF8		F8	K				BB	2	1	0	0	2	1	1						
Kaz Ishii, L (1, 1) OBP: 0.200, SLG: 0.200	G6-3	1B		G6-3			G1-3		K	3	1	1	2	0	0	0						
Tom Martin, L (7, 1)										0	0	0	0	0	0	0						
Olmedo Saenz, R (8, PH)										1	0	0	0	0	1	1						
Duaner Sanchez, R (8, 1)										0	0	0	0	0	0	0						
Guillermo Mota, R (9, 1)										0	0	0	0	0	0	0						
Inning Stats	R: 0 E: 0 K: 1 S: 6	H: 0 LOB: 0 BB: 0 P: 8	R: 6 E: 0 K: 0 S: 24	H: 6 LOB: 1 BB: 1 P: 36	R: 0 E: 1 K: 0 S: 14	H: 1 LOB: 1 BB: 0 P: 21	R: 0 E: 0 K: 0 S: 11	H: 1 LOB: 1 BB: 0 P: 17	R: 2 E: 0 K: 1 S: 13	H: 3 LOB: 1 BB: 0 P: 21	R: 0 E: 0 K: 0 S: 10	H: 0 LOB: 0 BB: 0 P: 12	R: 2 E: 0 K: 1 S: 9	H: 1 LOB: 0 BB: 1 P: 17	R: 0 E: 0 K: 1 S: 6	H: 0 LOB: 1 BB: 1 P: 13	R: 1 E: 0 K: 0 S: 5	H: 1 LOB: 0 BB: 0 P: 10	1B: 9 2B: 3 3B: 0 HR: 1	SF: 2 SAC: 0 DP: 0 HBP: 0	WP: 0 PB: 1 SB: 0 CS: 0	PA: 42
PITCHER	IP WLS BF H R ER SO BB IBB HBP BLK WP HR S P ERA WHIP																					
David Wells, L (1, 1) ERA: 6.55	4.0 L 22 10 8 8 1 0 0 1 0 0 0 0 60 91 18.00 2.500																					
Jason Szuminski, R (5, 1) ERA: 4.5	3.0 12 2 2 2 2 1 0 0 0 0 1 27 41 6.00 1.000																					
Jay Witasick, R (8, 1) ERA: 6.0	2.0 8 1 1 0 1 1 0 0 0 0 0 0 11 23 0.00 1.000																					
Batter	1	2	3	4	5	6	7	8	9	AB	R	H	RBI	BB	SO	LOB	BOTTOM					
Sean Burroughs, L (1, 5) OBP: 0.410, SLG: 0.432	CS			WP		F9			FC6	4	1	2	0	1	0	1	Los Angeles Dodgers @ San Diego Padres PETCO Park, San Diego, CA Wed Apr 14 2004, 10:05 PM EDT Att: 34,568 - Sunny - 66 F					
Mark Loretta, R (1, 4) OBP: 0.405, SLG: 0.455	BB			1B		F9				3	0	1	1	1	0	2						
Jay Witasick, R (8, 1)	24			24		F9				0	0	0	0	0	0	0						
24 Brian Giles, L (1, 9) OBP: 0.270, SLG: 0.250	G3-6			1B		F8				0	0	0	0	0	0	0						
Kerry Robinson, L (9, 9) OBP: 0.333, SLG: 0.333	G3-6			1B		F8				0	0	0	0	0	0	0						
Phil Nevin, R (1, 3) OBP: 0.361, SLG: 0.486	G4-3			F8		L7			F7	4	1	1	0	0	0	2						
Jay Payton, R (1, 8) OBP: 0.294, SLG: 0.276	G1-3			F9		F9			G6-3	4	1	1	0	0	0	2						
Ryan Klesko, L (1, 7) OBP: 0.333, SLG: 0.304	F7			K		K			G6-3	3	0	0	0	1	1	3						
Ramon Hernandez, R (1, 2) OBP: 0.324, SLG: 0.387				G5-3		F8			F8	3	0	0	0	0	0	2						
Ramón Vázquez, L (8, 4) OBP: 0.143, SLG: 0.143				G5-3		F8			F8	1	0	0	0	0	0	0						
3 Khalil Greene, R (1, 6) OBP: 0.433, SLG: 0.462	F8			F8		F7			F8	4	1	2	2	0	0	0						
David Wells, L (1, 1) ERA: 3.55	L6			L6		K			F9	1	0	0	0	0	0	0						
Jason Szuminski, R (5, 1) ERA: 1.69				L6		K			F9	3	0	1	1	0	1	1						
Brian Buchanan, R (5, 7) OBP: 0.250, SLG: 0.250				L6		K			F9	1	1	0	0	1	1	1						
Miguel Ojeda, R (7, PH) OBP: 0.667, SLG: 1.000				L6		K			F9	1	1	0	0	1	1	1						
Inning Stats	R: 0 E: 0 K: 0 S: 5	H: 0 LOB: 2 BB: 2 P: 15	R: 0 E: 0 K: 0 S: 5	H: 0 LOB: 0 BB: 0 P: 7	R: 0 E: 0 K: 0 S: 8	H: 0 LOB: 0 BB: 0 P: 14	R: 1 E: 1 K: 1 S: 18	H: 2 LOB: 2 BB: 0 P: 23	R: 0 E: 0 K: 1 S: 5	H: 0 LOB: 0 BB: 0 P: 8	R: 0 E: 0 K: 0 S: 7	H: 0 LOB: 0 BB: 0 P: 11	R: 3 E: 0 K: 1 S: 20	H: 4 LOB: 2 BB: 1 P: 31	R: 0 E: 0 K: 1 S: 11	H: 0 LOB: 1 BB: 1 P: 18	R: 0 E: 0 K: 0 S: 9	H: 1 LOB: 1 BB: 0 P: 13	1B: 6 2B: 0 3B: 1 HR: 0	SF: 0 SAC: 0 DP: 1 HBP: 0	WP: 1 PB: 0 SB: 1 CS: 1	PA: 37
PITCHER	IP WLS BF H R ER SO BB IBB HBP BLK WP HR S P ERA WHIP																					
Kaz Ishii, L (1, 1) ERA: 3.55	0.1 2 1 0 0 0 0 0 0 0 0 0 0 4 5 0.00 3.000																					
Tom Martin, L (7, 1) ERA: 1.69	1.0 4 0 0 0 0 1 1 0 0 0 0 0 0 11 18 0.00 1.000																					
Duaner Sanchez, R (8, 1) ERA: 1.69	1.0 4 1 0 0 0 0 0 0 0 0 0 0 0 9 13 0.00 1.000																					
Guillermo Mota, R (9, 1) ERA: 1.69	1.0 4 1 0 0 0 0 0 0 0 0 0 0 0 9 13 0.00 1.000																					

Batter	1	2	3	4	5	6	7	8	9	AB	R	H	RBI	BB	SO	LOB	TOP										
Dave Roberts, L (1, 7) OBP: 0.389, SLG: 0.225 Jason Grabowski, L (9, PH) OBP: 0.111, SLG: 0.111	F8		K			G3-4	G4-3		K	4	0	0	0	0	1	2											
Cesar Izuris, S (1, 6) OBP: 0.286, SLG: 0.294	G2-3					G6-3		G6-3		4	0	1	0	0	0	0											
Milton Bradley, S (1, 8) OBP: 0.345, SLG: 0.451	G1-3					FC5-4	1B	G4-3		4	0	1	0	0	0	1											
Shawn Green, L (1, 3) OBP: 0.404, SLG: 0.511		G4-3				K	1B	K		4	0	1	0	0	2	1											
Paul Lo Duca, R (1, 2) OBP: 0.500, SLG: 0.553	L6					G5-3	G3		L7	4	0	0	0	0	0	3											
Juan Encarnacion, R (1, 9) OBP: 0.284, SLG: 0.400	K					E3		F8	G6-3	4	0	0	0	0	1	0											
Adrián Beltré, R (1, 5) OBP: 0.377, SLG: 0.725			K			K		HR	2B	4	1	2	1	0	2	1											
José Hernández, R (1, 4) OBP: 0.529, SLG: 0.600			1B			F8		G6-3	2B	4	0	2	0	0	0	1											
Kaz Ishii, L (1, 1) OBP: 0.167, SLG: 0.067 Chin-Feng Chen, R (5, PH) Duane Sanchez, R (5, 1) Orlando Sanchez, R (7, PH) 37 Darren Dreifort, R (7, 1) Guillermo Mota, R (8, 1) Robin Ventura, L (9, PH) OBP: 0.417, SLG: 0.455			K			K		2B	BB	1	0	0	0	0	1	1											
Inning Stats	R: 0 E: 0 K: 0 S: 5	H: 0 LOB: 0 BB: 0 P: 10	R: 0 E: 0 K: 1 S: 9	H: 0 LOB: 0 BB: 0 P: 13	R: 0 E: 0 K: 3 S: 10	H: 1 LOB: 1 BB: 0 P: 14	R: 0 E: 0 K: 1 S: 14	H: 1 LOB: 1 BB: 0 P: 22	R: 0 E: 0 K: 2 S: 15	H: 0 LOB: 1 BB: 0 P: 22	R: 0 E: 0 K: 0 S: 9	H: 2 LOB: 2 BB: 0 P: 12	R: 1 E: 0 K: 0 S: 9	H: 2 LOB: 1 BB: 0 P: 15	R: 0 E: 0 K: 1 S: 11	H: 0 LOB: 0 BB: 0 P: 16	R: 0 E: 0 K: 1 S: 12	H: 2 LOB: 3 BB: 1 P: 22	1B: 5 2B: 2 3B: 0 HR: 1	SF: 0 SAC: 0 DP: 0 HBP: 0	WP: 0 PB: 1 SB: 1 CS: 0	PA: 37					
PITCHER	IP	WLS	BF	H	R	ER	SO	BB	IBB	HBP	BLK	WP	HR	S	P	ERA	WHIP										
Joe Kennedy, L (1, 1) ERA: 2.84	7.0	W	28	6	1	1	7	0	0	0	0	0	1	71	108	1.29	0.857										
Tim Harikkala, R (8, 1) ERA:	1.0		3	0	0	0	1	0	0	0	0	0	0	11	16	0.00	0.000										
Turk Wendell, R (9, 1) ERA: 7.5	1.0		6	2	0	0	1	1	0	0	0	0	0	12	22	0.00	3.000										

Los Angeles Dodgers @ Colorado Rockies
Coors Field, Denver, CO
Tue Apr 20 2004, 7:05 PM MDT
Att: 22,169 - Cloudy - 63 F


AB 36
R 1
H 8
RBI 1
BB 1
SO 9
LOB 14



Batter	1	2	3	4	5	6	7	8	9	AB	R	H	RBI	BB	SO	LOB	BOTTOM										
Aaron Miles, S (1, 4) OBP: 0.318, SLG: 0.524	G6-3	CS	G4-3	G6-3			K			4	1	1	0	0	1	2											
Royce Clayton, R (1, 6) OBP: 0.354, SLG: 0.306	B5-3		G4-3	1B			G5-3			4	0	1	2	0	0	1											
17 Todd Helton, L (1, 3) OBP: 0.517, SLG: 0.708	FC5-4		HR	P6				BB		3	1	2	1	1	0	1											
Vinny Castilla, R (1, 5) OBP: 0.386, SLG: 0.681	FC5-4		HR	G3			G5-3			4	1	1	2	0	0	2											
Charles Johnson, R (1, 2) OBP: 0.462, SLG: 0.848		HR	G5-3	G6-3			G6-3			4	1	1	1	0	0	0											
Jeromy Burnitz, L (1, 8) OBP: 0.462, SLG: 0.667		HR	CS	G6-3			G3-1			3	1	1	1	1	0	0											
Kit Pellow, R (1, 9) OBP: 0.333, SLG: 0.433		K	CS	SH5-4			F9			2	1	0	0	2	1	0											
5 Matt Holliday, R (1, 7) OBP: 0.467, SLG: 0.417 Turk Wendell, L (9, 1)		CS	1B	SH5-4			K			2	1	1	0	2	1	0											
Joe Kennedy, R (1, 1) OBP: 0.143, SLG: 0.143 Tim Harikkala, R (8, 1)		P3		SH5-4			K			0	0	0	0	0	0	0											
Rene Reyes, S (6, PH) OBP: 0.300, SLG: 0.200				1-2			K			1	0	0	0	0	0	2											
Inning Stats	R: 0 E: 0 K: 0 S: 9	H: 1 LOB: 1 BB: 0 P: 13	R: 2 E: 0 K: 1 S: 15	H: 3 LOB: 0 BB: 0 P: 25	R: 3 E: 0 K: 0 S: 9	H: 3 LOB: 0 BB: 1 P: 18	R: 2 E: 0 K: 0 S: 5	H: 1 LOB: 1 BB: 2 P: 15	R: 0 E: 0 K: 2 S: 7	H: 0 LOB: 0 BB: 0 P: 12	R: 0 E: 0 K: 1 S: 7	H: 0 LOB: 1 BB: 1 P: 13	R: 0 E: 0 K: 0 S: 15	H: 0 LOB: 2 BB: 2 P: 31	1B: 5 2B: 0 3B: 0 HR: 3	SF: 0 SAC: 1 DP: 0 HBP: 0	WP: 1 PB: 0 SB: 1 CS: 2	PA: 38									
PITCHER	IP	WLS	BF	H	R	ER	SO	BB	IBB	HBP	BLK	WP	HR	S	P	ERA	WHIP										
Kaz Ishii, L (1, 1) ERA: 6.48	4.0	L	21	8	7	7	1	3	0	0	0	0	0	13	21	0.00	0.000										
Duane Sanchez, R (5, 1) ERA: 2.08	2.0		6	0	0	0	2	0	0	0	0	0	0	7	13	0.00	1.000										
37 Darren Dreifort, R (7, 1) ERA: 4.05	1.0		4	0	0	0	1	1	0	0	0	0	0	7	13	0.00	1.000										
Guillermo Mota, R (8, 1) ERA:	1.0		5	0	0	0	0	2	0	0	0	1	0	15	31	0.00	2.000										

Los Angeles Dodgers @ Colorado Rockies
Coors Field, Denver, CO
Tue Apr 20 2004, 7:05 PM MDT
Att: 22,169 - Cloudy - 63 F


AB 29
R 7
H 8
RBI 7
BB 6
SO 4
LOB 9



Batter	1	2	3	4	5	6	7	8	9	AB	R	H	RBI	BB	SO	LOB	TOP		
Alex Cora, L OBP: 0.250, SLG: 0.300 (1,4)	G6-3		G6-4-3			F7				3	0	0	0	0	0	1			
Paul Lo Duca, R OBP: 0.500, SLG: 0.574 (1,7)	G6-3			G3		G6-3				3	1	1	0	0	0	0			
Milton Bradley, S OBP: 0.348, SLG: 0.448 (1,8)	F7			1B		G4-3				3	0	0	0	0	1	1			
Shawn Green, L OBP: 0.390, SLG: 0.460 (1,3)		P5		G3						2	0	0	0	0	0	1			
Adrian Beltré, R OBP: 0.383, SLG: 0.741 (1,5)	E6			S						2	0	1	1	0	0	0			
Juan Encarnacion, R OBP: 0.287, SLG: 0.375 (1,9)	F8			P4						2	0	0	0	0	0	2			
José Hernández, R OBP: 0.474, SLG: 0.529 (1,6)						P3				2	0	0	0	0	1	1	AB 20		
David Ross, R OBP: 0.182, SLG: 0.455 (1,2)			F8			P3				2	0	0	0	0	0	0	R 1		
Jose Lima, R Wilson Alvarez, L (4,1)						G1-6-3				0	0	0	0	1	0	0	H 2		
										1	0	0	0	0	0	0	RBI 1		
																	BB 1		
																	SO 2		
																	LOB 6		
Inning Stats	R: 0 H: 0 E: 0 K: 0 S: 8	H: 0 LOB: 0 BB: 0 P: 11	R: 0 H: 0 E: 1 K: 1 S: 11	H: 0 LOB: 1 BB: 0 P: 19	R: 0 H: 0 E: 0 K: 0 S: 7	H: 0 LOB: 0 BB: 1 P: 15	R: 1 H: 2 E: 0 K: 1 S: 14	H: 2 LOB: 1 BB: 0 P: 23	R: 0 H: 0 E: 0 K: 0 S: 8	H: 0 LOB: 0 BB: 0 P: 12	R: 0 H: 0 E: 0 K: 0 S: 9	H: 0 LOB: 0 BB: 0 P: 13					1B: 2 2B: 0 3B: 0 HR: 0	SF: 0 SAC: 0 DP: 1 HBP: 0	WP: 0 PA: 21 PB: 0 SB: 1 CS: 0
PITCHER Shawn Estes, L ERA: 3.7 (1,1)	IP: 6.0 WLS: W BF: 21 H: 2 R: 1 ER: 1 SO: 2 BB: 1 IBB: 0 HBP: 0 BLK: 0 WP: 0 HR: 0 S: 57 P: 93 ERA: 1.50 WHIP: 0.500															PITCHER	IP: WLS: BF: H: R: ER: SO: BB: IBB: HBP: BLK: WP: HR: S: P: ERA: WHIP:		

Los Angeles Dodgers @ Colorado Rockies
Coors Field, Denver, CO
Thu Apr 22 2004, 1:05 PM MDT
Att: 19,667 - Overcast - 42 F


livebaseballscores.com



Batter	1	2	3	4	5	6	7	8	9	AB	R	H	RBI	BB	SO	LOB	BOTTOM
Luis Gonzalez, R OBP: 0.243, SLG: 0.400 (1,4)	F9			F8		F9				4	0	0	0	0	0	0	
Royce Clayton, R OBP: 0.373, SLG: 0.321 (1,6)	K			F9						4	0	2	0	0	1	0	
17 Todd Helton, L OBP: 0.493, SLG: 0.636 (1,3)	PO			F7						3	0	1	0	1	1	3	
Vinny Castilla, R OBP: 0.400, SLG: 0.727 (1,5)	PO			1B						3	2	3	1	0	0	0	
Jeremy Burnitz, L OBP: 0.458, SLG: 0.644 (1,9)				1B						2	2	1	0	1	0	2	
Charles Johnson, R OBP: 0.429, SLG: 0.778 (1,2)				F8						3	1	0	1	0	1	2	
5 Matt Holliday, R OBP: 0.500, SLG: 0.737 (1,7)										3	2	2	3	0	1	0	
Rene Reyes, S OBP: 0.294, SLG: 0.241 (1,8)										3	0	0	0	0	1	2	
Shawn Estes, R (1,1)										3	0	0	1	0	0	1	
Inning Stats	R: 0 H: 0 E: 0 K: 1 S: 11	H: 3 LOB: 3 BB: 1 P: 33	R: 3 H: 3 E: 0 K: 0 S: 17	H: 3 LOB: 0 BB: 0 P: 25	R: 0 H: 2 E: 0 K: 0 S: 15	H: 0 LOB: 0 BB: 0 P: 20	R: 0 H: 1 E: 0 K: 1 S: 16	H: 0 LOB: 1 BB: 0 P: 23					1B: 5 2B: 2 3B: 0 HR: 2	SF: 0 SAC: 0 DP: 0 HBP: 0	WP: 0 PA: 31 PB: 0 SB: 0 CS: 0		
PITCHER Jose Lima, R ERA: 6.57 Wilson Alvarez, L ERA: 0.75 (4,1)	IP: 3.0 WLS: L BF: 18 H: 6 R: 7 ER: 5 SO: 2 BB: 2 IBB: 0 HBP: 0 BLK: 0 WP: 0 HR: 2 S: 47 P: 80 ERA: 15.00 WHIP: 2.667															PITCHER	IP: WLS: BF: H: R: ER: SO: BB: IBB: HBP: BLK: WP: HR: S: P: ERA: WHIP:

Los Angeles Dodgers @ Colorado Rockies
Coors Field, Denver, CO
Thu Apr 22 2004, 1:05 PM MDT
Att: 19,667 - Overcast - 42 F

livebaseballscores.com

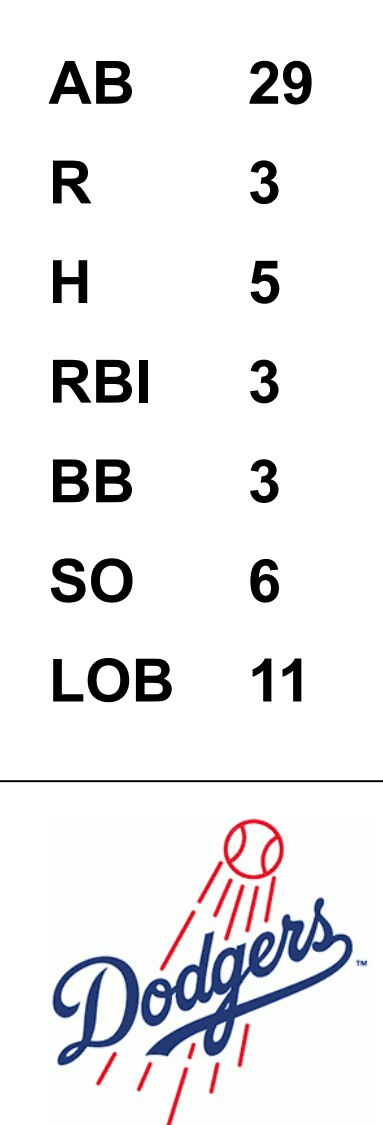


Batter	1	2	3	4	5	6	7	8	9	AB	R	H	RBI	BB	SO	LOB	TOP						
Ray Durham, S OBP: 0.353, SLG: 0.460 (1, 4)										5	1	1	1	0	1	1	San Francisco Giants @ Los Angeles Dodgers Dodger Stadium, Los Angeles, CA Sat Apr 24 2004, 7:10 PM PDT Att: 54,820 - Sunny - 71 F						
J.T. Snow, L OBP: 0.309, SLG: 0.322 (1, 3)										5	0	0	0	0	1	0							
Edgardo Alfonso, R OBP: 0.271, SLG: 0.273 (1, 5)										4	2	2	0	0	1	0							
Barry Bonds, L OBP: 0.706, SLG: 1.293 (1, 7)										1	2	0	0	3	0	0							
Jeffrey Hammonds, R OBP: 0.394, SLG: 0.280 (1, 9)										3	0	1	0	1	1	2							
A.J. Pierzynski, L OBP: 0.255, SLG: 0.250 (1, 2)										3	0	2	2	0	0	2							
Michael Tucker, L OBP: 0.281, SLG: 0.250 (1, 8)										3	0	1	2	1	1	2							
Nelfi Perez, S OBP: 0.230, SLG: 0.243 (1, 6)										4	0	0	0	0	2	5							
Jerome Williams, R OBP: 0.091, SLG: 0.091 Felix Rodriguez, R Matt Herges, L (9, 1)										4	0	1	0	0	1	0							
Inning Stats	R: 3 E: 0 K: 1 S: 18	H: 3 LOB: 2 BB: 1 P: 31	R: 0 E: 0 K: 0 S: 4	H: 0 LOB: 0 BB: 0 P: 6	R: 0 E: 0 K: 0 S: 9	H: 1 LOB: 1 BB: 1 P: 16	R: 0 E: 0 K: 1 S: 9	H: 1 LOB: 1 BB: 0 P: 13	R: 0 E: 0 K: 2 S: 11	H: 0 LOB: 0 BB: 0 P: 16	R: 0 E: 0 K: 1 S: 6	H: 0 LOB: 0 BB: 0 P: 10	R: 2 E: 0 K: 1 S: 18	H: 2 LOB: 1 BB: 2 P: 32	R: 0 E: 0 K: 1 S: 5	H: 0 LOB: 0 BB: 0 P: 7	1B: 5 2B: 3 3B: 0 HR: 1	SF: 0 SAC: 0 DP: 3 HBP: 1	WP: 0 PB: 0 SB: 0 CS: 2	PA: 38			
PITCHER	IP WLS BF H R ER SO BB IBB HBP BLK WP HR S P ERA WHIP	7.0 L 32 7 5 5 6 4 1 1 0 0 1 74 127 6.43 1.571	1.0 3 1 0 0 1 0 0 0 0 0 0 10 15 0.00 1.000	1.0 3 0 0 0 1 0 0 0 0 0 0 5 7 0.00 0.000	PITCHER										IP WLS BF H R ER SO BB IBB HBP BLK WP HR S P ERA WHIP								

AB	32
R	5
H	8
RBI	5
BB	5
SO	8
LOB	12



Batter	1	2	3	4	5	6	7	8	9	AB	R	H	RBI	BB	SO	LOB	BOTTOM						
Dave Roberts, L OBP: 0.406, SLG: 0.269 (1, 7)										3	0	1	0	1	0	1	San Francisco Giants @ Los Angeles Dodgers Dodger Stadium, Los Angeles, CA Sat Apr 24 2004, 7:10 PM PDT Att: 54,820 - Sunny - 71 F						
Cesar Izturis, S OBP: 0.318, SLG: 0.317 (1, 6)										3	0	1	0	0	0	1							
Milton Bradley, S OBP: 0.342, SLG: 0.422 Jason Grabowski, L OBP: 0.071, SLG: 0.071 (2, 7)										1	0	0	0	0	1	0							
Shawn Green, L OBP: 0.397, SLG: 0.491 (1, 3)										3	2	1	0	0	1	1							
Paul Lo Duca, R OBP: 0.478, SLG: 0.565 (1, 2)										4	0	1	0	0	0	1							
Juan Encarnacion, R OBP: 0.290, SLG: 0.462 (1, 9)										4	1	1	2	0	1	2							
Adrian Beltré, R OBP: 0.362, SLG: 0.692 (1, 5)										2	0	0	1	1	0	0							
Alex Cora, L OBP: 0.231, SLG: 0.271 José Hernández, R OBP: 0.429, SLG: 0.474 (9, PH)										3	0	0	0	0	1	1							
Jeff Weaver, R OBP: 0.250, SLG: 0.375 Tom Martin, L Robin Ventura, L OBP: 0.428, SLG: 0.417 Duaner Sanchez, R (9, 1)										2	0	0	0	0	0	0							
Inning Stats	R: 0 E: 0 K: 1 S: 10	H: 0 LOB: 0 BB: 0 P: 11	R: 1 E: 0 K: 0 S: 12	H: 1 LOB: 1 BB: 0 P: 17	R: 0 E: 0 K: 0 S: 6	H: 2 LOB: 1 BB: 0 P: 12	R: 0 E: 0 K: 2 S: 8	H: 0 LOB: 0 BB: 0 P: 13	R: 0 E: 0 K: 0 S: 5	H: 0 LOB: 0 BB: 0 P: 10	R: 0 E: 0 K: 0 S: 6	H: 0 LOB: 1 BB: 1 P: 14	R: 0 E: 0 K: 0 S: 7	H: 0 LOB: 0 BB: 0 P: 8	R: 0 E: 0 K: 1 S: 7	H: 0 LOB: 1 BB: 1 P: 15	R: 2 E: 0 K: 2 S: 14	H: 2 LOB: 1 BB: 1 P: 25	1B: 4 2B: 1 3B: 0 HR: 1	SF: 1 SAC: 1 DP: 1 HBP: 1	WP: 0 PB: 0 SB: 0 CS: 0	PA: 35	
PITCHER	IP WLS BF H R ER SO BB IBB HBP BLK WP HR S P ERA WHIP	8.2 W 33 5 3 3 5 2 0 1 0 0 4 72 117 3.12 0.808	0.0 1 0 0 0 0 1 0 0 0 0 0 0 4 "	0.1 S 1 0 0 0 1 0 0 0 0 0 0 3 4 0.00 0.000	PITCHER										IP WLS BF H R ER SO BB IBB HBP BLK WP HR S P ERA WHIP								



Batter	1	2	3	4	5	6	7	8	9	AB	R	H	RBI	BB	SO	LOB	TOP								
Kazuo Matsui, S OBP: 0.366, SLG: 0.412	0-0 P6		0-1 F7		1-2 G1-3		4-2 BB BB	1-1 G1-3		4	0	0	0	1	0	2	<p>New York Mets @ Los Angeles Dodgers Dodger Stadium, Los Angeles, CA Thu Apr 29 2004, 7:10 PM PDT Att: 32,067 - Cloudy - 65 F</p>								
Mike Cameron, R OBP: 0.345, SLG: 0.446	2-2 G5-3		0-3 K		2-3 K		4-2 BB		1-1 HR	4	1	1	1	1	2	0									
31 Mike Piazza, R OBP: 0.324, SLG: 0.500 Vance Wilson, R OBP: 0.385, SLG: 0.273	0-3 K		4-2 HR BB		3-2 G6-3		3-3 K		2-2 G5-3	3	1	0	0	1	2	3									
Karim Garcia, L OBP: 0.320, SLG: 0.500		0-0 1B 1B	0-0 1B HR		3-3 K		3-2 P6		0-0 F7	5	2	2	2	0	1	0									
Todd Zeile, R OBP: 0.379, SLG: 0.417		2-2 F7	2-3 K		1-3 K		2-2 1B 2B		1-2 G4-3	5	1	1	0	0	2	2									
Jason Phillips, R OBP: 0.283, SLG: 0.215		1-2 HBP 1B		0-2 G1-3		0-0 F9		1-1 1B 1B		4	1	2	0	0	0	1									
Eric Valent, L OBP: 0.345, SLG: 0.452 Shane Spencer, R OBP: 0.391, SLG: 0.475	1-1 HBP 1B		0-0 L7		1-1 WP SH1-4 1B		2-3 K		2-3 K	3	0	2	1	0	0	0									
Danny Garcia, R OBP: 0.286, SLG: 0.167		1-0 G6-4-3 HBP	2-3 K		0-0 F7		1-2 1B		1-3 3-H 1B	3	0	1	1	0	1	1									
Jae Weong Seo, R OBP: 0.300, SLG: 1.000 David Weathers, R OBP: 0.263, SLG: 0.167	0-0 G6-4-3		0-0 G4-3		0-1 SH1-4		0-2 1B		1-2 1B	2	0	0	0	0	0	3									
										1	0	1	1	0	0	0									
										0	0	0	0	0	0	0									
Inning Stats	R: 0 E: 0 K: 1 S: 7	H: 0 LOB: 0 BB: 0 P: 9	R: 1 E: 0 K: 0 S: 11	H: 3 LOB: 2 BB: 0 P: 16	R: 2 E: 0 K: 2 S: 11	H: 1 LOB: 0 BB: 1 P: 17	R: 0 E: 0 K: 1 S: 9	H: 0 LOB: 0 BB: 0 P: 11	R: 0 E: 0 K: 1 S: 8	H: 0 LOB: 1 BB: 0 P: 12	R: 0 E: 0 K: 2 S: 12	H: 0 LOB: 1 BB: 0 P: 19	R: 0 E: 0 K: 1 S: 12	H: 1 LOB: 3 BB: 2 P: 24	R: 2 E: 0 K: 1 S: 19	H: 4 LOB: 2 BB: 0 P: 29		R: 1 E: 0 K: 0 S: 10	H: 1 LOB: 0 BB: 0 P: 14	1B: 7 2B: 1 3B: 0 HR: 2	SF: 0 SAC: 1 DP: 1 HBP: 1	WP: 2 PB: 2 SB: 0 CS: 0	PA: 41		
PITCHER Jeff Weaver, R ERA: 6.07 Wilson Alvarez, L ERA: 2.57	IP 7.0	WLS L	BF 30	H 5	R 3	ER 3	SO 8	BB 3	IBB 0	HBP 1	BLK 0	WP 2	HR 1	S 70	P 108	ERA 3.86	WHIP 1.143								

AB	36
R	6
H	10
RBI	6
BB	3
SO	9
LOB	14



Batter	1	2	3	4	5	6	7	8	9	AB	R	H	RBI	BB	SO	LOB	BOTTOM								
Dave Roberts, L OBP: 0.407, SLG: 0.358	1-2 P5		4-2 FC3-6 BB		1-2 L5		0-1 G4-3			3	0	0	0	1	0	1	<p>New York Mets @ Los Angeles Dodgers Dodger Stadium, Los Angeles, CA Thu Apr 29 2004, 7:10 PM PDT Att: 32,067 - Cloudy - 65 F</p>								
Cesar Izturis, S OBP: 0.345, SLG: 0.395	2-1 S 1B		0-0 FC3-6 1-2 2-3		0-1 CS 1B		1-1 1B 1B			4	0	3	0	0	0	2									
Milton Bradley, S OBP: 0.467, SLG: 0.494 Jason Grabowski, L OBP: 0.063, SLG: 0.063	2-3 K		2-3 K		0-1 CS		2-2 P4		2-2 F7	3	0	0	0	0	2	3									
Shawn Green, L OBP: 0.376, SLG: 0.431	0-0 G4-3		1-2 F7		4-0 B1-3 BB		2-3 K			3	0	0	0	1	1	2									
Paul Lo Duca, R OBP: 0.444, SLG: 0.507		0-1 F8		0-0 F8		0-0 B1-3		1-1 1B		4	0	1	0	0	0	1									
Juan Encarnacion, R OBP: 0.288, SLG: 0.430		1-0 L9		2-2 1B 2B		0-0 F9		1-0 G6-3		4	1	1	0	0	0	3									
Adrián Beltré, R OBP: 0.376, SLG: 0.675		1-1 G1-3		0-0 2-H 1B		0-0 1B			1-0 F7	4	0	2	1	0	0	0									
Alex Cora, L OBP: 0.264, SLG: 0.328			1-1 F9		1-2 F7		0-0 P5		3-1 L9	4	0	0	0	0	0	2									
Jeff Weaver, R OBP: 0.300, SLG: 0.500 Robin Ventura, L OBP: 0.467, SLG: 0.462 Olmedo Saenz, R OBP: 0.143, SLG: 0.286 Wilson Alvarez, L OBP: 0.286, SLG: 0.400	1-0 FC3-6 2B		0-3 K		0-0 L5		3-1 P5		2-0 P5	2	0	1	0	0	1	0									
										0	0	0	0	0	0	0									
										1	0	0	0	0	0	0									
										1	0	0	0	0	0	0									
Inning Stats	R: 0 E: 0 K: 1 S: 9	H: 1 LOB: 1 BB: 0 P: 14	R: 0 E: 0 K: 0 S: 5	H: 0 LOB: 0 BB: 0 P: 7	R: 0 E: 0 K: 1 S: 9	H: 1 LOB: 2 BB: 1 P: 17	R: 1 E: 0 K: 0 S: 14	H: 2 LOB: 1 BB: 0 P: 18	R: 0 E: 0 K: 1 S: 9	H: 1 LOB: 1 BB: 0 P: 10	R: 0 E: 0 K: 0 S: 7	H: 0 LOB: 1 BB: 1 P: 13	R: 0 E: 0 K: 0 S: 6	H: 1 LOB: 1 BB: 0 P: 9	R: 0 E: 0 K: 1 S: 12	H: 2 LOB: 2 BB: 0 P: 19	R: 0 E: 0 K: 0 S: 4	H: 0 LOB: 0 BB: 0 P: 10	1B: 6 2B: 2 3B: 0 HR: 0	SF: 0 SAC: 0 DP: 0 HBP: 0	WP: 0 PB: 0 SB: 1 CS: 1	PA: 37			
PITCHER Jae Weong Seo, R ERA: 5.06 Mike Stanton, L ERA: 4.15 David Weathers, R ERA: 4.76	IP 6.1	WLS W	BF 26	H 6	R 1	ER 1	SO 3	BB 6	IBB 1	HBP 1	BLK 0	WP 0	HR 0	S 55	P 81	ERA 1.42	WHIP 1.263								
	1.1	H	5	1	0	0	1	0	0	0	0	0	0	13	21	0.00	0.750								
	1.1		5	1	0	0	0	0	0	0	0	0	0	7	15	0.00	0.750								



Batter	1	2	3	4	5	6	7	8	9	AB	R	H	RBI	BB	SO	LOB	TOP										
Endy Chavez, L (1, 8) OBP: 0.235, SLG: 0.188	1-2 G1-3 1B		4-1 G4-6-3 HBP		0-0 F8		0-2 G6-3		1-0 G6-3	4	0	1	1	0	0	1	Montreal Expos @ Los Angeles Dodgers Dodger Stadium, Los Angeles, CA Fri Apr 30 2004, 7:10 PM PDT Att: 54,968 - Sunny - 70 F										
Orlando Cabrera, R (1, 6) OBP: 0.271, SLG: 0.351	1-2 F9		0-0 G4-6-3 1-2		2-1 BB 1B		3-H G3			4	0	1	0	0	0	3											
Jose Vidro, S (1, 4) OBP: 0.333, SLG: 0.386	0-0 G1-3			2-0 F9 1 SAFE 1 SAFE 1 SAFE	4-2 BB 1B		3-2 F7			3	0	0	0	1	0	1											
Tony Batista, R (1, 5) OBP: 0.250, SLG: 0.295	0-2 G6-3			1-1 S 1B 1B	3-1 F8		1-0 G4-3			4	1	1	0	0	0	3											
Brad Wilkerson, L (1, 3) OBP: 0.326, SLG: 0.316		3-2 G4-3		3-1 1B 1B		3-3 K		1-1 F8		4	1	1	1	0	1	0											
Juan Rivera, R (1, 7) OBP: 0.300, SLG: 0.283		3-1 P6		0-2 G6-3		4-0 G6-4-3 BB		1-0 E5 WP SF7 1B		3	1	1	0	1	0	1											
Valentino Pascucci, R (1, 9) OBP: 0.214, SLG: 0.091 Chad Bentz, R (6, 1)		1-3 K		3-1 FC6-4 1B		1-0 G6-4-3 1-2		2-2 SF7 2-H		3	0	1	1	0	1	1		AB 32 R 4 H 9 RBI 4 BB 2 SO 2 LOB 12									
52 T.J. Tucker, R (7, 1) Rocky Biddle, R (8, 1) Ronald Calloway, L (9, PH) OBP: 0.086, SLG: 0.061				2-H 1B		1-2 G5-3				4	1	2	0	0	0	1											
Einar Diaz, R (1, 2) OBP: 0.333, SLG: 0.389			1-1 SH1-4 2B	1-1 FC6-4 1-2		0-2 G6-3 3B		0-1 G5-3		1	0	0	0	0	0	0											
Zach Day, R (1, 1) Termel Sledge, L (6, 9) OBP: 0.163, SLG: 0.146			1-1 SH1-4 2-3		1-1 P5		1-0 P5		1-2 1B	1	0	0	0	0	0	0											
Inning Stats	R: 0 E: 0 K: 0 S: 10	H: 1 LOB: 1 BB: 0 P: 12	R: 0 E: 0 K: 1 S: 8	H: 0 LOB: 0 BB: 0 P: 15	R: 0 E: 0 K: 0 S: 6	H: 1 LOB: 1 BB: 0 P: 12	R: 2 E: 0 K: 0 S: 12	H: 3 LOB: 1 BB: 0 P: 22	R: 0 E: 0 K: 1 S: 9	H: 1 LOB: 2 BB: 1 P: 19	R: 0 E: 0 K: 1 S: 6	H: 0 LOB: 0 BB: 0 P: 14	R: 1 E: 0 K: 0 S: 8	H: 1 LOB: 0 BB: 0 P: 10	R: 0 E: 0 K: 0 S: 7	H: 0 LOB: 0 BB: 0 P: 12	R: 1 E: 1 K: 0 S: 10	H: 2 LOB: 1 BB: 0 P: 15	1B: 7 2B: 1 3B: 1 HR: 0	SF: 1 SAC: 1 DP: 2 HBP: 1	WP: 1 PB: 0 SB: 1 CS: 0	PA: 37					
PITCHER	IP	WLS	BF	H	R	ER	SO	BB	IBB	HBP	BLK	WP	HR	S	P	ERA	WHIP										
Kaz Ishii, L (1, 1) ERA: 3.98	6.0	W	25	6	2	2	2	2	0	0	0	0	0	51	94	3.00	1.333										
37 Darren Dreifort, R (7, 1) ERA: 3.39	1.0		4	1	1	1	0	0	0	0	0	0	0	8	10	9.00	1.000										
Duaner Sanchez, R (8, 1) ERA: 2.25	2.0		8	2	1	1	0	0	0	0	0	1	0	17	27	4.50	1.000										

Batter	1	2	3	4	5	6	7	8	9	AB	R	H	RBI	BB	SO	LOB	BOTTOM											
Dave Roberts, L (1, 8) OBP: 0.407, SLG: 0.389	1-2 P5		0-1 B3		2-2 G4-3 1-2		0-0 BLK S 1B	0-0 SF9 3B		5	2	2	2	0	0	1	Montreal Expos @ Los Angeles Dodgers Dodger Stadium, Los Angeles, CA Fri Apr 30 2004, 7:10 PM PDT Att: 54,968 - Sunny - 70 F											
Cesar Izturis, S (1, 6) OBP: 0.348, SLG: 0.424	0-2 G6-3 3B		0-2 G3-1			1-2 G4-3	3-1 G1-6-3 1B	0-2 SF9 2-H 3-H		4	1	2	2	0	0	0												
Adrian Beltré, R (1, 5) OBP: 0.367, SLG: 0.647	0-2 G6-3		1-2 G3-1			0-0 2B 1B	1-2 G1-6-3 1-2	0-2 G6-3		5	1	1	1	0	0	1												
Shawn Green, L (1, 3) OBP: 0.382, SLG: 0.487	2-1 3-H HR			3-1 G5-3		0-1 1B 2B	0-0 G6-3			4	2	2	1	0	0	0												
Paul Lo Duca, R (1, 2) OBP: 0.447, SLG: 0.545	1-2 F8			3-1 HR		2-2 P6		1-2 HBP BB 2B 1B		4	2	2	1	0	0	2												
Juan Encarnacion, R (1, 9) OBP: 0.285, SLG: 0.427		2-2 F8		0-3 K		0-0 1B 1B	0-0 1B 1B	4-1 HBP 2B BB		3	2	1	2	1	1	0												
Jason Grabowski, L (1, 7) OBP: 0.100, SLG: 0.100		1-1 L9		2-0 G4-3		2-H 3-H 1-0 1B		0-0 F7		4	1	1	1	0	0	2												
Alex Cora, L (1, 4) OBP: 0.284, SLG: 0.344		1-1 1B			0-2 F8		0-2 1B	1-0 2B 3B HBP		3	1	2	1	0	0	0												
Kaz Ishii, L (1, 1) OBP: 0.167, SLG: 0.167 Olmedo Saenz, R (6, PH) OBP: 0.125, SLG: 0.250 37 Darren Dreifort, R (7, 1) Duaner Sanchez, R (8, 1) OBP: 0.500, SLG: 1.000		2-2 G6-3			2-2 F8		0-0 F9	0-0 3B 2B		2	0	1	0	0	0	1		AB 36 R 13 H 15 RBI 13 BB 1 SO 1 LOB 8										
Inning Stats	R: 2 E: 0 K: 0 S: 15	H: 2 LOB: 0 BB: 0 P: 19	R: 0 E: 0 K: 0 S: 10	H: 1 LOB: 1 BB: 0 P: 16	R: 0 E: 0 K: 0 S: 8	H: 0 LOB: 0 BB: 0 P: 9	R: 1 E: 0 K: 1 S: 8	H: 1 LOB: 0 BB: 0 P: 16	R: 0 E: 0 K: 0 S: 10	H: 1 LOB: 0 BB: 0 P: 14	R: 4 E: 0 K: 0 S: 16	H: 5 LOB: 1 BB: 0 P: 20	R: 1 E: 0 K: 0 S: 7	H: 2 LOB: 0 BB: 0 P: 11	R: 5 E: 0 K: 0 S: 13	H: 3 LOB: 0 BB: 1 P: 19			1B: 9 2B: 2 3B: 2 HR: 2	SF: 1 SAC: 0 DP: 2 HBP: 1	WP: 0 PB: 0 SB: 1 CS: 0	PA: 39						
PITCHER	IP	WLS	BF	H	R	ER	SO	BB	IBB	HBP	BLK	WP	HR	S	P	ERA	WHIP											
Zach Day, R (1, 1) ERA: 3.31	5.2	L	24	8	6	6	1	0	0	0	0	0	0	5	6	27.00	6.000											
Chad Bentz, L (6, 1) ERA: 7.04	0.1		3	2	1	1	0	0	0	0	0	0	0	5	6	27.00	6.000											
52 T.J. Tucker, R (7, 1) ERA: 9.0	1.0		4	2	1	1	0	0	0	0	1	0	0	7	11	9.00	2.000											
Rocky Biddle, R (8, 1) ERA: 6.3	1.0		8	3	5	5	0	1	0	1	0	0	0	13	19	45.00	4.000											

Batter	1	2	3	4	5	6	7	8	9	AB	R	H	RBI	BB	SO	LOB	TOP			
Jason Grabowski, L (1, 7) OBP: 0.200, SLG: 0.179	2-2 G6-4-3 1B			3-2 F8		0-1 P2			2-2 L8	4	0	1	0	0	0	1				
Cesar Izturis, S (1, 6) OBP: 0.315, SLG: 0.369	0-3 K			1-1 G5-3			4-2 G6-4-3 BB		3-2 G4-6-3 1B	3	0	1	0	1	1	1				
Milton Bradley, S (1, 8) OBP: 0.337, SLG: 0.453	1-1 G6-4-3 1-2			0-0 G3			2-2 G6-4-3 1-2		3-2 G4-6-3 1-2	4	0	0	0	0	0	3				
Shawn Green, L (1, 3) OBP: 0.374, SLG: 0.427		1-3 K			3-1 G1-3			1-0 F8		3	0	0	0	0	1	0				
Paul Lo Duca, R (1, 2) OBP: 0.412, SLG: 0.489		1-1 G4-3			0-0 P5			1-2 F8		3	0	0	0	0	0	0				
Juan Encarnacion, R (1, 9) OBP: 0.285, SLG: 0.434		3-2 P3			2-3 K			2-0 F9		3	0	0	0	0	1	0				
Adrian Beltré, R (1, 5) OBP: 0.389, SLG: 0.699			1-1 F8			2-1 2B		1-1 1B 2B		3	0	2	0	0	0	0				
Alex Cora, L (1, 4) OBP: 0.337, SLG: 0.365			2-2 G4-3		1-1 F8			0-0 1B		3	0	1	0	0	0	1				
Jeff Weaver, R (1, 1) OBP: 0.250, SLG: 0.417			0-2 K		2-3 K			2-3 K		2	0	0	0	0	2	1				
Robin Ventura, L (8, PH) OBP: 0.458, SLG: 0.429										0	0	0	0	0	0	0				
Olmedo Saenz, R (8, PH) OBP: 0.091, SLG: 0.200										1	0	0	0	0	1	2				
Jose Lima, R (8, 1) OBP: 0.750, SLG: 0.667										0	0	0	0	0	0	0				
Inning Stats	R: 0 E: 0 K: 1 S: 8	H: 1 LOB: 0 BB: 0 P: 11	R: 0 E: 0 K: 1 S: 8	H: 0 LOB: 0 BB: 0 P: 13	R: 0 E: 0 K: 1 S: 14	H: 0 LOB: 0 BB: 0 P: 17	R: 0 E: 0 K: 0 S: 7	H: 0 LOB: 0 BB: 0 P: 11	R: 0 E: 0 K: 1 S: 10	H: 1 LOB: 1 BB: 0 P: 15	R: 0 E: 0 K: 0 S: 8	H: 0 LOB: 0 BB: 1 P: 15	R: 0 E: 0 K: 1 S: 11	H: 2 LOB: 2 BB: 0 P: 17	R: 0 E: 0 K: 0 S: 15	H: 1 LOB: 0 BB: 23 P: 23	1B: 3 2B: 2 3B: 0 HR: 0	SF: 0 SAC: 0 DP: 3 HBP: 0	WP: 0 PB: 0 SB: 0 CS: 0	PA: 30
PITCHER	IP WLS BF H R ER SO BB IBB HBP BLK WP HR S P ERA WHIP																			
Brad Penny, R (1, 1) ERA: 2.18	7.2 W 26 4 0 0 5 1 0 0 0 0 0 0 71 107 0.00 0.652																			
Matt Perisho, L (8, 1) ERA: 2.15	0.2 H 3 1 0 0 1 0 0 0 0 0 0 0 13 20 0.00 1.500																			
Armando Benitez, R (9, 1) ERA: 0.48	0.2 S 1 0 0 0 0 0 0 0 0 0 0 0 5 8 0.00 0.000																			

Los Angeles Dodgers @ Florida Marlins
Pro Player Stadium, Miami, FL
Wed May 05 2004, 7:05 PM EDT
Att: 13,308 - Cloudy - 76 F

AB 29
R 0
H 5
RBI 0
BB 1
SO 6
LOB 9





Batter	1	2	3	4	5	6	7	8	9	AB	R	H	RBI	BB	SO	LOB	BOTTOM			
Juan Pierre, L (1, 8) OBP: 0.423, SLG: 0.436	2-1 S 3B 1B		1-2 G4-3		2-1 F8			1-1 L9		4	1	1	0	0	0	0				
Abraham Nunez, S (1, 9) OBP: 0.423, SLG: 0.381	3-1 1-H 1B 3B		4-1 CS BB			3-2 F8		4-2 BB		2	1	1	1	2	0	0				
Mike Lowell, R (1, 5) OBP: 0.419, SLG: 0.608	2-1 3-H 1B		4-2 1-2 BB			3-2 1B		0-1 F9		3	0	2	1	1	0	1				
Hee-Seop Choi, L (1, 3) OBP: 0.388, SLG: 0.648	2-3 K		2-1 F8			0-1 1B		1-2 G3		4	0	1	0	0	1	2				
Jeff Conine, R (1, 7) OBP: 0.337, SLG: 0.400				2-3 K		2-1 P6				3	0	1	0	0	1	2				
Damion Easley, R (1, 4) OBP: 0.333, SLG: 0.536			1-3 K		1-0 G6-3			0-0 F9		3	0	0	0	0	1	3				
Mike Redmond, R (1, 2) OBP: 0.357, SLG: 0.420			0-1 P3		3-2 F9			1-0 L8		3	0	0	0	0	0	0				
Alex Gonzalez, R (1, 6) OBP: 0.223, SLG: 0.322		0-2 P3			0-0 F9			2-1 F9		3	0	0	0	0	0	0				
Brad Penny, R (1, 1) ERA: 5.4		1-3 K			0-1 G5-3			0-1 P3		3	0	0	0	0	1	0				
Matt Perisho, L (8, 1) ERA: 6.27										0	0	0	0	0	0	0				
Armando Benitez, R (9, 1)										0	0	0	0	0	0	0				
Inning Stats	R: 2 E: 0 K: 2 S: 15	H: 4 LOB: 1 BB: 0 P: 25	R: 0 E: 0 K: 1 S: 8	H: 0 LOB: 0 BB: 0 P: 9	R: 0 E: 0 K: 0 S: 10	H: 0 LOB: 1 BB: 2 P: 21	R: 0 E: 0 K: 1 S: 7	H: 0 LOB: 0 BB: 0 P: 13	R: 0 E: 0 K: 0 S: 5	H: 2 LOB: 2 BB: 0 P: 7	R: 0 E: 0 K: 0 S: 14	H: 0 LOB: 0 BB: 0 P: 22	R: 0 E: 0 K: 0 S: 5	H: 0 LOB: 1 BB: 1 P: 8	R: 0 E: 0 K: 0 S: 9	H: 0 LOB: 1 BB: 1 P: 15	1B: 5 2B: 0 3B: 1 HR: 0	SF: 0 SAC: 0 DP: 0 HBP: 0	WP: 0 PB: 0 SB: 1 CS: 1	PA: 31
PITCHER	IP WLS BF H R ER SO BB IBB HBP BLK WP HR S P ERA WHIP																			
Jeff Weaver, R (1, 1) ERA: 5.4	7.0 L 27 6 2 2 4 2 0 0 0 0 0 0 64 105 2.57 1.143																			
Jose Lima, R (8, 1) ERA: 6.27	1.0 4 0 0 0 0 1 0 0 0 0 0 0 9 15 0.00 1.000																			

Los Angeles Dodgers @ Florida Marlins
Pro Player Stadium, Miami, FL
Wed May 05 2004, 7:05 PM EDT
Att: 13,308 - Cloudy - 76 F

AB 28
R 2
H 6
RBI 2
BB 3
SO 4
LOB 8



Batter	1	2	3	4	5	6	7	8	9	AB	R	H	RBI	BB	SO	LOB	TOP										
Cesar Izturis, S (1, 6) OBP: 0.333, SLG: 0.391	0-1 G6-3 3B		4-2 BB			4-2 G4-6-3 BB		1-1 G3		2	1	1	0	2	0	0	Los Angeles Dodgers @ Pittsburgh Pirates PNC Park, Pittsburgh, PA Fri May 07 2004, 7:05 PM EDT Att: 20,944 - Unknown - 51 F livebaseballscorecards.com										
Paul Lo Duca, R (1, 7) OBP: 0.406, SLG: 0.469	0-2 G6-3		2-0 F9			1-0 G4-6-3 1-2		1-1 FC6-4 1B		4	0	1	1	0	0	2											
Milton Bradley, S (1, 8) OBP: 0.327, SLG: 0.463	3-H 2-3 K		0-1 F9			0-0 1B		1-0 FC6-4 1-2		4	0	1	0	0	1	2											
Shawn Green, L (1, 3) OBP: 0.371, SLG: 0.474	2-3 K			1-1 F7		0-0 G5-3		3-3 K		4	0	0	0	0	2	2											
Adrián Beltré, R (1, 5) OBP: 0.393, SLG: 0.688		1-1 G6-3		0-0 G6-3			1-0 HR 1B		0-2 G6-3	4	1	1	0	0	0	0											
Juan Encarnación, R (1, 9) OBP: 0.281, SLG: 0.435		0-0 P4		3-1 G6-3			1-3 K		0-2 G6-3	4	0	0	0	0	1	1											
José Hernández, R (1, 4) OBP: 0.432, SLG: 0.714		3-1 HR			0-3 K		1-1 HR		3-2 1B	4	2	3	3	0	1	0											
David Ross, R (1, 2) OBP: 0.107, SLG: 0.222		1-0 F8			2-3 K		0-0 P4		0-3 K	4	0	0	0	0	2	1											
Wilson Alvarez, L (1, 1) Guillermo Mota, R (8, 1)			1-3 K		1-3 K		1-1 P5			3	0	0	0	0	2	0											
Inning Stats	R: 1 H: 1 E: 0 K: 2 S: 15	H: 1 LOB: 0 BB: 0 P: 19	R: 0 H: 0 E: 0 K: 1 S: 8	H: 0 LOB: 1 BB: 1 P: 15	R: 0 H: 0 E: 0 K: 0 S: 5	H: 0 LOB: 0 BB: 0 P: 9	R: 0 H: 1 E: 0 K: 0 S: 6	H: 1 LOB: 1 BB: 1 P: 11	R: 2 H: 2 E: 0 K: 1 S: 9	H: 2 LOB: 0 BB: 0 P: 13	R: 0 H: 1 E: 0 K: 1 S: 9	H: 1 LOB: 1 BB: 0 P: 15	R: 0 H: 1 E: 0 K: 1 S: 14	H: 1 LOB: 1 BB: 0 P: 17	1B: 4 2B: 0 3B: 1 HR: 2	SF: 0 SAC: 0 DP: 1 HBP: 0		WP: 0 PA: 35 PB: 0 SB: 0 CS: 0									
PITCHER	IP	WLS	BF	H	R	ER	SO	BB	IBB	HBP	BLK	WP	HR	S	P	ERA	WHIP										
Oliver Pérez, L (1, 1) ERA: 3.48	8.0	L	31	6	4	4	8	2	0	0	0	0	2	67	105	4.50	1.000										
Jose Mesa, R (9, 1) ERA: 0.73	1.0		4	1	0	0	1	0	0	0	0	0	0	14	17	0.00	1.000										

Batter	1	2	3	4	5	6	7	8	9	AB	R	H	RBI	BB	SO	LOB	BOTTOM										
Tike Redman, L (1, 8) OBP: 0.228, SLG: 0.280	1-0 G3			3-2 F8		1-0 G4-3			0-2 L6	4	0	0	0	0	0	1	Los Angeles Dodgers @ Pittsburgh Pirates PNC Park, Pittsburgh, PA Fri May 07 2004, 7:05 PM EDT Att: 20,944 - Unknown - 51 F livebaseballscorecards.com										
2 Jack Wilson, R (1, 6) OBP: 0.380, SLG: 0.518	0-2 F9			0-3 K			3-2 G3			3	0	0	0	0	1	0											
18 Jason Kendall, R (1, 2) OBP: 0.363, SLG: 0.326	2-2 F9			2-2 G4-3			3-2 L6			3	0	0	0	0	0	0											
Craig Wilson, R (1, 3) OBP: 0.421, SLG: 0.644		2-3 K			3-3 K		1-1 F8			3	0	0	0	0	2	0											
Jason Bay, R (1, 7)		2-3 K			1-2 F9			1-3 K		3	0	0	0	0	2	0											
Rob Mackowiak, L (1, 9) OBP: 0.326, SLG: 0.419		0-1 F8			0-0 G3-1			1-0 F8		3	0	0	0	0	0	0											
Chris Stynes, R (1, 5) Jose Mesa, R (9, 1)			2-2 G1-3			0-1 SH1-4 1B		1-1 G6-3		3	0	1	0	0	0	0											
Jose Castillo, R (1, 4) OBP: 0.353, SLG: 0.393			0-0 G1-3			0-0 F9		3-2 F9		3	0	0	0	0	0	1											
Oliver Pérez, L (1, 1) Abraham Nunez, S (9, 5)			2-3 K			0-0 SH1-4			0-0 G3-1	1	0	0	0	0	1	0	Los Angeles Dodgers @ Pittsburgh Pirates PNC Park, Pittsburgh, PA Fri May 07 2004, 7:05 PM EDT Att: 20,944 - Unknown - 51 F livebaseballscorecards.com										
Inning Stats	R: 0 H: 0 E: 0 K: 0 S: 7	H: 0 LOB: 0 BB: 0 P: 10	R: 0 H: 0 E: 0 K: 2 S: 8	H: 0 LOB: 0 BB: 0 P: 12	R: 0 H: 0 E: 0 K: 1 S: 8	H: 0 LOB: 0 BB: 0 P: 12	R: 0 H: 1 E: 0 K: 0 S: 5	H: 0 LOB: 0 BB: 0 P: 6	R: 0 H: 0 E: 0 K: 1 S: 6	H: 0 LOB: 0 BB: 0 P: 9	R: 0 H: 0 E: 0 K: 0 S: 7	H: 0 LOB: 0 BB: 0 P: 10	1B: 1 2B: 0 3B: 0 HR: 0	SF: 0 SAC: 1 DP: 0 HBP: 0	WP: 0 PA: 28 PB: 0 SB: 0 CS: 0												
PITCHER	IP	WLS	BF	H	R	ER	SO	BB	IBB	HBP	BLK	WP	HR	S	P	ERA	WHIP										
Wilson Alvarez, L (1, 1) ERA: 1.52	7.0	W	22	1	0	0	5	0	0	0	0	0	0	57	85	0.00	0.143										
Guillermo Mota, R (8, 1) ERA: 2.03	2.0		6	0	0	0	1	0	0	0	0	0	0	13	19	0.00	0.000										

Scorecard for Los Angeles Dodgers @ Pittsburgh Pirates, top half. Includes batter performance (e.g., Alex Cora, Paul Lo Duca), pitcher performance (e.g., Josh Fogg, 37 Mike Johnston), and inning-by-inning play-by-play with diagrams and statistics.

Team information for Los Angeles Dodgers @ Pittsburgh Pirates, including stadium (PNC Park), date (Sun May 09 2004), time (1:35 PM EDT), attendance (16,554), and overall statistics (AB 54, R 9, H 16, RBI 7, BB 3, SO 7, LOB 14).

Scorecard for Los Angeles Dodgers @ Pittsburgh Pirates, bottom half. Includes batter performance (e.g., 18 Jason Kendall, 2 Jack Wilson), pitcher performance (e.g., Guillermo Mota, Eric Casner), and inning-by-inning play-by-play with diagrams and statistics.

Team information for Los Angeles Dodgers @ Pittsburgh Pirates, including stadium (PNC Park), date (Sun May 09 2004), time (1:35 PM EDT), attendance (16,554), and overall statistics (AB 48, R 7, H 10, RBI 7, BB 7, SO 6, LOB 16).

Batter	1	2	3	4	5	6	7	8	9	AB	R	H	RBI	BB	SO	LOB	TOP
Todd Walker, L (1,4) OBP: 0.420, SLG: 0.515			G6-3			E		F8		4	1	2	0	0	0	0	Chicago Cubs @ Los Angeles Dodgers Dodger Stadium, Los Angeles, CA Tue May 11 2004, 7:10 PM PDT Att: 35,439 - Sunny - 67 F
Corey Patterson, L (1,8) OBP: 0.399, SLG: 0.405	F8		P5			F7		G6-3		4	0	0	0	0	0	2	
Sammy Sosa, R (1,9) OBP: 0.387, SLG: 0.570	K		K			E9		K		4	0	1	0	0	3	1	
Moises Alou, R (1,7) OBP: 0.349, SLG: 0.595	F8					G5-3				4	1	2	0	0	0	2	
16 Aramis Ramirez, R (1,5) OBP: 0.345, SLG: 0.573		L9				G5-4-3				3	0	1	1	1	0	1	
25 Derrek Lee, R (1,3) OBP: 0.377, SLG: 0.459		F9				K				4	0	0	0	0	2	3	
Michael Barrett, R (1,2) OBP: 0.340, SLG: 0.511										3	1	1	0	0	2	1	
Ramon Martinez, R (1,6) OBP: 0.340, SLG: 0.319										4	0	1	1	0	1	2	
34 Kerry Wood, R (1,1) OBP: 0.133, SLG: 0.133										1	0	0	0	0	0	1	
Glendon Rusch, L (3,1) OBP: 0.500, SLG: 0.500										1	0	0	0	0	1	0	
Todd Wellemeyer, R (6,1) OBP: 0.154, SLG: 0.240										0	0	0	0	0	0	0	
Tom Goodwin, L (7, PH) OBP: 0.154, SLG: 0.240										1	0	0	0	0	0	0	
Francis Beltran, R (7,1)										0	0	0	0	0	0	0	
Inning Stats	R: 0 E: 0 K: 1 S: 8	H: 1 LOB: 1 BB: 0 P: 10	R: 1 E: 0 K: 0 S: 13	H: 1 LOB: 1 BB: 0 P: 20	R: 0 E: 0 K: 1 S: 6	H: 0 LOB: 0 BB: 0 P: 9	R: 0 E: 0 K: 1 S: 6	H: 1 LOB: 0 BB: 0 P: 10	R: 0 E: 0 K: 1 S: 12	H: 2 LOB: 2 BB: 1 P: 24	R: 0 E: 0 K: 1 S: 13	H: 0 LOB: 0 BB: 0 P: 20	R: 1 E: 0 K: 2 S: 12	H: 2 LOB: 1 BB: 0 P: 14	1B: 5 2B: 3 3B: 0 HR: 0	SF: 0 SAC: 0 DP: 2 HBP: 1	WP: 0 PA: 35 PB: 0 SB: 0 CS: 0
PITCHER	IP WLS BF H R ER SO BB IBB HBP BLK WP HR S P ERA WHIP																
Jeff Weaver, R (1,1) ERA: 4.84	8.0 W 30 6 2 2 7 1 0 1 0 0 0 75 117 2.25 0.875																
Duaner Sanchez, R (9,1) ERA: 2.87	1.0 5 2 1 1 2 0 0 0 0 0 0 0 12 14 9.00 2.000																

AB 33
R 3
H 8
RBI 2
BB 1
SO 9
LOB 13



Batter	1	2	3	4	5	6	7	8	9	AB	R	H	RBI	BB	SO	LOB	BOTTOM
Cesar Izturis, S (1,6) OBP: 0.315, SLG: 0.367	K	L3								5	1	1	0	0	2	5	Chicago Cubs @ Los Angeles Dodgers Dodger Stadium, Los Angeles, CA Tue May 11 2004, 7:10 PM PDT Att: 35,439 - Sunny - 67 F
Paul Lo Duca, R (1,2) OBP: 0.418, SLG: 0.486										4	0	3	2	1	0	0	
Milton Bradley, S (1,8) OBP: 0.333, SLG: 0.477										5	0	1	1	0	1	4	
Shawn Green, L (1,3) OBP: 0.356, SLG: 0.482										5	0	0	0	0	1	5	
Adrián Beltré, R (1,5) OBP: 0.389, SLG: 0.683										4	1	1	1	0	0	3	
José Hernández, R (8,5) OBP: 0.404, SLG: 0.605										0	0	0	0	0	0	0	
Juan Encarnación, R (1,9) OBP: 0.273, SLG: 0.426										4	2	1	0	0	0	2	
Jason Grabowski, L (1,7) OBP: 0.257, SLG: 0.333										4	1	3	2	0	0	0	
Alex Cora, L (1,4) OBP: 0.371, SLG: 0.407										4	1	3	1	0	1	0	
Jeff Weaver, R (1,1) OBP: 0.313, SLG: 0.438										4	1	2	0	0	0	4	
Duaner Sanchez, R (9,1) OBP: 0.500, SLG: 1.000										0	0	0	0	0	0	0	
Inning Stats	R: 0 E: 0 K: 1 S: 10	H: 0 LOB: 1 BB: 1 P: 18	R: 3 E: 1 K: 1 S: 13	H: 3 LOB: 0 BB: 0 P: 20	R: 0 E: 1 K: 0 S: 12	H: 1 LOB: 2 BB: 0 P: 22	R: 3 E: 0 K: 0 S: 11	H: 4 LOB: 1 BB: 0 P: 12	R: 1 E: 0 K: 1 S: 13	H: 1 LOB: 1 BB: 0 P: 20	R: 0 E: 0 K: 1 S: 11	H: 2 LOB: 2 BB: 0 P: 16	R: 0 E: 0 K: 1 S: 8	H: 1 LOB: 0 BB: 0 P: 12	1B: 12 2B: 2 3B: 0 HR: 2	SF: 0 SAC: 0 DP: 2 HBP: 0	WP: 0 PA: 40 PB: 0 SB: 0 CS: 0
PITCHER	IP WLS BF H R ER SO BB IBB HBP BLK WP HR S P ERA WHIP																
34 Kerry Wood, R (1,1) ERA: 2.82	2.0 L 10 3 3 2 2 1 0 0 0 0 0 0 2 23 38 9.00 2.000																
Glendon Rusch, L (3,1) ERA: 7.39	3.0 18 8 4 4 0 0 0 0 0 0 0 0 46 63 12.00 2.667																
Todd Wellemeyer, R (6,1) ERA: 2.45	1.0 4 1 0 0 1 0 0 0 0 0 0 0 13 20 0.00 1.000																
Francis Beltran, R (7,1) ERA: 4.09	2.0 8 3 0 0 2 0 0 0 0 0 0 0 19 28 0.00 1.500																

AB 39
R 7
H 15
RBI 7
BB 1
SO 5
LOB 23



Batter	1	2	3	4	5	6	7	8	9	AB	R	H	RBI	BB	SO	LOB	TOP								
Damian Jackson, R (1,4) OBP: 0.333, SLG: 0.444	1-3 K		1-2 P3		2-2 G4-3			0-1 G6-3		4	0	0	0	0	1	0	Chicago Cubs @ Los Angeles Dodgers Dodger Stadium, Los Angeles, CA Wed May 12 2004, 7:10 PM PDT Att. 43,233 - Sunny - 70 F								
Ramon Martinez, R (1,6) OBP: 0.351, SLG: 0.340	1-1 G6-3		1-2 2B			1-3 K		4-0 BB		3	0	1	0	1	1	0									
Sammy Sosa, R (1,9) OBP: 0.384, SLG: 0.560	3-2 FC5-4 1B		2-3 K			0-0 F8		2-2 G4-3		4	0	1	0	0	1	2									
Moises Alou, R (1,7) OBP: 0.338, SLG: 0.576	0-1 FC5-4 1-2		3-3 K			3-2 F7			1-3 K	4	0	0	0	0	2	2									
16 Aramis Ramirez, R (1,5) OBP: 0.343, SLG: 0.563		0-0 25 1B		0-2 P3			0-0 F8		2-2 G5-3	4	0	1	0	0	0	0									
25 Derrek Lee, R (1,3) OBP: 0.373, SLG: 0.451		0-1 1B		1-0 P4			0-2 G4-3		0-0 G4-3	4	0	1	0	0	0	0									
Corey Patterson, L (1,8) OBP: 0.309, SLG: 0.403		3-3 K		0-2 F9			1-2 1B			3	0	1	0	0	1	2									
Michael Barrett, R (1,2) OBP: 0.330, SLG: 0.495		0-3 K			1-0 P4		0-3 K			3	0	0	0	0	2	3									
Matt Clement, R (1,1) OBP: 0.133, SLG: 0.133		0-0 G4-3			0-3 K			1-0 F7		2	0	0	0	0	1	2									
Kyle Farnsworth, R (7,1)										0	0	0	0	0	0	0									
Jose Macias, S (8,PH)										1	0	0	0	0	0	0									
LaTroy Hawkins, R (8,1)										0	0	0	0	0	0	0									
Inning Stats	R: 0 E: 0 K: 1 S: 12	H: 1 LOB: 1 BB: 0 P: 17	R: 0 E: 0 K: 2 S: 10	H: 2 LOB: 2 BB: 0 P: 13	R: 0 E: 0 K: 2 S: 14	H: 1 LOB: 0 BB: 0 P: 21	R: 0 E: 0 K: 0 S: 7	H: 0 LOB: 0 BB: 0 P: 8	R: 0 E: 0 K: 1 S: 7	H: 0 LOB: 0 BB: 0 P: 10	R: 0 E: 0 K: 1 S: 8	H: 0 LOB: 0 BB: 0 P: 12	R: 0 E: 0 K: 1 S: 12	H: 1 LOB: 0 BB: 0 P: 13	R: 0 E: 0 K: 0 S: 6	H: 0 LOB: 1 BB: 1 P: 13	R: 0 E: 0 K: 1 S: 8	H: 0 LOB: 0 BB: 0 P: 11	1B: 4 2B: 1 3B: 0 HR: 0	SF: 0 SAC: 0 DP: 0 HBP: 0	WP: 0 PB: 0 SB: 0 CS: 0	PA: 33			
PITCHER	IP WLS BF H R ER SO BB IBB HBP BLK WP HR S P ERA WHIP	7.2 W 29 5 0 0 8 1 0 0 0 0 0 73 102 0.00 0.783	1.1 L 4 0 0 0 1 0 0 0 0 0 0 11 16 0.00 0.000																						

AB	32
R	0
H	5
RBI	0
BB	1
SO	9
LOB	11



Batter	1	2	3	4	5	6	7	8	9	AB	R	H	RBI	BB	SO	LOB	BOTTOM							
Cesar Izturis, S (1,6) OBP: 0.305, SLG: 0.355	3-1 F7		0-2 F8		1-0 B5-3		2-3 K			4	0	0	0	0	1	1	Chicago Cubs @ Los Angeles Dodgers Dodger Stadium, Los Angeles, CA Wed May 12 2004, 7:10 PM PDT Att. 43,233 - Sunny - 70 F							
Paul Lo Duca, R (1,2) OBP: 0.429, SLG: 0.491	1-1 WP 1B		1-2 1B 1B		2-1 G6-3		4-2 BB			3	1	2	0	1	0	0								
Milton Bradley, S (1,8) OBP: 0.331, SLG: 0.470	0-3 K		0-0 1B 1B		1-3 K		1-3 K			4	0	1	0	0	3	2								
Shawn Green, L (1,3) OBP: 0.353, SLG: 0.474	3-3 K		1-0 1B			3-2 G6-3		0-1 G5-3		4	0	1	1	0	1	1								
Adrián Beltré, R (1,5) OBP: 0.385, SLG: 0.669		0-1 G6-3		1-0 1B		2-2 G6-3		1-2 P3		4	0	1	1	0	0	0								
Juan Encarnacion, R (1,9) OBP: 0.285, SLG: 0.413		0-3 K		1-2 2-3 3-H 1B		0-0 F9		0-2 F9		4	0	0	0	0	2	3								
Jason Grabowski, L (1,7) OBP: 0.283, SLG: 0.314		0-3 K			0-0 G3		4-2 HR BB			2	1	0	0	1	1	0								
Alex Cora, L (1,4) OBP: 0.370, SLG: 0.438			0-0 F8		0-2 F9		2-2 HR BB			3	1	1	2	0	0	0								
Wilson Alvarez, L (1,1) OBP: 0.125, SLG: 0.125			2-2 1B 1B		1-0 G6-3		0-3 K			3	1	1	0	0	1	0								
Guillermo Mota, R (8,1)										0	0	0	0	0	0	0								
Inning Stats	R: 0 E: 0 K: 2 S: 11	H: 1 LOB: 1 BB: 0 P: 18	R: 0 E: 0 K: 2 S: 8	H: 0 LOB: 0 BB: 0 P: 8	R: 2 E: 0 K: 1 S: 20	H: 5 LOB: 3 BB: 0 P: 25	R: 0 E: 0 K: 0 S: 5	H: 0 LOB: 0 BB: 0 P: 6	R: 0 E: 0 K: 0 S: 7	H: 0 LOB: 0 BB: 0 P: 12	R: 2 E: 0 K: 3 S: 31	H: 1 LOB: 1 BB: 2 P: 44	R: 0 E: 0 K: 0 S: 10	H: 0 LOB: 0 BB: 0 P: 11	1B: 6 2B: 0 3B: 0 HR: 1	SF: 0 SAC: 0 DP: 0 HBP: 0	WP: 1 PB: 0 SB: 0 CS: 0	PA: 33						
PITCHER	IP WLS BF H R ER SO BB IBB HBP BLK WP HR S P ERA WHIP	6.0 L 26 7 4 4 6 1 0 0 0 0 1 1 76 104 6.00 1.333	1.0 L 4 0 0 0 3 1 0 0 0 0 0 0 12 19 0.00 1.000	1.0 L 3 0 0 0 0 0 0 0 0 0 0 0 10 11 0.00 0.000																				

AB	31
R	4
H	7
RBI	4
BB	2
SO	9
LOB	7



Batter	1	2	3	4	5	6	7	8	9	AB R H RBI BB SO LOB	TOP									
Tom Goodwin, L OBP: 0.194, SLG: 0.267 (1, 8) 	1-1 G3 	2-0 2B 1-2 3-H 1B		1-2 16 G4-3 1B 		0-0 F7 		2-0 P6 1-2		5 1 2 1 0 0 2										
Jose Macias, S OBP: 0.222, SLG: 0.222 (1, 4) 	2-3 K 	1-1 F7 		0-0 16 G4-3 1B 		0-0 		0-1 16 1B FC4-6 1B 		5 1 3 0 0 1 2										
Moises Alou, R OBP: 0.333, SLG: 0.569 (1, 7) 	3-2 F9 1-1 1-H 2-H	2-1 		0-1 F8 		2-1 G5-3 2-3f		2-3 K 		5 0 1 2 0 1 5										
16 Aramis Ramirez, R OBP: 0.351, SLG: 0.564 (1, 5) 		2-0 25 BB 1B 		0-0 G4-3 1-2 2-3		1-1 25 G5-4-3 1B 		1-2 FC4-6 1B 		5 1 3 0 0 1 3										
Todd Hollandsworth, L OBP: 0.459, SLG: 0.767 (1, 9) 		4-2 BB 25 BB 1B 		0-0 25 G1-3 1B 		0-1 P5 		1-1 FC4-6 25 1B 1-2f 3-H		4 1 1 1 1 0 4										
25 Derrek Lee, R OBP: 0.374, SLG: 0.444 (1, 3) 		4-1 1B BB 38 FC3-6 BB 1-2 2-3		0-0 G1-3 		2-3 K 		1-1 G5-4-3 1-2f		4 1 1 0 1 1 2										
Ramon Martinez, R OBP: 0.355, SLG: 0.321 (1, 6) 		4-2 38 FC3-6 1B BB 1-2 2-3 3-H		3-3 K 		3-2 F9 		0-0 G6-3 		3 1 0 1 2 1 1										
Paul Bako, L OBP: 0.324, SLG: 0.258 LaTroy Hawkins, R (9, 1) 		2-1 38 FC3-6 1B 1-2 2-3 3-H		4-0 IBB 		1-2 G3-1 		3-2 Df 1B 		4 0 2 1 1 1 3 0 0 0 0 0 0 0										
3B Carlos Zambrano, S OBP: 0.211, SLG: 0.211 Joe Borowski, R (9, 1) Michael Barrett, R OBP: 0.330, SLG: 0.495 (9, 2) 		0-2 FC3-6 1B 1-2f 2-3 3-H		1-2 G4-3 		0-2 G5-3 1B 		1-3 K 		4 1 1 1 0 1 5 0 0 0 0 0 0 0 0 0 0 0 0 0 0										
Inning Stats	R: 0 E: 0 K: 1 S: 9	H: 0 LOB: 0 BB: 0 P: 15	R: 6 E: 0 K: 1 S: 23	H: 4 LOB: 1 BB: 3 P: 44	R: 0 E: 0 K: 1 S: 8	H: 1 LOB: 2 BB: 1 P: 17	R: 0 E: 0 K: 0 S: 8	H: 2 LOB: 2 BB: 0 P: 9	R: 0 E: 0 K: 0 S: 13	H: 2 LOB: 0 BB: 0 P: 19	R: 0 E: 0 K: 0 S: 6	H: 1 LOB: 1 BB: 0 P: 8	R: 0 E: 0 K: 1 S: 10	H: 1 LOB: 3 BB: 1 P: 16	R: 1 E: 0 K: 2 S: 17	H: 3 LOB: 3 BB: 1 P: 27	1B: 13 2B: 1 3B: 0 HR: 0	SF: 0 SAC: 0 DP: 2 HBP: 0	WP: 0 PB: 0 SB: 0 CS: 0	PA: 44
PITCHER	IP WLS BF H R ER SO BB IBB HBP BLK WP HR S P ERA WHIP	1.1 L 10 3 6 6 1 3 0 0 0 0 0 24 46 40.50 4.500	5.2 23 7 0 0 3 0 1 0 0 0 50 75 0.00 1.235	1.0 4 1 0 0 1 0 0 0 0 0 10 16 0.00 1.000	1.0 7 3 1 1 2 1 0 0 0 0 0 17 27 9.00 4.000															

Chicago Cubs @ Los Angeles Dodgers
Dodger Stadium, Los Angeles, CA
Thu May 13 2004, 12:10 PM PDT
Att: 39,591 - Sunny - 77 F

AB	39
R	7
H	14
RBI	7
BB	5
SO	7
LOB	27



Batter	1	2	3	4	5	6	7	8	9	AB R H RBI BB SO LOB	BOTTOM											
Jason Grabowski, L OBP: 0.256, SLG: 0.300 (1, 7) 	1-3 K 		2-2 K 		2-2 G3-1 		2-0 F8 		0-2 2-3 1B 		5 0 1 0 0 2 1											
Cesar Izturis, S OBP: 0.301, SLG: 0.344 (1, 6) 	4-1 		0-0 F8 		1-0 L6 		1-0 F7 		2-1 F8 		4 0 0 0 1 0 2											
Milton Bradley, S OBP: 0.321, SLG: 0.454 (1, 8) 	1-3 BB 		2-3 K 		0-2 2B 		0-0 G3 				4 0 0 0 0 3 1											
Shawn Green, L OBP: 0.357, SLG: 0.479 (1, 3) 	1-3 K 		4-2 FC9-6 BB 		0-2 F8 		2-1 G3 		4-2 1B 2B BB 		2 0 1 0 0 0 1 1 1 0 0 1 0 1											
Adrián Beltré, R OBP: 0.387, SLG: 0.667 Robin Ventura, L OBP: 0.406, SLG: 0.357 (6, 5) 		1-2 HBP 1B 		0-2 F8 		0-2 FC9-6 1-2f		1-1 E5 G3 HBP SF8 		2 0 1 0 0 0 1 1 1 0 0 1 0 1												
Juan Encarnacion, R OBP: 0.285, SLG: 0.408 (1, 9) 		1-0 F7 		0-2 FC9-6 1-2f		1-1 E5 G3 HBP 		0-0 2B SF9 1B 		4 2 1 0 0 0 2												
David Ross, R OBP: 0.156, SLG: 0.267 (1, 2) 		2-3 K 		0-3 K 		1-0 G3 HBP 		1-0 1B 2B 1-3 2-H 		3 0 1 1 0 2 2												
Alex Cora, L OBP: 0.376, SLG: 0.438 Joe Thurston, L (5, 4) 		2-2 HBP 		1-2 K 		0-0 G3 		2-2 SF9 		0 0 0 0 0 0 0 2 0 0 1 0 1 2												
Hideo Nomo, R OBP: 0.143, SLG: 0.143 Jose Lima, R OBP: 0.206, SLG: 0.400 Orlando Hernandez, R OBP: 0.247, SLG: 0.583 Tom Martin, L (8, 1) 37 Darren Dreifort, R OBP: 0.296, SLG: 0.391 (8, 9) 		0-0 G3-1 		1-2 K 		2-1 3-H SF8 		3-2 G5-3 		0 0 0 0 0 0 0 2 0 0 1 0 0 1 0 1 0 0 0 0 0 1												
Inning Stats	R: 0 E: 0 K: 3 S: 12	H: 0 LOB: 1 BB: 1 P: 19	R: 0 E: 0 K: 1 S: 12	H: 1 LOB: 2 BB: 0 P: 18	R: 0 E: 0 K: 2 S: 8	H: 0 LOB: 0 BB: 0 P: 12	R: 0 E: 0 K: 1 S: 11	H: 0 LOB: 1 BB: 1 P: 15	R: 0 E: 0 K: 2 S: 10	H: 0 LOB: 0 BB: 0 P: 14	R: 0 E: 0 K: 1 S: 10	H: 1 LOB: 1 BB: 0 P: 15	R: 1 E: 1 K: 0 S: 6	H: 0 LOB: 1 BB: 0 P: 12	R: 0 E: 0 K: 1 S: 5	H: 0 LOB: 0 BB: 0 P: 9	R: 2 E: 0 K: 0 S: 18	H: 3 LOB: 2 BB: 1 P: 30	1B: 3 2B: 2 3B: 0 HR: 0	SF: 2 SAC: 0 DP: 0 HBP: 2	WP: 0 PB: 0 SB: 0 CS: 0	PA: 38
PITCHER	IP WLS BF H R ER SO BB IBB HBP BLK WP HR S P ERA WHIP	8.0 W 31 2 1 0 11 2 0 2 0 0 0 74 114 0.00 0.500	0.2 6 3 2 2 0 1 0 0 0 0 0 16 26 27.00 6.000	0.1 S 1 0 0 0 0 0 0 0 0 0 0 2 4 0.00 0.000																		

Chicago Cubs @ Los Angeles Dodgers
Dodger Stadium, Los Angeles, CA
Thu May 13 2004, 12:10 PM PDT
Att: 39,591 - Sunny - 77 F

AB	31
R	3
H	5
RBI	3
BB	3
SO	11
LOB	16



Batter	1	2	3	4	5	6	7	8	9	AB	R	H	RBI	BB	SO	LOB	TOP					
6 Ryan Freel, R OBP: 0.321, SLG: 0.366 (1, 7) BB	4-1 G6-4-3 BB		1-1 G4-3	0-1 L9			1-1 HBP		2-1 B1-3	3	0	0	0	1	0	3	Cincinnati Reds @ Los Angeles Dodgers Dodger Stadium, Los Angeles, CA Fri May 14 2004, 7:10 PM PDT Att: 53,647 - Sunny - 74 F					
Barry Larkin, R OBP: 0.341, SLG: 0.383 (1, 6) BB	1-0 G6-4-3 1-2		0-3 K		1-0 BB		4-1 BB			3	0	1	0	1	1	1						
Ken Griffey Jr., L OBP: 0.340, SLG: 0.463 (1, 8) BB	4-2 BB		3-2 G4-3		0-3 K		1-3 BB		1-0 G5-6-3 1-2	3	0	0	0	1	1	3						
Adam Dunn, L OBP: 0.500, SLG: 0.654 (1, 3) BB	4-1 BB			2-2 BB	4-2 BB		4-2 BB		3-2 G4-3	2	1	1	0	2	0	0						
Jason LaRue, R OBP: 0.304, SLG: 0.322 (1, 2) BB	4-2 BB			4-1 BB	1-0 G5-4-3				1-3 K	2	1	0	0	2	1	2						
D'Angelo Jimenez, S OBP: 0.321, SLG: 0.308 (1, 4) P3	3-1 P3			4-1 SF8					0-3 K	3	0	0	0	1	2	3						
Wily Mo Peña, R OBP: 0.265, SLG: 0.318 Juan Castro, R OBP: 0.302, SLG: 0.390 (1, 9) K		0-3 K		4-2 SH3					1-3 K	1	2	0	0	1	1	2			0			
Tim Hummel, R OBP: 0.353, SLG: 0.400 (1, 5) F8	1-1 F8			1-2 SF8					0-0 1B	3	0	1	1	0	0	0			0			
Paul Wilson, R OBP: 0.167, SLG: 0.176 Todd Jones, L OBP: 0.379, SLG: 0.360 Danny Graves, R OBP: 0.379, SLG: 0.360 (9, PH) L9	0-1 L9			1-0 SH3					2-2 F7	2	2	0	0	0	0	0			0			
Inning Stats	R: 0 E: 0 K: 0 S: 11	H: 0 LOB: 3 BB: 4 P: 31	R: 0 E: 0 K: 1 S: 7	H: 0 LOB: 0 BB: 0 P: 8	R: 0 E: 0 K: 1 S: 8	H: 0 LOB: 2 BB: 0 P: 12	R: 2 E: 0 K: 0 S: 13	H: 1 LOB: 1 BB: 3 P: 31	R: 0 E: 0 K: 1 S: 7	H: 0 LOB: 1 BB: 1 P: 13	R: 0 E: 0 K: 2 S: 10	H: 0 LOB: 0 BB: 0 P: 17	R: 0 E: 0 K: 0 S: 5	H: 0 LOB: 1 BB: 1 P: 12	R: 0 E: 0 K: 2 S: 9	H: 0 LOB: 0 BB: 0 P: 13	R: 0 E: 0 K: 1 S: 14	H: 1 LOB: 1 BB: 0 P: 19	1B: 3 2B: 0 3B: 0 HR: 0	SF: 1 SAC: 1 DP: 3 HBP: 1	WP: 0 PB: 0 SB: 2 CS: 0	PA: 37
PITCHER	IP WLS BF H R ER SO BB IBB HBP BLK WP HR S P ERA WHIP																					
Kaz Ishii, L ERA: 3.83 Brian Falkenberg, R ERA: 1.35 Tom Martin, L ERA: 4.15 Guillermo Mota, R ERA: 1.37	(1, 1) 4.0 L 19 1 0 2 2 2 7 0 0 0 0 0 0 39 82 4.50 2.000																					

Batter	1	2	3	4	5	6	7	8	9	AB	R	H	RBI	BB	SO	LOB	BOTTOM					
Jason Grabowski, L OBP: 0.277, SLG: 0.326 (1, 7) G3-1	3-1 G3-1		4-0 1B			1-1 1B		3-2 G4-3		3	1	1	0	1	0	0	Cincinnati Reds @ Los Angeles Dodgers Dodger Stadium, Los Angeles, CA Fri May 14 2004, 7:10 PM PDT Att: 53,647 - Sunny - 74 F					
Cesar Izturis, S OBP: 0.314, SLG: 0.364 (1, 6) 2B	1-0 2B		1-2 FC6-4			0-1 G4-3		1-2 G3-1		4	0	3	1	0	0	0						
Milton Bradley, S OBP: 0.326, SLG: 0.451 (1, 8) BB	4-0 BB		0-1 FC6-4			1-2 G4-3		1-2 FC6		3	0	1	0	1	0	3						
Shawn Green, L OBP: 0.347, SLG: 0.463 (1, 9) G4-6-3	3-1 G4-6-3			1-0 L7		3-1 G4-3		2-2 FC6		4	0	0	0	0	0	4						
Adrian Beltré, R OBP: 0.376, SLG: 0.647 (1, 5) P3	0-0 P3			1-0 G6-3		2-3 K		1-0 G4-3		4	0	0	0	0	1	1						
Paul Lo Duca, R OBP: 0.423, SLG: 0.483 (1, 2) F9	2-2 F9			0-2 G1-3				1-0 L9		4	0	1	0	0	0	0						
Robin Ventura, L OBP: 0.361, SLG: 0.313 (1, 3) F7	1-1 F7				1-0 P5		2-0 P4		0-0 F9	4	0	0	0	0	0	1						
Alex Cora, L OBP: 0.365, SLG: 0.424 (1, 4) L7			3-2 L7		2-1 F7		2-3 K			3	0	0	0	0	1	1						
Kaz Ishii, L OBP: 0.133, SLG: 0.133 Brian Falkenberg, R ERA: 4.95 Tom Martin, L OBP: 0.290, SLG: 0.538 Guillermo Mota, R ERA: 3.1 (1, 1) G6-3	1-1 G6-3			1-1 G6-3		0-3 K		0-3 K		1	0	0	0	0	0	0						
Inning Stats	R: 0 E: 0 K: 0 S: 5	H: 1 LOB: 1 BB: 1 P: 16	R: 0 E: 0 K: 0 S: 6	H: 0 LOB: 0 BB: 0 P: 9	R: 0 E: 0 K: 0 S: 8	H: 1 LOB: 2 BB: 1 P: 16	R: 0 E: 0 K: 0 S: 5	H: 0 LOB: 0 BB: 0 P: 7	R: 0 E: 0 K: 1 S: 7	H: 0 LOB: 0 BB: 0 P: 10	R: 1 E: 0 K: 1 S: 13	H: 2 LOB: 1 BB: 0 P: 22	R: 0 E: 0 K: 2 S: 9	H: 1 LOB: 1 BB: 0 P: 15	R: 0 E: 0 K: 0 S: 13	H: 1 LOB: 1 BB: 0 P: 20	R: 0 E: 0 K: 0 S: 3	H: 0 LOB: 0 BB: 0 P: 5	1B: 4 2B: 2 3B: 0 HR: 0	SF: 0 SAC: 0 DP: 1 HBP: 0	WP: 0 PB: 0 SB: 0 CS: 0	PA: 34
PITCHER	IP WLS BF H R ER SO BB IBB HBP BLK WP HR S P ERA WHIP																					
Paul Wilson, R ERA: 3.99 Todd Jones, R ERA: 4.95 Danny Graves, R ERA: 3.1	(1, 1) 7.0 W 27 5 1 1 4 2 0 0 0 0 0 0 13 20 0.00 1.000																					

Batter	1	2	3	4	5	6	7	8	9	AB	R	H	RBI	BB	SO	LOB	TOP					
6 Ryan Freel, R OBP: 0.330, SLG: 0.394										3	1	2	0	0	0	0	Cincinnati Reds @ Los Angeles Dodgers Dodger Stadium, Los Angeles, CA Sat May 15 2004, 7:10 PM PDT Att: 48,787 - Cloudy - 73 F					
Barry Larkin, R OBP: 0.331, SLG: 0.371										4	0	0	1	0	0	2						
Ken Griffey Jr., L OBP: 0.345, SLG: 0.488										4	1	2	2	0	1	0						
Adam Dunn, L OBP: 0.487, SLG: 0.630										4	0	0	0	0	2	1						
Jason LaRue, R OBP: 0.315, SLG: 0.311										2	0	0	0	1	1	0						
Tim Lincecum, R OBP: 0.333, SLG: 0.333										3	0	0	0	1	0	1						
Javier Valentín, S OBP: 0.203, SLG: 0.305										4	0	0	0	0	0	2						
Juan Castro, R OBP: 0.299, SLG: 0.381										4	1	1	0	0	0	2						
Todd Van Poppel, R OBP: 0.200, SLG: 0.200										1	0	0	0	0	1	0						
John Riedling, R OBP: 0.335, SLG: 0.313										0	0	0	0	0	0	0						
D'Angelo Jimenez, S OBP: 0.335, SLG: 0.313										1	1	1	0	0	0	0						
Todd Jones, L OBP: 0.299, SLG: 0.381										0	0	0	0	0	0	0						
Danny Graves, R OBP: 0.299, SLG: 0.381										0	0	0	0	0	0	0						
Inning Stats	R: 0 E: 0 K: 0 S: 8	H: 1 LOB: 1 BB: 0 P: 10	R: 0 E: 0 K: 0 S: 7	H: 0 LOB: 1 BB: 1 P: 14	R: 1 E: 0 K: 2 S: 10	H: 1 LOB: 0 BB: 0 P: 14	R: 0 E: 0 K: 2 S: 8	H: 0 LOB: 0 BB: 0 P: 12	R: 1 E: 1 K: 0 S: 9	H: 2 LOB: 1 BB: 0 P: 15	R: 0 E: 0 K: 0 S: 3	H: 0 LOB: 0 BB: 0 P: 4	R: 0 E: 0 K: 0 S: 7	H: 0 LOB: 0 BB: 0 P: 9	R: 2 E: 0 K: 1 S: 9	H: 2 LOB: 0 BB: 0 P: 15	R: 0 E: 0 K: 0 S: 10	H: 0 LOB: 1 BB: 1 P: 18	1B: 4 2B: 0 3B: 1 HR: 1	SF: 0 SAC: 2 DP: 0 HBP: 1	WP: 0 PB: 0 SB: 0 CS: 1	PA: 35
PITCHER	IP WLS BF H R ER SO BB IBB HBP BLK WP HR S P ERA WHIP																					
Odalis Perez, L ERA: 3.59	(1, 1) 8.0 L 31 6 4 3 5 1 0 0 0 0 0 1 61 93 3.38 0.875																					
Duaner Sanchez, R ERA: 2.7	(9, 1) 1.0 4 0 0 0 0 1 0 1 0 0 0 0 10 18 0.00 1.000																					



Batter	1	2	3	4	5	6	7	8	9	AB	R	H	RBI	BB	SO	LOB	BOTTOM			
Jason Grabowski, L OBP: 0.294, SLG: 0.326										3	0	1	0	1	0	2	Cincinnati Reds @ Los Angeles Dodgers Dodger Stadium, Los Angeles, CA Sat May 15 2004, 7:10 PM PDT Att: 48,787 - Cloudy - 73 F			
Cesar Izturis, S OBP: 0.319, SLG: 0.363										3	0	1	0	1	0	3				
Milton Bradley, S OBP: 0.324, SLG: 0.444										4	0	1	0	0	0	2				
Shawn Green, L OBP: 0.345, SLG: 0.465										4	0	1	0	0	0	3				
Adrian Beltré, R OBP: 0.366, SLG: 0.629										4	0	0	0	0	0	2				
Paul Lo Duca, R OBP: 0.410, SLG: 0.467										4	0	0	0	0	1	2				
Robin Ventura, L OBP: 0.359, SLG: 0.294										2	0	0	0	1	0	0				
José Hernández, R OBP: 0.408, SLG: 0.591										0	0	0	0	1	0	0				
Alex Cora, L OBP: 0.370, SLG: 0.421										3	0	1	0	1	0	0				
Odalis Perez, L OBP: 0.063, SLG: 0.125										3	0	1	0	0	0	2				
Duaner Sanchez, R ERA: 0.5										0	0	0	0	0	0	0				
Olmedo Saenz, R OBP: 0.235, SLG: 0.500										1	0	0	0	0	0	2				
Inning Stats	R: 0 E: 1 K: 0 S: 7	H: 1 LOB: 1 BB: 0 P: 11	R: 0 E: 0 K: 0 S: 8	H: 0 LOB: 0 BB: 0 P: 14	R: 0 E: 1 K: 0 S: 12	H: 1 LOB: 1 BB: 0 P: 19	R: 0 E: 0 K: 0 S: 5	H: 1 LOB: 1 BB: 0 P: 10	R: 0 E: 0 K: 1 S: 7	H: 1 LOB: 1 BB: 0 P: 12	R: 0 E: 0 K: 0 S: 4	H: 0 LOB: 2 BB: 2 P: 15	R: 0 E: 0 K: 0 S: 9	H: 0 LOB: 0 BB: 1 P: 14	R: 0 E: 0 K: 0 S: 11	H: 1 LOB: 2 BB: 1 P: 21	1B: 4 2B: 2 3B: 0 HR: 0	SF: 0 SAC: 0 DP: 2 HBP: 0	WP: 1 PB: 0 SB: 0 CS: 0	PA: 36
PITCHER	IP WLS BF H R ER SO BB IBB HBP BLK WP HR S P ERA WHIP																			
Todd Van Poppel, R ERA: 3.27	(1, 1) 6.0 W 24 5 0 0 0 0 1 0 0 0 0 0 49 85 0.00 1.000																			
John Riedling, R ERA: 0.5	(7, 1) 1.0 H 4 0 0 0 0 2 0 0 0 0 0 0 4 15 0.00 2.000																			
Todd Jones, R ERA: 4.57	(8, 1) 1.2 7 1 0 0 0 2 0 0 0 0 0 0 19 32 0.00 1.800																			
Danny Graves, R ERA: 3.05	(9, 1) 0.1 S 1 0 0 0 0 0 0 0 0 0 0 0 1 3 0.00 0.000																			



Batter	1	2	3	4	5	6	7	8	9	AB	R	H	RBI	BB	SO	LOB	TOP																
6 Ryan Freel, R OBP: 0.358, SLG: 0.425 (1, 7)	3-2 2B HBP	2-0 CS 1B		4-1 1B BB		1-2 3B		2-2 1B HBP		2	2	2	0	1	0	0	<div style="float: right;"> Cincinnati Reds @ Los Angeles Dodgers Dodger Stadium, Los Angeles, CA Sun May 16 2004, 1:10 PM PDT Att: 41,479 - Cloudy - 77 F </div> <table border="0" style="width: 100%; text-align: right;"> <tr><td>AB</td><td>37</td></tr> <tr><td>R</td><td>6</td></tr> <tr><td>H</td><td>12</td></tr> <tr><td>RBI</td><td>6</td></tr> <tr><td>BB</td><td>3</td></tr> <tr><td>SO</td><td>9</td></tr> <tr><td>LOB</td><td>23</td></tr> </table>	AB	37	R	6	H	12	RBI	6	BB	3	SO	9	LOB	23		
AB	37																																
R	6																																
H	12																																
RBI	6																																
BB	3																																
SO	9																																
LOB	23																																
John Riedling, R Danny Graves, R (8, 1)	2B HBP	CS 1B		1B BB		3B		1B HBP		0	0	0	0	0	0	0																	
D'Angelo Jimenez, S OBP: 0.377, SLG: 0.334 (1, 4)	1-3 2B	3-2 P6		1-2 1B		F9		F8		5	1	2	0	0	0	4																	
Ken Griffey Jr., L OBP: 0.353, SLG: 0.496 (1, 8)	4-2 2B	0-0 F9		2-2 F9			1-0 1B	2-2 1B		4	1	2	2	1	0	2																	
Adam Dunn, L OBP: 0.490, SLG: 0.646 (1, 3)	1-1 G4-3 1B		3-2 FC4-6 1B		1-0 F8 2B		0-0 F9	3-3 K		5	1	3	2	0	1	2																	
Jason LaRue, R OBP: 0.308, SLG: 0.303 (1, 2)	1-2 G1-3		1-3 K		1-3 K		2-2 FC6 1B	0-0 F7		5	0	1	0	0	2	4																	
Jacob Cruz, L OBP: 0.333, SLG: 0.310 Javier Valentin, S OBP: 0.200, SLG: 0.300 (1, 9)	3-2 G4-3		2-2 FC4-6		2-2 F8		0-1 L6	3-2 P6		4	0	0	1	0	0	5																	
Tim Hummel, R OBP: 0.308, SLG: 0.304 (1, 5)	2-3 3-H 1B		0-3 K		2-2 F8		0-0 FC6	0-3 K		5	0	1	1	0	2	4																	
Juan Castro, R OBP: 0.310, SLG: 0.379 (1, 6)	4-1 1-2 BB		0-2 G5-3		1-3 K		1-2 WP 1B	SH3-4 1B		3	1	1	0	1	1	0																	
39 Aaron Harang, R OBP: 0.056, SLG: 0.111 Phil Norton, R OBP: 0.200, SLG: 0.300 Jason Romano, R OBP: 0.160, SLG: 0.087 (1, 1)	0-3 K		1-3 K		0-3 K		0-0 SH3-4			3	0	0	0	0	3	2																	
Inning Stats	R: 4 E: 0 K: 1 S: 21	H: 3 LOB: 2 BB: 2 P: 38	R: 0 ER: 0 K: 0 S: 6	H: 1 LOB: 0 BB: 0 P: 11	R: 0 ER: 0 K: 2 S: 13	H: 1 LOB: 1 BB: 0 P: 19	R: 0 ER: 0 K: 1 S: 13	H: 1 LOB: 2 BB: 1 P: 21	R: 0 ER: 0 K: 2 S: 10	H: 1 LOB: 1 BB: 0 P: 16	R: 0 ER: 0 K: 0 S: 10	H: 2 LOB: 2 BB: 0 P: 13	R: 2 ER: 0 K: 1 S: 16	H: 2 LOB: 1 BB: 0 P: 27	R: 0 ER: 0 K: 1 S: 7	H: 0 LOB: 0 BB: 0 P: 10	1B: 7 2B: 4 3B: 1 HR: 0	SF: 0 SAC: 1 DP: 0 HBP: 2	WP: 1 PB: 0 SB: 0 CS: 1	PA: 43													
PITCHER	IP: 5.0 ERA: 5.07	WLS: 25 BF: 7	H: 4 R: 4 ER: 4 SO: 5	R: 0 ER: 0 K: 0 S: 3	H: 1 LOB: 1 BB: 0 P: 0	IP: 1.0 ERA: 1.59	WLS: 3 BF: 0	H: 0 R: 0 ER: 0 SO: 1	R: 0 ER: 0 K: 0 S: 0	H: 0 LOB: 0 BB: 0 P: 0	IP: 1.0 ERA: 1.59	WLS: 3 BF: 0	H: 0 R: 0 ER: 0 SO: 1	R: 0 ER: 0 K: 0 S: 0	H: 0 LOB: 0 BB: 0 P: 0	IP: 7.0 ERA: 0.00	WLS: 16 BF: 105	H: 63 R: 11 ER: 12 SO: 16	R: 0 ER: 0 K: 0 S: 18	H: 1 LOB: 1 BB: 0 P: 19	IP: 16.0 ERA: 2.00	WLS: 105 BF: 105	H: 63 R: 11 ER: 12 SO: 16	R: 0 ER: 0 K: 2 S: 11	H: 1 LOB: 1 BB: 0 P: 16	IP: 16.0 ERA: 2.00	WLS: 27 BF: 27	H: 16 R: 1 ER: 18 SO: 27	R: 0 ER: 0 K: 1 S: 11	H: 1 LOB: 1 BB: 0 P: 16	IP: 16.0 ERA: 2.00	WLS: 27 BF: 27	H: 16 R: 1 ER: 18 SO: 27
Jason Grabowski, L OBP: 0.296, SLG: 0.347 José Hernández, R OBP: 0.420, SLG: 0.667 (1, 7)	1-0 2B		1-2 F8		2-2 G3		1-0 HR			3	0	1	0	0	0	0	<div style="float: right;"> Cincinnati Reds @ Los Angeles Dodgers Dodger Stadium, Los Angeles, CA Sun May 16 2004, 1:10 PM PDT Att: 41,479 - Cloudy - 77 F </div> <table border="0" style="width: 100%; text-align: right;"> <tr><td>AB</td><td>35</td></tr> <tr><td>R</td><td>3</td></tr> <tr><td>H</td><td>9</td></tr> <tr><td>RBI</td><td>3</td></tr> <tr><td>BB</td><td>1</td></tr> <tr><td>SO</td><td>6</td></tr> <tr><td>LOB</td><td>9</td></tr> </table>	AB	35	R	3	H	9	RBI	3	BB	1	SO	6	LOB	9		
AB	35																																
R	3																																
H	9																																
RBI	3																																
BB	1																																
SO	6																																
LOB	9																																
Cesar Izturis, S OBP: 0.318, SLG: 0.360 (1, 6)	0-1 P2		0-3 K		0-0 F7		1-0 1B			4	0	1	0	0	1	1																	
Milton Bradley, S OBP: 0.322, SLG: 0.446 (1, 8)	1-0 G5-3		2-2 2B		1-3 K		0-0 P4			4	0	1	0	0	1	2																	
Shawn Green, L OBP: 0.342, SLG: 0.454 (1, 9)	4-0 BB		0-3 K		1-2 G3-1		0-1 G4-3			3	0	0	0	1	1	1																	
Adrián Beltré, R OBP: 0.362, SLG: 0.618 (1, 5)	1-3 K		2-2 G1-3		0-2 G1-3		1-0 G1-6-3 1B			4	0	1	0	0	1	2																	
Paul Lo Duca, R OBP: 0.396, SLG: 0.452 (1, 3)		1-0 G1-3		0-1 G5-3		0-2 G4-3		2-2 G1-6-3		4	0	0	0	0	0	1																	
David Ross, R OBP: 0.167, SLG: 0.353 (1, 2)		0-2 F8		2-1 HR		0-0 G1-3		0-0 F8		4	1	1	1	0	0	0																	
Alex Cora, L OBP: 0.375, SLG: 0.434 (1, 4)		0-2 1B		1-2 2B		1-3 K		1-1 G3		4	0	2	0	0	1	0																	
Jeff Weaver, R OBP: 0.278, SLG: 0.389 Joe Lima, R OBP: 0.200, SLG: 0.400 Tom Martin, L OBP: 0.310, SLG: 0.400 37 Darren Dreifort, R OBP: 0.160, SLG: 0.000 Guillermo Mota, R OBP: 0.350, SLG: 0.286 (1, 1)	1-1 G3		2-2 G1-3		0-0 G1-3		0-1 HR		3-3 K	2	0	0	0	0	0	2																	
Inning Stats	R: 0 E: 0 K: 1 S: 8	H: 1 LOB: 1 BB: 1 P: 15	R: 0 ER: 0 K: 0 S: 10	H: 1 LOB: 0 BB: 0 P: 13	R: 0 ER: 0 K: 2 S: 15	H: 1 LOB: 1 BB: 0 P: 18	R: 1 ER: 0 K: 0 S: 12	H: 2 LOB: 1 BB: 0 P: 17	R: 0 ER: 0 K: 1 S: 9	H: 0 LOB: 0 BB: 0 P: 12	R: 0 ER: 0 K: 0 S: 10	H: 0 LOB: 0 BB: 0 P: 11	R: 2 ER: 0 K: 1 S: 9	H: 3 LOB: 1 BB: 0 P: 12	R: 0 ER: 0 K: 0 S: 10	H: 1 LOB: 0 BB: 0 P: 13	R: 0 ER: 0 K: 1 S: 7	H: 0 LOB: 0 BB: 0 P: 11	1B: 3 2B: 3 3B: 1 HR: 2	SF: 0 SAC: 0 DP: 1 HBP: 0	WP: 0 PB: 0 SB: 0 CS: 0	PA: 36											
PITCHER	IP: 6.2 ERA: 4.57	WLS: 27 BF: 7	H: 1 R: 1 ER: 1 SO: 0	R: 0 ER: 0 K: 0 S: 3	H: 1 LOB: 1 BB: 0 P: 0	IP: 3.0 ERA: 27.00	WLS: 5 BF: 5	H: 3 R: 5 ER: 27 SO: 5	R: 0 ER: 0 K: 0 S: 13	H: 0 LOB: 0 BB: 0 P: 13	IP: 13.0 ERA: 0.00	WLS: 13 BF: 13	H: 13 R: 10 ER: 13 SO: 13	R: 0 ER: 0 K: 1 S: 7	H: 0 LOB: 0 BB: 0 P: 11	IP: 11.0 ERA: 0.00	WLS: 11 BF: 11	H: 7 R: 7 ER: 7 SO: 7	R: 0 ER: 0 K: 1 S: 11	H: 0 LOB: 0 BB: 0 P: 12	IP: 11.0 ERA: 0.00	WLS: 11 BF: 11	H: 7 R: 7 ER: 7 SO: 7										

Batter	1	2	3	4	5	6	7	8	9	AB	R	H	RBI	BB	SO	LOB	TOP										
Jason Grabowski, L OBP: 0.322, SLG: 0.472										4	2	2	3	1	1	0											
Cesar Izurius, S OBP: 0.316, SLG: 0.357 Juan Encarnacion, R OBP: 0.263, SLG: 0.405										4	0	1	0	0	0	1											
Milton Bradley, S OBP: 0.324, SLG: 0.444										5	1	2	0	0	0	2											
Shawn Green, L OBP: 0.340, SLG: 0.444										3	1	0	0	1	1	2											
Adrian Beltré, R OBP: 0.359, SLG: 0.628										4	1	1	3	0	1	0											
Paul Lo Duca, R OBP: 0.401, SLG: 0.450										3	0	1	0	0	0	0											
Robin Ventura, L OBP: 0.318, SLG: 0.256 Duaner Sanchez, R OBP: 0.500, SLG: 1.000										4	0	0	0	0	3	2											
Alex Cora, L OBP: 0.371, SLG: 0.427										4	0	1	0	0	1	0											
Wilson Alvarez, L OBP: 0.200, SLG: 0.200 Joe Thurston, L OBP: 0.143, SLG: 0.500 Guillermo Mota, R OBP: 0.256, SLG: 0.357 Tom Martin, L OBP: 0.256, SLG: 0.357 37 Darren Dreifort, R OBP: 0.278, SLG: 0.750										2	1	0	0	0	1	0											
Inning Stats	R: 3 H: 2 E: 0 K: 2 S: 13	H: 2 R: 0 ER: 0 LOB: 1 BB: 1 P: 23	R: 2 H: 3 E: 0 K: 2 S: 15	H: 3 R: 0 ER: 0 LOB: 1 BB: 0 P: 25	R: 0 H: 1 E: 0 K: 1 S: 8	H: 1 R: 0 ER: 0 LOB: 0 BB: 0 P: 13	R: 1 H: 1 E: 0 K: 1 S: 11	H: 1 R: 0 ER: 0 LOB: 1 BB: 0 P: 15	R: 0 H: 0 E: 0 K: 0 S: 6	H: 0 R: 0 ER: 0 LOB: 1 BB: 0 P: 9	R: 0 H: 1 E: 0 K: 0 S: 12	H: 1 R: 0 ER: 0 LOB: 1 BB: 0 P: 16	R: 0 H: 1 E: 0 K: 0 S: 6	H: 0 R: 0 ER: 0 LOB: 1 BB: 0 P: 7	R: 0 H: 0 E: 0 K: 2 S: 11	H: 0 R: 0 ER: 0 LOB: 1 BB: 1 P: 16	R: 1 H: 1 E: 0 K: 0 S: 17	H: 1 R: 0 ER: 0 LOB: 1 BB: 1 P: 26	1B: 6 2B: 1 3B: 0 HR: 4	SF: 0 SAC: 0 DP: 1 HBP: 1	WP: 0 PB: 0 SB: 0 CS: 1	PA: 39					
PITCHER	IP	WLS	BF	H	R	ER	SO	BB	IBB	HBP	BLK	WP	HR	S	P	ERA	WHIP										
Vicente Padilla, R ERA: 4.07	7.0	W	31	9	6	6	7	1	0	1	0	0	3	71	108	7.71	1.429										
Amaury Telemaco, R ERA: 2.4	1.0	H	3	0	0	0	2	0	0	0	0	0	0	11	16	0.00	0.000										
Tim Worrell, R ERA: 3.48	1.0	S	5	1	1	1	0	1	0	0	0	0	1	17	26	9.00	2.000										

Los Angeles Dodgers @ Philadelphia Phillies
Citizens Bank Park, Philadelphia, PA

AB 36
R 7
H 10
RBI 7
BB 2
SO 9
LOB 8



WP: 0
PB: 0
SB: 0
CS: 1
PA: 39

Tue May 18 2004, 7:05 PM EDT
Att: 36,073 - Unknown - 82 F

livebaseballscorecards.com

Batter	1	2	3	4	5	6	7	8	9	AB	R	H	RBI	BB	SO	LOB	BOTTOM										
Marlon Byrd, R OBP: 0.315, SLG: 0.331										5	1	3	1	0	1	1											
11 Jimmy Rollins, S OBP: 0.285, SLG: 0.302										5	0	1	0	0	1	3											
Bobby Abreu, L OBP: 0.405, SLG: 0.617										3	2	2	1	1	0	1											
Pat Burrell, R OBP: 0.411, SLG: 0.567										3	2	2	4	0	0	1											
Jim Thome, L OBP: 0.416, SLG: 0.644										4	1	1	1	0	1	3											
Mike Lieberthal, R OBP: 0.318, SLG: 0.449										3	2	1	1	1	0	0											
Shawn Wooten, R OBP: 0.259, SLG: 0.250										4	0	0	0	0	1	1											
Tomas Perez, S OBP: 0.244, SLG: 0.452										4	0	1	0	0	2	1											
Vicente Padilla, R OBP: 0.143, SLG: 0.143 Amaury Telemaco, R OBP: 0.256, SLG: 0.357 Ricky Ledee, L OBP: 0.439, SLG: 0.657 Tim Worrell, R ERA: 2.65										3	0	0	0	0	0	1											
Inning Stats	R: 2 H: 2 E: 0 K: 0 S: 8	H: 2 R: 0 ER: 0 LOB: 0 BB: 0 P: 10	R: 0 H: 0 E: 0 K: 0 S: 9	H: 0 R: 0 ER: 0 LOB: 0 BB: 0 P: 13	R: 0 H: 0 E: 0 K: 1 S: 12	H: 0 R: 3 ER: 0 LOB: 0 BB: 0 P: 16	R: 3 H: 3 E: 0 K: 1 S: 20	H: 3 R: 1 ER: 0 LOB: 2 BB: 0 P: 28	R: 1 H: 2 E: 0 K: 1 S: 10	H: 2 R: 0 ER: 0 LOB: 1 BB: 1 P: 11	R: 0 H: 0 E: 0 K: 0 S: 9	H: 0 R: 0 ER: 0 LOB: 1 BB: 1 P: 18	R: 1 H: 1 E: 0 K: 2 S: 13	H: 2 R: 0 ER: 0 LOB: 2 BB: 2 P: 27	1B: 6 2B: 0 3B: 0 HR: 5	SF: 1 SAC: 0 DP: 0 HBP: 0	WP: 2 PB: 0 SB: 0 CS: 0	PA: 38									
PITCHER	IP	WLS	BF	H	R	ER	SO	BB	IBB	HBP	BLK	WP	HR	S	P	ERA	WHIP										
Wilson Alvarez, L ERA: 2.48	5.0		23	8	6	6	3	0	0	0	0	0	4	65	89	10.80	1.600										
Guillermo Mota, R ERA: 2.45	1.1	L	6	2	1	1	1	0	0	0	0	0	1	12	15	6.75	1.500										
Tom Martin, L ERA: 3.6	0.2		3	0	0	0	0	1	0	0	0	0	0	7	14	0.00	1.500										
37 Darren Dreifort, R ERA: 4.0	0.2		5	1	1	1	2	1	1	0	0	2	0	11	24	13.50	3.000										
Duaner Sanchez, R ERA: 2.65	0.1		1	0	0	0	0	0	0	0	0	0	0	2	3	0.00	0.000										

Los Angeles Dodgers @ Philadelphia Phillies
Citizens Bank Park, Philadelphia, PA

AB 34
R 8
H 11
RBI 8
BB 3
SO 6
LOB 12



WP: 2
PB: 0
SB: 0
CS: 0
PA: 38

Tue May 18 2004, 7:05 PM EDT
Att: 36,073 - Unknown - 82 F

livebaseballscorecards.com

Batter	1	2	3	4	5	6	7	8	9	AB	R	H	RBI	BB	SO	LOB	TOP				
Cesar Izturis, S OBP: 0.325, SLG: 0.385 (1, 6)	F7		2B	HR		G6-3		F9		5	1	3	3	0	0	1					
Paul Lo Duca, R OBP: 0.395, SLG: 0.440 (1, 7)	K		F9	G6-3		G6-3				5	0	1	0	0	1	4					
Milton Bradley, S OBP: 0.320, SLG: 0.432 (1, 8)	BB		P4		F8		G3	L7		4	0	0	0	1	0	3					
Shawn Green, L OBP: 0.342, SLG: 0.457 (1, 3)	F9		2B		L7		G6-3			5	1	2	0	0	0	1					
Adrian Beltré, R OBP: 0.361, SLG: 0.616 (1, 5)		1B	G5-3				G6-3			3	0	0	0	2	1	3					
Juan Encarnacion, R OBP: 0.281, SLG: 0.404 (1, 9)	K			G5-3	P4					5	0	1	1	0	1	2					
José Hernández, R OBP: 0.426, SLG: 0.653 (1, 4)	F9			HR	1B		1B	K		4	1	2	0	0	1	2		AB 38			
David Ross, R OBP: 0.175, SLG: 0.342 (1, 2)				K				G5-3		4	0	1	0	0	2	2		R 4			
Hideo Nomo, R OBP: 0.133, SLG: 0.133 (2, 1)										1	0	0	0	0	1	2		H 12			
Brian Falkenberg, R OBP: 0.286, SLG: 0.427 (6, PH)										0	1	0	0	0	0	0		RBI 4			
Joe Thurston, L OBP: 0.286, SLG: 0.427 (6, PH)										1	0	0	0	0	0	0		BB 4			
Duane Sanchez, R OBP: 0.286, SLG: 0.427 (6, PH)										0	0	0	0	0	0	0		SO 7			
Olmedo Saenz, R OBP: 0.286, SLG: 0.427 (8, PH)										1	0	1	0	0	0	0		LOB 20			
37 Darren Dreifort, R ERA: 3.79 (8, 1)										0	0	0	0	0	0	0					
Inning Stats	R: 0 E: 0 K: 1 S: 8	H: 0 LOB: 1 BB: 1 P: 14	R: 0 E: 0 K: 2 S: 11	H: 1 LOB: 2 BB: 1 P: 19	R: 0 E: 0 K: 0 S: 12	H: 2 LOB: 2 BB: 0 P: 17	R: 3 E: 0 K: 1 S: 18	H: 2 LOB: 0 BB: 1 P: 24	R: 0 E: 0 K: 0 S: 13	H: 3 LOB: 2 BB: 0 P: 19	R: 1 E: 0 K: 1 S: 10	H: 2 LOB: 1 BB: 0 P: 13	R: 0 E: 0 K: 0 S: 7	H: 2 LOB: 2 BB: 0 P: 11	R: 0 E: 0 K: 1 S: 7	H: 0 LOB: 0 BB: 0 P: 11	1B: 8 2B: 3 3B: 0 HR: 1	SF: 0 SAC: 0 DP: 1 HBP: 0	WP: 0 PA: 42 PB: 0 SB: 0 CS: 0		
PITCHER	IP WLS BF H R ER SO BB IBB HBP BLK WP HR S P ERA WHIP	5.1 W 28 8 3 3 5 4 0 0 0 0 0 1 70 109 5.06 2.250	1.2 6 2 1 1 1 0 0 0 0 0 0 0 13 17 5.40 1.200	1.0 5 2 0 0 0 0 0 0 0 0 0 0 7 11 0.00 2.000	1.0 3 0 0 0 1 0 0 0 0 0 0 0 7 11 0.00 0.000																

Los Angeles Dodgers @ Philadelphia Phillies
Citizens Bank Park, Philadelphia, PA
Wed May 19 2004, 7:05 PM EDT
Att: 33,916 - Unknown - 66 F

AB	38
R	4
H	12
RBI	4
BB	4
SO	7
LOB	20



Batter	1	2	3	4	5	6	7	8	9	AB	R	H	RBI	BB	SO	LOB	BOTTOM			
Marlon Byrd, R OBP: 0.318, SLG: 0.333 (1, 8)	L6	FC4-6					FC5-4			5	0	2	3	0	0	3				
11 Jimmy Rollins, S OBP: 0.288, SLG: 0.306 (1, 6)	S						L7			5	1	2	0	0	0	4				
Bobby Abreu, L OBP: 0.411, SLG: 0.610 (1, 9)	K			HR				E3		3	2	1	0	2	1	1				
Pat Burrell, R OBP: 0.410, SLG: 0.583 (1, 7)	G1-3		L1	HR				K		5	1	2	2	0	1	4				
David Bell, R OBP: 0.363, SLG: 0.462 (1, 5)				P3				G4-3		5	2	2	2	0	1	3				
Mike Lieberthal, R OBP: 0.313, SLG: 0.434 (1, 2)	F9			HR				K		4	1	0	0	0	1	4				
26 Chase Utley, L OBP: 0.258, SLG: 0.433 (1, 4)	WP						F8			3	0	1	1	1	0	2		AB 35		
Shawn Wooten, R OBP: 0.258, SLG: 0.286 (1, 3)	G6-3									4	2	1	1	0	0	3		R 9		
Eric Milton, L OBP: 0.235, SLG: 0.133 (1, 1)										1	0	0	0	1	1	1		H 11		
11 Jimmy Rollins, S OBP: 0.288, SLG: 0.306 (1, 6)										0	0	0	0	0	0	0		RBI 9		
Ricky Ledee, L OBP: 0.452, SLG: 0.657 (7, PH)										0	0	0	0	1	0	0		BB 5		
Jim Crowell, L (8, 1)										0	0	0	0	0	0	0		SO 5		
Geoff Geary, R (9, 1)										0	0	0	0	0	0	0		LOB 25		
Inning Stats	R: 0 E: 0 K: 1 S: 12	H: 1 LOB: 1 BB: 0 P: 15	R: 1 E: 0 K: 1 S: 18	H: 2 LOB: 2 BB: 0 P: 24	R: 5 E: 0 K: 0 S: 15	H: 3 LOB: 2 BB: 3 P: 37	R: 2 E: 0 K: 0 S: 10	H: 2 LOB: 0 BB: 0 P: 15	R: 1 E: 0 K: 0 S: 5	H: 2 LOB: 1 BB: 1 P: 18	R: 0 E: 0 K: 0 S: 5	H: 0 LOB: 1 BB: 1 P: 14	R: 0 E: 1 K: 2 S: 11	H: 0 LOB: 1 BB: 0 P: 17	R: 0 E: 0 K: 2 S: 7	H: 0 LOB: 0 BB: 0 P: 11	1B: 7 2B: 4 3B: 0 HR: 1	SF: 0 SAC: 1 DP: 1 HBP: 1	WP: 2 PA: 42 PB: 1 SB: 2 CS: 0	
PITCHER	IP WLS BF H R ER SO BB IBB HBP BLK WP HR S P ERA WHIP	1.1 L 6 2 1 1 1 0 0 0 0 0 1 1 43 77 19.64 3.000	2.0 9 1 0 0 1 2 0 0 0 1 0 15 32 0.00 1.500	1.0 4 0 0 0 2 0 0 0 0 0 0 0 11 17 0.00 0.000																

Los Angeles Dodgers @ Philadelphia Phillies
Citizens Bank Park, Philadelphia, PA
Wed May 19 2004, 7:05 PM EDT
Att: 33,916 - Unknown - 66 F

AB	35
R	9
H	11
RBI	9
BB	5
SO	5
LOB	25




Batter	1	2	3	4	5	6	7	8	9	AB	R	H	RBI	BB	SO	LOB	TOP
Cesar Izturis, S OBP: 0.327, SLG: 0.382 (1, 6)	G1-3		F9			BB BB BB		G4-3		3	0	0	0	1	0	0	Los Angeles Dodgers @ Atlanta Braves Turner Field, Atlanta, GA Fri May 21 2004, 7:35 PM EDT Att: 27,194 - Unknown - 86 F
Paul Lo Duca, R OBP: 0.394, SLG: 0.437 (1, 2)	1B		L8			P4		G6-3		4	0	1	0	0	0	1	
Milton Bradley, S OBP: 0.323, SLG: 0.421 (1, 8)	K				K	BB BB		K		3	0	0	0	1	3	1	
Adrián Beltré, R OBP: 0.361, SLG: 0.599 (1, 5)		BB BB 1B 1B			K			K		3	0	1	0	1	2	0	
Shawn Green, L OBP: 0.325, SLG: 0.432 (1, 3)	K				F9			F7		4	0	0	0	0	1	4	
Juan Encarnacion, R OBP: 0.280, SLG: 0.396 (1, 9)	BB 1B				G6-3			G4-3		4	0	2	0	0	0	0	
Jason Grabowski, L OBP: 0.328, SLG: 0.450 (1, 7)	BB 1B				F8			P4		3	0	1	0	1	0	0	
Alex Cora, L OBP: 0.366, SLG: 0.413 (1, 4)	G4-6-3							G4-3		3	0	1	0	1	0	5	
Odalis Perez, L OBP: 0.053, SLG: 0.105 (1, 1)										3	0	0	0	0	3	2	
37 Darren Dreifort, R Tom Martin, L Duane Sanchez, R OBP: 0.500, SLG: 1.000 (8, 1)										0	0	0	0	0	0	0	
Inning Stats	R: 0 H: 1 E: 0 K: 1 S: 8	WLS: 1 BF: 14 LOB: 1	R: 0 H: 2 E: 0 K: 1 S: 13	WLS: 2 BF: 21 LOB: 2	R: 0 H: 0 E: 0 K: 1 S: 8	WLS: 0 BF: 12 LOB: 0	R: 0 H: 0 E: 0 K: 2 S: 7	WLS: 0 BF: 13 LOB: 0	R: 0 H: 0 E: 0 K: 1 S: 9	WLS: 1 BF: 16 LOB: 1	R: 0 H: 0 E: 0 K: 1 S: 7	WLS: 0 BF: 10 LOB: 0	R: 0 H: 2 E: 0 K: 1 S: 9	WLS: 2 BF: 13 LOB: 2	1B: 6 2B: 1 3B: 0 HR: 0	SF: 0 SAC: 0 DP: 3 HBP: 0	WP: 0 PA: 35 PB: 0 SB: 1 CS: 0
PITCHER	IP: 7.0 WLS: W ERA: 4.4	WLS: 3 BF: 27 LOB: 1	IP: 1.0 WLS: H ERA: 2.7	WLS: 5 BF: 2 LOB: 0	IP: 1.0 WLS: S ERA: 2.95	WLS: 2 BF: 0 LOB: 0	IP: 7 WLS: 7 LOB: 10	IP: 13 WLS: 9 LOB: 13	IP: 10 WLS: 10 LOB: 10	IP: 9 WLS: 16 LOB: 16	IP: 10 WLS: 16 LOB: 16	IP: 10 WLS: 10 LOB: 10	IP: 13 WLS: 13 LOB: 13	IP: 13 WLS: 13 LOB: 13	ERA: 0.00 WHIP: 1.286	ERA: 0.00 WHIP: 0.000	ERA: 0.00 WHIP: 2.000

Batter	1	2	3	4	5	6	7	8	9	AB	R	H	RBI	BB	SO	LOB	BOTTOM
Jesse Garcia, R OBP: 0.268, SLG: 0.337 (1, 6)	P3					G5-3		FC1-4		4	0	0	1	0	0	2	Los Angeles Dodgers @ Atlanta Braves Turner Field, Atlanta, GA Fri May 21 2004, 7:35 PM EDT Att: 27,194 - Unknown - 86 F
Julio Franco, R OBP: 0.388, SLG: 0.492 (1, 3)	G4-3				G6-3			BB		3	0	0	0	1	0	0	
Dewayne Wise, L OBP: 0.232, SLG: 0.375 (8, FR)	G4-3				K			BB		0	0	0	0	0	0	0	
10 Chipper Jones, S OBP: 0.368, SLG: 0.466 (1, 7)	F8							FC6-4		3	1	1	1	1	1	0	
Andrew Jones, R OBP: 0.355, SLG: 0.497 (1, 8)	G5-3				K			FC6-4		4	0	1	0	0	1	2	
J.D. Drew, L OBP: 0.427, SLG: 0.581 (1, 9)	G4-6-3				K			BB		2	0	1	0	1	1	0	
Johnny Estrada, S OBP: 0.371, SLG: 0.492 (1, 2)	G4-6-3				G6-3			K		3	0	0	0	0	1	3	
Mark DeRosa, R OBP: 0.259, SLG: 0.285 (1, 5)								FC6-4		3	0	1	0	0	0	2	
Nick Green, R OBP: 0.478, SLG: 0.444 (1, 4)								FC1-4		2	1	1	0	1	0	1	
Russ Ortiz, R OBP: 0.200, SLG: 0.143 (1, 1)								FC1-4		2	0	0	0	0	2	1	
Rafael Furcal, S OBP: 0.368, SLG: 0.364 (8, PH)								FC1-4		1	0	1	0	0	0	0	
Adam LaRoche, L OBP: 0.266, SLG: 0.381 (9, 3)								1B		0	0	0	0	0	0	0	
Inning Stats	R: 0 H: 0 E: 0 K: 0 S: 7	WLS: 1 BF: 25 LOB: 0	R: 0 H: 1 E: 0 K: 0 S: 5	WLS: 7 BF: 7 LOB: 0	R: 0 H: 1 E: 0 K: 1 S: 8	WLS: 1 BF: 10 LOB: 0	R: 0 H: 0 E: 0 K: 1 S: 8	WLS: 0 BF: 12 LOB: 0	R: 0 H: 0 E: 0 K: 2 S: 10	WLS: 0 BF: 15 LOB: 0	R: 1 H: 2 E: 0 K: 1 S: 20	WLS: 2 BF: 32 LOB: 2	R: 1 H: 2 E: 0 K: 0 S: 13	WLS: 2 BF: 24 LOB: 2	1B: 3 2B: 2 3B: 0 HR: 1	SF: 0 SAC: 0 DP: 1 HBP: 0	WP: 0 PA: 31 PB: 0 SB: 1 CS: 2
PITCHER	IP: 7.0 WLS: L ERA: 3.32	IP: 4 WLS: 2 LOB: 1	IP: 1 WLS: 1 LOB: 0	IP: 6 WLS: 6 LOB: 0	IP: 10 WLS: 10 LOB: 10	IP: 15 WLS: 15 LOB: 15	IP: 17 WLS: 17 LOB: 17	IP: 12 WLS: 12 LOB: 12	IP: 8 WLS: 8 LOB: 8	IP: 4 WLS: 4 LOB: 4	IP: 20 WLS: 20 LOB: 20	IP: 32 WLS: 32 LOB: 32	IP: 24 WLS: 24 LOB: 24	IP: 24 WLS: 24 LOB: 24	ERA: 13.50 WHIP: 4.500	ERA: 0.00 WHIP: 0.000	ERA: 0.00 WHIP: 0.000

Batter	1	2	3	4	5	6	7	8	9	AB	R	H	RBI	BB	SO	LOB	TOP			
Cesar Izturis, S (1.6) OBP: 0.327, SLG: 0.380										6	0	2	0	0	1	3	Los Angeles Dodgers @ Atlanta Braves Turner Field, Atlanta, GA Sat May 22 2004, 1:20 PM EDT Att: 31,850 - Cloudy - 84 F			
Paul Lo Duca, R (1.3) OBP: 0.388, SLG: 0.425										4	0	0	0	1	1	1				
Milton Bradley, S (1.8) OBP: 0.331, SLG: 0.430										4	2	2	0	1	0	2				
Adrián Beltré, R (1.5) OBP: 0.363, SLG: 0.590										4	1	1	0	1	1	5				
Juan Encarnacion, R (1.9) OBP: 0.265, SLG: 0.392										4	1	1	2	0	0	4				
Jason Grabowski, L (1.7) OBP: 0.333, SLG: 0.492										5	1	2	2	0	3	4				
David Ross, R (1.2)										5	1	2	1	0	2	0				
Alex Cora, L (1.4) OBP: 0.383, SLG: 0.464										3	1	2	2	2	0	2				
Jeff Weaver, R (1.1) OBP: 0.286, SLG: 0.381 Guillermo Mota, R (8.1) ERA: 4.25 Olmedo Saenz, R (9. PH) OBP: 0.300, SLG: 0.706 Eric Gagne, R (9.1)										3	0	1	0	0	2	3				
Inning Stats	R: 0 E: 0 K: 1 S: 13	H: 1 LOB: 3 BB: 1 P: 22	R: 0 E: 0 K: 0 S: 6	H: 0 LOB: 1 BB: 1 P: 12	R: 4 E: 0 K: 1 S: 14	H: 5 LOB: 1 BB: 0 P: 24	R: 0 E: 0 K: 1 S: 8	H: 0 LOB: 0 BB: 0 P: 12	R: 1 E: 0 K: 1 S: 11	H: 2 LOB: 2 BB: 1 P: 18	R: 0 E: 0 K: 1 S: 11	H: 1 LOB: 2 BB: 1 P: 18	R: 1 E: 0 K: 3 S: 18	H: 2 LOB: 1 BB: 0 P: 27	R: 1 E: 0 K: 1 S: 14	H: 2 LOB: 1 BB: 1 P: 26		1B: 9 2B: 1 3B: 1 HR: 2 SF: 0 SAC: 1 DP: 0 HBP: 1	WP: 0 PA: 46 PB: 0 SB: 1 CS: 0	
PITCHER	IP WLS BF H R ER SO	IP WLS BF H R ER SO	IP WLS BF H R ER SO	IP WLS BF H R ER SO	IP WLS BF H R ER SO	IP WLS BF H R ER SO	IP WLS BF H R ER SO	IP WLS BF H R ER SO	IP WLS BF H R ER SO	IP WLS BF H R ER SO	IP WLS BF H R ER SO	IP WLS BF H R ER SO	IP WLS BF H R ER SO	IP WLS BF H R ER SO	IP WLS BF H R ER SO	IP WLS BF H R ER SO	ERA WHIP	ERA WHIP		
Jaret Wright, R (1.1) ERA: 4.25 Antonio Alfonseca, R (5.1) ERA: 3.2 Juan Cruz, R (6.1) ERA: 3.8 C.J. Nitkowski, L (8.1) ERA: 4.5 Armando Almanza, L (9.1) ERA: 4.15	4.1 L 25 8 5 5 3	0.2 2 10 3 1 1 4	1.0 5 2 1 1 1	1.0 4 0 0 0 1	3.3 4 5 3 3 0 0 1 0 0	0.3 2 14 23 9.00 2.000	1.0 4 0 0 0 1	0.0 0 0 0 0 0	0.0 0 0 0 0 0	1.0 14 26 0.00 1.000										
Batter	1	2	3	4	5	6	7	8	9	AB	R	H	RBI	BB	SO	LOB	BOTTOM			
Jesse Garcia, R (1.6) OBP: 0.267, SLG: 0.333										4	0	1	0	0	1	1	Los Angeles Dodgers @ Atlanta Braves Turner Field, Atlanta, GA Sat May 22 2004, 1:20 PM EDT Att: 31,850 - Cloudy - 84 F			
Adam LaRoche, L (1.3) OBP: 0.257, SLG: 0.367										4	0	0	0	0	1	2				
10 Chipper Jones, S (1.7) OBP: 0.352, SLG: 0.442 Armando Almanza, L (9.1)										4	0	0	0	0	2	1				
J.D. Drew, L (1.9) OBP: 0.415, SLG: 0.562										4	0	0	0	0	3	1				
Johnny Estrada, S (1.2) OBP: 0.375, SLG: 0.500										4	0	2	0	0	0	0				
Andruw Jones, R (1.8) OBP: 0.352, SLG: 0.510										4	1	1	1	0	1	2				
Wilson Betemit, S (1.5) OBP: 0.241, SLG: 0.185										4	1	2	0	0	2	1				
Nick Green, R (1.4) OBP: 0.481, SLG: 0.476										3	1	1	0	1	0	1				
Jaret Wright, R (1.1) OBP: 0.100, SLG: 0.292 Rafael Furcal, S (5. PH) OBP: 0.399, SLG: 0.358 Juan Cruz, R (6.1) ERA: 2.35 C.J. Nitkowski, L (8.1) ERA: 4.5 DeWayne Wise, L (9. PH) OBP: 0.241, SLG: 0.420										1	0	0	0	0	1	1				
Inning Stats	R: 0 E: 0 K: 0 S: 8	H: 0 LOB: 0 BB: 0 P: 12	R: 0 E: 0 K: 2 S: 9	H: 1 LOB: 1 BB: 0 P: 11	R: 0 E: 0 K: 2 S: 12	H: 1 LOB: 1 BB: 0 P: 17	R: 0 E: 0 K: 2 S: 12	H: 1 LOB: 0 BB: 0 P: 16	R: 0 E: 0 K: 1 S: 6	H: 0 LOB: 0 BB: 0 P: 9	R: 0 E: 0 K: 2 S: 8	H: 0 LOB: 0 BB: 0 P: 11	R: 3 E: 0 K: 1 S: 21	H: 3 LOB: 1 BB: 1 P: 37	R: 1 E: 0 K: 1 S: 10	H: 1 LOB: 0 BB: 0 P: 15		1B: 4 2B: 2 3B: 0 HR: 2 SF: 0 SAC: 0 DP: 1 HBP: 0	WP: 0 PA: 35 PB: 0 SB: 0 CS: 0	
PITCHER	IP WLS BF H R ER SO	IP WLS BF H R ER SO	IP WLS BF H R ER SO	IP WLS BF H R ER SO	IP WLS BF H R ER SO	IP WLS BF H R ER SO	IP WLS BF H R ER SO	IP WLS BF H R ER SO	IP WLS BF H R ER SO	IP WLS BF H R ER SO	IP WLS BF H R ER SO	IP WLS BF H R ER SO	IP WLS BF H R ER SO	IP WLS BF H R ER SO	IP WLS BF H R ER SO	IP WLS BF H R ER SO	ERA WHIP	ERA WHIP		
Jeff Weaver, R (1.1) ERA: 4.92 Guillermo Mota, R (8.1) ERA: 2.35 Eric Gagne, R (9.1) ERA: 2.0	7.0 W 27 6 3 3 9	1.0 4 1 0 0 1	1.0 4 1 1 1 1	0	0	0	0	0	0	0	0	1	10	15	9.00	1.000				


Batter	1	2	3	4	5	6	7	8	9	AB	R	H	RBI	BB	SO	LOB	TOP			
Cesar Izturis, S (1.6) OBP: 0.326, SLG: 0.377 Jason Grabowski, L (8, PH) OBP: 0.329, SLG: 0.485 Duaner Sanchez, R OBP: 0.500, SLG: 1.000	G5-3		F9		E1B 1B	FC4-6		G4-6-3		4	0	1	0	0	0	3				
Paul Lo Duca, R (1.7) OBP: 0.394, SLG: 0.430	1B		1B		1B		G6-3		F7	5	0	3	0	0	0	0				
Milton Bradley, S (1.8) OBP: 0.345, SLG: 0.444	1B		1B		1B	E4 1-3	G4-3 2B		DI 1B	4	1	3	0	1	0	2				
Adrián Beltré, R (1.5) OBP: 0.358, SLG: 0.578	F9		1B		1B	L1-3	G4-3		K	5	0	1	0	0	1	7				
Shawn Green, L (1.3) OBP: 0.328, SLG: 0.430	G3-1		L1				BB 1B		K	5	0	2	1	0	1	5				
Juan Encarnación, R (1.9) OBP: 0.270, SLG: 0.395		E6 FC4-6			CS 1B		G4-3			4	0	2	0	0	0	1				
José Hernández, R (1.4) OBP: 0.377, SLG: 0.571		FC4-6			F9		F8		G6-3	4	0	0	0	0	0	4				
David Ross, R (1.2) OBP: 0.224, SLG: 0.333		K			G5-3		FC4-6 BB		1B BB	2	0	0	0	2	1	2				
Wilson Alvarez, L (1.1) OBP: 0.167, SLG: 0.167 Olmedo Saenz, R (6, PH) OBP: 0.289, SLG: 0.667 José Lima, R OBP: 0.500, SLG: 0.400 Robin Ventura, L (8, PH) OBP: 0.333, SLG: 0.275	G6-3						K		G4-6-3 1B	2	0	0	0	0	1	1				
										1	0	0	0	0	1	3				
										0	0	0	0	0	0	0				
										1	0	1	0	0	0	0				
Inning Stats	R: 0 E: 0 K: 0 S: 8	H: 2 LOB: 2 BB: 0 P: 14	R: 0 E: 1 K: 1 S: 11	H: 0 LOB: 1 BB: 0 P: 15	R: 0 E: 0 K: 0 S: 10	H: 2 LOB: 2 BB: 1 P: 17	R: 0 E: 0 K: 0 S: 8	H: 1 LOB: 0 BB: 0 P: 11	R: 0 E: 1 K: 1 S: 10	H: 2 LOB: 2 BB: 0 P: 12	R: 0 E: 0 K: 1 S: 15	H: 2 LOB: 3 BB: 1 P: 22	R: 1 E: 0 K: 0 S: 16	H: 2 LOB: 1 BB: 0 P: 21	R: 0 E: 0 K: 0 S: 9	H: 1 LOB: 1 BB: 1 P: 15	R: 0 E: 0 K: 2 S: 10	H: 1 LOB: 1 BB: 0 P: 16	1B: 12 SF: 0 2B: 2 SAC: 0 3B: 0 DP: 2 HR: 0 HBP: 0	WP: 0 PA: 41 PB: 0 SB: 0 CS: 1
PITCHER	IP	WLS	BF	H	R	ER	SO	BB	IBB	HBP	BLK	WP	HR	S	P	ERA	WHIP			
Mike Hampton, L (1.1) ERA: 5.64	6.0	W	28	9	0	0	3	2	0	0	0	0	0	62	91	0.00	1.833			
Kevin Gnyboski, R (7.1) ERA: 1.1	1.0		5	2	1	1	0	0	0	0	0	0	0	16	21	9.00	2.000			
Chris Reitsma, R (8.1) ERA: 2.59	1.0		4	1	0	0	0	1	0	0	0	0	0	9	15	0.00	2.000			
29 John Smoltz, R (9.1) ERA: 2.79	1.0		4	1	0	0	2	0	0	0	0	0	0	10	16	0.00	1.000			

Los Angeles Dodgers @ Atlanta Braves
Turner Field, Atlanta, GA
Sun May 23 2004, 1:05 PM EDT
Att: 29,738 - Cloudy - 84 F

AB	38
R	1
H	13
RBI	1
BB	3
SO	5
LOB	30
	

Batter	1	2	3	4	5	6	7	8	9	AB	R	H	RBI	BB	SO	LOB	BOTTOM			
Rafael Furcal, S (1.6) OBP: 0.341, SLG: 0.333	G4-3		K		K		F9		G4-3	5	0	0	0	0	2	4				
Julio Franco, R (1.3) OBP: 0.392, SLG: 0.492	1B		F9		10 HR 1B		F9			4	1	2	0	0	0	0				
10 Chipper Jones, S (1.7) OBP: 0.358, SLG: 0.475 Dewayne Wise, L (7, PR) OBP: 0.241, SLG: 0.420	F8		K		1H HR		1B BB			3	1	1	2	1	1	1				
Andruw Jones, R (1.8) OBP: 0.350, SLG: 0.500	K		WP BB		P6		K			3	0	0	0	1	2	2				
J.D. Drew, L (1.9) OBP: 0.417, SLG: 0.556		2B BB	K		F8		1B			3	1	1	0	1	1	1				
Eddie Pérez, R (1.2) OBP: 0.231, SLG: 0.216		2B BB			F9		K			3	1	1	0	1	1	2				
Mark DeRosa, R (1.5) OBP: 0.259, SLG: 0.284		B1			G4-3		G6-3 1B		K	4	0	1	0	0	1	3				
Nick Green, R (1.4) OBP: 0.484, SLG: 0.520		K			CS 1B		F8		G6-3	4	0	2	2	0	0	1				
Mike Hampton, R (1.1) OBP: 0.316, SLG: 0.520 Wilson Encarnación, R (5, PH) OBP: 0.230, SLG: 0.179 Kevin Gnyboski, R (7.1) ERA: 1.1 Chris Reitsma, R (8.1) ERA: 2.59 Adam LaRoche, L (8, PH) OBP: 0.320, SLG: 0.375 29 John Smoltz, R (9.1) ERA: 2.79	K				3H 1B		G6-3			2	1	1	1	0	1	2				
										1	0	0	0	0	0	1				
										0	0	0	0	0	0	0				
										0	0	0	0	0	0	0				
										1	0	1	0	0	0	0				
Inning Stats	R: 0 E: 0 K: 1 S: 10	H: 1 LOB: 1 BB: 0 P: 13	R: 1 E: 0 K: 2 S: 14	H: 1 LOB: 2 BB: 2 P: 28	R: 0 E: 0 K: 2 S: 11	H: 0 LOB: 1 BB: 1 P: 19	R: 2 E: 0 K: 1 S: 8	H: 3 LOB: 0 BB: 0 P: 13	R: 2 E: 0 K: 0 S: 10	H: 2 LOB: 0 BB: 0 P: 15	R: 0 E: 0 K: 0 S: 10	H: 1 LOB: 1 BB: 0 P: 16	R: 0 E: 0 K: 2 S: 12	H: 1 LOB: 2 BB: 1 P: 18	R: 0 E: 0 K: 1 S: 12	H: 1 LOB: 1 BB: 0 P: 17	R: 0 E: 0 K: 1 S: 12	H: 1 LOB: 1 BB: 0 P: 17	1B: 6 SF: 0 2B: 2 SAC: 0 3B: 0 DP: 0 HR: 2 HBP: 0	WP: 1 PA: 37 PB: 0 SB: 0 CS: 1
PITCHER	IP	WLS	BF	H	R	ER	SO	BB	IBB	HBP	BLK	WP	HR	S	P	ERA	WHIP			
Wilson Alvarez, L (1.1) ERA: 3.27	5.0	L	24	7	5	5	6	3	0	0	0	0	0	22	34	0.00	1.500			
José Lima, R (6.1) ERA: 5.16	2.0		9	2	0	0	2	1	0	0	0	0	0	22	34	0.00	1.500			
Duaner Sanchez, R (8.1) ERA: 2.21	1.0		4	1	0	0	1	0	0	0	0	0	0	12	17	0.00	1.000			

Los Angeles Dodgers @ Atlanta Braves
Turner Field, Atlanta, GA
Sun May 23 2004, 1:05 PM EDT
Att: 29,738 - Cloudy - 84 F

AB	33
R	5
H	10
RBI	5
BB	4
SO	9
LOB	17
	

Batter	1	2	3	4	5	6	7	8	9	AB	R	H	RBI	BB	SO	LOB	TOP																		
Cesar Izturis, S (1.6) OBP: 0.339, SLG: 0.389										4	0	2	0	0	0	0	4 0 2 0 0 0 0																		
Shawn Green, L (1.3) OBP: 0.319, SLG: 0.405										4	0	0	0	0	0	3	4 0 0 0 0 0 3																		
Milton Bradley, S (1.8) OBP: 0.341, SLG: 0.446										4	1	2	1	0	2	0	4 1 2 1 0 2 0																		
Juan Encarnacion, R (1.9) OBP: 0.262, SLG: 0.390										4	0	0	0	0	1	1	4 0 0 0 0 1 1																		
Robin Ventura, L (1.5) OBP: 0.314, SLG: 0.261										4	0	0	0	0	1	0	4 0 0 0 0 1 0																		
Jason Grabowski, L (1.7) OBP: 0.309, SLG: 0.446										3	0	1	0	0	2	0	3 0 1 0 0 2 0																		
David Ross, R (1.2) OBP: 0.212, SLG: 0.313										3	0	0	0	0	2	1	3 0 0 0 0 2 1																		
Alex Cora, L (1.4) OBP: 0.382, SLG: 0.458										3	0	0	0	0	0	1	3 0 0 0 0 0 1																		
Jeff Weaver, R (1.1) OBP: 0.261, SLG: 0.348										2	0	0	0	0	1	0	2 0 0 0 0 1 0																		
Olmedo Saenz, R (8, PH) OBP: 0.369, SLG: 0.682										1	0	1	0	0	0	0	1 0 1 0 0 0 0																		
Joe Thurston, L (6, PR) OBP: 0.333, SLG: 0.750										0	0	0	0	0	0	0	0 0 0 0 0 0 0																		
Tom Martin, L (8.1)										0	0	0	0	0	0	0	0 0 0 0 0 0 0																		
Duaner Sanchez, R (8.1) OBP: 0.333, SLG: 0.667										0	0	0	0	0	0	0	0 0 0 0 0 0 0																		
Inning Stats	R: 0 E: 0 K: 0 S: 11	H: 1 LOB: 1 BB: 0 P: 18	R: 0 E: 0 K: 1 S: 12	H: 1 LOB: 1 BB: 0 P: 18	R: 0 E: 0 K: 0 S: 7	H: 0 LOB: 0 BB: 0 P: 10	R: 0 E: 0 K: 2 S: 10	H: 0 LOB: 0 BB: 0 P: 17	R: 0 E: 0 K: 1 S: 10	H: 0 LOB: 0 BB: 0 P: 15	R: 0 E: 0 K: 1 S: 11	H: 1 LOB: 0 BB: 0 P: 15	R: 1 E: 0 K: 2 S: 10	H: 1 LOB: 0 BB: 0 P: 16	R: 0 E: 0 K: 0 S: 13	H: 2 LOB: 2 BB: 0 P: 19	R: 0 E: 0 K: 1 S: 7	H: 0 LOB: 0 BB: 0 P: 9	1B: 5 2B: 0 3B: 0 HR: 1	SF: 0 SAC: 0 DP: 1 HBP: 0	WP: 0 PB: 0 SB: 0 CS: 0	PA: 32													
PITCHER	IP	WLS	BF	H	R	ER	SO	BB	IBB	HBP	BLK	WP	HR	S	P	ERA	WHIP	PITCHER	IP	WLS	BF	H	R	ER	SO	BB	IBB	HBP	BLK	WP	HR	S	P	ERA	WHIP
15 Ben Sheets, R (1.1) ERA: 2.71	7.0	W	24	4	1	1	8	0	0	0	0	0	1	71	109	1.29	0.571																		
Brooks Kieschnick, R (8.1) ERA: 1.59	1.0	H	5	2	0	0	0	0	0	0	0	0	0	13	19	0.00	2.000																		
Dan Kolb, R (8.1) ERA: 0.51	1.0	S	3	0	0	0	1	0	0	0	0	0	0	7	9	0.00	0.000																		

Los Angeles Dodgers @ Milwaukee Brewers
Miller Park, Milwaukee, WI
Thu May 27 2004, 12:05 PM CDT
Att: 24,616 - Cloudy - 71 F

AB 32
R 1
H 6
RBI 1
BB 0
SO 9
LOB 6



Batter	1	2	3	4	5	6	7	8	9	AB	R	H	RBI	BB	SO	LOB	BOTTOM																		
Scott Podsednik, L (1.8) OBP: 0.347, SLG: 0.419										4	1	2	1	0	1	0	4 1 2 1 0 1 0																		
Craig Counsell, L (1.6) OBP: 0.340, SLG: 0.326										3	1	0	0	1	2	1	3 1 0 0 1 2 1																		
Ben Grieve, L (1.9) OBP: 0.394, SLG: 0.422										2	1	1	0	1	1	0	2 1 1 0 1 1 0																		
Brooks Kieschnick, L (8.1) OBP: 0.385, SLG: 0.522										1	0	0	0	0	0	0	1 0 0 0 0 0 0																		
Dan Kolb, R (9.1)										0	0	0	0	0	0	0	0 0 0 0 0 0 0																		
Geoff Jenkins, L (1.7) OBP: 0.324, SLG: 0.418										3	0	0	0	0	0	4	3 0 0 0 0 0 4																		
Lyle Overbay, L (1.3) OBP: 0.408, SLG: 0.595										3	0	1	0	1	1	1	3 0 1 0 1 1 1																		
Keith Ginter, R (1.5) OBP: 0.350, SLG: 0.488										4	0	1	0	0	2	3	4 0 1 0 0 2 3																		
2 Bill Hall, R (1.4) OBP: 0.314, SLG: 0.488										2	0	0	0	1	0	2	2 0 0 0 1 0 2																		
Chad Moeller, R (1.2) OBP: 0.306, SLG: 0.364										3	0	0	0	0	2	2	3 0 0 0 0 2 2																		
15 Ben Sheets, R (1.1) ERA: 4.38										2	0	0	0	0	1	2	2 0 0 0 0 1 2																		
Brady Clark, R (7, PH) ERA: 4.09										1	0	0	0	0	0	0	1 0 0 0 0 0 0																		
Duaner Sanchez, R (8.1) ERA: 2.08										0	0	0	0	0	0	0	0 0 0 0 0 0 0																		
Inning Stats	R: 2 E: 2 K: 0 S: 13	H: 2 LOB: 2 BB: 1 P: 25	R: 0 E: 0 K: 2 S: 9	H: 0 LOB: 0 BB: 0 P: 12	R: 0 E: 0 K: 1 S: 11	H: 0 LOB: 1 BB: 2 P: 21	R: 0 E: 0 K: 1 S: 10	H: 1 LOB: 1 BB: 1 P: 21	R: 0 E: 0 K: 2 S: 10	H: 0 LOB: 0 BB: 0 P: 12	R: 0 E: 0 K: 1 S: 6	H: 0 LOB: 0 BB: 0 P: 8	R: 0 E: 0 K: 1 S: 7	H: 0 LOB: 0 BB: 0 P: 10	R: 1 E: 0 K: 2 S: 15	H: 2 LOB: 2 BB: 0 P: 27	R: 0 E: 0 K: 0 S: 7	H: 0 LOB: 0 BB: 0 P: 9	1B: 4 2B: 0 3B: 0 HR: 1	SF: 0 SAC: 0 DP: 2 HBP: 1	WP: 0 PB: 0 SB: 0 CS: 1	PA: 33													
PITCHER	IP	WLS	BF	H	R	ER	SO	BB	IBB	HBP	BLK	WP	HR	S	P	ERA	WHIP	PITCHER	IP	WLS	BF	H	R	ER	SO	BB	IBB	HBP	BLK	WP	HR	S	P	ERA	WHIP
Jeff Weaver, R (1.1) ERA: 4.38	7.0	L	27	3	2	0	8	4	0	0	0	0	1	66	109	0.00	1.000																		
Tom Martin, L (8.1) ERA: 4.09	0.2		5	2	1	1	1	0	0	1	0	0	0	1	12	22	13.50	3.000																	
Duaner Sanchez, R (8.1) ERA: 2.08	0.1		1	0	0	0	1	0	0	0	0	0	0	0	3	5	0.00	0.000																	

Los Angeles Dodgers @ Milwaukee Brewers
Miller Park, Milwaukee, WI
Thu May 27 2004, 12:05 PM CDT
Att: 24,616 - Cloudy - 71 F

AB 28
R 3
H 5
RBI 1
BB 4
SO 10
LOB 15




Batter	1	2	3	4	5	6	7	8	9	AB	R	H	RBI	BB	SO	LOB	TOP											
Matt Kata, S OBP: 0.303, SLG: 0.366 (1.4)	F7		G4-3 S 1B BB		K		G6-3		E3 FC1-6	4	1	0	0	1	1	0												
Alex Cintron, S OBP: 0.303, SLG: 0.346 (1.6)	G4-3		G4-3		HR			WP SF7 BB	FC1-6 FC4-6	4	2	1	0	1	0	2												
Luis Gonzalez, L OBP: 0.358, SLG: 0.542 (1.7)	P5		P5		HR			K	FC4-6	5	1	1	2	0	1	3												
Danny Bautista, R OBP: 0.384, SLG: 0.511 (1.9)		G4-3 1B	FC6		K			1B SF7 BB		3	1	2	1	1	1	0												
Steve Finley, L OBP: 0.354, SLG: 0.556 (1.8)		K	FC6			K		SF7		3	0	0	1	0	2	2												
Shea Hillenbrand, R OBP: 0.317, SLG: 0.453 (1.3)	G4-3				K					4	0	2	0	0	1	1												
Chad Tracy, L OBP: 0.355, SLG: 0.445 (1.5)					G6-3		G4-6-3			3	0	0	0	1	0	3												
Robby Hammock, R OBP: 0.300, SLG: 0.396 (1.2)					G4-3					4	1	2	2	0	1	0												
Randy Johnson, R OBP: 0.148, SLG: 0.154 (7.1)										3	0	0	0	0	1	2												
Mike Koplove, R (7.1)	F8									0	0	0	0	0	0	0												
Randy Choate, L (8.1)										0	0	0	0	0	0	0												
Elmer Dessens, R OBP: 0.286, SLG: 0.182 (8.1)										1	0	0	0	0	0	0												
Inning Stats	R: 0 E: 0 K: 0 S: 9	H: 0 LOB: 0 BB: 0 P: 10	R: 1 E: 0 K: 1 S: 15	H: 2 LOB: 2 BB: 1 P: 26	R: 1 E: 0 K: 0 S: 10	H: 1 LOB: 1 BB: 1 P: 20	R: 0 E: 0 K: 1 S: 11	H: 0 LOB: 0 BB: 0 P: 12	R: 2 E: 0 K: 3 S: 16	H: 2 LOB: 0 BB: 0 P: 28	R: 0 E: 0 K: 1 S: 8	H: 1 LOB: 0 BB: 0 P: 12	R: 0 E: 0 K: 1 S: 10	H: 0 LOB: 0 BB: 0 P: 13	R: 1 E: 0 K: 1 S: 13	H: 1 LOB: 2 BB: 2 P: 24	R: 1 E: 1 K: 0 S: 12	H: 1 LOB: 1 BB: 0 P: 16	1B: 6 2B: 0 3B: 0 HR: 2	SF: 1 SAC: 0 DP: 1 HBP: 0	WP: 2 PB: 0 SB: 1 CS: 0	PA: 39						
PITCHER	IP WLS BF H R ER SO BB IBB HBP BLK WP HR S P ERA WHIP	Wilson Alvarez, L ERA: 3.32	Brian Falkenberg, R ERA: 7.53	Tom Martin, L ERA: 3.75	37 Darren Dreifort, R ERA: 4.15	Duaner Sanchez, R ERA: 2.38																						

Arizona Diamondbacks @ Los Angeles Dodgers
Dodger Stadium, Los Angeles, CA
Fri May 28 2004, 7:10 PM PDT
Att: 46,455 - Unknown - 67 F

livebaseballscorecards.com

AB	34
R	6
H	8
RBI	6
BB	4
SO	8
LOB	13




Batter	1	2	3	4	5	6	7	8	9	AB	R	H	RBI	BB	SO	LOB	BOTTOM											
Cesar Izturis, S OBP: 0.340, SLG: 0.389 (1.6)	L4		G5-3			1B 2H			F8	5	0	2	2	0	0	2												
Paul Lo Duca, R OBP: 0.382, SLG: 0.421 (1.2)	L9				F9		F9			4	0	1	0	0	0	2												
Milton Bradley, S OBP: 0.333, SLG: 0.435 (1.8)	G1-3				L9					4	0	0	0	0	1	2												
Shawn Green, L OBP: 0.318, SLG: 0.401 (1.9)		K			G5-3		G6-3			4	0	1	0	0	1	2												
Adrián Beltré, R OBP: 0.339, SLG: 0.547 (1.5)		P3			G5-3		1B 2B		K	4	1	1	0	0	1	1												
Juan Encarnacion, R OBP: 0.258, SLG: 0.381 (1.7)		G6-3			G6-3		K		FC5-4	4	0	0	0	0	1	2												
Olmedo Saenz, R OBP: 0.345, SLG: 0.600 (1.3)			K		G3		F9 1B BB		G5-3	3	1	0	0	1	1	0												
José Hernández, R OBP: 0.412, SLG: 0.619 (1.4)							1B 2B			4	1	4	1	0	0	0												
Wilson Alvarez, L ERA: 3.32							P5			0	0	0	0	0	0	0												
Brian Falkenberg, R ERA: 7.53							F9			0	0	0	0	0	0	0												
Tom Martin, L ERA: 3.75										0	0	0	0	0	0	0												
37 Darren Dreifort, R ERA: 4.15										0	0	0	0	0	0	0												
Duaner Sanchez, R ERA: 2.38										0	0	0	0	0	0	0												
Inning Stats	R: 0 E: 0 K: 0 S: 8	H: 0 LOB: 0 BB: 0 P: 12	R: 0 E: 0 K: 1 S: 9	H: 0 LOB: 0 BB: 0 P: 13	R: 0 E: 0 K: 2 S: 9	H: 1 LOB: 1 BB: 0 P: 14	R: 0 E: 0 K: 0 S: 7	H: 0 LOB: 0 BB: 0 P: 10	R: 0 E: 0 K: 0 S: 7	H: 0 LOB: 0 BB: 0 P: 10	R: 1 E: 0 K: 0 S: 11	H: 3 LOB: 2 BB: 0 P: 16	R: 2 E: 0 K: 1 S: 17	H: 3 LOB: 2 BB: 1 P: 26	R: 0 E: 0 K: 2 S: 13	H: 1 LOB: 1 BB: 0 P: 20	R: 0 E: 0 K: 0 S: 15	H: 1 LOB: 1 BB: 0 P: 20	1B: 6 2B: 3 3B: 0 HR: 0	SF: 0 SAC: 0 DP: 0 HBP: 0	WP: 0 PB: 0 SB: 0 CS: 0	PA: 37						
PITCHER	IP WLS BF H R ER SO BB IBB HBP BLK WP HR S P ERA WHIP	Randy Johnson, L ERA: 2.59	Mike Koplove, R ERA: 4.5	Randy Choate, L ERA: 8.16	Elmer Dessens, R ERA: 6.48																							

Arizona Diamondbacks @ Los Angeles Dodgers
Dodger Stadium, Los Angeles, CA
Fri May 28 2004, 7:10 PM PDT
Att: 46,455 - Unknown - 67 F

livebaseballscorecards.com

AB	36
R	3
H	9
RBI	3
BB	1
SO	6
LOB	16



Batter	1	2	3	4	5	6	7	8	9	AB	R	H	RBI	BB	SO	LOB	TOP					
Matt Kata, S OBP: 0.301, SLG: 0.364 Scott Hairston, R OBP: 0.400, SLG: 0.619	(1,4) L9		(1,2) 2B			(1,3) K			(4,2) 2B BB	1	0	0	0	0	0	0	Arizona Diamondbacks @ Los Angeles Dodgers Dodger Stadium, Los Angeles, CA Sat May 29 2004, 7:10 PM PDT Att: 35,343 - Sunny - 69 F					
Alex Cintron, S OBP: 0.307, SLG: 0.351	(1,6) BB		(1,2) G4-3			(2,2) L3			(3,1) 2B	3	0	1	0	1	0	1						
Luis Gonzalez, L OBP: 0.352, SLG: 0.530	(1,7) F9			(3,3) K			(0,0) G3-1		(1,3) K	4	0	0	0	0	2	3						
Danny Bautista, R OBP: 0.376, SLG: 0.500	(1,9) G5-3			(2,3) K			(0,1) G6-3		(0,3) K	4	0	0	0	0	2	3						
Steve Finley, L OBP: 0.353, SLG: 0.558 Donnie Sadler, R OBP: 0.174, SLG: 0.227	(1,8) (7, PR) L9		(1,1) G1-3			(1,2) 2B			(2,3) K	3	0	1	0	0	0	0						
Shea Hillenbrand, R OBP: 0.311, SLG: 0.444	(1,3) K				(1,2) G6-3		(0,1) G4-3			3	0	0	0	0	1	1						
Chad Tracy, L OBP: 0.347, SLG: 0.435	(1,5) G4-3				(1,0) F9			(0,3) K		3	0	0	0	0	1	0						
Brent Mayne, L OBP: 0.288, SLG: 0.286	(1,2) G4-6-3				(3,2) F8			(2,1) G4-3		3	0	0	0	0	0	0						
17 Brandon Webb, R OBP: 0.154, SLG: 0.154 Jose Valverde, R OBP: 0.207, SLG: 0.167 Doug DeVore, L OBP: 0.064, SLG: 0.020 Carlos Baena, S OBP: 0.292, SLG: 0.230 Randy Choate, L	(1,1) (5,1) (6, PH) (6,1) (8, PH) (8,1)		(2,3) K			(0,0) G6-3			(0,3) K	1	0	0	0	0	0	0						
Inning Stats	R: 0 E: 0 K: 0 S: 10	H: 0 LOB: 1 BB: 1 P: 19	R: 0 E: 0 K: 1 S: 11	H: 0 LOB: 0 BB: 0 P: 15	R: 0 E: 0 K: 1 S: 12	H: 1 LOB: 1 BB: 0 P: 16	R: 0 E: 0 K: 2 S: 8	H: 0 LOB: 0 BB: 0 P: 14	R: 0 E: 0 K: 0 S: 8	H: 0 LOB: 0 BB: 0 P: 13	R: 0 E: 0 K: 1 S: 13	H: 0 LOB: 0 BB: 0 P: 16	R: 0 E: 0 K: 0 S: 8	H: 1 LOB: 1 BB: 0 P: 9	R: 0 E: 0 K: 2 S: 8	H: 0 LOB: 0 BB: 0 P: 10		R: 0 E: 0 K: 3 S: 14	H: 1 LOB: 2 BB: 1 P: 24	1B: 0 2B: 3 3B: 0 HR: 0	SF: 0 SAC: 0 DP: 0 HBP: 0	WP: 0 PB: 0 SB: 0 CS: 0
PITCHER	IP WLS BF H R ER SO BB IBB HBP BLK WP HR S P ERA WHIP	8.0 W 27 2 0 0 7 1 0 0 0 0 0 78 112 0.00 0.375	1.0 5 1 0 0 3 1 0 0 0 0 0 14 24 0.00 2.000																			

Batter	1	2	3	4	5	6	7	8	9	AB	R	H	RBI	BB	SO	LOB	BOTTOM			
Dave Roberts, L OBP: 0.364, SLG: 0.364	(1,7) B1-3		(2,2) G6-3	(1,2) G1-3				(1,1) G1-3		5	0	0	0	0	1	1	Arizona Diamondbacks @ Los Angeles Dodgers Dodger Stadium, Los Angeles, CA Sat May 29 2004, 7:10 PM PDT Att: 35,343 - Sunny - 69 F			
Cesar Izturis, S OBP: 0.342, SLG: 0.389	(1,6) K		(0,1) G4-3		(0,2) 1B	(0,0) G3-6-1 1B		(1,2) P3		5	2	2	0	0	1	0				
Milton Bradley, S OBP: 0.442, SLG: 0.442 David Ross, R OBP: 0.208, SLG: 0.306	(1,8) (7,2) BB		(1,0) 1B		(4,2) 1B BB	(1,2) G3-6 1B		(1,3) K		2	2	2	0	2	0	0				
Shawn Green, L OBP: 0.321, SLG: 0.404	(1,3) K		(3,2) 1B HR		(1,0) 1B HR	(0,1) G3-6-1 1B				4	2	2	2	0	1	3				
Paul Lo Duca, R OBP: 0.396, SLG: 0.435	(1,2) 1B	(3,1) 1B	(2,0) HR	(1,2) HR		(1,1) HR				4	2	4	2	0	0	0				
Adrian Beltré, R OBP: 0.337, SLG: 0.557 José Hernández, R OBP: 0.412, SLG: 0.619	(1,5) (8,5) P3		(1,0) HR		(4,2) 1B BB	(1,2) P4				4	1	1	3	0	1	4				
Juan Encarnacion, R OBP: 0.299, SLG: 0.395	(1,9) K	(2,3) K	(0,2) G5-3		(2,2) HR		(3,2) F7			4	1	1	3	0	1	1				
Alex Cora, L OBP: 0.386, SLG: 0.455	(1,4) 1B			(2,3) K	(4,1) SH3-4 BB		(2,2) P6			3	0	1	0	1	1	0				
Jose Lima, R OBP: 0.333, SLG: 0.250 Eric Gagne, R	(1,1) (9,1) G1-3			(0,2) G5-3	(1,1) SH3-4 BB		(0,2) G4-3			3	0	0	0	0	0	2				
Inning Stats	R: 0 E: 0 K: 2 S: 11	H: 0 LOB: 1 BB: 1 P: 20	R: 0 E: 0 K: 1 S: 11	H: 2 LOB: 2 BB: 0 P: 18	R: 4 E: 0 K: 0 S: 16	H: 4 LOB: 0 BB: 0 P: 24	R: 0 E: 0 K: 1 S: 11	H: 0 LOB: 0 BB: 0 P: 14	R: 5 E: 0 K: 2 S: 24	H: 4 LOB: 1 BB: 2 P: 41	R: 1 E: 0 K: 0 S: 14	H: 3 LOB: 1 BB: 0 P: 18	R: 0 E: 0 K: 0 S: 13	H: 0 LOB: 0 BB: 0 P: 18	R: 0 E: 0 K: 1 S: 8	H: 0 LOB: 0 BB: 0 P: 11		1B: 11 2B: 0 3B: 0 HR: 2	SF: 0 SAC: 1 DP: 1 HBP: 0	WP: 0 PB: 0 SB: 2 CS: 0
PITCHER	IP WLS BF H R ER SO BB IBB HBP BLK WP HR S P ERA WHIP	4.0 L 22 8 7 2 2 1 0 0 0 0 1 18 30 18.00 3.000	1.0 6 2 2 2 2 1 0 0 0 0 0 1 18 30 4.50 1.500	2.0 8 3 1 1 0 0 0 0 0 0 0 27 36 4.50 1.500	1.0 3 0 0 0 1 0 0 0 0 0 0 8 11 0.00 0.000															

AB 30
R 0
H 3
RBI 0
BB 2
SO 10
LOB 10



AB 35
R 10
H 13
RBI 10
BB 3
SO 7
LOB 11



Batter	1	2	3	4	5	6	7	8	9	AB	R	H	RBI	BB	SO	LOB	TOP					
Scott Hairston, R OBP: 0.379, SLG: 0.560	1-0 FC1-6 1B		1-2 G3			1-0 P4		1-1 G5-3		4	0	1	0	0	0	1						
Alex Cintron, S OBP: 0.306, SLG: 0.349	0-1 FC1-6 BB		1-0 P4			0-1 WP 1B		1-2 P6		4	0	1	0	0	0	2						
Luis Gonzalez, L OBP: 0.350, SLG: 0.522	4-2 BB 1-2		3-2 P6			1-1 P6		0-3 K		3	0	0	0	1	1	2						
Danny Bautista, R OBP: 0.379, SLG: 0.495	1-1 F3			4-2 CS BB		4-0 BB 1-2		1-2 G1-3		2	0	0	0	2	0	2						
Steve Finley, L OBP: 0.361, SLG: 0.557	4-0 FC5-4 BB 1-2			2-2 G6-4-3 1B 1-2		0-0 F7		4-0 DI BB		2	0	1	0	2	0	2						
Shea Hillenbrand, R OBP: 0.324, SLG: 0.433	1-1 FC5-4 1-2			1-0 G6-4-3 1-2			3-3 K		0-3 K 1-2	4	0	0	0	0	2	5						
Tim Olson, R Elmer Dessens, R Randy Choate, L		1-2 G5-3				3-1 P5		2-3 K		3	0	0	0	0	1	0						
Carlos Baerga, S Robby Hammock, R Brent Mayne, L		2-1 G5-3				0-2 F8		0-0 G6-3		0	0	0	0	0	0	0						
Casey Fossum, L Mike Koplove, R Chad Tracy, L		2-3 K				0-0 B1			3-2 2B	2	0	0	0	0	1	0						
Inning Stats	R: 0 E: 0 K: 2 S: 9	H: 1 LOB: 3 BB: 2 P: 20	R: 0 E: 0 K: 1 S: 11	H: 0 LOB: 0 BB: 0 P: 16	R: 0 E: 0 K: 0 S: 7	H: 0 LOB: 0 BB: 1 P: 12	R: 0 E: 0 K: 0 S: 6	H: 0 LOB: 0 BB: 0 P: 9	R: 0 E: 0 K: 0 S: 6	H: 1 LOB: 2 BB: 1 P: 12	R: 0 E: 0 K: 2 S: 8	H: 0 LOB: 0 BB: 0 P: 13	R: 0 E: 0 K: 1 S: 15	H: 1 LOB: 1 BB: 0 P: 20	R: 0 E: 0 K: 2 S: 9	H: 0 LOB: 2 BB: 1 P: 15	1B: 3 2B: 1 3B: 0 HR: 0	SF: 0 SAC: 0 DP: 1 HBP: 1	WP: 1 PB: 0 SB: 1 CS: 1	PA: 35		
PITCHER	IP	WLS	BF	H	R	ER	SO	BB	IBB	HBP	BLK	WP	HR	S	P	ERA	WHIP					
Kaz Ishii, L Guillermo Mota, R Tom Martin, L Eric Gagne, R	(1, 1) (7, 1) (8, 1) (9, 1)	6.0 1.2 0.1 1.0	W H H S	23 6 1 5	3 1 0 0	0 0 0 0	1 2 0 2	4 0 0 1	0 0 0 0	0 0 0 1	0 0 0 0	1 0 0 0	0 19 4 9	45 29 4 15	82 29 4 15	0.00 0.00 0.00 0.00	1.167 0.600 0.000 1.000					

Arizona Diamondbacks @ Los Angeles Dodgers
Dodger Stadium, Los Angeles, CA
Sun May 30 2004, 5:10 PM PDT
Att: 41,060 - Sunny - 78 F

AB 29
R 0
H 4
RBI 0
BB 5
SO 6
LOB 16



Batter	1	2	3	4	5	6	7	8	9	AB	R	H	RBI	BB	SO	LOB	BOTTOM					
Dave Roberts, L OBP: 0.366, SLG: 0.359	1-3 K	1-2 SAFE F8		4-0 BB		1-0 S 1B		2-2 G1-3		4	1	1	0	1	1	1						
Cesar Izturis, S OBP: 0.338, SLG: 0.384	1-0 G4-3		0-1 G6-3	0-1 FC5		3-2 SAFE F8		3-2 SAFE G6-3 S 1B		5	0	1	0	0	0	4						
Paul Lo Duca, R OBP: 0.406, SLG: 0.448	1-0 BB 2B		2-2 FC6-5 2B	2-3 FC6-5		0-1 1B 1B		4-1 1B BB		4	1	3	0	1	0	1						
Shawn Green, L OBP: 0.328, SLG: 0.406	4-2 2B		0-1 FC6-5	1-2 1B		2-2 1B 1B		3-3 K		4	1	2	1	1	1	2						
Adrián Beltré, R OBP: 0.340, SLG: 0.561	2-2 1-H 2H 2B		0-0 G5-3	2-1 1B		0-1 G3-1				4	0	2	2	0	0	3						
Juan Encarnación, R OBP: 0.250, SLG: 0.366	1-3 K		2-2 G4-3	1-3 K		1-1 G5-3				4	0	0	0	0	2	4						
José Hernández, R OBP: 0.431, SLG: 0.621		3-1 1B		2-2 SH5-4 1B		1-3 K		2-2 FC6-4 HBP		3	0	2	0	0	1	3						
David Ross, R OBP: 0.211, SLG: 0.302		1-2 P5		0-1 FC5 SH5-4 1B		1-3 K		0-0 FC6-4		4	0	1	0	0	1	5						
Kaz Ishii, L Jason Grabowski, L Guillermo Mota, R Tom Martin, L Eric Gagne, R	(1, 1) (6, PH) (7, 1) (8, 1) (9, 1)	5.0 1.0 1.2 0.1	L L L S	26 6 7 1	9 2 1 0	0 1 0 0	1 1 1 1	2 0 0 1	0 0 0 0	0 1 0 0	0 0 0 0	0 14 25 3	63 25 6 6	94 25 28 6	3.60 9.00 0.00 0.00	2.200 3.000 0.600 0.000						
Inning Stats	R: 2 E: 0 K: 2 S: 14	H: 2 LOB: 1 BB: 1 P: 24	R: 0 E: 0 K: 1 S: 12	H: 1 LOB: 1 BB: 0 P: 17	R: 0 E: 0 K: 0 S: 8	H: 1 LOB: 1 BB: 0 P: 10	R: 0 E: 0 K: 0 S: 12	H: 2 LOB: 3 BB: 1 P: 20	R: 0 E: 0 K: 3 S: 17	H: 3 LOB: 3 BB: 0 P: 23	R: 1 E: 0 K: 1 S: 14	H: 2 LOB: 2 BB: 1 P: 25	R: 0 E: 0 K: 1 S: 8	H: 0 LOB: 1 BB: 0 P: 12	R: 0 E: 0 K: 1 S: 11	H: 1 LOB: 1 BB: 0 P: 22	1B: 10 2B: 2 3B: 0 HR: 0	SF: 0 SAC: 1 DP: 0 HBP: 1	WP: 0 PB: 0 SB: 2 CS: 0	PA: 40		
PITCHER	IP	WLS	BF	H	R	ER	SO	BB	IBB	HBP	BLK	WP	HR	S	P	ERA	WHIP					

Arizona Diamondbacks @ Los Angeles Dodgers
Dodger Stadium, Los Angeles, CA
Sun May 30 2004, 5:10 PM PDT
Att: 41,060 - Sunny - 78 F

AB 35
R 3
H 12
RBI 3
BB 3
SO 9
LOB 25



Batter	1	2	3	4	5	6	7	8	9	10	AB	R	H	RBI	BB	SO	LOB	TOP									
Scott Podsednik, L OBP: 0.343, SLG: 0.401 (1, 8)	G4-3		K			SH1-4		F7			3	0	0	0	0	1	2										
2 Bill Hall, R OBP: 0.290, SLG: 0.455 (1, 6)	K		K			SF9		K			4	0	0	1	0	4	3										
Junior Spivey, R OBP: 0.348, SLG: 0.413 (1, 4)	K		P4			F8				G5-3	4	0	0	0	0	1	0										
Geoff Jenkins, L OBP: 0.321, SLG: 0.430 (1, 7)		G5-4-3 1B		F7							4	1	3	1	0	0	0										
Lyle Overbay, L OBP: 0.385, SLG: 0.551 (1, 3)	F7					K		G4-3			4	0	0	0	0	2	2										
Keith Ginter, R OBP: 0.338, SLG: 0.459 (1, 5)	G5-4-3			L9				G6-3			4	0	0	0	0	1	2										
Brady Clark, R OBP: 0.321, SLG: 0.326 (1, 9)			K			FC5-4 2B		G4-3			4	0	1	0	0	2	0										
Chad Moeller, R OBP: 0.305, SLG: 0.368 (1, 2)						FC5-4 2B				G1-3	4	0	2	0	0	0	1										
Matt Wise, R Trent Durrington, R Matt Kinney, R Ben Griener, L Luis Vizcaino, R Dan Kolb, R Craig Counsell, L Dave Burba, R (1, 11) (6, P9) (6, 1) (8, P9) (8, 1) (8, 1) (8, 1) (10, P9) (10, 1)			SH5-3			SH1-4 2 SF9 1B					0	0	0	0	0	0	0										
Inning Stats	R: 0 E: 0 K: 2 S: 8	H: 0 LOB: 0 BB: 0 P: 12	R: 0 E: 0 K: 0 S: 7	H: 1 LOB: 0 BB: 0 P: 10	R: 0 E: 0 K: 2 S: 14	H: 1 LOB: 1 BB: 0 P: 16	R: 0 E: 0 K: 1 S: 9	H: 0 LOB: 0 BB: 0 P: 13	R: 0 E: 0 K: 1 S: 13	H: 1 LOB: 1 BB: 0 P: 21	R: 1 E: 0 K: 0 S: 10	H: 1 LOB: 0 BB: 0 P: 12	R: 0 E: 0 K: 1 S: 10	H: 1 LOB: 1 BB: 0 P: 14	R: 0 E: 0 K: 2 S: 11	H: 1 LOB: 1 BB: 0 P: 15	R: 0 E: 0 K: 2 S: 10	H: 1 LOB: 2 BB: 0 P: 13	1B: 4 2B: 3 3B: 0 HR: 1	SF: 1 SAC: 2 DP: 1 HBP: 1	WP: 0 PA: 38 PB: 0 SB: 0 CS: 0						
PITCHER	IP	WLS	BF	H	R	ER	SO	BB	IBB	HBP	BLK	WP	HR	S	P	ERA	WHIP										
Odalis Perez, L ERA: 3.05 (1, 1)	7.0		25	5	2	2	6	0	0	0	1	0	0	69	96	2.57	0.714										
37 Darren Dreifort, R ERA: 3.97 (8, 1)	1.0		4	1	0	0	1	0	0	0	0	0	0	10	14	0.00	1.000										
Tom Martin, L ERA: 3.48 (9, 1)	0.2		3	1	0	0	1	0	0	0	0	0	0	8	11	0.00	1.500										
Duaner Sanchez, R ERA: 2.35 (9, 1)	0.1		1	0	0	0	1	0	0	0	0	0	0	3	4	0.00	0.000										
Eric Gagne, R ERA: 1.64 (10, 1)	1.0	W	5	1	0	0	2	0	0	1	0	0	0	10	13	0.00	1.000										

Milwaukee Brewers @ Los Angeles Dodgers
Dodger Stadium, Los Angeles, CA
Mon May 31 2004, 1:10 PM PDT
Att. 32,642 - Sunny - 85 F

AB 34
R 2
H 8
RBI 2
BB 0
SO 11
LOB 11

WP: 0 PA: 38
PB: 0
SB: 0
CS: 0

Batter	1	2	3	4	5	6	7	8	9	10	AB	R	H	RBI	BB	SO	LOB	BOTTOM									
Dave Roberts, L OBP: 0.353, SLG: 0.344 (1, 8)	K		G6-3			B3-4		K		SH1-3	4	0	0	0	0	2	1										
Cesar Izturis, S OBP: 0.340, SLG: 0.385 (1, 6)	P6		K					K			5	0	2	1	0	2	1										
Paul Lo Duca, R OBP: 0.408, SLG: 0.446 (1, 2)	1B				G5-3			F8			3	1	1	0	0	0	1										
Shawn Green, L OBP: 0.332, SLG: 0.408 (1, 3)	1B										4	0	2	0	0	1	1										
Adrian Beltré, R OBP: 0.339, SLG: 0.555 (1, 5)	G1-3										4	1	1	0	0	1	3										
Juan Encarnacion, R OBP: 0.255, SLG: 0.389 (1, 9)		G4-3									4	0	2	1	0	0	1										
Jason Grabowski, L OBP: 0.299, SLG: 0.425 (1, 7)		G1-3									4	0	1	1	0	0	2										
Alex Cora, L OBP: 0.382, SLG: 0.444 Eric Gagne, R (10, 1)		F7									3	0	0	0	0	0	2										
Odalis Perez, L 37 Darren Dreifort, R Robin Ventura, L Tom Martin, L Duaner Sanchez, R José Hernández, R (1, 11) (8, 1) (8, P9) (8, 1) (8, 1) (9, 1) (10, 4)											2	0	0	0	0	0	0										
Inning Stats	R: 0 E: 0 K: 1 S: 14	H: 2 LOB: 2 BB: 0 P: 19	R: 0 E: 0 K: 0 S: 5	H: 0 LOB: 0 BB: 0 P: 7	R: 0 E: 0 K: 1 S: 6	H: 0 LOB: 0 BB: 0 P: 8	R: 0 E: 0 K: 0 S: 6	H: 0 LOB: 0 BB: 0 P: 11	R: 0 E: 0 K: 0 S: 4	H: 1 LOB: 0 BB: 0 P: 7	R: 0 E: 0 K: 1 S: 8	H: 1 LOB: 1 BB: 0 P: 10	R: 0 E: 0 K: 2 S: 9	H: 1 LOB: 1 BB: 0 P: 12	R: 0 E: 0 K: 1 S: 21	H: 3 LOB: 1 BB: 0 P: 26	R: 1 E: 0 K: 0 S: 4	H: 1 LOB: 1 BB: 1 P: 8	1B: 9 2B: 0 3B: 0 HR: 0	SF: 0 SAC: 1 DP: 2 HBP: 2	WP: 0 PA: 38 PB: 0 SB: 0 CS: 0						
PITCHER	IP	WLS	BF	H	R	ER	SO	BB	IBB	HBP	BLK	WP	HR	S	P	ERA	WHIP										
Matt Wise, R ERA: 3.55 (6, 1)	5.0		17	3	0	0	2	0	0	0	0	0	0	35	52	0.00	0.600										
Matt Kinney, R ERA: 7.30 (8, 1)	2.0	H	8	2	0	0	1	0	0	0	0	0	0	16	22	0.00	1.000										
Luis Vizcaino, R ERA: 3.96 (8, 1)	1.0	H	4	0	0	0	2	0	0	1	0	0	0	9	14	0.00	0.000										
Dan Kolb, R ERA: 1.37 (9, 1)	1.0	B	6	3	2	2	1	0	0	1	0	0	0	21	26	18.00	3.000										
Dave Burba, R ERA: 3.55 (10, 1)	0.1	L	3	1	1	1	0	1	0	0	0	0	0	4	8	27.00	6.000										

Milwaukee Brewers @ Los Angeles Dodgers
Dodger Stadium, Los Angeles, CA
Mon May 31 2004, 1:10 PM PDT
Att. 32,642 - Sunny - 85 F

AB 34
R 3
H 9
RBI 3
BB 1
SO 6
LOB 13

WP: 0 PA: 38
PB: 0
SB: 0
CS: 0

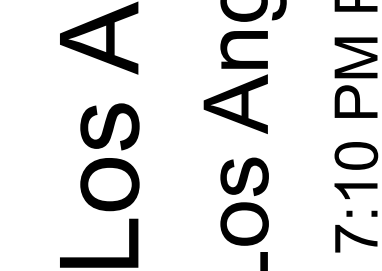
Batter	1	2	3	4	5	6	7	8	9	AB	R	H	RBI	BB	SO	LOB	TOP										
Scott Podsednik, L (1, 8) OBP: 0.353, SLG: 0.420	1-1 HR		4-0 BB		1-2 1B		2-1 1B HBP		2-3 K	3	2	2	1	1	1	0	Milwaukee Brewers @ Los Angeles Dodgers Dodger Stadium, Los Angeles, CA Tue Jun 01 2004, 7:10 PM PDT Att: 22,402 - Sunny - 74 F livebaseballscorecards.com										
Craig Counsell, L (1, 6) OBP: 0.335, SLG: 0.325	2-2 F9		3-2 F8		1-0 G6-4-3		4-2 1B E BB		0-0 G4-3	4	1	0	0	1	0	2											
Ben Griev, L (1, 9) OBP: 0.397, SLG: 0.465 Jeff Bennett, R (7, 1)	2-2 G4-3		2-3 K		1-2 G3-1		2-1 E8 1-H 2-H 1B			4	1	1	1	0	1	1											
Brooks Kieschnick, L (8, 1) Dan Kolb, R (9, 1)										0	0	0	0	0	0	0											
Geoff Jenkins, L (1, 7) OBP: 0.324, SLG: 0.433	1-2 G3		1-0 HBP			3-1 P6	3-2 2B			3	0	1	1	0	0	0											
Lyle Overbay, L (1, 3) OBP: 0.397, SLG: 0.550		1-0 2B 1B	1-3 K			0-0 FC6-4 1B	1-3 K			4	0	2	0	0	2	3											
Junior Spivey, R (1, 4) OBP: 0.338, SLG: 0.400		3-1 P3		2-2 G4-3		1-2 FC6-4 1-2f		0-0 G5-3		4	0	0	0	0	0	2											
Keith Ginter, R (1, 5) OBP: 0.342, SLG: 0.468	1-1 SAFE 1-3 2B		0-3 K		1-1 L8		1-2 G6-4-3 1B			4	0	2	0	0	1	1											
Chad Moeller, R (1, 2) OBP: 0.303, SLG: 0.373	2-1 G5-3		2-2 2B			1-3 K	0-0 G6-4-3 1-2f			4	0	1	0	0	1	3											
Doug Davis, R (1, 1) Trent Durrington, R (7, PH) Brady Clark, R (7, 9) OBP: 0.319, SLG: 0.323	2-1 G3		2-3 K			1-2 G1-3		1-2 F8		2	0	0	0	0	1	3											
Inning Stats	R: 1 E: 0 K: 0 S: 11	H: 1 LOB: 0 BB: 0 P: 17	R: 0 E: 0 K: 0 S: 9	H: 2 LOB: 2 BB: 0 P: 18	R: 0 E: 0 K: 2 S: 13	H: 0 LOB: 2 BB: 1 P: 24	R: 0 E: 0 K: 2 S: 15	H: 1 LOB: 1 BB: 0 P: 21	R: 0 E: 0 K: 0 S: 8	H: 1 LOB: 0 BB: 0 P: 11	R: 0 E: 0 K: 0 S: 8	H: 1 LOB: 1 BB: 0 P: 13	R: 3 E: 1 K: 2 S: 17	H: 2 LOB: 1 BB: 1 P: 31	R: 0 E: 0 K: 0 S: 5	H: 1 LOB: 0 BB: 0 P: 6	R: 0 E: 0 K: 1 S: 10	H: 0 LOB: 0 BB: 0 P: 13	1B: 5 2B: 3 3B: 0 HR: 1	SF: 0 SAC: 0 DP: 2 HBP: 2	WP: 0 PB: 0 SB: 2 CS: 0	PA: 38					
PITCHER	IP	WLS	BF	H	R	ER	SO	BB	IBB	HBP	BLK	WP	HR	S	P	ERA	WHIP										
Jeff Weaver, R (1, 1) ERA: 4.35	6.2	L	30	7	4	3	5	2	0	2	0	0	1	75	125	4.05	1.350										
Tom Martin, L (7, 1) ERA: 3.38	0.1		2	1	0	0	1	0	0	0	0	0	0	6	10	0.00	3.000										
Rodney Myers, R (8, 1) ERA:	2.0		6	1	0	0	1	0	0	0	0	0	0	15	19	0.00	0.500										

Batter	1	2	3	4	5	6	7	8	9	AB	R	H	RBI	BB	SO	LOB	BOTTOM										
Cesar Izturis, S (1, 6) OBP: 0.343, SLG: 0.384	1-1 G5-3		1-1 HBP 1B		1-1 B1			4-1 G6-4-3 BB		3	0	1	0	1	0	0	Milwaukee Brewers @ Los Angeles Dodgers Dodger Stadium, Los Angeles, CA Tue Jun 01 2004, 7:10 PM PDT Att: 22,402 - Sunny - 74 F livebaseballscorecards.com										
Paul Lo Duca, R (1, 2) OBP: 0.400, SLG: 0.436	1-2 G6-3		0-3 SAFE SAFE SAFE K		1-0 G6-3		0-0 G6-4-3 1-2f			4	0	0	0	0	1	2											
Milton Bradley, S (1, 8) Dave Roberts, L (6, PH) OBP: 0.364, SLG: 0.357	2-1 G3		3-2 HBP 1B		1-1 G4-6-3 1B		3-2 S 1B			2	0	1	0	0	0	0											
Shawn Green, L (1, 9) OBP: 0.340, SLG: 0.409		4-0 L4-3 BB	1-1 FC4-6 HBP		1-2 G4-6-3 1-2f		3-2 FC5 E 1B			2	0	1	1	1	0	1											
Adrián Beltré, R (1, 5) OBP: 0.332, SLG: 0.544	1-2 SAFE L4-3		0-1 FC4-6		3-0 F8		2-2 E4			4	0	0	0	0	0	5											
Juan Encarnacion, R (1, 7) OBP: 0.280, SLG: 0.397	3-1 BB 1B		0-3 K		0-0 F8 2B		2-2 FC5			4	0	2	0	0	1	2											
Olmedo Saenz, R (1, 3) OBP: 0.333, SLG: 0.536	4-2 SAFE BB		3-2 G6-3		1-0 F8		2-2 G1-3			3	0	0	0	1	0	1											
José Hernández, R (1, 4) OBP: 0.416, SLG: 0.586	3-1 L7		3-2 G4-3		0-0 G1-3		0-2 G5-3			4	0	0	0	0	0	3											
Jeff Weaver, R (1, 1) Tom Martin, L (7, 1) Robyn Ventura, L (7, PH) Rodney Myers, R (8, 1) Jason Grabowski, L (9, PH) OBP: 0.295, SLG: 0.420			0-3 K		2-2 G3		2-0 F7		3-2 G4-3	2	0	0	0	0	1	0											
Inning Stats	R: 0 E: 0 K: 0 S: 7	H: 0 LOB: 0 BB: 0 P: 11	R: 0 E: 0 K: 0 S: 9	H: 1 LOB: 2 BB: 2 P: 24	R: 0 E: 0 K: 2 S: 14	H: 2 LOB: 3 BB: 0 P: 19	R: 0 E: 0 K: 1 S: 9	H: 0 LOB: 0 BB: 0 P: 15	R: 0 E: 0 K: 0 S: 7	H: 1 LOB: 0 BB: 0 P: 12	R: 0 E: 0 K: 0 S: 4	H: 1 LOB: 1 BB: 0 P: 7	R: 1 E: 1 K: 0 S: 15	H: 2 LOB: 2 BB: 1 P: 29	R: 0 E: 0 K: 0 S: 16	H: 0 LOB: 0 BB: 0 P: 21	1B: 6 2B: 2 3B: 0 HR: 0	SF: 0 SAC: 0 DP: 3 HBP: 1	WP: 0 PB: 0 SB: 1 CS: 0	PA: 36							
PITCHER	IP	WLS	BF	H	R	ER	SO	BB	IBB	HBP	BLK	WP	HR	S	P	ERA	WHIP										
Doug Davis, L (1, 1) ERA: 3.15	6.0	W	23	4	0	0	3	2	0	1	0	0	0	13	26	5.40	2.400										
Jeff Bennett, R (7, 1) ERA: 3.38	1.2		8	3	1	1	0	1	0	0	0	0	0	6	10	0.00	0.000										
Brooks Kieschnick, R (8, 1) ERA: 1.9	0.1	H	2	0	0	0	0	0	0	0	0	0	0	6	10	0.00	0.000										
Dan Kolb, R (9, 1) ERA: 1.31	1.0	S	3	0	0	0	0	0	0	0	0	0	0	16	21	0.00	0.000										

AB 34
R 4
H 9
RBI 3
BB 2
SO 7
LOB 15



AB 32
R 1
H 7
RBI 1
BB 3
SO 3
LOB 15



Batter	1	2	3	4	5	6	7	8	9	AB	R	H	RBI	BB	SO	LOB	TOP					
Scott Podsednik, L (1, 8) OBP: 0.356, SLG: 0.435										4	1	2	1	0	0	0	Milwaukee Brewers @ Los Angeles Dodgers Dodger Stadium, Los Angeles, CA Wed Jun 02 2004, 7:10 PM PDT Att: 27,871 - Sunny - 74 F					
Craig Counsell, L (1, 6) OBP: 0.337, SLG: 0.323										4	0	1	0	0	1	2						
Ben Grieve, L (1, 9) OBP: 0.400, SLG: 0.455										2	0	0	0	2	1	1						
Geoff Jenkins, L (1, 7) OBP: 0.319, SLG: 0.425										4	0	0	0	0	0	4						
Lyle Overbay, L (1, 3) OBP: 0.394, SLG: 0.549										4	1	1	0	0	0	1						
Junior Sivey, R (1, 4) OBP: 0.336, SLG: 0.391										3	0	0	0	1	2	1						
Keith Ginter, R (1, 5) OBP: 0.346, SLG: 0.479										3	0	1	0	1	0	1						
Gary Bennett, R (1, 2) OBP: 0.289, SLG: 0.301										3	0	0	0	0	0	3						
Brooks Kieschnick, L (9, PH) OBP: 0.379, SLG: 0.500										1	0	1	1	0	0	0						
Ben Hendrickson, R (1, 1)										2	0	0	0	0	2	1						
Matt Kinney, R (6, 1) OBP: 0.250, SLG: 0.250										0	0	0	0	0	0	0						
Trent Durrington, R (8, PH) OBP: 0.259, SLG: 0.440										1	0	0	0	0	1	0						
Dave Burba, R (8, 1)										0	0	0	0	0	0	0						
2 Bill Hall, R (9, PH) OBP: 0.287, SLG: 0.449										1	0	0	0	0	0	1						
Inning Stats	R: 1 E: 0 K: 0 S: 15	H: 2 LOB: 1 BB: 0 P: 27	R: 0 E: 0 K: 1 S: 12	H: 0 LOB: 1 BB: 2 P: 24	R: 0 E: 1 K: 0 S: 8	H: 0 LOB: 1 BB: 1 P: 13	R: 0 E: 0 K: 0 S: 8	H: 1 LOB: 1 BB: 0 P: 12	R: 0 E: 0 K: 2 S: 11	H: 0 LOB: 0 BB: 0 P: 20	R: 0 E: 0 K: 1 S: 7	H: 0 LOB: 0 BB: 0 P: 10	R: 0 E: 0 K: 1 S: 13	H: 0 LOB: 0 BB: 0 P: 19	R: 0 E: 0 K: 1 S: 12	H: 1 LOB: 2 BB: 1 P: 22	R: 1 E: 0 K: 1 S: 11	H: 2 LOB: 1 BB: 0 P: 14	1B: 3 2B: 1 3B: 1 HR: 1	SF: 0 SAC: 0 DP: 1 HBP: 0	WP: 1 PB: 0 SB: 1 CS: 0	PA: 36
PITCHER	IP WLS BF H R ER SO BB IBB HBP BLK WP HR S P ERA WHIP																					
Edwin Jackson, R (1, 1) ERA: 1.8	5.0 W 20 3 1 1 3 3 0 0 0 0 0 1 54 96 1.80 1.200																					
Tom Martin, L (6, 1) ERA: 3.14	1.0 H 3 0 0 0 1 0 0 0 0 0 0 0 7 10 0.00 0.000																					
Guillermo Mota, R (7, 1) ERA: 1.8	1.2 7 1 0 0 2 1 0 0 0 0 1 0 24 40 0.00 1.200																					
Eric Gagne, R (8, 1) ERA: 1.93	1.1 S 6 2 1 1 1 0 0 0 0 0 0 0 12 15 6.75 1.500																					

Batter	1	2	3	4	5	6	7	8	9	AB	R	H	RBI	BB	SO	LOB	BOTTOM			
Dave Roberts, L (1, 7) OBP: 0.369, SLG: 0.392										4	1	2	0	0	0	1	Milwaukee Brewers @ Los Angeles Dodgers Dodger Stadium, Los Angeles, CA Wed Jun 02 2004, 7:10 PM PDT Att: 27,871 - Sunny - 74 F			
Cesar Izturis, S (1, 6) OBP: 0.343, SLG: 0.383										3	1	1	1	0	0	3				
Milton Bradley, S (1, 8) OBP: 0.352, SLG: 0.441										3	1	1	0	1	0	2				
Shawn Green, L (1, 3) OBP: 0.338, SLG: 0.402										3	0	0	0	1	1	1				
Paul Lo Duca, R (1, 2) OBP: 0.402, SLG: 0.454										4	1	2	3	0	0	1				
Adrian Beltré, R (1, 5) OBP: 0.330, SLG: 0.538										4	0	1	0	0	0	2				
Juan Encarnacion, R (1, 9) OBP: 0.262, SLG: 0.396										3	0	1	0	0	1	1				
Alex Cora, L (1, 4) OBP: 0.381, SLG: 0.442										3	0	1	0	0	0	2				
Edwin Jackson, R (1, 1) ERA: 7.2	5.0 L 21 7 4 4 2 2 0 0 0 0 0 0 1 49 82 7.20 1.800																			
Matt Kinney, R (6, 1) ERA: 7.22	2.0 9 3 1 1 1 0 0 0 0 0 0 1 16 26 4.50 1.500																			
Dave Burba, R (8, 1) ERA: 3.42	1.0 3 0 0 0 1 0 0 0 0 0 0 0 8 12 0.00 0.000																			
Inning Stats	R: 2 E: 0 K: 0 S: 16	H: 2 LOB: 1 BB: 2 P: 31	R: 0 E: 0 K: 1 S: 12	H: 1 LOB: 0 BB: 0 P: 16	R: 1 E: 0 K: 0 S: 7	H: 2 LOB: 1 BB: 0 P: 11	R: 0 E: 0 K: 1 S: 8	H: 1 LOB: 0 BB: 0 P: 14	R: 1 E: 1 K: 0 S: 6	H: 1 LOB: 0 BB: 0 P: 10	R: 1 E: 0 K: 0 S: 8	H: 1 LOB: 0 BB: 0 P: 12	R: 0 E: 0 K: 1 S: 8	H: 2 LOB: 2 BB: 0 P: 14	R: 0 E: 0 K: 1 S: 8	H: 0 LOB: 0 BB: 0 P: 12	1B: 6 2B: 2 3B: 1 HR: 1	SF: 0 SAC: 1 DP: 2 HBP: 0	WP: 1 PB: 0 SB: 0 CS: 1	PA: 34
PITCHER	IP WLS BF H R ER SO BB IBB HBP BLK WP HR S P ERA WHIP																			
Ben Hendrickson, R (1, 1) ERA: 7.2	5.0 L 21 7 4 4 2 2 0 0 0 0 0 0 1 49 82 7.20 1.800																			
Matt Kinney, R (6, 1) ERA: 7.22	2.0 9 3 1 1 1 0 0 0 0 0 0 1 16 26 4.50 1.500																			
Dave Burba, R (8, 1) ERA: 3.42	1.0 3 0 0 0 1 0 0 0 0 0 0 0 8 12 0.00 0.000																			

Milwaukee Brewers @ Los Angeles Dodgers
 Dodger Stadium, Los Angeles, CA
 Wed Jun 02 2004, 7:10 PM PDT
 Att: 27,871 - Sunny - 74 F

Milwaukee Brewers @ Los Angeles Dodgers
 Dodger Stadium, Los Angeles, CA
 Wed Jun 02 2004, 7:10 PM PDT
 Att: 27,871 - Sunny - 74 F

AB 32
 R 2
 H 6
 RBI 2
 BB 4
 SO 7
 LOB 15

AB 30
 R 5
 H 10
 RBI 4
 BB 2
 SO 4
 LOB 15



Batter	1	2	3	4	5	6	7	8	9	AB	R	H	RBI	BB	SO	LOB	TOP			
Cesar Izturis, S OBP: 0.344, SLG: 0.383	0-1 CS 1B		0-1 FC5-4 1B	0-0 G6-3		3-1 G6-3		2-1 F8		5	0	2	0	0	0	2				
Jayson Werth, R OBP: 0.333, SLG: 0.800	3-3 SAFE 1-2		0-0 FC5-4 BLK 1B	4-2 2B BB		2-1 G5-3		1-2 HR		4	2	1	1	1	1	2				
Milton Bradley, S OBP: 0.353, SLG: 0.445	0-0 F7		2-0 HR 1B	2-0 1-3 2B		1-1 F7		2-0 P4		5	1	2	2	0	0	0				
Shawn Green, L OBP: 0.339, SLG: 0.404		3-3 K	1-1 HR 2B	0-0 G3		3-2 G6-3		4-2 S 2B BB		4	2	1	0	1	1	2				
Paul Lo Duca, R OBP: 0.402, SLG: 0.468	1-0 2B 1B		1-1 HR		3-2 F9		1-1 F7		2-3 K	5	1	2	3	0	1	1				
Adrián Beltré, R OBP: 0.336, SLG: 0.547	1-2 2B		0-0 F8		1-1 FC5 2B		2-3 K		4-0 2B IBB	4	0	2	0	1	1	0				
Juan Encarnacion, R OBP: 0.260, SLG: 0.396	0-0 G5-3		3-3 K		0-2 F9		2-2 F7		1-0 2B	5	0	1	1	0	1	3				
José Hernández, R OBP: 0.451, SLG: 0.592	4-0 IBB			4-0 G6-3 SH1-4 2B BB		4-0 IBB		2-2 S 1B IBB		1	1	1	0	4	0	0				
Kaz Ishii, L OBP: 0.143, SLG: 0.100	0-0 G4-3		0-0 SH1-4		0-0 FC5		2-3 K		3-3 K	2	0	0	0	0	0	5				
Jose Lima, R OBP: 0.333, SLG: 0.250										0	0	0	0	0	0	0				
37 Darren Dreifort, R ERA: 3.8										0	0	0	0	0	0	0				
Jason Grabowski, L OBP: 0.300, SLG: 0.434										1	0	0	0	0	1	1				
Guillermo Mota, R ERA: 1.89										1	0	0	0	0	1	3				
Inning Stats	R: 0 E: 0 K: 1 S: 7	H: 1 LOB: 0 BB: 0 P: 10	R: 0 E: 0 K: 1 S: 9	H: 2 LOB: 3 BB: 1 P: 18	R: 4 E: 0 K: 1 S: 12	H: 4 LOB: 0 BB: 0 P: 19	R: 1 E: 0 K: 0 S: 7	H: 1 LOB: 2 BB: 2 P: 17	R: 0 E: 0 K: 0 S: 6	H: 0 LOB: 0 BB: 0 P: 12	R: 0 E: 0 K: 1 S: 9	H: 0 LOB: 0 BB: 0 P: 15	R: 0 E: 0 K: 1 S: 13	H: 1 LOB: 1 BB: 0 P: 21	R: 2 E: 0 K: 2 S: 13	H: 2 LOB: 3 BB: 3 P: 34	1B: 5 2B: 5 3B: 0 HR: 2	SF: 0 SAC: 1 DP: 0 HBP: 0	WP: 0 PB: 0 SB: 2 CS: 1	PA: 45
PITCHER	IP WLS BF H R ER SO BB IBB HBP BLK WP HR S P ERA WHIP																			
Casey Fossum, L ERA: 7.33	4.0 L 22 8 5 5 3 2 1 0 0 0 0 1 35 64 11.25 2.500																			
Elmer Dessens, R ERA: 6.17	2.0 8 1 0 0 0 0 0 1 0 0 0 0 0 17 31 0.00 0.500																			
Scott Service, R ERA: 2.84	2.0 7 1 0 0 2 0 0 0 0 0 0 0 0 12 36 0.00 0.500																			
Shane Nance, L ERA: 18.0	1.0 8 2 2 2 2 1 2 0 0 0 0 1 13 34 18.00 3.000																			

Los Angeles Dodgers @ Arizona Diamondbacks
Bank One Ballpark, Phoenix, AZ
Fri Jun 04 2004, 10:05 PM EDT
Att: 32,182 - Sunny - 80 F


AB 37
R 7
H 12
RBI 7
BB 7
SO 7
LOB 19



Batter	1	2	3	4	5	6	7	8	9	AB	R	H	RBI	BB	SO	LOB	BOTTOM					
Scott Hairston, R OBP: 0.407, SLG: 0.630	4-0 E BB					1-0 G5-3		2-2 F7		3	1	0	0	2	0	2						
Steve Finley, L OBP: 0.355, SLG: 0.552	1-3 K	0-0 SAFE CS	2-2 G3-1		0-1 F7		1-3 K		1-0 FC5-4 1B	5	0	1	0	0	2	1						
Danny Bautista, R OBP: 0.375, SLG: 0.477	0-1 E8 1-H 2B		2-1 F9		4-1 BB BB		1-3 K		0-0 FC5-4 1-2	4	2	1	1	1	1	1						
Luis Gonzalez, L OBP: 0.372, SLG: 0.541	0-1 E4 1B FC5-2		2-1 G4-3		4-2 1B BB		1-2 G6-3			3	0	1	1	1	0	0						
Shea Hillenbrand, R OBP: 0.339, SLG: 0.474	0-0 FC5-2 1B				1-0 BB BB		1-3 2-H 1B		0-1 G4-3 G4-3 1B	3	0	3	1	1	0	0						
Chad Tracy, L OBP: 0.331, SLG: 0.412	1-1 FC5-2				2-2 F8		1-0 G4-3		0-1 G4-3	4	0	0	0	0	0	6						
Alex Cintron, S OBP: 0.316, SLG: 0.367	1-2 3-H F9				2-2 P4		1-2 BB 1B		1-2 G4-3	4	0	1	0	0	0	4						
Robby Hamrick, R OBP: 0.296, SLG: 0.400		1-2 F8			4-0 BB 1-2 BB		0-3 K		1-1 G5-3	3	0	0	0	1	1	2						
Casey Fossum, L ERA: 3.64										1	0	0	0	0	1	0						
Tim Olson, R ERA: 3.84										1	0	0	0	0	0	2						
Elmer Dessens, R ERA: 3.83										0	0	0	0	0	0	0						
Doug DeVore, L ERA: 3.83										0	0	0	0	0	1	0						
Scott Service, R ERA: 2.84										0	0	0	0	0	0	0						
Shane Nance, L ERA: 18.0										0	0	0	0	0	0	0						
Carlos Baerga, S ERA: 1.89										1	0	0	0	0	0	0						
Inning Stats	R: 2 E: 2 K: 1 S: 11	H: 3 LOB: 2 BB: 1 P: 17	R: 0 E: 0 K: 1 S: 7	H: 0 LOB: 0 BB: 1 P: 12	R: 0 E: 0 K: 0 S: 8	H: 0 LOB: 0 BB: 0 P: 14	R: 0 E: 0 K: 0 S: 9	H: 0 LOB: 2 BB: 2 P: 21	R: 1 E: 0 K: 0 S: 9	H: 1 LOB: 2 BB: 2 P: 20	R: 0 E: 0 K: 1 S: 11	H: 1 LOB: 1 BB: 1 P: 18	R: 0 E: 0 K: 2 S: 12	H: 0 LOB: 0 BB: 0 P: 15	R: 0 E: 0 K: 0 S: 9	H: 1 LOB: 1 BB: 0 P: 11	R: 0 E: 0 K: 0 S: 4	H: 1 LOB: 1 BB: 0 P: 7	1B: 6 2B: 1 3B: 0 HR: 0	SF: 0 SAC: 0 DP: 0 HBP: 0	WP: 0 PB: 0 SB: 0 CS: 1	PA: 40
PITCHER	IP WLS BF H R ER SO BB IBB HBP BLK WP HR S P ERA WHIP																					
Kaz Ishii, L ERA: 3.64	5.0 W 24 4 3 3 2 6 0 0 0 0 0 0 11 44 5.40 2.000																					
Jose Lima, R ERA: 3.83	1.0 H 4 1 0 0 1 1 0 0 0 0 0 0 11 18 0.00 2.000																					
37 Darren Dreifort, R ERA: 3.8	1.0 H 3 0 0 0 2 0 0 0 0 0 0 0 12 15 0.00 0.000																					
Guillermo Mota, R ERA: 1.89	2.0 S 8 2 0 0 0 0 0 0 0 0 0 0 13 18 0.00 1.000																					

Los Angeles Dodgers @ Arizona Diamondbacks
Bank One Ballpark, Phoenix, AZ
Fri Jun 04 2004, 10:05 PM EDT
Att: 32,182 - Sunny - 80 F

AB 32
R 3
H 7
RBI 3
BB 7
SO 5
LOB 18



Batter	1	2	3	4	5	6	7	8	9	AB	R	H	RBI	BB	SO	LOB	TOP						
Dave Roberts, L (1, 7) OBP: 0.383, SLG: 0.430	G3		G4-3 BLK BB	HR		BB		S	F8	5	2	3	3	1	0	0							
Cesar Izturis, S (1, 6) OBP: 0.348, SLG: 0.396	F8		G4-3	1B		L6		1B		6	2	3	1	0	0	3							
Milton Bradley, S (1, 8) OBP: 0.362, SLG: 0.449	1B		F7	S				HBP	G4-3	5	1	3	1	1	0	2							
Shawn Green, L (1, 3) OBP: 0.336, SLG: 0.401	1B			K		P2		SF9		4	0	1	1	0	1	4							
Paul Lo Duca, R (1, 2) OBP: 0.407, SLG: 0.490	F8									4	2	2	1	0	0	2							
Adrian Beltré, R (1, 5) OBP: 0.333, SLG: 0.536		F9		G6-3		G6-3		P5		4	0	0	0	1	0	3							
Juan Encarnacion, R (1, 9) OBP: 0.263, SLG: 0.491		G5-3					K			5	1	2	2	0	1	1							
Alex Cora, L (1, 4) OBP: 0.382, SLG: 0.432		G5-3						G4-3		3	1	0	0	2	0	3							
Odalis Perez, L (1, 1) OBP: 0.080, SLG: 0.160			G1-3						F7	2	1	1	1	0	0	0							
Jayson Werth, R (6, PH) OBP: 0.296, SLG: 0.667										1	0	0	0	0	0	1							
Duaner Sanchez, R (6, PH) OBP: 0.250, SLG: 0.500										1	0	0	0	0	1	1							
Robin Ventura, L (9, PH) OBP: 0.291, SLG: 0.240										1	0	0	0	0	0	0							
Wilson Alvarez, L (9, 1) OBP: 0.167, SLG: 0.167										0	0	0	0	0	0	0							
Inning Stats	R: 0 E: 0 K: 0 S: 11	H: 2 LOB: 2 BB: 0 P: 14	R: 0 E: 0 K: 0 S: 8	H: 0 LOB: 0 BB: 0 P: 11	R: 0 E: 0 K: 0 S: 3	H: 0 LOB: 1 BB: 1 P: 9	R: 6 E: 0 K: 1 S: 17	H: 6 LOB: 1 BB: 1 P: 28	R: 0 E: 0 K: 0 S: 6	H: 0 LOB: 0 BB: 0 P: 9	R: 0 E: 0 K: 0 S: 11	H: 1 LOB: 3 BB: 2 P: 28	R: 1 E: 0 K: 2 S: 12	H: 1 LOB: 1 BB: 1 P: 19	R: 3 E: 0 K: 0 S: 15	H: 4 LOB: 2 BB: 0 P: 28	R: 0 E: 0 K: 0 S: 6	H: 1 LOB: 1 BB: 0 P: 7	1B: 8 2B: 5 3B: 0 HR: 2	SF: 1 SAC: 0 DP: 0 HBP: 1	WP: 0 PB: 0 SB: 2 CS: 0	PA: 48	
PITCHER	IP WLS BF H R ER SO BB IBB HBP BLK WP HR S P ERA WHIP											IP WLS BF H R ER SO BB IBB HBP BLK WP HR S P ERA WHIP											
31 Edgar Gonzalez, R (1, 1) ERA: 13.5	4.0 L 22 8 6 6 1 1 1 0 0 0 0 1 39 62 13.50 2.250											Andrew Good, R (8, 1) ERA: 3.47	1.2 8 2 0 0 0 0 0 1 0 0 0 12 20 0.00 1.200										
Brandon Villafuerte, R (5, 1) ERA: 1.98	1.0 3 0 0 0 0 0 0 0 0 0 0 0 6 9 0.00 0.000																						
Stephen Randolph, L (6, 1) ERA: 5.46	2.0 11 2 1 1 2 3 0 0 0 0 0 1 23 47 4.50 2.500																						
Mike Koplove, R (8, 1) ERA: 6.75	0.0 3 3 3 3 0 0 0 0 0 0 0 0 8 14 = =																						
Randy Choate, L (8, 1) ERA: 6.75	0.1 1 0 0 0 0 0 0 0 0 0 0 0 1 1 0.00 0.000																						

Los Angeles Dodgers @ Arizona Diamondbacks
Bank One Ballpark, Phoenix, AZ
Sat Jun 05 2004, 10:05 PM EDT
Att: 42,407 - Sunny - 80 F

AB 41
R 10
H 15
RBI 10
BB 5
SO 3
LOB 20



Batter	1	2	3	4	5	6	7	8	9	AB	R	H	RBI	BB	SO	LOB	BOTTOM						
Scott Hairston, R (1, 4) OBP: 0.407, SLG: 0.647	G5-3		P5		G4-3				K	5	1	2	0	0	1	2							
Doug DeVore, L (1, 9) OBP: 0.233, SLG: 0.286	K		G4-3		G4-3		FC4-6		F7	5	0	0	1	0	1	3							
Danny Bautista, R (1, 8) OBP: 0.377, SLG: 0.483	G1-3			1B	2B		G6-3			4	2	2	0	0	0	1							
Luis Gonzalez, L (1, 7) OBP: 0.382, SLG: 0.558		G4-3		FC4	1B			FC6-4		3	0	3	1	1	0	0							
Shea Hillenbrand, R (1, 3) OBP: 0.332, SLG: 0.464		G4-3		FC4	1B		L8		L6	4	0	0	0	0	0	5							
Robby Hammock, R (1, 2) OBP: 0.294, SLG: 0.394		F9		FC6-4	1B		P5		FC6-4	4	0	1	1	0	0	2							
Tim Olson, R (1, 5) OBP: 0.315, SLG: 0.364		F9		F9			G4-3		G1-6-3	4	0	0	0	0	0	4							
Alex Cintron, S (1, 6) OBP: 0.315, SLG: 0.364				FC6-4			P6		G1-3	4	0	1	0	0	0	2							
31 Edgar Gonzalez, R (1, 1) ERA: 13.5			SH1-4				P5																
Brandon Villafuerte, R (5, 1) ERA: 1.98																							
Stephen Randolph, L (6, 1) ERA: 5.46																							
Mike Koplove, R (8, 1) ERA: 6.75																							
Randy Choate, L (8, 1) ERA: 6.75																							
Inning Stats	R: 0 E: 0 K: 1 S: 14	H: 0 LOB: 0 BB: 0 P: 19	R: 0 E: 0 K: 0 S: 9	H: 1 LOB: 1 BB: 0 P: 12	R: 0 E: 0 K: 0 S: 11	H: 1 LOB: 1 BB: 0 P: 15	R: 1 E: 0 K: 0 S: 14	H: 3 LOB: 2 BB: 0 P: 17	R: 2 E: 0 K: 0 S: 10	H: 3 LOB: 1 BB: 0 P: 19	R: 0 E: 0 K: 0 S: 6	H: 0 LOB: 0 BB: 0 P: 8	R: 0 E: 0 K: 0 S: 9	H: 1 LOB: 1 BB: 0 P: 13	R: 0 E: 0 K: 0 S: 11	H: 0 LOB: 1 BB: 1 P: 18	R: 0 E: 0 K: 1 S: 12	H: 1 LOB: 1 BB: 0 P: 17	1B: 6 2B: 3 3B: 1 HR: 0	SF: 0 SAC: 1 DP: 0 HBP: 0	WP: 0 PB: 0 SB: 0 CS: 0	PA: 38	
PITCHER	IP WLS BF H R ER SO BB IBB HBP BLK WP HR S P ERA WHIP											IP WLS BF H R ER SO BB IBB HBP BLK WP HR S P ERA WHIP											
Odalis Perez, L (1, 1) ERA: 3.2	5.0 W 23 8 3 3 1 0 0 0 0 0 0 26 39 0.00 0.667																						
Duaner Sanchez, R (6, 1) ERA: 2.09	3.0 H 11 1 0 0 0 1 0 0 0 0 0 0 26 39 0.00 0.667																						
Wilson Alvarez, L (9, 1) ERA: 3.25	1.0 4 1 0 0 1 0 0 0 0 0 0 0 12 17 0.00 1.000																						

Los Angeles Dodgers @ Arizona Diamondbacks
Bank One Ballpark, Phoenix, AZ
Sat Jun 05 2004, 10:05 PM EDT
Att: 42,407 - Sunny - 80 F

AB 36
R 3
H 10
RBI 3
BB 1
SO 2
LOB 19



Batter	1	2	3	4	5	6	7	8	9	AB	R	H	RBI	BB	SO	LOB	TOP						
Dave Roberts, L (1, 7) OBP: 0.383, SLG: 0.432	F9		B4-3		1B	L3		BB		4	1	1	0	1	0	1	Los Angeles Dodgers @ Arizona Diamondbacks Bank One Ballpark, Phoenix, AZ Sun Jun 06 2004, 4:35 PM EDT Att: 34,059 - Dome - 79 F livebaseballscorecards.com						
Cesar Izturis, S (1, 6) OBP: 0.351, SLG: 0.398	G5-3		E		1B					4	2	2	0	0	0	0							
Paul Lo Duca, R (8, PH) OBP: 0.405, SLG: 0.487			E		1B			K		1	0	0	0	0	1	3							
Milton Bradley, S (1, 8) OBP: 0.367, SLG: 0.450			E5							4	0	2	0	1	1	0							
Shawn Green, L (1, 3) OBP: 0.329, SLG: 0.391	F7		G4-3		1B					5	0	0	0	0	0	4							
Adrian Beltré, R (1, 5) OBP: 0.335, SLG: 0.561										5	2	2	2	0	0	3							
Juan Encarnacion, R (1, 9) OBP: 0.271, SLG: 0.411										5	0	3	0	0	0	0							
David Ross, R (1, 2) OBP: 0.217, SLG: 0.304										3	0	1	0	0	1	2							
Jason Grabowski, L (8, PH) OBP: 0.308, SLG: 0.440	F9					K				1	0	1	0	0	0	0							
José Hernández, R (8, 6) OBP: 0.446, SLG: 0.583								K		1	0	0	0	0	1	1							
Alex Cora, L (1, 4) OBP: 0.387, SLG: 0.437										3	0	2	0	0	0	0							
Jeff Weaver, R (1, 1) OBP: 0.214, SLG: 0.286										3	0	0	0	0	1	3							
37 Darren Dreifort, R (7, 1) ERA: 6.35										0	0	0	0	0	0	0							
Tom Martin, L (7, 1) ERA: 3.07										0	0	0	0	0	0	0							
Robin Ventura, L (8, PH) OBP: 0.286, SLG: 0.235										1	0	0	0	0	1	2							
Guillermo Mota, R (8, 1) ERA: 2.7										0	0	0	0	0	0	0							
Inning Stats	R: 0 E: 0 K: 0 S: 10	H: 1 LOB: 1 BB: 0 P: 13	R: 1 E: 0 K: 0 S: 9	H: 1 LOB: 0 BB: 0 P: 11	R: 1 E: 1 K: 0 S: 9	H: 1 LOB: 1 BB: 0 P: 12	R: 0 E: 0 K: 0 S: 9	H: 2 LOB: 2 BB: 0 P: 16	R: 2 E: 1 K: 1 S: 12	H: 3 LOB: 2 BB: 1 P: 24	R: 0 E: 0 K: 0 S: 9	H: 1 LOB: 0 BB: 0 P: 13	R: 0 E: 0 K: 0 S: 12	H: 1 LOB: 3 BB: 1 P: 20	R: 1 E: 0 K: 2 S: 11	H: 2 LOB: 1 BB: 0 P: 18	1B: 10 2B: 4 3B: 0 HR: 2	SF: 0 SAC: 1 DP: 2 HBP: 0	WP: 1 PB: 1 SB: 0 CS: 0	PA: 43			
PITCHER	IP	WLS	BF	H	R	ER	SO	BB	IBB	HBP	BLK	WP	HR	S	P	ERA	WHIP						
Steve Sparks, R (1, 1) ERA: 6.35	4.2		24	8	4	2	0	1	0	0	0	0	1	46	70	3.86	1.929						
Mike Kogrove, R (5, 1) ERA: 5.4	0.1		1	0	0	0	1	0	0	0	0	0	0	3	6	0.00	0.000						
Brandon Villafuerte, R (6, 1) ERA: 6.62	1.1		5	2	0	0	1	0	0	0	0	0	0	15	22	0.00	1.500						
Randy Choate, L (7, 1) ERA: 6.62	0.1		1	0	0	0	0	0	0	0	0	0	0	2	2	0.00	0.000						
Scott Service, R (7, 1) ERA: 2.7	0.1	W	1	0	0	0	0	0	0	0	0	0	0	1	1	0.00	0.000						
PITCHER	IP	WLS	BF	H	R	ER	SO	BB	IBB	HBP	BLK	WP	HR	S	P	ERA	WHIP						
Elmer Dessens, R (8, 1) ERA: 6.08	0.2		4	2	0	0	1	0	0	0	0	0	0	8	11	0.00	3.000						
Jose Valverde, R (8, 1) ERA: 4.55	1.1	S	7	2	1	1	3	1	0	0	0	1	1	15	27	6.75	2.250						

Batter	1	2	3	4	5	6	7	8	9	AB	R	H	RBI	BB	SO	LOB	BOTTOM						
Scott Hairston, R (1, 4) OBP: 0.397, SLG: 0.655	G6-3		F7							4	1	1	0	0	1	1	Los Angeles Dodgers @ Arizona Diamondbacks Bank One Ballpark, Phoenix, AZ Sun Jun 06 2004, 4:35 PM EDT Att: 34,059 - Dome - 79 F livebaseballscorecards.com						
Steve Finley, L (1, 8) OBP: 0.358, SLG: 0.553	K									3	0	2	1	0	1	0							
Danny Bautista, R (1, 9) OBP: 0.379, SLG: 0.483	G3-1									4	1	2	1	0	0	1							
Luis Gonzalez, L (1, 7) OBP: 0.384, SLG: 0.561										4	0	2	1	0	1	2							
Shea Hillenbrand, R (1, 3) OBP: 0.335, SLG: 0.464										4	1	2	0	0	0	2							
Chad Tracy, L (1, 5) OBP: 0.333, SLG: 0.414										3	1	1	0	1	0	3							
Robby Hamrick, R (1, 2) OBP: 0.301, SLG: 0.416										4	1	2	2	0	0	1							
Alex Cintron, S (1, 6) OBP: 0.311, SLG: 0.359										3	0	0	0	0	0	1							
Steve Sparks, R (1, 1) ERA: 6.35										1	0	0	0	0	0	0							
Mike Kogrove, R (5, 1) ERA: 5.4										0	0	0	0	0	0	0							
Brandon Villafuerte, R (6, 1) ERA: 6.62										0	0	0	0	0	0	0							
Randy Choate, L (7, 1) ERA: 6.62										0	0	0	0	0	0	0							
Scott Service, R (7, 1) ERA: 2.7										0	0	0	0	0	0	0							
Inning Stats	R: 0 E: 0 K: 1 S: 11	H: 0 LOB: 0 BB: 0 P: 16	R: 0 E: 0 K: 0 S: 8	H: 1 LOB: 1 BB: 0 P: 11	R: 0 E: 0 K: 0 S: 6	H: 0 LOB: 0 BB: 0 P: 9	R: 1 E: 0 K: 0 S: 10	H: 3 LOB: 1 BB: 0 P: 14	R: 0 E: 0 K: 1 S: 9	H: 0 LOB: 0 BB: 0 P: 10	R: 1 E: 0 K: 0 S: 8	H: 3 LOB: 1 BB: 0 P: 12	R: 3 E: 0 K: 2 S: 19	H: 4 LOB: 2 BB: 1 P: 28	R: 1 E: 0 K: 0 S: 9	H: 2 LOB: 0 BB: 0 P: 12	1B: 8 2B: 4 3B: 1 HR: 0	SF: 1 SAC: 1 DP: 2 HBP: 0	WP: 0 PB: 0 SB: 0 CS: 1	PA: 35			
PITCHER	IP	WLS	BF	H	R	ER	SO	BB	IBB	HBP	BLK	WP	HR	S	P	ERA	WHIP						
Jeff Weaver, R (1, 1) ERA: 4.24	6.0		23	7	2	2	2	1	0	0	0	0	0	12	18	40.50	4.500						
37 Darren Dreifort, R (7, 1) ERA: 4.81	0.2	L	5	2	3	3	1	0	0	0	0	0	0	7	10	0.00	6.000						
Tom Martin, L (7, 1) ERA: 3.07	0.1		3	2	0	0	1	0	0	0	0	0	0	9	12	9.00	2.000						
Guillermo Mota, R (8, 1) ERA: 1.91	1.0		4	2	1	1	0	0	0	0	0	0	0	9	12	9.00	2.000						



Batter	1	2	3	4	5	6	7	8	9	AB	R	H	RBI	BB	SO	LOB	TOP				
Cesar Izturis, S OBP: 0.348, SLG: 0.398 (1, 6)	F9		2B		G6-3		P2		G3	5	0	1	0	0	0	2					
Jayson Werth, R OBP: 0.273, SLG: 0.500 (1, 7)	F8		K				K			4	0	1	0	0	0	2	3				
Milton Bradley, S OBP: 0.361, SLG: 0.441 (1, 8)	P3		P5						K	4	0	0	0	0	0	2	2				
Shawn Green, L OBP: 0.332, SLG: 0.413 (1, 3)		2B			F7				HR	4	1	2	1	0	1	0					
Paul Lo Duca, R OBP: 0.402, SLG: 0.482 (1, 2)	K				P6		G6-3			4	0	1	0	0	1	1					
Adrián Beltré, R OBP: 0.336, SLG: 0.558 (1, 5)		BB			1B		G5-3		F9	3	0	1	0	1	0	1					
Juan Encarnacion, R OBP: 0.276, SLG: 0.413 (1, 9)	P4								G6-3	4	0	2	0	0	0	3					
Olmedo Saenz, R OBP: 0.297, SLG: 0.469 (1, 10)	F8						E6		F9	4	0	0	0	0	1	5					
José Hernández, R OBP: 0.425, SLG: 0.553 (1, 4)			F7				G1-3		K	4	0	0	0	0	1	2					
Inning Stats	R: 0 E: 0 K: 0 S: 6	H: 0 LOB: 0 BB: 7 P: 7	R: 0 E: 0 K: 1 S: 10	H: 1 LOB: 2 BB: 1 P: 18	R: 0 E: 0 K: 1 S: 9	H: 1 LOB: 1 BB: 0 P: 13	R: 0 E: 0 K: 1 S: 11	H: 2 LOB: 2 BB: 0 P: 18	R: 0 E: 0 K: 1 S: 10	H: 0 LOB: 0 BB: 0 P: 13	R: 0 E: 1 K: 1 S: 15	H: 1 LOB: 2 BB: 0 P: 20	R: 1 E: 0 K: 1 S: 9	H: 2 LOB: 1 BB: 0 P: 18	R: 0 E: 0 K: 1 S: 8	H: 0 LOB: 0 BB: 10 P: 10	1B: 5 2B: 2 3B: 0 HR: 1	SF: 0 SAC: 0 DP: 0 HBP: 0	WP: 0 PB: 0 SB: 0 CS: 0	PA: 37	
PITCHER	IP	WLS	BF	H	R	ER	SO	BB	IBB	HBP	BLK	WP	HR	S	P	ERA	WHIP				
Ted Lilly, L ERA: 4.14 (1, 1)	7.1	W	31	7	1	1	7	1	0	0	0	0	1	75	112	1.23	1.091				
Vinnie Chulk, R ERA: 3.39 (8, 1)	0.2		3	1	0	0	0	0	0	0	0	0	0	5	10	0.00	1.500				
Justin Speier, R ERA: 4.08 (9, 1)	1.0		3	0	0	0	1	0	0	0	0	0	0	8	10	0.00	0.000				

Los Angeles Dodgers @ Toronto Blue Jays
SkyDome, Toronto, ON
Tue Jun 08 2004, 7:05 PM EDT
Att: 16,499 - Sunny - 86 F

AB 36
R 1
H 8
RBI 1
BB 1
SO 8
LOB 19



Batter	1	2	3	4	5	6	7	8	9	AB	R	H	RBI	BB	SO	LOB	BOTTOM				
3 Reed Johnson, R OBP: 0.365, SLG: 0.458 (1, 7)	2B		P6			G4-3				5	1	3	0	0	0	2					
Chris Gomez, R OBP: 0.333, SLG: 0.316 (1, 4)	1B				K		G6-3			4	1	1	1	1	1	1					
Frank Catalanotto, L OBP: 0.370, SLG: 0.461 (1, 10)	F7		P4		G5-3		G6-3			5	0	0	0	0	1	4					
10 Vernon Wells, R OBP: 0.369, SLG: 0.470 (1, 8)	1B		F8		F8					4	1	2	0	0	0	0					
9 Gregg Zaun, S OBP: 0.446, SLG: 0.443 (1, 2)	1B					P3		G1-3		2	1	0	0	0	2	0	1				
Eric Hinske, L OBP: 0.306, SLG: 0.340 (1, 5)	F5					P6				3	2	1	0	1	0	3					
Chris Woodward, R OBP: 0.375, SLG: 0.514 (1, 6)	1B		E8			F8				4	0	1	2	0	1	3					
Howie Clark, L OBP: 0.271, SLG: 0.357 (1, 3)	P6					G3-1				4	1	2	4	0	0	2					
15 Alex Rios, R OBP: 0.271, SLG: 0.250 (1, 9)			K			G4-3				4	0	0	0	0	3	2					
Inning Stats	R: 3 E: 0 K: 0 S: 23	H: 4 LOB: 2 BB: 1 P: 36	R: 0 E: 0 K: 1 S: 13	H: 1 LOB: 0 BB: 0 P: 17	R: 2 E: 1 K: 1 S: 13	H: 1 LOB: 2 BB: 2 P: 25	R: 0 E: 0 K: 1 S: 10	H: 0 LOB: 0 BB: 0 P: 14	R: 0 E: 0 K: 0 S: 6	H: 0 LOB: 0 BB: 0 P: 10	R: 0 E: 0 K: 0 S: 11	H: 1 LOB: 1 BB: 0 P: 18	R: 2 E: 0 K: 3 S: 24	H: 3 LOB: 2 BB: 1 P: 37	1B: 4 2B: 5 3B: 0 HR: 1	SF: 0 SAC: 0 DP: 0 HBP: 0	WP: 0 PB: 0 SB: 1 CS: 0	PA: 39			
PITCHER	IP	WLS	BF	H	R	ER	SO	BB	IBB	HBP	BLK	WP	HR	S	P	ERA	WHIP				
Hideo Nomo, R ERA: 7.33 (1, 1)	5.0	L	25	6	5	5	3	3	0	0	0	0	0	65	100	9.00	1.800				
Duaner Sanchez, R ERA: 1.93 (6, 1)	2.0		7	1	0	0	0	0	0	0	0	0	0	17	28	0.00	0.500				
37 Darren Dreifort, R ERA: 5.33 (8, 1)	1.0		7	3	2	2	3	1	0	0	0	0	1	24	37	18.00	4.000				

Los Angeles Dodgers @ Toronto Blue Jays
SkyDome, Toronto, ON
Tue Jun 08 2004, 7:05 PM EDT
Att: 16,499 - Sunny - 86 F

AB 35
R 7
H 10
RBI 7
BB 4
SO 6
LOB 18



Batter	1	2	3	4	5	6	7	8	9	AB	R	H	RBI	BB	SO	LOB	TOP		
Dave Roberts, L (1, 7) OBP: 0.387, SLG: 0.430	4-1 FC6-4 BB		1-2 G5-3			1-3 K			3-2 G3-4 1B	3	0	1	0	1	1	1			
Cesar Izuris, S (1, 6) OBP: 0.342, SLG: 0.391	1-2 FC6-4 CS			1-3 K			2-1 G3		1-1 G3-4	4	0	0	0	0	1	2			
Milton Bradley, S (1, 8) OBP: 0.354, SLG: 0.432	0-0 L8			1-1 G6-3			2-3 K		1-3 K	4	0	0	0	0	2	1			
Shawn Green, L (1, 3) OBP: 0.332, SLG: 0.409	1-1 CS	1-2 G1-3		1-0 G1-3			4-2 FC6-4 BB			2	0	0	0	1	0	0			
Paul Lo Duca, R (1, 2) OBP: 0.396, SLG: 0.475					0-0 F8		2-1 FC6-4			3	0	0	0	0	1	1			
Adrian Beltré, R (1, 5) OBP: 0.333, SLG: 0.550				1-0 G6-3		1-3 K			0-0 F7	3	0	0	0	0	1	0			
Juan Encarnacion, R (1, 9) OBP: 0.276, SLG: 0.416					0-0 F7				2-2 G1-3	3	0	1	0	0	0	0			
Jason Grabowski, L (1, 10) OBP: 0.309, SLG: 0.437						1-3 K			0-1 1B	3	0	1	0	0	2	1			
Alex Cora, L (1, 4) OBP: 0.386, SLG: 0.435							1-1 1B		1-1 F9	3	0	1	0	0	0	2			
Inning Stats	R: 0 E: 0 K: 0 S: 6	H: 0 LOB: 0 BB: 1 P: 12	R: 0 E: 0 K: 1 S: 7	H: 0 LOB: 0 BB: 0 P: 10	R: 0 E: 0 K: 1 S: 11	H: 1 LOB: 1 BB: 0 P: 18	R: 0 E: 0 K: 1 S: 6	H: 0 LOB: 0 BB: 0 P: 9	R: 0 E: 0 K: 1 S: 6	H: 0 LOB: 0 BB: 0 P: 7	R: 0 E: 0 K: 1 S: 12	H: 0 LOB: 1 BB: 1 P: 22	R: 0 E: 0 K: 1 S: 8	H: 1 LOB: 1 BB: 0 P: 11	R: 0 E: 0 K: 1 S: 8	H: 1 LOB: 0 BB: 0 P: 13	1B: 3 2B: 2 3B: 0 HR: 0	SF: 0 SAC: 0 DP: 1 HBP: 0	WP: 0 PA: 31 PB: 0 SB: 0 CS: 1
PITCHER Miguel Batista, R (1, 1) ERA: 4.2	IP: 9.0 WLS: W BF: 30 H: 4 R: 0 ER: 0 SO: 8 BB: 2 IBB: 0 HBP: 0 BLK: 0 WP: 0 HR: 0 S: 72 P: 113 ERA: 0.00 WHIP: 0.667															PITCHER			

Los Angeles Dodgers @ Toronto Blue Jays
SkyDome, Toronto, ON
Wed Jun 09 2004, 7:05 PM EDT
Att: 18,003 - Dome - 68 F

AB 28
R 0
H 4
RBI 0
BB 2
SO 8
LOB 8



Batter	1	2	3	4	5	6	7	8	9	AB	R	H	RBI	BB	SO	LOB	BOTTOM		
3 Reed Johnson, R (1, 7) OBP: 0.363, SLG: 0.454	1-2 G6-3			0-2 1B WP	0-0 G5-3				1-2 G6-3	4	1	1	0	0	0	0			
Chris Gomez, R (1, 4) OBP: 0.331, SLG: 0.314	1-1 G4-3			0-0 10 1B 9 2B WP	0-1 G4-3			2-2 F8	4	1	1	0	0	0	0	0			
Frank Catalanotto, L (1, 10) OBP: 0.361, SLG: 0.446	1-0 L3			1-3 K			1-1 F8		0-2 L3	4	0	0	0	0	1	1			
10 Vernon Wells, R (1, 8) OBP: 0.371, SLG: 0.471		1-1 F8		1-2 3-H 1-0 9 2B	2-1 1B		2-1 1B		2-1 G6-3	4	1	2	0	0	0	0			
9 Gregg Zaun, S (1, 2) OBP: 0.442, SLG: 0.451		0-1 G5-3		2-3 1B	1-0 FC1-2 2B		1-2 F7			3	0	1	2	0	0	1			
Eric Hinske, L (1, 5) OBP: 0.306, SLG: 0.340		0-0 P3		1-1 FC1-2 S	2-1 1B		1-2 P4			3	0	1	0	0	0	1			
Chris Woodward, R (1, 6) OBP: 0.361, SLG: 0.493				1-1 F9	2-2 FC1-2				1-0 G3	3	0	0	0	0	2				
Howie Clark, L (1, 3) OBP: 0.274, SLG: 0.407				0-3 K	1-2 G5-3				0-1 HR	3	1	1	1	0	1	2			
15 Alex Rios, R (1, 9) OBP: 0.255, SLG: 0.234				0-2 G6-3					1-1 P4	3	0	0	0	0	0	0			
Inning Stats	R: 0 E: 0 K: 0 S: 8	H: 0 LOB: 0 BB: 0 P: 11	R: 0 E: 0 K: 0 S: 5	H: 0 LOB: 0 BB: 0 P: 6	R: 0 E: 0 K: 1 S: 8	H: 0 LOB: 0 BB: 0 P: 9	R: 3 E: 0 K: 1 S: 17	H: 5 LOB: 2 BB: 0 P: 25	R: 0 E: 0 K: 0 S: 5	H: 0 LOB: 0 BB: 0 P: 6	R: 0 E: 0 K: 0 S: 10	H: 1 LOB: 1 BB: 0 P: 15	R: 1 E: 0 K: 0 S: 8	H: 1 LOB: 0 BB: 0 P: 11	R: 0 E: 0 K: 0 S: 8	H: 0 LOB: 0 BB: 0 P: 12	1B: 5 2B: 1 3B: 0 HR: 1	SF: 0 SAC: 0 DP: 0 HBP: 0	WP: 1 PA: 31 PB: 0 SB: 1 CS: 0
PITCHER Jose Lima, R (1, 1) ERA: 4.02	IP: 7.0 WLS: L BF: 28 H: 7 R: 4 ER: 4 SO: 2 BB: 0 IBB: 0 HBP: 0 BLK: 0 WP: 1 HR: 1 S: 61 P: 83 ERA: 5.14 WHIP: 1.000															PITCHER			
Duaner Sanchez, R (8, 1) ERA: 1.96	IP: 1.0 WLS: 3 BF: 0 H: 0 R: 0 ER: 0 SO: 0 BB: 0 IBB: 0 HBP: 0 BLK: 0 WP: 0 HR: 0 S: 8 P: 12 ERA: 0.00 WHIP: 0.000															PITCHER			

Los Angeles Dodgers @ Toronto Blue Jays
SkyDome, Toronto, ON
Wed Jun 09 2004, 7:05 PM EDT
Att: 18,003 - Dome - 68 F

AB 31
R 4
H 7
RBI 3
BB 0
SO 2
LOB 7



Batter	1	2	3	4	5	6	7	8	9	AB	R	H	RBI	BB	SO	LOB	TOP										
Dave Roberts, L OBP: 0.387, SLG: 0.429 (1, 7)										5	1	2	0	0	0	1	Los Angeles Dodgers @ Toronto Blue Jays SkyDome, Toronto, ON Thu Jun 10 2004, 7:05 PM EDT Att: 16,267 - Cloudy - 63 F										
Cesar Izturis, S OBP: 0.347, SLG: 0.393 (1, 6)										4	1	2	1	1	1	1											
Milton Bradley, S OBP: 0.346, SLG: 0.422 (1, 8)										5	0	0	0	0	2	7											
Shawn Green, L OBP: 0.338, SLG: 0.418 (1, 10)										5	0	3	1	0	0	0											
Paul Lo Duca, R OBP: 0.396, SLG: 0.478 (1, 2)										5	1	2	0	0	0	3											
Adrian Beltré, R OBP: 0.339, SLG: 0.563 (1, 5)										4	1	2	2	1	0	1											
Juan Encarnacion, R OBP: 0.279, SLG: 0.435 (1, 9)										5	2	2	1	0	0	3											
Robin Ventura, L OBP: 0.283, SLG: 0.236 (1, 3)										4	0	1	1	0	2	2											
Alex Cora, L OBP: 0.383, SLG: 0.426 (1, 4)										3	0	0	0	0	0	1											
Inning Stats	R: 2 E: 2 K: 1 S: 17	H: 3 LOB: 1 BB: 0 P: 22	R: 1 E: 0 K: 0 S: 9	H: 2 LOB: 2 BB: 1 P: 18	R: 3 E: 0 K: 2 S: 18	H: 5 LOB: 3 BB: 0 P: 30	R: 0 E: 0 K: 0 S: 9	H: 2 LOB: 2 BB: 0 P: 14	R: 0 E: 0 K: 0 S: 7	H: 1 LOB: 0 BB: 0 P: 7	R: 0 E: 0 K: 1 S: 7	H: 0 LOB: 0 BB: 0 P: 11	R: 0 E: 1 K: 1 S: 11	H: 0 LOB: 1 BB: 1 P: 17	R: 0 E: 0 K: 0 S: 7	H: 1 LOB: 1 BB: 1 P: 15		1B: 9 2B: 3 3B: 0 HR: 2	SF: 0 SAC: 0 DP: 2 HBP: 1	WP: 0 PB: 0 SB: 3 CS: 0	PA: 43						
PITCHER	IP	WLS	BF	H	R	ER	SO	BB	IBB	HBP	BLK	WP	HR	S	P	ERA	WHIP										
Josh Towers, R ERA: 6.87 (1, 1)	2.2	L	18	8	6	6	2	1	0	1	0	0	2	37	60	20.25	3.375										
Bob Fife, R ERA: (3, 1)	3.1		14	5	0	0	1	0	0	0	0	0	0	28	41	0.00	1.500										
Jason Kershner, L ERA: 5.57 (7, 1)	1.0		3	0	0	0	1	0	0	0	0	0	0	7	11	0.00	0.000										
Terry Adams, R ERA: 4.8 (8, 1)	1.0		4	0	0	0	1	0	0	0	0	0	0	11	17	0.00	0.000										
Kerry Ligtenberg, R ERA: 5.25 (9, 1)	1.0		4	1	0	0	0	1	0	0	0	0	0	7	15	0.00	2.000										

Batter	1	2	3	4	5	6	7	8	9	AB	R	H	RBI	BB	SO	LOB	BOTTOM										
Frank Menechino, R OBP: 0.336, SLG: 0.344 (1, 4)										3	0	2	0	1	0	0	Los Angeles Dodgers @ Toronto Blue Jays SkyDome, Toronto, ON Thu Jun 10 2004, 7:05 PM EDT Att: 16,267 - Cloudy - 63 F										
Chris Gomez, R OBP: 0.323, SLG: 0.305 (1, 5)										4	0	0	0	0	0	3											
3 Reed Johnson, R OBP: 0.357, SLG: 0.445 (1, 7)										4	0	0	0	0	1	3											
10 Vernon Wells, R OBP: 0.369, SLG: 0.480 (1, 8)										4	1	1	1	0	0	1											
9 Gregg Zaun, S OBP: 0.434, SLG: 0.435 (1, 2)										3	0	0	0	1	0	0											
Chris Woodward, R OBP: 0.356, SLG: 0.481 (1, 6)										4	0	1	0	0	2	1											
Josh Phelps, R OBP: 0.258, SLG: 0.353 (1, 10)										3	0	1	0	0	1	1											
Frank Catalanotto, L OBP: 0.358, SLG: 0.445 (9, PH)										1	0	0	0	0	0	1											
Dave Berg, R OBP: 0.200, SLG: 0.154 (1, 3)										3	0	1	0	0	1	2											
15 Alex Rios, R OBP: 0.241, SLG: 0.220 (1, 9)										3	0	0	0	0	0	1											
Inning Stats	R: 0 E: 0 K: 0 S: 6	H: 0 LOB: 1 BB: 1 P: 11	R: 0 E: 0 K: 0 S: 8	H: 1 LOB: 0 BB: 0 P: 15	R: 0 E: 0 K: 1 S: 12	H: 1 LOB: 1 BB: 0 P: 17	R: 1 E: 0 K: 2 S: 10	H: 1 LOB: 0 BB: 0 P: 17	R: 0 E: 0 K: 0 S: 6	H: 0 LOB: 0 BB: 0 P: 6	R: 0 E: 0 K: 1 S: 11	H: 1 LOB: 1 BB: 0 P: 16	R: 0 E: 0 K: 0 S: 9	H: 1 LOB: 1 BB: 0 P: 11	R: 0 E: 0 K: 1 S: 12	H: 0 LOB: 1 BB: 1 P: 18		1B: 4 2B: 1 3B: 0 HR: 1	SF: 0 SAC: 0 DP: 1 HBP: 0	WP: 0 PB: 0 SB: 0 CS: 0	PA: 34						
PITCHER	IP	WLS	BF	H	R	ER	SO	BB	IBB	HBP	BLK	WP	HR	S	P	ERA	WHIP										
Kaz Ishii, L ERA: 3.36 (1, 1)	8.0	W	30	6	1	1	4	1	0	0	0	0	0	65	103	1.12	0.875										
Eric Gagne, R ERA: 1.85 (9, 1)	1.0		4	0	0	0	1	1	0	0	0	0	0	12	18	0.00	1.000										

Batter	1	2	3	4	5	6	7	8	9	AB R H RBI BB SO LOB	TOP									
Cesar Izturis, S (1, 6) OBP: 0.352, SLG: 0.397	1-1 1B		2-1 G4-3 1B	1-0 HR 2B	1-2 BB S 1B	0-3 K			2-2 G3	6 2 4 2 0 1 0	Los Angeles Dodgers @ Boston Red Sox Fenway Park, Boston, MA Sat Jun 12 2004, 3:15 PM EDT Att: 34,671 - Cloudy - 63 F									
Jayson Werth, R (1, 7) OBP: 0.353, SLG: 0.667	3-2 G4-6-3 1B		2-3 K	3-1 HR	4-2 BB 1B	0-2 L7			3-3 K	5 2 2 2 1 2 1										
Milton Bradley, S (1, 8) OBP: 0.349, SLG: 0.412	1-3 K		0-2 G4-3	2-0 P3	4-2 1B BB		2-2 L7		3-2 G5-3	5 1 0 1 1 1 3										
Shawn Green, L (1, 3) OBP: 0.341, SLG: 0.417	2-2 G4-6-3		4-2 BB		1-2 1B		1-1 F8			4 1 2 2 1 0 2										
Jason Grabowski, L (7, 3) OBP: 0.305, SLG: 0.432	1-2				2-3 1B		2-0 G5-3			0 0 0 0 0 0 0										
Paul Lo Duca, R (1, 2) OBP: 0.394, SLG: 0.477		1-1 G6-3		0-0 F9						5 1 2 1 0 0 2										
David Ross, R (8, 2) OBP: 0.217, SLG: 0.304										0 0 0 0 0 0 0										
Adrian Beltré, R (1, 5) OBP: 0.335, SLG: 0.548		2-2 G6-3			2-2 P3				1-1 WP 1B	5 0 1 0 0 0 4										
Juan Encarnacion, R (1, 9) OBP: 0.289, SLG: 0.448		0-1 1B 2B		2-1 HR	4-2 FC4-6 1B HBP BB	4-1 HR BB			1-3 K	3 4 2 1 2 1 1										
Olmedo Saenz, R (1, 10) OBP: 0.349, SLG: 0.556	1-1 2H 1B		1-1 1B	4-0 2B BB	1-0 FC4-6 HBP	0-0 1H HR			1-3 K	3 2 2 4 1 1 1										
Alex Cora, L (1, 4) OBP: 0.371, SLG: 0.409	0-0 P3		0-0 P3	1-2 F9	2-1 FC4-6 1B BB	2-2 G1-3			2-3 K	5 1 0 1 0 1 5										
Inning Stats	R: 0 E: 0 K: 1 S: 13	H: 2 LOB: 1 BB: 0 P: 20	R: 1 E: 0 K: 0 S: 10	H: 2 LOB: 1 BB: 0 P: 14	R: 0 E: 0 K: 1 S: 13	H: 1 LOB: 2 BB: 1 P: 21	R: 4 E: 0 K: 0 S: 12	H: 3 LOB: 0 BB: 1 P: 27	R: 7 E: 0 K: 0 S: 28	H: 5 LOB: 2 BB: 3 P: 52	R: 2 E: 0 K: 1 S: 13	H: 1 LOB: 0 BB: 1 P: 19	R: 0 E: 0 K: 3 S: 13	H: 1 LOB: 1 BB: 0 P: 18	R: 0 E: 0 K: 1 S: 11	H: 0 LOB: 0 BB: 0 P: 19	1B: 9 2B: 3 3B: 0 HR: 3	SF: 0 SAC: 0 DP: 1 HBP: 1	WP: 1 PB: 0 SB: 2 CS: 0	PA: 48
PITCHER	IP WLS BF H R ER SO BB IBB HBP BLK WP HR S P ERA WHIP	IP WLS BF H R ER SO BB IBB HBP BLK WP HR S P ERA WHIP	IP WLS BF H R ER SO BB IBB HBP BLK WP HR S P ERA WHIP	IP WLS BF H R ER SO BB IBB HBP BLK WP HR S P ERA WHIP	IP WLS BF H R ER SO BB IBB HBP BLK WP HR S P ERA WHIP	IP WLS BF H R ER SO BB IBB HBP BLK WP HR S P ERA WHIP	IP WLS BF H R ER SO BB IBB HBP BLK WP HR S P ERA WHIP	IP WLS BF H R ER SO BB IBB HBP BLK WP HR S P ERA WHIP	IP WLS BF H R ER SO BB IBB HBP BLK WP HR S P ERA WHIP	IP WLS BF H R ER SO BB IBB HBP BLK WP HR S P ERA WHIP	IP WLS BF H R ER SO BB IBB HBP BLK WP HR S P ERA WHIP	IP WLS BF H R ER SO BB IBB HBP BLK WP HR S P ERA WHIP	IP WLS BF H R ER SO BB IBB HBP BLK WP HR S P ERA WHIP	IP WLS BF H R ER SO BB IBB HBP BLK WP HR S P ERA WHIP	IP WLS BF H R ER SO BB IBB HBP BLK WP HR S P ERA WHIP	IP WLS BF H R ER SO BB IBB HBP BLK WP HR S P ERA WHIP				
49 Tim Wakefield, R (1, 1) ERA: 4.48	4.1 L	25 10	8 8	2 2	3 0	0 0	0 0	0 0	0 0	2 55	96	16.61	3.000							
Anastasio Martinez, R (5, 1) ERA: 6.75	0.1	5	1	1	0	2	0	1	0	0	11	23	27.00							
Mark Malaska, L (5, 1) ERA: 4.7	2.1	11	3	5	5	1	0	0	0	1	29	45	19.29							
Scott Williamson, R (8, 1) ERA: 1.59	1.0	4	1	0	0	3	0	0	0	1	0	13	18							
Dave McCarty, L (9, 1) ERA: 5.4	1.0	3	0	0	0	1	0	0	0	0	0	11	19							

Batter	1	2	3	4	5	6	7	8	9	AB R H RBI BB SO LOB	BOTTOM											
18 Johnny Damon, L (1, 8) OBP: 0.380, SLG: 0.423	4-2 34 G5-3 BB		4-1 34 FC3-6 BB		1-2 1B 34 SF9 2B	1-3 K			2-3 K	3 1 1 0 2 2 1	Los Angeles Dodgers @ Boston Red Sox Fenway Park, Boston, MA Sat Jun 12 2004, 3:15 PM EDT Att: 34,671 - Cloudy - 63 F											
Mark Bellhorn, S (1, 4) OBP: 0.392, SLG: 0.421	1-2 F9		4-1 34 FC3-6 BB		2-0 WP HR 1B	1-3 K			3-3 K	4 1 1 1 1 2 2												
34 David Ortiz, L (1, 3) OBP: 0.344, SLG: 0.545	1-1 G5-3		0-0 FC3-6 HBP		0-0 SF9		1-3 K		3-3 K	4 0 0 2 0 2 3												
Manny Ramirez, R (1, 7) OBP: 0.438, SLG: 0.653	2-2 F8		1-1 P4		3H 2-2		2-3 K			3 1 1 2 0 0 3												
Dave McCarty, R (7, 7) OBP: 0.341, SLG: 0.421					1H HR					1 0 0 0 0 1 0												
Nomar Garciaparra, R (1, 6) OBP: 0.455, SLG: 0.375		0-0 G1-3	2-1 HBP		1-3 K		4-2 DI BB			2 0 0 0 1 1 0												
Cesar Crespo, S (7, PR) OBP: 0.169, SLG: 0.221			1-2 HBP							0 0 0 0 0 0 0												
Jason Varitek, S (1, 10) OBP: 0.394, SLG: 0.465	2-2 F7		3-2 F9		0-0 1B		0-3 K			4 0 1 0 0 1 4												
Kevin Millar, R (9, 7) OBP: 0.339, SLG: 0.390							1-2 K			0 0 0 0 0 0 0												
20 Kevin Youkilis, R (1, 5) OBP: 0.381, SLG: 0.420	1-1 G5-3			1-3 K	2-1 G5-3			2-3 K		4 0 0 0 0 2 1												
Doug Mirabeli, R (1, 2) OBP: 0.370, SLG: 0.646			4-0 18 BB 1B BB		1-2 G6-3		0-1 G5-3		2-3 K	3 1 0 0 1 1 0												
Gabe Kapler, R (1, 9) OBP: 0.276, SLG: 0.319			2-2 18 BB 34 FC3-6 1B		1-2 G5-3		4-0 DI BB		1-2 F8	3 1 1 0 1 0 0												
Inning Stats	R: 0 E: 0 K: 0 S: 11	H: 0 LOB: 0 BB: 1 P: 19	R: 0 E: 0 K: 0 S: 7	H: 0 LOB: 0 BB: 0 P: 10	R: 2 E: 0 K: 0 S: 13	H: 1 LOB: 3 BB: 3 P: 33	R: 0 E: 0 K: 1 S: 9	H: 0 LOB: 0 BB: 0 P: 12	R: 3 E: 0 K: 1 S: 16	H: 4 LOB: 1 BB: 0 P: 24	R: 0 E: 0 K: 2 S: 8	H: 0 LOB: 1 BB: 1 P: 14	R: 0 E: 0 K: 3 S: 11	H: 0 LOB: 2 BB: 1 P: 18	R: 0 E: 0 K: 2 S: 10	H: 0 LOB: 0 BB: 0 P: 15	R: 0 E: 0 K: 3 S: 12	H: 0 LOB: 0 BB: 0 P: 20	1B: 3 2B: 1 3B: 0 HR: 1	SF: 1 SAC: 0 DP: 0 HBP: 1	WP: 1 PB: 0 SB: 0 CS: 0	PA: 39
PITCHER	IP WLS BF H R ER SO BB IBB HBP BLK WP HR S P ERA WHIP	IP WLS BF H R ER SO BB IBB HBP BLK WP HR S P ERA WHIP	IP WLS BF H R ER SO BB IBB HBP BLK WP HR S P ERA WHIP	IP WLS BF H R ER SO BB IBB HBP BLK WP HR S P ERA WHIP	IP WLS BF H R ER SO BB IBB HBP BLK WP HR S P ERA WHIP	IP WLS BF H R ER SO BB IBB HBP BLK WP HR S P ERA WHIP	IP WLS BF H R ER SO BB IBB HBP BLK WP HR S P ERA WHIP	IP WLS BF H R ER SO BB IBB HBP BLK WP HR S P ERA WHIP	IP WLS BF H R ER SO BB IBB HBP BLK WP HR S P ERA WHIP	IP WLS BF H R ER SO BB IBB HBP BLK WP HR S P ERA WHIP	IP WLS BF H R ER SO BB IBB HBP BLK WP HR S P ERA WHIP	IP WLS BF H R ER SO BB IBB HBP BLK WP HR S P ERA WHIP	IP WLS BF H R ER SO BB IBB HBP BLK WP HR S P ERA WHIP	IP WLS BF H R ER SO BB IBB HBP BLK WP HR S P ERA WHIP	IP WLS BF H R ER SO BB IBB HBP BLK WP HR S P ERA WHIP	IP WLS BF H R ER SO BB IBB HBP BLK WP HR S P ERA WHIP						
Jeff Weaver, R (1, 1) ERA: 4.54	5.0 W	25 8	5 0	5 0	5 5	2 0	0 0	0 0	0 0	1 19	98	9.00	1.800									
Guillermo Mota, R (6, 1) ERA: 1.8	2.0	8	0	0	0	5	2	0	0	0	19	32	0.00									
37 Darren Dreifort, R (8, 1) ERA: 5.13	1.0	3	0	0	0	2	0	0	0	0	10	15	0.00									
Eric Gagne, R (9, 1) ERA: 1.78	1.0	3	0	0	0	3	0	0	0	0	12	20	0.00									

Batter	1	2	3	4	5	6	7	8	9	AB	R	H	RBI	BB	SO	LOB	TOP								
Dave Roberts, L (1, 7) OBP: 0.393, SLG: 0.449										4	1	2	0	0	1	2									
Cesar Izturis, S (1, 6) OBP: 0.348, SLG: 0.393										3	0	0	0	0	0	1									
Milton Bradley, S (1, 8) OBP: 0.355, SLG: 0.413										2	0	1	1	1	0	0									
Shawn Green, L (1, 3) OBP: 0.344, SLG: 0.423										4	0	2	0	0	1	1									
Paul Lo Duca, R (1, 2) OBP: 0.391, SLG: 0.470										3	0	0	0	1	1	2									
Adrián Beltré, R (1, 5) OBP: 0.325, SLG: 0.538										4	0	0	0	0	1	2									
Juan Encarnacion, R (1, 9) OBP: 0.289, SLG: 0.446										3	0	1	0	1	1	2									
Olmedo Saenz, R (1, 10) OBP: 0.340, SLG: 0.525										4	0	1	0	0	1	1									
Alex Cora, L (1, 4) OBP: 0.370, SLG: 0.408										3	0	1	0	0	0	0									
Robin Ventura, L (9, PH) OBP: 0.281, SLG: 0.237										1	0	0	0	0	1	2									
Inning Stats	R: 1 E: 0 K: 1 S: 13	H: 3 LOB: 1 BB: 0 P: 17	R: 0 E: 0 K: 1 S: 9	H: 0 LOB: 0 BB: 0 P: 14	R: 0 E: 0 K: 1 S: 9	H: 0 LOB: 0 BB: 0 P: 15	R: 0 E: 0 K: 1 S: 13	H: 1 LOB: 2 BB: 0 P: 26	R: 0 E: 0 K: 0 S: 9	H: 0 LOB: 1 BB: 0 P: 12	R: 0 E: 0 K: 0 S: 7	H: 0 LOB: 0 BB: 0 P: 11	R: 0 E: 0 K: 1 S: 15	H: 2 LOB: 2 BB: 0 P: 18	R: 0 E: 0 K: 1 S: 6	H: 0 LOB: 0 BB: 0 P: 9	R: 0 E: 0 K: 1 S: 16	H: 1 LOB: 2 BB: 1 P: 27	1B: 6 2B: 2 3B: 1 HR: 0	SF: 0 SAC: 1 DP: 1 HBP: 1	WP: 0 PB: 0 SB: 0 CS: 0	PA: 36			
PITCHER	IP	WLS	BF	H	R	ER	SO	BB	IBB	HBP	BLK	WP	HR	S	P	ERA	WHIP								
Pedro Martínez, R (1, 1) ERA: 3.77	7.0	W	28	7	1	1	5	2	0	1	0	0	0	75	113	1.29	1.286								
50 Mike Timlin, R (8, 1) ERA: 3.27	0.2	H	2	0	0	0	0	0	0	0	0	0	0	3	5	0.00	0.000								
Alan Embree, L (8, 1) ERA: 3.7	0.1	H	1	0	0	0	1	0	0	0	0	0	0	3	4	0.00	0.000								
Keith Foulke, R (9, 1) ERA: 1.08	1.0	S	5	1	0	0	1	1	0	0	0	0	0	16	27	0.00	2.000								

Los Angeles Dodgers @ Boston Red Sox
 Fenway Park, Boston, MA
 Sun Jun 13 2004, 8:05 PM EDT
 Att: 35,068 - Sunny - 70 F

AB	31
R	1
H	8
RBI	1
BB	3
SO	7
LOB	13





Batter	1	2	3	4	5	6	7	8	9	AB	R	H	RBI	BB	SO	LOB	BOTTOM								
18 Johnny Damon, L (1, 8) OBP: 0.381, SLG: 0.422										3	1	1	0	1	0	1									
Mark Bellhorn, S (1, 5) OBP: 0.394, SLG: 0.424										3	0	1	0	1	0	2									
34 David Ortiz, L (1, 10) OBP: 0.343, SLG: 0.540										4	0	1	0	0	0	2									
Manny Ramírez, R (1, 7) OBP: 0.439, SLG: 0.649										3	0	1	1	1	0	2									
Nomar Garciaparra, R (1, 6) OBP: 0.400, SLG: 0.273										3	1	0	0	1	1	2									
Jason Varitek, S (1, 2) OBP: 0.396, SLG: 0.460										2	0	0	0	2	1	1									
Kevin Millar, R (1, 3) OBP: 0.359, SLG: 0.387										2	1	0	0	0	0	3									
Dave McCarty, R (8, 3) OBP: 0.337, SLG: 0.416										1	0	0	0	0	1	0									
Gabe Kapler, R (1, 9) OBP: 0.276, SLG: 0.325										4	1	1	1	0	0	1									
Pokey Reese, R (1, 4) OBP: 0.299, SLG: 0.374										3	0	1	2	0	2	1									
Inning Stats	R: 1 E: 0 K: 1 S: 11	H: 2 LOB: 1 BB: 1 P: 23	R: 0 E: 0 K: 1 S: 12	H: 0 LOB: 1 BB: 1 P: 21	R: 0 E: 0 K: 0 S: 6	H: 2 LOB: 1 BB: 0 P: 14	R: 3 E: 0 K: 1 S: 20	H: 2 LOB: 1 BB: 1 P: 33	R: 0 E: 0 K: 0 S: 10	H: 0 LOB: 2 BB: 2 P: 20	R: 0 E: 0 K: 1 S: 9	H: 0 LOB: 1 BB: 1 P: 17	R: 0 E: 0 K: 0 S: 7	H: 0 LOB: 0 BB: 0 P: 10	R: 0 E: 0 K: 1 S: 7	H: 0 LOB: 0 BB: 0 P: 10	1B: 3 2B: 3 3B: 0 HR: 0	SF: 0 SAC: 0 DP: 2 HBP: 1	WP: 0 PB: 1 SB: 2 CS: 0	PA: 35					
PITCHER	IP	WLS	BF	H	R	ER	SO	BB	IBB	HBP	BLK	WP	HR	S	P	ERA	WHIP								
Hideo Nomo, R (1, 1) ERA: 7.56	3.1	L	18	6	4	4	3	3	0	1	0	0	0	28	44	10.80	2.700								
Wilson Alvarez, L (4, 1) ERA: 3.04	3.0		12	0	0	0	1	3	0	0	0	0	0	28	49	0.00	1.000								
Duaner Sanchez, R (7, 1) ERA: 1.76	1.2		5	0	0	0	1	0	0	0	0	0	0	10	14	0.00	0.000								

Los Angeles Dodgers @ Boston Red Sox
 Fenway Park, Boston, MA
 Sun Jun 13 2004, 8:05 PM EDT
 Att: 35,068 - Sunny - 70 F

AB	28
R	4
H	6
RBI	4
BB	6
SO	5
LOB	15



Batter	1	2	3	4	5	6	7	8	9	AB	R	H	RBI	BB	SO	LOB	TOP										
1 Brian Roberts, S (1.4) OBP: 0.336, SLG: 0.351	G6-3			G4-3 10 6 G4-3 1B		G4-3			G2-1 2B	4	0	2	0	0	0	0	<p>Baltimore Orioles @ Los Angeles Dodgers Dodger Stadium, Los Angeles, CA Tue Jun 15 2004, 7:10 PM PDT Att: 29,711 - Cloudy - 71 F</p> <p>livebaseballscorecards.com</p> <p>AB 31 R 1 H 5 RBI 1 BB 1 SO 7 LOB 9</p> 										
6 Melvin Mora, R (1.5) OBP: 0.446, SLG: 0.567	F9			G4-3 10 G4-3 1B		G4-3			G2-3 K	4	0	1	0	0	1												
10 Miguel Tejada, R (1.6) OBP: 0.349, SLG: 0.455	G5-3			G4-3 1-2 2-3					G4-2 BB	3	1	1	1	1	0	2											
Rafael Palmeiro, L (1.3)				G4-3 2-1					G3-2 L9	4	0	0	0	0	0	3											
Javy Lopez, R (1.2)	K					P5			G0-3 K	4	0	0	0	0	2	2											
31 Jay Gibbons, L (1.9) OBP: 0.322, SLG: 0.392	G3-1					G4-3			G0-2 G4-3	3	0	0	0	0	0	0											
Luis Matos, R (1.8)				F8 0-1		P4 0-2			G1-3 K	3	0	0	0	0	1	0											
Larry Bigbie, L (1.7)				K 2-3					G2-2 FC5-4 1B	3	0	1	0	0	1	0											
40 Daniel Cabrera, R (1.1) John Parrish, L (7.1) Jerry Hairston, R (8. PH) Mike DeJean, R (8.1)				K 2-3					G1-2 FC5-4 1-2	2	0	0	0	0	2	0											
										0	0	0	0	0	0	0											
										0	0	0	0	0	0	0											
Inning Stats	R: 0 E: 0 K: 0 S: 7	H: 0 LOB: 0 BB: 0 P: 10	R: 0 E: 0 K: 1 S: 6	H: 0 LOB: 0 BB: 0 P: 10	R: 0 E: 0 K: 2 S: 11	H: 0 LOB: 0 BB: 0 P: 15	R: 0 E: 0 K: 0 S: 8	H: 2 LOB: 1 BB: 0 P: 10	R: 0 E: 0 K: 0 S: 6	H: 0 LOB: 0 BB: 0 P: 7	R: 0 E: 0 K: 1 S: 7	H: 0 LOB: 0 BB: 0 P: 8	R: 1 E: 0 K: 0 S: 6	H: 1 LOB: 0 BB: 0 P: 8	R: 0 E: 0 K: 1 S: 12	H: 1 LOB: 1 BB: 0 P: 16	R: 0 E: 0 K: 2 S: 17	H: 1 LOB: 2 BB: 1 P: 28	1B: 3 2B: 1 3B: 0 HR: 1	SF: 0 SAC: 0 DP: 1 HBP: 0	WP: 0 PB: 0 SB: 0 CS: 0	PA: 32					
PITCHER	IP	WLS	BF	H	R	ER	SO	BB	IBB	HBP	BLK	WP	HR	S	P	ERA	WHIP										
Jose Lima, R (1.1) ERA: 3.67	7.0	W	23	3	1	1	4	0	0	0	0	0	1	51	68	1.29	0.429										
Guillermo Mota, R (8.1) ERA: 1.77	0.2		2	0	0	0	1	0	0	0	0	0	0	6	7	0.00	0.000										
Tom Martin, L (8.1) ERA: 3.6	0.1		2	1	0	0	0	0	0	0	0	0	0	6	9	0.00	3.000										
37 Darren Dreifort, R (9.1) ERA: 5.06	0.1	S	3	1	0	0	1	1	0	0	0	0	0	8	16	0.00	6.000										
Eric Gagne, R (9.1) ERA: 1.73	0.2	S	2	0	0	0	1	0	0	0	0	0	0	9	12	0.00	0.000										

Batter	1	2	3	4	5	6	7	8	9	AB	R	H	RBI	BB	SO	LOB	BOTTOM										
Dave Roberts, L (1.7) OBP: 0.390, SLG: 0.438	B4-3		G4-3 SH5-3 BB		F7 1-2		B3 0-0			3	0	0	0	1	0	1	<p>Baltimore Orioles @ Los Angeles Dodgers Dodger Stadium, Los Angeles, CA Tue Jun 15 2004, 7:10 PM PDT Att: 29,711 - Cloudy - 71 F</p> <p>livebaseballscorecards.com</p> <p>AB 30 R 5 H 10 RBI 5 BB 2 SO 5 LOB 10</p> 										
Cesar Izturis, S (1.6) OBP: 0.347, SLG: 0.392	G3		SH5-3 1-2		F9 0-1		F9 1B 1B			3	1	1	0	0	0	1											
Milton Bradley, S (1.8) OBP: 0.358, SLG: 0.412	1B BB		G4-3 2-2		G4-3 2-3		SH1-3 1B 1B		F9 1-3	3	1	1	0	1	0	2											
Shawn Green, L (1.3) OBP: 0.350, SLG: 0.429	1B 1-2		P4 2-1				1B SH1-3 HR 1B		PO 1-2	4	1	3	1	0	0	1											
Paul Lo Duca, R (1.2) OBP: 0.387, SLG: 0.464	G6-3			P3 2-2		SH1-3 1-2 2-3	PO 1-2		K 1-3	3	0	0	0	0	1	2											
Adrian Beltré, R (1.5) OBP: 0.328, SLG: 0.534		P5 1-2		F9 0-0		HR 1B			K 1-3	4	1	1	1	0	1	0											
Juan Encarnacion, R (1.9) OBP: 0.289, SLG: 0.456		F8 0-1		K2-3 1-3		HR 1B			F8 2-1	4	1	1	3	0	1	0											
Alex Cora, L (1.4) OBP: 0.381, SLG: 0.419					FC2-6 1B		HR 1B			3	0	3	0	0	0	0											
Jose Lima, R (1.1) OBP: 0.250, SLG: 0.182 Guillermo Mota, R (8.1) Tom Martin, L (8.1) 37 Darren Dreifort, R (9.1) Eric Gagne, R (9.1)					FC2-6 1B		K 0-3			3	0	0	0	0	2	3											
										0	0	0	0	0	0	0											
										0	0	0	0	0	0	0											
										0	0	0	0	0	0	0											
Inning Stats	R: 0 E: 0 K: 0 S: 9	H: 1 LOB: 2 BB: 1 P: 16	R: 0 E: 0 K: 1 S: 11	H: 1 LOB: 0 BB: 0 P: 15	R: 0 E: 0 K: 0 S: 10	H: 0 LOB: 1 BB: 1 P: 18	R: 0 E: 0 K: 1 S: 8	H: 0 LOB: 0 BB: 0 P: 11	R: 0 E: 0 K: 0 S: 10	H: 1 LOB: 1 BB: 0 P: 13	R: 4 E: 0 K: 1 S: 19	H: 5 LOB: 0 BB: 0 P: 26	R: 1 E: 0 K: 0 S: 10	H: 2 LOB: 0 BB: 0 P: 15	R: 0 E: 0 K: 2 S: 8	H: 0 LOB: 0 BB: 0 P: 12	R: 0 E: 0 K: 2 S: 17	H: 0 LOB: 0 BB: 1 P: 28	1B: 9 2B: 0 3B: 0 HR: 1	SF: 0 SAC: 2 DP: 0 HBP: 0	WP: 0 PB: 0 SB: 1 CS: 1	PA: 35					
PITCHER	IP	WLS	BF	H	R	ER	SO	BB	IBB	HBP	BLK	WP	HR	S	P	ERA	WHIP										
40 Daniel Cabrera, R (1.1) ERA: 4.35	6.2	L	30	9	5	5	3	2	0	0	0	0	0	4	5	6.75	1.650										
John Parrish, L (7.1) ERA: 4.17	0.1		1	1	0	0	0	0	0	0	0	0	0	4	5	0.00	3.000										
Mike DeJean, R (8.1) ERA: 7.18	1.0		3	0	0	0	2	0	0	0	0	0	0	8	12	0.00	0.000										

Batter	1	2	3	4	5	6	7	8	9	AB	R	H	RBI	BB	SO	LOB	TOP					
1 Brian Roberts, S OBP: 0.337, SLG: 0.350	B2		K			1B		F7		4	1	1	0	1	1	1	Baltimore Orioles @ Los Angeles Dodgers Dodger Stadium, Los Angeles, CA Wed Jun 16 2004, 7:10 PM PDT Att: 35,070 - Overcast - 67 F					
Jerry Hairston, R OBP: 0.368, SLG: 0.359	10 FC5-4 BB		6 CS 1B			1B		10 1B 6 G3 BB		3	1	3	0	1	0	0						
6 Melvin Mora, R OBP: 0.440, SLG: 0.558	F9		CS	L7		K		G3		4	0	0	0	0	1	5						
10 Miguel Tejada, R OBP: 0.348, SLG: 0.451	FC5-4			K		F4		1B		4	0	1	1	0	1	3						
Rafael Palmeiro, L OBP: 0.388, SLG: 0.430		31 G3 BB		P2		G4-3		SF8		2	0	0	1	1	0	2						
Javy Lopez, R OBP: 0.355, SLG: 0.454	F8					2B		K		4	1	2	1	0	1	2						
31 Jay Gibbons, L OBP: 0.315, SLG: 0.383		G3				K		HR		4	0	0	0	0	2	2						
Luis Matos, R OBP: 0.287, SLG: 0.364						F8		F9		3	0	0	0	0	1	2						
B.J. Surhoff, L OBP: 0.376, SLG: 0.443								1B		1	0	1	0	0	0	0						
Matt Riley, L Jose Leon, R Eddy Rodriguez, R Buddy Groom, L Luis Lopez, S John Parrish, L Jorge Julio, R Larry Bigbie, L						G6-3		K		1	0	0	0	0	1	0						
Inning Stats	R: 0 E: 0 K: 0 S: 7	H: 0 LOB: 1 BB: 1 P: 15	R: 0 E: 0 K: 1 S: 7	H: 0 LOB: 1 BB: 1 P: 15	R: 0 E: 0 K: 2 S: 13	H: 1 LOB: 0 BB: 0 P: 16	R: 0 E: 0 K: 1 S: 10	H: 0 LOB: 0 BB: 0 P: 17	R: 0 E: 0 K: 1 S: 9	H: 1 LOB: 1 BB: 0 P: 11	R: 0 E: 0 K: 1 S: 11	H: 2 LOB: 2 BB: 0 P: 12	R: 1 E: 0 K: 2 S: 11	H: 1 LOB: 0 BB: 0 P: 16	R: 2 E: 0 K: 1 S: 18	H: 2 LOB: 1 BB: 1 P: 29	R: 0 E: 0 K: 1 S: 9	H: 1 LOB: 1 BB: 0 P: 12	1B: 6 2B: 1 3B: 0 HR: 1	SF: 1 SAC: 0 DP: 0 HBP: 0	WP: 0 PB: 0 SB: 0 CS: 1	PA: 38
PITCHER	IP WLS BF H R ER SO BB IBB HBP BLK WP HR S P ERA WHIP																					
Odalis Perez, L ERA: 2.88	7.0 W 27 5 1 1 8 2 0 0 0 0 0 1 68 102 1.29 1.000																					
Duaner Sanchez, R ERA: 2.32	0.1 4 2 2 2 0 1 0 0 0 0 0 0 9 17 54.00 9.000																					
Tom Martin, L ERA: 3.52	0.1 H 1 0 0 0 0 0 0 0 0 0 0 0 6 9 0.00 0.000																					
Eric Gagne, R ERA: 1.65	1.1 S 5 1 0 0 2 0 0 0 0 0 0 0 12 15 0.00 0.750																					

Batter	1	2	3	4	5	6	7	8	9	AB	R	H	RBI	BB	SO	LOB	BOTTOM			
Cesar Izturis, S OBP: 0.350, SLG: 0.394	K		FC8-4 1B	HR 1B		G6-3				4	1	2	1	0	1	0	Baltimore Orioles @ Los Angeles Dodgers Dodger Stadium, Los Angeles, CA Wed Jun 16 2004, 7:10 PM PDT Att: 35,070 - Overcast - 67 F			
Jayson Werth, R OBP: 0.333, SLG: 0.737	K2-3		FC8-4 1B	HR 1B		F8				4	2	1	3	0	1	1				
Milton Bradley, S OBP: 0.356, SLG: 0.409	G5-3		1B	G5-3		K				4	0	1	0	0	1	0				
Shawn Green, L OBP: 0.352, SLG: 0.427		E1	1B	G6-4-3 BB		G6-3				3	0	1	1	1	0	0				
Paul Lo Duca, R OBP: 0.384, SLG: 0.460		E6	F8	G6-4-3		G6-4-3		1B		4	0	1	0	0	0	4				
Adrian Beltré, R OBP: 0.331, SLG: 0.533		P3		SH1-4 1B	1B	G6-4-3		G6-4-3		4	2	2	0	0	0	3				
Juan Encarnacion, R OBP: 0.292, SLG: 0.455			K	SH1-4 1B	1B			F9		3	1	1	0	0	1	2				
José Hernández, R OBP: 0.418, SLG: 0.538			K	K				F8		4	0	1	1	0	2	4				
Odalis Perez, L OBP: 0.074, SLG: 0.148			F7	SH1-4		P5		K		2	0	0	0	0	0	2				
Duaner Sanchez, R OBP: 0.250, SLG: 0.500										0	0	0	0	0	0	0				
Tom Martin, L Eric Gagne, R										0	0	0	0	0	0	0				
Inning Stats	R: 0 E: 0 K: 2 S: 9	H: 0 LOB: 0 BB: 0 P: 11	R: 0 E: 2 K: 2 S: 14	H: 0 LOB: 2 BB: 0 P: 21	R: 1 E: 0 K: 0 S: 13	H: 3 LOB: 0 BB: 0 P: 24	R: 4 E: 0 K: 1 S: 22	H: 4 LOB: 0 BB: 0 P: 33	R: 1 E: 0 K: 0 S: 17	H: 2 LOB: 2 BB: 1 P: 27	R: 0 E: 0 K: 1 S: 6	H: 0 LOB: 0 BB: 0 P: 8	R: 0 E: 0 K: 0 S: 4	H: 1 LOB: 0 BB: 0 P: 5	R: 0 E: 0 K: 1 S: 7	H: 0 LOB: 0 BB: 0 P: 8	1B: 9 2B: 0 3B: 0 HR: 1	SF: 0 SAC: 1 DP: 2 HBP: 1	WP: 0 PB: 0 SB: 0 CS: 0	PA: 36
PITCHER	IP WLS BF H R ER SO BB IBB HBP BLK WP HR S P ERA WHIP																			
Matt Riley, L ERA: 7.11	4.0 L 21 7 5 5 0 1 0 0 0 0 0 0 17 27 9.00 3.000																			
Eddy Rodriguez, R ERA: 2.61	1.0 6 2 1 1 0 1 0 0 0 0 0 0 6 8 0.00 0.000																			
Buddy Groom, L ERA: 3.66	1.0 3 0 0 0 1 0 0 0 0 0 0 0 4 5 0.00 1.000																			
John Parrish, L ERA: 4.06	1.0 3 1 0 0 0 0 0 0 0 0 0 0 7 8 0.00 0.000																			
Jorge Julio, R ERA: 4.13	1.0 3 0 0 0 1 0 0 0 0 0 0 0 7 8 0.00 0.000																			

AB 33
R 3
H 8
RBI 3
BB 3
SO 10
LOB 19



AB 33
R 6
H 10
RBI 6
BB 1
SO 7
LOB 16



Batter	1	2	3	4	5	6	7	8	9	AB	R	H	RBI	BB	SO	LOB	TOP			
Jerry Hairston, R OBP: 0.372, SLG: 0.364 (1, 4)										4	0	2	0	0	1	0	Baltimore Orioles @ Los Angeles Dodgers Dodger Stadium, Los Angeles, CA Thu Jun 17 2004, 7:10 PM PDT Att: 30,465 - Sunny - 68 F			
Luis Matos, R OBP: 0.283, SLG: 0.357 (1, 8)										4	0	0	0	0	1	3				
6 Melvin Mora, R OBP: 0.442, SLG: 0.560 Jose Leon, R OBP: 0.150, SLG: 0.300 (1, PR) (1, 5)										1	0	1	0	0	0	0				
10 Miguel Tejada, R OBP: 0.357, SLG: 0.458 (1, 6)										3	1	3	0	1	0	0				
Rafael Palmeiro, L OBP: 0.386, SLG: 0.427 (1, 3)										4	0	1	1	0	1	3				
Javy Lopez, R OBP: 0.353, SLG: 0.455 (1, 2)										4	1	1	0	0	0	5				
B.J. Surhoff, L OBP: 0.383, SLG: 0.444 (6, 7)										4	0	2	2	0	1	0				
Larry Bigbie, L OBP: 0.326, SLG: 0.403 Rodrigo Lopez, R OBP: 0.336, SLG: 0.348 (9, PH)										3	0	0	0	0	1	2				
45 Erik Bedard, L 31 Jay Gibbons, L OBP: 0.311, SLG: 0.378 (6, 9)										0	0	0	0	0	1	1				
Inning Stats	R: 1 E: 0 K: 0 S: 16	H: 4 LOB: 3 BB: 0 P: 23	R: 0 E: 0 K: 1 S: 12	H: 2 LOB: 2 BB: 0 P: 17	R: 0 E: 0 K: 2 S: 8	H: 1 LOB: 1 BB: 0 P: 14	R: 0 E: 0 K: 2 S: 11	H: 0 LOB: 0 BB: 0 P: 16	R: 0 E: 0 K: 0 S: 6	H: 2 LOB: 0 BB: 1 P: 10	R: 0 E: 0 K: 2 S: 10	H: 0 LOB: 0 BB: 0 P: 13	R: 0 E: 0 K: 2 S: 12	H: 1 LOB: 1 BB: 0 P: 16	R: 0 E: 0 K: 0 S: 8	H: 0 LOB: 0 BB: 0 P: 10		1B: 9 2B: 1 3B: 0 HR: 0	SF: 0 SAC: 0 DP: 2 HBP: 0	WP: 0 PB: 0 SB: 1 CS: 0
PITCHER	IP WLS BF H R ER SO BB IBB HBP BLK WP HR S P ERA WHIP																			
Kaz Ishii, L ERA: 3.45 37 Darren Dreifort, R ERA: 4.88 Guillermo Mota, R ERA: 1.72 Eric Gagne, R ERA: 1.59	(1, 1) (7, 1) (8, 1) (9, 1)	6.0 1.0 1.0 1.0	WLS 3 0 3	BF 26 3 4 3	H 9 0 1 0	R 3 0 0 0	ER 3 0 2 0	SO 3 0 2 0	BB 1 0 0 0	IBB 0 0 0 0	HBP 0 0 0 0	BLK 0 0 0 0	WP 0 0 0 0	HR 0 10 12 8	S 59 10 13 10	P 90 16 13 10	ERA 4.50 0.00 0.00 0.00	WHIP 1.667 0.000 1.000 0.000		


Batter	1	2	3	4	5	6	7	8	9	AB	R	H	RBI	BB	SO	LOB	BOTTOM			
Cesar Izturis, S OBP: 0.347, SLG: 0.387 (1, 6)										4	0	0	0	1	0	3	Baltimore Orioles @ Los Angeles Dodgers Dodger Stadium, Los Angeles, CA Thu Jun 17 2004, 7:10 PM PDT Att: 30,465 - Sunny - 68 F			
Jayson Werth, R OBP: 0.320, SLG: 0.636 (1, 7)										3	1	0	0	1	2	0				
Milton Bradley, S OBP: 0.358, SLG: 0.415 (1, 8)										4	0	2	1	0	1	0				
Shawn Green, L OBP: 0.355, SLG: 0.429 (1, 3)										4	0	2	0	0	1	2				
Paul Lo Duca, R OBP: 0.382, SLG: 0.461 (1, 2)										4	0	1	0	0	1	3				
Adrián Beltré, R OBP: 0.337, SLG: 0.553 (1, 5)										4	2	3	1	0	0	1				
Juan Encarnacion, R OBP: 0.286, SLG: 0.451 (1, 9)										2	0	0	0	2	0	2				
José Hernández, R OBP: 0.411, SLG: 0.518 (1, 4)										3	0	0	0	1	2	3				
Kaz Ishii, L OBP: 0.136, SLG: 0.090 Jason Crivonowski, L OBP: 0.170, SLG: 0.470 37 Darren Dreifort, R ERA: 4.88 Guillermo Mota, R ERA: 1.72 Robin Ventura, L OBP: 0.277, SLG: 0.233 Dave Roberts, L OBP: 0.266, SLG: 0.438 Eric Gagne, R ERA: 1.59 (1, 1) (5, PH) (7, 1) (8, 1) (8, PH) (8, PH) (9, 1)										2	0	0	0	0	1	4				
Inning Stats	R: 1 E: 0 K: 1 S: 15	H: 1 LOB: 1 BB: 1 P: 25	R: 0 E: 1 K: 1 S: 13	H: 1 LOB: 1 BB: 0 P: 19	R: 0 E: 0 K: 0 S: 7	H: 1 LOB: 3 BB: 2 P: 16	R: 0 E: 0 K: 1 S: 9	H: 1 LOB: 1 BB: 0 P: 13	R: 0 E: 0 K: 2 S: 11	H: 2 LOB: 0 BB: 0 P: 19	R: 0 E: 0 K: 2 S: 12	H: 1 LOB: 1 BB: 0 P: 18	R: 1 E: 0 K: 1 S: 14	H: 1 LOB: 1 BB: 2 P: 27	R: 0 E: 0 K: 0 S: 8	H: 0 LOB: 0 BB: 0 P: 10		1B: 4 2B: 3 3B: 0 HR: 2	SF: 0 SAC: 0 DP: 0 HBP: 0	WP: 0 PB: 0 SB: 1 CS: 0
PITCHER	IP WLS BF H R ER SO BB IBB HBP BLK WP HR S P ERA WHIP																			
45 Erik Bedard, L ERA: 4.33 Rodrigo Lopez, R ERA: 3.63	(1, 1) (6, 1)	5.0 3.0	WLS L	BF 23 14	H 4 4	R 1 3	ER 1 3	SO 1 4	BB 3 1	IBB 0 1	HBP 0 0	BLK 0 1	WP 0 0	HR 0 2	S 53 37	P 86 64	ERA 1.80 9.00	WHIP 1.600 1.667		



Batter	1	2	3	4	5	6	7	8	9	AB	R	H	RBI	BB	SO	LOB	TOP				
Bernie Williams, S OBP: 0.369, SLG: 0.444 (1, 8)	0-0 FC1-6 1B		3-2 FC5-4 25 1B		2-2 P6		2-3 K		1-3 K	5	1	2	1	0	2	1	New York Yankees @ Los Angeles Dodgers Dodger Stadium, Los Angeles, CA Fri Jun 18 2004, 7:10 PM PDT Att: 55,207 - Cloudy - 68 F				
2 Derek Jeter, R OBP: 0.315, SLG: 0.414 (1, 6)	0-0 FC1-6 1-2		0-0 FC5-4 13 1B		0-0 G6-3		1-1 G6-3			4	0	1	0	0	0	1					
13 Alex Rodriguez, R OBP: 0.385, SLG: 0.542 (1, 5)	1-3 K		1-1 FC5-4 25 1B		2-1 P5		1-3 K2-3			4	1	0	0	0	2	3					
25 Jason Giambi, L OBP: 0.384, SLG: 0.467 (1, 3)	1-1 SAFE G4-3		2-0 1-H 3-H 1B			3-3 K		2-3 K		4	0	1	2	0	2	1					
Gary Sheffield, R OBP: 0.396, SLG: 0.477 (1, 9)		0-1 P6	2-1 P6			2-2 G3-1 55 20 BB 1B		1-3 K		4	0	1	0	0	1	1					
20 Jorge Posada, S OBP: 0.411, SLG: 0.533 (1, 2)		2-1 55 F7 2B	1-0 G4-3			4-0 55 G3-1 BB		1-3 K		3	0	1	0	1	1	1					
55 Hideki Matsui, L OBP: 0.389, SLG: 0.479 (1, 7)		1-1 F7		2-3 K		2-2 G3-1			0-0 FC4-6 1B	4	0	1	0	0	1	3					
Miguel Cairo, R OBP: 0.346, SLG: 0.414 Kenny Lofton, L OBP: 0.354, SLG: 0.461 (9, PH)		0-3 K		2-2 P3		4-0 IBB			0-1 FC4-6 G4-3 DI 1-2	2	0	0	0	1	1	1					
Javier Vazquez, R OBP: 0.333, SLG: 0.667 Felix Heredia, L (6, 1) Paul Quantrill, L (8, 1) Ruben Sierra, S OBP: 0.306, SLG: 0.459 (9, PH)			1-1 WP 1B 2B	1-1 G6-3		1-1 L4			1-2 G4-3	3	1	1	0	0	0	3					
Inning Stats	R: 0 E: 0 K: 1 S: 7	H: 1 LOB: 1 BB: 0 P: 9	R: 0 E: 0 K: 1 S: 9	H: 1 LOB: 1 BB: 0 P: 12	R: 3 E: 0 K: 0 S: 13	H: 4 LOB: 1 BB: 0 P: 23	R: 0 E: 0 K: 1 S: 9	H: 0 LOB: 0 BB: 0 P: 14	R: 0 E: 0 K: 0 S: 9	H: 1 LOB: 3 BB: 2 P: 30	R: 0 E: 0 K: 3 S: 9	H: 0 LOB: 0 BB: 0 P: 13	R: 0 E: 0 K: 3 S: 9	H: 0 LOB: 0 BB: 0 P: 13	R: 0 E: 0 K: 1 S: 9	H: 1 LOB: 1 BB: 0 P: 11		1B: 6 2B: 2 3B: 0 HR: 0	SF: 0 SAC: 0 DP: 0 HBP: 0	WP: 1 PB: 0 SB: 1 CS: 0	PA: 37
PITCHER	IP WLS BF H R ER SO BB IBB HBP BLK WP HR S P ERA WHIP	6.0 W 27 7 3 3 4 1 1 0 0 1 0 61 101 4.50 1.333	7.1 H 3 0 0 0 2 0 0 0 0 0 0 9 13 0.00 0.000	8.1 H 3 0 0 0 3 0 0 0 0 0 0 9 13 0.00 0.000	9.1 S 4 1 0 0 1 0 0 0 0 0 0 9 11 0.00 1.000																

Batter	1	2	3	4	5	6	7	8	9	AB	R	H	RBI	BB	SO	LOB	BOTTOM			
Dave Roberts, L OBP: 0.384, SLG: 0.430 (1, 7)	0-2 F9		3-2 F8	2-2 1-H 2-H 3-H 1B		0-1 FC4-6		0-1 L7		5	0	1	2	0	0	3	New York Yankees @ Los Angeles Dodgers Dodger Stadium, Los Angeles, CA Fri Jun 18 2004, 7:10 PM PDT Att: 55,207 - Cloudy - 68 F			
Cesar Izturis, S OBP: 0.348, SLG: 0.395 (1, 6)	0-2 F8 2B		0-0 G3	1-3 2B		3-2 F9		1-1 P4		5	0	2	0	0	0	3				
Milton Bradley, S OBP: 0.360, SLG: 0.412 (1, 8)	1-0 F8 HBP		2-3 K		2-1 F8		4-1 G4-3 S 1B BB			2	1	0	0	1	1	2				
Shawn Green, L OBP: 0.349, SLG: 0.421 (1, 3)	1-0 F8		1-0 F8		1-3 K		1-2 G4-3			4	0	0	0	0	1	5				
Paul Lo Duca, R OBP: 0.380, SLG: 0.457 (1, 2)	0-3 K			0-1 G6-3		3-2 F9		1-1 FC5-4 1B		4	0	1	1	0	1	2				
Adrian Beltré, R OBP: 0.343, SLG: 0.560 (1, 5)		1-2 CS 1B		0-1 WP 2B		2-0 WP 2B 1B		1-1 F8		4	2	3	0	0	0	1				
Juan Encarnacion, R OBP: 0.299, SLG: 0.453 (1, 9)		3-3 K		4-2 WP E 1B BB		3-2 E 2B		0-1 FC5-4		3	2	1	1	1	1	2				
Alex Cora, L OBP: 0.378, SLG: 0.415 (1, 4)		0-1 F8		2-2 E3 1B WP		0-0 E1 FC4-6 1B		0-3 K		4	1	1	0	0	1	2				
Jeff Weaver, R OBP: 0.225, SLG: 0.300 Jason Grubowski, L OBP: 0.276, SLG: 0.449 37 Darren Dreifort, R OBP: 0.276, SLG: 0.449 Guillermo Mota, R OBP: 0.276, SLG: 0.449 Robin Ventura, L OBP: 0.276, SLG: 0.449 Eric Gagne, R OBP: 0.276, SLG: 0.449 (1, 1) (5, PH) (7, 1) (8, 1) (8, PH) (9, 1)			1-2 2B	1-3 K		1-1 SAFE F9		1-1 1B		2	0	1	0	0	1	3				
Inning Stats	R: 0 E: 0 K: 1 S: 10	H: 1 LOB: 2 BB: 0 P: 12	R: 0 E: 0 K: 1 S: 8	H: 1 LOB: 0 BB: 0 P: 12	R: 0 E: 0 K: 1 S: 12	H: 2 LOB: 2 BB: 0 P: 19	R: 3 E: 1 K: 1 S: 20	H: 2 LOB: 1 BB: 1 P: 29	R: 0 E: 0 K: 0 S: 8	H: 0 LOB: 0 BB: 0 P: 14	R: 2 E: 1 K: 0 S: 14	H: 3 LOB: 1 BB: 0 P: 23	R: 1 E: 0 K: 0 S: 10	H: 1 LOB: 1 BB: 1 P: 17	R: 0 E: 0 K: 1 S: 9	H: 1 LOB: 0 BB: 0 P: 11		1B: 7 2B: 5 3B: 0 HR: 0	SF: 0 SAC: 0 DP: 1 HBP: 1	WP: 3 PB: 0 SB: 1 CS: 1
PITCHER	IP WLS BF H R ER SO BB IBB HBP BLK WP HR S P ERA WHIP	5.0 L 26 9 5 2 5 1 0 0 0 0 0 19 30 4.50 1.000	2.0 8 1 1 1 0 1 0 0 0 0 0 0 9 11 0.00 1.000	1.0 4 1 0 0 1 0 0 0 0 0 0 0 9 11 0.00 1.000																

AB 35
R 3
H 8
RBI 3
BB 2
SO 10
LOB 17



AB 35
R 6
H 11
RBI 4
BB 2
SO 6
LOB 24



Batter	1	2	3	4	5	6	7	8	9	AB	R	H	RBI	BB	SO	LOB	TOP			
Kenny Lofton, L (1, 8) OBP: 0.359, SLG: 0.450	F7		L8			L8		2 WP 1B		4	0	1	0	0	0	0	New York Yankees @ Los Angeles Dodgers Dodger Stadium, Los Angeles, CA Sun Jun 20 2004, 5:05 PM PDT Att: 55,157 - Sunny - 71 F			
2 Derek Jeter, R (1, 6) OBP: 0.315, SLG: 0.410	G6-3		1B			F8		G5-3		4	0	1	0	0	0	1				
13 Alex Rodriguez, R (1, 5) OBP: 0.382, SLG: 0.531	K		F9			K		K		4	0	0	0	0	3	2				
25 Jason Giambi, L (1, 3) OBP: 0.389, SLG: 0.483		G3				G6-4-3 1B		20 G6-3 55 3B 1B		4	2	3	1	0	0	0				
Gary Sheffield, R (1, 9) OBP: 0.399, SLG: 0.474		G5-3				G6-4-3 1-2		20 G6-3 1B		4	0	1	0	0	0	1				
20 Jorge Posada, S (1, 2) OBP: 0.404, SLG: 0.522		F9				F7		G6-3		4	0	0	0	0	0	2				
55 Hideki Matsui, L (1, 7) OBP: 0.389, SLG: 0.508						F9		1-2 2-3		4	1	2	2	0	1	0				
Miguel Cairo, R (1, 4) OBP: 0.345, SLG: 0.433						HR		3H 0-1 3B		2	1	1	1	0	0	0				
Ruben Sierra, S (7, PH) OBP: 0.309, SLG: 0.459						G4-3		F7		1	0	0	0	0	0	1				
Paul Quantrill, L (7, 1)						HR				0	0	0	0	0	0	0				
Jose Contreras, R (1, 1)						G3-1		G6-3		2	0	0	0	0	0	0				
Enrique Wilson, S (7, 4) OBP: 0.252, SLG: 0.343								F9		1	0	0	0	0	0	0				
Inning Stats	R: 0 E: 0 K: 1 S: 8	H: 0 LOB: 0 BB: 0 P: 13	R: 0 E: 0 K: 0 S: 7	H: 0 LOB: 0 BB: 0 P: 11	R: 2 E: 0 K: 0 S: 14	H: 3 LOB: 1 BB: 0 P: 20	R: 0 E: 0 K: 0 S: 9	H: 1 LOB: 0 BB: 0 P: 16	R: 0 E: 0 K: 0 S: 6	H: 0 LOB: 0 BB: 0 P: 9	R: 1 E: 0 K: 0 S: 9	H: 3 LOB: 1 BB: 0 P: 11	R: 0 E: 0 K: 1 S: 10	H: 1 LOB: 1 BB: 0 P: 13	R: 1 E: 0 K: 1 S: 10	H: 1 LOB: 0 BB: 0 P: 14	1B: 5 2B: 0 3B: 1 HR: 3	SF: 0 SAC: 0 DP: 2 HBP: 0	WP: 1 PB: 0 CS: 0	PA: 34
PITCHER	IP WLS BF H R ER SO BB IBB HBP BLK WP HR S P ERA WHIP																			
Jose Lima, R (1, 1) ERA: 3.75	6.0 W 22 5 3 3 2 0 0 0 0 0 0 2 53 84 4.50 0.833																			
37 Darren Dreifort, R (7, 1) ERA: 4.5	0.2 H 2 1 0 0 0 0 0 0 0 0 0 0 4 4 0.00 1.500																			
Tom Martin, L (7, 1) ERA: 3.45	0.0 1 1 0 0 0 0 0 0 0 0 0 0 2 3 ∞ ∞																			
Guillermo Mota, R (7, 1) ERA: 1.63	1.0 H 4 1 0 0 0 0 0 0 0 0 0 1 0 9 10 0.00 1.000																			
Eric Gagne, R (8, 1) ERA: 1.79	1.1 S 5 1 1 1 2 0 0 0 0 0 0 1 13 19 6.75 0.750																			

Batter	1	2	3	4	5	6	7	8	9	AB	R	H	RBI	BB	SO	LOB	BOTTOM			
Dave Roberts, L (1, 7) OBP: 0.387, SLG: 0.439	B3-4					K		E7 2B		4	1	2	2	0	1	0	New York Yankees @ Los Angeles Dodgers Dodger Stadium, Los Angeles, CA Sun Jun 20 2004, 5:05 PM PDT Att: 55,157 - Sunny - 71 F			
Cesar Izturis, S (1, 6) OBP: 0.342, SLG: 0.387	G4-3		K			G3		F9		4	0	0	0	0	1	1				
Milton Bradley, S (1, 8) OBP: 0.357, SLG: 0.410	K					K		K		4	0	1	0	0	3	0				
Shawn Green, L (1, 3) OBP: 0.347, SLG: 0.428										4	1	2	1	0	0	1				
Paul Lo Duca, R (1, 2) OBP: 0.382, SLG: 0.462										4	1	2	0	0	0	2				
Adrian Beltré, R (1, 5) OBP: 0.341, SLG: 0.554										4	1	1	0	0	0	3				
Juan Encarnacion, R (1, 9) OBP: 0.299, SLG: 0.446										2	0	0	1	0	0	1				
Robin Ventura, L (8, 3) OBP: 0.284, SLG: 0.242										0	0	0	0	0	0	0				
Alex Cora, L (1, 4) OBP: 0.377, SLG: 0.414										3	1	1	0	0	0	0				
Jose Lima, R (1, 1) ERA: 3.75										1	0	0	0	0	1	0				
37 Darren Dreifort, R (7, 1) ERA: 4.5										0	0	0	0	0	0	0				
Tom Martin, L (7, 1) ERA: 3.45										0	0	0	0	0	0	0				
Guillermo Mota, R (7, 1) ERA: 1.63										1	0	0	0	0	0	0				
Jayson Werth, R (8, 9) OBP: 0.330, SLG: 0.590										0	0	0	0	0	0	0				
Eric Gagne, R (8, 1) ERA: 1.79										0	0	0	0	0	0	0				
Inning Stats	R: 0 E: 0 K: 1 S: 7	H: 0 LOB: 0 BB: 0 P: 10	R: 4 E: 0 K: 1 S: 18	H: 5 LOB: 1 BB: 0 P: 28	R: 0 E: 0 K: 0 S: 10	H: 1 LOB: 1 BB: 0 P: 15	R: 0 E: 0 K: 1 S: 12	H: 0 LOB: 0 BB: 0 P: 15	R: 0 E: 0 K: 2 S: 7	H: 0 LOB: 0 BB: 0 P: 11	R: 0 E: 0 K: 0 S: 10	H: 1 LOB: 1 BB: 0 P: 17	R: 1 E: 1 K: 0 S: 9	H: 1 LOB: 0 BB: 0 P: 13	R: 0 E: 0 K: 1 S: 9	H: 1 LOB: 1 BB: 0 P: 15	1B: 6 2B: 2 3B: 0 HR: 1	SF: 1 SAC: 1 DP: 0 HBP: 0	WP: 1 PB: 0 CS: 2	PA: 33
PITCHER	IP WLS BF H R ER SO BB IBB HBP BLK WP HR S P ERA WHIP																			
Jose Contreras, R (1, 1) ERA: 6.18	6.0 L 25 7 4 4 4 0 0 0 0 0 0 1 64 96 6.00 1.167																			
Paul Quantrill, R (7, 1) ERA: 3.35	2.0 8 2 1 0 1 0 0 0 0 0 0 0 18 28 0.00 1.000																			



Batter	1	2	3	4	5	6	7	8	9	AB	R	H	RBI	BB	SO	LOB	TOP										
Cesar Izturis, S OBP: 0.339, SLG: 0.384 (1, 6)	F8		G6-3				G6-3		G3	5	0	1	0	0	0	1	Los Angeles Dodgers @ San Francisco Giants SBC Park, San Francisco, CA Mon Jun 21 2004, 10:15 PM EDT Att: 41,453 - Sunny - 60 F										
Jayson Werth, R OBP: 0.371, SLG: 0.625 Guillermo Mota, R (9, 1)			G5-3				FC6-4 1B			5	0	3	1	0	0	2											
Milton Bradley, S OBP: 0.362, SLG: 0.412 (1, 8)	G6-3									4	0	2	1	1	0	2											
Shawn Green, L OBP: 0.340, SLG: 0.419 (1, 3)	G3-1		G3							5	0	0	0	0	3	6											
Paul Lo Duca, R OBP: 0.384, SLG: 0.460 (1, 2)										3	0	1	0	1	0	0											
Adrián Beltré, R OBP: 0.339, SLG: 0.550 (1, 5)										4	0	1	0	0	0	2											
Juan Encarnacion, R OBP: 0.294, SLG: 0.441 (1, 9)										3	0	0	0	1	1	2											
José Hernández, R OBP: 0.422, SLG: 0.506 Robin Ventura, L OBP: 0.279, SLG: 0.238 Alex Cora, L OBP: 0.377, SLG: 0.414 (9, PH) (9, 4)										1	0	0	0	2	0	1											
Odalis Perez, L OBP: 0.067, SLG: 0.133 37 Darren Dreifort, R (8, 1)										1	0	0	0	0	0	0											
Jason Crabowski, L OBP: 0.313, SLG: 0.467 Dave Roberts, L OBP: 0.387, SLG: 0.439 (9, PH) (9, 7)										1	0	1	0	0	0	0											
Inning Stats	R: 0 E: 0 K: 0 S: 6	H: 1 LOB: 0 BB: 0 P: 10	R: 0 E: 0 K: 0 S: 10	H: 1 LOB: 2 BB: 1 P: 21	R: 0 E: 0 K: 0 S: 10	H: 1 LOB: 1 BB: 0 P: 12	R: 0 E: 0 K: 0 S: 7	H: 0 LOB: 0 BB: 0 P: 13	R: 1 E: 0 K: 1 S: 16	H: 2 LOB: 2 BB: 1 P: 31	R: 0 E: 0 K: 0 S: 7	H: 1 LOB: 1 BB: 1 P: 14	R: 0 E: 0 K: 0 S: 9	H: 1 LOB: 1 BB: 0 P: 17	R: 0 E: 0 K: 2 S: 12	H: 0 LOB: 1 BB: 1 P: 21	R: 1 E: 0 K: 1 S: 11	H: 2 LOB: 2 BB: 1 P: 21	1B: 8 2B: 1 3B: 0 HR: 0	SF: 0 SAC: 0 DP: 1 HBP: 0	WP: 2 PB: 0 SB: 0 CS: 0	PA: 40					
PITCHER	IP	WLS	BF	H	R	ER	SO	BB	IBB	HBP	BLK	WP	HR	S	P	ERA	WHIP										
Kirk Rueter, L ERA: 4.75 Jim Brower, R ERA: 4.15 Scott Eyre, L ERA: 3.38 Felix Rodriguez, R ERA: 3.27 Matt Herges, R ERA: 4.91	6.2	1	29	7	1	1	1	2	1	0	0	1	0	64	115	1.35	1.350										

Batter	1	2	3	4	5	6	7	8	9	AB	R	H	RBI	BB	SO	LOB	BOTTOM										
Ray Durham, S OBP: 0.341, SLG: 0.405 (1, 4)	F9									4	1	1	0	1	0	0	Los Angeles Dodgers @ San Francisco Giants SBC Park, San Francisco, CA Mon Jun 21 2004, 10:15 PM EDT Att: 41,453 - Sunny - 60 F										
Deivi Cruz, R OBP: 0.340, SLG: 0.389 Cody Ransom, R OBP: 0.313, SLG: 0.321 (9, 6)										3	0	2	0	0	0	0											
Marquis Grissom, R OBP: 0.341, SLG: 0.486 (1, 8)										4	0	0	1	0	1	2											
Barry Bonds, L OBP: 0.614, SLG: 0.787 Michael Tucker, L OBP: 0.376, SLG: 0.473 (9, PH) (9, 9)										3	1	1	0	1	0	0											
Edgardo Alfonzo, R OBP: 0.343, SLG: 0.395 (1, 5)										4	0	1	1	0	1	2											
Pedro Feliz, R OBP: 0.301, SLG: 0.484 (1, 3)										4	0	0	0	0	1	1											
A.J. Pierzynski, L OBP: 0.333, SLG: 0.413 (1, 2)										4	0	2	0	0	0	0											
Dustan Mohr, R OBP: 0.383, SLG: 0.347 (9, 7)										3	1	1	0	1	0	2											
Kirk Rueter, L OBP: 0.179, SLG: 0.222 Jim Brower, R OBP: 0.267, SLG: 0.300 Neftali Feliz, S OBP: 0.226, SLG: 0.288 Scott Eyre, L OBP: 0.377, SLG: 0.414 Felix Rodriguez, R OBP: 0.313, SLG: 0.467 Matt Herges, L OBP: 0.387, SLG: 0.439 Damon Minor, L OBP: 0.268, SLG: 0.286 (1, 1) (7, 1) (7, PH) (8, 1) (8, 1) (8, PH) (9, PH)										2	0	0	0	0	1	2											
Inning Stats	R: 0 E: 0 K: 1 S: 11	H: 0 LOB: 0 BB: 0 P: 14	R: 0 E: 0 K: 0 S: 6	H: 0 LOB: 0 BB: 0 P: 11	R: 0 E: 0 K: 0 S: 7	H: 0 LOB: 0 BB: 0 P: 10	R: 0 E: 0 K: 0 S: 5	H: 1 LOB: 0 BB: 0 P: 8	R: 1 E: 0 K: 1 S: 14	H: 3 LOB: 2 BB: 0 P: 19	R: 1 E: 0 K: 0 S: 8	H: 1 LOB: 0 BB: 0 P: 12	R: 0 E: 0 K: 1 S: 11	H: 1 LOB: 2 BB: 1 P: 17	R: 0 E: 0 K: 1 S: 7	H: 1 LOB: 1 BB: 1 P: 14		R: 1 E: 0 K: 0 S: 11	H: 2 LOB: 3 BB: 2 P: 23	1B: 6 2B: 3 3B: 0 HR: 0	SF: 0 SAC: 1 DP: 1 HBP: 0	WP: 0 PB: 0 SB: 1 CS: 0	PA: 38				
PITCHER	IP	WLS	BF	H	R	ER	SO	BB	IBB	HBP	BLK	WP	HR	S	P	ERA	WHIP										
Odalis Perez, L ERA: 2.84 37 Darren Dreifort, R ERA: 4.55 Guillermo Mota, R ERA: 1.83	7.2	1	31	7	2	2	3	0	2	0	0	0	0	3	5	0.00	0.000										

Batter	1	2	3	4	5	6	7	8	9	AB	R	H	RBI	BB	SO	LOB	TOP		
Dave Roberts, L (1, 7) OBP: 0.397, SLG: 0.434	G4-3			G6-3		1B	1B		F7	4	2	1	0	0	0	0	Los Angeles Dodgers @ San Francisco Giants SBC Park, San Francisco, CA Tue Jun 22 2004, 10:15 PM EDT Att: 41,703 - Sunny - 60 F		
Cesar Izturis, S (1, 6) OBP: 0.340, SLG: 0.384	K			K		BB	1B		L7	5	1	2	0	0	2	0			
Milton Bradley, S (1, 8) OBP: 0.367, SLG: 0.421	K			2B		BB	1B			4	0	3	2	0	1	0			
Shawn Green, L (1, 3) OBP: 0.339, SLG: 0.414		G3		G3		BB				3	0	0	0	1	1	3			
Paul Lo Duca, R (1, 2) OBP: 0.378, SLG: 0.453		G5-3			G3-1	F6			L9	4	0	0	0	0	0	5			
Adrián Beltré, R (1, 5) OBP: 0.338, SLG: 0.545		K			HR	SF9			G5-3	2	1	0	1	1	1	0			
Juan Encarnacion, R (1, 9) OBP: 0.297, SLG: 0.452				P6	HR				P3	3	1	1	2	1	0	0			
Alex Cora, L (1, 4) Wilson Alvarez, L (6, 1) 37 Darren Dreifort, R (7, 1) Jason Grabowski, L (8, PH) Tom Martin, L (8, 1) Duane Sanchez, R (8, 1)				G3	HR	G3-1			L9	2	0	0	0	0	1	0			
Kaz Ishii, L (1, 1) OBP: 0.120, SLG: 0.083				F8	B2-6-3				F8	2	0	0	0	0	0	1			
José Hernández, R (6, 4) OBP: 0.413, SLG: 0.494				F8	B2-6-3				F8	2	0	0	0	0	1	0			
Inning Stats	R: 0 H: 0 E: 0 K: 2 S: 9	H: 0 LOB: 0 BB: 0 P: 15	R: 0 H: 0 E: 0 K: 1 S: 8	H: 0 LOB: 0 BB: 0 P: 15	R: 0 H: 0 E: 0 K: 1 S: 5	H: 1 LOB: 1 BB: 0 P: 7	R: 0 H: 1 E: 0 K: 1 S: 10	H: 1 LOB: 1 BB: 0 P: 13	R: 2 H: 1 E: 0 K: 0 S: 6	H: 3 LOB: 3 BB: 2 P: 15	R: 2 H: 3 E: 0 K: 2 S: 14	H: 2 LOB: 2 BB: 0 P: 24	R: 0 H: 0 E: 0 K: 0 S: 9	H: 0 LOB: 0 BB: 0 P: 13	R: 0 H: 0 E: 0 K: 0 S: 7	H: 0 LOB: 0 BB: 0 P: 11	1B: 5 2B: 1 3B: 0 HR: 1	SF: 1 SAC: 0 DP: 1 HBP: 1	WP: 0 PA: 38 PB: 0 SB: 0 CS: 0
PITCHER	IP WLS BF H R ER SO BB IBB HBP BLK WP HR S P ERA WHIP																		
Dustin Hermanson, R (1, 1) ERA: 4.68	5.0	20	4	4	4	4	2	0	0	0	0	0	1	42	71	7.20	1.200		
Tyler Walker, R (6, 1) ERA: 4.23	1.0	6	1	0	0	0	2	0	0	0	0	0	0	10	25	0.00	3.000		
Jim Brower, R (7, 1) ERA: 4.17	2.0	9	2	1	1	2	0	0	1	0	0	0	0	26	37	4.50	1.000		
Scott Eyre, L (9, 1) ERA: 3.2	1.0	3	0	0	0	0	0	0	0	0	0	0	0	7	11	0.00	0.000		

Batter	1	2	3	4	5	6	7	8	9	AB	R	H	RBI	BB	SO	LOB	BOTTOM		
Ray Durham, S (1, 4) OBP: 0.350, SLG: 0.429	1B	G1-3			1B	L7				5	3	3	0	0	0	2	Los Angeles Dodgers @ San Francisco Giants SBC Park, San Francisco, CA Tue Jun 22 2004, 10:15 PM EDT Att: 41,703 - Sunny - 60 F		
Michael Tucker, L (1, 9) OBP: 0.394, SLG: 0.478	3B		G3		1B				SH2-3	4	1	3	1	0	0	0			
Marque Grissom, R (1, 8) OBP: 0.338, SLG: 0.480	1B		G3		1B				SH2-3	5	2	1	1	0	0	4			
Barry Bonds, L (1, 7) OBP: 0.614, SLG: 0.784	1B		G5-3		1B				P3	3	2	1	0	2	0	2			
Scott Eyre, L (9, 1) ERA: 3.2	BB		G4-3		G3				2B	0	0	0	0	0	0	0			
Edgardo Alfonzo, R (1, 5) OBP: 0.344, SLG: 0.399	F8			F9	G4-3				E9	5	1	2	6	0	0	2			
Deivi Cruz, R (1, 6) OBP: 0.371, SLG: 0.453									2B	5	1	5	2	0	0	0			
Cody Ransom, R (9, 6) OBP: 0.313, SLG: 0.321		SH2-4		2B	2B				1B	0	0	0	0	0	0	0			
Pedro Feliz, R (1, 3) OBP: 0.300, SLG: 0.484		P3		2B	P3				G6-3	4	0	1	1	0	0	3			
Yorvit Torrealba, R (1, 2) OBP: 0.321, SLG: 0.425										3	0	0	0	1	2	2			
Dustin Hermanson, R (1, 1) ERA: 3.78 Tyler Walker, R (6, 1) Neifi Perez, S (6, PH) Jim Brower, R (7, 1) Duane Sanchez, R (8, PH)									2B	1	0	0	0	0	1	1			
Inning Stats	R: 1 H: 2 E: 0 K: 0 S: 12	H: 2 LOB: 1 BB: 1 P: 22	R: 0 H: 1 E: 0 K: 0 S: 11	H: 1 LOB: 2 BB: 1 P: 18	R: 0 H: 0 E: 0 K: 0 S: 6	H: 0 LOB: 0 BB: 0 P: 11	R: 1 H: 2 E: 0 K: 1 S: 11	H: 2 LOB: 1 BB: 0 P: 16	R: 3 H: 4 E: 0 K: 0 S: 16	H: 4 LOB: 1 BB: 0 P: 24	R: 0 H: 0 E: 0 K: 2 S: 10	H: 0 LOB: 0 BB: 0 P: 14	R: 3 H: 4 E: 1 K: 1 S: 23	H: 4 LOB: 1 BB: 0 P: 28	R: 3 H: 3 E: 0 K: 0 S: 14	H: 3 LOB: 2 BB: 2 P: 24	1B: 9 2B: 6 3B: 1 HR: 0	SF: 0 SAC: 2 DP: 1 HBP: 0	WP: 0 PA: 42 PB: 0 SB: 0 CS: 0
PITCHER	IP WLS BF H R ER SO BB IBB HBP BLK WP HR S P ERA WHIP																		
Kaz Ishii, L (1, 1) ERA: 3.78	5.0	25	9	5	5	1	2	0	0	0	0	0	0	22	26	13.50	1.500		
Wilson Alvarez, L (6, 1) ERA: 3.25	1.1	6	2	2	2	2	0	0	0	0	0	0	0	11	16	13.50	3.000		
37 Darren Dreifort, R (7, 1) ERA: 4.75	0.2	4	2	1	1	1	0	0	0	0	0	0	0	10	19	40.50	3.000		
Tom Martin, L (8, 1) ERA: 4.96	0.2	5	1	3	3	0	1	1	0	0	0	0	0	4	5	0.00	6.000		
Duane Sanchez, R (8, 1) ERA: 2.53	0.1	2	2	0	0	0	0	0	0	0	0	0	0	4	5	0.00	6.000		

Batter	1	2	3	4	5	6	7	8	9	AB	R	H	RBI	BB	SO	LOB	TOP										
Dave Roberts, L (1, 8) OBP: 0.390, SLG: 0.449			G6-3				G1-3			4	1	2	0	0	0	0	Los Angeles Dodgers @ San Francisco Giants SBC Park, San Francisco, CA Wed Jun 23 2004, 10:15 PM EDT Att: 42,340 - Sunny - 60 F										
Cesar Izturis, S (1, 6) OBP: 0.342, SLG: 0.384			G3				G3			3	1	1	1	1	0	2											
Paul Lo Duca, R (1, 2) OBP: 0.372, SLG: 0.445			G6-3				G6-3			4	0	0	0	0	0	4											
Adrian Beltré, R (1, 5) OBP: 0.347, SLG: 0.552										4	0	4	1	0	0	0											
Robin Ventura, L (1, 3) OBP: 0.268, SLG: 0.227										3	0	0	0	0	0	3											
José Hernández, R (8, PH) OBP: 0.410, SLG: 0.489										1	0	0	0	0	1	1											
Juan Encarnación, R (1, 9) OBP: 0.293, SLG: 0.444										4	0	0	0	0	1	2											
Jason Grabowski, L (1, 7) OBP: 0.298, SLG: 0.443										4	0	0	0	0	1	2											
Alex Cora, L (1, 4) OBP: 0.381, SLG: 0.406										1	0	0	0	2	0	0											
Shawn Green, L (9, PH) OBP: 0.341, SLG: 0.417										1	0	1	0	0	0	0											
Jeff Weaver, R (1, 1) OBP: 0.226, SLG: 0.290										1	0	0	0	0	0	1											
Olmedo Saenz, R (7, PH) OBP: 0.327, SLG: 0.500										1	0	0	0	0	0	0											
Guillermo Mota, R (7, 1) OBP: 0.361, SLG: 0.606										0	0	0	0	0	0	0											
Jayson Werth, R (9, PH) OBP: 0.361, SLG: 0.606										1	0	0	0	0	0	1											
Inning Stats	R: 2 E: 0 K: 0 S: 13	H: 3 LOB: 0 BB: 0 P: 21	R: 0 E: 0 K: 1 S: 10	H: 0 LOB: 1 BB: 1 P: 19	R: 0 E: 0 K: 0 S: 7	H: 0 LOB: 0 BB: 0 P: 10	R: 0 E: 0 K: 0 S: 16	H: 1 LOB: 1 BB: 0 P: 22	R: 0 E: 0 K: 1 S: 7	H: 1 LOB: 1 BB: 0 P: 11	R: 0 E: 0 K: 0 S: 6	H: 0 LOB: 0 BB: 0 P: 9	R: 0 E: 0 K: 1 S: 13	H: 1 LOB: 1 BB: 1 P: 23	R: 0 E: 0 K: 0 S: 8	H: 1 LOB: 1 BB: 0 P: 9	1B: 7 2B: 1 3B: 1 HR: 0	SF: 0 SAC: 1 DP: 2 HBP: 0	WP: 0 PB: 0 SB: 1 CS: 0	PA: 36							
PITCHER	IP	WLS	BF	H	R	ER	SO	BB	IBB	HBP	BLK	WP	HR	S	P	ERA	WHIP										
Jerome Williams, R (1, 1) ERA: 4.48	6.0	W	25	6	2	2	2	2	0	0	0	0	0	64	102	3.00	1.333										
Wayne Franklin, L (7, 1) ERA: 5.25	1.0	H	3	0	0	0	0	0	0	0	0	0	0	6	9	0.00	0.000										
Felix Rodriguez, R (8, 1) ERA: 3.21	0.2	H	3	1	0	0	0	1	0	0	0	0	0	10	18	0.00	3.000										
Scott Eyre, L (8, 1) ERA: 3.15	0.1	H	1	0	0	0	1	0	0	0	0	0	0	3	5	0.00	0.000										
Matt Herges, R (9, 1) ERA: 4.78	1.0	S	4	1	0	0	0	0	0	0	0	0	0	8	9	0.00	1.000										

AB 32
R 2
H 8
RBI 2
BB 3
SO 3
LOB 16




Batter	1	2	3	4	5	6	7	8	9	AB	R	H	RBI	BB	SO	LOB	BOTTOM										
Ray Durham, S (1, 4) OBP: 0.354, SLG: 0.446										4	0	2	3	0	0	1	Los Angeles Dodgers @ San Francisco Giants SBC Park, San Francisco, CA Wed Jun 23 2004, 10:15 PM EDT Att: 42,340 - Sunny - 60 F										
Michael Tucker, L (1, 9) OBP: 0.378, SLG: 0.469										4	0	0	0	0	1	3											
Felix Rodriguez, R (8, 1) ERA: 3.21										0	0	0	0	0	0	0											
Scott Eyre, L (8, 1) ERA: 3.15										0	0	0	0	0	0	0											
Cody Ransom, R (9, 6) OBP: 0.313, SLG: 0.321										0	0	0	0	0	0	0											
Marque Grissom, R (1, 8) OBP: 0.333, SLG: 0.473										4	0	0	0	0	2	3											
Barry Bonds, L (1, 7) OBP: 0.612, SLG: 0.774										2	0	0	0	2	1	0											
Edgardo Alfonzo, R (1, 5) OBP: 0.343, SLG: 0.397										4	0	1	0	0	0	2											
A.J. Pierzynski, L (1, 2) OBP: 0.342, SLG: 0.418										2	1	2	0	0	0	0											
Damon Minor, L (1, 3) OBP: 0.405, SLG: 0.276										2	1	0	0	1	0	2											
Wayne Franklin, L (7, 1) OBP: 1.000, SLG: 1.000										0	0	0	0	0	0	0											
Dustan Mohr, R (8, 9) OBP: 0.392, SLG: 0.347										0	0	0	0	1	0	0											
Deivi Cruz, R (1, 6) OBP: 0.367, SLG: 0.444										4	1	1	0	0	0	4											
Matt Herges, L (9, 1) ERA: 4.78										0	0	0	0	0	0	0											
Jerome Williams, R (1, 1) OBP: 0.120, SLG: 0.120										2	0	0	0	0	1	3											
Pedro Feliz, R (7, 3) OBP: 0.303, SLG: 0.486										1	0	1	0	0	0	0											
Inning Stats	R: 0 E: 0 K: 1 S: 11	H: 1 LOB: 2 BB: 1 P: 19	R: 3 E: 0 K: 2 S: 17	H: 2 LOB: 1 BB: 1 P: 31	R: 0 E: 0 K: 1 S: 9	H: 1 LOB: 1 BB: 0 P: 13	R: 0 E: 0 K: 0 S: 7	H: 0 LOB: 0 BB: 0 P: 9	R: 0 E: 0 K: 0 S: 4	H: 0 LOB: 0 BB: 0 P: 6	R: 0 E: 0 K: 0 S: 10	H: 1 LOB: 1 BB: 0 P: 12	R: 0 E: 0 K: 1 S: 10	H: 1 LOB: 1 BB: 0 P: 18	R: 0 E: 0 K: 0 S: 7	H: 1 LOB: 2 BB: 2 P: 16	1B: 6 2B: 0 3B: 1 HR: 0	SF: 0 SAC: 1 DP: 1 HBP: 1	WP: 0 PB: 0 SB: 2 CS: 0	PA: 35							
PITCHER	IP	WLS	BF	H	R	ER	SO	BB	IBB	HBP	BLK	WP	HR	S	P	ERA	WHIP										
Jeff Weaver, R (1, 1) ERA: 4.53	6.0	L	26	5	3	3	4	1	1	1	0	0	0	58	90	4.50	1.000										
Guillermo Mota, R (7, 1) ERA: 1.74	2.0		9	2	0	0	1	1	1	0	0	0	0	17	34	0.00	1.500										




Batter	1	2	3	4	5	6	7	8	9	AB	R	H	RBI	BB	SO	LOB	TOP										
Dave Roberts, L (1, 8) OBP: 0.379, SLG: 0.434	F9		L9		G3		G4-3		K	5	0	0	0	0	1	0	Los Angeles Dodgers @ San Francisco Giants SBC Park, San Francisco, CA Thu Jun 24 2004, 7:05 PM EDT Att: 42,621 - Sunny - 65 F										
Cesar Izturis, S (1, 6) OBP: 0.343, SLG: 0.384	P4		G4-3		K		1B		G3-1 1B	5	0	2	0	0	1	0											
Shawn Green, L (1, 3) OBP: 0.336, SLG: 0.409	F8		G6-3		G3		G4-3		G3-1	5	0	0	0	0	0	2											
Adrián Beltré, R (1, 5) OBP: 0.352, SLG: 0.557		WP 2B		FC5-4 1B		G5-3		1B BB G3 1B	K	5	1	3	0	0	1	1											
Paul Lo Duca, R (1, 2) OBP: 0.370, SLG: 0.440		G5-3		FC5-4 1B WP S		F9		G3 1B BB		3	1	0	0	1	0	2											
David Ross, R (8, 2) OBP: 0.206, SLG: 0.288				1-2 S				1-2 BB		0	0	0	0	0	0	0											
Juan Encarnación, R (1, 9) OBP: 0.299, SLG: 0.447		BB BB		1 SAFE S 1B		E6 FC6-4		1-1 G3 1-2 2-3 1B		3	0	2	0	1	0	0											
Jayson Werth, R (1, 7) OBP: 0.325, SLG: 0.541		P6		3-3 K 1-2 3-H 4-0		FC6-4 1-2		1-3 K		4	0	0	0	0	2	7											
Alex Cora, L (1, 4) OBP: 0.389, SLG: 0.425							2-2 HR	2-1 G3 1-2 2-3 3-H		2	1	1	2	2	0	2											
Hideo Nomo, R (1, 1) OBP: 0.186, SLG: 0.316							1-0 G6-3	1-3 K		2	0	0	0	0	0	1											
Inning Stats	R: 0 E: 0 K: 0 S: 8	H: 0 LOB: 0 BB: 0 P: 10	R: 0 E: 0 K: 1 S: 15	H: 1 LOB: 3 BB: 2 P: 27	R: 0 E: 0 K: 0 S: 6	H: 0 LOB: 0 BB: 0 P: 10	R: 1 E: 0 K: 1 S: 13	H: 2 LOB: 2 BB: 1 P: 27	R: 0 E: 0 K: 0 S: 9	H: 0 LOB: 0 BB: 0 P: 13	R: 1 E: 0 K: 0 S: 11	H: 2 LOB: 1 BB: 0 P: 16	R: 1 E: 0 K: 2 S: 12	H: 2 LOB: 2 BB: 1 P: 22	R: 0 E: 0 K: 2 S: 8	H: 1 LOB: 1 BB: 0 P: 13	1B: 6 2B: 1 3B: 0 HR: 1	SF: 0 SAC: 0 DP: 0 HBP: 0	WP: 2 PB: 0 SB: 2 CS: 0	PA: 40							
PITCHER	IP	WLS	BF	H	R	ER	SO	BB	IBB	HBP	BLK	WP	HR	S	P	ERA	WHIP										
Brett Tomko, R (1, 1) ERA: 5.5	6.0	W	25	3	1	1	3	2	1	0	0	2	0	62	106	1.50	0.833										
Wayne Franklin, L (7, 1) ERA: 5.74	1.0		7	3	2	2	0	1	0	0	0	0	1	12	22	18.00	4.000										
Jim Brower, R (8, 1) ERA: 3.99	2.0		8	2	0	0	4	0	0	0	0	0	0	19	29	0.00	1.000										

Batter	1	2	3	4	5	6	7	8	9	AB	R	H	RBI	BB	SO	LOB	BOTTOM											
Ray Durham, S (1, 4) OBP: 0.362, SLG: 0.448	F7		B1-3	CS		PO 1B		HR 1B		4	1	2	2	1	0	0	Los Angeles Dodgers @ San Francisco Giants SBC Park, San Francisco, CA Thu Jun 24 2004, 7:05 PM EDT Att: 42,621 - Sunny - 65 F											
Michael Tucker, L (1, 9) OBP: 0.371, SLG: 0.458	F7		L9		K		F8		K	4	0	0	0	0	1	2												
Damon Minor, L (8, PH) OBP: 0.405, SLG: 0.276										1	0	0	0	0	1	1												
Marquis Grissom, R (1, 8) OBP: 0.331, SLG: 0.479	F8		F8		F9		HR		F9	5	1	1	2	0	0	2												
Barry Bonds, L (1, 7) OBP: 0.615, SLG: 0.771		BB 1B BB		4-0 2B 1B BB		2-2 1B		2-3 K		2	1	1	0	2	1	0												
Wayne Franklin, L (7, 1) OBP: 1.000, SLG: 1.000										0	0	0	0	0	0	0												
Jim Brower, R (8, 1) OBP: 0.667, SLG: 0.500										0	0	0	0	0	0	0												
Edgardo Alfonzo, R (1, 5) OBP: 0.349, SLG: 0.402		BB 1B		1-0 2B 1B 1B		1-2 PO		2-2 S 2B 1B		4	2	3	0	0	1	0												
Pedro Feliz, R (1, 3) OBP: 0.298, SLG: 0.478		P6		0-0 F8		2-2 G5-3		1-1 F9		4	0	0	0	0	0	5												
A.J. Pierzynski, L (1, 2) OBP: 0.349, SLG: 0.434		P5		0-1 1B 2B		1-0 2B 2B		2-2 FC4-6 1B		4	2	3	2	0	0	2												
Deivi Cruz, R (1, 6) OBP: 0.372, SLG: 0.441				2-1 CS 1B		0-0 FC5 2B 1B		1-0 FC4-6		3	1	1	2	1	0	2												
Brett Tomko, R (1, 1) OBP: 0.148, SLG: 0.115				0-3 K		2-1 1B 2B		0-3 K		2	0	0	0	0	2	4												
Dustan Mohr, R (6, PH) OBP: 0.394, SLG: 0.359										2	1	1	1	0	1	0												
Inning Stats	R: 0 E: 0 K: 0 S: 5	H: 0 LOB: 0 BB: 0 P: 7	R: 0 E: 0 K: 1 S: 14	H: 1 LOB: 3 BB: 2 P: 24	R: 0 E: 0 K: 0 S: 5	H: 0 LOB: 0 BB: 0 P: 7	R: 3 E: 0 K: 1 S: 11	H: 3 LOB: 0 BB: 1 P: 23	R: 0 E: 0 K: 1 S: 14	H: 2 LOB: 1 BB: 0 P: 21	R: 6 E: 0 K: 1 S: 23	H: 5 LOB: 0 BB: 0 P: 36	R: 0 E: 0 K: 1 S: 11	H: 1 LOB: 1 BB: 0 P: 16	R: 0 E: 0 K: 2 S: 16	H: 0 LOB: 1 BB: 1 P: 24	1B: 8 2B: 3 3B: 0 HR: 1	SF: 0 SAC: 0 DP: 0 HBP: 0	WP: 0 PB: 0 SB: 1 CS: 1	PA: 41								
PITCHER	IP	WLS	BF	H	R	ER	SO	BB	IBB	HBP	BLK	WP	HR	S	P	ERA	WHIP											
Hideo Nomo, R (1, 1) ERA: 7.65	5.1	L	27	9	7	7	3	3	0	0	0	0	0	59	99	11.81	2.250											
Wilson Alvarez, L (6, 1) ERA: 3.58	0.2		4	2	2	2	1	0	0	0	0	0	0	1	13	19	27.00	3.000										
Duaner Sanchez, R (7, 1) ERA: 2.45	1.0		4	1	0	0	1	0	0	0	0	0	0	11	16	0.00	1.000											
Eric Gagne, R (8, 1) ERA: 1.74	0.1		2	0	0	0	1	1	0	0	0	0	0	5	9	0.00	3.000											
Tom Martin, L (8, 1) ERA: 4.76	0.2		2	0	0	0	1	0	0	0	0	0	0	11	15	0.00	0.000											

AB 36
R 3
H 8
RBI 2
BB 4
SO 7
LOB 21



AB 35
R 9
H 12
RBI 9
BB 4
SO 7
LOB 18



Batter	1	2	3	4	5	6	7	8	9	AB	R	H	RBI	BB	SO	LOB	TOP										
David Eckstein, R OBP: 0.356, SLG: 0.364 Tim Salmon, R OBP: 0.299, SLG: 0.316	F8	FC5		F8			L5			3	0	0	0	1	0	2	Anaheim Angels @ Los Angeles Dodgers Dodger Stadium, Los Angeles, CA Fri Jun 25 2004, 7:10 PM PDT Att: 54,617 - Sunny - 73 F										
9 Chone Figgins, S OBP: 0.360, SLG: 0.470	F9									4	0	2	0	2	0	2											
27 Vladimir Guerrero, R Jeff DaVanon, S	HR			G5-4-3						3	2	1	1	1	0	2											
16 Garret Anderson, L 39 Robb Quinlan, R	HR									5	2	3	0	0	0	2											
Jose Guillen, R Alfredo Amezaga, S	HR									4	3	3	2	0	0	2											
Darin Erstad, L	G4-3									6	2	3	4	0	1	2											
Bengie Molina, R Derrick Turnbow, R		G5-3		G4-3						5	2	3	1	0	0	2											
Adam Kennedy, L										5	2	4	3	0	1	1											
Jarrod Washburn, L Josh Paul, R										3	0	1	1	0	0	1											
										0	0	0	1	0	0	0											
Inning Stats	R: 3 E: 0 K: 0 S: 15	H: 3 LOB: 0 BB: 0 P: 25	R: 0 E: 0 K: 0 S: 7	H: 1 LOB: 1 BB: 0 P: 11	R: 1 E: 0 K: 0 S: 12	H: 2 LOB: 2 BB: 1 P: 21	R: 1 E: 0 K: 0 S: 11	H: 2 LOB: 1 BB: 1 P: 18	R: 3 E: 0 K: 1 S: 17	H: 4 LOB: 2 BB: 1 P: 28	R: 4 E: 0 K: 0 S: 12	H: 4 LOB: 2 BB: 0 P: 26	R: 0 E: 0 K: 1 S: 15	H: 2 LOB: 2 BB: 0 P: 20	R: 1 E: 0 K: 2 S: 19	H: 3 LOB: 3 BB: 1 P: 35	R: 0 E: 0 K: 0 S: 7	H: 1 LOB: 1 BB: 0 P: 12	1B: 15 2B: 2 3B: 1 HR: 4	SF: 1 SAC: 1 DP: 1 HBP: 0	WP: 1 PB: 0 CS: 0	PA: 52					
PITCHER	IP	WLS	BF	H	R	ER	SO	BB	IBB	HBP	BLK	WP	HR	S	P	ERA	WHIP										
Jose Lima, R	4.0	L	24	11	8	8	0	2	0	0	0	0	3	51	85	18.00	3.250										
Duaner Sanchez, R	2.0		12	5	4	4	1	1	0	0	0	1	1	23	44	18.00	3.000										
Tom Martin, L	1.2		9	4	1	1	2	0	0	0	0	0	0	28	43	5.40	2.400										
37 Darren Dreifort, R	0.1		3	1	0	0	1	1	0	0	0	0	0	6	12	0.00	6.000										
Robin Ventura, R	1.0		4	1	0	0	0	0	0	0	0	0	0	7	12	0.00	1.000										

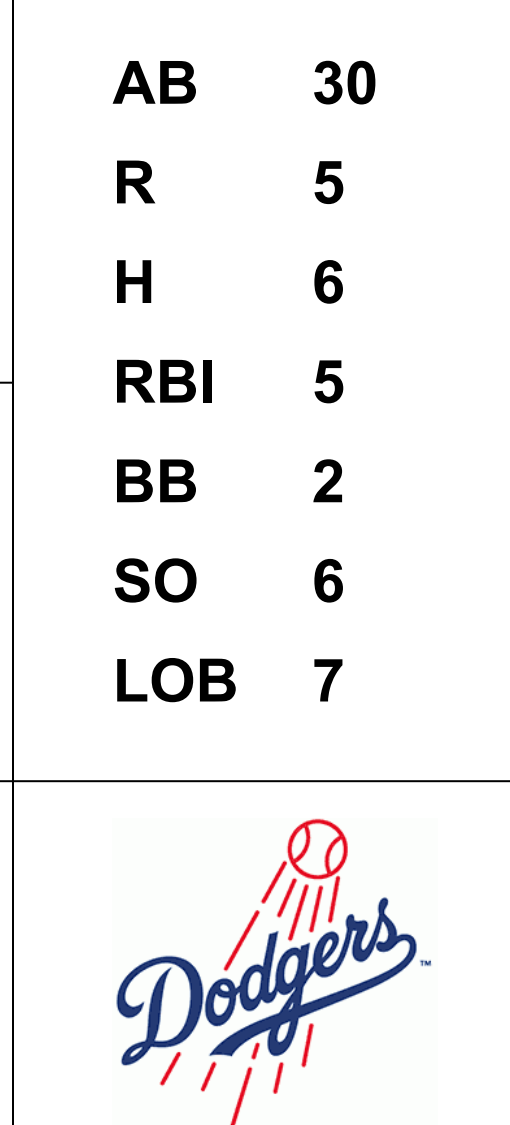
Batter	1	2	3	4	5	6	7	8	9	AB	R	H	RBI	BB	SO	LOB	BOTTOM										
Dave Roberts, L	K		B3							3	0	1	0	1	1	0	Anaheim Angels @ Los Angeles Dodgers Dodger Stadium, Los Angeles, CA Fri Jun 25 2004, 7:10 PM PDT Att: 54,617 - Sunny - 73 F										
Cesar Izturis, S	G4-3									4	0	0	0	0	0	3											
Shawn Green, L Robin Ventura, L	K									3	0	1	0	0	1	2											
Adrián Beltré, R Tom Martin, L										3	0	0	0	0	0	3											
37 Darren Dreifort, R										0	0	0	0	0	0	0											
Alex Cora, L										1	0	1	0	0	0	0											
Paul Lo Duca, R David Ross, R										3	0	0	0	0	0	2											
Juan Encarnacion, R Jason Grabowski, L										2	0	0	0	1	0	0											
Jayson Werth, R										4	0	0	0	0	2	3											
José Hernández, R										2	0	0	0	1	0	0											
Jose Lima, R Duaner Sanchez, R Olmedo Saenz, R										1	0	0	0	0	0	0											
										2	0	1	0	0	0	1											
Inning Stats	R: 0 E: 0 K: 2 S: 8	H: 0 LOB: 0 BB: 0 P: 10	R: 0 E: 0 K: 1 S: 7	H: 0 LOB: 1 BB: 1 P: 17	R: 0 E: 0 K: 0 S: 6	H: 0 LOB: 0 BB: 0 P: 10	R: 0 E: 1 K: 0 S: 10	H: 1 LOB: 1 BB: 0 P: 15	R: 0 E: 0 K: 0 S: 5	H: 0 LOB: 0 BB: 0 P: 6	R: 0 E: 0 K: 0 S: 17	H: 2 LOB: 2 BB: 0 P: 24	R: 0 E: 0 K: 0 S: 7	H: 0 LOB: 0 BB: 0 P: 9	R: 0 E: 0 K: 0 S: 9	H: 0 LOB: 1 BB: 2 P: 20	R: 0 E: 0 K: 2 S: 10	H: 1 LOB: 2 BB: 1 P: 19	1B: 4 2B: 0 3B: 0 HR: 0	SF: 0 SAC: 0 DP: 2 HBP: 0	WP: 0 PB: 0 CS: 0	PA: 34					
PITCHER	IP	WLS	BF	H	R	ER	SO	BB	IBB	HBP	BLK	WP	HR	S	P	ERA	WHIP										
Jarrod Washburn, L	7.0	W	25	3	0	0	3	1	0	0	0	0	0	19	39	0.00	0.571										
Derrick Turnbow, R	2.0		9	1	0	0	2	3	0	0	0	0	0	19	39	0.00	2.000										



Batter	1	2	3	4	5	6	7	8	9	AB	R	H	RBI	BB	SO	LOB	TOP					
David Eckstein, R (1, 6) OBP: 0.352, SLG: 0.360	G6-3		G6-4-3 1B		K		F9		G6-3	5	0	1	0	0	1	1	Anaheim Angels @ Los Angeles Dodgers Dodger Stadium, Los Angeles, CA Sat Jun 26 2004, 1:10 PM PDT Att: 52,715 - Sunny - 70 F					
9 Chone Figgins, S (1, 5) OBP: 0.357, SLG: 0.462	27 HR BB		G6-4-3 1-2			K	P3		K	4	1	0	0	1	2	2						
27 Vladimir Guerrero, R (1, 9) OBP: 0.399, SLG: 0.629	1-H HR		G5-3			16 HR BB			16 HR 1B	3	3	2	2	1	0	0						
16 Garret Anderson, L (1, 8) OBP: 0.396, SLG: 0.549	F7			K		1-H HR		1-H HR		4	2	2	4	0	1	0						
Jose Guillen, R (1, 7) OBP: 0.365, SLG: 0.507			G6-3		G6-3	F8		G4-6-3 1B		3	0	1	0	1	0	0						
Darin Erstad, L (1, 3) OBP: 0.308, SLG: 0.360	G6-3			K		1-2 1B		K		4	0	1	0	0	2	2						
José Molina, R (1, 2) OBP: 0.278, SLG: 0.361		G6-3			G1-6-3 G6-3 2B	K		G4-6-3		4	1	1	0	0	1	2						
Adam Kennedy, L (1, 4) OBP: 0.301, SLG: 0.332			K		G1-6-3		E3 SH1-4	F8		4	0	0	0	0	1	2						
Francisco Rodriguez, R (8, 1)										0	0	0	0	0	0	0						
Aaron Sele, R (1, 1) OBP: 0.296, SLG: 0.313					G6-3 3-H		SH1-4		K2-3	1	0	0	0	0	1	0						
Tim Salmon, R (5, PH) OBP: 0.302, SLG: 0.333										1	0	0	1	0	0	0						
Kevin Gregg, R (5, 1) OBP: 0.299, SLG: 0.192										0	0	0	0	0	0	0						
Josh Paul, R (7, PH) OBP: 0.299, SLG: 0.192										0	0	0	0	0	0	0						
Brendan Donnelly, R (7, 1) OBP: 0.299, SLG: 0.192										0	0	0	0	0	0	0						
Alfredo Amezaga, S (8, 4) OBP: 0.203, SLG: 0.156										1	0	0	0	0	1	0						
Inning Stats	R: 2 E: 0 K: 0 S: 10	H: 1 LOB: 1 BB: 2 P: 20	R: 0 E: 0 K: 2 S: 9	H: 0 LOB: 0 BB: 0 P: 13	R: 0 E: 0 K: 0 S: 7	H: 1 LOB: 0 BB: 0 P: 10	R: 0 E: 0 K: 2 S: 8	H: 0 LOB: 0 BB: 0 P: 10	R: 0 E: 0 K: 1 S: 13	H: 1 LOB: 0 BB: 0 P: 18	R: 2 E: 0 K: 2 S: 16	H: 2 LOB: 1 BB: 1 P: 28	R: 0 E: 1 K: 0 S: 7	H: 0 LOB: 1 BB: 0 P: 14	R: 2 E: 0 K: 1 S: 15	H: 3 LOB: 1 BB: 0 P: 25	R: 0 E: 0 K: 2 S: 9	H: 0 LOB: 0 BB: 0 P: 13	1B: 4 2B: 1 3B: 0 HR: 3	SF: 0 SAC: 1 DP: 1 HBP: 0	WP: 0 PB: 0 SB: 1 CS: 0	PA: 38
PITCHER	IP WLS BF H R ER SO BB IBB HBP BLK WP HR S P ERA WHIP																					
Odalis Perez, L (1, 1) ERA: 2.96	5.0		19	3	3	3	5	2	0	0	0	0	0	0	1	47	71	5.40	1.000			
Wilson Alvarez, L (6, 1) ERA: 3.75	2.0	B	10	2	2	2	2	1	0	0	0	0	0	0	1	23	42	9.00	1.500			
Guillermo Mota, R (8, 1) ERA: 2.13	1.0	L	6	3	2	2	1	0	0	0	0	0	0	1	15	25	18.00	3.000				
37 Darren Dreifort, R (9, 1) ERA: 4.55	1.0		3	0	0	0	2	0	0	0	0	0	0	0	9	13	0.00	0.000				

Batter	1	2	3	4	5	6	7	8	9	AB	R	H	RBI	BB	SO	LOB	BOTTOM			
Dave Roberts, L (1, 8) OBP: 0.378, SLG: 0.430	G6-3 HR 1B	SF8			K		K			3	1	1	1	0	2	1	Anaheim Angels @ Los Angeles Dodgers Dodger Stadium, Los Angeles, CA Sat Jun 26 2004, 1:10 PM PDT Att: 52,715 - Sunny - 70 F			
Cesar Izturis, S (1, 6) OBP: 0.338, SLG: 0.377	G6-3	CS	F8 1B		G3		G4-3			4	1	1	0	0	0	1				
Shawn Green, L (1, 3) OBP: 0.334, SLG: 0.405	E1 HR		F8 1B		F8		K			4	1	1	0	0	1	1				
Adrian Beltré, R (1, 5) OBP: 0.347, SLG: 0.557	F8 HR		F8		F7		K			4	1	1	3	0	1	2				
Paul Lo Duca, R (1, 2) OBP: 0.365, SLG: 0.432	G6-3		G1-6-3 1B		P4		F9			4	0	1	1	0	0	0				
Juan Encarnacion, R (1, 9) OBP: 0.285, SLG: 0.437	K		G1-6-3		F9		F9			4	0	0	0	0	1	2				
Jason Grabowski, L (1, 7) OBP: 0.300, SLG: 0.431		SH3-4 SF8 1B			F7		P5		K	4	1	1	0	0	1	0				
Alex Cora, L (1, 4) OBP: 0.391, SLG: 0.424		CS SH3-4 BB			G3-1		L4			2	0	0	0	1	0	0				
Odalis Perez, L (1, 1) OBP: 0.065, SLG: 0.129		SH3-4			G3					1	0	0	0	0	0	0				
Wilson Alvarez, L (6, 1) OBP: 0.167, SLG: 0.167										0	0	0	0	0	0	0				
Robin Ventura, L (7, PH) OBP: 0.274, SLG: 0.224										0	0	0	0	1	0	0				
Guillermo Mota, R (8, 1)										0	0	0	0	0	0	0				
37 Darren Dreifort, R (9, 1) ERA: 1.11										0	0	0	0	0	0	0				
Inning Stats	R: 3 E: 1 K: 1 S: 18	H: 2 LOB: 0 BB: 0 P: 26	R: 1 E: 0 K: 0 S: 7	H: 1 LOB: 0 BB: 1 P: 13	R: 1 E: 0 K: 0 S: 11	H: 3 LOB: 1 BB: 0 P: 16	R: 0 E: 0 K: 0 S: 6	H: 0 LOB: 0 BB: 0 P: 7	R: 0 E: 0 K: 1 S: 9	H: 0 LOB: 0 BB: 0 P: 16	R: 0 E: 0 K: 0 S: 6	H: 0 LOB: 0 BB: 0 P: 11	R: 0 E: 0 K: 2 S: 11	H: 0 LOB: 1 BB: 1 P: 14	R: 0 E: 0 K: 1 S: 8	H: 0 LOB: 0 BB: 0 P: 16	1B: 5 2B: 0 3B: 0 HR: 1	SF: 1 SAC: 1 DP: 1 HBP: 0	WP: 0 PB: 0 SB: 0 CS: 1	PA: 35
PITCHER	IP WLS BF H R ER SO BB IBB HBP BLK WP HR S P ERA WHIP																			
Aaron Sele, R (1, 1) ERA: 3.92	4.0		18	6	5	4	1	1	0	0	0	0	0	0	0	15	27	0.00	0.000	
Kevin Gregg, R (5, 1) ERA: 3.67	2.0		6	0	0	0	1	0	0	0	0	0	0	0	16	26	0.00	0.600		
Brendan Donnelly, R (7, 1) ERA: 1.8	1.2	W	6	0	0	0	2	1	0	0	0	0	0	0	12	22	0.00	0.000		
Francisco Rodriguez, R (8, 1) ERA: 1.11	1.1	S	4	0	0	0	2	0	0	0	0	0	0	0	12	22	0.00	0.000		

AB	34
R	7
H	8
RBI	7
BB	3
SO	10
LOB	9




Batter	1	2	3	4	5	6	7	8	9	AB	R	H	RBI	BB	SO	LOB	TOP										
David Eckstein, R (1, 6) OBP: 0.345, SLG: 0.352	F8		K		G6-4-3		K		F8	5	0	0	0	0	2	3	Anaheim Angels @ Los Angeles Dodgers Dodger Stadium, Los Angeles, CA Sun Jun 27 2004, 1:10 PM PDT Att: 54,333 - Sunny - 75 F										
9 Chone Figgins, S (1, 5) OBP: 0.357, SLG: 0.457	B1-3		CS 16 G4-3 27 BB				K		F9	3	0	0	0	2	1	2											
27 Vladimir Guerrero, R (1, 9) OBP: 0.394, SLG: 0.621	P2		G4-3				F7		G4-3	4	0	0	0	0	0	3											
16 Garret Anderson, L (1, 8) OBP: 0.384, SLG: 0.532		E9 2B	CS		P6		F8		G4-3	4	1	0	0	0	0	1											
Jose Guillen, R (1, 7) OBP: 0.364, SLG: 0.507		SH4-3 FC1 2B			P4		F8		G5-3	4	0	1	1	0	0	1											
Darin Erstad, L (1, 3) OBP: 0.319, SLG: 0.377		SH4-3			2B				S	3	1	3	0	0	0	0											
Bengie Molina, R (1, 2) OBP: 0.320, SLG: 0.438		FC1 3B			F8		BB 2B 1B		G6-3	3	2	0	0	1	0	3											
Adam Kennedy, L (1, 4) OBP: 0.308, SLG: 0.342		1-H 3B			G6-4-3 BB		BB 2B BB		G3-1	2	1	1	1	2	0	0											
40 Bartolo Colon, R (1, 1) 62 Scot Shields, R (4, 1) Tim Salmon, R (7, PH) 41 John Lackey, R (7, 1) Troy Percival, R (8, 1) Jeff DaVanon, S (8, PH)		G5-3			K		BB 2B		2B	1	0	0	0	0	0	1											
Inning Stats	R: 0 E: 0 K: 0 S: 4	H: 0 LOB: 0 BB: 0 P: 6	R: 2 E: 1 K: 0 S: 14	H: 2 LOB: 1 BB: 0 P: 23	R: 0 E: 0 K: 1 S: 11	H: 0 LOB: 1 BB: 1 P: 20	R: 0 E: 0 K: 0 S: 6	H: 1 LOB: 1 BB: 0 P: 10	R: 0 E: 0 K: 1 S: 6	H: 0 LOB: 0 BB: 1 P: 14	R: 0 E: 0 K: 0 S: 11	H: 0 LOB: 1 BB: 1 P: 18	R: 3 E: 0 K: 2 S: 22	H: 2 LOB: 1 BB: 2 P: 38	R: 0 E: 0 K: 0 S: 9	H: 1 LOB: 1 BB: 0 P: 14	R: 0 E: 0 K: 0 S: 10	H: 1 LOB: 1 BB: 0 P: 15	1B: 2 2B: 4 3B: 1 HR: 0	SF: 0 SAC: 1 DP: 1 HBP: 0	WP: 0 PB: 0 SB: 2 CS: 1	PA: 39					
PITCHER	IP	WLS	BF	H	R	ER	SO	BB	IBB	HBP	BLK	WP	HR	S	P	ERA	WHIP										
Kaz Ishii, L (1, 1) ERA: 3.83	6.0	W	26	4	5	3	2	5	0	0	0	0	0	62	112	4.50	1.500										
37 Darren Dreifort, R (7, 1) ERA: 4.41	1.0		4	1	0	0	2	0	0	0	0	0	0	12	17	0.00	1.000										
Guillermo Mota, R (8, 1) ERA: 2.08	1.0		4	1	0	0	0	0	0	0	0	0	0	9	14	0.00	1.000										
Eric Gagne, R (9, 1) ERA: 1.69	1.0		4	1	0	0	0	0	0	0	0	0	0	10	15	0.00	1.000										


Batter	1	2	3	4	5	6	7	8	9	AB	R	H	RBI	BB	SO	LOB	BOTTOM											
Dave Roberts, L (1, 8) OBP: 0.368, SLG: 0.417	B1-3		F7		FC2 2B 1B		F8		F9	5	1	0	0	0	0	3	Anaheim Angels @ Los Angeles Dodgers Dodger Stadium, Los Angeles, CA Sun Jun 27 2004, 1:10 PM PDT Att: 54,333 - Sunny - 75 F											
Cesar Izturis, S (1, 6) OBP: 0.335, SLG: 0.377	G4-3		K		1B HR 2B		K		K	5	1	1	1	0	3	0												
Shawn Green, L (1, 3) OBP: 0.345, SLG: 0.412					FC6-4 1B		HR 1B		1B HBP	3	2	3	1	1	0	0												
Adrián Beltré, R (1, 5) OBP: 0.351, SLG: 0.579			K		FC6-4 1B		HR 1B		1B	5	2	3	5	0	1	2												
Juan Encarnacion, R (1, 9) OBP: 0.297, SLG: 0.451					G6-3		G5-3		K	5	1	2	1	0	1	2												
José Hernández, R (9, 7) OBP: 0.407, SLG: 0.478									K	0	0	0	0	0	0	0												
Jason Grabowski, L (1, 7) OBP: 0.298, SLG: 0.419									K	3	1	0	0	1	1	1												
David Ross, R (1, 2) OBP: 0.221, SLG: 0.286									G4-3 1B	3	1	1	0	1	0	0												
Alex Cora, L (1, 4) OBP: 0.398, SLG: 0.428									G4-3	3	0	2	1	1	0	1												
Kaz Ishii, L (1, 1) OBP: 0.143, SLG: 0.111									K2-3	3	1	1	1	0	2	2												
37 Darren Dreifort, R (7, 1) ERA: 3.14										0	0	0	0	0	0	0												
Jayson Werth, R (7, PH) OBP: 0.289, SLG: 0.476										1	0	0	0	0	1	0												
Guillermo Mota, R (8, 1) ERA: 5.16										0	0	0	0	0	0	0												
Eric Gagne, R (9, 1) ERA: 4.82										0	0	0	0	0	0	0												
Inning Stats	R: 0 E: 0 K: 1 S: 6	H: 0 LOB: 1 BB: 1 P: 13	R: 1 E: 0 K: 1 S: 11	H: 1 LOB: 1 BB: 1 P: 22	R: 0 E: 0 K: 1 S: 9	H: 1 LOB: 1 BB: 0 P: 12	R: 7 E: 0 K: 0 S: 26	H: 6 LOB: 1 BB: 2 P: 42	R: 0 E: 0 K: 1 S: 9	H: 1 LOB: 1 BB: 0 P: 12	R: 2 E: 0 K: 2 S: 16	H: 2 LOB: 0 BB: 0 P: 23	R: 0 E: 0 K: 1 S: 9	H: 1 LOB: 0 BB: 0 P: 14	R: 0 E: 0 K: 2 S: 13	H: 1 LOB: 2 BB: 0 P: 20	1B: 8 2B: 2 3B: 0 HR: 3	SF: 0 SAC: 0 DP: 1 HBP: 1	WP: 0 PB: 0 SB: 0 CS: 0	PA: 41								
PITCHER	IP	WLS	BF	H	R	ER	SO	BB	IBB	HBP	BLK	WP	HR	S	P	ERA	WHIP											
40 Bartolo Colon, R (1, 1) ERA: 8.17	3.2	L	23	8	8	8	3	4	0	0	0	0	0	1	26	37	7.71	3.273										
62 Scot Shields, R (4, 1) ERA: 3.14	2.1		10	3	2	2	3	0	0	0	0	0	0	9	14	0.00	1.000											
41 John Lackey, R (7, 1) ERA: 5.16	1.0		3	1	0	0	1	0	0	0	0	0	0	9	14	0.00	1.000											
Troy Percival, R (8, 1) ERA: 4.82	1.0		5	1	0	0	2	0	0	1	0	0	0	13	20	0.00	1.000											



Batter	1	2	3	4	5	6	7	8	9	AB	R	H	RBI	BB	SO	LOB	TOP								
Ray Durham, S OBP: 0.372, SLG: 0.450										5	1	2	0	0	0	0	San Francisco Giants @ Los Angeles Dodgers Dodger Stadium, Los Angeles, CA Tue Jun 29 2004, 7:10 PM PDT Att: 51,113 - Sunny - 69 F								
J.T. Snow, L OBP: 0.351, SLG: 0.338 Neifi Perez, S OBP: 0.257, SLG: 0.286										5	0	3	0	0	0	2									
Marquis Grissom, R OBP: 0.329, SLG: 0.480										4	0	0	0	1	0	4									
Barry Bonds, L OBP: 0.618, SLG: 0.764										0	0	0	0	4	0	0									
Edgardo Alfonzo, R OBP: 0.348, SLG: 0.398										4	0	1	1	0	0	7									
A.J. Pierzynski, L OBP: 0.333, SLG: 0.425										4	0	0	0	0	0	2									
Michael Tucker, L OBP: 0.374, SLG: 0.452										3	0	2	0	1	1	0									
Deivi Cruz, R OBP: 0.365, SLG: 0.461										4	0	0	0	0	1	3									
51 Noah Lowry, R Jim Brower, R Scott Eyre, L Felix Rodriguez, R Cody Ransom, R Pedro Feliz, R										3	0	0	0	0	0	2									
Inning Stats	R: 1 E: 0 K: 0 S: 11	H: 2 LOB: 2 BB: 1 P: 22	R: 0 E: 0 K: 1 S: 8	H: 0 LOB: 0 BB: 0 P: 10	R: 0 E: 0 K: 0 S: 13	H: 1 LOB: 2 BB: 1 P: 25	R: 0 E: 0 K: 0 S: 10	H: 1 LOB: 1 BB: 0 P: 13	R: 0 E: 0 K: 1 S: 14	H: 1 LOB: 2 BB: 1 P: 20	R: 0 E: 0 K: 0 S: 13	H: 1 LOB: 2 BB: 2 P: 22	R: 0 E: 0 K: 0 S: 7	H: 0 LOB: 0 BB: 1 P: 11	R: 0 E: 0 K: 1 S: 7	H: 1 LOB: 1 BB: 0 P: 8		1B: 7 2B: 2 3B: 0 HR: 0	SF: 0 SAC: 0 DP: 2 HBP: 0	WP: 1 PB: 0 SB: 0 CS: 0	PA: 39				
PITCHER	IP WLS BF H R ER SO BB IBB HBP BLK WP HR S P ERA WHIP	6.0 2 27 6 1 1 2 1 2 0 0 1 0 63 106 1.50 1.167	2.0 W 8 1 0 0 0 3 0 0 0 0 0 0 20 33 0.00 2.000	1.0 S 4 1 0 0 1 0 0 0 0 0 0 0 7 8 0.00 1.000											ERA WHIP										
Jeff Weaver, R ERA: 4.35																									
Guillermo Mota, R ERA: 1.59																									
Eric Gagne, R ERA: 1.64																									

Batter	1	2	3	4	5	6	7	8	9	AB	R	H	RBI	BB	SO	LOB	BOTTOM									
Cesar Izturis, S OBP: 0.331, SLG: 0.372										4	0	0	0	0	0	2	San Francisco Giants @ Los Angeles Dodgers Dodger Stadium, Los Angeles, CA Tue Jun 29 2004, 7:10 PM PDT Att: 51,113 - Sunny - 69 F									
Paul Lo Duca, R OBP: 0.363, SLG: 0.429										4	0	1	1	0	0	0										
Shawn Green, L OBP: 0.341, SLG: 0.406										4	0	0	0	0	2	2										
Adrián Beltré, R OBP: 0.354, SLG: 0.582										2	0	1	0	1	0	0										
Juan Encarnacion, R OBP: 0.294, SLG: 0.446										3	0	0	0	0	1	2										
Olmedo Saenz, R OBP: 0.309, SLG: 0.458 Eric Gagne, R										3	0	0	0	0	2	1										
Jayson Werth, R OBP: 0.313, SLG: 0.556										3	2	2	1	0	1	1										
José Hernández, R OBP: 0.400, SLG: 0.468 Alex Cora, L OBP: 0.398, SLG: 0.428										2	0	0	0	0	1	0										
Jeff Weaver, R OBP: 0.212, SLG: 0.273 Guillermo Mota, R										0	0	0	0	0	0	0										
Jason Grabowski, L OBP: 0.298, SLG: 0.419 David Ross, R OBP: 0.232, SLG: 0.286										0	0	0	0	0	0	0										
Inning Stats	R: 0 E: 0 K: 1 S: 7	H: 0 LOB: 0 BB: 0 P: 11	R: 0 E: 0 K: 3 S: 12	H: 1 LOB: 1 BB: 0 P: 19	R: 0 E: 0 K: 1 S: 8	H: 0 LOB: 0 BB: 0 P: 11	R: 0 E: 0 K: 0 S: 7	H: 0 LOB: 1 BB: 1 P: 13	R: 1 E: 0 K: 3 S: 12	H: 1 LOB: 0 BB: 0 P: 16	R: 0 E: 0 K: 1 S: 8	H: 0 LOB: 0 BB: 0 P: 9	R: 0 E: 0 K: 0 S: 5	H: 0 LOB: 0 BB: 0 P: 9	R: 1 E: 0 K: 0 S: 13	H: 2 LOB: 2 BB: 1 P: 20	1B: 2 2B: 1 3B: 0 HR: 1	SF: 0 SAC: 1 DP: 0 HBP: 0	WP: 0 PB: 0 SB: 0 CS: 0	PA: 30						
PITCHER	IP WLS BF H R ER SO BB IBB HBP BLK WP HR S P ERA WHIP	7.0 1 24 2 1 1 0 0 0 0 0 0 2 3 1.29 0.429	0.1 L 2 1 1 1 0 0 0 0 0 0 0 0 2 3 27.00 3.000	0.0 1 0 0 0 0 1 0 0 0 0 0 0 4 ∞ ∞	0.2 3 1 0 0 0 0 0 0 0 0 0 0 11 13 0.00 1.500											ERA WHIP										
51 Noah Lowry, L ERA: 3.48																										
Jim Brower, R ERA: 4.2																										
Scott Eyre, L ERA: 3.1																										
Felix Rodriguez, R ERA: 3.0																										

Batter	1	2	3	4	5	6	7	8	9	AB	R	H	RBI	BB	SO	LOB	TOP										
Ray Durham, S OBP: 0.365, SLG: 0.456 (1, 4)	G4-3		G3-1			F8	K			4	0	0	0	0	1	2	San Francisco Giants @ Los Angeles Dodgers Dodger Stadium, Los Angeles, CA Thu Jul 01 2004, 6:10 PM PDT Att: 54,717 - Sunny - 72 F										
Michael Tucker, L OBP: 0.369, SLG: 0.444 (1, 9)	G4-3			G4-3		F7		K		4	0	0	0	0	1	0											
Marquis Grissom, R OBP: 0.326, SLG: 0.483 (1, 8)	P3			FC3-6 1B		F9		F9		4	1	1	0	0	0	0											
Barry Bonds, L OBP: 0.619, SLG: 0.788 (1, 7)		G3		FC3-6 1B			HR			2	1	1	1	2	0	0											
A.J. Pierzynski, L OBP: 0.347, SLG: 0.440 (1, 2)		G5-4-3 1B		FC3-6 1B		2B SF8		P6		4	1	2	0	0	0	3											
Pedro Feliz, R OBP: 0.292, SLG: 0.471 (1, 5)		G5-4-3				F8				4	0	1	1	0	1	2											
J.T. Snow, L OBP: 0.344, SLG: 0.333 (1, 3)			G4-3			F9		K		4	0	1	0	0	1	0											
Deivi Cruz, R OBP: 0.351, SLG: 0.443 (1, 6)			G6-3			F8		K		3	0	0	1	0	1	0											
Jason Schmidt, R OBP: 0.207, SLG: 0.370 Felix Rodriguez, R Scott Eyre, L						K				2	1	1	1	1	1	0	AB 31 R 4 H 7 RBI 4 BB 3 SO 6 LOB 7										
						HR				0	0	0	0	0	0	0											
Inning Stats	R: 0 E: 0 K: 0 S: 6	H: 0 LOB: 0 BB: 0 P: 8	R: 0 E: 0 K: 0 S: 11	H: 1 LOB: 0 BB: 0 P: 16	R: 1 E: 0 K: 0 S: 11	H: 1 LOB: 0 BB: 0 P: 16	R: 1 E: 0 K: 0 S: 7	H: 2 LOB: 2 BB: 1 P: 15	R: 0 E: 0 K: 1 S: 6	H: 0 LOB: 0 BB: 0 P: 8	R: 0 E: 0 K: 0 S: 8	H: 0 LOB: 0 BB: 0 P: 13	R: 2 E: 0 K: 1 S: 14	H: 3 LOB: 2 BB: 1 P: 28	R: 0 E: 0 K: 1 S: 7	H: 0 LOB: 1 BB: 1 P: 16	R: 0 E: 0 K: 3 S: 12	H: 0 LOB: 0 BB: 0 P: 17	1B: 4 2B: 1 3B: 0 HR: 2	SF: 1 SAC: 0 DP: 1 HBP: 0	WP: 0 PB: 0 SB: 0 CS: 0	PA: 35					
PITCHER	IP	WLS	BF	H	R	ER	SO	BB	IBB	HBP	BLK	WP	HR	S	P	ERA	WHIP										
Jose Lima, R ERA: 4.73	6.1		25	7	4	4	1	0	1	0	0	0	2	56	92	5.68	1.105										
37 Darren Dreifort, R ERA: 4.32	0.2		3	0	0	0	1	1	0	0	0	0	0	7	12	0.00	1.500										
Tom Martin, L ERA: 4.5	0.1		1	0	0	0	1	0	0	0	0	0	0	3	5	0.00	0.000										
Guillermo Mota, R ERA: 1.96	0.2	W	3	0	0	0	0	0	1	0	0	0	0	4	11	0.00	0.000										
Eric Gagne, R ERA: 1.59	1.0	S	3	0	0	0	3	0	0	0	0	0	0	12	17	0.00	0.000										

Batter	1	2	3	4	5	6	7	8	9	AB	R	H	RBI	BB	SO	LOB	BOTTOM										
Dave Roberts, L OBP: 0.364, SLG: 0.409 (1, 7)	B1-3		K			F7		E7 1B		4	0	1	1	0	1	0	San Francisco Giants @ Los Angeles Dodgers Dodger Stadium, Los Angeles, CA Thu Jul 01 2004, 6:10 PM PDT Att: 54,717 - Sunny - 72 F										
Cesar Izturis, S OBP: 0.330, SLG: 0.368 (1, 6)	G4-3 1B		G1-3			F7		BB		3	0	1	0	1	0	0											
Paul Lo Duca, R OBP: 0.356, SLG: 0.431 (1, 2)	G4-3		HR			P2		L4		4	1	1	1	0	0	3											
Adrián Beltré, R OBP: 0.358, SLG: 0.577 (1, 5)	FC6 BB		K			K		F9		3	0	0	0	1	2	0											
Milton Bradley, S OBP: 0.367, SLG: 0.422 (1, 8)	FC6			G4-3 2B		F7		2B BB		3	2	1	0	1	0	2											
Shawn Green, L OBP: 0.339, SLG: 0.416 (1, 3)		G4-3		G4-3				HR		4	1	2	2	0	0	1											
Juan Encarnacion, R OBP: 0.296, SLG: 0.440 (1, 9)		FC4-6 BB		G4-3				P3		3	1	1	1	1	0	1											
Alex Cora, L OBP: 0.396, SLG: 0.425 (1, 4)	FC4-6			F7				K		3	0	0	0	0	1	2											
Jose Lima, R OBP: 0.368, SLG: 0.433 37 Darren Dreifort, R Robin Ventura, L Tom Martin, L Guillermo Mota, R Eric Gagne, R								F7		2	0	0	0	0	2	1	AB 30 R 5 H 7 RBI 5 BB 4 SO 6 LOB 11										
										0	0	0	0	0	0	0											
Inning Stats	R: 0 E: 0 K: 0 S: 14	H: 1 LOB: 2 BB: 1 P: 21	R: 0 E: 0 K: 1 S: 10	H: 0 LOB: 1 BB: 1 P: 15	R: 1 E: 0 K: 2 S: 10	H: 1 LOB: 0 BB: 0 P: 16	R: 1 E: 0 K: 0 S: 11	H: 1 LOB: 0 BB: 0 P: 17	R: 0 E: 0 K: 1 S: 12	H: 0 LOB: 0 BB: 0 P: 16	R: 0 E: 0 K: 1 S: 8	H: 0 LOB: 0 BB: 0 P: 11	R: 2 E: 1 K: 0 S: 12	H: 3 LOB: 2 BB: 1 P: 22	R: 1 E: 0 K: 1 S: 13	H: 1 LOB: 1 BB: 1 P: 24	R: 0 E: 0 K: 3 HR: 2	SF: 0 SAC: 1 DP: 0 HBP: 0	WP: 0 PB: 0 SB: 1 CS: 0	PA: 35							
PITCHER	IP	WLS	BF	H	R	ER	SO	BB	IBB	HBP	BLK	WP	HR	S	P	ERA	WHIP										
Jason Schmidt, R ERA: 2.61	7.0		30	6	4	4	5	3	0	0	0	0	2	77	118	5.14	1.286										
Felix Rodriguez, R ERA: 3.19	0.2	L	4	1	1	1	0	1	0	0	0	0	0	10	21	13.50	3.000										
Scott Eyre, L ERA: 3.0	0.1		1	0	0	0	1	0	0	0	0	0	0	3	3	0.00	0.000										

Batter	1	2	3	4	5	6	7	8	9	AB	R	H	RBI	BB	SO	LOB	TOP																									
Dave Roberts, L OBP: 0.356, SLG: 0.400 (1, 7)	0-3 K2-3		1-0 P3			2-1 F9		2-1 G4-3		4	0	0	0	0	1	0																										
Cesar Izuris, S OBP: 0.332, SLG: 0.366 (1, 6)	0-0 P6			0-1 G4-3		4-1 HR BB		4-2 BB		2	1	0	0	2	0	0																										
Paul Lo Duca, R OBP: 0.355, SLG: 0.440 (1, 2)	1-3 K			0-2 F8		0-0 HR		2-0 P3		4	1	1	2	0	1	1																										
Adrián Beltré, R OBP: 0.356, SLG: 0.572 (1, 5)		0-0 L6		3-2 1B		0-0 F9			1-3 K	4	0	1	0	0	1	0																										
Milton Bradley, S OBP: 0.365, SLG: 0.418 Jayson Werth, R OBP: 0.333, SLG: 0.543 (1, 8) (4, 7)		3-3 K		2-3 K			1-1 FC6-4 HBP		4-0 1B BB	2	0	0	0	0	2	1																										
Shawn Green, L OBP: 0.338, SLG: 0.413 (1, 3)		1-2 G6-3			0-1 F9		1-1 FC6-4		1-2 1B	4	0	1	0	0	0	1																										
Juan Encarnacion, R OBP: 0.292, SLG: 0.434 (1, 9)			1-0 F8		2-2 G5-3		1-2 F7		2-0 F8	4	0	0	0	0	0	3																										
Jason Grabowski, L OBP: 0.294, SLG: 0.404 (1, 10)			2-3 K		0-2 G6-3		0-0 G4-3		3-3 K	4	0	0	0	0	2	3																										
Alex Cora, L OBP: 0.395, SLG: 0.440 (1, 4)			1-1 HR		0-2 G6-3		0-1 L1			3	1	1	1	0	0	0																										
Inning Stats	R: 0 E: 0 K: 2 S: 7	H: 0 LOB: 0 BB: 0 P: 8	R: 0 E: 0 K: 1 S: 7	H: 0 LOB: 0 BB: 0 P: 11	R: 1 E: 0 K: 1 S: 7	H: 1 LOB: 0 BB: 0 P: 12	R: 0 E: 0 K: 1 S: 14	H: 1 LOB: 1 BB: 0 P: 19	R: 0 E: 0 K: 0 S: 10	H: 0 LOB: 0 BB: 0 P: 12	R: 2 E: 0 K: 0 S: 8	H: 1 LOB: 0 BB: 1 P: 14	R: 0 E: 0 K: 0 S: 7	H: 0 LOB: 1 BB: 0 P: 10	R: 0 E: 0 K: 0 S: 8	H: 0 LOB: 1 BB: 1 P: 16	R: 0 E: 0 K: 2 S: 12	H: 1 LOB: 2 BB: 1 P: 23	1B: 2 2B: 0 3B: 0 HR: 2	SF: 0 SAC: 0 DP: 0 HBP: 1	WP: 0 PB: 0 SB: 0 CS: 0	PA: 35																				
PITCHER	IP	WLS	BF	H	R	ER	SO	BB	IBB	HBP	BLK	WP	HR	S	P	ERA	WHIP	PITCHER							IP	WLS	BF	H	R	ER	SO	BB	IBB	HBP	BLK	WP	HR	S	P	ERA	WHIP	
Aaron Sele, R ERA: 3.92 (1, 1)	7.0	W	26	3	3	3	5	1	0	1	0	0	2	60	86	3.86	0.571								27	0	1	0	0	0	1	0	0	0	0	0	12	23	0.00	2.000		
Brendan Donnelly, R ERA: 4.26 (8, 1)	1.0		4	0	0	0	0	1	0	0	0	0	0	8	16	0.00	1.000								16	0	0	0	0	0	1	0	0	0	0	0	0	0	0	0	0.00	1.000
Francisco Rodriguez, R ERA: 1.04 (9, 1)	1.0		5	1	0	0	2	1	0	0	0	0	0	12	23	0.00	2.000								16	0	0	0	0	0	1	0	0	0	0	0	0	0	0	0	0.00	2.000

Los Angeles Dodgers @ Anaheim Angels
Angel Stadium of Anaheim, Anaheim, CA
Fri Jul 02, 2004, 7:05 PM PDT
Att: 43,816 - Sunny - 74 F

AB 31
R 3
H 4
RBI 3
BB 3
SO 7
LOB 9





Batter	1	2	3	4	5	6	7	8	9	AB	R	H	RBI	BB	SO	LOB	BOTTOM																								
David Eckstein, R OBP: 0.340, SLG: 0.343 (1, 6)	0-2 F8			0-1 L4		1-2 BB HBP		0-1 G4-3		4	0	0	0	0	0	1																									
Darin Erstad, L OBP: 0.320, SLG: 0.364 (1, 3)	4-2 16 1B		3-2 F7		0-1 G4-3		4-0 1 SAFE		1-2 BB	2	1	0	0	2	0	0																									
27 Vladimir Guerrero, R OBP: 0.390, SLG: 0.691 (1, 9)	4-2 16 1B		1-2 L3		0-0 1B		1-1 F7			3	1	1	0	1	0	2																									
16 Garret Anderson, L OBP: 0.387, SLG: 0.517 (1, 8)	0-2 1B		0-0 1B		1-3 K		0-2 G4-3			4	2	2	1	0	1	1																									
Jose Guillen, R OBP: 0.363, SLG: 0.502 (1, 7)	3-2 2B		0-0 SF8		3-3 K		1-3 K			4	2	2	1	0	2	0																									
Bengie Molina, R OBP: 0.314, SLG: 0.430 (1, 2)	1-0 2B		0-2 1B		1-0 G1-3		0-0 F9			4	1	2	1	0	0	0																									
Tim Salmon, R OBP: 0.282, SLG: 0.311 (1, 10)	1-1 SF7		2-0 SF8		3-2 G6-3		3-2 P3			2	0	0	2	0	0	0																									
39 Robb Quinlan, R OBP: 0.329, SLG: 0.328 Alfredo Amézaga, S OBP: 0.213, SLG: 0.171 (1, 5) (7, 5)	3-0 2B		0-0 SF9		1-1 G6-3		1-2 1B			2	0	1	2	0	0	0																									
Adam Kennedy, L OBP: 0.313, SLG: 0.361 (1, 4)	2-3 K		3-1 F9		3-2 F8		3-2 G5-3			4	0	0	0	0	1	3																									
Inning Stats	R: 5 E: 0 K: 1 S: 23	H: 4 LOB: 1 BB: 2 P: 41	R: 0 E: 0 K: 0 S: 8	H: 0 LOB: 0 BB: 0 P: 12	R: 2 E: 0 K: 0 S: 9	H: 3 LOB: 1 BB: 0 P: 12	R: 0 E: 0 K: 1 S: 9	H: 1 LOB: 1 BB: 0 P: 10	R: 0 E: 0 K: 0 S: 9	H: 0 LOB: 2 BB: 1 P: 19	R: 0 E: 0 K: 1 S: 7	H: 0 LOB: 0 BB: 0 P: 8	R: 0 E: 0 K: 0 S: 11	H: 1 LOB: 1 BB: 0 P: 18	1B: 7 2B: 2 3B: 0 HR: 0	SF: 3 SAC: 0 DP: 0 HBP: 1	WP: 0 PB: 0 SB: 0 CS: 0	PA: 37																							
PITCHER	IP	WLS	BF	H	R	ER	SO	BB	IBB	HBP	BLK	WP	HR	S	P	ERA	WHIP	PITCHER							IP	WLS	BF	H	R	ER	SO	BB	IBB	HBP	BLK	WP	HR	S	P	ERA	WHIP
Kaz Ishii, L ERA: 4.36 Giovanni Carrara, R ERA: 37 Darren Dreifort, R ERA: 4.19 Tom Martin, L ERA: 4.29 (1, 1) (4, 1) (7, 1) (8, 1)	3.0	L	18	7	7	7	1	2	0	0	0	0	0	27	45	0.00	0.667								11	0	0	0	0	0	11	18	0.00	1.000							

Los Angeles Dodgers @ Anaheim Angels
Angel Stadium of Anaheim, Anaheim, CA
Fri Jul 02, 2004, 7:05 PM PDT
Att: 43,816 - Sunny - 74 F

AB 30
R 7
H 9
RBI 7
BB 3
SO 4
LOB 7



Batter	1	2	3	4	5	6	7	8	9	AB	R	H	RBI	BB	SO	LOB	TOP																			
Dave Roberts, L (1,7) OBP: 0.353, SLG: 0.394	3-2 2B 1B	0-2 B1-3		0-0 F9			2-2 G6-3		0-0 F7	5	1	1	0	0	0	2																				
Cesar Izuris, S (1,6) OBP: 0.336, SLG: 0.371	1 SAFE 2-1 G6-3 1-H HR 2B		0-1 G6-3	0-0 1B			4-1 G3 S BB		0-1 F7	4	1	2	3	1	0	0																				
Paul Lo Duca, R (1,2) OBP: 0.349, SLG: 0.432	2-2 G6-3 2-3		1-2 F8		1-1 G4-3		1 SAFE 2-2 G3		0-1 F8	5	0	0	0	0	0	2																				
Adrián Beltré, R (1,5) OBP: 0.361, SLG: 0.593	0-1 HR		1-0 HR		1-0 F9		4-0 BB			3	2	2	3	1	0	0																				
Milton Bradley, S (1,8) OBP: 0.367, SLG: 0.431	2-2 G4-3		0-0 1B		0-1 HR		0-0 F7			4	1	2	1	0	0	2																				
Shawn Green, L (1,10) OBP: 0.333, SLG: 0.408	1-1 G3		0-0 P6		3-2 F9				0-0 F9	4	0	0	0	0	0	1																				
Juan Encarnacion, R (1,9) OBP: 0.292, SLG: 0.431		1-0 F9		0-2 SH5-3 1B 1B		0-1 G6-3		0-2 G5-3		4	1	1	0	0	0	0																				
Robin Ventura, L (1,3) OBP: 0.304, SLG: 0.282		2-2 HR		4-2 SH5-3 1B BB		0-0 F8		4-0 BB		2	2	1	1	2	0	0																				
Alex Cora, L (1,4) OBP: 0.390, SLG: 0.432	2-2 L6		0-0 SH5-3		2-1 L8		2-2 F9			3	0	0	0	0	0	1																				
Inning Stats	R: 3 E: 0 K: 0 S: 18	H: 3 LOB: 0 BB: 0 P: 28	R: 1 E: 0 K: 0 S: 12	H: 1 LOB: 0 BB: 0 P: 17	R: 1 E: 0 K: 0 S: 9	H: 2 LOB: 1 BB: 1 P: 11	R: 2 E: 0 K: 0 S: 8	H: 2 LOB: 0 BB: 0 P: 12	R: 1 E: 0 K: 0 S: 10	H: 1 LOB: 0 BB: 0 P: 15	R: 0 E: 0 K: 0 S: 5	H: 0 LOB: 0 BB: 0 P: 7	R: 0 E: 0 K: 0 S: 9	H: 0 LOB: 1 BB: 1 P: 15	R: 0 E: 0 K: 0 S: 5	H: 0 LOB: 0 BB: 0 P: 5	R: 0 E: 0 K: 0 S: 5	H: 0 LOB: 0 BB: 0 P: 5	1B: 4 2B: 1 3B: 0 HR: 4	SF: 0 SAC: 1 DP: 0 HBP: 0	WP: 0 PB: 0 SB: 1 CS: 1	PA: 39														
PITCHER	IP	WLS	BF	H	R	ER	SO	BB	IBB	HBP	BLK	WP	HR	S	P	ERA	WHIP	PITCHER		IP	WLS	BF	H	R	ER	SO	BB	IBB	HBP	BLK	WP	HR	S	P	ERA	WHIP
40 Bartolo Colon, R (1,1) ERA: 6.57	4.0	L	20	8	7	7	0	1	0	0	0	0	3	47	68	15.75	2.250																			
Ramon Ortiz, R (5,1) ERA: 4.18	5.0		19	1	1	1	0	3	0	0	0	0	1	38	63	1.80	0.800																			
Batter	1	2	3	4	5	6	7	8	9	AB	R	H	RBI	BB	SO	LOB	BOTTOM																			
David Eckstein, R (1,6) OBP: 0.337, SLG: 0.337	1-2 G6-3		4-1 HR BB	1-2 P6		0-2 G4-3			0-1 G6-3	4	1	0	0	1	0	1																				
Darin Erstad, L (1,3) OBP: 0.323, SLG: 0.380	4-0 27 HR BB		3-2 1-H HR		2-2 G3		1-2 G6-3			3	2	1	2	1	0	0																				
27 Vladimir Guerrero, R (1,9) OBP: 0.394, SLG: 0.611	0-0 1-H HR		4-2 16 FC5-4 BB		1-0 16 G4-3 1B S		1-1 G6-3			3	2	2	2	1	0	0																				
16 Garret Anderson, L (1,8) OBP: 0.377, SLG: 0.503	2-1 G6-3		0-1 FC5-4 1B		1-2 G4-3		0-0 F8			4	0	0	0	0	0	2																				
Jose Guillen, R (1,7) OBP: 0.365, SLG: 0.502	3-3 K		2-1 FC6-4 1B		1-1 1B		2-1 G6-3			4	0	2	1	0	1	0																				
Jeff DaVanon, S (1,10) OBP: 0.397, SLG: 0.430		0-1 B2	1-1 P5		0-0 G4-3		0-0 G4-3			4	0	0	0	0	0	3																				
Bengie Molina, R (1,2) OBP: 0.313, SLG: 0.425		1-2 G6-3	3-0 FC6-4 1B		3-2 39 FC3-6 1B		0-1 F8			4	0	1	0	0	0	2																				
39 Robb Quinlan, R (1,5) OBP: 0.325, SLG: 0.313		4-2 BB		1-1 G6-3		2-1 FC3-6 G4-3 S		2-3 K2-3		3	0	0	0	1	1	1																				
Adam Kennedy, L (1,4) OBP: 0.309, SLG: 0.355	1-1 L9		1-1 F7		2-2 G4-3		2-3 K			4	0	0	0	0	1	2																				
Inning Stats	R: 2 E: 0 K: 1 S: 9	H: 1 LOB: 1 BB: 1 P: 19	R: 0 E: 0 K: 0 S: 9	H: 0 LOB: 1 BB: 1 P: 15	R: 2 E: 0 K: 0 S: 13	H: 2 LOB: 2 BB: 2 P: 30	R: 0 E: 0 K: 0 S: 7	H: 0 LOB: 0 BB: 0 P: 10	R: 1 E: 0 K: 0 S: 12	H: 2 LOB: 1 BB: 0 P: 17	R: 0 E: 0 K: 0 S: 11	H: 1 LOB: 0 BB: 0 P: 18	R: 0 E: 0 K: 0 S: 10	H: 0 LOB: 0 BB: 0 P: 12	R: 0 E: 0 K: 0 S: 5	H: 0 LOB: 0 BB: 0 P: 7	R: 0 E: 0 K: 2 S: 8	H: 0 LOB: 0 BB: 0 P: 12	1B: 4 2B: 0 3B: 0 HR: 2	SF: 0 SAC: 0 DP: 0 HBP: 0	WP: 0 PB: 0 SB: 2 CS: 0	PA: 37														
PITCHER	IP	WLS	BF	H	R	ER	SO	BB	IBB	HBP	BLK	WP	HR	S	P	ERA	WHIP	PITCHER		IP	WLS	BF	H	R	ER	SO	BB	IBB	HBP	BLK	WP	HR	S	P	ERA	WHIP
Edwin Jackson, R (1,1) ERA: 4.05	1.2		7	1	2	2	1	1	0	0	0	0	1	14	25	10.80	1.200																			
Duaner Sanchez, R (2,1) ERA: 3.57	3.1		17	4	3	3	0	3	0	0	0	0	1	36	66	8.10	2.100																			
37 Darren Dreifort, R (6,1) ERA: 4.08	1.0	H	4	1	0	0	0	0	0	0	0	0	0	11	18	0.00	1.000																			
Guillermo Mota, R (7,1) ERA: 1.88	2.0	W	6	0	0	0	0	0	0	0	0	0	0	15	19	0.00	0.000																			
Eric Gagne, R (9,1) ERA: 1.54	1.0	S	3	0	0	0	2	0	0	0	0	0	0	8	12	0.00	0.000																			

Los Angeles Dodgers @ Anaheim Angels
 Angel Stadium of Anaheim, Anaheim, CA
 Sat Jul 03 2004, 7:05 PM PDT
 Att: 43,686 - Cloudy - 70 F

AB 34
 R 8
 H 9
 RBI 8
 BB 4
 SO 0
 LOB 8



Los Angeles Dodgers @ Anaheim Angels
 Angel Stadium of Anaheim, Anaheim, CA
 Sat Jul 03 2004, 7:05 PM PDT
 Att: 43,686 - Cloudy - 70 F

AB 33
 R 5
 H 6
 RBI 5
 BB 4
 SO 3
 LOB 11




Batter	1	2	3	4	5	6	7	8	9	AB	R	H	RBI	BB	SO	LOB	TOP								
Dave Roberts, L (1, 7) OBP: 0.349, SLG: 0.386	K2-3		G3-1 1B		G3		FC4-6 1B		F7	4	2	0	1	1	1	3									
Cesar Izuris, S (1, 6) OBP: 0.334, SLG: 0.366	P3		G3-1			G4-3	1B		L4	4	0	0	0	1	0	2									
Paul Lo Duca, R (1, 2) OBP: 0.351, SLG: 0.433	G4-3					F8				4	0	2	3	0	0	0									
Adrián Beltré, R (1, 5) OBP: 0.357, SLG: 0.586		G5-3	G3			L7	G1-3			4	0	0	0	0	0	3									
Milton Bradley, S (1, 8) OBP: 0.369, SLG: 0.430		G4-3 1B			P4		2B			3	2	1	0	1	1	0									
Shawn Green, L (1, 9) OBP: 0.332, SLG: 0.409		G4-3			G6-3		F8 FC4-6 2B			4	1	1	1	0	1	1									
Robin Ventura, L (1, 3) OBP: 0.301, SLG: 0.280					G3		F8			4	0	1	1	0	1	1									
Olmedo Saenz, R (1, 10) OBP: 0.310, SLG: 0.440							FC4-6 1B HBP			2	0	0	0	0	2	1									
Jayson Werth, R (7, PR) OBP: 0.333, SLG: 0.543										0	1	0	0	0	0	0									
Jason Grabowski, L (9, PH) OBP: 0.300, SLG: 0.404										0	0	0	0	1	0	0									
Alex Cora, L (1, 4) OBP: 0.387, SLG: 0.426					G3		G4-3			3	0	0	0	0	0	1									
Inning Stats	R: 0 E: 0 K: 1 S: 7	H: 0 LOB: 0 BB: 0 P: 8	R: 1 E: 0 K: 1 S: 10	H: 2 LOB: 1 BB: 0 P: 12	R: 1 E: 0 K: 0 S: 16	H: 1 LOB: 1 BB: 1 P: 29	R: 0 E: 0 K: 0 S: 8	H: 0 LOB: 0 BB: 0 P: 13	R: 0 E: 0 K: 0 S: 12	H: 0 LOB: 0 BB: 0 P: 19	R: 0 E: 0 K: 0 S: 8	H: 0 LOB: 0 BB: 0 P: 8	R: 4 E: 0 K: 0 S: 15	H: 2 LOB: 2 BB: 2 P: 32	R: 0 E: 0 K: 3 S: 12	H: 0 LOB: 0 BB: 0 P: 18	R: 0 E: 0 K: 0 S: 10	H: 0 LOB: 1 BB: 1 P: 17	1B: 4 2B: 1 3B: 0 HR: 0	SF: 0 SAC: 0 DP: 0 HBP: 2	WP: 0 PB: 0 SB: 3 CS: 0	PA: 38			
PITCHER	IP	WLS	BF	H	R	ER	SO	BB	IBB	HBP	BLK	WP	HR	S	P	ERA	WHIP								
45 Kelvim Escobar, R (1, 1) ERA: 3.94	6.1	L	27	4	6	6	3	2	0	2	0	0	0	70	108	8.53	0.947								
62 Scott Shields, R (7, 1) ERA: 3.25	1.2		7	1	0	0	3	1	0	0	0	0	0	18	31	0.00	1.200								
Troy Percival, R (9, 1) ERA: 4.79	1.0		4	0	0	0	0	1	0	0	0	0	0	10	17	0.00	1.000								

Los Angeles Dodgers @ Anaheim Angels
Angel Stadium of Anaheim, Anaheim, CA
Sun Jul 04 2004, 7:05 PM PDT
Att: 43,823 - Sunny - 77 F

livebaseballscorecards.com

AB 32
R 6
H 5
RBI 6
BB 4
SO 6
LOB 12




Batter	1	2	3	4	5	6	7	8	9	AB	R	H	RBI	BB	SO	LOB	BOTTOM								
David Eckstein, R (1, 6) OBP: 0.336, SLG: 0.336	G5-3 1B		K		G5-3		G1-6-3			4	0	1	0	0	1	2									
9 Chone Figgins, S (1, 5) OBP: 0.367, SLG: 0.453	G3-1 1B		G3-1			K				4	0	1	0	0	2	0									
27 Vladimir Guerrero, R (1, 9) OBP: 0.395, SLG: 0.699	P4				G4-3 1B		G4-3			4	0	2	0	0	0	2									
16 Garret Anderson, L (1, 8) OBP: 0.368, SLG: 0.490	FC3-5-2				FC4-6		G3-1			4	0	0	0	0	1	4									
Jose Guillen, R (1, 7) OBP: 0.361, SLG: 0.495	P3				P2		F8		F7	4	0	0	0	0	0	4									
Darin Erstad, L (1, 3) OBP: 0.322, SLG: 0.377		F7			F7		1B 2B		G6-3	4	1	1	0	0	0	1									
Tim Salmon, R (1, 10) OBP: 0.289, SLG: 0.318					P6		2B G4-3 1B		G6-3	4	1	2	0	0	0	0									
Bengie Molina, R (1, 2) OBP: 0.311, SLG: 0.427		G6-4-3			G5-3		G4-3 2B		F9	4	0	1	1	0	0	1									
Adam Kennedy, L (1, 4) OBP: 0.309, SLG: 0.359					P6		G4-3			3	0	1	1	0	0	1									
Inning Stats	R: 0 E: 0 K: 0 S: 11	H: 2 LOB: 2 BB: 0 P: 15	R: 0 E: 0 K: 0 S: 4	H: 1 LOB: 0 BB: 0 P: 5	R: 0 E: 0 K: 1 S: 9	H: 0 LOB: 0 BB: 0 P: 14	R: 0 E: 0 K: 0 S: 10	H: 1 LOB: 1 BB: 0 P: 14	R: 0 E: 0 K: 0 S: 6	H: 1 LOB: 1 BB: 0 P: 12	R: 0 E: 0 K: 1 S: 8	H: 0 LOB: 0 BB: 0 P: 10	R: 2 E: 0 K: 0 S: 15	H: 3 LOB: 1 BB: 0 P: 24	R: 0 E: 0 K: 2 S: 10	H: 1 LOB: 1 BB: 0 P: 17	R: 0 E: 0 K: 0 S: 8	H: 0 LOB: 0 BB: 0 P: 14	1B: 7 2B: 2 3B: 0 HR: 0	SF: 0 SAC: 0 DP: 1 HBP: 0	WP: 0 PB: 0 SB: 0 CS: 0	PA: 35			
PITCHER	IP	WLS	BF	H	R	ER	SO	BB	IBB	HBP	BLK	WP	HR	S	P	ERA	WHIP								
Jeff Weaver, R (1, 1) ERA: 4.26	6.1	W	26	8	2	2	2	0	0	0	0	0	0	57	85	2.84	1.263								
37 Darren Dreifort, R (7, 1) ERA: 4.0	0.2		2	0	0	0	0	0	0	0	0	0	0	6	9	0.00	0.000								
Guillermo Mota, R (8, 1) ERA: 1.84	1.0		4	1	0	0	2	0	0	0	0	0	0	10	17	0.00	1.000								
Tom Martin, L (9, 1) ERA: 4.09	1.0		3	0	0	0	0	0	0	0	0	0	0	8	14	0.00	0.000								

Los Angeles Dodgers @ Anaheim Angels
Angel Stadium of Anaheim, Anaheim, CA
Sun Jul 04 2004, 7:05 PM PDT
Att: 43,823 - Sunny - 77 F

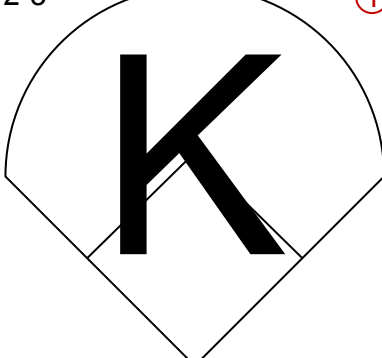
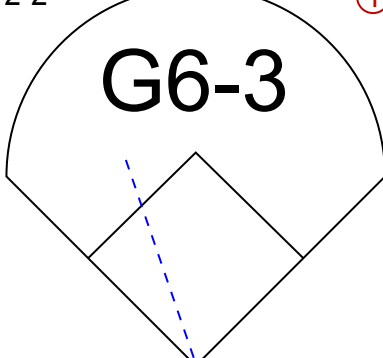
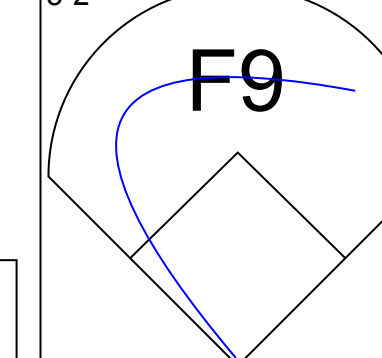
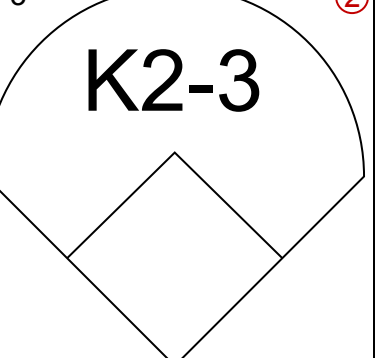
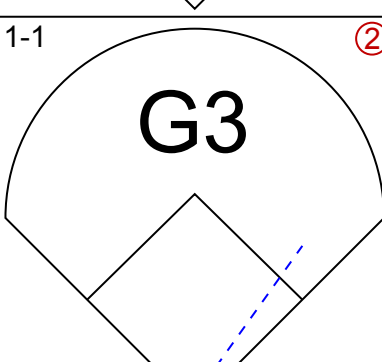
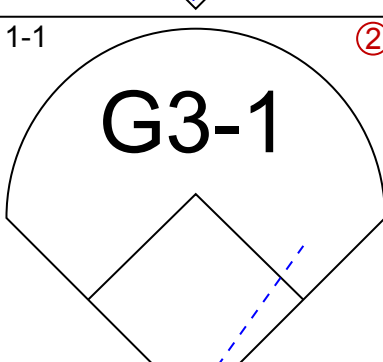
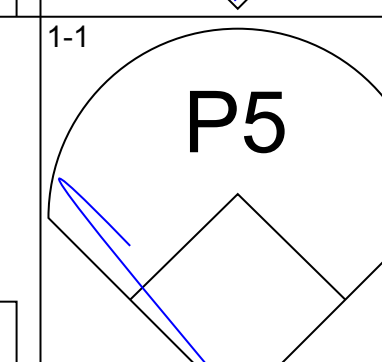
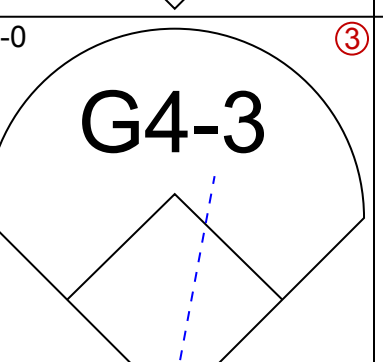
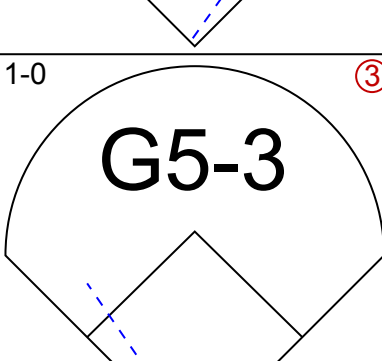
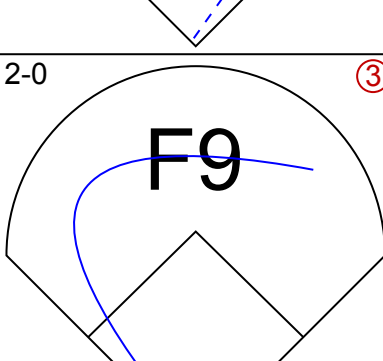
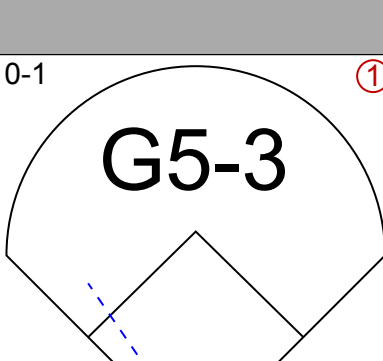
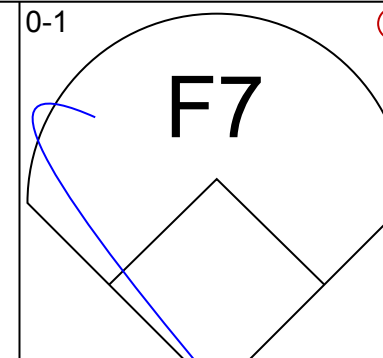
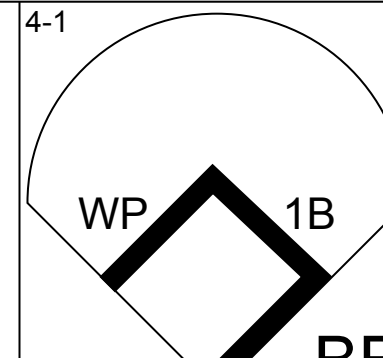
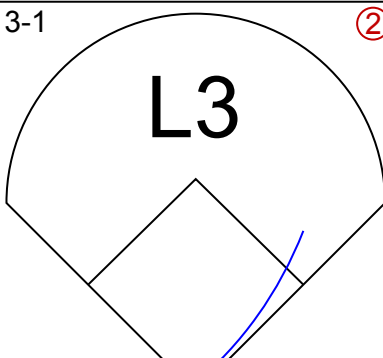
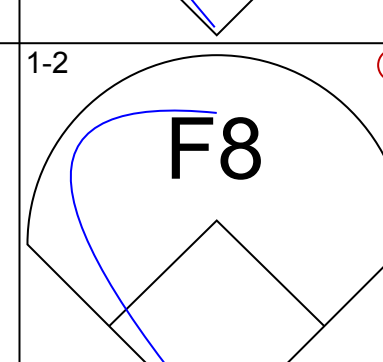
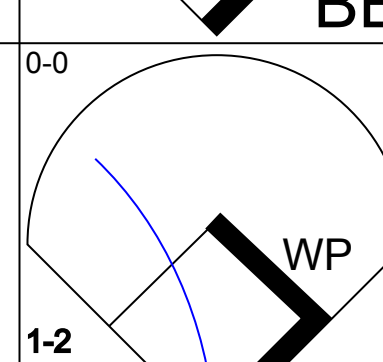
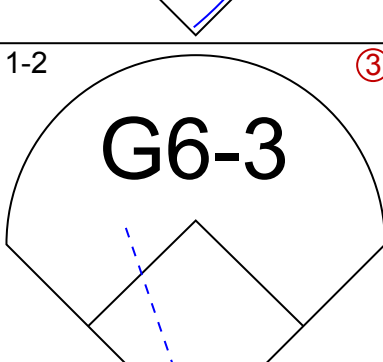
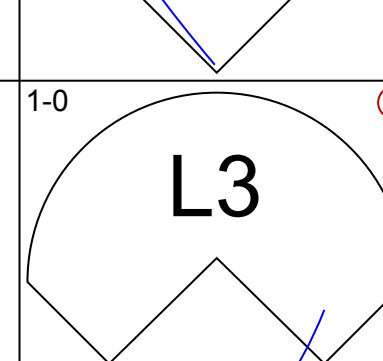
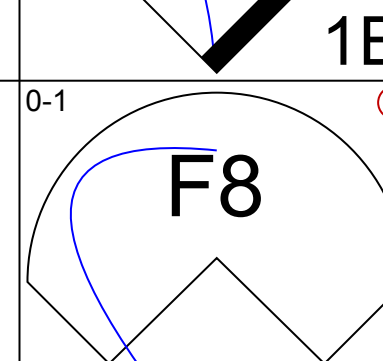
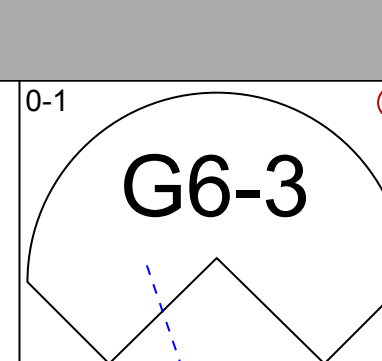
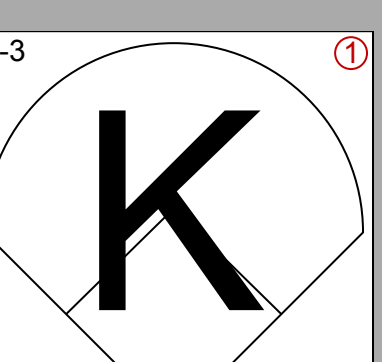
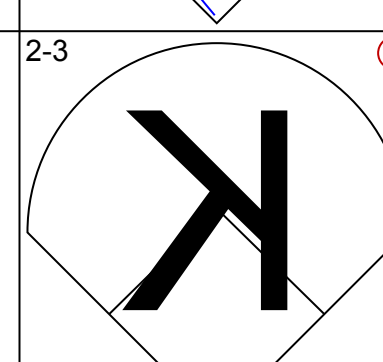
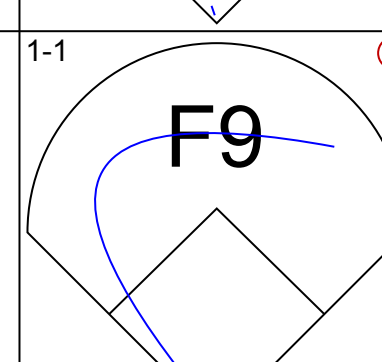
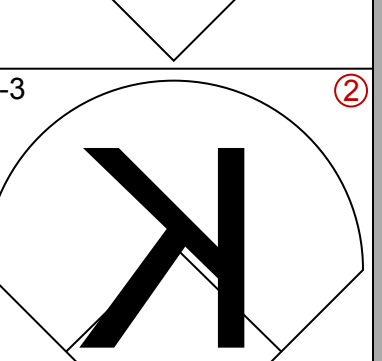
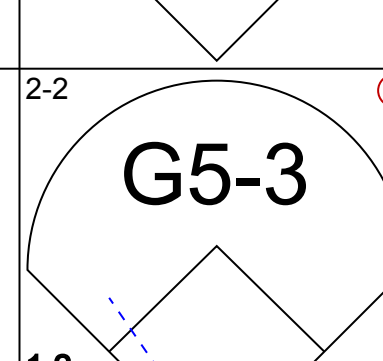
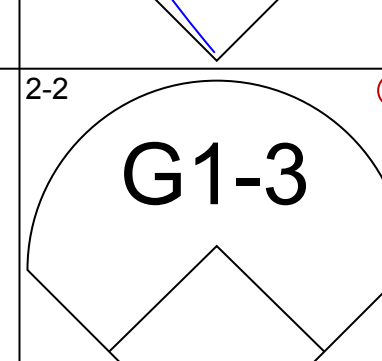
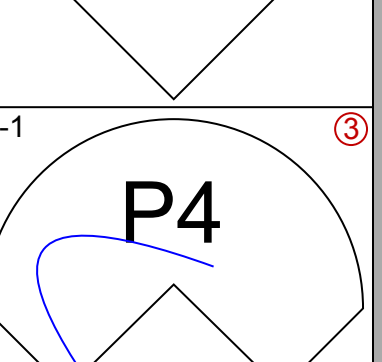
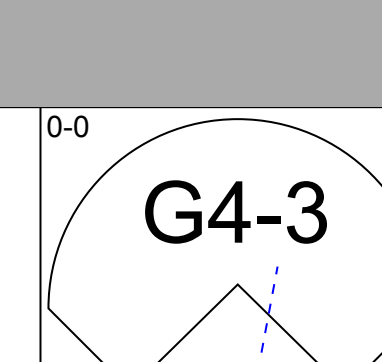
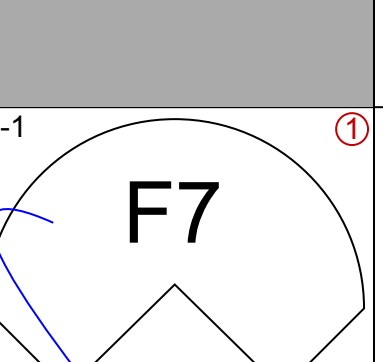

livebaseballscorecards.com

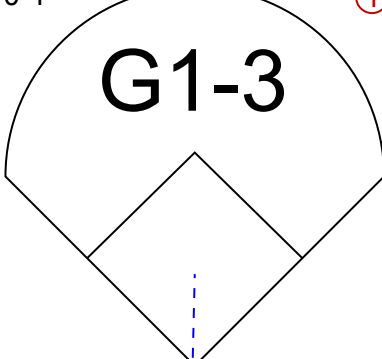
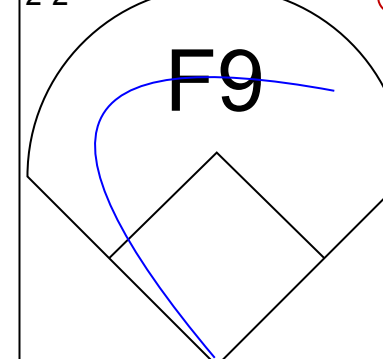
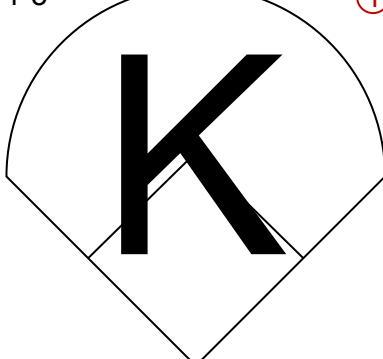
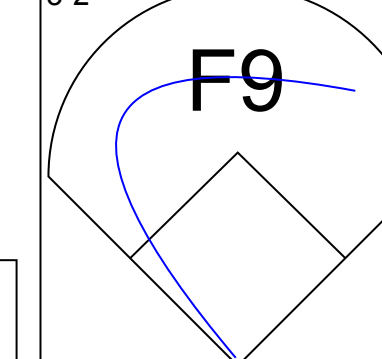
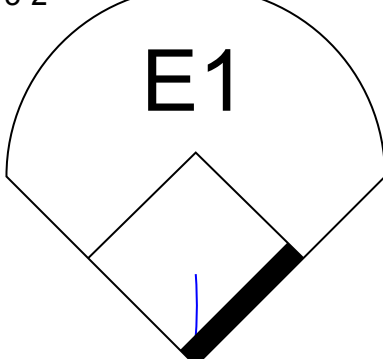
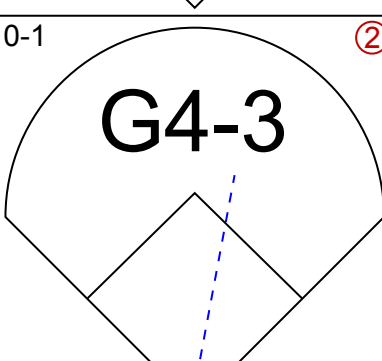
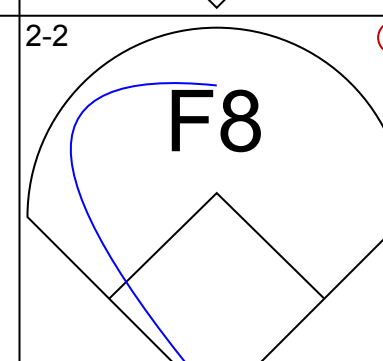
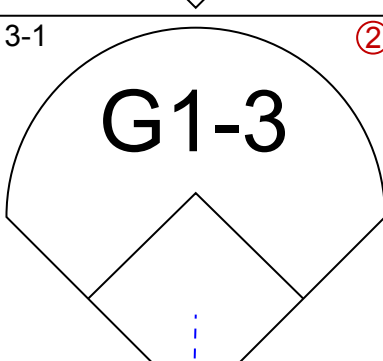
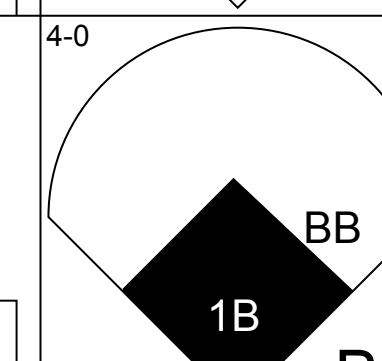
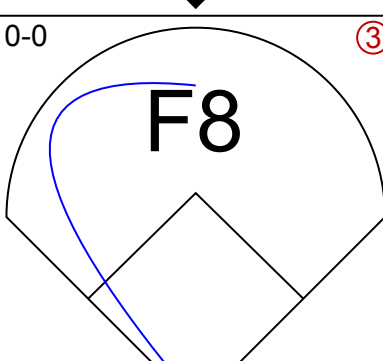
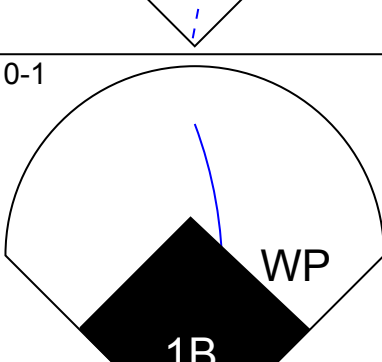
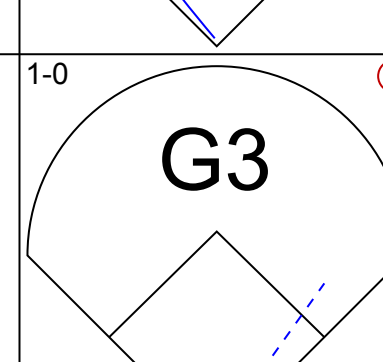
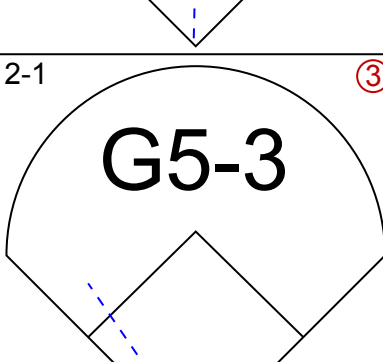
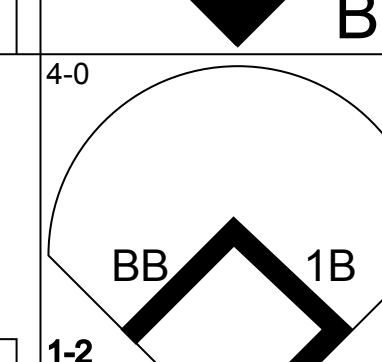
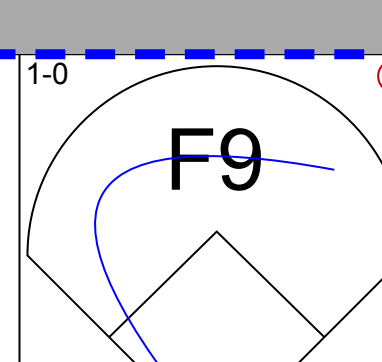
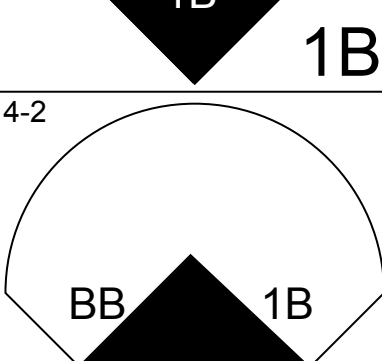
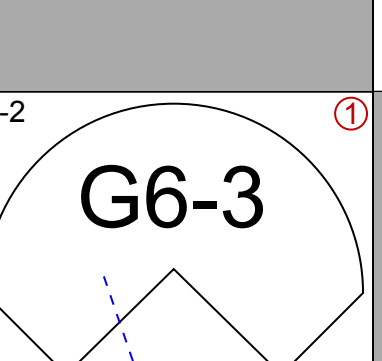
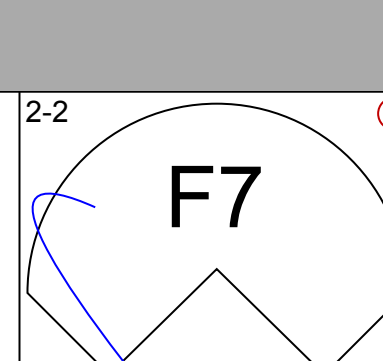
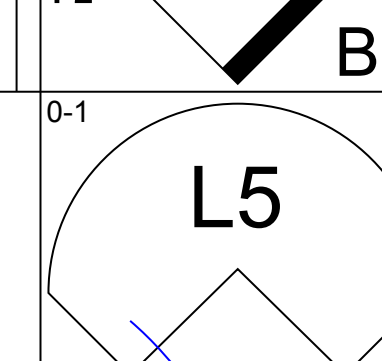
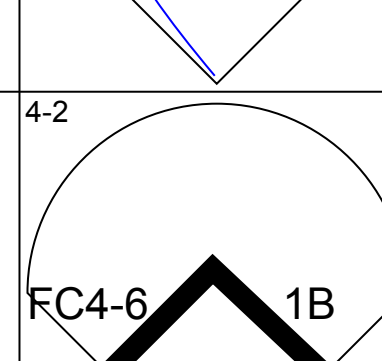
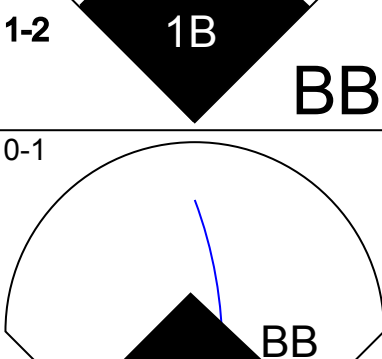
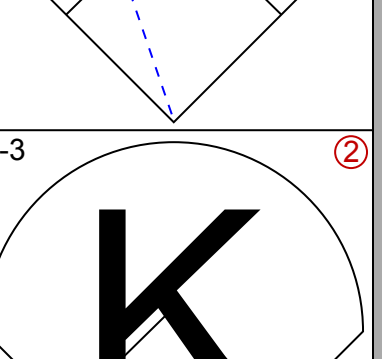
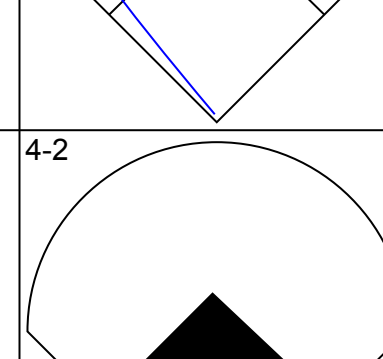
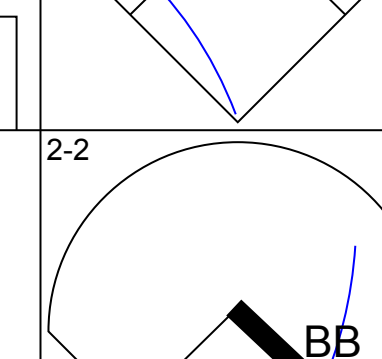
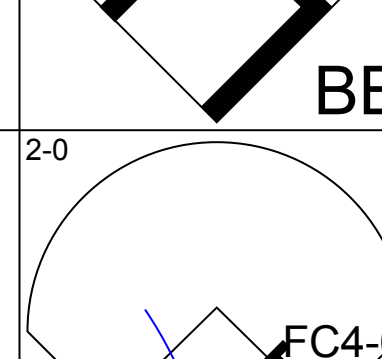
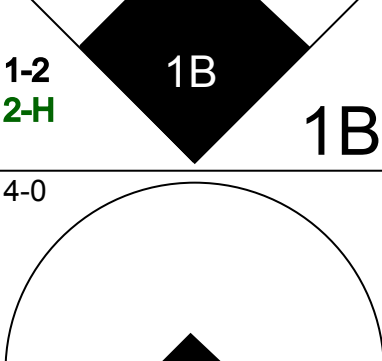
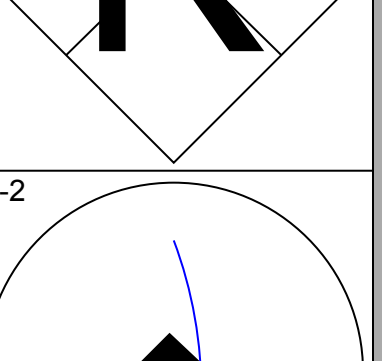
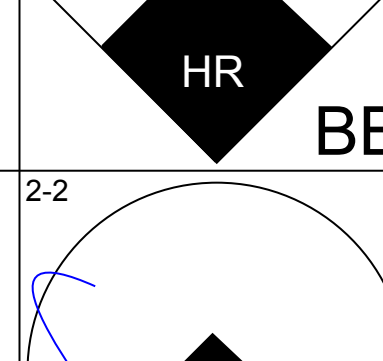
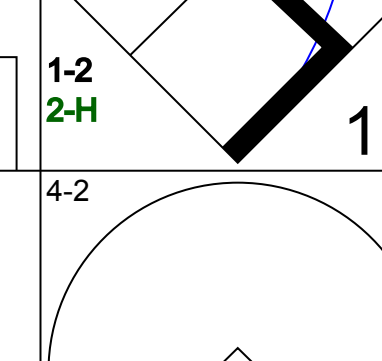
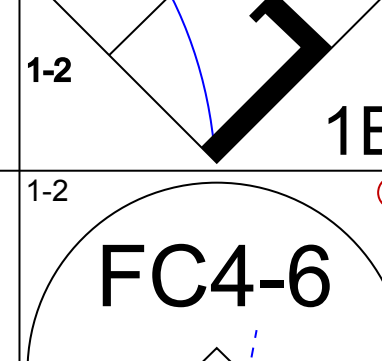
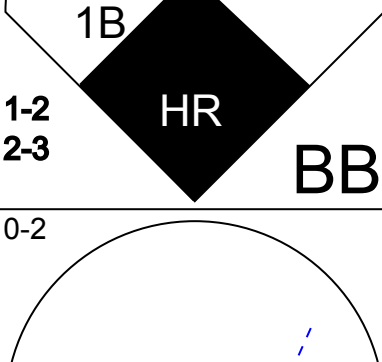
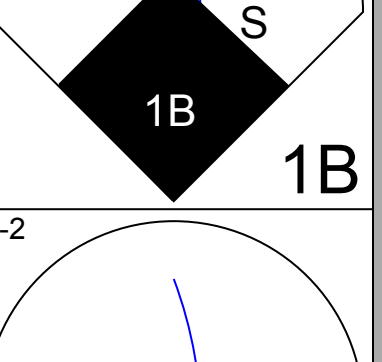
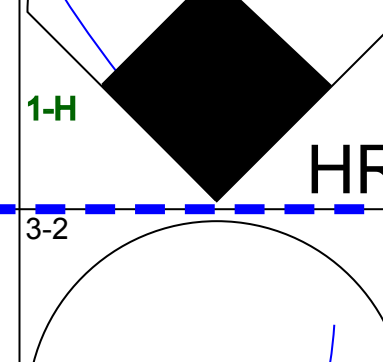
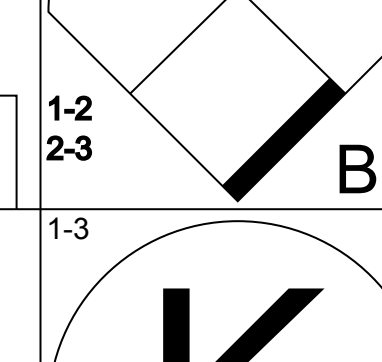
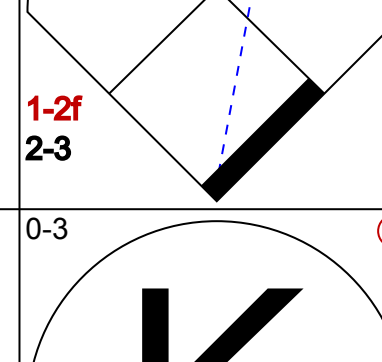
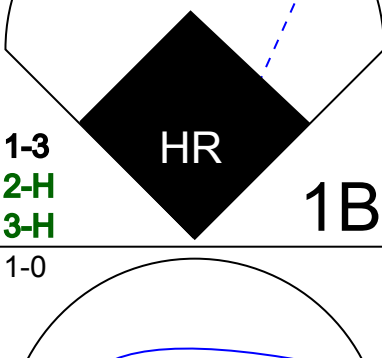
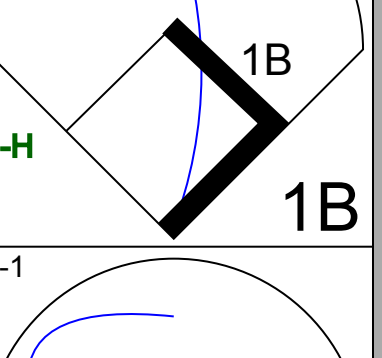
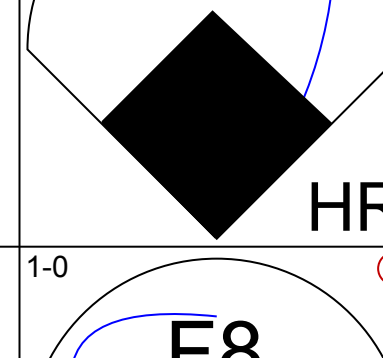
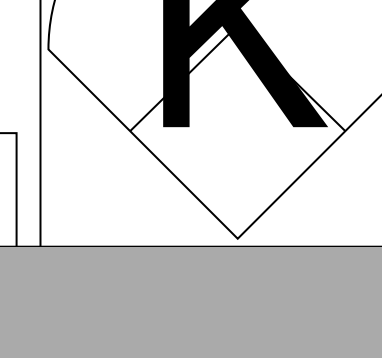
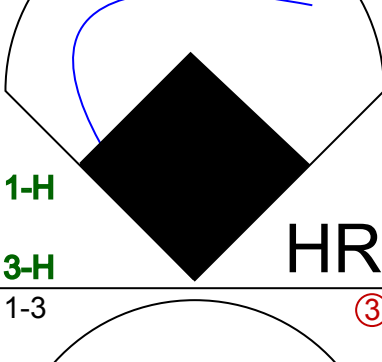
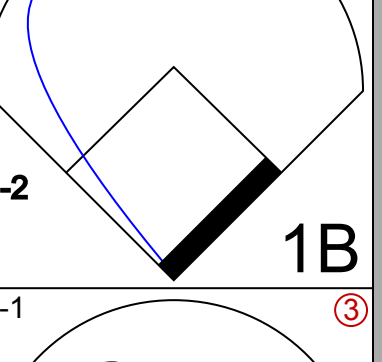
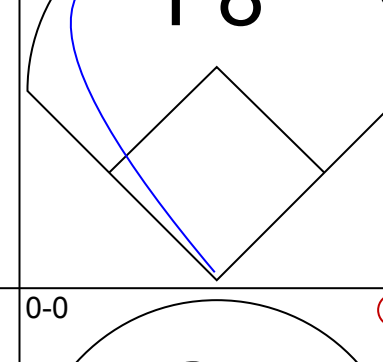

AB 35
R 2
H 9
RBI 2
BB 0
SO 4
LOB 15



Batter	1	2	3	4	5	6	7	8	9	AB	R	H	RBI	BB	SO	LOB	TOP								
Scott Hairston, R (1, 4) OBP: 0.315, SLG: 0.474 36 Brian Bruney, R (7, 1) Tim Olson, R (9, PH) OBP: 0.338, SLG: 0.386	P3		K		G5-3		G1-3		K	4	0	0	0	0	1	1	Arizona Diamondbacks @ Los Angeles Dodgers Dodger Stadium, Los Angeles, CA Tue Jul 06 2004, 7:10 PM PDT Att: 25,139 - Sunny - 72 F								
Steve Finley, L (1, 8) OBP: 0.355, SLG: 0.542	G3		HR		G6-3			G4-3 BB	3	1	1	1	1	0	0										
Luis Gonzalez, L (1, 7) OBP: 0.387, SLG: 0.536	1B		1B			F8 BB		K	3	0	2	0	1	1	1										
Shea Hillenbrand, R (1, 3) OBP: 0.345, SLG: 0.463	1B		1B			F8		G4-3	4	0	2	0	0	0	2										
Chad Tracy, L (1, 5) OBP: 0.336, SLG: 0.421	G3-1		1B			F8		BB	3	0	0	0	1	0	5										
Alex Cintron, S (1, 6) OBP: 0.291, SLG: 0.345		G4-6-3 1B		P2		G1-3		G6-3	4	0	1	0	0	0	3										
Quinton McCracken, S (1, 9) OBP: 0.270, SLG: 0.450		G4-6-3 1-2f		K			G3 2B	F8	4	0	1	0	0	1	1										
Robby Hammock, R (1, 2) OBP: 0.269, SLG: 0.365		G3-1		K			K	P4	4	0	0	0	0	2	1										
Casey Fossum, L (1, 1) Greg Aquino, R (6, 1) Roberto Alomar, S (7, PH) OBP: 0.346, SLG: 0.394			B1		K		G3	DI 1B	2	0	0	0	0	1	0										
									2	0	1	0	0	0	1										
Inning Stats	R: 0 E: 0 K: 0 S: 11	H: 2 LOB: 2 BB: 0 P: 13	R: 0 E: 0 K: 0 S: 5	H: 1 LOB: 0 BB: 0 P: 6	R: 1 E: 0 K: 1 S: 12	H: 3 LOB: 2 BB: 0 P: 19	R: 0 E: 0 K: 2 S: 10	H: 0 LOB: 0 BB: 0 P: 12	R: 0 E: 0 K: 1 S: 11	H: 0 LOB: 0 BB: 0 P: 13	R: 0 E: 0 K: 1 S: 9	H: 0 LOB: 1 BB: 1 P: 15	R: 0 E: 0 K: 1 S: 10	H: 1 LOB: 1 BB: 0 P: 11	R: 0 E: 0 K: 1 S: 11	H: 0 LOB: 2 BB: 2 P: 22	R: 0 E: 0 K: 1 S: 10	H: 1 LOB: 1 BB: 0 P: 14	1B: 6 2B: 1 3B: 0 HR: 1	SF: 0 SAC: 0 DP: 1 HBP: 0	WP: 0 PB: 0 SB: 0 CS: 0	PA: 37			
PITCHER	IP	WLS	BF	H	R	ER	SO	BB	IBB	HBP	BLK	WP	HR	S	P	ERA	WHIP								
Jose Lima, R (1, 1) ERA: 4.42	7.0	W	28	7	1	1	5	1	0	0	0	0	1	68	89	1.29	1.143								
37 Darren Dreifort, R (8, 1) ERA: 3.89	1.0	H	5	0	0	0	1	2	0	0	0	0	0	11	22	0.00	2.000								
Eric Gagne, R (9, 1) ERA: 1.95	1.0	S	4	1	0	0	1	0	0	0	0	0	0	10	14	0.00	1.000								

Batter	1	2	3	4	5	6	7	8	9	AB	R	H	RBI	BB	SO	LOB	BOTTOM								
Cesar Izturis, S (1, 6) OBP: 0.331, SLG: 0.358	F8	G1-2-3			L6	BB IBB		CS BB		3	0	0	0	2	0	3	Arizona Diamondbacks @ Los Angeles Dodgers Dodger Stadium, Los Angeles, CA Tue Jul 06 2004, 7:10 PM PDT Att: 25,139 - Sunny - 72 F								
José Hernández, R (1, 7) OBP: 0.404, SLG: 0.495 Jason Grabowski, L (6, PH) OBP: 0.303, SLG: 0.400	FC5-4 BB		HR		G5-3			CS	2	1	1	1	1	0	0										
Dave Roberts, L (9, 7) OBP: 0.350, SLG: 0.386						1-2 2-3 BB			0	0	0	0	0	0	0										
Paul Lo Duca, R (1, 2) OBP: 0.346, SLG: 0.427	FC5-4 BB		F8		K				4	0	0	0	0	2	4										
Adrián Beltré, R (1, 5) OBP: 0.356, SLG: 0.585			K				F9		3	1	1	1	1	1	0										
Shawn Green, L (1, 9) OBP: 0.329, SLG: 0.403	G3		1B		G3		K		4	0	1	0	0	1	2										
Olmedo Saenz, R (1, 3) OBP: 0.328, SLG: 0.491 Eric Gagne, R (9, 1)		1B G1-2-3 BB		K		2B 1B		K	3	1	1	0	1	2	1										
Jayson Werth, R (1, 8) OBP: 0.364, SLG: 0.571				K		1B SH1-3 2B		G6-3 WP BB	3	1	2	0	1	1	0										
Alex Cora, L (1, 4) OBP: 0.387, SLG: 0.421		G1-3				BB SH1-3 1B		F7	4	0	2	1	0	0	3										
Jose Lima, R (1, 1) OBP: 0.222, SLG: 0.176 37 Darren Dreifort, R (8, 1) Robin Ventura, L (6, PH) OBP: 0.302, SLG: 0.273			1B		B2-6-4 1B		SH1-3	G6-3	2	0	1	1	0	0	1										
									0	0	0	0	0	0	0										
									1	0	0	0	0	0	1										
Inning Stats	R: 0 E: 0 K: 0 S: 11	H: 0 LOB: 2 BB: 2 P: 20	R: 0 E: 0 K: 0 S: 11	H: 2 LOB: 1 BB: 1 P: 16	R: 1 E: 0 K: 2 S: 11	H: 2 LOB: 1 BB: 0 P: 16	R: 0 E: 0 K: 1 S: 7	H: 1 LOB: 0 BB: 0 P: 11	R: 0 E: 0 K: 1 S: 6	H: 0 LOB: 0 BB: 0 P: 11	R: 3 E: 0 K: 1 S: 18	H: 4 LOB: 3 BB: 2 P: 32	R: 0 E: 0 K: 2 S: 8	H: 0 LOB: 0 BB: 0 P: 9	R: 0 E: 0 K: 0 S: 9	H: 0 LOB: 1 BB: 2 P: 20	1B: 6 2B: 1 3B: 0 HR: 2	SF: 0 SAC: 1 DP: 2 HBP: 0	WP: 1 PB: 0 SB: 0 CS: 1	PA: 38					
PITCHER	IP	WLS	BF	H	R	ER	SO	BB	IBB	HBP	BLK	WP	HR	S	P	ERA	WHIP								
Casey Fossum, L (1, 1) ERA: 5.75	5.2	L	28	9	4	4	4	3	1	0	0	0	0	57	93	6.35	2.118								
Greg Aquino, R (6, 1) ERA	0.1		2	0	0	0	1	1	0	0	0	0	0	7	13	0.00	3.000								
36 Brian Bruney, R (7, 1) ERA: 3.09	2.0		7	0	0	0	2	2	0	0	0	1	0	17	29	0.00	1.000								

Batter	1	2	3	4	5	6	7	8	9	AB	R	H	RBI	BB	SO	LOB	TOP			
Quinton McCracken, S OBP: 0.244, SLG: 0.359 (1.9)										4	0	0	0	0	2	0	Arizona Diamondbacks @ Los Angeles Dodgers Dodger Stadium, Los Angeles, CA Wed Jul 07 2004, 7:10 PM PDT Att: 27,899 - Cloudy - 70 F			
Steve Finley, L OBP: 0.354, SLG: 0.535 (1.8)										4	0	0	0	0	0	0				
Scott Hairston, R OBP: 0.309, SLG: 0.465 (1.4)										3	0	0	0	0	0	0				
Luis Gonzalez, L OBP: 0.387, SLG: 0.533 (1.7)										2	0	0	0	1	0	0				
Shea Hillenbrand, R OBP: 0.345, SLG: 0.462 (1.3)										3	0	1	0	0	0	0				
Alex Cintron, S OBP: 0.288, SLG: 0.341 (1.6)										3	0	0	0	0	0	2				
Chad Tracy, L OBP: 0.342, SLG: 0.416 Brandon Villafuerte, R (8.1)										3	0	0	0	0	2	2		AB 28 R 0 H 1 RBI 0 BB 1 SO 5 LOB 6		
Juan Brito, R OBP: 0.219, SLG: 0.295 (1.2)										3	0	0	0	0	1	2				
Steve Sparks, R OBP: 0.077, SLG: 0.077 Stephen Randolph, L OBP: 0.500, SLG: 1.000 Tim Olson, R OBP: 0.333, SLG: 0.379 (8.5)										1	0	0	0	0	0	0				
Inning Stats	R: 0 E: 0 K: 1 S: 9	H: 0 LOB: 0 BB: 0 P: 13	R: 0 E: 0 K: 0 S: 6	H: 0 LOB: 0 BB: 0 P: 8	R: 0 E: 0 K: 2 S: 9	H: 0 LOB: 0 BB: 0 P: 12	R: 0 E: 0 K: 0 S: 6	H: 0 LOB: 0 BB: 0 P: 11	R: 0 E: 0 K: 0 S: 7	H: 0 LOB: 0 BB: 0 P: 11	R: 0 E: 0 K: 0 S: 7	H: 0 LOB: 0 BB: 0 P: 11	R: 0 E: 0 K: 0 S: 7	H: 0 LOB: 0 BB: 0 P: 10	R: 0 E: 0 K: 1 S: 6	H: 0 LOB: 0 BB: 0 P: 8			1B: 1 2B: 0 3B: 0 HR: 0	SF: 0 SAC: 0 DP: 0 HBP: 0
PITCHER Kaz Ishii, L ERA: 4.0 (1.1)	IP: 9.0 WLS: W BF: 29 H: 1 R: 0 ER: 0 SO: 5 BB: 1 IBB: 0 HBP: 0 BLK: 0 WP: 1 HR: 0 S: 68 P: 103 ERA: 0.00 WHIP: 0.222															PITCHER Kaz Ishii, L ERA: 4.0 (1.1)	IP: 9.0 WLS: W BF: 29 H: 1 R: 0 ER: 0 SO: 5 BB: 1 IBB: 0 HBP: 0 BLK: 0 WP: 1 HR: 0 S: 68 P: 103 ERA: 0.00 WHIP: 0.222			

Batter	1	2	3	4	5	6	7	8	9	AB	R	H	RBI	BB	SO	LOB	BOTTOM			
Dave Roberts, L OBP: 0.342, SLG: 0.376 (1.8)										5	0	0	0	0	1	0	Arizona Diamondbacks @ Los Angeles Dodgers Dodger Stadium, Los Angeles, CA Wed Jul 07 2004, 7:10 PM PDT Att: 27,899 - Cloudy - 70 F			
Cesar Izturis, S OBP: 0.329, SLG: 0.355 Olmedo Saenz, R OBP: 0.333, SLG: 0.482 (6, PH) (7.5)										3	0	0	0	0	0	0				
Paul Lo Duca, R OBP: 0.349, SLG: 0.426 David Ross, R OBP: 0.240, SLG: 0.279 (6, PH) (7.2)										3	1	1	0	0	0	0				
Adrian Beltré, R OBP: 0.356, SLG: 0.581 José Hernández, R OBP: 0.405, SLG: 0.490 (7.6)										2	1	0	0	1	0	0				
Shawn Green, L OBP: 0.336, SLG: 0.407 (1.3)										4	2	3	2	1	1	0				
Jayson Werth, R OBP: 0.400, SLG: 0.635 (1.9)										3	3	2	2	2	0	2				
Jason Grabowski, L OBP: 0.315, SLG: 0.435 (1.7)										5	2	3	4	0	2	5		AB 36 R 11 H 11 RBI 11 BB 7 SO 5 LOB 12		
Alex Cora, L OBP: 0.389, SLG: 0.437 (1.4)										4	1	2	3	0	0	0				
Kaz Ishii, L OBP: 0.125, SLG: 0.097 (1.1)										4	0	0	0	0	1	2				
Inning Stats	R: 6 E: 0 K: 1 S: 17	H: 4 LOB: 2 BB: 2 P: 27	R: 0 E: 0 K: 0 S: 7	H: 0 LOB: 0 BB: 0 P: 12	R: 1 E: 0 K: 1 S: 19	H: 3 LOB: 2 BB: 0 P: 29	R: 0 E: 0 K: 1 S: 7	H: 0 LOB: 0 BB: 0 P: 13	R: 3 E: 0 K: 0 S: 14	H: 2 LOB: 1 BB: 1 P: 26	R: 1 E: 0 K: 0 S: 13	H: 1 LOB: 3 BB: 3 P: 31	R: 0 E: 1 K: 0 S: 10	H: 0 LOB: 1 BB: 0 P: 16	R: 0 E: 0 K: 1 S: 12	H: 1 LOB: 2 BB: 1 P: 20		1B: 8 2B: 0 3B: 0 HR: 3	SF: 0 SAC: 0 DP: 0 HBP: 0	WP: 1 PB: 0 SB: 1 CS: 0
PITCHER Steve Sparks, R ERA: 5.85 Stephen Randolph, L ERA: 4.03 Brandon Villafuerte, R ERA: 3.94 (8.1)	IP: 4.1 WLS: L BF: 24 H: 2 R: 2 ER: 2 SO: 1 BB: 3 IBB: 0 HBP: 0 BLK: 0 WP: 0 HR: 1 S: 28 P: 56 ERA: 6.75 WHIP: 1.875															PITCHER Steve Sparks, R ERA: 5.85 Stephen Randolph, L ERA: 4.03 Brandon Villafuerte, R ERA: 3.94 (8.1)	IP: 4.1 WLS: L BF: 24 H: 2 R: 2 ER: 2 SO: 1 BB: 3 IBB: 0 HBP: 0 BLK: 0 WP: 0 HR: 1 S: 28 P: 56 ERA: 6.75 WHIP: 1.875			

Batter	1	2	3	4	5	6	7	8	9	AB	R	H	RBI	BB	SO	LOB	TOP										
Craig Biggio, R OBP: 0.368, SLG: 0.496 (1, 7)	1-1 G3 1B		0-1 HR		0-0 G1-3			4-1 BB BB		3	1	2	2	1	0	0	Houston Astros @ Los Angeles Dodgers Dodger Stadium, Los Angeles, CA Thu Jul 08 2004, 7:10 PM PDT Att: 33,324 - Sunny - 71 F										
5 Jeff Bagwell, R OBP: 0.390, SLG: 0.437 (1, 3)	0-0 G3		2-3 K		2-2 G6-3			4-2 BB BB		3	0	0	0	1	1												
Carlos Beltrán, S OBP: 0.366, SLG: 0.537 (1, 8)	3-1 G3		0-0 F8		1-0 G4-3			4-0 BB BB 17 G4-6-3		3	0	0	0	1	0	1											
17 Lance Berkman, S OBP: 0.453, SLG: 0.562 (1, 9)	1-2 P4		2-0 G4-3		1-3 K			0-2 BB BB 1-2 2-3 G4-6-3		4	0	0	0	0	1	4											
Jeff Kent, R OBP: 0.343, SLG: 0.500 (1, 4)		1-0 F8		2-1 P4		2-3 K			1-2 F8	4	0	0	0	0	1	0											
Jose Vizcaino, S OBP: 0.348, SLG: 0.405 (1, 5)	0-0 1B		1-1 1B				1-0 L9		1-1 G5-3	4	0	2	0	0	0	0											
28 Adam Everett, R OBP: 0.299, SLG: 0.338 (1, 6)	1-2 F9		1-0 F8		2-1 F8				1-1 P3	4	0	0	0	0	0	2											
Brad Ausmus, R OBP: 0.287, SLG: 0.304 (1, 2)	0-1 P4		2-2 L8		3-3 K					3	0	0	0	0	1	2											
Brandon Duckworth, R Mike Gallo, L Kirk Bullinger, R Chad Harville, R Orlando Palmeiro, L Tim Redding, R (1, 1) (4, 1) (4, 1) (6, 1) (8, PH) (8, 1)			2-1 HR 1B		1-3 K			3-2 P5		1	1	1	0	0	0	0											
Inning Stats	R: 0 E: 0 K: 0 S: 8	H: 1 LOB: 1 BB: 0 P: 13	R: 0 E: 0 K: 0 S: 7	H: 1 LOB: 1 BB: 0 P: 9	R: 2 E: 0 K: 1 S: 9	H: 2 LOB: 0 BB: 0 P: 15	R: 0 E: 0 K: 0 S: 9	H: 0 LOB: 0 BB: 0 P: 12	R: 0 E: 0 K: 2 S: 8	H: 0 LOB: 0 BB: 0 P: 14	R: 0 E: 0 K: 0 S: 11	H: 0 LOB: 2 BB: 3 P: 26	R: 0 E: 0 K: 0 S: 7	H: 0 LOB: 0 BB: 0 P: 10	1B: 4 2B: 0 3B: 0 HR: 1	SF: 0 SAC: 0 DP: 1 HBP: 0		WP: 0 PA: 34 PB: 0 SB: 0 CS: 0									
PITCHER	IP	WLS	BF	H	R	ER	SO	BB	IBB	HBP	BLK	WP	HR	S	P	ERA	WHIP										
Edwin Jackson, R ERA: 3.86 (1, 1)	5.0	W	20	5	2	2	2	0	0	0	0	0	1	42	64	3.60	1.000										
Giovanni Carrara, R ERA: 3.66 (6, 1)	2.0	H	6	0	0	0	3	0	0	0	0	0	0	8	26	0.00	0.000										
37 Darren Dreifort, R ERA: 3.86 (8, 1)	0.1		4	0	0	0	0	3	0	0	0	0	0	8	23	0.00	9.000										
Tom Martin, L ERA: 3.75 (8, 1)	1.2	S	4	0	0	0	0	0	0	0	0	0	0	10	13	0.00	0.000										

Batter	1	2	3	4	5	6	7	8	9	AB	R	H	RBI	BB	SO	LOB	BOTTOM											
Dave Roberts, L OBP: 0.344, SLG: 0.374 (1, 7)	1-0 B1-3		2-3 K		4-1 BB	2-1 G1-6-3 1B		1-1 P6		4	1	1	0	1	1	2	Houston Astros @ Los Angeles Dodgers Dodger Stadium, Los Angeles, CA Thu Jul 08 2004, 7:10 PM PDT Att: 33,324 - Sunny - 71 F											
Cesar Izturis, S OBP: 0.335, SLG: 0.358 (1, 6)	4-2 BB		1-0 1B		2-1 G3-1	4-2 BB		2-1 G3 HBP 1B		3	0	2	1	2	0	3												
Paul Lo Duca, R OBP: 0.347, SLG: 0.433 (1, 2)	0-1 G4-6-3		3-2 G6-3		2-2 HR	1-1 G1-6-3 BB		1-2 G3 HBP		4	1	1	1	0	0	4												
Adrian Beltré, R OBP: 0.355, SLG: 0.580 Robin Ventura, L OBP: 0.322, SLG: 0.288 (1, 5) (3, 5)		1-2 P4		3-1 1B 1B	4-1 HBP 1B BB	2-2 FC6 1B		1-1 G3		1	0	0	0	0	0	0												
Milton Bradley, S OBP: 0.376, SLG: 0.442 (1, 8)		2-2 F8		1-0 1B 1B	3-2 L8	0-1 FC6		1-2 2-3 IBB		4	1	1	0	1	0	2												
Shawn Green, L OBP: 0.339, SLG: 0.408 Jose Lima, R OBP: 0.222, SLG: 0.176 Giovanni Carrara, R José Hernández, R OBP: 0.388, SLG: 0.480 (1, 3) (5, PH) (6, 1) (7, PH) (8, 3)		3-1 1B		2-3 K	3-2 1B HBP	2-2 E4 SH1-4 E G6-3		1-3 K		2	0	1	0	0	1	2												
Jayson Werth, R OBP: 0.385, SLG: 0.596 (1, 9)		2-2 F8		0-0 BB 1B 1B	0-0 P4	1-2 E5 G6-3 SH1-4		1-3 K		5	0	1	1	0	1	7												
Alex Cora, L OBP: 0.392, SLG: 0.441 (1, 4)			1-2 SH3-4 1B		1-0 F8	2-1 SH1-4				3	1	2	1	0	0	2												
Edwin Jackson, R OBP: 0.500, SLG: 0.500 Olmedo Saenz, R OBP: 0.324, SLG: 0.466 (1, 1) (5, PH) (6, 3)			0-0 SH3-4		2-2 BB 1B	0-1 F8		0-0 G6-3		1	0	1	1	0	0	0												
37 Darren Dreifort, R Tom Martin, L (8, 1) (8, 1)			1-2 1B		1-2 2H 1B	2-3 3H				0	0	0	0	0	0	0												
Inning Stats	R: 0 E: 0 K: 0 S: 7	H: 0 LOB: 1 BB: 0 P: 12	R: 0 E: 0 K: 0 S: 14	H: 1 LOB: 1 BB: 0 P: 22	R: 1 E: 0 K: 1 S: 14	H: 2 LOB: 0 BB: 0 P: 21	R: 2 E: 0 K: 1 S: 15	H: 4 LOB: 3 BB: 1 P: 30	R: 2 E: 0 K: 0 S: 11	H: 2 LOB: 1 BB: 1 P: 20	R: 1 E: 2 K: 0 S: 12	H: 0 LOB: 1 BB: 0 P: 18	R: 0 E: 0 K: 2 S: 16	H: 1 LOB: 3 BB: 1 P: 26	1B: 11 2B: 0 3B: 0 HR: 1	SF: 0 SAC: 2 DP: 2 HBP: 2	WP: 0 PA: 43 PB: 0 SB: 1 CS: 0											
PITCHER	IP	WLS	BF	H	R	ER	SO	BB	IBB	HBP	BLK	WP	HR	S	P	ERA	WHIP											
Brandon Duckworth, R ERA: 7.53 (1, 1)	3.2	L	18	7	3	3	2	1	0	0	0	0	0	1	5	-	-											
Mike Gallo, L ERA: 3.96 (4, 1)	0.0		1	0	0	0	0	1	0	0	0	0	0	1	26	42	13.50	2.250										
Kirk Bullinger, R ERA: 3.65 (4, 1)	1.1		8	2	2	2	0	1	0	1	0	0	1	26	42	4.50	1.500											
Chad Harville, R ERA: 6.58 (6, 1)	2.0		10	2	2	1	0	1	0	0	0	0	0	23	38	4.50	1.500											
Tim Redding, R ERA: 6.07 (8, 1)	1.0		6	1	0	0	2	0	1	1	0	0	0	16	26	0.00	1.000											

AB	31
R	2
H	5
RBI	2
BB	3
SO	5
LOB	10

AB	34
R	7
H	12
RBI	6
BB	5
SO	4
LOB	30



Batter	1	2	3	4	5	6	7	8	9	AB	R	H	RBI	BB	SO	LOB	TOP										
Craig Biggio, R OBP: 0.365, SLG: 0.491 (1, 7)										3	0	0	0	0	1	2	Houston Astros @ Los Angeles Dodgers Dodger Stadium, Los Angeles, CA Fri Jul 09 2004, 7:10 PM PDT Att: 52,783 - Sunny - 69 F										
Jose Vizcaino, S OBP: 0.345, SLG: 0.401 (1, 3) (8, 4)										4	0	1	1	0	0	0											
Jeff Kent, R OBP: 0.343, SLG: 0.500 (9, 4)										0	0	0	0	0	0	0											
Carlos Beltrán, S OBP: 0.368, SLG: 0.544 54 Brad Lidge, R (8, 1)										3	1	1	1	1	1	1											
17 Lance Berkman, S OBP: 0.448, SLG: 0.554 (1, 9)										4	0	0	0	0	2	2											
Morgan Ensberg, R OBP: 0.327, SLG: 0.376 (1, 5)										4	0	1	0	0	1	1											
Mike Lamb, L OBP: 0.397, SLG: 0.526 5 Jeff Bagwell, R OBP: 0.389, SLG: 0.436 (8, 3)										3	0	0	0	0	1	1											
28 Adam Everett, R OBP: 0.295, SLG: 0.333 (1, 6)										4	0	0	0	0	1	0											
Brad Ausmus, R OBP: 0.292, SLG: 0.317 (1, 2)										3	1	2	0	0	0	0											
Andy Pettitte, L OBP: 0.294, SLG: 0.313 Orlando Palmeiro, L OBP: 0.322, SLG: 0.390 16 Jason Lane, R OBP: 0.306, SLG: 0.398 (8, 8)										2	0	1	1	0	0	1											
Inning Stats	R: 0 E: 0 K: 0 S: 10	H: 0 LOB: 0 BB: 0 P: 13	R: 0 E: 0 K: 0 S: 5	H: 0 LOB: 0 BB: 0 P: 7	R: 0 E: 0 K: 1 S: 10	H: 1 LOB: 1 BB: 0 P: 12	R: 1 E: 0 K: 1 S: 10	H: 2 LOB: 1 BB: 0 P: 12	R: 1 E: 0 K: 0 S: 9	H: 2 LOB: 0 BB: 0 P: 11	R: 0 E: 0 K: 2 S: 9	H: 0 LOB: 1 BB: 1 P: 14	R: 0 E: 0 K: 1 S: 9	H: 0 LOB: 0 BB: 0 P: 13	R: 1 E: 0 K: 2 S: 12	H: 2 LOB: 1 BB: 0 P: 17	R: 0 E: 0 K: 0 S: 10	H: 0 LOB: 0 BB: 0 P: 15	1B: 3 2B: 3 3B: 0 HR: 1	SF: 0 SAC: 1 DP: 1 HBP: 0	WP: 0 PB: 0 SB: 0 CS: 0	PA: 34					
PITCHER	IP	WLS	BF	H	R	ER	SO	BB	IBB	HBP	BLK	WP	HR	S	P	ERA	WHIP										
Jeff Weaver, R ERA: 4.22 (1, 1)	7.1	L	29	7	3	3	5	1	0	0	0	0	1	67	91	3.68	1.091										
Guillermo Mota, R ERA: 1.71 (8, 1)	1.2		5	0	0	0	2	0	0	0	0	0	0	17	23	0.00	0.000										

Batter	1	2	3	4	5	6	7	8	9	AB	R	H	RBI	BB	SO	LOB	BOTTOM										
Cesar Izturis, S OBP: 0.337, SLG: 0.359 (1, 6)										4	0	2	0	0	0	0	Houston Astros @ Los Angeles Dodgers Dodger Stadium, Los Angeles, CA Fri Jul 09 2004, 7:10 PM PDT Att: 52,783 - Sunny - 69 F										
José Hernández, R OBP: 0.393, SLG: 0.471 (1, 5) (1, 2)										4	0	1	0	0	2	2											
Paul Lo Duca, R OBP: 0.346, SLG: 0.429 (1, 7) (9, 2)										3	0	0	0	1	1	1											
Olmedo Saenz, R OBP: 0.324, SLG: 0.459 Guillermo Mota, R (8, 1)										3	1	1	0	0	0	0											
Jason Grabowski, L OBP: 0.320, SLG: 0.435 (9, PH)										0	0	0	0	0	0	0											
Shawn Green, L OBP: 0.335, SLG: 0.403 (1, 9)										4	0	0	0	0	0	4											
Jayson Werth, R OBP: 0.382, SLG: 0.633 (1, 8) (9, 7)										3	1	1	2	0	1	0											
David Ross, R OBP: 0.234, SLG: 0.271 Milton Bradley, S OBP: 0.378, SLG: 0.442 (1, 2) (8, PH) (9, 8)										2	0	0	0	0	1	0											
Alex Cora, L OBP: 0.387, SLG: 0.434 (1, 4)										3	0	0	0	0	1	1											
Jeff Weaver, R OBP: 0.200, SLG: 0.257 Robin Ventura, L OBP: 0.319, SLG: 0.284 (1, 1) (8, 3)										2	0	0	0	0	0	0											
Inning Stats	R: 0 E: 0 K: 1 S: 11	H: 1 LOB: 0 BB: 0 P: 13	R: 0 E: 0 K: 0 S: 8	H: 0 LOB: 0 BB: 0 P: 11	R: 0 E: 0 K: 0 S: 6	H: 0 LOB: 0 BB: 0 P: 9	R: 0 E: 0 K: 1 S: 9	H: 0 LOB: 0 BB: 0 P: 14	R: 2 E: 0 K: 1 S: 15	H: 2 LOB: 0 BB: 0 P: 21	R: 0 E: 0 K: 0 S: 11	H: 1 LOB: 1 BB: 0 P: 16	R: 0 E: 0 K: 1 S: 12	H: 0 LOB: 0 BB: 0 P: 19	R: 0 E: 0 K: 1 S: 8	H: 0 LOB: 0 BB: 1 P: 15	R: 0 E: 0 K: 1 S: 13	H: 1 LOB: 2 BB: 2 P: 26	1B: 4 2B: 0 3B: 0 HR: 1	SF: 0 SAC: 0 DP: 1 HBP: 0	WP: 0 PB: 0 SB: 0 CS: 2	PA: 33					
PITCHER	IP	WLS	BF	H	R	ER	SO	BB	IBB	HBP	BLK	WP	HR	S	P	ERA	WHIP										
Andy Pettitte, L ERA: 4.14 (1, 1)	7.0	W	24	4	2	2	4	0	0	0	0	0	0	72	103	2.57	0.571										
54 Brad Lidge, R ERA: 2.34 (8, 1)	2.0	S	8	1	0	0	2	3	0	0	0	0	0	21	41	0.00	2.000										



Batter	1	2	3	4	5	6	7	8	9	AB	R	H	RBI	BB	SO	LOB	TOP					
Craig Biggio, R OBP: 0.361, SLG: 0.486 (1, 7)	F7		G4-3			G1-3		G5-3		4	0	0	0	0	0	0						
Morgan Ensberg, R OBP: 0.322, SLG: 0.369 (1, 5) (7, 6)	P6			P3		F7		G4-3		4	0	0	0	0	0	0						
5 Jeff Bagwell, R OBP: 0.388, SLG: 0.431 (1, 3)	K			F9						3	1	0	0	1	2	0						
17 Lance Berkman, S OBP: 0.449, SLG: 0.557 (1, 9)		K								4	0	2	0	0	2	0						
Jeff Kent, R OBP: 0.345, SLG: 0.498 (1, 4)										3	0	1	0	0	1	1						
16 Jason Lane, R OBP: 0.300, SLG: 0.389 Carlos Beltrán, S OBP: 0.367, SLG: 0.542 (7, 8) (7, 8)										2	0	0	0	0	0	1						
28 Adam Everett, R OBP: 0.293, SLG: 0.331 Mike Lamb, L OBP: 0.364, SLG: 0.526 (7, 5) (7, 5)										2	0	0	0	0	0	1						
Brad Ausmus, R OBP: 0.292, SLG: 0.314 (1, 2)										2	0	0	0	1	0	2						
Roger Clemens, R OBP: 0.158, SLG: 0.135 Orlando Palmeiro, L OBP: 0.319, SLG: 0.395 David Weathers, R (8, 1) (8, 1)										2	0	0	0	0	1	1						
Inning Stats	R: 0 E: 0 K: 1 S: 8	H: 0 LOB: 0 BB: 0 P: 9	R: 0 E: 0 K: 1 S: 7	H: 1 LOB: 1 BB: 0 P: 9	R: 0 E: 0 K: 0 S: 4	H: 0 LOB: 0 BB: 1 P: 10	R: 0 E: 0 K: 0 S: 12	H: 1 LOB: 1 BB: 0 P: 20	R: 0 E: 0 K: 0 S: 9	H: 0 LOB: 0 BB: 0 P: 11	R: 0 E: 0 K: 1 S: 8	H: 0 LOB: 0 BB: 0 P: 9	R: 1 E: 0 K: 0 S: 19	H: 1 LOB: 2 BB: 1 P: 34	R: 0 E: 0 K: 3 S: 12	H: 0 LOB: 0 BB: 0 P: 16	R: 0 E: 0 K: 3 S: 11	H: 0 LOB: 0 BB: 0 P: 16	1B: 2 2B: 1 3B: 0 HR: 0	SF: 1 SAC: 0 DP: 1 HBP: 1	WP: 0 PB: 0 SB: 0 CS: 0	PA: 32
PITCHER	IP	WLS	BF	H	R	ER	SO	BB	IBB	HBP	BLK	WP	HR	S	P	ERA	WHIP					
Wilson Alvarez, L ERA: 3.56 (1, 1)	6.0	W	22	3	1	1	3	2	0	0	0	0	0	55	82	1.50	0.833					
Guillermo Mota, R ERA: 1.89 (7, 1)	1.0	H	4	0	0	0	0	0	0	1	0	0	0	12	20	0.00	0.000					
Eric Gagne, R ERA: 1.85 (8, 1)	2.0	S	6	0	0	0	3	0	0	0	0	0	0	23	32	0.00	0.000					

Houston Astros @ Los Angeles Dodgers
Dodger Stadium, Los Angeles, CA
Sat Jul 10 2004, 1:10 PM PDT
Att: 46,321 - Sunny - 77 F

AB	28
R	1
H	3
RBI	1
BB	2
SO	6
LOB	9



Batter	1	2	3	4	5	6	7	8	9	AB	R	H	RBI	BB	SO	LOB	BOTTOM				
Dave Roberts, L OBP: 0.346, SLG: 0.373 (1, 7)	L7		F9							3	1	1	0	1	0	1					
Cesar Izturis, S OBP: 0.336, SLG: 0.361 (1, 6)	G4-3		FC4-6							4	1	1	0	0	0	2					
Paul Lo Duca, R OBP: 0.351, SLG: 0.445 (1, 2)	K									3	1	2	3	1	1	0					
Milton Bradley, S OBP: 0.377, SLG: 0.437 (1, 8)										3	0	0	0	1	2	3					
Shawn Green, L OBP: 0.331, SLG: 0.397 (1, 3)										4	0	0	0	0	1	4					
Jayson Werth, R OBP: 0.396, SLG: 0.603 (1, 9)										3	0	0	0	0	2	2					
Robin Ventura, L OBP: 0.309, SLG: 0.274 (1, 5)										3	0	0	0	0	1	1					
Alex Cora, L OBP: 0.382, SLG: 0.428 (1, 4)										3	0	0	0	0	0	0					
Wilson Alvarez, L OBP: 0.250, SLG: 0.200 Guillermo Mota, R (7, 1) (7, 1)										2	0	1	0	0	1	0					
Jason Grabowski, L OBP: 0.318, SLG: 0.431 Eric Gagne, R (8, 1)										1	0	0	0	0	1	0					
Inning Stats	R: 0 E: 0 K: 1 S: 7	H: 0 LOB: 0 BB: 0 P: 9	R: 0 E: 0 K: 0 S: 9	H: 0 LOB: 1 BB: 1 P: 19	R: 0 E: 0 K: 0 S: 7	H: 1 LOB: 1 BB: 0 P: 10	R: 0 E: 0 K: 3 S: 12	H: 1 LOB: 1 BB: 0 P: 22	R: 0 E: 0 K: 2 S: 8	H: 0 LOB: 0 BB: 0 P: 12	R: 3 E: 0 K: 1 S: 17	H: 2 LOB: 0 BB: 1 P: 25	R: 0 E: 0 K: 1 S: 8	H: 0 LOB: 0 BB: 0 P: 12	R: 0 E: 0 K: 1 S: 14	H: 1 LOB: 2 BB: 1 P: 23	1B: 2 2B: 2 3B: 0 HR: 1	SF: 0 SAC: 0 DP: 0 HBP: 0	WP: 0 PB: 0 SB: 3 CS: 0	PA: 32	
PITCHER	IP	WLS	BF	H	R	ER	SO	BB	IBB	HBP	BLK	WP	HR	S	P	ERA	WHIP				
Roger Clemens, R ERA: 2.62 (1, 1)	7.0	L	27	4	3	3	8	2	0	0	0	0	0	68	109	3.86	0.857				
David Weathers, R ERA: 3.94 (8, 1)	1.0		5	1	0	0	1	1	0	0	0	0	0	14	23	0.00	2.000				

Houston Astros @ Los Angeles Dodgers
Dodger Stadium, Los Angeles, CA
Sat Jul 10 2004, 1:10 PM PDT
Att: 46,321 - Sunny - 77 F

AB	29
R	3
H	5
RBI	3
BB	3
SO	9
LOB	13



Batter	1	2	3	4	5	6	7	8	9	AB	R	H	RBI	BB	SO	LOB	TOP										
Craig Biggio, R OBP: 0.360, SLG: 0.483 (1, 7)										4	1	1	0	0	1	1	Houston Astros @ Los Angeles Dodgers Dodger Stadium, Los Angeles, CA Sun Jul 11 2004, 1:10 PM PDT Att: 40,484 - Sunny - 81 F										
Jeff Bagwell, R OBP: 0.396, SLG: 0.432 (1, 3)										4	0	1	0	0	1	1											
Carlos Beltrán, S OBP: 0.365, SLG: 0.548 (1, 8)										4	1	1	2	0	1	1											
17 Lance Berkman, S OBP: 0.452, SLG: 0.556 (1, 9)										2	1	1	0	1	0	1											
Jeff Kent, R OBP: 0.341, SLG: 0.491 (1, 4)										4	0	0	0	0	1	4											
Morgan Ensberg, R OBP: 0.317, SLG: 0.363 (1, 5)										4	0	0	0	0	0	2											
28 Adam Everett, R OBP: 0.296, SLG: 0.343 (1, 6)										4	1	2	2	0	1	0											
Raul Chavez, R OBP: 0.267, SLG: 0.271 (1, 2)										4	0	1	0	0	1	1											
44 Roy Oswalt, R OBP: 0.125, SLG: 0.132 (7, PH)										1	0	0	0	0	0	0											
Mike Lamb, L OBP: 0.362, SLG: 0.521 (7, PH)										1	0	0	0	0	1	1											
Dan Miceli, R OBP: 0.500, SLG: 0.500 (7, 1)										0	0	0	0	0	0	0											
David Weathers, R (8, 1)										0	0	0	0	0	0	0											
Inning Stats	R: 0 E: 0 K: 2 S: 12	H: 0 LOB: 0 BB: 0 P: 18	R: 0 E: 0 K: 0 S: 6	H: 1 LOB: 0 BB: 0 P: 10	R: 0 E: 0 K: 0 S: 8	H: 1 LOB: 1 BB: 0 P: 9	R: 0 E: 0 K: 1 S: 8	H: 0 LOB: 0 BB: 0 P: 8	R: 2 E: 0 K: 0 S: 16	H: 2 LOB: 1 BB: 1 P: 28	R: 0 E: 0 K: 2 S: 9	H: 1 LOB: 1 BB: 0 P: 15	R: 0 E: 0 K: 1 S: 9	H: 0 LOB: 0 BB: 0 P: 14	R: 2 E: 0 K: 0 S: 9	H: 1 LOB: 0 BB: 0 P: 18	1B: 4 2B: 1 3B: 0 HR: 2	SF: 0 SAC: 1 DP: 1 HBP: 1	WP: 2 PB: 0 SB: 0 CS: 0	PA: 35							
PITCHER	IP	WLS	BF	H	R	ER	SO	BB	IBB	HBP	BLK	WP	HR	S	P	ERA	WHIP										
Jose Lima, R ERA: 4.32 (1, 1)	6.0	W	23	5	2	2	4	1	0	0	0	1	1	56	85	3.00	1.000										
37 Darren Dreifort, R ERA: 3.75 (7, 1)	1.0	H	4	1	0	0	2	0	0	0	0	0	0	9	15	0.00	1.000										
Guillermo Mota, R ERA: 1.65 (8, 1)	1.0	H	3	0	0	0	1	0	0	0	0	0	0	9	14	0.00	0.000										
Tom Martin, L ERA: 4.32 (9, 1)	1.0		5	1	2	2	0	0	0	1	0	1	1	9	18	18.00	1.000										

Batter	1	2	3	4	5	6	7	8	9	AB	R	H	RBI	BB	SO	LOB	BOTTOM										
Dave Roberts, L OBP: 0.343, SLG: 0.369 (1, 8)										5	1	1	0	0	1	0	Houston Astros @ Los Angeles Dodgers Dodger Stadium, Los Angeles, CA Sun Jul 11 2004, 1:10 PM PDT Att: 40,484 - Sunny - 81 F										
Cesar Izturis, S OBP: 0.337, SLG: 0.362 (1, 6)										5	2	2	0	0	2	0											
Paul Lo Duca, R OBP: 0.355, SLG: 0.461 (1, 2)										5	2	3	4	0	0	1											
Shawn Green, L OBP: 0.335, SLG: 0.399 (1, 3)										4	0	2	1	1	0	0											
Jayson Werth, R OBP: 0.400, SLG: 0.621 (1, 9)										3	1	3	1	1	0	0											
Robin Ventura, L OBP: 0.306, SLG: 0.264 (1, 5)										3	0	0	0	1	1	6											
José Hernández, R OBP: 0.389, SLG: 0.483 (1, 7)										4	0	1	1	0	1	1											
Alex Cora, L OBP: 0.388, SLG: 0.429 (1, 4)										2	1	1	0	2	1	0											
Jose Lima, R OBP: 0.206, SLG: 0.156 (5, PH)										2	0	0	0	0	2	2											
Jason Grubbs, L OBP: 0.275, SLG: 0.427 (7, 1)										1	0	0	0	0	0	0											
37 Darren Dreifort, R ERA: 3.51 (7, 1)										0	0	0	0	0	0	0											
Guillermo Mota, R ERA: 1.65 (8, PH)										0	0	0	0	0	0	0											
Olmedo Saenz, R ERA: 1.65 (8, PH)										1	0	0	0	0	1	1											
Tom Martin, L ERA: 4.32 (9, 1)										0	0	0	0	0	0	0											
Inning Stats	R: 1 E: 0 K: 1 S: 14	H: 2 LOB: 1 BB: 0 P: 21	R: 0 E: 0 K: 2 S: 10	H: 1 LOB: 2 BB: 1 P: 17	R: 1 E: 0 K: 2 S: 13	H: 3 LOB: 2 BB: 0 P: 13	R: 0 E: 0 K: 2 S: 10	H: 0 LOB: 0 BB: 0 P: 13	R: 0 E: 0 K: 0 S: 8	H: 2 LOB: 2 BB: 2 P: 16	R: 0 E: 0 K: 0 S: 10	H: 1 LOB: 3 BB: 2 P: 23	R: 4 E: 0 K: 1 S: 20	H: 4 LOB: 0 BB: 0 P: 24	R: 1 E: 0 K: 0 S: 10	H: 1 LOB: 0 BB: 0 P: 18	1B: 11 2B: 1 3B: 0 HR: 1	SF: 0 SAC: 0 DP: 0 HBP: 0	WP: 1 PB: 0 SB: 0 CS: 0	PA: 40							
PITCHER	IP	WLS	BF	H	R	ER	SO	BB	IBB	HBP	BLK	WP	HR	S	P	ERA	WHIP										
44 Roy Oswalt, R ERA: 3.65 (1, 1)	6.0	L	27	8	3	3	8	1	2	0	0	1	0	64	91	4.50	1.500										
Dan Miceli, R ERA: 3.51 (7, 1)	1.2		9	2	1	1	1	1	1	0	0	1	0	21	36	5.40	1.800										
David Weathers, R ERA: 4.5 (8, 1)	0.1		4	3	3	3	0	0	0	0	0	0	1	9	11	81.00	9.000										

AB 32
R 4
H 7
RBI 4
BB 1
SO 7
LOB 12



AB 35
R 7
H 13
RBI 7
BB 5
SO 9
LOB 13



Batter	1	2	3	4	5	6	7	8	9	AB	R	H	RBI	BB	SO	LOB	TOP					
Dave Roberts, L (1.7) OBP: 0.337, SLG: 0.362	G4-3		G5-3 1B		P4		G3		K	5	0	1	0	0	1	0	Los Angeles Dodgers @ Arizona Diamondbacks Bank One Ballpark, Phoenix, AZ Fri Jul 16 2004, 10:05 PM EDT Att: 29,255 - Dome - 80 F livebaseballscorecards.com					
Cesar Izuris, S (1.6) OBP: 0.337, SLG: 0.361	G4-3		G5-3		G4-3		G4-3 1B		K	5	0	1	1	0	1	1						
Paul Lo Duca, R (1.2) OBP: 0.351, SLG: 0.452	HBP		F9		K		G4-6-3 1B		L5	4	0	0	0	0	1	2						
Milton Bradley, S (1.8) OBP: 0.381, SLG: 0.441	G3									2	3	1	0	2	0	1						
Shawn Green, L (1.3) OBP: 0.342, SLG: 0.417										4	1	3	1	0	0	1						
Jayson Werth, R (1.9) OBP: 0.386, SLG: 0.611	K									2	1	0	1	1	2	2						
Robin Ventura, L (1.5) OBP: 0.320, SLG: 0.267	G3-6-1									2	0	1	1	2	0	1						
Alex Cora, L (1.4) OBP: 0.387, SLG: 0.423										2	1	1	2	0	0	2						
Kaz Ishii, L (1.1) OBP: 0.114, SLG: 0.088 Guillermo Mota, R (7.1) OBP: 0.250, SLG: 0.500										3	0	0	0	0	3	3						
Duaner Sanchez, R (9.1) OBP: 0.250, SLG: 0.500										1	0	0	0	0	1	2						
										0	0	0	0	0	0	0						
Inning Stats	R: 0 E: 0 K: 0 S: 5	H: 0 LOB: 1 BB: 0 P: 8	R: 0 E: 0 K: 1 S: 7	H: 1 LOB: 0 BB: 0 P: 8	R: 1 E: 0 K: 1 S: 12	H: 2 LOB: 1 BB: 0 P: 15	R: 2 E: 1 K: 1 S: 10	H: 1 LOB: 1 BB: 2 P: 18	R: 0 E: 0 K: 1 S: 8	H: 0 LOB: 0 BB: 0 P: 12	R: 2 E: 0 K: 1 S: 9	H: 2 LOB: 1 BB: 1 P: 18	R: 0 E: 0 K: 0 S: 10	H: 1 LOB: 0 BB: 0 P: 16	R: 1 E: 0 K: 2 S: 8	H: 1 LOB: 2 BB: 2 P: 20	R: 0 E: 0 K: 2 S: 9	H: 0 LOB: 0 BB: 0 P: 11	1B: 6 2B: 2 3B: 0 HR: 0	SF: 1 SAC: 2 DP: 2 HBP: 1	WP: 1 PB: 0 SB: 1 CS: 0	PA: 39
PITCHER	IP WLS BF H R ER SO BB IBB HBP BLK WP HR S P ERA WHIP																					
17 Brandon Webb, R (1.1) ERA: 3.89	7.0 L 30 7 5 4 5 3 0 1 0 0 0 0 61 95 5.14 1.429																					
Mike Fetters, R (8.1) ERA: 9.0	1.0 6 1 1 1 2 1 1 0 0 1 0 8 20 9.00 2.000																					
Stephen Randolph, L (9.1) ERA: 4.02	1.0 3 0 0 0 2 0 0 0 0 0 0 9 11 0.00 0.000																					

Batter	1	2	3	4	5	6	7	8	9	AB	R	H	RBI	BB	SO	LOB	BOTTOM					
Luis Terrero, R (1.9) OBP: 0.412, SLG: 0.400	G4-6-3 1B		F8		F9			WP G1-3 1B		4	0	2	0	0	0	1	Los Angeles Dodgers @ Arizona Diamondbacks Bank One Ballpark, Phoenix, AZ Fri Jul 16 2004, 10:05 PM EDT Att: 29,255 - Dome - 80 F livebaseballscorecards.com					
Steve Finley, L (1.8) OBP: 0.340, SLG: 0.503	G4-6-3 1-2		P5		P2			G1-3		4	0	0	0	0	3							
Scott Hairston, R (1.4) OBP: 0.294, SLG: 0.443	K		L9					G5-3		4	0	0	0	0	1							
Luis Gonzalez, L (1.7) OBP: 0.380, SLG: 0.512										3	1	1	0	1	0							
Shea Hillenbrand, R (1.3) OBP: 0.356, SLG: 0.462										3	1	0	0	0	1							
Alex Cintron, S (1.6) OBP: 0.287, SLG: 0.363										4	0	2	0	0	1							
Chad Tracy, L (1.5) OBP: 0.335, SLG: 0.425										3	0	1	1	0	1							
Juan Brito, R (1.2) OBP: 0.241, SLG: 0.292										1	0	0	1	1	0							
17 Brandon Webb, R (1.1) OBP: 0.128, SLG: 0.105 Mike Fetters, R (8.1) ERA: 3.94 Quinton McCracken, S (8. PH) ERA: 1.59 Stephen Randolph, L (9.1) OBP: 0.500, SLG: 1.000										2	0	0	0	0	1	2						
										0	0	0	0	0	0	0						
										1	0	0	0	0	1	0						
										0	0	0	0	0	0	0						
Inning Stats	R: 0 E: 0 K: 1 S: 8	H: 1 LOB: 0 BB: 0 P: 14	R: 2 E: 0 K: 0 S: 10	H: 2 LOB: 1 BB: 1 P: 19	R: 2 E: 0 K: 0 S: 5	H: 0 LOB: 0 BB: 0 P: 8	R: 0 E: 0 K: 0 S: 7	H: 1 LOB: 1 BB: 0 P: 11	R: 0 E: 0 K: 1 S: 8	H: 0 LOB: 0 BB: 1 P: 13	R: 0 E: 0 K: 0 S: 8	H: 0 LOB: 0 BB: 0 P: 11	R: 0 E: 0 K: 0 S: 11	H: 0 LOB: 0 BB: 0 P: 17	R: 0 E: 0 K: 1 S: 12	H: 1 LOB: 1 BB: 0 P: 18	R: 0 E: 0 K: 0 S: 10	H: 1 LOB: 0 BB: 0 P: 14	1B: 5 2B: 1 3B: 1 HR: 0	SF: 1 SAC: 0 DP: 3 HBP: 1	WP: 1 PB: 0 SB: 0 CS: 0	PA: 33
PITCHER	IP WLS BF H R ER SO BB IBB HBP BLK WP HR S P ERA WHIP																					
Kaz Ishii, L (1.1) ERA: 3.94	6.0 W 23 4 2 2 2 2 0 1 0 0 0 46 76 3.00 1.000																					
Guillermo Mota, R (7.1) ERA: 1.59	2.0 H 7 1 0 0 1 0 0 0 0 1 0 23 35 0.00 0.500																					
Duaner Sanchez, R (9.1) ERA: 3.48	1.0 3 1 0 0 0 0 0 0 0 0 0 10 14 0.00 1.000																					

Batter	1	2	3	4	5	6	7	8	9	AB	R	H	RBI	BB	SO	LOB	TOP								
Cesar Izturis, S OBP: 0.335, SLG: 0.359	G6-3		G6-3				F9		B5	5	0	1	1	0	0	2	Los Angeles Dodgers @ Arizona Diamondbacks Bank One Ballpark, Phoenix, AZ Sat Jul 17 2004, 10:05 PM EDT Att: 37,027 - Dome - 80 F livebaseballscorecards.com								
José Hernández, R OBP: 0.385, SLG: 0.432	K		K					G6-3	3	0	1	0	0	0	0	0									
Dave Roberts, L OBP: 0.336, SLG: 0.360									HR	1	0	0	0	0	0	0									
Robin Ventura, L OBP: 0.327, SLG: 0.308										1	1	1	2	0	0	0									
Paul Lo Duca, R OBP: 0.349, SLG: 0.448	1B		G5-3					K	P6	5	0	1	0	0	1	2									
Milton Bradley, S OBP: 0.383, SLG: 0.438	L5									2	0	0	0	0	1	1									
Chin-Feng Chen, R (8, PR)										0	1	0	0	0	0	0									
Guillermo Mota, R (8, PH)										1	0	0	0	0	1	0									
Eric Gagne, R (9, PH)										0	0	0	0	0	0	0									
Shawn Green, L OBP: 0.341, SLG: 0.413		G4-3								3	0	0	0	1	2	1									
Olmedo Saenz, R OBP: 0.321, SLG: 0.433										3	1	1	0	0	0	0									
Giovanni Carrara, R (6, PH)										0	0	0	0	0	0	0									
Jason Grabowski, L OBP: 0.321, SLG: 0.432										1	0	1	1	0	0	0									
Jayson Werth, R OBP: 0.391, SLG: 0.613										3	2	1	1	1	0	2									
Alex Cora, L OBP: 0.385, SLG: 0.419										2	1	0	1	0	0	1									
Odalis Perez, L OBP: 0.061, SLG: 0.121										2	0	0	0	0	0	1									
Adrian Beltré, R OBP: 0.361, SLG: 0.585										2	1	2	1	0	0	0									
Inning Stats	R: 0 E: 0 K: 1 S: 7	H: 1 LOB: 1 BB: 0 P: 11	R: 2 E: 0 K: 0 S: 14	H: 2 LOB: 0 BB: 0 P: 22	R: 0 E: 0 K: 1 S: 8	H: 0 LOB: 0 BB: 0 P: 12	R: 0 E: 0 K: 1 S: 9	H: 0 LOB: 0 BB: 0 P: 15	R: 1 E: 0 K: 0 S: 13	H: 2 LOB: 2 BB: 1 P: 23	R: 0 E: 0 K: 2 S: 10	H: 0 LOB: 0 BB: 0 P: 15	R: 0 E: 0 K: 0 S: 7	H: 1 LOB: 1 BB: 0 P: 9	R: 1 E: 0 K: 1 S: 17	H: 1 LOB: 2 BB: 0 P: 30	R: 3 E: 0 K: 1 S: 15	H: 2 LOB: 0 BB: 0 P: 26	1B: 6 2B: 2 3B: 0 HR: 1	SF: 1 SAC: 0 DP: 0 HBP: 3	WP: 0 PB: 0 SB: 1 CS: 1	PA: 40			
PITCHER	IP	WLS	BF	H	R	ER	SO	BB	IBB	HBP	BLK	WP	HR	S	P	ERA	WHIP								
Casey Fossum, L ERA: 6.04	6.2		26	5	3	3	5	1	0	1	0	0	0	64	102	4.05	0.900								
Greg Aquino, R ERA: 3.39	1.0	H	4	1	0	0	1	0	0	0	0	0	0	11	16	0.00	1.000								
Mike Koplove, R ERA: 5.44	0.1	B	6	2	3	3	0	1	0	2	0	0	0	16	29	81.00	9.000								
36 Brian Bruney, R ERA: 4.2	1.0	L	4	1	1	1	1	0	0	0	0	0	1	9	16	9.00	1.000								

Batter	1	2	3	4	5	6	7	8	9	AB	R	H	RBI	BB	SO	LOB	BOTTOM								
Luis Terrero, R OBP: 0.409, SLG: 0.450	K		F9	G5-3						5	0	2	1	0	1	1	Los Angeles Dodgers @ Arizona Diamondbacks Bank One Ballpark, Phoenix, AZ Sat Jul 17 2004, 10:05 PM EDT Att: 37,027 - Dome - 80 F livebaseballscorecards.com								
Quinton McCracken, S OBP: 0.268, SLG: 0.377										5	1	2	1	0	0	2									
Danny Bautista, R OBP: 0.366, SLG: 0.472										5	0	2	0	0	2	2									
Shea Hillenbrand, R OBP: 0.359, SLG: 0.472										4	1	2	2	1	0	1									
Scott Hairston, R OBP: 0.298, SLG: 0.444										4	0	2	0	0	1	2									
Mike Koplove, R (8, PH)										0	0	0	0	0	0	0									
36 Brian Bruney, R (9, PH)										0	0	0	0	0	0	0									
Steve Finley, L OBP: 0.339, SLG: 0.501										1	0	0	0	0	1	1									
Alex Cintron, S OBP: 0.291, SLG: 0.368										4	2	2	0	1	1	3									
Tim Olson, R OBP: 0.346, SLG: 0.397										3	0	1	1	0	1	2									
Juan Brito, R OBP: 0.241, SLG: 0.303										4	1	1	1	0	0	1									
Casey Fossum, L (1, PH)										3	1	0	0	0	0	0									
Greg Aquino, R (7, PH)										0	0	0	0	0	0	0									
Roberto Alomar, S OBP: 0.365, SLG: 0.388										1	0	0	0	0	0	1									
Inning Stats	R: 0 E: 0 K: 1 S: 8	H: 1 LOB: 0 BB: 0 P: 12	R: 1 E: 0 K: 0 S: 10	H: 2 LOB: 1 BB: 0 P: 17	R: 3 E: 1 K: 1 S: 15	H: 4 LOB: 2 BB: 0 P: 18	R: 0 E: 0 K: 0 S: 5	H: 0 LOB: 0 BB: 0 P: 5	R: 0 E: 0 K: 0 S: 12	H: 2 LOB: 2 BB: 0 P: 19	R: 0 E: 0 K: 1 S: 6	H: 0 LOB: 0 BB: 0 P: 9	R: 0 E: 0 K: 1 S: 12	H: 2 LOB: 2 BB: 1 P: 18	R: 2 E: 0 K: 0 S: 14	H: 2 LOB: 1 BB: 1 P: 23	R: 0 E: 0 K: 3 S: 13	H: 1 LOB: 1 BB: 0 P: 19	1B: 7 2B: 6 3B: 0 HR: 1	SF: 0 SAC: 1 DP: 1 HBP: 0	WP: 0 PB: 0 SB: 1 CS: 1	PA: 42			
PITCHER	IP	WLS	BF	H	R	ER	SO	BB	IBB	HBP	BLK	WP	HR	S	P	ERA	WHIP								
Odalis Perez, L ERA: 2.91	5.0		24	9	4	1	2	0	0	0	0	0	0	50	71	1.80	1.800								
Giovanni Carrara, R ERA: 2.91	2.0		8	2	0	0	2	1	0	0	0	0	0	18	27	0.00	1.500								
Guillermo Mota, R ERA: 1.83	1.0	W	6	2	2	2	0	1	0	0	0	0	0	14	23	18.00	3.000								
Eric Gagne, R ERA: 1.74	1.0	S	4	1	0	0	3	0	0	0	0	0	0	13	19	0.00	1.000								




Batter	1	2	3	4	5	6	7	8	9	AB	R	H	RBI	BB	SO	LOB	TOP										
Dave Roberts, L (1, 7) OBP: 0.336, SLG: 0.356	1-1 E6 G4-3 1B	1-1 FC6-5 HR		0-1 E6 3B	4-2 G4-3 1B HBP		1-1 G4-3		0-1 FC3-6 1-2F	5	3	1	1	0	0	3											
Cesar Izturis, S (1, 6) OBP: 0.355, SLG: 0.372	0-0 B2	1-2 2-3F 3-H HR		1 SAFE 3-1 SAFE 1B 3B	0-2 G4-3		1-1 F8		2-2 F9	6	2	2	4	0	0	3											
Milton Bradley, S (1, 8) OBP: 0.383, SLG: 0.440	1-1 G4-3 2-3	0-0 2B		2-2 P5	1-1 1B		3-2 G4-3			5	0	2	1	0	0	2											
Adrián Beltré, R (1, 5) OBP: 0.364, SLG: 0.594 José Hernández, R (8, 5) OBP: 0.393, SLG: 0.452	4-0 BB	0-3 K		0-0 3B 1B	0-1 F8		1-1 HR			4	2	2	2	1	1	2											
Shawn Green, L (1, 3) OBP: 0.338, SLG: 0.410	2-2 G5-3		0-1 G5-3	3-H F8		0-0 1B 1B		2-3 K	5	0	1	0	0	1	3												
Jayson Werth, R (1, 9) OBP: 0.413, SLG: 0.663		2-2 1B FC5-2 1B	0-0 G6-3 2B	0-2 1B 3B		2-1 1B		1-3 K	5	1	4	1	0	1	0												
Alex Cora, L (1, 4) OBP: 0.389, SLG: 0.421		1-1 FC5-2 1B FC6-5 1B	4-0 G6-3 IBB	1-2 1B 3B		2-2 F7		2-1 F7	4	1	2	1	1	0	2												
David Ross, R (1, 2) OBP: 0.244, SLG: 0.270		1-0 FC6-5 FC5-2 1B	3-2 G6-3	0-3 K		3-2 F8		4-2 FC5-4 BB	4	0	1	0	1	1	5												
Jose Lima, R (1, 1) OBP: 0.167, SLG: 0.130 Chin-Feng Chen, R (9, PH) Duaner Sanchez, R (9, 1) OBP: 0.250, SLG: 0.500	1-1 FC5-2 HR	0-2 P4		0-1 P3		0-0 G4-3		2-2 FC5-4 FC3-6 1-2F	4	1	0	0	0	0	7												
Inning Stats	R: 0 E: 1 K: 0 S: 8	H: 1 LOB: 2 BB: 1 P: 16	R: 4 E: 0 K: 1 S: 21	H: 5 LOB: 1 BB: 0 P: 30	R: 0 E: 0 K: 0 S: 9	H: 1 LOB: 2 BB: 1 P: 16	R: 4 E: 1 K: 1 S: 19	H: 4 LOB: 1 BB: 0 P: 25	R: 1 E: 0 K: 0 S: 11	H: 1 LOB: 1 BB: 0 P: 16	R: 0 E: 0 K: 0 S: 13	H: 2 LOB: 2 BB: 0 P: 20	R: 0 E: 0 K: 0 S: 7	H: 0 LOB: 0 BB: 0 P: 12	R: 1 E: 0 K: 2 S: 10	H: 1 LOB: 0 BB: 0 P: 16	R: 0 E: 0 K: 0 S: 12	H: 0 LOB: 1 BB: 1 P: 20	1B: 9 2B: 2 3B: 2 HR: 2	SF: 0 SAC: 0 DP: 0 HBP: 1	WP: 0 PB: 0 SB: 2 CS: 0	PA: 47					
PITCHER	IP	WLS	BF	H	R	ER	SO	BB	IBB	HBP	BLK	WP	HR	S	P	ERA	WHIP										
Elmer Dessens, R (1, 1) ERA: 5.43	3.2	L	24	10	8	5	1	1	1	0	0	0	1	51	80	12.27	3.000										
Brandon Villafuerte, R (4, 1) ERA: 3.72	2.1		12	4	1	1	1	0	0	1	0	0	0	30	43	3.86	1.714										
Randy Choate, L (7, 1) ERA: 5.23	1.0		3	0	0	0	0	0	0	0	0	0	0	7	12	0.00	0.000										
Mike Fetters, R (8, 1) ERA: 9.0	1.0		4	1	1	1	2	0	0	0	0	0	1	10	16	9.00	1.000										
Stephen Randolph, L (9, 1) ERA: 3.92	1.0		4	0	0	0	0	1	0	0	0	0	0	12	20	0.00	1.000										
Batter	1	2	3	4	5	6	7	8	9	AB	R	H	RBI	BB	SO	LOB	BOTTOM										
Roberto Alomar, S (1, 4) OBP: 0.366, SLG: 0.422	1-2 HR	1-1 B5-3		1-3 K			0-0 F7		0-0 1B	5	1	2	1	0	1	2											
Steve Finley, L (1, 8) OBP: 0.338, SLG: 0.506	2-0 F8		2-1 P4	0-0 G4-3			2-2 HR		0-0 F7	5	1	1	1	0	0	3											
Danny Bautista, R (1, 9) OBP: 0.367, SLG: 0.471	2-1 1B		1-2 1B 1B		1-1 G4-3		0-1 F8		2-1 FC5	5	1	2	0	0	0	2											
Luis Gonzalez, L (1, 7) OBP: 0.377, SLG: 0.506	1 SAFE F8		0-1 F9		3-1 P5		0-0 F8			4	0	0	0	0	0	2											
Shea Hillenbrand, R (1, 3) OBP: 0.364, SLG: 0.479 Stephen Randolph, L (9, 1) OBP: 0.500, SLG: 1.000	1-1 1B		0-1 1B		0-0 G5-3		0-1 2B			4	0	3	0	0	0	0											
Alex Cintron, S (1, 6) OBP: 0.291, SLG: 0.367	2-3 K		1-1 1B		1-1 F9		0-0 F8		1-1 F8	4	0	1	1	0	1	3											
Chad Tracy, L (1, 5) OBP: 0.333, SLG: 0.422		1-1 SH3 1B	1-2 L4		0-1 F7		2-0 F8			4	0	1	0	0	0	3											
Brent Mayne, L (1, 2) OBP: 0.319, SLG: 0.317		0-0 F8		1-0 1B		2-1 F7		2-1 FC5 2B	4	0	2	0	0	0	1												
Elmer Dessens, R (1, 1) OBP: 0.368, SLG: 0.488 Brandon Villafuerte, R (4, 1) ERA: 3.72 Randy Choate, L (7, 1) ERA: 5.23 Quinten McCracken, S (9, PH) OBP: 0.283, SLG: 0.370 Mike Fetters, R (8, 1) ERA: 9.0 Tim Olson, R (9, 9) OBP: 0.341, SLG: 0.391	0-0 SH3		0-3 K		0-1 G4-3		0-1 K		2-3 K	0	0	0	0	0	0	0											
Inning Stats	R: 1 E: 0 K: 0 S: 13	H: 3 LOB: 2 BB: 0 P: 21	R: 0 E: 0 K: 0 S: 6	H: 1 LOB: 1 BB: 0 P: 8	R: 1 E: 0 K: 2 S: 15	H: 3 LOB: 2 BB: 0 P: 20	R: 0 E: 0 K: 2 S: 8	H: 1 LOB: 1 BB: 0 P: 10	R: 0 E: 0 K: 0 S: 5	H: 0 LOB: 0 BB: 0 P: 9	R: 0 E: 0 K: 0 S: 6	H: 0 LOB: 0 BB: 0 P: 9	R: 1 E: 0 K: 0 S: 9	H: 1 LOB: 0 BB: 0 P: 11	R: 0 E: 0 K: 0 S: 5	H: 1 LOB: 1 BB: 0 P: 7	R: 0 E: 0 K: 1 S: 9	H: 2 LOB: 2 BB: 0 P: 15	1B: 8 2B: 2 3B: 0 HR: 2	SF: 0 SAC: 1 DP: 0 HBP: 0	WP: 0 PB: 0 SB: 0 CS: 0	PA: 39					
PITCHER	IP	WLS	BF	H	R	ER	SO	BB	IBB	HBP	BLK	WP	HR	S	P	ERA	WHIP										
Jose Lima, R (1, 1) ERA: 4.24	8.0	W	34	10	3	3	3	0	0	0	0	0	0	67	95	3.38	1.250										
Duaner Sanchez, R (9, 1) ERA: 3.4	1.0		5	2	0	0	1	0	0	0	0	0	0	9	15	0.00	2.000										

Los Angeles Dodgers @ Arizona Diamondbacks
Bank One Ballpark, Phoenix, AZ
Sun Jul 18 2004, 6:05 PM EDT
Att: 29,131 - Dome - 81 F

livebaseballscorecards.com

AB 43
R 10
H 15
RBI 10
BB 3
SO 4
LOB 28



Los Angeles Dodgers @ Arizona Diamondbacks
Bank One Ballpark, Phoenix, AZ
Sun Jul 18 2004, 6:05 PM EDT
Att: 29,131 - Dome - 81 F

livebaseballscorecards.com

AB 38
R 3
H 12
RBI 3
BB 0
SO 4
LOB 18



Batter	1	2	3	4	5	6	7	8	9	AB	R	H	RBI	BB	SO	LOB	TOP								
Cesar Izturis, S OBP: 0.338, SLG: 0.378 (1, 6)	F8		FC6-5 2B		BB 1B	CS 1B			K	5	0	3	1	0	1	0	Los Angeles Dodgers @ Houston Astros Minute Maid Park, Houston, TX Mon Jul 19 2004, 7:05 PM CDT Att: 35,155 - Dome - 74 F								
Jayson Werth, R OBP: 0.402, SLG: 0.631 (1, 7)	G6-3		B2		BB 1B	CS	K		K	4	0	0	0	1	2	1									
Paul Lo Duca, R OBP: 0.347, SLG: 0.442 (1, 2)	P5		FC6-5 2-3		F9		G4-3		BB	4	0	0	0	1	0	3									
Adrián Beltré, R OBP: 0.365, SLG: 0.599 (1, 5)		HR	K		G3 BB		K		P4	4	2	1	1	1	2	2									
Milton Bradley, S OBP: 0.388, SLG: 0.459 (1, 8)		G5-4-3 2B		BB 1B	E1 G3 1B			HR		4	2	3	1	0	0	1									
Shawn Green, L OBP: 0.343, SLG: 0.419 (1, 3)		G5-4-3 BB		G5-4-3 BB	G3			HR		2	1	1	2	2	0	1									
Juan Encarnacion, R OBP: 0.291, SLG: 0.429 (1, 9)	G5-4-3		G5-4-3		G5-4-3	S E 1B		HR		4	1	1	1	0	1	3									
Alex Cora, L OBP: 0.395, SLG: 0.424 (1, 4)		IBB		G6-3 1B	E7 S 1B 1B		K		K	3	1	2	0	1	1	0									
Wilson Alvarez, L OBP: 0.211, SLG: 0.167 (1, 1)	G4-3			G6-3	G6-3		K		K	3	0	0	0	0	1	4									
Giovanni Carrara, R ERA: 6.75 (6, 1)										0	0	0	0	0	0	0									
Jason Grabowski, L OBP: 0.319, SLG: 0.729 (8, PH)										1	0	0	0	0	1	0									
Guillermo Mota, R ERA: 4.25 (8, 1)										0	0	0	0	0	0	0									
Eric Gagne, R ERA: 3.93 (9, 1)										0	0	0	0	0	0	0									
Inning Stats	R: 0 E: 0 K: 0 S: 8	H: 0 LOB: 0 BB: 0 P: 13	R: 1 E: 0 K: 0 S: 11	H: 2 LOB: 2 BB: 2 P: 27	R: 0 E: 0 K: 1 S: 7	H: 1 LOB: 1 BB: 0 P: 12	R: 0 E: 0 K: 0 S: 10	H: 1 LOB: 0 BB: 1 P: 18	R: 0 E: 0 K: 0 S: 8	H: 2 LOB: 2 BB: 1 P: 15	R: 4 E: 2 K: 1 S: 16	H: 3 LOB: 0 BB: 1 P: 28	R: 0 E: 0 K: 2 S: 9	H: 0 LOB: 0 BB: 0 P: 13	R: 2 E: 0 K: 3 S: 17	H: 2 LOB: 0 BB: 0 P: 22	R: 0 E: 0 K: 2 S: 11	H: 0 LOB: 1 BB: 1 P: 17	1B: 6 2B: 2 3B: 0 HR: 3	SF: 0 SAC: 0 DP: 3 HBP: 0	WP: 0 PB: 0 SB: 3 CS: 1	PA: 41			
PITCHER	IP	WLS	BF	H	R	ER	SO	BB	IBB	HBP	BLK	WP	HR	S	P	ERA	WHIP								
Brandon Duckworth, R ERA: 6.75 (1, 1)	4.2		20	6	1	1	1	3	1	0	0	0	1	42	82	1.93	1.929								
Chad Harville, R ERA: 6.43 (5, 1)	0.2		5	1	3	1	0	1	0	0	0	0	0	11	19	13.50	3.000								
David Weathers, R ERA: 4.25 (6, 1)	1.2		6	2	1	0	3	0	0	0	0	0	0	16	25	0.00	1.200								
Dan Miceli, R ERA: 3.93 (8, 1)	2.0	L	9	2	2	2	5	1	0	0	0	0	2	28	39	9.00	1.500								

AB	34
R	7
H	11
RBI	6
BB	6
SO	9
LOB	15



Batter	1	2	3	4	5	6	7	8	9	AB	R	H	RBI	BB	SO	LOB	BOTTOM								
Craig Biggio, R OBP: 0.362, SLG: 0.487 (1, 7)	P4				G5-4-3 BB		K			3	0	0	0	1	1	1	Los Angeles Dodgers @ Houston Astros Minute Maid Park, Houston, TX Mon Jul 19 2004, 7:05 PM CDT Att: 35,155 - Dome - 74 F								
Dan Miceli, R OBP: 0.500, SLG: 0.500 (8, 1)	F8				G5-4-3		K			0	0	0	0	0	0	0									
28 Adam Everett, R OBP: 0.297, SLG: 0.351 (1, 6)	G6-3		G6-3		G5-4-3		K			4	0	0	0	0	1	1									
Carlos Beltrán, S OBP: 0.355, SLG: 0.541 (1, 8)	G1-3		G6-3			P4		P4		4	0	0	0	0	0	0									
17 Lance Berkman, S OBP: 0.446, SLG: 0.549 (1, 9)		FC4 1B 5 BB BB	F8			K		E7 1B		3	1	1	0	1	1	0									
Jeff Kent, R OBP: 0.345, SLG: 0.500 (1, 4)	F7			2B		HR 1B		G5-3		4	1	2	0	0	0	2									
5 Jeff Bagwell, R OBP: 0.380, SLG: 0.431 (1, 3)	FC4 1B E BB			G5-3		HR 1B		L6		3	2	1	0	1	0	2									
Morgan Ensberg, R OBP: 0.322, SLG: 0.381 (1, 5)		E G4-3 1B		K		HR		F8		4	2	2	3	0	1	1									
Raul Chavez, R OBP: 0.259, SLG: 0.263 (1, 2)	FC4			G4-3		G6-3		L6		3	0	0	1	0	0	2									
Jose Vizcaino, S OBP: 0.345, SLG: 0.393 (9, PH)	G4-3									1	0	0	0	0	0	0									
Brandon Duckworth, R OBP: 0.300, SLG: 0.222 (1, 1)	G4-3									1	0	0	1	0	0	1									
Chad Harville, R ERA: 3.61 (5, 1)										1	0	0	0	0	1	0									
David Weathers, R ERA: 1.84 (6, 1)										0	0	0	0	0	0	0									
Orlando Palmeiro, L OBP: 0.323, SLG: 0.370 (7, PH)										2	0	0	0	0	0	0									
Inning Stats	R: 0 E: 0 K: 0 S: 10	H: 0 LOB: 0 BB: 0 P: 13	R: 3 E: 1 K: 0 S: 13	H: 1 LOB: 1 BB: 2 P: 24	R: 0 E: 0 K: 0 S: 6	H: 0 LOB: 0 BB: 0 P: 9	R: 0 E: 0 K: 1 S: 8	H: 1 LOB: 1 BB: 0 P: 14	R: 0 E: 0 K: 1 S: 9	H: 0 LOB: 0 BB: 1 P: 13	R: 3 E: 0 K: 1 S: 12	H: 3 LOB: 0 BB: 0 P: 18	R: 0 E: 0 K: 2 S: 10	H: 0 LOB: 0 BB: 0 P: 16	R: 0 E: 1 K: 0 S: 8	H: 1 LOB: 1 BB: 0 P: 13	R: 0 E: 0 K: 0 S: 5	H: 0 LOB: 0 BB: 0 P: 8	1B: 4 2B: 1 3B: 0 HR: 1	SF: 0 SAC: 0 DP: 1 HBP: 0	WP: 0 PB: 0 SB: 0 CS: 0	PA: 36			
PITCHER	IP	WLS	BF	H	R	ER	SO	BB	IBB	HBP	BLK	WP	HR	S	P	ERA	WHIP								
Wilson Alvarez, L ERA: 3.61 (1, 1)	5.2		23	3	4	3	3	3	0	0	0	0	0	53	84	4.76	1.059								
Giovanni Carrara, R ERA: 2.0 (6, 1)	1.1	W	6	2	2	2	2	0	0	0	0	0	1	15	23	13.50	1.500								
Guillermo Mota, R ERA: 1.84 (8, 1)	1.0	H	4	1	0	0	0	0	0	0	0	0	0	8	13	0.00	1.000								
Eric Gagne, R ERA: 1.7 (9, 1)	1.0	S	3	0	0	0	0	0	0	0	0	0	0	5	8	0.00	0.000								



Batter	1	2	3	4	5	6	7	8	9	AB	R	H	RBI	BB	SO	LOB	TOP					
Aaron Miles, S OBP: 0.343, SLG: 0.400 (1, 4)										4	1	1	1	1	0	1	Colorado Rockies @ Los Angeles Dodgers Dodger Stadium, Los Angeles, CA Wed Jul 21 2004, 7:10 PM PDT Att: 34,343 - Sunny - 73 F					
Royce Clayton, R OBP: 0.354, SLG: 0.439 (1, 6)										5	1	2	1	0	1	2						
17 Todd Helton, L OBP: 0.452, SLG: 0.591 (1, 3)										3	0	0	0	2	0	1						
Vinny Castilla, R OBP: 0.348, SLG: 0.543 (1, 5)										5	1	1	1	0	0	6						
Larry Walker, L OBP: 0.478, SLG: 0.667 (1, 9)										3	0	0	1	1	0	2						
Preston Wilson, R OBP: 0.313, SLG: 0.403 Steve Reed, R Shawn Chacon, R (9, 1)										3	1	2	1	1	1	1						
Jeromy Burnitz, L OBP: 0.356, SLG: 0.579 (7, 8)										4	0	0	0	0	0	4						
Charles Johnson, R OBP: 0.367, SLG: 0.491 (1, 2)										3	1	1	0	1	1	1						
Shawn Estes, R OBP: 0.196, SLG: 0.200 5 Matt Holliday, R OBP: 0.358, SLG: 0.494 (7, 7)										3	1	1	0	0	2	1						
Inning Stats	R: 2 E: 0 K: 0 S: 12	H: 3 LOB: 2 BB: 1 P: 24	R: 0 E: 0 K: 1 S: 7	H: 1 LOB: 0 BB: 0 P: 9	R: 1 E: 0 K: 0 S: 10	H: 1 LOB: 0 BB: 0 P: 13	R: 3 E: 1 K: 0 S: 17	H: 2 LOB: 2 BB: 3 P: 35	R: 0 E: 0 K: 0 S: 10	H: 0 LOB: 1 BB: 1 P: 17	R: 0 E: 0 K: 2 S: 8	H: 0 LOB: 1 BB: 1 P: 13	R: 0 E: 0 K: 1 S: 8	H: 0 LOB: 1 BB: 1 P: 19	R: 0 E: 0 K: 2 S: 8	H: 0 LOB: 0 BB: 0 P: 13		R: 0 E: 0 K: 0 S: 6	H: 1 LOB: 1 BB: 0 P: 11	1B: 7 2B: 0 3B: 0 HR: 1	SF: 0 SAC: 0 DP: 1 HBP: 0	WP: 1 PB: 0 SB: 0 CS: 0
PITCHER	IP WLS BF H R ER SO BB IBB HBP BLK WP HR S P ERA WHIP																					
Kaz Ishii, L ERA: 4.31 Duaner Sanchez, R ERA: 3.2 Tom Martin, L ERA: 4.1 37 Darren Dreifort, R ERA: 3.6 Giovanni Carrara, R ERA: 1.84	(1, 1) (4, 1) (7, 1) (7, 1) (8, 1)	3.1 2.2 0.2 0.1 2.0	L 10 3 1 7	19 0 0 0 1	7 0 0 0 0	6 0 0 0 0	6 2 0 0 2	1 2 0 0 0	3 2 1 0 0	0 0 0 0 0	0 0 0 0 0	0 1 0 0 0	38 26 5 3 14	66 45 13 6 24	0.00 0.00 0.00 0.00 0.00	3.000 0.750 1.500 0.000 0.500						

Batter	1	2	3	4	5	6	7	8	9	AB	R	H	RBI	BB	SO	LOB	BOTTOM					
Cesar Izturis, S OBP: 0.341, SLG: 0.387 (1, 6)										4	1	1	0	0	1	0	Colorado Rockies @ Los Angeles Dodgers Dodger Stadium, Los Angeles, CA Wed Jul 21 2004, 7:10 PM PDT Att: 34,343 - Sunny - 73 F					
José Hernández, R OBP: 0.390, SLG: 0.492 Alex Cora, L OBP: 0.390, SLG: 0.417 (8, PH) (9, 4)										3	2	2	2	0	0	0						
Milton Bradley, S OBP: 0.380, SLG: 0.448 (1, 8)										4	0	0	1	0	1	1						
Adrián Beltré, R OBP: 0.367, SLG: 0.604 (1, 5)										3	0	0	1	0	1	0						
Jayson Werth, R OBP: 0.386, SLG: 0.602 (1, 7)										4	0	0	0	0	1	0						
Shawn Green, L OBP: 0.343, SLG: 0.424 (1, 3)										4	1	2	1	0	0	0						
Juan Encarnacion, R OBP: 0.292, SLG: 0.424 Dave Roberts, L OBP: 0.337, SLG: 0.351 (9, PR)										3	0	1	0	1	0	1						
David Ross, R OBP: 0.247, SLG: 0.263 Robin Ventura, L OBP: 0.321, SLG: 0.301 (9, PH)										2	0	0	0	1	1	1						
Kaz Ishii, L OBP: 0.111, SLG: 0.086 Duaner Sanchez, R OBP: 0.326, SLG: 0.500 Orlando Hernandez, R OBP: 0.321, SLG: 0.426 Tom Martin, L ERA: 4.1 37 Darren Dreifort, R ERA: 3.6 Paul Lo Duca, R OBP: 0.300, SLG: 0.443 Giovanni Carrara, R ERA: 1.84 (1, 1) (4, 1) (6, PH) (7, 1) (7, 1) (7, PH) (8, 1)	(1, 1) (4, 1) (6, PH) (7, 1) (7, 1) (7, PH) (8, 1)	6.1 1.2 1.0	W H S	26 4 5	5 0 1	4 0 1	4 0 1	0 0 0	0 0 0	0 0 0	0 0 0	0 0 0	0 0 0	0 0 0	0 0 0	0 0 0						
Inning Stats	R: 0 E: 0 K: 0 S: 4	H: 0 LOB: 0 BB: 0 P: 4	R: 0 E: 0 K: 1 S: 9	H: 0 LOB: 0 BB: 0 P: 15	R: 0 E: 0 K: 1 S: 9	H: 0 LOB: 0 BB: 0 P: 11	R: 1 E: 0 K: 3 S: 14	H: 1 LOB: 0 BB: 0 P: 21	R: 0 E: 0 K: 0 S: 7	H: 1 LOB: 1 BB: 0 P: 11	R: 3 E: 0 K: 0 S: 16	H: 2 LOB: 0 BB: 1 P: 27	R: 0 E: 0 K: 0 S: 5	H: 1 LOB: 1 BB: 1 P: 12	R: 0 E: 0 K: 0 S: 11	H: 0 LOB: 0 BB: 0 P: 16		R: 1 E: 0 K: 0 S: 9	H: 1 LOB: 2 BB: 1 P: 17	1B: 3 2B: 1 3B: 0 HR: 2	SF: 1 SAC: 0 DP: 1 HBP: 0	WP: 1 PB: 0 SB: 0 CS: 0
PITCHER	IP WLS BF H R ER SO BB IBB HBP BLK WP HR S P ERA WHIP																					
Shawn Estes, L ERA: 5.56 Steve Reed, R ERA: 2.51 Shawn Chacon, R ERA: 7.4	(1, 1) (7, 1) (9, 1)	6.1 1.2 1.0	W H S	26 4 5	5 0 1	4 0 1	4 0 0	0 0 0	0 0 0	0 0 0	0 0 0	0 0 0	0 0 0	0 0 0	0 0 0	0 0 0						



Batter	1	2	3	4	5	6	7	8	9	AB	R	H	RBI	BB	SO	LOB	TOP					
Aaron Miles, S (1,4) OBP: 0.342, SLG: 0.405	G5-3		F8		G4-3			SF8 3B		4	1	1	0	0	0	1	Colorado Rockies @ Los Angeles Dodgers Dodger Stadium, Los Angeles, CA Thu Jul 22 2004, 12:10 PM PDT Att: 34,276 - Sunny - 77 F livebaseballscorecards.com					
Royce Clayton, R (1,6) OBP: 0.351, SLG: 0.435	G6-3		G4-3			K		SF8		3	0	0	1	0	1	0						
17 Todd Helton, L (1,3) OBP: 0.453, SLG: 0.590			G3			P2		3H 3-2		4	0	2	0	0	0	0						
Vinny Castilla, R (1,5) OBP: 0.347, SLG: 0.548	P6				K			G1-3		4	1	1	1	0	1	2						
Preston Wilson, R (1,8) OBP: 0.303, SLG: 0.390		G6-3		G1-3		G5-3			K	4	0	0	0	0	1	0						
5 Matt Holliday, R (1,7) OBP: 0.357, SLG: 0.494				G5-3			K		K	4	0	1	0	0	2	0						
Todd Greene, R (1,2) Mark Sweeney, L (9, PH) OBP: 0.388, SLG: 0.484	G1-3				P6			G6-3 1B	K	3	0	1	0	0	0	1						
Kit Pellow, R (1,9) Lary Walker, L (8,9) OBP: 0.476, SLG: 0.667					F7			G6-3 1-2		2	0	0	0	1	0	1						
2B Aaron Cook, R (1,1) Jeromy Burnitz, L (8, PH) Tim Harikkala, R (8,1) OBP: 0.355, SLG: 0.578			F9					P5		1	0	0	0	1	0	2						
										1	0	0	0	0	0	0						
Inning Stats	R: 0 E: 0 K: 0 S: 8	H: 1 LOB: 1 BB: 0 P: 12	R: 0 E: 0 K: 0 S: 6	H: 1 LOB: 2 BB: 1 P: 10	R: 0 E: 0 K: 0 S: 7	H: 0 LOB: 0 BB: 0 P: 10	R: 0 E: 0 K: 1 S: 5	H: 0 LOB: 0 BB: 0 P: 7	R: 0 E: 0 K: 0 S: 7	H: 0 LOB: 1 BB: 1 P: 16	R: 1 E: 0 K: 1 S: 10	H: 1 LOB: 0 BB: 0 P: 16	R: 0 E: 0 K: 1 S: 7	H: 1 LOB: 0 BB: 0 P: 10	R: 1 E: 0 K: 0 S: 19	H: 2 LOB: 1 BB: 0 P: 26	R: 0 E: 0 K: 3 S: 9	H: 0 LOB: 0 BB: 0 P: 14	1B: 3 2B: 1 3B: 1 HR: 1	SF: 1 SAC: 0 DP: 1 HBP: 0	WP: 0 PB: 0 SB: 0 CS: 0	PA: 34
PITCHER	IP	WLS	BF	H	R	ER	SO	BB	IBB	HBP	BLK	WP	HR	S	P	ERA	WHIP					
Odalis Perez, L (1,1) ERA: 2.81	7.0		26	4	1	1	3	1	1	0	0	0	1	50	81	1.29	0.714					
Guillermo Mota, R (8,1) ERA: 2.09	1.0	W	5	2	1	1	0	0	0	0	0	0	0	19	26	9.00	2.000					
Eric Gagne, R (9,1) ERA: 1.61	1.0	S	3	0	0	0	3	0	0	0	0	0	0	9	14	0.00	0.000					

Batter	1	2	3	4	5	6	7	8	9	AB	R	H	RBI	BB	SO	LOB	BOTTOM				
Dave Roberts, L (1,7) OBP: 0.332, SLG: 0.345	L5	G4-3		G1-3			G3			4	0	0	0	0	0	4	Colorado Rockies @ Los Angeles Dodgers Dodger Stadium, Los Angeles, CA Thu Jul 22 2004, 12:10 PM PDT Att: 34,276 - Sunny - 77 F livebaseballscorecards.com				
Cesar Izturis, S (1,6) OBP: 0.342, SLG: 0.388			F7		WP 1B		G3			4	1	2	0	0	0	0					
Paul Lo Duca, R (1,2) OBP: 0.352, SLG: 0.442				BB		F7		G1-3		3	0	1	0	1	0	1					
Adrián Beltré, R (1,5) OBP: 0.371, SLG: 0.605	P3			BB						3	1	2	1	1	0	2					
Milton Bradley, S (1,8) OBP: 0.382, SLG: 0.457	G1-3		G4-6-3							3	1	1	2	0	0	4					
Shawn Green, L (1,3) OBP: 0.344, SLG: 0.428		G6-3				K	G3-6-1			4	1	2	0	0	1	2					
Juan Encarnacion, R (1,9) OBP: 0.292, SLG: 0.419				G5-3			P3			3	0	0	0	0	1	1					
Alex Cora, L (1,4) OBP: 0.387, SLG: 0.415		L1					F8			4	0	1	0	0	0	3					
Odalis Perez, L (1,1) Guillermo Mota, R (8,1) Jason Crabowski, L (8, PH) Eric Gagne, R (9,1) OBP: 0.083, SLG: 0.139		G6-3					G6-3			3	0	1	0	0	0	2					
										0	0	0	0	0	0	0					
										1	0	1	1	0	0	0					
										0	0	0	0	0	0	0					
Inning Stats	R: 0 E: 0 K: 0 S: 9	H: 2 LOB: 2 BB: 0 P: 12	R: 0 E: 0 K: 0 S: 10	H: 1 LOB: 1 BB: 0 P: 17	R: 0 E: 0 K: 0 S: 3	H: 0 LOB: 2 BB: 2 P: 13	R: 0 E: 0 K: 1 S: 15	H: 2 LOB: 1 BB: 0 P: 20	R: 1 E: 0 K: 0 S: 9	H: 2 LOB: 1 BB: 0 P: 14	R: 0 E: 0 K: 0 S: 8	H: 0 LOB: 0 BB: 0 P: 12	R: 0 E: 0 K: 0 S: 7	H: 0 LOB: 0 BB: 0 P: 12	R: 3 E: 0 K: 1 S: 10	H: 4 LOB: 1 BB: 0 P: 19	1B: 8 2B: 2 3B: 0 HR: 1	SF: 0 SAC: 0 DP: 2 HBP: 2	WP: 1 PB: 0 SB: 0 CS: 0	PA: 36	
PITCHER	IP	WLS	BF	H	R	ER	SO	BB	IBB	HBP	BLK	WP	HR	S	P	ERA	WHIP				
2B Aaron Cook, R (1,1) ERA: 4.71	7.0		30	7	1	1	1	2	0	2	0	0	1	61	100	1.29	1.286				
Tim Harikkala, R (8,1) ERA: 3.51	1.0	L	6	4	3	3	1	0	0	0	0	0	1	10	19	27.00	4.000				

AB	31
R	2
H	6
RBI	2
BB	2
SO	6
LOB	7

AB	32
R	4
H	11
RBI	4
BB	2
SO	2
LOB	19



Batter	1	2	3	4	5	6	7	8	9	AB	R	H	RBI	BB	SO	LOB	TOP										
Sean Burroughs, L (1,5) OBP: 0.350, SLG: 0.368	1-0 HR		2-0 1B FC2	2-1 HBP			1-0 G6-3		0-0 1B	4	1	3	1	0	0	0	San Diego Padres @ Los Angeles Dodgers Dodger Stadium, Los Angeles, CA Fri Jul 23 2004, 7:10 PM PDT Att: 55,311 - Sunny - 71 F										
Mark Loretta, R (1,4) OBP: 0.376, SLG: 0.488	0-1 G4-3		2-1 P4	3-2 F8			0-2 G5-3		1-3 K	5	0	0	0	0	1	3											
24 Brian Giles, L (1,9) OBP: 0.385, SLG: 0.460	2-1 G4-3		1-0 F7		2-2 F9			0-0 F8 1B		4	0	1	0	0	0	1											
Phil Nevin, R (1,3) OBP: 0.379, SLG: 0.490	2-2 E6		0-2 BB 1B	1-3 K	1-3 K			3-2 F7 1-2		4	0	1	0	0	1	1											
Ryan Klesko, L (1,7) OBP: 0.369, SLG: 0.402	3-3 K		4-0 BB 1-2	2-2 P5				4-0 FC4-6 IBB		2	0	0	0	2	1	1											
Rich Aurilia, R (1,6) OBP: 0.308, SLG: 0.346		2-2 E5 FC5-4	0-0 FC2 3-H		1-2 G6-3			0-1 F8		4	0	0	0	0	0	5											
Jay Payton, R (1,8) OBP: 0.311, SLG: 0.343		1-0 F9		1-2 G6-3				2-3 FC4-6 1-2		4	0	0	0	0	0	3											
Miguel Ojeda, R (1,2) OBP: 0.302, SLG: 0.395		1-3 K		0-0 HR			1-3 K		0-3 K	4	1	1	1	0	3	1											
Brian Lawrence, R (1,1) OBP: 0.143, SLG: 0.171		0-0 FC5-4		0-3 K			1-0 P6		0-1 P5	3	0	0	0	0	1	1											
Akinori Otsuka, R (8,1)										0	0	0	0	0	0	0											
Terrence Long, L (9,PH) OBP: 0.313, SLG: 0.391										1	0	0	0	0	0	0											
Rod Beck, R (9,1)										0	0	0	0	0	0	0											
Inning Stats	R: 1 E: 1 K: 1 S: 14	H: 1 LOB: 1 BB: 0 P: 22	R: 0 E: 1 K: 1 S: 11	H: 0 LOB: 1 BB: 0 P: 15	R: 0 E: 0 K: 0 S: 9	H: 2 LOB: 3 BB: 1 P: 18	R: 1 E: 0 K: 1 S: 11	H: 1 LOB: 1 BB: 0 P: 17	R: 0 E: 0 K: 0 S: 9	H: 0 LOB: 0 BB: 0 P: 14	R: 0 E: 0 K: 1 S: 8	H: 0 LOB: 0 BB: 0 P: 11	R: 0 E: 0 K: 0 S: 5	H: 0 LOB: 0 BB: 0 P: 7	R: 0 E: 0 K: 0 S: 8	H: 1 LOB: 2 BB: 1 P: 15	R: 0 E: 0 K: 2 S: 10	H: 1 LOB: 1 BB: 0 P: 11	1B: 4 2B: 0 3B: 0 HR: 2	SF: 0 SAC: 0 DP: 0 HBP: 1	WP: 0 PB: 0 SB: 1 CS: 0	PA: 38					
PITCHER	IP	WLS	BF	H	R	ER	SO	BB	IBB	HBP	BLK	WP	HR	S	P	ERA	WHIP										
Jose Lima, R (1,1) ERA: 4.08	8.0		34	5	2	2	5	1	1	1	0	0	2	75	119	2.25	0.750										
Eric Gagne, R (9,1) ERA: 1.58	1.0	W	4	1	0	0	2	0	0	0	0	0	0	10	11	0.00	1.000										

AB	35
R	2
H	6
RBI	2
BB	2
SO	7
LOB	16



Batter	1	2	3	4	5	6	7	8	9	AB	R	H	RBI	BB	SO	LOB	BOTTOM										
Cesar Izturis, S (1,6) OBP: 0.341, SLG: 0.385	4-0 CS BB		0-3 K			2-1 P6		1-2 F8		3	0	0	0	1	1	1	San Diego Padres @ Los Angeles Dodgers Dodger Stadium, Los Angeles, CA Fri Jul 23 2004, 7:10 PM PDT Att: 55,311 - Sunny - 71 F										
Jayson Werth, R (1,7) OBP: 0.381, SLG: 0.582	2-2 F9 1-2		4-1 G1-6-3 BB			1-1 G5-3		1-3 K		3	0	0	0	1	2												
Paul Lo Duca, R (1,2) OBP: 0.351, SLG: 0.438	4-2 BB		1-1 G1-6-3 1-2			2-2 F9		3-2 F9		3	0	0	0	1	0	1											
Adrián Beltré, R (1,5) OBP: 0.370, SLG: 0.609	1-0 F8			2-3 K			0-1 G5-3		0-0 HR	4	1	1	1	0	1	1											
Milton Bradley, S (1,8) OBP: 0.378, SLG: 0.453		0-1 F8		1-0 P5			0-1 B3			3	0	0	0	0	0	0											
Shawn Green, L (1,3) OBP: 0.342, SLG: 0.424		1-3 K		1-0 G4-3			1-3 K			3	0	0	0	0	2	0											
Juan Encarnacion, R (1,9) OBP: 0.299, SLG: 0.429		0-2 2B				3-2 G5-3		2-1 E 2B		3	2	2	0	0	0	0											
Alex Cora, L (1,4) OBP: 0.388, SLG: 0.419		2-2 2H 1B 2B				2-2 F8		2-1 SH 2H		2	0	1	1	0	0	0											
Jose Lima, R (1,1) OBP: 0.192, SLG: 0.160		0-1 F8		0-3 K				2-2 F9		2	0	1	0	0	1	0											
Robin Ventura, L (8,PH) OBP: 0.318, SLG: 0.298										1	0	0	0	0	0	1											
Eric Gagne, R (9,1)										0	0	0	0	0	0	0											
Inning Stats	R: 0 E: 0 K: 0 S: 6	H: 0 LOB: 2 BB: 2 P: 17	R: 1 E: 0 K: 1 S: 14	H: 3 LOB: 2 BB: 0 P: 17	R: 0 E: 0 K: 1 S: 7	H: 0 LOB: 1 BB: 1 P: 12	R: 0 E: 0 K: 1 S: 5	H: 0 LOB: 0 BB: 0 P: 9	R: 0 E: 0 K: 1 S: 12	H: 0 LOB: 0 BB: 0 P: 17	R: 0 E: 0 K: 0 S: 9	H: 0 LOB: 0 BB: 0 P: 14	R: 0 E: 0 K: 1 S: 9	H: 0 LOB: 0 BB: 0 P: 10	R: 1 E: 1 K: 1 S: 15	H: 1 LOB: 1 BB: 0 P: 23	R: 1 E: 0 K: 0 S: 4	H: 1 LOB: 0 BB: 0 P: 7	1B: 1 2B: 3 3B: 0 HR: 1	SF: 0 SAC: 1 DP: 1 HBP: 0	WP: 0 PB: 0 SB: 0 CS: 1	PA: 31					
PITCHER	IP	WLS	BF	H	R	ER	SO	BB	IBB	HBP	BLK	WP	HR	S	P	ERA	WHIP										
Brian Lawrence, R (1,1) ERA: 3.9	7.0		25	4	2	1	5	3	0	0	0	0	0	64	100	1.29	1.000										
Akinori Otsuka, R (8,1) ERA: 2.33	1.0	B	4	0	0	0	1	0	0	0	0	0	0	13	19	0.00	0.000										
Rod Beck, R (9,1) ERA: 5.82	0.1	L	2	1	1	1	0	0	0	0	0	0	1	4	7	27.00	3.000										

AB	27
R	3
H	5
RBI	2
BB	3
SO	6
LOB	6



Batter	1	2	3	4	5	6	7	8	9	AB	R	H	RBI	BB	SO	LOB	TOP										
Sean Burroughs, L (1,5) OBP: 0.351, SLG: 0.367	2-1 FC5 1B		2-0 1B 24 SF7 HBP		1-1 F8		0-1 G4-3			3	1	1	0	0	0	1	San Diego Padres @ Los Angeles Dodgers Dodger Stadium, Los Angeles, CA Sat Jul 24 2004, 7:10 PM PDT Att: 52,217 - Sunny - 73 F										
Mark Loretta, R (1,4) OBP: 0.382, SLG: 0.492 Jay Witasick, R (5,1) Ricky Stone, R (7,1)	0-2 FC5 1B		1-1 FC5 1B		2-1 F8			1-0 F8		3	0	3	0	0	0	0											
24 Brian Giles, L (1,9) OBP: 0.393, SLG: 0.457 Terrence Long, L (8, PH) OBP: 0.311, SLG: 0.389	1-2 FC5 1B		0-1 SF7		1-2 F8			0-1 F8		2	0	0	1	0	0	4											
Phil Nevin, R (1,3) OBP: 0.379, SLG: 0.487 Rich Aurilia, R (6,3) OBP: 0.310, SLG: 0.348	0-3 K		K			4-1 BB		1-0 E8 1B		2	0	0	0	1	2	3											
Ryan Klesko, L (1,7) OBP: 0.365, SLG: 0.396 Xavier Nady, R (6,7) OBP: 0.250, SLG: 0.438	2-0 F9			1-2 G3		0-1 L9		3-1 1B		3	0	0	0	0	0	3											
Miguel Ojeda, R (1,2) OBP: 0.292, SLG: 0.381		2-3 K		1-0 G5-3		2-2 P3		0-0 P4		4	0	0	0	0	1	2											
Jay Payton, R (1,8) OBP: 0.308, SLG: 0.339		0-3 K		1-2 F9		1-2 L8			3-3 K	4	0	0	0	0	2	1											
3 Khalil Greene, R (1,6) OBP: 0.342, SLG: 0.385		0-0 F9			0-1 L7		0-3 K		0-1 F9	4	0	0	0	0	1	0											
Ismael Valdez, R (1,1) OBP: 0.194, SLG: 0.242 Jeff Cirillo, R (5, PH) OBP: 0.266, SLG: 0.301			0-1 G4-3		0-0 1B		1-1 P2		0-0 F9	1	0	0	0	0	0	0											
										3	0	1	0	0	0	0											
Inning Stats	R: 0 E: 0 K: 1 S: 12	H: 2 LOB: 2 BB: 0 P: 17	R: 0 E: 0 K: 2 S: 8	H: 0 LOB: 0 BB: 0 P: 10	R: 1 E: 1 K: 1 S: 9	H: 1 LOB: 1 BB: 0 P: 13	R: 0 E: 0 K: 0 S: 7	H: 0 LOB: 0 BB: 0 P: 10	R: 0 E: 0 K: 0 S: 10	H: 2 LOB: 2 BB: 0 P: 14	R: 0 E: 0 K: 0 S: 9	H: 0 LOB: 0 BB: 0 P: 16	R: 0 E: 0 K: 1 S: 7	H: 0 LOB: 0 BB: 0 P: 8	R: 1 E: 1 K: 0 S: 7	H: 2 LOB: 1 BB: 0 P: 12		R: 0 E: 0 K: 1 S: 7	H: 0 LOB: 0 BB: 0 P: 10	1B: 7 2B: 0 3B: 0 HR: 0	SF: 1 SAC: 0 DP: 0 HBP: 1	WP: 0 PB: 0 SB: 0 CS: 0	PA: 36				
PITCHER	IP	WLS	BF	H	R	ER	SO	BB	IBB	HBP	BLK	WP	HR	S	P	ERA	WHIP										
Wilson Alvarez, L (1,1) ERA: 3.4	7.0	W	28	5	1	1	5	1	0	1	0	0	0	62	88	1.29	0.857										
Giovanni Carrara, R (8,1) ERA: 1.5	1.0		5	2	1	0	0	0	0	0	0	0	0	7	12	0.00	2.000										
Duaner Sanchez, R (9,1) ERA: 3.13	1.0		3	0	0	0	1	0	0	0	0	0	0	7	10	0.00	0.000										




Batter	1	2	3	4	5	6	7	8	9	AB	R	H	RBI	BB	SO	LOB	BOTTOM										
Cesar Izturis, S (1,6) OBP: 0.343, SLG: 0.387 José Hernández, R (7, PH) OBP: 0.387, SLG: 0.487	0-1 1B	G4-3		1-1 HR 1B		2-2 G6-3	G6-3			4	2	2	1	0	0	1	San Diego Padres @ Los Angeles Dodgers Dodger Stadium, Los Angeles, CA Sat Jul 24 2004, 7:10 PM PDT Att: 52,217 - Sunny - 73 F										
Jayson Werth, R (1,7) OBP: 0.373, SLG: 0.558	L7		1-0 F8	1-1 F8		4-2 BB		3-2 F9		4	0	0	0	1	0	3											
Paul Lo Duca, R (1,2) OBP: 0.352, SLG: 0.438	1-1 1B SF8 1B		3-2 P2	1-2 HR 1B		0-0 G6-3		0-0 G5-3		5	2	2	0	0	0	1											
Adrián Beltré, R (1,5) OBP: 0.374, SLG: 0.620 Giovanni Carrara, R (8,1) Olimedo Saenz, R (8, PH) OBP: 0.321, SLG: 0.420	3-2 1B		0-0 1B	2-0 HR		0-0 G6-3		1-2 F9		4	2	3	5	0	0	0											
Milton Bradley, S (1,8) OBP: 0.377, SLG: 0.452	3H SF8		3-2 F8	0-0 P5		1-1 HR 1B		1-2 HR 1B		3	1	1	1	0	0	1											
Shawn Green, L (1,3) OBP: 0.343, SLG: 0.436 Duaner Sanchez, R (9,1) OBP: 0.250, SLG: 0.500	2-3 K			2-0 F9 1B	0-1 G6-3		2-0 HR			4	2	2	3	0	1	1											
Juan Encarnación, R (1,9) OBP: 0.299, SLG: 0.436		2-1 P5		3-2 F9	2-1 G5-3		2-0 HR			4	1	1	1	0	0	1											
Alex Cora, L (1,4) OBP: 0.390, SLG: 0.421		0-2 SH2-4 1B		3-2 1B	1-0 G1-3		0-2 G6-3			4	1	2	1	0	0	0											
Wilson Alvarez, L (1,1) OBP: 0.238, SLG: 0.200 Robin Ventura, L (7, PH) OBP: 0.315, SLG: 0.295	1-2 SH2-4		0-0 SH2-4	3-1 1B	2-1 G5-3		3-1 G4-3			2	1	1	0	0	0	0											
				1-2 HR 1B						1	0	0	0	0	0	0											
Inning Stats	R: 2 E: 0 K: 1 S: 13	H: 3 LOB: 1 BB: 0 P: 19	R: 0 E: 0 K: 0 S: 8	H: 1 LOB: 1 BB: 0 P: 11	R: 0 E: 0 K: 0 S: 8	H: 1 LOB: 1 BB: 0 P: 15	R: 6 E: 0 K: 0 S: 19	H: 6 LOB: 0 BB: 0 P: 33	R: 0 E: 0 K: 0 S: 5	H: 0 LOB: 0 BB: 0 P: 8	R: 0 E: 0 K: 0 S: 8	H: 0 LOB: 1 BB: 1 P: 17	R: 4 E: 1 K: 0 S: 10	H: 3 LOB: 0 BB: 0 P: 16	R: 0 E: 0 K: 0 S: 7	H: 0 LOB: 0 BB: 0 P: 11		1B: 10 2B: 1 3B: 0 HR: 3	SF: 1 SAC: 1 DP: 0 HBP: 0	WP: 0 PB: 0 SB: 0 CS: 0	PA: 40						
PITCHER	IP	WLS	BF	H	R	ER	SO	BB	IBB	HBP	BLK	WP	HR	S	P	ERA	WHIP										
Ismael Valdez, R (1,1) ERA: 5.47	4.0	L	23	11	8	8	1	0	0	0	0	0	1	48	78	18.00	2.750										
Jay Witasick, R (5,1) ERA: 3.66	2.0		11	3	4	3	0	1	0	0	0	0	2	18	35	13.50	2.000										
Ricky Stone, R (7,1) ERA: 4.94	2.0		6	0	0	0	0	0	0	0	0	0	0	12	17	0.00	0.000										





Batter	1	2	3	4	5	6	7	8	9	AB	R	H	RBI	BB	SO	LOB	TOP										
Cesar Izturis, S OBP: 0.338, SLG: 0.383 (1, 6)	F9	FC4-6			L9	G6-3		G6-3		5	0	0	0	0	0	4	Los Angeles Dodgers @ Colorado Rockies Coors Field, Denver, CO Mon Jul 26 2004, 7:05 PM MDT Att: 24,725 - Unknown - 75 F										
Jayson Werth, R OBP: 0.371, SLG: 0.545 (1, 7)	F8		P3		G3 BB			P3		5	2	2	0	0	0	1											
Paul Lo Duca, R OBP: 0.355, SLG: 0.444 (1, 2)	F9		G6-3		G3 BB		WP			4	2	2	1	1	0	0											
Adrian Beltré, R OBP: 0.368, SLG: 0.617 (1, 5)		HR	F9		G3		G4-3		G5-3	5	1	1	2	0	0	4											
Milton Bradley, S OBP: 0.381, SLG: 0.454 (1, 8)		2B		F9		G4-1				4	1	3	3	1	0	0											
Shawn Green, L OBP: 0.339, SLG: 0.432 (1, 3)		1B		G1-3	K		G4-1		F5	5	1	1	1	0	1	4											
Juan Encarnacion, R OBP: 0.289, SLG: 0.425 (1, 9)		2B		F8					G5-3	5	0	0	0	0	0	4											
José Hernández, R OBP: 0.390, SLG: 0.508 (1, 4)		K			HR			F8		3	1	1	1	1	1	1											
Alex Cora, L OBP: 0.366, SLG: 0.418 (8, 4)					SH1-4					0	0	0	0	0	0	0											
Kaz Ishii, L OBP: 0.158, SLG: 0.135 (5, 1) Duaner Sanchez, R OBP: 0.276, SLG: 0.392 (7, 1) Dave Roberts, L OBP: 0.202, SLG: 0.345 (8, PH) Guillermo Mota, R OBP: 0.351, SLG: 0.445 (9, 1) Eric Gagne, R					BB			G6-3		2	1	2	1	0	0	0											
Inning Stats	R: 0 E: 0 K: 0 S: 6	H: 0 LOB: 0 BB: 0 P: 9	R: 3 E: 0 K: 1 S: 11	H: 4 LOB: 1 BB: 0 P: 21	R: 0 E: 0 K: 0 S: 6	H: 0 LOB: 0 BB: 0 P: 11	R: 0 E: 0 K: 0 S: 7	H: 0 LOB: 0 BB: 0 P: 10	R: 4 E: 0 K: 1 S: 22	H: 4 LOB: 1 BB: 1 P: 34	R: 0 E: 0 K: 0 S: 6	H: 0 LOB: 1 BB: 1 P: 15	R: 2 E: 0 K: 0 S: 19	H: 3 LOB: 1 BB: 0 P: 27	R: 0 E: 0 K: 0 S: 7	H: 0 LOB: 1 BB: 1 P: 15	R: 0 E: 0 K: 0 S: 8	H: 1 LOB: 2 BB: 1 P: 12	1B: 6 2B: 4 3B: 0 HR: 2	SF: 0 SAC: 1 DP: 0 HBP: 0	WP: 1 PB: 0 SB: 1 CS: 0	PA: 43					
PITCHER	IP	WLS	BF	H	R	ER	SO	BB	IBB	HBP	BLK	WP	HR	S	P	ERA	WHIP										
Shawn Estes, L ERA: 5.83 (1, 1)	5.0		24	8	7	7	2	1	0	0	0	0	2	52	85	12.60	1.800										
Allan Simpson, R ERA: 6.51 (6, 1)	1.1	L	8	3	2	2	0	1	0	0	0	1	0	19	34	13.50	3.000										
Tim Harikkala, R ERA: 3.46 (7, 1)	0.2		2	0	0	0	0	0	0	0	0	0	0	6	8	0.00	0.000										
Adam Bernero, R ERA: 5.5 (8, 1)	2.0		9	1	0	0	0	2	0	0	0	0	0	15	27	0.00	1.500										


Batter	1	2	3	4	5	6	7	8	9	AB	R	H	RBI	BB	SO	LOB	BOTTOM										
Aaron Miles, S OBP: 0.334, SLG: 0.401 (1, 4)	F7	FC5-4		SH5-3	G4-3		F7			4	0	0	0	0	0	4	Los Angeles Dodgers @ Colorado Rockies Coors Field, Denver, CO Mon Jul 26 2004, 7:05 PM MDT Att: 24,725 - Unknown - 75 F										
Royce Clayton, R OBP: 0.346, SLG: 0.424 (1, 6)	K		F9	FC5-4		G3-1		K		5	0	1	1	0	2	0											
17 Todd Helton, L OBP: 0.459, SLG: 0.601 (1, 3)		BB		F7		F7		G6-3		4	1	1	1	1	0	1											
Vinny Castilla, R OBP: 0.346, SLG: 0.568 (1, 5)	F7		F8	FC5-4				F8		5	1	1	1	0	0	2											
Larry Walker, L OBP: 0.495, SLG: 0.713 (1, 9)		HR		1B		F8			K	4	2	2	0	1	1	0											
Preston Wilson, R OBP: 0.307, SLG: 0.370 (1, 8)		F9		BB		F9			DI	4	1	2	1	0	0	1											
Jeromy Burnitz, L OBP: 0.365, SLG: 0.594 (1, 7)		HR		BB		G5-3		5	FC6-4	2	1	2	2	3	0	0											
Charles Johnson, R OBP: 0.359, SLG: 0.477 (1, 2)		K		L9		SF9		F7		4	0	0	1	0	1	6											
Shawn Estes, R OBP: 0.229, SLG: 0.255 (5, PH) Todd Coffey, R OBP: 0.205, SLG: 0.478 (6, 1) Allan Simpson, R ERA: 3.43 (7, 1) Tim Harikkala, R OBP: 0.420, SLG: 0.598 (8, PH) Adam Bernero, R OBP: 0.351, SLG: 0.445 (9, PH) 5 Matt Holliday, R					SH5-3			FC6-4		2	1	2	0	0	0	0											
Inning Stats	R: 0 E: 0 K: 1 S: 9	H: 0 LOB: 1 BB: 1 P: 16	R: 2 E: 0 K: 1 S: 11	H: 2 LOB: 1 BB: 1 P: 21	R: 1 E: 0 K: 0 S: 10	H: 3 LOB: 3 BB: 1 P: 20	R: 1 E: 0 K: 0 S: 11	H: 2 LOB: 1 BB: 0 P: 15	R: 2 E: 0 K: 0 S: 12	H: 3 LOB: 1 BB: 0 P: 18	R: 1 E: 0 K: 0 S: 6	H: 1 LOB: 0 BB: 0 P: 9	R: 0 E: 0 K: 0 S: 10	H: 0 LOB: 2 BB: 2 P: 25	R: 0 E: 0 K: 1 S: 11	H: 0 LOB: 0 BB: 0 P: 14		R: 0 E: 0 K: 1 S: 11	H: 0 LOB: 2 BB: 1 P: 18	1B: 6 2B: 1 3B: 1 HR: 3	SF: 1 SAC: 1 DP: 0 HBP: 1	WP: 0 PB: 1 SB: 0 CS: 0	PA: 45				
PITCHER	IP	WLS	BF	H	R	ER	SO	BB	IBB	HBP	BLK	WP	HR	S	P	ERA	WHIP										
Kaz Ishii, L ERA: 4.63 (1, 1)	4.0		25	10	6	6	2	3	0	0	0	0	1	10	82	13.50	3.250										
Duaner Sanchez, R ERA: 3.19 (5, 1)	2.0	W	7	1	1	1	0	0	0	0	0	0	0	10	17	4.50	0.500										
37 Darren Dreifort, R ERA: 3.43 (7, 1)	1.0	H	5	0	0	0	0	2	0	0	0	0	0	10	25	0.00	2.000										
Guillermo Mota, R ERA: 2.05 (8, 1)	1.0	H	3	0	0	0	1	0	0	0	0	0	0	11	14	0.00	0.000										
Eric Gagne, R ERA: 1.54 (9, 1)	1.0	S	5	0	0	0	1	1	0	1	0	0	0	11	18	0.00	1.000										




Batter	1	2	3	4	5	6	7	8	9	AB	R	H	RBI	BB	SO	LOB	TOP											
Cesar Izturis, S OBP: 0.343, SLG: 0.385 (1, 6)	4-2 BB		0-1 1B		4-1 BB			1-2 F7	0-0 BB	3	0	2	0	2	0	0	Los Angeles Dodgers @ Colorado Rockies Coors Field, Denver, CO Tue Jul 27 2004, 7:05 PM MDT Att: 27,934 - Unknown - 73 F AB 34 R 2 H 9 RBI 2 BB 5 SO 4 LOB 19 											
Jayson Werth, R OBP: 0.378, SLG: 0.544 Giovanni Carrara, R (5, 1)	0-2 K		0-2 1B		4-2 BB			4-2 HR	4-2 BB	2	0	1	0	1	1	1												
Dave Roberts, L OBP: 0.337, SLG: 0.345 Tom Martin, L (8, 1)			1-2 1B		1-2 BB				1-2 BB	0	0	0	0	0	0	0												
Robin Ventura, L OBP: 0.319, SLG: 0.292 (9, PH)										0	0	0	0	1	0	0												
Paul Lo Duca, R OBP: 0.353, SLG: 0.449 (1, 2)	2-0 F9		0-2 G3-1		2-1 P4			0-0 HR	2-2 FC6-4	5	1	1	2	0	0	7												
Adrián Beltré, R OBP: 0.370, SLG: 0.616 (1, 5)	0-0 G1-3			0-1 G1-3		2-1 G3-6 1B		1-2 1B		4	0	2	0	0	0	1												
Milton Bradley, S OBP: 0.383, SLG: 0.455 (1, 8)		0-1 G6-3		0-0 FC6-4 1B		2-1 F7		3-1 1B		4	0	2	0	0	0	1												
Shawn Green, L OBP: 0.336, SLG: 0.427 (1, 3)		2-1 G5-3		0-0 F7		0-1 G3-6		0-3 K		4	0	0	0	0	1	4												
Juan Encarnacion, R OBP: 0.287, SLG: 0.423 (1, 9)		0-1 G6-3		0-0 FC6-4			2-0 G5-4-3 1B	3-2 K		4	0	1	0	0	1	3												
Alex Cora, L OBP: 0.382, SLG: 0.411 (1, 4)			1-1 G6-3		2-2 F8		1-1 F8		2-2 K	4	0	0	0	0	1	1												
Odalis Perez, L OBP: 0.079, SLG: 0.132 Jason Grabowski, L OBP: 0.317, SLG: 0.437 (5, 7)			0-1 F8		0-0 G3		0-1 G5-4-3		0-0 G4-3	2	0	0	0	0	0	0												
Inning Stats	R: 0 E: 0 K: 1 S: 7	H: 0 LOB: 1 BB: 1 P: 13	R: 0 E: 0 K: 0 S: 6	H: 0 LOB: 0 BB: 0 P: 8	R: 0 E: 0 K: 0 S: 12	H: 2 LOB: 2 BB: 0 P: 13	R: 0 E: 0 K: 0 S: 5	H: 1 LOB: 1 BB: 0 P: 5	R: 0 E: 0 K: 0 S: 13	H: 0 LOB: 2 BB: 2 P: 25	R: 0 E: 0 K: 0 S: 6	H: 1 LOB: 0 BB: 0 P: 10	R: 0 E: 0 K: 0 S: 5	H: 1 LOB: 0 BB: 0 P: 8	R: 2 E: 0 K: 2 S: 22	H: 3 LOB: 2 BB: 1 P: 34	R: 0 E: 0 K: 1 S: 13	H: 1 LOB: 2 BB: 1 P: 21	1B: 8 2B: 0 3B: 0 HR: 1	SF: 0 SAC: 0 DP: 2 HBP: 0	WP: 0 PA: 39 PB: 0 SB: 1 CS: 0							
PITCHER	IP	WLS	BF	H	R	ER	SO	BB	IBB	HBP	BLK	WP	HR	S	P	ERA	WHIP											
28 Aaron Cook, R ERA: 4.52	(1, 1)	7.1	W	32	8	2	2	1	4	0	0	0	0	1	67	104	2.46	1.636										
Scott Dohmann, R ERA: 2.52	(8, 1)	1.2		7	1	0	0	3	1	0	0	0	0	0	22	33	0.00	1.200										

Batter	1	2	3	4	5	6	7	8	9	AB	R	H	RBI	BB	SO	LOB	BOTTOM											
Luis Gonzalez, R OBP: 0.289, SLG: 0.405 Aaron Miles, S OBP: 0.332, SLG: 0.398 (6, 4)	2-3 K	1-1 1B		1-2 2B		1-2 G3-1	1-0 F9			3	0	2	0	0	1	0	Los Angeles Dodgers @ Colorado Rockies Coors Field, Denver, CO Tue Jul 27 2004, 7:05 PM MDT Att: 27,934 - Unknown - 73 F AB 39 R 7 H 15 RBI 7 BB 3 SO 8 LOB 19 											
Royce Clayton, R OBP: 0.346, SLG: 0.421 (1, 6)	2-2 G5-3	1-1 F8		0-1 F7		1-0 2B		0-0 L4		5	1	1	0	0	0	3												
17 Todd Helton, L OBP: 0.459, SLG: 0.612 (1, 3)	3-2 HR		1-0 3B	1-2 G3		0-0 F7		3-1 F7		5	1	2	1	0	0	2												
Vinny Castilla, R OBP: 0.346, SLG: 0.568 (1, 5)	2-2 G4-3		0-0 P3		2-3 K	2-0 1B	1-H 2B	0-0 2B	1B	5	0	2	1	0	1	1												
Larry Walker, L OBP: 0.491, SLG: 0.706 (1, 9)		3-3 K	2-3 K	0-2 5BB 3B	1B	2-3 K		1-1 2B		5	1	2	0	0	3	2												
5 Matt Holliday, R OBP: 0.358, SLG: 0.487 (1, 7)		0-0 HR	4-2 BB		4-1 3B	BB	2-1 28 FC1-5 BB	0-1 P3		3	2	2	0	2	0	2												
Jeremy Burnitz, L OBP: 0.366, SLG: 0.608 (1, 8)		1-0 HR	1-3 K	1-2 3B	BB		0-3 K			4	1	2	4	0	2	3												
Todd Greene, R OBP: 0.304, SLG: 0.496 Charles Johnson, R OBP: 0.361, SLG: 0.477 (6, 2)		3-2 G5-3		0-0 HR	2-3 K		4-2 28 FC1-5 BB	1-2 BB		2	1	1	1	0	0	0												
28 Aaron Cook, R OBP: 0.167, SLG: 0.138 Scott Dohmann, R (8, 1)		0-0 1B		1-0 B1-3	G4-3		0-0 FC1-5			4	0	1	0	0	0	3												
Inning Stats	R: 1 E: 0 K: 1 S: 17	H: 1 LOB: 0 BB: 0 P: 26	R: 2 E: 0 K: 1 S: 14	H: 4 LOB: 0 BB: 0 P: 23	R: 0 E: 0 K: 2 S: 10	H: 1 LOB: 2 BB: 1 P: 18	R: 1 E: 0 K: 0 S: 13	H: 2 LOB: 1 BB: 0 P: 16	R: 2 E: 0 K: 2 S: 18	H: 2 LOB: 1 BB: 1 P: 27	R: 1 E: 0 K: 1 S: 9	H: 2 LOB: 0 BB: 0 P: 15	R: 0 E: 0 K: 1 S: 9	H: 1 LOB: 2 BB: 1 P: 16	R: 0 E: 0 K: 0 S: 8	H: 2 LOB: 2 BB: 0 P: 12	1B: 7 2B: 3 3B: 2 HR: 3	SF: 0 SAC: 0 DP: 0 HBP: 0	WP: 0 PA: 42 PB: 0 SB: 0 CS: 0									
PITCHER	IP	WLS	BF	H	R	ER	SO	BB	IBB	HBP	BLK	WP	HR	S	P	ERA	WHIP											
Odalis Perez, L ERA: 3.15	(1, 1)	4.1	L	25	10	6	6	5	2	0	0	0	0	0	25	40	3.38	1.500										
Giovanni Carrara, R ERA: 1.84	(5, 1)	2.2		12	3	1	1	3	1	0	0	0	0	0	25	40	3.38	1.500										
Tom Martin, L ERA: 4.13	(8, 1)	1.0		5	2	0	0	0	0	0	0	0	0	8	12	0.00	2.000											

Batter	1	2	3	4	5	6	7	8	9	AB	R	H	RBI	BB	SO	LOB	TOP											
Cesar Izturis, S OBP: 0.346, SLG: 0.388 (1, 6)	2-1 1B		0-1 HR	0-1 G6-3		3-2 BB		2-0 P6		5	1	3	1	0	0	2	Los Angeles Dodgers @ Colorado Rockies Coors Field, Denver, CO Wed Jul 28 2004, 7:05 PM MDT Att: 25,492 - Unknown - 62 F AB 38 R 4 H 11 RBI 4 BB 5 SO 5 LOB 23 											
Paul Lo Duca, R OBP: 0.351, SLG: 0.444 (1, 2)	1-2 F9		1-1 F8		1-0 G6-3	4-0 BB		0-2 P6		4	0	0	0	1	0	2												
Olmedo Saenz, R OBP: 0.329, SLG: 0.458 Robin Ventura, L OBP: 0.315, SLG: 0.289 (8, 3)	2-1 F9		0-0 HR		4-0 FC5-4	1-0 G5-3		3-2 P4		3	1	1	2	1	0	4												
Adrián Beltré, R OBP: 0.370, SLG: 0.624 (1, 5)	2-1 F8		1-3 K		2-3 K		0-2 HR		0-2 2B	5	1	2	1	0	2	2												
Milton Bradley, S OBP: 0.377, SLG: 0.448 (1, 8)		0-0 L6	3-1 G5-3		2-2 FC5-4		0-3 K		0-1 F7	5	0	0	0	0	1	2												
Shawn Green, L OBP: 0.339, SLG: 0.427 (1, 9)		4-2 2B		1-2 FC5		0-0 G4-3	0-1 P3		4-0 IBB	3	0	1	0	2	0	0												
Juan Encarnacion, R OBP: 0.289, SLG: 0.421 (1, 7)	0-2 F8			4-2 G5-2-3		1-1 G5-3	0-0		0-1 G4-3	4	0	1	0	1	0	3												
José Hernández, R OBP: 0.393, SLG: 0.516 (1, 4)	0-1		0-1 FC5		2-1 1B		1-3 K			4	1	2	0	0	1	3												
Jose Lima, R OBP: 0.207, SLG: 0.179 37 Darren Dreifort, R OBP: 0.279, SLG: 0.419 Dave Roberts, L OBP: 0.336, SLG: 0.344 Guillermo Mota, R OBP: 0.289, SLG: 0.421 (8, 1)	1-2 G5-3		1-3 2B		0-1 G5-2-3		0-1 BB		2-3 K	3	0	1	0	0	0	5												
Inning Stats	R: 0 E: 0 K: 0 S: 9	H: 1 LOB: 1 BB: 0 P: 16	R: 0 E: 0 K: 0 S: 14	H: 1 LOB: 2 BB: 1 P: 19	R: 2 E: 0 K: 1 S: 11	H: 2 LOB: 0 BB: 0 P: 16	R: 0 E: 1 K: 0 S: 12	H: 1 LOB: 2 BB: 1 P: 17	R: 0 E: 0 K: 1 S: 7	H: 0 LOB: 1 BB: 1 P: 16	R: 1 E: 0 K: 0 S: 11	H: 3 LOB: 3 BB: 1 P: 22	R: 1 E: 0 K: 2 S: 12	H: 2 LOB: 1 BB: 0 P: 13	R: 0 E: 0 K: 1 S: 9	H: 0 LOB: 0 BB: 0 P: 10	R: 0 E: 0 K: 0 S: 10	H: 1 LOB: 2 BB: 1 P: 17	1B: 7 2B: 2 3B: 0 HR: 2	SF: 0 SAC: 0 DP: 1 HBP: 0	WP: 0 PB: 0 SB: 2 CS: 0	PA: 43						
PITCHER	IP	WLS	BF	H	R	ER	SO	BB	IBB	HBP	BLK	WP	HR	S	P	ERA	WHIP											
Jeff Fassero, L ERA: 4.83	5.2		27	7	3	3	2	3	0	0	0	0	0	1	60	94	4.76	1.765										
Travis Driskill, R ERA: 5.4	0.1	B	3	1	0	0	0	1	0	0	0	0	0	0	4	12	0.00	6.000										
Steve Reed, R ERA: 2.54	2.0	W	8	2	1	1	3	0	0	0	0	0	0	1	21	26	4.50	1.000										
Shawn Chacon, R ERA: 7.11	1.0	S	5	1	0	0	0	0	1	0	0	0	0	0	10	17	0.00	1.000										

Batter	1	2	3	4	5	6	7	8	9	AB	R	H	RBI	BB	SO	LOB	BOTTOM											
Aaron Miles, S OBP: 0.336, SLG: 0.404 (1, 4)	0-2 SH1-3		0-2 G4-3	1-0 1B		1-0 FC4-6		2-2 1B		5	1	3	2	0	0	1	Los Angeles Dodgers @ Colorado Rockies Coors Field, Denver, CO Wed Jul 28 2004, 7:05 PM MDT Att: 25,492 - Unknown - 62 F AB 32 R 5 H 11 RBI 5 BB 5 SO 8 LOB 10 											
Royce Clayton, R OBP: 0.345, SLG: 0.419 (1, 6)	0-0 SH1-3		3-3 K	1-0 1B			1-2 G6-3	2-3 K		4	0	1	0	0	2	3												
17 Todd Helton, L OBP: 0.457, SLG: 0.611 (1, 3)	0-1 P5		0-2 WP		3-2 K		3-3 K			4	0	1	0	0	2	1												
Vinny Castilla, R OBP: 0.348, SLG: 0.566 (1, 5)	0-2 BB		4-1 1B		2-0 P5		2-3 K			3	0	1	1	1	1	0												
Larry Walker, L OBP: 0.483, SLG: 0.682 (1, 9)	4-2 3H		3-2 G3		3-1 F7			2-2 G4-3		3	0	0	0	1	0	2												
Preston Wilson, R OBP: 0.305, SLG: 0.366 (1, 8)	1-1 P4			2-2 E		1-1 F8		1-3 K		4	1	1	0	0	1	2												
Jeremy Burnitz, L OBP: 0.368, SLG: 0.618 (1, 7)		2-1 G3		0-0 L6		2-2 HR		0-0 BB		4	2	2	1	0	0	1												
Charles Johnson, R OBP: 0.363, SLG: 0.473 (1, 2)		2-3 K		4-2 1B		1-3 K		4-2 1B		2	1	0	0	2	2	0												
Jeff Fassero, L ERA: 4.19 37 Darren Dreifort, R ERA: 3.35 Guillermo Mota, R ERA: 2.17 (8, 1)	2-1 G4-3		2-1 G3		0-0 L6		1-1 FC4-6		4-2 1B	2	0	1	1	0	0	0												
Inning Stats	R: 1 E: 0 K: 0 S: 13	H: 2 LOB: 2 BB: 1 P: 18	R: 0 E: 0 K: 1 S: 8	H: 0 LOB: 0 BB: 0 P: 14	R: 0 E: 0 K: 1 S: 13	H: 1 LOB: 2 BB: 1 P: 23	R: 2 E: 1 K: 0 S: 9	H: 4 LOB: 2 BB: 1 P: 17	R: 0 E: 0 K: 1 S: 7	H: 0 LOB: 0 BB: 0 P: 15	R: 1 E: 0 K: 0 S: 11	H: 2 LOB: 1 BB: 0 P: 17	R: 0 E: 0 K: 2 S: 10	H: 0 LOB: 0 BB: 0 P: 16	R: 1 E: 0 K: 2 S: 21	H: 2 LOB: 3 BB: 2 P: 36	1B: 7 2B: 3 3B: 0 HR: 1	SF: 0 SAC: 1 DP: 0 HBP: 0	WP: 1 PB: 0 SB: 0 CS: 0	PA: 38								
PITCHER	IP	WLS	BF	H	R	ER	SO	BB	IBB	HBP	BLK	WP	HR	S	P	ERA	WHIP											
Jose Lima, R	6.0		28	9	4	4	4	3	0	0	0	0	0	1	61	104	6.00	2.000										
37 Darren Dreifort, R	1.0		3	0	0	0	2	0	0	0	0	0	0	0	10	16	0.00	0.000										
Guillermo Mota, R	1.0	L	7	2	1	1	2	2	0	0	0	0	0	0	21	36	9.00	4.000										


Batter	1	2	3	4	5	6	7	8	9	AB	R	H	RBI	BB	SO	LOB	TOP				
Cesar Izturis, S OBP: 0.345, SLG: 0.385	1-2 G3-1	2-2 FC3-6		2-1 F7		0-1 1B		0-1 G4-3		5	0	1	0	0	0	3	Los Angeles Dodgers @ Colorado Rockies Coors Field, Denver, CO Thu Jul 29 2004, 1:05 PM MDT Att: 28,472 - Sunny - 77 F				
Alex Cora, L OBP: 0.379, SLG: 0.411	3-3 K		2-2 G1-3		1-2 2B	0-0 P6		2-2 F8		5	0	1	0	0	1	2					
Jayson Werth, R OBP: 0.371, SLG: 0.556	2-0 HR		2-3 K		1-1 P5	1-3 K			3-2 K	5	1	1	1	0	3	3					
Adrián Beltré, R OBP: 0.373, SLG: 0.625	2-2 2B		1-1 BB 1B		2-1 P4		2-3 K		4-2 CS BB	4	0	2	0	1	1	1					
Milton Bradley, S OBP: 0.380, SLG: 0.445	1-3 K		4-0 1-2 BB		2-2 G1-4-3		4-2 1B BB		4-2 1-2 BB	2	0	0	0	3	1	2					
Shawn Green, L OBP: 0.340, SLG: 0.429		1-0 FC3-5 2B	2-2 G1-3			2-1 G1-3		0-0 1-2 1B		1	SAFE	0-0 G4-3		5	0	2		0	0	0	3
Juan Encarnacion, R OBP: 0.289, SLG: 0.417		1-3 K		3-2 P6		4-2 HR BB		2-3 K		3	1	0	0	1	2	3					
David Ross, R OBP: 0.275, SLG: 0.338		3-2 FC3-5 HBP		1-2 3B		1-2 1-H HR		1-3 K		3	1	2	2	0	1	2					
Wilson Alvarez, L OBP: 0.217, SLG: 0.182		0-0 FC3-5		1-0 G1-3		2-1 2B		1-2 P6		2	0	0	0	0	0	3	AB 36 R 3 H 10 RBI 3 BB 5 SO 9 LOB 22 				
Jason Grubbs, L OBP: 0.337, SLG: 0.449										0	0	0	0	0	0	0					
Duaneer Sanchez, R OBP: 0.337, SLG: 0.449										0	0	0	0	0	0	0					
37 Darren Dreifort, R ERA: 3.27										0	0	0	0	0	0	0					
Dave Roberts, L OBP: 0.339, SLG: 0.342										0	0	0	0	0	0	0					
Guillermo Mota, R ERA: 1.5										0	0	0	0	0	0	0					
Eric Gagne, R ERA: 1.5										0	0	0	0	0	0	0					
Eric Gagne, R ERA: 1.5										0	0	0	0	0	0	0					
Inning Stats	R: 1 E: 0 K: 2 S: 14	H: 2 LOB: 1 BB: 0 P: 23	R: 0 E: 0 K: 1 S: 11	H: 1 LOB: 2 BB: 0 P: 18	R: 0 E: 0 K: 1 S: 11	H: 1 LOB: 1 BB: 0 P: 22	R: 0 E: 0 K: 0 S: 11	H: 1 LOB: 1 BB: 0 P: 18	R: 0 E: 0 K: 1 S: 10	H: 3 LOB: 2 BB: 1 P: 26	R: 0 E: 0 K: 3 S: 14	H: 1 LOB: 2 BB: 1 P: 23	R: 0 E: 0 K: 1 S: 12	H: 0 LOB: 1 BB: 2 P: 23	1B: 3 2B: 4 3B: 1 HR: 2	SF: 0 SAC: 0 DP: 0 HBP: 1	WP: 0 PB: 0 SB: 0 CS: 1	PA: 42			
PITCHER	IP WLS BF H R ER SO BB IBB HBP BLK WP HR S P ERA WHIP																				
Jamey Wright, R ERA: 2.61	(1, 1) 5.1 25 6 2 2 4 2 0 1 0 0 0 1 61 107 3.38 1.500																				
Scott Dohmann, R ERA: 2.51	(6, 1) 0.2 L 5 3 1 1 1 0 0 0 0 0 0 1 12 16 13.50 4.500																				
Adam Bernero, R ERA: 5.21	(7, 1) 1.0 5 1 0 0 3 1 0 0 0 0 0 0 14 23 0.00 2.000																				
Tim Harikkala, R ERA: 3.3	(8, 1) 2.0 7 0 0 0 1 2 0 0 0 0 0 0 22 36 0.00 1.000																				

Batter	1	2	3	4	5	6	7	8	9	AB	R	H	RBI	BB	SO	LOB	BOTTOM					
Aaron Miles, S OBP: 0.335, SLG: 0.403	0-1 SH3 1B		0-3 K		1-3 K			2-2 F8		4	0	1	0	0	2	1	Los Angeles Dodgers @ Colorado Rockies Coors Field, Denver, CO Thu Jul 29 2004, 1:05 PM MDT Att: 28,472 - Sunny - 77 F					
Royce Clayton, R OBP: 0.345, SLG: 0.417	0-0 SH3 1-2		0-0 F8		4-1 BB			0-0 F9		2	0	0	0	1	0	0						
17 Todd Helton, L OBP: 0.457, SLG: 0.617	2-0 P5			3-2 HR		3-2 F8		4-1 BB		3	1	1	1	1	0	3						
Vinny Castilla, R OBP: 0.344, SLG: 0.560	2-2 K		1-3 K		1-2 G4-3			1-3 K		4	0	0	0	0	3	2						
Preston Wilson, R OBP: 0.304, SLG: 0.359		2-3 K		0-2 G4-3		4-2 BB		1-3 K		3	0	0	0	1	2	0						
Jeremy Burnitz, L OBP: 0.365, SLG: 0.615		4-2 BB		2-1 CS 1B		1-1 F7-6-4-3		0-0 G4-3		3	0	1	0	1	0	1						
5 Matt Holliday, R OBP: 0.358, SLG: 0.483		0-2 P6		3-1 CS		2-0 2B HBP		2-1 G3-1		2	1	0	0	0	0	1						
Larry Walker, L OBP: 0.478, SLG: 0.674		SAFE		1-2						1	0	0	0	0	0	0						
Charles Johnson, R OBP: 0.363, SLG: 0.475		1-0 L7								3	0	1	1	0	1	1						
Jamey Wright, R ERA: 3.42	(1, 1) 5.0 W 21 4 2 2 6 2 0 1 0 0 0 1 46 77 3.60 1.200																					
Duaneer Sanchez, R ERA: 3.12	(6, 1) 1.0 H 3 0 0 0 0 1 0 0 0 0 0 0 8 14 0.00 1.000																					
37 Darren Dreifort, R ERA: 3.27	(7, 1) 1.0 H 3 0 0 0 2 0 0 0 0 0 0 0 7 10 0.00 0.000																					
Guillermo Mota, R ERA: 2.14	(8, 1) 0.2 H 3 0 0 0 0 1 0 0 0 0 0 0 6 12 0.00 1.500																					
Eric Gagne, R ERA: 1.5	(8, 1) 1.1 S 4 0 0 0 2 0 0 0 0 0 0 0 9 13 0.00 0.000																					
Inning Stats	R: 0 E: 1 K: 1 S: 7	H: 1 LOB: 0 BB: 0 P: 11	R: 0 E: 0 K: 1 S: 9	H: 0 LOB: 1 BB: 1 P: 16	R: 0 E: 0 K: 2 S: 8	H: 0 LOB: 0 BB: 0 P: 9	R: 1 E: 0 K: 1 S: 13	H: 2 LOB: 0 BB: 0 P: 22	R: 1 E: 0 K: 1 S: 9	H: 1 LOB: 2 BB: 1 P: 19	R: 0 E: 0 K: 0 S: 8	H: 0 LOB: 0 BB: 1 P: 14	R: 0 E: 0 K: 2 S: 7	H: 0 LOB: 0 BB: 0 P: 10	R: 0 E: 0 K: 1 S: 9	H: 0 LOB: 1 BB: 1 P: 16	R: 0 E: 0 K: 1 S: 6	H: 0 LOB: 0 BB: 0 P: 9	1B: 2 2B: 2 3B: 0 HR: 1	SF: 0 SAC: 2 DP: 1 HBP: 1	WP: 0 PB: 0 SB: 0 CS: 1	PA: 35
PITCHER	IP WLS BF H R ER SO BB IBB HBP BLK WP HR S P ERA WHIP																					
Wilson Alvarez, L ERA: 3.42	(1, 1) 5.0 W 21 4 2 2 6 2 0 1 0 0 0 1 46 77 3.60 1.200																					
Duaneer Sanchez, R ERA: 3.12	(6, 1) 1.0 H 3 0 0 0 0 1 0 0 0 0 0 0 8 14 0.00 1.000																					
37 Darren Dreifort, R ERA: 3.27	(7, 1) 1.0 H 3 0 0 0 2 0 0 0 0 0 0 0 7 10 0.00 0.000																					
Guillermo Mota, R ERA: 2.14	(8, 1) 0.2 H 3 0 0 0 0 1 0 0 0 0 0 0 6 12 0.00 1.500																					
Eric Gagne, R ERA: 1.5	(8, 1) 1.1 S 4 0 0 0 2 0 0 0 0 0 0 0 9 13 0.00 0.000																					

Batter	1	2	3	4	5	6	7	8	9	AB R H RBI BB SO LOB	TOP											
Dave Roberts, L (1, 7) OBP: 0.340, SLG: 0.356	G5-4-3 1B		K	2B 1B		G6-3			HR 3B	5 2 3 1 0 1 0	Los Angeles Dodgers @ San Diego Padres PETCO Park, San Diego, CA Fri Jul 30 2004, 10:05 PM EDT Att: 42,552 - Sunny - 68 F											
Cesar Izturis, S (1, 6) OBP: 0.345, SLG: 0.388	G5-4-3			HR 1B		K			P6	5 1 2 2 0 1 2												
Milton Bradley, S (1, 8) OBP: 0.383, SLG: 0.464	L3			HR					HR	4 2 2 4 1 0 1												
Adrián Beltré, R (1, 5) OBP: 0.377, SLG: 0.626 José Hernández, R (8, 5) OBP: 0.397, SLG: 0.543		1B 1B		1B 2B BB	3B 1B		G6-4-3		HR HR	3 2 2 0 1 0 1 1 1 1 1 0 0 0												
Shawn Green, L (1, 3) OBP: 0.340, SLG: 0.434	F9			2B SF8 1B	SF7 3B		F8		F9	5 2 2 1 0 0 1												
Jayson Werth, R (1, 9) OBP: 0.372, SLG: 0.558	G6-3 1B			SF8 1B 2B	G6-3				F9	5 1 2 1 0 0 1												
David Ross, R (1, 2) OBP: 0.263, SLG: 0.329	G6-3			SF8	SF7				G5-3	2 0 0 2 0 0 2												
Alex Cora, L (1, 4) OBP: 0.381, SLG: 0.410			P6	1B SH1-4 2B IBB	F9				1B	3 1 1 0 1 0 0												
Jeff Weaver, R (1, 1) OBP: 0.199, SLG: 0.205 Duaner Sanchez, R (9, 1) OBP: 0.250, SLG: 0.500			K	SH1-4	G4-3				K	3 0 0 0 0 2 1 0 0 0 0 0 0 0												
Inning Stats	R: 0 E: 0 K: 0 S: 8	H: 1 LOB: 0 BB: 0 P: 11	R: 0 E: 0 K: 0 S: 10	H: 2 LOB: 1 BB: 0 P: 13	R: 0 E: 0 K: 2 S: 10	H: 0 LOB: 0 BB: 0 P: 13	R: 7 E: 0 K: 0 S: 35	H: 6 LOB: 1 BB: 2 P: 50	R: 2 E: 0 K: 0 S: 13	H: 2 LOB: 0 BB: 0 P: 20	R: 0 E: 0 K: 1 S: 6	H: 0 LOB: 0 BB: 0 P: 9	R: 0 E: 0 K: 0 S: 4	H: 0 LOB: 0 BB: 1 P: 10	R: 0 E: 0 K: 1 S: 9	H: 1 LOB: 1 BB: 0 P: 14	R: 3 E: 0 K: 0 S: 10	H: 3 LOB: 0 BB: 0 P: 15	1B: 8 2B: 2 3B: 2 HR: 3	SF: 2 SAC: 1 DP: 3 HBP: 0	WP: 0 PB: 0 SB: 1 CS: 0	PA: 42
PITCHER	IP WLS BF H R ER SO BB IBB HBP BLK WP HR S P ERA WHIP											PITCHER	IP WLS BF H R ER SO BB IBB HBP BLK WP HR S P ERA WHIP									
Adam Eaton, R (1, 1) ERA: 4.74	3.2 L 20 9 7 7 2 1 1 0 0 0 0 1 60 83 17.18 2.727																					
Ricky Stone, R (4, 1) ERA: 4.99	1.1 6 2 2 2 0 0 0 0 0 0 0 0 16 24 13.50 1.500																					
Jay Witasick, R (6, 1) ERA: 3.35	3.0 10 1 0 0 2 1 0 0 0 0 0 0 19 33 0.00 0.667																					
Rod Beck, R (9, 1) ERA: 6.63	1.0 6 3 3 3 0 0 0 0 0 0 0 2 10 15 27.00 3.000																					

Batter	1	2	3	4	5	6	7	8	9	AB R H RBI BB SO LOB	BOTTOM									
Sean Burroughs, L (1, 5) OBP: 0.346, SLG: 0.364	F7		WP 2B 1B		1B			G3-1	HBP	4 1 2 0 0 0 0	Los Angeles Dodgers @ San Diego Padres PETCO Park, San Diego, CA Fri Jul 30 2004, 10:05 PM EDT Att: 42,552 - Sunny - 68 F									
Mark Loretta, R (1, 4) OBP: 0.381, SLG: 0.480 Jay Witasick, R (6, 1) OBP: 0.305, SLG: 0.332 Jay Payton, R (6, PH) OBP: 0.305, SLG: 0.332 Rod Beck, R (9, 1) OBP: 0.132, SLG: 0.159	G4-3		SAFE SAFE 1B		F8			F9	G1-3	3 0 1 1 0 0 2 0 0 0 0 0 0 0 1 0 0 0 0 0 0 0 0 0 0 0 0 3										
Brian Lawrence, R (9, PH) OBP: 0.132, SLG: 0.159 Ryan Klesko, L (1, 7) OBP: 0.365, SLG: 0.410 Xavier Nady, R (7, 7) OBP: 0.235, SLG: 0.412	K		F8		K			K		3 0 0 0 0 2 3 1 0 0 0 0 1 0										
Phil Nevin, R (1, 3) OBP: 0.389, SLG: 0.505 Jeff Cirillo, R (7, 3) OBP: 0.263, SLG: 0.297		G6-3	F8		G5-3			F9		3 0 0 0 0 0 1 1 0 0 0 0 0 0										
24 Brian Giles, L (1, 9) OBP: 0.377, SLG: 0.461		3 WP G1-3 BB		P6		F7		F7	PB 1B 1B	3 1 1 0 1 0 0										
Terrence Long, L (1, 8) OBP: 0.319, SLG: 0.409		G1-3		K		K		K	3 1B 2B 1B	4 1 1 1 1 0 2 1										
3 Khalil Greene, R (1, 6) OBP: 0.346, SLG: 0.398				F8		F8		F8	2B 1B 1B	3 0 1 0 1 0 0										
Ramon Hernandez, R (1, 2) OBP: 0.347, SLG: 0.441 Rich Aurilia, R (6, 4) OBP: 0.312, SLG: 0.350		P3		F8 1B 1B		F8		F8	1-3 2H 2B	2 0 1 0 0 0 2 2 0 1 1 0 0 0										
Adam Eaton, R (1, 1) OBP: 0.222, SLG: 0.238 Ricky Stone, R (4, 1) ERA: 4.0 Miguel Ojeda, R (5, PH) OBP: 0.285, SLG: 0.363		G6-3		G6-3		K		G6-3	P5	1 0 0 0 0 0 0 0 0 0 0 0 0 0 3 0 0 0 0 1 3										
Inning Stats	R: 0 E: 0 K: 1 S: 8	H: 0 LOB: 0 BB: 0 P: 11	R: 0 E: 0 K: 0 S: 10	H: 0 LOB: 2 BB: 2 P: 21	R: 1 E: 0 K: 0 S: 12	H: 2 LOB: 1 BB: 0 P: 19	R: 0 E: 0 K: 1 S: 7	H: 0 LOB: 0 BB: 0 P: 10	R: 0 E: 0 K: 2 S: 17	H: 2 LOB: 2 BB: 0 P: 22	R: 0 E: 0 K: 1 S: 7	H: 0 LOB: 0 BB: 0 P: 10	R: 0 E: 0 K: 0 S: 6	H: 0 LOB: 0 BB: 0 P: 11	R: 2 E: 0 K: 0 S: 15	H: 4 LOB: 3 BB: 0 P: 22	1B: 6 2B: 2 3B: 0 HR: 0	SF: 0 SAC: 0 DP: 0 HBP: 1	WP: 2 PB: 1 SB: 0 CS: 0	PA: 38
PITCHER	IP WLS BF H R ER SO BB IBB HBP BLK WP HR S P ERA WHIP											PITCHER	IP WLS BF H R ER SO BB IBB HBP BLK WP HR S P ERA WHIP							
Jeff Weaver, R (1, 1) ERA: 4.0	8.0 W 30 4 1 1 6 2 0 0 0 0 0 0 74 114 1.12 0.750																			
Duaner Sanchez, R (9, 1) ERA: 3.42	1.0 8 4 2 2 0 0 0 0 1 0 0 0 15 22 18.00 4.000																			



Batter	1	2	3	4	5	6	7	8	9	AB	R	H	RBI	BB	SO	LOB	TOP										
Cesar Izturis, S (1, 6) OBP: 0.346, SLG: 0.393	1-1 1B		0-0 P6		0-1 F9 S		2-3 K		2-2 G3-1	5	1	2	0	0	1	1	Los Angeles Dodgers @ San Diego Padres PETCO Park, San Diego, CA Sat Jul 31 2004, 10:05 PM EDT Att: 43,726 - Sunny - 70 F livebaseballscorecards.com										
Jayson Werth, R (1, 7) OBP: 0.388, SLG: 0.547	1-1 G3 3-H 1B		0-1 P6		1-2 F9		2-3 K			4	0	1	1	0	1	2											
Milton Bradley, S (1, 8) OBP: 0.379, SLG: 0.458	1-1 G3		1-0 G3		1-3 K			1-3 K		4	0	0	0	0	2	2											
Adrián Beltré, R (1, 5) OBP: 0.373, SLG: 0.619	0-3 K			1-1 G6-3	0-2 G4-3			0-1 G6-3		4	0	0	0	0	1	2											
Shawn Green, L (1, 9) OBP: 0.342, SLG: 0.437	3-2 G4-3			1-3 K		0-0 G6-4-3 1B		1-0 2B		4	0	2	0	0	1	1											
Hee-Seop Choi, L (1, 3) OBP: 0.389, SLG: 0.496		1-1 P5		1-1 HBP 2B		0-2 G6-4-3 1-2		4-0 IBB		3	0	1	0	1	0	1											
David Ross, R (1, 2) OBP: 0.263, SLG: 0.318		1-3 K		4-1 HBP BB		0-2 P2		1-3 K		3	0	0	0	1	2	2											
Alex Cora, L (1, 4) OBP: 0.383, SLG: 0.407		0-1 G6-3		1-1 HBP			4-0 BB		0-3 K	2	0	0	0	1	1	0											
Kaz Ishii, L (1, 1) OBP: 0.171, SLG: 0.225			0-1 HR		1-3 K		0-3 K		1-3 K	3	1	1	1	0	2	4											
Giovanni Carrara, R (7, 1) ERA: 2.17										0	0	0	0	0	0	0											
Jason Grabowski, L (9, PH) OBP: 0.319, SLG: 0.445										1	0	0	0	0	1	0											
Inning Stats	R: 1 E: 0 K: 1 S: 14	H: 2 LOB: 1 BB: 0 P: 20	R: 0 E: 0 K: 1 S: 7	H: 0 LOB: 0 BB: 0 P: 9	R: 1 E: 0 K: 0 S: 6	H: 1 LOB: 0 BB: 0 P: 7	R: 0 E: 0 K: 2 S: 13	H: 1 LOB: 3 BB: 1 P: 22	R: 0 E: 0 K: 1 S: 11	H: 1 LOB: 1 BB: 0 P: 13	R: 0 E: 0 K: 0 S: 9	H: 1 LOB: 0 BB: 0 P: 9	R: 0 E: 0 K: 3 S: 9	H: 0 LOB: 1 BB: 1 P: 17	R: 0 E: 0 K: 2 S: 9	H: 1 LOB: 2 BB: 1 P: 16	R: 0 E: 0 K: 2 S: 10	H: 0 LOB: 0 BB: 0 P: 13	1B: 3 2B: 2 3B: 1 HR: 1	SF: 0 SAC: 0 DP: 1 HBP: 1	WP: 0 PB: 0 SB: 1 CS: 0	PA: 37					
PITCHER	IP	WLS	BF	H	R	ER	SO	BB	IBB	HBP	BLK	WP	HR	S	P	ERA	WHIP										
44 Jake Peavy, R (1, 1) ERA: 2.33	7.2		32	7	2	2	9	2	0	1	0	0	1	75	105	2.35	1.174										
Akinori Otsuka, R (8, 1) ERA: 2.17	0.1	W	2	0	0	0	1	0	1	0	0	0	0	3	8	0.00	0.000										
Trevor Hoffman, R (9, 1) ERA: 2.09	1.0	S	3	0	0	0	2	0	0	0	0	0	0	10	13	0.00	0.000										

Batter	1	2	3	4	5	6	7	8	9	AB	R	H	RBI	BB	SO	LOB	BOTTOM										
3 Khalil Greene, R (1, 6) OBP: 0.346, SLG: 0.397	0-0 F9		1-1 G6-4-3 1B			1-1 G6-3		0-1 SH1-4		3	0	1	0	0	0	0	Los Angeles Dodgers @ San Diego Padres PETCO Park, San Diego, CA Sat Jul 31 2004, 10:05 PM EDT Att: 43,726 - Sunny - 70 F livebaseballscorecards.com										
Rich Aurilia, R (1, 5) OBP: 0.308, SLG: 0.346	1-3 K		1-1 G6-4-3 1-2			0-3 K		4-0 E 1B BB		3	0	0	0	0	2	1											
Sean Burroughs, L (8, PH) OBP: 0.348, SLG: 0.364										0	1	0	0	1	0	0											
Mark Loretta, R (1, 4) OBP: 0.382, SLG: 0.479	2-1 G5-3			3-3 K2-3		4-1 BB		0-0 E8 1B BB		3	0	1	1	1	1	0											
Phil Nevin, R (1, 3) OBP: 0.391, SLG: 0.508		0-1 24 F9 1B 2B		2-3 K		0-1 F9		2-2 BB 1B		4	1	2	1	0	1	1											
24 Brian Giles, L (1, 9) OBP: 0.376, SLG: 0.459	1-0 F9 2-3			2-3 K				1-2 BB 1B		4	0	1	0	0	2	3											
Xavier Nady, R (1, 7) OBP: 0.237, SLG: 0.378								1-2 BB 1B		3	0	0	0	1	0	2											
Jay Payton, R (1, 8) OBP: 0.308, SLG: 0.333								1-2 BB		2	0	1	1	1	0	0											
Akinori Otsuka, R (8, 1) ERA: 1.76										0	0	0	0	0	0	0											
Ryan Klesko, L (8, PH) OBP: 0.363, SLG: 0.408										1	0	0	0	0	0	3											
Trevor Hoffman, R (9, 1) ERA: 2.09										0	0	0	0	0	0	0											
Ramon Hernandez, R (1, 2) OBP: 0.347, SLG: 0.437										2	0	0	0	1	1	3											
44 Jake Peavy, R (1, 1) ERA: 2.46										2	0	0	0	0	1	1											
Terrence Long, L (8, 8) OBP: 0.322, SLG: 0.411										1	1	1	0	0	0	0											
Inning Stats	R: 0 E: 0 K: 1 S: 6	H: 0 LOB: 0 BB: 0 P: 9	R: 1 E: 0 K: 1 S: 10	H: 2 LOB: 1 BB: 0 P: 13	R: 0 E: 0 K: 1 S: 7	H: 1 LOB: 0 BB: 0 P: 10	R: 0 E: 0 K: 3 S: 9	H: 0 LOB: 0 BB: 0 P: 16	R: 0 E: 0 K: 0 S: 9	H: 0 LOB: 1 BB: 1 P: 14	R: 0 E: 0 K: 1 S: 9	H: 0 LOB: 1 BB: 1 P: 14	R: 0 E: 0 K: 0 S: 6	H: 1 LOB: 1 BB: 1 P: 14	R: 2 E: 1 K: 1 S: 12	H: 3 LOB: 3 BB: 2 P: 24	R: 0 E: 0 K: 1 S: 10	H: 0 LOB: 0 BB: 0 P: 13	1B: 6 2B: 1 3B: 0 HR: 0	SF: 0 SAC: 1 DP: 2 HBP: 0	WP: 0 PB: 1 SB: 0 CS: 0	PA: 34					
PITCHER	IP	WLS	BF	H	R	ER	SO	BB	IBB	HBP	BLK	WP	HR	S	P	ERA	WHIP										
Kaz Ishii, L (1, 1) ERA: 4.46	6.1		25	4	1	1	7	3	0	0	0	0	0	55	89	1.42	1.105										
Giovanni Carrara, R (7, 1) ERA: 1.76	0.2	H	1	0	0	0	0	0	0	0	0	0	0	1	1	0.00	0.000										
37 Darren Dreifort, R (8, 1) ERA: 3.6	1.0	L	8	3	2	2	1	2	0	0	0	0	0	12	24	18.00	5.000										

Batter	1	2	3	4	5	6	7	8	9	10	11	12	AB	R	H	RBI	BB	SO	LOB	TOP				
Cesar Izturis, S OBP: 0.344, SLG: 0.391 (1.6)	1-1 G1-3		1-0 SH1-3			0-1 F9		0-2 1B		1-2 F9		1-2 G4-3	5	0	1	0	0	0	0					
Steve Finley, L OBP: 0.338, SLG: 0.491 (1.8)	1-2 F8-4		0-1 F7			1-1 1B		0-0 P2		1-2 F9			5	1	2	0	0	0	2					
Milton Bradley, S OBP: 0.380, SLG: 0.456 (1.9)	4-2 2B			2-2 P4		0-0 1B		2-3 K		1-2 F8			4	0	1	0	1	1	1					
Adrian Beltré, R OBP: 0.371, SLG: 0.613 (1.5)	1-2 F8-4			2-2 L4		2-3 1B		0-1 BB		1-3 1B			5	0	1	0	0	2	4					
Shawn Green, L OBP: 0.343, SLG: 0.435 (1.3)		2-3 K		3-2 F7		1-1 1B		4-1 BB		1-2 BB			4	0	1	1	1	2	0					
Jayson Werth, R OBP: 0.365, SLG: 0.525 (1.7)		2-3 K			1-3 K	3-2 F9		1-3 K					5	0	0	0	0	4	5					
José Hernández, R OBP: 0.393, SLG: 0.534 (1.4)		1-0 G4-3			1-2 1B		0-0 F8		1-3 K				4	0	1	0	0	1	0					
Alex Cora, L OBP: 0.381, SLG: 0.405 (9.4)													1	0	0	0	0	0	0					
David Ross, R OBP: 0.252, SLG: 0.303 (12, PH)			1-2 G1-3		0-3 K		0-3 K		1-2 P5				4	0	0	0	0	2	1					
Brent Mayne, L OBP: 0.339, SLG: 0.337 (12.2)													1	0	0	0	0	1	0					
Odalis Pérez, L OBP: 0.330, SLG: 0.190 (7.9)			0-1 SH1-3				2-1 F8			2-3 K			2	0	1	0	0	0	1					
Justin Morneau, L OBP: 0.317, SLG: 0.442 (8.1)													0	0	0	0	0	0	0					
Wilson Alvarez, L OBP: 0.271, SLG: 0.182 (8.1)													0	0	0	0	0	0	0					
Giovanni Carrara, R OBP: 0.259, SLG: 0.293 (8.1)													0	0	0	0	0	0	0					
Hee-Seop Choi, L OBP: 0.304, SLG: 0.345 (9.9)													1	0	0	0	0	1	0					
Eric Gagne, R OBP: 0.351, SLG: 0.537 (12.9)													0	0	0	0	0	0	0					
Rodriguez, L OBP: 0.351, SLG: 0.537 (12.9)													1	1	1	0	0	0	0					
37 Darren Dreifort, R ERA: 3.52													0	0	0	0	0	0	0					
Inning Stats	R: 0 E: 0 K: 14	H: 1 LOB: 1 BB: 21	R: 0 E: 0 K: 13	H: 0 LOB: 0 BB: 18	R: 0 E: 0 K: 9	H: 1 LOB: 1 BB: 11	R: 0 E: 0 K: 0	H: 0 LOB: 0 BB: 19	R: 0 E: 0 K: 12	H: 1 LOB: 1 BB: 14	R: 1 E: 0 K: 17	H: 3 LOB: 2 BB: 24	R: 0 E: 0 K: 6	H: 2 LOB: 3 BB: 25	R: 0 E: 0 K: 10	H: 0 LOB: 0 BB: 14	R: 0 E: 0 K: 9	H: 0 LOB: 0 BB: 15	R: 1 E: 0 K: 10	H: 1 LOB: 0 BB: 13	1B: 7 2B: 2 3B: 0 HR: 1	SF: 0 SAC: 1 DP: 1 HBP: 0	WP: 0 PB: 0 SB: 0 CS: 0	PA: 46
PITCHER	IP	WLS	BF	H	R	ER	SO	BB	IBB	HBP	BLK	WP	HR	S	P	ERA	WHIP							
David Wells, L ERA: 3.57 (1.1)	5.1		21	5	1	1	4							65	89	1.69	1.125							
Scott Linebrink, R ERA: 1.89 (6.1)	1.2	B	6	1	0	0	2	0	0	0	0	0	0	18	26	0.00	0.600							
Akinori Otsuka, R ERA: 2.13 (8.1)	1.0		6	2	0	0	2	1	0	0	0	0	0	18	25	0.00	3.000							
Trevor Hoffman, R ERA: 2.04 (9.1)	1.0		3	0	0	0	2	0	0	0	0	0	0	10	14	0.00	0.000							
Blaine Neal, R ERA: 1.71 (10.1)	2.0		6	0	0	0	3	0	0	0	0	0	0	18	27	0.00	0.000							

Los Angeles Dodgers @ San Diego Padres
 PETCO Park, San Diego, CA
 Sun Aug 01 2004, 4:05 PM EDT
 Att. 44,056 - Sunny - 75 F


AB 43
 R 2
 H 9
 RBI 2
 BB 2
 SO 14
 LOB 14



Batter	1	2	3	4	5	6	7	8	9	10	11	12	AB	R	H	RBI	BB	SO	LOB	BOTTOM				
Sean Burroughs, L OBP: 0.346, SLG: 0.365 (1.5)	1-1 F7		1-0 G6-3		1-1 G4-3			3-2 1B		1-1 1B			5	0	2	0	0	0	1					
Mark Loretta, R OBP: 0.382, SLG: 0.478 (1.4)	2-0 G5-3			0-1 SH1-3		0-2 F8		1-1 F8		1-2 1B		0-0 G1-6-3	5	1	2	0	0	0	1					
Ryan Klesko, L OBP: 0.360, SLG: 0.403 (1.7)	0-0 F8			0-0 SH1-3		1-3 K		3-2 P6				0-1 B3	3	0	0	0	0	1	1					
Trevor Hoffman, R ERA: 2.04 (9.1)				1-2 SH1-3									0	0	0	0	0	0	0					
Jeff Cirillo, R OBP: 0.259, SLG: 0.293 (10.3)													1	0	0	0	0	0	1					
Phil Nevin, R OBP: 0.394, SLG: 0.512 (1.3)		0-1 1B				3-3 K			4-2 BB			2-1 G1-6-3	3	0	2	1	1	1	0					
Xavier Nady, R OBP: 0.237, SLG: 0.378 (9.9)													0	0	0	0	0	0	0					
Blaine Neal, L OBP: 0.408, SLG: 0.418 (10.1)													0	0	0	0	0	0	0					
Dave Hansen, L OBP: 0.408, SLG: 0.418 (11.1)													1	0	0	0	0	0	1					
Ricky Stone, R OBP: 0.374, SLG: 0.455 (12.1)													0	0	0	0	0	0	0					
24 Brian Giles, L OBP: 0.374, SLG: 0.455 (1.9)		0-0 F7		3-2 P6		2-2 G1-3		4-1 BB		1-2 F9		1-0 1B	5	0	1	0	0	1	3					
Ramon Hernandez, R OBP: 0.344, SLG: 0.428 (1.2)		1-2 G5-3		3-2 G5-3									4	0	0	0	1	1	4					
Jay Payton, R OBP: 0.307, SLG: 0.331 (1.8)		2-1 G6-3			2-2 SH1-4		1-3 K		2-1 G5-3				5	0	1	0	0	2	4					
3 Khalil Greene, R OBP: 0.342, SLG: 0.391 (1.6)			2-2 G5-3		1-0 F8		2-2 F8			3-3 K			5	0	0	0	0	1	3					
David Wells, L OBP: 0.118, SLG: 0.063 (1.1)					0-0 SH1-4					1-0 F7			1	0	0	0	0	0	0					
Scott Linebrink, R ERA: 3.38 (6.1)													0	0	0	0	0	0	0					
Akinori Otsuka, R ERA: 1.65 (8.1)													0	0	0	0	0	0	0					
Rich Aurilia, R OBP: 0.306, SLG: 0.345 (8.9)													1	0	0	0	0	0	0					
Terrence Long, L OBP: 0.320, SLG: 0.410 (9.7)													1	0	0	0	0	0	0					
Inning Stats	R: 0 E: 0 K: 4	H: 0 LOB: 0 BB: 0	R: 0 E: 0 K: 8	H: 1 LOB: 0 BB: 11	R: 0 E: 0 K: 0	H: 0 LOB: 0 BB: 8	R: 1 E: 0 K: 0	H: 2 LOB: 1 BB: 17	R: 0 E: 0 K: 6	H: 1 LOB: 1 BB: 14	R: 0 E: 0 K: 11	H: 0 LOB: 0 BB: 15	R: 0 E: 0 K: 10	H: 1 LOB: 1 BB: 19	R: 0 E: 0 K: 9	H: 0 LOB: 0 BB: 19	R: 0 E: 0 K: 5	H: 1 LOB: 1 BB: 11	R: 0 E: 0 K: 11	H: 1 LOB: 0 BB: 7	1B: 7 2B: 1 3B: 0 HR: 0	SF: 0 SAC: 2 DP: 1 HBP: 0	WP: 0 PB: 0 SB: 0 CS: 0	PA: 44
PITCHER	IP	WLS	BF	H	R	ER	SO	BB	IBB	HBP	BLK	WP	HR	S	P	ERA	WHIP							
Odalis Pérez, L ERA: 3.08 (1.1)	6.0		22	4	1	1	2	0	0	0	0	0	0	47	72	1.50	0.667							
Wilson Alvarez, L ERA: 3.38 (7.1)	1.0		4	0	0	0	1	1	0	0	0	0	0	10	19	0.00	1.000							
Giovanni Carrara, R ERA: 1.65 (8.1)	1.0		4	1	0	0	0	0	0	0	0	0	0	9	17	0.00	1.000							
Eric Gagne, R ERA: 1.41 (9.1)	3.0	W	10	2	0	0	2	1	0	0	0	0	0	22	37	0.00	1.000							
37 Darren Dreifort, R ERA: 3.52 (12.1)	1.0	S	4	1	0	0	2	0	0	0	0	0	0	11	15	0.00	1.000							

Los Angeles Dodgers @ San Diego Padres
 PETCO Park, San Diego, CA
 Sun Aug 01 2004, 4:05 PM EDT
 Att. 44,056 - Sunny - 75 F

AB 40
 R 1
 H 8
 RBI 1
 BB 2
 SO 7
 LOB 19



Batter	1	2	3	4	5	6	7	8	9	AB	R	H	RBI	BB	SO	LOB	TOP					
18 Jason Kendall, R OBP: 0.388, SLG: 0.383	G6-3		G4-6-3 1B			1B		G5-3		4	0	2	1	0	0	0						
2 Jack Wilson, R OBP: 0.340, SLG: 0.479	G6-3		G4-6-3 1-2f			1B		F8		4	0	1	0	0	0	2						
Rob Mackowiak, L OBP: 0.331, SLG: 0.465	P5			G1-6-3 1B		F9		F9		4	0	1	0	0	1	2						
Craig Wilson, R OBP: 0.363, SLG: 0.505		K		K		G6-3		K		4	0	0	0	0	3	3						
Randall Simon, L OBP: 0.262, SLG: 0.265	G4-3			G1-6-3 1-2f			G1-6-3			3	0	0	0	0	0	1						
Tike Redman, L OBP: 0.293, SLG: 0.367	F7				G4-3		G4-3			3	0	0	0	0	0	0						
Ty Wigginton, R OBP: 0.324, SLG: 0.469					G6-3		G3-1			3	1	1	0	0	0	0						
Bobby Hill, S OBP: 0.366, SLG: 0.359					G4-3			G5-3		3	0	1	0	0	0	0						
Josh Fogg, R OBP: 0.094, SLG: 0.094										1	0	0	0	0	0	0						
Abraham Nunez, S OBP: 0.256, SLG: 0.356										1	0	0	0	0	1	0						
Michael Gonzalez, R OBP: 1.000, SLG: 2.000										0	0	0	0	0	0	0						
Inning Stats	R: 0 E: 0 K: 0 S: 5	H: 0 LOB: 0 BB: 0 P: 6	R: 0 E: 0 K: 1 S: 7	H: 0 LOB: 0 BB: 0 P: 11	R: 1 E: 0 K: 0 S: 10	H: 3 LOB: 1 BB: 0 P: 16	R: 0 E: 0 K: 1 S: 6	H: 1 LOB: 0 BB: 0 P: 8	R: 0 E: 0 K: 0 S: 5	H: 0 LOB: 0 BB: 0 P: 7	R: 0 E: 0 K: 0 S: 12	H: 2 LOB: 2 BB: 0 P: 17	R: 0 E: 0 K: 0 S: 5	H: 0 LOB: 0 BB: 0 P: 8	R: 0 E: 0 K: 1 S: 7	H: 0 LOB: 0 BB: 0 P: 12	R: 0 E: 0 K: 2 S: 10	H: 0 LOB: 0 BB: 0 P: 14	1B: 6 2B: 0 3B: 0 HR: 0	SF: 0 SAC: 1 DP: 2 HBP: 0	WP: 0 PB: 0 SB: 0 CS: 0	PA: 31
PITCHER	IP	WLS	BF	H	R	ER	SO	BB	IBB	HBP	BLK	WP	HR	S	P	ERA	WHIP					
Jose Lima, R ERA: 4.01	7.0	W	25	6	1	1	2	0	0	0	0	0	0	50	73	1.29	0.857					
37 Darren Dreifort, R ERA: 3.45	1.0	H	3	0	0	0	1	0	0	0	0	0	0	7	12	0.00	0.000					
Eric Gagne, R ERA: 1.7	1.0	S	3	0	0	0	2	0	0	0	0	0	0	10	14	0.00	0.000					

Pittsburgh Pirates @ Los Angeles Dodgers
Dodger Stadium, Los Angeles, CA
Wed Aug 04 2004, 7:10 PM PDT
Att: 34,792 - Sunny - 72 F


AB 30
R 1
H 6
RBI 1
BB 0
SO 5
LOB 8



Batter	1	2	3	4	5	6	7	8	9	AB	R	H	RBI	BB	SO	LOB	BOTTOM				
Alex Cora, L OBP: 0.386, SLG: 0.426	G4-3		G3 2B			G1-2-3 1B		HR		4	1	3	1	0	0	0					
Steve Finley, L OBP: 0.343, SLG: 0.498			P5					L4		3	0	2	0	0	0	1					
Jayson Werth, R OBP: 0.350, SLG: 0.512	1B					2B				1	0	0	0	0	0	0					
Milton Bradley, S OBP: 0.377, SLG: 0.449										3	0	1	0	1	1	1					
Adrián Beltré, R OBP: 0.373, SLG: 0.612	G6-4-3					IBB				3	0	0	0	1	1	5					
Shawn Green, L OBP: 0.341, SLG: 0.431										4	0	1	0	0	1	2					
Hee-Seop Choi, L OBP: 0.387, SLG: 0.497										3	1	1	0	0	1	0					
Olmedo Saenz, R OBP: 0.326, SLG: 0.452										1	0	0	0	0	1	1					
Eric Gagne, R										0	0	0	0	0	0	0					
José Hernández, R OBP: 0.395, SLG: 0.526										3	0	2	1	0	1	0					
Brent Mayne, L OBP: 0.330, SLG: 0.327										3	0	0	0	0	0	2					
Jose Lima, R OBP: 0.194, SLG: 0.167										2	0	0	0	0	0	1					
Jason Grabowski, L OBP: 0.313, SLG: 0.435										1	0	0	0	0	1	0					
37 Darren Dreifort, R										0	0	0	0	0	0	0					
Robin Ventura, L OBP: 0.321, SLG: 0.327										0	0	0	0	0	0	0					
Inning Stats	R: 0 E: 0 K: 0 S: 11	H: 2 LOB: 1 BB: 0 P: 15	R: 1 E: 1 K: 1 S: 14	H: 2 LOB: 1 BB: 0 P: 17	R: 0 E: 0 K: 0 S: 7	H: 1 LOB: 2 BB: 1 P: 15	R: 0 E: 0 K: 1 S: 8	H: 1 LOB: 0 BB: 0 P: 11	R: 0 E: 0 K: 0 S: 5	H: 0 LOB: 0 BB: 0 P: 10	R: 1 E: 0 K: 1 S: 8	H: 1 LOB: 0 BB: 0 P: 14	R: 0 E: 0 K: 3 S: 12	H: 1 LOB: 1 BB: 0 P: 19	1B: 5 2B: 4 3B: 0 HR: 1	SF: 0 SAC: 0 DP: 3 HBP: 0	WP: 0 PB: 0 SB: 0 CS: 0	PA: 33			
PITCHER	IP	WLS	BF	H	R	ER	SO	BB	IBB	HBP	BLK	WP	HR	S	P	ERA	WHIP				
Josh Fogg, R ERA: 5.47	7.0	L	29	9	2	2	4	1	1	0	0	0	0	64	103	2.57	1.429				
Michael Gonzalez, L ERA: 0.78	1.0		4	1	0	0	3	0	0	0	0	0	0	12	19	0.00	1.000				

Pittsburgh Pirates @ Los Angeles Dodgers
Dodger Stadium, Los Angeles, CA
Wed Aug 04 2004, 7:10 PM PDT
Att: 34,792 - Sunny - 72 F

AB 31
R 2
H 10
RBI 2
BB 2
SO 7
LOB 13



Batter	1	2	3	4	5	6	7	8	9	AB	R	H	RBI	BB	SO	LOB	TOP										
18 Jason Kendall, R OBP: 0.397, SLG: 0.381 Jose Mesa, R (8, 1)	0-1 2B SF7 1B		1-1 L5		1-2 G6-3			2-2 F8		4	1	1	0	0	0	0											
2 Jack Wilson, R OBP: 0.339, SLG: 0.477	3-2 G5-3 1B		2-2 G6-3		2-1 F9			0-0 F7		4	0	1	0	0	0	0											
Rob Mackowiak, L OBP: 0.327, SLG: 0.461	3-2 SF7 1B		0-0 P3		1-1 P5			1-1 F8		3	0	0	1	0	0	0											
Randall Simon, L OBP: 0.262, SLG: 0.265	0-0 G5-3			0-1 G4-3 1B				0-2 F8		4	1	1	0	0	0	1											
Jason Bay, R OBP: 0.370, SLG: 0.587	0-1 P6			1-2 G4-3 1B				0-3 K		4	1	2	1	0	1	1											
Tike Redman, L OBP: 0.291, SLG: 0.364 Dave Williams, L (6, 1)		0-2 F7		0-1 G4-3				2-3 K		3	0	0	0	0	1	2											
11 Humberto Cota, R OBP: 0.344, SLG: 0.571				1-2 2-3						0	0	0	0	0	0	0											
Bobby Hill, S OBP: 0.368, SLG: 0.359		0-0 1B		0-1 G4-3				2-2 G3		3	0	1	1	1	0	1											
Abraham Nunez, S OBP: 0.294, SLG: 0.348		0-3 K		2-3 3-H 4-2				2-3 K		3	0	0	0	1	2	2											
18 Sean Burnett, L Brian Meadows, R (5, 1) 19 José Bautista, R OBP: 0.273, SLG: 0.220 (6, 8)		0-2 F8		1-2 L4				1-3 K		2	0	0	0	0	0	3											
Inning Stats	R: 1 E: 0 K: 0 S: 14	H: 2 LOB: 1 BB: 0 P: 20	R: 0 E: 0 K: 1 S: 11	H: 1 LOB: 1 BB: 0 P: 11	R: 0 E: 0 K: 0 S: 6	H: 0 LOB: 0 BB: 0 P: 9	R: 1 E: 0 K: 0 S: 19	H: 2 LOB: 2 BB: 1 P: 25	R: 0 E: 0 K: 2 S: 7	H: 0 LOB: 0 BB: 0 P: 11	R: 0 E: 0 K: 2 S: 11	H: 0 LOB: 0 BB: 0 P: 13	R: 0 E: 0 K: 1 S: 9	H: 0 LOB: 0 BB: 0 P: 14	R: 0 E: 0 K: 0 S: 7	H: 0 LOB: 0 BB: 1 P: 10	R: 1 E: 0 K: 1 S: 9	H: 1 LOB: 1 BB: 1 P: 16	1B: 5 2B: 0 3B: 0 HR: 1	SF: 1 SAC: 0 DP: 0 HBP: 0	WP: 0 PB: 0 SB: 2 CS: 0	PA: 35					
PITCHER	IP	WLS	BF	H	R	ER	SO	BB	IBB	HBP	BLK	WP	HR	S	P	ERA	WHIP										
Jeff Weaver, R ERA: 3.93	7.0	W	27	5	2	2	5	1	0	0	0	0	0	77	103	2.57	0.857										
43 Yhency Brazoban, R ERA: 3.96	1.0		3	0	0	0	0	0	0	0	0	0	0	7	10	0.00	0.000										
Duaner Sanchez, R ERA: 3.53	1.0		5	1	1	1	1	1	0	0	0	0	1	9	16	9.00	2.000										

Pittsburgh Pirates @ Los Angeles Dodgers
 Dodger Stadium, Los Angeles, CA
 Thu Aug 05 2004, 12:10 PM PDT
 Att: 38,852 - Sunny - 77 F

AB 32
R 3
H 6
RBI 3
BB 2
SO 6
LOB 10



Batter	1	2	3	4	5	6	7	8	9	AB	R	H	RBI	BB	SO	LOB	BOTTOM										
Cesar Izturis, S OBP: 0.348, SLG: 0.394 (1, 6)	4-0 HR BB		1-1 G3		0-2 1B			0-1 G6-3		3	1	1	1	2	0	0											
Jayson Werth, R OBP: 0.345, SLG: 0.523 (1, 7)	2-2 1-H HR		0-3 K		2-0 G1-3			2-3 K		5	1	1	2	0	3	4											
Milton Bradley, S OBP: 0.377, SLG: 0.466 (1, 8)	0-0 HR		2-3 K		2-0 HR			2-3 K		5	2	2	2	0	2	0											
Adrián Beltré, R OBP: 0.374, SLG: 0.617 (1, 5)	1-2 HR		2-2 G6-3		1-1 G6-4-3 1B			3-2 G4-3		5	2	2	1	0	0	0											
Shawn Green, L OBP: 0.342, SLG: 0.429 (1, 9)	0-1 G4-3		1-1 E6 FC5 1B		4-2 G6-4-3 BB			4-2 BB		2	0	0	0	2	0	0											
Olmedo Saenz, R OBP: 0.333, SLG: 0.455 (1, 3)	2-2 1B		3-1 1B		1-2 BB			0-2 G6-4-3		4	0	2	0	0	0	3											
José Hernández, R OBP: 0.398, SLG: 0.543 (1, 4)	1-3 K		1-0 FC5		4-1 1B 1B BB IBB			2-0 HR		3	2	1	1	1	1	3											
David Ross, R OBP: 0.261, SLG: 0.302 (1, 2)	2-3 K			0-0 B1				2-2 G6-3		4	0	1	1	0	1	1											
Jeff Weaver, R OBP: 0.170, SLG: 0.213 Hee-Seop Choi, L (7, PH) 43 Yhency Brazoban, R (8, 1) Duaner Sanchez, R OBP: 0.250, SLG: 0.500 (9, 1)		2-2 G3		0-1 G3-1				0-0 G4-3		3	0	1	0	0	0	0											
Inning Stats	R: 4 E: 0 K: 2 S: 21	H: 4 LOB: 1 BB: 1 P: 33	R: 0 E: 0 K: 1 S: 8	H: 0 LOB: 0 BB: 0 P: 11	R: 0 E: 0 K: 1 S: 11	H: 1 LOB: 2 BB: 0 P: 20	R: 0 E: 0 K: 0 S: 7	H: 1 LOB: 1 BB: 0 P: 9	R: 3 E: 0 K: 1 S: 23	H: 4 LOB: 3 BB: 3 P: 40	R: 0 E: 0 K: 1 S: 12	H: 0 LOB: 1 BB: 1 P: 23	R: 1 E: 0 K: 0 S: 8	H: 1 LOB: 0 BB: 0 P: 12	R: 0 E: 0 K: 1 S: 7	H: 0 LOB: 0 BB: 0 P: 11	1B: 6 2B: 0 3B: 0 HR: 5	SF: 0 SAC: 0 DP: 1 HBP: 0	WP: 0 PB: 0 SB: 0 CS: 0	PA: 40							
PITCHER	IP	WLS	BF	H	R	ER	SO	BB	IBB	HBP	BLK	WP	HR	S	P	ERA	WHIP										
18 Sean Burnett, L ERA: 4.11	4.0	L	23	8	7	7	4	2	0	0	0	0	0	17	27	0.00	3.000										
Brian Meadows, R ERA: 2.99	1.0		6	2	0	0	1	1	1	0	0	0	1	20	35	4.50	1.000										
Dave Williams, L ERA: 4.5	2.0		8	1	1	1	1	1	0	0	0	0	1	20	35	4.50	1.000										
Jose Mesa, R ERA: 2.28	1.0		3	0	0	0	1	0	0	0	0	0	0	7	11	0.00	0.000										

Pittsburgh Pirates @ Los Angeles Dodgers
 Dodger Stadium, Los Angeles, CA
 Thu Aug 05 2004, 12:10 PM PDT
 Att: 38,852 - Sunny - 77 F

AB 35
R 8
H 11
RBI 8
BB 5
SO 7
LOB 11



Batter	1	2	3	4	5	6	7	8	9	AB	R	H	RBI	BB	SO	LOB	TOP								
11 Jimmy Rollins, S OBP: 0.329, SLG: 0.408	G6-3			G6-4-3 1B		G6-3		F8		4	0	1	0	0	0	2	Philadelphia Phillies @ Los Angeles Dodgers Dodger Stadium, Los Angeles, CA Sat Aug 07 2004, 7:10 PM PDT Att: 54,404 - Sunny - 75 F								
Placido Polanco, R OBP: 0.330, SLG: 0.368	G6-3			G6-4-3 1-2f		K		L8		4	0	0	0	0	1	3									
Bobby Abreu, L OBP: 0.420, SLG: 0.558	G3			G3				P5		4	0	0	0	0	1	1									
Jim Thome, L OBP: 0.399, SLG: 0.627										3	1	2	1	1	1	0									
David Bell, R OBP: 0.362, SLG: 0.443										3	0	0	0	1	1	1									
Mike Lieberthal, R OBP: 0.321, SLG: 0.421										4	0	1	0	0	1	2									
Doug Glanville, R OBP: 0.276, SLG: 0.277										3	0	0	0	0	0	4									
Marlon Byrd, R OBP: 0.304, SLG: 0.321										4	1	3	0	0	0	0									
Paul Abbott, R OBP: 0.182, SLG: 0.182										1	0	0	0	0	1	0									
Geoff Geary, R OBP: 0.125, SLG: 0.125										0	0	0	0	0	0	0									
Brian Powell, R OBP: 0.500, SLG: 0.500										2	0	1	1	0	0	1									
Lou Collier, R OBP: 0.306, SLG: 0.520										1	1	1	1	0	0	0									
26 Chase Utley, L OBP: 0.306, SLG: 0.520										1	1	1	1	0	0	0									
Inning Stats	R: 0 E: 0 K: 0 S: 9	H: 0 LOB: 0 BB: 0 P: 13	R: 0 E: 0 K: 2 S: 7	H: 0 LOB: 0 BB: 0 P: 11	R: 0 E: 0 K: 1 S: 9	H: 0 LOB: 0 BB: 0 P: 14	R: 0 E: 0 K: 0 S: 5	H: 1 LOB: 0 BB: 0 P: 7	R: 0 E: 0 K: 0 S: 9	H: 1 LOB: 1 BB: 1 P: 18	R: 0 E: 0 K: 1 S: 7	H: 1 LOB: 1 BB: 0 P: 11	R: 0 E: 0 K: 2 S: 14	H: 1 LOB: 2 BB: 1 P: 22	R: 1 E: 1 K: 0 S: 13	H: 2 LOB: 1 BB: 0 P: 22	R: 2 E: 0 K: 0 S: 15	H: 3 LOB: 1 BB: 0 P: 26	1B: 7 2B: 0 3B: 0 HR: 2	SF: 0 SAC: 1 DP: 2 HBP: 0	WP: 0 PB: 0 SB: 0 CS: 0	PA: 36			
PITCHER	IP	WLS	BF	H	R	ER	SO	BB	IBB	HBP	BLK	WP	HR	S	P	ERA	WHIP	PITCHER							
Odalis Perez, L ERA: 2.92	7.0	W	25	4	0	0	6	2	0	0	0	0	0	60	96	0.00	0.857								
43 Yhency Brazoban, R ERA: 3.0	1.0		5	2	1	1	0	0	0	0	0	0	0	13	22	9.00	2.000								
37 Darren Dreifort, R ERA: 3.7	0.2	S	5	3	2	2	0	0	0	0	0	0	2	13	23	27.00	4.500								
Eric Gagne, R ERA: 1.64	0.1	S	1	0	0	0	0	0	0	0	0	0	0	2	3	0.00	0.000								

AB	33
R	3
H	9
RBI	3
BB	2
SO	6
LOB	14



Batter	1	2	3	4	5	6	7	8	9	AB	R	H	RBI	BB	SO	LOB	BOTTOM								
Cesar Izturis, S OBP: 0.345, SLG: 0.391	G4-3		G4-6-3 1-2f		B5-3	BB 2B	G4-3			5	0	1	1	0	0	3	Philadelphia Phillies @ Los Angeles Dodgers Dodger Stadium, Los Angeles, CA Sat Aug 07 2004, 7:10 PM PDT Att: 54,404 - Sunny - 75 F								
Alex Cora, L OBP: 0.395, SLG: 0.427	1B BB B1-3		G4-3		BB BB	BB BB		F8		2	0	0	0	3	0	0									
Milton Bradley, S OBP: 0.382, SLG: 0.461	B1-3				BB BB SAFE SAFE	BB BB SAFE SAFE				1	0	0	1	4	0	1									
Adrian Beltré, R OBP: 0.371, SLG: 0.607					BB HBP 2B 1B	F7 L9		L6		5	1	2	0	0	0	6									
Shawn Green, L OBP: 0.341, SLG: 0.433	G3				P6-4 2-2f	F7		G4-3		5	1	1	1	0	0	7									
Jayson Werth, R OBP: 0.361, SLG: 0.564					SAFE SAFE	SAFE SAFE				3	3	2	0	0	0	0									
Hee-Seop Choi, L OBP: 0.386, SLG: 0.495					SAFE SAFE	SAFE SAFE				3	0	1	1	1	1	1									
Brent Mayne, L OBP: 0.330, SLG: 0.320					SAFE SAFE	SAFE SAFE				2	0	0	0	1	1	1									
Odalis Perez, L OBP: 0.140, SLG: 0.146					SAFE SAFE	SAFE SAFE				1	1	0	0	2	0	2									
Steve Finley, L OBP: 0.344, SLG: 0.499					SAFE SAFE	SAFE SAFE				0	0	0	1	0	0	0									
43 Yhency Brazoban, R OBP: 0.344, SLG: 0.499					SAFE SAFE	SAFE SAFE				0	0	0	0	0	0	0									
37 Darren Dreifort, R OBP: 0.344, SLG: 0.499					SAFE SAFE	SAFE SAFE				0	0	0	0	0	0	0									
Eric Gagne, R OBP: 0.344, SLG: 0.499					SAFE SAFE	SAFE SAFE				0	0	0	0	0	0	0									
Inning Stats	R: 0 E: 0 K: 0 S: 7	H: 1 LOB: 2 BB: 1 P: 13	R: 0 E: 0 K: 2 S: 7	H: 0 LOB: 0 BB: 0 P: 11	R: 0 E: 0 K: 0 S: 6	H: 0 LOB: 0 BB: 1 P: 12	R: 2 E: 0 K: 0 S: 8	H: 2 LOB: 2 BB: 2 P: 18	R: 0 E: 0 K: 0 S: 10	H: 0 LOB: 2 BB: 2 P: 22	R: 2 E: 0 K: 0 S: 10	H: 2 LOB: 3 BB: 3 P: 26	R: 2 E: 1 K: 0 S: 13	H: 2 LOB: 1 BB: 1 P: 21	R: 0 E: 0 K: 0 S: 9	H: 0 LOB: 1 BB: 1 P: 15	1B: 4 2B: 3 3B: 0 HR: 1	SF: 1 SAC: 1 DP: 3 HBP: 1	WP: 0 PB: 0 SB: 1 CS: 0	PA: 41					
PITCHER	IP	WLS	BF	H	R	ER	SO	BB	IBB	HBP	BLK	WP	HR	S	P	ERA	WHIP	PITCHER							
Paul Abbott, R ERA: 6.47	5.2	L	30	5	4	4	2	8	1	1	0	0	0	45	99	6.35	2.294								
Geoff Geary, R ERA: 7.12	0.1		4	2	2	2	0	1	0	0	0	0	1	11	18	54.00	9.000								
Brian Powell, R ERA: 3.79	2.0		7	0	0	0	0	1	0	0	0	0	0	14	21	0.00	0.500								

AB	27
R	6
H	7
RBI	5
BB	11
SO	2
LOB	21



Batter	1	2	3	4	5	6	7	8	9	AB	R	H	RBI	BB	SO	LOB	TOP		
11 Jimmy Rollins, S OBP: 0.330, SLG: 0.412	F7		K			SF7 2B		F8 2B	G3	5	1	2	0	0	1	2			
26 Chase Utley, L OBP: 0.304, SLG: 0.531	HR			P4		P6		F8		4	1	1	1	0	0	2			
Bobby Abreu, L OBP: 0.416, SLG: 0.554	F9			K		SF7 2H		G4-3		3	0	0	1	0	1	1			
Jim Thome, L OBP: 0.400, SLG: 0.624	G3				BB				K	2	0	0	0	2	1	0			
David Bell, R OBP: 0.361, SLG: 0.442 Tomas Perez, S OBP: 0.284, SLG: 0.452	G6-3			F8		F7			F9 1B 2B	1	0	0	0	0	0	0			
Lou Collier, R OBP: 0.333, SLG: 0.333	F8				G5-3 1B		K		F9	4	0	1	0	0	1	1			
Marlon Byrd, R OBP: 0.303, SLG: 0.320	P4				K		P3		1B 1B	4	1	1	1	0	1	1			
Todd Pratt, R OBP: 0.333, SLG: 0.287			G6-3		G5-3		G3		1B 1B	4	0	1	0	0	0	1			
39 Brett Myers, R OBP: 0.211, SLG: 0.250 Placido Polanco, R OBP: 0.332, SLG: 0.370 Tim Worrell, R OBP: 0.332, SLG: 0.370	K				P3		G4-3		1B	3	0	0	0	0	1	1			
Inning Stats	R: 1 E: 0 K: 0 S: 9	H: 1 LOB: 0 BB: 0 P: 17	R: 0 E: 0 K: 0 S: 11	H: 0 LOB: 0 BB: 0 P: 16	R: 0 E: 0 K: 2 S: 8	H: 0 LOB: 0 BB: 0 P: 14	R: 0 E: 0 K: 1 S: 9	H: 0 LOB: 1 BB: 1 P: 15	R: 0 E: 0 K: 1 S: 13	H: 1 LOB: 1 BB: 0 P: 18	R: 0 E: 0 K: 0 S: 8	H: 0 LOB: 0 BB: 0 P: 12	R: 0 E: 0 K: 0 S: 7	H: 1 LOB: 1 BB: 0 P: 12	R: 2 E: 0 K: 1 S: 13	H: 4 LOB: 2 BB: 0 P: 19	1B: 4 2B: 3 3B: 0 HR: 1	SF: 1 SAC: 0 DP: 0 HBP: 0	WP: 0 PA: 37 PB: 0 SB: 1 CS: 0
PITCHER	IP	WLS	BF	H	R	ER	SO	BB	IBB	HBP	BLK	WP	HR	S	P	ERA	WHIP		
31 Brad Penny, R ERA: 3.02	0.2	L	3	1	1	1	0	0	0	0	0	0	1	8	13	13.50	1.500		
Giovanni Carrara, R ERA: 1.14	4.1		15	1	0	0	4	1	0	0	0	0	0	42	67	0.00	0.462		
Wilson Alvarez, L ERA: 3.32	2.0		8	1	1	1	1	1	0	0	0	0	0	17	28	4.50	1.000		
Duaner Sanchez, R ERA: 3.71	2.0		11	5	2	2	1	0	0	0	0	0	0	20	31	9.00	2.500		

Philadelphia Phillies @ Los Angeles Dodgers
Dodger Stadium, Los Angeles, CA
Sun Aug 08 2004, 1:10 PM PDT
Att: 53,840 - Sunny - 79 F

AB	34
R	4
H	8
RBI	4
BB	2
SO	6
LOB	11



Batter	1	2	3	4	5	6	7	8	9	AB	R	H	RBI	BB	SO	LOB	BOTTOM				
Cesar Izturis, S OBP: 0.342, SLG: 0.387	G4-3			K		K		F8		4	0	0	0	0	2	2					
Alex Cora, L OBP: 0.397, SLG: 0.426	K			P5					G4-3 DI 2B 1B	3	1	1	0	1	1	0					
Milton Bradley, S OBP: 0.380, SLG: 0.457	F8				BB	G4-3		G4-3	G4-3	3	0	0	0	1	0	3					
Adrián Beltré, R OBP: 0.368, SLG: 0.601			K	G4-3		G4-3		K	K	4	0	0	0	0	2	2					
Shawn Green, L OBP: 0.341, SLG: 0.434	G6-3				F9		G4-3			4	0	1	1	0	0	0					
Jayson Werth, R OBP: 0.354, SLG: 0.552	F9				K		K		2B	3	0	0	0	0	2	0					
Duaner Sanchez, R OBP: 0.250, SLG: 0.500 Steve Finley, L OBP: 0.343, SLG: 0.498									K2-3	0	0	0	0	0	0	0					
Hee-Seop Choi, L OBP: 0.384, SLG: 0.492 Wilson Alvarez, L OBP: 0.217, SLG: 0.182 Robin Ventura, L OBP: 0.316, SLG: 0.320	F7				K		K		G3	2	0	0	0	0	1	0					
Brent Mayne, L OBP: 0.331, SLG: 0.320	P6					BB 1B		G5-3		3	0	1	0	0	0	0					
31 Brad Penny, R OBP: 0.060, SLG: 0.060 Giovanni Carrara, R OBP: 0.313, SLG: 0.433	K					K			1B	0	0	0	0	0	0	0					
Inning Stats	R: 0 E: 0 K: 1 S: 9	H: 0 LOB: 0 BB: 0 P: 15	R: 0 E: 0 K: 1 S: 8	H: 0 LOB: 0 BB: 0 P: 13	R: 0 E: 0 K: 1 S: 7	H: 0 LOB: 0 BB: 0 P: 10	R: 0 E: 0 K: 1 S: 11	H: 0 LOB: 1 BB: 1 P: 17	R: 0 E: 0 K: 2 S: 9	H: 0 LOB: 0 BB: 0 P: 11	R: 0 E: 0 K: 2 S: 14	H: 1 LOB: 2 BB: 1 P: 20	R: 0 E: 0 K: 0 S: 12	H: 0 LOB: 0 BB: 0 P: 15	R: 0 E: 0 K: 0 S: 7	H: 1 LOB: 1 BB: 0 P: 12	R: 1 E: 0 K: 2 S: 14	H: 2 LOB: 1 BB: 0 P: 20	1B: 3 2B: 1 3B: 0 HR: 0	SF: 0 SAC: 0 DP: 0 HBP: 0	WP: 0 PA: 33 PB: 0 SB: 0 CS: 0
PITCHER	IP	WLS	BF	H	R	ER	SO	BB	IBB	HBP	BLK	WP	HR	S	P	ERA	WHIP				
39 Brett Myers, R ERA: 5.03	1.0		5	2	1	1	2	0	0	0	0	0	0	14	20	9.00	2.000				
Tim Worrell, R ERA: 3.9																					

Philadelphia Phillies @ Los Angeles Dodgers
Dodger Stadium, Los Angeles, CA
Sun Aug 08 2004, 1:10 PM PDT
Att: 53,840 - Sunny - 79 F

AB	31
R	1
H	4
RBI	1
BB	2
SO	11
LOB	9



Batter	1	2	3	4	5	6	7	8	9	AB	R	H	RBI	BB	SO	LOB	TOP	
Cesar Izturis, S (1, 6) OBP: 0.338, SLG: 0.383	F8		F8		F8		F9		F9	5	0	0	0	0	0	1	Los Angeles Dodgers @ Cincinnati Reds Great American Ball Park, Cincinnati, OH Tue Aug 10 2004, 7:10 PM EDT Att: 26,295 - Sunny - 82 F livebaseballscorecards.com	
Steve Finley, L (1, 8) OBP: 0.345, SLG: 0.507	K		HR		L4		2B			4	1	2	2	0	1	0		
Milton Bradley, S (1, 7) OBP: 0.379, SLG: 0.453	BB		K		K		G4-3			3	0	0	0	1	2	1		
Adrián Beltré, R (1, 5) OBP: 0.369, SLG: 0.606	K				1B		HR		F8	3	2	1	1	1	1	1		
Shawn Green, L (1, 9) OBP: 0.342, SLG: 0.435					BB		HR		K	4	1	2	0	0	2	0		
Hee-Seop Choi, L (1, 3) OBP: 0.383, SLG: 0.488					1B				K	2	0	0	1	0	1	1		
Alex Cora, L (1, 4) OBP: 0.396, SLG: 0.425					SH				HBP	3	0	1	1	0	0	1		
Brent Mayne, L (1, 2) OBP: 0.328, SLG: 0.318					P5				F8	4	1	1	0	0	0	2		
Jose Lima, R (1, 1) OBP: 0.182, SLG: 0.156					HR				K	2	0	0	0	0	1	1		
Jason Grabowski, L (9, PH) OBP: 0.311, SLG: 0.430					SH1-4					1	0	0	0	0	1	0		
Eric Gagne, R (9, 1)										0	0	0	0	0	0	0		
Inning Stats	R: 0 E: 0 K: 2 S: 9	H: 0 LOB: 1 BB: 1 P: 14	R: 0 E: 0 K: 1 S: 11	H: 1 LOB: 0 BB: 0 P: 19	R: 2 E: 0 K: 1 S: 11	H: 2 LOB: 0 BB: 0 P: 13	R: 2 E: 0 K: 1 S: 14	H: 1 LOB: 1 BB: 0 P: 25	R: 0 E: 0 K: 1 S: 12	H: 1 LOB: 1 BB: 0 P: 18	R: 0 E: 0 K: 1 S: 8	H: 0 LOB: 1 BB: 0 P: 16	R: 0 E: 0 K: 1 S: 6	H: 0 LOB: 0 BB: 0 P: 10	1B: 4 2B: 2 3B: 0 HR: 2	SF: 1 SAC: 2 DP: 1 HBP: 1	WP: 0 PA: 37 PB: 0 SB: 1 CS: 1	
PITCHER	IP	WLS	BF	H	R	ER	SO	BB	IBB	HBP	BLK	WP	HR	S	P	ERA	WHIP	
39 Aaron Harang, R (1, 1) ERA: 4.49	6.0	L	26	6	5	5	7	2	0	0	0	0	2	70	103	7.50	1.333	
Phil Norton, L (7, 1) ERA: 4.59	2.0		8	1	0	0	1	0	0	1	0	0	0	20	34	0.00	0.500	
Jose Acevedo, R (9, 1) ERA: 6.3	1.0	S	3	0	0	0	1	0	0	0	0	0	0	6	10	0.00	0.000	

Batter	1	2	3	4	5	6	7	8	9	AB	R	H	RBI	BB	SO	LOB	BOTTOM		
6 Ryan Freel, R (1, 9) OBP: 0.382, SLG: 0.349	2B									2	1	1	0	0	0	0	Los Angeles Dodgers @ Cincinnati Reds Great American Ball Park, Cincinnati, OH Tue Aug 10 2004, 7:10 PM EDT Att: 26,295 - Sunny - 82 F livebaseballscorecards.com		
Jacob Cruz, L (4, 9) OBP: 0.317, SLG: 0.364	1B									2	0	0	0	0	1	0			
Barry Larkin, R (1, 6) OBP: 0.354, SLG: 0.441	2B									4	0	2	1	0	0	0			
Sean Casey, L (1, 3) OBP: 0.395, SLG: 0.563	L4									4	0	0	0	0	0	2			
Adam Dunn, L (1, 7) OBP: 0.410, SLG: 0.605	P4									4	1	1	1	0	0	2			
Wily Mo Peña, R (1, 8) OBP: 0.322, SLG: 0.522	G6-3									3	0	0	0	0	0	1			
D'Angelo Jimenez, S (1, 4) OBP: 0.356, SLG: 0.363	G4-3									3	0	0	0	0	1	0			
Jason LaRue, R (1, 2) OBP: 0.332, SLG: 0.435	2B									3	0	1	0	0	1	0			
Juan Castro, R (1, 5) OBP: 0.269, SLG: 0.340	G1-3									3	0	0	0	0	0	1			
39 Aaron Harang, R (1, 1) ERA: 3.89										2	0	0	0	0	1	1			
Phil Norton, R (7, 1) ERA: 4.59										0	0	0	0	0	0	0			
John Vander Wal, L (9, PH) OBP: 0.206, SLG: 0.424										1	0	0	0	0	0	0			
Jose Acevedo, R (9, 1) ERA: 6.3										0	0	0	0	0	0	0			
Inning Stats	R: 1 E: 0 K: 0 S: 14	H: 2 LOB: 1 BB: 0 P: 18	R: 0 E: 0 K: 1 S: 10	H: 1 LOB: 0 BB: 0 P: 12	R: 0 E: 0 K: 0 S: 6	H: 0 LOB: 0 BB: 0 P: 9	R: 1 E: 0 K: 1 S: 13	H: 1 LOB: 0 BB: 0 P: 19	R: 0 E: 0 K: 0 S: 7	H: 1 LOB: 0 BB: 0 P: 15	R: 0 E: 0 K: 1 S: 7	H: 0 LOB: 0 BB: 0 P: 8	R: 0 E: 0 K: 1 S: 9	H: 0 LOB: 0 BB: 0 P: 14	R: 0 E: 0 K: 0 S: 10	H: 0 LOB: 0 BB: 0 P: 14	1B: 2 2B: 2 3B: 0 HR: 1	SF: 0 SAC: 0 DP: 1 HBP: 0	WP: 0 PA: 31 PB: 0 SB: 0 CS: 0
PITCHER	IP	WLS	BF	H	R	ER	SO	BB	IBB	HBP	BLK	WP	HR	S	P	ERA	WHIP		
Jose Lima, R (1, 1) ERA: 3.89	8.0	W	28	5	2	2	4	0	0	0	0	0	1	73	105	2.25	0.625		
Eric Gagne, R (9, 1) ERA: 1.61	1.0	S	3	0	0	0	0	0	0	0	0	0	0	10	14	0.00	0.000		

Batter	1	2	3	4	5	6	7	8	9	AB	R	H	RBI	BB	SO	LOB	TOP			
Cesar Izturis, S OBP: 0.337, SLG: 0.383 (1, 6)										5	1	1	0	0	1	1				
Steve Finley, L OBP: 0.352, SLG: 0.511 (1, 8)										3	2	3	1	2	0	0				
Milton Bradley, S OBP: 0.377, SLG: 0.451 Robin Ventura, L OBP: 0.316, SLG: 0.320 (3, 3)										2	0	0	0	0	1	2				
Adrián Beltré, R OBP: 0.369, SLG: 0.603 (1, 5)										4	2	1	0	1	1	4				
Shawn Green, L OBP: 0.345, SLG: 0.441 (3, 9)										3	3	1	3	2	0	1				
Jayson Werth, R OBP: 0.349, SLG: 0.537 (1, 7)										4	1	0	1	1	1	1				
José Hernández, R OBP: 0.396, SLG: 0.568 (1, 4)										5	1	2	5	0	3	0				
David Ross, R OBP: 0.264, SLG: 0.333 (1, 2)										4	1	1	1	0	1	0				
Jeff Weaver, R OBP: 0.176, SLG: 0.216 Duaner Sanchez, R OBP: 0.250, SLG: 0.500 (9, 1)										4	0	1	0	0	1	2				
Inning Stats	R: 4 E: 0 K: 2 S: 26	H: 1 LOB: 2 BB: 4 P: 49	R: 0 E: 0 K: 0 S: 5	H: 1 LOB: 0 BB: 0 P: 6	R: 3 E: 0 K: 0 S: 14	H: 2 LOB: 0 BB: 1 P: 26	R: 4 E: 0 K: 1 S: 15	H: 4 LOB: 0 BB: 0 P: 26	R: 0 E: 0 K: 0 S: 17	H: 2 LOB: 3 BB: 1 P: 23	R: 0 E: 0 K: 1 S: 7	H: 0 LOB: 0 BB: 0 P: 10	R: 0 E: 0 K: 1 S: 11	H: 1 LOB: 1 BB: 0 P: 16	R: 0 E: 0 K: 2 S: 7	H: 0 LOB: 0 BB: 0 P: 9	1B: 6 2B: 1 3B: 1 HR: 3	SF: 0 SAC: 0 DP: 1 HBP: 1	WP: 0 PB: 0 SB: 0 CS: 0	PA: 44
PITCHER	IP WLS BF H R ER SO BB IBB HBP BLK WP HR S P ERA WHIP																			
Brandon Claussen, L ERA: 6.93 (1, 1)	3.0 L 18 4 7 7 2 5 0 0 0 0 0 2 45 81 21.00 3.000																			
Todd Van Poppel, R ERA: 5.6 (4, 1)	2.0 13 6 4 4 1 1 0 0 0 0 0 1 32 49 18.00 3.500																			
Ryan Wagner, R ERA: 6.16 (6, 1)	2.0 6 0 0 0 3 0 0 0 0 0 0 0 18 24 0.00 0.000																			
Gabe White, L ERA: 8.0 (8, 1)	1.0 4 1 0 0 1 0 0 0 0 0 0 0 11 16 0.00 1.000																			
Danny Graves, R ERA: 3.1 (9, 1)	1.0 3 0 0 0 2 0 0 0 0 0 0 0 7 9 0.00 0.000																			

Los Angeles Dodgers @ Cincinnati Reds
Great American Ball Park, Cincinnati, OH
Wed Aug 11 2004, 7:10 PM EDT
Att: 39,933 - Sunny - 70 F

AB 37
R 11
H 11
RBI 11
BB 6
SO 9
LOB 13

Batter	1	2	3	4	5	6	7	8	9	AB	R	H	RBI	BB	SO	LOB	BOTTOM					
Felipe Lopez, S OBP: 0.312, SLG: 0.494 (1, 5)										4	0	1	0	0	1	0						
Barry Larkin, R OBP: 0.356, SLG: 0.445 (1, 6)										4	1	2	0	0	0	1						
Sean Casey, L OBP: 0.394, SLG: 0.562 (1, 3)										4	0	1	0	0	1	3						
Adam Dunn, L OBP: 0.409, SLG: 0.601 (1, 7)										4	0	1	1	0	0	2						
Wily Mo Peña, R OBP: 0.318, SLG: 0.514 (1, 8)										4	0	0	0	0	1	2						
D'Angelo Jimenez, S OBP: 0.354, SLG: 0.360 (1, 4)										3	0	0	0	0	1	1						
John Vander Wal, L OBP: 0.265, SLG: 0.452 (1, 9)										1	0	0	0	0	0	0						
Todd Van Poppel, R OBP: 0.376, SLG: 0.575 (4, 1)										0	0	0	0	0	0	0						
Tim Hummel, R OBP: 0.276, SLG: 0.290 (6, Ph)										0	0	0	0	0	0	0						
Ryan Wagner, R OBP: 0.276, SLG: 0.290 (6, Ph)										0	0	0	0	0	0	0						
Juan Castro, R OBP: 0.290, SLG: 0.338 (8, 1)										0	0	0	0	0	0	0						
Gabe White, L OBP: 0.290, SLG: 0.338 (8, 1)										0	0	0	0	0	0	0						
Danny Graves, R OBP: 0.290, SLG: 0.338 (8, 1)										0	0	0	0	0	0	0						
Javier Valentin, S OBP: 0.263, SLG: 0.374 (1, 2)										3	0	0	0	0	2	0						
Brandon Claussen, R OBP: 0.167, SLG: 0.167 Jacob Cruz, L OBP: 0.310, SLG: 0.354 (3, Ph) (4, 9)										0	0	0	0	0	0	0						
Inning Stats	R: 0 E: 0 K: 1 S: 10	H: 1 LOB: 1 BB: 0 P: 16	R: 0 E: 0 K: 0 S: 7	H: 0 LOB: 0 BB: 0 P: 9	R: 0 E: 0 K: 2 S: 9	H: 0 LOB: 0 BB: 0 P: 16	R: 1 E: 0 K: 0 S: 5	H: 1 LOB: 0 BB: 0 P: 9	R: 0 E: 0 K: 1 S: 9	H: 0 LOB: 0 BB: 0 P: 11	R: 0 E: 0 K: 1 S: 11	H: 1 LOB: 1 BB: 0 P: 16	R: 0 E: 0 K: 1 S: 12	H: 1 LOB: 1 BB: 0 P: 16	R: 0 E: 0 K: 1 S: 7	H: 0 LOB: 0 BB: 0 P: 11	R: 0 E: 0 K: 0 S: 7	H: 1 LOB: 1 BB: 0 P: 13	1B: 3 2B: 2 3B: 0 HR: 0	SF: 0 SAC: 0 DP: 0 HBP: 0	WP: 1 PB: 0 SB: 0 CS: 0	PA: 32
PITCHER	IP WLS BF H R ER SO BB IBB HBP BLK WP HR S P ERA WHIP																					
Jeff Weaver, R ERA: 3.78 (1, 1)	8.0 W 28 4 1 1 7 0 0 0 0 0 0 0 70 104 1.12 0.500																					
Duaner Sanchez, R ERA: 3.64 (9, 1)	1.0 4 1 0 0 0 0 0 0 0 0 0 0 7 13 0.00 1.000																					

Los Angeles Dodgers @ Cincinnati Reds
Great American Ball Park, Cincinnati, OH
Wed Aug 11 2004, 7:10 PM EDT
Att: 39,933 - Sunny - 70 F

AB 32
R 1
H 5
RBI 1
BB 0
SO 7
LOB 10

Batter	1	2	3	4	5	6	7	8	9	AB	R	H	RBI	BB	SO	LOB	TOP										
Cesar Izturis, S OBP: 0.335, SLG: 0.381	P5		HR 1B		E1 1B	K		G6-4-3		5	2	1	0	0	1	4											
Jason Grabowski, L OBP: 0.316, SLG: 0.453 Jayson Werth, R OBP: 0.347, SLG: 0.534	F8		HR		G3 1B		L7		K	4	2	2	2	0	0	0											
Steve Finley, L OBP: 0.350, SLG: 0.507			K2-3		P3		G4-3		F9	5	0	1	0	0	1	2											
Adrián Beltré, R OBP: 0.372, SLG: 0.609	L8		HR		G3 1B				K	4	1	2	2	1	1	1											
Shawn Green, L OBP: 0.342, SLG: 0.437			G1-3		G3		G4-3			4	0	0	1	0	1	2											
Hee-Seop Choi, L OBP: 0.384, SLG: 0.485					F8		G4-3		BB G6-3 BB	2	0	0	0	2	0	1											
Alex Cora, L OBP: 0.391, SLG: 0.419					G3		L4		G6-3	4	0	0	0	0	1	2											
Brent Mayne, L OBP: 0.341, SLG: 0.321					G4-3		SH2-4 1B		BB BB	2	0	1	0	2	0	1											
Wilson Alvarez, L OBP: 0.200, SLG: 0.167 Giovanni Carrara, R OBP: 0.322, SLG: 0.320 Robin Ventura, L OBP: 0.322, SLG: 0.320 37 Darren Dreifort, R 43 Yhency Brazoban, R			K		G4-3		SH2-4		G6-4-3 BB	2	0	0	0	0	1	1											
Inning Stats	R: 0 E: 0 K: 0 S: 12	H: 1 LOB: 1 BB: 0 P: 19	R: 0 E: 0 K: 2 S: 10	H: 0 LOB: 1 BB: 1 P: 17	R: 3 E: 0 K: 2 S: 20	H: 3 LOB: 0 BB: 0 P: 27	R: 0 E: 0 K: 0 S: 7	H: 0 LOB: 1 BB: 1 P: 15	R: 2 E: 1 K: 1 S: 13	H: 2 LOB: 1 BB: 0 P: 14	R: 0 E: 0 K: 0 S: 10	H: 0 LOB: 1 BB: 1 P: 21	R: 0 E: 0 K: 0 S: 4	H: 0 LOB: 2 BB: 3 P: 17	R: 0 E: 0 K: 2 S: 8	H: 0 LOB: 0 BB: 0 P: 9	1B: 5 2B: 0 3B: 0 HR: 2	SF: 0 SAC: 1 DP: 1 HBP: 0	WP: 0 PA: 40 PB: 0 SB: 0 CS: 0								
PITCHER	IP	WLS	BF	H	R	ER	SO	BB	IBB	HBP	BLK	WP	HR	S	P	ERA	WHIP										
Josh Hancock, R ERA: 8.04	4.0		20	5	5	3	4	2	0	0	0	0	2	54	84	6.75	1.750										
Phil Norton, L ERA: 4.5	2.0		8	2	0	0	1	0	0	0	0	0	0	18	26	0.00	1.000										
John Riedling, R ERA: 4.27	1.1		8	0	0	0	0	4	0	0	0	0	0	13	37	0.00	3.000										
Gabe White, L ERA: 7.88	0.2	W	1	0	0	0	0	0	0	0	0	0	0	1	1	0.00	0.000										
Danny Graves, R ERA: 3.05	1.0	S	3	0	0	0	2	0	0	0	0	0	0	8	9	0.00	0.000										

Los Angeles Dodgers @ Cincinnati Reds
Great American Ball Park, Cincinnati, OH
Thu Aug 12 2004, 12:35 PM EDT
Att: 27,416 - Cloudy - 71 F

AB	33
R	5
H	7
RBI	5
BB	6
SO	7
LOB	14



Batter	1	2	3	4	5	6	7	8	9	AB	R	H	RBI	BB	SO	LOB	BOTTOM										
D'Angelo Jimenez, S OBP: 0.352, SLG: 0.358	F7		G4-3		G5-4-3		K			5	0	1	1	0	1	2											
Felipe Lopez, S OBP: 0.520, SLG: 0.489 Gabe White, L			K2-3		F8				1B	3	0	1	0	1	1	1											
John Vander Wal, L OBP: 0.194, SLG: 0.400 Danny Graves, R							BB		K	1	0	0	0	0	1	2											
Sean Casey, L OBP: 0.393, SLG: 0.559	P2						G4-3			4	1	1	0	0	0	2											
Adam Dunn, L OBP: 0.412, SLG: 0.604									K	3	3	2	0	1	1	1											
Wily Mo Peña, R OBP: 0.320, SLG: 0.525										4	1	2	2	0	1	2											
Jason LaRue, R OBP: 0.328, SLG: 0.430										3	0	0	1	0	1	2											
Juan Castro, R OBP: 0.270, SLG: 0.340 John Riedling, R										2	0	1	1	0	0	0											
Barry Larkin, R OBP: 0.358, SLG: 0.447 6 Ryan Freel, R OBP: 0.382, SLG: 0.349										1	0	1	0	0	0	0											
Darren Bragg, L OBP: 0.308, SLG: 0.100										3	0	0	0	1	0	3											
Josh Hancock, R OBP: 0.333, SLG: 0.333 Phil Norton, R										1	0	1	0	0	0	0											
Tim Hummel, R OBP: 0.277, SLG: 0.284 Jacob Cruz, L OBP: 0.315, SLG: 0.360										2	0	0	0	0	0	2											
1 Jacob Cruz, L OBP: 0.315, SLG: 0.360										1	0	1	1	0	0	0											
Inning Stats	R: 0 E: 0 K: 1 S: 13	H: 1 LOB: 1 BB: 0 P: 18	R: 0 E: 0 K: 1 S: 8	H: 0 LOB: 0 BB: 0 P: 13	R: 0 E: 0 K: 1 S: 12	H: 1 LOB: 1 BB: 0 P: 17	R: 2 E: 0 K: 1 S: 17	H: 3 LOB: 1 BB: 0 P: 27	R: 0 E: 0 K: 0 S: 9	H: 0 LOB: 0 BB: 0 P: 14	R: 1 E: 0 K: 0 S: 16	H: 3 LOB: 2 BB: 0 P: 25	R: 0 E: 0 K: 1 S: 6	H: 0 LOB: 1 BB: 1 P: 13	R: 3 E: 0 K: 1 S: 15	H: 3 LOB: 2 BB: 2 P: 28	1B: 9 2B: 1 3B: 0 HR: 1	SF: 1 SAC: 0 DP: 1 HBP: 1	WP: 0 PA: 38 PB: 0 SB: 0 CS: 0								
PITCHER	IP	WLS	BF	H	R	ER	SO	BB	IBB	HBP	BLK	WP	HR	S	P	ERA	WHIP										
Wilson Alvarez, L ERA: 3.42	5.1		22	6	3	3	4	0	0	1	0	0	0	6	100	5.06	1.125										
Giovanni Carrara, R ERA: 1.07	1.2	H	8	2	0	0	1	1	0	0	0	0	0	15	27	0.00	1.800										
37 Darren Dreifort, R ERA: 4.22	0.1	L	5	2	3	3	0	2	0	0	0	0	1	7	17	81.00	12.000										
43 Yhency Brazoban, R ERA: 2.45	0.2		3	1	0	0	1	0	0	0	0	0	0	8	11	0.00	1.500										

Los Angeles Dodgers @ Cincinnati Reds
Great American Ball Park, Cincinnati, OH
Thu Aug 12 2004, 12:35 PM EDT
Att: 27,416 - Cloudy - 71 F

AB	33
R	6
H	11
RBI	6
BB	3
SO	6
LOB	17



Batter	1	2	3	4	5	6	7	8	9	AB	R	H	RBI	BB	SO	LOB	TOP					
Cesar Izturis, S (1, 6) OBP: 0.337, SLG: 0.383	1-2 P6		2-3 K					1-1 G4-3 1B		4	0	1	0	0	2	1	Los Angeles Dodgers @ Chicago Cubs Wrigley Field, Chicago, IL Sat Aug 14, 2004, 12:20 PM CDT Att: 39,069 - Cloudy - 66 F					
Steve Finley, L (1, 8) OBP: 0.351, SLG: 0.505	1-2 FC5-4 1B		2-1 G3-1					0-1 G4-3		4	0	1	0	0	0	2						
Milton Bradley, S (1, 9) OBP: 0.381, SLG: 0.452	3-2 K		0-0 G6-3					4-2 G6-4-3 1B		3	0	1	0	1	1	1						
Adrian Beltré, R (1, 5) OBP: 0.369, SLG: 0.601	1-2 FC5-4							0-3 G6-4-3 1B		4	0	0	0	0	1	5						
Shawn Green, L (1, 3) OBP: 0.342, SLG: 0.432								0-1 L7		3	0	0	0	1	0	0						
Jayson Werth, R (1, 7) OBP: 0.339, SLG: 0.520								1-3 K		4	0	0	0	0	2	1						
Alex Cora, L (1, 4) Olmedo Saenz, R (0, PH) OBP: 0.333, SLG: 0.446								1-0 F7		3	0	0	0	0	1	1						
David Ross, R (1, 2) OBP: 0.264, SLG: 0.339								0-1 B1-3		4	0	1	0	0	0	1						
Kaz Ishii, L (1, 1) OBP: 0.163, SLG: 0.214 Jason Grabowski, L (0, PH) Giovanni Carrara, R (0, 1)								4-1 G4-3 1B BB		2	0	0	0	0	0	3						
Inning Stats	R: 0 E: 0 K: 1 S: 14	H: 1 LOB: 1 BB: 0 P: 20	R: 0 E: 0 K: 1 S: 14	H: 1 LOB: 2 BB: 1 P: 24	R: 0 E: 0 K: 1 S: 8	H: 0 LOB: 0 BB: 0 P: 12	R: 0 E: 0 K: 0 S: 8	H: 0 LOB: 0 BB: 0 P: 13	R: 0 E: 1 K: 2 S: 12	H: 0 LOB: 1 BB: 0 P: 14	R: 0 E: 0 K: 0 S: 6	H: 1 LOB: 0 BB: 0 P: 7	R: 0 E: 0 K: 1 S: 6	H: 0 LOB: 0 BB: 0 P: 8	R: 0 E: 0 K: 1 S: 14	H: 1 LOB: 3 BB: 2 P: 23	R: 0 E: 0 K: 0 S: 12	H: 1 LOB: 1 BB: 0 P: 15	1B: 4 2B: 1 3B: 0 HR: 0	SF: 0 SAC: 0 DP: 1 HBP: 0	WP: 0 PB: 0 SB: 0 CS: 0	PA: 35
PITCHER	IP	WLS	BF	H	R	ER	SO	BB	IBB	HBP	BLK	WP	HR	S	P	ERA	WHIP					
34 Kerry Wood, R (1, 1) ERA: 2.91	8.0	W	31	4	0	0	7	3	0	0	0	0	0	82	121	0.00	0.875					
Mike Remlinger, L (0, 1) ERA: 2.75	1.0	S	4	1	0	0	0	0	0	0	0	0	0	12	15	0.00	1.000					

AB	32
R	0
H	5
RBI	0
BB	3
SO	7
LOB	15




Batter	1	2	3	4	5	6	7	8	9	AB	R	H	RBI	BB	SO	LOB	BOTTOM					
Corey Patterson, L (1, 8) OBP: 0.335, SLG: 0.452	0-3 K		1-0 F8					1-0 SH1 2B		4	0	2	1	0	1	0	Los Angeles Dodgers @ Chicago Cubs Wrigley Field, Chicago, IL Sat Aug 14, 2004, 12:20 PM CDT Att: 39,069 - Cloudy - 66 F					
Mark Czudzielanek, R (1, 4) OBP: 0.320, SLG: 0.375	0-0 F9		1-1 F8					0-0 SH1		3	0	1	0	0	0	0						
Nomar Garciaparra, R (1, 6) OBP: 0.353, SLG: 0.496	0-2 1B		2-2 G3					1-0 P3		4	0	1	0	0	0	2						
Sammy Sosa, R (1, 9) OBP: 0.342, SLG: 0.542	1-1 1B							2-1 F8		4	0	1	0	0	1	2						
Moises Alou, R (1, 7) OBP: 0.332, SLG: 0.518	0-2 F8							4-1 FC6-4 BB		2	0	0	0	1	0	2						
25 Derek Lee, R (1, 3) OBP: 0.383, SLG: 0.547			2-1 G5-3					0-0 FC6-4		3	0	0	0	0	0	2						
Michael Barrett, R (1, 2) OBP: 0.335, SLG: 0.479			0-1 G4-3					3-2 1B 3B		3	1	1	0	0	1	0						
Ramon Martinez, R (1, 5) OBP: 0.315, SLG: 0.342			2-2 F7					0-2 F8		3	0	0	0	0	0	1						
34 Kerry Wood, R (1, 1) OBP: 0.188, SLG: 0.267 Mike Remlinger, L (0, 1) ERA: 1.02			0-0 HR					3-2 P4		3	1	1	1	0	0	1						
Inning Stats	R: 0 E: 0 K: 1 S: 12	H: 2 LOB: 2 BB: 0 P: 13	R: 0 E: 0 K: 0 S: 8	H: 0 LOB: 0 BB: 0 P: 12	R: 1 E: 0 K: 0 S: 7	H: 1 LOB: 0 BB: 0 P: 11	R: 0 E: 0 K: 0 S: 6	H: 0 LOB: 0 BB: 0 P: 10	R: 1 E: 0 K: 0 S: 9	H: 2 LOB: 0 BB: 0 P: 15	R: 0 E: 0 K: 1 S: 9	H: 1 LOB: 1 BB: 1 P: 17	R: 0 E: 0 K: 1 S: 12	H: 0 LOB: 0 BB: 0 P: 14	R: 0 E: 0 K: 0 S: 5	H: 1 LOB: 1 BB: 0 P: 9	R: 0 E: 0 K: 0 S: 12	H: 1 LOB: 1 BB: 0 P: 9	1B: 4 2B: 1 3B: 1 HR: 1	SF: 0 SAC: 1 DP: 0 HBP: 0	WP: 0 PB: 0 SB: 0 CS: 1	PA: 32
PITCHER	IP	WLS	BF	H	R	ER	SO	BB	IBB	HBP	BLK	WP	HR	S	P	ERA	WHIP					
Kaz Ishii, L (1, 1) ERA: 4.64	7.0	L	27	6	2	2	3	1	0	0	0	0	0	63	92	2.57	1.000					
Giovanni Carrara, R (0, 1) ERA: 1.02	1.0		4	1	0	0	0	0	0	0	0	0	0	5	9	0.00	1.000					



Batter	1	2	3	4	5	6	7	8	9	AB	R	H	RBI	BB	SO	LOB	TOP										
Juan Pierre, L (1,8) OBP: 0.354, SLG: 0.379	L3		3B		E9			HBP	F9	4	0	2	0	0	0	0	Florida Marlins @ Los Angeles Dodgers Dodger Stadium, Los Angeles, CA Mon Aug 16 2004, 7:10 PM PDT Att: 53,121 - Sunny - 73 F										
Luis Castillo, S (1,4) OBP: 0.397, SLG: 0.356	L5-3		B4-3		1B			BB	K	3	1	1	0	2	1												
Paul Lo Duca, R (1,2) OBP: 0.363, SLG: 0.468	L5-3			G6-3	P5			BB	1B	4	1	1	0	0	0												
Miguel Cabrera, R (1,7) OBP: 0.383, SLG: 0.544		BB		HR		F9		WP	1B	2	1	1	1	2	0												
Mike Lowell, R (1,5) OBP: 0.369, SLG: 0.516	P6			G5-3		G5-3		WP	BB	4	0	1	1	0	0												
Jeff Conine, R (1,3) OBP: 0.337, SLG: 0.426	K			P6		P4		WP	1B	4	0	0	0	0	2	4											
Juan Encarnacion, R (1,9) OBP: 0.293, SLG: 0.399	K				E			BB		3	1	1	0	1	2	1											
Alex Gonzalez, R (1,6) OBP: 0.271, SLG: 0.438			K		P3			F8		4	0	0	0	0	1	4											
Carl Pavano, R (1,1) OBP: 0.146, SLG: 0.213			G6-3		B2				P4	3	0	0	0	0	0	1											
Guillermo Mota, R (8,1) OBP: 0.143, SLG: 0.143										0	0	0	0	0	0	0											
Lenny Harris, L (9,PH) OBP: 0.264, SLG: 0.275										1	0	0	0	0	0	0											
Armando Benitez, R (9,1) OBP: 0.264, SLG: 0.275										0	0	0	0	0	0	0											
Inning Stats	R: 0 E: 0 K: 0 S: 9	H: 1 LOB: 0 BB: 0 P: 12	R: 0 E: 0 K: 2 S: 11	H: 0 LOB: 1 BB: 1 P: 17	R: 0 E: 0 K: 1 S: 7	H: 1 LOB: 1 BB: 0 P: 7	R: 1 E: 0 K: 0 S: 10	H: 1 LOB: 0 BB: 0 P: 14	R: 1 E: 1 K: 0 S: 12	H: 2 LOB: 2 BB: 1 P: 21	R: 0 E: 0 K: 0 S: 7	H: 0 LOB: 0 BB: 0 P: 10	R: 0 E: 0 K: 1 S: 6	H: 0 LOB: 0 BB: 0 P: 6	R: 2 E: 0 K: 1 S: 20	H: 2 LOB: 3 BB: 3 P: 36	R: 0 E: 0 K: 1 S: 7	H: 0 LOB: 0 BB: 0 P: 10	1B: 5 2B: 1 3B: 1 HR: 1	SF: 0 SAC: 0 DP: 1 HBP: 1	WP: 1 PB: 0 SB: 1 CS: 1	PA: 38					
PITCHER	IP	WLS	BF	H	R	ER	SO	BB	IBB	HBP	BLK	WP	HR	S	P	ERA	WHIP										
Jeff Weaver, R (1,1) ERA: 3.67	7.0		27	5	2	1	4	2	0	0	0	0	1	62	87	1.29	1.000										
Mike Venafro, L (8,1) ERA:	0.0		1	0	1	1	0	0	0	1	0	0	0	3	5	∞	∞										
37 Darren Dreifort, R (8,1) ERA: 4.44	0.2	L	6	2	1	1	1	3	0	0	0	1	0	16	29	13.50	7.500										
43 Yhency Brazoban, R (8,1) ERA: 1.5	1.1		4	0	0	0	1	0	0	0	0	0	0	8	12	0.00	0.000										


Batter	1	2	3	4	5	6	7	8	9	AB	R	H	RBI	BB	SO	LOB	BOTTOM										
Cesar Izturis, S (1,6) OBP: 0.341, SLG: 0.385	G4-6-3		G1-3		K			F7		4	0	2	0	0	1	0	Florida Marlins @ Los Angeles Dodgers Dodger Stadium, Los Angeles, CA Mon Aug 16 2004, 7:10 PM PDT Att: 53,121 - Sunny - 73 F										
Steve Finley, L (1,8) OBP: 0.350, SLG: 0.500	G4-6-3		G1-3				F8	G3-6-3		4	0	1	0	0	0	2											
Milton Bradley, S (1,7) OBP: 0.378, SLG: 0.446	G4-3		G5-3				CS	G3-6-3		4	0	1	0	0	0	2											
Adrián Beltré, R (1,5) OBP: 0.368, SLG: 0.604	G4-3			G4-3	G3			F8		3	1	1	0	1	0	0											
Shawn Green, L (1,9) OBP: 0.341, SLG: 0.437	G1-3			G4-3				F8		4	0	0	0	0	1	3											
Hee-Seop Choi, L (1,3) OBP: 0.383, SLG: 0.482	E6			G3				G5-3		2	1	0	1	1	0	0											
Jayson Werth, R (7,FR) OBP: 0.337, SLG: 0.516	E									1	0	0	0	0	0	0											
Alex Cora, L (1,4) OBP: 0.386, SLG: 0.409	E6			F7				SH5-4		2	0	1	0	0	0	0											
Brent Mayne, L (1,2) OBP: 0.338, SLG: 0.313	G5-3									3	0	0	0	0	0	2											
Jeff Weaver, R (1,1) OBP: 0.170, SLG: 0.208										2	0	0	0	0	0	0											
Robin Ventura, L (7,PH) OBP: 0.328, SLG: 0.321										1	0	0	0	0	1	2											
Mike Venafro, L (8,1) OBP: 0.337, SLG: 0.516										0	0	0	0	0	0	0											
37 Darren Dreifort, R (8,1) ERA: 4.44										0	0	0	0	0	0	0											
43 Yhency Brazoban, R (8,1) ERA: 1.5										0	0	0	0	0	0	0											
Inning Stats	R: 0 E: 0 K: 0 S: 6	H: 1 LOB: 0 BB: 0 P: 7	R: 1 E: 2 K: 0 S: 10	H: 1 LOB: 0 BB: 0 P: 12	R: 0 E: 0 K: 0 S: 10	H: 1 LOB: 1 BB: 0 P: 15	R: 1 E: 0 K: 0 S: 6	H: 1 LOB: 0 BB: 0 P: 12	R: 0 E: 0 K: 1 S: 11	H: 1 LOB: 2 BB: 1 P: 19	R: 0 E: 0 K: 1 S: 10	H: 0 LOB: 2 BB: 1 P: 18	R: 0 E: 0 K: 0 S: 7	H: 1 LOB: 0 BB: 0 P: 12	R: 0 E: 0 K: 0 S: 7	H: 0 LOB: 0 BB: 0 P: 13	1B: 5 2B: 2 3B: 0 HR: 0	SF: 0 SAC: 1 DP: 3 HBP: 0	WP: 0 PB: 0 SB: 2 CS: 1	PA: 33							
PITCHER	IP	WLS	BF	H	R	ER	SO	BB	IBB	HBP	BLK	WP	HR	S	P	ERA	WHIP										
Carl Pavano, R (1,1) ERA: 3.02	7.1	W	29	6	2	1	3	2	0	0	0	0	0	64	98	1.23	1.091										
Guillermo Mota, R (8,1) ERA: 2.04	0.2	H	1	0	0	0	0	0	0	0	0	0	0	2	4	0.00	0.000										
Armando Benitez, R (9,1) ERA: 1.18	1.0	S	3	0	0	0	0	0	0	0	0	0	0	7	13	0.00	0.000										




Batter	1	2	3	4	5	6	7	8	9	AB	R	H	RBI	BB	SO	LOB	TOP								
Juan Pierre, L OBP: 0.353, SLG: 0.378 (1, 8)										4	0	1	0	0	0	4	Florida Marlins @ Los Angeles Dodgers Dodger Stadium, Los Angeles, CA Tue Aug 17 2004, 7:10 PM PDT Att: 45,731 - Sunny - 70 F								
Luis Castillo, S OBP: 0.366, SLG: 0.355 (1, 4)										4	0	1	0	0	2	2									
Paul Lo Duca, R Billy Koch, R (1, 2) (8, 1)										3	0	0	0	1	1	2									
Miguel Cabrera, R OBP: 0.382, SLG: 0.541 (1, 7)										4	0	1	0	0	0	2									
Mike Lowell, R OBP: 0.369, SLG: 0.514 (1, 5)										4	0	1	0	0	0	2									
Jeff Conine, R OBP: 0.333, SLG: 0.421 (1, 3)										4	0	0	0	0	1	2									
Juan Encarnacion, R OBP: 0.293, SLG: 0.397 (1, 9)										4	0	1	0	0	1	0									
Alex Gonzalez, R OBP: 0.273, SLG: 0.439 (1, 6)										4	1	2	0	0	1	3									
A.J. Burnett, R OBP: 0.056, SLG: 0.056 (7, PH)										0	0	0	0	0	0	0									
Damon Easley, R Rudy Seanez, R Mike Redmond, R (7, 1) (8, 2)										1	0	0	0	0	1	3									
Inning Stats	R: 0 E: 0 K: 1 S: 13	H: 1 LOB: 1 BB: 0 P: 14	R: 0 E: 0 K: 1 S: 8	H: 0 LOB: 0 BB: 0 P: 10	R: 0 E: 0 K: 1 S: 11	H: 1 LOB: 1 BB: 0 P: 14	R: 0 E: 0 K: 1 S: 12	H: 0 LOB: 1 BB: 1 P: 22	R: 1 E: 1 K: 0 S: 8	H: 1 LOB: 0 BB: 0 P: 11	R: 0 E: 0 K: 0 S: 5	H: 1 LOB: 0 BB: 0 P: 7	R: 0 E: 1 K: 2 S: 15	H: 2 LOB: 3 BB: 0 P: 22	R: 0 E: 0 K: 1 S: 12	H: 1 LOB: 1 BB: 0 P: 18	R: 0 E: 0 K: 0 S: 5	H: 0 LOB: 0 BB: 0 P: 8	1B: 7 2B: 0 3B: 0 HR: 0	SF: 0 SAC: 2 DP: 1 HBP: 0	WP: 0 PB: 0 SB: 0 CS: 0	PA: 35			
PITCHER	IP WLS BF H R ER SO BB IBB HBP BLK WP HR S P ERA WHIP																								
Wilson Alvarez, L ERA: 3.19	(1, 1)	7.0	W	28	6	1	0	6	1	0	0	0	0	0	0	72	100	0.00	1.000						
Giovanni Carrara, R ERA: 0.95	(8, 1)	2.0		7	1	0	0	1	0	0	0	0	0	0	0	17	26	0.00	0.500						

Batter	1	2	3	4	5	6	7	8	9	AB	R	H	RBI	BB	SO	LOB	BOTTOM								
Cesar Izturis, S OBP: 0.340, SLG: 0.388 (1, 6)										4	1	1	1	0	0	0	Florida Marlins @ Los Angeles Dodgers Dodger Stadium, Los Angeles, CA Tue Aug 17 2004, 7:10 PM PDT Att: 45,731 - Sunny - 70 F								
Steve Finley, L OBP: 0.353, SLG: 0.513 (1, 8)										4	2	3	2	0	0	0									
Milton Bradley, S OBP: 0.377, SLG: 0.444 (1, 7)										4	0	1	0	0	1	1									
Adrián Beltré, R OBP: 0.372, SLG: 0.613 (1, 5)										3	2	2	2	1	0	0									
Shawn Green, L OBP: 0.341, SLG: 0.434 (1, 9)										3	0	0	0	1	1	1									
Hee-Seop Choi, L OBP: 0.381, SLG: 0.479 (1, 3)										4	0	1	1	0	2	1									
Brent Mayne, L OBP: 0.328, SLG: 0.303 (1, 2)										4	0	0	0	0	3	2									
Alex Cora, L OBP: 0.382, SLG: 0.405 (1, 4)										3	0	0	0	0	2	0									
Wilson Alvarez, L Jason Grabowski, L Giovanni Carrara, R (1, 1) (7, PH) (8, 1)										2	0	0	0	0	2	0									
Inning Stats	R: 2 E: 0 K: 1 S: 15	H: 2 LOB: 2 BB: 2 P: 28	R: 0 E: 0 K: 2 S: 10	H: 0 LOB: 0 BB: 0 P: 11	R: 1 E: 0 K: 2 S: 12	H: 2 LOB: 1 BB: 0 P: 12	R: 0 E: 0 K: 3 S: 10	H: 0 LOB: 0 BB: 0 P: 12	R: 0 E: 0 K: 1 S: 6	H: 0 LOB: 0 BB: 0 P: 10	R: 2 E: 0 K: 1 S: 12	H: 3 LOB: 3 BB: 1 P: 23	R: 1 E: 0 K: 1 S: 13	H: 1 LOB: 0 BB: 0 P: 19	R: 0 E: 0 K: 0 S: 5	H: 0 LOB: 0 BB: 0 P: 8		1B: 2 2B: 3 3B: 1 HR: 2	SF: 0 SAC: 0 DP: 0 HBP: 0	WP: 0 PB: 0 SB: 0 CS: 0	PA: 34				
PITCHER	IP WLS BF H R ER SO BB IBB HBP BLK WP HR S P ERA WHIP																								
A.J. Burnett, R ERA: 4.36	(1, 1)	6.0	L	24	4	3	3	9	2	0	0	0	0	0	0	59	80	4.50	1.000						
Rudy Seanez, R ERA: 3.66	(7, 1)	1.0		6	3	2	2	1	1	0	0	0	0	0	12	23	18.00	4.000							
Billy Koch, R ERA: 4.37	(8, 1)	1.0		4	1	1	1	1	0	0	0	0	0	1	13	19	9.00	1.000							

AB 32
R 1
H 7
RBI 0
BB 1
SO 7
LOB 20



AB 31
R 6
H 8
RBI 6
BB 3
SO 11
LOB 5




Batter	1	2	3	4	5	6	7	8	9	AB	R	H	RBI	BB	SO	LOB	TOP
Juan Pierre, L (1,8) M OBP: 0.351, SLG: 0.375	G4-3		FC4-6		G6-3			F8									4 0 0 0 0 0 2
Luis Castillo, S (1,4) B OBP: 0.397, SLG: 0.355	G5-3				G6-4-3 BB			G6-4-3 1B									3 0 1 0 1 1 0
Miguel Cabrera, R (1,7) C OBP: 0.381, SLG: 0.541	G6-3			G6-4-3	G6-4-3			G6-4-3									4 1 1 0 0 0 2
Mike Lowell, R (1,5) B OBP: 0.368, SLG: 0.511 Damon Easley, R (9, PR) (9,6)		G1-3		F8				F7									4 0 1 0 0 0 0 0 1 0 0 0 0 0
Jeff Conine, R (1,3) C OBP: 0.335, SLG: 0.422	L4							F9									4 2 2 1 0 0 0
Juan Encarnacion, R (1,9) C OBP: 0.292, SLG: 0.396	P3				L8			G6-4-3 1B									4 0 1 0 0 0 3
Alex Gonzalez, R (1,6) B OBP: 0.274, SLG: 0.438 Paul Lo Duca, R (9, PH) (9,2)			G1-3		G6-4-3 1B			G6-4-3									3 1 1 0 0 0 1 0 1 0 0 1 0 0
Mike Redmond, R (1,2) F OBP: 0.301, SLG: 0.330 Lenny Harris, L (9, PH) (9,5)		G5-3			E9			G6-3									3 0 1 1 0 0 0 1 0 1 3 0 0 0
Ismael Valdez, R (1,1) B OBP: 0.233, SLG: 0.275 Chris Adkins, R (5, PH) (5,1) 40 Nate Bump, L (5,1) Mike Montecal, R (8, PH) (8,1) Guillermo Mota, R (8, PH) (8,1) Dontrelle Willis, L (8, PH) (8,1) Armando Benitez, R (9,1) (9,1)				FC4-6 1B				G3									1 0 1 0 0 0 0 1 0 0 0 0 0 1 1 0 0 0 0 0 0 1 0 0 0 0 0 0 1 0 0 0 0 0 0 1 0 0 0 0 0 1 0 0 0 0 0 0 0
Inning Stats	R: 0 H: 0 E: 0 LOB: 0 K: 0 BB: 0 S: 7 P: 10	R: 0 H: 0 E: 0 LOB: 0 K: 0 BB: 0 S: 8 P: 13	R: 0 H: 1 E: 0 LOB: 1 K: 0 BB: 0 S: 8 P: 10	R: 0 H: 0 E: 0 LOB: 0 K: 0 BB: 1 S: 6 P: 11	R: 2 H: 3 E: 1 LOB: 1 K: 1 BB: 0 S: 16 P: 23	R: 0 H: 1 E: 0 LOB: 0 K: 0 BB: 0 S: 6 P: 10	R: 0 H: 1 E: 0 LOB: 0 K: 0 BB: 0 S: 6 P: 8	R: 0 H: 0 E: 0 LOB: 0 K: 0 BB: 0 S: 8 P: 11	R: 4 H: 4 E: 0 LOB: 2 K: 2 BB: 1 S: 17 P: 26	1B: 7 SF: 0 2B: 3 SAC: 0 3B: 0 DP: 3 HR: 0 HBP: 0	WP: 0 PA: 36 PB: 0 SB: 0 CS: 0						
PITCHER	IP WLS BF H R ER SO BB IBB HBP BLK WP HR S P ERA WHIP	PITCHER															
Odalis Perez, L (1,1) ERA: 2.75	8.0 28 6 2 1 1 1 0 0 0 0 0 65 96 1.12 0.875																
Eric Gagne, R (9,1) ERA: 2.14	1.0 L 8 4 4 4 2 1 0 0 0 0 0 0 17 26 36.00 5.000																

Florida Marlins @ Los Angeles Dodgers
Dodger Stadium, Los Angeles, CA

Wed Aug 18 2004, 7:10 PM PDT
Att: 46,241 - Sunny - 69 F

AB 34
R 6
H 10
RBI 5
BB 2
SO 3
LOB 11



Batter	1	2	3	4	5	6	7	8	9	AB	R	H	RBI	BB	SO	LOB	BOTTOM
Cesar Izturis, S (1,6) B OBP: 0.339, SLG: 0.386	FC6-4 1B		L8	G3				K									5 0 1 0 0 2 2
Steve Finley, L (1,8) C OBP: 0.352, SLG: 0.517	FC6-4 1-2f				G4-3			K									5 1 1 1 0 1 1
Milton Bradley, S (1,9) B OBP: 0.380, SLG: 0.455	F9							1B FC5-2 1B									4 1 3 1 0 0 1
Adrián Beltré, R (1,5) C OBP: 0.373, SLG: 0.612	F9				F8			HBP FC5-2 1B									4 0 2 0 0 0 2
Shawn Green, L (1,3) B OBP: 0.342, SLG: 0.444				PO				K									4 2 2 1 0 2 3
Jayson Werth, R (1,7) C OBP: 0.335, SLG: 0.510					F8			FC5-2 HBP									4 0 1 0 0 1 3
Alex Cora, L (1,4) B OBP: 0.381, SLG: 0.401	P5				F8			G4-6-3 1B									3 0 0 0 0 0 2
Brent Mayne, L (1,2) C OBP: 0.326, SLG: 0.295	F7							L8									3 0 0 0 1 0 3
Odalis Perez, L (1,1) ERA: 0.163, SLG: 0.170 Eric Gagne, R (9,1)								G3									3 0 1 1 0 1 0 0 0 0 0 0 0 0 1 0 0 0 0 1 0
Jason Crabowski, L (9, PH) ERA: 0.321, SLG: 0.447																	1 0 0 0 0 1 0
Inning Stats	R: 0 H: 1 E: 0 LOB: 1 K: 0 BB: 0 S: 7 P: 11	R: 1 H: 1 E: 0 LOB: 0 K: 1 BB: 0 S: 7 P: 14	R: 2 H: 3 E: 0 LOB: 0 K: 1 BB: 0 S: 9 P: 13	R: 1 H: 2 E: 0 LOB: 2 K: 0 BB: 1 S: 10 P: 17	R: 0 H: 1 E: 0 LOB: 1 K: 1 BB: 0 S: 11 P: 18	R: 0 H: 1 E: 0 LOB: 0 K: 0 BB: 0 S: 7 P: 9	R: 0 H: 0 E: 0 LOB: 0 K: 2 BB: 0 S: 8 P: 11	R: 0 H: 2 E: 0 LOB: 3 K: 1 BB: 0 S: 14 P: 22	R: 0 H: 0 E: 0 LOB: 0 K: 2 BB: 0 S: 10 P: 15	1B: 7 SF: 0 2B: 1 SAC: 0 3B: 0 DP: 1 HR: 3 HBP: 1	WP: 0 PA: 39 PB: 0 SB: 1 CS: 0						
PITCHER	IP WLS BF H R ER SO BB IBB HBP BLK WP HR S P ERA WHIP	PITCHER															
Ismael Valdez, R (1,1) ERA: 5.43	4.0 19 7 4 4 2 0 0 0 0 0 0 3 33 55 9.00 1.750																
40 Nate Bump, R (5,1) ERA: 4.42	3.0 10 2 0 0 3 0 0 0 0 0 0 26 38 0.00 0.667																
Guillermo Mota, R (8,1) ERA: 2.01	1.0 W 6 2 0 0 1 0 0 1 0 0 0 14 22 0.00 2.000																
Armando Benitez, R (9,1) ERA: 1.16	1.0 S 3 0 0 0 2 0 0 0 0 0 0 10 15 0.00 0.000																

Florida Marlins @ Los Angeles Dodgers
Dodger Stadium, Los Angeles, CA

Wed Aug 18 2004, 7:10 PM PDT
Att: 46,241 - Sunny - 69 F

AB 36
R 4
H 11
RBI 4
BB 1
SO 8
LOB 17



Batter	1	2	3	4	5	6	7	8	9	10	11	AB	R	H	RBI	BB	SO	LOB	TOP							
Rafael Furcal, S OBP: 0.354, SLG: 0.432	G5-3		F8		F7			PB 1B		B1-3		5	0	1	0	0	0	2								
Marcus Giles, R OBP: 0.373, SLG: 0.418	G6-3			2B	1B	F8		L7	1 SAFE 1 SAFE	K		5	1	1	0	0	1	1								
J.D. Drew, L OBP: 0.415, SLG: 0.574	F7			10 1B	2B	K		G1-3				4	0	1	1	1	1	1								
10 Chipper Jones, S OBP: 0.348, SLG: 0.475		P5		1B		F7				HBP 1B		5	1	2	0	0	0	1								
Johnny Estrada, S OBP: 0.389, SLG: 0.493		K				K																				
Nick Green, R OBP: 0.324, SLG: 0.390																										
Eddie Pérez, R OBP: 0.277, SLG: 0.328																										
Andrew Jones, R OBP: 0.325, SLG: 0.499		F8		G5-4-3																						
Adam LaRoche, L OBP: 0.314, SLG: 0.427																										
Charles Thomas, L OBP: 0.349, SLG: 0.446																										
John Thomson, R OBP: 0.307, SLG: 0.294																										
Julio Franco, R OBP: 0.259, SLG: 0.402																										
Antonio Alfonseca, R ERA: 3.99																										
Tom Martin, L ERA: 4.11																										
Kevin Gnyboski, R ERA: 2.54																										
Eli Marrero, R OBP: 0.316, SLG: 0.242																										
29 John Smoltz, R ERA: 1.95																										
Juan Cruz, R OBP: 0.333, SLG: 0.400																										
Inning Stats	R: 0 E: 0 K: 0 S: 8	H: 0 LOB: 0 BB: 0 P: 13	R: 0 E: 0 K: 1 S: 8	H: 0 LOB: 0 BB: 0 P: 11	R: 0 E: 0 K: 1 S: 7	H: 1 LOB: 1 BB: 0 P: 10	R: 1 E: 0 K: 1 S: 11	H: 3 LOB: 1 BB: 0 P: 13	R: 0 E: 0 K: 0 S: 9	H: 1 LOB: 1 BB: 0 P: 10	R: 0 E: 0 K: 2 S: 13	H: 1 LOB: 1 BB: 0 P: 16	R: 0 E: 0 K: 0 S: 11	H: 1 LOB: 1 BB: 0 P: 15	R: 1 E: 0 K: 1 S: 14	H: 2 LOB: 2 BB: 0 P: 23	R: 0 E: 0 K: 1 S: 9	H: 0 LOB: 1 BB: 1 P: 15	R: 0 E: 0 K: 0 S: 13	H: 1 LOB: 2 BB: 1 P: 20	1B: 8 2B: 2 3B: 0 HR: 0	SF: 0 SAC: 1 DP: 1 HBP: 1	WP: 0 PB: 1 SB: 0 CS: 0	PA: 45		
PITCHER	IP WLS BF H R ER SO BB IBB HBP BLK WP HR S P ERA WHIP	IP WLS BF H R ER SO BB IBB HBP BLK WP HR S P ERA WHIP	IP WLS BF H R ER SO BB IBB HBP BLK WP HR S P ERA WHIP	IP WLS BF H R ER SO BB IBB HBP BLK WP HR S P ERA WHIP	IP WLS BF H R ER SO BB IBB HBP BLK WP HR S P ERA WHIP	IP WLS BF H R ER SO BB IBB HBP BLK WP HR S P ERA WHIP	IP WLS BF H R ER SO BB IBB HBP BLK WP HR S P ERA WHIP	IP WLS BF H R ER SO BB IBB HBP BLK WP HR S P ERA WHIP	IP WLS BF H R ER SO BB IBB HBP BLK WP HR S P ERA WHIP	IP WLS BF H R ER SO BB IBB HBP BLK WP HR S P ERA WHIP	IP WLS BF H R ER SO BB IBB HBP BLK WP HR S P ERA WHIP	IP WLS BF H R ER SO BB IBB HBP BLK WP HR S P ERA WHIP	IP WLS BF H R ER SO BB IBB HBP BLK WP HR S P ERA WHIP	IP WLS BF H R ER SO BB IBB HBP BLK WP HR S P ERA WHIP	IP WLS BF H R ER SO BB IBB HBP BLK WP HR S P ERA WHIP	IP WLS BF H R ER SO BB IBB HBP BLK WP HR S P ERA WHIP	IP WLS BF H R ER SO BB IBB HBP BLK WP HR S P ERA WHIP	IP WLS BF H R ER SO BB IBB HBP BLK WP HR S P ERA WHIP	IP WLS BF H R ER SO BB IBB HBP BLK WP HR S P ERA WHIP	IP WLS BF H R ER SO BB IBB HBP BLK WP HR S P ERA WHIP	IP WLS BF H R ER SO BB IBB HBP BLK WP HR S P ERA WHIP	IP WLS BF H R ER SO BB IBB HBP BLK WP HR S P ERA WHIP	IP WLS BF H R ER SO BB IBB HBP BLK WP HR S P ERA WHIP	IP WLS BF H R ER SO BB IBB HBP BLK WP HR S P ERA WHIP	IP WLS BF H R ER SO BB IBB HBP BLK WP HR S P ERA WHIP	IP WLS BF H R ER SO BB IBB HBP BLK WP HR S P ERA WHIP

Atlanta Braves @ Los Angeles Dodgers
Dodger Stadium, Los Angeles, CA
Fri Aug 20 2004, 7:10 PM PDT
Att: 54,993 - Sunny - 68 F

AB 41
R 2
H 10
RBI 2
BB 2
SO 8
LOB 20



Batter	1	2	3	4	5	6	7	8	9	10	11	AB	R	H	RBI	BB	SO	LOB	BOTTOM							
Cesar Izturis, S OBP: 0.336, SLG: 0.384	G6-3		F7			L8						5	0	2	0	0	0	0								
Steve Finley, L OBP: 0.349, SLG: 0.509	L7			G4-3								5	0	1	0	0	0	2								
Milton Bradley, S OBP: 0.375, SLG: 0.446				2B	BB	K						4	1	0	0	1	3	2								
Adrián Beltré, R OBP: 0.377, SLG: 0.640		P3				FC5-4																				
Shawn Green, L OBP: 0.343, SLG: 0.455		G3-1																								
hee-seop Choi, L OBP: 0.381, SLG: 0.473																										
Alex Cora, L OBP: 0.381, SLG: 0.398		G4-3																								
David Ross, R OBP: 0.187, SLG: 0.143																										
Jason Grabowski, L OBP: 0.323, SLG: 0.244																										
Giovanni Carrara, R ERA: 0.89																										
Jose Lima, R OBP: 0.259, SLG: 0.325																										
Robin Ventura, L OBP: 0.323, SLG: 0.315																										
Eric Gagne, R ERA: 4.34																										
Brent Mayne, L OBP: 0.324, SLG: 0.293																										
Inning Stats	R: 0 E: 0 K: 1 S: 8	H: 0 LOB: 0 BB: 0 P: 11	R: 0 E: 0 K: 0 S: 10	H: 0 LOB: 1 BB: 1 P: 14	R: 0 E: 0 K: 1 S: 7	H: 0 LOB: 0 BB: 0 P: 8	R: 1 E: 0 K: 1 S: 11	H: 1 LOB: 1 BB: 1 P: 18	R: 0 E: 0 K: 1 S: 6	H: 1 LOB: 1 BB: 0 P: 8	R: 0 E: 0 K: 0 S: 11	H: 1 LOB: 1 BB: 0 P: 15	R: 0 E: 0 K: 0 S: 8	H: 1 LOB: 1 BB: 0 P: 12	R: 1 E: 0 K: 1 S: 10	H: 1 LOB: 1 BB: 1 P: 18	R: 0 E: 0 K: 1 S: 8	H: 1 LOB: 0 BB: 0 P: 12	R: 1 E: 0 K: 1 S: 8	H: 1 LOB: 0 BB: 0 P: 11	1B: 3 2B: 2 3B: 0 HR: 2	SF: 0 SAC: 0 DP: 2 HBP: 0	WP: 0 PB: 0 SB: 0 CS: 0	PA: 40		
PITCHER	IP WLS BF H R ER SO BB IBB HBP BLK WP HR S P ERA WHIP	IP WLS BF H R ER SO BB IBB HBP BLK WP HR S P ERA WHIP	IP WLS BF H R ER SO BB IBB HBP BLK WP HR S P ERA WHIP	IP WLS BF H R ER SO BB IBB HBP BLK WP HR S P ERA WHIP	IP WLS BF H R ER SO BB IBB HBP BLK WP HR S P ERA WHIP	IP WLS BF H R ER SO BB IBB HBP BLK WP HR S P ERA WHIP	IP WLS BF H R ER SO BB IBB HBP BLK WP HR S P ERA WHIP	IP WLS BF H R ER SO BB IBB HBP BLK WP HR S P ERA WHIP	IP WLS BF H R ER SO BB IBB HBP BLK WP HR S P ERA WHIP	IP WLS BF H R ER SO BB IBB HBP BLK WP HR S P ERA WHIP	IP WLS BF H R ER SO BB IBB HBP BLK WP HR S P ERA WHIP	IP WLS BF H R ER SO BB IBB HBP BLK WP HR S P ERA WHIP	IP WLS BF H R ER SO BB IBB HBP BLK WP HR S P ERA WHIP	IP WLS BF H R ER SO BB IBB HBP BLK WP HR S P ERA WHIP	IP WLS BF H R ER SO BB IBB HBP BLK WP HR S P ERA WHIP	IP WLS BF H R ER SO BB IBB HBP BLK WP HR S P ERA WHIP	IP WLS BF H R ER SO BB IBB HBP BLK WP HR S P ERA WHIP	IP WLS BF H R ER SO BB IBB HBP BLK WP HR S P ERA WHIP	IP WLS BF H R ER SO BB IBB HBP BLK WP HR S P ERA WHIP	IP WLS BF H R ER SO BB IBB HBP BLK WP HR S P ERA WHIP	IP WLS BF H R ER SO BB IBB HBP BLK WP HR S P ERA WHIP	IP WLS BF H R ER SO BB IBB HBP BLK WP HR S P ERA WHIP	IP WLS BF H R ER SO BB IBB HBP BLK WP HR S P ERA WHIP	IP WLS BF H R ER SO BB IBB HBP BLK WP HR S P ERA WHIP	IP WLS BF H R ER SO BB IBB HBP BLK WP HR S P ERA WHIP	IP WLS BF H R ER SO BB IBB HBP BLK WP HR S P ERA WHIP

Atlanta Braves @ Los Angeles Dodgers
Dodger Stadium, Los Angeles, CA
Fri Aug 20 2004, 7:10 PM PDT
Att: 54,993 - Sunny - 68 F

AB 36
R 3
H 7
RBI 3
BB 4
SO 8
LOB 11



Batter	1	2	3	4	5	6	7	8	9	AB	R	H	RBI	BB	SO	LOB	TOP											
Rafael Furcal, S OBP: 0.352, SLG: 0.429	1-1 P4	1-2 SAFE F7		1-1 G4-3		0-1 F7		1-2 1B		5	0	1	0	0	0	2												
Marcus Giles, R OBP: 0.370, SLG: 0.414 Roman Colon, R (8, 1)	1-1 G6-3		1-2 HR 1B		0-3 K	0-0 G4-3		1-3 K		5	1	1	0	0	2	2												
J.D. Drew, L OBP: 0.417, SLG: 0.581	2-1 HBP 10 HBP HBP		0-0 HR		2-2 E5 10 1B		2-2 F9	3-1 P5		4	2	2	2	0	0	2												
10 Chipper Jones, S OBP: 0.351, SLG: 0.475	1-0 HBP 1-2 HBP		2-0 F7		1-2 FC5 2H 1B		0-2 1B		2-2 G6-3	4	0	2	1	0	0	0												
Johnny Estrada, S OBP: 0.389, SLG: 0.493	2-2 HBP 1-2 2-3 HBP		0-0 F7		3-1 BB FC5 1B		0-0 F8		2-1 1B BB	4	0	2	0	0	0	1												
Andruw Jones, R OBP: 0.353, SLG: 0.495 Eli Marrero, R OBP: 0.377, SLG: 0.549	1-1 P2		2-2 G6-3		2-2 FC5 BB		1-2 F8		4-2 1B	3	0	0	0	0	0	5												
Adam LaRoche, L OBP: 0.314, SLG: 0.424 Nick Green, R OBP: 0.328, SLG: 0.400		1-3 K		0-0 P4		4-1 BB		2-0 1B 2B	0-0 1B	2	0	0	0	1	1	0												
Charles Thomas, L OBP: 0.344, SLG: 0.438		0-1 1B		3-1 G3-1		1-2 F8		1-2 F7	3-2 F4	5	0	1	0	0	0	7												
Mike Hampton, R OBP: 0.300, SLG: 0.299 Antonio Alfonseca, R (5, 1) Mark DeRosa, R OBP: 0.329, SLG: 0.324 Juan Cruz, R OBP: 0.329, SLG: 0.400 Julio Franco, R OBP: 0.356, SLG: 0.421		0-3 K		0-2 1B		0-0 L9		0-1 1B 2H	0-0 G6-3	2	0	1	0	0	1	1												
Inning Stats	R: 0 H: 0 E: 0 K: 0 S: 10	H: 0 LOB: 3 BB: 0 P: 19	R: 0 H: 1 E: 0 K: 2 S: 11	H: 1 LOB: 1 BB: 0 P: 14	R: 2 H: 2 E: 0 K: 0 S: 7	H: 2 LOB: 0 BB: 0 P: 11	R: 0 H: 1 E: 0 K: 0 S: 8	H: 1 LOB: 1 BB: 0 P: 12	R: 1 H: 3 E: 1 K: 1 S: 19	H: 3 LOB: 3 BB: 1 P: 32	R: 0 H: 0 E: 0 K: 0 S: 4	H: 0 LOB: 0 BB: 0 P: 4	R: 0 H: 1 E: 0 K: 0 S: 10	H: 1 LOB: 1 BB: 0 P: 13	R: 1 H: 3 E: 0 K: 1 S: 18	H: 3 LOB: 2 BB: 0 P: 26	R: 0 H: 2 E: 0 K: 0 S: 12	H: 2 LOB: 3 BB: 1 P: 23	1B: 11 2B: 1 HR: 1	SF: 0 SAC: 0 DP: 0 HBP: 3	WP: 0 PA: 45 PB: 0 SB: 0 CS: 0							
PITCHER	IP	WLS	BF	H	R	ER	SO	BB	IBB	HBP	BLK	WP	HR	S	P	ERA	WHIP											
Jeff Weaver, R ERA: 3.68	(1, 1)	7.0	W	33	8	3	3	3	1	0	3	0	0	1	69	105	3.86	1.286										
Mike Venafro, L ERA: 27.0	(8, 1)	0.1		2	1	1	1	0	0	0	0	0	0	0	4	7	27.00	3.000										
43 Yhency Brazoban, R ERA: 1.17	(8, 1)	0.2		4	2	0	0	1	0	0	0	0	0	0	14	19	0.00	3.000										
Giovanni Carrara, R ERA: 0.86	(9, 1)	1.0	S	6	2	0	0	0	1	0	0	0	0	0	12	23	0.00	3.000										

Atlanta Braves @ Los Angeles Dodgers
Dodger Stadium, Los Angeles, CA
Sat Aug 21 2004, 1:10 PM PDT
Att: 52,398 - Unknown - 70 F

AB 40
R 4
H 13
RBI 4
BB 2
SO 4
LOB 24



Batter	1	2	3	4	5	6	7	8	9	AB	R	H	RBI	BB	SO	LOB	BOTTOM											
Cesar Izturis, S OBP: 0.334, SLG: 0.381	0-1 G1-6-3		3-1 L7		0-0 FC5-4 1-2 2-3		1-0 P6			4	0	0	0	0	0	5												
Steve Finley, L OBP: 0.348, SLG: 0.508	1-1 BB HR 1B		0-2 F9		0-0 P5		0-0 SF9			3	1	1	1	0	0	3												
Milton Bradley, S OBP: 0.376, SLG: 0.446	1-1 HR 1B		3-1 G5-3		1-0 1B 1B		1-0 P4			4	2	2	0	0	0	1												
Adrián Beltré, R OBP: 0.378, SLG: 0.638	4-2 HR BB		1-3 K		3-1 1B 1B		1-2 F7			3	1	1	0	1	1	0												
Shawn Green, L OBP: 0.344, SLG: 0.468	2-1 HR		3-2 HR		0-0 F6		0-1 P5			4	2	2	5	0	0	2												
Jayson Werth, R OBP: 0.339, SLG: 0.506	4-2 G5-4-3 BB		3-2 F8		0-0 G6-4-3 1B		2-3 K			3	0	1	1	1	1	0												
José Hernández, R OBP: 0.386, SLG: 0.548 Alex Cora, L OBP: 0.381, SLG: 0.398	1-0 G5-4-3		2-2 FC6-4 1B		0-0 G6-4-3		3-3 K			4	0	1	0	0	1	3												
David Ross, R OBP: 0.266, SLG: 0.319		4-2 SH3-4 BB		2-0 FC6-4 FC5-4 1B		4-2 1B SF9 BB		0-3 K		2	1	0	0	2	1	1												
Jeff Weaver, R OBP: 0.200, SLG: 0.236 Mike Venafro, L ERA: 3.0 43 Yhency Brazoban, R OBP: 0.321, SLG: 0.441 Jason Grabowski, L OBP: 0.321, SLG: 0.441 Giovanni Carrara, R ERA: 0.86	(1, 1)	4.1	L	24	9	6	6	1	3	0	0	0	0	0	0	0												
Antonio Alfonseca, R ERA: 3.0	(5, 1)	0.2		1	0	0	0	0	0	0	0	0	0	0	1	1	0.00	0.000										
Juan Cruz, R ERA: 2.76	(6, 1)	2.0		8	1	1	1	1	1	0	0	0	0	0	21	34	4.50	1.000										
Roman Colon, R ERA: 0.000	(8, 1)	1.0		3	0	0	0	2	0	0	0	0	0	0	8	11	0.00	0.000										
Inning Stats	R: 4 H: 3 E: 0 K: 0 S: 13	H: 3 LOB: 0 BB: 2 P: 26	R: 0 H: 0 E: 0 K: 0 S: 9	H: 0 LOB: 1 BB: 1 P: 17	R: 1 H: 1 E: 0 K: 1 S: 12	H: 1 LOB: 0 BB: 0 P: 22	R: 0 H: 2 E: 0 K: 0 S: 13	H: 2 LOB: 2 BB: 0 P: 20	R: 1 H: 3 E: 0 K: 0 S: 6	H: 3 LOB: 1 BB: 0 P: 10	R: 1 H: 1 E: 0 K: 0 S: 13	H: 1 LOB: 1 BB: 1 P: 23	R: 0 H: 0 E: 0 K: 1 S: 8	H: 0 LOB: 0 BB: 0 P: 11	R: 0 H: 0 E: 0 K: 2 S: 8	H: 0 LOB: 0 BB: 0 P: 11	1B: 8 2B: 0 3B: 0 HR: 2	SF: 1 SAC: 1 DP: 2 HBP: 0	WP: 0 PA: 36 PB: 0 SB: 0 CS: 0									
PITCHER	IP	WLS	BF	H	R	ER	SO	BB	IBB	HBP	BLK	WP	HR	S	P	ERA	WHIP											

Atlanta Braves @ Los Angeles Dodgers
Dodger Stadium, Los Angeles, CA
Sat Aug 21 2004, 1:10 PM PDT
Att: 52,398 - Unknown - 70 F

AB 30
R 7
H 10
RBI 7
BB 4
SO 4
LOB 15



Batter	1	2	3	4	5	6	7	8	9	AB	R	H	RBI	BB	SO	LOB	TOP										
Rafael Furcal, S OBP: 0.352, SLG: 0.427	1-2 P3	0-0 1B 1-2 2B 1B		1-0 F8		2-2 FC4-6 1B 1-2		4-2 1B BB	0-2 L9	5	1	1	0	1	0	2	Atlanta Braves @ Los Angeles Dodgers Dodger Stadium, Los Angeles, CA Sun Aug 22 2004, 1:10 PM PDT Att: 49,513 - Sunny - 76 F										
Marcus Giles, R OBP: 0.374, SLG: 0.417	0-0 F9	3-2 2B 10 HR 1-2 2-3 1B		1-1 P3		1-0 1B		2-0 FC5-4 1B		5	1	3	0	0	0	0											
Nick Green, R OBP: 0.329, SLG: 0.400						1-3 1B		1-2 1B		0	0	0	0	0	0	0											
J.D. Drew, L OBP: 0.419, SLG: 0.584	0-1 1B	0-0 10 HR 1-3 2-H 3-H 2B		1-1 1B		3-3 K		2-3 K		5	1	3	2	0	2	4											
10 Chipper Jones, S OBP: 0.352, SLG: 0.483	3-2 L7	2-1 HR		2-3 K			0-0 1B FC6-4 1B	1-3 K		5	2	2	3	0	2	4											
Roman Colon, R										0	0	0	0	0	0	0											
Chris Reitsma, R										0	0	0	0	0	0	0											
Tom Martin, L										0	0	0	0	0	0	0											
Julio Franco, R OBP: 0.361, SLG: 0.424		1-2 1B G4-3			1-1 G6-4-3 1B		2-1 FC6-4 1B 1-2	1-1 FC5-4 1-2		5	1	3	0	0	0	2											
Eli Marrero, R OBP: 0.383, SLG: 0.551					3-3 K		0-1 FC6-4 1B 1-2 2-3	0-2 G6-4-3 1B		5	1	3	0	0	2	1											
Eddie Pérez, R OBP: 0.274, SLG: 0.331		0-1 1B FC5-4 2B 1-3 2-H		0-1 G4-3		0-0 G6-4-3 1-2		0-1 P2		5	1	1	1	0	0	5											
Charles Thomas, L OBP: 0.352, SLG: 0.439						1-1 FC5-4 1B 2-3 3-H		1-2 FC6-4 1B 1-2 2-3 3-H		4	1	2	2	0	1	2											
Jaret Wright, R OBP: 0.133, SLG: 0.186						1-2 FC5-4 1B 1-2		1-3 K		4	1	0	1	0	1	4											
Mark DeRosa, R OBP: 0.297, SLG: 0.330									1-0 2B	1	0	1	1	0	0	0											
Inning Stats	R: 0 E: 0 K: 0 S: 9	H: 1 LOB: 1 BB: 0 P: 13	R: 8 E: 0 K: 1 S: 25	H: 8 LOB: 0 BB: 0 P: 40	R: 0 E: 0 K: 1 S: 12	H: 0 LOB: 0 BB: 0 P: 17	R: 0 E: 0 K: 1 S: 9	H: 1 LOB: 1 BB: 0 P: 14	R: 0 E: 0 K: 1 S: 15	H: 2 LOB: 2 BB: 0 P: 23	R: 1 E: 0 K: 1 S: 13	H: 3 LOB: 2 BB: 0 P: 17	R: 0 E: 0 K: 2 S: 11	H: 1 LOB: 2 BB: 1 P: 21	R: 1 E: 0 K: 0 S: 12	H: 2 LOB: 1 BB: 0 P: 16	1B: 15 2B: 3 3B: 0 HR: 1	SF: 0 SAC: 0 DP: 2 HBP: 1	WP: 0 PB: 0 SB: 0 CS: 0	PA: 46							
PITCHER	IP	WLS	BF	H	R	ER	SO	BB	IBB	HBP	BLK	WP	HR	S	P	ERA	WHIP										
Wilson Alvarez, L ERA: 3.76	1.1	L	12	8	7	7	0	0	0	0	0	0	0	27	40	47.25	6.000										
Elmer Dessens, R ERA: 4.95	3.2		13	3	1	1	4	0	0	0	0	0	1	35	55	2.46	0.818										
Duaner Sanchez, R ERA: 3.41	2.0		11	5	1	1	2	0	0	0	0	0	0	28	40	4.50	2.500										
Mike Venafro, L ERA: 7.71	2.0		10	3	1	1	2	1	0	1	0	0	0	23	37	4.50	2.000										

AB	44
R	10
H	19
RBI	10
BB	1
SO	8
LOB	24



Batter	1	2	3	4	5	6	7	8	9	AB	R	H	RBI	BB	SO	LOB	BOTTOM										
Cesar Izturis, S OBP: 0.333, SLG: 0.380	0-2 G4-3			0-1 G6-3		1-0 F8			0-1 1B	4	0	1	0	0	0	0	Atlanta Braves @ Los Angeles Dodgers Dodger Stadium, Los Angeles, CA Sun Aug 22 2004, 1:10 PM PDT Att: 49,513 - Sunny - 76 F										
Steve Finley, L OBP: 0.347, SLG: 0.505	2-2 F9			2-0 F7		3-1 P2		1-2 1B		4	0	1	0	0	0	0											
Milton Bradley, S OBP: 0.273, SLG: 0.443	1-3 K			3-3 K		2-3 K		1-2 P4		3	0	0	0	0	3	0											
Jayson Werth, R OBP: 0.337, SLG: 0.503										1	0	0	0	0	0	2											
Adrián Beltré, R OBP: 0.378, SLG: 0.636										3	1	1	0	0	1	0											
José Hernández, R OBP: 0.384, SLG: 0.545										1	0	0	0	0	0	2											
Shawn Green, L OBP: 0.344, SLG: 0.467										3	0	1	0	0	1	0											
Mike Venafro, L										0	0	0	0	0	0	0											
David Ross, R OBP: 0.284, SLG: 0.317										1	0	0	0	0	1	2											
Robin Ventura, L OBP: 0.323, SLG: 0.315										3	0	1	1	0	0	0											
Alex Cora, L OBP: 0.377, SLG: 0.394										3	0	0	0	0	0	2											
Brent Mayne, L OBP: 0.317, SLG: 0.286										3	0	0	0	0	2	2											
Wilson Alvarez, L OBP: 0.185, SLG: 0.154										0	0	0	0	0	0	0											
Elmer Dessens, R OBP: 0.273, SLG: 0.263										1	0	0	0	0	0	0											
Jason Grabowski, L OBP: 0.319, SLG: 0.438										1	0	0	0	0	0	2											
Duaner Sanchez, R OBP: 0.250, SLG: 0.500										0	0	0	0	0	0	0											
Olimac Saenz, R OBP: 0.333, SLG: 0.447										1	0	0	0	0	0	0											
Inning Stats	R: 0 E: 1 K: 1 S: 12	H: 0 LOB: 0 BB: 0 P: 15	R: 0 E: 0 K: 2 S: 8	H: 0 LOB: 0 BB: 0 P: 13	R: 0 E: 0 K: 1 S: 8	H: 0 LOB: 0 BB: 0 P: 13	R: 1 E: 0 K: 1 S: 12	H: 3 LOB: 2 BB: 0 P: 20	R: 0 E: 0 K: 1 S: 6	H: 0 LOB: 0 BB: 0 P: 12	R: 0 E: 0 K: 0 S: 6	H: 0 LOB: 0 BB: 0 P: 10	R: 0 E: 0 K: 0 S: 8	H: 0 LOB: 0 BB: 0 P: 9	R: 0 E: 0 K: 1 S: 13	H: 2 LOB: 2 BB: 0 P: 18	1B: 5 2B: 0 3B: 0 HR: 0	SF: 0 SAC: 0 DP: 0 HBP: 0	WP: 0 PB: 0 SB: 0 CS: 0	PA: 32							
PITCHER	IP	WLS	BF	H	R	ER	SO	BB	IBB	HBP	BLK	WP	HR	S	P	ERA	WHIP										
Jaret Wright, R ERA: 3.17	1.0		3	0	0	0	0	0	0	0	0	0	0	8	9	0.00	0.429										
Roman Colon, R	1.0		3	0	0	0	0	0	0	0	0	0	0	8	9	0.00	0.429										
Chris Reitsma, R ERA: 3.64	0.0		1	1	0	0	0	0	0	0	0	0	0	2	2	∞	∞										
Tom Martin, L ERA: 4.0	1.0		4	1	0	0	1	0	0	0	0	0	0	11	16	0.00	1.000										

AB	32
R	1
H	5
RBI	1
BB	0
SO	8
LOB	12



Batter	1	2	3	4	5	6	7	8	9	AB	R	H	RBI	BB	SO	LOB	TOP			
Cesar Izturis, S OBP: 0.334, SLG: 0.379 (1, 6)	L3		G4-3 BB		F8		HBP 2B 1B	F7		4	1	1	0	1	0	0				
Alex Cora, L OBP: 0.376, SLG: 0.392 (1, 4)	K		P6			HBP 1B	HBP 2B HBP	F8	F8	4	1	1	0	0	1	3				
Steve Finley, L OBP: 0.348, SLG: 0.506 (1, 8)	P5		G4-3			P3	1B 2B	HR 1B	HR 1B	5	2	2	3	0	0	4				
Adrian Beltré, R OBP: 0.380, SLG: 0.643 (1, 5)		K		G4-6-3 1B		K	BB 1B 2H 1B	HR HR	HR HR	5	1	3	3	0	2	1				
Shawn Green, L OBP: 0.344, SLG: 0.465 (1, 9)	G5-3			G4-6-3 1-2		G4-6-3 1-2	HBP 1B	F8	F8	4	0	1	0	0	0	1				
Hee-Seop Choi, L OBP: 0.382, SLG: 0.473 (1, 3)																				
Olmedo Saenz, R OBP: 0.330, SLG: 0.442 (6, 3)	F9								F8	2	0	1	0	0	0	0				
Robin Ventura, L OBP: 0.326, SLG: 0.313 (7, 3)									F8	1	0	0	0	0	1	2				
Jayson Werth, R OBP: 0.341, SLG: 0.500 (1, 7)				L8						3	1	1	0	1	0	4				
Brent Mayne, L OBP: 0.309, SLG: 0.277 (1, 2)			E3 SH		F7		K	L6		4	0	0	0	0	1	2				
Odalis Pérez, L OBP: 0.185, SLG: 0.176 (5, PH)																				
Jason Grubowski, L OBP: 0.275, SLG: 0.454 (5, PH)																				
43 Yhency Brazoban, R ERA: 0.93 (5, PH)																				
José Hernández, R OBP: 0.350, SLG: 0.554 (7, PH)																				
Duaner Sánchez, R OBP: 0.302, SLG: 0.550 (7, PH)																				
Milton Bradley, S OBP: 0.332, SLG: 0.447 (8, PH)																				
Giovanni Carrara, R (8, PH)																				
Inning Stats	R: 0 E: 0 K: 1 S: 9	H: 0 LOB: 0 BB: 0 P: 15	R: 0 E: 0 K: 1 S: 8	H: 0 LOB: 0 BB: 0 P: 12	R: 1 E: 2 K: 0 S: 12	H: 0 LOB: 2 BB: 2 P: 26	R: 0 E: 0 K: 0 S: 11	H: 2 LOB: 1 BB: 0 P: 16	R: 0 E: 0 K: 1 S: 8	H: 1 LOB: 2 BB: 0 P: 10	R: 4 E: 0 K: 1 S: 23	H: 5 LOB: 3 BB: 1 P: 34	R: 0 E: 0 K: 0 S: 6	H: 0 LOB: 0 BB: 0 P: 8	R: 2 E: 0 K: 0 S: 17	H: 2 LOB: 0 BB: 0 P: 20	1B: 8 2B: 1 3B: 0 HR: 1	SF: 0 SAC: 1 DP: 2 HBP: 2	WP: 0 PB: 0 SB: 0 CS: 0	PA: 42
PITCHER	IP	WLS	BF	H	R	ER	SO	BB	IBB	HBP	BLK	WP	HR	S	P	ERA	WHIP			
Sun-Woo Kim, R ERA: 5.14 (1, 1)	5.2		23	3	1	0	4	2	0	1	0	0	0	57	92	0.00	0.882			
Joey Eischen, L ERA: 4.32 (6, 1)	1.0	H	7	3	4	4	2	0	0	1	0	0	0	18	25	36.00	3.000			
Luis Ayala, R ERA: 2.31 (7, 1)	1.1		7	2	0	0	0	1	0	0	0	0	0	14	22	0.00	2.250			
32 Chad Cordero, R ERA: 3.86 (9, 1)	1.0	W	5	2	2	2	0	0	0	0	0	0	1	17	20	18.00	2.000			

Los Angeles Dodgers @ Montreal Expos
Olympic Stadium, Montreal, QB
Mon Aug 23 2004, 7:05 PM EDT
Att: 8,639 - Unknown - 72 F

AB 36
R 7
H 10
RBI 6
BB 3
SO 6
LOB 18





Batter	1	2	3	4	5	6	7	8	9	AB	R	H	RBI	BB	SO	LOB	BOTTOM			
Brad Wilkerson, L OBP: 0.382, SLG: 0.488 (1, 3)	F8	G6-3		HR		K			BB BB IBB	4	1	1	2	1	1	2				
Alex Gonzalez, R OBP: 0.289, SLG: 0.418 (1, 6)	G5-3 1B	HR		G5-3		G5-3			K	5	2	2	2	0	1	2				
Tony Batista, R OBP: 0.265, SLG: 0.421 (1, 5)	G5-3	G1-3		L7		G5-3			BB BB	4	0	0	0	1	0	1				
Juan Rivera, R OBP: 0.332, SLG: 0.426 (1, 9)	1B		G6-3		K		P3		BB BB	4	0	1	2	1	1	0				
Ryan Church, L OBP: 0.400, SLG: 0.333 (1, 7)	F7		F9		F8		K2-3		BB	4	0	0	0	0	1	1				
Einar Diaz, R OBP: 0.304, SLG: 0.327 32 Chad Cordero, R (9, 1)		HR		FC6-4 1B		G5-3		L5		4	1	2	1	0	0	0				
Endy Chavez, L OBP: 0.318, SLG: 0.392 (1, 8)		E3 1B	FC6-4		G4-3		F8			4	1	1	0	0	0	1				
Jamey Carroll, R OBP: 0.365, SLG: 0.388 (1, 4)		G6-3 SH1-4 HR 1B		SH1-4 HR 2B		SH1-4 1B		G6-3		4	2	3	1	0	0	0				
Sun-Woo Kim, R OBP: 0.158, SLG: 0.211 (1, 1)										0	0	0	0	0	0	0				
Joey Eischen, L OBP: 1.000, SLG: 1.000 (6, 1)										0	0	0	0	0	0	0				
Luis Ayala, R OBP: 0.428, SLG: 0.571 (7, 1)										0	0	0	0	0	0	0				
Brian Schneider, L OBP: 0.336, SLG: 0.423 (9, 2)									BB 2B	1	1	1	0	0	0	0				
Inning Stats	R: 1 E: 0 K: 0 S: 12	H: 2 LOB: 1 BB: 0 P: 17	R: 4 E: 1 K: 0 S: 18	H: 4 LOB: 0 BB: 0 P: 22	R: 0 E: 0 K: 0 S: 11	H: 1 LOB: 1 BB: 0 P: 15	R: 2 E: 0 K: 0 S: 10	H: 2 LOB: 0 BB: 0 P: 13	R: 0 E: 0 K: 1 S: 8	H: 1 LOB: 1 BB: 0 P: 14	R: 0 E: 0 K: 1 S: 5	H: 0 LOB: 0 BB: 0 P: 8	R: 0 E: 0 K: 1 S: 7	H: 0 LOB: 0 BB: 0 P: 9	R: 1 E: 0 K: 1 S: 15	H: 1 LOB: 3 BB: 3 P: 31	1B: 6 2B: 2 3B: 0 HR: 3	SF: 0 SAC: 3 DP: 0 HBP: 0	WP: 0 PB: 0 SB: 1 CS: 0	PA: 40
PITCHER	IP	WLS	BF	H	R	ER	SO	BB	IBB	HBP	BLK	WP	HR	S	P	ERA	WHIP			
Odalis Pérez, L ERA: 3.09 (5, PH)	4.0		21	7	7	7	0	0	0	0	0	0	0	3	51	15.75	2.250			
43 Yhency Brazoban, R ERA: 0.93 (5, PH)	2.0		7	1	0	0	2	0	0	0	0	0	0	24	36	0.00	0.500			
Duaner Sánchez, R ERA: 1.36 (7, PH)	1.0		3	0	0	0	0	0	0	0	0	0	0	5	8	0.00	0.000			
Giovanni Carrara, R ERA: 1.09 (8, PH)	1.2	L	9	1	1	1	2	2	1	0	0	0	0	22	40	5.40	1.800			

Los Angeles Dodgers @ Montreal Expos
Olympic Stadium, Montreal, QB
Mon Aug 23 2004, 7:05 PM EDT
Att: 8,639 - Unknown - 72 F

AB 34
R 8
H 11
RBI 8
BB 3
SO 4
LOB 7



Batter	1	2	3	4	5	6	7	8	9	AB	R	H	RBI	BB	SO	LOB	TOP								
Cesar Izturis, S OBP: 0.330, SLG: 0.375 (1, 6)	G4-3	SF8		FC3-6		F7		F7		4	0	0	1	0	0	1	Los Angeles Dodgers @ Montreal Expos Olympic Stadium, Montreal, QB Wed Aug 25 2004, 7:05 PM EDT Att: 7,570 - Unknown - 72 F AB 32 R 3 H 9 RBI 3 BB 6 SO 6 LOB 20 								
Alex Cora, L OBP: 0.381, SLG: 0.404 (1, 4)	G3	F9							G3	4	0	1	0	1	0	2									
Milton Bradley, S OBP: 0.377, SLG: 0.441 (1, 9)				2B	1B				F8	3	1	1	0	2	1	2									
Adrián Beltré, R OBP: 0.383, SLG: 0.647 (1, 5)				1B	SF8	2B			L6	4	1	2	0	1	0	2									
Steve Finley, L OBP: 0.348, SLG: 0.503 (1, 8)	F9									4	0	2	1	0	0	2									
Hee-Seop Choi, L OBP: 0.381, SLG: 0.472 (1, 3)										1	1	0	1	1	1	2									
José Hernández, R (7, PH) OBP: 0.378, SLG: 0.535 (7, 3)		1B	1B	SF8						1	0	0	0	0	0	0									
43 Yhency Brazoban, R (7, 1)										0	0	0	0	0	0	0									
Jayson Werth, R OBP: 0.340, SLG: 0.497 (1, 7)										4	0	1	0	0	1	3									
David Ross, R OBP: 0.277, SLG: 0.317 (1, 2)										2	0	1	0	1	0	0									
Jason Grabowski, L (8, PH) OBP: 0.250, SLG: 0.500 (8, 2)										1	0	0	0	0	1	0									
Brent Mayne, L OBP: 0.309, SLG: 0.277 (8, 2)										0	0	0	0	0	0	0									
Jose Lima, R OBP: 0.179, SLG: 0.158 (1, 1)										3	0	1	0	0	2	6									
Duaner Sanchez, R OBP: 0.250, SLG: 0.500 (6, 1)										0	0	0	0	0	0	0									
Robin Ventura, L OBP: 0.323, SLG: 0.310 (7, 3)										1	0	0	0	0	0	0									
Inning Stats	R: 0 E: 0 K: 0 S: 6	H: 1 LOB: 2 BB: 1 P: 12	R: 1 E: 0 K: 1 S: 11	H: 2 LOB: 2 BB: 1 P: 19	R: 2 E: 0 K: 0 S: 15	H: 2 LOB: 0 BB: 1 P: 26	R: 0 E: 0 K: 1 S: 11	H: 1 LOB: 2 BB: 1 P: 19	R: 0 E: 0 K: 2 S: 15	H: 2 LOB: 3 BB: 1 P: 23	R: 0 E: 0 K: 0 S: 7	H: 1 LOB: 1 BB: 1 P: 15	R: 0 E: 0 K: 1 S: 8	H: 0 LOB: 0 BB: 0 P: 13	R: 0 E: 0 K: 1 S: 8	H: 0 LOB: 0 BB: 0 P: 11	R: 0 E: 0 K: 0 S: 6	H: 0 LOB: 0 BB: 0 P: 8	1B: 6 2B: 3 3B: 0 HR: 0	SF: 2 SAC: 0 DP: 1 HBP: 0	WP: 0 PB: 0 SB: 1 CS: 1	PA: 41			
PITCHER	IP	WLS	BF	H	R	ER	SO	BB	IBB	HBP	BLK	WP	HR	S	P	ERA	WHIP								
Tony Armas, R ERA: 4.25 (1, 1)	3.0		16	5	3	3	1	2	1	0	0	0	0	32	57	9.00	2.333								
Joey Eischen, L ERA: 3.49 (4, 1)	2.0		11	3	0	0	3	1	1	0	0	0	0	26	42	0.00	2.000								
Joe Horgan, L ERA: 2.73 (6, 1)	2.0	W	7	1	0	0	1	1	0	0	0	0	0	15	28	0.00	1.000								
Luis Ayala, R ERA: 2.25 (8, 1)	2.0	S	6	0	0	0	1	0	0	0	0	0	0	14	19	0.00	0.000								

Batter	1	2	3	4	5	6	7	8	9	AB	R	H	RBI	BB	SO	LOB	BOTTOM								
Brad Wilkerson, L OBP: 0.383, SLG: 0.492 (1, 3)										2	1	1	1	3	0	0	Los Angeles Dodgers @ Montreal Expos Olympic Stadium, Montreal, QB Wed Aug 25 2004, 7:05 PM EDT Att: 7,570 - Unknown - 72 F AB 33 R 6 H 10 RBI 6 BB 4 SO 2 LOB 18 								
Andy Chavez, L OBP: 0.316, SLG: 0.391 (1, 8)	G6-3		G4-6-3							5	0	1	0	0	1	4									
Tony Batista, R OBP: 0.289, SLG: 0.432 (1, 5)	F7									3	1	1	1	0	1	1									
Juan Rivera, R OBP: 0.333, SLG: 0.438 (1, 9)	G6-3									3	1	1	1	1	0	0									
Termel Sledge, L OBP: 0.321, SLG: 0.396 (1, 7)										4	1	2	0	0	0	3									
Alex Gonzalez, R OBP: 0.270, SLG: 0.416 (1, 6)										4	1	2	0	0	0	3									
Brian Schneider, L OBP: 0.335, SLG: 0.430 (1, 2)										4	1	1	3	0	0	2									
Jamey Carroll, R OBP: 0.359, SLG: 0.395 (1, 4)										4	0	1	0	0	0	2									
Tony Armas, R OBP: 1.000, SLG: 1.000 (4, 1)										1	0	0	0	0	0	2									
Henry Mateo, S OBP: 0.226, SLG: 0.226 (5, PH)										1	0	0	0	0	0	0									
Joe Horgan, L OBP: 0.250, SLG: 0.250 (6, 1)										1	0	0	0	0	0	0									
Luis Ayala, R OBP: 0.375, SLG: 0.500 (8, 1)										1	0	0	0	0	1	1									
Inning Stats	R: 1 E: 0 K: 0 S: 6	H: 1 LOB: 0 BB: 0 P: 11	R: 0 E: 0 K: 0 S: 18	H: 2 LOB: 0 BB: 0 P: 26	R: 2 E: 0 K: 0 S: 18	H: 2 LOB: 0 BB: 1 P: 29	R: 0 E: 0 K: 0 S: 6	H: 0 LOB: 0 BB: 0 P: 7	R: 0 E: 0 K: 2 S: 10	H: 0 LOB: 1 BB: 1 P: 14	R: 3 E: 0 K: 0 S: 17	H: 3 LOB: 0 BB: 0 P: 25	R: 0 E: 0 K: 0 S: 7	H: 1 LOB: 3 BB: 1 P: 15	R: 0 E: 0 K: 0 S: 15	H: 1 LOB: 2 BB: 1 P: 25	R: 0 E: 0 K: 0 S: 6	H: 0 LOB: 0 BB: 0 P: 8	1B: 5 2B: 1 3B: 0 HR: 4	SF: 0 SAC: 0 DP: 1 HBP: 1	WP: 1 PB: 0 SB: 2 CS: 0	PA: 38			
PITCHER	IP	WLS	BF	H	R	ER	SO	BB	IBB	HBP	BLK	WP	HR	S	P	ERA	WHIP								
Jose Lima, R ERA: 4.12 (1, 1)	5.1	L	25	8	6	6	2	2	0	0	0	0	0	66	100	10.12	1.875								
Duaner Sanchez, R ERA: 3.3 (6, 1)	1.0		5	1	0	0	0	0	0	1	0	1	0	11	17	0.00	1.000								
43 Yhency Brazoban, R (7, 1) ERA: 0.79	1.2		8	1	0	0	0	2	0	0	0	0	0	20	35	0.00	1.800								

Batter	1	2	3	4	5	6	7	8	9	AB	R	H	RBI	BB	SO	LOB	TOP										
Cesar Izturis, S OBP: 0.331, SLG: 0.375 (1, 6)										5	2	1	0	0	1		Los Angeles Dodgers @ Montreal Expos Olympic Stadium, Montreal, QB Thu Aug 26 2004, 7:05 PM EDT Att: 18,520 - Unknown - 70 F										
Steve Finley, L OBP: 0.350, SLG: 0.512 (1, 8)										5	1	3	4	0	1	1											
Milton Bradley, S OBP: 0.376, SLG: 0.437 (1, 7)										4	1	0	0	1	3	2											
Adrián Beltré, R OBP: 0.386, SLG: 0.654 (1, 5)										3	1	2	1	1	0	1											
Shawn Green, L OBP: 0.348, SLG: 0.464 (1, 9)										4	1	1	0	0	2	3											
Hee-Seop Choi, L OBP: 0.380, SLG: 0.467 (1, 3)										3	1	0	0	1	0	2											
Alex Cora, L OBP: 0.380, SLG: 0.401 (1, 4)										3	1	0	1	1	0	0											
Brent Mayne, L OBP: 0.314, SLG: 0.278 (1, 2)										3	1	1	1	1	1	0											
Jeff Weaver, R ERA: 2.49 (7, 1)										2	1	1	2	0	1	0											
Inning Stats	R: 0 E: 0 K: 2 S: 8	H: 1 LOB: 0 BB: 0 P: 11	R: 1 E: 0 K: 1 S: 11	H: 1 LOB: 0 BB: 0 P: 20	R: 0 E: 0 K: 1 S: 9	H: 0 LOB: 0 BB: 0 P: 12	R: 0 E: 0 K: 2 S: 14	H: 1 LOB: 2 BB: 1 P: 27	R: 2 E: 1 K: 0 S: 6	H: 3 LOB: 1 BB: 0 P: 11	R: 7 E: 0 K: 1 S: 18	H: 3 LOB: 4 BB: 4 P: 41	R: 0 E: 0 K: 0 S: 5	H: 0 LOB: 0 BB: 0 P: 7	R: 0 E: 0 K: 1 S: 12	H: 0 LOB: 0 BB: 0 P: 17	R: 0 E: 0 K: 0 S: 9	H: 0 LOB: 0 BB: 0 P: 12	1B: 7 2B: 1 3B: 0 HR: 2	SF: 0 SAC: 1 DP: 1 HBP: 0	WP: 0 PB: 0 SB: 2 CS: 1	PA: 39					
PITCHER	IP	WLS	BF	H	R	ER	SO	BB	IBB	HBP	BLK	WP	HR	S	P	ERA	WHIP										
Livan Hernandez, R ERA: 3.79 (1, 1)	5.1	L	26	7	8	6	6	4	1	0	0	0	1	58	110	10.12	2.062										
Luis Ayala, R ERA: 2.49 (6, 1)	0.1		3	2	2	2	0	0	0	0	0	0	1	4	7	54.00	6.000										
Gary Majewski, R ERA: 4.11 (6, 1)	1.1		4	1	0	0	1	0	0	0	0	0	0	9	12	0.00	0.750										
52 T.J. Tucker, R ERA: 4.11 (8, 1)	1.0		3	0	0	0	1	0	0	0	0	0	0	12	17	0.00	0.000										
Claudio Vargas, R ERA: 5.29 (9, 1)	1.0		3	0	0	0	0	0	0	0	0	0	0	9	12	0.00	0.000										

AB 33
R 10
H 10
RBI 10
BB 5
SO 8
LOB 10



Batter	1	2	3	4	5	6	7	8	9	AB	R	H	RBI	BB	SO	LOB	BOTTOM										
Brad Wilkerson, L OBP: 0.382, SLG: 0.488 (1, 3)										4	0	0	0	1	1	1	Los Angeles Dodgers @ Montreal Expos Olympic Stadium, Montreal, QB Thu Aug 26 2004, 7:05 PM EDT Att: 18,520 - Unknown - 70 F										
Andy Chavez, L OBP: 0.316, SLG: 0.389 (1, 8)										2	0	0	0	1	0	0											
Gary Majewski, R ERA: 4.11 (6, 1)										0	0	0	0	0	0	0											
Ryan Church, L OBP: 0.353, SLG: 0.286 (7, PH)										1	0	0	0	0	1	3											
52 T.J. Tucker, R OBP: 0.111, SLG: 0.111 (8, 1)										0	0	0	0	0	0	0											
Einar Diaz, R OBP: 0.299, SLG: 0.330 (9, 5)										1	0	0	0	0	0	1											
Tony Batista, R OBP: 0.287, SLG: 0.429 (1, 5)										3	0	0	0	0	0	1											
Henny Mateo, S OBP: 0.219, SLG: 0.219 (7, 4)										1	0	0	0	0	0	3											
Juan Rivera, R OBP: 0.336, SLG: 0.442 (1, 9)										4	1	2	0	0	0	0											
Termel Sledge, L OBP: 0.327, SLG: 0.402 (1, 7)										3	0	2	1	1	0	1											
Alex Gonzalez, R OBP: 0.270, SLG: 0.410 (1, 6)										3	0	0	0	0	0	3											
Claudio Vargas, R OBP: 0.048, SLG: 0.048 (8, FR)										0	0	0	0	0	0	0											
Brian Schneider, L OBP: 0.334, SLG: 0.431 (1, 2)										4	0	1	0	0	0	3											
Jamey Carroll, R OBP: 0.368, SLG: 0.400 (7, 5)										3	1	2	0	1	0	0											
Livan Hernandez, R ERA: 3.71 (1, 1)										2	1	1	2	0	0	0											
Luis Ayala, R ERA: 4.63 (6, 1)										0	0	0	0	0	0	0											
Ronald Calloway, L OBP: 0.211, SLG: 0.226 (6, 9)										2	0	0	0	0	2	3											
Inning Stats	R: 0 E: 0 K: 0 S: 10	H: 0 LOB: 1 BB: 1 P: 18	R: 0 E: 0 K: 0 S: 9	H: 1 LOB: 1 BB: 0 P: 14	R: 0 E: 0 K: 0 S: 9	H: 0 LOB: 0 BB: 0 P: 14	R: 1 E: 0 K: 0 S: 11	H: 2 LOB: 1 BB: 0 P: 19	R: 2 E: 0 K: 0 S: 14	H: 2 LOB: 0 BB: 0 P: 19	R: 0 E: 0 K: 0 S: 7	H: 0 LOB: 1 BB: 1 P: 14	R: 0 E: 0 K: 2 S: 17	H: 2 LOB: 3 BB: 1 P: 29	R: 0 E: 0 K: 0 S: 9	H: 1 LOB: 2 BB: 0 P: 15	R: 0 E: 0 K: 0 S: 10	H: 0 LOB: 1 BB: 1 P: 19	1B: 4 2B: 3 3B: 0 HR: 1	SF: 0 SAC: 0 DP: 1 HBP: 1	WP: 0 PB: 0 SB: 0 CS: 1	PA: 39					
PITCHER	IP	WLS	BF	H	R	ER	SO	BB	IBB	HBP	BLK	WP	HR	S	P	ERA	WHIP										
Jeff Weaver, R ERA: 3.71 (1, 1)	6.0	W	24	5	3	3	0	2	0	0	0	0	0	10	21	0.00	9.000										
Elmer Dessens, R ERA: 4.63 (7, 1)	0.1		4	2	0	0	1	1	0	0	0	0	0	7	8	0.00	0.000										
43 Yhency Brazoban, R ERA: 0.75 (7, 1)	0.2		2	0	0	0	1	0	0	0	0	0	0	9	15	0.00	1.000										
Masao Kida, R ERA: 0.75 (8, 1)	1.0		4	1	0	0	0	0	0	1	0	0	0	9	15	0.00	1.000										
Eric Gagne, R ERA: 2.32 (9, 1)	1.0		4	0	0	0	2	1	0	0	0	0	0	10	19	0.00	1.000										

AB 33
R 3
H 8
RBI 3
BB 4
SO 4
LOB 19



Batter	1	2	3	4	5	6	7	8	9	AB	R	H	RBI	BB	SO	LOB	TOP			
Cesar Izturis, S OBP: 0.334, SLG: 0.379	1-2 1B	1-1 F9			1-2 G3		4-2 G4-6-3 BB		2-1 G4-3 1B	4	1	2	0	1	0	2	Los Angeles Dodgers @ New York Mets Shea Stadium, Flushing, NY Sat Aug 28 2004, 1:20 PM EDT Att: 40,660 - Sunny - 81 F			
Steve Finley, L OBP: 0.345, SLG: 0.503	1-1 F9		3-1 G4-3		1-1 F8		1-2 G4-6-3		2-1 F7	5	0	0	0	0	0	4				
Milton Bradley, S OBP: 0.371, SLG: 0.431	1-2 K		3-3 K		2-0 F8			3-3 K	2-0 G4-3	5	0	0	0	0	3	2				
Adrián Beltré, R OBP: 0.388, SLG: 0.658	1-0 1B		0-1 HR		0-1 1B			1-0 2B 1B	1-0 1B	5	2	5	2	0	0	0				
Shawn Green, L OBP: 0.348, SLG: 0.462	0-0 G4-3		4-1 BB		0-0 F8			1-0 1B 2B	0-1 G4-3	4	1	1	0	1	0	4				
Hee-Seop Choi, L OBP: 0.376, SLG: 0.462		0-1 E5 BB	3-3 K		1-0 F9			1-0 1B		3	0	0	0	0	1	2				
Olmedo Saenz, R OBP: 0.343, SLG: 0.451		4-1 BB			1-2 BB			2-3 3-H 0-0 1B		1	0	1	1	0	0	0				
43 Yhency Brazoban, R OBP: 0.373, SLG: 0.524		1-3 K			3-2 F8			1-2 3-H 1B		4	0	1	0	0	1	4				
Eric Gagne, R OBP: 0.312, SLG: 0.277		1-3 K			0-0 F7			0-1 F8		2	0	0	0	0	1	2				
Alex Cora, L OBP: 0.376, SLG: 0.398		4-1 BB			1-1 P5			1-2 3-H 1B		2	0	0	0	1	0	1				
José Hernández, R OBP: 0.373, SLG: 0.524		1-3 K			3-2 F8			0-1 F8		1	0	1	1	0	0	0				
Brent Mayne, L OBP: 0.312, SLG: 0.277		1-3 K			0-0 F7			0-1 F8		4	0	1	0	0	1	4				
Odalis Pérez, L OBP: 0.157, SLG: 0.163		1-3 K			0-0 F7			0-1 F8		2	0	0	0	0	1	2				
Jason Grabowski, L OBP: 0.331, SLG: 0.426		1-3 K			0-0 F7			0-1 F8		1	0	0	0	0	0	1				
Giovanni Carrara, R OBP: 0.343, SLG: 0.511		1-3 K			0-0 F7			0-1 F8		0	0	0	0	0	0	0				
Jayson Werth, R OBP: 0.343, SLG: 0.511		1-3 K			0-0 F7			0-1 F8		1	0	0	0	0	1	2				
Inning Stats	R: 0 E: 0 K: 1 S: 10	H: 2 LOB: 2 BB: 0 P: 14	R: 0 E: 1 K: 2 S: 11	H: 0 LOB: 2 BB: 1 P: 18	R: 1 E: 0 K: 2 S: 14	H: 1 LOB: 1 BB: 1 P: 27	R: 0 E: 0 K: 0 S: 6	H: 0 LOB: 0 BB: 0 P: 10	R: 0 E: 0 K: 0 S: 7	H: 1 LOB: 1 BB: 0 P: 10	R: 0 E: 0 K: 0 S: 8	H: 1 LOB: 1 BB: 0 P: 18	R: 2 E: 0 K: 2 S: 12	H: 4 LOB: 2 BB: 0 P: 21	R: 1 E: 0 K: 0 S: 8	H: 2 LOB: 1 BB: 0 P: 15	1B: 9 2B: 1 3B: 0 HR: 1	SF: 0 SAC: 0 DP: 1 HBP: 0	WP: 0 PB: 0 SB: 1 CS: 1	PA: 41
PITCHER	IP WLS BF H R ER SO BB IBB HBP BLK WP HR S P ERA WHIP																			
Jae Weong Seo, R ERA: 4.65	6.1	28	5	1	1	5	3	0	0	0	0	0	0	0	0	63	101	1.42	1.263	
Pedro Feliciano, L ERA: 4.66	0.2	1	0	0	0	0	0	0	0	0	0	0	0	0	6	7	0.00	0.000		
Ricky Bottalico, R ERA: 3.69	0.1	1	1	1	1	1	0	0	0	0	0	0	0	4	8	27.00	3.000			
Mike Stanton, L ERA: 3.58	0.2	5	3	1	1	1	0	0	0	0	0	0	0	8	13	13.50	4.500			
Braden Looper, R ERA: 2.1	1.0	5	2	1	1	0	0	0	0	0	0	0	0	8	15	9.00	2.000			

Batter	1	2	3	4	5	6	7	8	9	AB	R	H	RBI	BB	SO	LOB	BOTTOM					
Jeff Keppinger, R OBP: 0.261, SLG: 0.364	0-1 HR		1-0 F7			4-1 1B BB		2-3 K		2	1	1	1	1	0	0	Los Angeles Dodgers @ New York Mets Shea Stadium, Flushing, NY Sat Aug 28 2004, 1:20 PM EDT Att: 40,660 - Sunny - 81 F					
Eric Valent, L OBP: 0.350, SLG: 0.498										1	0	0	0	0	1	0						
Braden Looper, R ERA: 2.1										0	0	0	0	0	0	0						
Todd Zeile, R OBP: 0.324, SLG: 0.349	0-2 G3-1			4-1 1B BB		3-2 G5-4-3 1B		3-2 P2		3	1	1	0	1	0	0						
Cliff Floyd, L OBP: 0.351, SLG: 0.482	1-0 P6			0-0 5 1B		3-0 F7		2-3 K		4	0	1	0	0	1	2						
Richard Hidalgo, R OBP: 0.324, SLG: 0.476	3-3 K			2-1 1B		2-0 G5-4-3		1-2 G6-3		4	0	1	1	0	1	2						
Mike Cameron, R OBP: 0.331, SLG: 0.496		4-2 G5-4-3 BB		0-3 K		1-3 K				2	0	0	0	1	2	2						
5 David Wright, R OBP: 0.326, SLG: 0.511		0-0 F8		2 SAFE SAFE SAFE F9		0-2 F7				3	0	0	0	0	0	3						
Jason Phillips, R ERA: 3.08		0-0 G5-4-3			3-2 L6		1-3 K			3	0	0	0	0	1	1						
Mike Stanton, L OBP: 0.500, SLG: 0.500										0	0	0	0	0	0	0						
Danny Garcia, R OBP: 0.376, SLG: 0.378										0	0	0	0	0	0	0						
Wilson Delgado, S OBP: 0.268, SLG: 0.211			0-1 G6-3		2-2 P6		3-2 F7			3	0	0	0	0	0	0						
Jae Weong Seo, R OBP: 0.250, SLG: 0.207			0-3 K		1-1 F8		1-3 K			2	0	0	0	0	1	0						
Pedro Feliciano, L ERA: 1.03										0	0	0	0	0	0	0						
Ricky Bottalico, L ERA: 0.69										0	0	0	0	0	0	0						
Vance Wilson, R OBP: 0.341, SLG: 0.441										1	0	0	0	0	1	0						
Inning Stats	R: 1 E: 0 K: 1 S: 10	H: 1 LOB: 0 BB: 0 P: 14	R: 0 E: 0 K: 0 S: 4	H: 0 LOB: 0 BB: 1 P: 8	R: 0 E: 0 K: 1 S: 8	H: 0 LOB: 0 BB: 0 P: 9	R: 1 E: 0 K: 1 S: 9	H: 2 LOB: 1 BB: 1 P: 15	R: 0 E: 0 K: 0 S: 10	H: 0 LOB: 0 BB: 0 P: 16	R: 0 E: 0 K: 0 S: 8	H: 1 LOB: 1 BB: 1 P: 20	R: 0 E: 0 K: 2 S: 11	H: 0 LOB: 0 BB: 0 P: 13	R: 0 E: 0 K: 2 S: 9	H: 0 LOB: 0 BB: 0 P: 15	R: 0 E: 0 K: 1 S: 10	H: 0 LOB: 0 BB: 0 P: 16	1B: 3 2B: 0 3B: 0 HR: 1	SF: 0 SAC: 0 DP: 2 HBP: 0	WP: 0 PB: 0 SB: 0 CS: 1	PA: 31
PITCHER	IP WLS BF H R ER SO BB IBB HBP BLK WP HR S P ERA WHIP																					
Odalis Pérez, L ERA: 1.03	6.0	22	4	2	2	3	3	0	0	0	0	0	0	11	13	0.00	0.000					
Giovanni Carrara, R ERA: 1.03	1.0	3	0	0	0	2	0	0	0	0	0	0	0	9	15	0.00	0.000					
43 Yhency Brazoban, R ERA: 0.69	1.0	3	0	0	0	2	0	0	0	0	0	0	0	9	15	0.00	0.000					
Eric Gagne, R ERA: 2.29	1.0	3	0	0	0	1	0	0	0	0	0	0	0	10	16	0.00	0.000					

AB 38
R 4
H 11
RBI 4
BB 3
SO 7
LOB 24



AB 28
R 2
H 4
RBI 2
BB 3
SO 8
LOB 10



Batter	1	2	3	4	5	6	7	8	9	AB	R	H	RBI	BB	SO	LOB	TOP									
Cesar Izturis, S OBP: 0.340, SLG: 0.387 Scott Stewart, R (8, 1)										4	2	4	1	1	0	0	Los Angeles Dodgers @ New York Mets Shea Stadium, Flushing, NY Sun Aug 29 2004, 1:10 PM EDT Att: 33,582 - Cloudy - 86 F									
Steve Finley, L OBP: 0.344, SLG: 0.500										5	0	1	1	0	0	5										
Milton Bradley, S OBP: 0.370, SLG: 0.428										5	1	1	0	0	1	3										
Adrián Beltré, R OBP: 0.389, SLG: 0.658 Olmedo Saenz, R OBP: 0.349, SLG: 0.489										3	1	1	1	1	0	1										
Shawn Green, L OBP: 0.350, SLG: 0.461										3	2	1	0	2	0	0										
Robin Ventura, L OBP: 0.326, SLG: 0.333										4	2	1	4	1	0	3										
Alex Cora, L OBP: 0.374, SLG: 0.392										5	0	0	0	0	0	3										
Brent Mayne, L OBP: 0.309, SLG: 0.277										4	0	1	1	0	1	1										
Kaz Ishii, L OBP: 0.163, SLG: 0.208 Elmer Dessens, R OBP: 0.304, SLG: 0.300 José Hernández, R OBP: 0.371, SLG: 0.521										2	1	1	0	0	0	0										
Inning Stats	R: 1 E: 0 K: 1 S: 14	H: 2 LOB: 2 BB: 1 P: 20	R: 0 E: 0 K: 0 S: 9	H: 0 LOB: 0 BB: 0 P: 12	R: 0 E: 0 K: 0 S: 13	H: 1 LOB: 1 BB: 0 P: 22	R: 3 E: 2 K: 0 S: 13	H: 3 LOB: 1 BB: 0 P: 21	R: 4 E: 0 K: 0 S: 21	H: 3 LOB: 2 BB: 3 P: 38	R: 0 E: 0 K: 0 S: 9	H: 0 LOB: 0 BB: 0 P: 11	R: 0 E: 0 K: 1 S: 10	H: 0 LOB: 0 BB: 0 P: 12	R: 1 E: 0 K: 1 S: 14	H: 2 LOB: 0 BB: 0 P: 21		R: 1 E: 0 K: 0 S: 13	H: 1 LOB: 1 BB: 1 P: 22	1B: 8 2B: 1 3B: 1 HR: 2	SF: 1 SAC: 1 DP: 1 HBP: 0	WP: 0 PB: 0 SB: 1 CS: 1	PA: 44			
PITCHER	IP WLS BF H R ER SO BB IBB HBP BLK WP HR S P ERA WHIP	IP WLS BF H R ER SO BB IBB HBP BLK WP HR S P ERA WHIP	IP WLS BF H R ER SO BB IBB HBP BLK WP HR S P ERA WHIP	IP WLS BF H R ER SO BB IBB HBP BLK WP HR S P ERA WHIP	IP WLS BF H R ER SO BB IBB HBP BLK WP HR S P ERA WHIP	IP WLS BF H R ER SO BB IBB HBP BLK WP HR S P ERA WHIP	IP WLS BF H R ER SO BB IBB HBP BLK WP HR S P ERA WHIP	IP WLS BF H R ER SO BB IBB HBP BLK WP HR S P ERA WHIP	IP WLS BF H R ER SO BB IBB HBP BLK WP HR S P ERA WHIP	IP WLS BF H R ER SO BB IBB HBP BLK WP HR S P ERA WHIP	IP WLS BF H R ER SO BB IBB HBP BLK WP HR S P ERA WHIP	IP WLS BF H R ER SO BB IBB HBP BLK WP HR S P ERA WHIP	IP WLS BF H R ER SO BB IBB HBP BLK WP HR S P ERA WHIP	IP WLS BF H R ER SO BB IBB HBP BLK WP HR S P ERA WHIP	IP WLS BF H R ER SO BB IBB HBP BLK WP HR S P ERA WHIP	IP WLS BF H R ER SO BB IBB HBP BLK WP HR S P ERA WHIP	IP WLS BF H R ER SO BB IBB HBP BLK WP HR S P ERA WHIP	IP WLS BF H R ER SO BB IBB HBP BLK WP HR S P ERA WHIP	IP WLS BF H R ER SO BB IBB HBP BLK WP HR S P ERA WHIP	IP WLS BF H R ER SO BB IBB HBP BLK WP HR S P ERA WHIP	IP WLS BF H R ER SO BB IBB HBP BLK WP HR S P ERA WHIP	IP WLS BF H R ER SO BB IBB HBP BLK WP HR S P ERA WHIP	IP WLS BF H R ER SO BB IBB HBP BLK WP HR S P ERA WHIP	IP WLS BF H R ER SO BB IBB HBP BLK WP HR S P ERA WHIP	IP WLS BF H R ER SO BB IBB HBP BLK WP HR S P ERA WHIP	IP WLS BF H R ER SO BB IBB HBP BLK WP HR S P ERA WHIP

AB	37
R	10
H	12
RBI	9
BB	5
SO	3
LOB	16



Batter	1	2	3	4	5	6	7	8	9	AB	R	H	RBI	BB	SO	LOB	BOTTOM									
Gerald Williams, R OBP: 0.385, SLG: 0.552										4	0	1	0	0	2	2	Los Angeles Dodgers @ New York Mets Shea Stadium, Flushing, NY Sun Aug 29 2004, 1:10 PM EDT Att: 33,582 - Cloudy - 86 F									
Jeff Keppinger, R OBP: 0.295, SLG: 0.462										4	1	1	1	0	0	2										
Cliff Floyd, L OBP: 0.350, SLG: 0.479										4	0	1	0	0	0	0										
Richard Hidalgo, R OBP: 0.326, SLG: 0.484 Eric Valent, L OBP: 0.346, SLG: 0.495										3	1	2	1	0	0	0										
5 David Wright, R OBP: 0.322, SLG: 0.504 John Franco, L (8, 1) Vance Wilson, R OBP: 0.339, SLG: 0.438										2	0	0	0	0	0	0										
Brian Buchanan, R OBP: 0.278, SLG: 0.317										2	0	0	0	1	0	0										
Jason Phillips, R OBP: 0.285, SLG: 0.305										3	0	0	0	0	1	1										
Wilson Delgado, S OBP: 0.295, SLG: 0.225										2	0	1	0	1	0	0										
Kris Benson, R OBP: 0.204, SLG: 0.170 Pedro Feliciano, L (5, 1) Todd Zeile, R OBP: 0.322, SLG: 0.346 Danny Garcia, R OBP: 0.373, SLG: 0.375										0	0	0	0	0	0	0										
Inning Stats	R: 0 E: 0 K: 1 S: 7	H: 0 LOB: 0 BB: 0 P: 8	R: 1 E: 0 K: 1 S: 10	H: 1 LOB: 0 BB: 0 P: 14	R: 0 E: 0 K: 0 S: 6	H: 2 LOB: 1 BB: 0 P: 8	R: 0 E: 0 K: 0 S: 7	H: 0 LOB: 0 BB: 0 P: 13	R: 0 E: 0 K: 0 S: 12	H: 0 LOB: 2 BB: 2 P: 23	R: 0 E: 0 K: 0 S: 4	H: 1 LOB: 1 BB: 0 P: 4	R: 0 E: 0 K: 0 S: 6	H: 0 LOB: 0 BB: 0 P: 8	R: 0 E: 0 K: 1 S: 9	H: 0 LOB: 0 BB: 0 P: 10		R: 1 E: 0 K: 1 S: 8	H: 2 LOB: 0 BB: 0 P: 13	1B: 4 2B: 0 3B: 0 HR: 2	SF: 0 SAC: 1 DP: 2 HBP: 0	WP: 0 PB: 0 SB: 0 CS: 0	PA: 32			
PITCHER	IP WLS BF H R ER SO BB IBB HBP BLK WP HR S P ERA WHIP	IP WLS BF H R ER SO BB IBB HBP BLK WP HR S P ERA WHIP	IP WLS BF H R ER SO BB IBB HBP BLK WP HR S P ERA WHIP	IP WLS BF H R ER SO BB IBB HBP BLK WP HR S P ERA WHIP	IP WLS BF H R ER SO BB IBB HBP BLK WP HR S P ERA WHIP	IP WLS BF H R ER SO BB IBB HBP BLK WP HR S P ERA WHIP	IP WLS BF H R ER SO BB IBB HBP BLK WP HR S P ERA WHIP	IP WLS BF H R ER SO BB IBB HBP BLK WP HR S P ERA WHIP	IP WLS BF H R ER SO BB IBB HBP BLK WP HR S P ERA WHIP	IP WLS BF H R ER SO BB IBB HBP BLK WP HR S P ERA WHIP	IP WLS BF H R ER SO BB IBB HBP BLK WP HR S P ERA WHIP	IP WLS BF H R ER SO BB IBB HBP BLK WP HR S P ERA WHIP	IP WLS BF H R ER SO BB IBB HBP BLK WP HR S P ERA WHIP	IP WLS BF H R ER SO BB IBB HBP BLK WP HR S P ERA WHIP	IP WLS BF H R ER SO BB IBB HBP BLK WP HR S P ERA WHIP	IP WLS BF H R ER SO BB IBB HBP BLK WP HR S P ERA WHIP	IP WLS BF H R ER SO BB IBB HBP BLK WP HR S P ERA WHIP	IP WLS BF H R ER SO BB IBB HBP BLK WP HR S P ERA WHIP	IP WLS BF H R ER SO BB IBB HBP BLK WP HR S P ERA WHIP	IP WLS BF H R ER SO BB IBB HBP BLK WP HR S P ERA WHIP	IP WLS BF H R ER SO BB IBB HBP BLK WP HR S P ERA WHIP	IP WLS BF H R ER SO BB IBB HBP BLK WP HR S P ERA WHIP	IP WLS BF H R ER SO BB IBB HBP BLK WP HR S P ERA WHIP	IP WLS BF H R ER SO BB IBB HBP BLK WP HR S P ERA WHIP	IP WLS BF H R ER SO BB IBB HBP BLK WP HR S P ERA WHIP	IP WLS BF H R ER SO BB IBB HBP BLK WP HR S P ERA WHIP

AB	29
R	2
H	6
RBI	2
BB	2
SO	4
LOB	8



Batter	1	2	3	4	5	6	7	8	9	10	11	12	13	AB	R	H	RBI	BB	SO	LOB	TOP
Cesar Izumi, S OBP: 0.338, SLG: 0.383 (1, 6)			F8			F9			F8		G3-6			5	1	0	0	1	1	2	
Steve Finley, L OBP: 0.346, SLG: 0.507 (1, 8)									F7					5	1	2	4	1	2	0	
Milton Bradley, S OBP: 0.370, SLG: 0.428 (1, 9)									F7					5	0	2	0	0	1	1	
Adrián Beltré, R OBP: 0.385, SLG: 0.650 (1, 5)		L5				G1-4-3			K			G5-3	G6-3	6	0	0	0	0	1	4	
Shawn Green, L OBP: 0.349, SLG: 0.458 (1, 3)									K					4	0	0	0	1	3	1	
Jayson Werth, R OBP: 0.335, SLG: 0.497 (1, 7)									F8			G1-3	G6-3	5	0	0	0	0	2	2	
José Hernández, R OBP: 0.370, SLG: 0.515 (8, 4)									G6-3			G4-3	G4-3	2	0	0	0	1	1	0	
David Ross, R OBP: 0.271, SLG: 0.308 (1, 2)									K			G3	G4-6-3	3	0	0	0	0	3	1	
Jason Grabowski, L OBP: 0.300, SLG: 0.423 (11, PH)									K					1	0	0	0	0	0	0	
Brent Mayne, L OBP: 0.307, SLG: 0.275 (11, 2)														1	0	0	0	0	0	1	
Jeff Weaver, R OBP: 0.279, SLG: 0.286 (9, 1)									K					3	0	1	0	0	1	1	
43 Yhency Brazoban, R OBP: 0.279, SLG: 0.286 (9, 1)														0	0	0	0	0	0	0	
Robin Ventura, R OBP: 0.279, SLG: 0.286 (11, PH)														1	0	1	0	0	0	0	
Eric Gagne, R OBP: 0.279, SLG: 0.286 (11, 1)														0	0	0	0	0	0	0	
Hank Sauer, L OBP: 0.279, SLG: 0.286 (13, PH)														0	1	0	0	1	0	0	
Giovanni Carrara, R OBP: 0.279, SLG: 0.286 (13, 1)														0	0	0	0	0	0	0	
Inning Stats	R: 0 E: 0 K: 3 S: 12	H: 0 LOB: 0 BB: 0 P: 18	R: 0 E: 0 K: 2 S: 9	H: 0 LOB: 0 BB: 0 P: 11	R: 0 E: 0 K: 1 S: 10	H: 1 LOB: 1 BB: 1 P: 16	R: 0 E: 0 K: 2 S: 9	H: 1 LOB: 0 BB: 0 P: 13	R: 0 E: 0 K: 3 S: 9	H: 0 LOB: 0 BB: 0 P: 14	R: 0 E: 0 K: 1 S: 9	H: 1 LOB: 1 BB: 0 P: 11	R: 0 E: 0 K: 0 S: 10	H: 0 LOB: 2 BB: 2 P: 17	R: 3 E: 1 K: 0 S: 14	H: 2 LOB: 1 BB: 2 P: 32	1B: 5 2B: 1 3B: 0 HR: 1	SF: 0 SAC: 1 DP: 1 HBP: 0	W/P: 0 PB: 0 SB: 2 CS: 0	PA: 49	
PITCHER	IP WLS BF H R ER SO BB IBB HBP BLK WP HR S P ERA WHIP	8.0 27 3 1 1 15 1 0 0 0 0 1 81 118 1.12 0.500	2.0 7 1 0 0 0 0 0 0 0 0 0 18 24 0.00 0.500	2.0 8 1 0 0 0 1 1 0 0 0 0 15 30 0.00 1.000	0.1 L 5 2 3 3 0 1 1 0 0 0 10 27 81.00 9.000	0.2 2 0 0 0 0 0 0 0 0 0 0 4 5 0.00 0.000															

Los Angeles Dodgers @ Arizona Diamondbacks
Bank One Ballpark, Phoenix, AZ
Tue Aug 31 2004, 9:35 PM EDT
Att: 39,167 - Dome - 83 F

AB 43
R 4
H 7
RBI 4
BB 5
SO 15
LOB 13



Batter	1	2	3	4	5	6	7	8	9	10	11	12	13	AB	R	H	RBI	BB	SO	LOB	BOTTOM			
Quinton McCracken, S OBP: 0.306, SLG: 0.366 (1, 7)			G4-3			F7					P5		F7	6	0	1	0	0	1	3				
Alex Cintron, S OBP: 0.290, SLG: 0.354 (1, 6)														4	0	1	1	0	1	2				
Greg Aquino, R OBP: 0.290, SLG: 0.354 (11, 1)														0	0	0	0	0	0	0				
36 Brian Bruney, R OBP: 0.290, SLG: 0.354 (13, 1)														0	0	0	0	0	0	0				
Lance Cormier, R OBP: 0.333, SLG: 0.375 (13, PH)														1	0	0	0	0	1	0				
Alan Zinter, S OBP: 0.200, SLG: 0.077 (1, 9)														6	0	1	0	0	4	2				
Danny Bautista, R OBP: 0.344, SLG: 0.423 (1, 9)																								
Shea Hillenbrand, R OBP: 0.339, SLG: 0.446 (1, 3)		G6-3												5	0	0	0	0	1	1				
Chad Tracy, L OBP: 0.345, SLG: 0.405 (1, 5)														5	0	1	0	0	0	1				
Luis Terrero, R OBP: 0.379, SLG: 0.426 (1, 8)														5	0	0	0	0	3	2				
Scott Hairston, R OBP: 0.304, SLG: 0.474 (1, 4)														5	0	1	0	0	1	1				
Juan Brito, R OBP: 0.216, SLG: 0.246 (8, PH)														2	0	0	0	0	2	1				
Carlos Estepa, S OBP: 0.291, SLG: 0.310 (8, PH)														0	0	0	0	0	0	0				
Stephen Randolph, L OBP: 0.280, SLG: 0.400 (8, PH)														0	1	0	0	0	0	0				
19 Chris Snyder, R OBP: 0.261, SLG: 0.429 (9, 2)														2	0	1	0	0	0	0				
Randy Johnson, R OBP: 0.162, SLG: 0.154 (1, 1)														2	0	1	0	0	1	0				
Andy Green, R OBP: 0.267, SLG: 0.333 (8, PH)														0	0	0	0	0	0	0				
Mike Koplove, R OBP: 0.267, SLG: 0.333 (9, 1)														0	0	0	0	0	0	0				
Jerry Gil, R OBP: 0.357, SLG: 0.385 (10, PH)														2	0	1	0	0	1	0				
Inning Stats	R: 0 E: 0 K: 2 S: 10	H: 0 LOB: 0 BB: 0 P: 14	R: 0 E: 0 K: 1 S: 9	H: 0 LOB: 0 BB: 0 P: 12	R: 0 E: 0 K: 1 S: 8	H: 1 LOB: 1 BB: 0 P: 14	R: 0 E: 0 K: 0 S: 6	H: 0 LOB: 0 BB: 0 P: 8	R: 0 E: 0 K: 1 S: 10	H: 1 LOB: 1 BB: 0 P: 17	R: 0 E: 0 K: 1 S: 9	H: 1 LOB: 1 BB: 0 P: 13	R: 0 E: 0 K: 1 S: 11	H: 0 LOB: 0 BB: 0 P: 15	R: 0 E: 0 K: 1 S: 13	H: 1 LOB: 1 BB: 0 P: 16	R: 0 E: 0 K: 2 S: 9	H: 0 LOB: 0 BB: 0 P: 10	R: 0 E: 0 K: 2 S: 10	H: 0 LOB: 0 BB: 0 P: 16	1B: 8 2B: 0 3B: 0 HR: 0	SF: 1 SAC: 1 DP: 0 HBP: 1	W/P: 0 PB: 0 SB: 1 CS: 0	PA: 48
PITCHER	IP WLS BF H R ER SO BB IBB HBP BLK WP HR S P ERA WHIP	8.0 30 5 1 1 9 0 0 1 0 0 0 71 107 1.12 0.625	2.0 8 2 0 0 0 2 0 0 0 0 0 24 31 0.00 1.000	2.0 W 7 1 0 0 3 0 0 0 0 0 19 23 0.00 0.500	1.0 S 3 0 0 0 2 0 0 0 0 0 10 16 0.00 0.000																			

Los Angeles Dodgers @ Arizona Diamondbacks
Bank One Ballpark, Phoenix, AZ
Tue Aug 31 2004, 9:35 PM EDT
Att: 39,167 - Dome - 83 F

AB 45
R 1
H 8
RBI 1
BB 0
SO 16
LOB 13



Batter	1	2	3	4	5	6	7	8	9	AB	R	H	RBI	BB	SO	LOB	TOP								
Cesar Izturis, S (1, 6) OBP: 0.337, SLG: 0.382	G6-3		G4-3				L8		F9	5	0	1	0	0	0	2									
Steve Finley, L (1, 8) OBP: 0.343, SLG: 0.503	K			G4-3	G3-1		F9			4	0	0	0	0	1	2									
Milton Bradley, S (1, 7) OBP: 0.371, SLG: 0.427	G6-3			G4-3						3	1	1	0	1	0	0									
Adrián Beltré, R (1, 5) OBP: 0.384, SLG: 0.647		G4-3		E5					F9	4	0	1	0	0	0	1									
Shawn Green, L (1, 9) OBP: 0.348, SLG: 0.455	K									3	0	0	0	1	1	2									
Hee-Seop Choi, L (1, 3) OBP: 0.374, SLG: 0.456	G4-3			FC4						4	0	0	0	0	2	5									
Alex Cora, L (1, 4) OBP: 0.374, SLG: 0.389			G4-3		G3		K			3	0	0	0	1	1	2									
Brent Mayne, L (1, 2) OBP: 0.313, SLG: 0.278										2	0	1	0	1	1	2									
Robin Ventura, L (9, PH) OBP: 0.328, SLG: 0.336									G3-6-3	1	0	0	0	0	0	1									
Hideo Nomo, R (1, 1) OBP: 0.136, SLG: 0.273										2	0	0	0	0	2	2									
Olmedo Saenz, R (7, PH) OBP: 0.348, SLG: 0.484										1	0	0	0	0	1	0									
Duaner Sanchez, R (7, 1) OBP: 0.250, SLG: 0.500										0	0	0	0	0	0	0									
Jason Grabowski, L (9, PH) OBP: 0.313, SLG: 0.423										0	0	0	0	1	0	0									
Inning Stats	R: 0 E: 0 K: 1 S: 8	H: 0 LOB: 0 BB: 0 P: 11	R: 0 E: 0 K: 1 S: 5	H: 0 LOB: 0 BB: 0 P: 7	R: 0 E: 0 K: 1 S: 9	H: 0 LOB: 1 BB: 1 P: 16	R: 0 E: 1 K: 0 S: 10	H: 0 LOB: 2 BB: 1 P: 18	R: 0 E: 0 K: 1 S: 10	H: 2 LOB: 2 BB: 0 P: 14	R: 1 E: 1 K: 3 S: 18	H: 1 LOB: 2 BB: 1 P: 28	R: 0 E: 0 K: 1 S: 9	H: 0 LOB: 0 BB: 0 P: 14	R: 0 E: 0 K: 1 S: 9	H: 1 LOB: 1 BB: 2 P: 12	R: 0 E: 0 K: 0 S: 7	H: 0 LOB: 1 BB: 2 P: 17	1B: 4 2B: 0 3B: 0 HR: 0	SF: 0 SAC: 0 DP: 1 HBP: 0	WP: 0 PB: 0 SB: 1 CS: 0	PA: 37			
PITCHER	IP	WLS	BF	H	R	ER	SO	BB	IBB	HBP	BLK	WP	HR	S	P	ERA	WHIP								
17 Brandon Webb, R (1, 1) ERA: 3.55	6.0	W	26	3	1	0	7	3	0	0	0	0	0	60	94	0.00	1.000								
Shane Nance, L (7, 1) ERA: 3.24	1.0	H	3	0	0	0	1	0	0	0	0	0	0	9	14	0.00	0.000								
Mike Koplove, R (8, 1) ERA: 3.91	1.0	H	4	1	0	0	1	0	0	0	0	0	0	9	12	0.00	1.000								
Greg Aquino, R (9, 1) ERA: 2.52	1.0	S	4	0	0	0	0	2	0	0	0	0	0	7	17	0.00	2.000								

Los Angeles Dodgers @ Arizona Diamondbacks
 Bank One Ballpark, Phoenix, AZ
 Wed Sep 01 2004, 9:35 PM EDT
 Att: 34,149 - Dome - 81 F

AB	32
R	1
H	4
RBI	0
BB	5
SO	9
LOB	19



Batter	1	2	3	4	5	6	7	8	9	AB	R	H	RBI	BB	SO	LOB	BOTTOM								
Quinton McCracken, S (1, 7) OBP: 0.324, SLG: 0.386	K									1	0	0	0	0	1	0									
Andy Green, R (2, 7) OBP: 0.270, SLG: 0.322										2	1	0	0	1	0	0									
Alex Cintron, S (1, 4) OBP: 0.291, SLG: 0.359	F8									4	1	2	1	0	1	0									
Danny Bautista, R (1, 9) OBP: 0.346, SLG: 0.424	K									3	0	1	0	1	1	1									
Shea Hillenbrand, R (1, 3) OBP: 0.339, SLG: 0.445		P6								4	0	1	2	0	0	2									
Chad Tracy, L (1, 5) OBP: 0.347, SLG: 0.408	K									4	0	2	0	0	1	2									
Luis Torrero, R (1, 8) OBP: 0.375, SLG: 0.415		B1-3								3	0	0	0	1	0	2									
Jerry Gil, R (1, 6) OBP: 0.278, SLG: 0.294										4	0	0	0	0	2	3									
19 Chris Snyder, R (1, 2) OBP: 0.259, SLG: 0.375										3	0	0	0	1	2	2									
17 Brandon Webb, R (1, 1) OBP: 0.138, SLG: 0.091										1	1	0	0	1	1	1									
Carlos Baerga, S (6, PH) OBP: 0.288, SLG: 0.306										1	0	0	0	0	0	2									
Shane Nance, L (7, 1) OBP: 0.288, SLG: 0.306										0	0	0	0	0	0	0									
Mike Koplove, R (8, 1) OBP: 0.288, SLG: 0.306										0	0	0	0	0	0	0									
Greg Aquino, R (9, 1) OBP: 0.288, SLG: 0.306										0	0	0	0	0	0	0									
Inning Stats	R: 0 E: 0 K: 2 S: 10	H: 0 LOB: 0 BB: 0 P: 13	R: 0 E: 0 K: 1 S: 7	H: 0 LOB: 0 BB: 0 P: 9	R: 3 E: 0 K: 1 S: 20	H: 2 LOB: 2 BB: 3 P: 39	R: 0 E: 0 K: 1 S: 8	H: 0 LOB: 1 BB: 1 P: 16	R: 0 E: 0 K: 1 S: 7	H: 1 LOB: 1 BB: 0 P: 9	R: 0 E: 0 K: 1 S: 13	H: 1 LOB: 2 BB: 1 P: 24	R: 0 E: 0 K: 0 S: 9	H: 1 LOB: 1 BB: 0 P: 13	R: 0 E: 0 K: 2 S: 11	H: 1 LOB: 1 BB: 0 P: 15	1B: 2 2B: 4 3B: 0 HR: 0	SF: 0 SAC: 0 DP: 0 HBP: 0	WP: 0 PB: 0 SB: 2 CS: 0	PA: 35					
PITCHER	IP	WLS	BF	H	R	ER	SO	BB	IBB	HBP	BLK	WP	HR	S	P	ERA	WHIP								
Hideo Nomo, R (1, 1) ERA: 7.77	6.0	L	27	4	3	3	7	5	0	0	0	0	0	65	110	4.50	1.500								
Duaner Sanchez, R (7, 1) ERA: 3.56	2.0		8	2	0	0	2	0	0	0	0	0	0	20	28	0.00	1.000								

Los Angeles Dodgers @ Arizona Diamondbacks
 Bank One Ballpark, Phoenix, AZ
 Wed Sep 01 2004, 9:35 PM EDT
 Att: 34,149 - Dome - 81 F

AB	30
R	3
H	6
RBI	3
BB	5
SO	9
LOB	15



Batter	1	2	3	4	5	6	7	8	9	AB	R	H	RBI	BB	SO	LOB	TOP					
Cesar Izturis, S OBP: 0.336, SLG: 0.379 (1, 6)	F8		E3		G5-3			2B	F7	4	1	0	0	1	0	0						
Steve Finley, L OBP: 0.342, SLG: 0.506 (1, 8)	K		G3			F9		P3	HR	5	1	1	1	0	1	2						
Milton Bradley, S OBP: 0.371, SLG: 0.432 (1, 9)	F9		F9		G5-3			E	G6-3	5	1	2	1	0	0	1						
Adrian Beltré, R OBP: 0.386, SLG: 0.652 (1, 5)		HR		F7		G5-3		E	BB	4	2	2	1	1	0	1						
Shawn Green, L OBP: 0.348, SLG: 0.452 (1, 3)		1B	G6-3	BB	K	L4		E4	1B	3	2	0	0	2	1	2						
Jayson Werth, R OBP: 0.332, SLG: 0.489 (1, 7)		G6-3	1B		K		G5-3	E6	G6-3	5	0	1	1	0	1	3						
José Hernández, R OBP: 0.374, SLG: 0.538 (1, 4)		G6-3				HR		E6		4	1	2	2	0	0	1	AB 38					
Alex Cora, L OBP: 0.374, SLG: 0.389 (8, 4)								FC6-2	2B	0	0	0	0	0	0	0	R 8					
David Ross, R OBP: 0.264, SLG: 0.299 (1, 2)		G6-3						FC6-2		4	0	0	0	0	2	3	H 8					
Odalis Pérez, L OBP: 0.181, SLG: 0.157 (6, 1)										2	0	0	0	0	2	0	RBI 6					
Giovanni Carrara, R ERA: 0.97 (6, 1)										0	0	0	0	0	0	0	BB 4					
Orlando Saenz, R OBP: 0.345, SLG: 0.479 (7, PH)										1	0	0	0	0	1	1	SO 9					
43 Yhency Brazoban, R ERA: 1.06 (7, 1)										0	0	0	0	0	0	0	LOB 16					
Scott Stewart, R ERA: 6.75 (9, 1)										0	0	0	0	0	0	0						
Eric Gagne, R ERA: 2.19 (9, 1)										0	0	0	0	0	0	0						
Inning Stats	R: 0 E: 0 K: 1 S: 5	H: 0 LOB: 0 BB: 0 P: 9	R: 2 E: 0 K: 0 S: 12	H: 2 LOB: 0 BB: 1 P: 20	R: 0 E: 1 K: 1 S: 11	H: 0 LOB: 1 BB: 0 P: 18	R: 0 E: 0 K: 2 S: 9	H: 0 LOB: 0 BB: 0 P: 15	R: 1 E: 0 K: 2 S: 11	H: 1 LOB: 0 BB: 0 P: 15	R: 0 E: 0 K: 0 S: 10	H: 1 LOB: 1 BB: 0 P: 13	R: 0 E: 1 K: 2 S: 15	H: 0 LOB: 1 BB: 0 P: 17	R: 4 E: 2 K: 1 S: 22	H: 2 LOB: 2 BB: 2 P: 39	R: 1 E: 0 K: 0 S: 9	H: 2 LOB: 2 BB: 1 P: 17	1B: 2 2B: 3 3B: 0 HR: 3	SF: 0 SAC: 0 DP: 1 HBP: 0	WP: 0 PB: 0 SB: 0 CS: 0	PA: 42
PITCHER	IP	WLS	BF	H	R	ER	SO	BB	IBB	HBP	BLK	WP	HR	S	P	ERA	WHIP					
Casey Fossum, L ERA: 6.87 (1, 1)	7.0		27	4	3	3	8	1	0	0	0	0	2	73	107	3.86	0.714					
Shane Nance, L ERA: 4.15 (8, 1)	0.1	L	5	1	4	1	0	1	1	0	0	0	0	10	23	27.00	6.000					
Lance Cormier, R ERA: 9.95 (8, 1)	1.2		10	3	1	1	1	1	0	0	0	0	1	21	33	5.40	2.400					

Los Angeles Dodgers @ Arizona Diamondbacks
Bank One Ballpark, Phoenix, AZ
Thu Sep 02 2004, 9:35 PM EDT
Att: 33,224 - Dome - 80 F

livebaseballscorecards.com

Batter	1	2	3	4	5	6	7	8	9	AB	R	H	RBI	BB	SO	LOB	BOTTOM					
Luis Terrero, R OBP: 0.369, SLG: 0.407 (1, 8)	G6-3		K		F7				K	5	0	1	0	0	2	3						
Andy Green, R OBP: 0.289, SLG: 0.317 (1, 5)										4	1	1	0	0	1	3						
Lance Cormier, R OBP: 0.333, SLG: 0.375 (8, 1)	BB	1B			F8					0	0	0	0	0	0	0						
Alex Cintron, S OBP: 0.291, SLG: 0.359 (9, PH)	1B				G6-4-3				F8	1	0	0	0	0	2							
Danny Bautista, R OBP: 0.343, SLG: 0.420 (1, 9)	F9				P3					4	0	0	0	0	0	1						
Shea Hillenbrand, R OBP: 0.340, SLG: 0.447 (1, 3)		BB			P2					4	1	2	0	0	0	0						
Scott Hairston, R OBP: 0.306, SLG: 0.483 (1, 4)		1B								3	1	1	1	1	2	1						
Jerry Gil, R OBP: 0.273, SLG: 0.286 (1, 6)		BB			G5-3					4	0	1	2	0	1	1						
Josh Kroeger, L OBP: 0.250, SLG: 0.250 (1, 7)										4	0	1	0	0	3	2						
19 Chris Snyder, R OBP: 0.290, SLG: 0.500 (1, 2)			L5							4	1	2	1	0	1	1						
Casey Fossum, L ERA: 3.18 (1, 1)										2	0	1	0	0	1	0						
Alan Zinter, S OBP: 0.188, SLG: 0.071 (7, PH)										1	0	0	0	0	1	1						
Shane Nance, L OBP: 0.348, SLG: 0.410 (8, 5)										1	0	1	0	0	0	0						
Inning Stats	R: 2 E: 0 K: 1 S: 16	H: 3 LOB: 2 BB: 1 P: 27	R: 0 E: 0 K: 2 S: 8	H: 0 LOB: 0 BB: 0 P: 12	R: 0 E: 0 K: 0 S: 4	H: 0 LOB: 0 BB: 0 P: 8	R: 0 E: 0 K: 2 S: 8	H: 0 LOB: 0 BB: 0 P: 11	R: 1 E: 0 K: 0 S: 7	H: 2 LOB: 0 BB: 0 P: 9	R: 0 E: 0 K: 1 S: 8	H: 1 LOB: 1 BB: 0 P: 13	R: 0 E: 0 K: 3 S: 18	H: 2 LOB: 2 BB: 0 P: 29	R: 1 E: 0 K: 1 S: 9	H: 1 LOB: 0 BB: 0 P: 12	R: 0 E: 0 K: 2 S: 15	H: 2 LOB: 2 BB: 0 P: 21	1B: 8 2B: 1 3B: 0 HR: 2	SF: 0 SAC: 0 DP: 1 HBP: 0	WP: 0 PB: 0 SB: 0 CS: 0	PA: 38
PITCHER	IP	WLS	BF	H	R	ER	SO	BB	IBB	HBP	BLK	WP	HR	S	P	ERA	WHIP					
Odalis Pérez, L ERA: 0.97 (6, 1)	5.0		20	5	3	3	5	1	0	0	0	0	0	8	13	0.00	1.000					
43 Yhency Brazoban, R ERA: 1.06 (7, 1)	2.0	W	9	3	1	1	4	0	0	0	0	0	1	27	41	4.50	1.500					
Scott Stewart, L ERA: 6.75 (9, 1)	0.1		3	2	0	0	1	0	0	0	0	0	0	8	12	0.00	6.000					
Eric Gagne, R ERA: 2.19 (9, 1)	0.2	S	2	0	0	0	1	0	0	0	0	0	0	7	9	0.00	0.000					

Los Angeles Dodgers @ Arizona Diamondbacks
Bank One Ballpark, Phoenix, AZ
Thu Sep 02 2004, 9:35 PM EDT
Att: 33,224 - Dome - 80 F

livebaseballscorecards.com

Batter	1	2	3	4	5	6	7	8	9	AB	R	H	RBI	BB	SO	LOB	TOP					
Cesar Izturis, S OBP: 0.333, SLG: 0.376 (1, 6)	1-1 P6		0-1 G2-3			1-3 K			1-2 G1-3	4	0	0	0	0	1	1	Los Angeles Dodgers @ St. Louis Cardinals Busch Stadium, St. Louis, MO Fri Sep 03 2004, 7:10 PM CDT Att: 37,524 - Cloudy - 80 F					
Jason Grabowski, L OBP: 0.306, SLG: 0.412 (1, 7)	2-3 K			1-1 G4-3		2-3 K			2-3 K	4	0	0	0	0	3	0						
Steve Finley, L OBP: 0.340, SLG: 0.503 (1, 8)	3-3 K			0-0 L7			0-0 F9			3	0	0	0	0	1	0						
Adrian Beltré, R OBP: 0.384, SLG: 0.648 (1, 5)		3-2 F7		0-3 K			3-3 K			3	0	0	0	0	2	0						
Shawn Green, L OBP: 0.346, SLG: 0.449 (1, 9)		2-3 K			0-1 G6-3		0-1 G3			3	0	0	0	0	1	0						
Robin Ventura, L OBP: 0.329, SLG: 0.336 (1, 3)		0-0 P5			1-1 FC6-4 1B			1-3 K		3	0	1	0	0	1	0						
Alex Cora, L OBP: 0.371, SLG: 0.386 (1, 4)			0-3 K		0-1 FC6-4 1-2		1-1 G4-3			3	0	0	0	0	1	1						
Brent Mayne, L OBP: 0.308, SLG: 0.272 (1, 2)			0-1 G6-3		2-1 G6-3		0-1 G3-1			3	0	0	0	0	0	1						
Jose Lima, R OBP: 0.195, SLG: 0.175 Giovanni Carrara, R OBP: 0.371, SLG: 0.535 (8, 1)			1-2 K 1B			0-3 K		3-2 G4-3		2	0	1	0	0	1	0						
Inning Stats	R: 0 E: 0 K: 2 S: 9	H: 0 LOB: 0 BB: 0 P: 15	R: 0 E: 0 K: 1 S: 8	H: 0 LOB: 0 BB: 0 P: 13	R: 0 E: 0 K: 1 S: 11	H: 1 LOB: 1 BB: 0 P: 12	R: 0 E: 0 K: 1 S: 6	H: 0 LOB: 0 BB: 0 P: 7	R: 0 E: 0 K: 0 S: 8	H: 0 LOB: 0 BB: 0 P: 11	R: 0 E: 0 K: 3 S: 10	H: 0 LOB: 0 BB: 0 P: 13	R: 0 E: 0 K: 1 S: 8	H: 0 LOB: 0 BB: 0 P: 11	R: 0 E: 0 K: 1 S: 8	H: 0 LOB: 0 BB: 0 P: 10	R: 0 E: 0 K: 1 S: 13	H: 0 LOB: 0 BB: 0 P: 19	1B: 2 2B: 0 3B: 0 HR: 0	SF: 0 SAC: 0 DP: 0 HBP: 0	WP: 0 PB: 0 SB: 0 CS: 0	PA: 29
PITCHER Matt Morris, R ERA: 4.4 (1, 1)	IP: 9.0 WLS: W BF: 29 H: 2 R: 0 ER: 0 SO: 11 BB: 0 IBB: 0 HBP: 0 BLK: 0 WP: 0 HR: 0 S: 81 P: 111 ERA: 0.00 WHIP: 0.222																					

Batter	1	2	3	4	5	6	7	8	9	AB	R	H	RBI	BB	SO	LOB	BOTTOM			
Tony Womack, L OBP: 0.347, SLG: 0.386 (1, 4)	0-2 P5		1-1 G5-3		0-2 F9		1-0 G3			4	0	0	0	0	0	0	Los Angeles Dodgers @ St. Louis Cardinals Busch Stadium, St. Louis, MO Fri Sep 03 2004, 7:10 PM CDT Att: 37,524 - Cloudy - 80 F			
Larry Walker, L OBP: 0.448, SLG: 0.603 (1, 9)	2-0 G4-3		1-0 G4-3			4-2 5 1B BB		0-1 G3-4-1		3	0	0	0	1	0	0				
5 Albert Pujols, R OBP: 0.413, SLG: 0.675 (1, 3)	1-1 G6-3			1-0 1B		0-0 1B		1-2 F8		4	0	2	0	0	0	0				
27 Scott Rolen, R OBP: 0.413, SLG: 0.611 (1, 5)		3-3 K		1-0 F8		3-2 P2		2-2 1B		4	0	1	0	0	1	3				
15 Jim Edmonds, L OBP: 0.424, SLG: 0.674 (1, 8)		2-2 F9 2B		0-0 P2		1-2 P4		0-3 K		4	1	1	0	0	1	4				
Edgar Renteria, R OBP: 0.331, SLG: 0.416 (1, 6)		2-0 F9		2-3 K		0-0 F8				3	0	0	0	0	1	4				
Reggie Sanders, R OBP: 0.314, SLG: 0.516 (1, 7)		2-2 K 2B			0-0 HR		3-2 F8			3	1	2	2	0	0	0				
Mike Matheny, R OBP: 0.285, SLG: 0.341 (1, 2)		3-H F8			2-3 K		0-0 HR			3	1	1	1	0	1	1				
Matt Morris, R OBP: 0.164, SLG: 0.155 (1, 1)			0-3 K		1-2 G6-3		1-3 K			3	0	0	0	0	2	0				
Inning Stats	R: 0 E: 0 K: 0 S: 7	H: 0 LOB: 0 BB: 0 P: 10	R: 1 E: 0 K: 1 S: 13	H: 2 LOB: 1 BB: 0 P: 22	R: 0 E: 0 K: 1 S: 6	H: 0 LOB: 0 BB: 0 P: 8	R: 0 E: 0 K: 1 S: 8	H: 1 LOB: 1 BB: 0 P: 12	R: 1 E: 0 K: 1 S: 10	H: 1 LOB: 0 BB: 0 P: 13	R: 0 E: 0 K: 0 S: 11	H: 1 LOB: 2 BB: 1 P: 19	R: 1 E: 0 K: 1 S: 9	H: 1 LOB: 0 BB: 0 P: 14	R: 0 E: 0 K: 1 S: 11	H: 1 LOB: 1 BB: 0 P: 14	1B: 3 2B: 2 3B: 0 HR: 2	SF: 0 SAC: 0 DP: 0 HBP: 0	WP: 0 PB: 0 SB: 0 CS: 0	PA: 32
PITCHER Jose Lima, R ERA: 4.11 Giovanni Carrara, R ERA: 0.95 (8, 1)	IP: 7.0 WLS: L BF: 28 H: 6 R: 3 ER: 3 SO: 5 BB: 1 IBB: 0 HBP: 0 BLK: 0 WP: 0 HR: 2 S: 64 P: 98 ERA: 3.86 WHIP: 1.000																			

Batter	1	2	3	4	5	6	7	8	9	AB	R	H	RBI	BB	SO	LOB	TOP					
Cesar Izturis, S (1,6) OBP: 0.333, SLG: 0.375										4	0	1	0	0	2	0	Los Angeles Dodgers @ St. Louis Cardinals Busch Stadium, St. Louis, MO Sat Sep 04 2004, 6:15 PM CDT Att: 45,692 - Cloudy - 86 F					
Jayson Werth, R (1,7) OBP: 0.335, SLG: 0.489										4	1	2	0	0	0	1						
Steve Finley, L (1,8) OBP: 0.338, SLG: 0.499										4	0	0	0	0	1	3						
Adrián Beltré, R (1,5)										4	0	3	1	0	0	1						
Shawn Green, L (1,9) OBP: 0.346, SLG: 0.448										4	0	1	0	0	1	2						
Hee-Seop Choi, L (1,3) OBP: 0.373, SLG: 0.454										4	0	1	0	0	2	3						
Alex Cora, L (1,4) OBP: 0.372, SLG: 0.387										4	0	2	0	0	0	0						
Brent Mayne, L (1,2) OBP: 0.304, SLG: 0.268										2	0	0	0	0	0	2						
Robin Ventura, L (7, PH) OBP: 0.326, SLG: 0.333										1	0	0	0	0	1	3						
Duaner Sanchez, R (7, PH) OBP: 0.250, SLG: 0.500										0	0	0	0	0	0	0						
Mike Venafro, L (8, 1) OBP: 0.304, SLG: 0.409										0	0	0	0	0	0	0						
Jason Grabowski, L (9, PH) OBP: 0.304, SLG: 0.409										1	0	0	0	0	0	0						
Kaz Ishii, L (1, 1) OBP: 0.157, SLG: 0.200										2	0	0	0	0	2	0						
Elmer Dessens, R (6, 1) OBP: 0.304, SLG: 0.300										0	0	0	0	0	0	0						
Milton Bradley, S (7, PH) OBP: 0.371, SLG: 0.431										1	0	0	0	0	1	3						
David Ross, R (7, 2) OBP: 0.264, SLG: 0.299										0	0	0	0	0	0	0						
Inning Stats	R: 0 E: 0 K: 2 S: 8	H: 0 LOB: 0 BB: 0 P: 14	R: 0 E: 0 K: 0 S: 5	H: 1 LOB: 0 BB: 0 P: 8	R: 0 E: 0 K: 1 S: 8	H: 0 LOB: 0 BB: 0 P: 13	R: 0 E: 0 K: 0 S: 10	H: 1 LOB: 1 BB: 0 P: 14	R: 0 E: 0 K: 1 S: 12	H: 2 LOB: 1 BB: 0 P: 15	R: 0 E: 1 K: 2 S: 11	H: 1 LOB: 1 BB: 0 P: 15	R: 0 E: 0 K: 3 S: 16	H: 3 LOB: 3 BB: 0 P: 25	R: 1 E: 0 K: 0 S: 14	H: 2 LOB: 1 BB: 0 P: 19	R: 0 E: 0 K: 1 S: 8	H: 0 LOB: 0 BB: 0 P: 12	1B: 9 2B: 1 3B: 0 HR: 0	SF: 0 SAC: 0 DP: 2 HBP: 0	WP: 0 PB: 0 SB: 0 CS: 0	PA: 35
PITCHER	IP	WLS	BF	H	R	ER	SO	BB	IBB	HBP	BLK	WP	HR	S	P	ERA	WHIP					
Jason Marquis, R (1, 1) ERA: 3.44	7.0	W	27	8	0	0	9	0	0	0	0	0	0	70	104	0.00	1.143					
Dan Haren, R (8, 1) ERA: 7.2	0.2		4	2	1	1	0	0	0	0	0	0	0	12	17	13.50	3.000					
Ray King, L (8, 1) ERA: 2.45	0.1		1	0	0	0	0	0	0	0	0	0	0	2	2	0.00	0.000					
Julian Tavaréz, R (9, 1) ERA: 2.6	1.0		3	0	0	0	1	0	0	0	0	0	0	8	12	0.00	0.000					

Batter	1	2	3	4	5	6	7	8	9	AB	R	H	RBI	BB	SO	LOB	BOTTOM					
Tony Womack, L (1,4) OBP: 0.347, SLG: 0.384										3	1	0	0	1	0	0	Los Angeles Dodgers @ St. Louis Cardinals Busch Stadium, St. Louis, MO Sat Sep 04 2004, 6:15 PM CDT Att: 45,692 - Cloudy - 86 F					
Edgar Renteria, R (1,6) OBP: 0.330, SLG: 0.414										3	0	0	0	0	1	0						
5 Albert Pujols, R (1,3) OBP: 0.414, SLG: 0.672										2	1	0	0	2	0	0						
27 Scott Rolen, R (1,5) OBP: 0.416, SLG: 0.610										2	2	1	1	2	1	0						
15 Jim Edmonds, L (1,8) OBP: 0.424, SLG: 0.678										3	1	1	2	0	1	2						
7 Hector Luna, R (8, PH) OBP: 0.276, SLG: 0.342										1	0	0	0	0	0	2						
Julian Tavaréz, L (9, 1)										0	0	0	0	0	0	0						
Reggie Sanders, R (1,7) OBP: 0.312, SLG: 0.512										3	0	0	0	0	1	0						
Mike Matheny, R (1,2) OBP: 0.285, SLG: 0.339										2	0	0	0	1	1	1						
So Taguchi, R (1,9) OBP: 0.306, SLG: 0.387										3	0	0	0	0	0	1						
Jason Marquis, L (1, 1) OBP: 0.262, SLG: 0.359										2	0	0	0	0	1	1						
Marlon Anderson, L (7, PH) OBP: 0.280, SLG: 0.357										1	0	0	0	0	0	0						
Dan Haren, R (8, 1)										0	0	0	0	0	0	0						
Ray King, L (8, 1)										0	0	0	0	0	0	0						
John Mabry, L (9, 9) OBP: 0.364, SLG: 0.503										0	0	0	0	0	0	0						
Inning Stats	R: 0 E: 0 K: 1 S: 8	H: 0 LOB: 0 BB: 0 P: 11	R: 2 E: 0 K: 1 S: 13	H: 1 LOB: 1 BB: 1 P: 24	R: 0 E: 0 K: 0 S: 8	H: 0 LOB: 0 BB: 0 P: 13	R: 0 E: 0 K: 2 S: 9	H: 0 LOB: 0 BB: 0 P: 12	R: 0 E: 0 K: 1 S: 7	H: 0 LOB: 1 BB: 1 P: 13	R: 3 E: 1 K: 1 S: 17	H: 1 LOB: 1 BB: 2 P: 29	R: 0 E: 0 K: 0 S: 4	H: 0 LOB: 0 BB: 0 P: 8	R: 0 E: 0 K: 0 S: 4	H: 0 LOB: 1 BB: 2 P: 14	1B: 1 2B: 0 3B: 0 HR: 1	SF: 0 SAC: 1 DP: 1 HBP: 0	WP: 0 PB: 0 SB: 1 CS: 0	PA: 32		
PITCHER	IP	WLS	BF	H	R	ER	SO	BB	IBB	HBP	BLK	WP	HR	S	P	ERA	WHIP					
Kaz Ishii, L (1, 1) ERA: 4.59	5.2	L	23	5	3	3	5	4	0	0	0	0	0	57	95	4.76	1.059					
Elmer Dessens, R (6, 1) ERA: 4.44	0.1		2	0	0	0	1	0	0	0	0	0	0	5	7	0.00	0.000					
Duaner Sanchez, R (7, 1) ERA: 3.49	1.1		6	0	0	0	0	2	0	0	0	0	0	7	21	0.00	1.500					
Mike Venafro, L (8, 1) ERA: 6.0	0.2		1	0	0	0	0	0	0	0	0	0	0	1	1	0.00	0.000					



Batter	1	2	3	4	5	6	7	8	9	10	11	AB	R	H	RBI	BB	SO	LOB	TOP					
Cesar Izturiz, S OBP: 0.332, SLG: 0.374 Jose Hernandez, R OBP: 0.376, SLG: 0.543	F8		K		G3-1 2H			K	2B			2	0	0	0	0	1	1						
Sieve Finley, L OBP: 0.335, SLG: 0.494	P5		G4-3		G3-1			G4-3	P2			5	0	0	0	0	0	3						
Milton Bradley, S OBP: 0.389, SLG: 0.428	K		K		L5			E7 1B			B1	5	0	1	0	0	2	2						
Adrian Beltré, R OBP: 0.385, SLG: 0.652		HR		F7		P6		F9			G3-1	5	1	1	1	0	0	1						
Shawn Green, L OBP: 0.348, SLG: 0.448		1B		K		F7			1B DI			4	1	2	0	1	1	0						
Robin Ventura, L OBP: 0.329, SLG: 0.336	P5			1B		G4-3			1B DI			5	1	2	0	0	0	2						
Alex Cora, L OBP: 0.368, SLG: 0.382	L6			K				G2-3			G3-1	5	0	0	0	0	2	4						
David Ross, R OBP: 0.265, SLG: 0.295 Olimedo Saenz, R OBP: 0.339, SLG: 0.474 Brent Mayne, L OBP: 0.302, SLG: 0.267	P4							F7			K	2	1	0	0	0	0	1						
Jeff Weaver, R OBP: 0.214, SLG: 0.295 Jason Grubowinski, L OBP: 0.199, SLG: 0.146 Wilson Alvarez, L OBP: 0.198, SLG: 0.154 43 Yhency Brazoban, R OBP: 0.198, SLG: 0.146 Jayson Werth, R OBP: 0.288, SLG: 0.492 Eric Gagne, R OBP: 0.288, SLG: 0.492 Hee-Seop Choi, L OBP: 0.192, SLG: 0.142 Giovanni Carrara, R OBP: 0.192, SLG: 0.142			3B					K			F8	1	0	1	0	0	0	0						
Inning Stats	R: 0 E: 0 K: 1 S: 9	H: 0 LOB: 0 BB: 0 P: 16	R: 1 E: 0 K: 0 S: 14	H: 2 LOB: 1 BB: 0 P: 23	R: 0 E: 0 K: 2 S: 9	H: 1 LOB: 1 BB: 0 P: 11	R: 0 E: 0 K: 2 S: 10	H: 1 LOB: 1 BB: 0 P: 12	R: 1 E: 0 K: 0 S: 13	H: 1 LOB: 1 BB: 0 P: 21	R: 0 E: 0 K: 1 S: 7	H: 0 LOB: 0 BB: 0 P: 11	R: 0 E: 1 K: 1 S: 9	H: 1 LOB: 1 BB: 0 P: 14	R: 3 E: 0 K: 2 S: 15	H: 4 LOB: 1 BB: 0 P: 23	R: 0 E: 0 K: 0 S: 4	H: 0 LOB: 1 BB: 1 P: 8	R: 0 E: 0 K: 1 S: 15	H: 0 LOB: 0 BB: 0 P: 20	1B: 7 2B: 1 3B: 1 HR: 1	SF: 0 SAC: 1 DP: 0 HBP: 1	WP: 0 PB: 0 SB: 0 CS: 0	PA: 45
PITCHER	IP WLS BF H R ER SO BB IBB HBP BLK WP HR S P ERA WHIP	Woody Williams, R ERA: 4.0 Kiko Calero, R ERA: 3.21 44 Jason Istringhausen, R ERA: 2.91 Julian Tavaroz, R ERA: 2.56 Ray King, L ERA: 2.41	IP WLS BF H R ER SO BB IBB HBP BLK WP HR S P ERA WHIP	PITCHER	IP WLS BF H R ER SO BB IBB HBP BLK WP HR S P ERA WHIP	Woody Williams, R ERA: 4.0 Kiko Calero, R ERA: 3.21 44 Jason Istringhausen, R ERA: 2.91 Julian Tavaroz, R ERA: 2.56 Ray King, L ERA: 2.41																		

Los Angeles Dodgers @ St. Louis Cardinals
 Busch Stadium, St. Louis, MO
 Sun Sep 05 2004, 1:15 PM CDT
 Att: 43,611 - Cloudy - 81 F

AB	42
R	5
H	10
RBI	5
BB	1
SO	10
LOB	16



Batter	1	2	3	4	5	6	7	8	9	10	11	AB	R	H	RBI	BB	SO	LOB	BOTTOM					
Tony Womack, L OBP: 0.345, SLG: 0.384	G6-3		15 2B	G3		F8			G3			5	1	1	0	0	0	1						
Marlon Anderson, L OBP: 0.296, SLG: 0.352 So Taguchi, R OBP: 0.369, SLG: 0.396	L7		P4		G1-3			2B	P3			3	0	0	0	0	0	1						
Larry Walker, L OBP: 0.448, SLG: 0.600 Ray Lankford, L OBP: 0.350, SLG: 0.416	P6		15 2B			L8			K			2	1	0	0	1	1	1						
27 Scott Rolen, R OBP: 0.412, SLG: 0.604		L8		K		F8			K			5	0	0	0	0	3	3						
15 Jim Edmonds, L OBP: 0.425, SLG: 0.684		HR				7 1B			F7			5	2	3	1	0	1	0						
John Mabry, L OBP: 0.394, SLG: 0.514		HR		K		7 1B			K			4	1	1	2	1	2	2						
7 Hector Luna, R OBP: 0.281, SLG: 0.362		G5-3				F7			F8			5	1	2	2	0	0	0						
Mike Matheny, R OBP: 0.288, SLG: 0.342 Reggie Sanders, R OBP: 0.314, SLG: 0.513									K			3	0	1	0	1	2	2						
Woody Williams, R ERA: 3.72 Kiko Calero, R ERA: 3.19 44 Jason Istringhausen, R ERA: 2.91 Julian Tavaroz, R ERA: 2.56 Ray King, L ERA: 2.41		G4-3				F7			F9			3	0	0	0	0	0	2						
Inning Stats	R: 0 E: 0 K: 10 S: 10	H: 0 LOB: 0 BB: 0 P: 16	R: 2 E: 0 K: 0 S: 13	H: 3 LOB: 1 BB: 0 P: 14	R: 1 E: 0 K: 2 S: 16	H: 2 LOB: 2 BB: 1 P: 27	R: 0 E: 0 K: 0 S: 7	H: 0 LOB: 1 BB: 1 P: 11	R: 2 E: 0 K: 1 S: 15	H: 2 LOB: 2 BB: 2 P: 26	R: 0 E: 0 K: 2 S: 8	H: 0 LOB: 0 BB: 0 P: 12	R: 0 E: 0 K: 1 S: 11	H: 0 LOB: 0 BB: 0 P: 18	R: 0 E: 0 K: 1 S: 8	H: 0 LOB: 0 BB: 0 P: 9	R: 0 E: 0 K: 2 S: 15	H: 0 LOB: 0 BB: 1 P: 22	R: 1 E: 0 K: 0 S: 2	H: 2 LOB: 1 BB: 0 P: 2	1B: 2 2B: 6 3B: 1 HR: 1	SF: 0 SAC: 0 DP: 0 HBP: 0	WP: 0 PB: 0 SB: 0 CS: 0	PA: 44
PITCHER	IP WLS BF H R ER SO BB IBB HBP BLK WP HR S P ERA WHIP	Jeff Weaver, R ERA: 3.72 Wilson Alvarez, L ERA: 4.19 43 Yhency Brazoban, R ERA: 1.0 Eric Gagne, R ERA: 2.13 Giovanni Carrara, R ERA: 1.18	IP WLS BF H R ER SO BB IBB HBP BLK WP HR S P ERA WHIP	PITCHER	IP WLS BF H R ER SO BB IBB HBP BLK WP HR S P ERA WHIP	Jeff Weaver, R ERA: 3.72 Wilson Alvarez, L ERA: 4.19 43 Yhency Brazoban, R ERA: 1.0 Eric Gagne, R ERA: 2.13 Giovanni Carrara, R ERA: 1.18																		

Los Angeles Dodgers @ St. Louis Cardinals
 Busch Stadium, St. Louis, MO
 Sun Sep 05 2004, 1:15 PM CDT
 Att: 43,611 - Cloudy - 81 F

AB	40
R	6
H	10
RBI	6
BB	4
SO	9
LOB	12



Batter	1	2	3	4	5	6	7	8	9	AB	R	H	RBI	BB	SO	LOB	TOP					
Luis Tterro, R OBP: 0.363, SLG: 0.418 (1, 8)										4	0	0	0	0	4	1	Arizona Diamondbacks @ Los Angeles Dodgers Dodger Stadium, Los Angeles, CA Tue Sep 07 2004, 7:10 PM PDT Att: 35,078 - Sunny - 76 F					
Alex Cintron, S OBP: 0.297, SLG: 0.365 (1, 6)										4	0	1	1	0	0	0						
Chad Tracy, L OBP: 0.353, SLG: 0.409 (1, 5)										4	0	1	0	0	0	1						
Shea Hillenbrand, R OBP: 0.344, SLG: 0.451 (1, 3)										4	0	1	0	0	0	1						
Danny Bautista, R OBP: 0.344, SLG: 0.420 (1, 9)										4	0	1	0	0	1	1						
Scott Hairston, R OBP: 0.304, SLG: 0.477 (1, 4)										3	0	0	0	1	2	1						
Josh Kroeger, L OBP: 0.167, SLG: 0.118 (1, 7)										2	1	1	0	1	0	2						
Robby Hammock, R OBP: 0.268, SLG: 0.365 (9, PH)										1	0	1	0	0	0	0						
19 Chris Snyder, R OBP: 0.293, SLG: 0.459 (1, 2)										4	1	1	1	0	1	4						
17 Brandon Webb, R OBP: 0.136, SLG: 0.089 (1, 1)										1	0	0	0	0	1	0						
Randy Choate, L (5, 1)										0	0	0	0	0	0	0						
Alan Zinter, S (7, PH)										1	0	0	0	0	1	1						
Chad Durbin, R (7, 1)										0	0	0	0	0	0	0						
36 Brian Bruney, R (8, 1)										0	0	0	0	0	0	0						
Inning Stats	R: 0 E: 0 K: 1 S: 8	H: 0 LOB: 0 BB: 0 P: 11	R: 0 E: 0 K: 1 S: 14	H: 1 LOB: 2 BB: 1 P: 21	R: 0 E: 0 K: 2 S: 10	H: 0 LOB: 0 BB: 0 P: 14	R: 0 E: 0 K: 1 S: 10	H: 1 LOB: 1 BB: 0 P: 15	R: 2 E: 1 K: 1 S: 13	H: 3 LOB: 1 BB: 0 P: 16	R: 0 E: 0 K: 0 S: 5	H: 0 LOB: 0 BB: 0 P: 7	R: 0 E: 0 K: 1 S: 7	H: 0 LOB: 1 BB: 1 P: 14	R: 0 E: 0 K: 1 S: 11	H: 1 LOB: 1 BB: 0 P: 17	R: 0 E: 0 K: 2 S: 11	H: 1 LOB: 1 BB: 0 P: 16	1B: 6 2B: 2 3B: 0 HR: 0	SF: 0 SAC: 1 DP: 1 HBP: 0	WP: 0 PB: 0 SB: 1 CS: 1	PA: 35
PITCHER	IP WLS BF H R ER SO BB IBB HBP BLK WP HR S P ERA WHIP																					
Hideo Nomo, R (1, 1)	6.0 W 25 5 2 2 6 2 0 0 0 0 0 0 62 90 3.00 1.167																					
Giovanni Carrara, R (7, 1)	1.0 H 2 0 0 0 1 0 0 0 0 0 0 0 5 8 0.00 0.000																					
43 Yhency Brazoban, R (8, 1)	1.0 4 1 0 0 1 0 0 0 0 0 0 0 11 17 0.00 1.000																					
Wilson Alvarez, L (9, 1)	1.0 4 1 0 0 2 0 0 0 0 0 0 0 11 16 0.00 1.000																					

Batter	1	2	3	4	5	6	7	8	9	AB	R	H	RBI	BB	SO	LOB	BOTTOM			
Cesar Izturis, S (1, 6)										5	1	1	0	0	1	2	Arizona Diamondbacks @ Los Angeles Dodgers Dodger Stadium, Los Angeles, CA Tue Sep 07 2004, 7:10 PM PDT Att: 35,078 - Sunny - 76 F			
Steve Finley, L (1, 8)										4	1	0	0	1	2	2				
Milton Bradley, S (1, 9)										4	1	1	0	1	3	1				
Adrián Beltré, R (1, 5)										5	0	2	1	0	1	3				
Shawn Green, L (1, 3)										4	1	2	1	1	0	1				
Jayson Werth, R (1, 7)										4	2	1	1	1	1	4				
Alex Cora, L (1, 4)										3	1	0	0	1	0	5				
Brent Mayne, L (1, 2)										2	0	1	1	1	0	2				
Robin Ventura, L (7, PH)										1	1	1	4	0	0	0				
David Ross, R (8, 2)										0	0	0	0	0	0	0				
Hideo Nomo, R (1, 1)										3	0	0	0	0	2	6				
Giovanni Carrara, R (7, 1)										0	0	0	0	0	0	0				
Antonio Perez, R (7, PH)										1	0	1	0	0	0	0				
43 Yhency Brazoban, R (8, 1)										0	0	0	0	0	0	0				
Wilson Alvarez, L (9, 1)										0	0	0	0	0	0	0				
Inning Stats	R: 0 E: 0 K: 1 S: 8	H: 1 LOB: 1 BB: 0 P: 13	R: 0 E: 0 K: 1 S: 14	H: 1 LOB: 2 BB: 0 P: 20	R: 1 E: 0 K: 1 S: 21	H: 2 LOB: 1 BB: 0 P: 29	R: 1 E: 0 K: 1 S: 14	H: 1 LOB: 1 BB: 1 P: 22	R: 2 E: 0 K: 1 S: 15	H: 1 LOB: 3 BB: 3 P: 33	R: 0 E: 0 K: 1 S: 6	H: 0 LOB: 0 BB: 0 P: 8	R: 4 E: 1 K: 2 S: 16	H: 3 LOB: 1 BB: 1 P: 26	R: 0 E: 0 K: 2 S: 16	H: 1 LOB: 2 BB: 1 P: 25	1B: 7 2B: 1 3B: 1 HR: 1	SF: 0 SAC: 0 DP: 0 HBP: 1	WP: 0 PB: 0 SB: 1 CS: 0	PA: 43
PITCHER	IP WLS BF H R ER SO BB IBB HBP BLK WP HR S P ERA WHIP																			
17 Brandon Webb, R (1, 1)	4.1 L 24 4 4 4 5 3 0 1 0 0 0 0 66 105 8.31 2.077																			
Randy Choate, L (5, 1)	1.2 6 0 0 0 1 0 1 0 0 0 0 0 12 20 0.00 0.000																			
Chad Durbin, R (7, 1)	1.0 8 3 4 3 2 1 0 0 0 0 0 1 16 26 27.00 4.000																			
36 Brian Bruney, R (8, 1)	1.0 5 1 0 0 2 1 0 0 0 0 0 0 16 25 0.00 2.000																			

AB	32
R	2
H	7
RBI	2
BB	2
SO	10
LOB	12



Batter	1	2	3	4	5	6	7	8	9	AB	R	H	RBI	BB	SO	LOB	TOP					
Tony Womack, L (1,4) OBP: 0.347, SLG: 0.384	1-2 G6-4-3 1B			1-3 K		2-2 5 1B 2B 1B		1-1 SH5-4		3	1	2	0	0	1	0						
Larry Walker, L (1,9) OBP: 0.448, SLG: 0.596	2-0 G6-4-3 1-2			0-0 2B		1-1 5 2B 15 HR 1-2		1-1 5 1B		4	1	3	1	0	0	1						
5 Albert Pujols, R (1,3)	0-1 F8			2-3 K		0-0 15 HR 2B		0-0 FC9-3-6 1-2		4	1	1	1	0	1	2						
15 Jim Edmonds, L (1,8)		1-0 G1-3		1-3 K		0-1 HR		2-2 G4-3		4	1	1	3	0	1	2						
Ray Lankford, L (1,7) So Taguchi, R (6,PH) Marlon Anderson, L (8,PH)	1-1 F8				2-2 P6	2-2 CS 1B		3-2 G3		2	0	0	0	0	0	0						
Edgar Renteria, R (1,6)	0-1 L9				2-2 G6-3	3-2 CS 1-2	0-0 G6-3	2-3 K		4	0	0	0	0	1	0						
John Mabry, L (1,5) Julian Tavaraz, L (7,1) Cal Eldred, R (8,1) Roger Caden, S (9,PH)			1-1 F9		2-3 K2-3		2-3 K	0-2 G6-3		3	0	0	0	0	2	0						
4 Yadier Molina, R (1,2)		2-2 G1-3			1-2 G6-3		2-2 G4-3			3	0	0	0	0	0	0						
Woody Williams, R (1,1) Ray King, L (6,1) 7 Hector Luna, R (7,5)	0-1 F7				0-3 K		1-1 SH5-4 1B 2B			2	0	0	0	0	1	0						
Inning Stats	R: 0 E: 0 K: 0 S: 6	H: 1 LOB: 0 BB: 0 P: 9	R: 0 E: 0 K: 0 S: 5	H: 0 LOB: 0 BB: 0 P: 7	R: 0 E: 0 K: 0 S: 7	H: 0 LOB: 0 BB: 0 P: 10	R: 0 E: 0 K: 3 S: 11	H: 1 LOB: 1 BB: 0 P: 15	R: 0 E: 0 K: 1 S: 13	H: 0 LOB: 0 BB: 0 P: 19	R: 4 E: 0 K: 1 S: 25	H: 5 LOB: 0 BB: 0 P: 34	R: 0 E: 0 K: 1 S: 7	H: 0 LOB: 0 BB: 0 P: 11	R: 1 E: 0 K: 0 S: 10	H: 2 LOB: 1 BB: 0 P: 15	R: 0 E: 0 K: 1 S: 11	H: 0 LOB: 0 BB: 0 P: 16	1B: 5 2B: 3 3B: 0 HR: 1	SF: 0 SAC: 1 DP: 1 HBP: 0	WP: 0 PA: 35 PB: 0 SB: 0 CS: 1	
PITCHER	IP WLS BF H R ER SO BB IBB HBP BLK WP HR S P ERA WHIP	IP WLS BF H R ER SO BB IBB HBP BLK WP HR S P ERA WHIP	IP WLS BF H R ER SO BB IBB HBP BLK WP HR S P ERA WHIP	IP WLS BF H R ER SO BB IBB HBP BLK WP HR S P ERA WHIP	IP WLS BF H R ER SO BB IBB HBP BLK WP HR S P ERA WHIP	IP WLS BF H R ER SO BB IBB HBP BLK WP HR S P ERA WHIP	IP WLS BF H R ER SO BB IBB HBP BLK WP HR S P ERA WHIP	IP WLS BF H R ER SO BB IBB HBP BLK WP HR S P ERA WHIP	IP WLS BF H R ER SO BB IBB HBP BLK WP HR S P ERA WHIP	IP WLS BF H R ER SO BB IBB HBP BLK WP HR S P ERA WHIP	IP WLS BF H R ER SO BB IBB HBP BLK WP HR S P ERA WHIP	IP WLS BF H R ER SO BB IBB HBP BLK WP HR S P ERA WHIP	IP WLS BF H R ER SO BB IBB HBP BLK WP HR S P ERA WHIP	IP WLS BF H R ER SO BB IBB HBP BLK WP HR S P ERA WHIP	IP WLS BF H R ER SO BB IBB HBP BLK WP HR S P ERA WHIP	IP WLS BF H R ER SO BB IBB HBP BLK WP HR S P ERA WHIP	IP WLS BF H R ER SO BB IBB HBP BLK WP HR S P ERA WHIP	IP WLS BF H R ER SO BB IBB HBP BLK WP HR S P ERA WHIP	IP WLS BF H R ER SO BB IBB HBP BLK WP HR S P ERA WHIP	IP WLS BF H R ER SO BB IBB HBP BLK WP HR S P ERA WHIP	IP WLS BF H R ER SO BB IBB HBP BLK WP HR S P ERA WHIP	IP WLS BF H R ER SO BB IBB HBP BLK WP HR S P ERA WHIP

St. Louis Cardinals @ Los Angeles Dodgers
 Dodger Stadium, Los Angeles, CA
 Sat Sep 11 2004, 7:10 PM PDT
 Att: 53,494 - Cloudy - 80 F

AB	33
R	5
H	9
RBI	5
BB	0
SO	7
LOB	5



Batter	1	2	3	4	5	6	7	8	9	AB	R	H	RBI	BB	SO	LOB	BOTTOM					
Cesar Izturis, S (1,6)	3-2 2B		1-2 P6		2-2 F8		1-2 F8	3-1 1B		5	0	2	2	0	0	2						
Jayson Werth, R (1,7)	2-1 L9			2-0 G5-3		0-2 1B HBP 1B	3-3 K	1-1 F7		5	1	1	0	0	1	3						
Steve Finley, L (1,8)	0-1 F7			0-0 HR		3-2 F9	2-1 BB 1B 1B	1-1 L9		5	2	2	2	0	0	3						
Adrian Beltré, R (1,5)	3-2 F8			3-2 F7		1-2 P5	2-2 1B BB 1B	2-3 K		5	0	1	0	0	1	3						
Shawn Green, L (1,3)		1-0 F8		3-2 2B		2-1 HBP 1B	4-0 1B			3	0	2	0	1	0	0						
Milton Bradley, S (1,9)		2-2 P5		2-3 K		2-1 HBP 1B	1-1 BB			3	0	1	1	0	1	1						
Alex Cora, L (1,4) Scott Stewart, R (8,1) Eric Gagne, R (9,1)	1-2 F9				2-2 P5	1-0 HBP 1B	0-0 P4			3	0	0	1	0	0	3						
Brent Mayne, L (1,2) Robin Ventura, L (6,PH) Olmedo Saenz, R (6,PH) David Ross, R (7,2)			0-3 K		4-1 SH1-3 BB	1-2 HBP 1B	1-3 K	0-1 PB E 1B 1B		1	0	0	0	1	1	0						
Jeff Weaver, R (1,1) Antonio Perez, R (7,PH) Giovanni Carrara, R (8,1) Mike Venafro, L (8,1) Duaner Sanchez, R (8,1) Jose Hernandez, R (8,4)			1-3 K		0-1 SH1-3		4-2 E S 1B HBP	0-1 FC4 PB 1B		1	0	0	0	0	1	0						
Inning Stats	R: 0 E: 0 K: 0 S: 12	H: 1 LOB: 1 BB: 0 P: 20	R: 0 E: 0 K: 0 S: 8	H: 0 LOB: 0 BB: 0 P: 12	R: 0 E: 0 K: 2 S: 9	H: 0 LOB: 0 BB: 0 P: 11	R: 1 E: 0 K: 1 S: 12	H: 2 LOB: 1 BB: 0 P: 22	R: 0 E: 0 K: 0 S: 11	H: 0 LOB: 1 BB: 1 P: 19	R: 1 E: 0 K: 0 S: 19	H: 2 LOB: 3 BB: 0 P: 29	R: 2 E: 1 K: 1 S: 20	H: 3 LOB: 3 BB: 1 P: 37	R: 2 E: 1 K: 1 S: 14	H: 2 LOB: 1 BB: 0 P: 21	1B: 7 2B: 2 3B: 0 HR: 1	SF: 0 SAC: 1 DP: 0 HBP: 3	WP: 0 PA: 40 PB: 1 SB: 1 CS: 0			
PITCHER	IP WLS BF H R ER SO BB IBB HBP BLK WP HR S P ERA WHIP	IP WLS BF H R ER SO BB IBB HBP BLK WP HR S P ERA WHIP	IP WLS BF H R ER SO BB IBB HBP BLK WP HR S P ERA WHIP	IP WLS BF H R ER SO BB IBB HBP BLK WP HR S P ERA WHIP	IP WLS BF H R ER SO BB IBB HBP BLK WP HR S P ERA WHIP	IP WLS BF H R ER SO BB IBB HBP BLK WP HR S P ERA WHIP	IP WLS BF H R ER SO BB IBB HBP BLK WP HR S P ERA WHIP	IP WLS BF H R ER SO BB IBB HBP BLK WP HR S P ERA WHIP	IP WLS BF H R ER SO BB IBB HBP BLK WP HR S P ERA WHIP	IP WLS BF H R ER SO BB IBB HBP BLK WP HR S P ERA WHIP	IP WLS BF H R ER SO BB IBB HBP BLK WP HR S P ERA WHIP	IP WLS BF H R ER SO BB IBB HBP BLK WP HR S P ERA WHIP	IP WLS BF H R ER SO BB IBB HBP BLK WP HR S P ERA WHIP	IP WLS BF H R ER SO BB IBB HBP BLK WP HR S P ERA WHIP	IP WLS BF H R ER SO BB IBB HBP BLK WP HR S P ERA WHIP	IP WLS BF H R ER SO BB IBB HBP BLK WP HR S P ERA WHIP	IP WLS BF H R ER SO BB IBB HBP BLK WP HR S P ERA WHIP	IP WLS BF H R ER SO BB IBB HBP BLK WP HR S P ERA WHIP	IP WLS BF H R ER SO BB IBB HBP BLK WP HR S P ERA WHIP	IP WLS BF H R ER SO BB IBB HBP BLK WP HR S P ERA WHIP	IP WLS BF H R ER SO BB IBB HBP BLK WP HR S P ERA WHIP	IP WLS BF H R ER SO BB IBB HBP BLK WP HR S P ERA WHIP

St. Louis Cardinals @ Los Angeles Dodgers
 Dodger Stadium, Los Angeles, CA
 Sat Sep 11 2004, 7:10 PM PDT
 Att: 53,494 - Cloudy - 80 F

AB	34
R	6
H	10
RBI	6
BB	2
SO	6
LOB	19



Batter	1	2	3	4	5	6	7	8	9	AB	R	H	RBI	BB	SO	LOB	TOP					
Tony Womack, L (1,4) OBP: 0.348, SLG: 0.382	K		L4	HR		1B		F8		4	2	1	1	1	1	2	St. Louis Cardinals @ Los Angeles Dodgers Dodger Stadium, Los Angeles, CA Sun Sep 12 2004, 1:10 PM PDT Att: 54,000 - Sunny - 84 F					
Lary Walker, L (1,9) OBP: 0.455, SLG: 0.635	HR		5 1B	2B	HR		5 G4-6-3	F9		5	3	4	3	0	0	2						
5 Albert Pujols, R (1,3) OBP: 0.413, SLG: 0.660	G5-3		2B	1B	1B		G4-6-3	G6-3		5	0	2	1	0	0	1						
15 Jim Edmonds, L (1,8) OBP: 0.432, SLG: 0.685	S		2H	1B	1B		F8	WP		3	0	2	0	2	0	0						
Edgar Renteria, R (1,6) OBP: 0.324, SLG: 0.403	P5		G1-3	L9			G6-3	F9		5	0	0	0	0	0	6						
Reggie Sanders, R (1,7) OBP: 0.307, SLG: 0.505		F9		E7	1B		K	K		5	1	1	0	0	3	1						
So Taguchi, R (9,7) OBP: 0.316, SLG: 0.421				1B				K		0	0	0	0	0	0	0						
7 Hector Luna, R (1,5) OBP: 0.281, SLG: 0.352	P4		K	K			G4-3	G4-3		3	0	0	0	1	1							
Mike Matheny, R (1,2) OBP: 0.290, SLG: 0.339	G5-3									4	1	2	1	0	0	1						
Ray Lankford, L (8, PR) OBP: 0.241, SLG: 0.404										0	0	0	0	0	0	0						
4 Yadier Molina, R (8,2) OBP: 0.312, SLG: 0.277				29 SH1-4	1B			FC5-6		0	0	0	0	0	0	0						
29 Chris Carpenter, R (1,1) OBP: 0.097, SLG: 0.062			G4-3	SH1-4				FC5-6		2	0	0	0	0	0	1						
Rick Ankiel, L (6,1) OBP: 0.339, SLG: 0.513										0	0	0	0	0	0	0						
Kiko Calero, R (7,1) OBP: 0.355, SLG: 0.455										0	0	0	0	0	0	0						
Ray King, L (7,1) OBP: 0.333, SLG: 0.333										1	0	0	0	0	0	1						
44 Jason Isringhausen, R (8,1) OBP: 0.333, SLG: 0.333										0	0	0	0	0	0	0						
Inning Stats	R: 1 E: 0 K: 1 S: 15	H: 2 LOB: 1 BB: 0 P: 21	R: 0 E: 0 K: 0 S: 4	H: 0 LOB: 0 BB: 0 P: 6	R: 1 E: 1 K: 0 S: 12	H: 2 LOB: 2 BB: 1 P: 25	R: 4 E: 1 K: 1 S: 18	H: 6 LOB: 2 BB: 0 P: 24	R: 0 E: 0 K: 1 S: 10	H: 0 LOB: 1 BB: 1 P: 18	R: 1 E: 0 K: 0 S: 5	H: 1 LOB: 0 BB: 1 P: 12	R: 0 E: 0 K: 1 S: 7	H: 0 LOB: 0 BB: 0 P: 10	R: 0 E: 1 K: 0 S: 7	H: 1 LOB: 2 BB: 0 P: 11	R: 0 E: 0 K: 1 S: 12	H: 0 LOB: 1 BB: 1 P: 19	1B: 8 2B: 2 3B: 0 HR: 2	SF: 0 SAC: 1 DP: 1 HBP: 0	WP: 1 PB: 0 SB: 2 CS: 0	PA: 42
PITCHER	IP WLS BF H R ER SO BB IBB HBP BLK WP HR S P ERA WHIP																					
Hideo Nomo, R (1,1) ERA: 7.73	3.2	21	9	6	6	2	0	1	0	0	0	0	0	0	2	45	72	14.73	2.455			
Scott Stewart, L (4,1) ERA: 6.49	0.1	2	1	0	0	0	0	0	0	0	0	0	0	0	4	4	0.00	3.000				
Edwin Jackson, R (5,1) ERA: 3.95	2.0	L 8	1	1	1	1	2	0	0	0	0	0	0	15	30	4.50	1.500					
Duaner Sanchez, R (7,1) ERA: 3.36	2.0	7	1	0	0	1	0	0	0	0	0	0	0	14	21	0.00	0.500					
43 Yhency Brazoban, R (9,1) ERA: 0.82	1.0	4	0	0	0	1	1	0	0	0	1	0	0	12	19	0.00	1.000					

Batter	1	2	3	4	5	6	7	8	9	AB	R	H	RBI	BB	SO	LOB	BOTTOM					
Cesar Izturis, S (1,6) OBP: 0.332, SLG: 0.378	L6		HR			1B			F7	4	2	2	0	1	0	0	St. Louis Cardinals @ Los Angeles Dodgers Dodger Stadium, Los Angeles, CA Sun Sep 12 2004, 1:10 PM PDT Att: 54,000 - Sunny - 84 F					
Jayson Werth, R (1,7) OBP: 0.346, SLG: 0.502	F9		HR		E	1B				4	2	2	2	0	0	1						
Steve Finley, L (1,8) OBP: 0.339, SLG: 0.513	P6		K		E8	L9		P4		4	1	1	2	0	1	1						
Adrian Beltré, R (1,5) OBP: 0.386, SLG: 0.645		K		1B	L9			F8		4	0	1	0	0	1	2						
Shawn Green, L (1,3) OBP: 0.355, SLG: 0.455		K		K	G4-3			G4-3		4	0	0	1	0	2	1						
Milton Bradley, S (1,9) OBP: 0.397, SLG: 0.422		1B		L6	G4-3			G5-3		4	0	1	0	0	0	0						
Alex Cora, L (1,4) OBP: 0.361, SLG: 0.372								G6-3		3	0	1	0	0	0	0						
Olmedo Saenz, R (6, PH) OBP: 0.339, SLG: 0.500				G4-1		G3		G6-3		1	0	0	0	0	0	0						
43 Yhency Brazoban, R (9,1) OBP: 0.374, SLG: 0.533										0	0	0	0	0	0	0						
David Ross, R (1,2) OBP: 0.269, SLG: 0.294										2	0	0	0	0	1	2						
Edwin Jackson, R (5,1) OBP: 0.500, SLG: 0.500					P3			G6-3		0	0	0	0	0	0	0						
Antonio Perez, R (6, PH) OBP: 0.667, SLG: 0.500										1	0	0	0	0	1	0						
Duaner Sanchez, R (7,1) OBP: 0.250, SLG: 0.500										0	0	0	0	0	0	0						
José Hernández, R (9,4) OBP: 0.374, SLG: 0.533										1	0	0	0	0	0	0						
Hideo Nomo, R (1,1) OBP: 0.115, SLG: 0.231										1	0	0	0	0	1	0						
Scott Stewart, R (4,1) ERA: 3.95										0	0	0	0	0	0	0						
Tom Wilson, R (5,2) OBP: 0.428, SLG: 0.333										2	1	1	0	0	0	0						
Robin Ventura, L (9, PH) OBP: 0.333, SLG: 0.364										1	0	0	0	0	0	0						
Inning Stats	R: 0 E: 0 K: 0 S: 7	H: 0 LOB: 0 BB: 0 P: 11	R: 0 E: 0 K: 3 S: 17	H: 2 LOB: 2 BB: 0 P: 24	R: 2 E: 0 K: 3 S: 18	H: 2 LOB: 1 BB: 1 P: 30	R: 0 E: 0 K: 0 S: 9	H: 0 LOB: 0 BB: 0 P: 13	R: 4 E: 1 K: 0 S: 24	H: 4 LOB: 0 BB: 0 P: 31	R: 0 E: 0 K: 1 S: 13	H: 0 LOB: 0 BB: 0 P: 18	R: 0 E: 0 K: 0 S: 6	H: 1 LOB: 1 BB: 0 P: 11	R: 0 E: 0 K: 0 S: 6	H: 0 LOB: 0 BB: 0 P: 7	R: 0 E: 0 K: 0 S: 10	H: 0 LOB: 0 BB: 0 P: 17	1B: 8 2B: 0 3B: 0 HR: 1	SF: 0 SAC: 0 DP: 0 HBP: 0	WP: 0 PB: 0 SB: 0 CS: 0	PA: 37
PITCHER	IP WLS BF H R ER SO BB IBB HBP BLK WP HR S P ERA WHIP																					
29 Chris Carpenter, R (1,1) ERA: 3.95	5.0	W 24	8	6	5	6	1	0	0	0	0	0	0	0	1	75	109	9.00	1.800			
Rick Ankiel, L (6,1) ERA: 3.95	1.0	H 4	1	0	0	1	0	0	0	0	0	0	0	14	19	0.00	1.000					
Kiko Calero, R (7,1) ERA: 3.95	0.1	H 1	0	0	0	0	0	0	0	0	0	0	1	2	0.00	0.000						
Ray King, L (7,1) ERA: 2.47	1.1	H 4	0	0	0	0	0	0	0	0	0	0	7	12	0.00	0.000						
44 Jason Isringhausen, R (8,1) ERA: 2.81	1.1	S 4	0	0	0	0	0	0	0	0	0	0	13	20	0.00	0.000						



Batter	1	2	3	4	5	6	7	8	9	AB	R	H	RBI	BB	SO	LOB	TOP					
Sean Burroughs, L (1,5) OBP: 0.345, SLG: 0.360	F8		G4-3		G1-3		G4-3			4	0	0	0	0	0	1	San Diego Padres @ Los Angeles Dodgers Dodger Stadium, Los Angeles, CA Tue Sep 14 2004, 7:10 PM PDT Att: 29,704 - Overcast - 73 F					
Mark Loretta, R (1,4) OBP: 0.397, SLG: 0.517	G3		1B		G4-3			1B		4	0	2	0	0	0	0						
24 Brian Giles, L (1,9) OBP: 0.377, SLG: 0.474	P5		F8			P5		F9		4	0	0	0	0	0	2						
Phil Nevin, R (1,3)		K		P4		G1-3		K		4	0	0	0	0	2	1						
Ryan Klesko, L (1,7)		G5-4-3 1B		HR		G4-1				4	1	3	1	0	0	1						
Ramón Hernández, R (1,2) OBP: 0.346, SLG: 0.471		G5-4-3 1-2f		1B		L4				4	0	1	0	0	0	2						
Ramón Vázquez, L (1,6) OBP: 0.265, SLG: 0.227			HR	1B		K		F8		4	1	2	0	0	1	0						
Jay Payton, R (1,8) OBP: 0.308, SLG: 0.340			1-2f	HR		G5-3		1B		3	1	1	2	0	0	2						
Terrence Long, L (9,PH) OBP: 0.336, SLG: 0.413			1-2f	HR		G6-4-3		1B		1	0	1	0	0	0	0						
Justin Germaine, R Rocky Stone, R Kerry Robinson, L Brian Sweeney, R Derek Hansen, L J. Paul Stanton, R Antonio Osuna, R Andy Ashby, R Ricky Stone, R			K		F7			F9		1	0	0	0	0	0	1		0				
Inning Stats	R: 0 E: 0 K: 0 S: 8	H: 0 LOB: 0 BB: 0 P: 9	R: 0 E: 0 K: 1 S: 7	H: 1 LOB: 0 BB: 0 P: 9	R: 2 E: 0 K: 1 S: 12	H: 3 LOB: 1 BB: 0 P: 19	R: 1 E: 0 K: 0 S: 10	H: 3 LOB: 1 BB: 0 P: 17	R: 0 E: 0 K: 0 S: 6	H: 0 LOB: 0 BB: 0 P: 8	R: 0 E: 0 K: 1 S: 9	H: 1 LOB: 1 BB: 0 P: 11	R: 0 E: 0 K: 1 S: 10	H: 1 LOB: 1 BB: 0 P: 17	R: 0 E: 0 K: 0 S: 15	H: 1 LOB: 1 BB: 0 P: 17	1B: 8 2B: 1 3B: 0 HR: 2	SF: 0 SAC: 0 DP: 2 HBP: 0	WP: 0 PB: 0 SB: 0 CS: 0	PA: 36		
PITCHER	IP WLS BF H R ER SO BB IBB HBP BLK WP HR S P ERA WHIP	IP WLS BF H R ER SO BB IBB HBP BLK WP HR S P ERA WHIP	IP WLS BF H R ER SO BB IBB HBP BLK WP HR S P ERA WHIP	IP WLS BF H R ER SO BB IBB HBP BLK WP HR S P ERA WHIP	IP WLS BF H R ER SO BB IBB HBP BLK WP HR S P ERA WHIP	IP WLS BF H R ER SO BB IBB HBP BLK WP HR S P ERA WHIP	IP WLS BF H R ER SO BB IBB HBP BLK WP HR S P ERA WHIP	IP WLS BF H R ER SO BB IBB HBP BLK WP HR S P ERA WHIP	IP WLS BF H R ER SO BB IBB HBP BLK WP HR S P ERA WHIP	IP WLS BF H R ER SO BB IBB HBP BLK WP HR S P ERA WHIP	IP WLS BF H R ER SO BB IBB HBP BLK WP HR S P ERA WHIP	IP WLS BF H R ER SO BB IBB HBP BLK WP HR S P ERA WHIP	IP WLS BF H R ER SO BB IBB HBP BLK WP HR S P ERA WHIP	IP WLS BF H R ER SO BB IBB HBP BLK WP HR S P ERA WHIP	IP WLS BF H R ER SO BB IBB HBP BLK WP HR S P ERA WHIP	IP WLS BF H R ER SO BB IBB HBP BLK WP HR S P ERA WHIP	IP WLS BF H R ER SO BB IBB HBP BLK WP HR S P ERA WHIP	IP WLS BF H R ER SO BB IBB HBP BLK WP HR S P ERA WHIP	IP WLS BF H R ER SO BB IBB HBP BLK WP HR S P ERA WHIP	IP WLS BF H R ER SO BB IBB HBP BLK WP HR S P ERA WHIP	IP WLS BF H R ER SO BB IBB HBP BLK WP HR S P ERA WHIP	IP WLS BF H R ER SO BB IBB HBP BLK WP HR S P ERA WHIP

AB	36
R	3
H	11
RBI	3
BB	0
SO	4
LOB	10



Batter	1	2	3	4	5	6	7	8	9	AB	R	H	RBI	BB	SO	LOB	BOTTOM					
Cesar Izturis, S (1,6) OBP: 0.333, SLG: 0.379	1B FC5-4		F8	E8 2H		K		K		5	1	2	1	0	2	2	San Diego Padres @ Los Angeles Dodgers Dodger Stadium, Los Angeles, CA Tue Sep 14 2004, 7:10 PM PDT Att: 29,704 - Overcast - 73 F					
Jayson Werth, R (1,7) OBP: 0.350, SLG: 0.527	1B FC5-4		G4-3	HR		L3				4	1	2	1	0	0	1						
Steve Finley, L (1,8) OBP: 0.338, SLG: 0.513	1B FC5-4 1-2f 3H		G6-3		HR	BB 1B				4	1	2	2	0	0	1						
Adrian Beltré, R (1,5) OBP: 0.384, SLG: 0.638	K		G3		G6-3		BB 1B			3	0	0	0	1	1	1						
José Hernández, R (9,5) OBP: 0.371, SLG: 0.527			G3		G6-3		BB			0	0	0	0	0	0	0						
Shawn Green, L (1,3) OBP: 0.355, SLG: 0.465	G3			G4-3 2B	G3-1		K			4	1	1	0	0	1	3						
Milton Bradley, S (1,9) OBP: 0.397, SLG: 0.424		K		G4-3 1B	F7		K			4	1	1	0	0	2	2						
Alex Cora, L (1,4) OBP: 0.359, SLG: 0.370		G4-3		G4-3		F8		G6-3 1B		4	0	1	1	0	0	1						
Brent Mayne, L (1,2) OBP: 0.319, SLG: 0.273				SH3-4 E	1B	G5-3		G6-3		3	1	1	1	1	0	1						
Jose Lima, R (1,1) OBP: 0.200, SLG: 0.182				SH3-4				P3		2	0	1	0	0	1	1						
Mike Venafro, L (7,1)										0	0	0	0	0	0	0						
43 Yhency Brazoban, R (8,1)										0	0	0	0	0	0	0						
Hee-Seop Choi, L (8,PH) OBP: 0.371, SLG: 0.451										1	0	0	0	0	0	1						
Eric Gagne, R (9,1)										0	0	0	0	0	0	0						
Inning Stats	R: 1 E: 0 K: 1 S: 15	H: 2 LOB: 1 BB: 0 P: 23	R: 0 E: 0 K: 2 S: 8	H: 0 LOB: 1 BB: 1 P: 15	R: 1 E: 0 K: 0 S: 8	H: 1 LOB: 0 BB: 0 P: 12	R: 3 E: 1 K: 0 S: 14	H: 4 LOB: 1 BB: 0 P: 19	R: 1 E: 0 K: 0 S: 8	H: 1 LOB: 0 BB: 0 P: 11	R: 0 E: 0 K: 1 S: 10	H: 1 LOB: 2 BB: 1 P: 30	R: 0 E: 0 K: 1 S: 7	H: 1 LOB: 1 BB: 0 P: 10	R: 0 E: 0 K: 0 S: 18	H: 1 LOB: 2 BB: 1 P: 30	R: 0 E: 0 K: 1 S: 7	H: 1 LOB: 1 BB: 0 P: 10	1B: 8 2B: 1 3B: 0 HR: 2	SF: 0 SAC: 1 DP: 0 HBP: 0	WP: 0 PB: 0 SB: 0 CS: 0	PA: 37
PITCHER	IP WLS BF H R ER SO BB IBB HBP BLK WP HR S P ERA WHIP	IP WLS BF H R ER SO BB IBB HBP BLK WP HR S P ERA WHIP	IP WLS BF H R ER SO BB IBB HBP BLK WP HR S P ERA WHIP	IP WLS BF H R ER SO BB IBB HBP BLK WP HR S P ERA WHIP	IP WLS BF H R ER SO BB IBB HBP BLK WP HR S P ERA WHIP	IP WLS BF H R ER SO BB IBB HBP BLK WP HR S P ERA WHIP	IP WLS BF H R ER SO BB IBB HBP BLK WP HR S P ERA WHIP	IP WLS BF H R ER SO BB IBB HBP BLK WP HR S P ERA WHIP	IP WLS BF H R ER SO BB IBB HBP BLK WP HR S P ERA WHIP	IP WLS BF H R ER SO BB IBB HBP BLK WP HR S P ERA WHIP	IP WLS BF H R ER SO BB IBB HBP BLK WP HR S P ERA WHIP	IP WLS BF H R ER SO BB IBB HBP BLK WP HR S P ERA WHIP	IP WLS BF H R ER SO BB IBB HBP BLK WP HR S P ERA WHIP	IP WLS BF H R ER SO BB IBB HBP BLK WP HR S P ERA WHIP	IP WLS BF H R ER SO BB IBB HBP BLK WP HR S P ERA WHIP	IP WLS BF H R ER SO BB IBB HBP BLK WP HR S P ERA WHIP	IP WLS BF H R ER SO BB IBB HBP BLK WP HR S P ERA WHIP	IP WLS BF H R ER SO BB IBB HBP BLK WP HR S P ERA WHIP	IP WLS BF H R ER SO BB IBB HBP BLK WP HR S P ERA WHIP	IP WLS BF H R ER SO BB IBB HBP BLK WP HR S P ERA WHIP	IP WLS BF H R ER SO BB IBB HBP BLK WP HR S P ERA WHIP	IP WLS BF H R ER SO BB IBB HBP BLK WP HR S P ERA WHIP

AB	34
R	6
H	11
RBI	6
BB	2
SO	7
LOB	14



Batter	1	2	3	4	5	6	7	8	9	AB	R	H	RBI	BB	SO	LOB	TOP
Sean Burroughs, L OBP: 0.348, SLG: 0.365 Ramón Vázquez, L OBP: 0.274, SLG: 0.250	3-1 F7 24 1B 2B	2-2 FC5-4 2H 1B			1-1 F8 2		0-2 1B		0-1 G4-3 2B	4	1	3	1	0	0	0	4 1 3 1 0 0 0
Mark Loretta, R OBP: 0.394, SLG: 0.512	3-2 F7 2-3	1-2 FC5-4 1-2			0-0 P3 3		3-1 G6-3 3		0-1 G4-3 2B 2-3	5	0	0	0	0	0	3	5 0 0 0 0 0 3
24 Brian Giles, L OBP: 0.378, SLG: 0.481	2-1 3B 1B 3-H		3-2 L9 1		0-0 HR		2-1 1B 1B		3-1 G3-1 3	5	3	3	2	0	0	1	5 3 3 2 0 0 1
Phil Nevin, R OBP: 0.382, SLG: 0.525	0-1 1-H 3B		3-3 K 2		1-2 B5-6-4 1B 1B		0-0 B5-6-4 1B 1-2		0-0 F9 1	4	0	2	1	0	1	1	4 0 2 1 0 1 1
Ryan Klesko, L OBP: 0.390, SLG: 0.457 Kerry Robinson, L OBP: 0.330, SLG: 0.326	2-3 K 2		2-1 L7 3		0-0 B5-6-4 1B 1-2		1-3 2B 1B		1-3 2B 1B	3	0	1	0	0	1	1	3 0 1 0 0 1 1
Ramon Hernandez, R OBP: 0.345, SLG: 0.471	1-3 K 3		0-1 P6 1		0-0 B5-6-4 1-2 2-3		2-1 1-H 3-H 2B 1B		2-1 1-H 3-H 2B	4	0	1	2	0	1	3	4 0 1 2 0 1 3
Rich Aurilia, R OBP: 0.317, SLG: 0.344		2-2 G1-3 1B HBP			0-1 F9 2		3-2 F8 3		0-1 G6-3 2	3	1	0	0	0	0	2	3 1 0 0 0 0 2
Jay Payton, R OBP: 0.307, SLG: 0.347		2-2 G1-3 1-2			0-2 K 3		0-0 HR		1-1 F9 3	4	1	1	1	0	1	2	4 1 1 1 0 1 2
Brian Lawrence, R OBP: 0.331, SLG: 0.119 Robert Flores, R OBP: 0.278, SLG: 0.321 Scott Linebrink, R OBP: 0.253, SLG: 0.349 Akinori Otsuka, R OBP: 0.324, SLG: 0.412 Blaine Neal, L OBP: 0.292, SLG: 0.320 Trevor Hoffman, R OBP: 0.306, SLG: 0.325		2-2 P5 2			1-3 K 1		1-3 K 1		1-0 L8 1	2	0	0	0	0	1	1	2 0 0 0 0 1 1
Inning Stats	R: 2 H: 3 E: 0 K: 2 S: 15	L: 23 BB: 0 P: 26	R: 1 H: 1 E: 0 K: 0 S: 17	R: 0 H: 0 E: 0 K: 1 S: 10	R: 0 H: 0 E: 0 K: 1 S: 7	R: 0 H: 0 E: 0 K: 1 S: 6	R: 1 H: 3 E: 0 K: 0 S: 10	R: 1 H: 2 E: 0 K: 1 S: 9	R: 2 H: 3 E: 0 K: 0 S: 10	R: 0 H: 1 E: 0 K: 0 S: 7	1B: 7 2B: 3 3B: 1 HR: 2	SF: 0 SAC: 0 DP: 1 HBP: 1	WP: 0 PB: 0 SB: 0 CS: 0	PA: 39			
PITCHER	IP WLS BF H R ER SO BB IBB HBP BLK WP HR S P ERA WHIP																
Wilson Alvarez, L ERA: 4.24	(1, 1) 5.0 L 23 7 4 4 5 0 0 1 0 0 1 60 91 7.20 1.400																
Duaner Sanchez, R ERA: 3.39	(6, 1) 2.0 2 1 1 1 1 0 0 0 0 0 1 14 21 4.50 1.000																
Giovanni Carrara, R ERA: 1.59	(8, 1) 1.0 6 3 2 2 0 0 0 0 0 0 0 10 15 18.00 3.000																
Edwin Jackson, R ERA: 3.68	(9, 1) 1.0 4 1 0 0 0 0 0 0 0 0 0 7 11 0.00 1.000																

San Diego Padres @ Los Angeles Dodgers
Dodger Stadium, Los Angeles, CA
Wed Sep 15 2004, 7:10 PM PDT
Att: 34,105 - Sunny - 72 F

AB	38
R	7
H	13
RBI	7
BB	0
SO	6
LOB	14



Batter	1	2	3	4	5	6	7	8	9	AB	R	H	RBI	BB	SO	LOB	BOTTOM
Cesar Izturis, S OBP: 0.332, SLG: 0.377	0-1 2B 1B	0-0 F8		2-2 G3			0-2 P6 1		0-0 P5 2	5	1	1	0	0	0	4	5 1 1 0 0 0 4
Jayson Werth, R OBP: 0.351, SLG: 0.533	3-1 1B 1B 2B 1-H	3-2 G5-3			2-2 G4-3 2B		2-2 F7 2		3-2 P4 3	5	1	2	1	0	0	3	5 1 2 1 0 0 3
Steve Finley, L OBP: 0.337, SLG: 0.512	1-0 1B 2B 1B		1-1 P6 1		0-1 G4-3 1		0-0 P6 3			4	1	1	0	0	0	2	4 1 1 0 0 0 2
Shawn Green, L OBP: 0.355, SLG: 0.463	3-2 2B FC3-2 3-H	1B FC3-2		2-1 G4-3 2		2-3 K 2		1-0 G4-3 1		4	0	1	1	0	1	1	4 0 1 1 0 1 1
Robin Ventura, L OBP: 0.335, SLG: 0.368	2-1 FC3-2 1B		4-0 BB		0-1 G3 3			2-3 K 2		3	0	1	1	1	1	1	3 0 1 1 1 1 1
Milton Bradley, S OBP: 0.364, SLG: 0.420	1-1 FC3-2 FC3-5 2B		1-1 G4-3 3			1-2 L7 1		3-2 G6-3 3		4	0	0	0	0	0	3	4 0 0 0 0 0 3
Alex Cora, L OBP: 0.358, SLG: 0.367	3-1 FC3-5 1B			3-1 F9 1		2-3 K 2		2-2 1B HBP		3	0	0	0	0	1	2	3 0 0 0 0 1 2
Brent Mayne, L OBP: 0.314, SLG: 0.268 Olmedo Saenz, R OBP: 0.345, SLG: 0.505 Jose Flores, R OBP: 0.292, SLG: 0.320	3-3 K 3			1-2 G3 2		0-0 G1-3 3		0-1 1B HBP		3	0	0	0	0	1	2	3 0 0 0 0 1 2
Wilson Alvarez, L ERA: 4.24 Duaner Sanchez, R ERA: 3.39 Jason Gruber, L ERA: 2.09 Giovanni Carrara, R ERA: 1.97 Blaine Neal, R ERA: 4.1 Trevor Hoffman, R ERA: 2.57		0-3 K 1		0-1 1B			4-2 BB		0-3 K 1	2	0	1	0	0	1	0	2 0 1 0 0 1 0
Inning Stats	R: 3 H: 5 E: 0 K: 1 S: 20	L: 26 BB: 0 P: 36	R: 0 H: 0 E: 0 K: 1 S: 9	R: 0 H: 0 E: 0 K: 0 S: 6	R: 0 H: 1 E: 0 K: 0 S: 10	R: 0 H: 1 E: 0 K: 1 S: 13	R: 0 H: 0 E: 0 K: 1 S: 7	R: 0 H: 0 E: 0 K: 1 S: 18	R: 0 H: 1 E: 0 K: 1 S: 10	R: 0 H: 1 E: 0 K: 1 S: 14	1B: 5 2B: 3 3B: 0 HR: 0	SF: 0 SAC: 0 DP: 0 HBP: 1	WP: 0 PB: 0 SB: 0 CS: 0	PA: 38			
PITCHER	IP WLS BF H R ER SO BB IBB HBP BLK WP HR S P ERA WHIP																
Brian Lawrence, R ERA: 3.91	(1, 1) 6.0 W 26 7 3 3 4 1 0 0 0 0 0 65 105 4.50 1.333																
Scott Linebrink, R ERA: 2.09	(7, 1) 1.0 H 4 0 0 0 0 1 0 0 0 0 0 18 24 0.00 1.000																
Akinori Otsuka, R ERA: 1.97	(8, 1) 1.0 3 0 0 0 1 0 0 0 0 0 0 10 16 0.00 0.000																
Blaine Neal, R ERA: 4.1	(9, 1) 0.0 2 1 0 0 0 0 0 0 1 0 0 7 9 ∞ ∞																
Trevor Hoffman, R ERA: 2.57	(9, 1) 1.0 S 3 0 0 0 1 0 0 0 0 0 0 7 10 0.00 0.000																

San Diego Padres @ Los Angeles Dodgers
Dodger Stadium, Los Angeles, CA
Wed Sep 15 2004, 7:10 PM PDT
Att: 34,105 - Sunny - 72 F

AB	35
R	3
H	8
RBI	3
BB	2
SO	6
LOB	20



Batter	1	2	3	4	5	6	7	8	9	AB	R	H	RBI	BB	SO	LOB	TOP							
Ramón Vázquez, L (1, 6) OBP: 0.292, SLG: 0.272	G1-3		G5-3				1B		1B	5	0	3	1	0	0	0	San Diego Padres @ Los Angeles Dodgers Dodger Stadium, Los Angeles, CA Thu Sep 16 2004, 7:10 PM PDT Att: 43,185 - Sunny - 73 F livebaseballscorecards.com							
Mark Loretta, R (1, 4) OBP: 0.391, SLG: 0.508	L5			P5	F7		G5-3		P2	5	0	0	0	0	0	4								
24 Brian Giles, L (1, 9) OBP: 0.379, SLG: 0.488	HR			1B	SF9	2B		G5-3		4	2	2	1	0	0	0								
Phil Nevin, R (1, 3) OBP: 0.383, SLG: 0.524	F8			SF9	1B	BB		G6-3	FC3-6	3	0	1	0	1	0	0								
Ryan Klesko, L (1, 7) OBP: 0.390, SLG: 0.456 Kerry Robinson, L (6, 7) OBP: 0.326, SLG: 0.322	G4-3						G1-3		FC3-6	3	0	1	0	0	0	0								
Ramon Hernandez, R (1, 2) OBP: 0.344, SLG: 0.469	K			SF9	1B				K	2	0	0	1	0	2	0								
Dave Hansen, L (1, 5) OBP: 0.377, SLG: 0.360	P2			G3			1B		F8	4	1	1	0	0	0	4								
Jay Payton, R (1, 8) OBP: 0.306, SLG: 0.346			F8			G6-3	1B		P3	4	0	1	0	0	0	0								
Adam Eaton, R (1, 1) OBP: 0.273, SLG: 0.300 Akinori Otsuka, R (8, 1)	G5-3					K			G4-3	3	0	0	0	0	1	2								
Terrence Long, L (9, PH) OBP: 0.333, SLG: 0.410 Trevor Hoffman, R (9, 1)							B1			0	0	0	0	0	0	0								
										1	0	0	0	0	0	0								
										0	0	0	0	0	0	0								
Inning Stats	R: 1 H: 1 E: 0 K: 0 S: 11	L: 1 LOB: 0 BB: 0 P: 18	R: 0 H: 0 E: 0 K: 1 S: 7	LOB: 0 BB: 0 P: 8	R: 0 H: 0 E: 0 K: 0 S: 7	LOB: 0 BB: 0 P: 9	R: 0 H: 2 E: 0 K: 0 S: 16	LOB: 2 BB: 1 P: 26	R: 0 H: 1 E: 0 K: 1 S: 10	LOB: 1 BB: 0 P: 16	R: 0 H: 0 E: 0 K: 0 S: 6	LOB: 0 BB: 0 P: 11	R: 1 H: 3 E: 0 K: 1 S: 18	H: 3 LOB: 2 BB: 0 P: 25	R: 0 H: 1 E: 0 K: 0 S: 12	LOB: 1 BB: 0 P: 19	R: 0 H: 1 E: 0 K: 0 S: 9	LOB: 1 BB: 0 P: 15	1B: 7 2B: 1 3B: 0 HR: 1	SF: 1 SAC: 0 DP: 0 HBP: 1	WP: 0 PB: 0 SB: 1 CS: 0	PA: 38		
PITCHER	IP	WLS	BF	H	R	ER	SO	BB	IBB	HBP	BLK	WP	HR	S	P	ERA	WHIP							
Jeff Weaver, R (1, 1) ERA: 3.77	7.0	L	29	7	3	3	3	1	0	0	0	0	1	75	113	3.86	1.143							
Mike Venafro, L (8, 1) ERA: 4.5	0.1		1	0	0	0	0	0	0	0	0	0	0	5	7	0.00	0.000							
Duaner Sanchez, R (8, 1) ERA: 3.36	0.2		4	1	0	0	0	0	0	1	0	0	0	7	12	0.00	1.500							
43 Yhency Brazoban, R (9, 1) ERA: 0.75	1.0		4	1	0	0	0	0	0	0	0	0	0	9	15	0.00	1.000							

Batter	1	2	3	4	5	6	7	8	9	AB	R	H	RBI	BB	SO	LOB	BOTTOM							
Cesar Izturis, S (1, 6) OBP: 0.332, SLG: 0.376	F9			G4-3				FC4-6		4	0	1	0	0	0	1	San Diego Padres @ Los Angeles Dodgers Dodger Stadium, Los Angeles, CA Thu Sep 16 2004, 7:10 PM PDT Att: 43,185 - Sunny - 73 F livebaseballscorecards.com							
José Hernández, R (1, 7) OBP: 0.387, SLG: 0.524	F9			2B			K		G6-3	4	0	1	0	0	1	2								
Steve Finley, L (1, 8) OBP: 0.335, SLG: 0.508	G3			L8			G6-3		G3	4	0	0	0	0	0	2								
Adrian Beltré, R (1, 5) OBP: 0.385, SLG: 0.638	K			P2			G4-3		1B	4	0	2	0	0	1	1								
Shawn Green, L (1, 3) OBP: 0.354, SLG: 0.462	F8			G6-4-3			G4-3		F7	4	0	1	0	0	0	2								
Milton Bradley, S (1, 9) OBP: 0.363, SLG: 0.419	K			G6-4-3			P4		1B	4	0	1	0	0	1	2								
Alex Cora, L (1, 4) OBP: 0.359, SLG: 0.367 Robin Ventura, L (7, PH) OBP: 0.331, SLG: 0.362	K						L4		K	2	0	1	0	0	1	0								
Brent Mayne, L (1, 2) OBP: 0.311, SLG: 0.285 Jason Grabowski, L (8, PH) OBP: 0.307, SLG: 0.401 43 Yhency Brazoban, R (9, 1)	K						F8		FC4-6	2	0	0	0	0	1	1								
Jeff Weaver, R (1, 1) OBP: 0.219, SLG: 0.281 Mike Venafro, L (8, 1)	K						G4-3		K	2	0	0	0	0	0	0								
Duaner Sanchez, R (8, 1) OBP: 0.250, SLG: 0.500 Olmedo Saenz, R (8, PH) OBP: 0.342, SLG: 0.500 David Ross, R (9, 2) OBP: 0.271, SLG: 0.295	K									0	0	0	0	0	0	0								
										1	0	0	0	0	1	1								
										0	0	0	0	0	0	0								
										0	0	0	0	0	0	0								
Inning Stats	R: 0 H: 0 E: 0 K: 0 S: 5	H: 0 LOB: 0 BB: 0 P: 9	R: 0 H: 0 E: 0 K: 2 S: 8	LOB: 0 BB: 0 P: 11	R: 0 H: 0 E: 0 K: 3 S: 12	LOB: 0 BB: 0 P: 15	R: 0 H: 1 E: 0 K: 0 S: 9	LOB: 1 BB: 0 P: 12	R: 0 H: 1 E: 0 K: 1 S: 12	LOB: 1 BB: 0 P: 18	R: 0 H: 1 E: 0 K: 0 S: 7	LOB: 1 BB: 0 P: 10	R: 0 H: 0 E: 0 K: 1 S: 8	LOB: 0 BB: 1 P: 12	R: 0 H: 2 E: 0 K: 1 S: 20	LOB: 2 BB: 0 P: 27	1B: 5 2B: 2 3B: 0 HR: 0	SF: 0 SAC: 0 DP: 1 HBP: 0	WP: 0 PB: 0 SB: 0 CS: 0	PA: 34				
PITCHER	IP	WLS	BF	H	R	ER	SO	BB	IBB	HBP	BLK	WP	HR	S	P	ERA	WHIP							
Adam Eaton, R (1, 1) ERA: 4.72	7.0	W	26	5	0	0	6	1	0	0	0	0	0	66	96	0.00	0.857							
Akinori Otsuka, R (8, 1) ERA: 1.94	1.0	H	3	0	0	0	1	0	0	0	0	0	0	7	7	0.00	0.000							
Trevor Hoffman, R (9, 1) ERA: 2.52	1.0	S	5	2	0	0	1	0	0	0	0	0	0	20	27	0.00	2.000							



Batter	1	2	3	4	5	6	7	8	9	AB	R	H	RBI	BB	SO	LOB	TOP				
Cesar Izturis, S OBP: 0.334, SLG: 0.380										4	0	0	0	1	2	2	Los Angeles Dodgers @ Colorado Rockies Coors Field, Denver, CO Sat Sep 18 2004, 1:05 PM MDT Att: 21,664 - Sunny - 88 F				
Jayson Werth, R OBP: 0.345, SLG: 0.521										4	0	1	0	1	1	1					
Steve Finley, L OBP: 0.332, SLG: 0.501										4	0	0	0	0	1	3					
Adrián Beltré, R OBP: 0.389, SLG: 0.636										1	0	0	0	3	0	0					
Shawn Green, L OBP: 0.351, SLG: 0.462										4	0	0	0	0	1	6					
Milton Bradley, S OBP: 0.364, SLG: 0.423										4	0	1	0	0	0	0					
José Hernández, R OBP: 0.370, SLG: 0.542										3	1	2	1	1	1	1					
Brent Mayne, L OBP: 0.310, SLG: 0.264										3	0	1	0	0	0	1					
Ólmedo Saenz, R OBP: 0.345, SLG: 0.500										1	0	0	0	0	1	1					
Tom Wilson, R OBP: 0.375, SLG: 0.286										0	0	0	0	0	0	0					
Odalis Pérez, L OBP: 0.138, SLG: 0.143										3	0	0	0	0	1	3					
Giovanni Carrara, R ERA: 4.81										0	0	0	0	0	0	0					
Duaner Sanchez, R OBP: 0.250, SLG: 0.500										0	0	0	0	0	0	0					
Joe Thurston, L OBP: 0.231, SLG: 0.500										1	0	0	0	0	0	0					
Inning Stats	R: 0 E: 0 K: 1 S: 8	H: 0 LOB: 2 BB: 2 P: 21	R: 0 E: 0 K: 0 S: 11	H: 1 LOB: 1 BB: 0 P: 14	R: 0 E: 0 K: 1 S: 9	H: 1 LOB: 2 BB: 1 P: 16	R: 1 E: 0 K: 1 S: 11	H: 1 LOB: 0 BB: 0 P: 15	R: 0 E: 0 K: 2 S: 11	H: 0 LOB: 2 BB: 2 P: 25	R: 0 E: 0 K: 0 S: 9	H: 0 LOB: 0 BB: 0 P: 13	R: 0 E: 0 K: 2 S: 14	H: 1 LOB: 1 BB: 0 P: 22	R: 0 E: 0 K: 1 S: 8	H: 0 LOB: 0 BB: 0 P: 12	1B: 2 2B: 2 3B: 0 HR: 1	SF: 0 SAC: 0 DP: 0 HBP: 0	WP: 1 PB: 0 SB: 2 CS: 0	PA: 38	
PITCHER	IP	WLS	BF	H	R	ER	SO	BB	IBB	HBP	BLK	WP	HR	S	P	ERA	WHIP				
Joe Kennedy, L ERA: 3.46	7.0	W	31	4	1	1	5	4	2	0	0	0	1	67	120	1.29	1.143				
40 Brian Fuentes, L ERA: 4.81	1.0		4	1	0	0	2	0	0	0	0	1	0	14	22	0.00	1.000				
Chin-hui Tsao, R ERA: 6.0	1.0		3	0	0	0	1	0	0	0	0	0	0	8	12	0.00	0.000				

Los Angeles Dodgers @ Colorado Rockies
 Coors Field, Denver, CO
 Sat Sep 18 2004, 1:05 PM MDT
 Att: 21,664 - Sunny - 88 F

AB 32
R 1
H 5
RBI 1
BB 6
SO 8
LOB 18

Batter	1	2	3	4	5	6	7	8	9	AB	R	H	RBI	BB	SO	LOB	BOTTOM				
12 Clint Barmes, R OBP: 0.349, SLG: 0.537										5	1	2	0	0	1	3	Los Angeles Dodgers @ Colorado Rockies Coors Field, Denver, CO Sat Sep 18 2004, 1:05 PM MDT Att: 21,664 - Sunny - 88 F				
Royce Clayton, R OBP: 0.336, SLG: 0.403										5	1	1	0	0	0	1					
17 Todd Helton, L OBP: 0.466, SLG: 0.616										5	0	4	1	0	0	1					
Vinny Castilla, R OBP: 0.337, SLG: 0.552										5	1	2	0	0	0	3					
Jeromy Burnitz, L OBP: 0.357, SLG: 0.567										3	1	0	1	1	0	2					
Luis Gonzalez, R OBP: 0.322, SLG: 0.465										5	2	3	0	0	0	4					
Todd Greene, R OBP: 0.318, SLG: 0.486										3	1	2	1	1	1	1					
Choo Freeman, R OBP: 0.294, SLG: 0.320										3	1	1	2	1	0	3					
Joe Kennedy, R OBP: 0.178, SLG: 0.209										2	0	1	2	0	1	2					
40 Brian Fuentes, L ERA: 3.38										0	0	0	0	0	0	0					
Chin-hui Tsao, R ERA: 3.42										0	0	0	0	0	0	0					
Inning Stats	R: 0 E: 0 K: 0 S: 14	H: 1 LOB: 1 BB: 0 P: 21	R: 0 E: 0 K: 2 S: 11	H: 1 LOB: 2 BB: 1 P: 20	R: 1 E: 0 K: 0 S: 11	H: 3 LOB: 2 BB: 0 P: 17	R: 0 E: 0 K: 1 S: 6	H: 1 LOB: 1 BB: 0 P: 7	R: 0 E: 0 K: 1 S: 10	H: 2 LOB: 2 BB: 0 P: 15	R: 5 E: 0 K: 0 S: 18	H: 4 LOB: 1 BB: 2 P: 30	R: 1 E: 0 K: 0 S: 11	H: 2 LOB: 1 BB: 0 P: 18	1B: 11 2B: 4 3B: 1 HR: 0	SF: 1 SAC: 2 DP: 0 HBP: 0	WP: 1 PB: 0 SB: 1 CS: 0	PA: 42			
PITCHER	IP	WLS	BF	H	R	ER	SO	BB	IBB	HBP	BLK	WP	HR	S	P	ERA	WHIP				
Odalis Pérez, L ERA: 3.38	6.0	L	28	10	2	2	3	1	0	0	0	1	0	63	94	3.00	1.833				
Giovanni Carrara, R ERA: 2.51	0.2		8	4	5	5	0	1	1	0	0	1	0	16	28	67.50	7.500				
Duaner Sanchez, R ERA: 3.42	1.1		6	2	1	1	0	0	0	0	0	0	0	13	20	6.75	1.500				

Los Angeles Dodgers @ Colorado Rockies
 Coors Field, Denver, CO
 Sat Sep 18 2004, 1:05 PM MDT
 Att: 21,664 - Sunny - 88 F

AB 36
R 8
H 16
RBI 7
BB 3
SO 3
LOB 20

Batter	1	2	3	4	5	6	7	8	9	AB	R	H	RBI	BB	SO	LOB	TOP											
Cesar Izturis, S (1, 6) OBP: 0.336, SLG: 0.385	1-2 BB 1B		0-3 K		2-1 L3-6 2B		2-2 BB 2B	3-2 K		5	1	3	0	0	2	0	Los Angeles Dodgers @ Colorado Rockies Coors Field, Denver, CO Sun Sep 19 2004, 1:05 PM MDT Att: 27,175 - Cloudy - 82 F											
Jayson Werth, R (1, 7) OBP: 0.346, SLG: 0.515	0-2 F9		1-3 K		2-1 HBP		2-2 BB 2B HBP		2-3 K	3	1	0	0	0	2	1												
Steve Finley, L (1, 8) OBP: 0.334, SLG: 0.499	1 SAFE 4-0 1-2 BB		0-3 K		1-1 L3-6 2-2		4-2 2B BB		4-1 HR BB	2	2	0	0	3	1	2												
Adrian Beltré, R (1, 5) OBP: 0.389, SLG: 0.638	3-2 F7			1-0 BB 2B	3-2 G6-3		1-0 2B		2-3 K	5	0	2	3	0	1	4												
Shawn Green, L (1, 3) OBP: 0.351, SLG: 0.465	3-2 G3			4-0 BB BB		0-0 G3-1	1-0 G6-3		0-2 HR	4	1	1	2	1	0	3												
Milton Bradley, S (1, 9) OBP: 0.365, SLG: 0.428		0-0 F7		2-1 L7		4-1 G1-6-3 BB		0-2 HR	1-3 K	4	1	1	1	1	1	2												
Alex Cora, L (1, 4) OBP: 0.360, SLG: 0.367		2-1 G6-3		1-1 F8		0-1 G1-6-3		2-1 E WP SF8 1B		4	1	1	0	0	0	3												
Brent Mayne, L (7, PH) OBP: 0.226, SLG: 0.254 Jason Grabowski, L (7, PH) OBP: 0.229, SLG: 0.242 Tom Wilson, R (7, 2) OBP: 0.229, SLG: 0.226 Jose Flores, R (8, PH) OBP: 0.229, SLG: 0.226 Olmedo Saenz, R (8, PH) OBP: 0.229, SLG: 0.226 43 Yhency Brazoban, R (8, 1) OBP: 0.229, SLG: 0.226 Eric Gagne, R (8, 5) OBP: 0.229, SLG: 0.226		4-0 BB		4-2 BB			3-3 K	2-3 K		0	0	0	0	2	0	0												
Edwin Jackson, R (1, 1) OBP: 0.226, SLG: 0.250 Scott Stewart, L (5, 1) OBP: 0.226, SLG: 0.250 Antonio Perez, R (7, PH) OBP: 0.226, SLG: 0.250 Mike Venafro, L (7, 1) OBP: 0.226, SLG: 0.250 Robin Ventura, L (8, PH) OBP: 0.226, SLG: 0.250 David Ross, R (8, 2) OBP: 0.226, SLG: 0.250		1-0 F7		1-0 G4-3			0-1 F7	2-2 SF8		2	0	0	0	0	0	4												
Inning Stats	R: 0 E: 0 K: 0 S: 17	H: 1 LOB: 2 BB: 1 P: 28	R: 0 E: 0 K: 0 S: 4	H: 0 LOB: 1 BB: 1 P: 11	R: 0 E: 0 K: 3 S: 10	H: 0 LOB: 0 BB: 0 P: 11	R: 0 E: 0 K: 0 S: 9	H: 1 LOB: 3 BB: 2 P: 22	R: 0 E: 0 K: 0 S: 8	H: 0 LOB: 1 BB: 0 P: 16	R: 0 E: 0 K: 0 S: 4	H: 0 LOB: 1 BB: 0 P: 8	R: 3 E: 0 K: 1 S: 15	H: 2 LOB: 1 BB: 1 P: 28	R: 2 E: 1 K: 2 S: 15	H: 2 LOB: 0 BB: 0 P: 24		R: 2 E: 0 K: 3 S: 16	H: 1 LOB: 0 BB: 1 P: 25	1B: 2 2B: 5 3B: 0 HR: 2	SF: 1 SAC: 0 DP: 2 HBP: 2	WP: 1 PB: 0 SB: 0 CS: 0	PA: 42					
PITCHER	IP	WLS	BF	H	R	ER	SO	BB	IBB	HBP	BLK	WP	HR	S	P	ERA		WHIP										
Jason Jennings, R (1, 1) ERA: 5.66	6.2		29	4	2	2	4	5	0	2	0	0	0	63	114	2.70		1.350										
Javier López, L (7, 1) ERA: 7.91	0.0	1	0	0	0	0	0	1	0	0	0	0	0	2	6	∞		∞										
Chin-hui Tsao, R (7, 1) ERA: 8.1	0.1	H	3	2	2	2	0	0	0	0	0	0	1	6	8	54.00		6.000										
Allan Simpson, R (8, 1) ERA: 5.5	1.0	B	4	1	1	0	2	0	0	0	0	1	0	11	20	0.00		1.000										
Shawn Chacon, R (9, 1) ERA: 6.68	1.0	L	5	1	2	2	3	1	0	0	0	0	1	16	25	18.00		2.000										

Batter	1	2	3	4	5	6	7	8	9	AB	R	H	RBI	BB	SO	LOB	BOTTOM											
Aaron Miles, S (1, 4) OBP: 0.326, SLG: 0.377	0-1 G6-3		1-0 12 1B		0-1 SH3-4 1-2		0-0 F8		1-3 K	4	0	1	0	0	1	2	Los Angeles Dodgers @ Colorado Rockies Coors Field, Denver, CO Sun Sep 19 2004, 1:05 PM MDT Att: 27,175 - Cloudy - 82 F											
12 Clint Barmes, R (1, 6) OBP: 0.333, SLG: 0.500	2-2 F7		1-0 1-2 1B		1-0 F8		1-0 P4		1-2 K	5	0	1	0	0	1	2												
17 Todd Helton, L (1, 3) OBP: 0.464, SLG: 0.611	1-1 L8		0-0 F7		4-1 1B BB IBB		4-1 G4-3		1-3 K	4	1	0	0	1	1	2												
Vinny Castilla, R (1, 5) OBP: 0.336, SLG: 0.549		3-3 K	1-3 K		3-2 BB 1B 1B		1-0 F9		2-0 F8	5	1	1	1	0	2	2												
Jeremy Burnitz, L (1, 8) (9, 9) OBP: 0.358, SLG: 0.571		1-1 HR		3-0 G6-3	4-1 BB 1B BB		1-1 G1-3			3	2	1	1	1	0	0												
JD Closser, S (1, 2) OBP: 0.389, SLG: 0.422 Choo Freeman, R (8, FR) OBP: 0.294, SLG: 0.320		3-2 1B		0-0 F7	4-0 1B 1B BB		4-2 SH1-4 1B BB			2	0	1	1	2	0	0												
11 Brad Hawpe, L (1, 9) OBP: 0.310, SLG: 0.397 Luis Gonzalez, R (6, PH) OBP: 0.324, SLG: 0.466		3-3 K		4-1 BB	0-1 1-2 3-4 3H		0-0 SH1-4		1-2 K	1	0	0	0	1	1	1												
Jorge Piedra, L (1, 7) (6, 9) OBP: 0.348, SLG: 0.435 Shawn Chacon, R (9, 1)		1-2 F7		3-1 P3		2-1 FC2-6 1B		0-0 CS 1B		4	0	2	1	0	0	2												
Jason Jennings, L (1, 1) OBP: 0.275, SLG: 0.358 Javier López, L (7, 1) ERA: 8.43 Chin-hui Tsao, R (7, 1) ERA: 2.84 Allan Simpson, R (8, 1) OBP: 0.275, SLG: 0.358 Mark Sweeney, L (8, PH) OBP: 0.275, SLG: 0.358 Charles Johnson, R (9, 2) OBP: 0.275, SLG: 0.358			3-3 K		1-1 SH3-4 1B 1B		1-2 FC2-6 1B		4-2 BB	3	1	1	0	0	1	1												
Inning Stats	R: 0 E: 0 K: 0 S: 8	H: 0 LOB: 0 BB: 0 P: 11	R: 1 E: 0 K: 2 S: 20	H: 2 LOB: 1 BB: 0 P: 31	R: 0 E: 0 K: 2 S: 9	H: 2 LOB: 0 BB: 0 P: 15	R: 0 E: 0 K: 0 S: 5	H: 0 LOB: 1 BB: 1 P: 15	R: 4 E: 0 K: 0 S: 12	H: 3 LOB: 2 BB: 3 P: 29	R: 0 E: 0 K: 0 S: 7	H: 1 LOB: 1 BB: 0 P: 11	R: 0 E: 0 K: 0 S: 5	H: 0 LOB: 0 BB: 0 P: 8	R: 1 E: 0 K: 1 S: 10	H: 1 LOB: 2 BB: 2 P: 19		R: 0 E: 0 K: 2 S: 9	H: 0 LOB: 0 BB: 0 P: 13	1B: 8 2B: 0 3B: 0 HR: 1	SF: 0 SAC: 2 DP: 0 HBP: 0	WP: 0 PB: 0 SB: 0 CS: 1	PA: 40					
PITCHER	IP	WLS	BF	H	R	ER	SO	BB	IBB	HBP	BLK	WP	HR	S	P	ERA		WHIP										
Edwin Jackson, R (1, 1) ERA: 5.12	4.2		24	6	5	5	4	3	1	0	0	0	0	9	13	0.00		1.500										
Scott Stewart, L (5, 1) ERA: 6.43	1.1		5	2	0	0	0	0	0	0	0	0	0	9	13	0.00		1.500										
Mike Venafro, L (7, 1) ERA: 2.84	1.0		3	0	0	0	0	0	0	0	0	0	0	5	8	0.00		0.000										
43 Yhency Brazoban, R (8, 1) ERA: 1.04	1.0	W	5	1	1	1	1	2	0	0	0	0	0	10	19	9.00		3.000										
Eric Gagne, R (9, 1) ERA: 2.0	1.0	S	3	0	0	0	2	0	0	0	0	0	0	9	13	0.00		0.000										

Batter	1	2	3	4	5	6	7	8	9	AB	R	H	RBI	BB	SO	LOB	TOP								
Cesar Izturis, S (1, 6) OBP: 0.335, SLG: 0.385	1-2 F9	0-1 F9						2-2 HR		4	1	1	0	0	0	2	Los Angeles Dodgers @ San Diego Padres PETCO Park, San Diego, CA Tue Sep 21 2004, 10:05 PM EDT Att: 39,428 - Sunny - 74 F livebaseballscores.com								
Jayson Werth, R (1, 7) OBP: 0.344, SLG: 0.519	2-2 HR		1-2 F8					0-1 F8		4	1	1	0	0	0	1									
Steve Finley, L (1, 8) OBP: 0.333, SLG: 0.497	3-3 K		4-2 G3 BB					0-1 F8		3	0	0	0	1	1	2									
Adrian Beltré, R (1, 5) OBP: 0.391, SLG: 0.649	0-2 HR		4-2 G3 BB					0-0 HR		3	2	2	4	1	0	0									
Shawn Green, L (1, 3) OBP: 0.350, SLG: 0.464	3-H G1-3		2-2 G3					0-1 FC4-6		4	0	1	0	0	0	2									
Milton Bradley, S (1, 9) OBP: 0.382, SLG: 0.424		3-3 K	0-3 K					0-0 FC4-6		4	0	0	0	0	2	3									
Alex Cora, L (1, 4) OBP: 0.359, SLG: 0.366		1-1 1B						1-2 1B		4	0	1	0	0	0	0									
Brent Mayne, L (1, 2) OBP: 0.314, SLG: 0.261		1-0 F7						3-2 L7		2	0	0	0	0	1	1									
Jason Grabowski, L (7, PH) OBP: 0.307, SLG: 0.400										1	0	0	0	0	1	0									
Tom Wilson, R (7, 2) OBP: 0.333, SLG: 0.250										1	0	0	0	0	0	0									
Jeff Weaver, R (1, 1) OBP: 0.227, SLG: 0.288								3-2 F8		2	0	1	0	0	1	0									
Duaner Sanchez, R (5, 1) OBP: 0.250, SLG: 0.500										0	0	0	0	0	0	0									
Hee-Seop Choi, L (7, PH) OBP: 0.370, SLG: 0.450										1	0	0	0	0	1	0									
Elmer Dessens, R (7, 1) OBP: 0.282, SLG: 0.286										0	0	0	0	0	0	0									
Robin Ventura, L (9, PH) OBP: 0.331, SLG: 0.360										1	0	0	0	0	0	0									
Inning Stats	R: 2 E: 0 K: 1 S: 22	H: 2 LOB: 0 BB: 0 P: 31	R: 0 E: 0 K: 1 S: 9	H: 2 LOB: 2 BB: 0 P: 14	R: 0 E: 0 K: 1 S: 19	H: 0 LOB: 2 BB: 2 P: 30	R: 0 E: 0 K: 2 S: 11	H: 0 LOB: 0 BB: 0 P: 16	R: 0 E: 0 K: 0 S: 8	H: 0 LOB: 0 BB: 0 P: 13	R: 0 E: 0 K: 0 S: 8	H: 0 LOB: 0 BB: 0 P: 12	R: 0 E: 0 K: 0 S: 10	H: 0 LOB: 0 BB: 0 P: 19	R: 2 E: 0 K: 0 S: 11	H: 3 LOB: 1 BB: 0 P: 13	R: 0 E: 0 K: 0 S: 11	H: 0 LOB: 0 BB: 0 P: 17	1B: 4 2B: 0 3B: 1 HR: 2	SF: 0 SAC: 0 DP: 0 HBP: 0	WP: 0 PB: 0 SB: 1 CS: 0	PA: 36			
PITCHER	IP	WLS	BF	H	R	ER	SO	BB	IBB	HBP	BLK	WP	HR	S	P	ERA	WHIP								
Adam Eaton, R (1, 1) ERA: 4.69	5.0	W	21	4	2	2	5	2	0	0	0	0	1	69	104	3.60	1.200								
Antonio Osuna, R (6, 1) ERA: 3.03	2.0		6	0	0	0	2	0	0	0	0	0	0	18	31	0.00	0.000								
Blaine Neal, R (8, 1) ERA: 4.5	0.2		5	3	2	2	0	0	0	0	0	0	1	10	12	27.00	4.500								
Scott Linebrink, R (8, 1) ERA: 2.27	1.1		4	0	0	0	0	0	0	0	0	0	0	12	18	0.00	0.000								
Batter	1	2	3	4	5	6	7	8	9	AB	R	H	RBI	BB	SO	LOB	BOTTOM								
Ramón Vázquez, L (1, 6) OBP: 0.307, SLG: 0.319	2-1 G3		3-2 1-H 2-H HR					1-2 G6-3		4	1	2	4	1	0	0	Los Angeles Dodgers @ San Diego Padres PETCO Park, San Diego, CA Tue Sep 21 2004, 10:05 PM EDT Att: 39,428 - Sunny - 74 F livebaseballscores.com								
Mark Loretta, R (1, 4) OBP: 0.388, SLG: 0.508	0-0 L8		2-2 2B					1-0 HR		5	1	2	1	0	0	5									
24 Brian Giles, L (1, 9) OBP: 0.377, SLG: 0.482	1-2 F8		0-0 P2					4-2 BB		4	1	1	0	1	0	1									
Phil Nevin, R (1, 3) OBP: 0.373, SLG: 0.508		1-1 G4-3	0-0 G6-3					0-1 P3		4	0	0	0	1	1	2									
Ryan Klesko, L (1, 7) OBP: 0.397, SLG: 0.459		1-0 L6-3						4-2 BB		1	1	1	0	2	0	0									
Kerry Robinson, L (5, PR) OBP: 0.327, SLG: 0.333								2-3 HR		2	1	0	0	0	0	2									
Ramon Hernandez, R (1, 2) OBP: 0.340, SLG: 0.464		3-1 L6-3						0-1 HR		4	1	1	3	0	0	2									
Rich Aurilla, R (1, 5) OBP: 0.313, SLG: 0.343								1-0 F8		4	1	2	1	0	0	1									
Jay Payton, R (1, 8) OBP: 0.317, SLG: 0.364								2-1 L9		4	2	3	0	0	0	0									
Adam Eaton, R (1, 1) ERA: 4.0								1-3 K		1	0	0	0	0	1	2									
Robert Fick, L (5, PH) ERA: 3.46										1	0	1	0	0	0	0									
Antonio Osuna, R (6, 1) ERA: 3.03										0	0	0	0	0	0	0									
Blaine Neal, L (8, 1) ERA: 4.5										0	0	0	0	0	0	0									
Scott Linebrink, R (8, 1) ERA: 2.27										1	0	0	0	0	1	0									
Inning Stats	R: 0 E: 0 K: 0 S: 7	H: 0 LOB: 0 BB: 0 P: 10	R: 0 E: 0 K: 0 S: 5	H: 1 LOB: 0 BB: 0 P: 10	R: 3 E: 0 K: 1 S: 18	H: 4 LOB: 1 BB: 0 P: 28	R: 1 E: 0 K: 0 S: 10	H: 2 LOB: 3 BB: 2 P: 22	R: 4 E: 0 K: 0 S: 15	H: 5 LOB: 2 BB: 1 P: 20	R: 0 E: 0 K: 1 S: 8	H: 0 LOB: 0 BB: 0 P: 15	R: 0 E: 0 K: 0 S: 5	H: 0 LOB: 0 BB: 0 P: 9	R: 1 E: 0 K: 1 S: 14	H: 1 LOB: 2 BB: 2 P: 26	1B: 7 2B: 4 3B: 0 HR: 3	SF: 0 SAC: 1 DP: 1 HBP: 0	WP: 0 PB: 0 SB: 1 CS: 0	PA: 41					
PITCHER	IP	WLS	BF	H	R	ER	SO	BB	IBB	HBP	BLK	WP	HR	S	P	ERA	WHIP								
Jeff Weaver, R (1, 1) ERA: 4.0	4.1	L	24	9	8	8	1	3	0	0	0	0	2	47	81	16.61	2.769								
Duaner Sanchez, R (5, 1) ERA: 3.46	1.2		8	3	0	0	1	0	0	0	0	0	0	16	24	0.00	1.800								
Elmer Dessens, R (7, 1) ERA: 4.52	2.0		9	1	1	1	1	2	0	0	0	0	1	19	35	4.50	1.500								

Batter	1	2	3	4	5	6	7	8	9	AB	R	H	RBI	BB	SO	LOB	TOP											
Cesar Izturis, S (1, 6) OBP: 0.335, SLG: 0.383	G3-1					K		L4		3	0	0	0	1	1	1	Los Angeles Dodgers @ San Diego Padres PETCO Park, San Diego, CA Wed Sep 22 2004, 10:05 PM EDT Att: 41,303 - Sunny - 76 F											
Jayson Werth, R (1, 7) OBP: 0.339, SLG: 0.510	K					K		K		4	0	0	0	0	4	2												
Steve Finley, L (1, 8) OBP: 0.333, SLG: 0.494	G1-3					K				3	0	0	0	1	1	0												
Adrián Beltré, R (1, 5) OBP: 0.391, SLG: 0.646						K		P2		4	0	1	0	0	1	2												
Shawn Green, L (1, 3) OBP: 0.350, SLG: 0.462						F8				4	0	1	0	0	1	1												
Milton Bradley, S (1, 9) OBP: 0.380, SLG: 0.422										3	0	0	0	0	1	2												
Alex Cora, L (1, 4) OBP: 0.307, SLG: 0.364										2	0	0	0	0	1	1												
Giovanni Carrara, R (5, 1) OBP: 0.309, SLG: 0.398										0	0	0	0	0	0	0												
Robin Ventura, L (7, PH) OBP: 0.329, SLG: 0.357										1	0	0	0	0	0	1												
Tom Wilson, R (7, 2) OBP: 0.333, SLG: 0.250										0	0	0	0	0	0	0												
David Ross, R (1, 2) OBP: 0.263, SLG: 0.285										2	0	0	0	0	1	0												
Jason Grabowski, L (7, PH) OBP: 0.309, SLG: 0.398										1	0	0	0	0	0	1												
Duaner Sanchez, R (7, 1) OBP: 0.250, SLG: 0.500										0	0	0	0	0	0	0												
43 Yhency Brazoban, R (8, 1)										0	0	0	0	0	0	0												
31 Brad Penny, R (1, 1) OBP: 0.059, SLG: 0.059										1	0	0	0	0	0	0												
Scott Stewart, R (4, 1)										0	0	0	0	0	0	0												
José Hernández, R (5, 4) OBP: 0.372, SLG: 0.546										2	0	1	0	0	1	0												
Inning Stats	R: 0 E: 0 K: 1 S: 10	H: 0 LOB: 0 BB: 0 P: 15	R: 0 E: 0 K: 0 S: 7	H: 1 LOB: 1 BB: 0 P: 9	R: 0 E: 0 K: 1 S: 6	H: 0 LOB: 1 BB: 1 P: 14	R: 0 E: 0 K: 2 S: 8	H: 0 LOB: 0 BB: 0 P: 13	R: 0 E: 0 K: 3 S: 11	H: 0 LOB: 0 BB: 0 P: 16	R: 0 E: 0 K: 2 S: 9	H: 1 LOB: 2 BB: 1 P: 17	R: 0 E: 0 K: 0 S: 11	H: 1 LOB: 1 BB: 0 P: 17	R: 0 E: 0 K: 2 S: 8	H: 0 LOB: 0 BB: 0 P: 13	R: 0 E: 0 K: 1 S: 11	H: 0 LOB: 0 BB: 0 P: 16	1B: 2 2B: 1 3B: 0 HR: 0	SF: 0 SAC: 0 DP: 0 HBP: 0	WP: 0 PB: 0 SB: 1 CS: 1	PA: 32						
PITCHER	IP	WLS	BF	H	R	ER	SO	BB	IBB	HBP	BLK	WP	HR	S	P	ERA	WHIP											
44 Jake Peavy, R (1, 1) ERA: 2.27	8.0	W	29	3	0	0	11	2	0	0	0	0	0	70	114	0.00	0.625											
Akinori Otsuka, R (9, 1) ERA: 1.95	1.0		3	0	0	0	1	0	0	0	0	0	0	11	16	0.00	0.000											
Batter	1	2	3	4	5	6	7	8	9	AB	R	H	RBI	BB	SO	LOB	BOTTOM											
Ramón Vázquez, L (1, 6) OBP: 0.295, SLG: 0.309	K					K				3	0	0	1	0	2	1	Los Angeles Dodgers @ San Diego Padres PETCO Park, San Diego, CA Wed Sep 22 2004, 10:05 PM EDT Att: 41,303 - Sunny - 76 F											
Mark Loretta, R (1, 4) OBP: 0.390, SLG: 0.508										2	0	1	0	2	0	0												
24 Brian Giles, L (1, 9) OBP: 0.376, SLG: 0.479	L4									3	1	0	0	1	0	4												
Phil Nevin, R (1, 3) OBP: 0.374, SLG: 0.513	K									3	1	1	2	1	1	1												
Ryan Klesko, L (1, 7) OBP: 0.399, SLG: 0.459										2	1	1	0	1	0	0												
Terrence Long, L (6, 7) OBP: 0.334, SLG: 0.421										1	0	0	0	0	0	2												
Ramon Hernandez, R (1, 2) OBP: 0.339, SLG: 0.465										4	0	1	1	0	0	1												
Rich Aurilia, R (1, 5) OBP: 0.312, SLG: 0.341										3	1	0	0	1	1	1												
Jay Payton, R (1, 8) OBP: 0.319, SLG: 0.363										3	0	1	0	1	0	1												
44 Jake Peavy, R (1, 1) ERA: 2.27										2	0	1	0	0	0	2												
Akinori Otsuka, R (9, 1) ERA: 1.95										0	0	0	0	0	0	0												
Inning Stats	R: 0 E: 0 K: 2 S: 15	H: 0 LOB: 1 BB: 1 P: 24	R: 0 E: 0 K: 0 S: 10	H: 0 LOB: 2 BB: 2 P: 23	R: 3 E: 0 K: 0 S: 8	H: 3 LOB: 1 BB: 1 P: 15	R: 1 E: 2 K: 0 S: 14	H: 1 LOB: 2 BB: 2 P: 29	R: 0 E: 0 K: 1 S: 8	H: 1 LOB: 1 BB: 0 P: 13	R: 0 E: 0 K: 0 S: 11	H: 1 LOB: 1 BB: 1 P: 19	R: 0 E: 0 K: 1 S: 9	H: 0 LOB: 0 BB: 0 P: 12	R: 0 E: 0 K: 1 S: 9	H: 0 LOB: 0 BB: 0 P: 12	1B: 4 2B: 1 3B: 0 HR: 1	SF: 1 SAC: 1 DP: 1 HBP: 0	WP: 0 PB: 0 SB: 1 CS: 0	PA: 35								
PITCHER	IP	WLS	BF	H	R	ER	SO	BB	IBB	HBP	BLK	WP	HR	S	P	ERA	WHIP											
31 Brad Penny, R (1, 1) ERA: 3.15	3.0	L	16	3	4	3	2	5	0	0	0	0	0	1	37	70	9.00	2.667										
Scott Stewart, L (4, 1) ERA: 6.14	1.0		5	1	0	0	0	0	1	0	0	0	0	10	21	0.00	1.000											
Giovanni Carrara, R (5, 1) ERA: 2.4	2.0		7	1	0	0	1	0	0	0	0	0	0	14	22	0.00	0.500											
Duaner Sanchez, R (7, 1) ERA: 3.42	1.0		4	1	0	0	0	1	0	0	0	0	0	11	19	0.00	2.000											
43 Yhency Brazoban, R (8, 1) ERA: 1.9	1.0		3	0	0	0	1	0	0	0	0	0	0	9	12	0.00	0.000											

Batter	1	2	3	4	5	6	7	8	9	AB	R	H	RBI	BB	SO	LOB	TOP							
Cesar Izturis, S (1.6)	1-1 BB 2B 1B		3-2 F8	1-0 G4-3			2-2 G4-3		1-2 G6-3	5	1	1	0	0	0	1	Los Angeles Dodgers @ San Francisco Giants SBC Park, San Francisco, CA Sat Sep 25 2004, 4:10 PM EDT Att: 42,486 - Sunny - 66 F							
Jayson Werth, R (1.7)	4-1 2B BB		3-2 K		2-2 L7		4-1 FC6-4 BB			2	1	0	0	2	1	0								
Steve Finley, L (1.8)	1-1 F9		4-2 BB		0-1 G6-4-3 1B		1-1 FC6-4 WP 1-2			3	0	1	0	1	0	3								
Adrián Beltré, R (1.5)	0-0 2B 1-H 2-H		0-0 L9		1 SAFE 2-1 G6-4-3 1-2		3-3 K			4	0	1	2	0	1	3								
Robin Ventura, L (1.3)	2-3 K			2-1 SH1-3 2B		3-2 L8		1-2 G6-3		3	1	1	0	0	1	1								
Antonio Perez, R (8. PH)										1	0	0	0	0	0	0								
Hee-Seop Choi, L (8.3)										0	0	0	0	0	0	0								
Milton Bradley, S (1.9)	2-3 K			0-0 SH1-3		1-0 HR		3-2 CS 1B		3	1	2	1	0	1	1								
Alex Cora, L (1.4)		2-2 P5		1-2 HR		2-2 1B		2-3 K		3	1	2	2	0	0	0								
José Hernández, R (8. PH)				3-H HR		1-2 1B		1-2 K		1	0	0	0	0	1	1								
Giovanni Carrara, R (8.1)								1-2 K		0	0	0	0	0	0	0								
David Ross, R (1.2)		0-1 P2				1-2 P4			2-3 K	3	0	0	0	0	0	1								
Olmedo Saenz, R (9. PH)										1	0	0	0	0	1	0								
Jose Lima, R (1.1)										2	0	1	0	0	1	0								
Scott Stewart, R (4.1)										0	0	0	0	0	0	0								
Jason Grabowski, L (6. PH)										1	0	0	0	0	1	1								
Duaner Sanchez, R (6.1)										0	0	0	0	0	0	0								
Mike Venafro, L (7.1)										0	0	0	0	0	0	0								
43 Yhency Brazoban, R (7.1)										0	0	0	0	0	0	0								
Joe Thurston, L (8.4)										1	0	0	0	0	1	0								
Inning Stats	R: 2 E: 0 K: 2 S: 13	H: 2 LOB: 1 BB: 1 P: 23	R: 0 E: 0 K: 1 S: 9	H: 0 LOB: 0 BB: 0 P: 11	R: 0 E: 0 K: 1 S: 15	H: 0 LOB: 1 BB: 1 P: 25	R: 2 E: 0 K: 0 S: 13	H: 3 LOB: 1 BB: 0 P: 20	R: 0 E: 0 K: 0 S: 8	H: 1 LOB: 0 BB: 0 P: 12	R: 1 E: 0 K: 1 S: 14	H: 2 LOB: 1 BB: 0 P: 24	R: 0 E: 0 K: 1 S: 10	H: 0 LOB: 1 BB: 1 P: 20	R: 0 E: 0 K: 1 S: 10	H: 1 LOB: 0 BB: 0 P: 16	R: 0 E: 0 K: 2 S: 11	H: 0 LOB: 0 BB: 0 P: 14	1B: 5 2B: 2 3B: 0 HR: 2	SF: 0 SAC: 1 DP: 1 HBP: 0	WP: 1 PB: 0 SB: 0 CS: 1	PA: 37		
PITCHER	IP WLS BF H R ER SO BB IBB HBP BLK WP HR S P ERA WHIP	IP WLS BF H R ER SO BB IBB HBP BLK WP HR S P ERA WHIP																						
41 Brad Hennessey, R (1.1)	3.2 ERA: 4.98																							
Wayne Franklin, L (4.1)	0.1 ERA: 6.09																							
Tyler Walker, R (5.1)	2.0 ERA: 4.35																							
Jim Brower, R (7.1)	1.0 ERA: 3.53																							
Scott Eyre, L (8.1)	1.0 ERA: 4.32	W 3																						

AB 33
R 5
H 9
RBI 5
BB 3
SO 9
LOB 12



Batter	1	2	3	4	5	6	7	8	9	AB	R	H	RBI	BB	SO	LOB	BOTTOM							
Ray Durham, S (1.4)	2-2 HR			0-1 1-H 2B		0-1 F8		3-2 P3		5	1	2	2	0	1	3	Los Angeles Dodgers @ San Francisco Giants SBC Park, San Francisco, CA Sat Sep 25 2004, 4:10 PM EDT Att: 42,486 - Sunny - 66 F							
J.T. Snow, L (1.3)	0-1 G4-3		2-1 G1-6-3	2-3 K			2-3 K	4-2 HR BB		4	1	0	0	1	2	1								
Pedro Feliz, R (1.5)	0-0 1B		0-3 K		1-1 SH2-4 BB 1B		1-1 1B	0-1 HR		5	2	4	4	0	1	0								
Barry Bonds, L (1.7)	4-0 G6-4-3 1B		4-0 1B		4-1 SH2-4 BB 1B		4-0 1B	4-2 BB		0	0	0	0	5	0	0								
A.J. Pierzynski, L (1.2)	0-2 G6-4-3 1-2		0-1 G3		0-1 SH2-4		0-3 K	1-1 G3		4	0	0	0	0	1	6								
Deivi Cruz, R (1.6)		0-1 F8		2-1 1B SF8 1B		4-0 1B				3	1	1	0	1	0	2								
Cody Ransom, R (9.6)							1-0 F9			0	0	0	0	0	0	0								
Michael Tucker, L (1.9)		0-0 41 1B 2B		1-0 2B 1B		0-1 SF7-5-6		3-1 BB SH1-4 1B		3	3	3	1	0	0	0								
Dustan Mohr, R (1.8)		0-3 K		1-2 K		2-3 K		0-0 SH1-4		3	0	0	0	0	3	3								
41 Brad Hennessey, R (1.1)										1	0	0	1	0	0	0								
Wayne Franklin, L (4.1)										0	0	0	0	0	0	0								
Tyler Walker, R (5.1)										0	0	0	0	0	0	0								
Tommy Loman, S (7.1)										0	0	0	0	0	0	0								
Duaner Sanchez, R (6.1)										0	0	0	0	0	0	0								
Mike Venafro, L (7.1)										0	0	0	0	0	0	0								
43 Yhency Brazoban, R (7.1)										0	0	0	0	0	0	0								
Joe Thurston, L (8.4)										0	0	0	0	0	0	0								
Inning Stats	R: 1 E: 0 K: 0 S: 10	H: 2 LOB: 1 BB: 1 P: 16	R: 1 E: 0 K: 2 S: 13	H: 2 LOB: 0 BB: 0 P: 16	R: 0 E: 0 K: 1 S: 7	H: 0 LOB: 1 BB: 1 P: 13	R: 2 E: 0 K: 2 S: 14	H: 3 LOB: 1 BB: 0 P: 22	R: 1 E: 0 K: 0 S: 7	H: 1 LOB: 1 BB: 2 P: 16	R: 0 E: 0 K: 1 S: 6	H: 0 LOB: 0 BB: 0 P: 8	R: 0 E: 0 K: 2 S: 9	H: 1 LOB: 2 BB: 1 P: 17	R: 4 E: 0 K: 0 S: 23	H: 2 LOB: 1 BB: 3 P: 42	R: 4 E: 0 K: 0 S: 23	H: 2 LOB: 3 BB: 3 P: 42	1B: 7 2B: 3 3B: 0 HR: 2	SF: 2 SAC: 2 DP: 2 HBP: 0	WP: 0 PB: 0 SB: 0 CS: 0	PA: 41		
PITCHER	IP WLS BF H R ER SO BB IBB HBP BLK WP HR S P ERA WHIP	IP WLS BF H R ER SO BB IBB HBP BLK WP HR S P ERA WHIP																						
Jose Lima, R (1.1)	3.2 ERA: 4.19																							
Scott Stewart, L (4.1)	1.1 ERA: 6.17																							
Duaner Sanchez, R (6.1)	1.0 ERA: 3.38																							
Mike Venafro, L (7.1)	0.2 ERA: 2.57																							
43 Yhency Brazoban, R (7.1)	1.0 ERA: 2.1	L 8																						

AB 29
R 9
H 11
RBI 9
BB 8
SO 8
LOB 15



Batter	1	2	3	4	5	6	7	8	9	AB R H RBI BB SO LOB	TOP									
Aaron Miles, S OBP: 0.332, SLG: 0.373 (1, 4)	 1B	 F8		 1B		 F9		 F6		5 2 2 1 0 0 3										
Royce Clayton, R OBP: 0.336, SLG: 0.398 (1, 6)	 1B		 P2	 1B		 F8		 CS	 G5-3	5 1 2 0 0 0 0										
17 Todd Helton, L OBP: 0.467, SLG: 0.624 (1, 3)	 2B		 HR	 1B		 K			 K	5 1 3 3 0 2 0										
Vinny Castilla, R OBP: 0.332, SLG: 0.538 (1, 5)	 P5		 HR	 IBB			 F7		 G6-3	4 1 1 2 1 0 1										
Jeremy Burnitz, L OBP: 0.354, SLG: 0.564 (1, 8) (8, 9)	 K		 G4-3	 K			 K			4 0 0 0 0 3 4										
JD Closser, S OBP: 0.364, SLG: 0.384 (1, 2)	 G1-3		 P5	 P4			 K			4 0 0 0 0 1 4										
11 Brad Hawpe, L OBP: 0.307, SLG: 0.400 (8, PR) Choo Freeman, R OBP: 0.289, SLG: 0.294 (8, 8)		 L6		 HR	 K			 CS, SH1-4, BB		3 1 1 1 1 1 0 0 0 0 0 0 0 0	AB 36 R 7 H 11 RBI 7 BB 3 SO 8 LOB 12									
Jorge Piedra, L OBP: 0.337, SLG: 0.481 (1, 7)	 G4-1		 G4-3	 K			 SH1-4			3 0 0 0 0 1 0										
Shawn Estes, R OBP: 0.250, SLG: 0.310 (8, PH) Mark Sweeney, L OBP: 0.363, SLG: 0.523 40 Brian Fuentes, L Steve Reed, R OBP: 0.500, SLG: 0.500 (8, 1)	 1B		 1B, 2B	 G5-3			 IBB			3 1 2 0 0 0 0 0 0 0 0 1 0 0 0 0 0 0 0 0 0 0 0 0 0 0 0 0	 ROCKIES									
Inning Stats	R: 2 E: 0 K: 1 S: 23	H: 3 LOB: 1 BB: 0 P: 36	R: 0 E: 0 K: 0 S: 9	H: 1 LOB: 1 BB: 0 P: 12	R: 2 E: 0 K: 0 S: 10	H: 2 LOB: 0 BB: 0 P: 13	R: 3 E: 0 K: 1 S: 16	H: 5 LOB: 3 BB: 1 P: 29	R: 0 E: 0 K: 2 S: 10	H: 0 LOB: 0 BB: 0 P: 12	R: 0 E: 0 K: 2 S: 9	H: 0 LOB: 0 BB: 0 P: 13	R: 0 E: 0 K: 0 S: 12	H: 0 LOB: 2 BB: 2 P: 22	R: 0 E: 0 K: 1 S: 7	H: 0 LOB: 0 BB: 0 P: 9	1B: 6 2B: 3 HR: 2	SF: 0 SAC: 1 DP: 0 HBP: 0	WP: 0 PB: 0 SB: 1 CS: 1	PA: 41
PITCHER	IP WLS BF H R ER SO BB IBB HBP BLK WP HR S P ERA WHIP	Edwin Jackson, R (1, 1) 3.1 18 8 6 6 1 0 0 0 0 0 2 47 69 16.20 2.400	Scott Stewart, L (4, 1) 0.2 6 3 1 1 1 0 1 0 0 0 0 11 21 13.50 4.500	Wilson Alvarez, L (5, 1) 2.0 6 0 0 0 3 0 0 0 0 0 0 19 24 0.00 0.000	Duaner Sanchez, R (7, 1) 2.0 7 0 0 0 2 1 1 0 0 0 0 21 35 0.00 0.500	Giovanni Carrara, R (9, 1) 0.1 1 0 0 0 0 0 0 0 0 0 0 2 3 0.00 0.000	PITCHER	IP WLS BF H R ER SO BB IBB HBP BLK WP HR S P ERA WHIP	Mike Venafró, L (9, 1) 0.1 1 0 0 0 1 0 0 0 0 0 0 2 4 0.00 0.000	43 Yhency Brazoban, R (9, 1) 0.1 W 1 0 0 0 0 0 0 0 0 0 0 0 2 2 0.00 0.000										

Colorado Rockies @ Los Angeles Dodgers
Dodger Stadium, Los Angeles, CA
Mon Sep 27 2004, 7:10 PM PDT
Att: 36,958 - Cloudy - 69 F

Batter	1	2	3	4	5	6	7	8	9	AB R H RBI BB SO LOB	BOTTOM									
Cesar Izturis, S OBP: 0.333, SLG: 0.387 (1, 6)	 2B	 BB, HR, 1B		 G4-3			 G5-3		 F7	5 1 2 1 0 0 0										
Jayson Werth, R OBP: 0.352, SLG: 0.510 (1, 7)	 BB, 1B	 HR, BB		 K			 F9		 1B, 1B	4 2 2 0 1 1 0										
Steve Finley, L OBP: 0.336, SLG: 0.491 (1, 8)	 BB	 HR, BB		 P4			 G3		 1B, IBB, 1B	3 1 1 0 2 0 0										
Adrián Beltré, R OBP: 0.395, SLG: 0.647 (1, 5)	 F9	 HR		 G4-3			 1B, 1B	 1B, 1B	 IBB, 1B	4 2 2 4 1 0 2										
Milton Bradley, S OBP: 0.364, SLG: 0.427 (1, 9)	 BB	 G5-3		 K			 1B, G1-3, 1B	 1B, 1B	 1B, 1B	4 1 2 1 1 1 0										
Shawn Green, L OBP: 0.385, SLG: 0.467 (1, 3)	 K		 K			 K	 G1-3, 1B	 1B		4 0 1 1 0 3 3										
José Hernández, R OBP: 0.372, SLG: 0.554 Alex Cora, L OBP: 0.364, SLG: 0.388 (8, PH) (9, 4)		 SH5-4, 1B, 1B	 G1-3			 K		 P3		3 1 1 0 0 1 0 1 0 0 0 0 0 2	AB 35 R 8 H 12 RBI 8 BB 5 SO 10 LOB 11									
David Ross, R OBP: 0.294, SLG: 0.278 Duaner Sánchez, R Rubin Ventura, L Giovanni Carrara, R Mike Venafró, L 43 Yhency Brazoban, R	 K	 K		 K		 1B	 G1-3	 K		3 0 1 0 0 0 2 0 0 0 0 0 0 0 1 0 0 1 0 0 1 0										
Edwin Jackson, R Scott Stewart, R Antonio Perez, R Wilson Alvarez, L Tom Wilson, R Jason Grabowski, L Brent Mayne, L	 SH5-4	 1-2		 K		 F8	 K			0 0 0 0 0 0 0 0 0 0 0 0 0 0 1 0 0 0 0 0 1 0 0 0 0 0 0 0 1 0 0 0 0 0 1 0 0 0 0 0 0 0	WP: 0 PB: 0 SB: 0 CS: 0	PA: 41								
Inning Stats	R: 0 E: 0 K: 1 S: 15	H: 2 LOB: 3 BB: 2 P: 30	R: 5 E: 0 K: 1 S: 12	H: 3 LOB: 2 BB: 2 P: 26	R: 0 E: 0 K: 2 S: 10	H: 0 LOB: 0 BB: 0 P: 14	R: 0 E: 0 K: 2 S: 9	H: 0 LOB: 0 BB: 0 P: 13	R: 0 E: 0 K: 1 S: 7	H: 0 LOB: 0 BB: 0 P: 11	R: 0 E: 0 K: 2 S: 7	H: 0 LOB: 0 BB: 0 P: 11	R: 2 E: 0 K: 1 S: 17	H: 3 LOB: 1 BB: 0 P: 24	R: 1 E: 0 K: 0 S: 9	H: 3 LOB: 3 BB: 1 P: 18	1B: 10 2B: 1 HR: 1	SF: 0 SAC: 1 DP: 0 HBP: 0	WP: 0 PB: 0 SB: 0 CS: 0	PA: 41
PITCHER	IP WLS BF H R ER SO BB IBB HBP BLK WP HR S P ERA WHIP	Shawn Estes, L (1, 1) 7.0 30 6 5 5 9 4 0 0 0 0 0 69 116 6.43 1.429	40 Brian Fuentes, L (8, 1) 0.0 3 3 2 2 0 0 0 0 0 0 0 9 13 -- --	Steve Reed, R (8, 1) 1.1 L 8 3 1 1 1 0 1 0 0 0 0 17 29 6.75 2.250	PITCHER	IP WLS BF H R ER SO BB IBB HBP BLK WP HR S P ERA WHIP														

Colorado Rockies @ Los Angeles Dodgers
Dodger Stadium, Los Angeles, CA
Mon Sep 27 2004, 7:10 PM PDT
Att: 36,958 - Cloudy - 69 F

Batter	1	2	3	4	5	6	7	8	9	10	11	AB	R	H	RBI	BB	SO	LOB	TOP									
Aaron Miles, S OBP: 0.332, SLG: 0.371 (1.4)	F7 1-2		F7 0-1	G6-3 1-1			G6-3 2-2			F8 0-2 SH3-4 1B	F8 1-0	6	1	1	0	0	0	4										
Royce Clayton, R OBP: 0.337, SLG: 0.396 (1.6)	G5-3		17 1B 0-1		G5-3 0-0		G5-3 1-0			SH3-4 1-2	K 0-3	5	0	1	0	0	1	2										
17 Todd Helton, L OBP: 0.471, SLG: 0.624 (1.3)	BB 1B 0-0		FC5-4 1B 3-2		1B 0-0		1B 1-0		BB 4-2	1B 4-0	IBB 0-0	3	0	3	0	2	0	0										
Vinny Castilla, R OBP: 0.331, SLG: 0.532 (1.5)	BB 1-2		FC5-4 1-2		1B 1-2		G4-6-3 1B 1-2		K 1-3	F8 2-3	F8 2-3	4	0	1	0	1	1	5										
Jeremy Burnitz, L OBP: 0.354, SLG: 0.559 (8.9)	F7 0-1		P6 0-0		G4-6-3 1-2		F7 1-1		F7 1-1	1B 0-2	1B 1-2	5	0	1	1	0	0	5										
11 Brad Hawpe, L OBP: 0.324, SLG: 0.400 27 Garrett Atkins, R OBP: 0.444, SLG: 0.565 Choo Friseman, R OBP: 0.301, SLG: 0.303 (8.8)	F7 0-0		1B 1B 1-1		G1-6-3 0-0		F9 1-0		F9 1-0	K 2-3	K 2-3	3	1	1	0	0	0	0										
Jorge Piedra, L OBP: 0.345, SLG: 0.476 Luis Gonzalez, R OBP: 0.330, SLG: 0.469 (9.7)	K 2-3		SH1-3 1B 1-2		G3-1 0-0		G3-1 0-0		L4 1-2	F7 3-2	F7 3-2	3	0	1	0	0	1	0										
JD Closser, S OBP: 0.363, SLG: 0.390 (1.2)	P5 0-0		SH1-3 1B 1-2 2-H		G3-1 3-2		G3-1 3-2		K 1-3	K 1-3	F8 0-1	5	0	2	1	0	1	0										
Jason Jennings, L OBP: 0.300, SLG: 0.338 Todd Garshick, L OBP: 0.215, SLG: 0.205 Javier Lopez, L OBP: 0.340, SLG: 0.344 Scott Dahmann, R OBP: 0.330, SLG: 0.344 Chin-hui Tsao, R OBP: 0.300, SLG: 0.344 Mark Swenney, L OBP: 0.300, SLG: 0.344 40 Brian Fuentes, L OBP: 0.300, SLG: 0.344 Steve Reed, R OBP: 0.300, SLG: 0.344 (11.1)	G4-3 1-1		SH1-3 1B 2-1		G4-3 0-0		G4-3 0-0		K 3-3	K 3-3	IBB 4-0	2	0	0	0	0	0	0										
Inning Stats	R: 0 E: 0 K: 0 S: 10	H: 1 LOB: 2 BB: 1 P: 16	R: 0 E: 0 K: 1 S: 7	H: 0 LOB: 0 BB: 0 P: 9	R: 0 E: 0 K: 0 S: 11	H: 2 LOB: 2 BB: 0 P: 15	R: 1 E: 0 K: 0 S: 9	H: 3 LOB: 2 BB: 0 P: 14	R: 0 E: 0 K: 0 S: 6	H: 0 LOB: 0 BB: 0 P: 10	R: 0 E: 0 K: 1 S: 9	H: 0 LOB: 1 BB: 1 P: 16	R: 0 E: 0 K: 2 S: 11	H: 0 LOB: 0 BB: 0 P: 16	R: 1 E: 0 K: 1 S: 12	H: 2 LOB: 2 BB: 1 P: 19	R: 0 E: 0 K: 1 S: 11	H: 1 LOB: 2 BB: 1 P: 19	1B: 10 2B: 1 3B: 0 HR: 0	SF: 0 SAC: 2 DP: 1 HBP: 0	WP: 0 PB: 0 SB: 0 CS: 0	PA: 47						
PITCHER	IP 7.0	WLS 7	BF 29	H 8	R 1	ER 1	SO 1	BB 1	IBB 0	HBP 0	BLK 0	WP 0	HR 0	S 55	P 82	ERA 1.29	WHIP 1.286											
Jose Lima, R ERA: 4.07 Wilson Alvarez, L ERA: 4.1 Eric Gagne, R ERA: 2.19 43 Yhency Brazoban, R ERA: 2.56 (11.1)	2.0	7	0	0	0	3	1	0	0	0	0	0	0	20	32	0.00	0.500											
1.0	6	2	1	1	1	0	1	0	0	0	0	0	0	12	19	9.00	2.000											
1.0	W	5	1	0	0	1	0	1	0	0	0	0	0	11	19	0.00	1.000											
Batter	1	2	3	4	5	6	7	8	9	10	11	AB	R	H	RBI	BB	SO	LOB	BOTTOM									
Cesar Izturis, S OBP: 0.332, SLG: 0.383 (1.6)	G3-1 2-1		FC4-6 1-2			1B 1-1	F9 2-0			SH 0-0 FC6-4		4	0	1	0	0	0	3										
Jayson Werth, R OBP: 0.343, SLG: 0.495 (11.9)	G5-3 2-2		F7 0-0			K 1-3				FC6-4 1-2	G4-3 3-H	5	0	0	1	0	1	4										
Steve Finley, L OBP: 0.333, SLG: 0.484 (1.8)	L7 2-2		G3-1 3-2			F9 0-1				G4-3 1-1	G4-3 1-2	5	0	0	0	0	1	3										
Adrian Beltré, R OBP: 0.394, SLG: 0.638 (1.5)	L5 1-0		K 1-3			G5-3 1-0				L4 1-1	L4 1-1	5	0	0	0	0	1	2										
Shawn Green, L OBP: 0.353, SLG: 0.462 (11.3)	1B 1B 2-1		K 1-3			G4-3 1-0				F9 1-2	G4-3 3-2	5	1	2	0	0	1	0										
Robin Ventura, L OBP: 0.310, SLG: 0.369 Cory Sullivan, R OBP: 0.241, SLG: 0.477 Jose Flores, L OBP: 0.301, SLG: 0.389 Eric Gagne, R OBP: 0.301, SLG: 0.389 43 Yhency Brazoban, R OBP: 0.301, SLG: 0.389 Tom Wilson, R OBP: 0.275, SLG: 0.200 (11.1)	K 2-3		K 2-3			K 2-3				WP G4-3 1B	1B 2-3	3	0	2	0	0	1	0										
Alex Cora, L OBP: 0.363, SLG: 0.382 (1.4)	G5-4-3 1-2		G3 1-1			G4-3 1-2				P5 1-2	HR 2-1	4	1	0	1	0	0	4										
Brent Mayne, L OBP: 0.317, SLG: 0.266 Jason Grubowksi, L OBP: 0.301, SLG: 0.389 David Ross, R OBP: 0.258, SLG: 0.298 (10.2)	FC1-6 1B 1-0		FC6-4 1B 2-1			WP BB 3-H				F7 4-0	HR 1-H	2	0	2	0	1	0	0										
Jose Lima, R OBP: 0.317, SLG: 0.266 Wilson Alvarez, L OBP: 0.301, SLG: 0.389 Heavenly Smith, L OBP: 0.275, SLG: 0.454 Antonio Flores, L OBP: 0.301, SLG: 0.389 Chin-Feng Chen, R OBP: 0.301, SLG: 0.389 (11.7)	FC1-6 1-2		FC6-4 1-2			K 2-3				SH FC6-4 2B		2	0	0	0	0	0	2										
Inning Stats	R: 0 E: 0 K: 0 S: 8	H: 0 LOB: 0 BB: 0 P: 14	R: 0 E: 0 K: 0 S: 8	H: 2 LOB: 1 BB: 0 P: 14	R: 0 E: 0 K: 0 S: 6	H: 1 LOB: 1 BB: 0 P: 10	R: 0 E: 0 K: 1 S: 9	H: 0 LOB: 0 BB: 0 P: 14	R: 0 E: 0 K: 1 S: 8	H: 1 LOB: 1 BB: 0 P: 11	R: 1 E: 0 K: 1 S: 10	H: 2 LOB: 2 BB: 1 P: 19	R: 0 E: 0 K: 1 S: 7	H: 0 LOB: 0 BB: 0 P: 11	R: 0 E: 0 K: 0 S: 8	H: 0 LOB: 1 BB: 1 P: 14	R: 1 E: 1 K: 0 S: 7	H: 1 LOB: 1 BB: 0 P: 9	R: 2 E: 0 K: 1 S: 12	H: 1 LOB: 0 BB: 0 P: 21	1B: 6 2B: 2 3B: 0 HR: 1	SF: 0 SAC: 1 DP: 1 HBP: 1	WP: 1 PB: 0 SB: 0 CS: 0	PA: 44				
PITCHER	IP 8.0	WLS 1	BF 31	H 7	R 0	ER 0	SO 6	BB 1	IBB 0	HBP 0	BLK 0	WP 1	HR 0	S 66	P 108	ERA 1.12	WHIP 1.000											
Jason Jennings, R ERA: 5.51 Javier Lopez, L ERA: 7.59 Scott Dahmann, R ERA: 4.11 Chin-hui Tsao, R ERA: 4.32 40 Brian Fuentes, L ERA: 5.64 (8.1)	0.1	1	0	0	0	0	0	0	0	0	0	0	0	3	4	0.00	0.000											
0.2	3	0	0	0	0	1	0	0	0	0	0	0	0	5	10	0.00	1.500											
1.0	B	5	1	1	1	0	0	0	0	0	0	0	0	7	9	9.00	1.000											
0.2	L	3	0	1	1	1	0	0	0	0	0	0	0	10	17	13.50	0.000											
PITCHER	IP 0.0	WLS 1	BF 1	H 1	R 1	ER 1	SO 0	BB 0	IBB 0	HBP 0	BLK 0	WP 0	HR 1	S 2	P 4	ERA ∞	WHIP ∞											

Colorado Rockies @ Los Angeles Dodgers
Dodger Stadium, Los Angeles, CA

Thu Sep 30 2004, 7:10 PM PDT
Att. 63,438 - Unknown - 67 F

AB 41
R 2
H 11
RBI 2
BB 4
SO 6
LOB 19



Colorado Rockies @ Los Angeles Dodgers
Dodger Stadium, Los Angeles, CA

Thu Sep 30 2004, 7:10 PM PDT
Att. 63,438 - Unknown - 67 F

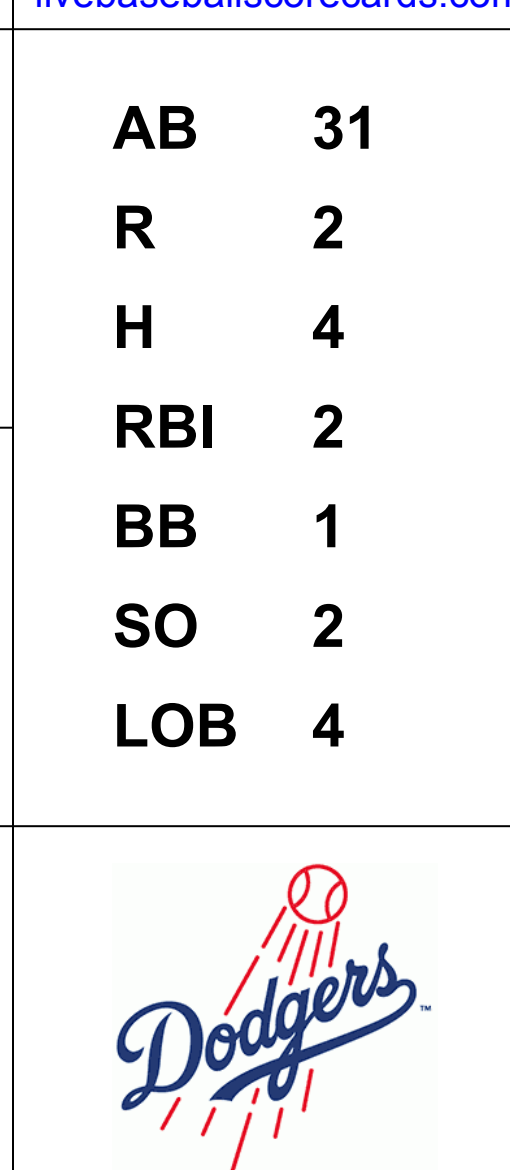
AB 40
R 4
H 9
RBI 4
BB 2
SO 7
LOB 21



Batter	1	2	3	4	5	6	7	8	9	AB	R	H	RBI	BB	SO	LOB	TOP			
Ray Durham, S (1.4) C	0-1 G3		1-0 P5		2-2 P4		1-0 1B 2B		1-2 E4	5	1	1	0	0	0	1	San Francisco Giants @ Los Angeles Dodgers Dodger Stadium, Los Angeles, CA Fri Oct 01 2004, 7:10 PM PDT Att: 54,888 - Sunny - 65 F			
Michael Tucker, L (1.9) C	1-3 K		4-1 G6-3 BB		2-1 G4-3		1-0 2H 1B		1-0 F9	4	0	1	1	1	1	2				
Edgardo Alfonso, R (1.5) B	2-3 K		0-0 G6-3			1-3 K		1-3 K	5	0	0	0	0	0	3	4				
Barry Bonds, L (1.7) B		4-0 1B 2B BB				4-0 1B IBB			3-1 G4-3	1	1	0	0	3	0	0				
J.T. Snow, L (1.3) F	0-1 P4		1-1 F7			0-3 K			2-1 HR	4	1	1	1	0	1	4				
Deivi Cruz, R (1.6) B	1-0 2B 1B			0-1 G1-3		1-1 1B			1-0 G5-3	4	1	2	0	0	0	0				
A.J. Pierzynski, L (1.2) X	0-0 P5			1-0 G4-6-3 1B		2-2 F8			0-0 P5	4	0	1	0	0	0	4				
Marquis Grissom, R (1.8) B	1-0 1-H 3-H 2B			1-1 G4-6-3			0-1 G1-3		2-2 L8	4	0	1	2	0	0	1				
Kirk Rueter, L (1.1) C	0-1 G1-3				0-0 B1-3		1-0 G4-3		3-1 E 1B	3	0	0	0	0	0	1				
Jim Brower, R (8.1) B										0	0	0	0	0	0	0				
Tony Torcato, L (9. PH) C										1	0	1	0	0	0	0				
Jason Ellison, R (9. PR) C										0	0	0	0	0	0	0				
Dustin Hermanson, R (9.1) C										0	0	0	0	0	0	0				
Inning Stats	R: 0 E: 0 K: 2 S: 9	H: 0 LOB: 0 BB: 0 P: 12	R: 2 E: 0 K: 0 S: 7	H: 2 LOB: 1 BB: 1 P: 13	R: 0 E: 0 K: 0 S: 5	H: 0 LOB: 2 BB: 2 P: 15	R: 0 E: 0 K: 0 S: 5	H: 1 LOB: 0 BB: 0 P: 7	R: 0 E: 0 K: 2 S: 13	H: 1 LOB: 0 BB: 0 P: 10	R: 1 E: 0 K: 1 S: 8	H: 2 LOB: 1 BB: 0 P: 12	R: 1 E: 0 K: 0 S: 6	H: 1 LOB: 0 BB: 0 P: 12	R: 0 E: 1 K: 0 S: 12	H: 1 LOB: 2 BB: 0 P: 19	1B: 5 2B: 2 3B: 0 HR: 1	SF: 0 SAC: 0 DP: 1 HBP: 0	WP: 0 PB: 0 SB: 0 CS: 0	PA: 39
PITCHER	IP WLS BF H R ER SO BB IBB HBP BLK WP HR S P ERA WHIP																			
Jeff Weaver, R (1.1) ERA: 4.01	7.0 L 30 6 3 3 5 2 2 0 0 0 0 0 53 90 3.86 1.143																			
Mike Venafro, L (8.1) ERA: 4.15	1.0 4 1 1 1 0 0 0 0 0 0 0 1 6 12 9.00 1.000																			
Giovanni Carrara, R (9.1) ERA: 2.24	1.0 5 1 0 0 0 0 0 0 0 0 0 0 0 12 19 0.00 1.000																			


Batter	1	2	3	4	5	6	7	8	9	AB	R	H	RBI	BB	SO	LOB	BOTTOM					
Cesar Izturis, S (1.6) C	1-2 L9			2-2 G4-3		3-1 G5-3		1-1 2B		4	0	1	0	0	0	0	San Francisco Giants @ Los Angeles Dodgers Dodger Stadium, Los Angeles, CA Fri Oct 01 2004, 7:10 PM PDT Att: 54,888 - Sunny - 65 F					
Jayson Werth, R (1.7) B	1-2 P4			2-1 G1 2B		3-2 P4		2-2 G6-3		4	0	1	0	0	0	1						
Steve Finley, L (1.8) X	0-0 F7			1-2 G1		3-2 HR			0-1 F8	4	1	1	1	0	0	1						
Adrián Beltré, R (1.5) F		1-1 P6		0-1 F9		2-2 F7			1-1 G6-3	4	0	0	0	0	0	1						
Shawn Green, L (1.9) B	1-1 F8				0-0 L9		0-0 G1-3		2-3 K	4	0	0	0	0	1	0						
Olmedo Saenz, R (1.3) C		3-2 P3			2-2 HR		4-0 BB			2	1	1	1	1	0	0						
Jose Flores, R (7. PR) C										0	0	0	0	0	0	0						
Mike Venafro, L (8.1) C										0	0	0	0	0	0	0						
Robin Ventura, L (9.3) B										0	0	0	0	0	0	0						
José Hernández, R (1.4) B			1-1 P4		2-1 F8		3-2 F9			3	0	0	0	0	0	1						
David Ross, R (1.2) B			1-0 F9		0-0 G1-3			0-0 G4-3		2	0	0	0	0	0	0						
Jason Grubowksi, L (8. PH) C										1	0	0	0	0	0	0						
Giovanni Carrara, R (9.1) C										0	0	0	0	0	0	0						
Jeff Weaver, R (1.1) B			1-1 G1-3			0-3 K			0-0 P5	2	0	0	0	0	1	0						
Hee-Seop Choi, L (8.3) C										1	0	0	0	0	0	0						
Brent Mayne, R (9.2) C										0	0	0	0	0	0	0						
Inning Stats	R: 0 E: 0 K: 0 S: 7	H: 0 LOB: 0 BB: 0 P: 9	R: 0 E: 0 K: 0 S: 7	H: 0 LOB: 0 BB: 0 P: 12	R: 0 E: 0 K: 0 S: 5	H: 0 LOB: 0 BB: 0 P: 8	R: 0 E: 0 K: 0 S: 10	H: 1 LOB: 1 BB: 0 P: 15	R: 1 E: 0 K: 0 S: 9	H: 1 LOB: 0 BB: 0 P: 13	R: 0 E: 0 K: 1 S: 8	H: 0 LOB: 0 BB: 0 P: 14	R: 1 E: 0 K: 0 S: 12	H: 1 LOB: 1 BB: 1 P: 24	R: 0 E: 0 K: 0 S: 7	H: 1 LOB: 0 BB: 0 P: 10	R: 0 E: 0 K: 1 S: 7	H: 0 LOB: 0 BB: 0 P: 10	1B: 0 2B: 2 3B: 0 HR: 2	SF: 0 SAC: 0 DP: 0 HBP: 0	WP: 0 PB: 0 SB: 0 CS: 0	PA: 32
PITCHER	IP WLS BF H R ER SO BB IBB HBP BLK WP HR S P ERA WHIP																					
Kirk Rueter, L (1.1) ERA: 4.75	7.0 W 25 3 2 2 1 1 0 0 0 0 0 0 7 10 0.00 1.000																					
Jim Brower, R (8.1) ERA: 3.29	1.0 H 4 1 0 0 0 0 0 0 0 0 0 0 7 10 0.00 1.000																					
Dustin Hermanson, R (9.1) ERA: 4.28	1.0 S 3 0 0 0 0 1 0 0 0 0 0 0 0 7 10 0.00 0.000																					


AB	35
R	4
H	8
RBI	4
BB	4
SO	5
LOB	17



Batter	1	2	3	4	5	6	7	8	9	AB	R	H	RBI	BB	SO	LOB	TOP						
Ray Durham, S OBP: 0.363, SLG: 0.476										5	0	1	0	0	1	1	San Francisco Giants @ Los Angeles Dodgers Dodger Stadium, Los Angeles, CA Sat Oct 02 2004, 1:10 PM PDT Att: 54,594 - Sunny - 75 F						
Michael Tucker, L OBP: 0.353, SLG: 0.412										4	0	0	0	1	1	2							
Edgardo Alfonzo, R OBP: 0.349, SLG: 0.495										4	0	1	0	0	1	1							
Barry Bonds, L OBP: 0.610, SLG: 0.815										1	1	0	0	3	0	2							
J.T. Snow, L OBP: 0.429, SLG: 0.529										4	1	2	0	0	0	3							
Deivi Cruz, R OBP: 0.323, SLG: 0.426										4	0	0	0	0	0	5							
Cody Ransom, R OBP: 0.329, SLG: 0.394										0	0	0	0	0	0	0							
A.J. Pierzynski, L ERA: 4.48										3	0	0	0	1	1	3							
Dustin Hermanson, R OBP: 0.129, SLG: 0.100										0	0	0	0	0	0	0							
Jason Christiansen, R ERA: 3.98										0	0	0	0	0	0	0							
Matt Herges, L ERA: 4.0										0	0	0	0	0	0	0							
Wayne Franklin, L OBP: 0.400, SLG: 0.333										0	0	0	0	0	0	0							
Marquis Grissom, R OBP: 0.321, SLG: 0.444										3	1	2	3	1	0	0							
Brett Tomko, R OBP: 0.141, SLG: 0.129										3	0	0	0	0	1	2							
Scott Eyre, L ERA: 2.18										0	0	0	0	0	0	0							
Yorvit Torrealba, R OBP: 0.304, SLG: 0.409										0	0	0	0	0	0	0							
Inning Stats	R: 0 E: 0 K: 0 S: 18	H: 1 LOB: 2 BB: 1 P: 28	R: 0 E: 0 K: 1 S: 6	H: 0 LOB: 0 BB: 0 P: 10	R: 0 E: 0 K: 2 S: 8	H: 0 LOB: 0 BB: 0 P: 10	R: 2 E: 0 K: 0 S: 14	H: 2 LOB: 2 BB: 2 P: 27	R: 0 E: 0 K: 0 S: 6	H: 0 LOB: 0 BB: 0 P: 7	R: 0 E: 0 K: 0 S: 8	H: 0 LOB: 1 BB: 1 P: 15	R: 1 E: 0 K: 2 S: 16	H: 2 LOB: 1 BB: 0 P: 23	R: 0 E: 0 K: 0 S: 8	H: 1 LOB: 1 BB: 1 P: 14	R: 0 E: 0 K: 0 S: 6	H: 0 LOB: 1 BB: 1 P: 13	1B: 5 2B: 0 3B: 0 HR: 1	SF: 0 SAC: 1 DP: 1 HBP: 0	WP: 0 PB: 0 SB: 0 CS: 0	PA: 38	
PITCHER	IP	WLS	BF	H	R	ER	SO	BB	IBB	HBP	BLK	WP	HR	S	P	ERA	WHIP					ERA	WHIP
Elmer Dessens, R ERA: 4.48	4.0	18	3	2	2	3	3	0	0	0	0	0	0	46	75	4.50	1.500					0.00	1.000
Wilson Alvarez, L ERA: 4.03	2.0	7	0	0	0	0	1	0	0	0	0	0	1	14	22	0.00	0.500						
Duaner Sanchez, R ERA: 3.98	0.1	3	2	1	1	1	0	0	0	0	0	0	1	10	16	27.00	6.000						
Mike Venafro, L ERA: 4.0	0.1	1	0	0	0	0	0	0	0	0	0	0	0	3	3	0.00	0.000						
Giovanni Carrara, R ERA: 2.18	1.1	5	1	0	0	1	1	0	0	0	0	0	0	11	18	0.00	1.500						

Batter	1	2	3	4	5	6	7	8	9	AB	R	H	RBI	BB	SO	LOB	BOTTOM						
Cesar Izturis, S OBP: 0.330, SLG: 0.381										5	1	0	1	0	0	5	San Francisco Giants @ Los Angeles Dodgers Dodger Stadium, Los Angeles, CA Sat Oct 02 2004, 1:10 PM PDT Att: 54,594 - Sunny - 75 F						
Jayson Werth, R OBP: 0.343, SLG: 0.493										5	1	2	1	0	1	0							
Steve Finley, L OBP: 0.333, SLG: 0.491										5	1	2	4	0	0	2							
Adrian Beltré, R OBP: 0.389, SLG: 0.630										4	0	0	0	0	0	4							
Shawn Green, L OBP: 0.352, SLG: 0.459										4	1	2	0	0	0	0							
Robin Ventura, L OBP: 0.337, SLG: 0.362										3	1	0	0	1	2	1							
Alex Cora, L OBP: 0.364, SLG: 0.380										2	0	0	0	2	1	3							
Brent Mayne, L OBP: 0.314, SLG: 0.263										2	0	0	0	0	0	2							
Jason Grabowski, L OBP: 0.298, SLG: 0.385										1	0	0	0	0	1	1							
David Ross, R OBP: 0.255, SLG: 0.294										0	0	0	0	0	0	0							
José Hernández, R OBP: 0.369, SLG: 0.536										0	1	0	0	1	0	0							
Inning Stats	R: 0 E: 0 K: 1 S: 12	H: 1 LOB: 1 BB: 0 P: 19	R: 0 E: 0 K: 1 S: 12	H: 1 LOB: 0 BB: 0 P: 19	R: 0 E: 0 K: 0 S: 7	H: 0 LOB: 0 BB: 0 P: 10	R: 0 E: 1 K: 0 S: 17	H: 0 LOB: 2 BB: 1 P: 27	R: 0 E: 0 K: 0 S: 6	H: 0 LOB: 0 BB: 0 P: 10	R: 0 E: 0 K: 2 S: 11	H: 0 LOB: 1 BB: 1 P: 21	R: 0 E: 0 K: 0 S: 12	H: 2 LOB: 3 BB: 0 P: 14	R: 7 E: 1 K: 1 S: 23	H: 3 LOB: 1 BB: 3 P: 42	1B: 6 2B: 0 3B: 0 HR: 1	SF: 0 SAC: 0 DP: 0 HBP: 0	WP: 0 PB: 0 SB: 0 CS: 0	PA: 39			
PITCHER	IP	WLS	BF	H	R	ER	SO	BB	IBB	HBP	BLK	WP	HR	S	P	ERA	WHIP					ERA	WHIP
Brett Tomko, R ERA: 4.04	7.1	29	4	0	0	0	4	2	0	0	0	0	0	81	127	0.00	0.818						
Scott Eyre, L ERA: 4.1	0.1	H	1	0	0	0	0	0	0	0	0	0	0	1	1	0.00	0.000						
Dustin Hermanson, R ERA: 4.53	0.2	L	6	1	4	4	1	3	0	0	0	0	0	14	30	54.00	6.000						
Jason Christiansen, L ERA: 4.5	0.0	1	0	0	0	0	0	0	0	0	0	0	0	2	3								
Matt Herges, R ERA: 5.23	0.0	B	1	1	0	0	0	0	0	0	0	0	0	6	8								

Batter	1	2	3	4	5	6	7	8	9	AB	R	H	RBI	BB	SO	LOB	TOP											
Ray Durham, S OBP: 0.364, SLG: 0.484 Cody Ransom, R OBP: 0.320, SLG: 0.382	1-0 HR		1-2 F9	0-0 1B		0-3 K	1-3 K			3	1	2	2	0	0	0	<p>San Francisco Giants @ Los Angeles Dodgers Dodger Stadium, Los Angeles, CA Sun Oct 03 2004, 1:10 PM PDT Att: 54,968 - Cloudy - 72 F</p> <p>livebaseballscores.com</p> <p>AB 41 R 10 H 15 RBI 10 BB 3 SO 6 LOB 13</p> 											
Deivi Cruz, R OBP: 0.322, SLG: 0.431	1-0 L9		0-1 F7	3-2 3-H F7		2-0 1-H HR		0-0 F8		5	1	1	2	0	0	2												
Pedro Feliz, R OBP: 0.305, SLG: 0.485	1-0 HR		4-1 BB		0-1 L7	0-3 K		0-1 F7		4	1	1	1	1	1	0												
Barry Bonds, L OBP: 0.609, SLG: 0.812 Dustan Mohr, R OBP: 0.394, SLG: 0.437	1-1 P5		4-0 BB	1-2 BB	1-0 F7	2-3 K		2-0 G5-3		1	0	0	0	1	0	0												
Edgardo Alfonzo, R OBP: 0.319, SLG: 0.410 Brian Dallimore, R OBP: 0.347, SLG: 0.395	4-2 BB		0-1 F9		0-1 E4 HR		1-2 1B		1-0 HR	3	1	1	0	1	0	2												
Marquis Grissom, R OBP: 0.323, SLG: 0.450 Jason Ellison, R OBP: 0.500, SLG: 1.250	1-1 F8			3-2 1B	3-2 1-H HR		1-1 G1-6-3 1B		1-2 2-H HR	3	2	2	2	0	0	1												
A.J. Pierzynski, L 60 Justin Knoedler, R		3-2 P3		1-0 1B	1-2 2B		2-2 G1-6-3 1B		0-0 F8	4	0	2	0	0	0	2												
Todd Linden, S OBP: 0.289, SLG: 0.188		0-1 F9		0-3 K	3-1 L9		1-1 1B		2-0 L8	5	0	1	0	0	1	3												
Jason Schmidt, R Tony Toranzo, L Jesse Foppert, R Tyler Walker, R Yorvit Torrealba, R 32 Kevin Correia, R		1-3 K		1-0 SH1-4		0-0 HR		2-2 1B		1-0 G6-3	2	1	1	0	0	1												
Inning Stats	R: 2 E: 0 K: 0 S: 11	H: 2 LOB: 1 BB: 1 P: 20	R: 0 E: 0 K: 1 S: 9	H: 0 LOB: 0 BB: 0 P: 13	R: 0 E: 0 K: 1 S: 9	H: 0 LOB: 2 BB: 2 P: 18	R: 1 E: 0 K: 1 S: 12	H: 3 LOB: 2 BB: 0 P: 20	R: 2 E: 1 K: 0 S: 15	H: 2 LOB: 1 BB: 0 P: 23	R: 2 E: 0 K: 3 S: 11	H: 2 LOB: 0 BB: 0 P: 15	R: 1 E: 0 K: 1 S: 16	H: 4 LOB: 2 BB: 0 P: 24	R: 0 E: 0 K: 0 S: 4	H: 0 LOB: 0 BB: 0 P: 6		R: 2 E: 0 K: 0 S: 7	H: 2 LOB: 0 BB: 0 P: 12	1B: 7 2B: 3 3B: 0 HR: 5	SF: 0 SAC: 1 DP: 1 HBP: 0	WP: 0 PB: 0 SB: 0 CS: 0	PA: 45					
PITCHER	IP	WLS	BF	H	R	ER	SO	BB	IBB	HBP	BLK	WP	HR	S	P	ERA		WHIP										
Kaz Ishii, L ERA: 4.71	5.0	L	26	7	5	3	2	3	0	0	0	0	3	56	94	5.40		2.000										
Edwin Jackson, R ERA: 7.3	2.0		11	6	3	3	4	0	0	0	0	0	1	27	39	13.50		3.000										
Scott Stewart, L ERA: 6.58	2.0		8	2	2	2	0	0	0	0	0	0	1	11	18	9.00		1.000										

Batter	1	2	3	4	5	6	7	8	9	AB	R	H	RBI	BB	SO	LOB	BOTTOM											
Jose Flores, R OBP: 0.400, SLG: 0.250	4-0 FC3-6 BB		1-2 G6-3			0-2 BB		3-3 K		3	0	1	0	1	1	0	<p>San Francisco Giants @ Los Angeles Dodgers Dodger Stadium, Los Angeles, CA Sun Oct 03 2004, 1:10 PM PDT Att: 54,968 - Cloudy - 72 F</p> <p>livebaseballscores.com</p> <p>AB 30 R 0 H 3 RBI 0 BB 3 SO 13 LOB 14</p> 											
Jayson Werth, R OBP: 0.338, SLG: 0.486	SAFE K			0-3 K		1-3 K		1-0 G5-3		4	0	0	0	0	3	2												
Steve Finley, L Chin-Feng Chen, R	1-0 FC3-6 1-2 K			1-3 K		4-1 K		1-2 BB		1	0	0	0	0	0	1												
Adrián Beltré, R Antonio Perez, R	1-3 K			3-3 K		1-0 F8			4-2 FC6-4 BB	1	0	0	0	0	1	1												
Jason Grabowski, L OBP: 0.297, SLG: 0.382		0-2 P5			3-2 F8		3-2 FC4-6 1B		0-1 P5	4	0	1	0	0	0	1												
José Hernández, R Tom Wilson, R		1-3 K			0-1 K		3-3 K		0-1 FC6-4	2	0	1	0	0	1	0												
Hee-Seop Choi, L OBP: 0.370, SLG: 0.449		1-0 F8			1-0 L6		0-0 FC4-6			3	0	0	0	0	0	2												
David Ross, R Edwin Jackson, R Olmedo Saenz, R Scott Stewart, R			1-2 L6			1-1 P4		2-3 K2-3		2	0	0	0	0	0	1												
Kaz Ishii, L Joe Thurston, L			0-3 K			2-3 K			0-0 G3	1	0	0	0	0	1	0												
Inning Stats	R: 0 E: 1 K: 2 S: 11	H: 0 LOB: 1 BB: 1 P: 20	R: 0 E: 0 K: 1 S: 7	H: 0 LOB: 0 BB: 0 P: 9	R: 0 E: 0 K: 1 S: 10	H: 0 LOB: 0 BB: 0 P: 12	R: 0 E: 0 K: 3 S: 12	H: 0 LOB: 0 BB: 0 P: 16	R: 0 E: 0 K: 2 S: 11	H: 1 LOB: 1 BB: 1 P: 19	R: 0 E: 0 K: 2 S: 10	H: 1 LOB: 1 BB: 0 P: 18	R: 0 E: 0 K: 1 S: 5	H: 0 LOB: 0 BB: 0 P: 9	R: 0 E: 0 K: 1 S: 9	H: 0 LOB: 1 BB: 1 P: 14		1B: 2 2B: 1 3B: 0 HR: 0	SF: 0 SAC: 0 DP: 0 HBP: 0	WP: 0 PB: 0 SB: 0 CS: 0	PA: 33							
PITCHER	IP	WLS	BF	H	R	ER	SO	BB	IBB	HBP	BLK	WP	HR	S	P	ERA		WHIP										
Jason Schmidt, R ERA: 3.2	6.0	W	22	2	0	0	0	2	0	0	0	0	0	10	18	0.00		1.000										
Jesse Foppert, R ERA: 4.24	1.0		4	1	0	0	2	0	0	0	0	0	0	5	9	0.00		0.000										
32 Kevin Correia, R ERA: 8.05	1.0		4	0	0	0	1	1	0	0	0	0	0	9	14	0.00		1.000										

Batter	1	2	3	4	5	6	7	8	9	AB	R	H	RBI	BB	SO	LOB	TOP			
Cesar Izturis, S OBP: 0.400, SLG: 0.600	P5		1B		2B		K		G3	5	1	2	0	0	1	1				
Jayson Werth, R OBP: 0.500, SLG: 0.750	1B		P5		2B		K			4	0	2	1	0	1	1				
Steve Finley, L	P6		G3		F7				G5-3	4	0	0	0	0	0	3				
Adrian Beltré, R OBP: 0.500, SLG: 0.500	1B			G5-3		3B			L6	4	1	2	0	0	0	0				
Shawn Green, L	F7			F7		F7			K	4	0	0	0	0	1	3				
Milton Bradley, S OBP: 0.500, SLG: 0.333		G6-3		S		F7			G3	3	0	1	0	1	0	1				
Alex Cora, L OBP: 0.250, SLG: 0.750		G6-3		K		1B			G4-3	4	0	1	1	0	1	2				
Brent Mayne, L		G6-3			P6					2	0	0	0	0	0	0				
Robin Ventura, L					K					1	0	0	0	0	1	1				
Tom Wilson, R OBP: 1.000, SLG: 4.000									HR	1	1	1	1	0	0	0				
Otalis Perez, L Elmer Dessens, R Jason Orobowski, L Duane Sanchez, R Mike Venafro, L Hes-Scott Clark, L Giovanni Carrara, R 43 Yhency Brazoban, R Jose Hernandez, R			G6-3		P2		G4-3			1	0	0	0	0	0	0				
Inning Stats	R: 0 E: 0 K: 0 S: 16	H: 2 LOB: 2 BB: 0 P: 25	R: 0 E: 0 K: 0 S: 9	H: 0 LOB: 0 BB: 1 P: 17	R: 0 E: 0 K: 0 S: 13	H: 1 LOB: 1 BB: 0 P: 18	R: 0 E: 0 K: 1 S: 12	H: 1 LOB: 1 BB: 0 P: 13	R: 1 E: 0 K: 0 S: 13	H: 2 LOB: 1 BB: 0 P: 21	R: 0 E: 0 K: 2 S: 9	H: 0 LOB: 0 BB: 0 P: 14	R: 0 E: 0 K: 1 S: 9	H: 0 LOB: 0 BB: 0 P: 11	R: 1 E: 0 K: 0 S: 9	H: 1 LOB: 1 BB: 1 P: 18	1B: 5 2B: 2 3B: 1 HR: 1	SF: 0 SAC: 0 DP: 1 HBP: 0	WP: 0 PB: 0 SB: 1 CS: 1	PA: 37
PITCHER	IP WLS BF H R ER SO BB IBB HBP BLK WP HR S P ERA WHIP																			
Woody Williams, R ERA: 3.0	6.0 W 26 8 2 2 2 1 0 0 0 0 0 0 79 116 3.00 1.500																			
Kiko Calero, R ERA:	1.0 3 0 0 0 2 0 0 0 0 0 0 0 9 14 0.00 0.000																			
Ray King, L ERA:	1.0 3 0 0 0 1 0 0 0 0 0 0 0 9 11 0.00 0.000																			
44 Jason Istringhausen, R ERA: 9.0	1.0 5 1 1 1 0 1 0 0 0 0 0 1 9 18 9.00 2.000																			

Los Angeles Dodgers @ St. Louis Cardinals
 Busch Stadium, St. Louis, MO
 Tue Oct 05 2004, 12:00 PM CDT
 Att: 52,127 - Sunny - 57 F

AB 35
 R 3
 H 9
 RBI 3
 BB 2
 SO 5
 LOB 12



Batter	1	2	3	4	5	6	7	8	9	AB	R	H	RBI	BB	SO	LOB	BOTTOM			
Tony Womack, L	F8		G1-3	F7		FC4			P2	5	0	0	0	0	0	1				
Larry Walker, L OBP: 0.500, SLG: 2.000	K2-3		HR	K					HR	4	2	2	2	0	2	0				
5 Albert Pujols, R OBP: 0.500, SLG: 1.250	HR		2B		P6				G6-3	4	2	2	1	0	0	0				
27 Scott Rolen, R	P3		2B	BB	G6-3				15 1B	2	1	0	0	2	0	0				
Edgar Renteria, R OBP: 0.750, SLG: 1.000		15 CS	15 HR	2B					K	2	1	1	2	2	1	1				
15 Jim Edmonds, L OBP: 0.500, SLG: 1.250	K		HR						K	4	1	2	2	0	2	2				
Reggie Sanders, R	P4		P6						G6-3	4	0	0	0	0	1	3				
Mike Matheny, R OBP: 0.250, SLG: 1.000	K								G4-3	4	1	1	1	0	2	1				
Woody Williams, R Roger Cedeno, S Kiko Calero, R Ray King, L Marlon Anderson, L 44 Jason Istringhausen, R			G6-3		P2				L6	2	0	0	0	0	0	0				
Inning Stats	R: 1 E: 0 K: 1 S: 10	H: 1 LOB: 0 BB: 0 P: 13	R: 0 E: 0 K: 2 S: 13	H: 0 LOB: 1 BB: 1 P: 24	R: 5 E: 0 K: 0 S: 13	H: 4 LOB: 0 BB: 1 P: 20	R: 1 E: 0 K: 1 S: 10	H: 1 LOB: 0 BB: 0 P: 14	R: 0 E: 0 K: 1 S: 9	H: 0 LOB: 1 BB: 1 P: 20	R: 0 E: 0 K: 2 S: 10	H: 1 LOB: 2 BB: 1 P: 29	R: 0 E: 0 K: 0 S: 10	H: 0 LOB: 0 BB: 0 P: 13	R: 1 E: 0 K: 0 S: 10	H: 1 LOB: 1 BB: 0 P: 13	1B: 3 2B: 1 3B: 0 HR: 5	SF: 0 SAC: 0 DP: 0 HBP: 0	WP: 1 PB: 0 SB: 1 CS: 1	PA: 37
PITCHER	IP WLS BF H R ER SO BB IBB HBP BLK WP HR S P ERA WHIP																			
Otalis Perez, L ERA: 20.25	2.2 L 15 5 6 6 3 2 0 0 0 0 0 1 11 17 6.75 0.750																			
Elmer Dessens, R ERA: 6.75	1.1 5 1 1 1 1 0 0 0 0 0 0 1 11 17 6.75 0.750																			
Duane Sanchez, R ERA:	1.2 7 1 0 0 3 1 0 0 0 0 0 0 18 35 0.00 1.200																			
Mike Venafro, L ERA:	0.1 1 0 0 0 0 0 0 0 0 0 0 0 1 3 0.00 0.000																			
Giovanni Carrara, R ERA: 9.0	1.0 6 2 1 1 1 1 0 0 0 0 1 1 15 29 9.00 3.000																			
PITCHER	IP WLS BF H R ER SO BB IBB HBP BLK WP HR S P ERA WHIP																			
43 Yhency Brazoban, R (8.1) ERA:	1.0 3 0 0 0 0 0 0 0 0 0 0 0 10 13 0.00 0.000																			

Los Angeles Dodgers @ St. Louis Cardinals
 Busch Stadium, St. Louis, MO
 Tue Oct 05 2004, 12:00 PM CDT
 Att: 52,127 - Sunny - 57 F

AB 33
 R 8
 H 9
 RBI 8
 BB 4
 SO 8
 LOB 8



Batter	1	2	3	4	5	6	7	8	9	AB	R	H	RBI	BB	SO	LOB	TOP					
Tony Womack, L (1,4) OBP: 0.214, SLG: 0.357										4	0	2	0	0	0	0						
Larry Walker, L (1,9) OBP: 0.308, SLG: 0.833										4	0	0	0	0	2	2						
5 Albert Pujols, R (1,3) OBP: 0.385, SLG: 0.545										4	0	0	0	0	0	1						
27 Scott Rolen, R (1,5)										4	0	0	0	0	1	1						
15 Jim Edmonds, L (1,8)										4	0	2	0	0	1	0						
Edgar Renteria, R (1,6) OBP: 0.636, SLG: 0.750										2	0	0	0	1	0	2						
Reggie Sanders, R (1,7) OBP: 0.364, SLG: 0.300										3	0	0	0	0	0	3						
Mike Matheny, R (1,2) OBP: 0.400, SLG: 0.700										3	0	1	0	0	0	0						
Matt Morris, R (1,1) Marlon Anderson, L (8,PH) Cal Eldred, R (8,1) Steve Kline, S (8,1)										2	0	0	0	0	0	2						
Inning Stats	R: 0 E: 0 K: 2 S: 14	H: 1 LOB: 1 BB: 0 P: 20	R: 0 E: 0 K: 0 S: 8	H: 1 LOB: 0 BB: 0 P: 12	R: 0 E: 0 K: 0 S: 5	H: 0 LOB: 0 BB: 0 P: 5	R: 0 E: 0 K: 0 S: 4	H: 0 LOB: 0 BB: 0 P: 6	R: 0 E: 0 K: 1 S: 10	H: 2 LOB: 2 BB: 0 P: 15	R: 0 E: 0 K: 1 S: 8	H: 0 LOB: 0 BB: 0 P: 14	R: 0 E: 0 K: 1 S: 8	H: 0 LOB: 1 BB: 1 P: 12	R: 0 E: 0 K: 0 S: 10	H: 1 LOB: 1 BB: 0 P: 15	R: 0 E: 0 K: 0 S: 7	H: 0 LOB: 0 BB: 0 P: 10	1B: 5 2B: 0 3B: 0 HR: 0	SF: 0 SAC: 0 DP: 1 HBP: 0	WP: 0 PB: 0 SB: 1 CS: 0	PA: 32
PITCHER Jose Lima, R (1,1) ERA:	IP: 9.0 WLS: W BF: 32	H: 5 R: 0 ER: 0 SO: 4	BB: 1 IBB: 0 HBP: 0 BLK: 0	WP: 0 HR: 0 S: 74 P: 109	ERA: 0.00 WHIP: 0.667	PITCHER										IP: 9.0 WLS: W BF: 32	H: 5 R: 0 ER: 0 SO: 4	BB: 1 IBB: 0 HBP: 0 BLK: 0	WP: 0 HR: 0 S: 74 P: 109	ERA: 0.00 WHIP: 0.667		

St. Louis Cardinals @ Los Angeles Dodgers
 Dodger Stadium, Los Angeles, CA
 Sat Oct 09 2004, 4:30 PM PDT
 Att: 55,992 - Sunny - 70 F

AB	31
R	0
H	5
RBI	0
BB	1
SO	4
LOB	11



Batter	1	2	3	4	5	6	7	8	9	AB	R	H	RBI	BB	SO	LOB	BOTTOM					
Cesar Izturis, S (1,6) OBP: 0.214, SLG: 0.231										4	0	0	0	0	0	3						
Jayson Werth, R (1,7) OBP: 0.385, SLG: 0.636										4	0	0	0	0	1	3						
Steve Finley, L (1,8) OBP: 0.154, SLG: 0.167										4	0	1	2	0	0	0						
Adrian Beltré, R (1,5) OBP: 0.333, SLG: 0.333										4	0	1	0	0	2	2						
Shawn Green, L (1,3) OBP: 0.333, SLG: 1.083										4	2	3	2	0	0	1						
Milton Bradley, S (1,9) OBP: 0.500, SLG: 0.778										3	0	0	0	1	0	2						
Alex Cora, L (1,4) OBP: 0.250, SLG: 0.364										3	1	1	0	0	0	1						
Brent Mayne, L (1,2) OBP: 0.500, SLG: 0.400										2	1	1	0	1	0	0						
Jose Lima, R (1,1)										2	0	0	0	0	2	3						
Inning Stats	R: 0 E: 0 K: 1 S: 11	H: 0 LOB: 0 BB: 0 P: 14	R: 0 E: 0 K: 1 S: 9	H: 1 LOB: 0 BB: 0 P: 13	R: 2 E: 0 K: 1 S: 18	H: 2 LOB: 2 BB: 0 P: 26	R: 1 E: 0 K: 0 S: 7	H: 1 LOB: 0 BB: 0 P: 10	R: 0 E: 0 K: 1 S: 6	H: 0 LOB: 0 BB: 0 P: 7	R: 1 E: 0 K: 0 S: 14	H: 2 LOB: 3 BB: 2 P: 27	R: 0 E: 0 K: 0 S: 8	H: 0 LOB: 0 BB: 0 P: 9	R: 0 E: 0 K: 0 S: 7	H: 1 LOB: 1 BB: 0 P: 12	R: 0 E: 0 K: 0 S: 7	H: 1 LOB: 1 BB: 0 P: 12	1B: 4 2B: 1 3B: 0 HR: 2	SF: 0 SAC: 1 DP: 1 HBP: 1	WP: 0 PB: 0 SB: 0 CS: 0	PA: 34
PITCHER Matt Morris, R (1,1) ERA: 5.14 Cal Eldred, R (8,1) Steve Kline, L (8,1)	IP: 7.0 WLS: L BF: 30	H: 6 R: 4 ER: 4 SO: 5	BB: 1 IBB: 1 HBP: 0 BLK: 0	WP: 0 HR: 2 S: 73 P: 106	ERA: 5.14 WHIP: 1.000	PITCHER										IP: 7.0 WLS: L BF: 30	H: 6 R: 4 ER: 4 SO: 5	BB: 1 IBB: 1 HBP: 0 BLK: 0	WP: 0 HR: 2 S: 73 P: 106	ERA: 5.14 WHIP: 1.000		

St. Louis Cardinals @ Los Angeles Dodgers
 Dodger Stadium, Los Angeles, CA
 Sat Oct 09 2004, 4:30 PM PDT
 Att: 55,992 - Sunny - 70 F

AB	30
R	4
H	7
RBI	4
BB	2
SO	5
LOB	15



Batter	1	2	3	4	5	6	7	8	9	AB	R	H	RBI	BB	SO	LOB	TOP					
Tony Womack, L OBP: 0.158, SLG: 0.263	F7	FC1-4-6		FC9-4-3-6 5 HR		K		G3		5	1	0	0	0	1	2						
Larry Walker, L OBP: 0.444, SLG: 0.800	G3			5 G5-3 1B					5 5 5 1B	3	3	2	0	2	0	0						
5 Albert Pujols, R OBP: 0.444, SLG: 0.733			G5-3						27 BB 1B	4	1	2	4	1	0	2						
27 Scott Rolen, R (1.5)									1B	2	0	0	0	3	0	0						
Edgar Renteria, R OBP: 0.600, SLG: 0.636	F9									3	0	1	1	0	0	2						
15 Jim Edmonds, L OBP: 0.313, SLG: 0.467										3	0	0	0	1	3	5						
Reggie Sanders, R So Taguchi, R (9.7)										4	1	1	1	0	1	5						
Mike Matheny, R OBP: 0.286, SLG: 0.500										4	0	0	0	0	0	0						
Jeff Suppan, R OBP: 0.667, SLG: 0.667 John Mabry, L (8. PH) Julian Tavarez, L (8.1) Ray King, L (8.1) 44 Jason Istringhausen, R (9.1)										3	0	2	0	0	0	0						
Inning Stats	R: 0 E: 0 K: 0 S: 11	H: 0 LOB: 2 BB: 2 P: 21	R: 1 E: 0 K: 0 S: 9	H: 2 LOB: 1 BB: 1 P: 17	R: 1 E: 0 K: 2 S: 16	H: 1 LOB: 2 BB: 2 P: 34	R: 3 E: 0 K: 0 S: 18	H: 3 LOB: 0 BB: 0 P: 29	R: 0 E: 0 K: 1 S: 6	H: 0 LOB: 0 BB: 0 P: 7	R: 0 E: 0 K: 1 S: 8	H: 0 LOB: 2 BB: 0 P: 12	R: 1 E: 0 K: 1 S: 10	H: 1 LOB: 2 BB: 2 P: 24	R: 0 E: 0 K: 1 S: 8	H: 0 LOB: 0 BB: 0 P: 11	R: 0 E: 0 K: 0 S: 7	H: 1 LOB: 0 BB: 0 P: 12	1B: 6 2B: 0 3B: 0 HR: 2	SF: 0 SAC: 0 DP: 2 HBP: 1	WP: 0 PB: 1 SB: 1 CS: 1	PA: 40
PITCHER	IP	WLS	BF	H	R	ER	SO	BB	IBB	HBP	BLK	WP	HR	S	P	ERA	WHIP					
Odalis Perez, L ERA: 14.4	2.1		14	3	2	2	0	5	0	0	0	0	1	29	60	7.71	3.429					
Wilson Alvarez, L ERA: 10.8	1.2	L	8	3	3	3	2	0	0	0	0	0	1	25	41	16.20	1.800					
43 Yhency Brazoban, R ERA: 3.0	2.0		10	1	1	1	2	2	0	1	0	0	0	19	37	4.50	1.500					
Mike Venafro, L ERA:	0.1		1	0	0	0	1	0	0	0	0	0	0	3	4	0.00	0.000					
Giovanni Carrara, R ERA: 9.0	0.2		1	0	0	0	0	0	0	0	0	0	0	2	2	0.00	0.000					

St. Louis Cardinals @ Los Angeles Dodgers
Dodger Stadium, Los Angeles, CA
Sun Oct 10 2004, 4:30 PM PDT
Att: 56,268 - Sunny - 66 F

AB	32
R	6
H	8
RBI	6
BB	7
SO	6
LOB	16



Batter	1	2	3	4	5	6	7	8	9	AB	R	H	RBI	BB	SO	LOB	BOTTOM					
Cesar Izturis, S OBP: 0.222, SLG: 0.235	P3		G6-3		L6					4	0	1	0	0	0	0						
Jayson Werth, R OBP: 0.412, SLG: 0.786										3	2	1	1	1	1	1						
Steve Finley, L OBP: 0.176, SLG: 0.188										4	0	1	0	0	0	1						
Adrian Beltré, R OBP: 0.250, SLG: 0.267										3	0	0	1	0	0	0						
Shawn Green, L OBP: 0.250, SLG: 0.813										4	0	0	0	0	2	1						
Milton Bradley, S OBP: 0.500, SLG: 0.636										2	0	0	0	2	1	0						
Alex Cora, L OBP: 0.188, SLG: 0.267										4	0	0	0	0	1	2						
Brent Mayne, L OBP: 0.333, SLG: 0.333 43 Yhency Brazoban, R (9.1) Mike Venafro, L (7.1) Giovanni Carrara, R (7.1) Jason Grabowski, L (7. PH) Eric Gagne, R (8.1)										1	0	0	0	1	0	0						
Odalis Perez, L (1.1) Wilson Alvarez, L (3.1) David Ross, R (5.2) Robin Ventura, L (8. PH) Tom Wilson, R OBP: 1.000, SLG: 4.000										1	0	0	0	0	0	2						
Inning Stats	R: 1 E: 0 K: 0 S: 12	H: 1 LOB: 0 BB: 0 P: 21	R: 0 E: 0 K: 0 S: 9	H: 0 LOB: 2 BB: 2 P: 19	R: 1 E: 0 K: 1 S: 12	H: 1 LOB: 1 BB: 1 P: 23	R: 0 E: 0 K: 1 S: 5	H: 0 LOB: 0 BB: 0 P: 7	R: 0 E: 0 K: 0 S: 9	H: 0 LOB: 0 BB: 0 P: 12	R: 0 E: 0 K: 0 S: 7	H: 0 LOB: 0 BB: 0 P: 10	R: 0 E: 0 K: 0 S: 7	H: 0 LOB: 0 BB: 0 P: 10	R: 0 E: 0 K: 1 S: 10	H: 1 LOB: 1 BB: 0 P: 14	R: 0 E: 0 K: 2 S: 11	H: 0 LOB: 1 BB: 1 P: 17	1B: 2 2B: 0 3B: 0 HR: 1	SF: 1 SAC: 0 DP: 0 HBP: 0	WP: 0 PB: 0 SB: 1 CS: 0	PA: 34
PITCHER	IP	WLS	BF	H	R	ER	SO	BB	IBB	HBP	BLK	WP	HR	S	P	ERA	WHIP					
Jeff Suppan, R ERA: 2.97	7.0	W	26	2	2	2	2	3	0	0	0	0	0	7	10	0.00	1.500					
Julian Tavarez, R ERA:	0.2		3	1	0	0	1	0	0	0	0	0	0	3	4	0.00	0.000					
Ray King, L ERA:	0.1		1	0	0	0	0	0	0	0	0	0	0	3	4	0.00	0.000					
44 Jason Istringhausen, R ERA: 4.5	1.0		4	0	0	0	2	1	0	0	0	0	0	11	17	0.00	1.000					

St. Louis Cardinals @ Los Angeles Dodgers
Dodger Stadium, Los Angeles, CA
Sun Oct 10 2004, 4:30 PM PDT
Att: 56,268 - Sunny - 66 F

AB	29
R	2
H	3
RBI	2
BB	4
SO	5
LOB	7

