



Los Angeles Angels - 1961

Batter	1	2	3	4	5	6	7	8	9	AB	R	H	RBI	BB	SO	LOB	TOP			
Eddie Yost, R (1.5)										4	0	0	0	1	2	1	Los Angeles Angels @ Baltimore Orioles Memorial Stadium, Baltimore, MD Tue Apr 11 1961, 3:33 AM EST Att: 37,352 - Unknown - 54 F livebaseballscorecards.com			
Ken Aspromonte, R (1.4) OBP: 0.250, SLG: 0.250										4	1	1	0	0	1	2				
Albie Pearson, L (1.9) OBP: 0.500, SLG: 0.333										3	2	1	1	1	1	1				
Ted Kluszewski, L (1.3) OBP: 0.500, SLG: 2.000										4	2	2	5	0	0	0				
Julio Becquer, L (7.3)										0	0	0	0	0	0	0				
Bob Cerv, R (1.7) OBP: 0.250, SLG: 1.000										4	1	1	1	0	2	0				
Lou Johnson, R (8.7)										0	0	0	0	0	0	0				
Ken Hunt, R (1.8)										2	0	0	0	1	0	0				
Fritz Brickell, R (1.6) OBP: 0.250, SLG: 0.250										4	0	1	0	0	0	2				
Del Rice, R (1.2)										2	0	0	0	1	0	0				
Eli Grba, R (1.1)										3	1	0	0	0	0	1				
Inning Stats	R: 3 E: 0 K: 1 S: 7	H: 2 LOB: 1 BB: 2 P: 15	R: 4 E: 0 K: 1 S: 7	H: 2 LOB: 0 BB: 2 P: 15	R: 0 E: 0 K: 0 S: 2	H: 0 LOB: 0 BB: 0 P: 3	R: 0 E: 0 K: 1 S: 6	H: 1 LOB: 1 BB: 0 P: 6	R: 0 E: 0 K: 1 S: 5	H: 0 LOB: 0 BB: 0 P: 5	R: 0 E: 0 K: 1 S: 5	H: 0 LOB: 0 BB: 0 P: 5	R: 0 E: 0 K: 0 S: 3	H: 0 LOB: 0 BB: 0 P: 3	R: 0 E: 0 K: 0 S: 3	H: 0 LOB: 0 BB: 0 P: 3	1B: 3 2B: 0 3B: 0 HR: 3	SF: 0 SAC: 2 DP: 1 HBP: 1	WP: 0 PB: 1 SB: 0 CS: 0	PA: 37
PITCHER	IP WLS BF H R ER SO BB IBB HBP BLK WP HR S P ERA WHIP																			
Mitt Pappas, R (1.1) ERA: 32.4	1.2 L 12 3 6 6 1 4 0 0 0 0 0 2 10 26 32.40 4.200																			
John Papa, R (2.1) ERA: 27.0	0.1 2 1 1 1 1 0 0 0 0 0 0 1 4 4 27.00 3.000																			
Wes Stock, R (3.1) ERA: 27.0	2.0 7 1 0 0 1 0 0 0 1 0 0 0 8 9 0.00 0.500																			
Billy Hoelt, L (5.1) ERA: 27.0	3.0 10 1 0 0 3 0 0 0 0 0 0 0 16 16 0.00 0.333																			
Hoyt Wilhelm, R (8.1) ERA: 27.0	2.0 6 0 0 0 0 0 0 0 0 0 0 0 6 6 0.00 0.000																			
Batter	1	2	3	4	5	6	7	8	9	AB	R	H	RBI	BB	SO	LOB	BOTTOM			
Jackie Brandt, R (1.8) OBP: 0.400, SLG: 0.400										5	1	2	0	0	3	1	Los Angeles Angels @ Baltimore Orioles Memorial Stadium, Baltimore, MD Tue Apr 11 1961, 3:33 AM EST Att: 37,352 - Unknown - 54 F livebaseballscorecards.com			
Russ Snyder, L (1.9) OBP: 0.500, SLG: 0.333										3	0	1	0	1	0	1				
Brooks Robinson, R (1.5) OBP: 0.250, SLG: 0.500										4	0	1	0	0	0	3				
Jim Gentile, L (1.3) OBP: 0.250, SLG: 0.250										4	1	1	0	0	0	2				
Gus Triandos, R (1.2)										4	0	0	0	0	0	2				
Ron Hansen, R (1.6)										4	0	0	0	0	0	1				
Gene Stephens, L (1.7) OBP: 0.750, SLG: 0.500										2	0	1	0	2	0	0				
Marv Breeding, R (1.4)										4	0	0	0	0	2	3				
Mitt Pappas, R (1.1) John Papa, R (2.1) Wes Stock, R (3.1) Earl Robinson, R (5.1) Billy Hoelt, L (5.1) Chuck Essegan, R (8.1) Hoyt Wilhelm, R (8.1) Fritz Brickell, R (1.6)										0	0	0	0	0	0	0				
Inning Stats	R: 0 E: 0 K: 0 S: 3	H: 1 LOB: 0 BB: 0 P: 3	R: 1 E: 1 K: 0 S: 5	H: 1 LOB: 2 BB: 1 P: 9	R: 1 E: 1 K: 0 S: 4	H: 1 LOB: 1 BB: 1 P: 8	R: 0 E: 0 K: 0 S: 3	H: 0 LOB: 1 BB: 1 P: 7	R: 0 E: 0 K: 1 S: 6	H: 1 LOB: 1 BB: 0 P: 6	R: 0 E: 0 K: 1 S: 6	H: 1 LOB: 1 BB: 0 P: 6	R: 0 E: 0 K: 1 S: 6	H: 0 LOB: 0 BB: 0 P: 3	R: 0 E: 0 K: 2 S: 7	H: 0 LOB: 1 BB: 1 P: 11		1B: 5 2B: 1 3B: 0 HR: 0	SF: 0 SAC: 0 DP: 1 HBP: 0	WP: 1 PB: 0 SB: 0 CS: 0
PITCHER	IP WLS BF H R ER SO BB IBB HBP BLK WP HR S P ERA WHIP																			
Eli Grba, R (1.1) ERA: 1.0	9.0 W 37 6 2 1 5 4 0 0 0 1 0 43 59 1.00 1.111																			

Batter	1	2	3	4	5	6	7	8	9	AB	R	H	RBI	BB	SO	LOB	TOP					
Eddie Yost, R OBP: 0.333, SLG: 0.143 Gene Leek, R (8, 5)	0-0 1B		0-0 F4		4-0 BB			0-3 K		3	0	1	0	1	1	0	Los Angeles Angels @ Boston Red Sox Fenway Park, Boston, MA Sat Apr 15 1961, 3:33 AM EST Alt. 7,165 - Unknown - 40 F AB 30 R 0 H 4 RBI 0 BB 3 SO 5 LOB 15 					
Ken Aspromonte, R OBP: 0.250, SLG: 0.250	0-0 FC6-4 1B		0-0 F7		0-0 G6-4-3			0-0 F8		4	0	1	0	0	0	1						
Albie Pearson, L OBP: 0.375, SLG: 0.286	0-0 F7		0-0 3-1					0-0 F5		4	0	1	0	0	0	2						
Ted Kluszewski, L OBP: 0.250, SLG: 1.000	0-3 K			0-0 F5				0-0 FC4-6		4	0	0	0	0	1	3						
Bob Cerv, R OBP: 0.125, SLG: 0.500	0-0 FC6-4			0-0 F9				0-0 5-3		4	0	0	0	0	0	3						
Ken Hunt, R OBP: 0.500, SLG: 0.200		0-0 BB 1B		4-0 FC4 BB				0-0 5-3		3	0	1	0	1	1							
Fritz Brickell, R OBP: 0.286, SLG: 0.167		4-0 1-2 BB		0-0 FC4				0-0 5-3		2	0	0	0	1	0	1						
Del Rice, R		0-3 K		0-0 F8				0-0 6-3		3	0	0	0	0	1	3						
Jerry Casale, R Ron Moeller, L Faye Throneberry, L Tex Clevenger, R	0-3 K				0-0 F4			0-0 4-3		2	0	0	0	0	1	1						
Inning Stats	R: 0 E: 0 K: 1 S: 7	H: 2 LOB: 2 BB: 0 P: 7	R: 0 E: 0 K: 2 S: 7	H: 1 LOB: 1 BB: 1 P: 11	R: 0 E: 0 K: 0 S: 3	H: 0 LOB: 0 BB: 0 P: 3	R: 0 E: 0 K: 0 S: 4	H: 0 LOB: 2 BB: 1 P: 8	R: 0 E: 0 K: 0 S: 2	H: 0 LOB: 0 BB: 1 P: 6	R: 0 E: 0 K: 0 S: 4	H: 1 LOB: 1 BB: 0 P: 4	R: 0 E: 0 K: 0 S: 3	H: 0 LOB: 0 BB: 0 P: 3	R: 0 E: 0 K: 1 S: 5	H: 0 LOB: 0 BB: 0 P: 5		R: 0 E: 0 K: 1 S: 5	H: 0 LOB: 0 BB: 0 P: 5	1B: 4 2B: 0 3B: 0 HR: 0	SF: 0 SAC: 0 DP: 1 HBP: 0	WP: 0 PB: 0 SB: 0 CS: 0
PITCHER Ike Delock, R ERA:	IP: 9.0 WLS: W BF: 33 H: 4 R: 0 ER: 0 SO: 5 BB: 3 IBB: 0 HBP: 0 BLK: 0 WP: 0 HR: 0 S: 40 P: 52 ERA: 0.00 WHIP: 0.778											PITCHER	IP: WLS: BF: H: R: ER: SO: BB: IBB: HBP: BLK: WP: HR: S: P: ERA: WHIP:									

Batter	1	2	3	4	5	6	7	8	9	AB	R	H	RBI	BB	SO	LOB	BOTTOM					
Chuck Schilling, R OBP: 0.667, SLG: 0.667	0-0 1B 2B	4-0 1-2 BB		0-0 F4		4-0 BB				2	1	1	0	2	0	0	Los Angeles Angels @ Boston Red Sox Fenway Park, Boston, MA Sat Apr 15 1961, 3:33 AM EST Alt. 7,165 - Unknown - 40 F AB 30 R 3 H 8 RBI 3 BB 5 SO 10 LOB 20 					
Gary Geiger, L OBP: 0.444, SLG: 0.429	4-0 1B BB	0-3 K			0-0 1B SF7	0-0 F9				3	1	1	0	1	1	4						
Vic Wertz, L Billy Harrell, R	0-3 K		0-0 F9		0-0 1B	0-0 4-3				4	0	1	0	0	1	2						
Jackie Jensen, R	0-0 F8		0-3 K		0-3 K	4-0 FC1-6 BB				3	0	0	0	1	2	4						
Carl Yastrzemski, L	0-0 1-3 2-H 1B		0-0 2B 3B		0-0 SF7	0-0 FC1-6 CS				3	1	2	2	0	0	1						
Pete Runnels, L OBP: 0.625, SLG: 0.714	0-0 F8		0-0 2B		0-0 4-3	0-0 CS		4-0 WP BB		3	0	1	1	1	0	3						
Jim Pagliaroni, R OBP: 0.200, SLG: 0.200		0-0 4-3	0-0 4-3		0-0 1B			0-0 F2		4	0	1	0	0	0	2						
Pumpsie Green, S		0-0 3-1		0-3 K	0-3 K	0-3 K		0-3 K		4	0	0	0	0	3	2						
Ike Delock, R OBP: 0.250, SLG: 0.250		0-0 BB 1B		0-3 K	0-3 K	0-3 K		0-3 K		4	0	1	0	0	3	2						
Inning Stats	R: 1 E: 0 K: 1 S: 7	H: 2 LOB: 2 BB: 1 P: 11	R: 0 E: 0 K: 1 S: 6	H: 1 LOB: 2 BB: 1 P: 10	R: 1 E: 0 K: 1 S: 7	H: 2 LOB: 1 BB: 0 P: 7	R: 0 E: 0 K: 2 S: 7	H: 0 LOB: 0 BB: 0 P: 7	R: 1 E: 0 K: 1 S: 7	H: 2 LOB: 1 BB: 0 P: 7	R: 0 E: 0 K: 2 S: 8	H: 1 LOB: 2 BB: 1 P: 12	R: 0 E: 0 K: 0 S: 2	H: 0 LOB: 0 BB: 1 P: 6	R: 0 E: 0 K: 2 S: 7	H: 0 LOB: 1 BB: 1 P: 11		R: 0 E: 0 K: 2 S: 7	H: 0 LOB: 1 BB: 1 P: 11	1B: 5 2B: 2 3B: 1 HR: 0	SF: 1 SAC: 0 DP: 0 HBP: 0	WP: 1 PB: 0 SB: 1 CS: 1
PITCHER Jerry Casale, R Ron Moeller, L Tex Clevenger, R ERA:	IP: 5.2 WLS: L BF: 28 H: 8 R: 3 ER: 3 SO: 8 BB: 3 IBB: 0 HBP: 0 BLK: 0 WP: 0 HR: 0 S: 41 P: 53 ERA: 4.76 WHIP: 1.941											PITCHER	IP: WLS: BF: H: R: ER: SO: BB: IBB: HBP: BLK: WP: HR: S: P: ERA: WHIP:									


Batter	1	2	3	4	5	6	7	8	9	AB	R	H	RBI	BB	SO	LOB	TOP								
Eddie Yost, R OBP: 0.231, SLG: 0.091 (1, 5)	5-3		P4			F7	P4			4	0	0	0	0	0	4	Los Angeles Angels @ Boston Red Sox Fenway Park, Boston, MA Mon Apr 17 1961, 3:33 AM EST Att: 5,289 - Unknown livebaseballscores.com								
Ken Aspromonte, R OBP: 0.333, SLG: 0.364 (1, 4)	6-3			5-3		2B		FC1-6 HBP		3	0	1	0	0	0	0									
Leon Wagner, L (1, 9)	3-1			G3-6-3 BB		1-3		FC1-6 G3 1-2		3	0	0	0	1	0	2									
Ted Kluszewski, L OBP: 0.250, SLG: 0.833 (1, 3)		1-3		G3-6-3 1-2				2B 2B 1-2	G3	4	1	1	0	0	0	2									
Bob Cerv, R OBP: 0.083, SLG: 0.333 (1, 7)		P4			6-3			1-3	G3	4	0	0	0	0	0	2									
Ken Hunt, R OBP: 0.417, SLG: 0.333 (1, 8)		5-3			5-3 2B		1-3		K	4	0	1	0	0	1	1									
Fritz Brickell, R OBP: 0.333, SLG: 0.250 Steve Bilko, R OBP: 1.000, SLG: 2.000 Ken Hamlin, R (7, PH) (7, PR) (7, 6)			5-3 SH2-3 1B		5-3		WP 2B		HR	2	0	1	0	0	0	1									
Albie Pearson, L OBP: 0.444, SLG: 0.750 (9, PH)				2-3	6-3		WP 2B			1	1	1	1	0	0	0									
Del Rice, R Faye Throneberry, L Ed Sadowski, R Leo Burke, R (1, 2) (7, PH) (7, 2) (9, PH)			SH2-3 1-2		6-3		WP BB		5-3	0	0	0	0	1	0	0									
Ken McBride, R Ron Moeller, L Tex Clevenger, R Julio Becquer, L Tom Morgan, R Earl Averill, R (1, 1) (6, 1) (6, 1) (7, PH) (7, 1) (9, PH)			5-3 2-3		5-3		1-2 2-3		5-3	2	0	0	0	0	0	1									
Inning Stats	R: 0 E: 0 K: 0 S: 3	H: 0 LOB: 0 BB: 0 P: 3	R: 0 E: 0 K: 0 S: 3	H: 0 LOB: 0 BB: 0 P: 3	R: 0 E: 0 K: 0 S: 4	H: 1 LOB: 1 BB: 0 P: 4	R: 0 E: 0 K: 0 S: 2	H: 0 LOB: 0 BB: 1 P: 6	R: 0 E: 0 K: 0 S: 4	H: 1 LOB: 1 BB: 0 P: 4	R: 0 E: 0 K: 0 S: 4	H: 1 LOB: 1 BB: 0 P: 4	R: 1 E: 0 K: 1 S: 8	H: 2 LOB: 3 BB: 1 P: 12	R: 0 E: 0 K: 0 S: 3	H: 0 LOB: 1 BB: 0 P: 4	R: 1 E: 0 K: 1 S: 6	H: 1 LOB: 0 BB: 0 P: 6	1B: 1 2B: 4 3B: 0 HR: 1	SF: 0 SAC: 1 DP: 1 HBP: 1	WP: 1 PB: 0 SB: 0 CS: 0	PA: 36			
PITCHER	IP	WLS	BF	H	R	ER	SO	BB	IBB	HBP	BLK	WP	HR	S	P	ERA	WHIP								
Tom Brewer, R ERA: 1.35 Mike Fomieleles, R ERA: 2.7	(1, 1)	6.2	W	25	5	1	1	0	1	0	0	0	0	24	28	1.35	0.900								
	(7, 1)	2.1	S	11	1	1	1	2	1	0	1	0	1	13	18	3.86	0.857								

Batter	1	2	3	4	5	6	7	8	9	AB	R	H	RBI	BB	SO	LOB	BOTTOM								
Chuck Schilling, R OBP: 0.615, SLG: 0.556 (1, 4)	G1-6-3 BB BB		CS 1B		FC6 1-2		P3			3	0	1	0	1	0	3	Los Angeles Angels @ Boston Red Sox Fenway Park, Boston, MA Mon Apr 17 1961, 3:33 AM EST Att: 5,289 - Unknown livebaseballscores.com								
Gary Geiger, L OBP: 0.538, SLG: 0.778 (1, 8)	G1-6-3 1-2 BB		CS 1-2	G3		1B BB	HR			2	2	1	1	2	0	0									
Vic Wertz, L OBP: 0.333, SLG: 0.200 Billy Harrell, R OBP: 1.000, SLG: 1.000 (1, 3) (6, PR) (7, 5)	G1-6-3 1-2 2-3			G3		1B FC5-2 BB	G5-4-3 1B			2	0	0	0	1	0	2									
Jackie Jensen, R OBP: 0.231, SLG: 0.091 (1, 9)	K			1-3		FC5-2 BB 1B	G5-4-3 1-2			4	1	1	1	0	1	2									
Carl Yastrzemski, L OBP: 0.231, SLG: 0.417 (1, 7)		1-3			4-3	P5		F7		4	0	0	0	0	0	2									
Pete Runnels, L OBP: 0.583, SLG: 0.600 (1, 5) (7, 3)		4-3			BB 1B	BB FC5-2 BB		4-3		3	0	1	0	1	0	0									
Russ Nixon, L OBP: 0.400, SLG: 0.400 Rip Repulski, R OBP: 0.167, SLG: 0.167 (1, 2) (6, PH) (7, 2)		5-3			BB 1B	FC5-2 BB		F8		2	0	1	0	0	0	0									
Pumpsie Green, S (1, 6)			4-3		FC6 BB	FC4-6 BB				1	0	0	1	2	0	0									
Tom Brewer, R Mike Fomieleles, R (1, 1) (7, 1)			K		P5	FC4-6 1-2				3	0	0	0	0	1	6									
Inning Stats	R: 0 E: 0 K: 1 S: 4	H: 0 LOB: 1 BB: 2 P: 12	R: 0 E: 0 K: 0 S: 3	H: 0 LOB: 0 BB: 0 P: 3	R: 0 E: 0 K: 1 S: 5	H: 1 LOB: 0 BB: 0 P: 5	R: 0 E: 0 K: 0 S: 3	H: 0 LOB: 0 BB: 0 P: 3	R: 0 E: 0 K: 0 S: 5	H: 2 LOB: 3 BB: 1 P: 9	R: 2 E: 0 K: 0 S: 4	H: 1 LOB: 3 BB: 4 P: 20	R: 1 E: 0 K: 0 S: 4	H: 2 LOB: 0 BB: 0 P: 4	R: 0 E: 0 K: 0 S: 3	H: 0 LOB: 0 BB: 0 P: 3		1B: 5 2B: 0 3B: 0 HR: 1	SF: 0 SAC: 0 DP: 2 HBP: 0	WP: 0 PB: 0 SB: 0 CS: 1	PA: 35				
PITCHER	IP	WLS	BF	H	R	ER	SO	BB	IBB	HBP	BLK	WP	HR	S	P	ERA	WHIP								
Ken McBride, R ERA: 3.6 Ron Moeller, L ERA: Tex Clevenger, R ERA: Tom Morgan, R ERA: 4.5	(1, 1)	5.0	L	22	4	2	2	2	5	0	0	0	0	1	5	0.00	3.000								
	(6, 1)	0.1		2	0	0	0	0	1	0	0	0	0	0	2	0.00	1.500								
	(7, 1)	2.0		7	2	1	1	0	0	0	0	0	1	7	7	4.50	1.000								

Batter	1	2	3	4	5	6	7	8	9	AB	R	H	RBI	BB	SO	LOB	TOP					
Eddie Yost, R (1, 5) OBP: 0.278, SLG: 0.071 Leo Burke, R (9, PR)	5-3		K			1B HBP	G1		FC6-4 HBP	3	1	0	0	0	1	1						
Ken Aspromonte, R (1, 4) OBP: 0.235, SLG: 0.250	1-3		5-3			F2		K	FC6-4	5	0	0	1	0	1	3						
Leon Wagner, L (1, 9) OBP: 0.344, SLG: 0.750	1B			G3		FC6-4 1B		K	K	5	1	3	1	0	1	2						
Ted Kluszewski, L (1, 3) OBP: 0.250, SLG: 0.688	F2			F6		FC6-4 1B		1-3		4	0	1	1	0	0	1						
Bob Cerv, R (1, 7) OBP: 0.125, SLG: 0.313 Gene Leek, R (8, PR)		F5		1-3		FC6-4 1B				4	0	1	0	0	0	2						
Ken Hunt, R (1, 8) OBP: 0.438, SLG: 0.538		PB 6-3 2B				1B G4-6-3 2B		K	K	4	2	2	0	0	2	3						
Fritz Brickell, R (1, 6) OBP: 0.385, SLG: 0.273		6-3				G4-6-3 1B		6-3		3	1	1	1	1	0	0						
Del Rice, R (1, 2) Faye Throneberry, L (5, PH) Ed Sadowski, R (5, 2) Albie Pearson, L (7, PH) Earl Averill, R (7, 2)		K		G4-6-3					K	1	0	0	0	0	1	0						
Eli Grba, R (1, 1) Julio Becquer, L (7, PH) Ron Moeller, L (7, 1) Tex Clevenger, R (8, 1) Steve Bilko, R (9, PH) Ken Hamlin, R (9, PR)			K			P6		K	FC6-4 HBP BB	2	0	0	0	0	1	0						
Inning Stats	R: 0 E: 0 K: 0 S: 4	H: 1 LOB: 1 BB: 0 P: 4	R: 1 E: 0 K: 1 S: 6	H: 1 LOB: 0 BB: 0 P: 6	R: 0 E: 0 K: 2 S: 7	H: 0 LOB: 0 BB: 0 P: 7	R: 0 E: 0 K: 0 S: 3	H: 0 LOB: 0 BB: 0 P: 3	R: 1 E: 0 K: 0 S: 4	H: 2 LOB: 0 BB: 0 P: 4	R: 1 E: 0 K: 1 S: 7	H: 2 LOB: 2 BB: 0 P: 8	R: 0 E: 0 K: 1 S: 5	H: 0 LOB: 1 BB: 1 P: 9	R: 1 E: 0 K: 2 S: 9	H: 2 LOB: 1 BB: 0 P: 9	R: 1 E: 0 K: 2 S: 7	H: 0 LOB: 2 BB: 2 P: 16	1B: 5 2B: 2 3B: 0 HR: 1	SF: 0 SAC: 0 DP: 1 HBP: 2	WP: 0 PB: 1 CS: 0	PA: 39
PITCHER	IP WLS BF H R ER SO BB IBB HBP BLK WP HR S P ERA WHIP																					
Art Ditmar, R (1, 1) ERA: 3.68	7.1 W 30 7 4 3 6 1 0 1 0 0 1 40 45 3.68 1.091																					
Bill Stafford, R (8, 1) ERA: 3.0	1.2 S 9 1 1 1 3 2 0 1 0 0 0 12 21 5.40 1.800																					

Los Angeles Angels @ New York Yankees
Yankee Stadium, Bronx, NY
Thu Apr 20 1961, 3:33 AM EST
Sunny - 52 F


AB 34
R 5
H 8
RBI 4
BB 3
SO 9
LOB 15



Batter	1	2	3	4	5	6	7	8	9	AB	R	H	RBI	BB	SO	LOB	BOTTOM	
Bobby Richardson, R (1, 4) OBP: 0.167, SLG: 0.063	4-3		4-3		F7			FC4-6		4	0	0	0	1	0	2		
Hector Lopez, R (1, 7) OBP: 0.313, SLG: 0.286	4-3		1-3		1B HR		F9			4	1	1	0	0	0	1		
Yogi Berra, L (1, 2) OBP: 0.417, SLG: 0.300	HR 1B			F9	1-2 HR 1B		4-3			4	2	2	0	0	0	1		
Mickey Mantle, S (1, 8) OBP: 0.500, SLG: 1.077	HR			BB BB	1-2 HR			6-3		3	2	2	5	1	0	0		
Roger Maris, L (1, 9) OBP: 0.267, SLG: 0.083	1-3			F8	K			1B BB		3	1	0	0	1	1	1		
Bill Skowron, R (1, 3) OBP: 0.497, SLG: 0.385		6-3		BB BB		F9		E1 BB 1B		3	1	0	0	1	0	1		
Tony Kubek, L (1, 6)		3-1		BB BB	1-2 BB		F8	1B CS BB		2	0	0	0	2	0	0		
Clete Boyer, R (1, 5) OBP: 0.143, SLG: 0.077 Jesseonder, L (8, PH) Deron Johnson, R (9, 5)		F8			F3		P6	PB CS 1B		3	0	0	0	0	0	3		
Art Ditmar, R (1, 1) Bill Stafford, R (8, 1)			F9		K			K FC4-6 BB		3	0	0	0	0	2	0		
Inning Stats	R: 2 E: 0 K: 0 S: 5	H: 2 LOB: 0 BB: 0 P: 5	R: 0 E: 0 K: 0 S: 3	H: 0 LOB: 0 BB: 0 P: 3	R: 0 E: 0 K: 0 S: 3	H: 0 LOB: 3 BB: 3 P: 15	R: 3 E: 0 K: 2 S: 10	H: 3 LOB: 0 BB: 0 P: 10	R: 0 E: 0 K: 0 S: 3	H: 0 LOB: 0 BB: 0 P: 3	R: 0 E: 0 K: 1 S: 5	H: 0 LOB: 1 BB: 1 P: 9	R: 2 E: 1 K: 0 S: 4	H: 1 LOB: 2 BB: 3 P: 16	R: 2 E: 0 K: 0 HR: 2	H: 0 LOB: 0 SAC: 0 DP: 0 HBP: 0	WP: 0 PB: 1 CS: 2	PA: 37
PITCHER	IP WLS BF H R ER SO BB IBB HBP BLK WP HR S P ERA WHIP																	
Eli Grba, R (1, 1) ERA: 3.6	6.0 L 26 5 5 5 2 3 0 0 0 0 0 0 7 19 6.75 2.250																	
Ron Moeller, L (7, 1) ERA: 4.5	1.1 8 0 2 1 1 3 0 0 0 0 0 0 7 19 6.75 2.250																	
Tex Clevenger, R (8, 1) ERA:	0.2 3 1 0 0 0 1 0 0 0 0 0 0 2 6 0.00 3.000																	

Los Angeles Angels @ New York Yankees
Yankee Stadium, Bronx, NY
Thu Apr 20 1961, 3:33 AM EST
Sunny - 52 F

AB 30
R 7
H 6
RBI 7
BB 7
SO 3
LOB 9



Batter	1	2	3	4	5	6	7	8	9	AB	R	H	RBI	BB	SO	LOB	TOP			
Fritz Brickell, R OBP: 0.333, SLG: 0.200 (1, 6)										4	1	0	0	1	1	2				
Ken Aspromonte, R OBP: 0.227, SLG: 0.238 (1, 4)										5	0	1	0	0	0	1				
Leon Wagner, L OBP: 0.286, SLG: 0.462 (1, 9)										5	0	0	0	0	1	2				
Ted Kluszewski, L OBP: 0.400, SLG: 0.722 (1, 3)										2	0	2	0	2	0	0				
Bob Cerv, R OBP: 0.150, SLG: 0.350 (1, 7)										4	0	1	1	0	0	4				
Ken Hunt, R OBP: 0.500, SLG: 0.875 (1, 8)										3	1	2	1	1	1	2				
Gene Leek, R (1, 5)										2	0	0	0	2	1	1				
Del Rice, R (1, 2)										1	0	0	0	1	1	1				
Julio Becquer, L (6, PH)										0	0	0	0	1	0	0				
Earl Averill, R (6, 2)										0	0	0	0	1	0	0				
Ned Garver, R (1, 1)										2	0	0	0	0	2	3				
Faye Throneberry, L (6, PH)										1	0	0	0	0	1	2				
Ron Kline, R (6, 1)										0	0	0	0	0	0	0				
Steve Bilko, R OBP: 0.667, SLG: 1.000 (8, PH)										1	0	0	0	0	0	1				
Ted Bowsfield, R (8, 1)										0	0	0	0	0	0	0				
Inning Stats	R: 1 E: 0 K: 1 S: 6	H: 1 LOB: 2 BB: 2 P: 14	R: 0 E: 0 K: 1 S: 4	H: 0 LOB: 1 BB: 2 P: 12	R: 0 E: 0 K: 1 S: 6	H: 1 LOB: 1 BB: 0 P: 6	R: 0 E: 0 K: 3 S: 9	H: 0 LOB: 1 BB: 1 P: 13	R: 0 E: 0 K: 0 S: 3	H: 2 LOB: 2 BB: 2 P: 14	R: 0 E: 0 K: 1 S: 6	H: 1 LOB: 1 BB: 1 P: 10	R: 0 E: 0 K: 0 S: 3	H: 1 LOB: 1 BB: 1 P: 7	R: 0 E: 0 K: 0 S: 3	H: 0 LOB: 0 BB: 0 P: 3	1B: 3 2B: 1 3B: 1 HR: 1	SF: 0 SAC: 0 DP: 2 HBP: 0	WP: 1 PB: 0 SB: 1 CS: 0	PA: 39
PITCHER	IP WLS BF H R ER SO BB IBB HBP BLK WP HR S P ERA WHIP																			
Bob Turley, R ERA: 2.93	(1, 1) 7.2 W 35 6 2 2 8 9 0 0 0 1 1 42 78 2.35 1.957																			
Luis Arroyo, L ERA:	(8, 1) 1.1 S 4 0 0 0 0 0 0 0 0 0 0 4 4 0.00 0.000																			

Los Angeles Angels @ New York Yankees
Yankee Stadium, Bronx, NY
Thu Apr 20 1961, 3:38 AM EST
Att: 7,059 - Sunny - 56 F

livebaseballscorecards.com

AB 30
R 2
H 6
RBI 2
BB 9
SO 8
LOB 19

Batter	1	2	3	4	5	6	7	8	9	AB	R	H	RBI	BB	SO	LOB	BOTTOM	
Bobby Richardson, R OBP: 0.227, SLG: 0.150 (1, 4)										4	0	2	1	0	0	0		
Hector Lopez, R OBP: 0.250, SLG: 0.222 (1, 7)										4	0	0	0	0	1	3		
Tony Kubek, L (1, 6)										4	0	0	0	0	0	0		
Mickey Mantle, S OBP: 0.550, SLG: 1.000 (1, 8)										2	1	1	0	2	0	0		
Roger Maris, L OBP: 0.263, SLG: 0.125 (1, 9)										4	1	1	0	0	0	2		
Bill Skowron, R OBP: 0.421, SLG: 0.412 (1, 3)										4	0	1	1	0	0	3		
Elston Howard, R OBP: 0.429, SLG: 0.500 (1, 2)										3	1	1	0	0	0	2		
Clete Boyer, R OBP: 0.176, SLG: 0.067 (1, 5)										2	1	0	0	1	0	2		
Bob Turley, R OBP: 0.200, SLG: 0.250 (1, 1)										3	0	1	2	0	1	1		
Luis Arroyo, L ERA:	(8, 1)									0	0	0	0	0	0	0		
Inning Stats	R: 0 E: 0 K: 0 S: 3	H: 0 LOB: 0 BB: 0 P: 3	R: 3 E: 0 K: 0 S: 6	H: 3 LOB: 2 BB: 2 P: 14	R: 0 E: 0 K: 0 S: 3	H: 0 LOB: 0 BB: 0 P: 3	R: 0 E: 0 K: 0 S: 4	H: 1 LOB: 1 BB: 0 P: 4	R: 0 E: 0 K: 1 S: 5	H: 1 LOB: 1 BB: 1 P: 5	R: 0 E: 0 K: 0 S: 4	H: 1 LOB: 1 BB: 0 P: 5	R: 0 E: 0 K: 0 S: 4	H: 1 LOB: 1 BB: 0 P: 4	1B: 5 2B: 2 3B: 0 HR: 0	SF: 0 SAC: 0 DP: 1 HBP: 0	WP: 0 PB: 0 SB: 0 CS: 0	PA: 33
PITCHER	IP WLS BF H R ER SO BB IBB HBP BLK WP HR S P ERA WHIP																	
Ned Garver, R ERA: 5.4	(1, 1) 5.0 L 21 4 3 3 1 1 1 0 0 0 0 0 9 13 5.40 1.000																	
Ron Kline, R ERA: 4.5	(6, 1) 2.0 8 2 1 1 1 1 0 0 0 0 0 9 13 4.50 1.500																	
Ted Bowsfield, L ERA:	(8, 1) 1.0 4 1 0 0 0 0 0 0 0 0 0 4 4 0.00 1.000																	

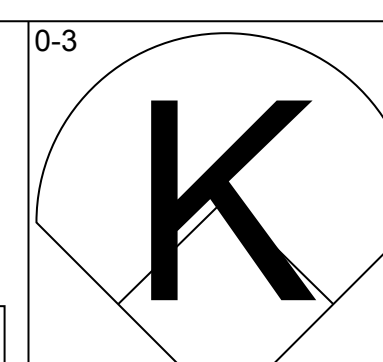
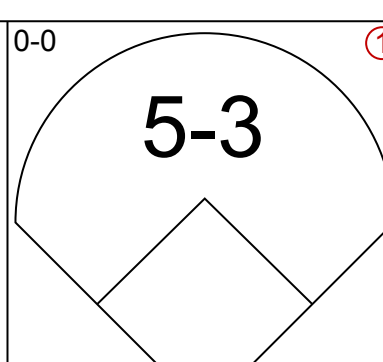
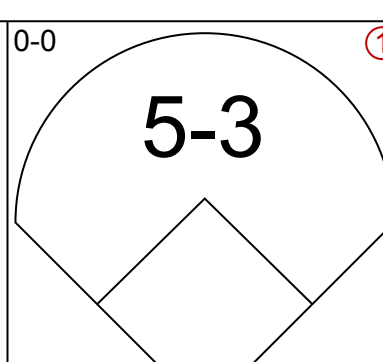
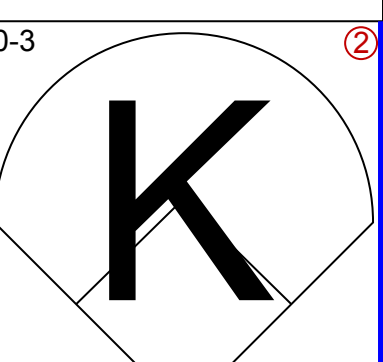
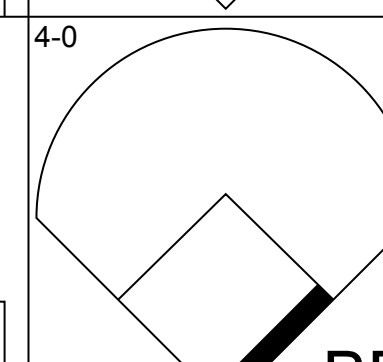
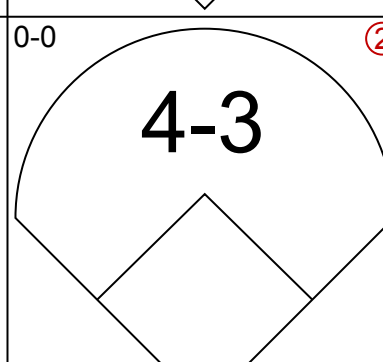
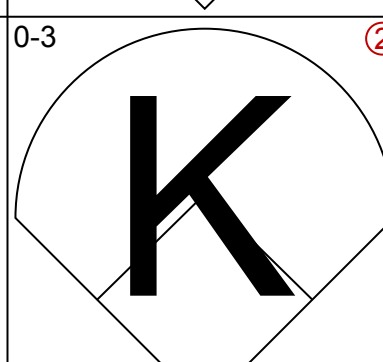
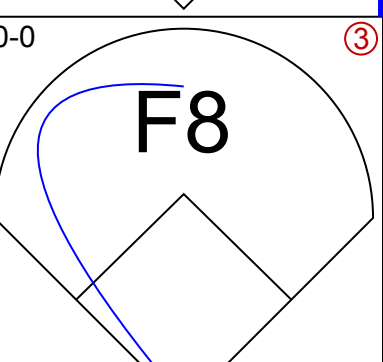
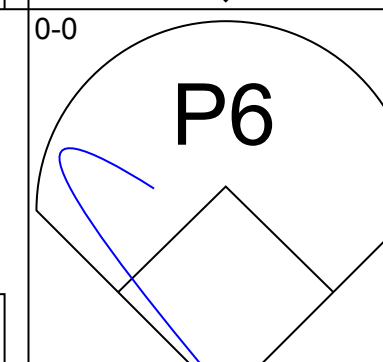
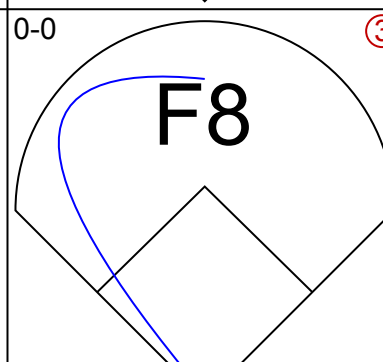
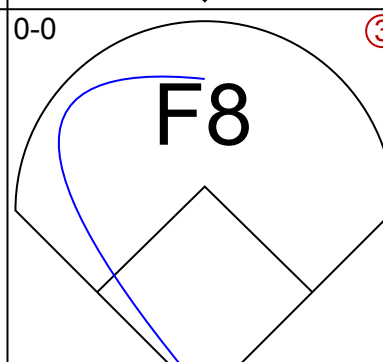
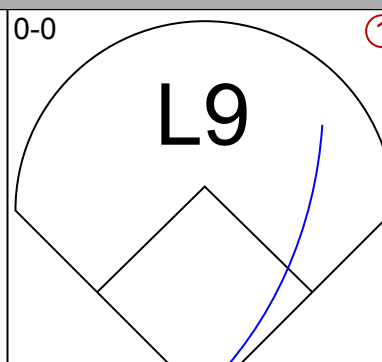
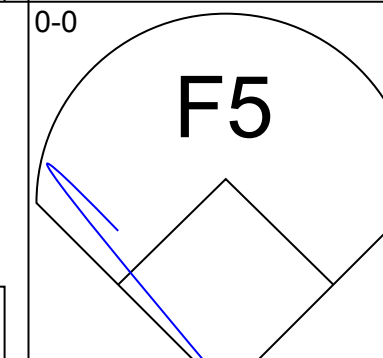
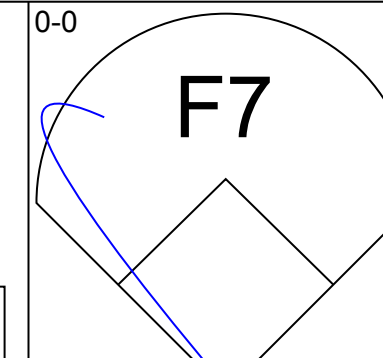
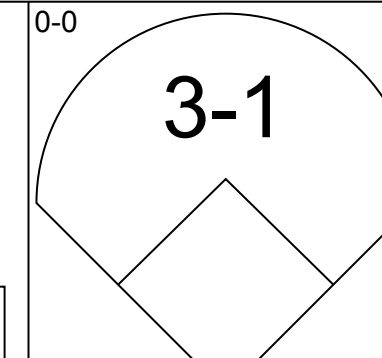
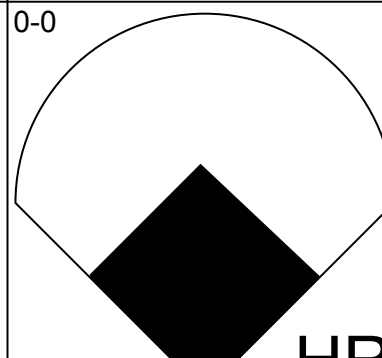
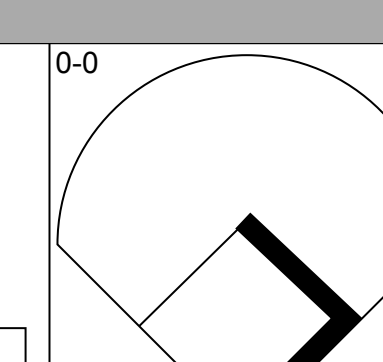
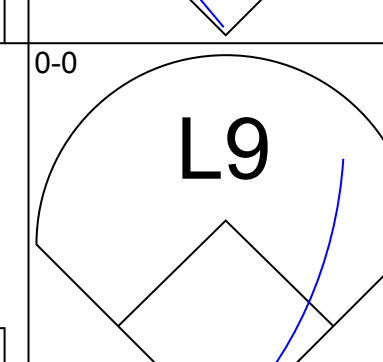
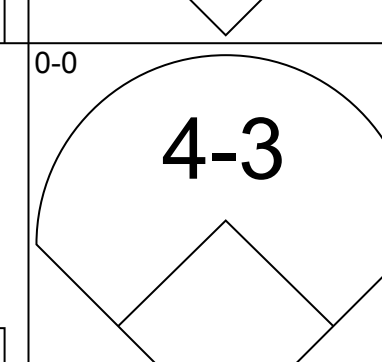
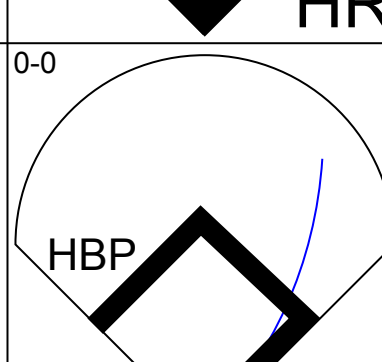
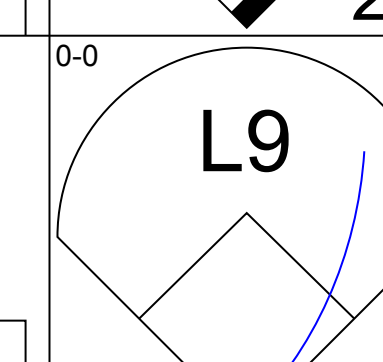
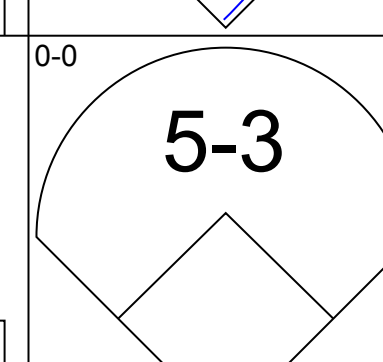
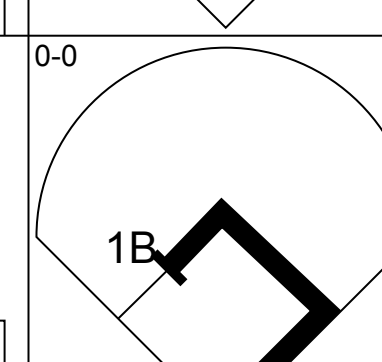
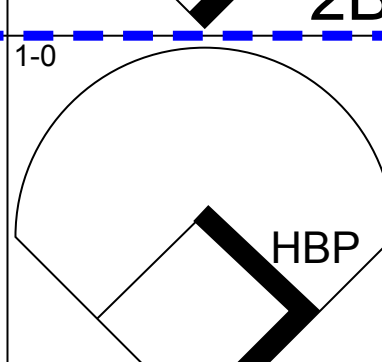
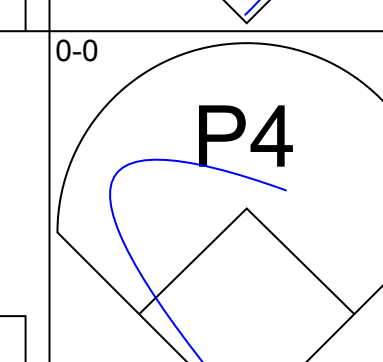
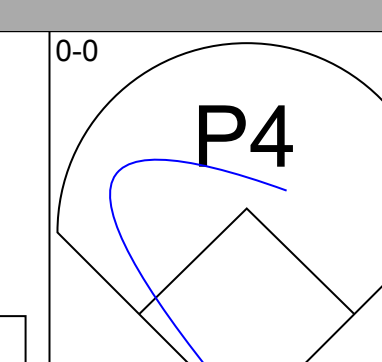
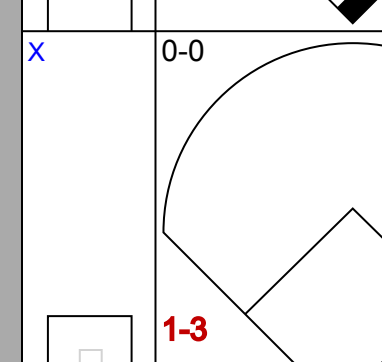
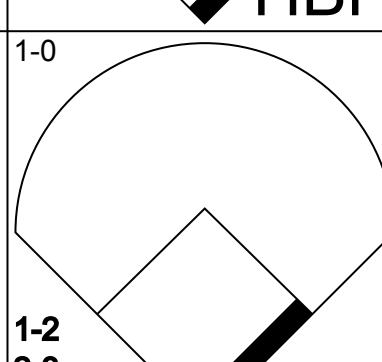
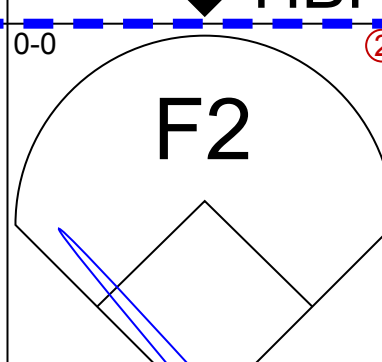
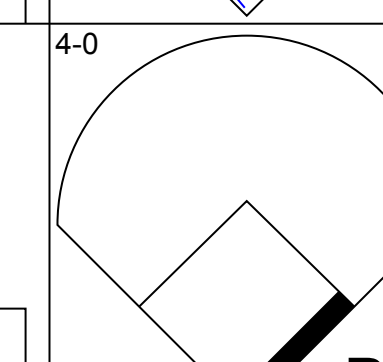
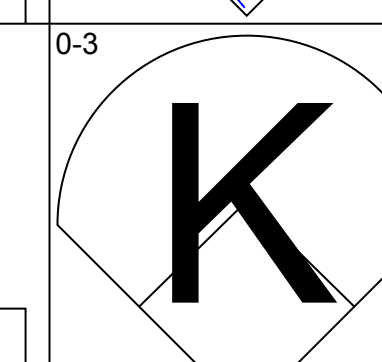
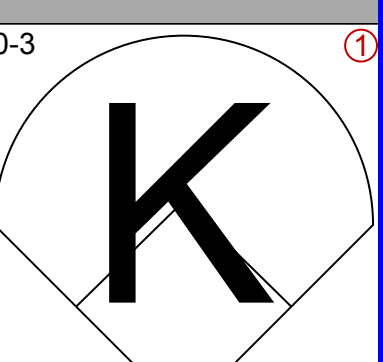
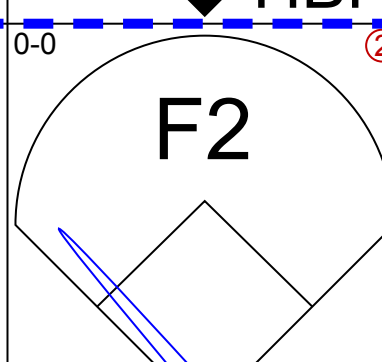
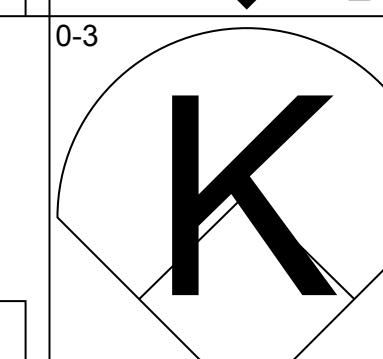
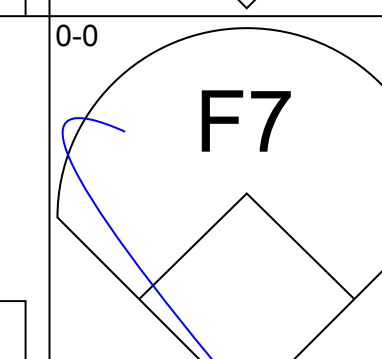
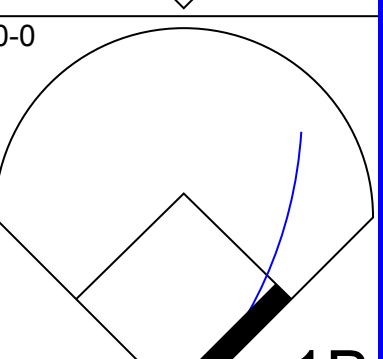
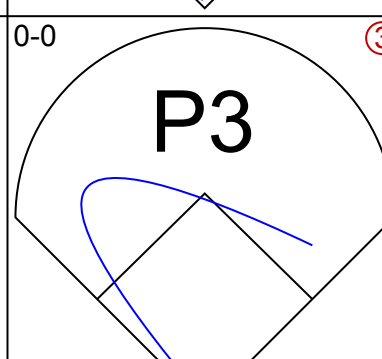
Los Angeles Angels @ New York Yankees
Yankee Stadium, Bronx, NY
Thu Apr 20 1961, 3:38 AM EST
Att: 7,059 - Sunny - 56 F

livebaseballscorecards.com

AB 30
R 4
H 7
RBI 4
BB 3
SO 2
LOB 13

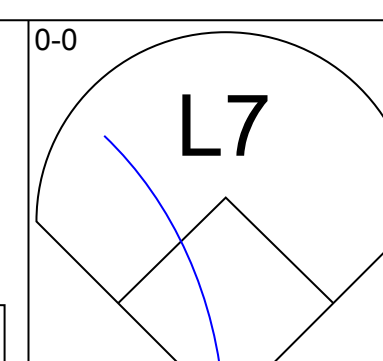
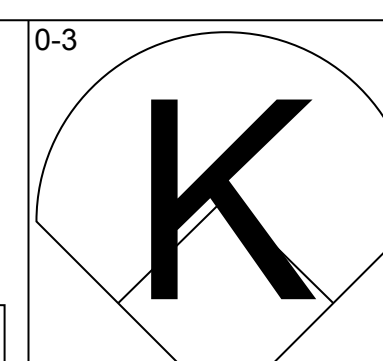
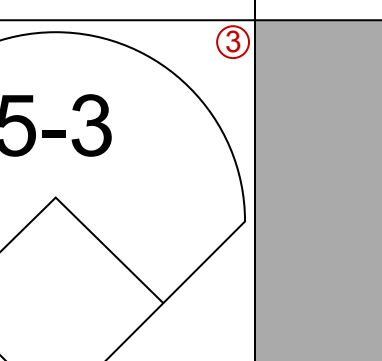
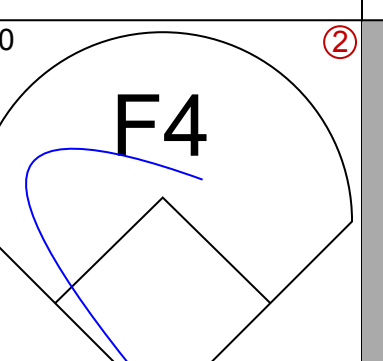
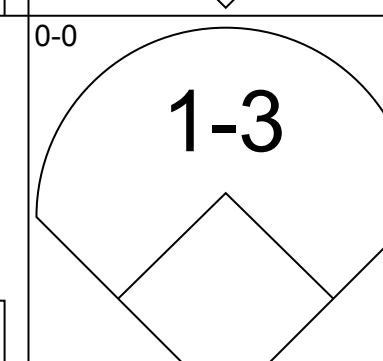
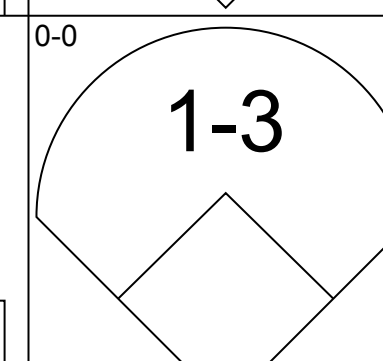
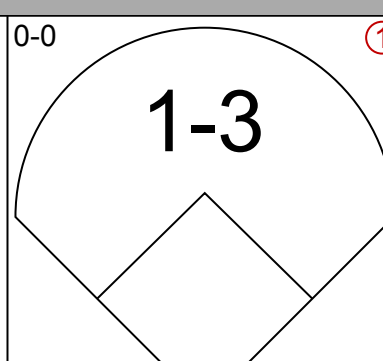
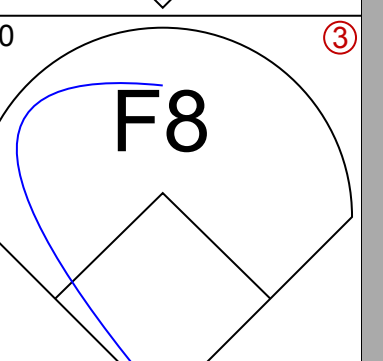
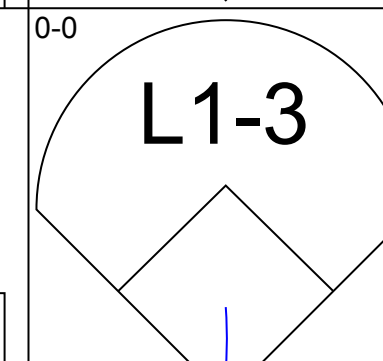
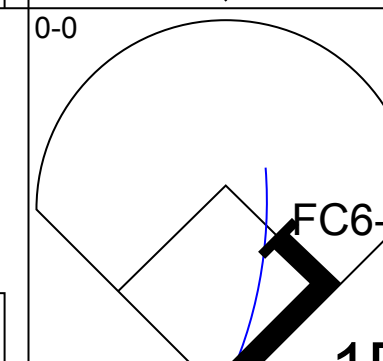
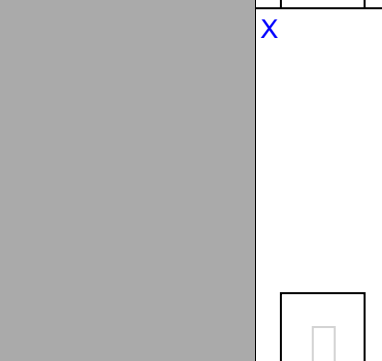
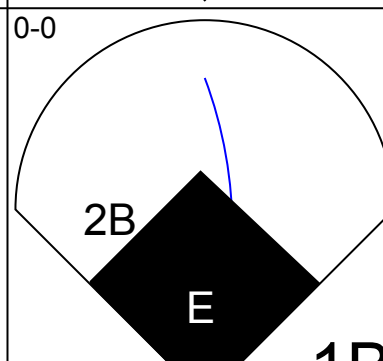

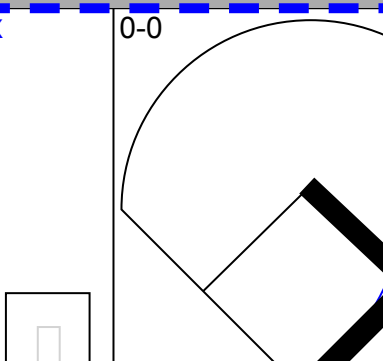
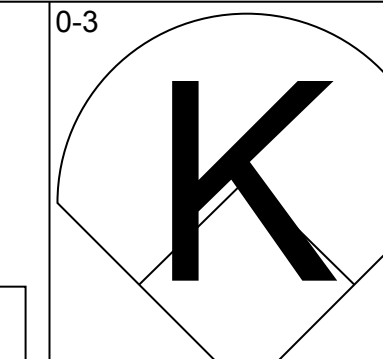
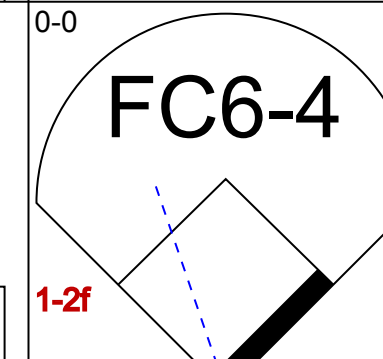
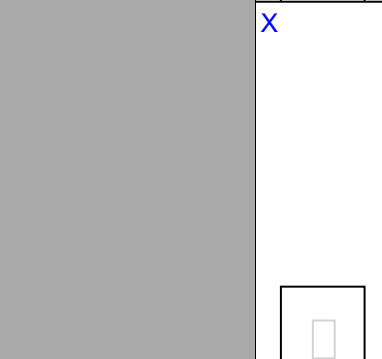
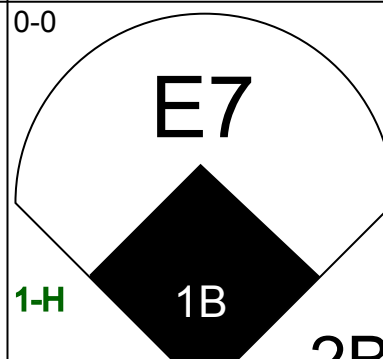

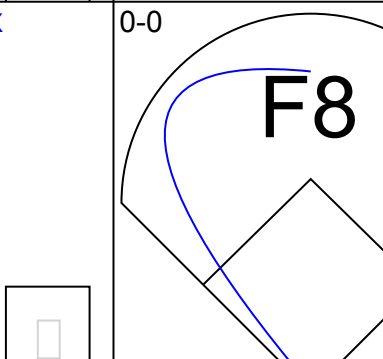
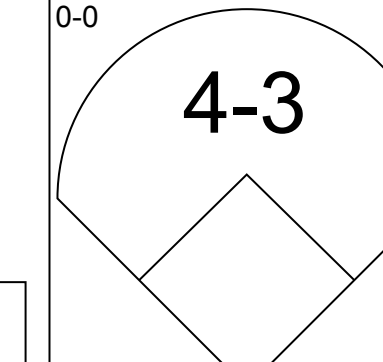
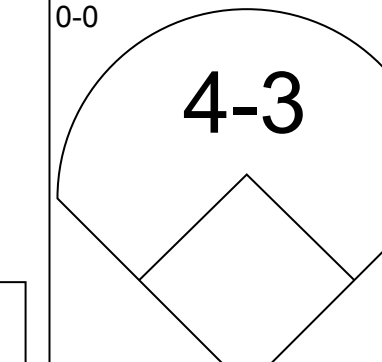
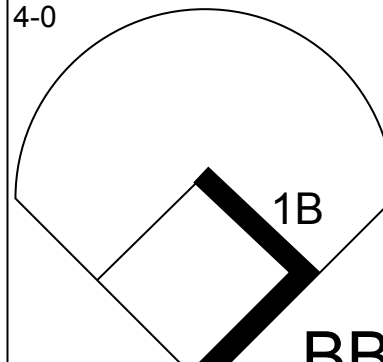

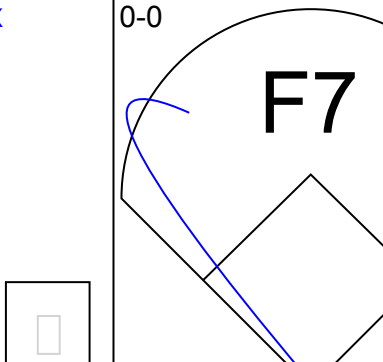
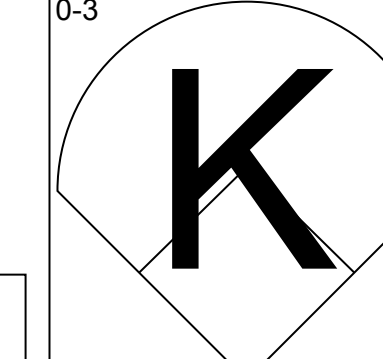
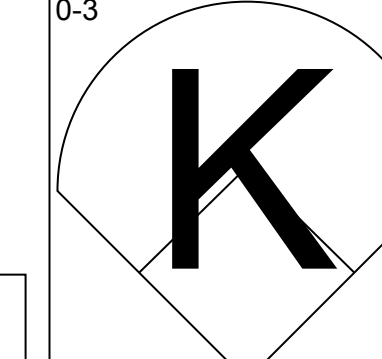
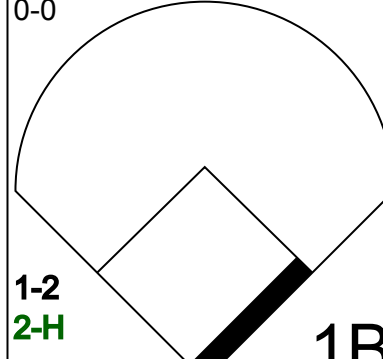

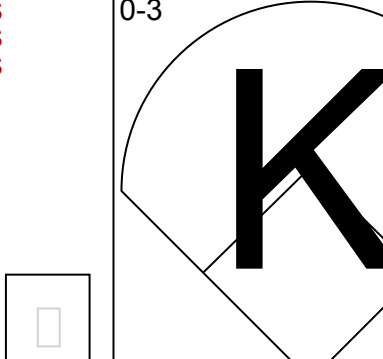
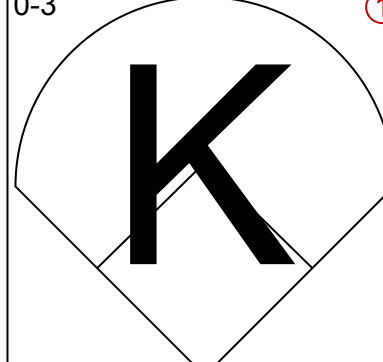
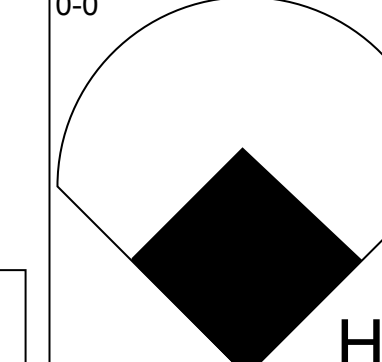
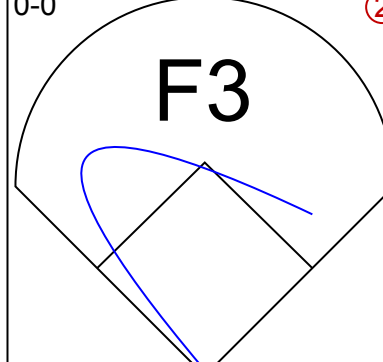
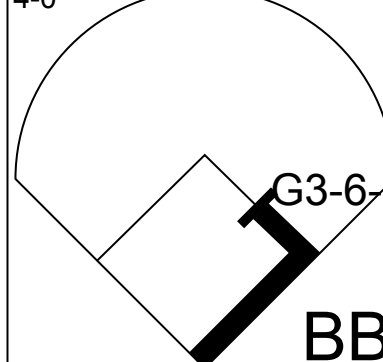
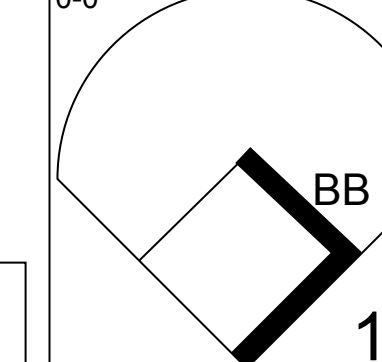
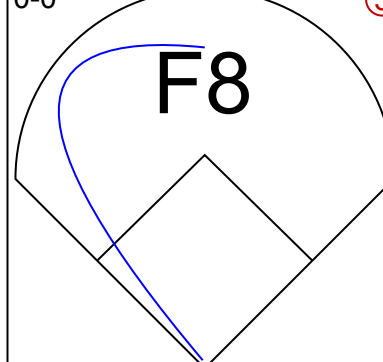
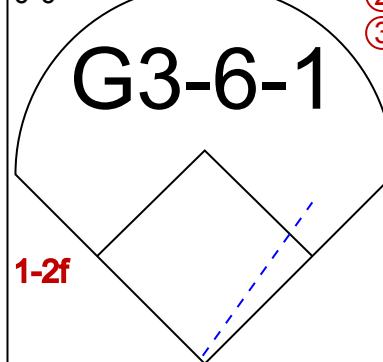
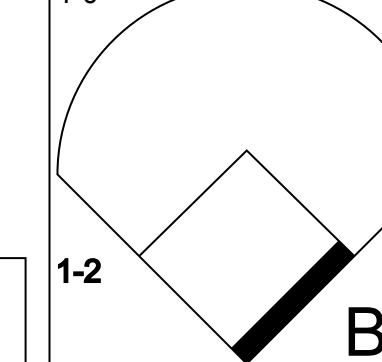
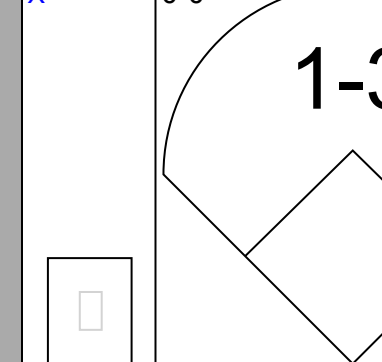
Batter	1	2	3	4	5	6	7	8	9	AB	R	H	RBI	BB	SO	LOB	TOP			
Albie Pearson, L OBP: 0.500, SLG: 0.750	0-0 1-3 1B		0-3 K		0-0 2B			0-3 K		4	0	2	0	0	2	0	Los Angeles Angels @ Detroit Tigers Tiger Stadium, Detroit, MI Fri Apr 21 1961, 3:33 AM EST Att: 3,335 - Unknown			
Ken Aspromonte, R OBP: 0.231, SLG: 0.240	0-0 1-3		0-0 1B		0-0 L7			0-0 5-3		4	0	1	0	0	0	2				
Ken Hunt, R OBP: 0.417, SLG: 0.700	0-0 1-3		0-3 K		0-3 K			0-0 F7		4	0	0	0	0	2	3				
Steve Bilko, R OBP: 0.571, SLG: 1.200	4-0 BB			0-0 HR		0-3 K		0-0 L9		3	1	1	1	1	1	0				
Bob Cerv, R OBP: 0.208, SLG: 0.375	0-3 K			0-0 1B		0-0 1-3		0-0 1B		4	0	2	0	0	1	2				
Earl Averill, R OBP: 0.429, SLG: 0.333		0-0 1B		0-0 F8		0-0 G3		0-0 1B		4	0	2	0	0	0	1				
Gene Leek, R		0-0 L7		4-0 BB		0-3 K		0-3 K		3	0	0	0	1	2	3				
Fritz Brickell, R OBP: 0.273, SLG: 0.158		0-0 G5-4-3		0-0 G6-4-3		0-0 F8		0-0 F8		4	0	0	0	0	0	5				
Jerry Casale, R			0-0 F8		0-3 K		0-0 L9			2	0	0	0	0	1	0				
Tex Clevenger, R										0	0	0	0	0	0	0				
Leo Burke, R										1	0	0	0	0	0	0				
Ray Semproch, R										0	0	0	0	0	0	0				
Ted Bowsfield, R										0	0	0	0	0	0	0				
Inning Stats	R: 0 E: 0 K: 1 S: 6	H: 1 LOB: 2 BB: 1 P: 10	R: 0 E: 0 K: 0 S: 3	H: 1 LOB: 0 BB: 0 P: 3	R: 0 E: 0 K: 2 S: 8	H: 1 LOB: 1 BB: 0 P: 8	R: 1 E: 0 K: 0 S: 4	H: 2 LOB: 1 BB: 1 P: 8	R: 0 E: 0 K: 1 S: 5	H: 0 LOB: 0 BB: 0 P: 5	R: 0 E: 0 K: 1 S: 5	H: 0 LOB: 0 BB: 0 P: 5	R: 0 E: 0 K: 1 S: 5	H: 0 LOB: 0 BB: 0 P: 5	R: 0 E: 0 K: 1 S: 7	H: 2 LOB: 2 BB: 0 P: 7	1B: 6 2B: 1 3B: 0 HR: 1	SF: 0 SAC: 0 DP: 2 HBP: 0	WP: 0 PB: 0 SB: 0 CS: 0	PA: 35
PITCHER Don Mossi, L ERA: 1.84	IP: 9.0 WLS: W BF: 35 H: 8 R: 1 ER: 1 SO: 9 BB: 2 IBB: 0 HBP: 0 BLK: 0 WP: 0 HR: 1 S: 51 P: 59 ERA: 1.00 WHIP: 1.111															PITCHER				

Batter	1	2	3	4	5	6	7	8	9	AB	R	H	RBI	BB	SO	LOB	BOTTOM			
Jake Wood, R OBP: 0.500, SLG: 0.542	4-0 HR BB	0-0 F9			0-0 1B E	0-0 2B		0-0 FC6-4 1B		4	2	3	0	1	0	1	Los Angeles Angels @ Detroit Tigers Tiger Stadium, Detroit, MI Fri Apr 21 1961, 3:33 AM EST Att: 3,335 - Unknown			
Bill Bruton, L OBP: 0.345, SLG: 0.304	0-0 4-3		0-3 K		0-0 2B E	0-3 K		0-3 K		5	1	1	1	0	3	3				
Al Kaline, R OBP: 0.429, SLG: 0.600	4-0 HR BB		0-0 F8 1B		0-0 L4 2B	0-3 K		0-0 FC6-4		4	2	1	1	1	1	3				
Rocky Colavito, R OBP: 0.346, SLG: 0.545	0-0 HR		0-0 F8		0-0 F9		0-3 K			4	1	1	3	0	1	3				
Norm Cash, L OBP: 0.462, SLG: 0.667	0-0 CS 1B			0-3 K	0-0 1B 2B	4-0 E SF9 BB				3	2	2	2	1	1	0				
Steve Boros, R OBP: 0.417, SLG: 0.368	0-0 F9			0-0 F9	4-0 1B BB	0-0 SF9				2	0	0	1	1	0	1				
Dick Brown, R OBP: 0.391, SLG: 0.524	0-0 CS	0-0 2B		0-0 1-3	0-0 FC4-6 1B	4-0 BB				3	0	2	1	1	0	0				
Chico Fernandez, R OBP: 0.238, SLG: 0.250		0-0 F5			P5 FC4-6		0-0 1-3			4	0	0	0	0	0	4				
Don Mossi, L OBP: 0.167, SLG: 0.167		0-0 F7			0-0 1B 1B	0-0 1-3		0-0 F5		4	1	1	0	0	0	1				
Inning Stats	R: 3 E: 0 K: 0 S: 4	H: 2 LOB: 0 BB: 2 P: 12	R: 0 E: 0 K: 0 S: 4	H: 1 LOB: 0 BB: 0 P: 4	R: 0 E: 0 K: 1 S: 5	H: 1 LOB: 0 BB: 0 P: 5	R: 0 E: 0 K: 1 S: 5	H: 0 LOB: 0 BB: 0 P: 5	R: 5 E: 1 K: 0 S: 9	H: 5 LOB: 2 BB: 1 P: 13	R: 0 E: 0 K: 2 S: 8	H: 1 LOB: 1 BB: 0 P: 8	R: 1 E: 0 K: 1 S: 5	H: 0 LOB: 1 BB: 2 P: 13	R: 0 E: 0 K: 1 S: 6	H: 1 LOB: 1 BB: 0 P: 6		1B: 7 2B: 3 3B: 0 HR: 1	SF: 1 SAC: 0 DP: 0 HBP: 0	WP: 0 PB: 0 SB: 1 CS: 1
PITCHER Jerry Casale, R ERA: 7.2	IP: 4.1 WLS: L BF: 20 H: 7 R: 6 ER: 5 SO: 2 BB: 2 IBB: 0 HBP: 0 BLK: 0 WP: 0 HR: 1 S: 22 P: 30 ERA: 10.38 WHIP: 2.077															PITCHER				
Tex Clevenger, R	IP: 1.2 WLS: L BF: 10 H: 3 R: 2 ER: 0 SO: 2 BB: 1 IBB: 0 HBP: 0 BLK: 0 WP: 0 HR: 0 S: 13 P: 17 ERA: 0.00 WHIP: 2.400															PITCHER				
Ray Semproch, R	IP: 1.0 WLS: L BF: 5 H: 0 R: 1 ER: 0 SO: 1 BB: 2 IBB: 0 HBP: 0 BLK: 0 WP: 0 HR: 0 S: 5 P: 13 ERA: 0.00 WHIP: 2.000															PITCHER				
Ted Bowsfield, L	IP: 1.0 WLS: L BF: 4 H: 1 R: 0 ER: 0 SO: 1 BB: 0 IBB: 0 HBP: 0 BLK: 0 WP: 0 HR: 0 S: 6 P: 6 ERA: 0.00 WHIP: 1.000															PITCHER				

Batter	1	2	3	4	5	6	7	8	9	AB	R	H	RBI	BB	SO	LOB	TOP			
Fritz Brickell, R (1, 6) OBP: 0.240, SLG: 0.136 Steve Bilko, R (8, PH) OBP: 0.500, SLG: 1.000 Tex Clevenger, R (8, 1)										3	0	0	0	0	1	0	Los Angeles Angels @ Detroit Tigers Tiger Stadium, Detroit, MI Sun Apr 23 1961, 3:33 AM EST Unknown			
Albie Pearson, L (1, 8) OBP: 0.444, SLG: 0.600										3	0	0	0	1	1					
Leon Wagner, L (1, 9) OBP: 0.222, SLG: 0.353										4	0	0	0	0	0	1				
Ted Kluszewski, L (1, 3) OBP: 0.375, SLG: 0.773										4	1	1	1	0	0	1				
Bob Cerv, R (1, 7) OBP: 0.250, SLG: 0.464										4	0	2	0	0	0	0				
Ken Aspromonte, R (1, 4) OBP: 0.267, SLG: 0.250										3	0	1	0	0	0	1				
Gene Leek, R (1, 5) OBP: 0.364, SLG: 0.125 Earl Averill, R (9, PH) OBP: 0.500, SLG: 0.333										3	0	1	0	0	0	0				
Del Rice, R (1, 2)										1	0	0	0	1	1	0				
Julio Becquer, L (8, PH) Ken Hamlin, R (8, 6) Ken Hunt, R (9, PH) OBP: 0.400, SLG: 0.667										1	0	0	0	1	1	0				
Ken McBride, R (1, 1) Tom Morgan, R (6, 1) Faye Throneberry, L (8, PH) OBP: 0.400, SLG: 0.250 Ed Sadowski, R (8, 2) Leo Burke, R (9, PH)										2	0	0	0	0	1	2				
Inning Stats	R: 0 E: 0 K: 1 S: 5	H: 0 LOB: 1 BB: 1 P: 9	R: 0 E: 0 K: 1 S: 6	H: 1 LOB: 2 BB: 1 P: 10	R: 0 E: 0 K: 0 S: 3	H: 0 LOB: 0 BB: 0 P: 3	R: 0 E: 0 K: 0 S: 3	H: 0 LOB: 0 BB: 0 P: 3	R: 0 E: 0 K: 1 S: 5	H: 0 LOB: 0 BB: 0 P: 5	R: 0 E: 0 K: 0 S: 4	H: 2 LOB: 2 BB: 0 P: 4	R: 0 E: 0 K: 2 S: 8	H: 1 LOB: 1 BB: 0 P: 8	R: 1 E: 0 K: 0 S: 5	H: 2 LOB: 3 BB: 0 P: 7	1B: 3 2B: 2 3B: 0 HR: 1	SF: 0 SAC: 0 DP: 0 HBP: 2	WP: 0 PB: 0 SB: 0 CS: 0	PA: 36
PITCHER	IP	WLS	BF	H	R	ER	SO	BB	IBB	HBP	BLK	WP	HR	S	P	ERA	WHIP			
Bob Bruce, R (1, 1) ERA: 1.08	8.1	W	32	6	1	1	6	2	0	0	0	0	1	42	50	1.08	0.960			
Terry Fox, R (9, 1) ERA:	0.0		2	0	0	0	0	0	0	2	0	0	0	0	2	∞	∞			
Jim Donohue, R (9, 1) ERA:	0.2	S	2	0	0	0	0	0	0	0	0	0	0	2	2	0.00	0.000			

AB	32
R	1
H	6
RBI	1
BB	2
SO	6
LOB	14




Batter	1	2	3	4	5	6	7	8	9	AB	R	H	RBI	BB	SO	LOB	BOTTOM			
Jake Wood, R (1, 4) OBP: 0.441, SLG: 0.464										4	0	0	0	0	1	2	Los Angeles Angels @ Detroit Tigers Tiger Stadium, Detroit, MI Sun Apr 23 1961, 3:33 AM EST Unknown			
Bill Bruton, L (1, 8) OBP: 0.303, SLG: 0.259										4	0	0	0	0	0	0				
Al Kaline, R (1, 9) OBP: 0.469, SLG: 0.655										4	1	3	0	0	0	0				
Rocky Colavito, R (1, 7) OBP: 0.333, SLG: 0.538										4	1	1	0	0	1	2				
Norm Cash, L (1, 3) OBP: 0.433, SLG: 0.583										3	0	0	0	1	0	1				
Steve Boros, R (1, 5) OBP: 0.393, SLG: 0.348										4	0	1	1	0	3	1				
Dick Brown, R (1, 2) OBP: 0.385, SLG: 0.625										3	1	1	1	0	1	2				
Chico Fernandez, R (1, 6) OBP: 0.292, SLG: 0.273										2	0	1	0	1	0	2				
Bob Bruce, R (1, 1) Terry Fox, R (9, 1) Jim Donohue, R (9, 1)										2	0	0	0	1	0	1				
Inning Stats	R: 0 E: 0 K: 0 S: 3	H: 0 LOB: 0 BB: 0 P: 3	R: 0 E: 0 K: 2 S: 7	H: 0 LOB: 0 BB: 0 P: 7	R: 0 E: 0 K: 1 S: 4	H: 0 LOB: 1 BB: 1 P: 8	R: 0 E: 0 K: 1 S: 6	H: 1 LOB: 1 BB: 0 P: 6	R: 1 E: 0 K: 1 S: 7	H: 2 LOB: 2 BB: 1 P: 11	R: 2 E: 1 K: 0 S: 6	H: 3 LOB: 1 BB: 1 P: 10	R: 0 E: 0 K: 0 S: 3	H: 0 LOB: 0 BB: 0 P: 3	R: 0 E: 0 K: 1 S: 6	H: 1 LOB: 1 BB: 0 P: 6		1B: 4 2B: 2 3B: 0 HR: 1	SF: 0 SAC: 0 DP: 1 HBP: 0	WP: 0 PB: 0 SB: 0 CS: 0
PITCHER	IP	WLS	BF	H	R	ER	SO	BB	IBB	HBP	BLK	WP	HR	S	P	ERA	WHIP			
Ken McBride, R (1, 1) ERA: 4.35	5.1	L	24	6	3	3	5	3	0	0	0	0	1	31	43	5.06	1.688			
Tom Morgan, R (6, 1) ERA: 2.45	1.2		5	0	0	0	0	0	0	0	0	0	0	5	5	0.00	0.000			
Tex Clevenger, R (8, 1) ERA:	1.0		4	1	0	0	1	0	0	0	0	0	0	6	6	0.00	1.000			



Batter	1	2	3	4	5	6	7	8	9	10	11	AB	R	H	RBI	BB	SO	LOB	TOP			
Ken Hamlin, R (1.6) Leon Wagner, L (8. PH) Fritz Brickell, R (8.6) OBP: 0.211, SLG: 0.333 OBP: 0.231, SLG: 0.130	K		1B BB			K		F5		1-3		2	0	0	0	1	2	0	1 0 0 0 0 0 1			
Albie Pearson, L (1.8) OBP: 0.522, SLG: 0.611	K		1B			CS 1B			3-1 SH3-4 BB		FC3-6 BB	3	0	2	1	2	1	0	3 0 0 0 0 0 1 3			
Faye Throneberry, L (1.9) Del Rice, R (10.2)	F5		4-3			K			SH3-4		FC3-6 FC4-6	1	0	0	0	0	0	1	1 0 0 0 0 0 0 1			
Steve Bilko, R (1.3) Ted Kluszewski, L (9. PH) Julio Becquer, L (9.3)		6-3				CS	3-1		3-1		K	3	0	0	0	0	0	0	1 0 0 0 0 0 0 1			
Bob Cerv, R (1.7) OBP: 0.212, SLG: 0.394		6-3					1-3		5-3		FC4-6	5	0	0	0	0	0	2	5 0 0 0 0 0 0 2			
Ken Aspromonte, R (1.4) OBP: 0.255, SLG: 0.250							3-1					4	1	1	0	0	1	0	4 1 1 0 0 0 1 0			
Gene Leek, R (1.5) OBP: 0.357, SLG: 0.273			1B 2B			K		L9		SH3-4		3	1	1	0	0	1	0	3 1 1 0 0 0 1 0			
Ed Sadowski, R (1.2) Leo Burke, R (10. PH) Tom Morgan, R (10.1) Ron Moeller, L (10.1) Tex Clevenger, R (11.1)			CS 1B			K		F8		5-3		3	0	1	0	0	1	0	3 0 1 0 0 0 1 0			
Ron Kline, R (1.1) Ken Hunt, R (10. PH)			K			L4-3						3	0	1	0	0	1	2	3 0 1 0 0 0 1 2			
Inning Stats	R: 0 E: 0 K: 2 S: 7	H: 0 LOB: 0 BB: 0 P: 7	R: 0 E: 0 K: 1 S: 5	H: 0 LOB: 0 BB: 0 P: 5	R: 1 E: 0 K: 1 S: 7	H: 3 LOB: 2 BB: 1 P: 11	R: 0 E: 0 K: 0 S: 3	H: 0 LOB: 0 BB: 0 P: 3	R: 0 E: 0 K: 2 S: 7	H: 1 LOB: 0 BB: 0 P: 7	R: 0 E: 0 K: 0 S: 3	H: 0 LOB: 1 BB: 0 P: 4	R: 0 E: 0 K: 0 S: 3	H: 0 LOB: 1 BB: 1 P: 7	R: 1 E: 0 K: 0 S: 5	H: 2 LOB: 1 BB: 0 P: 5	R: 0 E: 0 K: 1 S: 5	H: 0 LOB: 1 BB: 1 P: 9	1B: 6 2B: 1 3B: 0 HR: 0	SF: 0 SAC: 2 DP: 0 HBP: 0	WP: 0 PB: 0 SB: 0 CS: 2	PA: 42
PITCHER	IP 10.0	WLS 10	BF 37	H 7	R 2	ER 0	SO 8	BB 2	IBB 0	HBP 0	BLK 0	WP 0	HR 0	S 51	P 59	ERA 1.80	WHIP 0.900					
Jim Bunning, R (1.1) ERA: 3.06																						
Jim Donohue, R (11.1) ERA:	1.0	W	4	0	0	0	1	1	0	0	0	0	0	5	9	0.00	1.000					

Los Angeles Angels @ Detroit Tigers
Tiger Stadium, Detroit, MI
Sun Apr 23 1961, 3:38 AM EST
Att: 25,466 - Unknown


AB 36
R 2
H 7
RBI 2
BB 3
SO 9
LOB 13



Batter	1	2	3	4	5	6	7	8	9	10	11	AB	R	H	RBI	BB	SO	LOB	BOTTOM			
Jake Wood, R (1.4) OBP: 0.410, SLG: 0.406	F9		FC4-6 2B			K		B1				4	1	0	0	1	1	2	4 1 0 0 1 1 2			
Bill Bruton, L (1.8) OBP: 0.342, SLG: 0.344						F8 L3 1B		P6		FC4-6 BB		5	0	3	1	0	0	1	5 0 3 1 0 0 0 1			
Al Kaline, R (1.9) OBP: 0.432, SLG: 0.576	K		L4-3			L3		L8				4	0	0	0	1	1	3	4 0 0 0 0 1 1 3			
Charlie Maxwell, L (1.7) Bubba Morton, R (9. PR)	F8					F8		F8		1-3		4	0	1	0	0	0	2	4 0 1 0 0 0 0 2			
Norm Cash, L (1.3) OBP: 0.457, SLG: 0.556		G3							P6			3	1	1	0	2	0	1	3 1 1 0 2 0 0 1			
Steve Boros, R (1.5) OBP: 0.394, SLG: 0.308						G6-4-3 1B			P6		BB BB 1B	3	0	0	0	2	0	4	3 0 0 0 2 0 0 4			
Harry Chitt, R (1.2) Bobo Osborne, L (9. PH) Mike Roarke, R (10.2)		G5-4-3 BB				G6-4-3 1B			P6		1B BB	2	0	0	0	1	0	1	2 0 0 0 1 0 0 1			
Chico Fernandez, R (1.6) Rocky Colavito, R (10. PH) Chuck Cottier, R (11.6)			6-3			L3-4-1 BB		F3		L1-3		1	0	0	0	0	0	1	1 0 0 0 0 0 0 1			
Jim Bunning, R (1.1) Dick Gernert, R (10. PH) Jim Donohue, R (11.1)									L1-3		6-3	3	0	0	0	0	0	1	3 0 0 0 0 0 0 1			
Dick Brown, R (11. PH) OBP: 0.407, SLG: 0.640						P4		K		HR		3	1	1	1	0	0	0	1 1 1 1 0 0 0 0			
Inning Stats	R: 0 E: 0 K: 1 S: 6	H: 1 LOB: 1 BB: 0 P: 6	R: 0 E: 0 K: 0 S: 2	H: 0 LOB: 0 BB: 1 P: 6	R: 1 E: 0 K: 0 S: 5	H: 2 LOB: 1 BB: 0 P: 5	R: 0 E: 0 K: 0 S: 3	H: 1 LOB: 0 BB: 0 P: 3	R: 0 E: 0 K: 1 S: 5	H: 0 LOB: 2 BB: 0 P: 8	R: 0 E: 0 K: 0 S: 4	H: 0 LOB: 0 BB: 0 P: 3	R: 0 E: 0 K: 0 S: 3	H: 1 LOB: 1 BB: 0 P: 4	R: 1 E: 0 K: 0 S: 4	H: 1 LOB: 2 BB: 2 P: 12	R: 1 E: 0 K: 0 S: 2	H: 1 LOB: 3 BB: 3 P: 14	1B: 6 2B: 1 3B: 0 HR: 1	SF: 0 SAC: 0 DP: 2 HBP: 0	WP: 0 PB: 0 SB: 0 CS: 0	PA: 45
PITCHER	IP 9.0	WLS 0.1	BF 34	H 6	R 1	ER 1	SO 3	BB 2	IBB 1	HBP 0	BLK 0	WP 0	HR 0	S 37	P 49	ERA 1.00	WHIP 0.889					
Tom Morgan, R (10.1) ERA: 4.5		3	1	1	1	0	0	1	0	0	0	0	0	1	2	6	27.00	6.000				
Ron Moeller, L (10.1) ERA: 6.75	0.2	L	5	0	1	1	0	3	0	0	0	0	0	2	14	13.50	4.500					
Tex Clevenger, R (11.1) ERA:	0.1		3	1	0	0	0	1	0	0	0	0	0	2	6	0.00	6.000					

Los Angeles Angels @ Detroit Tigers
Tiger Stadium, Detroit, MI
Sun Apr 23 1961, 3:38 AM EST
Att: 25,466 - Unknown

AB 37
R 3
H 8
RBI 3
BB 8
SO 3
LOB 21



Batter	1	2	3	4	5	6	7	8	9	AB	R	H	RBI	BB	SO	LOB	TOP									
Zoilo Versalles, R OBP: 0.350, SLG: 0.421	F2		F7		F7		K			5	0	1	0	0	1	2	Minnesota Twins @ Los Angeles Angels Wrigley Field, Los Angeles, CA Thu Apr 27 1961, 5:33 AM CST Att: 11,931 - Unknown - 72 F									
Lenny Green, L OBP: 0.429, SLG: 0.467	4-3 1B			2B SF8 BB	F7		FC1-6 FC6-4		P6	4	1	1	0	1	0	3										
Don Mincher, L OBP: 0.372, SLG: 0.583	4-3			SF8 1-3 2B			FC6-4		FC5-4 BB	4	1	2	0	1	0	2										
Bob Allison, R OBP: 0.370, SLG: 0.488	5-3			SF8 2-3 3-H			K		FC5-4	4	0	0	1	0	1	4										
Jim Lemon, R OBP: 0.283, SLG: 0.357 Pete Whisenant, R (8, PR)		K								2	1	1	0	2	1	0										
Earl Battey, R OBP: 0.417, SLG: 0.452	6-3			BB			HR 1B		1B BB	0	0	0	0	0	0	0										
Reno Bertoia, R OBP: 0.380, SLG: 0.350	1-3				P4		HR		1B	4	1	2	3	0	0	2										
Billy Gardner, R OBP: 0.341, SLG: 0.316 Elmer Valo, L (8, PH)							F9		F5	4	0	0	0	0	1	4										
Jose Valdivielso, R (8, 4)	4-3				1-3		F2		1-3	3	0	0	0	0	0	0										
Camilo Pascual, R OBP: 0.250, SLG: 0.143 Ray Moore, R (8, 1)	6-3								K	2	0	1	0	1	0	0										
Inning Stats	R: 0 E: 0 K: 0 S: 4	H: 1 LOB: 1 BB: 0 P: 4	R: 0 E: 0 K: 1 S: 5	H: 0 LOB: 0 BB: 0 P: 5	R: 0 E: 0 K: 0 S: 3	H: 0 LOB: 0 BB: 0 P: 3	R: 1 E: 0 K: 1 S: 6	H: 1 LOB: 2 BB: 2 P: 14	R: 0 E: 0 K: 0 S: 4	H: 1 LOB: 1 BB: 1 P: 4	R: 3 E: 0 K: 1 S: 8	H: 3 LOB: 0 BB: 0 P: 8	R: 0 E: 0 K: 0 S: 5	H: 0 LOB: 1 BB: 1 P: 9	R: 0 E: 0 K: 0 S: 4	H: 1 LOB: 2 BB: 1 P: 8	R: 0 E: 0 K: 1 S: 6	H: 1 LOB: 2 BB: 1 P: 10	1B: 6 2B: 1 3B: 0 HR: 1	SF: 1 SAC: 0 DP: 0 HBP: 0	WP: 0 PB: 0 SB: 1 CS: 0	PA: 40				
PITCHER	IP	WLS	BF	H	R	ER	SO	BB	IBB	HBP	BLK	WP	HR	S	P	ERA	WHIP									
Eli Grba, R ERA: 4.22	(1, 1)	6.1	L	28	6	4	4	4	3	0	0	0	0	1	33	45	5.68	1.421								
Ted Bowsfield, L ERA	(7, 1)	0.2		2	0	0	0	0	0	0	0	0	0	0	2	2	0.00	0.000								
Tex Clevenger, R ERA	(8, 1)	2.0		10	2	0	0	1	2	0	0	0	0	0	10	18	0.00	2.000								

Batter	1	2	3	4	5	6	7	8	9	AB	R	H	RBI	BB	SO	LOB	BOTTOM									
Albie Pearson, L OBP: 0.500, SLG: 0.545	FC4-6 E 1B		G4-3-6 BB		E9		FC3-2		F9	4	0	1	0	1	0	3	Minnesota Twins @ Los Angeles Angels Wrigley Field, Los Angeles, CA Thu Apr 27 1961, 5:33 AM CST Att: 11,931 - Unknown - 72 F									
Ken Aspromonte, R OBP: 0.282, SLG: 0.229	E4 FC4-6		G4-3-6 1-2				4-3		BB	3	0	0	0	2	0	4										
Ted Kluszewski, L OBP: 0.379, SLG: 0.692 Ken McBride, R (8, PR)	FC4-6									3	0	1	0	1	0	4										
Ken Hunt, R OBP: 0.407, SLG: 0.652	G6-4-3 1-2 2-3		FC6-4 BB		3-6 BB				F9	1	0	0	0	0	0	2										
Bob Cerv, R OBP: 0.189, SLG: 0.351	G6-4-3 1-2		FC6-4				6-3		P4 1B	4	0	0	0	0	0	4										
Steve Bilko, R OBP: 0.467, SLG: 0.636		HR BB					6-3		1B	2	1	1	0	2	0	0										
Earl Averill, R OBP: 0.417, SLG: 0.600							L5		F2	4	1	1	2	0	1	3										
Gene Leek, R OBP: 0.333, SLG: 0.333									5-3	4	0	1	0	0	1	3										
Ken Hamlin, R Julio Becquer, L (7, PH) Tex Clevenger, R (8, 1) Faye Throneberry, L OBP: 0.222, SLG: 0.125	F2								1B FC3-2 2B	2	0	0	0	0	0	1										
Eli Grba, R Ted Bowsfield, R (7, 1) Leon Wagner, L OBP: 0.250, SLG: 0.368 Fritz Brickell, R OBP: 0.259, SLG: 0.167									BB 1B	1	0	1	0	0	0	0										
Inning Stats	R: 0 E: 1 K: 0 S: 4	H: 1 LOB: 1 BB: 0 P: 4	R: 2 E: 0 K: 2 S: 8	H: 1 LOB: 0 BB: 1 P: 12	R: 0 E: 0 K: 0 S: 2	H: 0 LOB: 1 BB: 2 P: 10	R: 0 E: 0 K: 1 S: 5	H: 0 LOB: 1 BB: 1 P: 9	R: 0 E: 0 K: 0 S: 3	H: 0 LOB: 0 BB: 0 P: 3	R: 0 E: 0 K: 0 S: 5	H: 2 LOB: 2 BB: 0 P: 5	R: 0 E: 0 K: 0 S: 5	H: 1 LOB: 2 BB: 1 P: 8	R: 0 E: 0 K: 0 S: 4	H: 1 LOB: 2 BB: 1 P: 8	1B: 5 2B: 2 3B: 0 HR: 1	SF: 0 SAC: 0 DP: 3 HBP: 0	WP: 0 PB: 0 SB: 0 CS: 0	PA: 39						
PITCHER	IP	WLS	BF	H	R	ER	SO	BB	IBB	HBP	BLK	WP	HR	S	P	ERA	WHIP									
Camilo Pascual, R ERA: 2.59	(1, 1)	7.1	W	32	6	2	2	4	5	0	0	0	0	1	35	55	2.46	1.500								
Ray Moore, R ERA: 5.0	(8, 1)	1.2	S	7	1	0	0	0	1	0	0	0	0	6	10	0.00	1.200									

Batter	1	2	3	4	5	6	7	8	9	10	11	12	AB	R	H	RBI	BB	SO	LOB	TOP							
Zolo Versailles, R OBP: 0.346, SLG: 0.413	E5 1B	L6			6-3		E6 S		1B		FC4-6 CS		6	1	2	0	0	0	2								
Lenny Green, L OBP: 0.419, SLG: 0.471	CS 1B		F7				4-3 1-2		F9		CS	5-3	6	0	2	1	0	0	2								
Don Mincher, L OBP: 0.388, SLG: 0.575	4-3 1-2				F8				F8				4	2	1	0	2	0	3								
Bob Allison, R OBP: 0.373, SLG: 0.521	K				K				SH5-3 1B BB			E 2B	5	0	2	0	0	2	2								
Earl Battey, R OBP: 0.407, SLG: 0.447		BB G6-4-3 2B			5-3		F8 2-3		5-3			E IBB	5	1	1	0	1	1	4								
Jim Lemon, R OBP: 0.350, SLG: 0.356					F8				FC5-2		L6	E4	3	1	1	0	1	0	1								
Pete Whisenant, R (8, FR)		G6-4-3 BB 1B							1B IBB				0	0	0	0	0	0	0								
Dan Dobbek, L (10, PH)									1B IBB			1-3 2H	2	0	0	0	0	0	2								
Reno Bertoia, R OBP: 0.375, SLG: 0.333		G6-4-3 BB 1-2 2-3			4-3				6-3			6-3	5	0	1	1	1	0	4								
Billy Gardner, R OBP: 0.327, SLG: 0.302		G6-4-3 BB 1-2 2-3 3H			L1-3				5-3		F9		5	0	1	0	0	0	2								
Pedro Ramos, S OBP: 0.297, SLG: 0.214					F7				P6			E3 FC4-6	5	0	1	1	0	0	0								
Bill Pleis, L OBP: 1.000, SLG: 1.000									F8				0	0	0	0	0	0	0								
Inning Stats	R: 1 E: 1 K: 1 S: 6	H: 2 LOB: 0 BB: 6	R: 2 E: 0 K: 0 S: 5	H: 3 LOB: 1 BB: 1 P: 9	R: 0 E: 0 K: 1 S: 5	H: 0 LOB: 1 BB: 1 P: 9	R: 0 E: 0 K: 0 S: 3	H: 0 LOB: 0 BB: 0 P: 3	R: 0 E: 0 K: 0 S: 4	H: 1 LOB: 1 BB: 0 P: 4	R: 0 E: 0 K: 1 S: 4	H: 1 LOB: 1 BB: 0 P: 4	R: 1 E: 0 K: 0 S: 4	H: 2 LOB: 2 BB: 2 P: 12	R: 0 E: 0 K: 0 S: 6	H: 1 LOB: 1 BB: 0 P: 6	R: 0 E: 1 K: 0 S: 3	H: 0 LOB: 0 BB: 0 P: 3	R: 1 E: 1 K: 0 S: 6	H: 1 LOB: 2 BB: 1 P: 9	1B: 7 2B: 5 3B: 0 HR: 0	SF: 0 SAC: 1 DP: 1 HBP: 0	WP: 0 PB: 0 SB: 1 CS: 2	PA: 53			
PITCHER	IP WLS BF H R ER SO BB IBB HBP BLK WP HR S P ERA WHIP													IP WLS BF H R ER SO BB IBB HBP BLK WP HR S P ERA WHIP													
Ron Kline, R ERA: 2.25	(1, 1)	9.0	39	10	4	3	2	3	1	0	0	0	0	0	0	0	0	0	0	14	18	0.00	0.667				
Tom Morgan, R ERA: 2.57	(10, 1)	3.0	W	13	2	1	0	1	0	1	0	0	0	0	0	0	0	0	0	0	0	0	0				

Minnesota Twins @ Los Angeles Angels
Wrigley Field, Los Angeles, CA

Fri Apr 28 1961, 8:05 PM CST
Att: 9,745 - Unknown - 59 F

AB 46
R 5
H 12
RBI 3
BB 5
SO 3
LOB 22



Batter	1	2	3	4	5	6	7	8	9	10	11	12	AB	R	H	RBI	BB	SO	LOB	BOTTOM								
Albie Pearson, L OBP: 0.500, SLG: 0.500	P4		F8				G3			5-3 BB		1B HBP 1B	4	1	1	0	2	0	1									
Ken Aspromonte, R OBP: 0.267, SLG: 0.220	F3				K		6-3			6-3		5-3 1B	6	0	1	0	0	1	2									
Leon Wagner, L OBP: 0.269, SLG: 0.440					HR 2B		L3			1-3		F8	6	1	2	0	0	0	3									
Ted Kluszewski, L OBP: 0.429, SLG: 0.800	F8				HR BB					2B		HR IBB	4	2	2	1	2	0	1									
Steve Bilko, R OBP: 0.389, SLG: 0.500							P2			P6		6-3	3	0	0	0	0	1	3									
Ken Hunt, R OBP: 0.460, SLG: 0.600		K								F9			2	0	0	1	0	0	0									
Earl Averill, R OBP: 0.412, SLG: 0.714										K		HR	4	1	1	3	1	2	1									
Gene Leek, R OBP: 0.261, SLG: 0.250										K		HR	5	0	0	0	0	2	1									
Fritz Brickell, R OBP: 0.233, SLG: 0.148													3	0	0	0	0	2	0									
Bob Cerv, R OBP: 0.194, SLG: 0.342													1	0	0	0	0	0	0									
Tom Morgan, R (10, 1)													0	0	0	0	0	0	0									
Leo Burke, R (12, PH)													1	0	0	0	0	0	0									
Ron Kline, R OBP: 0.323, SLG: 0.333													3	0	1	0	0	1	0									
Ken Hamlin, R OBP: 0.286, SLG: 0.667													2	1	1	1	0	1	0									
Inning Stats	R: 0 E: 0 K: 0 S: 4	H: 1 LOB: 1 BB: 0	R: 0 E: 0 K: 2 S: 7	H: 0 LOB: 0 BB: 0 P: 7	R: 0 E: 0 K: 0 S: 3	H: 0 LOB: 0 BB: 0 P: 3	R: 3 E: 0 K: 2 S: 9	H: 2 LOB: 0 BB: 1 P: 13	R: 0 E: 0 K: 2 S: 7	H: 0 LOB: 1 BB: 1 P: 11	R: 0 E: 0 K: 1 S: 6	H: 1 LOB: 1 BB: 0 P: 6	R: 1 E: 0 K: 0 S: 4	H: 1 LOB: 0 BB: 0 P: 4	R: 0 E: 0 K: 0 S: 3	H: 0 LOB: 0 BB: 0 P: 3	R: 0 E: 0 K: 1 S: 5	H: 0 LOB: 1 BB: 1 P: 9	R: 0 E: 0 K: 0 S: 3	H: 0 LOB: 1 BB: 1 P: 7	R: 2 E: 0 K: 0 S: 6	H: 3 LOB: 3 BB: 1 P: 10	1B: 3 2B: 3 3B: 0 HR: 3	SF: 0 SAC: 0 DP: 0 HBP: 1	WP: 0 PB: 0 SB: 0 CS: 0	PA: 50		
PITCHER	IP WLS BF H R ER SO BB IBB HBP BLK WP HR S P ERA WHIP													IP WLS BF H R ER SO BB IBB HBP BLK WP HR S P ERA WHIP														
Pedro Ramos, R ERA: 3.12	(1, 1)	11.0	43	6	4	4	10	4	0	0	0	0	0	0	0	0	0	0	0	2	59	75	3.27	0.909				
Bill Pleis, L ERA: 2.7	(12, 1)	0.2	L	7	3	2	2	0	0	1	1	0	0	0	1	5	10	27.00	4.500									

Minnesota Twins @ Los Angeles Angels
Wrigley Field, Los Angeles, CA

Fri Apr 28 1961, 8:05 PM CST
Att: 9,745 - Unknown - 59 F

AB 44
R 6
H 9
RBI 6
BB 5
SO 10
LOB 12



Batter	1	2	3	4	5	6	7	8	9	AB	R	H	RBI	BB	SO	LOB	TOP			
Zoilo Versalles, R OBP: 0.338, SLG: 0.388 (1, 6)										4	0	0	0	1	1	1				
Lenny Green, L OBP: 0.409, SLG: 0.444 (1, 8)										3	0	0	0	1	0	1				
Harmon Killebrew, R OBP: 0.294, SLG: 0.214 (1, 7)										4	0	1	0	0	1	2				
Don Mincher, L OBP: 0.377, SLG: 0.535 (1, 3)										3	0	0	0	1	1	1				
Bob Allison, R OBP: 0.365, SLG: 0.500 (1, 9)										4	0	1	0	0	0	3				
Earl Battey, R OBP: 0.431, SLG: 0.520 (1, 2)										3	1	2	1	1	0	0				
Reno Bertoia, R OBP: 0.350, SLG: 0.306 (1, 5)										4	0	0	0	0	1	3				
Billy Gardner, R OBP: 0.346, SLG: 0.311 Elmer Valo, L (9, PH)										2	0	1	0	1	0	0				
Jim Kaat, L (1, 1)										1	0	0	0	0	0	3				
Ted Sadowski, R (5, 1)										0	0	0	0	0	0	0				
Hal Naragon, L OBP: 0.143, SLG: 0.143 (7, PH)										1	0	0	0	0	1	0				
Paul Giel, R OBP: 1.000, SLG: 1.000 (7, 1)										0	0	0	0	0	0	0				
Dan Dobbek, L (9, PH)										1	0	0	0	0	0	0				
Inning Stats	R: 0 E: 0 K: 0 S: 3	H: 0 LOB: 0 BB: 0 P: 3	R: 0 E: 0 K: 2 S: 8	H: 1 LOB: 3 BB: 2 P: 16	R: 0 E: 0 K: 1 S: 5	H: 0 LOB: 2 BB: 2 P: 13	R: 1 E: 0 K: 0 S: 5	H: 2 LOB: 1 BB: 0 P: 5	R: 0 E: 0 K: 0 S: 4	H: 0 LOB: 1 BB: 0 P: 4	R: 0 E: 0 K: 0 S: 3	H: 0 LOB: 1 BB: 1 P: 9	R: 0 E: 0 K: 0 S: 4	H: 1 LOB: 1 BB: 0 P: 4	R: 0 E: 0 K: 2 S: 7	H: 0 LOB: 0 BB: 0 P: 7	1B: 4 2B: 0 3B: 0 HR: 1	SF: 0 SAC: 1 DP: 0 HBP: 0	WP: 0 PB: 0 SB: 0 CS: 0	PA: 37
PITCHER Ken McBride, R ERA: 2.79 (1, 1)	IP: 9.0 WLS: W BF: 37 H: 5 R: 1 ER: 1 SO: 6 BB: 5 IBB: 0 HBP: 0 BLK: 0 WP: 0 HR: 1 S: 44 P: 64 ERA: 1.00 WHIP: 1.111															PITCHER IP: 9.0 WLS: W BF: 37 H: 5 R: 1 ER: 1 SO: 6 BB: 5 IBB: 0 HBP: 0 BLK: 0 WP: 0 HR: 1 S: 44 P: 64 ERA: 1.00 WHIP: 1.111				

Minnesota Twins @ Los Angeles Angels
Wrigley Field, Los Angeles, CA
Sat Apr 29 1961, 5:33 AM CST
Att. 5,109 - Unknown - 70 F

AB	31
R	1
H	5
RBI	1
BB	5
SO	6
LOB	14



Batter	1	2	3	4	5	6	7	8	9	AB	R	H	RBI	BB	SO	LOB	BOTTOM			
Albie Pearson, L OBP: 0.538, SLG: 0.500 (1, 9)										2	1	1	1	3	0	1				
Ken Aspromonte, R OBP: 0.286, SLG: 0.311 (1, 4)										4	1	2	2	0	0	5				
Ken Hunt, R OBP: 0.382, SLG: 0.552 (1, 8)										4	0	1	0	0	2	1				
Bob Cerv, R OBP: 0.171, SLG: 0.317 (1, 7)										3	1	0	0	0	2	0				
Steve Bilko, R OBP: 0.333, SLG: 0.412 Rocky Bridges, R (6, 5)										3	0	0	0	0	0	2				
Earl Averill, R OBP: 0.524, SLG: 0.714 (1, 2)										0	0	0	0	4	0	0				
Gene Leek, R OBP: 0.240, SLG: 0.227 Ted Kluszewski, L OBP: 0.405, SLG: 0.750 (6, 3)										2	0	0	0	0	2					
Julio Becquer, L (8, 3)										0	0	0	0	0	0	0				
Ken Hamlin, R OBP: 0.364, SLG: 0.667 (1, 6)										3	1	1	0	1	0	2				
Ken McBride, R OBP: 0.125, SLG: 0.125 (1, 1)										4	0	1	0	0	1	4				
Inning Stats	R: 2 E: 0 K: 2 S: 8	H: 1 LOB: 1 BB: 1 P: 12	R: 0 E: 0 K: 1 S: 6	H: 1 LOB: 3 BB: 2 P: 14	R: 0 E: 0 K: 1 S: 5	H: 0 LOB: 0 BB: 0 P: 5	R: 1 E: 0 K: 0 S: 4	H: 1 LOB: 2 BB: 2 P: 12	R: 1 E: 1 K: 0 S: 5	H: 1 LOB: 2 BB: 1 P: 9	R: 0 E: 0 K: 1 S: 6	H: 2 LOB: 1 BB: 0 P: 6	R: 0 E: 0 K: 2 S: 7	H: 0 LOB: 1 BB: 1 P: 11	R: 0 E: 0 K: 0 S: 2	H: 0 LOB: 0 BB: 1 P: 6	1B: 4 2B: 1 3B: 0 HR: 1	SF: 0 SAC: 1 DP: 0 HBP: 0	WP: 0 PB: 0 SB: 0 CS: 1	PA: 38
PITCHER Jim Kaat, L ERA: 3.24 Ted Sadowski, R ERA: 9.95 Paul Giel, R ERA: 9.72 (1, 1)	IP: 4.1 WLS: L BF: 24 H: 4 R: 4 ER: 3 SO: 4 BB: 4 IBB: 0 HBP: 0 BLK: 0 WP: 0 HR: 1 S: 26 P: 50 ERA: 6.23 WHIP: 2.077															PITCHER IP: 1.2 WLS: L BF: 6 H: 2 R: 0 ER: 0 SO: 1 BB: 0 IBB: 0 HBP: 0 BLK: 0 WP: 0 HR: 0 S: 8 P: 8 ERA: 0.00 WHIP: 1.200				
PITCHER Earl Averill, R ERA: 9.95 Paul Giel, R ERA: 9.72 (7, 1)	IP: 2.0 WLS: L BF: 7 H: 0 R: 0 ER: 0 SO: 2 BB: 2 IBB: 0 HBP: 0 BLK: 0 WP: 0 HR: 0 S: 9 P: 17 ERA: 0.00 WHIP: 1.000															PITCHER IP: 7.0 WLS: L BF: 27 H: 5 R: 1 ER: 1 SO: 6 BB: 5 IBB: 0 HBP: 0 BLK: 0 WP: 0 HR: 1 S: 44 P: 64 ERA: 1.00 WHIP: 1.111				


Minnesota Twins @ Los Angeles Angels
Wrigley Field, Los Angeles, CA
Sat Apr 29 1961, 5:33 AM CST
Att. 5,109 - Unknown - 70 F

AB	28
R	4
H	6
RBI	4
BB	8
SO	7
LOB	20



Batter	1	2	3	4	5	6	7	8	9	AB	R	H	RBI	BB	SO	LOB	TOP																					
Dick Howser, R OBP: 0.411, SLG: 0.341 (1, 6)	L5		3-1		E		WP 5-3			4	2	2	0	1	0	0	Kansas City Athletics @ Los Angeles Angels Wrigley Field, Los Angeles, CA Sun Apr 30 1961, 5:33 AM CDT Sunny - 75 F																					
Jay Hankins, L OBP: 0.316, SLG: 0.412 (1, 9)	BB		S		F5		K	1-3		4	0	1	0	1	1	5																						
Jerry Lumpe, L OBP: 0.333, SLG: 0.313 (1, 4)	F9		4-3		F5		BB			4	1	1	0	1	0	3																						
Norm Siebern, L OBP: 0.292, SLG: 0.220 (1, 7)	BB				E8		BB			3	0	1	0	2	1	1																						
Mary Throneberry, L OBP: 0.404, SLG: 0.535 Hank Bauer, R OBP: 0.357, SLG: 0.250 Ken Johnson, R (7, 1) Lou Klimchok, L OBP: 0.600, SLG: 0.625 (8, PH)	3-1				K		5-3			3	0	0	0	0	1	4																						
Haywood Sullivan, R OBP: 0.457, SLG: 0.645 (1, 2) (7, 3) (8, 2)		5-3			FC5-2-5		BB			4	0	1	1	1	0	3																						
Bill Tuttle, R OBP: 0.356, SLG: 0.356 Al Pilarcik, L OBP: 0.273, SLG: 0.200 (8, PH) (8, 8)	6-3				E6		F9			3	0	0	0	0	2	2																						
Andy Carey, R OBP: 0.417, SLG: 0.314 (1, 5)	5-3				BB		G6-4-3			3	0	0	0	1	0	2																						
Joe Nuxhall, L Chuck Essegian, R Norm Bass, R Leo Posada, R Joe Pignatano, R Bob Boyd, L (4, PH) (4, 1) (7, PH) (7, 2) (8, PH) (8, 3)	1-3				FC6-4		WP	1-3		1	0	0	0	0	0	0																						
Inning Stats	R: 0 E: 0 K: 0 S: 3	H: 0 LOB: 2 BB: 2 P: 11	R: 0 E: 0 K: 0 S: 3	H: 0 LOB: 0 BB: 3	R: 0 E: 0 K: 0 S: 4	H: 1 LOB: 1 BB: 0 P: 4	R: 0 E: 1 K: 0 S: 5	H: 1 LOB: 3 BB: 1 P: 9	R: 1 E: 1 K: 1 S: 7	H: 1 LOB: 1 BB: 0 P: 7	R: 0 E: 0 K: 0 S: 2	H: 0 LOB: 0 BB: 1 P: 6	R: 2 E: 0 K: 1 S: 6	H: 1 LOB: 2 BB: 3 P: 18	R: 0 E: 1 K: 0 S: 4	H: 0 LOB: 2 BB: 1 P: 8		R: 1 E: 0 K: 1 S: 7	H: 2 LOB: 1 BB: 0 P: 7	1B: 4 2B: 2 3B: 0 HR: 0	SF: 0 SAC: 0 DP: 1 HBP: 0	WP: 2 PA: 43 PB: 0 SB: 1 CS: 0																
PITCHER	IP	WLS	BF	H	R	ER	SO	BB	IBB	HBP	BLK	WP	HR	S	P	ERA	WHIP	PITCHER				IP	WLS	BF	H	R	ER	SO	BB	IBB	HBP	BLK	WP	HR	S	P	ERA	WHIP
Ron Moeller, L ERA: 4.0 (1, 1)	6.1		30	4	3	2	2	6	0	0	0	2	0	28	52	2.84	1.579																					
Ted Bowsfield, L ERA: (7, 1)	0.1		2	0	0	0	0	1	0	0	0	0	0	1	5	0.00	3.000																					
Tex Clevenger, R ERA: 0.87 (7, 1)	2.0	W	10	2	1	1	1	1	0	0	0	0	0	11	15	4.50	1.500																					
Tom Morgan, R ERA: 2.45 (9, 1)	0.1	S	1	0	0	0	0	0	0	0	0	0	0	1	1	0.00	0.000																					

Batter	1	2	3	4	5	6	7	8	9	AB	R	H	RBI	BB	SO	LOB	BOTTOM																					
Albie Pearson, L OBP: 0.512, SLG: 0.452 (1, 9) (8, 8)	G3	G2		3-6			HR			3	1	0	0	1	0	3	Kansas City Athletics @ Los Angeles Angels Wrigley Field, Los Angeles, CA Sun Apr 30 1961, 5:33 AM CDT Sunny - 75 F																					
Ken Aspromonte, R OBP: 0.302, SLG: 0.327 (1, 4)	6-3		SH3-1		G6-4-3		K			4	1	2	0	0	1	1																						
Ken Hunt, R OBP: 0.389, SLG: 0.533 Leon Wagner, L OBP: 0.296, SLG: 0.577 (1, 8) (7, PH) (8, 9)	HR		SH3-1		K		HR			1	1	0	0	1	1	1																						
Bob Cerv, R OBP: 0.178, SLG: 0.378 (1, 7)	HR		K		G6-4-3		K			4	1	1	2	0	2	2																						
Earl Averill, R OBP: 0.520, SLG: 0.667 (1, 2)	K		BB		BB		E5			4	1	2	1	0	1	0																						
Steve Bilko, R OBP: 0.391, SLG: 0.412 Ted Kluszewski, L OBP: 0.385, SLG: 0.706 (7, 3) (6, PH) (9, 3)		FC6-4			BB		P6			0	0	0	0	2	0	0																						
Julio Becquer, L (9, 3)		BB			BB		F3			0	0	0	0	0	0	0																						
Gene Leek, R OBP: 0.241, SLG: 0.231 (1, 5)	K		K		K		F3			4	0	1	1	0	2	4																						
Ken Hamlin, R OBP: 0.267, SLG: 0.462 (1, 6)	FC6-4				P3		4-3			4	0	0	0	0	0	3																						
Ron Moeller, L OBP: 1.000, SLG: 1.000 Ted Bowsfield, R (7, 1) Tex Clevenger, R (7, 1) Tom Morgan, R (9, 1)		BB			BB		1-3			1	0	1	0	1	0	0																						
Inning Stats	R: 2 E: 0 K: 1 S: 6	H: 1 LOB: 1 BB: 1 P: 10	R: 0 E: 0 K: 1 S: 6	H: 1 LOB: 1 BB: 1 P: 10	R: 1 E: 0 K: 2 S: 9	H: 2 LOB: 1 BB: 1 P: 13	R: 0 E: 0 K: 0 S: 2	H: 0 LOB: 0 BB: 1 P: 6	R: 0 E: 1 K: 0 S: 4	H: 1 LOB: 1 BB: 0 P: 5	R: 0 E: 0 K: 0 S: 4	H: 0 LOB: 1 BB: 0 P: 4	R: 2 E: 0 K: 2 S: 8	H: 1 LOB: 0 BB: 1 P: 12	R: 1 E: 0 K: 0 S: 4	H: 2 LOB: 1 BB: 0 P: 4	R: 1 E: 0 K: 0 S: 7	H: 2 LOB: 1 BB: 0 P: 7	1B: 6 2B: 1 3B: 0 HR: 2	SF: 0 SAC: 1 DP: 2 HBP: 0	WP: 0 PA: 35 PB: 0 SB: 0 CS: 0																	
PITCHER	IP	WLS	BF	H	R	ER	SO	BB	IBB	HBP	BLK	WP	HR	S	P	ERA	WHIP	PITCHER				IP	WLS	BF	H	R	ER	SO	BB	IBB	HBP	BLK	WP	HR	S	P	ERA	WHIP
Joe Nuxhall, L ERA: 8.1 (1, 1)	3.0		16	4	3	3	4	3	0	0	0	0	0	21	33	9.00	2.333																					
Norm Bass, R ERA: 1.46 (4, 1)	3.0		10	1	0	0	1	1	0	0	0	0	0	11	15	0.00	0.667																					
Ken Johnson, R ERA: 8.31 (7, 1)	2.0	L	9	3	3	3	2	1	0	0	0	0	1	12	16	13.50	2.000																					



Batter	1	2	3	4	5	6	7	8	9	AB	R	H	RBI	BB	SO	LOB	TOP					
Russ Snyder, L OBP: 0.327, SLG: 0.354 (1, 8)	2-3	F7		1B SF7 1B		E S WP 1B		F7		5	2	2	0	0	0	3						
Dick Williams, R OBP: 0.274, SLG: 0.321 Jim Busby, R (1, 7) (9, 8)	F9		F8	SF7 1B BB		G4-6-3 1B BB		6-3		3	0	0	0	2	0	0						
Brooks Robinson, R OBP: 0.354, SLG: 0.394 (1, 5)			4-3	SF7 1B		G4-6-3 1B		6-3		5	0	2	1	0	0	1						
Jim Gentile, L OBP: 0.422, SLG: 0.679 (1, 3)	P4		HR BB	SF7 1B		F7		HR		3	2	1	2	1	0	1						
Gus Triandos, R OBP: 0.400, SLG: 0.538 (1, 2)		K		HR IBB				5-3		4	1	2	2	1	1	0						
Ron Hansen, R OBP: 0.329, SLG: 0.328 (1, 6)			K	K						4	0	1	0	0	2	4						
Whitey Herzog, L OBP: 0.366, SLG: 0.294 Earl Robinson, R OBP: 0.333, SLG: 0.333 (5, PH) (5, 9)	4-3			5-3		F8				2	0	0	0	0	0	1	AB 32					
Jerry Adair, R OBP: 0.472, SLG: 0.607 (1, 4)				HR						2	0	1	0	0	0	0	R 7					
Dick Hall, R Hoyt Wilhelm, R (1, 1) (5, 1)				HR						2	1	1	1	1	1	0	H 10					
										1	1	0	0	2	0	1	RBI 6					
										1	0	0	0	0	1	0	BB 7					
																	SO 5					
																	LOB 11					
Inning Stats	R: 0 E: 0 K: 1 S: 4	H: 1 LOB: 1 BB: 0 P: 4	R: 0 E: 0 K: 1 S: 6	H: 1 LOB: 3 BB: 2 P: 14	R: 2 E: 0 K: 1 S: 6	H: 1 LOB: 0 BB: 1 P: 10	R: 3 E: 0 K: 1 S: 8	H: 3 LOB: 3 BB: 3 P: 20	R: 0 E: 0 K: 0 S: 2	H: 0 LOB: 0 BB: 0 P: 3	R: 1 E: 0 K: 0 S: 3	H: 1 LOB: 0 BB: 1 P: 7	R: 0 E: 0 K: 0 S: 3	H: 2 LOB: 0 BB: 0 P: 3	R: 0 E: 0 K: 2 S: 7	H: 0 LOB: 0 BB: 0 P: 7	R: 1 E: 0 K: 0 S: 4	H: 1 LOB: 0 BB: 0 P: 4	1B: 6 2B: 1 3B: 0 HR: 3	SF: 1 SAC: 0 DP: 3 HBP: 1	WP: 1 PB: 1 CS: 2	PA: 42
PITCHER	IP	WLS	BF	H	R	ER	SO	BB	IBB	HBP	BLK	WP	HR	S	P	ERA	WHIP					
Eli Grba, R ERA: 5.47 (1, 1)	3.1		21	6	5	5	2	5	0	0	0	0	2	20	40	13.50	3.300					
Ted Bowsfield, L ERA: 1.59 (4, 1)	1.2		6	0	0	0	1	0	1	1	0	0	0	6	11	0.00	0.000					
Ray Semproch, R ERA: 9.0 (6, 1)	0.0		2	1	1	1	0	1	0	0	0	1	0	1	5	∞	∞					
Tex Clevenger, R ERA: 0.79 (6, 1)	1.0		2	0	0	0	0	0	0	0	0	0	0	2	2	0.00	0.000					
Tom Morgan, R ERA: 2.61 (7, 1)	3.0	L	10	3	1	1	2	0	0	0	0	0	1	14	14	3.00	1.000					

Baltimore Orioles @ Los Angeles Angels
Wrigley Field, Los Angeles, CA
Tue May 02 1961, 9:05 PM CDT
Att. 6,664 - Unknown - 62 F

livebaseballscores.com

AB 32
R 7
H 10
RBI 6
BB 7
SO 5
LOB 11



Batter	1	2	3	4	5	6	7	8	9	AB	R	H	RBI	BB	SO	LOB	BOTTOM					
Albie Pearson, L OBP: 0.442, SLG: 0.359 (1, 8)	K		F9		FC6-4 1B HR		K	4-3		5	1	0	0	0	2	3						
Ken Aspromonte, R OBP: 0.306, SLG: 0.316 (1, 4)	F9		F2		HR 1B		BB			4	1	1	0	1	0	0						
Leon Wagner, L OBP: 0.303, SLG: 0.625 (1, 9)			4-3		HR		F9			5	1	2	3	0	0	1						
Ted Kluszewski, L OBP: 0.378, SLG: 0.718 (1, 3)	F7			HR	PB BB		G3			4	1	1	1	1	0	2						
Bob Cerv, R OBP: 0.170, SLG: 0.340 (1, 7)		6-3		P4	K			P4		4	0	0	0	0	1	1						
Earl Averill, R OBP: 0.485, SLG: 0.708 (1, 2)		HR		F7		6-3		1B 1B		4	2	2	1	0	0	0						
Gene Leek, R OBP: 0.278, SLG: 0.303 (1, 5)			5-3		5-3		K	1B 1B		4	0	1	0	0	1	0	AB 37					
Ken Hamlin, R OBP: 0.381, SLG: 0.500 (1, 6)								1B		3	0	3	1	1	0	0	R 6					
Eli Grba, R Ted Bowsfield, R Julio Becquer, L Ray Semproch, R Tex Clevenger, R Steve Bilko, R Tom Morgan, R (1, 1) (4, 1) (5, PH) (6, 1) (6, 1) (6, PH) (7, 1)								1B		1	0	0	0	0	1	1	H 10					
										1	0	0	0	0	0	0	RBI 6					
										1	0	0	0	0	0	0	BB 3					
										1	0	0	0	0	0	0	SO 7					
										1	0	0	0	0	1	2	LOB 12					
Inning Stats	R: 0 E: 0 K: 1 S: 6	H: 1 LOB: 1 BB: 0 P: 6	R: 1 E: 0 K: 1 S: 7	H: 2 LOB: 1 BB: 0 P: 7	R: 0 E: 0 K: 0 S: 3	H: 0 LOB: 0 BB: 0 P: 3	R: 1 E: 0 K: 0 S: 4	H: 1 LOB: 0 BB: 0 P: 4	R: 3 E: 0 K: 2 S: 9	H: 2 LOB: 1 BB: 2 P: 17	R: 0 E: 0 K: 1 S: 6	H: 1 LOB: 0 BB: 0 P: 6	R: 0 E: 0 K: 1 S: 5	H: 0 LOB: 1 BB: 1 P: 9	R: 1 E: 0 K: 1 S: 8	H: 3 LOB: 2 BB: 0 P: 8	R: 0 E: 0 K: 0 S: 3	H: 0 LOB: 0 BB: 0 P: 3	1B: 7 2B: 0 3B: 0 HR: 3	SF: 0 SAC: 0 DP: 0 HBP: 0	WP: 0 PB: 1 CS: 0	PA: 40
PITCHER	IP	WLS	BF	H	R	ER	SO	BB	IBB	HBP	BLK	WP	HR	S	P	ERA	WHIP					
Dick Hall, R ERA: 2.92 (1, 1)	4.2		22	6	5	5	3	2	0	0	0	0	0	26	34	9.64	1.714					
Hoyt Wilhelm, R ERA: 1.45 (5, 1)	4.1	W	18	4	1	1	4	1	0	0	0	0	0	25	29	2.08	1.154					

Baltimore Orioles @ Los Angeles Angels
Wrigley Field, Los Angeles, CA
Tue May 02 1961, 9:05 PM CDT
Att. 6,664 - Unknown - 62 F

livebaseballscores.com

AB 37
R 6
H 10
RBI 6
BB 3
SO 7
LOB 12



Batter	1	2	3	4	5	6	7	8	9	10	11	12	13	AB	R	H	RBI	BB	SO	LOB	TOP			
Earl Robinson, R (1, 9) OBP: 0.265, SLG: 0.258 (9, 7)	F8		K		5-3			1-3	G3			K		6	0	0	0	0	2	2				
Russ Snyder, L (1, 8) OBP: 0.453, SLG: 0.333 Walt Dropo, R (13, 3) OBP: 0.231, SLG: 0.462	G3		1-3			G5-4-3 BB		4-3			F8	4-3		5	0	0	0	1	0	0				
Brooks Robinson, R (1, 5) OBP: 0.376, SLG: 0.432	2B					G5-4-3 1-2		5-3			BB	1B		6	1	3	0	0	1	1				
Jim Gentile, L (1, 3) OBP: 0.453, SLG: 0.770 Jim Busby, R (13, 8) (13, 8)	K		1-3			HR			HR		P3			5	2	2	0	1	1	3				
Gus Triandos, R (1, 2) OBP: 0.408, SLG: 0.590		K				HR			L5					5	2	3	3	1	1	1				
Ron Hansen, R (1, 6) OBP: 0.325, SLG: 0.356		K				HR					BB			6	1	2	4	0	2	3				
Gene Stephens, L (1, 7) OBP: 0.238, SLG: 0.059 Whitney Herzog, L (9, PH) OBP: 0.398, SLG: 0.366 (9, 9)	E6		F8					K						3	0	0	0	0	1	1				
Jerry Adair, R (1, 4) OBP: 0.419, SLG: 0.514 Dave Philley, S (9, PH) OBP: 0.333, SLG: 0.417 Mary Breeding, R (9, PR) OBP: 0.219, SLG: 0.333 (9, 4)	5-3				5-3			3-1			E8 FC5-4 BB	F9		3	0	0	0	0	0	1				
Milt Pappas, R (1, 1) Dick Williams, R (9, PH) OBP: 0.419, SLG: 0.306 Hoyt Wilhelm, R (9, 1)			K					F8			FC5-4 1-2	G2-6-4		3	0	0	0	0	2	0				
Inning Stats	R: 0 E: 0 K: 1 S: 6	H: 1 LOB: 1 BB: 0 P: 6	R: 0 E: 1 K: 2 S: 8	H: 0 LOB: 1 BB: 0 P: 8	R: 0 E: 0 K: 2 S: 7	H: 0 LOB: 0 BB: 0 P: 7	R: 1 E: 0 K: 0 S: 5	H: 2 LOB: 1 BB: 0 P: 5	R: 0 E: 0 K: 1 S: 5	H: 0 LOB: 0 BB: 0 P: 5	R: 0 E: 0 K: 0 S: 3	H: 0 LOB: 0 BB: 0 P: 3	R: 0 E: 2 K: 0 S: 6	H: 3 LOB: 2 BB: 1 P: 10	R: 0 E: 0 K: 0 S: 4	H: 1 LOB: 2 BB: 1 P: 8	R: 0 E: 0 K: 2 S: 7	H: 0 LOB: 0 BB: 0 P: 7	R: 2 E: 0 K: 0 S: 4	H: 2 LOB: 1 BB: 1 P: 8	1B: 4 2B: 5 3B: 0 HR: 2	SF: 0 SAC: 0 DP: 2 HBP: 0	WIP: 0 PB: 0 SB: 0 CS: 0	PA: 53
PITCHER	IP WLS BF H R ER SO BB IBB HBP BLK WP HR S P ERA WHIP	8.1 34 7 6 5 8 2 0 0 0 0 2 48 56 5.40 1.080	0.2 3 1 0 0 0 0 0 0 0 0 3 3 0.00 1.500	4.0 L 16 3 2 2 2 3 0 0 0 0 0 17 29 4.50 1.500	PITCHER																			

Baltimore Orioles @ Los Angeles Angels
Wrigley Field, Los Angeles, CA
Thu May 04 1961, 5:33 AM CDT
Att: 4,886 - Unknown - 58 F

AB 48
R 8
H 11
RBI 8
BB 5
SO 10
LOB 19



Batter	1	2	3	4	5	6	7	8	9	10	11	12	13	AB	R	H	RBI	BB	SO	LOB	BOTTOM		
Albie Pearson, L (1, 8) OBP: 0.419, SLG: 0.354 Bob Cerv, R (12, 7) OBP: 0.167, SLG: 0.340	PB 1B 2B	HBP			G3			SH3 E 1B	SH5-4		G2-5-3 2-3F			4	2	2	0	0	0	1			
Ken Aspromonte, R (1, 4) OBP: 0.319, SLG: 0.333	HR 1B	5-3			1-3			SH3 1-2	FC3-2 IBB			4-3		4	1	1	1	1	0	1			
Leon Wagner, L (1, 9) OBP: 0.273, SLG: 0.512	F8		L3		L4			E9 BB 1B	FC3-2 1-2			G3		6	1	1	1	0	0	3			
Ted Kuszewski, L (1, 3) OBP: 0.370, SLG: 0.768 Julio Becquer, L (9, 3)	HR		5-3			5-3		BB 1B IBB	1-3			F9		3	2	1	2	1	0	0			
Faye Throneberry, L (1, 7) OBP: 0.376, SLG: 0.308 Ken Hunt, R (9, 7) OBP: 0.400, SLG: 0.590 (12, 8)	1-3		FC4-6 1B		4-3			E 1B BB			7-4 PB 1B			3	0	1	0	1	0	0			
Earl Averil, R (1, 2) OBP: 0.500, SLG: 0.727	BB		FC4-6 1-2		F9			F3			7-4 1-3F			5	0	0	0	1	1	5			
Gene Leek, R (1, 5) OBP: 0.261, SLG: 0.279	K				6-3			L5	E8		F8			6	0	1	2	0	1	1			
Fritz Brickell, R (1, 6) OBP: 0.243, SLG: 0.125		P6			P4			6-3	F7			G2-5-3 SH1-4 BB		5	0	0	0	1	0	2			
Ken McBride, R (1, 1) OBP: 0.091, SLG: 0.091 Tom Morgan, R (9, PH) OBP: 0.367, SLG: 0.375 Ed Sadowski, R (9, PR) OBP: 0.333, SLG: 0.333 Ned Garver, R (10, 1)	K				K			K			PB SH5-4 FC3-2 1B	SH1-4		3	0	0	0	0	3	0			
Inning Stats	R: 3 E: 0 K: 1 S: 8	H: 3 LOB: 1 BB: 1 P: 12	R: 0 E: 0 K: 1 S: 5	H: 0 LOB: 1 BB: 0 P: 6	R: 0 E: 0 K: 0 S: 4	H: 1 LOB: 1 BB: 0 P: 4	R: 0 E: 0 K: 1 S: 5	H: 0 LOB: 0 BB: 0 P: 5	R: 0 E: 0 K: 0 S: 3	H: 0 LOB: 0 BB: 0 P: 3	R: 0 E: 2 K: 0 S: 6	H: 1 LOB: 2 BB: 1 P: 8	R: 0 E: 0 K: 0 S: 3	H: 1 LOB: 0 BB: 0 P: 3	R: 0 E: 0 K: 0 S: 3	H: 0 LOB: 0 BB: 0 P: 3	R: 1 E: 0 K: 1 S: 6	H: 1 LOB: 0 BB: 0 P: 6	1B: 7 2B: 2 3B: 0 HR: 2	SF: 0 SAC: 3 DP: 2 HBP: 1	WIP: 0 PB: 3 SB: 0 CS: 0	PA: 53	
PITCHER	IP WLS BF H R ER SO BB IBB HBP BLK WP HR S P ERA WHIP	8.0 35 7 6 6 4 2 1 1 0 0 1 39 52 6.75 1.125	5.0 W 18 3 1 1 1 1 1 0 0 0 1 18 26 1.80 0.800	PITCHER																			

Baltimore Orioles @ Los Angeles Angels
Wrigley Field, Los Angeles, CA
Thu May 04 1961, 5:33 AM CDT
Att: 4,886 - Unknown - 58 F

AB 44
R 7
H 10
RBI 7
BB 5
SO 5
LOB 15



Batter	1	2	3	4	5	6	7	8	9	AB	R	H	RBI	BB	SO	LOB	TOP							
Bobby Richardson, R OBP: 0.282, SLG: 0.253 (1, 4)	6-3		G6-4-3		L6		F8		6-3 BB	5	0	1	0	0	0	2								
Tony Kubek, L OBP: 0.375, SLG: 0.408 (1, 6)	K				4-3				6-3 BB	2	0	0	0	3	1	0								
Hector Lopez, R OBP: 0.265, SLG: 0.203 (1, 7)	FC4-6 BB		F8		6-3		1-3		6-3	4	0	0	0	1	0	5								
Mickey Mantle, S OBP: 0.407, SLG: 0.757 (1, 8)	FC4-6				E5				F9	4	1	0	0	1	1	1								
Bill Skowron, R OBP: 0.329, SLG: 0.438 (1, 3)		K		6-3		G3		K	F9	5	0	0	0	0	2	4								
Elston Howard, R OBP: 0.378, SLG: 0.457 (1, 2)		K		E9				6-3		4	1	2	1	0	1	0								
Roger Maris, L OBP: 0.354, SLG: 0.328 (1, 9)										1	2	0	0	3	0	1								
Clete Boyer, R OBP: 0.309, SLG: 0.367 (1, 5)										4	1	2	3	0	0	3								
Ralph Terry, R OBP: 0.425, SLG: 0.600 (7, PH) Deron Johnson, R OBP: 0.125, SLG: 0.133 Rollie Sheldon, R (7, 1) Danny McDevitt, L (7, 1) Yogi Berra, L OBP: 0.301, SLG: 0.316 Luis Arroyo, L OBP: 1.000, SLG: 1.000 (9, 1)										1	0	0	0	1	0	0								
Inning Stats	R: 0 E: 0 K: 1 S: 5	H: 0 LOB: 1 BB: 1 P: 9	R: 0 E: 0 K: 2 S: 7	H: 0 LOB: 1 BB: 1 P: 11	R: 0 E: 0 K: 0 S: 2	H: 0 LOB: 1 BB: 2 P: 10	R: 1 E: 2 K: 0 S: 4	H: 1 LOB: 1 BB: 1 P: 8	R: 0 E: 0 K: 1 S: 3	H: 0 LOB: 0 BB: 0 P: 3	R: 0 E: 0 K: 0 S: 5	H: 0 LOB: 0 BB: 0 P: 5	R: 2 E: 1 K: 0 S: 6	H: 2 LOB: 2 BB: 1 P: 10	R: 0 E: 0 K: 1 S: 5	H: 0 LOB: 0 BB: 0 P: 5	R: 2 E: 0 K: 0 S: 5	H: 2 LOB: 3 BB: 3 P: 17	1B: 3 2B: 1 3B: 0 HR: 1	SF: 1 SAC: 0 DP: 2 HBP: 0	WP: 0 PB: 0 SB: 0 CS: 0	PA: 41		
PITCHER	IP	WLS	BF	H	R	ER	SO	BB	IBB	HBP	BLK	WP	HR	S	P	ERA	WHIP							
Ron Moeller, L ERA: 2.93 (1, 1)	6.1		27	3	3	1	4	5	0	0	0	0	0	30	50	1.42	1.263							
Tex Clevenger, R ERA: 1.99 (7, 1)	2.0	L	10	2	2	2	1	2	0	0	0	0	1	10	18	9.00	2.000							
Ted Bowsfield, L ERA: 1.29 (9, 1)	0.1		3	0	0	0	0	1	1	0	0	0	0	1	9	0.00	3.000							
Tom Morgan, R ERA: 2.38 (9, 1)	0.1		1	0	0	0	0	0	0	0	0	0	0	1	1	0.00	0.000							

New York Yankees @ Los Angeles Angels
Wrigley Field, Los Angeles, CA
Fri May 05 1961, 9:05 PM CDT
Att: 17,801 - Unknown - 59 F


AB 31
R 5
H 5
RBI 5
BB 9
SO 5
LOB 16



Batter	1	2	3	4	5	6	7	8	9	AB	R	H	RBI	BB	SO	LOB	BOTTOM							
Albie Pearson, L OBP: 0.439, SLG: 0.347 (1, 8)	6-3								F7	1	1	0	0	3	0	0								
Bob Cerv, R OBP: 0.164, SLG: 0.333 (9, PH)										1	0	0	0	0	0	0								
Ken Aspromonte, R OBP: 0.316, SLG: 0.371 (1, 4)	P4									4	1	1	2	0	2	3								
Leon Wagner, L OBP: 0.277, SLG: 0.500 (1, 9)										3	1	1	0	0	0	0								
Ken Hunt, R OBP: 0.391, SLG: 0.575 (7, PH)	6-3									1	0	0	0	0	0	2								
Ted Kluszewski, L OBP: 0.345, SLG: 0.706 (1, 3)		P5								4	0	0	0	0	1	1								
Faye Throneberry, L OBP: 0.300, SLG: 0.235 (1, 7)		K								4	0	0	0	0	1	1								
Earl Averill, R OBP: 0.521, SLG: 0.722 (1, 2)										3	0	2	1	1	0	0								
Gene Leek, R OBP: 0.260, SLG: 0.277 (1, 5)										4	1	1	0	0	1	3								
Fritz Brickell, R OBP: 0.244, SLG: 0.139 (1, 6)										4	0	1	1	0	1	0								
Ron Moeller, L OBP: 0.500, SLG: 0.333 (1, 1)										2	0	0	0	0	0	0								
Tex Clevenger, R ERA: 1.99 (7, 1)										1	0	0	0	0	0	1								
Ted Bowsfield, R ERA: 1.29 (9, 1)										0	0	0	0	0	0	0								
Tom Morgan, R ERA: 2.38 (9, 1)										0	0	0	0	0	0	0								
Steve Bilko, R OBP: 0.355, SLG: 0.360 (9, PH)										1	0	0	0	0	1	0								
Inning Stats	R: 0 E: 0 K: 0 S: 3	H: 0 LOB: 0 BB: 0 P: 3	R: 0 E: 0 K: 1 S: 5	H: 0 LOB: 1 BB: 1 P: 9	R: 0 E: 0 K: 1 S: 5	H: 0 LOB: 1 BB: 1 P: 9	R: 1 E: 0 K: 1 S: 7	H: 2 LOB: 1 BB: 0 P: 7	R: 2 E: 0 K: 0 S: 4	H: 1 LOB: 0 BB: 1 P: 8	R: 0 E: 0 K: 0 S: 3	H: 0 LOB: 0 BB: 0 P: 3	R: 1 E: 0 K: 1 S: 7	H: 2 LOB: 2 BB: 1 P: 11	R: 0 E: 0 K: 1 S: 6	H: 1 LOB: 1 BB: 0 P: 6	R: 0 E: 0 K: 2 S: 7	H: 0 LOB: 0 BB: 0 P: 7	1B: 5 2B: 0 3B: 0 HR: 1	SF: 0 SAC: 0 DP: 0 HBP: 0	WP: 0 PB: 1 SB: 0 CS: 0	PA: 37		
PITCHER	IP	WLS	BF	H	R	ER	SO	BB	IBB	HBP	BLK	WP	HR	S	P	ERA	WHIP							
Ralph Terry, R ERA: 4.19 (1, 1)	6.0		24	3	3	3	3	3	0	0	0	0	1	27	39	4.50	1.000							
Rollie Sheldon, R ERA: 1.99 (7, 1)	0.1		4	2	1	0	0	1	0	0	0	0	0	3	7	0.00	9.000							
Danny McDevitt, L ERA: 3.18 (7, 1)	1.2	W	6	1	0	0	2	0	0	0	0	0	0	10	10	0.00	0.600							
Luis Arroyo, L ERA: 0.82 (9, 1)	1.0	S	3	0	0	0	2	0	0	0	0	0	0	7	7	0.00	0.000							

New York Yankees @ Los Angeles Angels
Wrigley Field, Los Angeles, CA
Fri May 05 1961, 9:05 PM CDT
Att: 17,801 - Unknown - 59 F

AB 33
R 4
H 6
RBI 4
BB 4
SO 7
LOB 11



Batter	1	2	3	4	5	6	7	8	9	AB	R	H	RBI	BB	SO	LOB	TOP			
Tony Kubek, L (1,6) OBP: 0.391, SLG: 0.405	0-0 1B	0-0 4-3		0-0 3-1			4-0 G6-4-3 BB			3	1	1	0	1	0	0				
Hector Lopez, R (1,7) OBP: 0.294, SLG: 0.205	0-0 1B		0-3 K		0-0 3-1		0-0 G6-4-3 1-2			4	0	1	0	0	0	1				
Roger Maris, L (1,9) OBP: 0.373, SLG: 0.391	0-0 1-3 2-H		4-0 BB 1B		0-0 HR			0-0 F3		3	2	2	2	1	0	0				
Mickey Mantle, S (1,8) OBP: 0.400, SLG: 0.726	0-0 1-3		4-0 1B BB		0-0 4-3			0-0 4-3		3	0	0	0	1	0	2				
Yogi Berra, L (1,2) OBP: 0.304, SLG: 0.293	4-0 IBB		0-0 F8		0-0 4-3			0-0 F8		3	0	0	0	1	0	2				
Bill Skowron, R (1,3) OBP: 0.325, SLG: 0.429	0-3 K		0-0 1-3 2-H		0-0 F8			0-0 5-3		4	0	1	1	0	1	3				
Clete Boyer, R (1,5) OBP: 0.305, SLG: 0.358	0-0 P4		0-3 K		0-0 4-3			0-0 1B		4	0	1	0	0	1	5				
Bobby Richardson, R (1,4) OBP: 0.268, SLG: 0.241		0-0 F9		0-0 4-3			0-0 5-3		0-0 P2	4	0	0	0	0	0	1				
Art Ditmar, R (1,1) OBP: 0.091, SLG: 0.091		0-0 5-3		0-0 F7			0-0 4-3		0-0 F3	2	0	0	0	0	0	0				
Jesse Gonder, L (7, PH) OBP: 0.333, SLG: 0.250										1	0	0	0	0	0	0				
Ryne Duren, R (7, PH)										0	0	0	0	0	0	0				
Johnny Blanchard, L (9, PH) OBP: 0.091, SLG: 0.091										1	0	0	0	0	0	1				
Inning Stats	R: 1 E: 0 K: 1 S: 8	H: 3 LOB: 3 BB: 1 P: 12	R: 0 E: 0 K: 0 S: 3	H: 0 LOB: 0 BB: 0 P: 3	R: 1 E: 0 K: 2 S: 8	H: 1 LOB: 2 BB: 2 P: 16	R: 0 E: 0 K: 0 S: 3	H: 0 LOB: 0 BB: 0 P: 3	R: 1 E: 0 K: 0 S: 4	H: 1 LOB: 0 BB: 0 P: 4	R: 0 E: 0 K: 0 S: 2	H: 0 LOB: 0 BB: 1 P: 6	R: 0 E: 0 K: 0 S: 3	H: 0 LOB: 0 BB: 0 P: 3	R: 0 E: 0 K: 0 S: 4	H: 1 LOB: 1 BB: 0 P: 4	1B: 5 2B: 0 3B: 0 HR: 1	SF: 0 SAC: 0 DP: 1 HBP: 0	WP: 0 PB: 0 SB: 0 CS: 0	PA: 36
PITCHER Eli Grba, R (1,1) ERA: 4.81	IP: 9.0 WLS: W BF: 36 H: 6 R: 3 ER: 3 SO: 3 BB: 3 IBB: 1 HBP: 0 BLK: 0 WP: 0 HR: 1 S: 38 P: 54 ERA: 3.00 WHIP: 1.000															PITCHER				

New York Yankees @ Los Angeles Angels
Wrigley Field, Los Angeles, CA
Sat May 06 1961, 9:05 PM CDT
Att: 19,865 - Overcast - 59 F

AB	32
R	3
H	6
RBI	3
BB	4
SO	3
LOB	15



Batter	1	2	3	4	5	6	7	8	9	AB	R	H	RBI	BB	SO	LOB	BOTTOM			
Albie Pearson, L (1,8) OBP: 0.443, SLG: 0.404	0-0 E3 3B		0-0 HR		0-0 F9		4-0 PB BB BB			3	2	1	1	1	0	0				
Ken Aspromonte, R (1,4) OBP: 0.313, SLG: 0.356	0-0 F9		0-0 4-3		0-0 1-3		4-0 1-2 PB BB			3	0	0	0	1	0	1				
Leon Wagner, L (1,7) OBP: 0.314, SLG: 0.680	0-0 1-H 3-1 3B		0-0 HR			0-0 HR	0-0 5-3 1-2 2-3			4	3	3	3	0	0	2				
Ted Kluszewski, L (1,3) OBP: 0.339, SLG: 0.691	0-0 3-1		0-0 F9			0-0 2B		0-0 F7		4	0	1	1	0	0	0				
Earl Averill, R (1,2) OBP: 0.481, SLG: 0.650	0-0 3-H F8			0-0 5-3		0-0 6-3		0-0 6-3		4	0	0	0	0	0	1				
Ken Hunt, R (1,9) OBP: 0.360, SLG: 0.523		0-0 2-3		0-0 1-3		0-0 6-3		0-3 K		4	0	0	0	0	1	1				
Gene Leek, R (1,5) OBP: 0.264, SLG: 0.280		0-3 K		0-0 FC6-4 1B		0-0 5-3				3	0	1	0	0	1	1				
Fritz Brickell, R (1,6) OBP: 0.227, SLG: 0.128		0-3 K		0-0 FC6-4 1-2			0-3 K			3	0	0	0	0	2	1				
Eli Grba, R (1,1)			0-0 P5		0-0 F7		0-3 K			3	0	0	0	0	1	0				
Inning Stats	R: 2 E: 1 K: 0 S: 5	H: 1 LOB: 0 BB: 0 P: 5	R: 0 E: 0 K: 2 S: 7	H: 0 LOB: 0 BB: 0 P: 7	R: 2 E: 0 K: 0 S: 5	H: 2 LOB: 0 BB: 0 P: 5	R: 0 E: 0 K: 0 S: 4	H: 1 LOB: 1 BB: 0 P: 4	R: 0 E: 0 K: 0 S: 3	H: 0 LOB: 0 BB: 0 P: 3	R: 1 E: 0 K: 0 S: 5	H: 2 LOB: 1 BB: 0 P: 5	R: 0 E: 0 K: 2 S: 7	H: 0 LOB: 2 BB: 2 P: 15	R: 0 E: 0 K: 1 S: 5	H: 0 LOB: 0 BB: 0 P: 5	1B: 1 2B: 1 3B: 1 HR: 3	SF: 0 SAC: 0 DP: 0 HBP: 0	WP: 0 PB: 1 SB: 0 CS: 0	PA: 33
PITCHER Art Ditmar, R (1,1) ERA: 3.49	IP: 6.0 WLS: L BF: 25 H: 6 R: 5 ER: 3 SO: 2 BB: 0 IBB: 0 HBP: 0 BLK: 0 WP: 0 HR: 3 S: 29 P: 29 ERA: 4.50 WHIP: 1.000															PITCHER				
Ryne Duren, R (7,1) ERA: 5.4	IP: 2.0 WLS: L BF: 8 H: 0 R: 0 ER: 0 SO: 3 BB: 2 IBB: 0 HBP: 0 BLK: 0 WP: 0 HR: 0 S: 12 P: 20 ERA: 0.00 WHIP: 1.000															PITCHER				

New York Yankees @ Los Angeles Angels
Wrigley Field, Los Angeles, CA
Sat May 06 1961, 9:05 PM CDT
Att: 19,865 - Overcast - 59 F

AB	31
R	5
H	6
RBI	5
BB	2
SO	5
LOB	7



Batter	1	2	3	4	5	6	7	8	9	AB	R	H	RBI	BB	SO	LOB	TOP			
Tony Kubek, L (1,6) OBP: 0.360, SLG: 0.380	L3-1		L4-1			5-3	L1-3		K	5	0	0	0	0	1	1				
Hector Lopez, R (1,7) OBP: 0.284, SLG: 0.220	6-3			L1-3		6-3		PB		4	0	1	0	0	0	0				
Roger Maris, L (1,9) OBP: 0.391, SLG: 0.403	F7			G3	1B			PB	BB	3	0	2	0	1	0	0				
Mickey Mantle, S (1,8) OBP: 0.382, SLG: 0.688		K		G3		K			K	4	0	0	0	0	3	4				
Bill Skowron, R (1,3) OBP: 0.310, SLG: 0.407		K		4-3			K		K	4	0	0	0	0	3	3				
Johnny Blanchard, L (1,2) OBP: 0.290, SLG: 0.357	4-3				P4		HR		FC6-4	3	1	1	1	1	0	0				
Clete Boyer, R (1,5) OBP: 0.317, SLG: 0.368						6-3			FC6-4	4	0	2	0	0	0	3				
Bobby Richardson, R (1,4) OBP: 0.267, SLG: 0.241			F8			FC6	1B		F3	4	1	1	0	0	0	2				
Bob Turley, R (1,1) OBP: 0.167, SLG: 0.182										2	0	0	0	0	1	2				
Yogi Berra, L (7, PH) OBP: 0.319, SLG: 0.381			P3							1	1	1	2	0	0	0				
Jim Coates, R (7, 1) OBP: 1.000, SLG: 1.000										0	0	0	0	0	0	0				
Luis Arroyo, L (9, PH) OBP: 0.300, SLG: 0.222										1	0	0	0	0	0	0				
Inning Stats	R: 0 E: 0 K: 0 S: 3	H: 0 LOB: 0 BB: 0 P: 3	R: 0 E: 0 K: 2 S: 7	H: 0 LOB: 0 BB: 0 P: 7	R: 0 E: 0 K: 0 S: 4	H: 1 LOB: 1 BB: 0 P: 4	R: 0 E: 0 K: 0 S: 4	H: 1 LOB: 1 BB: 0 P: 4	R: 0 E: 0 K: 1 S: 6	H: 1 LOB: 1 BB: 0 P: 6	R: 3 E: 0 K: 1 S: 8	H: 3 LOB: 0 BB: 0 P: 8	R: 0 E: 0 K: 2 S: 8	H: 1 LOB: 3 BB: 2 P: 16	R: 0 E: 0 K: 1 S: 5	H: 0 LOB: 0 BB: 0 P: 5	1B: 5 2B: 1 3B: 0 HR: 2	SF: 0 SAC: 0 DP: 0 HBP: 0	WP: 0 PB: 1 SB: 0 CS: 0	PA: 37
PITCHER	IP WLS BF H R ER SO BB IBB HBP BLK WP HR S P ERA WHIP																			
Ron Kline, R (1, 1) ERA: 3.48	7.0 W 28 7 3 3 5 0 0 0 0 0 2 38 38 3.86 1.000																			
Ned Garver, R (8, 1) ERA: 3.07	0.0 2 1 0 0 0 1 0 0 0 0 0 1 5 ∞ ∞																			
Ted Bowsfield, L (8, 1) ERA: 1.23	0.1 1 0 0 0 1 0 0 0 0 0 0 3 3 0.00 0.000																			
Tex Clevenger, R (8, 1) ERA: 1.69	1.2 S 6 0 0 0 2 0 1 0 0 0 0 9 13 0.00 0.000																			

New York Yankees @ Los Angeles Angels
 Wrigley Field, Los Angeles, CA
 Sun May 07 1961, 5:33 AM CDT
 Att: 19,722 - Sunny - 72 F

AB 35
 R 3
 H 8
 RBI 3
 BB 2
 SO 8
 LOB 15



Batter	1	2	3	4	5	6	7	8	9	AB	R	H	RBI	BB	SO	LOB	BOTTOM			
Albie Pearson, L (1,8) OBP: 0.473, SLG: 0.472	6-3									1	3	1	1	3	0	0				
Ken Aspromonte, R (1,4) OBP: 0.310, SLG: 0.342	6-3									3	0	0	0	1	0	4				
Leon Wagner, L (1,9) OBP: 0.327, SLG: 0.741	K									4	1	2	3	0	1	1				
Ted Kluszewski, L (1,3) OBP: 0.364, SLG: 0.684										2	0	1	0	2	0	0				
Bob Cerv, R (1,7) OBP: 0.169, SLG: 0.316										3	0	0	0	1	0	5				
Ken Hunt, R (8,9) OBP: 0.360, SLG: 0.523										0	0	0	0	0	0	0				
Earl Averill, R (1,2) OBP: 0.446, SLG: 0.591										4	0	0	0	0	1	2				
Gene Leek, R (1,5) OBP: 0.281, SLG: 0.352										4	1	2	1	0	1	2				
Fritz Brickell, R (1,6) OBP: 0.208, SLG: 0.116										4	0	0	0	0	1	3				
Ron Kline, R (1, 1) OBP: 0.222, SLG: 0.222										2	0	0	0	0	2	0				
Steve Bilko, R (7, PH) OBP: 0.375, SLG: 0.360										0	0	0	0	0	1	0				
Ed Skowronski, R (7, PH) OBP: 0.333, SLG: 0.333										0	0	0	0	0	0	0				
Ned Garver, R (8, 1) OBP: 0.391, SLG: 0.403										0	0	0	0	0	0	0				
Ted Bowsfield, R (8, 1) ERA: 1.23										0	0	0	0	0	0	0				
Tex Clevenger, R (8, 1) ERA: 1.69										1	0	0	0	0	1	0				
Inning Stats	R: 0 E: 0 K: 1 S: 4	H: 0 LOB: 1 BB: 1 P: 8	R: 0 E: 0 K: 1 S: 5	H: 0 LOB: 2 BB: 2 P: 13	R: 1 E: 0 K: 1 S: 7	H: 2 LOB: 1 BB: 1 P: 11	R: 0 E: 0 K: 1 S: 5	H: 0 LOB: 0 BB: 0 P: 5	R: 2 E: 0 K: 1 S: 6	H: 1 LOB: 1 BB: 1 P: 10	R: 0 E: 0 K: 1 S: 6	H: 1 LOB: 1 BB: 0 P: 6	R: 1 E: 0 K: 0 S: 3	H: 1 LOB: 3 BB: 3 P: 15	R: 1 E: 0 K: 1 S: 6	H: 1 LOB: 0 BB: 0 P: 6	1B: 2 2B: 1 3B: 0 HR: 3	SF: 0 SAC: 0 DP: 1 HBP: 0	WP: 0 PB: 0 SB: 0 CS: 0	PA: 36
PITCHER	IP WLS BF H R ER SO BB IBB HBP BLK WP HR S P ERA WHIP																			
Bob Turley, R (1, 1) ERA: 3.86	6.0 L 26 4 3 3 6 5 0 0 0 0 0 2 33 53 4.50 1.500																			
Jim Coates, R (7, 1) ERA: 3.39	0.1 4 1 1 1 0 2 0 0 0 0 0 2 10 27.00 9.000																			
Luis Arroyo, L (7, 1) ERA: 1.42	1.2 6 1 1 1 1 0 1 0 0 0 0 1 7 11 5.40 0.600																			

New York Yankees @ Los Angeles Angels
 Wrigley Field, Los Angeles, CA
 Sun May 07 1961, 5:33 AM CDT
 Att: 19,722 - Sunny - 72 F

AB 28
 R 5
 H 6
 RBI 5
 BB 8
 SO 7
 LOB 17



Batter	1	2	3	4	5	6	7	8	9	AB	R	H	RBI	BB	SO	LOB	TOP
Chuck Schilling, R <small>OBP: 0.337, SLG: 0.359</small> 										4	0	0	0	1	2	0	Boston Red Sox @ Los Angeles Angels Wrigley Field, Los Angeles, CA Mon May 08 1961, 9:05 PM CDT Att: 6,103 - Unknown - 74 F
Gary Geiger, L <small>OBP: 0.284, SLG: 0.333</small> Carroll Hardy, R <small>OBP: 0.343, SLG: 0.455</small> 										3	0	0	0	0	1	0	
Carl Yastrzemski, L <small>OBP: 0.265, SLG: 0.290</small> 										4	0	0	0	0	1	3	
Vic Wertz, L <small>OBP: 0.397, SLG: 0.520</small> 										4	0	2	0	0	1	0	
Frank Matzone, R <small>OBP: 0.250, SLG: 0.217</small> 										4	0	0	0	0	0	2	
Jackie Jensen, R <small>OBP: 0.259, SLG: 0.229</small> 										2	2	2	1	2	0	0	
Russ Nixon, L <small>OBP: 0.333, SLG: 0.405</small> 										4	1	2	0	0	0	3	
Don Buddin, R <small>OBP: 0.436, SLG: 0.385</small> 										4	1	1	1	0	0	3	
Gene Conley, R <small>OBP: 0.365, SLG: 0.436</small> Chet Nichols, S <small>OBP: 0.222, SLG: 0.375</small> Pete Runnels, L <small>OBP: 0.333, SLG: 0.405</small> Dave Hillman, R <small>OBP: 0.259, SLG: 0.229</small> Jim Paglatore, R <small>OBP: 0.259, SLG: 0.229</small> Tom Brewer, R <small>OBP: 0.259, SLG: 0.229</small> Tracy Stallard, R <small>OBP: 0.259, SLG: 0.229</small> Pumpie Green, S <small>OBP: 0.259, SLG: 0.229</small> 										1	0	0	0	0	1	0	AB 33 R 5 H 8 RBI 3 BB 4 SO 6 LOB 11
Inning Stats R: 0 H: 0 E: 0 LOB: 0 K: 3 BB: 0 S: 9 P: 9	R: 0 H: 1 E: 0 LOB: 2 K: 0 BB: 1 S: 4 P: 8	R: 0 H: 0 E: 0 LOB: 0 K: 2 BB: 0 S: 7 P: 7	R: 0 H: 1 E: 0 LOB: 0 K: 0 BB: 0 S: 3 P: 3	R: 3 H: 2 E: 2 LOB: 0 K: 0 BB: 1 S: 5 P: 9	R: 0 H: 0 E: 0 LOB: 0 K: 0 BB: 0 S: 3 P: 3	R: 2 H: 3 E: 1 LOB: 3 K: 0 BB: 2 S: 5 P: 13	R: 0 H: 1 E: 0 LOB: 1 K: 1 BB: 0 S: 6 P: 6	R: 0 H: 0 E: 0 LOB: 0 K: 0 BB: 0 S: 3 P: 3	1B: 4 SF: 0 2B: 3 SAC: 0 3B: 0 DP: 2 HR: 1 HBP: 0	WP: 0 PA: 37 PB: 0 SB: 0 CS: 0							
PITCHER Ken McBride, R <small>ERA: 3.58</small> Ted Bowsfield, L <small>ERA: 3.0</small> Tom Morgan, R <small>ERA: 1.98</small>	IP: 5.0 WLS: W BF: 20 H: 4 R: 3 ER: 2 SO: 5 BB: 2 IBB: 0 HBP: 0 BLK: 0 WP: 0 HR: 0 S: 28 P: 36 ERA: 3.60 WHIP: 1.200	IP: 1.2 WLS: 8 BF: 2 H: 2 R: 2 ER: 2 SO: 0 BB: 2 IBB: 0 HBP: 0 BLK: 0 WP: 1 HR: 6 S: 14 P: 14 ERA: 10.80 WHIP: 2.400	IP: 2.1 WLS: S BF: 9 H: 2 R: 0 ER: 0 SO: 1 BB: 0 IBB: 0 HBP: 0 BLK: 0 WP: 0 HR: 0 S: 11 P: 11 ERA: 0.00 WHIP: 0.857	PITCHER IP: WLS: BF: H: R: ER: SO: BB: IBB: HBP: BLK: WP: HR: S: P: ERA: WHIP													

Batter	1	2	3	4	5	6	7	8	9	AB	R	H	RBI	BB	SO	LOB	BOTTOM
Albie Pearson, L <small>OBP: 0.481, SLG: 0.500</small> 										5	1	3	1	0	1	2	Boston Red Sox @ Los Angeles Angels Wrigley Field, Los Angeles, CA Mon May 08 1961, 9:05 PM CDT Att: 6,103 - Unknown - 74 F
Ken Aspromonte, R <small>OBP: 0.315, SLG: 0.338</small> 										4	0	1	1	1	1	1	
Leon Wagner, L <small>OBP: 0.305, SLG: 0.690</small> 										4	1	0	0	0	5		
Ted Kluszewski, L <small>OBP: 0.371, SLG: 0.689</small> 										4	0	2	1	0	1	3	
Earl Averill, R <small>OBP: 0.417, SLG: 0.542</small> 										4	0	0	0	0	0	3	
Ken Hunt, R <small>OBP: 0.389, SLG: 0.604</small> 										4	3	3	1	0	0	0	
Gene Leek, R <small>OBP: 0.279, SLG: 0.345</small> 										4	1	1	0	0	1	0	
Fritz Brickell, R <small>OBP: 0.231, SLG: 0.130</small> 										3	0	1	1	1	1	1	
Ken McBride, R <small>OBP: 0.077, SLG: 0.077</small> Faye Throneberry, L <small>OBP: 0.259, SLG: 0.222</small> Ted Bowsfield, R <small>OBP: 0.259, SLG: 0.222</small> Tom Morgan, R <small>OBP: 0.259, SLG: 0.222</small> 										2	0	0	0	0	1	2	AB 36 R 6 H 11 RBI 5 BB 2 SO 7 LOB 19
Inning Stats R: 1 H: 2 E: 0 LOB: 1 K: 0 BB: 0 S: 5 P: 5	R: 3 H: 3 E: 2 LOB: 1 K: 1 BB: 0 S: 9 P: 9	R: 1 H: 2 E: 0 LOB: 0 K: 0 BB: 0 S: 4 P: 4	R: 0 H: 1 E: 0 LOB: 3 K: 0 BB: 2 S: 4 P: 12	R: 1 H: 3 E: 0 LOB: 2 K: 1 BB: 0 S: 8 P: 8	R: 0 H: 0 E: 0 LOB: 1 K: 2 BB: 0 S: 8 P: 8	R: 0 H: 0 E: 0 LOB: 0 K: 2 BB: 0 S: 7 P: 7	R: 0 H: 0 E: 0 LOB: 0 K: 1 BB: 0 S: 5 P: 5	1B: 8 SF: 0 2B: 2 SAC: 0 3B: 0 DP: 1 HR: 1 HBP: 0	WP: 0 PA: 38 PB: 1 SB: 0 CS: 0								
PITCHER Gene Conley, R <small>ERA: 3.52</small> Chet Nichols, L <small>ERA: 4.05</small> Dave Hillman, R <small>ERA: 0.86</small> Tracy Stallard, R <small>ERA: 5.79</small>	IP: 3.1 WLS: L BF: 20 H: 8 R: 5 ER: 2 SO: 0 BB: 2 IBB: 0 HBP: 0 BLK: 0 WP: 0 HR: 1 S: 20 P: 28 ERA: 5.40 WHIP: 3.000	IP: 0.2 WLS: 2 BF: 2 H: 0 R: 0 ER: 0 SO: 0 BB: 0 IBB: 0 HBP: 0 BLK: 0 WP: 0 HR: 2 S: 2 P: 2 ERA: 0.00 WHIP: 0.000	IP: 2.0 WLS: 10 BF: 3 H: 3 R: 1 ER: 1 SO: 3 BB: 0 IBB: 0 HBP: 0 BLK: 0 WP: 0 HR: 0 S: 16 P: 16 ERA: 4.50 WHIP: 1.500	IP: 2.0 WLS: 6 BF: 0 H: 0 R: 0 ER: 0 SO: 3 BB: 0 IBB: 0 HBP: 0 BLK: 0 WP: 0 HR: 0 S: 12 P: 12 ERA: 0.00 WHIP: 0.000	PITCHER IP: WLS: BF: H: R: ER: SO: BB: IBB: HBP: BLK: WP: HR: S: P: ERA: WHIP												

Batter	1	2	3	4	5	6	7	8	9	AB	R	H	RBI	BB	SO	LOB	TOP								
Chuck Schilling, R OBP: 0.337, SLG: 0.357	F5		FC6-4			FC6-4			F9	6	1	2	1	0	0	6									
Gary Geiger, L OBP: 0.279, SLG: 0.325	K				F3					5	1	1	0	0	1	4									
Carl Yastrzemski, L OBP: 0.289, SLG: 0.348	K									4	2	2	2	1	1	0									
Vic Wertz, L OBP: 0.413, SLG: 0.564 Billy Harrell, R OBP: 0.261, SLG: 0.318		P4								5	0	3	0	0	0	2									
Frank Matzone, R OBP: 0.207, SLG: 0.179		5-3								5	0	0	0	0	1	6									
Jackie Jensen, R OBP: 0.288, SLG: 0.250		P6								4	0	2	1	1	0	0									
Jim Pagliaroni, R OBP: 0.390, SLG: 0.444										3	1	1	2	2	2	3									
Don Buddin, R OBP: 0.476, SLG: 0.333										2	1	0	0	3	1	2									
Ike Delock, R Pete Kunnies, L Mike Fomiesles, R Pumpsie Green, S Tracy Stallard, R Rip Repulski, R Ted Wills, L Billy Muffett, R										2	0	0	0	0	2	2									
Inning Stats	R: 0 E: 0 K: 2 S: 7	H: 0 LOB: 0 BB: 0 P: 7	R: 0 E: 0 K: 0 S: 3	H: 0 LOB: 0 BB: 0 P: 3	R: 0 E: 0 K: 1 S: 5	H: 0 LOB: 1 BB: 1 P: 9	R: 1 E: 0 K: 1 S: 8	H: 3 LOB: 2 BB: 0 P: 8	R: 3 E: 1 K: 1 S: 8	H: 3 LOB: 1 BB: 1 P: 12	R: 0 E: 0 K: 2 S: 8	H: 1 LOB: 2 BB: 1 P: 12	R: 0 E: 0 K: 1 S: 6	H: 1 LOB: 1 BB: 0 P: 6	R: 1 E: 0 K: 0 S: 4	H: 1 LOB: 2 BB: 2 P: 12	R: 2 E: 0 K: 1 S: 7	H: 2 LOB: 3 BB: 3 P: 19	1B: 7 2B: 3 3B: 0 HR: 1	SF: 0 SAC: 0 DP: 0 HBP: 0	WP: 1 PB: 0 SB: 1 CS: 0	PA: 46			
PITCHER	IP	WLS	BF	H	R	ER	SO	BB	IBB	HBP	BLK	WP	HR	S	P	ERA	WHIP								
Jerry Casale, R ERA: 7.08	5.0		23	6	4	4	5	2	0	0	0	0	1	31	39	7.20	1.600								
Johnny James, R ERA: 2.45	2.1		12	2	1	1	3	3	0	0	0	1	0	15	27	3.86	2.143								
Ned Garver, R ERA: 4.11	0.2		5	2	2	2	0	1	0	0	0	0	0	4	8	27.00	4.500								
Eli Grba, R ERA: 4.67	1.0	W	6	1	0	0	1	1	1	0	0	0	0	6	14	0.00	2.000								

Boston Red Sox @ Los Angeles Angels
Wrigley Field, Los Angeles, CA
Tue May 09 1961, 9:05 PM CDT
Att. 7,234 - Unknown - 66 F

AB 38
R 7
H 11
RBI 6
BB 8
SO 9
LOB 30



Batter	1	2	3	4	5	6	7	8	9	AB	R	H	RBI	BB	SO	LOB	BOTTOM								
Albie Pearson, L OBP: 0.488, SLG: 0.500										4	1	2	0	1	1	1									
Ken Aspromonte, R OBP: 0.323, SLG: 0.345										4	1	2	0	0	0	2									
Leon Wagner, L OBP: 0.328, SLG: 0.721										3	1	1	3	2	1	1									
Ted Kluszewski, L OBP: 0.356, SLG: 0.656 Steve Bilko, R OBP: 0.382, SLG: 0.370										3	0	0	0	0	0	2									
Ken Hunt, R OBP: 0.362, SLG: 0.558										2	0	1	0	0	0	1									
Ken Hunt, R OBP: 0.362, SLG: 0.558										4	0	0	0	0	2	4									
Earl Averill, R OBP: 0.406, SLG: 0.577										4	1	1	1	0	0	1									
Gene Leek, R OBP: 0.292, SLG: 0.403										4	2	2	1	0	1	0									
Ken Hamlin, R OBP: 0.357, SLG: 0.417										3	0	0	0	0	0	0									
Jerry Casale, R OBP: 0.333, SLG: 1.000 Johnny James, L ERA: 7.04 Ned Garver, R ERA: 4.11 Eli Grba, R ERA: 4.67										2	2	2	2	0	0	0									
Inning Stats	R: 0 E: 0 K: 1 S: 6	H: 1 LOB: 2 BB: 1 P: 10	R: 2 E: 0 K: 0 S: 6	H: 3 LOB: 0 BB: 0 P: 6	R: 0 E: 0 K: 0 S: 3	H: 0 LOB: 0 BB: 0 P: 3	R: 0 E: 0 K: 0 S: 3	H: 0 LOB: 0 BB: 0 P: 3	R: 3 E: 1 K: 1 S: 9	H: 3 LOB: 1 BB: 0 P: 9	R: 1 E: 0 K: 1 S: 6	H: 1 LOB: 0 BB: 0 P: 6	R: 0 E: 1 K: 1 S: 6	H: 1 LOB: 1 BB: 0 P: 6	R: 1 E: 0 K: 2 S: 8	H: 1 LOB: 0 BB: 0 P: 8	R: 1 E: 1 K: 0 S: 2	H: 1 LOB: 2 BB: 2 P: 10	1B: 6 2B: 1 3B: 0 HR: 4	SF: 0 SAC: 2 DP: 0 HBP: 0	WP: 0 PB: 1 SB: 0 CS: 0	PA: 40			
PITCHER	IP	WLS	BF	H	R	ER	SO	BB	IBB	HBP	BLK	WP	HR	S	P	ERA	WHIP								
Ike Delock, R ERA: 3.5	5.0		24	7	5	5	2	1	0	0	0	0	1	12	12	4.50	1.000								
Mike Fomiesles, R ERA: 7.04	2.0		8	2	1	1	2	0	0	0	0	0	1	8	8	9.00	1.000								
Tracy Stallard, R ERA: 6.1	1.0		4	1	1	1	2	0	0	0	0	0	1	8	8	9.00	1.000								
Ted Wills, L ERA: 7.04	0.0	L	1	0	1	0	0	1	0	0	0	0	0	0	4	∞	∞								
Billy Muffett, R ERA: 7.62	0.1		3	1	0	0	0	0	1	0	0	0	0	2	6	0.00	3.000								

Boston Red Sox @ Los Angeles Angels
Wrigley Field, Los Angeles, CA
Tue May 09 1961, 9:05 PM CDT
Att. 7,234 - Unknown - 66 F

AB 35
R 8
H 11
RBI 7
BB 3
SO 6
LOB 12



Batter	1	2	3	4	5	6	7	8	9	AB	R	H	RBI	BB	SO	LOB	TOP					
Chuck Schilling, R OBP: 0.344, SLG: 0.356 (1, 4)	F3			E6		HR 1B		1B BB		3	1	1	1	1	0	0						
Carl Yastrzemski, L OBP: 0.299, SLG: 0.396 (1, 7)	K			P3		HR		K		4	1	1	2	0	2	2						
Frank Malzone, R OBP: 0.182, SLG: 0.156 (1, 5)	K			K		K 1B		F9		4	0	0	0	0	3	2						
Jackie Jensen, R OBP: 0.302, SLG: 0.268 (1, 9)		1-3		F8		1-2 1B		1-2 1B		4	0	2	0	0	0	1						
Jim Pagliaroni, R OBP: 0.356, SLG: 0.400 (1, 2)	F9				5-3			K		4	0	0	0	0	2	4						
Carroll Hardy, R OBP: 0.308, SLG: 0.405 (1, 8)	K				K			K		4	0	0	0	0	4	2						
Vic Wertz, L OBP: 0.368, SLG: 0.525 Pete Runnels, L OBP: 0.393, SLG: 0.436 (9, 3)			K		K		L4		K	4	0	0	0	0	3	0	AB 34					
Pumpsie Green, S OBP: 0.292, SLG: 0.255 (1, 6)			K			1B 1B	1-3		K	0	0	0	0	0	0	0	R 3					
Tom Brewer, R OBP: 0.250, SLG: 0.364 Chet Nichols, S (9, 1)			F2			1-2 1B 1B		K		4	0	1	0	0	2	0	H 6					
										3	1	1	0	0	1	0	RBI 3					
										0	0	0	0	0	0	0	BB 1					
																	SO 17					
																	LOB 11					
Inning Stats	R: 0 E: 0 K: 2 S: 7	H: 0 LOB: 0 BB: 0 P: 7	R: 0 E: 0 K: 1 S: 5	H: 0 LOB: 0 BB: 0 P: 5	R: 0 E: 0 K: 2 S: 7	H: 0 LOB: 1 BB: 0 P: 7	R: 0 E: 1 K: 1 S: 6	H: 0 LOB: 1 BB: 0 P: 6	R: 0 E: 0 K: 2 S: 7	H: 0 LOB: 0 BB: 0 P: 7	R: 3 E: 0 K: 3 S: 14	H: 5 LOB: 2 BB: 0 P: 14	R: 0 E: 0 K: 1 S: 5	H: 0 LOB: 0 BB: 0 P: 5	R: 0 E: 0 K: 2 S: 8	H: 1 LOB: 2 BB: 1 P: 12	R: 0 E: 0 K: 3 S: 9	H: 0 LOB: 0 BB: 0 P: 9	1B: 5 2B: 0 3B: 0 HR: 1	SF: 0 SAC: 0 DP: 0 HBP: 0	WP: 0 PB: 1 SB: 0 CS: 0	PA: 35
PITCHER	IP	WLS	BF	H	R	ER	SO	BB	IBB	HBP	BLK	WP	HR	S	P	ERA	WHIP					
Ron Moeller, L ERA: 3.48 (1, 1)	5.1	L	22	5	3	3	9	0	0	0	0	0	1	40	40	5.06	0.938					
Tom Morgan, R ERA: 1.79 (6, 1)	1.2		5	0	0	0	3	0	0	0	0	0	0	11	11	0.00	0.000					
Ryne Duren, R ERA: 3.86 (8, 1)	2.0		8	1	0	0	5	1	0	0	0	0	0	17	21	0.00	1.000					

Boston Red Sox @ Los Angeles Angels
Wrigley Field, Los Angeles, CA
Wed May 10 1961, 9:05 PM CDT
Att.: 4,830 - Unknown

AB 34
R 3
H 6
RBI 3
BB 1
SO 17
LOB 11



Batter	1	2	3	4	5	6	7	8	9	AB	R	H	RBI	BB	SO	LOB	BOTTOM					
Albie Pearson, L OBP: 0.483, SLG: 0.477 (1, 8)	4-3		L5-3		FC2-6 1B					3	1	0	0	2	0	2						
Ken Aspromonte, R OBP: 0.337, SLG: 0.345 (1, 4)	FC6-4 BB				5-3					3	0	1	0	2	1	2						
Leon Wagner, L OBP: 0.319, SLG: 0.682 (1, 7)	F7		F9		FC6-4 1B		F9			5	0	1	1	0	0	5						
Steve Bilko, R OBP: 0.368, SLG: 0.355 (1, 3)	FC6-4			2B FC5-2-5 1B	FC6-4			F9		4	0	1	0	0	0	2						
Ken Hunt, R OBP: 0.371, SLG: 0.625 (1, 9)		K		1-3 2B		E6 WP		HR		4	1	2	1	0	1	0						
Earl Averill, R OBP: 0.397, SLG: 0.545 (1, 2)		WP BB		K		1-3		5-3		3	0	0	0	1	1	3						
Gene Leek, R OBP: 0.275, SLG: 0.379 (1, 5)			6-3		FC5-2-5		F8		F8	4	0	0	0	0	0	4	AB 34					
Ken Hamlin, R OBP: 0.313, SLG: 0.357 (1, 6)		F7		5-3		K			K	4	0	0	0	0	2	4	R 2					
Ron Moeller, L OBP: 0.667, SLG: 0.600 Tom Morgan, R (6, 1) Fritz Brickell, R OBP: 0.238, SLG: 0.128 (7, PH) Ryne Duren, R (8, 1) Faye Throneberry, L OBP: 0.273, SLG: 0.211 (9, PH)			L5-3 1B		FC2-6 1B		5-3		F7	2	0	2	0	0	0	0	H 7					
										0	0	0	0	0	0	0	RBI 2					
										1	0	0	0	0	0	0	BB 5					
										1	0	0	0	0	0	0	SO 5					
										1	0	0	0	0	0	0	LOB 22					
Inning Stats	R: 0 E: 0 K: 0 S: 3	H: 0 LOB: 1 BB: 1 P: 7	R: 0 E: 0 K: 1 S: 5	H: 0 LOB: 1 BB: 1 P: 9	R: 0 E: 0 K: 0 S: 4	H: 2 LOB: 1 BB: 0 P: 4	R: 0 E: 0 K: 1 S: 7	H: 2 LOB: 2 BB: 0 P: 7	R: 1 E: 0 K: 0 S: 5	H: 2 LOB: 1 BB: 0 P: 5	R: 0 E: 1 K: 1 S: 6	H: 0 LOB: 1 BB: 0 P: 6	R: 0 E: 0 K: 1 S: 5	H: 0 LOB: 1 BB: 1 P: 9	R: 1 E: 0 K: 0 S: 4	H: 1 LOB: 0 BB: 0 P: 4	R: 0 E: 0 K: 1 S: 5	H: 0 LOB: 2 BB: 2 P: 13	1B: 5 2B: 2 3B: 0 HR: 1	SF: 0 SAC: 0 DP: 1 HBP: 0	WP: 2 PB: 0 SB: 0 CS: 0	PA: 39
PITCHER	IP	WLS	BF	H	R	ER	SO	BB	IBB	HBP	BLK	WP	HR	S	P	ERA	WHIP					
Tom Brewer, R ERA: 3.55 (1, 1)	8.2	W	38	7	2	2	5	5	0	0	0	0	1	43	63	2.08	1.385					
Chet Nichols, L ERA: 3.86 (9, 1)	0.1	S	1	0	0	0	0	0	0	0	0	0	0	1	1	0.00	0.000					

Boston Red Sox @ Los Angeles Angels
Wrigley Field, Los Angeles, CA
Wed May 10 1961, 9:05 PM CDT
Att.: 4,830 - Unknown

AB 34
R 2
H 7
RBI 2
BB 5
SO 5
LOB 22



Batter	1	2	3	4	5	6	7	8	9	AB	R	H	RBI	BB	SO	LOB	TOP				
Ken Aspromonte, R OBP: 0.330, SLG: 0.330	F7		F7		K		WP BB		F2	4	0	0	0	1	1	1					
Albie Pearson, L OBP: 0.473, SLG: 0.478	K		6-3		1B 2B		K			4	0	1	0	0	2	2					
Leon Wagner, L OBP: 0.342, SLG: 0.676	BB BB			HR BB	2H 1B			F7		2	1	1	0	2	0	0					
Ted Kluszewski, L OBP: 0.351, SLG: 0.627	1-2 BB		F7		F8		F9			3	0	0	0	1	0	1					
Ken Hunt, R OBP: 0.364, SLG: 0.650	P6		1-H HR		K		K2-3			4	1	1	2	0	2	2					
Earl Averill, R OBP: 0.403, SLG: 0.610		F8		2B		K			HR	4	1	2	1	0	1	0					
Gene Leek, R OBP: 0.260, SLG: 0.357	K		6-3		5-3				P4	4	0	0	0	0	1	0					
Ken Hamlin, R OBP: 0.286, SLG: 0.323	F7				F7		5-3		F7	3	0	0	0	0	0	0					
Lee Thomas, L OBP: 0.333, SLG: 0.333										1	0	0	0	0	0	0					
Eli Grba, R Tom Morgan, R Steve Bilko, R Ron Mueller Johnny James, L Faye Throneberry, L			K				WP BB		BB	2	1	1	1	0	1	0					
Inning Stats	R: 0 E: 0 K: 1 S: 5	H: 0 LOB: 2 BB: 2 P: 13	R: 0 E: 0 K: 1 S: 5	H: 0 LOB: 0 BB: 0 P: 5	R: 0 E: 0 K: 1 S: 5	H: 0 LOB: 0 BB: 0 P: 5	R: 2 E: 0 K: 0 S: 4	H: 2 LOB: 0 BB: 1 P: 8	R: 1 E: 0 K: 1 S: 7	H: 3 LOB: 2 BB: 0 P: 7	R: 0 E: 0 K: 2 S: 7	H: 0 LOB: 0 BB: 0 P: 7	R: 0 E: 0 K: 1 S: 5	H: 0 LOB: 3 BB: 2 P: 13	R: 0 E: 0 K: 1 S: 5	H: 0 LOB: 0 BB: 0 P: 5	R: 1 E: 0 K: 0 S: 4	H: 1 LOB: 1 BB: 1 P: 8	1B: 1 2B: 2 3B: 0 HR: 3	SF: 0 SAC: 0 DP: 0 HBP: 0	WP: 1 PA: 37
PITCHER	IP WLS BF H R ER SO BB IBB HBP BLK WP HR S P ERA WHIP	8.0 W 33 6 4 4 8 5 0 0 0 1 3 44 64 4.50 1.375	1.0 S 4 0 0 0 0 1 0 0 0 0 0 3 7 0.00 1.000	PITCHER										IP WLS BF H R ER SO BB IBB HBP BLK WP HR S P ERA WHIP							
Pedro Ramos, R ERA: 4.47											8.0 W 33 6 4 4 8 5 0 0 0 1 3 44 64 4.50 1.375										
Ray Moore, R ERA: 3.21											1.0 S 4 0 0 0 0 1 0 0 0 0 0 3 7 0.00 1.000										

Los Angeles Angels @ Minnesota Twins
Metropolitan Stadium, Bloomington, MI
Fri May 12 1961, 4:33 AM EDT
Att. 4,739 - Unknown - 85 F

AB 31
R 4
H 6
RBI 4
BB 6
SO 8
LOB 6



Batter	1	2	3	4	5	6	7	8	9	AB	R	H	RBI	BB	SO	LOB	BOTTOM				
Zoilo Versalles, R OBP: 0.350, SLG: 0.436	K		6-3		6-3	L4				4	0	0	0	0	1	2					
Lenny Green, L OBP: 0.427, SLG: 0.462	F8			4-3	1B		CS BB			3	0	1	0	1	0	0					
Harmon Killebrew, R OBP: 0.419, SLG: 0.745	K			1B 2B BB	G6-4-3 1B		K			3	1	1	0	1	2	1					
Earl Batley, R OBP: 0.426, SLG: 0.482		K		2B 1B	G6-4-3		K			4	1	1	0	0	2	3					
Jim Lemon, R OBP: 0.375, SLG: 0.365		K		FC5 1H 2H	2B		BB BB 6-3		K	3	1	1	2	1	2	0					
Dan Dobbek, L OBP: 0.355, SLG: 0.200										0	0	0	0	0	0	0					
Billy Gardner, R OBP: 0.333, SLG: 0.344		BB			K		6-3		P6	3	0	0	0	1	1	2					
Bob Allison, R OBP: 0.340, SLG: 0.443		K			BB		BB 1B IBB		4-3	2	1	0	0	2	1	1					
Reno Bertoia, R OBP: 0.355, SLG: 0.286			F7		FC5		L4 1B BB			2	0	0	0	1	0	2					
Pedro Ramos, S OBP: 0.300, SLG: 0.421			F7				HR			3	1	2	3	0	0	0					
Ray Moore, R							1-2 2H		1B	0	0	0	0	0	0	0					
Inning Stats	R: 0 E: 0 K: 2 S: 7	H: 0 LOB: 0 BB: 0 P: 7	R: 0 E: 0 K: 3 S: 9	H: 0 LOB: 1 BB: 1 P: 13	R: 0 E: 0 K: 0 S: 3	H: 0 LOB: 0 BB: 0 P: 3	R: 2 E: 0 K: 1 S: 7	H: 2 LOB: 2 BB: 2 P: 15	R: 1 E: 0 K: 0 S: 5	H: 3 LOB: 1 BB: 0 P: 5	R: 2 E: 0 K: 0 S: 3	H: 1 LOB: 1 BB: 3 P: 15	R: 0 E: 0 K: 2 S: 6	H: 0 LOB: 0 BB: 1 P: 10	R: 0 E: 0 K: 1 S: 5	H: 0 LOB: 0 BB: 0 P: 5	1B: 4 2B: 2 3B: 0 HR: 1	SF: 0 SAC: 0 DP: 2 HBP: 0	WP: 0 PA: 34		
PITCHER	IP WLS BF H R ER SO BB IBB HBP BLK WP HR S P ERA WHIP	5.1 L 27 6 5 5 6 5 0 0 0 0 0 1 33 57 8.44 2.062	0.2 1 0 0 0 0 0 0 0 0 0 0 0 1 1 0.00 0.000	2.0 6 0 0 0 3 1 0 0 0 0 0 0 11 15 0.00 0.500	PITCHER										IP WLS BF H R ER SO BB IBB HBP BLK WP HR S P ERA WHIP						
Eli Grba, R ERA: 5.18											5.1 L 27 6 5 5 6 5 0 0 0 0 0 1 33 57 8.44 2.062										
Tom Morgan, R ERA: 1.69											0.2 1 0 0 0 0 0 0 0 0 0 0 0 1 1 0.00 0.000										
Johnny James, R ERA: 1.59											2.0 6 0 0 0 3 1 0 0 0 0 0 0 11 15 0.00 0.500										

Los Angeles Angels @ Minnesota Twins
Metropolitan Stadium, Bloomington, MI
Fri May 12 1961, 4:33 AM EDT
Att. 4,739 - Unknown - 85 F

AB 27
R 5
H 6
RBI 5
BB 7
SO 9
LOB 11



Batter	1	2	3	4	5	6	7	8	9	AB	R	H	RBI	BB	SO	LOB	TOP
Ken Aspromonte, R (1.4)	F7					6-3				3	1	1	1	2	0	0	Los Angeles Angels @ Minnesota Twins Metropolitan Stadium, Bloomington, MI Sat May 13 1961, 4:33 AM EDT Att: 10,103 - Overcast - 64 F
Albie Pearson, L (1.8)	3-1	4-3			F9			F7		5	1	1	0	0	0	6	
Leon Wagner, L (1.7)	G3		6-3					FC6		5	0	1	0	0	0	4	
Ted Kluszewski, L (1.3)		BB 1B 1B	F9		F9				F2	5	1	2	0	0	0	2	
Ken Hunt, R (1.9)		BB 1B 1B					SF7	1B	1-3	3	1	2	2	1	0	0	
Earl Averill, R (1.2)		1-2 1B 1B	F9		P4		3-H	K	K	4	1	0	0	1	2	4	
Gene Leek, R (1.5)		1-2 2-3 1B BB		P4				K		4	1	2	2	0	1	0	
Ken Hamlin, R (1.6)		1-2 2-H 3-H 1B		5-3		WP SF9 2B		K		2	0	0	1	0	0	2	
Steve Bilko, R (8, PH)	F7					SF9		E 1B 1B		1	0	1	0	0	0	0	
Rocky Bridges, R (8, PR)										0	0	0	0	0	0	0	
Don King, R (1.1)										0	0	0	0	0	0	0	
Ned Garver, R (1.1)										0	0	0	0	0	0	0	
Lee Thomas, R (1.1)										0	0	0	0	0	0	0	
Jerry Casale, R (1.1)										0	0	0	0	0	0	0	
Fred Bousfield, L (1.1)										0	0	0	0	0	0	0	
Ted Bowsfield, L (1.1)										0	0	0	0	0	0	0	
Ryne Duren, R (1.1)										0	0	0	0	0	0	0	
Tom Morgan, R (1.1)										0	0	0	0	0	0	0	
Johnny James, L (1.1)										0	0	0	0	0	0	0	
Inning Stats	R: 0 H: 0 E: 0 LOB: 0 K: 0 BB: 0 S: 3 P: 3	R: 3 H: 4 E: 0 LOB: 2 K: 1 BB: 1 S: 9 P: 13	R: 0 H: 0 E: 0 LOB: 1 K: 0 BB: 1 S: 3 P: 7	R: 0 H: 0 E: 0 LOB: 0 K: 0 BB: 0 S: 5 P: 5	R: 1 H: 2 E: 0 LOB: 2 K: 0 BB: 1 S: 4 P: 4	R: 1 H: 1 E: 0 LOB: 0 K: 0 BB: 0 S: 4 P: 4	R: 1 H: 2 E: 0 LOB: 1 K: 1 BB: 0 S: 7 P: 7	R: 0 H: 2 E: 0 LOB: 2 K: 1 BB: 1 S: 7 P: 11	R: 0 H: 0 E: 0 LOB: 0 K: 1 BB: 0 S: 5 P: 5	1B: 10 SF: 2 2B: 1 SAC: 0 3B: 0 DP: 0 HR: 0 HBP: 0	WP: 1 PA: 42 FB: 0 SB: 0 CS: 0						
PITCHER	IP WLS BF H R ER SO BB IBB HBP BLK WP HR S P ERA WHIP	IP WLS BF H R ER SO BB IBB HBP BLK WP HR S P ERA WHIP	IP WLS BF H R ER SO BB IBB HBP BLK WP HR S P ERA WHIP	IP WLS BF H R ER SO BB IBB HBP BLK WP HR S P ERA WHIP	IP WLS BF H R ER SO BB IBB HBP BLK WP HR S P ERA WHIP	IP WLS BF H R ER SO BB IBB HBP BLK WP HR S P ERA WHIP	IP WLS BF H R ER SO BB IBB HBP BLK WP HR S P ERA WHIP	IP WLS BF H R ER SO BB IBB HBP BLK WP HR S P ERA WHIP	IP WLS BF H R ER SO BB IBB HBP BLK WP HR S P ERA WHIP	IP WLS BF H R ER SO BB IBB HBP BLK WP HR S P ERA WHIP	IP WLS BF H R ER SO BB IBB HBP BLK WP HR S P ERA WHIP						
Don Lee, R (1.1)	1.1 8 3 3 3 0 1 0 0 0 0 0 7 11 20.25 3.000																
Jim Kaat, L (2.1)	5.0 23 6 3 3 2 2 0 0 0 1 0 25 33 5.40 1.600																
Ed Palmquist, R (7.1)	2.2 W 11 2 0 0 3 1 0 0 0 0 0 16 20 0.00 1.125																

AB	36
R	6
H	11
RBI	6
BB	4
SO	5
LOB	20



Batter	1	2	3	4	5	6	7	8	9	AB	R	H	RBI	BB	SO	LOB	BOTTOM
Zoilo Versalles, R (1.6)	6-3	L6	P4			F9				5	1	1	1	0	0	1	Los Angeles Angels @ Minnesota Twins Metropolitan Stadium, Bloomington, MI Sat May 13 1961, 4:33 AM EDT Att: 10,103 - Overcast - 64 F
Lenny Green, L (1.8)	L4				F5					5	1	2	1	0	0	0	
Harmon Killebrew, R (1.3)	1B 1B	K			5-3					5	3	3	2	0	1	1	
Earl Battey, R (1.2)	1B WP 1B									5	2	3	0	0	0	1	
Jim Lemon, R (1.7)										3	2	1	1	1	0	1	
Dan Dobbek, L (8, 7)	WP 1B 1B				4-3					1	1	1	2	0	0	0	
Billy Gardner, R (1.4)	1-3 2-H 1B 1B									4	0	0	0	1	1	2	
Bob Allison, R (1.9)										4	2	3	5	0	0	0	
Reno Bertoia, R (1.5)	1-2 3-H 1B									3	1	0	0	1	1	2	
Don Lee, R (1.1)										0	0	0	0	0	0	0	
Jim Kaat, L (2.1)										3	0	0	0	0	0	1	
Ed Palmquist, R (7.1)										0	0	0	0	0	0	0	
Inning Stats	R: 3 H: 4 E: 0 LOB: 2 K: 0 BB: 1 S: 7 P: 11	R: 0 H: 1 E: 0 LOB: 1 K: 1 BB: 0 S: 6 P: 6	R: 3 H: 2 E: 1 LOB: 1 K: 1 BB: 1 S: 8 P: 12	R: 0 H: 1 E: 0 LOB: 1 K: 0 BB: 0 S: 4 P: 4	R: 0 H: 0 E: 0 LOB: 0 K: 1 BB: 0 S: 5 P: 5	R: 0 H: 0 E: 0 LOB: 0 K: 0 BB: 0 S: 3 P: 3	R: 1 H: 1 E: 0 LOB: 0 K: 0 BB: 0 S: 4 P: 4	R: 6 H: 5 E: 1 LOB: 0 K: 0 BB: 1 S: 8 P: 12	R: 0 H: 0 E: 0 LOB: 0 K: 1 BB: 1 S: 8 P: 12	1B: 9 SF: 0 2B: 0 SAC: 1 3B: 1 DP: 0 HR: 4 HBP: 0	WP: 1 PA: 42 FB: 0 SB: 1 CS: 0						
PITCHER	IP WLS BF H R ER SO BB IBB HBP BLK WP HR S P ERA WHIP	IP WLS BF H R ER SO BB IBB HBP BLK WP HR S P ERA WHIP	IP WLS BF H R ER SO BB IBB HBP BLK WP HR S P ERA WHIP	IP WLS BF H R ER SO BB IBB HBP BLK WP HR S P ERA WHIP	IP WLS BF H R ER SO BB IBB HBP BLK WP HR S P ERA WHIP	IP WLS BF H R ER SO BB IBB HBP BLK WP HR S P ERA WHIP	IP WLS BF H R ER SO BB IBB HBP BLK WP HR S P ERA WHIP	IP WLS BF H R ER SO BB IBB HBP BLK WP HR S P ERA WHIP	IP WLS BF H R ER SO BB IBB HBP BLK WP HR S P ERA WHIP	IP WLS BF H R ER SO BB IBB HBP BLK WP HR S P ERA WHIP	IP WLS BF H R ER SO BB IBB HBP BLK WP HR S P ERA WHIP						
Ron Kline, R (1.1)	0.2 2 1 0 0 0 0 0 0 0 0 0 2 2 0.00 3.000																
Ned Garver, R (1.1)	0.1 1 0 0 0 0 0 0 0 0 0 0 2 2 0.00 3.000																
Jerry Casale, R (2.1)	4.0 18 4 3 3 3 1 0 0 0 0 1 23 27 6.75 1.250																
Ted Bowsfield, L (6.1)	1.0 3 0 0 0 0 0 0 0 0 0 0 3 3 0.00 0.000																
Ryne Duren, R (7.1)	1.0 L 4 1 1 1 0 0 0 0 0 0 1 4 4 9.00 1.000																
Tom Morgan, R (8.1)	0.1 5 3 4 4 0 0 1 0 0 0 0 2 2 0.00 3.000																
Johnny James, R (8.1)	0.2 4 2 2 2 0 0 0 0 0 0 0 1 4 4 27.00 3.000																



Batter	1	2	3	4	5	6	7	8	9	AB	R	H	RBI	BB	SO	LOB	TOP				
Ken Aspromonte, R OBP: 0.336, SLG: 0.323 (1, 4)	F8	P6				6-3	E5		E7	5	0	1	0	0	0	2					
Albie Pearson, L OBP: 0.466, SLG: 0.462 (1, 8)	1B E		P3							4	1	2	0	1	0	0					
Ken Hunt, R OBP: 0.395, SLG: 0.642 (1, 9)	E8 1B		F9							4	1	2	0	1	1	2					
Steve Bilko, R OBP: 0.386, SLG: 0.361 Lee Thomas, L OBP: 0.250, SLG: 0.250 (1, 3) (8, 7)	1B		F9							4	0	1	1	0	0	3					
Earl Averill, R OBP: 0.383, SLG: 0.545 Fritz Brickell, R OBP: 0.222, SLG: 0.125 (1, 7) (8, 6)	F9									3	0	0	0	1	1	1					
Gene Leek, R OBP: 0.288, SLG: 0.382 (1, 5)	1B									2	1	1	0	0	0	0					
Ken Hamlin, R OBP: 0.063, SLG: 0.063 Ted Kluszewski, L OBP: 0.354, SLG: 0.611 (1, 6) (8, PH) (8, 3)	F5									3	0	2	0	0	0	2					
Del Rice, R OBP: 0.294, SLG: 0.077 (1, 2)		P3								3	0	1	1	1	0	1					
Ken McBride, R OBP: 0.063, SLG: 0.063 Ron Kline, R OBP: 0.200, SLG: 0.200 (1, 1) (7, 1)	F9									3	0	0	0	0	2	2					
Inning Stats	R: 2 E: 1 K: 0 S: 7	H: 4 LOB: 2 BB: 0 P: 7	R: 0 E: 0 K: 0 S: 3	H: 0 LOB: 0 BB: 0 P: 3	R: 0 E: 0 K: 0 S: 3	H: 0 LOB: 0 BB: 0 P: 3	R: 0 E: 0 K: 0 S: 4	H: 1 LOB: 1 BB: 0 P: 4	R: 0 E: 0 K: 1 S: 6	H: 1 LOB: 2 BB: 1 P: 10	R: 1 E: 1 K: 2 S: 9	H: 2 LOB: 2 BB: 0 P: 10	R: 0 E: 0 K: 0 S: 2	H: 0 LOB: 0 BB: 1 P: 6	R: 0 E: 0 K: 1 S: 5	H: 0 LOB: 2 BB: 2 P: 13	R: 0 E: 1 K: 2 S: 8	H: 2 LOB: 2 BB: 0 P: 8	1B: 9 2B: 1 3B: 0 HR: 0	SF: 0 SAC: 1 DP: 1 HBP: 1	WP: 1 PA: 40 CS: 0
PITCHER	IP	WLS	BF	H	R	ER	SO	BB	IBB	HBP	BLK	WP	HR	S	P	ERA	WHIP				
Jack Kralick, L ERA: 3.12 Ray Moore, R ERA: 2.81 (1, 1) (8, 1)	7.0		31	8	3	3	3	2	0	1	0	0	0	34	43	3.86	1.429				

Los Angeles Angels @ Minnesota Twins
Metropolitan Stadium, Bloomington, MI
Sun May 14 1961, 4:33 AM EDT
Att. 7,825 - Unknown - 58 F

AB	34
R	3
H	10
RBI	2
BB	4
SO	6
LOB	18

Batter	1	2	3	4	5	6	7	8	9	AB	R	H	RBI	BB	SO	LOB	BOTTOM				
Zoilo Versalles, R OBP: 0.330, SLG: 0.408 (1, 6)	6-3									4	1	0	0	0	0	0					
Lenny Green, L OBP: 0.426, SLG: 0.475 (1, 8)	F8									3	0	1	0	1	0	0					
Harmon Killebrew, R OBP: 0.421, SLG: 0.750 (1, 3) (8, 5)	L5									4	1	1	0	0	0	2					
Earl Batley, R OBP: 0.417, SLG: 0.467 (1, 2)		1-3								4	0	0	0	0	1	4					
Jim Lemon, R OBP: 0.396, SLG: 0.413 Dan Dobbek, L OBP: 0.375, SLG: 0.346 (1, 7) (9, 7)										3	2	2	1	1	0	0					
Bob Allison, R OBP: 0.360, SLG: 0.521 (1, 9)										2	0	1	1	1	0	1					
Billy Gardner, R OBP: 0.321, SLG: 0.323 (1, 4)										2	0	0	0	0	1	2					
Reno Bertoia, R OBP: 0.354, SLG: 0.275 Don Mincher, L OBP: 0.395, SLG: 0.517 (1, 5) (7, PH) (8, 3)										0	0	0	1	1	0	0					
Jack Kralick, L OBP: 0.211, SLG: 0.167 Elmer Valo, L OBP: 0.235, SLG: 0.200 Ray Moore, R (1, 1) (7, PH) (8, 1)										2	0	0	0	0	1	2					
Inning Stats	R: 0 E: 0 K: 0 S: 3	H: 0 LOB: 0 BB: 0 P: 3	R: 0 E: 0 K: 1 S: 4	H: 0 LOB: 0 BB: 1 P: 8	R: 0 E: 0 K: 0 S: 3	H: 0 LOB: 1 BB: 1 P: 7	R: 1 E: 1 K: 1 S: 6	H: 0 LOB: 1 BB: 1 P: 10	R: 0 E: 0 K: 1 S: 6	H: 1 LOB: 1 BB: 0 P: 6	R: 1 E: 0 K: 0 S: 5	H: 2 LOB: 1 BB: 0 P: 5	R: 2 E: 2 K: 0 S: 6	H: 1 LOB: 2 BB: 1 P: 10	R: 0 E: 0 K: 0 S: 3	H: 0 LOB: 0 BB: 1 P: 3	1B: 4 2B: 0 3B: 0 HR: 1	SF: 2 SAC: 2 DP: 2 HBP: 0	WP: 0 PA: 34 CS: 0		
PITCHER	IP	WLS	BF	H	R	ER	SO	BB	IBB	HBP	BLK	WP	HR	S	P	ERA	WHIP				
Ken McBride, R ERA: 3.23 Ron Kline, R ERA: 4.05 (1, 1) (7, 1)	6.1	L	9	1	2	0	0	1	0	0	0	0	0	8	12	0.00	1.200				


Los Angeles Angels @ Minnesota Twins
Metropolitan Stadium, Bloomington, MI
Sun May 14 1961, 4:33 AM EDT
Att. 7,825 - Unknown - 58 F

AB	26
R	4
H	5
RBI	3
BB	4
SO	3
LOB	13

Batter	1	2	3	4	5	6	7	8	9	AB	R	H	RBI	BB	SO	LOB	TOP					
Ken Aspromonte, R OBP: 0.331, SLG: 0.317	0-0 BB		0-0 BB	5-3		0-0 BB	6-3		0-0 2B 1B	FC4-6	5	1	1	0	0	0	1					
Albie Pearson, L OBP: 0.454, SLG: 0.439	4-0 BB		0-0 BB			0-0 BB			4-3		4	0	0	0	1	0	3					
Ken Hunt, R OBP: 0.388, SLG: 0.634	0-0 BB		0-3 K			0-0 BB					4	0	1	2	0	1	1					
Steve Bilko, R OBP: 0.396, SLG: 0.450		0-0 2B 1B				0-0 HR					4	1	2	1	0	0	1					
Earl Averill, R OBP: 0.400, SLG: 0.571		0-0 1B 2B		0-0 1B 1B		0-0 1B 1B			0-3 K		4	0	3	0	0	1	0					
Gene Leek, R OBP: 0.298, SLG: 0.388		0-3 K		0-0 1B 1B		0-0 1B 1B			0-0 K		4	0	2	0	0	1	2					
Ken Hamlin, R OBP: 0.261, SLG: 0.317		0-0 BB		0-0 G4-3		0-0 G5-4-3			0-0 K		4	0	0	0	0	0	6					
Del Rice, R OBP: 0.368, SLG: 0.077		4-0 IBB		4-0 BB		4-0 BB			0-0 FC4-6		0	0	0	0	2	0	0					
Leon Wagner, L OBP: 0.350, SLG: 0.649		0-0 IBB		0-0 BB		0-0 BB			0-0 1B		1	1	1	0	1	0	0					
Ron Moeller, L OBP: 0.500, SLG: 0.429		0-3 K		0-3 K		0-0 K			0-0 F9		2	0	0	0	0	2	5					
Fritz Brickell, R OBP: 0.218, SLG: 0.122		0-0 K		0-0 K		0-0 K			0-0 K		1	0	0	0	0	0	1					
Ted Bowsfield, R OBP: 0.349, SLG: 0.309		0-0 K		0-0 K		0-0 K			0-0 K		0	0	0	0	0	0	0					
Johnny James, L OBP: 0.349, SLG: 0.603		0-0 K		0-0 K		0-0 K			0-0 K		1	0	0	0	0	0	1					
Inning Stats	R: 0 E: 0 K: 0 S: 2	H: 0 LOB: 0 BB: 1 P: 6	R: 0 E: 0 K: 2 S: 9	H: 2 LOB: 3 BB: 1 P: 13	R: 0 E: 0 K: 1 S: 5	H: 0 LOB: 0 BB: 0 P: 5	R: 1 E: 0 K: 1 S: 7	H: 3 LOB: 2 BB: 1 P: 11	R: 0 E: 0 K: 0 S: 3	H: 0 LOB: 0 BB: 0 P: 3	R: 0 E: 0 K: 0 S: 4	H: 2 LOB: 1 BB: 0 P: 4	R: 2 E: 0 K: 0 S: 5	H: 2 LOB: 1 BB: 1 P: 9	R: 0 E: 0 K: 1 S: 5	H: 0 LOB: 0 BB: 0 P: 5	R: 0 E: 0 K: 0 S: 4	H: 1 LOB: 1 BB: 0 P: 4	1B: 7 2B: 2 3B: 0 HR: 1	SF: 0 SAC: 0 DP: 3 HBP: 0	WP: 0 PB: 0 SB: 0 CS: 0	PA: 38
PITCHER	IP WLS BF H R ER SO BB IBB HBP BLK WP HR S P ERA WHIP																	ERA WHIP				
Bud Daley, L ERA: 4.12	9.0 W 38 10 3 3 5 3 1 0 0 0 1 44 60 3.00 1.444																					

Los Angeles Angels @ Kansas City Athletics
Municipal Stadium, Kansas City, MO
Mon May 15 1961, 8:05 PM EDT
Att: 5,646 - Unknown


AB 34
R 3
H 10
RBI 3
BB 4
SO 5
LOB 21



Batter	1	2	3	4	5	6	7	8	9	AB	R	H	RBI	BB	SO	LOB	BOTTOM			
Dick Howser, R OBP: 0.400, SLG: 0.360	4-0 CS BB		0-0 BB			0-0 L6			0-0 L5		3	0	1	0	1	0	1			
Jerry Lumpe, L OBP: 0.349, SLG: 0.309	0-0 1-2		0-0 4-3-5-4			0-0 F3			0-0 K		4	0	0	0	0	0	3			
Hank Bauer, R OBP: 0.333, SLG: 0.394	0-0 HR		0-0 BB			0-0 BB			4-0 BB 1B BB		3	2	1	1	1	0	0			
Haywood Sullivan, R OBP: 0.406, SLG: 0.540	0-0 1B		0-0 1B			0-0 E3			4-0 1B FC5-2 BB		3	1	2	0	1	0	0			
Bill Tuttle, R OBP: 0.350, SLG: 0.361	0-0 1B		0-0 1B			0-0 G6-3			4-0 FC5-2 BB		1	1	1	0	1	0	0			
Jay Hankins, L OBP: 0.250, SLG: 0.325	0-0 1B		0-0 1B			0-0 G6-3			4-0 FC5-2 BB		1	0	0	0	0	0	1			
Al Pilarcik, L OBP: 0.258, SLG: 0.214	0-0 1B		0-0 1B			0-0 BB			4-0 FC5-2 BB		0	1	0	0	1	0	0			
Andy Carey, R OBP: 0.396, SLG: 0.368		0-0 1B		0-0 BB 1B		0-0 BB			0-0 FC5-2		2	0	1	1	1	0	0			
Lou Klimchok, L OBP: 0.391, SLG: 0.524		0-0 1B		0-0 BB 1B		0-0 BB			0-0 1B		1	0	1	1	0	0	0			
Wayne Causey, L		0-0 1B		0-0 BB 1B		0-0 BB			0-0 FC5-2		0	0	0	0	0	0	0			
Norm Siebern, L OBP: 0.351, SLG: 0.317		0-0 1B		0-0 BB 1B		0-0 BB			0-0 FC5-2		4	0	1	1	0	0	4			
Joe Pignatano, R OBP: 0.333, SLG: 0.360		0-0 1B		0-0 BB 1B		0-0 BB			0-0 FC5-2		2	0	0	0	1	1	0			
Bob Boyd, L OBP: 0.091, SLG: 0.200		0-0 1B		0-0 BB 1B		0-0 BB			0-0 SF9		0	0	0	1	0	0	0			
Mary Throneberry, L OBP: 0.356, SLG: 0.438		0-0 1B		0-0 BB 1B		0-0 BB			0-0 SF9		0	0	0	0	0	0	0			
Bud Daley, L OBP: 0.214, SLG: 0.154		0-0 K		0-0 K		0-0 K			0-0 K		3	0	0	0	1	1	5			
Inning Stats	R: 1 E: 0 K: 0 S: 4	H: 3 LOB: 2 BB: 1 P: 8	R: 0 E: 0 K: 0 S: 3	H: 0 LOB: 0 BB: 0 P: 3	R: 0 E: 0 K: 1 S: 5	H: 1 LOB: 0 BB: 0 P: 5	R: 2 E: 0 K: 0 S: 5	H: 3 LOB: 2 BB: 2 P: 13	R: 0 E: 0 K: 0 S: 3	H: 0 LOB: 0 BB: 0 P: 3	R: 0 E: 0 K: 0 S: 3	H: 0 LOB: 1 BB: 1 P: 7	R: 0 E: 0 K: 1 S: 5	H: 0 LOB: 1 BB: 1 P: 9	R: 2 E: 0 K: 0 S: 4	H: 1 LOB: 2 BB: 3 P: 16	1B: 7 2B: 1 3B: 0 HR: 1	SF: 1 SAC: 0 DP: 3 HBP: 0	WP: 0 PB: 0 SB: 0 CS: 1	PA: 36
PITCHER	IP WLS BF H R ER SO BB IBB HBP BLK WP HR S P ERA WHIP																	ERA WHIP		
Ron Moeller, L ERA: 3.71	6.0 L 25 7 3 3 1 4 0 0 0 0 0 1 23 39 4.50 1.833																			
Ted Bowsfield, L ERA: 4.09	1.0 L 6 0 2 2 1 3 0 0 0 0 0 0 5 17 18.00 3.000																			
Johnny James, R ERA: 3.68	1.0 5 1 0 0 0 1 0 0 0 0 0 0 4 8 0.00 2.000																			

Los Angeles Angels @ Kansas City Athletics
Municipal Stadium, Kansas City, MO
Mon May 15 1961, 8:05 PM EDT
Att: 5,646 - Unknown


AB 27
R 5
H 8
RBI 5
BB 8
SO 2
LOB 14



Batter	1	2	3	4	5	6	7	8	9	AB	R	H	RBI	BB	SO	LOB	TOP					
Ken Aspromonte, R (1.4) OBP: 0.317, SLG: 0.303										5	0	0	0	0	1	1						
Albie Pearson, L (1.8) OBP: 0.434, SLG: 0.414										5	0	0	0	0	1	1						
Leon Wagner, L (1.7) OBP: 0.345, SLG: 0.628										4	0	1	0	0	0	0						
Ted Kluszewski, L (1.3) OBP: 0.356, SLG: 0.597										4	1	2	0	0	0	1						
Ken Hunt, R (1.9) OBP: 0.393, SLG: 0.622										3	1	1	0	0	0	1						
Earl Averill, R (1.2) OBP: 0.416, SLG: 0.589										3	1	2	1	1	0	1						
Gene Leek, R (1.5) OBP: 0.295, SLG: 0.393										4	1	1	2	0	0	3						
Rocky Bridges, R (1.6) OBP: 0.408, SLG: 0.488										3	0	0	0	1	0	2						
Eli Grba, R (1.1) OBP: 0.067, SLG: 0.267										2	0	0	0	0	0	3						
Jerry Casale, R (6.1) OBP: 0.250, SLG: 0.750										0	0	0	0	0	0	0						
Lee Thomas, L (7, PH) OBP: 0.200, SLG: 0.200										1	0	0	0	0	0	0						
Tom Morgan, R (7.1) OBP: 0.200, SLG: 0.200										0	0	0	0	0	0	0						
Steve Bilko, R (9, PH) OBP: 0.408, SLG: 0.488										1	0	1	1	0	0	0						
Inning Stats	R: 0 E: 0 K: 1 S: 5	H: 0 LOB: 0 BB: 0 P: 5	R: 0 E: 0 K: 0 S: 4	H: 1 LOB: 3 BB: 2 P: 12	R: 0 E: 0 K: 0 S: 4	H: 1 LOB: 1 BB: 0 P: 4	R: 0 E: 0 K: 0 S: 4	H: 1 LOB: 1 BB: 0 P: 4	R: 0 E: 0 K: 0 S: 3	H: 0 LOB: 0 BB: 0 P: 3	R: 0 E: 0 K: 0 S: 4	H: 1 LOB: 1 BB: 0 P: 4	R: 0 E: 0 K: 0 S: 3	H: 0 LOB: 0 BB: 0 P: 3	R: 0 E: 0 K: 0 S: 3	H: 0 LOB: 1 BB: 0 P: 10	R: 4 E: 0 K: 1 S: 9	H: 4 LOB: 1 BB: 0 P: 10	1B: 5 2B: 3 3B: 0 HR: 0	SF: 0 SAC: 0 DP: 0 HBP: 1	WP: 0 PB: 0 SB: 0 CS: 0	PA: 38
PITCHER	IP WLS BF H R ER SO BB IBB HBP BLK WP HR S P ERA WHIP																					
Norm Bass, R (1.1) ERA: 2.76	8.0 W 34 7 4 4 1 2 0 0 0 0 0 0 33 42 4.50 1.125																					
Jim Archer, L (9.1) ERA: 1.35	1.0 S 4 1 0 0 1 0 0 0 0 0 0 0 6 6 0.00 1.000																					

Los Angeles Angels @ Kansas City Athletics
Municipal Stadium, Kansas City, MO
Tue May 16 1961, 8:05 PM EDT
Att: 6,419 - Unknown


AB 35
R 4
H 8
RBI 4
BB 2
SO 2
LOB 13



Batter	1	2	3	4	5	6	7	8	9	AB	R	H	RBI	BB	SO	LOB	BOTTOM			
Dick Howser, R (1.6) OBP: 0.417, SLG: 0.370										3	2	2	1	2	0	0				
Jay Hankins, L (1.8) OBP: 0.271, SLG: 0.326										3	0	1	0	0	0	1				
Jerry Lumpe, L (1.4) OBP: 0.351, SLG: 0.313										5	0	2	1	0	1	4				
Lou Klimchok, L (1.3) OBP: 0.393, SLG: 0.500										5	1	2	1	0	0	2				
Norm Siebern, L (1.7) OBP: 0.343, SLG: 0.310										5	0	1	0	0	0	5				
Mary Throneberry, L (1.9) OBP: 0.374, SLG: 0.468										4	1	3	1	0	0	1				
Haywood Sullivan, R (1.2) OBP: 0.411, SLG: 0.537										4	1	2	0	0	0	2				
Wayne Causey, L (1.5) OBP: 0.500, SLG: 0.500										4	1	2	2	0	0	3				
Norm Bass, R (1.1) ERA: 5.52										3	0	0	0	0	1	1				
Jim Archer, R (9.1) ERA: 3.93										0	0	0	0	0	0	0				
Inning Stats	R: 0 E: 0 K: 0 S: 3	H: 0 LOB: 0 BB: 0 P: 3	R: 0 E: 0 K: 0 S: 4	H: 1 LOB: 1 BB: 0 P: 4	R: 0 E: 0 K: 0 S: 4	H: 1 LOB: 2 BB: 1 P: 8	R: 2 E: 0 K: 0 S: 6	H: 4 LOB: 1 BB: 0 P: 6	R: 1 E: 0 K: 0 S: 4	H: 1 LOB: 1 BB: 1 P: 8	R: 2 E: 0 K: 0 S: 5	H: 3 LOB: 1 BB: 0 P: 6	R: 0 E: 0 K: 0 S: 6	H: 3 LOB: 3 BB: 0 P: 6	R: 1 E: 1 K: 2 S: 10	H: 2 LOB: 2 BB: 0 P: 10	1B: 14 2B: 1 3B: 0 HR: 0	SF: 0 SAC: 2 DP: 0 HBP: 1	WP: 0 PB: 0 SB: 0 CS: 0	PA: 42
PITCHER	IP WLS BF H R ER SO BB IBB HBP BLK WP HR S P ERA WHIP																			
Eli Grba, R (1.1) ERA: 5.52	5.2 L 28 10 5 5 0 2 0 0 0 0 0 0 26 34 7.94 2.118																			
Jerry Casale, R (6.1) ERA: 6.93	0.1 1 0 0 0 0 0 0 0 1 0 0 0 0 1 0.00 0.000																			
Tom Morgan, R (7.1) ERA: 3.93	2.0 12 5 1 1 2 0 0 0 0 0 0 0 16 16 4.50 2.500																			

Los Angeles Angels @ Kansas City Athletics
Municipal Stadium, Kansas City, MO
Tue May 16 1961, 8:05 PM EDT
Att: 6,419 - Unknown

AB 36
R 6
H 15
RBI 6
BB 2
SO 2
LOB 19



Batter	1	2	3	4	5	6	7	8	9	AB	R	H	RBI	BB	SO	LOB	TOP								
Al Smith, R OBP: 0.290, SLG: 0.437 (1, 9)										5	1	2	0	0	1	2									
Nellie Fox, L OBP: 0.326, SLG: 0.342 (1, 4)										5	0	0	0	0	0	3									
Minnie Minoso, R OBP: 0.361, SLG: 0.459 (1, 7)										4	1	0	0	1	2	0									
Roy Sievers, R OBP: 0.417, SLG: 0.624 (1, 3)										5	2	3	1	0	1	0									
Jim Landis, R OBP: 0.312, SLG: 0.482 (1, 8)										4	2	2	2	0	1	1									
J.C. Martin, L OBP: 0.322, SLG: 0.407 (1, 5)										3	0	1	1	1	1	3									
Sherm Lollar, R OBP: 0.360, SLG: 0.375 (1, 2)										3	0	1	2	1	0	3									
Sammy Esposito, R OBP: 0.211, SLG: 0.278 (1, 6)										4	0	1	0	0	1	5									
Billy Pierce, L OBP: 0.222, SLG: 0.222 (1, 1)										3	0	0	0	0	0	1									
Frank Baumann, L (6, 1)										0	0	0	0	1	0	0									
Inning Stats	R: 2 E: 0 K: 0 S: 5	H: 2 LOB: 2 BB: 2 P: 13	R: 0 E: 0 K: 1 S: 6	H: 1 LOB: 1 BB: 0 P: 6	R: 2 E: 0 K: 0 S: 6	H: 3 LOB: 1 BB: 0 P: 6	R: 0 E: 0 K: 0 S: 3	H: 0 LOB: 0 BB: 0 P: 3	R: 0 E: 1 K: 0 S: 5	H: 1 LOB: 3 BB: 1 P: 9	R: 0 E: 0 K: 0 S: 3	H: 1 LOB: 0 BB: 0 P: 3	R: 2 E: 0 K: 4 S: 14	H: 2 LOB: 1 BB: 0 P: 14	R: 0 E: 0 K: 0 S: 2	H: 0 LOB: 0 BB: 1 P: 6	R: 0 E: 0 K: 2 S: 7	H: 0 LOB: 0 BB: 0 P: 7	1B: 8 2B: 1 3B: 1 HR: 0	SF: 0 SAC: 1 DP: 1 HBP: 0	WP: 1 PB: 1 SB: 0 CS: 0	PA: 41			
PITCHER	IP	WLS	BF	H	R	ER	SO	BB	IBB	HBP	BLK	WP	HR	S	P	ERA	WHIP								
Ron Kline, R ERA: 4.35 (1, 1)	6.0		29	8	4	4	1	2	1	0	0	1	0	28	40	6.00	1.667								
Ryne Duren, R ERA: 3.5 (7, 1)	2.0	L	9	2	2	0	4	1	0	0	0	0	0	16	20	0.00	1.500								
Tom Morgan, R ERA: 3.72 (9, 1)	1.0		3	0	0	0	2	0	0	0	0	0	0	7	7	0.00	0.000								

Chicago White Sox @ Los Angeles Angels
Wrigley Field, Los Angeles, CA
Thu May 18 1961, 9:05 PM CDT
Att: 3,740 - Unknown

livebaseballscores.com

AB 36
R 6
H 10
RBI 6
BB 4
SO 7
LOB 18

Batter	1	2	3	4	5	6	7	8	9	AB	R	H	RBI	BB	SO	LOB	BOTTOM								
Gene Leek, R OBP: 0.290, SLG: 0.393 (1, 5)										5	0	1	0	0	2	1									
Ken Aspromonte, R OBP: 0.313, SLG: 0.298 (1, 4)										5	0	1	0	0	0	2									
Ken Hunt, R OBP: 0.382, SLG: 0.590 (1, 8)										4	0	0	0	0	0	1									
Steve Bilko, R OBP: 0.415, SLG: 0.477 (1, 9)										3	0	1	0	1	0	0									
Ted Kluszewski, L OBP: 0.341, SLG: 0.568 (1, 3)										4	0	0	0	0	1	4									
Earl Averill, R OBP: 0.430, SLG: 0.587 (1, 7)										2	2	1	0	2	1	2									
Del Rice, R OBP: 0.391, SLG: 0.412 (1, 2)										4	2	2	2	0	1	1									
Rocky Bridges, R OBP: 0.444, SLG: 0.286 (1, 6)										3	0	2	2	1	0	0									
Ron Kline, R OBP: 0.250, SLG: 0.250 (1, 1)										2	0	1	0	0	1	0									
Ken Hamlin, R OBP: 0.255, SLG: 0.310 (6, PH)										1	0	0	0	0	0	1									
Ryne Duren, R (7, 1)										0	0	0	0	0	0	0									
Leon Wagner, L OBP: 0.341, SLG: 0.620 (8, PH)										1	0	0	0	0	1	2									
Tom Morgan, R (9, 1)										0	0	0	0	0	0	0									
Inning Stats	R: 0 E: 0 K: 1 S: 6	H: 1 LOB: 2 BB: 1 P: 10	R: 2 E: 0 K: 2 S: 8	H: 1 LOB: 0 BB: 1 P: 12	R: 0 E: 0 K: 1 S: 6	H: 1 LOB: 2 BB: 0 P: 7	R: 0 E: 0 K: 0 S: 5	H: 3 LOB: 2 BB: 0 P: 5	R: 0 E: 0 K: 0 S: 4	H: 2 LOB: 0 BB: 1 P: 8	R: 0 E: 0 K: 0 S: 3	H: 0 LOB: 0 BB: 0 P: 3	R: 0 E: 0 K: 2 S: 8	H: 1 LOB: 2 BB: 1 P: 12	R: 0 E: 0 K: 0 S: 3	H: 0 LOB: 0 BB: 0 P: 3	1B: 6 2B: 2 3B: 0 HR: 1	SF: 0 SAC: 0 DP: 1 HBP: 1	WP: 0 PB: 0 SB: 1 CS: 0	PA: 39					
PITCHER	IP	WLS	BF	H	R	ER	SO	BB	IBB	HBP	BLK	WP	HR	S	P	ERA	WHIP								
Billy Pierce, L ERA: 5.72 (1, 1)	5.0		24	6	3	3	5	3	0	1	0	0	0	30	43	5.40	1.800								
Frank Baumann, L ERA: 6.42 (6, 1)	4.0	W	15	3	1	1	2	1	0	0	0	0	0	18	22	2.25	1.000								


Chicago White Sox @ Los Angeles Angels
Wrigley Field, Los Angeles, CA
Thu May 18 1961, 9:05 PM CDT
Att: 3,740 - Unknown

livebaseballscores.com

AB 34
R 4
H 9
RBI 4
BB 4
SO 7
LOB 14


Batter	1	2	3	4	5	6	7	8	9	AB	R	H	RBI	BB	SO	LOB	TOP					
Luis Aparicio, R OBP: 0.297, SLG: 0.333										5	0	1	0	0	0	0	Chicago White Sox @ Los Angeles Angels Wrigley Field, Los Angeles, CA Fri May 19 1961, 9:05 PM CDT Att: 9,574 - Unknown					
Nellie Fox, L OBP: 0.317, SLG: 0.331										5	0	1	0	0	0	2						
Minnie Minoso, R OBP: 0.359, SLG: 0.443										4	1	0	0	1	1							
Roy Sievers, R OBP: 0.407, SLG: 0.624										4	1	2	1	0	0	2						
Jim Landis, R OBP: 0.323, SLG: 0.471										3	1	1	0	1	1	1						
J.C. Martin, L OBP: 0.316, SLG: 0.393										4	0	1	0	0	0	3						
Al Smith, R OBP: 0.312, SLG: 0.468										2	0	1	1	2	1	2						
Cam Carreon, R OBP: 0.326, SLG: 0.364										4	0	1	0	0	1	4						
Bob Shaw, R Wes Covington, L Gerry Staley, R Floyd Robinson, L Turk Lown, R Sherm Lollar, R Frank Baumann, L										1	0	0	0	0	0	3						
Inning Stats	R: 0 E: 0 K: 0 S: 3	H: 1 LOB: 0 BB: 0 P: 3	R: 0 E: 0 K: 2 S: 10	H: 3 LOB: 3 BB: 0 P: 10	R: 0 E: 0 K: 0 S: 4	H: 1 LOB: 1 BB: 0 P: 4	R: 0 E: 0 K: 0 S: 3	H: 0 LOB: 1 BB: 1 P: 7	R: 0 E: 1 K: 0 S: 3	H: 0 LOB: 0 BB: 0 P: 3	R: 2 E: 1 K: 0 S: 5	H: 1 LOB: 2 BB: 2 P: 13	R: 0 E: 0 K: 1 S: 5	H: 0 LOB: 0 BB: 0 P: 5	R: 1 E: 0 K: 1 S: 7	H: 2 LOB: 2 BB: 1 P: 11		R: 0 E: 0 K: 0 S: 3	H: 0 LOB: 0 BB: 0 P: 3	1B: 6 2B: 2 3B: 0 HR: 1	SF: 0 SAC: 0 DP: 2 HBP: 0	WP: 0 PB: 0 SB: 1 CS: 0
PITCHER	IP WLS BF H R ER SO BB IBB HBP BLK WP HR S P ERA WHIP	5.2 W 26 6 2 1 2 3 0 0 0 0 0 0 27 39 1.59 1.588	1.1 6 2 1 1 1 0 0 0 0 0 1 8 8 6.75 1.500	2.0 S 7 0 0 0 1 1 0 0 0 0 0 0 8 12 0.00 0.500											IP WLS BF H R ER SO BB IBB HBP BLK WP HR S P ERA WHIP							
Ken McBride, R ERA: 3.02																						
Eli Grba, R ERA: 5.55																						
Ryne Duren, R ERA: 2.63																						

AB	35
R	3
H	8
RBI	2
BB	4
SO	4
LOB	22



Batter	1	2	3	4	5	6	7	8	9	AB	R	H	RBI	BB	SO	LOB	BOTTOM					
Albie Pearson, L OBP: 0.421, SLG: 0.404										4	0	0	0	0	0	3	Chicago White Sox @ Los Angeles Angels Wrigley Field, Los Angeles, CA Fri May 19 1961, 9:05 PM CDT Att: 9,574 - Unknown					
Ken Aspromonte, R OBP: 0.324, SLG: 0.288										2	0	0	0	2	0	1						
Leon Wagner, L OBP: 0.326, SLG: 0.590										4	0	0	0	0	0	3						
Steve Bilko, R OBP: 0.433, SLG: 0.540										4	1	2	0	0	2	0						
Lee Thomas, L OBP: 0.300, SLG: 0.300										3	1	1	0	0	1	2						
Earl Averill, R OBP: 0.426, SLG: 0.605										4	2	2	2	0	0	1						
Gene Leek, R OBP: 0.297, SLG: 0.443										4	1	2	1	0	1	0						
Ken Hamlin, R OBP: 0.255, SLG: 0.289										3	0	0	0	1	1	3						
Ken McBride, R OBP: 0.111, SLG: 0.111										2	0	1	1	0	0	0						
Eli Grba, R OBP: 0.087, SLG: 0.267										0	0	0	0	0	0	0						
Ryne Duren, R										0	0	0	0	0	0	0						
Inning Stats	R: 0 E: 0 K: 0 S: 4	H: 1 LOB: 2 BB: 1 P: 8	R: 2 E: 1 K: 1 S: 8	H: 3 LOB: 3 BB: 0 P: 8	R: 2 E: 0 K: 2 S: 9	H: 2 LOB: 0 BB: 0 P: 9	R: 0 E: 0 K: 0 S: 3	H: 0 LOB: 0 BB: 0 P: 3	R: 0 E: 0 K: 1 S: 5	H: 0 LOB: 0 BB: 0 P: 5	R: 0 E: 0 K: 1 S: 5	H: 0 LOB: 0 BB: 0 P: 5	R: 0 E: 0 K: 0 S: 3	H: 0 LOB: 2 BB: 2 P: 11	R: 1 E: 0 K: 0 S: 5	H: 2 LOB: 1 BB: 0 P: 5	R: 0 E: 0 K: 0 S: 3	H: 0 LOB: 0 BB: 0 P: 3	1B: 6 2B: 0 3B: 1 HR: 1	SF: 0 SAC: 2 DP: 0 HBP: 0	WP: 0 PB: 0 SB: 0 CS: 0	PA: 35
PITCHER	IP WLS BF H R ER SO BB IBB HBP BLK WP HR S P ERA WHIP	4.0 L 19 4 3 0 3 1 0 0 0 0 0 0 5 5 0.00 0.000	1.0 3 0 0 0 1 0 0 0 0 0 0 0 5 5 0.00 0.000	2.0 8 0 0 0 1 2 0 0 0 0 0 0 8 16 0.00 1.000											IP WLS BF H R ER SO BB IBB HBP BLK WP HR S P ERA WHIP							
Bob Shaw, R ERA: 2.81																						
Gerry Staley, R ERA: 6.52																						
Turk Lown, R ERA: 0.93																						
Frank Baumann, L ERA: 6.49																						

AB	30
R	5
H	8
RBI	4
BB	3
SO	5
LOB	13



Batter	1	2	3	4	5	6	7	8	9	AB	R	H	RBI	BB	SO	LOB	TOP					
Coot Veat, R OBP: 0.290, SLG: 0.253 (1, 6)										5	2	2	0	0	0	3						
Danny O'Connell, R OBP: 0.375, SLG: 0.303 (1, 4)										4	1	2	0	0	2	2						
Chuck Hinton, R OBP: 0.400, SLG: 0.455 (1, 7)										5	1	3	4	0	1	2						
Jim King, L OBP: 0.327, SLG: 0.500 (1, 9)										4	0	1	0	1	1	1						
Willie Tasby, R OBP: 0.346, SLG: 0.422 (1, 8)										5	1	1	1	0	1	2						
Dale Long, L OBP: 0.280, SLG: 0.483 (1, 3)										4	1	2	1	0	0	0						
Billy Klaus, L OBP: 0.299, SLG: 0.352 (1, 5)										3	1	1	1	1	0	0						
Pete Daley, R OBP: 0.264, SLG: 0.324 (1, 2)										4	0	1	0	0	2	2						
Hal Woodeshick, R OBP: 0.143, SLG: 0.143 (1, 1)										4	0	2	0	0	2	2						
Inning Stats	R: 0 E: 0 K: 0 S: 4	H: 1 LOB: 1 BB: 0 P: 4	R: 1 E: 0 K: 2 S: 8	H: 1 LOB: 0 BB: 0 P: 8	R: 2 E: 0 K: 2 S: 10	H: 3 LOB: 1 BB: 0 P: 10	R: 0 E: 0 K: 1 S: 5	H: 0 LOB: 0 BB: 0 P: 5	R: 0 E: 0 K: 2 S: 8	H: 1 LOB: 1 BB: 0 P: 8	R: 1 E: 0 K: 2 S: 9	H: 2 LOB: 2 BB: 1 P: 13	R: 1 E: 0 K: 0 S: 4	H: 2 LOB: 0 BB: 0 P: 4	R: 1 E: 0 K: 0 S: 6	H: 3 LOB: 2 BB: 0 P: 6	R: 1 E: 0 K: 0 S: 3	H: 2 LOB: 0 BB: 1 P: 7	1B: 9 2B: 2 3B: 0 HR: 4	SF: 0 SAC: 1 DP: 1 HBP: 0	WP: 0 PB: 0 CS: 0	PA: 41
PITCHER	IP	WLS	BF	H	R	ER	SO	BB	IBB	HBP	BLK	WP	HR	S	P	ERA	WHIP					
Ron Kline, R ERA: 4.57 (1, 1)	6.0	L	27	8	4	4	9	1	0	0	1	0	3	44	48	6.00	1.500					
Ned Garver, R ERA: 4.92 (7, 1)	3.0		14	7	3	3	0	1	0	0	0	0	1	13	17	9.00	2.667					

Washington Senators @ Los Angeles Angels
 Wrigley Field, Los Angeles, CA
 Sun May 21 1961, 5:38 AM CDT
 Att: 7,102 - Unknown

AB 38
 R 7
 H 15
 RBI 7
 BB 2
 SO 9
 LOB 14



Batter	1	2	3	4	5	6	7	8	9	AB	R	H	RBI	BB	SO	LOB	BOTTOM					
Ken Aspromonte, R OBP: 0.324, SLG: 0.280 (1, 4)										4	1	1	0	1	0	1						
Albie Pearson, L OBP: 0.423, SLG: 0.400 (1, 8)										4	0	1	0	1	0	2						
Earl Averill, R OBP: 0.418, SLG: 0.573 (1, 7)										4	0	2	2	1	0	2						
Steve Bilko, R OBP: 0.446, SLG: 0.528 (1, 3)										3	0	1	0	2	1	1						
Gene Leek, R OBP: 0.296, SLG: 0.456 (1, 5)										3	0	0	0	0	1	7						
Faye Throneberry, L OBP: 0.310, SLG: 0.240 (1, 9)										4	0	1	0	0	2	0						
Del Rice, R OBP: 0.290, SLG: 0.280 (1, 2)										4	0	0	0	0	2	2						
Rocky Bridges, R OBP: 0.450, SLG: 0.267 (1, 6)										3	0	1	0	1	0	0						
Ron Kline, R OBP: 0.214, SLG: 0.214 (1, 1)										2	0	0	0	0	1	1						
Ken Hunt, R OBP: 0.370, SLG: 0.568 (6, PH)										1	0	0	0	0	1	3						
Ned Garver, R OBP: 0.400, SLG: 0.429 (8, PH)										0	0	0	0	0	0	0						
Lee Thomas, L OBP: 0.400, SLG: 0.429 (8, PH)										1	1	1	0	0	0	0						
Inning Stats	R: 1 E: 0 K: 0 S: 4	H: 2 LOB: 1 BB: 1 P: 8	R: 0 E: 0 K: 1 S: 5	H: 0 LOB: 0 BB: 0 P: 5	R: 0 E: 0 K: 2 S: 7	H: 0 LOB: 3 BB: 3 P: 19	R: 0 E: 0 K: 1 S: 6	H: 1 LOB: 1 BB: 0 P: 6	R: 0 E: 0 K: 0 S: 2	H: 0 LOB: 0 BB: 1 P: 6	R: 0 E: 0 K: 2 S: 8	H: 1 LOB: 3 BB: 1 P: 13	R: 0 E: 0 K: 0 S: 5	H: 2 LOB: 2 BB: 0 P: 5	R: 0 E: 0 K: 1 S: 5	H: 0 LOB: 0 BB: 0 P: 5	R: 1 E: 0 K: 1 S: 7	H: 2 LOB: 1 BB: 0 P: 7	1B: 6 2B: 2 3B: 0 HR: 0	SF: 0 SAC: 0 DP: 2 HBP: 1	WP: 0 PB: 0 CS: 0	PA: 40
PITCHER	IP	WLS	BF	H	R	ER	SO	BB	IBB	HBP	BLK	WP	HR	S	P	ERA	WHIP					
Hal Woodeshick, L ERA: 2.62 (1, 1)	9.0	W	40	8	2	2	8	6	0	1	0	0	0	49	74	2.00	1.556					

Washington Senators @ Los Angeles Angels
 Wrigley Field, Los Angeles, CA
 Sun May 21 1961, 5:38 AM CDT
 Att: 7,102 - Unknown

AB 33
 R 2
 H 8
 RBI 2
 BB 6
 SO 8
 LOB 19



Batter	1	2	3	4	5	6	7	8	9	AB	R	H	RBI	BB	SO	LOB	TOP		
Coot Veat, R OBP: 0.289, SLG: 0.244 (1, 6)										3	1	0	0	0	0	1			
Danny O'Connell, R OBP: 0.376, SLG: 0.298 (1, 4)										2	0	0	0	2	0	1			
Chuck Hinton, R OBP: 0.385, SLG: 0.486 (1, 7)										4	1	1	0	0	0	3			
Jim King, L OBP: 0.356, SLG: 0.566 (1, 9)										3	1	2	3	1	0	1			
Willie Tasby, R OBP: 0.359, SLG: 0.458 (1, 8)										4	1	3	1	0	0	1			
Dale Long, L OBP: 0.289, SLG: 0.484 (1, 3)										4	0	2	0	0	0	2			
Billy Klaus, L OBP: 0.271, SLG: 0.342 (1, 5)										2	0	0	0	2	0	0			
Pete Daley, R OBP: 0.253, SLG: 0.310 (1, 2)										3	0	0	0	0	0	5			
Gene Woodling, L OBP: 0.430, SLG: 0.532 (9, PH)										1	0	0	0	0	0	0			
Pete Burnside, R (1, 1)										1	0	0	0	0	1	0			
Marty Keough, L OBP: 0.296, SLG: 0.343 (5, PH)										0	0	0	0	0	1	0			
Dick Donovan, L OBP: 0.200, SLG: 0.111 (5, PH)										0	0	0	0	0	0	0			
Harry Bright, R OBP: 0.233, SLG: 0.328 (5, PH)										1	0	0	0	0	0	0			
Marty Kutyna, R OBP: 0.300, SLG: 0.500 (5, PH)										0	0	0	0	0	0	0			
Gene Green, R OBP: 0.290, SLG: 0.320 (5, PH)										1	0	0	0	0	0	0			
Inning Stats	R: 0 E: 0 K: 0 S: 2	H: 0 LOB: 0 BB: 1 P: 6	R: 0 E: 0 K: 0 S: 3	H: 1 LOB: 2 BB: 2 P: 11	R: 0 E: 0 K: 1 S: 5	H: 0 LOB: 0 BB: 0 P: 5	R: 0 E: 0 K: 0 S: 3	H: 1 LOB: 0 BB: 0 P: 3	R: 0 E: 0 K: 0 S: 2	H: 0 LOB: 0 BB: 1 P: 6	R: 1 E: 0 K: 0 S: 5	H: 3 LOB: 2 BB: 1 P: 9	R: 3 E: 1 K: 0 S: 5	H: 3 LOB: 2 BB: 1 P: 10	R: 0 E: 0 K: 0 S: 3	H: 0 LOB: 0 BB: 0 P: 3	1B: 5 2B: 2 3B: 1 HR: 2	SF: 0 SAC: 0 DP: 5 HBP: 1	WP: 1 PA: 36 PB: 0 SB: 0 CS: 0
PITCHER	IP WLS BF H R ER SO BB IBB HBP BLK WP HR S P ERA WHIP																		
Eli Grba, R ERA: 5.03 (1, 1)	6.2 W 25 5 1 1 1 4 1 0 0 1 1 22 42 1.35 1.350																		
Tom Morgan, R ERA: 4.79 (7, 1)	1.0 7 2 3 3 0 1 0 1 0 0 1 5 10 27.00 3.000																		
Johnny James, R ERA: 3.72 (8, 1)	0.1 1 1 0 0 0 0 0 0 0 0 0 1 1 0.00 3.000																		
Jerry Casale, R ERA: 6.0 (9, 1)	1.0 S 3 0 0 0 0 0 0 0 0 0 0 3 3 0.00 0.000																		

Washington Senators @ Los Angeles Angels
Wrigley Field, Los Angeles, CA
Mon May 22 1961, 9:05 PM CDT
Att: 2,687 - Unknown

AB 29
R 4
H 8
RBI 4
BB 6
SO 1
LOB 14



Batter	1	2	3	4	5	6	7	8	9	AB	R	H	RBI	BB	SO	LOB	BOTTOM		
Rocky Bridges, R OBP: 0.375, SLG: 0.211 (1, 6)										4	0	0	0	0	2	1			
Lee Thomas, L OBP: 0.388, SLG: 0.444 (1, 9)										4	1	1	0	0	2	1			
Earl Averill, R OBP: 0.412, SLG: 0.591 (1, 7)										4	1	1	2	0	1	1			
Albie Pearson, L OBP: 0.423, SLG: 0.400 (8, 8)										0	0	0	0	0	0	0			
Steve Bilko, R OBP: 0.435, SLG: 0.509 (1, 3)										4	1	1	0	0	2	1			
Ken Hunt, R OBP: 0.375, SLG: 0.554 (1, 8)										2	1	0	0	2	1	1			
Ken Aspromonte, R OBP: 0.324, SLG: 0.281 (1, 4)										3	2	1	0	0	0	2			
Gene Leek, R OBP: 0.313, SLG: 0.486 (1, 5)										4	0	3	1	0	1	1			
Del Rice, R OBP: 0.324, SLG: 0.280 (1, 2)										0	0	0	1	2	0	0			
Eli Grba, R OBP: 0.059, SLG: 0.235 (1, 1)										2	0	0	1	0	0	3			
Tom Morgan, R (7, 1)										0	0	0	0	0	0	0			
Johnny James, L (8, 1)										0	0	0	0	0	0	0			
Ted Kluszewski, L OBP: 0.340, SLG: 0.563 (8, PH)										1	0	1	1	0	0	0			
Jerry Casale, R OBP: 0.364, SLG: 0.700 (9, 1)										0	0	0	0	0	0	0			
Inning Stats	R: 0 E: 1 K: 1 S: 6	H: 0 LOB: 1 BB: 0 P: 6	R: 1 E: 0 K: 0 S: 4	H: 1 LOB: 1 BB: 1 P: 8	R: 0 E: 0 K: 2 S: 7	H: 0 LOB: 0 BB: 0 P: 7	R: 1 E: 1 K: 1 S: 7	H: 2 LOB: 2 BB: 1 P: 11	R: 2 E: 0 K: 2 S: 9	H: 2 LOB: 0 BB: 0 P: 9	R: 0 E: 0 K: 2 S: 7	H: 0 LOB: 0 BB: 0 P: 7	R: 1 E: 0 K: 1 S: 5	H: 1 LOB: 2 BB: 2 P: 13	R: 0 E: 0 K: 1 S: 5	H: 1 LOB: 2 BB: 2 P: 13	1B: 3 2B: 4 3B: 0 HR: 1	SF: 1 SAC: 3 DP: 0 HBP: 0	WP: 0 PA: 36 PB: 0 SB: 0 CS: 0
PITCHER	IP WLS BF H R ER SO BB IBB HBP BLK WP HR S P ERA WHIP																		
Pete Burnside, L ERA: 5.72 (1, 1)	5.0 L 23 4 4 4 6 1 1 0 0 0 1 33 41 7.20 1.200																		
Dick Donovan, R ERA: 2.78 (6, 1)	2.0 8 2 1 1 2 0 0 0 0 0 0 12 12 4.50 1.000																		
Marty Kutyna, R ERA: 3.38 (8, 1)	1.0 5 1 1 1 1 1 1 0 0 0 0 5 13 9.00 2.000																		

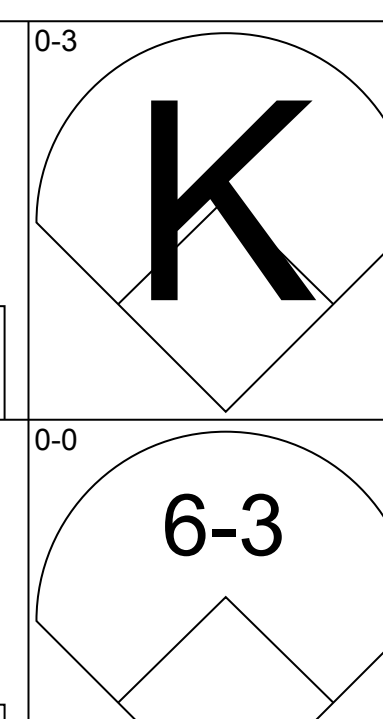
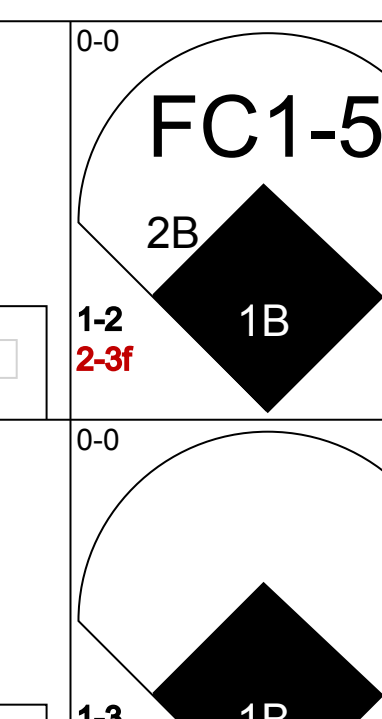
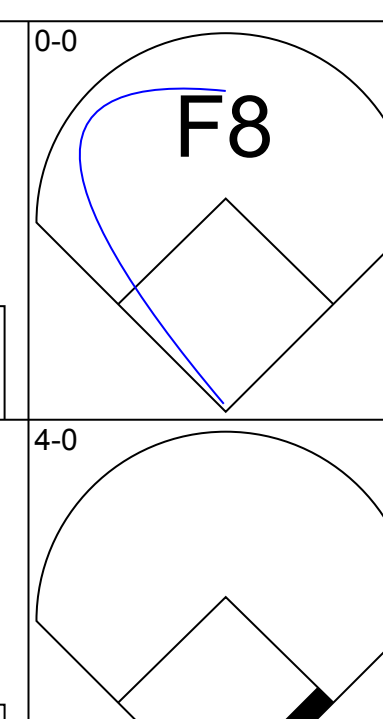
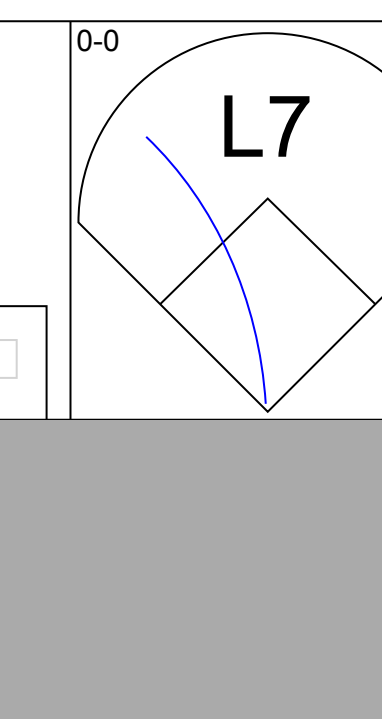
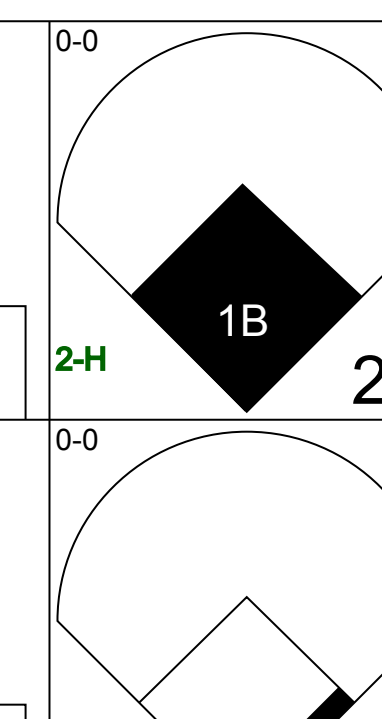
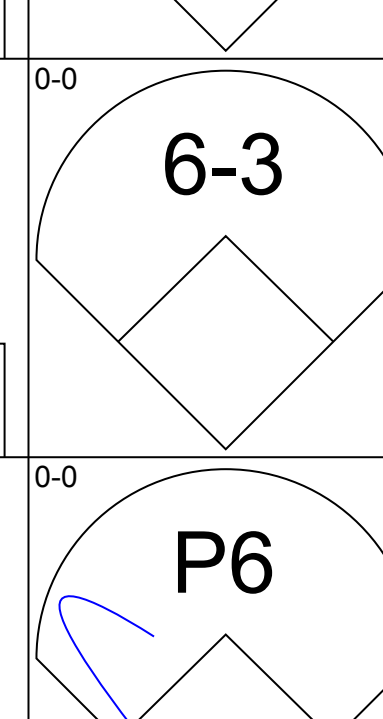
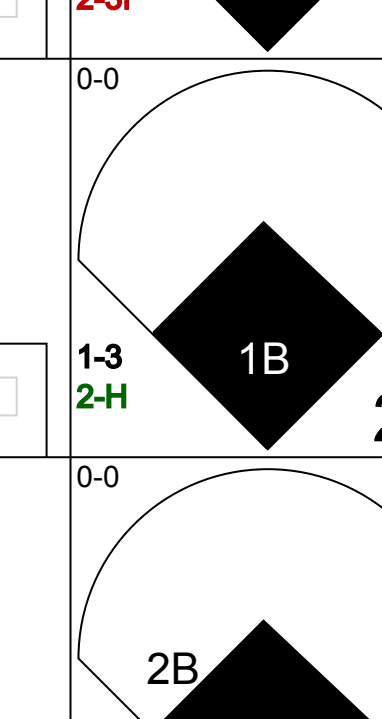
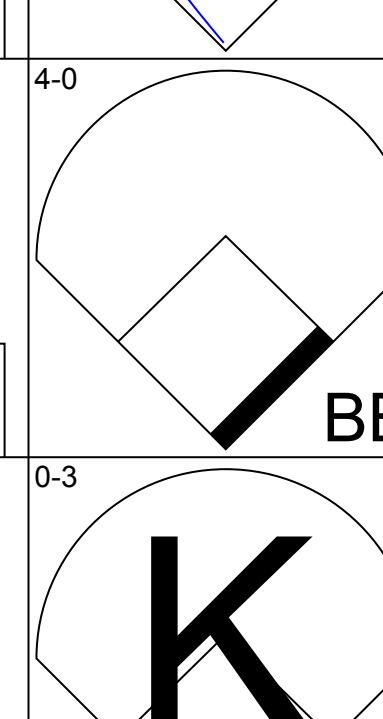
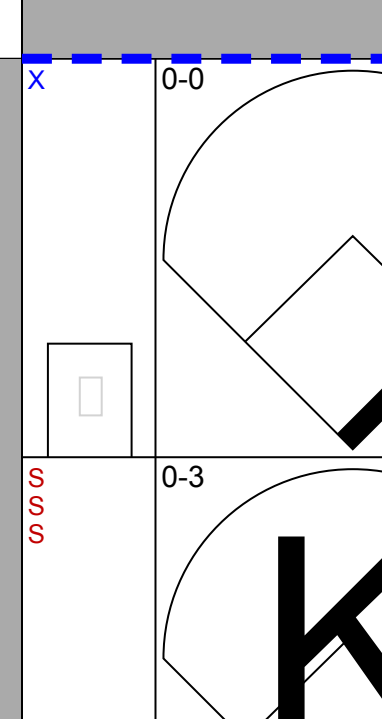
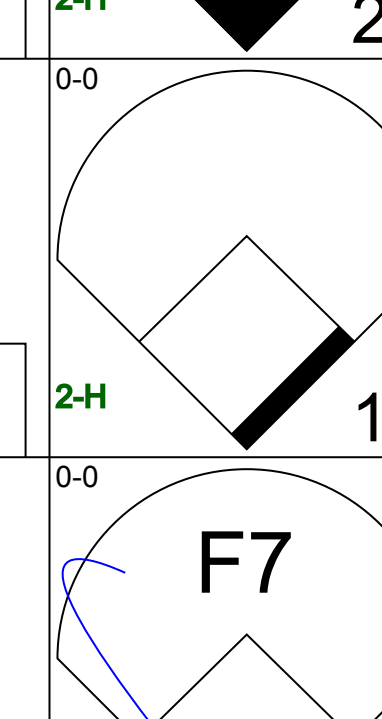
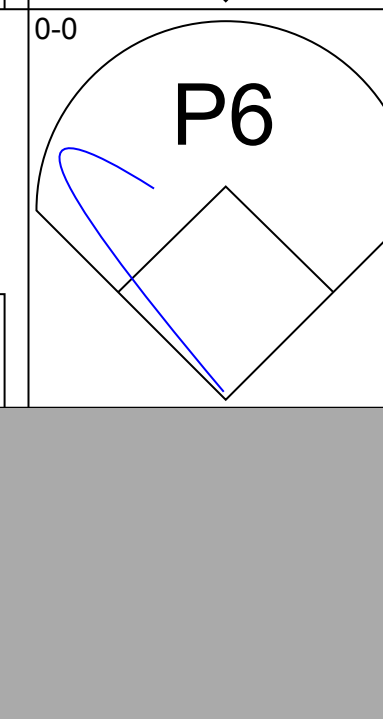
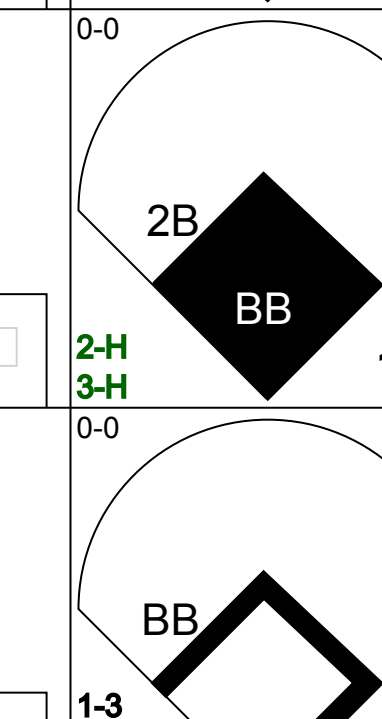
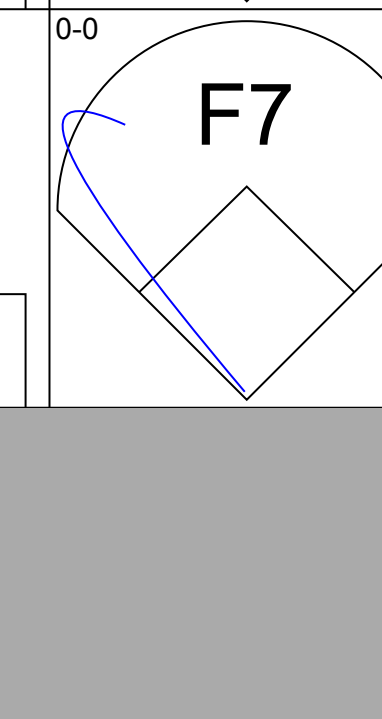
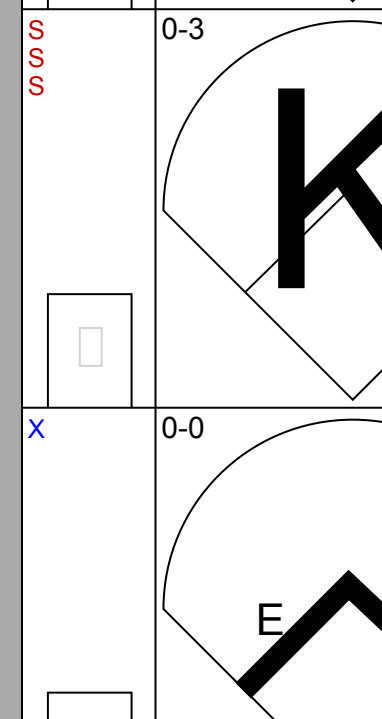
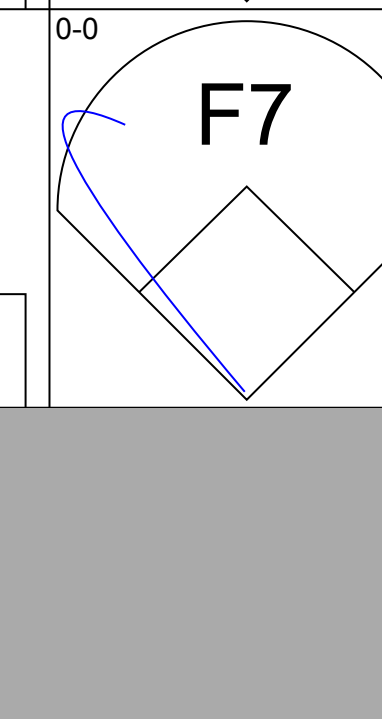
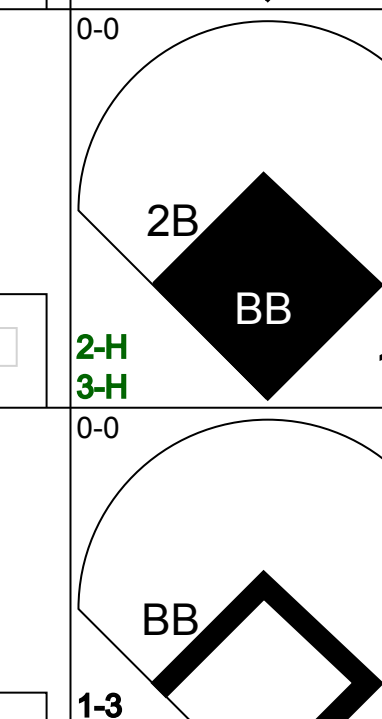
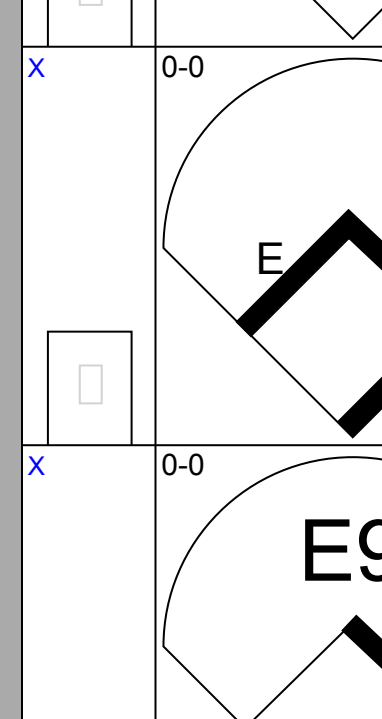
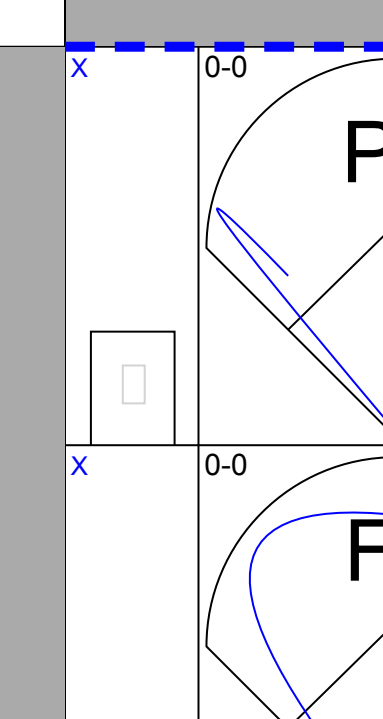

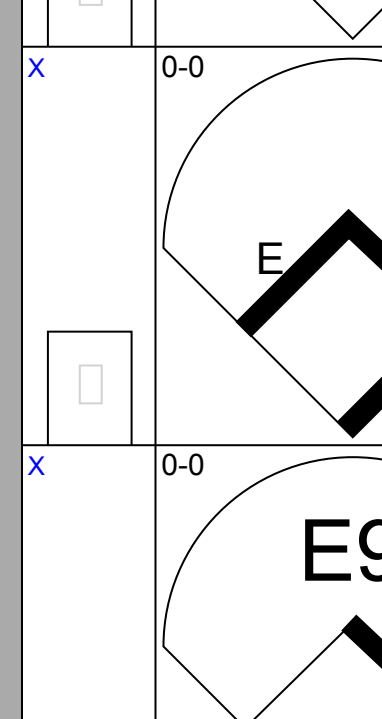
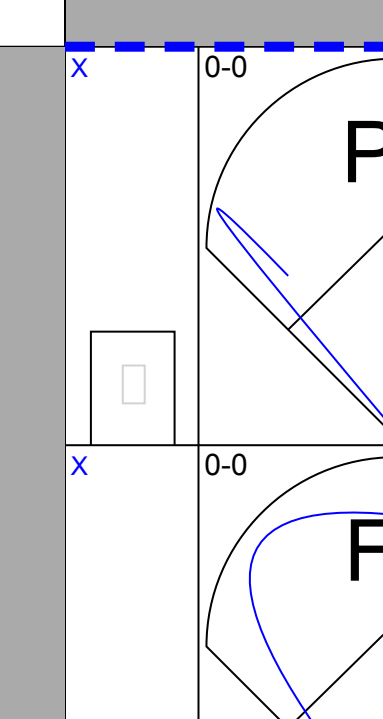
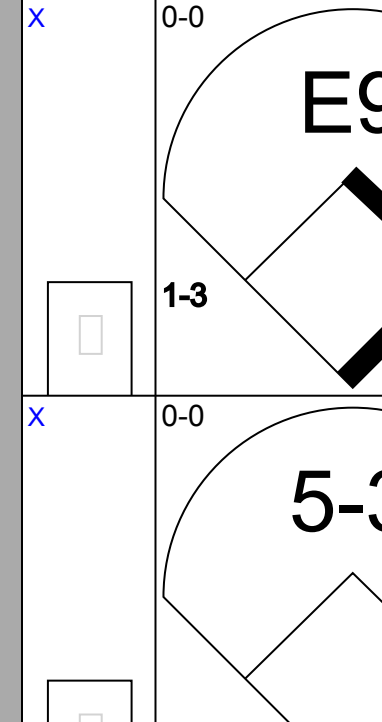
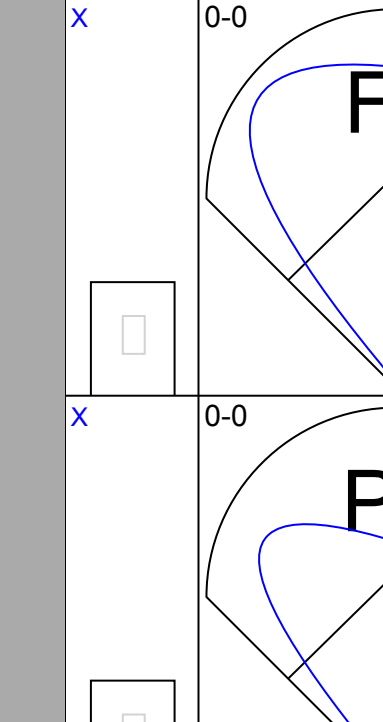

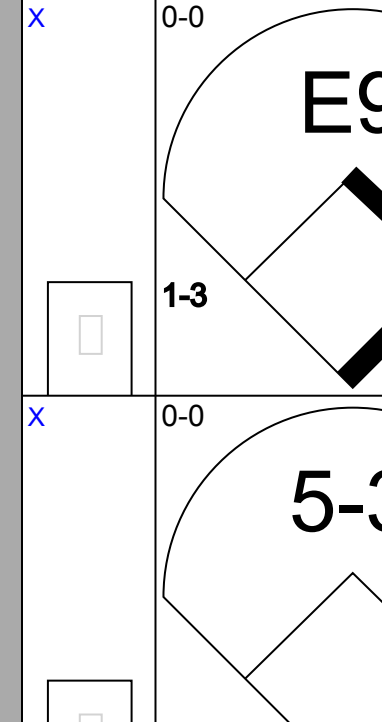
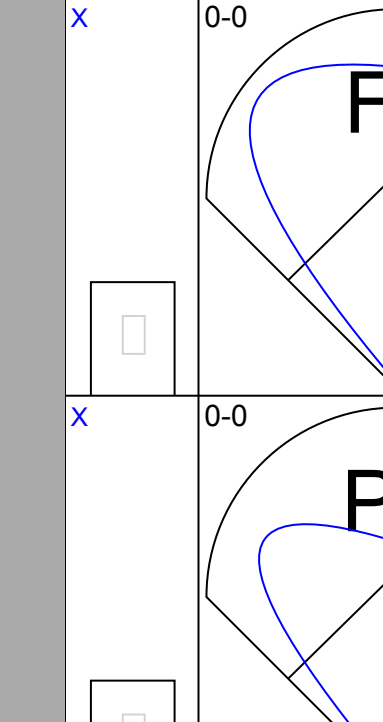
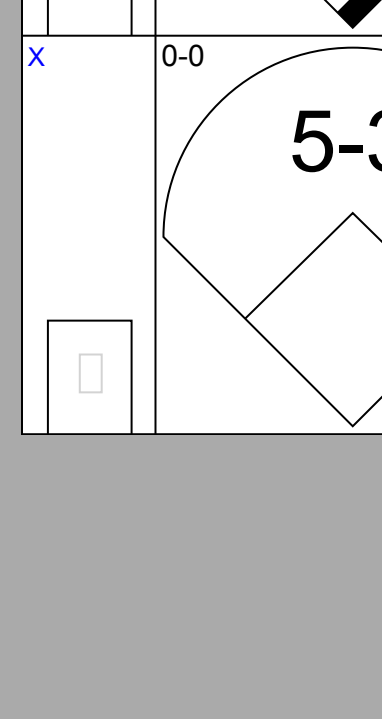
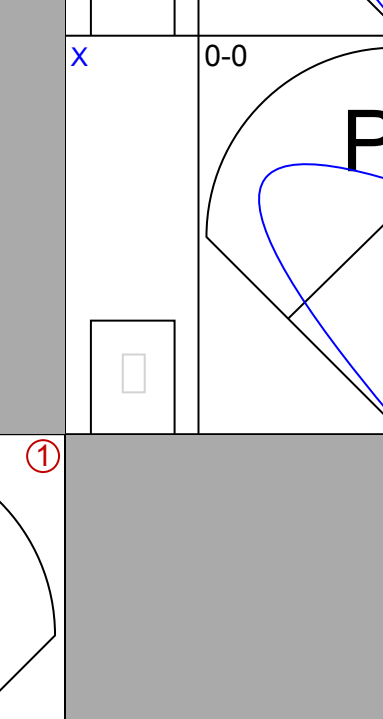

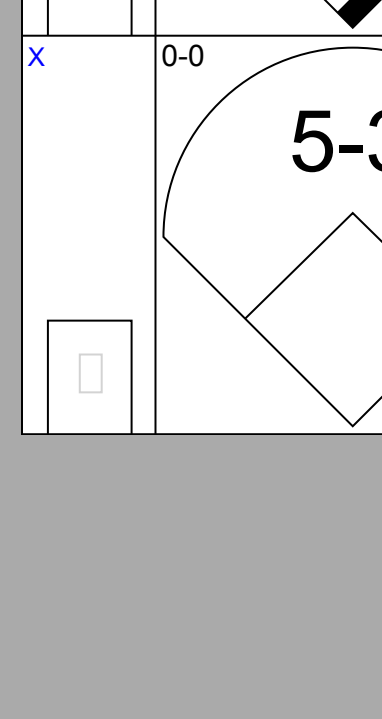
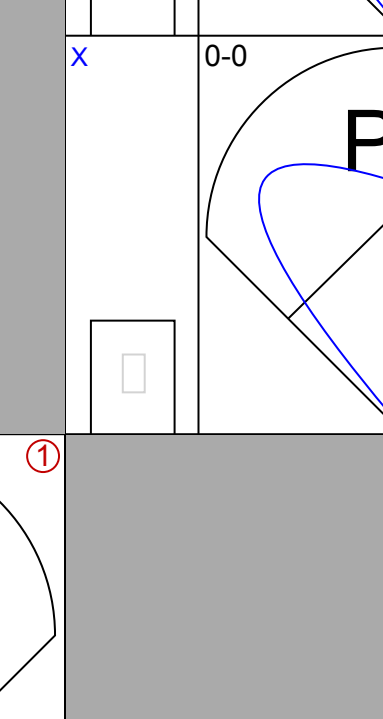
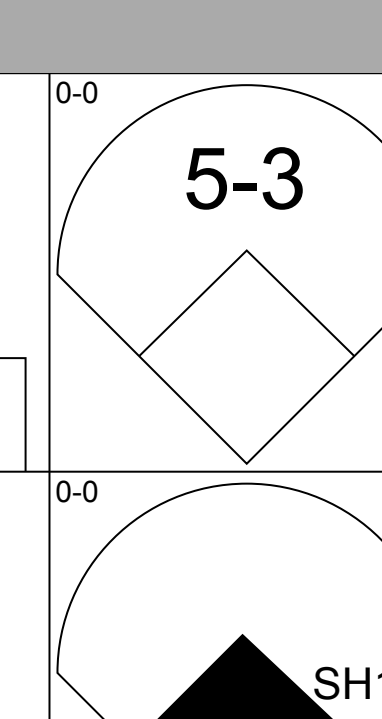
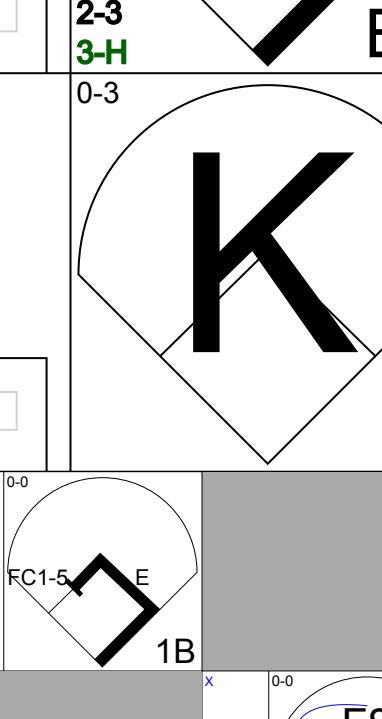
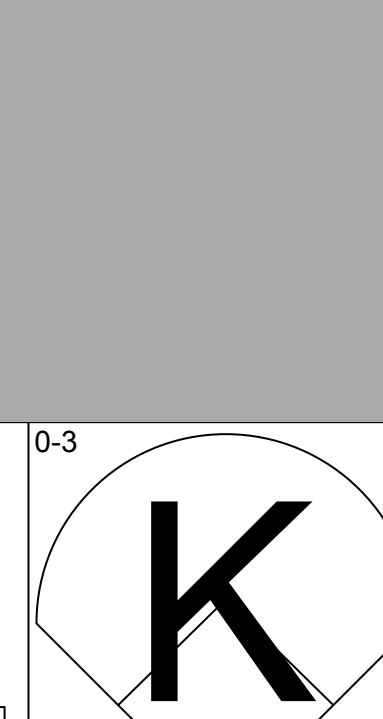
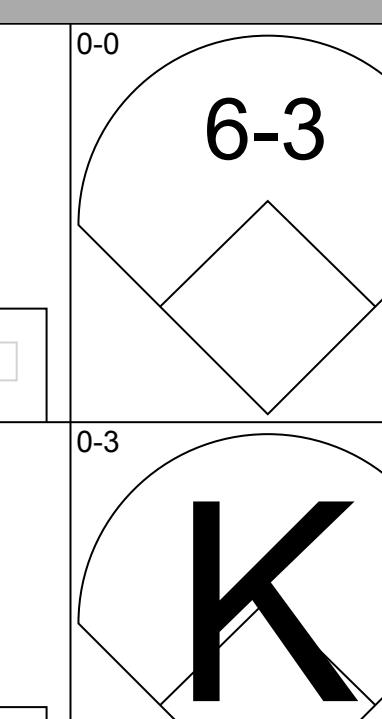
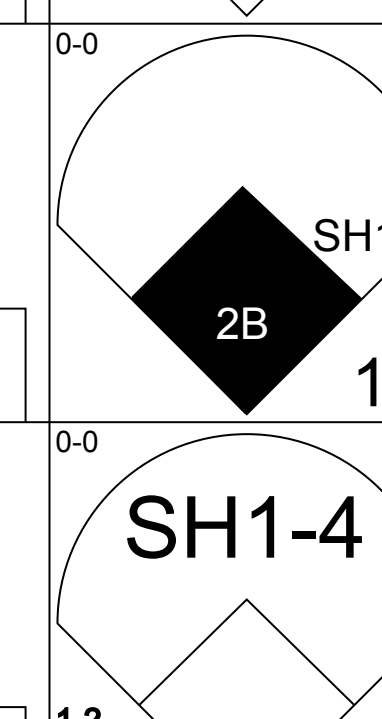
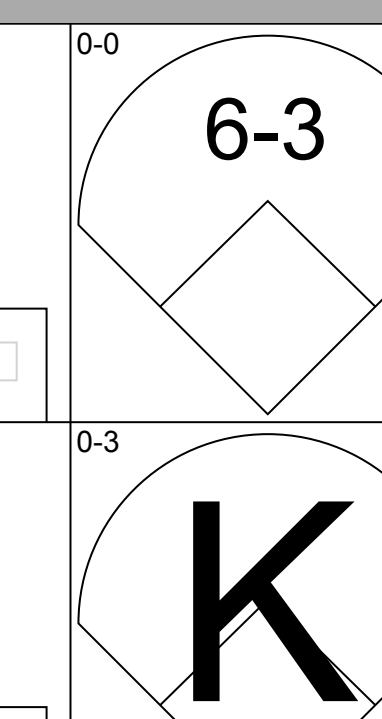
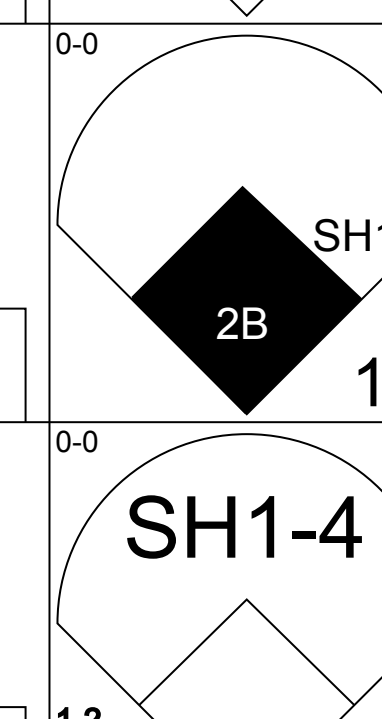
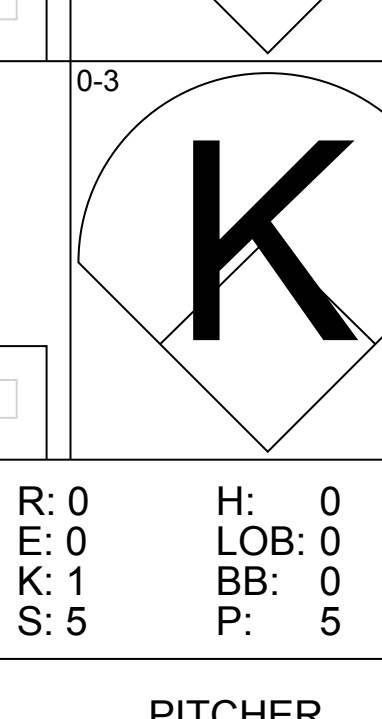
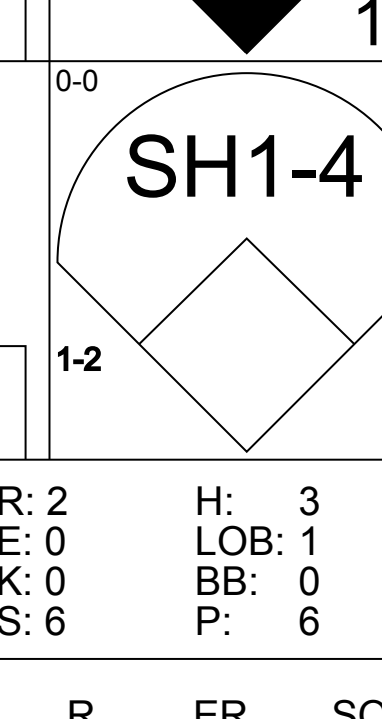
Washington Senators @ Los Angeles Angels
Wrigley Field, Los Angeles, CA
Mon May 22 1961, 9:05 PM CDT
Att: 2,687 - Unknown

AB 28
R 6
H 8
RBI 6
BB 4
SO 9
LOB 11



Batter	1	2	3	4	5	6	7	8	9	AB	R	H	RBI	BB	SO	LOB	TOP			
Johnny Temple, R (1,4) OBP: 0.433, SLG: 0.410 Miguel de la Hoz, R (7,4) OBP: 0.250, SLG: 0.250	G3 WP BB		WP 6-3 1B		6-3		K			3	0	1	0	1	1	0	Cleveland Indians @ Los Angeles Angels Wrigley Field, Los Angeles, CA Tue May 23 1961, 9:05 PM CDT Att: 5,063 - Unknown livebaseballscorecards.com			
Jim Piersall, R (1,8) OBP: 0.348, SLG: 0.411	F9		6-3 1-2		1-6-3		1B			4	0	1	0	0	0	2				
Tito Francona, L (1,7) OBP: 0.365, SLG: 0.426	G3 1-3		4-3 2-3		6-3		L8			4	0	0	0	0	0	3				
Vic Power, R (1,3) OBP: 0.323, SLG: 0.421	BB			E6 FC5-4		F5		6-3		3	0	0	0	1	0	0				
Willie Kirkland, L (1,9) OBP: 0.312, SLG: 0.333	F9		FC5-4 BB BB 1-2		6-3		P6			4	0	0	0	0	0	3				
John Romano, R (1,2) OBP: 0.396, SLG: 0.504		P5		K		PB 2B		5-3		4	0	1	0	0	1	1				
Woodie Held, R (1,6) Jack Kubiszyn, R (8,6)	K			BB BB 1-2		FC5-4 BB 2-3		5-3		1	0	0	0	2	1	0				
Bubba Phillips, R (1,5) OBP: 0.304, SLG: 0.381	P6			BB BB 1-2 2-3		FC5-4 1-2		5-3		3	0	0	0	1	0	2				
Jim Perry, S (1,1) OBP: 0.125, SLG: 0.167 Russ Heman, R (6,1) Bob Hale, L (9, PH) OBP: 0.267, SLG: 0.250				K 5-3		5-3		K		2	0	0	0	0	1	3				
										1	0	0	0	0	0	0				
										1	0	0	0	0	1	0				
Inning Stats	R: 0 E: 0 K: 0 S: 3	H: 0 LOB: 2 BB: 2 P: 11	R: 0 E: 0 K: 1 S: 5	H: 0 LOB: 0 BB: 0 P: 5	R: 0 E: 0 K: 1 S: 6	H: 1 LOB: 1 BB: 0 P: 6	R: 0 E: 1 K: 1 S: 6	H: 0 LOB: 3 BB: 2 P: 14	R: 0 E: 0 K: 0 S: 4	H: 1 LOB: 0 BB: 1 P: 8	R: 0 E: 0 K: 1 S: 6	H: 1 LOB: 0 BB: 0 P: 6	R: 0 E: 0 K: 0 S: 3	H: 0 LOB: 0 BB: 0 P: 3	R: 0 E: 0 K: 1 S: 5	H: 0 LOB: 0 BB: 0 P: 5	1B: 2 2B: 1 3B: 0 HR: 0	SF: 0 SAC: 0 DP: 0 HBP: 0	WP: 2 PB: 1 SB: 0 CS: 0	PA: 36
PITCHER Ken McBride, R (1,1) ERA: 2.52	IP: 9.0 WLS: W BF: 36 H: 3 R: 0 ER: 0 SO: 5 BB: 5 IBB: 0 HBP: 0 BLK: 0 WP: 2 HR: 0 S: 41 P: 61 ERA: 0.00 WHIP: 0.889															PITCHER				

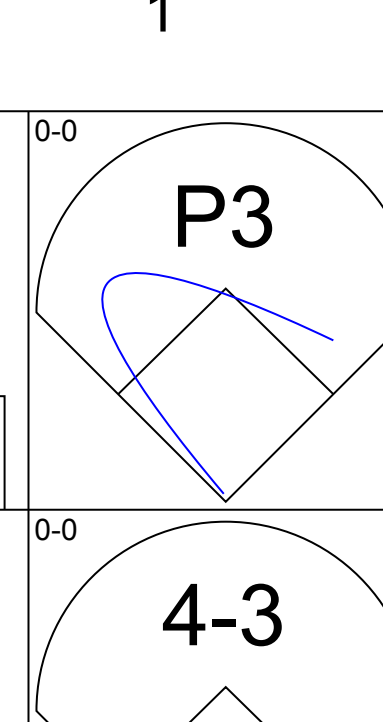
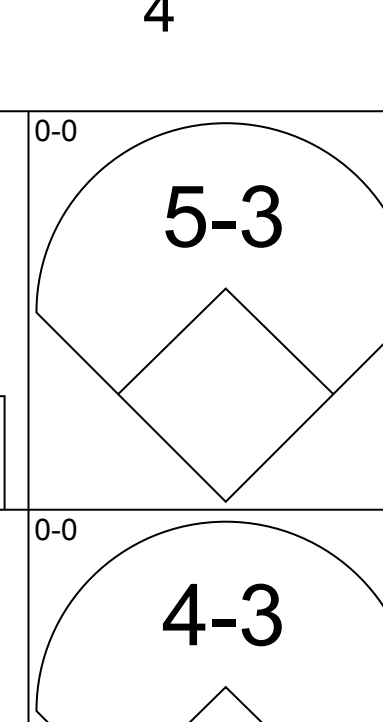
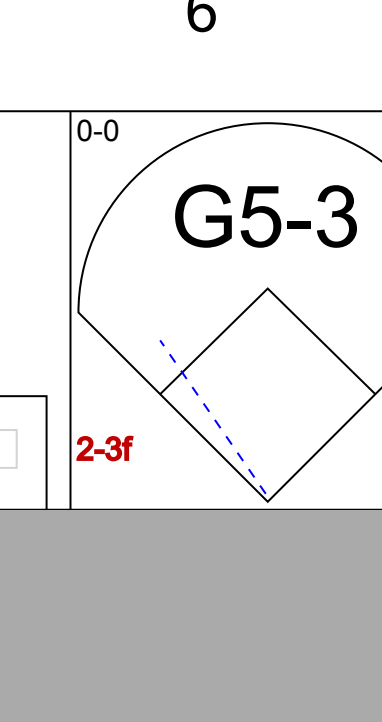
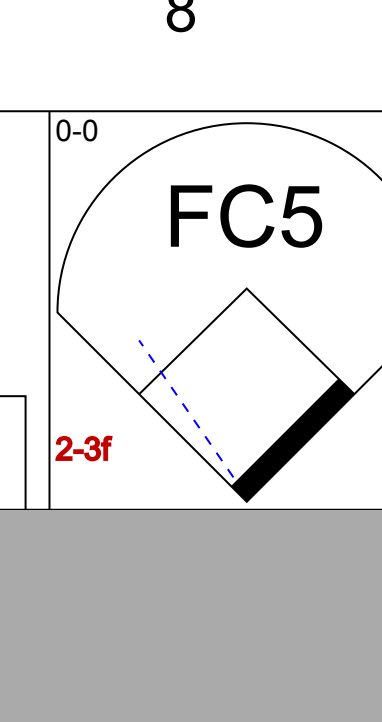
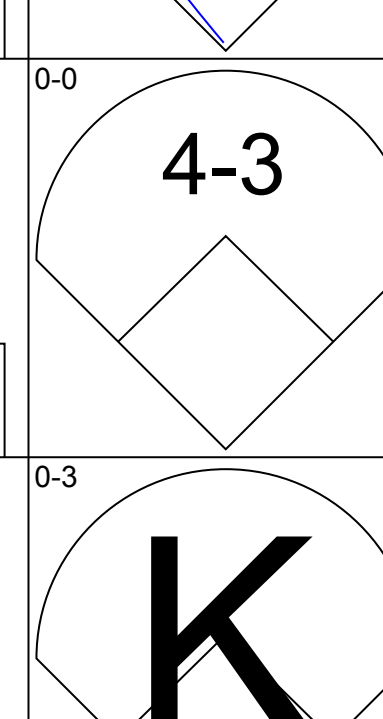
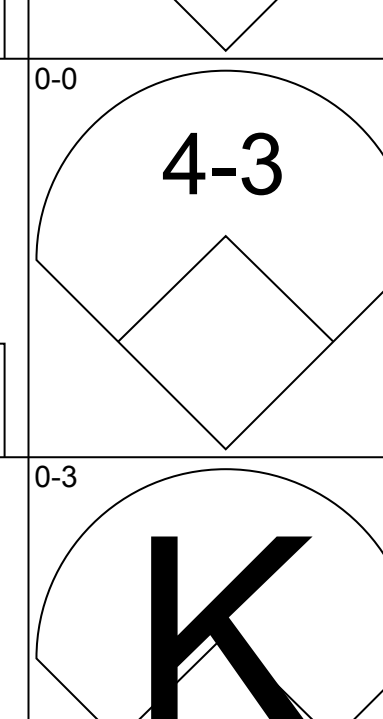
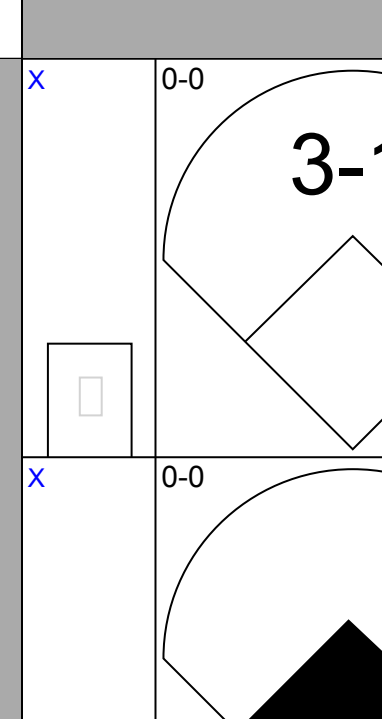
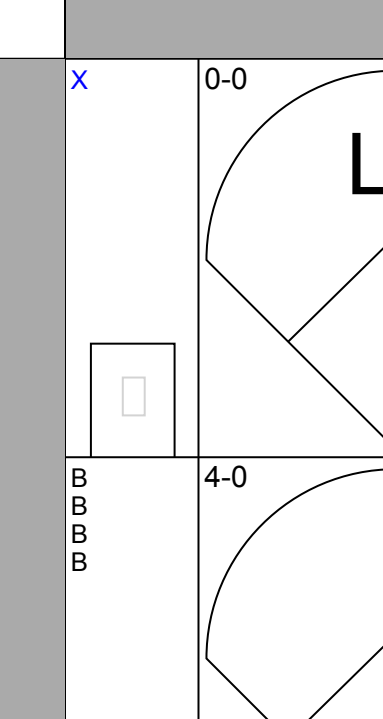
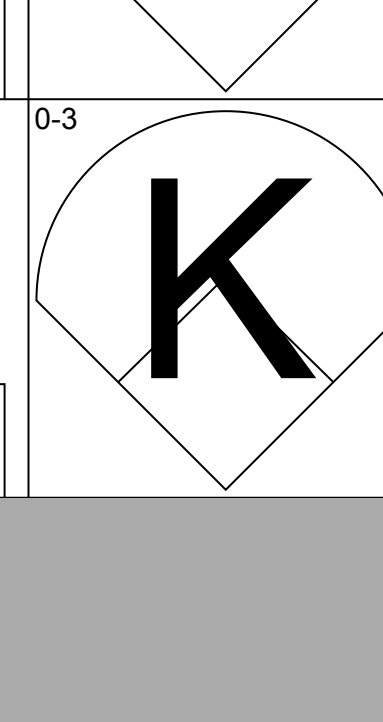
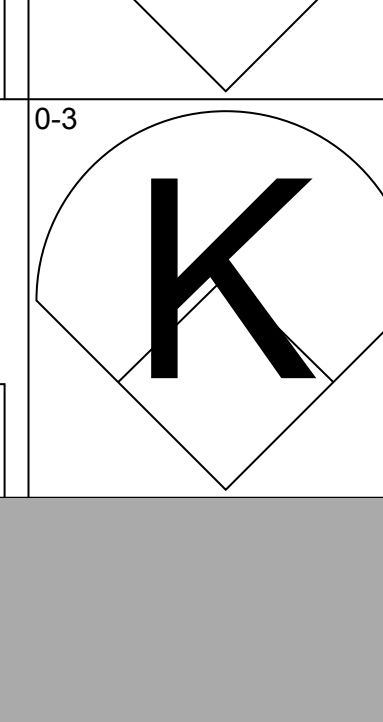
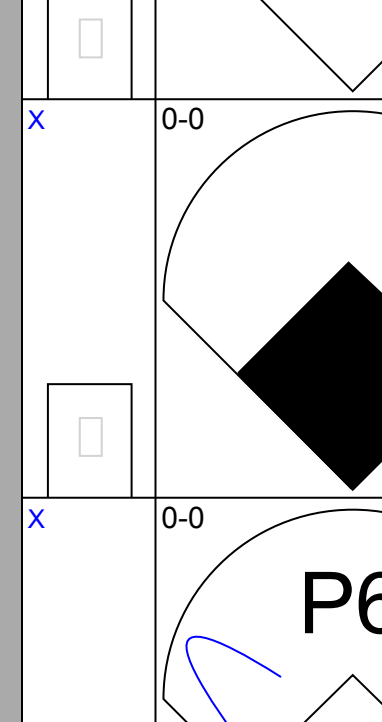
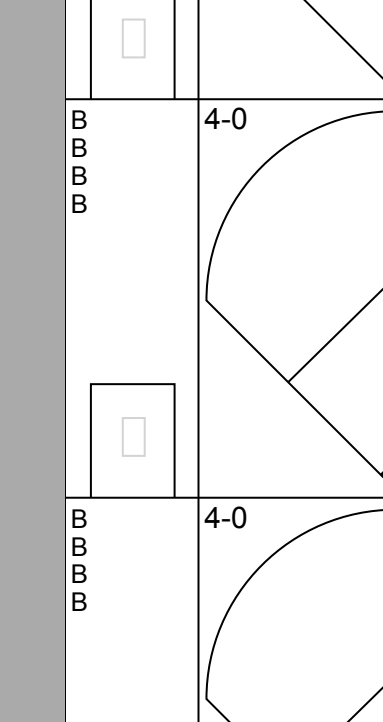
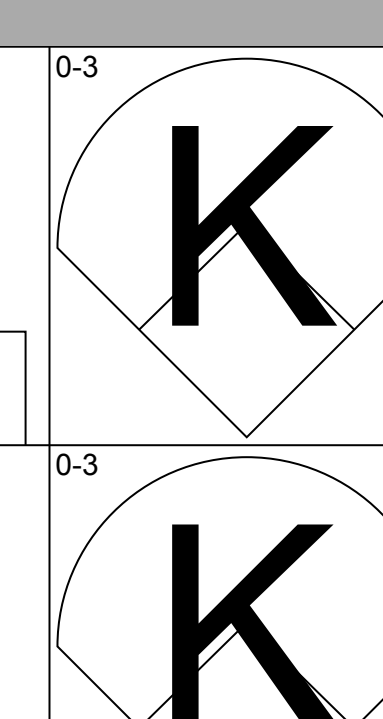
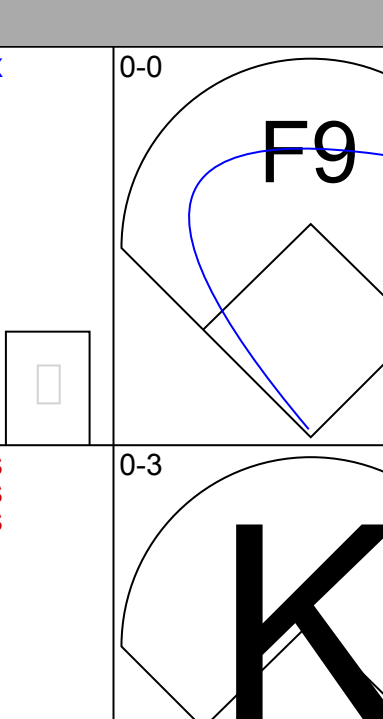
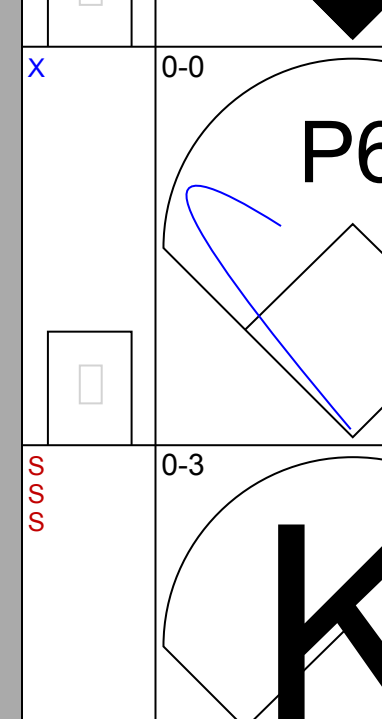
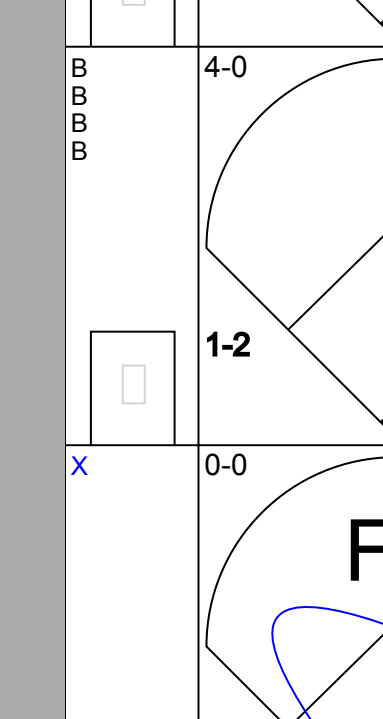
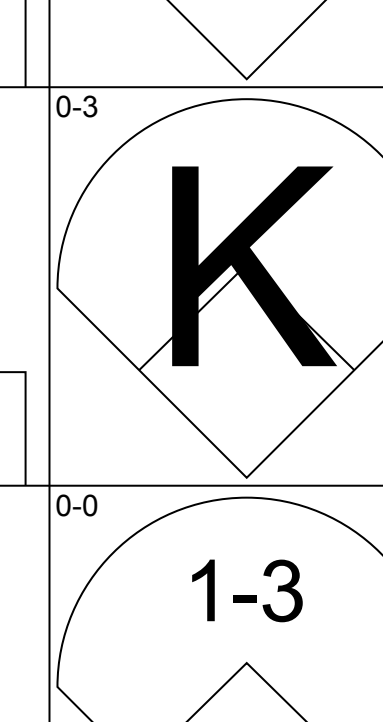
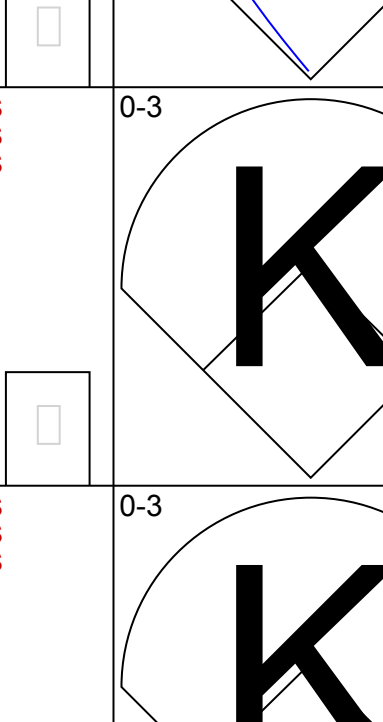
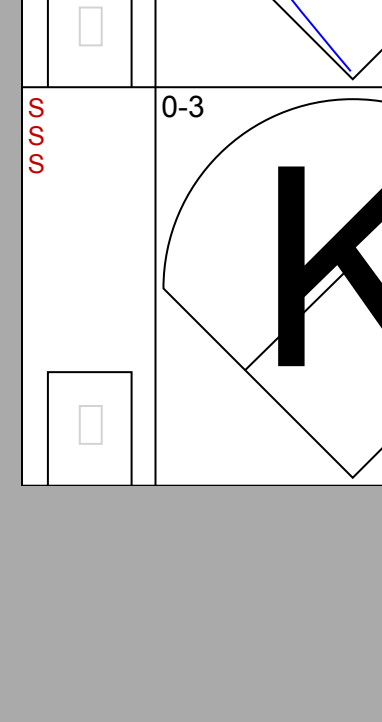
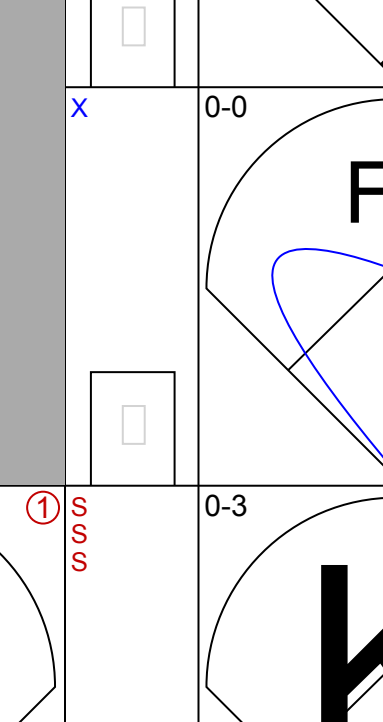
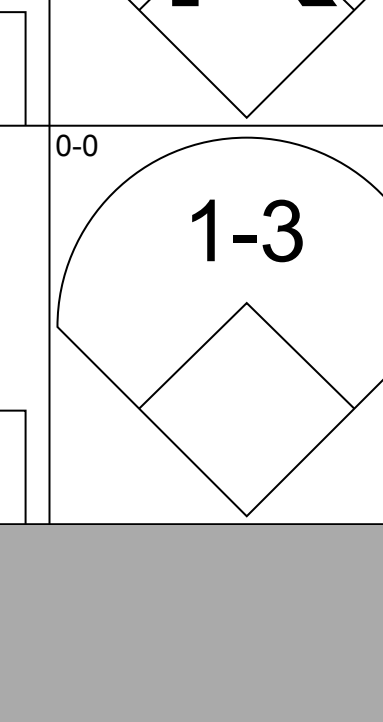
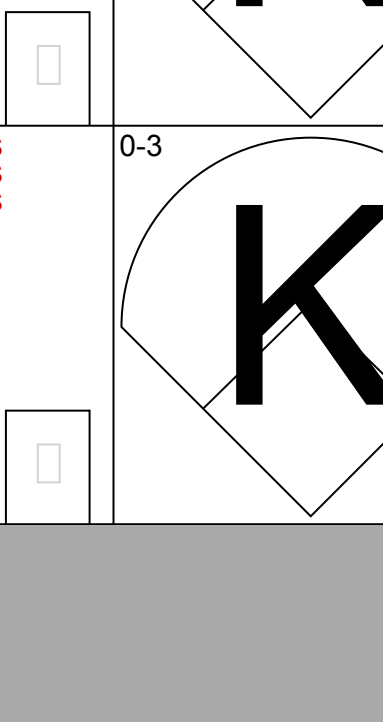
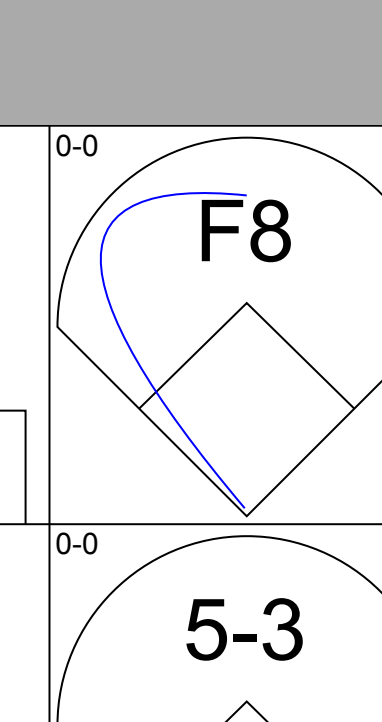
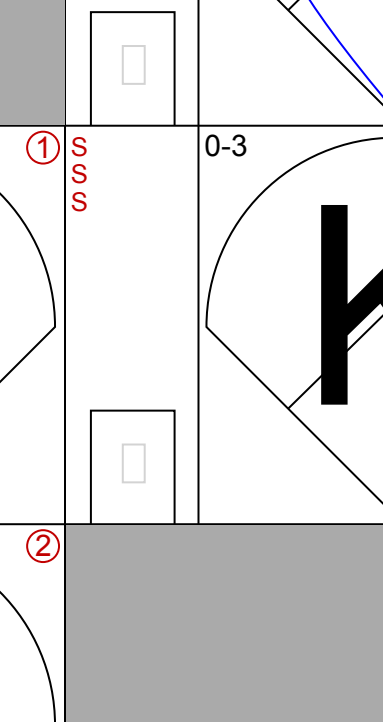
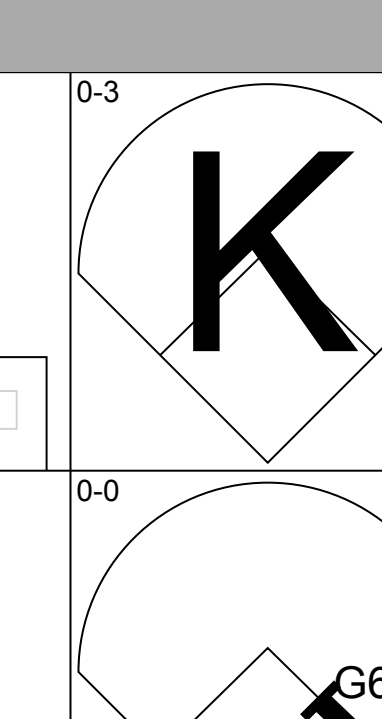
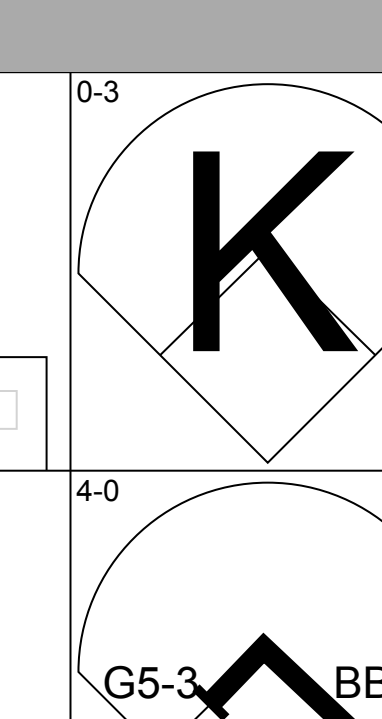
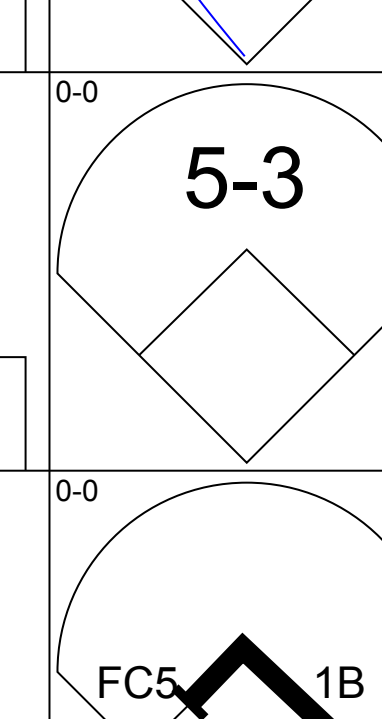
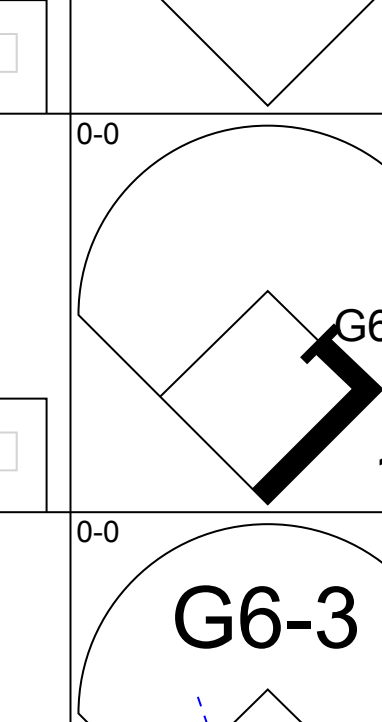
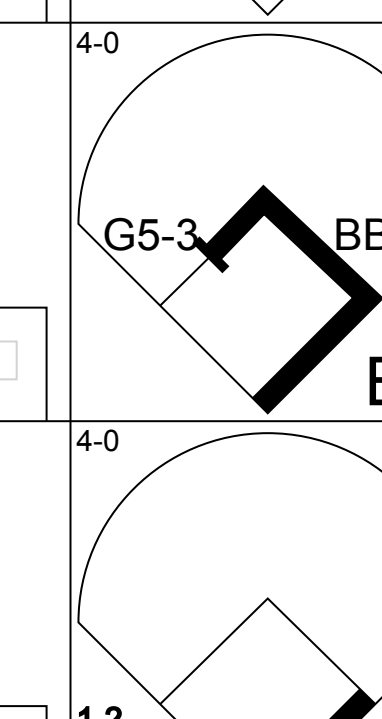
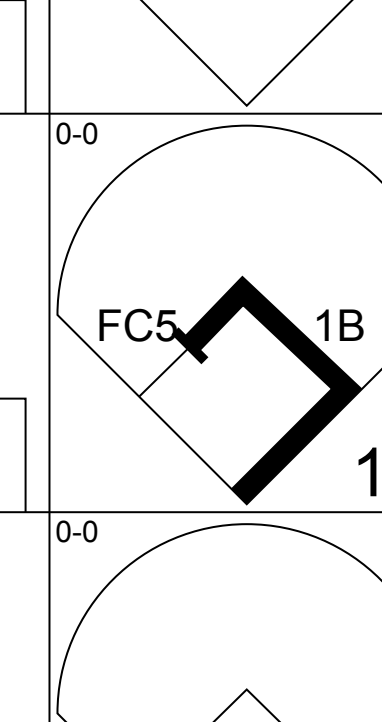
Batter	1	2	3	4	5	6	7	8	9	AB	R	H	RBI	BB	SO	LOB	BOTTOM			
Ken Aspromonte, R (1,4) OBP: 0.327, SLG: 0.280	L8		FC4-6 1B		5-3	BB BB		P5		4	0	1	0	1	0	0	Cleveland Indians @ Los Angeles Angels Wrigley Field, Los Angeles, CA Tue May 23 1961, 9:05 PM CDT Att: 5,063 - Unknown livebaseballscorecards.com			
Lee Thomas, L (1,9) OBP: 0.375, SLG: 0.455	K		FC4-6 1-2		1B E 2B	1-2 BB		5-3		4	1	1	0	1	1	1				
Leon Wagner, L (1,7) OBP: 0.327, SLG: 0.598	HR			1B HR 1B	2-3 HR 1B	F7		F8		5	3	3	1	0	0	2				
Ted Kluszewski, L (1,3) OBP: 0.337, SLG: 0.549	K			HR 1B	E5 HR		P4			4	2	1	0	0	1	1				
Ken Hunt, R (1,8) OBP: 0.370, SLG: 0.575		F8		HR 1B	P3		F7			4	1	1	3	0	0	2				
Earl Averill, R (1,2) OBP: 0.415, SLG: 0.615	F3			HR 1B	HR		1B BB			3	2	1	3	1	0	0				
Gene Leek, R (1,5) OBP: 0.319, SLG: 0.486	1-3			6-3 1B	K		1B 1B			4	0	2	0	0	1	0				
Rocky Bridges, R (1,6) OBP: 0.357, SLG: 0.217			L9	6-3		P3		1B		4	0	1	1	0	0	1				
Ken McBride, R (1,1) OBP: 0.091, SLG: 0.091	6-3		6-3	P5		K		K		4	0	0	0	0	2	3				
										1B: 7 2B: 1 3B: 0 HR: 3	SF: 0 SAC: 0 DP: 0 HBP: 0	WP: 0 PB: 0 SB: 0 CS: 0	PA: 39							
Inning Stats	R: 1 E: 0 K: 2 S: 8	H: 1 LOB: 0 BB: 0 P: 8	R: 0 E: 0 K: 0 S: 3	H: 0 LOB: 0 BB: 0 P: 3	R: 0 E: 0 K: 0 S: 4	H: 1 LOB: 1 BB: 0 P: 4	R: 3 E: 0 K: 0 S: 7	H: 4 LOB: 1 BB: 0 P: 7	R: 4 E: 1 K: 1 S: 9	H: 3 LOB: 0 BB: 0 P: 9	R: 0 E: 0 K: 1 S: 5	H: 0 LOB: 2 BB: 2 P: 13	R: 1 E: 0 K: 1 S: 7	H: 2 LOB: 1 BB: 1 P: 11	R: 0 E: 0 K: 0 S: 3	H: 0 LOB: 0 BB: 0 P: 3	1B: 7 2B: 1 3B: 0 HR: 3	SF: 0 SAC: 0 DP: 0 HBP: 0	WP: 0 PB: 0 SB: 0 CS: 0	PA: 39
PITCHER Jim Perry, R (1,1) ERA: 3.76 Russ Heman, R (6,1) ERA: 4.0	IP: 5.0 WLS: L BF: 25 H: 9 R: 8 ER: 5 SO: 3 BB: 9 IBB: 8 HBP: 5 BLK: 3 WP: 0 HR: 0 S: 31 P: 31 ERA: 9.00 WHIP: 1.800															PITCHER				

Batter	1	2	3	4	5	6	7	8	9	AB	R	H	RBI	BB	SO	LOB	TOP					
Johnny Temple, R OBP: 0.426, SLG: 0.409 (1, 4)			 2B 1B					 2H		5	2	1	1	0	1	2						
Jim Piersall, R OBP: 0.363, SLG: 0.428 (1, 8)			 1-3 2-H					 2-H		4	1	3	2	1	0	0						
Tito Francona, L OBP: 0.367, SLG: 0.427 (1, 7)			 2-H 3-H							2	0	1	2	0	0	0						
Don Dillard, L OBP: 0.346, SLG: 0.455 (3, PR) (3, 7)										3	1	0	0	0	2	2						
Vic Power, R OBP: 0.331, SLG: 0.430 (1, 3)		 BB	 1-3		 FC1-5 BB					4	0	2	0	1	0	0						
Willie Kirkland, L OBP: 0.323, SLG: 0.333 (1, 9)	 1-2				 BB					3	0	1	0	2	0	1						
John Romano, R OBP: 0.396, SLG: 0.520 (1, 2)			 1-2 2-3 3-H		 G5-4-3 1-2 2-3					4	1	1	2	1	0	4						
Woodie Held, R OBP: 0.352, SLG: 0.394 (1, 6)					 1-2					4	0	0	0	0	1	5						
Bubba Phillips, R OBP: 0.309, SLG: 0.384 (1, 5)			 FC1-5					 2B 1B		4	1	2	0	0	0	3						
Gary Bell, R OBP: 0.100, SLG: 0.100 (1, 1)			 FC1-5 2B					 1-2		3	1	0	0	0	2	1						
Inning Stats	R: 0 E: 0 K: 1 S: 5	H: 0 LOB: 0 BB: 0 P: 5	R: 1 E: 0 K: 0 S: 3	H: 1 LOB: 0 BB: 1 P: 7	R: 4 E: 1 K: 1 S: 10	H: 4 LOB: 3 BB: 2 P: 18	R: 0 E: 0 K: 2 S: 7	H: 0 LOB: 1 BB: 1 P: 11	R: 0 E: 1 K: 0 S: 3	H: 0 LOB: 1 BB: 1 P: 7	R: 0 E: 0 K: 1 S: 5	H: 0 LOB: 0 BB: 0 P: 5	R: 0 E: 1 K: 1 S: 7	H: 3 LOB: 2 BB: 0 P: 7	R: 2 E: 0 K: 0 S: 6	H: 3 LOB: 1 BB: 0 P: 6	R: 0 E: 0 K: 0 S: 3	H: 0 LOB: 0 BB: 0 P: 3	1B: 7 2B: 3 3B: 0 HR: 1	SF: 0 SAC: 1 DP: 2 HBP: 0	WP: 0 PB: 0 SB: 0 CS: 0	PA: 42
PITCHER	IP	WLS	BF	H	R	ER	SO	BB	IBB	HBP	BLK	WP	HR	S	P	ERA	WHIP					
Jerry Casale, R ERA: 6.62 (1, 1)	2.1	L	13	5	5	4	1	1	0	0	0	0	1	14	18	15.43	2.571					
Johnny James, R ERA: 2.7 (3, 1)	3.2		15	0	0	0	4	4	0	0	0	0	0	19	35	0.00	1.091					
Ned Garver, R ERA: 5.23 (7, 1)	2.0		11	6	2	2	1	0	0	0	0	0	0	13	13	9.00	3.000					
Tom Morgan, R ERA: 4.57 (9, 1)	1.0		3	0	0	0	0	0	0	0	0	0	0	3	3	0.00	0.000					

Cleveland Indians @ Los Angeles Angels
Wrigley Field, Los Angeles, CA
Wed May 24 1961, 9:05 PM CDT
Att: 5,586 - Unknown


AB	36
R	7
H	11
RBI	7
BB	5
SO	6
LOB	18



Batter	1	2	3	4	5	6	7	8	9	AB	R	H	RBI	BB	SO	LOB	BOTTOM					
Ken Aspromonte, R OBP: 0.318, SLG: 0.272 (1, 4)						 2-3		 2-3		4	0	0	0	0	0	4						
Lee Thomas, L OBP: 0.321, SLG: 0.385 (1, 9)										4	0	0	0	0	0	0						
Leon Wagner, L OBP: 0.333, SLG: 0.621 (1, 7)									 BB	3	1	1	1	1	2	0						
Ted Kluszewski, L OBP: 0.333, SLG: 0.532 (1, 3)									 1-2	3	0	0	0	1	1	0						
Ken Hunt, R OBP: 0.356, SLG: 0.549 (1, 8)										4	0	0	0	0	3	2						
Earl Averill, R OBP: 0.402, SLG: 0.590 (1, 2)										4	0	0	0	0	2	2						
Gene Leek, R OBP: 0.311, SLG: 0.474 (1, 5)										3	0	0	0	0	2	0						
Rocky Bridges, R OBP: 0.419, SLG: 0.280 (1, 6)			 1B			 BB BB		 1B 1B		2	0	2	0	1	0	0						
Jerry Casale, R OBP: 0.344, SLG: 0.700 (1, 1)										0	0	0	0	0	0	0						
Johnny James, L OBP: 0.344, SLG: 0.700 (3, 1)										1	0	0	0	0	0	1						
Albie Pearson, L OBP: 0.427, SLG: 0.490 (6, PR)										0	0	0	0	1	0	0						
Ned Garver, R OBP: 0.344, SLG: 0.490 (7, 1)										0	0	0	0	0	0	0						
Faye Throneberry, L OBP: 0.333, SLG: 0.250 (8, PR)										1	0	1	0	0	0	0						
Tom Morgan, R ERA: 4.57 (9, 1)										0	0	0	0	0	0	0						
Inning Stats	R: 0 E: 0 K: 1 S: 5	H: 0 LOB: 0 BB: 0 P: 5	R: 0 E: 0 K: 2 S: 7	H: 0 LOB: 0 BB: 0 P: 7	R: 0 E: 0 K: 1 S: 5	H: 1 LOB: 0 BB: 0 P: 5	R: 0 E: 0 K: 1 S: 5	H: 0 LOB: 0 BB: 0 P: 5	R: 0 E: 0 K: 2 S: 7	H: 0 LOB: 0 BB: 0 P: 7	R: 0 E: 0 K: 1 S: 4	H: 0 LOB: 1 BB: 2 P: 12	R: 1 E: 0 K: 1 S: 6	H: 1 LOB: 0 BB: 0 P: 6	R: 0 E: 0 K: 0 S: 5	H: 2 LOB: 2 BB: 0 P: 5	R: 0 E: 0 K: 1 S: 5	H: 0 LOB: 2 BB: 2 P: 13	1B: 3 2B: 0 3B: 0 HR: 1	SF: 0 SAC: 0 DP: 2 HBP: 0	WP: 0 PB: 0 SB: 0 CS: 0	PA: 33
PITCHER	IP	WLS	BF	H	R	ER	SO	BB	IBB	HBP	BLK	WP	HR	S	P	ERA	WHIP					
Gary Bell, R ERA: 3.79 (1, 1)	9.0	W	33	4	1	1	10	4	0	0	0	0	1	49	65	1.00	0.889					

Cleveland Indians @ Los Angeles Angels
Wrigley Field, Los Angeles, CA
Wed May 24 1961, 9:05 PM CDT
Att: 5,586 - Unknown

AB	29
R	1
H	4
RBI	1
BB	4
SO	10
LOB	9



Batter	1	2	3	4	5	6	7	8	9	AB	R	H	RBI	BB	SO	LOB	TOP					
Johnny Temple, R OBP: 0.417, SLG: 0.406										6	0	1	1	0	1	2	Cleveland Indians @ Los Angeles Angels Wrigley Field, Los Angeles, CA Thu May 25 1961, 5:33 AM CDT Att: 3,012 - Unknown					
Jim Piersall, R OBP: 0.356, SLG: 0.416										4	1	0	0	1	0	2						
Chuck Essegian, R OBP: 0.440, SLG: 0.600										4	2	3	0	1	0	0						
Vic Power, R OBP: 0.327, SLG: 0.422										5	1	1	0	0	0	4						
Willie Kirkland, L OBP: 0.333, SLG: 0.372										4	3	3	4	0	1	0						
John Romano, R OBP: 0.403, SLG: 0.546										5	2	3	4	0	0	1						
Woodie Held, R OBP: 0.365, SLG: 0.432										4	3	3	1	1	1	1						
Bubba Phillips, R OBP: 0.311, SLG: 0.404										5	1	2	2	0	1	1						
Mudcat Grant, R OBP: 0.333, SLG: 0.286 Barry Latman, R OBP: 0.311, SLG: 0.286										4	0	1	1	0	1	2						
Inning Stats	R: 0 E: 0 K: 1 S: 6	H: 1 LOB: 1 BB: 0 P: 6	R: 3 E: 0 K: 0 S: 6	H: 4 LOB: 0 BB: 0 P: 6	R: 2 E: 1 K: 1 S: 8	H: 3 LOB: 1 BB: 0 P: 8	R: 0 E: 0 K: 1 S: 5	H: 0 LOB: 0 BB: 0 P: 5	R: 5 E: 0 K: 0 S: 8	H: 5 LOB: 2 BB: 2 P: 16	R: 0 E: 0 K: 1 S: 5	H: 0 LOB: 0 BB: 0 P: 5	R: 2 E: 0 K: 0 S: 5	H: 2 LOB: 0 BB: 0 P: 5	R: 1 E: 0 K: 0 S: 4	H: 1 LOB: 1 BB: 1 P: 8	R: 0 E: 0 K: 2 S: 8	H: 1 LOB: 1 BB: 0 P: 8	1B: 11 2B: 2 3B: 0 HR: 4	SF: 1 SAC: 0 DP: 1 HBP: 0	WP: 0 PB: 0 SB: 0 CS: 0	PA: 46
PITCHER	IP	WLS	BF	H	R	ER	SO	BB	IBB	HBP	BLK	WP	HR	S	P	ERA	WHIP					
Ron Moeller, L ERA: 4.95	(1, 1)	3.0	L	16	8	5	5	2	0	0	0	0	0	3	20	20	15.00	2.667				
Jerry Casale, R ERA: 8.44	(4, 1)	1.0		3	0	0	0	1	0	0	0	0	0	0	5	5	0.00	0.000				
Johnny James, R ERA: 5.93	(5, 1)	0.1		6	3	5	5	0	2	0	0	0	0	0	4	12	135.00	15.000				
Ned Garver, R ERA: 5.4	(5, 1)	2.2		12	4	2	2	1	0	0	0	0	0	1	14	14	6.75	1.500				
Ryne Duren, R ERA: 3.07	(8, 1)	1.0		5	1	1	1	0	1	0	0	0	0	0	4	8	9.00	2.000				
PITCHER	IP	WLS	BF	H	R	ER	SO	BB	IBB	HBP	BLK	WP	HR	S	P	ERA	WHIP					
Tom Morgan, R ERA: 4.37	(9, 1)	1.0		4	1	0	0	2	0	0	0	0	0	0	8	8	0.00	1.000				

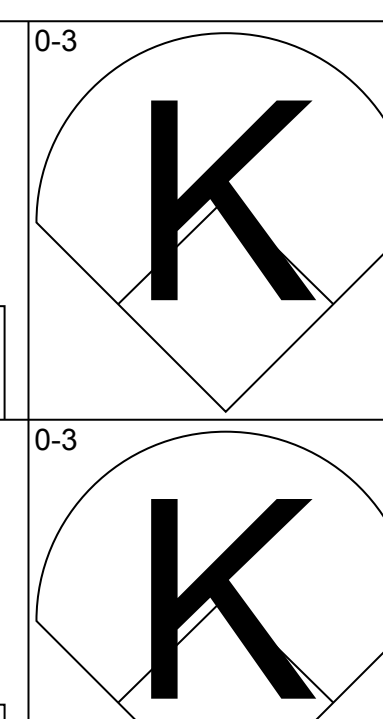
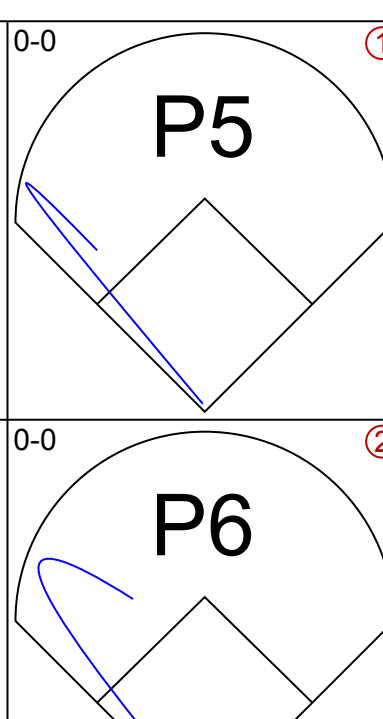
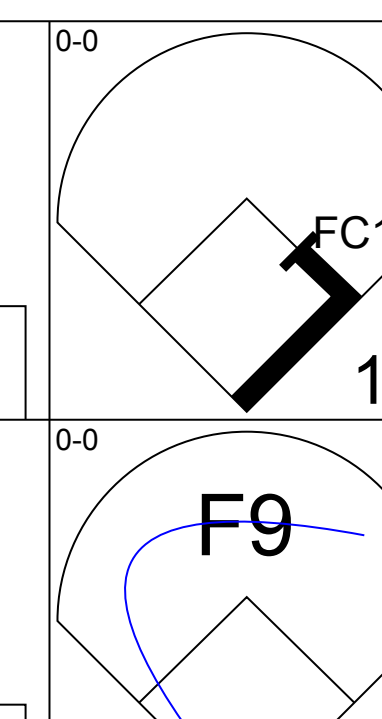
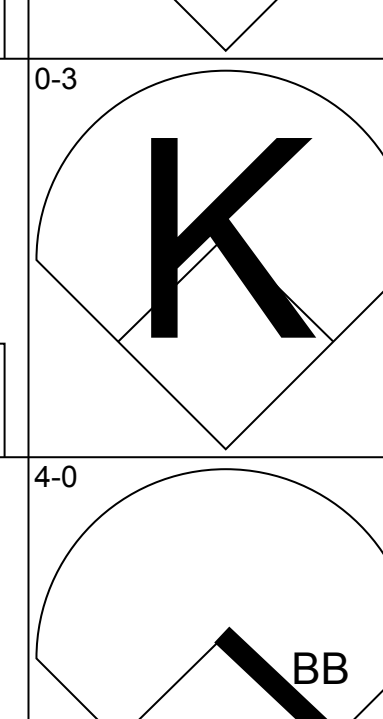
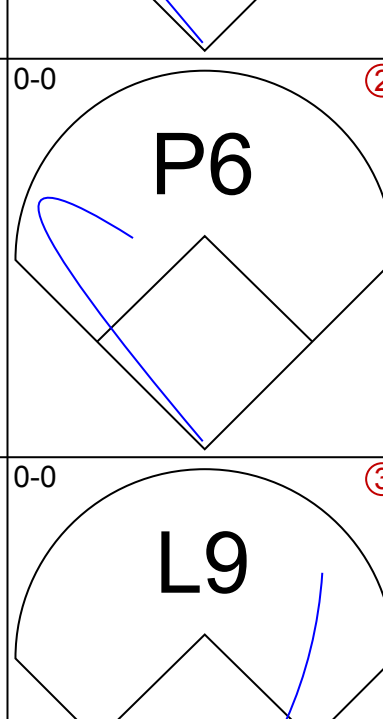
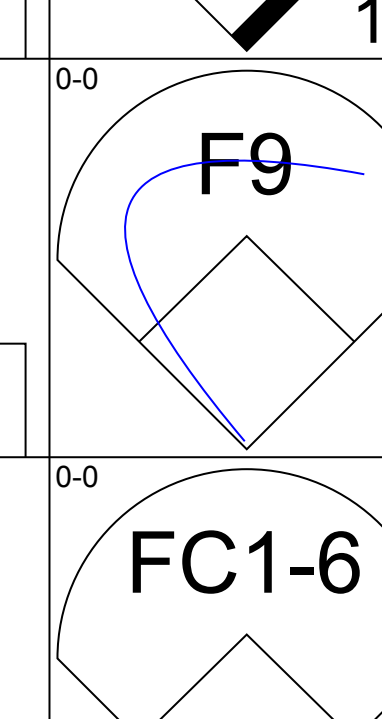
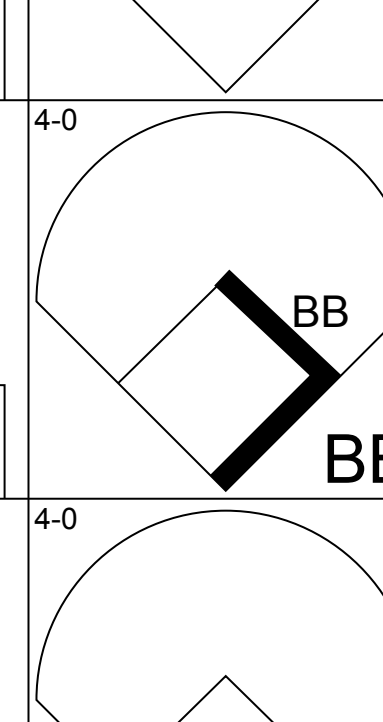
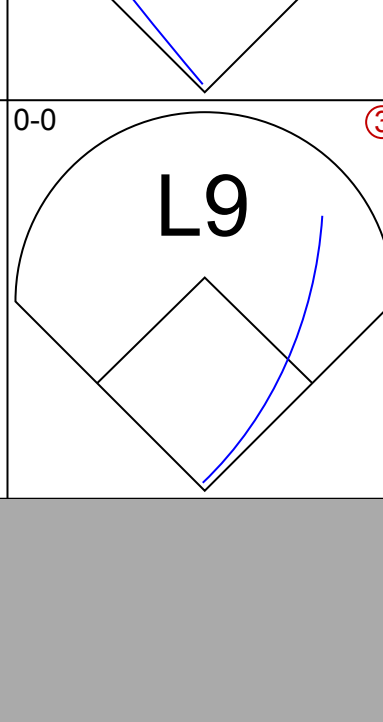
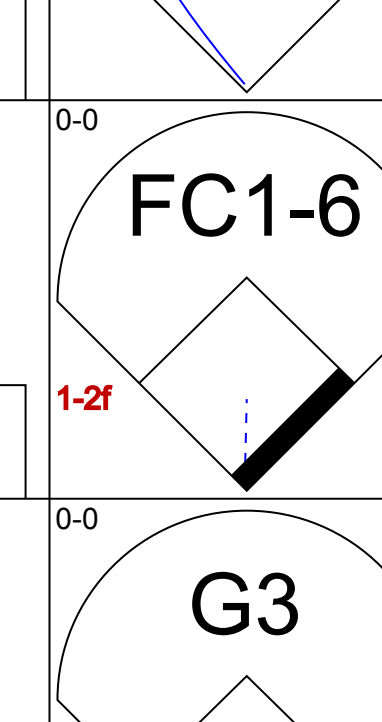
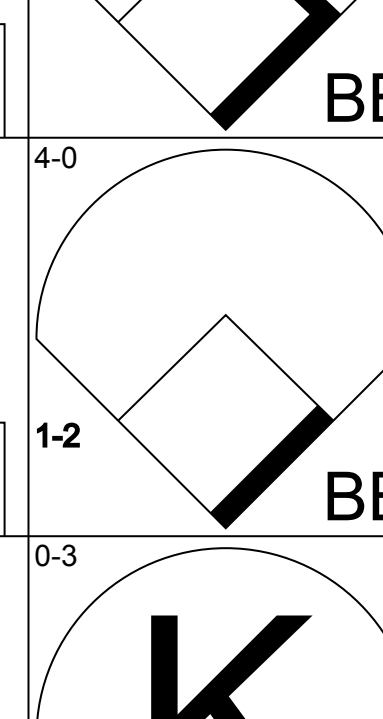
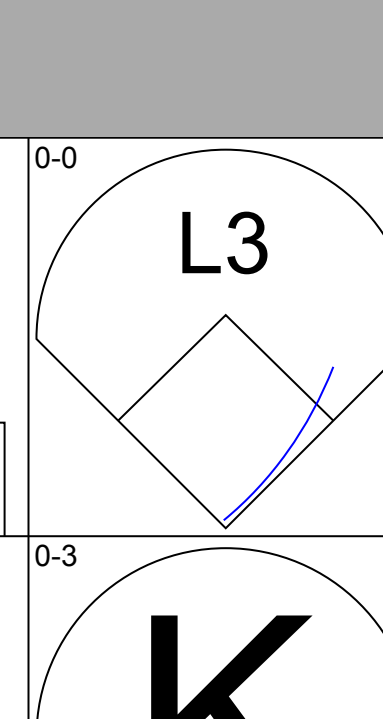
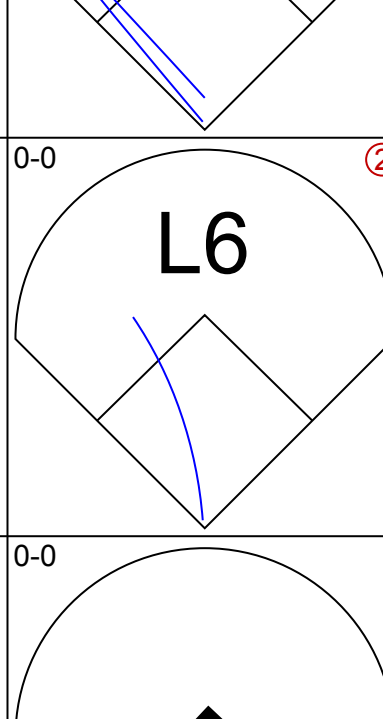
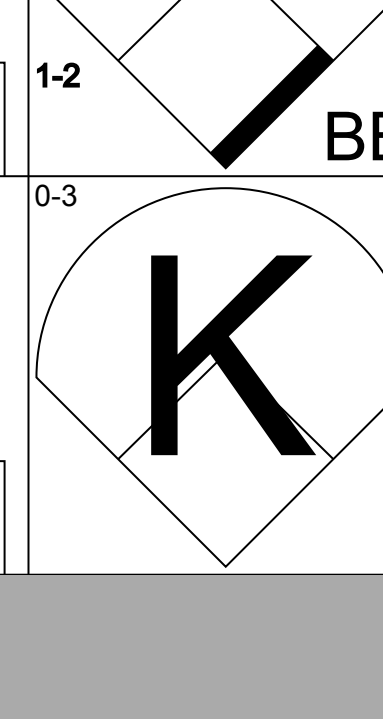
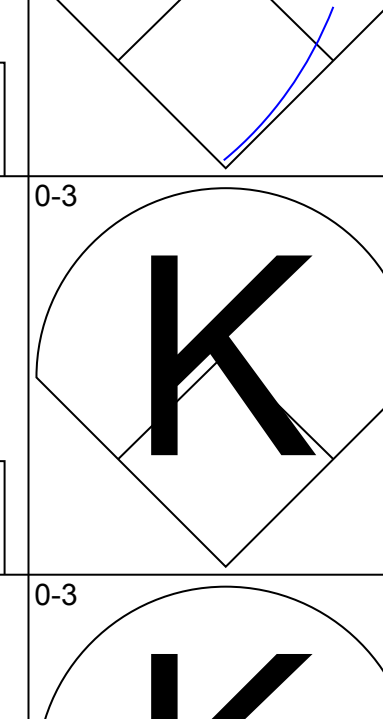
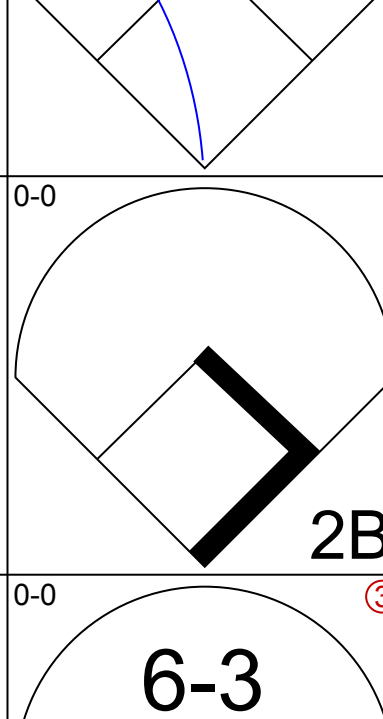
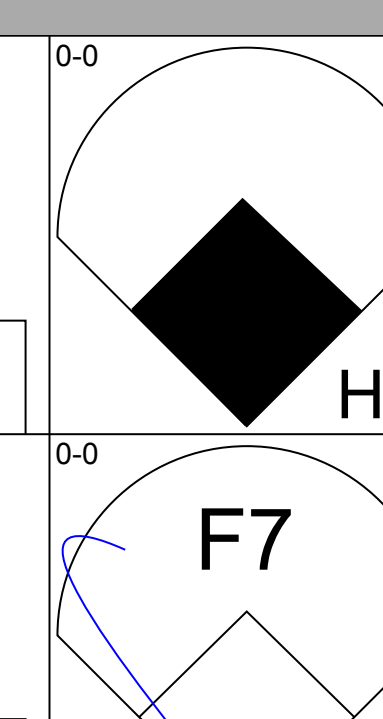
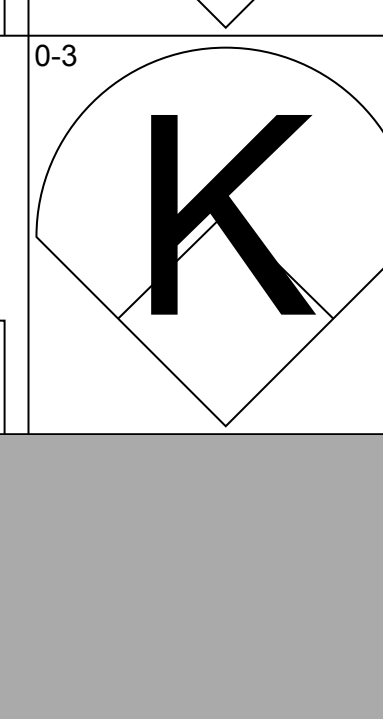
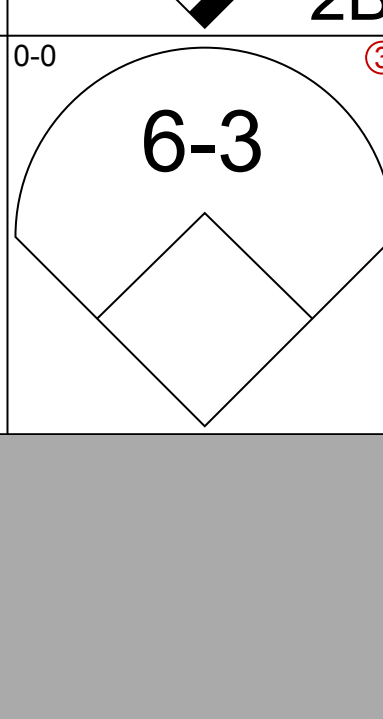
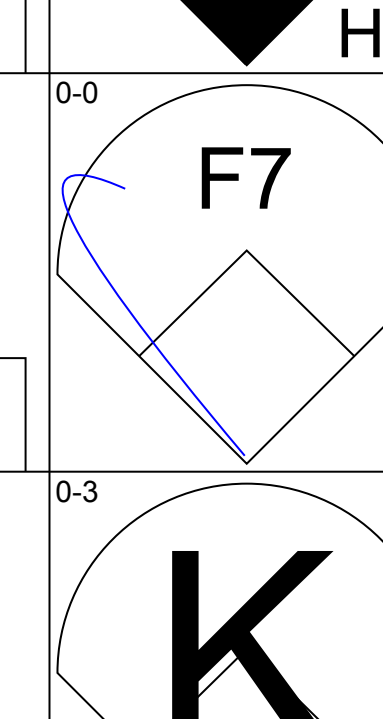
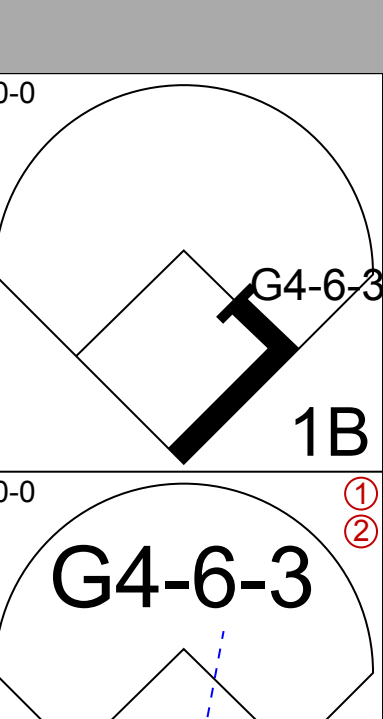
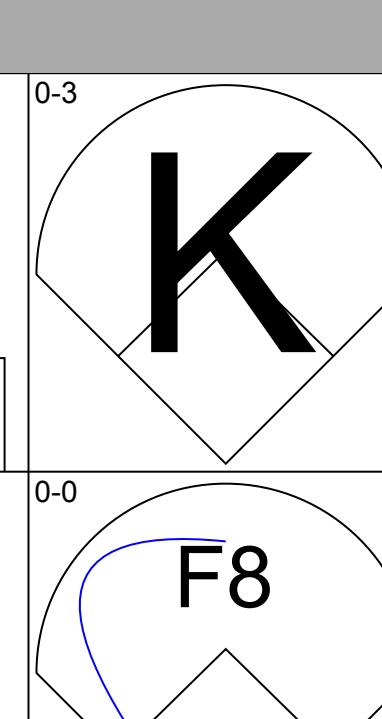
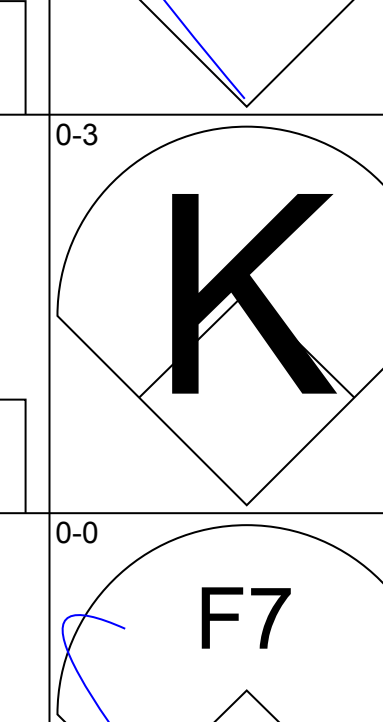
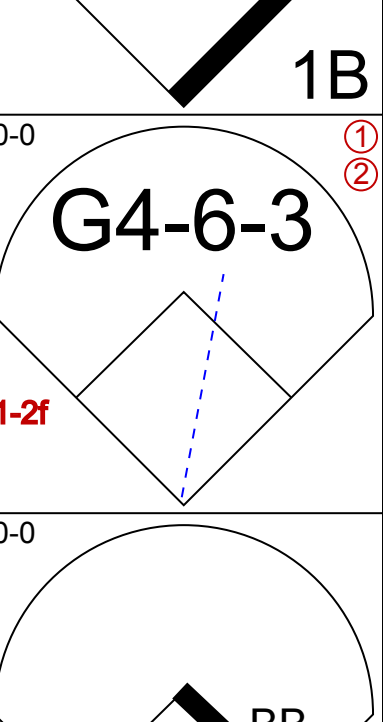
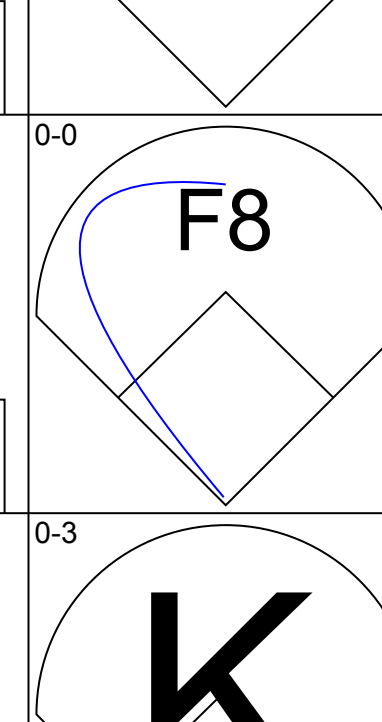
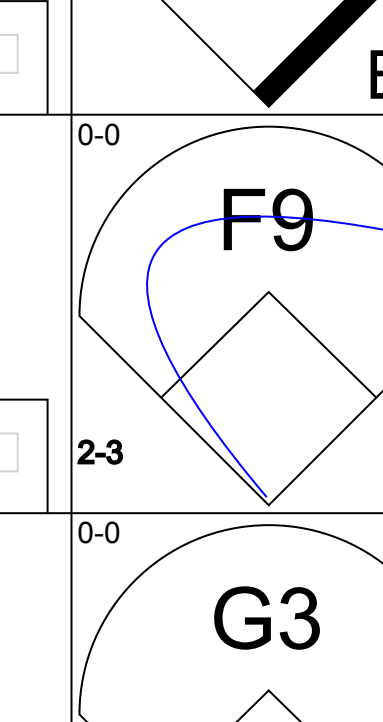
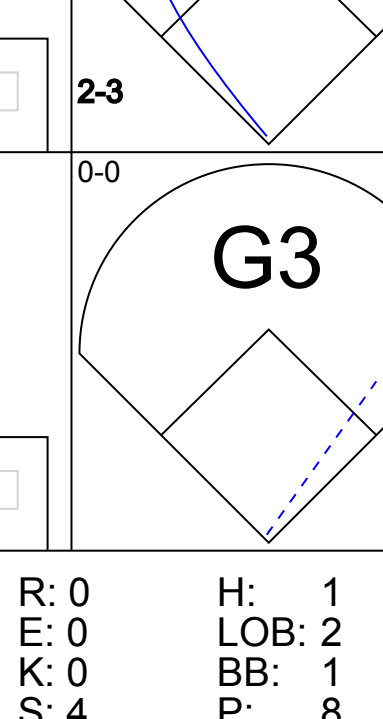
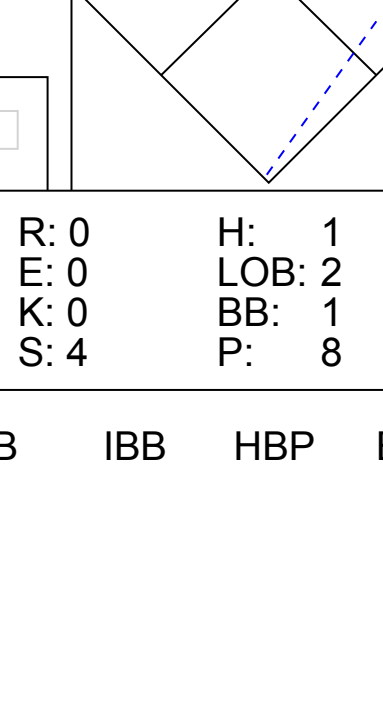
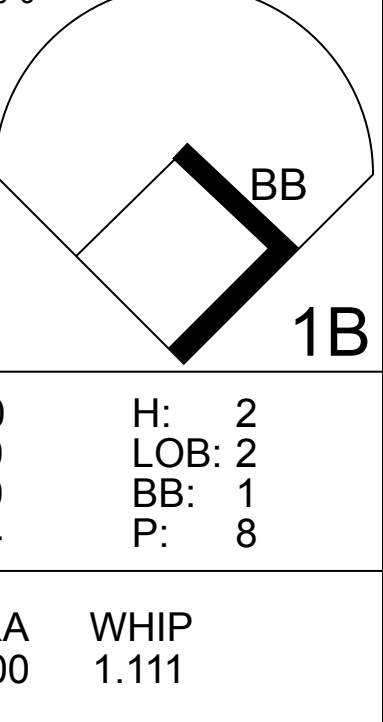
Batter	1	2	3	4	5	6	7	8	9	AB	R	H	RBI	BB	SO	LOB	BOTTOM					
Albie Pearson, L OBP: 0.434, SLG: 0.423										4	1	2	1	1	0	0	Cleveland Indians @ Los Angeles Angels Wrigley Field, Los Angeles, CA Thu May 25 1961, 5:33 AM CDT Att: 3,012 - Unknown					
Ken Aspromonte, R OBP: 0.309, SLG: 0.282										5	0	0	0	0	0	4						
Leon Wagner, L OBP: 0.318, SLG: 0.596										4	0	0	1	0	1	1						
Ted Kluszewski, L OBP: 0.327, SLG: 0.521 Steve Bilko, R OBP: 0.431, SLG: 0.517										2	0	0	0	0	0	0						
Lee Thomas, L OBP: 0.364, SLG: 0.600										4	2	2	2	1	0	0						
Earl Averill, R OBP: 0.417, SLG: 0.592										3	0	2	0	2	1	1						
Gene Leek, R OBP: 0.301, SLG: 0.458										4	0	0	0	0	2	6						
Rocky Bridges, R OBP: 0.429, SLG: 0.286										3	1	1	0	1	0	1						
Inning Stats	R: 0 E: 0 K: 0 S: 3	H: 0 LOB: 0 BB: 0 P: 3	R: 0 E: 0 K: 0 S: 3	H: 0 LOB: 1 BB: 1 P: 7	R: 1 E: 0 K: 1 S: 7	H: 2 LOB: 1 BB: 0 P: 7	R: 1 E: 1 K: 2 S: 9	H: 2 LOB: 2 BB: 1 P: 13	R: 0 E: 0 K: 0 S: 3	H: 0 LOB: 0 BB: 0 P: 3	R: 1 E: 0 K: 2 S: 9	H: 2 LOB: 1 BB: 0 P: 9	R: 2 E: 0 K: 0 S: 6	H: 3 LOB: 3 BB: 2 P: 14	R: 0 E: 0 K: 1 S: 5	H: 0 LOB: 1 BB: 1 P: 9	R: 0 E: 1 K: 2 S: 8	H: 0 LOB: 1 BB: 0 P: 8	1B: 4 2B: 3 3B: 0 HR: 2	SF: 1 SAC: 0 DP: 0 HBP: 0	WP: 0 PB: 0 SB: 0 CS: 0	PA: 42
PITCHER	IP	WLS	BF	H	R	ER	SO	BB	IBB	HBP	BLK	WP	HR	S	P	ERA	WHIP					
Mudcat Grant, R ERA: 2.98 Barry Latman, R ERA: 2.13	(1, 1)	6.2	W	32	9	5	5	3	0	0	0	0	0	2	39	51	6.75	1.800				
PITCHER	IP	WLS	BF	H	R	ER	SO	BB	IBB	HBP	BLK	WP	HR	S	P	ERA	WHIP					
	(7, 1)	2.1	S	10	0	0	0	3	2	0	0	0	0	0	14	22	0.00	0.857				

Batter	1	2	3	4	5	6	7	8	9	AB	R	H	RBI	BB	SO	LOB	TOP							
Jake Wood, R OBP: 0.354, SLG: 0.438 (1, 4)										5	0	1	0	0	2	2	Detroit Tigers @ Los Angeles Angels Wrigley Field, Los Angeles, CA Fri May 26 1961, 9:05 PM CDT Att: 12,557 - Unknown							
Bill Bruton, L OBP: 0.302, SLG: 0.331 (1, 8)										4	1	2	0	1	0	1								
Al Kaline, R OBP: 0.367, SLG: 0.480 (1, 9)										4	2	1	0	2	1	4								
Rocky Colavito, R OBP: 0.405, SLG: 0.596 (1, 7)										2	1	1	2	3	1	1								
Norm Cash, L OBP: 0.491, SLG: 0.586 (1, 3)										4	0	2	2	0	0	2								
Steve Boros, R OBP: 0.400, SLG: 0.420 (1, 5)										3	0	0	0	1	2	5								
Dick Brown, R OBP: 0.342, SLG: 0.500 (1, 2)										4	0	0	0	0	3	3								
Chico Fernandez, R OBP: 0.321, SLG: 0.319 (1, 6)										4	0	1	0	0	1	1								
Frank Lary, R OBP: 0.265, SLG: 0.394 (1, 1)										4	0	1	0	0	0	2								
Inning Stats	R: 1 E: 0 K: 1 S: 6	H: 1 LOB: 2 BB: 2 P: 14	R: 0 E: 0 K: 1 S: 6	H: 1 LOB: 1 BB: 0 P: 6	R: 1 E: 0 K: 2 S: 9	H: 2 LOB: 2 BB: 1 P: 13	R: 0 E: 0 K: 1 S: 6	H: 2 LOB: 1 BB: 0 P: 6	R: 0 E: 0 K: 0 S: 2	H: 0 LOB: 1 BB: 2 P: 10	R: 0 E: 0 K: 2 S: 7	H: 0 LOB: 0 BB: 0 P: 7	R: 2 E: 0 K: 0 S: 5	H: 3 LOB: 0 BB: 0 P: 5	R: 0 E: 0 K: 1 S: 5	H: 0 LOB: 1 BB: 1 P: 9	R: 0 E: 0 K: 2 S: 7	H: 0 LOB: 1 BB: 1 P: 11	1B: 8 2B: 0 3B: 0 HR: 1	SF: 0 SAC: 0 DP: 2 HBP: 0	WP: 0 PB: 1 SB: 1 CS: 0	PA: 41		
PITCHER	IP WLS BF H R ER SO BB IBB HBP BLK WP HR S P ERA WHIP	6.2 L 32 9 4 4 7 5 0 0 0 0 1 40 60 5.40 2.100	2.1 W 9 0 0 0 3 2 0 0 0 0 0 13 21 0.00 0.857											IP WLS BF H R ER SO BB IBB HBP BLK WP HR S P ERA WHIP										
Ron Kline, R ERA: 4.67 (1, 1)																								
Ryne Duren, R ERA: 2.65 (7, 1)																								

Batter	1	2	3	4	5	6	7	8	9	AB	R	H	RBI	BB	SO	LOB	BOTTOM						
Ken Aspromonte, R OBP: 0.299, SLG: 0.253 (1, 4)										5	0	0	0	0	0	2	Detroit Tigers @ Los Angeles Angels Wrigley Field, Los Angeles, CA Fri May 26 1961, 9:05 PM CDT Att: 12,557 - Unknown						
Lee Thomas, L OBP: 0.351, SLG: 0.559 (1, 9)										4	0	1	0	0	1	0							
Leon Wagner, L OBP: 0.324, SLG: 0.612 (1, 7)										4	1	2	0	0	0	1							
Ted Kluszewski, L OBP: 0.333, SLG: 0.520 (1, 3)										4	1	2	1	0	1	2							
Ken Hunt, R OBP: 0.349, SLG: 0.531 (1, 8)										4	2	1	0	0	0	3							
Earl Averill, R OBP: 0.435, SLG: 0.606 (1, 2)										1	1	1	1	3	0	0							
Gene Leek, R OBP: 0.299, SLG: 0.451 (1, 5)										4	0	1	2	0	1	4							
Rocky Bridges, R OBP: 0.410, SLG: 0.281 (1, 6)										4	0	1	1	0	0	1							
Ron Kline, R OBP: 0.176, SLG: 0.176 (1, 1)										3	0	0	0	0	3	2							
Ryne Duren, R (7, 1)										0	0	0	0	1	0	0							
Inning Stats	R: 1 E: 0 K: 1 S: 7	H: 2 LOB: 1 BB: 0 P: 7	R: 0 E: 0 K: 0 S: 2	H: 0 LOB: 0 BB: 1 P: 6	R: 0 E: 0 K: 1 S: 5	H: 0 LOB: 0 BB: 0 P: 5	R: 0 E: 0 K: 1 S: 6	H: 1 LOB: 2 BB: 1 P: 10	R: 0 E: 0 K: 1 S: 5	H: 0 LOB: 0 BB: 0 P: 5	R: 3 E: 1 K: 1 S: 9	H: 3 LOB: 2 BB: 1 P: 13	R: 0 E: 0 K: 0 S: 4	H: 1 LOB: 1 BB: 0 P: 4	R: 1 E: 0 K: 1 S: 7	H: 2 LOB: 2 BB: 1 P: 11	1B: 7 2B: 1 3B: 1 HR: 0	SF: 0 SAC: 0 DP: 1 HBP: 0	WP: 0 PB: 0 SB: 0 CS: 0	PA: 37			
PITCHER	IP WLS BF H R ER SO BB IBB HBP BLK WP HR S P ERA WHIP	8.0 L 37 9 5 2 6 4 0 0 0 0 0 45 61 2.25 1.625											IP WLS BF H R ER SO BB IBB HBP BLK WP HR S P ERA WHIP										
Frank Lary, R ERA: 3.62 (1, 1)																							

Batter	1	2	3	4	5	6	7	8	9	AB	R	H	RBI	BB	SO	LOB	TOP					
Jake Wood, R OBP: 0.345, SLG: 0.425 (1, 4)	5-3		F8		K		F8		F8	5	0	0	0	0	1	4	Detroit Tigers @ Los Angeles Angels Wrigley Field, Los Angeles, CA Sat May 27 1961, 9:05 PM CDT Att: 9,870 - Unknown					
Bill Bruton, L OBP: 0.306, SLG: 0.348 (1, 8)	BB BB		F9		F7				HR	3	1	1	1	1	0	0						
Al Kaline, R OBP: 0.371, SLG: 0.473 (1, 9) Bubba Morton, R OBP: 0.278, SLG: 0.400 (8, PR) (8, 9)	BB BB		L6-3		L5-3				G1-6-3 HBP	2	0	0	0	1	0	0						
Rocky Colavito, R OBP: 0.407, SLG: 0.587 (1, 7)	BB BB			FC3-6 BB	K				F7	2	0	0	0	2	1	1						
Norm Cash, L OBP: 0.480, SLG: 0.569 (1, 3)	6-3			FC3-6 1B FC1-2	L4				G1-6-3	4	0	0	0	0	4							
Steve Boros, R OBP: 0.402, SLG: 0.418 (1, 5)				K					F8	3	0	1	0	1	1	1						
Dick Brown, R OBP: 0.349, SLG: 0.511 (1, 2) Mike Roark, R OBP: 0.600, SLG: 0.600 (8, 2)			FC4-6 FC5-4		FC1-2 1B					3	0	2	0	0	0	1						
Chico Fernandez, R OBP: 0.319, SLG: 0.313 (1, 6)			K		FC1-2				F8	3	0	0	0	1	1	5						
Phil Regan, R OBP: 0.158, SLG: 0.059 (1, 1) Bob Bruce, R (5, 1) Charlie Maxwell, L OBP: 0.406, SLG: 0.538 (7, PH) Jim Donohue, R (7, 1) Bobo Osborne, L OBP: 0.500, SLG: 0.462 (9, PH)			FC5-4						F7	2	0	0	0	0	1	1						
					K					0	0	0	0	0	0	0						
										1	0	0	0	0	0	2						
Inning Stats	R: 0 E: 0 K: 0 S: 2	H: 0 LOB: 2 BB: 3 P: 14	R: 0 E: 0 K: 1 S: 5	H: 0 LOB: 1 BB: 1 P: 9	R: 0 E: 0 K: 1 S: 3	H: 0 LOB: 0 BB: 0 P: 3	R: 0 E: 0 K: 1 S: 6	H: 1 LOB: 2 BB: 1 P: 10	R: 0 E: 0 K: 2 S: 7	H: 0 LOB: 0 BB: 0 P: 7	R: 0 E: 0 K: 1 S: 5	H: 0 LOB: 0 BB: 0 P: 5	R: 0 E: 0 K: 1 S: 6	H: 1 LOB: 2 BB: 1 P: 10	R: 1 E: 0 K: 0 S: 3	H: 1 LOB: 1 BB: 0 P: 4		R: 0 E: 0 K: 0 S: 5	H: 2 LOB: 2 BB: 0 P: 5	1B: 3 2B: 1 3B: 0 HR: 1	SF: 0 SAC: 0 DP: 1 HBP: 1	WP: 0 PB: 0 SB: 0 CS: 0
PITCHER Ken McBride, R ERA: 2.3 (1, 1)	IP: 9.0 WLS: W BF: 37 H: 5 R: 1 ER: 1 SO: 6 BB: 6 IBB: 0 HBP: 1 BLK: 0 WP: 0 HR: 1 S: 42 P: 67 ERA: 1.00 WHIP: 1.222															PITCHER IP: WLS: BF: H: R: ER: SO: BB: IBB: HBP: BLK: WP: HR: S: P: ERA: WHIP						

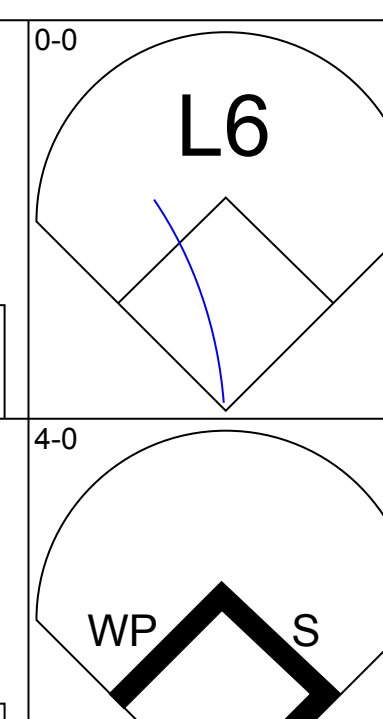
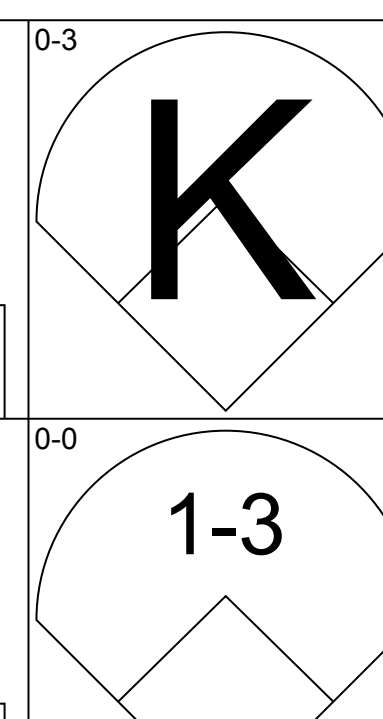
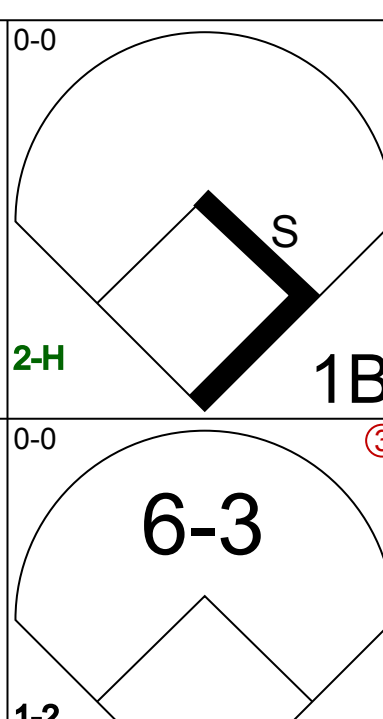
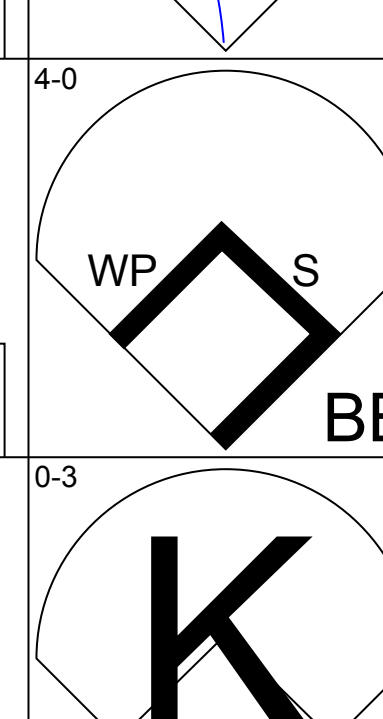
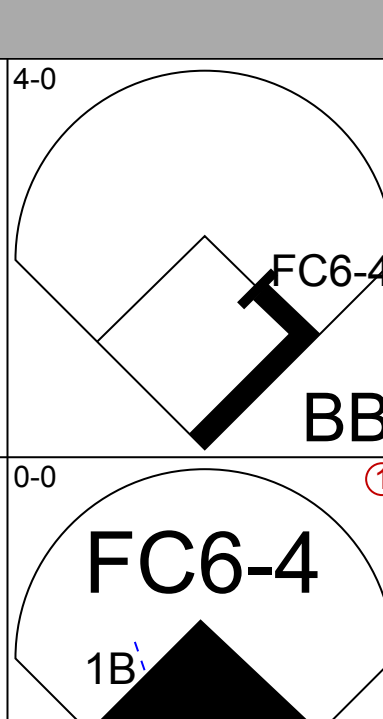
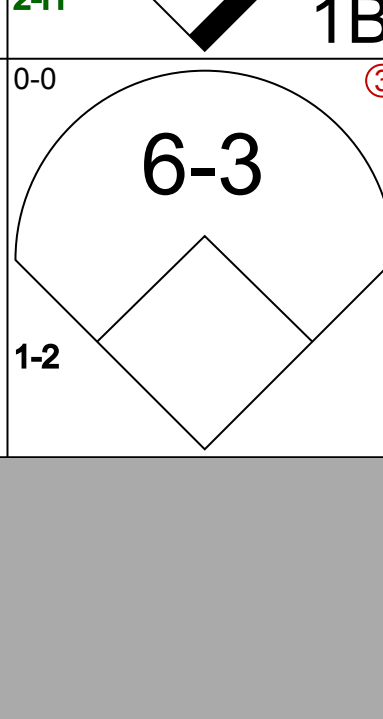
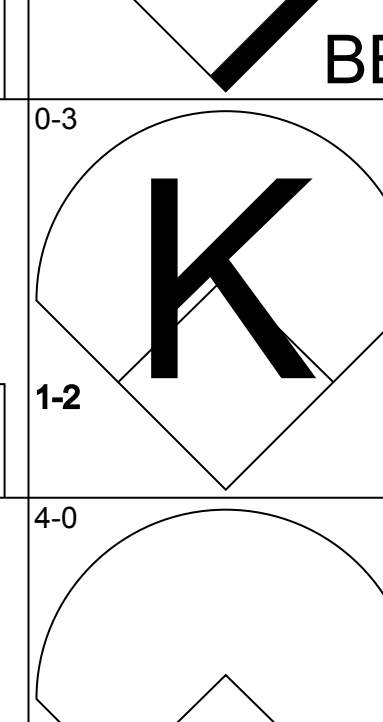
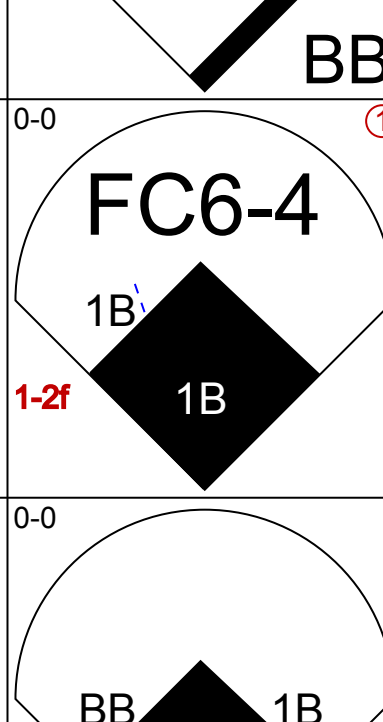
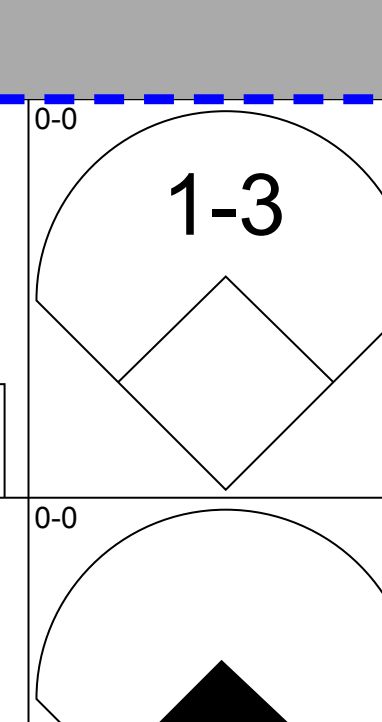
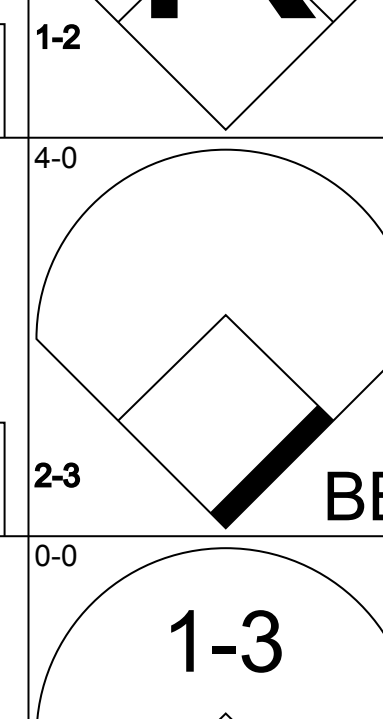
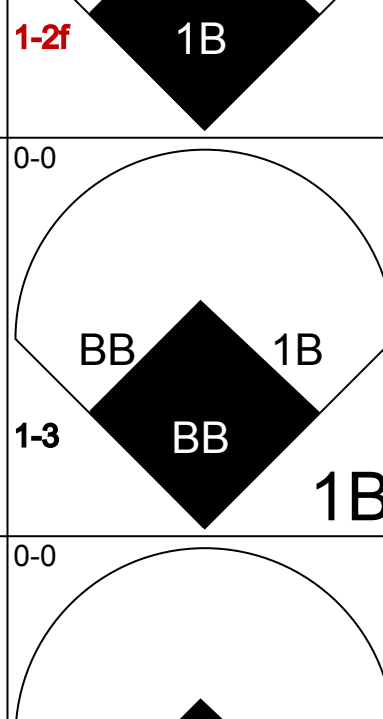
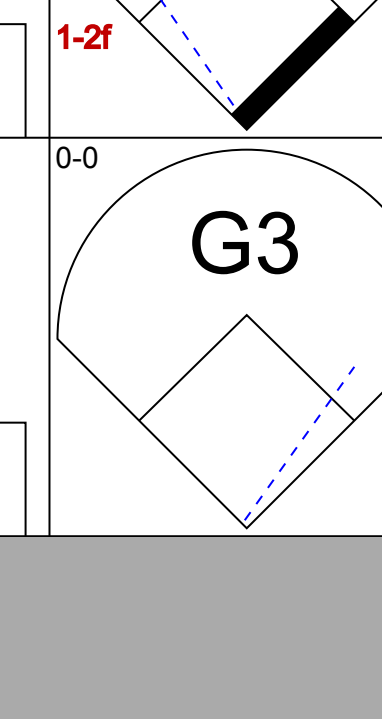
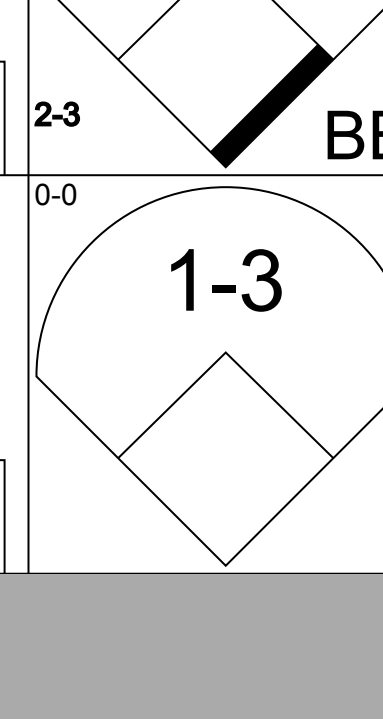
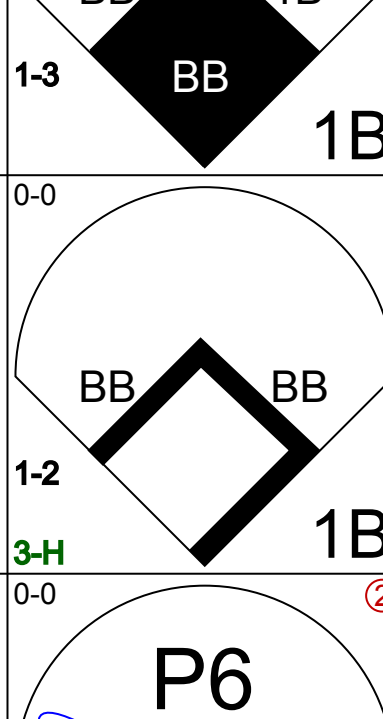
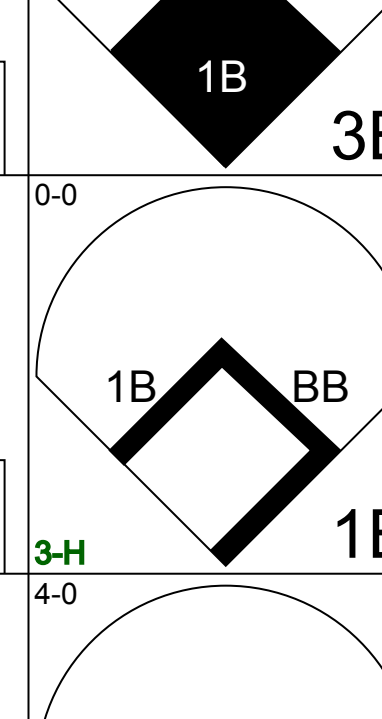
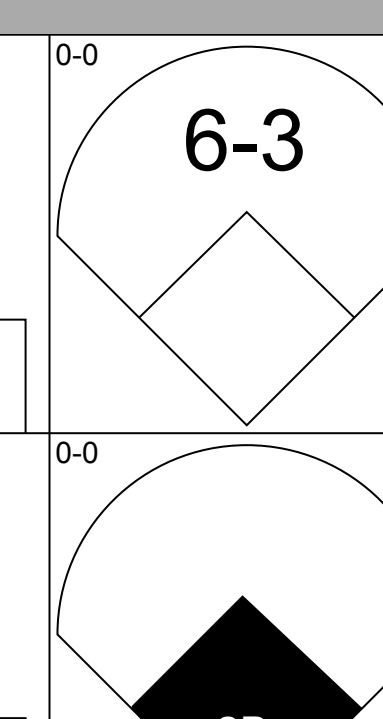
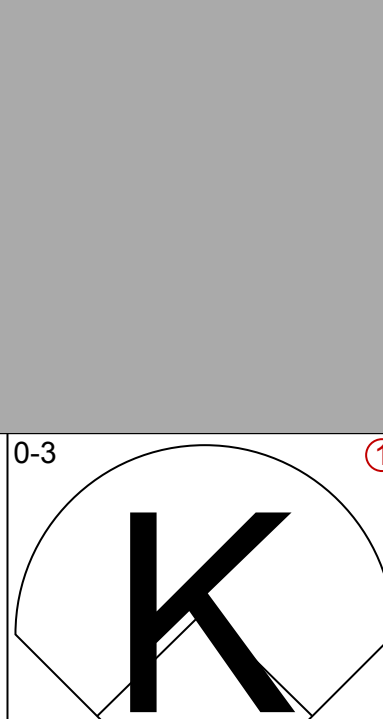
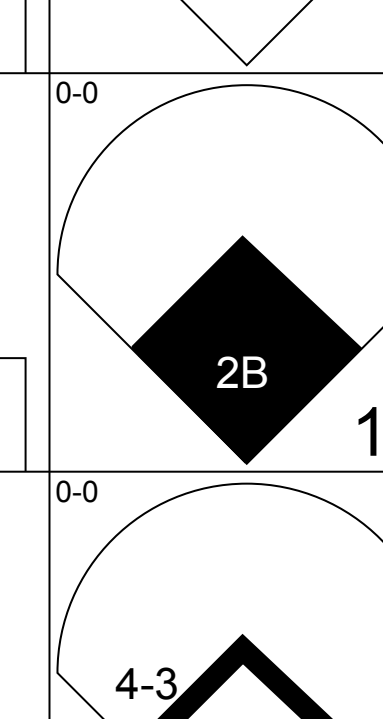
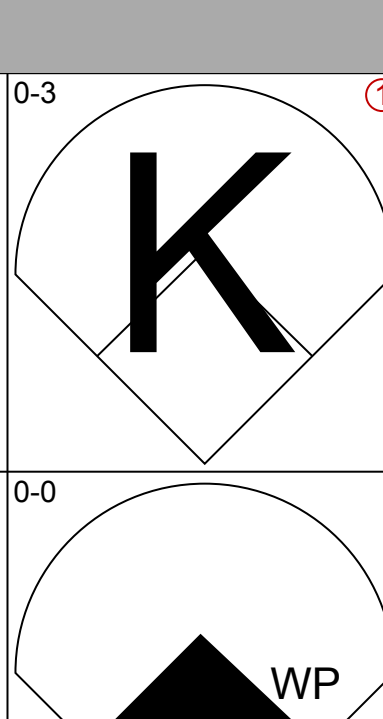
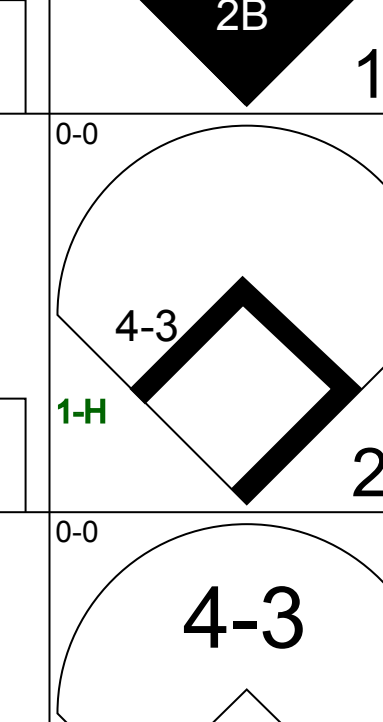
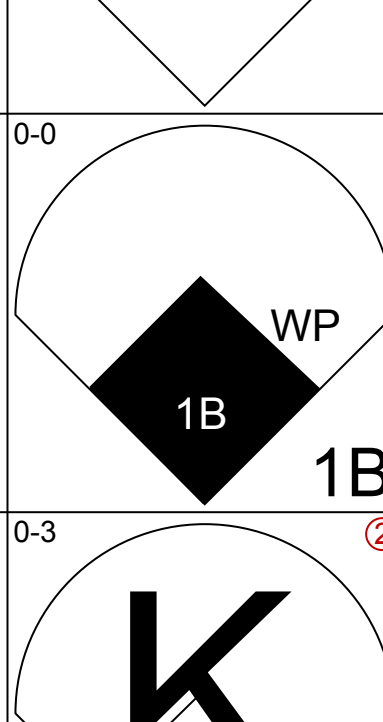
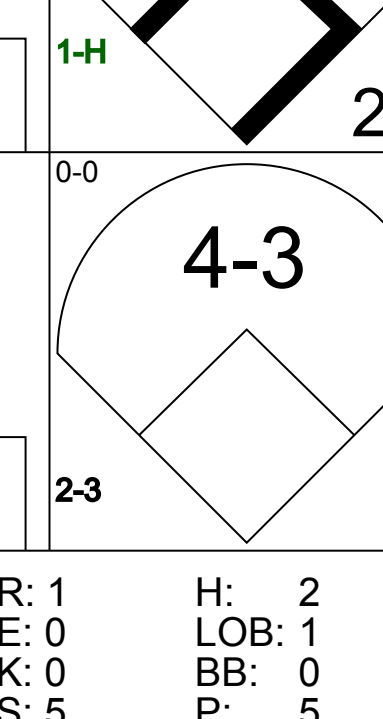
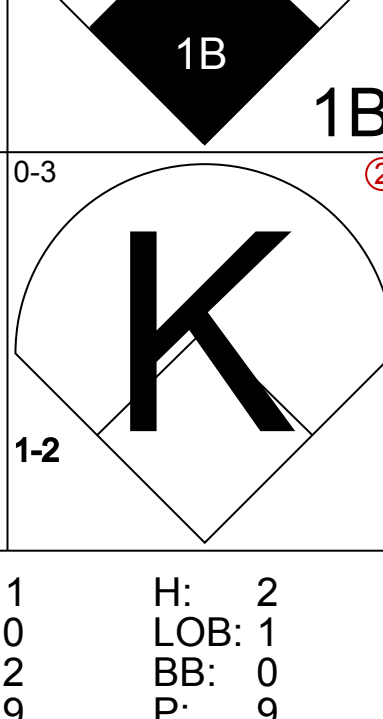
Batter	1	2	3	4	5	6	7	8	9	AB	R	H	RBI	BB	SO	LOB	BOTTOM			
Rocky Bridges, R OBP: 0.455, SLG: 0.294 (1, 6)	BB BB 2B		K		1B HR	BB 1B				2	2	1	1	3	1	0	Detroit Tigers @ Los Angeles Angels Wrigley Field, Los Angeles, CA Sat May 27 1961, 9:05 PM CDT Att: 9,870 - Unknown			
Lee Thomas, L OBP: 0.333, SLG: 0.513 (1, 9)	F7		E4		HR 1B	L9			F8	5	1	1	0	0	3					
Leon Wagner, L OBP: 0.328, SLG: 0.598 (1, 7)	BB BB		F7		F7	BB 1B			1-3	4	1	1	0	1	0	3				
Ted Kluszewski, L OBP: 0.353, SLG: 0.553 (1, 3)	BB BB		L9		HR	FC5-4 BB			1B	3	2	2	3	2	0	1				
Ken Hunt, R OBP: 0.368, SLG: 0.594 (1, 8)	BB BB				PB 1B 2B	HR			FC5-4	5	2	4	3	0	0	3				
Earl Averill, R OBP: 0.434, SLG: 0.598 (1, 2)	1-3 2-H 3-H		2B		1B 2B	HR			1B	3	0	1	1	1	1	2				
Gene Leek, R OBP: 0.303, SLG: 0.449 (1, 5)	BB BB		P4		1B 1B	G6-3 1B			K	5	0	2	1	0	2	2				
Ken Aspromonte, R OBP: 0.298, SLG: 0.260 (1, 4)			K		7-4 BB	1B			K	4	1	1	0	0	1	4				
Ken McBride, R OBP: 0.077, SLG: 0.077 (1, 1)			4-3		K				L9	4	1	0	0	0	1	1				
									E3	4	1	1	0	0	1	4				
									E6 1B	4	1	0	0	0	1	1				
Inning Stats	R: 3 E: 0 K: 0 S: 3	H: 1 LOB: 0 BB: 3 P: 15	R: 0 E: 0 K: 1 S: 5	H: 0 LOB: 0 BB: 0 P: 5	R: 0 E: 1 K: 1 S: 6	H: 0 LOB: 1 BB: 0 P: 6	R: 1 E: 0 K: 1 S: 6	H: 2 LOB: 1 BB: 1 P: 10	R: 4 E: 0 K: 0 S: 7	H: 5 LOB: 1 BB: 1 P: 11	R: 0 E: 0 K: 0 S: 4	H: 1 LOB: 3 BB: 2 P: 12	R: 2 E: 2 K: 2 S: 10	H: 2 LOB: 1 BB: 0 P: 10	R: 0 E: 0 K: 1 S: 7	H: 2 LOB: 2 BB: 0 P: 7		1B: 8 2B: 5 3B: 0 HR: 2	SF: 1 SAC: 0 DP: 3 HBP: 0	WP: 0 PB: 1 SB: 0 CS: 0
PITCHER Phil Regan, R ERA: 3.21 (1, 1) Bob Bruce, R ERA: 1.5 (5, 1) Jim Donohue, R ERA: 3.07 (7, 1)	IP: 4.1 WLS: L BF: 22 H: 4 R: 1 ER: 1 SO: 7 BB: 5 IBB: 0 HBP: 0 BLK: 0 WP: 0 HR: 1 S: 23 P: 43 ERA: 14.54 WHIP: 2.308															PITCHER IP: WLS: BF: H: R: ER: SO: BB: IBB: HBP: BLK: WP: HR: S: P: ERA: WHIP				

Batter	1	2	3	4	5	6	7	8	9	AB	R	H	RBI	BB	SO	LOB	TOP					
Rocky Bridges, R OBP: 0.415, SLG: 0.262 (1, 4)										3	0	1	0	1	1	0						
Lee Thomas, L OBP: 0.320, SLG: 0.468 (1, 9)										4	0	0	0	0	1	3						
Leon Wagner, L OBP: 0.331, SLG: 0.575 (1, 7)										3	0	0	0	1	0	1						
Ted Kluszewski, L OBP: 0.347, SLG: 0.533 (1, 3)										3	0	0	0	1	0	1						
Ken Hunt, R OBP: 0.369, SLG: 0.615 (1, 8)										4	0	2	0	0	2	2						
Earl Averill, R OBP: 0.431, SLG: 0.635 (1, 2)										4	1	1	1	0	1	2						
Gene Leek, R OBP: 0.307, SLG: 0.440 (1, 5)										3	0	1	0	1	1	0						
Ken Hamlin, R OBP: 0.259, SLG: 0.292 (1, 6)										2	0	0	0	0	1	1						
Albie Pearson, L OBP: 0.429, SLG: 0.415 (7, PH)										1	0	0	0	0	0	0						
Tom Morgan, R (7, 1)										0	0	0	0	0	0	0						
Ted Bowsfield, R (7, 1)										1	0	0	0	0	0	0						
Steve Bilko, R OBP: 0.403, SLG: 0.477 (9, PH)										1	0	0	0	0	0	2						
Ned Garver, R (1, 1)										1	0	1	0	0	0	0						
Jerry Casale, R OBP: 0.417, SLG: 0.727 (3, 1)										1	0	1	0	0	0	0						
Ken Aspromonte, R OBP: 0.299, SLG: 0.263 (7, 4)										2	0	0	0	0	1	2						
Inning Stats	R: 0 E: 0 K: 3 S: 9	H: 0 LOB: 2 BB: 2 P: 17	R: 1 E: 0 K: 1 S: 6	H: 1 LOB: 0 BB: 0 P: 6	R: 0 E: 0 K: 0 S: 3	H: 0 LOB: 0 BB: 0 P: 3	R: 0 E: 0 K: 2 S: 7	H: 0 LOB: 0 BB: 0 P: 7	R: 0 E: 0 K: 0 S: 4	H: 2 LOB: 2 BB: 1 P: 8	R: 0 E: 0 K: 0 S: 4	H: 1 LOB: 1 BB: 0 P: 4	R: 0 E: 0 K: 2 S: 7	H: 0 LOB: 0 BB: 0 P: 7	R: 0 E: 0 K: 0 S: 4	H: 1 LOB: 2 BB: 1 P: 8	R: 0 E: 0 K: 0 S: 4	H: 1 LOB: 2 BB: 1 P: 8	1B: 4 2B: 1 3B: 0 HR: 1	SF: 0 SAC: 0 DP: 1 HBP: 0	WP: 0 PB: 0 SB: 0 CS: 0	PA: 36
PITCHER	IP	WLS	BF	H	R	ER	SO	BB	IBB	HBP	BLK	WP	HR	S	P	ERA	WHIP					
Ed Hobaugh, R ERA: 3.44 (1, 1)	9.0	W	36	6	1	1	8	4	0	0	0	0	1	48	64	1.00	1.111					

Los Angeles Angels @ Washington Senators
Griffith Stadium, Washington, DC
Tue May 30 1961, 3:33 AM EDT
Att: 14,277 - Unknown

AB	32
R	1
H	6
RBI	1
BB	4
SO	8
LOB	14



Batter	1	2	3	4	5	6	7	8	9	AB	R	H	RBI	BB	SO	LOB	BOTTOM				
Jim Mahoney, R OBP: 0.228, SLG: 0.200 (1, 6)										5	0	1	1	0	2	1					
Danny O'Connell, R OBP: 0.385, SLG: 0.320 (1, 4)										2	0	0	0	3	0	1					
Chuck Hinton, R OBP: 0.366, SLG: 0.455 (1, 7)										5	1	0	0	0	1	3					
Jim King, L OBP: 0.413, SLG: 0.648 (1, 9)										4	2	3	0	1	0	1					
Willie Tasby, R OBP: 0.385, SLG: 0.493 (1, 8)										4	0	2	2	0	0	2					
Dale Long, L OBP: 0.331, SLG: 0.521 (1, 3)										3	0	0	0	1	0	2					
Billy Klaus, L OBP: 0.290, SLG: 0.356 (1, 5)										3	1	2	0	1	1	0					
Gene Green, R OBP: 0.333, SLG: 0.541 (1, 2)										3	1	2	2	1	1	3					
Ed Hobaugh, R OBP: 0.133, SLG: 0.071 (1, 1)										4	0	0	0	0	2	8					
Inning Stats	R: 0 E: 0 K: 1 S: 5	H: 0 LOB: 2 BB: 2 P: 13	R: 1 E: 0 K: 0 S: 5	H: 2 LOB: 1 BB: 0 P: 5	R: 2 E: 0 K: 1 S: 7	H: 2 LOB: 3 BB: 3 P: 19	R: 0 E: 0 K: 1 S: 5	H: 0 LOB: 0 BB: 0 P: 5	R: 0 E: 0 K: 2 S: 9	H: 1 LOB: 0 BB: 0 P: 3	R: 1 E: 0 K: 0 S: 8	H: 3 LOB: 3 BB: 1 P: 12	R: 0 E: 0 K: 1 S: 5	H: 0 LOB: 1 BB: 1 P: 9	R: 0 E: 0 K: 1 S: 5	H: 0 LOB: 1 BB: 1 P: 9	1B: 8 2B: 1 3B: 1 HR: 0	SF: 0 SAC: 0 DP: 0 HBP: 0	WP: 2 PB: 0 SB: 2 CS: 0	PA: 40	
PITCHER	IP	WLS	BF	H	R	ER	SO	BB	IBB	HBP	BLK	WP	HR	S	P	ERA	WHIP				
Ned Garver, R ERA: 5.88 (1, 1)	2.2	L	16	4	3	3	1	4	0	0	0	1	0	14	30	10.12	3.000				
Jerry Casale, R ERA: 6.13 (3, 1)	3.1		13	3	1	1	4	1	0	0	0	1	0	20	24	2.70	1.200				
Tom Morgan, R ERA: 4.5 (7, 1)	0.1		4	2	1	1	0	1	0	0	0	0	0	3	7	27.00	9.000				
Ted Bowsfield, L ERA: 3.46 (7, 1)	1.2		7	1	0	0	2	1	0	0	0	0	0	10	14	0.00	1.200				

Los Angeles Angels @ Washington Senators
Griffith Stadium, Washington, DC
Tue May 30 1961, 3:33 AM EDT
Att: 14,277 - Unknown

AB	33
R	5
H	10
RBI	5
BB	7
SO	7
LOB	21



Batter	1	2	3	4	5	6	7	8	9	10	11	12	AB	R	H	RBI	BB	SO	LOB	TOP		
Ken Aspromonte, R OBP: 0.301, SLG: 0.267 (1.4)	L5		1-3			G5-6-3		4-3 1B BB	6-3			SH4-3 1B 2B	5	2	1	1	1	0	2			
Lee Thomas, L OBP: 0.327, SLG: 0.451 (1.9)	4-3			F9		K		BB 4-3 1B		FC4-6 BB		SH4-3	4	0	1	1	1	1	0			
Leon Wagner, L OBP: 0.323, SLG: 0.555 (1.7)	K			4-3			F8	4-3		F8			6	0	1	1	0	1	3			
Ted Kluszewski, L OBP: 0.354, SLG: 0.536 (1.3)				4-3			WP 2B	BB IBB		FC4-6 1-2f		G3	5	0	2	0	1	0	1			
Ken Hunt, R OBP: 0.370, SLG: 0.602 (1.8)		E3 1B				6-3			F3		F7		4	0	1	1	1	0	2			
Earl Averill, R OBP: 0.426, SLG: 0.619 (1.2)													3	0	0	0	1	1	6			
Ryne Duren, R (8.1)													0	0	0	0	0	0	0			
Ron Kline, R OBP: 0.222, SLG: 0.176 (11, PR)													0	0	0	0	1	0	0			
Johnny James, L (11, PR)													0	0	0	0	0	0	0			
Ted Bowsfeld, R (11.1)													0	0	0	0	0	0	0			
Gene Leek, R OBP: 0.303, SLG: 0.432 (1.5)													5	1	1	0	0	0	4			
Ken Hamlin, R OBP: 0.250, SLG: 0.280 (8, PH)													2	0	0	0	0	1	1			
Albie Pearson, L OBP: 0.432, SLG: 0.421 (8, PH)													1	1	1	0	0	0	0			
Rocky Bridges, R OBP: 0.400, SLG: 0.250 (8.0)													2	0	0	0	0	0	1			
Ron Moeller, L OBP: 0.462, SLG: 0.300 (7.1)													1	0	0	0	1	0	0			
Art Fowler, R (8, PH)													0	0	0	0	0	0	0			
Steve Bilko, R OBP: 0.397, SLG: 0.470 (8.2)													1	0	0	0	0	1	2			
Ed Sadowski, R OBP: 0.600, SLG: 0.500 (8.2)													1	1	1	0	1	0	0			
Inning Stats	R: 0 E: 0 K: 1 S: 5	H: 0 LOB: 0 BB: 0 P: 5	R: 0 E: 1 K: 0 S: 4	H: 2 LOB: 1 BB: 0 P: 4	R: 0 E: 0 K: 1 S: 5	H: 0 LOB: 0 BB: 0 P: 5	R: 0 E: 0 K: 0 S: 3	H: 0 LOB: 0 BB: 1 P: 3	R: 0 E: 0 K: 1 S: 4	H: 1 LOB: 1 BB: 0 P: 4	R: 3 E: 0 K: 2 S: 10	H: 3 LOB: 3 BB: 3 P: 22	R: 0 E: 0 K: 0 S: 3	H: 1 LOB: 1 BB: 0 P: 7	R: 0 E: 0 K: 0 S: 2	H: 0 LOB: 1 BB: 1 P: 6	R: 2 E: 0 K: 0 S: 4	H: 2 LOB: 0 BB: 1 P: 8	1B: 7 2B: 3 3B: 0 HR: 0	SF: 0 SAC: 1 DP: 3 HBP: 0	WP: 1 PB: 1 SB: 1 CS: 0	PA: 49
PITCHER	IP WLS BF H R ER SO BB IBB HBP BLK WP HR S P ERA WHIP	IP WLS BF H R ER SO BB IBB HBP BLK WP HR S P ERA WHIP	IP WLS BF H R ER SO BB IBB HBP BLK WP HR S P ERA WHIP	IP WLS BF H R ER SO BB IBB HBP BLK WP HR S P ERA WHIP	IP WLS BF H R ER SO BB IBB HBP BLK WP HR S P ERA WHIP	IP WLS BF H R ER SO BB IBB HBP BLK WP HR S P ERA WHIP	IP WLS BF H R ER SO BB IBB HBP BLK WP HR S P ERA WHIP	IP WLS BF H R ER SO BB IBB HBP BLK WP HR S P ERA WHIP	IP WLS BF H R ER SO BB IBB HBP BLK WP HR S P ERA WHIP	IP WLS BF H R ER SO BB IBB HBP BLK WP HR S P ERA WHIP	IP WLS BF H R ER SO BB IBB HBP BLK WP HR S P ERA WHIP	IP WLS BF H R ER SO BB IBB HBP BLK WP HR S P ERA WHIP	IP WLS BF H R ER SO BB IBB HBP BLK WP HR S P ERA WHIP	IP WLS BF H R ER SO BB IBB HBP BLK WP HR S P ERA WHIP	IP WLS BF H R ER SO BB IBB HBP BLK WP HR S P ERA WHIP	IP WLS BF H R ER SO BB IBB HBP BLK WP HR S P ERA WHIP	IP WLS BF H R ER SO BB IBB HBP BLK WP HR S P ERA WHIP	IP WLS BF H R ER SO BB IBB HBP BLK WP HR S P ERA WHIP	IP WLS BF H R ER SO BB IBB HBP BLK WP HR S P ERA WHIP	IP WLS BF H R ER SO BB IBB HBP BLK WP HR S P ERA WHIP	IP WLS BF H R ER SO BB IBB HBP BLK WP HR S P ERA WHIP	IP WLS BF H R ER SO BB IBB HBP BLK WP HR S P ERA WHIP
Tom Sturdivant, R ERA: 3.98 (1.1)	6.2	29	5	2	1	5	4	0	0	0	0	0	35	51	1.35	1.350						
Dave Sisler, R ERA: 0.81 (8.1)	0.1	2	0	0	0	1	1	0	0	0	0	0	3	7	0.00	3.000						
Marty Kutyna, R ERA: 3.0 (9.1)	4.0	L	16	3	2	2	0	3	0	0	0	0	13	25	4.50	1.500						

Los Angeles Angels @ Washington Senators
Griffith Stadium, Washington, DC
Wed May 31 1961, 7:05 PM EDT
Att. 10,873 - Unknown

AB 40
R 5
H 9
RBI 4
BB 8
SO 5
LOB 22



Batter	1	2	3	4	5	6	7	8	9	10	11	12	AB	R	H	RBI	BB	SO	LOB	BOTTOM		
Jim Mahoney, R OBP: 0.246, SLG: 0.207 (1.6)													3	0	1	0	1	1	1			
Marty Keough, L OBP: 0.288, SLG: 0.333 (8, PH)													1	0	0	0	0	1	3			
Marty Kutyna, R OBP: 0.500, SLG: 0.500 (9.1)													1	0	0	0	0	1	1			
Dick Donovan, L OBP: 0.231, SLG: 0.091 (12, PH)													1	0	0	0	0	1	1			
Danny O'Connell, R OBP: 0.378, SLG: 0.314 (1.4)	F9		G3			6-3				6-3			6	0	1	1	1	0	6			
Chuck Hinton, R OBP: 0.377, SLG: 0.443 (1.7)	P4												4	0	1	0	2	1	1			
Jim King, L OBP: 0.407, SLG: 0.623 (1.9)	P4												6	0	2	0	0	1	6			
Willie Tasby, R OBP: 0.377, SLG: 0.477 (1.8)													5	1	0	0	1	1	4			
Dale Long, L OBP: 0.331, SLG: 0.508 (1.3)													5	0	1	0	1	0	3			
Harry Bright, R OBP: 0.278, SLG: 0.333 (8, PH)													1	2	1	0	2	0	0			
Billy Klaus, L OBP: 0.291, SLG: 0.348 (9.5)													2	0	0	0	0	0	2			
Gene Green, R OBP: 0.333, SLG: 0.547 (1.2)													3	0	1	0	0	1	2			
Pete Daley, R OBP: 0.253, SLG: 0.271 (8.2)													3	0	0	1	0	1	3			
Tom Sturdivant, L OBP: 0.176, SLG: 0.125 (8.1)													2	0	0	0	0	1	1			
Dave Sisler, R ERA: 4.5 (8, PH)													1	0	0	0	0	0	3			
Gene Woodling, L OBP: 0.426, SLG: 0.525 (8, PR)													0	0	0	0	0	0	3			
R C Stevens, R OBP: 0.215, SLG: 0.138 (8, PR)													2	0	0	0	0	0	1			
Coot Veal, R OBP: 0.315, SLG: 0.300 (9.6)													2	0	1	0	0	0	1			
Inning Stats	R: 0 E: 0 K: 0 S: 4	H: 1 LOB: 1 BB: 0 P: 4	R: 0 E: 0 K: 0 S: 4	H: 1 LOB: 1 BB: 0 P: 4	R: 0 E: 0 K: 1 S: 6	H: 0 LOB: 0 BB: 0 P: 5	R: 0 E: 0 K: 2 S: 8	H: 1 LOB: 1 BB: 1 P: 8	R: 1 E: 0 K: 1 S: 7	H: 1 LOB: 3 BB: 1 P: 12	R: 0 E: 0 K: 1 S: 4	H: 1 LOB: 2 BB: 1 P: 8	R: 0 E: 0 K: 0 S: 4	H: 1 LOB: 1 BB: 0 P: 6	R: 0 E: 0 K: 0 S: 4	H: 1 LOB: 1 BB: 0 P: 4	R: 0 E: 1 K: 1 S: 6	H: 0 LOB: 1 BB: 0 P: 6	1B: 7 2B: 2 3B: 0 HR: 0	SF: 0 SAC: 1 DP: 0 HBP: 1	WP: 0 PB: 1 SB: 1 CS: 0	PA: 55
PITCHER	IP WLS BF H R ER SO BB IBB HBP BLK WP HR S P ERA WHIP	IP WLS BF H R ER SO BB IBB HBP BLK WP HR S P ERA WHIP	IP WLS BF H R ER SO BB IBB HBP BLK WP HR S P ERA WHIP	IP WLS BF H R ER SO BB IBB HBP BLK WP HR S P ERA WHIP	IP WLS BF H R ER SO BB IBB HBP BLK WP HR S P ERA WHIP	IP WLS BF H R ER SO BB IBB HBP BLK WP HR S P ERA WHIP	IP WLS BF H R ER SO BB IBB HBP BLK WP HR S P ERA WHIP	IP WLS BF H R ER SO BB IBB HBP BLK WP HR S P ERA WHIP	IP WLS BF H R ER SO BB IBB HBP BLK WP HR S P ERA WHIP	IP WLS BF H R ER SO BB IBB HBP BLK WP HR S P ERA WHIP	IP WLS BF H R ER SO BB IBB HBP BLK WP HR S P ERA WHIP	IP WLS BF H R ER SO BB IBB HBP BLK WP HR S P ERA WHIP	IP WLS BF H R ER SO BB IBB HBP BLK WP HR S P ERA WHIP	IP WLS BF H R ER SO BB IBB HBP BLK WP HR S P ERA WHIP	IP WLS BF H R ER SO BB IBB HBP BLK WP HR S P ERA WHIP	IP WLS BF H R ER SO BB IBB HBP BLK WP HR S P ERA WHIP	IP WLS BF H R ER SO BB IBB HBP BLK WP HR S P ERA WHIP	IP WLS BF H R ER SO BB IBB HBP BLK WP HR S P ERA WHIP	IP WLS BF H R ER SO BB IBB HBP BLK WP HR S P ERA WHIP	IP WLS BF H R ER SO BB IBB HBP BLK WP HR S P ERA WHIP	IP WLS BF H R ER SO BB IBB HBP BLK WP HR S P ERA WHIP	IP WLS BF H R ER SO BB IBB HBP BLK WP HR S P ERA WHIP
Ron Moeller, L ERA: 4.4 (7.1)	6.2	29	5	2	1	5	4	0	0	0	0	0	35	51	1.35	1.350						
Art Fowler, R ERA: 2.84 (8.1)	0.1	2	0	0	0	1	1	0	0	0	0	0	3	7	0.00	3.000						
Ryne Duren, R ERA: 4.5 (8.1)	3.0	13	2	0	0	2	0	1	0	0	0	0	16	20	0.00	0.667						
Ted Bowsfeld, L ERA: 3.0 (11.1)	2.0	W	8	1	0	0	1	0	0	0	0	0	10	10	0.00	0.500						

Los Angeles Angels @ Washington Senators
Griffith Stadium, Washington, DC
Wed May 31 1961, 7:05 PM EDT
Att. 10,873 - Unknown

AB 46
R 3
H 9
RBI 2
BB 7
SO 9
LOB 38





Batter	1	2	3	4	5	6	7	8	9	AB	R	H	RBI	BB	SO	LOB	TOP																		
Ken Aspromonte, R (1,4) OBP: 0.302, SLG: 0.272										4	1	1	0	1	0	0	Los Angeles Angels @ Cleveland Indians Cleveland Municipal Stadium, Cleveland, OH Fri Jun 02 1961, 7:05 PM EDT Att: 10,453 - Unknown																		
Lee Thomas, L (1,9) OBP: 0.328, SLG: 0.431										3	1	1	1	1	1																				
Leon Wagner, L (1,7) OBP: 0.338, SLG: 0.559										4	0	2	1	1	0	2																			
Steve Bilko, R (1,3) OBP: 0.398, SLG: 0.457										4	0	1	0	1	3	4																			
Ken Hunt, R (1,8) OBP: 0.360, SLG: 0.574										5	0	2	2	0	1	4																			
Earl Averill, R (1,2) OBP: 0.420, SLG: 0.595										4	0	0	0	1	2	4																			
Gene Leek, R (1,5) OBP: 0.294, SLG: 0.415										4	0	1	0	0	1	4																			
Ken Hamlin, R (1,6) OBP: 0.266, SLG: 0.268										3	1	0	0	0	0	2																			
Ken McBride, R (1,1) OBP: 0.071, SLG: 0.071 (6, PH)										2	0	0	0	0	1	2																			
Albie Pearson, L (6, PH) OBP: 0.436, SLG: 0.426										1	1	1	0	0	0	0																			
Johnny James, L (6, 1)										1	0	0	0	0	0	0																			
Inning Stats	R: 0 E: 0 K: 1 S: 6	H: 1 LOB: 2 BB: 1 P: 10	R: 0 E: 0 K: 1 S: 6	H: 1 LOB: 1 BB: 0 P: 6	R: 0 E: 0 K: 1 S: 6	H: 1 LOB: 2 BB: 1 P: 10	R: 0 E: 0 K: 1 S: 5	H: 0 LOB: 1 BB: 1 P: 9	R: 1 E: 1 K: 0 S: 6	H: 2 LOB: 3 BB: 1 P: 10	R: 3 E: 0 K: 2 S: 10	H: 3 LOB: 2 BB: 1 P: 15	R: 0 E: 0 K: 0 S: 3	H: 0 LOB: 0 BB: 0 P: 3	R: 0 E: 0 K: 3 S: 9	H: 1 LOB: 0 BB: 0 P: 9	1B: 8 2B: 1 3B: 0 HR: 0	SF: 1 SAC: 0 DP: 1 HBP: 1	WP: 0 PB: 0 SB: 0 CS: 0	PA: 42															
PITCHER	IP WLS BF H R ER SO BB IBB HBP BLK WP HR S P ERA WHIP																																		
Gary Bell, R (1, 1) ERA: 3.66	5.1	30	7	4	4	4	4	5	0	1	0	0	0	0	0	32	53	6.75	2.250																
Barry Latman, R (6, 1) ERA: 2.75	1.2	6	1	0	0	2	0	0	0	0	0	0	0	0	10	10	0.00	0.600																	
Frank Funk, R (8, 1) ERA: 1.49	2.0	W	6	1	0	0	3	0	0	0	0	0	0	0	12	12	0.00	0.500																	

Batter	1	2	3	4	5	6	7	8	9	AB	R	H	RBI	BB	SO	LOB	BOTTOM																	
Johnny Temple, R (1,4) OBP: 0.406, SLG: 0.410										4	0	0	0	0	0	0	Los Angeles Angels @ Cleveland Indians Cleveland Municipal Stadium, Cleveland, OH Fri Jun 02 1961, 7:05 PM EDT Att: 10,453 - Unknown																	
Jim Piersall, R (1,8) OBP: 0.401, SLG: 0.471										3	0	3	0	1	0	0																		
Tito Francona, L (1,7) OBP: 0.357, SLG: 0.405										4	1	2	0	0	0	2																		
Vic Power, R (1,3) OBP: 0.318, SLG: 0.425										4	1	2	0	0	1	2																		
Willie Kirkland, L (1,9) OBP: 0.311, SLG: 0.345										3	1	0	1	0	0	3																		
John Romano, R (1,2) OBP: 0.414, SLG: 0.592										3	2	1	2	1	0	0																		
Woodie Held, R (1,6) OBP: 0.370, SLG: 0.455										3	1	1	1	1	0	0																		
Bubba Phillips, R (1,5) OBP: 0.309, SLG: 0.385										4	0	2	2	0	0	0																		
Gary Bell, R (1, 1) OBP: 0.120, SLG: 0.120										2	0	0	0	0	0	2																		
Barry Latman, R (6, 1)										0	0	0	0	0	0	0																		
Don Dillard, L (7, PH) OBP: 0.367, SLG: 0.462										1	0	0	0	0	0	0																		
Frank Funk, R (8, 1)										1	0	0	0	0	1	1																		
Inning Stats	R: 0 E: 1 K: 0 S: 3	H: 1 LOB: 0 BB: 0 P: 3	R: 0 E: 0 K: 0 S: 3	H: 0 LOB: 0 BB: 0 P: 3	R: 1 E: 0 K: 0 S: 4	H: 1 LOB: 0 BB: 0 P: 4	R: 3 E: 0 K: 0 S: 5	H: 3 LOB: 2 BB: 3 P: 17	R: 0 E: 0 K: 1 S: 7	H: 2 LOB: 2 BB: 0 P: 7	R: 0 E: 0 K: 0 S: 3	H: 0 LOB: 0 BB: 0 P: 3	R: 0 E: 0 K: 0 S: 4	H: 1 LOB: 1 BB: 0 P: 4	R: 2 E: 0 K: 1 S: 8	H: 3 LOB: 1 BB: 0 P: 8	1B: 8 2B: 2 3B: 0 HR: 2	SF: 1 SAC: 0 DP: 1 HBP: 0	WP: 0 PB: 0 SB: 1 CS: 0	PA: 36														
PITCHER	IP WLS BF H R ER SO BB IBB HBP BLK WP HR S P ERA WHIP																																	
Ken McBride, R (1, 1) ERA: 2.66	5.0	23	7	4	4	1	0	0	0	0	0	0	0	0	1	15	6.00	1.333																
Johnny James, R (6, 1) ERA: 6.23	3.0	L	13	4	2	2	1	0	0	0	0	0	0	0	1	15	6.00	1.333																

Batter	1	2	3	4	5	6	7	8	9	AB	R	H	RBI	BB	SO	LOB	TOP			
Ken Aspromonte, R (1.4) OBP: 0.306, SLG: 0.279	4-0 BB		0-0 E 2B		0-0 6-3			0-0 P6		3	1	1	0	1	0	0	Los Angeles Angels @ Cleveland Indians Cleveland Municipal Stadium, Cleveland, OH Sat Jun 03 1961, 3:33 AM EDT Att: 3,134 - Unknown livebaseballscorecards.com			
Lee Thomas, L (1.9) OBP: 0.324, SLG: 0.419	0-0 P6		0-0 E9 HR 1B		0-0 L8			0-0 3-1		4	1	1	0	0	0	1				
Leon Wagner, L (1.7) OBP: 0.343, SLG: 0.580	0-0 F8		0-0 HR		0-0 F8				0-0 FC6-5 1B	4	1	2	2	0	0	1				
Ted Kluszewski, L (1.3) OBP: 0.348, SLG: 0.513	0-0 F7		0-0 6-3		0-0 P6				0-0 FC6-5 1B	4	1	1	0	0	0	1				
Ken Hunt, R (1.8) OBP: 0.357, SLG: 0.563		0-0 1B	0-0 F8		0-0 K				0-0 P6	4	0	1	0	0	1	2				
Earl Averill, R (1.2) OBP: 0.410, SLG: 0.577	0-3 K		0-3 K		0-0 P4				0-0 FC6-5 1B	4	0	0	0	0	2	3				
Gene Leek, R (1.5) OBP: 0.293, SLG: 0.411	0-3 K		0-0 5-3		0-0 6-3				0-0 1B	4	0	1	1	0	1	1				
Rocky Bridges, R (1.6) OBP: 0.373, SLG: 0.229	0-0 F2		0-0 1-3		0-0 1-6-3				0-0 F7	4	0	0	0	0	0	3				
Art Fowler, R (1.1) Ted Bowsfield, R (7.1) Tom Morgan, R (7.1) Eddie Yost, R (8, PH) Ned Garver, R (8.1)			0-0 6-3		0-0 F9				0-0 F3	2	0	0	0	0	0	0				
Inning Stats	R: 0 E: 0 K: 0 S: 3	H: 0 LOB: 1 BB: 1 P: 7	R: 0 E: 0 K: 2 S: 8	H: 1 LOB: 1 BB: 0 P: 8	R: 3 E: 1 K: 0 S: 6	H: 3 LOB: 0 BB: 0 P: 6	R: 0 E: 0 K: 1 S: 5	H: 0 LOB: 0 BB: 0 P: 5	R: 0 E: 0 K: 0 S: 3	H: 0 LOB: 0 BB: 0 P: 3	R: 0 E: 0 K: 0 S: 3	H: 0 LOB: 0 BB: 0 P: 3	R: 0 E: 0 K: 0 S: 3	H: 0 LOB: 0 BB: 0 P: 3	R: 1 E: 0 K: 0 S: 6	H: 3 LOB: 2 BB: 0 P: 6		1B: 5 2B: 1 3B: 0 HR: 1	SF: 0 SAC: 0 DP: 0 HBP: 0	WP: 0 PB: 0 SB: 0 CS: 0
PITCHER Mudcat Grant, R (1.1) ERA: 3.5	IP: 9.0 WLS: W BF: 35 H: 7 R: 4 ER: 4 SO: 4	BB: 1 IBB: 0 HBP: 0 BLK: 0	WP: 0 HR: 1 S: 42 P: 46	ERA: 4.00 WHIP: 0.889	PITCHER	IP: 9.0 WLS: W BF: 35 H: 7 R: 4 ER: 4 SO: 4	BB: 1 IBB: 0 HBP: 0 BLK: 0	WP: 0 HR: 1 S: 42 P: 46	ERA: 4.00 WHIP: 0.889											

Batter	1	2	3	4	5	6	7	8	9	AB	R	H	RBI	BB	SO	LOB	BOTTOM			
Johnny Temple, R (1.4) OBP: 0.406, SLG: 0.412	4-0 S BB		0-0 4-3		0-0 1-3 2B			0-0 1-3		4	0	1	1	1	0	0	Los Angeles Angels @ Cleveland Indians Cleveland Municipal Stadium, Cleveland, OH Sat Jun 03 1961, 3:33 AM EDT Att: 3,134 - Unknown livebaseballscorecards.com			
Jim Piersall, R (1.8) OBP: 0.398, SLG: 0.466 Don Dillard, L (8.8) OBP: 0.355, SLG: 0.444	0-0 F8		0-0 F8		0-0 1-3			0-0 1-3		4	1	1	1	0	0	2				
Tito Francona, L (1.7) OBP: 0.360, SLG: 0.404	0-3 K		0-3 K		0-0 BB			0-0 SH5-3 1B		3	0	1	0	1	2	1				
Vic Power, R (1.3) OBP: 0.320, SLG: 0.424 Bob Hale, L (9.3) OBP: 0.294, SLG: 0.286	0-0 F9		0-0 FC6-4 1B		0-0 L8			0-0 SF9 1B		5	1	2	0	0	0	4				
Willie Kirkland, L (1.9) OBP: 0.311, SLG: 0.351 Chuck Essegian, R (7, PH) OBP: 0.444, SLG: 0.571	0-3 K		0-3 K		0-0 SH1-4 HR 2B			0-0 1B BB		3	1	1	0	0	2	1				
John Romano, R (1.2) OBP: 0.416, SLG: 0.591	0-0 E 1B		0-0 FC6-4 1B		0-0 SH1-4 HR BB			0-0 SF9 1B		2	1	1	1	1	0	1				
Woodie Held, R (1.6) OBP: 0.369, SLG: 0.450	0-0 E4 G4-6-3		0-0 6-3		0-0 SH1-4 HR 2B			0-0 1B BB		2	1	0	0	1	0	1				
Bubba Phillips, R (1.5) OBP: 0.313, SLG: 0.404	0-0 G4-6-3		0-0 E8 2B		0-0 HR			0-0 E8 PB 1B		4	2	2	5	0	0	2				
Mudcat Grant, R (1.1) OBP: 0.290, SLG: 0.231	0-0 K2-3		0-3 K 1-3 BB		0-0 F8			0-0 K		3	1	0	0	1	2	1				
Inning Stats	R: 0 E: 0 K: 1 S: 5	H: 0 LOB: 1 BB: 1 P: 9	R: 0 E: 1 K: 1 S: 6	H: 1 LOB: 1 BB: 0 P: 6	R: 0 E: 0 K: 1 S: 5	H: 0 LOB: 0 BB: 0 P: 5	R: 0 E: 0 K: 2 S: 8	H: 1 LOB: 1 BB: 0 P: 8	R: 2 E: 1 K: 0 S: 5	H: 1 LOB: 2 BB: 2 P: 13	R: 3 E: 0 K: 0 S: 5	H: 2 LOB: 1 BB: 1 P: 9	R: 4 E: 2 K: 1 S: 8	H: 3 LOB: 1 BB: 2 P: 16	R: 0 E: 0 K: 0 S: 4	H: 1 LOB: 1 BB: 0 P: 4		1B: 6 2B: 2 3B: 0 HR: 1	SF: 1 SAC: 2 DP: 1 HBP: 0	WP: 0 PB: 1 SB: 1 CS: 0
PITCHER Art Fowler, R (1.1) ERA: 4.38 Ted Bowsfield, L (7.1) ERA: 4.02 Tom Morgan, R (7.1) ERA: 4.44 Ned Garver, R (8.1) ERA: 5.67	IP: 6.0 WLS: L BF: 29 H: 6 R: 6 ER: 4 SO: 5	BB: 4 IBB: 0 HBP: 0 BLK: 0	WP: 0 HR: 1 S: 35 P: 51	ERA: 6.00 WHIP: 1.667	PITCHER	IP: 9.0 WLS: W BF: 35 H: 7 R: 4 ER: 4 SO: 4	BB: 1 IBB: 0 HBP: 0 BLK: 0	WP: 0 HR: 1 S: 42 P: 46	ERA: 4.00 WHIP: 0.889											


Batter	1	2	3	4	5	6	7	8	9	AB	R	H	RBI	BB	SO	LOB	TOP			
Ken Aspromonte, R OBP: 0.296, SLG: 0.269	1-3	K		P4			1-3	FC5-4		5	0	0	0	0	1	3	Los Angeles Angels @ Cleveland Indians Cleveland Municipal Stadium, Cleveland, OH Sun Jun 04 1961, 3:38 AM EDT Att: 11,780 - Unknown 			
Lee Thomas, L OBP: 0.354, SLG: 0.493	2B			HR			2B		K	4	2	3	1	1	1	0				
Leon Wagner, L OBP: 0.351, SLG: 0.577	F9			K						4	1	1	0	1	2	2				
Ken Hunt, R OBP: 0.376, SLG: 0.568										3	0	2	2	2	0	1				
Steve Bilko, R OBP: 0.375, SLG: 0.427	1-3			F9						4	0	0	0	0	0	6				
Ed Sadowski, R OBP: 0.482, SLG: 0.833				F8						4	1	1	1	0	0	4				
Gene Leek, R OBP: 0.290, SLG: 0.404		K			6-3					4	0	1	0	0	2	0				
Ken Hamlin, R OBP: 0.254, SLG: 0.254					1-3					3	0	0	0	0	0	0				
Albie Pearson, L OBP: 0.430, SLG: 0.418	F7						F8			1	0	0	0	0	0	1				
Rocky Bridges, R OBP: 0.361, SLG: 0.220								F2		0	0	0	0	0	0	0				
Jerry Casale, R OBP: 0.207, SLG: 0.046										2	0	2	0	0	0	0				
Ned Garver, R OBP: 0.359, SLG: 0.095										0	0	0	0	0	0	0				
Eddie Yost, R OBP: 0.359, SLG: 0.095										1	0	0	0	0	0	0				
Ted Bowsfield, L OBP: 0.359, SLG: 0.095										0	0	0	0	0	0	0				
Ted Kluszewski, L OBP: 0.359, SLG: 0.095										1	0	0	0	0	1	1				
Tom Morgan, R OBP: 0.359, SLG: 0.095										0	0	0	0	0	0	0				
Inning Stats	R: 0 E: 0 K: 0 S: 4	H: 1 LOB: 2 BB: 1 P: 8	R: 1 E: 0 K: 2 S: 9	H: 2 LOB: 1 BB: 0 P: 9	R: 1 E: 0 K: 1 S: 6	H: 1 LOB: 1 BB: 1 P: 10	R: 0 E: 0 K: 0 S: 4	H: 1 LOB: 2 BB: 0 P: 4	R: 0 E: 0 K: 1 S: 5	H: 0 LOB: 0 BB: 0 P: 5	R: 2 E: 0 K: 0 S: 6	H: 3 LOB: 1 BB: 0 P: 6	R: 0 E: 0 K: 1 S: 6	H: 1 LOB: 1 BB: 0 P: 6	R: 0 E: 0 K: 1 S: 4	H: 0 LOB: 0 BB: 1 P: 8	1B: 4 2B: 4 3B: 0 HR: 2	SF: 0 SAC: 0 DP: 1 HBP: 0	WP: 0 PB: 0 SB: 0 CS: 0	PA: 40
PITCHER	IP WLS BF H R ER SO BB IBB HBP BLK WP HR S P ERA WHIP																			
Wynn Hawkins, R ERA: 2.48	(1, 1) 7.0 W 33 9 4 4 5 3 0 0 0 0 0 2 40 52 5.14 1.714																			
Bobby Locke, R ERA: 5.0	(8, 1) 2.0 S 7 1 0 0 2 1 0 0 0 0 0 0 10 14 0.00 1.000																			

Batter	1	2	3	4	5	6	7	8	9	AB	R	H	RBI	BB	SO	LOB	BOTTOM			
Johnny Temple, R OBP: 0.401, SLG: 0.402	G6-3	P4		F8	P6		5-3			4	0	0	0	1	0	2	Los Angeles Angels @ Cleveland Indians Cleveland Municipal Stadium, Cleveland, OH Sun Jun 04 1961, 3:38 AM EDT Att: 11,780 - Unknown 			
Don Dillard, L OBP: 0.343, SLG: 0.400				L8						2	1	0	0	1	0	1				
Chuck Essegian, R OBP: 0.448, SLG: 0.545	F9			1B						1	0	0	0	1	0	0				
Tito Francona, L OBP: 0.364, SLG: 0.399	G6-3			WP						4	2	2	0	1	0	2				
Vic Power, R OBP: 0.316, SLG: 0.415		6-3		F9						5	0	2	1	0	0	1				
Willie Kirkland, L OBP: 0.318, SLG: 0.381				1B						4	2	1	1	1	0	4				
John Romano, R OBP: 0.433, SLG: 0.604		HR		BB						3	1	2	1	1	0	0				
Woodie Held, R OBP: 0.382, SLG: 0.474				HR						3	1	2	2	2	0	1				
Bubba Phillips, R OBP: 0.315, SLG: 0.416				HR						4	1	1	3	0	1	7				
Wynn Hawkins, R OBP: 0.158, SLG: 0.059										3	0	0	0	0	2	2				
Jack Kubiszyn, R ERA: 5.59	K									1	0	0	0	0	0	0				
Bobby Locke, R ERA: 4.26										0	0	0	0	0	0	0				
Inning Stats	R: 0 E: 0 K: 0 S: 2	H: 0 LOB: 0 BB: 1 P: 6	R: 4 E: 1 K: 1 S: 9	H: 3 LOB: 0 BB: 0 P: 9	R: 1 E: 0 K: 1 S: 6	H: 1 LOB: 3 BB: 3 P: 18	R: 1 E: 0 K: 1 S: 7	H: 2 LOB: 2 BB: 1 P: 11	R: 0 E: 0 K: 0 S: 4	H: 1 LOB: 2 BB: 1 P: 8	R: 2 E: 0 K: 0 S: 6	H: 3 LOB: 1 BB: 1 P: 10	R: 0 E: 0 K: 0 S: 3	H: 0 LOB: 1 BB: 0 P: 4	R: 0 E: 0 K: 0 S: 3	H: 0 LOB: 1 BB: 0 P: 4	1B: 6 2B: 2 3B: 0 HR: 2	SF: 0 SAC: 0 DP: 1 HBP: 1	WP: 1 PB: 0 SB: 0 CS: 0	PA: 43
PITCHER	IP WLS BF H R ER SO BB IBB HBP BLK WP HR S P ERA WHIP																			
Jerry Casale, R ERA: 6.54	(1, 1) 3.0 L 17 4 5 4 2 4 0 0 0 0 0 0 11 19 4.50 2.500																			
Ned Garver, R ERA: 5.59	(4, 1) 2.0 11 3 1 1 1 2 0 0 0 0 0 0 9 17 9.00 2.500																			
Ted Bowsfield, L ERA: 4.58	(6, 1) 2.0 11 3 2 2 0 2 0 0 0 0 0 0 3 4 0.00 0.000																			
Tom Morgan, R ERA: 4.26	(8, 1) 1.0 4 0 0 0 0 0 0 1 0 0 0 0 3 4 0.00 0.000																			


Batter	1	2	3	4	5	6	7	8	9	AB	R	H	RBI	BB	SO	LOB	TOP			
Eddie Yost, R OBP: 0.267, SLG: 0.120 (1, 5)	 1B		 1		 1		 1		 2	4	1	1	0	1	1	1	Los Angeles Angels @ Baltimore Orioles Memorial Stadium, Baltimore, MD Mon Jun 05 1961, 7:05 PM EDT Att: 6,931 - Unknown			
Lee Thomas, L OBP: 0.354, SLG: 0.473 (1, 9)	 1		 2		 2		 2		 1B	5	0	1	0	0	0	2				
Leon Wagner, L OBP: 0.353, SLG: 0.567 (1, 7)	 2		 1B		 3		 3		 1-2	4	0	1	0	0	0	2				
Ted Kluszewski, L OBP: 0.352, SLG: 0.547 (1, 3)	 1H		 1B		 1		 1		 3	4	1	1	2	1	0	3				
Ken Hunt, R OBP: 0.379, SLG: 0.570 (1, 8)	 3		 3		 BB		 2B			3	1	1	0	1	0	2				
Ken Aspromonte, R OBP: 0.300, SLG: 0.274 (1, 4)		 1		 1		 1B		 2		4	0	2	0	0	0	1				
Gene Leek, R OBP: 0.289, SLG: 0.406 (1, 6)		 2		 1		 2		 3		4	0	1	0	0	0	3				
Ed Sadowski, R OBP: 0.353, SLG: 0.625 (1, 2)		 2		 2		 3			 1	4	0	0	0	0	1	3				
Ron Moeller, L OBP: 0.412, SLG: 0.231 (1, 1)		 3		 3			 1		 BB	3	0	0	0	1	3	2				
Inning Stats	R: 2 E: 0 K: 0 S: 5	H: 2 LOB: 0 BB: 0 P: 5	R: 0 E: 0 K: 2 S: 8	H: 1 LOB: 1 BB: 0 P: 8	R: 0 E: 0 K: 1 S: 4	H: 1 LOB: 1 BB: 0 P: 6	R: 0 E: 0 K: 0 S: 3	H: 0 LOB: 0 BB: 0 P: 3	R: 1 E: 0 K: 0 S: 4	H: 1 LOB: 1 BB: 1 P: 8	R: 0 E: 0 K: 1 S: 5	H: 0 LOB: 1 BB: 1 P: 9	R: 0 E: 0 K: 0 S: 4	H: 1 LOB: 1 BB: 0 P: 4	R: 0 E: 0 K: 1 S: 6	H: 1 LOB: 3 BB: 1 P: 11	1B: 5 2B: 2 3B: 0 HR: 1	SF: 0 SAC: 0 DP: 0 HBP: 1	WP: 1 PB: 0 SB: 1 CS: 0	PA: 40
PITCHER	IP WLS BF H R ER SO BB IBB HBP BLK WP HR S P ERA WHIP																			
Hal Brown, R ERA: 2.88 (1, 1)	6.0 L 26 6 3 3 3 2 0 0 0 1 1 30 38 4.50 1.333																			
Dick Hyde, R ERA: (7, 1)	3.0 14 2 0 0 2 2 0 1 0 0 0 15 24 0.00 1.333																			

Batter	1	2	3	4	5	6	7	8	9	AB	R	H	RBI	BB	SO	LOB	BOTTOM					
Dick Williams, R OBP: 0.251, SLG: 0.381 (1, 7)	 1		 2		 1-2		 1		 3	5	0	1	0	0	2	0	Los Angeles Angels @ Baltimore Orioles Memorial Stadium, Baltimore, MD Mon Jun 05 1961, 7:05 PM EDT Att: 6,931 - Unknown					
Jackie Brandt, R OBP: 0.411, SLG: 0.579 (1, 9)	 2		 3		 1-2		 2-3			4	0	2	0	0	0	0						
Brooks Robinson, R OBP: 0.385, SLG: 0.434 (1, 5)	 1			 1B	 2		 2			4	0	2	0	0	1	4						
Jim Gentile, L OBP: 0.425, SLG: 0.659 (1, 3)	 3			 1-2	 3		 3			4	0	0	0	0	2	6						
Gus Triandos, R OBP: 0.357, SLG: 0.461 (1, 2)		 1		 1-2		 1B		 1		3	0	1	0	1	0	0						
Ron Hansen, R OBP: 0.317, SLG: 0.358 (1, 6)		 2		 2		 1-2		 2		3	0	0	0	1	0	2						
Jim Busby, R OBP: 0.323, SLG: 0.259 (1, 8)		 4		 1-2		 1		 3		3	0	0	0	1	1	4						
Jerry Adair, R OBP: 0.318, SLG: 0.427 (1, 4)	 3				 1		 2		 1	4	0	0	0	0	1	3						
Hal Brown, R OBP: 0.150, SLG: 0.105 (1, 1)			 1		 4		 3		 2	1	0	0	0	1	1	0						
Dave Philley, S (6, PH)									 1	1	0	0	0	0	1	2						
Dick Hyde, R OBP: 1.000, SLG: 1.000 (7, 1)										0	0	0	0	0	0	0						
Earl Robinson, R OBP: 0.246, SLG: 0.196 (8, PH)										1	0	0	0	0	0	0						
Inning Stats	R: 0 E: 0 K: 1 S: 6	H: 1 LOB: 1 BB: 0 P: 6	R: 0 E: 0 K: 0 S: 3	H: 0 LOB: 1 BB: 1 P: 7	R: 0 E: 0 K: 2 S: 7	H: 0 LOB: 0 BB: 0 P: 7	R: 0 E: 0 K: 0 S: 4	H: 1 LOB: 2 BB: 1 P: 8	R: 0 E: 0 K: 2 S: 9	H: 2 LOB: 3 BB: 1 P: 13	R: 0 E: 0 K: 2 S: 8	H: 1 LOB: 2 BB: 1 P: 12	R: 0 E: 0 K: 1 S: 6	H: 1 LOB: 1 BB: 0 P: 6	R: 0 E: 0 K: 1 S: 5	H: 0 LOB: 0 BB: 0 P: 5	R: 0 E: 0 K: 0 S: 3	H: 0 LOB: 0 BB: 0 P: 3	1B: 6 2B: 0 3B: 0 HR: 0	SF: 0 SAC: 0 DP: 0 HBP: 0	WP: 0 PB: 0 SB: 0 CS: 0	PA: 37
PITCHER	IP WLS BF H R ER SO BB IBB HBP BLK WP HR S P ERA WHIP																					
Ron Moeller, L ERA: 3.63 (1, 1)	9.0 W 37 6 0 0 9 4 0 0 0 0 0 51 67 0.00 1.111																					

AB	35
R	3
H	8
RBI	2
BB	4
SO	5
LOB	19



AB	33
R	0
H	6
RBI	0
BB	4
SO	9
LOB	21



Batter	1	2	3	4	5	6	7	8	9	AB	R	H	RBI	BB	SO	LOB	TOP					
Rocky Bridges, R OBP: 0.348, SLG: 0.218 (1, 6)	0-3 K		0-0 BB 1B		0-0 5-3		0-0 F7		0-3 K	5	0	1	0	0	2	1	Los Angeles Angels @ Baltimore Orioles Memorial Stadium, Baltimore, MD Tue Jun 06 1961, 7:05 PM EDT Att: 14,320 - Unknown livebaseballscores.com					
Lee Thomas, L OBP: 0.375, SLG: 0.513 (1, 9)	1-0 HBP		0-3 K		0-0 BB 1B		0-0 4-3		0-0 F7	0	0	0	0	0	0	0						
Abbie Pearson, L OBP: 0.425, SLG: 0.542 (1, PR) (1, 9)										4	0	1	0	0	1	2						
Leon Wagner, L OBP: 0.345, SLG: 0.541 (1, 7)	0-3 K		0-3 K		4-0 1-2 BB		0-0 F9			3	0	0	0	1	2	2						
Ken Hunt, R OBP: 0.379, SLG: 0.585 (1, 8)	0-0 5-3		4-0 1-2 BB		0-3 K				0-0 2-3	3	0	0	0	1	1	3						
Earl Averill, R OBP: 0.407, SLG: 0.560 (1, 2)		4-0 BB BB	0-3 K			1-0 BB HBP		0-0 F8		2	0	0	0	1	1	2						
Ken Aspromonte, R OBP: 0.303, SLG: 0.275 (1, 4)		0-0 E1 1-2		0-0 5-3		0-0 F8		4-0 BB		3	0	0	0	1	0	2						
Steve Bilko, R OBP: 0.374, SLG: 0.416 (8, PH) (8, 3)		0-3 K		0-3 K		4-0 FC5-4 BB		0-0 F9		2	0	0	0	1	2	2						
Ted Kluszewski, L OBP: 0.347, SLG: 0.530 (8, 3)										1	0	0	0	0	0	1						
Gene Leek, R OBP: 0.282, SLG: 0.393 (1, 5)		0-3 K		0-0 L1		0-0 F8			0-0 5-3	4	0	0	0	0	1	4						
Ken McBride, R OBP: 0.065, SLG: 0.065 (9, PH) (9, 3)		0-3 K			0-3 K		0-0 FC5-4 1-2		4-0 BB	3	0	0	0	0	2	4						
Eddie Yost, R OBP: 0.306, SLG: 0.138 (9, PH)										0	0	0	0	1	0	0						
Inning Stats	R: 0 E: 0 K: 2 S: 7	H: 0 LOB: 1 BB: 0 P: 8	R: 0 E: 1 K: 3 S: 10	H: 0 LOB: 2 BB: 1 P: 14	R: 0 E: 0 K: 3 S: 10	H: 1 LOB: 2 BB: 1 P: 14	R: 0 E: 0 K: 1 S: 5	H: 0 LOB: 0 BB: 0 P: 5	R: 0 E: 0 K: 2 S: 8	H: 1 LOB: 2 BB: 1 P: 12	R: 0 E: 0 K: 0 S: 3	H: 0 LOB: 0 BB: 0 P: 8	R: 0 E: 0 K: 0 S: 3	H: 0 LOB: 1 BB: 0 P: 3	R: 0 E: 0 K: 0 S: 3	H: 0 LOB: 1 BB: 1 P: 7	R: 0 E: 0 K: 1 S: 5	H: 0 LOB: 1 BB: 1 P: 9	1B: 2 2B: 0 3B: 0 HR: 0	SF: 0 SAC: 0 DP: 0 HBP: 2	WP: 0 PB: 0 SB: 0 CS: 0	PA: 38
PITCHER Chuck Estrada, R ERA: 5.02 (1, 1)	IP: 9.0 WLS: W BF: 38 H: 2 R: 0 ER: 0 SO: 12 BB: 6 IBB: 0 HBP: 2 BLK: 0 WP: 0 HR: 0 S: 54 P: 80 ERA: 0.00 WHIP: 0.889															PITCHER						

Batter	1	2	3	4	5	6	7	8	9	AB	R	H	RBI	BB	SO	LOB	BOTTOM			
Whitey Herzog, L OBP: 0.361, SLG: 0.351 (1, 9)	0-0 F6		0-0 3-1		0-0 E9 2H 1B		0-3 K			4	0	1	1	0	1	1	Los Angeles Angels @ Baltimore Orioles Memorial Stadium, Baltimore, MD Tue Jun 06 1961, 7:05 PM EDT Att: 14,320 - Unknown livebaseballscores.com			
Jackie Brandt, R OBP: 0.392, SLG: 0.544 (1, 8)	0-0 P6			4-0 G3 SH2-4 BB	0-0 F7		0-0 6-3			3	0	0	0	1	0	1				
Brooks Robinson, R OBP: 0.373, SLG: 0.419 (1, 5)	0-0 5-3			0-0 SH2-4 1-2		0-0 6-3		0-0 F7		3	0	0	0	0	0	0				
Jim Gentile, L OBP: 0.436, SLG: 0.660 (6, PR) (7, 3)		0-0 K 5-3 1B		0-0 G3		0-0 E 1B 1B		0-3 K		3	0	2	0	0	0	1				
Dick Williams, R OBP: 0.250, SLG: 0.379 (7, 3)				2-3						1	1	0	0	0	1	0				
Gus Triandos, R OBP: 0.354, SLG: 0.452 (1, 2)		0-0 5-3 1-2		4-0 IBB		0-3 K		0-3 K		3	0	0	0	1	2	2				
Ron Hansen, R OBP: 0.319, SLG: 0.356 (1, 6)		0-3 K 2-3		0-3 K		0-0 BB 1B 2H				3	0	1	1	0	2	3				
Gene Stephens, L OBP: 0.347, SLG: 0.224 (1, 7)			0-0 4-3		0-3 K		4-0 BB 1-2 BB			2	0	0	0	1	1	0				
Jerry Adair, R OBP: 0.316, SLG: 0.420 (1, 4)			0-0 5-3		0-0 SH2-4 E 1B		0-0 5-3			3	1	1	0	0	0	2				
Chuck Estrada, R OBP: 0.111, SLG: 0.111 (1, 1)				0-0 1B		0-0 SH2-4 1-2		0-0 6-3		2	0	1	0	0	0	0				
Inning Stats	R: 0 E: 0 K: 0 S: 3	H: 0 LOB: 0 BB: 0 P: 3	R: 0 E: 0 K: 1 S: 5	H: 1 LOB: 0 BB: 0 P: 5	R: 0 E: 0 K: 0 S: 4	H: 1 LOB: 1 BB: 0 P: 4	R: 0 E: 0 K: 1 S: 5	H: 0 LOB: 2 BB: 2 P: 13	R: 1 E: 1 K: 1 S: 7	H: 2 LOB: 1 BB: 0 P: 7	R: 1 E: 1 K: 1 S: 7	H: 2 LOB: 2 BB: 1 P: 11	R: 0 E: 0 K: 1 S: 5	H: 0 LOB: 0 BB: 0 P: 5	R: 0 E: 0 K: 2 S: 7	H: 0 LOB: 0 BB: 0 P: 7	1B: 6 2B: 0 3B: 0 HR: 0	SF: 0 SAC: 2 DP: 0 HBP: 0	WP: 0 PB: 0 SB: 0 CS: 0	PA: 32
PITCHER Ken McBride, R ERA: 2.5 (1, 1)	IP: 8.0 WLS: L BF: 32 H: 6 R: 2 ER: 1 SO: 7 BB: 2 IBB: 1 HBP: 0 BLK: 0 WP: 0 HR: 0 S: 43 P: 55 ERA: 1.12 WHIP: 1.000															PITCHER				

Batter	1	2	3	4	5	6	7	8	9	AB	R	H	RBI	BB	SO	LOB	TOP					
Eddie Yost, R OBP: 0.300, SLG: 0.125 (1, 5)	F3	F9			6-3		BB			3	0	0	0	1	0	0	Los Angeles Angels @ Baltimore Orioles Memorial Stadium, Baltimore, MD Wed Jun 07 1961, 7:05 PM EDT Att: 7,575 - Unknown livebaseballscores.com					
Albie Pearson, L OBP: 0.420, SLG: 0.407 (1, 9)	F8		SH1-3		1-5-3		L1			4	0	1	0	0	0	1						
Ken Hunt, R OBP: 0.378, SLG: 0.579 (1, 8)	BB		SH1-3		K			F8		3	1	1	0	0	1	0						
Steve Bilko, R OBP: 0.400, SLG: 0.462 (1, 3)	E		G6-4-3		HR			G4-6-3		1	2	1	1	3	0	0						
Earl Averill, R OBP: 0.404, SLG: 0.551 (1, 7)	E8		G6-4-3		6-3			G4-6-3		4	1	1	1	0	0	3						
Ken Aspromonte, R OBP: 0.306, SLG: 0.284 (1, 4)					P3				K	4	0	2	2	0	1	0						
Gene Leek, R OBP: 0.275, SLG: 0.384 (1, 6)					1B			F8	L3	4	0	0	0	0	2	2						
Ed Sadowski, R OBP: 0.320, SLG: 0.500 (1, 2)			K		F8			K		4	0	1	0	0	2	1						
Ted Bowsfield, R (1, 1)			3-1		K			K	1-3	4	0	0	0	0	2	2						
Inning Stats	R: 3 E: 1 K: 1 S: 8	H: 3 LOB: 1 BB: 1 P: 12	R: 0 E: 0 K: 1 S: 5	H: 0 LOB: 0 BB: 0 P: 5	R: 0 E: 0 K: 0 S: 3	H: 1 LOB: 1 BB: 1 P: 7	R: 0 E: 0 K: 2 S: 8	H: 1 LOB: 1 BB: 0 P: 8	R: 0 E: 0 K: 1 S: 5	H: 0 LOB: 0 BB: 1 P: 5	R: 1 E: 0 K: 0 S: 4	H: 1 LOB: 0 BB: 1 P: 4	R: 0 E: 0 K: 2 S: 7	H: 0 LOB: 1 BB: 1 P: 11	R: 0 E: 0 K: 0 S: 2	H: 0 LOB: 0 BB: 1 P: 6		R: 0 E: 0 K: 1 S: 6	H: 1 LOB: 1 BB: 0 P: 6	1B: 5 2B: 1 3B: 0 HR: 1	SF: 0 SAC: 1 DP: 2 HBP: 0	WP: 0 PB: 0 SB: 0 CS: 0
PITCHER	IP	WLS	BF	H	R	ER	SO	BB	IBB	HBP	BLK	WP	HR	S	P	ERA	WHIP					
Billy Hoelt, L ERA: 2.3 Dick Hyde, R ERA:	(1, 1)	8.0	L	32	6	4	3	7	4	0	0	0	0	1	42	58	3.38	1.250				
(9, 1)	1.0		4	1	0	0	1	0	0	0	0	0	0	6	6	0.00	1.000					

Batter	1	2	3	4	5	6	7	8	9	AB	R	H	RBI	BB	SO	LOB	BOTTOM					
Dick Williams, R OBP: 0.245, SLG: 0.370 (1, 7)	F9		4-3		F9			F5		4	0	0	0	0	0	1	Los Angeles Angels @ Baltimore Orioles Memorial Stadium, Baltimore, MD Wed Jun 07 1961, 7:05 PM EDT Att: 7,575 - Unknown livebaseballscores.com					
Jackie Brandt, R OBP: 0.403, SLG: 0.547 (1, 8)	2B		1B		F2			1B		3	0	2	0	1	0	1						
Brooks Robinson, R OBP: 0.371, SLG: 0.415 (1, 5)	F9		G4-6-3		4-3			5-3		4	0	1	0	0	0	2						
Jim Gentile, L OBP: 0.438, SLG: 0.660 (1, 3)			G4-6-3		G3			5-3		3	0	1	0	1	0	2						
Gus Triandos, R OBP: 0.346, SLG: 0.441 (1, 2)	F8				F8			F9		4	0	0	0	0	0	3						
Ron Hansen, R OBP: 0.317, SLG: 0.353 (1, 6)			FC6-4		K			L6		4	0	1	0	0	1	1						
Earl Robinson, R OBP: 0.230, SLG: 0.182 (1, 9)			K		4-3			F7		4	0	0	0	0	1	2						
Jerry Adair, R OBP: 0.310, SLG: 0.411 (1, 4)			FC6-4		L5			6-3		3	0	0	0	0	0	1						
Billy Hoelt, L OBP: 0.235, SLG: 0.071 Dave Philley, S OBP: 0.319, SLG: 0.349 Dick Hyde, R OBP: 1.000, SLG: 1.000 (8, PH) (9, 1)			K					6-3		1	0	0	0	1	1	1						
Inning Stats	R: 0 E: 0 K: 0 S: 4	H: 1 LOB: 2 BB: 1 P: 8	R: 0 E: 0 K: 2 S: 8	H: 1 LOB: 0 BB: 0 P: 8	R: 0 E: 0 K: 1 S: 4	H: 2 LOB: 1 BB: 0 P: 4	R: 0 E: 0 K: 1 S: 5	H: 0 LOB: 0 BB: 0 P: 5	R: 0 E: 0 K: 0 S: 3	H: 0 LOB: 1 BB: 1 P: 7	R: 0 E: 0 K: 0 S: 3	H: 0 LOB: 0 BB: 0 P: 3	R: 0 E: 0 K: 0 S: 3	H: 0 LOB: 0 BB: 0 P: 3	R: 0 E: 0 K: 0 S: 4	H: 1 LOB: 1 BB: 0 P: 4		R: 0 E: 0 K: 0 S: 3	H: 0 LOB: 1 BB: 1 P: 7	1B: 4 2B: 1 3B: 0 HR: 0	SF: 0 SAC: 0 DP: 1 HBP: 0	WP: 0 PB: 0 SB: 0 CS: 0
PITCHER	IP	WLS	BF	H	R	ER	SO	BB	IBB	HBP	BLK	WP	HR	S	P	ERA	WHIP					
Ted Bowsfield, L ERA: 3.04	(1, 1)	9.0	W	34	5	0	0	3	3	0	0	0	0	37	49	0.00	0.889					

Batter	1	2	3	4	5	6	7	8	9	AB	R	H	RBI	BB	SO	LOB	TOP									
Eddie Yost, R OBP: 0.311, SLG: 0.139 (1, 5)										4	0	1	0	1	3	1	Los Angeles Angels @ Boston Red Sox Fenway Park, Boston, MA Thu Jun 08 1961, 7:05 PM EDT Unknown - 80 F									
Lee Thomas, L OBP: 0.366, SLG: 0.494 (1, 9)										5	1	1	0	0	2	3										
Leon Wagner, L OBP: 0.355, SLG: 0.572 (1, 7)										4	2	3	1	0	0	1										
Ted Kluszewski, L OBP: 0.338, SLG: 0.515 (1, 3)										4	1	0	1	0	0	1										
Ken Hunt, R OBP: 0.381, SLG: 0.577 (1, 8)										4	1	2	0	0	0	0										
Ken Aspromonte, R OBP: 0.310, SLG: 0.289 (1, 4)										4	0	2	1	0	0	0										
Gene Leek, R OBP: 0.275, SLG: 0.377 Russ Heman, R (8, 1)										3	0	0	0	1	0	4										
Ed Sadowski, R OBP: 0.321, SLG: 0.519 Steve Bilko, R (9, PH)										3	0	1	1	0	0	1										
Ron Kline, R OBP: 0.182, SLG: 0.143 Ryne Duren, R (6, 1)										2	0	0	0	0	1	1										
Ken Hamlin, R OBP: 0.254, SLG: 0.254 Earl Averill, R (9, PH) Albie Pearson, L (9, PR)										1	0	0	0	0	0	0										
Inning Stats	R: 0 E: 0 K: 0 S: 4	H: 2 LOB: 1 BB: 0 P: 4	R: 0 E: 0 K: 0 S: 3	H: 0 LOB: 0 BB: 0 P: 3	R: 0 E: 0 K: 2 S: 7	H: 0 LOB: 0 BB: 0 P: 7	R: 4 E: 1 K: 0 S: 8	H: 5 LOB: 1 BB: 0 P: 8	R: 1 E: 0 K: 1 S: 6	H: 1 LOB: 0 BB: 0 P: 6	R: 0 E: 0 K: 0 S: 3	H: 0 LOB: 1 BB: 1 P: 7	R: 0 E: 0 K: 2 S: 7	H: 0 LOB: 1 BB: 1 P: 11	R: 0 E: 0 K: 0 S: 4	H: 2 LOB: 1 BB: 0 P: 4		R: 0 E: 0 K: 2 S: 8	H: 1 LOB: 1 BB: 0 P: 8	1B: 8 2B: 2 3B: 0 HR: 1	SF: 0 SAC: 0 DP: 2 HBP: 0	WP: 0 PB: 0 SB: 0 CS: 0	PA: 38			
PITCHER	IP	WLS	BF	H	R	ER	SO	BB	IBB	HBP	BLK	WP	HR	S	P	ERA		WHIP								
Ike Delock, R ERA: 3.84 Ted Willis, L ERA: 4.32	(1, 1)	5.0	W	22	8	5	3	3	0	0	0	0	1	28	28	5.40		1.600								
(6, 1)	4.0	W	16	3	0	0	4	2	0	0	0	0	0	22	30	0.00		1.250								

AB	36
R	5
H	11
RBI	4
BB	2
SO	7
LOB	12



Batter	1	2	3	4	5	6	7	8	9	AB	R	H	RBI	BB	SO	LOB	BOTTOM									
Chuck Schilling, R OBP: 0.319, SLG: 0.316 (1, 4)										4	1	1	0	0	1	0	Los Angeles Angels @ Boston Red Sox Fenway Park, Boston, MA Thu Jun 08 1961, 7:05 PM EDT Unknown - 80 F									
Gary Geiger, L OBP: 0.317, SLG: 0.344 (1, 8)										3	0	0	1	0	1	0										
Carl Yastrzemski, L OBP: 0.287, SLG: 0.342 (1, 7)										2	2	1	0	2	0	0										
Vic Wertz, L OBP: 0.348, SLG: 0.531 (1, 3)										4	1	1	2	0	1	3										
Jackie Jensen, R OBP: 0.328, SLG: 0.365 (1, 9)										3	0	2	0	1	0	0										
Frank Malzone, R OBP: 0.227, SLG: 0.296 (1, 5)										4	1	0	0	0	0	4										
Jim Pagliaroni, R OBP: 0.297, SLG: 0.340 (1, 2)										4	1	1	2	0	0	2										
Don Buddin, R OBP: 0.368, SLG: 0.286 (1, 6)										3	0	1	1	1	1	1										
Ike Delock, R OBP: 0.211, SLG: 0.118 Pete Runnels, L (5, PH) Ted Willis, L (6, 1)										1	0	0	0	0	1	2										
Inning Stats	R: 0 E: 0 K: 0 S: 3	H: 0 LOB: 1 BB: 1 P: 7	R: 0 E: 0 K: 1 S: 6	H: 1 LOB: 2 BB: 1 P: 10	R: 1 E: 0 K: 0 S: 3	H: 1 LOB: 0 BB: 1 P: 7	R: 0 E: 0 K: 0 S: 4	H: 1 LOB: 1 BB: 0 P: 4	R: 0 E: 0 K: 2 S: 7	H: 0 LOB: 0 BB: 0 P: 7	R: 3 E: 0 K: 2 S: 10	H: 3 LOB: 1 BB: 1 P: 14	R: 2 E: 1 K: 1 S: 7	H: 1 LOB: 0 BB: 0 P: 7	R: 0 E: 0 K: 1 S: 5	H: 0 LOB: 0 BB: 0 P: 5		1B: 3 2B: 2 3B: 1 HR: 1	SF: 1 SAC: 0 DP: 1 HBP: 0	WP: 0 PB: 0 SB: 0 CS: 0	PA: 35					
PITCHER	IP	WLS	BF	H	R	ER	SO	BB	IBB	HBP	BLK	WP	HR	S	P	ERA		WHIP								
Ron Kline, R ERA: 4.73 Ryne Duren, R ERA: 4.29 Russ Heman, R ERA: 3.27	(1, 1)	5.2	L	26	6	4	4	4	4	0	0	0	0	30	46	6.35		1.765								
(6, 1)	1.1	L	6	1	2	0	2	0	0	0	0	0	1	10	10	0.00		0.750								
(8, 1)	1.0	3	0	0	0	0	1	0	0	0	0	0	0	5	5	0.00		0.000								


AB	30
R	6
H	7
RBI	6
BB	4
SO	7
LOB	13



Batter	1	2	3	4	5	6	7	8	9	10	11	AB	R	H	RBI	BB	SO	LOB	TOP					
Rocky Bridges, R OBP: 0.348, SLG: 0.224 Ted Kluszewski, L OBP: 0.335, SLG: 0.511 Russ Heman, R (7, 1) Eddie Yost, R OBP: 0.340, SLG: 0.162 (9, 5)	K		2B 3B 1B		F8		F6				BB	3	1	1	0	0	1	0						
Lee Thomas, L OBP: 0.364, SLG: 0.494 (1, 9)	F7		3B 2B		CS 1B			F8	L6		F6	6	1	2	0	0	0	3						
Leon Wagner, L OBP: 0.351, SLG: 0.561 (1, 7)	F3		F2		CS	K		1B		K		5	0	1	0	0	2	2						
Ken Hunt, R OBP: 0.376, SLG: 0.578 (1, 8)		F8	3B			5-3		F9		F6		5	0	1	2	0	0	1						
Earl Averill, R OBP: 0.407, SLG: 0.545 (1, 2)	E4 1B		K			6-3		F9			BB	4	0	1	0	1	1	2						
Ken Aspromonte, R OBP: 0.367, SLG: 0.286 (1, 4)	K				G6-4-3 1B		F6		F8	5-3		5	0	1	0	0	1	2						
Steve Bilko, R OBP: 0.406, SLG: 0.451 (1, 3)		BB			G6-4-3 1B			BB 1B		1B 1B BB		3	1	1	0	2	0	1						
Gene Leek, R OBP: 0.273, SLG: 0.389 (9, 6)	L4				F9		F4		K		HR	5	1	1	1	0	1	4						
Johnny James, L (7, 1) Ed Saspowski, R OBP: 0.254, SLG: 0.254 Albie Pearson, L OBP: 0.234, SLG: 0.412 Tom Morgan, R (8, 1) Jim Donohue, R (11, 1)			1-6-3		K			BB		1B 1-3		2	0	0	0	0	1	0						
Inning Stats	R: 0 E: 0 K: 1 S: 5	H: 0 LOB: 0 BB: 0 P: 5	R: 0 E: 1 K: 1 S: 6	H: 1 LOB: 2 BB: 1 P: 10	R: 2 E: 0 K: 1 S: 8	H: 3 LOB: 1 BB: 0 P: 8	R: 0 E: 0 K: 0 S: 3	H: 1 LOB: 0 BB: 0 P: 3	R: 0 E: 0 K: 1 S: 5	H: 1 LOB: 0 BB: 0 P: 5	R: 0 E: 0 K: 0 S: 5	H: 0 LOB: 0 BB: 0 P: 5	R: 0 E: 0 K: 0 S: 4	H: 1 LOB: 1 BB: 0 P: 4	R: 1 E: 0 K: 1 S: 7	H: 2 LOB: 2 BB: 1 P: 11	R: 0 E: 0 K: 1 S: 5	H: 0 LOB: 1 BB: 1 P: 9	R: 1 E: 0 K: 0 S: 4	H: 1 LOB: 1 BB: 1 P: 8	1B: 8 2B: 1 3B: 1 HR: 1	SF: 0 SAC: 0 DP: 1 HBP: 0	WP: 0 PB: 0 SB: 1 CS: 1	PA: 48
PITCHER	Gene Conley, R ERA: 3.94 Chet Nichols, L ERA: 3.12	IP: 8.2 WLS: 10 BF: 37 H: 10 R: 3 ER: 3 SO: 6 BB: 3 IBB: 0 HBP: 0 BLK: 0 WP: 0 HR: 1 S: 46 ERA: 3.12 WHIP: 1.286																						

Los Angeles Angels @ Boston Red Sox
Fenway Park, Boston, MA
Thu Jun 08 1961, 7:05 PM EDT
Att: 11,042 - Unknown


AB 42
R 4
H 11
RBI 4
BB 5
SO 7
LOB 17



Batter	1	2	3	4	5	6	7	8	9	10	11	AB	R	H	RBI	BB	SO	LOB	BOTTOM			
Chuck Schilling, R OBP: 0.320, SLG: 0.313 (1, 4)	5-3	F6		F3		S S 1B		E8			3B BB	5	1	1	0	1	0	5				
Gary Geiger, L OBP: 0.328, SLG: 0.376 (1, 8)	2B 3B		1-3	1B BB		FC6-4 BB		SF8			3B	3	1	2	2	2	0	0				
Carl Yastrzemski, L OBP: 0.269, SLG: 0.348 (1, 7)	2B		6-3			FC6-4		L4			F7	6	0	2	2	0	0	4				
Jackie Jensen, R OBP: 0.328, SLG: 0.360 (1, 9)	1-3		BB 1B 1B	F7				6-3			F4	5	0	1	0	1	0	3				
Frank Malzone, R OBP: 0.224, SLG: 0.291 (1, 5)	6-3		BB 1B			5-3		F2		6-3	K	6	0	1	0	0	1	2				
Pete Runnels, L OBP: 0.359, SLG: 0.388 (1, 3)		5-3		FC6-4 BB		F5		4-3		K		4	0	0	0	1	1	0				
Jim Pagliaroni, R OBP: 0.296, SLG: 0.330 Billy Harrell, R OBP: 0.212, SLG: 0.250 (9, 6)	F7		FC6-4			6-3					E HBP SF8 BB	3	0	0	0	1	0	3				
Don Buddin, R OBP: 0.367, SLG: 0.279 Vic Wertz, L OBP: 0.345, SLG: 0.527 Joe Ginsberg, L OBP: 0.313, SLG: 0.267 (9, 2)	1B BB			K		F9		F5			F7	2	0	0	0	1	1	0				
Gene Conley, R ERA: 3.12 Chet Nichols, S (9, 1)		1-3 1B		BB 1B		F6				1-2 HBP	4-3	3	1	2	0	0	0	0				
Inning Stats	R: 1 E: 0 K: 0 S: 5	H: 2 LOB: 1 BB: 0 P: 5	R: 0 E: 0 K: 0 S: 4	H: 1 LOB: 2 BB: 1 P: 8	R: 0 E: 0 K: 0 S: 5	H: 2 LOB: 3 BB: 1 P: 9	R: 1 E: 0 K: 1 S: 7	H: 2 LOB: 2 BB: 1 P: 11	R: 0 E: 0 K: 0 S: 4	H: 0 LOB: 0 BB: 0 P: 3	R: 1 E: 1 K: 0 S: 4	H: 0 LOB: 2 BB: 1 P: 9	R: 0 E: 0 K: 1 S: 5	H: 0 LOB: 0 BB: 0 P: 5	R: 0 E: 0 K: 0 S: 3	H: 0 LOB: 0 BB: 0 P: 3	R: 1 E: 0 K: 1 S: 5	H: 1 LOB: 1 BB: 2 P: 13	1B: 6 2B: 1 3B: 2 HR: 0	SF: 1 SAC: 0 DP: 0 HBP: 1	WP: 0 PB: 0 SB: 3 CS: 0	PA: 50
PITCHER	Johnny James, R ERA: 5.18 Russ Heman, R ERA: 2.77 Tom Morgan, R ERA: 4.18 Jim Donohue, R ERA: 3.48	IP: 6.0 WLS: 9 BF: 30 H: 8 R: 2 ER: 2 SO: 1 BB: 4 IBB: 0 HBP: 0 BLK: 0 WP: 0 HR: 0 S: 28 ERA: 3.00 WHIP: 2.000																				


Los Angeles Angels @ Boston Red Sox
Fenway Park, Boston, MA
Thu Jun 08 1961, 7:05 PM EDT
Att: 11,042 - Unknown

AB 41
R 4
H 9
RBI 4
BB 7
SO 3
LOB 18




Batter	1	2	3	4	5	6	7	8	9	AB	R	H	RBI	BB	SO	LOB	TOP				
Eddie Yost, R OBP: 0.333, SLG: 0.150 (1, 5)										3	0	0	0	1	1	0	Los Angeles Angels @ Boston Red Sox Fenway Park, Boston, MA Fri Jun 09 1961, 7:05 PM EDT Overcast				
Lee Thomas, L OBP: 0.359, SLG: 0.484 (1, 9)										4	0	1	0	0	0	1					
Leon Wagner, L OBP: 0.348, SLG: 0.571 (1, 7)										4	1	1	1	0	0	2					
Ted Kluszewski, L OBP: 0.340, SLG: 0.518 (1, 3)										4	1	2	0	0	1	1					
Ken Hunt, R OBP: 0.367, SLG: 0.563 (1, 8)										4	0	0	0	0	0	2					
Ken Aspromonte, R OBP: 0.313, SLG: 0.281 (1, 4)										4	1	0	0	0	0	1					
Ed Sadowski, R OBP: 0.467, SLG: 0.467 (9, PH)										3	0	0	0	0	0	2					
Albie Pearson, L OBP: 0.421, SLG: 0.408 (7, FR)										1	0	1	2	0	0	0					
Rocky Bridges, R OBP: 0.352, SLG: 0.220 (7, PH)										1	0	0	0	1	0	0					
Steve Biko, R OBP: 0.412, SLG: 0.470 (7, FR)										1	0	1	2	0	0	0					
Ken Hamlin, R OBP: 0.254, SLG: 0.254 (7, 6)										0	0	0	0	0	0	0					
Art Fowler, R (1, 1)										2	0	0	0	0	0	1					
Jim Donohue, R (5, 1)										1	0	0	0	0	0	1					
Inning Stats	R: 1 E: 0 K: 1 S: 7	H: 2 LOB: 1 BB: 0 P: 7	R: 0 E: 0 K: 0 S: 3	H: 0 LOB: 0 BB: 0 P: 3	R: 0 E: 0 K: 0 S: 3	H: 0 LOB: 0 BB: 0 P: 3	R: 0 E: 0 K: 1 S: 5	H: 0 LOB: 1 BB: 1 P: 7	R: 0 E: 0 K: 0 S: 3	H: 1 LOB: 0 BB: 0 P: 3	R: 2 E: 1 K: 0 S: 6	H: 2 LOB: 1 BB: 0 P: 6	R: 0 E: 0 K: 0 S: 3	H: 0 LOB: 1 BB: 0 P: 7	R: 0 E: 0 K: 0 S: 3	H: 0 LOB: 0 BB: 0 P: 3	1B: 2 2B: 2 3B: 0 HR: 1	SF: 0 SAC: 0 DP: 1 HBP: 0	WP: 0 PB: 0 SB: 0 CS: 0	PA: 34	
PITCHER Billy Muffett, R ERA: 5.13 (1, 1)	IP: 9.0 WLS: W BF: 34	H: 5 R: 3 ER: 1 SO: 2	BB: 2 IBB: 0 HBP: 0 BLK: 0	WP: 0 HR: 1 S: 36 P: 44	ERA: 1.00 WHIP: 0.778	PITCHER											IP: 9.0 WLS: W BF: 34	H: 5 R: 3 ER: 1 SO: 2	BB: 2 IBB: 0 HBP: 0 BLK: 0	WP: 0 HR: 1 S: 36 P: 44	ERA: 1.00 WHIP: 0.778

AB	32
R	3
H	5
RBI	3
BB	2
SO	2
LOB	11



Batter	1	2	3	4	5	6	7	8	9	AB	R	H	RBI	BB	SO	LOB	BOTTOM				
Chuck Schilling, R OBP: 0.327, SLG: 0.318 (1, 4)										3	2	2	2	1	0	0	Los Angeles Angels @ Boston Red Sox Fenway Park, Boston, MA Fri Jun 09 1961, 7:05 PM EDT Overcast				
Gary Geiger, L OBP: 0.323, SLG: 0.369 (1, 8)										3	0	0	0	0	1	3					
Carl Yastrzemski, L OBP: 0.280, SLG: 0.360 (1, 7)										3	0	2	1	1	0	0					
Vic Wertz, L OBP: 0.349, SLG: 0.523 (1, 3)										3	0	1	2	1	0	2					
Jackie Jensen, R OBP: 0.321, SLG: 0.352 (1, 9)										4	0	0	0	0	1	6					
Frank Malzone, R OBP: 0.219, SLG: 0.283 (1, 5)										4	0	0	0	0	1	0					
Jim Pagliaroni, R OBP: 0.303, SLG: 0.346 (1, 2)										4	1	2	0	0	1	0					
Don Buddin, R OBP: 0.363, SLG: 0.270 (1, 6)										3	1	0	0	1	2	1					
Billy Muffett, R OBP: 0.385, SLG: 0.200 (1, 1)										3	1	1	0	0	1	1					
Inning Stats	R: 0 E: 0 K: 0 S: 3	H: 0 LOB: 0 BB: 0 P: 3	R: 0 E: 0 K: 0 S: 3	H: 0 LOB: 0 BB: 0 P: 3	R: 0 E: 0 K: 1 S: 5	H: 0 LOB: 0 BB: 0 P: 5	R: 0 E: 0 K: 1 S: 6	H: 1 LOB: 2 BB: 1 P: 10	R: 0 E: 0 K: 1 S: 9	H: 4 LOB: 2 BB: 2 P: 17	R: 0 E: 0 K: 3 S: 10	H: 1 LOB: 1 BB: 0 P: 10	R: 1 E: 0 K: 0 S: 4	H: 2 LOB: 1 BB: 1 P: 8	R: 0 E: 0 K: 1 S: 5	H: 0 LOB: 0 BB: 0 P: 5		1B: 6 2B: 2 3B: 0 HR: 0	SF: 0 SAC: 1 DP: 1 HBP: 0	WP: 0 PB: 1 SB: 0 CS: 0	PA: 35
PITCHER Art Fowler, R ERA: 5.09 (1, 1)	IP: 4.2 WLS: L	H: 5 R: 4 ER: 4 SO: 2	BB: 3 IBB: 0 HBP: 0 BLK: 0	WP: 0 HR: 0 S: 23 P: 35	ERA: 7.71 WHIP: 1.714	PITCHER											IP: 3.1 WLS: 13	H: 3 R: 1 ER: 1 SO: 5	BB: 0 IBB: 1 HBP: 0 BLK: 0	WP: 0 HR: 0 S: 22 P: 26	ERA: 2.70 WHIP: 0.900


AB	30
R	5
H	8
RBI	5
BB	4
SO	7
LOB	13



Batter	1	2	3	4	5	6	7	8	9	AB	R	H	RBI	BB	SO	LOB	TOP					
Ken Hamlin, R OBP: 0.239, SLG: 0.238 (1, 6)	5-3		G3	F9		5-3			5-3	4	0	0	0	0	0	1						
Lee Thomas, L OBP: 0.391, SLG: 0.480 (1, 9)	1B 5-3 1B		F9		4-3 PB SF7 1B		F9		G3	5	2	2	0	0	0	0						
Leon Wagner, L OBP: 0.352, SLG: 0.576 (1, 7)	5-3 1-3 1B				4-3		6-3			4	0	2	0	0	0	1						
Ken Hunt, R OBP: 0.359, SLG: 0.553 (1, 8)	5-3 1-2 3-H		F2		SF7		K			3	0	0	2	0	1	2						
Earl Averill, R OBP: 0.409, SLG: 0.548 (1, 2)	K								5-3	3	2	1	0	1	1	1						
Ken Aspromonte, R OBP: 0.314, SLG: 0.296 (1, 4)										3	1	3	2	1	0	0						
Steve Bilko, R OBP: 0.396, SLG: 0.448 (1, 3)										4	0	0	0	0	2	4						
Gene Leek, R OBP: 0.271, SLG: 0.384 (1, 5)										5	0	1	1	0	1	2						
Ryne Duren, R (1, 1)										3	0	0	0	0	1	2						
Eli Grba, R OBP: 0.083, SLG: 0.250 (7, 1)										1	0	0	0	0	0	0						
Inning Stats	R: 1 E: 0 K: 1 S: 7	H: 2 LOB: 1 BB: 0 P: 7	R: 0 E: 0 K: 1 S: 6	H: 1 LOB: 1 BB: 0 P: 6	R: 0 E: 0 K: 0 S: 4	H: 1 LOB: 1 BB: 0 P: 4	R: 2 E: 0 K: 1 S: 7	H: 2 LOB: 1 BB: 1 P: 11	R: 2 E: 0 K: 0 S: 6	H: 3 LOB: 1 BB: 0 P: 6	R: 0 E: 0 K: 1 S: 5	H: 0 LOB: 0 BB: 0 P: 5	R: 0 E: 0 K: 1 S: 5	H: 0 LOB: 1 BB: 1 P: 9	R: 0 E: 0 K: 0 S: 3	H: 0 LOB: 0 BB: 0 P: 3	R: 0 E: 0 K: 0 S: 3	H: 0 LOB: 0 BB: 0 P: 3	1B: 6 2B: 3 3B: 0 HR: 0	SF: 1 SAC: 0 DP: 0 HBP: 0	WP: 0 PB: 1 SB: 0 CS: 0	PA: 38
PITCHER	IP	WLS	BF	H	R	ER	SO	BB	IBB	HBP	BLK	WP	HR	S	P	ERA	WHIP					
Mike Fomieses, R ERA: 7.61 (1, 1)	5.0	L	25	9	5	5	3	1	0	0	0	0	0	30	34	9.00	2.000					
Dave Hillman, R ERA: 2.39 (6, 1)	4.0		13	0	0	0	3	1	0	0	0	0	0	18	22	0.00	0.250					

Los Angeles Angels @ Boston Red Sox
Fenway Park, Boston, MA
Fri Jun 09 1961, 7:05 PM EDT
Att: 8,379 - Unknown

AB 35
R 5
H 9
RBI 5
BB 2
SO 6
LOB 13



Batter	1	2	3	4	5	6	7	8	9	AB	R	H	RBI	BB	SO	LOB	BOTTOM					
Chuck Schilling, R OBP: 0.330, SLG: 0.318 (1, 4)	1B BB		K							3	0	1	1	1	2	1						
Gary Geiger, L OBP: 0.316, SLG: 0.360 (1, 8)	F5		K							4	0	0	0	0	1	3						
Carl Yastrzemski, L OBP: 0.285, SLG: 0.360 (1, 7)	1-2 1B				5-3					3	0	1	0	1	0	0						
Jackie Jensen, R OBP: 0.325, SLG: 0.355 (1, 9)	F6									4	0	2	0	0	0	3						
Frank Matzone, R OBP: 0.213, SLG: 0.275 (1, 5)	K									4	0	0	0	0	2	5						
Pete Runnels, L OBP: 0.355, SLG: 0.383 (1, 3)			K							4	0	1	0	0	2	2						
Jim Pagliaroni, R OBP: 0.301, SLG: 0.336 (1, 2)										3	0	0	0	1	1	1						
Don Buddin, R OBP: 0.362, SLG: 0.272 Carroll Hardy, R OBP: 0.341, SLG: 0.388 (9, PH)										3	1	1	0	0	2	1						
Mike Fomieses, R (1, 1)										1	0	0	0	0	1	0						
Vic Wertz, L OBP: 0.347, SLG: 0.519 (5, PH)										1	0	0	0	0	1	1						
Dave Hillman, R (6, 1)										0	0	0	0	1	0	0						
Joe Ginsberg, L OBP: 0.294, SLG: 0.250 (8, PH)										1	0	0	0	0	0	0						
Inning Stats	R: 0 E: 0 K: 1 S: 6	H: 1 LOB: 2 BB: 1 P: 10	R: 0 E: 0 K: 3 S: 9	H: 0 LOB: 0 BB: 0 P: 9	R: 0 E: 0 K: 3 S: 9	H: 0 LOB: 0 BB: 0 P: 9	R: 0 E: 0 K: 1 S: 6	H: 1 LOB: 1 BB: 0 P: 6	R: 0 E: 0 K: 0 S: 3	H: 0 LOB: 1 BB: 1 P: 7	R: 1 E: 0 K: 0 S: 5	H: 3 LOB: 2 BB: 1 P: 9	R: 0 E: 0 K: 1 S: 6	H: 1 LOB: 1 BB: 0 P: 6	R: 0 E: 0 K: 0 S: 3	H: 0 LOB: 0 BB: 0 P: 3	R: 0 E: 0 K: 0 S: 3	H: 0 LOB: 0 BB: 0 P: 3	1B: 6 2B: 0 3B: 0 HR: 0	SF: 0 SAC: 0 DP: 1 HBP: 0	WP: 0 PB: 0 SB: 0 CS: 0	PA: 36
PITCHER	IP	WLS	BF	H	R	ER	SO	BB	IBB	HBP	BLK	WP	HR	S	P	ERA	WHIP					
Ryne Duren, R ERA: 3.58 (1, 1)	6.2	W	28	5	1	1	11	4	0	0	0	0	0	10	62	1.35	1.350					
Eli Grba, R ERA: 3.98 (7, 1)	2.1	S	8	1	0	0	1	0	0	0	0	0	0	10	10	0.00	0.429					

Los Angeles Angels @ Boston Red Sox
Fenway Park, Boston, MA
Fri Jun 09 1961, 7:05 PM EDT
Att: 8,379 - Unknown

AB 32
R 1
H 6
RBI 1
BB 4
SO 12
LOB 17



Batter	1	2	3	4	5	6	7	8	9	AB	R	H	RBI	BB	SO	LOB	TOP								
Rocky Bridges, R (1, 6) OBP: 0.338, SLG: 0.210	F9		F9		5-3	G4-6-3		CS	5-3	3	0	0	0	0	0	0	Los Angeles Angels @ Boston Red Sox Fenway Park, Boston, MA Sat Jun 10 1961, 3:33 AM EDT Att. 4,675 - Overcast - 72 F								
Earl Averill, R (6, PH) OBP: 0.412, SLG: 0.551	F9		F9		5-3	G4-6-3		CS	5-3	1	0	1	2	0	0	0									
Ken Hamlin, R (6, PH) OBP: 0.236, SLG: 0.234	F9		F9		5-3	G4-6-3		CS	5-3	1	0	0	0	0	0	0									
Lee Thomas, L (1, 9) OBP: 0.372, SLG: 0.515	F8			HR		HR				5	3	3	1	0	0	2									
Leon Wagner, L (1, 7) OBP: 0.358, SLG: 0.609	L8			HR		HR				4	3	2	4	1	0	0									
Ted Kluszewski, L (1, 3) OBP: 0.335, SLG: 0.514	F9			G3		HR				5	1	1	0	0	0	0									
Ken Hunt, R (1, 8) OBP: 0.360, SLG: 0.564	FC6-4			6-3		HR				4	1	1	3	1	1	0									
Ken Aspromonte, R (1, 4) OBP: 0.317, SLG: 0.301	FC6-4					HR				3	1	1	0	1	0	1									
Gene Leek, R (1, 5) OBP: 0.270, SLG: 0.378	K			F4		1-3				3	0	0	0	1	1	3									
Ed Sadowski, R (1, 2) OBP: 0.333, SLG: 0.485			K		F4	1B				3	1	1	0	1	1	0									
Ron Moeller, L (1, 1) OBP: 0.400, SLG: 0.250			K		F4	1B				3	0	1	0	0	2	0									
Russ Heman, R (6, 1)			K		K	1B				0	0	0	0	0	0	0									
Jim Donohue, R (7, 1)			K		K	1B				1	0	0	0	0	0	2									
Inning Stats	R: 0 E: 0 K: 0 S: 3	H: 0 LOB: 0 BB: 0 P: 3	R: 0 E: 0 K: 1 S: 5	H: 0 LOB: 1 BB: 1 P: 9	R: 0 E: 0 K: 2 S: 7	H: 0 LOB: 0 BB: 0 P: 7	R: 2 E: 0 K: 0 S: 5	H: 2 LOB: 1 BB: 1 P: 9	R: 0 E: 0 K: 1 S: 5	H: 0 LOB: 0 BB: 0 P: 5	R: 6 E: 0 K: 0 S: 8	H: 6 LOB: 2 BB: 2 P: 16	R: 0 E: 0 K: 0 S: 3	H: 0 LOB: 0 BB: 0 P: 3	R: 0 E: 0 K: 0 S: 3	H: 1 LOB: 1 BB: 1 P: 7	R: 2 E: 0 K: 1 S: 7	H: 2 LOB: 0 BB: 0 P: 7	1B: 4 2B: 3 3B: 0 HR: 4	SF: 0 SAC: 0 DP: 1 HBP: 0	WP: 0 PB: 0 SB: 0 CS: 1	PA: 42			
PITCHER	IP	WLS	BF	H	R	ER	SO	BB	IBB	HBP	BLK	WP	HR	S	P	ERA	WHIP								
Bill Monbouquette, R (1, 1) ERA: 2.82	5.1	L	26	6	8	8	4	4	0	0	0	0	3	30	46	13.50	1.875								
Ted Willis, L (6, 1) ERA: 4.15	0.2		3	2	0	0	0	0	0	0	0	0	0	3	3	0.00	3.000								
Chet Nichols, L (7, 1) ERA: 2.79	2.0		7	1	0	0	0	1	0	0	0	0	0	6	10	0.00	1.000								
Tracy Stallard, R (9, 1) ERA: 4.15	1.0		5	2	2	2	1	0	0	0	0	0	1	7	7	18.00	2.000								

Batter	1	2	3	4	5	6	7	8	9	AB	R	H	RBI	BB	SO	LOB	BOTTOM								
Chuck Schilling, R (1, 4) OBP: 0.328, SLG: 0.312	5-3	K		F5		FC6-4		G4-3		4	0	0	0	1	1	4	Los Angeles Angels @ Boston Red Sox Fenway Park, Boston, MA Sat Jun 10 1961, 3:33 AM EDT Att. 4,675 - Overcast - 72 F								
Carroll Hardy, R (1, 8) OBP: 0.337, SLG: 0.381	L9		5-3			L7		F7		4	1	1	0	0	0	2									
Pete Runnels, L (8, PH) OBP: 0.352, SLG: 0.380	L9		5-3			L7		F7		0	0	0	0	0	0	0									
Tracy Stallard, R (9, 1)	L9		5-3			L7		F7		1	0	0	0	0	0	0									
Carl Yastrzemski, L (1, 7) OBP: 0.293, SLG: 0.379	1B			BB		FC6-4		6-3		5	0	3	1	0	0	2									
Jackie Jensen, R (1, 9) OBP: 0.332, SLG: 0.376	1B			BB		FC5-2		6-3		4	1	2	1	1	1	1									
Frank Matzone, R (1, 5) OBP: 0.213, SLG: 0.273	F4		G6-4-3		G5-4-3		F4			5	0	1	0	0	0	5									
Jim Pagliaroni, R (1, 2) OBP: 0.313, SLG: 0.369	6-3			HR		SH1-3		F8		4	2	2	1	1	0	0									
Vic Wertz, L (1, 3) OBP: 0.355, SLG: 0.518	1B			K		SH1-3		F7		4	1	2	0	1	1	2									
Don Buddin, R (1, 6) OBP: 0.373, SLG: 0.280	1B			BB		SH1-3		F6		1	0	1	0	1	0	0									
Russ Nixon, L (7, PH) OBP: 0.291, SLG: 0.346	1B			BB		SH1-3		F6		1	0	0	0	0	0	1									
Billy Harrell, R (8, 6) OBP: 0.212, SLG: 0.250	1B			BB		SH1-3		F6		0	0	0	0	0	0	0									
Bill Monbouquette, R (1, 1) OBP: 0.296, SLG: 0.174	K			K		SH1-3		G4-3		2	0	0	0	0	2	3									
Ted Willis, L (6, 1)	K			K		SH1-3		G4-3		0	0	0	0	0	0	0									
Gary Geiger, L (6, PH) OBP: 0.323, SLG: 0.387	K			K		SH1-3		G4-3		2	0	2	2	0	0	0									
Inning Stats	R: 0 E: 0 K: 0 S: 5	H: 2 LOB: 2 BB: 0 P: 5	R: 0 E: 0 K: 2 S: 8	H: 1 LOB: 2 BB: 1 P: 12	R: 0 E: 0 K: 0 S: 3	H: 1 LOB: 1 BB: 1 P: 7	R: 1 E: 0 K: 2 S: 8	H: 1 LOB: 1 BB: 1 P: 12	R: 1 E: 0 K: 0 S: 4	H: 2 LOB: 0 BB: 0 P: 4	R: 2 E: 0 K: 0 S: 6	H: 3 LOB: 2 BB: 1 P: 10	R: 1 E: 0 K: 0 S: 5	H: 2 LOB: 1 BB: 0 P: 5	R: 0 E: 0 K: 0 S: 3	H: 1 LOB: 0 BB: 0 P: 3	R: 0 E: 0 K: 1 S: 6	H: 1 LOB: 2 BB: 1 P: 10	1B: 11 2B: 0 3B: 1 HR: 2	SF: 0 SAC: 1 DP: 3 HBP: 0	WP: 0 PB: 0 SB: 0 CS: 0	PA: 43			
PITCHER	IP	WLS	BF	H	R	ER	SO	BB	IBB	HBP	BLK	WP	HR	S	P	ERA	WHIP								
Ron Moeller, L (1, 1) ERA: 3.95	5.0	W	25	9	4	4	4	3	0	0	0	0	1	30	42	7.20	2.400								
Russ Heman, R (6, 1) ERA: 3.21	1.0		6	2	1	1	0	1	0	0	0	0	1	5	9	9.00	3.000								
Jim Donohue, R (7, 1) ERA: 3.0	3.0	S	12	3	0	0	1	1	0	0	0	0	0	13	17	0.00	1.333								

Batter	1	2	3	4	5	6	7	8	9	AB	R	H	RBI	BB	SO	LOB	TOP					
Eddie Yost, R OBP: 0.327, SLG: 0.140 (1, 5)	1-3		K			F8		BB		3	0	0	0	1	1	0	Los Angeles Angels @ New York Yankees Yankee Stadium, Bronx, NY Sun Jun 11 1961, 3:33 AM EDT Cloudy - 80 F livebaseballscorecards.com					
Lee Thomas, L OBP: 0.368, SLG: 0.595 (1, 9)	1B		F9			F9		F2		4	0	1	0	0	0	1						
Leon Wagner, L OBP: 0.356, SLG: 0.601 (1, 7)	F5			L9				1B		4	0	1	0	0	0	1						
Ted Kluszewski, L OBP: 0.333, SLG: 0.507 (1, 3)	FC6-4			K		G3		F9		4	0	1	0	0	1	1						
Ken Hunt, R OBP: 0.358, SLG: 0.574 (1, 8)	FC6-4			K				F9		4	1	1	1	0	1	2						
Ken Aspromonte, R OBP: 0.312, SLG: 0.295 (1, 4)		1-3				F8		F2		4	0	0	0	0	0	0						
Earl Averill, R OBP: 0.405, SLG: 0.540 (1, 2)		6-3				1-3		F8		3	0	0	0	0	0	0						
Rocky Bridges, R OBP: 0.338, SLG: 0.231 (1, 6)		5-3						6-3		3	0	1	0	0	0	0						
Ken McBride, R OBP: 0.061, SLG: 0.061 (1, 1)								F8		2	0	0	0	0	2	1						
Albie Pearson, L OBP: 0.418, SLG: 0.405 (8, PH)										1	0	0	0	0	0	0						
Art Fowler, R (8, 1)										0	0	0	0	0	0	0						
Inning Stats	R: 0 E: 0 K: 0 S: 5	H: 2 LOB: 2 BB: 0 P: 5	R: 0 E: 0 K: 0 S: 3	H: 0 LOB: 0 BB: 0 P: 3	R: 0 E: 0 K: 2 S: 7	H: 0 LOB: 0 BB: 0 P: 7	R: 0 E: 0 K: 2 S: 7	H: 0 LOB: 0 BB: 0 P: 7	R: 0 E: 0 K: 1 S: 6	H: 1 LOB: 1 BB: 0 P: 6	R: 0 E: 0 K: 0 S: 4	H: 1 LOB: 1 BB: 0 P: 4	R: 0 E: 0 K: 0 S: 3	H: 0 LOB: 0 BB: 0 P: 3	R: 0 E: 0 K: 0 S: 3	H: 0 LOB: 1 BB: 1 P: 7	R: 1 E: 0 K: 0 S: 4	H: 1 LOB: 0 BB: 0 P: 4	1B: 3 2B: 1 3B: 0 HR: 1	SF: 0 SAC: 0 DP: 0 HBP: 0	WP: 0 PB: 0 SB: 0 CS: 0	PA: 33
PITCHER Ralph Terry, R ERA: 4.09 (1, 1)	IP: 9.0 WLS: W BF: 33 H: 5 R: 1 ER: 1 SO: 5 BB: 1 IBB: 0 HBP: 0 BLK: 0 WP: 0 HR: 1 S: 42 P: 46 ERA: 1.00 WHIP: 0.667															PITCHER						

Batter	1	2	3	4	5	6	7	8	9	AB	R	H	RBI	BB	SO	LOB	BOTTOM			
Clete Boyer, R OBP: 0.327, SLG: 0.311 (1, 5)	6-3		F9		FC6-4			F9		4	0	0	0	0	0	2	Los Angeles Angels @ New York Yankees Yankee Stadium, Bronx, NY Sun Jun 11 1961, 3:33 AM EDT Cloudy - 80 F livebaseballscorecards.com			
Tony Kubek, L OBP: 0.353, SLG: 0.453 (1, 6)	4-1		FC4-6			4-3		F5		4	0	0	0	0	1					
Roger Maris, L OBP: 0.341, SLG: 0.524 (1, 9)	G3			2-3		F8		1B		4	0	1	0	0	0					
Mickey Mantle, S OBP: 0.429, SLG: 0.655 (1, 8)		4-3		E3		F9		1B		4	0	1	0	0	0					
Yogi Berra, L OBP: 0.342, SLG: 0.574 (1, 7)				F2				1B		4	2	2	2	0	0	3				
Jack Reed, R (9, 7)		HR				HR		6-3		0	0	0	0	0	0	0				
Bill Skowron, R OBP: 0.324, SLG: 0.495 (1, 3)			K		K			G3-6-3		3	0	1	0	0	2	1				
Johnny Blanchard, L OBP: 0.343, SLG: 0.500 (1, 2)			K		4-3			G3-6-3		3	0	0	0	0	1	1				
Bobby Richardson, R OBP: 0.260, SLG: 0.267 (1, 4)			K		5-3			2B		3	0	1	0	0	1	0				
Ralph Terry, R OBP: 0.400, SLG: 0.417 (1, 1)			FC4-6		FC6-4			5-3		3	0	2	0	0	0	1				
Inning Stats	R: 0 E: 0 K: 0 S: 3	H: 0 LOB: 0 BB: 0 P: 3	R: 1 E: 0 K: 2 S: 8	H: 1 LOB: 0 BB: 0 P: 8	R: 0 E: 0 K: 1 S: 6	H: 1 LOB: 1 BB: 0 P: 6	R: 0 E: 1 K: 1 S: 6	H: 0 LOB: 1 BB: 0 P: 6	R: 0 E: 0 K: 0 S: 3	H: 0 LOB: 0 BB: 0 P: 3	R: 1 E: 0 K: 0 S: 5	H: 3 LOB: 1 BB: 0 P: 5	R: 0 E: 0 K: 0 S: 5	H: 2 LOB: 2 BB: 0 P: 5	R: 0 E: 0 K: 0 S: 5	H: 2 LOB: 0 BB: 0 P: 5	1B: 5 2B: 1 3B: 0 HR: 2	SF: 0 SAC: 0 DP: 1 HBP: 0	WP: 0 PB: 0 SB: 0 CS: 0	PA: 32
PITCHER Ken McBride, R ERA: 2.5 (1, 1)	IP: 7.0 WLS: L BF: 27 H: 6 R: 2 ER: 2 SO: 4 BB: 0 IBB: 0 HBP: 0 BLK: 0 WP: 0 HR: 2 S: 35 P: 35 ERA: 2.57 WHIP: 0.857															PITCHER				
Art Fowler, R ERA: 4.82 (8, 1)	IP: 1.0 WLS: 5 BF: 2 H: 2 R: 0 ER: 0 SO: 0 BB: 0 IBB: 0 HBP: 0 BLK: 0 WP: 0 HR: 0 S: 5 P: 5 ERA: 0.00 WHIP: 2.000															PITCHER				



Batter	1	2	3	4	5	6	7	8	9	AB	R	H	RBI	BB	SO	LOB	TOP						
Eddie Yost, R OBP: 0.328, SLG: 0.140 (1, 5)	0-0 6-3		0-0 5-3		0-0 1B			0-0 F5		4	0	1	0	0	0	0	Los Angeles Angels @ Chicago White Sox Comiskey Park, Chicago, IL Tue Jun 13 1961, 8:05 PM EDT Unknown livebaseballscorecards.com						
Rocky Bridges, R OBP: 0.326, SLG: 0.224 (1, 4)	0-0 5-3		0-0 6-3		0-0 5-3			0-0 F2		4	0	0	0	0	0	1							
Leon Wagner, L OBP: 0.345, SLG: 0.587 (1, 7)	4-0 BB		0-3 K			0-0 L8			0-0 HR	3	1	1	1	1	1	0							
Ted Kluszewski, L OBP: 0.324, SLG: 0.487 (1, 3) Ken McBride, R OBP: 0.091, SLG: 0.061 (9, PR)	0-0 6-3			0-3 K		0-0 4-3			0-0 G6-4-3 1B	4	0	1	0	0	1	1							
Lee Thomas, L OBP: 0.357, SLG: 0.475 (1, 9)		0-3 K		0-0 5-3		0-3 K			0-0 F7	4	0	0	0	0	2	1							
Ken Hunt, R OBP: 0.363, SLG: 0.561 (1, 8)		0-0 1B		0-0 1B			0-3 K		0-0 G6-4-3 1-2	4	0	2	0	0	1	1							
Earl Averill, R OBP: 0.353, SLG: 0.519 (1, 2) Ed Sadowski, R OBP: 0.325, SLG: 0.444 (4, 2)	0-0 F9			0-0 5-3			0-0 P4			2	0	0	0	0	0	2							
Ken Hamlin, R OBP: 0.268, SLG: 0.274 (1, 6)		0-0 1-2 1B			0-0 6-3		0-0 5-3			3	0	1	0	0	0	0							
Ryne Duren, R OBP: 0.417, SLG: 0.398 (8, PH) Art Fowler, R OBP: 0.398, SLG: 0.398 (8, 1)	0-3 K				0-3 K			0-0 G3		2	0	0	0	0	2	2							
Inning Stats	R: 0 E: 0 K: 0 S: 3	H: 0 LOB: 1 BB: 1 P: 7	R: 0 E: 0 K: 2 S: 9	H: 2 LOB: 2 BB: 0 P: 9	R: 0 E: 0 K: 1 S: 5	H: 0 LOB: 0 BB: 0 P: 5	R: 0 E: 0 K: 1 S: 6	H: 1 LOB: 1 BB: 0 P: 6	R: 0 E: 0 K: 1 S: 5	H: 0 LOB: 0 BB: 0 P: 5	R: 0 E: 0 K: 1 S: 5	H: 0 LOB: 0 BB: 0 P: 5	R: 0 E: 0 K: 0 S: 3	H: 0 LOB: 0 BB: 0 P: 3	R: 1 E: 0 K: 0 S: 4	H: 2 LOB: 1 BB: 0 P: 4		1B: 5 2B: 0 3B: 0 HR: 1	SF: 0 SAC: 0 DP: 1 HBP: 0	WP: 0 PB: 0 SB: 0 CS: 0	PA: 33		
PITCHER Cal McLish, R ERA: 3.86 (1, 1)	IP: 9.0 WLS: W BF: 33 H: 6 R: 1 ER: 1 SO: 7 BB: 1 IBB: 0 HBP: 0 BLK: 0 WP: 0 HR: 1 S: 46 P: 50 ERA: 1.00 WHIP: 0.778											PITCHER	IP: 9.0 WLS: W BF: 33 H: 6 R: 1 ER: 1 SO: 7 BB: 1 IBB: 0 HBP: 0 BLK: 0 WP: 0 HR: 1 S: 46 P: 50 ERA: 1.00 WHIP: 0.778										

Batter	1	2	3	4	5	6	7	8	9	AB	R	H	RBI	BB	SO	LOB	BOTTOM						
Floyd Robinson, L OBP: 0.373, SLG: 0.453 (1, 9)	0-0 1B		0-0 2H HR	0-3 K			0-0 1B			4	1	3	2	0	1	2	Los Angeles Angels @ Chicago White Sox Comiskey Park, Chicago, IL Tue Jun 13 1961, 8:05 PM EDT Unknown livebaseballscorecards.com						
Nellie Fox, L OBP: 0.335, SLG: 0.311 (1, 4)	0-0 1-3 1B		4-0 SH4-3 BB		0-0 G3		0-0 F8			3	0	1	0	1	0	1							
Jim Landis, R OBP: 0.335, SLG: 0.431 (1, 8)	0-0 1-2 5-3		0-0 SH4-3 1-2		0-0 F8		0-0 4-3			3	0	0	0	0	0	3							
Roy Sievers, R OBP: 0.406, SLG: 0.599 (1, 3)	0-0 F5		0-0 5-3		0-0 6-3			0-3 K		4	0	0	0	0	1	3							
Minnie Minoso, R OBP: 0.347, SLG: 0.391 (1, 7)	0-0 L6		0-0 F9		0-0 P6		0-0 F8			4	0	0	0	0	0	3							
J.C. Martin, L OBP: 0.288, SLG: 0.316 (1, 5) Andy Carey, R OBP: 0.338, SLG: 0.395 (7, 5)		0-0 4-3		0-3 K		0-0 F9		0-3 K		3	0	0	0	0	1	0							
Sherm Lollar, R OBP: 0.342, SLG: 0.369 (1, 2)		0-0 6-3		0-0 5-3		0-0 1B				3	0	1	0	0	0	0							
Sammy Esposito, R OBP: 0.311, SLG: 0.282 (1, 6) Luis Aparicio, R OBP: 0.265, SLG: 0.276 (8, 6)		0-0 P4		0-0 BB 1B		0-0 P4				3	0	1	0	0	0	1							
Cal McLish, S OBP: 0.190, SLG: 0.200 (1, 1)			0-0 HR 2B	4-0 BB		0-3 K				2	1	1	0	1	1	0							
Inning Stats	R: 0 E: 0 K: 0 S: 5	H: 2 LOB: 2 BB: 0 P: 5	R: 2 E: 0 K: 0 S: 5	H: 2 LOB: 1 BB: 1 P: 9	R: 0 E: 0 K: 2 S: 8	H: 1 LOB: 2 BB: 1 P: 12	R: 0 E: 0 K: 0 S: 3	H: 0 LOB: 0 BB: 0 P: 3	R: 0 E: 0 K: 0 S: 4	H: 1 LOB: 1 BB: 0 P: 4	R: 0 E: 0 K: 1 S: 6	H: 1 LOB: 1 BB: 0 P: 6	R: 0 E: 0 K: 2 S: 7	H: 0 LOB: 0 BB: 0 P: 7	R: 0 E: 0 K: 0 S: 4	H: 0 LOB: 0 BB: 0 P: 4		1B: 5 2B: 1 3B: 0 HR: 1	SF: 0 SAC: 1 DP: 0 HBP: 0	WP: 0 PB: 0 SB: 0 CS: 0	PA: 33		
PITCHER Ryne Duren, R ERA: 3.38 (1, 1) Art Fowler, R ERA: 4.55 (8, 1)	IP: 7.0 WLS: L BF: 30 H: 7 R: 2 ER: 2 SO: 3 BB: 2 IBB: 0 HBP: 0 BLK: 0 WP: 0 HR: 1 S: 34 P: 42 ERA: 2.57 WHIP: 1.286											PITCHER	IP: 1.0 WLS: L BF: 3 H: 0 R: 0 ER: 0 SO: 2 BB: 0 IBB: 0 HBP: 0 BLK: 0 WP: 0 HR: 0 S: 7 P: 7 ERA: 0.00 WHIP: 0.000										

Batter	1	2	3	4	5	6	7	8	9	AB	R	H	RBI	BB	SO	LOB	TOP			
Albie Pearson, L OBP: 0.429, SLG: 0.414 (1, 9)										5	1	4	0	0	0	1	Los Angeles Angels @ Chicago White Sox Comiskey Park, Chicago, IL Tue Jun 13 1961, 8:05 PM EDT Att: 16,440 - Unknown			
Rocky Bridges, R OBP: 0.319, SLG: 0.213 (1, 4)										4	0	0	0	1	2	5				
Leon Wagner, L OBP: 0.346, SLG: 0.581 (1, 7)										2	0	0	1	2	1	1				
Ken Hunt, R OBP: 0.345, SLG: 0.546 (1, 8)										5	0	0	0	0	1	8				
Steve Bilko, R OBP: 0.404, SLG: 0.462 (1, 3)										2	0	0	0	2	2	0				
Gene Leek, R OBP: 0.283, SLG: 0.362 (1, 5)										3	0	0	1	1	2	1				
Ed Sadowski, R OBP: 0.295, SLG: 0.400 (1, 2)										4	0	0	0	0	1	4				
Ken Hamlin, R OBP: 0.271, SLG: 0.267 Ted Kluszewski, L OBP: 0.322, SLG: 0.484 (9, PH)										2	0	0	0	1	1	1				
Ron Kline, R OBP: 0.174, SLG: 0.136 Russ Herman, R OBP: 0.333, SLG: 0.296 Del Rice, R OBP: 0.333, SLG: 0.296 Johnny James, L OBP: 0.333, SLG: 0.296 Tom Morgan, R OBP: 0.333, SLG: 0.296 Lee Thomas, L OBP: 0.333, SLG: 0.296 (1, 1)										1	0	0	0	0	1	0				
Inning Stats	R: 0 E: 0 K: 1 S: 6	H: 1 LOB: 1 BB: 0 P: 6	R: 0 E: 0 K: 3 S: 9	H: 0 LOB: 1 BB: 1 P: 13	R: 0 E: 0 K: 2 S: 8	H: 1 LOB: 2 BB: 1 P: 12	R: 0 E: 0 K: 2 S: 7	H: 0 LOB: 0 BB: 0 P: 7	R: 0 E: 0 K: 0 S: 3	H: 0 LOB: 0 BB: 0 P: 7	R: 0 E: 0 K: 0 S: 3	H: 0 LOB: 0 BB: 0 P: 3	R: 2 E: 0 K: 0 S: 5	H: 2 LOB: 3 BB: 3 P: 17	R: 0 E: 1 K: 2 S: 9	H: 1 LOB: 3 BB: 1 P: 13		1B: 5 2B: 0 3B: 0 HR: 0	SF: 1 SAC: 1 DP: 0 HBP: 0	WP: 0 PB: 0 SB: 3 CS: 0
PITCHER	IP WLS BF H R ER SO BB IBB HBP BLK WP HR S P ERA WHIP	IP WLS BF H R ER SO BB IBB HBP BLK WP HR S P ERA WHIP																		
Juan Pizarro, L ERA: 2.96 Warren Hacker, R ERA: 3.39 (1, 1)	7.2 W 33 4 2 2 10 6 0 0 0 0 0 47 71 2.35 1.304	(8, 1)	1.1 S 7 1 0 0 2 1 0 0 0 0 0 10 14 0.00 1.500																	

Batter	1	2	3	4	5	6	7	8	9	AB	R	H	RBI	BB	SO	LOB	BOTTOM				
Floyd Robinson, L OBP: 0.365, SLG: 0.440 (1, 9)										5	1	1	0	0	0	5	Los Angeles Angels @ Chicago White Sox Comiskey Park, Chicago, IL Tue Jun 13 1961, 8:05 PM EDT Att: 16,440 - Unknown				
Nellie Fox, L OBP: 0.336, SLG: 0.308 (1, 4)										5	1	1	1	0	0	4					
Jim Landis, R OBP: 0.332, SLG: 0.435 (1, 8)										5	1	1	1	0	1	4					
Roy Sievers, R OBP: 0.410, SLG: 0.595 J.C. Martin, L OBP: 0.298, SLG: 0.316 (8, PR)										3	1	1	0	2	2	1					
Al Smith, R OBP: 0.346, SLG: 0.519 (1, 7)										4	2	2	4	1	0	1					
Andy Carey, R OBP: 0.340, SLG: 0.391 (1, 5)										4	1	1	1	1	1	2					
Cam Carreon, R OBP: 0.304, SLG: 0.338 (1, 2)										4	2	3	1	0	0	2					
Luis Aparicio, R OBP: 0.265, SLG: 0.275 (1, 6)										4	0	1	1	0	0	4					
Juan Pizarro, L OBP: 0.286, SLG: 0.333 Warren Hacker, R ERA: 3.03 (1, 1)										2	1	1	1	0	1	1					
Inning Stats	R: 0 E: 0 K: 0 S: 3	H: 0 LOB: 0 BB: 0 P: 3	R: 0 E: 0 K: 1 S: 5	H: 0 LOB: 0 BB: 0 P: 5	R: 0 E: 0 K: 0 S: 6	H: 1 LOB: 2 BB: 0 P: 6	R: 0 E: 0 K: 0 S: 3	H: 0 LOB: 2 BB: 2 P: 11	R: 4 E: 1 K: 2 S: 10	H: 3 LOB: 0 BB: 1 P: 14	R: 0 E: 0 K: 1 S: 6	H: 1 LOB: 0 BB: 0 P: 6	R: 5 E: 0 K: 1 S: 10	H: 5 LOB: 1 BB: 1 P: 14	R: 0 E: 0 K: 0 S: 5	H: 2 LOB: 2 BB: 0 P: 5		1B: 10 2B: 0 3B: 1 HR: 1	SF: 1 SAC: 1 DP: 0 HBP: 0	WP: 0 PB: 0 SB: 0 CS: 0	PA: 42
PITCHER	IP WLS BF H R ER SO BB IBB HBP BLK WP HR S P ERA WHIP	IP WLS BF H R ER SO BB IBB HBP BLK WP HR S P ERA WHIP																			
Ron Kline, R ERA: 5.3 Russ Herman, R ERA: 3.68 Tom Morgan, R ERA: 4.03 (1, 1)	6.1 L 33 8 9 8 5 0 0 0 0 0 0 4 4 13.50 3.000	(7, 1)	0.2 4 2 1 1 0 0 0 0 0 0 0 0 4 4 13.50 3.000	(8, 1)	1.0 5 2 0 0 0 0 0 0 0 0 0 0 5 5 0.00 2.000																

Batter	1	2	3	4	5	6	7	8	9	AB	R	H	RBI	BB	SO	LOB	TOP			
Eddie Yost, R OBP: 0.309, SLG: 0.130 (1, 5)	0-0 1-3		0-0 5-3			0-0 6-3			0-0 4-3	4	0	0	0	0	0	0	Los Angeles Angels @ Chicago White Sox Comiskey Park, Chicago, IL Wed Jun 14 1961, 8:05 PM EDT Unknown livebaseballscorecards.com			
Rocky Bridges, R OBP: 0.306, SLG: 0.202 (1, 4)	0-0 6-3			0-0 6-3		0-0 5-3			0-0 F9	4	0	0	0	0	0	0				
Leon Wagner, L OBP: 0.351, SLG: 0.598 (1, 7)	0-0 1B			0-0 HR			0-3 K			3	1	2	1	0	1	0				
Ted Kluszewski, L OBP: 0.317, SLG: 0.475 (1, 3)	0-0 3-4-3			0-0 6-3			0-3 K			3	0	0	0	0	1	1				
Lee Thomas, L OBP: 0.346, SLG: 0.459 (1, 9)		0-0 4-3		0-0 4-3			0-0 F7			3	0	0	0	0	0	0				
Ken Hunt, R OBP: 0.344, SLG: 0.543 (1, 8)		0-3 K			0-0 FC9-6 1B			0-3 K		3	0	1	0	0	2	0				
Ed Sadowski, R OBP: 0.277, SLG: 0.372 (1, 2)		0-0 4-3			0-0 FC9-6 1-2 G1-6-3 1B			0-3 K		3	0	0	0	0	1	1				
Ken Hamlin, R OBP: 0.261, SLG: 0.256 (1, 6)			0-0 L6		0-0 G1-6-3 1-2			0-0 5-3		3	0	0	0	0	0	1				
Johnny James, L (1, 1)			0-3 K			0-0 6-3			0-0 F9	0	0	0	0	0	0	0				
Jim Donohue, R (2, 1)										2	0	0	0	0	1	0				
Albie Pearson, L OBP: 0.426, SLG: 0.411 (9, PH)										1	0	0	0	0	0	0				
Inning Stats	R: 0 E: 0 K: 0 S: 4	H: 1 LOB: 1 BB: 0 P: 4	R: 0 E: 0 K: 1 S: 5	H: 0 LOB: 0 BB: 0 P: 5	R: 0 E: 0 K: 1 S: 5	H: 0 LOB: 0 BB: 0 P: 5	R: 1 E: 0 K: 0 S: 4	H: 1 LOB: 0 BB: 0 P: 4	R: 0 E: 0 K: 0 S: 3	H: 0 LOB: 0 BB: 0 P: 3	R: 0 E: 0 K: 2 S: 7	H: 0 LOB: 0 BB: 0 P: 7	R: 0 E: 0 K: 2 S: 7	H: 0 LOB: 0 BB: 0 P: 7	R: 0 E: 0 K: 0 S: 3	H: 0 LOB: 0 BB: 0 P: 3	1B: 2 2B: 0 3B: 0 HR: 1	SF: 0 SAC: 0 DP: 1 HBP: 0	WP: 0 PB: 0 SB: 0 CS: 0	PA: 29
PITCHER Ray Herbert, R ERA: 4.95 (1, 1)	IP: 9.0 WLS: W BF: 29 H: 3 R: 1 ER: 1 SO: 6 BB: 0 IBB: 0 HBP: 0 BLK: 0 WP: 0 HR: 1 S: 41 P: 41 ERA: 1.00 WHIP: 0.333															PITCHER				

Batter	1	2	3	4	5	6	7	8	9	AB	R	H	RBI	BB	SO	LOB	BOTTOM			
Floyd Robinson, L OBP: 0.375, SLG: 0.437 (1, 9)	0-0 4-3	0-0 F8		4-0 FC3-6 1-2 BB		4-0 1B BB		0-0 1B		3	0	1	0	2	0	2	Los Angeles Angels @ Chicago White Sox Comiskey Park, Chicago, IL Wed Jun 14 1961, 8:05 PM EDT Unknown livebaseballscorecards.com			
Nellie Fox, L OBP: 0.341, SLG: 0.316 (1, 4)	4-0 BB 2B	0-0 1-3 2-H 2B		0-0 FC3-6 1-2 2-3 1B		0-0 1B		0-0 F7		4	1	2	1	1	0	3				
Minnie Minoso, R OBP: 0.345, SLG: 0.387 (1, 7)	4-0 1-2 2B BB	0-3 K		0-0 F4		0-0 SF7 3-H				2	1	0	1	1	1	4				
Roy Sievers, R OBP: 0.407, SLG: 0.593 (1, 3)	0-0 1-H 2-H 2B		0-0 F2		0-0 5-3		0-0 F7			4	0	1	2	0	0	2				
Sherm Lollar, R OBP: 0.333, SLG: 0.358 (1, 2)	0-0 5-3		0-0 6-3		0-3 K			0-0 F9		4	0	0	0	0	1	1				
Al Pilarcik, L OBP: 0.267, SLG: 0.227 (1, 8)	0-0 4-3		4-0 BB		4-0 BB		0-0 F5			2	0	0	0	2	0	1				
Andy Carey, R OBP: 0.336, SLG: 0.386 (1, 5)		0-0 1B 2B 1B		0-3 K		0-3 K		0-0 F8		4	1	1	0	0	2	2				
Luis Aparicio, R OBP: 0.264, SLG: 0.275 (1, 6)		0-0 F9		0-3 K		0-0 1B SF7 1B		0-0 F7		4	1	1	0	0	1	1				
Ray Herbert, R OBP: 0.182, SLG: 0.161 (1, 1)		0-0 2B 1-2 1B		4-0 FC3-6 BB BB		0-0 1-4		0-0 6-3		3	0	1	0	1	0	1				
Inning Stats	R: 2 E: 0 K: 0 S: 4	H: 1 LOB: 2 BB: 2 P: 12	R: 1 E: 0 K: 1 S: 8	H: 3 LOB: 2 BB: 0 P: 8	R: 0 E: 0 K: 1 S: 5	H: 0 LOB: 1 BB: 1 P: 9	R: 0 E: 0 K: 1 S: 5	H: 0 LOB: 2 BB: 2 P: 13	R: 0 E: 0 K: 2 S: 7	H: 0 LOB: 1 BB: 1 P: 11	R: 1 E: 0 K: 0 S: 5	H: 2 LOB: 2 BB: 1 P: 9	R: 0 E: 0 K: 0 S: 3	H: 0 LOB: 0 BB: 0 P: 3	R: 0 E: 0 K: 0 S: 4	H: 1 LOB: 1 BB: 0 P: 4	1B: 5 2B: 2 3B: 0 HR: 0	SF: 1 SAC: 0 DP: 0 HBP: 0	WP: 0 PB: 0 SB: 1 CS: 0	PA: 38
PITCHER Johnny James, R ERA: 5.28 Jim Donohue, R ERA: 2.6 (2, 1)	IP: 1.1 WLS: L BF: 9 H: 3 R: 3 ER: 3 SO: 3 BB: 2 IBB: 0 HBP: 0 BLK: 0 WP: 0 HR: 0 S: 7 P: 15 ERA: 20.25 WHIP: 3.750															PITCHER				

Batter	1	2	3	4	5	6	7	8	9	AB	R	H	RBI	BB	SO	LOB	TOP							
Albie Pearson, L OBP: 0.431, SLG: 0.425 (1,9) (8,8)										5	1	3	2	0	0	2	Los Angeles Angels @ Chicago White Sox Comiskey Park, Chicago, IL Wed Jun 14 1961, 8:05 PM EDT Att: 14,952 - Unknown							
Rocky Bridges, R OBP: 0.311, SLG: 0.213 (1,4) (8,6)									5	0	2	2	0	0	1									
Leon Wagner, L OBP: 0.343, SLG: 0.582 (1,7) (8,9)									5	0	0	1	0	2	4									
Ken Hunt, R OBP: 0.346, SLG: 0.536 (1,8) (8,4)									4	0	1	0	1	1	1									
Steve Bilko, R OBP: 0.403, SLG: 0.490 (1,3) (8,5)									5	2	2	1	0	1	5									
Del Rice, R OBP: 0.385, SLG: 0.345 (6, PR)									2	1	2	0	1	0	0									
Ken McBride, R OBP: 0.061, SLG: 0.061 (6, 1)									0	0	0	0	0	0	0									
Johnny James, L (6, 1)									0	0	0	0	0	0	0									
Eddie Yost, R OBP: 0.329, SLG: 0.130 (8, PH) (8, 5)									0	1	0	0	2	0	0									
Gene Leek, R OBP: 0.357 (8, PH) (8, 7)									3	0	0	0	0	0	3									
Earl Averill, R OBP: 0.394, SLG: 0.519 (8, PH) (8, 7)									2	1	1	0	0	0	1									
Ken Hamlin, R OBP: 0.275, SLG: 0.272 (8, PH) (8, 1)									3	0	2	0	0	0	1									
Ted Kluszcwski, L OBP: 0.315, SLG: 0.472 (8, 1)									1	0	0	0	0	1	3									
Art Fowler, R (8, PH) (8, 1)									0	0	0	0	0	0	0									
Ken Aspromonte, R OBP: 0.343, SLG: 0.295 (8, PH) (8, 1)									0	0	0	0	1	0	0									
Ted Bowsfield, R (8, PR) (8, 2)									0	0	0	0	0	0	0									
Ron Moeller, L OBP: 0.401, SLG: 0.250 (1, 1) (1, 1)									0	0	0	0	0	0	0									
Russ Herriott, R (1, 1)									1	0	0	0	0	1	0									
Lee Thomas, L OBP: 0.343, SLG: 0.455 (5, 1) (5, 1)									1	1	0	0	0	0	1									
Tom Morgan, R OBP: 0.280, SLG: 0.370 (8, PH) (8, 2)									0	0	0	0	0	0	0									
Ed Sadowski, R OBP: 0.280, SLG: 0.370 (8, PH) (8, 2)									3	1	1	1	0	0	4									
Inning Stats	R: 0 E: 0 K: 1 S: 7	H: 2 LOB: 2 BB: 0 P: 7	R: 1 E: 1 K: 1 S: 6	H: 1 LOB: 0 BB: 0 P: 6	R: 0 E: 0 K: 0 S: 3	H: 0 LOB: 0 BB: 0 P: 3	R: 0 E: 0 K: 1 S: 5	H: 0 LOB: 1 BB: 1 P: 9	R: 1 E: 0 K: 1 S: 8	H: 3 LOB: 3 BB: 1 P: 12	R: 0 E: 0 K: 0 S: 5	H: 2 LOB: 2 BB: 0 P: 5	R: 0 E: 0 K: 1 S: 5	H: 0 LOB: 0 BB: 0 P: 5	R: 5 E: 0 K: 1 S: 10	H: 5 LOB: 1 BB: 1 P: 14	R: 1 E: 0 K: 0 S: 3	H: 1 LOB: 1 BB: 2 P: 11	1B: 12 2B: 1 3B: 0 HR: 1	SF: 0 SAC: 0 DP: 2 HBP: 0	WP: 0 PB: 0 SB: 1 CS: 0	PA: 45		
PITCHER	IP WLS BF H R ER SO BB IBB HBP BLK WP HR S P ERA WHIP	7.0 W 33 9 4 3 5 3 0 0 0 0 0 40 52 3.86 1.714	0.1 5 4 2 2 1 0 0 0 0 0 0 7 7 54.00 12.000	0.2 4 1 2 2 0 1 0 0 0 0 1 3 7 27.00 3.000	1.0 S 3 0 0 0 0 1 0 0 0 0 0 2 6 0.00 1.000																			

AB	40
R	8
H	14
RBI	7
BB	5
SO	6
LOB	26



Batter	1	2	3	4	5	6	7	8	9	AB	R	H	RBI	BB	SO	LOB	BOTTOM						
Luis Aparicio, R OBP: 0.270, SLG: 0.280 (1,6) (5,6)										3	1	2	1	0	1	0	Los Angeles Angels @ Chicago White Sox Comiskey Park, Chicago, IL Wed Jun 14 1961, 8:05 PM EDT Att: 14,952 - Unknown						
Sammy Esposito, R OBP: 0.304, SLG: 0.275 (5,6)										1	0	0	0	0	0								
Nellie Fox, L OBP: 0.340, SLG: 0.312 (1,4) (8,8)										3	1	0	0	1	0								
Al Smith, R OBP: 0.349, SLG: 0.518 (1,9) (8,8)										4	1	2	0	0	0								
Roy Sievers, R OBP: 0.409, SLG: 0.596 (1,3) (9,3)										4	2	2	0	0	1								
J.C. Martin, L OBP: 0.286, SLG: 0.316 (9,3)										0	0	0	0	0	0								
Jim Landis, R OBP: 0.335, SLG: 0.436 (1,8) (8,8)										4	2	2	2	0	0								
Minnie Minoso, R OBP: 0.348, SLG: 0.389 (1,7) (8,8)										4	1	2	1	0	0								
Andy Carey, R OBP: 0.329, SLG: 0.375 (1,5) (8,8)										4	0	0	0	0	2								
Cam Carreon, R OBP: 0.301, SLG: 0.325 (1,2) (8,8)										3	1	0	0	1	0								
Frank Baumann, L OBP: 0.286, SLG: 0.240 (1,1) (8,1)										3	0	0	0	0	1								
Russ Kemmerer, R OBP: 0.286, SLG: 0.333 (8,1) (8,1)										0	0	0	0	0	0								
Turk Lown, R OBP: 0.318, SLG: 0.429 (8,1) (8,1)										0	0	0	0	0	0								
Inning Stats	R: 7 E: 2 K: 2 S: 13	H: 6 LOB: 1 BB: 2 P: 21	R: 0 E: 0 K: 0 S: 3	H: 0 LOB: 0 BB: 0 P: 3	R: 0 E: 0 K: 1 S: 5	H: 0 LOB: 0 BB: 0 P: 5	R: 2 E: 0 K: 0 S: 5	H: 3 LOB: 0 BB: 0 P: 5	R: 0 E: 0 K: 0 S: 3	H: 0 LOB: 0 BB: 0 P: 3	R: 0 E: 0 K: 1 S: 6	H: 1 LOB: 1 BB: 0 P: 6	R: 0 E: 0 K: 1 S: 5	H: 0 LOB: 0 BB: 0 P: 5	R: 0 E: 0 K: 1 S: 5	R: 0 E: 0 K: 1 S: 5	1B: 9 2B: 1 3B: 0 HR: 0	SF: 0 SAC: 0 DP: 1 HBP: 0	WP: 1 PB: 1 SB: 0 CS: 0	PA: 35			
PITCHER	IP WLS BF H R ER SO BB IBB HBP BLK WP HR S P ERA WHIP	0.2 L 10 0 0 0 1 0 0 0 0 0 0 12 12 0.00 0.000	3.1 5 3 2 2 0 0 0 0 0 0 0 5 5 18.00 3.000	1.0 7 1 0 0 1 0 0 0 0 0 0 9 9 0.00 0.500	2.0 3 0 0 0 1 0 0 0 0 0 0 5 5 0.00 0.000																		

AB	33
R	9
H	10
RBI	4
BB	2
SO	5
LOB	8




Batter	1	2	3	4	5	6	7	8	9	AB	R	H	RBI	BB	SO	LOB	TOP			
Albie Pearson, L OBP: 0.421, SLG: 0.413 (1, 9)	F8	4-3			G3			1-3		4	0	0	0	0	0	3	Los Angeles Angels @ Chicago White Sox Comiskey Park, Chicago, IL Thu Jun 15 1961, 4:33 AM EDT Att: 4,076 - Unknown			
Rocky Bridges, R OBP: 0.299, SLG: 0.204 (1, 4)	P4		6-3			L5		K		4	0	0	0	0	1	0				
Leon Wagner, L OBP: 0.341, SLG: 0.576 (1, 7)	K			F9		FC6-4 1B		P4		4	0	1	0	0	1	0				
Ken Hunt, R OBP: 0.344, SLG: 0.531 (1, 8)		F7	F9			FC6-4 1B			K	4	0	1	0	0	1	0				
Steve Bilko, R OBP: 0.407, SLG: 0.495 Gene Leek, R OBP: 0.260, SLG: 0.357 (9, PR)		1-3 1B		F3		FC6-4 1B				3	1	1	0	1	0	2				
Eddie Yost, R OBP: 0.324, SLG: 0.123 (1, 5)		4-0 1B		F7		1-2 2-3 L8			BB	0	0	0	0	0	0	0				
Ed Sadowski, R OBP: 0.254, SLG: 0.347 Lee Thomas, L OBP: 0.341, SLG: 0.452 (9, PH)		1-3 1B		F3					P4	3	1	0	0	1	0	3				
Ken Hamlin, R OBP: 0.287, SLG: 0.268 (1, 6)						CS SH1-4 1B				1	0	0	0	2	0	0				
Eli Grba, R OBP: 0.148, SLG: 0.269 (1, 1)						SH1-4 1B			P6	3	0	0	0	0	1	2				
										1	0	0	0	2	0	0				
Inning Stats	R: 0 E: 0 K: 1 S: 5	H: 0 LOB: 0 BB: 0 P: 5	R: 2 E: 0 K: 0 S: 5	H: 2 LOB: 2 BB: 2 P: 13	R: 0 E: 0 K: 0 S: 3	H: 0 LOB: 0 BB: 0 P: 3	R: 0 E: 0 K: 0 S: 3	H: 0 LOB: 0 BB: 0 P: 3	R: 0 E: 0 K: 0 S: 2	H: 2 LOB: 2 BB: 1 P: 6	R: 0 E: 0 K: 1 S: 5	H: 0 LOB: 0 BB: 0 P: 5	R: 0 E: 0 K: 1 S: 5	H: 0 LOB: 1 BB: 1 P: 9	1B: 3 2B: 1 3B: 0 HR: 0	SF: 0 SAC: 1 DP: 0 HBP: 0	WP: 0 PB: 0 SB: 0 CS: 1	PA: 34		
PITCHER	IP WLS BF H R ER SO BB IBB HBP BLK WP HR S P ERA WHIP																			
Billy Pierce, L ERA: 3.69 Warren Hacker, R ERA: 3.14	(1, 1)	8.0 W 30 4 2 2 3 2 1 0 0 0 0 0 0 0 0 0 2.25 0.750	(9, 1)	1.0 S 4 0 0 0 1 1 0 0 0 0 0 0 0 0 5 9 0.00 1.000																

Batter	1	2	3	4	5	6	7	8	9	AB	R	H	RBI	BB	SO	LOB	BOTTOM			
Floyd Robinson, L OBP: 0.387, SLG: 0.443 (1, 9)	4-3 1B		G4-6-3 HBP		5-3			E 1B 1B		3	1	2	0	0	0	0	Los Angeles Angels @ Chicago White Sox Comiskey Park, Chicago, IL Thu Jun 15 1961, 4:33 AM EDT Att: 4,076 - Unknown			
Nellie Fox, L OBP: 0.338, SLG: 0.311 (1, 4)	4-3		G4-6-3			F9		E 1B 1B		4	1	1	0	0	0	2				
Minnie Minoso, R OBP: 0.346, SLG: 0.382 (1, 7)	5-3			FC3-6 HBP		K		E4 E 1B		3	1	0	0	0	1	3				
Roy Sievers, R OBP: 0.406, SLG: 0.588 (1, 3)	K			K				K		3	0	0	0	1	3	5				
Al Pilarcik, L OBP: 0.278, SLG: 0.243 (1, 8)		4-3 1B		FC3-6		F7		E8 1B		4	0	2	2	0	0	2				
Sherm Lollar, R OBP: 0.338, SLG: 0.353 (1, 2)		4-3				6-3			IBB	2	0	0	0	2	0	1				
Andy Carey, R OBP: 0.321, SLG: 0.364 (1, 5)		F8				5-3		K		4	0	0	0	0	2	5				
Luis Aparicio, R OBP: 0.266, SLG: 0.276 (1, 6)		4-3			5-3			P6		3	0	0	0	0	0	1				
Billy Pierce, L OBP: 0.167, SLG: 0.167 Billy Goodman, L OBP: 0.300, SLG: 0.296 Warren Hacker, R (9, 1)			F7			P5		K		2	0	0	0	0	0	0				
										1	0	0	0	0	1	0				
										0	0	0	0	0	0	0				
Inning Stats	R: 0 E: 0 K: 1 S: 6	H: 1 LOB: 1 BB: 0 P: 6	R: 0 E: 0 K: 0 S: 4	H: 1 LOB: 1 BB: 0 P: 4	R: 0 E: 0 K: 0 S: 2	H: 0 LOB: 0 BB: 0 P: 3	R: 0 E: 1 K: 2 S: 7	H: 0 LOB: 2 BB: 1 P: 12	R: 0 E: 0 K: 0 S: 3	H: 0 LOB: 0 BB: 0 P: 3	R: 0 E: 0 K: 1 S: 5	H: 0 LOB: 1 BB: 1 P: 9	R: 0 E: 0 K: 0 S: 3	H: 0 LOB: 0 BB: 0 P: 3	R: 3 E: 2 K: 3 S: 13	H: 3 LOB: 2 BB: 1 P: 17	1B: 5 2B: 0 3B: 0 HR: 0	SF: 0 SAC: 0 DP: 1 HBP: 2	WP: 0 PB: 0 SB: 0 CS: 0	PA: 34
PITCHER	IP WLS BF H R ER SO BB IBB HBP BLK WP HR S P ERA WHIP																			
Eli Grba, R ERA: 3.56	(1, 1)	8.0 L 34 5 3 0 7 2 1 2 0 0 0 0 0 0 0 0 0.00 0.875																		

Batter	1	2	3	4	5	6	7	8	9	AB	R	H	RBI	BB	SO	LOB	TOP					
Eddie Yost, R OBP: 0.346, SLG: 0.131 (1, 5)	6-3		BB 1B BB		WP 5-3 SH2-4 1B		SH2-4		5-3	3	1	1	0	1	0	0						
Albie Pearson, L OBP: 0.406, SLG: 0.397 (1, 8)	5-3		BB 1-2 1B		SH2-4		4-3		4-3	4	0	1	0	0	0	1						
Leon Wagner, L OBP: 0.349, SLG: 0.567 (1, 7)	K		BB 1-2 2-3 BB		5-3 BB		BB 1B		K	3	0	1	1	2	2	0						
Earl Averill, R OBP: 0.389, SLG: 0.509 (1, 2)		BB 1B 1B	F2		5-3		BB 1B			4	1	1	1	0	0	5						
Lee Thomas, L OBP: 0.343, SLG: 0.447 (1, 9)		BB 1B 1-2 1B	4-3		F8		BB 1B		5-3 1B	4	0	2	0	0	0	4						
Steve Biko, R OBP: 0.397, SLG: 0.477 (1, 3)		BB 1-3 2-H 1B	G5-4-3 1B		K		G3		P4	4	0	1	1	0	1	1						
Rocky Bridges, R OBP: 0.261, SLG: 0.190 (1, 4)		P2			6-3		F8		5-3	4	0	0	0	0	0	3						
Ken Hamlin, R OBP: 0.297, SLG: 0.273 (1, 6)		G5-4-3 1-2			1B		5-3		IBB	3	0	1	0	1	0	2						
Ted Bowsfield, R OBP: 0.100, SLG: 0.100 Jim Donohue, R (8, 1) Art Fowler, R (8, 1)			5-3		1-3		4-3 SH2-4 1B 1B		1-3	4	1	1	0	0	0	3						
Inning Stats	R: 0 E: 0 K: 1 S: 5	H: 0 LOB: 0 BB: 0 P: 5	R: 1 E: 0 K: 0 S: 5	H: 3 LOB: 1 BB: 0 P: 5	R: 0 E: 0 K: 0 S: 4	H: 1 LOB: 3 BB: 2 P: 12	R: 0 E: 0 K: 1 S: 6	H: 1 LOB: 1 BB: 0 P: 6	R: 1 E: 0 K: 0 S: 4	H: 1 LOB: 1 BB: 1 P: 8	R: 0 E: 0 K: 0 S: 3	H: 0 LOB: 0 BB: 0 P: 3	R: 1 E: 0 K: 0 S: 5	H: 2 LOB: 1 BB: 0 P: 5	R: 0 E: 0 K: 0 S: 4	H: 1 LOB: 2 BB: 1 P: 8	R: 0 E: 0 K: 1 S: 5	H: 0 LOB: 0 BB: 0 P: 5	1B: 9 2B: 0 3B: 0 HR: 0	SF: 0 SAC: 2 DP: 1 HBP: 0	WP: 1 PB: 0 SB: 0 CS: 0	PA: 39
PITCHER	IP	WLS	BF	H	R	ER	SO	BB	IBB	HBP	BLK	WP	HR	S	P	ERA	WHIP					
Bob Shaw, R ERA: 3.8 Ed Rakow, R ERA: 5.47	(1, 1)	8.0	L	36	9	3	3	2	3	1	0	0	0	36	52	3.38	1.500					
PITCHER	IP	WLS	BF	H	R	ER	SO	BB	IBB	HBP	BLK	WP	HR	S	P	ERA	WHIP					

Los Angeles Angels @ Kansas City Athletics
Municipal Stadium, Kansas City, MO
Sat Jun 17 1961, 4:33 AM EDT
Att: 8,936 - Unknown


AB 33
R 3
H 9
RBI 3
BB 4
SO 3
LOB 19



Batter	1	2	3	4	5	6	7	8	9	AB	R	H	RBI	BB	SO	LOB	BOTTOM					
Dick Howser, R OBP: 0.394, SLG: 0.365 (1, 6)	6-3		6-3			F8		F5		4	0	0	0	0	0	3						
Reno Bertoia, R OBP: 0.330, SLG: 0.290 (1, 5)	1-3				1-3	F9		K		4	0	0	0	0	1	3						
Joe Pignatano, R OBP: 0.370, SLG: 0.438 (1, 2)	6-3				BB 1B BB	P4		K		3	0	0	0	1	1	1						
Hank Bauer, R OBP: 0.317, SLG: 0.406 (1, 8)		F8			1-2 1B	F8		F8		4	0	1	0	0	0	0						
Haywood Sullivan, R OBP: 0.387, SLG: 0.447 Norm Siebern, L OBP: 0.363, SLG: 0.474 (8, PH)		6-3			F7	G6-3 BB		K		2	0	0	0	1	0	1						
Bobby Prescott, R (1, 7)		FC5-4 BB			F2	G6-3 1-2				2	0	0	0	1	0	1						
Deron Johnson, R OBP: 0.242, SLG: 0.241 (1, 9)		FC5-4 1-2			F8			1B 2B		3	0	1	0	0	0	1						
Jerry Lumpe, L OBP: 0.333, SLG: 0.318 (1, 4)			L6		F8			2-3 1B		3	0	1	0	0	0	0						
Bob Shaw, R OBP: 0.167, SLG: 0.048 Leo Posada, R OBP: 0.368, SLG: 0.519 Ed Rakow, S (9, 1)			4-3			1B		K		2	0	1	0	0	0	0						
Inning Stats	R: 0 E: 0 K: 0 S: 3	H: 0 LOB: 0 BB: 0 P: 3	R: 0 E: 0 K: 0 S: 3	H: 0 LOB: 1 BB: 1 P: 7	R: 0 E: 0 K: 0 S: 3	H: 0 LOB: 0 BB: 0 P: 3	R: 0 E: 0 K: 0 S: 3	H: 1 LOB: 1 BB: 1 P: 7	R: 0 E: 0 K: 0 S: 4	H: 1 LOB: 1 BB: 0 P: 4	R: 0 E: 0 K: 0 S: 2	H: 0 LOB: 0 BB: 1 P: 6	R: 0 E: 0 K: 2 S: 9	H: 2 LOB: 2 BB: 0 P: 9	R: 0 E: 0 K: 2 S: 7	H: 0 LOB: 0 BB: 0 P: 7	1B: 3 2B: 1 3B: 0 HR: 0	SF: 0 SAC: 0 DP: 1 HBP: 0	WP: 0 PB: 0 SB: 0 CS: 0	PA: 32		
PITCHER	IP	WLS	BF	H	R	ER	SO	BB	IBB	HBP	BLK	WP	HR	S	P	ERA	WHIP					
Ted Bowsfield, L ERA: 2.66 Jim Donohue, R ERA: 2.6 Art Fowler, R ERA: 3.97	(1, 1)	7.0	W	26	4	0	0	0	0	0	0	0	0	0	0	0	0.00	1.000				
PITCHER	IP	WLS	BF	H	R	ER	SO	BB	IBB	HBP	BLK	WP	HR	S	P	ERA	WHIP					

Los Angeles Angels @ Kansas City Athletics
Municipal Stadium, Kansas City, MO
Sat Jun 17 1961, 4:33 AM EDT
Att: 8,936 - Unknown


AB 29
R 0
H 4
RBI 0
BB 3
SO 4
LOB 12



Batter	1	2	3	4	5	6	7	8	9	10	11	AB	R	H	RBI	BB	SO	LOB	TOP								
Eddie Yost, R OBP: 0.333, SLG: 0.121 (1, 5)	0-0 1B		4-0 1B SF8 BB		0-0		0-0		0-0		0-0	5	1	0	0	1	0	1									
Lee Thomas, L OBP: 0.345, SLG: 0.445 (1, 9)	0-0 PB 1B		0-0 1-3 1B		0-0		0-0		0-0		0-0	5	0	2	0	0	0	0									
Leon Wagner, L OBP: 0.342, SLG: 0.556 (1, 7)	0-0 1-2 1B		0-0 SF8		0-0		0-0		0-0		0-0	4	0	0	1	0	0	1									
Ken Hunt, R OBP: 0.339, SLG: 0.520 (1, 8)	0-3 K		0-3 K		0-0		0-0		0-0		0-0	5	1	1	0	0	2	2									
Slevie Bilko, R OBP: 0.397, SLG: 0.469 (1, 3)		0-3 K		0-3 K		0-0		4-0 2B 1B		0-0		4	0	1	0	1	2	0									
Earl Averitt, R OBP: 0.394, SLG: 0.518 (9, 4)		0-0		0-0		0-3 K		0-0		0-0		5	1	3	1	0	1	1									
Ken Hamlin, R OBP: 0.298, SLG: 0.275 (8, PH)		0-0		0-0		0-0		0-0		0-0		3	0	1	0	0	0	1									
Albie Pearson, L OBP: 0.406, SLG: 0.395 (8, 6)		0-0		0-0		0-0		0-0		0-0		1	0	0	0	0	0	2									
Gene Leek, R OBP: 0.260, SLG: 0.357 (8, 6)		0-0		0-0		0-0		0-0		0-0		0	0	0	0	0	0	0									
Rocky Bridges, R OBP: 0.274, SLG: 0.184 (1, 4)		0-0		0-3 K		0-0		0-0		0-0		3	0	0	0	0	1	2									
Del Rice, R OBP: 0.415, SLG: 0.581 (9, 2)		0-0		0-0		0-0		0-0		0-0		2	2	2	3	0	0	0									
Ryne Duren, R OBP: 0.217, SLG: 0.209 (7, PH)		0-0		0-3 K		0-0		0-0		0-0		1	0	0	0	0	1	0									
Johnny James, L OBP: 0.217, SLG: 0.209 (7, PH)		0-0		0-0		0-0		0-0		0-0		1	0	0	0	0	1	0									
Ken Hamlin, R OBP: 0.298, SLG: 0.275 (8, PH)		0-0		0-0		0-0		0-0		0-0		1	0	1	0	0	0	0									
Russ Herman, R OBP: 0.260, SLG: 0.357 (8, 1)		0-0		0-0		0-0		0-0		0-0		0	0	0	0	0	0	0									
Ted Kluszewski, L OBP: 0.310, SLG: 0.347 (8, PH)		0-0		0-0		0-0		0-0		0-0		1	0	0	0	0	0	0									
Art Fowler, R OBP: 0.260, SLG: 0.357 (8, 1)		0-0		0-0		0-0		0-0		0-0		1	0	0	0	0	0	0									
Inning Stats	R: 0 E: 0 K: 1 S: 6	H: 1 LOB: 1 BB: 0 P: 6	R: 0 E: 0 K: 1 S: 6	H: 1 LOB: 1 BB: 0 P: 6	R: 1 E: 0 K: 2 S: 8	H: 1 LOB: 1 BB: 1 P: 12	R: 0 E: 0 K: 2 S: 8	H: 1 LOB: 1 BB: 0 P: 8	R: 0 E: 0 K: 1 S: 5	H: 0 LOB: 0 BB: 0 P: 5	R: 0 E: 0 K: 1 S: 6	H: 1 LOB: 1 BB: 0 P: 6	R: 0 E: 0 K: 0 S: 4	H: 1 LOB: 1 BB: 0 P: 4	R: 1 E: 0 K: 0 S: 5	H: 2 LOB: 2 BB: 1 P: 9	R: 1 E: 0 K: 0 S: 4	H: 1 LOB: 0 BB: 0 P: 4	R: 0 E: 0 K: 0 S: 3	H: 0 LOB: 0 BB: 0 P: 3	R: 0 E: 0 K: 0 S: 5	H: 2 LOB: 0 BB: 0 P: 5	1B: 8 2B: 1 3B: 0 HR: 2	SF: 1 SAC: 1 DP: 0 HBP: 0	WP: 0 PB: 1 SB: 0 CS: 0	PA: 46	
PITCHER	IP 11.0	WLS L	BF 46	H 11	R 5	ER 5	SO 8	BB 2	IBB 0	HBP 0	BLK 0	WP 0	HR 2	S 60	P 68	ERA 4.09	WHIP 1.182										

Los Angeles Angels @ Kansas City Athletics
Municipal Stadium, Kansas City, MO
Sun Jun 18 1961, 4:33 AM EDT
Att: 12,480 - Unknown


AB 42
R 5
H 11
RBI 5
BB 2
SO 8
LOB 10



Batter	1	2	3	4	5	6	7	8	9	10	11	AB	R	H	RBI	BB	SO	LOB	BOTTOM								
Dick Howser, R OBP: 0.391, SLG: 0.362 (1, 6)	0-0 F7	0-0 2H CS 1B		0-0		0-0		0-0		0-0		5	0	1	1	0	0	1									
Jim Rivera, L OBP: 0.308, SLG: 0.400 (1, 8)	4-0 BB BB	4-0 E BB		0-0		0-0		0-0		0-3 K		3	1	0	0	2	1	0									
Jerry Lumpe, L OBP: 0.330, SLG: 0.312 (1, 4)	4-0 BB BB	0-0 4-3		0-0		0-0		0-0		0-0		4	1	0	0	1	0	1									
Wes Covington, L OBP: 0.298, SLG: 0.380 (8, 7)	4-0 FC6-4 BB	1-2 2-3 BB		0-0		0-0		0-0		0-0		3	0	0	0	1	0	0									
Hank Bauer, R OBP: 0.324, SLG: 0.406 (8, 7)	4-0 FC6-4 BB	1-2 2-3 BB		0-0		0-0		0-0		0-0		0	0	0	0	1	0	0									
Norm Siebern, L OBP: 0.391, SLG: 0.482 (1, 3)	4-0 FC6-4 BB	1-2 2-3 3H BB		4-0 BB BB		0-0		0-0		0-0		3	0	2	1	2	0	0									
Reno Bertoia, R OBP: 0.328, SLG: 0.283 (1, 5)	0-0 FC6-4	0-0		4-0 BB BB		0-0		0-0		0-0		4	0	0	1	1	1	5									
Deron Johnson, R OBP: 0.211, SLG: 0.206 (1, 9)	0-3 K	0-3		0-0		0-0		0-0		0-0		5	0	0	0	0	1	4									
Joe Pignatano, R OBP: 0.374, SLG: 0.430 (1, 2)		4-0 SH2-4 1B BB		0-0		4-0 SH2-4 BB		0-0		0-0		2	1	0	0	2	0	2									
Lou Klimchuck, L OBP: 0.287, SLG: 0.347 (11, PH)		0-0		0-0		0-0		0-0		0-0		1	0	0	0	0	0	0									
Norm Bass, R OBP: 0.040 (1, 1)		0-0 SH2-4		0-0		0-0		0-0		0-0		2	0	0	0	0	0	0									
Bobby Prescott, R OBP: 0.040 (11, PH)		0-0		0-0		0-0		0-0		0-0		1	0	0	0	0	1	0									
Inning Stats	R: 2 E: 0 K: 1 S: 5	H: 0 LOB: 2 BB: 4 P: 21	R: 1 E: 1 K: 0 S: 3	H: 1 LOB: 1 BB: 2 P: 11	R: 0 E: 0 K: 0 S: 3	H: 0 LOB: 2 BB: 2 P: 11	R: 0 E: 0 K: 0 S: 3	H: 0 LOB: 0 BB: 0 P: 3	R: 0 E: 0 K: 0 S: 4	H: 1 LOB: 1 BB: 1 P: 7	R: 0 E: 0 K: 0 S: 3	H: 0 LOB: 0 BB: 0 P: 3	R: 0 E: 0 K: 0 S: 3	H: 0 LOB: 0 BB: 0 P: 3	R: 0 E: 0 K: 2 S: 8	H: 1 LOB: 2 BB: 1 P: 12	R: 0 E: 0 K: 1 S: 5	H: 0 LOB: 0 BB: 0 P: 5	1B: 2 2B: 1 3B: 0 HR: 0	SF: 0 SAC: 2 DP: 0 HBP: 0	WP: 0 PB: 0 SB: 0 CS: 1	PA: 45					
PITCHER	IP 2.1	WLS L	BF 15	H 1	R 3	ER 3	SO 0	BB 8	IBB 0	HBP 0	BLK 0	WP 0	HR 0	S 9	P 41	ERA 11.57	WHIP 3.857										
Ryne Duren, R ERA: 3.88 (3, 1)	3.2	13	1	0	0	0	1	0	0	0	0	0	0	12	16	0.00	0.545										
Johnny James, R ERA: 4.46 (7, 1)	2.0	6	0	0	0	0	0	0	0	0	0	0	0	6	6	0.00	0.000										
Russ Herman, R ERA: 5.7 (9, 1)	3.0	W	11	1	0	0	3	1	0	0	0	0	0	16	20	0.00	0.667										

Los Angeles Angels @ Kansas City Athletics
Municipal Stadium, Kansas City, MO
Sun Jun 18 1961, 4:33 AM EDT
Att: 12,480 - Unknown

AB 33
R 3
H 3
RBI 3
BB 10
SO 4
LOB 13



Batter	1	2	3	4	5	6	7	8	9	AB	R	H	RBI	BB	SO	LOB	TOP		
Chuck Schilling, R OBP: 0.345, SLG: 0.336 (1, 4)	5-3		K		K		6-3		K	5	0	0	0	0	3	1	Boston Red Sox @ Los Angeles Angels Wrigley Field, Los Angeles, CA Wed Jun 21 1961, 9:05 PM CDT Att: 5,054 - Unknown		
Gary Geiger, L OBP: 0.357, SLG: 0.366 (1, 8)	BB		HBP		1B		1B		1B	2	0	2	0	1	0	0			
Carl Yastrzemski, L OBP: 0.299, SLG: 0.384 (1, 7)	K		1-2 2-H		K		1-2		1B	4	0	2	1	0	2	2			
Vic Wertz, L Pete Runnels, L OBP: 0.357, SLG: 0.486 OBP: 0.346, SLG: 0.355 (3, 3)	K		G2		4-3		K		K	2	0	0	0	0	1	3			
Jackie Jensen, R OBP: 0.339, SLG: 0.379 (1, 9)										3	0	1	0	1	0	0			
Frank Malzone, R OBP: 0.269, SLG: 0.330 (1, 5)	1-3				1-3 E		FC6-4		G6-4-3	4	0	1	0	0	0	2			
Russ Nixon, L OBP: 0.289, SLG: 0.317 (1, 2)	4-3				E3		F9		1-3	4	0	0	0	0	0	2			
Don Buddin, R OBP: 0.418, SLG: 0.434 (1, 6)			SH3-4 1B		1-3		G3		K	4	1	1	0	0	1	3			
Don Schwall, R OBP: 0.250, SLG: 0.313 Pumpsie Green, S OBP: 0.319, SLG: 0.281 Chet Nichols, S OBP: 0.316, SLG: 0.278 (7, PH) (7, 1) (7, 1) (9, PH)			SH3-4		1-3				4-3	1	0	0	0	0	0	2			
Billy Muffett, R OBP: 0.313, SLG: 0.154 Joe Ginsberg, L OBP: 0.316, SLG: 0.278 (9, PH)			1-2				F8			1	0	0	0	0	0	0			
Inning Stats	R: 0 E: 0 K: 2 S: 7	H: 0 LOB: 1 BB: 1 P: 11	R: 0 E: 0 K: 0 S: 3	H: 0 LOB: 0 BB: 0 P: 3	R: 1 E: 0 K: 1 S: 7	H: 2 LOB: 2 BB: 0 P: 8	R: 0 E: 1 K: 0 S: 5	H: 1 LOB: 2 BB: 0 P: 5	R: 0 E: 0 K: 2 S: 8	H: 0 LOB: 1 BB: 1 P: 7	R: 0 E: 0 K: 1 S: 7	H: 2 LOB: 2 BB: 0 P: 7	R: 0 E: 0 K: 0 S: 3	H: 1 LOB: 0 BB: 0 P: 3	R: 0 E: 0 K: 2 S: 7	H: 0 LOB: 0 BB: 0 P: 7	1B: 7 2B: 0 3B: 0 HR: 0	SF: 0 SAC: 1 DP: 1 HBP: 1	WP: 0 PA: 37 PB: 0 SB: 0 CS: 0
PITCHER Ken McBride, R ERA: 2.57 (1, 1)	IP: 9.0 WLS: W BF: 37 H: 7 R: 1 ER: 1 SO: 8 BB: 2 IBB: 0 HBP: 1 BLK: 0 WP: 0 HR: 0 S: 50 P: 59 ERA: 1.00 WHIP: 1.000															PITCHER Ken McBride, R ERA: 2.57 (1, 1)	IP: 9.0 WLS: W BF: 37 H: 7 R: 1 ER: 1 SO: 8 BB: 2 IBB: 0 HBP: 1 BLK: 0 WP: 0 HR: 0 S: 50 P: 59 ERA: 1.00 WHIP: 1.000		



Batter	1	2	3	4	5	6	7	8	9	AB	R	H	RBI	BB	SO	LOB	BOTTOM		
Eddie Yost, R OBP: 0.340, SLG: 0.135 (1, 5)	3-1 4-3 1B		K		K				6-3	4	0	1	0	1	2	2	Boston Red Sox @ Los Angeles Angels Wrigley Field, Los Angeles, CA Wed Jun 21 1961, 9:05 PM CDT Att: 5,054 - Unknown		
Lee Thomas, L OBP: 0.323, SLG: 0.418 (1, 9)	4-3		K		K		P5		4-3	5	0	0	0	0	2	3			
Leon Wagner, L OBP: 0.344, SLG: 0.565 (1, 7)	3-1		1-3		F8		G3 1B		1B	5	1	2	0	0	0	1			
Ted Kluszewski, L OBP: 0.317, SLG: 0.485 (1, 3)	4-3				HR		G3		1B	5	1	3	1	0	0	2			
Ken Hunt, R OBP: 0.333, SLG: 0.505 (1, 8)	5-3		K		K		1B		K	5	0	1	1	0	3	3			
Ken Aspromonte, R OBP: 0.329, SLG: 0.298 (1, 4)	BB				BB		3-1 BLK		BB	0	3	0	0	4	0	0			
Del Rice, R OBP: 0.413, SLG: 0.529 (1, 2)	BB				K		K		WP	2	0	0	0	2	2	2			
Joe Koppe, R OBP: 0.364, SLG: 0.333 (1, 6)	P3				1B		3-1		WP	2	0	0	0	2	0	3			
Ken McBride, R OBP: 0.128, SLG: 0.081 (1, 1)	5-3				1-2 2-H		BB		K	3	0	1	1	1	1	4			
Inning Stats	R: 0 E: 0 K: 0 S: 4	H: 1 LOB: 1 BB: 0 P: 4	R: 0 E: 0 K: 0 S: 3	H: 0 LOB: 2 BB: 2 P: 11	R: 0 E: 0 K: 2 S: 7	H: 0 LOB: 0 BB: 0 P: 7	R: 2 E: 0 K: 3 S: 11	H: 2 LOB: 2 BB: 2 P: 19	R: 0 E: 0 K: 2 S: 8	H: 1 LOB: 1 BB: 0 P: 8	R: 1 E: 1 K: 1 S: 5	H: 0 LOB: 3 BB: 3 P: 17	R: 2 E: 0 K: 1 S: 6	H: 2 LOB: 2 BB: 3 P: 18	R: 0 E: 0 K: 1 S: 7	H: 2 LOB: 2 BB: 0 P: 7		1B: 6 2B: 1 3B: 0 HR: 1	SF: 0 SAC: 0 DP: 0 HBP: 0
PITCHER Don Schwall, R ERA: 2.2 Chet Nichols, L ERA: 2.77 Billy Muffett, R ERA: 5.64 (1, 1) (7, 1) (7, 1)	IP: 6.0 WLS: L BF: 29 H: 4 R: 3 ER: 2 SO: 8 BB: 7 IBB: 0 HBP: 0 BLK: 1 WP: 0 HR: 1 S: 38 P: 66 ERA: 3.00 WHIP: 1.833															PITCHER Don Schwall, R ERA: 2.2 Chet Nichols, L ERA: 2.77 Billy Muffett, R ERA: 5.64 (1, 1) (7, 1) (7, 1)	IP: 6.0 WLS: L BF: 29 H: 4 R: 3 ER: 2 SO: 8 BB: 7 IBB: 0 HBP: 0 BLK: 1 WP: 0 HR: 1 S: 38 P: 66 ERA: 3.00 WHIP: 1.833		



Batter	1	2	3	4	5	6	7	8	9	AB	R	H	RBI	BB	SO	LOB	TOP								
Brooks Robinson, R OBP: 0.372, SLG: 0.399 (1, 5)	F9	6-3		BB	4-0	5-3		3-1		4	0	0	0	1	0	1	Baltimore Orioles @ Los Angeles Angels Wrigley Field, Los Angeles, CA Fri Jun 23 1961, 9:05 PM CDT Att. 6,554 - Unknown - 63 F								
Earl Robinson, R OBP: 0.284, SLG: 0.303 Russ Snyder, L OBP: 0.308, SLG: 0.336 (4, PH) (4, 7)	1B HR	1B	F	G3	4-0	K		FC6-4	1B	1	2	1	0	1	0	0									
Jackie Brandt, R OBP: 0.399, SLG: 0.508 (7, 9)	1-2 HR	1B	G3	1-2		K		HR	FC6-4	5	2	2	1	0	1	2									
Jim Gentile, L OBP: 0.414, SLG: 0.585 (1, 3)	1-2 HR	HR			4-0	HR	BB	BB	1B	2	2	2	4	3	0	0									
Gus Triandos, R OBP: 0.339, SLG: 0.482 (1, 2)	P6		F7		1-2 HR	HR	BB	BB	F7	5	1	1	2	0	0	3									
Ron Hansen, R OBP: 0.310, SLG: 0.333 (1, 6)	BB		4-3		1-2 HR	P4		F8	FC5	4	0	1	0	1	0	2									
Dick Williams, R OBP: 0.240, SLG: 0.356 Mary Throneberry, L OBP: 0.324, SLG: 0.409 (4, PH) (4, 9)	L9		5-3		5-3	K		1-2	BB	1	0	0	0	0	0	1									
Jim Busby, R OBP: 0.362, SLG: 0.333 (7, 8)								1-2	BB	1	0	1	0	0	0	0									
Jerry Adair, R OBP: 0.310, SLG: 0.402 Hoyt Wilhelm, R (7, 1)	F9		F9			SH3-4	2B	P5	K	4	0	1	0	0	0	2									
Steve Barber, L OBP: 0.179, SLG: 0.194 Mary Breeding, R OBP: 0.167, SLG: 0.232 (7, 4)	K				HR	SH3-4	2-3	K	FC5	2	1	1	1	0	1	0									
Inning Stats	R: 3 E: 0 K: 0 S: 6	H: 3 LOB: 1 BB: 1 P: 10	R: 0 E: 0 K: 1 S: 5	H: 0 LOB: 0 BB: 0 P: 5	R: 1 E: 1 K: 0 S: 4	H: 1 LOB: 1 BB: 1 P: 8	R: 1 E: 0 K: 0 S: 4	H: 1 LOB: 1 BB: 1 P: 8	R: 2 E: 0 K: 2 S: 8	H: 1 LOB: 0 BB: 1 P: 12	R: 0 E: 0 K: 1 S: 6	H: 1 LOB: 1 BB: 0 P: 6	R: 1 E: 0 K: 0 S: 4	H: 1 LOB: 2 BB: 2 P: 12	R: 0 E: 0 K: 1 S: 6	H: 1 LOB: 1 BB: 0 P: 6	R: 0 E: 0 K: 1 S: 7	H: 2 LOB: 3 BB: 1 P: 11	1B: 6 2B: 1 3B: 0 HR: 4	SF: 0 SAC: 1 DP: 0 HBP: 0	WP: 0 PB: 0 SB: 0 CS: 0	PA: 45			
PITCHER	IP	WLS	BF	H	R	ER	SO	BB	IBB	HBP	BLK	WP	HR	S	P	ERA	WHIP								
Ted Bowsfield, L ERA: 3.3 (1, 1)	3.0		15	4	4	4	1	2	0	0	0	0	1	15	23	12.00	2.000								
Ron Kline, R ERA: 5.61 (4, 1)	3.0	L	14	3	3	3	3	2	0	0	0	0	2	18	26	9.00	1.667								
Johnny James, R ERA: 4.14 (7, 1)	2.0		10	2	1	1	1	2	0	0	0	0	1	10	18	4.50	2.000								
Tom Morgan, R ERA: 4.22 (9, 1)	1.0		6	2	0	0	1	1	0	0	0	0	0	7	11	0.00	3.000								

Batter	1	2	3	4	5	6	7	8	9	AB	R	H	RBI	BB	SO	LOB	BOTTOM								
Eddie Yost, R OBP: 0.358, SLG: 0.152 (1, 5)	K		1B	1B	2B	1-2	BB		1-3	3	2	1	1	2	1	1	Baltimore Orioles @ Los Angeles Angels Wrigley Field, Los Angeles, CA Fri Jun 23 1961, 9:05 PM CDT Att. 6,554 - Unknown - 63 F								
Albie Pearson, L OBP: 0.422, SLG: 0.414 (1, 9)	S	1B	E	1B	1-3			1B	BB	5	1	4	0	0	0	2									
Leon Wagner, L OBP: 0.336, SLG: 0.549 (1, 7)	K		E9	SF9	1B			1-3		5	1	1	1	0	1	4									
Ken Hunt, R OBP: 0.329, SLG: 0.491 (1, 8)	K		SF9					BB	BB	3	0	0	1	1	2	2									
Steve Bilko, R OBP: 0.408, SLG: 0.508 (1, 3)	K		HR					BB	BB	3	1	1	2	2	1	1									
Ken Aspromonte, R OBP: 0.326, SLG: 0.296 (1, 4)	6-3		F2					SH5-3	K	5	0	1	0	0	2	4									
Joe Koppe, R OBP: 0.333, SLG: 0.267 Lee Thomas, L OBP: 0.325, SLG: 0.413 (9, PH)	F9		FC3-6	BB				K	K	3	0	0	0	1	2	1									
Ed Sadowski, R OBP: 0.262, SLG: 0.321 (1, 2)			2B	1B	1-2	FC3-6	BB	SH5-3	L1	2	1	1	0	1	0	1									
Ted Bowsfield, R OBP: 0.100, SLG: 0.100 (3, PH) Billy Moran, R (4, 1) Ron Kline, R OBP: 0.347, SLG: 0.130 Earl Avenue, L OBP: 0.247, SLG: 0.529 Johnny James, L (7, 1) Ted Kluszewski, L OBP: 0.309, SLG: 0.472 Tom Morgan, R (9, 1)	1-2	2B	BB	1B	1-2	BB	BB	F8		0	0	0	0	0	0	0									
Inning Stats	R: 0 E: 0 K: 3 S: 10	H: 1 LOB: 1 BB: 0 P: 10	R: 0 E: 0 K: 1 S: 5	H: 0 LOB: 0 BB: 0 P: 5	R: 5 E: 1 K: 0 S: 7	H: 5 LOB: 0 BB: 1 P: 11	R: 0 E: 0 K: 1 S: 5	H: 0 LOB: 2 BB: 2 P: 13	R: 0 E: 0 K: 2 S: 7	H: 0 LOB: 1 BB: 1 P: 11	R: 0 E: 0 K: 0 S: 4	H: 1 LOB: 1 BB: 0 P: 4	R: 0 E: 0 K: 1 S: 6	H: 1 LOB: 0 BB: 0 P: 6	R: 1 E: 0 K: 1 S: 6	H: 1 LOB: 3 BB: 3 P: 18		1B: 5 2B: 3 3B: 0 HR: 1	SF: 1 SAC: 1 DP: 0 HBP: 0	WP: 1 PB: 0 SB: 1 CS: 0	PA: 43				
PITCHER	IP	WLS	BF	H	R	ER	SO	BB	IBB	HBP	BLK	WP	HR	S	P	ERA	WHIP								
Steve Barber, L ERA: 4.34 (1, 1)	6.2	W	31	7	5	5	9	5	0	0	0	0	1	44	64	6.75	1.800								
Hoyt Wilhelm, R ERA: 1.93 (7, 1)	2.1	S	12	2	1	1	2	3	0	0	0	0	0	13	25	3.86	2.143								



Batter	1	2	3	4	5	6	7	8	9	AB	R	H	RBI	BB	SO	LOB	TOP										
Brooks Robinson, R OBP: 0.366, SLG: 0.392 (1, 5)	5-3		E6 4-3	F9			6-3		G3	5	0	0	0	0	0	3	Baltimore Orioles @ Los Angeles Angels Wrigley Field, Los Angeles, CA Sat Jun 24 1961, 9:05 PM CDT Att: 7,882 - Unknown - 63 F AB 34 R 1 H 6 RBI 1 BB 4 SO 8 LOB 20										
Earl Robinson, R OBP: 0.276, SLG: 0.296 (1, 9)	K		4-3	F9			1B 1B		5-3	5	1	1	0	0	1	1											
Jackie Brandt, R OBP: 0.401, SLG: 0.505 (1, 8)	BB		F8	K			1B 1-3			3	0	1	0	1	1	1											
Jim Gentile, L OBP: 0.411, SLG: 0.578 (1, 3)	K		F5	K			1-3 1B			4	0	1	1	0	2	2											
Gus Triandos, R OBP: 0.342, SLG: 0.486 (1, 2)		FC6-4 2B		BB 1B			F8 1-3			4	0	2	0	0	0	2											
Ron Hansen, R OBP: 0.310, SLG: 0.337 (8, PH)	5-3		F7					K		3	0	1	0	0	0	2											
Whitey Herzog, L OBP: 0.355, SLG: 0.339 (8, 7)										1	0	0	0	0	1	0											
Dick Williams, R OBP: 0.310, SLG: 0.355 (8, PH)		FC6-4 BB		BB BB				P4		1	0	0	0	2	1	1											
Russ Snyder, L OBP: 0.305, SLG: 0.333 (8, 8)				BB BB						1	0	0	0	0	0	0											
Mary Breeding, R OBP: 0.173, SLG: 0.225 (8, PH)		FC6-4								2	0	0	0	1	0	3											
Clint Courtney, L OBP: 0.393, SLG: 0.304 (8, 6)		1-2 2-3		1-2 2-3 BB				K		1	0	0	0	0	1	0											
Jerry Adair, R OBP: 0.310, SLG: 0.402 (8, 6)										0	0	0	0	0	0	0											
Dick Hall, R OBP: 0.167, SLG: 0.063 (4, PH)										1	0	0	0	0	0	2											
Dave Finley, S OBP: 0.271, SLG: 0.386 (4, 1)										1	0	0	0	0	0	3											
Jack Fisher, R OBP: 0.173, SLG: 0.111 (7, PH)										0	0	0	0	0	0	0											
Jim Busby, R OBP: 0.316, SLG: 0.328 (7, PH)										1	0	0	0	0	0	0											
Dick Hyde, R OBP: 0.190, SLG: 1.000 (7, 1)										1	0	0	0	0	0	0											
Marv Throneberry, L OBP: 0.323, SLG: 0.506 (8, PH)										1	0	0	0	0	1	0											
Inning Stats	R: 0 E: 0 K: 2 S: 7	H: 0 LOB: 1 BB: 1 P: 11	R: 0 E: 0 K: 0 S: 4	H: 1 LOB: 2 BB: 1 P: 8	R: 0 E: 1 K: 0 S: 4	H: 0 LOB: 0 BB: 0 P: 4	R: 0 E: 0 K: 0 S: 4	H: 1 LOB: 3 BB: 2 P: 12	R: 0 E: 0 K: 1 S: 6	H: 1 LOB: 1 BB: 0 P: 6	R: 1 E: 0 K: 0 S: 6	H: 3 LOB: 2 BB: 0 P: 6	R: 0 E: 0 K: 2 S: 7	H: 0 LOB: 0 BB: 0 P: 7	R: 0 E: 0 K: 1 S: 5	H: 0 LOB: 0 BB: 0 P: 5	R: 0 E: 0 K: 1 S: 5	H: 0 LOB: 0 BB: 0 P: 5	1B: 4 2B: 2 3B: 0 HR: 0	SF: 0 SAC: 0 DP: 0 HBP: 0	WP: 0 PB: 0 SB: 0 CS: 0	PA: 38					
PITCHER	IP	WLS	BF	H	R	ER	SO	BB	IBB	HBP	BLK	WP	HR	S	P	ERA	WHIP										
Ron Moeller, L ERA: 4.7 (1, 1)	6.2	W	31	6	1	1	5	4	0	0	0	0	0	37	53	1.35	1.500										
Art Fowler, R ERA: 3.0 (7, 1)	2.1	S	7	0	0	0	3	0	0	0	0	0	0	13	13	0.00	0.000										

Batter	1	2	3	4	5	6	7	8	9	AB	R	H	RBI	BB	SO	LOB	BOTTOM											
Albie Pearson, L OBP: 0.422, SLG: 0.433 (1, 8)	K		1-3 2B	FC4-2-5 FC5-4		1-3 HR		1-3		5	2	2	2	0	1	2	Baltimore Orioles @ Los Angeles Angels Wrigley Field, Los Angeles, CA Sat Jun 24 1961, 9:05 PM CDT Att: 7,882 - Unknown - 63 F AB 34 R 4 H 10 RBI 4 BB 4 SO 6 LOB 17											
Billy Moran, R OBP: 0.333, SLG: 0.200 (1, 6)	F9		1-3	FC5-4		1B		4-3		5	0	1	0	0	0	3												
Leon Wagner, L OBP: 0.335, SLG: 0.542 (1, 7)	1B BB		F2			K		P6		3	0	0	0	1	1	2												
Ted Kluszewski, L OBP: 0.313, SLG: 0.478 (7, PR)										4	1	2	1	0	1	0												
Eli Grba, R OBP: 0.148, SLG: 0.269 (8, 3)										0	0	0	0	0	0	0												
Steve Bilko, R OBP: 0.408, SLG: 0.508 (8, 3)	1-3 1B		2H 1B	2B		K		E6 4-3		0	0	0	0	0	0	0												
Lee Thomas, L OBP: 0.329, SLG: 0.416 (1, 9)	F7							4-3		4	0	2	1	0	0	3												
Ken Aspromonte, R OBP: 0.325, SLG: 0.292 (1, 4)			P4	L9		FC4-6 1B		4-3 BB		3	0	0	0	1	0	2												
Joe Koppe, R OBP: 0.318, SLG: 0.222 (1, 5)		6-3		CS BB				K		3	0	0	0	1	2	2												
Ed Sadowski, R OBP: 0.277, SLG: 0.333 (1, 2)								F8		4	0	2	0	0	0	2												
Ron Moeller, L OBP: 0.417, SLG: 0.263 (7, 1)										2	1	1	0	1	0	1												
Art Fowler, R ERA: 1.98 (7, 1)	F9			E2		HR		K		1	0	0	0	0	1	0												
Inning Stats	R: 0 E: 0 K: 1 S: 6	H: 1 LOB: 2 BB: 1 P: 10	R: 0 E: 0 K: 0 S: 4	H: 1 LOB: 0 BB: 0 P: 4	R: 2 E: 0 K: 0 S: 6	H: 3 LOB: 1 BB: 0 P: 6	R: 0 E: 1 K: 0 S: 4	H: 2 LOB: 2 BB: 1 P: 8	R: 0 E: 0 K: 2 S: 8	H: 1 LOB: 1 BB: 0 P: 8	R: 2 E: 0 K: 1 S: 7	H: 2 LOB: 1 BB: 1 P: 11	R: 0 E: 1 K: 1 S: 6	H: 0 LOB: 2 BB: 1 P: 10	R: 0 E: 0 K: 1 S: 5	H: 0 LOB: 0 BB: 0 P: 5	R: 0 E: 0 K: 1 S: 5	H: 0 LOB: 0 BB: 0 P: 5	1B: 8 2B: 1 3B: 0 HR: 1	SF: 0 SAC: 0 DP: 0 HBP: 0	WP: 0 PB: 0 SB: 0 CS: 1	PA: 38						
PITCHER	IP	WLS	BF	H	R	ER	SO	BB	IBB	HBP	BLK	WP	HR	S	P	ERA	WHIP											
Dick Hall, R ERA: 4.42 (4, 1)	3.0	L	15	5	2	2	3	2	0	0	0	0	0	1	19	27	6.00	2.333										
Jack Fisher, R ERA: 4.98 (7, 1)	2.0		8	0	0	0	2	1	0	0	0	0	0	11	15	0.00	0.500											



Batter	1	2	3	4	5	6	7	8	9	10	11	12	13	14	AB	R	H	RBI	BB	SO	LOB	TOP										
Brooks Robinson, R OBP: 0.372, SLG: 0.392															5	0	2	0	3	1	2											
Jackie Brandt, R OBP: 0.402, SLG: 0.503															7	0	3	1	0	0	6											
Jim Gentile, L OBP: 0.416, SLG: 0.574															5	1	2	0	2	0	1											
Gus Triandos, R OBP: 0.336, SLG: 0.474															6	0	0	0	1	2	7											
Russ Snyder, L OBP: 0.312, SLG: 0.341															6	2	2	0	1	0	2											
Ron Hansen, R OBP: 0.317, SLG: 0.355															5	2	3	2	1	0	0											
Mary Breeding, R OBP: 0.207, SLG: 0.237															5	2	2	1	2	0	2											
Hal Brown, R OBP: 0.192, SLG: 0.125															1	1	1	0	0	0	0											
Dick Hyde, R OBP: 1.000, SLG: 1.000															0	0	0	0	0	0	0											
Whitney Herzog, L OBP: 0.361, SLG: 0.358															5	1	2	2	1	1	2											
Inning Stats	R: 0 E: 0 K: 1 S: 4	H: 0 LOB: 0 BB: 1 P: 8	R: 0 E: 0 K: 0 S: 3	H: 0 LOB: 0 BB: 0 P: 3	R: 1 E: 0 K: 0 S: 5	H: 3 LOB: 2 BB: 1 P: 9	R: 0 E: 0 K: 0 S: 3	H: 1 LOB: 0 BB: 0 P: 3	R: 2 E: 0 K: 1 S: 7	H: 2 LOB: 3 BB: 3 P: 19	R: 3 E: 0 K: 1 S: 8	H: 3 LOB: 1 BB: 1 P: 12	R: 1 E: 0 K: 0 S: 4	H: 1 LOB: 1 BB: 1 P: 8	R: 0 E: 0 K: 1 S: 6	H: 2 LOB: 2 BB: 0 P: 6	R: 0 E: 0 K: 0 S: 2	H: 0 LOB: 0 BB: 0 P: 6	R: 0 E: 0 K: 1 S: 5	H: 0 LOB: 0 BB: 0 P: 5	R: 0 E: 0 K: 2 S: 9	H: 2 LOB: 2 BB: 0 P: 9	R: 1 E: 0 K: 0 S: 3	H: 2 LOB: 1 BB: 1 P: 7	R: 0 E: 0 K: 0 S: 3	H: 1 LOB: 0 BB: 1 P: 7	R: 1 E: 0 K: 0 S: 3	H: 1 LOB: 0 BB: 1 P: 7	1B: 14 2B: 3 3B: 0 HR: 1	SF: 3 SAC: 0 DP: 4 HBP: 0	WP: 1 PB: 0 SB: 0 CS: 1	PA: 65
PITCHER	IP	WLS	BF	H	R	ER	SO	BB	IBB	HBP	BLK	WP	HR	S	P	ERA	WHIP															
Eli Grba, R ERA: 4.15	(1.1)	4.1	19	5	3	0	0	0	0	0	0	0	0	2	6	0.00	6.000															
Ted Bowshfeld, L ERA: 3.27	(5.1)	0.1	3	1	0	0	0	1	0	0	0	0	0	2	6	0.00	6.000															
Johnny James, R ERA: 4.75	(5.1)	0.1	5	3	3	3	1	1	0	0	0	0	0	6	10	81.00	12.000															
Jim Donohue, R ERA: 2.52	(6.1)	1.0	3	0	0	0	1	0	0	0	0	0	0	5	5	0.00	0.000															
Ryne Duren, R ERA: 4.0	(7.1)	3.0	13	3	1	1	1	2	0	0	0	0	0	12	20	3.00	1.667															
Art Fowler, R ERA: 2.9	(10.1)	1.0	11	4	1	0	2	0	1	0	0	0	0	14	18	0.00	2.000															
Tom Morgan, R ERA: 3.97	(11.1)	2.0	11	4	1	0	2	0	1	0	0	0	0	14	18	0.00	2.000															
Ron Kline, R ERA: 5.88	(13.1)	2.0	L	8	2	1	1	0	2	0	0	0	0	1	6	14	4.50	2.000														

Baltimore Orioles @ Los Angeles Angels
Wrigley Field, Los Angeles, CA
Sun Jun 25 1961, 5:33 AM CDT
Att: 6,526 - Sunny - 78 F

AB 50
R 9
H 18
RBI 9
BB 11
SO 7
LOB 27



Batter	1	2	3	4	5	6	7	8	9	10	11	12	13	14	AB	R	H	RBI	BB	SO	LOB	BOTTOM						
Albie Pearson, L OBP: 0.440, SLG: 0.438															3	3	2	1	5	0	3							
Billy Moran, R OBP: 0.462, SLG: 0.636															6	1	3	2	1	0	5							
Leon Wagner, L OBP: 0.340, SLG: 0.541															6	1	3	2	1	0	2							
Steve Bilko, R OBP: 0.400, SLG: 0.496															7	0	1	0	1	2	8							
Lee Thomas, L OBP: 0.328, SLG: 0.425															6	1	1	2	1	1	4							
Eddie Yost, R OBP: 0.354, SLG: 0.165															6	1	1	0	1	1	2							
Joe Koppe, R OBP: 0.310, SLG: 0.292															6	0	1	1	1	0	2							
Ed Sadowski, R OBP: 0.308, SLG: 0.379															6	1	3	0	1	1	2							
Hal Brown, R ERA: 3.73	(1.1)	2.1	14	6	5	0	0	0	0	0	0	0	0	16	9.00	3.000												
Dick Hyde, R ERA: 3.35	(3.1)	1.2	7	2	1	1	1	0	0	0	0	0	0	9	5.40	1.200												
Wes Stock, R ERA: 3.18	(5.1)	1.0	3	0	0	0	1	0	0	0	0	0	0	5	0.00	0.000												
Billy Hoelt, L ERA: 2.59	(6.1)	3.1	14	3	1	1	4	2	0	0	0	0	0	20	2.70	1.500												
Hoyt Wilhelm, R ERA: 1.88	(9.1)	1.2	7	2	0	0	1	1	0	0	0	0	0	8	0.00	1.800												
Steve Barber, L ERA: 4.38	(11.1)	1.0	11	4	1	0	2	0	1	0	0	0	0	14	18	0.00	2.000											
Dick Hall, R ERA: 4.25	(12.1)	2.0	W	9	1	0	0	0	0	3	0	0	0	6	18	0.00	0.500											
Jack Fisher, R ERA: 4.83	(14.1)	1.0	S	6	0	0	0	0	3	0	0	0	0	3	15	0.00	3.000											
Inning Stats	R: 1 E: 0 K: 0 S: 5	H: 2 LOB: 1 BB: 0 P: 5	R: 0 E: 0 K: 0 S: 4	H: 1 LOB: 1 BB: 0 P: 4	R: 4 E: 0 K: 1 S: 8	H: 3 LOB: 0 BB: 1 P: 12	R: 0 E: 0 K: 0 S: 5	H: 0 LOB: 0 BB: 0 P: 5	R: 0 E: 0 K: 1 S: 5	H: 1 LOB: 0 BB: 0 P: 5	R: 0 E: 0 K: 1 S: 5	H: 0 LOB: 0 BB: 0 P: 5	R: 1 E: 0 K: 1 S: 6	H: 2 LOB: 1 BB: 1 P: 10	R: 0 E: 0 K: 1 S: 6	H: 1 LOB: 2 BB: 2 P: 11	R: 1 E: 0 K: 0 S: 3	H: 1 LOB: 1 BB: 1 P: 8	R: 0 E: 0 K: 0 S: 4	H: 1 LOB: 2 BB: 1 P: 8	R: 0 E: 0 K: 0 S: 3	H: 1 LOB: 3 BB: 3 P: 15	R: 0 E: 0 K: 0 S: 3	H: 0 LOB: 0 BB: 1 P: 15	1B: 8 2B: 4 3B: 1 HR: 2	SF: 1 SAC: 2 DP: 3 HBP: 0	WP: 0 PB: 1 SB: 0 CS: 0	PA: 67
PITCHER	IP	WLS	BF	H	R	ER	SO	BB	IBB	HBP	BLK	WP	HR	S	P	ERA	WHIP											
Hal Brown, R ERA: 3.73	(1.1)	2.1	14	6	5	0	0	0	0	0	0	0	0	16	9.00	3.000												
Dick Hyde, R ERA: 3.35	(3.1)	1.2	7	2	1	1	1	0	0	0	0	0	0	9	5.40	1.200												
Wes Stock, R ERA: 3.18	(5.1)	1.0	3	0	0	0	1	0	0	0	0	0	0	5	0.00	0.000												
Billy Hoelt, L ERA: 2.59	(6.1)	3.1	14	3	1	1	4	2	0	0	0	0	0	20	2.70	1.500												
Hoyt Wilhelm, R ERA: 1.88	(9.1)	1.2	7	2	0	0	1	1	0	0	0	0	0	8	0.00	1.800												

Baltimore Orioles @ Los Angeles Angels
Wrigley Field, Los Angeles, CA
Sun Jun 25 1961, 5:33 AM CDT
Att: 6,526 - Sunny - 78 F

AB 51
R 8
H 15
RBI 8
BB 13
SO 7
LOB 32



Batter	1	2	3	4	5	6	7	8	9	AB	R	H	RBI	BB	SO	LOB	TOP							
Bobby Richardson, R OBP: 0.271, SLG: 0.299 (1.4)	5-3		2B 1B		1-2 1B 1B	K		6-3		5	1	2	0	0	1	1								
Tony Kubek, L OBP: 0.336, SLG: 0.420 (1.6)	K		1-3 2B		K		F7		F7	5	0	1	0	0	2	2								
Roger Maris, L OBP: 0.366, SLG: 0.615 (1.9)	L3		F6		1B 1-2 2-3 BB		PB 1B		BB HR BB	3	1	1	0	2	0	2								
Mickey Mantle, S OBP: 0.436, SLG: 0.655 (1.8)		HR	FC6 IBB		F5		K		HR BB	3	2	1	1	2	1	4								
Yogi Berra, L OBP: 0.332, SLG: 0.500 (1.7)		F6	FC6				F8		K	5	0	1	2	0	1	6								
Bill Skowron, R OBP: 0.314, SLG: 0.500 (1.3)	K				F9				HR 1B	5	2	3	3	0	1	2								
Elston Howard, R OBP: 0.393, SLG: 0.471 (1.2)		FC6 BB	FC5-4 G6-4-3		1-3				F3 BB	3	0	0	0	2	0	2								
Billy Gardner, R OBP: 0.279, SLG: 0.305 (8. PH) Johnny Blanchard, L OBP: 0.387, SLG: 0.638 (8.5) Joe Demaestri, R OBP: 0.364, SLG: 0.364 (8.5)	FC6		G6-4-3		FC5-4 BB				K	2	0	0	0	1	0	2								
Whitey Ford, L OBP: 0.333, SLG: 0.250 (9.1) Luis Arroyo, L OBP: 0.182, SLG: 0.273 (9.1)			4-3		BB 1B 1B		FC5-4		6-3	4	1	1	0	0	0	1								
Inning Stats	R: 0 E: 0 K: 1 S: 5	H: 0 LOB: 0 BB: 0 P: 5	R: 1 E: 0 K: 1 S: 6	H: 1 LOB: 1 BB: 1 P: 10	R: 0 E: 0 K: 0 S: 5	H: 2 LOB: 3 BB: 1 P: 9	R: 0 E: 0 K: 0 S: 3	H: 1 LOB: 0 BB: 0 P: 3	R: 2 E: 0 K: 1 S: 8	H: 3 LOB: 2 BB: 1 P: 12	R: 0 E: 0 K: 1 S: 5	H: 0 LOB: 1 BB: 1 P: 9	R: 0 E: 0 K: 1 S: 6	H: 1 LOB: 1 BB: 0 P: 6	R: 2 E: 0 K: 0 S: 5	H: 2 LOB: 0 BB: 0 P: 5	R: 3 E: 0 K: 2 S: 8	H: 1 LOB: 1 BB: 3 P: 20	1B: 7 2B: 1 3B: 0 HR: 3	SF: 0 SAC: 0 DP: 1 HBP: 0	WP: 0 PB: 1 SB: 0 CS: 0	PA: 44		
PITCHER	IP	WLS	BF	H	R	ER	SO	BB	IBB	HBP	BLK	WP	HR	S	P	ERA	WHIP							
Ken McBride, R ERA: 2.8 (1.1)	8.0		37	10	5	5	5	3	1	0	0	0	2	43	59	5.62	1.625							
Jim Donohue, R ERA: 3.0 (9.1)	0.1	L	3	0	2	2	0	2	0	0	0	0	0	1	9	54.00	6.000							
Art Fowler, R ERA: 3.13 (9.1)	0.2		4	1	1	1	2	1	0	0	0	0	1	7	11	13.50	3.000							

New York Yankees @ Los Angeles Angels
Wrigley Field, Los Angeles, CA
Mon Jun 26 1961, 9:05 PM CDT
Att: 18,870 - Unknown - 63 F

AB 37
R 8
H 11
RBI 8
BB 7
SO 7
LOB 23



Batter	1	2	3	4	5	6	7	8	9	AB	R	H	RBI	BB	SO	LOB	BOTTOM							
Albie Pearson, L OBP: 0.444, SLG: 0.457 (1.9)	HR		1-3 1B		SH3-4 HR BB		F9		K	4	2	2	1	1	1	0								
Billy Moran, R OBP: 0.375, SLG: 0.500 (1.4)	F8		1-3		SH3-4		F9			3	0	0	0	0	0	1								
Leon Wagner, L OBP: 0.335, SLG: 0.532 (1.7)	6-3		L4		K				F6	4	0	0	0	0	1	2								
Steve Bilko, R OBP: 0.403, SLG: 0.519 (1.3)	FC6-4 1B				5-3		2H HR		K	4	1	2	2	0	1	0								
Ken Hunt, R OBP: 0.327, SLG: 0.498 (1.8)	FC6-4				K		F4		HR	4	1	1	1	0	1	1								
Eddie Yost, R OBP: 0.359, SLG: 0.161 (1.5)		5-3			BB E BB		F5		BB	2	1	0	0	2	0	0								
Joe Koppe, R OBP: 0.303, SLG: 0.259 (1.6)	F9				E WP BB		F3		F7	3	1	0	0	1	0	1								
Ed Sadowski, R OBP: 0.303, SLG: 0.371 (1.2)	K				1-2 1B		K		F6	4	0	1	0	0	2	0								
Ken McBride, R OBP: 0.119, SLG: 0.075 (9.1) Jim Donohue, R OBP: 0.387, SLG: 0.638 (8.5) Art Fowler, R OBP: 0.364, SLG: 0.364 (8.5) Earl Averill, R OBP: 0.398, SLG: 0.526 (8. PH)	K				F6		K		F4	3	0	0	0	0	2	1								
Inning Stats	R: 1 E: 0 K: 0 S: 5	H: 2 LOB: 1 BB: 0 P: 5	R: 0 E: 0 K: 1 S: 5	H: 0 LOB: 0 BB: 0 P: 5	R: 0 E: 0 K: 1 S: 6	H: 1 LOB: 1 BB: 0 P: 6	R: 2 E: 1 K: 1 S: 6	H: 1 LOB: 1 BB: 2 P: 14	R: 2 E: 0 K: 1 S: 5	H: 1 LOB: 0 BB: 1 P: 10	R: 0 E: 0 K: 1 S: 5	H: 0 LOB: 0 BB: 0 P: 5	R: 0 E: 0 K: 1 S: 6	H: 0 LOB: 0 BB: 0 P: 5	R: 1 E: 0 K: 1 S: 6	H: 1 LOB: 1 BB: 1 P: 10	R: 0 E: 0 K: 1 S: 5	H: 0 LOB: 0 BB: 0 P: 5	1B: 3 2B: 0 3B: 0 HR: 3	SF: 0 SAC: 1 DP: 0 HBP: 0	WP: 1 PB: 0 SB: 0 CS: 0	PA: 37		
PITCHER	IP	WLS	BF	H	R	ER	SO	BB	IBB	HBP	BLK	WP	HR	S	P	ERA	WHIP							
Whitey Ford, L ERA: 3.31 (1.1)	8.0		34	6	6	6	7	4	0	0	0	0	3	44	60	6.75	1.250							
Luis Arroyo, L ERA: 2.33 (9.1)	1.0	S	3	0	0	0	1	0	0	0	0	0	0	5	5	0.00	0.000							

New York Yankees @ Los Angeles Angels
Wrigley Field, Los Angeles, CA
Mon Jun 26 1961, 9:05 PM CDT
Att: 18,870 - Unknown - 63 F

AB 32
R 6
H 6
RBI 4
BB 4
SO 8
LOB 6



Batter	1	2	3	4	5	6	7	8	9	AB	R	H	RBI	BB	SO	LOB	TOP					
Bobby Richardson, R OBP: 0.270, SLG: 0.297 (1.4)										5	1	1	0	0	0	3	New York Yankees @ Los Angeles Angels Wrigley Field, Los Angeles, CA Tue Jun 27 1961, 9:05 PM CDT Att: 16,108 - Unknown - 65 F					
Tony Kubek, L OBP: 0.330, SLG: 0.413 (1.6)										5	1	0	0	0	2							
Roger Maris, L OBP: 0.364, SLG: 0.607 (1.9)										5	0	1	1	0	1	0						
Mickey Mantle, S OBP: 0.437, SLG: 0.657 (1.8)										4	0	2	1	0	0	0						
Elston Howard, R OBP: 0.384, SLG: 0.460 (1.2)										4	0	0	0	0	2	3						
Bill Skowron, R OBP: 0.317, SLG: 0.498 (1.3)										3	1	1	0	1	0	3						
Bob Cerv, R OBP: 0.271, SLG: 0.427 (1.7)										3	1	1	2	1	0	0						
Billy Gardner, R OBP: 0.280, SLG: 0.324 (8, PH)										3	1	1	1	0	1	1						
Yogi Berra, L OBP: 0.330, SLG: 0.497 (8, PH)										1	0	0	0	0	1	2						
Joe Demaestri, R OBP: 0.364, SLG: 0.364 (8, S)										0	0	0	0	0	0	0						
Bud Daley, L OBP: 0.154, SLG: 0.083 (6, PH)										2	1	0	0	0	0	0						
Hector Lopez, R OBP: 0.274, SLG: 0.256 (6, PH)										1	0	0	0	0	0	1						
Jim Coates, R OBP: 0.176, SLG: 0.067 (6, PH)										0	0	0	0	0	0	0						
Johnny Blanchard, L OBP: 0.383, SLG: 0.630 (8, PH)										1	0	0	0	0	0	2						
Rollie Sheldon, R OBP: 0.143, SLG: 0.100 (8, L)										0	0	0	0	0	0	0						
Inning Stats	R: 0 E: 0 K: 0 S: 3	H: 1 LOB: 0 BB: 0 P: 3	R: 2 E: 0 K: 1 S: 6	H: 1 LOB: 0 BB: 1 P: 10	R: 0 E: 1 K: 0 S: 3	H: 0 LOB: 0 BB: 0 P: 3	R: 0 E: 0 K: 1 S: 6	H: 1 LOB: 1 BB: 0 P: 6	R: 4 E: 3 K: 1 S: 11	H: 3 LOB: 2 BB: 0 P: 11	R: 0 E: 1 K: 0 S: 4	H: 0 LOB: 1 BB: 0 P: 4	R: 0 E: 0 K: 1 S: 5	H: 0 LOB: 0 BB: 0 P: 5	R: 0 E: 0 K: 1 S: 6	H: 1 LOB: 2 BB: 1 P: 10	R: 0 E: 0 K: 0 S: 3	H: 0 LOB: 0 BB: 0 P: 3	1B: 4 2B: 2 3B: 0 HR: 2	SF: 0 SAC: 0 DP: 2 HBP: 0	WP: 0 PB: 0 SB: 0 CS: 0	PA: 39
PITCHER	IP	WLS	BF	H	R	ER	SO	BB	IBB	HBP	BLK	WP	HR	S	P	ERA	WHIP					
Ted Bowsfield, L ERA: 3.42 (1, 1)	6.0	W	28	6	6	3	3	1	0	0	0	0	2	33	37	4.50	1.167					
Eli Grba, R ERA: 4.01 (7, 1)	3.0	S	11	1	0	0	2	1	0	0	0	0	0	14	18	0.00	0.667					

Batter	1	2	3	4	5	6	7	8	9	AB	R	H	RBI	BB	SO	LOB	BOTTOM				
Albie Pearson, L OBP: 0.445, SLG: 0.455 (1.9)										3	0	1	0	1	0	0	New York Yankees @ Los Angeles Angels Wrigley Field, Los Angeles, CA Tue Jun 27 1961, 9:05 PM CDT Att: 16,108 - Unknown - 65 F				
Billy Moran, R OBP: 0.300, SLG: 0.389 (1.4)										4	0	0	0	0	2	3					
Leon Wagner, L OBP: 0.337, SLG: 0.533 (1.7)										3	1	1	0	1	1	0					
Steve Bilko, R OBP: 0.411, SLG: 0.522 (1.3)										3	3	2	0	1	1	1					
Ken Hunt, R OBP: 0.329, SLG: 0.509 (1.8)										3	2	1	3	1	1	2					
Eddie Yost, R OBP: 0.372, SLG: 0.211 (1.5)										3	1	2	4	1	0	1					
Joe Koppe, R OBP: 0.270, SLG: 0.226 (1.6)										4	0	0	0	0	0	3					
Ed Sadowski, R OBP: 0.288, SLG: 0.351 (1.2)										4	0	0	0	0	1	2					
Ted Bowsfield, R OBP: 0.167, SLG: 0.167 (1, 1)										2	0	1	0	0	0	0					
Lee Thomas, L OBP: 0.326, SLG: 0.422 (6, PH)										1	0	0	0	0	1	0					
Eli Grba, R OBP: 0.138, SLG: 0.250 (7, 1)										1	0	0	0	0	0	0					
Inning Stats	R: 3 E: 0 K: 0 S: 4	H: 2 LOB: 1 BB: 3 P: 16	R: 0 E: 0 K: 1 S: 6	H: 2 LOB: 0 BB: 0 P: 6	R: 1 E: 1 K: 0 S: 6	H: 2 LOB: 2 BB: 0 P: 6	R: 0 E: 0 K: 0 S: 3	H: 0 LOB: 0 BB: 0 P: 3	R: 3 E: 0 K: 1 S: 6	H: 1 LOB: 0 BB: 2 P: 14	R: 0 E: 0 K: 2 S: 7	H: 0 LOB: 0 BB: 0 P: 7	R: 0 E: 1 K: 2 S: 8	H: 1 LOB: 1 BB: 0 P: 8	R: 0 E: 0 K: 1 S: 5	H: 0 LOB: 0 BB: 0 P: 5	1B: 5 2B: 1 3B: 0 HR: 2	SF: 0 SAC: 0 DP: 1 HBP: 0	WP: 0 PB: 0 SB: 0 CS: 0	PA: 36	
PITCHER	IP	WLS	BF	H	R	ER	SO	BB	IBB	HBP	BLK	WP	HR	S	P	ERA	WHIP				
Bud Daley, L ERA: 5.72 (1, 1)	5.0	L	26	7	7	6	2	5	0	0	0	0	2	25	45	10.80	2.400				
Jim Coates, R ERA: 3.75 (6, 1)	2.0		7	1	0	0	4	0	0	0	0	0	0	15	15	0.00	0.500				
Rollie Sheldon, R ERA: 3.02 (8, 1)	1.0		3	0	0	0	1	0	0	0	0	0	0	5	5	0.00	0.000				

Batter	1	2	3	4	5	6	7	8	9	AB	R	H	RBI	BB	SO	LOB	TOP																
Bobby Richardson, R OBP: 0.266, SLG: 0.293 (1, 4)										4	0	0	0	0	2	1	New York Yankees @ Los Angeles Angels Wrigley Field, Los Angeles, CA Wed Jun 28 1961, 9:05 PM CDT Att: 14,674 - Unknown																
Tony Kubek, L OBP: 0.329, SLG: 0.411 (1, 6)										4	1	1	0	0	1	0																	
Roger Maris, L OBP: 0.365, SLG: 0.602 (1, 9)										2	1	0	0	2	0	1																	
Mickey Mantle, S OBP: 0.435, SLG: 0.663 (1, 8)										4	1	1	3	0	2	1																	
Yogi Berra, L OBP: 0.333, SLG: 0.495 (1, 7)										3	0	1	0	1	0	0																	
Bill Skowron, R OBP: 0.316, SLG: 0.493 (1, 3)										3	0	0	0	0	2	2																	
Johnny Blanchard, L OBP: 0.367, SLG: 0.660 (1, 2)										4	0	0	0	0	2	2																	
Billy Gardner, R OBP: 0.277, SLG: 0.320 (7, PH)										2	0	0	0	0	1	0																	
Bob Cerv, R OBP: 0.269, SLG: 0.423 (7, 5)										1	0	0	0	0	1	1																	
Joe Demaestri, R OBP: 0.364, SLG: 0.364 (7, 5)										0	0	0	0	0	0	0																	
Bob Turley, R OBP: 0.091, SLG: 0.095 (6, 1)										2	0	0	0	0	2	0																	
Tex Clevenger, R OBP: 0.167, SLG: 0.333 (6, PH)										0	0	0	0	0	0	0																	
Earl Torgerson, L OBP: 0.261, SLG: 0.059 (8, 1)										0	0	0	0	1	0	0																	
Hal Reniff, R (8, 1)										0	0	0	0	0	0	0																	
Inning Stats	R: 0 E: 0 K: 1 S: 5	H: 0 LOB: 0 BB: 0 P: 5	R: 0 E: 0 K: 1 S: 5	H: 0 LOB: 1 BB: 0 P: 6	R: 0 E: 0 K: 2 S: 7	H: 0 LOB: 0 BB: 0 P: 7	R: 1 E: 0 K: 0 S: 5	H: 2 LOB: 1 BB: 0 P: 5	R: 0 E: 0 K: 3 S: 9	H: 0 LOB: 1 BB: 1 P: 9	R: 0 E: 0 K: 3 S: 9	H: 0 LOB: 1 BB: 1 P: 13	R: 0 E: 0 K: 1 S: 4	H: 0 LOB: 0 BB: 1 P: 8	R: 2 E: 0 K: 1 S: 6	H: 1 LOB: 0 BB: 1 P: 10	1B: 2 2B: 0 3B: 0 HR: 1	SF: 0 SAC: 0 DP: 1 HBP: 1	WP: 1 PB: 0 SB: 0 CS: 0	PA: 34													
PITCHER	IP WLS BF H R ER SO BB IBB HBP BLK WP HR S P ERA WHIP																																
Ryne Duren, R ERA: 3.91 Jim Donohue, R ERA: 2.92	(1, 1) (9, 1)	8.0 S	W 3	31 0	3 0	3 0	12 1	4 0	0 0	1 0	0 0	1 0	1 5	50 5	67 5	3.38 0.00	0.875 0.000																

Batter	1	2	3	4	5	6	7	8	9	AB	R	H	RBI	BB	SO	LOB	BOTTOM																
Albie Pearson, L OBP: 0.446, SLG: 0.474 (7, 9)										4	1	2	3	0	0	1	New York Yankees @ Los Angeles Angels Wrigley Field, Los Angeles, CA Wed Jun 28 1961, 9:05 PM CDT Att: 14,674 - Unknown																
Billy Moran, R OBP: 0.292, SLG: 0.333 (1, 4)										3	0	0	0	1	0	2																	
Leon Wagner, L OBP: 0.332, SLG: 0.525 (1, 7)										4	0	0	0	0	2	2																	
Ted Kluszewski, L OBP: 0.320, SLG: 0.484 (1, 3)										3	1	2	0	1	1	1																	
Lee Thomas, L OBP: 0.320, SLG: 0.415 (7, 2)										3	0	0	0	0	2	2																	
Del Rice, R OBP: 0.408, SLG: 0.500 (1, 5)										1	0	0	0	0	1	1																	
Eddie Yost, R OBP: 0.366, SLG: 0.204 (1, 5)										3	0	0	0	1	2	2																	
Joe Koppe, R OBP: 0.293, SLG: 0.235 (1, 6)										3	1	1	0	1	0	0																	
Ed Sadowski, R OBP: 0.280, SLG: 0.342 (6, PH)										2	0	0	0	0	0	3																	
Ken Hunt, R OBP: 0.331, SLG: 0.507 (7, 8)										1	1	0	0	1	1	0																	
Ryne Duren, R OBP: 0.214, SLG: 0.083 Jim Donohue, R ERA:	(1, 1) (9, 1)	5.2 L	W 28	5 0	5 0	6 2	5 2	5 1	6 2	5 0	5 0	5 0	6 2	5 0	6 2	5 0	1.941 0.750																
PITCHER	IP WLS BF H R ER SO BB IBB HBP BLK WP HR S P ERA WHIP																																
Bob Turley, R ERA: 5.75 Tex Clevenger, R ERA: 3.5 Hal Reniff, R ERA:	(1, 1) (6, 1) (8, 1)	5.2 1.1 1.0	L 5 3	28 0 0	5 0 0	6 0 0	2 2 2	5 1 0	6 0 0	2 0 0	5 0 0	6 0 0	5 0 0	6 2 2	5 0 0	6 2 2	5 0 0	1.941 0.750 0.000	1B: 4 2B: 1 3B: 0 HR: 1	SF: 0 SAC: 0 DP: 0 HBP: 0	WP: 0 PB: 0 SB: 0 CS: 0	PA: 36											

Batter	1	2	3	4	5	6	7	8	9	AB	R	H	RBI	BB	SO	LOB	TOP			
Luis Aparicio, R (1,6) OBP: 0.307, SLG: 0.331	F8	5-3		F8			BB S 1B		F5	5	0	1	0	0	0	1				
Nellie Fox, L (1,4) OBP: 0.341, SLG: 0.322	F7		HR BB		F8		BB 1-2 BB		FC3-6 FC4-6	3	1	0	0	2	0	1				
Jim Landis, R (1,8) OBP: 0.357, SLG: 0.468	BB HBP BB 1B		HR		5-3		1-2 2-3 BB		FC4-6	4	2	2	2	1	0	1				
Minnie Minoso, R (1,7) OBP: 0.365, SLG: 0.455	BB 1-2 HBP		5-3		6-3		P4			3	0	0	0	0	0	3				
Al Smith, R (1,9) OBP: 0.367, SLG: 0.544	1-2 2-3 BB		1-3			K		F7		3	0	0	0	1	1	0				
Andy Carey, R (1,5) OBP: 0.352, SLG: 0.436	1-2 2-3 BB		WP 1B			4-3		K		0	0	0	1	1	0	0				
Billy Goodman, L (2,5) OBP: 0.314, SLG: 0.406	1-2 2-3 3-H BB		1B					K		3	0	1	0	0	1	0				
J.C. Martin, L (1,3) OBP: 0.277, SLG: 0.373	K		K			F8			BB	3	0	0	0	1	2	4				
Sherm Lollar, R (1,2) OBP: 0.350, SLG: 0.344		4-3		5-3			5-3		5-3	4	0	0	0	0	0	1				
Billy Pierce, L (1,1) OBP: 0.125, SLG: 0.125		4-3		F7			K		FC3-6 1B	1	0	0	0	0	0	0				
Al Pilarcik, L (4,PH) OBP: 0.267, SLG: 0.247		4-3								0	0	0	0	0	0	0				
Russ Kemmerer, R (4,1) OBP: 0.333, SLG: 0.375										0	0	0	0	0	0	0				
Frank Baumann, L (6,1) OBP: 0.323, SLG: 0.393										1	0	0	0	0	1	0				
Floyd Robinson, L (9,PH) OBP: 0.397, SLG: 0.455										1	0	1	0	0	0	0				
Inning Stats	R: 1 E: 0 K: 1 S: 6	H: 1 LOB: 3 BB: 2 P: 15	R: 0 E: 0 K: 0 S: 3	H: 0 LOB: 0 BB: 0 P: 3	R: 2 E: 0 K: 1 S: 7	H: 2 LOB: 1 BB: 1 P: 11	R: 0 E: 0 K: 0 S: 3	H: 0 LOB: 0 BB: 0 P: 3	R: 0 E: 0 K: 1 S: 5	H: 0 LOB: 0 BB: 0 P: 5	R: 0 E: 0 K: 1 S: 6	H: 1 LOB: 3 BB: 2 P: 14	R: 0 E: 0 K: 1 S: 5	H: 0 LOB: 1 BB: 1 P: 9	R: 0 E: 0 K: 0 S: 4	H: 1 LOB: 1 BB: 0 P: 4	1B: 4 2B: 0 3B: 0 HR: 1	SF: 0 SAC: 0 DP: 0 HBP: 1	WP: 1 PB: 0 SB: 1 CS: 0	PA: 39
PITCHER Ken McBride, R (1,1) ERA: 2.82	IP: 9.0 WLS: W BF: 39 H: 5 R: 3 ER: 3 SO: 5 BB: 6 IBB: 0 HBP: 1 BLK: 0 WP: 1 HR: 1 S: 42 P: 67 ERA: 3.00 WHIP: 1.222															PITCHER				

Chicago White Sox @ Los Angeles Angels
Wrigley Field, Los Angeles, CA
Fri Jun 30 1961, 9:05 PM CDT
Att: 10,793 - Unknown - 72 F

AB 32
R 3
H 5
RBI 3
BB 6
SO 5
LOB 11



Batter	1	2	3	4	5	6	7	8	9	AB	R	H	RBI	BB	SO	LOB	BOTTOM			
Albie Pearson, L (1,9) OBP: 0.442, SLG: 0.466	G3	4-3			SH1-4 HR BB		SH5-4	G3		3	1	0	0	1	0	1				
Billy Moran, R (1,4) OBP: 0.286, SLG: 0.292	F9		5-3		SH1-4		2-3 E 1B BB	F9		3	1	0	0	1	0	0				
Ken Hunt, R (1,8) OBP: 0.333, SLG: 0.532	HR		K 1B 2B		2-H HR		K			4	3	2	3	0	2	2				
Steve Bilko, R (1,3) OBP: 0.413, SLG: 0.522	1-3		2B 1B		K		E4 1B 1B			4	1	2	1	0	1	0				
George Thomas, R (1,7) OBP: 0.200, SLG: 0.300		F9	5-3-4 1-3 3-H 2B		F7		1B 1B 1B			4	1	2	3	0	0	0				
Eddie Yost, R (1,5) OBP: 0.372, SLG: 0.216		3B 1B	5-3-4				1B 1B			4	1	2	0	0	0	2				
Joe Koppe, R (1,6) OBP: 0.311, SLG: 0.316		1-H SH 3B		6-3			1-3 3-H 1B			4	1	2	2	0	0	0				
Ed Sadowski, R (1,2) OBP: 0.271, SLG: 0.329		SH		P4			1-3 3-H K			3	0	0	1	0	1	2				
Ken McBride, R (1,1) OBP: 0.130, SLG: 0.114		3-H K		5-3			SH5-4 1B 2B		6-3	4	1	1	0	0	1	1				
Inning Stats	R: 1 E: 0 K: 0 S: 4	H: 1 LOB: 0 BB: 0 P: 4	R: 2 E: 1 K: 1 S: 8	H: 2 LOB: 1 BB: 0 P: 8	R: 1 E: 1 K: 1 S: 7	H: 2 LOB: 1 BB: 0 P: 7	R: 0 E: 0 K: 0 S: 3	H: 0 LOB: 0 BB: 0 P: 3	R: 2 E: 0 K: 1 S: 6	H: 1 LOB: 1 BB: 1 P: 10	R: 0 E: 0 K: 0 S: 3	H: 0 LOB: 0 BB: 0 P: 3	R: 4 E: 1 K: 2 S: 12	H: 5 LOB: 2 BB: 1 P: 16	R: 0 E: 0 K: 0 S: 3	H: 0 LOB: 0 BB: 0 P: 3	1B: 6 2B: 3 3B: 1 HR: 2	SF: 0 SAC: 3 DP: 1 HBP: 0	WP: 0 PB: 0 SB: 0 CS: 0	PA: 38
PITCHER Billy Pierce, L (1,1) ERA: 3.9	IP: 3.0 WLS: L BF: 15 H: 5 R: 4 ER: 3 SO: 2 BB: 0 IBB: 0 HBP: 0 BLK: 0 WP: 0 HR: 1 S: 19 P: 19 ERA: 9.00 WHIP: 1.667															PITCHER				
Russ Kemmerer, R (4,1) ERA: 4.55	IP: 2.0 WLS: 8 BF: 1 H: 2 R: 2 ER: 2 SO: 1 BB: 1 IBB: 0 HBP: 0 BLK: 0 WP: 0 HR: 9 S: 13 P: 13 ERA: 9.00 WHIP: 1.000																			
Frank Baumann, L (6,1) ERA: 5.94	IP: 3.0 WLS: 15 BF: 5 H: 4 R: 4 ER: 4 SO: 2 BB: 1 IBB: 0 HBP: 0 BLK: 0 WP: 0 HR: 18 S: 22 P: 22 ERA: 12.00 WHIP: 2.000																			

Chicago White Sox @ Los Angeles Angels
Wrigley Field, Los Angeles, CA
Fri Jun 30 1961, 9:05 PM CDT
Att: 10,793 - Unknown - 72 F

AB 33
R 10
H 11
RBI 10
BB 2
SO 5
LOB 8



Batter	1	2	3	4	5	6	7	8	9	AB	R	H	RBI	BB	SO	LOB	TOP								
Luis Aparicio, R (1,6) OBP: 0.312, SLG: 0.333	0-0 4-3		0-0 BLK 1B		4-0 1-2 BB		0-0 1-3 1B	0-0 FC6-4		4	1	2	0	1	0	2									
Nellie Fox, L (1,4) OBP: 0.339, SLG: 0.320	0-0 F7		0-0 1B		0-0 F8		0-0 G3		0-0 F7	5	0	1	1	0	0	4									
Jim Landis, R (1,8) OBP: 0.364, SLG: 0.486	0-0 2B			0-0 5-3 3B 1B		0-3 K		4-0 1B E BB 6-3	0-0 HR	4	3	3	1	1	1	2									
Roy Sievers, R (1,3) OBP: 0.405, SLG: 0.610	0-0 6-3			0-0 F9		0-0 5-3		0-0 6-3	0-0 P4	5	0	0	0	0	0	3									
Minnie Minoso, R (1,7) OBP: 0.362, SLG: 0.450		0-3 K		0-0 5-3		0-0 P3		0-0 E 1B 2-3	0-0 F9	5	1	1	0	0	1	1									
Al Smith, R (1,9) OBP: 0.366, SLG: 0.548	0-0 4-3			0-0 2H 3B		0-0 6-3		0-0 E6 1B 1-3 SF8		4	1	1	2	0	0	1									
J.C. Martin, L (1,5) OBP: 0.273, SLG: 0.366	0-0 4-3			0-0 F8		0-0 P6		0-0 SF8 1B IBB		3	0	0	0	0	0	1	AB 36								
Floyd Robinson, L (8, PH) OBP: 0.392, SLG: 0.455										0	0	0	0	1	0	0	R 6								
Sherm Lollar, R (8,2) OBP: 0.350, SLG: 0.344										0	0	0	0	0	0	0	H 10								
Cam Carreon, R (1,2) OBP: 0.296, SLG: 0.300				0-0 5-3		0-0 BB 1B		4-0 1B BB	0-0 FC6-4 1B	2	0	1	0	1	0	0	RBI 6								
Al Pilarcik, L (8, PH) OBP: 0.275, SLG: 0.256								0-0 1-2 2-3 3-H		1	0	1	1	0	0	0	BB 4								
Sammy Esposito, R (8,5) OBP: 0.286, SLG: 0.256								0-0 2-3 3-H		0	0	0	0	0	0	0	SO 4								
Early Wynn, S (1,1) OBP: 0.188, SLG: 0.103				0-3 K		0-0 L7		0-0 SF8		3	0	0	0	0	2	2	LOB 16								
Billy Goodman, L (8, PH) OBP: 0.306, SLG: 0.406										0	0	0	1	0	0	0									
Turk Lown, R (8,1)										0	0	0	0	0	0	0									
Inning Stats	R: 0 E: 0 K: 0 S: 4	H: 1 LOB: 1 BB: 0 P: 4	R: 0 E: 0 K: 1 S: 5	H: 0 LOB: 0 BB: 0 P: 5	R: 1 E: 0 K: 1 S: 6	H: 2 LOB: 1 BB: 0 P: 6	R: 1 E: 0 K: 0 S: 5	H: 2 LOB: 1 BB: 0 P: 5	R: 0 E: 0 K: 1 S: 6	H: 1 LOB: 2 BB: 1 P: 10	R: 0 E: 0 K: 0 S: 3	H: 0 LOB: 0 BB: 0 P: 3	R: 0 E: 0 K: 1 S: 6	H: 1 LOB: 2 BB: 1 P: 10	R: 3 E: 1 K: 0 S: 6	H: 2 LOB: 2 BB: 2 P: 14	R: 1 E: 0 K: 0 S: 4	H: 1 LOB: 0 BB: 0 P: 4	1B: 7 2B: 1 3B: 1 HR: 1	SF: 1 SAC: 0 DP: 0 HBP: 0	WP: 0 PB: 0 CS: 0	PA: 41			
PITCHER Eli Grba, R (1,1) ERA: 4.1	IP: 9.0 WLS: L BF: 41	H: 10 R: 6 ER: 5 SO: 4	BB: 3 IBB: 1 HBP: 0 BLK: 1	WP: 0 HR: 1 S: 45 P: 61	ERA: 5.00 WHIP: 1.444																				

Chicago White Sox @ Los Angeles Angels
Wrigley Field, Los Angeles, CA

AB 36
R 6
H 10
RBI 6
BB 4
SO 4
LOB 16



Sat Jul 01 1961, 9:05 PM CDT
Att: 10,166 - Unknown - 70 F

Batter	1	2	3	4	5	6	7	8	9	AB	R	H	RBI	BB	SO	LOB	BOTTOM								
Albie Pearson, L (1,8) OBP: 0.441, SLG: 0.458	4-0 L3 BB		0-0 F9		4-0 HR BB			0-0 F7	0-0 3-1	3	1	0	0	2	0	3									
Billy Moran, R (1,4) OBP: 0.313, SLG: 0.429	0-0 L3 1-2		0-0 1B		0-0 HR			0-0 6-3		4	1	2	2	0	0	1									
Leon Wagner, L (1,7) OBP: 0.331, SLG: 0.520	0-0 F2		0-0 F9		0-3 K			0-0 1B		4	0	1	0	0	1	1									
Ted Kluszewski, L (1,3) OBP: 0.314, SLG: 0.473		0-0 F8	0-0 P6		0-0 F8			0-0 4-3		4	0	0	0	0	0	2									
Lee Thomas, L (1,9) OBP: 0.330, SLG: 0.440		0-0 BB 1B		0-0 F9		0-0 CS 1B			0-0 HR	4	2	3	1	0	0	0									
Eddie Yost, R (1,5) OBP: 0.368, SLG: 0.210		4-0 BB 1B		0-3 K		0-3 K		0-0 E6 1-3 1B		3	0	0	0	1	2	1									
George Thomas, R (8, FR) OBP: 0.200, SLG: 0.300		1-2 BB				1-2 K				0	0	0	0	0	0	0									
Joe Koppe, R (1,6) OBP: 0.327, SLG: 0.333		0-0 1-2 2H 1B		0-0 F2		0-3 K		0-0 1-3 1B		4	0	2	1	0	1	0	AB 34								
Ed Sadowski, R (1,2) OBP: 0.261, SLG: 0.317		0-0 P4				0-0 L5		0-0 6-3		3	0	0	0	0	0	2	R 4								
Ken Aspromonte, R (8, PH) OBP: 0.322, SLG: 0.290									1-2 2-3	1	0	0	0	0	0	2	H 8								
Eli Grba, R (1,1) OBP: 0.125, SLG: 0.226		0-0 F7		0-3 K		0-3 K		0-0 P4		3	0	0	0	0	2	2	RBI 4								
Ken Hunt, R (8, PH) OBP: 0.332, SLG: 0.530										1	0	0	0	0	0	3	BB 3								
Inning Stats	R: 0 E: 0 K: 0 S: 2	H: 0 LOB: 0 BB: 1 P: 6	R: 1 E: 0 K: 0 S: 5	H: 2 LOB: 2 BB: 1 P: 9	R: 0 E: 0 K: 1 S: 4	H: 1 LOB: 0 BB: 0 P: 4	R: 0 E: 0 K: 1 S: 5	H: 0 LOB: 0 BB: 0 P: 5	R: 2 E: 0 K: 2 S: 8	H: 1 LOB: 0 BB: 1 P: 12	R: 0 E: 0 K: 1 S: 5	H: 1 LOB: 1 BB: 0 P: 5	R: 0 E: 0 K: 2 S: 7	H: 0 LOB: 0 BB: 0 P: 7	R: 0 E: 0 K: 0 S: 4	H: 1 LOB: 1 BB: 0 P: 4	R: 1 E: 1 K: 0 S: 6	H: 2 LOB: 3 BB: 0 P: 6	1B: 6 2B: 1 3B: 0 HR: 2	SF: 0 SAC: 0 DP: 1 HBP: 0	WP: 0 PB: 0 CS: 1	PA: 37			
PITCHER Early Wynn, R (1,1) ERA: 3.63	IP: 7.0 WLS: W BF: 27	H: 5 R: 3 ER: 3 SO: 6	BB: 3 IBB: 0 HBP: 0 BLK: 0	WP: 0 HR: 1 S: 36 P: 48	ERA: 3.86 WHIP: 1.143																				
Turk Lown, R (8,1) ERA: 1.94	IP: 2.0 WLS: S BF: 10	H: 3 R: 1 ER: 1 SO: 0	BB: 0 IBB: 0 HBP: 0 BLK: 0	WP: 0 HR: 1 S: 10 P: 10	ERA: 4.50 WHIP: 1.500																				

Chicago White Sox @ Los Angeles Angels
Wrigley Field, Los Angeles, CA

AB 34
R 4
H 8
RBI 4
BB 3
SO 6
LOB 17




Sat Jul 01 1961, 9:05 PM CDT
Att: 10,166 - Unknown - 70 F

Batter	1	2	3	4	5	6	7	8	9	AB	R	H	RBI	BB	SO	LOB	TOP					
Dick Howser, R OBP: 0.398, SLG: 0.367 (1, 6)	F7	FC6-4		FC5-2			K			5	0	1	0	0	1	5						
Jay Hankins, L OBP: 0.238, SLG: 0.315 (1, 8)	HR	4-3			L4		L5		P6	5	1	1	0	0	0	4						
Gene Stephens, L OBP: 0.308, SLG: 0.308 (1, 7)	HR		P3		K		G3			4	1	1	2	0	1	2						
Norm Siebern, L OBP: 0.381, SLG: 0.461 (1, 3)	K				6-3			K		4	0	1	0	0	2	0						
Jerry Lumpe, L OBP: 0.340, SLG: 0.346 (1, 4)	1B		F7			F7		E8		4	1	1	0	0	0	1						
Jim Rivera, L OBP: 0.293, SLG: 0.278 (1, 9)	1B		4-3			F9				4	0	2	1	0	0	1						
Joe Pignatano, R OBP: 0.365, SLG: 0.378 (1, 2)	1-3				L1-3			F8		4	0	1	0	0	0	2						
Wayne Causey, L OBP: 0.318, SLG: 0.350 (1, 5)									K	3	0	2	0	1	1	0						
Jim Archer, R Gerry Staley, R Joe Nuxhall, L Jerry Walker, R Bill Kunkel, R Lou Klimchuck, L	K								G3	2	0	0	0	0	0	2	3					
Inning Stats	R: 2 E: 0 K: 1 S: 9	H: 4 LOB: 2 BB: 0 P: 9	R: 0 E: 0 K: 1 S: 6	H: 1 LOB: 1 BB: 0 P: 6	R: 0 E: 0 K: 0 S: 4	H: 1 LOB: 1 BB: 0 P: 4	R: 0 E: 0 K: 1 S: 6	H: 2 LOB: 1 BB: 0 P: 6	R: 0 E: 0 K: 0 S: 5	H: 0 LOB: 0 BB: 0 P: 5	R: 0 E: 0 K: 0 S: 3	H: 0 LOB: 0 BB: 0 P: 3	R: 0 E: 0 K: 1 S: 6	H: 1 LOB: 2 BB: 1 P: 10	R: 1 E: 0 K: 1 S: 6	H: 1 LOB: 0 BB: 0 P: 6	R: 0 E: 0 K: 1 S: 6	H: 1 LOB: 1 BB: 0 P: 6	1B: 9 2B: 2 3B: 0 HR: 1	SF: 0 SAC: 0 DP: 1 HBP: 0	WP: 0 PB: 0 SB: 1 CS: 0	PA: 38
PITCHER	IP WLS BF H R ER SO BB IBB HBP BLK WP HR S P ERA WHIP																					
Ryne Duren, R ERA: 4.09 (1, 1)	2.0	11	5	2	2	2	0	0	0	0	0	1	15	15	9.00	2.500						
Ron Kline, R ERA: 5.13 (3, 1)	7.0	W 27	6	1	0	5	1	0	0	0	0	0	36	40	0.00	1.000						

Kansas City Athletics @ Los Angeles Angels
Wrigley Field, Los Angeles, CA
Mon Jul 03 1961, 9:05 PM CDT
Att: 5,877 - Unknown - 65 F


AB	37
R	3
H	11
RBI	3
BB	1
SO	7
LOB	18

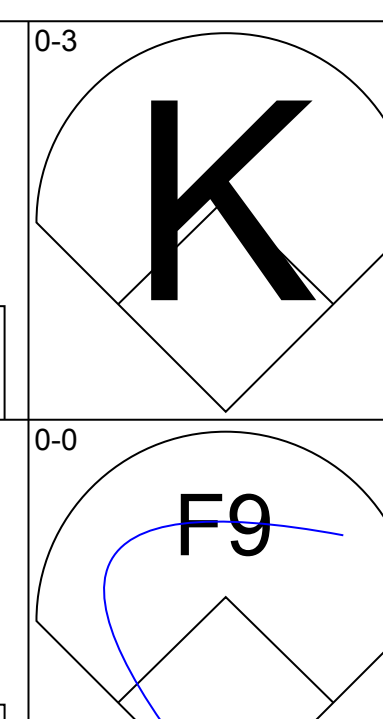
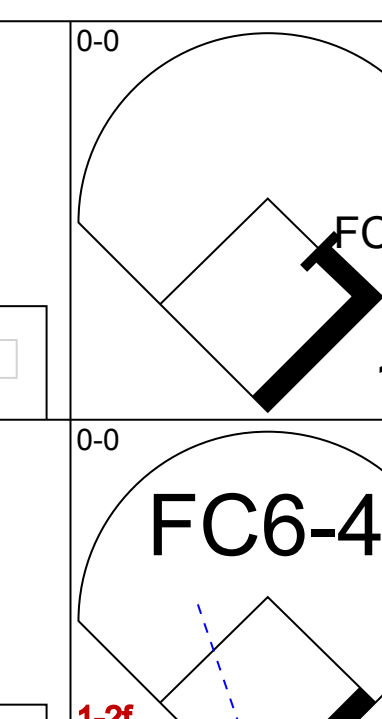
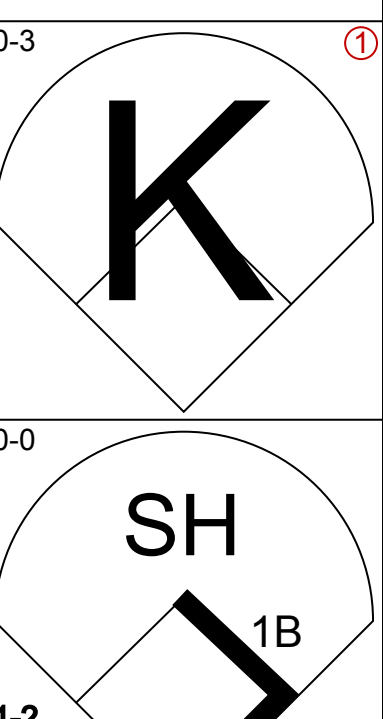
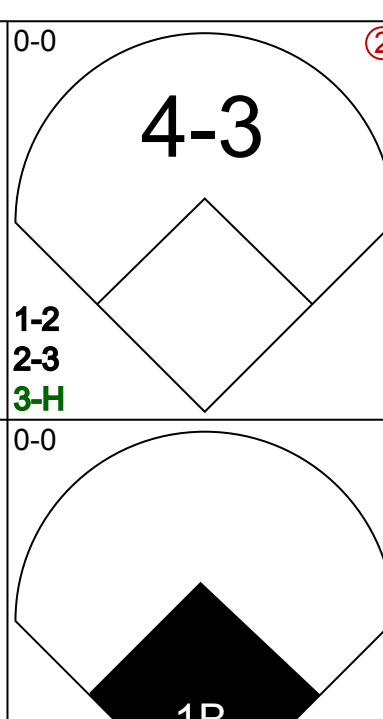
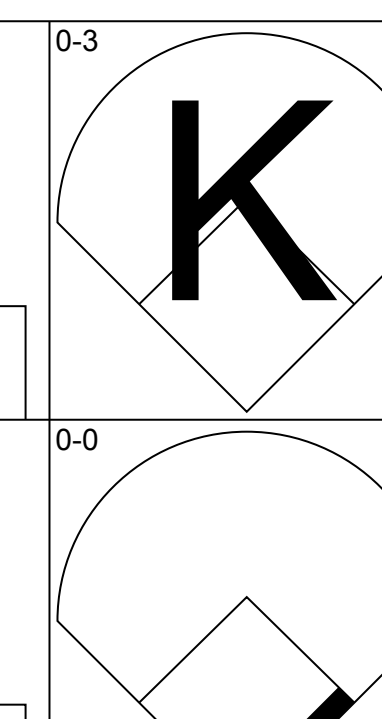
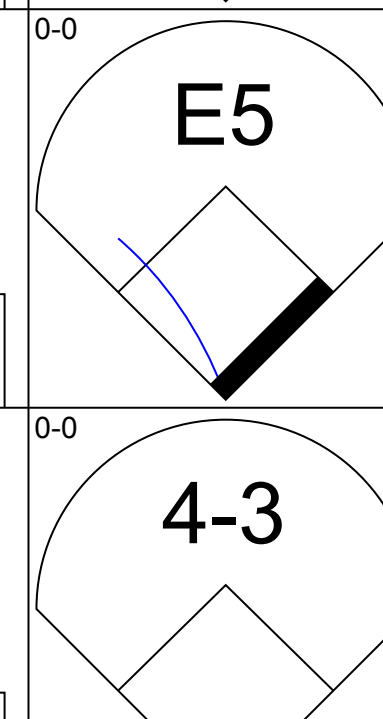

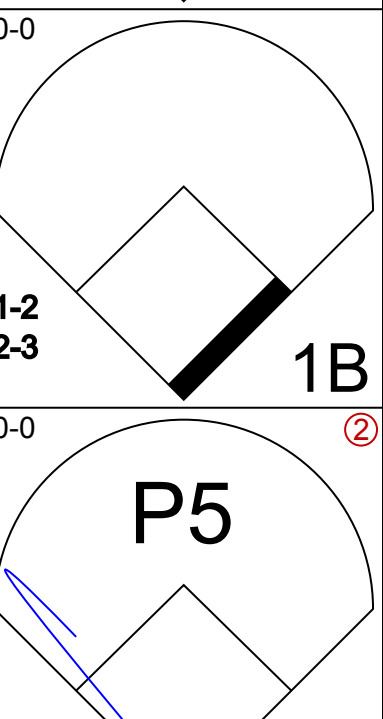
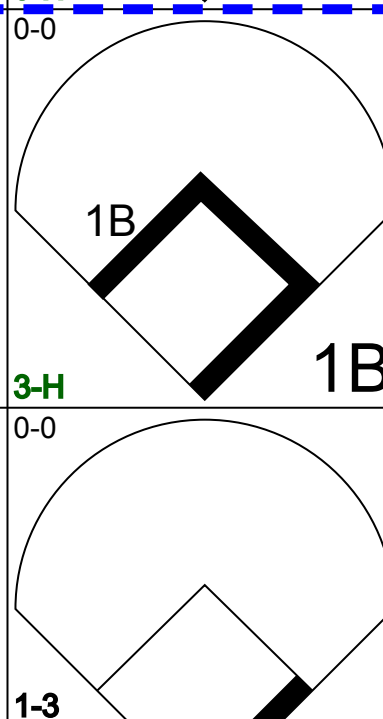
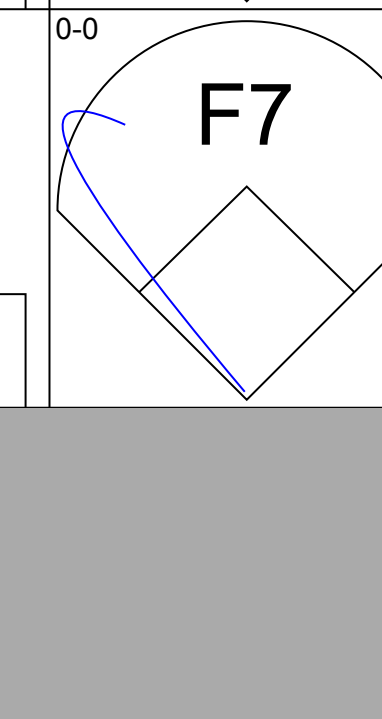

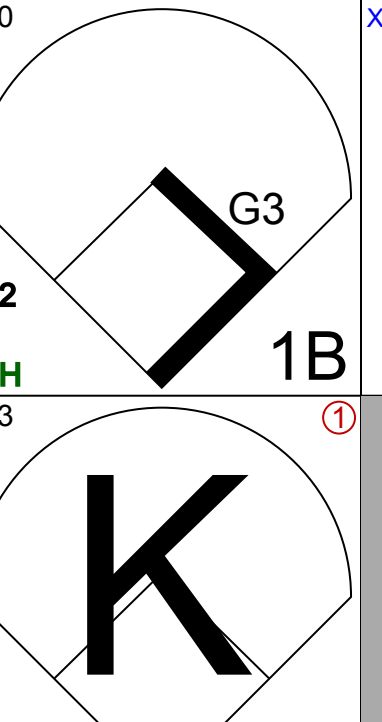

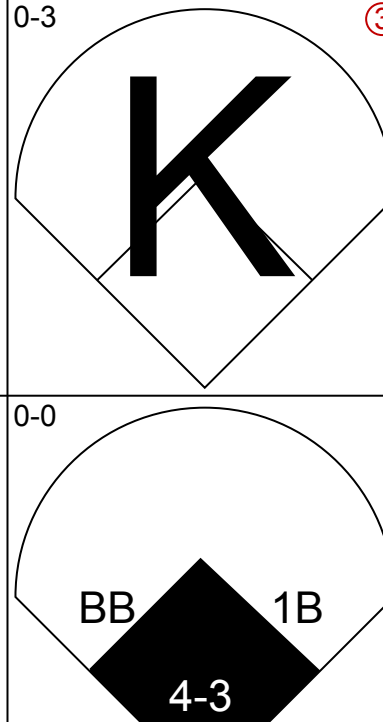


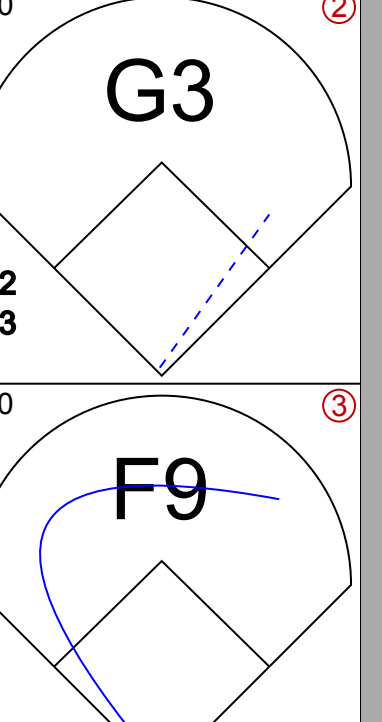

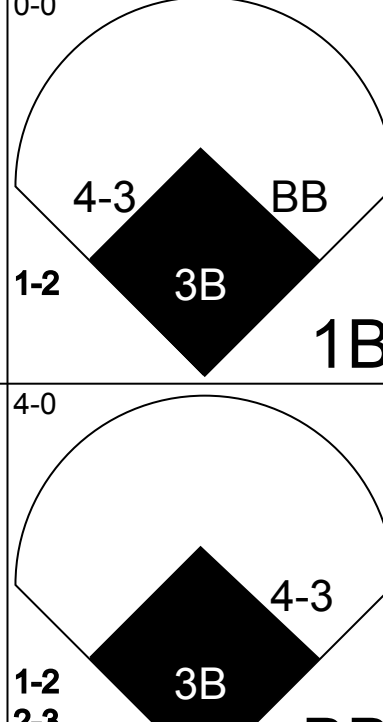

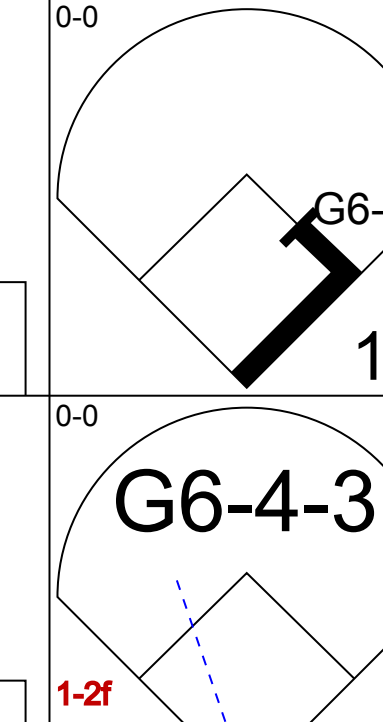
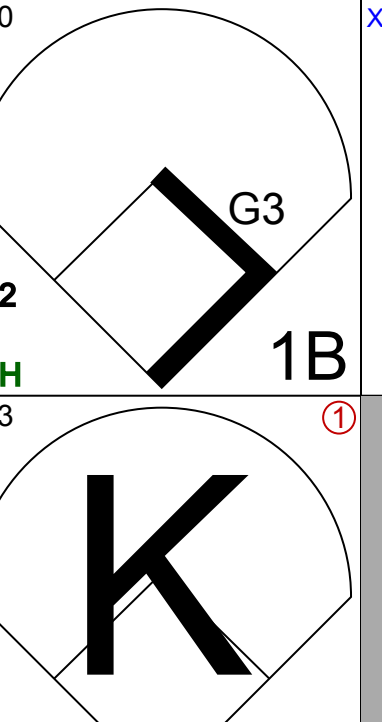

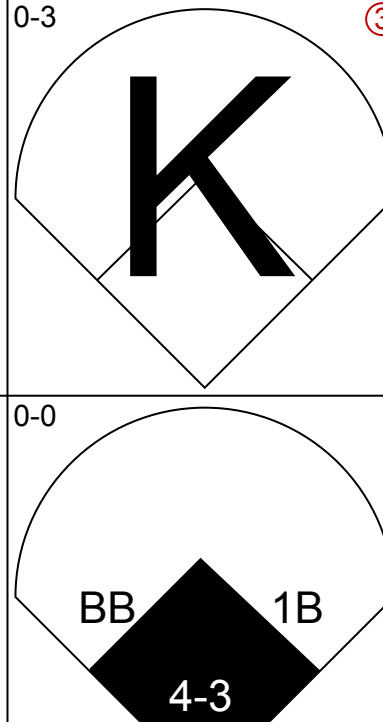
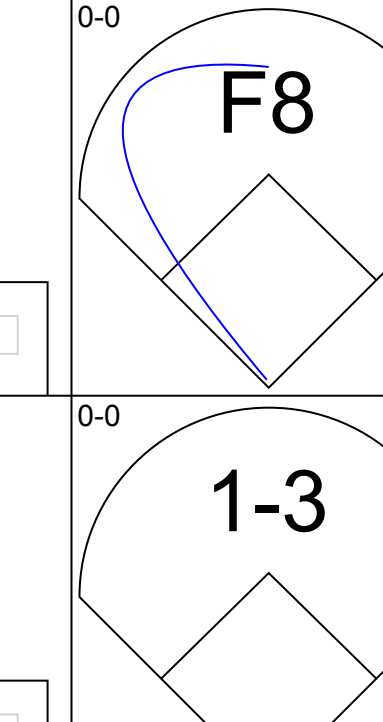
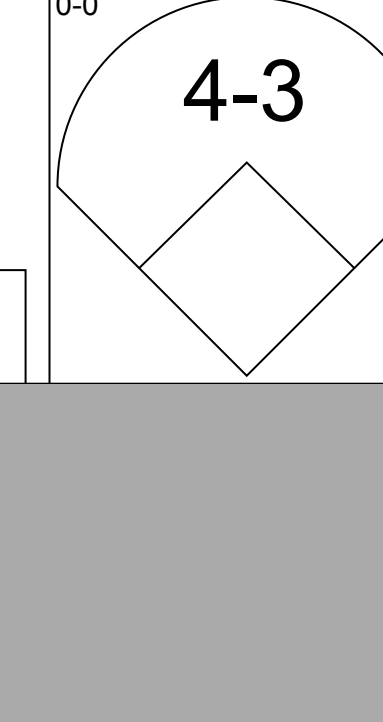
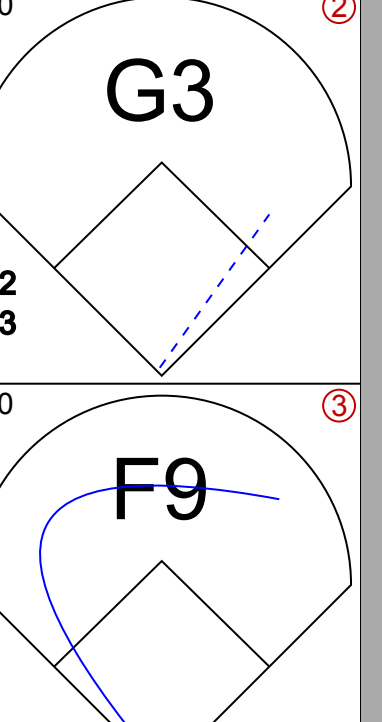
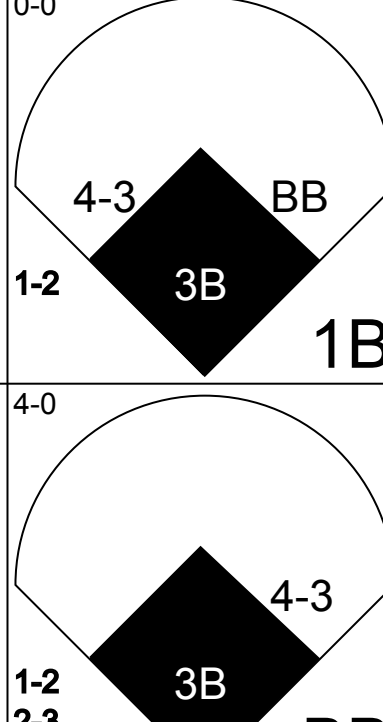


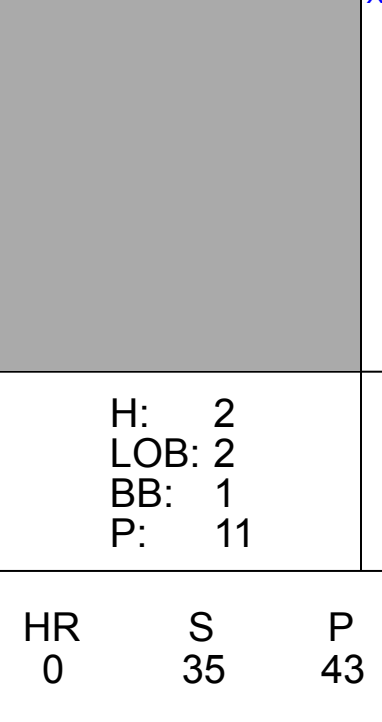
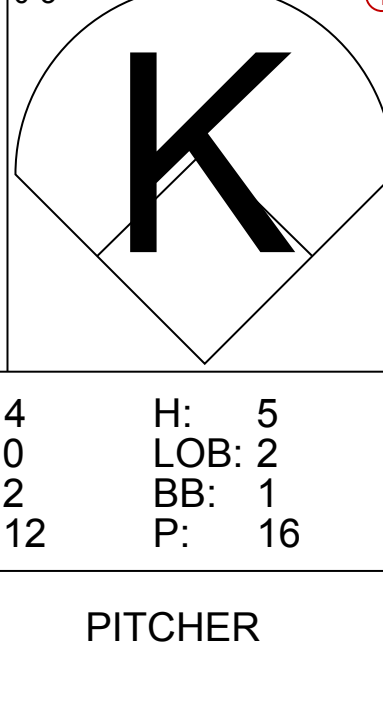
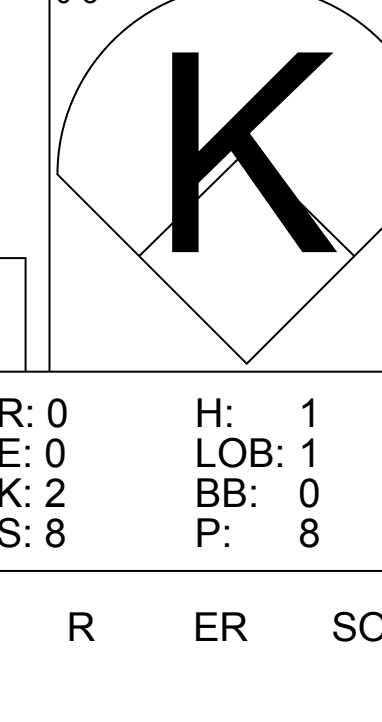
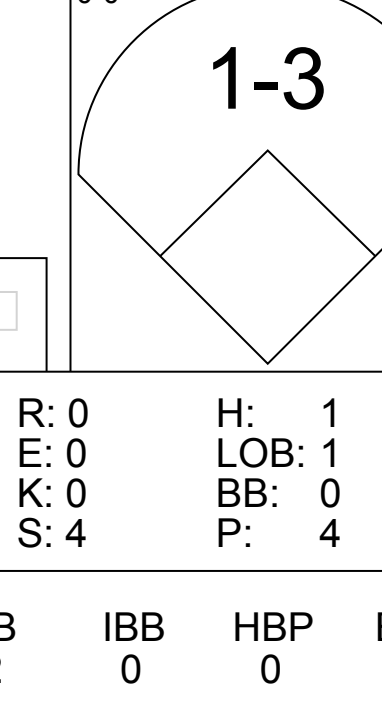
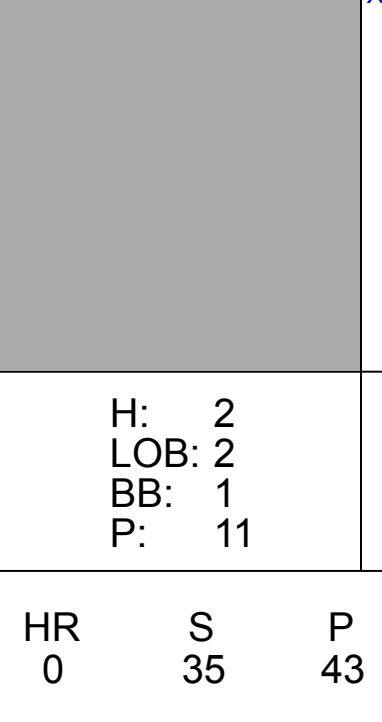
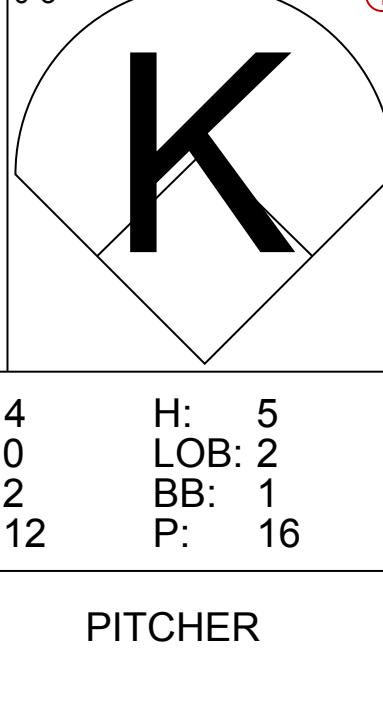
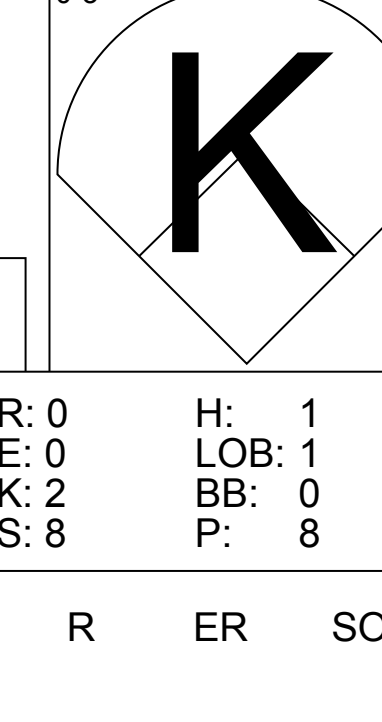
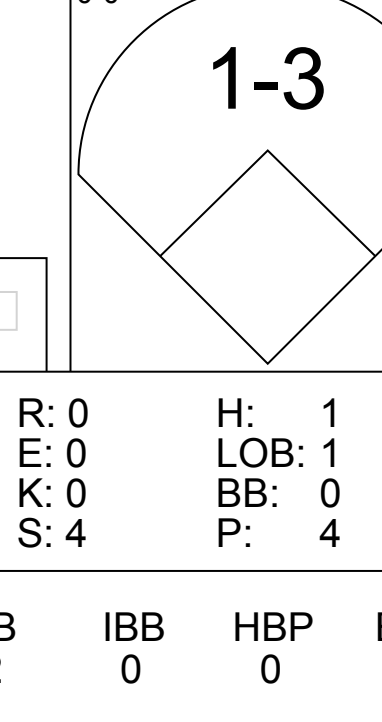
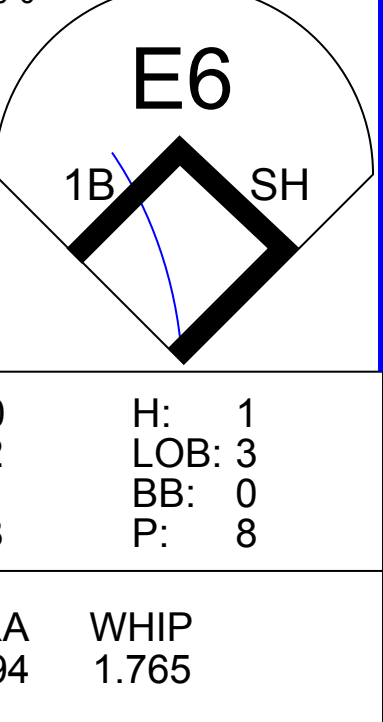
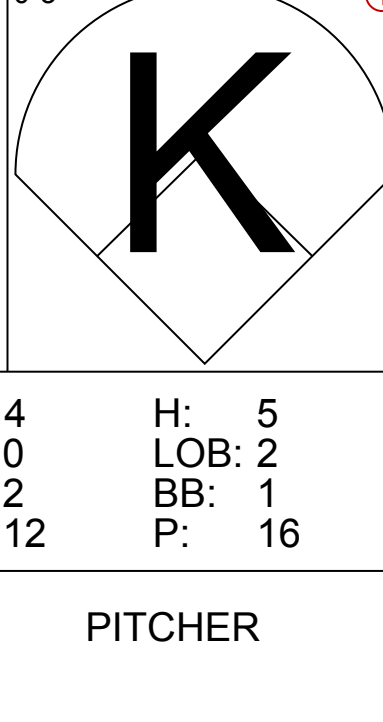
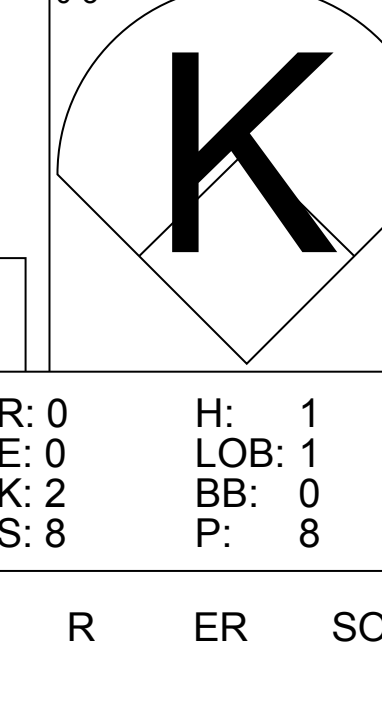


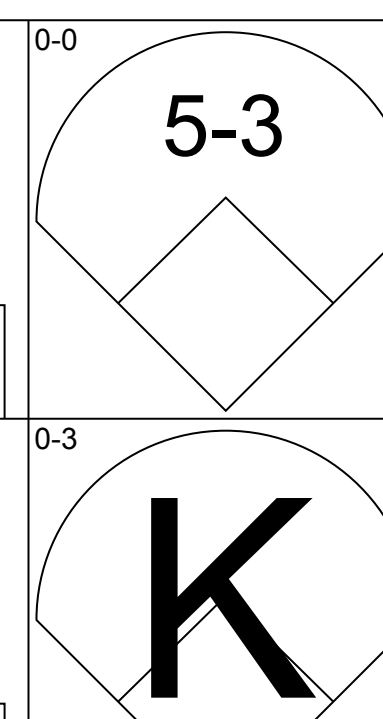
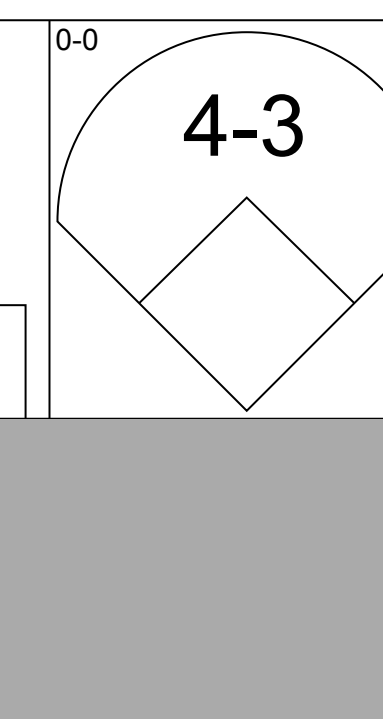
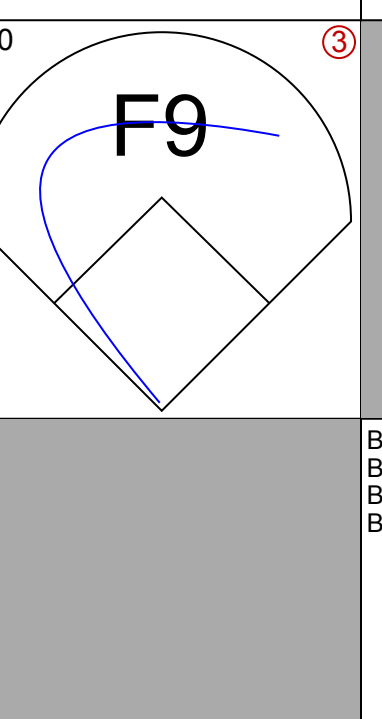
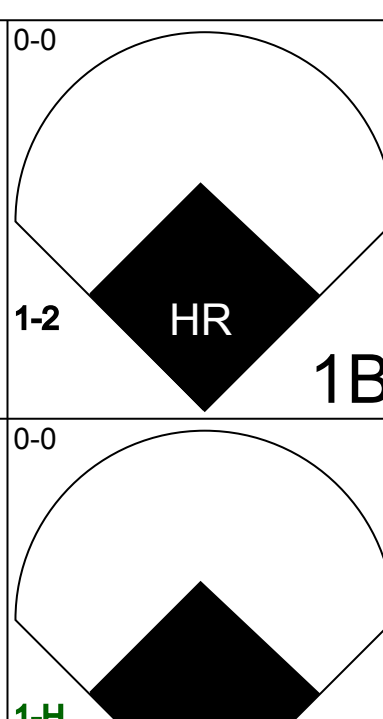
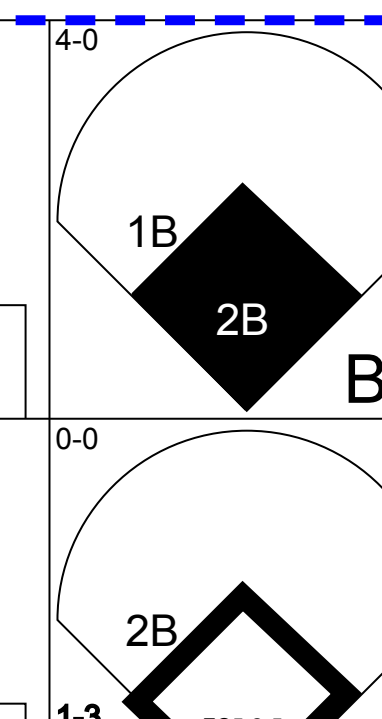
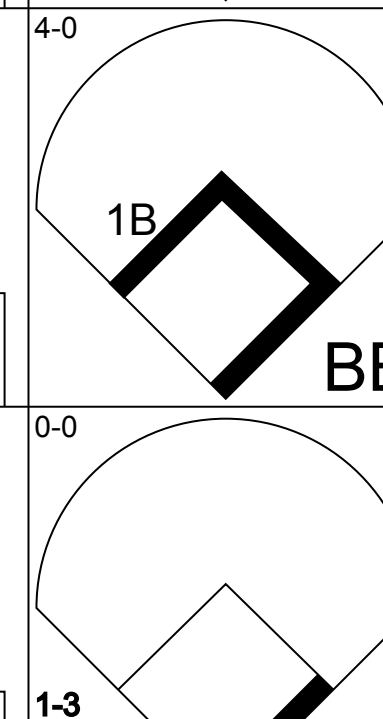
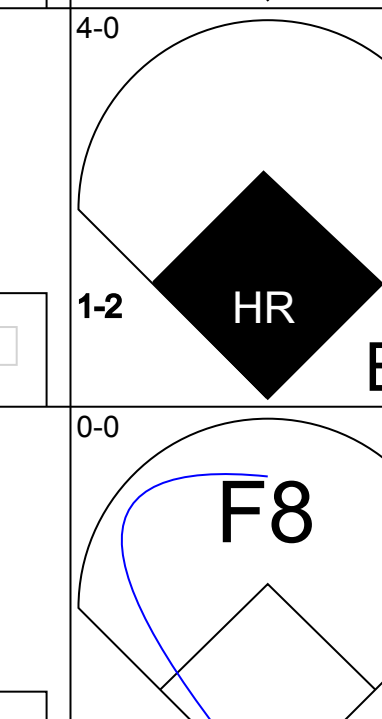
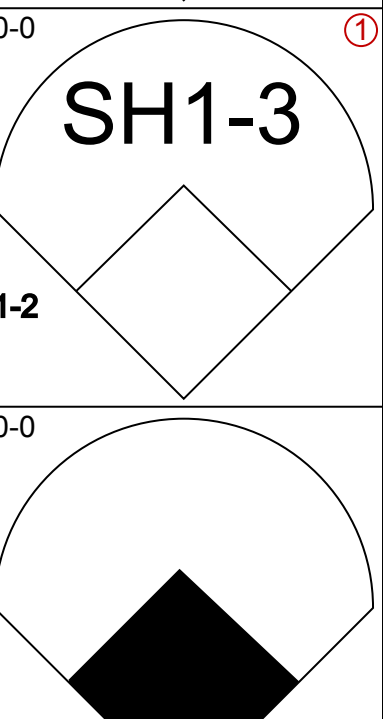
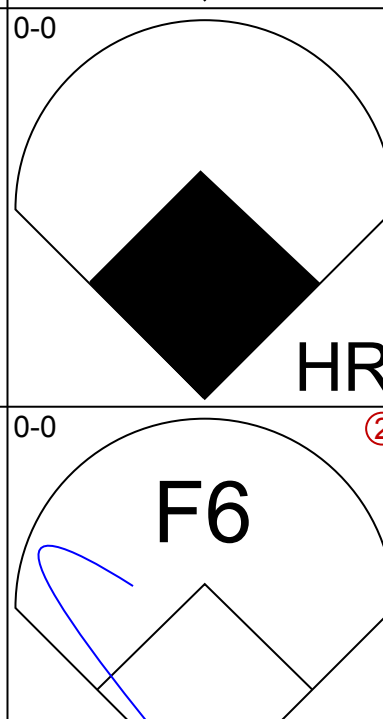
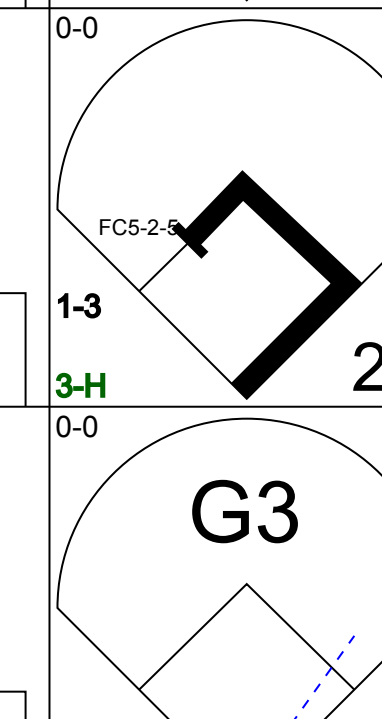
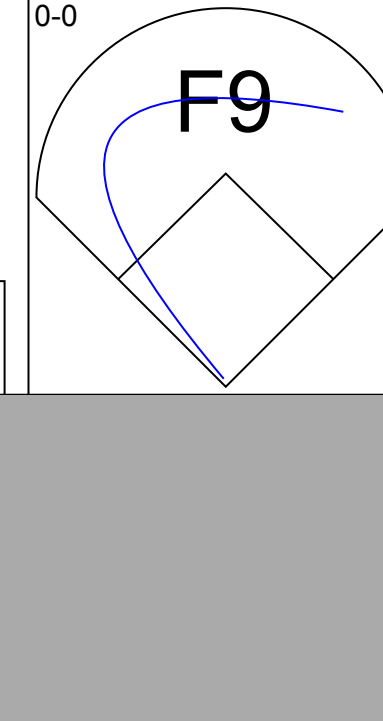
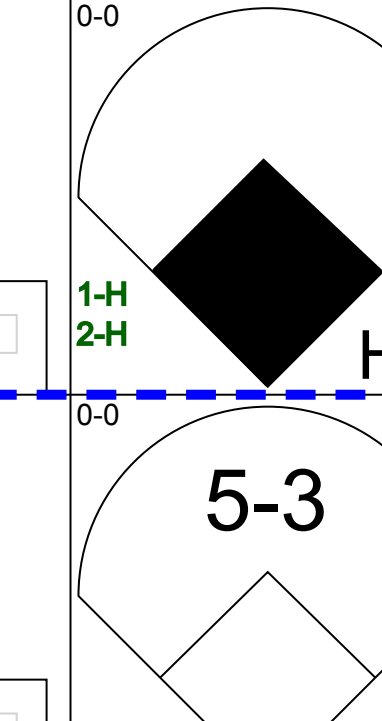
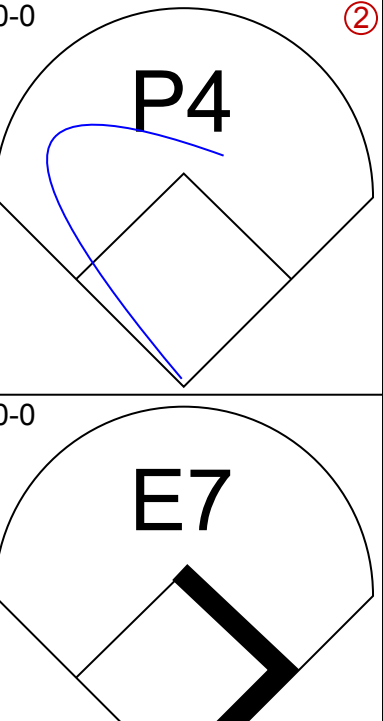

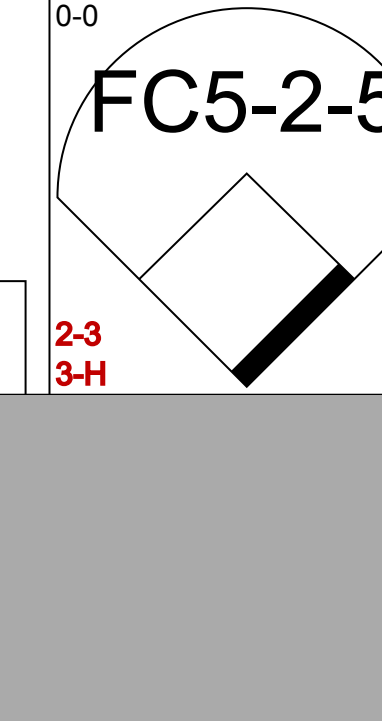


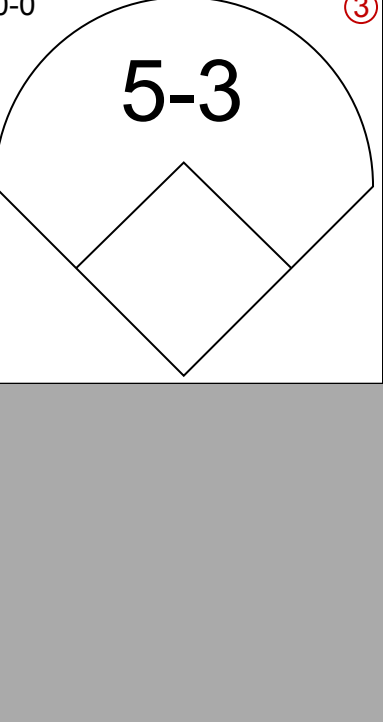
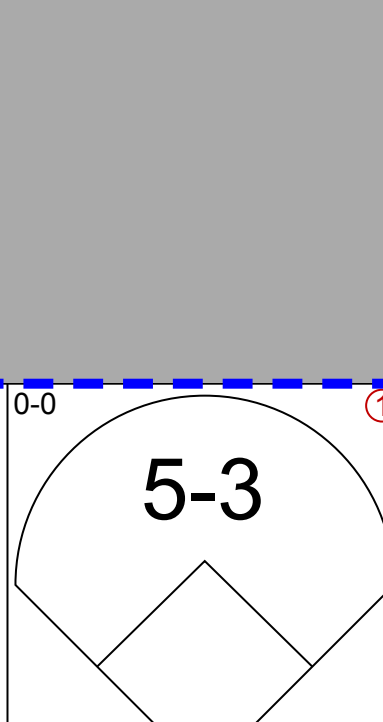

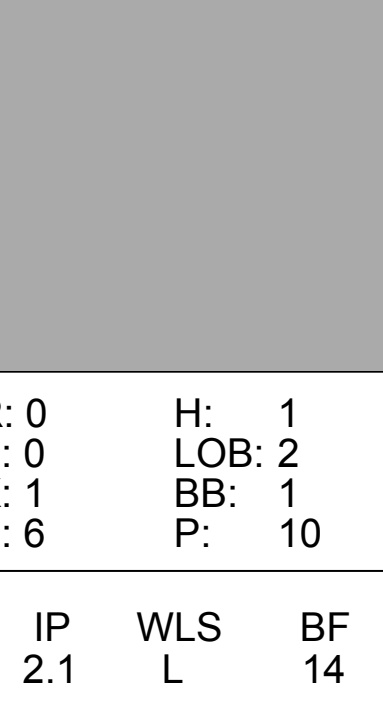
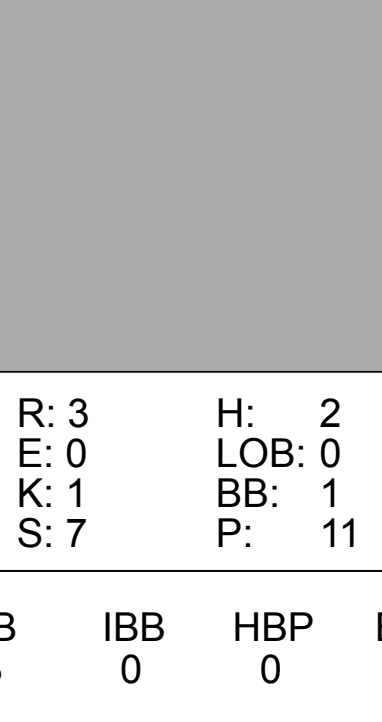
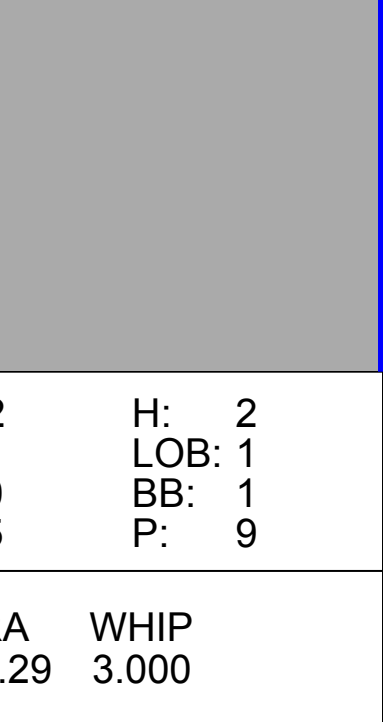
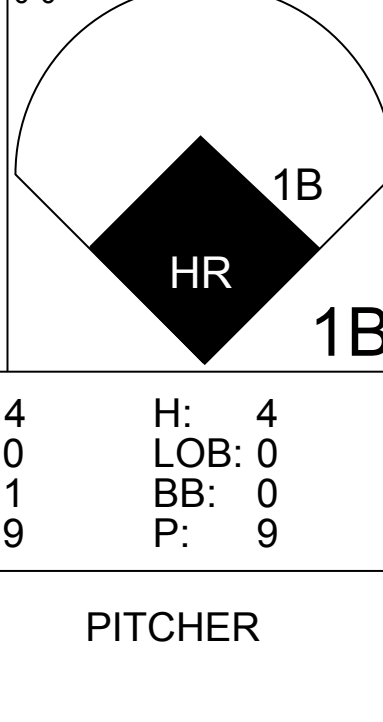
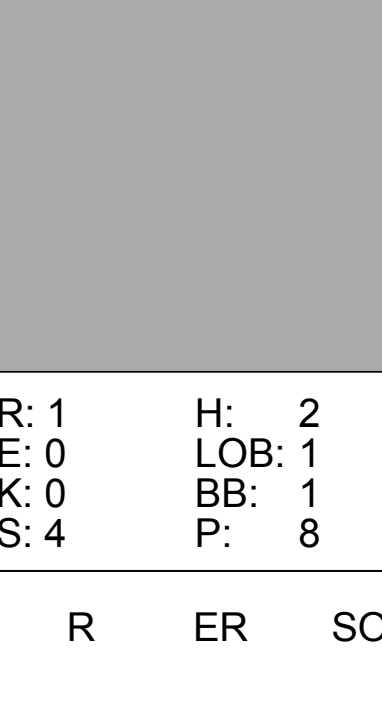
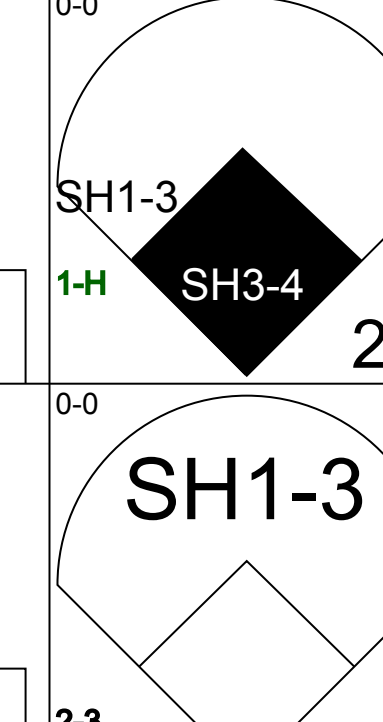

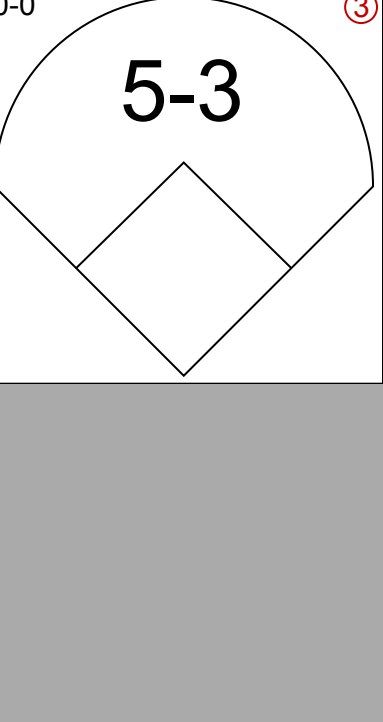

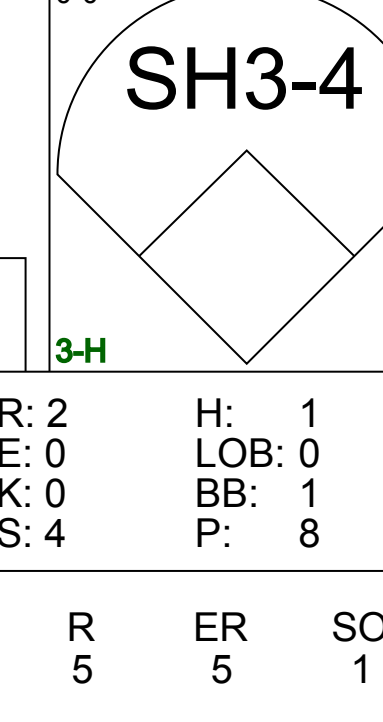
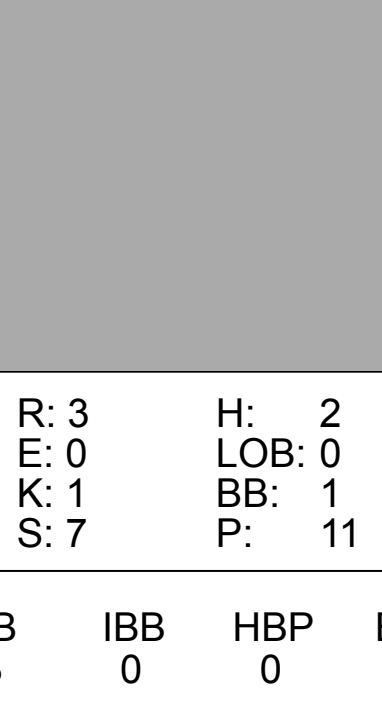
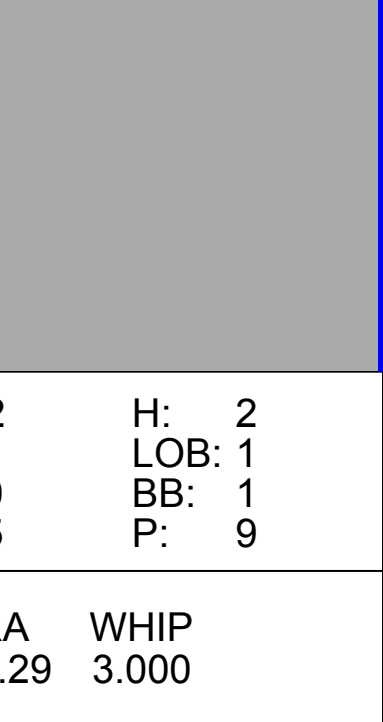
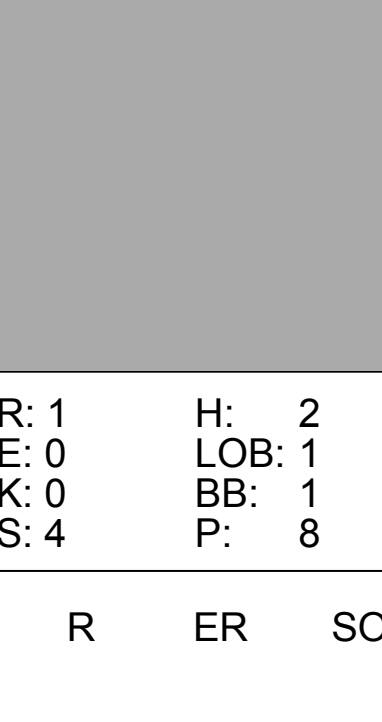
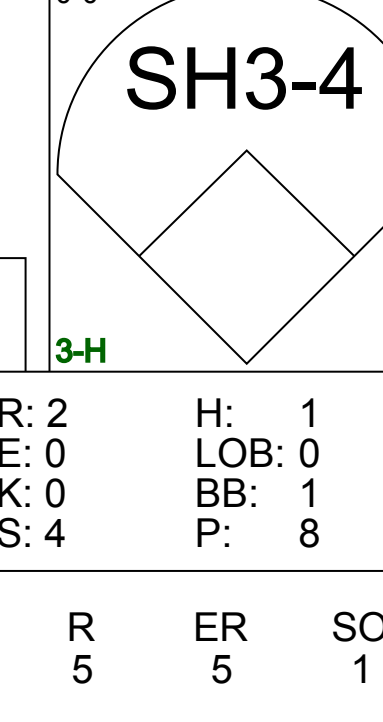
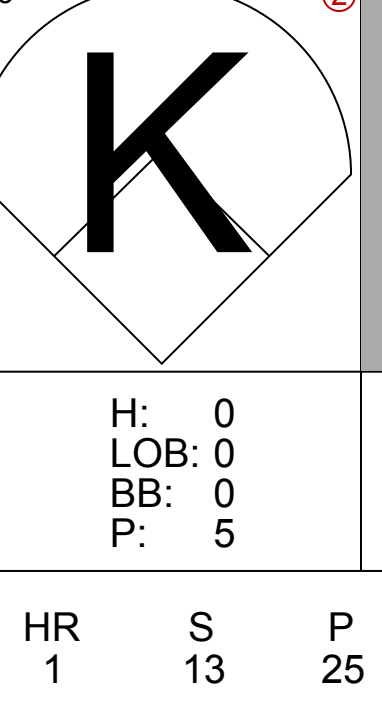
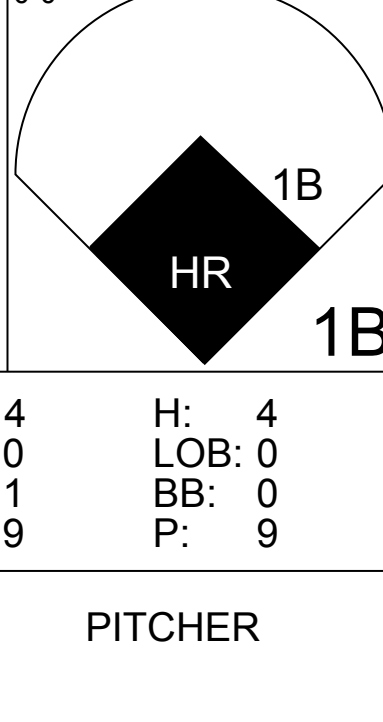
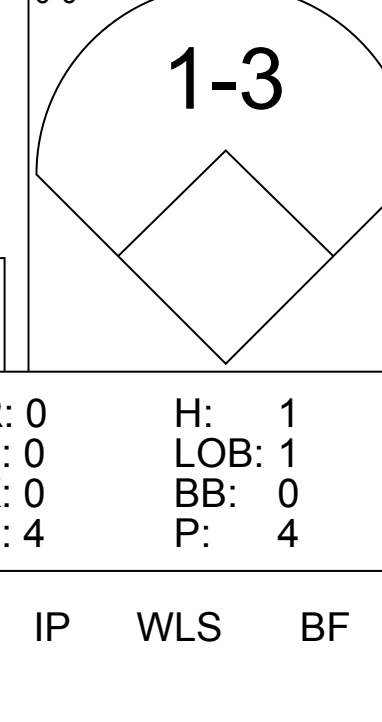

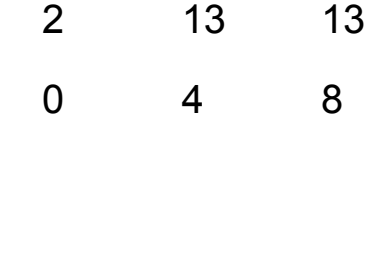


Batter	1	2	3	4	5	6	7	8	9	AB	R	H	RBI	BB	SO	LOB	BOTTOM				
Albie Pearson, L OBP: 0.446, SLG: 0.459 (1, 9)	FC5-4		FC4-6			5-3				5	1	3	0	0	0	2					
Billy Moran, R OBP: 0.317, SLG: 0.405 (1, 4)	FC5-4		F7					P4		5	2	2	0	0	0	4					
Ken Hunt, R OBP: 0.332, SLG: 0.546 (1, 8)	K		F7							4	1	2	2	0	1	3					
Steve Bilko, R OBP: 0.409, SLG: 0.537 (1, 3)	K									5	0	2	1	0	1	2					
George Thomas, R OBP: 0.316, SLG: 0.500 (1, 7)										4	1	1	0	1	1	2					
Earl Averill, R OBP: 0.397, SLG: 0.517 (1, 2)	K									3	0	1	0	1	1	1					
Eddie Yost, R OBP: 0.376, SLG: 0.217 (1, 5)										2	0	1	1	2	0	1					
Joe Koppe, R OBP: 0.333, SLG: 0.360 (1, 6)										4	0	2	0	0	2	5					
Ryne Duren, R ERA: 3.61 Gerry Staley, R Bill Kunkel, R										0	0	0	0	0	0	0					
Inning Stats	R: 0 E: 0 K: 2 S: 8	H: 1 LOB: 1 BB: 0 P: 8	R: 0 E: 0 K: 1 S: 4	H: 0 LOB: 0 BB: 1 P: 8	R: 0 E: 0 K: 0 S: 5	H: 1 LOB: 2 BB: 0 P: 5	R: 1 E: 1 K: 2 S: 10	H: 3 LOB: 2 BB: 0 P: 10	R: 2 E: 0 K: 1 S: 8	H: 3 LOB: 3 BB: 2 P: 16	R: 1 E: 0 K: 0 S: 5	H: 2 LOB: 1 BB: 0 P: 5	R: 0 E: 0 K: 2 S: 8	H: 1 LOB: 2 BB: 1 P: 12	R: 1 E: 0 K: 0 S: 5	H: 3 LOB: 1 BB: 0 P: 5	1B: 11 2B: 2 3B: 0 HR: 1	SF: 1 SAC: 1 DP: 1 HBP: 0	WP: 2 PB: 0 SB: 0 CS: 1	PA: 41	
PITCHER	IP WLS BF H R ER SO BB IBB HBP BLK WP HR S P ERA WHIP																				
Jim Archer, L ERA: 3.61 (1, 1)	4.1	L 22	8	3	3	5	1	0	0	0	2	0	9	17	5.40	2.400					
Gerry Staley, R ERA: 3.62 (5, 1)	1.2	9	2	1	1	1	2	0	0	0	2	0	9	17	5.40	2.400					
Bill Kunkel, R ERA: 2.98 (7, 1)	2.0	10	4	1	1	2	1	0	0	0	0	1	13	17	4.50	2.500					

Kansas City Athletics @ Los Angeles Angels
Wrigley Field, Los Angeles, CA
Mon Jul 03 1961, 9:05 PM CDT
Att: 5,877 - Unknown - 65 F

AB	35
R	5
H	14
RBI	4
BB	4
SO	8
LOB	24




Batter	1	2	3	4	5	6	7	8	9	AB	R	H	RBI	BB	SO	LOB	TOP				
Wayne Causey, L (1.5) OBP: 0.306, SLG: 0.333										5	0	1	1	0	3	3	<p>Kansas City Athletics @ Los Angeles Angels Wrigley Field, Los Angeles, CA Tue Jul 04 1961, 5:33 AM CDT Sunny - 69 F</p> <p>livebaseballscores.com</p>				
Joe Pignatano, R (1.2) OBP: 0.368, SLG: 0.396										4	1	2	2	0	0	1					
Dick Howser, R (1.6) OBP: 0.401, SLG: 0.369										4	1	2	1	1	0	1					
Norm Siebern, L (1.3) OBP: 0.381, SLG: 0.460										5	0	2	0	0	0	4					
Deron Johnson, R (1.7) OBP: 0.213, SLG: 0.261										5	0	2	1	0	1	5					
Leo Posada, R (1.9) OBP: 0.343, SLG: 0.436										5	1	1	0	0	2	3					
Jerry Lumpe, L (1.4) OBP: 0.339, SLG: 0.345										4	1	1	0	0	1	2					
Gene Stephens, L (1.8) OBP: 0.306, SLG: 0.301										3	1	0	0	1	0	2					
Lew Krausse, R (1.1) Norm Bass, R (3.1) Jerry Walker, S (6. Ph) Art Ditmar, R (6. Ph) Jim Rivera, L (8. Ph) Gerry Staley, R (8.1)										1	0	0	0	0	0	0					
Inning Stats	R: 0 E: 1 K: 1 S: 6	H: 0 LOB: 1 BB: 0 P: 6	R: 0 E: 0 K: 0 S: 3	H: 1 LOB: 0 BB: 0 P: 3	R: 0 E: 0 K: 0 S: 4	H: 1 LOB: 1 BB: 0 P: 4	R: 1 E: 0 K: 1 S: 7	H: 2 LOB: 2 BB: 1 P: 11	R: 0 E: 0 K: 1 S: 8	H: 1 LOB: 3 BB: 0 P: 8	R: 4 E: 0 K: 2 S: 12	H: 5 LOB: 2 BB: 1 P: 16	R: 0 E: 0 K: 2 S: 7	H: 0 LOB: 0 BB: 0 P: 7	R: 0 E: 0 K: 2 S: 8	H: 1 LOB: 1 BB: 0 P: 8		R: 0 E: 0 K: 0 S: 3	H: 0 LOB: 0 BB: 0 P: 3	1B: 10 2B: 0 3B: 1 HR: 0	SF: 0 SAC: 1 DP: 1 HBP: 0
PITCHER	IP WLS BF H R ER SO BB IBB HBP BLK WP HR S P ERA WHIP																				
Ted Bowsfield, L (1.1) ERA: 3.88	5.2 W 29 8 5 5 4 2 0 0 0 0 0 35 43 7.94 1.765																				
Art Fowler, R (6.1) ERA: 2.69	3.1 S 13 3 0 0 5 0 0 0 0 0 0 23 23 0.00 0.900																				

Batter	1	2	3	4	5	6	7	8	9	AB	R	H	RBI	BB	SO	LOB	BOTTOM				
Albie Pearson, L (1.9) OBP: 0.445, SLG: 0.455										4	2	1	0	1	0	0	<p>Kansas City Athletics @ Los Angeles Angels Wrigley Field, Los Angeles, CA Tue Jul 04 1961, 5:33 AM CDT Sunny - 69 F</p> <p>livebaseballscores.com</p>				
Lee Thomas, L (1.7) OBP: 0.340, SLG: 0.462										4	3	3	3	1	1	0					
Ken Hunt, R (1.8) OBP: 0.342, SLG: 0.566										2	2	2	2	2	0	0					
Ted Kluszewski, L (1.3) OBP: 0.316, SLG: 0.487										5	1	2	2	0	0	4					
George Thomas, R (1.5) Eddie Yost, R (7.5) OBP: 0.304, SLG: 0.591 OBP: 0.373, SLG: 0.215										4	1	1	3	0	1	2					
Earl Averill, R (1.2) OBP: 0.399, SLG: 0.514									3	1	1	0	1	0	0						
Joe Koppe, R (1.6) OBP: 0.344, SLG: 0.497									4	1	2	1	0	1	1						
Rocky Bridges, R (1.4) OBP: 0.267, SLG: 0.179									3	0	0	0	0	0	1						
Ted Bowsfield, R (1.1) Art Fowler, R (6.1) OBP: 0.154, SLG: 0.154 OBP: 0.100, SLG: 0.100									1	0	0	1	0	1	0						
Inning Stats	R: 0 E: 0 K: 1 S: 6	H: 1 LOB: 2 BB: 1 P: 10	R: 2 E: 0 K: 0 S: 4	H: 1 LOB: 0 BB: 1 P: 8	R: 3 E: 0 K: 1 S: 7	H: 2 LOB: 0 BB: 1 P: 11	R: 0 E: 0 K: 1 S: 5	H: 0 LOB: 0 BB: 0 P: 5	R: 2 E: 1 K: 0 S: 5	H: 2 LOB: 1 BB: 1 P: 9	R: 4 E: 0 K: 1 S: 9	H: 4 LOB: 0 BB: 0 P: 9	R: 0 E: 0 K: 0 S: 4	H: 1 LOB: 1 BB: 0 P: 4	R: 1 E: 0 K: 0 S: 4	H: 2 LOB: 1 BB: 1 P: 8		R: 0 E: 0 K: 0 S: 3	H: 0 LOB: 0 BB: 0 P: 3	1B: 6 2B: 4 3B: 0 HR: 4	SF: 0 SAC: 3 DP: 1 HBP: 0
PITCHER	IP WLS BF H R ER SO BB IBB HBP BLK WP HR S P ERA WHIP																				
Lew Krausse, R (1.1) ERA: 4.56	2.1 L 14 2 2 2 2 1 0 0 0 0 1 14 18 6.75 1.125																				
Norm Bass, R (3.1) ERA: 4.64	2.2 11 2 2 2 2 1 0 0 0 0 0 2 13 13 18.00 2.500																				
Art Ditmar, R (6.1) ERA: 5.19	2.0 11 5 4 4 1 0 0 0 0 0 0 2 13 13 9.00 3.000																				
Gerry Staley, R (8.1) ERA: 3.96	1.0 5 2 1 1 0 1 0 0 0 0 0 0 4 8 9.00 3.000																				

Batter	1	2	3	4	5	6	7	8	9	AB	R	H	RBI	BB	SO	LOB	TOP								
Dick Howser, R OBP: 0.401, SLG: 0.368 (1, 6)										4	2	1	0	1	0	2									
Jay Hankins, L OBP: 0.224, SLG: 0.295 (1, 8)										5	0	0	0	0	1	2									
Gene Stephens, L OBP: 0.322, SLG: 0.323 (1, 9)										4	2	3	2	1	0	0									
Norm Siebern, L OBP: 0.388, SLG: 0.476 (1, 3)										4	1	3	3	1	1	1									
Jerry Lumpe, L OBP: 0.334, SLG: 0.339 (1, 4)										4	0	0	0	0	0	3									
Deron Johnson, R OBP: 0.215, SLG: 0.250 (1, 7)										3	0	0	0	1	0	2									
Haywood Sullivan, R OBP: 0.387, SLG: 0.424 (1, 2)										4	0	1	0	0	0	2									
Wayne Causey, L OBP: 0.321, SLG: 0.347 (1, 5)										4	0	2	0	0	1	1									
Joe Nuxhall, L OBP: 0.433, SLG: 0.607 (5, 1)										2	0	0	0	0	1	1									
Ed Rakow, S OBP: 0.250, SLG: 0.143 (5, 1)										0	0	0	0	0	0	0									
Bill Kunkel, R Gerry Staley, R (7, 1)										0	0	0	0	0	0	0									
Lou Klimchuck, L OBP: 0.243, SLG: 0.293 (9, PH)										1	0	0	0	0	0	0									
Inning Stats	R: 3 E: 0 K: 1 S: 7	H: 2 LOB: 0 BB: 1 P: 11	R: 0 E: 0 K: 1 S: 6	H: 1 LOB: 1 BB: 0 P: 6	R: 1 E: 0 K: 0 S: 5	H: 2 LOB: 2 BB: 1 P: 9	R: 0 E: 0 K: 1 S: 5	H: 0 LOB: 0 BB: 0 P: 5	R: 0 E: 0 K: 0 S: 3	H: 1 LOB: 2 BB: 2 P: 11	R: 0 E: 0 K: 0 S: 3	H: 1 LOB: 0 BB: 0 P: 3	R: 0 E: 0 K: 0 S: 4	H: 1 LOB: 1 BB: 0 P: 4	R: 0 E: 0 K: 0 S: 3	H: 2 LOB: 1 BB: 0 P: 7	R: 1 E: 0 K: 1 S: 7	H: 2 LOB: 1 BB: 0 P: 7	1B: 8 2B: 1 3B: 0 HR: 1	SF: 0 SAC: 1 DP: 0 HBP: 0	WP: 0 PB: 0 SB: 3 CS: 1	PA: 41			
PITCHER	IP	WLS	BF	H	R	ER	SO	BB	IBB	HBP	BLK	WP	HR	S	P	ERA	WHIP								
Ken McBride, R ERA: 3.03 (1, 1)	4.0		19	5	4	4	3	2	0	0	0	0	1	23	31	9.00	1.750								
Ron Moeller, L ERA: 4.55 (5, 1)	2.0	W	9	1	0	0	0	2	0	0	0	0	0	7	15	0.00	1.500								
Tom Morgan, R ERA: 3.93 (7, 1)	2.2	S	11	4	1	1	0	0	0	0	0	0	0	11	11	3.38	1.500								
Art Fowler, R ERA: 2.65 (9, 1)	0.1		1	0	0	0	1	0	0	0	0	0	0	3	3	0.00	0.000								

Kansas City Athletics @ Los Angeles Angels
Wrigley Field, Los Angeles, CA
Tue Jul 04 1961, 5:38 AM CDT
Att. 12,871 - Sunny - 73 F


AB	35
R	5
H	10
RBI	5
BB	4
SO	4
LOB	14



Batter	1	2	3	4	5	6	7	8	9	AB	R	H	RBI	BB	SO	LOB	BOTTOM								
Albie Pearson, L OBP: 0.448, SLG: 0.456 (1, 9)										4	0	2	1	1	0	2									
Joe Koppe, R OBP: 0.379, SLG: 0.431 (1, 6)										4	1	3	1	1	1	0									
Ken Hunt, R OBP: 0.343, SLG: 0.567 (1, 8)										5	1	2	1	0	1	4									
Steve Bilko, R OBP: 0.420, SLG: 0.540 (1, 3)										3	1	2	1	2	1	2									
George Thomas, R OBP: 0.280, SLG: 0.542 (1, 7)										2	0	0	0	0	0	4									
Lee Thomas, L OBP: 0.340, SLG: 0.457 (5, PH) (6, 7)										2	1	0	0	1	0	3									
Eddie Yost, R OBP: 0.363, SLG: 0.207 (1, 5)										4	0	0	0	0	1	3									
Del Rice, R OBP: 0.396, SLG: 0.475 (1, 2)										4	0	1	0	0	0	3									
Rocky Bridges, R OBP: 0.282, SLG: 0.227 (1, 4)										4	1	3	3	0	0	0									
Ken McBride, R Earl Averill, R Ron Moeller, L Ted Kluszewski Tom Morgan, R Art Fowler, R (1, 1) (4, PH) (5, 1) (6, PH) (7, 1) (9, 1)										1	1	1	0	0	0	0									
Inning Stats	R: 0 E: 0 K: 2 S: 7	H: 0 LOB: 0 BB: 0 P: 7	R: 0 E: 0 K: 1 S: 5	H: 0 LOB: 1 BB: 1 P: 9	R: 1 E: 0 K: 0 S: 6	H: 3 LOB: 3 BB: 1 P: 10	R: 0 E: 0 K: 0 S: 5	H: 2 LOB: 2 BB: 0 P: 5	R: 0 E: 0 K: 1 S: 6	H: 1 LOB: 2 BB: 1 P: 10	R: 0 E: 0 K: 1 S: 5	H: 1 LOB: 1 BB: 1 P: 9	R: 6 E: 0 K: 0 S: 9	H: 6 LOB: 2 BB: 2 P: 17	R: 0 E: 0 K: 0 S: 3	H: 1 LOB: 0 BB: 0 P: 3	R: 0 E: 0 K: 0 S: 3	1B: 11 2B: 2 3B: 0 HR: 1	SF: 0 SAC: 1 DP: 1 HBP: 0	WP: 0 PB: 0 SB: 0 CS: 0	PA: 43				
PITCHER	IP	WLS	BF	H	R	ER	SO	BB	IBB	HBP	BLK	WP	HR	S	P	ERA	WHIP								
Joe Nuxhall, L ERA: 4.97 (1, 1)	4.0		21	6	1	1	3	3	0	0	0	0	0	24	36	2.25	2.250								
Ed Rakow, R ERA: 4.57 (5, 1)	2.0	L	11	4	4	4	2	2	0	0	0	0	0	13	21	18.00	3.000								
Bill Kunkel, R ERA: 3.29 (7, 1)	0.2		5	2	1	1	0	1	0	0	0	0	1	4	8	13.50	4.500								
Gerry Staley, R ERA: 3.82 (7, 1)	1.1		5	2	1	1	0	0	0	0	0	0	0	5	5	6.75	1.500								

Kansas City Athletics @ Los Angeles Angels
Wrigley Field, Los Angeles, CA
Tue Jul 04 1961, 5:38 AM CDT
Att. 12,871 - Sunny - 73 F

AB	35
R	7
H	14
RBI	7
BB	6
SO	5
LOB	24



Batter	1	2	3	4	5	6	7	8	9	AB	R	H	RBI	BB	SO	LOB	TOP								
Albie Pearson, L (1, 9) OBP: 0.451, SLG: 0.454	6-3		1B		BB HBP		F8		1B HR BB	3	1	1	0	1	0	1									
Joe Koppe, R (1, 6) OBP: 0.408, SLG: 0.452	2B PB 1B		F2		BB			2B 1B	HR 1B	4	3	3	0	1	0	1									
Ken Hunt, R (1, 8) OBP: 0.344, SLG: 0.579	P4		P4		K			2B	HR	5	2	2	3	0	1	5									
Steve Bilko, R (1, 3) OBP: 0.422, SLG: 0.552	2B						F8	SH3 2B	BB	4	0	2	3	0	0	0									
Lee Thomas, L (8, PR) OBP: 0.340, SLG: 0.457	WP							2B		0	0	0	0	0	0	0									
Ted Kluszewski, L (8, 3) OBP: 0.318, SLG: 0.485	2B							SH3 2B	BB	0	0	0	0	1	0	0									
George Thomas, R (1, 7) OBP: 0.241, SLG: 0.464	6-3						6-3	SH3	F2	4	0	0	0	0	0	2									
Earl Averill, R (1, 2) OBP: 0.395, SLG: 0.503		5-3			F8		F7	2-4 BB		3	0	0	0	1	0	0									
Eddie Yost, R (1, 5) OBP: 0.360, SLG: 0.202		6-3					6-3	SH2-4 BB	2-4	3	0	0	0	1	0	3									
Rocky Bridges, R (1, 4) OBP: 0.283, SLG: 0.230								SH2-4	5-3	3	0	1	0	0	0	0									
Eli Grba, R (1, 1) OBP: 0.118, SLG: 0.212									F3	2	0	0	0	0	0	1									
Del Rice, R (7, PH) OBP: 0.369, SLG: 0.463									F3	1	0	0	0	0	1	1									
Jim Donohue, R (7, 1) OBP: 0.100, SLG: 0.100									F3	1	0	0	0	0	0	0									
Art Fowler, R (9, 1) OBP: 0.100, SLG: 0.100									F3	0	0	0	0	0	0	0									
Inning Stats	R: 1 E: 0 K: 0 S: 5	H: 2 LOB: 1 BB: 0 P: 5	R: 0 E: 0 K: 0 S: 3	H: 0 LOB: 0 BB: 0 P: 3	R: 0 E: 0 K: 0 S: 4	H: 1 LOB: 1 BB: 0 P: 4	R: 0 E: 0 K: 0 S: 3	H: 0 LOB: 0 BB: 0 P: 3	R: 0 E: 0 K: 1 S: 6	H: 1 LOB: 3 BB: 1 P: 11	R: 0 E: 0 K: 0 S: 3	H: 0 LOB: 0 BB: 0 P: 3	R: 0 E: 0 K: 1 S: 5	H: 0 LOB: 1 BB: 1 P: 9	R: 2 E: 0 K: 0 S: 5	H: 3 LOB: 2 BB: 1 P: 9	R: 3 E: 0 K: 0 S: 5	H: 2 LOB: 1 BB: 2 P: 13	1B: 5 2B: 4 3B: 0 HR: 1	SF: 0 SAC: 2 DP: 1 HBP: 1	WP: 1 PB: 1 SB: 0 CS: 0	PA: 41			
PITCHER	IP	WLS	BF	H	R	ER	SO	BB	IBB	HBP	BLK	WP	HR	S	P	ERA	WHIP								
Jim Kaat, L (1, 1) ERA: 4.06	7.0	L	31	7	3	3	2	2	0	1	0	1	0	32	41	3.86	1.286								
Danny McDevitt, L (8, 1) ERA: 5.7	0.1		2	0	0	0	0	1	0	0	0	0	0	1	5	0.00	3.000								
Don Lee, R (8, 1) ERA: 2.89	1.2		8	2	3	3	0	2	0	0	0	0	1	6	14	16.20	2.400								

Los Angeles Angels @ Minnesota Twins
 Metropolitan Stadium, Bloomington, MI
 Wed Jul 05 1961, 8:05 PM EDT
 Att: 16,169 - Unknown - 79 F

AB	33
R	6
H	9
RBI	6
BB	5
SO	2
LOB	14



Batter	1	2	3	4	5	6	7	8	9	AB	R	H	RBI	BB	SO	LOB	BOTTOM								
Lenny Green, L (1, 8) OBP: 0.387, SLG: 0.377	4-3		L6		P4					3	0	0	0	2	0	2									
Billy Martin, R (1, 4) OBP: 0.387, SLG: 0.387	6-3		6-3		P4		L4-6		F9	5	0	0	0	0	0	8									
Harmon Killebrew, R (1, 3) OBP: 0.453, SLG: 0.709	K				F8					3	1	0	0	1	1	2									
Bob Allison, R (1, 9) OBP: 0.335, SLG: 0.442		K			5-3 1B BB		4-3		5-3	4	0	0	0	0	1	1									
Jim Lemon, R (1, 7) OBP: 0.338, SLG: 0.430		HR			1B 1B		1-3		K	4	1	2	2	0	1	0									
Earl Battey, R (1, 2) OBP: 0.367, SLG: 0.423		E5			L6-3 1B		F3		6-3	4	0	1	0	0	0	0									
Bill Tuttle, R (1, 5) OBP: 0.300, SLG: 0.301		5-3			L6-3					3	0	1	0	1	0	3									
Jose Valdivielso, R (1, 6) OBP: 0.209, SLG: 0.207										3	0	1	0	0	0	2									
Julio Becquer, L (8, PH) OBP: 0.277, SLG: 0.614		1-3								0	0	0	0	1	0	0									
Jim Kaat, L (1, 1) OBP: 0.394, SLG: 0.433										3	0	2	0	0	0	0									
Danny McDevitt, L (8, 1) ERA: 2.84										0	0	0	0	0	0	0									
Don Lee, R (8, 1) OBP: 0.309, SLG: 0.396										0	0	0	0	0	0	0									
Hal Naragon, L (8, PH) OBP: 0.309, SLG: 0.396										1	0	0	0	0	1	2									
Inning Stats	R: 0 E: 0 K: 1 S: 5	H: 0 LOB: 0 BB: 0 P: 5	R: 1 E: 1 K: 1 S: 7	H: 1 LOB: 1 BB: 0 P: 7	R: 0 E: 0 K: 0 S: 3	H: 0 LOB: 0 BB: 0 P: 3	R: 1 E: 0 K: 0 S: 4	H: 2 LOB: 1 BB: 1 P: 8	R: 0 E: 0 K: 0 S: 3	H: 0 LOB: 0 BB: 0 P: 3	R: 0 E: 0 K: 0 S: 4	H: 2 LOB: 2 BB: 1 P: 8	R: 0 E: 0 K: 1 S: 5	H: 0 LOB: 0 BB: 0 P: 5	R: 0 E: 0 K: 1 S: 5	H: 0 LOB: 3 BB: 3 P: 17	1B: 6 2B: 2 3B: 0 HR: 1	SF: 0 SAC: 0 DP: 2 HBP: 0	WP: 0 PB: 0 SB: 0 CS: 0	PA: 38					
PITCHER	IP	WLS	BF	H	R	ER	SO	BB	IBB	HBP	BLK	WP	HR	S	P	ERA	WHIP								
Eli Grba, R (1, 1) ERA: 4.04	6.0		24	5	2	2	2	1	0	0	0	0	0	27	31	3.00	1.000								
Jim Donohue, R (7, 1) ERA: 2.84	2.1	W	11	2	0	0	1	3	0	0	0	0	0	10	22	0.00	2.143								
Art Fowler, R (9, 1) ERA: 2.61	0.2	S	3	0	0	0	1	1	0	0	0	0	0	4	8	0.00	1.500								

Los Angeles Angels @ Minnesota Twins
 Metropolitan Stadium, Bloomington, MI
 Wed Jul 05 1961, 8:05 PM EDT
 Att: 16,169 - Unknown - 79 F

AB	33
R	2
H	7
RBI	2
BB	5
SO	4
LOB	20



Batter	1	2	3	4	5	6	7	8	9	AB	R	H	RBI	BB	SO	LOB	TOP			
Albie Pearson, L OBP: 0.444, SLG: 0.444	0-0 1B		0-0 G3		0-0 L9		0-0 G3		0-0 4-3	5	1	1	0	0	0	1	Los Angeles Angels @ Detroit Tigers Tiger Stadium, Detroit, MI Fri Jul 07 1961, 7:05 PM EDT Att: 37,839 - Unknown			
Joe Koppe, R OBP: 0.407, SLG: 0.444	0-0 BB 1B		0-3 K		0-0 5-3			0-0 4-3		4	0	1	0	0	1	0				
Ken Hunt, R OBP: 0.344, SLG: 0.569	0-0 L6-4 BB 1B		0-0 F8		0-0 F2			0-0 F7		4	0	1	1	0	0	0				
Steve Bilko, R OBP: 0.433, SLG: 0.585	4-0 1-2 BB			4-0 1B BB		0-3 K		0-0 HR		2	2	1	1	2	1	0				
George Thomas, R OBP: 0.297, SLG: 0.486	0-0 L6-4			0-0 1B		0-3 K		0-0 P3		4	0	1	0	0	1	3				
Earl Averill, R OBP: 0.392, SLG: 0.515	0-3 K			0-3 K		0-0 1B			0-0 HR	4	1	2	1	0	2	4				
Eddie Yost, R OBP: 0.371, SLG: 0.208		4-0 G4-3 BB		0-3 K		0-3 K		0-0 G3		3	0	1	0	1	2	3				
Billy Moran, R OBP: 0.320, SLG: 0.364	0-0 G4-3			0-0 1B			0-0 F5	0-0 G3		4	0	1	1	0	0	2				
Ken McBride, R OBP: 0.137, SLG: 0.143	0-3 K			0-0 F7			0-0 6-3	0-0 5-3		4	0	0	0	0	1	3				
Inning Stats	R: 1 E: 0 K: 1 S: 7	H: 3 LOB: 2 BB: 1 P: 11	R: 0 E: 0 K: 1 S: 4	H: 0 LOB: 0 BB: 1 P: 8	R: 0 E: 0 K: 1 S: 5	H: 0 LOB: 0 BB: 0 P: 5	R: 1 E: 0 K: 2 S: 9	H: 2 LOB: 2 BB: 1 P: 13	R: 0 E: 0 K: 0 S: 3	H: 1 LOB: 1 BB: 0 P: 10	R: 0 E: 0 K: 0 S: 3	H: 0 LOB: 0 BB: 0 P: 3	R: 1 E: 0 K: 0 S: 4	H: 1 LOB: 0 BB: 0 P: 4	R: 1 E: 0 K: 0 S: 5	H: 2 LOB: 1 BB: 0 P: 5	1B: 7 2B: 1 3B: 0 HR: 2	SF: 0 SAC: 0 DP: 2 HBP: 0	WP: 0 PB: 0 SB: 0 CS: 0	PA: 37
PITCHER	IP WLS BF H R ER SO BB IBB HBP BLK WP HR S P ERA WHIP																			
Hal Woodeshick, L ERA: 5.43	(1, 1) 0.0 4 3 1 1 0 1 0 0 0 0 0 0 3 7 ∞ ∞																			
Paul Foytack, R ERA: 4.53	(1, 1) 7.0 24 3 1 1 8 2 0 0 0 0 0 0 38 46 1.29 0.714																			
Terry Fox, R ERA: 1.25	(8, 1) 2.0 L 9 3 2 2 0 0 0 0 0 0 0 0 2 9 9 9.00 1.500																			

AB	34
R	4
H	9
RBI	4
BB	3
SO	8
LOB	16



Batter	1	2	3	4	5	6	7	8	9	AB	R	H	RBI	BB	SO	LOB	BOTTOM					
Bill Bruton, L OBP: 0.320, SLG: 0.360	0-0 FC4-6 1B		0-0 G1-6-3 1B		0-0 G3					4	0	2	0	0	1	4	Los Angeles Angels @ Detroit Tigers Tiger Stadium, Detroit, MI Fri Jul 07 1961, 7:05 PM EDT Att: 37,839 - Unknown					
Dick McAuliffe, L OBP: 0.214, SLG: 0.363	0-0 FC4-6		0-0 G1-6-3			0-0 4-3	0-0 FC6			3	1	0	0	0	0	2						
Bobo Osborne, L OBP: 0.429, SLG: 0.394	1-2 HR		1-2							1	0	0	0	0	0	2						
Terry Fox, R OBP: 0.222, SLG: 0.125										0	0	0	0	0	0	0						
Al Kaline, R OBP: 0.360, SLG: 0.493	0-0 1-H HR			0-0 L8		4-0 FC5 BB		0-0 L2-3		3	1	1	2	1	0	0						
Rocky Colavito, R OBP: 0.418, SLG: 0.590	0-0 E6			0-3 K		4-0 1-2 BB		0-0 G4-6-3 1B		3	0	1	0	1	1	0						
Norm Cash, L OBP: 0.483, SLG: 0.676	0-0 G4-6-3			0-0 F7		0-3 K		0-0 G4-6-3		4	0	0	0	0	1	4						
Steve Boros, R OBP: 0.380, SLG: 0.376		4-0 G6-4-3 BB			0-3 K	0-0 FC5			0-0 1B	3	0	1	0	1	1	2						
Jake Wood, R OBP: 0.342, SLG: 0.490	0-0 G6-4-3			4-0 1B BB			0-0 SH3-4 1B		0-3 K	3	0	1	0	1	1	2						
Dick Brown, R OBP: 0.302, SLG: 0.445		0-3 K			0-0 P4		0-0 SH3-4		0-0 P6	3	0	0	0	0	1	2						
Hal Woodeshick, R OBP: 0.118, SLG: 0.118			0-0 5-3				4-0 FC6 BB			0	0	0	0	0	0	0						
Paul Foytack, R OBP: 0.227, SLG: 0.381									0-0 4-3	2	0	1	0	0	0	0						
Charlie Maxwell, L OBP: 0.356, SLG: 0.405										0	0	0	0	1	0	0						
Chico Fernandez, R OBP: 0.308, SLG: 0.319					1-2 1B					1	0	0	0	0	0	1						
Inning Stats	R: 2 E: 1 K: 0 S: 5	H: 2 LOB: 0 BB: 0 P: 5	R: 0 E: 0 K: 1 S: 4	H: 0 LOB: 0 BB: 1 P: 8	R: 0 E: 0 K: 1 S: 3	H: 1 LOB: 0 BB: 0 P: 3	R: 0 E: 0 K: 1 S: 5	H: 0 LOB: 0 BB: 0 P: 5	R: 0 E: 0 K: 1 S: 6	H: 1 LOB: 2 BB: 1 P: 10	R: 0 E: 0 K: 1 S: 5	H: 0 LOB: 2 BB: 2 P: 13	R: 0 E: 0 K: 1 S: 6	H: 1 LOB: 1 BB: 1 P: 10	R: 0 E: 0 K: 0 S: 3	H: 1 LOB: 0 BB: 0 P: 3	R: 0 E: 0 K: 1 S: 6	H: 1 LOB: 1 BB: 0 P: 6	1B: 6 2B: 0 3B: 0 HR: 1	SF: 0 SAC: 1 DP: 4 HBP: 0	WP: 0 PB: 0 SB: 0 CS: 0	PA: 36
PITCHER	IP WLS BF H R ER SO BB IBB HBP BLK WP HR S P ERA WHIP																					
Ken McBride, R ERA: 2.95	(1, 1) 9.0 W 36 7 2 2 6 5 0 0 0 0 0 1 43 63 2.00 1.333																					

AB	30
R	2
H	7
RBI	2
BB	5
SO	6
LOB	19



Batter	1	2	3	4	5	6	7	8	9	AB	R	H	RBI	BB	SO	LOB	TOP				
Albie Pearson, L OBP: 0.441, SLG: 0.438 (1, 9)	L9		P3			K		SH2-4 BB		3	0	0	0	1	1	0					
Joe Koppe, R OBP: 0.405, SLG: 0.440 (1, 6)	E6 2B		5-3			1B		SH2-4		3	1	1	0	0	0	0					
Ken Hunt, R OBP: 0.342, SLG: 0.564 (1, 8)	F3		F8			1B		K		4	0	1	0	0	1	2					
Steve Bilko, R OBP: 0.429, SLG: 0.583 (1, 3)	2H 2B			L9		P4		F3		4	0	1	1	0	0	3					
George Thomas, R OBP: 0.275, SLG: 0.447 Lee Thomas, L OBP: 0.351, SLG: 0.480 (9, PH)	6-3			F6		F3			BB 1B	3	0	0	0	0	0	3					
Earl Averill, R OBP: 0.398, SLG: 0.533 Ed Sadowski, R OBP: 0.258, SLG: 0.313 (9, PR)				L9					BB 1-2 BB	3	1	2	1	1	0	0					
Eddie Yost, R OBP: 0.362, SLG: 0.202 (1, 5)				L9		K			BB K	4	0	0	0	0	3	3					
Billy Moran, R OBP: 0.302, SLG: 0.340 Leon Wagner, L OBP: 0.329, SLG: 0.516 (9, PH)				4-3		P6			L9	3	0	0	0	0	0	1					
Ted Bowsfield, R OBP: 0.125, SLG: 0.125 Art Fowler, R OBP: 0.100, SLG: 0.100 Del Rice, R OBP: 0.382, SLG: 0.452 (9, PH)				K		K			F3	3	0	0	0	0	3	1					
Inning Stats	R: 1 E: 1 K: 0 S: 5	H: 1 LOB: 1 BB: 0 P: 5	R: 0 E: 0 K: 1 S: 6	H: 1 LOB: 1 BB: 0 P: 6	R: 0 E: 0 K: 0 S: 3	H: 0 LOB: 0 BB: 0 P: 3	R: 0 E: 0 K: 0 S: 3	H: 0 LOB: 0 BB: 0 P: 3	R: 0 E: 0 K: 2 S: 7	H: 2 LOB: 2 BB: 0 P: 7	R: 1 E: 0 K: 2 S: 8	H: 1 LOB: 0 BB: 0 P: 8	R: 0 E: 0 K: 1 S: 5	H: 0 LOB: 1 BB: 1 P: 9	R: 0 E: 0 K: 1 S: 6	H: 1 LOB: 2 BB: 1 P: 10	1B: 4 2B: 1 3B: 0 HR: 1	SF: 0 SAC: 1 DP: 0 HBP: 0	WP: 0 PB: 0 SB: 0 CS: 0	PA: 36	
PITCHER	IP	WLS	BF	H	R	ER	SO	BB	IBB	HBP	BLK	WP	HR	S	P	ERA	WHIP				
Don Mossi, L ERA: 2.74 Fred Gladding, R ERA: 2.08 Terry Fox, R ERA: 1.24 Hank Aguirre, L ERA: 2.82	7.0	W	27	5	2	1	6	0	0	0	0	0	1	39	39	1.29	0.714				
	1.0	W	6	1	0	0	1	2	0	0	0	0	0	6	14	0.00	3.000				
	0.1	S	2	0	0	0	1	0	0	0	0	0	0	3	3	0.00	0.000				
	0.2	S	2	0	0	0	0	0	0	0	0	0	0	2	2	0.00	0.000				

Los Angeles Angels @ Detroit Tigers
Tiger Stadium, Detroit, MI
Sat Jul 08 1961, 4:33 AM EDT
Att: 21,084 - Unknown

AB 33
R 2
H 6
RBI 2
BB 2
SO 8
LOB 17



Batter	1	2	3	4	5	6	7	8	9	AB	R	H	RBI	BB	SO	LOB	BOTTOM				
Jake Wood, R OBP: 0.339, SLG: 0.395 (1, 4)	F8		K			K		FC5		4	0	0	0	0	2	4					
Bill Bruton, L OBP: 0.320, SLG: 0.357 (1, 8)	F7		F7			K		BB 1B BB		3	1	0	0	1	1	2					
Al Kaline, R OBP: 0.359, SLG: 0.494 (1, 9)	L4			1B 2B		L7		L9		4	1	1	0	0	0	1					
Rocky Colavito, R OBP: 0.413, SLG: 0.582 (1, 7)				4-3		L7		P4		4	0	0	0	0	0	2					
Norm Cash, L OBP: 0.483, SLG: 0.673 (1, 3)				WP 1B		4-3		1B BB		3	0	1	1	1	0	0					
Steve Boros, R OBP: 0.378, SLG: 0.374 (1, 5)				2H 1B		F3		1-2 2H 1B		4	0	1	1	0	0	1					
Chico Fernandez, R OBP: 0.312, SLG: 0.320 Charlie Maxwell, L OBP: 0.352, SLG: 0.400 Dick McAuliffe, L OBP: 0.214, SLG: 0.363 (9, 6)				SH5-4 BB		4-3		BB 1B 1B		2	1	1	0	1	0	1					
Mike Roarke, R OBP: 0.306, SLG: 0.364 (1, 2)				E4 SH5-4		5-3		FC5 1B		3	0	1	0	0	0	1					
Don Mossi, L OBP: 0.244, SLG: 0.214 Bubba Morton, R OBP: 0.250, SLG: 0.378 Fred Gladding, L (8, 1) Terry Fox, R OBP: 0.222, SLG: 0.125 Hank Aguirre, R (9, 1)				SH5-4		K		1-2 2H 1B		1	0	0	0	0	1	0					
Inning Stats	R: 0 E: 0 K: 0 S: 3	H: 0 LOB: 0 BB: 0 P: 3	R: 0 E: 0 K: 0 S: 3	H: 0 LOB: 0 BB: 0 P: 3	R: 0 E: 1 K: 1 S: 6	H: 0 LOB: 2 BB: 1 P: 10	R: 1 E: 0 K: 0 S: 5	H: 2 LOB: 1 BB: 0 P: 5	R: 0 E: 0 K: 1 S: 5	H: 0 LOB: 0 BB: 0 P: 5	R: 1 E: 0 K: 0 S: 6	H: 3 LOB: 2 BB: 0 P: 6	R: 0 E: 0 K: 1 S: 6	H: 1 LOB: 2 BB: 2 P: 14	1B: 5 2B: 1 3B: 0 HR: 0	SF: 0 SAC: 1 DP: 0 HBP: 0	WP: 1 PB: 0 SB: 0 CS: 0	PA: 34			
PITCHER	IP	WLS	BF	H	R	ER	SO	BB	IBB	HBP	BLK	WP	HR	S	P	ERA	WHIP				
Ted Bowsfield, L ERA: 3.84 Art Fowler, R ERA: 2.45	7.2	L	33	6	3	3	4	3	0	0	0	0	0	38	50	3.52	1.174				
	0.1	S	2	0	0	0	1	0	0	0	0	0	0	3	3	0.00	0.000				

Los Angeles Angels @ Detroit Tigers
Tiger Stadium, Detroit, MI
Sat Jul 08 1961, 4:33 AM EDT
Att: 21,084 - Unknown

AB 30
R 3
H 6
RBI 3
BB 3
SO 5
LOB 14

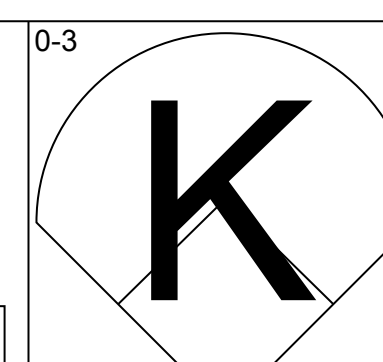
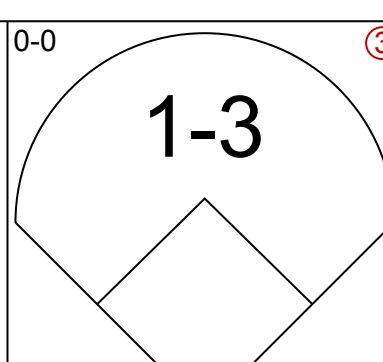
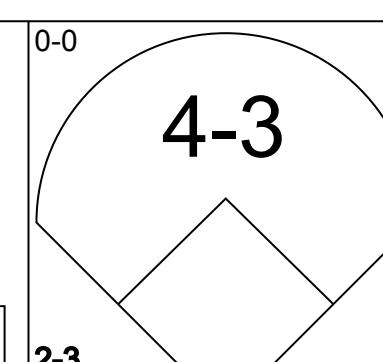
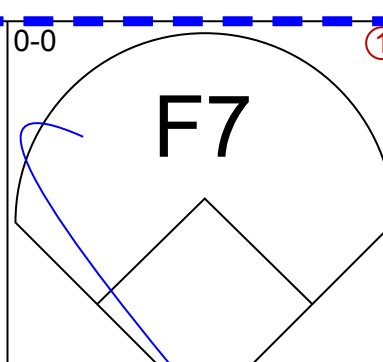
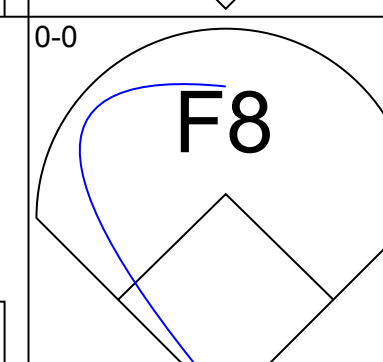
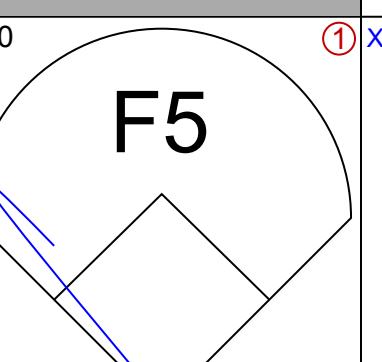
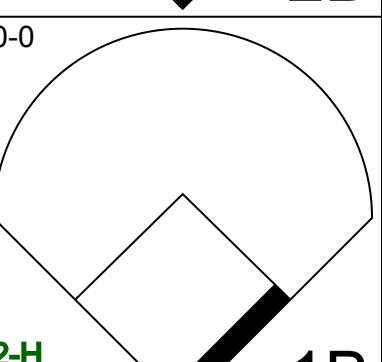
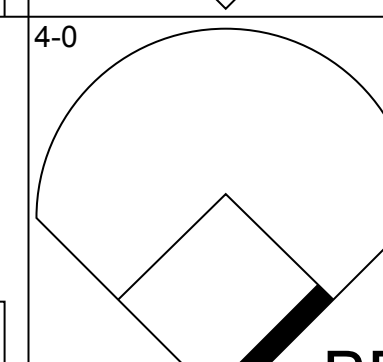
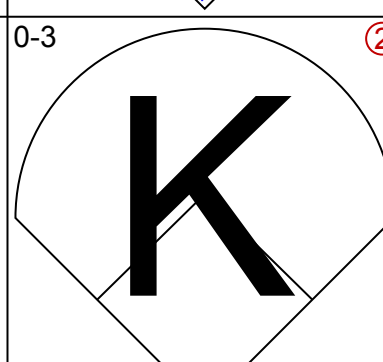
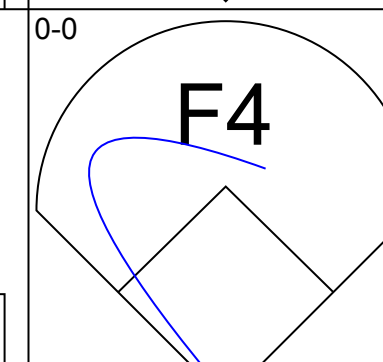
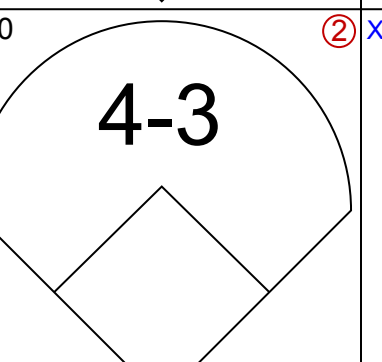
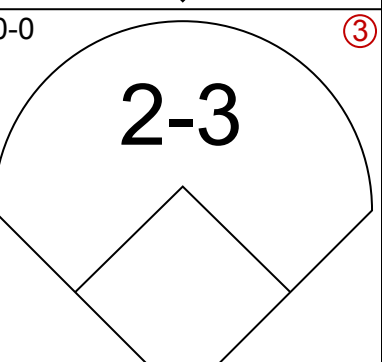
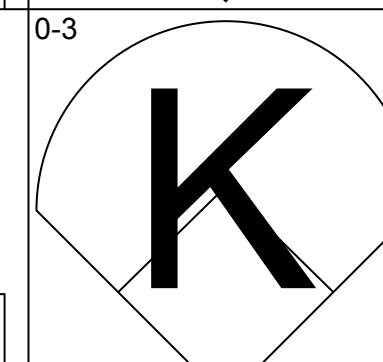
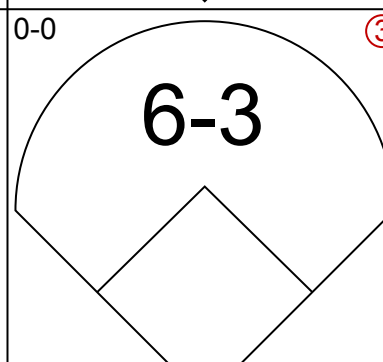
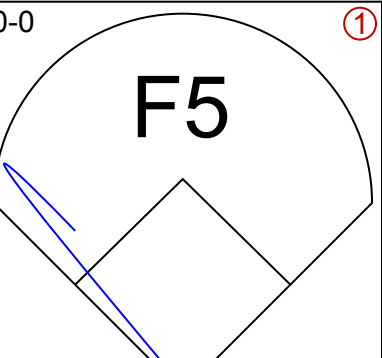
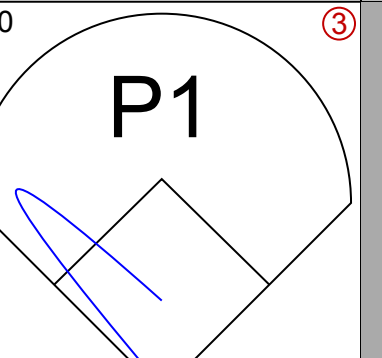
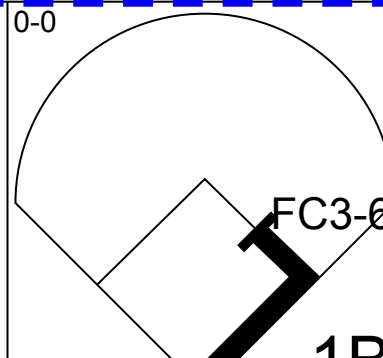
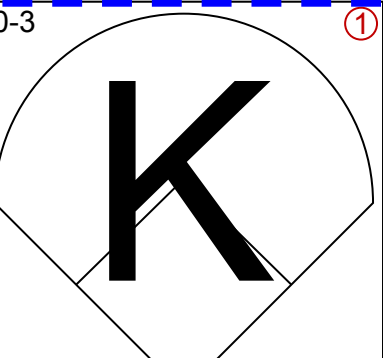
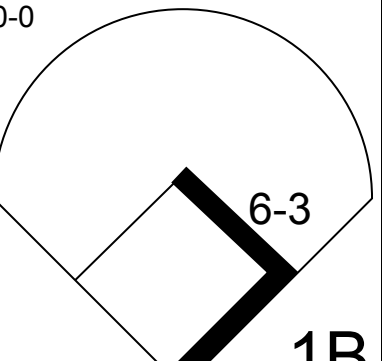
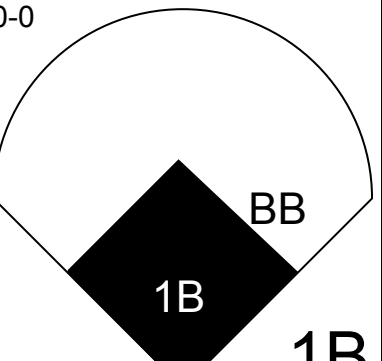
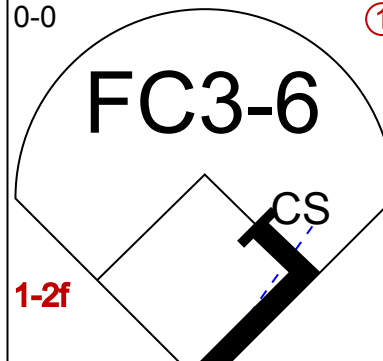
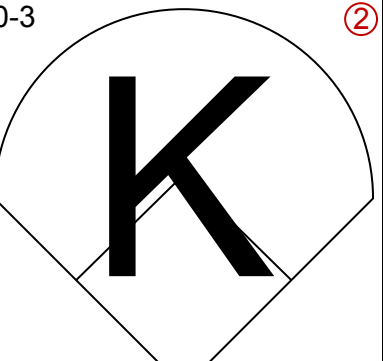
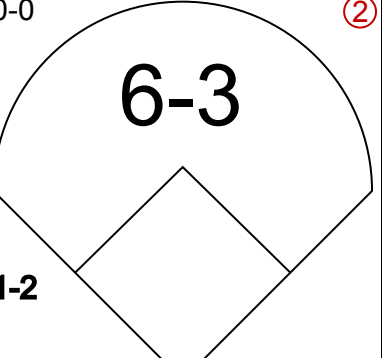
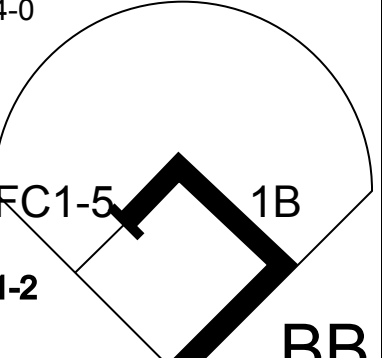
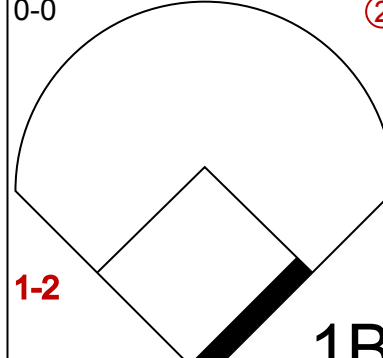
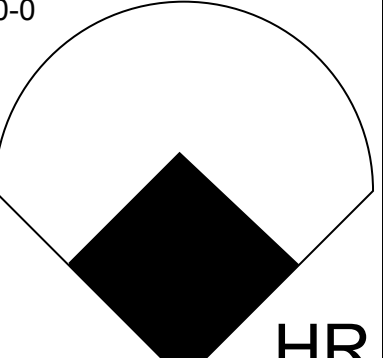
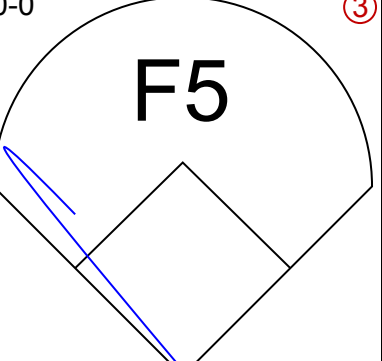
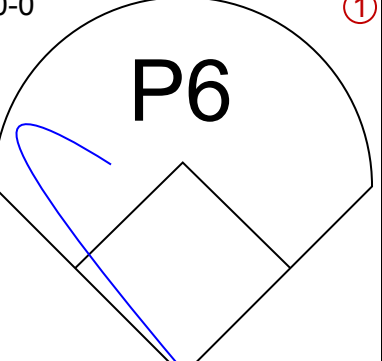
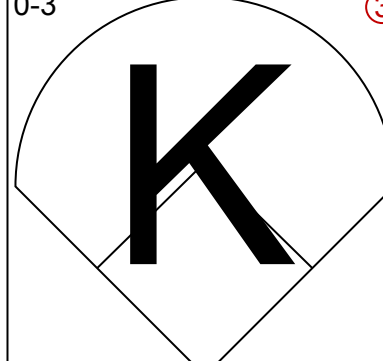
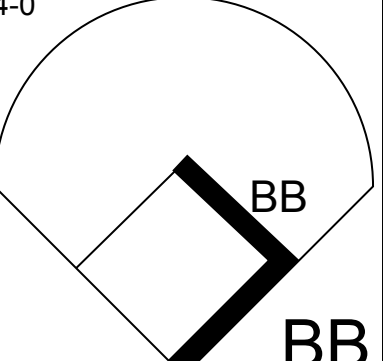
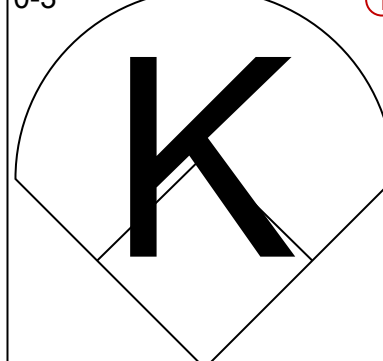
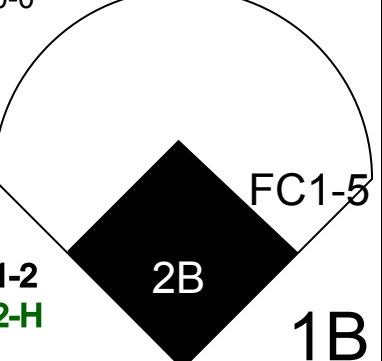
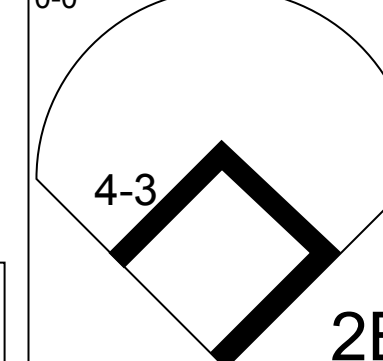
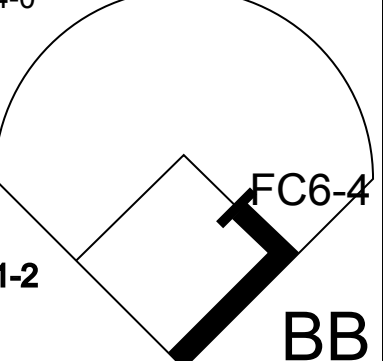
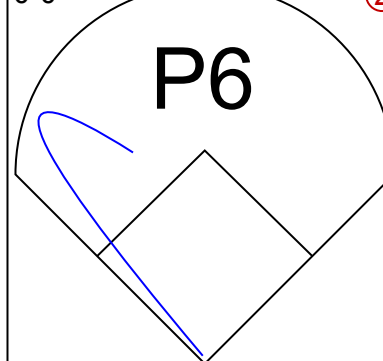
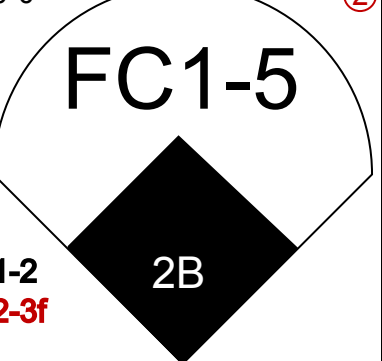
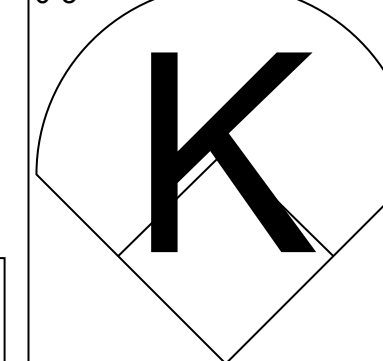
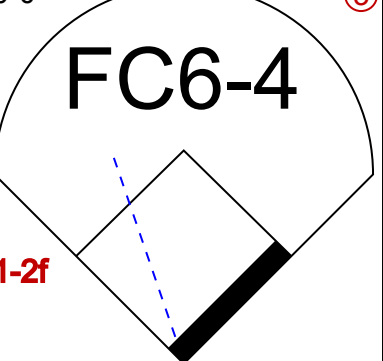


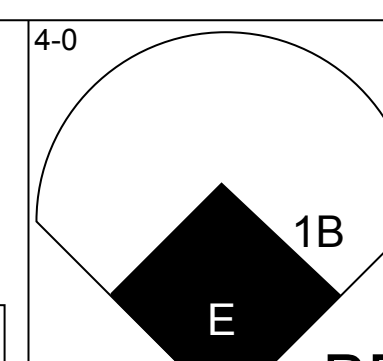
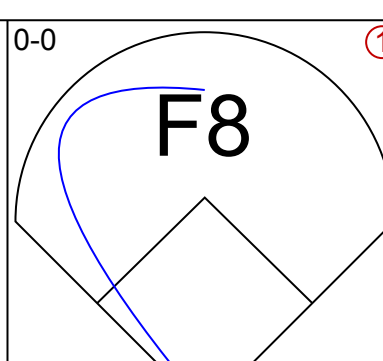
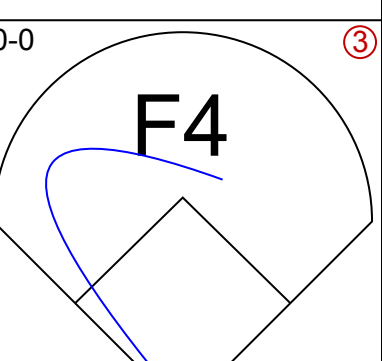
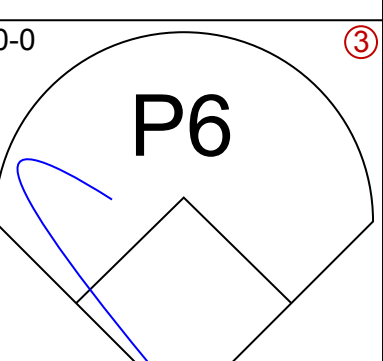
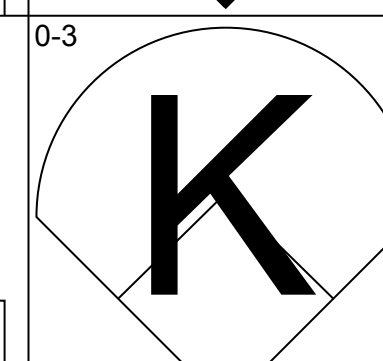
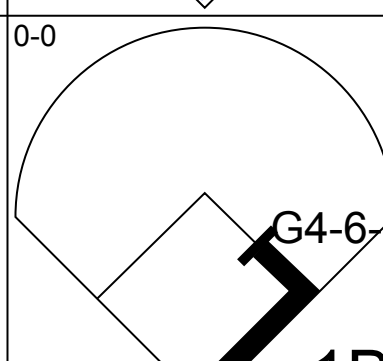
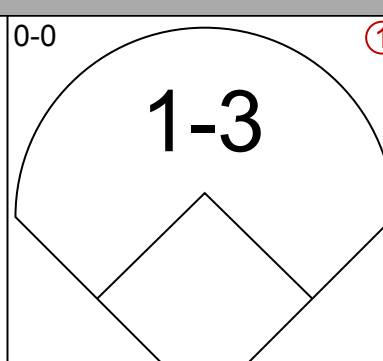
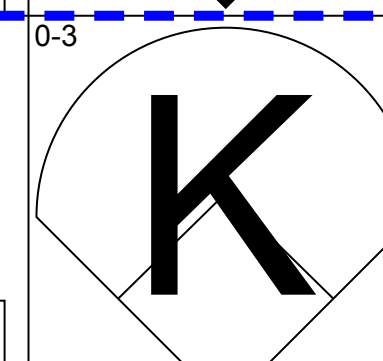
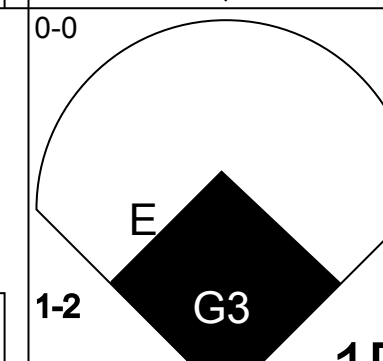
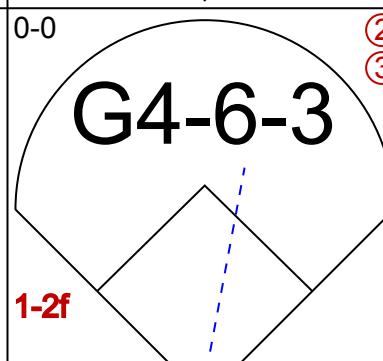
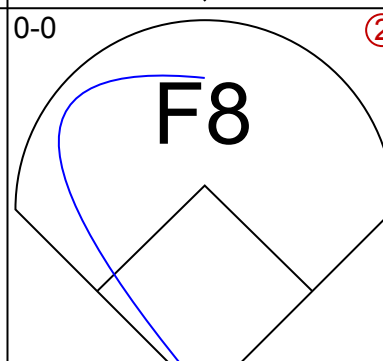
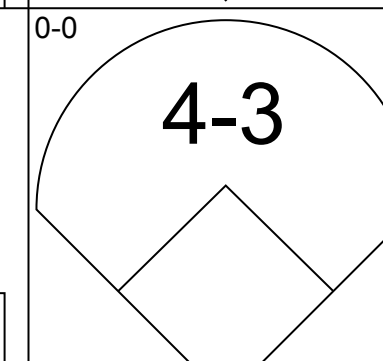
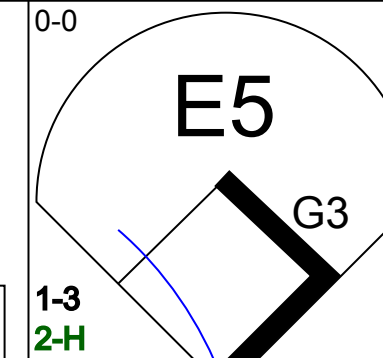
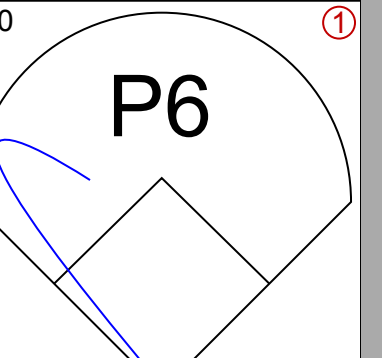
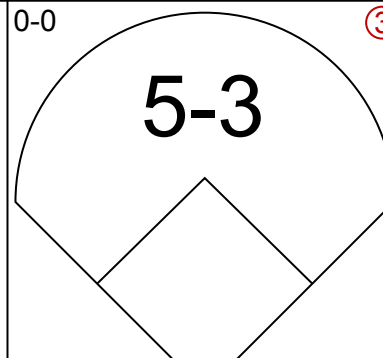
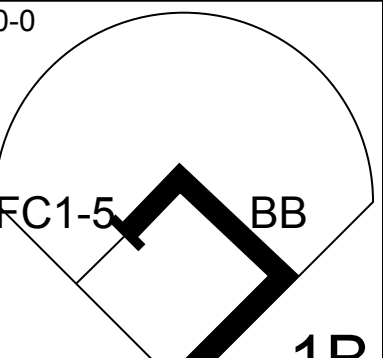
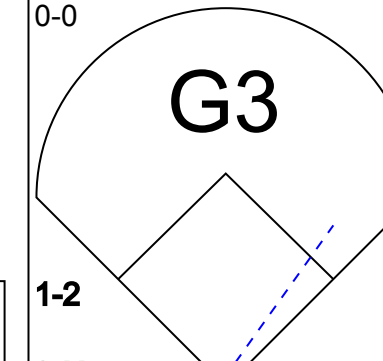
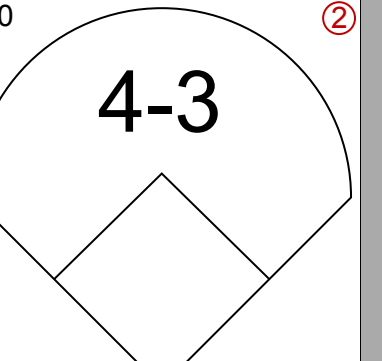
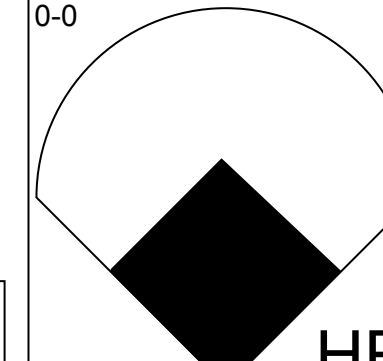
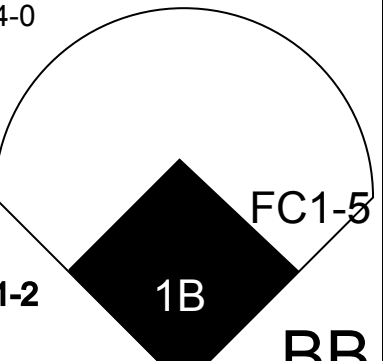
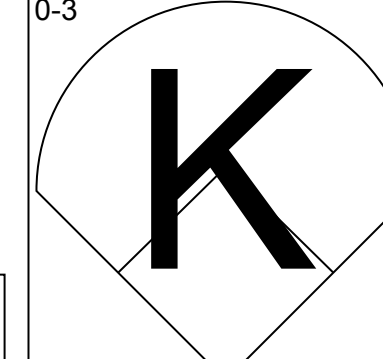
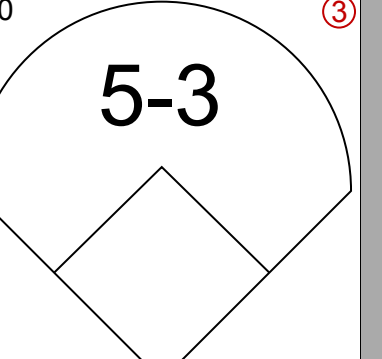
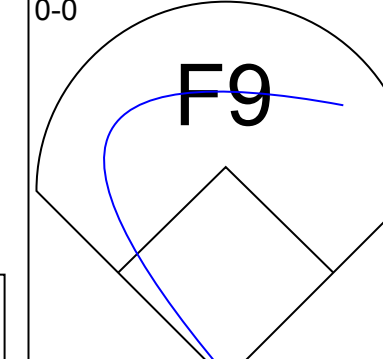
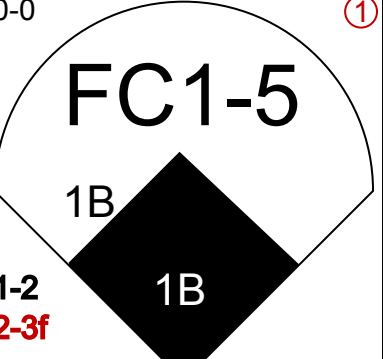
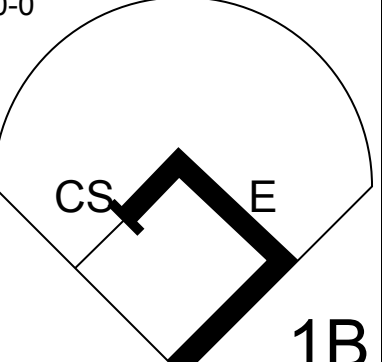

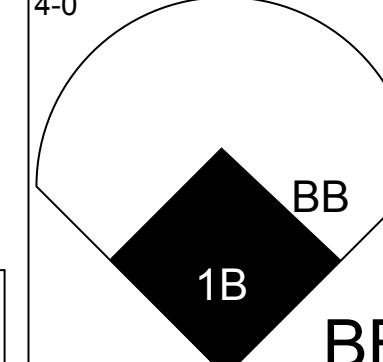
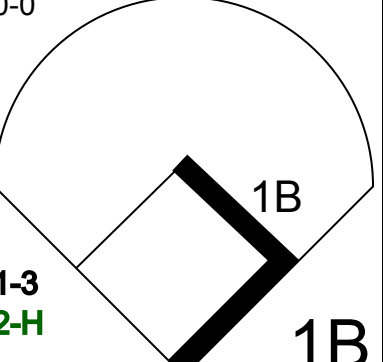
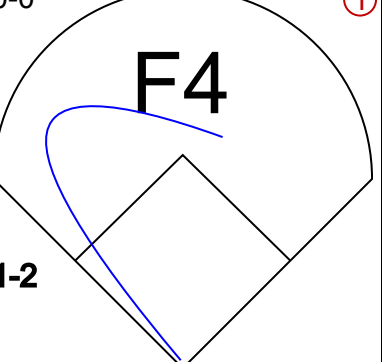
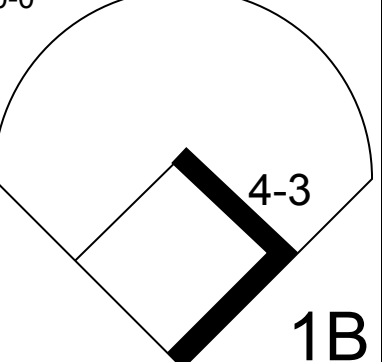
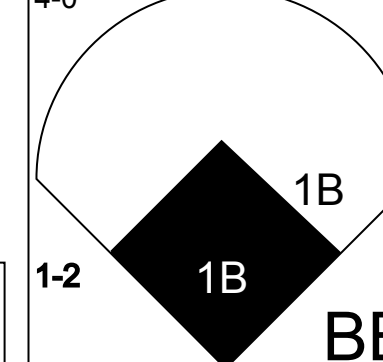
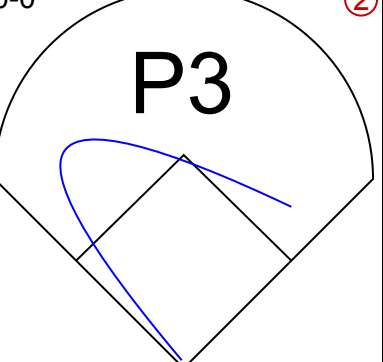
Batter	1	2	3	4	5	6	7	8	9	AB	R	H	RBI	BB	SO	LOB	TOP			
Albie Pearson, L OBP: 0.434, SLG: 0.430 (1, 8)	G3		F5		F8			4-3		4	0	0	0	0	0	2	Los Angeles Angels @ Detroit Tigers Tiger Stadium, Detroit, MI Sun Jul 09 1961, 4:33 AM EDT Unknown			
Joe Koppe, R OBP: 0.386, SLG: 0.418 (1, 6)	K		K					K		4	0	0	0	0	4	0				
Leon Wagner, L OBP: 0.324, SLG: 0.508 (1, 9)	F8			P6				K		4	0	0	0	0	1	0				
Ted Kluszewski, L OBP: 0.312, SLG: 0.475 (1, 3)		F7		4-3				6-3		4	0	0	0	0	0	0				
Lee Thomas, L OBP: 0.348, SLG: 0.475 (1, 7)		K		K				3-1		4	0	1	0	0	2	0				
Earl Averill, R OBP: 0.400, SLG: 0.530 (1, 2)		K						3-1		3	0	1	0	1	1	2				
Eddie Yost, R OBP: 0.364, SLG: 0.206 Faye Throneberry, L OBP: 0.303, SLG: 0.241 Rocky Bridges, R OBP: 0.283, SLG: 0.230 (7, 5)								FC6-4		2	0	1	0	0	1	1				
Billy Moran, R OBP: 0.286, SLG: 0.320 (1, 4)		1-3						F5		3	0	0	0	0	0	4				
Eli Grba, R OBP: 0.139, SLG: 0.206 Ken Hunt, R OBP: 0.341, SLG: 0.562 Jim Donohue, R OBP: 0.283, SLG: 0.230 (8, 1)			4-3					K		1	0	0	0	1	0	0				
										1	0	0	0	0	1	0				
										0	0	0	0	0	0	0				
Inning Stats	R: 0 E: 0 K: 1 S: 5	H: 0 LOB: 0 BB: 0 P: 5	R: 0 E: 0 K: 2 S: 9	H: 1 LOB: 2 BB: 0 P: 9	R: 0 E: 0 K: 1 S: 5	H: 0 LOB: 0 BB: 0 P: 5	R: 0 E: 0 K: 1 S: 5	H: 0 LOB: 0 BB: 2 P: 5	R: 0 E: 0 K: 2 S: 7	H: 0 LOB: 2 BB: 0 P: 7	R: 0 E: 0 K: 0 S: 4	H: 1 LOB: 1 BB: 0 P: 4	R: 0 E: 0 K: 2 S: 7	H: 0 LOB: 0 BB: 0 P: 7	R: 0 E: 0 K: 0 S: 4	H: 1 LOB: 1 BB: 0 P: 4	1B: 3 2B: 0 3B: 0 HR: 0	SF: 0 SAC: 0 DP: 0 HBP: 0	WP: 0 PB: 1 SB: 0 CS: 0	PA: 33
PITCHER Frank Lary, R ERA: 3.4 (1, 1)	IP: 9.0 WLS: W BF: 33 H: 3 R: 0 ER: 0 SO: 10 BB: 2 IBB: 0 HBP: 0 BLK: 0 WP: 0 HR: 0 S: 51 P: 59 ERA: 0.00 WHIP: 0.556															PITCHER				

Batter	1	2	3	4	5	6	7	8	9	AB	R	H	RBI	BB	SO	LOB	BOTTOM			
Dick McAuliffe, L OBP: 0.216, SLG: 0.369 (1, 6)	E1		4-3		F8					4	0	1	0	0	0	0	Los Angeles Angels @ Detroit Tigers Tiger Stadium, Detroit, MI Sun Jul 09 1961, 4:33 AM EDT Unknown			
Bill Bruton, L OBP: 0.319, SLG: 0.356 (1, 8)	FC3-6		F8					F8		4	0	1	0	0	3					
Al Kaline, R OBP: 0.357, SLG: 0.490 (1, 9)	L1-3		K					B5-4		4	0	1	0	0	1	2				
Rocky Colavito, R OBP: 0.411, SLG: 0.578 (1, 7)	F2							K		4	0	1	0	0	1	3				
Norm Cash, L OBP: 0.486, SLG: 0.671 (1, 3)		HBP						FC4-6		2	1	1	0	2	0	1				
Steve Boros, R OBP: 0.381, SLG: 0.374 Ozzie Virgil, R OBP: 0.143, SLG: 0.222 (2, FR)		BB						F2		0	0	0	0	0	0	0				
Jake Wood, R OBP: 0.338, SLG: 0.398 (1, 4)		HBP						4-3		3	0	0	0	0	0	5				
Mike Roarke, R OBP: 0.307, SLG: 0.362 (1, 2)								G1-6-3		3	0	1	0	0	1	3				
Frank Lary, R OBP: 0.293, SLG: 0.368 (1, 1)								F9		3	0	1	0	0	1	3				
										3	0	1	1	0	1	0				
										3	0	1	0	0	1	2				
Inning Stats	R: 0 E: 1 K: 0 S: 4	H: 0 LOB: 1 BB: 0 P: 4	R: 1 E: 0 K: 1 S: 5	H: 1 LOB: 1 BB: 1 P: 10	R: 0 E: 0 K: 1 S: 5	H: 0 LOB: 0 BB: 0 P: 5	R: 0 E: 0 K: 0 S: 4	H: 1 LOB: 1 BB: 0 P: 4	R: 0 E: 0 K: 2 S: 7	H: 0 LOB: 0 BB: 0 P: 7	R: 0 E: 0 K: 1 S: 6	H: 1 LOB: 2 BB: 1 P: 10	R: 0 E: 0 K: 0 S: 5	H: 3 LOB: 2 BB: 0 P: 5	R: 0 E: 0 K: 0 S: 4	H: 2 LOB: 1 BB: 0 P: 4	1B: 6 2B: 3 3B: 0 HR: 0	SF: 0 SAC: 0 DP: 2 HBP: 1	WP: 0 PB: 0 SB: 2 CS: 0	PA: 33
PITCHER Eli Grba, R ERA: 3.87 Jim Donohue, R ERA: 2.75 (8, 1)	IP: 7.0 WLS: L BF: 29 H: 6 R: 1 ER: 1 SO: 5 BB: 1 IBB: 1 HBP: 1 BLK: 0 WP: 0 HR: 0 S: 36 P: 45 ERA: 1.29 WHIP: 1.000															PITCHER				

Batter	1	2	3	4	5	6	7	8	9	AB	R	H	RBI	BB	SO	LOB	TOP					
George Thomas, R OBP: 0.267, SLG: 0.419 (1, 5)										5	0	1	0	0	2	3	Los Angeles Angels @ Detroit Tigers Tiger Stadium, Detroit, MI Sun Jul 09 1961, 4:38 AM EDT Att: 36,495 - Unknown					
Joe Koppe, R OBP: 0.387, SLG: 0.429 (1, 6)										5	1	2	0	0	1	1						
Lee Thomas, L OBP: 0.350, SLG: 0.470 (1, 9)										4	0	1	1	1	1	1						
Leon Wagner, L OBP: 0.325, SLG: 0.506 (1, 7)										5	0	2	1	0	1	2						
Steve Bilko, R OBP: 0.431, SLG: 0.599 (1, 3)										4	1	2	1	0	2	4						
Ken Hunt, R OBP: 0.337, SLG: 0.554 (1, 8)										4	0	0	0	0	1	5						
Earl Averill, R OBP: 0.394, SLG: 0.519 (1, 2)										4	0	0	0	0	2	2						
Billy Moran, R OBP: 0.300, SLG: 0.333 (1, 4)										4	0	2	0	0	0	2						
Ryne Duren, R ERA: 4.98 (5, 1)										1	0	0	0	0	1	0						
Inning Stats	R: 0 E: 0 K: 2 S: 9	H: 2 LOB: 3 BB: 1 P: 13	R: 0 E: 0 K: 2 S: 7	H: 0 LOB: 0 BB: 0 P: 7	R: 0 E: 0 K: 1 S: 5	H: 0 LOB: 0 BB: 0 P: 5	R: 0 E: 0 K: 1 S: 7	H: 2 LOB: 2 BB: 0 P: 7	R: 2 E: 0 K: 1 S: 8	H: 3 LOB: 1 BB: 0 P: 8	R: 0 E: 0 K: 2 S: 9	H: 2 LOB: 2 BB: 0 P: 9	R: 0 E: 0 K: 1 S: 5	H: 0 LOB: 0 BB: 0 P: 5	R: 0 E: 0 K: 0 S: 5	H: 2 LOB: 1 BB: 0 P: 5		R: 0 E: 0 K: 1 S: 6	H: 1 LOB: 1 BB: 0 P: 6	1B: 10 2B: 1 3B: 0 HR: 1	SF: 0 SAC: 0 DP: 0 HBP: 0	WP: 0 PB: 0 SB: 1 CS: 0
PITCHER	IP	WLS	BF	H	R	ER	SO	BB	IBB	HBP	BLK	WP	HR	S	P	ERA	WHIP					
Jim Bunning, R ERA: 3.54 (1, 1)	8.1	W	38	12	3	3	10	1	0	0	0	0	1	57	61	3.24	1.560					
Hank Aguirre, L ERA: 2.77 (9, 1)	0.2	S	2	0	0	0	1	0	0	0	0	0	0	4	4	0.00	0.000					

Batter	1	2	3	4	5	6	7	8	9	AB	R	H	RBI	BB	SO	LOB	BOTTOM				
Dick McAuliffe, L OBP: 0.237, SLG: 0.379 (1, 6)										3	2	1	0	2	1	2	Los Angeles Angels @ Detroit Tigers Tiger Stadium, Detroit, MI Sun Jul 09 1961, 4:38 AM EDT Att: 36,495 - Unknown				
Bill Bruton, L OBP: 0.323, SLG: 0.366 (1, 8)										4	2	2	2	1	0	3					
Al Kaline, R OBP: 0.358, SLG: 0.487 (1, 9)										4	2	1	0	1	1	3					
Rocky Colavito, R OBP: 0.411, SLG: 0.577 (1, 7)										4	0	1	2	1	0	2					
Norm Cash, L OBP: 0.483, SLG: 0.666 (1, 3)										4	0	1	0	0	1	4					
Bobo Osborne, L OBP: 0.457, SLG: 0.417 (1, 5)										3	0	2	1	1	0	1					
Ozzie Virgil, R OBP: 0.143, SLG: 0.222 (7, 5)										0	0	0	0	0	0	0					
Jake Wood, R OBP: 0.340, SLG: 0.397 (1, 4)										3	0	1	0	1	1	3					
Dick Brown, R OBP: 0.301, SLG: 0.443 (1, 2)										1	0	0	0	0	0	1					
Charlie Maxwell, L OBP: 0.348, SLG: 0.395 (5, PH)										1	0	0	0	0	1	3					
Mike Roarke, R OBP: 0.303, SLG: 0.357 (6, 2)										1	0	0	0	0	0	0					
Jim Bunning, R OBP: 0.115, SLG: 0.098 (1, 1)										4	0	0	0	0	2	4					
Hank Aguirre, R ERA: 4.81 (9, 1)										0	0	0	0	0	0	0					
Inning Stats	R: 3 E: 0 K: 0 S: 4	H: 2 LOB: 1 BB: 2 P: 12	R: 0 E: 0 K: 2 S: 7	H: 0 LOB: 1 BB: 1 P: 11	R: 0 E: 0 K: 0 S: 3	H: 2 LOB: 3 BB: 1 P: 7	R: 0 E: 0 K: 2 S: 5	H: 2 LOB: 3 BB: 1 P: 9	R: 3 E: 0 K: 2 S: 10	H: 3 LOB: 1 BB: 1 P: 14	R: 0 E: 1 K: 0 S: 4	H: 0 LOB: 1 BB: 0 P: 4	R: 0 E: 0 K: 1 S: 5	H: 0 LOB: 0 BB: 0 P: 5	R: 0 E: 0 K: 1 S: 5	H: 0 LOB: 0 BB: 0 P: 5	1B: 6 2B: 2 3B: 0 HR: 1	SF: 0 SAC: 1 DP: 1 HBP: 0	WP: 0 PB: 0 SB: 2 CS: 0	PA: 40	
PITCHER	IP	WLS	BF	H	R	ER	SO	BB	IBB	HBP	BLK	WP	HR	S	P	ERA	WHIP				
Ryne Duren, R ERA: 4.98 (1, 1)	4.0	L	20	4	3	3	2	5	0	0	0	0	0	3	7	6.75	2.250				
Johnny James, R ERA: 4.5 (5, 1)	0.1		4	2	0	0	0	1	0	0	0	0	0	3	7	0.00	9.000				
Jim Donohue, R ERA: 2.74 (5, 1)	0.2		2	0	0	0	2	0	0	0	0	0	0	6	6	0.00	0.000				
Ron Kline, R ERA: 5.5 (6, 1)	0.1		5	3	3	3	1	1	0	0	0	0	1	6	10	81.00	12.000				
Ron Moeller, L ERA: 4.81 (6, 1)	1.2		6	0	0	0	1	0	0	0	0	0	0	8	8	0.00	0.000				

Batter	1	2	3	4	5	6	7	8	9	AB	R	H	RBI	BB	SO	LOB	TOP				
Albie Pearson, L OBP: 0.432, SLG: 0.432 (1, 8)										5	1	2	0	1	1		Los Angeles Angels @ Cleveland Indians Cleveland Municipal Stadium, Cleveland, OH Fri Jul 14, 1961, 7:05 PM EDT Att: 7,937 - Unknown				
Billy Moran, R OBP: 0.308, SLG: 0.328 (1, 4)										4	0	1	1	1	1	0					
Leon Wagner, L OBP: 0.322, SLG: 0.500 Ken Hunt, R OBP: 0.334, SLG: 0.550 (7, PH) (7, 8)										3	0	0	0	0	0	1					
Ted Kluszewski, L OBP: 0.312, SLG: 0.473 Steve Bilko, R OBP: 0.431, SLG: 0.598 (6, PH) (6, 3)										2	0	0	0	0	0	0					
Lee Thomas, L OBP: 0.353, SLG: 0.471 (7, 7)										4	1	2	0	0	1	1					
Joe Koppe, R OBP: 0.402, SLG: 0.471 (1, 6)										3	1	2	1	1	0	1					
Eddie Yost, R OBP: 0.361, SLG: 0.202 (1, 5)										3	0	0	0	1	1	4					
Ed Sadowski, R OBP: 0.280, SLG: 0.337 (1, 2)										3	1	2	1	1	1	0					
Ken McBride, R OBP: 0.130, SLG: 0.135 Art Fowler, R OBP: 0.100, SLG: 0.100 Jim Donohue, R (7, 1) (7, 1)										3	1	0	0	0	1	3					
Inning Stats	R: 0 E: 0 K: 1 S: 5	H: 0 LOB: 0 BB: 0 P: 5	R: 0 E: 0 K: 0 S: 4	H: 1 LOB: 1 BB: 0 P: 4	R: 0 E: 0 K: 1 S: 5	H: 0 LOB: 0 BB: 0 P: 5	R: 0 E: 0 K: 0 S: 3	H: 0 LOB: 0 BB: 0 P: 3	R: 4 E: 0 K: 0 S: 7	H: 4 LOB: 1 BB: 1 P: 11	R: 0 E: 0 K: 1 S: 6	H: 2 LOB: 1 BB: 0 P: 6	R: 0 E: 0 K: 2 S: 8	H: 1 LOB: 2 BB: 1 P: 12	R: 1 E: 0 K: 2 S: 8	H: 1 LOB: 2 BB: 2 P: 16		R: 0 E: 0 K: 1 S: 5	H: 0 LOB: 0 BB: 0 P: 5	1B: 6 2B: 2 3B: 0 HR: 1	SF: 0 SAC: 0 DP: 0 HBP: 0
PITCHER	IP	WLS	BF	H	R	ER	SO	BB	IBB	HBP	BLK	WP	HR	S	P	ERA	WHIP				
Barry Latman, R ERA: 3.15 (1, 1)	5.0		21	5	4	4	2	1	0	0	0	0	0	24	28	7.20	1.200				
Bob Allen, L ERA: 1.92 (6, 1)	2.0		9	3	0	0	3	1	0	0	0	0	0	14	18	0.00	2.000				
Frank Funk, R ERA: 2.87 (8, 1)	1.0		6	1	1	1	2	2	0	0	0	0	1	8	16	9.00	3.000				
Bobby Locke, R ERA: 4.1 (9, 1)	1.0	W	3	0	0	0	1	0	0	0	0	0	0	5	5	0.00	0.000				

Batter	1	2	3	4	5	6	7	8	9	AB	R	H	RBI	BB	SO	LOB	BOTTOM					
Johnny Temple, R OBP: 0.363, SLG: 0.337 (1, 4)										4	1	1	1	1	0	3	Los Angeles Angels @ Cleveland Indians Cleveland Municipal Stadium, Cleveland, OH Fri Jul 14, 1961, 7:05 PM EDT Att: 7,937 - Unknown					
Jim Piersall, R OBP: 0.395, SLG: 0.449 (1, 8)										4	0	1	0	0	2	3						
Tito Francona, L OBP: 0.351, SLG: 0.416 (1, 7) (6, 3)										4	1	1	0	0	0	3						
Bubba Phillips, R OBP: 0.326, SLG: 0.456 (1, 5)										4	0	1	0	0	0	1						
Willie Kirkland, L OBP: 0.313, SLG: 0.482 (1, 9)										3	2	1	2	1	0	1						
Miguel de la Hoz, R OBP: 0.277, SLG: 0.345 (1, 6)										4	1	0	0	0	1	3						
Vic Power, R OBP: 0.192, SLG: 0.208 Bob Hlatk, R OBP: 0.229, SLG: 0.194 Bob Allen, L OBP: 0.305, SLG: 0.354 Chuck Esselmann, R OBP: 0.267, SLG: 0.267 Frank Funk, R OBP: 0.267, SLG: 0.267 Bob Nieman, R OBP: 0.447, SLG: 0.444 Mudcat Grant, R OBP: 0.252, SLG: 0.170 Bobby Locke, R OBP: 0.291, SLG: 0.091 (1, 1) (5, PH) (6, 1) (7, PH) (8, PH) (8, PH) (8, PH) (8, 1)										2	0	1	0	0	1	0						
Valmy Thomas, R OBP: 0.344, SLG: 0.259 (1, 2)										3	1	1	0	1	0	3						
Inning Stats	R: 2 E: 1 K: 2 S: 9	H: 1 LOB: 1 BB: 1 P: 13	R: 0 E: 1 K: 0 S: 3	H: 1 LOB: 0 BB: 0 P: 3	R: 0 E: 0 K: 0 S: 3	H: 1 LOB: 0 BB: 0 P: 3	R: 0 E: 0 K: 0 S: 3	H: 0 LOB: 0 BB: 0 P: 3	R: 0 E: 0 K: 1 S: 6	H: 1 LOB: 1 BB: 0 P: 6	R: 0 E: 0 K: 0 S: 3	H: 0 LOB: 0 BB: 0 P: 3	R: 3 E: 0 K: 1 S: 8	H: 3 LOB: 2 BB: 2 P: 16	R: 2 E: 0 K: 0 S: 6	H: 3 LOB: 2 BB: 1 P: 10		R: 0 E: 0 K: 1 S: 5	H: 0 LOB: 0 BB: 0 P: 5	1B: 9 2B: 0 3B: 0 HR: 1	SF: 0 SAC: 0 DP: 1 HBP: 0	WP: 0 PA: 37 PB: 0 SB: 0 CS: 1
PITCHER	IP	WLS	BF	H	R	ER	SO	BB	IBB	HBP	BLK	WP	HR	S	P	ERA		WHIP				
Ken McBride, R ERA: 2.95 (1, 1)	6.1		25	5	4	2	3	2	0	0	0	0	0	29	37	2.84	1.105					
Art Fowler, R ERA: 2.61 (7, 1)	0.0		3	2	1	1	0	1	0	0	0	0	0	2	6							
Jim Donohue, R ERA: 3.02 (7, 1)	1.2	L	9	3	2	2	1	1	0	0	0	0	0	10	14	10.80	2.400					

Batter	1	2	3	4	5	6	7	8	9	10	11	12	AB	R	H	RBI	BB	SO	LOB	TOP							
Able Pearson, L OBP: 0.426, SLG: 0.425 (1.8)	F7	F8		L8		FC3-2				G3		4-3	6	0	1	0	1	0	7								
Billy Moran, R OBP: 0.306, SLG: 0.323 (1.4)	E6	F7		F9						F8		4-3	7	1	2	1	0	0	5								
Lee Thomas, L OBP: 0.360, SLG: 0.482 (1.9)	1B			E4									4	1	1	1	1	3	0	5							
Leon Wagner, L OBP: 0.322, SLG: 0.488 Ken Hunt, R OBP: 0.333, SLG: 0.545 (6. PH)				K									3	0	1	1	0	1	1								
Steve Bilko, R OBP: 0.424, SLG: 0.580 (1.3)				K									5	0	0	0	1	1	4								
Joe Koppe, R OBP: 0.468, SLG: 0.456 (1.6)	K												3	1	0	0	3	1	4								
George Thomas, R OBP: 0.275, SLG: 0.489 (1.5)	K												6	1	2	2	0	2	4								
Ed Sadowski, R OBP: 0.303, SLG: 0.396 (1.2)													5	2	3	1	1	0	2								
Eli Grba, R OBP: 0.330, SLG: 0.330 Frank Stigman, L OBP: 0.274, SLG: 0.333 Johnny James, L OBP: 0.311, SLG: 0.373 Ted Kluszewski, L OBP: 0.315, SLG: 0.435 Ted Bowdler, R OBP: 0.271, SLG: 0.377 Ryne Duren, R OBP: 0.336, SLG: 0.500 Art Fowler, R OBP: 0.291, SLG: 0.361 (9.1)				P3									1	0	0	0	0	0	1								
Inning Stats	R: 1 E: 1 K: 2 S: 9	H: 1 LOB: 3 BB: 2 P: 17	R: 0 E: 0 K: 0 S: 4	H: 1 LOB: 1 BB: 0 P: 4	R: 0 E: 1 K: 2 S: 7	H: 0 LOB: 1 BB: 0 P: 7	R: 0 E: 0 K: 1 S: 6	H: 1 LOB: 3 BB: 2 P: 14	R: 3 E: 0 K: 1 S: 7	H: 2 LOB: 1 BB: 0 P: 15	R: 0 E: 0 K: 1 S: 6	H: 1 LOB: 2 BB: 1 P: 10	R: 1 E: 0 K: 0 S: 5	H: 2 LOB: 3 BB: 2 P: 13	R: 0 E: 0 K: 0 S: 3	H: 1 LOB: 0 BB: 0 P: 3	R: 0 E: 0 K: 1 S: 5	H: 0 LOB: 1 BB: 1 P: 9	R: 0 E: 0 K: 0 S: 3	H: 0 LOB: 0 BB: 0 P: 3	R: 1 E: 0 K: 0 S: 5	H: 2 LOB: 2 BB: 1 P: 9	1B: 7 2B: 2 3B: 0 HR: 3	SF: 0 SAC: 0 DP: 2 HBP: 0	WP: 0 PB: 0 SB: 0 CS: 1	PA: 58	
PITCHER	IP	WLS	BF	H	R	ER	SO	BB	IBB	HBP	BLK	WP	HR	S	P	ERA	WHIP										
Jim Perry, R ERA: 4.22 Dick Stigman, L ERA: 3.63 Joe Schaffelhoeth, R ERA: 6.84 Bobby Locke, R ERA: 3.77 Frank Funk, R ERA: 2.97 (12.1)	3.0	1.0	5	1	0	0	1	1	0	0	0	0	0	6	10	0.00	2.000										
	0.1	4	1	1	1	0	0	2	0	0	0	0	2	10	27.00	9.000											
	4.2	16	2	0	0	2	1	0	0	0	0	0	0	19	23	0.00	0.643										
	1.0	L	6	2	1	1	0	0	1	0	0	0	1	5	9	9.00	2.000										

Los Angeles Angels @ Cleveland Indians
Cleveland Municipal Stadium, Cleveland, OH

Sat Jul 15 1961, 3:33 AM EDT
Att. 5,690 - Unknown

AB 47
R 6
H 11
RBI 6
BB 11
SO 9
LOB 39



Batter	1	2	3	4	5	6	7	8	9	10	11	12	AB	R	H	RBI	BB	SO	LOB	BOTTOM								
Johnny Temple, R OBP: 0.365, SLG: 0.340 (1.4)	3-1				P5			FC6-4			F9		6	0	3	2	0	0	1									
Jim Piersall, R OBP: 0.396, SLG: 0.441 (1.8)	4-3												5	0	0	0	1	0	3									
Tito Francona, L OBP: 0.345, SLG: 0.408 (1.3)	3-1				F8								6	0	0	0	0	1	2									
Bubba Phillips, R OBP: 0.326, SLG: 0.452 (1.5)	P5												5	0	1	0	1	0	1									
Willie Kirkland, L OBP: 0.317, SLG: 0.479 (1.9)					P4								4	1	1	0	2	0	1									
Don Dillard, L OBP: 0.368, SLG: 0.420 (1.7)													6	2	3	1	0	0	4									
Miguel de la Hoz, R OBP: 0.298, SLG: 0.381 (1.6)													5	2	4	1	0	0	0									
Valmy Thomas, R OBP: 0.306, SLG: 0.226 John Romano, R OBP: 0.387, SLG: 0.503 (11.2)													4	0	0	1	0	1	3									
													1	0	0	0	0	1	1									
Jim Perry, R ERA: 4.0 Dick Stigman, L ERA: 4.41 Johnny James, R ERA: 4.41 Ryne Duren, R ERA: 4.96 Art Fowler, R ERA: 2.38 (9.1)	3.0	3.0	14	3	1	1	1	2	1	0	0	0	2	0	13	25	3.00	1.667										
	2.0	8	1	1	1	0	0	1	0	0	0	0	0	7	11	4.50	1.000											
	4.0	W	14	1	0	0	2	1	0	0	0	0	0	17	21	0.00	0.500											
Inning Stats	R: 0 E: 0 K: 0 S: 4	H: 1 LOB: 1 BB: 0 P: 4	R: 3 E: 0 K: 0 S: 7	H: 4 LOB: 1 BB: 0 P: 7	R: 0 E: 0 K: 0 S: 7	H: 2 LOB: 2 BB: 0 P: 4	R: 0 E: 0 K: 0 S: 3	H: 1 LOB: 0 BB: 3 P: 3	R: 0 E: 0 K: 1 S: 7	H: 0 LOB: 1 BB: 0 P: 7	R: 1 E: 0 K: 0 S: 4	H: 1 LOB: 1 BB: 1 P: 8	R: 0 E: 0 K: 0 S: 3	H: 0 LOB: 0 BB: 0 P: 3	R: 0 E: 0 K: 1 S: 6	H: 1 LOB: 1 BB: 0 P: 6	R: 0 E: 0 K: 0 S: 3	H: 0 LOB: 0 BB: 0 P: 3	R: 0 E: 0 K: 1 S: 5	H: 0 LOB: 1 BB: 1 P: 9	1B: 9 2B: 2 3B: 0 HR: 1	SF: 0 SAC: 0 DP: 1 HBP: 0	WP: 2 PB: 0 SB: 0 CS: 0	PA: 51				
PITCHER	IP	WLS	BF	H	R	ER	SO	BB	IBB	HBP	BLK	WP	HR	S	P	ERA	WHIP											
Eli Grba, R ERA: 4.0 Johnny James, R ERA: 4.41 Ryne Duren, R ERA: 4.96 Art Fowler, R ERA: 2.38 (9.1)	3.0	1.0	15	7	3	3	0	0	0	0	0	0	0	15	15	9.00	2.333											
	4.1	14	3	1	1	1	1	2	1	0	0	2	0	13	25	3.00	1.667											
	2.0	8	1	1	1	0	0	1	0	0	0	0	1	7	11	4.50	1.000											
	4.0	W	14	1	0	0	2	1	0	0	0	0	0	17	21	0.00	0.500											

Los Angeles Angels @ Cleveland Indians
Cleveland Municipal Stadium, Cleveland, OH

Sat Jul 15 1961, 3:33 AM EDT
Att. 5,690 - Unknown

AB 46
R 5
H 12
RBI 5
BB 5
SO 3
LOB 19



Batter	1	2	3	4	5	6	7	8	9	AB	R	H	RBI	BB	SO	LOB	TOP											
Albie Pearson, L OBP: 0.431, SLG: 0.429 (1, 9)										5	1	3	2	0	0	1	Los Angeles Angels @ Washington Senators Griffith Stadium, Washington, DC Sun Jul 16 1961, 3:33 AM EDT Unknown livebaseballscorecards.com											
Billy Moran, R OBP: 0.286, SLG: 0.300 (1, 4)										5	0	0	0	0	0	2												
Lee Thomas, L OBP: 0.361, SLG: 0.474 (1, 7)										3	2	0	0	2	0	0												
Steve Bilko, R OBP: 0.433, SLG: 0.601 (1, 3)										4	3	3	3	1	0	0												
George Thomas, R OBP: 0.286, SLG: 0.481 (1, 5)										5	1	2	2	0	1	1												
Ken Hunt, R OBP: 0.335, SLG: 0.559 (1, 8)										4	1	2	3	0	0	1												
Joe Koppe, R OBP: 0.402, SLG: 0.441 (1, 6)										3	1	0	0	1	1	1												
Ed Sadowski, R OBP: 0.311, SLG: 0.421 (1, 2)										4	2	2	0	0	1	1												
Ted Bowsfield, R OBP: 0.118, SLG: 0.118 (5, PH)										1	0	0	0	0	1	0												
Ted Kluszewski, L OBP: 0.314, SLG: 0.470 (5, PH)										1	0	0	0	0	1	2												
Jim Donohue, R OBP: 0.100, SLG: 0.200 (5, 1)										2	0	1	1	0	0	0												
Ron Kline, R OBP: 0.148, SLG: 0.115 (9, 1)										0	0	0	0	0	0	0												
Inning Stats	R: 2 E: 0 K: 0 S: 5	H: 2 LOB: 1 BB: 1 P: 9	R: 0 E: 0 K: 3 S: 9	H: 0 LOB: 0 BB: 0 P: 9	R: 0 E: 0 K: 0 S: 3	H: 1 LOB: 0 BB: 0 P: 3	R: 0 E: 0 K: 0 S: 3	H: 0 LOB: 0 BB: 0 P: 3	R: 5 E: 0 K: 2 S: 10	H: 3 LOB: 0 BB: 2 P: 18	R: 0 E: 0 K: 0 S: 3	H: 1 LOB: 0 BB: 0 P: 3	R: 0 E: 0 K: 0 S: 3	H: 1 LOB: 0 BB: 0 P: 3	R: 4 E: 0 K: 0 S: 8	H: 5 LOB: 1 BB: 0 P: 8	R: 0 E: 0 K: 0 S: 3	H: 0 LOB: 1 BB: 1 P: 7	1B: 6 2B: 6 3B: 0 HR: 2	SF: 0 SAC: 0 DP: 2 HBP: 0	WP: 0 PB: 0 SB: 0 CS: 0	PA: 41						
PITCHER	IP	WLS	BF	H	R	ER	SO	BB	IBB	HBP	BLK	WP	HR	S	P	ERA	WHIP											
Ed Hobaugh, R ERA: 4.6	(1, 1)	5.0	L	23	6	7	7	5	3	0	0	0	0	1	30	42	12.60	1.800										
Pete Burnside, L ERA: 6.49	(6, 1)	3.0		14	7	4	4	0	0	0	0	0	0	1	14	14	12.00	2.333										
Johnny Klippstein, R ERA: 7.04	(9, 1)	1.0		4	0	0	0	0	1	0	0	0	0	0	3	7	0.00	1.000										

Batter	1	2	3	4	5	6	7	8	9	AB	R	H	RBI	BB	SO	LOB	BOTTOM												
Danny O'Connell, R OBP: 0.393, SLG: 0.366 (1, 5)										3	1	1	1	1	0	2	Los Angeles Angels @ Washington Senators Griffith Stadium, Washington, DC Sun Jul 16 1961, 3:33 AM EDT Unknown livebaseballscorecards.com												
Cool Veal, R OBP: 0.288, SLG: 0.255 (1, 6)										4	0	2	0	0	0	3													
Gene Woodling, L OBP: 0.418, SLG: 0.487 (1, 9)										4	0	2	1	1	0	0													
Gene Green, R OBP: 0.374, SLG: 0.574 (1, 2)										4	0	2	0	1	0	3													
Willie Tasby, R OBP: 0.345, SLG: 0.477 (1, 8)										3	0	0	0	1	0	4													
Dale Long, L OBP: 0.335, SLG: 0.500 (1, 3)										4	0	1	0	0	1	5													
Chuck Hinton, R OBP: 0.341, SLG: 0.348 (1, 7)										4	1	2	0	0	1	2													
Chuck Cottler, R OBP: 0.285, SLG: 0.310 (1, 4)										4	0	1	0	0	1	1													
Ed Hobaugh, R OBP: 0.121, SLG: 0.094 ERA: 3.74	(1, 1)	4.0		20	6	2	1	3	2	0	0	0	0	0	24	32		2.25	2.000										
Jim Donohue, R ERA: 2.79	(5, 1)	4.0	W	17	4	0	0	1	2	0	0	0	0	0	16	24		0.00	1.500										
Ron Kline, R ERA: 5.44	(9, 1)	1.0	S	4	2	0	0	0	0	0	0	0	0	4	4	0.00	2.000												
Inning Stats	R: 1 E: 0 K: 1 S: 7	H: 2 LOB: 2 BB: 1 P: 11	R: 0 E: 0 K: 1 S: 7	H: 2 LOB: 2 BB: 0 P: 7	R: 0 E: 0 K: 1 S: 7	H: 0 LOB: 1 BB: 1 P: 7	R: 1 E: 1 K: 1 S: 7	H: 2 LOB: 1 BB: 0 P: 7	R: 0 E: 0 K: 1 S: 5	H: 0 LOB: 2 BB: 2 P: 13	R: 0 E: 0 K: 0 S: 4	H: 2 LOB: 2 BB: 0 P: 4	R: 0 E: 0 K: 0 S: 4	H: 2 LOB: 2 BB: 0 P: 4	R: 0 E: 0 K: 0 S: 3	H: 0 LOB: 0 BB: 0 P: 3	R: 0 E: 0 K: 0 S: 4	H: 2 LOB: 1 BB: 0 P: 4	1B: 11 2B: 1 3B: 0 HR: 0	SF: 1 SAC: 1 DP: 1 HBP: 0	WP: 0 PB: 0 SB: 0 CS: 0	PA: 40							
PITCHER	IP	WLS	BF	H	R	ER	SO	BB	IBB	HBP	BLK	WP	HR	S	P	ERA	WHIP												

Batter	1	2	3	4	5	6	7	8	9	AB	R	H	RBI	BB	SO	LOB	TOP	
Lenny Green, L OBP: 0.395, SLG: 0.409	F8	G3		F8		1-H 1B			4-3	5	0	1	0	0	0	1		
Bill Tuttle, R OBP: 0.300, SLG: 0.296	2B BB		1-3		F7		F9		5-3	4	0	0	0	1	0	0		
Harmon Killebrew, R OBP: 0.446, SLG: 0.675	1-3 2B		K		K		1-3 BB		K	4	0	1	0	1	3	0		
Jim Lemon, R OBP: 0.342, SLG: 0.437	K		BB 1B		2B		1-3			4	1	2	0	0	1	3		
Bob Allison, R OBP: 0.344, SLG: 0.436	BB		1B BB		BB		K			1	0	0	0	3	1	1		
Earl Battley, R OBP: 0.373, SLG: 0.455	K		1-2 2-H 1B		K			F2		4	0	1	1	0	2	5		
Ted Lepcio, R OBP: 0.205, SLG: 0.432		1B	F2		E5 1B		F7			4	0	1	0	0	0	2		
Jose Valdivielso, R OBP: 0.227, SLG: 0.239		F8		4-3		K				2	0	0	0	0	0	1		
Julio Becquer, L OBP: 0.283, SLG: 0.614										0	0	0	0	0	0	0		
Pedro Ramos, S OBP: 0.207, SLG: 0.309		K		5-3		K				3	0	0	0	0	2	2		
Dan Dobbek, L OBP: 0.292, SLG: 0.346										1	0	0	0	0	1	1		
Ray Moore, R OBP: 0.373, SLG: 0.455										0	0	0	0	0	0	0		
Inning Stats	R: 0 H: 1 E: 0 LOB: 3 K: 2 S: 8	H: 1 LOB: 1 BB: 0 P: 16	R: 0 H: 1 E: 0 LOB: 1 K: 1 S: 6	H: 1 LOB: 2 BB: 1 P: 11	R: 0 H: 0 E: 0 LOB: 0 K: 0 S: 3	H: 1 LOB: 2 BB: 1 P: 12	R: 0 H: 1 E: 1 LOB: 2 K: 2 S: 8	H: 0 LOB: 1 BB: 1 P: 9	R: 0 H: 1 E: 0 LOB: 1 K: 1 S: 6	H: 0 LOB: 0 BB: 0 P: 5	1B: 5 2B: 2 3B: 0 HR: 0	SF: 0 SAC: 0 DP: 0 HBP: 0	WP: 0 PA: 39 PB: 0 SB: 1 CS: 0					
PITCHER Ken McBride, R ERA: 2.83	IP: 9.0 WLS: W BF: 39 H: 7 R: 1 ER: 1 SO: 11 BB: 5 IBB: 0 HBP: 0 BLK: 0 WP: 0 HR: 0 S: 56 P: 76 ERA: 1.00 WHIP: 1.333																	

Minnesota Twins @ Los Angeles Angels
Wrigley Field, Los Angeles, CA
Tue Jul 18 1961, 9:05 PM CDT
Att. 4,002 - Unknown - 80 F

AB 32
R 1
H 6
RBI 1
BB 5
SO 10
LOB 16



Batter	1	2	3	4	5	6	7	8	9	AB	R	H	RBI	BB	SO	LOB	BOTTOM
Albie Pearson, L OBP: 0.428, SLG: 0.423	SH5-3 HR 1B		G3			K		1B IBB		3	1	1	0	1	1	1	
Billy Moran, R OBP: 0.294, SLG: 0.299	SH5-3 1-2		K		F9		1-2 2-H 1B			3	0	1	1	0	1	0	
Lee Thomas, L OBP: 0.360, SLG: 0.480	2-H HR			P4		3-1		K		4	1	1	2	0	1	2	
Steve Bilko, R OBP: 0.426, SLG: 0.586	5-3			K		P4				3	0	0	0	0	1	0	
George Thomas, R OBP: 0.302, SLG: 0.517	K			HR		K				3	1	1	1	0	2	0	
Ken Hunt, R OBP: 0.330, SLG: 0.545		P4		K		P6				3	0	0	0	0	1	0	
Joe Koppe, R OBP: 0.404, SLG: 0.434		CS BB			K			SH2-4 1B		2	1	1	0	1	1	0	
Ed Sadowski, R OBP: 0.302, SLG: 0.408	1-2 K				K			P1		3	0	0	0	0	2	2	
Ken McBride, R OBP: 0.143, SLG: 0.167			G3 2B		K			SH2-4		2	0	1	0	0	1	0	
Inning Stats	R: 2 H: 2 E: 0 LOB: 0 K: 1 S: 7	H: 0 LOB: 0 BB: 1 P: 8	R: 0 H: 1 E: 0 LOB: 0 K: 1 S: 5	H: 1 LOB: 0 BB: 0 P: 5	R: 1 H: 1 E: 0 LOB: 0 K: 2 S: 8	H: 0 LOB: 0 BB: 0 P: 8	R: 0 H: 0 E: 0 LOB: 0 K: 1 S: 5	H: 0 LOB: 0 BB: 0 P: 5	R: 1 H: 2 E: 0 LOB: 2 K: 1 S: 7	H: 0 LOB: 0 BB: 1 P: 11	1B: 3 2B: 1 3B: 0 HR: 2	SF: 0 SAC: 2 DP: 0 HBP: 0	WP: 0 PA: 30 PB: 0 SB: 0 CS: 1				
PITCHER Pedro Ramos, R ERA: 4.41 Ray Moore, R ERA: 5.53	IP: 7.0 WLS: L BF: 24 H: 4 R: 3 ER: 3 SO: 10 BB: 1 IBB: 0 HBP: 0 BLK: 0 WP: 0 HR: 2 S: 43 P: 47 ERA: 3.86 WHIP: 0.714																

Minnesota Twins @ Los Angeles Angels
Wrigley Field, Los Angeles, CA
Tue Jul 18 1961, 9:05 PM CDT
Att. 4,002 - Unknown - 80 F

AB 26
R 4
H 6
RBI 4
BB 2
SO 11
LOB 5



Batter	1	2	3	4	5	6	7	8	9	AB	R	H	RBI	BB	SO	LOB	TOP					
Lenny Green, L OBP: 0.393, SLG: 0.406 (1, 8) (7, 7)										5	0	1	0	0	0	1						
Bill Tuttle, R OBP: 0.302, SLG: 0.295 (1, 5) (7, 8)										4	1	1	0	1	2	0						
Harmon Killebrew, R OBP: 0.449, SLG: 0.682 (1, 3)										3	2	1	2	2	0	0						
Jim Lemon, R OBP: 0.341, SLG: 0.438 Rich Rollins, R OBP: 0.402, SLG: 0.455 (1, 7) (7, 4)										4	1	1	0	0	2	2						
Bob Allison, R OBP: 0.350, SLG: 0.461 (1, 9)										5	2	4	4	0	0	1						
Earl Battey, R OBP: 0.377, SLG: 0.458 (1, 2)										5	0	3	0	0	0	2						
Ted Lepcio, R OBP: 0.233, SLG: 0.450 (1, 4) (7, 5)										3	0	1	0	0	0	2						
Jose Valdivielso, R OBP: 0.220, SLG: 0.231 (1, 6)										4	0	0	0	0	2	6						
Camilo Pascual, R OBP: 0.173, SLG: 0.143 (1, 1)										4	0	0	0	0	1	2						
Inning Stats	R: 2 E: 0 K: 1 S: 9	H: 4 LOB: 3 BB: 0 P: 10	R: 0 E: 0 K: 0 S: 3	H: 0 LOB: 0 BB: 0 P: 3	R: 0 E: 0 K: 1 S: 6	H: 1 LOB: 1 BB: 0 P: 6	R: 0 E: 0 K: 2 S: 8	H: 1 LOB: 1 BB: 0 P: 8	R: 3 E: 0 K: 1 S: 8	H: 3 LOB: 1 BB: 1 P: 12	R: 0 E: 0 K: 0 S: 3	H: 1 LOB: 2 BB: 2 P: 11	R: 1 E: 0 K: 1 S: 7	H: 2 LOB: 1 BB: 0 P: 7	R: 0 E: 0 K: 1 S: 5	H: 0 LOB: 0 BB: 0 P: 5	R: 0 E: 0 K: 0 S: 2	H: 0 LOB: 0 BB: 0 P: 3	1B: 7 2B: 3 3B: 0 HR: 3	SF: 0 SAC: 0 DP: 1 HBP: 2	WP: 0 PB: 0 SB: 0 CS: 1	PA: 42
PITCHER	IP WLS BF H R ER SO BB IBB HBP BLK WP HR S P ERA WHIP																					
Eli Grba, R ERA: 4.31 Ron Kline, R ERA: 5.42 Tom Morgan, R ERA: 3.72 (1, 1) (6, 1) (8, 1)	5.0 L 26 9 5 5 5 1 0 1 0 0 0 2 34 39 9.00 2.000																					

Minnesota Twins @ Los Angeles Angels
Wrigley Field, Los Angeles, CA
Wed Jul 19 1961, 9:05 PM CDT
Unknown - 80 F

AB	37
R	6
H	12
RBI	6
BB	3
SO	7
LOB	16



Batter	1	2	3	4	5	6	7	8	9	AB	R	H	RBI	BB	SO	LOB	BOTTOM					
Albie Pearson, L OBP: 0.429, SLG: 0.421 (1, 8)										3	0	1	0	1	0	0						
Joe Koppe, R OBP: 0.390, SLG: 0.417 (1, 6)										4	0	0	0	0	3	2						
Lee Thomas, L OBP: 0.353, SLG: 0.471 (1, 9)										4	0	0	0	0	1	2						
Leon Wagner, L OBP: 0.317, SLG: 0.489 (1, 7)										4	0	0	0	0	1	1						
Ted Kluszewski, L OBP: 0.313, SLG: 0.466 (1, 3)										4	0	1	0	0	1	0						
George Thomas, R OBP: 0.299, SLG: 0.500 (1, 5)										4	0	1	0	0	2	2						
Earl Averill, R OBP: 0.391, SLG: 0.514 (1, 2)										4	0	1	0	0	3	3						
Billy Moran, R OBP: 0.295, SLG: 0.300 (1, 4)										3	0	1	0	0	2	2						
Eli Grba, R OBP: 0.132, SLG: 0.194 Faye Throneberry, L OBP: 0.309, SLG: 0.226 Ron Kline, R OBP: 0.148, SLG: 0.115 Ken Hunt, R OBP: 0.329, SLG: 0.544 Tom Morgan, R (1, 1) (6, PH) (6, 1) (7, PH) (8, 1)										1	0	0	0	0	1	0						
Inning Stats	R: 0 E: 0 K: 1 S: 5	H: 0 LOB: 0 BB: 0 P: 5	R: 0 E: 1 K: 3 S: 11	H: 1 LOB: 2 BB: 0 P: 11	R: 0 E: 0 K: 2 S: 7	H: 0 LOB: 1 BB: 1 P: 11	R: 0 E: 0 K: 1 S: 6	H: 1 LOB: 1 BB: 0 P: 6	R: 0 E: 0 K: 2 S: 7	H: 0 LOB: 0 BB: 0 P: 7	R: 0 E: 0 K: 1 S: 5	H: 0 LOB: 0 BB: 0 P: 5	R: 0 E: 0 K: 2 S: 9	H: 2 LOB: 2 BB: 0 P: 9	R: 0 E: 0 K: 2 S: 8	H: 1 LOB: 1 BB: 0 P: 8	R: 0 E: 0 K: 1 S: 5	H: 0 LOB: 0 BB: 0 P: 5	1B: 5 2B: 0 3B: 0 HR: 0	SF: 0 SAC: 0 DP: 0 HBP: 0	WP: 0 PB: 0 SB: 0 CS: 0	PA: 34
PITCHER	IP WLS BF H R ER SO BB IBB HBP BLK WP HR S P ERA WHIP																					
Camilo Pascual, R ERA: 3.44 (1, 1)	9.0 W 34 5 0 0 15 1 0 0 0 0 0 0 63 67 0.00 0.667																					


Minnesota Twins @ Los Angeles Angels
Wrigley Field, Los Angeles, CA
Wed Jul 19 1961, 9:05 PM CDT
Unknown - 80 F


AB	33
R	0
H	5
RBI	0
BB	1
SO	15
LOB	14



Batter	1	2	3	4	5	6	7	8	9	AB	R	H	RBI	BB	SO	LOB	TOP					
Lenny Green, L (1, 8) OBP: 0.389, SLG: 0.401	K2-3		F7			F4		G3		4	0	0	0	0	1	0	Minnesota Twins @ Los Angeles Angels Wrigley Field, Los Angeles, CA Wed Jul 19 1961, 9:05 PM CDT Att: 7,990 - Unknown livebaseballscorecards.com					
Bill Tuttle, R (1, 5) OBP: 0.301, SLG: 0.294	L3		K					6-3		4	0	1	0	0	1	0						
Harmon Killebrew, R (1, 3) OBP: 0.449, SLG: 0.689					K				HR	4	1	2	1	0	2	1						
Julio Becquer, L (1, 7) OBP: 0.266, SLG: 0.574	K				4-3			4-3		0	0	0	0	0	0	0						
Bob Allison, R (1, 9) OBP: 0.349, SLG: 0.457			F8		P6			F7		3	0	0	0	1	0	0						
Hal Naragon, L (1, 2) OBP: 0.292, SLG: 0.365			6-3					FC6-4	BB	4	0	1	0	0	1	1						
Ted Lepcio, R (1, 4) (7, 6) (9, 4)					L5					3	0	1	0	1	1	2						
Jose Valdivielso, R (1, 6) OBP: 0.216, SLG: 0.227			4-3							2	0	0	0	0	0	2						
Jim Lemon, R (7, PH) OBP: 0.340, SLG: 0.436					FC4					1	0	0	0	0	0	1						
Rich Rollins, R (7, 4) OBP: 0.462, SLG: 0.455										0	0	0	0	0	0	0						
Billy Martin, R (9, 6) OBP: 0.273, SLG: 0.385								P4		0	0	0	0	0	0	0						
Jack Kralick, L (1, 1) OBP: 0.200, SLG: 0.185										2	0	0	0	0	1	1						
Dan Dobbek, L (8, PH) OBP: 0.289, SLG: 0.343			F8					F7		1	0	0	0	0	0	0						
Ray Moore, R (8, 1)										0	0	0	0	0	0	0						
Inning Stats	R: 0 E: 0 K: 2 S: 8	H: 1 LOB: 1 BB: 0 P: 8	R: 0 E: 0 K: 0 S: 3	H: 0 LOB: 1 BB: 1 P: 7	R: 0 E: 0 K: 1 S: 5	H: 0 LOB: 0 BB: 0 P: 5	R: 0 E: 0 K: 1 S: 5	H: 0 LOB: 0 BB: 0 P: 5	R: 0 E: 0 K: 1 S: 6	H: 1 LOB: 1 BB: 0 P: 6	R: 0 E: 0 K: 1 S: 6	H: 1 LOB: 1 BB: 0 P: 6	R: 0 E: 0 K: 1 S: 6	H: 0 LOB: 0 BB: 0 P: 3	R: 1 E: 0 K: 1 S: 6	H: 1 LOB: 1 BB: 1 P: 10	1B: 4 2B: 0 3B: 0 HR: 1	SF: 0 SAC: 0 DP: 0 HBP: 0	WP: 0 PB: 0 SB: 0 CS: 0	PA: 34		
PITCHER	IP: 8.1 WLS: 2 BF: 32 ERA: 2.55	WLS: 2 BF: 2 ERA: 2.3	IP: 7 WLS: 1 BF: 7 ERA: 2.55	IP: 7 WLS: 1 BF: 7 ERA: 2.55	IP: 5 WLS: 0 BF: 5 ERA: 2.55	IP: 5 WLS: 0 BF: 5 ERA: 2.55	IP: 5 WLS: 0 BF: 5 ERA: 2.55	IP: 5 WLS: 0 BF: 5 ERA: 2.55	IP: 5 WLS: 0 BF: 5 ERA: 2.55	IP: 6 WLS: 1 BF: 6 ERA: 2.55	IP: 6 WLS: 1 BF: 6 ERA: 2.55	IP: 6 WLS: 1 BF: 6 ERA: 2.55	IP: 6 WLS: 1 BF: 6 ERA: 2.55	IP: 3 WLS: 0 BF: 3 ERA: 2.55	IP: 10 WLS: 1 BF: 10 ERA: 2.55	IP: 10 WLS: 1 BF: 10 ERA: 2.55	ERA: 1.08 WHIP: 0.840	ERA: 0.00 WHIP: 0.000				

Batter	1	2	3	4	5	6	7	8	9	AB	R	H	RBI	BB	SO	LOB	BOTTOM						
Albie Pearson, L (1, 9) OBP: 0.430, SLG: 0.418	K									2	1	0	0	2	1	0	Minnesota Twins @ Los Angeles Angels Wrigley Field, Los Angeles, CA Wed Jul 19 1961, 9:05 PM CDT Att: 7,990 - Unknown livebaseballscorecards.com						
Billy Moran, R (1, 6) OBP: 0.304, SLG: 0.310										4	0	2	0	0	1	1							
Ken Hunt, R (1, 8) OBP: 0.331, SLG: 0.541										3	0	1	1	1	1	2							
Steve Bilko, R (1, 3) OBP: 0.419, SLG: 0.574										4	0	0	0	0	1	5							
George Thomas, R (1, 5) OBP: 0.282, SLG: 0.471										4	0	0	0	0	0	2							
Earl Averill, R (1, 2) OBP: 0.385, SLG: 0.505										4	0	0	0	0	1	0							
Lee Thomas, L (1, 7) OBP: 0.356, SLG: 0.486										4	1	2	1	0	1	0							
Rocky Bridges, R (1, 4) OBP: 0.277, SLG: 0.224										3	0	0	0	0	1	1							
Jim Donohue, R (1, 1) OBP: 0.077, SLG: 0.154										3	0	0	0	0	2	0							
Art Fowler, R (9, 1) OBP: 0.091, SLG: 0.091										0	0	0	0	0	0	0							
Inning Stats	R: 0 E: 0 K: 2 S: 8	H: 1 LOB: 2 BB: 1 P: 12	R: 0 E: 0 K: 2 S: 7	H: 0 LOB: 0 BB: 0 P: 7	R: 1 E: 1 K: 0 S: 4	H: 1 LOB: 1 BB: 1 P: 8	R: 0 E: 0 K: 1 S: 6	H: 1 LOB: 1 BB: 0 P: 6	R: 0 E: 0 K: 2 S: 7	H: 0 LOB: 0 BB: 0 P: 7	R: 0 E: 0 K: 1 S: 5	H: 0 LOB: 0 BB: 0 P: 5	R: 0 E: 0 K: 0 S: 3	H: 0 LOB: 0 BB: 0 P: 3	R: 0 E: 0 K: 1 S: 6	H: 1 LOB: 2 BB: 1 P: 10	R: 1 E: 0 K: 0 S: 3	H: 1 LOB: 0 BB: 0 P: 3	1B: 4 2B: 0 3B: 0 HR: 1	SF: 0 SAC: 0 DP: 0 HBP: 0	WP: 0 PB: 1 SB: 0 CS: 0	PA: 34	
PITCHER	IP: 7 WLS: 1 BF: 26 ERA: 3.32	IP: 8 WLS: 1 BF: 8 ERA: 5.52	IP: 7 WLS: 1 BF: 7 ERA: 3.32	IP: 7 WLS: 1 BF: 7 ERA: 3.32	IP: 4 WLS: 0 BF: 4 ERA: 5.40	IP: 8 WLS: 1 BF: 8 ERA: 5.40	IP: 6 WLS: 0 BF: 6 ERA: 5.40	IP: 6 WLS: 0 BF: 6 ERA: 5.40	IP: 6 WLS: 0 BF: 6 ERA: 5.40	IP: 6 WLS: 0 BF: 6 ERA: 5.40	IP: 3 WLS: 0 BF: 3 ERA: 5.40	IP: 3 WLS: 0 BF: 3 ERA: 5.40	IP: 3 WLS: 0 BF: 3 ERA: 5.40	IP: 3 WLS: 0 BF: 3 ERA: 5.40	IP: 10 WLS: 1 BF: 10 ERA: 5.40	IP: 3 WLS: 0 BF: 3 ERA: 5.40	IP: 10 WLS: 1 BF: 10 ERA: 5.40	ERA: 0.00 WHIP: 0.714	ERA: 5.40 WHIP: 1.800				

Batter	1	2	3	4	5	6	7	8	9	AB	R	H	RBI	BB	SO	LOB	TOP										
Chuck Hinton, R OBP: 0.332, SLG: 0.350 (1, 7)	F9	K					K		K	5	1	1	1	1	3	4	Washington Senators @ Los Angeles Angels Wrigley Field, Los Angeles, CA Fri Jul 21 1961, 9:05 PM CDT Att: 6,252 - Unknown - 72 F 										
Bob Johnson, R OBP: 0.500, SLG: 0.636 (1, 6)	F9		G6-3 BB						F9	3	1	1	3	3	0	0											
Gene Woodling, L OBP: 0.418, SLG: 0.478 (1, 9)										2	0	0	1	3	0	3											
Gene Green, R OBP: 0.380, SLG: 0.585 (1, 2)	E5		G6-3							5	0	0	0	0	0	6											
Willie Tasby, R OBP: 0.346, SLG: 0.465 (1, 8)	1-3		K							4	0	2	0	1	1	3											
Harry Bright, R OBP: 0.324, SLG: 0.366 Billy Klaus, L OBP: 0.320, SLG: 0.378 (5, PH) (5, 5)										1	1	1	0	1	0	0											
Dale Long, L OBP: 0.339, SLG: 0.493 (1, 3)										3	0	0	0	0	1	4											
Chuck Cottier, R OBP: 0.280, SLG: 0.297 (1, 4)										5	1	1	0	0	0	4											
Ed Hobaugh, R OBP: 0.147, SLG: 0.122 Johnny Klippstein, R OBP: 0.200, SLG: 0.200 Jim Kopsa, L OBP: 0.360, SLG: 0.448 Pete Burnside, L OBP: 0.300, SLG: 0.371 Mike Garcia, R OBP: 0.310, SLG: 0.441 Marty Keough, L OBP: 0.280, SLG: 0.429 (1, 1) (3, 1) (4, PH) (4, 1) (4, 1) (5, PH) (5, 1)										1	0	1	0	0	0	0											
Inning Stats	R: 0 E: 1 K: 0 S: 4	H: 0 LOB: 2 BB: 1 P: 8	R: 0 E: 0 K: 2 S: 9	H: 2 LOB: 2 BB: 0 P: 9	R: 0 E: 0 K: 1 S: 4	H: 0 LOB: 1 BB: 2 P: 12	R: 1 E: 0 K: 0 S: 4	H: 1 LOB: 3 BB: 3 P: 16	R: 0 E: 0 K: 1 S: 6	H: 1 LOB: 1 BB: 0 P: 6	R: 3 E: 1 K: 0 S: 5	H: 1 LOB: 2 BB: 3 P: 17	R: 1 E: 0 K: 2 S: 8	H: 1 LOB: 3 BB: 3 P: 20	R: 0 E: 0 K: 0 S: 4	H: 1 LOB: 1 BB: 0 P: 4		R: 0 E: 0 K: 2 S: 7	H: 0 LOB: 0 BB: 0 P: 7	1B: 5 2B: 1 3B: 0 HR: 1	SF: 0 SAC: 0 DP: 1 HBP: 0	WP: 1 PB: 0 SB: 0 CS: 0	PA: 47				
PITCHER	IP	WLS	BF	H	R	ER	SO	BB	IBB	HBP	BLK	WP	HR	S	P	ERA	WHIP										
Ron Moeller, L ERA: 4.72 Johnny James, R ERA: 4.47 Art Fowler, R ERA: 2.19	(1, 1) (6, 1) (7, 1)	5.1 1.1 2.1	W 10 S	29 1 8	5 1 0	4 1 0	4 2 0	8 4 0	0 0 0	0 0 0	0 0 0	0 1 0	29 10 12	61 26 12	0.00	0.429											

Batter	1	2	3	4	5	6	7	8	9	AB	R	H	RBI	BB	SO	LOB	BOTTOM										
Albie Pearson, L OBP: 0.433, SLG: 0.422 (1, 9)										7	2	4	2	0	1	4	Washington Senators @ Los Angeles Angels Wrigley Field, Los Angeles, CA Fri Jul 21 1961, 9:05 PM CDT Att: 6,252 - Unknown - 72 F 										
Joe Koppe, R OBP: 0.387, SLG: 0.413 (1, 6)										6	2	2	0	0	2	8											
Lee Thomas, L OBP: 0.364, SLG: 0.509 (1, 7)										4	2	2	2	2	2	1											
Steve Bilko, R OBP: 0.425, SLG: 0.577 (1, 3)										4	4	2	1	2	1	6											
George Thomas, R OBP: 0.338, SLG: 0.500 (1, 5)										4	3	4	3	1	0	0											
Ken Hunt, R OBP: 0.334, SLG: 0.544 (1, 8)										6	1	3	3	0	0	5											
Earl Averill, R OBP: 0.350, SLG: 0.507 Ed Sadowski, R OBP: 0.299, SLG: 0.404 (1, 2) (7, 2)										3	1	2	0	2	0	1											
Billy Moran, R OBP: 0.316, SLG: 0.310 (1, 4)										1	0	0	0	0	0	2											
Ron Moeller, L OBP: 0.355, SLG: 0.200 Johnny James, L OBP: 0.083, SLG: 0.083 (1, 1) (6, 1) (7, 1)										3	1	1	3	1	0	1											
Inning Stats	R: 2 E: 0 K: 1 S: 7	H: 3 LOB: 1 BB: 1 P: 11	R: 0 E: 1 K: 1 S: 7	H: 1 LOB: 2 BB: 0 P: 7	R: 3 E: 0 K: 2 S: 10	H: 3 LOB: 3 BB: 3 P: 22	R: 5 E: 2 K: 1 S: 10	H: 4 LOB: 3 BB: 2 P: 19	R: 1 E: 1 K: 2 S: 10	H: 3 LOB: 2 BB: 0 P: 10	R: 3 E: 0 K: 0 S: 6	H: 3 LOB: 1 BB: 1 P: 11	R: 2 E: 0 K: 1 S: 8	H: 3 LOB: 2 BB: 1 P: 12	R: 0 E: 0 K: 0 S: 3	H: 0 LOB: 0 BB: 0 P: 3		1B: 16 2B: 2 3B: 1 HR: 1	SF: 1 SAC: 1 DP: 1 HBP: 2	WP: 1 PB: 0 SB: 2 CS: 0	PA: 55						
PITCHER	IP	WLS	BF	H	R	ER	SO	BB	IBB	HBP	BLK	WP	HR	S	P	ERA	WHIP										
Ed Hobaugh, R ERA: 4.98 Johnny Klippstein, R ERA: 6.52 Pete Burnside, L ERA: 7.19 Mike Garcia, R ERA: 9.0 John Gabler, R ERA: 5.51	(1, 1) (3, 1) (4, 1) (4, 1) (6, 1)	2.1 0.2 0.0 2.0 3.0	L 5 4 13 18	15 1 3 4 6	5 0 4 2 5	3 0 4 2 5	5 1 4 3 1	0 2 1 0 2	0 0 0 1 0	0 0 0 1 0	0 0 0 0 1	0 0 0 0 0	0 0 0 0 1	19 5 3 17 17	27 13 7 22 26	0.00 0.00 9.00 15.00	2.429 4.500 2.500 2.667										

Batter	1	2	3	4	5	6	7	8	9	AB	R	H	RBI	BB	SO	LOB	TOP										
Marty Keough, L (1, 7) OBP: 0.313, SLG: 0.451										4	2	1	1	1	1	1											
Bob Johnson, R (1, 6) OBP: 0.500, SLG: 0.600										4	0	2	2	0	0	0											
Gene Woodling, L (1, 9) OBP: 0.416, SLG: 0.471										3	0	0	0	1	0	2											
Gene Green, R (1, 2) OBP: 0.378, SLG: 0.577										3	0	0	0	1	2	3											
Willie Tasby, R (1, 8) OBP: 0.342, SLG: 0.460										4	0	0	0	0	2	2											
Chuck Hinton, R (8, 7) OBP: 0.332, SLG: 0.350										0	0	0	0	0	0	0											
Dale Long, L (1, 3) OBP: 0.338, SLG: 0.500										4	1	1	1	0	0	0											
Harry Bright, R (1, 5) OBP: 0.329, SLG: 0.365										3	1	1	0	1	1	0											
Chuck Cottier, R (1, 4) OBP: 0.280, SLG: 0.295										4	1	1	0	0	0	1											
Tom Cheney, R (1, 1) OBP: 0.333, SLG: 0.500										1	1	1	2	0	0	0											
Marty Kutyna, R (2, 1) OBP: 0.400, SLG: 0.400										3	0	0	0	0	0	1											
Inning Stats	R: 1 E: 1 K: 1 S: 6	H: 1 LOB: 1 BB: 1 P: 10	R: 3 E: 0 K: 0 S: 7	H: 4 LOB: 1 BB: 0 P: 7	R: 1 E: 0 K: 2 S: 8	H: 1 LOB: 0 BB: 0 P: 8	R: 0 E: 0 K: 0 S: 3	H: 0 LOB: 0 BB: 1 P: 3	R: 0 E: 0 K: 0 S: 3	H: 0 LOB: 1 BB: 1 P: 7	R: 1 E: 0 K: 1 S: 5	H: 1 LOB: 0 BB: 1 P: 9	R: 0 E: 0 K: 1 S: 5	H: 0 LOB: 0 BB: 0 P: 5	R: 0 E: 0 K: 1 S: 5	H: 0 LOB: 0 BB: 0 P: 5	1B: 4 2B: 2 3B: 0 HR: 2	SF: 0 SAC: 0 DP: 2 HBP: 0	WP: 0 PB: 0 SB: 1 CS: 1	PA: 37							
PITCHER	IP	WLS	BF	H	R	ER	SO	BB	IBB	HBP	BLK	WP	HR	S	P	ERA	WHIP										
Ken McBride, R (1, 1) ERA: 3.04	1.2		11	5	4	4	1	1	0	0	0	0	0	12	16	21.60	3.600										
Eli Grba, R (2, 1) ERA: 4.29	4.2		19	2	2	2	2	3	0	0	0	0	2	20	32	3.86	1.071										
Art Fowler, R (7, 1) ERA: 2.08	2.2	W	7	0	0	0	3	0	0	0	0	0	0	13	13	0.00	0.000										

Washington Senators @ Los Angeles Angels
 Wrigley Field, Los Angeles, CA
 Sat Jul 22 1961, 9:05 PM CDT
 Att. 7,482 - Unknown - 72 F

livebaseballscores.com

AB 33
 R 6
 H 7
 RBI 6
 BB 4
 SO 6
 LOB 10

Batter	1	2	3	4	5	6	7	8	9	AB	R	H	RBI	BB	SO	LOB	BOTTOM										
Albie Pearson, L (1, 9) OBP: 0.429, SLG: 0.418										5	1	1	0	0	1	2											
Joe Koppe, R (1, 6) OBP: 0.395, SLG: 0.425										4	2	2	1	1	1	0											
Lee Thomas, L (1, 7) OBP: 0.362, SLG: 0.505										4	0	1	1	0	0	1											
Steve Bilko, R (1, 3) OBP: 0.426, SLG: 0.581										4	1	2	1	0	1	2											
George Thomas, R (1, 5) OBP: 0.333, SLG: 0.487										4	0	1	1	0	1	1											
Ken Hunt, R (1, 8) OBP: 0.330, SLG: 0.537										4	0	0	0	0	1	3											
Earl Averill, R (1, 2) OBP: 0.391, SLG: 0.500										3	0	0	0	1	0	1											
Billy Moran, R (1, 4) OBP: 0.307, SLG: 0.300										3	1	0	0	0	0	1											
Ted Kluszewski, L (9, PH) OBP: 0.316, SLG: 0.469										1	0	1	0	0	0	0											
Ed Sadowski, R (9, FR) OBP: 0.299, SLG: 0.404										0	1	0	0	0	0	0											
Ken McBride, R (1, 1) OBP: 0.143, SLG: 0.167										0	0	0	0	0	0	0											
Eli Grba, R (2, 1) OBP: 0.371, SLG: 0.308										3	1	2	2	0	0	0											
Art Fowler, R (7, 1) OBP: 0.083, SLG: 0.083										0	0	0	0	0	0	0											
Leon Wagner, L (9, PH) OBP: 0.319, SLG: 0.491										1	0	1	0	0	0	0											
Inning Stats	R: 2 E: 0 K: 1 S: 7	H: 3 LOB: 1 BB: 1 P: 11	R: 2 E: 0 K: 1 S: 6	H: 1 LOB: 0 BB: 1 P: 10	R: 1 E: 1 K: 0 S: 5	H: 1 LOB: 1 BB: 0 P: 5	R: 0 E: 0 K: 0 S: 3	H: 1 LOB: 0 BB: 0 P: 3	R: 1 E: 0 K: 1 S: 7	H: 2 LOB: 1 BB: 0 P: 7	R: 0 E: 0 K: 0 S: 3	H: 0 LOB: 0 BB: 0 P: 3	R: 0 E: 0 K: 1 S: 5	H: 0 LOB: 0 BB: 0 P: 5	R: 0 E: 0 K: 1 S: 5	H: 3 LOB: 2 BB: 0 P: 5	1B: 8 2B: 2 3B: 0 HR: 1	SF: 0 SAC: 0 DP: 0 HBP: 0	WP: 1 PB: 0 SB: 1 CS: 0	PA: 38							
PITCHER	IP	WLS	BF	H	R	ER	SO	BB	IBB	HBP	BLK	WP	HR	S	P	ERA	WHIP										
Tom Cheney, R (1, 1) ERA: 9.98	1.1		9	4	4	4	1	2	0	0	0	1	0	9	17	27.00	4.500										
Marty Kutyna, R (2, 1) ERA: 3.16	7.1	L	29	7	3	2	4	0	0	0	0	1	0	37	37	2.46	0.955										

Washington Senators @ Los Angeles Angels
 Wrigley Field, Los Angeles, CA
 Sat Jul 22 1961, 9:05 PM CDT
 Att. 7,482 - Unknown - 72 F

livebaseballscores.com

AB 36
 R 7
 H 11
 RBI 6
 BB 2
 SO 5
 LOB 11

Batter	1	2	3	4	5	6	7	8	9	AB	R	H	RBI	BB	SO	LOB	TOP							
Chuck Hinton, R OBP: 0.324, SLG: 0.340 (1, 7)	0-0 4-3		0-0 F8		0-0 F9	0-0 6-3			0-3 K	5	0	0	0	0	1	1								
Bob Johnson, R OBP: 0.458, SLG: 0.526 (1, 6)	0-3 K		0-0 1-3		0-0 1B 2B		0-0 6-3			4	1	1	0	0	1	0								
Jim King, L OBP: 0.366, SLG: 0.446 (1, 9)	0-0 F5		4-0 BB		0-0 2B 6-3 1B		0-0 1-3			3	1	1	0	1	0	0								
Harry Bright, R OBP: 0.333, SLG: 0.397 (1, 5)		0-0 HR	0-0 1-3		0-0 6-3 1-3 2H 2B		0-0 6-3			4	1	2	2	0	0	1								
Willie Tasby, R OBP: 0.338, SLG: 0.454 (1, 8)		0-3 K		0-0 F9	0-0 6-3			0-0 6-3		4	0	0	1	0	1	1								
Gene Green, R OBP: 0.380, SLG: 0.575 (1, 2)		0-0 1B 1B		0-0 1B	0-0 6-3			0-3 K		4	0	2	0	0	1	1								
Marty Keough, L OBP: 0.320, SLG: 0.461 (1, 3)		0-0 1-2 1B		0-0 1-2 1B		0-0 4-3 2B		0-0 F7		4	0	3	0	0	0	0								
Chuck Cottier, R OBP: 0.274, SLG: 0.289 (9, PH)		0-3 K		0-0 F7		0-0 F2		0-0 F7		3	0	0	0	0	1	5								
Billy Klaus, L OBP: 0.316, SLG: 0.376 (9, PH)		0-3 K		0-0 5-3		0-0 4-3		0-0 4-3		1	0	0	0	0	0	0								
Joe McClain, R OBP: 0.217, SLG: 0.267 (5, 1)		0-3 K		0-0 5-3		0-0 4-3		0-0 4-3		2	0	0	0	0	1	4								
Johnny Klippstein, R OBP: 0.230, SLG: 0.290 (6, PH)										0	0	0	0	0	0	0								
Dale Long, L OBP: 0.337, SLG: 0.498 (6, 1)										1	0	0	0	0	0	1								
Mike Garcia, R OBP: 0.414, SLG: 0.469 (9, PH)										0	0	0	0	0	0	0								
Gene Woodling, L OBP: 0.414, SLG: 0.469 (9, PH)										1	0	0	0	0	0	0								
Inning Stats	R: 0 E: 0 K: 1 S: 5	H: 0 LOB: 0 BB: 0 P: 5	R: 1 E: 0 K: 3 S: 12	H: 3 LOB: 2 BB: 0 P: 12	R: 0 E: 0 K: 0 S: 3	H: 0 LOB: 1 BB: 1 P: 7	R: 0 E: 0 K: 0 S: 5	H: 2 LOB: 2 BB: 0 P: 5	R: 2 E: 0 K: 0 S: 6	H: 3 LOB: 1 BB: 0 P: 6	R: 0 E: 0 K: 0 S: 4	H: 1 LOB: 1 BB: 0 P: 4	R: 0 E: 0 K: 0 S: 3	H: 0 LOB: 0 BB: 0 P: 3	R: 0 E: 0 K: 1 S: 5	H: 0 LOB: 0 BB: 0 P: 5	R: 0 E: 0 K: 1 S: 5	H: 0 LOB: 0 BB: 0 P: 5	R: 0 E: 0 K: 1 S: 5	H: 0 LOB: 0 BB: 0 P: 5	1B: 6 2B: 2 3B: 0 HR: 1	SF: 0 SAC: 0 DP: 0 HBP: 0	WP: 0 PA: 37 CS: 0	
PITCHER	IP WLS BF H R ER SO BB IBB HBP BLK WP HR S P ERA WHIP	IP WLS BF H R ER SO BB IBB HBP BLK WP HR S P ERA WHIP	IP WLS BF H R ER SO BB IBB HBP BLK WP HR S P ERA WHIP	IP WLS BF H R ER SO BB IBB HBP BLK WP HR S P ERA WHIP	IP WLS BF H R ER SO BB IBB HBP BLK WP HR S P ERA WHIP	IP WLS BF H R ER SO BB IBB HBP BLK WP HR S P ERA WHIP	IP WLS BF H R ER SO BB IBB HBP BLK WP HR S P ERA WHIP	IP WLS BF H R ER SO BB IBB HBP BLK WP HR S P ERA WHIP	IP WLS BF H R ER SO BB IBB HBP BLK WP HR S P ERA WHIP	IP WLS BF H R ER SO BB IBB HBP BLK WP HR S P ERA WHIP	IP WLS BF H R ER SO BB IBB HBP BLK WP HR S P ERA WHIP	IP WLS BF H R ER SO BB IBB HBP BLK WP HR S P ERA WHIP	IP WLS BF H R ER SO BB IBB HBP BLK WP HR S P ERA WHIP	IP WLS BF H R ER SO BB IBB HBP BLK WP HR S P ERA WHIP	IP WLS BF H R ER SO BB IBB HBP BLK WP HR S P ERA WHIP	IP WLS BF H R ER SO BB IBB HBP BLK WP HR S P ERA WHIP	IP WLS BF H R ER SO BB IBB HBP BLK WP HR S P ERA WHIP	IP WLS BF H R ER SO BB IBB HBP BLK WP HR S P ERA WHIP	IP WLS BF H R ER SO BB IBB HBP BLK WP HR S P ERA WHIP	IP WLS BF H R ER SO BB IBB HBP BLK WP HR S P ERA WHIP	IP WLS BF H R ER SO BB IBB HBP BLK WP HR S P ERA WHIP	IP WLS BF H R ER SO BB IBB HBP BLK WP HR S P ERA WHIP	IP WLS BF H R ER SO BB IBB HBP BLK WP HR S P ERA WHIP	IP WLS BF H R ER SO BB IBB HBP BLK WP HR S P ERA WHIP

Washington Senators @ Los Angeles Angels
Wrigley Field, Los Angeles, CA
Sun Jul 23 1961, 5:33 AM CDT
Att: 5,849 - Sunny - 82 F

AB 36
R 3
H 9
RBI 3
BB 1
SO 6
LOB 14



Batter	1	2	3	4	5	6	7	8	9	AB	R	H	RBI	BB	SO	LOB	BOTTOM							
Joe Koppe, R OBP: 0.391, SLG: 0.419 (1, 6)	0-0 F9			0-0 P4			0-0 6-3			4	0	1	2	0	0	2								
Lee Thomas, L OBP: 0.394, SLG: 0.502 (1, 9)	0-0 F9	2H 3H 1B		0-0 2-3 1B			4-0 2B SF9 BB			3	1	1	2	1	0	1								
Leon Wagner, L OBP: 0.321, SLG: 0.498 (1, 7)	0-0 HR 2B	0-0 4-3			0-0 F8		0-0 1-3 2B			4	1	2	0	0	0	1								
Steve Bilko, R OBP: 0.423, SLG: 0.592 (1, 3)	0-0 HR		0-0 L5		0-0 F9		0-0 SF9			3	1	1	3	0	0	0								
George Thomas, R OBP: 0.318, SLG: 0.463 (1, 5)	2H HR		0-0 L5		0-0 6-3		0-3 K2-3			4	0	0	0	0	1	1								
Ken Hunt, R OBP: 0.332, SLG: 0.538 (1, 8)		0-0 1B 2B	0-3 K			4-0 S BB		0-0 F2		3	1	1	0	1	1	0								
Earl Averill, R OBP: 0.389, SLG: 0.496 (1, 2)		0-0 1B 1B		0-0 F7		0-3 K		0-0 6-3		4	1	1	1	0	1	1								
Billy Moran, R OBP: 0.314, SLG: 0.309 (1, 4)		0-0 1B 1B		0-0 WP 1B 1B		0-0 4-3		0-0 G3		4	2	2	0	0	0	1								
Ted Bowsfield, R OBP: 0.158, SLG: 0.158 (6, PH)		0-0 6-3		0-0 WP 1B		0-0 4-3				2	1	1	0	0	0	2								
Tom Satriano, L (6, PH)				1-2 1B						1	0	0	0	0	0	1								
Tom Morgan, R (7, 1)										0	0	0	0	0	0	0								
Inning Stats	R: 2 E: 0 K: 0 S: 5	H: 2 LOB: 0 BB: 0 P: 5	R: 3 E: 0 K: 0 S: 7	H: 4 LOB: 1 BB: 0 P: 7	R: 0 E: 0 K: 1 S: 5	H: 0 LOB: 0 BB: 0 P: 5	R: 2 E: 0 K: 0 S: 5	H: 3 LOB: 1 BB: 0 P: 5	R: 0 E: 0 K: 1 S: 3	H: 0 LOB: 0 BB: 0 P: 3	R: 0 E: 0 K: 1 S: 5	H: 0 LOB: 1 BB: 1 P: 9	R: 1 E: 0 K: 1 S: 6	H: 1 LOB: 1 BB: 1 P: 10	R: 0 E: 0 K: 0 S: 3	H: 0 LOB: 0 BB: 0 P: 3	R: 0 E: 0 K: 0 S: 3	H: 0 LOB: 0 BB: 0 P: 3	R: 0 E: 0 K: 0 S: 3	H: 0 LOB: 0 BB: 0 P: 3	1B: 6 2B: 3 3B: 0 HR: 1	SF: 1 SAC: 0 DP: 0 HBP: 0	WP: 1 PA: 35 CS: 0	
PITCHER	IP WLS BF H R ER SO BB IBB HBP BLK WP HR S P ERA WHIP	IP WLS BF H R ER SO BB IBB HBP BLK WP HR S P ERA WHIP	IP WLS BF H R ER SO BB IBB HBP BLK WP HR S P ERA WHIP	IP WLS BF H R ER SO BB IBB HBP BLK WP HR S P ERA WHIP	IP WLS BF H R ER SO BB IBB HBP BLK WP HR S P ERA WHIP	IP WLS BF H R ER SO BB IBB HBP BLK WP HR S P ERA WHIP	IP WLS BF H R ER SO BB IBB HBP BLK WP HR S P ERA WHIP	IP WLS BF H R ER SO BB IBB HBP BLK WP HR S P ERA WHIP	IP WLS BF H R ER SO BB IBB HBP BLK WP HR S P ERA WHIP	IP WLS BF H R ER SO BB IBB HBP BLK WP HR S P ERA WHIP	IP WLS BF H R ER SO BB IBB HBP BLK WP HR S P ERA WHIP	IP WLS BF H R ER SO BB IBB HBP BLK WP HR S P ERA WHIP	IP WLS BF H R ER SO BB IBB HBP BLK WP HR S P ERA WHIP	IP WLS BF H R ER SO BB IBB HBP BLK WP HR S P ERA WHIP	IP WLS BF H R ER SO BB IBB HBP BLK WP HR S P ERA WHIP	IP WLS BF H R ER SO BB IBB HBP BLK WP HR S P ERA WHIP	IP WLS BF H R ER SO BB IBB HBP BLK WP HR S P ERA WHIP	IP WLS BF H R ER SO BB IBB HBP BLK WP HR S P ERA WHIP	IP WLS BF H R ER SO BB IBB HBP BLK WP HR S P ERA WHIP	IP WLS BF H R ER SO BB IBB HBP BLK WP HR S P ERA WHIP	IP WLS BF H R ER SO BB IBB HBP BLK WP HR S P ERA WHIP	IP WLS BF H R ER SO BB IBB HBP BLK WP HR S P ERA WHIP	IP WLS BF H R ER SO BB IBB HBP BLK WP HR S P ERA WHIP	IP WLS BF H R ER SO BB IBB HBP BLK WP HR S P ERA WHIP

Washington Senators @ Los Angeles Angels
Wrigley Field, Los Angeles, CA
Sun Jul 23 1961, 5:33 AM CDT
Att: 5,849 - Sunny - 82 F


AB 32
R 8
H 10
RBI 8
BB 2
SO 3
LOB 10



Batter	1	2	3	4	5	6	7	8	9	AB	R	H	RBI	BB	SO	LOB	TOP					
Jake Wood, R OBP: 0.330, SLG: 0.381 (1, 4)	0-0 6-3		0-0 F8			0-0 1B FC1-2 1B	0-0 L5			4	0	1	0	0	0	1						
Bill Bruton, L OBP: 0.327, SLG: 0.365 (1, 8)	0-0 G3		4-0 BB			0-0 1-3 HR 1B		0-0 FC6-4 1B		3	1	2	0	1	0	0						
Al Kaline, R OBP: 0.379, SLG: 0.511 (1, 9)	0-0 1B		0-0 L9			0-0 FC1-2 HR		0-0 FC6-4 G6-4-3 1-2		4	1	1	0	0	0	4						
Rocky Colavito, R OBP: 0.413, SLG: 0.603 (1, 7)	0-0 F8			0-0 F7		0-0 HR		0-0 G6-4-3 1-2		4	1	1	3	0	0	2						
Norm Cash, L OBP: 0.498, SLG: 0.694 (1, 3)		0-0 3B		0-0 F5		0-0 G3			4-0 HR BB	3	1	1	0	1	0	0						
Bobo Osborne, L OBP: 0.393, SLG: 0.388 Chico Fernandez, R OBP: 0.321, SLG: 0.325 (1, 5) (9, 5)		0-0 G3		0-3 K		0-3 K			0-0 F7	4	0	0	0	0	2	2						
Dick McAuliffe, L OBP: 0.269, SLG: 0.418 (1, 6)		0-0 F5		0-3 K		0-0 F8			0-0 HR	4	1	1	2	0	1	1						
Mike Roarke, R OBP: 0.328, SLG: 0.355 (1, 2)		0-3 K2-3			0-0 F7		0-0 5-3		0-0 6-3	4	0	0	0	0	1	1						
Jim Bunning, R OBP: 0.177, SLG: 0.164 (1, 1)			0-3 K		0-0 4-3				0-3 K	4	0	1	0	0	2	0						
Inning Stats	R: 0 E: 0 K: 0 S: 4	H: 1 LOB: 1 BB: 0 P: 4	R: 0 E: 0 K: 1 S: 6	H: 1 LOB: 1 BB: 0 P: 6	R: 0 E: 0 K: 1 S: 5	H: 0 LOB: 1 BB: 1 P: 9	R: 0 E: 0 K: 1 S: 5	H: 0 LOB: 0 BB: 0 P: 5	R: 0 E: 0 K: 0 S: 4	H: 1 LOB: 1 BB: 0 P: 4	R: 0 E: 0 K: 0 S: 3	H: 1 LOB: 0 BB: 0 P: 3	R: 2 E: 0 K: 1 S: 6	H: 1 LOB: 0 BB: 1 P: 10	1B: 5 2B: 0 3B: 1 HR: 2	SF: 0 SAC: 0 DP: 1 HBP: 0	WP: 0 PB: 0 SB: 0 CS: 0	PA: 36				
PITCHER	IP WLS BF H R ER SO BB IBB HBP BLK WP HR S P ERA WHIP	IP WLS BF H R ER SO BB IBB HBP BLK WP HR S P ERA WHIP																				
Jim Donohue, R ERA: 2.69 (1, 1)	7.0 L 28 6 3 3 5	2.0 8 2 2 2 1	1 0 0 0	0 0 0 0	0 1 9 13	9.00 1.500																
Art Fowler, R ERA: 2.33 (8, 1)																						

Detroit Tigers @ Los Angeles Angels
 Wrigley Field, Los Angeles, CA
 Mon Jul 24 1961, 9:05 PM CDT
 Att: 11,935 - Unknown - 71 F


AB 34
 R 5
 H 8
 RBI 5
 BB 2
 SO 6
 LOB 11



Batter	1	2	3	4	5	6	7	8	9	AB	R	H	RBI	BB	SO	LOB	BOTTOM					
Eddie Yost, R OBP: 0.360, SLG: 0.207 (1, 5)	0-0 FC4-6 1B		0-0 F8 SH5-3 1B		0-0 F7		0-0 6-3		0-0 P6	5	0	2	0	0	0	4						
Joe Koppe, R OBP: 0.382, SLG: 0.408 (1, 6)	0-0 FC4-6 1B SF7		0-0 SH5-3		0-0 G1-6-3		0-0 FC5-2			3	1	0	0	0	0	4						
Lee Thomas, L OBP: 0.366, SLG: 0.500 (1, 9) (9, 3)	0-0 BB 1-3 1B		0-0 F8		0-0 P4	4-0 FC4-6 BB	0-0 P4			3	0	1	0	1	0	3						
Leon Wagner, L OBP: 0.317, SLG: 0.493 (1, 7)	0-0 SF7		0-0 P4			0-0 P4		0-0 3-1		3	0	0	1	0	0	2						
Ted Kluszewski, L OBP: 0.323, SLG: 0.476 Tom Satriano, L OBP: 0.431, SLG: 0.420 (1, 3) (8, PR)	4-0 BB			0-0 FC4-6		0-0 FC4-6		0-0 G5-4-3 1B		3	0	2	0	1	0	1						
George Thomas, R OBP: 0.318, SLG: 0.463 (9, 9)	1-2 BB			0-0 2B		0-0 1-2 FC5-2 1B				0	0	0	0	0	0	0						
Ken Hunt, R OBP: 0.328, SLG: 0.531 (1, 8)	0-0 P4			0-0 L9		0-0 P6		0-0 G5-4-3 1-2		4	0	0	0	0	0	5						
Earl Averill, R OBP: 0.387, SLG: 0.489 (1, 2)		0-0 L5		0-0 F7		4-0 1B E BB		0-0 L5		3	1	0	0	1	0	1						
Billy Moran, R OBP: 0.312, SLG: 0.306 (1, 4)		0-0 6-3		0-0 F7		0-0 E FC5-2 1B		0-0 E6		4	0	1	0	0	0	1						
Jim Donohue, R OBP: 0.133, SLG: 0.200 Albie Pearson, L OBP: 0.083, SLG: 0.083 Art Fowler, R OBP: 0.083, SLG: 0.083 Steve Bilko, R OBP: 0.421, SLG: 0.589 (1, 1) (7, PH) (8, 1) (9, PH)		0-0 L9			0-0 G1-6-3 1B		0-0 E2 FC5-2 1B		0-3 K	2	0	1	0	0	0	0						
Inning Stats	R: 1 E: 0 K: 0 S: 5	H: 2 LOB: 2 BB: 1 P: 9	R: 0 E: 0 K: 0 S: 3	H: 0 LOB: 0 BB: 0 P: 3	R: 0 E: 0 K: 0 S: 4	H: 1 LOB: 1 BB: 0 P: 4	R: 0 E: 0 K: 0 S: 4	H: 1 LOB: 1 BB: 0 P: 4	R: 0 E: 0 K: 0 S: 3	H: 1 LOB: 2 BB: 1 P: 7	R: 1 E: 1 K: 0 S: 5	H: 2 LOB: 2 BB: 1 P: 9	R: 0 E: 0 K: 0 S: 3	H: 1 LOB: 1 BB: 0 P: 3	R: 0 E: 1 K: 1 S: 6	H: 0 LOB: 1 BB: 0 P: 6	1B: 7 2B: 1 3B: 0 HR: 0	SF: 1 SAC: 1 DP: 2 HBP: 0	WP: 0 PB: 0 SB: 0 CS: 0	PA: 37		
PITCHER	IP WLS BF H R ER SO BB IBB HBP BLK WP HR S P ERA WHIP	IP WLS BF H R ER SO BB IBB HBP BLK WP HR S P ERA WHIP																				
Jim Bunning, R ERA: 3.29 (1, 1)	9.0 W 37 8 2 1 1	3 0 0 0	3 0 0 0	3 0 0 0	0 0 36 48	1.00 1.222																

Detroit Tigers @ Los Angeles Angels
 Wrigley Field, Los Angeles, CA
 Mon Jul 24 1961, 9:05 PM CDT
 Att: 11,935 - Unknown - 71 F

AB 32
 R 2
 H 8
 RBI 1
 BB 3
 SO 1
 LOB 22



Batter	1	2	3	4	5	6	7	8	9	AB	R	H	RBI	BB	SO	LOB	TOP								
Jake Wood, R OBP: 0.330, SLG: 0.379 (1, 4)										4	1	1	0	1	3	2	Detroit Tigers @ Los Angeles Angels Wrigley Field, Los Angeles, CA Tue Jul 25 1961, 9:05 PM CDT Alt: 8,316 - Unknown - 72 F								
Bill Bruton, L OBP: 0.330, SLG: 0.374 (1, 8)										4	1	2	3	1	1	0									
Al Kaline, R OBP: 0.377, SLG: 0.507 (1, 9)										5	0	1	0	0	2	3									
Rocky Colavito, R OBP: 0.413, SLG: 0.599 (1, 7)										4	0	1	0	1	2	3									
Norm Cash, L OBP: 0.500, SLG: 0.697 (1, 3)										3	1	2	0	0	0	1									
Bobo Osborne, L OBP: 0.395, SLG: 0.358 (1, 5)										4	0	0	0	0	2	4									
Phil Regan, R OBP: 0.128, SLG: 0.083 (9, 1)										0	0	0	0	0	0	0									
Hank Aguirre, R OBP: 0.167, SLG: 0.600 (9, 2)										0	0	0	0	0	0	0									
Dick McAuliffe, L OBP: 0.276, SLG: 0.416 (1, 6)										3	0	1	1	0	0	1									
Mike Roarke, R OBP: 0.320, SLG: 0.345 (9, PH)										3	0	0	0	0	0	5									
Frank House, L OBP: 0.167, SLG: 0.600 (9, 2)										1	0	0	0	0	0	0									
Don Mossi, L OBP: 0.286, SLG: 0.271 (7, PH)										2	0	0	0	0	1	2									
Bubba Morton, R OBP: 0.285, SLG: 0.365 (7, PH)										1	0	0	0	0	1	0									
Manny Montejó, R OBP: 0.341, SLG: 0.423 (7, 1)										0	0	0	0	0	0	0									
Charlie Maxwell, L OBP: 0.341, SLG: 0.423 (9, PH)										1	0	1	0	0	0	0									
Chico Fernández, R OBP: 0.321, SLG: 0.325 (9, 5)										0	1	0	0	0	0	0									
Inning Stats	R: 0 E: 0 K: 3 S: 9	H: 0 LOB: 0 BB: 0 P: 9	R: 0 E: 0 K: 1 S: 5	H: 1 LOB: 2 BB: 1 P: 10	R: 0 E: 0 K: 2 S: 8	H: 1 LOB: 2 BB: 1 P: 12	R: 1 E: 1 K: 2 S: 9	H: 1 LOB: 2 BB: 0 P: 10	R: 0 E: 0 K: 0 S: 2	H: 0 LOB: 0 BB: 1 P: 6	R: 0 E: 0 K: 1 S: 6	H: 1 LOB: 1 BB: 0 P: 6	R: 0 E: 0 K: 2 S: 7	H: 0 LOB: 0 BB: 0 P: 7	R: 0 E: 0 K: 0 S: 4	H: 1 LOB: 1 BB: 0 P: 4	R: 3 E: 0 K: 1 S: 9	H: 4 LOB: 1 BB: 0 P: 9	1B: 7 2B: 1 3B: 0 HR: 1	SF: 0 SAC: 0 DP: 1 HBP: 2	WP: 1 PB: 0 SB: 0 CS: 0	PA: 40			
PITCHER	IP	WLS	BF	H	R	ER	SO	BB	IBB	HBP	BLK	WP	HR	S	P	ERA	WHIP								
Ken McBride, R ERA: 3.05 (1, 1)	8.2		39	9	4	3	11	3	0	2	0	1	1	56	70	3.12	1.385								
Ryne Duren, R ERA: 4.95 (9, 1)	0.1	W	1	0	0	0	1	0	0	0	0	0	0	3	3	0.00	0.000								

Batter	1	2	3	4	5	6	7	8	9	AB	R	H	RBI	BB	SO	LOB	BOTTOM								
Eddie Yost, R OBP: 0.356, SLG: 0.207 (1, 5)										5	0	1	1	0	2	1	Detroit Tigers @ Los Angeles Angels Wrigley Field, Los Angeles, CA Tue Jul 25 1961, 9:05 PM CDT Alt: 8,316 - Unknown - 72 F								
Lee Thomas, L OBP: 0.385, SLG: 0.498 (1, 9)										3	0	1	0	1	0	0									
Ken Hunt, R OBP: 0.328, SLG: 0.527 (1, 8)										4	1	1	0	0	1	2									
Steve Bilko, R OBP: 0.423, SLG: 0.600 (1, 3)										3	1	1	1	1	2	0									
George Thomas, R OBP: 0.315, SLG: 0.488 (1, 7)										4	1	1	1	0	2	2									
Earl Averill, R OBP: 0.385, SLG: 0.485 (1, 2)										2	0	0	1	1	1	0									
Albie Pearson, L OBP: 0.431, SLG: 0.420 (9, PH)										0	1	0	0	0	0	0									
Joe Koppe, R OBP: 0.393, SLG: 0.419 (1, 6)										4	1	3	0	0	0	0									
Billy Moran, R OBP: 0.313, SLG: 0.307 (1, 4)										3	0	1	0	0	0	3									
Leon Wagner, L OBP: 0.200, SLG: 0.493 (9, PH)										0	0	0	0	0	0	0									
Del Rice, R OBP: 0.367, SLG: 0.489 (9, PH)										1	0	0	0	0	1	2									
Ken McBride, R OBP: 0.136, SLG: 0.158 (1, 1)										3	0	0	0	0	0	1									
Ryne Duren, R OBP: 0.200, SLG: 0.077 (9, 1)										0	0	0	0	0	0	0									
Ed Sadowski, R OBP: 0.306, SLG: 0.410 (9, PH)										1	0	1	1	0	0	0									
Inning Stats	R: 0 E: 0 K: 0 S: 2	H: 0 LOB: 1 BB: 1 P: 6	R: 2 E: 0 K: 1 S: 7	H: 3 LOB: 0 BB: 0 P: 7	R: 0 E: 0 K: 0 S: 3	H: 0 LOB: 0 BB: 0 P: 3	R: 1 E: 0 K: 0 S: 5	H: 2 LOB: 2 BB: 1 P: 9	R: 0 E: 0 K: 1 S: 6	H: 1 LOB: 1 BB: 0 P: 6	R: 0 E: 0 K: 2 S: 7	H: 0 LOB: 0 BB: 0 P: 7	R: 0 E: 0 K: 1 S: 6	H: 1 LOB: 1 BB: 0 P: 6	R: 0 E: 0 K: 2 S: 7	H: 0 LOB: 0 BB: 0 P: 7	R: 2 E: 0 K: 2 S: 9	H: 3 LOB: 2 BB: 1 P: 13	1B: 8 2B: 0 3B: 0 HR: 2	SF: 1 SAC: 0 DP: 2 HBP: 0	WP: 0 PB: 0 SB: 0 CS: 0	PA: 37			
PITCHER	IP	WLS	BF	H	R	ER	SO	BB	IBB	HBP	BLK	WP	HR	S	P	ERA	WHIP								
Don Mossi, L ERA: 2.94 (7, 1)	6.0		24	6	3	3	4	2	0	0	0	0	0	13	13	0.00	0.500								
Manny Montejó, R ERA: 4.64 (9, 1)	2.0	7	1	0	0	0	3	0	0	0	0	0	0	4	8	54.00	6.000								
Phil Regan, R ERA: 4.64 (9, 1)	0.1	L	3	1	2	2	1	1	0	0	0	0	0	5	5	0.00	6.000								
Hank Aguirre, L ERA: 3.3 (9, 1)	0.1		3	2	0	0	1	0	0	0	0	0	0	5	5	0.00	6.000								

Batter	1	2	3	4	5	6	7	8	9	AB	R	H	RBI	BB	SO	LOB	TOP			
Dick McAuliffe, L (1, 6) OBP: 0.273, SLG: 0.408	0-3 K		0-3 K	0-3 K					0-0 1B	5	0	1	0	0	3	1				
Bubba Morton, R (1, 9) OBP: 0.288, SLG: 0.407 Bill Bruton, L (5, PH) OBP: 0.330, SLG: 0.374	0-0 L6-3 1B 2B		0-0 S E 1B			0-0 F7		0-0 G3	0-0 1B	2	2	2	0	0	0	0				
Al Kaline, R (1, 8) OBP: 0.377, SLG: 0.513	0-0 L6-3 2-3		0-0 E5 1-H HR 1B			0-0 HR		0-0 L6-3	0-0 F3	5	2	2	1	0	0	3				
Rocky Colavito, R (1, 7) OBP: 0.414, SLG: 0.606	4-0 1B BB		4-0 2-H HR			0-0 6-3		0-3 K		3	1	1	2	1	1	0				
Norm Cash, L (1, 3)	0-0 1-2 3-H 1B		4-0 1-4-3 BB			4-0 BB		0-0 G3		2	0	1	1	2	0	0				
Jake Wood, R (1, 4) OBP: 0.330, SLG: 0.378	0-3 K		0-0 1-4-3 1-2			0-0 F9		0-0 6-3 S CS 1B		4	0	1	0	0	1	4				
Chico Fernandez, R (1, 5) OBP: 0.320, SLG: 0.324		0-0 5-3		0-0 F9				0-0 6-3 1-3		4	0	1	0	0	0	2				
Mike Roarke, R (1, 2) OBP: 0.310, SLG: 0.333		0-0 1-3		0-3 K				0-0 P4	0-0 CS 3-H	4	0	0	0	0	1	1				
Frank Lary, R (1, 1) OBP: 0.265, SLG: 0.328		0-3 K		0-0 6-3				0-0 F3	0-0 F8	4	0	0	0	0	1	1				
Inning Stats	R: 1 E: 0 K: 2 S: 9	H: 2 LOB: 2 BB: 1 P: 13	R: 0 E: 0 K: 1 S: 5	H: 0 LOB: 0 BB: 0 P: 5	R: 3 E: 1 K: 1 S: 8	H: 3 LOB: 1 BB: 1 P: 12	R: 0 E: 0 K: 2 S: 7	H: 0 LOB: 0 BB: 0 P: 7	R: 1 E: 0 K: 0 S: 4	H: 1 LOB: 1 BB: 1 P: 8	R: 0 E: 0 K: 1 S: 5	H: 0 LOB: 0 BB: 0 P: 5	R: 0 E: 0 K: 0 S: 3	H: 1 LOB: 0 BB: 0 P: 3	R: 0 E: 0 K: 0 S: 5	H: 2 LOB: 2 BB: 0 P: 5	1B: 7 2B: 1 3B: 0 HR: 2	SF: 0 SAC: 0 DP: 0 HBP: 0	WP: 0 PB: 0 SB: 2 CS: 1	PA: 40
PITCHER	IP WLS BF H R ER SO BB IBB HBP BLK WP HR S P ERA WHIP	IP WLS BF H R ER SO BB IBB HBP BLK WP HR S P ERA WHIP																		
Ron Moeller, L (1, 1) ERA: 4.91	4.0 L 19 5 4 4 6 2 0 0 0 0 1 29 37 9.00 1.750																			
Johnny James, R (5, 1) ERA: 4.47	2.0 9 2 1 1 0 1 0 0 0 0 0 1 8 12 4.50 1.500																			
Ryne Duren, R (7, 1) ERA: 4.71	2.0 6 1 0 0 1 0 0 0 0 0 0 0 8 8 0.00 0.500																			
Art Fowler, R (9, 1) ERA: 2.29	1.0 5 2 0 0 0 0 0 0 0 0 0 0 5 5 0.00 2.000																			

Detroit Tigers @ Los Angeles Angels
 Wrigley Field, Los Angeles, CA
 Wed Jul 26 1961, 9:05 PM CDT
 Att: 12,936 - Unknown - 74 F

AB 36
R 5
H 10
RBI 4
BB 3
SO 7
LOB 12


Batter	1	2	3	4	5	6	7	8	9	AB	R	H	RBI	BB	SO	LOB	BOTTOM					
Eddie Yost, R (1, 5) OBP: 0.397, SLG: 0.214	0-0 L5	0-0 F5		0-0 1-3 2-H 1B			0-0 FC5-4 1B	0-0 F3		5	0	2	1	0	0	1						
Joe Koppe, R (1, 6) OBP: 0.393, SLG: 0.450	0-0 HR		0-0 1B 2B	0-0 F5			0-0 FC5-4 2B 1-2	0-0 1-3		5	2	2	1	0	0	3						
Lee Thomas, L (1, 9) OBP: 0.369, SLG: 0.491	4-0 FC4-6 1B BB		0-3 K	0-0 F2			4-0 2B SF8 1-2	0-0 F7		3	1	0	0	2	1	3						
Leon Wagner, L (1, 7) OBP: 0.319, SLG: 0.495	0-0 FC4-6 1B		0-0 P6			0-0 G3	0-0 2B 1-3 2-H	0-0 3-1		5	0	2	1	0	0	1						
Ted Kluszewski, L (1, 3) OBP: 0.322, SLG: 0.474	0-0 FC4-6 1-2 2-3		0-0 2-3 1B			0-0 F8	0-0 SF8			3	0	1	1	0	0	2						
Ken Hunt, R (1, 8) OBP: 0.327, SLG: 0.522	0-3 K		0-0 P3			0-3 K	4-0 BB			3	0	0	0	1	2	4						
Earl Averill, R (1, 2) OBP: 0.379, SLG: 0.476		0-3 K		0-0 F3			0-0 P6	0-0 P4		4	0	0	0	0	1	2						
Billy Moran, R (1, 4) OBP: 0.313, SLG: 0.301 Steve Bilko, R (8, PH) OBP: 0.421, SLG: 0.597 Rocky Bridges, R (9, 4) OBP: 0.277, SLG: 0.224	0-0 G3		4-0 E 1B BB			0-0 5-3		0-3 K		2	1	0	0	1	0	0						
Ron Moeller, L (1, 1) Tom Satriano, L (4, PH) Johnny James, L (5, 1) Del Rice, R (6, PH) Ryne Duren, R (7, 1) Albie Pearson, L (8, PH) Art Fowler, R (9, 1)	0-0 2B		0-0 E6 1B 1-2			0-0 1-3		0-0 4-3		1	0	1	0	0	0	0						
Inning Stats	R: 1 E: 0 K: 1 S: 7	H: 2 LOB: 2 BB: 1 P: 11	R: 0 E: 0 K: 1 S: 6	H: 1 LOB: 0 BB: 0 P: 6	R: 0 E: 0 K: 1 S: 7	H: 2 LOB: 2 BB: 0 P: 7	R: 1 E: 1 K: 0 S: 5	H: 1 LOB: 2 BB: 1 P: 9	R: 0 E: 0 K: 0 S: 5	H: 0 LOB: 0 BB: 0 P: 5	R: 0 E: 0 K: 0 S: 3	H: 0 LOB: 0 BB: 0 P: 3	R: 2 E: 0 K: 0 S: 5	H: 2 LOB: 2 BB: 2 P: 13	R: 0 E: 0 K: 1 S: 5	H: 0 LOB: 0 BB: 0 P: 5	R: 0 E: 0 K: 0 S: 3	H: 0 LOB: 0 BB: 0 P: 3	1B: 4 2B: 3 3B: 0 HR: 1	SF: 1 SAC: 0 DP: 0 HBP: 0	WP: 0 PB: 0 SB: 0 CS: 0	PA: 40
PITCHER	IP WLS BF H R ER SO BB IBB HBP BLK WP HR S P ERA WHIP	IP WLS BF H R ER SO BB IBB HBP BLK WP HR S P ERA WHIP																				
Frank Lary, R (1, 1) ERA: 3.66	9.0 W 40 8 4 3 5 4 0 0 0 0 1 46 62 3.00 1.333																					

Detroit Tigers @ Los Angeles Angels
 Wrigley Field, Los Angeles, CA
 Wed Jul 26 1961, 9:05 PM CDT
 Att: 12,936 - Unknown - 74 F

AB 35
R 4
H 8
RBI 4
BB 4
SO 5
LOB 17


Batter	1	2	3	4	5	6	7	8	9	AB	R	H	RBI	BB	SO	LOB	TOP																					
Johnny Temple, R (1.4) Ken Aspromonte, R (7.4) Jim Piersall, R (1.8) Tito Francona, L (1.7) Willie Kirkland, L (1.9) Bubba Phillips, R (1.5) John Romano, R (1.2) Woodie Held, R (1.6) Vic Power, R (1.3) Gary Bell, R (1.1) Bobby Locke, R (4.1) Bob Niemann, R (7.7) Bob Allen, L (7.1) Frank Funk, R (7.1) Don Billard, R (8.7) Dick Stigman, R (8.1) Wynn Hawkins, R (8.1)	5-3 K		F7 1B				4-3 F9	1B 1B		4	0	1	0	0	0	1	Cleveland Indians @ Los Angeles Angels Wrigley Field, Los Angeles, CA Sun Jul 30 1961, 5:33 AM CDT Att: 10,421 - Sunny - 82 F																					
Willie Kirkland, L (1.9) Bubba Phillips, R (1.5) John Romano, R (1.2) Woodie Held, R (1.6) Vic Power, R (1.3) Gary Bell, R (1.1) Bobby Locke, R (4.1) Bob Niemann, R (7.7) Bob Allen, L (7.1) Frank Funk, R (7.1) Don Billard, R (8.7) Dick Stigman, R (8.1) Wynn Hawkins, R (8.1)		L1 F8		P4 HR	1-3		6-3 E6	1B 2B	F5	5	1	1	0	0	0	1																						
Willie Kirkland, L (1.9) Bubba Phillips, R (1.5) John Romano, R (1.2) Woodie Held, R (1.6) Vic Power, R (1.3) Gary Bell, R (1.1) Bobby Locke, R (4.1) Bob Niemann, R (7.7) Bob Allen, L (7.1) Frank Funk, R (7.1) Don Billard, R (8.7) Dick Stigman, R (8.1) Wynn Hawkins, R (8.1)							F9	1B FC6-4	K	5	1	2	1	0	1	1																						
Willie Kirkland, L (1.9) Bubba Phillips, R (1.5) John Romano, R (1.2) Woodie Held, R (1.6) Vic Power, R (1.3) Gary Bell, R (1.1) Bobby Locke, R (4.1) Bob Niemann, R (7.7) Bob Allen, L (7.1) Frank Funk, R (7.1) Don Billard, R (8.7) Dick Stigman, R (8.1) Wynn Hawkins, R (8.1)							FC6-4	1B	F7	5	1	2	1	0	0	4																						
Willie Kirkland, L (1.9) Bubba Phillips, R (1.5) John Romano, R (1.2) Woodie Held, R (1.6) Vic Power, R (1.3) Gary Bell, R (1.1) Bobby Locke, R (4.1) Bob Niemann, R (7.7) Bob Allen, L (7.1) Frank Funk, R (7.1) Don Billard, R (8.7) Dick Stigman, R (8.1) Wynn Hawkins, R (8.1)							HR			3	0	0	1	0	0	0																						
Willie Kirkland, L (1.9) Bubba Phillips, R (1.5) John Romano, R (1.2) Woodie Held, R (1.6) Vic Power, R (1.3) Gary Bell, R (1.1) Bobby Locke, R (4.1) Bob Niemann, R (7.7) Bob Allen, L (7.1) Frank Funk, R (7.1) Don Billard, R (8.7) Dick Stigman, R (8.1) Wynn Hawkins, R (8.1)							3-1		F9	1	0	0	0	0	0	0																						
Willie Kirkland, L (1.9) Bubba Phillips, R (1.5) John Romano, R (1.2) Woodie Held, R (1.6) Vic Power, R (1.3) Gary Bell, R (1.1) Bobby Locke, R (4.1) Bob Niemann, R (7.7) Bob Allen, L (7.1) Frank Funk, R (7.1) Don Billard, R (8.7) Dick Stigman, R (8.1) Wynn Hawkins, R (8.1)									K	1	0	0	0	0	0	0																						
Willie Kirkland, L (1.9) Bubba Phillips, R (1.5) John Romano, R (1.2) Woodie Held, R (1.6) Vic Power, R (1.3) Gary Bell, R (1.1) Bobby Locke, R (4.1) Bob Niemann, R (7.7) Bob Allen, L (7.1) Frank Funk, R (7.1) Don Billard, R (8.7) Dick Stigman, R (8.1) Wynn Hawkins, R (8.1)										1	0	0	0	0	0	0																						
Willie Kirkland, L (1.9) Bubba Phillips, R (1.5) John Romano, R (1.2) Woodie Held, R (1.6) Vic Power, R (1.3) Gary Bell, R (1.1) Bobby Locke, R (4.1) Bob Niemann, R (7.7) Bob Allen, L (7.1) Frank Funk, R (7.1) Don Billard, R (8.7) Dick Stigman, R (8.1) Wynn Hawkins, R (8.1)										0	0	0	0	0	0	0																						
Willie Kirkland, L (1.9) Bubba Phillips, R (1.5) John Romano, R (1.2) Woodie Held, R (1.6) Vic Power, R (1.3) Gary Bell, R (1.1) Bobby Locke, R (4.1) Bob Niemann, R (7.7) Bob Allen, L (7.1) Frank Funk, R (7.1) Don Billard, R (8.7) Dick Stigman, R (8.1) Wynn Hawkins, R (8.1)										0	0	0	0	0	0	0																						
Inning Stats	R: 0 E: 0 K: 1 S: 5	H: 0 LOB: 0 BB: 0 P: 5	R: 0 E: 0 K: 0 S: 4	H: 1 LOB: 1 BB: 0 P: 4	R: 0 E: 0 K: 0 S: 4	H: 1 LOB: 2 BB: 1 P: 8	R: 2 E: 1 K: 0 S: 6	H: 2 LOB: 1 BB: 0 P: 6	R: 0 E: 0 K: 0 S: 4	H: 1 LOB: 1 BB: 0 P: 4	R: 1 E: 0 K: 0 S: 4	H: 1 LOB: 0 BB: 0 P: 4	R: 3 E: 1 K: 0 S: 8	H: 4 LOB: 2 BB: 0 P: 8	R: 0 E: 0 K: 1 S: 7	H: 2 LOB: 2 BB: 0 P: 7	R: 0 E: 0 K: 1 S: 6	H: 1 LOB: 1 BB: 0 P: 6	1B: 6 2B: 3 3B: 0 HR: 4	SF: 1 SAC: 0 DP: 0 HBP: 0	WP: 0 PB: 0 SB: 0 CS: 0	PA: 43																
PITCHER	IP	WLS	BF	H	R	ER	SO	BB	IBB	HBP	BLK	WP	HR	S	P	ERA	WHIP	PITCHER				IP	WLS	BF	H	R	ER	SO	BB	IBB	HBP	BLK	WP	HR	S	P	ERA	WHIP
Ted Bowsfield, L (1.1) Ryne Duren, R (7.1) Art Fowler, R (7.1)	6.2	W	30	8	5	4	1	1	0	0	0	0	4	31	35	5.40	1.350					0	0	3	3	∞	∞					0	0	14	14	0.00	1.286	

Batter	1	2	3	4	5	6	7	8	9	AB	R	H	RBI	BB	SO	LOB	BOTTOM																					
Joe Koppe, R (1.6) Lee Thomas, L (1.9) Leon Wagner, L (1.7) Earl Averill, R (8.7) Eddie Yost, R (9.5) Ted Kluszewski, L (1.3) Steve Bilko, R (8.7) George Thomas, R (1.5) Albie Pearson, L (8.7) Ken Hunt, R (1.8) Ed Sadowski, R (1.2) Billy Moran, R (1.4) Ted Bowsfield, R (1.1) Ryne Duren, R (7.1) Art Fowler, R (7.1) Gary Bell, R (1.1) Bobby Locke, R (4.1) Bob Allen, L (7.1) Frank Funk, R (7.1) Dick Stigman, L (8.1)	K2-6-2 BB	K2-6-2 1-2	F9 F7	1B P6		1-3 1B	6-3 1B	F2 4-3		4	0	1	0	1	0	3	Cleveland Indians @ Los Angeles Angels Wrigley Field, Los Angeles, CA Sun Jul 30 1961, 5:33 AM CDT Att: 10,421 - Sunny - 82 F																					
Lee Thomas, L (1.9) Leon Wagner, L (1.7) Earl Averill, R (8.7) Eddie Yost, R (9.5) Ted Kluszewski, L (1.3) Steve Bilko, R (8.7) George Thomas, R (1.5) Albie Pearson, L (8.7) Ken Hunt, R (1.8) Ed Sadowski, R (1.2) Billy Moran, R (1.4) Ted Bowsfield, R (1.1) Ryne Duren, R (7.1) Art Fowler, R (7.1) Gary Bell, R (1.1) Bobby Locke, R (4.1) Bob Allen, L (7.1) Frank Funk, R (7.1) Dick Stigman, L (8.1)										5	0	1	1	0	1	2																						
Lee Thomas, L (1.9) Leon Wagner, L (1.7) Earl Averill, R (8.7) Eddie Yost, R (9.5) Ted Kluszewski, L (1.3) Steve Bilko, R (8.7) George Thomas, R (1.5) Albie Pearson, L (8.7) Ken Hunt, R (1.8) Ed Sadowski, R (1.2) Billy Moran, R (1.4) Ted Bowsfield, R (1.1) Ryne Duren, R (7.1) Art Fowler, R (7.1) Gary Bell, R (1.1) Bobby Locke, R (4.1) Bob Allen, L (7.1) Frank Funk, R (7.1) Dick Stigman, L (8.1)										4	2	3	2	0	1	0																						
Lee Thomas, L (1.9) Leon Wagner, L (1.7) Earl Averill, R (8.7) Eddie Yost, R (9.5) Ted Kluszewski, L (1.3) Steve Bilko, R (8.7) George Thomas, R (1.5) Albie Pearson, L (8.7) Ken Hunt, R (1.8) Ed Sadowski, R (1.2) Billy Moran, R (1.4) Ted Bowsfield, R (1.1) Ryne Duren, R (7.1) Art Fowler, R (7.1) Gary Bell, R (1.1) Bobby Locke, R (4.1) Bob Allen, L (7.1) Frank Funk, R (7.1) Dick Stigman, L (8.1)										1	0	0	0	0	0	0																						
Lee Thomas, L (1.9) Leon Wagner, L (1.7) Earl Averill, R (8.7) Eddie Yost, R (9.5) Ted Kluszewski, L (1.3) Steve Bilko, R (8.7) George Thomas, R (1.5) Albie Pearson, L (8.7) Ken Hunt, R (1.8) Ed Sadowski, R (1.2) Billy Moran, R (1.4) Ted Bowsfield, R (1.1) Ryne Duren, R (7.1) Art Fowler, R (7.1) Gary Bell, R (1.1) Bobby Locke, R (4.1) Bob Allen, L (7.1) Frank Funk, R (7.1) Dick Stigman, L (8.1)										4	0	0	0	0	0	2																						
Lee Thomas, L (1.9) Leon Wagner, L (1.7) Earl Averill, R (8.7) Eddie Yost, R (9.5) Ted Kluszewski, L (1.3) Steve Bilko, R (8.7) George Thomas, R (1.5) Albie Pearson, L (8.7) Ken Hunt, R (1.8) Ed Sadowski, R (1.2) Billy Moran, R (1.4) Ted Bowsfield, R (1.1) Ryne Duren, R (7.1) Art Fowler, R (7.1) Gary Bell, R (1.1) Bobby Locke, R (4.1) Bob Allen, L (7.1) Frank Funk, R (7.1) Dick Stigman, L (8.1)										1	0	1	0	0	0	0																						
Lee Thomas, L (1.9) Leon Wagner, L (1.7) Earl Averill, R (8.7) Eddie Yost, R (9.5) Ted Kluszewski, L (1.3) Steve Bilko, R (8.7) George Thomas, R (1.5) Albie Pearson, L (8.7) Ken Hunt, R (1.8) Ed Sadowski, R (1.2) Billy Moran, R (1.4) Ted Bowsfield, R (1.1) Ryne Duren, R (7.1) Art Fowler, R (7.1) Gary Bell, R (1.1) Bobby Locke, R (4.1) Bob Allen, L (7.1) Frank Funk, R (7.1) Dick Stigman, L (8.1)										4	2	3	2	1	0	0																						
Lee Thomas, L (1.9) Leon Wagner, L (1.7) Earl Averill, R (8.7) Eddie Yost, R (9.5) Ted Kluszewski, L (1.3) Steve Bilko, R (8.7) George Thomas, R (1.5) Albie Pearson, L (8.7) Ken Hunt, R (1.8) Ed Sadowski, R (1.2) Billy Moran, R (1.4) Ted Bowsfield, R (1.1) Ryne Duren, R (7.1) Art Fowler, R (7.1) Gary Bell, R (1.1) Bobby Locke, R (4.1) Bob Allen, L (7.1) Frank Funk, R (7.1) Dick Stigman, L (8.1)										0	0	0	0	0	0	0																						
Lee Thomas, L (1.9) Leon Wagner, L (1.7) Earl Averill, R (8.7) Eddie Yost, R (9.5) Ted Kluszewski, L (1.3) Steve Bilko, R (8.7) George Thomas, R (1.5) Albie Pearson, L (8.7) Ken Hunt, R (1.8) Ed Sadowski, R (1.2) Billy Moran, R (1.4) Ted Bowsfield, R (1.1) Ryne Duren, R (7.1) Art Fowler, R (7.1) Gary Bell, R (1.1) Bobby Locke, R (4.1) Bob Allen, L (7.1) Frank Funk, R (7.1) Dick Stigman, L (8.1)										2	2	0	0	3	0	3																						
Lee Thomas, L (1.9) Leon Wagner, L (1.7) Earl Averill, R (8.7) Eddie Yost, R (9.5) Ted Kluszewski, L (1.3) Steve Bilko, R (8.7) George Thomas, R (1.5) Albie Pearson, L (8.7) Ken Hunt, R (1.8) Ed Sadowski, R (1.2) Billy Moran, R (1.4) Ted Bowsfield, R (1.1) Ryne Duren, R (7.1) Art Fowler, R (7.1) Gary Bell, R (1.1) Bobby Locke, R (4.1) Bob Allen, L (7.1) Frank Funk, R (7.1) Dick Stigman, L (8.1)										4	1	2	2	0	0	2																						
Lee Thomas, L (1.9) Leon Wagner, L (1.7) Earl Averill, R (8.7) Eddie Yost, R (9.5) Ted Kluszewski, L (1.3) Steve Bilko, R (8.7) George Thomas, R (1.5) Albie Pearson, L (8.7) Ken Hunt, R (1.8) Ed Sadowski, R (1.2) Billy Moran, R (1.4) Ted Bowsfield, R (1.1) Ryne Duren, R (7.1) Art Fowler, R (7.1) Gary Bell, R (1.1) Bobby Locke, R (4.1) Bob Allen, L (7.1) Frank Funk, R (7.1) Dick Stigman, L (8.1)										2	0	0	1	1	0	0																						
Lee Thomas, L (1.9) Leon Wagner, L (1.7) Earl Averill, R (8.7) Eddie Yost, R (9.5) Ted Kluszewski, L (1.3) Steve Bilko, R (8.7) George Thomas, R (1.5) Albie Pearson, L (8.7) Ken Hunt, R (1.8) Ed Sadowski, R (1.2) Billy Moran, R (1.4) Ted Bowsfield, R (1.1) Ryne Duren, R (7.1) Art Fowler, R (7.1) Gary Bell, R (1.1) Bobby Locke, R (4.1) Bob Allen, L (7.1) Frank Funk, R (7.1) Dick Stigman, L (8.1)										2	1	0	0	1	1	2																						
Lee Thomas, L (1.9) Leon Wagner, L (1.7) Earl Averill, R (8.7) Eddie Yost, R (9.5) Ted Kluszewski, L (1.3) Steve Bilko, R (8.7) George Thomas, R (1.5) Albie Pearson, L (8.7) Ken Hunt, R (1.8) Ed Sadowski, R (1.2) Billy Moran, R (1.4) Ted Bowsfield, R (1.1) Ryne Duren, R (7.1) Art Fowler, R (7.1) Gary Bell, R (1.1) Bobby Locke, R (4.1) Bob Allen, L (7.1) Frank Funk, R (7.1) Dick Stigman, L (8.1)										0	0	0	0	0	0	0																						
Lee Thomas, L (1.9) Leon Wagner, L (1.7) Earl Averill, R (8.7) Eddie Yost, R (9.5) Ted Kluszewski, L (1.3) Steve Bilko, R (8.7) George Thomas, R (1.5) Albie Pearson, L (8.7) Ken Hunt, R (1.8) Ed Sadowski, R (1.2) Billy Moran, R (1.4) Ted Bowsfield, R (1.1) Ryne Duren, R (7.1) Art Fowler, R (7.1) Gary Bell, R (1.1) Bobby Locke, R (4.1) Bob Allen, L (7.1) Frank Funk, R (7.1) Dick Stigman, L (8.1)										0	0	0	0	0	0	0																						
Inning Stats	R: 0 E: 0 K: 2 S: 6	H: 0 LOB: 0 BB: 1 P: 10	R: 1 E: 0 K: 1 S: 6	H: 1 LOB: 2 BB: 2 P: 14	R: 1 E: 0 K: 0 S: 4	H: 1 LOB: 0 BB: 0 P: 4	R: 3 E: 0 K: 0 S: 6	H: 3 LOB: 1 BB: 1 P: 10	R: 1 E: 0 K: 0 S: 5	H: 2 LOB: 1 BB: 0 P: 5	R: 1 E: 0 K: 0 S: 5	H: 2 LOB: 2 BB: 1 P: 9	R: 1 E: 1 K: 0 S: 5	H: 1 LOB: 2 BB: 1 P: 9	R: 0 E: 0 K: 0 S: 4	H: 1 LOB: 2 BB: 1 P: 8	1B: 6 2B: 1 3B: 0 HR: 5	SF: 0 SAC: 2 DP: 1 HBP: 0	WP: 0 PB: 0 SB: 1 CS: 0	PA: 42																		
PITCHER	IP	WLS	BF	H	R	ER	SO	BB	IBB	HBP	BLK	WP	HR	S	P	ERA	WHIP	PITCHER				IP	WLS	BF	H	R	ER	SO	BB	IBB	HBP	BLK	WP	HR	S	P	ERA	WHIP
Gary Bell, R (1.1) Bobby Locke, R (4.1) Bob Allen, L (7.1) Frank Funk, R (7.1) Dick Stigman, L (8.1)	3.0	L	16	4	5	5	3	4	0	0	0	0	1	14	18	6.00	2.667					0	0	1	1	0	0	0	0	0	0	0	0	0	0	0.00	0.000	

Batter	1	2	3	4	5	6	7	8	9	AB	R	H	RBI	BB	SO	LOB	TOP								
Albie Pearson, L OBP: 0.426, SLG: 0.418 (1, 8)	F8				F5			E5		4	1	1	0	0	0	0	Los Angeles Angels @ Boston Red Sox Fenway Park, Boston, MA Wed Aug 02 1961, 3:33 AM EDT Unknown - 80 F								
Joe Koppe, R OBP: 0.374, SLG: 0.421 (1, 6)	K				F9			F9		4	0	0	0	0	2	3									
Lee Thomas, L OBP: 0.367, SLG: 0.492 (1, 9)					F7					4	1	3	2	0	0	2									
Leon Wagner, L OBP: 0.327, SLG: 0.513 (1, 7)	F6									3	0	0	0	1	0	2									
Steve Bilko, R OBP: 0.416, SLG: 0.588 (1, 3)										4	0	0	0	0	0	1									
George Thomas, R OBP: 0.343, SLG: 0.541 (1, 5)										4	0	0	0	0	3	1									
Ed Sadowski, R OBP: 0.301, SLG: 0.426 (1, 2)										4	0	1	0	0	0	0									
Billy Moran, R OBP: 0.302, SLG: 0.293 (1, 4)										4	0	0	0	0	0	2									
Jim Donohue, R OBP: 0.167, SLG: 0.222 (8, PH)										2	0	1	0	0	1	0									
Ken Hunt, R OBP: 0.329, SLG: 0.516 (8, PH)										1	0	0	0	0	0	0									
Art Fowler, R OBP: 0.083, SLG: 0.083 (8, 1)										0	0	0	0	0	0	0									
Ryne Duren, R OBP: 0.200, SLG: 0.077 (8, 1)										0	0	0	0	0	0	0									
Inning Stats	R: 0 E: 0 K: 1 S: 6	H: 1 LOB: 1 BB: 0 P: 6	R: 0 E: 0 K: 1 S: 5	H: 0 LOB: 0 BB: 0 P: 5	R: 0 E: 0 K: 1 S: 7	H: 2 LOB: 2 BB: 0 P: 7	R: 0 E: 1 K: 1 S: 7	H: 1 LOB: 2 BB: 0 P: 7	R: 0 E: 0 K: 1 S: 5	H: 0 LOB: 0 BB: 0 P: 3	R: 0 E: 0 K: 1 S: 5	H: 0 LOB: 0 BB: 0 P: 5	R: 0 E: 0 K: 0 S: 3	H: 0 LOB: 0 BB: 0 P: 3	R: 2 E: 1 K: 0 S: 5	H: 1 LOB: 1 BB: 1 P: 9	R: 0 E: 0 K: 0 S: 3	H: 0 LOB: 0 BB: 0 P: 3	1B: 3 2B: 2 3B: 0 HR: 1	SF: 0 SAC: 0 DP: 1 HBP: 0	WP: 0 PB: 0 SB: 0 CS: 0	PA: 35			
PITCHER	IP	WLS	BF	H	R	ER	SO	BB	IBB	HBP	BLK	WP	HR	S	P	ERA	WHIP								
Ike Delock, R ERA: 4.32 (9, 1)	8.0	W	32	6	2	0	6	1	0	0	0	0	1	43	47	0.00	0.875								
Mike Fomiele, R ERA: 5.64 (9, 1)	1.0	S	3	0	0	0	0	0	0	0	0	0	0	3	3	0.00	0.000								

AB	34
R	2
H	6
RBI	2
BB	1
SO	6
LOB	11



Batter	1	2	3	4	5	6	7	8	9	AB	R	H	RBI	BB	SO	LOB	BOTTOM								
Chuck Schilling, R OBP: 0.343, SLG: 0.322 (1, 4)										3	1	1	1	2	0	3	Los Angeles Angels @ Boston Red Sox Fenway Park, Boston, MA Wed Aug 02 1961, 3:33 AM EDT Unknown - 80 F								
Gary Geiger, L OBP: 0.355, SLG: 0.436 (1, 8)	K									3	1	1	2	1	1	1									
Carl Yastrzemski, L OBP: 0.312, SLG: 0.363 (1, 7)										5	1	1	1	0	0	2									
Vic Wertz, L OBP: 0.352, SLG: 0.461 (8, PR)										5	0	1	1	0	1	4									
Billy Harrell, R OBP: 0.184, SLG: 0.216 (9, 1)										0	0	0	0	0	0	0									
Mike Fomiele, R OBP: 0.130, SLG: 0.130 (9, 1)										0	0	0	0	0	0	0									
Frank Matzone, R OBP: 0.279, SLG: 0.337 (1, 5)										5	1	3	0	0	1	3									
Russ Nixon, L OBP: 0.311, SLG: 0.341 (1, 2)										5	1	3	0	0	0	4									
Carroll Hardy, R OBP: 0.346, SLG: 0.373 (1, 9)										4	1	1	0	0	1	5									
Don Buddin, R OBP: 0.410, SLG: 0.382 (1, 6)										2	0	1	2	1	0	1									
Ike Delock, R OBP: 0.216, SLG: 0.121 (8, PH)										2	0	0	0	1	2	3									
Pete Runnels, L OBP: 0.377, SLG: 0.414 (9, 3)										0	1	0	0	1	0	0									
Inning Stats	R: 0 E: 0 K: 2 S: 8	H: 1 LOB: 2 BB: 1 P: 12	R: 0 E: 0 K: 0 S: 4	H: 1 LOB: 2 BB: 1 P: 8	R: 0 E: 0 K: 1 S: 5	H: 0 LOB: 0 BB: 0 P: 5	R: 0 E: 0 K: 1 S: 6	H: 2 LOB: 2 BB: 1 P: 10	R: 0 E: 0 K: 2 S: 10	H: 3 LOB: 1 BB: 0 P: 10	R: 0 E: 0 K: 0 S: 4	H: 1 LOB: 2 BB: 1 P: 8	R: 0 E: 0 K: 0 S: 8	H: 4 LOB: 1 BB: 1 P: 12	R: 5 E: 0 K: 0 S: 8	H: 4 LOB: 1 BB: 1 P: 12	1B: 7 2B: 4 3B: 1 HR: 0	SF: 0 SAC: 2 DP: 1 HBP: 0	WP: 2 PB: 0 SB: 0 CS: 0	PA: 42					
PITCHER	IP	WLS	BF	H	R	ER	SO	BB	IBB	HBP	BLK	WP	HR	S	P	ERA	WHIP								
Jim Donohue, R ERA: 2.85 (8, 1)	0.1	L	6	3	5	5	0	0	1	0	0	0	0	5	9	135.00	9.000								
Art Fowler, R ERA: 2.97 (8, 1)	0.2		3	1	0	0	0	0	0	0	0	1	0	3	3	0.00	1.500								

AB	34
R	7
H	12
RBI	7
BB	6
SO	6
LOB	26



Batter	1	2	3	4	5	6	7	8	9	AB	R	H	RBI	BB	SO	LOB	TOP										
Albie Pearson, L OBP: 0.426, SLG: 0.431 (1, 8)	0-0 HR	0-0 SF8		0-0 5-3		0-0 1B		0-0 F8		4	2	2	4	0	0	1											
Joe Koppe, R OBP: 0.375, SLG: 0.416 (1, 6)	4-0 FC4-6 BB	0-0 F9				0-0 F8		0-0 F8		4	0	1	1	1	0	1											
Lee Thomas, L OBP: 0.364, SLG: 0.484 (1, 9)	4-0 FC4-6 1-2 BB			0-0 F8		0-0 F8		0-0 4-3		4	0	0	0	1	1	1											
Leon Wagner, L OBP: 0.325, SLG: 0.508 (1, 7)	0-0 F2			0-3 K		0-0 1B		0-0 F9		5	0	1	0	0	1	2											
Ted Kluszewski, L OBP: 0.308, SLG: 0.453 Steve Bilko, R OBP: 0.419, SLG: 0.590 (7, PH) (7, 3)	0-0 FC4-6			0-0 5-3		0-0 6-3		0-0 K2-4-2 1B		3	0	0	0	0	0	3											
Earl Averill, R OBP: 0.380, SLG: 0.470 (1, 2)	0-3 K			4-0 E BB		4-0 1B BB		0-3 K2-4-2 1-2		2	2	0	0	2	2	3											
George Thomas, R OBP: 0.349, SLG: 0.545 (1, 5)		4-0 E S SF8 BB		0-0 E7 4-3 2B		0-3 K		0-3 K		3	2	1	1	1	2	1											
Billy Moran, R OBP: 0.308, SLG: 0.294 (1, 4)		0-3 K		0-0 4-3		0-0 1B 1B		4-0 FC6-4 BB		3	1	1	1	1	1	1											
Ron Moeller, L OBP: 0.395, SLG: 0.269 Ron Kline, R OBP: 0.178, SLG: 0.107 Ken Hunt, L OBP: 0.302, SLG: 0.514 Tom Morgan, R OBP: 0.308, SLG: 0.422 Ed Sadowski, R OBP: 0.303, SLG: 0.293 (1, 1) (3, 1) (6, PH) (6, 1) (8, PH) (8, 1)		4-0 1-3 BB		0-0 L5-3		0-0 F7		0-0 FC6-4		0	0	0	0	1	0	0											
Inning Stats	R: 1 E: 0 K: 1 S: 6	H: 1 LOB: 2 BB: 2 P: 14	R: 1 E: 0 K: 1 S: 5	H: 0 LOB: 1 BB: 2 P: 13	R: 0 E: 0 K: 1 S: 5	H: 0 LOB: 0 BB: 0 P: 5	R: 2 E: 1 K: 0 S: 4	H: 1 LOB: 0 BB: 1 P: 8	R: 0 E: 0 K: 1 S: 4	H: 1 LOB: 1 BB: 0 P: 4	R: 3 E: 0 K: 1 S: 8	H: 3 LOB: 1 BB: 1 P: 12	R: 0 E: 0 K: 1 S: 5	H: 1 LOB: 1 BB: 0 P: 5	R: 0 E: 0 K: 1 S: 5	H: 0 LOB: 1 BB: 0 P: 9	R: 0 E: 0 K: 1 S: 5	H: 0 LOB: 0 BB: 0 P: 5	1B: 5 2B: 2 3B: 0 HR: 1	SF: 1 SAC: 0 DP: 1 HBP: 0	WP: 0 PB: 0 SB: 1 CS: 0	PA: 40					
PITCHER	IP	WLS	BF	H	R	ER	SO	BB	IBB	HBP	BLK	WP	HR	S	P	ERA	WHIP	PITCHER									
Tracy Stallard, R ERA: 5.48 (1, 1)	5.1		26	4	6	5	4	6	0	0	0	0	1	28	52	8.44	1.875										
Galen Cisco, R ERA: 6.58 (6, 1)	0.2		4	2	1	1	0	0	0	0	0	0	0	4	4	13.50	3.000										
Arnold Earley, L ERA: 4.18 (7, 1)	3.0	W	10	1	0	0	3	1	0	0	0	0	0	15	19	0.00	0.667										

Los Angeles Angels @ Boston Red Sox
Fenway Park, Boston, MA
Wed Aug 02 1961, 3:38 AM EDT
Att: 11,865 - Unknown

AB 32
R 7
H 7
RBI 7
BB 7
SO 7
LOB 16



Batter	1	2	3	4	5	6	7	8	9	AB	R	H	RBI	BB	SO	LOB	BOTTOM										
Chuck Schilling, R OBP: 0.341, SLG: 0.328 (1, 4)	0-0 L8		0-0 1-3	0-0 5-3		0-0 6-3			0-0 HR	5	1	1	1	0	0	0											
Carroll Hardy, R OBP: 0.344, SLG: 0.376 (1, 8)	0-0 6-3		0-0 BB 1B 2B	0-3 K		0-3 K				4	1	1	0	0	2	0											
Jackie Jensen, R OBP: 0.350, SLG: 0.380 (1, 9)	0-0 1B		0-0 6-3		0-3 K		0-0 2B			4	1	2	0	0	1	1											
Frank Maltzone, R OBP: 0.284, SLG: 0.345 (1, 5)		0-0 2B 2B	4-0 BB 1B BB		0-0 6-3		0-0 2B			3	2	2	1	1	0	0											
Jim Pagliaroni, R OBP: 0.331, SLG: 0.443 (1, 2)		0-0 2H 1B 2B	4-0 1B E BB		0-0 6-3		0-0 F8			3	2	1	1	1	0	1											
Vic Wertz, L OBP: 0.358, SLG: 0.463 (1, 3)		0-0 G4-3 1B 2B	0-0 E9 2B 1B		4-0 SH3 BB		0-0 F7			3	1	2	3	1	0	0											
Don Buddin, R OBP: 0.412, SLG: 0.389 (1, 6)		0-0 G4-3 1B	0-0 K 2B		0-0 SH3		0-0 4-3			3	0	2	1	0	0	0											
Carl Yastrzemski, L OBP: 0.309, SLG: 0.359 (1, 7)		0-0 G4-3	0-3 K		0-0 F6		0-3 K			4	0	0	0	0	2	4											
Tracy Stallard, R OBP: 0.077, SLG: 0.077 Galen Cisco, R OBP: 0.273, SLG: 0.111 Gary Geiger, L OBP: 0.354, SLG: 0.435 Arnold Earley, L (7, 1)		0-3 K		0-3 K		0-0 F8			0-3 K	2	0	0	0	0	2	1											
Inning Stats	R: 0 E: 0 K: 0 S: 3	H: 1 LOB: 1 BB: 0 P: 3	R: 2 E: 0 K: 1 S: 8	H: 4 LOB: 1 BB: 0 P: 8	R: 4 E: 1 K: 1 S: 8	H: 3 LOB: 1 BB: 2 P: 16	R: 0 E: 0 K: 2 S: 7	H: 0 LOB: 0 BB: 0 P: 7	R: 0 E: 0 K: 1 S: 5	H: 0 LOB: 0 BB: 0 P: 5	R: 1 E: 0 K: 1 S: 7	H: 2 LOB: 1 BB: 0 P: 7	R: 0 E: 0 K: 1 S: 5	H: 0 LOB: 0 BB: 0 P: 5	R: 1 E: 0 K: 1 S: 4	H: 1 LOB: 0 BB: 0 P: 4	1B: 4 2B: 6 3B: 0 HR: 1	SF: 0 SAC: 1 DP: 1 HBP: 0	WP: 0 PB: 0 SB: 0 CS: 0	PA: 37							
PITCHER	IP	WLS	BF	H	R	ER	SO	BB	IBB	HBP	BLK	WP	HR	S	P	ERA	WHIP	PITCHER									
Ron Moeller, L ERA: 5.4 (1, 1)	2.2		16	8	6	6	1	2	0	0	0	0	0	16	24	20.25	3.750										
Ron Kline, R ERA: 5.14 (3, 1)	2.1		7	0	0	0	4	0	0	0	0	0	0	15	15	0.00	0.000										
Tom Morgan, R ERA: 3.38 (6, 1)	2.0		9	2	1	1	1	1	0	0	0	0	0	10	14	4.50	1.500										
Art Fowler, R ERA: 3.05 (8, 1)	1.1	L	5	1	1	1	2	0	0	0	0	0	1	9	9	6.75	0.750										

Los Angeles Angels @ Boston Red Sox
Fenway Park, Boston, MA
Wed Aug 02 1961, 3:38 AM EDT
Att: 11,865 - Unknown

AB 33
R 8
H 11
RBI 7
BB 3
SO 8
LOB 8



Batter	1	2	3	4	5	6	7	8	9	AB	R	H	RBI	BB	SO	LOB	TOP					
Albie Pearson, L OBP: 0.424, SLG: 0.428 (1, 8)										4	0	1	0	0	1	1	Los Angeles Angels @ Boston Red Sox Fenway Park, Boston, MA Thu Aug 03 1961, 7:05 PM EDT Att: 12,057 - Unknown					
Joe Koppe, R OBP: 0.376, SLG: 0.418 (1, 6)										4	0	2	0	0	1	1						
Lee Thomas, L OBP: 0.359, SLG: 0.477 (1, 9)										4	0	0	0	0	1	2						
Leon Wagner, L OBP: 0.325, SLG: 0.503 (1, 7)										3	0	0	0	1	0	0						
Steve Bilko, R OBP: 0.414, SLG: 0.582 (1, 3)										3	0	0	0	0	0	1						
George Thomas, R OBP: 0.348, SLG: 0.534 (1, 5)										2	0	0	0	1	1	1						
Ed Sadowski, R OBP: 0.291, SLG: 0.412 (1, 2)										3	0	0	0	0	1	1						
Billy Moran, R OBP: 0.309, SLG: 0.289 (1, 4)										2	0	0	0	1	0	1						
Ken McBride, R OBP: 0.131, SLG: 0.153 (1, 1)										2	0	0	0	0	1	1						
Ryne Duren, R OBP: 0.200, SLG: 0.077 Johnny James, L (8, 1)										0	0	0	0	0	0	0						
										0	0	0	0	0	0	0						
Inning Stats	R: 0 E: 0 K: 1 S: 5	H: 1 LOB: 0 BB: 0 P: 5	R: 0 E: 0 K: 1 S: 5	H: 0 LOB: 0 BB: 0 P: 5	R: 0 E: 0 K: 0 S: 2	H: 0 LOB: 0 BB: 1 P: 6	R: 0 E: 0 K: 0 S: 3	H: 1 LOB: 0 BB: 0 P: 3	R: 0 E: 0 K: 1 S: 5	H: 0 LOB: 1 BB: 0 P: 9	R: 0 E: 0 K: 0 S: 6	H: 1 LOB: 1 BB: 0 P: 6	R: 0 E: 0 K: 0 S: 3	H: 0 LOB: 1 BB: 1 P: 7	R: 0 E: 1 K: 0 S: 4	H: 0 LOB: 1 BB: 0 P: 4	R: 0 E: 0 K: 2 S: 7	H: 0 LOB: 0 BB: 0 P: 7	1B: 3 2B: 1 3B: 0 HR: 0	SF: 0 SAC: 1 DP: 3 HBP: 0	WP: 0 PB: 0 SB: 0 CS: 0	PA: 31
PITCHER Don Schwall, R ERA: 2.9 (1, 1)	IP: 9.0 WLS: W BF: 31 H: 3 R: 0 ER: 0 SO: 6 BB: 3 IBB: 0 HBP: 0 BLK: 0 WP: 0 HR: 0 S: 40 P: 52 ERA: 0.00 WHIP: 0.667															PITCHER						

Batter	1	2	3	4	5	6	7	8	9	AB	R	H	RBI	BB	SO	LOB	BOTTOM			
Chuck Schilling, R OBP: 0.338, SLG: 0.324 (1, 4)										5	0	0	1	0	0	4	Los Angeles Angels @ Boston Red Sox Fenway Park, Boston, MA Thu Aug 03 1961, 7:05 PM EDT Att: 12,057 - Unknown			
Gary Geiger, L OBP: 0.360, SLG: 0.436 (1, 8)										2	0	1	0	3	1	1				
Carl Yastrzemski, L OBP: 0.369, SLG: 0.357 (1, 7)										5	0	1	0	0	1	5				
Vic Wertz, L OBP: 0.363, SLG: 0.470 (8, PR)										3	0	2	0	1	1	1				
Billy Harrell, R OBP: 0.184, SLG: 0.216 Pete Runnels, L OBP: 0.377, SLG: 0.414 (9, 3)										0	1	0	0	0	0	0				
Frank Matzone, R OBP: 0.283, SLG: 0.344 (1, 5)										4	1	1	0	0	1	2				
Russ Nixon, L OBP: 0.321, SLG: 0.351 (1, 2)										4	1	3	1	0	1	0				
Carroll Hardy, R OBP: 0.347, SLG: 0.375 (1, 9)										3	1	1	1	1	0	4				
Don Buddin, R OBP: 0.411, SLG: 0.385 (1, 6)										3	0	0	0	1	0	1				
Don Schwall, R OBP: 0.184, SLG: 0.189 (1, 1)										3	0	0	1	1	0	1				
Inning Stats	R: 0 E: 0 K: 1 S: 6	H: 2 LOB: 1 BB: 0 P: 6	R: 0 E: 0 K: 1 S: 5	H: 0 LOB: 1 BB: 1 P: 9	R: 0 E: 0 K: 0 S: 2	H: 0 LOB: 0 BB: 1 P: 6	R: 0 E: 0 K: 1 S: 6	H: 1 LOB: 2 BB: 1 P: 10	R: 0 E: 0 K: 0 S: 5	H: 2 LOB: 2 BB: 0 P: 5	R: 0 E: 1 K: 1 S: 6	H: 0 LOB: 2 BB: 1 P: 10	R: 4 E: 0 K: 0 S: 6	H: 4 LOB: 3 BB: 3 P: 18	R: 0 E: 0 K: 0 S: 6	H: 0 LOB: 2 BB: 3 P: 18	1B: 8 2B: 1 3B: 0 HR: 0	SF: 0 SAC: 0 DP: 1 HBP: 0	WP: 0 PB: 0 SB: 1 CS: 1	PA: 40
PITCHER Ken McBride, R ERA: 3.42 (1, 1)	IP: 7.0 WLS: L BF: 34 H: 9 R: 4 ER: 4 SO: 4 BB: 4 IBB: 0 HBP: 0 BLK: 0 WP: 0 HR: 0 S: 40 P: 56 ERA: 5.14 WHIP: 1.857															PITCHER				
Ryne Duren, R ERA: 4.64 (8, 1)	0.1	4	0	0	0	0	3	0	0	0	0	0	1	13	0.00	9.000				
Johnny James, R ERA: 4.39 (8, 1)	0.2	1	0	0	0	0	0	0	0	0	0	0	1	1	0.00	0.000				

Batter	1	2	3	4	5	6	7	8	9	AB	R	H	RBI	BB	SO	LOB	TOP										
Eddie Yost, R OBP: 0.348, SLG: 0.210 (1, 5)										4	1	1	0	0	1	0	Los Angeles Angels @ Baltimore Orioles Memorial Stadium, Baltimore, MD Fri Aug 04 1961, 7:05 PM EDT Unknown										
Albie Pearson, L OBP: 0.426, SLG: 0.431 (1, 9)										3	1	2	0	1	0	0											
Ken Hunt, R OBP: 0.330, SLG: 0.516 (1, 8)										3	1	1	2	1	0	3											
Steve Bilko, R OBP: 0.411, SLG: 0.574 (1, 3)										3	0	0	0	1	1	2											
George Thomas, R OBP: 0.353, SLG: 0.533 (1, 7)										4	0	2	1	0	1	3											
Joe Koppe, R OBP: 0.375, SLG: 0.410 (1, 6)										3	0	0	0	1	0	2											
Ed Sadowski, R OBP: 0.290, SLG: 0.402 (1, 2)										3	0	0	0	1	1	1											
Billy Moran, R OBP: 0.300, SLG: 0.280 (1, 4)										4	0	0	0	0	1	2											
Ted Bowsfield, R OBP: 0.154, SLG: 0.120 (1, 1)										4	0	0	0	0	2	1											
Inning Stats	R: 0 E: 1 K: 0 S: 4	H: 1 LOB: 2 BB: 1 P: 8	R: 0 E: 0 K: 1 S: 5	H: 0 LOB: 1 BB: 1 P: 9	R: 0 E: 0 K: 1 S: 5	H: 0 LOB: 1 BB: 1 P: 9	R: 3 E: 0 K: 1 S: 8	H: 3 LOB: 1 BB: 1 P: 12	R: 0 E: 0 K: 0 S: 3	H: 0 LOB: 0 BB: 0 P: 3	R: 0 E: 0 K: 0 S: 3	H: 1 LOB: 0 BB: 0 P: 3	R: 0 E: 0 K: 1 S: 5	H: 1 LOB: 0 BB: 0 P: 5	R: 0 E: 0 K: 2 S: 7	H: 0 LOB: 0 BB: 0 P: 7	1B: 5 2B: 1 3B: 0 HR: 0	SF: 0 SAC: 0 DP: 3 HBP: 0	WP: 0 PB: 0 SB: 1 CS: 0	PA: 36							
PITCHER	IP	WLS	BF	H	R	ER	SO	BB	IBB	HBP	BLK	WP	HR	S	P	ERA	WHIP										
Steve Barber, L ERA: 3.72 (1, 1)	8.0	L	33	6	3	3	5	5	0	0	0	0	0	38	58	3.38	1.375										
Dick Hyde, R ERA: 5.57 (9, 1)	1.0		3	0	0	0	2	0	0	0	0	0	0	7	7	0.00	0.000										

Batter	1	2	3	4	5	6	7	8	9	AB	R	H	RBI	BB	SO	LOB	BOTTOM										
Brooks Robinson, R OBP: 0.351, SLG: 0.380 (1, 5)										4	0	0	0	0	0	2	Los Angeles Angels @ Baltimore Orioles Memorial Stadium, Baltimore, MD Fri Aug 04 1961, 7:05 PM EDT Unknown										
Jim Busby, R OBP: 0.310, SLG: 0.316 (1, 8)										4	0	1	0	0	0	1											
Jackie Brandt, R OBP: 0.384, SLG: 0.449 (1, 9)										4	1	1	1	0	1	1											
Jim Gentile, L OBP: 0.441, SLG: 0.668 (1, 3)										4	0	1	0	0	2	1											
Dick Williams, R OBP: 0.255, SLG: 0.355 (1, 7)										4	0	0	0	0	1	1											
Hank Foiles, R OBP: 0.286, SLG: 0.574 (1, 2)										3	0	0	0	0	0	1											
Ron Hansen, R OBP: 0.329, SLG: 0.344 (1, 6)										3	0	0	0	0	0	0											
Mary Breeding, R OBP: 0.235, SLG: 0.250 (1, 4)										2	0	0	0	0	0	0											
Dave Philley, S OBP: 0.303, SLG: 0.391 (8, PH)										1	0	0	0	1	0	0											
Jerry Adair, R OBP: 0.298, SLG: 0.369 (9, 4)										1	0	0	0	0	0	0											
Steve Barber, L OBP: 0.220, SLG: 0.259 (1, 1)										1	0	0	0	1	0	0											
Earl Robinson, R OBP: 0.355, SLG: 0.438 (8, PH)										1	0	0	0	0	1	1											
Dick Hyde, R OBP: 1.000, SLG: 1.000 (9, 1)										0	0	0	0	0	0	0											
Inning Stats	R: 0 E: 0 K: 1 S: 5	H: 0 LOB: 0 BB: 0 P: 5	R: 0 E: 0 K: 0 S: 3	H: 0 LOB: 0 BB: 0 P: 3	R: 0 E: 0 K: 1 S: 6	H: 1 LOB: 0 BB: 0 P: 6	R: 0 E: 0 K: 0 S: 3	H: 0 LOB: 0 BB: 0 P: 3	R: 0 E: 1 K: 0 S: 3	H: 0 LOB: 1 BB: 1 P: 7	R: 0 E: 0 K: 0 S: 4	H: 1 LOB: 1 BB: 0 P: 4	R: 0 E: 0 K: 1 S: 5	H: 0 LOB: 1 BB: 1 P: 9	R: 1 E: 0 K: 2 S: 8	H: 1 LOB: 0 BB: 0 P: 8	1B: 1 2B: 1 3B: 0 HR: 1	SF: 0 SAC: 0 DP: 0 HBP: 0	WP: 0 PB: 0 SB: 1 CS: 0	PA: 32							
PITCHER	IP	WLS	BF	H	R	ER	SO	BB	IBB	HBP	BLK	WP	HR	S	P	ERA	WHIP										
Ted Bowsfield, L ERA: 3.64 (1, 1)	9.0	W	32	3	1	1	5	2	0	0	0	0	1	40	48	1.00	0.556										

Batter	1	2	3	4	5	6	7	8	9	AB	R	H	RBI	BB	SO	LOB	TOP		
Albie Pearson, L OBP: 0.423, SLG: 0.424 (1, 9)	0-0 4-3		0-3 K		0-0 F7			0-0 G3		4	0	0	0	0	1	2			
Joe Koppe, R OBP: 0.372, SLG: 0.406 (1, 6)	0-0 1B		0-3 K			0-0 2-3			0-0 6-3	4	0	1	0	0	1	1			
Lee Thomas, L OBP: 0.357, SLG: 0.473 (1, 3)	0-0 P6			0-0 L6-3 1B		0-0 P6			0-0 4-3	4	0	1	0	0	0	1			
Leon Wagner, L OBP: 0.321, SLG: 0.497 (1, 7)	0-0 F7			0-0 L6-3 1-2		0-3 K			0-0 F9	4	0	0	0	0	1	2			
Ken Hunt, R OBP: 0.330, SLG: 0.514 (1, 8)		0-0 P6		0-0 1B				0-0 G3		3	0	1	0	0	0	0			
George Thomas, R OBP: 0.345, SLG: 0.518 (1, 5)		0-0 P4		0-0 F8				0-0 F7		3	0	0	0	0	0	1			
Del Rice, R OBP: 0.359, SLG: 0.460 (1, 2)		0-0 F2			4-0 CS BB			0-0 F7		2	0	0	0	1	0	0			
Billy Moran, R OBP: 0.301, SLG: 0.281 (1, 4)			0-0 F7		0-0 1-2 1B			0-0 B3		3	0	1	0	0	0	0			
Eli Grba, R OBP: 0.186, SLG: 0.317 (1, 1)					0-3 K			0-0 1-6-3		2	0	1	0	0	1	1			
Ted Kluszewski, L OBP: 0.309, SLG: 0.451 (8, PH)										1	0	0	0	0	0	0			
Art Fowler, R OBP: 0.083, SLG: 0.083 (8, 1)										0	0	0	0	0	0	0			
Inning Stats	R: 0 E: 0 K: 0 S: 4	H: 1 LOB: 1 BB: 0 P: 4	R: 0 E: 0 K: 0 S: 3	H: 0 LOB: 0 BB: 0 P: 3	R: 0 E: 0 K: 2 S: 8	H: 1 LOB: 1 BB: 0 P: 8	R: 0 E: 0 K: 0 S: 4	H: 2 LOB: 1 BB: 0 P: 4	R: 0 E: 0 K: 1 S: 5	H: 1 LOB: 1 BB: 1 P: 9	R: 0 E: 0 K: 0 S: 5	H: 0 LOB: 0 BB: 0 P: 5	R: 0 E: 0 K: 0 S: 3	H: 0 LOB: 0 BB: 0 P: 3	R: 0 E: 0 K: 0 S: 3	H: 0 LOB: 0 BB: 0 P: 3	1B: 5 2B: 1 3B: 0 HR: 0	SF: 0 SAC: 0 DP: 1 HBP: 0	WP: 0 PA: 31 PB: 0 SB: 0 CS: 1
PITCHER Jack Fisher, R ERA: 4.32 (1, 1)	IP: 9.0 WLS: W BF: 31 H: 5 R: 0 ER: 0 SO: 4 BB: 1 IBB: 0 HBP: 0 BLK: 0 WP: 0 HR: 0 S: 38 P: 42 ERA: 0.00 WHIP: 0.667															PITCHER IP: 9.0 WLS: W BF: 31 H: 5 R: 0 ER: 0 SO: 4 BB: 1 IBB: 0 HBP: 0 BLK: 0 WP: 0 HR: 0 S: 38 P: 42 ERA: 0.00 WHIP: 0.667			

Los Angeles Angels @ Baltimore Orioles
Memorial Stadium, Baltimore, MD
Fri Aug 04 1961, 7:05 PM EDT
Att: 10,972 - Unknown

AB	30
R	0
H	5
RBI	0
BB	1
SO	4
LOB	8



Batter	1	2	3	4	5	6	7	8	9	AB	R	H	RBI	BB	SO	LOB	BOTTOM		
Mary Breeding, R OBP: 0.234, SLG: 0.250 (1, 4)	0-0 E7 WP 1B		0-3 K		0-0 F2	0-0 1-3		0-0 SF9		4	0	1	1	0	1	1			
Russ Snyder, L OBP: 0.326, SLG: 0.368 (1, 7)	0-0 F2		0-0 1B SF7		0-0 P6		0-0 2-3	0-0 F7		5	1	1	0	0	0	3			
Jackie Brandt, R OBP: 0.385, SLG: 0.449 (1, 8) (9, 9)	0-0 6-3		0-0 1-3 1B		0-0 HBP BB 1B		0-0 6-3			4	0	2	0	0	0	1			
Jim Gentile, L OBP: 0.444, SLG: 0.669 (1, 3)	4-0 2-3 BB		0-0 SF7		4-0 1-2 BB		0-0 FC6-4 1B			1	0	1	1	2	0	0			
Brooks Robinson, R OBP: 0.350, SLG: 0.378 (1, 5)	0-0 F7		0-0 1-3		1-0 1-2 2-3 HBP		0-0 FC6-4			3	0	0	0	0	0	4			
Gus Triandos, R OBP: 0.346, SLG: 0.479 (1, 2)		0-0 4-3		0-0 F2	0-0 F9			0-0 BB 2B 1B		4	1	1	0	0	0	3			
Whitey Herzog, L OBP: 0.390, SLG: 0.374 (1, 9)		0-0 1B		0-0 1B		0-3 K		4-0 2B SF9 BB		3	1	2	0	1	1	0			
Ron Hansen, R OBP: 0.329, SLG: 0.344 (9, 6)								1-2 2B SF9 BB		0	0	0	0	0	0	0			
Jerry Adair, R OBP: 0.295, SLG: 0.364 (1, 6)		0-0 F7		0-0 F8		0-0 E6		0-0 SF9 2B		3	0	0	0	0	0	2			
Dave Philley, S OBP: 0.305, SLG: 0.405 (8, PH)								1-3 2H		1	0	1	1	0	0	0			
Jim Busby, R OBP: 0.310, SLG: 0.316 (9, 8)										0	0	0	0	0	0	0			
Jack Fisher, R OBP: 0.171, SLG: 0.105 (1, 1)		0-0 F9		0-0 F3		0-3 K		0-0 G3		4	0	0	0	0	1	5			
Inning Stats	R: 0 E: 1 K: 0 S: 4	H: 1 LOB: 2 BB: 1 P: 8	R: 0 E: 0 K: 0 S: 4	H: 1 LOB: 1 BB: 0 P: 4	R: 1 E: 0 K: 1 S: 7	H: 2 LOB: 1 BB: 0 P: 7	R: 0 E: 0 K: 0 S: 4	H: 1 LOB: 1 BB: 0 P: 4	R: 0 E: 0 K: 2 S: 8	H: 0 LOB: 1 BB: 0 P: 8	R: 0 E: 0 K: 0 S: 4	H: 1 LOB: 1 BB: 0 P: 4	R: 0 E: 0 K: 0 S: 5	H: 2 LOB: 2 BB: 1 P: 9	R: 2 E: 0 K: 0 S: 5	H: 2 LOB: 2 BB: 1 P: 9	1B: 8 2B: 1 3B: 0 HR: 0	SF: 2 SAC: 0 DP: 0 HBP: 1	WP: 1 PA: 38 PB: 0 SB: 0 CS: 0
PITCHER Eli Grba, R ERA: 4.19 (1, 1)	IP: 7.0 WLS: L BF: 32 H: 7 R: 1 ER: 1 SO: 3 BB: 2 IBB: 0 HBP: 1 BLK: 0 WP: 0 HR: 0 S: 35 P: 44 ERA: 1.29 WHIP: 1.286															PITCHER Art Fowler, R ERA: 3.29 (8, 1)	IP: 1.0 WLS: 6 BF: 2 H: 2 R: 2 ER: 2 SO: 0 BB: 1 IBB: 0 HBP: 0 BLK: 0 WP: 0 HR: 0 S: 5 P: 9 ERA: 18.00 WHIP: 3.000		

Los Angeles Angels @ Baltimore Orioles
Memorial Stadium, Baltimore, MD
Fri Aug 04 1961, 7:05 PM EDT
Att: 10,972 - Unknown

AB	32
R	3
H	9
RBI	3
BB	3
SO	3
LOB	19



Batter	1	2	3	4	5	6	7	8	9	AB	R	H	RBI	BB	SO	LOB	TOP										
Albie Pearson, L OBP: 0.425, SLG: 0.433 (1, 9)										4	0	2	0	1	0	0	Los Angeles Angels @ Baltimore Orioles Memorial Stadium, Baltimore, MD Sat Aug 05 1961, 7:05 PM EDT Att: 10,642 - Unknown livebaseballscorecards.com										
Joe Koppe, R OBP: 0.392, SLG: 0.394 (1, 6)										5	0	0	0	0	1	5											
Lee Thomas, L OBP: 0.365, SLG: 0.475 (1, 3)										3	0	2	0	2	0	0											
Leon Wagner, L OBP: 0.322, SLG: 0.492 Eddie Yost, R OBP: 0.346, SLG: 0.210 (1, 7) (9, 5)										3	1	0	0	2	1	5											
Ken Hunt, R OBP: 0.325, SLG: 0.506 (1, 8)										5	0	0	0	0	3	9											
George Thomas, R OBP: 0.347, SLG: 0.513 (1, 5) (9, 7)										5	1	2	1	0	1	3											
Ed Sadowski, R OBP: 0.301, SLG: 0.433 (1, 2)										5	2	3	1	0	0	2											
Rocky Bridges, R OBP: 0.278, SLG: 0.227 Ted Kluszewski, L OBP: 0.305, SLG: 0.449 Billy Moran, R OBP: 0.299, SLG: 0.279 (1, 4) (8, PH) (8, 4)										3	0	1	0	0	0	1											
Ron Kline, R OBP: 0.125, SLG: 0.097 Tom Morgan, R (9, 1)										3	0	0	0	0	1	2											
Inning Stats	R: 0 E: 1 K: 0 S: 5	H: 1 LOB: 3 BB: 1 P: 9	R: 0 E: 0 K: 0 S: 3	H: 0 LOB: 0 BB: 0 P: 3	R: 0 E: 0 K: 1 S: 7	H: 2 LOB: 2 BB: 0 P: 7	R: 0 E: 1 K: 2 S: 8	H: 1 LOB: 1 BB: 0 P: 8	R: 0 E: 0 K: 1 S: 5	H: 0 LOB: 2 BB: 2 P: 13	R: 1 E: 0 K: 1 S: 7	H: 2 LOB: 2 BB: 1 P: 11	R: 0 E: 0 K: 2 S: 7	H: 0 LOB: 0 BB: 0 P: 7	R: 2 E: 1 K: 0 S: 6	H: 2 LOB: 1 BB: 0 P: 6		R: 1 E: 0 K: 0 S: 5	H: 2 LOB: 2 BB: 1 P: 9	1B: 8 2B: 0 3B: 1 HR: 1	SF: 0 SAC: 1 DP: 0 HBP: 0	WP: 0 PB: 1 SB: 0 CS: 0	PA: 44				
PITCHER	IP WLS BF H R ER SO BB IBB HBP BLK WP HR S P ERA WHIP	Mitt Pappas, R ERA: 3.72 Hoyt Wilhelm, R ERA: 2.19 Wes Stock, R ERA: 2.98	(1, 1) (7, 1) (9, 1)	6.0 L 1.0	29 9 6	6 2 2	1 2 1	1 0 1	5 2 0	4 0 1	0 0 0	0 0 0	0 0 0	0 0 0	0 13 5	51 13 9		1.50 0.00 9.00	1.667 1.000 3.000								

Batter	1	2	3	4	5	6	7	8	9	AB	R	H	RBI	BB	SO	LOB	BOTTOM									
Mary Breeding, R OBP: 0.235, SLG: 0.250 (1, 4)										4	0	1	0	0	0	2	Los Angeles Angels @ Baltimore Orioles Memorial Stadium, Baltimore, MD Sat Aug 05 1961, 7:05 PM EDT Att: 10,642 - Unknown livebaseballscorecards.com									
Russ Snyder, L OBP: 0.325, SLG: 0.371 (1, 7)										4	0	1	0	0	1	1										
Jackie Brandt, R OBP: 0.384, SLG: 0.450 (1, 8)										4	1	1	0	0	0	1										
Jim Gentile, L OBP: 0.445, SLG: 0.676 (1, 3)										4	1	2	2	0	1	0										
Brooks Robinson, R OBP: 0.347, SLG: 0.374 (1, 5)										4	0	0	0	0	4	1										
Gus Triandos, R OBP: 0.342, SLG: 0.473 (1, 2)										4	0	0	0	0	0	1										
Whitey Herzog, L OBP: 0.394, SLG: 0.376 (1, 9)										2	0	1	0	1	1	0										
Jerry Adair, R OBP: 0.296, SLG: 0.365 Dave Philley, S OBP: 0.305, SLG: 0.402 Ron Hansen, R OBP: 0.329, SLG: 0.344 (1, 6) (8, PH) (9, 6)										2	0	1	0	0	0	1										
Mitt Pappas, R OBP: 0.125, SLG: 0.225 Hoyt Wilhelm, R Mary Throneberry, L OBP: 0.314, SLG: 0.392 Wes Stock, R (1, 1) (7, 1) (8, PH) (9, 1)										2	0	0	0	0	1	2										
Inning Stats	R: 0 E: 0 K: 1 S: 5	H: 0 LOB: 0 BB: 0 P: 5	R: 1 E: 0 K: 1 S: 6	H: 1 LOB: 1 BB: 1 P: 10	R: 0 E: 0 K: 0 S: 3	H: 1 LOB: 0 BB: 0 P: 3	R: 0 E: 0 K: 2 S: 7	H: 0 LOB: 0 BB: 0 P: 7	R: 0 E: 0 K: 1 S: 7	H: 2 LOB: 2 BB: 0 P: 7	R: 0 E: 0 K: 0 S: 3	H: 1 LOB: 0 BB: 0 P: 3	R: 0 E: 0 K: 2 S: 7	H: 0 LOB: 0 BB: 0 P: 7	R: 0 E: 0 K: 0 S: 3	R: 1 E: 0 K: 1 S: 7		H: 2 LOB: 1 BB: 0 P: 7	1B: 4 2B: 2 3B: 0 HR: 1	SF: 0 SAC: 0 DP: 0 HBP: 0	WP: 0 PB: 0 SB: 0 CS: 1	PA: 33				
PITCHER	IP WLS BF H R ER SO BB IBB HBP BLK WP HR S P ERA WHIP	Ron Kline, R ERA: 4.9 Tom Morgan, R ERA: 3.33	(1, 1) (9, 1)	8.1 S 0.2	31 2 0	7 0 0	2 0 0	2 0 0	0 1 4	0 0 4	0 0 4	0 0 4	0 0 4	0 0 4	0 44 4	48 4 4		2.16 0.00 0.000	0.960							

Batter	1	2	3	4	5	6	7	8	9	AB	R	H	RBI	BB	SO	LOB	TOP			
Eddie Yost, R OBP: 0.342, SLG: 0.205 (1, 5)	6-3	F8			F7		K			4	0	0	0	0	1	5				
Albie Pearson, L OBP: 0.340, SLG: 0.427 (1, 9)	L5		F7		F8		1-3			4	0	0	0	0	0	3				
George Thomas, R OBP: 0.344, SLG: 0.500 (1, 7)	FC6-4 BB		F5		5-3			F7		3	0	0	0	1	0	0				
Steve Bilko, R OBP: 0.405, SLG: 0.564 (1, 3)	FC6-4 1-2		5-3			K		6-3		4	0	0	0	0	1	1				
Ken Hunt, R OBP: 0.327, SLG: 0.505 (1, 8)		1B 1B BB			5-3			F8		3	1	1	0	1	0	0				
Joe Koppe, R OBP: 0.360, SLG: 0.391 (1, 6)		1B 1-3 1B			P4		1-3			4	0	1	0	0	0	1				
Ed Sadowski, R OBP: 0.309, SLG: 0.438 (1, 2)										3	0	2	0	0	1	2				
Billy Moran, R OBP: 0.297, SLG: 0.277 (7, PR) (7, 4)		K						E9		1	0	0	0	0	0	0				
Rocky Bridges, R OBP: 0.281, SLG: 0.231 (1, 4)										2	0	1	1	0	0	1				
Earl Averill, R OBP: 0.381, SLG: 0.471 (7, PH) (7, 2)					F8			F8		2	0	1	0	0	0	1				
Ken McBride, R OBP: 0.127, SLG: 0.148 (1, 1)										2	0	0	0	0	1	2				
Lee Thomas, L OBP: 0.363, SLG: 0.474 (9, PH)					F8			4-3		1	0	0	0	0	0	1				
Inning Stats	R: 0 E: 0 K: 0 S: 3	H: 0 LOB: 1 BB: 1 P: 7	R: 1 E: 0 K: 2 S: 9	H: 2 LOB: 2 BB: 1 P: 13	R: 0 E: 0 K: 0 S: 3	H: 0 LOB: 0 BB: 0 P: 3	R: 0 E: 0 K: 0 S: 4	H: 1 LOB: 1 BB: 0 P: 4	R: 0 E: 0 K: 1 S: 6	H: 1 LOB: 1 BB: 0 P: 6	R: 0 E: 0 K: 1 S: 7	H: 2 LOB: 2 BB: 0 P: 7	R: 0 E: 0 K: 0 S: 3	H: 0 LOB: 0 BB: 0 P: 3	R: 0 E: 1 K: 0 S: 4	H: 0 LOB: 1 BB: 0 P: 4	1B: 6 2B: 0 3B: 0 HR: 0	SF: 0 SAC: 1 DP: 0 HBP: 0	WP: 0 PB: 0 CS: 0	PA: 36
PITCHER Bud Daley, L ERA: 4.87 (1, 1)	IP: 9.0 WLS: W BF: 36 H: 6 R: 1 ER: 1 SO: 4 BB: 2 IBB: 0 HBP: 0 BLK: 0 WP: 0 HR: 0 S: 42 P: 50 ERA: 1.00 WHIP: 0.889															PITCHER				

Los Angeles Angels @ New York Yankees
Yankee Stadium, Bronx, NY
Mon Aug 07 1961, 7:05 PM EDT
Att: 13,944 - Unknown - 82 F

livebaseballscores.com

AB 33
R 1
H 6
RBI 1
BB 2
SO 4
LOB 17




Batter	1	2	3	4	5	6	7	8	9	AB	R	H	RBI	BB	SO	LOB	BOTTOM			
Bobby Richardson, R OBP: 0.296, SLG: 0.322 (1, 4)	1-3 BB		6-3 1B 2B		E S 1B		F2			3	1	2	0	1	0	0				
Clete Boyer, R OBP: 0.306, SLG: 0.326 (1, 5)	F7		6-3		BB 1-3 BB		K			3	0	0	0	1	1	2				
Roger Maris, L OBP: 0.382, SLG: 0.633 (1, 9)	1-3		2-3 1B		4-0 1-2 BB			1B E BB		2	1	1	1	2	0	1				
Mickey Mantle, S OBP: 0.455, SLG: 0.731 (1, 8)	1-3		3-H K		0-3 K			E8 WP 1B		4	1	1	0	0	2	5				
Yogi Berra, L OBP: 0.333, SLG: 0.462 (1, 7)		4-3			F9			F8		4	1	1	1	0	0	0				
Johnny Blanchard, L OBP: 0.387, SLG: 0.646 (1, 2)		1B 2B			4-3			P6		4	0	1	0	0	1	0				
Bill Skowron, R OBP: 0.334, SLG: 0.473 (1, 3)		K2-4-2 1B			F7			K		4	0	1	0	0	1	0				
Joe Demaestri, R OBP: 0.194, SLG: 0.194 (1, 6)		K2-4-2				K		K		3	0	0	0	0	3	2				
Bud Daley, L OBP: 0.146, SLG: 0.089 (1, 1)			5-3		1-3			5-3		3	0	0	0	0	0	0				
Inning Stats	R: 0 E: 0 K: 0 S: 3	H: 0 LOB: 1 BB: 1 P: 7	R: 0 E: 0 K: 1 S: 6	H: 2 LOB: 0 BB: 0 P: 6	R: 1 E: 0 K: 1 S: 7	H: 2 LOB: 1 BB: 0 P: 7	R: 0 E: 0 K: 0 S: 3	H: 0 LOB: 0 BB: 0 P: 3	R: 0 E: 0 K: 2 S: 8	H: 1 LOB: 3 BB: 2 P: 16	R: 1 E: 0 K: 2 S: 8	H: 1 LOB: 0 BB: 0 P: 8	R: 0 E: 0 K: 1 S: 5	H: 0 LOB: 0 BB: 0 P: 5	R: 2 E: 1 K: 1 S: 6	H: 1 LOB: 0 BB: 1 P: 10	1B: 4 2B: 3 3B: 0 HR: 1	SF: 0 SAC: 0 DP: 1 HBP: 0	WP: 1 PB: 0 CS: 0	PA: 34
PITCHER Ken McBride, R ERA: 3.42 (1, 1)	IP: 8.0 WLS: L BF: 34 H: 7 R: 4 ER: 3 SO: 8 BB: 4 IBB: 0 HBP: 0 BLK: 0 WP: 1 HR: 1 S: 46 P: 62 ERA: 3.38 WHIP: 1.375															PITCHER				

Los Angeles Angels @ New York Yankees
Yankee Stadium, Bronx, NY
Mon Aug 07 1961, 7:05 PM EDT
Att: 13,944 - Unknown - 82 F

livebaseballscores.com


AB 30
R 4
H 7
RBI 2
BB 4
SO 8
LOB 10



Batter	1	2	3	4	5	6	7	8	9	AB	R	H	RBI	BB	SO	LOB	TOP					
Albie Pearson, L OBP: 0.415, SLG: 0.424	0-0 4-3		0-0 1-3		0-0 P5			0-3 K		4	0	0	0	0	1	2						
Billy Moran, R OBP: 0.292, SLG: 0.281	0-0 BB 1B		0-0 6-3		0-0 F9			0-3 K		4	0	1	0	0	1	2						
Lee Thomas, L OBP: 0.356, SLG: 0.460	0-3 K		0-0 F9		0-0 P5			0-0 L1		4	0	0	0	0	1	1						
Leon Wagner, L OBP: 0.319, SLG: 0.483	4-0 1-2 BB			0-0 P5		0-0 F8			0-0 3-1	3	0	0	0	1	0	0						
Ken Hunt, R OBP: 0.323, SLG: 0.497	0-0 F8			0-0 P4		0-0 F3			0-0 F8	4	0	0	0	0	0	2						
Joe Koppe, R OBP: 0.354, SLG: 0.388		0-3 K		0-0 5-3					0-0 F7	4	0	1	0	0	1	0						
George Thomas, R OBP: 0.338, SLG: 0.484				0-0 P4		0-0 FC1-5 1B		0-0 F5		3	0	1	0	0	0	1						
Earl Averill, R OBP: 0.384, SLG: 0.471				4-0 BB		0-0 FC1-5 1B		0-0 F8		2	0	1	0	1	0	1						
Ted Bowsfield, R OBP: 0.138, SLG: 0.107				0-0 F9		0-0 FC1-5		0-0 F8		3	0	0	0	0	0	4						
Tom Morgan, R (7, 1)					1-2 2-3					0	0	0	0	0	0	0						
Inning Stats	R: 0 E: 0 K: 1 S: 6	H: 1 LOB: 2 BB: 1 P: 10	R: 0 E: 0 K: 1 S: 5	H: 0 LOB: 1 BB: 1 P: 9	R: 0 E: 0 K: 0 S: 3	H: 0 LOB: 0 BB: 0 P: 3	R: 0 E: 0 K: 0 S: 3	H: 0 LOB: 0 BB: 0 P: 3	R: 0 E: 0 K: 0 S: 5	H: 2 LOB: 2 BB: 0 P: 5	R: 0 E: 0 K: 0 S: 3	H: 0 LOB: 0 BB: 0 P: 3	R: 0 E: 0 K: 0 S: 4	H: 1 LOB: 1 BB: 0 P: 4	R: 0 E: 0 K: 2 S: 7	H: 0 LOB: 0 BB: 0 P: 7	R: 0 E: 0 K: 0 S: 3	H: 0 LOB: 0 BB: 0 P: 3	1B: 4 2B: 0 3B: 0 HR: 0	SF: 0 SAC: 0 DP: 0 HBP: 0	WP: 0 PB: 0 CS: 0	PA: 33
PITCHER Jim Coates, R ERA: 3.91	IP: 9.0 WLS: W BF: 33 H: 4 R: 0 ER: 0 SO: 4 BB: 2 IBB: 0 HBP: 0 BLK: 0 WP: 0 HR: 0 S: 39 P: 47 ERA: 0.00 WHIP: 0.667															PITCHER						

Los Angeles Angels @ New York Yankees
Yankee Stadium, Bronx, NY
Wed Aug 09 1961, 3:33 AM EDT
Att: 17,261 - Sunny - 90 F


AB 31
R 0
H 4
RBI 0
BB 2
SO 4
LOB 13

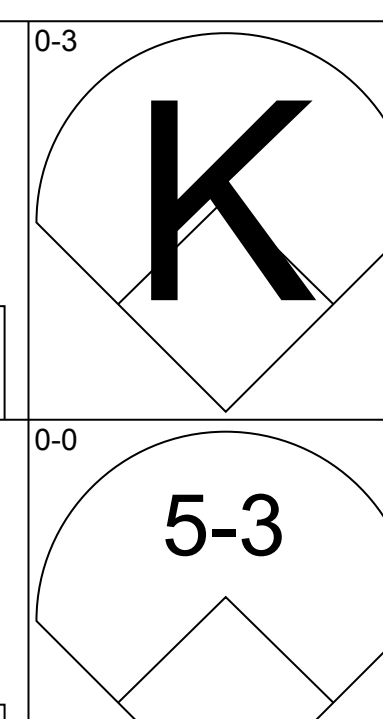
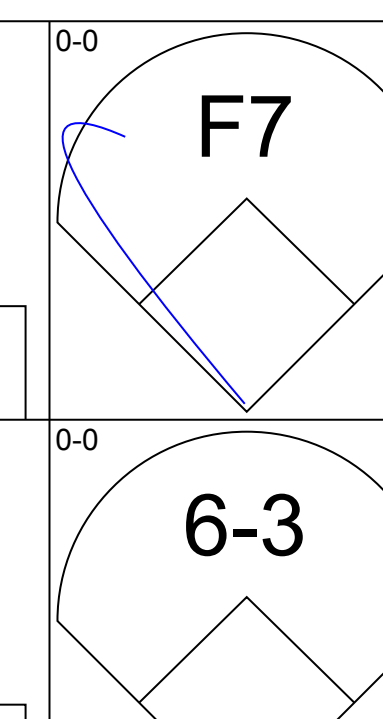
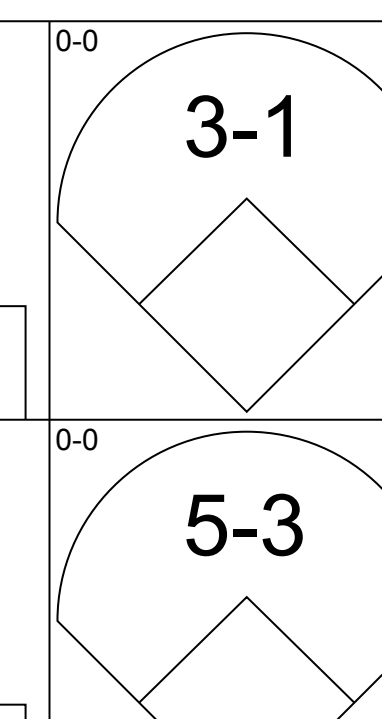
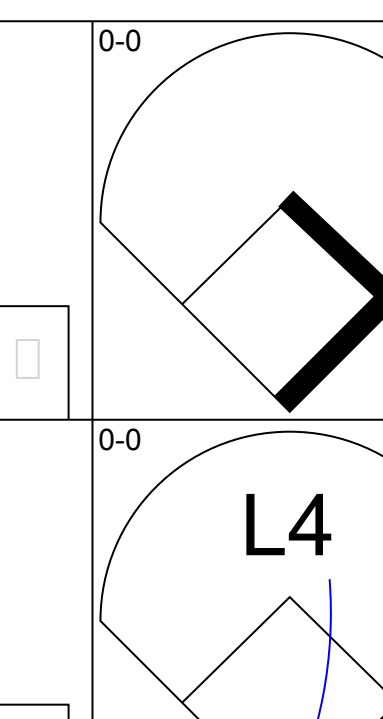
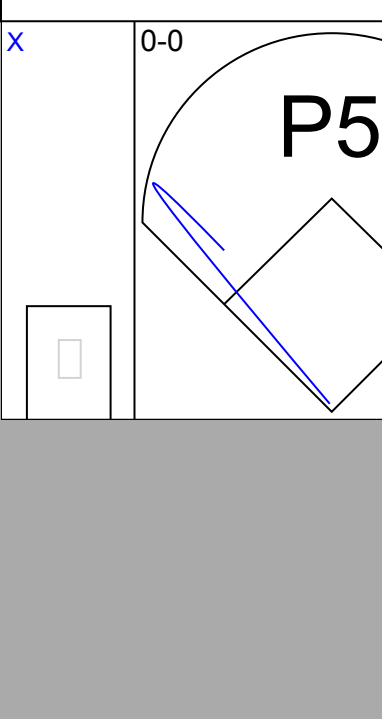
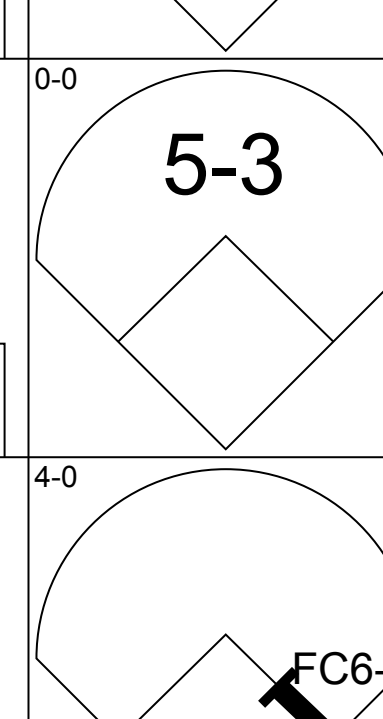
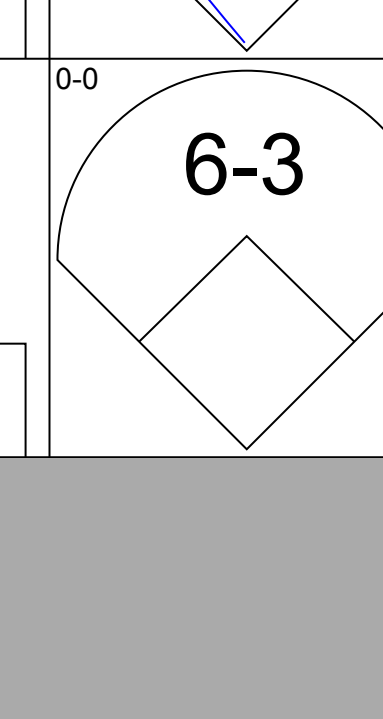
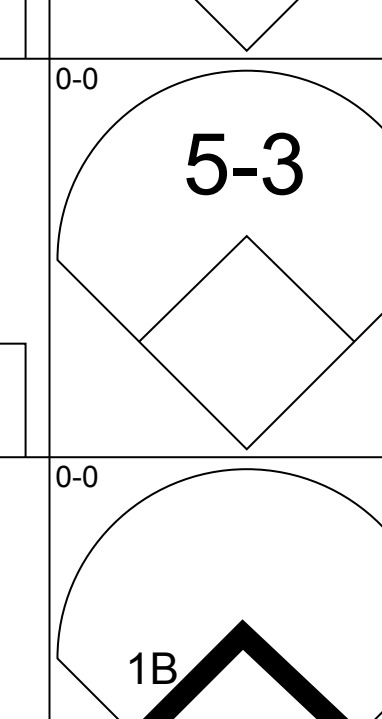
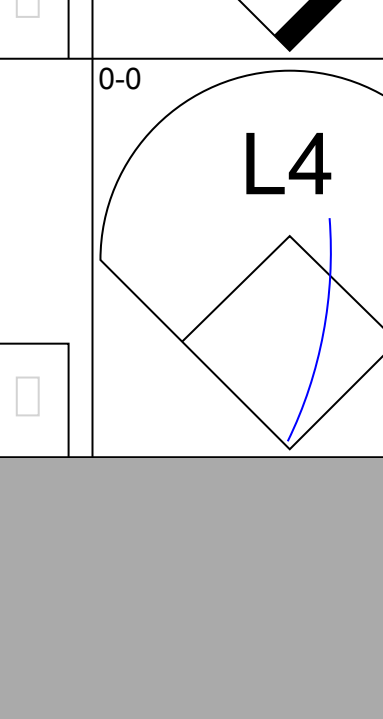
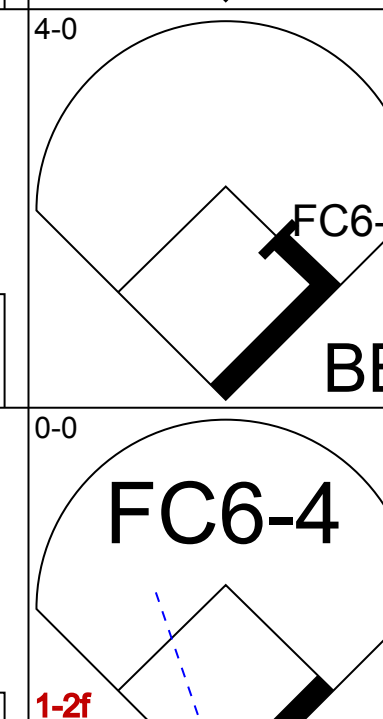
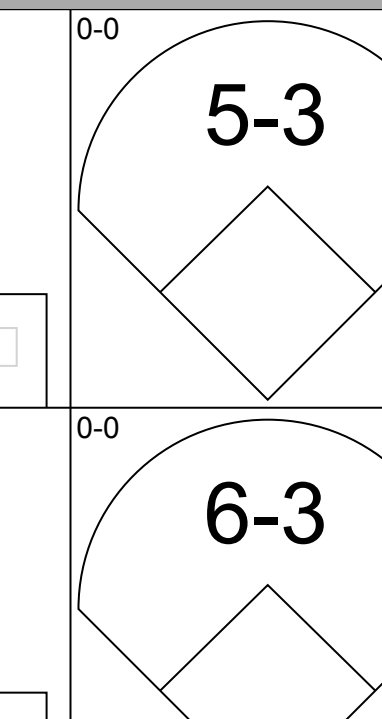
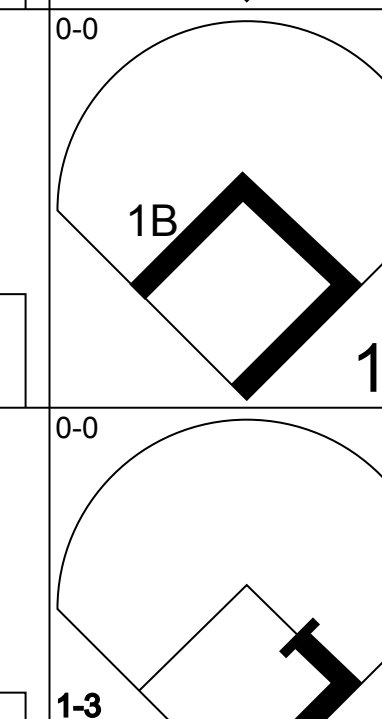
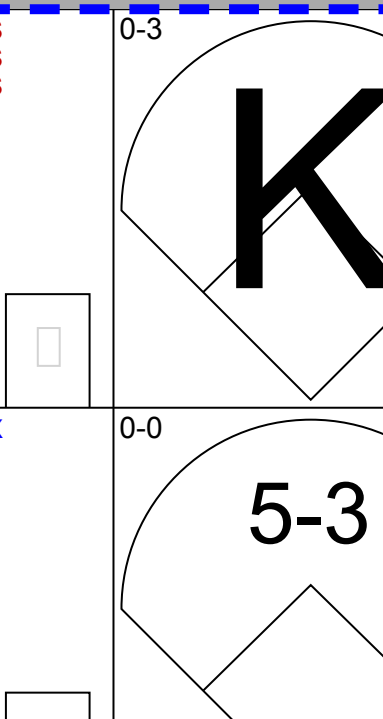
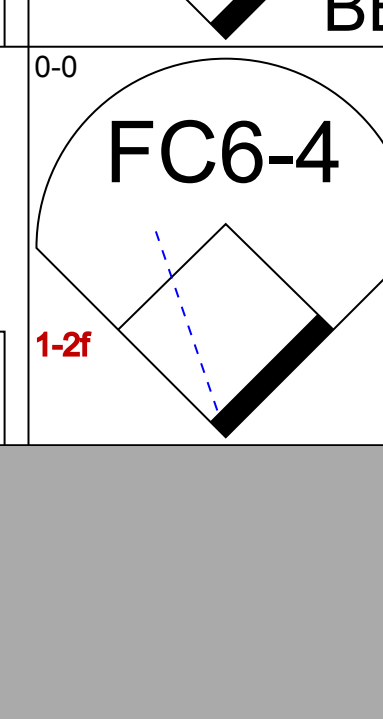
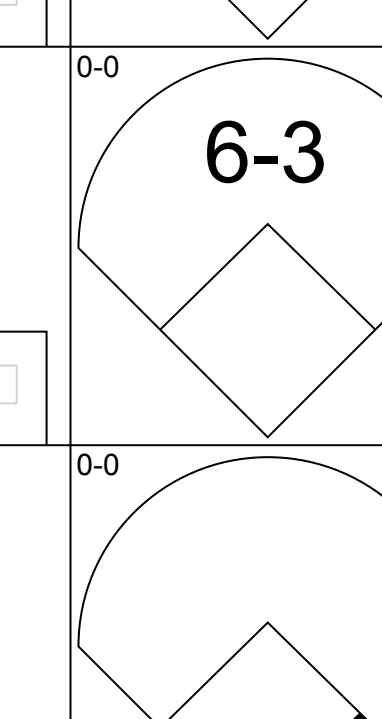
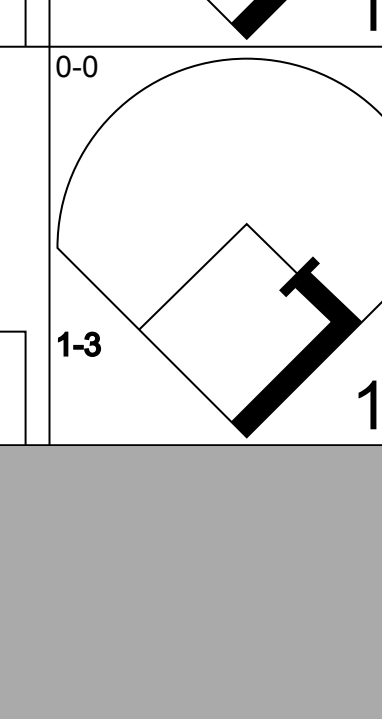
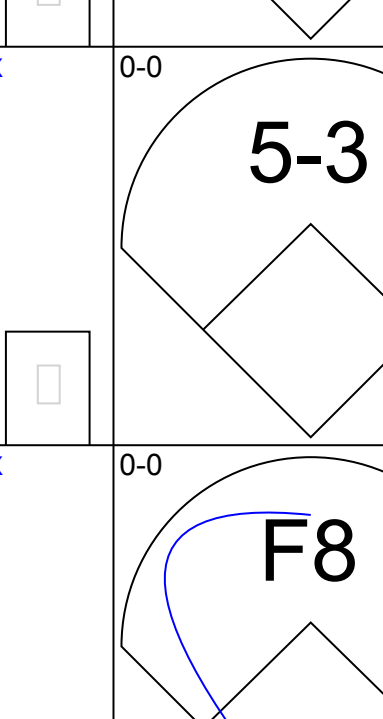
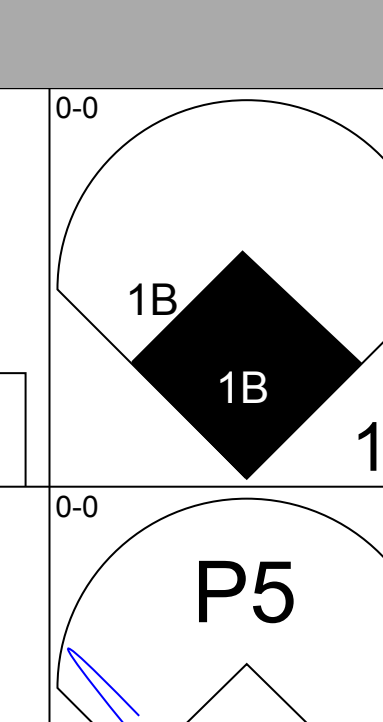
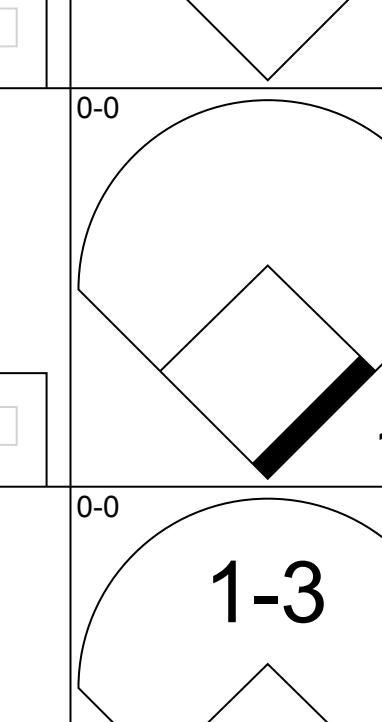

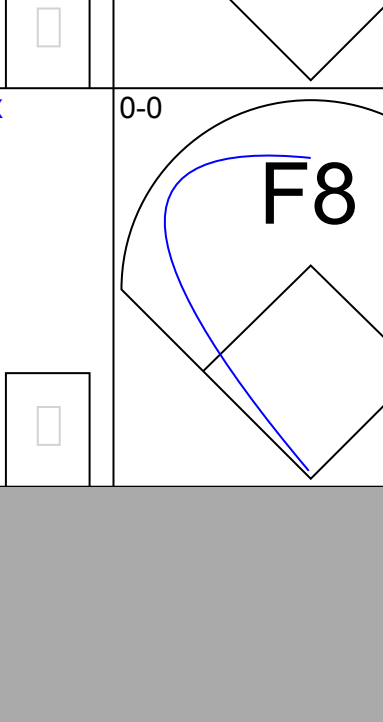
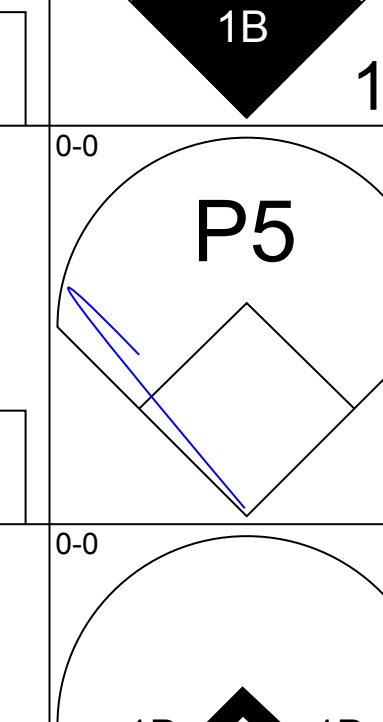
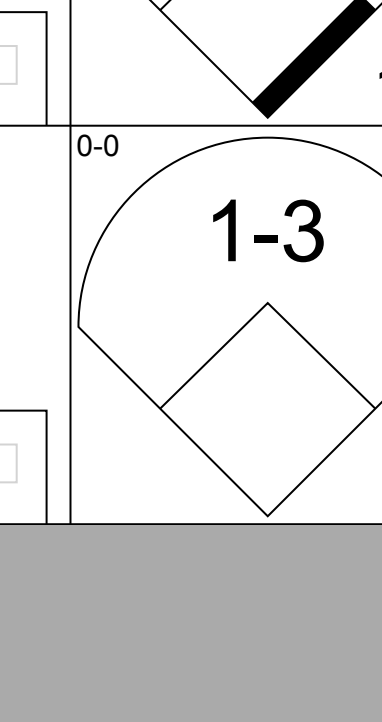


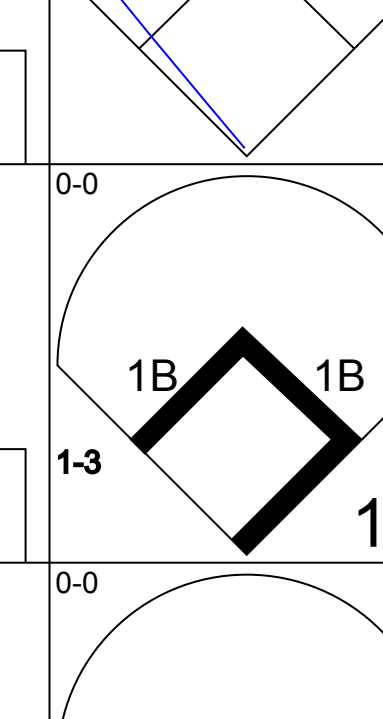
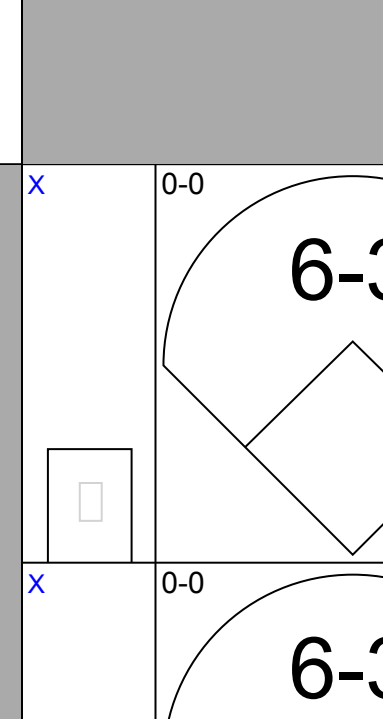
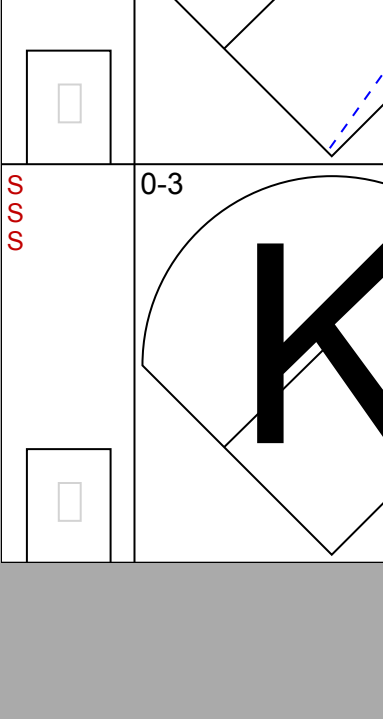

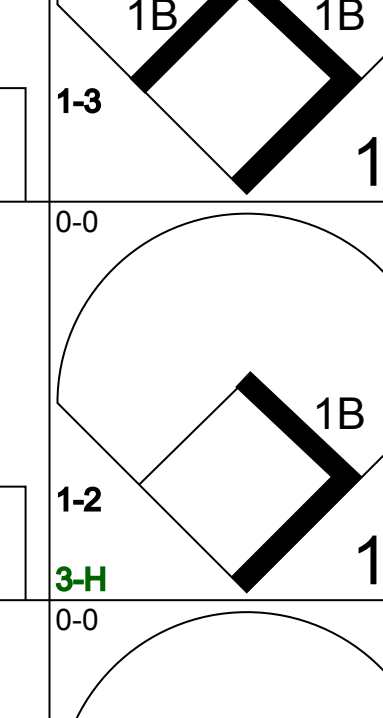
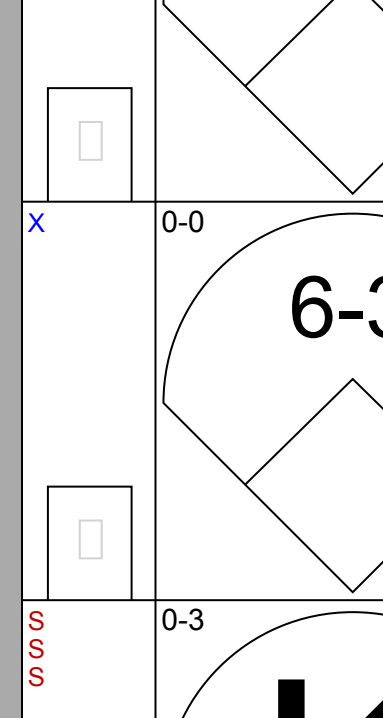
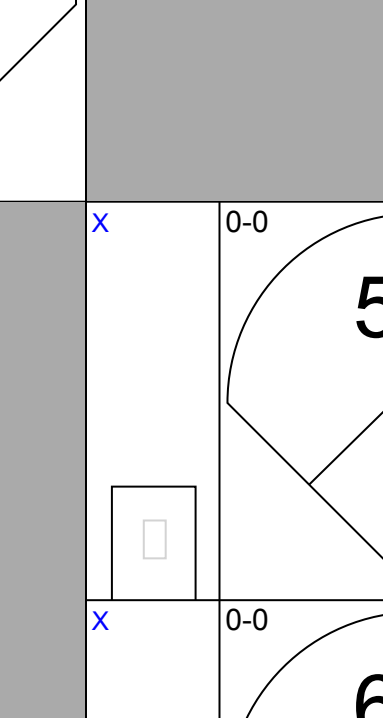
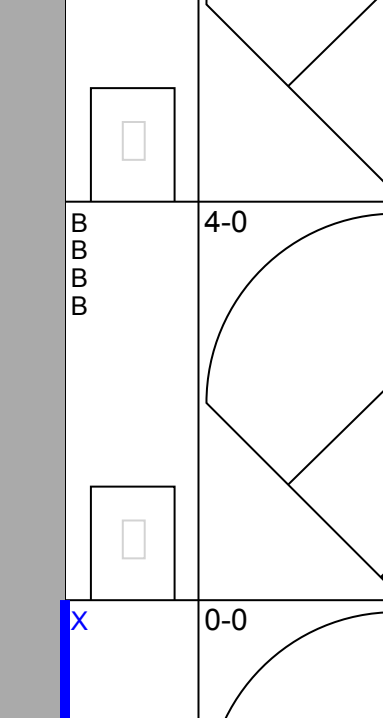
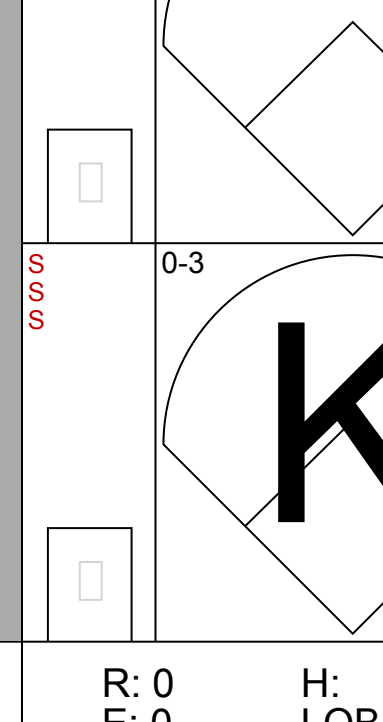
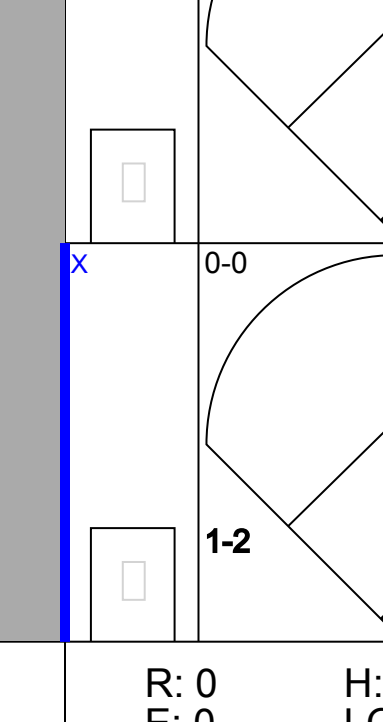


Batter	1	2	3	4	5	6	7	8	9	AB	R	H	RBI	BB	SO	LOB	BOTTOM			
Bobby Richardson, R OBP: 0.294, SLG: 0.319	0-3 K2-3			0-0 6-3		0-0 BB E 1B		0-0 F8		4	0	1	0	0	1	1				
Tony Kubek, L OBP: 0.317, SLG: 0.408	0-0 F8			0-0 4-3		0-0 E4 BB		0-0 F8		4	0	0	0	0	0	1				
Roger Maris, L OBP: 0.377, SLG: 0.622	0-3 K			0-0 4-3		0-0 F2		0-0 F2		4	0	0	0	0	1	2				
Mickey Mantle, S OBP: 0.454, SLG: 0.722		0-0 6-3			0-0 1B SF7	4-0 1-2 2-3 BB		0-0 F8		3	1	1	0	1	0	0				
Elston Howard, R OBP: 0.400, SLG: 0.545		0-0 E4 G5-4-3			0-0 SF7 1B	0-0 L5				3	0	1	0	0	0	3				
Bill Skowron, R OBP: 0.331, SLG: 0.473		0-0 G5-4-3			0-0 SF7					2	1	1	1	0	0	1				
Bob Cerv, R OBP: 0.270, SLG: 0.395					0-0 F8					0	0	0	0	0	0	0				
Hector Lopez, R OBP: 0.287, SLG: 0.283					0-0 5-3			0-0 SH5-4 1B		3	0	1	0	0	0	1				
Clete Boyer, R OBP: 0.303, SLG: 0.321					0-0 5-3			0-0 F2		3	0	0	0	0	1	2				
Jim Coates, R OBP: 0.130, SLG: 0.048					0-0 4-3			0-0 SH5-4		2	0	0	0	0	0	0				
Inning Stats	R: 0 E: 0 K: 2 S: 7	H: 0 LOB: 0 BB: 0 P: 7	R: 0 E: 1 K: 0 S: 3	H: 0 LOB: 0 BB: 0 P: 3	R: 0 E: 0 K: 0 S: 3	H: 0 LOB: 0 BB: 0 P: 3	R: 1 E: 0 K: 1 S: 7	H: 2 LOB: 1 BB: 0 P: 7	R: 0 E: 1 K: 0 S: 5	H: 1 LOB: 3 BB: 1 P: 9	R: 1 E: 0 K: 0 S: 5	H: 2 LOB: 1 BB: 0 P: 5	R: 0 E: 0 K: 0 S: 3	H: 0 LOB: 0 BB: 0 P: 3	R: 0 E: 0 K: 0 S: 3	H: 0 LOB: 0 BB: 0 P: 3	1B: 4 2B: 0 3B: 1 HR: 0	SF: 1 SAC: 1 DP: 1 HBP: 0	WP: 1 PB: 0 CS: 0	PA: 31
PITCHER Ted Bowsfield, L ERA: 3.6	IP: 6.0 WLS: L BF: 25 H: 5 R: 2 ER: 2 SO: 3 BB: 1 IBB: 0 HBP: 0 BLK: 0 WP: 1 HR: 0 S: 30 P: 34 ERA: 3.00 WHIP: 1.000															PITCHER				
Tom Morgan, R ERA: 3.19	IP: 2.0 WLS: L BF: 6 H: 0 R: 0 ER: 0 SO: 0 BB: 0 IBB: 0 HBP: 0 BLK: 0 WP: 0 HR: 0 S: 6 P: 6 ERA: 0.00 WHIP: 0.000															PITCHER				

Los Angeles Angels @ New York Yankees
Yankee Stadium, Bronx, NY
Wed Aug 09 1961, 3:33 AM EDT
Att: 17,261 - Sunny - 90 F

AB 28
R 2
H 5
RBI 1
BB 1
SO 3
LOB 11

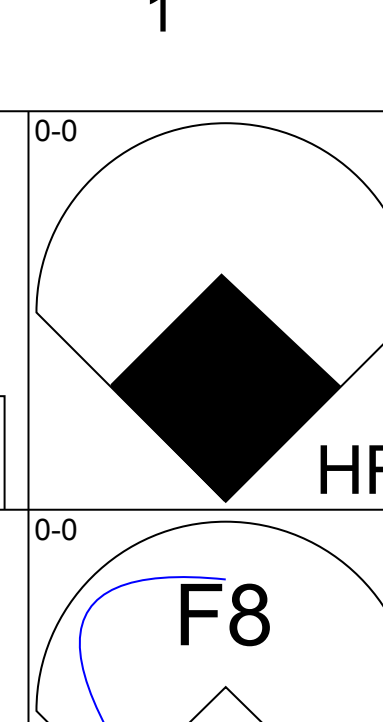
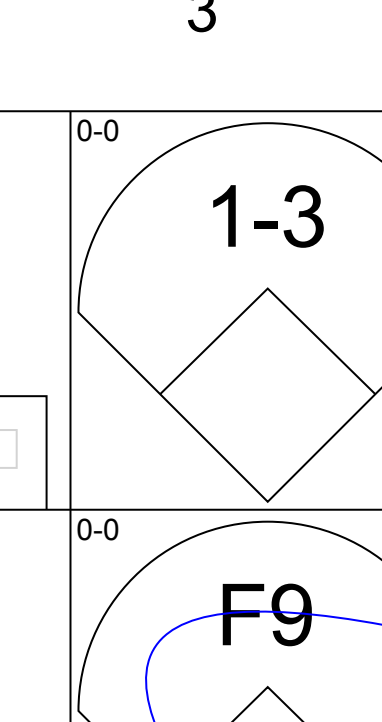
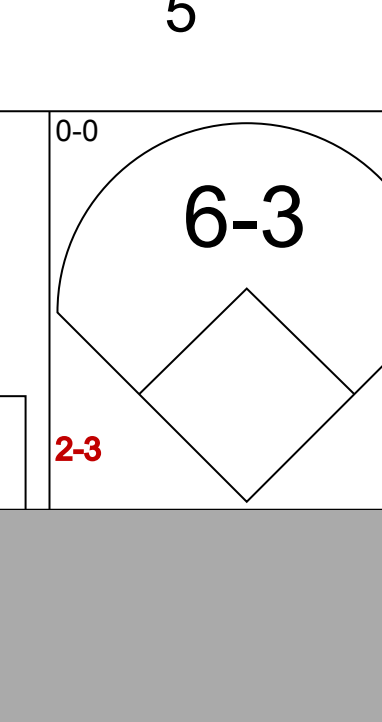
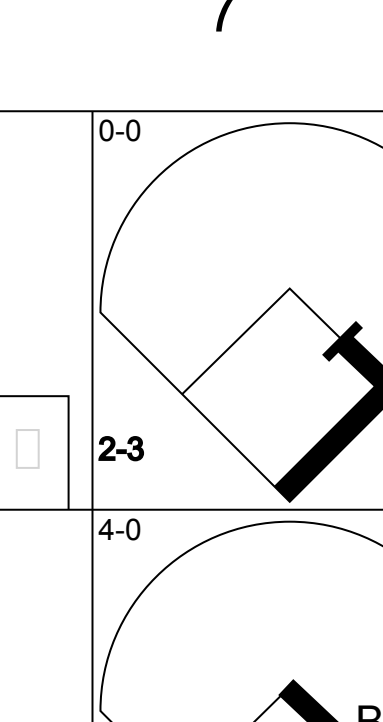
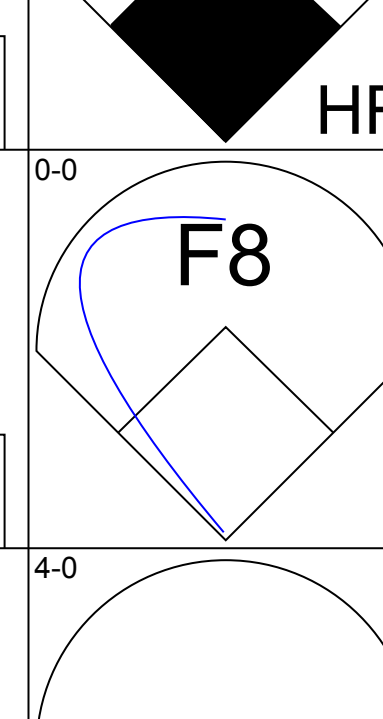
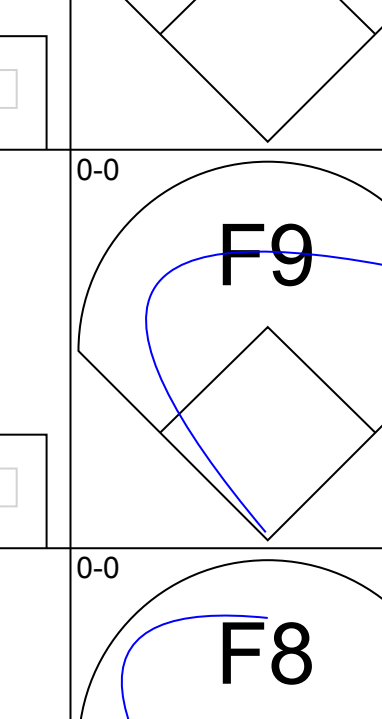

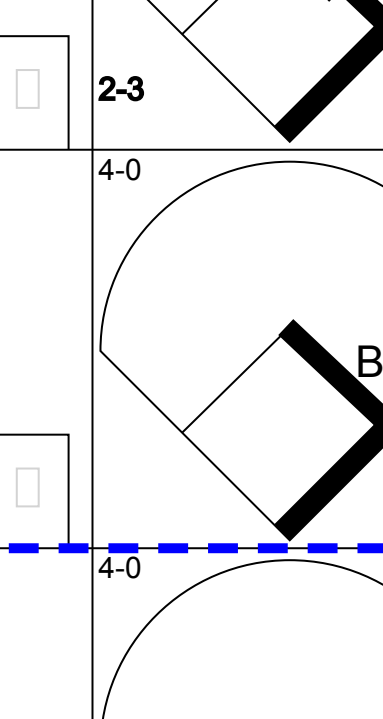
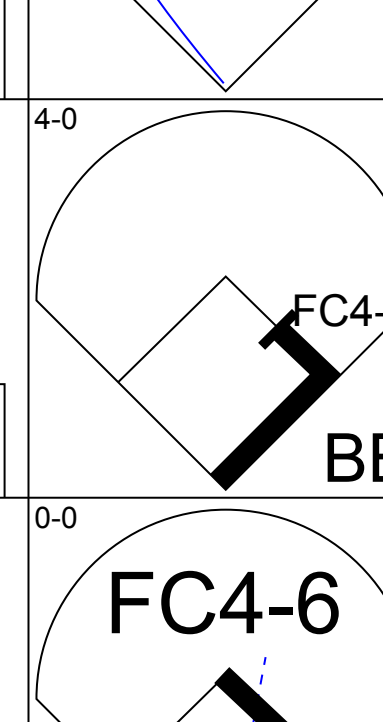
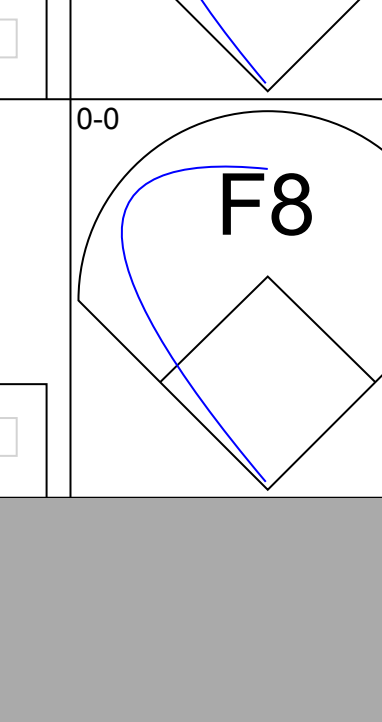

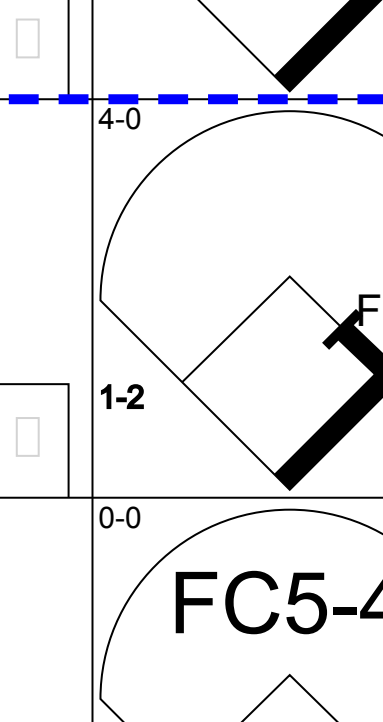

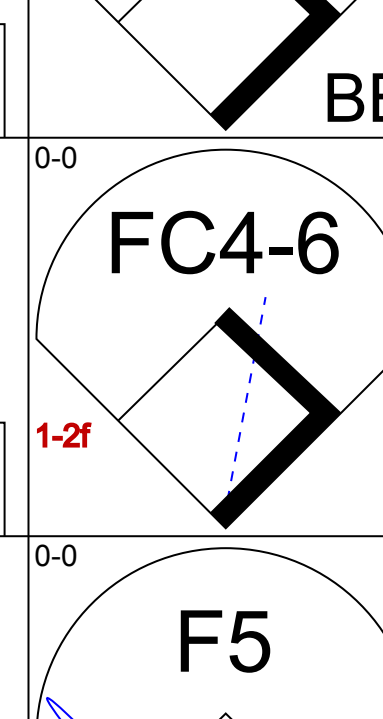
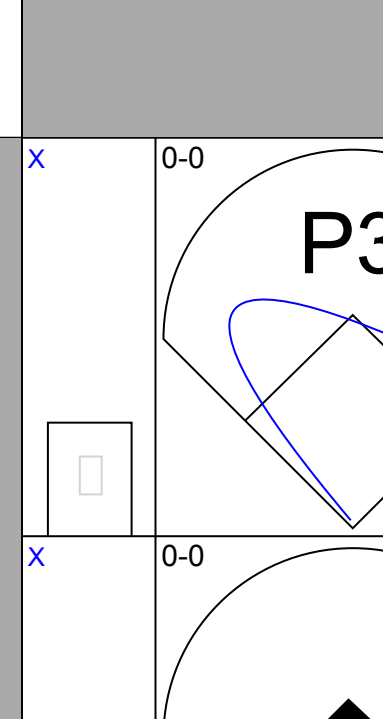

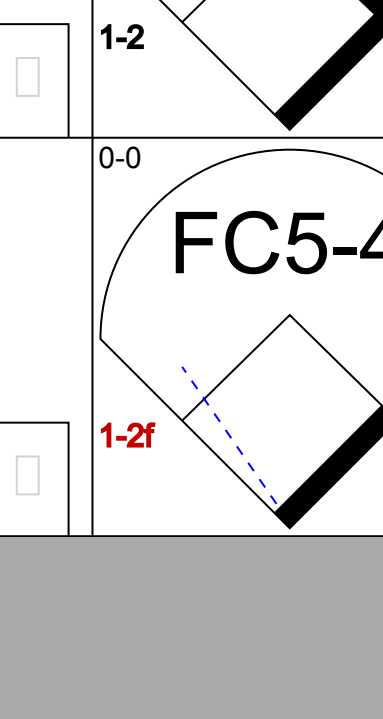
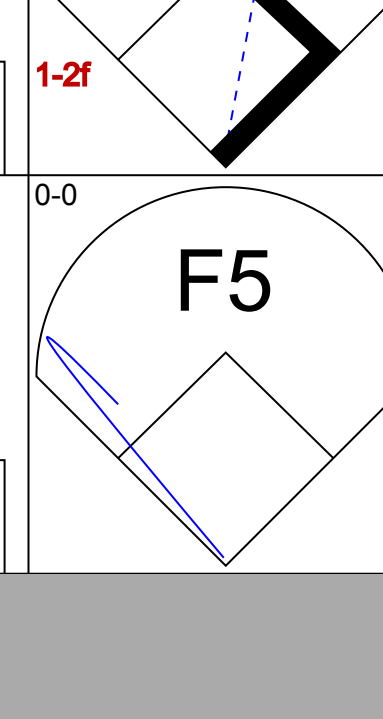
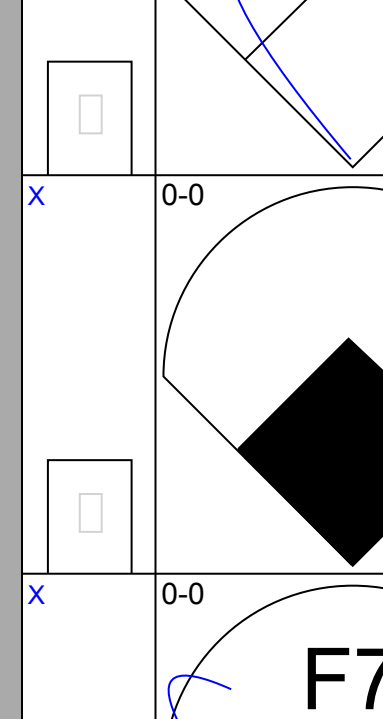

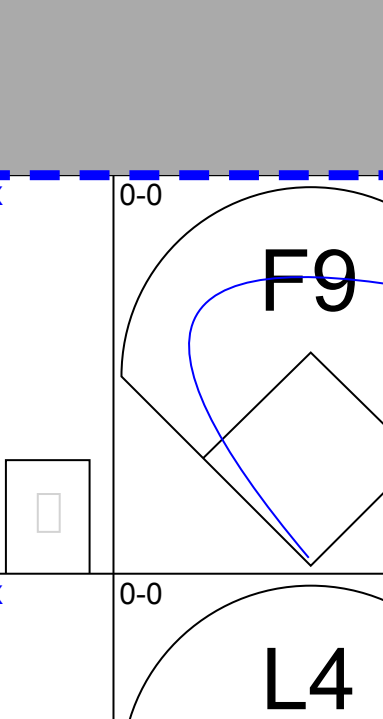
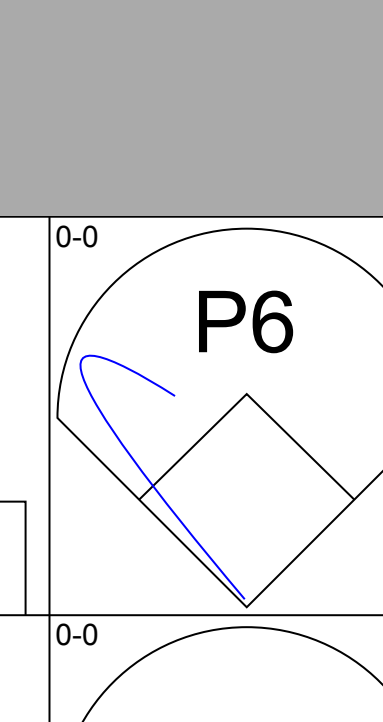


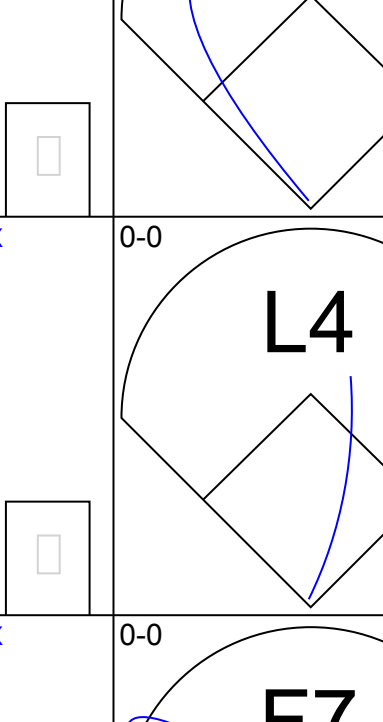
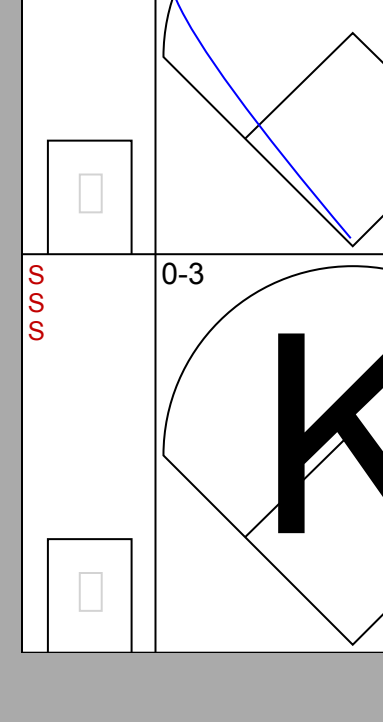
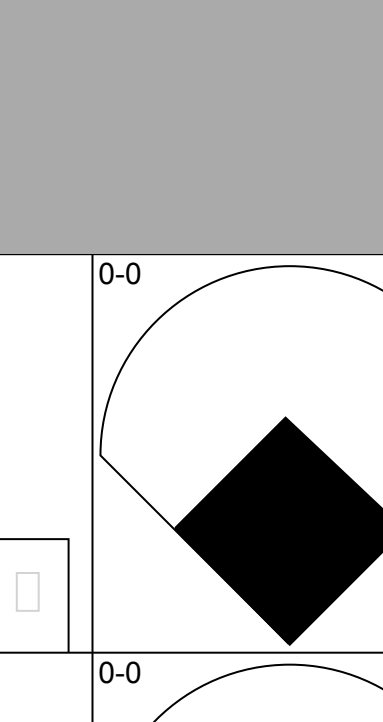
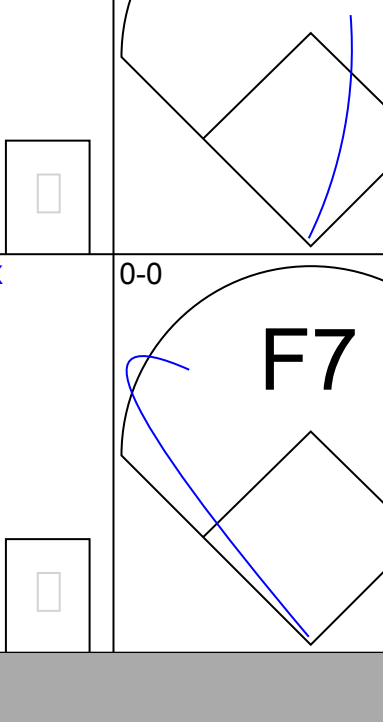
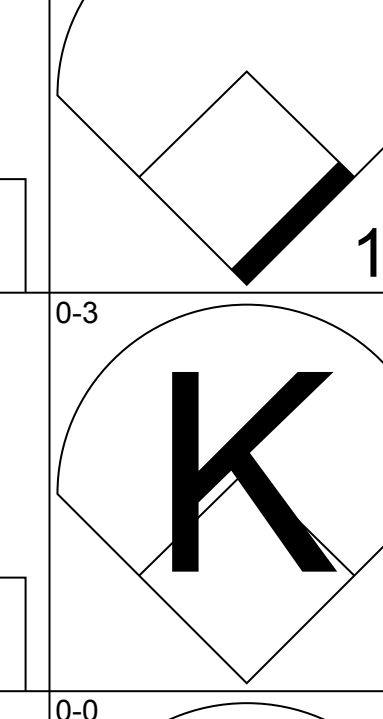
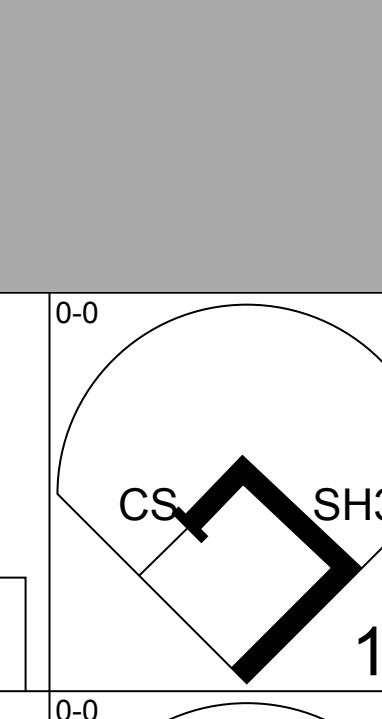
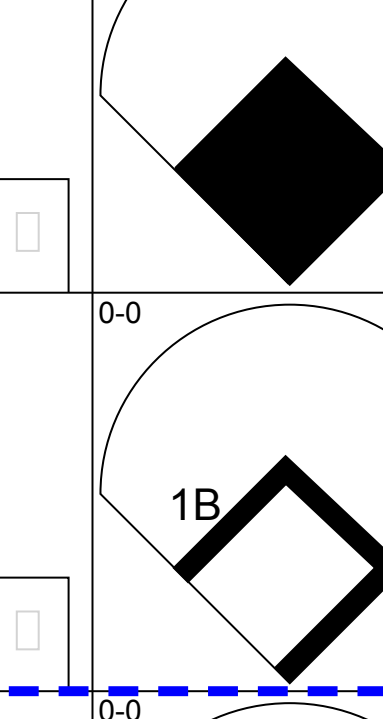
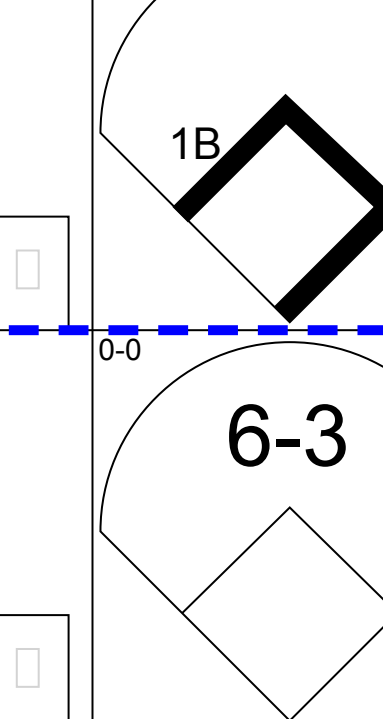
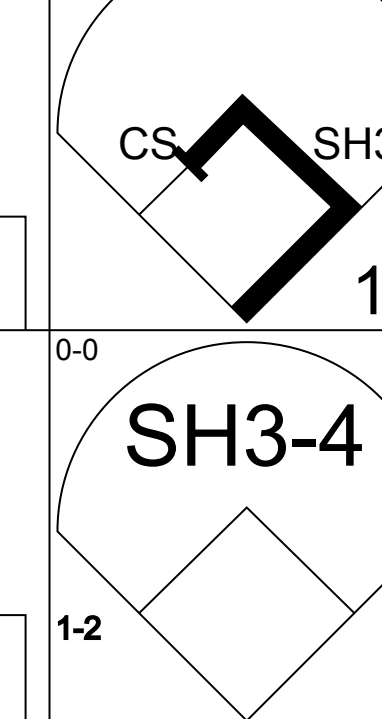
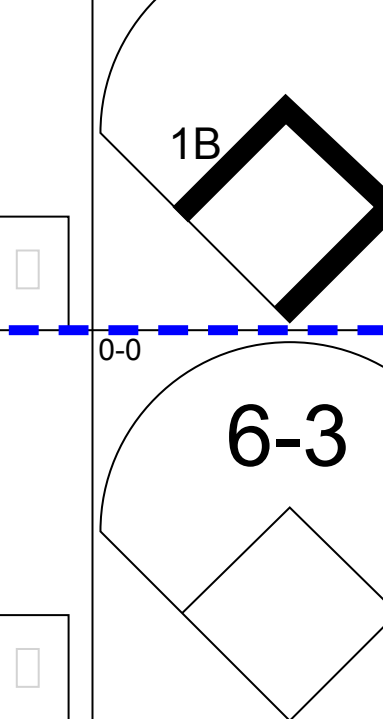


Batter	1	2	3	4	5	6	7	8	9	AB	R	H	RBI	BB	SO	LOB	TOP			
Albie Pearson, L OBP: 0.412, SLG: 0.423										5	0	1	0	0	1	5				
Joe Koppe, R OBP: 0.347, SLG: 0.379										4	0	0	0	0	0	4				
Ken Hunt, R OBP: 0.325, SLG: 0.496										3	0	1	0	1	1	0				
Steve Bilko, R OBP: 0.403, SLG: 0.558										4	0	1	0	0	0	1				
Earl Averill, R OBP: 0.385, SLG: 0.471										4	1	2	0	0	0	0				
George Thomas, R OBP: 0.329, SLG: 0.469										4	0	0	0	0	0	2				
Eddie Yost, R OBP: 0.340, SLG: 0.206										4	0	1	0	0	1	0				
Billy Moran, R OBP: 0.297, SLG: 0.282										3	0	1	1	1	0	0				
Jim Donohue, R OBP: 0.190, SLG: 0.236										3	0	1	0	0	1	0				
Art Fowler, R OBP: 0.083, SLG: 0.083										0	0	0	0	0	0	0				
Ron Moeller, L OBP: 0.246, SLG: 0.269										0	0	0	0	0	0	0				
Tom Morgan, R OBP: 0.246, SLG: 0.269										0	0	0	0	0	0	0				
Del Rice, R OBP: 0.377, SLG: 0.493										1	0	1	0	0	0	0				
Tom Satriano, L OBP: 0.493, SLG: 0.493										0	0	0	0	0	0	0				
Inning Stats	R: 0 E: 0 K: 1 S: 5	H: 0 LOB: 1 BB: 1 P: 9	R: 1 E: 0 K: 0 S: 7	H: 4 LOB: 3 BB: 0 P: 7	R: 0 E: 0 K: 0 S: 4	H: 1 LOB: 1 BB: 0 P: 4	R: 0 E: 0 K: 1 S: 5	H: 0 LOB: 0 BB: 0 P: 5	R: 0 E: 0 K: 0 S: 4	H: 2 LOB: 2 BB: 0 P: 4	R: 0 E: 0 K: 1 S: 5	H: 0 LOB: 1 BB: 0 P: 4	R: 0 E: 0 K: 1 S: 5	H: 0 LOB: 0 BB: 0 P: 5	R: 0 E: 0 K: 0 S: 4	H: 1 LOB: 2 BB: 1 P: 8	1B: 8 2B: 1 3B: 0 HR: 0	SF: 0 SAC: 0 DP: 0 HBP: 0	WP: 0 PB: 0 SB: 0 CS: 0	PA: 37
PITCHER	IP WLS BF H R ER SO BB IBB HBP BLK WP HR S P ERA WHIP																			
Whitey Ford, L ERA: 3.27	(1, 1) 7.0 W 29 8 1 1 3 1 0 0 0 0 0 34 38 1.29 1.286																			
Luis Arroyo, L ERA: 1.74	(8, 1) 2.0 S 8 1 0 0 1 1 0 0 0 0 0 9 13 0.00 1.000																			

Los Angeles Angels @ New York Yankees
Yankee Stadium, Bronx, NY
Thu Aug 10 1961, 3:33 AM EDT
Att: 15,575 - Unknown - 90 F

AB 35
R 1
H 9
RBI 1
BB 2
SO 4
LOB 12




Batter	1	2	3	4	5	6	7	8	9	AB	R	H	RBI	BB	SO	LOB	BOTTOM	
Bobby Richardson, R OBP: 0.296, SLG: 0.327										4	1	2	1	0	0	1		
Tony Kubek, L OBP: 0.316, SLG: 0.406										3	0	0	0	1	0	0		
Roger Maris, L OBP: 0.378, SLG: 0.619										2	0	0	0	2	0	0		
Mickey Mantle, S OBP: 0.452, SLG: 0.716										3	0	0	0	1	0	4		
Yogi Berra, L OBP: 0.334, SLG: 0.481										3	1	1	1	1	0	1		
Johnny Blanchard, L OBP: 0.376, SLG: 0.625										4	0	0	0	0	0	2		
Bill Skowron, R OBP: 0.333, SLG: 0.481										4	1	2	1	0	1	0		
Clete Boyer, R OBP: 0.306, SLG: 0.327										3	0	2	0	0	1	1		
Whitey Ford, L OBP: 0.291, SLG: 0.203										1	0	0	0	0	0	1		
Elston Howard, R OBP: 0.399, SLG: 0.543										1	0	0	0	0	0	1		
Luis Arroyo, L OBP: 0.286, SLG: 0.381										0	0	0	0	0	0	0		
Inning Stats	R: 1 E: 1 K: 0 S: 4	H: 1 LOB: 1 BB: 1 P: 8	R: 0 E: 0 K: 1 S: 6	H: 1 LOB: 0 BB: 0 P: 6	R: 0 E: 0 K: 0 S: 3	H: 0 LOB: 0 BB: 0 P: 3	R: 1 E: 0 K: 1 S: 6	H: 1 LOB: 0 BB: 0 P: 6	R: 0 E: 0 K: 0 S: 3	H: 0 LOB: 2 BB: 2 P: 11	R: 1 E: 0 K: 0 S: 5	H: 3 LOB: 3 BB: 2 P: 13	R: 0 E: 0 K: 0 S: 3	H: 0 LOB: 0 BB: 0 P: 3	1B: 3 2B: 1 3B: 0 HR: 3	SF: 0 SAC: 1 DP: 0 HBP: 0	WP: 0 PB: 0 SB: 1 CS: 1	PA: 34
PITCHER	IP WLS BF H R ER SO BB IBB HBP BLK WP HR S P ERA WHIP																	
Jim Donohue, R ERA: 2.96	(1, 1) 6.0 L 26 6 3 3 2 2 1 0 0 0 0 3 27 39 4.50 1.333																	
Art Fowler, R ERA: 3.34	(7, 1) 0.2 3 1 0 0 0 1 0 0 0 0 0 2 6 0.00 3.000																	
Ron Moeller, L ERA: 5.38	(7, 1) 0.1 2 0 0 0 0 1 0 0 0 0 0 1 5 0.00 3.000																	
Tom Morgan, R ERA: 3.12	(8, 1) 1.0 3 0 0 0 0 0 0 0 0 0 0 3 3 0.00 0.000																	

Los Angeles Angels @ New York Yankees
Yankee Stadium, Bronx, NY
Thu Aug 10 1961, 3:33 AM EDT
Att: 15,575 - Unknown - 90 F

AB 28
R 3
H 7
RBI 3
BB 5
SO 2
LOB 11



Batter	1	2	3	4	5	6	7	8	9	AB	R	H	RBI	BB	SO	LOB	TOP			
Joe Koppe, R OBP: 0.340, SLG: 0.370 (1, 6)	L7		1B		K			K		4	0	1	0	0	2	0	Los Angeles Angels @ Cleveland Indians Cleveland Municipal Stadium, Cleveland, OH Sat Aug 12 1961, 3:33 AM EDT Att: 4,368 - Unknown livebaseballscorecards.com			
Albie Pearson, L OBP: 0.406, SLG: 0.414 (1, 9)	P4		F9		F7			BB		3	0	0	0	1	0	1				
Lee Thomas, L OBP: 0.350, SLG: 0.450 (1, 7)	P6			F6		F9		L3		4	0	0	0	0	0	1				
Ted Kluszewski, L OBP: 0.310, SLG: 0.459 (1, 3)		6-3		HR		4-3			P6	4	1	1	1	0	0	0				
Ken Hunt, R OBP: 0.326, SLG: 0.491 (1, 8)		F8		BB	BB	F5		K		3	0	0	0	1	1	0				
Del Rice, R OBP: 0.397, SLG: 0.464 (1, 2)				BB	BB			HR		2	1	1	0	2	1	0				
Tom Satriano, L OBP: 0.200, SLG: 0.444 (1, 5)		BB		BB	BB			1B		4	1	1	2	0	0	3				
Billy Moran, R OBP: 0.297, SLG: 0.289 (1, 4)		F8		F7			4-3	HR		4	0	1	0	0	0	2				
Ryne Duren, R OBP: 0.158, SLG: 0.059 (1, 1)			4-3	F8			6-3	2B		4	0	1	0	0	0	2				
			4-3		5-3			K	K	4	0	0	0	0	2	1				
Inning Stats	R: 0 E: 0 K: 0 S: 3	H: 0 LOB: 0 BB: 0 P: 3	R: 0 E: 0 K: 0 S: 3	H: 0 LOB: 1 BB: 1 P: 7	R: 0 E: 0 K: 0 S: 4	H: 1 LOB: 1 BB: 0 P: 4	R: 1 E: 0 K: 0 S: 4	H: 1 LOB: 2 BB: 2 P: 12	R: 0 E: 0 K: 1 S: 5	H: 0 LOB: 0 BB: 0 P: 5	R: 0 E: 0 K: 1 S: 5	H: 0 LOB: 0 BB: 0 P: 5	R: 0 E: 0 K: 2 S: 7	H: 0 LOB: 1 BB: 1 P: 11	R: 2 E: 0 K: 2 S: 10	H: 3 LOB: 1 BB: 0 P: 10		1B: 2 2B: 1 3B: 0 HR: 2	SF: 0 SAC: 0 DP: 0 HBP: 0	WP: 0 PB: 0 SB: 0 CS: 0
PITCHER Mudcat Grant, R ERA: 3.4 (1, 1)	IP: 9.0 WLS: L BF: 36 H: 5 R: 3 ER: 3 SO: 6 BB: 4 IBB: 0 HBP: 0 BLK: 0 WP: 0 HR: 2 S: 44 P: 60 ERA: 3.00 WHIP: 1.000															PITCHER				

Batter	1	2	3	4	5	6	7	8	9	AB	R	H	RBI	BB	SO	LOB	BOTTOM			
Johnny Temple, R OBP: 0.347, SLG: 0.349 (1, 4)	BB			1-3		F8			L6	3	0	0	0	1	0	2	Los Angeles Angels @ Cleveland Indians Cleveland Municipal Stadium, Cleveland, OH Sat Aug 12 1961, 3:33 AM EDT Att: 4,368 - Unknown livebaseballscorecards.com			
Jim Piersall, R OBP: 0.396, SLG: 0.489 (1, 8)	G6-4-3			F8			5-3	WP		4	0	1	0	0	0	1				
Tito Francona, L OBP: 0.358, SLG: 0.456 (1, 7)	BB			1-2		K		1B		4	0	0	0	0	1	2				
Willie Kirkland, L OBP: 0.326, SLG: 0.488 (1, 9)		6-3						F8		3	0	0	0	0	1	0				
Bubba Phillips, R OBP: 0.314, SLG: 0.440 (1, 5)		4-3			P6			K		3	0	0	0	0	2	0				
John Romano, R OBP: 0.374, SLG: 0.488 (1, 2)		K			K			6-3		3	0	0	0	0	2	0				
John Romano, R OBP: 0.374, SLG: 0.488 (1, 2)		F2			F7			5-3		3	0	0	0	0	0	0				
Vic Power, R OBP: 0.300, SLG: 0.361 (1, 3)				4-3				K		3	0	1	0	0	1	0				
Woodie Held, R OBP: 0.369, SLG: 0.460 (1, 6)				K		1B				2	0	0	0	0	2	1				
Walt Bond, L OBP: 0.121, SLG: 0.034 (9, PH)				K		K			P5	1	0	0	0	0	0	0				
Mudcat Grant, R OBP: 0.197, SLG: 0.164 (9, PH)				P4		F9			WP	2	0	0	0	0	0	1				
Don Dillard, L OBP: 0.364, SLG: 0.452 (9, PH)								1B		1	0	1	0	0	0	0				
Inning Stats	R: 0 E: 0 K: 0 S: 2	H: 0 LOB: 0 BB: 1 P: 6	R: 0 E: 0 K: 1 S: 5	H: 0 LOB: 0 BB: 0 P: 5	R: 0 E: 0 K: 1 S: 5	H: 0 LOB: 0 BB: 0 P: 5	R: 0 E: 0 K: 1 S: 5	H: 0 LOB: 0 BB: 0 P: 5	R: 0 E: 0 K: 1 S: 6	H: 1 LOB: 1 BB: 0 P: 6	R: 0 E: 0 K: 1 S: 5	H: 0 LOB: 0 BB: 0 P: 5	R: 0 E: 0 K: 1 S: 5	H: 0 LOB: 2 BB: 0 P: 5	R: 0 E: 0 K: 0 S: 5	H: 2 LOB: 2 BB: 0 P: 5	1B: 3 2B: 0 3B: 0 HR: 0	SF: 0 SAC: 0 DP: 1 HBP: 0	WP: 1 PB: 0 SB: 0 CS: 0	PA: 30
PITCHER Ryne Duren, R ERA: 4.08 (1, 1)	IP: 9.0 WLS: W BF: 30 H: 3 R: 0 ER: 0 SO: 7 BB: 1 IBB: 0 HBP: 0 BLK: 0 WP: 1 HR: 0 S: 43 P: 47 ERA: 0.00 WHIP: 0.444															PITCHER				

Batter	1	2	3	4	5	6	7	8	9	AB	R	H	RBI	BB	SO	LOB	TOP					
Joe Koppe, R OBP: 0.338, SLG: 0.382 (1, 6)										5	0	0	0	0	2	1	Los Angeles Angels @ Washington Senators Griffith Stadium, Washington, DC Mon Aug 14 1961, 7:05 PM EDT Att: 4,234 - Unknown livebaseballscorecards.com					
Lee Thomas, L OBP: 0.353, SLG: 0.471 (1, 7) (9, 9)										4	4	3	1	0	0	0						
Leon Wagner, L OBP: 0.301, SLG: 0.485 George Thomas, R OBP: 0.333, SLG: 0.473 (1, 9) (9, 7)										4	1	3	2	0	1	0						
Ted Kluszewski, L OBP: 0.301, SLG: 0.444 Steve Bilko, R OBP: 0.409, SLG: 0.556 (1, 3) (7, 3)										4	0	0	0	0	1	4						
Ken Hunt, R OBP: 0.328, SLG: 0.492 (1, 8)										3	0	2	2	1	0	0						
Tom Satriano, L OBP: 0.167, SLG: 0.250 (1, 5)										4	0	0	0	0	1	3						
Del Rice, R OBP: 0.407, SLG: 0.468 (1, 2)										4	0	1	0	0	0	0						
Rocky Bridges, R OBP: 0.271, SLG: 0.222 (1, 4)										4	0	0	0	0	1	1						
Ted Bowsfield, R OBP: 0.152, SLG: 0.188 (1, 1)										4	0	1	0	0	2	1						
Inning Stats	R: 2 E: 1 K: 1 S: 8	H: 3 LOB: 1 BB: 0 P: 8	R: 0 E: 0 K: 0 S: 3	H: 0 LOB: 0 BB: 0 P: 3	R: 1 E: 1 K: 0 S: 5	H: 1 LOB: 2 BB: 1 P: 9	R: 0 E: 0 K: 1 S: 5	H: 0 LOB: 0 BB: 0 P: 5	R: 1 E: 0 K: 2 S: 9	H: 3 LOB: 2 BB: 0 P: 9	R: 0 E: 0 K: 1 S: 6	H: 1 LOB: 1 BB: 0 P: 6	R: 1 E: 0 K: 1 S: 6	H: 1 LOB: 0 BB: 0 P: 6	R: 0 E: 0 K: 1 S: 5	H: 0 LOB: 0 BB: 0 P: 5		R: 0 E: 0 K: 1 S: 5	H: 1 LOB: 0 BB: 0 P: 5	1B: 3 2B: 4 3B: 2 HR: 1	SF: 0 SAC: 0 DP: 0 HBP: 0	WP: 0 PB: 0 SB: 0 CS: 0
PITCHER	IP WLS BF H R ER SO BB IBB HBP BLK WP HR S P ERA WHIP																					
John Gabler, R ERA: 4.66 (1, 1)	5.0 L 24 7 4 3 4 1 0 0 0 0 0 0 0 30 34 5.40 1.600																					
Johnny Klippstein, R ERA: 6.66 (6, 1)	2.0 8 2 1 1 2 0 0 0 0 0 0 1 12 12 4.50 1.000																					
Mike Garcia, R ERA: 6.0 (8, 1)	2.0 6 1 0 0 2 0 0 0 0 0 0 0 10 10 0.00 0.500																					

Batter	1	2	3	4	5	6	7	8	9	AB	R	H	RBI	BB	SO	LOB	BOTTOM					
Chuck Hinton, R OBP: 0.348, SLG: 0.405 (1, 7)										4	0	2	0	0	1	1	Los Angeles Angels @ Washington Senators Griffith Stadium, Washington, DC Mon Aug 14 1961, 7:05 PM EDT Att: 4,234 - Unknown livebaseballscorecards.com					
Danny O'Connell, R OBP: 0.381, SLG: 0.352 (1, 5)										3	0	0	0	0	2							
Bud Zupfel, L OBP: 0.314, SLG: 0.469 (1, 3)										4	0	0	0	0	1	2						
Gene Green, R OBP: 0.373, SLG: 0.565 (1, 2)										4	1	1	0	0	1	2						
Bob Johnson, R OBP: 0.323, SLG: 0.372 (1, 6)										4	0	0	0	0	1	1						
Jim King, L OBP: 0.370, SLG: 0.471 (1, 9)										4	0	1	0	0	0	0						
Willie Tasby, R OBP: 0.329, SLG: 0.422 (1, 8)										3	0	0	0	1	1	2						
Chuck Cottier, R OBP: 0.295, SLG: 0.298 (1, 4)										3	0	3	1	0	0	0						
John Gabler, S OBP: 0.273, SLG: 0.333 Harry Bright, R OBP: 0.321, SLG: 0.375 Johnny Klippstein, R OBP: 0.187, SLG: 0.167 Dale Long, L OBP: 0.335, SLG: 0.503 Mike Garcia, R (1, 1) (6, PH) (6, 1) (7, PH) (8, 1)										1	0	0	0	0	1	2						
Inning Stats	R: 0 E: 0 K: 1 S: 5	H: 0 LOB: 0 BB: 0 P: 5	R: 1 E: 0 K: 1 S: 8	H: 3 LOB: 2 BB: 0 P: 8	R: 0 E: 0 K: 1 S: 6	H: 1 LOB: 1 BB: 0 P: 6	R: 0 E: 0 K: 1 S: 5	H: 0 LOB: 0 BB: 0 P: 5	R: 0 E: 0 K: 1 S: 5	H: 1 LOB: 1 BB: 1 P: 9	R: 0 E: 0 K: 1 S: 4	H: 1 LOB: 1 BB: 0 P: 4	R: 0 E: 0 K: 0 S: 4	H: 1 LOB: 1 BB: 0 P: 4	R: 0 E: 0 K: 1 S: 5	H: 0 LOB: 0 BB: 0 P: 5		R: 0 E: 0 K: 1 S: 5	H: 0 LOB: 0 BB: 0 P: 5	1B: 6 2B: 1 3B: 0 HR: 0	SF: 0 SAC: 1 DP: 0 HBP: 0	WP: 0 PB: 0 SB: 0 CS: 1
PITCHER	IP WLS BF H R ER SO BB IBB HBP BLK WP HR S P ERA WHIP																					
Ted Bowsfield, L ERA: 3.38 (1, 1)	9.0 W 34 7 1 1 7 1 0 0 0 0 0 0 47 51 1.00 0.889																					

Batter	1	2	3	4	5	6	7	8	9	AB	R	H	RBI	BB	SO	LOB	TOP			
Joe Koppe, R OBP: 0.339, SLG: 0.379 (1, 6)	F8		6-3	BB			CS 1B		P4	4	0	1	0	1	0	3	Los Angeles Angels @ Washington Senators Griffith Stadium, Washington, DC Tue Aug 15 1961, 7:05 PM EDT Att: 4,980 - Unknown livebaseballscorecards.com			
Albie Pearson, L OBP: 0.405, SLG: 0.415 (1, 9)	L6			4-3			F8		2B	5	0	1	2	0	0	3				
Ken Hunt, R OBP: 0.332, SLG: 0.501 (1, 8)	HR			1B	1B	G5-4-3		5-3	F7	5	2	3	1	0	0	2				
Steve Bilko, R OBP: 0.410, SLG: 0.553 (1, 3)	P3			1B	1B	G5-4-3		BB		3	1	1	0	1	0	1				
George Thomas, R OBP: 0.340, SLG: 0.478 (1, 5)										3	1	2	1	0	0	0				
Leon Wagner, L OBP: 0.322, SLG: 0.483 (8, PH)										1	0	0	0	0	0	1				
Rocky Bridges, R OBP: 0.271, SLG: 0.222 (8, 5)										0	0	0	0	0	0	0				
Lee Thomas, L OBP: 0.348, SLG: 0.464 (1, 7)	K			E3					K	4	1	0	0	0	2	4				
Del Rice, R OBP: 0.400, SLG: 0.470 (1, 2)	6-3								F8	4	1	1	2	0	0	1				
Billy Moran, R OBP: 0.300, SLG: 0.305 (1, 4)										3	0	1	2	0	1	0				
Earl Averill, R OBP: 0.387, SLG: 0.471 (9, PH)										0	0	0	0	1	0	0				
Ted Bowsfield, R OBP: 0.152, SLG: 0.188 (9, FR)										0	1	0	0	0	0	0				
Tom Satriano, L OBP: 0.167, SLG: 0.250 (9, 5)										0	0	0	0	0	0	0				
Jim Donohue, R OBP: 0.190, SLG: 0.238 (11, 1)										0	0	0	0	0	0	0				
Eddie Yost, L OBP: 0.338, SLG: 0.205 (3, PH)										1	0	0	0	0	0	0				
Jack Spring, L OBP: 0.152, SLG: 0.143 (9, 1)										0	0	0	0	0	0	0				
Johnny James, L OBP: 0.300, SLG: 0.450 (9, PH)										1	0	1	0	0	0	0				
Tom Morgan, R OBP: 0.152, SLG: 0.143 (9, PH)										0	1	0	0	0	0	0				
Ted Kluszewski OBP: 0.152, SLG: 0.143 (9, PH)										1	0	1	0	0	0	0				
Ken McBride, R OBP: 0.152, SLG: 0.143 (9, PH)										0	1	0	0	0	0	0				
Art Fowler, R OBP: 0.300, SLG: 0.583 (9, 1)										0	0	0	0	0	0	0				
Inning Stats	R: 1 E: 0 K: 0 S: 4	H: 1 LOB: 0 BB: 0 P: 4	R: 0 E: 0 K: 1 S: 5	H: 1 LOB: 0 BB: 0 P: 5	R: 0 E: 0 K: 0 S: 3	H: 0 LOB: 0 BB: 0 P: 3	R: 5 E: 1 K: 0 S: 9	H: 5 LOB: 2 BB: 1 P: 13	R: 0 E: 0 K: 0 S: 3	H: 0 LOB: 0 BB: 0 P: 3	R: 0 E: 0 K: 1 S: 5	H: 1 LOB: 1 BB: 1 P: 5	R: 0 E: 0 K: 1 S: 5	H: 0 LOB: 1 BB: 1 P: 9	R: 2 E: 0 K: 0 S: 5	H: 2 LOB: 2 BB: 1 P: 9	1B: 6 2B: 4 3B: 0 HR: 1	SF: 0 SAC: 0 DP: 1 HBP: 0	WP: 0 PB: 0 SB: 0 CS: 2	PA: 39
PITCHER	IP WLS BF H R ER SO BB IBB HBP BLK WP HR S P ERA WHIP																			
Pete Burnside, L ERA: 6.86 (1, 1)	3.1	17	7	6	5	1	0	0	0	0	0	0	1	19	19	13.50	2.100			
Ed Hobaugh, R ERA: 4.89 (4, 1)	5.2	L 22	4	2	2	3	3	0	0	0	0	0	0	25	37	3.18	1.235			

Batter	1	2	3	4	5	6	7	8	9	AB	R	H	RBI	BB	SO	LOB	BOTTOM					
Chuck Hinton, R OBP: 0.349, SLG: 0.402 (1, 8)	F9			2-3	S		SF8			2	1	0	1	2	0	1	Los Angeles Angels @ Washington Senators Griffith Stadium, Washington, DC Tue Aug 15 1961, 7:05 PM EDT Att: 4,980 - Unknown livebaseballscorecards.com					
Danny O'Connell, R OBP: 0.382, SLG: 0.353 (1, 5)	S			2-3			FC4			4	1	1	0	1	1	4						
Gene Woodling, L OBP: 0.408, SLG: 0.481 (1, 9)										5	2	3	2	0	0	1						
Willie Tasby, R OBP: 0.329, SLG: 0.422 (9, 8)	4-3			1B	FC6-4		F9		F8	0	0	0	0	0	0	0						
Jim King, L OBP: 0.369, SLG: 0.469 (1, 7)	4-3									3	0	1	1	0	0	1						
Marty Keough, L OBP: 0.316, SLG: 0.449 (6, 7)				FC6-4	FC1-2		F8		G3	2	0	0	0	0	0	1						
Gene Green, R OBP: 0.374, SLG: 0.561 (1, 2)	5-3			FC6-4			L5		F7	4	0	1	0	1	0	1						
Bud Zipfel, L OBP: 0.307, SLG: 0.478 (1, 3)										5	1	1	0	0	2	5						
Bob Johnson, R OBP: 0.337, SLG: 0.385 (1, 6)										5	1	3	1	0	1	3						
Chuck Cottier, R OBP: 0.299, SLG: 0.305 (1, 4)										2	1	1	1	1	0	1						
Dale Long, L OBP: 0.334, SLG: 0.502 (9, PH)	SF4									1	0	0	0	0	0	1						
Pete Burnside, R OBP: 0.158, SLG: 0.111 (1, 1)										2	0	1	0	0	0	3						
Ed Hobaugh, R OBP: 0.143, SLG: 0.118 (4, 1)										1	0	0	1	0	0	1						
Billy Klaus, L OBP: 0.307, SLG: 0.368 (9, PH)										1	0	0	0	0	1	1						
Inning Stats	R: 2 E: 0 K: 0 S: 5	H: 2 LOB: 2 BB: 1 P: 5	R: 1 E: 0 K: 2 S: 9	H: 2 LOB: 2 BB: 1 P: 13	R: 1 E: 0 K: 1 S: 7	H: 2 LOB: 2 BB: 2 P: 15	R: 0 E: 0 K: 0 S: 5	H: 2 LOB: 2 BB: 1 P: 9	R: 0 E: 0 K: 0 S: 4	H: 1 LOB: 1 BB: 0 P: 4	R: 0 E: 0 K: 0 S: 3	H: 0 LOB: 1 BB: 1 P: 7	R: 2 E: 1 K: 0 S: 6	H: 2 LOB: 1 BB: 0 P: 6	R: 0 E: 0 K: 0 S: 3	H: 0 LOB: 0 BB: 0 P: 3	R: 0 E: 0 K: 2 S: 8	H: 1 LOB: 1 BB: 0 P: 8	1B: 8 2B: 2 3B: 2 HR: 0	SF: 2 SAC: 1 DP: 0 HBP: 0	WP: 0 PB: 0 SB: 3 CS: 0	PA: 45
PITCHER	IP WLS BF H R ER SO BB IBB HBP BLK WP HR S P ERA WHIP																					
Jim Donohue, R ERA: 3.17 (1, 1)	1.1	10	3	2	2	1	1	2	0	0	0	9	21	13.50	3.000							
Jack Spring, L ERA: 9.0 (3, 1)	1.2	8	2	0	0	0	1	0	0	0	0	7	11	0.00	1.800							
Johnny James, R ERA: 4.26 (4, 1)	3.0	W 12	2	2	1	0	0	0	0	0	0	12	12	3.00	0.667							
Tom Morgan, R ERA: 3.84 (6, 1)	1.0	S 4	1	0	0	2	0	0	0	0	0	8	8	0.00	1.000							

Batter	1	2	3	4	5	6	7	8	9	AB	R	H	RBI	BB	SO	LOB	TOP			
Joe Koppe, R OBP: 0.336, SLG: 0.372 (1, 6)	0-0 6-3		0-0 5-3			0-0 F7		4-0 SH1-3 BB	0-0 6-3	4	0	0	0	1	0	2	Los Angeles Angels @ Washington Senators Griffith Stadium, Washington, DC Wed Aug 16 1961, 7:05 PM EDT Att: 3,497 - Unknown livebaseballscorecards.com			
Albie Pearson, L OBP: 0.404, SLG: 0.418 (1, 9)	0-0 F7			0-0 F8		0-0 2B		0-0 SH1-3		3	0	1	1	0	0	0				
Lee Thomas, L OBP: 0.347, SLG: 0.460 (1, 3)	4-0 BB			0-3 K		0-0 6-3		0-0 F5		3	0	0	0	1	1	2				
Leon Wagner, L OBP: 0.324, SLG: 0.482 (1, 7)	0-0 F9			0-0 F8			0-0 BB FC5-2 1B	4-0 IBB		3	0	1	0	1	0	1				
Ken Hunt, R OBP: 0.328, SLG: 0.496 (1, 8)		0-0 P4			0-3 K		0-0 F9	0-0 F3		4	0	0	0	0	1	3				
George Thomas, R OBP: 0.336, SLG: 0.471 Ted Kluszewski, L OBP: 0.302, SLG: 0.449 Ted Bowsfield, R OBP: 0.152, SLG: 0.188 Eddie Yost, R OBP: 0.341, SLG: 0.205 (1, 5)		0-0 6-3			0-0 F5		0-0 FC5-2 BB		4-0 2B BB	2	0	0	0	0	0	0				
Del Rice, R OBP: 0.404, SLG: 0.478 Johnny James, L Ed Sadowski, R OBP: 0.301, SLG: 0.425 (1, 2)		0-0 1-3			0-0 L7		4-0 FC5-2 BB		0-0 1-H 2B	3	0	1	1	1	0	0				
Billy Moran, R OBP: 0.302, SLG: 0.308 Earl Avenell, R OBP: 0.386, SLG: 0.469 Rocky Bridges, R OBP: 0.270, SLG: 0.220 (1, 4)			0-0 F9			0-0 SH1-4 2B 1B	0-0 FC5-2		0-3 K2-3	2	1	1	0	0	0	0				
Ken McBride, R OBP: 0.118, SLG: 0.136 Jim Donohue, R OBP: 0.190, SLG: 0.238 (1, 1)			0-3 K			0-0 SH1-4	0-3 K		0-0 1-3	3	0	0	0	0	2	4				
Inning Stats	R: 0 E: 0 K: 0 S: 3	H: 0 LOB: 1 BB: 1 P: 7	R: 0 E: 0 K: 0 S: 3	H: 0 LOB: 0 BB: 0 P: 3	R: 0 E: 0 K: 1 S: 5	H: 0 LOB: 0 BB: 0 P: 5	R: 0 E: 0 K: 1 S: 5	H: 0 LOB: 0 BB: 0 P: 5	R: 1 E: 0 K: 0 S: 5	H: 2 LOB: 1 BB: 0 P: 5	R: 0 E: 1 K: 1 S: 7	H: 1 LOB: 3 BB: 1 P: 11	R: 0 E: 0 K: 0 S: 3	H: 0 LOB: 2 BB: 2 P: 11	R: 1 E: 0 K: 1 S: 6	H: 1 LOB: 1 BB: 1 P: 10		1B: 2 2B: 2 3B: 0 HR: 0	SF: 0 SAC: 2 DP: 0 HBP: 0	WP: 0 PB: 0 SB: 0 CS: 0
PITCHER Dick Donavan, R ERA: 2.28 (1, 1)	IP: 9.0 WLS: W BF: 37 H: 4 R: 2 ER: 2 SO: 5 BB: 4 IBB: 1 HBP: 0 BLK: 0 WP: 0 HR: 0 S: 42 P: 62 ERA: 2.00 WHIP: 0.889															PITCHER				

Batter	1	2	3	4	5	6	7	8	9	AB	R	H	RBI	BB	SO	LOB	BOTTOM			
Chuck Hinton, R OBP: 0.348, SLG: 0.397 (1, 7)	0-0 4-3		0-3 K		0-3 K			1-0 G5-3 SH1-4 HBP		3	0	0	0	0	2	0	Los Angeles Angels @ Washington Senators Griffith Stadium, Washington, DC Wed Aug 16 1961, 7:05 PM EDT Att: 3,497 - Unknown livebaseballscorecards.com			
Danny O'Connell, R OBP: 0.381, SLG: 0.353 (1, 5)	0-0 F7		0-0 6-3 1B		0-0 F8			0-0 SH1-4		3	0	1	0	0	0	0				
Gene Woodling, L OBP: 0.410, SLG: 0.479 Willie Tasby, R OBP: 0.329, SLG: 0.422 (1, 9)	0-0 1B		0-0 6-3		0-0 F8			4-0 IBB		3	0	1	0	1	0	1				
Gene Green, R OBP: 0.370, SLG: 0.554 Pete Daley, R OBP: 0.224, SLG: 0.252 (1, 2)	0-3 K		0-3 K		0-0 E5		0-0 G4-6-3		0-0 G5-3	3	0	0	0	0	2	2				
Marty Keough, L OBP: 0.318, SLG: 0.453 (9, 9)		0-3 K		0-0 4-3 2B		0-0 G4-6-3		0-0 SH1-4 E 1B		4	1	2	0	0	1	1				
Bob Johnson, R OBP: 0.337, SLG: 0.383 (1, 6)		0-0 BB 1B		0-0 4-3		0-0 1-3		0-0 SH1-4		3	0	1	0	0	0	1				
Bud Zipfel, L OBP: 0.329, SLG: 0.507 (1, 3)		4-0 BB		0-3 K		0-0 SF7 3B		0-0 E BB		2	2	1	0	2	1	1				
Chuck Cottier, R OBP: 0.295, SLG: 0.302 Dale Long, L OBP: 0.333, SLG: 0.500 (1, 4)		0-0 F8		0-0 F7		0-0 SF7		0-0 F7		2	0	0	1	0	0	3				
Dick Donovan, L OBP: 0.240, SLG: 0.244 Jim King, L OBP: 0.368, SLG: 0.467 (1, 1)		0-0 G3		0-0 F7		0-0 K		0-0 E5		3	0	0	0	0	1	2				
Inning Stats	R: 0 E: 0 K: 1 S: 6	H: 1 LOB: 1 BB: 0 P: 6	R: 0 E: 0 K: 1 S: 6	H: 1 LOB: 2 BB: 1 P: 10	R: 0 E: 0 K: 2 S: 8	H: 1 LOB: 1 BB: 0 P: 8	R: 0 E: 0 K: 1 S: 6	H: 1 LOB: 1 BB: 0 P: 6	R: 0 E: 0 K: 0 S: 3	H: 0 LOB: 0 BB: 0 P: 3	R: 1 E: 0 K: 1 S: 6	H: 1 LOB: 0 BB: 0 P: 6	R: 0 E: 0 K: 0 S: 2	H: 0 LOB: 1 BB: 1 P: 7	R: 2 E: 1 K: 0 S: 4	H: 1 LOB: 1 BB: 1 P: 8		1B: 4 2B: 1 3B: 1 HR: 0	SF: 1 SAC: 2 DP: 2 HBP: 1	WP: 0 PB: 0 SB: 0 CS: 0
PITCHER Ken McBride, R ERA: 3.33 Jim Donohue, R ERA: 3.16 (1, 1)	IP: 8.1 WLS: L BF: 34 H: 6 R: 3 ER: 1 SO: 7 BB: 2 IBB: 1 HBP: 1 BLK: 0 WP: 0 HR: 0 S: 44 P: 57 ERA: 1.08 WHIP: 0.960															PITCHER				

Batter	1	2	3	4	5	6	7	8	9	AB	R	H	RBI	BB	SO	LOB	TOP					
Joe Koppe, R OBP: 0.338, SLG: 0.373 (1, 6)										5	0	2	0	0	2	3	Los Angeles Angels @ Washington Senators Griffith Stadium, Washington, DC Thu Aug 17 1961, 3:33 AM EDT Att: 2,221 - Unknown livebaseballscorecards.com					
Albie Pearson, L OBP: 0.402, SLG: 0.416 (1, 9)										4	1	1	1	0	0	1						
Lee Thomas, L OBP: 0.348, SLG: 0.464 (1, 3)										4	1	1	1	1	1	2						
Leon Wagner, L OBP: 0.325, SLG: 0.482 (1, 7)										4	0	1	1	1	1	2						
Ken Hunt, R OBP: 0.328, SLG: 0.493 (1, 8)										4	0	1	0	0	1	4						
Tom Satriano, L OBP: 0.182, SLG: 0.211 (1, 5)										3	0	0	0	1	0	2						
Del Rice, R OBP: 0.409, SLG: 0.479 (8, PR)										4	0	2	0	0	1	1						
Ted Bowsfield, R OBP: 0.152, SLG: 0.188 (8, 2)										0	0	0	0	0	0	0						
Ed Sadowski, R OBP: 0.301, SLG: 0.425 (8, 2)										0	0	0	0	0	0	0						
Billy Moran, R OBP: 0.309, SLG: 0.316 (8, PH)										2	0	1	0	1	1	2						
Ted Kluszewski, L OBP: 0.301, SLG: 0.447 (8, 4)										1	0	0	0	0	0	1						
Rocky Bridges, R OBP: 0.270, SLG: 0.220 (8, 4)										0	0	0	0	0	0	0						
Ryne Duren, R OBP: 0.136, SLG: 0.050 (6, 1)										3	0	0	0	0	3	5						
Tom Morgan, R OBP: 0.388, SLG: 0.472 (9, PH)										0	0	0	0	0	0	0						
Earl Averill, R OBP: 0.388, SLG: 0.472 (9, PH)										1	1	1	0	0	0	0						
Inning Stats	R: 1 E: 0 K: 2 S: 8	H: 1 LOB: 1 BB: 1 P: 12	R: 0 E: 0 K: 3 S: 10	H: 1 LOB: 2 BB: 1 P: 14	R: 1 E: 0 K: 1 S: 7	H: 2 LOB: 1 BB: 0 P: 7	R: 0 E: 0 K: 2 S: 8	H: 1 LOB: 1 BB: 0 P: 8	R: 0 E: 0 K: 1 S: 3	H: 0 LOB: 0 BB: 0 P: 3	R: 0 E: 0 K: 1 S: 6	H: 1 LOB: 2 BB: 1 P: 10	R: 0 E: 0 K: 0 S: 4	H: 1 LOB: 2 BB: 1 P: 8	R: 0 E: 0 K: 0 S: 3	H: 1 LOB: 1 BB: 0 P: 3	R: 1 E: 0 K: 1 S: 7	H: 2 LOB: 1 BB: 0 P: 7	1B: 7 2B: 2 3B: 1 HR: 0	SF: 1 SAC: 0 DP: 1 HBP: 0	WP: 0 PB: 0 SB: 1 CS: 0	PA: 40
PITCHER Bennie Daniels, R ERA: 3.46 (1, 1)	IP: 9.0 WLS: W BF: 40 H: 10 R: 3 ER: 3 SO: 10 BB: 3 IBB: 1 HBP: 0 BLK: 0 WP: 0 HR: 0 S: 56 P: 72 ERA: 3.00 WHIP: 1.444															PITCHER						

Batter	1	2	3	4	5	6	7	8	9	AB	R	H	RBI	BB	SO	LOB	BOTTOM						
Chuck Hinton, R OBP: 0.350, SLG: 0.398 (1, 7)										2	1	1	1	1	1	0	Los Angeles Angels @ Washington Senators Griffith Stadium, Washington, DC Thu Aug 17 1961, 3:33 AM EDT Att: 2,221 - Unknown livebaseballscorecards.com						
Danny O'Connell, R OBP: 0.385, SLG: 0.354 (1, 5)										2	1	1	0	2	0	1							
Gene Woodling, L OBP: 0.404, SLG: 0.472 (7, PR)										4	0	0	0	0	0	5							
Willie Tasby, R OBP: 0.329, SLG: 0.422 (8, 8)										0	0	0	0	0	0	0							
Bud Zipfel, L OBP: 0.337, SLG: 0.514 (1, 3)										3	0	2	2	0	1	1							
Bob Johnson, R OBP: 0.324, SLG: 0.367 (1, 6)										4	0	0	0	0	3	4							
Marty Keough, L OBP: 0.317, SLG: 0.450 (8, 9)										4	1	1	0	0	1	2							
Chuck Cottler, R OBP: 0.298, SLG: 0.299 (1, 4)										2	1	0	0	2	0	1							
Pete Daley, R OBP: 0.218, SLG: 0.245 (1, 2)										4	0	0	1	0	1	4							
Bennie Daniels, L OBP: 0.264, SLG: 0.353 (1, 1)										4	0	1	0	0	3	0							
Inning Stats	R: 0 E: 0 K: 2 S: 7	H: 0 LOB: 1 BB: 1 P: 11	R: 0 E: 0 K: 2 S: 7	H: 0 LOB: 1 BB: 1 P: 11	R: 0 E: 0 K: 1 S: 5	H: 0 LOB: 1 BB: 1 P: 9	R: 0 E: 0 K: 1 S: 6	H: 1 LOB: 2 BB: 1 P: 10	R: 1 E: 1 K: 0 S: 5	H: 3 LOB: 2 BB: 0 P: 10	R: 2 E: 1 K: 0 S: 5	H: 2 LOB: 1 BB: 0 P: 5	R: 1 E: 1 K: 1 S: 6	H: 0 LOB: 1 BB: 1 P: 10	R: 0 E: 0 K: 1 S: 5	H: 0 LOB: 0 BB: 0 P: 5		R: 0 E: 0 K: 1 S: 5	H: 0 LOB: 0 BB: 0 P: 5	1B: 6 2B: 0 3B: 0 HR: 0	SF: 2 SAC: 0 DP: 0 HBP: 0	WP: 0 PB: 0 SB: 2 CS: 0	PA: 36
PITCHER Ryne Duren, R ERA: 4.03 Tom Morgan, R ERA: 2.89 (6, 1)	IP: 5.1 WLS: L BF: 27 H: 6 R: 3 ER: 2 SO: 8 BB: 4 IBB: 0 HBP: 0 BLK: 0 WP: 0 HR: 0 S: 39 P: 55 ERA: 3.38 WHIP: 1.875															PITCHER							

Batter	1	2	3	4	5	6	7	8	9	AB	R	H	RBI	BB	SO	LOB	TOP					
Lenny Green, L OBP: 0.400, SLG: 0.416 (1, 8)	F8		P6			K		K		4	0	0	0	0	2	0	Minnesota Twins @ Los Angeles Angels Wrigley Field, Los Angeles, CA Fri Aug 18 1961, 9:05 PM CDT Att. 4,178 - Unknown - 80 F					
Billy Martin, R OBP: 0.281, SLG: 0.370 (1, 4)	5-3		6-3			4-3		2B		4	0	1	0	0	0	0						
Harmon Killebrew, R OBP: 0.411, SLG: 0.643 (1, 3)	6-3		K			K		6-3		4	0	0	0	0	2	1						
Bob Allison, R OBP: 0.359, SLG: 0.481 (1, 9)		E5 1B		G6-4-3 BB			L5		K	3	1	0	0	1	1	0						
Jim Lemon, R OBP: 0.328, SLG: 0.419 Pedro Ramos, S OBP: 0.182, SLG: 0.257 (9, PR)	K		K			6-3		PB 2B 1B		4	0	1	0	0	2	2						
Earl Battey, R OBP: 0.376, SLG: 0.471 (1, 2)		FC5-4 1B BB		G6-4-3 1-2			BB BB		K	2	0	0	0	2	1	2						
Bill Tuttle, R OBP: 0.304, SLG: 0.316 (1, 5)		FC5-4 1-2 2-H 1B				F8			BB 2B	3	0	2	2	1	0	0						
Zoilo Versalles, R OBP: 0.320, SLG: 0.385 (1, 6)		FC5-4 1-2 2-3				K			F9	4	0	0	0	0	1	6						
Camilo Pascual, R OBP: 0.182, SLG: 0.161 Don Lee, R OBP: 0.087, SLG: 0.087 Joe Altobelli, L OBP: 0.417, SLG: 0.545 Bill Pleis, L OBP: 0.143, SLG: 0.143 (8, 1)	K					6-3			1-3	2	0	0	0	0	1	2						
										0	0	0	0	0	0	0						
										1	0	0	0	0	0	0						
										0	0	0	0	0	0	0						
Inning Stats	R: 0 E: 0 K: 0 S: 3	H: 0 LOB: 0 BB: 0 P: 3	R: 1 E: 1 K: 2 S: 9	H: 1 LOB: 2 BB: 1 P: 13	R: 0 E: 0 K: 1 S: 5	H: 0 LOB: 0 BB: 1 P: 5	R: 0 E: 0 K: 1 S: 4	H: 0 LOB: 0 BB: 1 P: 8	R: 0 E: 0 K: 1 S: 5	H: 0 LOB: 0 BB: 0 P: 5	R: 0 E: 0 K: 2 S: 7	H: 0 LOB: 0 BB: 0 P: 7	R: 0 E: 0 K: 0 S: 3	H: 0 LOB: 2 BB: 2 P: 11	R: 0 E: 1 K: 1 S: 6	H: 1 LOB: 1 BB: 0 P: 6	R: 1 E: 0 K: 2 S: 9	H: 2 LOB: 2 BB: 0 P: 9	1B: 2 2B: 2 3B: 0 HR: 0	SF: 0 SAC: 0 DP: 1 HBP: 0	WP: 0 PB: 1 SB: 0 CS: 0	PA: 35
PITCHER	IP WLS BF H R ER SO BB IBB HBP BLK WP HR S P ERA WHIP	9.0 W 35 4 2 0 10 4 0 0 0 0 0 51 67 0.00 0.889																				

Batter	1	2	3	4	5	6	7	8	9	AB	R	H	RBI	BB	SO	LOB	BOTTOM					
Joe Koppe, R OBP: 0.339, SLG: 0.384 (1, 6)	K		1B 1B BB	HR		K	K			4	2	1	1	1	3	3	Minnesota Twins @ Los Angeles Angels Wrigley Field, Los Angeles, CA Fri Aug 18 1961, 9:05 PM CDT Att. 4,178 - Unknown - 80 F					
Albie Pearson, L OBP: 0.404, SLG: 0.420 (1, 9)	S BB		BB 1B 1-2 2-H 1B	2B		G3		K		4	1	2	1	1	1	0						
Lee Thomas, L OBP: 0.349, SLG: 0.461 (1, 3)	F7 1-2		1B 1B 1-2 2-3 1B	K			BB	K		4	1	1	0	1	2	2						
Leon Wagner, L OBP: 0.326, SLG: 0.480 Tom Satriano, L OBP: 0.182, SLG: 0.211 (9, 5)	K		1B BB 1-2 2-3 3-H 1B	1B		F8	1B	F8		4	0	1	1	1	1	2						
Ken Hunt, R OBP: 0.329, SLG: 0.492 (1, 8)		G5-4-3 BB	K				BB 1B		F9	3	0	1	0	1	1	3						
Earl Averill, R OBP: 0.388, SLG: 0.470 (1, 2)		G5-4-3 1-2	FC5-4 1B 1-2 2-H 3-H 1B			F2	BB E BB			3	0	1	2	1	0	3						
George Thomas, R OBP: 0.327, SLG: 0.457 (9, 7)	K		FC5-4 1-2			K	1-2	K		4	0	0	0	0	3	5						
Rocky Bridges, R OBP: 0.283, SLG: 0.225 (1, 4)			SH2-4 1B	K			BB BB			2	1	1	0	2	1	0						
Eli Grba, R OBP: 0.216, SLG: 0.313 (1, 1)			SH2-4 1-2	K			BB			2	0	0	0	1	1	3						
Inning Stats	R: 0 E: 0 K: 2 S: 7	H: 0 LOB: 1 BB: 1 P: 11	R: 0 E: 0 K: 1 S: 4	H: 0 LOB: 0 BB: 1 P: 8	R: 4 E: 0 K: 1 S: 9	H: 4 LOB: 2 BB: 2 P: 17	R: 1 E: 0 K: 3 S: 11	H: 2 LOB: 1 BB: 0 P: 11	R: 0 E: 0 K: 1 S: 7	H: 2 LOB: 3 BB: 1 P: 11	R: 0 E: 0 K: 1 S: 5	H: 0 LOB: 1 BB: 1 P: 9	R: 0 E: 1 K: 2 S: 7	H: 0 LOB: 3 BB: 3 P: 19	R: 0 E: 0 K: 2 S: 7	H: 0 LOB: 0 BB: 0 P: 7	R: 0 E: 0 K: 2 S: 7	H: 0 LOB: 0 BB: 0 P: 7	1B: 6 2B: 1 3B: 0 HR: 1	SF: 0 SAC: 1 DP: 1 HBP: 0	WP: 0 PB: 0 SB: 1 CS: 0	PA: 40
PITCHER	IP WLS BF H R ER SO BB IBB HBP BLK WP HR S P ERA WHIP	6.0 L 31 8 5 0 2 6 0 0 0 0 0 7 19 0.00 3.000																				

AB	31
R	2
H	4
RBI	2
BB	4
SO	10
LOB	13



AB	30
R	5
H	8
RBI	5
BB	9
SO	13
LOB	21



Batter	1	2	3	4	5	6	7	8	9	AB	R	H	RBI	BB	SO	LOB	TOP								
Lenny Green, L OBP: 0.404, SLG: 0.439 (1, 8)	0-0 HR		0-0 HR	4-0 2B 6-3 IBB		0-0 L4		0-0 3-1		4	3	2	2	1	0	0	Minnesota Twins @ Los Angeles Angels Wrigley Field, Los Angeles, CA Sun Aug 20 1961, 5:33 AM CDT Att: 3,977 - Sunny - 87 F								
Billy Martin, R OBP: 0.255, SLG: 0.360 (1, 4)	0-3 K		0-3 K	0-0 6-3		0-0 5-3		0-0 F3		5	0	0	1	0	2	2									
Harmon Killebrew, R OBP: 0.413, SLG: 0.646 (1, 3)	0-0 5-3		0-0 BB 1B	0-0 2B		0-0 F8		0-0 F8		5	0	2	2	0	0	0									
Joe Altobelli, L OBP: 0.353, SLG: 0.500 Ray Moore, R (9, 1)	0-0 3-1		0-0 P6	0-0 F7				0-0 E 2B		5	1	1	0	0	1	2									
Bob Allison, R OBP: 0.360, SLG: 0.476 (1, 9)		0-3 K	4-0 BB		0-0 E SF8 1B		0-0 F7		0-3 K	4	1	1	0	1	2	1									
Earl Battey, R OBP: 0.377, SLG: 0.471 (1, 2)		0-0 1B	0-3 K		0-0 SF8		4-0 FC3-6 IBB		0-0 2B	3	0	2	1	1	1	2									
Bill Tuttle, R OBP: 0.304, SLG: 0.327 (9, 8)	0-3 K			4-0 2B 6-3 BB		0-0 P4		0-0 FC3-6 IBB		4	1	0	0	1	2	3									
Zoilo Versalles, R OBP: 0.326, SLG: 0.400 (1, 6)	0-3 K			0-0 6-3 2B		0-0 F9				4	1	2	0	0	1	2									
Jack Kralick, L OBP: 0.194, SLG: 0.214 Al Schroll, R OBP: 0.500, SLG: 1.000 Ted Lepcio, R OBP: 0.240, SLG: 0.409 (4, 1) (9, 5)			0-0 HR	0-0 F5		0-0 5-3		0-0 HR		2	1	1	1	0	0	2									
										2	1	1	1	0	0	1									
										0	0	0	0	0	0	0									
Inning Stats	R: 1 E: 0 K: 1 S: 6	H: 1 LOB: 0 BB: 0 P: 6	R: 0 E: 0 K: 3 S: 10	H: 1 LOB: 1 BB: 0 P: 10	R: 2 E: 0 K: 2 S: 10	H: 3 LOB: 2 BB: 1 P: 14	R: 3 E: 0 K: 0 S: 5	H: 2 LOB: 1 BB: 2 P: 13	R: 1 E: 1 K: 0 S: 5	H: 2 LOB: 1 BB: 0 P: 5	R: 0 E: 0 K: 0 S: 3	H: 0 LOB: 0 BB: 0 P: 3	R: 1 E: 1 K: 0 S: 4	H: 1 LOB: 1 BB: 1 P: 8	R: 1 E: 0 K: 0 S: 4	H: 1 LOB: 0 BB: 0 P: 4	R: 0 E: 0 K: 3 S: 10	H: 1 LOB: 1 BB: 0 P: 10	1B: 4 2B: 4 3B: 0 HR: 4	SF: 1 SAC: 0 DP: 0 HBP: 0	WP: 0 PB: 0 SB: 0 CS: 0	PA: 43			
PITCHER	IP	WLS	BF	H	R	ER	SO	BB	IBB	HBP	BLK	WP	HR	S	P	ERA	WHIP								
Jim Donohue, R ERA: 3.55 (1, 1)	3.0		17	6	5	5	6	2	0	0	0	0	3	27	35	15.00	2.667								
Tom Morgan, R ERA: 2.9 (4, 1)	3.0	L	13	3	2	1	0	0	1	0	0	0	0	12	16	3.00	1.000								
Art Fowler, R ERA: 3.39 (7, 1)	2.0		9	2	2	1	0	0	1	0	0	0	1	8	12	4.50	1.000								
Ryne Duren, R ERA: 3.98 (9, 1)	1.0		4	1	0	0	3	0	0	0	0	0	0	10	10	0.00	1.000								

Batter	1	2	3	4	5	6	7	8	9	AB	R	H	RBI	BB	SO	LOB	BOTTOM								
Joe Koppe, R OBP: 0.333, SLG: 0.373 (1, 6)	0-0 5-3	0-0 2-4-3	0-0 1B	0-0 FC6-4 1B		0-0 P4			0-3 K	5	0	1	0	0	1	2	Minnesota Twins @ Los Angeles Angels Wrigley Field, Los Angeles, CA Sun Aug 20 1961, 5:33 AM CDT Att: 3,977 - Sunny - 87 F								
Albie Pearson, L OBP: 0.406, SLG: 0.416 (1, 9)	0-3 K		0-3 K	0-0 1B		0-0 G6-4-3 BB		4-0 BB		3	0	1	1	2	2	1									
Ken Hunt, R OBP: 0.325, SLG: 0.483 (1, 8)	0-0 P6		0-0 P5	0-0 2-3		0-0 F9		0-0 K		5	0	0	0	0	1	5									
Steve Bilko, R OBP: 0.411, SLG: 0.553 (1, 3)		4-0 2B 1B BB	0-0 F8		0-0 2B		0-0 G6-4-3		0-0 F3	4	1	1	0	1	0	3									
Earl Averill, R OBP: 0.392, SLG: 0.510 (1, 2)		0-0 1B 1B 2B		0-0 HR		0-3 K		0-0 HR		4	3	3	2	0	1	1									
George Thomas, R OBP: 0.342, SLG: 0.493 (1, 7) (9, 5)		0-0 F9 2-3 3-H 1B		0-0 HR		0-0 F8		0-0 1B		4	2	3	2	0	0	1									
Eddie Yost, R OBP: 0.317, SLG: 0.205 Lee Thomas, L OBP: 0.350, SLG: 0.461 (6, PH) (9, 7)		0-0 2-4-3 1B		0-0 FC6-4 1B BB		0-0 F7		0-0 F8		2	1	1	1	1	0	1									
Billy Moran, R OBP: 0.309, SLG: 0.317 Leon Wagner, L OBP: 0.324, SLG: 0.477 Rocky Bridges, R OBP: 0.279, SLG: 0.221 (1, 4) (8, PH) (9, 4)		0-0 F9		0-0 FC6-4 1B		0-0 P6		0-0 F8		3	0	1	0	0	0	2									
Jim Donohue, R OBP: 0.182, SLG: 0.227 Tom Morgan, R OBP: 0.343, SLG: 0.683 Ted Kluszewski, L OBP: 0.447, SLG: 0.847 Art Fowler, R OBP: 0.342, SLG: 0.462 Ryne Duren, R OBP: 0.156, SLG: 0.190 (1, 1) (4, 1) (6, PH) (7, 1) (8, PH) (9, 1)		0-3 K		0-0 B2		0-0 6-3		0-0 F7		1	0	0	0	0	1	2									
										1	0	0	0	0	0	2									
										1	0	0	0	0	0	1									
										0	0	0	0	0	0	0									
Inning Stats	R: 0 E: 0 K: 1 S: 5	H: 0 LOB: 0 BB: 0 P: 5	R: 3 E: 0 K: 1 S: 7	H: 3 LOB: 2 BB: 1 P: 11	R: 0 E: 0 K: 1 S: 6	H: 1 LOB: 1 BB: 0 P: 6	R: 3 E: 0 K: 0 S: 7	H: 4 LOB: 2 BB: 1 P: 11	R: 0 E: 0 K: 1 S: 6	H: 1 LOB: 1 BB: 0 P: 6	R: 0 E: 0 K: 0 S: 3	H: 0 LOB: 0 BB: 0 P: 3	R: 0 E: 0 K: 0 S: 2	H: 0 LOB: 0 BB: 1 P: 6	R: 1 E: 0 K: 0 S: 5	H: 2 LOB: 1 BB: 0 P: 5	R: 0 E: 0 K: 2 S: 7	H: 0 LOB: 1 BB: 1 P: 11	1B: 6 2B: 2 3B: 0 HR: 3	SF: 0 SAC: 0 DP: 1 HBP: 0	WP: 0 PB: 0 SB: 0 CS: 0	PA: 40			
PITCHER	IP	WLS	BF	H	R	ER	SO	BB	IBB	HBP	BLK	WP	HR	S	P	ERA	WHIP								
Jack Kralick, L ERA: 3.38 (1, 1)	3.2		21	8	6	6	3	2	0	0	0	0	2	24	32	14.73	2.727								
Al Schroll, R ERA: 3.43 (4, 1)	4.1	W	16	3	1	1	1	1	0	0	0	0	1	17	21	2.08	0.923								
Ray Moore, R ERA: 4.15 (9, 1)	1.0	S	4	0	0	0	2	1	0	0	0	0	0	7	11	0.00	1.000								

AB	38
R	9
H	12
RBI	8
BB	4
SO	9
LOB	15



AB	36
R	7
H	11
RBI	6
BB	4
SO	6
LOB	23



Batter	1	2	3	4	5	6	7	8	9	AB	R	H	RBI	BB	SO	LOB	TOP					
Bobby Richardson, R OBP: 0.292, SLG: 0.316 (1, 4)	0-3 K		0-0 4-3			0-0 4-3		0-0 6-3		4	0	0	0	0	1	0	New York Yankees @ Los Angeles Angels Wrigley Field, Los Angeles, CA Tue Aug 22 1961, 9:05 PM CDT Att: 19,930 - Unknown - 80 F livebaseballscorecards.com					
Billy Gardner, R OBP: 0.302, SLG: 0.332 (1, 5)	0-0 F7		0-0 F9			0-0 HR 1B		0-0 F8		4	1	1	0	0	0	0						
Roger Maris, L OBP: 0.382, SLG: 0.653 (1, 9)	0-0 1B		0-0 P4			0-0 HR		4-0 BB		3	1	2	2	1	0	0						
Mickey Mantle, S OBP: 0.447, SLG: 0.699 (1, 8)	0-0 1B			0-0 F9		0-0 F8		0-0 L3		4	0	1	0	0	0	1						
Yogi Berra, L OBP: 0.330, SLG: 0.465 (1, 7)	0-0 P6			0-0 1-3		0-0 4-3			0-0 HR	4	1	1	1	0	0	2						
Elston Howard, R OBP: 0.392, SLG: 0.534 (1, 2)		0-0 2B		0-3 K			0-3 K		0-3 K	4	0	1	0	0	3	0						
Bill Skowron, R OBP: 0.322, SLG: 0.470 (1, 3)		0-3 K			0-0 5-3		0-0 5-3		0-3 K	4	0	0	0	0	2	1						
Clete Boyer, R OBP: 0.316, SLG: 0.311 (7, PH)			0-0 5-3		0-0 F9		1-0 HBP		4-0 BB	2	0	0	0	0	0	1						
Bill Stafford, R OBP: 0.235, SLG: 0.174 (1, 1)				0-0 5-3		0-0 1-3		0-3 K		1	0	0	0	0	0	1						
Bud Daley, L OBP: 0.154, SLG: 0.122 (7, PH)					0-0 1-3		0-0 4-1		0-3 K	1	0	0	0	0	0	0						
Inning Stats	R: 0 E: 0 K: 1 S: 7	H: 2 LOB: 2 BB: 0 P: 7	R: 0 E: 0 K: 1 S: 6	H: 1 LOB: 1 BB: 0 P: 6	R: 0 E: 0 K: 0 S: 3	H: 0 LOB: 0 BB: 0 P: 3	R: 0 E: 0 K: 1 S: 5	H: 0 LOB: 0 BB: 0 P: 5	R: 0 E: 0 K: 0 S: 3	H: 0 LOB: 0 BB: 0 P: 3	R: 2 E: 0 K: 0 S: 5	H: 2 LOB: 0 BB: 0 P: 5	R: 0 E: 0 K: 1 S: 5	H: 0 LOB: 1 BB: 0 P: 6	R: 0 E: 0 K: 0 S: 3	H: 0 LOB: 1 BB: 1 P: 7	R: 1 E: 0 K: 3 S: 10	H: 1 LOB: 1 BB: 1 P: 14	1B: 3 2B: 1 3B: 0 HR: 2	SF: 0 SAC: 0 DP: 0 HBP: 1	WP: 0 PB: 0 SB: 0 CS: 0	PA: 36
PITCHER Ken McBride, R ERA: 3.32 (1, 1)	IP: 9.0 WLS: W BF: 36 H: 6 R: 3 ER: 3 SO: 7 BB: 2 IBB: 0 HBP: 1 BLK: 0 WP: 0 HR: 2 S: 47 P: 56 ERA: 3.00 WHIP: 0.889																					

Batter	1	2	3	4	5	6	7	8	9	AB	R	H	RBI	BB	SO	LOB	BOTTOM			
Albie Pearson, L OBP: 0.409, SLG: 0.422 (1, 9)	0-0 HR 3B		0-0 4-3		4-0 BB BB			0-0 4-3		3	1	1	0	1	0	0	New York Yankees @ Los Angeles Angels Wrigley Field, Los Angeles, CA Tue Aug 22 1961, 9:05 PM CDT Att: 19,930 - Unknown - 80 F livebaseballscorecards.com			
Joe Koppe, R OBP: 0.332, SLG: 0.368 (1, 6)	0-0 P6		0-0 F9		4-0 BB		0-3 K			3	0	0	0	1	1	1				
Lee Thomas, L OBP: 0.349, SLG: 0.468 (1, 3)	0-0 HR 3H		0-0 F7		0-3 K		0-0 F7			4	1	1	2	0	1	3				
Leon Wagner, L OBP: 0.328, SLG: 0.487 (1, 7)	0-0 HR		4-0 1B BB		0-0 1B		0-0 F7			3	1	2	1	1	0	0				
Ken Hunt, R OBP: 0.324, SLG: 0.481 (1, 8)	0-3 K		0-0 1B		0-0 P3		0-3 K			4	0	1	0	0	2	1				
Earl Averill, R OBP: 0.394, SLG: 0.519 (1, 2)	4-0 BB		0-0 P6		0-0 F8		0-0 HR			3	1	1	1	1	0	3				
George Thomas, R OBP: 0.340, SLG: 0.487 (1, 5)	0-0 F8		0-0 F7		0-0 5-3		0-0 HR		0-0 6-3 1B	4	0	1	0	0	0	2				
Billy Moran, R OBP: 0.308, SLG: 0.321 (1, 4)		0-0 5-3		0-0 BB 2B		0-0 F3		0-0 6-3		4	0	1	0	0	0	1				
Ken McBride, R OBP: 0.111, SLG: 0.129 (1, 1)		0-3 K		0-3 K		0-3 K		0-0 F7		4	0	0	0	0	3	2				
Inning Stats	R: 3 E: 0 K: 1 S: 8	H: 3 LOB: 1 BB: 1 P: 12	R: 0 E: 0 K: 1 S: 5	H: 0 LOB: 0 BB: 0 P: 5	R: 0 E: 0 K: 0 S: 4	H: 1 LOB: 2 BB: 1 P: 8	R: 0 E: 0 K: 2 S: 8	H: 1 LOB: 3 BB: 2 P: 16	R: 0 E: 0 K: 0 S: 4	H: 1 LOB: 1 BB: 0 P: 4	R: 0 E: 0 K: 1 S: 5	H: 0 LOB: 0 BB: 0 P: 5	R: 0 E: 0 K: 1 S: 5	H: 0 LOB: 0 BB: 0 P: 5	R: 1 E: 0 K: 1 S: 7	H: 2 LOB: 1 BB: 0 P: 7		1B: 3 2B: 1 3B: 1 HR: 3	SF: 0 SAC: 0 DP: 0 HBP: 0	WP: 0 PB: 0 SB: 0 CS: 0
PITCHER Bill Stafford, R ERA: 2.92 (1, 1)	IP: 3.2 WLS: L BF: 20 H: 5 R: 3 ER: 3 SO: 3 BB: 4 IBB: 0 HBP: 0 BLK: 0 WP: 0 HR: 2 S: 22 P: 38 ERA: 7.36 WHIP: 2.455																			
Bud Daley, L ERA: 4.79 (4, 1)	2.1 8 1 0 0 2 0 0 0 0 0 0 12 12 0.00 0.429																			
Luis Arroyo, L ERA: 1.8 (7, 1)	2.0 8 2 1 1 2 0 0 0 0 0 1 12 12 4.50 1.000																			

Batter	1	2	3	4	5	6	7	8	9	AB	R	H	RBI	BB	SO	LOB	TOP					
Bobby Richardson, R OBP: 0.290, SLG: 0.323 (1, 4)										5	1	5	2	0	0	0	New York Yankees @ Los Angeles Angels Wrigley Field, Los Angeles, CA Thu Aug 24 1961, 9:05 PM CDT Att: 19,819 - Unknown - 74 F					
Billy Gardner, R OBP: 0.297, SLG: 0.326 (1, 5)										4	0	1	0	1	0	4						
Roger Maris, L OBP: 0.381, SLG: 0.649 (1, 9)										4	0	0	1	0	0	5						
Mickey Mantle, S OBP: 0.447, SLG: 0.693 (1, 8)										4	0	1	0	1	1	2						
Elston Howard, R OBP: 0.389, SLG: 0.526 (1, 2)										5	0	0	0	0	0	3						
Bill Skowron, R OBP: 0.332, SLG: 0.486 (1, 3)										5	1	3	0	0	0	1						
Hector Lopez, R OBP: 0.311, SLG: 0.334 (7, PH)										2	0	0	0	1	1							
Yogi Berra, L OBP: 0.326, SLG: 0.458 (7, 7)										1	0	0	0	0	0	2						
Clete Boyer, R OBP: 0.311, SLG: 0.334 (7, PH)										3	2	2	0	0	1	2						
Tony Kubek, L OBP: 0.310, SLG: 0.402 (7, 6)										1	0	0	0	0	1	2						
Joe Demaestri, R OBP: 0.188, SLG: 0.188 (7, 6)										0	0	0	0	0	0	0						
Jim Coates, R OBP: 0.103, SLG: 0.037 (4, 1)										2	0	0	0	0	2	4						
Bud Daley, L OBP: 0.154, SLG: 0.192 (5, PH)										0	0	0	0	0	0	0						
Johnny Blanchard, L OBP: 0.206, SLG: 0.598 (6, 1)										1	0	1	0	0	0	0						
Hal Reniff, R OBP: 0.175, SLG: 0.145 (8, PH)										0	0	0	0	0	0	0						
Bob Hale, L OBP: 0.141, SLG: 0.206 (8, 1)										1	0	0	0	0	0	0						
Tex Clevenger, R OBP: 0.141, SLG: 0.206 (8, 1)										0	0	0	0	0	0	0						
Inning Stats	R: 0 E: 0 K: 1 S: 5	H: 1 LOB: 1 BB: 1 P: 9	R: 0 E: 0 K: 2 S: 8	H: 1 LOB: 2 BB: 1 P: 12	R: 1 E: 0 K: 0 S: 5	H: 2 LOB: 1 BB: 0 P: 5	R: 2 E: 1 K: 2 S: 10	H: 3 LOB: 1 BB: 0 P: 10	R: 0 E: 0 K: 0 S: 4	H: 1 LOB: 1 BB: 0 P: 4	R: 1 E: 0 K: 0 S: 6	H: 3 LOB: 2 BB: 0 P: 6	R: 0 E: 0 K: 1 S: 6	H: 1 LOB: 2 BB: 1 P: 10	R: 0 E: 0 K: 0 S: 4	H: 1 LOB: 1 BB: 0 P: 4	R: 0 E: 0 K: 0 S: 3	H: 0 LOB: 0 BB: 0 P: 3	1B: 10 2B: 3 HR: 0	SF: 1 SAC: 0 DP: 1 HBP: 0	WP: 0 PB: 0 SB: 0 CS: 0	PA: 42
PITCHER	IP WLS BF H R ER SO BB IBB HBP BLK WP HR S P ERA WHIP																					
Ted Bowsfield, L ERA: 3.57 (1, 1)	4.0	W	20	7	3	2	5	2	0	0	0	0	0	0	28	36	4.50	2.250				
Tom Morgan, R ERA: 2.61 (5, 1)	5.0	W	22	6	1	1	1	1	0	0	0	0	0	0	23	27	1.80	1.400				

Batter	1	2	3	4	5	6	7	8	9	AB	R	H	RBI	BB	SO	LOB	BOTTOM				
Albie Pearson, L OBP: 0.411, SLG: 0.417 (1, 8)										2	2	0	0	2	0	0	New York Yankees @ Los Angeles Angels Wrigley Field, Los Angeles, CA Thu Aug 24 1961, 9:05 PM CDT Att: 19,819 - Unknown - 74 F				
Joe Koppe, R OBP: 0.342, SLG: 0.381 (1, 6)										3	0	2	4	1	0	0					
Lee Thomas, L OBP: 0.351, SLG: 0.465 (1, 3)										4	0	1	0	0	0	2					
Leon Wagner, L OBP: 0.327, SLG: 0.483 (1, 7)										4	1	1	0	0	2	1					
George Thomas, R OBP: 0.343, SLG: 0.478 (8, PR)										3	1	2	1	1	0	0					
Ken Hunt, R OBP: 0.325, SLG: 0.478 (9, 8)										0	0	0	0	0	0	0					
Earl Averill, R OBP: 0.393, SLG: 0.511 (1, 2)										2	1	0	0	2	1	1					
Tom Satriano, L OBP: 0.192, SLG: 0.182 (1, 5)										3	0	0	0	1	0	4					
Billy Moran, R OBP: 0.317, SLG: 0.335 (1, 4)										2	1	0	0	2	1	1					
Ted Bowsfield, R OBP: 0.167, SLG: 0.229 (1, 1)										1	0	0	0	0	0	1					
Ted Kluszewski, L OBP: 0.301, SLG: 0.445 (4, PH)										1	0	0	0	0	0	2					
Tom Morgan, R ERA: 3.92 (5, 1)										2	0	0	0	0	1	2					
Inning Stats	R: 2 E: 0 K: 0 S: 5	H: 4 LOB: 2 BB: 2 P: 13	R: 0 E: 0 K: 0 S: 2	H: 0 LOB: 0 BB: 1 P: 6	R: 0 E: 0 K: 1 S: 5	H: 0 LOB: 0 BB: 0 P: 5	R: 4 E: 2 K: 0 S: 6	H: 2 LOB: 1 BB: 2 P: 14	R: 0 E: 0 K: 2 S: 7	H: 0 LOB: 0 BB: 0 P: 7	R: 0 E: 0 K: 2 S: 7	H: 0 LOB: 0 BB: 0 P: 7	R: 0 E: 0 K: 0 S: 3	H: 0 LOB: 1 BB: 1 P: 7	R: 0 E: 0 K: 0 S: 2	H: 0 LOB: 2 BB: 3 P: 14	1B: 4 2B: 2 3B: 0 HR: 0	SF: 0 SAC: 0 DP: 2 HBP: 0	WP: 0 PB: 0 SB: 0 CS: 0	PA: 36	
PITCHER	IP WLS BF H R ER SO BB IBB HBP BLK WP HR S P ERA WHIP																				
Jim Coates, R ERA: 4.19 (1, 1)	3.2	L	20	6	6	2	1	0	0	0	0	0	0	0	8	8	0.00	0.000			
Bud Daley, L ERA: 4.74 (4, 1)	1.1		4	0	0	0	2	0	0	0	0	0	0	0	8	8	0.00	0.000			
Hal Reniff, R ERA: 3.77 (6, 1)	2.0		7	0	0	0	2	1	0	0	0	0	0	10	14	0.00	0.500				
Tex Clevenger, R ERA: 3.92 (8, 1)	1.0		5	0	0	0	0	3	0	0	0	0	0	2	14	0.00	3.000				




Batter	1	2	3	4	5	6	7	8	9	AB	R	H	RBI	BB	SO	LOB	TOP					
Chuck Schilling, R (1, 4) OBP: 0.339, SLG: 0.320	B1		5-3			5-3		5-3		4	0	0	0	0	0	0	Boston Red Sox @ Los Angeles Angels Wrigley Field, Los Angeles, CA Sat Aug 26 1961, 9:05 PM CDT Att. 7,332 - Unknown - 70 F					
Gary Geiger, L (1, 8) OBP: 0.353, SLG: 0.427	K		4-3			4-3		FC6-4 1B		4	0	1	0	0	1	0						
Carl Yastrzemski, L (1, 7) OBP: 0.317, SLG: 0.360	1B			F5		K		K		4	0	1	0	0	2	1						
Frank Maltzone, R (1, 5) OBP: 0.307, SLG: 0.392	K			5-3			K	FC6-4		4	0	0	0	0	2	2						
Russ Nixon, L (1, 2) OBP: 0.325, SLG: 0.364				G3					1B 2B 1B	3	2	0	1	0	0							
Pete Runnels, L (1, 3) OBP: 0.383, SLG: 0.410		G1-6-3				3-1 2B		2B 1B	1B	4	0	3	0	0	0	1						
Pumpsie Green, S (1, 6) OBP: 0.362, SLG: 0.483						3-1		1-2 1B	1B	4	0	2	1	0	0	3						
Carroll Hardy, R (1, 9) OBP: 0.338, SLG: 0.384	K					2-3 K		1-3 2-H 2B		4	0	1	1	0	2	4						
Tracy Stallard, R (1, 1) OBP: 0.077, SLG: 0.115								P6	1B	2	0	0	0	0	2	1						
Jim Pagliaroni, R (7, PH) OBP: 0.326, SLG: 0.410								5-3	G1-6-3	1	0	0	0	0	0	2						
Billy Muffett, R (7, 1) OBP: 0.318, SLG: 0.211				K						0	0	0	0	0	0	0						
Don Buddin, R (9, PH) OBP: 0.395, SLG: 0.400										0	0	0	0	0	0	0						
Joe Ginsberg, L (9, PH) OBP: 0.293, SLG: 0.250										1	0	0	0	0	0	2						
Inning Stats	R: 0 E: 0 K: 2 S: 8	H: 1 LOB: 1 BB: 0 P: 8	R: 0 E: 0 K: 1 S: 5	H: 1 LOB: 1 BB: 1 P: 9	R: 0 E: 0 K: 1 S: 5	H: 0 LOB: 0 BB: 0 P: 5	R: 0 E: 0 K: 0 S: 3	H: 0 LOB: 0 BB: 0 P: 3	R: 0 E: 0 K: 2 S: 8	H: 1 LOB: 1 BB: 0 P: 8	R: 0 E: 0 K: 1 S: 5	H: 0 LOB: 0 BB: 0 P: 5	R: 1 E: 0 K: 1 S: 8	H: 3 LOB: 2 BB: 0 P: 8	R: 0 E: 0 K: 1 S: 6	H: 1 LOB: 1 BB: 0 P: 6	R: 1 E: 0 K: 0 S: 5	H: 3 LOB: 1 BB: 0 P: 5	1B: 8 2B: 2 3B: 0 HR: 0	SF: 0 SAC: 0 DP: 2 HBP: 0	WP: 0 PB: 0 SB: 2 CS: 0	PA: 36
PITCHER	IP WLS BF H R ER SO BB IBB HBP BLK WP HR S P ERA WHIP	8.0 W 32 8 2 2 9 1 0 0 0 0 0 49 53 2.25 1.125	0.1 L 3 2 0 0 0 0 0 0 0 0 0 3 3 0.00 6.000	0.2 S 1 0 0 0 0 0 0 0 0 0 0 1 1 0.00 0.000	PITCHER										IP WLS BF H R ER SO BB IBB HBP BLK WP HR S P ERA WHIP							


AB 35
R 2
H 10
RBI 2
BB 1
SO 9
LOB 16



Batter	1	2	3	4	5	6	7	8	9	AB	R	H	RBI	BB	SO	LOB	BOTTOM			
Albie Pearson, L (1, 9) OBP: 0.413, SLG: 0.419	K			F2				4-3		4	0	1	1	1	1	0	Boston Red Sox @ Los Angeles Angels Wrigley Field, Los Angeles, CA Sat Aug 26 1961, 9:05 PM CDT Att. 7,332 - Unknown - 70 F			
Joe Koppe, R (1, 6) OBP: 0.338, SLG: 0.373	HR	1-3 BB		K		FC6-2 1-3 2-H 2B				3	1	0	0	1	1	4				
Lee Thomas, L (1, 3) OBP: 0.352, SLG: 0.469	1-H HR		F8		P2					3	1	1	2	1	0	2				
Leon Wagner, L (1, 7) OBP: 0.327, SLG: 0.479	1B			K		F2		K		4	0	1	0	0	2	3				
George Thomas, R (1, 5) OBP: 0.331, SLG: 0.476	K			F7		F8		F9		4	0	0	0	0	1	1				
Earl Averill, R (1, 2) OBP: 0.395, SLG: 0.516										2	2	1	0	2	1	0				
Ken Hunt, R (1, 8) OBP: 0.326, SLG: 0.478	K			2B WP		1-3 1B BB		K		4	0	1	0	0	2	3				
Rocky Bridges, R (1, 4) OBP: 0.286, SLG: 0.248										3	1	1	1	1	1	1				
Ken McBride, R (1, 1) OBP: 0.120, SLG: 0.125										2	0	0	0	1	1	0				
Jack Spring, R (9, 1) OBP: 0.395, SLG: 0.478										0	0	0	0	0	0	0				
Tom Morgan, R (9, 1) OBP: 0.395, SLG: 0.478										0	0	0	0	0	0	0				
Inning Stats	R: 2 E: 0 K: 3 S: 11	H: 2 LOB: 2 BB: 2 P: 19	R: 0 E: 0 K: 0 S: 3	H: 0 LOB: 2 BB: 2 P: 11	R: 1 E: 0 K: 2 S: 9	H: 2 LOB: 1 BB: 0 P: 9	R: 0 E: 0 K: 1 S: 5	H: 0 LOB: 0 BB: 0 P: 5	R: 0 E: 0 K: 0 S: 3	H: 0 LOB: 0 BB: 0 P: 3	R: 2 E: 0 K: 1 S: 7	H: 2 LOB: 3 BB: 3 P: 19	R: 0 E: 0 K: 2 S: 7	H: 0 LOB: 0 BB: 0 P: 7	R: 0 E: 0 K: 1 S: 5	H: 0 LOB: 0 BB: 0 P: 5	1B: 3 2B: 2 3B: 0 HR: 1	SF: 0 SAC: 1 DP: 0 HBP: 0	WP: 1 PB: 1 SB: 2 CS: 0	PA: 37
PITCHER	IP WLS BF H R ER SO BB IBB HBP BLK WP HR S P ERA WHIP	6.0 L 31 6 0 5 7 7 0 0 0 0 0 12 12 7.50 2.167	2.0 L 6 0 0 0 3 0 0 0 0 0 0 12 12 0.00 0.000	PITCHER										IP WLS BF H R ER SO BB IBB HBP BLK WP HR S P ERA WHIP						



Batter	1	2	3	4	5	6	7	8	9	AB	R	H	RBI	BB	SO	LOB	TOP		
Chuck Schilling, R OBP: 0.340, SLG: 0.322	F8		BB		P3			1B 2B		3	0	1	1	1	0	1	Boston Red Sox @ Los Angeles Angels Wrigley Field, Los Angeles, CA Sun Aug 27 1961, 5:33 AM CDT Att: 5,797 - Sunny - 83 F		
Gary Geiger, L OBP: 0.352, SLG: 0.425	4-3		L9				4-3	2B		4	0	1	0	0	0	1			
Carl Yastrzemski, L OBP: 0.316, SLG: 0.361	2B			3-1			K	K		4	0	1	0	0	2	2			
Frank Maltzone, R OBP: 0.308, SLG: 0.392		FC4-6 BB		1B			4-3	K		3	0	1	0	1	1	2			
Russ Nixon, L OBP: 0.324, SLG: 0.362	FC4-6 FC4			P6			F7	G4-6-3 1B		4	0	1	0	0	0	2			
Pete Runnels, L OBP: 0.378, SLG: 0.404	F5			F8			4-3	G4-6-3 1B		4	0	0	0	0	0	3			
Pumpsie Green, S OBP: 0.366, SLG: 0.508	FC4				G5-4-3 BB		4-3	HR		4	1	2	1	0	0	1			
Carroll Hardy, R OBP: 0.345, SLG: 0.400			B1		G5-4-3 BB			E 2B 1B	HR	3	2	2	1	1	0	0			
Don Schwall, R ERA: 2.97			6-3		G5-4-3			G3	6-3	1	0	0	0	0	0	0	AB 33 R 3 H 9 RBI 3 BB 3 SO 3 LOB 15		
Chet Nichols, L ERA: 2.25										1	0	0	0	0	0	0			
Jim Papparoni, R ERA: 6.65										0	0	0	0	0	0	2			
Galen Cisco, R ERA: 4.03										0	0	0	0	0	0	0			
Joe Ginsberg, L ERA: 4.03										0	0	0	0	0	0	1			
Arnold Earley, L ERA: 4.03										0	0	0	0	0	0	0			
Don Buddin, R ERA: 4.03										1	0	0	0	0	0	0			
										1	0	0	0	0	0	0			
Inning Stats	R: 0 E: 0 K: 0 S: 3	H: 1 LOB: 1 BB: 0 P: 3	R: 0 E: 0 K: 0 S: 3	H: 0 LOB: 1 BB: 1 P: 7	R: 0 E: 0 K: 0 S: 3	H: 0 LOB: 1 BB: 1 P: 7	R: 0 E: 0 K: 0 S: 4	H: 1 LOB: 1 BB: 0 P: 4	R: 0 E: 0 K: 1 S: 5	H: 0 LOB: 0 BB: 0 P: 5	R: 0 E: 0 K: 0 S: 3	H: 0 LOB: 0 BB: 0 P: 3	R: 1 E: 1 K: 2 S: 10	H: 3 LOB: 2 BB: 0 P: 10	R: 2 E: 0 K: 0 S: 5	H: 3 LOB: 0 BB: 0 P: 5	1B: 5 2B: 2 3B: 0 HR: 2	SF: 0 SAC: 0 DP: 2 HBP: 0	WP: 0 PA: 36
PITCHER	IP WLS BF H R ER SO BB IBB HBP BLK WP HR S P ERA WHIP																		
Eli Grba, R ERA: 3.9	9.0 W 36 9 3 3 3 3 3 0 0 0 0 2 39 51 3.00 1.333																		

Batter	1	2	3	4	5	6	7	8	9	AB	R	H	RBI	BB	SO	LOB	BOTTOM		
Albie Pearson, L OBP: 0.410, SLG: 0.414	K			FC1-6 1B	L3			K		4	0	0	0	1	2	4	Boston Red Sox @ Los Angeles Angels Wrigley Field, Los Angeles, CA Sun Aug 27 1961, 5:33 AM CDT Att: 5,797 - Sunny - 83 F		
Joe Koppe, R OBP: 0.343, SLG: 0.373	BB 1B	2-4 BB	6-3	1B		2B 4-3 BB	3-1			3	2	1	0	2	0	1			
Lee Thomas, L OBP: 0.355, SLG: 0.471	1B 1-2 BB		1B 1B BB	G3		4-3 E 2B		K		3	2	1	0	2	1	2			
Leon Wagner, L OBP: 0.328, SLG: 0.478	K		1B BB 1B		2B SF8 1B	4-3		F8		5	2	2	1	0	1	3			
George Thomas, R OBP: 0.339, SLG: 0.477	FC6-4 1-3 2-H 1B		1B BB	B2		E7 1B		1-3		4	0	2	2	1	0	1			
Ken Hunt, R OBP: 0.327, SLG: 0.481	FC6-4 1-2 1B		G5-4-3 1B		SF8 BLK 2B	K		K		4	1	2	2	0	1	3			
Ed Sadowski, R OBP: 0.289, SLG: 0.410		L4	G5-4-3 1B		SF8 2-3 3-H 2B	K		K		3	0	0	1	0	1	3			
Rocky Bridges, R OBP: 0.297, SLG: 0.277		SH6-3 3B		6-3						4	1	3	0	0	0	0			
Eli Grba, R OBP: 0.255, SLG: 0.333		SH6-3		FC1-6 1B						2	0	2	1	1	0	0			
Inning Stats	R: 1 E: 0 K: 2 S: 8	H: 1 LOB: 2 BB: 2 P: 16	R: 1 E: 0 K: 0 S: 3	H: 1 LOB: 1 BB: 1 P: 7	R: 2 E: 0 K: 0 S: 4	H: 2 LOB: 1 BB: 2 P: 12	R: 0 E: 0 K: 0 S: 5	H: 2 LOB: 2 BB: 0 P: 5	R: 2 E: 1 K: 2 S: 9	H: 3 LOB: 1 BB: 1 P: 10	R: 2 E: 0 K: 1 S: 6	H: 2 LOB: 1 BB: 0 P: 6	R: 0 E: 0 K: 1 S: 5	H: 0 LOB: 0 BB: 0 P: 5	R: 0 E: 0 K: 1 S: 5	H: 0 LOB: 0 BB: 0 P: 5	1B: 10 2B: 2 3B: 1 HR: 0	SF: 1 SAC: 1 DP: 1 HBP: 0	WP: 0 PA: 41
PITCHER	IP WLS BF H R ER SO BB IBB HBP BLK WP HR S P ERA WHIP																		
Don Schwall, R ERA: 2.97	3.2 L 21 6 4 4 2 5 0 0 0 0 0 0 1 19 39 9.82 3.000																		
Chet Nichols, L ERA: 2.25	0.1 1 0 0 0 0 0 0 0 0 0 0 0 1 1 0.00 0.000																		
Galen Cisco, R ERA: 6.65	3.0 17 7 4 4 3 2 0 0 1 0 0 0 21 29 12.00 3.000																		
Arnold Earley, L ERA: 4.03	1.0 3 0 0 0 1 0 0 0 0 0 0 0 5 5 0.00 0.000																		

Batter	1	2	3	4	5	6	7	8	9	AB	R	H	RBI	BB	SO	LOB	TOP				
Brooks Robinson, R OBP: 0.340, SLG: 0.385 (1, 5)										5	2	2	0	0	1	2	Baltimore Orioles @ Los Angeles Angels Wrigley Field, Los Angeles, CA Mon Aug 28 1961, 9:05 PM CDT Att: 3,472 - Unknown - 70 F				
Earl Robinson, R OBP: 0.370, SLG: 0.473 (1, 9)										4	1	0	0	1	2	3					
Jackie Brandt, R OBP: 0.361, SLG: 0.457 (1, 7) (2, 8)										5	2	2	1	0	0	2					
Jim Gentile, L OBP: 0.446, SLG: 0.688 (1, 3)										4	1	1	3	1	1	4					
Ron Hansen, R OBP: 0.327, SLG: 0.342 (1, 6)										5	1	4	4	0	0	0					
Hank Foiles, R OBP: 0.327, SLG: 0.462 Charlie Lau, L OBP: 0.311, SLG: 0.258 (1, 2) (8, 2)										3	0	0	0	2	2	2					
Jim Busby, R OBP: 0.326, SLG: 0.326 Whitey Herzog, L OBP: 0.401, SLG: 0.422 (1, 8) (2, 7) (2, 7)										0	0	0	0	1	0	0					
Jerry Adair, R OBP: 0.305, SLG: 0.371 (1, 4)										4	0	0	0	1	2	4					
Hal Brown, R OBP: 0.188, SLG: 0.159 (1, 1)										4	1	1	0	0	1	1					
Inning Stats	R: 2 E: 0 K: 1 S: 7	H: 2 LOB: 3 BB: 3 P: 19	R: 2 E: 0 K: 2 S: 11	H: 4 LOB: 3 BB: 1 P: 15	R: 0 E: 0 K: 0 S: 3	H: 0 LOB: 1 BB: 1 P: 7	R: 2 E: 1 K: 1 S: 7	H: 1 LOB: 0 BB: 0 P: 7	R: 0 E: 0 K: 1 S: 5	H: 0 LOB: 0 BB: 0 P: 5	R: 2 E: 0 K: 2 S: 9	H: 2 LOB: 1 BB: 0 P: 9	R: 0 E: 0 K: 1 S: 6	H: 1 LOB: 2 BB: 0 P: 10	R: 0 E: 0 K: 0 S: 3	H: 0 LOB: 0 BB: 0 P: 3		1B: 7 2B: 1 3B: 1 HR: 2	SF: 0 SAC: 1 DP: 0 HBP: 0	WP: 0 PB: 0 SB: 0 CS: 0	PA: 45
PITCHER	IP WLS BF H R ER SO BB IBB HBP BLK WP HR S P ERA WHIP	IP WLS BF H R ER SO BB IBB HBP BLK WP HR S P ERA WHIP	IP WLS BF H R ER SO BB IBB HBP BLK WP HR S P ERA WHIP	IP WLS BF H R ER SO BB IBB HBP BLK WP HR S P ERA WHIP	IP WLS BF H R ER SO BB IBB HBP BLK WP HR S P ERA WHIP	IP WLS BF H R ER SO BB IBB HBP BLK WP HR S P ERA WHIP	IP WLS BF H R ER SO BB IBB HBP BLK WP HR S P ERA WHIP	IP WLS BF H R ER SO BB IBB HBP BLK WP HR S P ERA WHIP	IP WLS BF H R ER SO BB IBB HBP BLK WP HR S P ERA WHIP	IP WLS BF H R ER SO BB IBB HBP BLK WP HR S P ERA WHIP	IP WLS BF H R ER SO BB IBB HBP BLK WP HR S P ERA WHIP	IP WLS BF H R ER SO BB IBB HBP BLK WP HR S P ERA WHIP	IP WLS BF H R ER SO BB IBB HBP BLK WP HR S P ERA WHIP	IP WLS BF H R ER SO BB IBB HBP BLK WP HR S P ERA WHIP	IP WLS BF H R ER SO BB IBB HBP BLK WP HR S P ERA WHIP	IP WLS BF H R ER SO BB IBB HBP BLK WP HR S P ERA WHIP	IP WLS BF H R ER SO BB IBB HBP BLK WP HR S P ERA WHIP	IP WLS BF H R ER SO BB IBB HBP BLK WP HR S P ERA WHIP	IP WLS BF H R ER SO BB IBB HBP BLK WP HR S P ERA WHIP	IP WLS BF H R ER SO BB IBB HBP BLK WP HR S P ERA WHIP	IP WLS BF H R ER SO BB IBB HBP BLK WP HR S P ERA WHIP
Ted Bowsfield, L ERA: 3.82	1.2	14	6	4	4	2	3	0	0	0	0	0	0	1	18	26	21.60	5.400			
Johnny James, R ERA: 4.57	3.1	14	1	2	1	3	2	0	0	0	0	0	1	18	26	2.70	0.900				
Art Fowler, R ERA: 3.7	2.0	9	3	2	2	4	0	0	0	0	0	1	17	17	9.00	1.500					
Ron Moeller, L ERA: 5.64	2.0	8	1	0	0	1	1	0	0	0	0	0	0	9	13	0.00	1.000				

Batter	1	2	3	4	5	6	7	8	9	AB	R	H	RBI	BB	SO	LOB	BOTTOM					
Albie Pearson, L OBP: 0.411, SLG: 0.414 (1, 9)										3	0	1	0	1	0	1	Baltimore Orioles @ Los Angeles Angels Wrigley Field, Los Angeles, CA Mon Aug 28 1961, 9:05 PM CDT Att: 3,472 - Unknown - 70 F					
Joe Koppe, R OBP: 0.342, SLG: 0.371 (1, 6)										4	0	1	0	0	1	3						
Lee Thomas, L OBP: 0.351, SLG: 0.465 (1, 3)										4	0	0	0	0	1	4						
Leon Wagner, L OBP: 0.332, SLG: 0.482 (1, 7)										3	1	2	0	1	0	0						
George Thomas, R OBP: 0.337, SLG: 0.478 (1, 5)										4	0	1	0	0	0	3						
Ken Hunt, R OBP: 0.324, SLG: 0.476 (1, 8)										4	0	0	1	0	1	2						
Del Rice, R OBP: 0.394, SLG: 0.443 Art Fowler, R OBP: 0.083, SLG: 0.083 Ted Kluszewski, L OBP: 0.299, SLG: 0.442 Ron Moeller, L OBP: 0.394, SLG: 0.269 (1, 2) (6, 1) (7, PH) (8, 1)										2	0	0	0	0	0	1						
Rocky Bridges, R OBP: 0.292, SLG: 0.271 (1, 4)										3	0	0	0	0	1	0						
Ted Bowsfield, R OBP: 0.167, SLG: 0.229 Johnny James, L Earl Averill, R OBP: 0.392, SLG: 0.513 (1, 1) (2, 1) (5, PH) (6, 2)										0	0	0	0	0	0	0						
Inning Stats	R: 0 E: 0 K: 1 S: 4	H: 0 LOB: 0 BB: 1 P: 8	R: 0 E: 0 K: 1 S: 6	H: 1 LOB: 1 BB: 0 P: 6	R: 0 E: 0 K: 2 S: 8	H: 1 LOB: 2 BB: 1 P: 12	R: 1 E: 0 K: 0 S: 4	H: 1 LOB: 0 BB: 0 P: 4	R: 0 E: 0 K: 0 S: 3	H: 0 LOB: 0 BB: 0 P: 3	R: 0 E: 0 K: 0 S: 3	H: 0 LOB: 1 BB: 1 P: 7	R: 0 E: 0 K: 0 S: 3	H: 0 LOB: 0 BB: 0 P: 3	R: 0 E: 0 K: 0 S: 4	H: 1 LOB: 1 BB: 0 P: 4		R: 0 E: 0 K: 0 S: 3	H: 1 LOB: 0 BB: 0 P: 3	1B: 3 2B: 4 3B: 0 HR: 0	SF: 0 SAC: 0 DP: 2 HBP: 0	WP: 0 PB: 1 SB: 0 CS: 0
PITCHER	IP WLS BF H R ER SO BB IBB HBP BLK WP HR S P ERA WHIP	IP WLS BF H R ER SO BB IBB HBP BLK WP HR S P ERA WHIP	IP WLS BF H R ER SO BB IBB HBP BLK WP HR S P ERA WHIP	IP WLS BF H R ER SO BB IBB HBP BLK WP HR S P ERA WHIP	IP WLS BF H R ER SO BB IBB HBP BLK WP HR S P ERA WHIP	IP WLS BF H R ER SO BB IBB HBP BLK WP HR S P ERA WHIP	IP WLS BF H R ER SO BB IBB HBP BLK WP HR S P ERA WHIP	IP WLS BF H R ER SO BB IBB HBP BLK WP HR S P ERA WHIP	IP WLS BF H R ER SO BB IBB HBP BLK WP HR S P ERA WHIP	IP WLS BF H R ER SO BB IBB HBP BLK WP HR S P ERA WHIP	IP WLS BF H R ER SO BB IBB HBP BLK WP HR S P ERA WHIP	IP WLS BF H R ER SO BB IBB HBP BLK WP HR S P ERA WHIP	IP WLS BF H R ER SO BB IBB HBP BLK WP HR S P ERA WHIP	IP WLS BF H R ER SO BB IBB HBP BLK WP HR S P ERA WHIP	IP WLS BF H R ER SO BB IBB HBP BLK WP HR S P ERA WHIP	IP WLS BF H R ER SO BB IBB HBP BLK WP HR S P ERA WHIP	IP WLS BF H R ER SO BB IBB HBP BLK WP HR S P ERA WHIP	IP WLS BF H R ER SO BB IBB HBP BLK WP HR S P ERA WHIP	IP WLS BF H R ER SO BB IBB HBP BLK WP HR S P ERA WHIP	IP WLS BF H R ER SO BB IBB HBP BLK WP HR S P ERA WHIP	IP WLS BF H R ER SO BB IBB HBP BLK WP HR S P ERA WHIP	
Hal Brown, R ERA: 2.85 (1, 1)	9.0	33	5	1	1	4	3	0	0	0	0	0	0	0	38	50	1.00	0.889				




Batter	1	2	3	4	5	6	7	8	9	AB	R	H	RBI	BB	SO	LOB	TOP			
Brooks Robinson, R OBP: 0.339, SLG: 0.382 (1.5)	F9		G6-4-3 E HR BB		F8		6-3		6-3	4	1	0	0	1	0	1	Baltimore Orioles @ Los Angeles Angels Wrigley Field, Los Angeles, CA Tue Aug 29 1961, 9:05 PM CDT Unknown - 74 F			
Whitey Herzog, L OBP: 0.402, SLG: 0.421 (1.7)	4-3		E6 G6-4-3 1-2		FC5-4 1B		BB			3	0	1	0	1	0	1				
Jackie Brandt, R OBP: 0.377, SLG: 0.452 (1.8)	4-3		G6-4-3 1-2 2-3		FC5-4 1-2		5-3			4	0	0	0	0	0	4				
Jim Gentile, L OBP: 0.447, SLG: 0.702 (1.3)					3-1				4-3	4	2	2	3	0	0	1				
Earl Robinson, R OBP: 0.372, SLG: 0.485 (1.9)							F9		6-3 2B	4	1	2	0	0	1	0				
Ron Hansen, R OBP: 0.327, SLG: 0.341 (1.6)					5-3		K		6-3 2B	4	0	1	1	0	1	1				
Charlie Lau, L OBP: 0.300, SLG: 0.247 (1.2)					P5		6-3		L3	4	0	0	0	0	0	2				
Jerry Adair, R OBP: 0.305, SLG: 0.371 (1.4)							6-3		F2	3	0	1	0	0	1	1				
Dave Philley, S OBP: 0.250, SLG: 0.386 (9, PH)										1	0	0	0	0	0	0				
Steve Barber, L OBP: 0.230, SLG: 0.275 (1.1)									F8	2	0	0	0	0	2	2				
Mary Throneberry, L OBP: 0.321, SLG: 0.411 (7, PH)										0	1	1	0	0	0	0				
Dick Hall, R OBP: 0.170, SLG: 0.097 (7, 1)										0	0	0	0	0	0	0				
Russ Snyder, L OBP: 0.322, SLG: 0.361 (9, PH)										1	0	0	0	0	0	0				
Inning Stats	R: 0 E: 0 K: 0 S: 3	H: 0 LOB: 0 BB: 0 P: 3	R: 2 E: 0 K: 2 S: 10	H: 3 LOB: 1 BB: 0 P: 10	R: 2 E: 1 K: 1 S: 6	H: 1 LOB: 0 BB: 1 P: 10	R: 0 E: 0 K: 1 S: 6	H: 1 LOB: 1 BB: 0 P: 6	R: 0 E: 0 K: 0 S: 4	H: 0 LOB: 0 BB: 0 P: 5	R: 1 E: 0 K: 0 S: 4	H: 1 LOB: 1 BB: 1 P: 8	R: 0 E: 0 K: 0 S: 4	H: 1 LOB: 1 BB: 0 P: 4	R: 0 E: 0 K: 0 S: 3	H: 0 LOB: 0 BB: 0 P: 3	1B: 3 2B: 3 3B: 0 HR: 2	SF: 0 SAC: 0 DP: 1 HBP: 0	WP: 1 PB: 0 SB: 0 CS: 0	PA: 37
PITCHER	IP WLS BF H R ER SO BB IBB HBP BLK WP HR S P ERA WHIP	IP WLS BF H R ER SO BB IBB HBP BLK WP HR S P ERA WHIP																		
Ryne Duren, R ERA: 4.24 (1.1)	6.2 W 29 7 5 3 5 2 0 0 0 1 2 37 45 4.05 1.350																			
Tom Morgan, R ERA: 2.69 (7.1)	2.1 S 8 1 0 0 0 0 0 0 0 0 0 8 8 0.00 0.429																			


AB	35
R	5
H	8
RBI	4
BB	2
SO	5
LOB	13



Batter	1	2	3	4	5	6	7	8	9	AB	R	H	RBI	BB	SO	LOB	BOTTOM			
Albie Pearson, L OBP: 0.414, SLG: 0.414 (1.9)	E HR 1B	4-3			E 5-3 BB			SH1-4		2	1	1	0	2	0	2	Baltimore Orioles @ Los Angeles Angels Wrigley Field, Los Angeles, CA Tue Aug 29 1961, 9:05 PM CDT Unknown - 74 F			
Joe Koppe, R OBP: 0.339, SLG: 0.368 (1.6)	F9				5-3		K		K	5	0	1	2	0	2	5				
George Thomas, R OBP: 0.338, SLG: 0.473 (1.7)	HR BB	1-3			E6 2-3		E BB 1B		1-3	4	1	1	0	1	0	3				
Steve Bilko, R OBP: 0.411, SLG: 0.558 (1.3)					K		K		K	3	1	1	3	0	2	2				
Lee Thomas, L OBP: 0.350, SLG: 0.464 (7, PH) (8.3)					K		K		K	1	0	0	0	0	1	1				
Ken Hunt, R OBP: 0.324, SLG: 0.473 (1.8)	HR				6-3		K		E BB	3	0	0	0	1	2	2				
Earl Averill, R OBP: 0.388, SLG: 0.505 (1.2)	F9				F7		F9		K	4	0	0	0	0	1	2				
Eddie Yost, R OBP: 0.353, SLG: 0.209 (1.5)					5-3		1B SH2-4 1B		E6 1-2 2-3	3	2	1	0	1	0	2				
Rocky Bridges, R OBP: 0.297, SLG: 0.272 (1.4)					K		SH2-4 1B		K	3	1	1	0	1	2	3				
Ryne Duren, R OBP: 0.154, SLG: 0.043 (1.1)					1-3		SH2-4		SH1-4 1B	2	0	0	1	0	1	2				
Tom Morgan, R OBP: 0.222, SLG: 0.125 (7.1)					1-3					1	0	1	0	0	0	0				
Inning Stats	R: 3 E: 1 K: 1 S: 7	H: 2 LOB: 0 BB: 1 P: 11	R: 2 E: 0 K: 1 S: 6	H: 1 LOB: 1 BB: 2 P: 14	R: 0 E: 0 K: 1 S: 5	H: 0 LOB: 0 BB: 0 P: 5	R: 0 E: 0 K: 1 S: 5	H: 0 LOB: 0 BB: 0 P: 5	R: 0 E: 1 K: 2 S: 8	H: 2 LOB: 2 BB: 1 P: 12	R: 1 E: 0 K: 1 S: 7	H: 2 LOB: 2 BB: 1 P: 11	R: 0 E: 1 K: 3 S: 11	H: 1 LOB: 3 BB: 1 P: 15	R: 0 E: 0 K: 1 S: 6	H: 1 LOB: 1 BB: 0 P: 6	1B: 6 2B: 0 3B: 0 HR: 1	SF: 0 SAC: 2 DP: 0 HBP: 0	WP: 0 PB: 0 SB: 0 CS: 0	PA: 39
PITCHER	IP WLS BF H R ER SO BB IBB HBP BLK WP HR S P ERA WHIP	IP WLS BF H R ER SO BB IBB HBP BLK WP HR S P ERA WHIP																		
Steve Barber, L ERA: 3.56 (1.1)	6.0 L 29 2 0 0 4 1 0 0 0 0 0 17 21 0.00 1.667																			
Dick Hall, R ERA: 3.51 (7.1)	2.0 10 2 0 0 4 1 0 0 0 0 0 0 17 21 0.00 1.500																			




Batter	1	2	3	4	5	6	7	8	9	AB	R	H	RBI	BB	SO	LOB	TOP										
Dick Howser, R OBP: 0.394, SLG: 0.360 (1, 6)	SH1-3 1B		6-3		BB 2B BB		F8		SH5-4	3	1	1	0	1	0	0	<p>Kansas City Athletics @ Los Angeles Angels Wrigley Field, Los Angeles, CA</p> <p>Thu Aug 31 1961, 9:05 PM CDT Att: 4,365 - Unknown</p> <p>livebaseballscorecards.com</p> <p>AB 33 R 6 H 10 RBI 5 BB 5 SO 4 LOB 17</p> 										
Bobby Del Greco, R OBP: 0.317, SLG: 0.340 (1, 8)										2	1	1	0	2	1	0											
Joe Nuxhall, L OBP: 0.367, SLG: 0.436 (9, PH)										1	0	1	1	0	0	0											
Jerry Walker, S OBP: 0.250, SLG: 0.275 (9, PR)	SH1-3				2B WP BB				CS 1B 2B	0	1	0	0	0	0	0											
Bill Kunkel, R OBP: 0.222, SLG: 0.125 (9, 1)	1-2 1B				1-2 2-3 BB				2-3 3H BB	0	0	0	0	0	0	0											
Wayne Causey, L OBP: 0.323, SLG: 0.383 (1, 5)	SH1-3		1-3						WP 1B	4	0	1	1	0	1	4											
Norm Siebern, L OBP: 0.370, SLG: 0.468 (1, 3)	F2				1B				G3	5	1	2	2	0	1	4											
Deron Johnson, R OBP: 0.248, SLG: 0.361 (1, 9)	F8				1B					4	0	1	1	0	0	3											
Leo Posada, R OBP: 0.323, SLG: 0.384 (1, 7)										4	0	2	0	0	0	2											
Jerry Lumpe, L OBP: 0.340, SLG: 0.378 (1, 4)										4	0	0	0	0	1	3											
Haywood Sullivan, R OBP: 0.334, SLG: 0.366 (9, PH)										3	0	0	0	0	0	1											
Jay Hankins, L OBP: 0.213, SLG: 0.239 (9, 8)										0	1	0	0	1	0	0											
Bob Shaw, R OBP: 0.206, SLG: 0.167 (1, 1)										3	1	1	0	0	0	0											
Jim Rivera, L OBP: 0.328, SLG: 0.322 (9, PH)										0	0	0	0	1	0	0											
Joe Pignatano, R OBP: 0.346, SLG: 0.375 (9, 2)										0	0	0	0	0	0	0											
Inning Stats	R: 0 E: 0 K: 0 S: 5	H: 2 LOB: 2 BB: 0 P: 5	R: 0 E: 0 K: 0 S: 3	H: 1 LOB: 0 BB: 0 P: 3	R: 0 E: 0 K: 0 S: 3	H: 0 LOB: 1 BB: 1 P: 7	R: 0 E: 0 K: 0 S: 4	H: 1 LOB: 1 BB: 0 P: 4	R: 4 E: 0 K: 1 S: 8	H: 3 LOB: 1 BB: 2 P: 16	R: 0 E: 0 K: 1 S: 5	H: 0 LOB: 0 BB: 0 P: 5	R: 0 E: 0 K: 1 S: 5	H: 0 LOB: 0 BB: 0 P: 5	R: 0 E: 0 K: 1 S: 6	H: 1 LOB: 1 BB: 0 P: 6	R: 2 E: 0 K: 0 S: 4	H: 2 LOB: 2 BB: 2 P: 12	1B: 7 2B: 4 3B: 0 HR: 0	SF: 0 SAC: 2 DP: 1 HBP: 0	WP: 2 PB: 0 SB: 0 CS: 2	PA: 40					
PITCHER	IP	WLS	BF	H	R	ER	SO	BB	IBB	HBP	BLK	WP	HR	S	P	ERA	WHIP										
Ted Bowfield, L ERA: 3.97 (1, 1)	4.2		23	7	4	4	1	3	0	0	0	1	0	22	34	7.71	2.143										
Tom Morgan, R ERA: 2.5 (5, 1)	2.1		7	0	0	0	2	0	0	0	0	0	0	11	11	0.00	0.000										
Ryne Duren, R ERA: 4.29 (8, 1)	1.0		6	1	2	2	1	2	0	0	0	0	0	6	14	18.00	3.000										
Art Fowler, R ERA: 3.77 (9, 1)	0.1	L	2	1	0	0	0	0	0	0	0	0	0	2	2	0.00	3.000										
Jack Spring, L ERA: 4.61 (9, 1)	0.2		2	1	0	0	0	0	0	0	0	1	0	2	2	0.00	1.500										

Batter	1	2	3	4	5	6	7	8	9	AB	R	H	RBI	BB	SO	LOB	BOTTOM										
Albie Pearson, L OBP: 0.418, SLG: 0.411 (1, 8)	4-3 FC1 1B BB									3	2	0	0	2	0	3	<p>Kansas City Athletics @ Los Angeles Angels Wrigley Field, Los Angeles, CA</p> <p>Thu Aug 31 1961, 9:05 PM CDT Att: 4,365 - Unknown</p> <p>livebaseballscorecards.com</p> <p>AB 31 R 5 H 6 RBI 4 BB 6 SO 6 LOB 21</p> 										
Joe Koppe, R OBP: 0.331, SLG: 0.363 (1, 6)	FC1 1B 4-3									4	1	0	0	0	0	5											
Leon Wagner, L OBP: 0.334, SLG: 0.482 (1, 7)	4-3									4	1	1	0	1	0	2											
Steve Bilko, R OBP: 0.410, SLG: 0.557 (1, 3)	CS 1B									4	0	1	3	1	1	1											
Lee Thomas, L OBP: 0.346, SLG: 0.455 (1, 9)	K									2	0	0	1	1	1	1											
George Thomas, R OBP: 0.336, SLG: 0.475 (1, 5)										4	0	0	0	0	2	4											
Del Rice, R OBP: 0.385, SLG: 0.434 (1, 2)										3	0	0	0	1	1	3											
Rocky Bridges, R OBP: 0.317, SLG: 0.290 (1, 4)										4	0	2	0	0	0	1											
Ted Bowfield, R OBP: 0.188, SLG: 0.250 (1, 1)										1	0	1	0	0	0	0											
Tom Morgan, R OBP: 0.222, SLG: 0.125 (7, PH)										0	0	0	0	0	0	0											
Ted Kubiak, R OBP: 0.302, SLG: 0.451 (7, PH)										1	0	1	0	0	0	0											
Ron Mueller, R OBP: 0.222, SLG: 0.299 (9, 1)										0	1	0	0	0	0	0											
Ryne Duren, R OBP: 0.142, SLG: 0.042 (9, 1)										1	0	0	0	0	0	1											
Art Fowler, R OBP: 0.303, SLG: 0.393 (9, 1)										0	0	0	0	0	0	0											
Jack Spring, R ERA: 4.65 (9, 1)										0	0	0	0	0	0	0											
Inning Stats	R: 2 E: 0 K: 1 S: 6	H: 1 LOB: 1 BB: 1 P: 10	R: 0 E: 0 K: 0 S: 4	H: 1 LOB: 3 BB: 2 P: 12	R: 0 E: 0 K: 1 S: 5	H: 1 LOB: 2 BB: 2 P: 13	R: 0 E: 0 K: 0 S: 4	H: 1 LOB: 1 BB: 0 P: 4	R: 0 E: 0 K: 1 S: 5	H: 0 LOB: 0 BB: 0 P: 5	R: 3 E: 2 K: 0 S: 6	H: 1 LOB: 1 BB: 1 P: 10	R: 0 E: 0 K: 2 S: 8	H: 1 LOB: 1 BB: 0 P: 8	R: 0 E: 0 K: 0 S: 3	H: 0 LOB: 0 BB: 0 P: 3	1B: 5 2B: 2 3B: 0 HR: 0	SF: 1 SAC: 2 DP: 2 HBP: 0	WP: 0 PB: 1 SB: 0 CS: 1	PA: 40							
PITCHER	IP	WLS	BF	H	R	ER	SO	BB	IBB	HBP	BLK	WP	HR	S	P	ERA	WHIP										
Bob Shaw, R ERA: 4.01 (1, 1)	8.0		37	6	5	2	6	6	0	0	0	0	0	43	67	2.25	1.500										
Bill Kunkel, R ERA: 4.65 (9, 1)	1.0	S	3	0	0	0	0	0	0	0	0	0	0	3	3	0.00	0.000										

Batter	1	2	3	4	5	6	7	8	9	AB	R	H	RBI	BB	SO	LOB	TOP				
Dick Howser, R OBP: 0.394, SLG: 0.359 (1, 6)										4	0	1	0	1	1	3					
Bobby Del Greco, R OBP: 0.311, SLG: 0.333 (1, 8)										5	0	0	0	0	1	3					
Deron Johnson, R OBP: 0.246, SLG: 0.372 (1, 9)										5	1	1	1	0	2	2					
Norm Siebern, L OBP: 0.372, SLG: 0.468 (1, 3)										4	1	2	0	1	0	1					
Jerry Lumpe, L OBP: 0.343, SLG: 0.380 (1, 4)										5	2	3	0	0	0	2					
Wayne Causey, L OBP: 0.330, SLG: 0.393 (1, 5)										2	0	1	1	2	0	1					
Leo Posada, R OBP: 0.325, SLG: 0.383 (1, 7)										3	0	1	0	1	1	3					
Haywood Sullivan, R OBP: 0.333, SLG: 0.367 (1, 2)										4	0	1	0	0	1	4					
Norm Bass, R OBP: 0.116, SLG: 0.167 (1, 1)										2	0	0	0	0	2	3					
Bill Fischer, R (4, 1)										0	0	0	0	0	0	0					
Joe Nuxhall, L OBP: 0.355, SLG: 0.421 (4, 1)										2	0	0	0	0	0	0					
Inning Stats	R: 0 E: 0 K: 1 S: 5	H: 0 LOB: 1 BB: 1 P: 9	R: 1 E: 0 K: 2 S: 9	H: 2 LOB: 2 BB: 1 P: 13	R: 1 E: 0 K: 0 S: 4	H: 1 LOB: 2 BB: 2 P: 12	R: 0 E: 0 K: 1 S: 6	H: 1 LOB: 1 BB: 0 P: 6	R: 2 E: 1 K: 0 S: 5	H: 3 LOB: 1 BB: 1 P: 9	R: 0 E: 0 K: 1 S: 6	H: 1 LOB: 1 BB: 0 P: 6	R: 0 E: 0 K: 1 S: 6	H: 0 LOB: 0 BB: 0 P: 5	R: 0 E: 0 K: 1 S: 6	H: 1 LOB: 1 BB: 0 P: 6	1B: 7 2B: 1 3B: 1 HR: 1	SF: 0 SAC: 0 DP: 1 HBP: 0	WP: 1 PB: 0 SB: 0 CS: 0	PA: 41	
PITCHER	IP WLS BF H R ER SO BB IBB HBP BLK WP HR S P ERA WHIP	IP WLS BF H R ER SO BB IBB HBP BLK WP HR S P ERA WHIP	IP WLS BF H R ER SO BB IBB HBP BLK WP HR S P ERA WHIP	IP WLS BF H R ER SO BB IBB HBP BLK WP HR S P ERA WHIP	IP WLS BF H R ER SO BB IBB HBP BLK WP HR S P ERA WHIP	IP WLS BF H R ER SO BB IBB HBP BLK WP HR S P ERA WHIP	IP WLS BF H R ER SO BB IBB HBP BLK WP HR S P ERA WHIP	IP WLS BF H R ER SO BB IBB HBP BLK WP HR S P ERA WHIP	IP WLS BF H R ER SO BB IBB HBP BLK WP HR S P ERA WHIP	IP WLS BF H R ER SO BB IBB HBP BLK WP HR S P ERA WHIP	IP WLS BF H R ER SO BB IBB HBP BLK WP HR S P ERA WHIP	IP WLS BF H R ER SO BB IBB HBP BLK WP HR S P ERA WHIP	IP WLS BF H R ER SO BB IBB HBP BLK WP HR S P ERA WHIP	IP WLS BF H R ER SO BB IBB HBP BLK WP HR S P ERA WHIP	IP WLS BF H R ER SO BB IBB HBP BLK WP HR S P ERA WHIP	IP WLS BF H R ER SO BB IBB HBP BLK WP HR S P ERA WHIP	IP WLS BF H R ER SO BB IBB HBP BLK WP HR S P ERA WHIP	IP WLS BF H R ER SO BB IBB HBP BLK WP HR S P ERA WHIP	IP WLS BF H R ER SO BB IBB HBP BLK WP HR S P ERA WHIP	IP WLS BF H R ER SO BB IBB HBP BLK WP HR S P ERA WHIP	IP WLS BF H R ER SO BB IBB HBP BLK WP HR S P ERA WHIP

Kansas City Athletics @ Los Angeles Angels
Wrigley Field, Los Angeles, CA
Fri Sep 01 1961, 5:33 AM CDT
Att: 1,646 - Sunny - 79 F


AB	36
R	4
H	10
RBI	2
BB	5
SO	8
LOB	22



Batter	1	2	3	4	5	6	7	8	9	AB	R	H	RBI	BB	SO	LOB	BOTTOM				
Albie Pearson, L OBP: 0.417, SLG: 0.408 (1, 8)										3	0	0	0	1	0	0					
Ken Hunt, R OBP: 0.319, SLG: 0.466 (9, 8)										0	0	0	0	0	0	0					
Tom Satriano, L OBP: 0.200, SLG: 0.226 (1, 4)										4	0	0	0	0	1	0					
Leon Wagner, L OBP: 0.336, SLG: 0.480 (1, 7)										3	1	1	0	1	2	0					
Steve Bilko, R OBP: 0.411, SLG: 0.568 (1, 3)										4	2	2	1	0	2	1					
Lee Thomas, L OBP: 0.353, SLG: 0.461 (1, 9)										4	1	4	1	0	0	0					
George Thomas, R OBP: 0.335, SLG: 0.471 (1, 5)										4	1	1	1	0	2	3					
Joe Koppe, R OBP: 0.333, SLG: 0.363 (1, 6)										3	1	1	1	1	0	1					
Ed Sadowski, R OBP: 0.297, SLG: 0.413 (1, 2)										3	0	1	1	1	1	0					
Eli Grba, R OBP: 0.241, SLG: 0.321 (1, 1)										1	0	0	1	0	0	0					
Tom Morgan, R OBP: 0.182, SLG: 0.100 (5, 1)										2	0	0	0	0	1	3					
Inning Stats	R: 0 E: 0 K: 1 S: 5	H: 0 LOB: 1 BB: 1 P: 9	R: 0 E: 0 K: 0 S: 3	H: 1 LOB: 0 BB: 0 P: 3	R: 0 E: 0 K: 1 S: 5	H: 0 LOB: 0 BB: 0 P: 5	R: 0 E: 0 K: 0 S: 8	H: 6 LOB: 1 BB: 1 P: 12	R: 1 E: 0 K: 3 S: 11	H: 2 LOB: 1 BB: 0 P: 11	R: 0 E: 0 K: 0 S: 3	H: 0 LOB: 0 BB: 0 P: 3	R: 0 E: 0 K: 1 S: 5	H: 0 LOB: 0 BB: 0 P: 5	R: 0 E: 0 K: 3 S: 10	H: 1 LOB: 3 BB: 2 P: 18	1B: 8 2B: 1 3B: 0 HR: 1	SF: 1 SAC: 0 DP: 0 HBP: 0	WP: 0 PB: 0 SB: 0 CS: 1	PA: 38	
PITCHER	IP WLS BF H R ER SO BB IBB HBP BLK WP HR S P ERA WHIP	IP WLS BF H R ER SO BB IBB HBP BLK WP HR S P ERA WHIP	IP WLS BF H R ER SO BB IBB HBP BLK WP HR S P ERA WHIP	IP WLS BF H R ER SO BB IBB HBP BLK WP HR S P ERA WHIP	IP WLS BF H R ER SO BB IBB HBP BLK WP HR S P ERA WHIP	IP WLS BF H R ER SO BB IBB HBP BLK WP HR S P ERA WHIP	IP WLS BF H R ER SO BB IBB HBP BLK WP HR S P ERA WHIP	IP WLS BF H R ER SO BB IBB HBP BLK WP HR S P ERA WHIP	IP WLS BF H R ER SO BB IBB HBP BLK WP HR S P ERA WHIP	IP WLS BF H R ER SO BB IBB HBP BLK WP HR S P ERA WHIP	IP WLS BF H R ER SO BB IBB HBP BLK WP HR S P ERA WHIP	IP WLS BF H R ER SO BB IBB HBP BLK WP HR S P ERA WHIP	IP WLS BF H R ER SO BB IBB HBP BLK WP HR S P ERA WHIP	IP WLS BF H R ER SO BB IBB HBP BLK WP HR S P ERA WHIP	IP WLS BF H R ER SO BB IBB HBP BLK WP HR S P ERA WHIP	IP WLS BF H R ER SO BB IBB HBP BLK WP HR S P ERA WHIP	IP WLS BF H R ER SO BB IBB HBP BLK WP HR S P ERA WHIP	IP WLS BF H R ER SO BB IBB HBP BLK WP HR S P ERA WHIP	IP WLS BF H R ER SO BB IBB HBP BLK WP HR S P ERA WHIP	IP WLS BF H R ER SO BB IBB HBP BLK WP HR S P ERA WHIP	IP WLS BF H R ER SO BB IBB HBP BLK WP HR S P ERA WHIP

Kansas City Athletics @ Los Angeles Angels
Wrigley Field, Los Angeles, CA
Fri Sep 01 1961, 5:33 AM CDT
Att: 1,646 - Sunny - 79 F

AB	31
R	6
H	10
RBI	6
BB	4
SO	9
LOB	8



Batter	1	2	3	4	5	6	7	8	9	AB	R	H	RBI	BB	SO	LOB	TOP			
Dick Howser, R OBP: 0.393, SLG: 0.358 (1, 6)	0-0 1-3		0-0 F7		0-0 5-3		0-0 6-3		0-0 E6	5	0	1	0	0	0	0	Kansas City Athletics @ Los Angeles Angels Wrigley Field, Los Angeles, CA Sat Sep 02 1961, 5:33 AM CDT Att: 3,501 - Sunny - 80 F			
Bobby Del Greco, R OBP: 0.320, SLG: 0.351 (1, 8)	0-0 BB 1B		4-0 BB		0-0 3B		0-0 2B		0-0 F9	4	0	3	0	1	0	1				
Deron Johnson, R OBP: 0.247, SLG: 0.366 (1, 9)	4-0 1-2 BB		0-0 F8		0-0 6-3		0-0 5-3			3	0	0	0	1	0	3				
Norm Siebern, L OBP: 0.372, SLG: 0.468 (1, 3)	0-3 K			0-0 4-3 E 2B		0-0 4-3			0-3 K	4	1	1	0	0	2	3				
Jerry Lumpe, L OBP: 0.340, SLG: 0.377 (1, 4)	0-0 F8			0-0 P4			0-0 3-1		0-0 F7	4	0	0	0	0	0	3				
Wayne Causey, L OBP: 0.326, SLG: 0.402 (1, 5)		0-0 P5		0-0 4-3		0-0 G3			0-0 HR	4	1	1	1	0	0	1				
Leo Posada, R OBP: 0.324, SLG: 0.379 (1, 7)		0-0 6-3		0-0 E5		4-0 BB			0-3 K	3	1	0	0	1	1	0				
Haywood Sullivan, R OBP: 0.329, SLG: 0.362 (1, 2)		0-3 K		0-0 E5		0-0 1-3			0-0 6-3	4	0	0	0	0	1	1				
Ed Rakow, S OBP: 0.138, SLG: 0.111 (7, PH)			0-0 4-3		0-3 K				0-0 5-3	2	0	0	0	0	1	1				
Jim Rivera, L OBP: 0.336, SLG: 0.319 (7, PH)										1	0	0	0	0	0	0				
Bill Kunkel, R OBP: 0.227, SLG: 0.125 (7, PH)										0	0	0	0	0	0	0				
Joe Nuxhall, L OBP: 0.356, SLG: 0.421 (7, PH)										0	0	0	0	0	0	0				
Art Ditmar, R OBP: 0.132, SLG: 0.103 (7, PH)										0	0	0	0	0	0	0				
Ozzie Virgil, R OBP: 0.170, SLG: 0.217 (8, PH)										1	0	0	0	0	0	0				
Inning Stats	R: 0 E: 0 K: 1 S: 6	H: 1 LOB: 2 BB: 1 P: 10	R: 0 E: 0 K: 1 S: 5	H: 0 LOB: 0 BB: 0 P: 5	R: 0 E: 0 K: 0 S: 3	H: 0 LOB: 1 BB: 1 P: 7	R: 2 E: 2 K: 1 S: 8	H: 1 LOB: 1 BB: 0 P: 8	R: 0 E: 0 K: 0 S: 4	H: 0 LOB: 1 BB: 1 P: 7	R: 0 E: 0 K: 0 S: 4	H: 1 LOB: 0 BB: 0 P: 4	R: 1 E: 0 K: 2 S: 8	H: 1 LOB: 0 BB: 0 P: 8	R: 0 E: 1 K: 0 S: 4	H: 1 LOB: 1 BB: 0 P: 4	1B: 2 2B: 2 3B: 1 HR: 1	SF: 0 SAC: 0 DP: 0 HBP: 0	WP: 0 PB: 0 SB: 0 CS: 0	PA: 38
PITCHER Ken McBride, R ERA: 3.39 (1, 1)	IP: 9.0 WLS: W BF: 38 H: 6 R: 3 ER: 1 SO: 5 BB: 3 IBB: 0 HBP: 0 BLK: 0 WP: 0 HR: 1 S: 45 P: 57 ERA: 1.00 WHIP: 1.000															PITCHER				


AB 35
R 3
H 6
RBI 1
BB 3
SO 5
LOB 13





Batter	1	2	3	4	5	6	7	8	9	AB	R	H	RBI	BB	SO	LOB	BOTTOM			
Joe Koppe, R OBP: 0.335, SLG: 0.362 (1, 6)	0-3 K		0-0 5-3		0-0 1-2 1B		4-0 2B BB			3	1	1	0	1	1	0	Kansas City Athletics @ Los Angeles Angels Wrigley Field, Los Angeles, CA Sat Sep 02 1961, 5:33 AM CDT Att: 3,501 - Sunny - 80 F			
Tom Satriano, L OBP: 0.231, SLG: 0.314 (1, 4)	0-0 F9 2B		0-0 6-3		0-0 4-3		0-0 1B 2B			4	1	2	1	0	0	2				
Leon Wagner, L OBP: 0.356, SLG: 0.478 (7, PH)				4-0 G4-6-3 BB			0-0 4-3 BB 1B		0-0 1B 1B	2	0	0	0	1	0	1				
Earl Averill, R OBP: 0.393, SLG: 0.503 (7, PH)							0-0 4-3 BB 1B		0-0 1B 1B	1	1	1	1	0	0	0				
Eddie Yost, R OBP: 0.348, SLG: 0.208 (8, 5)							0-0 2B BB		0-0 1B BB	0	0	0	0	0	0	0				
Steve Bilko, R OBP: 0.412, SLG: 0.563 (1, 3)	0-0 4-3			0-3 K		4-0 2B SF9 BB		4-0 1-2 BB		2	1	0	0	2	1	2				
Lee Thomas, L OBP: 0.357, SLG: 0.466 (1, 9)		4-0 6-3 BB		0-0 G4-6-3		0-0 SF9 1B 2B		0-0 1-2 2H 1B		3	1	2	1	1	0	1				
Ken Hunt, R OBP: 0.319, SLG: 0.472 (1, 8)		0-3 K			0-0 HR		0-0 SF9		0-0 6-3	3	1	1	2	0	1	3				
George Thomas, R OBP: 0.333, SLG: 0.466 (8, 7)		0-0 6-3			0-0 F8		0-0 1B		0-0 F7	4	0	1	1	0	0	1				
Ed Sadowski, R OBP: 0.296, SLG: 0.408 (1, 2)		0-3 K			0-0 F7		0-0 E7 CS 1B		0-0 F8	4	0	1	0	0	1	1				
Ken McBride, R OBP: 0.127, SLG: 0.120 (1, 1)			0-0 5-3		4-0 1B BB		0-3 K		0-0 F2	3	0	0	0	1	1	1				
Inning Stats	R: 0 E: 0 K: 1 S: 6	H: 1 LOB: 0 BB: 0 P: 6	R: 0 E: 0 K: 2 S: 7	H: 0 LOB: 1 BB: 1 P: 11	R: 0 E: 0 K: 0 S: 3	H: 0 LOB: 0 BB: 0 P: 3	R: 0 E: 0 K: 1 S: 4	H: 0 LOB: 1 BB: 1 P: 8	R: 1 E: 0 K: 0 S: 5	H: 2 LOB: 2 BB: 1 P: 9	R: 2 E: 0 K: 0 S: 4	H: 2 LOB: 1 BB: 1 P: 8	R: 3 E: 2 K: 1 S: 8	H: 4 LOB: 2 BB: 2 P: 16	R: 0 E: 0 K: 0 S: 3	H: 0 LOB: 0 BB: 0 P: 3	1B: 5 2B: 3 3B: 0 HR: 1	SF: 1 SAC: 0 DP: 1 HBP: 0	WP: 0 PB: 0 SB: 0 CS: 1	PA: 36
PITCHER Ed Rakow, R ERA: 4.87 Bill Kunkel, R ERA: 4.64 Joe Nuxhall, L ERA: 5.4 Art Ditmar, R ERA: 5.35 (1, 1)	IP: 6.0 WLS: L BF: 25 H: 4 R: 3 ER: 3 SO: 4 BB: 4 IBB: 0 HBP: 0 BLK: 0 WP: 0 HR: 1 S: 29 P: 45 ERA: 4.50 WHIP: 1.500															PITCHER				


AB 29
R 6
H 9
RBI 6
BB 6
SO 5
LOB 12



Batter	1	2	3	4	5	6	7	8	9	AB	R	H	RBI	BB	SO	LOB	TOP																
Albie Pearson, L (1,9) OBP: 0.414, SLG: 0.408	0-0 1B 2B	0-0	0-0	0-0	0-0	0-0	0-0	0-0	0-0	5	1	1	0	0	0	1	<p>Los Angeles Angels @ Kansas City Athletics Municipal Stadium, Kansas City, MO Mon Sep 04 1961, 4:38 AM EDT Att: 6,912 - Unknown</p> <p>livebaseballscorecards.com</p> <p>AB 38 R 7 H 10 RBI 7 BB 2 SO 4 LOB 15</p> 																
Joe Koppe, R (1,6) OBP: 0.344, SLG: 0.364	0-0 E	0-0	0-0 3B BB	0-0	0-0	0-0	0-0	0-0	0-0	4	1	2	1	1	0	0																	
Lee Thomas, L (1,3) OBP: 0.354, SLG: 0.468	0-0 E5 L5-3	0-0	0-0 HR 3B	0-0	0-0	0-0	0-0	0-0	0-0	5	1	1	1	0	0	2																	
Leon Wagner, L (1,7) OBP: 0.334, SLG: 0.482	0-3 K	0-0	0-0 HR	0-0	0-0	0-0	0-0	0-0	0-0	5	1	1	2	0	1	4																	
Ken Hunt, R (1,8) OBP: 0.319, SLG: 0.474	0-0 L5-3	0-0	0-3 HR K	0-0	0-0	0-0	0-0	0-0	0-0	4	1	1	0	0	1	2																	
George Thomas, R (1,5) OBP: 0.339, SLG: 0.479	0-0	4-0 E 1B 4-3 BB	0-0 1B	0-0	0-0	0-0	0-0	0-3 K	0-0	3	2	2	2	1	1	0																	
Tom Satriano, L (1,4) OBP: 0.233, SLG: 0.308	0-0	0-0 4-3 E 1B	0-0	0-0	0-0	0-0	0-0	0-0	0-0	4	0	1	0	0	0	1																	
Ed Sadowski, R (1,2) OBP: 0.294, SLG: 0.404	0-0	0-0	0-0	0-0	0-0	0-0	0-0	0-3 K	0-0	4	0	1	0	0	1	2																	
Ted Bowsfield, R (1,1) OBP: 0.179, SLG: 0.237	0-0	0-0	0-0	0-0	0-0	0-0	0-0	0-0	0-0	2	0	0	1	0	0	3																	
Jim Donohue, R (3,1) OBP: 0.174, SLG: 0.217	0-0	4-3	0-0	0-0	0-0	0-0	0-0	0-0	0-0	0	0	0	0	0	0	0																	
Art Fowler, R (5,1) OBP: 0.083, SLG: 0.083	0-0	0-0	0-0	0-0	0-0	0-0	0-0	0-0	0-0	0	0	0	0	0	0	0																	
Ron Moeller, L (5,1) OBP: 0.400, SLG: 0.259	0-0	0-0	0-0	0-0	0-0	0-0	0-0	0-0	0-0	1	0	0	0	0	0	0																	
Ted Kluszewski, L (9, PH) OBP: 0.301, SLG: 0.449	0-0	2-3 3-H	0-0	0-0	0-0	0-0	0-0	0-0	0-0	1	0	0	0	0	0	0																	
Inning Stats	R: 1 E: 1 K: 1 S: 7	H: 2 LOB: 1 BB: 0 P: 7	R: 1 E: 1 K: 0 S: 4	H: 1 LOB: 1 BB: 1 P: 8	R: 3 E: 0 K: 1 S: 9	H: 4 LOB: 2 BB: 1 P: 13	R: 0 E: 0 K: 0 S: 3	H: 0 LOB: 0 BB: 0 P: 3	R: 2 E: 0 K: 0 S: 5	H: 2 LOB: 0 BB: 0 P: 5	R: 0 E: 0 K: 0 S: 3	H: 0 LOB: 0 BB: 0 P: 3	R: 0 E: 0 K: 2 S: 7	H: 0 LOB: 0 BB: 0 P: 7	R: 0 E: 1 K: 0 S: 5	H: 1 LOB: 2 BB: 0 P: 5	1B: 5 2B: 2 3B: 2 HR: 2	SF: 0 SAC: 0 DP: 1 HBP: 0	WP: 0 PB: 0 SB: 0 CS: 0	PA: 40													
PITCHER	IP WLS BF H R ER SO BB IBB HBP BLK WP HR S P ERA WHIP																																
Bob Shaw, R (1,1) ERA: 4.15	2.0	12	4	4	4	1	2	0	0	0	0	0	0	12	20	18.00	3.000																
Joe Nuxhall, L (3,1) ERA: 5.49	3.0	W	14	5	3	3	1	0	0	0	0	0	2	16	16	9.00	1.667																
Art Ditmar, R (6,1) ERA: 5.15	4.0	S	14	1	0	0	2	0	0	0	0	0	0	18	18	0.00	0.250																

Batter	1	2	3	4	5	6	7	8	9	AB	R	H	RBI	BB	SO	LOB	BOTTOM																
Dick Howser, R (1,6) OBP: 0.382, SLG: 0.357	0-0 1B 1B	0-0	0-0	0-0 E7 1B	0-0 S 1B	0-0	0-0	0-0	0-0	6	2	3	0	0	0	4	<p>Los Angeles Angels @ Kansas City Athletics Municipal Stadium, Kansas City, MO Mon Sep 04 1961, 4:38 AM EDT Att: 6,912 - Unknown</p> <p>livebaseballscorecards.com</p> <p>AB 39 R 13 H 15 RBI 12 BB 7 SO 7 LOB 19</p> 																
Bobby Del Greco, R (1,8) OBP: 0.320, SLG: 0.346	0-0	0-0	0-0	0-0	0-0 BB 1B	0-0	0-0	0-0	0-0	5	1	1	1	0	0	2																	
Wayne Causey, L (1,5) OBP: 0.331, SLG: 0.395	0-0	0-0	4-0 BB 2B	0-0	0-0 HR BB	0-0	0-0	0-0	0-0	2	3	0	0	3	0	1																	
Norm Siebern, L (1,3) OBP: 0.375, SLG: 0.476	0-0 1B	0-0	4-0 2B BB	0-0	0-0 HR	0-3 K	0-0	0-0	0-0	3	2	2	2	2	1	0																	
Deron Johnson, R (1,9) OBP: 0.259, SLG: 0.379	0-0 1B	0-0	0-0	0-0	0-0 K	0-0	0-0	0-0	0-0	5	1	4	3	0	1	0																	
Leo Posada, R (1,7) OBP: 0.324, SLG: 0.379	0-3 K	0-3	0-3 K	0-0	0-0 K	0-0	0-0	0-0	0-0	5	1	2	3	0	2	5																	
Jerry Lumpe, L (1,4) OBP: 0.340, SLG: 0.382	0-0	0-0	0-0	0-0	0-0 FC6-4 HR	0-0	0-0	0-0	0-0	5	1	1	0	0	1	3																	
Joe Pignatano, R (1,2) OBP: 0.351, SLG: 0.374	0-0	0-0	0-0	0-0	4-0 HR BB	0-3 K	0-0	4-0	0-0	3	1	1	0	2	1	0																	
Bob Shaw, R (1,1) OBP: 0.203, SLG: 0.164	0-0	0-0	0-0	0-0	0-0	0-0	0-0	0-3	0-0	1	0	0	0	0	0	1																	
Joe Nuxhall, L (3,1) OBP: 0.354, SLG: 0.467	0-0	0-0	0-0	0-0	0-0	0-0	0-0	0-0	0-0	2	1	1	3	0	0	0																	
Art Ditmar, R (6,1) OBP: 0.125, SLG: 0.097	0-0	0-0	0-0	0-0	0-0 HR	0-0	0-0	0-0	0-0	2	0	0	0	0	1	3																	
Inning Stats	R: 1 E: 0 K: 1 S: 8	H: 3 LOB: 2 BB: 0 P: 8	R: 0 E: 0 K: 0 S: 4	H: 1 LOB: 1 BB: 0 P: 4	R: 1 E: 0 K: 1 S: 6	H: 1 LOB: 2 BB: 2 P: 14	R: 0 E: 1 K: 0 S: 4	H: 1 LOB: 1 BB: 0 P: 4	R: 11 E: 2 K: 2 S: 14	H: 7 LOB: 0 BB: 4 P: 30	R: 0 E: 0 K: 1 S: 5	H: 0 LOB: 0 BB: 0 P: 5	R: 0 E: 0 K: 1 S: 7	H: 2 LOB: 3 BB: 1 P: 11	R: 0 E: 0 K: 1 S: 7	H: 2 LOB: 3 BB: 1 P: 11		1B: 11 2B: 2 3B: 0 HR: 2	SF: 0 SAC: 0 DP: 0 HBP: 0	WP: 1 PB: 0 SB: 1 CS: 0	PA: 46												
PITCHER	IP WLS BF H R ER SO BB IBB HBP BLK WP HR S P ERA WHIP																																
Ted Bowsfield, L (1,1) ERA: 4.04	2.1	14	5	2	2	1	2	0	0	0	0	0	1	14	22	15.43	2.143																
Jim Donohue, R (3,1) ERA: 4.43	2.1	12	3	4	4	2	2	0	0	0	0	1	3	3	∞	∞																	
Art Fowler, R (5,1) ERA: 4.13	0.0	L	3	3	2	2	0	0	0	0	1	3	3	∞	∞																		
Ron Moeller, L (5,1) ERA: 6.08	3.1	17	4	5	4	4	3	0	0	0	1	0	22	34	10.80	2.100																	


Batter	1	2	3	4	5	6	7	8	9	AB	R	H	RBI	BB	SO	LOB	TOP			
Joe Koppe, R OBP: 0.342, SLG: 0.360 (1, 6)	0-0 1B		1-0 BB 1B HBP		0-3 K		0-0 SF7		0-0 2B	3	0	0	1	0	1	0	Los Angeles Angels @ Kansas City Athletics Municipal Stadium, Kansas City, MO Tue Sep 05 1961, 8:05 PM EDT Unknown 			
Lee Thomas, L OBP: 0.392, SLG: 0.478 (1, 9)	0-0 2B		0-0 1B		0-0 1B		0-0 1B		0-0 1B	5	0	5	0	0	0	0				
Leon Wagner, L OBP: 0.333, SLG: 0.477 (1, 7)	0-0 2B		4-0 1B		0-0 1B		0-0 9-2-5		0-0 1B	4	0	0	0	1	0	5				
Steve Bilko, R OBP: 0.404, SLG: 0.551 (1, 3)	0-0 3B		0-0 2B		0-0 1B				0-0 1B	4	0	1	0	0	0	4				
Earl Averill, R OBP: 0.396, SLG: 0.512 (1, 2)		4-0 BB	0-0 3B		0-0 1B				0-0 2B	3	0	0	0	1	0	4				
Ken Hunt, R OBP: 0.316, SLG: 0.469 (1, 8)		0-0 1B		0-0 1B					0-0 3B	4	0	0	0	0	0	2				
George Thomas, R OBP: 0.338, SLG: 0.475 (1, 5)		0-0 2B		0-0 2B					0-0 1B	4	1	1	0	0	0	2				
Rocky Bridges, R OBP: 0.321, SLG: 0.292 Tom Satriano, L OBP: 0.250, SLG: 0.325 (8, 4)		0-0 3B		0-0 3B			0-0 1B SF7 1B		0-0 E9 4-3 1B	3	1	1	0	0	0	1				
Ryne Duren, R OBP: 0.148, SLG: 0.042 Johnny James, L (2, 1)			0-3 K		0-0 1B		0-0 1B 9-2-5 1B		0-0 4-3 1B	0	0	0	0	0	0	0				
Albie Pearson, L OBP: 0.416, SLG: 0.410 Jim Donohue, R OBP: 0.174, SLG: 0.217 Ted Kluszewski, L OBP: 0.300, SLG: 0.447 (9, PH)									0-0 3H	2	0	0	0	0	0	0				
Inning Stats	R: 0 E: 0 K: 0 S: 4	H: 1 LOB: 1 BB: 0 P: 4	R: 0 E: 0 K: 0 S: 3	H: 0 LOB: 1 BB: 1 P: 7	R: 0 E: 0 K: 1 S: 6	H: 1 LOB: 3 BB: 1 P: 11	R: 0 E: 0 K: 0 S: 3	H: 0 LOB: 0 BB: 0 P: 3	R: 0 E: 0 K: 0 S: 4	H: 1 LOB: 1 BB: 0 P: 4	R: 1 E: 0 K: 0 S: 5	H: 3 LOB: 1 BB: 0 P: 5	R: 0 E: 0 K: 0 S: 3	H: 0 LOB: 0 BB: 0 P: 3	R: 2 E: 1 K: 0 S: 6	H: 3 LOB: 1 BB: 0 P: 6	1B: 9 2B: 2 3B: 0 HR: 0	SF: 1 SAC: 0 DP: 1 HBP: 1	WP: 0 PB: 0 SB: 0 CS: 0	PA: 39
PITCHER Jerry Walker, R ERA: 4.91 (1, 1)	IP: 9.0 WLS: W BF: 39 H: 10 R: 3 ER: 2 SO: 2 BB: 2 IBB: 0 HBP: 1 BLK: 0 WP: 0 HR: 0 S: 40 P: 49 ERA: 2.00 WHIP: 1.333															PITCHER				

Batter	1	2	3	4	5	6	7	8	9	AB	R	H	RBI	BB	SO	LOB	BOTTOM			
Dick Howser, R OBP: 0.381, SLG: 0.358 Gene Stephens, L OBP: 0.292, SLG: 0.298 (5, PH) (6, 9)	0-0 2B	FC6-4 1B PB	0-0 2B		0-0 2B		0-0 3B		0-0 2B	3	2	1	0	0	0	3	Los Angeles Angels @ Kansas City Athletics Municipal Stadium, Kansas City, MO Tue Sep 05 1961, 8:05 PM EDT Unknown 			
Bobby Del Greco, R OBP: 0.325, SLG: 0.349 (1, 8)	0-0 1B	4-0 1B HR	0-3 K		4-0 1B		0-3 K		0-3 K	3	2	1	1	2	2	1				
Deron Johnson, R OBP: 0.258, SLG: 0.375 (6, 5)	0-3 K	0-3 K		0-0 1B	0-0 2B		0-0 2B		0-0 2B	5	0	1	0	0	2	5				
Norm Siebern, L OBP: 0.373, SLG: 0.473 (1, 3)	0-0 2B	0-0 1B		0-0 1B			0-0 1B		0-0 3B	5	1	1	1	0	0	2				
Jerry Lumpe, L OBP: 0.341, SLG: 0.388 (1, 4)	4-0 1B	0-0 1B		0-0 2B			0-0 2B		0-0 2B	3	1	1	3	1	0	1				
Wayne Causey, L OBP: 0.337, SLG: 0.396 (6, 6)	0-0 1B	4-0 1B		4-0 1B			0-0 2B		0-0 2B	2	0	1	1	2	0	0				
Leo Posada, R OBP: 0.321, SLG: 0.374 (1, 7)	0-0 1B	0-0 1B		0-0 2B			0-3 K		0-3 K	4	0	0	0	0	1	5				
Gordon Mackenzie, R OBP: 0.188, SLG: 0.133 (1, 2)		0-0 1B PB	4-0 1B		0-0 1B		0-0 2B		0-0 2B	3	1	1	0	1	0	0				
Jerry Walker, S OBP: 0.286, SLG: 0.296 (1, 1)		0-0 1B	0-3 K		0-0 1B		4-0 1B		4-0 1B	3	0	2	0	1	1	1				
Inning Stats	R: 2 E: 0 K: 1 S: 8	H: 3 LOB: 2 BB: 1 P: 12	R: 5 E: 0 K: 1 S: 9	H: 4 LOB: 1 BB: 2 P: 17	R: 0 E: 0 K: 2 S: 7	H: 0 LOB: 1 BB: 1 P: 11	R: 0 E: 0 K: 0 S: 4	H: 1 LOB: 2 BB: 1 P: 8	R: 0 E: 0 K: 0 S: 3	H: 0 LOB: 0 BB: 0 P: 3	R: 0 E: 0 K: 1 S: 5	H: 0 LOB: 1 BB: 1 P: 9	R: 0 E: 0 K: 1 S: 5	H: 0 LOB: 0 BB: 0 P: 5	R: 0 E: 0 K: 1 S: 5	H: 0 LOB: 0 BB: 0 P: 5		1B: 6 2B: 2 3B: 0 HR: 1	SF: 0 SAC: 0 DP: 0 HBP: 0	WP: 0 PB: 1 SB: 0 CS: 0
PITCHER Ryne Duren, R ERA: 4.88 Johnny James, R ERA: 4.82 Jim Donohue, R ERA: 4.34	IP: 1.2 WLS: L BF: 15 H: 7 R: 7 ER: 7 SO: 2 BB: 3 IBB: 0 HBP: 0 BLK: 0 WP: 0 HR: 1 S: 16 P: 28 ERA: 37.80 WHIP: 6.000															PITCHER				

Batter	1	2	3	4	5	6	7	8	9	AB	R	H	RBI	BB	SO	LOB	TOP										
Luis Aparicio, R (1,6) OBP: 0.311, SLG: 0.358	F9		HR		K			6-3		4	1	1	1	0	1	1	Chicago White Sox @ Los Angeles Angels Wrigley Field, Los Angeles, CA Sun Sep 10 1961, 5:33 AM CDT Att: 3,689 - Sunny - 91 F										
Floyd Robinson, L (1,9) OBP: 0.385, SLG: 0.453	L3		4-3		4-3			1B		4	0	1	0	0	0	1											
Minnie Minoso, R (1,7) OBP: 0.370, SLG: 0.415	K		1B		4-3			L1		4	0	1	0	0	1	1											
Roy Sievers, R (1,3) OBP: 0.376, SLG: 0.540 J.C. Martin, L (7,3) OBP: 0.293, SLG: 0.347		F2	F8		K			F8		3	0	0	0	0	1	1											
Al Smith, R (1,5) OBP: 0.346, SLG: 0.516		HR		F2		P6		F3		4	1	1	1	0	0	0											
Jim Landis, R (1,8) OBP: 0.358, SLG: 0.456		HR		F7			K	F7		4	1	1	1	0	1	0											
Cam Carreon, R (1,2) OBP: 0.332, SLG: 0.372		4-3		6-3			P6			3	0	0	0	0	0	0											
Sammy Esposito, R (1,4) OBP: 0.278, SLG: 0.235		F8			F5		K			3	0	0	0	0	1	0											
Juan Pizarro, L (1,1) OBP: 0.308, SLG: 0.339 Billy Goodman, L (8,PH) OBP: 0.315, SLG: 0.396 Turk Lown, R (8,1)			F8					K		1	0	0	0	1	0	0											
										1	0	0	0	0	1	0											
										0	0	0	0	0	0	0											
Inning Stats	R: 0 E: 0 K: 1 S: 5	H: 0 LOB: 0 BB: 0 P: 5	R: 2 E: 0 K: 0 S: 5	H: 2 LOB: 0 BB: 0 P: 5	R: 1 E: 0 K: 0 S: 5	H: 2 LOB: 1 BB: 0 P: 5	R: 0 E: 0 K: 0 S: 3	H: 0 LOB: 0 BB: 0 P: 3	R: 0 E: 0 K: 1 S: 5	H: 0 LOB: 1 BB: 1 P: 9	R: 0 E: 0 K: 2 S: 7	H: 0 LOB: 0 BB: 0 P: 7	R: 0 E: 0 K: 1 S: 6	H: 1 LOB: 1 BB: 0 P: 6	R: 0 E: 0 K: 0 S: 3	H: 0 LOB: 0 BB: 0 P: 3	1B: 2 2B: 0 3B: 0 HR: 3	SF: 0 SAC: 0 DP: 0 HBP: 0	WP: 0 PB: 0 SB: 1 CS: 0	PA: 33							
PITCHER	IP	WLS	BF	H	R	ER	SO	BB	IBB	HBP	BLK	WP	HR	S	P	ERA	WHIP										
Jack Spring, L (1,1) ERA: 4.23	7.0	W	26	4	3	3	5	1	0	0	0	0	3	35	39	3.86	0.714										
Tom Morgan, R (8,1) ERA: 2.43	2.0	S	7	1	0	0	1	0	0	0	0	0	0	9	9	0.00	0.500										

Batter	1	2	3	4	5	6	7	8	9	AB	R	H	RBI	BB	SO	LOB	BOTTOM										
Eddie Yost, R (1,5) OBP: 0.343, SLG: 0.206	P4		F7		E 1B BB		K			3	0	0	0	1	1	1	Chicago White Sox @ Los Angeles Angels Wrigley Field, Los Angeles, CA Sun Sep 10 1961, 5:33 AM CDT Att: 3,689 - Sunny - 91 F										
Lee Thomas, L (1,7) OBP: 0.371, SLG: 0.521	HR		FC3-6 FC6-4		E5 1B		HR	1B		4	2	3	1	0	0	1											
George Thomas, R (1,8) OBP: 0.331, SLG: 0.489	F8		FC6-4		K		HR			4	1	1	2	0	1	3											
Ken Hunt, R (1,9) OBP: 0.318, SLG: 0.473	5-3			HR	K		P5			4	1	1	1	0	1	2											
Steve Bilko, R (1,3) OBP: 0.398, SLG: 0.541		K		K		K		5-3		4	0	0	0	0	3	0											
Earl Averill, R (1,2) OBP: 0.391, SLG: 0.498 Ed Sadowski, R (9,2) OBP: 0.291, SLG: 0.399				K		F8		K		3	0	0	0	1	2	0											
										0	0	0	0	0	0	0											
Joe Koppe, R (1,6) OBP: 0.344, SLG: 0.359		BB						S		3	0	2	0	1	1	1											
Rocky Bridges, R (1,4) OBP: 0.325, SLG: 0.299		K			P3		F9			3	0	0	0	1	1	3											
Jack Spring, R (1,1) Albie Pearson, L (7,PH) OBP: 0.414, SLG: 0.401 Tom Morgan, R (8,1) OBP: 0.167, SLG: 0.091						K		6-3		1	0	0	0	1	1	0											
										1	0	0	0	0	0	0											
										1	0	0	0	0	0	2											
Inning Stats	R: 1 E: 0 K: 0 S: 4	H: 1 LOB: 0 BB: 0 P: 4	R: 0 E: 0 K: 3 S: 9	H: 0 LOB: 1 BB: 1 P: 13	R: 0 E: 0 K: 0 S: 3	H: 0 LOB: 1 BB: 1 P: 7	R: 1 E: 0 K: 2 S: 9	H: 2 LOB: 1 BB: 0 P: 9	R: 0 E: 1 K: 3 S: 10	H: 1 LOB: 2 BB: 1 P: 14	R: 0 E: 0 K: 1 S: 5	H: 0 LOB: 1 BB: 1 P: 9	R: 2 E: 0 K: 1 S: 7	H: 2 LOB: 0 BB: 0 P: 7	R: 0 E: 0 K: 1 S: 6	H: 1 LOB: 2 BB: 1 P: 10	1B: 3 2B: 1 3B: 0 HR: 3	SF: 0 SAC: 0 DP: 0 HBP: 0	WP: 0 PB: 0 SB: 1 CS: 0	PA: 36							
PITCHER	IP	WLS	BF	H	R	ER	SO	BB	IBB	HBP	BLK	WP	HR	S	P	ERA	WHIP										
Juan Pizarro, L (1,1) ERA: 3.06	7.0	L	31	6	4	4	10	4	0	0	0	0	3	47	63	5.14	1.429										
Turk Lown, R (8,1) ERA: 2.6	1.0		5	1	0	0	1	1	0	0	0	0	0	6	10	0.00	2.000										

AB	32
R	3
H	5
RBI	3
BB	1
SO	6
LOB	4



AB	31
R	4
H	7
RBI	4
BB	5
SO	11
LOB	13



Batter	1	2	3	4	5	6	7	8	9	AB	R	H	RBI	BB	SO	LOB	TOP					
Joe Koppe, R (1,6) OBP: 0.346, SLG: 0.359	0-0 6-3			0-3 K		4-0 BB		0-0 1B		3	0	1	0	1	1	0	Los Angeles Angels @ Minnesota Twins Metropolitan Stadium, Bloomington, MI Mon Sep 11 1961, 8:05 PM EDT Att. 6,215 - Unknown - 58 F					
Tom Satriano, L (1,5) OBP: 0.310, SLG: 0.360	4-0 BB			0-0 1B		0-0 F5		0-3 K		3	0	1	0	1	1	2						
Lee Thomas, L (1,3) OBP: 0.370, SLG: 0.526	0-0 G4-6-3			0-3 K				0-0 F8		4	1	1	1	0	1	3						
Leon Wagner, L (1,7) OBP: 0.333, SLG: 0.470		0-0 4-3		0-0 1-3				0-0 F2		4	0	0	0	0	1	1						
George Thomas, R (1,8) OBP: 0.325, SLG: 0.481		0-3 K			0-3 K			0-3 K2-3		4	0	0	0	0	3	0						
Ken Hunt, R (1,9) OBP: 0.317, SLG: 0.473		0-3 K			0-0 F9			0-0 2B		4	1	1	0	0	1	0						
Buck Rodgers, S (1,2) OBP: 0.375, SLG: 0.286			0-0 F7		0-0 F8			0-0 1B		3	0	1	1	0	0	0						
Rocky Bridges, R (1,4) OBP: 0.320, SLG: 0.294			0-3 K		0-3 K			0-3 K		3	0	0	0	0	3	1						
Dean Chance, R (1,1) Tom Morgan, R (8,1) Art Fowler, R (8,1)			0-0 1-3		0-3 K			0-3 K		3	0	0	0	0	2	0						
Inning Stats	R: 0 E: 0 K: 0 S: 2	H: 0 LOB: 0 BB: 1 P: 6	R: 0 E: 0 K: 2 S: 7	H: 0 LOB: 0 BB: 0 P: 7	R: 0 E: 0 K: 1 S: 5	H: 0 LOB: 0 BB: 0 P: 5	R: 0 E: 0 K: 2 S: 8	H: 1 LOB: 1 BB: 0 P: 8	R: 0 E: 0 K: 1 S: 5	H: 0 LOB: 0 BB: 0 P: 5	R: 0 E: 0 K: 2 S: 7	H: 1 LOB: 1 BB: 1 P: 11	R: 2 E: 0 K: 2 S: 10	H: 3 LOB: 1 BB: 0 P: 10	R: 0 E: 0 K: 2 S: 8	H: 1 LOB: 1 BB: 0 P: 8		R: 0 E: 0 K: 1 S: 5	H: 0 LOB: 0 BB: 0 P: 5	1B: 3 2B: 1 3B: 0 HR: 1	SF: 0 SAC: 0 DP: 1 HBP: 0	WP: 0 PB: 0 SB: 1 CS: 0
PITCHER Camilo Pascual, R (1,1) ERA: 3.64	IP: 9.0 WLS: W BF: 33	H: 5 R: 2 ER: 2 SO: 13	BB: 2 IBB: 0 HBP: 0 BLK: 0	WP: 0 HR: 1 S: 57 P: 65	ERA: 2.00 WHIP: 0.778	PITCHER										IP: 9.0 WLS: W BF: 33	H: 5 R: 2 ER: 2 SO: 13	BB: 2 IBB: 0 HBP: 0 BLK: 0	WP: 0 HR: 1 S: 57 P: 65	ERA: 2.00 WHIP: 0.778		

Batter	1	2	3	4	5	6	7	8	9	AB	R	H	RBI	BB	SO	LOB	BOTTOM					
Lenny Green, L (1,8) OBP: 0.386, SLG: 0.415	0-0 L5-4		0-0 1B		0-0 G1-6-3		0-0 L3			4	0	2	0	0	0	2	Los Angeles Angels @ Minnesota Twins Metropolitan Stadium, Bloomington, MI Mon Sep 11 1961, 8:05 PM EDT Att. 6,215 - Unknown - 58 F					
Billy Martin, R (1,4) OBP: 0.284, SLG: 0.332	0-0 1B		0-0 FC5-2-5			0-0 P5		0-0 E5		4	1	1	0	0	0	2						
Harmon Killebrew, R (1,3) OBP: 0.399, SLG: 0.617	0-0 F3		0-0 F8		0-0 F8		0-0 P3		0-3 K	4	0	0	0	0	1	5						
Bob Allison, R (1,9) OBP: 0.359, SLG: 0.467	0-0 L5-4		0-0 F8			1-0 WP		0-0 1B		3	1	1	0	0	0	4						
Earl Battey, R (1,2) OBP: 0.378, SLG: 0.483		0-0 1-3		0-3 K		0-0 WP		0-0 1B		4	1	2	1	0	1	0						
Jim Lemon, R (1,7) OBP: 0.334, SLG: 0.430		0-0 4-3		0-0 6-3		4-0 1B		0-0 1B		2	0	0	0	1	0	0						
Jose Valdivielso, R (6, PR) OBP: 0.224, SLG: 0.248						1-2 IBB		0-0 HR		0	0	0	0	0	0	0						
Joe Altobelli, L (8, PH) OBP: 0.388, SLG: 0.378						1-2 2-3		0-0 HR		1	1	1	3	0	0	0						
Ted Lepcio, R (9, 5) OBP: 0.232, SLG: 0.395								0-0 FC4-6		0	0	0	0	0	0	0						
Bill Tuttle, R (1,5) OBP: 0.309, SLG: 0.323	0-0 6-3		0-0 6-3		0-0 6-3		0-0 F8		0-0 FC4-6	4	0	1	0	0	0	3						
Zoilo Versalles, R (1,6) OBP: 0.313, SLG: 0.385			0-0 2B		0-0 5-3		0-0 5-3		0-0 FC4-6	4	1	1	0	0	0	1						
Camilo Pascual, R (1,1) OBP: 0.228, SLG: 0.227			0-0 1B		0-0 G1-6-3		0-0 L3		0-0 CS	3	0	3	1	0	0	0						
Inning Stats	R: 0 E: 0 K: 0 S: 4	H: 2 LOB: 1 BB: 0 P: 4	R: 0 E: 0 K: 0 S: 3	H: 0 LOB: 0 BB: 0 P: 3	R: 1 E: 0 K: 0 S: 6	H: 3 LOB: 2 BB: 0 P: 6	R: 0 E: 0 K: 1 S: 5	H: 0 LOB: 0 BB: 0 P: 5	R: 0 E: 0 K: 0 S: 3	H: 1 LOB: 0 BB: 0 P: 3	R: 0 E: 0 K: 0 S: 4	H: 1 LOB: 3 BB: 1 P: 9	R: 0 E: 0 K: 0 S: 3	H: 1 LOB: 0 BB: 0 P: 3	R: 4 E: 1 K: 1 S: 9	H: 4 LOB: 0 BB: 0 P: 9	R: 0 E: 0 K: 1 S: 9	H: 0 LOB: 0 BB: 0 P: 9	1B: 9 2B: 4 3B: 0 HR: 1	SF: 0 SAC: 0 DP: 3 HBP: 1	WP: 1 PB: 0 SB: 0 CS: 1	PA: 36
PITCHER Dean Chance, R (1,1) ERA: 3.68	IP: 7.1 WLS: L	BF: 32	H: 10 R: 4 ER: 3 SO: 2	BB: 0 IBB: 4 HBP: 3 BLK: 2	WP: 1 HR: 0 S: 34 P: 39	ERA: 3.68 WHIP: 1.364	PITCHER										IP: 7.1 WLS: L	BF: 32	H: 10 R: 4 ER: 3 SO: 2	BB: 0 IBB: 4 HBP: 3 BLK: 2	WP: 1 HR: 0 S: 34 P: 39	ERA: 3.68 WHIP: 1.364
Tom Morgan, R (8,1) ERA: 2.55	0.0	2	2	1	1	0	0	0	0	0	0	0	0	0	0	0						
Art Fowler, R (8,1) ERA: 4.09	0.2	1	0	0	0	0	0	0	0	0	0	1	1	0	0	0						



Batter	1	2	3	4	5	6	7	8	9	AB	R	H	RBI	BB	SO	LOB	TOP			
Joe Koppe, R OBP: 0.349, SLG: 0.358 (1, 6)	6-3	FC9-6																		
Tom Satriano, L OBP: 0.305, SLG: 0.352 (1, 5) (9, 4)	PB 1B	F5																		
Lee Thomas, L OBP: 0.369, SLG: 0.522 (1, 3)	1B SF7 HBP																			
Leon Wagner, L OBP: 0.335, SLG: 0.471 (1, 7)	1B																			
George Thomas, R OBP: 0.320, SLG: 0.475 (1, 8)	SF7																			
Ken Hunt, R OBP: 0.317, SLG: 0.471 (1, 9)	1-3																			
Buck Rodgers, S OBP: 0.417, SLG: 0.364 (1, 2)																				
Rocky Bridges, R OBP: 0.320, SLG: 0.295 (1, 4)																				
Chuck Tanner, L (9, PH)																				
Eddie Yost, R OBP: 0.343, SLG: 0.206 (9, 5)																				
Ted Bowsfield, R OBP: 0.163, SLG: 0.214 (1, 1)																				
Albie Pearson, L OBP: 0.414, SLG: 0.401 (9, PH)																				
Earl Averill, R OBP: 0.392, SLG: 0.500 (9, PH)																				
Dan Ardell, L (9, PR)																				
Jim Donohue, R OBP: 0.174, SLG: 0.217 (9, 1)																				
Inning Stats	R: 2 E: 0 K: 0 S: 5	H: 2 LOB: 1 BB: 0 P: 6	R: 1 E: 2 K: 1 S: 7	H: 1 LOB: 1 BB: 0 P: 7	R: 0 E: 0 K: 1 S: 5	H: 0 LOB: 0 BB: 0 P: 5	R: 0 E: 0 K: 0 S: 4	H: 1 LOB: 1 BB: 0 P: 4	R: 0 E: 0 K: 0 S: 3	H: 1 LOB: 0 BB: 0 P: 3	R: 0 E: 0 K: 0 S: 7	H: 0 LOB: 0 BB: 0 P: 7	R: 0 E: 0 K: 1 S: 5	H: 0 LOB: 1 BB: 1 P: 9	R: 2 E: 0 K: 0 S: 5	H: 3 LOB: 2 BB: 2 P: 13	1B: 9 2B: 1 3B: 0 HR: 0	SF: 1 SAC: 1 DP: 3 HBP: 1	WP: 0 PB: 1 SB: 0 CS: 0	PA: 38
PITCHER	IP WLS BF H R ER SO BB IBB HBP BLK WP HR S P ERA WHIP																			
Don Lee, R ERA: 3.04 (1, 1)	8.0 L 31 6 3 2 5 1 0 1 0 0 0 0 39 44 2.25 0.875																			
Al Schroll, R ERA: 8.06 (9, 1)	0.1 4 2 2 2 0 1 0 0 0 0 0 0 3 7 54.00 9.000																			
Bill Pleis, L ERA: 5.17 (9, 1)	0.2 3 1 0 0 0 1 0 0 0 0 0 0 2 6 0.00 3.000																			

Los Angeles Angels @ Minnesota Twins
Metropolitan Stadium, Bloomington, MI
Thu Sep 14 1961, 4:33 AM EDT
Unknown - 51 F

AB 32
R 5
H 9
RBI 5
BB 3
SO 5
LOB 15



Batter	1	2	3	4	5	6	7	8	9	AB	R	H	RBI	BB	SO	LOB	BOTTOM					
Lenny Green, L OBP: 0.385, SLG: 0.414 (1, 8)	G5-4-3 1B																					
Billy Martin, R OBP: 0.284, SLG: 0.334 (1, 4)	G5-4-3 1-2																					
Harmon Killebrew, R OBP: 0.386, SLG: 0.613 (1, 3)	K																					
Bob Allison, R OBP: 0.357, SLG: 0.463 (1, 9)																						
Earl Battey, R OBP: 0.380, SLG: 0.485 (1, 2)	1B 1B																					
Jim Lemon, R OBP: 0.332, SLG: 0.427 (1, 7)	K																					
Bill Tuttle, R OBP: 0.309, SLG: 0.323 (1, 5)	1-2 1B																					
Zoilo Versalles, R OBP: 0.311, SLG: 0.383 (1, 6)	F7																					
Don Lee, R OBP: 0.074, SLG: 0.074 (1, 1)																						
Rich Rollins, R OBP: 0.368, SLG: 0.353 (8, PH)																						
Al Schroll, R OBP: 0.385, SLG: 0.636 (9, 1)																						
Bill Pleis, L OBP: 0.111, SLG: 0.111 (9, 1)																						
Inning Stats	R: 0 E: 0 K: 1 S: 5	H: 1 LOB: 0 BB: 0 P: 5	R: 0 E: 0 K: 2 S: 9	H: 2 LOB: 2 BB: 0 P: 9	R: 0 E: 0 K: 0 S: 3	H: 0 LOB: 0 BB: 0 P: 3	R: 0 E: 0 K: 2 S: 7	H: 0 LOB: 0 BB: 0 P: 7	R: 0 E: 1 K: 1 S: 6	H: 0 LOB: 1 BB: 0 P: 6	R: 1 E: 1 K: 1 S: 6	H: 1 LOB: 0 BB: 0 P: 6	R: 0 E: 0 K: 0 S: 3	H: 1 LOB: 0 BB: 0 P: 3	R: 0 E: 0 K: 0 S: 3	H: 0 LOB: 0 BB: 0 P: 3	R: 0 E: 0 K: 1 S: 5	H: 0 LOB: 0 BB: 0 P: 5	1B: 4 2B: 1 3B: 0 HR: 0	SF: 1 SAC: 0 DP: 2 HBP: 0	WP: 0 PB: 0 SB: 0 CS: 0	PA: 31
PITCHER	IP WLS BF H R ER SO BB IBB HBP BLK WP HR S P ERA WHIP																					
Ted Bowsfield, L ERA: 3.72 (1, 1)	8.0 W 28 5 1 0 7 0 0 0 0 0 0 0 42 42 0.00 0.625																					
Jim Donohue, R ERA: 4.43 (9, 1)	1.0 S 3 0 0 0 1 0 0 0 0 0 0 0 5 5 0.00 0.000																					

Los Angeles Angels @ Minnesota Twins
Metropolitan Stadium, Bloomington, MI
Thu Sep 14 1961, 4:33 AM EDT
Unknown - 51 F

AB 30
R 1
H 5
RBI 1
BB 0
SO 8
LOB 8



Batter	1	2	3	4	5	6	7	8	9	AB	R	H	RBI	BB	SO	LOB	TOP
Eddie Yost, R OBP: 0.346, SLG: 0.208 (1, 5)										3	1	1	0	1	1	0	Los Angeles Angels @ Minnesota Twins Metropolitan Stadium, Bloomington, MI Thu Sep 14 1961, 4:38 AM EDT Att: 1,605 - Unknown
Joe Koppe, R OBP: 0.351, SLG: 0.360 (1, 4)										4	0	2	0	0	1	0	
George Thomas, R OBP: 0.316, SLG: 0.467 (1, 8)										4	0	0	0	0	1	3	
Ken Hunt, R OBP: 0.316, SLG: 0.468 (1, 9)										3	0	0	0	1	1	2	
Steve Bilko, R OBP: 0.393, SLG: 0.533 (1, 3)										4	0	0	0	0	3	4	
Lee Thomas, L OBP: 0.397, SLG: 0.518 (1, 7)										3	0	0	0	0	2	2	
Ed Sadowski, R OBP: 0.286, SLG: 0.391 (1, 2)										3	0	0	0	0	0	0	
Jim Fregosi, R (1, 6)										3	0	0	0	0	0	0	
Ken McBride, R OBP: 0.119, SLG: 0.113 (1, 1)										2	0	0	0	0	1	0	
Art Fowler, R OBP: 0.083, SLG: 0.083 (7, 1)										0	0	0	0	0	0	0	
Jack Spring, R (7, 1)										0	0	0	0	0	0	0	
Earl Averill, R OBP: 0.391, SLG: 0.498 (8, PH)										1	0	0	0	0	0	0	
Ryne Duren, R OBP: 0.146, SLG: 0.042 (8, 1)										0	0	0	0	0	0	0	
Inning Stats	R: 1 E: 0 S: 7	H: 2 LOB: 2 BB: 1 P: 11	R: 0 E: 0 S: 3	H: 0 LOB: 0 BB: 0 P: 3	R: 0 E: 0 S: 5	H: 0 LOB: 0 BB: 0 P: 5	R: 0 E: 0 S: 5	H: 0 LOB: 0 BB: 0 P: 5	R: 0 E: 0 S: 7	H: 0 LOB: 0 BB: 0 P: 7	R: 0 E: 0 S: 3	H: 0 LOB: 0 BB: 0 P: 3	R: 0 E: 0 S: 8	H: 1 LOB: 2 BB: 1 P: 12	1B: 3 2B: 0 3B: 0 HR: 0	SF: 0 SAC: 0 DP: 0 HBP: 0	WP: 1 PA: 32 SB: 0 CS: 0
PITCHER Jim Kaat, L ERA: 3.85 (1, 1)	IP: 9.0 WLS: W BF: 32 H: 3 R: 1 ER: 1 SO: 10 BB: 2 IBB: 0 HBP: 0 BLK: 0 WP: 1 HR: 0 S: 50 P: 58 ERA: 1.00 WHIP: 0.556																

Batter	1	2	3	4	5	6	7	8	9	AB	R	H	RBI	BB	SO	LOB	BOTTOM		
Lenny Green, L OBP: 0.386, SLG: 0.418 (1, 8) (8, 7)										4	1	2	1	0	0	0	Los Angeles Angels @ Minnesota Twins Metropolitan Stadium, Bloomington, MI Thu Sep 14 1961, 4:38 AM EDT Att: 1,605 - Unknown 		
Billy Martin, R OBP: 0.284, SLG: 0.331 (1, 4)										3	1	0	0	1	0	2			
Harmon Killebrew, R OBP: 0.397, SLG: 0.611 (1, 3)										2	0	0	0	2	2	2			
Joe Altobelli, L OBP: 0.357, SLG: 0.375 (1, 7)										3	0	1	1	0	1	2			
Jim Lemon, R OBP: 0.331, SLG: 0.426 (7, PH)										1	0	0	0	0	0	2			
Jose Valdivielso, R OBP: 0.224, SLG: 0.248 (8, 5)										0	0	0	0	0	0	0			
Bob Allison, R OBP: 0.355, SLG: 0.460 (1, 9)										4	0	0	1	0	3	3			
Earl Battey, R OBP: 0.381, SLG: 0.484 (1, 2)										3	0	1	0	1	1	2			
Bill Tuttle, R OBP: 0.307, SLG: 0.319 (1, 5) (8, 8)										4	0	0	0	0	1	4			
Zoilo Versalles, R OBP: 0.311, SLG: 0.382 (1, 6)										3	1	1	0	0	1	1			
Jim Kaat, L OBP: 0.317, SLG: 0.345 (1, 1)										2	0	0	0	0	1	1			
Inning Stats	R: 0 E: 0 S: 5	H: 0 LOB: 0 BB: 0 P: 5	R: 0 E: 0 S: 9	H: 0 LOB: 0 BB: 0 P: 9	R: 0 E: 0 S: 5	H: 0 LOB: 0 BB: 0 P: 5	R: 0 E: 1 S: 6	H: 0 LOB: 2 BB: 1 P: 10	R: 0 E: 0 S: 8	H: 1 LOB: 1 BB: 0 P: 8	R: 2 E: 1 S: 8	H: 2 LOB: 2 BB: 1 P: 12	R: 1 E: 0 S: 5	H: 2 LOB: 1 BB: 1 P: 9	R: 0 E: 0 S: 5	H: 0 LOB: 1 BB: 1 P: 9	1B: 4 2B: 0 3B: 1 HR: 0	SF: 0 SAC: 2 DP: 0 HBP: 0	WP: 0 PA: 35 SB: 1 CS: 0
PITCHER Ken McBride, R ERA: 3.43 (1, 1)	IP: 6.1 WLS: L BF: 28 H: 5 R: 3 ER: 3 SO: 9 BB: 2 IBB: 0 HBP: 0 BLK: 0 WP: 0 HR: 0 S: 44 P: 52 ERA: 4.26 WHIP: 1.105																		
Art Fowler, R ERA: 4.07 (7, 1)	0.1	2	0	0	0	0	1	0	0	0	0	0	1	5	0.00	3.000			
Jack Spring, L ERA: 4.18 (7, 1)	0.1	1	0	0	0	0	0	0	0	0	0	0	1	1	0.00	0.000			
Ryne Duren, R ERA: 4.82 (8, 1)	1.0	4	0	0	0	1	1	0	0	0	0	5	9	0.00	1.000				

Batter	1	2	3	4	5	6	7	8	9	AB	R	H	RBI	BB	SO	LOB	TOP					
Albie Pearson, L OBP: 0.416, SLG: 0.407 (1, 9)										3	2	1	0	1	0	3	Los Angeles Angels @ Chicago White Sox Comiskey Park, Chicago, IL Sat Sep 16 1961, 4:33 AM EDT Att. 4,646 - Unknown livebaseballscorecards.com					
Joe Koppe, R OBP: 0.351, SLG: 0.359 (1, 6)										5	2	2	1	0	0	4						
Lee Thomas, L OBP: 0.367, SLG: 0.523 (1, 3)										5	2	2	4	0	1	3						
Leon Wagner, L OBP: 0.336, SLG: 0.470 (1, 7)										5	0	0	0	0	1	3						
George Thomas, R OBP: 0.320, SLG: 0.465 (1, 8)										5	2	2	0	0	3	2						
Buck Rodgers, S OBP: 0.455, SLG: 0.476 (1, 2)										5	2	3	3	0	0	0						
Tom Satriano, L OBP: 0.319, SLG: 0.381 (1, 5)										5	0	2	2	0	1	1						
Rocky Bridges, R OBP: 0.330, SLG: 0.307 (1, 4)										4	1	2	1	0	0	1						
Jack Spring, R (7, PH)										1	0	0	0	0	0	2						
Steve Bilko, R OBP: 0.395, SLG: 0.533 (7, PR)										0	0	0	0	1	0	0						
Dan Ardell, L (7, PR)										0	0	0	0	0	0	0						
Jim Donohue, R OBP: 0.167, SLG: 0.208 (7, 1)										1	0	0	0	0	0	1						
Inning Stats	R: 0 E: 0 K: 0 S: 4	H: 1 LOB: 1 BB: 0 P: 4	R: 6 E: 1 K: 0 S: 9	H: 6 LOB: 0 BB: 0 P: 9	R: 0 E: 0 K: 1 S: 5	H: 0 LOB: 0 BB: 0 P: 5	R: 0 E: 0 K: 0 S: 4	H: 1 LOB: 1 BB: 0 P: 4	R: 0 E: 0 K: 3 S: 9	H: 0 LOB: 0 BB: 0 P: 9	R: 0 E: 0 K: 1 S: 5	H: 0 LOB: 2 BB: 0 P: 5	R: 0 E: 0 K: 0 S: 3	H: 0 LOB: 1 BB: 1 P: 7	R: 2 E: 0 K: 0 S: 6	H: 3 LOB: 1 BB: 0 P: 6	R: 3 E: 0 K: 1 S: 8	H: 3 LOB: 1 BB: 1 P: 12	1B: 12 2B: 0 3B: 1 HR: 1	SF: 0 SAC: 2 DP: 0 HBP: 0	WP: 0 PB: 0 SB: 1 CS: 0	PA: 43
PITCHER	IP WLS BF H R ER SO BB IBB HBP BLK WP HR S P ERA WHIP																					
Cal McLish, R ERA: 4.52 (1, 1)	1.0 L 8 5 4 4 0 0 0 0 0 0 0 0 0 8 8 36.00 5.000																					
Russ Kemmerer, R ERA: 4.4 (2, 1)	1.0 5 2 2 2 0 0 0 0 0 0 0 1 5 5 18.00 2.000																					
Gary Peters, L ERA: 3.38 (3, 1)	5.1 21 4 2 2 5 1 0 0 0 0 0 0 30 34 3.38 0.938																					
Warren Hacker, R ERA: 3.74 (8, 1)	0.2 2 0 0 0 0 0 0 0 0 0 0 0 2 2 0.00 0.000																					
Turk Lown, R ERA: 2.79 (9, 1)	1.0 7 3 3 3 1 1 0 0 0 0 0 0 8 12 27.00 4.000																					

Batter	1	2	3	4	5	6	7	8	9	AB	R	H	RBI	BB	SO	LOB	BOTTOM					
Luis Aparicio, R OBP: 0.311, SLG: 0.358 (1, 6)										4	0	0	1	0	1	0	Los Angeles Angels @ Chicago White Sox Comiskey Park, Chicago, IL Sat Sep 16 1961, 4:33 AM EDT Att. 4,646 - Unknown livebaseballscorecards.com					
Mike Herzberger, R OBP: 0.206, SLG: 0.206 (1, 9)										4	0	1	0	0	0	0						
Minnie Minoso, R OBP: 0.371, SLG: 0.413 (1, 7)										4	1	1	0	0	0	1						
Roy Sievers, R OBP: 0.375, SLG: 0.530 (1, 3)										3	0	1	1	1	0	1						
Al Smith, R OBP: 0.346, SLG: 0.509 (1, 5)										4	1	1	0	0	0	1						
Jim Landis, R OBP: 0.362, SLG: 0.470 (1, 8)										3	1	1	2	0	2	0						
Sammy Esposito, R OBP: 0.268, SLG: 0.225 (1, 4)										3	0	0	0	0	0	0						
Sherm Lollar, R OBP: 0.367, SLG: 0.388 (1, 2)										3	1	1	0	0	0	0						
Cal McLish, S OBP: 0.185, SLG: 0.189 (2, 1)										0	0	0	0	0	0	0						
Russ Kemmerer, R OBP: 0.296, SLG: 0.287 (3, 1)										0	0	0	0	0	0	0						
Gary Peters, L (3, 1)										2	0	0	0	0	1	0						
Warren Hacker, R OBP: 0.171, SLG: 0.111 (8, PH)										0	0	0	0	0	0	0						
Floyd Robinson, L OBP: 0.391, SLG: 0.646 (9, 9)										1	0	0	0	0	0	1						
Inning Stats	R: 0 E: 0 K: 1 S: 5	H: 0 LOB: 0 BB: 0 P: 5	R: 0 E: 0 K: 1 S: 5	H: 0 LOB: 0 BB: 0 P: 5	R: 0 E: 0 K: 0 S: 4	H: 0 LOB: 0 BB: 0 P: 4	R: 1 E: 0 K: 0 S: 4	H: 2 LOB: 1 BB: 0 P: 4	R: 2 E: 0 K: 0 S: 5	H: 2 LOB: 0 BB: 0 P: 5	R: 0 E: 0 K: 0 S: 4	H: 1 LOB: 1 BB: 0 P: 4	R: 0 E: 0 K: 1 S: 5	H: 0 LOB: 0 BB: 0 P: 5	R: 1 E: 0 K: 0 S: 4	H: 1 LOB: 0 BB: 0 P: 4	R: 0 E: 0 K: 0 S: 2	H: 0 LOB: 0 BB: 1 P: 6	1B: 3 2B: 2 3B: 0 HR: 1	SF: 0 SAC: 0 DP: 1 HBP: 0	WP: 0 PB: 0 SB: 0 CS: 0	PA: 32
PITCHER	IP WLS BF H R ER SO BB IBB HBP BLK WP HR S P ERA WHIP																					
Jack Spring, L ERA: 4.24 (1, 1)	6.0 W 22 11 3 3 3 0 0 0 0 0 0 0 11 28 4.50 0.833																					
Jim Donohue, R ERA: 4.39 (7, 1)	3.0 S 10 1 1 1 1 1 0 0 0 0 0 0 0 11 15 3.00 0.667																					

Batter	1	2	3	4	5	6	7	8	9	AB	R	H	RBI	BB	SO	LOB	TOP			
Albie Pearson, L OBP: 0.414, SLG: 0.404	0-0 4-3			0-0 4-3	0-0 FC5			0-0 F8		3	0	0	0	0	0	3	Los Angeles Angels @ Chicago White Sox Comiskey Park, Chicago, IL Sun Sep 17 1961, 4:33 AM EDT Unknown			
Ryne Duren, R OBP: 0.148, SLG: 0.042										0	0	0	0	0	0	0				
Earl Averill, R OBP: 0.389, SLG: 0.495										1	0	0	0	0	0	0				
Tom Morgan, R OBP: 0.154, SLG: 0.083										0	0	0	0	0	0	0				
Joe Koppe, R OBP: 0.347, SLG: 0.355	0-0 G3			0-0 P4			0-0 4-3	0-0 6-3		4	0	0	0	0	0	0				
Lee Thomas, L OBP: 0.366, SLG: 0.522	0-0 6-3			0-3 K			0-0 2B	0-0 3-1		4	0	1	0	0	1	0				
Ken Hunt, R OBP: 0.317, SLG: 0.467		0-0 5-3			4-0 2B		0-3 K			3	1	1	0	1	1	1				
George Thomas, R OBP: 0.326, SLG: 0.471		0-0 7-3			0-0 BB		4-0 BB	0-0 P6		3	0	2	1	1	0	1				
Buck Rodgers, S OBP: 0.385, SLG: 0.400	0-0 7-3				0-0 F9		0-3 K	0-3 K		4	0	0	0	0	2	5				
Tom Satriono, L OBP: 0.303, SLG: 0.358			0-3 K		0-3 K		0-0 4-3	0-0 P5		4	0	0	0	0	2	2				
Rocky Bridges, R OBP: 0.336, SLG: 0.311					4-0 FC5		0-0 F8			1	0	1	0	1	0	0				
Jim Fregosi, R OBP: 0.336, SLG: 0.311				0-0 G6-4-3			0-0 F8			1	0	0	0	0	0	0				
Dean Chance, R Eddie Yost, R Johnny James, L Art Fowler, R Steve Bilko, R	0-0 G6-4-3			0-0 G6-4-3		4-0 BB	0-0 1-4-3			0	0	0	0	0	0	0				
Dean Chance, R Eddie Yost, R Johnny James, L Art Fowler, R Steve Bilko, R					4-0 BB		0-0 1-4-3			1	0	0	0	1	0	0				
Inning Stats	R: 0 E: 0 K: 0 S: 3	H: 0 LOB: 0 BB: 0 P: 3	R: 0 E: 0 K: 0 S: 3	H: 1 LOB: 0 BB: 0 P: 3	R: 0 E: 0 K: 1 S: 5	H: 1 LOB: 0 BB: 0 P: 5	R: 0 E: 0 K: 1 S: 5	H: 0 LOB: 0 BB: 0 P: 5	R: 1 E: 0 K: 2 S: 6	H: 1 LOB: 3 BB: 3 P: 18	R: 0 E: 0 K: 2 S: 8	H: 1 LOB: 2 BB: 1 P: 12	R: 0 E: 0 K: 0 S: 3	H: 0 LOB: 0 BB: 0 P: 3	R: 0 E: 0 K: 1 S: 6	H: 1 LOB: 1 BB: 0 P: 6	1B: 3 2B: 3 3B: 0 HR: 0	SF: 0 SAC: 0 DP: 2 HBP: 0	WP: 0 PB: 0 SB: 0 CS: 0	PA: 34
PITCHER Frank Baumann, L ERA: 5.48	IP: 9.0 WLS: W BF: 34 H: 5 R: 1 ER: 1 SO: 6 BB: 4 IBB: 0 HBP: 0 BLK: 0 WP: 0 HR: 0 S: 42 P: 58 ERA: 1.00 WHIP: 1.000															PITCHER	IP: 9.0 WLS: W BF: 34 H: 5 R: 1 ER: 1 SO: 6 BB: 4 IBB: 0 HBP: 0 BLK: 0 WP: 0 HR: 0 S: 42 P: 58 ERA: 1.00 WHIP: 1.000			

AB	30
R	1
H	5
RBI	1
BB	4
SO	6
LOB	13



Batter	1	2	3	4	5	6	7	8	9	AB	R	H	RBI	BB	SO	LOB	BOTTOM			
Luis Aparicio, R OBP: 0.315, SLG: 0.358	4-0 1B	4-0 1B		4-0 1B	0-3 K			0-0 CS		2	2	1	0	3	1	1	Los Angeles Angels @ Chicago White Sox Comiskey Park, Chicago, IL Sun Sep 17 1961, 4:33 AM EDT Unknown			
Floyd Robinson, L OBP: 0.394, SLG: 0.458	0-0 1B	0-0 SF		0-0 HR	0-0 FC6-4			0-0 P5		5	1	3	2	0	2	2				
Minnie Minoso, R OBP: 0.367, SLG: 0.410	0-0 P3	0-0 SF		0-0 F5	0-0 CS		0-0 6-3	0-0 F7		4	0	0	1	0	5	5				
Roy Sievers, R OBP: 0.374, SLG: 0.527	0-3 K	0-0 F2		1-0 HR			0-3 K	0-0 CS		3	1	0	0	0	2	4				
J.C. Martin, L OBP: 0.301, SLG: 0.356				1-2 HR			0-0 K			0	0	0	0	0	0	0				
Al Smith, R OBP: 0.345, SLG: 0.513	0-0 P4	0-0 FC6-4		0-0 HR			0-3 K			4	1	1	4	0	1	4				
Jim Landis, R OBP: 0.361, SLG: 0.468		0-0 G3		0-0 P4			0-0 F9			3	0	0	0	1	0	0				
Nellie Fox, L OBP: 0.323, SLG: 0.297		0-0 1B		0-0 1B	4-0 1B		0-0 3-1			3	1	2	0	1	0	0				
Sherm Lollar, R OBP: 0.368, SLG: 0.390		0-0 1B		0-0 1B	0-0 L6-3		0-0 F9			4	1	2	0	0	3	3				
Frank Baumann, L OBP: 0.311, SLG: 0.393		0-0 1B		0-0 G3	0-0 FC6-4		0-3 K			4	1	2	1	0	1	1				
Inning Stats	R: 0 E: 0 K: 1 S: 6	H: 1 LOB: 2 BB: 1 P: 10	R: 4 E: 1 K: 0 S: 8	H: 4 LOB: 2 BB: 1 P: 12	R: 0 E: 0 K: 0 S: 3	H: 1 LOB: 0 BB: 0 P: 3	R: 4 E: 0 K: 0 S: 5	H: 2 LOB: 2 BB: 3 P: 18	R: 0 E: 0 K: 1 S: 5	H: 1 LOB: 0 BB: 0 P: 5	R: 0 E: 0 K: 2 S: 7	H: 0 LOB: 0 BB: 0 P: 7	R: 0 E: 0 K: 1 S: 6	H: 1 LOB: 1 BB: 0 P: 6	R: 0 E: 0 K: 0 S: 3	H: 1 LOB: 0 BB: 0 P: 3	1B: 10 2B: 1 3B: 0 HR: 1	SF: 1 SAC: 0 DP: 1 HBP: 1	WP: 0 PB: 1 SB: 3 CS: 2	PA: 41
PITCHER Dean Chance, R ERA: 6.75	IP: 2.0 WLS: L BF: 14 H: 5 R: 4 ER: 4 SO: 4 BB: 2 IBB: 0 HBP: 1 BLK: 0 WP: 0 HR: 0 S: 14 P: 22 ERA: 18.00 WHIP: 3.500															PITCHER	IP: 2.0 WLS: L BF: 14 H: 5 R: 4 ER: 4 SO: 4 BB: 2 IBB: 0 HBP: 1 BLK: 0 WP: 0 HR: 0 S: 14 P: 22 ERA: 18.00 WHIP: 3.500			
Johnny James, R ERA: 5.2	IP: 3.1 WLS: 1 BF: 10 H: 3 R: 4 ER: 4 SO: 4 BB: 2 IBB: 0 HBP: 1 BLK: 0 WP: 0 HR: 1 S: 7 P: 16 ERA: 21.60 WHIP: 3.000															PITCHER	IP: 3.1 WLS: 1 BF: 10 H: 3 R: 4 ER: 4 SO: 4 BB: 2 IBB: 0 HBP: 1 BLK: 0 WP: 0 HR: 1 S: 7 P: 16 ERA: 21.60 WHIP: 3.000			
Art Fowler, R ERA: 4.06	IP: 0.1 WLS: 0 BF: 2 H: 0 R: 0 ER: 0 SO: 0 BB: 1 IBB: 0 HBP: 0 BLK: 0 WP: 0 HR: 0 S: 1 P: 5 ERA: 0.00 WHIP: 3.000															PITCHER	IP: 0.1 WLS: 0 BF: 2 H: 0 R: 0 ER: 0 SO: 0 BB: 1 IBB: 0 HBP: 0 BLK: 0 WP: 0 HR: 0 S: 1 P: 5 ERA: 0.00 WHIP: 3.000			
Ryne Duren, R ERA: 4.68	IP: 3.0 WLS: 0 BF: 10 H: 2 R: 0 ER: 0 SO: 4 BB: 0 IBB: 0 HBP: 0 BLK: 0 WP: 0 HR: 0 S: 18 P: 18 ERA: 0.00 WHIP: 0.667															PITCHER	IP: 3.0 WLS: 0 BF: 10 H: 2 R: 0 ER: 0 SO: 4 BB: 0 IBB: 0 HBP: 0 BLK: 0 WP: 0 HR: 0 S: 18 P: 18 ERA: 0.00 WHIP: 0.667			
Tom Morgan, R ERA: 2.45	IP: 1.0 WLS: 0 BF: 3 H: 1 R: 0 ER: 0 SO: 0 BB: 0 IBB: 0 HBP: 0 BLK: 0 WP: 0 HR: 0 S: 3 P: 3 ERA: 0.00 WHIP: 1.000															PITCHER	IP: 1.0 WLS: 0 BF: 3 H: 1 R: 0 ER: 0 SO: 0 BB: 0 IBB: 0 HBP: 0 BLK: 0 WP: 0 HR: 0 S: 3 P: 3 ERA: 0.00 WHIP: 1.000			

AB	32
R	8
H	11
RBI	8
BB	5
SO	5
LOB	20



Batter	1	2	3	4	5	6	7	8	9	AB	R	H	RBI	BB	SO	LOB	TOP										
Eddie Yost, R OBP: 0.348, SLG: 0.233 (1, 5)	F7		HR		F2			BB		3	1	1	1	1	0	1	Los Angeles Angels @ Detroit Tigers Tiger Stadium, Detroit, MI Tue Sep 19 1961, 4:33 AM EDT Att: 3,494 - Unknown										
Joe Koppe, R OBP: 0.342, SLG: 0.347 (1, 6)	5-3		L7			L1-3	BB	K		3	0	0	0	1	1												
Lee Thomas, L OBP: 0.364, SLG: 0.517 (1, 7)	1B			P4	L1-3			F7		4	0	1	0	0	2												
George Thomas, R OBP: 0.327, SLG: 0.468 (1, 8)	F7			F8				F7		4	0	1	0	0	2												
Ken Hunt, R OBP: 0.314, SLG: 0.463 (1, 9)		P4		P4				K		4	0	0	0	0	2	1											
Steve Bilko, R OBP: 0.393, SLG: 0.534 (1, 3)	P3				HR			F3		4	1	1	1	0	0	0											
Ed Sadowski, R OBP: 0.280, SLG: 0.387 (1, 2)	P5				K			E5	FC6-4	4	0	0	0	0	2	0											
Rocky Bridges, R OBP: 0.332, SLG: 0.307 (1, 4)			K		F3			FC6-4		3	0	0	0	0	1	1											
Ken McBride, R OBP: 0.119, SLG: 0.113 (1, 1)								F3		0	0	0	0	0	0	0											
Jim Gooden, R OBP: 0.180, SLG: 0.200 (5, PH)										1	0	0	0	0	0	0											
Albie Pearson, L OBP: 0.414, SLG: 0.453 (5, 1)										0	0	0	0	0	0	0											
Ryne Duren, R OBP: 0.142, SLG: 0.142 (6, 1)										0	0	0	0	0	0	0											
Jack Spring, L OBP: 0.094, SLG: 0.093 (6, 1)										0	0	0	0	0	0	0											
Tom Morgan, R OBP: 0.226, SLG: 0.494 (7, PH)										1	0	0	0	0	0	1											
Earl Avenell, R OBP: 0.236, SLG: 0.494 (7, 1)										0	0	0	0	0	0	0											
Art Fowler, R OBP: 0.093, SLG: 0.093 (7, 1)										0	0	0	0	0	0	0											
Inning Stats	R: 0 E: 0 K: 0 S: 4	H: 1 LOB: 1 BB: 0 P: 4	R: 0 E: 0 K: 0 S: 3	H: 0 LOB: 0 BB: 0 P: 3	R: 1 E: 0 K: 1 S: 6	H: 1 LOB: 0 BB: 0 P: 6	R: 0 E: 0 K: 0 S: 3	H: 0 LOB: 0 BB: 0 P: 3	R: 1 E: 0 K: 1 S: 6	H: 1 LOB: 1 BB: 1 P: 10	R: 0 E: 0 K: 0 S: 5	H: 0 LOB: 1 BB: 1 P: 9	R: 0 E: 1 K: 1 S: 4	H: 0 LOB: 1 BB: 0 P: 4	R: 0 E: 0 K: 2 S: 5	H: 0 LOB: 0 BB: 0 P: 7	R: 0 E: 0 K: 2 S: 7	H: 0 LOB: 0 BB: 0 P: 7	1B: 2 2B: 1 3B: 0 HR: 2	SF: 0 SAC: 0 DP: 1 HBP: 0	WP: 0 PB: 0 SB: 0 CS: 0	PA: 34					
PITCHER	IP	WLS	BF	H	R	ER	SO	BB	IBB	HBP	BLK	WP	HR	S	P	ERA	WHIP										
Don Mossi, L ERA: 2.92 (1, 1)	9.0	W	34	4	2	2	6	3	0	0	0	0	2	43	55	2.00	0.778										

Batter	1	2	3	4	5	6	7	8	9	AB	R	H	RBI	BB	SO	LOB	BOTTOM										
Dick McAuliffe, L OBP: 0.319, SLG: 0.386 (1, 6)	G3									3	0	0	0	0	0	3	Los Angeles Angels @ Detroit Tigers Tiger Stadium, Detroit, MI Tue Sep 19 1961, 4:33 AM EDT Att: 3,494 - Unknown										
Bubba Morton, R OBP: 0.314, SLG: 0.368 (6, PH)										1	0	1	1	0	0	0											
Chico Fernandez, R OBP: 0.296, SLG: 0.307 (7, 6)	4-3									1	0	0	0	0	1	2											
Bill Bruton, L OBP: 0.330, SLG: 0.384 (1, 8)	2B	1B	L4-6-3	BB						3	1	2	1	1	0	0											
Al Kaline, R OBP: 0.392, SLG: 0.505 (1, 9)	1H	2B	L4-6-3							4	1	1	1	0	0	1											
Rocky Colavito, R OBP: 0.405, SLG: 0.583 (1, 7)	1B	2B	K2-3							4	1	1	1	0	1	0											
Norm Cash, L OBP: 0.497, SLG: 0.655 (1, 3)	BB	WP	E	1B						4	1	1	0	0	2	0											
Steve Boros, R OBP: 0.379, SLG: 0.367 (1, 5)	BB	BB		1B						3	0	1	0	1	0	0											
Jake Wood, R OBP: 0.314, SLG: 0.370 (1, 4)	K			F8						3	1	1	0	1	1	3											
Dick Brown, R OBP: 0.315, SLG: 0.484 (1, 2)	BB	BB		BB						2	1	1	0	2	0	1											
Don Mossi, L OBP: 0.229, SLG: 0.234 (1, 1)	1-2	2-3	3H	BB						3	0	0	0	1	2	4											
Inning Stats	R: 4 E: 1 K: 1 S: 9	H: 4 LOB: 3 BB: 3 P: 21	R: 0 E: 0 K: 1 S: 4	H: 0 LOB: 1 BB: 1 P: 8	R: 0 E: 0 K: 0 S: 4	H: 1 LOB: 1 BB: 0 P: 4	R: 0 E: 0 K: 0 S: 3	H: 0 LOB: 0 BB: 0 P: 3	R: 0 E: 0 K: 1 S: 5	H: 0 LOB: 0 BB: 0 P: 5	R: 2 E: 0 K: 1 S: 6	H: 2 LOB: 1 BB: 2 P: 14	R: 0 E: 0 K: 1 S: 5	H: 0 LOB: 0 BB: 0 P: 5	R: 0 E: 0 K: 2 S: 9	H: 2 LOB: 2 BB: 0 P: 9	1B: 6 2B: 3 3B: 0 HR: 0	SF: 0 SAC: 0 DP: 1 HBP: 0	WP: 2 PB: 0 SB: 1 CS: 0	PA: 38							
PITCHER	IP	WLS	BF	H	R	ER	SO	BB	IBB	HBP	BLK	WP	HR	S	P	ERA	WHIP										
Ken McBride, R ERA: 3.54 (1, 1)	0.1	L	4	4	4	3	0	1	0	0	0	0	0	15	27	0.00	1.091										
Jim Donohue, R ERA: 4.23 (1, 1)	3.2		14	1	0	0	2	3	0	0	0	0	0	5	27	0.00	1.091										
Ryne Duren, R ERA: 4.8 (5, 1)	1.1		6	0	2	2	1	2	0	0	0	1	0	6	14	13.50	1.500										
Jack Spring, L ERA: 4.19 (6, 1)	0.1		3	2	0	0	1	0	0	0	0	0	0	5	5	0.00	6.000										
Tom Morgan, R ERA: 2.53 (6, 1)	0.1		0	0	0	0	0	0	0	0	0	0	0	0	0	0.00	0.000										
PITCHER	IP	WLS	BF	H	R	ER	SO	BB	IBB	HBP	BLK	WP	HR	S	P	ERA	WHIP										
Art Fowler, R ERA: 3.86 (7, 1)	2.0		8	2	0	0	3	0	0	0	0	0	0	14	14	0.00	1.000										

AB	31
R	2
H	4
RBI	2
BB	3
SO	6
LOB	9



Batter	1	2	3	4	5	6	7	8	9	AB	R	H	RBI	BB	SO	LOB	TOP					
Albie Pearson, L (1, 9) OBP: 0.415, SLG: 0.403	L1-3		1B				F8			3	0	1	0	1	0	0	Los Angeles Angels @ Detroit Tigers Tiger Stadium, Detroit, MI Wed Sep 20 1961, 4:33 AM EDT Att: 3,116 - Unknown					
Joe Koppe, R (1, 6) OBP: 0.339, SLG: 0.344 Chuck Tanner, L (8, PH) Jim Fregosi, R (8, 6)	K		4-3				P5		F7	3	0	0	0	0	1	3						
Lee Thomas, L (1, 3) OBP: 0.361, SLG: 0.512	4-3						F8		P4	4	0	0	0	0	0	0						
Leon Wagner, L (1, 7) OBP: 0.337, SLG: 0.470							P6		K	3	1	1	0	1	1	0						
George Thomas, R (1, 8) OBP: 0.330, SLG: 0.479									E6	4	2	2	2	0	0	1						
Buck Rodgers, S (1, 2) OBP: 0.355, SLG: 0.367	K								F5	4	0	0	0	0	1	3						
Tom Satriono, L (1, 5) OBP: 0.284, SLG: 0.333	G3						L3-1		L9	4	0	0	0	0	0	2						
Rocky Bridges, R (1, 4) OBP: 0.332, SLG: 0.307 Ted Kluszewski, L (9, PH) Ken McBride, R (9, FR) OBP: 0.119, SLG: 0.113							P4		F7	3	0	1	0	0	0	0						
Ted Bowsfield, R (1, 1) OBP: 0.152, SLG: 0.200 Dean Chance, R (7, 1) Dan Ardell, L (9, PH) OBP: 1.000, SLG: 1.000							WP L1-3 1B		1B	1	0	1	1	0	0	0						
	5-3						L1-3		K	3	0	0	0	0	1	1						
Inning Stats	R: 0 E: 0 K: 1 S: 5	H: 0 LOB: 0 BB: 0 P: 5	R: 0 E: 0 K: 1 S: 6	H: 1 LOB: 1 BB: 0 P: 6	R: 0 E: 0 K: 0 S: 4	H: 1 LOB: 1 BB: 0 P: 4	R: 0 E: 0 K: 0 S: 4	H: 1 LOB: 1 BB: 0 P: 4	R: 0 E: 0 K: 0 S: 4	H: 1 LOB: 2 BB: 1 P: 8	R: 2 E: 0 K: 0 S: 4	H: 1 LOB: 0 BB: 1 P: 8	R: 0 E: 0 K: 1 S: 5	H: 0 LOB: 0 BB: 0 P: 5	R: 0 E: 0 K: 1 S: 5	H: 0 LOB: 0 BB: 0 P: 5	R: 1 E: 1 K: 0 S: 5	H: 2 LOB: 1 BB: 0 P: 5	1B: 5 2B: 1 3B: 0 HR: 1	SF: 0 SAC: 0 DP: 0 HBP: 0	WP: 1 PB: 0 SB: 1 CS: 0	PA: 36
PITCHER Ron Kline, R (1, 1) ERA: 4.03	IP: 9.0 WLS: W BF: 36 H: 7 R: 3 ER: 2 SO: 4 BB: 2 IBB: 0 HBP: 0 BLK: 0 WP: 1 HR: 1 S: 42 P: 50 ERA: 2.00 WHIP: 1.000															PITCHER						

Batter	1	2	3	4	5	6	7	8	9	AB	R	H	RBI	BB	SO	LOB	BOTTOM			
Chico Fernandez, R (1, 6) OBP: 0.300, SLG: 0.314	FC6-4 1B		5-3				E9 1B 2B			4	1	3	2	0	0	0	Los Angeles Angels @ Detroit Tigers Tiger Stadium, Detroit, MI Wed Sep 20 1961, 4:33 AM EDT Att: 3,116 - Unknown			
Bill Bruton, L (1, 8) OBP: 0.330, SLG: 0.383	F2		CS 1B				P6			4	0	1	0	0	0	3				
Al Kaline, R (1, 9) OBP: 0.391, SLG: 0.503	FC6-4 1-2		CS 1-2				L7		L5-3	4	0	1	1	0	0	2				
Rocky Colavito, R (1, 7) OBP: 0.406, SLG: 0.583	F9						HR 2B			3	1	1	0	1	1	2				
Norm Cash, L (1, 3) OBP: 0.487, SLG: 0.659							HR 2H			3	1	1	2	1	1	1				
Steve Boros, R (1, 5) OBP: 0.378, SLG: 0.364							HR 2B			3	0	0	0	1	1	3				
Jake Wood, R (1, 4) OBP: 0.317, SLG: 0.371							FC5-4 BB			3	1	2	0	1	0	1				
Dick Brown, R (1, 2) OBP: 0.314, SLG: 0.481							F9			4	1	1	0	0	1	3				
Ron Kline, R (1, 1) OBP: 0.160, SLG: 0.146							FC5-4 BB			3	1	0	0	0	1	0				
							L2-3			3	1	0	0	0	1	0				
Inning Stats	R: 0 E: 0 K: 0 S: 4	H: 1 LOB: 1 BB: 0 P: 4	R: 0 E: 0 K: 1 S: 5	H: 0 LOB: 1 BB: 1 P: 9	R: 0 E: 0 K: 0 S: 3	H: 1 LOB: 0 BB: 0 P: 3	R: 2 E: 0 K: 0 S: 5	H: 2 LOB: 1 BB: 1 P: 9	R: 0 E: 0 K: 0 S: 4	H: 1 LOB: 1 BB: 0 P: 4	R: 0 E: 0 K: 0 S: 2	H: 0 LOB: 0 BB: 1 P: 6	R: 4 E: 1 K: 2 S: 12	H: 4 LOB: 2 BB: 1 P: 16	R: 0 E: 0 K: 2 S: 7	H: 1 LOB: 0 BB: 0 P: 7	1B: 7 2B: 4 3B: 0 HR: 1	SF: 0 SAC: 1 DP: 2 HBP: 0	WP: 0 PB: 0 SB: 0 CS: 2	PA: 37
PITCHER Ted Bowsfield, L (1, 1) ERA: 3.95 Dean Chance, R (7, 1) ERA: 5.95	IP: 6.0 WLS: L BF: 28 H: 8 R: 6 ER: 6 SO: 1 BB: 3 IBB: 0 HBP: 0 BLK: 0 WP: 0 HR: 1 S: 27 P: 39 ERA: 9.00 WHIP: 1.833															PITCHER				

Batter	1	2	3	4	5	6	7	8	9	AB	R	H	RBI	BB	SO	LOB	TOP					
Dick McAuliffe, L (1, 6) OBP: 0.324, SLG: 0.402	0-0 1B		0-0 E 1B	0-0 HR		0-3 K		0-0 1-3		5	2	3	1	0	1	0	Detroit Tigers @ Los Angeles Angels Wrigley Field, Los Angeles, CA Fri Sep 22 1961, 9:05 PM CDT Alt. 5,792 - Unknown - 68 F					
Bill Bruton, L (1, 8) OBP: 0.330, SLG: 0.384	0-3 K		0-0 E3 FC4-6 1-2	0-0 2B		0-0 4-3		4-0 E BB		4	2	1	0	1	1	2						
Al Kaline, R (1, 9) OBP: 0.391, SLG: 0.507	0-0 L1		0-0 L6 FC4-6 1-2 2-3	4-0 BB		0-0 HR		0-0 L6 1-H		4	1	1	1	1	0	3						
Rocky Colavito, R (1, 7) OBP: 0.404, SLG: 0.579	0-3 K		0-0 E5 FC4-6 1-2 2-3 3-H	0-0 P4		4-0 BB		0-0 F7		4	0	0	1	1	1	7						
Norm Cash, L (1, 3) OBP: 0.483, SLG: 0.653	0-3 K		0-0 FC4-6 1-2 2-3 3-H		0-0 G3		0-0 P6		0-0 P6		5	0	0	1	0	1		5				
Steve Boros, R (1, 5) OBP: 0.378, SLG: 0.361		0-0 F7	0-3 K		4-0 5-3 BB		0-0 F8		4-0 BB		3	0	0	0	2	1		2				
Jake Wood, R (1, 4) OBP: 0.314, SLG: 0.368	0-0 6-3			0-0 F7		0-0 5-3		0-0 L6		5	0	0	0	0	1	2						
Dick Brown, R (1, 2) OBP: 0.315, SLG: 0.488	0-0 6-3			0-0 HR		4-0 IBB		0-0 F8		4	1	1	1	1	1	1						
Frank Lary, R (1, 1) OBP: 0.250, SLG: 0.276			0-0 P4	0-0 6-3		0-0 F8		0-0 3-1		4	0	0	0	0	0	2						
Inning Stats	R: 0 E: 1 K: 3 S: 11	H: 1 LOB: 2 BB: 0 P: 11	R: 0 E: 0 K: 0 S: 3	H: 0 LOB: 0 BB: 0 P: 3	R: 2 E: 3 K: 1 S: 9	H: 1 LOB: 2 BB: 0 P: 9	R: 2 E: 0 K: 0 S: 6	H: 3 LOB: 2 BB: 1 P: 10	R: 0 E: 0 K: 0 S: 3	H: 0 LOB: 2 BB: 2 P: 11	R: 1 E: 0 K: 1 S: 6	H: 1 LOB: 1 BB: 1 P: 10	R: 0 E: 0 K: 0 S: 3	H: 0 LOB: 0 BB: 0 P: 3	R: 1 E: 1 K: 0 S: 4	H: 0 LOB: 1 BB: 1 P: 8	R: 0 E: 0 K: 2 S: 7	H: 0 LOB: 1 BB: 1 P: 11	1B: 2 2B: 1 3B: 0 HR: 3	SF: 0 SAC: 0 DP: 0 HBP: 0	WP: 0 PB: 0 SB: 0 CS: 0	PA: 44
PITCHER	IP WLS BF L	H R ER SO	BB IBB HBP BLK	WP HR S P	ERA WHIP	PITCHER	IP WLS BF L	H R ER SO	BB IBB HBP BLK	WP HR S P	ERA WHIP											
Eli Grba, R (1, 1) ERA: 4.26	7.0	6	5	3	5	3	0	0	0	0	3.86	1.286										
Tom Morgan, R (8, 1) ERA: 2.47	2.0	0	1	0	2	2	0	0	0	0	0.00	1.000										

Batter	1	2	3	4	5	6	7	8	9	AB	R	H	RBI	BB	SO	LOB	BOTTOM					
Rocky Bridges, R (1, 4) OBP: 0.326, SLG: 0.301	0-0 L9		0-0 FC6 1-2 2-H		0-0 P4		0-0 FC1-6 4-3		0-3 K	4	0	0	0	0	0	2	Detroit Tigers @ Los Angeles Angels Wrigley Field, Los Angeles, CA Fri Sep 22 1961, 9:05 PM CDT Alt. 5,792 - Unknown - 68 F					
Ken Hunt, R (9, FH) OBP: 0.314, SLG: 0.462										1	0	0	0	0	1	1						
Chuck Tanner, L (1, 9) Tom Morgan, R (8, 1) OBP: 0.154, SLG: 0.083	0-0 4-3		0-3 K		0-0 P6		0-0 4-3			4	0	0	0	0	1	2						
Lee Thomas, L (1, 3) Steve Bilko, R (8, 3) OBP: 0.393, SLG: 0.534	0-0 HR 1B		0-3 K2-3		0-0 3-1		0-3 K			4	1	1	0	0	2	1						
Leon Wagner, L (1, 7) OBP: 0.338, SLG: 0.478	0-0 HR 1B		0-0 1-3			0-0 1B 1B		0-3 K		4	1	2	2	0	1	0						
George Thomas, R (1, 8) OBP: 0.329, SLG: 0.476	0-3 K		0-0 FC6 1B			0-0 F8		0-0 P6		4	0	1	0	0	1	1						
Buck Rodgers, S (1, 2) OBP: 0.371, SLG: 0.382		0-0 1B E 1B	0-0 FC6 1-2			0-0 1B		0-0 1-3		4	1	2	0	0	0	1						
Tom Satriano, L (1, 5) OBP: 0.282, SLG: 0.329		0-0 E 1B 1B		0-3 K		0-0 F7		0-3 K		4	0	1	0	0	2	2						
Jim Fregosi, R (1, 6) Ted Kluszewski, L (6, FH) Joe Koppe, R (7, 6) OBP: 0.339, SLG: 0.343		0-0 E6 1B E		0-0 F8		0-0 P4		0-3 K		2	1	0	1	0	0	1						
Eli Grba, R (1, 1) Albie Pearson, L (7, FH) OBP: 0.279, SLG: 0.371		0-0 FC6 1-2 2-H		0-0 F8			0-0 FC1-6 1B		0-0 1B	2	0	1	0	0	0	0						
Albie Pearson, L (7, FH) OBP: 0.417, SLG: 0.405										2	0	2	0	0	0	0						
Inning Stats	R: 2 E: 0 K: 1 S: 7	H: 2 LOB: 0 BB: 0 P: 7	R: 2 E: 2 K: 1 S: 8	H: 3 LOB: 1 BB: 0 P: 8	R: 0 E: 0 K: 1 S: 6	H: 1 LOB: 1 BB: 0 P: 6	R: 0 E: 0 K: 1 S: 5	H: 0 LOB: 0 BB: 0 P: 5	R: 0 E: 0 K: 0 S: 3	H: 0 LOB: 0 BB: 0 P: 3	R: 0 E: 0 K: 0 S: 5	H: 2 LOB: 2 BB: 0 P: 5	R: 0 E: 0 K: 1 S: 6	H: 1 LOB: 1 BB: 0 P: 6	R: 0 E: 0 K: 1 S: 5	H: 0 LOB: 0 BB: 0 P: 5	R: 0 E: 0 K: 3 S: 10	H: 1 LOB: 1 BB: 0 P: 10	1B: 9 2B: 0 3B: 0 HR: 1	SF: 0 SAC: 0 DP: 0 HBP: 0	WP: 0 PB: 0 SB: 0 CS: 0	PA: 37
PITCHER	IP WLS BF W	H R ER SO	BB IBB HBP BLK	WP HR S P	ERA WHIP	PITCHER	IP WLS BF W	H R ER SO	BB IBB HBP BLK	WP HR S P	ERA WHIP											
Frank Lary, R (1, 1) ERA: 3.25	9.0	10	4	3	9	0	0	0	0	0	3.00	1.111										

Batter	1	2	3	4	5	6	7	8	9	AB	R	H	RBI	BB	SO	LOB	TOP					
Dick McAuliffe, L (1, 6) OBP: 0.322, SLG: 0.405										5	1	1	0	0	1	3						
Bill Bruton, L (1, 8) OBP: 0.329, SLG: 0.382										5	1	1	1	0	0	3						
Al Kaline, R (1, 9) OBP: 0.392, SLG: 0.508										3	1	1	0	1	0	0						
Rocky Colavito, R (1, 7) OBP: 0.405, SLG: 0.583										3	1	1	1	1	0	3						
Norm Cash, L (1, 3) OBP: 0.483, SLG: 0.652										4	0	2	1	0	1	2						
Steve Boros, R (1, 5) OBP: 0.377, SLG: 0.362										4	0	1	1	0	2	3						
Jake Wood, R (1, 4) OBP: 0.314, SLG: 0.368										4	0	1	0	0	2	1	AB 34					
Dick Brown, R (1, 2) OBP: 0.317, SLG: 0.486										3	0	1	0	1	2	0	R 4					
Jim Bunning, R (1, 1) OBP: 0.149, SLG: 0.141										2	0	0	0	0	0	0	H 9					
Vic Wertz, L (9, PH) OBP: 0.337, SLG: 0.426										0	0	0	0	0	0	0	RBI 4					
Bubba Morton, R (9, PH) OBP: 0.310, SLG: 0.364										1	0	0	0	0	0	2	BB 3					
Terry Fox, R (9, 1) OBP: 0.250, SLG: 0.182										0	0	0	0	0	0	0	SO 8					
Inning Stats	R: 2 E: 0 K: 1 S: 7	H: 3 LOB: 2 BB: 1 P: 11	R: 0 E: 0 K: 2 S: 7	H: 0 LOB: 0 BB: 0 P: 7	R: 0 E: 0 K: 0 S: 3	H: 0 LOB: 0 BB: 0 P: 3	R: 1 E: 0 K: 1 S: 6	H: 1 LOB: 0 BB: 1 P: 6	R: 0 E: 0 K: 0 S: 3	H: 0 LOB: 1 BB: 1 P: 7	R: 1 E: 0 K: 1 S: 7	H: 2 LOB: 1 BB: 0 P: 7	R: 0 E: 0 K: 1 S: 5	H: 0 LOB: 0 BB: 0 P: 5	R: 0 E: 0 K: 1 S: 6	H: 1 LOB: 2 BB: 0 P: 10	R: 0 E: 0 K: 1 S: 7	H: 2 LOB: 2 BB: 0 P: 7	1B: 5 2B: 2 3B: 1 HR: 1	SF: 0 SAC: 1 DP: 0 HBP: 0	WP: 0 PB: 0 SB: 1 CS: 0	PA: 38
PITCHER	IP WLS BF H R ER SO BB IBB HBP BLK WP HR S P ERA WHIP																					
Ken McBride, R (1, 1) ERA: 3.59	7.0 L 28 6 4 4 6 2 0 0 0 0 0 1 38 46 5.14 1.143																					
Jim Donohue, R (8, 1) ERA: 4.2	1.0 7 3 0 0 1 1 0 0 0 0 0 0 8 12 0.00 4.000																					
Jack Spring, L (9, 1) ERA: 4.08	1.0 3 0 0 0 1 0 0 0 0 0 0 0 5 5 0.00 0.000																					

Detroit Tigers @ Los Angeles Angels
 Wrigley Field, Los Angeles, CA
 Sat Sep 23 1961, 5:33 AM CDT
 Att: 2,939 - Sunny - 74 F



Batter	1	2	3	4	5	6	7	8	9	AB	R	H	RBI	BB	SO	LOB	BOTTOM					
Albie Pearson, L (1, 9) OBP: 0.416, SLG: 0.404										4	1	1	0	0	0	1						
Rocky Bridges, R (1, 4) OBP: 0.330, SLG: 0.300										1	0	0	0	2	1	0						
Chuck Tanner, L (8, PH) OBP: 0.299, SLG: 0.444										1	0	0	0	0	1	1						
Joe Koppe, R (9, 4) OBP: 0.339, SLG: 0.343										0	0	0	0	0	0	0						
Lee Thomas, L (1, 3) OBP: 0.359, SLG: 0.507										4	0	1	0	0	0	3						
Leon Wagner, L (1, 7) OBP: 0.340, SLG: 0.484										3	1	1	1	1	0	2						
George Thomas, R (1, 8) OBP: 0.331, SLG: 0.478										3	0	1	0	0	1	2						
Earl Averill, R (1, 2) OBP: 0.386, SLG: 0.487										4	0	0	0	0	2	3						
Tom Satriano, L (1, 5) OBP: 0.270, SLG: 0.313										4	0	0	0	0	0	1						
Jim Fregosi, R (1, 6) OBP: 0.500, SLG: 0.500										3	0	0	0	0	3	0	AB 32					
Ken McBride, R (1, 1) ERA: 3.1	8.0 W 33 5 2 2 8 3 0 1 0 0 0 1 45 58 2.25 1.000																					
Terry Fox, R (9, 1) ERA: 1.53	1.0 S 3 0 0 0 1 0 0 0 0 0 0 0 5 5 0.00 0.000																					
Inning Stats	R: 0 E: 0 K: 0 S: 3	H: 0 LOB: 2 BB: 2 P: 11	R: 0 E: 0 K: 2 S: 7	H: 0 LOB: 0 BB: 0 P: 7	R: 0 E: 0 K: 1 S: 5	H: 1 LOB: 0 BB: 0 P: 5	R: 1 E: 0 K: 0 S: 5	H: 2 LOB: 1 BB: 0 P: 5	R: 0 E: 0 K: 1 S: 6	H: 0 LOB: 2 BB: 1 P: 10	R: 0 E: 0 K: 2 S: 7	H: 0 LOB: 0 BB: 0 P: 7	R: 0 E: 0 K: 1 S: 5	H: 0 LOB: 0 BB: 0 P: 5	R: 1 E: 0 K: 1 S: 7	H: 2 LOB: 2 BB: 0 P: 8	R: 0 E: 0 K: 1 S: 5	H: 0 LOB: 0 BB: 0 P: 5	1B: 3 2B: 1 3B: 0 HR: 1	SF: 0 SAC: 0 DP: 1 HBP: 1	WP: 1 PB: 0 SB: 0 CS: 0	PA: 36
PITCHER	IP WLS BF H R ER SO BB IBB HBP BLK WP HR S P ERA WHIP																					
Jim Bunning, R (1, 1) ERA: 3.1	8.0 W 33 5 2 2 8 3 0 1 0 0 0 1 45 58 2.25 1.000																					
Terry Fox, R (9, 1) ERA: 1.53	1.0 S 3 0 0 0 1 0 0 0 0 0 0 0 5 5 0.00 0.000																					

Detroit Tigers @ Los Angeles Angels
 Wrigley Field, Los Angeles, CA
 Sat Sep 23 1961, 5:33 AM CDT
 Att: 2,939 - Sunny - 74 F



Batter	1	2	3	4	5	6	7	8	9	AB	R	H	RBI	BB	SO	LOB	TOP		
Danny O'Connell, R OBP: 0.365, SLG: 0.334 (1, 5)	F7		5-3		F9			6-3		4	0	0	0	0	0	1			
Chuck Cottier, R OBP: 0.301, SLG: 0.314 (1, 4)	F9			E1 FC5-4	K			F3		4	0	0	0	0	1	1			
Chuck Hinton, R OBP: 0.332, SLG: 0.364 (1, 7)	6-3			FC5-4 1-3 HR		4-0 CS BB		G3		3	1	0	0	1	0	1			
Gene Green, R OBP: 0.347, SLG: 0.506 Marty Keough, L OBP: 0.306, SLG: 0.413 (9, 9)		6-3		1-3		K			HR	4	1	1	1	0	1	2			
Bob Johnson, R OBP: 0.332, SLG: 0.420 (1, 6)		F3		1-3		K			6-3	4	1	1	2	0	1	1			
Dale Long, L OBP: 0.323, SLG: 0.466 (1, 3)				3-H HR					2-3	4	0	2	0	0	0	0			
Willie Tasby, R OBP: 0.325, SLG: 0.387 (1, 8)				FC5-4 1B				G3		4	0	0	0	0	3	2			
Pete Daley, R OBP: 0.250, SLG: 0.273 (1, 2)				FC5-4 1B				K		3	0	1	0	0	0	0			
Bennie Daniels, L OBP: 0.247, SLG: 0.292 (1, 1)				1-3				K		3	0	0	0	0	1	2			
				4-3				K		3	0	0	0	0	1	2			
Inning Stats	R: 0 E: 0 K: 0 S: 3	H: 0 LOB: 0 BB: 0 P: 3	R: 0 E: 0 K: 1 S: 6	H: 1 LOB: 1 BB: 0 P: 6	R: 0 E: 0 K: 0 S: 3	H: 0 LOB: 0 BB: 0 P: 3	R: 2 E: 1 K: 0 S: 6	H: 2 LOB: 1 BB: 0 P: 6	R: 0 E: 1 K: 1 S: 6	H: 0 LOB: 1 BB: 0 P: 6	R: 0 E: 0 K: 2 S: 8	H: 1 LOB: 1 BB: 0 P: 8	R: 0 E: 0 K: 0 S: 3	H: 0 LOB: 0 BB: 0 P: 3	R: 1 E: 0 K: 1 S: 6	H: 1 LOB: 0 BB: 0 P: 6	1B: 2 2B: 2 3B: 0 HR: 2	SF: 0 SAC: 0 DP: 1 HBP: 0	WP: 0 PA: 34 SB: 0 CS: 1
PITCHER Ted Bowsfield, L ERA: 3.77 (1, 1)	IP: 9.0 WLS: L BF: 34 H: 5 R: 3 ER: 1 SO: 7 BB: 1 IBB: 0 HBP: 0 BLK: 0 WP: 0 HR: 2 S: 47 P: 51 ERA: 1.00 WHIP: 0.667															PITCHER			

Washington Senators @ Los Angeles Angels
Wrigley Field, Los Angeles, CA
Tue Sep 26 1961, 9:05 PM CDT
Att. 1,835 - Overcast - 65 F

AB	33
R	3
H	5
RBI	3
BB	1
SO	7
LOB	10



Batter	1	2	3	4	5	6	7	8	9	AB	R	H	RBI	BB	SO	LOB	BOTTOM				
Eddie Yost, R OBP: 0.358, SLG: 0.263 (1, 5)	4-3		K			HR				3	1	1	1	1	1	0					
Albie Pearson, L OBP: 0.417, SLG: 0.400 (1, 9)	S BB			F9		PB 1B				2	0	1	0	2	0	0					
Lee Thomas, L OBP: 0.357, SLG: 0.500 (1, 3)	K			4-3		K				4	0	0	0	0	2	4					
Leon Wagner, L OBP: 0.337, SLG: 0.478 (1, 7)	L6			P4						4	0	1	0	0	0	1					
George Thomas, R OBP: 0.328, SLG: 0.468 (1, 8)						K				3	0	0	0	1	3	1					
Buck Rodgers, S OBP: 0.333, SLG: 0.342 (1, 2)	F7			4-3						4	0	0	0	0	0	1					
Joe Koppe, R OBP: 0.336, SLG: 0.341 Ted Kluszewski, L OBP: 0.301, SLG: 0.458 Jim Fregosi, R (9, 6)	5-3			4-3					HR	2	0	0	0	0	0	1					
Rocky Bridges, R OBP: 0.326, SLG: 0.300 (1, 4)				6-3		5-3				3	0	0	0	0	0	0					
Ted Bowsfield, R OBP: 0.143, SLG: 0.188 (1, 1)				K		K				3	0	0	0	0	2	0					
Inning Stats	R: 0 E: 0 K: 1 S: 5	H: 0 LOB: 1 BB: 1 P: 9	R: 0 E: 0 K: 0 S: 2	H: 0 LOB: 0 BB: 1 P: 6	R: 0 E: 0 K: 2 S: 7	H: 0 LOB: 0 BB: 0 P: 7	R: 0 E: 0 K: 0 S: 3	H: 0 LOB: 0 BB: 0 P: 3	R: 0 E: 0 K: 1 S: 5	H: 0 LOB: 0 BB: 0 P: 5	R: 1 E: 0 K: 2 S: 9	H: 2 LOB: 1 BB: 0 P: 9	R: 0 E: 0 K: 1 S: 5	H: 1 LOB: 0 BB: 0 P: 5	R: 1 E: 0 K: 0 S: 4	H: 1 LOB: 2 BB: 2 P: 12	R: 0 E: 0 K: 1 S: 5	H: 0 LOB: 0 BB: 0 P: 5	1B: 2 2B: 1 3B: 0 HR: 2	SF: 0 SAC: 0 DP: 1 HBP: 0	WP: 0 PA: 33 SB: 1 CS: 2
PITCHER Bennie Daniels, R ERA: 3.41 (1, 1)	IP: 9.0 WLS: W BF: 33 H: 4 R: 2 ER: 2 SO: 8 BB: 4 IBB: 0 HBP: 0 BLK: 0 WP: 0 HR: 2 S: 45 P: 61 ERA: 2.00 WHIP: 0.889															PITCHER					

Washington Senators @ Los Angeles Angels
Wrigley Field, Los Angeles, CA
Tue Sep 26 1961, 9:05 PM CDT
Att. 1,835 - Overcast - 65 F

AB	29
R	2
H	4
RBI	2
BB	4
SO	8
LOB	8



Batter	1	2	3	4	5	6	7	8	9	AB	R	H	RBI	BB	SO	LOB	TOP					
Danny O'Connell, R OBP: 0.363, SLG: 0.331 (1, 5)										4	1	0	0	1	1	4						
Chuck Cottler, R OBP: 0.301, SLG: 0.316 Gene Woodling, L OBP: 0.406, SLG: 0.475 (1, 4)										4	0	1	2	0	1	1						
Chuck Hinton, R OBP: 0.336, SLG: 0.373 (1, 7)										5	1	3	1	0	1	2						
Gene Green, R OBP: 0.345, SLG: 0.500 (1, 9)										4	0	0	0	1	1	3						
Bob Johnson, R OBP: 0.335, SLG: 0.422 (1, 6)										4	1	2	1	0	0	1						
Dale Long, L OBP: 0.322, SLG: 0.464 (1, 3)										4	1	1	0	0	0	2						
Willie Tasby, R OBP: 0.329, SLG: 0.390 (1, 8)										3	1	2	0	1	1	0						
Pete Daley, R OBP: 0.248, SLG: 0.270 Ken Retzer, L OBP: 0.435, SLG: 0.548 (6, PH)										2	0	0	1	0	0	2						
Claude Osteen, L OBP: 0.200, SLG: 0.200 Harry Bright, R OBP: 0.312, SLG: 0.341 Marty Kutyna, R OBP: 0.206, SLG: 0.206 Dave Sisler, R OBP: 0.214, SLG: 0.265 (8, 1)										2	0	0	0	0	1	1						
Inning Stats	R: 1 E: 1 K: 1 S: 5	H: 0 LOB: 1 BB: 2 P: 13	R: 1 E: 0 K: 1 S: 7	H: 2 LOB: 1 BB: 0 P: 7	R: 1 E: 0 K: 0 S: 5	H: 2 LOB: 1 BB: 0 P: 5	R: 0 E: 0 K: 0 S: 2	H: 0 LOB: 0 BB: 1 P: 6	R: 0 E: 0 K: 0 S: 4	H: 1 LOB: 1 BB: 0 P: 4	R: 3 E: 0 K: 2 S: 10	H: 3 LOB: 2 BB: 2 P: 18	R: 0 E: 0 K: 1 S: 5	H: 0 LOB: 0 BB: 0 P: 5	R: 0 E: 0 K: 1 S: 5	H: 0 LOB: 1 BB: 0 P: 5	R: 0 E: 0 K: 0 S: 4	H: 1 LOB: 1 BB: 0 P: 4	1B: 5 2B: 4 3B: 0 HR: 0	SF: 0 SAC: 0 DP: 1 HBP: 0	WP: 0 PB: 0 SB: 1 CS: 0	PA: 40
PITCHER	IP: 4.0 WLS: 18 BF: 4 H: 3 R: 3 ER: 2 SO: 2 BB: 3 IBB: 0 HBP: 0 BLK: 0 WP: 0 HR: 0 S: 19 P: 31 ERA: 4.5 WHIP: 1.750	IP: 1.1 WLS: 8 BF: 3 H: 3 R: 3 ER: 3 SO: 3 BB: 1 IBB: 0 HBP: 0 BLK: 0 WP: 0 HR: 7 S: 11 P: 20.25 ERA: 3.000	IP: 0.0 WLS: 1 BF: 0 H: 0 R: 0 ER: 0 SO: 0 BB: 1 IBB: 0 HBP: 0 BLK: 0 WP: 0 HR: 0 S: 4 P: ∞	IP: 1.2 WLS: 6 BF: 1 H: 0 R: 0 ER: 0 SO: 3 BB: 0 IBB: 0 HBP: 0 BLK: 0 WP: 0 HR: 12 S: 12 P: 0.00 ERA: 0.600	IP: 1.0 WLS: 3 BF: 0 H: 0 R: 0 ER: 0 SO: 1 BB: 0 IBB: 0 HBP: 0 BLK: 0 WP: 0 HR: 5 S: 5 P: 0.00 ERA: 0.000	PITCHER	IP: 1.0 WLS: 4 BF: 1 H: 0 R: 0 ER: 0 SO: 0 BB: 0 IBB: 0 HBP: 0 BLK: 0 WP: 0 HR: 4 S: 4 P: 0.00 ERA: 0.000	IP: 4.50 WLS: 18 BF: 4 H: 3 R: 3 ER: 2 SO: 2 BB: 3 IBB: 0 HBP: 0 BLK: 0 WP: 0 HR: 0 S: 19 P: 31 ERA: 4.50 WHIP: 1.750	IP: 3.57 WLS: 4 BF: 1 H: 0 R: 0 ER: 0 SO: 0 BB: 0 IBB: 0 HBP: 0 BLK: 0 WP: 0 HR: 4 S: 4 P: 3.57 ERA: 3.57													

Washington Senators @ Los Angeles Angels
Wrigley Field, Los Angeles, CA
Wed Sep 27 1961, 9:05 PM CDT
Att. 1,717 - Unknown - 68 F

AB 35
R 6
H 9
RBI 6
BB 5
SO 6
LOB 16



Batter	1	2	3	4	5	6	7	8	9	AB	R	H	RBI	BB	SO	LOB	BOTTOM					
Rocky Bridges, R OBP: 0.337, SLG: 0.296 Chick Edwards, L OBP: 0.250, SLG: 0.143 Johnny James, L OBP: 0.184, SLG: 0.093 Tom Morgan, R OBP: 0.387, SLG: 0.385 Buck Rodgers, S OBP: 0.387, SLG: 0.385 Ken McBride, R OBP: 0.128, SLG: 0.122 (1, 4)										3	0	0	0	0	1	1						
Tom Satriano, L OBP: 0.265, SLG: 0.306 (1, 5)										5	1	1	1	0	1	2						
George Thomas, R OBP: 0.326, SLG: 0.462 (1, 9)										4	0	0	0	1	2	2						
Ken Hunt, R OBP: 0.320, SLG: 0.479 (1, 8)										3	2	3	2	1	0	0						
Earl Averill, R OBP: 0.382, SLG: 0.489 (1, 2)										4	1	1	3	0	2	3						
Lee Thomas, L OBP: 0.358, SLG: 0.498 (1, 7)										2	1	0	0	2	1	0						
Joe Koppe, R OBP: 0.337, SLG: 0.340 Leon Wagner, L OBP: 0.336, SLG: 0.477 Jim Fregosi, R OBP: 0.100, SLG: 0.100 (6, PH)										1	0	0	0	1	0	0						
Dan Ardell, L OBP: 0.400, SLG: 0.250 (1, 3)										2	0	0	0	1	1	3						
Bob Sprout, L Ed Sadowski, R Jim Donohue, L Jack Spring, L Art Fowler, R Albie Pearson, L (1, 1)										0	0	0	0	0	0	0						
Inning Stats	R: 3 E: 0 K: 3 S: 11	H: 2 LOB: 0 BB: 1 P: 15	R: 0 E: 0 K: 1 S: 5	H: 0 LOB: 1 BB: 1 P: 9	R: 1 E: 0 K: 2 S: 8	H: 1 LOB: 0 BB: 0 P: 8	R: 0 E: 0 K: 0 S: 3	H: 0 LOB: 1 BB: 1 P: 7	R: 0 E: 0 K: 0 S: 3	H: 0 LOB: 0 BB: 0 P: 3	R: 0 E: 0 K: 1 S: 6	H: 1 LOB: 2 BB: 1 P: 10	R: 1 E: 0 K: 1 S: 7	H: 2 LOB: 2 BB: 1 P: 11	R: 3 E: 0 K: 0 S: 5	H: 2 LOB: 1 BB: 2 P: 13	R: 0 E: 0 K: 0 S: 4	H: 1 LOB: 1 BB: 0 P: 4	1B: 5 2B: 1 3B: 0 HR: 2	SF: 0 SAC: 2 DP: 0 HBP: 0	WP: 2 PB: 0 SB: 0 CS: 0	PA: 39
PITCHER	IP: 5.0 WLS: 21 BF: 3 H: 4 R: 4 ER: 4 SO: 6 BB: 3 IBB: 0 HBP: 0 BLK: 0 WP: 1 HR: 2 S: 30 P: 42 ERA: 7.20 WHIP: 1.200	IP: 2.0 WLS: 12 BF: 3 H: 2 R: 2 ER: 2 SO: 2 BB: 3 IBB: 0 HBP: 0 BLK: 0 WP: 0 HR: 13 S: 25 P: 9.00 ERA: 3.000	IP: 0.1 WLS: 3 BF: 1 H: 0 R: 0 ER: 0 SO: 0 BB: 1 IBB: 0 HBP: 0 BLK: 0 WP: 1 HR: 2 S: 6 P: 0.00 ERA: 6.000	IP: 0.2 WLS: 3 BF: 1 H: 2 R: 2 ER: 2 SO: 0 BB: 0 IBB: 0 HBP: 0 BLK: 0 WP: 0 HR: 3 S: 3 P: 27.00 ERA: 1.500	PITCHER	IP: 4.97 WLS: 12 BF: 3 H: 2 R: 2 ER: 2 SO: 2 BB: 3 IBB: 0 HBP: 0 BLK: 0 WP: 0 HR: 13 S: 25 P: 9.00 ERA: 3.000	IP: 4.18 WLS: 3 BF: 1 H: 2 R: 2 ER: 2 SO: 0 BB: 0 IBB: 0 HBP: 0 BLK: 0 WP: 0 HR: 3 S: 3 P: 27.00 ERA: 1.500															


Washington Senators @ Los Angeles Angels
Wrigley Field, Los Angeles, CA
Wed Sep 27 1961, 9:05 PM CDT
Att. 1,717 - Unknown - 68 F

AB 30
R 8
H 8
RBI 7
BB 7
SO 8
LOB 14



Batter	1	2	3	4	5	6	7	8	9	AB	R	H	RBI	BB	SO	LOB	TOP					
Danny O'Connell, R OBP: 0.364, SLG: 0.335	0-0 1B E	0-3 K		0-0 FC6-4			0-0 2B			4	1	2	0	0	1	2	Washington Senators @ Los Angeles Angels Wrigley Field, Los Angeles, CA Thu Sep 28 1961, 9:05 PM CDT Att. 1,681 - Unknown - 69 F					
Chuck Hinton, R OBP: 0.335, SLG: 0.370	0-0 F9		0-0 5-3		4-0 BB G6-4-3		0-0 F8			3	0	0	0	1	0	2						
Bob Johnson, R OBP: 0.342, SLG: 0.425	0-0 E7 HR		4-0 BB		0-0 G6-4-3		0-0 L3 1B			3	1	2	0	1	0	1						
Gene Woodling, L OBP: 0.403, SLG: 0.471	0-3 K		0-3 K		0-0 F9		0-0 L3			3	0	0	0	0	2	2						
Marty Keough, L OBP: 0.305, SLG: 0.412							1-2			1	0	0	0	0	0	1						
Dale Long, L OBP: 0.321, SLG: 0.470	0-0 HR		0-0 F9		0-0 F8		0-0 4-3			4	1	1	2	0	0	1						
Ken Retzer, L OBP: 0.420, SLG: 0.522	0-3 K2-3		0-0 F9		0-0 4-3		0-0 F7			4	1	1	0	0	1	0						
Willie Tasby, R OBP: 0.330, SLG: 0.389		4-0 2B BB		4-0 9-5 S 1-2 BB		0-0 6-3		0-0 6-3		2	0	0	0	2	0	0						
Chuck Cottier, R OBP: 0.300, SLG: 0.318	0-0 1-3 2B		0-0 9-5		0-0 P6		0-0 F7			4	0	1	0	0	0	1						
Dick Donovan, L OBP: 0.258, SLG: 0.250	0-3 K		0-3 K		0-0 5-3		0-0 5-3			2	0	1	0	0	1	1						
Ed Hobaugh, R OBP: 0.319, SLG: 0.098										0	0	0	0	0	0	0						
Gene Green, R OBP: 0.344, SLG: 0.499										1	0	0	0	0	0	0						
Johnny Klippstein, R OBP: 0.143, SLG: 0.143										0	0	0	0	0	0	0						
Inning Stats	R: 3 E: 1 K: 2 S: 10	H: 3 LOB: 0 BB: 0 P: 10	R: 0 E: 0 K: 2 S: 7	H: 1 LOB: 1 BB: 1 P: 11	R: 0 E: 0 K: 1 S: 5	H: 0 LOB: 1 BB: 1 P: 9	R: 1 E: 0 K: 0 S: 4	H: 2 LOB: 1 BB: 1 P: 8	R: 0 E: 0 K: 0 S: 2	H: 0 LOB: 0 BB: 0 P: 6	R: 0 E: 0 K: 0 S: 3	H: 0 LOB: 1 BB: 0 P: 3	R: 0 E: 0 K: 0 S: 3	H: 1 LOB: 1 BB: 0 P: 4	R: 0 E: 0 K: 0 S: 3	H: 0 LOB: 0 BB: 0 P: 3	R: 0 E: 0 K: 0 S: 3	H: 0 LOB: 0 BB: 0 P: 3	1B: 5 2B: 4 3B: 0 HR: 1	SF: 0 SAC: 0 DP: 3 HBP: 0	WP: 0 PB: 0 SB: 2 CS: 0	PA: 35
PITCHER Eli Grba, R ERA: 4.25	IP: 9.0 WLS: W BF: 35 H: 8 R: 4 ER: 4 SO: 5 BB: 4 IBB: 0 HBP: 0 BLK: 0 WP: 0 HR: 1 S: 41 P: 57 ERA: 4.00 WHIP: 1.333															PITCHER	IP: 9.0 WLS: W BF: 35 H: 8 R: 4 ER: 4 SO: 5 BB: 4 IBB: 0 HBP: 0 BLK: 0 WP: 0 HR: 1 S: 41 P: 57 ERA: 4.00 WHIP: 1.333					

AB	31
R	4
H	8
RBI	2
BB	4
SO	5
LOB	11



Batter	1	2	3	4	5	6	7	8	9	AB	R	H	RBI	BB	SO	LOB	BOTTOM					
Jim Fregosi, R OBP: 0.143, SLG: 0.143	0-0 5-3		0-0 E6 1B SF9		0-0 SH 2B	0-0 F9		0-0 BB HR 1B		4	3	1	1	0	0	2	Washington Senators @ Los Angeles Angels Wrigley Field, Los Angeles, CA Thu Sep 28 1961, 9:05 PM CDT Att. 1,681 - Unknown - 69 F					
Albie Pearson, L OBP: 0.419, SLG: 0.399	4-0 3B BB		0-0 F9		0-0 1-3	0-0 1-2 2H 1B		4-0 HR BB		3	2	1	1	2	0	3						
Lee Thomas, L OBP: 0.358, SLG: 0.501	0-0 2B 3B		0-0 CS 1B		0-0 F5	0-0 L8		0-3 K		5	1	2	1	0	1	7						
Leon Wagner, L OBP: 0.339, SLG: 0.491	0-0 2B		0-0 SF9		0-0 HR 2B		0-0 4-3	0-0 HR		4	2	3	8	0	0	0						
Ken Hunt, R OBP: 0.323, SLG: 0.485	0-0 P6		0-0 CS	0-0 G5-4-3 1B	0-0 HR		0-3 K	4-0 BB		4	1	2	2	1	1	1						
Buck Rodgers, S OBP: 0.311, SLG: 0.341	0-0 P4		0-0 G5-4-3	0-0 1-2	0-0 4-3		0-3 K	0-0 F7		5	0	0	0	0	1	3						
Tom Satriano, L OBP: 0.276, SLG: 0.307		0-0 4-3		4-0 BB		0-0 SH2-4 1B		0-3 K		3	1	1	0	1	1	0						
Rocky Bridges, R OBP: 0.322, SLG: 0.297		0-0 P4		0-0 F7		0-0 SH2-4		0-0 HBP 1B		3	1	1	0	0	0	1						
Eli Grba, R OBP: 0.306, SLG: 0.375		0-0 5-3		0-0 SH 2B 1B		4-0 BB		1-0 1B HR HBP		2	2	1	0	1	0	0						
Inning Stats	R: 2 E: 0 K: 0 S: 5	H: 2 LOB: 1 BB: 1 P: 9	R: 0 E: 0 K: 0 S: 3	H: 0 LOB: 0 BB: 0 P: 3	R: 1 E: 1 K: 0 S: 4	H: 1 LOB: 0 BB: 0 P: 4	R: 0 E: 0 K: 0 S: 3	H: 1 LOB: 1 BB: 1 P: 7	R: 4 E: 1 K: 0 S: 7	H: 3 LOB: 0 BB: 0 P: 7	R: 1 E: 0 K: 0 S: 5	H: 2 LOB: 2 BB: 1 P: 9	R: 0 E: 0 K: 2 S: 7	H: 0 LOB: 0 BB: 0 P: 7	R: 5 E: 0 K: 2 S: 10	H: 3 LOB: 1 BB: 2 P: 19		R: 0 E: 0 K: 2 S: 10	H: 1 LOB: 1 BB: 2 P: 19	1B: 7 2B: 2 3B: 1 HR: 2	SF: 1 SAC: 2 DP: 1 HBP: 1	WP: 0 PB: 0 SB: 0 CS: 1
PITCHER Dick Donovan, R ERA: 2.4	IP: 5.2 WLS: L BF: 29 H: 9 R: 8 ER: 3 SO: 3 BB: 3 IBB: 0 HBP: 0 BLK: 0 WP: 0 HR: 0 S: 26 P: 38 ERA: 0.00 WHIP: 2.118															PITCHER Ed Hobaugh, R ERA: 4.49	IP: 0.1 WLS: 1 BF: 0 H: 0 R: 0 ER: 0 SO: 0 BB: 0 IBB: 0 HBP: 0 BLK: 0 WP: 0 HR: 1 S: 1 P: 1 ERA: 0.00 WHIP: 0.000					
PITCHER Johnny Klippstein, R ERA: 6.66	IP: 2.0 WLS: 12 BF: 3 H: 5 R: 5 ER: 5 SO: 4 BB: 2 IBB: 0 HBP: 1 BLK: 0 WP: 0 HR: 1 S: 17 P: 26 ERA: 22.50 WHIP: 2.500															PITCHER	IP: 2.0 WLS: 12 BF: 3 H: 5 R: 5 ER: 5 SO: 4 BB: 2 IBB: 0 HBP: 1 BLK: 0 WP: 0 HR: 1 S: 17 P: 26 ERA: 22.50 WHIP: 2.500					



Batter	1	2	3	4	5	6	7	8	9	AB	R	H	RBI	BB	SO	LOB	TOP			
Johnny Temple, R OBP: 0.351, SLG: 0.347										5	1	1	0	0	1	1				
Ty Cline, L OBP: 0.317, SLG: 0.333										4	1	2	0	1	0	0				
Tito Francona, L OBP: 0.359, SLG: 0.457										5	0	1	0	0	1	5				
Willie Kirkland, L OBP: 0.318, SLG: 0.469										5	1	1	1	0	1	1				
John Romano, R OBP: 0.377, SLG: 0.483										3	1	2	1	1	0	0				
Woodie Held, R OBP: 0.352, SLG: 0.466										2	0	0	1	1	2	2				
Vic Power, R OBP: 0.309, SLG: 0.369										4	0	1	0	0	1	3				
Miguel de la Hoz, R OBP: 0.293, SLG: 0.370										3	0	1	1	1	0	0				
Barry Latman, R OBP: 0.121, SLG: 0.109										1	0	0	0	0	0	0				
Walt Bond, L OBP: 0.219, SLG: 0.191										0	0	0	0	1	0	0				
Dick Stigman, R OBP: 0.125, SLG: 0.125										1	0	0	0	1	0	0				
Don Dillard, L OBP: 0.340, SLG: 0.449										1	0	0	0	0	2					
Bob Allen, L OBP: 0.167, SLG: 0.250										0	0	0	0	0	0	0				
Inning Stats	R: 4 E: 0 K: 0 S: 8	H: 6 LOB: 2 BB: 0 P: 8	R: 0 E: 0 K: 1 S: 6	H: 1 LOB: 1 BB: 0 P: 6	R: 0 E: 0 K: 1 S: 5	H: 0 LOB: 1 BB: 1 P: 9	R: 0 E: 0 K: 1 S: 5	H: 0 LOB: 2 BB: 2 P: 13	R: 0 E: 0 K: 1 S: 6	H: 1 LOB: 1 BB: 0 P: 6	R: 0 E: 0 K: 1 S: 3	H: 0 LOB: 0 BB: 0 P: 3	R: 0 E: 0 K: 1 S: 5	H: 0 LOB: 2 BB: 2 P: 13	R: 0 E: 0 K: 1 S: 6	H: 1 LOB: 1 BB: 0 P: 6	1B: 7 2B: 2 3B: 0 HR: 0	SF: 1 SAC: 0 DP: 0 HBP: 0	WP: 0 PB: 0 SB: 1 CS: 0	PA: 40
PITCHER	IP WLS BF H R ER SO BB IBB HBP BLK WP HR S P ERA WHIP																			
Dean Chance, R ERA: 6.87	(1, 1) 1.0 8 6 4 4 0 0 0 0 0 0 0 0 8 8 36.00 6.000																			
Ron Moeller, L ERA: 5.83	(2, 1) 1.0 4 1 0 0 1 0 0 0 0 0 0 0 6 6 0.00 1.000																			
Jim Donohue, R ERA: 4.18	(3, 1) 5.2 W 23 1 0 0 5 5 0 0 0 0 0 0 28 48 0.00 1.059																			
Tom Morgan, R ERA: 2.41	(8, 1) 1.1 S 5 1 0 0 1 0 0 0 0 0 0 0 7 7 0.00 0.750																			

Cleveland Indians @ Los Angeles Angels
Wrigley Field, Los Angeles, CA
Fri Sep 29 1961, 9:05 PM CDT
Alt. 2,886 - Unknown - 66 F

AB	34
R	4
H	9
RBI	4
BB	5
SO	7
LOB	14

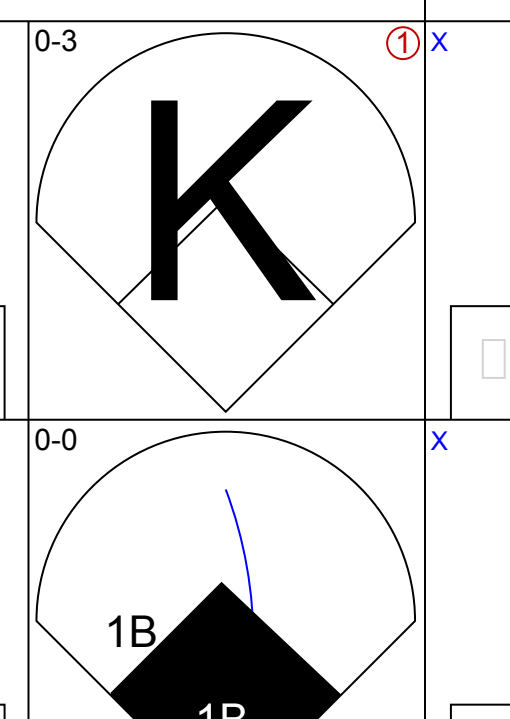
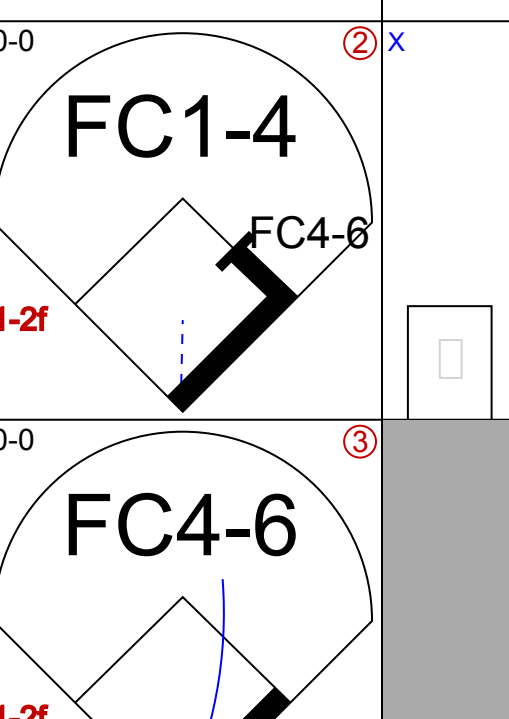
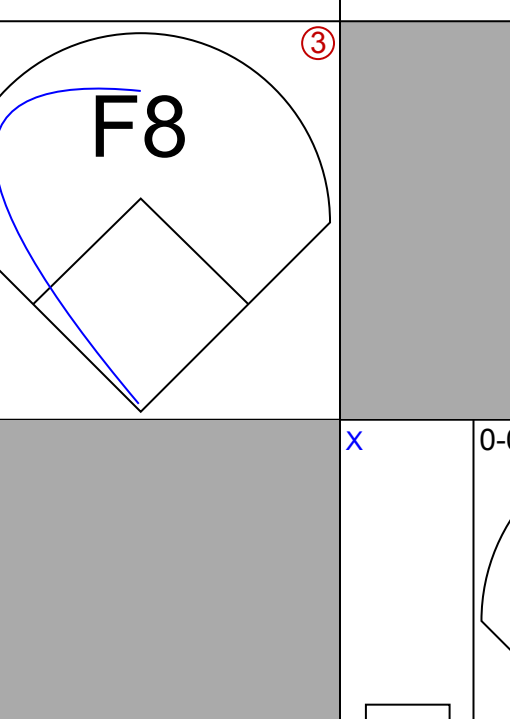
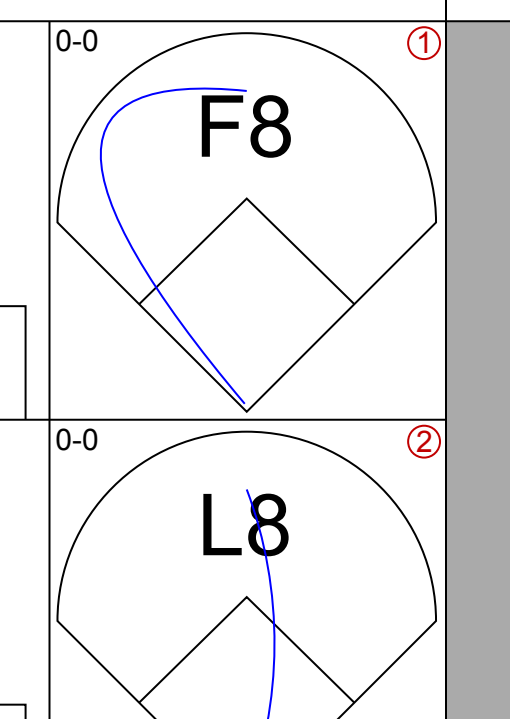
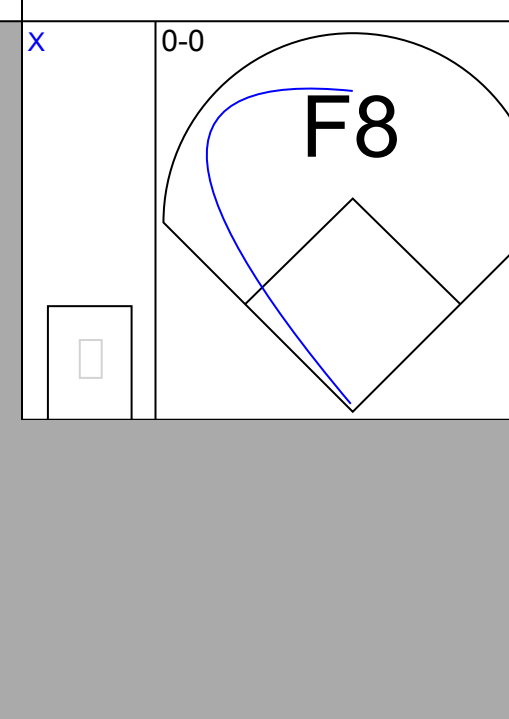
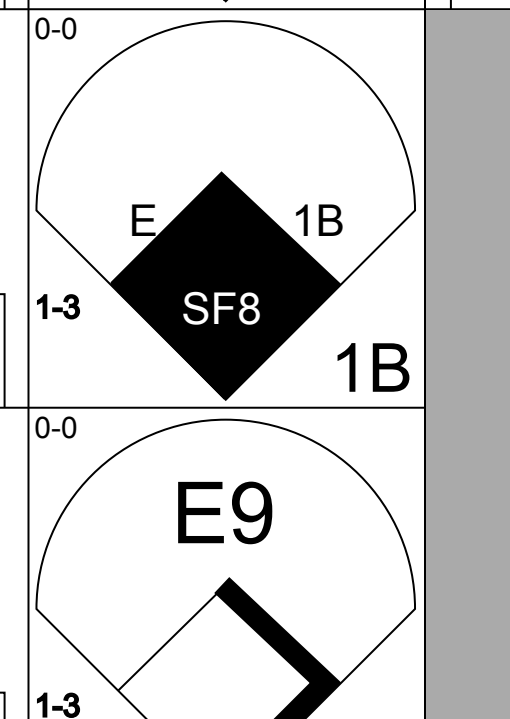
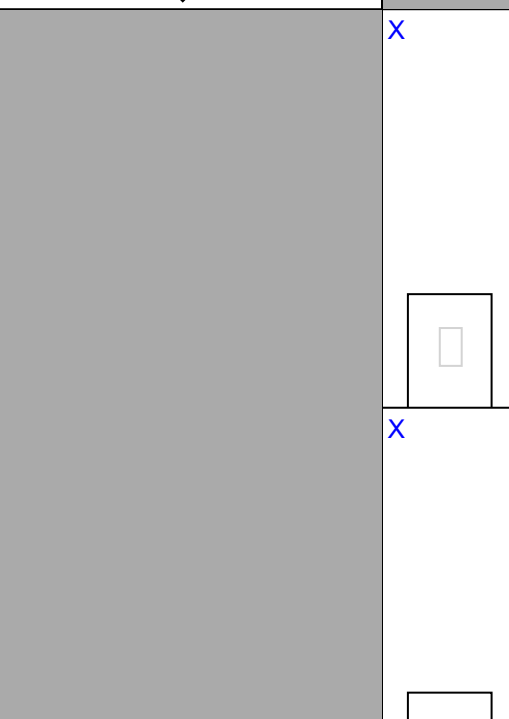
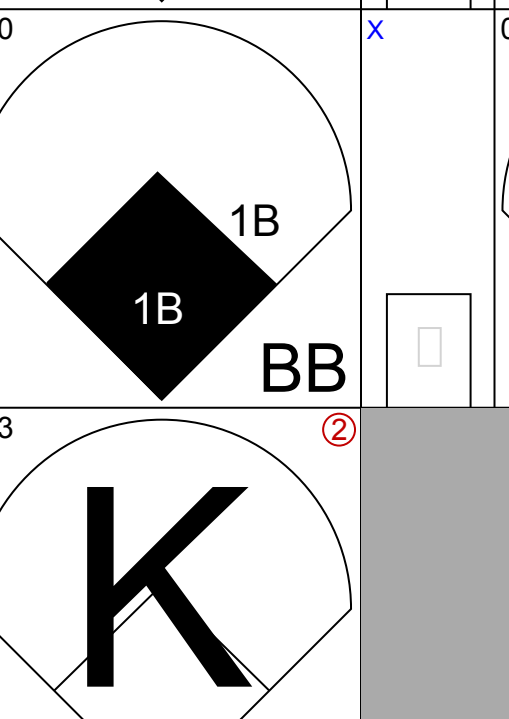
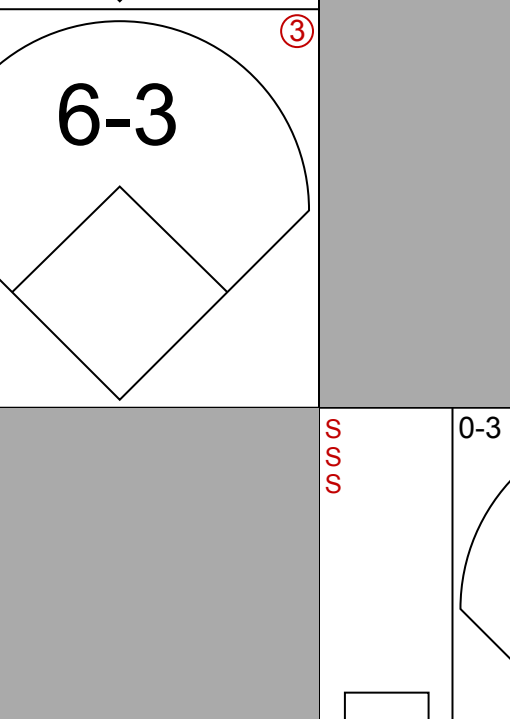
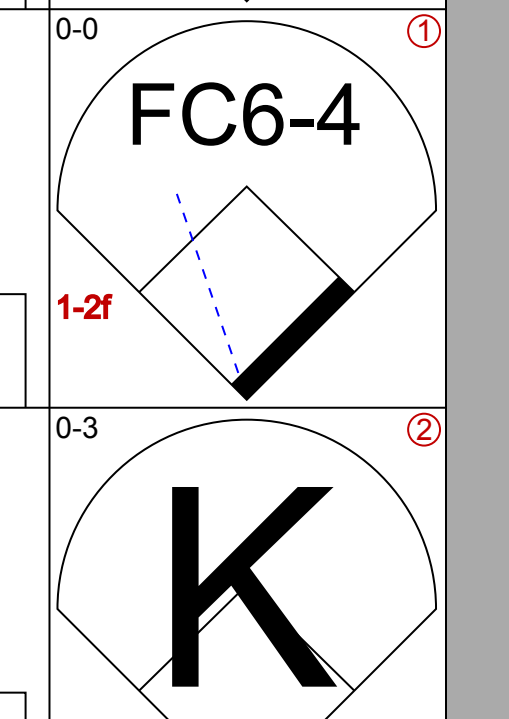
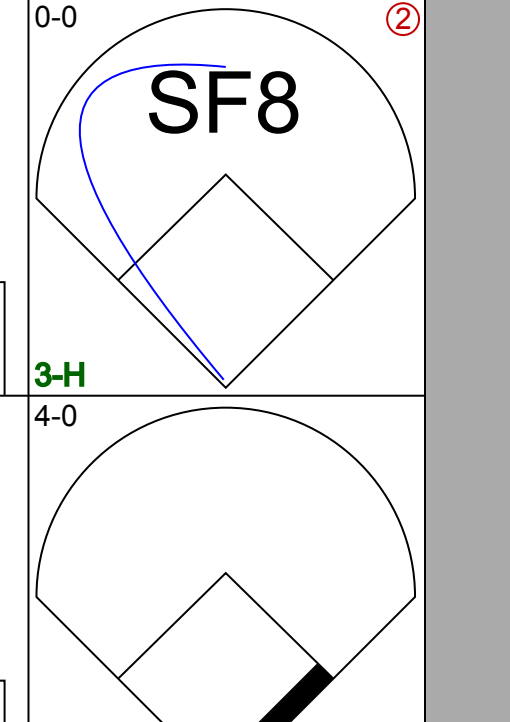
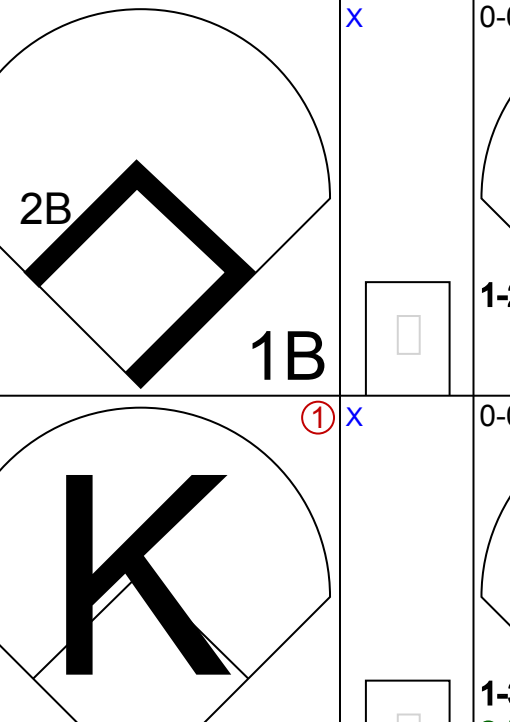
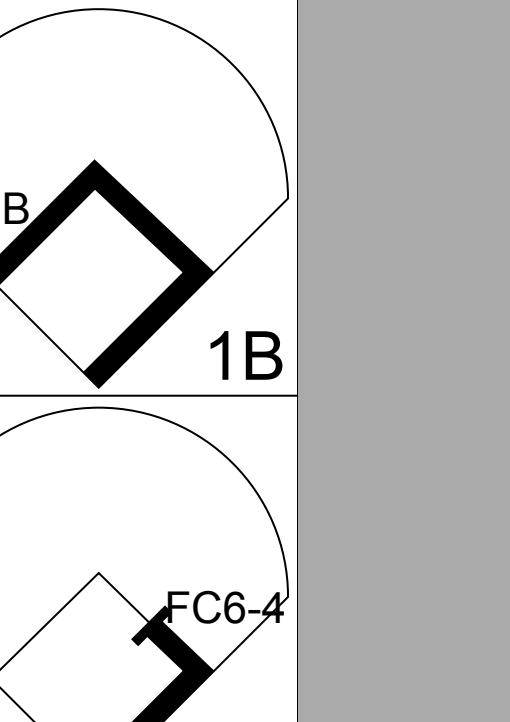
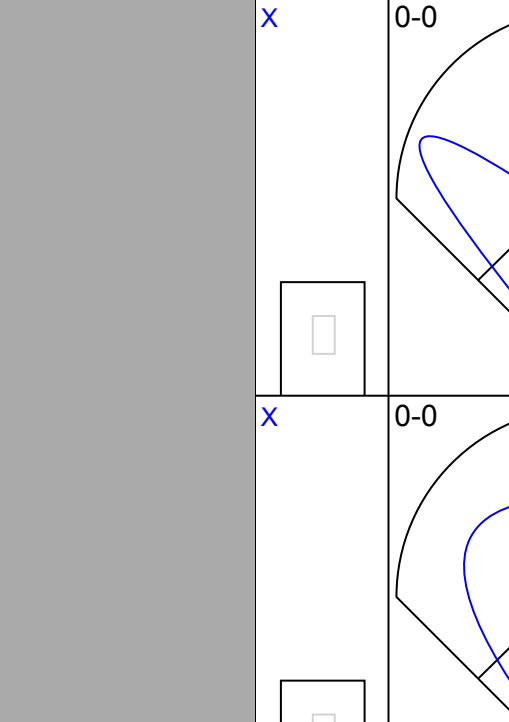
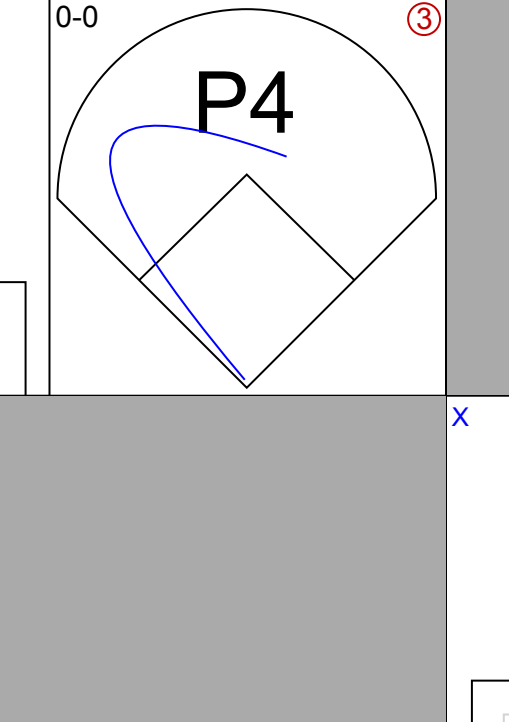
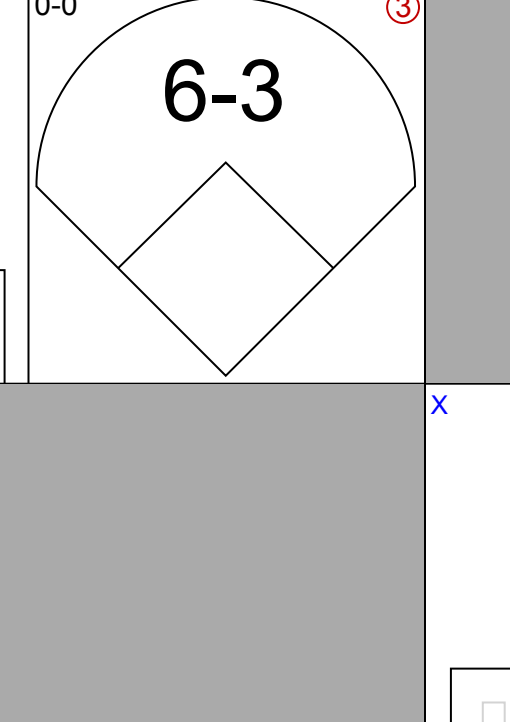
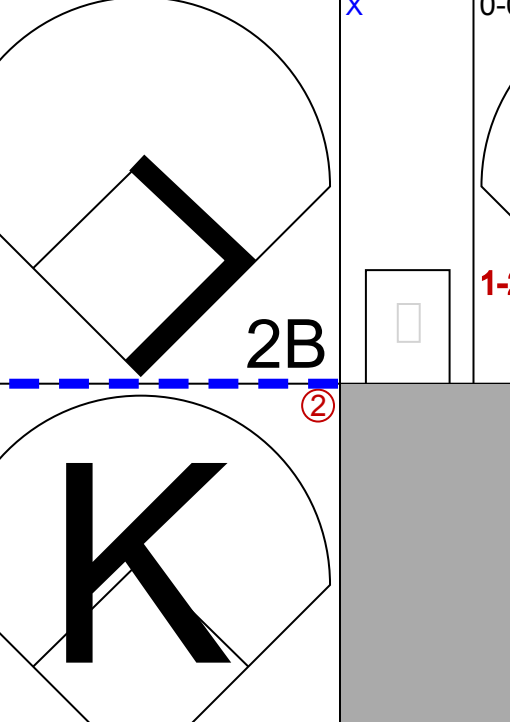
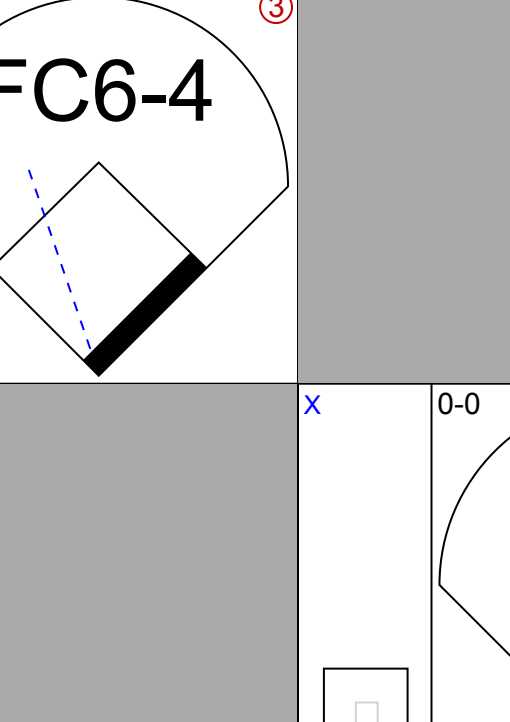

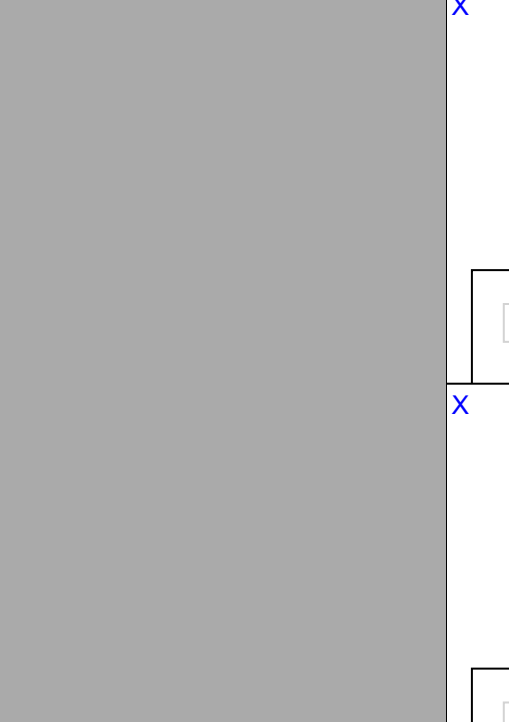
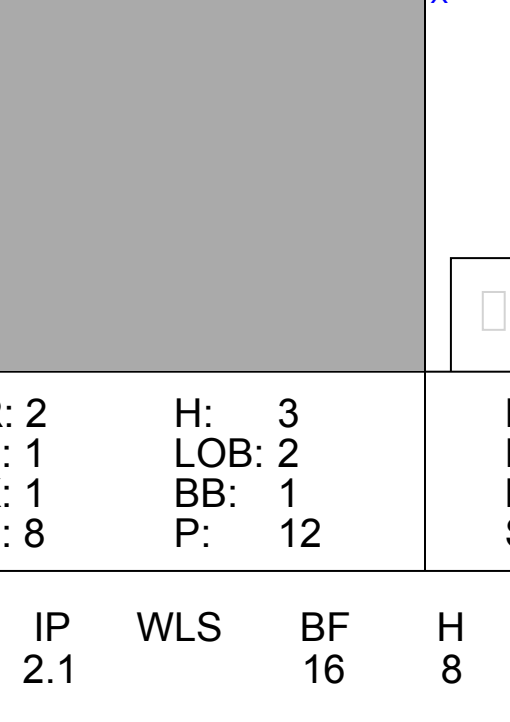
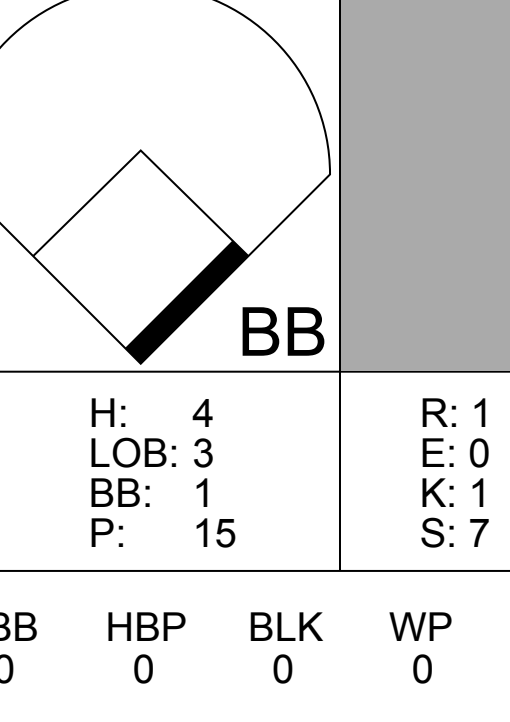
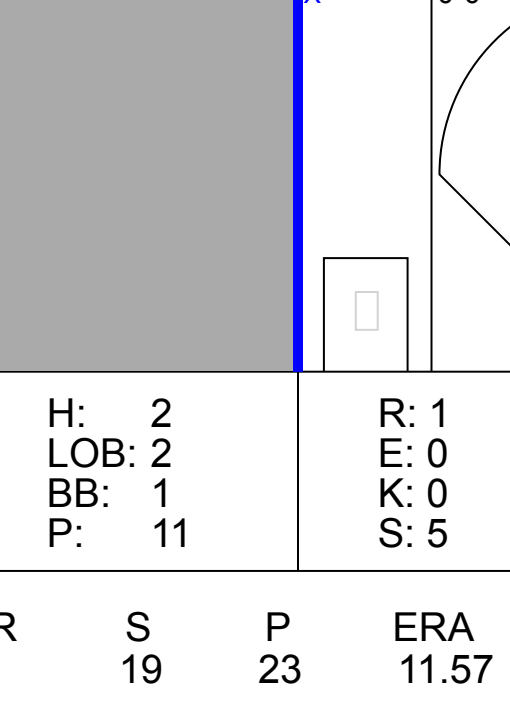
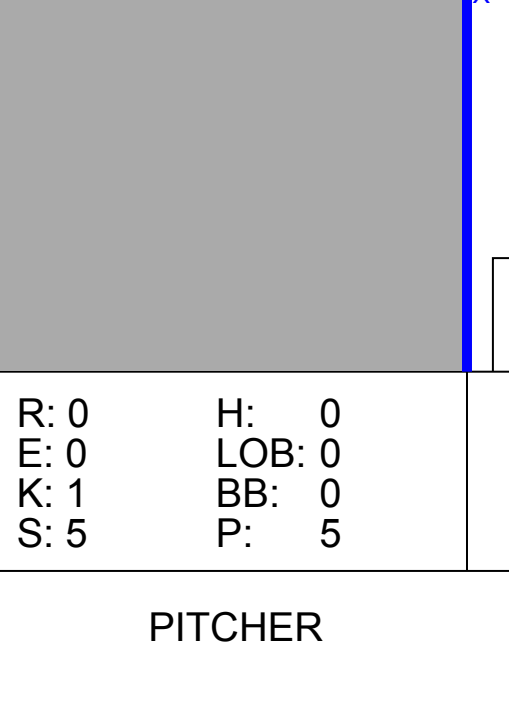
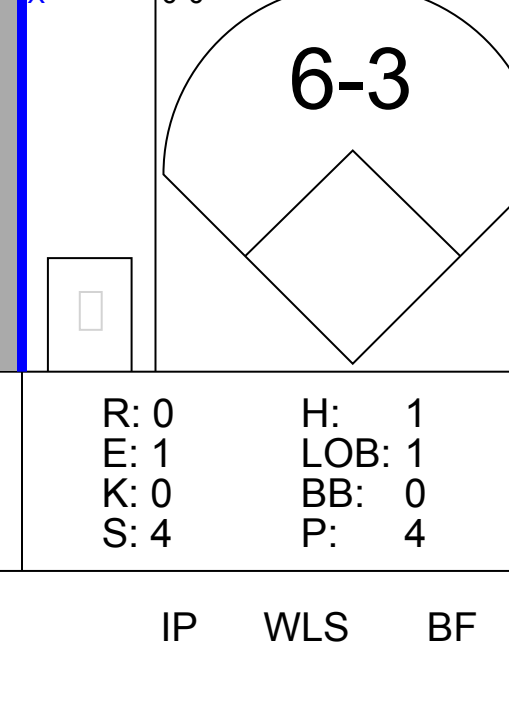

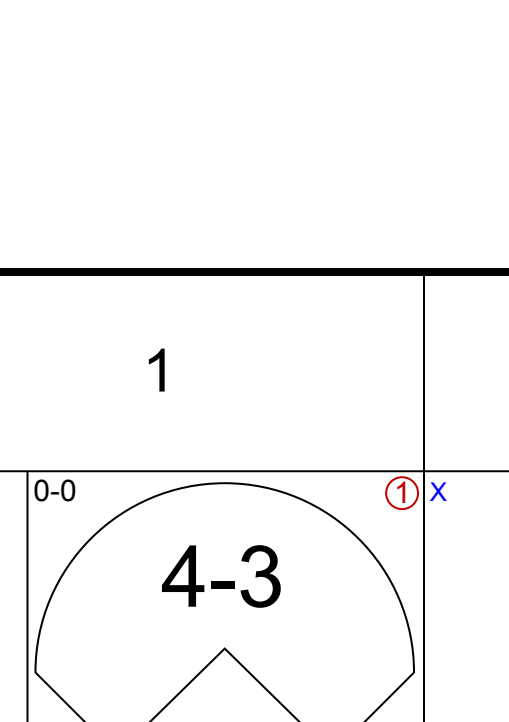
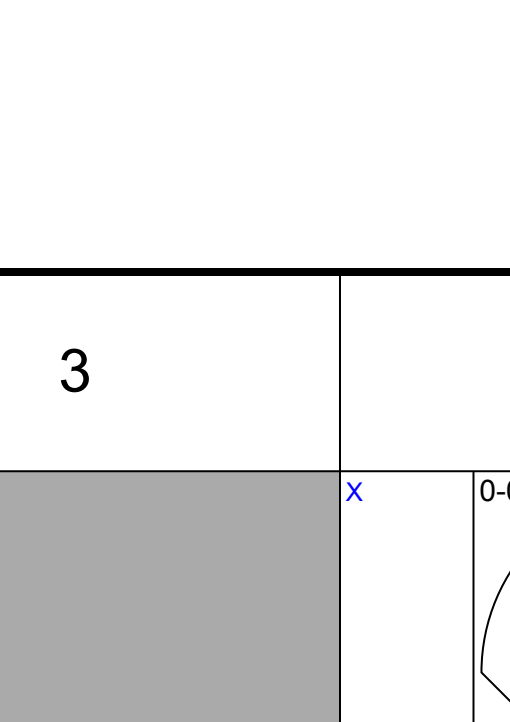
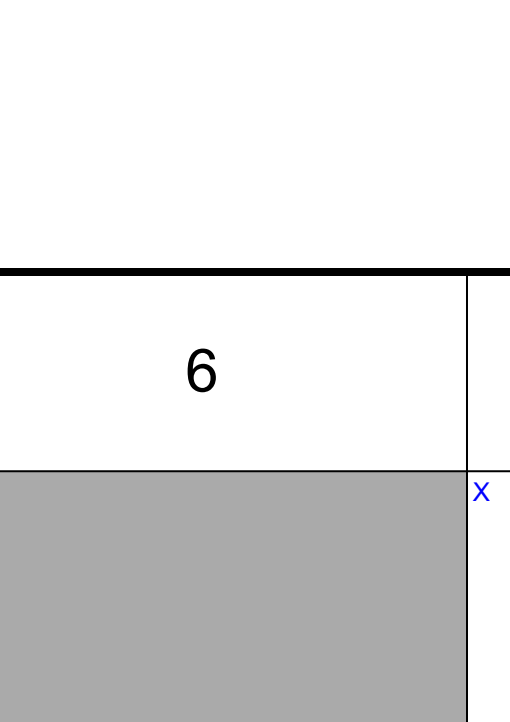
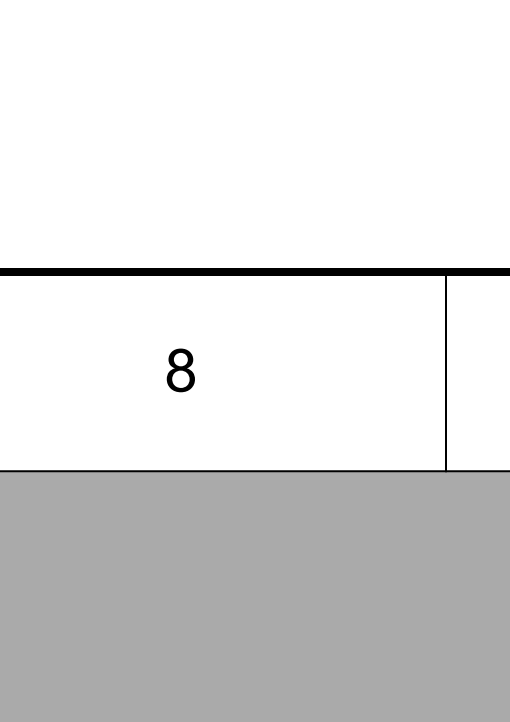
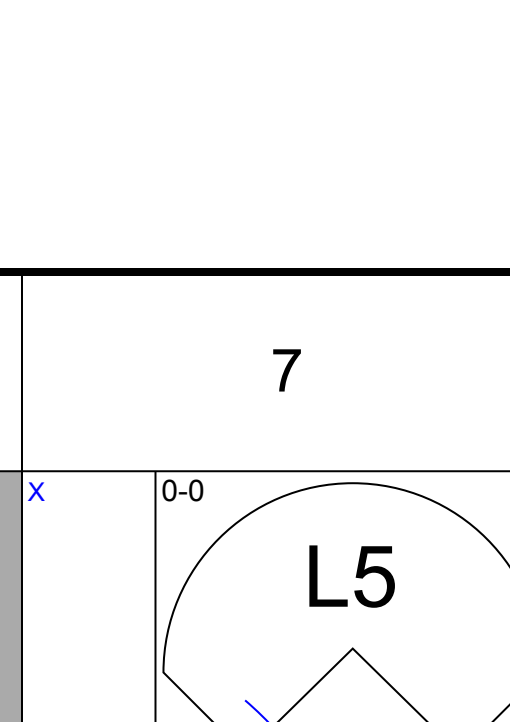
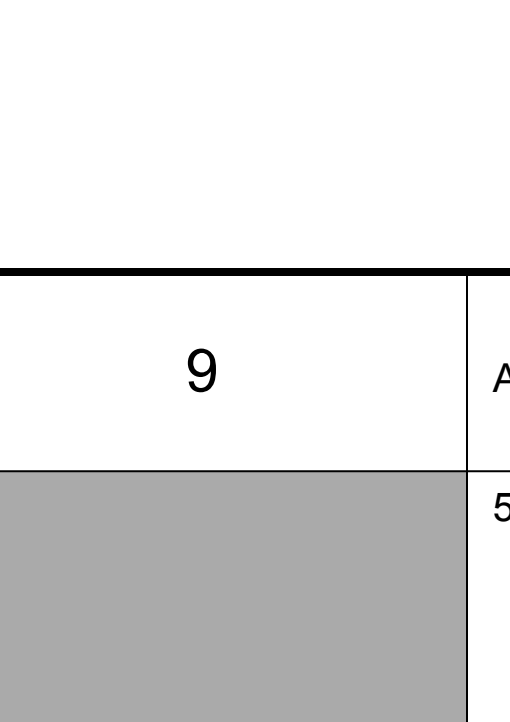
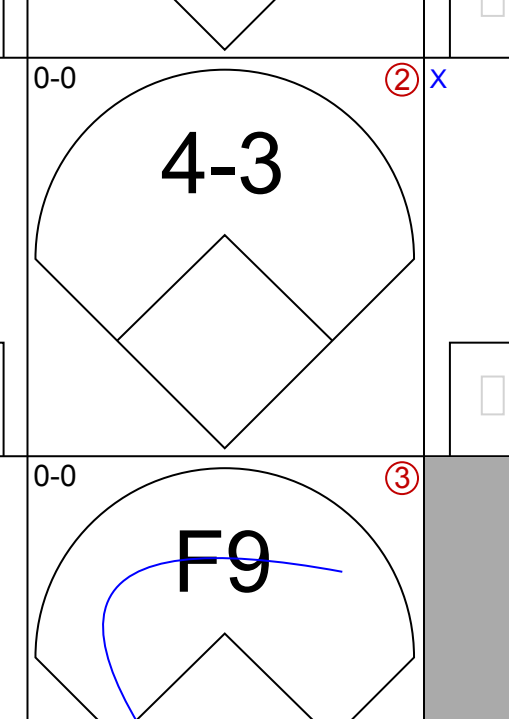




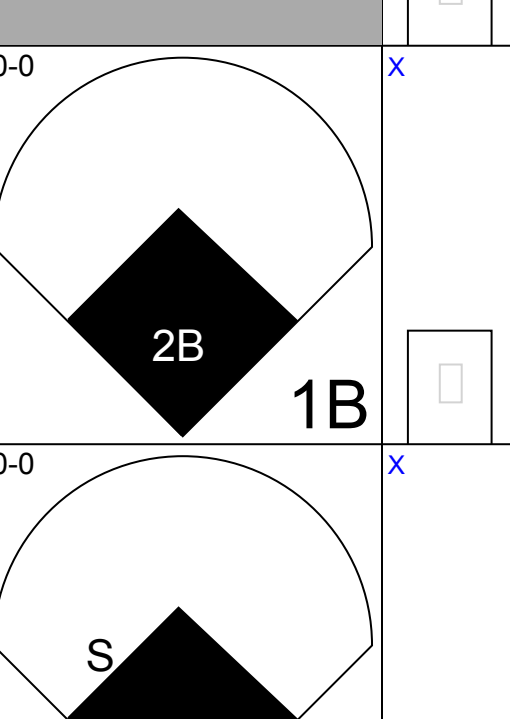



Batter	1	2	3	4	5	6	7	8	9	AB	R	H	RBI	BB	SO	LOB	BOTTOM			
Jim Fregosi, R OBP: 0.211, SLG: 0.211										5	0	2	0	0	0	3				
Albie Pearson, L OBP: 0.422, SLG: 0.402										4	2	3	0	1	0	1				
Lee Thomas, L OBP: 0.359, SLG: 0.499										4	1	1	0	1	1	4				
Leon Wagner, L OBP: 0.341, SLG: 0.499										3	2	2	2	0	0	1				
George Thomas, R OBP: 0.327, SLG: 0.460										1	0	0	0	1	1	2				
Ken Hunt, R OBP: 0.319, SLG: 0.480										5	0	0	0	0	3	6				
Buck Rodgers, S OBP: 0.327, SLG: 0.417										4	1	2	4	0	1	0				
Tom Satriano, L OBP: 0.294, SLG: 0.311										2	0	1	0	1	1	1				
Rocky Bridges, R OBP: 0.321, SLG: 0.296										4	0	1	0	0	1	4				
Dean Chance, R ERA: 4.02	(1, 1) 4.0 L 18 4 0 0 4 1 0 0 0 0 0 0 25 29 0.00 1.250																			
Chuck Tanner, L ERA: 4.62	(2, PH) 1.0 5 2 0 0 0 0 0 1 0 0 0 0 4 8 0.00 2.000																			
Jim Donohue, R ERA: 3.84	(8, 1) 1.0 5 2 0 0 0 0 0 1 0 0 0 0 4 8 0.00 2.000																			
Inning Stats	R: 2 E: 0 K: 2 S: 8	H: 1 LOB: 0 BB: 1 P: 12	R: 0 E: 0 K: 1 S: 6	H: 2 LOB: 2 BB: 1 P: 10	R: 4 E: 0 K: 1 S: 8	H: 3 LOB: 1 BB: 1 P: 13	R: 0 E: 0 K: 0 S: 4	H: 1 LOB: 1 BB: 0 P: 4	R: 0 E: 0 K: 2 S: 7	H: 0 LOB: 1 BB: 1 P: 11	R: 0 E: 0 K: 1 S: 7	H: 2 LOB: 2 BB: 0 P: 7	R: 0 E: 1 K: 1 S: 7	H: 1 LOB: 2 BB: 0 P: 7	R: 0 E: 0 K: 0 S: 4	H: 2 LOB: 2 BB: 1 P: 8	1B: 10 2B: 0 3B: 0 HR: 2	SF: 0 SAC: 0 DP: 2 HBP: 1	WP: 0 PB: 0 SB: 1 CS: 0	PA: 41
PITCHER	IP WLS BF H R ER SO BB IBB HBP BLK WP HR S P ERA WHIP																			
Barry Latman, R ERA: 4.02	(1, 1) 3.0 L 18 4 0 0 4 1 0 0 0 0 0 0 25 29 0.00 1.250																			
Dick Stigman, L ERA: 4.62	(2, PH) 1.0 5 2 0 0 0 0 0 1 0 0 0 0 4 8 0.00 2.000																			
Bob Allen, L ERA: 3.84	(8, 1) 1.0 5 2 0 0 0 0 0 1 0 0 0 0 4 8 0.00 2.000																			

Cleveland Indians @ Los Angeles Angels
Wrigley Field, Los Angeles, CA
Fri Sep 29 1961, 9:05 PM CDT
Alt. 2,886 - Unknown - 66 F

AB	35
R	6
H	12
RBI	6
BB	5
SO	8
LOB	25

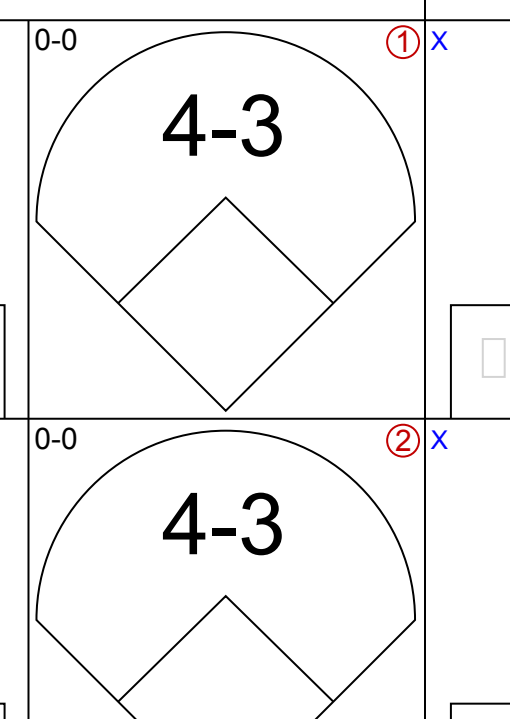
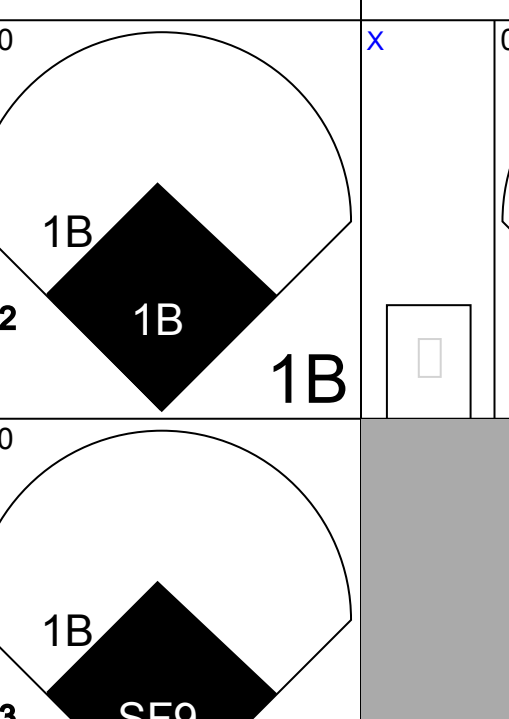
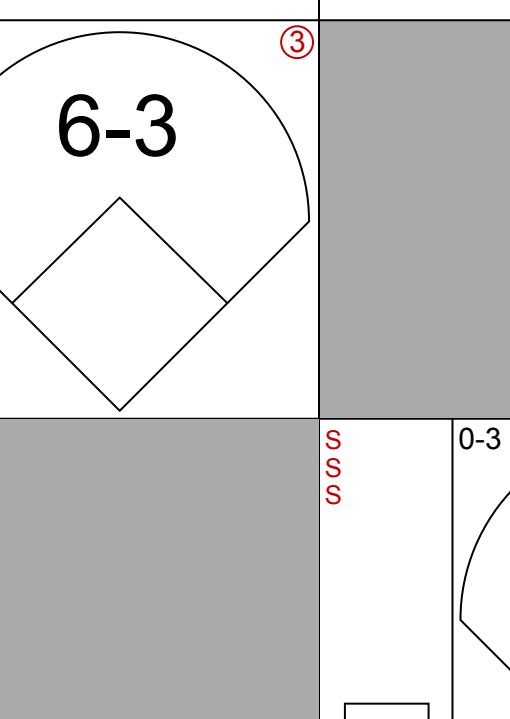
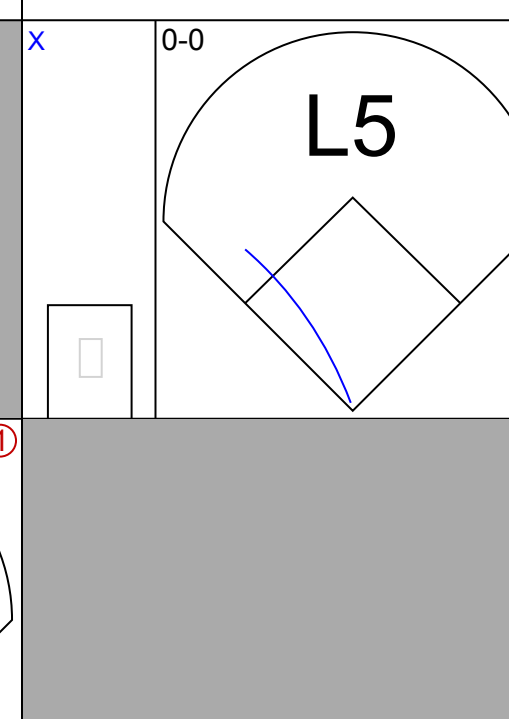
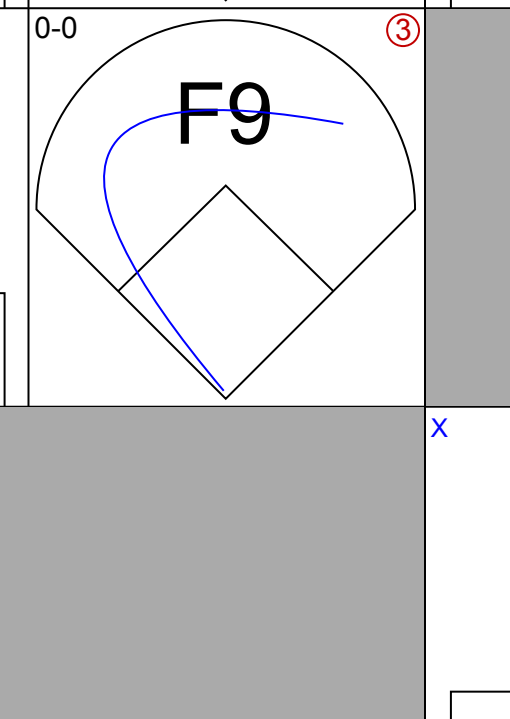
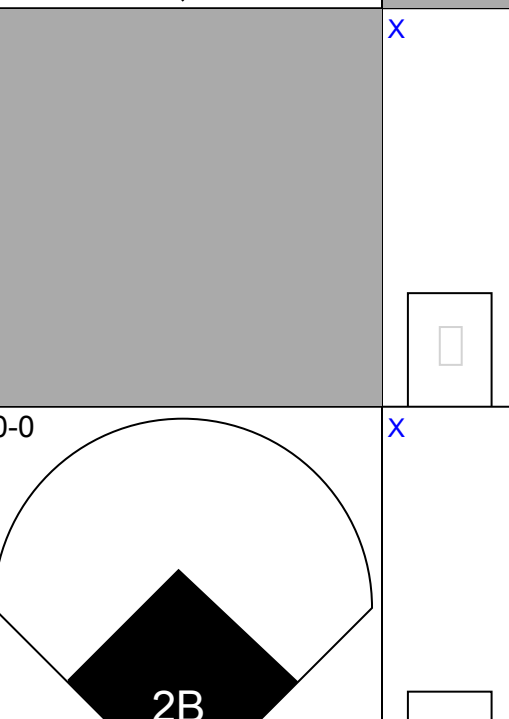
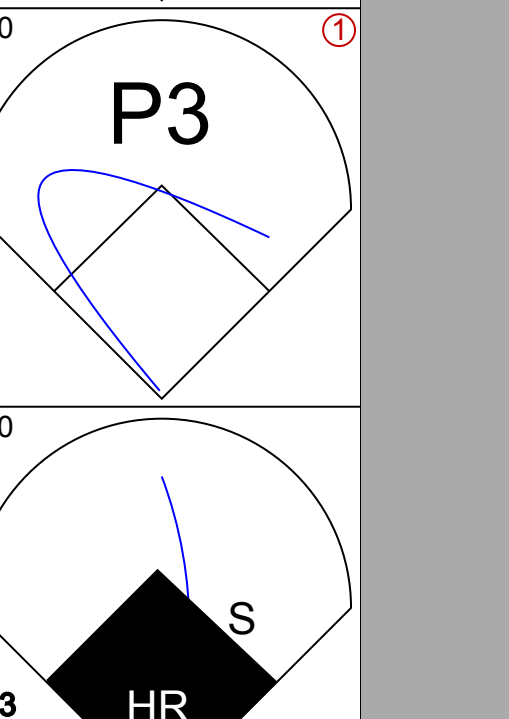
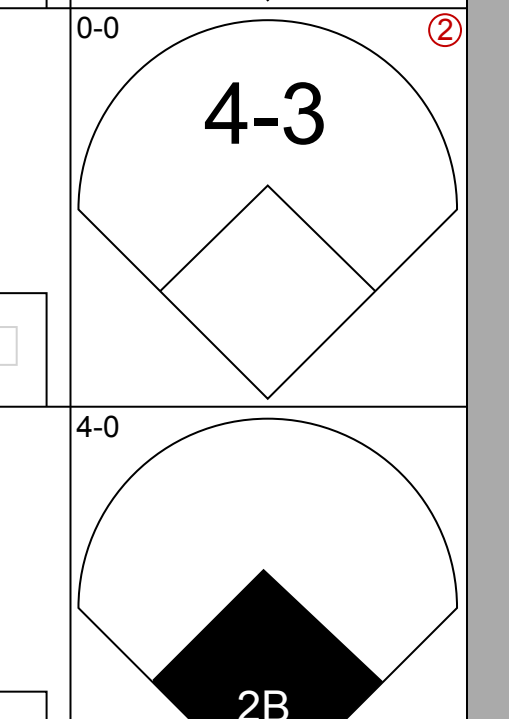
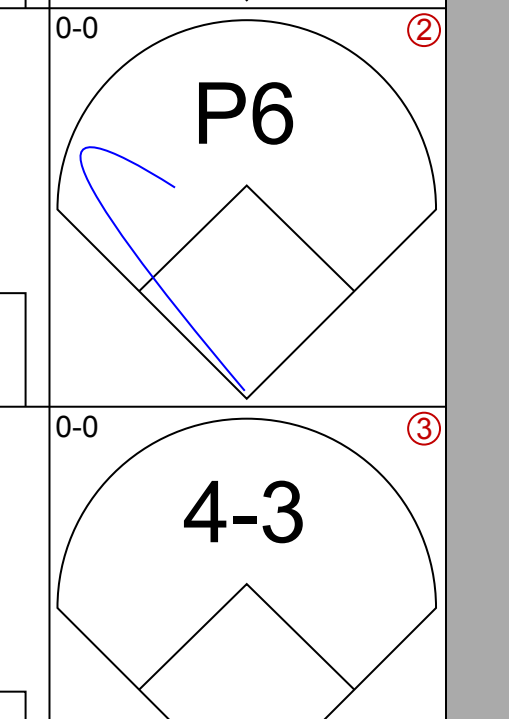
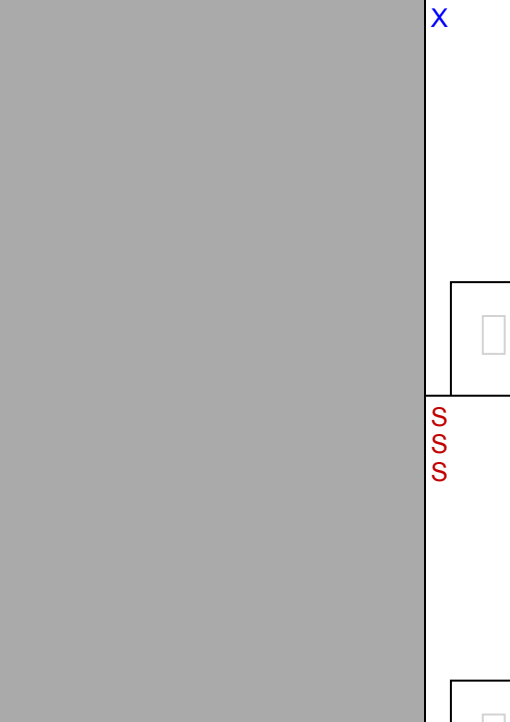
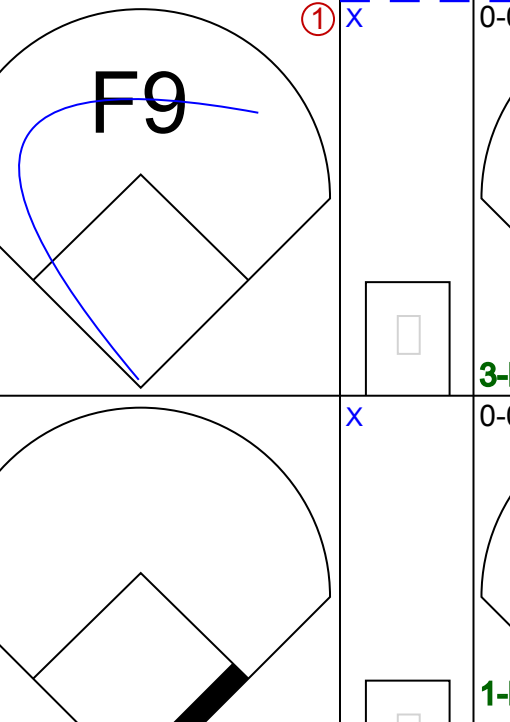
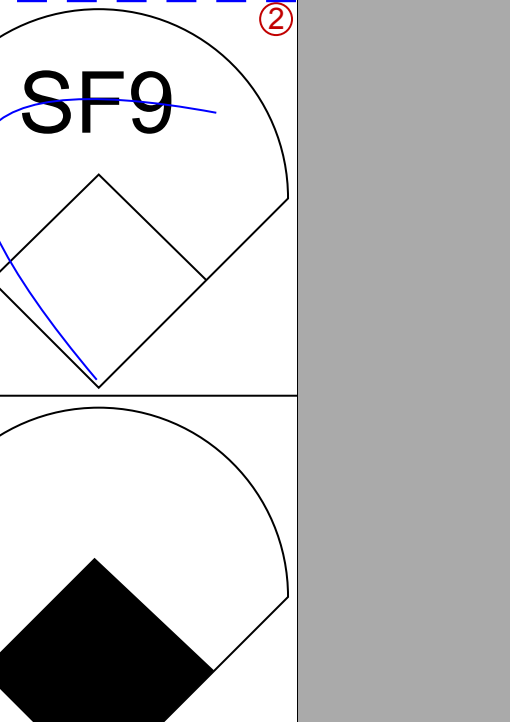
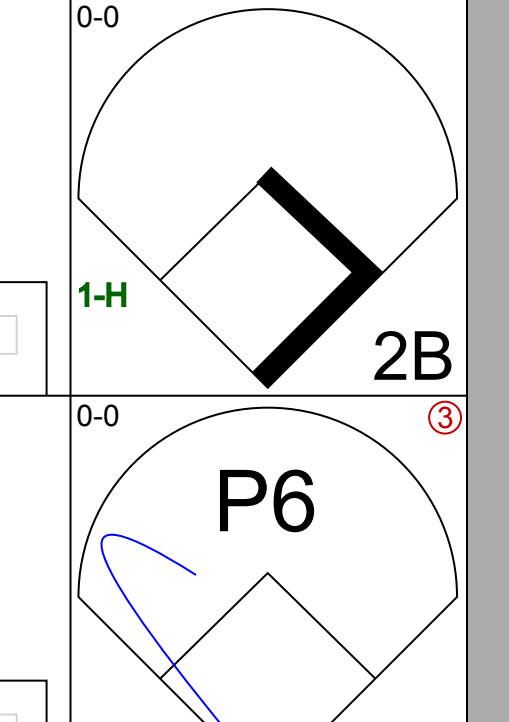

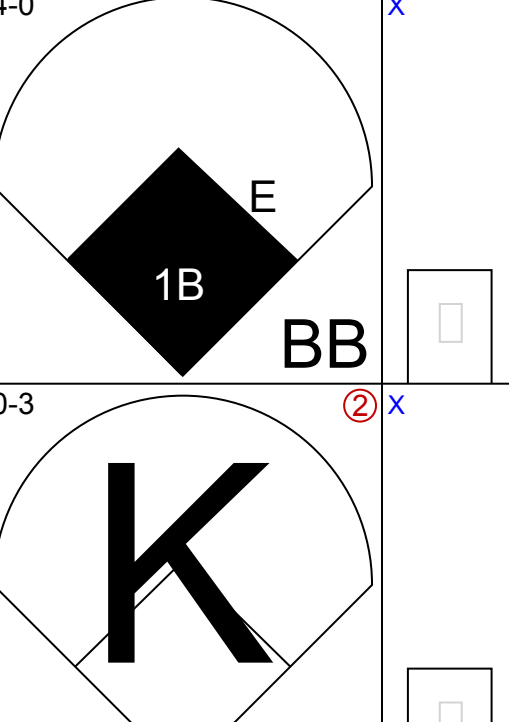
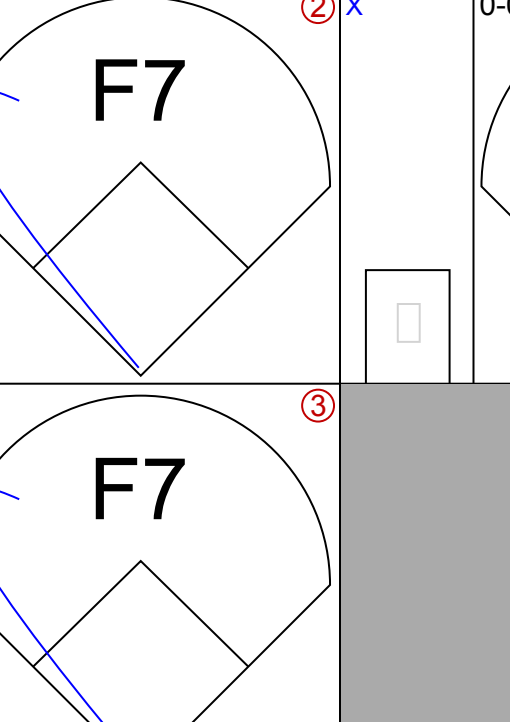
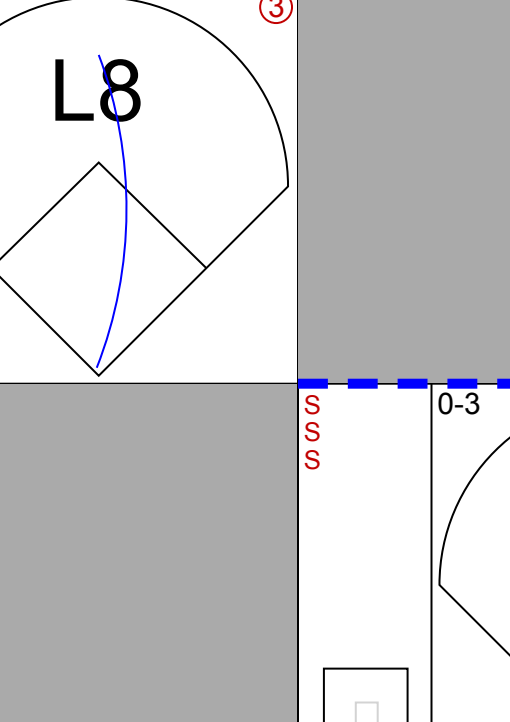


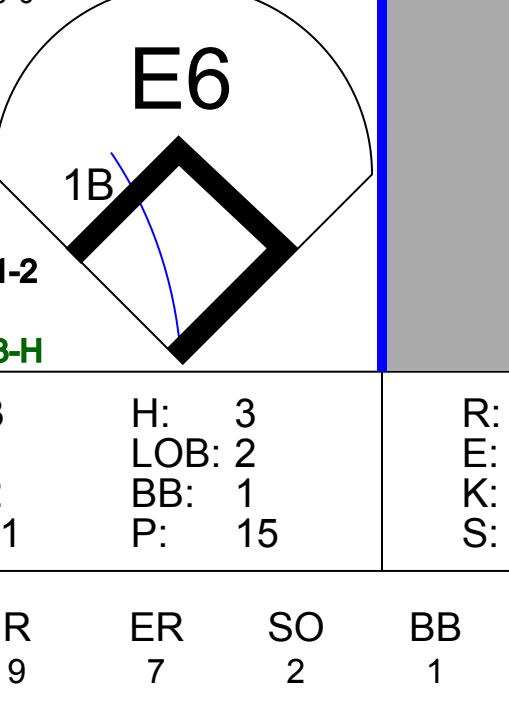
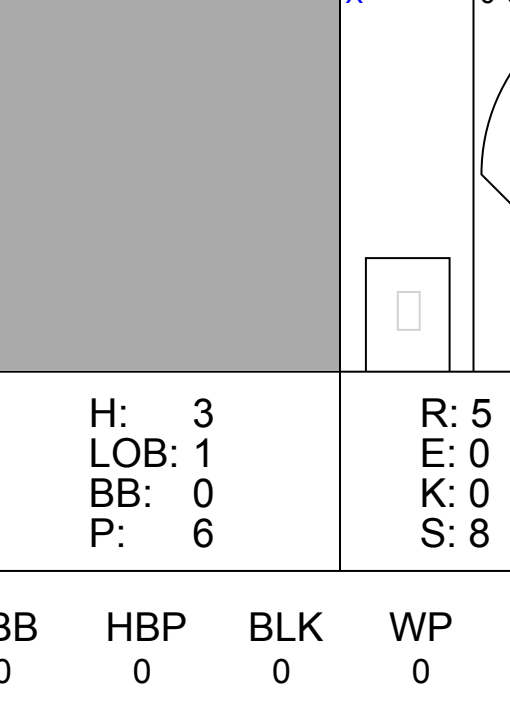
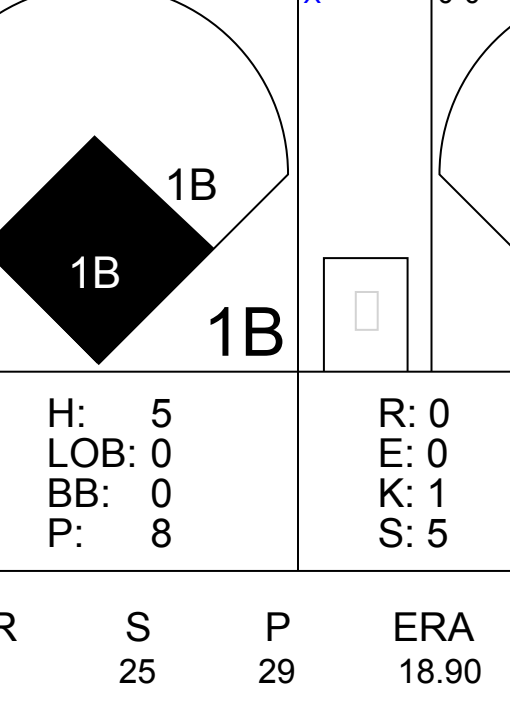
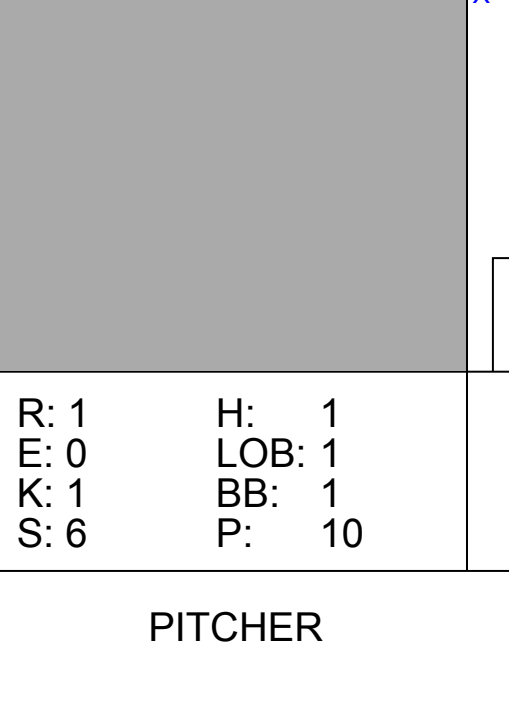





Batter	1	2	3	4	5	6	7	8	9	AB	R	H	RBI	BB	SO	LOB	TOP																		
Ken Aspromonte, R OBP: 0.318, SLG: 0.305		FC1-4 	F8 		F8 		F8 			5	0	0	0	0	1	6																			
Ty Cline, L OBP: 0.326, SLG: 0.325	1B 	FC4-6 		L8 	L8 			FC6-4 		4	1	1	0	1	0	2																			
Tito Francona, L OBP: 0.300, SLG: 0.458	E 1B SF8 		HR 1B 	1B BB 	6-3 			FC6-4 		4	3	2	0	1	0	2																			
Willie Kirkland, L OBP: 0.318, SLG: 0.474	E9 1B 		HR 	K 		K 		K 		5	1	2	3	0	3	2																			
Vic Power, R OBP: 0.309, SLG: 0.369	SF8 		2B 1B 	1B 1-2 1B 		P6 		P4 		4	0	2	1	0	0	1																			
Woodie Held, R OBP: 0.354, SLG: 0.467	BB 		K 	FC6-4 1B 		F9 		G5-4-3 1B 		4	0	2	1	1	1	1																			
Miguel de la Hoz, R OBP: 0.291, SLG: 0.371	6-3 		2B 	FC6-4 			L5 		G5-4-3 	5	0	1	0	0	0	5																			
Valmy Thomas, R OBP: 0.273, SLG: 0.329		6-3 	K 		HR 			E5 1B 		5	1	2	1	0	1	2																			
Gary Bell, R OBP: 0.233, SLG: 0.210										1	0	1	0	1	0	0																			
Bobby Locke, R OBP: 0.200, SLG: 0.211										0	0	0	0	0	0	0																			
Jim Pierson, R OBP: 0.288, SLG: 0.442										1	0	1	0	0	0	0																			
Joe Schaffer, R OBP: 0.288, SLG: 0.442										0	0	0	0	0	0	0																			
Hal Jones, R OBP: 0.200, SLG: 0.242										1	0	0	0	0	0	1																			
Bob Allen, L OBP: 0.167, SLG: 0.290										0	0	0	0	0	0	0																			
Inning Stats	R: 2 E: 1 K: 1 S: 8	H: 3 LOB: 2 BB: 1 P: 12	R: 0 E: 0 K: 0 S: 4	H: 1 LOB: 1 BB: 0 P: 4	R: 2 E: 0 K: 2 S: 11	H: 4 LOB: 3 BB: 1 P: 15	R: 1 E: 0 K: 1 S: 7	H: 2 LOB: 2 BB: 1 P: 11	R: 1 E: 0 K: 0 S: 5	H: 2 LOB: 1 BB: 0 P: 5	R: 0 E: 1 K: 0 S: 4	H: 1 LOB: 1 BB: 0 P: 4	R: 0 E: 0 K: 1 S: 5	H: 0 LOB: 0 BB: 1 P: 9	R: 0 E: 0 K: 0 S: 3	H: 1 LOB: 0 BB: 0 P: 3	1B: 10 2B: 2 3B: 0 HR: 2	SF: 1 SAC: 0 DP: 1 HBP: 0	WP: 0 PB: 0 SB: 0 CS: 0	PA: 44															
PITCHER	IP WLS BF H R ER SO BB IBB HBP BLK WP HR S P ERA WHIP																																		
Ken McBride, R ERA: 3.65	(1, 1)	2.1	16	8	4	3	2	1	0	0	0	0	0	0	1	19	23	11.57	3.857																
Ted Bowsfield, L ERA: 3.73	(3, 1)	6.2	W	28	6	2	2	4	3	0	0	0	0	0	1	33	45	2.70	1.350																

Cleveland Indians @ Los Angeles Angels
Wrigley Field, Los Angeles, CA
Sat Sep 30 1961, 9:05 PM CDT
Att. 3,110 - Unknown - 65 F

AB 39
R 6
H 14
RBI 6
BB 4
SO 6
LOB 22



Batter	1	2	3	4	5	6	7	8	9	AB	R	H	RBI	BB	SO	LOB	BOTTOM																			
Jim Fregosi, R OBP: 0.250, SLG: 0.250	4-3 			1B 1-2 1B 	6-3 		L5 			5	1	2	1	0	0	1																				
Albie Pearson, L OBP: 0.420, SLG: 0.400	4-3 	L8 		1B 1-3 2H SF9 1B 		K 		F2 		5	1	1	1	0	1	2																				
Lee Thomas, L OBP: 0.357, SLG: 0.496	F9 		HR 1B 	P3 		4-3 		P6 		5	1	1	0	0	0	2																				
Leon Wagner, L OBP: 0.345, SLG: 0.508		2B 1B 	HR 1B 	HR 1B 		2B BB 		4-3 		4	4	3	3	1	0	0																				
Ken Hunt, R OBP: 0.321, SLG: 0.485		S E 2B 	F9 	SF9 		2B 				3	1	2	3	0	0	0																				
Buck Rodgers, S OBP: 0.340, SLG: 0.481		K 		1B HR 		P6 				4	1	2	2	0	1	2																				
Tom Satriano, L OBP: 0.292, SLG: 0.301		E 1B BB 	F7 	L8 			4-3 			3	1	0	0	1	0	1																				
Rocky Bridges, R OBP: 0.320, SLG: 0.300		K 	F7 		K 					4	0	1	0	0	2	3																				
Ken McBride, R OBP: 0.126, SLG: 0.120		E6 1B 1-2 3H 		1B 1B 			1-3 			1	0	0	0	0	0	1																				
Ted Bowsfield, R OBP: 0.154, SLG: 0.196				1B 1B 			F9 			3	1	1	0	0	0	1																				
Inning Stats	R: 0 E: 0 K: 0 S: 3	H: 0 LOB: 0 BB: 0 P: 3	R: 3 E: 1 K: 2 S: 11	H: 3 LOB: 2 BB: 1 P: 15	R: 2 E: 0 K: 0 S: 6	H: 3 LOB: 1 BB: 0 P: 6	R: 5 E: 0 K: 0 S: 8	H: 5 LOB: 0 BB: 0 P: 8	R: 0 E: 0 K: 1 S: 5	H: 0 LOB: 0 BB: 0 P: 5	R: 1 E: 0 K: 1 S: 6	H: 1 LOB: 1 BB: 1 P: 10	R: 0 E: 0 K: 0 S: 4	H: 1 LOB: 1 BB: 0 P: 4	R: 0 E: 0 K: 0 S: 3	H: 0 LOB: 0 BB: 0 P: 3	1B: 8 2B: 3 3B: 0 HR: 2	SF: 1 SAC: 0 DP: 0 HBP: 0	WP: 0 PB: 0 SB: 2 CS: 0	PA: 40																
PITCHER	IP WLS BF H R ER SO BB IBB HBP BLK WP HR S P ERA WHIP																																			
Gary Bell, R ERA: 4.1	(1, 1)	3.1	L	22	10	9	7	2	1	0	0	0	0	0	0	1	25	29	18.90	3.300																
Bobby Locke, R ERA: 4.53	(4, 1)	0.2		3	1	1	1	0	0	0	0	0	0	0	0	1	3	3	13.50	1.500																
Joe Schaffer, R ERA: 5.96	(5, 1)	2.0		8	1	1	1	2	1	0	0	0	0	0	0	11	15	4.50	1.000																	
Bob Allen, L ERA: 3.75	(7, 1)	2.0		7	1	0	0	0	0	0	0	0	0	0	0	7	7	0.00	0.500																	

Cleveland Indians @ Los Angeles Angels
Wrigley Field, Los Angeles, CA
Sat Sep 30 1961, 9:05 PM CDT
Att. 3,110 - Unknown - 65 F

AB 37
R 11
H 13
RBI 10
BB 2
SO 4
LOB 13



