


Los Angeles Angels - 1964


Batter	1	2	3	4	5	6	7	8	9	AB	R	H	RBI	BB	SO	LOB	TOP					
Albie Pearson, L OBP: 0.200, SLG: 0.111										4	0	1	0	1	0	3	Los Angeles Angels @ Washington Senators D.C. Stadium, Washington, DC Wed Apr 15 1964, 6:05 PM EST Att: 8,104 - Unknown livebaseballscorecards.com					
Billy Moran, R OBP: 0.400, SLG: 0.333										4	1	2	0	0	0	1						
Jim Fregosi, R OBP: 0.700, SLG: 1.000										4	1	2	2	1	1	3						
Lee Thomas, L OBP: 0.111, SLG: 0.111										5	0	0	0	0	0	4						
Joe Adcock, R OBP: 0.500, SLG: 0.571										3	0	0	0	1	0	1						
Buck Rodgers, S OBP: 0.125, SLG: 0.375										4	1	0	0	0	1	1						
Ed Kirkpatrick, L OBP: 0.250, SLG: 0.250										4	1	1	0	0	1	0						
Bobby Knoop, R OBP: 0.143, SLG: 0.143										4	0	1	1	0	2	0						
Barry Latman, R Don Lee, R Charlie Dees, L Bob Lee, R Felix Torres, R Joe Koppe, R Dan Osinski, R Tom Satriano, L										1	0	0	0	0	1	0						
Inning Stats	R: 2 E: 0 K: 1 S: 7	H: 3 LOB: 1 BB: 1 P: 11	R: 0 E: 0 K: 2 S: 7	H: 0 LOB: 0 BB: 0 P: 7	R: 0 E: 0 K: 1 S: 4	H: 1 LOB: 1 BB: 0 P: 4	R: 0 E: 0 K: 1 S: 5	H: 0 LOB: 0 BB: 0 P: 5	R: 0 E: 0 K: 2 S: 8	H: 1 LOB: 2 BB: 1 P: 12	R: 2 E: 1 K: 0 S: 7	H: 3 LOB: 2 BB: 0 P: 7	R: 0 E: 0 K: 0 S: 3	H: 0 LOB: 0 BB: 0 P: 4	R: 0 E: 0 K: 1 S: 5	H: 0 LOB: 0 BB: 1 P: 5		R: 0 E: 0 K: 0 S: 4	H: 1 LOB: 2 BB: 1 P: 8	1B: 8 2B: 0 3B: 0 HR: 1	SF: 0 SAC: 0 DP: 0 HBP: 1	WP: 0 PB: 1 SB: 0 CS: 1
PITCHER	IP WLS BF H R ER SO BB IBB HBP BLK WP HR S P ERA WHIP																					
Bennie Daniels, R ERA: 3.18	(1, 1)	5.2 W 27 8 4 2 6 2 0 0 0 0 1 37 45 3.18 1.765																				
Steve Riddick, R ERA:	(6, 1)	3.0 12 1 0 0 1 1 0 1 0 0 0 12 17 0.00 0.667																				
Marshall Bridges, L ERA:	(9, 1)	0.1 S 1 0 0 0 0 0 0 0 0 0 0 0 1 1 0.00 0.000																				

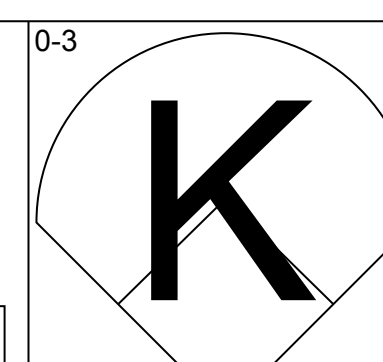
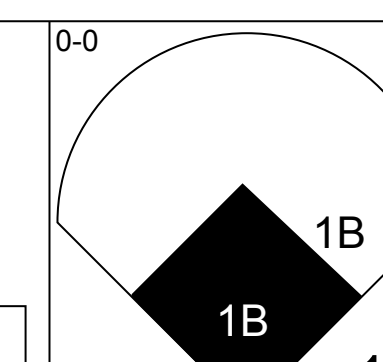
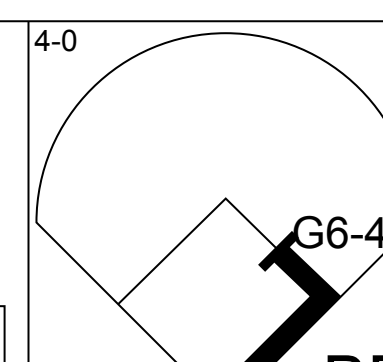
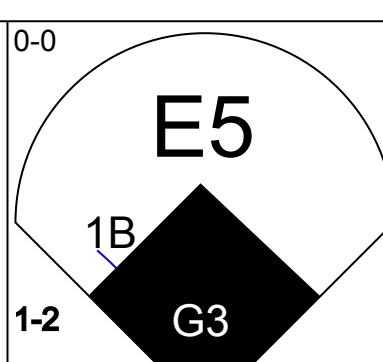
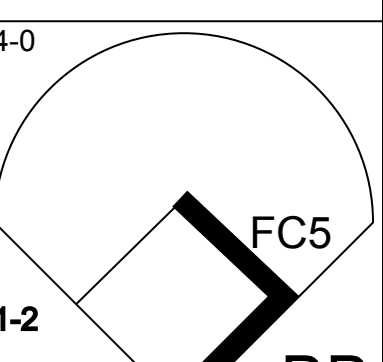
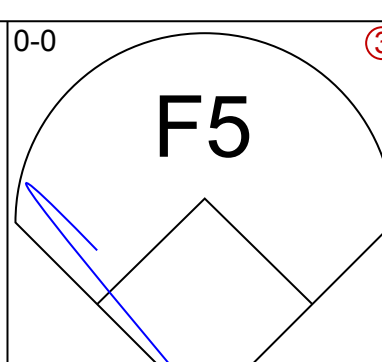

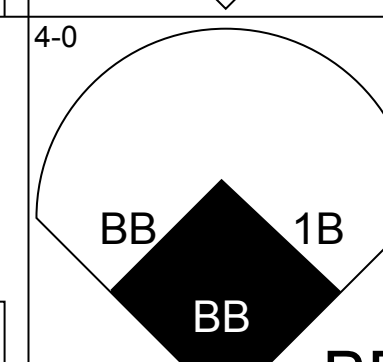
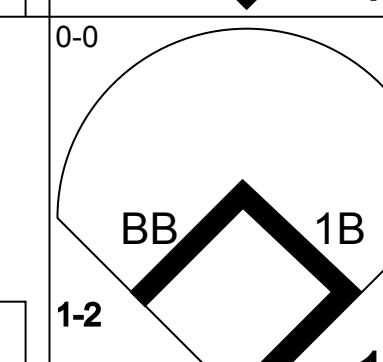
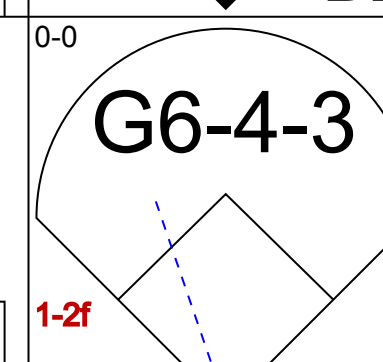
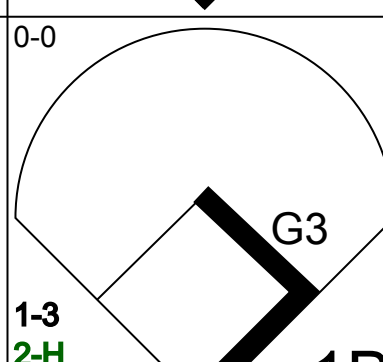
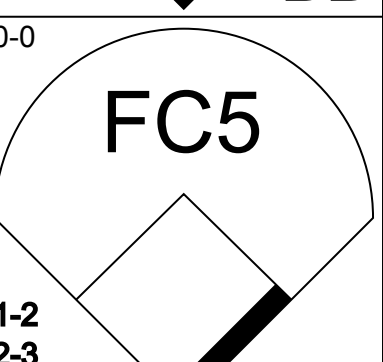
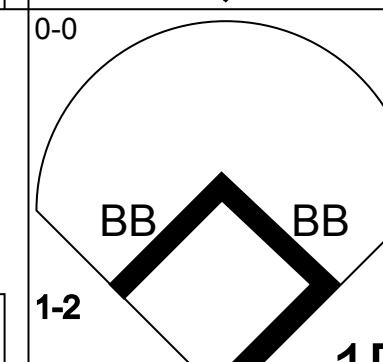
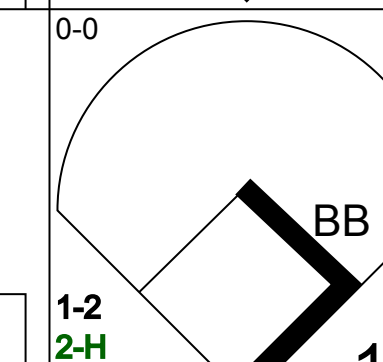
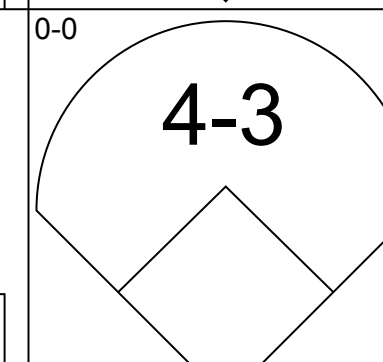
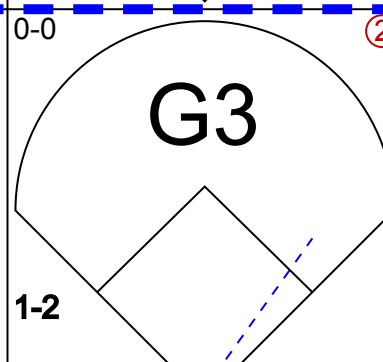
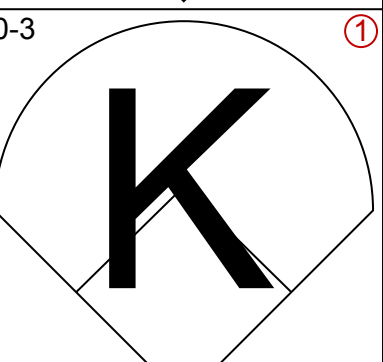
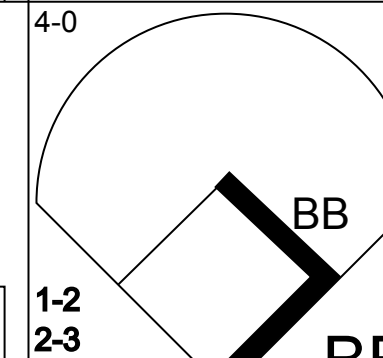
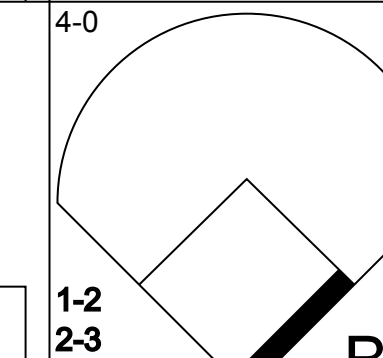

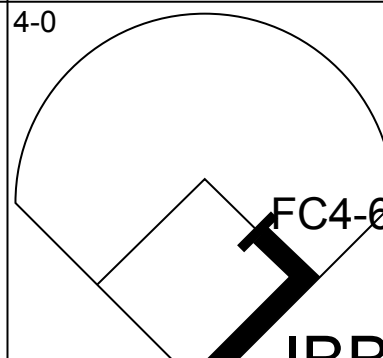
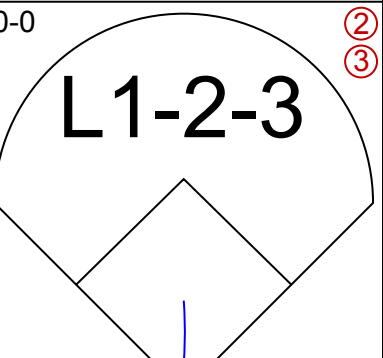
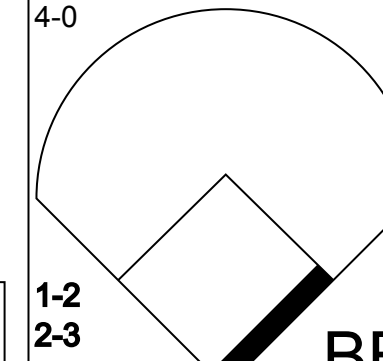
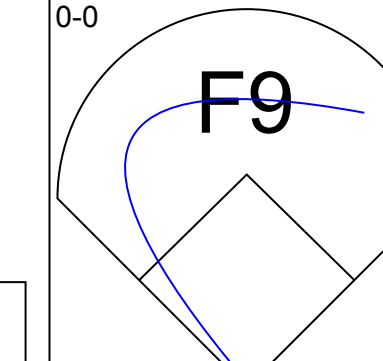

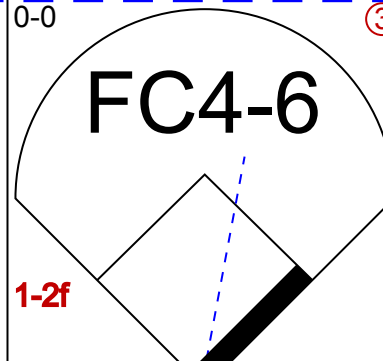

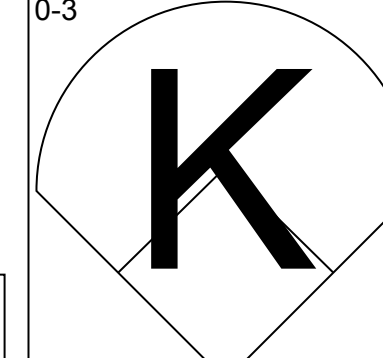



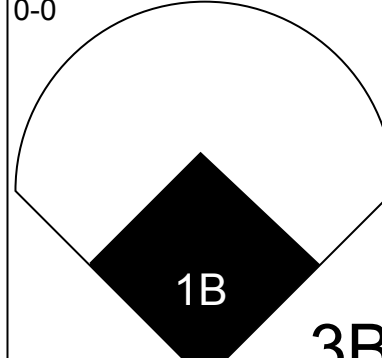
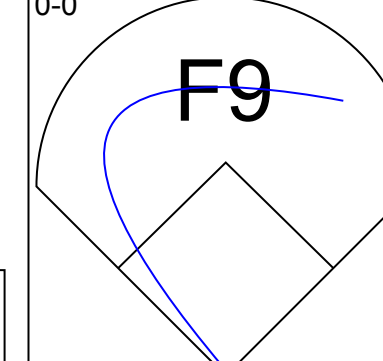



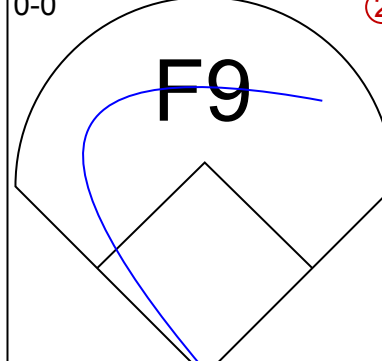
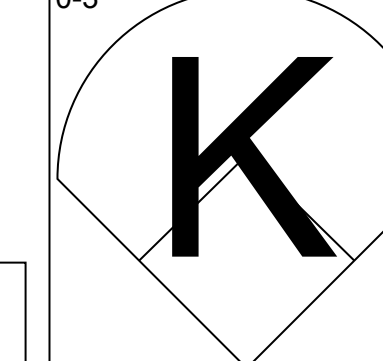

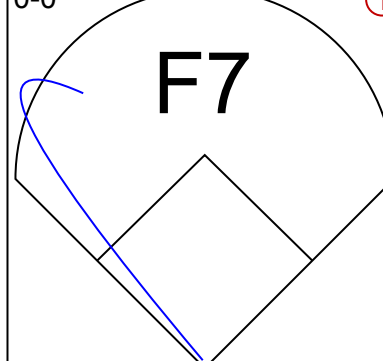

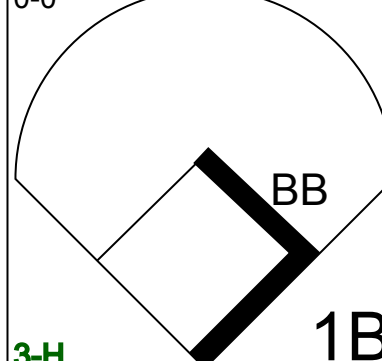
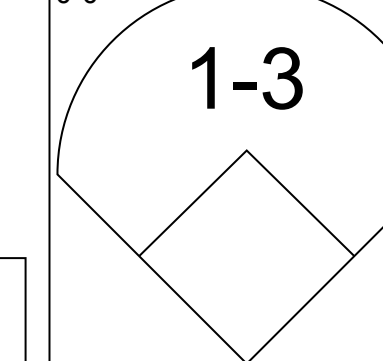

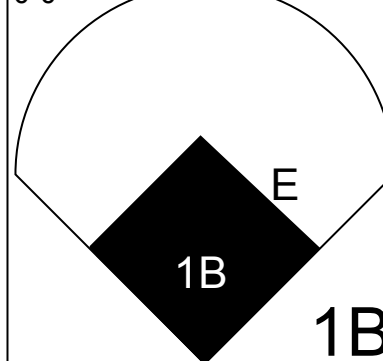
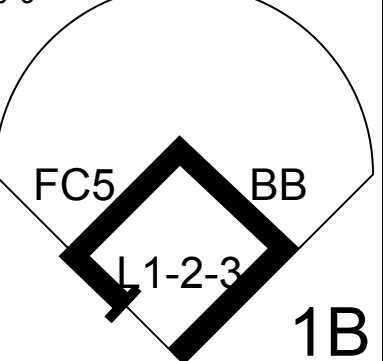
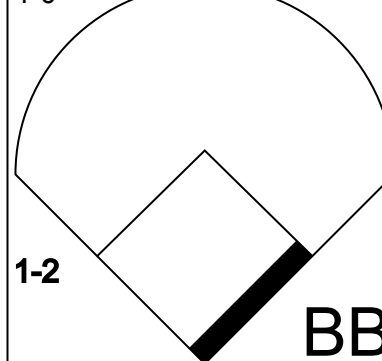
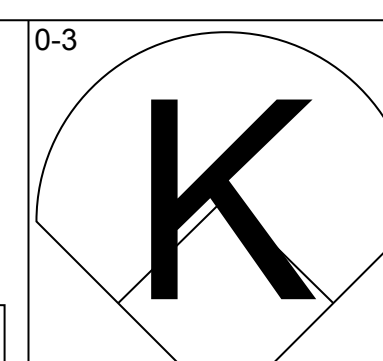
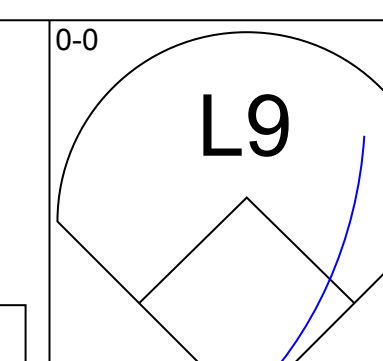
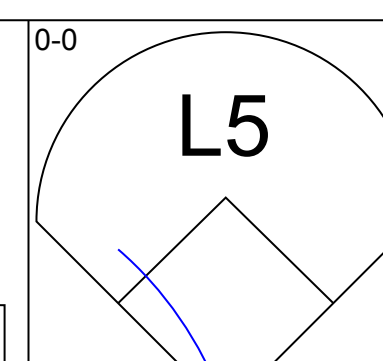

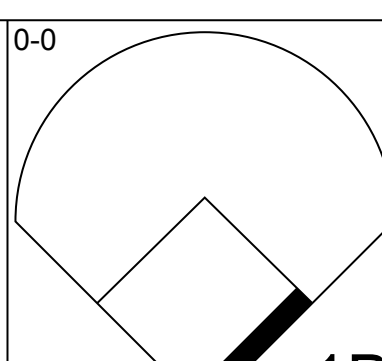

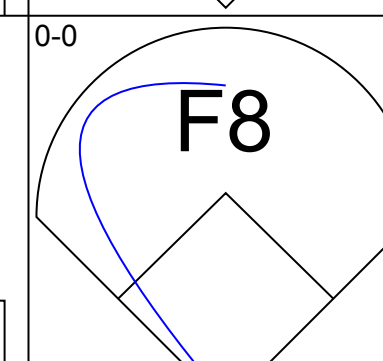
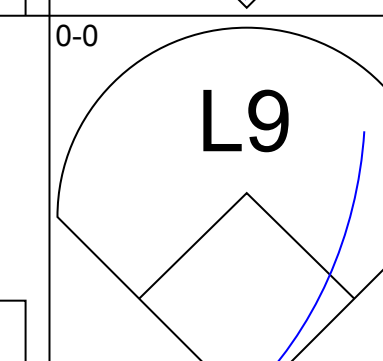
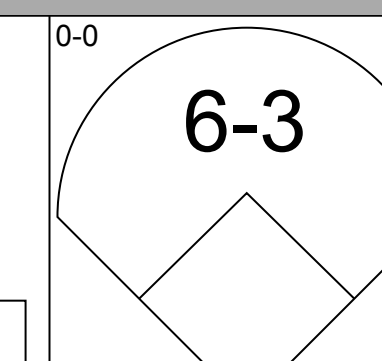

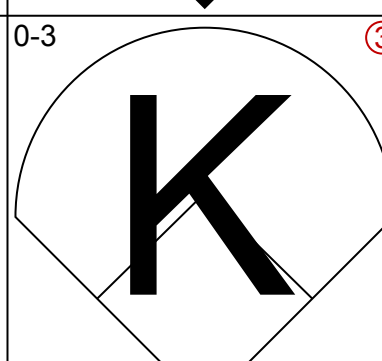
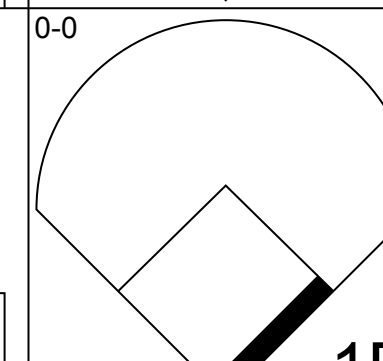

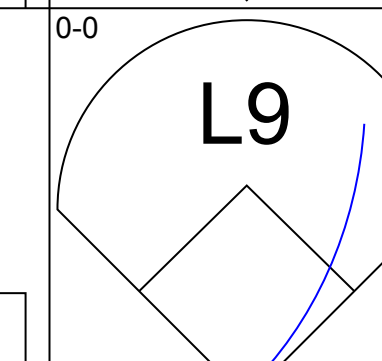
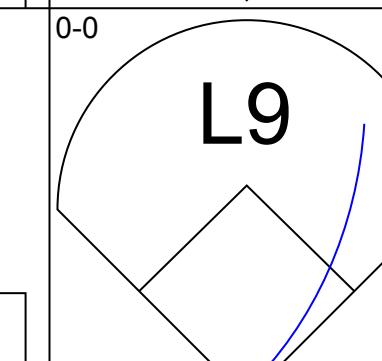
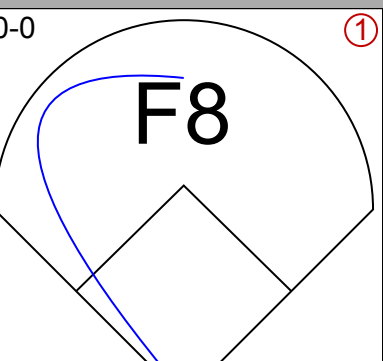
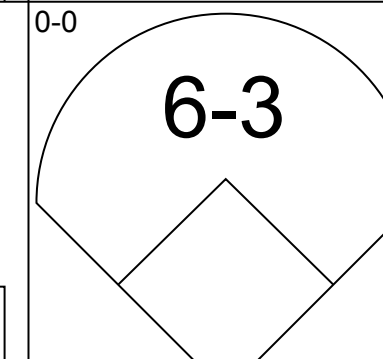

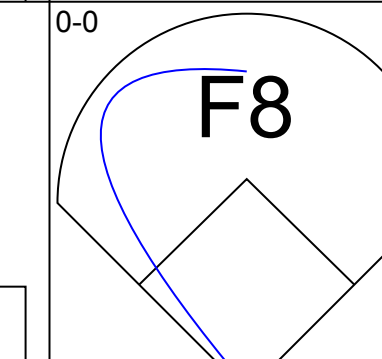
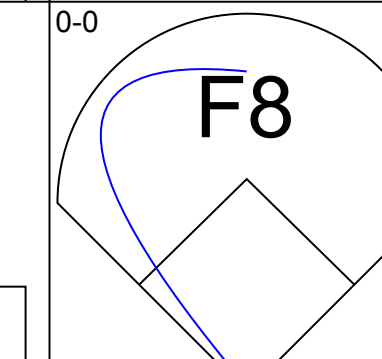
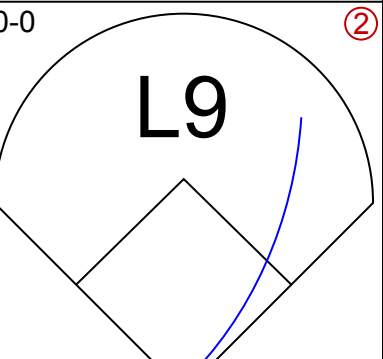
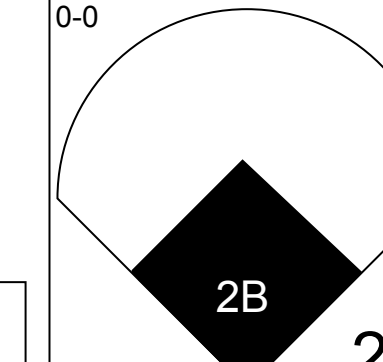


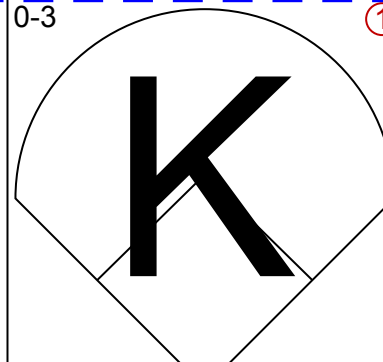
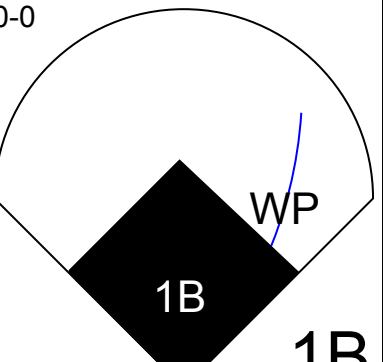

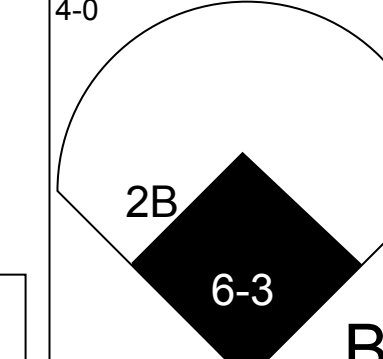


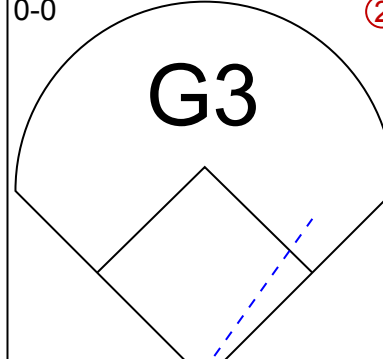
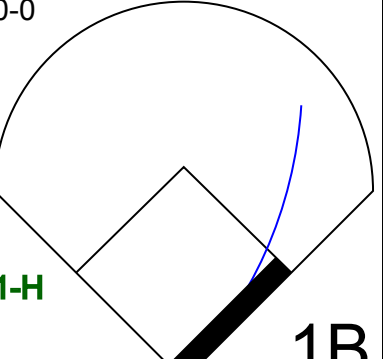
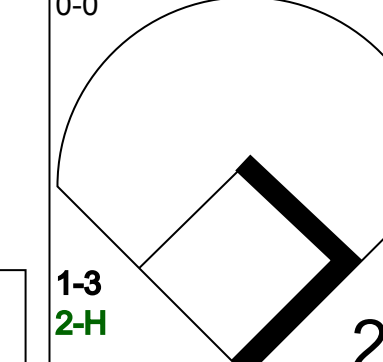


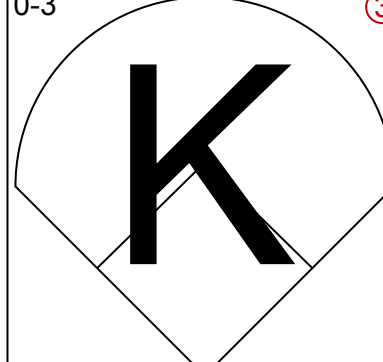
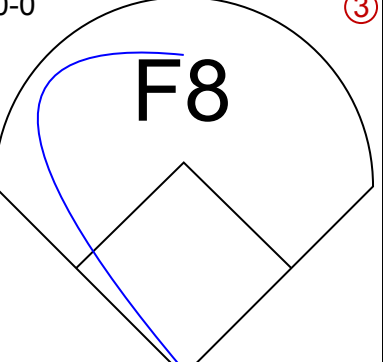
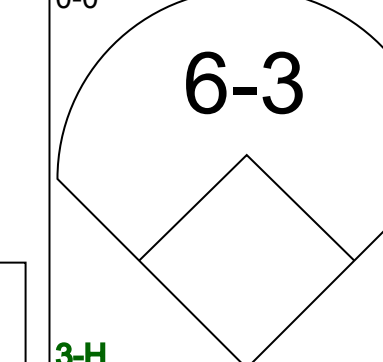
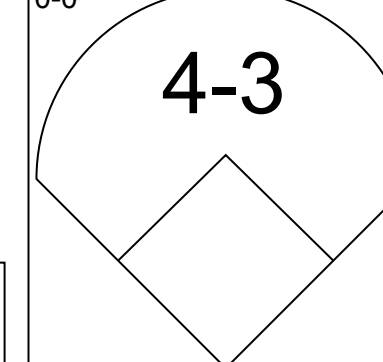

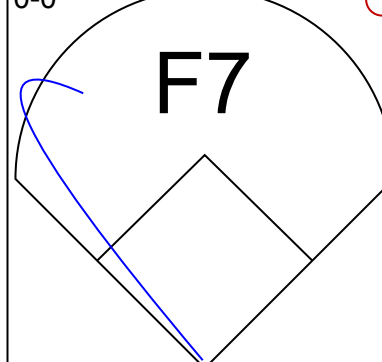
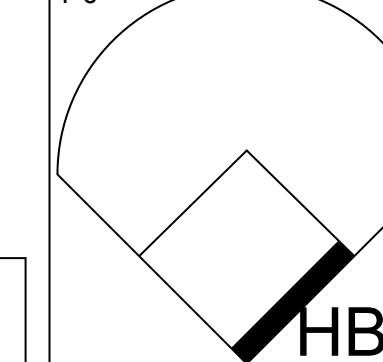
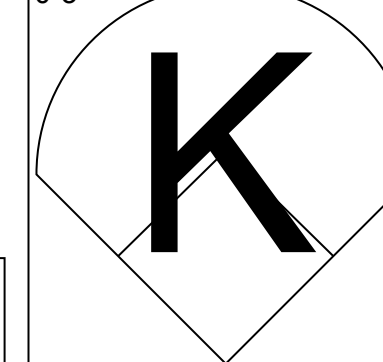


Batter	1	2	3	4	5	6	7	8	9	AB	R	H	RBI	BB	SO	LOB	BOTTOM	
Don Blasingame, L OBP: 0.125, SLG: 0.125										4	1	1	2	0	0	0	Los Angeles Angels @ Washington Senators D.C. Stadium, Washington, DC Wed Apr 15 1964, 6:05 PM EST Att: 8,104 - Unknown livebaseballscorecards.com	
Ed Brinkman, R OBP: 0.125, SLG: 0.125										4	0	0	0	0	0	3		
Chuck Hinton, R OBP: 0.250, SLG: 0.429										4	0	1	2	0	1	0		
Bill Skowron, R OBP: 0.250, SLG: 0.625										4	1	2	1	0	1	1		
Jim King, L OBP: 0.125, SLG: 0.125										3	1	0	0	0	1	1		
Don Lock, R OBP: 0.625, SLG: 0.250										2	1	1	0	2	1	0		
Ken Retzer, L OBP: 0.125, SLG: 0.125										3	1	0	0	0	0	3		
John Kennedy, R OBP: 0.125, SLG: 0.125										3	0	0	0	0	2	4		
Bennie Daniels, L OBP: 0.500, SLG: 0.500	(1, 1)									2	1	1	1	0	0	0		
Steve Riddick, R ERA:	(6, 1)									1	0	0	0	0	0	0		
Marshall Bridges, S ERA:	(9, 1)									0	0	0	0	0	0	0		
Inning Stats	R: 0 E: 0 K: 0 S: 3	H: 0 LOB: 0 BB: 0 P: 3	R: 6 E: 0 K: 1 S: 9	H: 4 LOB: 1 BB: 1 P: 15	R: 0 E: 0 K: 1 S: 5	H: 0 LOB: 1 BB: 1 P: 9	R: 0 E: 0 K: 0 S: 3	H: 0 LOB: 0 BB: 0 P: 3	R: 0 E: 0 K: 2 S: 7	H: 0 LOB: 0 BB: 0 P: 7	R: 0 E: 1 K: 0 S: 3	H: 0 LOB: 0 BB: 0 P: 3	R: 0 E: 0 K: 0 S: 5	H: 2 LOB: 2 BB: 0 P: 5	1B: 4 2B: 0 3B: 1 HR: 1	SF: 0 SAC: 0 DP: 0 HBP: 2	WP: 0 PB: 0 SB: 0 CS: 1	PA: 34
PITCHER	IP WLS BF H R ER SO BB IBB HBP BLK WP HR S P ERA WHIP																	
Barry Latman, R ERA: 40.5	(1, 1)	1.1 L 10 3 6 6 0 2 1 0 0 0 0 0 1 7 13 40.50 3.000																
Don Lee, R ERA:	(2, 1)	2.2 10 1 0 0 2 1 0 0 0 0 0 0 13 17 0.00 0.750																
Bob Lee, R ERA:	(5, 1)	1.0 3 0 0 0 2 0 0 0 0 0 0 0 7 7 0.00 0.000																
Dan Osinski, R ERA:	(6, 1)	3.0 11 2 0 0 2 0 0 0 0 0 0 0 15 15 0.00 0.667																

Batter	1	2	3	4	5	6	7	8	9	AB	R	H	RBI	BB	SO	LOB	TOP			
Albie Pearson, L OBP: 0.267, SLG: 0.429	G3	HR		K			SH1-4 1B	L9		5	2	2	2	0	1	0	Los Angeles Angels @ Detroit Tigers Tiger Stadium, Detroit, MI Fri Apr 17 1964, 3:33 AM EST Att. 4,851 - Unknown			
Billy Moran, R OBP: 0.397, SLG: 0.308	G3 1B	L9			F3		SH1-4 1-2	6-3		4	1	1	0	0	0	0				
Jim Fregosi, R OBP: 0.067, SLG: 0.909	1B 2B			1B 1B	CS BB		F4	L5		4	2	2	0	1	0	1				
Lee Thomas, L OBP: 0.286, SLG: 0.167	G3			F3 1-2			1B 1B	1B		3	1	1	1	2	0	2				
Joe Adcock, R OBP: 0.462, SLG: 0.500	3-H 2-H 1B			K			1B BB	F7		5	0	2	2	0	1	3				
Buck Rodgers, S OBP: 0.308, SLG: 0.462	L9			1B			1B 1-3 2-H	F4		5	0	3	2	0	0	2				
Ed Kirkpatrick, L OBP: 0.125, SLG: 0.125							1B	F7		4	0	0	0	0	0	4				
Jim Piersall, R (7, 7)				L9			F5			0	0	0	0	0	0	0				
Bobby Knoop, R OBP: 0.182, SLG: 0.455				F2			K	HR		4	1	1	1	0	1	1				
Dean Chance, R (1, 1)				K			K	K		2	1	0	0	1	2	1				
Julio Navarro, R (6, 1)										0	0	0	0	0	0	0				
Jack Spring, R (7, 1)										0	0	0	0	0	0	0				
Hank Foiles, R (8, PH)				HR BB						1	0	0	0	0	1	0				
Art Fowler, R (8, 1)										0	0	0	0	0	0	0				
Inning Stats	R: 2 E: 0 K: 0 S: 6	H: 3 LOB: 1 BB: 0 P: 6	R: 2 E: 0 K: 0 S: 4	H: 1 LOB: 0 BB: 1 P: 8	R: 1 E: 0 K: 1 S: 7	H: 2 LOB: 1 BB: 0 P: 7	R: 0 E: 0 K: 2 S: 7	H: 0 LOB: 0 BB: 0 P: 7	R: 0 E: 0 K: 0 S: 2	H: 1 LOB: 1 BB: 2 P: 8	R: 2 E: 0 K: 0 S: 6	H: 3 LOB: 2 BB: 1 P: 10	R: 1 E: 0 K: 1 S: 6	H: 1 LOB: 0 BB: 0 P: 6	R: 0 E: 0 K: 0 S: 4	H: 1 LOB: 1 BB: 0 P: 4	1B: 9 2B: 1 3B: 0 HR: 2	SF: 0 SAC: 1 DP: 0 HBP: 0	WP: 0 PB: 0 SB: 1 CS: 1	PA: 42
PITCHER	IP WLS BF H R ER SO BB IBB HBP BLK WP HR S P ERA WHIP																			
Frank Lary, R ERA: 15.0	(1, 1) 3.0 L 16 6 5 5 1 1 0 0 0 0 0 1 17 21 15.00 2.333																			
Larry Sherry, R ERA: 9.0	(4, 1) 2.0 7 0 0 0 2 2 0 0 0 0 0 0 9 17 9.00 1.000																			
Fred Gladding, R ERA: 9.0	(6, 1) 2.0 11 4 2 2 2 1 0 0 0 0 0 0 14 18 9.00 2.500																			
Dick Egan, L ERA: 4.5	(8, 1) 2.0 8 2 1 1 1 0 0 0 0 0 0 1 10 10 4.50 1.000																			

Batter	1	2	3	4	5	6	7	8	9	AB	R	H	RBI	BB	SO	LOB	BOTTOM					
Bill Bruton, L OBP: 0.143, SLG: 0.571	K						F8	F3		3	0	0	0	0	1	0	Los Angeles Angels @ Detroit Tigers Tiger Stadium, Detroit, MI Fri Apr 17 1964, 3:33 AM EST Att. 4,851 - Unknown					
Jake Wood, R (7, PH)							F3			1	0	0	0	0	2	0						
Dick Egan, L (8, 1)										0	0	0	0	0	0	0						
Jerry Lumpe, L OBP: 0.500, SLG: 0.875	1B						4-3	G4-6-3		4	0	1	0	0	0	2						
Norm Cash, L OBP: 0.250, SLG: 0.625	F7						4-3			4	1	1	0	0	0	1						
Al Kaline, R OBP: 0.125, SLG: 0.125	L5-3						K	L7		4	0	1	0	0	1	1						
Don Demeter, R OBP: 0.250, SLG: 0.250							5-3	6-3		4	1	2	1	0	0	0						
Dick McAuliffe, L OBP: 0.250, SLG: 0.375	F8						K	L7		4	0	0	0	0	1	3						
Don Wert, R OBP: 0.500, SLG: 0.714							1B 1B	F7		3	1	1	0	0	1	1						
Bill Freehan, R OBP: 0.750, SLG: 1.286							1B 1B	F3		3	0	2	1	0	0	0						
Frank Lary, R Larry Sherry, R Gates Brown, L Fred Gladding, L Willie Horton, R OBP: 1.000, SLG: 1.000	(1, 1) (4, 1) (5, PH) (6, 1) (7, PH) (8, 7)						6-3			1	0	0	0	0	0	1	0					
Inning Stats	R: 0 E: 0 K: 1 S: 6	H: 1 LOB: 1 BB: 0 P: 6	R: 1 E: 0 K: 1 S: 7	H: 2 LOB: 1 BB: 0 P: 7	R: 0 E: 0 K: 0 S: 3	H: 0 LOB: 0 BB: 0 P: 3	R: 0 E: 0 K: 2 S: 7	H: 0 LOB: 0 BB: 0 P: 7	R: 0 E: 0 K: 0 S: 3	H: 2 LOB: 0 BB: 0 P: 3	R: 1 E: 0 K: 0 S: 6	H: 3 LOB: 2 BB: 0 P: 6	R: 1 E: 0 K: 0 S: 3	H: 1 LOB: 1 BB: 0 P: 5	R: 0 E: 0 K: 0 S: 3	H: 0 LOB: 0 BB: 0 P: 3	R: 0 E: 0 K: 0 S: 3	H: 0 LOB: 0 BB: 0 P: 3	1B: 8 2B: 1 3B: 1 HR: 0	SF: 0 SAC: 0 DP: 2 HBP: 2	WP: 0 PB: 0 SB: 0 CS: 0	PA: 35
PITCHER	IP WLS BF H R ER SO BB IBB HBP BLK WP HR S P ERA WHIP																					
Dean Chance, R ERA: 3.18	(1, 1) 5.2 W 23 8 2 2 4 0 0 0 0 0 0 0 31 31 3.18 1.412																					
Julio Navarro, R ERA: 3.0	(6, 1) 0.1 4 1 1 1 0 0 0 0 2 0 0 0 2 4 27.00 3.000																					
Jack Spring, L ERA: 3.0	(7, 1) 1.0 2 0 0 0 0 0 0 0 0 0 0 0 2 2 0.00 0.000																					
Art Fowler, R ERA: 3.0	(8, 1) 2.0 S 6 0 0 0 0 0 0 0 0 0 0 0 6 6 0.00 0.000																					

Batter	1	2	3	4	5	6	7	8	9	AB	R	H	RBI	BB	SO	LOB	TOP					
Albie Pearson, L (1, 8) OBP: 0.263, SLG: 0.353	0-0 4-3			4-0 1B SH1-4 1B BB	0-0 6-3		0-0 6-3			3	1	0	0	1	0	1	Los Angeles Angels @ Detroit Tigers Tiger Stadium, Detroit, MI Sat Apr 18 1964, 3:33 AM EST Att: 3,373 - Unknown					
Billy Moran, R (1, 5) OBP: 0.353, SLG: 0.313	0-0 CS 1B		0-0 SH1-4 1-2	0-3 K	0-3 K		0-0 5-3			3	0	1	0	0	1	1						
Jim Fregosi, R (1, 6) OBP: 0.632, SLG: 0.786	0-3 K		0-0 1-3			4-0 BB BB BB		0-0 G1-4-3 1B		3	0	1	0	1	1	2						
Joe Adcock, R (1, 3) OBP: 0.471, SLG: 0.467		0-0 F7		0-0 1B 2-3		4-0 FC5 BB 1-2 BB		0-0 G1-4-3 1-2		3	0	1	0	1	0	1						
Buck Rodgers, S (1, 2) OBP: 0.284, SLG: 0.412		0-3 K		0-0 1B 1-2		0-0 F3		0-3 K		4	0	1	1	0	2	2						
Lee Thomas, L (1, 9) OBP: 0.222, SLG: 0.125		0-0 L7		0-0 6-3		0-3 K			0-0 L3	4	0	0	0	0	1	4						
Bobby Knoop, R (1, 4) OBP: 0.333, SLG: 0.692			4-0 G6-4-3 BB		0-0 HR	4-0 1-2 2-3 BB		0-0 F8		2	1	1	1	2	0	0						
Jim Piersall, R (1, 7) OBP: 0.250, SLG: 0.250			0-0 G6-4-3 1-2		0-0 SH3-4 1B	0-0 FC5 2-3		0-0 6-3		4	0	1	0	0	0	4						
Ken McBride, R (1, 1) Hank Foiles, R (7, PH) Dan Osinski, R (7, 1)			0-0 L7		0-0 SH3-4 1-2		0-0 F4			1	0	0	0	0	0	0						
Inning Stats	R: 0 E: 0 K: 1 S: 5	H: 1 LOB: 0 BB: 0 P: 5	R: 0 E: 0 K: 1 S: 5	H: 0 LOB: 0 BB: 0 P: 5	R: 0 E: 0 K: 0 S: 2	H: 0 LOB: 0 BB: 1 P: 6	R: 1 E: 0 K: 0 S: 5	H: 2 LOB: 2 BB: 1 P: 9	R: 1 E: 0 K: 1 S: 7	H: 2 LOB: 0 BB: 0 P: 7	R: 0 E: 0 K: 1 S: 5	H: 0 LOB: 3 BB: 3 P: 17	R: 0 E: 0 K: 0 S: 3	H: 0 LOB: 0 BB: 0 P: 3	R: 0 E: 0 K: 1 S: 5	H: 1 LOB: 0 BB: 0 P: 5	R: 0 E: 0 K: 0 S: 3	H: 0 LOB: 0 BB: 0 P: 3	1B: 5 2B: 0 3B: 0 HR: 1	SF: 0 SAC: 2 DP: 2 HBP: 0	WP: 0 PB: 0 SB: 0 CS: 1	PA: 35
PITCHER	IP WLS BF H R ER SO BB IBB HBP BLK WP HR S P ERA WHIP																					
Mickey Lolich, L (1, 1) ERA: 3.38	5.0 W 20 5 2 2 3 2 0 0 0 0 1 24 32 3.60 1.400																					
Alan Koch, R (6, 1) ERA:	0.0 2 0 0 0 0 2 0 0 0 0 0 0 8 ∞ ∞																					
Dick Egan, L (6, 1) ERA: 1.5	4.0 S 13 1 0 0 2 1 0 0 0 0 0 0 16 20 0.00 0.500																					

Batter	1	2	3	4	5	6	7	8	9	AB	R	H	RBI	BB	SO	LOB	BOTTOM			
Dick McAuliffe, L (1, 6) OBP: 0.333, SLG: 0.300	4-0 CS BB		0-0 1-3		4-0 G3 HR BB	0-0 F7				2	1	0	0	2	0	2	Los Angeles Angels @ Detroit Tigers Tiger Stadium, Detroit, MI Sat Apr 18 1964, 3:33 AM EST Att: 3,373 - Unknown			
Jerry Lumpe, L (1, 4) OBP: 0.417, SLG: 0.667	0-0 WP 1B		0-0 3-1		0-0 G3 1-2 2-3	0-0 F9				4	0	1	0	0	0	2				
Norm Cash, L (1, 3) OBP: 0.417, SLG: 0.900	4-0 1-2 1-4-3 BB		4-0 BB		0-0 HR 2-H 3-H	0-0 3-1				2	1	1	3	2	0	0				
Al Kaline, R (1, 9) OBP: 0.167, SLG: 0.167	0-0 L1-4-3		0-0 L8		0-0 FC5-4 1B	0-0 L6-3				4	0	1	0	0	0	3				
Don Demeter, R (1, 8) OBP: 0.167, SLG: 0.167		0-0 F8		0-3 K	0-0 FC5-4 1-2	0-0 1-3				4	0	0	0	0	1	1				
Willie Horton, R (1, 7) OBP: 0.400, SLG: 0.250		4-0 5-3 E BB		0-3 K		0-0 6-3		0-3 K		3	0	0	0	1	2	0				
Bill Freehan, R (1, 2) OBP: 0.583, SLG: 0.909		0-0 E4 1-2		0-3 K		0-0 E 1B		0-0 2-3		4	0	1	0	0	1	1				
Don Wert, R (1, 5) OBP: 0.455, SLG: 0.556		0-0 5-3		0-0 5-3		4-0 G3 BB HR BB		0-0 E5		2	1	0	0	1	0	3				
Mickey Lolich, S (1, 1) Gates Brown, L (5, PH) Alan Koch, R (6, 1) Dick Egan, L (6, 1)		0-3 K		0-0 F7		0-3 K				1	0	0	0	0	1	2				
Inning Stats	R: 0 E: 0 K: 0 S: 2	H: 1 LOB: 1 BB: 2 P: 10	R: 0 E: 1 K: 1 S: 6	H: 0 LOB: 2 BB: 1 P: 10	R: 0 E: 0 K: 3 S: 9	H: 0 LOB: 0 BB: 1 P: 7	R: 0 E: 0 K: 3 S: 9	H: 0 LOB: 0 BB: 0 P: 9	R: 3 E: 0 K: 0 S: 5	H: 2 LOB: 1 BB: 2 P: 13	R: 0 E: 1 K: 1 S: 7	H: 1 LOB: 2 BB: 0 P: 7	R: 0 E: 0 K: 0 S: 3	H: 0 LOB: 0 BB: 0 P: 3	R: 0 E: 0 K: 1 S: 5	H: 0 LOB: 0 BB: 0 P: 5	1B: 3 2B: 0 3B: 0 HR: 1	SF: 0 SAC: 0 DP: 1 HBP: 0	WP: 1 PB: 0 SB: 0 CS: 1	PA: 34
PITCHER	IP WLS BF H R ER SO BB IBB HBP BLK WP HR S P ERA WHIP																			
Ken McBride, R (1, 1) ERA: 2.19	6.0 L 28 4 3 3 5 6 0 0 0 0 0 0 0 8 8 4.50 1.667																			
Dan Osinski, R (7, 1) ERA:	2.0 6 0 0 0 1 0 0 0 0 0 0 0 8 8 0.00 0.000																			

Batter	1	2	3	4	5	6	7	8	9	AB	R	H	RBI	BB	SO	LOB	TOP						
Bill Bruton, L OBP: 0.286, SLG: 0.417 (1, 8)										4	2	1	0	2	1	3	Detroit Tigers @ Los Angeles Angels Dodger Stadium, Los Angeles, CA Tue Apr 21 1964, 6:05 PM PST Att: 13,640 - Unknown livebaseballscores.com AB 36 R 6 H 10 RBI 6 BB 10 SO 7 LOB 30 						
Jerry Lumpe, L OBP: 0.360, SLG: 0.435 (1, 4)										4	1	2	1	1	0	3							
Norm Cash, L OBP: 0.320, SLG: 0.522 (1, 3)										5	0	2	2	0	1	4							
Al Kaline, R OBP: 0.280, SLG: 0.143 (1, 9)										1	1	0	0	4	0	3							
Willie Horton, R OBP: 0.294, SLG: 0.400 (1, 7)										4	0	0	1	1	2	6							
Dick McAuliffe, L OBP: 0.542, SLG: 0.737 (1, 6)										4	1	2	1	1	2	3							
Don Wert, R OBP: 0.261, SLG: 0.429 (1, 5)										5	0	0	0	0	0	6							
Mike Roarke, R OBP: 0.250, SLG: 0.250 (1, 2)										5	0	1	1	0	1	1							
Frank Lary, R Lary Sherry, R (3, 1) George Thomas, R (6, PH) Phil Regan, R (6, 1) OBP: 0.400, SLG: 0.250										2	0	0	0	0	0	1							
Inning Stats	R: 1 E: 0 K: 2 S: 8	H: 1 LOB: 3 BB: 3 P: 20	R: 1 E: 0 K: 1 S: 8	H: 3 LOB: 3 BB: 1 P: 12	R: 0 E: 0 K: 0 S: 3	H: 0 LOB: 1 BB: 1 P: 7	R: 0 E: 0 K: 0 S: 2	H: 0 LOB: 0 BB: 1 P: 6	R: 1 E: 0 K: 1 S: 5	H: 1 LOB: 0 BB: 1 P: 9	R: 2 E: 1 K: 0 S: 6	H: 2 LOB: 2 BB: 1 P: 10	R: 0 E: 0 K: 1 S: 5	H: 0 LOB: 0 BB: 0 P: 5	R: 0 E: 0 K: 1 S: 6	H: 1 LOB: 2 BB: 1 P: 10		R: 1 E: 0 K: 1 S: 7	H: 2 LOB: 2 BB: 1 P: 11	1B: 9 2B: 0 3B: 1 HR: 0	SF: 0 SAC: 0 DP: 3 HBP: 0	WP: 0 PB: 0 SB: 1 CS: 0	PA: 46
PITCHER	IP	WLS	BF	H	R	ER	SO	BB	IBB	HBP	BLK	WP	HR	S	P	ERA		WHIP					
Dean Chance, R ERA: 4.5	(1, 1)	0.1	5	1	1	1	1	3	0	0	0	0	0	4	16	27.00		12.000					
Don Lee, R ERA: 2.06	(1, 1)	1.2	9	3	1	1	2	1	0	0	0	0	0	12	16	5.40		2.400					
Bob Lee, R ERA: 2.25	(3, 1)	3.0	11	1	1	1	1	3	0	0	0	0	0	10	22	3.00		1.333					
Dan Osinski, R ERA: 1.69	(6, 1)	0.1	L 4	2	2	1	0	0	0	0	0	0	0	4	4	27.00		6.000					
Jack Spring, L ERA:	(6, 1)	0.1	2	0	0	0	0	0	1	0	0	0	0	1	5	0.00	0.000						
Bob Duliba, R ERA: 3.6	(6, 1)	1.1	4	0	0	0	1	0	0	0	0	0	0	6	6	0.00	0.000						
Julio Navarro, R ERA: 3.6	(8, 1)	2.0	11	3	1	1	2	2	0	0	0	0	0	13	21	4.50	2.500						
Batter	1	2	3	4	5	6	7	8	9	AB	R	H	RBI	BB	SO	LOB	BOTTOM						
Albie Pearson, L OBP: 0.292, SLG: 0.333 (1, 7)										4	0	1	0	1	1	2	Detroit Tigers @ Los Angeles Angels Dodger Stadium, Los Angeles, CA Tue Apr 21 1964, 6:05 PM PST Att: 13,640 - Unknown livebaseballscores.com AB 33 R 4 H 6 RBI 3 BB 4 SO 8 LOB 13 						
Billy Moran, R OBP: 0.273, SLG: 0.238 (1, 5)										5	0	0	0	0	1	4							
Jim Fregosi, R OBP: 0.609, SLG: 0.706 (1, 6)										3	1	1	0	1	0	0							
Joe Adcock, R OBP: 0.429, SLG: 0.389 (1, 3)										3	0	0	0	1	0	1							
Lee Thomas, L OBP: 0.273, SLG: 0.250 (1, 9)										4	2	2	0	0	1	2							
Buck Rodgers, S OBP: 0.333, SLG: 0.400 (1, 2)										3	1	1	1	1	0	1							
Dick Simpson, R OBP: 0.250, SLG: 0.375 (1, 8)										4	0	1	1	0	2	2							
Bobby Knoop, R OBP: 0.263, SLG: 0.529 (1, 4)										4	0	0	1	0	0	1							
Dean Chance, R Don Lee, R Charlie Dean, L Bob Lee, R Dan Osinski, R Jack Spring, L Bob Duliba, R Tom Spang, L Julio Navarro, R Felix Torres, S										0	0	0	0	0	0	0							
Inning Stats	R: 0 E: 0 K: 1 S: 6	H: 1 LOB: 1 BB: 0 P: 6	R: 2 E: 0 K: 0 S: 5	H: 2 LOB: 2 BB: 1 P: 10	R: 1 E: 0 K: 1 S: 5	H: 0 LOB: 1 BB: 2 P: 13	R: 0 E: 0 K: 1 S: 5	H: 0 LOB: 0 BB: 0 P: 5	R: 0 E: 0 K: 2 S: 7	H: 0 LOB: 0 BB: 0 P: 7	R: 0 E: 0 K: 1 S: 5	H: 0 LOB: 1 BB: 1 P: 9	R: 1 E: 0 K: 0 S: 5	H: 2 LOB: 1 BB: 0 P: 5	R: 0 E: 0 K: 2 S: 8	H: 1 LOB: 1 BB: 0 P: 8		1B: 4 2B: 2 3B: 0 HR: 0	SF: 0 SAC: 0 DP: 0 HBP: 1	WP: 2 PB: 0 SB: 0 CS: 0	PA: 38		
PITCHER	IP	WLS	BF	H	R	ER	SO	BB	IBB	HBP	BLK	WP	HR	S	P	ERA		WHIP					
Frank Lary, R ERA: 14.4	(1, 1)	2.0	13	3	3	3	1	3	0	1	0	0	0	11	24	13.50		3.000					
Lary Sherry, R ERA:	(3, 1)	3.0	W 9	0	0	0	2	0	0	0	0	1	0	13	13	0.00		0.000					
Phil Regan, R ERA: 3.52	(6, 1)	4.0	S 16	3	1	1	5	1	0	0	0	1	0	25	29	2.25		1.000					

Batter	1	2	3	4	5	6	7	8	9	AB	R	H	RBI	BB	SO	LOB	TOP															
Don Wert, R OBP: 0.321, SLG: 0.500 (1, 5)										5	0	3	0	0	0	0	Detroit Tigers @ Los Angeles Angels Dodger Stadium, Los Angeles, CA Wed Apr 22 1964, 6:05 PM PST Att: 5,682 - Unknown															
Jerry Lumpe, L OBP: 0.397, SLG: 0.407 (1, 4)										4	0	1	1	1	0	3																
Norm Cash, L OBP: 0.300, SLG: 0.536 (1, 3)										5	1	1	0	0	0	5																
Al Kaline, R OBP: 0.345, SLG: 0.208 (1, 9)										3	0	2	0	1	0	1																
Don Demeter, R OBP: 0.150, SLG: 0.150 (1, 8)										4	0	1	1	0	0	2																
Willie Horton, R OBP: 0.236, SLG: 0.316 (1, 7)										4	0	0	0	0	2	4																
Dick McAuliffe, L OBP: 0.500, SLG: 0.652 (1, 6)										4	0	1	0	0	2	1																
Mike Roarke, R OBP: 0.333, SLG: 0.333 (9, PR)										4	0	2	0	0	0	1																
Gates Brown, L John Sullivan, L										0	1	0	0	0	0	0																
Hank Aguirre, R Dave Wickersham, R OBP: 0.333, SLG: 0.333 (9, 1)										0	0	0	0	0	0	0																
Inning Stats	R: 0 E: 0 K: 0 S: 3	H: 0 LOB: 1 BB: 1 P: 7	R: 0 E: 0 K: 0 S: 3	H: 0 LOB: 0 BB: 0 P: 3	R: 0 E: 0 K: 0 S: 5	H: 2 LOB: 2 BB: 0 P: 5	R: 0 E: 0 K: 2 S: 8	H: 1 LOB: 1 BB: 0 P: 8	R: 0 E: 0 K: 1 S: 6	H: 1 LOB: 1 BB: 0 P: 6	R: 0 E: 0 K: 1 S: 5	H: 1 LOB: 0 BB: 0 P: 5	R: 1 E: 0 K: 0 S: 5	H: 2 LOB: 2 BB: 1 P: 9	R: 1 E: 0 K: 2 S: 10	H: 3 LOB: 2 BB: 0 P: 10	1B: 9 2B: 2 3B: 1 HR: 0	SF: 0 SAC: 0 DP: 1 HBP: 0	WP: 1 PB: 0 SB: 0 CS: 0	PA: 39												
PITCHER	IP WLS BF H R ER SO BB IBB HBP BLK WP HR S P ERA WHIP																															
Bo Belinsky, L ERA: 1.13 (1, 1)	8.0	33	8	1	1	5	1	1	0	0	1	0	41	49	1.12	1.125																
Art Fowler, R ERA: 3.39 (9, 1)	0.2	4	2	1	1	2	0	0	0	0	0	0	8	8	13.50	3.000																
Jack Spring, L ERA: (9, 1)	0.1	W	2	1	0	0	0	0	0	0	0	0	2	2	0.00	3.000																

Batter	1	2	3	4	5	6	7	8	9	AB	R	H	RBI	BB	SO	LOB	BOTTOM															
Albie Pearson, L OBP: 0.286, SLG: 0.320 (1, 8)										4	1	1	0	0	0	0	Detroit Tigers @ Los Angeles Angels Dodger Stadium, Los Angeles, CA Wed Apr 22 1964, 6:05 PM PST Att: 5,682 - Unknown															
Billy Moran, R OBP: 0.240, SLG: 0.208 (1, 5)										3	0	0	0	0	0	0																
Jim Fregosi, R OBP: 0.556, SLG: 0.667 (1, 6)										4	1	1	1	0	1	0																
Joe Adcock, R OBP: 0.400, SLG: 0.333 (9, PR)										3	0	0	0	1	0	0																
Charlie Dees, L										0	0	0	0	0	0	0																
Buck Rodgers, S OBP: 0.320, SLG: 0.375 (1, 2)										4	0	1	0	0	0	2																
Lee Thomas, L OBP: 0.280, SLG: 0.261 (1, 9)										3	0	1	1	0	0	0																
Bobby Knoop, R OBP: 0.273, SLG: 0.500 (1, 4)										3	1	1	0	0	0	1																
Jim Piersall, R OBP: 0.429, SLG: 0.333 (1, 7)										2	0	1	0	1	1	0																
Bo Belinsky, L Felix Torres, R Art Fowler, R Jack Spring, R										2	0	0	0	0	1	1																
Inning Stats	R: 0 E: 0 K: 0 S: 3	H: 0 LOB: 0 BB: 0 P: 3	R: 0 E: 0 K: 0 S: 3	H: 0 LOB: 0 BB: 0 P: 3	R: 0 E: 0 K: 0 S: 4	H: 2 LOB: 0 BB: 0 P: 4	R: 0 E: 0 K: 0 S: 3	H: 0 LOB: 0 BB: 0 P: 3	R: 0 E: 0 K: 2 S: 7	H: 0 LOB: 0 BB: 0 P: 7	R: 0 E: 0 K: 1 S: 5	H: 0 LOB: 0 BB: 0 P: 5	R: 0 E: 0 K: 1 S: 6	H: 1 LOB: 2 BB: 1 P: 10	R: 2 E: 0 K: 0 S: 5	H: 3 LOB: 2 BB: 1 P: 9	1B: 5 2B: 1 3B: 0 HR: 0	SF: 0 SAC: 2 DP: 1 HBP: 0	WP: 0 PB: 0 SB: 0 CS: 0	PA: 33												
PITCHER	IP WLS BF H R ER SO BB IBB HBP BLK WP HR S P ERA WHIP																															
Hank Aguirre, L ERA: 2.16 (1, 1)	8.1	29	4	2	2	4	0	1	0	0	0	0	36	40	2.16	0.480																
Dave Wickersham, R ERA: 1.96 (9, 1)	0.1	L	4	2	1	1	0	0	1	0	0	0	3	7	27.00	6.000																

Batter	1	2	3	4	5	6	7	8	9	AB	R	H	RBI	BB	SO	LOB	TOP								
Dick Howser, R (1, 6) OBP: 0.222, SLG: 0.294	0-0 6-3		0-0 F7		0-3 K			0-0 6-3		4	0	0	0	0	1	2									
Vic Davallo, L (1, 8) OBP: 0.316, SLG: 0.333	0-0 F8			0-0 6-3		0-0 6-3		0-0 6-3		4	0	0	0	0	0	0									
Leon Wagner, L (1, 7) OBP: 0.344, SLG: 0.750	0-0 L4			0-0 F4		0-0 G3		0-3 K		4	0	0	0	0	1	0									
Max Alvis, R (1, 5) OBP: 0.235, SLG: 0.267		4-0 G4-3 BB		1-0 CS HBP		0-0 4-3		0-3 K		2	0	0	0	1	1	0									
Fred Whitfield, L (1, 3) Pedro Ramos, S (9, PR) Ted Abernathy, R (9, 1)		0-0 G4-3		0-0 CS		0-0 1B 1B 2B		0-0 5-3		4	1	2	0	0	0	1									
Tito Francona, L (1, 9) OBP: 0.625, SLG: 0.583		0-0 6-3				0-0 1B 1-3 2-3 1B		0-0 6-3		4	1	2	0	0	0	0									
John Romano, R (1, 2) OBP: 0.438, SLG: 0.615			0-3 K		0-0 1-3		1-0 1B HBP		1-0 HBP	2	0	0	0	0	1	2									
Woodie Held, R (1, 4) OBP: 0.313, SLG: 0.500			0-0 F7		0-3 K		0-0 HBP		1-0 HBP	3	0	1	1	0	1	2									
Dick Donovan, L (1, 1) Al Luplow, L (9, PH) Jerry Kindall, R (9, 3)			4-0 BB		0-0 1B		0-0 1B		0-0 G4-2-3	2	0	1	2	1	0	2									
Inning Stats	R: 0 E: 0 K: 0 S: 3	H: 0 LOB: 0 BB: 0 P: 3	R: 0 E: 0 K: 0 S: 2	H: 0 LOB: 0 BB: 1 P: 6	R: 0 E: 0 K: 1 S: 5	H: 0 LOB: 1 BB: 1 P: 9	R: 0 E: 0 K: 0 S: 2	H: 0 LOB: 0 BB: 0 P: 3	R: 2 E: 0 K: 2 S: 10	H: 3 LOB: 1 BB: 0 P: 10	R: 0 E: 0 K: 0 S: 3	H: 0 LOB: 0 BB: 0 P: 3	R: 0 E: 0 K: 0 S: 4	H: 1 LOB: 2 BB: 0 P: 5	R: 0 E: 0 K: 1 S: 5	H: 0 LOB: 0 BB: 0 P: 5	R: 1 E: 0 K: 1 S: 6	H: 2 LOB: 2 BB: 0 P: 8	1B: 5 2B: 1 3B: 0 HR: 0	SF: 0 SAC: 0 DP: 2 HBP: 4	WP: 0 PB: 0 SB: 1 CS: 1	PA: 37			
PITCHER	IP	WLS	BF	H	R	ER	SO	BB	IBB	HBP	BLK	WP	HR	S	P	ERA	WHIP								
Ken McBride, R (1, 1) ERA: 2.61	8.1	L	35	6	3	3	5	2	0	4	0	0	0	39	51	3.24	0.960								
Julio Navarro, R (9, 1) ERA: 3.18	0.2		1	0	0	0	0	0	0	0	0	0	0	1	1	0.00	0.000								

Cleveland Indians @ Los Angeles Angels
Dodger Stadium, Los Angeles, CA
Thu Apr 23 1964, 6:05 PM PST
Att: 3,782 - Unknown

AB	30
R	3
H	6
RBI	3
BB	2
SO	5
LOB	12



Batter	1	2	3	4	5	6	7	8	9	AB	R	H	RBI	BB	SO	LOB	BOTTOM								
Albie Pearson, L (1, 8) OBP: 0.333, SLG: 0.379	0-0 S 1B		0-0 L5-3		0-0 SH1-3 2B		4-0 CS BB		0-0 F6	4	0	2	0	1	0	1									
Billy Moran, R (1, 5) OBP: 0.250, SLG: 0.222	0-3 K		0-0 F6		0-0 SH1-3		0-0 1B			3	0	1	0	0	1	1									
Jim Fregosi, R (1, 6) OBP: 0.548, SLG: 0.720	0-3 K			0-0 4-3 3B	0-0 FC5-2-6-4		0-0 1-3 1B			4	1	2	0	0	1	2									
Joe Adcock, R (1, 3) OBP: 0.345, SLG: 0.280	0-0 6-3			0-0 4-3		0-0 F5	0-0 6-3			4	0	0	1	0	0	3									
Lee Thomas, L (1, 9) OBP: 0.276, SLG: 0.259			0-3 K		0-0 S 1B		0-0 G3		0-0 F9	4	1	1	0	0	1	0									
Buck Rodgers, S (1, 2) OBP: 0.345, SLG: 0.393		0-0 3-1		0-0 1B	0-0 1B		0-0 HBP 1B		0-0 F9	4	0	2	1	0	0	0									
Ed Kirkpatrick, L (1, 7) OBP: 0.250, SLG: 0.100		4-0 BB		0-0 F9		1-0 HBP	0-0 4-3			2	0	0	0	1	0	1									
Bobby Knoop, R (1, 4) Charlie Dees, L (9, PH)		0-0 6-3		0-0 1B	0-0 1B		0-3 K		0-0 F4	3	0	1	0	0	1	3									
Ken McBride, R (1, 1) Julio Navarro, R (9, 1) Tom Satriano, L (9, PH)			0-0 L5-3 1B		0-0 F7		0-3 K		0-0 1-3	3	0	1	0	0	1	2									
Inning Stats	R: 0 E: 0 K: 2 S: 8	H: 1 LOB: 1 BB: 0 P: 8	R: 0 E: 0 K: 1 S: 5	H: 0 LOB: 1 BB: 1 P: 9	R: 0 E: 0 K: 0 S: 3	H: 1 LOB: 0 BB: 0 P: 3	R: 2 E: 0 K: 0 S: 7	H: 4 LOB: 2 BB: 0 P: 7	R: 0 E: 0 K: 0 S: 3	H: 1 LOB: 2 BB: 0 P: 3	R: 0 E: 0 K: 1 S: 6	H: 1 LOB: 2 BB: 0 P: 7	R: 0 E: 0 K: 1 S: 6	H: 2 LOB: 2 BB: 1 P: 10	R: 0 E: 0 K: 0 S: 3	H: 0 LOB: 0 BB: 0 P: 3	R: 0 E: 0 K: 0 S: 3	H: 0 LOB: 0 BB: 0 P: 3	1B: 8 2B: 3 3B: 1 HR: 0	SF: 0 SAC: 1 DP: 2 HBP: 1	WP: 0 PB: 0 SB: 2 CS: 1	PA: 37			
PITCHER	IP	WLS	BF	H	R	ER	SO	BB	IBB	HBP	BLK	WP	HR	S	P	ERA	WHIP								
Dick Donovan, R (1, 1) ERA: 2.25	8.0	W	34	10	2	2	5	2	0	1	0	0	0	41	50	2.25	1.500								
Ted Abernathy, R (9, 1) ERA:	1.0	S	3	0	0	0	0	0	0	0	0	0	0	3	3	0.00	0.000								

Cleveland Indians @ Los Angeles Angels
Dodger Stadium, Los Angeles, CA
Thu Apr 23 1964, 6:05 PM PST
Att: 3,782 - Unknown


AB	33
R	2
H	10
RBI	2
BB	2
SO	5
LOB	13



Batter	1	2	3	4	5	6	7	8	9	10	11	AB	R	H	RBI	BB	SO	LOB	TOP							
Dick Howser, R OBP: 0.226, SLG: 0.214	(1,6) BB 4-0		(1,2) F7			(1,2) K		(1,2) G6-4-3		(1,3) F6		4	0	0	0	1	1	1								
Vic Davalillo, L OBP: 0.290, SLG: 0.333	(1,8) F5		(1,3) 4-3			(1,2) F5			(1,3) 1B SF9		(1,4) F5	5	1	1	0	0	0	1								
Leon Wagner, L OBP: 0.467, SLG: 0.583	(1,7) K				(1,4) 4-3 S BB	(1,3) F9			(1,3) S SF9 1B		(1,4) 3B BB	3	1	1	0	2	1	1								
John Romano, R OBP: 0.393, SLG: 0.609	(1,2) K				(1,2) F8	(1,2) F8			(1,3) SF9		(1,4) 3B	4	0	1	2	0	1	2								
Tito Francona, L OBP: 0.536, SLG: 0.476	(1,9) K		(1,2) 4-3		(1,2) 4-3	(1,2) WP 1B			(1,3) K		(1,4) P3-4 BB	4	0	1	0	1	2	2								
Fred Whitfield, L OBP: 0.364, SLG: 0.316 Jerry Kindall, R (9,3)	(1,3) BB		(1,3) K		(1,3) K	(1,2) F5			(1,4) IBB		(1,4) P3-4	2	0	0	0	2	1	2								
Max Alvis, R OBP: 0.179, SLG: 0.160	(1,5) F5				(1,1) F7	(1,3) F7			(1,3) 5-3			4	0	0	0	0	0	4								
Woodie Held, R OBP: 0.333, SLG: 0.500	(1,4) F7		(1,2) K		(1,2) K	(1,1) F9			(1,3) F7		(1,4) F7	4	0	0	0	0	1	1								
Jack Kralick, L OBP: 0.266, SLG: 0.167	(1,1) F5		(1,1) F5		(1,3) K	(1,3) K		(1,3) G6-4-3 1B	(1,2) F9		(1,2) F9	4	0	1	0	0	1	0								
Inning Stats	R: 0 E: 0 K: 2 S: 7	H: 0 LOB: 1 BB: 1 P: 11	R: 0 E: 0 K: 1 S: 5	H: 0 LOB: 1 BB: 1 P: 9	R: 0 E: 0 K: 1 S: 3	H: 0 LOB: 0 BB: 0 P: 3	R: 0 E: 0 K: 1 S: 5	H: 0 LOB: 1 BB: 1 P: 9	R: 0 E: 0 K: 2 S: 7	H: 0 LOB: 0 BB: 0 P: 7	R: 0 E: 0 K: 1 S: 5	H: 0 LOB: 0 BB: 0 P: 5	R: 0 E: 0 K: 0 S: 3	H: 1 LOB: 1 BB: 0 P: 4	R: 0 E: 0 K: 0 S: 3	H: 1 LOB: 2 BB: 1 P: 11	R: 0 E: 0 K: 1 S: 3	H: 0 LOB: 0 BB: 0 P: 3	R: 1 E: 0 K: 0 S: 3	H: 1 LOB: 1 BB: 2 P: 11	1B: 4 2B: 1 3B: 1 HR: 0	SF: 1 SAC: 0 DP: 2 HBP: 0	WP: 1 PB: 0 SB: 2 CS: 0	PA: 42		
PITCHER	IP: 10.0 ERA: 1.29	WLS: 10 L: 4	BF: 37 R: 1	H: 4 R: 1	ER: 0 LOB: 1	SO: 8 BB: 1	BB: 3 IBB: 0	HBP: 0 BLK: 0	WP: 0 HR: 0	S: 49 P: 65	ERA: 0.90 WHIP: 0.700															
Bob Lee, R ERA: 1.29	(1,1)																									
Paul Foytack, R ERA: 27.0	(11,1)	0.1	L	4	1	1	1	0	2	0	0	0	0	0	2	10	27.00	9.000								
Bob Duliba, R ERA:	(11,1)	0.2		1	0	0	0	0	0	0	0	0	0	0	1	1	0.00	0.000								

Cleveland Indians @ Los Angeles Angels
Dodger Stadium, Los Angeles, CA
Sat Apr 25 1964, 6:05 PM PST
Att: 6,937 - Unknown

AB 35
R 2
H 5
RBI 2
BB 6
SO 8
LOB 16



Batter	1	2	3	4	5	6	7	8	9	10	11	AB	R	H	RBI	BB	SO	LOB	BOTTOM							
Albie Pearson, L OBP: 0.318, SLG: 0.333	(1,7) F8 (10,8)		(1,2) 1-3		(1,3) 4-3			(1,3) 4-3		(1,2) SH2-3		4	0	0	0	0	0	0								
Billy Moran, R OBP: 0.270, SLG: 0.250	(1,5) 1B		(1,3) 6-3		(1,1) 4-3			(1,3) 2B 1B		(1,3) F9		5	0	2	0	0	0	1								
Jim Fregosi, R OBP: 0.465, SLG: 0.583	(1,6) K		(1,2) K		(1,2) FC5-4 1B		(1,2) K	(1,3) 1H E 2B		(1,4) F9		5	1	2	0	0	2	1								
Joe Adcock, R OBP: 0.294, SLG: 0.233 Charlie Dees, L OBP: 0.200, SLG: 0.111	(1,3) K		(1,3) K		(1,2) FC5-4 1B G3 1B 1-2		(1,3) F8	(1,3) E5		(1,2) K		4	0	0	0	0	1	2								
Buck Rodgers, S OBP: 0.375, SLG: 0.395	(1,2) FC6-4 1B		(1,2) FC6-4 1B		(1,2) G3 1B		(1,1) 5-3	(1,4) 2H FC6-4 IBB		(1,3) K		4	0	2	0	1	0	0								
Lee Thomas, L OBP: 0.225, SLG: 0.211	(1,9) F5		(1,2) F5		(1,2) G3		(1,2) 1-3	(1,3) K				4	0	0	0	0	1	5								
Dick Simpson, R OBP: 0.182, SLG: 0.273 Jim Piersall, R OBP: 0.333, SLG: 0.250	(1,8) K		(1,3) K		(1,3) K		(1,3) K	(1,3) FC6-4				3	0	0	0	0	3	3								
Bobby Knoop, R OBP: 0.200, SLG: 0.333	(1,4) FC6-4		(1,3) FC6-4		(1,1) 6-3		(1,3) K	(1,3) K		(1,3) K		4	0	0	0	0	2	1								
Bob Lee, R Hank Foiles, R OBP: 0.333, SLG: 0.333 Paul Foytack, R Bob Duliba, R	(1,1) K		(1,1) K		(1,2) K		(1,2) F8	(1,3) SH2-3 1B				3	0	0	0	0	2	0								
Inning Stats	R: 0 E: 0 K: 2 S: 8	H: 1 LOB: 1 BB: 0 P: 8	R: 0 E: 0 K: 1 S: 6	H: 1 LOB: 1 BB: 0 P: 6	R: 0 E: 0 K: 1 S: 5	H: 0 LOB: 0 BB: 0 P: 5	R: 0 E: 0 K: 1 S: 7	H: 2 LOB: 2 BB: 0 P: 7	R: 0 E: 0 K: 1 S: 5	H: 0 LOB: 0 BB: 0 P: 5	R: 0 E: 0 K: 1 S: 5	H: 0 LOB: 0 BB: 0 P: 5	R: 0 E: 0 K: 1 S: 6	H: 1 LOB: 1 BB: 0 P: 6	R: 0 E: 0 K: 1 S: 5	H: 0 LOB: 0 BB: 0 P: 5	1B: 6 2B: 1 3B: 0 HR: 0	SF: 0 SAC: 1 DP: 0 HBP: 0	WP: 0 PB: 0 SB: 0 CS: 0	PA: 41						
PITCHER	IP: 11.0 ERA:	WLS: 11 W: 4	BF: 41 H: 7	R: 1 ER: 0	SO: 12 BB: 0	BB: 0 IBB: 1	HBP: 0 BLK: 0	WP: 0 HR: 0	S: 64 P: 68	ERA: 0.00 WHIP: 0.636																
Jack Kralick, L ERA:	(1,1)																									

Cleveland Indians @ Los Angeles Angels
Dodger Stadium, Los Angeles, CA
Sat Apr 25 1964, 6:05 PM PST
Att: 6,937 - Unknown

AB 39
R 1
H 7
RBI 0
BB 1
SO 12
LOB 15



Batter	1	2	3	4	5	6	7	8	9	AB	R	H	RBI	BB	SO	LOB	TOP				
Dick Howser, R OBP: 0.200, SLG: 0.188 (1, 6)	5-3		FC6-4		F7		F8			4	0	0	0	0	0	3	Cleveland Indians @ Los Angeles Angels Dodger Stadium, Los Angeles, CA Sun Apr 26 1964, 3:33 AM PDT Att: 8,310 - Unknown				
Vic Davallio, L OBP: 0.297, SLG: 0.294 (1, 8)	G3		G3			K		F7		4	0	0	0	0	1	1					
Leon Wagner, L OBP: 0.441, SLG: 0.571 (1, 7)	5-3			4-3		1B	2B	F8		4	0	1	0	0	0	0					
John Romano, R OBP: 0.438, SLG: 0.630 (1, 2)		2-3		1B		2-3	1B	F7		4	0	3	0	0	0	0					
Tito Francona, L OBP: 0.469, SLG: 0.400 (1, 9)	2-3			F6		1-3		F9		4	0	0	0	0	0	4					
Fred Whitfield, L OBP: 0.308, SLG: 0.261 (1, 3)	F8			K		F8		G3		4	0	0	0	0	1	4					
Max Alvis, R OBP: 0.188, SLG: 0.172 (1, 5)	6-3				5-3			F9		4	0	1	0	0	0	1					
Woodie Held, R OBP: 0.300, SLG: 0.440 (1, 4)			K		E6			FC6-4		3	0	0	0	0	1	1					
Mudcat Grant, R OBP: 0.425, SLG: 0.620 (3, 1)					F9			K		1	0	1	0	0	0	0					
Gordon Seyfried, R OBP: 0.297, SLG: 0.294 (3, 1)										0	0	0	0	0	0	0					
Wally Post, R OBP: 0.297, SLG: 0.294 (5, PH)										0	0	0	0	0	0	1					
Sonny Siebert, R OBP: 0.297, SLG: 0.294 (5, 1)										0	0	0	0	0	0	0					
Don McMahon, R OBP: 0.297, SLG: 0.294 (6, 1)										0	0	0	0	0	0	0					
Al Luplow, L OBP: 0.297, SLG: 0.294 (7, PH)										1	0	0	0	0	1	1					
Gary Bell, R OBP: 0.297, SLG: 0.294 (7, 1)										0	0	0	0	0	0	0					
Inning Stats	R: 0 E: 0 K: 0 S: 3	H: 0 LOB: 0 BB: 0 P: 3	R: 0 E: 0 K: 0 S: 4	H: 1 LOB: 1 BB: 0 P: 4	R: 0 E: 0 K: 1 S: 6	H: 1 LOB: 1 BB: 0 P: 6	R: 0 E: 0 K: 1 S: 6	H: 1 LOB: 1 BB: 0 P: 6	R: 0 E: 1 K: 0 S: 4	H: 0 LOB: 1 BB: 0 P: 4	R: 0 E: 0 K: 1 S: 7	H: 2 LOB: 2 BB: 0 P: 7	R: 0 E: 0 K: 1 S: 6	H: 1 LOB: 1 BB: 0 P: 6	R: 0 E: 0 K: 0 S: 3	H: 0 LOB: 0 BB: 0 P: 3	R: 0 E: 0 K: 0 S: 3	H: 0 LOB: 0 BB: 0 P: 3	1B: 5 2B: 1 3B: 0 HR: 0	SF: 0 SAC: 0 DP: 0 HBP: 0	WP: 0 PA: 34 CS: 0
PITCHER Fred Newman, R ERA: 0.00	IP: 9.0 WLS: W BF: 34 H: 6 R: 0 ER: 0 SO: 4 BB: 0 IBB: 0 HBP: 0 BLK: 0 WP: 0 HR: 0 S: 42 P: 42 ERA: 0.00 WHIP: 0.667																				

Batter	1	2	3	4	5	6	7	8	9	AB	R	H	RBI	BB	SO	LOB	BOTTOM		
Albie Pearson, L OBP: 0.327, SLG: 0.326 (1, 8)	F9			F8		1B		F7		4	2	1	0	1	0	1	Cleveland Indians @ Los Angeles Angels Dodger Stadium, Los Angeles, CA Sun Apr 26 1964, 3:33 AM PDT Att: 8,310 - Unknown		
Billy Moran, R OBP: 0.310, SLG: 0.317 (1, 5)	F7					1B		1B		5	1	3	1	0	1	2			
Jim Fregosi, R OBP: 0.500, SLG: 0.600 (1, 6)				6-3						4	2	3	1	1	0	1			
Lee Thomas, L OBP: 0.222, SLG: 0.238 (1, 9)	F9				4-3			SF8		4	1	1	1	0	0	4			
Buck Rodgers, S OBP: 0.378, SLG: 0.375 (1, 2)				SF9						2	0	0	1	2	1	0			
Tom Satriano, L OBP: 0.596, SLG: 0.500 (1, 3)								F4		4	0	3	3	1	0	2			
Ed Kirkpatrick, L OBP: 0.227, SLG: 0.105 (1, 7)	F8									4	0	1	0	0	1	4			
Bobby Knoop, R OBP: 0.231, SLG: 0.314 (1, 4)										2	1	0	0	2	0	2			
Fred Newman, R (1, 1)										4	0	0	0	0	1	4			
Inning Stats	R: 2 E: 0 K: 0 S: 4	H: 1 LOB: 2 BB: 3 P: 16	R: 0 E: 1 K: 1 S: 6	H: 0 LOB: 1 BB: 0 P: 6	R: 2 E: 0 K: 0 S: 6	H: 4 LOB: 1 BB: 0 P: 6	R: 0 E: 0 K: 0 S: 4	H: 1 LOB: 1 BB: 0 P: 4	R: 0 E: 0 K: 1 S: 5	H: 0 LOB: 1 BB: 1 P: 9	R: 2 E: 0 K: 0 S: 5	H: 3 LOB: 1 BB: 1 P: 9	R: 0 E: 0 K: 2 S: 8	H: 1 LOB: 2 BB: 1 P: 12	R: 1 E: 0 K: 0 S: 5	H: 2 LOB: 2 BB: 1 P: 9		1B: 10 2B: 2 3B: 0 HR: 0	SF: 2 SAC: 0 DP: 2 HBP: 0
PITCHER Mudcat Grant, R ERA: 7.36 Gordon Seyfried, R ERA: 13.5 Sonny Siebert, R ERA: 13.5 Don McMahon, R ERA: 0.00 Gary Bell, R ERA: 3.38	IP: 2.0 WLS: L BF: 13 H: 3 R: 4 ER: 4 SO: 1 BB: 3 IBB: 0 HBP: 0 BLK: 0 WP: 0 HR: 0 S: 12 P: 24 ERA: 18.00 WHIP: 3.000																		

Batter	1	2	3	4	5	6	7	8	9	AB	R	H	RBI	BB	SO	LOB	TOP		
Don Zimmer, R (1, 5) OBP: 0.343, SLG: 0.656										4	0	0	0	0	2	2	Washington Senators @ Los Angeles Angels Dodger Stadium, Los Angeles, CA Tue Apr 28 1964, 7:05 PM PDT Att: 2,237 - Unknown livebaseballscorecards.com		
Don Blasingame, L (1, 4) OBP: 0.405, SLG: 0.471										4	0	1	0	0	0	0			
Fred Valentine, S (1, 7) OBP: 0.385, SLG: 0.636										4	0	0	0	0	1	1			
Bill Skowron, R (1, 3) OBP: 0.296, SLG: 0.538 John Kennedy, R (9, PR) OBP: 0.304, SLG: 0.158										4	0	2	0	0	1	1			
Jim King, L (1, 9) OBP: 0.195, SLG: 0.275										4	0	1	0	0	1	2			
Don Lock, R (1, 8) OBP: 0.388, SLG: 0.289										3	1	1	0	1	0	3			
Mike Brumley, L (1, 2) OBP: 0.231, SLG: 0.280										4	0	1	1	0	0	3			
Ed Brinkman, R (1, 6) OBP: 0.196, SLG: 0.300										3	0	0	0	0	0	1			
Claude Osteen, L (1, 1) OBP: 0.286, SLG: 0.375 Jim Harrison, R (4, 1) OBP: 0.276, SLG: 0.133 Ken Retzer, L (5, PH) OBP: 0.276, SLG: 0.133 Carl Boufford, S (5, PH) OBP: 0.276, SLG: 0.133 Tom Cheney, R (5, 1) OBP: 0.276, SLG: 0.133 Dick Phillips, L (7, PH) OBP: 0.276, SLG: 0.133 Jim Duckworth, R (7, 1) OBP: 0.276, SLG: 0.133										1	0	0	0	0	0	0			
Inning Stats	R: 0 E: 0 K: 2 S: 7	H: 0 LOB: 0 BB: 0 P: 7	R: 0 E: 0 K: 0 S: 3	H: 0 LOB: 1 BB: 1 P: 7	R: 0 E: 0 K: 0 S: 3	H: 0 LOB: 0 BB: 0 P: 3	R: 0 E: 0 K: 0 S: 4	H: 1 LOB: 1 BB: 0 P: 4	R: 1 E: 0 K: 1 S: 7	H: 3 LOB: 2 BB: 0 P: 7	R: 0 E: 0 K: 1 S: 7	H: 2 LOB: 2 BB: 0 P: 7	R: 0 E: 0 K: 0 S: 3	H: 0 LOB: 0 BB: 0 P: 3	R: 0 E: 0 K: 1 S: 6	H: 1 LOB: 2 BB: 0 P: 6		1B: 5 2B: 3 3B: 0 HR: 0	SF: 0 SAC: 0 DP: 1 HBP: 0
PITCHER	IP WLS BF H R ER SO BB IBB HBP BLK WP HR S P ERA WHIP	IP WLS BF H R ER SO BB IBB HBP BLK WP HR S P ERA WHIP																	
Barry Latman, R (1, 1) ERA: 5.93	4.1	18	4	1	1	2	1	0	0	0	0	0	0	0	0	21	25	2.08	1.154
Don Lee, R (5, 1) ERA: 1.04	3.2	W 13	3	0	0	2	0	0	0	0	0	0	0	0	17	17	0.00	0.818	
Dean Chance, R (9, 1) ERA: 3.86	1.0	S 3	0	0	0	1	0	0	0	0	0	0	0	5	5	0.00	0.000		

Batter	1	2	3	4	5	6	7	8	9	AB	R	H	RBI	BB	SO	LOB	BOTTOM		
Albie Pearson, L (1, 8) OBP: 0.328, SLG: 0.314										5	1	2	0	0	0	4	Washington Senators @ Los Angeles Angels Dodger Stadium, Los Angeles, CA Tue Apr 28 1964, 7:05 PM PDT Att: 2,237 - Unknown livebaseballscorecards.com		
Billy Moran, R (1, 5) OBP: 0.314, SLG: 0.320										5	0	2	0	0	1	2			
Jim Fregosi, R (1, 6) OBP: 0.491, SLG: 0.617 Joe Koppe, R (5, 6) OBP: 0.333, SLG: 0.333										3	1	1	0	0	1	4			
Joe Adcock, R (1, 3) OBP: 0.282, SLG: 0.235										3	0	1	1	0	1	2			
Buck Rodgers, S (1, 2) OBP: 0.358, SLG: 0.375										4	0	1	0	0	0	3			
Lee Thomas, L (1, 9) OBP: 0.284, SLG: 0.265										3	0	2	1	1	0	1			
Bobby Knoop, R (1, 4) OBP: 0.255, SLG: 0.310										4	0	0	0	0	3	6			
Jim Piersall, R (1, 7) OBP: 0.286, SLG: 0.231										4	0	1	0	0	0	1			
Barry Latman, R (1, 1) OBP: 0.200, SLG: 0.200 Don Lee, R (5, 1) OBP: 0.500, SLG: 0.500 Dean Chance, R (9, 1)										2	0	0	0	0	1	3			
Inning Stats	R: 1 E: 0 K: 1 S: 7	H: 2 LOB: 1 BB: 0 P: 7	R: 0 E: 1 K: 1 S: 7	H: 1 LOB: 2 BB: 0 P: 7	R: 1 E: 0 K: 0 S: 6	H: 3 LOB: 2 BB: 0 P: 6	R: 0 E: 0 K: 1 S: 7	H: 2 LOB: 2 BB: 0 P: 7	R: 0 E: 0 K: 1 S: 6	H: 1 LOB: 1 BB: 0 P: 6	R: 0 E: 0 K: 1 S: 6	H: 1 LOB: 1 BB: 0 P: 6	R: 0 E: 0 K: 2 S: 8	H: 1 LOB: 2 BB: 1 P: 12	R: 0 E: 0 K: 0 S: 4	H: 1 LOB: 1 BB: 0 P: 4		1B: 12 2B: 0 3B: 0 HR: 0	SF: 1 SAC: 0 DP: 0 HBP: 0
PITCHER	IP WLS BF H R ER SO BB IBB HBP BLK WP HR S P ERA WHIP	IP WLS BF H R ER SO BB IBB HBP BLK WP HR S P ERA WHIP																	
Claude Osteen, L (1, 1) ERA: 3.65	3.0	L 17	7	2	2	2	0	0	0	0	0	0	0	0	21	21	6.00	2.333	
Jim Hannan, R (4, 1) ERA: 2.09	1.0	4	1	0	0	1	0	0	0	0	0	0	0	6	6	0.00	1.000		
Tom Cheney, R (5, 1) ERA: 4.15	2.0	8	2	0	0	2	0	0	0	0	0	0	0	12	12	0.00	1.000		
Jim Duckworth, R (7, 1) ERA:	2.0	9	2	0	0	2	0	1	0	0	2	0	0	12	16	0.00	1.000		

Batter	1	2	3	4	5	6	7	8	9	AB	R	H	RBI	BB	SO	LOB	TOP	
Albie Pearson, L OBP: 0.318, SLG: 0.293 (1, 8)										4	0	0	0	0	2	0	Los Angeles Angels @ Chicago White Sox Comiskey Park, Chicago, IL Sat May 02 1964, 4:33 AM EDT Att: 5,382 - Unknown livebaseballscorecards.com	
Billy Moran, R OBP: 0.288, SLG: 0.293 (1, 5)										4	0	0	0	0	0	0		
Jim Fregosi, R OBP: 0.308, SLG: 0.647 Dick Simpson, R OBP: 0.182, SLG: 0.273 (9, PR)										4	0	3	0	0	1	0		
Joe Adcock, R OBP: 0.279, SLG: 0.237 Jim Piersall, R OBP: 0.231, SLG: 0.231 (9, PR)										4	0	1	0	0	1	2		
Buck Rodgers, S OBP: 0.361, SLG: 0.364 (1, 2)										3	0	1	0	1	0	0		
Lee Thomas, L OBP: 0.250, SLG: 0.250 Felix Torres, R OBP: 0.167, SLG: 0.167 Charlie Dees, L OBP: 0.200, SLG: 0.111 (9, PH)										3	0	1	0	0	1	1		
Ed Kirkpatrick, L OBP: 0.242, SLG: 0.172 Hank Foiles, R OBP: 0.250, SLG: 0.250 (9, PH)										2	0	0	0	1	0	2		
Bobby Knoop, R OBP: 0.273, SLG: 0.327 (1, 4)										4	0	2	0	0	0	3		
Bo Belinsky, L Dan Osinski, R Joe Koppe, R Bob Duliba, R (8, 1)										2	0	0	0	0	1	3		
Inning Stats	R: 0 E: 0 K: 2 S: 8	H: 1 LOB: 1 BB: 0 P: 8	R: 0 E: 0 K: 1 S: 6	H: 1 LOB: 1 BB: 0 P: 6	R: 0 E: 0 K: 0 S: 3	H: 1 LOB: 0 BB: 0 P: 3	R: 0 E: 0 K: 0 S: 5	H: 0 LOB: 0 BB: 0 P: 5	R: 0 E: 0 K: 0 S: 4	H: 1 LOB: 1 BB: 0 P: 4	R: 0 E: 0 K: 0 S: 3	H: 0 LOB: 0 BB: 1 P: 11	R: 1 E: 0 K: 1 S: 7	H: 2 LOB: 2 BB: 1 P: 11	1B: 7 2B: 1 3B: 0 HR: 0	SF: 0 SAC: 0 DP: 2 HBP: 0		WP: 0 PA: 35 CS: 0
PITCHER	IP WLS BF H R ER SO BB IBB HBP BLK WP HR S P ERA WHIP																	
Gary Peters, L ERA: 2.25 Frank Baumann, L ERA: 0.1 Hoyt Wilhelm, R ERA: 3.38	(1, 1) (9, 1) (9, 1)	8.0 0.1 0.2	W 1 S	32 0 2	8 0 0	1 0 0	1 0 0	6 0 1	2 0 0	0 0 0	0 0 0	0 0 0	0 0 0	0 1 4	42 1 4	50 1 4	1.12 0.00 0.00	1.250 0.000 0.000

Batter	1	2	3	4	5	6	7	8	9	AB	R	H	RBI	BB	SO	LOB	BOTTOM		
Mike Hershberger, R OBP: 0.410, SLG: 0.333 (1, 8)										3	1	0	0	1	0	1	Los Angeles Angels @ Chicago White Sox Comiskey Park, Chicago, IL Sat May 02 1964, 4:33 AM EDT Att: 5,382 - Unknown livebaseballscorecards.com		
Don Buford, S OBP: 0.279, SLG: 0.237 (1, 5)										4	0	1	0	0	2	1			
Floyd Robinson, L OBP: 0.364, SLG: 0.385 (1, 9)										4	0	1	0	0	1	1			
Ron Hansen, R OBP: 0.452, SLG: 0.750 (1, 6)										3	2	1	1	1	0	1			
Dave Nicholson, R OBP: 0.341, SLG: 0.235 (1, 7)										3	0	1	0	1	0	2			
Joe Cunningham, L OBP: 0.395, SLG: 0.343 (1, 3)										3	0	1	1	0	0	2			
Al Weis, S OBP: 0.333, SLG: 0.375 (1, 4)										3	0	0	0	0	1	2			
Cam Carreon, R OBP: 0.167, SLG: 0.333 J.C. Martin, L OBP: 0.231, SLG: 0.231 (9, 2)										3	0	1	0	0	0	0			
Gary Peters, L OBP: 0.222, SLG: 0.444 Frank Baumann, L Hoyt Wilhelm, R (9, 1)										3	0	0	0	0	1	1			
Inning Stats	R: 0 E: 0 K: 0 S: 3	H: 0 LOB: 0 BB: 0 P: 3	R: 1 E: 0 K: 1 S: 6	H: 1 LOB: 0 BB: 0 P: 6	R: 0 E: 0 K: 1 S: 5	H: 0 LOB: 0 BB: 0 P: 5	R: 0 E: 0 K: 1 S: 6	H: 1 LOB: 2 BB: 1 P: 10	R: 0 E: 0 K: 0 S: 3	H: 0 LOB: 0 BB: 0 P: 3	R: 2 E: 0 K: 1 S: 7	H: 2 LOB: 2 BB: 2 P: 15	R: 0 E: 0 K: 1 S: 6	H: 1 LOB: 1 BB: 0 P: 6	R: 0 E: 0 K: 0 S: 3	H: 1 LOB: 0 BB: 0 P: 3		1B: 3 2B: 2 3B: 0 HR: 1	SF: 0 SAC: 0 DP: 0 HBP: 0
PITCHER	IP WLS BF H R ER SO BB IBB HBP BLK WP HR S P ERA WHIP																		
Bo Belinsky, L ERA: 2.7 Dan Osinski, R ERA: 0.93 Bob Duliba, R ERA:	(1, 1) (6, 1) (8, 1)	5.1 1.2 1.0	L 7 3	22 2 1	3 0 0	3 0 0	4 1 0	3 0 0	2 0 0	0 0 0	0 1 0	0 9 3	27 9 3	39 9 3	5.06 0.00 0.00	0.938 1.200 1.000			

Batter	1	2	3	4	5	6	7	8	9	AB	R	H	RBI	BB	SO	LOB	TOP					
Albie Pearson, L OBP: 0.300, SLG: 0.274 (1, 8)	F6		F5		K			4-3		4	0	0	0	0	1	1	Los Angeles Angels @ Chicago White Sox Comiskey Park, Chicago, IL Sun May 03 1964, 4:33 AM EDT Unknown livebaseballscorecards.com					
Joe Koppe, R OBP: 0.667, SLG: 0.900 (1, 6)	F7		G4-3 1B		FC5 2B			1B		4	0	3	0	0	0	0						
Billy Moran, R OBP: 0.286, SLG: 0.290 (1, 5)			G4-3 1B		FC5			F6		4	0	1	0	0	0	4						
Joe Adcock, R OBP: 0.255, SLG: 0.214 (1, 3)	5-3			F5				K		4	0	0	0	0	1	2						
Buck Rodgers, S OBP: 0.354, SLG: 0.345 (1, 2)		1B BB G4-3-6-3		F4				K		3	1	0	0	1	1	0						
Lee Thomas, L OBP: 0.281, SLG: 0.300 (1, 9)										4	1	3	0	0	0	0						
Bobby Knoop, R OBP: 0.288, SLG: 0.340 Dick Simpson, R OBP: 0.182, SLG: 0.273 (9, PR)										4	0	2	1	0	0	1						
Ed Kirkpatrick, L OBP: 0.222, SLG: 0.156 Jim Fregosi, R OBP: 0.500, SLG: 0.635 (9, PH)										3	0	0	0	0	1	2						
Ken McBride, R OBP: 0.400, SLG: 0.250 Jack Spring, R (5, 1) Willie Smith, L (7, PH) Barry Latman, R OBP: 0.200, SLG: 0.200 Felix Torres, R OBP: 0.143, SLG: 0.143 (9, PH)										2	0	1	0	0	0	0						
Inning Stats	R: 0 E: 0 K: 0 S: 4	H: 1 LOB: 1 BB: 0 P: 4	R: 1 E: 0 K: 0 S: 3	H: 1 LOB: 0 BB: 1 P: 7	R: 0 E: 0 K: 0 S: 4	H: 2 LOB: 2 BB: 0 P: 4	R: 0 E: 0 K: 1 S: 7	H: 2 LOB: 2 BB: 0 P: 7	R: 0 E: 0 K: 1 S: 6	H: 1 LOB: 1 BB: 0 P: 6	R: 0 E: 0 K: 0 S: 3	H: 0 LOB: 0 BB: 0 P: 3	R: 0 E: 0 K: 0 S: 3	H: 0 LOB: 0 BB: 0 P: 3	R: 0 E: 0 K: 1 S: 6	H: 1 LOB: 1 BB: 0 P: 6		R: 1 E: 0 K: 3 S: 11	H: 2 LOB: 1 BB: 0 P: 11	1B: 8 2B: 2 3B: 0 HR: 0	SF: 0 SAC: 0 DP: 2 HBP: 0	WP: 0 PB: 0 SB: 0 CS: 0
PITCHER	IP WLS BF H R ER SO BB IBB HBP BLK WP HR S P ERA WHIP	4.0 L 17 6 1 1 1 1 1 0 0 0 0 0 18 22 2.25 1.750	5.1 W 17 4 1 1 3 0 0 0 0 0 0 23 23 2.08 0.923	9.1 S 2 0 0 0 2 0 0 0 0 0 6 6 0.00 0.000	PITCHER										IP WLS BF H R ER SO BB IBB HBP BLK WP HR S P ERA WHIP							

Batter	1	2	3	4	5	6	7	8	9	AB	R	H	RBI	BB	SO	LOB	BOTTOM			
Mike Hershberger, R OBP: 0.419, SLG: 0.333 (1, 8) (9, 9)	5-3				6-3					3	0	1	0	1	0	0	Los Angeles Angels @ Chicago White Sox Comiskey Park, Chicago, IL Sun May 03 1964, 4:33 AM EDT Unknown livebaseballscorecards.com			
Don Buford, S OBP: 0.277, SLG: 0.220 (1, 5)	6-3				1B BB					3	0	0	0	1	1	2				
Floyd Robinson, L OBP: 0.417, SLG: 0.415 (1, 9) (9, 7)										2	1	2	0	2	0	0				
Ron Hansen, R OBP: 0.457, SLG: 0.711 (1, 6)										2	0	0	0	2	0	3				
Joe Cunningham, L OBP: 0.356, SLG: 0.316 (1, 3)										3	1	0	0	1	0	4				
Dave Nicholson, R OBP: 0.333, SLG: 0.316 Don Mossi, L (9, 1)										4	1	1	3	0	2	1				
Al Weis, S OBP: 0.323, SLG: 0.357 (1, 4)										4	0	1	0	0	1	1				
Cam Carreon, R OBP: 0.125, SLG: 0.250 Eddie Fisher, R (5, 1) Jim Landis, R OBP: 0.250, SLG: 0.750 (9, 8)										2	0	0	0	0	1	1				
Juan Pizarro, L OBP: 0.500, SLG: 0.500 J.C. Martin, L OBP: 0.200, SLG: 0.200 (5, 2)										1	0	0	0	0	1	0				
Inning Stats	R: 0 E: 0 K: 0 S: 3	H: 1 LOB: 1 BB: 1 P: 7	R: 0 E: 0 K: 3 S: 9	H: 0 LOB: 1 BB: 1 P: 13	R: 0 E: 0 K: 2 S: 6	H: 0 LOB: 0 BB: 1 P: 10	R: 3 E: 1 K: 0 S: 5	H: 1 LOB: 0 BB: 1 P: 9	R: 0 E: 0 K: 0 S: 4	H: 1 LOB: 3 BB: 2 P: 12	R: 0 E: 0 K: 0 S: 3	H: 1 LOB: 0 BB: 0 P: 3	R: 0 E: 1 K: 0 S: 4	H: 1 LOB: 2 BB: 1 P: 8	R: 0 E: 0 K: 1 S: 5	H: 0 LOB: 0 BB: 0 P: 5		1B: 4 2B: 0 3B: 0 HR: 1	SF: 0 SAC: 0 DP: 0 HBP: 0	WP: 0 PB: 0 SB: 0 CS: 2
PITCHER	IP WLS BF H R ER SO BB IBB HBP BLK WP HR S P ERA WHIP	4.2 L 22 3 3 2 5 6 0 0 0 0 0 4 4 0.00 0.750	5.1 L 4 1 0 0 0 0 0 0 0 0 4 4 0.00 0.750	7.1 L 8 1 0 0 1 0 1 0 0 0 9 13 0.00 0.500	PITCHER										IP WLS BF H R ER SO BB IBB HBP BLK WP HR S P ERA WHIP					

Batter	1	2	3	4	5	6	7	8	9	AB	R	H	RBI	BB	SO	LOB	TOP								
Joe Koppe, R OBP: 0.529, SLG: 0.643 (1, 6)	5-3	L4				1B BB	K	5-3		4	1	0	0	1	1	1									
Billy Moran, R OBP: 0.294, SLG: 0.299 (1, 5)	F8		5-3			1B BB			4-3	5	1	2	0	0	0	0									
Charlie Dees, L OBP: 0.200, SLG: 0.077 (1, 3)	F7		4-3			1B BB	F7		F6	4	1	0	0	1	0	1									
Lee Thomas, L OBP: 0.275, SLG: 0.292 (1, 9)		4-3	4-3			1B 1B	F6		F9	5	0	1	2	0	0	0									
Tom Satriano, L OBP: 0.571, SLG: 0.471 (1, 2)		1B 1B		K		F5		5-3		4	1	1	0	0	1	2									
Ed Kirkpatrick, L OBP: 0.275, SLG: 0.200 (1, 7)		5-3 1B 1B		FC3-6 1B		L5				3	1	2	0	1	0	2									
Bobby Knoop, R OBP: 0.317, SLG: 0.368 (1, 4)		5-3 1B 1B		FC3-6 1B				F9		4	1	3	2	0	0	1									
Dick Simpson, R OBP: 0.133, SLG: 0.200 (1, 8)	5-3			FC3-6 1B		K		L6		4	0	0	0	0	1	6									
Fred Newman, R OBP: 0.167, SLG: 0.167 Dean Chance, R (4, 1)				K				K		2	0	1	2	0	1	2									
								K		2	0	0	0	0	2	0									
Inning Stats	R: 0 E: 0 K: 0 S: 3	H: 0 LOB: 0 BB: 0 P: 3	R: 3 E: 0 K: 0 S: 7	H: 4 LOB: 1 BB: 0 P: 7	R: 0 E: 0 K: 0 S: 3	H: 0 LOB: 0 BB: 0 P: 3	R: 0 E: 0 K: 2 S: 9	H: 2 LOB: 2 BB: 0 P: 9	R: 3 E: 0 K: 1 S: 8	H: 3 LOB: 2 BB: 2 P: 16	R: 0 E: 0 K: 2 S: 8	H: 1 LOB: 1 BB: 0 P: 8	R: 0 E: 0 K: 0 S: 3	H: 0 LOB: 1 BB: 1 P: 7	R: 0 E: 0 K: 1 S: 5	H: 0 LOB: 0 BB: 0 P: 5	R: 0 E: 0 K: 0 S: 3	H: 0 LOB: 0 BB: 0 P: 3	1B: 10 2B: 0 3B: 0 HR: 0	SF: 0 SAC: 0 DP: 0 HBP: 0	WP: 0 PB: 0 SB: 0 CS: 0	PA: 40			
PITCHER	IP	WLS	BF	H	R	ER	SO	BB	IBB	HBP	BLK	WP	HR	S	P	ERA	WHIP								
John Buzhardt, R ERA: 2.14 Frank Kreutzer, L ERA: 3.12 Frank Baumann, L ERA: Hoyt Wilhelm, R ERA: 2.7	3.0	L	13	4	3	3	0	0	0	0	0	0	0	13	13	9.00	1.333								
	1.0		8	3	3	3	2	2	0	0	0	0	0	10	18	27.00	5.000								
	3.0		13	3	0	0	3	1	0	0	0	0	0	18	22	0.00	1.333								
	2.0		6	0	0	0	1	0	0	0	0	0	0	8	8	0.00	0.000								

Los Angeles Angels @ Chicago White Sox
Comiskey Park, Chicago, IL
Sun May 03 1964, 4:38 AM EDT
Att: 18,511 - Unknown

AB 37
R 6
H 10
RBI 6
BB 3
SO 6
LOB 15



Batter	1	2	3	4	5	6	7	8	9	AB	R	H	RBI	BB	SO	LOB	BOTTOM								
Mike Herschberger, R OBP: 0.383, SLG: 0.300 (1, 8)	1-3		G1-6-3					F4		4	0	0	0	0	1	1									
Don Buford, S OBP: 0.275, SLG: 0.222 (1, 5)	6-3			S BB 1B				F8		4	1	1	0	0	0	0									
Floyd Robinson, L OBP: 0.423, SLG: 0.409 (1, 9)	6-3			1B S BB			F7		FC5-4 1B	3	1	1	0	1	0	0									
Ron Hansen, R OBP: 0.420, SLG: 0.643 (1, 6)		F1		K			K		FC5-4	4	0	0	0	0	2	3									
Tom McCraw, L OBP: 0.143, SLG: 0.143 (1, 3)		E3		PB 1B			1-3			4	0	1	1	0	0	0									
Dave Nicholson, R OBP: 0.327, SLG: 0.310 (1, 7)		K		PB 1B			6-3			4	0	1	1	0	2	1									
Al Weis, S OBP: 0.343, SLG: 0.375 (1, 4)		F4								4	0	2	0	0	0	3									
J.C. Martin, L OBP: 0.211, SLG: 0.211 (1, 2)										4	0	1	0	0	0	4									
John Buzhardt, R Gene Stephens, L Frank Kreutzer, R Frank Baumann, L Pete Ward, L Hoyt Wilhelm, R										0	0	0	0	0	0	0									
										1	0	0	0	0	1	1									
										0	0	0	0	0	0	0									
										1	0	0	0	0	0	0									
										1	0	0	0	0	0	0									
										0	0	0	0	0	0	0									
Inning Stats	R: 0 E: 0 K: 0 S: 3	H: 0 LOB: 0 BB: 0 P: 3	R: 0 E: 0 K: 1 S: 5	H: 1 LOB: 0 BB: 0 P: 5	R: 2 E: 0 K: 1 S: 8	H: 3 LOB: 2 BB: 1 P: 12	R: 0 E: 0 K: 1 S: 5	H: 0 LOB: 0 BB: 0 P: 5	R: 0 E: 0 K: 1 S: 4	H: 0 LOB: 1 BB: 0 P: 4	R: 0 E: 0 K: 0 S: 4	H: 1 LOB: 1 BB: 0 P: 4	R: 0 E: 0 K: 1 S: 6	H: 1 LOB: 1 BB: 0 P: 6	R: 0 E: 0 K: 1 S: 6	H: 1 LOB: 0 BB: 0 P: 6	1B: 7 2B: 0 3B: 0 HR: 0	SF: 0 SAC: 0 DP: 1 HBP: 0	WP: 0 PB: 1 SB: 3 CS: 0	PA: 35					
PITCHER	IP	WLS	BF	H	R	ER	SO	BB	IBB	HBP	BLK	WP	HR	S	P	ERA	WHIP								
Fred Newman, R ERA: 1.46 Dean Chance, R ERA: 1.93	3.1	W	15	4	2	2	3	1	0	0	0	0	0	20	24	5.40	1.500								
	5.2		20	3	0	0	3	0	0	0	0	0	0	26	26	0.00	0.529								

Los Angeles Angels @ Chicago White Sox
Comiskey Park, Chicago, IL
Sun May 03 1964, 4:38 AM EDT
Att: 18,511 - Unknown


AB 34
R 2
H 7
RBI 2
BB 1
SO 6
LOB 14



Batter	1	2	3	4	5	6	7	8	9	AB	R	H	RBI	BB	SO	LOB	TOP
Albie Pearson, L OBP: 0.284, SLG: 0.258 Felix Torres, R OBP: 0.125, SLG: 0.125	F6		F9		FC3-6		1-3		F9	4	0	0	0	0	0	2	
Billy Moran, R OBP: 0.306, SLG: 0.300	HR		FC6-4		G6-4-3			L6		3	1	1	0	1	0	2	
Lee Thomas, L OBP: 0.288, SLG: 0.348	HR		F8		F6			FC6-4		4	1	2	2	0	0	1	
Joe Adcock, R OBP: 0.260, SLG: 0.222 Charlie Dees, L OBP: 0.196, SLG: 0.071	5-3		FC6-4		3B			FC6-4		3	0	1	0	0	0	1	
Buck Rodgers, S OBP: 0.348, SLG: 0.328	6-3				F5			4-3		3	0	0	0	1	0	2	
Ed Kirkpatrick, L OBP: 0.318, SLG: 0.333					G3-6-3					4	1	3	1	0	0	1	
Bobby Knoop, R OBP: 0.303, SLG: 0.350 Tom Satriano, L OBP: 0.545, SLG: 0.444	K		5-3		5-3			G3		3	0	0	0	0	2	3	AB 33
Joe Koppe, R OBP: 0.450, SLG: 0.529 Jim Fregosi, R OBP: 0.508, SLG: 0.635 Dick Simpson, R OBP: 0.133, SLG: 0.200	FC6-4		FC5-4		E1		5-3			3	0	0	0	0	0	1	R 4
Bob Lee, R Dan Osinski, R Jack Spring, R Art Fowler, R Willie Smith, L	FC5-4				E5		K		SF8	0	0	0	0	1	0	0	H 7
Inning Stats	R: 2 E: 0 K: 0 S: 4	H: 1 LOB: 0 BB: 1 P: 8	R: 0 E: 0 K: 1 S: 6	H: 1 LOB: 1 BB: 0 P: 6	R: 0 E: 0 K: 0 S: 4	H: 0 LOB: 0 BB: 1 P: 4	R: 0 E: 2 K: 1 S: 7	H: 2 LOB: 2 BB: 0 P: 7	R: 0 E: 0 K: 1 S: 5	H: 0 LOB: 0 BB: 1 P: 5	R: 0 E: 0 K: 0 S: 4	H: 1 LOB: 1 BB: 1 P: 4	R: 1 E: 0 K: 0 S: 4	H: 1 LOB: 1 BB: 1 P: 8	1B: 4 2B: 1 3B: 1 HR: 1	SF: 1 SAC: 0 DP: 2 HBP: 0	WP: 0 PA: 37
PITCHER Orlando Pena, R ERA: 3.29	IP: 9.0 WLS: W BF: 37 H: 7 R: 4 ER: 4 SO: 3 BB: 3 IBB: 0 HBP: 0 BLK: 0 WP: 0 HR: 1 S: 40 P: 52 ERA: 4.00 WHIP: 1.111																

Los Angeles Angels @ Kansas City Athletics
Municipal Stadium, Kansas City, MO
Mon May 04 1964, 8:05 PM EDT
Att: 5,634 - Unknown


AB 33
R 4
H 7
RBI 4
BB 3
SO 3
LOB 18





Batter	1	2	3	4	5	6	7	8	9	AB	R	H	RBI	BB	SO	LOB	BOTTOM		
Wayne Causey, L OBP: 0.441, SLG: 0.327	5-3	F5		1B		F8		4-3		4	1	2	0	1	0	2			
Dick Green, R OBP: 0.211, SLG: 0.345	K		FC5-4		2B		F8		F8	5	0	2	2	0	1	2			
Ed Charles, R OBP: 0.394, SLG: 0.500	5-3		6-3		F4		F8		K	5	0	1	0	0	1	3			
Jim Gentile, L OBP: 0.379, SLG: 0.617						F6		F8		2	1	0	0	3	0	2			
Rocky Colavito, R OBP: 0.419, SLG: 0.788	K		FC5-4		HR		IBB		HR	4	2	2	3	1	1	4			
Charlie Lau, L OBP: 0.357, SLG: 0.520 George Alusik, R OBP: 0.333, SLG: 0.818 Manny Jimenez, L OBP: 0.556, SLG: 1.333 Billy Bryan, L OBP: 0.556, SLG: 1.333		BB	F6		G3		K		HR	2	0	0	0	1	0	2			
Tommie Reynolds, R OBP: 0.289, SLG: 0.366						F7		6-3		4	0	1	0	1	0	1	AB 35		
Nelson Mathews, R OBP: 0.333, SLG: 0.443								K		3	2	2	0	2	1	1	R 7		
Orlando Pena, R OBP: 0.125, SLG: 0.067	K									4	0	1	1	0	2	5	H 12		
Inning Stats	R: 0 E: 0 K: 2 S: 8	H: 1 LOB: 2 BB: 1 P: 12	R: 0 E: 0 K: 1 S: 5	H: 0 LOB: 2 BB: 2 P: 13	R: 0 E: 0 K: 0 S: 4	H: 1 LOB: 1 BB: 1 P: 8	R: 2 E: 0 K: 0 S: 6	H: 3 LOB: 1 BB: 0 P: 6	R: 1 E: 0 K: 1 S: 6	H: 1 LOB: 2 BB: 2 P: 14	R: 0 E: 0 K: 1 S: 6	H: 1 LOB: 2 BB: 2 P: 14	R: 1 E: 0 K: 0 S: 4	H: 2 LOB: 0 BB: 0 P: 4	R: 3 E: 0 K: 2 S: 10	H: 3 LOB: 1 BB: 1 P: 14	1B: 6 2B: 3 3B: 0 HR: 3	SF: 0 SAC: 0 DP: 0 HBP: 0	WP: 0 PA: 44
PITCHER Bob Lee, R ERA: 1.82 Dan Osinski, R ERA: 1.59 Jack Spring, L ERA: Art Fowler, R ERA: 10.29 Willie Smith, L ERA:	IP: 3.2 WLS: 2 BF: 20 H: 5 R: 2 ER: 2 SO: 3 BB: 4 IBB: 0 HBP: 0 BLK: 0 WP: 0 HR: 0 S: 22 P: 38 ERA: 4.91 WHIP: 2.455																		


Los Angeles Angels @ Kansas City Athletics
Municipal Stadium, Kansas City, MO
Mon May 04 1964, 8:05 PM EDT
Att: 5,634 - Unknown


AB 35
R 7
H 12
RBI 7
BB 9
SO 7
LOB 25





Batter	1	2	3	4	5	6	7	8	9	AB	R	H	RBI	BB	SO	LOB	TOP											
Joe Koppe, R OBP: 0.490, SLG: 0.500 (1, 6)	G3		E G3 BB		F5		2H 1B		6-3 1B BB	3	1	1	1	2	0	0	Los Angeles Angels @ Kansas City Athletics Municipal Stadium, Kansas City, MO Tue May 05 1964, 8:05 PM EDT Att: 8,153 - Unknown livebaseballscorecards.com											
Billy Moran, R OBP: 0.286, SLG: 0.280 (1, 5)	F9		K		K		F7		6-3 1-2	5	0	0	0	0	2	3												
Lee Thomas, L OBP: 0.282, SLG: 0.338 (1, 9)	G3		G3 1-3		K				3-1 2H 1B	5	0	1	1	0	1	1												
Joe Adcock, R OBP: 0.296, SLG: 0.375 (1, 3)			F7 BB 2B				HR		HR	3	3	2	2	1	0	1												
Buck Rodgers, S OBP: 0.342, SLG: 0.313 (1, 2)			F7 1-2 2B BB		F7		F2		5-3	3	1	0	0	1	0	0												
Ed Kirkpatrick, L OBP: 0.333, SLG: 0.372 (1, 7)			4-3 1H 2H 2B		4-3		F9		1B S 1B	4	1	2	2	0	0	0												
Bobby Knoop, R OBP: 0.329, SLG: 0.422 (1, 4)			4-3 2-3		HR		FC5-4 1B		S 1B	4	1	3	1	0	0	1												
Dick Simpson, R OBP: 0.105, SLG: 0.158 (1, 8)			K		F3		FC5-4 1B 1-2		K 1-2 3-H	4	1	0	0	0	2	3												
Barry Latman, R OBP: 0.143, SLG: 0.143 Dean Chance, R (6, 1)			K		1-3		1-3		2-3	2	0	0	0	0	1	1												
Inning Stats	R: 0 E: 0 K: 0 S: 3	H: 0 LOB: 0 BB: 3	R: 2 E: 0 K: 2 S: 8	H: 1 LOB: 1 BB: 2 P: 16	R: 0 E: 1 K: 1 S: 5	H: 0 LOB: 0 BB: 1 P: 9	R: 1 E: 0 K: 0 S: 4	H: 1 LOB: 0 BB: 0 P: 4	R: 0 E: 0 K: 1 S: 5	H: 0 LOB: 0 BB: 0 P: 5	R: 1 E: 0 K: 0 S: 6	H: 1 LOB: 1 BB: 0 P: 6	R: 1 E: 0 K: 0 S: 5	H: 2 LOB: 1 BB: 0 P: 5	R: 2 E: 0 K: 1 S: 8	H: 3 LOB: 1 BB: 0 P: 8		R: 1 E: 0 K: 0 S: 3	H: 1 LOB: 1 BB: 1 P: 7	1B: 5 2B: 1 3B: 0 HR: 3	SF: 0 SAC: 0 DP: 0 HBP: 0	WP: 0 PB: 0 SB: 3 CS: 0	PA: 39					
PITCHER	IP	WLS	BF	H	R	ER	SO	BB	IBB	HBP	BLK	WP	HR	S	P	ERA	WHIP											
Vern Handrahan, R ERA: 6.75 Dan Pfister, R ERA: 15.19	(1, 1)	6.0	L	24	3	4	4	5	3	0	0	0	0	2	31	43	6.00	1.000										
(7, 1)	3.0		15	6	4	4	1	1	0	0	0	0	0	1	16	20	12.00	2.333										

Batter	1	2	3	4	5	6	7	8	9	AB	R	H	RBI	BB	SO	LOB	BOTTOM										
Wayne Causey, L OBP: 0.411, SLG: 0.298 (1, 6)	F9	F9			4-3		F8		G6-3 1-2	5	0	0	0	0	0	2	Los Angeles Angels @ Kansas City Athletics Municipal Stadium, Kansas City, MO Tue May 05 1964, 8:05 PM EDT Att: 8,153 - Unknown livebaseballscorecards.com										
Dick Green, R OBP: 0.213, SLG: 0.328 (1, 4)	2B BB		5-3		K		F4			3	0	0	0	1	1	0											
Ed Charles, R OBP: 0.400, SLG: 0.516 (1, 5)	1-3 2B		S 1B		5-3		6-3			4	0	2	0	0	0	0											
Jim Gentile, L OBP: 0.387, SLG: 0.600 (1, 3)	K		F7 1-2		1B SF7 1B				BB	3	1	1	0	1	1	3											
Rocky Colavito, R OBP: 0.424, SLG: 0.764 (1, 9)	FC4-6 BB		5-3		1B 1-2 1B				K	3	0	1	0	1	1	2											
Charlie Lau, L OBP: 0.375, SLG: 0.517 (1, 2)	FC4-6 1-2				1B 1-2 2-3 1B				K	4	0	2	0	0	1	4											
Tommie Reynolds, R OBP: 0.277, SLG: 0.349 Manny Jimenez, L OBP: 0.286, SLG: 0.750 (6, PH) (7, 7)			F6		K		SF7 3-H		F9	2	0	0	0	0	1	1											
Nelson Mathews, R OBP: 0.329, SLG: 0.422 (1, 8)			FC5-6 BB		F7		K		K	3	0	0	0	1	2	3											
Vern Handrahan, L Billy Bryan, L OBP: 0.500, SLG: 1.143 Dan Pfister, R George Williams, R (8, PH)	(1, 1)	(6, PH) (7, 1)	(8, PH)		K		K		E5 G6-3	2	0	0	0	0	1	2											
Inning Stats	R: 0 E: 0 K: 1 S: 6	H: 1 LOB: 3 BB: 2 P: 14	R: 0 E: 0 K: 0 S: 3	H: 0 LOB: 1 BB: 1 P: 7	R: 0 E: 0 K: 0 S: 4	H: 1 LOB: 1 BB: 0 P: 4	R: 0 E: 0 K: 2 S: 8	H: 1 LOB: 0 BB: 0 P: 8	R: 0 E: 0 K: 1 S: 5	H: 0 LOB: 0 BB: 0 P: 5	R: 1 E: 0 K: 2 S: 10	H: 3 LOB: 2 BB: 0 P: 10	R: 0 E: 0 K: 0 S: 3	H: 0 LOB: 0 BB: 0 P: 3	R: 0 E: 0 K: 2 S: 7	H: 0 LOB: 1 BB: 1 P: 11		R: 0 E: 1 K: 1 S: 5	H: 0 LOB: 0 BB: 0 P: 5	1B: 5 2B: 1 3B: 0 HR: 0	SF: 1 SAC: 0 DP: 1 HBP: 0	WP: 0 PB: 0 SB: 1 CS: 0	PA: 37				
PITCHER	IP	WLS	BF	H	R	ER	SO	BB	IBB	HBP	BLK	WP	HR	S	P	ERA	WHIP										
Barry Latman, R ERA: 4.35 Dean Chance, R ERA: 1.5	(1, 1)	5.0	W	24	4	1	1	4	3	0	0	0	0	29	41	1.80	1.800										
(6, 1)	4.0	S	13	0	0	0	5	1	0	0	0	0	0	22	26	0.00	0.250										

Batter	1	2	3	4	5	6	7	8	9	AB	R	H	RBI	BB	SO	LOB	TOP					
Albie Pearson, L OBP: 0.291, SLG: 0.268	0-0 1B		0-0 FC1-5 G6-4-3			0-0 2B 1B	0-0 E6		0-3 K	5	0	2	0	0	1	2	Los Angeles Angels @ Minnesota Twins Metropolitan Stadium, Bloomington, MI Wed May 06 1964, 8:05 PM EDT Att: 9,534 - Unknown AB 34 R 4 H 8 RBI 4 BB 2 SO 5 LOB 14 					
Billy Moran, R OBP: 0.272, SLG: 0.266	0-3 K		0-0 G6-4-3			0-0 F7	0-0 5-3			4	0	0	0	0	1	4						
Lee Thomas, L OBP: 0.293, SLG: 0.351	0-0 F4			0-0 4-3		0-0 2B		4-0 SH1-4 BB		3	0	1	0	1	0	1						
Buck Rodgers, S OBP: 0.329, SLG: 0.299	0-0 F7			0-0 F3		0-0 G1		0-0 SH1-4	1-2	3	0	0	0	0	0	3						
Ed Kirkpatrick, L OBP: 0.308, SLG: 0.340		0-0 F9					0-0 F8	0-0 F5		4	0	0	0	0	1	1						
Tom Satriano, L OBP: 0.500, SLG: 0.455		0-0 G3			0-0 F5		0-0 HR 2B	0-3 K		4	1	1	0	0	1	1						
Bobby Knoop, R OBP: 0.338, SLG: 0.418		0-0 F8			0-0 5-3		4-0 HR BB		0-0 1-3 1B	3	1	1	0	1	0	0						
Joe Koppe, R OBP: 0.481, SLG: 0.500			0-0 2B 1B						0-0 1-3	2	1	1	0	0	0	0						
Jim Fregosi, R OBP: 0.163, SLG: 0.698					0-0 F2				0-0 1-3	1	1	1	3	0	0	0						
Joe Adcock, R OBP: 0.291, SLG: 0.367						0-0 HR			1-2	1	0	0	0	0	0	1						
Don Lee, R OBP: 0.500, SLG: 0.500										0	0	0	0	0	0	0						
Dan Osinski, R										0	0	0	0	0	0	0						
Charlie Dees, L OBP: 0.235, SLG: 0.200			0-0 FC1-5 1-H			0-0 G3	0-0 G3		0-3 K	0	0	0	0	0	0	0						
Willie Smith, L										1	0	1	1	0	0	0						
Bob Lee, R										1	0	0	0	0	1	1						
Inning Stats	R: 0 E: 0 K: 1 S: 6	H: 1 LOB: 1 BB: 0 P: 6	R: 0 E: 0 K: 0 S: 3	H: 0 LOB: 0 BB: 0 P: 3	R: 1 E: 0 K: 0 S: 4	H: 2 LOB: 0 BB: 0 P: 4	R: 0 E: 0 K: 1 S: 5	H: 0 LOB: 0 BB: 0 P: 5	R: 0 E: 0 K: 0 S: 3	H: 0 LOB: 0 BB: 0 P: 3	R: 0 E: 0 K: 0 S: 5	H: 2 LOB: 2 BB: 0 P: 5	R: 3 E: 1 K: 0 S: 6	H: 2 LOB: 1 BB: 1 P: 10	R: 0 E: 0 K: 2 S: 5	H: 0 LOB: 1 BB: 0 P: 9	R: 0 E: 0 K: 2 S: 8	H: 1 LOB: 1 BB: 0 P: 8	1B: 4 2B: 3 3B: 0 HR: 1	SF: 0 SAC: 1 DP: 1 HBP: 0	WP: 0 PB: 0 SB: 0 CS: 0	PA: 37
PITCHER	IP WLS BF H R ER SO BB IBB HBP BLK WP HR S P ERA WHIP																					
Camilo Pascual, R ERA: 5.03	(1, 1) 7.0 L 29 7 4 4 2 1 0 0 0 0 0 1 32 36 5.14 1.143																					
Bill Pleis, L ERA: 1.08	(8, 1) 2.0 8 1 0 0 3 1 0 0 0 0 0 0 13 17 0.00 1.000																					

Batter	1	2	3	4	5	6	7	8	9	AB	R	H	RBI	BB	SO	LOB	BOTTOM					
Rich Rollins, R OBP: 0.374, SLG: 0.488	0-0 WP 1B 1B	0-0 1B		0-0 4-3			0-0 F9		0-0 F9	5	1	2	1	0	0	2	Los Angeles Angels @ Minnesota Twins Metropolitan Stadium, Bloomington, MI Wed May 06 1964, 8:05 PM EDT Att: 9,534 - Unknown AB 33 R 3 H 9 RBI 3 BB 3 SO 5 LOB 18 					
Tony Oliva, L OBP: 0.444, SLG: 0.702	0-0 1B WP	0-0 1B			0-0 F8		0-0 F8			4	1	2	0	0	0	1						
Bob Allison, R OBP: 0.417, SLG: 0.638	0-0 F6	0-3 K			0-0 5-3			0-0 SH1-3 1B		4	0	1	0	0	1	4						
Jimmie Hall, L OBP: 0.394, SLG: 0.607	0-3 K		4-0 G1-4-3 BB		0-0 3-1			0-0 SH1-3	1-2	2	0	0	0	1	1	2						
Harmon Killebrew, R OBP: 0.274, SLG: 0.360	0-0 FC6-4 2-H 3-H		0-0 G1-4-3			4-0 G6-4-3 BB		0-0 1-3		3	0	1	2	1	0	2						
Earl Battey, R OBP: 0.338, SLG: 0.444	0-0 FC6-4		0-0 6-3			0-0 F8		4-0 IBB		3	0	0	0	1	0	2						
Zolo Versailles, R OBP: 0.317, SLG: 0.356		0-0		0-0 6-3		0-0 G6-4-3		0-3 K		3	1	1	0	0	0	1						
Don Mincher, L OBP: 0.370, SLG: 0.583			E S 1B							1	0	0	0	0	1	2						
Bud Bloomfield, R										0	0	0	0	0	0	0						
Bernie Allen, L OBP: 0.290, SLG: 0.333		0-0 F8							0-0 F6	2	0	0	0	0	1	1						
Johnny Goryl, R OBP: 0.207, SLG: 0.214		1-3			0-0 K					2	0	0	0	0	0	0						
Camilo Pascual, R OBP: 0.357, SLG: 0.417		0-0 G3							0-3 K	2	0	1	0	0	0	1						
Vic Power, R OBP: 0.174, SLG: 0.182										1	0	1	0	0	0	0						
Bill Pleis, L										0	0	0	0	0	0	0						
Lenny Green, L										1	0	0	0	0	1	0						
Inning Stats	R: 2 E: 0 K: 1 S: 8	H: 3 LOB: 1 BB: 0 P: 8	R: 1 E: 0 K: 1 S: 8	H: 3 LOB: 2 BB: 0 P: 8	R: 0 E: 0 K: 0 S: 2	H: 0 LOB: 0 BB: 1 P: 6	R: 0 E: 0 K: 1 S: 6	H: 1 LOB: 0 BB: 0 P: 6	R: 0 E: 0 K: 0 S: 3	H: 0 LOB: 0 BB: 0 P: 3	R: 0 E: 0 K: 0 S: 2	H: 0 LOB: 1 BB: 1 P: 6	R: 0 E: 0 K: 0 S: 4	H: 1 LOB: 1 BB: 0 P: 4	R: 0 E: 0 K: 1 S: 6	H: 1 LOB: 2 BB: 1 P: 10	R: 0 E: 0 K: 1 S: 5	H: 0 LOB: 0 BB: 0 P: 5	1B: 8 2B: 1 3B: 0 HR: 0	SF: 0 SAC: 1 DP: 2 HBP: 0	WP: 1 PB: 0 SB: 1 CS: 0	PA: 37
PITCHER	IP WLS BF H R ER SO BB IBB HBP BLK WP HR S P ERA WHIP																					
Don Lee, R ERA: 3.48	(1, 1) 1.2 1 0 0 0 1 0 0 0 0 0 0 0 3 3 0.00 0.000																					
Dan Osinski, R ERA: 1.54	(2, 1) 0.1 1 0 0 0 1 0 0 0 0 0 0 0 3 3 0.00 0.000																					
Willie Smith, L ERA:	(3, 1) 5.1 W 19 3 0 0 1 2 0 0 0 0 0 0 19 27 0.00 0.938																					
Bob Lee, R ERA: 1.71	(8, 1) 1.2 S 6 0 0 0 2 0 1 0 0 0 0 0 9 13 0.00 0.000																					

Batter	1	2	3	4	5	6	7	8	9	AB	R	H	RBI	BB	SO	LOB	TOP			
Albie Pearson, L OBP: 0.293, SLG: 0.270 (1, 8)	K2-3		SH1-3					3-1		3	0	1	0	0	1	0	Los Angeles Angels @ Minnesota Twins Metropolitan Stadium, Bloomington, MI Thu May 07 1964, 4:33 AM EDT Att: 4,712 - Unknown 			
Joe Koppe, R OBP: 0.484, SLG: 0.520 (1, 6)	2B		FC6		FC5-4			1-4-3		3	0	1	0	1	0	1				
Billy Moran, R OBP: 0.259, SLG: 0.253 (1, 5)	FC1-5-6-4		FC6					L6		4	0	0	0	0	0	3				
Joe Adcock, R OBP: 0.305, SLG: 0.423 (1, 3)		HR			F6			K		3	1	1	1	1	1	0				
Buck Rodgers, S OBP: 0.325, SLG: 0.296 (1, 2)	F9				E6			6-3		4	0	1	0	0	0	0				
Lee Thomas, L OBP: 0.279, SLG: 0.333 (1, 9)	K				L5			3-1		4	0	0	0	0	1	2				
Bobby Knoop, R OBP: 0.325, SLG: 0.400 (1, 4)	F9				4-3			6-3		3	0	0	0	0	0	1				
Ed Kirkpatrick, L OBP: 0.291, SLG: 0.320 (1, 7)			4-3			F8		F5		3	0	0	0	0	0	0				
Fred Newman, R OBP: 0.290, SLG: 0.250 (6, 1)					1-3			6-3		2	0	1	0	0	0	0				
Dan Osinski, R OBP: 0.230, SLG: 0.214 (7, 1)			SH1-3							0	0	0	0	0	0	0				
Jack Spring, R OBP: 0.230, SLG: 0.214 (7, 1)			1B							0	0	0	0	0	0	0				
Bob Duliba, R OBP: 0.230, SLG: 0.214 (7, 1)										0	0	0	0	0	0	0				
Jim Piersall, R OBP: 0.230, SLG: 0.214 (7, 1)										0	0	0	0	0	0	0				
Paul Foytack, R OBP: 0.230, SLG: 0.214 (7, 1)										0	0	0	0	0	0	0				
Inning Stats	R: 0 E: 0 K: 1 S: 5	H: 1 LOB: 0 BB: 0 P: 5	R: 1 E: 0 K: 1 S: 6	H: 1 LOB: 0 BB: 0 P: 6	R: 0 E: 0 K: 0 S: 4	H: 1 LOB: 2 BB: 1 P: 8	R: 0 E: 1 K: 0 S: 4	H: 0 LOB: 1 BB: 0 P: 4	R: 0 E: 0 K: 0 S: 3	H: 1 LOB: 1 BB: 1 P: 7	R: 0 E: 0 K: 0 S: 3	H: 0 LOB: 0 BB: 0 P: 3	R: 0 E: 0 K: 1 S: 5	H: 0 LOB: 0 BB: 0 P: 5	R: 0 E: 0 K: 1 S: 5	H: 0 LOB: 0 BB: 0 P: 5	1B: 3 2B: 2 3B: 0 HR: 1	SF: 0 SAC: 1 DP: 1 HBP: 0	WP: 0 PB: 0 SB: 0 CS: 1	PA: 33
PITCHER Jim Kaat, L ERA: 3.22 (1, 1)	IP: 9.0 WLS: W BF: 33 H: 5 R: 1 ER: 1 SO: 3 BB: 2 IBB: 0 HBP: 0 BLK: 0 WP: 0 HR: 1 S: 37 P: 45 ERA: 1.00 WHIP: 0.778															PITCHER				

Batter	1	2	3	4	5	6	7	8	9	AB	R	H	RBI	BB	SO	LOB	BOTTOM			
Rich Rollins, R OBP: 0.368, SLG: 0.471 (1, 5)	1-3	F2				SH5-3		6-3		3	1	0	0	1	0	1	Los Angeles Angels @ Minnesota Twins Metropolitan Stadium, Bloomington, MI Thu May 07 1964, 4:33 AM EDT Att: 4,712 - Unknown 			
Tony Oliva, L OBP: 0.463, SLG: 0.775 (1, 9)	BB	HBP	K		1B	HR		HR		5	2	4	6	0	1	0				
Bob Allison, R OBP: 0.455, SLG: 0.672 (1, 3)	1B				1B	HR		HR		3	1	3	0	1	0	0				
Jimmie Hall, L OBP: 0.394, SLG: 0.633 (1, 8)	HBP		2B		1B	BB		1B		4	1	1	2	1	0	4				
Harmon Killebrew, R OBP: 0.258, SLG: 0.338 (9, 2)	BB		4-3		1B	BB		HR		5	0	0	0	0	2	7				
Jerry Zimmerman, R OBP: 0.714, SLG: 0.660 (9, 2)	K		F6		FC4	K		6-3		0	0	0	0	0	0	0				
Earl Battey, R OBP: 0.333, SLG: 0.421 (1, 2)	FC6-4									3	0	0	0	1	0	3				
Joe Nosske, R (9, 7)										0	0	0	0	0	0	0				
Zolo Versalles, R OBP: 0.314, SLG: 0.351 (1, 6)			1-3		G6-4-3	E		5-3		4	1	1	0	0	0	1				
Bud Bloomfield, R OBP: 0.250, SLG: 0.250 (1, 4)										4	1	1	0	0	0	0				
Jim Kaat, L OBP: 0.267, SLG: 0.429 (1, 1)										3	2	1	0	1	1	2				
Inning Stats	R: 0 E: 0 K: 1 S: 6	H: 1 LOB: 3 BB: 1 P: 11	R: 0 E: 0 K: 0 S: 3	H: 0 LOB: 1 BB: 1 P: 7	R: 0 E: 0 K: 1 S: 6	H: 1 LOB: 1 BB: 0 P: 6	R: 0 E: 0 K: 0 S: 2	H: 0 LOB: 0 BB: 1 P: 6	R: 1 E: 0 K: 0 S: 6	H: 3 LOB: 2 BB: 0 P: 6	R: 5 E: 1 K: 1 S: 9	H: 3 LOB: 1 BB: 2 P: 17	R: 0 E: 0 K: 0 S: 3	H: 0 LOB: 0 BB: 0 P: 3	R: 3 E: 0 K: 1 S: 8	H: 3 LOB: 0 BB: 0 P: 8	1B: 7 2B: 1 3B: 0 HR: 3	SF: 0 SAC: 1 DP: 1 HBP: 1	WP: 1 PB: 0 SB: 0 CS: 0	PA: 41
PITCHER Fred Newman, R ERA: 2.55 (1, 1)	IP: 5.1 WLS: L BF: 27 H: 7 R: 4 ER: 4 SO: 2 BB: 3 IBB: 0 HBP: 0 BLK: 0 WP: 0 HR: 0 S: 27 P: 40 ERA: 6.75 WHIP: 1.875															PITCHER				
Dan Osinski, R ERA: 2.31 (6, 1)	0.0	1	0	0	0	0	1	0	0	4	∞	∞								
Jack Spring, L ERA: 2.7 (6, 1)	0.0	2	1	2	1	0	1	0	0	5	∞	∞								
Bob Duliba, R ERA (6, 1)	0.2	2	0	0	0	1	0	0	0	4	0.00	0.000								
Paul Foytack, R ERA: 15.43 (7, 1)	2.0	9	3	3	3	1	0	0	0	11	13.50	1.500								

Batter	1	2	3	4	5	6	7	8	9	AB	R	H	RBI	BB	SO	LOB	TOP					
Mike Hershberger, R OBP: 0.349, SLG: 0.288 (1, 8)	0-0 6-3		0-0 F8		0-0 F9		0-0 1-3	0-0 4-3		5	0	0	0	0	0	3						
Don Buford, S OBP: 0.300, SLG: 0.246 (1, 5)	0-3 K		0-0 L6		0-0 3-1		4-0 FC3-6 BB		0-3 K	4	0	0	0	1	2	0						
Floyd Robinson, L OBP: 0.437, SLG: 0.508 (1, 9)	0-0 4-3			0-0 F9		4-0 E FC4-2 BB	0-0 FC3-6		0-0 4-3	4	0	0	0	1	0	1						
Ron Hansen, R OBP: 0.391, SLG: 0.579 (1, 6)		4-0 6-3 2B BB		0-0 HR		1-0 FC4-2 E HBP	0-0 G3		0-0 F7	3	2	1	1	1	0	1						
Joe Cunningham, L OBP: 0.345, SLG: 0.314 (1, 3)	0-0 6-3		0-0 G3		0-0 E4 FC4-2		0-0 5-3			4	0	0	0	0	0	3						
Dave Nicholson, R OBP: 0.418, SLG: 0.537 (1, 7)	0-0 2B		4-0 BB		0-0 L1		0-0 1B 1B			3	0	2	1	1	0	3						
Al Weis, S OBP: 0.373, SLG: 0.383 (1, 4)	0-0 4-3		4-0 BB		0-0 FC4-2		0-0 1B 1B			3	0	1	0	1	0	4						
J.C. Martin, L OBP: 0.242, SLG: 0.219 (1, 2)	0-0 6-3		0-0 4-3		0-0 1-3		0-0 1B 1B			4	0	1	0	0	0	6						
Juan Pizarro, L OBP: 0.375, SLG: 0.750 Hoyt Wilhelm, R (9, 1)			0-0 4-3		0-0 F8		0-0 HR	0-3 K		4	1	1	1	0	1	3						
										0	0	0	0	0	0	0						
Inning Stats	R: 0 E: 0 K: 1 S: 5	H: 0 LOB: 0 BB: 0 P: 5	R: 1 E: 0 K: 0 S: 4	H: 1 LOB: 1 BB: 1 P: 8	R: 0 E: 0 K: 0 S: 3	H: 0 LOB: 0 BB: 0 P: 3	R: 1 E: 0 K: 0 S: 4	H: 1 LOB: 2 BB: 0 P: 12	R: 0 E: 0 K: 0 S: 3	H: 0 LOB: 0 BB: 0 P: 3	R: 0 E: 1 K: 0 S: 4	H: 0 LOB: 3 BB: 1 P: 9	R: 1 E: 0 K: 0 S: 4	H: 1 LOB: 1 BB: 1 P: 8	R: 0 E: 0 K: 1 S: 8	H: 3 LOB: 3 BB: 0 P: 8	R: 0 E: 0 K: 1 S: 5	H: 0 LOB: 0 BB: 0 P: 5	1B: 3 2B: 1 3B: 0 HR: 2	SF: 0 SAC: 0 DP: 0 HBP: 1	WP: 0 PB: 0 CS: 0	PA: 40
PITCHER	IP	WLS	BF	H	R	ER	SO	BB	IBB	HBP	BLK	WP	HR	S	P	ERA	WHIP					
Ken McBride, R ERA: 4.0 (1, 1)	6.1	L	29	3	3	3	1	5	0	1	0	0	2	25	46	4.26	1.263					
Bob Duliba, R ERA: (7, 1)	1.2		8	3	0	0	1	0	0	0	0	0	0	10	10	0.00	1.800					
Barry Latman, R ERA: 4.15 (9, 1)	1.0		3	0	0	0	1	0	0	0	0	0	0	5	5	0.00	0.000					

Chicago White Sox @ Los Angeles Angels
Dodger Stadium, Los Angeles, CA
Fri May 08 1964, 7:05 PM PDT
Att: 5,346 - Unknown

livebaseballscorecards.com

AB 34
R 3
H 6
RBI 3
BB 5
SO 3
LOB 24



Batter	1	2	3	4	5	6	7	8	9	AB	R	H	RBI	BB	SO	LOB	BOTTOM					
Dick Simpson, R OBP: 0.087, SLG: 0.130 (1, 8)	0-3 K		0-0 F8			0-0 5-3			0-0 5-3	4	0	0	0	0	1	1						
Billy Moran, R OBP: 0.258, SLG: 0.253 (1, 5)	0-0 F8		0-0 4-3			0-0 G3			0-0 1B 1B	4	0	1	0	0	0	1						
Jim Fregosi, R OBP: 0.485, SLG: 0.649 (1, 6)	0-0 F9			0-0 F8		0-0 F4			0-0 F2	4	0	0	0	0	0	1						
Joe Adcock, R OBP: 0.302, SLG: 0.411 Charlie Dees, L OBP: 0.235, SLG: 0.200 (9, PR)		0-0 1-3		0-0 5-3			0-0 F7		0-0 1B 1B	4	0	1	0	0	0	0						
Buck Rodgers, S OBP: 0.321, SLG: 0.293 (1, 2)	0-3 K		0-0 1B			0-0 F8			0-0 1-3	4	0	1	0	0	1	2						
Lee Thomas, L OBP: 0.270, SLG: 0.321 (1, 9)	0-0 F5		0-0 4-3			0-0 4-3				3	0	0	0	0	0	1						
Bobby Knoop, R OBP: 0.313, SLG: 0.384 (1, 4)			0-0 F8		0-3 K			0-0 F8		3	0	0	0	0	1	0						
Jim Piersall, R OBP: 0.278, SLG: 0.294 (1, 7)			0-0 1B 2B		0-0 F9			0-0 F9		3	1	1	0	0	0	0						
Ken McBride, R OBP: 0.417, SLG: 0.300 Bob Duliba, R (7, 1)					0-0 F4			0-0 6-3		2	0	1	1	0	0	0						
Felix Torres, R OBP: 0.111, SLG: 0.111 Barry Latman, R OBP: 0.143, SLG: 0.143 (9, 1)										0	0	0	0	0	0	0						
										1	0	0	0	0	0	0						
										0	0	0	0	0	0	0						
Inning Stats	R: 0 E: 0 K: 1 S: 5	H: 0 LOB: 0 BB: 0 P: 5	R: 0 E: 0 K: 1 S: 5	H: 0 LOB: 0 BB: 0 P: 5	R: 1 E: 0 K: 0 S: 5	H: 2 LOB: 1 BB: 0 P: 5	R: 0 E: 0 K: 0 S: 4	H: 1 LOB: 1 BB: 0 P: 4	R: 0 E: 0 K: 1 S: 5	H: 0 LOB: 0 BB: 0 P: 5	R: 0 E: 0 K: 0 S: 3	H: 0 LOB: 0 BB: 0 P: 3	R: 0 E: 0 K: 0 S: 3	H: 0 LOB: 0 BB: 0 P: 3	R: 0 E: 0 K: 0 S: 3	H: 0 LOB: 2 BB: 0 P: 3	R: 0 E: 0 K: 0 S: 5	H: 2 LOB: 2 BB: 0 P: 5	1B: 4 2B: 1 3B: 0 HR: 0	SF: 0 SAC: 0 DP: 0 HBP: 0	WP: 0 PB: 0 CS: 0	PA: 32
PITCHER	IP	WLS	BF	H	R	ER	SO	BB	IBB	HBP	BLK	WP	HR	S	P	ERA	WHIP					
Juan Pizarro, L ERA: 1.25 Hoyt Wilhelm, R ERA: 2.84 (1, 1)	8.2	W	31	5	1	1	3	0	0	0	0	0	0	37	37	1.04	0.577					
(9, 1)	0.1	S	1	0	0	0	0	0	0	0	0	0	0	1	1	0.00	0.000					

Chicago White Sox @ Los Angeles Angels
Dodger Stadium, Los Angeles, CA
Fri May 08 1964, 7:05 PM PDT
Att: 5,346 - Unknown

livebaseballscorecards.com

AB 32
R 1
H 5
RBI 1
BB 0
SO 3
LOB 6



Batter	1	2	3	4	5	6	7	8	9	AB	R	H	RBI	BB	SO	LOB	TOP				
Mike Hershberger, R OBP: 0.324, SLG: 0.266	(1, 8) 0-3 K	(1, 8) 0-0 F7			(1, 8) 0-0 F4		(1, 8) 0-0 4-3	(1, 8) 0-0 5-3		5	0	0	0	0	1	3					
Don Buford, S OBP: 0.320, SLG: 0.250	(1, 5) 0-0 F7		(1, 5) 4-0 SH4-3 BB		(1, 5) 0-0 6-3		(1, 5) 4-0 4-3 BB		(1, 5) 0-0 WP 1B	3	0	1	0	2	0	0					
Floyd Robinson, L OBP: 0.427, SLG: 0.484	(1, 9) 4-0 WP 1B BB		(1, 9) 0-0 SH4-3 1-2		(1, 9) 0-0 F8		(1, 9) 0-0 4-3		(1, 9) 0-0 F7 1-2	3	1	0	0	1	0	2					
Ron Hansen, R OBP: 0.392, SLG: 0.557	(1, 6) 0-0 1-H 1B		(1, 6) 0-0 F5			(1, 6) 4-0 1B BB		(1, 6) 0-0 5-3		(1, 6) 0-0 F8	4	1	1	1	1	0	3				
Dave Nicholson, R OBP: 0.431, SLG: 0.526	(1, 7) 4-0 BB		(1, 7) 4-0 BB			(1, 7) 0-0 1B BB 1B		(1, 7) 0-0 4-3		(1, 7) 0-0 F4	3	1	1	0	2	0	1				
Joe Cunningham, L OBP: 0.395, SLG: 0.315	(1, 3) 0-0 F7		(1, 3) 0-3 K			(1, 3) 0-0 G4-6-3 1B 1-3 2-H 1B		(1, 3) 4-0 6-3 BB			3	1	1	1	1	1	4				
Al Weis, S OBP: 0.364, SLG: 0.373		(1, 4) 0-0 1-3		(1, 4) 0-0 5-3		(1, 4) 0-0 G4-6-3 1B 1-2 3-H		(1, 4) 0-0 6-3			4	0	1	1	0	0	1				
Cam Carreon, R OBP: 0.200, SLG: 0.300	(1, 2) 0-0		(1, 2) 0-0		(1, 2) 0-0 5-3		(1, 2) 0-0 G4-6-3 1B 1-2 2-3		(1, 2) 0-0	2	0	1	0	0	0	0					
Pete Ward, L (6, PH)	(6, PH) 0-0									1	0	0	0	0	0	2					
J.C. Martin, L OBP: 0.265, SLG: 0.242	(6, 2) 0-0 1B							(6, 2) 0-0 1B 2-H			1	0	1	1	0	0	0				
John Buzhardt, R Jerry McNertney, R Frank Kreuzer, R Tom McCann, L Frank Baumann, L Gene Stephens, L Fritz Ackley, R	(1, 1) (2, PH) (2, 1) (6, PH) (6, 1) (6, PH) (8, 1) (8, 1)	(1, 1) 0-3 K		(1, 1) 0-0 4-3		(1, 1) 0-3 K		(1, 1) 0-0 1B 1-3			0	0	0	0	0	0					
Inning Stats	R: 1 E: 0 K: 1 S: 6	H: 1 LOB: 2 BB: 2 P: 14	R: 0 E: 0 K: 1 S: 6	H: 1 LOB: 1 BB: 0 P: 6	R: 0 E: 0 K: 1 S: 5	H: 0 LOB: 2 BB: 2 P: 13	R: 0 E: 0 K: 0 S: 3	H: 0 LOB: 0 BB: 0 P: 3	R: 0 E: 0 K: 0 S: 3	H: 0 LOB: 0 BB: 0 P: 3	R: 2 E: 0 K: 1 S: 7	H: 3 LOB: 1 BB: 1 P: 11	R: 0 E: 0 K: 0 S: 3	H: 0 LOB: 1 BB: 1 P: 7	R: 1 E: 0 K: 0 S: 5	H: 2 LOB: 2 BB: 1 P: 9	R: 0 E: 0 K: 0 S: 4	H: 1 LOB: 1 BB: 0 P: 4	1B: 8 2B: 0 3B: 0 HR: 0	SF: 0 SAC: 1 DP: 1 HBP: 0	WP: 2 PA: 41 PB: 0 SB: 0 CS: 0
PITCHER	IP WLS BF H R ER SO BB IBB HBP BLK WP HR S P ERA WHIP																				
Bo Belinsky, L ERA: 3.44	(1, 1) 5.0 W 24 4 3 3 3 5 0 0 0 1 0 25 45 5.40 1.800																				
Dean Chance, R ERA: 1.74	(6, 1) 2.2 12 3 1 1 1 2 0 0 0 0 0 12 20 3.38 1.875																				
Dan Osinski, R ERA: 2.08	(8, 1) 1.1 S 5 1 0 0 0 0 0 0 0 0 1 0 5 5 0.00 0.750																				

Chicago White Sox @ Los Angeles Angels
Dodger Stadium, Los Angeles, CA
Sat May 09 1964, 7:05 PM PDT
Att: 8,014 - Unknown

AB	33
R	4
H	8
RBI	4
BB	7
SO	4
LOB	18



Batter	1	2	3	4	5	6	7	8	9	AB	R	H	RBI	BB	SO	LOB	BOTTOM		
Albie Pearson, L OBP: 0.299, SLG: 0.291	(1, 8) 0-0 1B 2B	(1, 8) 0-0 5-3		(1, 8) 0-0 E4 FC4-6		(1, 8) 0-0 L6		(1, 8) 0-0 2B		5	1	2	1	0	0	1			
Billy Moran, R OBP: 0.255, SLG: 0.250	(1, 5) 0-0 2B SF8 1B	(1, 5) 0-3 K		(1, 5) 0-0 FC4-6 1-2 2-3		(1, 5) 0-0 5-3		(1, 5) 0-3 K		5	1	1	0	0	2	3			
Jim Fregosi, R OBP: 0.479, SLG: 0.639	(1, 6) 0-0 1B 2B		(1, 6) 0-3 K		(1, 6) 0-0 F8		(1, 6) 4-0 1B SH5-4 BB		(1, 6) 0-0 4-3	4	2	1	1	1	1	3			
Lee Thomas, L OBP: 0.283, SLG: 0.333	(1, 9) 0-3 K		(1, 9) 0-0 FC4-6 1B		(1, 9) 0-0 4-3 SH2-4 2B 1B		(1, 9) 0-0 SH5-4		(1, 9) 1-2	3	1	2	0	0	1	2			
Buck Rodgers, S OBP: 0.322, SLG: 0.286	(1, 2) 4-0 1B IBB		(1, 2) 0-0 F9		(1, 2) 0-0 SH2-4		(1, 2) 0-0 F4			2	0	0	0	1	0	2			
Tom Satriano, L OBP: 0.467, SLG: 0.440	(1, 3) 0-0 SF8		(1, 3) 0-0 FC4-6 1-2		(1, 3) 0-0 4-3		(1, 3) 0-0 3B 1B			3	1	1	2	0	0	2			
Ed Kirkpatrick, L OBP: 0.339, SLG: 0.415	(1, 7) 0-0 1B			(1, 7) 4-0 1B BB		(1, 7) 0-0 2B		(1, 7) 0-0 3B		3	1	3	3	1	0	0			
Bobby Knoop, R OBP: 0.310, SLG: 0.377	(1, 4) 0-0 F3			(1, 4) 0-0 FC4-6 1B		(1, 4) 0-0 L1		(1, 4) 0-0 F8		4	0	1	0	0	0	4			
Bo Belinsky, L Dean Chance, R Dan Osinski, R	(1, 1) (6, 1) (8, 1)	(1, 1) 0-0 4-3		(1, 1) 0-0 F4		(1, 1) 0-0 G3		(1, 1) 0-0 4-3		2	0	0	0	0	0	2			
Inning Stats	R: 3 E: 0 K: 1 S: 9	H: 4 LOB: 2 BB: 1 P: 13	R: 0 E: 0 K: 1 S: 5	H: 0 LOB: 0 BB: 0 P: 5	R: 0 E: 0 K: 1 S: 6	H: 1 LOB: 1 BB: 0 P: 6	R: 1 E: 1 K: 0 S: 5	H: 1 LOB: 2 BB: 1 P: 9	R: 1 E: 0 K: 0 S: 5	H: 2 LOB: 1 BB: 0 P: 5	R: 0 E: 0 K: 0 S: 3	H: 0 LOB: 0 BB: 0 P: 3	R: 2 E: 0 K: 0 S: 5	H: 2 LOB: 1 BB: 1 P: 9	R: 0 E: 0 K: 1 S: 6	H: 1 LOB: 1 BB: 0 P: 6	1B: 7 2B: 3 3B: 1 HR: 0	SF: 1 SAC: 2 DP: 0 HBP: 0	WP: 0 PA: 39 PB: 0 SB: 0 CS: 0
PITCHER	IP WLS BF H R ER SO BB IBB HBP BLK WP HR S P ERA WHIP																		
John Buzhardt, R ERA: 3.27	(1, 1) 1.0 L 8 4 3 3 1 0 0 0 0 0 0 21 25 4.50 1.250																		
Frank Kreuzer, L ERA: 3.55	(2, 1) 4.0 18 4 2 2 2 1 0 0 0 0 0 0 8 12 9.00 1.500																		
Frank Baumann, L ERA: 3.38	(6, 1) 2.0 9 2 2 2 0 1 0 0 0 0 0 0 6 6 0.00 1.000																		
Fritz Ackley, R ERA: 8.53	(8, 1) 1.0 4 1 0 0 1 0 0 0 0 0 0 0 6 6 0.00 1.000																		

Chicago White Sox @ Los Angeles Angels
Dodger Stadium, Los Angeles, CA
Sat May 09 1964, 7:05 PM PDT
Att: 8,014 - Unknown

AB	33
R	7
H	11
RBI	7
BB	3
SO	4
LOB	19



Batter	1	2	3	4	5	6	7	8	9	AB	R	H	RBI	BB	SO	LOB	TOP				
Joe Cunningham, L (1, 3) OBP: 0.373, SLG: 0.345										4	1	2	1	1	1	0	Chicago White Sox @ Los Angeles Angels Dodger Stadium, Los Angeles, CA Sun May 10 1964, 3:33 AM PDT Att: 8,078 - Unknown livebaseballscorecards.com				
Al Weis, S (1, 4) OBP: 0.339, SLG: 0.345										4	0	0	0	0	1	3					
Floyd Robinson, L (1, 9) OBP: 0.413, SLG: 0.456										4	0	0	0	1	0	1					
Pete Ward, L (1, 5) OBP: 0.400, SLG: 0.250 Hoyt Wilhelm, R (8, 1)										4	1	2	0	1	0	2					
Ron Hansen, R (1, 6) OBP: 0.418, SLG: 0.615										4	1	3	3	1	1	0					
Dave Nicholson, R (1, 7) OBP: 0.429, SLG: 0.508										4	0	1	0	1	1	2					
Gene Stephens, L (1, 8) OBP: 0.333, SLG: 0.333 Mike Hershberger, R (3, PH) OBP: 0.320, SLG: 0.265										1	0	0	0	0	1	0					
J.C. Martin, L (1, 2) OBP: 0.282, SLG: 0.342										5	1	2	1	0	0	4					
Gary Peters, L (1, 1) OBP: 0.167, SLG: 0.333 Jim Landis, R (4, PH) OBP: 0.200, SLG: 0.600 Eddie Fisher, R (4, 1) Tom McCraw, L (8, PH) OBP: 0.357, SLG: 0.500 Don Buford, S (8, 5) OBP: 0.320, SLG: 0.250										1	0	0	0	0	0	1					
Inning Stats	R: 3 E: 1 K: 0 S: 5	H: 2 LOB: 0 BB: 1 P: 9	R: 0 E: 0 K: 1 S: 6	H: 1 LOB: 2 BB: 1 P: 10	R: 0 E: 0 K: 0 S: 4	H: 1 LOB: 2 BB: 1 P: 8	R: 1 E: 0 K: 1 S: 6	H: 1 LOB: 0 BB: 0 P: 6	R: 0 E: 0 K: 0 S: 5	H: 2 LOB: 3 BB: 1 P: 9	R: 0 E: 0 K: 1 S: 7	H: 2 LOB: 2 BB: 0 P: 7	R: 1 E: 0 K: 0 S: 5	H: 2 LOB: 2 BB: 1 P: 9	R: 0 E: 0 K: 1 S: 6	H: 1 LOB: 1 BB: 0 P: 6		1B: 8 2B: 1 3B: 1 HR: 2	SF: 0 SAC: 1 DP: 0 HBP: 0	WP: 0 PB: 0 CS: 0	PA: 44
PITCHER	IP WLS BF H R ER SO BB IBB HBP BLK WP HR S P ERA WHIP																				
Bob Lee, R (1, 1) ERA: 2.54	2.0	L 12	3	3	3	1	2	0	0	0	0	0	1	13	17	3.86		2.143			
Willie Smith, L (3, 1) ERA: 1.13	2.1	L 12	4	1	1	1	1	0	0	0	0	0	1	14	18	0.00		1.125			
Don Lee, R (5, 1) ERA: 2.77	2.2		11	2	0	2	1	0	0	0	0	0	0	4	8	13.50		4.500			
Bob Duijba, R (8, 1) ERA: 0.9	0.2		5	2	1	1	0	0	0	0	0	0	0	7	7	0.00		0.750			
Dan Osinski, R (8, 1) ERA: 1.88	1.1		5	1	0	0	1	0	0	0	0	0	0	7	7	0.00		0.750			
Batter	1	2	3	4	5	6	7	8	9	AB	R	H	RBI	BB	SO	LOB	BOTTOM				
Dick Simpson, R (1, 8) OBP: 0.111, SLG: 0.259										4	1	1	1	0	0	0	Chicago White Sox @ Los Angeles Angels Dodger Stadium, Los Angeles, CA Sun May 10 1964, 3:33 AM PDT Att: 8,078 - Unknown livebaseballscorecards.com				
Billy Moran, R (1, 5) OBP: 0.276, SLG: 0.281										4	1	3	0	0	0	0					
Jim Fregosi, R (1, 6) OBP: 0.480, SLG: 0.677										4	1	2	2	0	0	2					
Felix Torres, R (1, 3) OBP: 0.308, SLG: 0.385 Charlie Dees, L (8, PR) OBP: 0.235, SLG: 0.200										4	0	3	0	0	0	1					
Buck Rodgers, S (1, 2) OBP: 0.319, SLG: 0.284										4	0	1	0	0	3	4					
Lee Thomas, L (1, 9) OBP: 0.281, SLG: 0.322										3	0	0	0	1	1	2					
Bobby Knoop, R (1, 4) OBP: 0.295, SLG: 0.358										4	0	0	0	0	2	2					
Jim Piersall, R (1, 7) OBP: 0.263, SLG: 0.278 Ed Kirkpatrick, L (4, PH) OBP: 0.339, SLG: 0.400										1	0	0	0	0	1	0					
Bob Lee, R (3, 1) Willie Smith, L (3, 1) Don Lee, R (5, 1) Albie Pearson, L (7, PH) OBP: 0.500, SLG: 0.500 Bob Duijba, R (8, 1) Dan Osinski, R (8, 1) Tom Satriano, L (8, PH) OBP: 0.400, SLG: 0.423										0	0	0	0	0	0	0					
Inning Stats	R: 0 E: 0 K: 1 S: 7	H: 2 LOB: 0 BB: 0 P: 7	R: 0 E: 0 K: 1 S: 4	H: 0 LOB: 0 BB: 1 P: 8	R: 3 E: 0 K: 1 S: 8	H: 4 LOB: 1 BB: 0 P: 8	R: 0 E: 0 K: 1 S: 5	H: 0 LOB: 1 BB: 1 P: 9	R: 0 E: 0 K: 0 S: 4	H: 1 LOB: 1 BB: 0 P: 4	R: 0 E: 0 K: 0 S: 4	H: 1 LOB: 1 BB: 0 P: 4	R: 0 E: 0 K: 2 S: 7	H: 1 LOB: 1 BB: 0 P: 7	R: 0 E: 0 K: 2 S: 7	H: 0 LOB: 0 BB: 0 P: 7		1B: 6 2B: 4 3B: 0 HR: 2	SF: 0 SAC: 0 DP: 3 HBP: 0	WP: 0 PB: 0 CS: 2	PA: 36
PITCHER	IP WLS BF H R ER SO BB IBB HBP BLK WP HR S P ERA WHIP																				
Gary Peters, L (1, 1) ERA: 2.39	3.0	W 14	6	3	3	3	1	0	0	0	0	0	0	17	21	0.00		1.000			
Eddie Fisher, R (4, 1) ERA: 2.13	4.0	W 16	3	0	0	1	1	0	0	0	0	0	0	17	21	0.00		1.000			
Hoyt Wilhelm, R (8, 1) ERA: 2.45	2.0	S 6	1	0	0	4	0	0	0	0	0	0	0	14	14	0.00		0.500			

Batter	1	2	3	4	5	6	7	8	9	AB	R	H	RBI	BB	SO	LOB	TOP										
Wayne Causey, L OBP: 0.417, SLG: 0.361	1-3		3-1						4-3	5	0	2	0	0	0	0	Kansas City Athletics @ Los Angeles Angels Dodger Stadium, Los Angeles, CA Mon May 11, 1964, 7:05 PM PDT Att: 3,357 - Unknown										
Dick Green, R OBP: 0.244, SLG: 0.341	E5 1B		6-3						F9	5	1	0	0	0	0	3											
Nelson Mathews, R OBP: 0.385, SLG: 0.477	1B		4-3						K	5	1	3	1	0	1	0											
Jim Gentile, L OBP: 0.422, SLG: 0.577										4	1	2	1	0	1	2											
Rocky Colavito, R OBP: 0.415, SLG: 0.692	G6-4-3									4	1	1	1	0	0	2											
Charlie Lau, L OBP: 0.367, SLG: 0.523										4	0	2	2	0	0	0											
George Williams, R										4	0	0	0	0	0	2											
Tommye Reynolds, R OBP: 0.333, SLG: 0.333										2	1	1	0	0	0	0											
Manny Jimenez, L OBP: 0.259, SLG: 0.553										1	0	0	0	0	0	1											
Moe Drabowsky, R										2	0	0	0	0	1	2											
George Alusik, R										1	0	0	0	0	0	0											
Joe Grzenda, R										0	0	0	0	0	0	0											
Billy Bryan, L OBP: 0.417, SLG: 0.889										1	0	0	0	0	0	1											
John Wyatt, R										0	0	0	0	0	0	0											
Inning Stats	R: 1 E: 1 K: 0 S: 5	H: 2 LOB: 1 BB: 0 P: 5	R: 0 E: 0 K: 0 S: 3	H: 0 LOB: 1 BB: 0 P: 4	R: 0 E: 0 K: 0 S: 3	H: 0 LOB: 0 BB: 0 P: 3	R: 0 E: 0 K: 1 S: 6	H: 1 LOB: 1 BB: 0 P: 6	R: 1 E: 0 K: 1 S: 8	H: 3 LOB: 2 BB: 0 P: 8	R: 0 E: 0 K: 0 S: 3	H: 0 LOB: 0 BB: 0 P: 3	R: 0 E: 0 K: 0 S: 4	H: 1 LOB: 1 BB: 0 P: 4	R: 3 E: 0 K: 0 S: 7	H: 4 LOB: 1 BB: 0 P: 7		R: 0 E: 0 K: 1 S: 5	H: 0 LOB: 0 BB: 0 P: 5	1B: 9 2B: 2 3B: 0 HR: 0	SF: 0 SAC: 0 DP: 1 HBP: 1	WP: 0 PB: 0 SB: 0 CS: 0	PA: 39				
PITCHER	IP	WLS	BF	H	R	ER	SO	BB	IBB	HBP	BLK	WP	HR	S	P	ERA	WHIP										
Fred Newman, R ERA: 2.92	7.0	W	31	9	4	3	2	0	0	1	0	0	0	34	35	3.86	1.286										
Dean Chance, R ERA: 2.18	0.0		2	2	1	1	0	0	0	0	0	0	0	2	2	∞	∞										
Barry Latman, R ERA: 3.8	2.0	S	6	0	0	0	1	0	0	0	0	0	0	8	8	0.00	0.000										

AB 38
R 5
H 11
RBI 5
BB 0
SO 3
LOB 13



Batter	1	2	3	4	5	6	7	8	9	AB	R	H	RBI	BB	SO	LOB	BOTTOM											
Albie Pearson, L OBP: 0.315, SLG: 0.369	G3									4	3	3	2	0	0	0	Kansas City Athletics @ Los Angeles Angels Dodger Stadium, Los Angeles, CA Mon May 11, 1964, 7:05 PM PDT Att: 3,357 - Unknown											
Billy Moran, R OBP: 0.294, SLG: 0.293	F9 2B	HBP								3	1	2	1	1	0	0												
Jim Fregosi, R OBP: 0.468, SLG: 0.657	F9 2B	HBP								2	1	0	1	0	2	1												
Lee Thomas, L OBP: 0.270, SLG: 0.309	F9									4	0	0	0	0	0	4												
Buck Rodgers, S OBP: 0.326, SLG: 0.306										4	0	2	2	0	0	1												
Tom Satriano, L OBP: 0.429, SLG: 0.400	F9									4	0	1	0	0	0	2												
Ed Kirkpatrick, L OBP: 0.333, SLG: 0.379										3	1	0	0	1	0	2												
Bobby Knoop, R OBP: 0.283, SLG: 0.341										4	0	0	0	0	1	3												
Fred Newman, R OBP: 0.182, SLG: 0.182										3	0	0	0	0	1	2												
Dean Chance, R										0	0	0	0	0	0	0												
Barry Latman, R OBP: 0.143, SLG: 0.143										0	0	0	0	0	0	0												
Inning Stats	R: 2 E: 0 K: 0 S: 4	H: 1 LOB: 1 BB: 1 P: 9	R: 2 E: 0 K: 0 S: 4	H: 1 LOB: 0 BB: 1 P: 8	R: 0 E: 0 K: 1 S: 5	H: 0 LOB: 0 BB: 0 P: 5	R: 0 E: 0 K: 0 S: 4	H: 1 LOB: 1 BB: 0 P: 4	R: 1 E: 0 K: 0 S: 5	H: 2 LOB: 1 BB: 0 P: 5	R: 0 E: 0 K: 0 S: 3	H: 0 LOB: 0 BB: 0 P: 3	R: 1 E: 1 K: 2 S: 9	H: 2 LOB: 1 BB: 0 P: 9	R: 0 E: 0 K: 1 S: 6	H: 1 LOB: 1 BB: 0 P: 6		1B: 4 2B: 3 3B: 0 HR: 1	SF: 1 SAC: 0 DP: 0 HBP: 1	WP: 0 PB: 0 SB: 0 CS: 0	PA: 35							
PITCHER	IP	WLS	BF	H	R	ER	SO	BB	IBB	HBP	BLK	WP	HR	S	P	ERA		WHIP										
Moe Drabowsky, R ERA: 5.96	6.0	L	26	5	5	5	1	2	0	1	0	0	0	25	34	7.50		1.167										
Joe Grzenda, L ERA: 2.45	1.0		5	2	1	1	2	0	0	0	0	0	0	9	9	9.00		2.000										
John Wyatt, R ERA: 1.13	1.0		4	1	0	0	1	0	0	0	0	0	0	6	6	0.00	1.000											

AB 31
R 6
H 8
RBI 6
BB 2
SO 4
LOB 15




Batter	1	2	3	4	5	6	7	8	9	AB	R	H	RBI	BB	SO	LOB	TOP								
Wayne Causey, L (1, 6) OBP: 0.426, SLG: 0.368										4	1	2	1	1	0	2	Kansas City Athletics @ Los Angeles Angels Dodger Stadium, Los Angeles, CA Tue May 12 1964, 7:05 PM PDT Att: 3,724 - Unknown								
Nelson Mathews, R (1, 8) OBP: 0.396, SLG: 0.478										4	1	1	1	1	1	1									
Manny Jimenez, L (1, 7) OBP: 0.226, SLG: 0.500 Jose Tartabull, L (7, 7) OBP: 0.200, SLG: 0.400										4	0	0	0	0	0	3									
Jim Gentile, L (1, 3) OBP: 0.421, SLG: 0.560										4	0	1	0	1	1	1									
Rocky Colavito, R (1, 9) OBP: 0.408, SLG: 0.671										4	1	1	0	0	0	4									
Ed Charles, R (1, 5) OBP: 0.388, SLG: 0.427										3	1	1	1	1	0	1									
Charlie Lau, L (1, 2) OBP: 0.356, SLG: 0.500										4	1	1	0	0	0	2									
Dick Green, R (1, 4) OBP: 0.255, SLG: 0.341										3	1	1	0	0	1	1									
John O'Donoghue, R (1, 1) OBP: 0.500, SLG: 0.500 John Wyatt, R (8, 1)										2	0	1	1	0	1	0									
Inning Stats	R: 0 E: 0 K: 0 S: 3	H: 1 LOB: 2 BB: 2 P: 11	R: 1 E: 0 K: 0 S: 3	H: 1 LOB: 1 BB: 1 P: 8	R: 0 E: 1 K: 0 S: 4	H: 0 LOB: 0 BB: 0 P: 4	R: 0 E: 0 K: 1 S: 5	H: 0 LOB: 0 BB: 0 P: 5	R: 0 E: 0 K: 1 S: 5	H: 0 LOB: 0 BB: 0 P: 5	R: 1 E: 0 K: 1 S: 7	H: 2 LOB: 1 BB: 0 P: 7	R: 1 E: 0 K: 0 S: 7	H: 2 LOB: 1 BB: 0 P: 7	R: 0 E: 0 K: 0 S: 3	H: 1 LOB: 0 BB: 0 P: 3	R: 3 E: 0 K: 1 S: 8	H: 3 LOB: 1 BB: 1 P: 12	1B: 7 2B: 3 3B: 0 HR: 0	SF: 0 SAC: 1 DP: 3 HBP: 1	WP: 0 PB: 0 SB: 1 CS: 0	PA: 40			
PITCHER	IP WLS BF H R ER SO BB IBB HBP BLK WP HR S P ERA WHIP	8.2 L 38 9 6 6 5 4 0 1 0 0 0 0 43 60 6.23 1.500	0.1 2 1 0 0 0 0 0 0 0 0 0 0 0 2 0.00 3.000																						

AB	34
R	6
H	10
RBI	6
BB	4
SO	5
LOB	16



Batter	1	2	3	4	5	6	7	8	9	AB	R	H	RBI	BB	SO	LOB	BOTTOM							
Albie Pearson, L (1, 7) OBP: 0.309, SLG: 0.352										4	0	0	0	1	2	0	Kansas City Athletics @ Los Angeles Angels Dodger Stadium, Los Angeles, CA Tue May 12 1964, 7:05 PM PDT Att: 3,724 - Unknown							
Billy Moran, R (1, 5) OBP: 0.283, SLG: 0.282										4	0	0	0	0	0	3								
Jim Fregosi, R (1, 6) OBP: 0.458, SLG: 0.629										3	1	0	0	1	0	0								
Felix Torres, R (1, 3) OBP: 0.313, SLG: 0.375 Charlie Dees, L (6, PR) OBP: 0.222, SLG: 0.188										3	0	1	0	0	1	1								
Buck Rodgers, S (1, 2) OBP: 0.313, SLG: 0.292										4	0	0	1	0	1	2								
Lee Thomas, L (1, 9) OBP: 0.289, SLG: 0.299										3	0	0	0	1	0	4								
Dick Simpson, R (1, 8) OBP: 0.129, SLG: 0.233										3	0	0	0	1	1	3								
Bobby Knoop, R (1, 4) OBP: 0.281, SLG: 0.330										3	0	0	0	1	1	3								
Ken McBride, R (1, 1) OBP: 0.400, SLG: 0.308 Willie Smith, L (9, 1) Tom Satriano, L (9, PH) OBP: 0.417, SLG: 0.387										3	0	1	0	0	0	2								
Inning Stats	R: 0 E: 0 K: 1 S: 5	H: 0 LOB: 0 BB: 0 P: 5	R: 0 E: 1 K: 0 S: 4	H: 0 LOB: 2 BB: 1 P: 8	R: 0 E: 0 K: 0 S: 3	H: 0 LOB: 0 BB: 0 P: 3	R: 0 E: 0 K: 2 S: 7	H: 0 LOB: 1 BB: 1 P: 11	R: 0 E: 0 K: 0 S: 3	H: 1 LOB: 2 BB: 2 P: 11	R: 2 E: 2 K: 1 S: 9	H: 1 LOB: 2 BB: 0 P: 9	R: 0 E: 1 K: 0 S: 4	H: 0 LOB: 0 BB: 0 P: 4	R: 0 E: 0 K: 0 S: 2	H: 0 LOB: 0 BB: 1 P: 6	R: 0 E: 0 K: 2 S: 7	H: 0 LOB: 0 BB: 0 P: 7	1B: 2 2B: 0 3B: 0 HR: 0	SF: 0 SAC: 0 DP: 2 HBP: 0	WP: 0 PB: 0 SB: 2 CS: 0	PA: 37		
PITCHER	IP WLS BF H R ER SO BB IBB HBP BLK WP HR S P ERA WHIP	7.0 W 31 2 2 0 0 4 0 0 0 0 0 9 35 0.00 0.857	2.0 S 6 0 0 0 2 1 0 0 0 0 0 9 13 0.00 0.500																					

AB	32
R	2
H	2
RBI	1
BB	5
SO	6
LOB	19



Batter	1	2	3	4	5	6	7	8	9	AB	R	H	RBI	BB	SO	LOB	TOP					
Wayne Causey, L (1, 6) OBP: 0.425, SLG: 0.370	1-3		F8						G4-6-3	5	0	2	0	0	0	2	Kansas City Athletics @ Los Angeles Angels Dodger Stadium, Los Angeles, CA Wed May 13 1964, 7:05 PM PDT Unknown					
Nelson Mathews, R (1, 8) OBP: 0.390, SLG: 0.467	FC6-4 BB		K							2	0	0	0	2	1	2						
Ed Charles, R (1, 5) OBP: 0.364, SLG: 0.412	FC6-4 1-2									3	0	0	0	1	0	3						
Jim Gentile, L (1, 3) OBP: 0.424, SLG: 0.557	4-3									4	0	2	0	0	0	1						
Rocky Colavito, R (1, 9) OBP: 0.402, SLG: 0.647		5-3								3	0	0	0	1	1	2						
Manly Jimenez, L (1, 7) OBP: 0.200, SLG: 0.438	F8									4	0	0	0	0	0	4						
Charlie Lau, L (1, 2) OBP: 0.386, SLG: 0.529										3	0	2	0	1	0	2						
Dick Green, R (1, 4) OBP: 0.245, SLG: 0.326		K								4	0	0	0	0	1	3						
Aurelio Monteaugo, R (1, 1) OBP: 0.400, SLG: 0.800			F7							0	0	0	0	0	0	0						
Vern Handrahan, L (2, 1) OBP: 0.365, SLG: 0.800										1	0	0	0	0	0	0						
Billy Bryan, L (5, PH) OBP: 0.571, SLG: 0.143										1	0	0	0	0	1	1						
Ted Bowsfield, R (5, 1)										1	0	0	0	0	0	0						
George Alusk, R (9, PH)										1	0	1	0	0	0	0						
Inning Stats	R: 0 E: 0 K: 0 S: 3	H: 0 LOB: 1 BB: 1 P: 7	R: 0 E: 0 K: 1 S: 6	H: 1 LOB: 1 BB: 0 P: 6	R: 0 E: 0 K: 1 S: 5	H: 0 LOB: 0 BB: 0 P: 5	R: 0 E: 0 K: 0 S: 3	H: 1 LOB: 1 BB: 1 P: 7	R: 0 E: 0 K: 1 S: 7	H: 2 LOB: 2 BB: 0 P: 7	R: 0 E: 0 K: 0 S: 4	H: 1 LOB: 2 BB: 1 P: 8	R: 0 E: 0 K: 0 S: 4	H: 1 LOB: 2 BB: 1 P: 8	R: 0 E: 0 K: 1 S: 5	H: 0 LOB: 0 BB: 0 P: 5	R: 0 E: 0 K: 0 S: 3	H: 1 LOB: 1 BB: 1 P: 7	1B: 6 2B: 1 3B: 0 HR: 0	SF: 0 SAC: 0 DP: 2 HBP: 0	WP: 0 PB: 0 SB: 0 CS: 0	PA: 37
PITCHER Barry Latman, R (1, 1) ERA: 2.76	IP: 9.0 WLS: W BF: 37 H: 7 R: 0 ER: 0 SO: 4 BB: 5 IBB: 0 HBP: 0 BLK: 0 WP: 0 HR: 0 S: 40 P: 60 ERA: 0.00 WHIP: 1.333															PITCHER						

AB 32
R 0
H 7
RBI 0
BB 5
SO 4
LOB 20




Batter	1	2	3	4	5	6	7	8	9	AB	R	H	RBI	BB	SO	LOB	BOTTOM			
Dick Simpson, R (1, 8) OBP: 0.167, SLG: 0.212	F6	1B HR BB		5-3		5-3		BB 1B BB		3	2	0	0	2	0	0	Kansas City Athletics @ Los Angeles Angels Dodger Stadium, Los Angeles, CA Wed May 13 1964, 7:05 PM PDT Unknown			
Billy Moran, R (1, 5) OBP: 0.306, SLG: 0.302	CS BB	HR 1B		BB		2B		F9		3	1	2	2	2	0	2				
Jim Fregosi, R (1, 6) OBP: 0.466, SLG: 0.662	S 1B	HR		K		L4		1B BB		4	1	2	3	1	1	2				
Lee Thomas, L (1, 9) OBP: 0.284, SLG: 0.343	F5	HR				1B 1B		BB 1B		5	1	3	3	0	0	1				
Buck Rodgers, S (1, 2) OBP: 0.308, SLG: 0.280		F8 F5				F9		F6 BB		4	0	0	0	1	0	1				
Tom Satriano, L (1, 3) OBP: 0.439, SLG: 0.400		1B BB		G3		1B		F6		4	1	2	0	1	0	3				
Ed Kirkpatrick, L (1, 7) OBP: 0.314, SLG: 0.355		F8		4-3		F6		L4		4	0	0	0	0	0	4				
Bobby Knoop, R (1, 4) OBP: 0.290, SLG: 0.337		1B 1B		6-3		5-3		FC1-8 1B		4	1	2	0	0	0	2				
Barry Latman, R (1, 1) OBP: 0.182, SLG: 0.182	E8 1B			F4		6-3		FC1-6 BB 1B		4	2	1	1	0	0	1				
Inning Stats	R: 0 E: 0 K: 0 S: 3	H: 1 LOB: 1 BB: 1 P: 7	R: 7 E: 1 K: 0 S: 8	H: 5 LOB: 0 BB: 2 P: 16	R: 0 E: 0 K: 0 S: 3	H: 0 LOB: 0 BB: 0 P: 3	R: 0 E: 0 K: 1 S: 5	H: 0 LOB: 1 BB: 1 P: 9	R: 0 E: 0 K: 0 S: 5	H: 2 LOB: 2 BB: 0 P: 5	R: 0 E: 0 K: 0 S: 4	H: 1 LOB: 1 BB: 0 P: 4	R: 0 E: 0 K: 0 S: 4	H: 1 LOB: 1 BB: 0 P: 4	R: 2 E: 0 K: 0 S: 5	H: 2 LOB: 3 BB: 3 P: 17		1B: 9 2B: 1 3B: 0 HR: 2	SF: 0 SAC: 0 DP: 0 HBP: 0	WP: 0 PB: 0 SB: 1 CS: 1
PITCHER Aurelio Monteaugo, R (1, 1) ERA: 9.15	IP: 1.2 WLS: L BF: 11 H: 4 R: 5 ER: 5 SO: 0 BB: 3 IBB: 0 HBP: 0 BLK: 0 WP: 0 HR: 0 S: 8 P: 20 ERA: 27.00 WHIP: 4.200															PITCHER				
Vern Handrahan, R (2, 1) ERA: 5.63	IP: 2.1 WLS: 10 BF: 2 H: 2 R: 2 ER: 2 SO: 1 BB: 1 IBB: 0 HBP: 0 BLK: 0 WP: 0 HR: 2 S: 11 P: 15 ERA: 7.71 WHIP: 1.286															PITCHER				
Ted Bowsfield, L (5, 1) ERA: 6.1	IP: 4.0 WLS: 21 BF: 6 H: 2 R: 2 ER: 2 SO: 0 BB: 3 IBB: 0 HBP: 0 BLK: 0 WP: 0 HR: 0 S: 18 P: 30 ERA: 4.50 WHIP: 2.250															PITCHER				


AB 35
R 9
H 12
RBI 9
BB 7
SO 1
LOB 16



Batter	1	2	3	4	5	6	7	8	9	AB	R	H	RBI	BB	SO	LOB	TOP										
Wayne Causey, L (1,6) OBP: 0.415, SLG: 0.361	F7	K					4-3		F9	5	1	1	0	0	1	1	Kansas City Athletics @ Los Angeles Angels Dodger Stadium, Los Angeles, CA Wed May 13 1964, 7:05 PM PDT Att: 7,128 - Unknown										
Nelson Mathews, R (1,8) OBP: 0.382, SLG: 0.454	F6			G4-3	1-3		K		K	5	0	1	0	0	2	1											
Ed Charles, R (1,5) OBP: 0.375, SLG: 0.409	WP		G4-3				F7		S	3	0	1	1	2	0	1											
Rocky Colavito, R (1,9) OBP: 0.402, SLG: 0.625			K					F2	L5	3	0	0	0	2	1	1											
Jim Gentile, L (1,3) OBP: 0.408, SLG: 0.530	K			K	G3-6-1			G3		4	0	0	0	0	2	4											
George Alusik, R (1,7) OBP: 0.611, SLG: 0.300							F7			3	1	2	0	1	0	0											
Jose Tartabull, L (9,7) OBP: 0.200, SLG: 0.400								1B	BB	0	0	0	0	0	0	0											
Doc Edwards, R (1,2) OBP: 0.273, SLG: 0.286							K			4	0	2	1	0	1	1											
George Williams, R (1,4) OBP: 0.267, SLG: 0.154							E5		FC6-4	3	0	2	0	1	0	0											
Orlando Pena, R (1,1) OBP: 0.087, SLG: 0.045							F7		FC6-4	4	0	0	0	0	0	8											
John Wyatt, R (9,1)										0	0	0	0	0	0	0											
Inning Stats	R: 0 E: 0 K: 1 S: 5	H: 0 LOB: 2 BB: 2 P: 13	R: 1 E: 0 K: 1 S: 7	H: 3 LOB: 1 BB: 0 P: 7	R: 0 E: 0 K: 1 S: 5	H: 1 LOB: 0 BB: 0 P: 5	R: 0 E: 0 K: 1 S: 7	H: 2 LOB: 2 BB: 0 P: 7	R: 1 E: 0 K: 0 S: 4	H: 2 LOB: 1 BB: 1 P: 8	R: 0 E: 1 K: 1 S: 6	H: 0 LOB: 1 BB: 0 P: 6	R: 0 E: 0 K: 1 S: 5	H: 0 LOB: 0 BB: 0 P: 5	R: 0 E: 0 K: 0 S: 4	H: 1 LOB: 3 BB: 2 P: 12	R: 0 E: 0 K: 1 S: 5	H: 0 LOB: 1 BB: 1 P: 9	1B: 8 2B: 1 3B: 0 HR: 0	SF: 0 SAC: 0 DP: 2 HBP: 0	WP: 1 PB: 0 SB: 1 CS: 0	PA: 40					
PITCHER	IP	WLS	BF	H	R	ER	SO	BB	IBB	HBP	BLK	WP	HR	S	P	ERA	WHIP										
Bo Belinsky, L (1,1) ERA: 3.47	5.0	L	23	8	2	2	4	3	0	0	0	1	0	28	40	3.60	2.200										
Don Lee, R (6,1) ERA: 2.57	1.0		4	0	0	0	1	0	0	0	0	0	0	6	6	0.00	0.000										
Dan Osinski, R (7,1) ERA: 1.65	2.0		9	1	0	0	1	1	1	0	0	0	0	9	17	0.00	1.000										
Dean Chance, R (9,1) ERA: 2.08	1.0		4	0	0	0	1	1	0	0	0	0	0	5	9	0.00	1.000										

Batter	1	2	3	4	5	6	7	8	9	AB	R	H	RBI	BB	SO	LOB	BOTTOM										
Dick Simpson, R (1,8) OBP: 0.175, SLG: 0.194	1-3		K							3	0	0	0	1	1	1	Kansas City Athletics @ Los Angeles Angels Dodger Stadium, Los Angeles, CA Wed May 13 1964, 7:05 PM PDT Att: 7,128 - Unknown										
Billy Moran, R (1,5) OBP: 0.296, SLG: 0.291	5-3		K							4	0	0	0	0	1	2											
Jim Fregosi, R (1,6) OBP: 0.457, SLG: 0.654	K									4	0	1	0	0	1	1											
Lee Thomas, L (1,9) OBP: 0.283, SLG: 0.340			K							4	0	1	0	0	1	1											
Buck Rodgers, S (1,2) OBP: 0.306, SLG: 0.278										4	0	1	0	0	2	3											
Tom Satriano, L (1,3) OBP: 0.409, SLG: 0.368										3	0	0	0	0	2	2											
Ed Kirkpatrick, L (1,7) OBP: 0.329, SLG: 0.359										2	0	1	0	1	1	0											
Bobby Knoop, R (1,4) OBP: 0.282, SLG: 0.326										3	0	0	0	0	0	3											
Bo Belinsky, L (1,1) ERA: 3.47										1	0	0	0	0	0	0											
Don Lee, R (6,1) ERA: 2.57										0	0	0	0	0	0	0											
Albie Pearson, L (6,1) OBP: 0.196, SLG: 0.352										0	0	0	0	0	0	0											
Willie Smith, L (6,1) ERA: 1.65										0	0	0	0	0	0	0											
Dan Osinski, R (7,1) ERA: 1.65										0	0	0	0	0	0	0											
Charlie Dees, L (8,1) OBP: 0.310, SLG: 0.175										1	0	0	0	0	0	0											
Dean Chance, R (9,1) ERA: 2.08										0	0	0	0	0	0	0											
Inning Stats	R: 0 E: 0 K: 1 S: 5	H: 0 LOB: 0 BB: 0 P: 5	R: 0 E: 0 K: 1 S: 7	H: 2 LOB: 2 BB: 0 P: 7	R: 0 E: 0 K: 2 S: 7	H: 0 LOB: 0 BB: 0 P: 7	R: 0 E: 0 K: 0 S: 3	H: 0 LOB: 0 BB: 0 P: 3	R: 0 E: 0 K: 1 S: 4	H: 0 LOB: 0 BB: 1 P: 8	R: 0 E: 0 K: 0 S: 2	H: 0 LOB: 1 BB: 1 P: 6	R: 0 E: 0 K: 2 S: 8	H: 1 LOB: 1 BB: 0 P: 8	R: 0 E: 0 K: 1 S: 5	H: 0 LOB: 0 BB: 0 P: 5	R: 0 E: 0 K: 1 S: 6	H: 1 LOB: 2 BB: 1 P: 10	1B: 3 2B: 1 3B: 0 HR: 0	SF: 0 SAC: 0 DP: 2 HBP: 0	WP: 0 PB: 0 SB: 0 CS: 0	PA: 32					
PITCHER	IP	WLS	BF	H	R	ER	SO	BB	IBB	HBP	BLK	WP	HR	S	P	ERA	WHIP										
Orlando Pena, R (1,1) ERA: 3.48	8.0		28	3	0	0	0	3	0	0	0	0	0	41	53	0.00	0.750										
John Wyatt, R (9,1) ERA: 0.95	1.0	S	4	1	0	0	1	0	0	0	0	0	0	6	6	0.00	1.000										

Batter	1	2	3	4	5	6	7	8	9	AB	R	H	RBI	BB	SO	LOB	TOP					
Albie Pearson, L (1,8) OBP: 0.314, SLG: 0.341	4-0 BB G6-4-3		0-0 F9		0-0 3-1			0-0 F8		3	0	0	0	1	0	3	Los Angeles Angels @ Baltimore Orioles Memorial Stadium, Baltimore, MD Fri May 15 1964, 7:05 PM EDT Unknown 					
Billy Moran, R (1,5) OBP: 0.286, SLG: 0.281	0-0 G6-4-3		0-0 6-3			0-0 F8		0-0 F8		4	0	0	0	0	0	2						
Jim Fregosi, R (1,6) OBP: 0.448, SLG: 0.659	0-0 5-3			0-3 K		0-0 4-3 3B		0-0 6-3		4	1	1	0	0	1	0						
Lee Thomas, L (1,9) OBP: 0.274, SLG: 0.327		0-0 F4		0-0 3-1		0-0 4-3		0-0 F2		4	0	0	1	0	0	0						
Buck Rodgers, S (1,2) OBP: 0.295, SLG: 0.267		0-0 L9		0-0 F8		0-0 F3		0-0 F8		4	0	0	0	0	0	0						
Joe Adcock, R (1,3) OBP: 0.318, SLG: 0.431					0-0 F2					2	0	1	0	1	0	0						
Charlie Dees, L (7, PR) OBP: 0.200, SLG: 0.167										1	0	0	0	0	0	0						
Ed Kirkpatrick, L (1,7) OBP: 0.329, SLG: 0.348		0-0 5-3			4-0 1B BB			0-0 L8		2	0	0	0	1	0	2						
Bobby Knoop, R (1,4) OBP: 0.283, SLG: 0.327			0-0 SH3-4 1B		0-3 K			0-0 F8		3	0	1	0	0	1	2						
Dean Chance, R (1,1) OBP: 0.200, SLG: 0.111			0-0 SH3-4		0-0 1-2 1B			0-0 F5		1	0	1	0	0	0	0						
Tom Satriano, L (7, PH) OBP: 0.400, SLG: 0.359										1	0	0	0	0	0	1						
Dan Osinski, R (7,1)										0	0	0	0	0	0	0						
Bob Duliba, R (7,1)										0	0	0	0	0	0	0						
Inning Stats	R: 0 E: 0 K: 0 S: 2	H: 0 LOB: 0 BB: 1 P: 6	R: 0 E: 0 K: 0 S: 4	H: 1 LOB: 1 BB: 0 P: 4	R: 0 E: 0 K: 0 S: 4	H: 1 LOB: 1 BB: 0 P: 4	R: 0 E: 0 K: 1 S: 5	H: 0 LOB: 0 BB: 0 P: 5	R: 0 E: 0 K: 1 S: 6	H: 1 LOB: 2 BB: 1 P: 10	R: 1 E: 0 K: 0 S: 4	H: 1 LOB: 0 BB: 0 P: 4	R: 0 E: 0 K: 0 S: 3	H: 0 LOB: 1 BB: 1 P: 7	R: 0 E: 0 K: 0 S: 3	H: 0 LOB: 0 BB: 0 P: 3	R: 0 E: 0 K: 0 S: 3	H: 0 LOB: 0 BB: 0 P: 3	1B: 2 2B: 1 3B: 1 HR: 0	SF: 0 SAC: 1 DP: 1 HBP: 0	WP: 0 PB: 0 SB: 0 CS: 0	PA: 33
PITCHER Wally Bunker, R (1,1) ERA: 0.67	IP: 9.0 WLS: W BF: 33 H: 4 R: 1 ER: 1 SO: 2 BB: 3 IBB: 0 HBP: 0 BLK: 0 WP: 0 HR: 0 S: 34 P: 46 ERA: 1.00 WHIP: 0.778															PITCHER	IP: 9.0 WLS: W BF: 33 H: 4 R: 1 ER: 1 SO: 2 BB: 3 IBB: 0 HBP: 0 BLK: 0 WP: 0 HR: 0 S: 34 P: 46 ERA: 1.00 WHIP: 0.778					

Batter	1	2	3	4	5	6	7	8	9	AB	R	H	RBI	BB	SO	LOB	BOTTOM	
Jackie Brandt, R (1,8) OBP: 0.325, SLG: 0.322	0-0 2-3		0-3 K		0-0 5-3			0-0 BB 3B 1B		4	1	1	0	0	1	0	Los Angeles Angels @ Baltimore Orioles Memorial Stadium, Baltimore, MD Fri May 15 1964, 7:05 PM EDT Unknown 	
Luis Aparicio, R (1,6) OBP: 0.281, SLG: 0.298	0-0 HR		0-0 6-3		0-0 4-3 2B		4-0 1-2 3B BB		3	2	2	1	1	0	0			
Bob Johnson, R (1,4) OBP: 0.429, SLG: 0.667	0-0 F8		0-0 G3		0-0 4-3		0-0 1B 3B		4	1	1	2	0	0	1			
Norm Siebern, L (1,3) OBP: 0.425, SLG: 0.440	0-0 E9 1B 2B		0-0 1B		0-0 4-3		0-0 1B		4	1	3	1	0	0	1			
Brooks Robinson, R (1,5) OBP: 0.370, SLG: 0.460	0-0 1B 1B		0-0 F9		0-0 5-3		0-0 F8		4	0	1	1	0	0	2			
Boog Powell, L (1,7) OBP: 0.307, SLG: 0.408	0-0 3H 1B				0-0 FC3-6 1B				2	0	2	0	0	0	0			
Russ Snyder, L (5,7) OBP: 0.231, SLG: 0.167	0-0 1-2 1B				0-0 K2-3				2	0	0	0	0	1	0			
Willie Kirkland, L (1,9) OBP: 0.271, SLG: 0.209	0-0 5-3		0-0 FC3-6 1-2		0-0 F8				4	0	0	0	0	0	3			
John Orsino, R (1,2) OBP: 0.308, SLG: 0.422		0-0 G4-6-3 1B		0-0 6-3		0-3 K		0-0 HR	4	1	2	1	0	1	1			
Wally Bunker, R (1,1) OBP: 0.200, SLG: 0.300		0-0 G4-6-3		0-0 4-3		0-0 6-3		0-3 K	4	0	0	0	0	1	2			
Inning Stats	R: 2 E: 1 K: 0 S: 7	H: 4 LOB: 2 BB: 0 P: 7	R: 0 E: 0 K: 1 S: 5	H: 1 LOB: 0 BB: 0 P: 5	R: 0 E: 0 K: 0 S: 4	H: 1 LOB: 1 BB: 0 P: 4	R: 0 E: 0 K: 0 S: 4	H: 1 LOB: 1 BB: 0 P: 4	R: 0 E: 0 K: 1 S: 5	H: 0 LOB: 0 BB: 0 P: 5	R: 3 E: 0 K: 1 S: 8	H: 3 LOB: 1 BB: 1 P: 12	R: 1 E: 0 K: 1 S: 6	H: 1 LOB: 0 BB: 0 P: 6	1B: 7 2B: 2 3B: 1 HR: 2	SF: 0 SAC: 0 DP: 1 HBP: 0	WP: 0 PB: 0 SB: 0 CS: 0	PA: 36
PITCHER Dean Chance, R (1,1) ERA: 2.28	IP: 6.0 WLS: L BF: 25 H: 8 R: 2 ER: 2 SO: 2 BB: 0 IBB: 2 HBP: 0 BLK: 0 WP: 0 HR: 1 S: 29 P: 29 ERA: 3.00 WHIP: 1.333															PITCHER	IP: 6.0 WLS: L BF: 25 H: 8 R: 2 ER: 2 SO: 2 BB: 0 IBB: 2 HBP: 0 BLK: 0 WP: 0 HR: 1 S: 29 P: 29 ERA: 3.00 WHIP: 1.333	
Dan Osinski, R (7,1) ERA: 3.18	0.2 6 3 3 3 1 1 0 0 0 0 0 7 11 40.50 6.000																	
Bob Duliba, R (7,1) ERA: 1.59	1.1 5 1 1 1 1 0 0 0 0 0 1 7 7 6.75 0.750																	

Batter	1	2	3	4	5	6	7	8	9	AB	R	H	RBI	BB	SO	LOB	TOP			
Albie Pearson, L OBP: 0.299, SLG: 0.323 (1, 8)	G3		F3		F9		F4		F8	5	0	0	0	0	0	3				
Billy Moran, R OBP: 0.285, SLG: 0.280 (1, 5)	1-3			K		FC3-6 1B	FC6-4 1-2			4	0	1	0	0	1	2				
Charlie Dees, L OBP: 0.167, SLG: 0.136 (1, 3)	F5			6-3		FC3-6 1B 1-2		1-3		4	0	0	0	0	0	1				
Lee Thomas, L OBP: 0.298, SLG: 0.345 (1, 9)		G3-6 1B		HBP BB 1B		1B 1-2 1B		BB BB		3	0	3	0	1	0	0				
Tom Satirano, L OBP: 0.408, SLG: 0.341 (1, 2)	G3-6 1-2			HBP BB 1B		F8		BB BB		2	0	0	0	2	0	3				
Ed Kirkpatrick, L OBP: 0.350, SLG: 0.353 (1, 7)	F8			HBP BB 1-2 2-3				G6-4-3 BB 1-2 2-3		2	0	1	0	1	0	0				
Joe Koppe, R OBP: 0.457, SLG: 0.483 (1, 6)			5-3	F8			1B 1B	G6-4-3 1-2		4	0	1	0	0	0	6				
Bobby Knoop, R OBP: 0.291, SLG: 0.333 (1, 4)			PB 1B		K		FC6-4 1-2 1B	6-3		4	0	2	0	0	1	0				
Bob Lee, R Willie Smith, L (5, PH) Bob Duliba, R Felix Torres, R Dan Osinski, R Buck Rodgers, S (9, PH)			K		L7		K	K		1	0	0	0	0	1	1				
										0	0	0	0	0	0	0				
										0	0	0	0	0	1	2				
										1	0	0	0	0	0	0				
										1	0	0	0	0	1	0				
										1	0	0	0	0	1	0				
Inning Stats	R: 0 E: 0 K: 0 S: 3	H: 0 LOB: 0 BB: 0 P: 3	R: 0 E: 0 K: 0 S: 3	H: 1 LOB: 0 BB: 0 P: 3	R: 0 E: 0 K: 1 S: 6	H: 1 LOB: 1 BB: 0 P: 6	R: 0 E: 0 K: 1 S: 6	H: 1 LOB: 3 BB: 0 P: 11	R: 0 E: 0 K: 1 S: 5	H: 0 LOB: 0 BB: 0 P: 5	R: 0 E: 0 K: 1 S: 7	H: 2 LOB: 2 BB: 0 P: 7	R: 0 E: 0 K: 0 S: 2	H: 0 LOB: 0 BB: 3 P: 14	R: 0 E: 0 K: 1 S: 5	H: 0 LOB: 0 BB: 0 P: 5	1B: 8 2B: 0 3B: 0 HR: 0	SF: 0 SAC: 0 DP: 2 HBP: 1	WP: 0 PB: 1 SB: 0 CS: 0	PA: 37
PITCHER Mitt Pappas, R ERA: 2.5 (1, 1)	IP: 9.0 WLS: W BF: 37 H: 8 R: 0 ER: 0 SO: 5 BB: 4 IBB: 0 HBP: 1 BLK: 0 WP: 0 HR: 0 S: 42 P: 59 ERA: 0.00 WHIP: 1.333															PITCHER				

Los Angeles Angels @ Baltimore Orioles
Memorial Stadium, Baltimore, MD
Fri May 15 1964, 7:05 PM EDT
Att: 15,392 - Unknown

AB	32
R	0
H	8
RBI	0
BB	4
SO	5
LOB	18



Batter	1	2	3	4	5	6	7	8	9	AB	R	H	RBI	BB	SO	LOB	BOTTOM			
Jackie Brandt, R OBP: 0.328, SLG: 0.350 (1, 8)	F3		K	HR		6-3		4-3 1B 1B		5	2	2	3	0	1	1				
Luis Aparicio, R OBP: 0.286, SLG: 0.303 (1, 6)	F5		G3	E6 CS			S 2B 1B	4-3 1B 1B		5	2	2	0	0	0	1				
Bob Johnson, R OBP: 0.316, SLG: 0.500 (1, 4)	L4			6-3 CS	K		K	SF8		4	0	0	1	0	2	1				
Norm Siebern, L OBP: 0.432, SLG: 0.453 (1, 3)		3-1 2B		E6 WP 1B E	BB 1B		2B 1B BB	4-3		4	2	2	0	1	0	2				
Brooks Robinson, R OBP: 0.372, SLG: 0.467 (1, 5)		6-3		E5 WP 1B	F8		1-3 2H 1B 2B	1B		5	2	2	3	0	0	3				
Russ Snyder, L OBP: 0.200, SLG: 0.143 Sam Bowers, R OBP: 0.324, SLG: 0.381 (5, PH) (6, 7)		3-1 2-3		6-3 1-2 2-3 BB			1-3 1-3	K		2	0	0	0	0	0	3				
Willie Kirkland, L OBP: 0.288, SLG: 0.217 (1, 9)		4-1		1B 2B IBB	F5			1B HBP		3	1	1	2	1	0	3				
Dick Brown, R OBP: 0.286, SLG: 0.450 (1, 2)			K	2B HR 1B			K	K		4	1	1	2	0	3	1				
Mitt Pappas, R OBP: 0.231, SLG: 0.250 (1, 1)				1-3 3H 2B			K	1B SF8 HBP		3	2	2	1	0	1	0				
Inning Stats	R: 0 E: 0 K: 0 S: 3	H: 0 LOB: 0 BB: 0 P: 3	R: 0 E: 0 K: 0 S: 4	H: 1 LOB: 1 BB: 0 P: 4	R: 0 E: 0 K: 2 S: 8	H: 1 LOB: 1 BB: 0 P: 8	R: 6 E: 3 K: 0 S: 8	H: 3 LOB: 0 BB: 1 P: 12	R: 0 E: 0 K: 1 S: 6	H: 1 LOB: 2 BB: 1 P: 10	R: 0 E: 0 K: 2 S: 7	H: 0 LOB: 0 BB: 0 P: 7	R: 3 E: 0 K: 2 S: 10	H: 3 LOB: 1 BB: 1 P: 14	R: 3 E: 0 K: 1 S: 8	H: 3 LOB: 1 BB: 0 P: 9	1B: 8 2B: 3 3B: 0 HR: 1	SF: 1 SAC: 0 DP: 0 HBP: 1	WP: 1 PB: 0 SB: 1 CS: 1	PA: 43
PITCHER Bob Lee, R ERA: 2.23 Willie Smith, L ERA: 0.9 Bob Duliba, R ERA: 1.54 Dan Osinski, R ERA: 5.88	IP: 4.0 WLS: L BF: 20 H: 5 R: 6 ER: 0 SO: 2 BB: 1 IBB: 0 HBP: 0 BLK: 0 WP: 0 HR: 1 S: 23 P: 27 ERA: 0.00 WHIP: 1.250															PITCHER				

Los Angeles Angels @ Baltimore Orioles
Memorial Stadium, Baltimore, MD
Fri May 15 1964, 7:05 PM EDT
Att: 15,392 - Unknown

AB	37
R	12
H	12
RBI	12
BB	3
SO	8
LOB	18



Batter	1	2	3	4	5	6	7	8	9	AB	R	H	RBI	BB	SO	LOB	TOP																
Albie Pearson, L (1, 8) OBP: 0.297, SLG: 0.320	3-1	F1					L8			4	0	1	0	0	0	3	Los Angeles Angels @ Baltimore Orioles Memorial Stadium, Baltimore, MD Sat May 16 1964, 7:05 PM EDT Att: 7,089 - Unknown																
Billy Moran, R (1, 5) OBP: 0.286, SLG: 0.275	4-0	4-3			SH1-4		G6-4-3			2	1	0	0	1	0	3																	
Jim Fregosi, R (1, 6) OBP: 0.450, SLG: 0.651	0-0		6-3		5-3			G3-6-3		4	0	2	0	0	0	1																	
Joe Adcock, R (1, 3) OBP: 0.314, SLG: 0.410	4-0		6-3		5-3			K		3	0	0	0	1	1	2																	
Buck Rodgers, S (1, 2) OBP: 0.291, SLG: 0.257	4-0		4-3			K		G3-6-3		3	0	0	1	1	1	1																	
Lee Thomas, L (1, 9) OBP: 0.288, SLG: 0.333	0-3			1-3		K		4-3		4	0	0	0	0	2	3																	
Bobby Knoop, R (1, 4) OBP: 0.281, SLG: 0.321	0-0			1-3		K		F5		4	0	0	0	0	2	3																	
Jim Piersall, R (1, 7) OBP: 0.286, SLG: 0.263								4-3		1	0	0	0	1	1	0																	
Ed Kirkpatrick, L (7, PH) OBP: 0.354, SLG: 0.371		K								2	0	1	0	0	0	0																	
Fred Newman, R (1, 1) OBP: 0.231, SLG: 0.167										1	0	0	0	1	1	1																	
Don Lee, R (6, 1) OBP: 0.500, SLG: 0.500										0	0	0	0	0	0	0																	
Tom Satriano, L (7, PH) OBP: 0.420, SLG: 0.341										0	0	0	0	1	0	0																	
Dick Simpson, R (7, PH) OBP: 0.175, SLG: 0.194										0	0	0	0	0	0	0																	
Barry Latman, R (7, 1) OBP: 0.182, SLG: 0.182										0	0	0	0	0	0	0																	
Inning Stats	R: 1 E: 0 K: 1 S: 6	H: 1 LOB: 3 BB: 3 P: 18	R: 0 E: 0 K: 1 S: 5	H: 0 LOB: 1 BB: 1 P: 9	R: 0 E: 0 K: 0 S: 3	H: 0 LOB: 0 BB: 0 P: 3	R: 0 E: 0 K: 2 S: 7	H: 0 LOB: 1 BB: 1 P: 11	R: 0 E: 0 K: 0 S: 4	H: 1 LOB: 1 BB: 0 P: 4	R: 0 E: 0 K: 3 S: 9	H: 0 LOB: 0 BB: 0 P: 9	R: 0 E: 0 K: 0 S: 3	H: 1 LOB: 2 BB: 1 P: 7	R: 0 E: 0 K: 1 S: 5	H: 1 LOB: 0 BB: 0 P: 3	1B: 3 2B: 1 3B: 0 HR: 0	SF: 0 SAC: 1 DP: 2 HBP: 0	WP: 0 PB: 0 SB: 0 CS: 0	PA: 35													
PITCHER	IP WLS BF H R ER SO BB IBB HBP BLK WP HR S P ERA WHIP																																
Steve Barber, L (1, 1) ERA: 3.86	5.0	22	2	1	1	4	5	0	0	0	0	0	0	25	45	1.80	1.400																
Dick Hall, R (6, 1) ERA: 1.15	2.0	7	1	0	0	3	1	0	0	0	0	0	0	12	16	0.00	1.000																
Stu Miller, R (8, 1) ERA: 2.35	2.0	6	1	0	0	1	0	0	0	0	0	0	0	8	8	0.00	0.500																

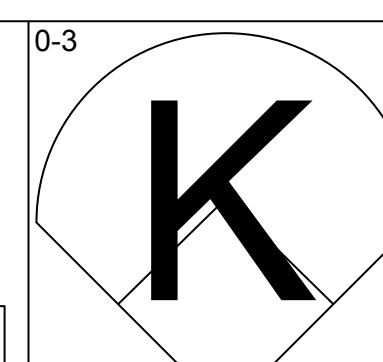
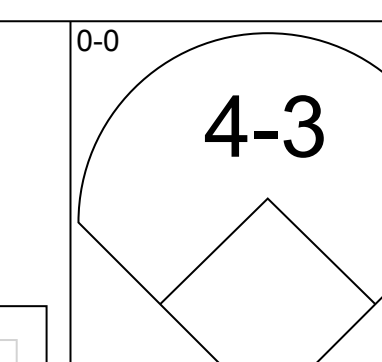
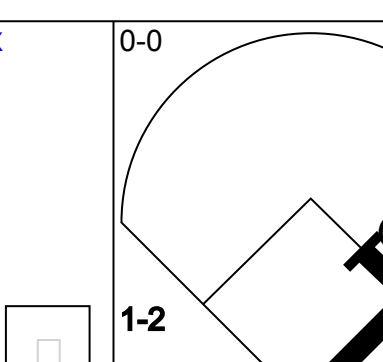
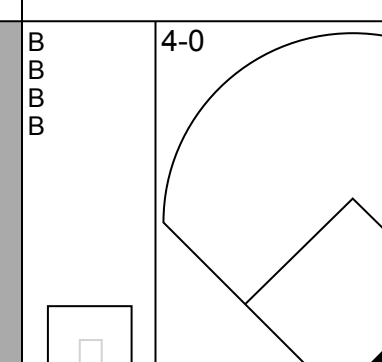
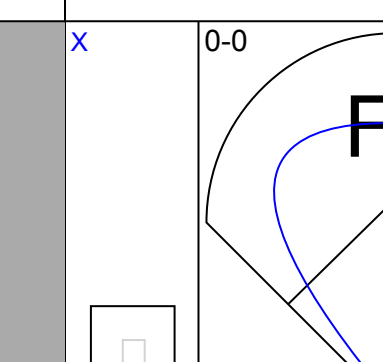
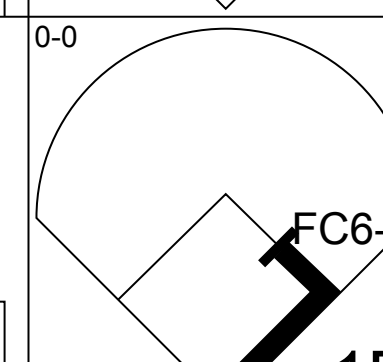
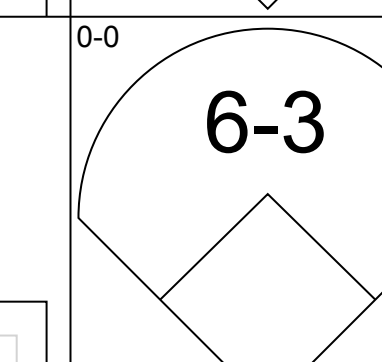
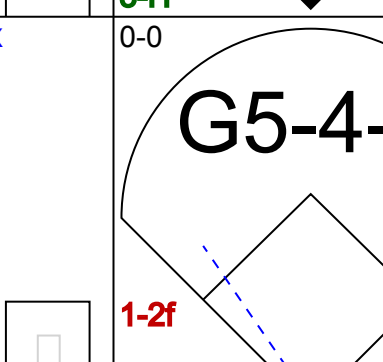
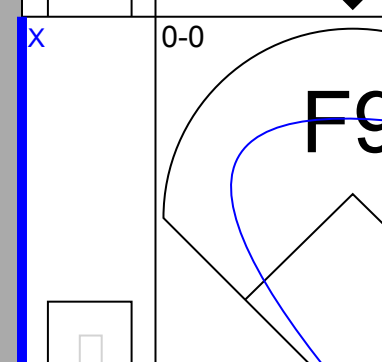
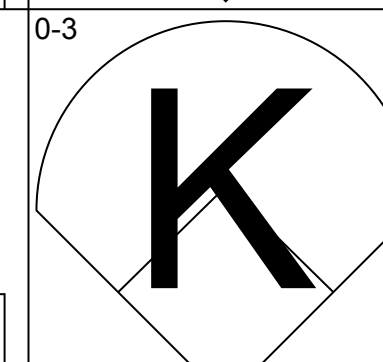
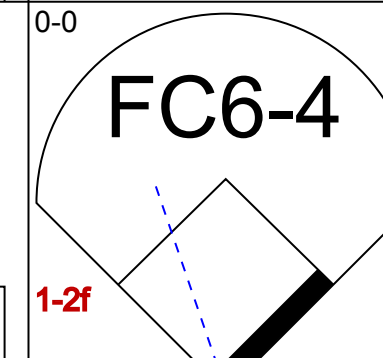
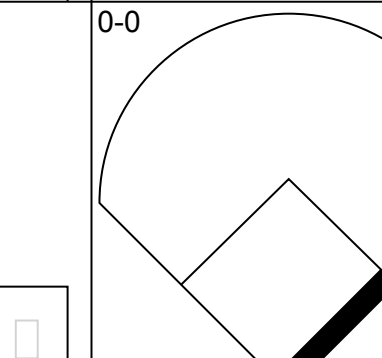
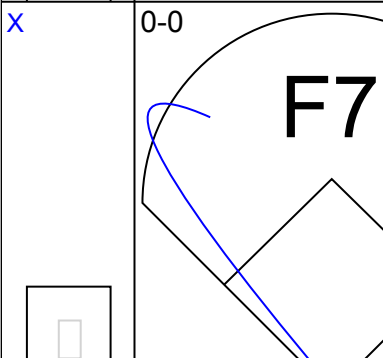
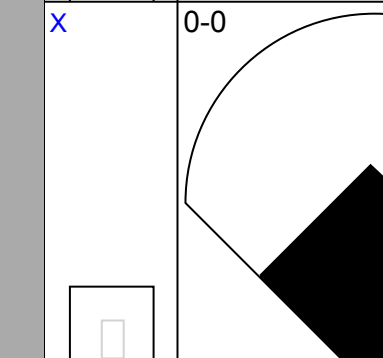

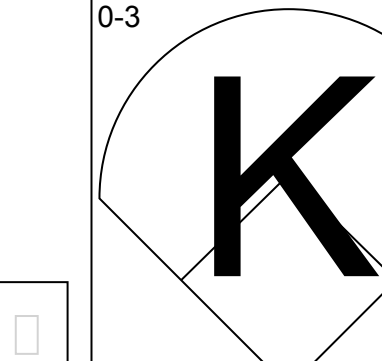
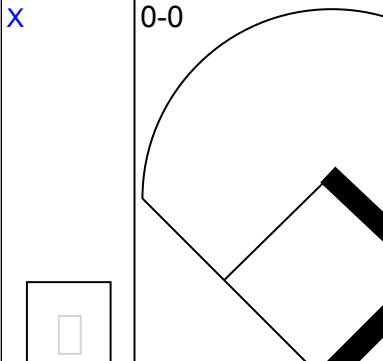
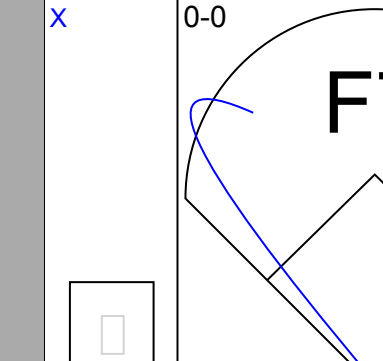
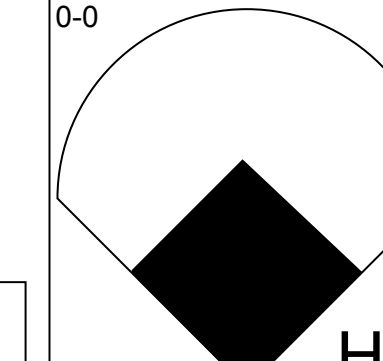
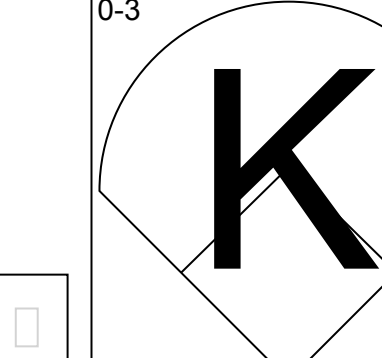
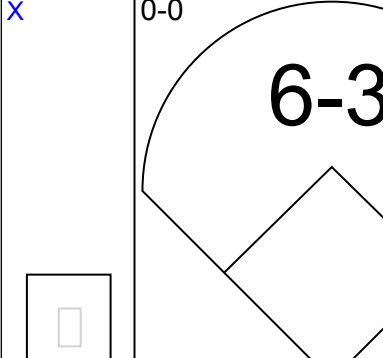
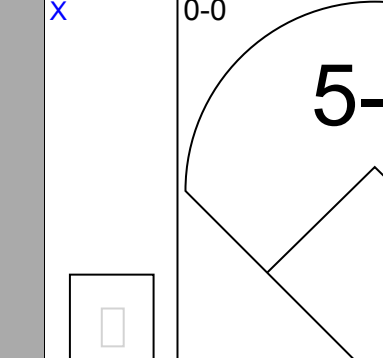
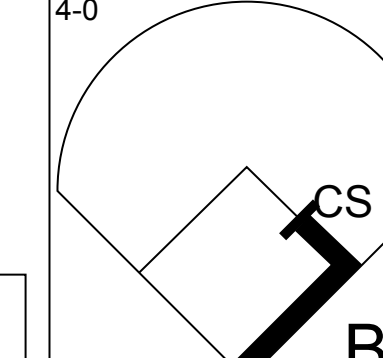


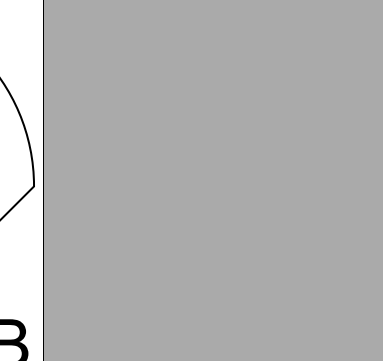
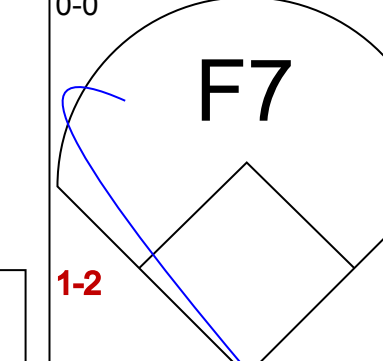
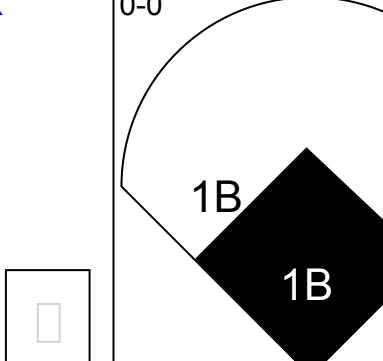
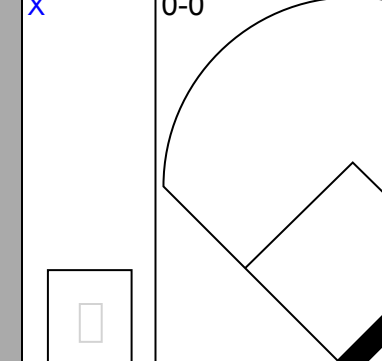
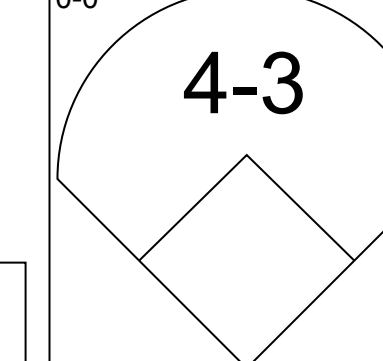
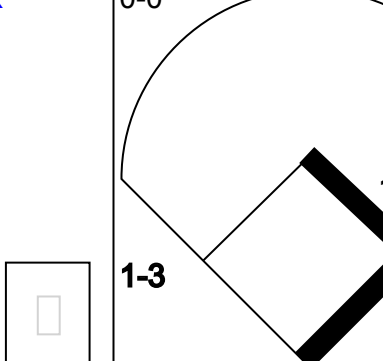
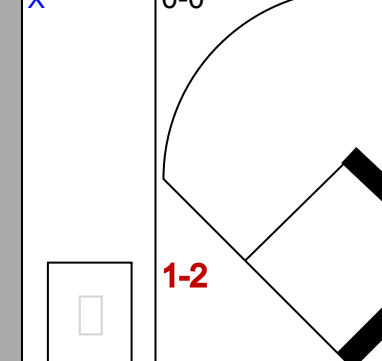
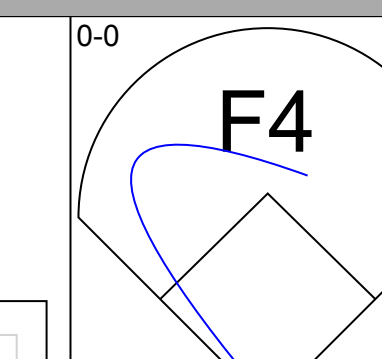
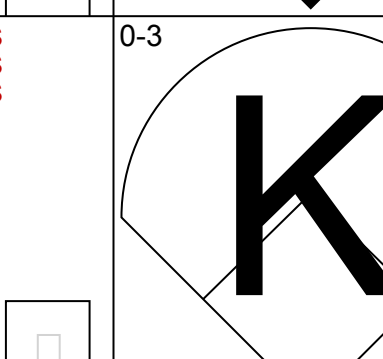
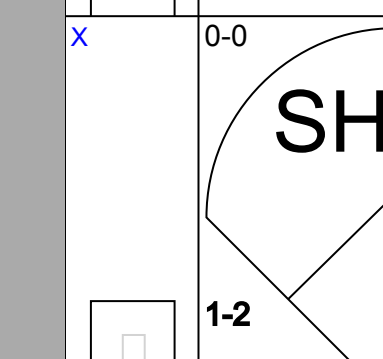
Batter	1	2	3	4	5	6	7	8	9	AB	R	H	RBI	BB	SO	LOB	BOTTOM															
Russ Snyder, L (1, 8) OBP: 0.222, SLG: 0.176	B1			E	4-3		SH4-3			3	0	1	0	0	0	1	Los Angeles Angels @ Baltimore Orioles Memorial Stadium, Baltimore, MD Sat May 16 1964, 7:05 PM EDT Att: 7,089 - Unknown															
Luis Aparicio, R (1, 6) OBP: 0.293, SLG: 0.304	6-3			E		F8	CS			3	0	1	0	1	0	0																
Bob Johnson, R (1, 4) OBP: 0.261, SLG: 0.400	4-3			F2		K	F9			4	0	0	0	0	1	4																
Norm Siebern, L (1, 3) OBP: 0.426, SLG: 0.455		3-1		E4				G3		4	1	1	0	0	0	2																
Brooks Robinson, R (1, 5) OBP: 0.376, SLG: 0.495		6-3		G4-6-3						4	2	2	2	0	0	3																
Boog Powell, L (1, 7) OBP: 0.315, SLG: 0.450		4-3			4-3					4	1	2	2	0	0	0																
Willie Kirkland, L (1, 9) OBP: 0.304, SLG: 0.240				F7						4	1	2	0	0	1	0																
John Orsino, R (1, 2) OBP: 0.295, SLG: 0.402				K						4	0	0	0	0	1	3																
Steve Barber, L (1, 1) ERA: 3.26										1	0	0	0	0	0	0																
Joe Gaines, R (5, PH) OBP: 0.278, SLG: 0.375										1	0	1	1	0	0	0																
Dick Hall, R (6, 1) ERA: 2.51										0	0	0	0	0	0	0																
Bob Saverine, S (7, PH) ERA: 3.12										0	0	0	0	1	0	0																
Inning Stats	R: 0 E: 0 K: 0 S: 3	H: 0 LOB: 0 BB: 0 P: 3	R: 0 E: 0 K: 0 S: 3	H: 0 LOB: 0 BB: 0 P: 3	R: 0 E: 1 K: 0 S: 5	H: 2 LOB: 2 BB: 0 P: 5	R: 1 E: 0 K: 0 S: 5	H: 2 LOB: 1 BB: 0 P: 5	R: 2 E: 0 K: 1 S: 9	H: 4 LOB: 2 BB: 0 P: 9	R: 0 E: 0 K: 0 S: 2	H: 0 LOB: 1 BB: 2 P: 10	R: 2 E: 1 K: 1 S: 8	H: 2 LOB: 1 BB: 0 P: 8	1B: 7 2B: 1 3B: 0 HR: 2	SF: 0 SAC: 1 DP: 1 HBP: 0	WP: 0 PB: 0 SB: 1 CS: 1	PA: 36														
PITCHER	IP WLS BF H R ER SO BB IBB HBP BLK WP HR S P ERA WHIP																															
Fred Newman, R (1, 1) ERA: 3.26	5.2	25	8	3	3	2	0	0	0	0	0	0	1	1	0.00	0.000																
Don Lee, R (6, 1) ERA: 2.51	0.1	1	0	0	0	0	0	0	0	0	0	0	1	1	0.00	0.000																
Barry Latman, R (7, 1) ERA: 3.12	2.0	10	2	2	2	1	2	0	0	0	0	2	10	18	9.00	2.000																

AB 28
R 1
H 4
RBI 1
BB 6
SO 8
LOB 17



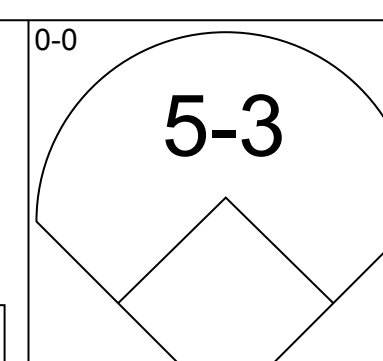
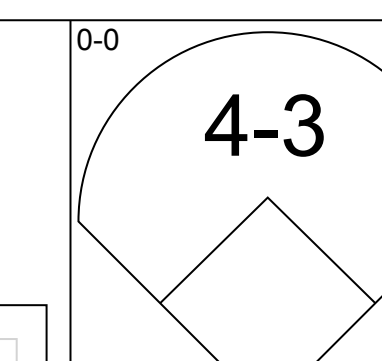
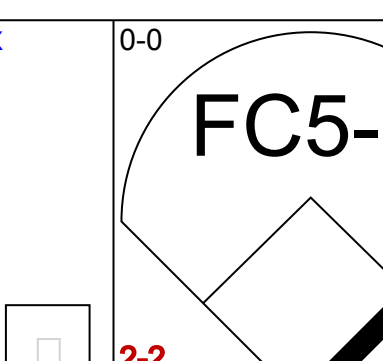
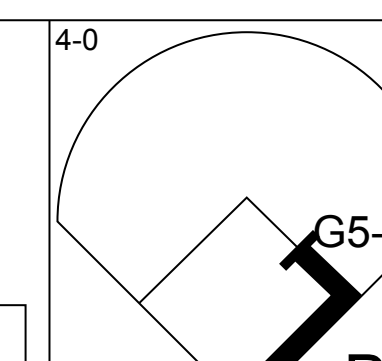
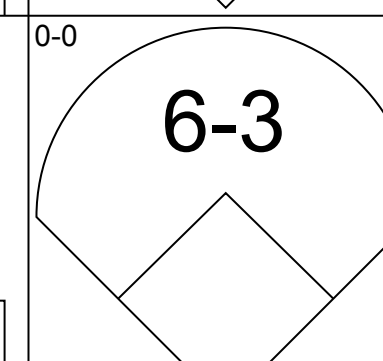
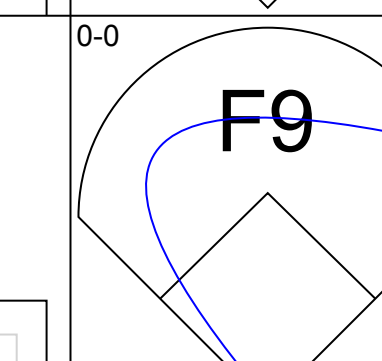
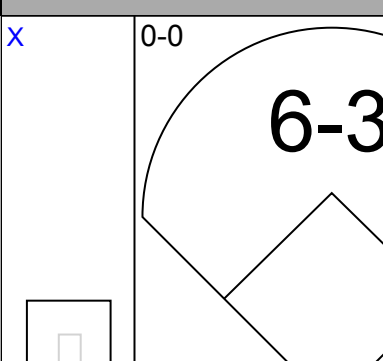
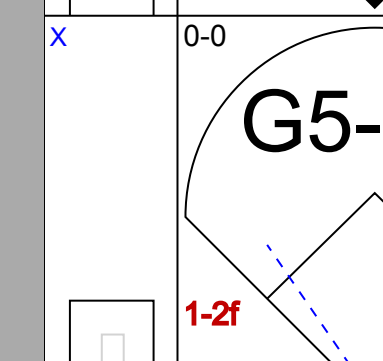
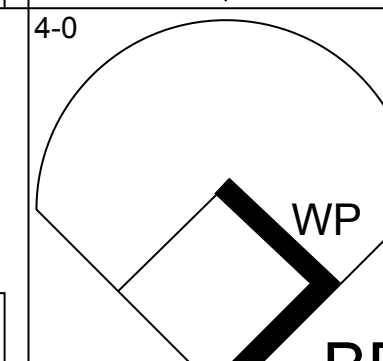
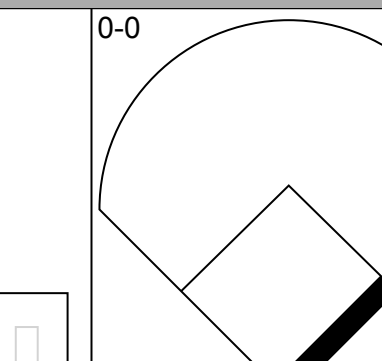
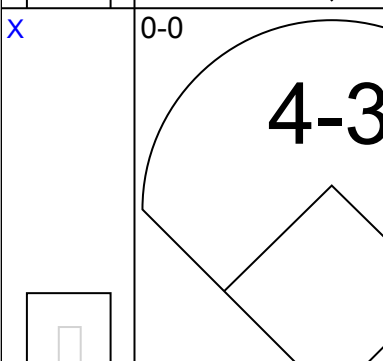
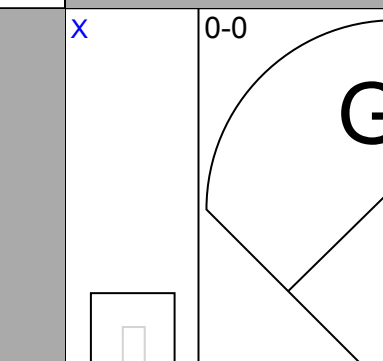
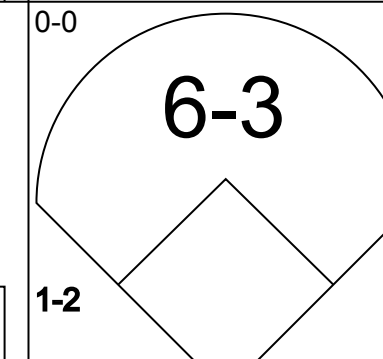
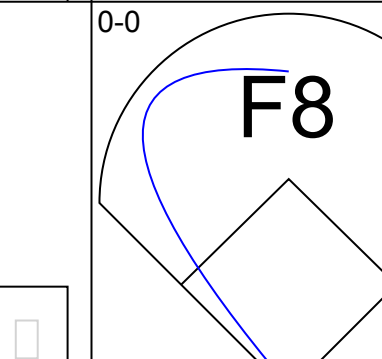
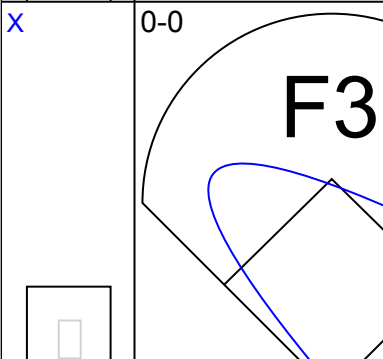
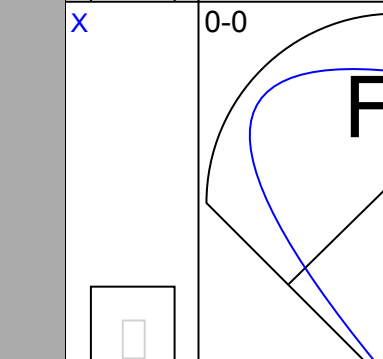
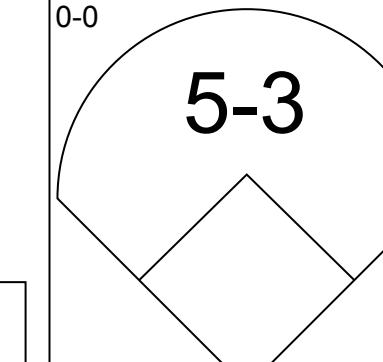
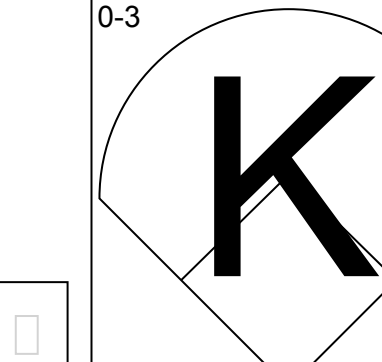
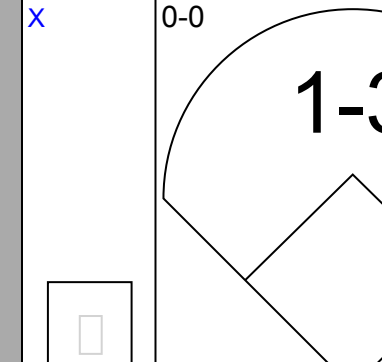
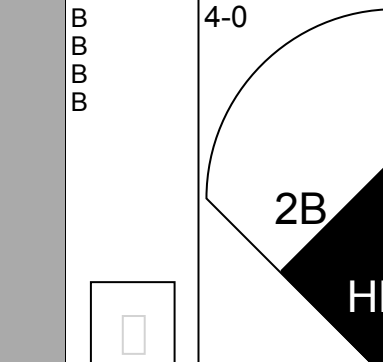
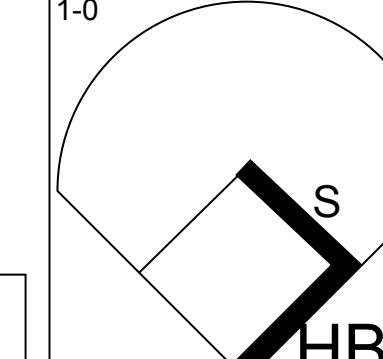
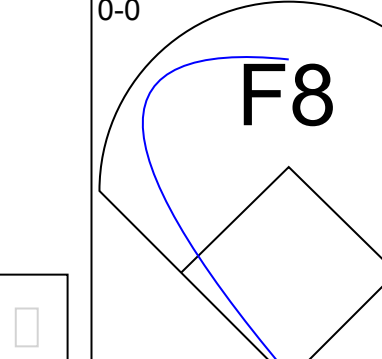
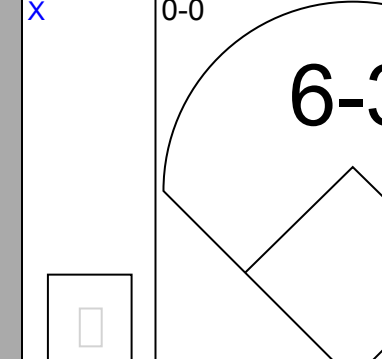
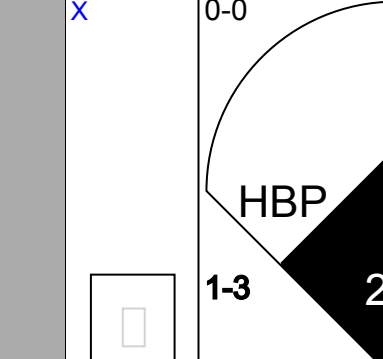
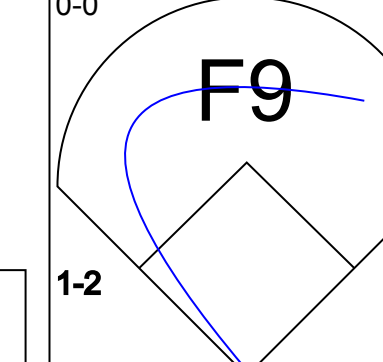
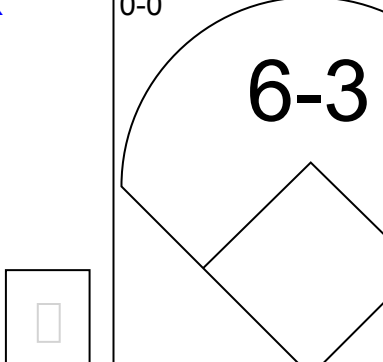
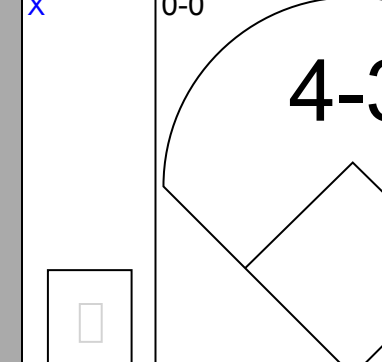
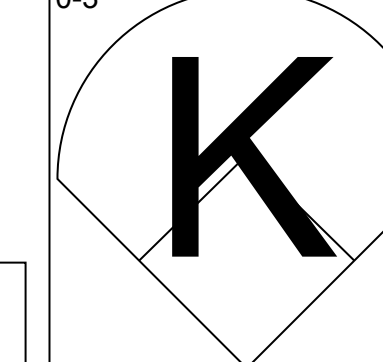
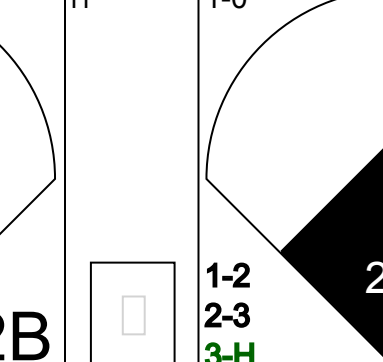

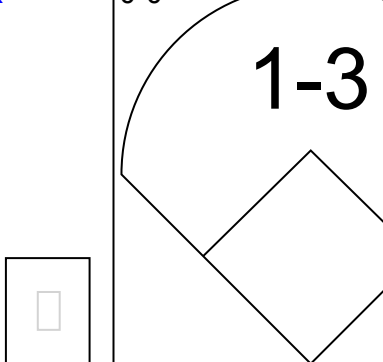
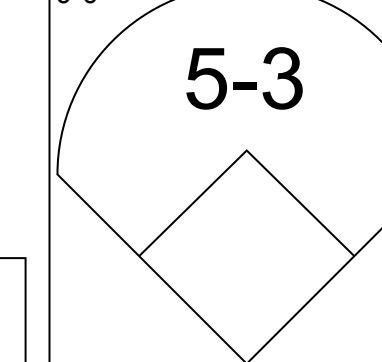
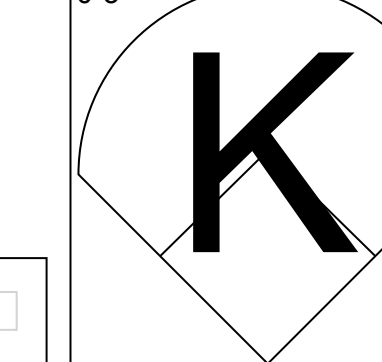
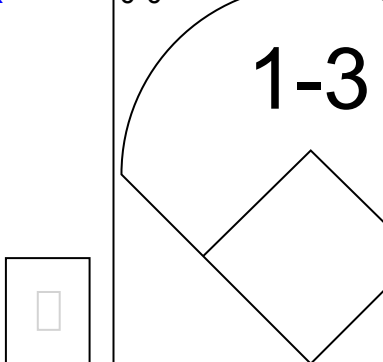
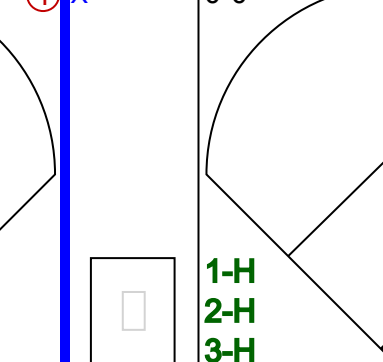
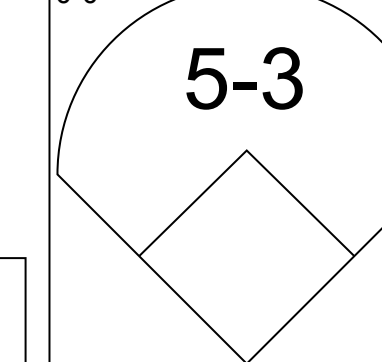
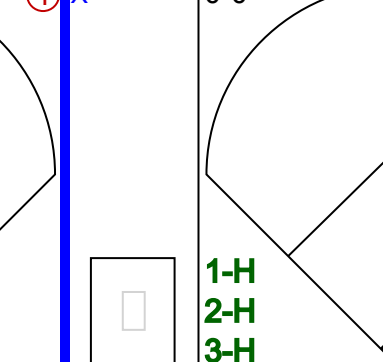
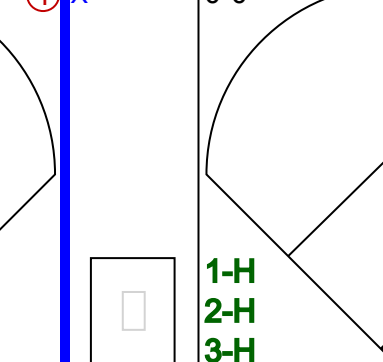
AB 33
R 5
H 10
RBI 5
BB 2
SO 3
LOB 14



Batter	1	2	3	4	5	6	7	8	9	AB	R	H	RBI	BB	SO	LOB	TOP							
Albie Pearson, L (1, 9) OBP: 0.306, SLG: 0.315										4	0	1	1	1	1	1	Los Angeles Angels @ Boston Red Sox Fenway Park, Boston, MA Tue May 19 1964, 7:05 PM EDT Att: 7,027 - Unknown							
Jim Piersall, R (1, 7) OBP: 0.379, SLG: 0.346										3	0	1	0	0	0	2								
Lee Thomas, L (7, PH) (7, 7) OBP: 0.286, SLG: 0.331										1	0	0	0	0	0	2								
Jim Fregosi, R (1, 6) OBP: 0.440, SLG: 0.621										4	0	0	0	0	1	1								
Joe Adcock, R (1, 3) OBP: 0.342, SLG: 0.500										4	1	2	1	0	0	1								
Felix Torres, R (1, 5) OBP: 0.308, SLG: 0.615										4	1	2	1	0	1	1								
Dick Simpson, R (1, 8) OBP: 0.224, SLG: 0.279										3	0	0	0	1	1	2								
Tom Satrino, L (1, 2) OBP: 0.424, SLG: 0.360										4	1	3	0	0	0	1								
Bobby Knoop, R (1, 4) OBP: 0.285, SLG: 0.322										4	0	2	0	0	0	1								
Bo Belinsky, L (1, 1)										3	0	0	0	0	1	3								
Barry Latman, R (9, 1) OBP: 0.162, SLG: 0.162										0	0	0	0	0	0	0								
Don Lee, R (9, 1) OBP: 0.500, SLG: 0.500										0	0	0	0	0	0	0								
Inning Stats	R: 0 E: 0 K: 2 S: 8	H: 1 LOB: 1 BB: 0 P: 8	R: 1 E: 0 K: 0 S: 3	H: 1 LOB: 0 BB: 1 P: 7	R: 0 E: 0 K: 0 S: 3	H: 0 LOB: 0 BB: 0 P: 3	R: 0 E: 0 K: 2 S: 8	H: 1 LOB: 1 BB: 0 P: 8	R: 1 E: 0 K: 1 S: 7	H: 3 LOB: 1 BB: 0 P: 7	R: 0 E: 0 K: 0 S: 4	H: 1 LOB: 1 BB: 0 P: 4	R: 0 E: 0 K: 0 S: 4	H: 2 LOB: 2 BB: 1 P: 8	R: 1 E: 0 K: 0 S: 4	H: 1 LOB: 1 BB: 0 P: 4	R: 0 E: 0 K: 0 S: 4	H: 1 LOB: 1 BB: 0 P: 4	1B: 8 2B: 1 3B: 0 HR: 2	SF: 0 SAC: 1 DP: 1 HBP: 0	WP: 0 PB: 0 SB: 0 CS: 2	PA: 37		
PITCHER	IP WLS BF H R ER SO BB IBB HBP BLK WP HR S P ERA WHIP	8.0 33 10 3 3 5 2 0 0 0 0 2 41 49 3.38 1.500	1.0 W 4 1 0 0 0 0 0 0 0 0 0 4 4 0.00 1.000																					

AB 34
R 3
H 11
RBI 3
BB 2
SO 5
LOB 15



Batter	1	2	3	4	5	6	7	8	9	AB	R	H	RBI	BB	SO	LOB	BOTTOM						
Chuck Schilling, R (1, 4) OBP: 0.274, SLG: 0.269										3	0	0	0	1	0	1	Los Angeles Angels @ Boston Red Sox Fenway Park, Boston, MA Tue May 19 1964, 7:05 PM EDT Att: 7,027 - Unknown						
Eddie Bressoud, R (1, 6) OBP: 0.403, SLG: 0.488										4	0	0	0	0	0	2							
Carl Yastrzemski, L (1, 8) OBP: 0.342, SLG: 0.453										3	0	1	0	1	0	0							
Frank Maltzone, R (1, 5) OBP: 0.350, SLG: 0.431										4	0	0	0	0	0	2							
Dick Stuart, R (1, 3) OBP: 0.288, SLG: 0.345										3	1	0	0	1	1	1							
Tony Conigliaro, R (1, 7) OBP: 0.322, SLG: 0.523										3	1	1	0	0	0	1							
Bob Tillman, R (1, 2) OBP: 0.287, SLG: 0.083										3	0	0	0	1	0	1							
Earl Wilson, R (9, PR) OBP: 0.429, SLG: 0.200										0	1	0	0	0	0	0							
Roman Mejias, R (1, 9) OBP: 0.280, SLG: 0.458										3	1	2	1	0	1	1							
Bill Monbouquette, R (1, 1) OBP: 0.287, SLG: 0.083										2	0	0	0	0	1	1							
Felix Mantilla, R (8, PH) OBP: 0.172, SLG: 0.286										1	0	0	0	0	0	1							
Bob Heffner, R (9, 1) OBP: 0.500, SLG: 1.250										0	0	0	0	0	0	0							
Dalton Jones, L (9, PH) OBP: 0.339, SLG: 0.559										1	0	1	3	0	0	0							
Inning Stats	R: 0 E: 0 K: 0 S: 3	H: 0 LOB: 1 BB: 1 P: 7	R: 0 E: 0 K: 1 S: 5	H: 0 LOB: 1 BB: 0 P: 6	R: 0 E: 0 K: 1 S: 5	H: 0 LOB: 0 BB: 0 P: 5	R: 0 E: 0 K: 1 S: 6	H: 1 LOB: 1 BB: 0 P: 6	R: 0 E: 0 K: 0 S: 4	H: 1 LOB: 1 BB: 0 P: 4	R: 0 E: 0 K: 0 S: 3	H: 0 LOB: 0 BB: 0 P: 3	R: 0 E: 0 K: 0 S: 3	H: 0 LOB: 0 BB: 0 P: 3	R: 0 E: 0 K: 0 S: 3	H: 1 LOB: 1 BB: 1 P: 7	R: 4 E: 0 K: 0 S: 4	H: 2 LOB: 2 BB: 2 P: 13	1B: 1 2B: 4 3B: 0 HR: 0	SF: 0 SAC: 0 DP: 1 HBP: 2	WP: 1 PB: 0 SB: 1 CS: 0	PA: 36	
PITCHER	IP WLS BF H R ER SO BB IBB HBP BLK WP HR S P ERA WHIP	8.2 33 4 2 2 3 4 2 2 3 1 0 35 48 2.08 0.808	0.0 L 2 0 0 0 0 1 0 1 0 0 0 0 5 ∞ ∞	0.0 1 1 2 2 0 0 0 0 0 0 0 0 1 1 ∞ ∞																			

AB 30
R 4
H 5
RBI 4
BB 4
SO 3
LOB 11



Batter	1	2	3	4	5	6	7	8	9	AB	R	H	RBI	BB	SO	LOB	TOP		
Albie Pearson, L OBP: 0.290, SLG: 0.291 (1, 8)	K		F8	HBP	E6		E3		G1-4-3	5	0	0	1	0	1	3			
Billy Moran, R OBP: 0.304, SLG: 0.307 (1, 4)	F8		BB	F9	BB		4-3			4	0	1	1	1	0	4			
Lee Thomas, L OBP: 0.295, SLG: 0.344 (1, 9)	4-3		BB				F8			3	1	1	1	2	0	1			
Felix Torres, R OBP: 0.343, SLG: 0.559 Dick Simpson, R OBP: 0.226, SLG: 0.261 (8, PR)		F9	4-3							4	1	1	0	1	0	5			
Buck Rodgers, S OBP: 0.298, SLG: 0.257 (1, 2)		1B			SF7	F6				2	1	0	1	2	0	1			
Tom Satriano, L OBP: 0.403, SLG: 0.362 (1, 3)				FC4-6	F6		4-3			5	0	2	0	0	0	3			
Ed Kirkpatrick, L OBP: 0.341, SLG: 0.359 (1, 7)		SF8		E4	1B		5-3			4	2	1	1	0	0	4			
Joe Koppe, R OBP: 0.450, SLG: 0.455 (1, 6)		F6		HBP	1B		5-3			4	1	1	1	1	0	2			
Barry Latman, R Bob Oulita, R Jim Figgins, R Fred Newman, R Charlie Green, R Joe Asch, R Willie Smith, L Dan Osinski, R Bob Lee, R Jim Peppas, R			K	FC1-2	BB		F7			0	0	0	0	0	0	0			
Inning Stats	R: 0 E: 0 K: 1 S: 5	H: 0 LOB: 0 BB: 0 P: 5	R: 1 E: 0 K: 0 S: 4	H: 1 LOB: 1 BB: 1 P: 8	R: 0 E: 0 K: 1 S: 6	H: 1 LOB: 2 BB: 1 P: 10	R: 1 E: 1 K: 0 S: 4	H: 0 LOB: 3 BB: 2 P: 13	R: 5 E: 1 K: 0 S: 8	H: 4 LOB: 3 BB: 3 P: 20	R: 0 E: 0 K: 0 S: 4	H: 1 LOB: 1 BB: 0 P: 4	R: 0 E: 1 K: 0 S: 4	H: 0 LOB: 1 BB: 0 P: 4	R: 0 E: 0 K: 0 S: 3	H: 1 LOB: 2 BB: 0 P: 3	1B: 7 2B: 1 3B: 1 HR: 0	SF: 2 SAC: 0 DP: 1 HBP: 1	WP: 0 PA: 46 PB: 0 SB: 0 CS: 0
PITCHER	IP	WLS	BF	H	R	ER	SO	BB	IBB	HBP	BLK	WP	HR	S	P	ERA	WHIP		
Dave Morehead, R ERA: 3.21	4.2		26	5	6	4	2	5	0	1	0	0	0	24	45	7.71	2.143		
Arnold Earley, L ERA: 0.73	0.0		4	1	1	0	0	2	0	0	0	0	0	2	10	∞	∞		
Bob Heffner, R ERA: 2.36	4.1	W	16	3	0	0	0	0	0	0	0	0	0	16	16	0.00	0.692		

Los Angeles Angels @ Boston Red Sox
Fenway Park, Boston, MA
Thu May 21 1964, 3:33 AM EDT
Att: 3,585 - Unknown

AB 36
R 7
H 9
RBI 7
BB 7
SO 2
LOB 26



Batter	1	2	3	4	5	6	7	8	9	AB	R	H	RBI	BB	SO	LOB	BOTTOM		
Dalton Jones, L OBP: 0.380, SLG: 0.563 (1, 4)	F9	FC4-2		E6						3	3	1	1	1	0	0			
Eddie Bressoud, R OBP: 0.408, SLG: 0.504 (1, 6)	F3	FC4-2				K		SH3		3	2	1	2	1	1	1			
Carl Yastrzemski, L OBP: 0.397, SLG: 0.499 (1, 8)		FC4-2		3-1						3	0	1	1	2	0	3			
Frank Maltzone, R OBP: 0.341, SLG: 0.415 (1, 5)	F3			5-3		F5		F3		5	0	1	2	0	0	4			
Dick Stuart, R OBP: 0.276, SLG: 0.331 Dick Williams, R OBP: 0.143, SLG: 0.077 (1, 3)		E5				F3		F8		5	1	0	0	0	0	5			
Tony Conigliaro, R OBP: 0.325, SLG: 0.521 (1, 7)		1B					6-3			4	1	3	0	0	0	0			
Bob Tillman, R OBP: 0.349, SLG: 0.378 (1, 2)		FC5-6		F9						3	1	1	1	1	0	2			
Roman Mejias, R OBP: 0.313, SLG: 0.414 (1, 9)				G6-4-3						3	0	1	1	1	1	2			
Dave Morehead, R OBP: 0.133, SLG: 0.071 Arnold Earley, L OBP: 0.333, SLG: 0.833 (1, 1)		FC5-6		6-3						2	0	0	0	0	0	2			
Inning Stats	R: 0 E: 0 K: 0 S: 3	H: 0 LOB: 1 BB: 1 P: 7	R: 5 E: 1 K: 0 S: 9	H: 5 LOB: 2 BB: 1 P: 13	R: 0 E: 0 K: 0 S: 3	H: 1 LOB: 0 BB: 0 P: 3	R: 2 E: 1 K: 0 S: 5	H: 1 LOB: 0 BB: 0 P: 5	R: 0 E: 0 K: 1 S: 6	H: 1 LOB: 2 BB: 1 P: 10	R: 1 E: 0 K: 1 S: 6	H: 1 LOB: 1 BB: 0 P: 7	R: 0 E: 0 K: 1 S: 5	H: 0 LOB: 1 BB: 1 P: 9	R: 0 E: 0 K: 0 S: 3	H: 0 LOB: 2 BB: 2 P: 11	1B: 6 2B: 1 3B: 1 HR: 1	SF: 0 SAC: 1 DP: 1 HBP: 1	WP: 2 PA: 41 PB: 1 SB: 0 CS: 0
PITCHER	IP	WLS	BF	H	R	ER	SO	BB	IBB	HBP	BLK	WP	HR	S	P	ERA	WHIP		
Barry Latman, R ERA: 4.0	1.1		10	4	5	2	0	1	0	0	0	0	0	6	13	13.50	3.750		
Bob Duliba, R ERA: 1.35	1.2		7	2	0	0	0	1	0	0	0	0	0	6	10	0.00	1.800		
Fred Newman, R ERA: 3.45	1.0		5	1	2	1	0	0	0	0	0	1	1	5	5	9.00	1.000		
Willie Smith, L ERA: 1.2	1.1	L	8	2	1	1	2	0	1	1	0	1	0	10	15	6.75	1.500		
Dan Osinski, R ERA: 4.76	0.2		2	0	0	0	0	0	0	0	0	0	0	2	2	0.00	0.000		

Los Angeles Angels @ Boston Red Sox
Fenway Park, Boston, MA
Thu May 21 1964, 3:33 AM EDT
Att: 3,585 - Unknown

AB 33
R 8
H 9
RBI 8
BB 6
SO 3
LOB 22



Batter	1	2	3	4	5	6	7	8	9	AB	R	H	RBI	BB	SO	LOB	TOP										
Albie Pearson, L OBP: 0.301, SLG: 0.303	0-0 5-3 1B		0-0 FC4-6 1B		0-0 FC5-4 1B		0-0 1-3		0-0 4-3	5	0	3	1	0	0	1											
Billy Moran, R OBP: 0.300, SLG: 0.303	0-0 5-3 1-2		0-0 FC4-6 1B		0-0 FC5-4 FC5-4 1-2			0-0 1B	0-0 6-3	5	1	1	0	0	0	4											
Jim Fregosi, R OBP: 0.407, SLG: 0.567	0-0 F8		0-0 L9		0-0 FC5-4 1-2			0-0 L8		4	0	0	0	0	0	4											
Joe Adcock, R OBP: 0.352, SLG: 0.487	0-3 K		0-0 1B		0-0 F9			0-0 F8		4	0	1	0	0	1	3											
Buck Rodgers, S OBP: 0.313, SLG: 0.274		0-0 2B FC6-5-4 1B	0-0 1-3 2-H 1B		0-0 1-3			0-0 1-2 1B		4	1	3	1	0	0	0											
Lee Thomas, L OBP: 0.294, SLG: 0.349		0-0 FC6-5-4 1-3 2B	0-3 K		0-0 3-1			0-0 5-3		4	0	1	0	0	1	4											
Bobby Knoop, R OBP: 0.281, SLG: 0.317	0-0 5-3			0-0 F4		0-0 6-3			0-0 2B 4-3 1B	4	1	1	0	0	0	2											
Jim Piersall, R OBP: 0.387, SLG: 0.357	0-0 FC6-5-4			0-0 E3 CS			0-0 F8		0-0 4-3 2B	1	0	0	1	0	0	1											
Ed Kirkpatrick, L OBP: 0.340, SLG: 0.370	0-3 2-3 3-H									3	0	1	0	0	0	0											
Ken McBride, R OBP: 0.389, SLG: 0.267	0-3 K			0-3 K			0-3 K		0-0 6-3	1	0	0	0	0	1	1											
Willie Smith, L OBP: 0.091, SLG: 0.200										2	0	0	0	0	2	1											
Tom Satriano, L OBP: 0.397, SLG: 0.356				0-3 1-2 K						1	0	0	0	0	2												
Inning Stats	R: 0 E: 0 K: 1 S: 6	H: 1 LOB: 1 BB: 0 P: 6	R: 1 E: 0 K: 1 S: 7	H: 2 LOB: 1 BB: 0 P: 7	R: 1 E: 0 K: 1 S: 8	H: 3 LOB: 2 BB: 0 P: 8	R: 0 E: 1 K: 1 S: 5	H: 0 LOB: 1 BB: 0 P: 5	R: 0 E: 0 K: 0 S: 4	H: 0 LOB: 0 BB: 0 P: 3	R: 0 E: 0 K: 1 S: 5	H: 0 LOB: 0 BB: 0 P: 5	R: 0 E: 0 K: 0 S: 5	H: 2 LOB: 2 BB: 0 P: 5	R: 1 E: 0 K: 0 S: 5	H: 2 LOB: 1 BB: 0 P: 5	1B: 9 2B: 3 3B: 0 HR: 0	SF: 0 SAC: 0 DP: 1 HBP: 0	WP: 0 PB: 0 CS: 1	PA: 38							
PITCHER	IP	WLS	BF	H	R	ER	SO	BB	IBB	HBP	BLK	WP	HR	S	P	ERA	WHIP										
Whitey Ford, L ERA: 1.85	3.0		15	6	2	2	3	0	0	0	0	0	0	21	21	6.00	2.000										
Pete Mikkelsen, R ERA: 8.23	5.0	W	18	3	0	0	2	0	0	0	0	0	0	22	22	0.00	0.600										
Hal Reniff, R ERA: 2.66	1.0	S	5	2	1	1	0	0	0	0	0	0	0	5	5	9.00	2.000										

Los Angeles Angels @ New York Yankees
Yankee Stadium, Bronx, NY
Fri May 22 1964, 7:05 PM EDT
Att: 13,030 - Unknown - 77 F


AB 38
R 3
H 11
RBI 3
BB 0
SO 5
LOB 23



Batter	1	2	3	4	5	6	7	8	9	AB	R	H	RBI	BB	SO	LOB	BOTTOM										
Tony Kubek, L OBP: 0.309, SLG: 0.400	0-0 F5		0-0 F4	0-0 SH1-4		0-0 1-2 2-3 1B				3	0	1	0	0	0	0											
Bobby Richardson, R OBP: 0.348, SLG: 0.333	0-0 4-3		0-0 E 1B	0-0 SF8		0-0 FC5				3	1	1	1	0	0	2											
Roger Maris, L OBP: 0.353, SLG: 0.554	0-0 1B		0-0 FC3 1B	0-0 4-3			0-0 F5			4	2	1	0	0	0	2											
Mickey Mantle, S OBP: 0.439, SLG: 0.529	0-0 1B		0-0 F5		0-3 K		0-0 G6-4-3 1B			4	0	2	1	0	1	2											
Pedro Gonzalez, R OBP: 0.319, SLG: 0.226	0-0 1-2 1B		0-0 1-3 2-H 1B		0-3 K		0-0 G6-4-3			0	0	0	0	0	0	0											
Tom Tresh, S OBP: 0.333, SLG: 0.438	0-0 1-2 1B		0-0 1-3 2-H 1B		0-3 K		0-0 G6-4-3			4	0	2	1	0	1	1											
Joe Pepitone, L OBP: 0.326, SLG: 0.454	0-0 1-3		0-0 1-2 3-H 1B		0-0 F3			0-3 K		4	0	1	1	0	1	2											
Johnny Blanchard, L OBP: 0.417, SLG: 0.360		0-0 3-1		0-0 F9		0-0 FC5 1B BB		0-0 6-3		2	0	0	0	1	0	2											
Elston Howard, R OBP: 0.375, SLG: 0.408										1	0	0	0	0	0	0											
Clete Boyer, R OBP: 0.250, SLG: 0.260	0-0 5-3			0-0 SH1-4 SF8 1B		0-0 L7		0-0 4-3		4	1	1	0	0	0	1											
Whitey Ford, L OBP: 0.238, SLG: 0.158	0-0 G3			0-0 SH		0-3 K				1	0	0	0	0	0	0											
Pete Mikkelsen, R				0-0 SH1-4						1	0	0	0	0	1	1											
Hal Reniff, R				0-0 1-2 K						0	0	0	0	0	0	0											
Inning Stats	R: 1 E: 0 K: 0 S: 6	H: 3 LOB: 2 BB: 0 P: 6	R: 0 E: 0 K: 0 S: 3	H: 0 LOB: 0 BB: 0 P: 3	R: 2 E: 1 K: 0 S: 7	H: 3 LOB: 2 BB: 0 P: 7	R: 1 E: 1 K: 0 S: 5	H: 1 LOB: 1 BB: 0 P: 5	R: 0 E: 0 K: 2 S: 7	H: 0 LOB: 0 BB: 0 P: 7	R: 0 E: 0 K: 1 S: 6	H: 1 LOB: 2 BB: 1 P: 10	R: 0 E: 0 K: 0 S: 3	H: 1 LOB: 0 BB: 0 P: 3	R: 0 E: 0 K: 1 S: 5	H: 0 LOB: 0 BB: 0 P: 5	1B: 9 2B: 0 3B: 0 HR: 0	SF: 1 SAC: 2 DP: 1 HBP: 0	WP: 0 PB: 0 CS: 0	PA: 35							
PITCHER	IP	WLS	BF	H	R	ER	SO	BB	IBB	HBP	BLK	WP	HR	S	P	ERA	WHIP										
Ken McBride, R ERA: 4.8	3.0	L	16	6	3	1	0	0	0	0	0	0	0	16	16	3.00	2.000										
Willie Smith, L ERA: 0.9	5.0		19	3	1	0	4	1	0	0	0	0	0	26	30	0.00	0.800										

Los Angeles Angels @ New York Yankees
Yankee Stadium, Bronx, NY
Fri May 22 1964, 7:05 PM EDT
Att: 13,030 - Unknown - 77 F

AB 31
R 4
H 9
RBI 4
BB 1
SO 4
LOB 13



Batter	1	2	3	4	5	6	7	8	9	AB	R	H	RBI	BB	SO	LOB	TOP				
Albie Pearson, L OBP: 0.312, SLG: 0.304 (1, 7)	1-3	FC5-2 BB 1-2 2-3 3-H	4-3	4-3		4-0 HR BB		1-3 SH2-4 1B		3	1	1	2	2	0	0					
Bobby Knoop, R OBP: 0.298, SLG: 0.341 (1, 4)	6-3	FC5-2 BB 1-2 2-3 3-H		K		4-0 HR BB		SH2-4		3	1	1	5	1	1	0					
Jim Fregosi, R OBP: 0.408, SLG: 0.585 Joe Koppe, R OBP: 0.419, SLG: 0.417 (2, 6)		FC5-2 BB 1-2 2-3 3-H			F5	5-3		1-3		2	0	1	0	0	0	3					
Joe Adcock, R OBP: 0.344, SLG: 0.470 (1, 3)	5-3	F3			1B	F5		F8		3	0	0	0	0	0	2					
Billy Moran, R OBP: 0.310, SLG: 0.309 (1, 5)		2B FC6 BB		F6		F8		SH2-4 1B		1	4	2	0	1	0	1					
Buck Rodgers, S OBP: 0.311, SLG: 0.282 (1, 2)		FC6 BB 1-3		K		K		SH2-4		2	4	1	1	0	0	2					
Lee Thomas, L OBP: 0.298, SLG: 0.351 (1, 9)		K2-3		F6		K		1B		1	5	0	2	1	0	2					
Dick Simpson, R OBP: 0.259, SLG: 0.280 (1, 8)		FC6 BB BB 2-3 3-H		SH1-4 WP 4-3 BB		BB HR BB 1B		F8		3	4	3	2	1	1	0	2				
Bo Belinsky, L Bob Duliba, R Felix Torres, R Willie Smith, L Bob Lee, R (1, 1) (4, 1) (6, PH) (6, FR) (6, 1)		BB BB 1-2 FC5-2 BB		SH1-4		SH1-4 1-3		HR BB 1B		3	0	0	0	0	1	0	0				
Inning Stats	R: 0 E: 0 K: 0 S: 4	H: 1 LOB: 1 BB: 0 P: 4	R: 3 E: 0 K: 1 S: 7	H: 1 LOB: 3 BB: 4 P: 23	R: 0 E: 0 K: 1 S: 5	H: 1 LOB: 0 BB: 0 P: 5	R: 1 E: 0 K: 1 S: 5	H: 0 LOB: 0 BB: 1 P: 9	R: 0 E: 0 K: 1 S: 6	H: 1 LOB: 1 BB: 0 P: 6	R: 4 E: 0 K: 1 S: 7	H: 2 LOB: 1 BB: 2 P: 15	R: 1 E: 0 K: 1 S: 7	H: 2 LOB: 1 BB: 0 P: 7	R: 0 E: 0 K: 0 S: 4	H: 1 LOB: 1 BB: 0 P: 4	R: 0 E: 0 K: 0 S: 4	H: 2 LOB: 2 BB: 0 P: 4	1B: 8 2B: 1 3B: 1 HR: 1	SF: 0 SAC: 3 DP: 0 HBP: 0	WP: 1 PA: 44 CS: 0
PITCHER	IP WLS BF H R ER SO BB IBB HBP BLK WP HR S P ERA WHIP																				
Al Downing, L ERA: 3.81 Bill Stafford, R ERA: 2.7 Bob Meyer, L ERA: 5.19 (1, 1) (6, 1) (8, 1)	5.1 L 28 5 7 7 5 7 0 0 0 0 1 0 31 59 11.81 2.250																				

Los Angeles Angels @ New York Yankees
Yankee Stadium, Bronx, NY
Sat May 23 1964, 3:33 AM EDT
Att: 12,912 - Unknown - 90 F

AB	34
R	9
H	11
RBI	9
BB	7
SO	6
LOB	20



Batter	1	2	3	4	5	6	7	8	9	AB	R	H	RBI	BB	SO	LOB	BOTTOM				
Tony Kubek, L Johnny Blanchard, L OBP: 0.288, SLG: 0.370 OBP: 0.466, SLG: 0.346 (1, 6) (8, PH)	K		F6	G6-4-3			F8		L9	4	0	0	0	0	1	2					
Bobby Richardson, R OBP: 0.352, SLG: 0.338 (1, 4)	F7		L5			CS 1B	BB 1B			4	0	2	0	0	0	0					
Roger Maris, L OBP: 0.361, SLG: 0.544 (1, 9)	HR 1B		4-3			F7	BB 1B			3	1	1	0	1	0	1					
Mickey Mantle, S OBP: 0.441, SLG: 0.573 (1, 8)	HR			2B 2B		K	4-3			4	2	2	2	0	1	3					
Tom Tresh, S OBP: 0.330, SLG: 0.441 (1, 7)	L9			1B 2B		K		1-3		4	1	1	1	0	1	0					
Elston Howard, R OBP: 0.378, SLG: 0.412 (1, 2)				1B 1B		5-3		4-3		4	1	2	1	0	0	0					
Joe Pepitone, L OBP: 0.323, SLG: 0.447 (1, 3)			L3	1B 1B		E6		L7		4	0	1	1	0	0	1					
Clete Boyer, R OBP: 0.241, SLG: 0.250 (1, 5)			F4	F6		F8		F3		4	0	0	0	0	0	3					
Al Downing, R Bill Stafford, R Hector Lopez, R Bob Meyer, R Phil Linz, R OBP: 0.182, SLG: 0.182 ERA: 1.17 OBP: 0.322, SLG: 0.524 OBP: 0.289, SLG: 0.250 (1, 1) (6, 1) (7, PH) (8, 1) (8, PH)			K	G6-4-3 1B		F7		B3		2	0	1	0	0	1	1					
Inning Stats	R: 2 E: 0 K: 1 S: 7	H: 2 LOB: 0 BB: 0 P: 7	R: 0 E: 0 K: 1 S: 6	H: 1 LOB: 0 BB: 0 P: 6	R: 0 E: 0 K: 0 S: 3	H: 0 LOB: 0 BB: 0 P: 3	R: 3 E: 0 K: 0 S: 7	H: 5 LOB: 1 BB: 0 P: 7	R: 0 E: 0 K: 1 S: 5	H: 1 LOB: 0 BB: 0 P: 5	R: 0 E: 0 K: 1 S: 6	H: 0 LOB: 1 BB: 0 P: 6	R: 0 E: 0 K: 0 S: 4	H: 1 LOB: 2 BB: 1 P: 8	R: 0 E: 0 K: 0 S: 3	H: 0 LOB: 0 BB: 0 P: 3	R: 0 E: 0 K: 0 S: 3	H: 0 LOB: 0 BB: 0 P: 3	1B: 7 2B: 2 3B: 0 HR: 1	SF: 0 SAC: 0 DP: 1 HBP: 0	WP: 0 PA: 37 CS: 1
PITCHER	IP WLS BF H R ER SO BB IBB HBP BLK WP HR S P ERA WHIP																				
Bo Belinsky, L Bob Duliba, R Bob Lee, R ERA: 4.11 ERA: 1.17 ERA: 2.23 (1, 1) (4, 1) (6, 1)	3.0 W 16 7 5 5 2 0 0 0 0 0 0 8 8 0.00 1.000																				

Los Angeles Angels @ New York Yankees
Yankee Stadium, Bronx, NY
Sat May 23 1964, 3:33 AM EDT
Att: 12,912 - Unknown - 90 F

AB	36
R	5
H	10
RBI	5
BB	1
SO	4
LOB	11



Batter	1	2	3	4	5	6	7	8	9	AB	R	H	RBI	BB	SO	LOB	TOP					
Albie Pearson, L OBP: 0.301, SLG: 0.292 (1, 8)	F2	F9		4-3			L9		F6	5	0	0	0	0	0	3						
Bobby Knoop, R OBP: 0.285, SLG: 0.336 (1, 4)	F2					K	K		K	5	0	1	0	0	3	1						
Lee Thomas, L OBP: 0.297, SLG: 0.348 (1, 9)					4-3		F9			4	1	1	0	0	1	2						
Buck Rodgers, S OBP: 0.316, SLG: 0.283 (1, 2)				5-3		G3				3	1	1	0	0	0	0						
Billy Moran, R OBP: 0.318, SLG: 0.324 (1, 5)				F3						3	1	2	2	0	0	0						
Tom Satriano, L OBP: 0.403, SLG: 0.371 (1, 3)				3-1						3	0	1	1	1	0	1						
Ed Kirkpatrick, L OBP: 0.351, SLG: 0.381 (8, PH) Felix Torres, R OBP: 0.351, SLG: 0.543 Dick Simpson, R OBP: 0.259, SLG: 0.280 (8, 8)										3	0	2	0	0	0	1						
Joe Koppe, R OBP: 0.426, SLG: 0.425 (1, 6)										4	0	2	0	0	0	2						
Dean Chance, R OBP: 0.231, SLG: 0.167 (1, 1)										3	0	1	0	0	1	3						
Inning Stats	R: 3 E: 0 K: 0 S: 7	H: 4 LOB: 1 BB: 0 P: 7	R: 0 E: 0 K: 1 S: 7	H: 2 LOB: 2 BB: 0 P: 7	R: 0 E: 0 K: 0 S: 3	H: 0 LOB: 0 BB: 0 P: 3	R: 0 E: 0 K: 0 S: 4	H: 2 LOB: 1 BB: 0 P: 4	R: 0 E: 0 K: 1 S: 5	H: 0 LOB: 0 BB: 0 P: 5	R: 0 E: 0 K: 1 S: 7	H: 2 LOB: 2 BB: 0 P: 7	R: 0 E: 0 K: 1 S: 5	H: 0 LOB: 0 BB: 0 P: 5	R: 0 E: 0 K: 0 S: 2	H: 0 LOB: 1 BB: 1 P: 7	R: 0 E: 0 K: 1 S: 6	H: 1 LOB: 1 BB: 0 P: 6	1B: 9 2B: 2 3B: 0 HR: 0	SF: 0 SAC: 2 DP: 1 HBP: 1	WP: 0 PB: 0 CS: 0	PA: 38
PITCHER	IP	WLS	BF	H	R	ER	SO	BB	IBB	HBP	BLK	WP	HR	S	P	ERA	WHIP					
Jim Bouton, R ERA: 3.07 (1, 1)	7.0	L	30	10	3	3	4	0	0	0	0	0	0	38	38	3.86	1.429					
Bud Daley, L ERA: 4.91 (8, 1)	2.0		8	1	0	0	1	1	0	1	0	0	0	8	13	0.00	1.000					

Los Angeles Angels @ New York Yankees
Yankee Stadium, Bronx, NY
Sun May 24 1964, 3:33 AM EDT
Unknown - 86 F


AB 34
R 3
H 11
RBI 3
BB 1
SO 5
LOB 15



Batter	1	2	3	4	5	6	7	8	9	AB	R	H	RBI	BB	SO	LOB	BOTTOM					
Phil Linz, R OBP: 0.280, SLG: 0.263 (1, 6)	E1		4-3							4	0	2	0	0	0	0						
Bobby Richardson, R OBP: 0.342, SLG: 0.328 (1, 4)	G4-6-3		6-3							4	0	0	0	0	0	3						
Roger Maris, L OBP: 0.368, SLG: 0.535 (1, 9)										3	0	1	0	1	1	1						
Mickey Mantle, S OBP: 0.435, SLG: 0.554 (1, 8)										3	0	0	0	1	1	2						
Tom Tresh, S OBP: 0.336, SLG: 0.432 (1, 7)										2	0	0	0	2	0	0						
Joe Pepitone, L OBP: 0.314, SLG: 0.433 (1, 3)										4	0	0	0	0	1	4						
Elston Howard, R OBP: 0.367, SLG: 0.396 (1, 2)										4	0	0	0	0	0	1						
Clete Boyer, R OBP: 0.235, SLG: 0.243 (1, 5)										3	0	0	0	0	1	0						
Jim Bouton, R OBP: 0.095, SLG: 0.050 Archie Moore, L (7, PH) Bud Daley, L (8, 1)										2	0	0	0	0	0	0						
Inning Stats	R: 0 E: 1 K: 1 S: 6	H: 1 LOB: 3 BB: 2 P: 14	R: 0 E: 0 K: 0 S: 3	H: 0 LOB: 0 BB: 0 P: 3	R: 0 E: 0 K: 1 S: 5	H: 0 LOB: 1 BB: 1 P: 9	R: 0 E: 0 K: 0 S: 3	H: 0 LOB: 0 BB: 0 P: 3	R: 0 E: 0 K: 1 S: 6	H: 1 LOB: 1 BB: 0 P: 6	R: 0 E: 0 K: 1 S: 5	H: 0 LOB: 1 BB: 1 P: 9	R: 0 E: 0 K: 0 S: 3	H: 0 LOB: 0 BB: 0 P: 3	R: 0 E: 0 K: 0 S: 4	H: 1 LOB: 1 BB: 0 P: 4	R: 0 E: 1 K: 0 S: 3	H: 0 LOB: 0 BB: 0 P: 3	1B: 3 2B: 0 3B: 0 HR: 0	SF: 0 SAC: 0 DP: 2 HBP: 0	WP: 0 PB: 0 CS: 0	PA: 34
PITCHER	IP	WLS	BF	H	R	ER	SO	BB	IBB	HBP	BLK	WP	HR	S	P	ERA	WHIP					
Dean Chance, R ERA: 2.03 (1, 1)	9.0	W	34	3	0	0	4	4	0	0	0	0	0	38	54	0.00	0.778					

Los Angeles Angels @ New York Yankees
Yankee Stadium, Bronx, NY
Sun May 24 1964, 3:33 AM EDT
Unknown - 86 F

AB 30
R 0
H 3
RBI 0
BB 4
SO 4
LOB 11



Batter	1	2	3	4	5	6	7	8	9	AB	R	H	RBI	BB	SO	LOB	TOP	
Albie Pearson, L (1.8) OBP: 0.298, SLG: 0.289	L8		BB 1B HBP 1B	K			6-3		4-3	5	1	1	0	0	1	2		
Bobby Knoop, R (1.4) OBP: 0.289, SLG: 0.328	K		BB 1B HBP	1-3			L9		BB BB BB	3	1	0	0	1	1	2		
Lee Thomas, L (1.9) OBP: 0.307, SLG: 0.348	BB		F9 1B SF8 BB		F8				F5	3	1	1	0	2	0	1		
Joe Adcock, R (1.3) OBP: 0.340, SLG: 0.460	F8		1-2 2-3 3-H	1B	F5				6-3	4	0	1	2	0	0	1		
Billy Moran, R (1.5) OBP: 0.316, SLG: 0.329		HR 2B	F9		L7				L7	4	1	1	0	0	0	2		
Tom Sarzano, L (1.2) Dan O'Rourke, R (8.1) Bob Lee, R (8.1) Willie Smith, L (8.1) Bob Duliba, R (8.1)	F9		SF8		F7			1B	1B	2	0	0	1	0	0	1		
Ed Kirkpatrick, L (1.7) OBP: 0.356, SLG: 0.420	HR		3-H	K	F4				1B	4	1	2	2	0	1	1		
Joe Koppe, R (1.6) OBP: 0.420, SLG: 0.405	6-3				5-3				F6	2	0	0	0	1	0	0		
Charlie Dees, L (8.1) Felix Torres, R (8.5)				SH3-4 BB						1	0	0	0	0	0	2		
Fred Newman, R (1.1) OBP: 0.214, SLG: 0.154	K								6-3	1	0	0	0	0	1	0		
Buck Rodgers, S (6.2) OBP: 0.319, SLG: 0.287				SH3-4				1B		2	0	1	0	0	0	0		
Inning Stats	R: 0 E: 0 K: 1 S: 5	H: 0 LOB: 1 BB: 1 P: 9	R: 2 E: 0 K: 1 S: 7	H: 2 LOB: 0 BB: 0 P: 7	R: 3 E: 0 K: 1 S: 7	H: 2 LOB: 1 BB: 1 P: 12	R: 0 E: 0 K: 1 S: 5	H: 0 LOB: 0 BB: 0 P: 3	R: 0 E: 0 K: 0 S: 3	H: 2 LOB: 2 BB: 0 P: 4	R: 0 E: 0 K: 0 S: 5	H: 2 LOB: 1 BB: 1 P: 7	R: 0 E: 0 K: 0 S: 3	H: 0 LOB: 0 BB: 0 P: 7	1B: 6 2B: 1 3B: 0 HR: 1	SF: 1 SAC: 1 DP: 0 HBP: 1	WP: 0 PA: 39 CS: 0	
PITCHER	IP WLS BF H R ER SO BB IBB HBP BLK WP HR S P ERA WHIP																	
Ralph Terry, R (1.1) ERA: 8.22	2.0	13	4	5	5	2	2	0	1	0	0	0	0	1	14	23	22.50	3.000
Steve Hamilton, L (3.1) ERA: 1.89	4.0	W 13	0	0	0	2	1	0	0	0	0	0	0	16	20	0.00	0.250	
Pete Mikkelsen, R (7.1) ERA: 5.68	1.2	8	4	0	0	0	0	0	0	0	0	0	0	8	8	0.00	2.400	
Hal Reniff, R (8.1) ERA: 2.49	1.1	S 5	0	0	0	0	1	0	0	0	0	0	0	4	8	0.00	0.750	

Los Angeles Angels @ New York Yankees
Yankee Stadium, Bronx, NY
Sun May 24 1964, 3:38 AM EDT
Att: 20,609 - Unknown - 90 F

AB	32
R	5
H	8
RBI	5
BB	4
SO	4
LOB	12



Batter	1	2	3	4	5	6	7	8	9	AB	R	H	RBI	BB	SO	LOB	BOTTOM		
Phil Linz, R (1.6) OBP: 0.287, SLG: 0.284	L3		F7 1B 2B		FC6-4			F3		5	1	2	1	0	0	1			
Bobby Richardson, R (1.4) OBP: 0.331, SLG: 0.317	F9		F7		F9		FC5		5-3	5	0	0	0	0	0	4			
Roger Maris, L (1.9) OBP: 0.363, SLG: 0.520	4-1				1-3		4-1			4	0	1	1	0	0	0			
Mickey Mantle, S (1.8) OBP: 0.445, SLG: 0.604					F7					4	2	3	1	0	1	1			
Pedro Gonzalez, R (7.1) OBP: 0.319, SLG: 0.326	HR		K		1B		1B		2B	0	0	0	0	0	0	0			
Tom Tresh, S (1.7) OBP: 0.333, SLG: 0.424	6-3				F7		K			4	1	1	0	0	1	1			
Joe Pepitone, L (1.3) OBP: 0.318, SLG: 0.435	1B				G3		G3			4	1	2	1	0	0	1			
Johnny Blanchard, L (1.2) OBP: 0.415, SLG: 0.400	F6				4-3					4	2	2	1	0	0	1			
Clete Boyer, R (1.5) OBP: 0.244, SLG: 0.279	1-3				E4 FC6-4		FC5		HR	4	1	2	3	0	0	1			
Ralph Terry, R (1.1) OBP: 0.250, SLG: 0.286					F6		K			0	0	0	0	0	0	0			
Steve Hamilton, L (3.1) ERA: 5.09					L1					2	0	0	0	0	0	1			
Hector Lopez, R (6.1) OBP: 0.318, SLG: 0.518					F6		K			1	0	0	0	0	1	2			
Pete Mikkelsen, R (7.1) ERA: 5.68										0	0	0	0	0	0	0			
Hal Reniff, R (8.1) ERA: 2.49										1	0	0	0	0	1	0			
Inning Stats	R: 0 E: 0 K: 0 S: 3	H: 0 LOB: 0 BB: 0 P: 3	R: 1 E: 0 K: 0 S: 5	H: 2 LOB: 1 BB: 0 P: 5	R: 1 E: 0 K: 1 S: 7	H: 2 LOB: 1 BB: 0 P: 7	R: 0 E: 0 K: 0 S: 3	H: 0 LOB: 0 BB: 0 P: 3	R: 0 E: 0 K: 0 S: 4	H: 1 LOB: 1 BB: 0 P: 4	R: 4 E: 0 K: 1 S: 11	H: 6 LOB: 2 BB: 0 P: 11	R: 0 E: 0 K: 1 S: 6	H: 1 LOB: 1 BB: 0 P: 6	R: 2 E: 0 K: 1 S: 7	H: 2 LOB: 0 BB: 0 P: 7	1B: 8 2B: 3 3B: 0 HR: 2	SF: 0 SAC: 0 DP: 0 HBP: 0	WP: 0 PA: 38 CS: 0
PITCHER	IP WLS BF H R ER SO BB IBB HBP BLK WP HR S P ERA WHIP																		
Fred Newman, R (1.1) ERA: 4.17	5.1	24	7	5	5	1	0	0	0	0	0	0	0	6	6	27.00	9.000		
Dan Osinski, R (6.1) ERA: 5.09	0.1	L 4	3	1	1	1	0	0	0	0	0	0	0	6	6	0.00	0.750		
Bob Lee, R (6.1) ERA: 2.16	1.1	5	1	0	0	1	0	0	0	0	0	0	0	7	7	0.00	0.750		
Willie Smith, L (8.1) ERA: 1.8	0.0	2	2	2	2	0	0	0	0	0	1	2	2	∞	∞				
Bob Duliba, R (8.1) ERA: 1.1	1.0	3	0	0	0	1	0	0	0	0	0	5	5	0.00	0.000				

Los Angeles Angels @ New York Yankees
Yankee Stadium, Bronx, NY
Sun May 24 1964, 3:38 AM EDT
Att: 20,609 - Unknown - 90 F

AB	38
R	8
H	13
RBI	8
BB	0
SO	4
LOB	13



Batter	1	2	3	4	5	6	7	8	9	AB	R	H	RBI	BB	SO	LOB	TOP
Zoilo Versalles, R OBP: 0.327, SLG: 0.367 (1, 6)										3	0	0	0	0	1	3	
Rich Rollins, R OBP: 0.331, SLG: 0.456 (1, 5)										3	1	0	0	0	1	2	
Tony Oliva, L OBP: 0.412, SLG: 0.669 (1, 9)										4	0	0	0	0	0	1	
Jimmie Hall, L OBP: 0.358, SLG: 0.562 (1, 8)										4	0	0	0	0	3	2	
Harmon Killebrew, R OBP: 0.313, SLG: 0.519 (1, 7)										3	0	0	0	1	0	0	
Don Mincher, L OBP: 0.393, SLG: 0.698 (1, 3)										2	1	1	1	1	1	0	
Earl Batley, R OBP: 0.325, SLG: 0.414 (1, 2)										3	0	0	0	0	2	3	
Bernie Allen, L OBP: 0.292, SLG: 0.301 (1, 4)										4	0	1	0	0	2	2	
Jim Kaat, L OBP: 0.370, SLG: 0.364 (1, 1)										1	0	1	1	1	0	0	
Inning Stats	R: 0 E: 0 K: 0 S: 2	H: 0 LOB: 0 BB: 0 P: 3	R: 0 E: 0 K: 2 S: 7	H: 0 LOB: 0 BB: 0 P: 7	R: 0 E: 0 K: 2 S: 7	H: 1 LOB: 1 BB: 1 P: 11	R: 1 E: 1 K: 1 S: 6	H: 0 LOB: 2 BB: 1 P: 11	R: 0 E: 0 K: 1 S: 3	H: 0 LOB: 0 BB: 0 P: 3	R: 1 E: 0 K: 0 S: 5	H: 2 LOB: 1 BB: 0 P: 5	R: 0 E: 0 K: 2 S: 7	H: 0 LOB: 1 BB: 1 P: 11	1B: 3 2B: 0 3B: 0 HR: 0	SF: 1 SAC: 2 DP: 1 HBP: 2	WP: 0 PA: 35 PB: 0 SB: 0 CS: 0
PITCHER	IP WLS BF H R ER SO BB IBB HBP BLK WP HR S P ERA WHIP																
Ken McBride, R ERA: 4.3 (1, 1)	8.0 L 31 3 2 1 8 2 0 2 0 0 0 0 43 53 1.12 0.625																
Bob Lee, R ERA: 2.11 (9, 1)	1.0 4 0 0 0 2 1 0 0 0 0 0 0 7 11 0.00 1.000																

Minnesota Twins @ Los Angeles Angels
Dodger Stadium, Los Angeles, CA
 Tue May 26 1964, 7:05 PM PDT
 Att: 5,642 - Unknown

AB 27
 R 2
 H 3
 RBI 2
 BB 3
 SO 10
 LOB 13



Batter	1	2	3	4	5	6	7	8	9	AB	R	H	RBI	BB	SO	LOB	BOTTOM				
Albie Pearson, L OBP: 0.314, SLG: 0.298 (1, 9)										3	1	2	0	1	0	1					
Bobby Knoop, R OBP: 0.287, SLG: 0.324 (1, 4)										4	0	1	0	0	1	4					
Billy Moran, R OBP: 0.306, SLG: 0.315 (1, 5)										4	0	0	0	0	0	2					
Joe Adcock, R OBP: 0.347, SLG: 0.473 (7, PR)										3	0	2	0	0	1	0					
Charlie Dees, L OBP: 0.154, SLG: 0.125 (8, 3)										0	0	0	0	0	0	0					
Felix Torres, R OBP: 0.359, SLG: 0.541 (8, PH)										1	0	1	0	0	0	0					
Willie Smith, L OBP: 0.154, SLG: 0.250 (8, PR)										0	0	0	0	0	0	0					
Buck Rodgers, S OBP: 0.303, SLG: 0.271 (1, 2)										3	0	0	0	0	1	2					
Bob Perry, R (1, 8)										3	0	0	0	0	3	2					
Joe Koppe, R OBP: 0.411, SLG: 0.383 (1, 6)										3	0	0	0	0	1	2					
AB 30 R 1 H 8 RBI 0 BB 1 SO 9 LOB 14																					
Jim Piersall, R OBP: 0.382, SLG: 0.355 (1, 7)										3	0	1	0	0	1	0					
Ken McBride, R OBP: 0.381, SLG: 0.278 (8, PH)										2	0	1	0	0	0	0					
Jim Fregosi, R OBP: 0.408, SLG: 0.585 (8, PH)										1	0	0	0	0	1	1					
Bob Lee, R (9, 1)										0	0	0	0	0	0	0					
Inning Stats	R: 1 E: 0 K: 1 S: 7	H: 3 LOB: 1 BB: 0 P: 7	R: 0 E: 0 K: 2 S: 7	H: 0 LOB: 0 BB: 0 P: 7	R: 0 E: 0 K: 0 S: 3	H: 1 LOB: 0 BB: 0 P: 3	R: 0 E: 0 K: 1 S: 5	H: 0 LOB: 0 BB: 0 P: 5	R: 0 E: 0 K: 2 S: 7	H: 0 LOB: 0 BB: 0 P: 7	R: 0 E: 0 K: 1 S: 5	H: 0 LOB: 1 BB: 1 P: 9	R: 0 E: 0 K: 1 S: 6	H: 1 LOB: 2 BB: 0 P: 6	R: 0 E: 1 K: 1 S: 6	H: 2 LOB: 1 BB: 0 P: 6	R: 0 E: 0 K: 0 S: 3	H: 1 LOB: 1 BB: 0 P: 3	1B: 7 2B: 1 3B: 0 HR: 0	SF: 0 SAC: 1 DP: 4 HBP: 0	WP: 0 PA: 32 PB: 0 SB: 0 CS: 0
PITCHER	IP WLS BF H R ER SO BB IBB HBP BLK WP HR S P ERA WHIP																				
Jim Kaat, L ERA: 3.29 (1, 1)	9.0 W 32 8 1 1 9 1 0 0 0 0 0 0 49 53 1.00 1.000																				

Minnesota Twins @ Los Angeles Angels
Dodger Stadium, Los Angeles, CA
 Tue May 26 1964, 7:05 PM PDT
 Att: 5,642 - Unknown

AB 30
 R 1
 H 8
 RBI 0
 BB 1
 SO 9
 LOB 14



Batter	1	2	3	4	5	6	7	8	9	AB	R	H	RBI	BB	SO	LOB	TOP					
Zoilo Versalles, R OBP: 0.320, SLG: 0.357 (1, 6)	K2-3		1-3			F9		F8		4	0	0	0	0	1	0	Minnesota Twins @ Los Angeles Angels Dodger Stadium, Los Angeles, CA Wed May 27 1964, 7:05 PM PDT Unknown livebaseballscorecards.com					
Rich Rollins, R OBP: 0.330, SLG: 0.451 (1, 5)	FC5 1B		K			K			6-3	4	0	1	0	0	2	0						
Tony Oliva, L OBP: 0.414, SLG: 0.665 (1, 9)	E3 CS FC5 1-2					CS 1B		G4-3 1B	F8	4	0	2	0	0	0	1						
Bob Allison, R OBP: 0.377, SLG: 0.583 (1, 3) (5, 8)	FC5 1-2 2-3					K 1-2		G4-3 1B	5-3	4	0	0	0	0	1	4						
Harmon Killebrew, R OBP: 0.320, SLG: 0.543 (1, 7)	CS 2-3	HR				F5		1B 1B		3	1	2	1	0	0	0						
Jimmie Hall, L OBP: 0.360, SLG: 0.557 Vic Power, R OBP: 0.212, SLG: 0.219 (5, PR) (5, 3)		K				G4-6-3 HBP		1-2 1B		1	0	0	0	0	1	0						
Earl Batley, R OBP: 0.316, SLG: 0.402 (1, 2)		5-3				G4-6-3 1-2		F4		3	0	0	0	0	0	3						
Bernie Allen, L OBP: 0.288, SLG: 0.296 Johnny Goryl, R OBP: 0.345, SLG: 0.269 (8, PH) (8, 4)		K				5-3				2	0	0	0	0	1	1						
Lee Stange, R OBP: 0.250, SLG: 0.063 Joe McCabe, R OBP: 0.176, SLG: 0.168 Bill Pleis, L OBP: 0.667, SLG: 0.500 (8, 1)			K			K			6-3	1	0	0	0	0	0	0						
										2	0	0	0	0	2	0						
										1	0	0	0	0	0	0						
										0	0	0	0	0	0	0						
Inning Stats	R: 0 E: 1 K: 1 S: 6	H: 1 LOB: 1 BB: 0 P: 6	R: 1 E: 0 K: 2 S: 8	H: 1 LOB: 0 BB: 0 P: 8	R: 0 E: 0 K: 2 S: 7	H: 0 LOB: 0 BB: 0 P: 7	R: 0 E: 0 K: 1 S: 5	H: 1 LOB: 0 BB: 0 P: 5	R: 0 E: 0 K: 0 S: 2	H: 0 LOB: 1 BB: 0 P: 3	R: 0 E: 0 K: 2 S: 7	H: 0 LOB: 0 BB: 0 P: 7	R: 0 E: 0 K: 0 S: 5	H: 3 LOB: 3 BB: 0 P: 5	R: 0 E: 0 K: 0 S: 3	H: 1 LOB: 0 BB: 0 P: 3	R: 0 E: 0 K: 0 S: 3	H: 0 LOB: 0 BB: 0 P: 3	1B: 6 2B: 1 3B: 0 HR: 1	SF: 0 SAC: 0 DP: 3 HBP: 1	WP: 0 PB: 0 SB: 0 CS: 2	PA: 32
PITCHER Bo Belinsky, L ERA: 3.48 (1, 1)	IP: 9.0 WLS: W BF: 31 H: 7 R: 1 ER: 1 SO: 8 BB: 0 IBB: 0 HBP: 1 BLK: 0 WP: 0 HR: 1 S: 46 P: 47 ERA: 1.00 WHIP: 0.778															PITCHER	IP: 9.0 WLS: W BF: 31 H: 7 R: 1 ER: 1 SO: 8 BB: 0 IBB: 0 HBP: 1 BLK: 0 WP: 0 HR: 1 S: 46 P: 47 ERA: 1.00 WHIP: 0.778					

Batter	1	2	3	4	5	6	7	8	9	AB	R	H	RBI	BB	SO	LOB	BOTTOM			
Albie Pearson, L OBP: 0.313, SLG: 0.297 (1, 8)	F8									4	1	1	0	0	0	1	Minnesota Twins @ Los Angeles Angels Dodger Stadium, Los Angeles, CA Wed May 27 1964, 7:05 PM PDT Unknown livebaseballscorecards.com			
Bobby Knoop, R OBP: 0.279, SLG: 0.315 (1, 4)	E6		S 1B							4	0	0	0	0	2	2				
Lee Thomas, L OBP: 0.329, SLG: 0.352 (1, 9)	F7									2	1	1	1	2	0	1				
Buck Rodgers, S OBP: 0.297, SLG: 0.265 (1, 2)	F6		L4-3 2-H 1B							3	0	0	0	0	0	4				
Billy Moran, R OBP: 0.311, SLG: 0.327 (1, 5)		F7								4	1	2	1	0	0	0				
Tom Satriano, L OBP: 0.366, SLG: 0.338 (1, 3)		2B WP 1B								4	1	1	0	0	1	2				
Ed Kirkpatrick, L OBP: 0.358, SLG: 0.427 (1, 7)										4	0	3	1	0	0	1				
Joe Koppe, R OBP: 0.383, SLG: 0.353 (1, 6)			K							4	0	0	0	0	2	4				
Bo Belinsky, L OBP: 0.143, SLG: 0.154 (1, 1)										3	0	1	0	0	0	1				
Inning Stats	R: 0 E: 1 K: 0 S: 4	H: 0 LOB: 1 BB: 0 P: 4	R: 1 E: 0 K: 1 S: 7	H: 2 LOB: 1 BB: 0 P: 7	R: 1 E: 0 K: 1 S: 6	H: 2 LOB: 0 BB: 0 P: 6	R: 0 E: 0 K: 1 S: 6	H: 1 LOB: 1 BB: 0 P: 6	R: 0 E: 0 K: 1 S: 6	H: 1 LOB: 2 BB: 1 P: 10	R: 0 E: 0 K: 1 S: 6	H: 1 LOB: 0 BB: 0 P: 6	R: 0 E: 0 K: 0 S: 3	H: 0 LOB: 0 BB: 0 P: 3	R: 2 E: 0 K: 0 S: 5	H: 2 LOB: 1 BB: 1 P: 9	1B: 6 2B: 4 3B: 0 HR: 0	SF: 0 SAC: 1 DP: 1 HBP: 0	WP: 1 PB: 0 SB: 1 CS: 0	PA: 35
PITCHER Lee Stange, R ERA: 4.85 Bill Pleis, L ERA: 3.32 (8, 1)	IP: 7.0 WLS: L BF: 29 H: 7 R: 2 ER: 2 SO: 5 BB: 1 IBB: 0 HBP: 0 BLK: 0 WP: 0 HR: 0 S: 38 P: 42 ERA: 2.57 WHIP: 1.143															PITCHER	IP: 7.0 WLS: L BF: 29 H: 7 R: 2 ER: 2 SO: 5 BB: 1 IBB: 0 HBP: 0 BLK: 0 WP: 0 HR: 0 S: 38 P: 42 ERA: 2.57 WHIP: 1.143			

Batter	1	2	3	4	5	6	7	8	9	AB	R	H	RBI	BB	SO	LOB	TOP			
Jackie Brandt, R OBP: 0.330, SLG: 0.371										4	1	2	1	0	2	0	Baltimore Orioles @ Los Angeles Angels Dodger Stadium, Los Angeles, CA Fri May 29 1964, 7:05 PM PDT Att: 7,802 - Unknown			
Luis Aparicio, R OBP: 0.316, SLG: 0.331										3	0	2	2	0	0					
Sam Bowers, R OBP: 0.321, SLG: 0.429										4	0	1	0	0	1	3				
Boog Powell, L OBP: 0.355, SLG: 0.508										4	0	0	0	0	3	3				
Brooks Robinson, R OBP: 0.349, SLG: 0.440										3	0	1	0	1	1	1				
Willie Kirkland, L OBP: 0.324, SLG: 0.284										4	0	0	0	0	2	3				
Jerry Adair, R OBP: 0.258, SLG: 0.268										4	1	1	0	0	1	1				
Dick Brown, R OBP: 0.275, SLG: 0.368										4	1	1	0	0	1	0				
Robin Roberts, S OBP: 0.083, SLG: 0.083										2	0	0	0	0	2	0				
Stu Miller, R (8, 1)										0	0	0	0	0	0	0				
Inning Stats	R: 1 E: 0 K: 0 S: 5	H: 2 LOB: 1 BB: 1 P: 9	R: 2 E: 0 K: 0 S: 6	H: 3 LOB: 1 BB: 0 P: 6	R: 0 E: 0 K: 3 S: 9	H: 0 LOB: 0 BB: 0 P: 9	R: 0 E: 0 K: 2 S: 7	H: 0 LOB: 0 BB: 0 P: 7	R: 0 E: 0 K: 3 S: 10	H: 1 LOB: 1 BB: 0 P: 10	R: 0 E: 0 K: 0 S: 3	H: 1 LOB: 0 BB: 0 P: 3	R: 0 E: 0 K: 1 S: 6	H: 1 LOB: 1 BB: 0 P: 6	R: 0 E: 0 K: 2 S: 7	H: 0 LOB: 0 BB: 0 P: 7	1B: 7 2B: 0 3B: 1 HR: 0	SF: 1 SAC: 1 DP: 1 HBP: 0	WP: 2 PB: 0 SB: 0 CS: 0	PA: 35
PITCHER	IP WLS BF H R ER SO BB IBB HBP BLK WP HR S P ERA WHIP																			
Dean Chance, R ERA: 2.57	(1, 1) 2.0 L 12 5 3 3 0 1 0 0 0 0 2 0 11 15 13.50 3.000																			
Dan Osinski, R ERA: 4.97	(3, 1) 5.0 16 2 0 0 10 0 0 0 0 0 0 0 36 36 0.00 0.400																			
Bob Lee, R ERA: 1.97	(8, 1) 2.0 7 1 0 0 3 0 0 0 0 0 0 0 13 13 0.00 0.500																			

Batter	1	2	3	4	5	6	7	8	9	AB	R	H	RBI	BB	SO	LOB	BOTTOM					
Albie Pearson, L OBP: 0.306, SLG: 0.285										4	0	0	0	0	0	3	Baltimore Orioles @ Los Angeles Angels Dodger Stadium, Los Angeles, CA Fri May 29 1964, 7:05 PM PDT Att: 7,802 - Unknown					
Bobby Knoop, R OBP: 0.280, SLG: 0.309										4	0	0	0	0	2							
Ed Kirkpatrick, L OBP: 0.358, SLG: 0.404										3	0	0	0	2	2							
Lee Thomas, L OBP: 0.320, SLG: 0.346										5	0	0	0	1	4							
Billy Moran, R OBP: 0.318, SLG: 0.331										5	0	1	0	0	3							
Buck Rodgers, S OBP: 0.306, SLG: 0.284										4	2	3	0	0	1	1						
Tom Satriano, L OBP: 0.386, SLG: 0.338										2	0	1	0	2	0	1						
Joe Koppe, R OBP: 0.388, SLG: 0.379										4	0	2	2	0	1	4						
Dean Chance, R OBP: 0.231, SLG: 0.167	(1, 1) R: 0 H: 0 E: 0 K: 0 S: 3	(2, PH) W: 7.2 W: 34 8 2 2 1 3 0 0 0 0 0 0 33 45 2.35 1.435																				
Willie Smith, L OBP: 0.125, SLG: 0.200	(3, 1) R: 0 H: 0 E: 0 K: 1 S: 6	(3, 1) W: 1.1 S: 7 1 0 0 2 0 1 0 0 0 0 0 10 14 0.00 0.750																				
Jim Fregosi, R OBP: 0.300, SLG: 0.503	(7, PH) R: 0 H: 0 E: 0 K: 0 S: 4	(7, PH) R: 0 H: 0 E: 0 K: 1 S: 7																				
Charlie Dees, L OBP: 0.142, SLG: 0.115	(8, 1) R: 0 H: 0 E: 0 K: 1 S: 7	(8, 1) R: 0 H: 1 E: 1 K: 1 S: 7																				
Bob Lee, R (8, 1)	(8, 1) R: 0 H: 0 E: 0 K: 1 S: 6	(8, 1) R: 0 H: 1 E: 1 K: 1 S: 7																				
Joe Adcock, R OBP: 0.340, SLG: 0.469	(9, PH) R: 0 H: 0 E: 0 K: 0 S: 3	(9, PH) R: 0 H: 0 E: 0 K: 0 S: 3																				
Bob Perry, R OBP: 0.333, SLG: 0.333	(9, PH) R: 0 H: 0 E: 0 K: 0 S: 3	(9, PH) R: 0 H: 0 E: 0 K: 0 S: 3																				
Inning Stats	R: 0 E: 0 K: 0 S: 3	H: 0 LOB: 1 BB: 1 P: 7	R: 1 E: 0 K: 0 S: 5	H: 2 LOB: 2 BB: 1 P: 9	R: 0 E: 0 K: 0 S: 3	H: 0 LOB: 0 BB: 0 P: 3	R: 1 E: 0 K: 0 S: 5	H: 2 LOB: 1 BB: 0 P: 5	R: 0 E: 0 K: 0 S: 3	H: 0 LOB: 0 BB: 0 P: 3	R: 0 E: 0 K: 1 S: 6	H: 1 LOB: 2 BB: 1 P: 10	R: 0 E: 0 K: 0 S: 4	H: 1 LOB: 2 BB: 0 P: 4	R: 0 E: 0 K: 1 S: 7	H: 2 LOB: 2 BB: 0 P: 7	R: 0 E: 1 K: 1 S: 7	H: 1 LOB: 3 BB: 1 P: 11	1B: 6 2B: 3 3B: 0 HR: 0	SF: 0 SAC: 2 DP: 0 HBP: 0	WP: 0 PB: 0 SB: 0 CS: 0	PA: 41
PITCHER	IP WLS BF H R ER SO BB IBB HBP BLK WP HR S P ERA WHIP																					
Robin Roberts, R ERA: 1.93	(1, 1) 7.2 W 34 8 2 2 1 3 0 0 0 0 0 0 33 45 2.35 1.435																					
Stu Miller, R ERA: 2.12	(8, 1) 1.1 S 7 1 0 0 2 0 1 0 0 0 0 0 10 14 0.00 0.750																					

Batter	1	2	3	4	5	6	7	8	9	AB	R	H	RBI	BB	SO	LOB	TOP			
Bob Saverine, S (1, 8) OBP: 0.286, SLG: 0.167	6-3		FC5 1B		3-1		FC2-6 1B		K	5	0	1	0	0	1	1				
Luis Aparicio, R (1, 6) OBP: 0.326, SLG: 0.341	S 1B		BLK FC5 1B		L4		1B		K	5	1	3	0	0	1	0				
Sam Bowers, R (1, 7) OBP: 0.336, SLG: 0.454	5-3		FC5 1B		FC4 1B		K		L7	5	0	1	0	0	1	5				
Brooks Robinson, R (1, 5) OBP: 0.345, SLG: 0.427	L3		FC6-4 1B		FC4 1B		1-3			3	0	0	0	1	0	4				
Bob Johnson, R (1, 3) OBP: 0.283, SLG: 0.333		5-3 2B 1B	FC6-4 1B		5-3		K			4	1	1	1	0	1	2				
Gino Cimoli, R (1, 9) Willie Kirkland, L (9, 9) OBP: 0.308, SLG: 0.268	5-3		K		F7		E4 1B			4	0	0	0	0	1	3				
Jerry Adair, R (1, 4) OBP: 0.266, SLG: 0.275	5-3			6-3		1B	FC6-4 1B			4	0	2	0	0	0	1				
Dick Brown, R (1, 2) OBP: 0.292, SLG: 0.413				F8		1-3	K			4	0	1	1	0	1	3				
Steve Barber, L (1, 1) Joe Gaines, R (8, PH) Stu Miller, R (8, 1)	4-3			K			FC2-6 1B		FC6-4	3	0	1	0	0	1	1				
Inning Stats	R: 0 E: 0 K: 0 S: 4	H: 1 LOB: 1 BB: 0 P: 4	R: 1 E: 0 K: 0 S: 5	H: 2 LOB: 1 BB: 0 P: 5	R: 1 E: 0 K: 1 S: 7	H: 2 LOB: 2 BB: 1 P: 11	R: 0 E: 0 K: 1 S: 5	H: 0 LOB: 0 BB: 0 P: 5	R: 0 E: 0 K: 0 S: 4	H: 1 LOB: 1 BB: 0 P: 4	R: 0 E: 0 K: 1 S: 7	H: 2 LOB: 2 BB: 0 P: 7	R: 0 E: 1 K: 2 S: 9	H: 1 LOB: 2 BB: 0 P: 9	R: 0 E: 0 K: 2 S: 7	H: 0 LOB: 0 BB: 0 P: 7	1B: 9 2B: 1 3B: 0 HR: 0	SF: 0 SAC: 0 DP: 0 HBP: 0	WP: 0 PB: 0 SB: 1 CS: 0	PA: 39
PITCHER	IP WLS BF H R ER SO BB IBB HBP BLK WP HR S P ERA WHIP																			
Bo Belinsky, L (1, 1) ERA: 3.29	8.0 L 36 10 2 2 5 0 1 0 1 0 0 45 49 2.25 1.250																			
Bob Lee, R (9, 1) ERA: 1.93	1.0 3 0 0 0 2 0 0 0 0 0 0 7 7 0.00 0.000																			

Baltimore Orioles @ Los Angeles Angels
Dodger Stadium, Los Angeles, CA
 Sun May 31 1964, 3:33 AM PDT
 Att: 7,567 - Unknown

livebaseballscorecards.com

AB 38
 R 2
 H 10
 RBI 2
 BB 1
 SO 7
 LOB 22



Batter	1	2	3	4	5	6	7	8	9	AB	R	H	RBI	BB	SO	LOB	BOTTOM			
Joe Koppe, R (1, 6) OBP: 0.373, SLG: 0.379	4-3		5-3			FC5-4 1B		FC6-4		4	0	1	0	0	0	1				
Ed Kirkpatrick, L (1, 7) OBP: 0.339, SLG: 0.378	4-3		L4			F9			F9	4	0	0	0	0	0	1				
Bob Perry, R (1, 8) OBP: 0.300, SLG: 0.300	4-3			K		FC5-4			1B	4	0	1	0	0	1	1				
Joe Adcock, R (1, 3) Charlie Dees, L (9, PR) OBP: 0.355, SLG: 0.480 OBP: 0.143, SLG: 0.115		4-3 1B 2B		4-3		K			1B	4	1	2	0	0	1	0				
Felix Torres, R (1, 5) OBP: 0.311, SLG: 0.465	4-3			K		F9			G6-4-3	4	0	0	0	0	1	3				
Buck Rodgers, S (1, 2) OBP: 0.293, SLG: 0.270		F6			6-3		5-3			3	0	0	0	0	0	1				
Lee Thomas, L (1, 9) Albie Pearson, L (8, PR) OBP: 0.335, SLG: 0.354 OBP: 0.305, SLG: 0.279			FC6-4 1B		G5-4-3 BB			FC6-4 1B		2	0	2	1	1	0	0				
Bobby Knoop, R (1, 4) OBP: 0.276, SLG: 0.304		FC6-4			G5-4-3			K		3	0	0	0	0	1	3				
Bo Belinsky, L (1, 1) Tom Satriano, L (8, PH) Bob Lee, R (9, 1)			L7			K		F7		2	0	0	0	0	1	0				
Inning Stats	R: 0 E: 0 K: 0 S: 3	H: 0 LOB: 0 BB: 0 P: 3	R: 1 E: 0 K: 0 S: 5	H: 2 LOB: 1 BB: 0 P: 5	R: 0 E: 0 K: 2 S: 7	H: 0 LOB: 0 BB: 0 P: 7	R: 0 E: 0 K: 1 S: 6	H: 1 LOB: 1 BB: 0 P: 6	R: 0 E: 0 K: 1 S: 5	H: 0 LOB: 0 BB: 0 P: 5	R: 0 E: 0 K: 1 S: 6	H: 1 LOB: 1 BB: 0 P: 6	R: 0 E: 0 K: 1 S: 4	H: 2 LOB: 2 BB: 0 P: 4	R: 0 E: 0 K: 0 S: 3	H: 0 LOB: 0 BB: 0 P: 4	1B: 5 2B: 1 3B: 0 HR: 0	SF: 0 SAC: 0 DP: 2 HBP: 0	WP: 0 PB: 0 SB: 0 CS: 0	PA: 32
PITCHER	IP WLS BF H R ER SO BB IBB HBP BLK WP HR S P ERA WHIP																			
Steve Barber, L (1, 1) ERA: 5.26	7.0 W 24 3 1 1 4 1 0 0 0 0 0 31 35 1.29 0.571																			
Stu Miller, R (8, 1) ERA: 1.99	2.0 S 8 3 0 0 1 0 0 0 0 0 0 10 10 0.00 1.500																			

Baltimore Orioles @ Los Angeles Angels
Dodger Stadium, Los Angeles, CA
 Sun May 31 1964, 3:33 AM PDT
 Att: 7,567 - Unknown

livebaseballscorecards.com

AB 31
 R 1
 H 6
 RBI 1
 BB 1
 SO 5
 LOB 11



Batter	1	2	3	4	5	6	7	8	9	AB	R	H	RBI	BB	SO	LOB	TOP					
Dalton Jones, L OBP: 0.348, SLG: 0.447 (1, 4)	G3		BB		FC4-6			F9		3	0	0	1	1	0	1	Boston Red Sox @ Los Angeles Angels Dodger Stadium, Los Angeles, CA Mon Jun 01 1964, 7:05 PM PDT Att: 3,155 - Unknown					
Eddie Bressoud, R OBP: 0.384, SLG: 0.442 (1, 6)	5-3		K		CS			F8		4	0	0	0	0	2	1						
Carl Yastrzemski, L OBP: 0.349, SLG: 0.414 Felix Mantilla, R OBP: 0.244, SLG: 0.425 (1, 8) (1, PR) (1, 7)	BB				6-3			F7		0	0	0	0	1	0	0						
Dick Stuart, R OBP: 0.307, SLG: 0.466 (1, 3)	6-3				5-3			1B		4	1	2	2	0	0	1						
Tony Conigliaro, R OBP: 0.325, SLG: 0.475 (1, 7) (1, 8)			6-3		6-3			F7		4	0	0	0	0	0	1						
Frank Malzone, R OBP: 0.307, SLG: 0.369 (1, 5)	6-3				E			K		4	1	1	0	0	1	0						
Lou Clinton, R OBP: 0.310, SLG: 0.417 (1, 9)			K		E7			E6		4	1	1	0	0	1	1						
Russ Nixon, L OBP: 0.400, SLG: 0.471 (1, 2)			K		FC4-6			F7		4	0	1	1	0	1	2						
Bill Monbouquette, R OBP: 0.300, SLG: 0.125 Roman Mejias, R OBP: 0.252, SLG: 0.404 Bob Heffner, R OBP: 0.286, SLG: 0.714 (1, 1) (7, PH) (7, 1)	F9				K			K		2	0	0	0	0	1	2						
										1	0	0	0	0	1	1						
										0	0	0	0	0	0	0						
Inning Stats	R: 0 E: 0 K: 0 S: 3	H: 0 LOB: 1 BB: 1 P: 7	R: 0 E: 0 K: 1 S: 5	H: 0 LOB: 0 BB: 0 P: 5	R: 0 E: 0 K: 2 S: 7	H: 0 LOB: 1 BB: 1 P: 11	R: 0 E: 0 K: 0 S: 3	H: 0 LOB: 0 BB: 0 P: 3	R: 2 E: 1 K: 1 S: 7	H: 2 LOB: 0 BB: 0 P: 7	R: 0 E: 0 K: 2 S: 6	H: 1 LOB: 1 BB: 0 P: 6	R: 0 E: 0 K: 2 S: 8	H: 1 LOB: 1 BB: 0 P: 8	R: 2 E: 0 K: 0 S: 5	H: 2 LOB: 0 BB: 0 P: 5	R: 0 E: 1 K: 0 S: 3	H: 0 LOB: 0 BB: 0 P: 3	1B: 5 2B: 0 3B: 0 HR: 1	SF: 0 SAC: 0 DP: 1 HBP: 0	WP: 0 PB: 0 SB: 1 CS: 1	PA: 36
PITCHER Barry Latman, R ERA: 4.13 (1, 1)	IP: 9.0 WLS: L BF: 35 H: 6 R: 4 ER: 2 SO: 7 BB: 2 IBB: 0 HBP: 0 BLK: 0 WP: 0 HR: 1 S: 47 P: 55 ERA: 2.00 WHIP: 0.889															PITCHER						

AB 33
R 4
H 6
RBI 4
BB 2
SO 7
LOB 10



Batter	1	2	3	4	5	6	7	8	9	AB	R	H	RBI	BB	SO	LOB	BOTTOM					
Joe Koppe, R OBP: 0.354, SLG: 0.357 Jim Fregosi, R OBP: 0.407, SLG: 0.578 (1, 6) (9, PH)	K		F9		F2		F7		K	4	0	0	0	0	1	0	Boston Red Sox @ Los Angeles Angels Dodger Stadium, Los Angeles, CA Mon Jun 01 1964, 7:05 PM PDT Att: 3,155 - Unknown					
Billy Moran, R OBP: 0.321, SLG: 0.339 (1, 5)	2B		6-3		1B		F7			4	1	2	0	0	0	0						
Lee Thomas, L OBP: 0.339, SLG: 0.354 (1, 9)	BB		1B		F7		3-1			3	0	1	0	1	0	1						
Joe Adcock, R OBP: 0.351, SLG: 0.471 (1, 3)	F8		F5		1B		1B		F7	4	1	1	0	0	0	3						
Buck Rodgers, S OBP: 0.286, SLG: 0.263 (1, 2)	F3		L3		K		K		4-3	4	0	0	0	0	1	4						
Ed Kirkpatrick, L OBP: 0.344, SLG: 0.383 (1, 7)	F3		F6		1B		1B		1B	4	1	2	1	0	0	0						
Bob Perry, R OBP: 0.357, SLG: 0.357 (1, 8)	1B		K		K		1B		K	4	0	2	1	0	2	1						
Bobby Knoop, R OBP: 0.277, SLG: 0.304 Albie Pearson, L OBP: 0.303, SLG: 0.277 (1, 4) (9, PH)	F6		F1		1B		1B		K	3	0	1	1	0	0	1						
Barry Latman, R OBP: 0.143, SLG: 0.143 Tom Satriano, L OBP: 0.362, SLG: 0.313 (1, 1) (9, PH)	6-3		K		F9				K	3	0	0	0	0	1	3						
										1	0	0	0	0	1	0						
Inning Stats	R: 0 E: 0 K: 1 S: 6	H: 1 LOB: 2 BB: 1 P: 10	R: 0 E: 0 K: 0 S: 4	H: 1 LOB: 0 BB: 0 P: 4	R: 0 E: 0 K: 1 S: 4	H: 1 LOB: 1 BB: 0 P: 4	R: 0 E: 0 K: 1 S: 5	H: 0 LOB: 0 BB: 0 P: 5	R: 0 E: 0 K: 1 S: 5	H: 0 LOB: 0 BB: 0 P: 5	R: 3 E: 0 K: 1 S: 10	H: 5 LOB: 2 BB: 0 P: 10	R: 0 E: 0 K: 0 S: 3	H: 0 LOB: 0 BB: 0 P: 3	R: 0 E: 0 K: 1 S: 6	H: 1 LOB: 1 BB: 0 P: 6	R: 0 E: 0 K: 3 S: 9	H: 0 LOB: 0 BB: 0 P: 9	1B: 8 2B: 1 3B: 0 HR: 0	SF: 0 SAC: 0 DP: 0 HBP: 0	WP: 0 PB: 0 SB: 0 CS: 0	PA: 37
PITCHER Bill Monbouquette, R ERA: 4.63 Bob Heffner, R ERA: 2.1 (1, 1) (7, 1)	IP: 6.0 WLS: W BF: 10 H: 1 R: 0 ER: 0 SO: 4 BB: 1 IBB: 0 HBP: 0 BLK: 0 WP: 0 HR: 0 S: 18 P: 18 ERA: 4.50 WHIP: 1.500															PITCHER						

AB 36
R 3
H 9
RBI 3
BB 1
SO 8
LOB 13



Batter	1	2	3	4	5	6	7	8	9	AB	R	H	RBI	BB	SO	LOB	TOP			
Dalton Jones, L (1,4) OBP: 0.353, SLG: 0.438										2	0	0	0	2	1	0	Boston Red Sox @ Los Angeles Angels Dodger Stadium, Los Angeles, CA Tue Jun 02 1964, 7:05 PM PDT Att: 3,372 - Unknown			
Eddie Bressoud, R (1,6) OBP: 0.376, SLG: 0.432										4	0	0	0	0	2	2				
Felix Mantilla, R (1,7) OBP: 0.267, SLG: 0.419										3	0	1	0	1	1	2				
Dick Stuart, R (1,3) OBP: 0.306, SLG: 0.461										4	0	1	0	0	3	3				
Lou Clinton, R (1,9) OBP: 0.300, SLG: 0.402										4	0	0	0	0	3	4				
Frank Malzone, R (1,5) OBP: 0.308, SLG: 0.365										2	0	0	0	1	0	1				
Tony Conigliaro, R (1,8) OBP: 0.318, SLG: 0.465										3	0	0	0	0	1	1				
Russ Nixon, L (1,2) OBP: 0.368, SLG: 0.432										3	0	0	0	0	2	1				
Jack Lamabe, R (1,1) OBP: 0.154, SLG: 0.200										2	0	0	0	0	2	0				
Dick Williams, R (8, PH) OBP: 0.150, SLG: 0.105										1	0	0	0	0	0	0				
Dick Radatz, R (8, 1) OBP: 0.300, SLG: 0.300										0	0	0	0	0	0	0				
Inning Stats	R: 0 E: 0 K: 1 S: 5	H: 0 LOB: 1 BB: 1 P: 9	R: 0 E: 0 K: 1 S: 5	H: 0 LOB: 1 BB: 1 P: 9	R: 0 E: 0 K: 2 S: 7	H: 0 LOB: 0 BB: 0 P: 7	R: 0 E: 0 K: 2 S: 7	H: 0 LOB: 1 BB: 1 P: 11	R: 0 E: 0 K: 3 S: 10	H: 1 LOB: 2 BB: 1 P: 14	R: 0 E: 0 K: 2 S: 7	H: 0 LOB: 0 BB: 0 P: 7	R: 0 E: 0 K: 1 S: 5	H: 0 LOB: 0 BB: 0 P: 5	R: 0 E: 0 K: 1 S: 5	H: 1 LOB: 0 BB: 0 P: 5	1B: 2 2B: 0 3B: 0 HR: 0	SF: 0 SAC: 0 DP: 1 HBP: 0	WP: 0 PB: 0 SB: 0 CS: 0	PA: 32
PITCHER Dean Chance, R (1,1) ERA: 2.12	IP: 9.0 WLS: W BF: 32	H: 2 R: 0 ER: 0 SO: 15	BB: 4 IBB: 0 HBP: 0 BLK: 0	WP: 0 HR: 0 S: 58 P: 74	ERA: 0.00 WHIP: 0.667											IP: 9.0 WLS: W BF: 32	H: 2 R: 0 ER: 0 SO: 15	BB: 4 IBB: 0 HBP: 0 BLK: 0	WP: 0 HR: 0 S: 58 P: 74	ERA: 0.00 WHIP: 0.667

AB	28
R	0
H	2
RBI	0
BB	4
SO	15
LOB	14



Batter	1	2	3	4	5	6	7	8	9	AB	R	H	RBI	BB	SO	LOB	BOTTOM			
Joe Koppe, R (1,6) OBP: 0.349, SLG: 0.342										3	1	0	0	1	0	0	Boston Red Sox @ Los Angeles Angels Dodger Stadium, Los Angeles, CA Tue Jun 02 1964, 7:05 PM PDT Att: 3,372 - Unknown			
Billy Moran, R (1,5) OBP: 0.324, SLG: 0.343										4	0	2	0	0	0	0				
Lee Thomas, L (1,9) OBP: 0.339, SLG: 0.360										3	0	1	1	0	1	0				
Joe Adcock, R (1,3) OBP: 0.350, SLG: 0.462										2	0	0	0	1	0	1				
Tom Satriano, L (1,2) OBP: 0.351, SLG: 0.301										3	0	0	0	0	0	4				
Ed Kirkpatrick, L (1,7) OBP: 0.343, SLG: 0.376										2	0	0	0	1	0	0				
Bob Perry, R (1,8) OBP: 0.353, SLG: 0.353										3	0	1	0	0	0	3				
Bobby Knoop, R (1,4) OBP: 0.273, SLG: 0.299										3	0	0	0	0	1	1				
Dean Chance, R (1,1) OBP: 0.188, SLG: 0.133										3	0	0	0	0	2	1				
Inning Stats	R: 0 E: 0 K: 0 S: 3	H: 0 LOB: 0 BB: 0 P: 3	R: 0 E: 0 K: 0 S: 3	H: 0 LOB: 0 BB: 0 P: 3	R: 0 E: 0 K: 2 S: 7	H: 0 LOB: 0 BB: 0 P: 7	R: 1 E: 0 K: 0 S: 4	H: 2 LOB: 3 BB: 3 P: 16	R: 0 E: 0 K: 0 S: 3	H: 0 LOB: 0 BB: 0 P: 3	R: 0 E: 0 K: 0 S: 4	H: 1 LOB: 1 BB: 0 P: 4	R: 0 E: 0 K: 1 S: 6	H: 1 LOB: 1 BB: 0 P: 6	R: 0 E: 0 K: 1 S: 5	H: 0 LOB: 0 BB: 0 P: 5	1B: 3 2B: 1 3B: 0 HR: 0	SF: 0 SAC: 1 DP: 1 HBP: 0	WP: 0 PB: 0 SB: 0 CS: 0	PA: 30
PITCHER Jack Lamabe, R (1,1) ERA: 3.49	IP: 7.0 WLS: L BF: 27	H: 4 R: 1 ER: 1 SO: 3	BB: 2 IBB: 0 HBP: 0 BLK: 0	WP: 0 HR: 0 S: 30 P: 42	ERA: 1.29 WHIP: 0.857											IP: 1.0 WLS: 3 BF: 3	H: 0 R: 0 ER: 0 SO: 1	BB: 0 IBB: 0 HBP: 0 BLK: 0	WP: 0 HR: 0 S: 5 P: 5	ERA: 0.00 WHIP: 0.000

AB	26
R	1
H	4
RBI	1
BB	3
SO	4
LOB	10



Batter	1	2	3	4	5	6	7	8	9	AB	R	H	RBI	BB	SO	LOB	TOP										
Dalton Jones, L OBP: 0.355, SLG: 0.445	0-0 4-3		0-0 1B K 2B		0-0 CS 1B		0-0 FC4-6		0-0 L3	5	0	2	0	0	0	5											
Tony Conigliaro, R OBP: 0.316, SLG: 0.459	0-0 1-3		0-0 2-3 1B		0-0 F9			0-3 K		4	0	1	0	0	1	1											
Carl Yastrzemski, L OBP: 0.347, SLG: 0.495	4-0 BB		0-3 K		0-0 6-3			0-0 4-3		3	0	0	0	1	1	2											
Dick Stuart, R OBP: 0.305, SLG: 0.456	0-3 K		0-0 1-3		0-0 G1-4-3 1B			0-0 6-3		4	0	1	0	0	1	2											
Frank Matzone, R OBP: 0.312, SLG: 0.368		0-0 FC6-4 1B		0-0 F8		0-0 G1-4-3 1B			0-0 BB 1B	4	0	2	0	0	0	1											
Lou Clinton, R OBP: 0.306, SLG: 0.422		0-0 FC6-4 1B		0-0 F9			0-0 FC6-4 3B		0-0 F9	4	0	2	0	0	0	1											
Eddie Bressoud, R OBP: 0.379, SLG: 0.433		0-0 F4		0-0 FC6-4 1B			0-3 K		0-0 BB 1B	4	0	2	0	0	1	3											
Russ Nixon, L OBP: 0.357, SLG: 0.400		0-0 FC6-4		0-0 FC6-4			4-0 IBB		0-3 K	3	0	0	0	1	1	5											
Dave Morehead, R OBP: 0.130, SLG: 0.048	0-3 K				0-0 4-3				4-0 BB	3	0	0	0	0	1	4											
Felix Mantilla, R OBP: 0.283, SLG: 0.419							0-0 FC6-2-5 FC4-6		0-0 1-2 2-3 BB	0	0	0	0	1	0	0											
Inning Stats	R: 0 E: 0 K: 1 S: 5	H: 0 LOB: 1 BB: 1 P: 9	R: 0 E: 0 K: 1 S: 7	H: 2 LOB: 2 BB: 0 P: 7	R: 0 E: 0 K: 1 S: 6	H: 2 LOB: 1 BB: 0 P: 6	R: 0 E: 0 K: 0 S: 4	H: 1 LOB: 1 BB: 0 P: 4	R: 0 E: 0 K: 0 S: 3	H: 1 LOB: 0 BB: 0 P: 3	R: 0 E: 0 K: 0 S: 3	H: 1 LOB: 2 BB: 1 P: 10	R: 0 E: 0 K: 1 S: 5	H: 0 LOB: 0 BB: 0 P: 5	R: 0 E: 0 K: 1 S: 7	H: 2 LOB: 3 BB: 1 P: 11	1B: 8 2B: 1 3B: 1 HR: 0	SF: 0 SAC: 0 DP: 1 HBP: 0	WP: 0 PB: 0 SB: 0 CS: 1	PA: 37							
PITCHER	IP	WLS	BF	H	R	ER	SO	BB	IBB	HBP	BLK	WP	HR	S	P	ERA	WHIP										
Fred Newman, R ERA: 3.33	8.1	W	34	10	0	0	5	1	1	0	0	0	0	42	50	0.00	1.320										
Bob Lee, R ERA: 1.9	0.2	S	3	0	0	0	1	1	0	0	0	0	0	4	8	0.00	1.500										

Boston Red Sox @ Los Angeles Angels
Dodger Stadium, Los Angeles, CA
 Wed Jun 03 1964, 7:05 PM PDT
 Unknown

AB	34
R	0
H	10
RBI	0
BB	3
SO	6
LOB	24



Batter	1	2	3	4	5	6	7	8	9	AB	R	H	RBI	BB	SO	LOB	BOTTOM										
Albie Pearson, L OBP: 0.302, SLG: 0.272	4-0 S BB		0-0 F9		0-0 F6			0-0 E8		3	0	0	0	1	0	2											
Billy Moran, R OBP: 0.323, SLG: 0.346	0-0 F4		0-0 F9		0-0 6-3			0-0 2-3 1B		4	1	1	1	0	0	1											
Lee Thomas, L OBP: 0.337, SLG: 0.357	0-0 5-3		0-0 F8		0-0 4-3			0-0 3-H 2B		4	0	1	1	0	0	1											
Buck Rodgers, S OBP: 0.285, SLG: 0.258	0-3 K			4-0 FC5-4 BB		0-3 K		0-0 2-H 1B		3	0	0	0	1	2	2											
Tom Satriano, L OBP: 0.350, SLG: 0.302		0-0 BB 1B		0-0 FC5-4 FC4-6			0-0 F6			3	0	1	0	0	0	1											
Ed Kirkpatrick, L OBP: 0.336, SLG: 0.367		0-0 F2		0-0 FC4-6 CS			0-0 G3			3	0	0	0	0	0	2											
Joe Koppe, R OBP: 0.349, SLG: 0.333		4-0 1-2 BB		0-0 CS	0-0 F7		0-3 K			2	0	0	0	1	1	0											
Bobby Knoop, R OBP: 0.274, SLG: 0.295		0-3 K			0-0 5-3			4-0 E SH3-4 2B BB		2	1	0	0	1	1	2											
Fred Newman, R OBP: 0.250, SLG: 0.200		0-3 K						0-0 SH3-4		2	0	1	0	0	1	2											
Bob Lee, R								0-0 1-2		0	0	0	0	0	0	0											
Inning Stats	R: 0 E: 0 K: 1 S: 5	H: 0 LOB: 1 BB: 1 P: 9	R: 0 E: 0 K: 2 S: 8	H: 1 LOB: 2 BB: 1 P: 12	R: 0 E: 0 K: 0 S: 3	H: 0 LOB: 0 BB: 0 P: 3	R: 0 E: 0 K: 0 S: 2	H: 0 LOB: 1 BB: 1 P: 6	R: 0 E: 0 K: 0 S: 4	H: 1 LOB: 1 BB: 0 P: 4	R: 0 E: 0 K: 1 S: 5	H: 0 LOB: 0 BB: 0 P: 5	R: 0 E: 0 K: 1 S: 5	H: 0 LOB: 0 BB: 0 P: 5	R: 2 E: 1 K: 0 S: 5	H: 2 LOB: 1 BB: 1 P: 9	1B: 3 2B: 1 3B: 0 HR: 0	SF: 0 SAC: 1 DP: 0 HBP: 0	WP: 0 PB: 0 SB: 1 CS: 1	PA: 32							
PITCHER	IP	WLS	BF	H	R	ER	SO	BB	IBB	HBP	BLK	WP	HR	S	P	ERA	WHIP										
Dave Morehead, R ERA: 3.9	8.0	L	31	4	2	2	5	4	0	0	0	0	0	37	53	2.25	1.000										

Boston Red Sox @ Los Angeles Angels
Dodger Stadium, Los Angeles, CA
 Wed Jun 03 1964, 7:05 PM PDT
 Unknown


AB	26
R	2
H	4
RBI	2
BB	4
SO	5
LOB	13



Batter	1	2	3	4	5	6	7	8	9	AB	R	H	RBI	BB	SO	LOB	TOP										
Dalton Jones, L OBP: 0.349, SLG: 0.435	F6		1-3		F7	FC4 1B		K		5	0	1	1	0	1	4											
Tony Conigliaro, R OBP: 0.313, SLG: 0.471	5-3			5-3	HR	FC4		F8		5	1	1	4	0	0	1											
Carl Yastrzemski, L OBP: 0.354, SLG: 0.491				F7	E9			F3		4	0	1	0	0	1	0											
Felix Mantilla, R OBP: 0.277, SLG: 0.409	K							F7		1	0	0	0	0	0	0											
Dick Stuart, R OBP: 0.302, SLG: 0.449		6-3		6-3	5-3			K		5	0	1	0	0	1	1											
Earl Wilson, R OBP: 0.407, SLG: 0.583								1B		0	0	0	0	0	0	0											
Frank Matzone, R OBP: 0.320, SLG: 0.371		K						1B		4	1	2	0	1	1	1											
Lou Clinton, R OBP: 0.310, SLG: 0.417								1B		4	1	1	0	1	0	2											
Eddie Bressoud, R OBP: 0.386, SLG: 0.443								K		3	2	2	0	1	1	2											
Bob Tillman, R OBP: 0.342, SLG: 0.398			5-3					G3		4	2	2	3	0	0	1											
Bill Spanswick, L OBP: 0.444, SLG: 0.375								F9		2	1	1	0	0	0	1											
Bob Heffner, R OBP: 0.286, SLG: 0.714			1-3							0	0	0	0	0	0	0											
Dick Radatz, R OBP: 0.250, SLG: 0.250										2	0	0	0	0	1	1											
Ed Connolly, L OBP: 0.250, SLG: 0.250										0	0	0	0	0	0	0											
Inning Stats	R: 0 E: 0 K: 1 S: 5	H: 0 LOB: 0 BB: 0 P: 5	R: 0 E: 0 K: 1 S: 5	H: 0 LOB: 0 BB: 0 P: 5	R: 0 E: 0 K: 0 S: 4	H: 1 LOB: 1 BB: 0 P: 4	R: 0 E: 0 K: 0 S: 3	H: 0 LOB: 0 BB: 0 P: 3	R: 6 E: 1 K: 0 S: 7	H: 4 LOB: 1 BB: 3 P: 19	R: 2 E: 1 K: 1 S: 8	H: 3 LOB: 1 BB: 0 P: 8	R: 0 E: 0 K: 2 S: 9	H: 2 LOB: 2 BB: 0 P: 9	R: 0 E: 0 K: 1 S: 5	H: 0 LOB: 0 BB: 0 P: 5	R: 0 E: 0 K: 0 S: 5	H: 2 LOB: 2 BB: 0 P: 5	1B: 9 2B: 2 3B: 0 HR: 1	SF: 0 SAC: 0 DP: 0 HBP: 0	WP: 0 PB: 1 SB: 0 CS: 0	PA: 42					
PITCHER	IP	WLS	BF	H	R	ER	SO	BB	IBB	HBP	BLK	WP	HR	S	P	ERA	WHIP										
Ken McBride, R ERA: 4.52	4.0		16	1	3	3	2	3	0	0	0	0	0	17	29	6.75	1.000										
Dan Osinski, R ERA: 5.83	0.1		5	4	3	3	0	0	0	0	0	0	1	5	5	81.00	12.000										
Bob Duliba, R ERA: 1.21	1.2		8	3	2	1	1	0	0	0	0	0	0	10	10	5.40	1.800										
Don Lee, R ERA: 2.7	2.0	W	8	2	0	0	3	0	0	0	0	0	0	14	14	0.00	1.000										
Bob Lee, R ERA: 1.86	1.0	S	5	2	0	0	0	0	0	0	0	0	0	5	5	0.00	2.000										

Boston Red Sox @ Los Angeles Angels
Dodger Stadium, Los Angeles, CA
 Wed Jun 03 1964, 7:05 PM PDT
 Att: 5,506 - Unknown


AB 39
 R 8
 H 12
 RBI 8
 BB 3
 SO 6
 LOB 14



Batter	1	2	3	4	5	6	7	8	9	AB	R	H	RBI	BB	SO	LOB	BOTTOM										
Albie Pearson, L OBP: 0.310, SLG: 0.278	1B 4-3	5-3			BB 1B	L4		E S F1 1B		4	2	2	2	1	0	2											
Joe Koppe, R OBP: 0.374, SLG: 0.354	1B		2B BB		1B BB	FC6-4 1B		F1		4	2	3	0	1	0	1											
Billy Moran, R OBP: 0.321, SLG: 0.341	4-3		F9		1B BB	FC6-4				3	1	0	1	1	0	2											
Joe Adcock, R OBP: 0.364, SLG: 0.482	5-3				2B SF7 1B			CS 1B		4	1	3	2	0	0	0											
Charlie Dees, L OBP: 0.143, SLG: 0.115			1H 2B		1B					0	0	0	0	0	0	0											
Lee Thomas, L OBP: 0.340, SLG: 0.366			BB SH1-4 1B		1B			F7		4	1	2	2	0	1	2											
Ed Kirkpatrick, L OBP: 0.333, SLG: 0.366			SH1-4 BB 1B		2B			K		3	0	1	1	0	1	2											
Bobby Knoop, R OBP: 0.275, SLG: 0.296										3	0	1	0	0	1	3											
Willie Smith, L OBP: 0.167, SLG: 0.235										1	1	1	0	0	0	0											
Buck Rodgers, S OBP: 0.285, SLG: 0.258										0	0	0	0	0	0	0											
Tom Satriano, L OBP: 0.356, SLG: 0.295										2	1	0	0	2	2	2											
Ken McBride, R OBP: 0.348, SLG: 0.250										1	0	0	1	0	0	1											
Dan Osinski, R ERA: 5.83										0	0	0	0	0	0	0											
Bob Duliba, R ERA: 1.21										0	0	0	0	0	0	0											
Jim Fregosi, R OBP: 0.360, SLG: 0.673										1	0	0	0	0	1	0											
Don Lee, R ERA: 2.7										0	0	0	0	0	0	0											
Jim Piersall, R OBP: 0.321, SLG: 0.344										0	0	0	0	0	0	0											
Bob Lee, R ERA: 1.86										0	0	0	0	0	0	0											
Inning Stats	R: 1 E: 0 K: 0 S: 4	H: 2 LOB: 0 BB: 0 P: 4	R: 1 E: 0 K: 0 S: 5	H: 2 LOB: 2 BB: 1 P: 9	R: 1 E: 0 K: 1 S: 6	H: 1 LOB: 1 BB: 1 P: 10	R: 0 E: 0 K: 1 S: 5	H: 1 LOB: 0 BB: 0 P: 5	R: 4 E: 0 K: 2 S: 10	H: 3 LOB: 1 BB: 2 P: 18	R: 0 E: 0 K: 1 S: 6	H: 1 LOB: 1 BB: 0 P: 6	R: 0 E: 0 K: 1 S: 5	H: 1 LOB: 1 BB: 0 P: 5	R: 2 E: 0 K: 0 S: 4	H: 2 LOB: 1 BB: 1 P: 8	R: 0 E: 0 K: 0 S: 4	H: 2 LOB: 2 BB: 1 P: 8	1B: 11 2B: 3 3B: 0 HR: 0	SF: 1 SAC: 2 DP: 1 HBP: 0	WP: 1 PB: 0 SB: 1 CS: 1	PA: 38					
PITCHER	IP	WLS	BF	H	R	ER	SO	BB	IBB	HBP	BLK	WP	HR	S	P	ERA	WHIP										
Bill Spanswick, L ERA: 6.32	4.0		20	7	5	5	2	3	0	0	0	0	0	21	33	11.25	2.500										
Bob Heffner, R ERA: 2.62	0.0		3	2	1	1	0	1	0	0	0	0	0	2	6												
Dick Radatz, R ERA: 1.62	3.0		11	3	2	2	4	0	0	0	0	0	0	19	19	6.00	1.000										
Ed Connolly, L ERA: 4.4	1.0	L	4	1	1	1	0	1	0	0	0	0	0	3	7	9.00	2.000										

Boston Red Sox @ Los Angeles Angels
Dodger Stadium, Los Angeles, CA
 Wed Jun 03 1964, 7:05 PM PDT
 Att: 5,506 - Unknown

AB 30
 R 9
 H 13
 RBI 9
 BB 5
 SO 6
 LOB 15




Batter	1	2	3	4	5	6	7	8	9	AB	R	H	RBI	BB	SO	LOB	TOP			
Tony Kubek, L (1,6) OBP: 0.283, SLG: 0.337	F8	6-3				4-3			P4	5	0	1	0	0	0	2	New York Yankees @ Los Angeles Angels Dodger Stadium, Los Angeles, CA Fri Jun 05 1964, 7:05 PM PDT Att: 29,711 - Unknown - 61 F livebaseballscores.com			
Bobby Richardson, R (1,4) OBP: 0.343, SLG: 0.353	F8 1B BB	5-3		6-2-3-4-3			FC5-4 BB		L9	3	1	0	0	2	0	3				
Tom Tresh, S (1,8) OBP: 0.365, SLG: 0.397	1B 2B			5-3			K		1B 1B	5	1	3	0	0	1	3				
Elston Howard, R (1,2) OBP: 0.382, SLG: 0.453	F8				5-3				FC6-4 1B	4	0	1	0	1	0	3				
Hector Lopez, R (1,7) OBP: 0.310, SLG: 0.484	2B 1B			K		6-3			FC6-4 1B	5	0	1	1	0	1	5				
Roger Maris, L (1,9) OBP: 0.381, SLG: 0.514	2B			P3		P2			K	4	0	1	1	0	1	2				
Joe Pepitone, L (1,3) OBP: 0.322, SLG: 0.418	B3			5-3					E4	4	0	0	0	0	0	4				
Clete Boyer, R (1,5) OBP: 0.259, SLG: 0.308 Johnny Blanchard, L (8,PH) OBP: 0.409, SLG: 0.394 Phil Linz, R (8,5) OBP: 0.283, SLG: 0.258		5-3				6-3			K	3	0	1	0	0	0	0				
Ralph Terry, R (1,1) OBP: 0.308, SLG: 0.273 Steve Hamilton, L (6,1)									K	2	0	1	0	1	1	1				
Mickey Mantle, S (8,PH) OBP: 0.449, SLG: 0.592 Hal Reniff, R (8,1)		6-3 1B							K	0	0	0	0	0	0	0				
Inning Stats	R: 2 E: 0 K: 0 S: 6	H: 3 LOB: 2 BB: 1 P: 10	R: 0 E: 0 K: 0 S: 4	H: 1 LOB: 1 BB: 0 P: 4	R: 0 E: 0 K: 1 S: 6	H: 1 LOB: 2 BB: 1 P: 10	R: 0 E: 0 K: 1 S: 7	H: 2 LOB: 2 BB: 0 P: 7	R: 0 E: 0 K: 0 S: 3	H: 0 LOB: 0 BB: 1 P: 3	R: 0 E: 0 K: 1 S: 5	H: 0 LOB: 1 BB: 1 P: 9	R: 0 E: 1 K: 3 S: 10	H: 0 LOB: 1 BB: 0 P: 10	R: 0 E: 0 K: 0 S: 5	H: 2 LOB: 2 BB: 0 P: 5	1B: 7 2B: 2 3B: 0 HR: 0	SF: 0 SAC: 0 DP: 0 HBP: 0	WP: 0 PB: 0 SB: 2 CS: 0	PA: 41
PITCHER	IP WLS BF H R ER SO BB IBB HBP BLK WP HR S P ERA WHIP																			
Bo Belinsky, L (1,1) ERA: 3.26	6.0 W 28 7 2 2 2 3 0 0 0 0 0 0 29 41 3.00 1.667																			
Bob Lee, R (7,1) ERA: 1.75	3.0 S 13 2 0 0 4 1 0 0 0 0 0 0 20 24 0.00 1.000																			

Batter	1	2	3	4	5	6	7	8	9	AB	R	H	RBI	BB	SO	LOB	BOTTOM			
Albie Pearson, L (1,8) OBP: 0.309, SLG: 0.277	FC5 1B 1B		1-3			F7				4	0	1	0	0	0	2	New York Yankees @ Los Angeles Angels Dodger Stadium, Los Angeles, CA Fri Jun 05 1964, 7:05 PM PDT Att: 29,711 - Unknown - 61 F livebaseballscores.com			
Billy Moran, R (1,5) OBP: 0.320, SLG: 0.339	K				5-3				P3	4	1	1	0	0	1	1				
Lou Clinton, R (1,9) OBP: 0.323, SLG: 0.452	FC5 1B					FC6-4 1B			P6	4	1	3	2	0	0	0				
Joe Adcock, R (1,3) OBP: 0.360, SLG: 0.469	FC5					FC6-4 1B			P2	3	0	0	0	1	0	3				
Tom Satriano, L (1,2) OBP: 0.343, SLG: 0.283	F9								K	4	0	0	0	0	2	3				
Ed Kirkpatrick, L (1,7) OBP: 0.345, SLG: 0.386									6-3	4	1	3	0	0	0	0				
Joe Koppe, R (1,6) OBP: 0.368, SLG: 0.349									P5	4	1	3	0	0	0	0				
Bobby Knoop, R (1,4) OBP: 0.277, SLG: 0.304									1B SF8 1B	4	0	1	0	0	1	1				
Bo Belinsky, L (1,1) ERA: 6.82 Jim Fregosi, R (6,PH) OBP: 0.400, SLG: 0.573 Bob Lee, R (7,1) ERA: 1.75									K	2	0	1	0	0	0	0				
Inning Stats	R: 0 E: 0 K: 1 S: 7	H: 2 LOB: 2 BB: 0 P: 7	R: 0 E: 0 K: 0 S: 4	H: 2 LOB: 1 BB: 0 P: 4	R: 2 E: 0 K: 1 S: 7	H: 3 LOB: 1 BB: 1 P: 11	R: 0 E: 0 K: 0 S: 3	H: 0 LOB: 0 BB: 0 P: 3	R: 0 E: 0 K: 0 S: 4	H: 1 LOB: 1 BB: 0 P: 4	R: 1 E: 0 K: 1 S: 8	H: 2 LOB: 2 BB: 0 P: 8	R: 0 E: 0 K: 1 S: 5	H: 0 LOB: 0 BB: 0 P: 5	R: 0 E: 0 K: 1 S: 5	H: 0 LOB: 0 BB: 0 P: 5		1B: 7 2B: 2 3B: 0 HR: 1	SF: 1 SAC: 1 DP: 1 HBP: 0	WP: 0 PB: 0 SB: 0 CS: 0
PITCHER	IP WLS BF H R ER SO BB IBB HBP BLK WP HR S P ERA WHIP																			
Ralph Terry, R (1,1) ERA: 6.82	5.1 L 26 10 3 3 3 1 0 0 0 0 0 0 31 35 5.06 2.062																			
Steve Hamilton, L (6,1) ERA: 1.74	1.2 5 0 0 0 0 0 0 0 0 0 0 0 5 5 0.00 0.000																			
Hal Reniff, R (8,1) ERA: 3.28	1.0 3 0 0 0 1 0 0 0 0 0 0 0 5 5 0.00 0.000																			

Batter	1	2	3	4	5	6	7	8	9	10	11	12	13	14	15	AB	R	H	RBI	BB	SO	LOB	TOP		
Tony Kubek, L OBP: 0.276, SLG: 0.327 (1.9)	F7		3-1			4-3			K			1B		F9		6	0	1	0	0	1	1			
Bobby Richardson, R OBP: 0.333, SLG: 0.342 (1.4)	K		L3			4-3			5-3			B3		F8		6	0	0	0	0	1	2			
Tom Tresh, S OBP: 0.368, SLG: 0.382 (1.8)	K					K			4-3			F8				5	0	0	0	1	3	1			
Roger Maris, L OBP: 0.359, SLG: 0.504 (1.9)		K				4-3				G3		4-3				6	0	2	0	0	1	1			
Joe Pepitone, L OBP: 0.317, SLG: 0.406 (1.3)	FC1-4 BB					F8			G4-6-3 1B	4-3				F8		5	1	0	0	1	0	3			
Johnny Blanchard, L OBP: 0.358, SLG: 0.369 (1.7)		FC1-4														5	0	1	0	0	1	2			
Hector Lopez, R OBP: 0.315, SLG: 0.488 (15.7)	1-2					L3				L4				FC6-4 1B		1	1	1	0	0	0	0			
Elston Howard, R OBP: 0.374, SLG: 0.448 (1.2)	K					4-3				6-3				FC6-4 1B		6	0	1	2	0	2	2			
Clete Boyer, R OBP: 0.256, SLG: 0.298 (1.5)			E5 SH3-4			K			K					1-3		5	0	0	0	1	3	1			
Jim Bouton, R OBP: 0.077, SLG: 0.040 (1.1)																3	0	0	0	0	1	0			
Mickey Mantle, S OBP: 0.445, SLG: 0.587 (14.7)			SH3-4							6-3						1	0	0	0	0	0	0			
Bill Stafford, R (14.1)						K				4-3				F7		1	0	0	0	0	1	2			
Inning Stats	R: 0 E: 0 K: 2 S: 7	H: 0 LOB: 0 BB: 0 P: 7	R: 0 E: 0 K: 2 S: 7	H: 0 LOB: 1 BB: 1 P: 11	R: 0 E: 1 K: 0 S: 4	H: 0 LOB: 1 BB: 0 P: 4	R: 0 E: 0 K: 1 S: 5	H: 0 LOB: 0 BB: 0 P: 5	R: 0 E: 0 K: 1 S: 5	H: 0 LOB: 0 BB: 0 P: 5	R: 0 E: 0 K: 1 S: 5	H: 0 LOB: 0 BB: 0 P: 5	R: 0 E: 0 K: 0 S: 3	H: 0 LOB: 0 BB: 0 P: 3	R: 0 E: 0 K: 0 S: 4	H: 1 LOB: 1 BB: 0 P: 4	R: 0 E: 0 K: 0 S: 3	H: 1 LOB: 1 BB: 0 P: 4	R: 0 E: 0 K: 0 S: 3	H: 0 LOB: 0 BB: 0 P: 3	R: 2 E: 1 K: 2 S: 10	H: 3 LOB: 2 BB: 1 P: 14	1B: 5 2B: 1 3B: 0 HR: 0	SF: 0 SAC: 1 DP: 1 HBP: 0	WP: 0 PA: 54
PITCHER	IP ERA WLS BF H R ER SO BB IBB HBP BLK WP HR S P ERA WHIP	14.0 1.66 0.2 47 3 2 2 12 2 0 0 0 0 0 0 6 6 0.00 3.000	14.0 1.66 0.2 47 3 2 2 12 2 0 0 0 0 0 0 6 6 0.00 3.000	14.0 1.66 0.2 47 3 2 2 12 2 0 0 0 0 0 0 6 6 0.00 3.000	14.0 1.66 0.2 47 3 2 2 12 2 0 0 0 0 0 0 6 6 0.00 3.000	14.0 1.66 0.2 47 3 2 2 12 2 0 0 0 0 0 0 6 6 0.00 3.000	14.0 1.66 0.2 47 3 2 2 12 2 0 0 0 0 0 0 6 6 0.00 3.000	14.0 1.66 0.2 47 3 2 2 12 2 0 0 0 0 0 0 6 6 0.00 3.000	14.0 1.66 0.2 47 3 2 2 12 2 0 0 0 0 0 0 6 6 0.00 3.000	14.0 1.66 0.2 47 3 2 2 12 2 0 0 0 0 0 0 6 6 0.00 3.000	14.0 1.66 0.2 47 3 2 2 12 2 0 0 0 0 0 0 6 6 0.00 3.000	14.0 1.66 0.2 47 3 2 2 12 2 0 0 0 0 0 0 6 6 0.00 3.000	14.0 1.66 0.2 47 3 2 2 12 2 0 0 0 0 0 0 6 6 0.00 3.000	14.0 1.66 0.2 47 3 2 2 12 2 0 0 0 0 0 0 6 6 0.00 3.000	14.0 1.66 0.2 47 3 2 2 12 2 0 0 0 0 0 0 6 6 0.00 3.000	14.0 1.66 0.2 47 3 2 2 12 2 0 0 0 0 0 0 6 6 0.00 3.000	14.0 1.66 0.2 47 3 2 2 12 2 0 0 0 0 0 0 6 6 0.00 3.000	14.0 1.66 0.2 47 3 2 2 12 2 0 0 0 0 0 0 6 6 0.00 3.000	14.0 1.66 0.2 47 3 2 2 12 2 0 0 0 0 0 0 6 6 0.00 3.000	14.0 1.66 0.2 47 3 2 2 12 2 0 0 0 0 0 0 6 6 0.00 3.000	14.0 1.66 0.2 47 3 2 2 12 2 0 0 0 0 0 0 6 6 0.00 3.000	14.0 1.66 0.2 47 3 2 2 12 2 0 0 0 0 0 0 6 6 0.00 3.000	14.0 1.66 0.2 47 3 2 2 12 2 0 0 0 0 0 0 6 6 0.00 3.000		

New York Yankees @ Los Angeles Angels
Dodger Stadium, Los Angeles, CA
Sat Jun 06 1964, 7:05 PM PDT
Att. 30,496 - Overcast - 60 F


AB 50
R 2
H 6
RBI 2
BB 3
SO 14
LOB 15



Batter	1	2	3	4	5	6	7	8	9	10	11	12	13	14	15	AB	R	H	RBI	BB	SO	LOB	BOTTOM				
Albie Pearson, L OBP: 0.313, SLG: 0.275 (1.8)	FC4-3 BB		4-3			E6 1B		P5		4-3				1B		5	0	1	0	2	0	1					
Billy Moran, R OBP: 0.324, SLG: 0.339 (1.5)	FC4-3 CS					6-3		1B		FC6-4 BB		L7		G5-3 2-3		6	0	2	0	1	0	4					
Lou Clinton, R OBP: 0.307, SLG: 0.427 (1.9)	K					F7		P6		FC6-4 1-2		F7				7	0	0	0	0	1	6					
Buck Rodgers, S OBP: 0.265, SLG: 0.265 (1.2)		1-3				L9		G1								7	0	2	0	0	1	3					
Ed Kirkpatrick, L OBP: 0.349, SLG: 0.379 (1.7)	1B P3					F8		P5		FC3-6 1B				FC5 2B		5	0	1	0	2	0	1					
Tom Satriano, L OBP: 0.333, SLG: 0.276 (1.3)						4-1		F8		K		G3-6-3 BB		P6		6	0	1	0	0	1	4					
Joe Koppe, R OBP: 0.370, SLG: 0.352 (1.8)								5-3								5	0	2	0	0	0	2					
Jim Fregosi, R OBP: 0.397, SLG: 0.568 (14.6)	P3					FC6-4 1B								FC5 2-3		1	0	0	0	0	0	2					
Bobby Knoop, R OBP: 0.284, SLG: 0.309 (1.4)						6-3		FC6-4 1-2		SH1-4 2B				P5		4	0	1	0	1	0	1					
Dean Chance, R OBP: 0.150, SLG: 0.105 (1.1)								6-3								4	0	0	0	0	3	3					
Jim Piersall, R OBP: 0.371, SLG: 0.344 (14.7)										SH1-4						0	0	0	0	0	0	0					
Willie Smith, L OBP: 0.197, SLG: 0.235 (15.1)																0	0	0	0	0	0	0					
Dan Osinski, R (15.1)																0	0	0	0	0	0	0					
Inning Stats	R: 0 E: 1 K: 1 S: 4	H: 0 LOB: 1 BB: 1 P: 8	R: 0 E: 0 K: 1 S: 4	H: 2 LOB: 1 BB: 0 P: 4	R: 0 E: 0 K: 0 S: 5	H: 0 LOB: 0 BB: 0 P: 5	R: 0 E: 0 K: 0 S: 3	H: 0 LOB: 0 BB: 0 P: 3	R: 0 E: 0 K: 0 S: 4	H: 1 LOB: 2 BB: 1 P: 5	R: 0 E: 0 K: 0 S: 3	H: 0 LOB: 0 BB: 0 P: 3	R: 0 E: 0 K: 0 S: 2	H: 0 LOB: 1 BB: 0 P: 4	R: 0 E: 0 K: 0 S: 6	H: 1 LOB: 1 BB: 0 P: 6	R: 0 E: 0 K: 0 S: 6	H: 1 LOB: 2 BB: 1 P: 8	R: 0 E: 0 K: 0 S: 4	H: 1 LOB: 2 BB: 1 P: 8	R: 0 E: 0 K: 0 S: 2	H: 0 LOB: 1 BB: 0 P: 7	R: 0 E: 0 K: 1 S: 5	H: 0 LOB: 0 BB: 0 P: 5	1B: 8 2B: 3 3B: 0 HR: 0	SF: 0 SAC: 2 DP: 3 HBP: 1	WP: 0 PA: 59
PITCHER	IP ERA WLS BF H R ER SO BB IBB HBP BLK WP HR S P ERA WHIP	13.0 2.79 2.0 52 10 0 0 0 3 0 1 0 0 0 0 7 12 0.00 1.000	13.0 2.79 2.0 52 10 0 0 0 3 0 1 0 0 0 0 7 12 0.00 1.000	13.0 2.79 2.0 52 10 0 0 0 3 0 1 0 0 0 0 7 12 0.00 1.000	13.0 2.79 2.0 52 10 0 0 0 3 0 1 0 0 0 0 7 12 0.00 1.000	13.0 2.79 2.0 52 10 0 0 0 3 0 1 0 0 0 0 7 12 0.00 1.000	13.0 2.79 2.0 52 10 0 0 0 3 0 1 0 0 0 0 7 12 0.00 1.000	13.0 2.79 2.0 52 10 0 0 0 3 0 1 0 0 0 0 7 12 0.00 1.000	13.0 2.79 2.0 52 10 0 0 0 3 0 1 0 0 0 0 7 12 0.00 1.000	13.0 2.79 2.0 52 10 0 0 0 3 0 1 0 0 0 0 7 12 0.00 1.000	13.0 2.79 2.0 52 10 0 0 0 3 0 1 0 0 0 0 7 12 0.00 1.000	13.0 2.79 2.0 52 10 0 0 0 3 0 1 0 0 0 0 7 12 0.00 1.000	13.0 2.79 2.0 52 10 0 0 0 3 0 1 0 0 0 0 7 12 0.00 1.000	13.0 2.79 2.0 52 10 0 0 0 3 0 1 0 0 0 0 7 12 0.00 1.000	13.0 2.79 2.0 52 10 0 0 0 3 0 1 0 0 0 0 7 12 0.00 1.000	13.0 2.79 2.0 52 10 0 0 0 3 0 1 0 0 0 0 7 12 0.00 1.000	13.0 2.79 2.0 52 10 0 0 0 3 0 1 0 0 0 0 7 12 0.00 1.000	13.0 2.79 2.0 52 10 0 0 0 3 0 1 0 0 0 0 7 12 0.00 1.000	13.0 2.79 2.0 52 10 0 0 0 3 0 1 0 0 0 0 7 12 0.00 1.000	13.0 2.79 2.0 52 10 0 0 0 3 0 1 0 0 0 0 7 12 0.00 1.000	13.0 2.79 2.0 52 10 0 0 0 3 0 1 0 0 0 0 7 12 0.00 1.000	13.0 2.79 2.0 52 10 0 0 0 3 0 1 0 0 0 0 7 12 0.00 1.000	13.0 2.79 2.0 52 10 0 0 0 3 0 1 0 0 0 0 7 12 0.00 1.000	13.0 2.79 2.0 52 10 0 0 0 3 0 1 0 0 0 0 7 12 0.00 1.000	13.0 2.79 2.0 52 10 0 0 0 3 0 1 0 0 0 0 7 12 0.00 1.000		

New York Yankees @ Los Angeles Angels
Dodger Stadium, Los Angeles, CA
Sat Jun 06 1964, 7:05 PM PDT
Att. 30,496 - Overcast - 60 F

AB 50
R 0
H 10
RBI 0
BB 6
SO 6
LOB 27



Batter	1	2	3	4	5	6	7	8	9	AB	R	H	RBI	BB	SO	LOB	TOP					
Tony Kubek, L (1,6) OBP: 0.273, SLG: 0.314	6-3		P4		FC4-6 1B 1-2 BB		4-3	E6		4	0	0	0	1	0	2	New York Yankees @ Los Angeles Angels Dodger Stadium, Los Angeles, CA Sun Jun 07 1964, 3:33 AM PDT Att: 26,933 - Overcast - 67 F					
Bobby Richardson, R (1,4) OBP: 0.336, SLG: 0.343	F8		1B 1-3		FC4-6 1B 1-2 2-H		L5	K		5	0	2	1	0	1	2						
Tom Tresh, S (1,8) OBP: 0.365, SLG: 0.418	HR		1B 1-3 3-H		FC4-6 1B 1-2 2-3		4-3			5	2	3	2	0	0	2						
Roger Maris, L (1,9) OBP: 0.346, SLG: 0.483	L4			G3	4-3			G3	G3	5	0	0	0	0	0	3						
Joe Pepitone, L (1,3)		4-3		4-3		HR 1B		2B 2B	1B 1B	5	2	3	1	0	0	0						
Johnny Blanchard, L (1,7) OBP: 0.396, SLG: 0.390 Phil Linz, R (8, PR) Pete Mikkelsen, R (8, 1)	K			BB		F9		1B 2B	K	3	0	1	1	1	1	1						
Elston Howard, R (1,2) OBP: 0.386, SLG: 0.478				P3		HR		2B E 1B	1B	5	2	4	3	0	0	1						
Clete Boyer, R (1,5) OBP: 0.249, SLG: 0.288	FC5-4						K	L8	K	5	0	0	0	0	3	5						
Whitey Ford, L (1,1) OBP: 0.343, SLG: 0.241 Hector Lopez, R (8, PH) OBP: 0.321, SLG: 0.488			1B 1B BB			E 1B HBP	6-3	E BB		1	2	0	0	1	0	0						
Inning Stats	R: 1 E: 0 K: 0 S: 4	H: 1 LOB: 0 BB: 0 P: 4	R: 0 E: 0 K: 1 S: 6	H: 1 LOB: 1 BB: 0 P: 6	R: 1 E: 0 K: 0 S: 3	H: 2 LOB: 2 BB: 1 P: 7	R: 0 E: 0 K: 0 S: 3	H: 0 LOB: 1 BB: 1 P: 7	R: 1 E: 1 K: 1 S: 6	H: 1 LOB: 2 BB: 1 P: 11	R: 2 E: 0 K: 0 S: 5	H: 2 LOB: 0 BB: 0 P: 5	R: 0 E: 0 K: 0 S: 3	H: 0 LOB: 0 BB: 0 P: 3	R: 3 E: 1 K: 2 S: 11	H: 3 LOB: 2 BB: 1 P: 15		R: 1 E: 0 K: 2 S: 10	H: 3 LOB: 3 BB: 0 P: 10	1B: 8 2B: 3 3B: 0 HR: 2	SF: 0 SAC: 0 DP: 0 HBP: 1	WP: 0 PB: 0 SB: 0 CS: 0
PITCHER	IP	WLS	BF	H	R	ER	SO	BB	IBB	HBP	BLK	WP	HR	S	P	ERA	WHIP					
Ken McBride, R (1,1) ERA: 4.7	7.0	L	30	7	5	5	2	3	0	1	0	0	2	30	43	6.43	1.429					
Bob Duliba, R (8,1) ERA: 1.99	0.1		4	3	3	2	0	0	0	0	0	0	0	4	4	54.00	9.000					
Don Lee, R (8,1) ERA: 2.86	1.2		10	3	1	1	4	1	0	0	0	0	0	17	21	5.40	2.400					

AB	39
R	9
H	13
RBI	8
BB	4
SO	6
LOB	17



Batter	1	2	3	4	5	6	7	8	9	AB	R	H	RBI	BB	SO	LOB	BOTTOM				
Jim Piersall, R (1,7) OBP: 0.385, SLG: 0.343 Ed Kirkpatrick, L (9,7) OBP: 0.346, SLG: 0.376	F8		BB 1-2 BB		5-3		HR 1B		1-3	3	1	1	0	1	0	0	New York Yankees @ Los Angeles Angels Dodger Stadium, Los Angeles, CA Sun Jun 07 1964, 3:33 AM PDT Att: 26,933 - Overcast - 67 F				
Jim Fregosi, R (1,6) OBP: 0.397, SLG: 0.586			L5		K		HR		6-3	5	1	2	2	0	1	4					
Lou Clinton, R (1,9) OBP: 0.306, SLG: 0.418	G6-4-3 1B		FC6-4 BB		L7		F8			3	0	0	0	1	0	1					
Joe Adcock, R (1,3) OBP: 0.349, SLG: 0.453		1-3	K			F8		K		4	0	0	0	0	2	3					
Felix Torres, R (1,5) OBP: 0.306, SLG: 0.511		HR	FC6-4			P6		P3		4	1	1	1	0	0	3					
Buck Rodgers, S (1,2) OBP: 0.290, SLG: 0.271		5-3		FC5-4 1B				4-3		4	0	2	0	0	0	0					
Bob Perry, R (1,8) OBP: 0.350, SLG: 0.350 Albie Pearson, L (9, PH) OBP: 0.316, SLG: 0.279				K		K		1B 1B		3	0	1	0	0	2	2					
Bobby Knoop, R (1,4) OBP: 0.280, SLG: 0.303 Tom Satriano, L (9, PH) OBP: 0.339, SLG: 0.283					4-3		K		1-3 1B	3	0	0	0	0	1	2					
Ken McBride, R (1,1) OBP: 0.360, SLG: 0.238 Billy Moran, R (7, PH) OBP: 0.322, SLG: 0.337 Bob Duliba, R (8, 1) Don Lee, R (8, 1) OBP: 0.250, SLG: 0.250 Willie Smith, L (9, PH) OBP: 0.158, SLG: 0.222			BB BB BB		FC5		6-3		K	1	0	0	0	1	0	1					
Inning Stats	R: 0 E: 0 K: 0 S: 3	H: 1 LOB: 0 BB: 0 P: 3	R: 1 E: 0 K: 0 S: 5	H: 2 LOB: 1 BB: 0 P: 5	R: 0 E: 0 K: 1 S: 5	H: 0 LOB: 3 BB: 3 P: 17	R: 0 E: 0 K: 1 S: 6	H: 1 LOB: 1 BB: 0 P: 6	R: 0 E: 0 K: 1 S: 5	H: 0 LOB: 0 BB: 0 P: 5	R: 2 E: 0 K: 1 S: 7	H: 2 LOB: 0 BB: 0 P: 7	R: 0 E: 0 K: 1 S: 5	H: 0 LOB: 0 BB: 0 P: 5	R: 0 E: 0 K: 1 S: 7	H: 2 LOB: 2 BB: 0 P: 7		1B: 7 2B: 0 3B: 0 HR: 2	SF: 0 SAC: 0 DP: 1 HBP: 0	WP: 0 PB: 0 SB: 0 CS: 0	PA: 38
PITCHER	IP	WLS	BF	H	R	ER	SO	BB	IBB	HBP	BLK	WP	HR	S	P	ERA	WHIP				
Whitey Ford, L (1,1) ERA: 1.69	7.0	W	30	7	3	3	5	3	0	0	0	0	2	37	49	3.86	1.429				
Pete Mikkelsen, R (8,1) ERA: 4.2	2.0	S	8	2	0	0	2	0	0	0	0	0	0	12	12	0.00	1.000				



Batter	1	2	3	4	5	6	7	8	9	AB	R	H	RBI	BB	SO	LOB	TOP										
Albie Pearson, L OBP: 0.313, SLG: 0.277 (1, 9)	6-3		K		L5		1B 1B		F8	5	0	1	0	0	1	2	Los Angeles Angels @ Cleveland Indians Cleveland Municipal Stadium, Cleveland, OH Mon Jun 08 1964, 7:05 PM EDT Att: 2,840 - Unknown livebaseballscorecards.com										
Tom Satriano, L OBP: 0.342, SLG: 0.282 (1, 3)	K		F8		K		1B		HBP BB	4	0	1	2	1	2	2											
Jim Fregosi, R OBP: 0.404, SLG: 0.583 (1, 6)	1B		6-3		5-3		1B		HBP BB	4	0	2	0	1	0	0											
Felix Torres, R OBP: 0.278, SLG: 0.462 (1, 5)	K			5-3	5-3		K		K	5	0	0	0	0	3	6											
Buck Rodgers, S OBP: 0.293, SLG: 0.266 (1, 2)		1B BB		F6	F6		F3		1-2 2-3 HBP	3	0	0	0	1	0	3											
Ed Kirkpatrick, L OBP: 0.342, SLG: 0.365 (1, 7)		F6		F8			1B BB		F8	4	1	0	0	1	0	4											
Bob Perry, R OBP: 0.391, SLG: 0.391 (7, 1)		F9			1B		1B			3	1	2	0	0	0	1											
Bob Lee, R (7, 1)					1B		1B			1	0	0	0	0	1	0											
Jim Piersall, R OBP: 0.385, SLG: 0.343 (8, 8)					1B		1B			0	0	0	0	0	0	0											
Bobby Knoop, R OBP: 0.289, SLG: 0.309 (1, 4)		1-2 1B			1B		K			3	0	2	0	1	1	2											
Barry Latman, R OBP: 0.125, SLG: 0.125 (7, PH)		K			K					2	0	0	0	0	2	4											
Willie Smith, L OBP: 0.190, SLG: 0.250 (7, 9)					K				F8	2	1	1	1	0	0	1											
Bob Duliba, R (8, 1)							1-2 2-H 1B			0	0	0	0	0	0	0											
Inning Stats	R: 0 E: 0 K: 2 S: 8	H: 1 LOB: 1 BB: 0 P: 8	R: 0 E: 0 K: 1 S: 6	H: 1 LOB: 2 BB: 1 P: 10	R: 0 E: 0 K: 1 S: 5	H: 0 LOB: 0 BB: 0 P: 5	R: 0 E: 0 K: 0 S: 3	H: 0 LOB: 0 BB: 0 P: 3	R: 0 E: 0 K: 2 S: 9	H: 2 LOB: 2 BB: 0 P: 9	R: 0 E: 0 K: 0 S: 3	H: 0 LOB: 0 BB: 0 P: 3	R: 3 E: 0 K: 2 S: 12	H: 5 LOB: 3 BB: 1 P: 16	R: 0 E: 0 K: 1 S: 5	H: 0 LOB: 1 BB: 1 P: 9	R: 0 E: 0 K: 1 S: 5	H: 0 LOB: 3 BB: 2 P: 14	1B: 9 2B: 0 3B: 0 HR: 0	SF: 0 SAC: 0 DP: 0 HBP: 1	WP: 0 PB: 0 SB: 0 CS: 0	PA: 42					
PITCHER	IP	WLS	BF	H	R	ER	SO	BB	IBB	HBP	BLK	WP	HR	S	P	ERA	WHIP										
Sonny Siebert, R ERA: 4.66 (1, 1)	6.1		28	7	3	3	7	2	0	0	0	0	0	40	48	4.26	1.421										
Ted Abernathy, R ERA: 2.55 (7, 1)	1.2	W	8	2	0	0	2	1	0	0	0	0	0	11	15	0.00	1.800										
Don McMahon, R ERA: 1.06 (9, 1)	1.0	S	6	0	0	0	1	2	0	1	0	0	0	5	14	0.00	2.000										

Batter	1	2	3	4	5	6	7	8	9	AB	R	H	RBI	BB	SO	LOB	BOTTOM										
Dick Howser, R OBP: 0.338, SLG: 0.327 (1, 6)	F8			F8		FC3-6 1B				4	2	1	1	0	0	1	Los Angeles Angels @ Cleveland Indians Cleveland Municipal Stadium, Cleveland, OH Mon Jun 08 1964, 7:05 PM EDT Att: 2,840 - Unknown livebaseballscorecards.com										
Vic Davallilo, L OBP: 0.285, SLG: 0.344 (1, 8)	F7					1B SF7		L4		4	1	2	0	0	0	1											
Leon Wagner, L OBP: 0.375, SLG: 0.550 (1, 7)	F7			F2		1B CS		HR		4	1	2	3	0	0	1											
Bob Chance, L OBP: 0.500, SLG: 0.863 (1, 9)		6-3		F4		SF7		HR		3	1	1	2	0	0	1											
Fred Whitfield, L OBP: 0.336, SLG: 0.496 (1, 3)		F6				CS				4	0	2	0	0	1	0											
Don McMahon, R OBP: 0.200, SLG: 0.200 (9, 1)						1B		1B		0	0	0	0	0	0	0											
Max Alvis, R OBP: 0.297, SLG: 0.392 (1, 5)	F7			F4				F9		4	0	0	0	0	0	2											
Larry Brown, R OBP: 0.278, SLG: 0.418 (1, 4)			K					F8		3	0	0	0	0	2	1											
Joe Azcue, R OBP: 0.325, SLG: 0.419 (1, 2)						FC6-4		SH2-4 1B		3	1	2	0	0	0	1											
Sonny Siebert, R OBP: 0.400, SLG: 0.556 (7, 1)										1	0	0	0	1	0	1											
Ted Abernathy, R (7, 1)										0	0	0	0	0	0	0											
Al Smith, R OBP: 0.167, SLG: 0.231 (8, PH)										0	0	0	0	0	0	0											
Inning Stats	R: 0 E: 0 K: 0 S: 3	H: 0 LOB: 0 BB: 0 P: 3	R: 0 E: 0 K: 0 S: 3	H: 0 LOB: 0 BB: 0 P: 3	R: 0 E: 0 K: 1 S: 5	H: 1 LOB: 0 BB: 0 P: 5	R: 0 E: 0 K: 0 S: 4	H: 1 LOB: 1 BB: 0 P: 4	R: 0 E: 0 K: 0 S: 6	H: 1 LOB: 1 BB: 0 P: 6	R: 2 E: 0 K: 0 S: 4	H: 2 LOB: 0 BB: 1 P: 8	R: 0 E: 0 K: 1 S: 5	H: 0 LOB: 0 BB: 0 P: 5	R: 4 E: 0 K: 0 S: 8	H: 5 LOB: 1 BB: 0 P: 8	1B: 7 2B: 0 3B: 1 HR: 2	SF: 1 SAC: 1 DP: 1 HBP: 0	WP: 0 PB: 0 SB: 0 CS: 1	PA: 34							
PITCHER	IP	WLS	BF	H	R	ER	SO	BB	IBB	HBP	BLK	WP	HR	S	P	ERA	WHIP										
Barry Latman, R ERA: 4.0 (1, 1)	6.0		22	5	2	2	2	1	0	0	0	0	0	8	8	3.00	1.000										
Bob Lee, R ERA: 2.05 (7, 1)	1.1	L	6	2	2	2	1	0	0	0	0	0	0	8	8	13.50	1.500										
Willie Smith, L ERA: 2.86 (8, 1)	0.1		3	2	2	2	0	0	0	0	0	0	2	3	3	54.00	6.000										
Bob Duliba, R ERA: 1.96 (8, 1)	0.1		2	1	0	0	0	0	0	0	0	0	0	2	2	0.00	3.000										

Batter	1	2	3	4	5	6	7	8	9	10	11	12	AB	R	H	RBI	BB	SO	LOB	TOP						
Jim Piersall, R OBP: 0.409, SLG: 0.375 Tom Satriano, L OBP: 0.346, SLG: 0.278	4-3			1B	1B				K			FC2-6 1B	5	1	3	0	0	1	0							
Ed Kirkpatrick, L OBP: 0.333, SLG: 0.367	6-3			K	4-1				K			SF9	6	0	1	0	0	2	4							
Jim Fregosi, R OBP: 0.421, SLG: 0.612	F8			1B	1B				F7			1B	4	2	1	0	2	1	0							
Lou Clinton, R OBP: 0.299, SLG: 0.395				G6-4-3 BB	K				5-3			SF9	4	0	1	1	1	1	2							
Joe Adcock, R OBP: 0.350, SLG: 0.473				G6-4-3	1B				K			F9	6	1	2	2	0	2	5							
Felix Torres, R OBP: 0.194, SLG: 0.441 Albie Pearson, L OBP: 0.310, SLG: 0.274				K	FC6-4 1B				L5			4-3	3	0	1	2	0	1	0							
Buck Rodgers, S OBP: 0.286, SLG: 0.281				K	FC6-4				5-3			G4-6-3 HBP	3	0	0	0	1	1	2							
Bobby Knoop, R OBP: 0.293, SLG: 0.306				K					F6			G4-6-3	4	0	0	0	0	2	3							
Dean Chance, R OBP: 0.126, SLG: 0.087 Bob Lee, R				F4	1-3				FC3-6 1B			FC2-6 1B	4	0	0	0	0	1	1							
Ken McBride, R OBP: 0.385, SLG: 0.273 Willie Smith, L OBP: 0.281, SLG: 0.364 Bob Duliba, R									K				0	0	0	0	0	0	0							
Inning Stats	R: 0 E: 0 K: 3 S: 3	H: 0 LOB: 0 BB: 3	R: 0 E: 0 K: 4 S: 4	H: 0 LOB: 0 BB: 1 P: 8	R: 0 E: 0 K: 2 S: 7	H: 0 LOB: 0 BB: 0 P: 7	R: 2 E: 0 K: 2 S: 11	H: 4 LOB: 2 BB: 0 P: 11	R: 0 E: 0 K: 0 S: 4	H: 1 LOB: 1 BB: 0 P: 4	R: 1 E: 0 K: 1 S: 6	H: 1 LOB: 2 BB: 2 P: 16	R: 0 E: 0 K: 2 S: 7	H: 0 LOB: 0 BB: 0 P: 7	R: 0 E: 0 K: 2 S: 7	H: 0 LOB: 0 BB: 0 P: 7	R: 0 E: 0 K: 0 S: 2	H: 0 LOB: 0 BB: 0 P: 3	R: 1 E: 0 K: 0 S: 5	H: 2 LOB: 2 BB: 1 P: 9	1B: 9 2B: 0 3B: 0 HR: 1	SF: 2 SAC: 0 DP: 2 HBP: 2	WP: 0 PB: 0 SB: 0 CS: 0	PA: 50		
PITCHER	IP	WLS	BF	H	R	ER	SO	BB	IBB	HBP	BLK	WP	HR	S	P	ERA	WHIP									
Jack Kralick, L ERA: 2.24	(1.1)	7.0	29	7	3	3	6	1	0	0	0	0	0	1	39	44	3.86	1.143								
Don McMahon, R ERA: 1.25	(8.1)	2.0	9	1	1	1	4	1	1	0	0	0	0	0	15	23	4.50	1.000								
Ted Abernathy, R ERA: 2.88	(10.1)	3.0	L	12	2	1	1	2	0	1	1	0	0	0	14	19	3.00	0.667								

Los Angeles Angels @ Cleveland Indians
Cleveland Municipal Stadium, Cleveland, OH

Thu Jun 11 1964, 7:05 PM EDT
Att. 3,987 - Unknown

AB 42
R 5
H 10
RBI 5
BB 4
SO 12
LOB 18



Batter	1	2	3	4	5	6	7	8	9	10	11	12	AB	R	H	RBI	BB	SO	LOB	BOTTOM						
Dick Howser, R OBP: 0.329, SLG: 0.312	F8			K	5-3				5-3			1-3	6	0	1	2	0	1	3							
Vic Davalillo, L OBP: 0.293, SLG: 0.343	6-3			S	1B				K			1-3	5	1	2	0	1	1	3							
Leon Wagner, L OBP: 0.373, SLG: 0.535				F3	1B				5-3			L4	6	1	2	0	0	0	4							
Bob Chance, L OBP: 0.449, SLG: 0.701				K	K				5-3			4-3	6	0	1	2	0	2	2							
Fred Whitfield, L OBP: 0.345, SLG: 0.478 Al Smith, R OBP: 0.161, SLG: 0.222				G5-4-3 BB	K				F7			2-3	4	0	2	0	1	1	2							
John Romano, R OBP: 0.340, SLG: 0.534				F2	5-3				F3			F3	5	0	0	0	1	0	3							
Max Alvis, R OBP: 0.311, SLG: 0.415				G5-4-3	1B				6-3			F7	4	1	1	0	1	0	4							
Larry Brown, R OBP: 0.289, SLG: 0.407				4-3	1B				FC5-4 BB			F4	3	1	1	0	2	0	2							
Jack Kralick, L ERA: 1.97 Don McMahon, R ERA: 1.25 Billy Martin, L ERA: 3.00 Pedro Ramos, S ERA: 1.42 Ted Abernathy, R ERA: 1.67				6-3	F6				FC5-4 5-3			K	2	0	0	0	0	0	2							
Inning Stats	R: 0 E: 0 K: 1 S: 6	H: 1 LOB: 1 BB: 0	R: 0 E: 0 K: 0 S: 2	H: 0 LOB: 0 BB: 1 P: 6	R: 0 E: 0 K: 1 S: 5	H: 0 LOB: 0 BB: 0 P: 5	R: 0 E: 0 K: 1 S: 8	H: 1 LOB: 1 BB: 0 P: 8	R: 0 E: 0 K: 0 S: 4	H: 0 LOB: 1 BB: 1 P: 9	R: 0 E: 0 K: 0 S: 6	H: 1 LOB: 1 BB: 0 P: 4	R: 2 E: 0 K: 0 S: 5	H: 3 LOB: 2 BB: 1 P: 9	R: 0 E: 0 K: 0 S: 4	H: 1 LOB: 2 BB: 1 P: 8	R: 0 E: 0 K: 0 S: 5	H: 0 LOB: 1 BB: 1 P: 9	R: 0 E: 0 K: 0 S: 3	H: 0 LOB: 0 BB: 0 P: 3	1B: 10 2B: 1 3B: 0 HR: 0	SF: 0 SAC: 0 DP: 2 HBP: 0	WP: 0 PB: 0 SB: 1 CS: 0	PA: 51		
PITCHER	IP	WLS	BF	H	R	ER	SO	BB	IBB	HBP	BLK	WP	HR	S	P	ERA	WHIP									
Dean Chance, R ERA: 1.97	(1.1)	8.0	35	8	4	4	5	4	0	0	0	0	0	0	41	57	4.50	1.500								
Bob Lee, R ERA: 2.24	(8.1)	0.0	2	2	0	0	0	0	0	0	0	0	0	0	2	2	=	=								
Ken McBride, R ERA: 1.42	(9.1)	3.0	W	11	1	0	0	1	2	0	0	0	0	0	11	19	0.00	1.000								
Bob Duliba, R ERA: 1.67	(12.1)	1.0	S	3	0	0	0	0	0	0	0	0	0	0	3	3	0.00	0.000								

Los Angeles Angels @ Cleveland Indians
Cleveland Municipal Stadium, Cleveland, OH

Thu Jun 11 1964, 7:05 PM EDT
Att. 3,987 - Unknown

AB 45
R 4
H 11
RBI 4
BB 6
SO 6
LOB 26



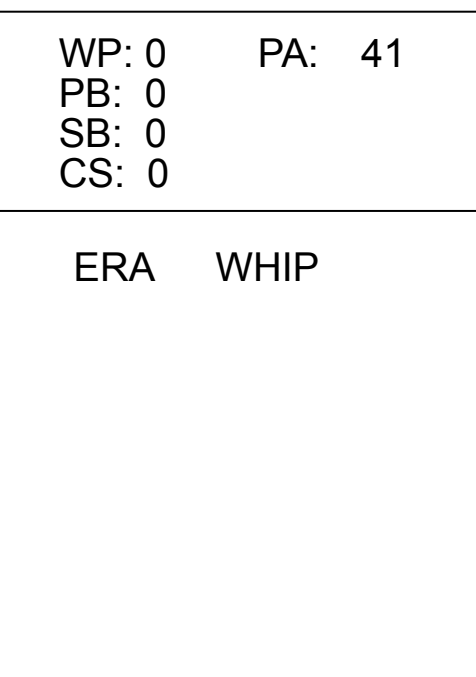
Batter	1	2	3	4	5	6	7	8	9	AB	R	H	RBI	BB	SO	LOB	TOP					
Lenny Green, L (1.8)	F8		F5			HR BB		L3		3	1	0	0	1	0	0	Los Angeles Angels @ Detroit Tigers Tiger Stadium, Detroit, MI Sat Jun 13 1964, 4:33 AM EDT Att: 6,944 - Unknown					
Buck Rodgers, S (1.2)	1B		F7			L9		HR 1B		4	1	2	0	0	0	1						
Jim Fregosi, R (1.6)	K		F7			HR		HR		4	2	2	4	0	1	1						
Lou Clinton, R (1.9)	F4			G6-4-3 1B		L6		K		4	0	1	0	0	1	1						
Joe Adcock, R (1.3)		HR	G6-4-3 1-2			6-3		5-3		4	1	1	1	0	0	1						
Ed Kirkpatrick, L (1.7)	F7		F6				L9		3-1	4	0	0	0	0	0	0						
Tom Satriano, L (1.5)	L9				6-3		F2		3-1	4	0	0	0	0	0	0						
Bobby Knoop, R (1.4)		FC5-4 BB			5-3			L6		3	0	1	0	1	0	0						
Fred Newman, R (1.1)										1	0	0	0	0	0	1						
Willie Smith, L (4.1)										2	0	0	0	0	1	1						
Bob Duliba, R (7.1)										0	0	0	0	0	0	0						
Dan Osinski, R (7.1)										0	0	0	0	0	0	0						
Inning Stats	R: 0 E: 0 K: 1 S: 6	H: 1 LOB: 1 BB: 0 P: 6	R: 1 E: 0 K: 0 S: 4	H: 1 LOB: 1 BB: 1 P: 8	R: 0 E: 0 K: 0 S: 3	H: 0 LOB: 0 BB: 0 P: 3	R: 0 E: 0 K: 0 S: 3	H: 1 LOB: 0 BB: 0 P: 3	R: 0 E: 0 K: 1 S: 5	H: 0 LOB: 0 BB: 0 P: 5	R: 2 E: 0 K: 0 S: 4	H: 1 LOB: 0 BB: 1 P: 8	R: 0 E: 0 K: 0 S: 4	H: 1 LOB: 0 BB: 0 P: 4	R: 2 E: 0 K: 1 S: 7	H: 2 LOB: 0 BB: 0 P: 7	R: 0 E: 0 K: 0 S: 3	H: 0 LOB: 0 BB: 0 P: 3	1B: 4 2B: 0 3B: 0 HR: 3	SF: 0 SAC: 0 DP: 1 HBP: 0	WP: 0 PB: 0 SB: 0 CS: 0	PA: 35
PITCHER Dave Wickersham, R (1.1) ERA: 3.39	IP: 9.0 WLS: W BF: 35 H: 7 R: 5 ER: 5 SO: 3 BB: 2 IBB: 0 HBP: 0 BLK: 0 WP: 0 HR: 3 S: 39 P: 47 ERA: 5.00 WHIP: 1.000															PITCHER						

Batter	1	2	3	4	5	6	7	8	9	AB	R	H	RBI	BB	SO	LOB	BOTTOM			
Jerry Lumpe, L (1.4)	4-3	G1-2-3		SF8		F9		F8		4	0	0	1	0	0	4	Los Angeles Angels @ Detroit Tigers Tiger Stadium, Detroit, MI Sat Jun 13 1964, 4:33 AM EDT Att: 6,944 - Unknown			
Bill Bruton, L (1.8)	K		G1-6-3 L6-3 BB	K		CS	F8 BB 1B	K		4	1	1	0	1	3	1				
Al Kaline, R (1.9)	E S 1B		L6-3 1-2		G6-4-3 1B		1B 5-3 BB			3	1	2	0	1	0	1				
Norm Cash, L (1.3)	FC6-4 BB		G1-6-3 2-3		G6-4-3 1B		F8			3	0	1	0	1	0	3				
Don Demeter, R (1.7)	FC6-4 1-2			E 1B 1B	G6-4-3 1-2 2-3		5-3 HR 1B			4	2	2	1	0	0	4				
Bill Freehan, R (1.2)		1B G1-2-3 1B		E 1B 1B	F7		5-3			4	1	2	1	0	0	2				
Dick McAuliffe, L (1.6)		1B 1B		E4 1B SF8		SF8 3B	HR			4	3	3	2	0	0	2				
Don Wert, R (1.5)		1B		SH1-3 1B		SF8	K			3	0	2	3	0	1	0				
Dave Wickersham, R (1.1)		K		SH1-3 1-2 2-3		CS 1B		F6		3	0	1	0	0	1	3				
Inning Stats	R: 0 E: 0 K: 1 S: 6	H: 1 LOB: 2 BB: 1 P: 10	R: 0 E: 0 K: 1 S: 7	H: 3 LOB: 2 BB: 0 P: 7	R: 0 E: 0 K: 0 S: 2	H: 0 LOB: 0 BB: 1 P: 6	R: 3 E: 1 K: 1 S: 9	H: 3 LOB: 1 BB: 0 P: 9	R: 0 E: 0 K: 0 S: 4	H: 2 LOB: 1 BB: 0 P: 4	R: 1 E: 0 K: 0 S: 4	H: 2 LOB: 0 BB: 0 P: 4	R: 4 E: 0 K: 1 S: 8	H: 3 LOB: 0 BB: 1 P: 12	R: 0 E: 0 K: 1 S: 5	H: 0 LOB: 0 BB: 0 P: 5		1B: 12 2B: 0 3B: 1 HR: 1	SF: 2 SAC: 1 DP: 3 HBP: 0	WP: 0 PB: 0 SB: 1 CS: 1
PITCHER Fred Newman, R (1.1) ERA: 2.93 Willie Smith, L (4.1) ERA: 2.9 Bob Duliba, R (7.1) ERA: 2.63 Dan Osinski, R (7.1) ERA: 5.45	IP: 3.1 WLS: L BF: 18 H: 4 R: 1 ER: 1 SO: 1 BB: 0 IBB: 0 HBP: 0 BLK: 0 WP: 0 HR: 0 S: 20 P: 28 ERA: 2.70 WHIP: 2.700															PITCHER				

Batter	1	2	3	4	5	6	7	8	9	AB	R	H	RBI	BB	SO	LOB	TOP										
Jim Piersall, R (1,7) OBP: 0.408, SLG: 0.444										5	1	2	1	0	0	0											
Buck Rodgers, S (1,2) OBP: 0.297, SLG: 0.265 Joe Koppe, R (9, FR) OBP: 0.356, SLG: 0.337										5	0	1	0	0	0	2											
Jim Fregosi, R (1,6) OBP: 0.429, SLG: 0.645										3	0	1	0	1	1	0											
Lou Clinton, R (1,9) OBP: 0.306, SLG: 0.400										4	0	2	0	1	0	1											
Joe Adcock, R (1,3) OBP: 0.355, SLG: 0.507										3	1	1	1	2	0	4											
Felix Torres, R (1,5) OBP: 0.273, SLG: 0.429										4	1	1	0	0	0	5											
Bob Perry, R (1,8) OBP: 0.385, SLG: 0.500 Albie Pearson, L (8, PH) OBP: 0.309, SLG: 0.272										3	1	1	0	0	1	1	AB 36										
Bobby Knoop, R (1,4) OBP: 0.300, SLG: 0.325										4	1	2	2	0	0	0	R 5										
Ken McBride, R (1,1) OBP: 0.385, SLG: 0.273 Larry Green, L (2, PH) Don Lee, R (2,1) Dan Osinski, R (3,1) Willie Smith, L (8, PH) Bob Lee, R (8,1)										0	0	0	0	0	0	0	H 12										
Inning Stats	R: 1 E: 0 K: 0 S: 4	H: 2 LOB: 2 BB: 2 P: 12	R: 1 E: 0 K: 0 S: 4	H: 2 LOB: 0 BB: 0 P: 4	R: 0 E: 0 K: 0 S: 3	H: 0 LOB: 1 BB: 0 P: 4	R: 2 E: 0 K: 1 S: 7	H: 2 LOB: 2 BB: 1 P: 7	R: 0 E: 0 K: 1 S: 6	H: 1 LOB: 2 BB: 1 P: 10	R: 0 E: 0 K: 0 S: 5	H: 2 LOB: 2 BB: 0 P: 5	R: 1 E: 0 K: 0 S: 4	H: 1 LOB: 0 BB: 0 P: 4	R: 0 E: 0 K: 0 S: 3	H: 0 LOB: 0 BB: 0 P: 3	R: 0 E: 0 K: 0 S: 4	H: 2 LOB: 3 BB: 1 P: 8	1B: 8 2B: 1 3B: 0 HR: 3	SF: 0 SAC: 0 DP: 3 HBP: 1	WP: 0 PB: 0 SB: 0 CS: 0	PA: 41					
PITCHER	IP	WLS	BF	H	R	ER	SO	BB	IBB	HBP	BLK	WP	HR	S	P	ERA	WHIP										
Mickey Lolich, L (1,1) ERA: 3.84	0.1		5	2	1	1	0	2	0	0	0	0	1	3	11	27.00	12.000										
Ed Rakow, R (1,1) ERA: 3.51	7.2	W	31	8	4	4	2	1	0	1	0	0	2	33	38	4.70	1.174										
Larry Sherry, R (9,1) ERA: 2.95	0.1		4	2	0	0	0	1	0	0	0	0	0	3	7	0.00	9.000										
Terry Fox, R (9,1) ERA:	0.2	S	1	0	0	0	0	0	0	0	0	0	0	1	1	0.00	0.000										

Los Angeles Angels @ Detroit Tigers
Tiger Stadium, Detroit, MI
Sun Jun 14 1964, 4:33 AM EDT
Unknown

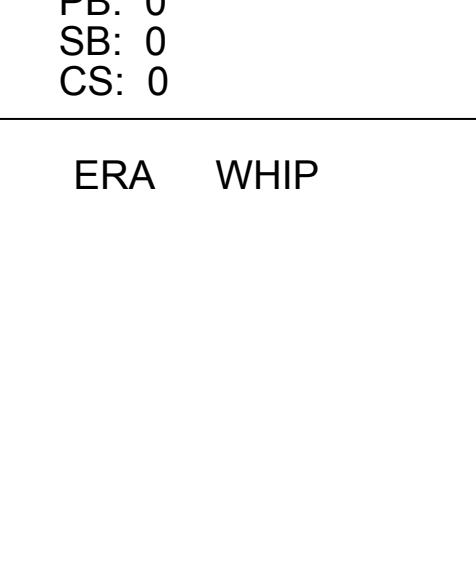
AB	36
R	5
H	12
RBI	4
BB	4
SO	2
LOB	14



Batter	1	2	3	4	5	6	7	8	9	AB	R	H	RBI	BB	SO	LOB	BOTTOM										
Jerry Lumpe, L (1,4) OBP: 0.274, SLG: 0.318										3	1	1	0	1	0	0											
Gates Brown, L (1,7) OBP: 0.348, SLG: 0.561 Larry Sherry, R (9,1) Terry Fox, R (9,1)										3	2	1	1	1	1	4											
Al Kaline, R (1,9) OBP: 0.389, SLG: 0.469										4	1	2	3	0	0	1											
Norm Cash, L (1,3) OBP: 0.323, SLG: 0.434										3	0	0	0	1	1	0											
Don Demeter, R (1,8) OBP: 0.279, SLG: 0.418										4	0	1	0	0	0	0											
Bill Freehan, R (1,2) OBP: 0.355, SLG: 0.497										4	0	0	0	0	1	3											
Dick McAuliffe, L (1,6) OBP: 0.327, SLG: 0.467										4	1	2	1	0	0	3	AB 28										
Don Wert, R (1,5) OBP: 0.315, SLG: 0.347										2	1	0	0	1	1	0	R 6										
Mickey Lolich, S (1,1) OBP: 0.227, SLG: 0.105 Ed Rakow, S (1,1) Bill Bruton, L (9,7) OBP: 0.296, SLG: 0.374										0	0	0	0	0	0	0	H 7										
Inning Stats	R: 3 E: 0 K: 2 S: 8	H: 1 LOB: 0 BB: 2 P: 16	R: 0 E: 0 K: 0 S: 4	H: 2 LOB: 2 BB: 1 P: 8	R: 0 E: 0 K: 0 S: 4	H: 2 LOB: 1 BB: 1 P: 8	R: 1 E: 1 K: 1 S: 6	H: 0 LOB: 1 BB: 1 P: 10	R: 0 E: 0 K: 0 S: 3	H: 0 LOB: 0 BB: 0 P: 3	R: 0 E: 0 K: 0 S: 3	H: 0 LOB: 0 BB: 0 P: 3	R: 1 E: 0 K: 0 S: 4	H: 1 LOB: 0 BB: 0 P: 4	R: 1 E: 0 K: 1 S: 6	H: 1 LOB: 0 BB: 0 P: 6	R: 1 E: 0 K: 1 S: 6	H: 1 LOB: 0 BB: 0 P: 6	1B: 3 2B: 1 3B: 0 HR: 3	SF: 0 SAC: 2 DP: 2 HBP: 0	WP: 0 PB: 0 SB: 0 CS: 0	PA: 35					
PITCHER	IP	WLS	BF	H	R	ER	SO	BB	IBB	HBP	BLK	WP	HR	S	P	ERA	WHIP										
Ken McBride, R (1,1) ERA: 4.71	1.0		6	1	3	3	2	2	0	0	0	0	0	6	14	0.00	6.000										
Don Lee, R (2,1) ERA: 2.56	1.0		8	4	0	0	0	2	0	0	0	0	0	6	14	0.00	6.000										
Dan Osinski, R (3,1) ERA: 4.99	5.0		17	1	2	1	1	1	0	0	0	0	1	18	22	1.80	0.400										
Bob Lee, R (8,1) ERA: 2.35	1.0	L	4	1	1	1	1	0	0	0	0	0	1	6	6	9.00	1.000										

Los Angeles Angels @ Detroit Tigers
Tiger Stadium, Detroit, MI
Sun Jun 14 1964, 4:33 AM EDT
Unknown

AB	28
R	6
H	7
RBI	5
BB	5
SO	4
LOB	11




Batter	1	2	3	4	5	6	7	8	9	AB	R	H	RBI	BB	SO	LOB	TOP					
Jim Piersall, R OBP: 0.415, SLG: 0.449 (1,7)										4	0	2	0	0	0	0	Los Angeles Angels @ Washington Senators D.C. Stadium, Washington, DC Mon Jun 15 1964, 7:05 PM EDT Att: 2,320 - Unknown livebaseballscorecards.com					
Vic Power, R OBP: 0.259, SLG: 0.327 (1,5)										4	0	1	0	0	0	3						
Jim Fregosi, R OBP: 0.426, SLG: 0.628 (1,6)										3	0	1	1	1	0	1						
Lou Clinton, R OBP: 0.298, SLG: 0.387 (1,9)										4	0	0	0	0	0	4						
Joe Adcock, R OBP: 0.353, SLG: 0.521 (1,3)										4	1	1	1	0	1	1						
Bob Perry, R OBP: 0.386, SLG: 0.476 (1,8)										4	0	1	0	0	1	0						
Albie Pearson, L OBP: 0.306, SLG: 0.270 (9, PR)										0	0	0	0	0	0	0						
Buck Rodgers, S OBP: 0.295, SLG: 0.264 (1,2)										4	0	0	0	0	1	1						
Bobby Knoop, R OBP: 0.300, SLG: 0.321 (1,4)										2	1	0	0	1	0	0						
Dean Chance, R OBP: 0.115, SLG: 0.080 (1,1)										2	0	0	0	0	2	1						
Willie Smith, L OBP: 0.226, SLG: 0.400 (7,1)										0	0	0	0	0	0	0						
Felix Torres, R OBP: 0.257, SLG: 0.403 (8, PH)										1	0	0	0	0	0	0						
Bob Duliba, R OBP: 0.254, SLG: 0.270 (8,1)										0	0	0	0	0	0	0						
Inning Stats	R: 0 E: 0 K: 0 S: 3	H: 1 LOB: 1 BB: 1 P: 7	R: 0 E: 0 K: 1 S: 5	H: 0 LOB: 0 BB: 0 P: 5	R: 1 E: 0 K: 1 S: 7	H: 2 LOB: 2 BB: 1 P: 11	R: 0 E: 0 K: 2 S: 7	H: 0 LOB: 0 BB: 0 P: 7	R: 0 E: 0 K: 1 S: 5	H: 0 LOB: 0 BB: 0 P: 5	R: 0 E: 0 K: 0 S: 4	H: 1 LOB: 0 BB: 0 P: 4	R: 0 E: 0 K: 0 S: 3	H: 0 LOB: 0 BB: 0 P: 3	R: 0 E: 0 K: 0 S: 3	H: 0 LOB: 0 BB: 0 P: 3	R: 1 E: 0 K: 0 S: 5	H: 2 LOB: 1 BB: 0 P: 5	1B: 5 2B: 0 3B: 0 HR: 1	SF: 0 SAC: 0 DP: 0 HBP: 0	WP: 0 PB: 0 SB: 0 CS: 1	PA: 34
PITCHER	IP WLS BF H R ER SO BB IBB HBP BLK WP HR S P ERA WHIP																					
Don Rudolph, L ERA: 2.91 (1,1)	8.2 W 33 6 2 2 5 2 0 0 0 0 0 1 41 49 2.08 0.923																					
Ron Kline, R ERA: 2.05 (9,1)	0.1 S 1 0 0 0 0 0 0 0 0 0 0 0 1 1 0.00 0.000																					

Batter	1	2	3	4	5	6	7	8	9	AB	R	H	RBI	BB	SO	LOB	BOTTOM			
Don Blasingame, L OBP: 0.311, SLG: 0.320 (1,4)										3	0	0	0	0	0	0	Los Angeles Angels @ Washington Senators D.C. Stadium, Washington, DC Mon Jun 15 1964, 7:05 PM EDT Att: 2,320 - Unknown livebaseballscorecards.com			
Chuck Cottler, R OBP: 0.277, SLG: 0.436 (7, PH)										1	0	0	0	0	1	3				
John Kennedy, R OBP: 0.328, SLG: 0.440 (1,5)										4	1	2	1	0	1	0				
Chuck Hinton, R OBP: 0.383, SLG: 0.515 (1,7)										4	0	0	0	0	1	1				
Jim King, L OBP: 0.342, SLG: 0.482 (1,9)										3	1	0	0	1	0	0				
Dick Phillips, L OBP: 0.321, SLG: 0.329 (1,3)										3	1	1	1	0	0	0				
Mike Brumley, L OBP: 0.325, SLG: 0.301 (1,2)										3	0	1	0	0	0	1				
Don Lock, R OBP: 0.373, SLG: 0.418 (1,8)										2	0	1	0	1	1	0				
Ed Brinkman, R OBP: 0.279, SLG: 0.357 (1,6)										3	0	1	1	0	1	2				
Don Rudolph, L ERA: 2.16 (1,1)										2	0	0	0	1	0	0				
Ron Kline, R ERA: 2.54 (9,1)										0	0	0	0	0	0	0				
Inning Stats	R: 0 E: 0 K: 1 S: 5	H: 0 LOB: 0 BB: 0 P: 5	R: 0 E: 0 K: 0 S: 3	H: 0 LOB: 0 BB: 0 P: 3	R: 0 E: 0 K: 1 S: 5	H: 0 LOB: 0 BB: 0 P: 5	R: 0 E: 0 K: 0 S: 3	H: 1 LOB: 0 BB: 0 P: 3	R: 0 E: 0 K: 1 S: 7	H: 2 LOB: 2 BB: 0 P: 7	R: 1 E: 0 K: 0 S: 4	H: 1 LOB: 0 BB: 0 P: 4	R: 2 E: 0 K: 1 S: 6	H: 2 LOB: 3 BB: 3 P: 18	R: 0 E: 0 K: 1 S: 5	H: 0 LOB: 0 BB: 0 P: 5	1B: 4 2B: 1 3B: 0 HR: 1	SF: 0 SAC: 0 DP: 1 HBP: 0	WP: 0 PB: 0 SB: 0 CS: 0	PA: 31
PITCHER	IP WLS BF H R ER SO BB IBB HBP BLK WP HR S P ERA WHIP																			
Dean Chance, R ERA: 2.16 (1,1)	6.1 L 26 6 3 3 3 2 0 0 0 0 0 0 30 38 4.26 1.263																			
Willie Smith, L ERA: 2.54 (7,1)	0.2 2 0 0 0 1 1 0 0 0 0 0 0 3 7 0.00 1.500																			
Bob Duliba, R ERA: 2.54 (8,1)	1.0 3 0 0 0 1 0 0 0 0 0 0 0 5 5 0.00 0.000																			

Batter	1	2	3	4	5	6	7	8	9	10	AB	R	H	RBI	BB	SO	LOB					
Jim Piersall, R OBP: 0.397, SLG: 0.426 (1, 8)											5	1	1	0	0	1	1					
Vic Power, R OBP: 0.254, SLG: 0.316 (1, 3)											5	1	1	0	0	1	1					
Jim Fregosi, R OBP: 0.425, SLG: 0.618 (1, 6)											4	1	1	1	1	0	1					
Wille Smith, L OBP: 0.250, SLG: 0.382 (1, 9)											4	3	1	1	1	0	1					
Ed Kirkpatrick, L OBP: 0.337, SLG: 0.389 (1, 7)											4	1	3	3	0	0	0					
Buck Rodgers, S OBP: 0.293, SLG: 0.282 (1, 2)											5	0	1	1	0	0	2					
Joe Koppe, R OBP: 0.352, SLG: 0.326 (1, 5)											3	0	0	0	1	1	2					
Bobby Knoop, R OBP: 0.295, SLG: 0.315 (1, 4)											4	0	0	0	0	1	4					
Bob Meyer, R Don Leg, R Alan Koch, R Ken McBride, R Dan Osinski, R Bob Dillbe, R Jim Piersall, R Vic Power, R Bob Lee, R											0	0	0	0	0	0	0					
Inning Stats	R: 3 E: 0 K: 1 S: 9	H: 4 LOB: 2 BB: 1 P: 13	R: 0 E: 0 K: 0 S: 3	H: 0 LOB: 0 BB: 0 P: 3	R: 1 E: 0 K: 1 S: 7	H: 2 LOB: 2 BB: 1 P: 11	R: 0 E: 0 K: 2 S: 7	H: 0 LOB: 0 BB: 0 P: 7	R: 0 E: 0 K: 0 S: 3	H: 0 LOB: 0 BB: 0 P: 3	R: 0 E: 0 K: 0 S: 3	H: 1 LOB: 1 BB: 0 P: 4	R: 1 E: 0 K: 0 S: 3	H: 1 LOB: 0 BB: 1 P: 7	R: 0 E: 0 K: 1 S: 5	H: 0 LOB: 0 BB: 0 P: 5	R: 2 E: 1 K: 0 S: 5	H: 1 LOB: 0 BB: 0 P: 5	1B: 8 2B: 0 3B: 0 HR: 1	SF: 1 SAC: 0 DP: 1 HBP: 0	WP: 0 PB: 0 SB: 0 CS: 0	PA: 42
PITCHER	IP	WLS	BF	H	R	ER	SO	BB	IBB	HBP	BLK	WP	HR	S	P	ERA	WHIP					
Bennie Daniels, R ERA: 4.23 (1, 1)	0.0		4	4	3	3	0	0	0	0	0	0	0	4	4	∞	∞					
Alan Koch, R ERA: 4.50 (1, 1)	8.0		30	4	2	2	4	3	0	0	0	0	0	35	47	2.25	0.875					
Ron Kline, R ERA: 1.93 (9, 1)	2.0	L	8	1	2	0	1	0	0	0	0	0	1	10	10	0.00	0.500					

Los Angeles Angels @ Washington Senators
D.C. Stadium, Washington, DC
Tue Jun 16 1964, 7:05 PM EDT
Att: 5,344 - Unknown


AB	38
R	7
H	9
RBI	6
BB	3
SO	5
LOB	12



Batter	1	2	3	4	5	6	7	8	9	10	AB	R	H	RBI	BB	SO	LOB					
Ed Brinkman, R OBP: 0.287, SLG: 0.364 (1, 6)											5	1	2	0	1	0	2					
John Kennedy, R OBP: 0.335, SLG: 0.454 (1, 5)											3	1	1	1	2	1	0					
Chuck Hinton, R OBP: 0.367, SLG: 0.512 (1, 7)											3	2	1	1	2	1	2					
Bill Skowron, R OBP: 0.296, SLG: 0.455 (1, 3)											4	0	1	1	1	1	1					
Don Lock, R OBP: 0.369, SLG: 0.407 (4, 8)											4	0	0	0	1	3	5					
Ken Hunt, R OBP: 0.257, SLG: 0.250 (1, 8)											1	0	0	0	0	0	2					
Fred Valentine, S OBP: 0.290, SLG: 0.333 (4, 9)											2	0	0	0	1	0	0					
Mike Brumley, L OBP: 0.331, SLG: 0.304 (1, 2)											5	0	2	1	0	0	2					
Chuck Cottier, R OBP: 0.294, SLG: 0.429 (1, 4)											1	0	0	0	2	0	0					
Don Blasingame, L OBP: 0.308, SLG: 0.317 (8, PH)											2	0	0	0	0	1	0					
Bennie Daniels, L OBP: 0.174, SLG: 0.238 (1, 1)											0	0	0	0	0	0	0					
Alan Koch, R ERA: 2.97 (1, 1)											3	1	1	0	0	0	3					
Dick Phillips, L OBP: 0.318, SLG: 0.324 (8, PH)											1	0	0	0	0	0	0					
Ron Kline, R (9, 1)											0	0	0	0	0	0	0					
Don Zimmer, R ERA: 2.37 (10, PH)											1	0	0	0	0	0	0					
Inning Stats	R: 1 E: 0 K: 1 S: 6	H: 1 LOB: 2 BB: 2 P: 14	R: 0 E: 0 K: 0 S: 3	H: 1 LOB: 2 BB: 1 P: 7	R: 1 E: 0 K: 1 S: 7	H: 3 LOB: 2 BB: 1 P: 11	R: 3 E: 1 K: 1 S: 6	H: 1 LOB: 1 BB: 3 P: 18	R: 0 E: 0 K: 0 S: 4	H: 1 LOB: 2 BB: 1 P: 8	R: 0 E: 0 K: 0 S: 3	H: 0 LOB: 0 BB: 0 P: 3	R: 0 E: 0 K: 0 S: 3	H: 0 LOB: 0 BB: 0 P: 3	R: 0 E: 0 K: 0 S: 2	H: 0 LOB: 1 BB: 1 P: 7	R: 0 E: 0 K: 1 S: 5	H: 0 LOB: 0 BB: 0 P: 5	1B: 4 2B: 3 3B: 0 HR: 1	SF: 0 SAC: 0 DP: 1 HBP: 1	WP: 0 PB: 0 SB: 1 CS: 0	PA: 46
PITCHER	IP	WLS	BF	H	R	ER	SO	BB	IBB	HBP	BLK	WP	HR	S	P	ERA	WHIP					
Bob Meyer, L ERA: 5.3 (1, 1)	0.1		4	1	1	1	0	2	0	0	0	0	0	2	10	27.00	9.000					
Don Lee, R ERA: 2.97 (1, 1)	2.2		12	4	1	1	2	2	0	0	0	0	0	14	22	3.38	2.250					
Ken McBride, R ERA: 4.91 (4, 1)	0.1		5	1	3	2	0	3	0	0	0	0	0	2	14	54.00	12.000					
Dan Osinski, R ERA: 4.68 (4, 1)	2.2		10	1	0	0	4	1	0	0	0	0	0	17	21	0.00	0.750					
Bob Dillbe, R ERA: 2.37 (7, 1)	2.0		8	1	0	0	0	1	0	0	0	0	0	7	11	0.00	1.000					

Los Angeles Angels @ Washington Senators
D.C. Stadium, Washington, DC
Tue Jun 16 1964, 7:05 PM EDT
Att: 5,344 - Unknown

AB	35
R	5
H	8
RBI	4
BB	10
SO	7
LOB	17



Batter	1	2	3	4	5	6	7	8	9	AB	R	H	RBI	BB	SO	LOB	TOP								
Lenny Green, L OBP: 0.258, SLG: 0.115	P4		F8			6-3			E3 SH1-4 6-3	5	1	1	0	0	0	1									
Vic Power, R OBP: 0.238, SLG: 0.300	5-3		5-3			SF9 1B			SH1-4	3	0	0	1	0	0	0									
Jim Fregosi, R OBP: 0.425, SLG: 0.609	WP 2B BB		F8			F8			6-3	4	1	1	1	1	0	2									
Willie Smith, L OBP: 0.244, SLG: 0.385	1-H 2B			F7	K				4-3	5	0	1	1	0	1	3									
Joe Adcock, R OBP: 0.354, SLG: 0.514	BB			P6		2B SF8 1B			F2	3	1	1	0	1	0	1									
Ed Kirkpatrick, L OBP: 0.340, SLG: 0.404	K					SF8 SH 2B			1-3	4	1	2	0	0	1	2									
Buck Rodgers, S OBP: 0.288, SLG: 0.259		3-1		F8		SF8			F7	3	0	0	1	0	0	1									
Bobby Knoop, R OBP: 0.300, SLG: 0.316	P4					SH WP				2	1	1	1	1	0	0									
Bo Belinsky, L OBP: 0.136, SLG: 0.143						1B SF9 BB				4	0	1	0	0	0	2									
Bob Lee, R	4-3					SF9 1B			F8	0	0	0	0	0	0	0									
Bob Duliba, R						1B				0	0	0	0	0	0	0									
Inning Stats	R: 1 E: 0 K: 1 S: 6	H: 1 LOB: 2 BB: 2 P: 14	R: 0 E: 0 K: 0 S: 3	H: 0 LOB: 0 BB: 0 P: 3	R: 0 E: 0 K: 0 S: 3	H: 0 LOB: 0 BB: 0 P: 3	R: 0 E: 0 K: 0 S: 4	H: 1 LOB: 1 BB: 0 P: 4	R: 1 E: 0 K: 1 S: 7	H: 2 LOB: 2 BB: 1 P: 11	R: 2 E: 0 K: 0 S: 6	H: 2 LOB: 1 BB: 0 P: 6	R: 0 E: 0 K: 0 S: 4	H: 1 LOB: 1 BB: 0 P: 4	R: 0 E: 0 K: 0 S: 4	H: 1 LOB: 1 BB: 0 P: 4	R: 1 E: 1 K: 0 S: 4	H: 0 LOB: 0 BB: 0 P: 4	1B: 5 2B: 3 3B: 0 HR: 0	SF: 2 SAC: 2 DP: 0 HBP: 0	WP: 2 PB: 0 SB: 0 CS: 0	PA: 40			
PITCHER	IP	WLS	BF	H	R	ER	SO	BB	IBB	HBP	BLK	WP	HR	S	P	ERA	WHIP								
Buster Narum, R ERA: 4.24	5.1	L	26	6	4	4	2	3	0	0	0	1	0	27	39	6.75	1.688								
Jim Hannan, R ERA: 3.35	2.2		10	2	0	0	0	0	0	0	0	1	0	10	10	0.00	0.750								
Jim Duckworth, R ERA: 3.73	1.0	S	4	0	1	0	0	0	0	0	0	0	0	4	4	0.00	0.000								

Los Angeles Angels @ Washington Senators
D.C. Stadium, Washington, DC
Wed Jun 17 1964, 7:05 PM EDT
Att: 5,538 - Unknown

AB	33
R	5
H	8
RBI	5
BB	3
SO	2
LOB	12



Batter	1	2	3	4	5	6	7	8	9	AB	R	H	RBI	BB	SO	LOB	BOTTOM								
Ed Brinkman, R OBP: 0.291, SLG: 0.380	F9		L6-3 1B		K					4	1	2	0	0	1	2									
John Kennedy, R OBP: 0.333, SLG: 0.449	K		L6-3 1-2		G4-3 1-2					4	0	1	1	0	1	3									
Chuck Hinton, R OBP: 0.381, SLG: 0.504	6-3		4-3			P3				4	0	0	0	0	0	1									
Bill Skowron, R OBP: 0.300, SLG: 0.454		HR BB				F7				3	1	1	0	1	0	1									
Don Lock, R OBP: 0.371, SLG: 0.424		1-H HR				F7				3	1	1	2	1	0	1									
Ken Hunt, R OBP: 0.247, SLG: 0.238										3	0	0	0	0	2	1									
Jim King, L OBP: 0.345, SLG: 0.482			K							0	0	0	0	1	0	0									
Fred Valentine, S OBP: 0.290, SLG: 0.333										0	0	0	0	0	0	0									
Mike Brumley, L OBP: 0.335, SLG: 0.300		FC1-4 BB				F5				2	0	0	0	2	0	3									
Chuck Cottier, R OBP: 0.296, SLG: 0.424										3	0	1	0	0	0	2									
Dick Phillips, L OBP: 0.314, SLG: 0.320		FC1-4				E7 1B				1	0	0	0	0	0	2									
Buster Narum, R OBP: 0.040, SLG: 0.040										2	0	1	0	0	1	1									
Jim Hannan, R OBP: 0.300, SLG: 0.333										0	0	0	0	0	0	0									
Don Zimmer, R OBP: 0.287, SLG: 0.434										1	0	0	0	0	0	0									
Jim Duckworth, R OBP: 0.288, SLG: 0.167										0	0	0	0	0	0	0									
Inning Stats	R: 0 E: 0 K: 1 S: 5	H: 0 LOB: 0 BB: 0 P: 5	R: 2 E: 0 K: 2 S: 8	H: 1 LOB: 1 BB: 2 P: 16	R: 0 E: 0 K: 0 S: 3	H: 1 LOB: 0 BB: 0 P: 3	R: 0 E: 0 K: 1 S: 6	H: 1 LOB: 1 BB: 0 P: 6	R: 0 E: 1 K: 1 S: 6	H: 2 LOB: 1 BB: 0 P: 6	R: 0 E: 0 K: 0 S: 3	H: 0 LOB: 0 BB: 0 P: 3	R: 0 E: 0 K: 0 S: 2	H: 0 LOB: 0 BB: 1 P: 6	R: 1 E: 0 K: 0 S: 5	H: 2 LOB: 1 BB: 0 P: 5	R: 0 E: 0 K: 0 S: 2	H: 0 LOB: 2 BB: 2 P: 10	1B: 5 2B: 1 3B: 1 HR: 1	SF: 0 SAC: 0 DP: 3 HBP: 0	WP: 1 PB: 0 SB: 0 CS: 0	PA: 36			
PITCHER	IP	WLS	BF	H	R	ER	SO	BB	IBB	HBP	BLK	WP	HR	S	P	ERA	WHIP								
Bo Belinsky, L ERA: 3.38	7.1	W	29	7	3	3	5	3	0	0	0	1	1	36	48	3.68	1.364								
Bob Lee, R ERA: 2.19	0.2		4	0	0	0	0	2	0	0	0	0	0	2	10	0.00	3.000								
Bob Duliba, R ERA: 2.3	1.0	S	2	0	0	0	0	0	0	0	0	0	0	2	2	0.00	0.000								

Los Angeles Angels @ Washington Senators
D.C. Stadium, Washington, DC
Wed Jun 17 1964, 7:05 PM EDT
Att: 5,538 - Unknown

AB	30
R	3
H	7
RBI	3
BB	5
SO	5
LOB	17



Batter	1	2	3	4	5	6	7	8	9	AB	R	H	RBI	BB	SO	LOB	TOP					
Dick Howser, R OBP: 0.325, SLG: 0.317	E5 G4-6-3	FC6-4 1-2f			SH1-3 1-2		F3		F9	4	0	0	0	0	0	2	Cleveland Indians @ Los Angeles Angels Dodger Stadium, Los Angeles, CA Fri Jun 19 1964, 7:05 PM PDT Att: 9,202 - Unknown livebaseballscorecards.com					
Vic Davallio, L OBP: 0.288, SLG: 0.326	G4-6-3 1-2f		F9		G3 2-3		2B 1B		5-3	5	0	1	0	0	0	2						
Leon Wagner, L OBP: 0.355, SLG: 0.511	1B BB		4-3		K 5-6		1-3 2B			3	0	1	0	1	1	1						
Bob Chance, L OBP: 0.432, SLG: 0.613	1-3 1B		4-3			K 5-6		1B IBB		3	0	1	0	1	1	0						
John Romano, R OBP: 0.380, SLG: 0.560	K			5-3		1B FC5-2 1B		F8		4	0	1	0	0	1	5						
Fred Whitfield, L OBP: 0.327, SLG: 0.438		1B 1B		F7		1-3 1B FC5-2 1B		CS 1B		4	0	3	0	0	0	0						
Max Alvis, R OBP: 0.295, SLG: 0.415	F9			K		1-2 3H FC5-2		F9 1-2		4	0	0	0	0	1	4						
Larry Brown, R OBP: 0.274, SLG: 0.398	F8				HR	F7		F4		4	1	1	1	0	0	3						
Dick Donovan, L OBP: 0.316, SLG: 0.133									F7	2	0	1	0	1	1	0	C					
Tito Francona, L OBP: 0.376, SLG: 0.308	FC6-4 1-3 1B			WP SH1-3 BB						1	0	0	0	0	0	0						
Inning Stats	R: 0 E: 1 K: 1 S: 6	H: 1 LOB: 2 BB: 1 P: 10	R: 0 E: 0 K: 0 S: 5	H: 2 LOB: 2 BB: 0 P: 5	R: 0 E: 0 K: 0 S: 3	H: 0 LOB: 0 BB: 0 P: 3	R: 0 E: 0 K: 1 S: 5	H: 0 LOB: 0 BB: 0 P: 5	R: 1 E: 0 K: 1 S: 6	H: 1 LOB: 1 BB: 1 P: 10	R: 0 E: 0 K: 1 S: 7	H: 2 LOB: 3 BB: 1 P: 7	R: 0 E: 0 K: 0 S: 3	H: 2 LOB: 0 BB: 1 P: 11	R: 0 E: 0 K: 0 S: 3	H: 0 LOB: 0 BB: 0 P: 3		1B: 7 2B: 1 3B: 0 HR: 1	SF: 0 SAC: 1 DP: 1 HBP: 0	WP: 1 PB: 0 SB: 0 CS: 1	PA: 38	
PITCHER	IP	WLS	BF	H	R	ER	SO	BB	IBB	HBP	BLK	WP	HR	S	P	ERA		WHIP				
Dean Chance, R ERA: 2.11	(1, 1)	6.0	26	6	1	1	4	2	0	0	0	1	1	32	40	1.50		1.333				
Dan Osinski, R ERA: 4.5	(7, 1)	0.2	5	2	0	0	1	0	1	0	0	0	0	6	10	0.00		3.000				
Bob Duliba, R ERA: 2.14	(7, 1)	2.1	W	7	1	0	0	0	0	0	0	0	0	7	7	0.00		0.429				

Batter	1	2	3	4	5	6	7	8	9	AB	R	H	RBI	BB	SO	LOB	BOTTOM			
Lenny Green, L OBP: 0.257, SLG: 0.133	S 1B 1B		F9			F8		G4-3 1-2f		4	1	1	0	0	0	1	Cleveland Indians @ Los Angeles Angels Dodger Stadium, Los Angeles, CA Fri Jun 19 1964, 7:05 PM PDT Att: 9,202 - Unknown livebaseballscorecards.com			
Vic Power, R OBP: 0.227, SLG: 0.286	F4 1-2		5-3			F9				3	0	0	0	0	0	1				
Jim Fregosi, R OBP: 0.418, SLG: 0.597	F8				F8		K			3	0	0	0	0	1	1				
Willie Smith, L OBP: 0.273, SLG: 0.405	S 1B				E S 1B		F9			3	0	2	1	0	0	0				
Joe Adcock, R OBP: 0.348, SLG: 0.503	K 1-2				K 1-3		F8			3	0	0	0	0	2	2				
Ed Kirkpatrick, L OBP: 0.335, SLG: 0.397		4-3			F7		G3			3	0	0	0	0	0	1				
Buck Rodgers, S OBP: 0.293, SLG: 0.279	F6					6-3 K 2B		1B 3B		3	1	2	0	0	0	0				
Bobby Knoop, R OBP: 0.300, SLG: 0.317	F8				6-3		FC2-8 1B			3	0	1	1	0	0	1				
Dean Chance, R OBP: 0.107, SLG: 0.074								3H FC2-6 G4-3		2	0	0	0	0	1	1	A			
Dan Osinski, R OBP: 0.143, SLG: 0.143			F6							0	0	0	0	0	0	0				
Bob Duliba, R					K 3H					1	0	0	0	0	0	1				
Inning Stats	R: 1 E: 0 K: 1 S: 7	H: 2 LOB: 1 BB: 0 P: 7	R: 0 E: 0 K: 0 S: 3	H: 0 LOB: 0 BB: 0 P: 3	R: 0 E: 0 K: 0 S: 3	H: 0 LOB: 0 BB: 0 P: 3	R: 0 E: 0 K: 1 S: 6	H: 1 LOB: 1 BB: 0 P: 6	R: 0 E: 0 K: 1 S: 5	H: 0 LOB: 0 BB: 0 P: 5	R: 0 E: 0 K: 1 S: 3	H: 0 LOB: 0 BB: 0 P: 3	R: 1 E: 0 K: 0 S: 4	H: 2 LOB: 0 BB: 0 P: 4	1B: 4 2B: 1 3B: 1 HR: 0	SF: 0 SAC: 0 DP: 1 HBP: 0		WP: 0 PB: 0 SB: 3 CS: 0	PA: 28	
PITCHER	IP	WLS	BF	H	R	ER	SO	BB	IBB	HBP	BLK	WP	HR	S	P	ERA		WHIP		
Dick Donovan, R ERA: 5.01	(1, 1)	8.0	L	28	6	2	2	4	0	0	0	0	0	36	36	2.25		0.750		

Batter	1	2	3	4	5	6	7	8	9	AB	R	H	RBI	BB	SO	LOB	TOP		
Dick Howser, R (1.6) OBP: 0.320, SLG: 0.312	0-0 6-3		0-0 6-3			0-0 F4		0-0 6-3		4	0	0	0	0	0	0			
Vic Davallio, L (1.8) OBP: 0.293, SLG: 0.330	0-0 G6-4-3 1B			0-0 6-3		0-0 1B		0-0 5-3		4	0	2	0	0	0	0			
Leon Wagner, L (1.7) OBP: 0.353, SLG: 0.519	0-0 G6-4-3 1-2			0-0 HR		0-0 2-3		0-0 3-1		4	1	1	1	0	0	2			
Bob Chance, L (1.9) OBP: 0.417, SLG: 0.588		0-0 6-3		0-0 F9		0-3 K		0-3 K		4	0	0	0	0	2	0			
Fred Whitfield, L (1.3) OBP: 0.327, SLG: 0.432		0-0 4-3		0-0 F8		4-0 FC6-4 BB				2	0	0	0	1	0	0			
Max Alvis, R (1.5) OBP: 0.299, SLG: 0.419		0-0 FC5-4 1B		0-0 CS 1B		0-0 F8				3	0	2	0	0	0	1			
Joe Azcue, R (1.2) OBP: 0.293, SLG: 0.372		0-0 FC5-4 1-2		0-3 K		0-0 FC6-4 1-2				3	0	0	0	0	1	3			
Larry Brown, R (1.4) OBP: 0.270, SLG: 0.390			0-0 F7		0-0 6-3			0-0 5-3		3	0	0	0	0	0	0			
Tommy John, R (1.1) OBP: 0.222, SLG: 0.222			0-0 6-3			0-0 6-3		0-0 4-3		2	0	0	0	0	0	0			
Tito Francona, L (8, PH) OBP: 0.373, SLG: 0.305										1	0	0	0	0	0	0			
Don McMahon, R (8, 1) OBP: 0.200, SLG: 0.200										0	0	0	0	0	0	0			
Inning Stats	R: 0 E: 0 K: 0 S: 3	H: 1 LOB: 0 BB: 0 P: 3	R: 0 E: 0 K: 0 S: 4	H: 1 LOB: 1 BB: 0 P: 4	R: 0 E: 0 K: 0 S: 3	H: 0 LOB: 0 BB: 0 P: 3	R: 1 E: 0 K: 0 S: 4	H: 1 LOB: 0 BB: 0 P: 4	R: 0 E: 0 K: 1 S: 5	H: 1 LOB: 1 BB: 0 P: 4	R: 0 E: 0 K: 1 S: 5	H: 0 LOB: 1 BB: 1 P: 9	R: 0 E: 0 K: 0 S: 3	H: 0 LOB: 0 BB: 0 P: 3	R: 0 E: 0 K: 1 S: 5	H: 0 LOB: 0 BB: 0 P: 5	1B: 4 2B: 0 3B: 0 HR: 1	SF: 0 SAC: 0 DP: 1 HBP: 0	WP: 0 PA: 31
PITCHER Fred Newman, R (1.1) ERA: 2.67	IP: 9.0 WLS: W BF: 31 H: 5 R: 1 ER: 1 SO: 3 BB: 1 IBB: 0 HBP: 0 BLK: 0 WP: 0 HR: 1 S: 36 P: 40 ERA: 1.00 WHIP: 0.667																		

Cleveland Indians @ Los Angeles Angels
Dodger Stadium, Los Angeles, CA
Sat Jun 20 1964, 7:05 PM PDT
Att: 8,688 - Unknown


AB 30
R 1
H 5
RBI 1
BB 1
SO 3
LOB 6



Batter	1	2	3	4	5	6	7	8	9	AB	R	H	RBI	BB	SO	LOB	BOTTOM		
Jim Piersall, R (1.7) OBP: 0.387, SLG: 0.431	0-0 1-3 2B		0-0 F9	0-0 FC5 2-3f			0-0 6-3			4	0	1	0	0	0	4			
Vic Power, R (1.5) OBP: 0.243, SLG: 0.299	0-0 1-3 2-3		0-0 3B 1B		0-0 4-3			0-0 WP 1B 1B		4	2	2	0	0	0	1			
Jim Fregosi, R (1.6) OBP: 0.414, SLG: 0.601	0-3 K		0-0 1H 2H 3B		0-0 5-3			0-3 K 1-2		4	0	1	2	0	2	2			
Lou Clinton, R (1.9) OBP: 0.297, SLG: 0.384	0-0 G3		0-0 F7		0-0 F8			0-0 2H PB 1B		4	0	1	1	0	0	2			
Joe Adcock, R (1.3) OBP: 0.345, SLG: 0.497		0-0 6-3		0-0 G5-3 1B 1B		0-3 K		0-3 K		4	0	1	0	0	2	1			
Tom Satriono, L (9, 5) OBP: 0.336, SLG: 0.269								1-2 K		0	0	0	0	0	0	0			
Bob Perry, R (1.8) OBP: 0.396, SLG: 0.467		0-3 K		0-0 WP G5-3 1B		0-0 6-3		4-0 BB		3	0	1	0	1	1	0			
Buck Rodgers, S (1.2) OBP: 0.288, SLG: 0.274		0-0 6-3		0-0 G5-3 1-2 2-3f		0-0 4-3		0-0 F2		4	0	0	0	0	0	4			
Bobby Knoop, R (1.4) OBP: 0.300, SLG: 0.314			0-3 K2-3	4-0 FC5 BB IBB			0-0 1-3			2	0	0	0	1	1	0			
Fred Newman, R (1.1) OBP: 0.292, SLG: 0.190			4-0 1B 3B BB	4-0 1-2 BB		0-3 K				1	1	0	0	2	1	0			
Inning Stats	R: 0 E: 0 K: 1 S: 6	H: 1 LOB: 1 BB: 0 P: 6	R: 0 E: 0 K: 1 S: 5	H: 0 LOB: 0 BB: 0 P: 5	R: 2 E: 0 K: 1 S: 7	H: 2 LOB: 1 BB: 1 P: 11	R: 0 E: 0 K: 0 S: 4	H: 2 LOB: 3 BB: 2 P: 12	R: 0 E: 0 K: 0 S: 3	H: 0 LOB: 0 BB: 0 P: 3	R: 0 E: 0 K: 1 S: 5	H: 0 LOB: 0 BB: 0 P: 5	R: 0 E: 0 K: 1 S: 9	H: 2 LOB: 2 BB: 1 P: 13	R: 1 E: 0 K: 2 S: 9	H: 2 LOB: 2 BB: 1 P: 13	1B: 5 2B: 1 3B: 1 HR: 0	SF: 0 SAC: 0 DP: 1 HBP: 0	WP: 2 PA: 34
PITCHER Tommy John, L (1.1) ERA: 3.41	IP: 7.0 WLS: L BF: 28 H: 5 R: 2 ER: 2 SO: 5 BB: 2 IBB: 0 HBP: 0 BLK: 0 WP: 1 HR: 0 S: 35 P: 47 ERA: 2.57 WHIP: 1.000																		
Don McMahon, R (8, 1) ERA: 1.29	IP: 1.0 WLS: L BF: 6 H: 2 R: 1 ER: 1 SO: 2 BB: 1 IBB: 0 HBP: 0 BLK: 0 WP: 1 HR: 0 S: 9 P: 13 ERA: 9.00 WHIP: 3.000																		

Cleveland Indians @ Los Angeles Angels
Dodger Stadium, Los Angeles, CA
Sat Jun 20 1964, 7:05 PM PDT
Att: 8,688 - Unknown

AB 30
R 3
H 7
RBI 3
BB 4
SO 7
LOB 14



Batter	1	2	3	4	5	6	7	8	9	AB	R	H	RBI	BB	SO	LOB	TOP								
Dick Howser, R (1,6) OBP: 0.316, SLG: 0.307 Gary Bell, R (8,1) OBP: 0.429, SLG: 0.429	1-3		F7			6-3		F7		4	0	0	0	0	0	0									
Vic Davallio, L (1,8) OBP: 0.292, SLG: 0.328	1B		K			5-3		5-3		4	0	1	0	0	1	0									
Leon Wagner, L (1,7) OBP: 0.356, SLG: 0.517	1B					4-3				3	0	1	0	1	1	0									
John Romano, R (1,2) OBP: 0.371, SLG: 0.545	K					G6-3		F7		4	0	0	0	0	2	3									
Max Alvis, R (1,5) OBP: 0.302, SLG: 0.415	K							F9		2	1	0	0	1	1	2									
Bob Chance, L (1,3) OBP: 0.429, SLG: 0.594										4	0	3	1	0	0	1									
Larry Brown, R (1,4) OBP: 0.269, SLG: 0.387	K					5-3		E5		4	0	1	0	0	1	2									
Woodie Held, R (1,9) OBP: 0.291, SLG: 0.450	F7					6-3		K		4	0	0	0	0	2	4									
Jack Kralick, L (1,1) OBP: 0.139, SLG: 0.114 Sonny Siebert, R (5,1) OBP: 0.364, SLG: 0.500 Billy Moran, R (6,PH) OBP: 0.317, SLG: 0.327			4-3			K		K		2	0	0	0	0	1	0									
Inning Stats	R: 0 E: 0 K: 2 S: 9	H: 2 LOB: 2 BB: 0 P: 9	R: 0 E: 0 K: 1 S: 5	H: 1 LOB: 0 BB: 0 P: 5	R: 0 E: 0 K: 1 S: 5	H: 0 LOB: 0 BB: 0 P: 5	R: 0 E: 0 K: 0 S: 2	H: 0 LOB: 1 BB: 1 P: 7	R: 0 E: 0 K: 1 S: 5	H: 0 LOB: 0 BB: 0 P: 5	R: 0 E: 0 K: 0 S: 3	H: 0 LOB: 0 BB: 0 P: 3	R: 0 E: 1 K: 2 S: 9	H: 1 LOB: 2 BB: 0 P: 9	R: 0 E: 0 K: 1 S: 5	H: 0 LOB: 0 BB: 0 P: 5	R: 1 E: 0 K: 2 S: 9	H: 2 LOB: 2 BB: 1 P: 13	1B: 6 2B: 1 3B: 0 HR: 0	SF: 0 SAC: 0 DP: 2 HBP: 1	WP: 0 PB: 0 SB: 0 CS: 1	PA: 35			
PITCHER	IP	WLS	BF	H	R	ER	SO	BB	IBB	HBP	BLK	WP	HR	S	P	ERA	WHIP								
Bo Belinsky, L (1,1) ERA: 3.11 Bob Duliba, R (9,1) ERA: 2.12	8.2	W	34	6	1	1	9	2	0	1	0	0	0	49	58	1.04	0.923								

Cleveland Indians @ Los Angeles Angels
Dodger Stadium, Los Angeles, CA
Sun Jun 21 1964, 3:33 AM PDT
Att: 11,242 - Unknown

AB 32
R 1
H 6
RBI 1
BB 2
SO 10
LOB 12



Batter	1	2	3	4	5	6	7	8	9	AB	R	H	RBI	BB	SO	LOB	BOTTOM								
Jim Piersall, R (1,7) OBP: 0.409, SLG: 0.468	2B		F4							4	1	3	1	0	0	0									
Vic Power, R (1,3) OBP: 0.243, SLG: 0.286	F8									3	0	0	0	1	0	2									
Jim Fregosi, R (1,6) OBP: 0.411, SLG: 0.590	F4									3	0	0	0	1	1	1									
Lou Clinton, R (1,9) OBP: 0.296, SLG: 0.377	5-3									3	0	0	1	1	1	1									
Bob Perry, R (1,8) OBP: 0.365, SLG: 0.429			K							4	0	0	0	0	1	3									
Felix Torres, R (1,5) OBP: 0.284, SLG: 0.406 Tom Satriano, L (6,PH) OBP: 0.333, SLG: 0.267			K							2	1	1	0	0	1	0									
Buck Rodgers, S (1,2) OBP: 0.289, SLG: 0.274	F9									3	1	1	0	0	1	0									
Bobby Knoop, R (1,4) OBP: 0.301, SLG: 0.314			F8							3	1	1	1	0	0	0									
Bo Belinsky, L (1,1) ERA: 2.3 Sonny Siebert, R (5,1) ERA: 5.3 Gary Bell, R (8,1) ERA: 4.17			1-3							3	0	0	0	0	2	1									
Inning Stats	R: 0 E: 0 K: 0 S: 4	H: 1 LOB: 1 BB: 0 P: 4	R: 0 E: 0 K: 2 S: 7	H: 0 LOB: 0 BB: 0 P: 7	R: 0 E: 0 K: 0 S: 3	H: 0 LOB: 0 BB: 0 P: 3	R: 0 E: 0 K: 0 S: 3	H: 0 LOB: 0 BB: 0 P: 3	R: 4 E: 1 K: 1 S: 9	H: 4 LOB: 3 BB: 3 P: 21	R: 0 E: 0 K: 1 S: 5	H: 0 LOB: 0 BB: 0 P: 5	R: 0 E: 0 K: 1 S: 5	H: 1 LOB: 0 BB: 0 P: 5	R: 0 E: 0 K: 2 S: 7	H: 0 LOB: 0 BB: 0 P: 7	1B: 5 2B: 1 3B: 0 HR: 0	SF: 0 SAC: 0 DP: 1 HBP: 0	WP: 0 PB: 0 SB: 1 CS: 0	PA: 32					
PITCHER	IP	WLS	BF	H	R	ER	SO	BB	IBB	HBP	BLK	WP	HR	S	P	ERA	WHIP								
Jack Kralick, L (1,1) ERA: 2.3 Sonny Siebert, R (5,1) ERA: 5.3 Gary Bell, R (8,1) ERA: 4.17	4.2	L	20	5	4	1	3	1	0	0	0	0	0	11	19	0.00	1.286								

Cleveland Indians @ Los Angeles Angels
Dodger Stadium, Los Angeles, CA
Sun Jun 21 1964, 3:33 AM PDT
Att: 11,242 - Unknown

AB 29
R 4
H 6
RBI 3
BB 3
SO 7
LOB 8



Batter	1	2	3	4	5	6	7	8	9	AB	R	H	RBI	BB	SO	LOB	TOP					
Don Blasingame, L (1,4) OBP: 0.321, SLG: 0.335	G3		2B		F8		FC3-6 1B	F7		5	0	2	0	0	0	2	Washington Senators @ Los Angeles Angels Dodger Stadium, Los Angeles, CA Mon Jun 22 1964, 7:05 PM PDT Att: 4,544 - Unknown livebaseballscorecards.com					
John Kennedy, R (1,5) OBP: 0.323, SLG: 0.429 (8,6)	FC4-6 BB 1B		L5		F9		FC3-6 BB 1B	K	5	1	1	0	0	1	2							
Chuck Hinton, R (1,7) OBP: 0.390, SLG: 0.506	FC4-6 BB 1-2		4-3		F8		1B BB	4-3 BB 1B	3	0	1	0	2	0	1							
Jim King, L (1,9) OBP: 0.371, SLG: 0.500	FC4-6 1-2 2-3			E 2B	F8		1B 2H 2H	4-3 BB	4	1	2	1	1	0	2							
Bill Skowron, R (1,3) OBP: 0.310, SLG: 0.472	1-3			6-3		1B	1-3	4-3	5	0	1	0	0	0	7							
Mike Brumley, L (1,2) OBP: 0.335, SLG: 0.301		E5 G1-4-3		E9 2H 1B		1B		F5	5	0	3	1	0	0	2							
Don Lock, R (1,8) OBP: 0.379, SLG: 0.456	G1-4-3 1-2			BB		BB	1-2	1B	2	0	1	0	2	0	1							
Ed Brinkman, R (1,6) OBP: 0.287, SLG: 0.373 (8, PH)	6-3			F8		K		K	3	0	0	0	0	1	4							
Fred Valentine, S (8, PH) OBP: 0.296, SLG: 0.329 Ron Kline, R (8,1)				F8		K		K	1	0	0	0	0	1	2							
Don Rudolph, L (1,1) Dick Phillips, L (7, PH) Jim Hamman, R (7,1) Steve Ridzik, R (7,1) Don Zimmerman, R (8, PH) (8,9)			5-3	K			4-3	F7	2	0	0	0	0	1	2							
Inning Stats	R: 0 E: 0 K: 0 S: 4	H: 1 LOB: 2 BB: 1 P: 8	R: 0 E: 1 K: 0 S: 3	H: 0 LOB: 0 BB: 0 P: 3	R: 0 E: 0 K: 0 S: 4	H: 1 LOB: 1 BB: 0 P: 4	R: 1 E: 1 K: 1 S: 7	H: 2 LOB: 2 BB: 1 P: 11	R: 0 E: 0 K: 0 S: 3	H: 0 LOB: 0 BB: 0 P: 3	R: 0 E: 0 K: 1 S: 6	H: 2 LOB: 2 BB: 1 P: 10	R: 1 E: 0 K: 0 S: 5	H: 2 LOB: 2 BB: 1 P: 9	R: 0 E: 0 K: 1 S: 7	H: 2 LOB: 2 BB: 0 P: 7	R: 0 E: 0 K: 1 S: 6	H: 1 LOB: 2 BB: 1 P: 10	1B: 9 2B: 2 3B: 0 HR: 0	SF: 0 SAC: 0 DP: 1 HBP: 0	WP: 0 PB: 0 SB: 0 CS: 0	PA: 42
PITCHER	IP WLS BF H R ER SO BB IBB HBP BLK WP HR S P ERA WHIP																					
Barry Latman, R (1,1) ERA: 4.05	6.2	30	7	2	2	2	4	0	0	0	0	0	0	0	2	2	2.70	1.650				
Bob Lee, R (7,1) ERA: 2.19	0.1	W	2	1	0	0	0	0	0	0	0	0	0	2	2	∞	∞					
Bob Duliba, R (8,1) ERA: 2.12	0.0	S	2	2	0	0	0	0	0	0	0	0	0	2	2	∞	∞					
Don Lee, R (8,1) ERA: 2.83	2.0	S	8	1	0	0	2	1	0	0	0	0	0	11	15	0.00	1.000					

Batter	1	2	3	4	5	6	7	8	9	AB	R	H	RBI	BB	SO	LOB	BOTTOM			
Jim Piersall, R (1,7) OBP: 0.420, SLG: 0.469			1-3				CS 1B			2	0	1	0	1	0	0	Washington Senators @ Los Angeles Angels Dodger Stadium, Los Angeles, CA Mon Jun 22 1964, 7:05 PM PDT Att: 4,544 - Unknown livebaseballscorecards.com			
Willie Smith, L (7, PH) OBP: 0.289, SLG: 0.419 Bob Duliba, R (8,1)	FC6-4 BB 1B				BB BB BB BB		CS 1B			1	0	1	1	0	0	0				
Vic Power, R (1,5) OBP: 0.231, SLG: 0.274 (7,3)	F3			F8	4-3		SF7		3	0	0	1	0	0	3					
Jim Fregosi, R (1,6) OBP: 0.407, SLG: 0.582	K			4-3		5-3	CS	SH3 1B	4	1	1	0	0	1	1					
Lou Clinton, R (1,9) OBP: 0.292, SLG: 0.371	FC6-4 1-2			P3		F7		SH3	3	0	0	0	0	0	1					
Joe Adcock, R (1,3) OBP: 0.345, SLG: 0.494 Albie Pearson, L (6, PR) OBP: 0.305, SLG: 0.269 Tom Saltriano, L (7,5) OBP: 0.338, SLG: 0.267		6-3		F8		1B 1B		1B IBB	3	0	1	0	0	0	0					
Bob Perry, R (1,8) OBP: 0.375, SLG: 0.434	P4			2B 1B		1-3 1B		K	4	1	2	0	0	1	2					
Buck Rodgers, S (1,2) OBP: 0.296, SLG: 0.284	K			1B 2B		SH2-4 1B BB		1B	3	2	2	2	1	1	0					
Bobby Knoop, R (1,4) OBP: 0.301, SLG: 0.314			F2			SH2-4		L1-3	3	0	1	1	0	0	2					
Barry Latman, R (1,1) OBP: 0.143, SLG: 0.143 Bob Lee, R (7,1) Lenny Green, L (7, PH) OBP: 0.278, SLG: 0.133 (8,7)			L1			1B SF7 BB			2	0	0	0	0	1	1					
Inning Stats	R: 0 E: 0 K: 1 S: 6	H: 1 LOB: 1 BB: 0 P: 6	R: 0 E: 0 K: 1 S: 5	H: 0 LOB: 0 BB: 0 P: 5	R: 0 E: 0 K: 0 S: 3	H: 0 LOB: 0 BB: 0 P: 3	R: 0 E: 0 K: 0 S: 3	H: 0 LOB: 0 BB: 0 P: 3	R: 2 E: 0 K: 1 S: 8	H: 3 LOB: 2 BB: 1 P: 12	R: 0 E: 0 K: 0 S: 4	H: 2 LOB: 2 BB: 0 P: 4	R: 2 E: 0 K: 0 S: 3	H: 1 LOB: 0 BB: 2 P: 11	R: 1 E: 0 K: 1 S: 7	H: 2 LOB: 2 BB: 1 P: 11	1B: 8 2B: 1 3B: 0 HR: 0	SF: 1 SAC: 2 DP: 0 HBP: 0	WP: 0 PB: 0 SB: 0 CS: 1	PA: 36
PITCHER	IP WLS BF H R ER SO BB IBB HBP BLK WP HR S P ERA WHIP																			
Don Rudolph, L (1,1) ERA: 2.93	6.0	L	3	0	2	2	3	2	0	0	0	0	0	1	9	54.00	6.000			
Jim Hamman, R (7,1) ERA: 4.61	0.1		2	1	0	0	0	0	0	0	0	0	0	2	2	0.00	1.500			
Steve Ridzik, R (7,1) ERA: 2.55	0.2		2	1	0	0	0	0	0	0	0	0	0	2	2	0.00	1.500			
Ron Kline, R (8,1) ERA: 2.1	1.0		6	2	1	1	1	0	1	0	0	0	0	7	11	9.00	2.000			

Batter	1	2	3	4	5	6	7	8	9	AB	R	H	RBI	BB	SO	LOB	TOP				
Don Blasingame, L (1,4) OBP: 0.320, SLG: 0.333	6-3		G3			G6-4-3 E 1B		6-3		4	0	1	0	0	0	0	Washington Senators @ Los Angeles Angels Dodger Stadium, Los Angeles, CA Tue Jun 23 1964, 7:05 PM PDT Att: 5,360 - Unknown livebaseballscorecards.com				
John Kennedy, R (1,5) OBP: 0.322, SLG: 0.425	5-3		K			E6 G6-4-3 1-2 1B		FC6-4 1B		4	0	1	0	0	1	1					
Chuck Hinton, R (1,7) OBP: 0.385, SLG: 0.498	K				E6 1-3 6-3	G6-4-3 1-2 2-3		FC6-4 1-2		4	0	0	0	0	1	3					
Jim King, L (1,9) OBP: 0.373, SLG: 0.497		1B 1B			6-3 1-2			4-3		3	0	1	0	1	0	1					
Mike Brumley, L (1,2) OBP: 0.328, SLG: 0.294	K				1-3 2-3	1-3		K		4	0	0	0	0	2	4					
Bill Skowron, R (1,3) OBP: 0.304, SLG: 0.463	K				K			F8		4	0	0	0	0	2	2					
Don Lock, R (1,8) OBP: 0.379, SLG: 0.454						6-3		F7		3	0	1	0	0	0	0					
Ed Brinkman, R (1,6) OBP: 0.283, SLG: 0.367	FC6-4 1B				P6			6-3		3	0	0	0	0	0	2					
Bennie Daniels, L (1,1) OBP: 0.179, SLG: 0.231			F8		K			4-3		3	0	0	0	0	1	0					
Inning Stats	R: 0 E: 0 K: 1 S: 5	H: 0 LOB: 0 BB: 0 P: 5	R: 0 E: 0 K: 2 S: 9	H: 2 LOB: 2 BB: 0 P: 9	R: 0 E: 0 K: 1 S: 5	H: 0 LOB: 0 BB: 0 P: 5	R: 0 E: 1 K: 1 S: 6	H: 0 LOB: 1 BB: 0 P: 6	R: 0 E: 0 K: 1 S: 5	H: 0 LOB: 1 BB: 0 P: 5	R: 0 E: 1 K: 0 S: 4	H: 1 LOB: 2 BB: 1 P: 8	R: 0 E: 0 K: 0 S: 3	H: 0 LOB: 0 BB: 0 P: 3	R: 0 E: 0 K: 0 S: 4	H: 1 LOB: 1 BB: 0 P: 4		R: 0 E: 0 K: 1 S: 5	H: 0 LOB: 0 BB: 0 P: 5	1B: 4 2B: 0 3B: 0 HR: 0	SF: 0 SAC: 0 DP: 1 HBP: 0
PITCHER Dean Chance, R (1,1) ERA: 1.91	IP: 9.0 WLS: W BF: 33 H: 4 R: 0 ER: 0 SO: 7 BB: 0 IBB: 1 HBP: 0 BLK: 0 WP: 0 HR: 0 S: 46 P: 50 ERA: 0.00 WHIP: 0.444																				

Batter	1	2	3	4	5	6	7	8	9	AB	R	H	RBI	BB	SO	LOB	BOTTOM				
Lenny Green, L (1,8) OBP: 0.256, SLG: 0.121	3-1		4-3		4-3			6-3		3	0	0	0	0	0	2	Washington Senators @ Los Angeles Angels Dodger Stadium, Los Angeles, CA Tue Jun 23 1964, 7:05 PM PDT Att: 5,360 - Unknown livebaseballscorecards.com				
Albie Pearson, L (8, FH) OBP: 0.303, SLG: 0.267			2-3		2-3					1	0	0	0	0	0	0					
Bob Perry, R (9, 8) OBP: 0.375, SLG: 0.434										0	0	0	0	0	0	0					
Vic Power, R (1,3) OBP: 0.244, SLG: 0.286	6-3				1-3			HR 1B		4	1	2	0	0	0	1					
Jim Fregosi, R (1,6) OBP: 0.399, SLG: 0.569	P3				FC5-4 1-3 1B 1-2	4-3		K		4	0	0	0	0	1	2					
Willie Smith, L (1,9) OBP: 0.327, SLG: 0.511					1-3 1B	P6		HR		4	1	3	2	0	0	0					
Ed Kirkpatrick, L (1,7) OBP: 0.338, SLG: 0.399	G6-4-3 1-2				1-3 1-2 2-3 1B	1B		1B		4	0	2	0	0	0	3					
Buck Rodgers, S (1,2) OBP: 0.300, SLG: 0.285	K				4-0 IBB	1-3 1B		F9		3	0	1	0	1	1	1					
Tom Satriano, L (1,5) OBP: 0.331, SLG: 0.260			3-1		F7			6-3		3	0	0	0	0	0	3					
Bobby Knoop, R (1,4) OBP: 0.306, SLG: 0.316			WP SH1-4 1B		4-3 SH3 BB			5-3		2	0	1	0	1	0	0					
Dean Chance, R (1,1) OBP: 0.103, SLG: 0.071			SH1-4 1-2		SH3			6-3		1	0	0	0	0	0	0					
Inning Stats	R: 0 E: 0 K: 0 S: 3	H: 0 LOB: 0 BB: 0 P: 3	R: 0 E: 0 K: 1 S: 5	H: 1 LOB: 0 BB: 0 P: 5	R: 0 E: 0 K: 0 S: 4	H: 1 LOB: 1 BB: 0 P: 4	R: 0 E: 0 K: 0 S: 5	H: 2 LOB: 3 BB: 1 P: 9	R: 0 E: 0 K: 0 S: 3	H: 0 LOB: 1 BB: 1 P: 7	R: 0 E: 0 K: 0 S: 4	H: 2 LOB: 2 BB: 0 P: 4	R: 0 E: 0 K: 0 S: 3	H: 0 LOB: 0 BB: 0 P: 3	R: 2 E: 0 K: 1 S: 8	H: 3 LOB: 1 BB: 0 P: 8	R: 0 E: 0 K: 1 S: 5	H: 0 LOB: 0 BB: 0 P: 5	1B: 8 2B: 0 3B: 0 HR: 1	SF: 0 SAC: 2 DP: 1 HBP: 0	WP: 1 PA: 33 CS: 0
PITCHER Bennie Daniels, R (1,1) ERA: 4.31	IP: 8.0 WLS: L BF: 33 H: 9 R: 2 ER: 2 SO: 2 BB: 1 IBB: 1 HBP: 0 BLK: 0 WP: 1 HR: 1 S: 35 P: 43 ERA: 2.25 WHIP: 1.250																				

Batter	1	2	3	4	5	6	7	8	9	AB	R	H	RBI	BB	SO	LOB	TOP					
Don Blasingame, L OBP: 0.318, SLG: 0.332	5-3		E2	SH4-3		2H 1B		FC3-6		4	0	1	0	0	0	1						
Fred Valentine, S OBP: 0.291, SLG: 0.326	1B		G6-3	SF9			F9	F7		4	0	1	1	0	0	2						
John Kennedy, R OBP: 0.328, SLG: 0.424	1B		2B	HBP			E4	FC6-4		3	2	1	0	1	0	1						
Jim King, L OBP: 0.378, SLG: 0.503	G1-6-3		E	CS	6-3		1B	1B	G4-3	4	2	2	1	1	0	2						
Mike Brumley, L OBP: 0.330, SLG: 0.297		P6	E4		K		1B	G4-3		5	0	2	1	0	1	1						
Dick Phillips, L OBP: 0.333, SLG: 0.326		5-3	FC5		F8		1B	1B		4	0	3	1	1	0	0						
Don Lock, R OBP: 0.375, SLG: 0.444	5-3					6-3	F7			4	0	0	0	1	1	4						
Ed Brinkman, R OBP: 0.287, SLG: 0.366		FC4-6	FC5			SH5-4	4-3			3	0	1	0	0	0	5						
Claude Osteen, L Alan Koch, R Don Zimmer, R Chuck Collins, R Ron Kline, R Don Rudolph, L Steve Ritzik, R	FC4-6			SH4-3	SF9	SH5-4		FC3-6		2	1	1	0	0	0	2						
Inning Stats	R: 0 E: 0 K: 0 S: 4	H: 2 LOB: 1 BB: 0 P: 4	R: 0 E: 0 K: 0 S: 3	H: 0 LOB: 2 BB: 1 P: 8	R: 2 E: 2 K: 0 S: 6	H: 3 LOB: 3 BB: 2 P: 14	R: 1 E: 0 K: 0 S: 3	H: 1 LOB: 0 BB: 0 P: 4	R: 0 E: 0 K: 1 S: 5	H: 0 LOB: 0 BB: 0 P: 5	R: 0 E: 0 K: 0 S: 4	H: 2 LOB: 2 BB: 0 P: 4	R: 2 E: 1 K: 0 S: 6	H: 2 LOB: 2 BB: 1 P: 10	R: 0 E: 0 K: 0 S: 4	H: 1 LOB: 1 BB: 0 P: 4	R: 0 E: 0 K: 1 S: 6	H: 2 LOB: 1 BB: 0 P: 6	1B: 12 2B: 1 3B: 0 HR: 0	SF: 1 SAC: 2 DP: 3 HBP: 2	WP: 0 PB: 0 SB: 1 CS: 1	PA: 44
PITCHER	IP	WLS	BF	H	R	ER	SO	BB	IBB	HBP	BLK	WP	HR	S	P	ERA	WHIP					
Ken McBride, R	(1, 1)	3.2		21	6	3	3	0	3	0	2	0	0	0	16	30	7.36	2.455				
Dan Osinski, R	(4, 1)	0.1		0	0	0	0	0	0	0	0	0	0	0	0	0.00	0.000					
Don Lee, R	(5, 1)	2.1		11	3	2	1	1	1	0	0	0	0	12	16	3.86	1.714					
Bob Lee, R	(7, 1)	0.2	W	3	1	0	0	0	0	0	0	0	0	3	3	0.00	1.500					
Bob Duijba, R	(8, 1)	2.0	S	8	3	0	0	1	0	0	0	0	0	10	10	0.00	1.500					

Washington Senators @ Los Angeles Angels
Dodger Stadium, Los Angeles, CA
Wed Jun 24 1964, 7:05 PM PDT
Att: 5,307 - Unknown

AB 34
R 5
H 13
RBI 4
BB 4
SO 2
LOB 18

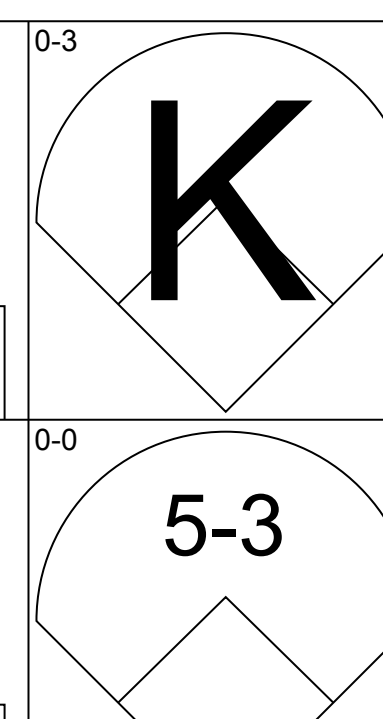
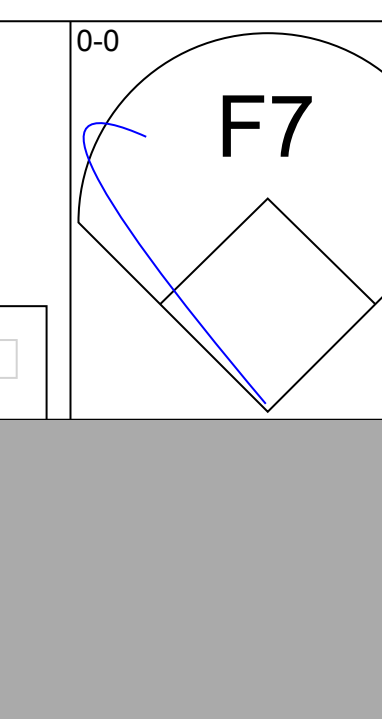
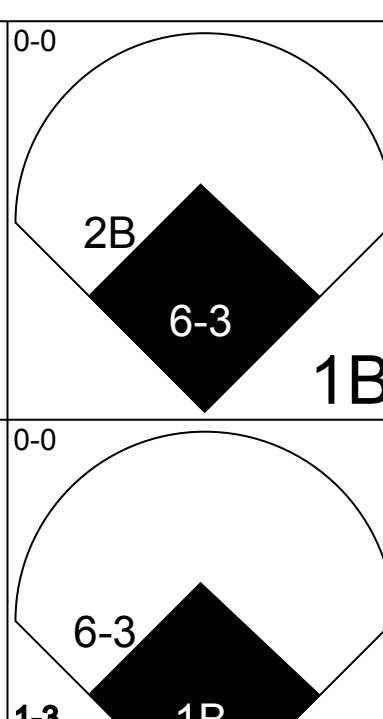
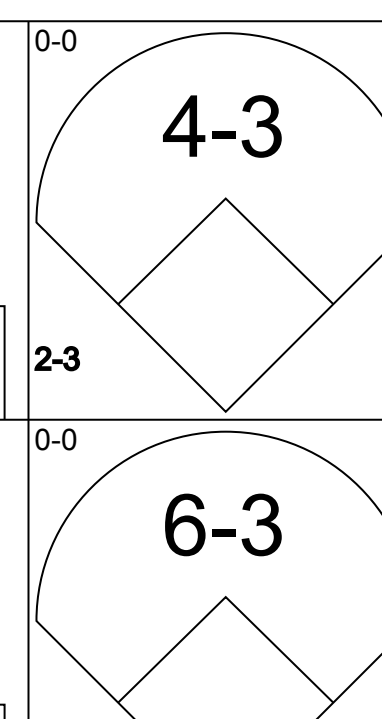
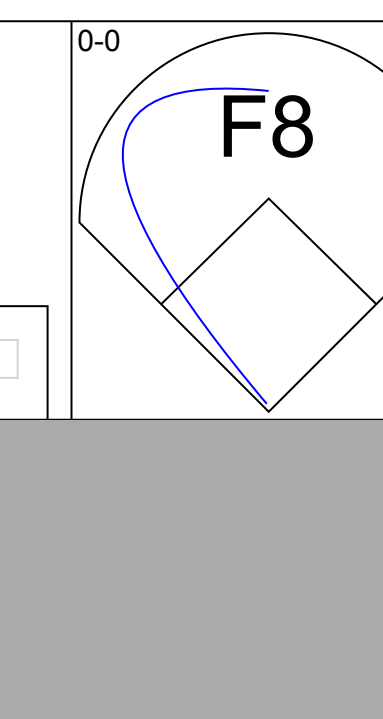
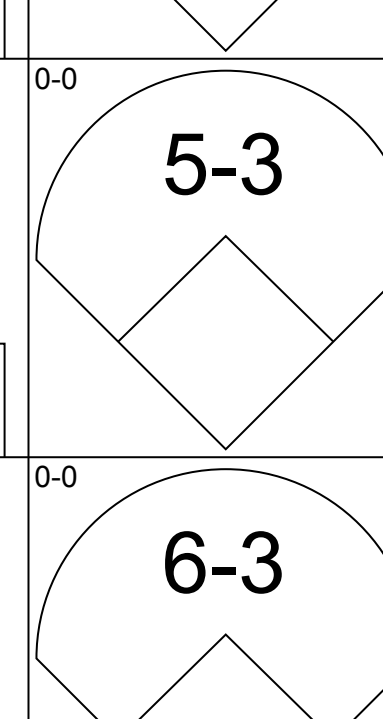
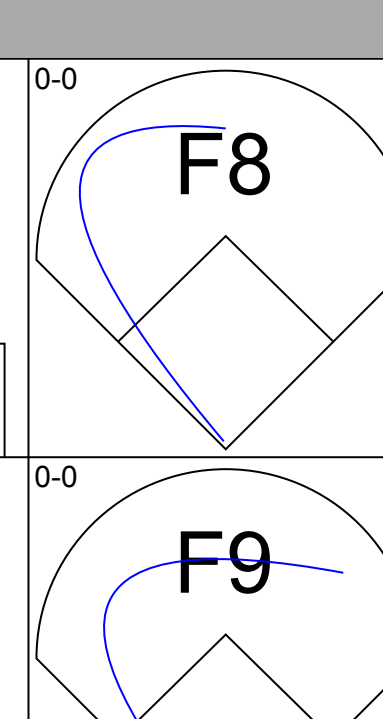
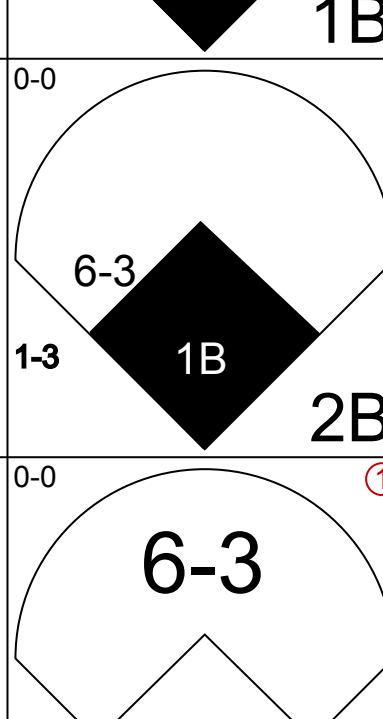
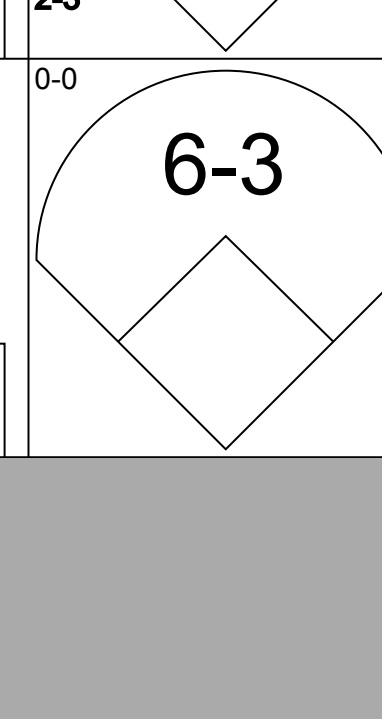
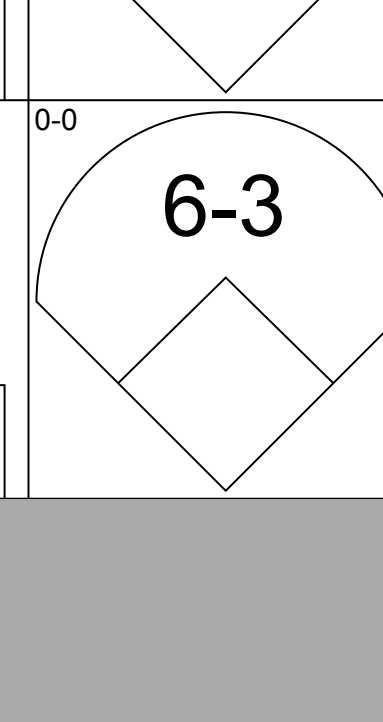
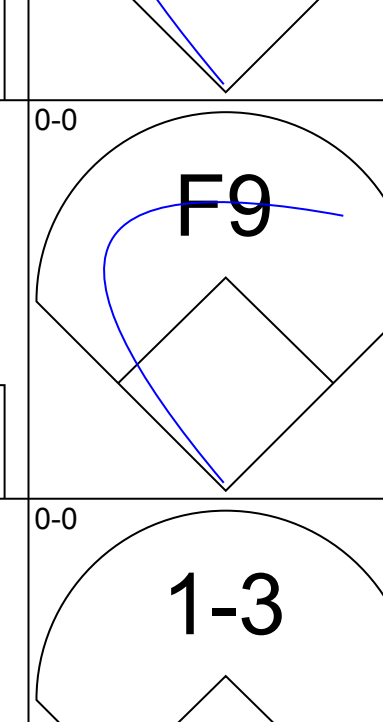
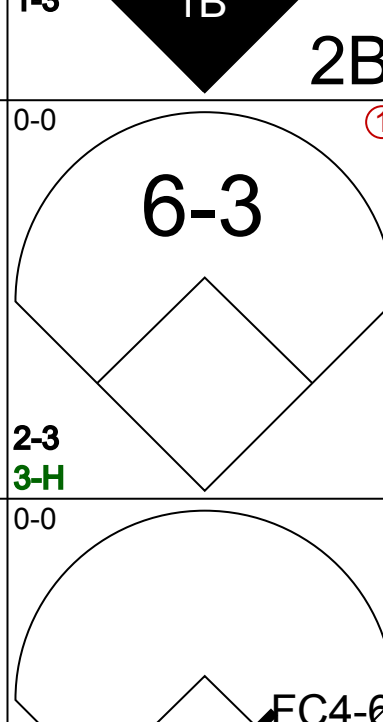
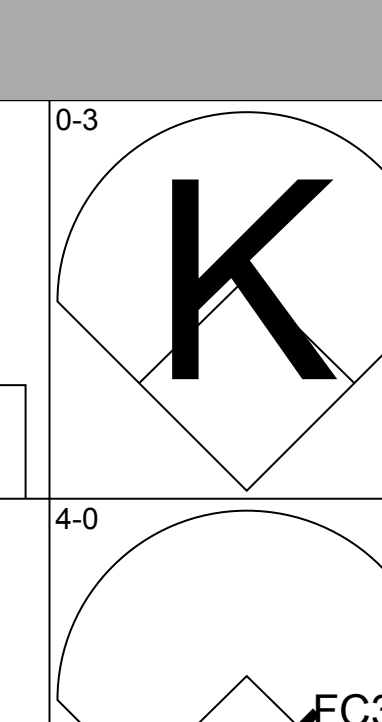
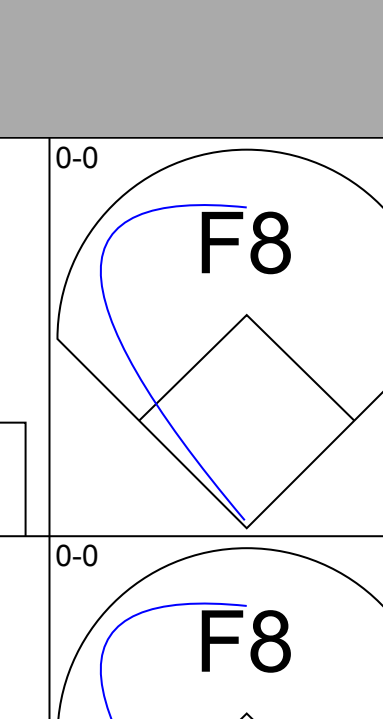
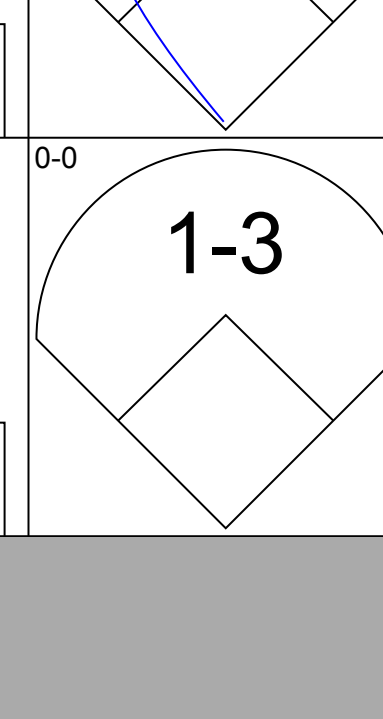
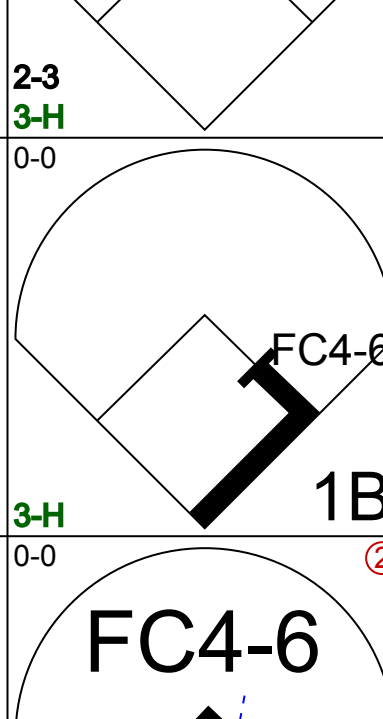
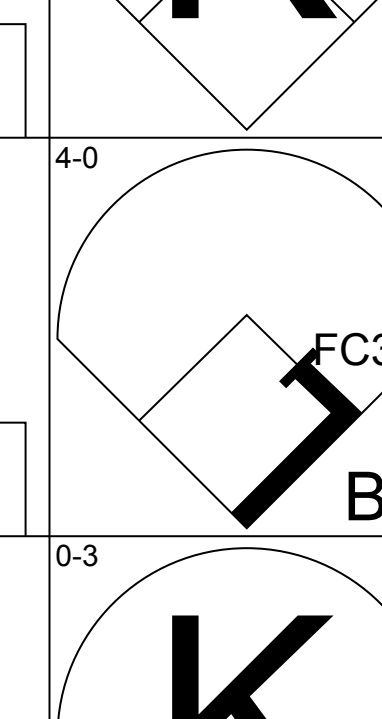
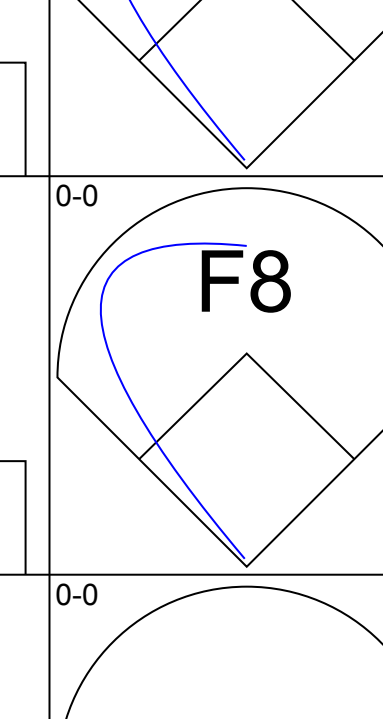
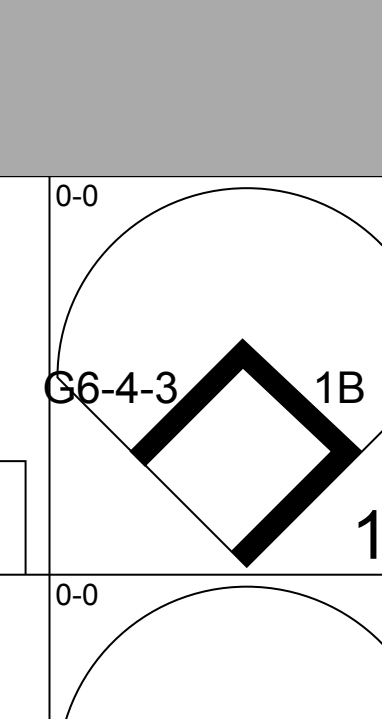
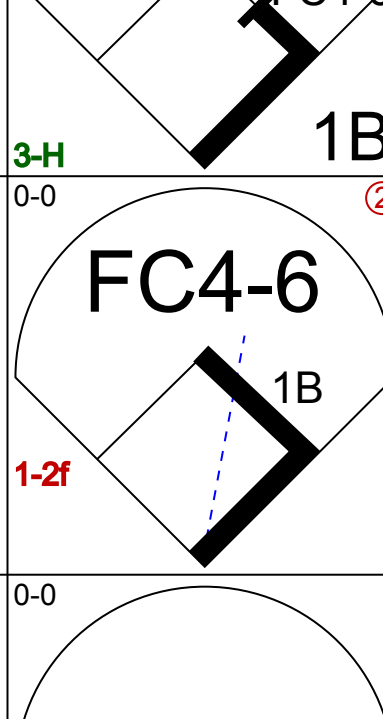
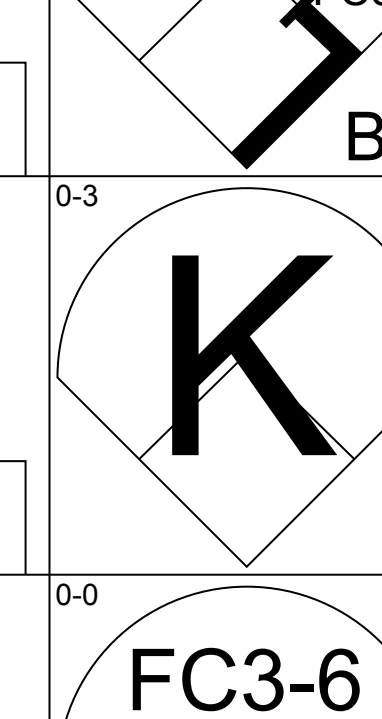
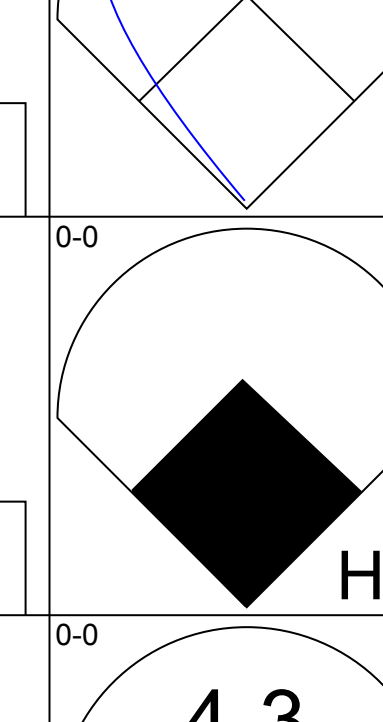
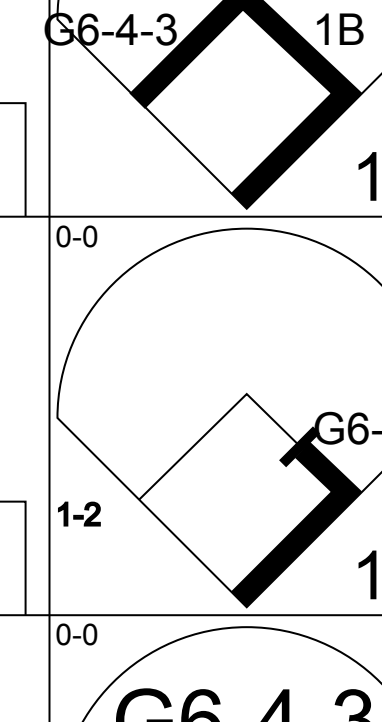
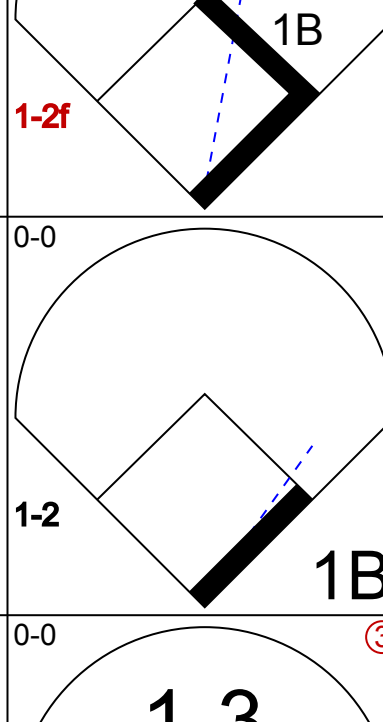

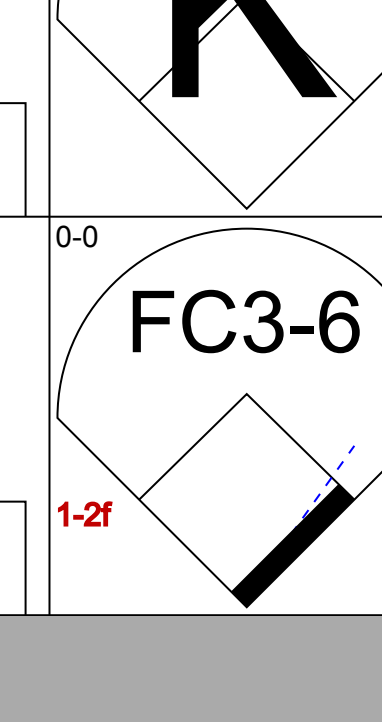
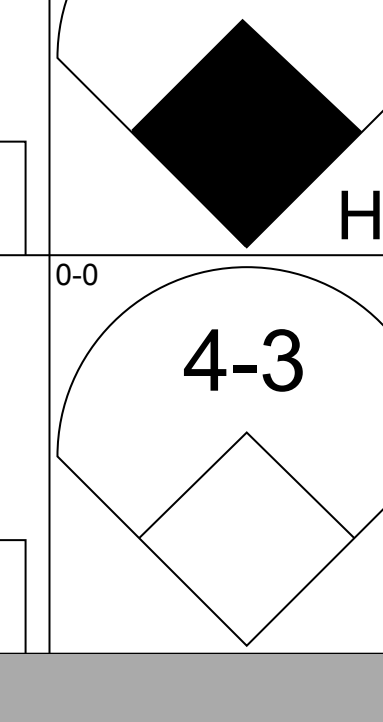
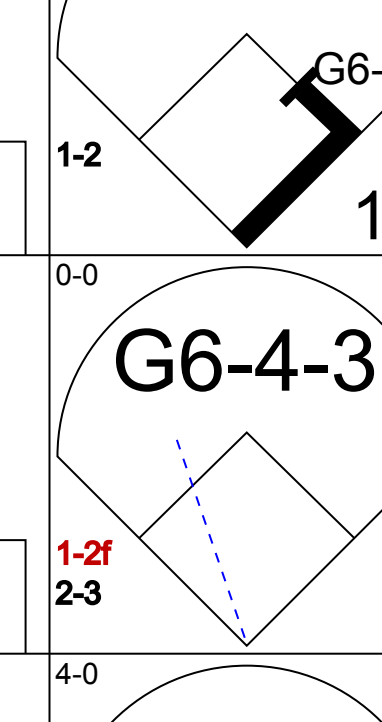
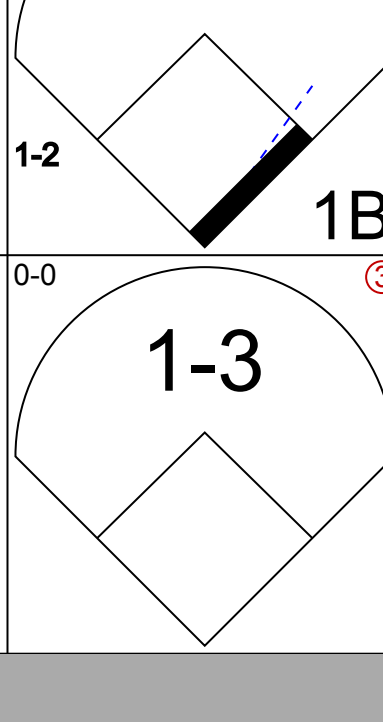
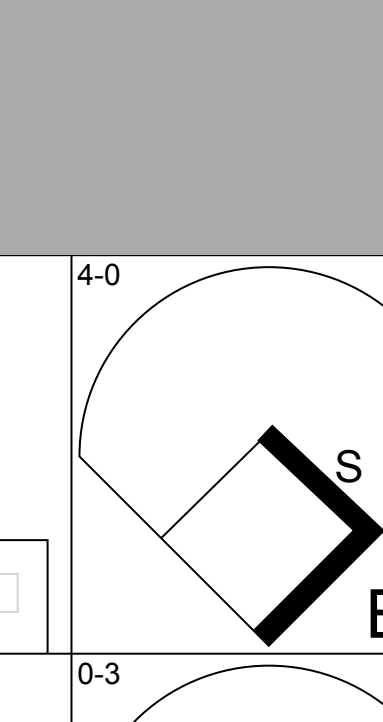

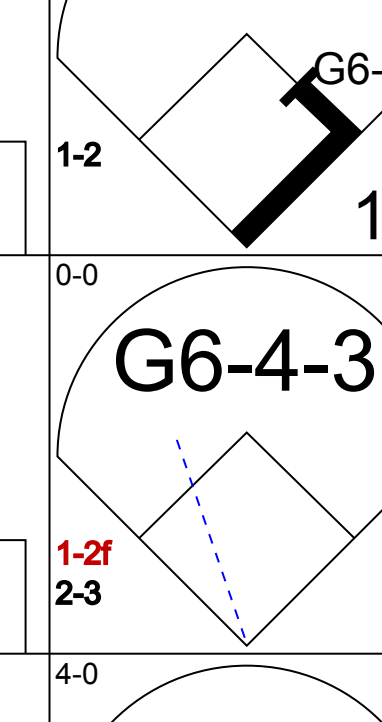

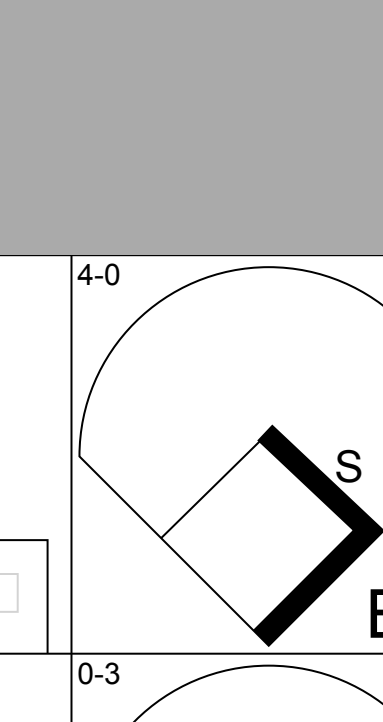

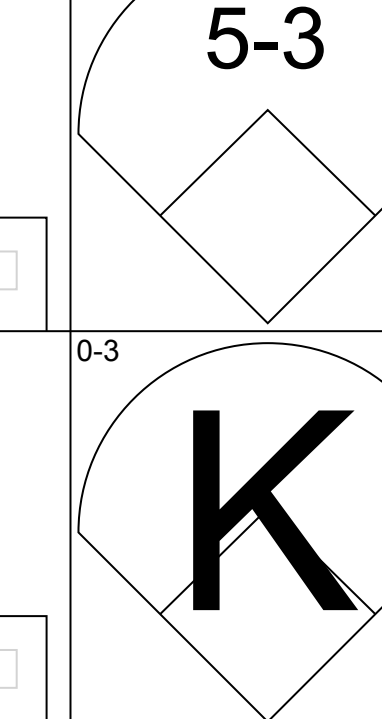
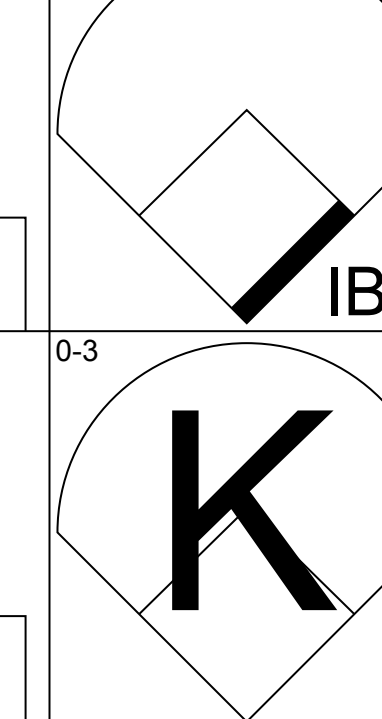
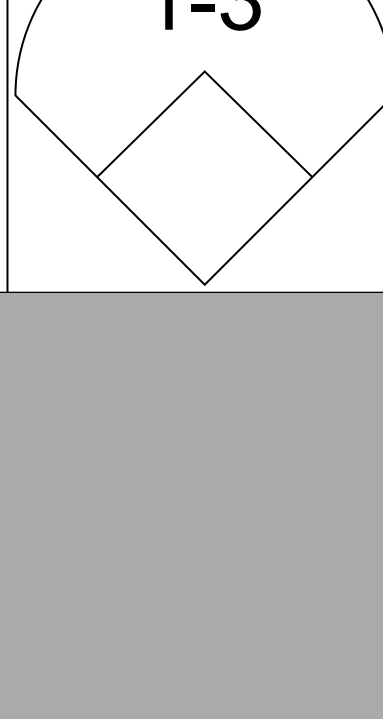
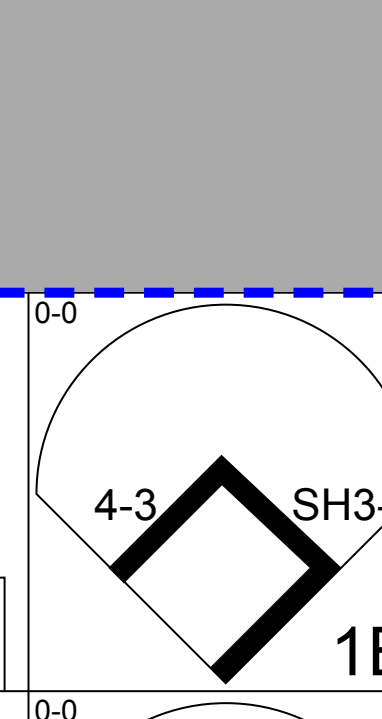
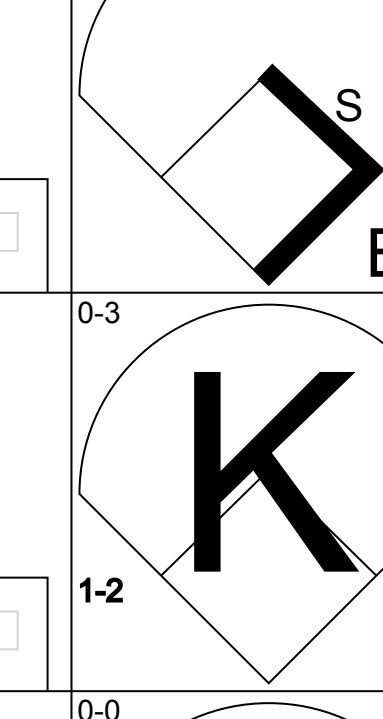


Batter	1	2	3	4	5	6	7	8	9	AB	R	H	RBI	BB	SO	LOB	BOTTOM				
Jim Piersall, R OBP: 0.432, SLG: 0.478	6-3		BB 1B	1B		FC6-4		1B		5	1	3	2	0	0	1					
Vic Power, R OBP: 0.276, SLG: 0.317	4-3		BB	1B			HR	3B		5	2	4	0	0	0	0					
Jim Fregosi, R OBP: 0.404, SLG: 0.565	5-3		BB	F3			HR	3B		3	2	1	1	2	0	2					
Lou Clinton, R Wille Smith, L	6-3		F9		E1		HR	K2-5-2		2	0	0	0	0	0	3					
Joe Adcock, R Bob Duijba, R	K			6-3	G6-4-3		F7	K2-5-2		4	0	0	0	0	1	1					
Bob Perry, R OBP: 0.400, SLG: 0.474				E	F9			4-3		4	1	3	0	0	0	0					
Buck Rodgers, S OBP: 0.299, SLG: 0.284	5-3			WP		F8	4-3			4	1	1	0	0	0	2					
Bobby Knoop, R OBP: 0.301, SLG: 0.310			5-3	E5		F8	P4			4	1	0	0	0	0	3					
Ken McBride, R Dan Osinski, R Felix Linares, R Don Lee, R Bob Lee, R Tom Satriano, L	K			SF9		FC6-4		F2		1	0	0	0	0	1	0					
Inning Stats	R: 0 E: 0 K: 0 S: 3	H: 0 LOB: 0 BB: 0 P: 3	R: 0 E: 0 K: 1 S: 6	H: 1 LOB: 1 BB: 0 P: 6	R: 0 E: 0 K: 1 S: 7	H: 2 LOB: 3 BB: 1 P: 11	R: 3 E: 1 K: 0 S: 3	H: 4 LOB: 0 BB: 0 P: 3	R: 0 E: 0 K: 0 S: 4	H: 1 LOB: 1 BB: 0 P: 4	R: 3 E: 0 K: 0 S: 6	H: 3 LOB: 1 BB: 1 P: 10	R: 3 E: 0 K: 1 S: 8	H: 4 LOB: 1 BB: 0 P: 8	1B: 12 2B: 2 3B: 1 HR: 1	SF: 1 SAC: 0 DP: 2 HBP: 0	WP: 1 PB: 0 SB: 0 CS: 0	PA: 41			
PITCHER	IP	WLS	BF	H	R	ER	SO	BB	IBB	HBP	BLK	WP	HR	S	P	ERA	WHIP				
Claude Osteen, L	(1, 1)	3.2		19	5	3	3	0	1	0	0	0	1	15	19	8.10	1.800				
Ron Kline, R	(8, 1)	0.1		4	3	3	3	0	0	0	0	0	0	4	4	81.00	9.000				
Don Rudolph, L	(8, 1)	0.0		1	1	0	0	0	0	0	0	0	0	1	1	∞	∞				
Steve Ritzik, R	(8, 1)	0.2		1	0	0	0	1	0	0	0	0	0	3	3	0.00	0.000				

Washington Senators @ Los Angeles Angels
Dodger Stadium, Los Angeles, CA
Wed Jun 24 1964, 7:05 PM PDT
Att: 5,307 - Unknown

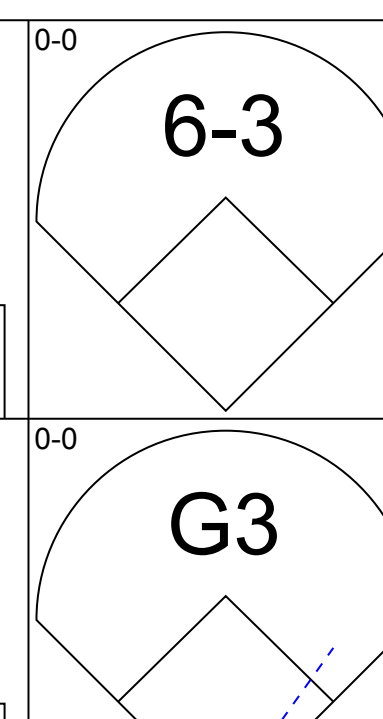
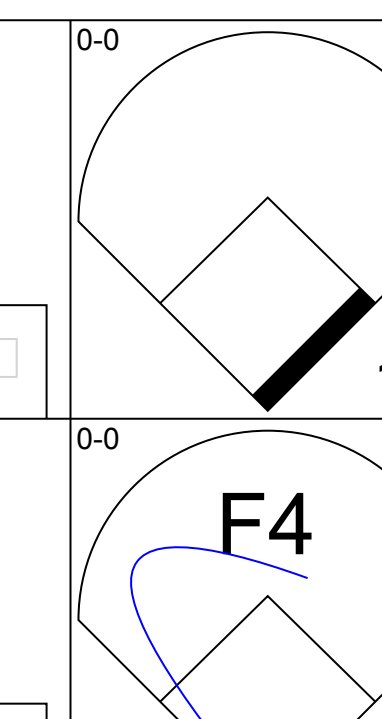
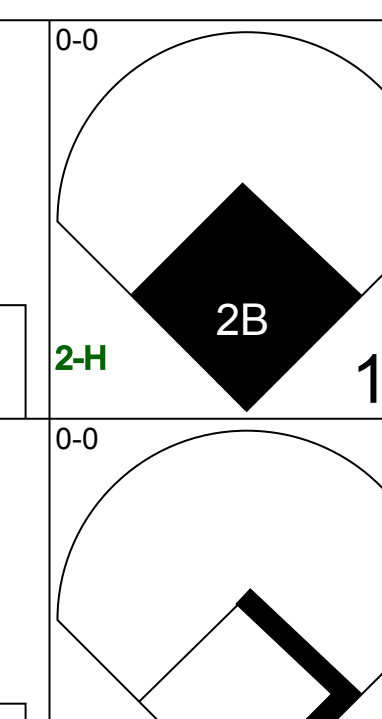
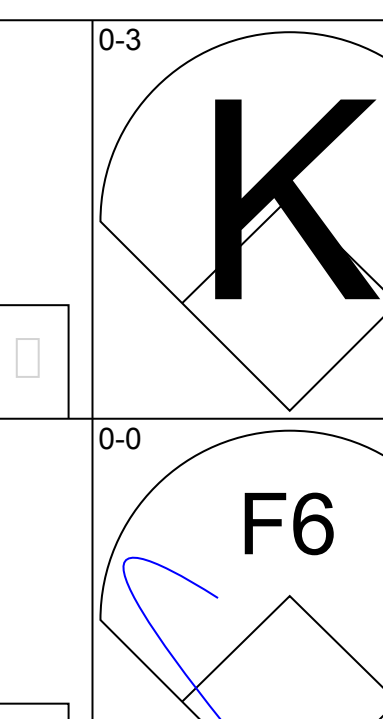
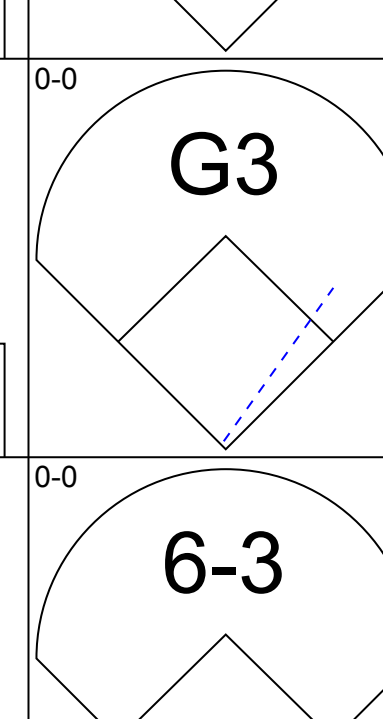
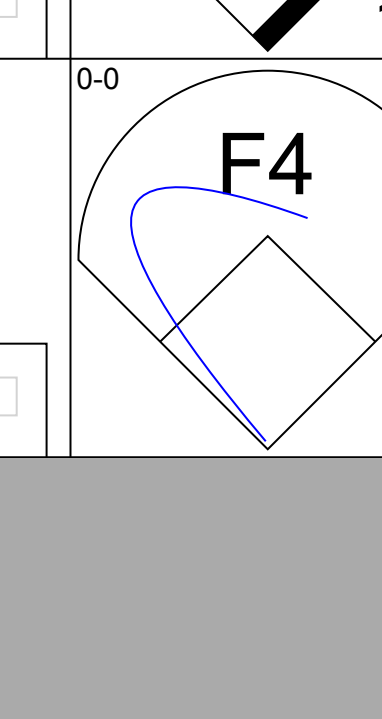
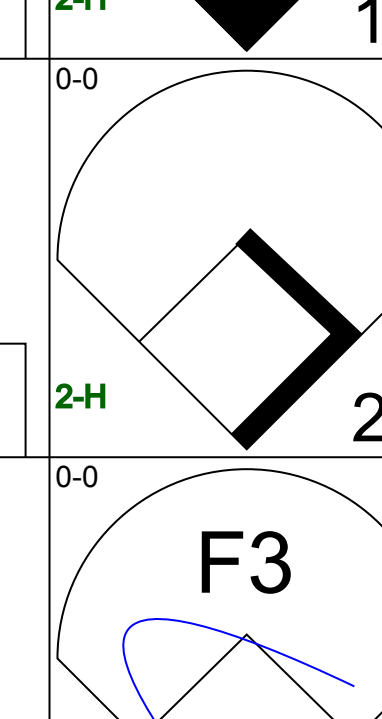
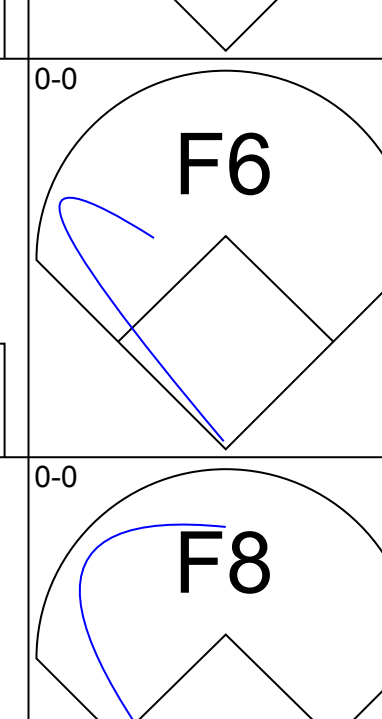
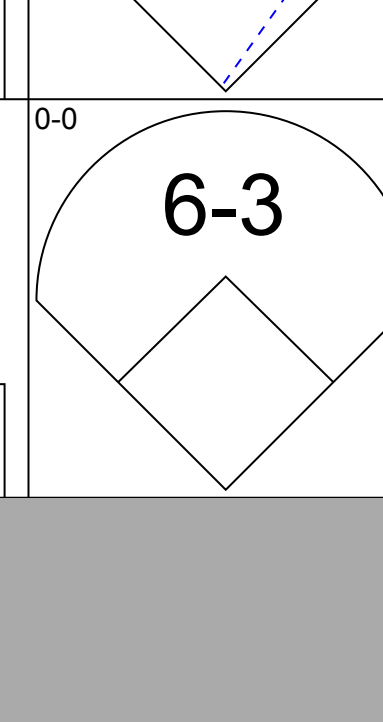
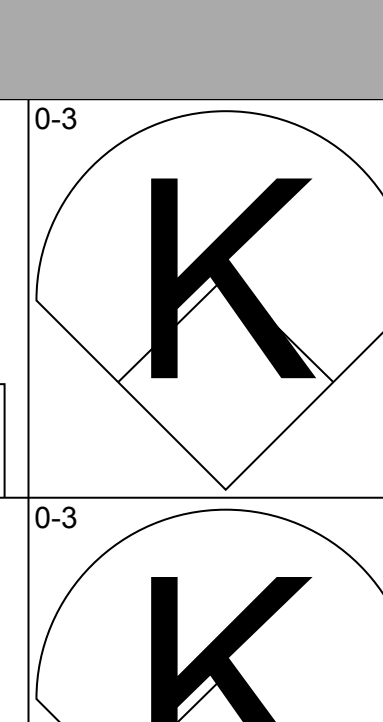
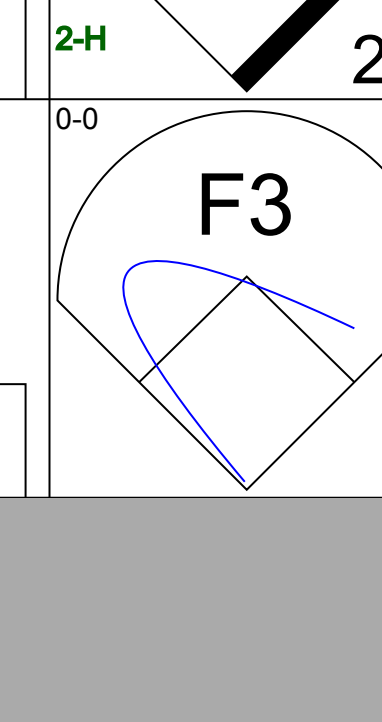
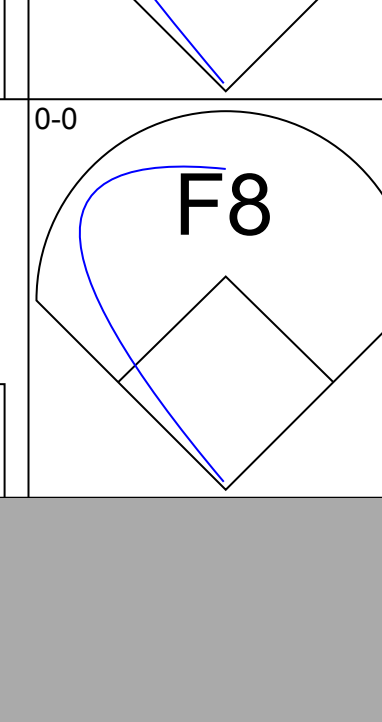
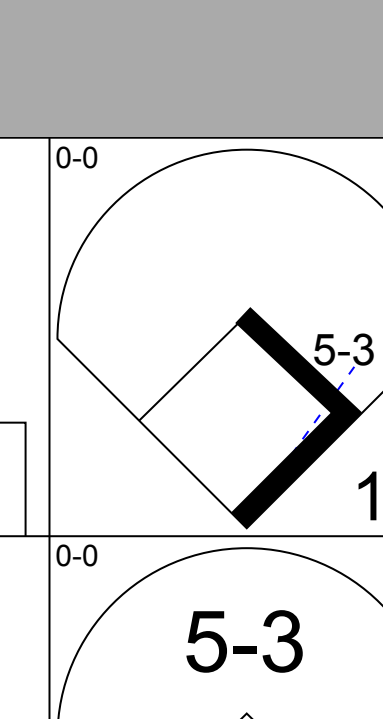
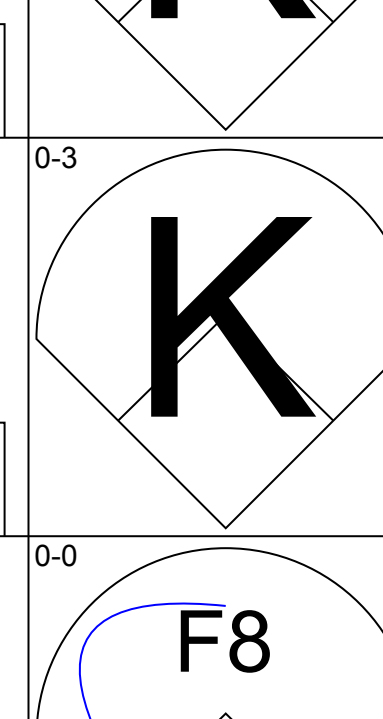
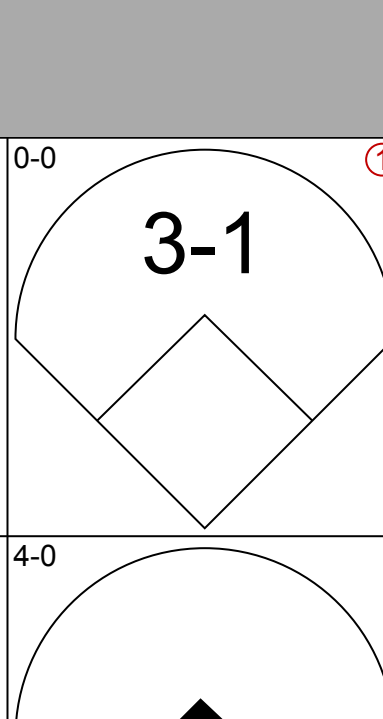
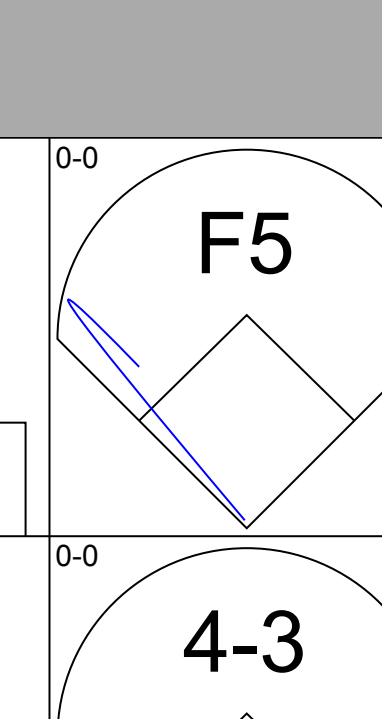
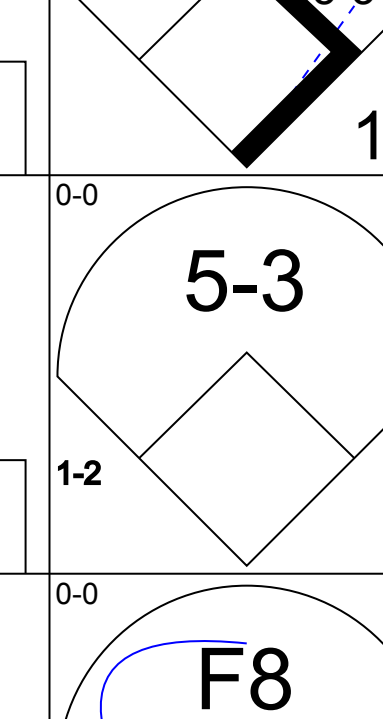
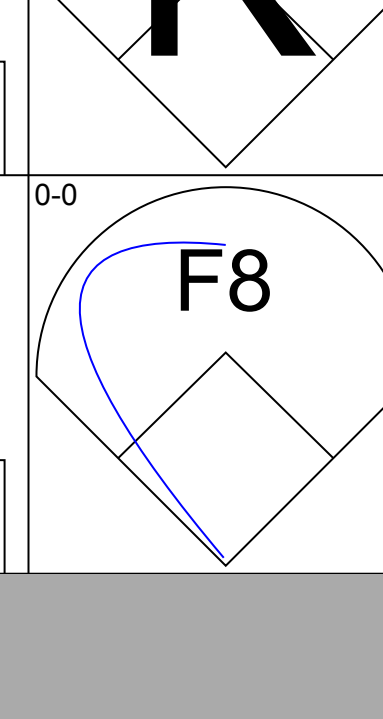
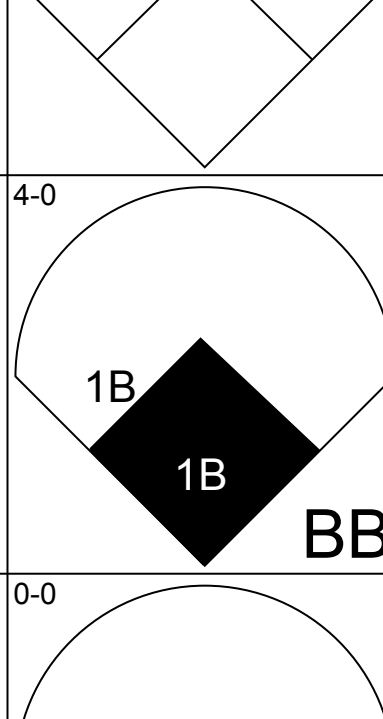
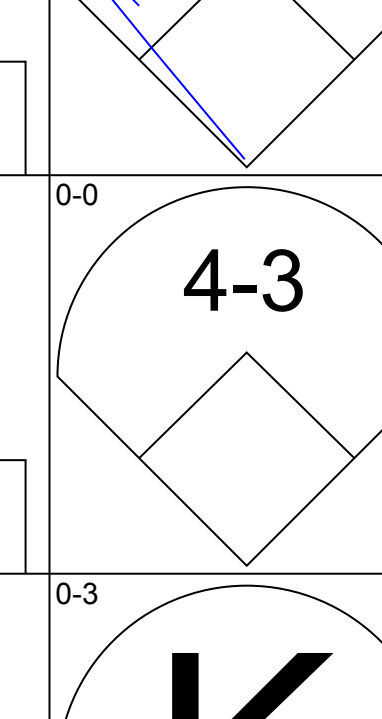
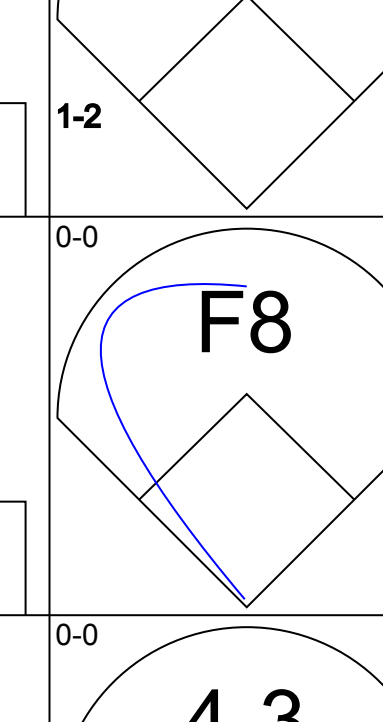
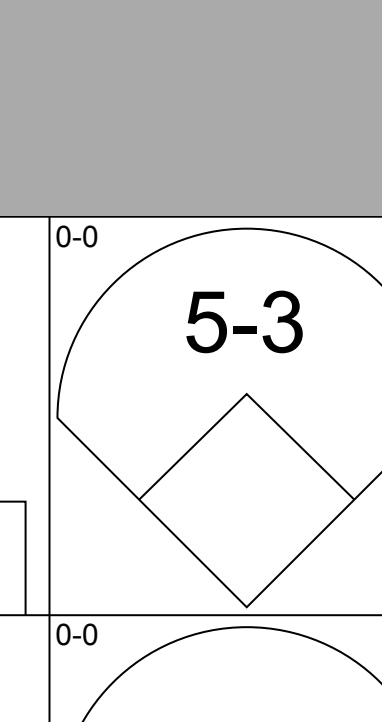
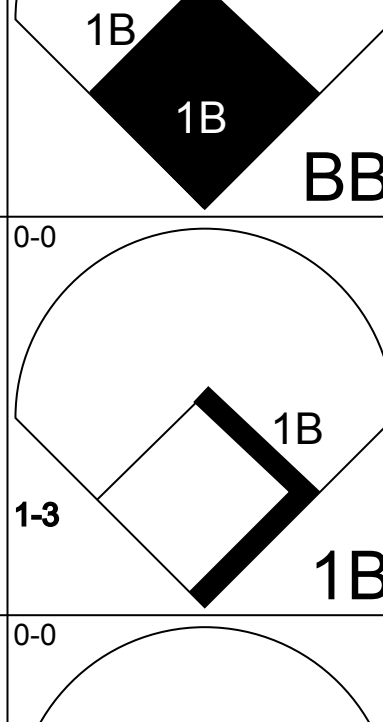
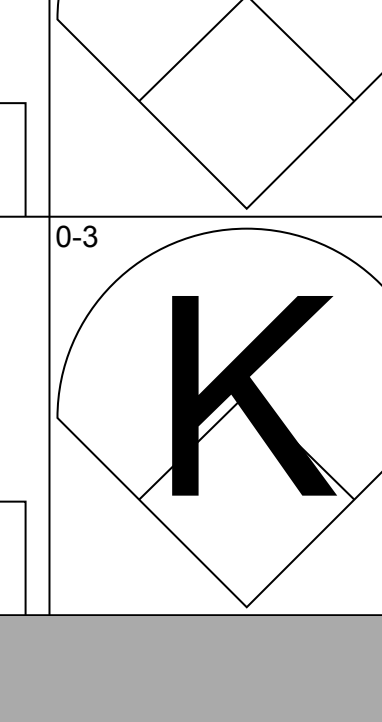
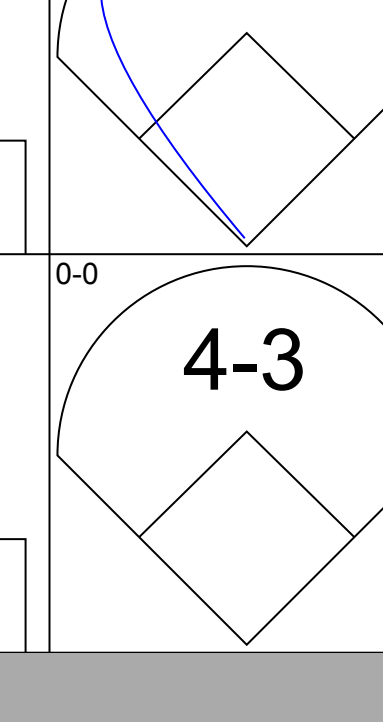
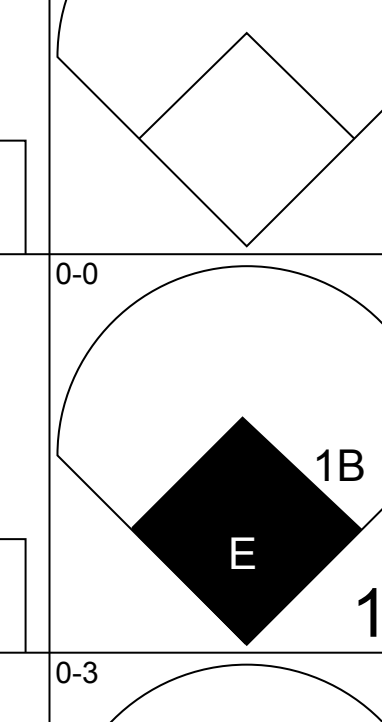
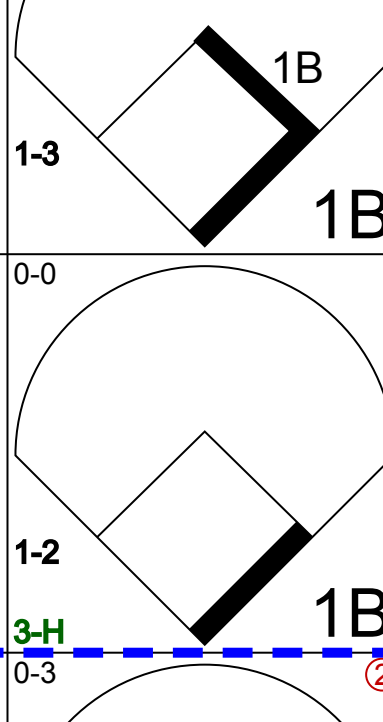

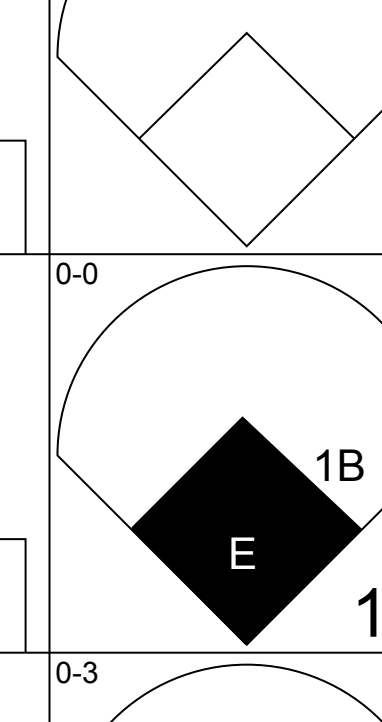
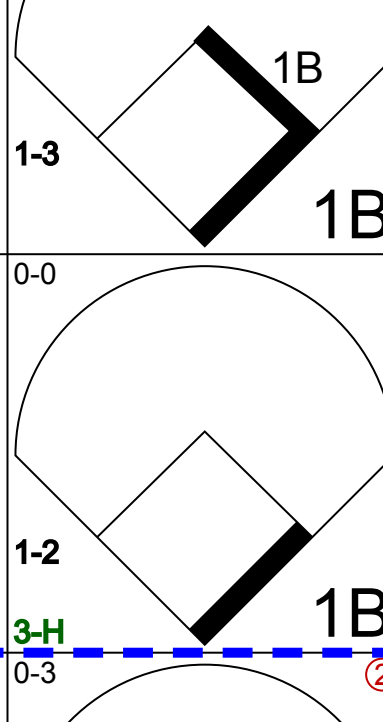
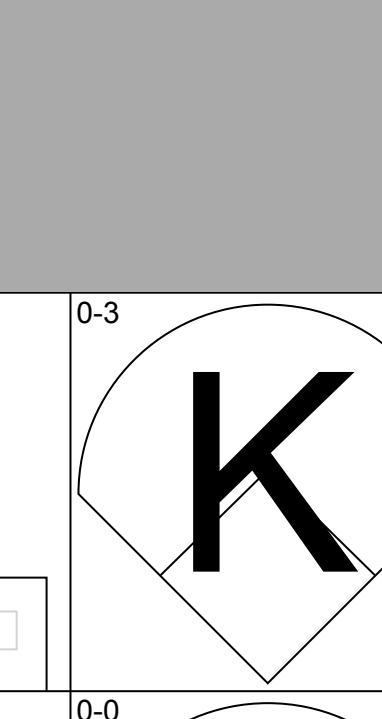
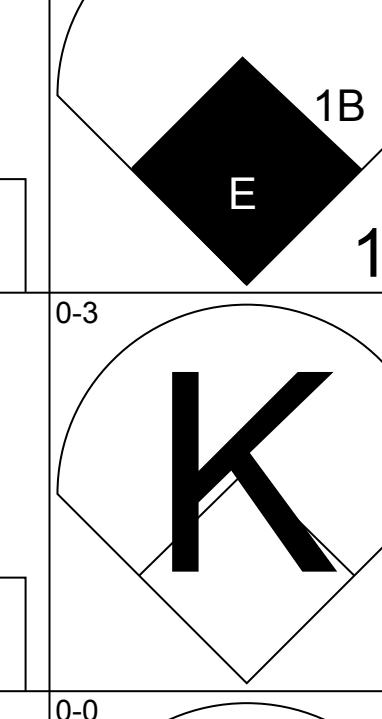
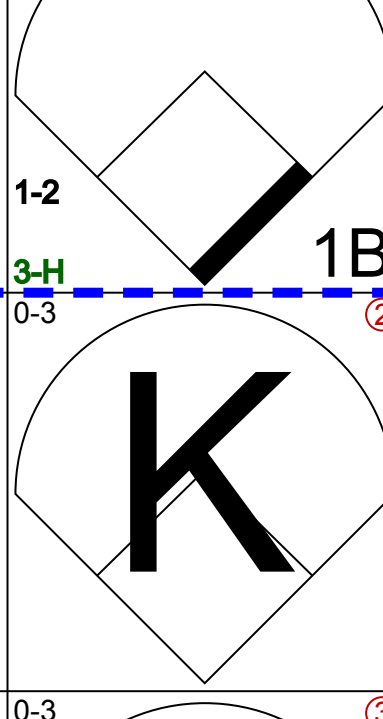
AB 38
R 9
H 15
RBI 9
BB 2
SO 3
LOB 13



Batter	1	2	3	4	5	6	7	8	9	AB	R	H	RBI	BB	SO	LOB	TOP					
Wayne Causey, L OBP: 0.419, SLG: 0.420										5	1	1	0	0	1	3	Kansas City Athletics @ Los Angeles Angels Dodger Stadium, Los Angeles, CA Thu Jun 25 1964, 7:05 PM PDT Att: 4,610 - Unknown					
George Williams, R OBP: 0.167, SLG: 0.133										4	1	1	0	0	0	1						
Ed Charles, R OBP: 0.339, SLG: 0.402										4	0	0	1	0	1	1						
Rocky Colavito, R OBP: 0.377, SLG: 0.526										3	0	1	1	1	0	0						
Jim Gentile, L OBP: 0.416, SLG: 0.534										4	0	1	0	0	1	2						
Billy Bryan, L OBP: 0.372, SLG: 0.690										4	1	3	1	0	0	1						
Manny Jimenez, L OBP: 0.167, SLG: 0.446 Jose Tartabull, L OBP: 0.150, SLG: 0.200										3	0	0	0	1	0	4						
Nelson Mathews, R OBP: 0.303, SLG: 0.359										3	0	1	0	1	1	1						
Ted Bowsfield, R Wes Stock, R George Alusik, R										2	0	0	0	0	2	2						
Inning Stats	R: 0 E: 0 K: 1 S: 5	H: 0 LOB: 0 BB: 0 P: 5	R: 1 E: 0 K: 0 S: 4	H: 1 LOB: 0 BB: 0 P: 4	R: 0 E: 0 K: 1 S: 5	H: 0 LOB: 0 BB: 0 P: 5	R: 0 E: 0 K: 0 S: 3	H: 0 LOB: 0 BB: 0 P: 3	R: 0 E: 0 K: 1 S: 6	H: 2 LOB: 2 BB: 1 P: 10	R: 2 E: 0 K: 0 S: 7	H: 4 LOB: 2 BB: 0 P: 7	R: 0 E: 0 K: 2 S: 4	H: 1 LOB: 1 BB: 0 P: 4	R: 0 E: 0 K: 1 S: 7	H: 0 LOB: 1 BB: 1 P: 11	R: 0 E: 0 K: 1 S: 5	H: 0 LOB: 2 BB: 1 P: 9	1B: 6 2B: 1 3B: 0 HR: 1	SF: 0 SAC: 1 DP: 1 HBP: 0	WP: 0 PB: 0 SB: 1 CS: 0	PA: 37
PITCHER	IP WLS BF H R ER SO BB IBB HBP BLK WP HR S P ERA WHIP																					
Fred Newman, R ERA: 2.82	(1, 1) 6.0 W 25 7 3 3 3 0 1 0 0 0 1 30 34 4.50 1.167																					
Dan Osinski, R ERA: 4.27	(7, 1) 3.0 S 12 1 0 0 3 2 0 0 0 0 0 0 16 24 0.00 1.000																					

AB	33
R	3
H	8
RBI	3
BB	3
SO	6
LOB	17



Batter	1	2	3	4	5	6	7	8	9	AB	R	H	RBI	BB	SO	LOB	BOTTOM					
Jim Piersall, R OBP: 0.436, SLG: 0.479										4	1	2	1	0	1	0	Kansas City Athletics @ Los Angeles Angels Dodger Stadium, Los Angeles, CA Thu Jun 25 1964, 7:05 PM PDT Att: 4,610 - Unknown					
Vic Power, R OBP: 0.275, SLG: 0.326										4	0	1	1	0	0	1						
Jim Fregosi, R OBP: 0.396, SLG: 0.552										4	0	0	0	0	1	1						
Willie Smith, L OBP: 0.339, SLG: 0.593										4	0	1	0	0	1	0						
Bob Perry, R OBP: 0.391, SLG: 0.450										3	1	0	0	1	0	1						
Joe Adcock, R OBP: 0.337, SLG: 0.479 Albie Pearson, L OBP: 0.303, SLG: 0.267 Dan Osinski, R OBP: 0.125, SLG: 0.125										3	0	1	0	0	0	1						
Buck Rodgers, S OBP: 0.303, SLG: 0.289										3	1	2	1	0	0	1						
Bobby Knoop, R OBP: 0.297, SLG: 0.306										3	0	0	0	0	3	3						
Fred Newman, R OBP: 0.308, SLG: 0.217 Tom Satriono, L OBP: 0.327, SLG: 0.256										2	1	1	0	0	0	0						
Inning Stats	R: 0 E: 0 K: 0 S: 3	H: 0 LOB: 0 BB: 0 P: 3	R: 0 E: 0 K: 0 S: 4	H: 1 LOB: 1 BB: 0 P: 4	R: 0 E: 0 K: 1 S: 6	H: 1 LOB: 1 BB: 0 P: 6	R: 0 E: 0 K: 2 S: 7	H: 0 LOB: 0 BB: 0 P: 7	R: 3 E: 1 K: 1 S: 9	H: 4 LOB: 1 BB: 0 P: 9	R: 1 E: 0 K: 2 S: 9	H: 2 LOB: 2 BB: 1 P: 13	R: 0 E: 0 K: 1 S: 5	H: 0 LOB: 0 BB: 0 P: 5	R: 0 E: 0 K: 1 S: 5	H: 0 LOB: 0 BB: 0 P: 5	R: 0 E: 0 K: 1 S: 5	H: 0 LOB: 0 BB: 0 P: 5	1B: 7 2B: 1 3B: 0 HR: 0	SF: 0 SAC: 0 DP: 0 HBP: 0	WP: 0 PB: 0 SB: 0 CS: 0	PA: 33
PITCHER	IP WLS BF H R ER SO BB IBB HBP BLK WP HR S P ERA WHIP																					
Ted Bowsfield, L ERA: 4.57	(1, 1) 5.1 L 25 8 4 4 4 4 1 0 0 0 0 0 0 16 16 6.75 1.688																					
Wes Stock, R ERA: 3.59	(6, 1) 2.2 8 0 0 0 4 0 0 0 0 0 0 0 0 16 16 0.00 0.000																					




Batter	1	2	3	4	5	6	7	8	9	AB	R	H	RBI	BB	SO	LOB	TOP										
Wayne Causey, L (1, 6) OBP: 0.417, SLG: 0.417										4	0	1	0	0	0	1	<p>Kansas City Athletics @ Los Angeles Angels Dodger Stadium, Los Angeles, CA Fri Jun 26 1964, 7:05 PM PDT Unknown</p> <p>livebaseballscores.com</p> <p>AB 33 R 0 H 6 RBI 0 BB 1 SO 6 LOB 16</p>										
George Williams, R (1, 4) OBP: 0.154, SLG: 0.122										4	0	0	0	0	1												
Ed Charles, R (1, 5) OBP: 0.338, SLG: 0.399										4	0	1	0	0	1												
Rocky Colavito, R (1, 9) OBP: 0.379, SLG: 0.524										3	0	1	0	1	0												
George Alusik, R (1, 7) OBP: 0.346, SLG: 0.328										4	0	0	0	0	1	3											
Billy Bryan, L (1, 2) OBP: 0.354, SLG: 0.653										4	0	0	0	0	2	3											
Rick Joseph, R (1, 3) OBP: 0.235, SLG: 0.250 Manny Jimenez, L (9, PH) OBP: 0.280, SLG: 0.440										3	0	2	0	0	0	0											
Nelson Mathews, R (1, 8) OBP: 0.303, SLG: 0.359										3	0	1	0	0	0	3											
Moe Drabowsky, R (1, 1) OBP: 0.038, SLG: 0.038 Doc Edwards, R (8, PH) OBP: 0.235, SLG: 0.250 John Wyatt, R (8, 1)										2	0	0	0	0	1	2											
										1	0	0	0	0	0	0											
										0	0	0	0	0	0	0											
Inning Stats	R: 0 E: 0 K: 1 S: 5	H: 1 LOB: 0 BB: 0 P: 5	R: 0 E: 0 K: 1 S: 5	H: 0 LOB: 0 BB: 0 P: 5	R: 0 E: 0 K: 1 S: 6	H: 1 LOB: 1 BB: 0 P: 6	R: 0 E: 0 K: 1 S: 6	H: 1 LOB: 1 BB: 0 P: 6	R: 0 E: 0 K: 0 S: 4	H: 1 LOB: 1 BB: 0 P: 4	R: 0 E: 0 K: 0 S: 3	H: 0 LOB: 0 BB: 0 P: 3	R: 0 E: 1 K: 1 S: 7	H: 1 LOB: 2 BB: 0 P: 7	R: 0 E: 0 K: 1 S: 3	H: 0 LOB: 0 BB: 1 P: 3	R: 0 E: 0 K: 1 S: 6	H: 1 LOB: 2 BB: 1 P: 10	1B: 6 2B: 0 3B: 0 HR: 0	SF: 0 SAC: 0 DP: 1 HBP: 0	WP: 0 PB: 0 SB: 0 CS: 0	PA: 34					
PITCHER	IP	WLS	BF	H	R	ER	SO	BB	IBB	HBP	BLK	WP	HR	S	P	ERA	WHIP										
Bo Belinsky, L (1, 1) ERA: 2.81	8.0	W	31	6	0	0	5	1	0	0	0	0	0	40	44	0.00	0.875										
Bob Duliba, R (9, 1) ERA: 1.95	1.0	S	3	0	0	0	1	0	0	0	0	0	0	5	5	0.00	0.000										

Batter	1	2	3	4	5	6	7	8	9	AB	R	H	RBI	BB	SO	LOB	BOTTOM										
Lenny Green, L (1, 8) OBP: 0.256, SLG: 0.135										4	0	1	0	0	0	1	<p>Kansas City Athletics @ Los Angeles Angels Dodger Stadium, Los Angeles, CA Fri Jun 26 1964, 7:05 PM PDT Unknown</p> <p>livebaseballscores.com</p> <p>AB 26 R 1 H 5 RBI 1 BB 3 SO 1 LOB 12</p>										
Vic Power, R (1, 3) OBP: 0.284, SLG: 0.333										4	0	2	0	0	1	1											
Jim Fregosi, R (1, 6) OBP: 0.393, SLG: 0.543										3	0	0	0	1	0	3											
Willie Smith, L (1, 9) OBP: 0.339, SLG: 0.579										3	0	1	0	0	0	0											
Buck Rodgers, S (1, 2) OBP: 0.304, SLG: 0.290										3	1	1	0	0	0	2											
Ed Kirkpatrick, L (1, 7) OBP: 0.338, SLG: 0.394										2	0	0	0	1	0	1											
Tom Satriano, L (1, 5) OBP: 0.320, SLG: 0.250										3	0	0	0	0	0	3											
Bobby Knoop, R (1, 4) OBP: 0.294, SLG: 0.304										2	0	0	1	0	0	0											
Bo Belinsky, L (1, 1) OBP: 0.143, SLG: 0.115 Bob Duliba, R (9, 1)										2	0	0	0	1	0	1											
										0	0	0	0	0	0	0											
Inning Stats	R: 0 E: 0 K: 0 S: 3	H: 1 LOB: 0 BB: 0 P: 3	R: 0 E: 0 K: 0 S: 3	H: 0 LOB: 1 BB: 1 P: 7	R: 0 E: 0 K: 0 S: 2	H: 0 LOB: 0 BB: 1 P: 6	R: 0 E: 0 K: 0 S: 3	H: 1 LOB: 0 BB: 0 P: 3	R: 1 E: 1 K: 0 S: 5	H: 1 LOB: 1 BB: 0 P: 5	R: 0 E: 0 K: 0 S: 4	H: 1 LOB: 2 BB: 1 P: 8	R: 0 E: 0 K: 0 S: 3	H: 0 LOB: 0 BB: 0 P: 3	R: 0 E: 0 K: 1 S: 6	H: 1 LOB: 1 BB: 0 P: 6	1B: 5 2B: 1 3B: 0 HR: 0	SF: 1 SAC: 0 DP: 3 HBP: 0	WP: 0 PB: 0 SB: 1 CS: 0	PA: 30							
PITCHER	IP	WLS	BF	H	R	ER	SO	BB	IBB	HBP	BLK	WP	HR	S	P	ERA	WHIP										
Moe Drabowsky, R (1, 1) ERA: 5.91	7.0	L	26	4	1	0	0	3	0	0	0	0	0	23	35	0.00	1.000										
John Wyatt, R (8, 1) ERA: 2.95	1.0		4	1	0	0	1	0	0	0	0	0	0	6	6	0.00	1.000										

Batter	1	2	3	4	5	6	7	8	9	AB	R	H	RBI	BB	SO	LOB	TOP					
Wayne Causey, L (1, 6) OBP: 0.412, SLG: 0.407										5	0	0	0	0	2	6	Kansas City Athletics @ Los Angeles Angels Dodger Stadium, Los Angeles, CA Sat Jun 27 1964, 7:05 PM PDT Att: 17,745 - Unknown					
Nelson Mathews, R (1, 8) OBP: 0.298, SLG: 0.352										4	0	0	0	0	2	0						
Rocky Colavito, R (1, 9) OBP: 0.375, SLG: 0.510										3	0	0	0	1	0	0						
Manny Jimenez, L (1, 7) OBP: 0.263, SLG: 0.411										3	0	0	0	0	2	0						
Jose Tartabull, L (8, 7) OBP: 0.182, SLG: 0.190										0	1	0	0	1	0	0						
Billy Bryan, L (1, 2) OBP: 0.341, SLG: 0.628										3	0	0	0	0	1	1						
Ed Charles, R (1, 5) OBP: 0.342, SLG: 0.398										2	0	1	0	2	1	0						
Rick Joseph, R (1, 3) OBP: 0.280, SLG: 0.227										3	1	0	0	1	2	4						
George Williams, R (1, 4) OBP: 0.217, SLG: 0.164										3	0	2	0	1	0	1						
John O'Donoghue, R (1, 1) OBP: 0.250, SLG: 0.357										4	0	1	1	0	2	4						
John Wyatt, R (9, 1)										0	0	0	0	0	0	0						
Inning Stats	R: 0 E: 0 K: 2 S: 7	H: 0 LOB: 0 BB: 0 P: 7	R: 0 E: 0 K: 1 S: 6	H: 1 LOB: 1 BB: 0 P: 6	R: 0 E: 0 K: 1 S: 5	H: 1 LOB: 0 BB: 0 P: 5	R: 0 E: 0 K: 1 S: 5	H: 0 LOB: 0 BB: 0 P: 5	R: 1 E: 0 K: 1 S: 7	H: 2 LOB: 2 BB: 1 P: 11	R: 0 E: 1 K: 0 S: 3	H: 0 LOB: 1 BB: 1 P: 7	R: 0 E: 0 K: 1 S: 5	H: 0 LOB: 1 BB: 1 P: 9	R: 0 E: 0 K: 0 S: 3	H: 0 LOB: 0 BB: 3 P: 3	R: 1 E: 0 K: 3 S: 10	H: 0 LOB: 3 BB: 3 P: 22	1B: 4 2B: 0 3B: 0 HR: 0	SF: 0 SAC: 1 DP: 2 HBP: 0	WP: 1 PB: 0 SB: 3 CS: 0	PA: 37
PITCHER	IP WLS BF H R ER SO BB IBB HBP BLK WP HR S P ERA WHIP																					
Dean Chance, R (1, 1) ERA: 1.85	8.0 L 30 4 1 1 7 3 0 0 0 0 0 41 53 1.12 0.875																					
Dan Osinski, R (9, 1) ERA: 4.37	1.0 7 0 1 1 3 1 2 0 0 1 0 10 22 9.00 1.000																					

Batter	1	2	3	4	5	6	7	8	9	AB	R	H	RBI	BB	SO	LOB	BOTTOM					
Jim Piersall, R (1, 7) OBP: 0.427, SLG: 0.468										4	1	1	0	0	2	2	Kansas City Athletics @ Los Angeles Angels Dodger Stadium, Los Angeles, CA Sat Jun 27 1964, 7:05 PM PDT Att: 17,745 - Unknown					
Vic Power, R (1, 5) OBP: 0.276, SLG: 0.323										4	0	0	0	0	3	0						
Jim Fregosi, R (1, 6) OBP: 0.409, SLG: 0.545										3	0	1	0	1	1	0						
Lou Clinton, R (1, 9) OBP: 0.286, SLG: 0.363										2	0	0	0	0	0	0						
Willie Smith, L (9, PH) OBP: 0.336, SLG: 0.548										1	0	0	0	0	0	2						
Joe Adcock, R (1, 3) OBP: 0.335, SLG: 0.473										4	0	1	0	0	0	2						
Albie Pearson, L (9, PR) OBP: 0.303, SLG: 0.267										0	0	0	0	0	0	0						
Bob Perry, R (1, 8) OBP: 0.373, SLG: 0.429										3	0	0	0	0	2	2						
Lenny Green, L (9, PH) OBP: 0.265, SLG: 0.122										1	0	0	0	0	2	2						
Buck Rodgers, S (1, 2) OBP: 0.307, SLG: 0.294										3	0	1	0	0	0	0						
Bobby Knoop, R (1, 4) OBP: 0.305, SLG: 0.313										2	0	1	0	1	0	0						
Dean Chance, R (1, 1) OBP: 0.097, SLG: 0.067										2	0	0	0	0	2	2						
Felix Torres, R (8, PH) OBP: 0.267, SLG: 0.400										1	0	0	0	0	0	1						
Dan Osinski, R (9, 1) OBP: 0.125, SLG: 0.125										0	0	0	0	0	0	0						
Inning Stats	R: 0 E: 0 K: 1 S: 5	H: 0 LOB: 0 BB: 0 P: 5	R: 0 E: 0 K: 0 S: 3	H: 1 LOB: 0 BB: 0 P: 3	R: 0 E: 0 K: 2 S: 8	H: 1 LOB: 2 BB: 1 P: 12	R: 0 E: 0 K: 1 S: 5	H: 0 LOB: 0 BB: 0 P: 5	R: 0 E: 0 K: 1 S: 3	H: 0 LOB: 0 BB: 0 P: 3	R: 0 E: 0 K: 1 S: 5	H: 0 LOB: 0 BB: 0 P: 5	R: 0 E: 0 K: 0 S: 4	H: 1 LOB: 1 BB: 0 P: 4	R: 0 E: 0 K: 0 S: 3	H: 1 LOB: 0 BB: 0 P: 3	R: 1 E: 1 K: 0 S: 5	H: 1 LOB: 2 BB: 1 P: 9	1B: 5 2B: 0 3B: 0 HR: 0	SF: 0 SAC: 1 DP: 2 HBP: 0	WP: 0 PB: 0 SB: 0 CS: 0	PA: 33
PITCHER	IP WLS BF H R ER SO BB IBB HBP BLK WP HR S P ERA WHIP																					
John O'Donoghue, L (1, 1) ERA: 4.37	8.1 W 30 5 1 0 5 2 0 0 0 0 0 38 46 0.00 0.840																					
John Wyatt, R (9, 1) ERA: 2.55	0.2 S 3 0 0 0 0 0 0 0 0 0 0 3 3 0.00 0.000																					


AB	30
R	2
H	4
RBI	1
BB	6
SO	10
LOB	18



Batter	1	2	3	4	5	6	7	8	9	AB	R	H	RBI	BB	SO	LOB	TOP			
Wayne Causey, L OBP: 0.407, SLG: 0.402 (1, 6)	0-0 4-3	0-0 G3			0-0 4-3		0-0 SF8			3	0	0	1	0	0	1				
Nelson Mathews, R OBP: 0.298, SLG: 0.381 (1, 8)	0-0 E8 2B		0-0 HR		0-0 F9		0-0 G6-4-3			4	2	1	1	0	0	1				
Rocky Colavito, R OBP: 0.373, SLG: 0.510 (1, 9)	0-0 F6		0-0 4-3 2B		0-0 F8			0-0 6-3		4	0	1	0	0	0	1				
Manny Jimenez, L OBP: 0.272, SLG: 0.426 Jose Tartabull, L OBP: 0.192, SLG: 0.190 (1, 7) (9, 7)	0-0 1-H 3B 2B		0-0 4-3		0-0 1B 1B		0-0 K		0-0 K	4	1	2	1	0	1	1				
Billy Bryan, L OBP: 0.348, SLG: 0.646 (1, 2)	0-0 2-H 3B		0-0 G3		0-0 L1-3 1B		0-0 3-1		0-0 3-1	4	0	2	1	0	0	1				
Ed Charles, R OBP: 0.338, SLG: 0.392 (1, 5)	0-0 F9		0-0 K		0-0 L1-3			0-0 F8		4	0	0	0	0	1	4				
Rick Joseph, R OBP: 0.241, SLG: 0.192 (1, 3)		0-0 K		0-0 K		0-0 3-1		0-0 5-3		4	0	0	0	0	2	1				
George Williams, R OBP: 0.250, SLG: 0.193 (1, 4)		0-0 BB		0-0 6-3		0-0 SH SF8 2B		0-0 BB		2	1	1	0	2	0	0				
Diego Segui, R OBP: 0.220, SLG: 0.282 (1, 1)		0-0 K		0-0 3-1		0-0 SH G6-4-3		0-0 K		3	0	0	0	0	2	2				
Inning Stats	R: 2 E: 1 K: 0 S: 6	H: 2 LOB: 1 BB: 0 P: 6	R: 0 E: 0 K: 2 S: 7	H: 0 LOB: 1 BB: 1 P: 11	R: 1 E: 0 K: 1 S: 7	H: 2 LOB: 1 BB: 0 P: 7	R: 0 E: 0 K: 1 S: 5	H: 0 LOB: 0 BB: 0 P: 5	R: 0 E: 0 K: 0 S: 3	H: 2 LOB: 1 BB: 0 P: 4	R: 1 E: 1 K: 0 S: 4	H: 1 LOB: 0 BB: 0 P: 4	R: 0 E: 0 K: 1 S: 5	H: 0 LOB: 0 BB: 0 P: 5	R: 0 E: 0 K: 1 S: 5	H: 0 LOB: 1 BB: 1 P: 9	1B: 2 2B: 4 3B: 1 HR: 1	SF: 1 SAC: 1 DP: 2 HBP: 0	WP: 0 PB: 0 SB: 0 CS: 0	PA: 36
PITCHER	IP WLS BF H R ER SO BB IBB HBP BLK WP HR S P ERA WHIP	IP WLS BF H R ER SO BB IBB HBP BLK WP HR S P ERA WHIP																		
Barry Latman, R ERA: 3.84 (1, 1)	6.0 L 25 6 3 1 4 1 0 0 0 0 1 32 36 1.50 1.167																			
Don Lee, R ERA: 2.96 (7, 1)	2.0 7 1 1 1 1 0 0 0 0 0 0 0 9 9 4.50 0.500																			
Bob Lee, R ERA: 2.03 (9, 1)	1.0 4 0 0 0 0 1 1 0 0 0 0 0 5 9 0.00 1.000																			

Kansas City Athletics @ Los Angeles Angels
Dodger Stadium, Los Angeles, CA
Sun Jun 28 1964, 3:33 AM PDT
Att: 6,133 - Unknown

AB	32
R	4
H	7
RBI	4
BB	2
SO	6
LOB	12



Batter	1	2	3	4	5	6	7	8	9	AB	R	H	RBI	BB	SO	LOB	BOTTOM					
Lenny Green, L OBP: 0.245, SLG: 0.111 (1, 8)	0-3 K			0-0 4-3		0-0 L3			0-0 F8	4	0	0	0	0	1	2						
Vic Power, R OBP: 0.276, SLG: 0.320 (1, 3)	0-0 1-3			0-0 L4		0-0 F9			0-0 1B	4	0	1	0	0	0	1						
Jim Fregosi, R OBP: 0.406, SLG: 0.539 (1, 6)	0-0 F8			0-0 E3		0-0 FC6-4 1B			0-0 F7	4	0	1	0	0	0	1						
Willie Smith, L OBP: 0.319, SLG: 0.515 (1, 7)		0-0 F6		0-0 K2-3		0-0 F5			0-0 4-3	4	0	0	0	0	1	3						
Buck Rodgers, S OBP: 0.307, SLG: 0.295 (1, 2)		0-0 G4-6-3 1B			0-0 F9		0-0 F3			3	0	1	0	0	0	1						
Lou Clinton, R OBP: 0.286, SLG: 0.359 (1, 9)		0-0 G4-6-3			0-0 G4-3 BB		0-0 FC6-4			2	0	0	0	1	0	2						
Tom Satriono, L OBP: 0.306, SLG: 0.237 (1, 5)			0-0 K		0-0 G4-3			0-0 1-3		3	0	0	0	0	1	1						
Bobby Knoop, R OBP: 0.309, SLG: 0.314 (1, 4)			0-0 F9			0-0 PB 1B 1B		0-0 G4-6-3 BB		2	0	1	0	1	0	0						
Barry Latman, R OBP: 0.136, SLG: 0.136 Albie Pearson, L OBP: 0.307, SLG: 0.271 Don Lee, R OBP: 0.333, SLG: 0.250 Ed Kirkpatrick, L OBP: 0.330, SLG: 0.384 Bob Lee, R (1, 1) (6, PH) (7, 1) (8, PH) (9, 1)	0-0 G3		0-0 G3		0-0 L3 1B		0-0 G4-6-3		0-0 G4-6-3	1	0	0	0	0	0	0						
Inning Stats	R: 0 E: 0 K: 1 S: 5	H: 0 LOB: 0 BB: 0 P: 5	R: 0 E: 0 K: 0 S: 3	H: 1 LOB: 0 BB: 0 P: 3	R: 0 E: 0 K: 1 S: 5	H: 0 LOB: 0 BB: 0 P: 5	R: 0 E: 1 K: 1 S: 6	H: 0 LOB: 1 BB: 0 P: 6	R: 0 E: 0 K: 0 S: 2	H: 0 LOB: 0 BB: 1 P: 6	R: 0 E: 0 K: 0 S: 4	H: 2 LOB: 1 BB: 0 P: 4	R: 0 E: 0 K: 0 S: 4	H: 1 LOB: 1 BB: 0 P: 4	R: 0 E: 0 K: 0 S: 2	H: 0 LOB: 0 BB: 1 P: 6	R: 0 E: 0 K: 0 S: 4	H: 1 LOB: 1 BB: 0 P: 4	1B: 5 2B: 1 3B: 0 HR: 0	SF: 0 SAC: 0 DP: 4 HBP: 0	WP: 0 PB: 1 SB: 0 CS: 0	PA: 31
PITCHER	IP WLS BF H R ER SO BB IBB HBP BLK WP HR S P ERA WHIP	IP WLS BF H R ER SO BB IBB HBP BLK WP HR S P ERA WHIP																				
Diego Segui, R ERA: 3.86 (1, 1)	9.0 W 31 5 0 0 3 2 0 0 0 0 0 35 43 0.00 0.778																					

Kansas City Athletics @ Los Angeles Angels
Dodger Stadium, Los Angeles, CA
Sun Jun 28 1964, 3:33 AM PDT
Att: 6,133 - Unknown

AB	29
R	0
H	5
RBI	0
BB	2
SO	3
LOB	12



Batter	1	2	3	4	5	6	7	8	9	AB	R	H	RBI	BB	SO	LOB	TOP			
Albie Pearson, L OBP: 0.306, SLG: 0.271 (1, 8)	F9		FC4-6			FC6-4 1B		F8		4	0	1	0	0	0	1				
Vic Power, R OBP: 0.268, SLG: 0.308 (1, 3)	P4			P4		P2			3-1	4	0	0	0	0	0	1				
Jim Fregosi, R OBP: 0.404, SLG: 0.531 (1, 6)	F7			1-3		FC6-4 1-2			WP BB	3	0	0	0	1	0	1				
Willie Smith, L OBP: 0.301, SLG: 0.486 (1, 9)		G1		F8				F9		4	0	0	0	0	0	1				
Buck Rodgers, S OBP: 0.310, SLG: 0.295 (1, 2)		L8-3 1B			4-0 BB			2-3		3	0	1	0	1	0	1				
Ed Kirkpatrick, L OBP: 0.330, SLG: 0.383 (1, 7)	L8-3 1-2				0-3 BB					3	0	1	0	0	1	2				
Tom Satriono, L OBP: 0.306, SLG: 0.239 (1, 5)			FC4-6 1B			F7			4-3	3	0	1	0	0	0	2				
Bobby Knoop, R OBP: 0.305, SLG: 0.310 (1, 4)			K			5-3			P2	3	0	0	0	0	1	2				
Bo Belinsky, L Lenny Green, L Don Lee, R Jim Piersall, R Bob Lee, R Lou Clinton, R Dan Osinski, R (1, 1) (3, PH) (3, 1) (6, PH) (6, 1) (6, PH) (8, 1)	F7					3-1		F8		0	0	0	0	0	0	0				
Inning Stats	R: 0 E: 0 K: 0 S: 3	H: 0 LOB: 0 BB: 0 P: 3	R: 0 E: 0 K: 0 S: 3	H: 1 LOB: 0 BB: 0 P: 3	R: 0 E: 0 K: 1 S: 6	H: 1 LOB: 1 BB: 0 P: 6	R: 0 E: 0 K: 0 S: 3	H: 0 LOB: 0 BB: 0 P: 3	R: 0 E: 1 K: 1 S: 5	H: 0 LOB: 1 BB: 1 P: 9	R: 0 E: 0 K: 0 S: 4	H: 1 LOB: 1 BB: 0 P: 4	R: 0 E: 0 K: 0 S: 3	H: 0 LOB: 0 BB: 0 P: 3	R: 0 E: 0 K: 0 S: 3	H: 0 LOB: 1 BB: 1 P: 7	1B: 4 2B: 1 3B: 0 HR: 0	SF: 0 SAC: 0 DP: 1 HBP: 0	WP: 1 PB: 0 CS: 0	PA: 32
PITCHER Jim Bouton, R ERA: 2.82 (1, 1)	IP: 9.0 WLS: W BF: 32 H: 4 R: 0 ER: 0 SO: 2 BB: 2 IBB: 0 HBP: 0 BLK: 0 WP: 1 HR: 0 S: 34 P: 42 ERA: 0.00 WHIP: 0.667															PITCHER IP: 9.0 WLS: L BF: 32 H: 4 R: 0 ER: 0 SO: 2 BB: 2 IBB: 0 HBP: 0 BLK: 0 WP: 1 HR: 0 S: 34 P: 42 ERA: 0.00 WHIP: 0.667				

Los Angeles Angels @ New York Yankees
Yankee Stadium, Bronx, NY
Tue Jun 30 1964, 7:05 PM EDT
Unknown - 95 F

AB 30
R 0
H 4
RBI 0
BB 2
SO 2
LOB 12



Batter	1	2	3	4	5	6	7	8	9	AB	R	H	RBI	BB	SO	LOB	BOTTOM	
Phil Linz, R OBP: 0.304, SLG: 0.351 (1, 5)	1B WP	F7			6-3		F9	1-2 1B		5	1	2	0	0	0	0		
Bobby Richardson, R OBP: 0.284, SLG: 0.317 (1, 4)	F8 1-3 1B WP		6-3		F7		1B 1B	P2		5	2	2	0	0	0	2		
Roger Maris, L OBP: 0.360, SLG: 0.486 (1, 9)	F8 1-3 3-H			3B		BB 1B	1B 1B			4	0	3	0	0	0	1		
Mickey Mantle, S OBP: 0.447, SLG: 0.626 Pedro Gonzalez, R OBP: 0.295, SLG: 0.316 (1, 8) (9, 3)	1B 3-H			BB	4-0 BB		1B BB	FC4-6 1B		2	0	2	2	2	0	0		
Tom Tresh, S OBP: 0.359, SLG: 0.422 (1, 7)	F9		K		K		FC4-6 1-2 3-H			4	0	0	0	0	2	7		
Elston Howard, R OBP: 0.365, SLG: 0.463 (1, 2)	1-3 1B		K		K		F9	6-3		4	0	1	0	0	1	2		
Joe Pepitone, L OBP: 0.297, SLG: 0.388 (1, 3) (9, 8)	4-3				F7		F7	2B 1B 1B		4	1	1	0	0	0	2		
Clete Boyer, R OBP: 0.281, SLG: 0.315 (1, 6)		F8		4-3		P4		1B 2B		4	0	1	0	0	0	0		
Jim Bouton, R OBP: 0.143, SLG: 0.146 (1, 1)	P3			K		K		1B 1B		4	0	1	1	0	2	0		
Inning Stats	R: 2 E: 0 K: 0 S: 7	H: 4 LOB: 2 BB: 0 P: 7	R: 0 E: 0 K: 0 S: 3	H: 0 LOB: 0 BB: 0 P: 3	R: 0 E: 0 K: 2 S: 8	H: 1 LOB: 2 BB: 1 P: 12	R: 0 E: 0 K: 1 S: 5	H: 0 LOB: 0 BB: 0 P: 5	R: 0 E: 0 K: 0 S: 3	H: 0 LOB: 0 BB: 0 P: 3	R: 1 E: 0 K: 1 S: 8	H: 3 LOB: 2 BB: 0 P: 8	R: 0 E: 0 K: 0 S: 6	H: 4 LOB: 2 BB: 0 P: 6	1B: 11 2B: 1 3B: 1 HR: 0	SF: 0 SAC: 0 DP: 0 HBP: 0	WP: 1 PB: 0 CS: 0	PA: 38
PITCHER Bo Belinsky, L ERA: 2.95 Don Lee, R ERA: 2.77 Bob Lee, R ERA: 2.1 Dan Osinski, R ERA: 4.47 (1, 1) (3, 1) (6, 1) (8, 1)	IP: 2.0 WLS: L BF: 10 H: 4 R: 2 ER: 2 SO: 0 BB: 0 IBB: 0 HBP: 0 BLK: 0 WP: 0 HR: 0 S: 10 P: 10 ERA: 9.00 WHIP: 2.000															PITCHER IP: 2.0 WLS: L BF: 10 H: 4 R: 2 ER: 2 SO: 0 BB: 0 IBB: 0 HBP: 0 BLK: 0 WP: 0 HR: 0 S: 10 P: 10 ERA: 9.00 WHIP: 2.000		

Los Angeles Angels @ New York Yankees
Yankee Stadium, Bronx, NY
Tue Jun 30 1964, 7:05 PM EDT
Unknown - 95 F

AB 36
R 4
H 13
RBI 3
BB 2
SO 5
LOB 14



Batter	1	2	3	4	5	6	7	8	9	AB	R	H	RBI	BB	SO	LOB	TOP			
Jim Piersall, R (1,7) OBP: 0.409, SLG: 0.446 (6,8)	0-0 4-3			0-0 BB FC5-2 1B		0-0 4-3	0-0 PO	0-0 F9	0-0 L6	5	0	1	0	0	0	2				
Willie Smith, L (1,9) OBP: 0.325, SLG: 0.493 (6,7)	0-0 4-3			0-0 FC5-2 BB 1-2 1B		0-0 PB HR 1B		4-0 WP BB		3	1	2	0	1	0	0				
Jim Fregosi, R (1,6) OBP: 0.401, SLG: 0.523	0-0 F9			4-0 FC5-2 BB 1-2 2-3		0-3 K		0-0 P4		3	0	0	0	1	1	2				
Joe Adcock, R (1,3) OBP: 0.339, SLG: 0.488 Albie Pearson, L (8, PR) OBP: 0.309, SLG: 0.271 Bob Lee, R (8,1)		0-0 P6		0-0 FC5-2		0-0 HR		4-0 BB		3	1	1	2	1	0	3				
Bob Perry, R (1,8) OBP: 0.371, SLG: 0.424 Bob Duibba, R (6,1)		0-0 G5-4-3 1B		0-0 K		0-0 HR		0-0 BB		0	0	0	0	0	0	0				
Vic Power, R (8, PH) OBP: 0.265, SLG: 0.306 (8,3)		0-0 G5-4-3 1B		0-0 K		0-0 P6		0-0 F9		3	0	1	0	0	1	3				
Felix Torres, R (1,5) OBP: 0.253, SLG: 0.378	0-0 G5-4-3			0-0 K						4	0	0	0	0	1	4				
Bobby Knoop, R (1,4) OBP: 0.305, SLG: 0.310			0-0 3-1		0-3 K					4	0	1	0	0	1	0				
Tom Satriano, L (1,2) OBP: 0.311, SLG: 0.254 Lenny Green, L (9, PR) OBP: 0.241, SLG: 0.109			0-0 L9		0-0 4-3					4	0	2	0	0	0	0				
Fred Newman, R (1,1) OBP: 0.286, SLG: 0.200 Lou Clinton, R (6,9) OBP: 0.287, SLG: 0.355			0-0 P3		0-3 K					2	0	0	0	0	1	0				
Inning Stats	R: 0 E: 0 K: 0 S: 3	H: 0 LOB: 0 BB: 0 P: 3	R: 0 E: 0 K: 0 S: 3	H: 1 LOB: 0 BB: 0 P: 3	R: 0 E: 0 K: 2 S: 9	H: 0 LOB: 3 BB: 1 P: 13	R: 0 E: 0 K: 2 S: 7	H: 0 LOB: 0 BB: 0 P: 7	R: 2 E: 0 K: 1 S: 7	H: 2 LOB: 0 BB: 1 P: 7	R: 0 E: 0 K: 0 S: 3	H: 1 LOB: 1 BB: 1 P: 7	R: 0 E: 0 K: 0 S: 3	H: 0 LOB: 2 BB: 2 P: 11	R: 0 E: 0 K: 1 S: 7	H: 2 LOB: 2 BB: 0 P: 7	1B: 6 2B: 1 3B: 0 HR: 1	SF: 0 SAC: 0 DP: 1 HBP: 0	WP: 1 PB: 1 CS: 0	PA: 38
PITCHER Al Downing, L (1,1) ERA: 3.1	IP: 9.0 WLS: W BF: 37 H: 8 R: 2 ER: 2 SO: 6 BB: 4 IBB: 0 HBP: 0 BLK: 0 WP: 1 HR: 1 S: 45 P: 61 ERA: 2.00 WHIP: 1.333															PITCHER				

Los Angeles Angels @ New York Yankees
Yankee Stadium, Bronx, NY
Tue Jun 30 1964, 7:05 PM EDT
Att: 20,644 - Unknown - 89 F

AB 33
R 2
H 8
RBI 2
BB 4
SO 6
LOB 18

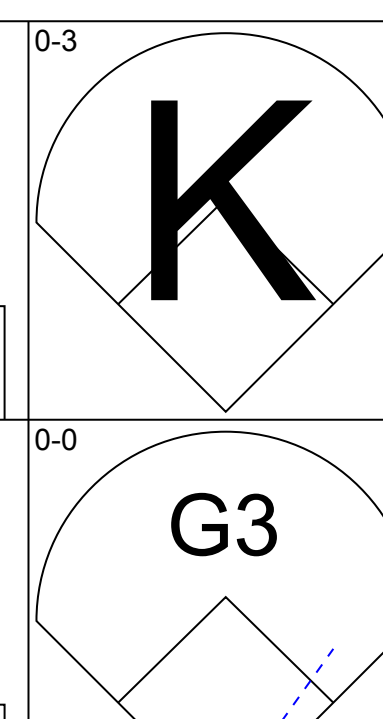
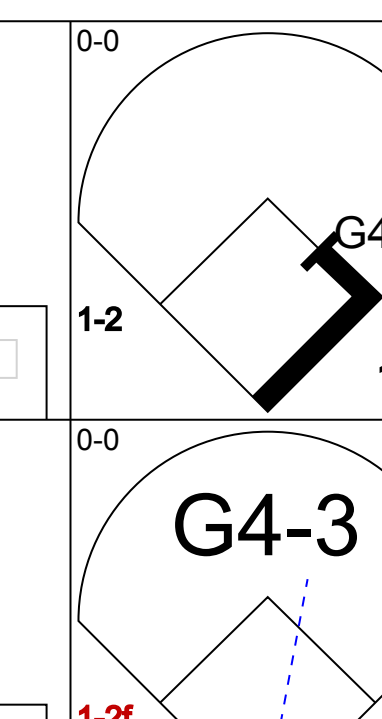
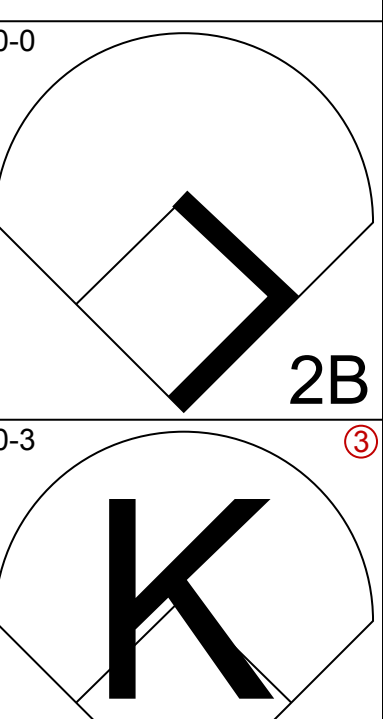
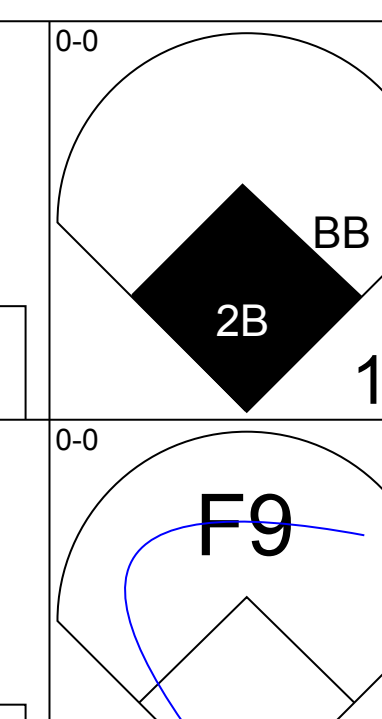
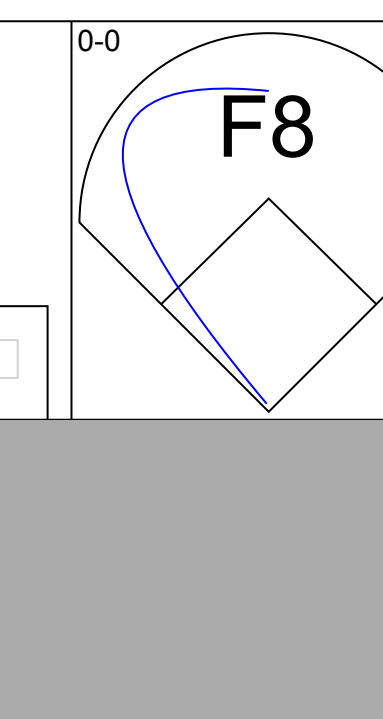
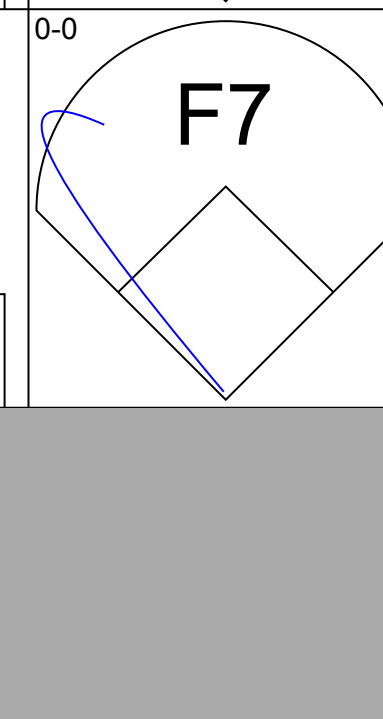


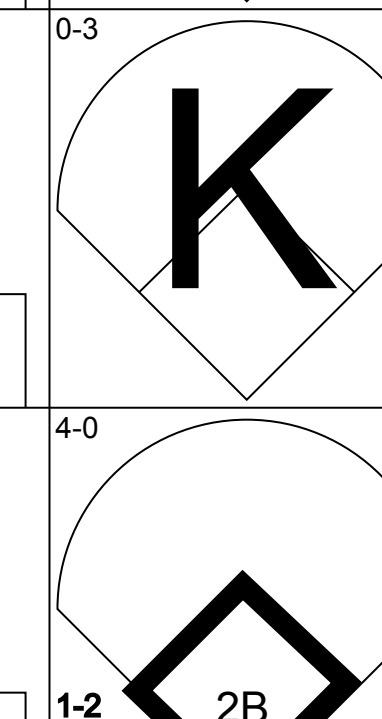

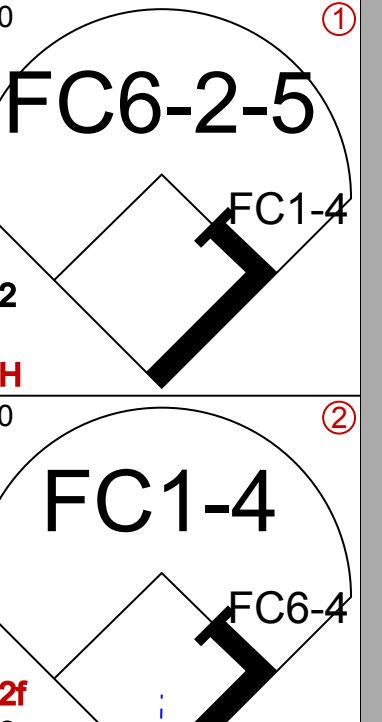
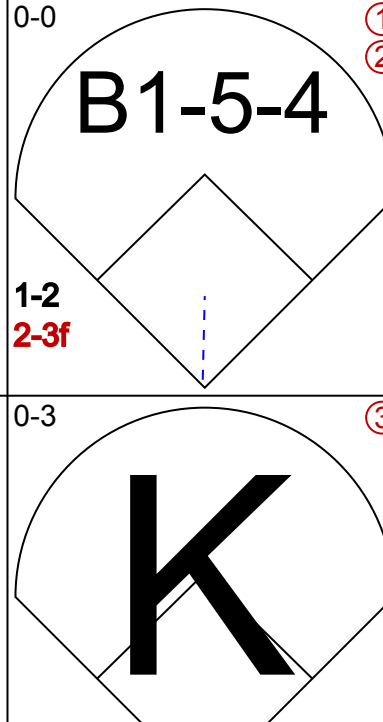
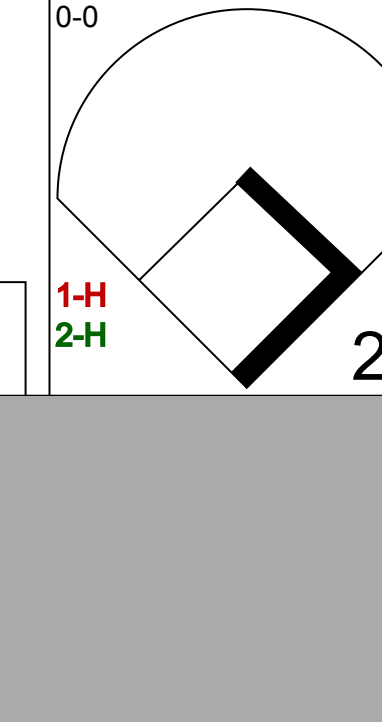
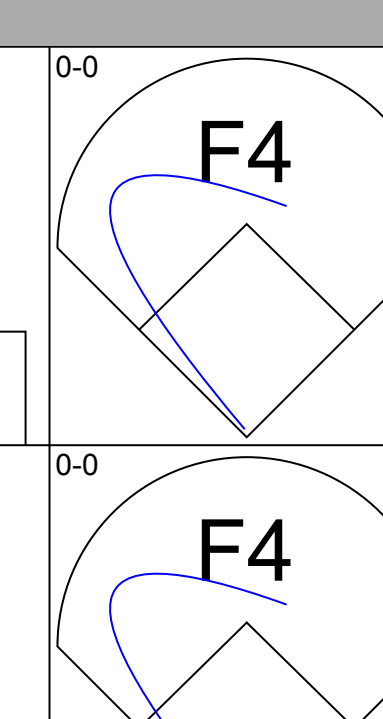
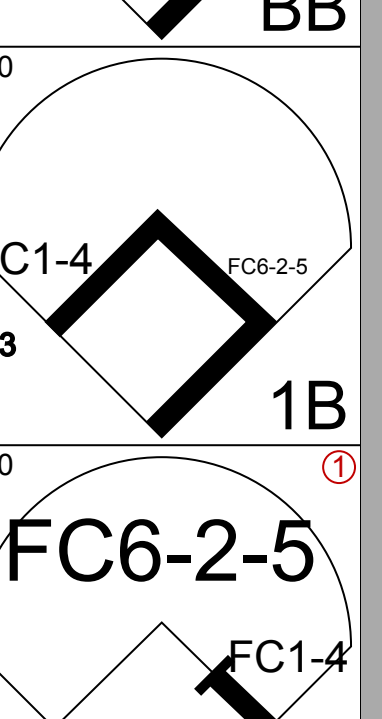
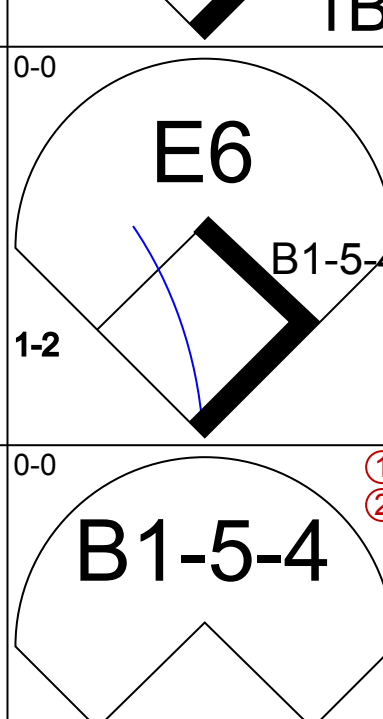
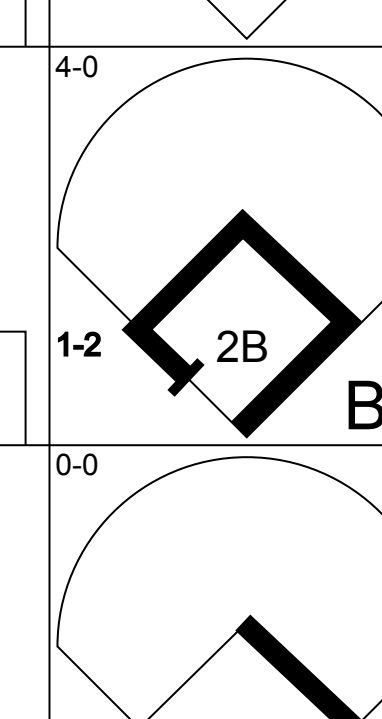
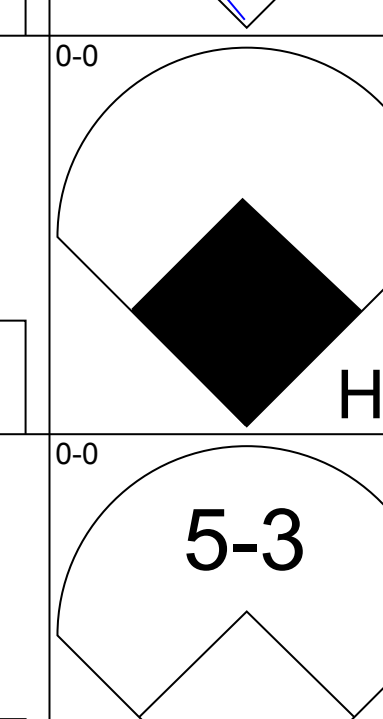
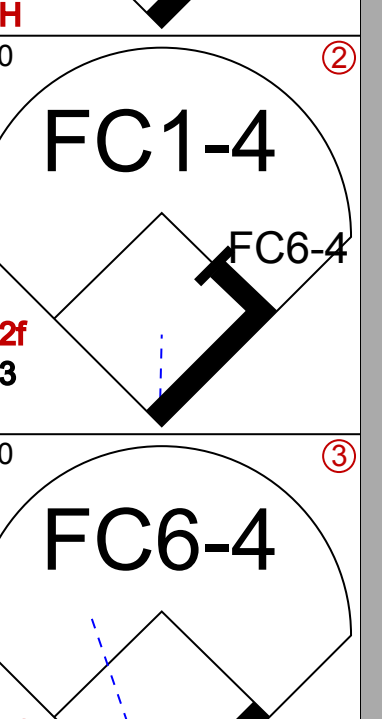





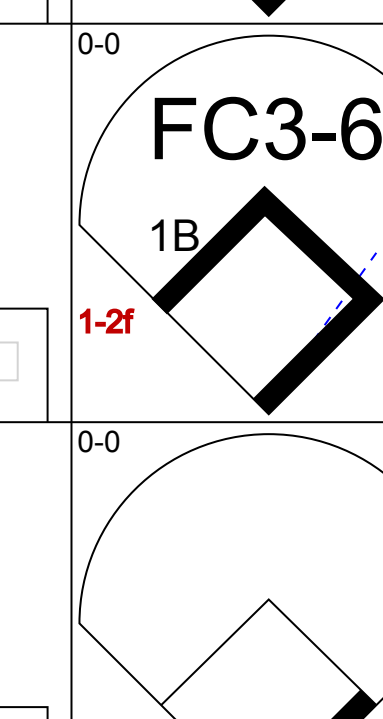
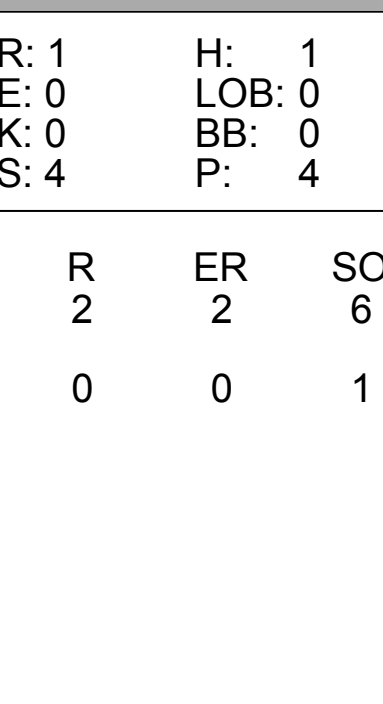
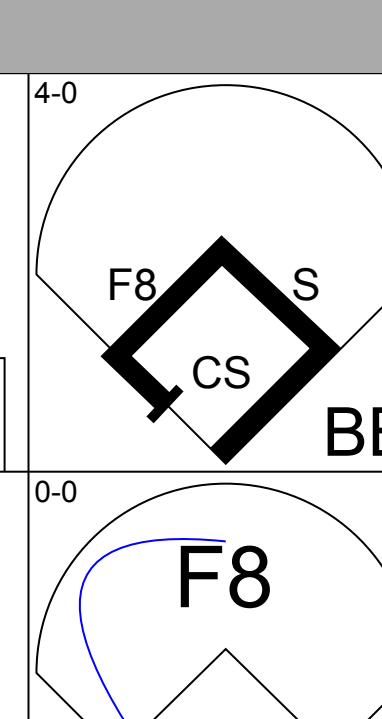
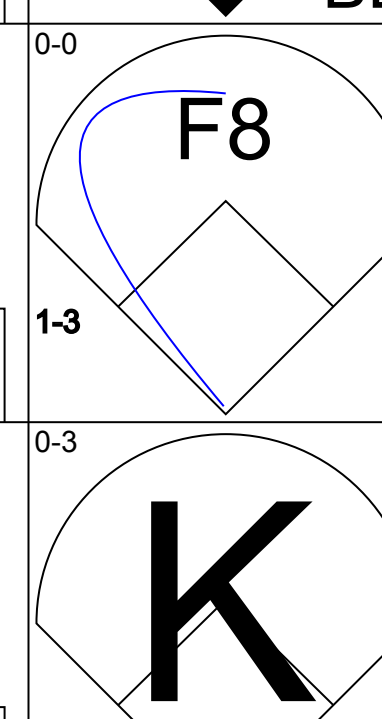
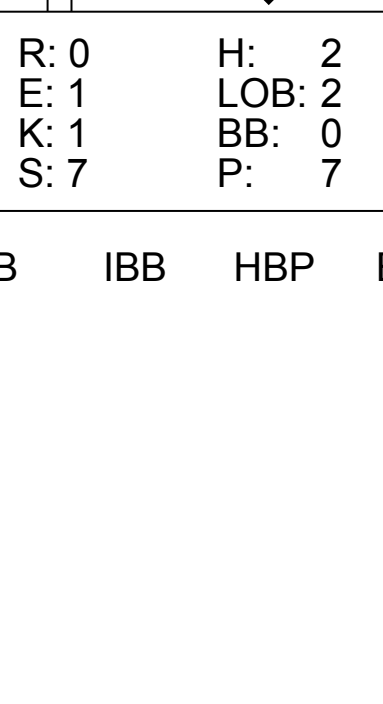
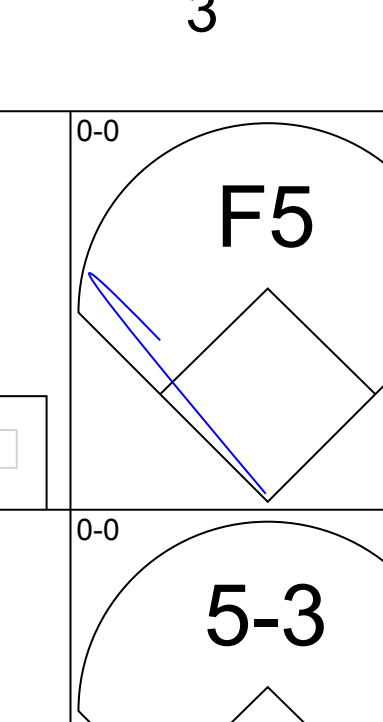
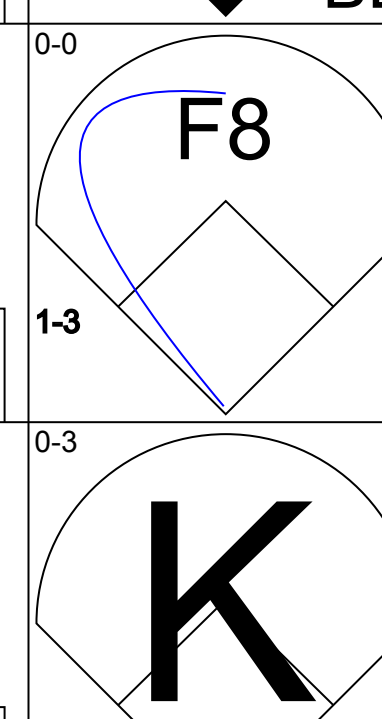



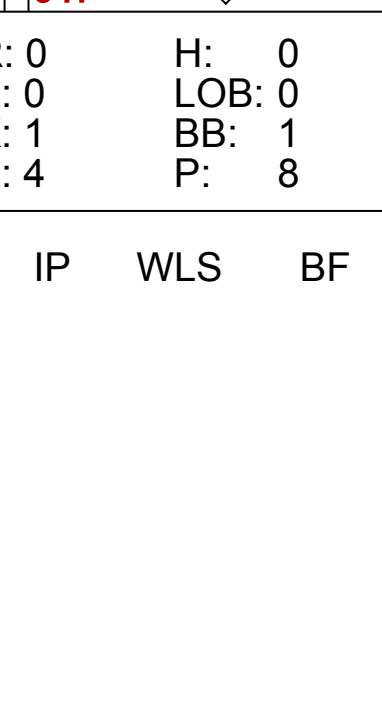
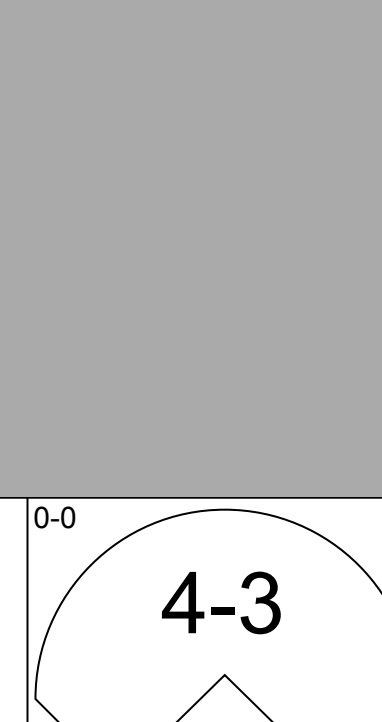





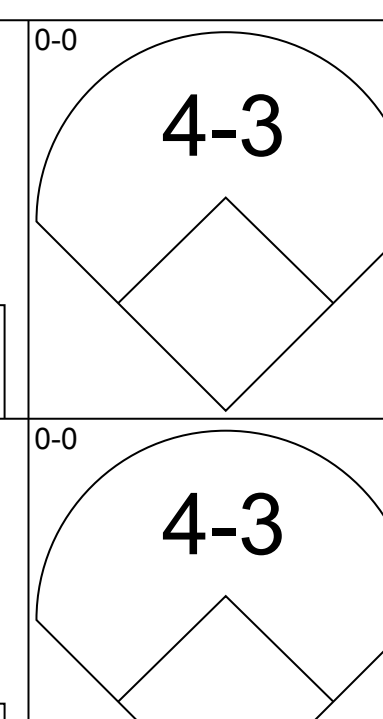
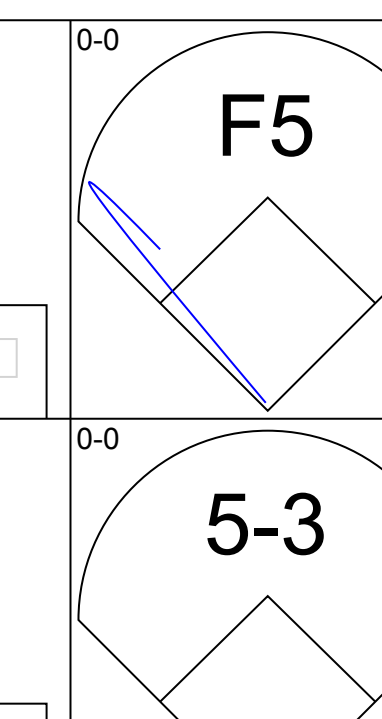
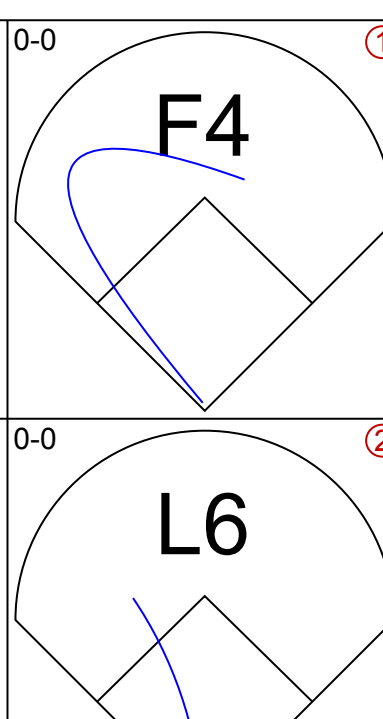
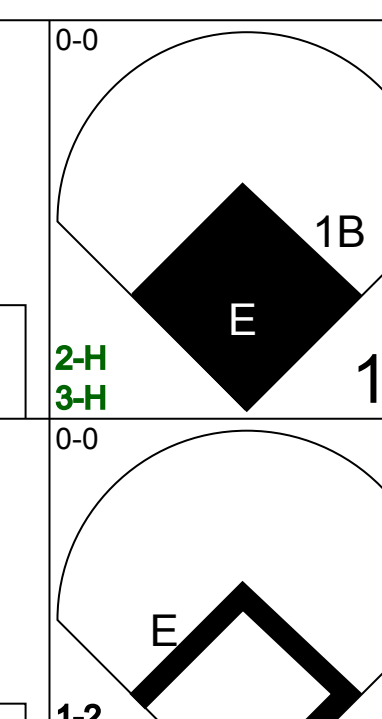
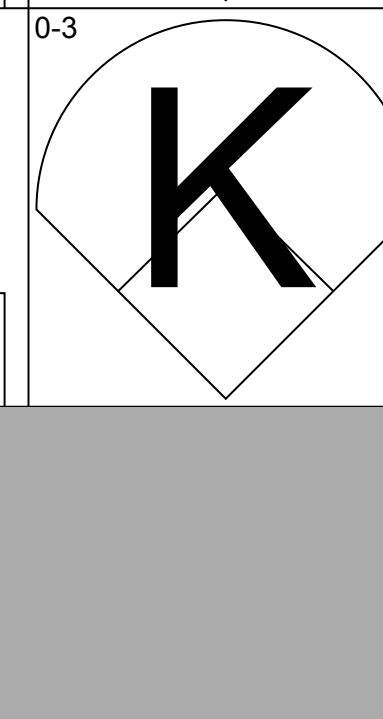


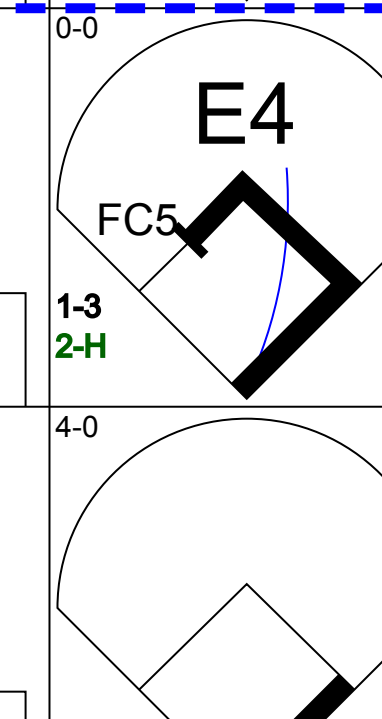

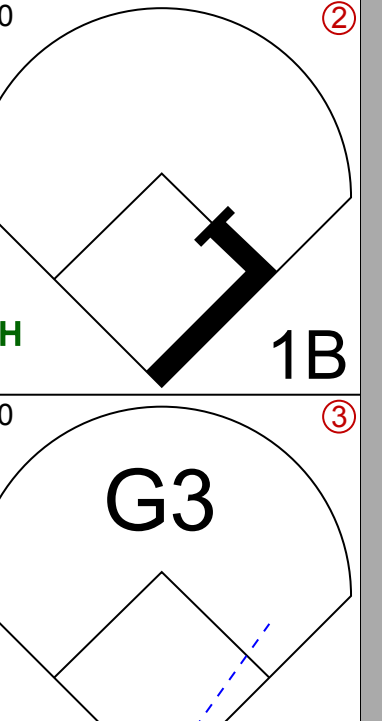

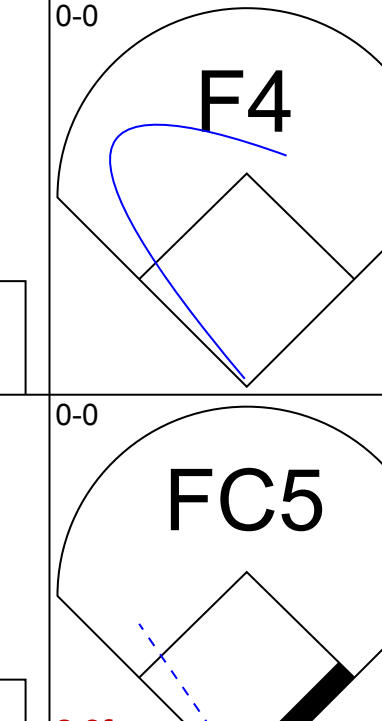
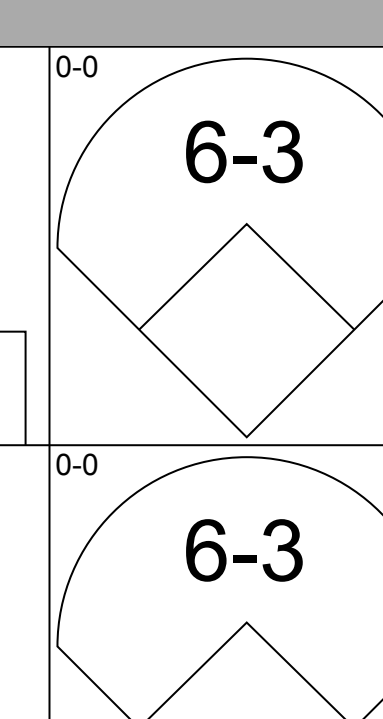
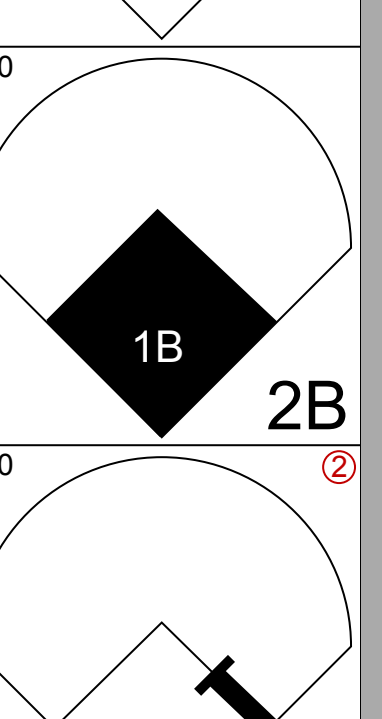

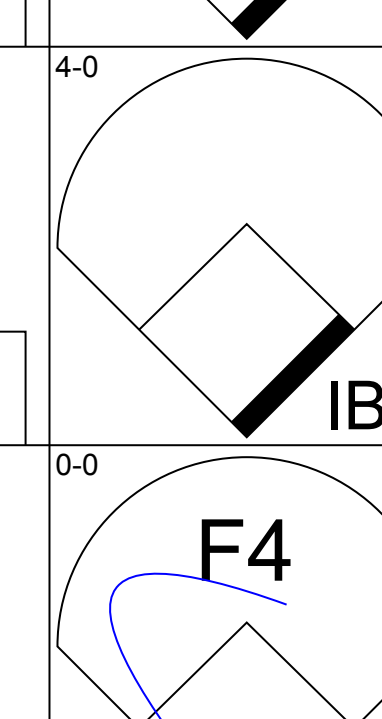
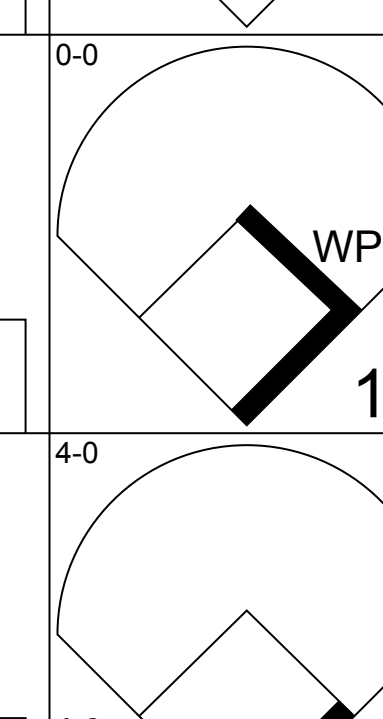
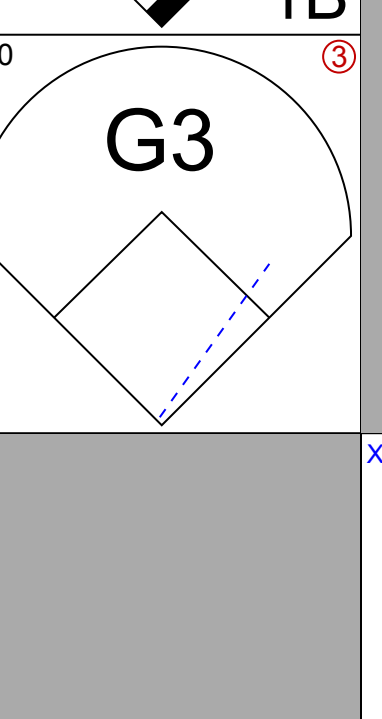

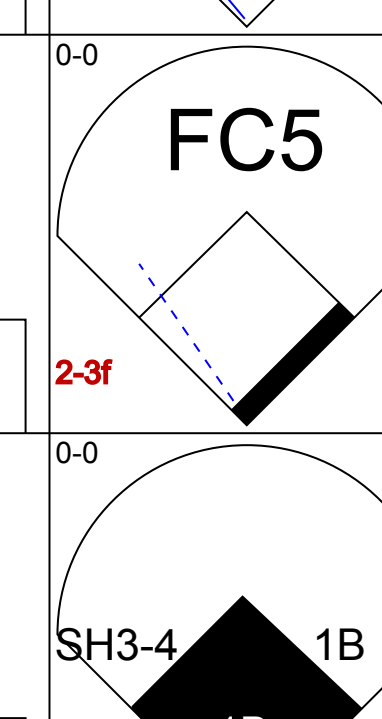
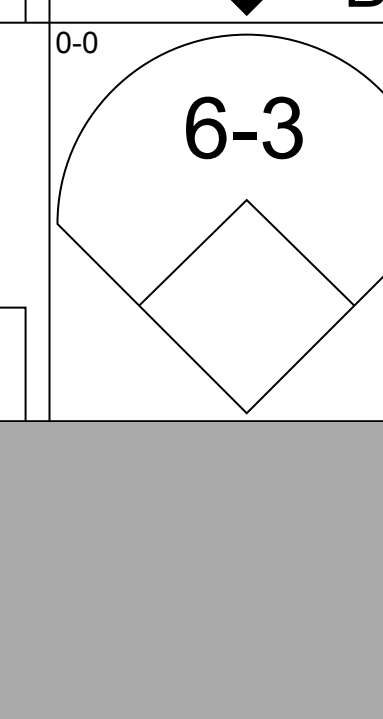


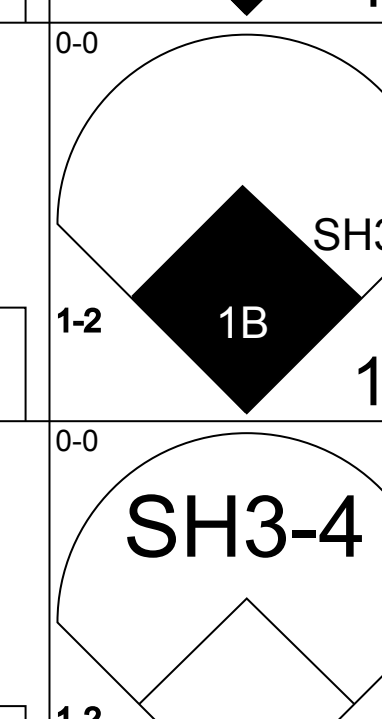
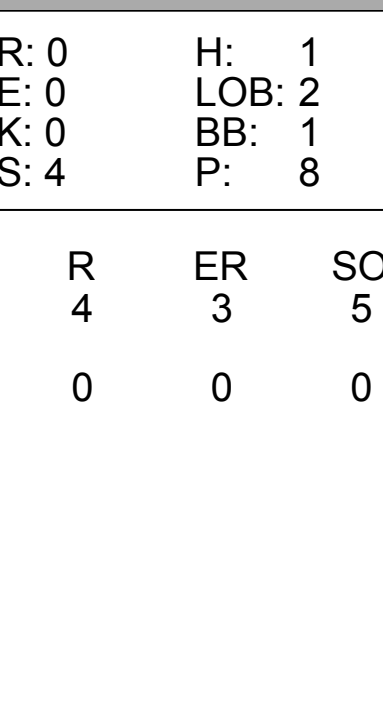
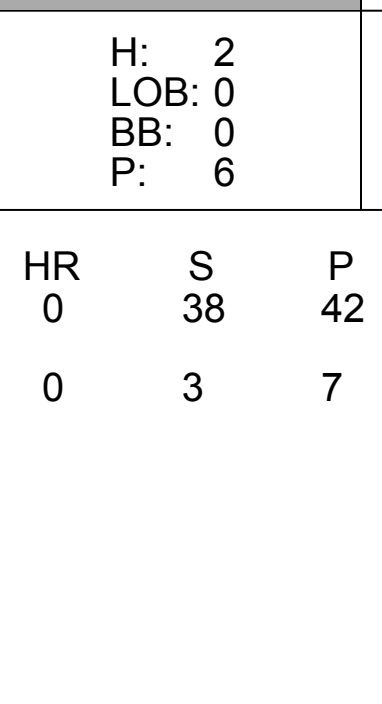
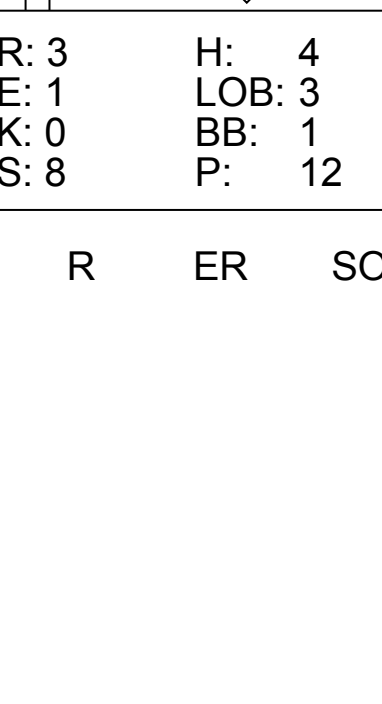
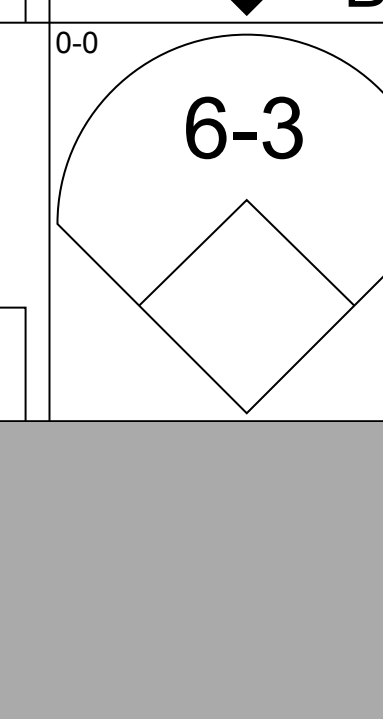

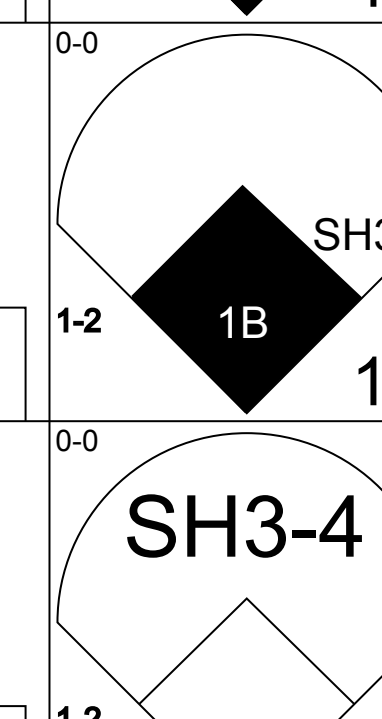
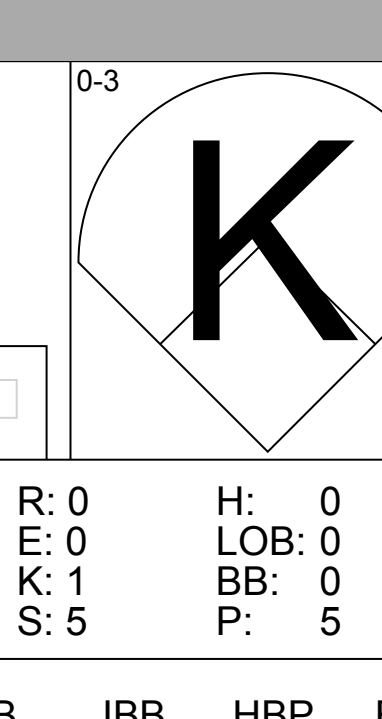
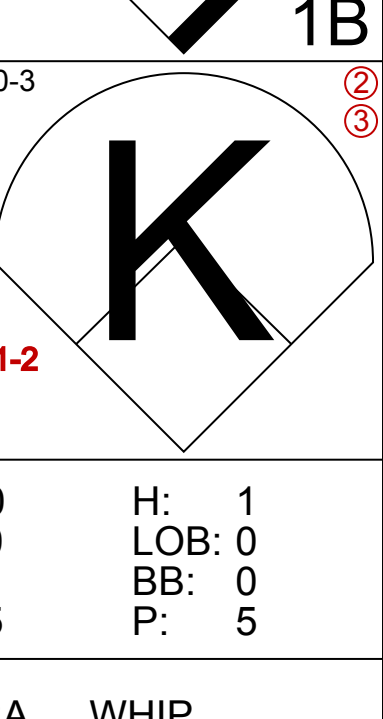
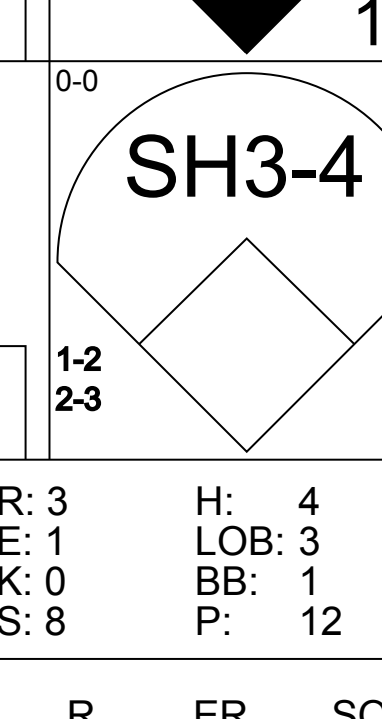
Batter	1	2	3	4	5	6	7	8	9	AB	R	H	RBI	BB	SO	LOB	BOTTOM			
Phil Linz, R (1,5) OBP: 0.304, SLG: 0.351	0-0 G3-6-3 1B		0-0 6-3		0-0 SH1-3			0-3 K		3	0	1	0	0	1	0				
Bobby Richardson, R (1,4) OBP: 0.281, SLG: 0.313	0-0 F8		0-0 1-3		0-0 6-3			0-0 P3		4	0	0	0	0	0	2				
Mickey Mantle, S (1,8) OBP: 0.444, SLG: 0.618 Pedro Gonzalez, R (9,3) OBP: 0.295, SLG: 0.316	0-0 G3-6-3			0-0 4-3 SH1-3 1B		0-0 F9		0-3 K		4	0	1	0	0	1	1				
Roger Maris, L (1,9) OBP: 0.366, SLG: 0.505		0-0 1B 1B		0-0 SH1-3		0-0 HR				2	2	2	1	0	0	0				
Joe Pepitone, L (1,3) OBP: 0.301, SLG: 0.391 (9,8)		0-0 G4-6-3 1B		0-0 4-3		0-0 G1-6-3 1B				3	0	2	0	0	0	1				
Hector Lopez, R (1,7) OBP: 0.348, SLG: 0.487		0-0 G4-6-3 1B		0-0 F9		0-0 G1-6-3				3	0	1	1	0	0	2				
Johnny Blanchard, L (1,2) OBP: 0.411, SLG: 0.380		0-0 G4-6-3			0-0 1B 2B			0-0 L9-4 2B		3	1	2	0	0	0	2				
Clete Boyer, R (1,6) OBP: 0.281, SLG: 0.315		0-0 1-3			0-0 SH1-3 4-3 2H 1B			0-0 6-3		3	0	1	1	0	0	2				
Al Downing, R (1,1) OBP: 0.219, SLG: 0.313			0-3 K		0-0 4-3			0-0 L9-4		3	0	0	0	0	1	2				
Inning Stats	R: 0 E: 0 K: 0 S: 3	H: 1 LOB: 0 BB: 0 P: 3	R: 1 E: 0 K: 0 S: 5	H: 3 LOB: 1 BB: 0 P: 5	R: 0 E: 0 K: 1 S: 5	H: 0 LOB: 0 BB: 0 P: 5	R: 0 E: 0 K: 0 S: 4	H: 1 LOB: 1 BB: 0 P: 4	R: 1 E: 0 K: 0 S: 4	H: 2 LOB: 1 BB: 0 P: 5	R: 0 E: 0 K: 0 S: 3	H: 1 LOB: 0 BB: 0 P: 3	R: 0 E: 0 K: 2 S: 7	H: 0 LOB: 0 BB: 0 P: 7	R: 0 E: 0 K: 0 S: 0	H: 0 LOB: 0 BB: 0 P: 0	1B: 7 2B: 3 3B: 0 HR: 1	SF: 0 SAC: 2 DP: 4 HBP: 0	WP: 0 PB: 0 CS: 0	PA: 30
PITCHER Fred Newman, R (1,1) ERA: 2.97 Bob Duibba, R (6,1) ERA: 1.86 Bob Lee, R (8,1) ERA: 2.07	IP: 5.1 WLS: L BF: 23 H: 9 R: 3 ER: 3 SO: 3 BB: 0 IBB: 0 HBP: 0 BLK: 0 WP: 0 HR: 1 S: 25 P: 25 ERA: 5.06 WHIP: 1.688															PITCHER				

Los Angeles Angels @ New York Yankees
Yankee Stadium, Bronx, NY
Tue Jun 30 1964, 7:05 PM EDT
Att: 20,644 - Unknown - 89 F

AB 28
R 3
H 10
RBI 3
BB 0
SO 3
LOB 12



Batter	1	2	3	4	5	6	7	8	9	AB	R	H	RBI	BB	SO	LOB	TOP		
Jim Piersall, R OBP: 0.419, SLG: 0.466 (1, 7)										5	1	3	0	0	1	2	Los Angeles Angels @ Baltimore Orioles Memorial Stadium, Baltimore, MD Wed Jul 01 1964, 7:05 PM EDT Att: 23,217 - Unknown		
Willie Smith, L OBP: 0.309, SLG: 0.468 (1, 9)										4	0	0	0	0	1	4			
Jim Fregosi, R OBP: 0.403, SLG: 0.520 (1, 6)										3	0	1	0	1	1	1			
Joe Adcock, R OBP: 0.342, SLG: 0.486 Vic Power, R OBP: 0.295, SLG: 0.306 (8, 3)										3	0	1	0	1	0	1			
Bob Perry, R OBP: 0.365, SLG: 0.429 (1, 8)										0	0	0	0	0	0	0			
Buck Rodgers, S OBP: 0.309, SLG: 0.306 (1, 2)										4	1	1	1	0	2	3			
Bobby Knoop, R OBP: 0.307 Albie Pearson, L OBP: 0.309, SLG: 0.275 (9, PH)										2	0	0	0	1	0	2			
Tom Satriano, L OBP: 0.304, SLG: 0.247 (1, 5)										4	0	0	0	0	0	2			
Dean Chance, R OBP: 0.118, SLG: 0.063 Bob Duliba, R (8, 1)										2	0	0	0	1	2	1			
Lenny Green, L OBP: 0.255, SLG: 0.128 (9, PH)										0	0	0	0	0	0	0			
Inning Stats	R: 0 E: 0 K: 1 S: 5	H: 0 LOB: 0 BB: 0 P: 5	R: 1 E: 0 K: 0 S: 4	H: 1 LOB: 0 BB: 0 P: 4	R: 0 E: 0 K: 0 S: 3	H: 1 LOB: 1 BB: 1 P: 7	R: 0 E: 0 K: 0 S: 4	H: 1 LOB: 2 BB: 1 P: 8	R: 0 E: 0 K: 1 S: 6	H: 1 LOB: 1 BB: 0 P: 6	R: 0 E: 0 K: 1 S: 4	H: 0 LOB: 0 BB: 1 P: 8	R: 1 E: 0 K: 1 S: 6	H: 2 LOB: 2 BB: 1 P: 10	R: 0 E: 1 K: 1 S: 7	H: 2 LOB: 2 BB: 0 P: 7	1B: 6 2B: 2 3B: 0 HR: 1	SF: 0 SAC: 0 DP: 2 HBP: 0	WP: 0 PA: 37 PB: 0 SB: 1 CS: 1
PITCHER	IP WLS BF H R ER SO BB IBB HBP BLK WP HR S P ERA WHIP																		
Dave McNally, L ERA: 3.81	(1, 1)	8.0 W 32 7 2 2 6 4 0 0 0 0 0 1 40 56 2.25 1.375																	
Stu Miller, R ERA: 1.51	(9, 1)	1.0 S 5 2 0 0 1 0 0 0 0 0 0 0 7 7 0.00 2.000																	

Batter	1	2	3	4	5	6	7	8	9	AB	R	H	RBI	BB	SO	LOB	BOTTOM		
Jackie Brandt, R OBP: 0.326, SLG: 0.400 (1, 8)										4	1	1	2	0	0	0	Los Angeles Angels @ Baltimore Orioles Memorial Stadium, Baltimore, MD Wed Jul 01 1964, 7:05 PM EDT Att: 23,217 - Unknown		
Luis Aparicio, R OBP: 0.340, SLG: 0.401 (1, 6)										4	0	1	0	0	0	0			
Boog Powell, L OBP: 0.373, SLG: 0.615 Gino Cimoli, R OBP: 0.136, SLG: 0.146 (9, 7)										4	0	0	0	0	3	1			
Norm Siebern, L OBP: 0.410, SLG: 0.383 (1, 3)										3	1	1	0	1	0	0			
Brooks Robinson, R OBP: 0.367, SLG: 0.476 (1, 5)										4	0	1	1	0	0	3			
Charlie Lau, L OBP: 0.336, SLG: 0.414 Stu Miller, R (9, 1)										4	0	1	0	0	0	3			
Willie Kirkland, L OBP: 0.298, SLG: 0.318 (1, 9)										2	1	1	0	1	0	0			
Jerry Adair, R OBP: 0.296, SLG: 0.325 (1, 4)										3	1	2	0	0	0	2			
Dave McNally, R OBP: 0.235, SLG: 0.194 Bob Johnson, R OBP: 0.322, SLG: 0.398 Dick Brown, R OBP: 0.231, SLG: 0.298 (9, 2)										2	0	0	0	0	2	1			
Inning Stats	R: 0 E: 0 K: 1 S: 5	H: 0 LOB: 0 BB: 0 P: 5	R: 0 E: 0 K: 0 S: 4	H: 1 LOB: 2 BB: 1 P: 8	R: 0 E: 0 K: 1 S: 5	H: 0 LOB: 0 BB: 0 P: 5	R: 1 E: 0 K: 1 S: 6	H: 2 LOB: 0 BB: 0 P: 6	R: 0 E: 0 K: 1 S: 5	H: 1 LOB: 0 BB: 0 P: 5	R: 0 E: 0 K: 1 S: 3	H: 0 LOB: 0 BB: 0 P: 3	R: 3 E: 1 K: 0 S: 8	H: 4 LOB: 3 BB: 1 P: 12	R: 0 E: 1 K: 0 S: 8	H: 1 LOB: 1 BB: 0 P: 7		1B: 7 2B: 1 3B: 0 HR: 0	SF: 0 SAC: 1 DP: 0 HBP: 0
PITCHER	IP WLS BF H R ER SO BB IBB HBP BLK WP HR S P ERA WHIP																		
Dean Chance, R ERA: 1.97	(1, 1)	7.1 L 29 8 4 0 3 5 1 0 0 0 0 0 38 42 3.68 1.227																	
Bob Duliba, R ERA: 1.83	(8, 1)	0.2 4 0 0 0 0 0 0 1 0 0 0 0 3 7 0.00 0.000																	

AB	33
R	2
H	9
RBI	2
BB	4
SO	7
LOB	20



AB	30
R	4
H	8
RBI	3
BB	2
SO	5
LOB	10



Batter	1	2	3	4	5	6	7	8	9	AB	R	H	RBI	BB	SO	LOB	TOP											
Albie Pearson, L OBP: 0.311, SLG: 0.278 (1, 8)	4-3		G3		5-3		SH3-4 1B		BB HR 1B	5	2	2	0	0	0	0	Los Angeles Angels @ Baltimore Orioles Memorial Stadium, Baltimore, MD Thu Jul 02 1964, 7:05 PM EDT Att: 8,689 - Unknown											
Tom Satriano, L OBP: 0.308, SLG: 0.260 (1, 5)	F8			BB 1B	2B		SH3-4		E1 BB HR	4	2	2	0	0	0	1												
Jim Fregosi, R OBP: 0.411, SLG: 0.527 (1, 6)				BB BB BB 2B	6-3				HR BB	3	3	2	1	2	0	1												
Willie Smith, L OBP: 0.337, SLG: 0.549 (1, 9)	F4						2B 1B		HR BB	5	2	4	6	0	0	1												
Joe Adcock, R OBP: 0.342, SLG: 0.489 Joe Koppe, R OBP: 0.352, SLG: 0.326 Vic Power, R OBP: 0.261, SLG: 0.300 (1, 3) (6, PR) (6, 3)		5-3					1B 2B		K	3	0	1	0	0	0	1		2										
Buck Rodgers, S OBP: 0.307, SLG: 0.306 (1, 2)	4-3				SF7		FC5-4 1B		3-1	4	0	1	3	0	0	1												
Ed Kirkpatrick, L OBP: 0.330, SLG: 0.379 Jim Piersall, R OBP: 0.411, SLG: 0.456 (1, 7) (8, PH) (8, 7)		G3			IBB		FC5-4 1B		E6	2	0	0	0	1	0	2												
Bobby Knoop, R OBP: 0.300, SLG: 0.301 (1, 4)					F4		F8		K	5	0	0	0	0	3	5												
Bob Meyer, R OBP: 0.333, SLG: 0.250 Don Lee, R OBP: 0.250, SLG: 0.125 Lenny Green, L OBP: 0.250, SLG: 0.125 Dan Osinski, R OBP: 0.100, SLG: 0.100 Bob Duibla, R OBP: 0.100, SLG: 0.100 (1, 1) (3, 1) (5, PH) (5, 1) (9, 1)		5-3					1-3		K2-3	1	0	0	0	0	0	0		AB 39 R 10 H 12 RBI 10 BB 3 SO 8 LOB 16										
Inning Stats	R: 0 E: 0 K: 0 S: 4	H: 1 LOB: 1 BB: 0 P: 4	R: 0 E: 0 K: 0 S: 3	H: 0 LOB: 0 BB: 0 P: 3	R: 0 E: 0 K: 1 S: 5	H: 0 LOB: 0 BB: 0 P: 5	R: 2 E: 0 K: 1 S: 7	H: 2 LOB: 2 BB: 2 P: 15	R: 0 E: 0 K: 0 S: 6	H: 1 LOB: 1 BB: 0 P: 6	R: 2 E: 0 K: 0 S: 6	H: 3 LOB: 2 BB: 0 P: 6	R: 2 E: 0 K: 0 S: 6	H: 3 LOB: 1 BB: 0 P: 6	R: 0 E: 0 K: 3 S: 9	H: 0 LOB: 0 BB: 0 P: 9			R: 4 E: 2 K: 2 S: 11	H: 2 LOB: 1 BB: 1 P: 15	1B: 6 2B: 5 3B: 0 HR: 1	SF: 1 SAC: 1 DP: 0 HBP: 0	WP: 0 PB: 0 SB: 0 CS: 0	PA: 44				
PITCHER	IP	WLS	BF	H	R	ER	SO	BB	IBB	HBP	BLK	WP	HR	S	P	ERA	WHIP											
Milt Pappas, R ERA: 3.42 Dick Hall, R ERA: 2.49 Harvey Haddix, L ERA: 2.44 Stu Miller, R ERA: 2.03 (1, 1) (6, 1) (8, 1) (9, 1)	5.0		23	6	4	4	3	1	1	0	0	0	0	0	27	35	7.20	1.400										

Batter	1	2	3	4	5	6	7	8	9	AB	R	H	RBI	BB	SO	LOB	BOTTOM											
Jackie Brandt, R OBP: 0.327, SLG: 0.421 (1, 8)	6-3	F5		HR		6-3		HR		5	2	2	4	0	0	2	Los Angeles Angels @ Baltimore Orioles Memorial Stadium, Baltimore, MD Thu Jul 02 1964, 7:05 PM EDT Att: 8,689 - Unknown											
Luis Aparicio, R OBP: 0.341, SLG: 0.398 Stu Miller, R (1, 6) (9, 1)	F9		E 1B BB	1B	1B	K		1-4-3		4	0	1	0	1	1	0												
Boog Powell, L OBP: 0.373, SLG: 0.610 (1, 7)	K		E8 BB	1B	1B	K		L8		5	0	2	0	0	2	0												
Norm Siebern, L OBP: 0.414, SLG: 0.383 (1, 3)		1B BB	G5-2-3 BB	K		1-3		E8 1B		3	1	1	0	2	1	2												
Brooks Robinson, R OBP: 0.364, SLG: 0.471 (1, 5)	L5		G5-2-3 BB			K		K		5	0	1	0	0	1	4												
Jerry Adair, R OBP: 0.295, SLG: 0.323 (1, 4)	1B 1B		6-3			FC1-6 4-3		5-3		5	1	1	0	0	0	5												
Gino Cimoli, R OBP: 0.167, SLG: 0.222 (1, 9)	F9 1B 1B			HR 3B	4-3			K		4	1	2	1	0	1	1												
Dick Brown, R OBP: 0.243, SLG: 0.302 Charlie Lau, L OBP: 0.333, SLG: 0.411 (1, 2) (8, PH) (9, 2)		1B		4-3		K		K		2	0	1	1	1	0	1												
Milt Pappas, R OBP: 0.154, SLG: 0.111 Dick Hall, R OBP: 0.375, SLG: 0.286 Harvey Haddix, L OBP: 0.328, SLG: 0.404 (1, 1) (6, 1) (8, 1) (9, 6)	F9			4-3		K		HR 1B		3	0	0	0	0	1	5												
Inning Stats	R: 0 E: 0 K: 1 S: 5	H: 0 LOB: 0 BB: 0 P: 5	R: 2 E: 0 K: 0 S: 6	H: 3 LOB: 1 BB: 1 P: 10	R: 0 E: 1 K: 0 S: 3	H: 1 LOB: 2 BB: 2 P: 11	R: 2 E: 0 K: 2 S: 11	H: 4 LOB: 0 BB: 0 P: 11	R: 0 E: 0 K: 0 S: 4	H: 0 LOB: 2 BB: 1 P: 8	R: 0 E: 0 K: 2 S: 7	H: 0 LOB: 0 BB: 0 P: 7	R: 0 E: 0 K: 1 S: 5	H: 0 LOB: 0 BB: 0 P: 5	R: 2 E: 0 K: 2 S: 9	H: 2 LOB: 0 BB: 0 P: 9		R: 0 E: 1 K: 0 S: 4	H: 2 LOB: 1 BB: 0 P: 4	1B: 9 2B: 0 3B: 1 HR: 2	SF: 0 SAC: 0 DP: 2 HBP: 0	WP: 0 PB: 0 SB: 0 CS: 0	PA: 42					
PITCHER	IP	WLS	BF	H	R	ER	SO	BB	IBB	HBP	BLK	WP	HR	S	P	ERA	WHIP											
Bob Meyer, L ERA: 4.39 Don Lee, R ERA: 3.02 Dan Osinski, R ERA: 4.47 Bob Duibla, R ERA: 1.79 (1, 1) (3, 1) (5, 1) (9, 1)	2.0		12	4	2	2	2	1	0	0	0	0	0	1	13	17	9.00	3.000										

Batter	1	2	3	4	5	6	7	8	9	10	AB	R	H	RBI	BB	SO	LOB	TOP		
Albie Pearson, L OBP: 0.305, SLG: 0.272 Bob Perry, R OBP: 0.360, SLG: 0.423	0-0 4-3		0-0 1-3		0-0 F9		0-0 4-3		0-3 K		4	0	0	0	0	0	0	Los Angeles Angels @ Boston Red Sox Fenway Park, Boston, MA Fri Jul 03 1964, 7:05 PM EDT Att: 8,928 - Unknown		
Tom Satriano, L OBP: 0.311, SLG: 0.260	0-3 K		4-0 1B BB		0-0 3-1		0-0 HR 1B		0-0 4-3		4	1	1	0	1	1	0			
Jim Fregosi, R OBP: 0.411, SLG: 0.538	0-3 K		0-0 1B		0-0 6-3		0-0 HR		0-3 K		5	1	2	2	0	2	0			
Willie Smith, L OBP: 0.341, SLG: 0.552		0-0 1B 2B		0-0 F9		0-0 FC5-4 1B		0-0 F8		0-0 F9		5	1	2	0	0	2			
Joe Adcock, R OBP: 0.343, SLG: 0.503		0-3 K		0-0 FC5-4 1B		0-0 FC5-4 2B 1-2f		0-3 K		0-0 HR		5	1	2	1	0	2			
Lou Clinton, R OBP: 0.285, SLG: 0.366		0-3 K		0-3 K		0-0 F9		0-0 F7		0-0 HR		5	1	1	1	0	2			
Buck Rodgers, S OBP: 0.312, SLG: 0.319		0-0 1B		0-0 FC5-4 1B 1-2f		0-0 2B		0-0 G3-6-5 2B		0-0 F9		5	0	3	1	0	0			
Joe Koppe, R OBP: 0.360, SLG: 0.330 Lenny Green, L OBP: 0.263, SLG: 0.125 Bobby Knopp, R OBP: 0.299, SLG: 0.300	0-0 F3		0-0 1B		0-0 1B		4-0 1B		4-0 BB		0-3 K	2	0	1	0	1	0		AB 41 R 5 H 12 RBI 5 BB 3 SO 10 LOB 16	
Barry Latman, R OBP: 0.115, SLG: 0.115 Bob Lee, R OBP: 0.115, SLG: 0.115	0-0 F4		0-0 4-3		0-0 K		0-3 K		0-0 G3-6-5 2-3f		4	0	0	0	0	1	7			
Inning Stats	R: 0 E: 0 K: 2 S: 7	H: 0 LOB: 0 BB: 0 P: 7	R: 1 E: 0 K: 2 S: 9	H: 2 LOB: 1 BB: 0 P: 9	R: 0 E: 0 K: 0 S: 4	H: 1 LOB: 2 BB: 1 P: 8	R: 0 E: 0 K: 1 S: 7	H: 2 LOB: 3 BB: 1 P: 11	R: 2 E: 0 K: 1 S: 7	H: 2 LOB: 0 BB: 0 P: 7	R: 0 E: 0 K: 0 S: 3	H: 1 LOB: 1 BB: 1 P: 7	R: 0 E: 0 K: 2 S: 7	H: 0 LOB: 0 BB: 0 P: 7	R: 2 E: 0 K: 1 S: 7	H: 2 LOB: 0 BB: 0 P: 7	1B: 6 2B: 3 3B: 0 HR: 3			SF: 0 SAC: 0 DP: 1 HBP: 0
PITCHER	IP	WLS	BF	H	R	ER	SO	BB	IBB	HBP	BLK	WP	HR	S	P	ERA	WHIP			
Bill Monbouquette, R ERA: 5.1	8.0		36	10	3	3	7	2	1	0	0	0	1	47	59	3.38	1.500			
Dick Radatz, R ERA: 1.81	2.0	L	8	2	2	2	3	0	0	0	0	0	2	14	14	9.00	1.000			

Batter	1	2	3	4	5	6	7	8	9	10	AB	R	H	RBI	BB	SO	LOB	BOTTOM				
Felix Mantilla, R OBP: 0.371, SLG: 0.598 Dick Williams, R OBP: 0.277, SLG: 0.500	0-0 F9		0-0 5-3		0-0 5-3		0-0 HR 1B		0-0 G6-4-3 1-2f		4	1	1	0	0	0	1	Los Angeles Angels @ Boston Red Sox Fenway Park, Boston, MA Fri Jul 03 1964, 7:05 PM EDT Att: 8,928 - Unknown				
Tony Conigliaro, R OBP: 0.323, SLG: 0.520	0-0 5-3		0-3 K		0-3 K		0-0 HR		0-0 HR		4	1	1	2	0	2	0					
Carl Yastrzemski, L OBP: 0.375, SLG: 0.486	0-3 K		0-0 F8		0-0 2B		0-3 K		0-3 K		4	0	1	0	0	2	0					
Dick Stuart, R OBP: 0.296, SLG: 0.439		0-0 5-3		0-0 1-3		0-3 K		0-0 6-3		0-0 1	4	0	0	0	0	1	1					
Lee Thomas, L OBP: 0.322, SLG: 0.372		0-0 4-3		0-0 G3		0-0 FC5-2 3B		0-0 4-3		0-0 4-3	4	0	1	0	0	0	0					
Frank Malzone, R OBP: 0.339, SLG: 0.415		0-0 6-3		0-0 F3		0-0 F5		0-0 4-3		0-0 4-3	4	0	0	0	0	0	1					
Eddie Bressoud, R OBP: 0.370, SLG: 0.443		0-0 F7		0-0 HR		0-0 FC5-2 3H		0-0 K		0-3 K	4	1	1	1	0	1	1					
Bob Tillman, R OBP: 0.361, SLG: 0.421		0-0 1-3		0-0 1B		0-0 F8		0-0 K		0-3 K	4	0	1	0	0	1	1					
Bill Monbouquette, R OBP: 0.265, SLG: 0.138 Dalton Jones, L OBP: 0.304, SLG: 0.392 Dick Radatz, R OBP: 0.290, SLG: 0.300 Russ Nixon, L OBP: 0.410, SLG: 0.441 Roman Mejias, R OBP: 0.250, SLG: 0.358	0-0 K		0-0 1B		0-3 K		0-0 4-3		4-0 G6-4-3 BB		2	0	1	0	0	1	1		AB 36 R 3 H 7 RBI 3 BB 1 SO 8 LOB 7			
Inning Stats	R: 0 E: 0 K: 1 S: 5	H: 0 LOB: 0 BB: 0 P: 5	R: 0 E: 0 K: 0 S: 3	H: 0 LOB: 0 BB: 0 P: 3	R: 0 E: 0 K: 0 S: 4	H: 1 LOB: 1 BB: 0 P: 4	R: 0 E: 0 K: 1 S: 5	H: 0 LOB: 0 BB: 0 P: 5	R: 1 E: 0 K: 1 S: 7	H: 2 LOB: 1 BB: 0 P: 7	R: 0 E: 0 K: 2 S: 8	H: 1 LOB: 1 BB: 0 P: 8	R: 0 E: 0 K: 0 S: 4	H: 1 LOB: 1 BB: 0 P: 7	R: 0 E: 0 K: 1 S: 5	H: 0 LOB: 0 BB: 0 P: 5	R: 0 E: 0 K: 1 S: 4			H: 0 LOB: 1 BB: 1 P: 8	1B: 3 2B: 1 3B: 1 HR: 2	SF: 0 SAC: 0 DP: 1 HBP: 0
PITCHER	IP	WLS	BF	H	R	ER	SO	BB	IBB	HBP	BLK	WP	HR	S	P	ERA	WHIP					
Barry Latman, R ERA: 3.71	7.1		28	6	2	2	5	0	0	0	0	0	1	38	38	2.46	0.818					
Bob Lee, R ERA: 2.12	2.2	W	9	1	1	1	3	1	0	0	0	0	0	1	14	18	3.38	0.750				

Batter	1	2	3	4	5	6	7	8	9	AB	R	H	RBI	BB	SO	LOB	TOP				
Jim Piersall, R OBP: 0.414, SLG: 0.457 Ed Kirkpatrick, L OBP: 0.329, SLG: 0.377	0-0 1B		0-0 F8		0-0 2B		0-0 4-3		0-3 K	4	0	2	0	0	0	1	Los Angeles Angels @ Boston Red Sox Fenway Park, Boston, MA Sat Jul 04 1964, 3:33 AM EDT Att: 7,075 - Unknown				
Tom Satriano, L OBP: 0.313, SLG: 0.266	0-3 K		0-0 F9		0-0 1-3 2B		0-0 F8		4-0 FC3-6 BB	4	0	1	0	1	1	2					
Jim Fregosi, R OBP: 0.410, SLG: 0.531	0-3 K			4-0 1B BB	0-3 K		0-0 F7		4-0 FC3-6 BB	3	1	0	0	2	2	3					
Willie Smith, L OBP: 0.333, SLG: 0.565	0-0 F5			0-0 4-3	0-0 6-3				0-0 FC3-6 HR	5	1	1	1	0	0	6					
Joe Adcock, R OBP: 0.345, SLG: 0.503 Vic Power, R OBP: 0.263, SLG: 0.310		0-3 K		0-0 1B		0-0 2B		0-0 HR	0-0 F9	2	0	1	0	0	1	0					
Lou Clinton, R OBP: 0.284, SLG: 0.379		0-0 6-3		0-0 F4		0-3 K				4	1	1	2	0	1	3					
Buck Rodgers, S Felix Torres, R OBP: 0.299, SLG: 0.320 OBP: 0.259, SLG: 0.395		0-0 F8		0-0 1-2 2-H 1B		0-0 2B		0-0 HR		2	0	1	1	0	0	0					
Bobby Knoop, R Joe Koppe, R OBP: 0.299, SLG: 0.300 OBP: 0.357, SLG: 0.327			0-0 1B	0-3 K		0-0 F6		0-3 K		3	0	1	0	0	1	3					
Ken McBride, R Don Lee, R Bob Meyer, R Fred Newman, R OBP: 0.370, SLG: 0.261 OBP: 0.333, SLG: 0.250 OBP: 0.276, SLG: 0.192			0-3 K		0-3 K		0-0 F6		0-3 K	0	0	0	0	0	0	0					
Inning Stats	R: 0 E: 0 K: 2 S: 8	H: 1 LOB: 1 BB: 0 P: 8	R: 0 E: 0 K: 1 S: 5	H: 0 LOB: 0 BB: 0 P: 5	R: 0 E: 0 K: 1 S: 6	H: 1 LOB: 1 BB: 0 P: 6	R: 1 E: 0 K: 1 S: 7	H: 2 LOB: 2 BB: 1 P: 11	R: 0 E: 0 K: 2 S: 9	H: 2 LOB: 2 BB: 0 P: 9	R: 0 E: 0 K: 0 S: 3	H: 0 LOB: 0 BB: 0 P: 3	R: 3 E: 1 K: 2 S: 10	H: 2 LOB: 0 BB: 0 P: 10	R: 0 E: 0 K: 1 S: 5	H: 0 LOB: 2 BB: 2 P: 13		1B: 5 2B: 3 3B: 0 HR: 2	SF: 0 SAC: 0 DP: 0 HBP: 0	WP: 0 PB: 0 SB: 0 CS: 0	PA: 41
PITCHER Earl Wilson, R ERA: 4.88	IP: 9.0 WLS: W BF: 41 H: 10 R: 5 ER: 4 SO: 11 BB: 3 IBB: 0 HBP: 0 BLK: 0 WP: 0 HR: 2 S: 60 P: 72 ERA: 4.00 WHIP: 1.444															PITCHER					

Batter	1	2	3	4	5	6	7	8	9	AB	R	H	RBI	BB	SO	LOB	BOTTOM				
Felix Mantilla, R OBP: 0.372, SLG: 0.615	E3 BB 1B		0-0 FC5-4 1-2			0-0 HR	0-0 4-3			5	3	2	2	0	0	3	Los Angeles Angels @ Boston Red Sox Fenway Park, Boston, MA Sat Jul 04 1964, 3:33 AM EDT Att: 7,075 - Unknown				
Tony Conigliaro, R OBP: 0.328, SLG: 0.519	BB HR 1B		0-0 F8			0-0 F7	4-0 BB			4	2	2	1	1	0	1					
Carl Yastrzemski, L OBP: 0.379, SLG: 0.486	BB HR BB			0-3 K		0-0 G6-4-3 1B	0-0 G3			4	1	2	2	1	1	2					
Dick Stuart, R OBP: 0.294, SLG: 0.433	BB HR FC6-4			0-0 5-3		0-0 G6-4-3 1-2		0-0 4-3		4	1	0	1	1	0	2					
Lee Thomas, L OBP: 0.323, SLG: 0.386	1-H 2-H 3-H HR	0-0 3-1		0-0 4-3			0-0 1B 2B	0-0 4-3		5	2	2	4	0	0	0					
Frank Malzone, R Dick Williams, R OBP: 0.338, SLG: 0.413 OBP: 0.271, SLG: 0.488	5-3	0-0 F4			0-0 6-3		0-0 HR 1B	0-0 6-3		4	0	1	1	0	0	0					
Eddie Bressoud, R OBP: 0.371, SLG: 0.457	5-3	0-0 5-3			0-0 CS 2B		0-0 HR			4	1	2	2	0	0	0					
Russ Nixon, L OBP: 0.427, SLG: 0.435	4-0 1B 1B BB		4-0 FC5-4 BB		4-0 2-3 BB		0-3 K			1	1	0	0	3	1	1					
Earl Wilson, R OBP: 0.342, SLG: 0.500	1-3 1B 1B		0-3 K		0-3 K		0-0 4-3 2B			4	1	2	0	0	2	2					
Inning Stats	R: 9 E: 1 K: 0 S: 10	H: 6 LOB: 1 BB: 3 P: 22	R: 0 E: 0 K: 0 S: 3	H: 0 LOB: 0 BB: 0 P: 3	R: 0 E: 0 K: 1 S: 5	H: 0 LOB: 1 BB: 1 P: 9	R: 0 E: 0 K: 1 S: 5	H: 0 LOB: 0 BB: 0 P: 5	R: 0 E: 0 K: 1 S: 5	H: 1 LOB: 1 BB: 1 P: 9	R: 1 E: 0 K: 0 S: 4	H: 2 LOB: 0 BB: 0 P: 4	R: 3 E: 0 K: 1 S: 9	H: 4 LOB: 2 BB: 1 P: 13	R: 0 E: 0 K: 0 S: 3	H: 0 LOB: 0 BB: 0 P: 3		1B: 7 2B: 3 3B: 0 HR: 3	SF: 0 SAC: 0 DP: 1 HBP: 0	WP: 0 PB: 0 SB: 0 CS: 1	PA: 42
PITCHER Ken McBride, R ERA: 5.4 Don Lee, R ERA: 3.0 Bob Meyer, L ERA: 4.55 Fred Newman, R ERA: 3.01	IP: 0.2 WLS: L BF: 5 H: 4 R: 3 ER: 0 SO: 0 BB: 0 IBB: 0 HBP: 0 BLK: 0 WP: 0 HR: 1 S: 5 P: 17 ERA: 54.00 WHIP: 7.500															PITCHER					

Batter	1	2	3	4	5	6	7	8	9	AB	R	H	RBI	BB	SO	LOB	TOP			
Don Buford, S OBP: 0.324, SLG: 0.307 (1, 4)	1-0 G6-3 HBP			4-0 FC3-6 BB		0-0 G5-4-3			0-0 6-3	2	0	0	0	1	0	1				
Floyd Robinson, L OBP: 0.360, SLG: 0.434 (1, 9)	0-0 G6-3			0-0 FC3-6 G4-6-3			0-0 1-3		0-3 K	4	0	0	0	0	1	2				
Mike Hershberger, R OBP: 0.304, SLG: 0.312 (1, 8)	0-3 K2-3			0-0 G4-6-3			4-0 BB			2	0	0	0	1	1	1				
Pete Ward, L OBP: 0.336, SLG: 0.435 (1, 5)		0-0 4-3			0-0 F2			0-0 F9		3	0	0	0	0	0	1				
Jeff Long, R OBP: 0.321, SLG: 0.304 (1, 3)	0-3 K				0-0 F8			0-0 F9		3	0	0	0	0	1	1				
Ron Hansen, R OBP: 0.355, SLG: 0.377 (1, 6)	0-0 F7				0-0 1B				0-0 6-3	3	0	1	0	0	0	0				
Dave Nicholson, R OBP: 0.348, SLG: 0.372 (1, 7)			0-0 6-3		0-3 K				0-0 F3	3	0	0	0	0	1	1				
Jerry McNertney, R OBP: 0.307, SLG: 0.305 (1, 2)			0-0 F8			0-0 G5-4-3 1B			0-0 4-3	3	0	1	0	0	0	0				
Gary Peters, L OBP: 0.240, SLG: 0.320 (1, 1)			0-3 K			0-0 F8			0-0 6-3	2	0	0	0	0	1	1				
Jim Landis, R OBP: 0.282, SLG: 0.297 (9, PH)										1	0	0	0	0	0	0				
Inning Stats	R: 0 E: 0 K: 1 S: 4	H: 0 LOB: 0 BB: 0 P: 5	R: 0 E: 0 K: 1 S: 5	H: 0 LOB: 0 BB: 0 P: 5	R: 0 E: 0 K: 1 S: 5	H: 0 LOB: 0 BB: 1 P: 6	R: 0 E: 0 K: 1 S: 6	H: 1 LOB: 1 BB: 0 P: 6	R: 0 E: 0 K: 0 S: 3	H: 1 LOB: 0 BB: 0 P: 3	R: 0 E: 0 K: 0 S: 3	H: 0 LOB: 1 BB: 1 P: 7	R: 0 E: 0 K: 0 S: 3	H: 0 LOB: 0 BB: 0 P: 3	R: 0 E: 0 K: 1 S: 5	H: 0 LOB: 0 BB: 0 P: 5	1B: 2 2B: 0 3B: 0 HR: 0	SF: 0 SAC: 0 DP: 3 HBP: 1	WP: 0 PB: 0 CS: 0	PA: 29
PITCHER Bo Belinsky, L ERA: 2.67 (1, 1)	IP: 9.0 WLS: W BF: 29 H: 2 R: 0 ER: 0 SO: 5 BB: 2 IBB: 0 HBP: 1 BLK: 0 WP: 0 HR: 0 S: 36 P: 45 ERA: 0.00 WHIP: 0.444															PITCHER				

Chicago White Sox @ Los Angeles Angels
Dodger Stadium, Los Angeles, CA
Thu Jul 09 1964, 7:05 PM PDT
Att: 9,533 - Unknown

AB 26
R 0
H 2
RBI 0
BB 2
SO 5
LOB 8



Batter	1	2	3	4	5	6	7	8	9	AB	R	H	RBI	BB	SO	LOB	BOTTOM			
Jim Piersall, R OBP: 0.407, SLG: 0.451 (1, 8)	0-3 K		0-0 F9		0-3 K		0-0 F9			4	0	0	0	0	2	1				
Willie Smith, L OBP: 0.346, SLG: 0.580 (1, 7)	0-0 5-3		0-0 1B		0-0 1-5-3		0-0 6-3			4	0	1	0	0	0	0				
Jim Fregosi, R OBP: 0.408, SLG: 0.550 (1, 6)	0-0 PB WP 2B		0-0 F8		0-3 K		0-0 F8			4	1	1	0	0	1	1				
Joe Adcock, R OBP: 0.348, SLG: 0.495 (1, 3)	4-0 BB		0-0 F8		4-0 BB		0-3 K			1	0	0	0	2	0	0				
Tom Satriano, L OBP: 0.303, SLG: 0.256 (8, 5)	2H BB									1	0	0	0	0	1	0				
Lou Clinton, R OBP: 0.289, SLG: 0.398 (1, 9)	0-0 6-3				0-0 F9					3	1	1	1	0	0	2				
Buck Rodgers, S OBP: 0.313, SLG: 0.323 (1, 2)		0-3 K		0-0 F2		0-0 1B FC4-6 1B				3	1	1	0	0	1	0				
Vic Power, R OBP: 0.264, SLG: 0.310 (8, 3)	0-0 6-3			0-0 F5		0-0 FC4-6 1B				3	0	1	0	0	0	0				
Bobby Knoop, R OBP: 0.295, SLG: 0.294 (1, 4)		0-3 K		0-0 5-3		0-3 K				3	0	0	0	0	2	2				
Bo Belinsky, L OBP: 0.129, SLG: 0.103 (1, 1)			0-3 K		0-3 K		0-0 FC4-6			3	0	0	1	0	2	1				
Inning Stats	R: 1 E: 0 K: 1 S: 6	H: 1 LOB: 1 BB: 1 P: 10	R: 0 E: 0 K: 2 S: 7	H: 0 LOB: 0 BB: 0 P: 7	R: 0 E: 0 K: 1 S: 6	H: 1 LOB: 1 BB: 0 P: 6	R: 1 E: 0 K: 0 S: 4	H: 1 LOB: 0 BB: 0 P: 4	R: 0 E: 0 K: 2 S: 7	H: 0 LOB: 0 BB: 0 P: 7	R: 0 E: 0 K: 1 S: 5	H: 0 LOB: 1 BB: 1 P: 9	R: 1 E: 0 K: 1 S: 7	H: 2 LOB: 1 BB: 0 P: 7	R: 0 E: 0 K: 1 S: 5	H: 0 LOB: 0 BB: 0 P: 5	1B: 3 2B: 1 3B: 0 HR: 1	SF: 0 SAC: 0 DP: 0 HBP: 0	WP: 1 PB: 1 CS: 0	PA: 31
PITCHER Gary Peters, L ERA: 2.45 (1, 1)	IP: 8.0 WLS: L BF: 31 H: 5 R: 3 ER: 2 SO: 9 BB: 2 IBB: 0 HBP: 0 BLK: 0 WP: 1 HR: 1 S: 47 P: 55 ERA: 2.25 WHIP: 0.875															PITCHER				

Chicago White Sox @ Los Angeles Angels
Dodger Stadium, Los Angeles, CA
Thu Jul 09 1964, 7:05 PM PDT
Att: 9,533 - Unknown

AB 29
R 3
H 5
RBI 2
BB 2
SO 9
LOB 7



Batter	1	2	3	4	5	6	7	8	9	AB	R	H	RBI	BB	SO	LOB	TOP					
Jim Landis, R (1.8) <small>OBP: 0.283, SLG: 0.298</small> Joe Cunningham, L (6. PH) <small>OBP: 0.350, SLG: 0.302</small> Mike Hershberger, R (6.8) <small>OBP: 0.305, SLG: 0.317</small>	K		K			1B	5-3	F4	F9	3	1	1	0	0	2	0						
Floyd Robinson, L (1.9) <small>OBP: 0.366, SLG: 0.441</small>	4-3		BB	1B		HBP	1B	1B	F9	5	2	3	0	1	0	1						
Jeff Long, R (1.3) <small>OBP: 0.357, SLG: 0.319</small> Gene Stephens, L (5.7) <small>OBP: 0.385, SLG: 0.345</small>	BB		FC5-4	BB		G6-4-3	HBP	SF8	SH2-5-6	1	0	1	1	2	0	0						
Pete Ward, L (1.5) <small>OBP: 0.341, SLG: 0.434</small>	BB		BB	BB		G6-4-3	HBP	3H	2-3	3	1	1	1	1	2	4						
Ron Hansen, R (1.6) <small>OBP: 0.355, SLG: 0.378</small>	F8		FC5-4	BB		G6-4-3	HBP	3H	1B	5	1	2	0	0	0	6						
Dave Nicholson, R (1.7) <small>OBP: 0.346, SLG: 0.369</small> Tom McCraw, L (5. PH) <small>OBP: 0.350, SLG: 0.431</small>		F9			F8		S	BB	SH5-3	2	0	0	0	0	0	0						
Al Weis, S (1.4) <small>OBP: 0.311, SLG: 0.342</small>	1-3			S	BB	1-3			E4	3	0	0	0	2	0	2						
Jerry McNertney, R (1.2) <small>OBP: 0.322, SLG: 0.333</small> J.C. Martin, L (8.2) <small>OBP: 0.250, SLG: 0.331</small>			1B		6-3				2B	4	1	3	0	0	0	1						
Juan Pizarro, L (1.1) <small>OBP: 0.255, SLG: 0.320</small> Hoyt Wilhelm, R (8.1)		G3			F9				BB	1	0	1	0	0	1	0						
Inning Stats	R: 0 E: 0 K: 1 S: 5	H: 0 LOB: 2 BB: 2 P: 13	R: 0 E: 0 K: 0 S: 4	H: 1 LOB: 1 BB: 0 P: 4	R: 0 E: 0 K: 2 S: 8	H: 1 LOB: 2 BB: 1 P: 12	R: 0 E: 0 K: 0 S: 3	H: 0 LOB: 1 BB: 1 P: 7	R: 2 E: 0 K: 0 S: 5	H: 3 LOB: 2 BB: 1 P: 10	R: 1 E: 0 K: 1 S: 7	H: 2 LOB: 2 BB: 1 P: 11	R: 0 E: 0 K: 1 S: 7	H: 2 LOB: 3 BB: 1 P: 11	R: 3 E: 1 K: 0 S: 6	H: 3 LOB: 0 BB: 0 P: 6	R: 1 E: 0 K: 2 S: 8	H: 1 LOB: 1 BB: 1 P: 12	1B: 10 2B: 3 3B: 0 HR: 0	SF: 1 SAC: 2 DP: 1 HBP: 1	WP: 0 PB: 0 CS: 2	PA: 48
PITCHER	IP WLS BF H R ER SO BB IBB HBP BLK WP HR S P ERA WHIP																					
Bob Meyer, L (1.1) <small>ERA: 4.54</small> Don Lee, R (5.1) <small>ERA: 2.54</small> Dan Osinski, R (6.1) <small>ERA: 4.77</small> Bob Lee, R (6.1) <small>ERA: 2.09</small> Bob Dulliba, R (8.1) <small>ERA: 2.91</small>	4.0 L 22 5 2 2 3 4 0 0 1 0 0 0 23 40 4.50 2.250	1.0 3 0 0 0 1 0 0 0 0 0 2 6 0.00 1.000	0.0 2 1 1 0 0 0 0 0 0 2 2 ∞ ∞	2.0 10 2 0 0 2 1 1 0 0 0 0 12 20 0.00 1.500	2.0 11 4 4 3 2 1 0 0 0 0 0 14 18 13.50 2.500																	

Chicago White Sox @ Los Angeles Angels
Dodger Stadium, Los Angeles, CA
Fri Jul 10 1964, 7:05 PM PDT
Unknown

AB	36
R	7
H	13
RBI	5
BB	8
SO	7
LOB	26



Batter	1	2	3	4	5	6	7	8	9	AB	R	H	RBI	BB	SO	LOB	BOTTOM			
Jim Piersall, R (1.8) <small>OBP: 0.407, SLG: 0.449</small>	6-3		F9					FC6-4	K	5	0	2	0	0	1	1				
Willie Smith, L (1.7) <small>OBP: 0.333, SLG: 0.558</small>	F3		3-1			F7-3		FC6-4		4	1	0	0	0	0	3				
Jim Fregosi, R (1.6) <small>OBP: 0.409, SLG: 0.551</small>	BB				F8		G3		3B	3	1	1	1	1	0	0				
Joe Adcock, R (1.3) <small>OBP: 0.346, SLG: 0.487</small>	6-3			1B	BB	6-3		F3		3	1	0	0	1	0	2				
Lou Clinton, R (1.9) <small>OBP: 0.288, SLG: 0.392</small>		6-3			F7		F8		3B	3	1	0	0	1	0	1				
Buck Rodgers, S (1.2) <small>OBP: 0.315, SLG: 0.333</small>	K			1B	1B			F3		4	0	2	2	0	1	0				
Vic Power, R (1.5) <small>OBP: 0.305, SLG: 0.311</small> Tom Satriano, L (8.5) <small>OBP: 0.302, SLG: 0.255</small>		6-3			1B			F7		3	0	1	1	0	0	0				
Bobby Knoop, R (1.4) <small>OBP: 0.299, SLG: 0.295</small> Albie Pearson, L (9. PH) <small>OBP: 0.307, SLG: 0.271</small>			SH3-4	BB	1-3			FC5-4	1B	1	0	0	0	0	1	0				
Bob Meyer, R (1.1) <small>OBP: 0.305, SLG: 0.250</small> Don Lee, R (5.1) <small>OBP: 0.305, SLG: 0.417</small> Dan Osinski, R (6.1) <small>OBP: 0.305, SLG: 0.391</small> Bob Lee, R (6.1) <small>OBP: 0.305, SLG: 0.391</small> Felix Torres, R (7. PH) <small>OBP: 0.296, SLG: 0.390</small> Bob Dulliba, R (8.1) <small>OBP: 0.305, SLG: 0.120</small>		SH3-4			6-3			FC5-4		0	0	0	0	0	0	0				
Inning Stats	R: 0 E: 0 K: 0 S: 3	H: 0 LOB: 1 BB: 1 P: 7	R: 0 E: 0 K: 1 S: 5	H: 0 LOB: 0 BB: 0 P: 5	R: 0 E: 0 K: 0 S: 3	H: 0 LOB: 1 BB: 1 P: 7	R: 1 E: 0 K: 0 S: 5	H: 2 LOB: 2 BB: 1 P: 9	R: 0 E: 0 K: 0 S: 3	H: 0 LOB: 0 BB: 0 P: 3	R: 0 E: 0 K: 0 S: 4	H: 1 LOB: 1 BB: 0 P: 4	R: 3 E: 0 K: 0 S: 6	H: 3 LOB: 1 BB: 1 P: 10	R: 0 E: 0 K: 2 S: 7	H: 0 LOB: 0 BB: 0 P: 7	1B: 5 2B: 2 3B: 1 HR: 0	SF: 1 SAC: 1 DP: 1 HBP: 0	WP: 0 PB: 0 CS: 0	PA: 37
PITCHER	IP WLS BF H R ER SO BB IBB HBP BLK WP HR S P ERA WHIP																			
Juan Pizarro, L (1.1) <small>ERA: 2.34</small> Hoyt Wilhelm, R (8.1) <small>ERA: 2.12</small>	7.2 W 32 6 4 4 1 4 0 0 0 0 0 0 30 46 4.70 1.304	1.1 S 5 1 0 0 2 0 0 0 0 0 0 9 9 0.00 0.750																		

Chicago White Sox @ Los Angeles Angels
Dodger Stadium, Los Angeles, CA
Fri Jul 10 1964, 7:05 PM PDT
Unknown


AB	32
R	4
H	7
RBI	4
BB	4
SO	3
LOB	11



Batter	1	2	3	4	5	6	7	8	9	AB	R	H	RBI	BB	SO	LOB	TOP			
Tom McCraw, L (1, 3) OBP: 0.356, SLG: 0.435	1-3		1B		F3			1B	1B	5	2	3	0	0	0	1				
Don Buford, S (1, 4) OBP: 0.319, SLG: 0.302	4-3		4-3			F7		SH	F7	3	1	0	0	0	0	1				
Al Weis, S (8, 4) OBP: 0.310, SLG: 0.340	4-3		4-3					1B	F7	1	0	0	0	0	0	1				
Floyd Robinson, L (1, 9) OBP: 0.367, SLG: 0.440	F8				F8		4-3	2B	1B	5	1	2	3	0	0	0				
Pete Ward, L (1, 5) OBP: 0.344, SLG: 0.437		K		1B		F7		4-3	1B	3	1	1	1	1	1	0				
Gene Stephens, L (1, 7) OBP: 0.395, SLG: 0.455		HR		BB				4-3	K	4	1	2	1	0	1	1				
Ron Hansen, R (1, 6) OBP: 0.354, SLG: 0.374	6-3		G6-4-3					4-3	4-3	3	0	0	0	1	0	3				
Jim Landis, R (1, 8) OBP: 0.282, SLG: 0.297	1-3				K			K	FC6	4	0	1	1	0	2	1				
J.C. Martin, L (1, 2) OBP: 0.250, SLG: 0.324			F3		F9			BB	FC6	3	0	0	0	1	0	1				
Joe Horlen, R (1, 1) OBP: 0.226, SLG: 0.200	6-3							K		4	0	1	0	0	2	2				
Inning Stats	R: 0 E: 0 K: 0 S: 3	H: 0 LOB: 0 BB: 0 P: 3	R: 1 E: 0 K: 1 S: 6	H: 1 LOB: 0 BB: 0 P: 6	R: 0 E: 0 K: 0 S: 4	H: 1 LOB: 1 BB: 0 P: 4	R: 0 E: 0 K: 0 S: 3	H: 1 LOB: 1 BB: 0 P: 7	R: 0 E: 0 K: 1 S: 6	H: 0 LOB: 0 BB: 0 P: 3	R: 0 E: 0 K: 2 S: 7	H: 0 LOB: 2 BB: 2 P: 15	R: 4 E: 1 K: 1 S: 10	H: 4 LOB: 1 BB: 0 P: 10	R: 1 E: 0 K: 1 S: 6	H: 2 LOB: 1 BB: 0 P: 6	1B: 8 2B: 1 3B: 0 HR: 1	SF: 0 SAC: 1 DP: 1 HBP: 0	WP: 1 PB: 0 CS: 2	PA: 39
PITCHER	IP	WLS	BF	H	R	ER	SO	BB	IBB	HBP	BLK	WP	HR	S	P	ERA	WHIP			
Barry Latman, R (1, 1) ERA: 3.72	7.0	L	31	7	5	3	4	3	0	0	0	1	1	36	48	3.86	1.429			
Bob Lee, R (8, 1) ERA: 2.16	2.0		8	3	1	1	2	0	0	0	0	0	0	12	12	4.50	1.500			

Chicago White Sox @ Los Angeles Angels
Dodger Stadium, Los Angeles, CA
Fri Jul 10 1964, 7:05 PM PDT
Att: 15,234 - Unknown


AB	35
R	6
H	10
RBI	6
BB	3
SO	6
LOB	11



Batter	1	2	3	4	5	6	7	8	9	AB	R	H	RBI	BB	SO	LOB	BOTTOM			
Lenny Green, L (1, 8) OBP: 0.270, SLG: 0.151	4-3		2B			3-1			G4-6-3	3	0	1	1	1	0	0				
Vic Power, R (1, 3) OBP: 0.258, SLG: 0.301	F9		G3			4-3			G4-6-3	4	0	0	0	0	0	2				
Jim Fregosi, R (1, 6) OBP: 0.404, SLG: 0.544	K				F4					3	0	0	0	0	1	0				
Willie Smith, L (1, 7) OBP: 0.324, SLG: 0.542		F7			G3					3	0	0	0	0	0	0				
Lou Clinton, R (1, 9) OBP: 0.284, SLG: 0.386		F9			K2-3					3	0	0	0	0	2	0				
Felix Torres, R (1, 5) OBP: 0.259, SLG: 0.388		F7								3	0	1	0	0	0	0				
Tom Satriano, L (1, 2) OBP: 0.297, SLG: 0.250			4-3		G4-6-3				3-1	3	0	0	0	0	0	1				
Bobby Knoop, R (1, 4) OBP: 0.296, SLG: 0.292			E5						6-3	3	1	0	0	0	1	0				
Barry Latman, R (1, 1) OBP: 0.107, SLG: 0.107										2	0	0	0	0	0	1				
Bob Lee, R (8, 1) OBP: 0.327, SLG: 0.375			F9						4-3	0	0	0	0	0	0	0				
Inning Stats	R: 0 E: 0 K: 1 S: 5	H: 0 LOB: 0 BB: 0 P: 5	R: 0 E: 0 K: 0 S: 3	H: 0 LOB: 0 BB: 0 P: 3	R: 1 E: 1 K: 0 S: 5	H: 1 LOB: 1 BB: 0 P: 5	R: 0 E: 0 K: 1 S: 5	H: 0 LOB: 0 BB: 0 P: 5	R: 0 E: 0 K: 1 S: 5	H: 0 LOB: 0 BB: 0 P: 5	R: 0 E: 0 K: 0 S: 3	H: 0 LOB: 0 BB: 0 P: 3	R: 0 E: 0 K: 0 S: 3	H: 0 LOB: 0 BB: 0 P: 3	R: 0 E: 0 K: 0 S: 2	H: 0 LOB: 0 BB: 1 P: 6	1B: 1 2B: 1 3B: 0 HR: 0	SF: 0 SAC: 0 DP: 2 HBP: 0	WP: 0 PB: 0 CS: 0	PA: 29
PITCHER	IP	WLS	BF	H	R	ER	SO	BB	IBB	HBP	BLK	WP	HR	S	P	ERA	WHIP			
Joe Horlen, R (1, 1) ERA: 2.13	9.0	W	29	2	1	0	4	1	0	0	0	0	0	36	40	0.00	0.333			

Chicago White Sox @ Los Angeles Angels
Dodger Stadium, Los Angeles, CA
Fri Jul 10 1964, 7:05 PM PDT
Att: 15,234 - Unknown

AB	28
R	1
H	2
RBI	1
BB	1
SO	4
LOB	4



Batter	1	2	3	4	5	6	7	8	9	AB	R	H	RBI	BB	SO	LOB	TOP			
Tom McCraw, L (1,3) OBP: 0.354, SLG: 0.429	F7		1-3			BB		F7		3	0	0	0	1	0	0				
Don Buford, S (1,4) OBP: 0.318, SLG: 0.301	CS 1B			5-3		F7		4-3		4	0	1	0	0	0	1				
Floyd Robinson, L (1,9) OBP: 0.365, SLG: 0.437	1-2 1B			F6		4-3		K		4	0	1	0	0	1	1				
Pete Ward, L (1,5) OBP: 0.340, SLG: 0.431	F8			F8			6-3			3	0	0	0	0	0	1				
Gene Stephens, L (1,7) OBP: 0.370, SLG: 0.417		F9			6-3		K			3	0	0	0	0	1	0				
Ron Hansen, R (1,6) OBP: 0.354, SLG: 0.373		6-3			1B 1B		F7			3	0	1	0	0	0	0				
Mike Hershberger, R (1,8) OBP: 0.305, SLG: 0.317			5-3		1-2 G4-6-3 1B		4-3			3	0	1	0	0	0	0				
Jerry McNertney, R (1,2) OBP: 0.314, SLG: 0.324 Hoyt Wilhelm, R (8,1)			5-3		1-2 G4-6-3		K			3	0	0	0	0	1	2				
Fred Talbot, R (1,1) OBP: 0.286, SLG: 0.308 Jeff Long, R (6,PH) OBP: 0.351, SLG: 0.313 Frank Kreutzer, R (6,PH) OBP: 0.125, SLG: 0.250 J.C. Martin, L (8,PH) OBP: 0.248, SLG: 0.321			6-3			F7		4-3		1	0	0	0	0	0	0				
Inning Stats	R: 0 E: 0 K: 0 S: 4	H: 2 LOB: 1 BB: 0 P: 4	R: 0 E: 0 K: 0 S: 3	H: 0 LOB: 0 BB: 0 P: 3	R: 0 E: 0 K: 0 S: 3	H: 0 LOB: 0 BB: 0 P: 3	R: 0 E: 0 K: 0 S: 4	H: 2 LOB: 1 BB: 0 P: 4	R: 0 E: 0 K: 1 S: 5	H: 0 LOB: 1 BB: 0 P: 5	R: 0 E: 0 K: 1 S: 5	H: 0 LOB: 0 BB: 0 P: 5	R: 0 E: 0 K: 1 S: 5	H: 0 LOB: 0 BB: 0 P: 5	R: 0 E: 0 K: 1 S: 5	H: 0 LOB: 0 BB: 0 P: 5	1B: 4 2B: 0 3B: 0 HR: 0	SF: 0 SAC: 0 DP: 1 HBP: 0	WP: 0 PB: 0 SB: 0 CS: 1	PA: 30
PITCHER Dean Chance, R (1,1) ERA: 2.02	IP: 9.0 WLS: W BF: 30 H: 4 R: 0 ER: 0 SO: 3 BB: 1 IBB: 0 HBP: 0 BLK: 0 WP: 0 HR: 0 S: 35 P: 39 ERA: 0.00 WHIP: 0.556																			

Chicago White Sox @ Los Angeles Angels
Dodger Stadium, Los Angeles, CA
Sat Jul 11 1964, 3:33 AM PDT
Att: 3,944 - Unknown

AB 29
R 0
H 4
RBI 0
BB 1
SO 3
LOB 5



Batter	1	2	3	4	5	6	7	8	9	AB	R	H	RBI	BB	SO	LOB	BOTTOM			
Albie Pearson, L (1,8) OBP: 0.312, SLG: 0.273	CS BB		SH HBP		FC1-6 1B		F4			2	0	1	0	1	0	0				
Jim Fregosi, R (1,6) OBP: 0.406, SLG: 0.539	1-2 HBP		1-2 2-3 HBP		1-2 FC1-6 1B		F3			2	0	0	0	0	0	1				
Willie Smith, L (1,9) OBP: 0.322, SLG: 0.532	1-2 G4-6-3 1B		F8		F8		E3			4	0	1	0	0	0	3				
Buck Rodgers, S (1,2) OBP: 0.315, SLG: 0.332	1-2 G4-6-3		K		1-3 1B		F6			4	0	1	0	0	1	5				
Joe Adcock, R (1,3) OBP: 0.353, SLG: 0.505 Joe Koppe, R (8,PR) OBP: 0.357, SLG: 0.327 Tom Saltriano, L (9,3) OBP: 0.297, SLG: 0.250		BB BB		HR	F2		G4-3 1B			3	1	2	1	1	0	2				
Ed Kirkpatrick, L (1,7) OBP: 0.327, SLG: 0.374 Jim Piersall, R (8,PH) OBP: 0.404, SLG: 0.444		F9		G4-3 1B		4-3		K		3	0	1	0	0	0	1				
Felix Torres, R (1,5) OBP: 0.247, SLG: 0.369		F2		1-2 G4-3		4-3		1-2 G4-3		4	0	0	0	0	0	3				
Bobby Knoop, R (1,4) OBP: 0.300, SLG: 0.293		F7		FC6-4 1B		BB				2	0	1	0	1	0	1				
Dean Chance, R (1,1) OBP: 0.135, SLG: 0.059			HBP SH BB	1-2 FC6-4		3-1				2	0	0	0	1	0	2				
Inning Stats	R: 0 E: 0 K: 0 S: 2	H: 1 LOB: 1 BB: 1 P: 7	R: 0 E: 0 K: 0 S: 3	H: 0 LOB: 1 BB: 1 P: 7	R: 0 E: 0 K: 1 S: 5	H: 3 LOB: 2 BB: 1 P: 10	R: 1 E: 0 K: 0 S: 5	H: 3 LOB: 1 BB: 0 P: 5	R: 0 E: 0 K: 0 S: 3	H: 0 LOB: 1 BB: 1 P: 7	R: 0 E: 1 K: 0 S: 4	H: 0 LOB: 1 BB: 0 P: 4	R: 0 E: 0 K: 1 S: 5	H: 1 LOB: 1 BB: 0 P: 5	R: 0 E: 0 K: 1 S: 5	H: 1 LOB: 1 BB: 0 P: 5	1B: 6 2B: 0 3B: 0 HR: 1	SF: 0 SAC: 1 DP: 3 HBP: 2	WP: 0 PB: 0 SB: 0 CS: 1	PA: 34
PITCHER Fred Talbot, R (1,1) ERA: 1.76 Frank Kreutzer, L (6,1) ERA: 3.2 Hoyt Wilhelm, R (8,1) ERA: 2.09	IP: 5.0 WLS: L BF: 23 H: 6 R: 1 ER: 1 SO: 1 BB: 3 IBB: 0 HBP: 0 BLK: 0 WP: 0 HR: 1 S: 20 P: 34 ERA: 1.80 WHIP: 1.800																			

Chicago White Sox @ Los Angeles Angels
Dodger Stadium, Los Angeles, CA
Sat Jul 11 1964, 3:33 AM PDT
Att: 3,944 - Unknown

AB 27
R 1
H 7
RBI 1
BB 4
SO 2
LOB 19



Batter	1	2	3	4	5	6	7	8	9	AB	R	H	RBI	BB	SO	LOB	TOP			
Zoilo Versalles, R OBP: 0.326, SLG: 0.444										4	0	0	0	0	0	1				
Rich Rollins, R OBP: 0.349, SLG: 0.430										3	0	0	0	1	2	0				
Tony Oliva, L OBP: 0.368, SLG: 0.588										4	0	0	0	0	0	1				
Harmon Killebrew, R OBP: 0.387, SLG: 0.617										4	0	1	0	0	0	0				
Bob Allison, R OBP: 0.429, SLG: 0.643										3	0	0	0	1	0	0				
Don Mincher, L OBP: 0.382, SLG: 0.692										3	1	1	0	1	1	2				
Earl Batley, R OBP: 0.339, SLG: 0.421										3	0	2	1	0	0	0				
Jim Snyder, R OBP: 0.271, SLG: 0.256										2	0	0	0	0	0	2				
Dick Stigman, R OBP: 0.087, SLG: 0.111										3	0	0	0	0	1	1				
Inning Stats	R: 0 E: 0 K: 0 S: 2	H: 0 LOB: 0 BB: 1 P: 6	R: 0 E: 0 K: 0 S: 4	H: 1 LOB: 2 BB: 1 P: 8	R: 0 E: 0 K: 2 S: 7	H: 0 LOB: 0 BB: 0 P: 7	R: 0 E: 0 K: 0 S: 3	H: 0 LOB: 0 BB: 0 P: 3	R: 0 E: 0 K: 1 S: 5	H: 0 LOB: 0 BB: 0 P: 5	R: 0 E: 0 K: 0 S: 3	H: 0 LOB: 0 BB: 0 P: 3	R: 0 E: 0 K: 0 S: 5	H: 2 LOB: 1 BB: 0 P: 5	R: 0 E: 0 K: 0 S: 4	H: 1 LOB: 2 BB: 1 P: 8	1B: 3 2B: 1 3B: 0 HR: 0	SF: 0 SAC: 1 DP: 1 HBP: 0	WP: 0 PB: 0 CS: 0	PA: 33
PITCHER Fred Newman, R ERA: 2.81	IP: 9.0 WLS: W BF: 33 H: 4 R: 1 ER: 1 SO: 4 BB: 3 IBB: 0 HBP: 0 BLK: 0 WP: 0 HR: 0 S: 38 P: 50 ERA: 1.00 WHIP: 0.778															PITCHER				

Minnesota Twins @ Los Angeles Angels
Dodger Stadium, Los Angeles, CA
Sun Jul 12 1964, 3:33 AM PDT
Unknown

AB	29
R	1
H	4
RBI	1
BB	3
SO	4
LOB	7



Batter	1	2	3	4	5	6	7	8	9	AB	R	H	RBI	BB	SO	LOB	BOTTOM			
Jim Piersall, R OBP: 0.398, SLG: 0.446										4	0	1	1	0	0	1				
Willie Smith, L OBP: 0.314, SLG: 0.518										3	0	0	0	0	0	0				
Jim Fregosi, R OBP: 0.401, SLG: 0.532										3	0	0	0	0	1	0				
Joe Adcock, R OBP: 0.349, SLG: 0.497										3	0	0	0	0	1	0				
Buck Rodgers, S OBP: 0.311, SLG: 0.329										3	0	0	0	0	2	0				
Bob Perry, R OBP: 0.342, SLG: 0.400										3	0	0	0	0	1	0				
Felix Torres, R OBP: 0.250, SLG: 0.402										3	1	1	1	0	0	0				
Bobby Knoop, R OBP: 0.300, SLG: 0.291										2	1	0	0	1	0	0				
Fred Newman, R OBP: 0.290, SLG: 0.214										2	0	1	0	0	0	0				
Inning Stats	R: 0 E: 0 K: 0 S: 3	H: 0 LOB: 0 BB: 0 P: 3	R: 0 E: 0 K: 1 S: 5	H: 0 LOB: 0 BB: 0 P: 5	R: 0 E: 0 K: 1 S: 3	H: 0 LOB: 0 BB: 0 P: 3	R: 0 E: 0 K: 2 S: 7	H: 0 LOB: 0 BB: 0 P: 7	R: 1 E: 0 K: 0 S: 4	H: 2 LOB: 0 BB: 0 P: 4	R: 0 E: 0 K: 0 S: 3	H: 0 LOB: 0 BB: 0 P: 3	R: 0 E: 0 K: 1 S: 5	H: 0 LOB: 0 BB: 0 P: 5	R: 1 E: 0 K: 0 S: 2	H: 1 LOB: 1 BB: 1 P: 6	1B: 1 2B: 1 3B: 0 HR: 1	SF: 0 SAC: 1 DP: 1 HBP: 0	WP: 0 PB: 0 CS: 0	PA: 28
PITCHER Dick Stigman, L ERA: 3.84	IP: 8.1 WLS: L BF: 28 H: 3 R: 2 ER: 2 SO: 5 BB: 1 IBB: 0 HBP: 0 BLK: 0 WP: 0 HR: 1 S: 37 P: 41 ERA: 2.16 WHIP: 0.480															PITCHER				

Minnesota Twins @ Los Angeles Angels
Dodger Stadium, Los Angeles, CA
Sun Jul 12 1964, 3:33 AM PDT
Unknown

AB	26
R	2
H	3
RBI	2
BB	1
SO	5
LOB	1



Batter	1	2	3	4	5	6	7	8	9	AB	R	H	RBI	BB	SO	LOB	TOP										
Jake Wood, R OBP: 0.219, SLG: 0.283 Norm Cash, L OBP: 0.312, SLG: 0.370	F6		6-3		F5		F9		F7	4	0	0	0	0	0	2											
Don Wert, R OBP: 0.322, SLG: 0.363	FC4-6 1B		K		6-3				4-3	4	0	1	0	0	1	0											
Gates Brown, L OBP: 0.353, SLG: 0.611	FC4-6 1-2		3-1				F9		1B 2B	4	1	1	0	0	0	1											
Don Demeter, R OBP: 0.301, SLG: 0.458	CS 1-2				F5		6-3		1B 2H 1B	4	1	2	2	0	0	0											
George Thomas, R OBP: 0.341, SLG: 0.488			K		E7 G3-1 1B		5-3		5-3	4	1	1	0	0	1	1											
Jerry Lumpe, L OBP: 0.295, SLG: 0.310			WP 1B BB		G3-1 2H		6-3		FC5-4 1B	3	1	1	1	1	0	0											
Bill Freehan, R OBP: 0.349, SLG: 0.460			1B		1B		2B 1B		FC5-4 1-2	4	0	3	1	0	0	2											
Dick McAuliffe, L OBP: 0.354, SLG: 0.508			F9		L3		1-3 2B		3-1	4	0	1	0	0	0	2											
Ed Rakow, S Fred Gladding, L Larry Sherry, R	5-3				5-3		K		F2	2	0	0	0	0	0	1											
										1	0	0	0	0	1	2											
										1	0	0	0	0	0	0											
Inning Stats	R: 0 E: 0 K: 0 S: 3	H: 1 LOB: 0 BB: 0 P: 3	R: 2 E: 0 K: 1 S: 7	H: 2 LOB: 1 BB: 1 P: 11	R: 0 E: 0 K: 1 S: 5	H: 0 LOB: 0 BB: 0 P: 5	R: 1 E: 1 K: 0 S: 5	H: 2 LOB: 1 BB: 0 P: 5	R: 0 E: 0 K: 0 S: 3	H: 0 LOB: 0 BB: 0 P: 3	R: 0 E: 0 K: 1 S: 7	H: 2 LOB: 2 BB: 0 P: 7	R: 1 E: 0 K: 0 S: 6	H: 3 LOB: 2 BB: 0 P: 6	R: 0 E: 0 K: 0 S: 3	H: 0 LOB: 0 BB: 0 P: 3	1B: 7 2B: 2 3B: 0 HR: 1	SF: 0 SAC: 0 DP: 0 HBP: 0	WP: 1 PB: 0 SB: 0 CS: 1	PA: 38							
PITCHER	IP	WLS	BF	H	R	ER	SO	BB	IBB	HBP	BLK	WP	HR	S	P	ERA	WHIP										
Bo Belinsky, L ERA: 2.81	5.0	L	20	5	3	3	2	1	0	0	0	1	1	23	27	5.40	1.200										
Aubrey Gatewood, R ERA:	2.0		8	2	0	0	1	0	0	0	0	0	0	10	10	0.00	1.000										
Bob Duliba, R ERA: 2.91	2.0		9	3	1	1	0	0	0	0	0	0	0	9	9	4.50	1.500										

Detroit Tigers @ Los Angeles Angels
 Dodger Stadium, Los Angeles, CA
 Tue Jul 14 1964, 7:05 PM PDT
 Att: 9,242 - Unknown

AB	36
R	4
H	10
RBI	4
BB	1
SO	3
LOB	11



Batter	1	2	3	4	5	6	7	8	9	AB	R	H	RBI	BB	SO	LOB	BOTTOM										
Albie Pearson, L OBP: 0.312, SLG: 0.271	L8-4 1B BB		F6		F6		4-3		1B	4	0	1	0	1	0	1											
Jim Fregosi, R OBP: 0.406, SLG: 0.541	1B 1-2		5-3				6-3		F6	5	1	2	0	0	0	1											
Willie Smith, L OBP: 0.320, SLG: 0.508	L8-4 2-3						E 1B 1B		F4	5	1	3	0	0	0	3											
Joe Adcock, R OBP: 0.356, SLG: 0.502	1B 1-2				G4-6-3 BB		E7 FC1-2 FC3-6 1B		K	3	1	2	1	1	1	1											
Buck Rodgers, S OBP: 0.312, SLG: 0.327	6-3				F7		FC3-6 FC1-2 BB		1B 1-3 1B	3	0	1	0	1	0	4											
Ed Kirkpatrick, L OBP: 0.321, SLG: 0.369			5-3		G4-6-3 1-2		FC1-2 FC3-6		SF8	3	0	0	1	0	0	5											
Felix Torres, R OBP: 0.240, SLG: 0.379			F9				K		FC3-6	4	0	1	1	0	1	2											
Joe Koppe, R OBP: 0.397, SLG: 0.327							1-2 2-3 3H		1B	0	0	0	0	0	0	0											
Bobby Knoop, R OBP: 0.300, SLG: 0.286							1-2 2-3 3H		1B	2	0	0	0	1	1	2											
Tom Satriano, L OBP: 0.295, SLG: 0.249			F8		5-3 BB		K		4-3	1	0	0	0	0	0	2											
Bo Belinsky, L ERA: 2.81			G3						F9	1	0	0	0	0	0	0											
Lou Clinton, R ERA: 3.43									F8	1	0	0	0	0	0	1											
Aubrey Gatewood, R ERA: 4.34										0	0	0	0	0	0	0											
Jim Piersall, R OBP: 0.356, SLG: 0.441										0	0	0	0	0	0	0											
Bob Duliba, R OBP: 0.354, SLG: 0.508										0	0	0	0	0	0	0											
Bob Perry, R OBP: 0.340, SLG: 0.413										1	0	0	0	0	0	0											
Inning Stats	R: 0 E: 0 K: 0 S: 4	H: 2 LOB: 2 BB: 1 P: 8	R: 0 E: 0 K: 0 S: 3	H: 0 LOB: 0 BB: 0 P: 3	R: 0 E: 0 K: 0 S: 3	H: 0 LOB: 0 BB: 0 P: 3	R: 0 E: 0 K: 1 S: 5	H: 1 LOB: 1 BB: 1 P: 7	R: 0 E: 0 K: 1 S: 5	H: 0 LOB: 1 BB: 1 P: 9	R: 2 E: 2 K: 1 S: 8	H: 3 LOB: 2 BB: 1 P: 12	R: 0 E: 0 K: 0 S: 3	H: 0 LOB: 0 BB: 0 P: 3	R: 1 E: 0 K: 1 S: 8	H: 3 LOB: 2 BB: 0 P: 8	R: 0 E: 0 K: 0 S: 4	H: 1 LOB: 1 BB: 0 P: 4	1B: 10 2B: 1 3B: 0 HR: 0	SF: 1 SAC: 0 DP: 2 HBP: 0	WP: 0 PB: 0 SB: 0 CS: 0	PA: 39					
PITCHER	IP	WLS	BF	H	R	ER	SO	BB	IBB	HBP	BLK	WP	HR	S	P	ERA	WHIP										
Ed Rakow, R ERA: 3.43	5.0	W	22	6	2	1	1	3	0	0	0	0	0	15	19	3.38	1.500										
Fred Gladding, R ERA: 4.34	2.2		12	3	1	1	2	1	0	0	0	0	0	5	5	0.00	0.750										
Larry Sherry, R ERA: 3.64	1.1	S	5	1	0	0	0	0	0	0	0	0	0	5	5	0.00	0.750										

Detroit Tigers @ Los Angeles Angels
 Dodger Stadium, Los Angeles, CA
 Tue Jul 14 1964, 7:05 PM PDT
 Att: 9,242 - Unknown

AB	34
R	3
H	10
RBI	3
BB	4
SO	3
LOB	22



Batter	1	2	3	4	5	6	7	8	9	AB	R	H	RBI	BB	SO	LOB	TOP				
Bill Bruton, L OBP: 0.351, SLG: 0.415 (1, 8)	0-0 FC5-4 1B		0-0 FC4-6 1B		0-0 L9		0-0 5-3		0-0 F2	5	0	2	0	0	0	2					
Jerry Lumpe, L OBP: 0.291, SLG: 0.305 (1, 4)	0-0 FC5-4 1B		0-0 F7		0-0 FC3-6		0-0 L1		0-3 K	5	1	0	0	0	1	4					
Gates Brown, L OBP: 0.354, SLG: 0.604 (1, 7)	0-3 K		0-0 FC4-6 1-2		0-0 F1		0-0 1B		0-0 1B	5	0	2	1	0	1	2					
Don Demeter, R OBP: 0.299, SLG: 0.465 (1, 9)	0-0 E5 1B		0-0 FC6-4 1-2		0-0 FC6-4 HR		0-0 F8		0-0 F8	5	1	1	1	0	0	4					
Norm Cash, L OBP: 0.314, SLG: 0.370 (1, 3)	0-0 1B				0-0 F4		4-0 1B BB SF9 BB		0-3 K	3	1	1	1	1	1	0					
Dick McAuliffe, L OBP: 0.353, SLG: 0.503 (1, 6)	0-0 F5				0-0 F7		4-0 1B BB		0-3 K	3	0	0	0	1	1	2					
Bill Freehan, R OBP: 0.317, SLG: 0.459 (1, 2)					0-0 F8		0-0 1-2 2-3 1B		4-0 FC6-4 BB	3	0	1	0	1	1	0					
Don Wert, R OBP: 0.317, SLG: 0.359 (1, 5)					0-0 F8		0-0 SF9		0-0 FC6-4 1-2	3	0	0	1	0	1	1					
Joe Sparna, R OBP: 0.091, SLG: 0.273 (5, PH)					4-0 FC3-6 BB		0-3 K		0-0 E5 1B	1	0	0	0	0	0	0					
Bubba Phillips, R OBP: 0.275, SLG: 0.483 (5, PH)										0	0	0	0	1	0	0					
Denny McLain, R OBP: 0.375, SLG: 0.443 (5, PH)										0	0	0	0	0	0	0					
Al Kaline, R OBP: 0.329, SLG: 0.444 (5, PH)										0	0	0	0	0	1	2					
Mickey Lolich, S OBP: 0.252, SLG: 0.100 (5, PH)										0	0	0	0	0	0	0					
George Thomas, R OBP: 0.240, SLG: 0.493 (5, PH)										1	1	1	0	0	0	0					
Inning Stats	R: 1 E: 1 K: 1 S: 8	H: 2 LOB: 2 BB: 0 P: 8	R: 0 E: 0 K: 2 S: 7	H: 0 LOB: 1 BB: 0 P: 7	R: 0 E: 0 K: 0 S: 4	H: 1 LOB: 1 BB: 0 P: 4	R: 0 E: 0 K: 0 S: 3	H: 0 LOB: 0 BB: 0 P: 3	R: 0 E: 0 K: 1 S: 3	H: 0 LOB: 2 BB: 1 P: 7	R: 2 E: 0 K: 1 S: 7	H: 2 LOB: 2 BB: 2 P: 15	R: 0 E: 0 K: 0 S: 4	H: 1 LOB: 1 BB: 0 P: 4	R: 0 E: 0 K: 2 S: 7	H: 0 LOB: 1 BB: 0 P: 11	R: 1 E: 1 K: 1 S: 7	H: 2 LOB: 1 BB: 0 P: 7	1B: 7 2B: 0 3B: 0 HR: 1	SF: 1 SAC: 0 DP: 0 HBP: 0	WP: 0 PA: 40 PB: 0 SB: 0 CS: 0
PITCHER	IP WLS BF H R ER SO BB IBB HBP BLK WP HR S P ERA WHIP																				
Barry Latman, R ERA: 3.7 (1, 1)	5.1 W 25 5 3 2 3 3 0 0 0 0 1 28 40 3.38 1.500																				
Bob Lee, R ERA: 2.01 (6, 1)	3.2 S 15 3 1 0 4 1 0 0 0 0 0 22 26 0.00 1.091																				

Detroit Tigers @ Los Angeles Angels
 Dodger Stadium, Los Angeles, CA
 Wed Jul 15 1964, 7:05 PM PDT
 Unknown

AB 35
 R 4
 H 8
 RBI 4
 BB 4
 SO 7
 LOB 17



Batter	1	2	3	4	5	6	7	8	9	AB	R	H	RBI	BB	SO	LOB	BOTTOM			
Bob Perry, R OBP: 0.330, SLG: 0.393 (1, 8)	0-0 4-3		0-3 K		0-0 F8		0-3 K			4	0	0	0	0	2	2				
Jim Fregosi, R OBP: 0.410, SLG: 0.539 (1, 6)	0-0 G6-3 1B		0-0 F8		0-3 K				4-0 FC1-6 BB	3	0	1	0	1	1	2				
Willie Smith, L OBP: 0.311, SLG: 0.492 (1, 7)	0-0 G6-3 1-2		0-0 F7		0-0 F8				0-0 FC1-6 G6-4-3	4	0	0	0	0	0	2				
Buck Rodgers, S OBP: 0.308, SLG: 0.323 (1, 2)			0-0 4-3		0-3 K				0-0 G6-4-3	4	0	0	0	0	2	1				
Lou Clinton, R OBP: 0.287, SLG: 0.398 (1, 9)			4-0 1B BB 1B BB		0-0 HR				0-0 F3	2	2	1	1	1	0	0				
Felix Torres, R OBP: 0.252, SLG: 0.412 (1, 5)			4-0 1B BB 1-2 E BB		0-3 K				0-0 HR	2	2	1	1	1	1	0				
Tom Satriano, L OBP: 0.296, SLG: 0.250 (1, 3)			0-0 E 1-2 2-3 2B 1B		0-0 F7				0-3 K	3	1	1	0	0	1	0				
Bobby Knoop, R OBP: 0.300, SLG: 0.287 (1, 4)			0-0 E6 2B 1-3 2-H 3-H 1B		0-0 F9				0-0 F9	3	0	1	1	0	0	0				
Barry Latman, R OBP: 0.133, SLG: 0.167 (1, 1)			0-0 2B		0-0 F9				0-3 K	2	0	1	1	0	0	0				
Bob Lee, R (6, 1)			2-3 3-H 2B							1	0	0	0	0	1	0				
Inning Stats	R: 0 E: 0 K: 0 S: 3	H: 1 LOB: 0 BB: 0 P: 3	R: 3 E: 1 K: 1 S: 8	H: 3 LOB: 2 BB: 2 P: 16	R: 1 E: 0 K: 2 S: 8	H: 1 LOB: 0 BB: 0 P: 8	R: 0 E: 0 K: 0 S: 3	H: 0 LOB: 0 BB: 0 P: 3	R: 0 E: 0 K: 1 S: 5	H: 0 LOB: 0 BB: 0 P: 5	R: 1 E: 0 K: 2 S: 8	H: 1 LOB: 0 BB: 0 P: 8	R: 0 E: 0 K: 2 S: 7	H: 0 LOB: 0 BB: 0 P: 7	R: 0 E: 0 K: 0 S: 2	H: 0 LOB: 0 BB: 1 P: 6	1B: 3 2B: 1 3B: 0 HR: 2	SF: 0 SAC: 0 DP: 2 HBP: 0	WP: 0 PA: 31 PB: 0 SB: 0 CS: 0	
PITCHER	IP WLS BF H R ER SO BB IBB HBP BLK WP HR S P ERA WHIP																			
Joe Sparna, R ERA: 1.72 (5, 1)	1.0 L 3 0 0 0 1 0 0 0 0 0 0 5 5 0.00 0.000																			
Denny McLain, R ERA: 4.5 (6, 1)	3.0 10 1 1 1 4 1 0 0 0 0 1 17 21 3.00 0.667																			
Mickey Lolich, L ERA: 3.8 (6, 1)																				

Detroit Tigers @ Los Angeles Angels
 Dodger Stadium, Los Angeles, CA
 Wed Jul 15 1964, 7:05 PM PDT
 Unknown

AB 28
 R 5
 H 6
 RBI 4
 BB 3
 SO 8
 LOB 7



Batter	1	2	3	4	5	6	7	8	9	AB	R	H	RBI	BB	SO	LOB	TOP					
Bill Bruton, L OBP: 0.359, SLG: 0.420 (1, 8)										3	0	2	0	1	1	0	Detroit Tigers @ Los Angeles Angels Dodger Stadium, Los Angeles, CA Wed Jul 15 1964, 7:05 PM PDT Att: 11,860 - Unknown					
Dick McAuliffe, L OBP: 0.352, SLG: 0.500 (1, 6)										4	0	1	0	0	1	3						
Gates Brown, L OBP: 0.352, SLG: 0.595 (1, 7)										4	0	1	0	0	0	3						
Don Demeter, R OBP: 0.298, SLG: 0.460 (1, 9)										3	0	0	0	0	2	4						
Norm Cash, L OBP: 0.310, SLG: 0.365 (1, 3)										4	0	0	0	0	2	2						
Jerry Lumpe, L OBP: 0.281, SLG: 0.304 (9, PR)										4	0	1	0	0	1	1						
Jake Wood, R OBP: 0.219, SLG: 0.283 (9, PR)										0	0	0	0	0	0	0						
Don Wert, R OBP: 0.314, SLG: 0.355 (9, PH)										3	0	0	0	0	1	1						
Al Kaline, R OBP: 0.396, SLG: 0.442 (9, PH)										1	0	0	0	0	0	1						
Mike Roarke, R OBP: 0.324, SLG: 0.254 (9, PH)										2	0	0	0	1	0	0						
Bill Freehan, R OBP: 0.350, SLG: 0.457 (9, PH)										1	0	0	0	0	1	2						
Phil Regan, R OBP: 0.441, SLG: 0.433 (1, 1)										3	0	0	0	0	2	1						
Terry Fox, R OBP: 0.333, SLG: 0.500 (8, 1)										0	0	0	0	0	0	0						
George Thomas, R OBP: 0.343, SLG: 0.488 (9, PH)										1	0	0	0	0	1	2						
Inning Stats	R: 0 E: 0 K: 1 S: 6	H: 1 LOB: 1 BB: 0 P: 6	R: 0 E: 0 K: 2 S: 7	H: 0 LOB: 0 BB: 0 P: 7	R: 0 E: 0 K: 1 S: 7	H: 2 LOB: 2 BB: 0 P: 7	R: 0 E: 0 K: 1 S: 5	H: 0 LOB: 1 BB: 0 P: 6	R: 0 E: 0 K: 3 S: 10	H: 1 LOB: 3 BB: 2 P: 18	R: 0 E: 0 K: 1 S: 5	H: 0 LOB: 0 BB: 0 P: 5	R: 0 E: 0 K: 1 S: 5	H: 0 LOB: 0 BB: 0 P: 5	R: 0 E: 1 K: 0 S: 4	H: 0 LOB: 1 BB: 0 P: 4	R: 0 E: 0 K: 2 S: 8	H: 1 LOB: 2 BB: 0 P: 8	1B: 5 2B: 0 3B: 0 HR: 0	SF: 0 SAC: 0 DP: 0 HBP: 1	WP: 0 PB: 0 SB: 0 CS: 0	PA: 36
PITCHER Dean Chance, R ERA: 1.88 (1, 1)	IP: 9.0 WLS: W BF: 36 H: 5 R: 0 ER: 0 SO: 12 BB: 2 IBB: 0 HBP: 1 BLK: 0 WP: 0 HR: 0 S: 57 P: 66 ERA: 0.00 WHIP: 0.778															PITCHER						

Batter	1	2	3	4	5	6	7	8	9	AB	R	H	RBI	BB	SO	LOB	BOTTOM			
Bob Perry, R OBP: 0.359, SLG: 0.448 (1, 8)										3	1	3	1	1	0	0	Detroit Tigers @ Los Angeles Angels Dodger Stadium, Los Angeles, CA Wed Jul 15 1964, 7:05 PM PDT Att: 11,860 - Unknown			
Jim Fregosi, R OBP: 0.409, SLG: 0.536 (1, 6)										3	0	1	0	0	1	2				
Willie Smith, L OBP: 0.316, SLG: 0.492 (1, 7)										4	0	2	0	0	1	1				
Buck Rodgers, S OBP: 0.307, SLG: 0.322 (1, 2)										4	0	1	0	0	2	4				
Lou Clinton, R OBP: 0.296, SLG: 0.401 (1, 9)										1	0	1	0	2	0	0				
Felix Torres, R OBP: 0.255, SLG: 0.404 (1, 5)										2	0	0	0	1	0	5				
Tom Satriano, L OBP: 0.291, SLG: 0.246 (1, 3)										3	0	0	0	0	0	2				
Bobby Knoop, R OBP: 0.297, SLG: 0.284 (1, 4)										3	0	0	0	0	1	1				
Dean Chance, R OBP: 0.125, SLG: 0.054 (1, 1)										3	0	0	0	0	2	0				
Inning Stats	R: 0 E: 0 K: 1 S: 5	H: 1 LOB: 1 BB: 1 P: 9	R: 0 E: 0 K: 1 S: 4	H: 0 LOB: 2 BB: 2 P: 12	R: 0 E: 0 K: 2 S: 7	H: 1 LOB: 0 BB: 0 P: 7	R: 0 E: 0 K: 0 S: 4	H: 2 LOB: 1 BB: 0 P: 4	R: 0 E: 0 K: 1 S: 5	H: 0 LOB: 0 BB: 0 P: 5	R: 0 E: 0 K: 1 S: 7	H: 2 LOB: 3 BB: 1 P: 11	R: 0 E: 0 K: 0 S: 3	H: 0 LOB: 0 BB: 0 P: 3	R: 1 E: 0 K: 1 S: 6	H: 2 LOB: 0 BB: 0 P: 6		1B: 7 2B: 1 3B: 0 HR: 1	SF: 0 SAC: 1 DP: 4 HBP: 0	WP: 0 PB: 0 SB: 0 CS: 1
PITCHER Phil Regan, R ERA: 4.74 (1, 1)	IP: 7.0 WLS: L BF: 29 H: 8 R: 1 ER: 1 SO: 6 BB: 4 IBB: 0 HBP: 0 BLK: 0 WP: 0 HR: 1 S: 37 P: 53 ERA: 1.29 WHIP: 1.714															PITCHER				
Terry Fox, R ERA: 2.53 (8, 1)	IP: 1.0 WLS: L BF: 2 H: 0 R: 0 ER: 0 SO: 1 BB: 0 IBB: 0 HBP: 0 BLK: 0 WP: 0 HR: 0 S: 4 P: 4 ERA: 0.00 WHIP: 0.000															PITCHER				


AB	33
R	0
H	5
RBI	0
BB	2
SO	12
LOB	20

AB	26
R	1
H	8
RBI	1
BB	4
SO	7
LOB	15

Batter	1	2	3	4	5	6	7	8	9	10	11	12	13	AB	R	H	RBI	BB	SO	LOB	TOP								
Bob Perry, R OBP: 0.353, SLG: 0.443 (1.8)	6-3		5-3		1B			1B		K		5-3		6	0	2	0	0	1	0									
Wille Smith, L OBP: 0.306, SLG: 0.479 (1.7)	6-3		K		F9			G6-3 1B		F8			5-3	6	0	1	0	0	1	1									
Jim Fregosi, R OBP: 0.409, SLG: 0.545 (1.6)	2B		1B			6-3		K		K			HR	6	1	3	1	0	2	2									
Joe Adcock, R OBP: 0.345, SLG: 0.484 (1.3)	F8		F3			1B		G6-3 1-2			1-3		F4	6	0	1	0	0	0	4									
Lou Clinton, R OBP: 0.300, SLG: 0.406 (1.9)		HR	1-3			K			WP E BB		K		F4	5	2	1	1	1	2	1									
Buck Rodgers, S OBP: 0.306, SLG: 0.320 (1.2)	6-3		6-3			4-3			E4 1B					4	0	1	0	1	0	1									
Felix Torres, R OBP: 0.243, SLG: 0.407 (1.5)	K		F8				4-3		K					5	0	0	0	0	3	2									
Bobby Knoop, R OBP: 0.301, SLG: 0.286 (1.4)	1B				F6		K		F9					5	0	2	0	0	1	1									
Bo Belinsky, L OBP: 0.121, SLG: 0.097 Aubrey Gatewood, R ERA: 2.82 Bob Lee, R ERA: 1.93 Ed Kirkpatrick, L OBP: 0.320, SLG: 0.367 Bob Dullba, R ERA: 2.79 (1.1)	K		K			1-3			K				K	1	0	0	0	0	1	1									
														3	0	0	0	0	2	1									
														1	0	0	0	0	1	0									
														0	0	0	0	0	0	0									
Inning Stats	R: 0 E: 0 K: 0 S: 4	H: 1 LOB: 1 BB: 0 P: 4	R: 1 E: 0 K: 2 S: 9	H: 2 LOB: 1 BB: 0 P: 9	R: 0 E: 0 K: 1 S: 6	H: 1 LOB: 1 BB: 0 P: 6	R: 0 E: 0 K: 1 S: 6	H: 1 LOB: 1 BB: 0 P: 6	R: 0 E: 0 K: 1 S: 5	H: 0 LOB: 0 BB: 0 P: 5	R: 0 E: 0 K: 1 S: 6	H: 2 LOB: 1 BB: 0 P: 6	R: 1 E: 1 K: 2 S: 7	H: 1 LOB: 1 BB: 1 P: 12	R: 0 E: 0 K: 2 S: 7	H: 0 LOB: 0 BB: 0 P: 7	R: 0 E: 1 K: 2 S: 7	H: 0 LOB: 1 BB: 1 P: 11	R: 0 E: 0 K: 1 S: 5	H: 1 LOB: 0 BB: 0 P: 5	R: 1 E: 0 K: 0 S: 4	H: 1 LOB: 0 BB: 0 P: 4	1B: 8 2B: 1 3B: 0 HR: 2	SF: 0 SAC: 1 DP: 1 HBP: 0	WP: 1 PB: 0 SB: 0 CS: 0	PA: 50			
PITCHER	IP WLS BF H R ER SO ERA WHIP	7.0 29 8 1 1 6 0 1.29 1.143	3.0 10 1 1 1 5 1 3.00 0.667	2.0 7 1 0 0 3 1 0.00 1.000	1.0 L 4 1 1 1 0 0 9.00 1.000																								

Los Angeles Angels @ Minnesota Twins
Metropolitan Stadium, Bloomington, MI
Sat Jul 18 1964, 4:33 AM EDT
Att. 16,076 - Unknown

AB 48
R 3
H 11
RBI 2
BB 2
SO 14
LOB 14



Batter	1	2	3	4	5	6	7	8	9	10	11	12	13	AB	R	H	RBI	BB	SO	LOB	BOTTOM								
Zolo Versailles, R OBP: 0.321, SLG: 0.436 (1.6)	5-3		FC1-5 BB			G3		5-3			F3		F5	5	0	0	0	1	0	0									
Rich Rollins, R OBP: 0.344, SLG: 0.423 (1.5)	G4-6-3 1B		FC1-5 F5			5-3			FC5-6 BB		L5		K	5	0	1	0	1	1	2									
Tony Oliva, L OBP: 0.367, SLG: 0.577 (1.9)	G4-6-3 1-2		F5			F4			FC5-6 1-2		1B		4-3	6	0	1	0	0	0	4									
Harmon Killebrew, R OBP: 0.377, SLG: 0.599 (1.7)		G4-6-3 1B				K		6-3		F8		1B		5	0	2	0	0	1	1									
Bob Allison, R OBP: 0.424, SLG: 0.629 (1.3)		K				K		K		F5		K		5	0	0	0	0	4	4									
Jimmie Hall, L OBP: 0.308, SLG: 0.483 (1.8)		G4-6-3 1-2				2-3		FC6-4 1B			6-3		4-3 SH1-4 1B	5	0	2	0	0	0	1									
Earl Battey, R OBP: 0.346, SLG: 0.431 Don Mincher, L OBP: 0.350, SLG: 0.657 Al Worthington, R ERA: 2.82 Jim Snyder, R OBP: 0.246, SLG: 0.271 Jim Perry, S OBP: 0.250, SLG: 0.250 Jerry Kindall, R OBP: 0.289, SLG: 0.377 (1.2)						5-3		FC6-4 1-2			K		SH1-4	3	1	1	1	0	0	1									
														1	0	0	0	0	1	0									
														0	0	0	0	0	0	0									
														0	0	0	0	0	0	0									
														4	1	1	1	1	0	1									
														1	0	0	0	1	1	0									
														2	0	0	0	0	1	2									
Inning Stats	R: 0 E: 0 K: 0 S: 3	H: 1 LOB: 0 BB: 0 P: 3	R: 0 E: 0 K: 1 S: 5	H: 1 LOB: 0 BB: 0 P: 5	R: 2 E: 0 K: 0 S: 4	H: 2 LOB: 1 BB: 2 P: 12	R: 0 E: 0 K: 0 S: 7	H: 0 LOB: 0 BB: 0 P: 7	R: 0 E: 0 K: 1 S: 5	H: 0 LOB: 0 BB: 0 P: 5	R: 0 E: 0 K: 1 S: 6	H: 1 LOB: 1 BB: 0 P: 6	R: 0 E: 0 K: 2 S: 7	H: 0 LOB: 1 BB: 1 P: 11	R: 0 E: 0 K: 1 S: 7	H: 2 LOB: 2 BB: 0 P: 7	R: 0 E: 0 K: 0 S: 4	H: 1 LOB: 1 BB: 0 P: 4	R: 0 E: 0 K: 1 S: 5	H: 0 LOB: 0 BB: 0 P: 5	1B: 6 2B: 0 3B: 0 HR: 2	SF: 0 SAC: 1 DP: 2 HBP: 0	WP: 0 PB: 0 SB: 0 CS: 0	PA: 48					
PITCHER	IP WLS BF H R ER SO ERA WHIP	2.0 10 4 2 2 1 2 9.00 3.000	6.0 19 1 0 0 5 1 0.00 0.333	3.0 12 2 0 0 3 1 0.00 1.000	2.0 W 7 1 0 0 1 0 0.00 0.500																								

Los Angeles Angels @ Minnesota Twins
Metropolitan Stadium, Bloomington, MI
Sat Jul 18 1964, 4:33 AM EDT
Att. 16,076 - Unknown

AB 43
R 2
H 8
RBI 2
BB 4
SO 10
LOB 16



Batter	1	2	3	4	5	6	7	8	9	AB	R	H	RBI	BB	SO	LOB	TOP			
Bob Perry, R OBP: 0.339, SLG: 0.421 (1, 8)										5	0	0	0	0	2	2				
Jim Fregosi, R OBP: 0.410, SLG: 0.540 (1, 6)										4	1	1	0	0	0	0				
Willie Smith, L OBP: 0.318, SLG: 0.503 Jim Piersall, R OBP: 0.391, SLG: 0.434 (7, 7)										4	0	2	1	0	0	0				
Joe Adcock, R OBP: 0.350, SLG: 0.516 (1, 3)										4	2	2	2	0	2	2				
Lou Clinton, R OBP: 0.306, SLG: 0.425 (1, 9)										4	1	1	1	0	0	2				
Felix Torres, R OBP: 0.250, SLG: 0.397 (1, 5)										4	0	0	0	0	1	0				
Tom Satriano, L OBP: 0.289, SLG: 0.244 (1, 2)										4	0	1	0	0	0	0				
Bobby Knoop, R OBP: 0.306, SLG: 0.287 (1, 4)										3	0	1	0	1	1	1				
Dean Chance, R OBP: 0.136, SLG: 0.073 (1, 1)										4	0	1	0	0	2	2				
Inning Stats	R: 0 E: 0 K: 1 S: 5	H: 0 LOB: 0 BB: 0 P: 5	R: 2 E: 0 K: 1 S: 9	H: 4 LOB: 2 BB: 0 P: 9	R: 0 E: 0 K: 1 S: 6	H: 1 LOB: 1 BB: 0 P: 6	R: 0 E: 0 K: 0 S: 3	H: 0 LOB: 1 BB: 1 P: 7	R: 1 E: 0 K: 1 S: 7	H: 2 LOB: 1 BB: 0 P: 7	R: 0 E: 0 K: 1 S: 5	H: 0 LOB: 0 BB: 0 P: 5	R: 1 E: 0 K: 0 S: 4	H: 1 LOB: 0 BB: 0 P: 4	R: 0 E: 0 K: 2 S: 7	H: 0 LOB: 0 BB: 0 P: 7	1B: 5 2B: 0 3B: 1 HR: 3	SF: 0 SAC: 0 DP: 0 HBP: 0	WP: 0 PB: 0 SB: 0 CS: 0	PA: 37
PITCHER	IP WLS BF H R ER SO BB IBB HBP BLK WP HR S P ERA WHIP																			
Mudcat Grant, R ERA: 4.5 (1, 1)	8.0 L 34 9 4 4 6 1 0 0 0 0 0 3 45 49 4.50 1.250																			
Al Worthington, R ERA: 3.22 (9, 1)	1.0 3 0 0 0 2 0 0 0 0 0 0 0 7 7 0.00 0.000																			

Los Angeles Angels @ Minnesota Twins
Metropolitan Stadium, Bloomington, MI
Sun Jul 19 1964, 4:38 AM EDT
Att: 22,394 - Unknown

livebaseballscores.com

AB 36
R 4
H 9
RBI 4
BB 1
SO 8
LOB 9

Batter	1	2	3	4	5	6	7	8	9	AB	R	H	RBI	BB	SO	LOB	BOTTOM	
Zoilo Versalles, R OBP: 0.317, SLG: 0.428 (1, 6)										4	0	1	0	0	1	0		
Jerry Kindall, R OBP: 0.275, SLG: 0.345 (1, 4)										4	0	0	0	0	3	1		
Tony Oliva, L OBP: 0.368, SLG: 0.578 (1, 9)										4	0	2	0	0	0	1		
Harmon Killebrew, R OBP: 0.378, SLG: 0.601 (1, 7)										3	0	0	0	1	0	2		
Jimmie Hall, L OBP: 0.305, SLG: 0.474 (1, 8)										4	0	0	0	0	1	3		
Bob Allison, R OBP: 0.422, SLG: 0.622 (1, 3)										3	0	1	0	0	0	1		
Rich Rollins, R OBP: 0.342, SLG: 0.428 (1, 5)										3	0	0	0	0	2			
Jerry Zimmerman, R OBP: 0.301, SLG: 0.258 (1, 2)										3	0	0	0	0	0	0		
Mudcat Grant, R OBP: 0.260, SLG: 0.391 Don Mincher, L OBP: 0.346, SLG: 0.648 (8, PH) Al Worthington, R (9, 1)										2	0	0	0	0	0	0		
Inning Stats	R: 0 E: 0 K: 1 S: 5	H: 0 LOB: 0 BB: 0 P: 5	R: 0 E: 0 K: 0 S: 3	H: 0 LOB: 1 BB: 1 P: 7	R: 0 E: 0 K: 0 S: 3	H: 0 LOB: 0 BB: 0 P: 3	R: 0 E: 0 K: 1 S: 6	H: 1 LOB: 1 BB: 0 P: 6	R: 0 E: 0 K: 1 S: 4	H: 1 LOB: 1 BB: 0 P: 4	R: 0 E: 0 K: 1 S: 5	H: 0 LOB: 0 BB: 0 P: 5	R: 0 E: 0 K: 1 S: 6	H: 1 LOB: 1 BB: 0 P: 6	1B: 3 2B: 1 3B: 0 HR: 0	SF: 0 SAC: 0 DP: 0 HBP: 0	WP: 0 PB: 0 SB: 0 CS: 0	PA: 32
PITCHER	IP WLS BF H R ER SO BB IBB HBP BLK WP HR S P ERA WHIP																	
Dean Chance, R ERA: 1.76 (1, 1)	9.0 W 32 4 0 0 5 1 0 0 0 0 0 0 41 45 0.00 0.556																	

Los Angeles Angels @ Minnesota Twins
Metropolitan Stadium, Bloomington, MI
Sun Jul 19 1964, 4:38 AM EDT
Att: 22,394 - Unknown

livebaseballscores.com

AB 31
R 0
H 4
RBI 0
BB 1
SO 5
LOB 10

Batter	1	2	3	4	5	6	7	8	9	AB	R	H	RBI	BB	SO	LOB	TOP					
Jim Piersall, R (1.8) OBP: 0.394, SLG: 0.437	5-3		G5-4-3 1B			F8		FC1-6 PB 1B		4	0	2	0	0	0	0	Los Angeles Angels @ Chicago White Sox Comiskey Park, Chicago, IL Mon Jul 20 1964, 8:05 PM EDT Att: 9,378 - Unknown AB 32 R 0 H 9 RBI 0 BB 3 SO 3 LOB 15					
Jim Fregosi, R (1.6) OBP: 0.408, SLG: 0.534	6-3		G5-4-3 1-2			4-0 BB CS BB		5-3 1-2		3	0	0	0	1	0	2						
Willie Smith, L (1.7) OBP: 0.316, SLG: 0.497	E4 1B			F6				FC1-6 1B 2-2		4	0	1	0	0	0	2						
Lou Clinton, R (1.9) OBP: 0.305, SLG: 0.422	K			6-3				F8 HBP 1B		4	0	1	0	0	1	1						
Buck Rodgers, S (1.2) OBP: 0.309, SLG: 0.318		S 1B		1B 1B				K 1-2 HBP		3	0	2	0	0	1	0						
Felix Torres, R (1.5) OBP: 0.258, SLG: 0.400		F3 1-2		1B 1-3				F8		4	0	2	0	0	0	4						
Tom Satriono, L (1.3) OBP: 0.293, SLG: 0.246		4-3			1-3			BB 1B		3	0	1	0	1	0	1						
Bobby Knopp, R (1.4) Joe Adcock, R (7. PH) Fred Newman, R (7. PH) Ken McBride, R (7.1) Dan Osinski, R (7.1) Ed Kirkpatrick, L (6. PH)	L5				K			G5-4-3 1-2 2-3 BB		2	0	0	0	0	1	1						
Barry Latman, R (1.1) Albie Pearson, L (7. PH) Joe Koppe, R (7.4)			F5		F3			F4		2	0	0	0	0	0	0						
								F7		1	0	0	0	0	0	3						
										1	0	0	0	0	0	0						
Inning Stats	R: 0 E: 1 K: 1 S: 6	H: 1 LOB: 1 BB: 0 P: 6	R: 0 E: 0 K: 0 S: 4	H: 1 LOB: 1 BB: 0 P: 4	R: 0 E: 0 K: 0 S: 3	H: 1 LOB: 0 BB: 0 P: 3	R: 0 E: 0 K: 0 S: 4	H: 2 LOB: 2 BB: 0 P: 4	R: 0 E: 0 K: 1 S: 5	H: 0 LOB: 0 BB: 0 P: 5	R: 0 E: 0 K: 0 S: 2	H: 0 LOB: 1 BB: 1 P: 6	R: 0 E: 0 K: 1 S: 7	H: 2 LOB: 3 BB: 1 P: 11	R: 0 E: 0 K: 0 S: 5	H: 2 LOB: 3 BB: 0 P: 6	R: 0 E: 0 K: 0 S: 2	H: 0 LOB: 0 BB: 1 P: 6	1B: 9 2B: 0 3B: 0 HR: 0	SF: 0 SAC: 0 DP: 2 HBP: 1	WP: 0 PB: 1 SB: 1 CS: 1	PA: 36
PITCHER Fred Talbot, R (1.1) ERA: 2.15	IP: 9.0 WLS: W BF: 36	H: 9 R: 0 ER: 0 SO: 3	BB: 3 IBB: 0 HBP: 1 BLK: 0	WP: 0 HR: 0 S: 38 P: 51	ERA: 0.00 WHIP: 1.333	PITCHER	IP: 9.0 WLS: W BF: 36	H: 9 R: 0 ER: 0 SO: 3	BB: 3 IBB: 0 HBP: 1 BLK: 0	WP: 0 HR: 0 S: 38 P: 51	ERA: 0.00 WHIP: 1.333	PITCHER	IP: 9.0 WLS: W BF: 36	H: 9 R: 0 ER: 0 SO: 3	BB: 3 IBB: 0 HBP: 1 BLK: 0	WP: 0 HR: 0 S: 38 P: 51	ERA: 0.00 WHIP: 1.333					

Batter	1	2	3	4	5	6	7	8	9	AB	R	H	RBI	BB	SO	LOB	BOTTOM			
Tom McCraw, L (1.7) OBP: 0.358, SLG: 0.432	K	F6		F8		HR 1B	1B 1-2 2-H			5	1	2	3	0	1	3	Los Angeles Angels @ Chicago White Sox Comiskey Park, Chicago, IL Mon Jul 20 1964, 8:05 PM EDT Att: 9,378 - Unknown AB 34 R 9 H 12 RBI 9 BB 8 SO 2 LOB 26			
Don Buford, S (1.4) OBP: 0.337, SLG: 0.369	1B 3B	F7			F8	HR 1-1 3-H	1B 1-3 2-H			5	2	3	4	0	0	3				
Floyd Robinson, L (1.9) Al Weis, S (7. PR) Al Weis, S (8.8)	1B 3-H		6-3		G3	F9	HBP			4	0	1	1	0	0	0				
Pete Ward, L (1.5) OBP: 0.341, SLG: 0.460	F7						FC2-5 BB 4-3			4	0	2	0	1	0	4				
Bill Skowron, R (1.3) OBP: 0.312, SLG: 0.466	1-3		1-3		F2		WP FC2-5 BB 1B	L1-6 2B		5	1	2	0	0	0	3				
Jim Landis, R (1.8) Gene Stephens, L (5.8) Gene Stephens, L (8.9)		FC4-6 BB 1B		HBP			CS BB 1-2 2-3	FC2-5 BB WP 1B	WP BB	1	0	1	0	0	0	0				
Ron Hansen, R (1.6) OBP: 0.354, SLG: 0.386		FC4-6 BB 1-2		4-3		1B 1-2 BB	FC2-5 BB WP 1B	L1-6 2B		2	2	0	0	3	0	4				
J.C. Martin, L (1.2) OBP: 0.250, SLG: 0.304		FC4-6 BB 1-2 2-3			3-1			F8 K	F9	5	0	0	0	0	1	7				
Fred Talbot, R (1.1) OBP: 0.389, SLG: 0.333					1-3		1B 1-3 HR 1B	1B 1-2 2-3 3-H BB		2	2	1	1	2	0	0				
										1B: 8 2B: 2 3B: 2 HR: 1	SF: 0 SAC: 0 DP: 1 HBP: 2	WP: 2 PB: 0 SB: 0 CS: 1	PA: 44							
Inning Stats	R: 1 E: 0 K: 1 S: 7	H: 2 LOB: 1 BB: 0 P: 7	R: 0 E: 0 K: 0 S: 4	H: 1 LOB: 3 BB: 2 P: 12	R: 0 E: 0 K: 0 S: 4	H: 1 LOB: 2 BB: 0 P: 5	R: 0 E: 0 K: 0 S: 3	H: 0 LOB: 0 BB: 0 P: 3	R: 0 E: 0 K: 0 S: 4	H: 1 LOB: 1 BB: 0 P: 4	R: 4 E: 0 K: 0 S: 5	H: 3 LOB: 0 BB: 2 P: 13	R: 4 E: 0 K: 1 S: 8	H: 3 LOB: 3 BB: 3 P: 21	R: 0 E: 0 K: 0 S: 3	H: 1 LOB: 1 BB: 1 P: 7	1B: 8 2B: 2 3B: 2 HR: 1	SF: 0 SAC: 0 DP: 1 HBP: 2	WP: 2 PB: 0 SB: 0 CS: 1	PA: 44
PITCHER Barry Latman, R (1.1) Ken McBride, R (7.1) Dan Osinski, R (7.1)	IP: 6.0 WLS: L BF: 30	H: 8 R: 5 ER: 4 SO: 1	BB: 4 IBB: 0 HBP: 0 BLK: 0	WP: 1 HR: 0 S: 27 P: 44	ERA: 7.50 WHIP: 2.000	PITCHER	IP: 6.0 WLS: L BF: 30	H: 8 R: 5 ER: 4 SO: 1	BB: 4 IBB: 0 HBP: 0 BLK: 0	WP: 1 HR: 0 S: 27 P: 44	ERA: 7.50 WHIP: 2.000	PITCHER	IP: 6.0 WLS: L BF: 30	H: 8 R: 5 ER: 4 SO: 1	BB: 4 IBB: 0 HBP: 0 BLK: 0	WP: 1 HR: 0 S: 27 P: 44	ERA: 7.50 WHIP: 2.000			

Batter	1	2	3	4	5	6	7	8	9	AB	R	H	RBI	BB	SO	LOB	TOP								
Bob Perry, R OBP: 0.350, SLG: 0.423 (1, 8)										4	0	2	0	1	1	0	Los Angeles Angels @ Chicago White Sox Comiskey Park, Chicago, IL Tue Jul 21 1964, 8:05 PM EDT Unknown livebaseballscorecards.com								
Jim Fregosi, R OBP: 0.404, SLG: 0.526 (1, 6)										4	0	0	0	1	1	3									
Willie Smith, L OBP: 0.308, SLG: 0.484 (1, 7)										4	0	0	0	0	1	3									
Joe Adcock, R OBP: 0.347, SLG: 0.507 (1, 3)										4	0	0	0	0	1	3									
Vic Power, R OBP: 0.256, SLG: 0.301 (8, 3)										0	0	0	0	0	0	0									
Buck Rodgers, S OBP: 0.308, SLG: 0.315 (1, 2)										3	1	0	0	1	0	2									
Lou Clinton, R OBP: 0.306, SLG: 0.428 (1, 9)										4	0	2	0	0	0	0									
Felix Torres, R OBP: 0.265, SLG: 0.427 (1, 5)										4	1	2	2	0	0	1									
Bobby Knoop, R OBP: 0.303, SLG: 0.285 (1, 4)										4	0	1	0	0	2	2									
Bo Belinsky, L OBP: 0.111, SLG: 0.088 (1, 1)										3	0	0	0	0	0	4									
Bob Lee, R (7, 1)										0	0	0	0	1	0	0									
Inning Stats	R: 0 E: 0 K: 1 S: 5	H: 0 LOB: 1 BB: 1 P: 9	R: 0 E: 0 K: 0 S: 5	H: 2 LOB: 2 BB: 0 P: 5	R: 0 E: 1 K: 1 S: 6	H: 1 LOB: 2 BB: 1 P: 10	R: 1 E: 0 K: 1 S: 6	H: 1 LOB: 3 BB: 0 P: 6	R: 0 E: 0 K: 0 S: 3	H: 0 LOB: 0 BB: 0 P: 3	R: 1 E: 0 K: 1 S: 7	H: 2 LOB: 2 BB: 1 P: 11	R: 0 E: 0 K: 1 S: 5	H: 0 LOB: 0 BB: 0 P: 5	R: 0 E: 0 K: 0 S: 3	H: 0 LOB: 0 BB: 0 P: 3	R: 0 E: 0 K: 1 S: 6	H: 1 LOB: 2 BB: 1 P: 10	1B: 5 2B: 1 3B: 0 HR: 1	SF: 0 SAC: 0 DP: 0 HBP: 0	WP: 1 PB: 0 SB: 0 CS: 0	PA: 38			
PITCHER	IP	WLS	BF	H	R	ER	SO	BB	IBB	HBP	BLK	WP	HR	S	P	ERA	WHIP								
John Buzhardt, R ERA: 2.88 (1, 1)	6.0	L	27	6	2	2	4	3	0	0	0	1	1	32	44	3.00	1.500								
Eddie Fisher, R ERA: 3.74 (7, 1)	3.0		11	1	0	0	2	1	0	0	0	0	0	14	18	0.00	0.667								

Batter	1	2	3	4	5	6	7	8	9	AB	R	H	RBI	BB	SO	LOB	BOTTOM								
Mike Hershberger, R OBP: 0.324, SLG: 0.320 (1, 8)										4	0	1	0	1	1	4	Los Angeles Angels @ Chicago White Sox Comiskey Park, Chicago, IL Tue Jul 21 1964, 8:05 PM EDT Unknown livebaseballscorecards.com								
Don Buford, S OBP: 0.331, SLG: 0.361 (1, 4)										5	0	0	0	0	1	4									
Pete Ward, L OBP: 0.340, SLG: 0.457 (1, 5)										4	0	1	0	0	1	0									
Bill Skowron, R OBP: 0.318, SLG: 0.467 (1, 3)										2	0	1	0	1	0	0									
Jeff Long, R OBP: 0.329, SLG: 0.295 (1, 7)										4	0	0	0	0	1	4									
Dave Nicholson, R OBP: 0.359, SLG: 0.398 (1, 9)										2	0	1	0	1	1	0									
Gene Stephens, L OBP: 0.359, SLG: 0.420 (8, PH) (9, 9)										1	0	0	0	0	0	0									
Ron Hansen, R OBP: 0.353, SLG: 0.384 (1, 6)										4	0	1	0	0	0	2									
Jerry McNertney, R OBP: 0.303, SLG: 0.292 (1, 2)										1	0	1	0	2	0	0									
Tom McCraw, L OBP: 0.356, SLG: 0.430 (9, PH)										1	0	0	0	0	1	0									
John Buzhardt, R OBP: 0.171, SLG: 0.205 (1, 1)										2	0	1	0	0	1	2									
Al Weis, S OBP: 0.314, SLG: 0.343 (6, PH)										1	0	0	0	0	0	2									
Eddie Fisher, R OBP: 0.083, SLG: 0.083 (7, 1)										0	0	0	0	0	0	0									
J.C. Martin, L OBP: 0.249, SLG: 0.302 (9, PH)										1	0	0	0	0	0	0									
Inning Stats	R: 0 E: 0 K: 1 S: 6	H: 1 LOB: 2 BB: 1 P: 10	R: 0 E: 0 K: 2 S: 7	H: 1 LOB: 1 BB: 0 P: 8	R: 0 E: 0 K: 1 S: 7	H: 2 LOB: 3 BB: 1 P: 11	R: 0 E: 0 K: 0 S: 3	H: 1 LOB: 0 BB: 0 P: 3	R: 0 E: 0 K: 0 S: 3	H: 0 LOB: 0 BB: 0 P: 3	R: 0 E: 0 K: 1 S: 5	H: 0 LOB: 2 BB: 2 P: 13	R: 0 E: 0 K: 0 S: 3	H: 0 LOB: 0 BB: 0 P: 3	R: 0 E: 0 K: 0 S: 3	H: 1 LOB: 1 BB: 0 P: 3	R: 0 E: 0 K: 1 S: 6	H: 1 LOB: 1 BB: 0 P: 6	1B: 7 2B: 0 3B: 0 HR: 0	SF: 0 SAC: 0 DP: 1 HBP: 1	WP: 0 PB: 0 SB: 0 CS: 0	PA: 38			
PITCHER	IP	WLS	BF	H	R	ER	SO	BB	IBB	HBP	BLK	WP	HR	S	P	ERA	WHIP								
Bo Belinsky, L ERA: 2.77 (1, 1)	6.0	W	28	5	0	0	6	5	0	0	0	0	0	34	55	0.00	1.667								
Bob Lee, R ERA: 1.79 (7, 1)	3.0	S	10	2	0	0	1	0	0	0	0	0	0	12	12	0.00	0.667								

Batter	1	2	3	4	5	6	7	8	9	AB	R	H	RBI	BB	SO	LOB	TOP			
Jim Piersall, R OBP: 0.387, SLG: 0.423 (1, 7)	0-0 6-3		0-0 5-3		0-0 F4		4-0 1B BB		0-0 6-3	4	0	0	0	1	0	1	Los Angeles Angels @ Chicago White Sox Comiskey Park, Chicago, IL Tue Jul 21 1964, 8:05 PM EDT Att. 21,115 - Unknown livebaseballscorecards.com			
Vic Power, R OBP: 0.265, SLG: 0.307 (1, 3)	0-0 4-3		0-0 1B		0-0 L5-3		0-0 1B			4	0	2	2	0	0	1				
Jim Fregosi, R OBP: 0.406, SLG: 0.536 (1, 6)	0-0 HR		0-0 1B		0-0 F9		0-0 F9			4	1	2	1	0	0	2				
Lou Clinton, R OBP: 0.303, SLG: 0.421 (1, 9)	0-0 L5		0-3 K		0-0 K		0-0 F7			4	0	0	0	0	2	2				
Felix Torres, R OBP: 0.265, SLG: 0.422 (1, 5)		0-0 1B 1B	0-0 F8		0-0 F3		0-3 K FC6-4			4	0	1	0	0	1	2				
Bob Perry, R OBP: 0.342, SLG: 0.412 (8, PH)		0-3 K		0-3 K		0-0 F6		0-3 K		3	0	0	0	0	2	1				
Willie Smith, L OBP: 0.306, SLG: 0.481 (8, 7)										1	0	0	0	0	1	1				
Bobby Knoop, R OBP: 0.306, SLG: 0.288 (1, 4)		0-0 1B		0-0 G1-6-3 1B		0-0 6-3		0-0 FC6-4		4	0	2	0	0	0	1				
Tom Satriono, L OBP: 0.290, SLG: 0.243 (7, PH)		0-0 F6		0-0 G1-6-3		4-0 BB 1B BB		0-0 F8		2	0	0	0	0	0	3				
Joe Adcock, R OBP: 0.349, SLG: 0.507 (7, FR)										0	0	0	0	1	0	0				
Albie Pearson, L OBP: 0.311, SLG: 0.270 (7, 1)										0	1	0	0	0	0	0				
Bob Duliba, R (7, 1)										1	0	0	0	0	0	0				
Bob Meyer, R (1, 1)		0-3 K						0-0 F8		0	0	0	0	0	0	0				
Aubrey Gatewood, R OBP: 0.209, SLG: 0.200 (7, PH)										2	0	1	0	0	1	2				
Buck Rodgers, S OBP: 0.309, SLG: 0.316 (7, 2)										2	1	1	0	0	0	0				
Inning Stats	R: 1 E: 0 K: 0 S: 4	H: 1 LOB: 0 BB: 0 P: 4	R: 0 E: 0 K: 2 S: 9	H: 2 LOB: 2 BB: 0 P: 9	R: 0 E: 0 K: 1 S: 7	H: 2 LOB: 0 BB: 0 P: 7	R: 0 E: 0 K: 1 S: 5	H: 1 LOB: 0 BB: 0 P: 5	R: 0 E: 0 K: 0 S: 3	H: 0 LOB: 0 BB: 0 P: 5	R: 2 E: 0 K: 0 S: 5	H: 2 LOB: 2 BB: 2 P: 13	R: 0 E: 0 K: 2 S: 8	H: 0 LOB: 1 BB: 0 P: 8	R: 0 E: 0 K: 0 S: 3	H: 0 LOB: 0 BB: 0 P: 3	1B: 8 2B: 1 3B: 0 HR: 1	SF: 0 SAC: 0 DP: 2 HBP: 0	WP: 0 PB: 1 SB: 0 CS: 0	PA: 37
PITCHER	IP WLS BF H R ER SO BB IBB HBP BLK WP HR S P ERA WHIP	IP WLS BF H R ER SO BB IBB HBP BLK WP HR S P ERA WHIP																		
Gary Peters, L ERA: 2.65 (1, 1)	6.2 L 29 9 3 3 5	2.1 8 0 0 0 2																		
Hoyt Wilhelm, R ERA: 1.96 (7, 1)	2.1 8 0 0 0 2																			

Batter	1	2	3	4	5	6	7	8	9	AB	R	H	RBI	BB	SO	LOB	BOTTOM						
Don Buford, S OBP: 0.332, SLG: 0.359 (1, 4)	0-0 1B 1B	0-0 4-3		0-0 G4-6-3		0-0 6-3			4-0 BB	4	1	1	0	1	0	2	Los Angeles Angels @ Chicago White Sox Comiskey Park, Chicago, IL Tue Jul 21 1964, 8:05 PM EDT Att. 21,115 - Unknown livebaseballscorecards.com						
Al Weis, S OBP: 0.319, SLG: 0.348 (8, 8)	0-0 1B	0-0 1B					0-0 F8		0-0 F7	3	1	2	0	0	0	0							
Gene Stephens, L OBP: 0.348, SLG: 0.404 (7, 8)	0-0 1B	0-0 1B								2	0	0	0	0	0	1							
Pete Ward, L OBP: 0.336, SLG: 0.450 (1, 5)	0-0 F7	0-0 F6					0-0 1-3			4	0	0	0	0	1	3							
Bill Skowron, R OBP: 0.324, SLG: 0.471 (1, 3)	0-0 1B 1B		0-0 5-3 1B		0-0 1B		0-0 1-3			4	0	3	1	0	0	0							
Ron Hansen, R OBP: 0.354, SLG: 0.386 (1, 6)	0-0 1B		0-0 5-3		0-0 FC6-4 1B		0-3 K			4	0	2	1	0	1	1							
Dave Nicholson, R OBP: 0.354, SLG: 0.392 (1, 7)	0-3 K		0-3 K		0-0 FC6-4		0-3 K			4	0	0	0	0	3	5							
Mike Hershberger, R OBP: 0.329, SLG: 0.320 (1, 9)	0-0 1B		0-0 1-3			4-0 3-1 SH1-4 BB		0-0 6-3		3	0	1	0	1	0	1							
Jerry McNertney, R OBP: 0.306, SLG: 0.295 (1, 2)	0-0 F4								0-0 3-1	2	0	1	0	0	0	3							
J.C. Martin, L OBP: 0.247, SLG: 0.301 (7, 2)										1	0	0	0	0	0	0							
Gary Peters, L OBP: 0.250, SLG: 0.417 (7, 1)		0-0 6-3								3	0	0	0	0	0	2							
Hoyt Wilhelm, R OBP: 0.273, SLG: 0.200 (9, PH)										0	0	0	0	0	0	0							
Tom McCraw, L OBP: 0.355, SLG: 0.429 (9, PH)										1	0	0	0	0	0	0							
Inning Stats	R: 2 E: 0 K: 1 S: 10	H: 5 LOB: 3 BB: 0 P: 10	R: 0 E: 0 K: 0 S: 4	H: 1 LOB: 1 BB: 0 P: 4	R: 0 E: 0 K: 1 S: 6	H: 1 LOB: 1 BB: 0 P: 6	R: 0 E: 0 K: 0 S: 3	H: 1 LOB: 0 BB: 0 P: 3	R: 0 E: 0 K: 0 S: 5	H: 2 LOB: 2 BB: 0 P: 5	R: 0 E: 0 K: 0 S: 3	H: 0 LOB: 1 BB: 1 P: 7	R: 0 E: 0 K: 1 S: 5	H: 0 LOB: 0 BB: 0 P: 5	R: 0 E: 0 K: 2 S: 7	H: 0 LOB: 0 BB: 0 P: 7		R: 0 E: 0 K: 0 S: 3	H: 0 LOB: 1 BB: 1 P: 7	1B: 10 2B: 0 3B: 0 HR: 0	SF: 0 SAC: 1 DP: 1 HBP: 0	WP: 0 PB: 0 SB: 0 CS: 0	PA: 38
PITCHER	IP WLS BF H R ER SO BB IBB HBP BLK WP HR S P ERA WHIP	IP WLS BF H R ER SO BB IBB HBP BLK WP HR S P ERA WHIP																					
Bob Meyer, L ERA: 4.95 (1, 1)	0.2 W 21 5 0 0 1																						
Aubrey Gatewood, R (1, 1)	5.1 W 21 5 0 0 1																						
Bob Duliba, R ERA: 2.63 (7, 1)	3.0 S 10 0 0 0 3																						

Batter	1	2	3	4	5	6	7	8	9	AB	R	H	RBI	BB	SO	LOB	TOP			
Bob Perry, R OBP: 0.347, SLG: 0.410 (1, 8)	5-3		WP 1B BB			1B		F8		3	1	1	0	1	0	0				
Vic Power, R OBP: 0.265, SLG: 0.305 (1, 3)	K		1B			K			K	4	0	1	1	0	3	1				
Jim Fregosi, R OBP: 0.404, SLG: 0.532 (1, 6)	E4					F4			HBP 1B	4	1	1	0	0	1	1				
Willie Smith, L OBP: 0.305, SLG: 0.472 (1, 7)	4-3					F9			1B PB HBP	3	1	0	0	0	1	2				
Buck Rodgers, S OBP: 0.309, SLG: 0.315 (1, 2)		G3							PB 1B	4	0	1	1	0	2	0				
Felix Torres, R OBP: 0.297, SLG: 0.409 (1, 5)		F8				F6			2-3	4	0	0	0	0	1	2				
Lou Clinton, R OBP: 0.302, SLG: 0.416 (1, 9)		F9				6-3			BB	3	0	0	0	1	1	0				
Bobby Knoop, R OBP: 0.305, SLG: 0.287 (1, 4)						6-3			5-3	4	0	1	0	0	1	2				
Fred Newman, R OBP: 0.250, SLG: 0.182 Albie Pearson, L (8, PH) Bob Lee, R (8, 1)						1-3				2	0	0	0	0	0	1				
						FC6-4				1	0	0	0	0	1	0				
						1-2				0	0	0	0	0	0	0				
Inning Stats	R: 0 E: 1 K: 1 S: 6	H: 0 LOB: 1 BB: 0 P: 6	R: 0 E: 0 K: 0 S: 3	H: 0 LOB: 0 BB: 0 P: 3	R: 1 E: 0 K: 0 S: 3	H: 1 LOB: 1 BB: 1 P: 7	R: 0 E: 0 K: 3 S: 9	H: 0 LOB: 0 BB: 0 P: 9	R: 0 E: 0 K: 0 S: 4	H: 1 LOB: 1 BB: 0 P: 4	R: 0 E: 0 K: 3 S: 9	H: 0 LOB: 0 BB: 0 P: 9	R: 0 E: 0 K: 2 S: 7	H: 0 LOB: 0 BB: 0 P: 7	R: 2 E: 0 K: 1 S: 7	H: 2 LOB: 2 BB: 1 P: 12	1B: 5 2B: 0 3B: 0 HR: 0	SF: 0 SAC: 0 DP: 0 HBP: 1	WP: 1 PB: 1 CS: 0	PA: 35
PITCHER	IP	WLS	BF	H	R	ER	SO	BB	IBB	HBP	BLK	WP	HR	S	P	ERA	WHIP			
Joe Horlen, R ERA: 2.07	(1, 1)	7.0	25	3	1	1	8	1	0	0	0	1	0	40	44	1.29	0.571			
Hoyt Wilhelm, R ERA: 2.05	(8, 1)	2.0	L 10	2	2	1	3	1	0	1	0	0	0	14	19	4.50	1.500			

Los Angeles Angels @ Chicago White Sox
Comiskey Park, Chicago, IL
Wed Jul 22 1964, 8:05 PM EDT
Att: 13,182 - Unknown

AB	32
R	3
H	5
RBI	2
BB	2
SO	11
LOB	9



Batter	1	2	3	4	5	6	7	8	9	AB	R	H	RBI	BB	SO	LOB	BOTTOM			
Mike Hershberger, R OBP: 0.328, SLG: 0.321 (1, 9)	E8 2B 1B		6-3			F8		BB		3	1	1	0	1	0	0				
Don Buford, S OBP: 0.331, SLG: 0.361 (1, 4)			1-3			6-3		F5		4	1	1	1	0	0	1				
Tom McCraw, L OBP: 0.349, SLG: 0.421 (1, 7) (9, 3)	4-3					1-3			F8	4	0	0	0	0	1	1				
Pete Ward, L OBP: 0.341, SLG: 0.456 Al Weis, S (9, PR)						4-3				3	0	2	1	1	0	0				
						2B				0	0	0	0	0	0	0				
Bill Skowron, R OBP: 0.324, SLG: 0.469 Dave Nicholson, R (9, 7)						4-3		1B BB		3	0	1	0	0	0	1				
						4-3				1	0	0	0	0	1	1				
						1B														
Gene Stephens, L OBP: 0.329, SLG: 0.375 (1, 8)	K					K		L5		4	0	0	0	0	2	3				
Ron Hansen, R OBP: 0.352, SLG: 0.382 (1, 6)						6-3				3	0	0	0	0	1	1				
J.C. Martin, L OBP: 0.243, SLG: 0.295 (1, 2)						6-3				3	0	0	0	0	0	0				
Joe Horlen, R OBP: 0.212, SLG: 0.188 Hoyt Wilhelm, R (8, 1)						1-3				2	0	0	0	0	0	0				
						4-3				1	0	0	0	0	0	0				
Inning Stats	R: 2 E: 1 K: 1 S: 8	H: 3 LOB: 1 BB: 0 P: 8	R: 0 E: 0 K: 0 S: 3	H: 0 LOB: 0 BB: 0 P: 3	R: 0 E: 0 K: 1 S: 5	H: 0 LOB: 0 BB: 0 P: 5	R: 0 E: 0 K: 1 S: 5	H: 0 LOB: 0 BB: 0 P: 5	R: 0 E: 0 K: 0 S: 3	H: 0 LOB: 0 BB: 0 P: 3	R: 0 E: 0 K: 0 S: 3	H: 1 LOB: 1 BB: 1 P: 7	R: 0 E: 0 K: 0 S: 3	H: 0 LOB: 1 BB: 1 P: 7	R: 0 E: 0 K: 1 S: 6	H: 1 LOB: 1 BB: 0 P: 6	1B: 3 2B: 2 3B: 0 HR: 0	SF: 0 SAC: 0 DP: 0 HBP: 0	WP: 0 PB: 0 CS: 0	PA: 33
PITCHER	IP	WLS	BF	H	R	ER	SO	BB	IBB	HBP	BLK	WP	HR	S	P	ERA	WHIP			
Fred Newman, R ERA: 2.6	(1, 1)	7.0	25	4	2	2	4	1	0	0	0	0	0	32	36	2.57	0.714			
Bob Lee, R ERA: 1.76	(8, 1)	2.0	W 8	1	0	0	1	1	0	0	0	0	0	9	13	0.00	1.000			

Los Angeles Angels @ Chicago White Sox
Comiskey Park, Chicago, IL
Wed Jul 22 1964, 8:05 PM EDT
Att: 13,182 - Unknown

AB	31
R	2
H	5
RBI	2
BB	2
SO	5
LOB	8




Batter	1	2	3	4	5	6	7	8	9	AB	R	H	RBI	BB	SO	LOB	TOP	
Jim Piersall, R (1, 7) OBP: 0.383, SLG: 0.414	0-0 6-3			0-0 6-3		4-0 SH3-4 G1-2-3 1B BB		0-0 F3		3	0	0	0	1	0	0	Los Angeles Angels @ Kansas City Athletics Municipal Stadium, Kansas City, MO Fri Jul 24 1964, 8:05 PM EDT Att: 8,261 - Unknown	
Vic Power, R (1, 5) OBP: 0.271, SLG: 0.309	0-0 6-3			0-0 BB 1B		0-0 SH3-4 1-2 1B		0-0 1B		4	0	3	0	0	0	0		
Jim Fregosi, R (1, 6) OBP: 0.401, SLG: 0.526	0-0 F3			0-0 F7		0-0 SH3-4 1-2 2-3		0-0 F9		3	0	0	0	0	0	2		
Joe Adcock, R (1, 3) OBP: 0.356, SLG: 0.507 Albie Pearson, L (9, PR) OBP: 0.310, SLG: 0.269		0-0 6-3		4-0 FC6-4 BB		4-0 IBB			0-0 FC6-4 1B	2	0	1	0	2	0	0		
Lou Clinton, R (1, 9) OBP: 0.293, SLG: 0.402		0-0 5-3		0-0 FC6-4 1-2		0-0 G1-2-3 3-H			0-0 F8	4	0	0	0	0	0	6		
Bob Perry, R (1, 8) OBP: 0.346, SLG: 0.405		0-0 F7			0-0 FC6-4 1B				0-0 FC6-4 1-2	4	0	2	0	0	0	1		
Buck Rodgers, S (1, 2) OBP: 0.302, SLG: 0.308			0-0 F3		0-0 FC6-4 1-2				0-0 FC6-4 1-2	4	0	0	0	0	0	3		
Bobby Knoop, R (1, 4) OBP: 0.305, SLG: 0.287			0-0 L6		0-0 4-3 1-2				0-0 G6-3 1-2	3	0	0	0	0	0	2		
Don Lee, R (1, 1) OBP: 0.235, SLG: 0.250 Felix Torres, R (8, PH) OBP: 0.257, SLG: 0.412 Bob Lee, R (8, 1)			0-0 1-3		0-3 K				0-3 K	2	0	0	0	0	1	1		
Inning Stats	R: 0 E: 0 K: 0 S: 3	H: 0 LOB: 0 BB: 0 P: 3	R: 0 E: 0 K: 0 S: 3	H: 0 LOB: 0 BB: 0 P: 3	R: 0 E: 0 K: 0 S: 4	H: 1 LOB: 2 BB: 1 P: 8	R: 0 E: 0 K: 1 S: 6	H: 1 LOB: 1 BB: 0 P: 6	R: 0 E: 0 K: 0 S: 3	H: 1 LOB: 0 BB: 0 P: 3	R: 0 E: 0 K: 1 S: 6	H: 1 LOB: 1 BB: 0 P: 6	R: 0 E: 0 K: 0 S: 4	H: 1 LOB: 1 BB: 0 P: 4	1B: 6 2B: 0 3B: 0 HR: 0	SF: 0 SAC: 1 DP: 2 HBP: 0	WP: 0 PB: 0 SB: 0 CS: 0	PA: 34
PITCHER John O'Donoghue, L (1, 1) ERA: 4.33	IP: 9.0 WLS: W BF: 34 H: 6 R: 0 ER: 0 SO: 2 BB: 2 IBB: 1 HBP: 0 BLK: 0 WP: 0 HR: 0 S: 35 P: 47 ERA: 0.00 WHIP: 0.889																	

Batter	1	2	3	4	5	6	7	8	9	AB	R	H	RBI	BB	SO	LOB	BOTTOM			
Bert Campaneris, R (1, 6) OBP: 0.556, SLG: 1.250	0-3 K		0-3 K		0-0 F6			0-0 E3 F8 1B		4	0	1	0	0	2	2	Los Angeles Angels @ Kansas City Athletics Municipal Stadium, Kansas City, MO Fri Jul 24 1964, 8:05 PM EDT Att: 8,261 - Unknown			
Jose Tartabull, L (1, 8) OBP: 0.259, SLG: 0.250	0-0 6-3		0-0 5-3			0-0 F8		0-0 F8 2-3		4	0	0	0	0	0	2				
Rocky Colavito, R (1, 9) OBP: 0.371, SLG: 0.551	0-0 F2			0-0 F7		0-3 K		0-0 6-3		4	0	0	0	0	1	1				
Jim Gentile, L (1, 3) OBP: 0.382, SLG: 0.487		0-0 4-3		0-0 1B		0-0 1B				3	0	2	0	0	0	0				
Ken Harrelson, R (1, 7) OBP: 0.297, SLG: 0.450 Nelson Mathews, R (9, 8) OBP: 0.285, SLG: 0.338		0-0 5-3		0-0 F5		0-0 F8				3	0	0	0	0	0	2				
Billy Bryan, L (1, 2) OBP: 0.309, SLG: 0.529		0-0 F9		0-3 K			0-3 K			3	0	0	0	0	2	1				
Ed Charles, R (1, 5) OBP: 0.322, SLG: 0.365			0-0 3B 1B		0-0 SH3-4 1B			0-0 F7		3	1	2	0	0	0	0				
Charlie Shoemaker, L (1, 4) OBP: 0.190, SLG: 0.286			0-0 1-H 3B		0-0 F7			0-0 4-3		3	0	1	1	0	0	1				
John O'Donoghue, R (1, 1) OBP: 0.229, SLG: 0.314			0-3 K		0-0 SH3-4 1-2			0-0 4-3		2	0	0	0	0	1	1				
Inning Stats	R: 0 E: 0 K: 1 S: 5	H: 0 LOB: 0 BB: 0 P: 5	R: 0 E: 0 K: 0 S: 3	H: 0 LOB: 0 BB: 0 P: 3	R: 1 E: 0 K: 2 S: 9	H: 2 LOB: 1 BB: 0 P: 9	R: 0 E: 0 K: 1 S: 6	H: 1 LOB: 1 BB: 0 P: 6	R: 0 E: 0 K: 0 S: 4	H: 1 LOB: 1 BB: 0 P: 4	R: 0 E: 0 K: 1 S: 6	H: 1 LOB: 0 BB: 0 P: 6	R: 0 E: 1 K: 0 S: 5	H: 1 LOB: 1 BB: 0 P: 5	R: 0 E: 1 K: 0 S: 4	H: 1 LOB: 1 BB: 0 P: 4	1B: 5 2B: 0 3B: 1 HR: 0	SF: 0 SAC: 1 DP: 0 HBP: 0	WP: 0 PB: 0 SB: 0 CS: 0	PA: 30
PITCHER Don Lee, R (1, 1) ERA: 2.48 Bob Lee, R (8, 1) ERA: 1.74	IP: 7.0 WLS: L BF: 26 H: 5 R: 1 ER: 1 SO: 6 BB: 0 IBB: 0 HBP: 0 BLK: 0 WP: 0 HR: 0 S: 38 P: 38 ERA: 1.29 WHIP: 0.714																			

Batter	1	2	3	4	5	6	7	8	9	AB	R	H	RBI	BB	SO	LOB	TOP					
Bob Perry, R OBP: 0.345, SLG: 0.424 (1, 8)										6	1	2	4	0	2	7						
Vic Power, R OBP: 0.267, SLG: 0.310 (1, 5) (1, 3)										6	1	1	0	0	1	7						
Jim Fregosi, R OBP: 0.406, SLG: 0.528 (1, 6)										3	3	1	1	3	0	0						
Willie Smith, L OBP: 0.316, SLG: 0.503 (1, 7)										6	2	5	3	0	0	0						
Ed Kirkpatrick, L OBP: 0.317, SLG: 0.363 (8, 7)										0	0	0	0	0	0	0						
Joe Adcock, R OBP: 0.358, SLG: 0.513 (1, 3)										1	0	1	3	0	0	0						
Felix Torres, R OBP: 0.255, SLG: 0.426 (1, PR)										5	2	1	1	0	0	4						
Buck Rodgers, S OBP: 0.303, SLG: 0.318 (1, 2)										5	2	2	1	0	0	1						
Tom Satriano, L OBP: 0.288, SLG: 0.241 (7, 2)										1	0	0	0	0	0	2						
Lou Clinton, R OBP: 0.298, SLG: 0.402 (1, 9)										5	3	2	0	1	1	0						
Bobby Knoop, R OBP: 0.311, SLG: 0.294 (1, 4)										3	1	2	3	2	1	1						
Aubrey Gatewood, R OBP: 0.200, SLG: 0.200 (8, PR)										0	1	0	0	0	0	0						
Joe Koppe, R OBP: 0.351, SLG: 0.320 (8, 4)										1	0	0	0	0	0	0						
Bo Belinsky, L OBP: 0.146, SLG: 0.128 (1, 1)										5	2	2	0	0	1	3						
Inning Stats	R: 6 E: 0 K: 0 S: 8	H: 5 LOB: 2 BB: 2 P: 16	R: 0 E: 0 K: 0 S: 4	H: 1 LOB: 1 BB: 0 P: 4	R: 1 E: 0 K: 1 S: 7	H: 2 LOB: 2 BB: 1 P: 11	R: 0 E: 0 K: 0 S: 3	H: 1 LOB: 1 BB: 1 P: 7	R: 0 E: 1 K: 1 S: 6	H: 0 LOB: 2 BB: 1 P: 10	R: 6 E: 0 K: 1 S: 11	H: 6 LOB: 0 BB: 0 P: 11	R: 1 E: 0 K: 0 S: 4	H: 1 LOB: 0 BB: 0 P: 4	R: 4 E: 2 K: 1 S: 10	H: 3 LOB: 2 BB: 1 P: 14	R: 0 E: 0 K: 2 S: 7	H: 0 LOB: 0 BB: 0 P: 7	1B: 10 2B: 4 3B: 1 HR: 4	SF: 0 SAC: 1 DP: 1 HBP: 0	WP: 0 PB: 1 SB: 0 CS: 0	PA: 54
PITCHER	IP WLS BF H R ER SO BB IBB HBP BLK WP HR S P ERA WHIP																					
Moe Drabowsky, R ERA: 5.99 (1, 1)	0.1 L 7 4 6 6 0 2 0 0 0 0 0 0 5 13 162.00 18.000																					
Dan Pfister, R ERA: 6.25 (1, 1)	4.0 20 5 1 1 1 3 0 0 0 0 0 0 19 31 2.25 2.000																					
Orlando Pena, R ERA: 4.78 (5, 1)	4.2 27 10 11 7 5 1 0 0 0 0 0 4 36 40 13.50 2.357																					

Los Angeles Angels @ Kansas City Athletics
Municipal Stadium, Kansas City, MO
Sat Jul 25 1964, 4:33 AM EDT
Att: 14,515 - Unknown


AB 47
R 18
H 19
RBI 16
BB 6
SO 6
LOB 25



Batter	1	2	3	4	5	6	7	8	9	AB	R	H	RBI	BB	SO	LOB	BOTTOM					
Bert Campaneris, R OBP: 0.815, SLG: 1.100 (1, 6)										2	1	1	0	2	0	0						
Nelson Mathews, R OBP: 0.287, SLG: 0.340 (1, 8)										4	0	2	2	0	0	2						
Rocky Colavito, R OBP: 0.367, SLG: 0.545 (1, 9)										4	0	0	0	0	1	4						
Jim Gentile, L OBP: 0.384, SLG: 0.489 (1, 3)										3	0	1	0	0	1	0						
Jose Tartabull, L OBP: 0.259, SLG: 0.250 (9, PR)										0	0	0	0	0	0	0						
Ken Harrelson, R OBP: 0.279, SLG: 0.422 (1, 7)										4	0	0	0	0	2	3						
Doc Edwards, R OBP: 0.247, SLG: 0.273 (1, 2)										2	0	0	0	0	0	0						
Dave Duncan, R OBP: 0.143, SLG: 0.143 (5, 2)										2	0	0	0	0	1	2						
Ed Charles, R OBP: 0.319, SLG: 0.361 (1, 5)										4	0	0	0	0	1	2						
Charlie Shoemaker, L OBP: 0.178, SLG: 0.267 (1, 4)										3	0	0	0	0	1	0						
Moe Drabowsky, R OBP: 0.029, SLG: 0.029 (1, 1)										0	0	0	0	0	0	0						
Dan Pfister, R (1, 1)										0	1	0	0	1	0	0						
Orlando Pena, R OBP: 0.176, SLG: 0.204 (5, 1)										2	0	1	0	0	1	0						
Inning Stats	R: 0 E: 0 K: 0 S: 3	H: 0 LOB: 0 BB: 0 P: 3	R: 0 E: 0 K: 2 S: 7	H: 0 LOB: 0 BB: 0 P: 7	R: 2 E: 0 K: 2 S: 9	H: 2 LOB: 1 BB: 1 P: 13	R: 0 E: 0 K: 0 S: 3	H: 0 LOB: 0 BB: 0 P: 3	R: 0 E: 0 K: 1 S: 5	H: 0 LOB: 0 BB: 0 P: 5	R: 0 E: 0 K: 1 S: 5	H: 1 LOB: 2 BB: 1 P: 10	R: 0 E: 0 K: 2 S: 7	H: 0 LOB: 0 BB: 0 P: 7	R: 0 E: 0 K: 0 S: 3	H: 1 LOB: 1 BB: 1 P: 7	R: 0 E: 0 K: 0 S: 4	H: 1 LOB: 2 BB: 0 P: 4	1B: 4 2B: 1 3B: 0 HR: 0	SF: 0 SAC: 0 DP: 2 HBP: 1	WP: 0 PB: 1 SB: 0 CS: 0	PA: 34
PITCHER	IP WLS BF H R ER SO BB IBB HBP BLK WP HR S P ERA WHIP																					
Bo Belinsky, L ERA: 2.71 (1, 1)	9.0 W 34 5 2 2 8 3 0 1 0 0 0 46 59 2.00 0.889																					

Los Angeles Angels @ Kansas City Athletics
Municipal Stadium, Kansas City, MO
Sat Jul 25 1964, 4:33 AM EDT
Att: 14,515 - Unknown

AB 30
R 2
H 5
RBI 2
BB 3
SO 8
LOB 13




Batter	1	2	3	4	5	6	7	8	9	AB	R	H	RBI	BB	SO	LOB	TOP										
Bob Perry, R OBP: 0.343, SLG: 0.419 (1, 8)										4	1	1	0	0	1	0	Los Angeles Angels @ Kansas City Athletics Municipal Stadium, Kansas City, MO Sun Jul 26 1964, 4:33 AM EDT Unknown										
Vic Power, R OBP: 0.260, SLG: 0.302 (1, 3)										4	0	0	0	0	0	1											
Jim Fregosi, R OBP: 0.404, SLG: 0.527 (1, 6)										4	1	1	1	0	1	0											
Willie Smith, L OBP: 0.315, SLG: 0.500 (1, 7)										3	0	1	1	0	0	0											
Buck Rodgers, S OBP: 0.305, SLG: 0.320 (1, 2)										4	1	2	0	0	0	0											
Felix Torres, R OBP: 0.255, SLG: 0.417 (1, 5)										3	0	0	0	1	1	2											
Lou Clinton, R OBP: 0.297, SLG: 0.400 (1, 9)										4	0	1	1	0	1	2											
Bobby Knoop, R OBP: 0.312, SLG: 0.292 (1, 4)										2	0	0	0	1	1	1											
Aubrey Gatewood, R OBP: 0.143, SLG: 0.143 (1, 1)										2	0	0	0	0	1	3											
Ed Kirkpatrick, L OBP: 0.316, SLG: 0.361 (7, PH)										1	0	0	0	0	1	0											
Bob Lee, R (7, 1)										0	0	0	0	0	0	0											
Inning Stats	R: 2 E: 1 K: 0 S: 5	H: 2 LOB: 0 BB: 0 P: 5	R: 0 E: 0 K: 3 S: 9	H: 0 LOB: 1 BB: 1 P: 13	R: 0 E: 0 K: 1 S: 5	H: 0 LOB: 0 BB: 0 P: 5	R: 1 E: 1 K: 1 S: 7	H: 2 LOB: 2 BB: 1 P: 11	R: 0 E: 0 K: 0 S: 3	H: 0 LOB: 0 BB: 0 P: 3	R: 0 E: 0 K: 0 S: 4	H: 2 LOB: 1 BB: 0 P: 4	R: 0 E: 0 K: 2 S: 7	H: 0 LOB: 0 BB: 0 P: 7	R: 0 E: 0 K: 0 S: 3	H: 0 LOB: 0 BB: 0 P: 3	R: 0 E: 0 K: 0 S: 3	H: 0 LOB: 0 BB: 0 P: 3	1B: 5 2B: 1 3B: 0 HR: 0	SF: 1 SAC: 0 DP: 0 HBP: 0	WP: 1 PB: 0 SB: 1 CS: 1	PA: 34					
PITCHER	IP	WLS	BF	H	R	ER	SO	BB	IBB	HBP	BLK	WP	HR	S	P	ERA	WHIP										
Jose Santiago, R ERA: 4.85 (1, 1)	4.0	L	18	4	3	2	5	1	1	0	0	1	0	26	34	4.50	1.250										
Wes Stock, R ERA: 2.39 (5, 1)	3.0		10	2	0	0	2	0	0	0	0	0	0	14	14	0.00	0.667										
John Wyatt, R ERA: 3.54 (8, 1)	2.0		6	0	0	0	0	0	0	0	0	0	0	6	6	0.00	0.000										

Batter	1	2	3	4	5	6	7	8	9	AB	R	H	RBI	BB	SO	LOB	BOTTOM										
Bert Campaneris, R OBP: 0.647, SLG: 1.000 (1, 6)										4	0	3	0	0	0	0	Los Angeles Angels @ Kansas City Athletics Municipal Stadium, Kansas City, MO Sun Jul 26 1964, 4:33 AM EDT Unknown										
Nelson Mathews, R OBP: 0.284, SLG: 0.336 (1, 8)										4	0	0	0	0	1	4											
Rocky Colavito, R OBP: 0.368, SLG: 0.547 (1, 9)										4	0	2	0	0	1	3											
Jim Gentile, L OBP: 0.382, SLG: 0.483 (1, 3)										3	0	0	0	1	1	2											
Ken Harrelson, R OBP: 0.278, SLG: 0.412 (1, 7)										4	0	1	0	0	0	3											
Billy Bryan, L OBP: 0.301, SLG: 0.514 (1, 2)										4	0	0	0	0	1	1											
Ed Charles, R OBP: 0.294, SLG: 0.358 (1, 5)										3	0	0	0	0	0	1											
John Wyatt, R (8, 1)										0	0	0	0	0	0	0											
Jose Tartabull, L OBP: 0.254, SLG: 0.246 (9, PH)										1	0	0	0	0	1	0											
Charlie Shoemaker, L OBP: 0.184, SLG: 0.306 (1, 4)										4	0	1	0	0	2	1											
Jose Santiago, R (1, 1)										1	0	0	0	0	1	0											
Manny Jimenez, L OBP: 0.294, SLG: 0.531 (4, PH)										1	0	0	0	0	0	1											
Wes Stock, R OBP: 0.167, SLG: 0.091 (5, 1)										0	0	0	0	0	0	0											
Wayne Causey, L OBP: 0.393, SLG: 0.393 (7, PH)										2	0	1	0	0	1	0											
Inning Stats	R: 0 E: 0 K: 1 S: 6	H: 1 LOB: 1 BB: 0 P: 6	R: 0 E: 0 K: 0 S: 4	H: 1 LOB: 1 BB: 0 P: 4	R: 0 E: 0 K: 1 S: 7	H: 2 LOB: 3 BB: 1 P: 11	R: 0 E: 0 K: 0 S: 4	H: 1 LOB: 1 BB: 0 P: 4	R: 0 E: 0 K: 1 S: 6	H: 1 LOB: 1 BB: 0 P: 6	R: 0 E: 0 K: 1 S: 5	H: 0 LOB: 0 BB: 0 P: 5	R: 0 E: 0 K: 2 S: 9	H: 2 LOB: 2 BB: 0 P: 9	R: 0 E: 0 K: 0 S: 3	H: 0 LOB: 0 BB: 0 P: 3	R: 0 E: 0 K: 3 S: 9	H: 0 LOB: 0 BB: 0 P: 9	1B: 6 2B: 1 3B: 1 HR: 0	SF: 0 SAC: 0 DP: 0 HBP: 0	WP: 1 PB: 0 SB: 0 CS: 0	PA: 36					
PITCHER	IP	WLS	BF	H	R	ER	SO	BB	IBB	HBP	BLK	WP	HR	S	P	ERA	WHIP										
Aubrey Gatewood, R ERA: 1.69 (1, 1)	6.0	W	25	6	0	0	4	1	0	0	0	0	0	32	36	0.00	1.167										
Bob Lee, R ERA: 1.69 (7, 1)	3.0	S	11	2	0	0	5	0	0	0	0	0	0	21	21	0.00	0.667										

AB	31
R	3
H	6
RBI	3
BB	2
SO	7
LOB	9



AB	35
R	0
H	8
RBI	0
BB	1
SO	9
LOB	16




Batter	1	2	3	4	5	6	7	8	9	10	AB	R	H	RBI	BB	SO	LOB	TOP	
Bob Perry, R OBP: 0.336, SLG: 0.408 (1.8)	F9		F8	3-1		F8		FC6-4 1B		6-3	6	0	1	1	0	0	5	Los Angeles Angels @ Kansas City Athletics Municipal Stadium, Kansas City, MO Sun Jul 26 1964, 4:38 AM EDT Att: 9,763 - Unknown	
Vic Power, R OBP: 0.250, SLG: 0.290 (1.3)	6-3		F9		F3		F8	FC6-4 1-2 2-H		E5	6	0	0	0	0	0	2		
Jim Fregosi, R OBP: 0.403, SLG: 0.522 (1.6)	FC6-4 BB		1B		F2		F9		F4	6-3	5	0	1	0	1	0	1		
Willie Smith, L OBP: 0.317, SLG: 0.494 (1.7)	FC6-4 1-2f		1B		1B		4-3		F9		4	0	1	0	1	0	1		
Felix Torres, R OBP: 0.266, SLG: 0.443 (1.5)		FC6-4 1B	L6		F8			HR	FC5-4 1B		5	1	3	1	0	0	3		
Lou Clinton, R OBP: 0.296, SLG: 0.400 (1.9)		F3				F8		F5	FC5-4 1-2f		5	0	1	0	0	0	2		
Bobby Knoop, R OBP: 0.318, SLG: 0.300 (1.4)		FC6-4 1B		K		4-3 HBP		1B 1B		E	4	2	3	0	0	1	1		
Tom Satriano, L OBP: 0.285, SLG: 0.238 Buck Rodgers, S OBP: 0.305, SLG: 0.320 (6. PH)	FC6-4 1-2f 2-3		6-3		4-3			1B 1B		F2	2	0	0	0	0	0	3		
Don DePaoli, R Bary Latham, R Joe Mauer, R Alvin Williams, R Bob Lee, R Alvin Williams, R Dean Chance, R Don Lee, R Bob Duliba, R	1-3		1-3		BB			F8		E9 E 1B	1	0	0	0	0	0	2		
Inning Stats	R: 0 E: 0 K: 0 S: 3	H: 0 LOB: 1 BB: 1 P: 7	R: 0 E: 0 K: 0 S: 5	H: 2 LOB: 2 BB: 0 P: 5	R: 0 E: 0 K: 1 S: 6	H: 2 LOB: 2 BB: 0 P: 5	R: 0 E: 0 K: 1 S: 6	H: 1 LOB: 2 BB: 1 P: 10	R: 0 E: 0 K: 0 S: 3	H: 0 LOB: 0 BB: 0 P: 3	R: 2 E: 0 K: 0 S: 7	H: 4 LOB: 2 BB: 0 P: 7	R: 0 E: 0 K: 0 S: 4	H: 1 LOB: 1 BB: 0 P: 4	R: 2 E: 2 K: 0 S: 6	H: 2 LOB: 1 BB: 0 P: 6	1B: 9 2B: 2 3B: 0 HR: 1	SF: 0 SAC: 0 DP: 0 HBP: 1	WP: 0 PA: 48
PITCHER	IP WLS BF H R ER SO	IP WLS BF H R ER SO	IP WLS BF H R ER SO	IP WLS BF H R ER SO	IP WLS BF H R ER SO	IP WLS BF H R ER SO	IP WLS BF H R ER SO	IP WLS BF H R ER SO	IP WLS BF H R ER SO	IP WLS BF H R ER SO	IP WLS BF H R ER SO	IP WLS BF H R ER SO	IP WLS BF H R ER SO	IP WLS BF H R ER SO	IP WLS BF H R ER SO	IP WLS BF H R ER SO	ERA WHIP	ERA WHIP	
Ted Bowsfield, L ERA: 4.01	5.2	1.2	2.2	2.2	2.2	2.2	2.2	2.2	2.2	2.2	3.38	1.875							
Wes Stock, R ERA: 2.6																			
John Wyatt, R ERA: 3.53																			

AB	43
R	4
H	12
RBI	3
BB	4
SO	1
LOB	24



Batter	1	2	3	4	5	6	7	8	9	10	AB	R	H	RBI	BB	SO	LOB	BOTTOM	
Bert Campaneris, R OBP: 0.545, SLG: 0.842 (1.6)	K		5-3		FC5 FC6-4 1-2 2-3f			SH1-4 WP 2B		6-3	5	1	1	1	0	1	3	Los Angeles Angels @ Kansas City Athletics Municipal Stadium, Kansas City, MO Sun Jul 26 1964, 4:38 AM EDT Att: 9,763 - Unknown	
Jose Tartabull, L OBP: 0.254, SLG: 0.246 (1.8)	1-3		F5		FC6-4 1-2f		SH1-4 2-3		BB 1B	4	0	1	0	0	0	0	3		
Rocky Colavito, R OBP: 0.369, SLG: 0.544 Dick Green, R OBP: 0.290, SLG: 0.406 (10. PR)	6-3			G6-4-3 1B		F7		K 3-H		BB 1-2	4	0	1	0	1	0	0		
Jim Gentile, L OBP: 0.379, SLG: 0.477 (1.3)		F5		1B		4-3		K 3-H		F7	5	0	1	0	0	1	2		
George Alusik, R OBP: 0.366, SLG: 0.376 Nelson Mathews, R OBP: 0.283, SLG: 0.335 (7.8)		K		G6-4-3 1B		F9				K	3	0	0	0	0	1	2		
Doc Edwards, R OBP: 0.247, SLG: 0.290 (1.2)		HR		K						K	4	1	1	1	0	1	1		
Ed Charles, R OBP: 0.316, SLG: 0.357 (1.5)		6-3				FC4-6 1B		F9		6-3	4	0	1	0	0	0	0		
Charlie Shoemaker, L OBP: 0.212, SLG: 0.327 Wayne Causey, L OBP: 0.395, SLG: 0.397 (10. PH)						FC4-6 FC5 1B				4-3 6-3 2B	3	0	2	0	0	0	1		
Ted Bowsfield, R OBP: 0.111, SLG: 0.059 Wes Stock, R OBP: 0.154, SLG: 0.083 John Wyatt, R OBP: 0.292, SLG: 0.527 (10. PH)						FC5 1B		K		4-3	1	0	1	0	0	0	0		
Inning Stats	R: 0 E: 0 K: 1 S: 5	H: 0 LOB: 0 BB: 0 P: 5	R: 1 E: 0 K: 1 S: 6	H: 1 LOB: 0 BB: 0 P: 6	R: 0 E: 0 K: 0 S: 4	H: 1 LOB: 1 BB: 0 P: 4	R: 0 E: 0 K: 1 S: 6	H: 2 LOB: 2 BB: 0 P: 5	R: 0 E: 0 K: 0 S: 3	H: 0 LOB: 0 BB: 0 P: 3	R: 0 E: 0 K: 2 S: 8	H: 1 LOB: 0 BB: 0 P: 8	R: 0 E: 0 K: 1 S: 5	H: 0 LOB: 0 BB: 0 P: 5	R: 1 E: 0 K: 0 S: 5	H: 2 LOB: 2 BB: 1 P: 9	1B: 7 2B: 2 3B: 0 HR: 1	SF: 0 SAC: 2 DP: 1 HBP: 0	WP: 1 PA: 40
PITCHER	IP WLS BF H R ER SO	IP WLS BF H R ER SO	IP WLS BF H R ER SO	IP WLS BF H R ER SO	IP WLS BF H R ER SO	IP WLS BF H R ER SO	IP WLS BF H R ER SO	IP WLS BF H R ER SO	IP WLS BF H R ER SO	IP WLS BF H R ER SO	IP WLS BF H R ER SO	IP WLS BF H R ER SO	IP WLS BF H R ER SO	IP WLS BF H R ER SO	IP WLS BF H R ER SO	IP WLS BF H R ER SO	ERA WHIP	ERA WHIP	
Dan Osinski, R ERA: 4.45	4.2	0.1	2.0	2.0	2.0	2.0	2.0	2.0	2.0	2.0	4.50	0.500							
Barry Latman, R ERA: 3.91																			
Bob Lee, R ERA: 1.65																			
Dean Chance, R ERA: 1.77																			
Don Lee, R ERA: 2.6																			

AB	37
R	3
H	10
RBI	2
BB	1
SO	7
LOB	14



Batter	1	2	3	4	5	6	7	8	9	AB	R	H	RBI	BB	SO	LOB	TOP								
Tony Kubek, L (1, 6) OBP: 0.286, SLG: 0.354	0-0 4-3		0-0 1-3		0-3 K			0-0 4-3		4	0	0	0	0	1	1	New York Yankees @ Los Angeles Angels Dodger Stadium, Los Angeles, CA Mon Jul 27 1964, 7:05 PM PDT Att: 32,695 - Unknown								
Bobby Richardson, R (1, 4) OBP: 0.286, SLG: 0.354	0-0 F8		0-0 F8		0-0 P5			0-0 6-3		4	0	0	0	0	0	1									
Roger Maris, L (1, 9) OBP: 0.355, SLG: 0.457	0-0 4-3		0-0 HR		4-0 BB			0-3 K		3	1	1	1	1	1	0									
Mickey Mantle, S (1, 8) Hector Lopez, R (9, 7) OBP: 0.441, SLG: 0.590 OBP: 0.266, SLG: 0.434		0-3 K	0-0 4-3		0-0 P5			0-3 K		4	0	0	0	0	2	1									
Tom Tresh, S (1, 7) OBP: 0.393, SLG: 0.476		0-0 1B 2B 1B		0-0 4-3		0-3 K		0-0 1B 1B		4	1	2	0	0	1	1									
Joe Pepitone, L (1, 3) OBP: 0.290, SLG: 0.404		0-0 1-2 2B 1B		0-3 K		0-0 F8		0-0 F9		4	1	1	0	0	1	2									
Elston Howard, R (1, 2) OBP: 0.348, SLG: 0.417		0-0 1-H 2-H 2B		0-0 P4		0-0 4-3		0-0 1B		4	0	2	2	0	0	0									
Clete Boyer, R (1, 5) OBP: 0.279, SLG: 0.319		0-3 K		0-0 F9		0-0 F9				3	0	0	0	0	1	1									
Ralph Terry, R (1, 1) OBP: 0.250, SLG: 0.222		0-0 L6		0-0 1B		0-0 6-3				3	0	1	0	0	0	1									
Inning Stats	R: 0 E: 0 K: 0 S: 3	H: 0 LOB: 0 BB: 0 P: 3	R: 2 E: 0 K: 2 S: 10	H: 3 LOB: 1 BB: 0 P: 10	R: 1 E: 0 K: 0 S: 4	H: 1 LOB: 0 BB: 0 P: 4	R: 0 E: 0 K: 1 S: 5	H: 0 LOB: 0 BB: 0 P: 5	R: 0 E: 0 K: 1 S: 6	H: 1 LOB: 1 BB: 1 P: 6	R: 0 E: 0 K: 0 S: 5	H: 0 LOB: 0 BB: 0 P: 9	R: 0 E: 0 K: 0 S: 3	H: 0 LOB: 0 BB: 0 P: 3	R: 0 E: 0 K: 1 S: 5	H: 0 LOB: 0 BB: 0 P: 5		R: 0 E: 0 K: 1 S: 6	H: 2 LOB: 2 BB: 0 P: 6	1B: 5 2B: 1 3B: 0 HR: 1	SF: 0 SAC: 0 DP: 0 HBP: 0	WP: 0 PB: 0 SB: 0 CS: 0	PA: 34		
PITCHER	IP	WLS	BF	H	R	ER	SO	BB	IBB	HBP	BLK	WP	HR	S	P	ERA	WHIP								
Fred Newman, R (1, 1) ERA: 2.68	7.0	L	27	5	3	3	5	1	0	0	0	0	1	36	40	3.86	0.857								
Barry Latman, R (8, 1) ERA: 3.63	2.0		7	2	0	0	2	0	0	0	0	0	0	11	11	0.00	1.000								

AB	33
R	3
H	7
RBI	3
BB	1
SO	7
LOB	8



Batter	1	2	3	4	5	6	7	8	9	AB	R	H	RBI	BB	SO	LOB	BOTTOM								
Jim Piersall, R (1, 8) OBP: 0.386, SLG: 0.416	0-0 5-3		0-0 FC6-4 1B		0-0 G6-3 1B			0-0 F3		4	0	2	0	0	0	0	New York Yankees @ Los Angeles Angels Dodger Stadium, Los Angeles, CA Mon Jul 27 1964, 7:05 PM PDT Att: 32,695 - Unknown								
Vic Power, R (1, 3) OBP: 0.256, SLG: 0.296	0-0 1B		0-0 L9		0-0 G6-3 1-2			0-0 1B		4	0	2	0	0	0	2									
Jim Fregosi, R (1, 6) OBP: 0.398, SLG: 0.515	0-3 K		0-0 FC6-4 1-2		0-0 P4			0-3 K		4	0	0	0	0	2	3									
Willie Smith, L (1, 7) OBP: 0.316, SLG: 0.489	0-0 4-3		0-0 1B 1B		0-3 K			0-0 F2		4	0	1	0	0	1	2									
Buck Rodgers, S (1, 2) OBP: 0.307, SLG: 0.321		4-0 BB		0-0 P6		0-0 F9		0-0 FC6-4 1B		3	0	1	0	1	0	1									
Felix Torres, R (1, 5) OBP: 0.285, SLG: 0.438		0-3 K		0-0 1-2 1B		0-0 F9		0-0 L7		4	0	1	0	0	1	2									
Lou Clinton, R (1, 9) OBP: 0.295, SLG: 0.396		0-0 P4		0-0 F7		4-0 BB		0-0 L7		3	0	0	0	1	0	4									
Bobby Knoop, R (1, 4) OBP: 0.316, SLG: 0.298		0-3 K		0-0 5-3		0-3 K		0-0 FC6-4 1-2		3	0	0	0	0	2	4									
Bob Perry, R (9, PH) OBP: 0.353, SLG: 0.406								0-0 1B		1	0	0	0	0	0	1									
Fred Newman, R (1, 1) Ed Kirkpatrick, L (7, PH) Barry Latman, R (8, 1) OBP: 0.237, SLG: 0.171 OBP: 0.317, SLG: 0.363 OBP: 0.121, SLG: 0.152			0-0 4-3		0-0 F5			0-0 P6		2	0	0	0	0	0	0									
Inning Stats	R: 0 E: 0 K: 1 S: 6	H: 1 LOB: 1 BB: 0 P: 6	R: 0 E: 0 K: 2 S: 7	H: 0 LOB: 1 BB: 1 P: 11	R: 0 E: 0 K: 0 S: 4	H: 1 LOB: 0 BB: 0 P: 4	R: 0 E: 0 K: 0 S: 5	H: 2 LOB: 2 BB: 0 P: 5	R: 0 E: 0 K: 0 S: 3	H: 1 LOB: 0 BB: 0 P: 3	R: 0 E: 0 K: 1 S: 5	H: 0 LOB: 0 BB: 0 P: 5	R: 0 E: 0 K: 1 S: 5	H: 0 LOB: 1 BB: 1 P: 9	R: 0 E: 0 K: 1 S: 6	H: 1 LOB: 1 BB: 0 P: 6	R: 0 E: 0 K: 0 S: 4	H: 1 LOB: 1 BB: 0 P: 4	1B: 7 2B: 0 3B: 0 HR: 0	SF: 0 SAC: 0 DP: 1 HBP: 0	WP: 0 PB: 0 SB: 0 CS: 0	PA: 35			
PITCHER	IP	WLS	BF	H	R	ER	SO	BB	IBB	HBP	BLK	WP	HR	S	P	ERA	WHIP								
Ralph Terry, R (1, 1) ERA: 5.16	9.0	W	35	7	0	0	6	2	0	0	0	0	0	45	53	0.00	1.000								

AB	33
R	0
H	7
RBI	0
BB	2
SO	6
LOB	20



Batter	1	2	3	4	5	6	7	8	9	AB	R	H	RBI	BB	SO	LOB	TOP		
Tony Kubek, L (1,6) OBP: 0.282, SLG: 0.349	5-3		FC6-4			L6		K		4	0	0	0	0	1	1			
Bobby Richardson, R (1,4) OBP: 0.286, SLG: 0.359	6-3		K			4-3		5-3		4	0	0	0	0	1	1			
Roger Maris, L (1,9) OBP: 0.350, SLG: 0.451	G3					4-3			F5	4	0	0	0	0	1	0			
Mickey Mantle, S (1,8) OBP: 0.444, SLG: 0.600		FC4-6 BB						K		2	1	1	1	2	1	0			
Tom Tresh, S (1,7) OBP: 0.389, SLG: 0.469		K				K		F9		4	0	0	0	0	2	2			
Joe Pepitone, L (1,3) OBP: 0.288, SLG: 0.401		FC4-6 FC4-6				F5		E4		3	0	0	0	0	0	2			
Johnny Blanchard, L (1,2) OBP: 0.359, SLG: 0.364		FC4-6				K		P6		3	0	0	0	0	1	2			
Clete Boyer, R (1,5) OBP: 0.280, SLG: 0.319			FC3 1B			K		5-3		3	0	1	0	0	1	1			
Stan Williams, R (1,1) OBP: 0.158, SLG: 0.211			FC3			6-3				2	0	0	0	0	0	1			
Hector Lopez, R (8, PH) OBP: 0.324, SLG: 0.432			FC3 FC6-4					F8		1	0	0	0	0	0	0			
Hal Reniff, R (8, 1) OBP: 0.111, SLG: 0.111										0	0	0	0	0	0	0			
Inning Stats	R: 0 E: 0 K: 0 S: 3	H: 0 LOB: 0 BB: 0 P: 3	R: 0 E: 0 K: 1 S: 5	H: 0 LOB: 1 BB: 1 P: 9	R: 0 E: 0 K: 1 S: 6	H: 1 LOB: 1 BB: 0 P: 6	R: 0 E: 0 K: 2 S: 7	H: 0 LOB: 1 BB: 1 P: 11	R: 0 E: 0 K: 1 S: 7	H: 0 LOB: 0 BB: 0 P: 7	R: 1 E: 1 K: 0 S: 5	H: 1 LOB: 1 BB: 0 P: 5	R: 0 E: 0 K: 1 S: 5	H: 0 LOB: 0 BB: 0 P: 5	R: 0 E: 0 K: 1 S: 5	H: 0 LOB: 0 BB: 0 P: 5	1B: 1 2B: 0 3B: 0 HR: 1	SF: 0 SAC: 0 DP: 0 HBP: 0	WP: 0 PA: 32 PB: 0 SB: 1 CS: 0
PITCHER Dean Chance, R (1,1) ERA: 1.73	IP: 9.0 WLS: W BF: 32 H: 2 R: 1 ER: 1 SO: 8 BB: 2 IBB: 0 HBP: 0 BLK: 0 WP: 0 HR: 1 S: 46 P: 54 ERA: 1.00 WHIP: 0.444																		

New York Yankees @ Los Angeles Angels
Dodger Stadium, Los Angeles, CA
Tue Jul 28 1964, 7:05 PM PDT
Att: 35,976 - Unknown

AB 30
R 1
H 2
RBI 1
BB 2
SO 8
LOB 10



Batter	1	2	3	4	5	6	7	8	9	AB	R	H	RBI	BB	SO	LOB	BOTTOM		
Jim Piersall, R (1,8) OBP: 0.376, SLG: 0.404	F8		6-3			5-3		5-3		4	0	0	0	0	0	0			
Vic Power, R (1,3) OBP: 0.256, SLG: 0.294	6-3		WP HR 1B			F9		6-3		4	1	1	0	0	0	0			
Jim Fregosi, R (1,6) OBP: 0.405, SLG: 0.541			1B HR			1B 3B		1B 1B		4	2	4	2	0	0	0			
Willie Smith, L (1,7) OBP: 0.319, SLG: 0.495	4-3		2B			4-3		1B		4	0	2	0	0	0	2			
Buck Rodgers, S (1,2) OBP: 0.310, SLG: 0.322		G5-4-3 BB	K			G6-4-3 1B				2	0	1	1	1	1	1			
Felix Torres, R (1,5) OBP: 0.281, SLG: 0.429		G5-4-3			P6	G6-4-3				3	0	0	0	0	2				
Lou Clinton, R (1,9) OBP: 0.295, SLG: 0.393						K		5-3		2	0	0	0	1	1	0			
Bobby Knoop, R (1,4) OBP: 0.313, SLG: 0.295								K		3	0	0	0	0	1	1			
Dean Chance, R (1,1) OBP: 0.146, SLG: 0.089			K			K		K		3	0	0	0	0	3	0			
Inning Stats	R: 0 E: 0 K: 0 S: 4	H: 1 LOB: 1 BB: 0 P: 4	R: 0 E: 0 K: 0 S: 2	H: 0 LOB: 2 BB: 2 P: 10	R: 2 E: 0 K: 2 S: 10	H: 3 LOB: 1 BB: 0 P: 10	R: 0 E: 0 K: 1 S: 5	H: 0 LOB: 0 BB: 0 P: 5	R: 0 E: 0 K: 0 S: 4	H: 2 LOB: 0 BB: 0 P: 4	R: 0 E: 0 K: 2 S: 7	H: 0 LOB: 0 BB: 0 P: 7	R: 0 E: 0 K: 0 S: 4	H: 2 LOB: 2 BB: 0 P: 4	R: 0 E: 0 K: 0 S: 4	H: 2 LOB: 2 BB: 0 P: 4	1B: 4 2B: 2 3B: 1 HR: 1	SF: 0 SAC: 0 DP: 2 HBP: 0	WP: 1 PA: 31 PB: 0 SB: 0 CS: 0
PITCHER Stan Williams, R (1,1) ERA: 3.43 Hal Reniff, R (8, 1) ERA: 2.66	IP: 7.0 WLS: L BF: 27 H: 6 R: 3 ER: 3 SO: 6 BB: 2 IBB: 0 HBP: 0 BLK: 0 WP: 1 HR: 1 S: 37 P: 45 ERA: 3.86 WHIP: 1.143																		

New York Yankees @ Los Angeles Angels
Dodger Stadium, Los Angeles, CA
Tue Jul 28 1964, 7:05 PM PDT
Att: 35,976 - Unknown

AB 29
R 3
H 8
RBI 3
BB 2
SO 6
LOB 6




Batter	1	2	3	4	5	6	7	8	9	AB	R	H	RBI	BB	SO	LOB	TOP					
Dalton Jones, L OBP: 0.281, SLG: 0.349 (1, 4)	0-0 4-3		0-0 F8	0-0 L3		0-0 F8		0-0 F7		5	0	0	0	0	0	3						
Felix Mantilla, R OBP: 0.345, SLG: 0.583 (1, 9)	0-0 6-3		0-0 6-3		0-0 F8 WP 1B	0-0 F7			0-0 F9	5	1	1	0	0	0	1						
Carl Yastrzemski, L OBP: 0.383, SLG: 0.466 (1, 8)	0-0 4-3		4-0 BB		0-0 F8		4-0 FC1-4 BB BB		0-3 K	3	0	0	0	2	1	1						
Dick Stuart, R OBP: 0.320, SLG: 0.514 (1, 3)		4-0 1-3 BB FC5-4-4 BB	0-0 5-3		0-0 BB		4-0 FC1-4 BB BB		0-0 F3	3	1	1	1	2	0	1						
Frank Matzone, R OBP: 0.335, SLG: 0.410 (1, 5)		4-0 FC5-4-4 BB 1-2 BB		0-0 1B 2B		4-0 K		0-0 FC1-4 FC5-4 1-2 BB														
Tony Horton, R OBP: 0.500, SLG: 0.333 Roman Mejias, R OBP: 0.257, SLG: 0.362 (1, 7) (7, 7)	0-0 1-3		0-0 1-2 2-3		0-0 2B		4-0 1-2 BB		0-0 FC5-4	3	1	1	0	1	0	3						
Eddie Bressoud, R OBP: 0.373, SLG: 0.467 (1, 6)		0-0 FC6-5-4-5		0-0 2B		0-0 F4		4-0 6-3 SH5-3 BB		3	0	1	3	1	0	3						
Bob Tillman, R OBP: 0.362, SLG: 0.442 (1, 2)		0-0 IBB		0-3 K		0-0 F8		0-0 SH5-3		2	0	1	0	1	1	1						
Bill Monbouquette, R OBP: 0.170, SLG: 0.083 Dick Williams, R OBP: 0.230, SLG: 0.383 Dick Radatz, R OBP: 0.222, SLG: 0.231 (1, 1) (8, PH) (8, 1)	0-0 1-3		0-0 1-3		0-0 F3		0-3 K		0-0 6-3	3	0	0	0	0	1	4						
Inning Stats	R: 0 E: 0 K: 0 S: 3	H: 0 LOB: 0 BB: 0 P: 3	R: 1 E: 0 K: 0 S: 3	H: 0 LOB: 2 BB: 3 P: 15	R: 0 E: 0 K: 0 S: 3	H: 0 LOB: 1 BB: 1 P: 7	R: 2 E: 0 K: 1 S: 8	H: 3 LOB: 1 BB: 0 P: 8	R: 1 E: 0 K: 1 S: 7	H: 2 LOB: 2 BB: 1 P: 11	R: 0 E: 0 K: 1 S: 6	H: 1 LOB: 1 BB: 0 P: 6	R: 0 E: 0 K: 0 S: 2	H: 0 LOB: 1 BB: 2 P: 10	R: 0 E: 0 K: 0 S: 3	H: 0 LOB: 1 BB: 1 P: 7	R: 0 E: 0 K: 1 S: 5	H: 0 LOB: 0 BB: 0 P: 5	1B: 4 2B: 2 3B: 0 HR: 0	SF: 0 SAC: 1 DP: 0 HBP: 0	WP: 1 PB: 0 SB: 0 CS: 0	PA: 40
PITCHER	IP	WLS	BF	H	R	ER	SO	BB	IBB	HBP	BLK	WP	HR	S	P	ERA	WHIP					
Aubrey Gatewood, R ERA: 1.52 Bill Kelso, R ERA: Bob Lee, R ERA: 1.62	(1, 1) (5, 1) (8, 1)	4.1 2.2 2.0	L 11 7	22 1 0	5 0 0	4 0 0	4 2 1	1 3 1	0 0 0	0 0 0	0 0 0	1 0 0	0 12 8	20 24 12	36 24 12	8.31 0.00 0.00	1.846 1.500 0.500					

Boston Red Sox @ Los Angeles Angels
Dodger Stadium, Los Angeles, CA
Fri Jul 31 1964, 7:05 PM PDT
Att: 9,629 - Unknown

livebaseballscorecards.com

AB 31
R 4
H 6
RBI 4
BB 8
SO 4
LOB 21




Batter	1	2	3	4	5	6	7	8	9	AB	R	H	RBI	BB	SO	LOB	BOTTOM					
Lenny Green, L OBP: 0.250, SLG: 0.138 Bob Lee, R (1, 7) (8, 1)	0-0 F4		0-0 F2			0-0 F5	0-0 F6			4	0	0	0	0	0	0						
Vic Power, R OBP: 0.256, SLG: 0.292 (1, 5)	0-0 1-3		0-0 L4			0-0 F9	0-0 1-3			4	0	0	0	0	0	0						
Jim Fregosi, R OBP: 0.407, SLG: 0.538 (1, 6)					0-0 G6-3 1B		0-0 1B 1B		0-0 F9	4	1	3	0	0	0	0						
Willie Smith, L OBP: 0.322, SLG: 0.490 (1, 9)					0-0 G6-3 1B		0-0 1-2 1B		0-0 1B	4	1	3	0	0	0	1						
Joe Adcock, R OBP: 0.359, SLG: 0.509 (1, 3)					0-0 F2		0-0 G6-3		0-0 F4	4	0	1	1	0	0	3						
Buck Rodgers, S OBP: 0.306, SLG: 0.320 (1, 2)					0-0 L3		0-0 F6		0-0 1-3	4	0	1	1	0	0	2						
Jim Piersall, R OBP: 0.369, SLG: 0.396 (1, 8)					0-0 1B		0-0 F8		0-0 F4	4	0	1	0	0	0	2						
Bobby Knoop, R OBP: 0.310, SLG: 0.301 (1, 4)					0-0 F9		0-0 F8		0-0 F8	4	1	1	1	0	0	1						
Aubrey Gatewood, R OBP: 0.125, SLG: 0.125 Bill Kelso, R Albie Pearson, L OBP: 0.305, SLG: 0.264 (1, 1) (5, 1) (7, PH) (8, 7)	0-0 F8		0-0 F8		0-0 F8		0-0 6-3		0-0 F8	1	0	0	0	0	0	0						
Inning Stats	R: 0 E: 0 K: 0 S: 4	H: 1 LOB: 1 BB: 0 P: 4	R: 0 E: 0 K: 0 S: 4	H: 1 LOB: 0 BB: 0 P: 4	R: 0 E: 0 K: 0 S: 3	H: 0 LOB: 0 BB: 0 P: 3	R: 0 E: 0 K: 0 S: 4	H: 2 LOB: 1 BB: 0 P: 4	R: 0 E: 0 K: 0 S: 3	H: 0 LOB: 0 BB: 0 P: 3	R: 2 E: 0 K: 0 S: 7	H: 4 LOB: 2 BB: 0 P: 7	R: 1 E: 0 K: 0 S: 4	H: 1 LOB: 0 BB: 0 P: 4	R: 0 E: 0 K: 0 S: 4	H: 1 LOB: 1 BB: 0 P: 4	R: 0 E: 0 K: 0 S: 3	H: 0 LOB: 0 BB: 0 P: 3	1B: 8 2B: 1 3B: 0 HR: 1	SF: 0 SAC: 0 DP: 1 HBP: 0	WP: 0 PB: 0 SB: 0 CS: 0	PA: 36
PITCHER	IP	WLS	BF	H	R	ER	SO	BB	IBB	HBP	BLK	WP	HR	S	P	ERA	WHIP					
Bill Monbouquette, R ERA: 4.42 Dick Radatz, R ERA: 1.95	(1, 1) (8, 1)	7.0 2.0	W S	29 7	9 1	3 0	3 0	0 0	0 0	0 0	0 0	0 0	0 7	29 7	29 7	3.86 0.00	1.286 0.500					

Boston Red Sox @ Los Angeles Angels
Dodger Stadium, Los Angeles, CA
Fri Jul 31 1964, 7:05 PM PDT
Att: 9,629 - Unknown

livebaseballscorecards.com

AB 36
R 3
H 10
RBI 3
BB 0
SO 0
LOB 9



Batter	1	2	3	4	5	6	7	8	9	AB	R	H	RBI	BB	SO	LOB	TOP		
Dalton Jones, L (1,4) OBP: 0.277, SLG: 0.344	4-3		3-1		FC3-6		L3			4	0	0	0	0	0	2			
Felix Mantilla, R (1,9) OBP: 0.339, SLG: 0.572	5-3		L5		K			F7		4	0	0	0	0	1	2			
Carl Yastrzemski, L (1,8) OBP: 0.379, SLG: 0.461	K		K		F7			F5		4	0	0	0	0	2	2			
Dick Stuart, R (1,3) OBP: 0.324, SLG: 0.516		FC1-6 1B		K		FC1-4 1B		FC6-4 1B		4	0	3	0	0	1	0			
Frank Matzone, R (1,5) OBP: 0.332, SLG: 0.406	F9		F7		FC1-4		FC6-4			4	0	0	0	0	0	3			
Tony Horton, R (1,7) OBP: 0.375, SLG: 0.286	FC1-6 1B 1B		WP 1B		K			L6		4	1	1	0	0	1	2			
Eddie Bressoud, R (1,6) OBP: 0.374, SLG: 0.470	1B 1B		F9		1-3			2B		4	0	2	0	0	0	2			
Bob Tillman, R (1,2) OBP: 0.364, SLG: 0.447	FC4-6 1B				FC3-6 2B		K		K	4	0	2	1	0	2	1			
Earl Wilson, R (1,1) OBP: 0.316, SLG: 0.510	FC4-6						6-3		F8	1	0	0	0	1	0	2			
Dick Williams, R (7, PH) OBP: 0.249, SLG: 0.377										1	0	0	0	0	0	0			
Jack Lamabe, R (7, 1) OBP: 0.136, SLG: 0.143										0	0	0	0	0	0	0			
Russ Nixon, L (9, PH) OBP: 0.338, SLG: 0.330										1	0	0	0	0	0	1			
Inning Stats	R: 0 E: 0 K: 1 S: 5	H: 0 LOB: 0 BB: 0 P: 5	R: 1 E: 0 K: 0 S: 6	H: 3 LOB: 2 BB: 0 P: 6	R: 0 E: 0 K: 1 S: 5	H: 0 LOB: 0 BB: 0 P: 5	R: 0 E: 0 K: 1 S: 6	H: 1 LOB: 1 BB: 0 P: 6	R: 0 E: 0 K: 1 S: 6	H: 1 LOB: 0 BB: 0 P: 10	R: 0 E: 0 K: 1 S: 5	H: 0 LOB: 0 BB: 0 P: 5	R: 0 E: 0 K: 0 S: 4	H: 1 LOB: 1 BB: 0 P: 4	R: 0 E: 0 K: 1 S: 6	H: 1 LOB: 1 BB: 0 P: 6	1B: 6 2B: 2 3B: 0 HR: 0	SF: 0 SAC: 0 DP: 0 HBP: 0	WP: 1 PA: 36
PITCHER Dean Chance, R (1,1) ERA: 1.69	IP: 9.0 WLS: W BF: 36 H: 8 R: 1 ER: 1 SO: 7 BB: 1 IBB: 0 HBP: 0 BLK: 0 WP: 1 HR: 0 S: 49 P: 53 ERA: 1.00 WHIP: 1.000															PITCHER			

Boston Red Sox @ Los Angeles Angels
Dodger Stadium, Los Angeles, CA
Sat Aug 01 1964, 7:05 PM PDT
Att: 12,190 - Unknown

AB 35
R 1
H 8
RBI 1
BB 1
SO 7
LOB 17



Batter	1	2	3	4	5	6	7	8	9	AB	R	H	RBI	BB	SO	LOB	BOTTOM		
Albie Pearson, L (1,8) OBP: 0.308, SLG: 0.268	F9		4-3 L6-5 1B		E 1B		F8			4	1	2	0	0	0	0			
Vic Power, R (1,5) OBP: 0.250, SLG: 0.286	F7		4-3		K		F4			4	0	0	0	0	1	2			
Jim Fregosi, R (1,6) OBP: 0.408, SLG: 0.536	BB		L6-5		1B		K			3	0	1	1	1	1	1			
Willie Smith, L (1,9) OBP: 0.325, SLG: 0.505	F5				HR		1B		F8	4	1	2	1	0	0	1			
Joe Adcock, R (1,3) OBP: 0.361, SLG: 0.519		4-0 1B SF9 BB			HR		F8		F8	3	2	1	1	1	0	2			
Tom Satriano, L (9, 5) OBP: 0.285, SLG: 0.238					HR					0	0	0	0	0	0	0			
Buck Rodgers, S (1,2) OBP: 0.306, SLG: 0.319		SF9 1B		F4		F9		F7		4	0	1	0	0	0	0			
Lenny Green, L (1,7) OBP: 0.268, SLG: 0.164				F8				1B		3	0	2	0	0	0	0			
Bobby Knoop, R (1,4) OBP: 0.308, SLG: 0.299		SF9		F8		F7				2	0	0	1	0	0	1			
Dean Chance, R (1,1) OBP: 0.137, SLG: 0.083				K		K		F4		3	0	0	0	0	2	3			
Inning Stats	R: 0 E: 0 K: 0 S: 3	H: 0 LOB: 1 BB: 1 P: 7	R: 1 E: 0 K: 1 S: 6	H: 2 LOB: 1 BB: 1 P: 10	R: 0 E: 0 K: 0 S: 3	H: 1 LOB: 0 BB: 0 P: 3	R: 2 E: 0 K: 0 S: 5	H: 2 LOB: 0 BB: 0 P: 5	R: 1 E: 1 K: 2 S: 10	H: 3 LOB: 2 BB: 0 P: 10	R: 0 E: 0 K: 0 S: 4	H: 1 LOB: 1 BB: 0 P: 4	R: 0 E: 0 K: 1 S: 5	H: 0 LOB: 0 BB: 0 P: 5	R: 0 E: 0 K: 0 S: 3	H: 0 LOB: 0 BB: 0 P: 3	1B: 7 2B: 1 3B: 0 HR: 2	SF: 1 SAC: 0 DP: 1 HBP: 0	WP: 0 PA: 33
PITCHER Earl Wilson, R (1,1) ERA: 4.54 Jack Lamabe, R (7, 1) ERA: 4.94	IP: 6.0 WLS: L BF: 27 H: 9 R: 4 ER: 4 SO: 3 BB: 2 IBB: 0 HBP: 0 BLK: 0 WP: 0 HR: 2 S: 31 P: 39 ERA: 4.50 WHIP: 1.833															PITCHER			

Boston Red Sox @ Los Angeles Angels
Dodger Stadium, Los Angeles, CA
Sat Aug 01 1964, 7:05 PM PDT
Att: 12,190 - Unknown


AB 30
R 4
H 9
RBI 4
BB 2
SO 4
LOB 10



Batter	1	2	3	4	5	6	7	8	9	AB	R	H	RBI	BB	SO	LOB	TOP			
Dalton Jones, L OBP: 0.274, SLG: 0.339 (1,4)	0-0 6-3		0-0 4-3		0-3 K		0-0 4-3			4	0	0	0	0	1	2				
Felix Mantilla, R OBP: 0.342, SLG: 0.571 (1,9)	0-0 6-3		0-0 1B		0-0 4-3		1-2 1B	0-0 4-6-3 1B		4	0	2	0	0	0	2				
Carl Yastrzemski, L OBP: 0.376, SLG: 0.477 (1,8)	0-0 4-3		0-0 F7		4-0 FC6-4 IBB			0-0 4-6-3 1-2		3	0	0	0	1	0	2				
Dick Stuart, R OBP: 0.321, SLG: 0.511 (1,3)		0-0 4-3	0-3 K		0-0 FC6-4 1-2			0-0 F8		4	0	0	0	0	1	4				
Frank Matzone, R OBP: 0.331, SLG: 0.404 (1,5)		0-0 1B E 1B		0-0 1-3		0-0 F8			0-0 6-3	4	1	1	0	0	0	0				
Tony Horton, R OBP: 0.333, SLG: 0.273 (1,7)		0-0 1B E 1B		0-0 4-3		0-0 1-3			0-0 3-1	4	0	1	0	0	0	0				
Eddie Bressoud, R OBP: 0.371, SLG: 0.465 (1,6)		0-0 E6 1-2 3-H		0-0 5-3		0-0 6-3		0-3 K		4	0	0	1	0	1	1				
Bob Tillman, R OBP: 0.364, SLG: 0.446 (1,2)		0-3 K		0-0 E 1B		0-0 5-3				3	0	1	0	0	1	2				
Dave Morehead, R OBP: 0.128, SLG: 0.047 Dick Radatz, R OBP: 0.222, SLG: 0.231 (8,1)	0-0 4-3		0-0 E3 1-3		0-3 K					3	0	0	0	0	1	3				
										0	0	0	0	0	0	0				
Inning Stats	R: 0 E: 0 K: 0 S: 3	H: 0 LOB: 0 BB: 0 P: 3	R: 1 E: 1 K: 1 S: 8	H: 2 LOB: 2 BB: 0 P: 8	R: 0 E: 0 K: 1 S: 6	H: 1 LOB: 1 BB: 0 P: 6	R: 0 E: 0 K: 0 S: 3	H: 0 LOB: 0 BB: 0 P: 3	R: 0 E: 0 K: 1 S: 7	H: 1 LOB: 3 BB: 1 P: 11	R: 0 E: 0 K: 0 S: 3	H: 0 LOB: 0 BB: 0 P: 3	R: 0 E: 0 K: 1 S: 5	H: 1 LOB: 0 BB: 0 P: 5	R: 0 E: 0 K: 1 S: 5	H: 0 LOB: 0 BB: 0 P: 5	1B: 5 2B: 1 3B: 0 HR: 0	SF: 0 SAC: 0 DP: 1 HBP: 0	WP: 0 PB: 0 SB: 0 CS: 0	PA: 34
PITCHER Fred Newman, R ERA: 2.56 (1,1)	IP: 9.0 WLS: W BF: 34 H: 5 R: 1 ER: 1 SO: 5 BB: 0 IBB: 1 HBP: 0 BLK: 0 WP: 0 HR: 0 S: 43 P: 47 ERA: 1.00 WHIP: 0.556																			

Boston Red Sox @ Los Angeles Angels
Dodger Stadium, Los Angeles, CA
Sun Aug 02 1964, 3:33 AM PDT
Att: 8,928 - Unknown


AB	33
R	1
H	5
RBI	1
BB	1
SO	5
LOB	16



Batter	1	2	3	4	5	6	7	8	9	AB	R	H	RBI	BB	SO	LOB	BOTTOM			
Albie Pearson, L OBP: 0.310, SLG: 0.276 (1,8)	0-0 1B FC4-6 2B		0-0 5-3		0-0 F7	0-0 1B		0-0 1-3		5	1	2	0	0	0	0				
Lenny Green, L OBP: 0.289, SLG: 0.197 (1,7)	0-0 FC4-6 2-3 1B		0-0 L6 1B		0-0 G3 1B	0-0 F2 1B			0-0 1-3	5	0	3	0	0	0	2				
Jim Fregosi, R OBP: 0.411, SLG: 0.536 (1,6)	0-0 FC4-6 1-2 3-H 1B		0-0 L6 1-2 1B		0-0 G3 1B		0-0 E3 1B		4-0 1B BB	4	1	2	1	1	0	2				
Willie Smith, L OBP: 0.322, SLG: 0.498 (1,9)	0-0 FC6 1B 1-2 BB		0-0 1B		0-0 G3 1-2 2-3 1B		0-0 G3 1B		0-0 F9 1B	5	0	1	0	0	0	5				
Joe Adcock, R OBP: 0.366, SLG: 0.517 Aubrey Gatewood, R OBP: 0.125, SLG: 0.125 (9, PR)	4-0 1B 1-2 BB		0-0 F8		4-0 BB		0-3 K		0-0 1B 1-3 1B	3	0	1	0	2	1	2				
Buck Rodgers, S OBP: 0.310, SLG: 0.321 (1,2)	0-0 1-2 2-3 1B			0-3 K		0-0 F4		4-0 IBB		4	0	2	1	1	1	3				
Felix Torres, R OBP: 0.256, SLG: 0.417 (1,5)	0-0 F8			0-0 F7		0-0 F8	0-0 F8			4	0	0	0	0	0	5				
Bobby Knoop, R OBP: 0.307, SLG: 0.296 (1,4)		0-3 K		4-0 BB		0-0 F9		0-3 K		3	0	0	0	1	2	0				
Fred Newman, R OBP: 0.238, SLG: 0.179 (1,1)		0-3 K		0-0 1-3		0-0 1B		0-3 K		4	0	1	0	0	2	1				
Inning Stats	R: 1 E: 0 K: 0 S: 6	H: 3 LOB: 3 BB: 1 P: 10	R: 0 E: 0 K: 2 S: 7	H: 0 LOB: 0 BB: 0 P: 7	R: 0 E: 0 K: 0 S: 4	H: 2 LOB: 1 BB: 0 P: 4	R: 0 E: 0 K: 1 S: 5	H: 0 LOB: 1 BB: 1 P: 9	R: 0 E: 0 K: 0 S: 5	H: 2 LOB: 3 BB: 1 P: 9	R: 0 E: 0 K: 1 S: 6	H: 1 LOB: 2 BB: 1 P: 10	R: 0 E: 0 K: 2 S: 7	H: 0 LOB: 0 BB: 0 P: 7	R: 1 E: 0 K: 0 S: 4	H: 2 LOB: 2 BB: 1 P: 8	1B: 11 2B: 2 3B: 0 HR: 0	SF: 0 SAC: 0 DP: 1 HBP: 0	WP: 0 PB: 0 SB: 0 CS: 0	PA: 42
PITCHER Dave Morehead, R ERA: 4.65 Dick Radatz, R ERA: 2.0 (8,1)	IP: 7.0 WLS: L BF: 8 H: 2 R: 1 ER: 1 SO: 2 BB: 1 IBB: 0 HBP: 0 BLK: 0 WP: 0 HR: 0 S: 11 P: 15 ERA: 5.40 WHIP: 1.800																			

Boston Red Sox @ Los Angeles Angels
Dodger Stadium, Los Angeles, CA
Sun Aug 02 1964, 3:33 AM PDT
Att: 8,928 - Unknown

AB	37
R	2
H	12
RBI	2
BB	5
SO	6
LOB	20



Batter	1	2	3	4	5	6	7	8	9	AB	R	H	RBI	BB	SO	LOB	TOP										
Jackie Brandt, R OBP: 0.308, SLG: 0.401	0-3 K		0-3 K		0-0 FC2-6 E	0-0 6-3		0-0 FC1-6 1B		5	1	1	0	0	2	4											
Luis Aparicio, R OBP: 0.321, SLG: 0.382	0-0 1-3			0-0 F8 CS 1B	0-0 L9	0-0 6-3		0-0 FC1-6 2B		5	2	1	0	0	0	4											
Bob Johnson, R Norm Siebern, L OBP: 0.385, SLG: 0.375	0-0 6-3			4-0 1B BB	0-0 E	1B		0-0 F4		3	1	1	0	1	0	0											
Brooks Robinson, R OBP: 0.361, SLG: 0.480		0-0 F9		0-0 F8	0-0 E6 1B		0-0 BB 1B	0-0 5-3		5	2	2	2	0	0	3											
Sam Bowens, R OBP: 0.328, SLG: 0.459	0-3 K			0-0 1B	0-0 1B		4-0 1B BB	0-0 6-3		4	1	2	2	1	1	1											
Earl Robinson, R Boog Powell, L OBP: 0.378, SLG: 0.611	0-0 4-3			0-0 K	0-0 F9		0-0 F4		0-0 6-3	3	0	0	0	0	1	3											
Dick Brown, R OBP: 0.343, SLG: 0.484			0-0 1B	4-0 1B		0-0 2B	0-0 1B	0-0 5-3		4	0	3	1	1	0	0											
Jerry Adair, R OBP: 0.292, SLG: 0.330			0-0 L6	0-0 F8		0-0 1B	0-0 1B	0-0 1-6-3		5	0	2	1	0	0	4											
Mitt Pappas, R OBP: 0.228, SLG: 0.173			0-3 K		4-0 FC2-6 BB	0-3 K	0-3 K			3	0	0	0	1	3	5											
Inning Stats	R: 0 E: 0 K: 1 S: 5	H: 0 LOB: 0 BB: 0 P: 5	R: 0 E: 0 K: 1 S: 5	H: 0 LOB: 0 BB: 0 P: 5	R: 0 E: 0 K: 2 S: 8	H: 1 LOB: 1 BB: 0 P: 8	R: 1 E: 0 K: 1 S: 7	H: 2 LOB: 3 BB: 2 P: 15	R: 3 E: 1 K: 0 S: 6	H: 3 LOB: 1 BB: 1 P: 10	R: 0 E: 0 K: 1 S: 7	H: 2 LOB: 2 BB: 0 P: 7	R: 2 E: 0 K: 1 S: 8	H: 3 LOB: 2 BB: 1 P: 12	R: 1 E: 0 K: 0 S: 5	H: 2 LOB: 1 BB: 0 P: 5	R: 0 E: 0 K: 0 S: 3	H: 0 LOB: 0 BB: 0 P: 3	1B: 10 2B: 3 3B: 0 HR: 0	SF: 0 SAC: 0 DP: 0 HBP: 0	WP: 0 PB: 0 SB: 0 CS: 1	PA: 44					
PITCHER	IP	WLS	BF	H	R	ER	SO	BB	IBB	HBP	BLK	WP	HR	S	P	ERA	WHIP										
Bo Belinsky, L ERA: 2.85	5.0	L	25	7	4	3	5	2	1	0	0	0	0	32	44	5.40	1.800										
Aubrey Gatewood, R ERA: 1.46	1.0		4	1	0	0	1	0	0	0	0	0	0	6	6	0.00	1.000										
Bill Kelso, R ERA: 4.91	1.0		7	3	2	2	1	1	0	0	0	0	0	8	12	18.00	4.000										
Bob Duliba, R ERA: 2.85	1.0		5	2	1	1	0	0	0	0	0	0	0	5	5	9.00	2.000										
Ken McBride, R ERA: 5.65	1.0		3	0	0	0	0	0	0	0	0	0	0	3	3	0.00	0.000										

Baltimore Orioles @ Los Angeles Angels
Dodger Stadium, Los Angeles, CA
Mon Aug 03 1964, 7:05 PM PDT
Att: 9,459 - Unknown

AB 40
R 7
H 13
RBI 7
BB 4
SO 7
LOB 26





Batter	1	2	3	4	5	6	7	8	9	AB	R	H	RBI	BB	SO	LOB	BOTTOM										
Bob Perry, R OBP: 0.333, SLG: 0.404	0-3 K		0-0 F9			0-0 BB 1B		0-3 K		3	0	1	0	0	1	1											
Lou Clinton, R OBP: 0.291, SLG: 0.387			0-0 F9			0-0 F7		0-0 1B		4	0	1	0	0	0	2											
Lenny Green, L OBP: 0.288, SLG: 0.200	0-0 F9		0-0 6-3			4-0 1B BB		0-3 1B		3	0	0	0	1	1	2											
Jim Fregosi, R OBP: 0.409, SLG: 0.531	0-0 L7			0-0 6-3		0-0 F8		0-0 F9		4	0	1	0	0	0	2											
Willie Smith, L OBP: 0.321, SLG: 0.493		0-0 G3		0-0 G3-6 1B		0-0 F8		0-0 F9		4	0	1	0	0	0	2											
Joe Adcock, R OBP: 0.364, SLG: 0.517		0-0 F9		0-0 G3-6		0-0 F9		0-0 2B		4	0	1	0	0	0	1											
Buck Rodgers, S OBP: 0.309, SLG: 0.320		0-0 FC6-4 1B		0-0 4-3		0-0 F7		0-0 F3		4	0	1	0	0	0	1											
Felix Torres, R OBP: 0.256, SLG: 0.413		0-0 FC6-4		0-0 G1-6-3 1B		0-3 K		0-0 6-3		4	0	1	0	0	1	2											
Bobby Knoop, R OBP: 0.307, SLG: 0.297			0-0 SH1-6-4 1B		0-0 G1-6-3		0-3 K			3	0	1	0	0	1	1											
Bo Belinsky, L ERA: 2.85			0-0 SH1-6-4		0-0 L9		0-0 1B			0	0	0	0	0	0	0											
Aubrey Gatewood, R ERA: 1.46			0-0 1B							0	0	0	0	0	0	0											
Bill Kelso, R ERA: 4.91			0-0 1B							0	0	0	0	0	0	0											
Bob Duliba, R ERA: 2.85			0-0 1B							0	0	0	0	0	0	0											
Vic Power, R ERA: 3.04			0-0 1B							0	0	0	0	0	0	0											
Fred Newman, R ERA: 2.26			0-0 1B							0	0	0	0	0	0	0											
Ken McBride, R ERA: 5.65			0-0 1B							0	0	0	0	0	0	0											
Inning Stats	R: 0 E: 0 K: 1 S: 5	H: 1 LOB: 1 BB: 0 P: 4	R: 0 E: 0 K: 0 S: 4	H: 1 LOB: 1 BB: 0 P: 4	R: 0 E: 0 K: 0 S: 3	H: 1 LOB: 0 BB: 0 P: 3	R: 0 E: 0 K: 0 S: 3	H: 1 LOB: 2 BB: 1 P: 8	R: 0 E: 0 K: 3 S: 11	H: 2 LOB: 2 BB: 0 P: 11	R: 0 E: 0 K: 0 S: 4	H: 1 LOB: 1 BB: 0 P: 4	R: 0 E: 0 K: 0 S: 4	H: 1 LOB: 1 BB: 0 P: 4	1B: 7 2B: 1 3B: 0 HR: 0	SF: 0 SAC: 1 DP: 2 HBP: 0	WP: 0 PB: 0 SB: 0 CS: 0	PA: 34									
PITCHER	IP	WLS	BF	H	R	ER	SO	BB	IBB	HBP	BLK	WP	HR	S	P	ERA	WHIP										
Mitt Pappas, R ERA: 3.19	9.0	W	34	8	0	0	5	1	0	0	0	0	0	43	47	0.00	1.000										

Baltimore Orioles @ Los Angeles Angels
Dodger Stadium, Los Angeles, CA
Mon Aug 03 1964, 7:05 PM PDT
Att: 9,459 - Unknown

AB 32
R 0
H 8
RBI 0
BB 1
SO 5
LOB 13



Batter	1	2	3	4	5	6	7	8	9	AB	R	H	RBI	BB	SO	LOB	TOP					
Jackie Brandt, R OBP: 0.308, SLG: 0.402	F2		F9		E5					4	0	1	0	0	0	2	<p>Baltimore Orioles @ Los Angeles Angels Dodger Stadium, Los Angeles, CA Tue Aug 04 1964, 7:05 PM PDT Att: 9,192 - Unknown</p>					
Luis Aparicio, R OBP: 0.321, SLG: 0.381	6-3		FC1-6				6-3			4	0	1	0	0	0	2						
Norm Siebern, L OBP: 0.384, SLG: 0.371	1B		F9		F8			F9		3	0	0	0	1	0	4						
Boog Powell, L OBP: 0.380, SLG: 0.610	1B			4-3		4-3		FC5-4	1B	4	0	2	0	0	0	0						
Brooks Robinson, R OBP: 0.358, SLG: 0.475	F5			4-3		K		F4		4	0	0	0	0	1	3						
Sam Bowens, R OBP: 0.327, SLG: 0.457		6-3		F3				FC5-4		4	0	1	0	0	0	1						
Dick Brown, R OBP: 0.341, SLG: 0.479	F4				1B	F5			F7	4	0	1	0	0	0	1						
Jerry Adair, R OBP: 0.289, SLG: 0.326	K				F8		6-3		1-3	4	0	0	0	0	1	1						
Dave Vineyard, R OBP: 0.292, SLG: 0.290						F5			F8	1	0	1	0	0	0	0						
Dick Hall, R OBP: 0.273, SLG: 0.200										0	0	0	0	0	0	0						
Willie Kirtman, L OBP: 0.282, SLG: 0.295										0	0	0	0	0	0	1						
Frank Bertaina, L OBP: 0.290, SLG: 0.354										0	0	0	0	0	0	0						
John Crisino, R OBP: 0.220, SLG: 0.167										0	0	0	0	0	0	0						
Dave McNally, R OBP: 0.327, SLG: 0.420										0	0	0	0	0	0	0						
Bob Johnson, R OBP: 0.327, SLG: 0.420										1	0	0	0	0	0	0						
										1	0	0	0	0	0	0						
Inning Stats	R: 0 E: 0 K: 0 S: 4	H: 1 LOB: 2 BB: 1 P: 8	R: 0 E: 0 K: 1 S: 5	H: 0 LOB: 0 BB: 0 P: 5	R: 0 E: 0 K: 0 S: 4	H: 1 LOB: 1 BB: 0 P: 4	R: 0 E: 0 K: 0 S: 3	H: 0 LOB: 0 BB: 0 P: 3	R: 0 E: 1 K: 0 S: 6	H: 2 LOB: 3 BB: 0 P: 6	R: 0 E: 0 K: 1 S: 6	H: 1 LOB: 1 BB: 0 P: 6	R: 0 E: 0 K: 1 S: 6	H: 1 LOB: 1 BB: 0 P: 6	R: 0 E: 0 K: 0 S: 4	H: 1 LOB: 1 BB: 0 P: 4	R: 0 E: 0 K: 0 S: 3	H: 0 LOB: 0 BB: 0 P: 3	1B: 6 2B: 1 3B: 0 HR: 0	SF: 0 SAC: 0 DP: 0 HBP: 0	WP: 0 PB: 0 SB: 0 CS: 0	PA: 36
PITCHER	IP WLS BF H R ER SO BB IBB HBP BLK WP HR S P ERA WHIP																					
Don Lee, R ERA: 2.44	(1, 1) 4.2 20 4 0 0 1 1 0 0 0 0 0 0 21 25 0.00 1.071																					
Barry Latman, R ERA: 3.79	(5, 1) 4.1 W 16 3 0 0 2 0 0 0 0 0 0 0 20 20 0.00 0.692																					

Batter	1	2	3	4	5	6	7	8	9	AB	R	H	RBI	BB	SO	LOB	BOTTOM				
Bob Perry, R OBP: 0.338, SLG: 0.413	6-3			1B		E6				4	1	2	1	0	0	1	<p>Baltimore Orioles @ Los Angeles Angels Dodger Stadium, Los Angeles, CA Tue Aug 04 1964, 7:05 PM PDT Att: 9,192 - Unknown</p>				
Lenny Green, L OBP: 0.289, SLG: 0.194	4-3		F7	1B						2	0	0	0	1	0	1					
Jim Piersall, R OBP: 0.371, SLG: 0.397				BB						1	0	1	0	0	0	0					
Jim Fregosi, R OBP: 0.407, SLG: 0.527	K		3-1							4	0	1	2	0	2	3					
Willie Smith, L OBP: 0.324, SLG: 0.502										4	1	2	0	0	1	2					
Joe Adcock, R OBP: 0.362, SLG: 0.510	K									3	0	0	0	1	1	1					
Buck Rodgers, S OBP: 0.308, SLG: 0.318										3	1	0	0	1	1	2					
Tom Satriano, L OBP: 0.284, SLG: 0.238	F9									4	0	1	0	0	1	4					
Bobby Knoop, R OBP: 0.309, SLG: 0.297	K									3	1	1	0	1	1	3					
Don Lee, R OBP: 0.263, SLG: 0.278										2	1	1	2	0	0	0					
Barry Latman, R OBP: 0.118, SLG: 0.147										1	0	0	0	0	1	0					
Inning Stats	R: 0 E: 0 K: 1 S: 5	H: 0 LOB: 0 BB: 0 P: 5	R: 0 E: 0 K: 2 S: 8	H: 1 LOB: 2 BB: 1 P: 12	R: 0 E: 0 K: 0 S: 4	H: 1 LOB: 1 BB: 0 P: 4	R: 5 E: 0 K: 1 S: 9	H: 4 LOB: 2 BB: 3 P: 21	R: 0 E: 0 K: 0 S: 3	H: 0 LOB: 0 BB: 0 P: 3	R: 0 E: 1 K: 1 S: 7	H: 2 LOB: 2 BB: 0 P: 7	R: 0 E: 0 K: 2 S: 7	H: 0 LOB: 0 BB: 0 P: 7	R: 0 E: 0 K: 1 S: 5	H: 1 LOB: 0 BB: 0 P: 5		1B: 6 2B: 3 3B: 0 HR: 0	SF: 0 SAC: 1 DP: 1 HBP: 0	WP: 0 PB: 0 SB: 2 CS: 0	PA: 36
PITCHER	IP WLS BF H R ER SO BB IBB HBP BLK WP HR S P ERA WHIP																				
Dave Vineyard, R ERA: 2.89	(1, 1) 3.2 L 20 5 5 0 0 0 0 0 0 0 0 0 0 24 40 0.00 2.455																				
Dick Hall, R ERA: 2.07	(4, 1) 0.1 2 1 0 0 0 0 0 0 0 0 0 0 2 2 0.00 3.000																				
Frank Bertaina, L ERA: 2.0	(5, 1) 2.0 8 2 0 0 1 0 0 0 0 0 0 0 10 10 0.00 1.000																				
Dave McNally, L ERA: 3.8	(7, 1) 2.0 6 1 0 0 3 0 0 0 0 0 0 0 12 12 0.00 0.500																				

Batter	1	2	3	4	5	6	7	8	9	AB	R	H	RBI	BB	SO	LOB	TOP			
Jackie Brandt, R (1, 8) OBP: 0.306, SLG: 0.400	F3		1B		6-3	F7			F8	5	0	1	0	0	0	3	Baltimore Orioles @ Los Angeles Angels Dodger Stadium, Los Angeles, CA Wed Aug 05 1964, 7:05 PM PDT Att: 17,865 - Unknown			
Luis Aparicio, R (1, 6) OBP: 0.320, SLG: 0.379	3-1		1B		4-3				F3	4	0	1	0	0	0	0				
Norm Siebern, L (1, 3) OBP: 0.382, SLG: 0.370	K		6-3		1B				K	4	0	1	0	0	2	2				
Boog Powell, L (1, 7) OBP: 0.381, SLG: 0.607		2B	G3		1B				K	3	0	1	0	1	1	2				
Brooks Robinson, R (1, 5) OBP: 0.357, SLG: 0.475		1B			6-3	FC6-4			F4	4	0	1	0	0	0	2				
Sam Bowens, R (1, 9) OBP: 0.323, SLG: 0.461		K			2B				K	4	0	2	0	0	2	2				
Charlie Lau, L (1, 2) OBP: 0.325, SLG: 0.416					2B				K	3	0	0	0	1	1	2				
Jerry Adair, R (1, 4) OBP: 0.294, SLG: 0.329										3	0	2	0	1	0	3				
Bob Saverine, S (9, PR) OBP: 0.243, SLG: 0.182	G4-6-3									0	0	0	0	0	0	0				
Wally Bunker, R (1, 1) OBP: 0.122, SLG: 0.087										3	0	0	0	0	1	4				
Harvey Haddix, L (8, 1) OBP: 0.326, SLG: 0.417			K		F2				G4-6-3	0	0	0	0	0	0	0				
Bob Johnson, R (9, PH) OBP: 0.326, SLG: 0.417										1	0	0	0	0	0	1				
Inning Stats	R: 0 E: 0 K: 1 S: 5	H: 0 LOB: 0 BB: 0 P: 5	R: 0 E: 0 K: 1 S: 5	H: 1 LOB: 2 BB: 2 P: 13	R: 0 E: 0 K: 1 S: 7	H: 2 LOB: 2 BB: 0 P: 7	R: 0 E: 0 K: 0 S: 4	H: 1 LOB: 2 BB: 1 P: 8	R: 0 E: 0 K: 0 S: 5	H: 2 LOB: 2 BB: 0 P: 5	R: 0 E: 0 K: 2 S: 7	H: 0 LOB: 0 BB: 0 P: 7	R: 0 E: 0 K: 2 S: 7	H: 0 LOB: 0 BB: 0 P: 7	R: 0 E: 0 K: 0 S: 3	H: 1 LOB: 1 BB: 0 P: 3	1B: 7 2B: 2 3B: 0 HR: 0	SF: 0 SAC: 0 DP: 2 HBP: 0	WP: 0 PB: 0 SB: 1 CS: 0	PA: 37
PITCHER	IP WLS BF H R ER SO BB IBB HBP BLK WP HR S P ERA WHIP																			
Dean Chance, R (1, 1) ERA: 1.63	6.0 W 28 8 0 0 3 1 2 0 0 0 0 0 31 43 0.00 1.500																			
Bob Lee, R (7, 1) ERA: 1.58	3.0 S 9 1 0 0 4 0 0 0 0 0 0 0 17 17 0.00 0.333																			

Batter	1	2	3	4	5	6	7	8	9	AB	R	H	RBI	BB	SO	LOB	BOTTOM	
Bob Perry, R (1, 8) OBP: 0.335, SLG: 0.409	F9		F7		1B				6-3	4	0	1	0	0	0	1	Baltimore Orioles @ Los Angeles Angels Dodger Stadium, Los Angeles, CA Wed Aug 05 1964, 7:05 PM PDT Att: 17,865 - Unknown	
Lenny Green, L (1, 7) OBP: 0.299, SLG: 0.224	F9		1B		1B				K	4	1	2	0	0	1	0		
Jim Fregosi, R (1, 6) OBP: 0.408, SLG: 0.526	F2		1B		F7				1B	3	0	1	1	1	0	2		
Willie Smith, L (1, 9) OBP: 0.327, SLG: 0.502		1B	G1-6-3						1B	4	0	2	0	0	0	1		
Joe Adcock, R (1, 3) OBP: 0.364, SLG: 0.508		1B			F8				G6-3	3	0	1	0	1	0	2		
Buck Rodgers, S (1, 2) OBP: 0.306, SLG: 0.315		F6			F8				G4-6-3	3	0	0	0	0	0	3		
Felix Torres, R (1, 5) OBP: 0.257, SLG: 0.418										3	0	1	0	0	0	2		
Lou Clinton, R (7, PR) OBP: 0.291, SLG: 0.387		5-3			5-3					0	0	0	0	0	0	0		
Tom Satriano, L (8, 5) OBP: 0.284, SLG: 0.238										0	0	0	0	0	0	0		
Bobby Knoop, R (1, 4) OBP: 0.309, SLG: 0.295					6-3				5-3	2	0	0	0	1	0	1		
Dean Chance, R (1, 1) OBP: 0.132, SLG: 0.080										2	0	0	0	0	1	3		
Bob Lee, R (7, 1) ERA: 1.58		K			3-1				K	1	0	0	0	0	1	1		
Inning Stats	R: 0 E: 0 K: 0 S: 3	H: 2 LOB: 3 BB: 1 P: 11	R: 1 E: 0 K: 0 S: 4	H: 2 LOB: 0 BB: 0 P: 4	R: 0 E: 0 K: 0 S: 3	H: 0 LOB: 0 BB: 0 P: 3	R: 0 E: 0 K: 0 S: 5	H: 2 LOB: 2 BB: 0 P: 5	R: 0 E: 0 K: 0 S: 2	H: 0 LOB: 1 BB: 1 P: 6	R: 0 E: 0 K: 1 S: 6	H: 1 LOB: 1 BB: 0 P: 6	R: 0 E: 0 K: 1 S: 5	H: 1 LOB: 1 BB: 1 P: 9	1B: 6 2B: 2 3B: 0 HR: 0	SF: 0 SAC: 0 DP: 3 HBP: 0	WP: 0 PB: 0 SB: 0 CS: 0	PA: 32
PITCHER	IP WLS BF H R ER SO BB IBB HBP BLK WP HR S P ERA WHIP																	
Wally Bunker, R (1, 1) ERA: 2.63	7.1 L 31 8 1 1 3 2 1 0 0 0 0 0 34 46 1.23 1.364																	
Harvey Haddix, L (8, 1) ERA: 1.96	0.2 1 0 0 0 0 0 0 0 0 0 0 0 1 1 0.00 0.000																	

AB 34
R 0
H 9
RBI 0
BB 3
SO 7
LOB 21



AB 29
R 1
H 8
RBI 1
BB 3
SO 3
LOB 16



Batter	1	2	3	4	5	6	7	8	9	AB	R	H	RBI	BB	SO	LOB	TOP					
Don Blasingame, L (1,4) OBP: 0.310, SLG: 0.313										3	1	1	0	0	0	1						
Joe Cunningham, L (1,3) OBP: 0.357, SLG: 0.294										4	0	0	0	0	0	3						
Chuck Hinton, R (1,7) OBP: 0.355, SLG: 0.452										4	0	2	2	0	0	0						
Jim King, L (1,9) OBP: 0.356, SLG: 0.449										4	0	0	0	0	0	3						
Don Lock, R (1,8) OBP: 0.356, SLG: 0.474										4	0	0	0	0	1	3						
Mike Brumley, L (1,2) OBP: 0.324, SLG: 0.321										4	0	0	0	0	0	0						
Don Zimmer, R (1,5) John Kennedy, R (7,5) OBP: 0.298, SLG: 0.360										2	2	1	1	1	0	0						
Ed Brinkman, R (1,6) OBP: 0.268, SLG: 0.324										4	0	0	0	0	1	1						
Claude Osteen, L (1,1) Ron Kline, R (9,1) OBP: 0.400, SLG: 0.250										3	1	2	1	0	1	0						
Inning Stats	R: 0 E: 0 K: 0 S: 5	H: 2 LOB: 2 BB: 0 P: 5	R: 1 E: 0 K: 0 S: 4	H: 1 LOB: 1 BB: 1 P: 8	R: 0 E: 0 K: 0 S: 3	H: 0 LOB: 0 BB: 0 P: 3	R: 1 E: 0 K: 1 S: 6	H: 1 LOB: 0 BB: 0 P: 6	R: 0 E: 0 K: 0 S: 5	H: 0 LOB: 0 BB: 0 P: 5	R: 0 E: 0 K: 0 S: 3	H: 0 LOB: 0 BB: 0 P: 3	R: 0 E: 0 K: 0 S: 3	H: 0 LOB: 0 BB: 0 P: 3	R: 2 E: 1 K: 0 S: 6	H: 2 LOB: 1 BB: 0 P: 6	R: 0 E: 0 K: 1 S: 5	H: 0 LOB: 0 BB: 0 P: 5	1B: 5 2B: 0 3B: 0 HR: 1	SF: 0 SAC: 1 DP: 0 HBP: 0	WP: 0 PB: 0 CS: 0	PA: 35
PITCHER	IP	WLS	BF	H	R	ER	SO	BB	IBB	HBP	BLK	WP	HR	S	P	ERA	WHIP					
Fred Newman, R (1,1) ERA: 2.62	7.1	L	29	5	4	3	2	1	0	0	0	0	1	32	36	3.68	0.818					
Bob Lee, R (8,1) ERA: 1.57	0.2		3	1	0	0	0	0	0	0	0	0	0	3	3	0.00	1.500					
Bill Kelso, R (9,1) ERA: 3.86	1.0		3	0	0	0	1	0	0	0	0	0	0	5	5	0.00	0.000					

Washington Senators @ Los Angeles Angels
Dodger Stadium, Los Angeles, CA
Fri Aug 07 1964, 7:05 PM PDT
Att: 6,844 - Unknown

livebaseballscorecards.com

AB 33
R 4
H 6
RBI 4
BB 1
SO 3
LOB 11



Batter	1	2	3	4	5	6	7	8	9	AB	R	H	RBI	BB	SO	LOB	BOTTOM					
Jim Piersall, R (1,7) OBP: 0.368, SLG: 0.394										4	0	1	0	0	1	0						
Willie Smith, L (1,9) OBP: 0.321, SLG: 0.493										4	0	0	0	0	0	1						
Jim Fregosi, R (1,6) OBP: 0.409, SLG: 0.527										3	1	1	0	1	0	1						
Joe Adcock, R (1,3) Aubrey Gatewood, R (9, PR) OBP: 0.125, SLG: 0.125										4	0	1	0	0	1	1						
Bob Perry, R (1,8) OBP: 0.352, SLG: 0.417										2	1	2	0	2	0	0						
Buck Rodgers, S (1,2) OBP: 0.306, SLG: 0.315										4	0	1	2	0	1	3						
Vic Power, R (1,5) OBP: 0.259, SLG: 0.294										4	0	2	0	0	0	2						
Bobby Knoop, R (1,4) OBP: 0.307, SLG: 0.293										3	0	0	0	0	0	4						
Bob Lee, R (8,1)										0	0	0	0	0	0	0						
Bill Kelso, R (9,1)										0	0	0	0	0	0	0						
Lenny Green, L (9, PH) OBP: 0.295, SLG: 0.221										1	0	0	0	0	0	1						
Fred Newman, R (1,1) Felix Torres, R (8,5) OBP: 0.227, SLG: 0.171 OBP: 0.256, SLG: 0.415										2	0	0	0	0	1	0						
Inning Stats	R: 0 E: 0 K: 0 S: 3	H: 0 LOB: 0 BB: 0 P: 3	R: 0 E: 0 K: 2 S: 8	H: 1 LOB: 2 BB: 1 P: 12	R: 0 E: 0 K: 1 S: 6	H: 1 LOB: 1 BB: 0 P: 6	R: 0 E: 0 K: 0 S: 3	H: 1 LOB: 0 BB: 0 P: 3	R: 0 E: 0 K: 0 S: 3	H: 1 LOB: 0 BB: 0 P: 3	R: 0 E: 0 K: 0 S: 4	H: 1 LOB: 1 BB: 0 P: 4	R: 0 E: 0 K: 0 S: 4	H: 1 LOB: 1 BB: 0 P: 4	R: 0 E: 0 K: 1 S: 5	H: 0 LOB: 0 BB: 0 P: 5	R: 3 E: 0 K: 0 S: 4	H: 2 LOB: 1 BB: 2 P: 12	1B: 7 2B: 1 3B: 0 HR: 0	SF: 0 SAC: 0 DP: 3 HBP: 0	WP: 1 PB: 0 CS: 0	PA: 35
PITCHER	IP	WLS	BF	H	R	ER	SO	BB	IBB	HBP	BLK	WP	HR	S	P	ERA	WHIP					
Claude Osteen, L (1,1) ERA: 3.53	8.0	W	32	7	3	3	4	3	0	0	0	1	0	37	49	3.38	1.250					
Ron Kline, R (9,1) ERA: 2.44	1.0	S	3	1	0	0	0	0	0	0	0	0	0	3	3	0.00	1.000					

Washington Senators @ Los Angeles Angels
Dodger Stadium, Los Angeles, CA
Fri Aug 07 1964, 7:05 PM PDT
Att: 6,844 - Unknown

livebaseballscorecards.com

AB 32
R 3
H 8
RBI 2
BB 3
SO 4
LOB 13



Batter	1	2	3	4	5	6	7	8	9	AB	R	H	RBI	BB	SO	LOB	TOP			
Don Blasingame, L (1,4) OBP: 0.315, SLG: 0.318										4	0	3	0	0	0	1	Washington Senators @ Los Angeles Angels Dodger Stadium, Los Angeles, CA Sat Aug 08 1964, 7:05 PM PDT Att: 7,478 - Unknown livebaseballscorecards.com			
Joe Cunningham, L (1,3) OBP: 0.355, SLG: 0.289										3	0	0	0	1	0	2				
Chuck Hinton, R (1,7) OBP: 0.354, SLG: 0.448										3	0	0	0	1	0	2				
Jim King, L (1,9) OBP: 0.352, SLG: 0.444										4	0	0	0	0	0	4				
Don Lock, R (1,8) OBP: 0.355, SLG: 0.471										4	0	1	0	0	0	0				
Mike Brumley, L (1,2) OBP: 0.320, SLG: 0.316										4	0	0	0	0	1	1				
Don Zimmer, R (1,5) OBP: 0.298, SLG: 0.448										4	0	1	0	0	1	1				
Ed Brinkman, R (1,6) OBP: 0.268, SLG: 0.327										3	0	1	0	0	1	2				
Buster Narum, R (1,1) OBP: 0.023, SLG: 0.023										2	0	0	0	0	1	1				
Roy Sievers, R (8, PH) OBP: 0.281, SLG: 0.317										1	0	0	0	0	0	0				
Jim Hannan, R (8, 1) OBP: 0.176, SLG: 0.188										0	0	0	0	0	0	0				
Inning Stats	R: 0 E: 0 K: 0 S: 3	H: 1 LOB: 0 BB: 0 P: 3	R: 0 E: 0 K: 0 S: 3	H: 0 LOB: 0 BB: 0 P: 3	R: 0 E: 0 K: 1 S: 6	H: 1 LOB: 1 BB: 0 P: 6	R: 0 E: 0 K: 0 S: 3	H: 0 LOB: 0 BB: 0 P: 3	R: 0 E: 0 K: 0 S: 4	H: 1 LOB: 2 BB: 1 P: 8	R: 0 E: 0 K: 1 S: 6	H: 1 LOB: 1 BB: 0 P: 6	R: 0 E: 0 K: 0 S: 4	H: 1 LOB: 2 BB: 1 P: 8	R: 0 E: 0 K: 2 S: 7	H: 0 LOB: 0 BB: 0 P: 7	1B: 5 2B: 1 3B: 0 HR: 0	SF: 0 SAC: 0 DP: 0 HBP: 0	WP: 0 PB: 0 CS: 1	PA: 34
PITCHER	IP WLS BF H R ER SO BB IBB HBP BLK WP HR S P ERA WHIP																			
Aubrey Gatewood, R (1,1) ERA: 1.17	6.0 W 23 5 0 0 1 1 0 0 0 0 0 0 24 28 0.00 1.000																			
Bob Lee, R (7,1) ERA: 1.53	3.0 S 11 1 0 0 3 1 0 0 0 0 0 0 16 20 0.00 0.667																			

Batter	1	2	3	4	5	6	7	8	9	AB	R	H	RBI	BB	SO	LOB	BOTTOM			
Lenny Green, L (1,7) OBP: 0.283, SLG: 0.210										4	0	0	0	0	0	0	Washington Senators @ Los Angeles Angels Dodger Stadium, Los Angeles, CA Sat Aug 08 1964, 7:05 PM PDT Att: 7,478 - Unknown livebaseballscorecards.com			
Vic Power, R (1,5) OBP: 0.265, SLG: 0.301										3	0	1	0	1	0	0				
Jim Fregosi, R (1,6) OBP: 0.408, SLG: 0.522										3	0	0	0	1	0	2				
Willie Smith, L (1,9) OBP: 0.316, SLG: 0.484										4	0	0	0	0	2	3				
Joe Adcock, R (1,3) OBP: 0.362, SLG: 0.514										3	1	1	1	0	1	0				
Buck Rodgers, S (1,2) OBP: 0.308, SLG: 0.320										3	1	2	0	0	0	0				
Bob Perry, R (1,8) OBP: 0.351, SLG: 0.421										3	1	1	1	0	1	1				
Bobby Knoop, R (1,4) OBP: 0.305, SLG: 0.290										3	0	0	0	0	0	1				
Aubrey Gatewood, R (1,1) OBP: 0.100, SLG: 0.100										2	0	0	0	0	2	0				
Bob Lee, R (7,1) ERA: 3.99										1	0	0	0	0	1	1				
Inning Stats	R: 0 E: 0 K: 0 S: 3	H: 0 LOB: 1 BB: 1 P: 7	R: 0 E: 0 K: 0 S: 3	H: 0 LOB: 0 BB: 0 P: 3	R: 0 E: 0 K: 1 S: 5	H: 0 LOB: 0 BB: 0 P: 5	R: 0 E: 0 K: 1 S: 5	H: 0 LOB: 0 BB: 0 P: 5	R: 2 E: 1 K: 2 S: 9	H: 2 LOB: 0 BB: 0 P: 9	R: 0 E: 0 K: 0 S: 3	H: 0 LOB: 1 BB: 1 P: 7	R: 1 E: 0 K: 2 S: 9	H: 2 LOB: 1 BB: 0 P: 9	R: 0 E: 0 K: 1 S: 6	H: 1 LOB: 1 BB: 0 P: 6	1B: 1 2B: 3 3B: 0 HR: 1	SF: 0 SAC: 0 DP: 0 HBP: 0	WP: 0 PB: 0 CS: 0	PA: 31
PITCHER	IP WLS BF H R ER SO BB IBB HBP BLK WP HR S P ERA WHIP																			
Buster Narum, R (1,1) ERA: 3.94	7.0 L 27 4 3 2 6 2 0 0 0 0 0 0 1 37 45 2.57 0.857																			
Jim Hannan, R (8, 1) ERA: 3.99	1.0 4 1 0 0 1 0 0 0 0 0 0 0 6 6 0.00 1.000																			

Batter	1	2	3	4	5	6	7	8	9	AB	R	H	RBI	BB	SO	LOB	TOP										
Fred Valentine, S OBP: 0.330, SLG: 0.337 (1, 9)										3	0	2	2	1	1	0	Washington Senators @ Los Angeles Angels Dodger Stadium, Los Angeles, CA Sun Aug 09 1964, 3:33 AM PDT Att: 6,565 - Unknown livebaseballscorecards.com										
Don Blasingame, L OBP: 0.313, SLG: 0.314 (1, 4)										4	0	0	0	1	0	4											
Chuck Hinton, R OBP: 0.352, SLG: 0.445 Joe Cunningham, L OBP: 0.355, SLG: 0.289 (1, 7) (9, 3)										5	0	1	0	0	0	5											
Don Lock, R OBP: 0.353, SLG: 0.467 (1, 8)										5	1	1	0	0	2	5											
Dick Phillips, L OBP: 0.324, SLG: 0.299 (1, 3) (9, 5)										4	1	2	0	0	0	0											
Mike Brumley, L OBP: 0.316, SLG: 0.316 (1, 2)										4	1	1	1	0	0	1											
John Kennedy, R OBP: 0.296, SLG: 0.357 Jim King, R OBP: 0.351, SLG: 0.442 (9, PH) (9, 9)										3	0	0	0	0	2	1											
Ed Brinkman, R OBP: 0.266, SLG: 0.325 Don Zimmer, R OBP: 0.301, SLG: 0.451 Chuck Cottier, R OBP: 0.252, SLG: 0.319 (1, 6) (9, PH) (9, 6)										3	0	0	0	0	0	0											
Frank Kreuzer, R OBP: 0.106, SLG: 0.200 Steve Ridzik, R OBP: 0.316, SLG: 0.330 Dave Stenhouse, R OBP: 0.287, SLG: 0.338 Roy Sievers, R OBP: 0.305, SLG: 0.315 Bennie Daniels, R OBP: 0.252, SLG: 0.322 Don Leppert, R OBP: 0.217, SLG: 0.293 Claude Osteen, L OBP: 0.146, SLG: 0.188 Ron Kline, R OBP: 0.400, SLG: 0.250 (1, 1) (2, 1) (6, 1) (7, PH) (7, 1) (9, PH) (9, PH)										0	0	0	0	0	0	0											
Inning Stats	R: 0 E: 0 K: 0 S: 2	H: 0 LOB: 0 BB: 1 P: 6	R: 0 E: 0 K: 2 S: 8	H: 1 LOB: 1 BB: 0 P: 8	R: 1 E: 0 K: 1 S: 8	H: 3 LOB: 2 BB: 0 P: 8	R: 0 E: 0 K: 0 S: 3	H: 0 LOB: 0 BB: 0 P: 3	R: 0 E: 1 K: 0 S: 5	H: 1 LOB: 2 BB: 0 P: 5	R: 0 E: 0 K: 1 S: 5	H: 0 LOB: 0 BB: 0 P: 5	R: 0 E: 0 K: 1 S: 5	H: 0 LOB: 0 BB: 0 P: 5	R: 5 E: 1 K: 0 S: 9	H: 6 LOB: 3 BB: 1 P: 13		1B: 10 2B: 1 3B: 0 HR: 0	SF: 0 SAC: 1 DP: 1 HBP: 0	WP: 0 PB: 0 SB: 0 CS: 0	PA: 40						
PITCHER	IP	WLS	BF	H	R	ER	SO	BB	IBB	HBP	BLK	WP	HR	S	P	ERA	WHIP										
Dean Chance, R ERA: 1.76 (1, 1)	8.0		33	8	4	4	5	1	0	0	0	0	0	42	46	4.50	1.125										
Bob Lee, R ERA: 1.5 (9, 1)	0.2	L	6	3	2	1	0	1	0	0	0	0	0	5	9	13.50	6.000										
Bob Duliba, R ERA: 2.63 (9, 1)	0.1		1	0	0	0	0	0	0	0	0	0	0	1	1	0.00	0.000										

Batter	1	2	3	4	5	6	7	8	9	AB	R	H	RBI	BB	SO	LOB	BOTTOM										
Jim Piersall, R OBP: 0.370, SLG: 0.391 Lenny Green, L OBP: 0.287, SLG: 0.207 (1, 7) (7, 7)										1	0	0	0	1	1	0	Washington Senators @ Los Angeles Angels Dodger Stadium, Los Angeles, CA Sun Aug 09 1964, 3:33 AM PDT Att: 6,565 - Unknown livebaseballscorecards.com										
Vic Power, R OBP: 0.260, SLG: 0.296 (1, 5)										3	0	0	0	0	0	1											
Jim Fregosi, R OBP: 0.404, SLG: 0.516 (1, 6)										4	1	0	0	0	0	2											
Joe Adcock, R OBP: 0.364, SLG: 0.512 (1, 3)										3	1	1	1	1	0	0											
Bob Perry, R OBP: 0.349, SLG: 0.417 (1, 8)										4	1	1	0	0	0	1											
Buck Rodgers, S OBP: 0.308, SLG: 0.322 (1, 2)										4	1	1	2	0	1	2											
Lou Clinton, R OBP: 0.292, SLG: 0.386 (1, 9)										3	0	1	1	0	0	0											
Bobby Knoop, R OBP: 0.303, SLG: 0.288 (1, 4)										3	0	0	0	0	0	1											
Dean Chance, R OBP: 0.125, SLG: 0.075 Bob Lee, R Bob Duliba, R (1, 1) (9, 1) (9, 1)										3	0	0	0	0	3	0											
Inning Stats	R: 0 E: 0 K: 1 S: 5	H: 0 LOB: 0 BB: 0 P: 5	R: 3 E: 1 K: 1 S: 7	H: 3 LOB: 0 BB: 1 P: 11	R: 0 E: 0 K: 0 S: 2	H: 0 LOB: 0 BB: 1 P: 6	R: 0 E: 0 K: 1 S: 5	H: 0 LOB: 0 BB: 0 P: 5	R: 0 E: 1 K: 0 S: 5	H: 1 LOB: 1 BB: 1 P: 9	R: 0 E: 0 K: 1 S: 5	H: 0 LOB: 0 BB: 0 P: 5	R: 0 E: 0 K: 0 S: 3	H: 0 LOB: 0 BB: 0 P: 3	R: 0 E: 0 K: 0 S: 3	H: 0 LOB: 0 BB: 0 P: 3		1B: 3 2B: 2 3B: 0 HR: 0	SF: 0 SAC: 1 DP: 3 HBP: 0	WP: 0 PB: 0 SB: 0 CS: 0	PA: 33						
PITCHER	IP	WLS	BF	H	R	ER	SO	BB	IBB	HBP	BLK	WP	HR	S	P	ERA	WHIP										
Frank Kreuzer, L ERA: 4.38 (1, 1)	1.0		7	3	3	3	1	1	0	0	0	0	0	8	12	27.00	4.000										
Steve Ridzik, R ERA: 2.5 (2, 1)	4.1		16	1	2	1	3	2	0	0	0	0	0	20	28	2.08	0.692										
Dave Stenhouse, R ERA: 4.81 (6, 1)	0.2		1	0	0	0	0	0	0	0	0	0	0	1	1	0.00	0.000										
Bennie Daniels, R ERA: 4.48 Ron Kline, R ERA: 2.4 (7, 1) (9, 1)	2.0	W	6	0	0	0	1	0	0	0	0	0	0	8	8	0.00	0.000										
Dean Chance, R ERA: 2.4 (9, 1)	1.0	S	3	0	0	0	0	0	0	0	0	0	0	3	3	0.00	0.000										

Batter	1	2	3	4	5	6	7	8	9	AB	R	H	RBI	BB	SO	LOB	TOP			
Chico Salmon, R OBP: 0.356, SLG: 0.386 (1, 3)	0-0 4-3		0-0 F8			0-0 F6			0-0 SH1-3 HR 1B	4	1	1	0	0	0	0	Cleveland Indians @ Los Angeles Angels Dodger Stadium, Los Angeles, CA Tue Aug 11 1964, 7:05 PM PDT Att: 9,110 - Unknown livebaseballscorecards.com			
Dick Howser, R OBP: 0.333, SLG: 0.329 (1, 6)	4-0 FC4-6 BB		0-0 6-3			0-0 F3			0-0 SH1-3 1-2	2	0	0	0	1	0	0				
Leon Wagner, L OBP: 0.329, SLG: 0.475 (1, 7)	0-0 FC4-6 1-2			0-0 4-3		0-3 K			0-0 HR 1B	4	1	1	0	0	1	1				
Max Alvis, R OBP: 0.315, SLG: 0.451 (1, 5)	0-0 F3			0-0 F8			0-0 6-3		0-0 HR 1B	4	1	1	3	0	0	1				
Joe Azcue, R OBP: 0.317, SLG: 0.370 (1, 2)		0-0 5-3		0-0 5-3			0-0 F9		0-0 5-3	4	0	0	0	0	0	0				
Vic Davallio, L OBP: 0.306, SLG: 0.336 (1, 8)		0-0 FC5 WP 1B			0-0 6-3		0-0 F8		0-0 6-3	4	0	1	0	0	0	0				
Larry Brown, R OBP: 0.291, SLG: 0.378 (1, 4)		0-0 FC5 FC6-4 1-3			0-0 1B			0-0 F7		3	0	1	0	0	0	1				
Woodie Held, R OBP: 0.301, SLG: 0.422 (1, 9)		0-0 FC6-4 1-2			0-0 F8			0-0 K 1B		3	0	1	0	0	0	2				
Luis Tiant, R OBP: 0.063, SLG: 0.063 (1, 1)			0-0 F9		0-3 K2-3			0-3 K 1-2		3	0	0	0	0	2	2				
Inning Stats	R: 0 E: 0 K: 1 S: 3	H: 0 LOB: 1 BB: 1 P: 7	R: 0 E: 0 K: 0 S: 4	H: 1 LOB: 1 BB: 0 P: 4	R: 0 E: 0 K: 0 S: 3	H: 0 LOB: 0 BB: 0 P: 3	R: 0 E: 0 K: 1 S: 6	H: 1 LOB: 1 BB: 0 P: 6	R: 0 E: 0 K: 1 S: 5	H: 0 LOB: 0 BB: 0 P: 5	R: 0 E: 0 K: 0 S: 3	H: 0 LOB: 0 BB: 0 P: 3	R: 0 E: 0 K: 1 S: 5	H: 1 LOB: 1 BB: 0 P: 5	R: 3 E: 0 K: 0 S: 6	H: 3 LOB: 0 BB: 0 P: 6	1B: 5 2B: 0 3B: 0 HR: 1	SF: 0 SAC: 1 DP: 0 HBP: 0	WP: 1 PB: 0 SB: 0 CS: 0	PA: 33
PITCHER Bo Belinsky, L ERA: 2.86 (1, 1)	IP: 9.0 WLS: L BF: 33	H: 6 R: 3 ER: 3 SO: 3	BB: 1 IBB: 0 HBP: 0 BLK: 0	WP: 1 HR: 1 S: 38 P: 42	ERA: 3.00 WHIP: 0.778	PITCHER														

Batter	1	2	3	4	5	6	7	8	9	AB	R	H	RBI	BB	SO	LOB	BOTTOM				
Lenny Green, L OBP: 0.276, SLG: 0.198 (1, 7)	0-3 K		0-0 F3			0-0 E5		0-0 6-3		4	0	0	0	0	1	1	Cleveland Indians @ Los Angeles Angels Dodger Stadium, Los Angeles, CA Tue Aug 11 1964, 7:05 PM PDT Att: 9,110 - Unknown livebaseballscorecards.com				
Vic Power, R OBP: 0.267, SLG: 0.294 Aubrey Gatewood, R (6, FR) Felix Torres, R OBP: 0.254, SLG: 0.413 (7, 5)	4-0 1B BB		0-0 F2			1-0 HBP		0-0 F8		1	0	0	0	1	0	0					
Jim Fregosi, R OBP: 0.400, SLG: 0.510 (1, 6)	0-0 F8			0-0 6-3		0-0 F5			0-0 F2	4	0	0	0	0	3						
Willie Smith, L OBP: 0.315, SLG: 0.480 (1, 9)	0-0 1-2 1B			0-0 5-3		0-0 F8			0-0 4-3	4	0	1	0	0	2						
Joe Adcock, R OBP: 0.366, SLG: 0.510 Fred Newman, R (9, FR) OBP: 0.227, SLG: 0.171 (1, 3)	0-0 6-3			0-0 F3			0-0 G4-6-3 1B		4-0 BB	3	0	1	0	1	2						
Buck Rodgers, S OBP: 0.307, SLG: 0.321 (1, 2)		0-0 CS 1B			0-3 K		0-0 F7		0-0 1-3	4	0	1	0	0	1	2					
Bob Perry, R OBP: 0.349, SLG: 0.416 (1, 8)		0-0 G6-4-3 1-2 1B			0-0 F3		0-0 G4-6-3 1-2			3	0	1	0	0	1						
Bobby Knoop, R OBP: 0.301, SLG: 0.286 Albie Pearson, L (8, PH) OBP: 0.312, SLG: 0.276 Joe Koppe, R OBP: 0.351, SLG: 0.320 (9, 4)		0-0 G6-4-3 1-2			0-0 1-3			4-0 6-3 SH3-4 BB		2	0	0	0	0	1						
Bo Belinsky, L OBP: 0.136, SLG: 0.119 (1, 1)			0-0 F8			0-0 4-3		0-0 SH3-4 1-2		2	0	0	0	0	0						
Inning Stats	R: 0 E: 0 K: 1 S: 6	H: 1 LOB: 2 BB: 1 P: 10	R: 0 E: 0 K: 0 S: 3	H: 2 LOB: 0 BB: 0 P: 3	R: 0 E: 0 K: 0 S: 3	H: 0 LOB: 0 BB: 0 P: 3	R: 0 E: 0 K: 1 S: 5	H: 0 LOB: 0 BB: 0 P: 5	R: 0 E: 1 K: 0 S: 4	H: 0 LOB: 2 BB: 0 P: 5	R: 0 E: 0 K: 0 S: 3	H: 1 LOB: 0 BB: 0 P: 3	R: 0 E: 0 K: 0 S: 3	H: 0 LOB: 1 BB: 1 P: 7	R: 0 E: 0 K: 0 S: 3	H: 0 LOB: 1 BB: 1 P: 7		1B: 4 2B: 0 3B: 0 HR: 0	SF: 0 SAC: 1 DP: 2 HBP: 1	WP: 0 PB: 0 SB: 0 CS: 1	PA: 33
PITCHER Luis Tiant, R ERA: 1.81 (1, 1)	IP: 9.0 WLS: W BF: 33	H: 4 R: 0 ER: 0 SO: 2	BB: 3 IBB: 0 HBP: 1 BLK: 0	WP: 0 HR: 0 S: 33 P: 46	ERA: 0.00 WHIP: 0.778	PITCHER															

Batter	1	2	3	4	5	6	7	8	9	AB	R	H	RBI	BB	SO	LOB	TOP		
Chico Salmon, R OBP: 0.345, SLG: 0.374 (1, 4)	0-0 6-3	0-0 4-3			0-0 F7		0-0 FC5-4			4	0	0	0	0	0	3			
Dick Howser, R OBP: 0.332, SLG: 0.327 (1, 6)	4-0 2B BB		0-0 6-3		0-0 F4		0-0 1-3			3	1	0	0	1	0	0			
Leon Wagner, L OBP: 0.330, SLG: 0.477 (1, 7)	0-0 1B 1-H 2B		0-0 6-3		0-0 G4-6-3 1B		0-0 4-3			4	0	2	1	0	0	0			
Bob Chance, L OBP: 0.369, SLG: 0.485 Gary Bell, R OBP: 0.336, SLG: 0.400 (1, 3)	0-0 FC1-4 2-3 1B		0-0 F7		0-0 G4-6-3 1B		0-3 K			4	0	1	0	0	1	1			
Max Alvis, R OBP: 0.318, SLG: 0.449 (1, 5)	0-0 FC1-4 1-2		0-0 5-3		0-0 1B 5-3 1B		0-0 FC6-4 BB			3	1	1	0	1	0	2			
Tito Francona, L OBP: 0.377, SLG: 0.371 (1, 9)	0-0 G3		0-3 K		0-0 L7		0-0 FC6-4 1B 1-2			4	0	0	0	0	1	4			
Vic Davalillo, L OBP: 0.306, SLG: 0.335 (1, 8)		0-0 5-3		0-0 F7		0-0 5-3 1B		0-0 F9		4	0	1	0	0	0	1			
Joe Azcue, R OBP: 0.312, SLG: 0.364 John Romano, R OBP: 0.340, SLG: 0.455 (9, PH)		0-0 4-3		0-3 K		0-0 5-3		0-0 FC6-4 1B 1-3		3	0	0	1	0	1	1			
Sam McDowell, L OBP: 0.154, SLG: 0.083 Sonny Siebert, R OBP: 0.227, SLG: 0.306 Fred Whitfield, R OBP: 0.224, SLG: 0.413 Billy Moran, R OBP: 0.292, SLG: 0.266 Don McMahon, R OBP: 0.292, SLG: 0.220 Larry Brown, R OBP: 0.290, SLG: 0.370 (1, 1)	4-0 BB		0-3 K		0-3 FC5-4 HBP		0-0 FC6-4 1-2			0	0	0	0	1	0	0			
Inning Stats	R: 1 E: 0 K: 0 S: 5	H: 2 LOB: 2 BB: 1 P: 9	R: 0 E: 0 K: 0 S: 3	H: 0 LOB: 1 BB: 1 P: 7	R: 0 E: 0 K: 1 S: 3	H: 0 LOB: 0 BB: 0 P: 3	R: 0 E: 0 K: 2 S: 7	H: 1 LOB: 2 BB: 0 P: 3	R: 1 E: 0 K: 0 S: 5	H: 2 LOB: 2 BB: 0 P: 6	R: 0 E: 0 K: 1 S: 5	H: 0 LOB: 0 BB: 0 P: 5	R: 0 E: 0 K: 0 S: 4	H: 1 LOB: 2 BB: 1 P: 8	1B: 5 2B: 1 3B: 0 HR: 0	SF: 0 SAC: 0 DP: 1 HBP: 1	WP: 0 PB: 0 SB: 0 CS: 0	PA: 36	
PITCHER	IP WLS BF H R ER SO BB IBB HBP BLK WP HR S P ERA WHIP																		
Fred Newman, R ERA: 2.59 Bob Lee, R ERA: 1.59	(1, 1)	8.2 W 35 6 2 2 4	(9, 1)	0.1 S 1 0 0 0 0															

Cleveland Indians @ Los Angeles Angels
Dodger Stadium, Los Angeles, CA
Wed Aug 12 1964, 7:05 PM PDT
Att: 8,038 - Unknown

AB 32
R 2
H 6
RBI 2
BB 3
SO 4
LOB 14



Batter	1	2	3	4	5	6	7	8	9	AB	R	H	RBI	BB	SO	LOB	BOTTOM			
Jim Piersall, R OBP: 0.376, SLG: 0.398 (1, 7)	0-3 K	0-0 E 1B 2-H 3-H 1B		0-0 4-3 S 1B 1B		0-0 FC6-4 1B		0-3 K		5	1	3	2	0	2	1				
Vic Power, R OBP: 0.271, SLG: 0.295 (1, 5)	4-0 BB	0-0 E9 1B		0-0 4-3		0-0 FC6-4 1-2				3	0	1	0	1	0	2				
Jim Fregosi, R OBP: 0.398, SLG: 0.507 (1, 6)	0-0 F4	0-0 F7		0-0 1B		0-0 F7				4	0	1	1	0	0	3				
Joe Adcock, R OBP: 0.361, SLG: 0.502 Tom Satriono, L OBP: 0.294, SLG: 0.238 (1, 3)	0-3 K		0-0 F7		0-3 K		0-0 F7			4	0	0	0	0	2	2				
Bob Perry, R OBP: 0.358, SLG: 0.417 (1, 8)		4-0 1B 1B BB		0-0 1B		0-0 F8		4-0 BB BB		2	1	1	0	2	0	0				
Buck Rodgers, S OBP: 0.304, SLG: 0.318 (1, 2)		0-3 K		0-0 F6		0-0 6-3		0-0 F9		4	0	0	0	0	1	3				
Lou Clinton, R OBP: 0.298, SLG: 0.391 (1, 9)		0-0 SH1-4 1B 1-3 1B		0-0 1B		0-3 K		0-0 1B		4	1	3	0	0	1	0				
Bobby Knoop, R OBP: 0.301, SLG: 0.286 (1, 4)		0-0 SH1-4 1B 1-2 1B		0-3 K		0-3 K		0-3 K		4	1	1	1	0	3	3				
Fred Newman, R OBP: 0.213, SLG: 0.159 Bob Lee, R (9, 1)		0-0 SH1-4		0-3 K		0-0 F6		0-3 K		3	0	0	0	0	2	1				
Inning Stats	R: 0 E: 0 K: 2 S: 7	H: 0 LOB: 1 BB: 1 P: 11	R: 3 E: 1 K: 1 S: 9	H: 4 LOB: 2 BB: 1 P: 13	R: 0 E: 0 K: 1 S: 7	H: 2 LOB: 2 BB: 0 P: 7	R: 1 E: 0 K: 2 S: 9	H: 2 LOB: 1 BB: 0 P: 9	R: 0 E: 0 K: 1 S: 5	H: 0 LOB: 0 BB: 0 P: 5	R: 0 E: 0 K: 1 S: 6	H: 1 LOB: 1 BB: 0 P: 6	R: 0 E: 0 K: 0 S: 3	H: 0 LOB: 1 BB: 1 P: 7	R: 0 E: 0 K: 3 S: 10	H: 1 LOB: 1 BB: 0 P: 10	1B: 10 2B: 0 3B: 0 HR: 0	SF: 0 SAC: 1 DP: 0 HBP: 0	WP: 0 PB: 0 SB: 1 CS: 0	PA: 37
PITCHER	IP WLS BF H R ER SO BB IBB HBP BLK WP HR S P ERA WHIP																			
Sam McDowell, L ERA: 3.25 Sonny Siebert, R ERA: 3.34 Don McMahon, R ERA: 1.38 Gary Bell, R ERA: 4.04	(1, 1)	1.2 L 11	(2, 1)	4.1 18 5 1 1 5	(7, 1)	1.0 4 0 0 0 0	(8, 1)	1.0 4 1 0 0 3												

Cleveland Indians @ Los Angeles Angels
Dodger Stadium, Los Angeles, CA
Wed Aug 12 1964, 7:05 PM PDT
Att: 8,038 - Unknown

AB 33
R 4
H 10
RBI 4
BB 3
SO 11
LOB 15




Batter	1	2	3	4	5	6	7	8	9	AB	R	H	RBI	BB	SO	LOB	TOP			
Bob Perry, R OBP: 0.353, SLG: 0.410 (1, 8)										5	0	1	0	0	2	1	Los Angeles Angels @ Washington Senators D.C. Stadium, Washington, DC Fri Aug 14 1964, 7:05 PM EDT Unknown livebaseballscorecards.com			
Vic Power, R OBP: 0.270, SLG: 0.297 (1, 3)										5	0	1	0	0	0	2				
Jim Fregosi, R OBP: 0.398, SLG: 0.507 (1, 6)										4	1	1	0	1	2	0				
Willie Smith, L OBP: 0.318, SLG: 0.480 (1, 7)										4	1	2	1	0	0	2				
Buck Rodgers, S OBP: 0.306, SLG: 0.318 (1, 2)										3	0	1	0	1	0	2				
Lou Clinton, R OBP: 0.300, SLG: 0.391 (1, 9)										3	0	1	0	1	0	4				
Felix Torres, R OBP: 0.254, SLG: 0.409 (1, 5)										4	1	1	0	0	2	4				
Bobby Knoop, R OBP: 0.301, SLG: 0.286 (8, PH)										3	0	1	1	0	1	2				
Lenny Green, L OBP: 0.293, SLG: 0.207 (8, 4)										1	0	1	0	0	0	0				
Joe Koppe, R OBP: 0.351, SLG: 0.320 (8, 4)										0	0	0	0	0	0	0				
Aubrey Gatewood, R OBP: 0.291, SLG: 0.391 (3, 1)										1	0	0	0	0	1	2				
Barry Latman, R OBP: 0.193, SLG: 0.200 (5, 1)										1	0	1	1	0	0	0				
Bill Kelso, R OBP: 0.174, SLG: 0.274 (6, PH)										0	0	0	0	0	0	0				
Albie Pearson, L OBP: 0.154, SLG: 0.083 (8, 1)										1	0	0	0	0	0	1				
Dan Osinski, R OBP: 0.292, SLG: 0.303 (8, 1)										0	0	0	0	0	0	0				
Joe Adcock, R OBP: 0.262, SLG: 0.300 (8, PH)										1	0	0	0	0	0	2				
Bob Dilliba, R OBP: 0.150, SLG: 0.158 (8, 1)										0	0	0	0	0	0	0				
Inning Stats	R: 0 E: 0 K: 0 S: 3	H: 1 LOB: 0 BB: 0 P: 3	R: 1 E: 0 K: 1 S: 8	H: 3 LOB: 2 BB: 0 P: 8	R: 1 E: 0 K: 0 S: 5	H: 2 LOB: 2 BB: 1 P: 9	R: 1 E: 0 K: 1 S: 7	H: 2 LOB: 0 BB: 0 P: 7	R: 0 E: 0 K: 2 S: 5	H: 1 LOB: 1 BB: 0 P: 8	R: 0 E: 0 K: 1 S: 6	H: 1 LOB: 2 BB: 1 P: 10	R: 0 E: 0 K: 1 S: 5	H: 1 LOB: 1 BB: 1 P: 9	R: 0 E: 0 K: 1 S: 5	H: 0 LOB: 0 BB: 0 P: 5	1B: 8 2B: 3 3B: 0 HR: 0	SF: 0 SAC: 0 DP: 2 HBP: 0	WP: 0 PB: 0 SB: 1 CS: 0	PA: 39
PITCHER	IP	WLS	BF	H	R	ER	SO	BB	IBB	HBP	BLK	WP	HR	S	P	ERA	WHIP			
Dave Stenhouse, R ERA: 4.88 (1, 1)	2.2		14	6	2	2	1	1	0	0	0	0	0	15	19	6.75	2.625			
Jim Hannan, R ERA: 3.6 (3, 1)	6.1	W	25	5	1	1	7	2	0	0	0	0	0	37	45	1.42	1.105			

Batter	1	2	3	4	5	6	7	8	9	AB	R	H	RBI	BB	SO	LOB	BOTTOM			
Don Blasingame, L OBP: 0.313, SLG: 0.317 (1, 4)										5	1	3	2	0	0	1	Los Angeles Angels @ Washington Senators D.C. Stadium, Washington, DC Fri Aug 14 1964, 7:05 PM EDT Unknown livebaseballscorecards.com			
Mike Brumley, L OBP: 0.314, SLG: 0.310 (1, 2)										5	0	1	0	0	1	3				
Jim King, L OBP: 0.351, SLG: 0.455 (1, 9)										3	0	0	1	0	1	2				
Don Lock, R OBP: 0.352, SLG: 0.476 (1, 8)										3	1	0	0	1	2	1				
Willie Kirkland, L OBP: 0.274, SLG: 0.286 (1, 7)										4	0	0	0	0	3	2				
Dick Phillips, L OBP: 0.325, SLG: 0.313 (1, 3)										4	1	3	1	0	0	0				
Don Zimmer, R OBP: 0.305, SLG: 0.445 (1, 5)										2	1	1	0	2	0	1				
John Kennedy, R OBP: 0.295, SLG: 0.355 (7, PR) (8, 5)										0	0	0	0	0	0	0				
Ed Brinkman, R OBP: 0.269, SLG: 0.335 (1, 6)										4	2	2	2	0	1	4				
Dave Stenhouse, R OBP: 0.400, SLG: 0.357 (1, 1)										1	0	1	0	0	0	0				
Jim Hannan, R OBP: 0.150, SLG: 0.158 (3, 1)										3	1	0	0	0	2	1				
Inning Stats	R: 1 E: 0 K: 0 S: 5	H: 2 LOB: 1 BB: 0 P: 5	R: 2 E: 0 K: 0 S: 6	H: 3 LOB: 0 BB: 0 P: 6	R: 0 E: 0 K: 2 S: 7	H: 0 LOB: 0 BB: 0 P: 7	R: 3 E: 1 K: 1 S: 9	H: 3 LOB: 1 BB: 0 P: 9	R: 1 E: 0 K: 1 S: 5	H: 1 LOB: 1 BB: 2 P: 13	R: 0 E: 0 K: 2 S: 8	H: 1 LOB: 1 BB: 0 P: 8	R: 0 E: 0 K: 3 S: 10	H: 1 LOB: 2 BB: 1 P: 14	R: 0 E: 0 K: 1 S: 5	H: 0 LOB: 0 BB: 0 P: 5	1B: 7 2B: 2 3B: 1 HR: 1	SF: 1 SAC: 0 DP: 0 HBP: 0	WP: 1 PB: 0 SB: 1 CS: 0	PA: 38
PITCHER	IP	WLS	BF	H	R	ER	SO	BB	IBB	HBP	BLK	WP	HR	S	P	ERA	WHIP			
Aubrey Gatewood, R ERA: 1.93 (1, 1)	2.0		11	5	3	3	0	0	0	0	0	0	0	20	24	11.57	2.143			
Barry Latman, R ERA: 3.95 (3, 1)	2.1	L	13	4	4	3	4	1	0	0	0	0	0	1	5	0.00	1.500			
Bill Kelso, R ERA: 3.38 (5, 1)	0.2		2	0	0	0	0	1	0	0	0	1	0	1	5	0.00	1.500			
Dan Osinski, R ERA: 4.22 (6, 1)	2.0		9	2	0	0	5	1	0	0	0	0	0	18	22	0.00	1.500			
Bob Dilliba, R ERA: 2.59 (8, 1)	1.0		3	0	0	0	1	0	0	0	0	0	0	5	5	0.00	0.000			

Batter	1	2	3	4	5	6	7	8	9	AB	R	H	RBI	BB	SO	LOB	TOP			
Lenny Green, L OBP: 0.291, SLG: 0.220	0-0 FC4-6 1B		0-0 2-3 1B		0-0 G4-6-3		0-0 G3			4	0	2	0	0	0	1				
Vic Power, R OBP: 0.276, SLG: 0.317	0-0 FC4-6 5-3		0-0 F4		0-0 HR		0-0 F9			4	1	1	1	0	0	3				
Jim Fregosi, R OBP: 0.399, SLG: 0.503	0-0 5-3		0-0 P4		0-0 5-3					4	0	1	0	0	0	3				
Willie Smith, L OBP: 0.314, SLG: 0.471	0-0 F9		0-0 F7				0-0 F9		0-0 F9	4	0	0	0	0	0	4				
Joe Adcock, R OBP: 0.359, SLG: 0.498		4-0 BB		0-0 3-1		0-0 5-3		0-0 F8		3	0	0	0	1	0	1				
Buck Rodgers, S OBP: 0.305, SLG: 0.317		0-3 K		0-0 1B		0-0 1B			0-0 P6	4	0	2	0	0	1	1				
Bob Perry, R OBP: 0.335, SLG: 0.388		0-3 K		0-0 F8		0-0 P4			0-3 K	4	0	0	0	0	2	3				
Bobby Knoop, R OBP: 0.297, SLG: 0.281		0-0 F9		0-0 F9			0-0 F8		0-0 6-3	3	0	0	0	0	0	2				
Jim Piersall, R OBP: 0.376, SLG: 0.406										1	0	0	0	0	0	0				
Don Lee, R OBP: 0.318, SLG: 0.381							0-0 F8			3	0	2	0	0	0	0				
Bob Lee, R (7, 1)				0-0 1B 2B			0-0 G4-6-3 1B			0	0	0	0	0	0	0				
Inning Stats	R: 0 E: 0 K: 0 S: 4	H: 1 LOB: 1 BB: 0 P: 4	R: 0 E: 0 K: 2 S: 7	H: 0 LOB: 1 BB: 1 P: 11	R: 0 E: 0 K: 0 S: 5	H: 2 LOB: 2 BB: 0 P: 5	R: 0 E: 0 K: 0 S: 4	H: 1 LOB: 1 BB: 0 P: 4	R: 1 E: 0 K: 0 S: 4	H: 2 LOB: 0 BB: 0 P: 4	R: 0 E: 0 K: 0 S: 3	H: 0 LOB: 0 BB: 0 P: 3	R: 0 E: 0 K: 0 S: 4	H: 1 LOB: 1 BB: 0 P: 4	R: 0 E: 0 K: 1 S: 5	H: 0 LOB: 0 BB: 0 P: 5	1B: 6 2B: 1 3B: 0 HR: 1	SF: 0 SAC: 0 DP: 1 HBP: 0	WP: 0 PB: 0 SB: 0 CS: 0	PA: 35
PITCHER Buster Narum, R ERA: 3.84	IP: 9.0 WLS: W BF: 35 H: 8 R: 1 ER: 1 SO: 3 BB: 1 IBB: 0 HBP: 0 BLK: 0 WP: 0 HR: 1 S: 40 P: 44 ERA: 1.00 WHIP: 1.000															PITCHER				

Los Angeles Angels @ Washington Senators
D.C. Stadium, Washington, DC
Sun Aug 16 1964, 3:33 AM EDT
Att: 5,072 - Unknown


AB 34
R 1
H 8
RBI 1
BB 1
SO 3
LOB 18





Batter	1	2	3	4	5	6	7	8	9	AB	R	H	RBI	BB	SO	LOB	BOTTOM			
Don Blasingame, L OBP: 0.315, SLG: 0.316	0-0 F7		0-0 F7			0-0 1B	0-0 P4			4	0	1	0	0	0	1				
Mike Brumley, L OBP: 0.305, SLG: 0.302	0-0 4-3			0-0 6-3		0-3 K		0-0 F5		4	0	0	0	0	1	1				
Jim King, L OBP: 0.349, SLG: 0.447	0-0 1B			0-0 2-3		0-0 F8		0-0 F5		4	0	1	0	0	0	1				
Don Lock, R OBP: 0.352, SLG: 0.467	0-0 F9			0-3 K		0-0 F8		0-0 6-3		4	0	0	0	0	1	2				
Willie Kirkland, L OBP: 0.285, SLG: 0.313		0-3 K			0-0 HR		0-0 2B 1B			3	2	2	1	0	1	0				
Dick Phillips, L OBP: 0.307, SLG: 0.294		0-0 F7		0-0 F2		0-3 K				3	0	0	0	0	1	1				
Don Zimmer, R OBP: 0.313, SLG: 0.449		0-3 K		4-0 FC3-6 BB		0-0 1B 2B				2	0	1	1	1	1	0				
John Kennedy, R OBP: 0.291, SLG: 0.350										0	1	0	0	0	0	0				
Ed Brinkman, R OBP: 0.270, SLG: 0.351			0-0 5-3		0-0 FC3-6		0-0 2B HR			3	1	1	2	0	0	1				
Buster Narum, R OBP: 0.020, SLG: 0.020			0-3 K		0-3 K		0-3 K			3	0	0	0	0	3	2				
Inning Stats	R: 0 E: 0 K: 0 S: 4	H: 1 LOB: 1 BB: 0 P: 4	R: 0 E: 0 K: 2 S: 7	H: 0 LOB: 0 BB: 0 P: 7	R: 0 E: 0 K: 1 S: 5	H: 0 LOB: 0 BB: 0 P: 5	R: 0 E: 0 K: 1 S: 5	H: 0 LOB: 0 BB: 0 P: 5	R: 1 E: 0 K: 1 S: 6	H: 1 LOB: 1 BB: 1 P: 10	R: 0 E: 0 K: 1 S: 6	H: 1 LOB: 1 BB: 0 P: 6	R: 3 E: 0 K: 2 S: 10	H: 3 LOB: 1 BB: 0 P: 10	R: 0 E: 0 K: 0 S: 3	H: 0 LOB: 0 BB: 0 P: 3	1B: 3 2B: 1 3B: 0 HR: 2	SF: 0 SAC: 0 DP: 0 HBP: 0	WP: 0 PB: 0 SB: 0 CS: 0	PA: 31
PITCHER Don Lee, R ERA: 2.98	IP: 6.1 WLS: L BF: 25 H: 5 R: 3 ER: 3 SO: 7 BB: 1 IBB: 0 HBP: 0 BLK: 0 WP: 0 HR: 1 S: 38 P: 42 ERA: 4.26 WHIP: 0.947															PITCHER				
Bob Lee, R ERA: 1.65	IP: 1.2 WLS: L BF: 6 H: 1 R: 1 ER: 1 SO: 1 BB: 0 IBB: 0 HBP: 0 BLK: 0 WP: 0 HR: 1 S: 8 P: 8 ERA: 5.40 WHIP: 0.600															PITCHER				

Los Angeles Angels @ Washington Senators
D.C. Stadium, Washington, DC
Sun Aug 16 1964, 3:33 AM EDT
Att: 5,072 - Unknown

AB 30
R 4
H 6
RBI 4
BB 1
SO 8
LOB 9



Batter	1	2	3	4	5	6	7	8	9	AB	R	H	RBI	BB	SO	LOB	TOP		
Jim Piersall, R OBP: 0.375, SLG: 0.402	0-0 G5-4-3 BB 1B		0-0 5-3			0-0 4-3		0-0 E3 FC5-4	4 0 1 0 0 0 0								Los Angeles Angels @ Detroit Tigers Tiger Stadium, Detroit, MI Tue Aug 18 1964, 4:33 AM EDT Unknown		
Willie Smith, L OBP: 0.313, SLG: 0.465	4-0 G5-4-3 BB		0-3 K			0-3 K		0-0 FC5-4 PO	3 0 0 0 1 2 1										
Jim Fregosi, R OBP: 0.396, SLG: 0.499	0-0 G5-4-3			0-3 K			0-0 5-3	0-0 PO	3 0 0 0 0 1 2										
Joe Adcock, R OBP: 0.356, SLG: 0.493	0-0 5-3			0-3 K			0-0 6-3		3 0 0 0 0 1 1										
Tom Satrino, L OBP: 0.294, SLG: 0.235				0-0 K			0-0 F7		0 0 0 0 0 0 0										
Lou Clinton, R OBP: 0.297, SLG: 0.383		0-3 K		0-0 4-3			0-0 F7		3 0 0 0 0 1 0										
Vic Power, R OBP: 0.283, SLG: 0.337		0-0 HR			0-0 G5-4-3 1B			0-0 L9	3 1 2 1 0 0 0										
Buck Rodgers, S OBP: 0.303, SLG: 0.314		0-3 K			0-0 G5-4-3 1-2			0-0 F6	3 0 0 0 0 1 1										
Bobby Knoop, R OBP: 0.295, SLG: 0.278		0-3 K			0-0 L9			0-0 F4	3 0 0 0 0 1 0										
Dean Chance, R OBP: 0.111, SLG: 0.067			0-0 G3			0-3 K		0-3 K	3 0 0 0 0 2 0										
Inning Stats	R: 0 E: 0 K: 0 S: 3	H: 1 LOB: 1 BB: 7	R: 1 E: 0 K: 3 S: 10	H: 1 LOB: 0 BB: 10	R: 0 E: 0 K: 1 S: 5	H: 0 LOB: 0 BB: 5	R: 0 E: 0 K: 2 S: 7	H: 0 LOB: 0 BB: 0	R: 0 E: 0 K: 0 S: 3	R: 0 E: 0 K: 0 S: 3	R: 0 E: 0 K: 0 S: 3	R: 0 E: 0 K: 1 S: 5	H: 0 LOB: 0 BB: 5	R: 0 E: 1 K: 1 S: 5	H: 0 LOB: 0 BB: 5	1B: 2 2B: 0 3B: 0 HR: 1		SF: 0 SAC: 0 DP: 2 HBP: 0	WP: 0 PB: 0 SB: 0 CS: 0
PITCHER	IP WLS BF H R ER SO BB IBB HBP BLK WP HR S P ERA WHIP																		
Hank Aguirre, L ERA: 3.57	(1, 1) 8.0 L 26 3 1 1 8 1 0 0 0 0 0 1 41 45 1.12 0.500																		
Fred Gladding, R ERA: 3.2	(9, 1) 1.0 3 0 0 0 1 0 0 0 0 0 0 0 5 5 0.00 0.000																		

Batter	1	2	3	4	5	6	7	8	9	AB	R	H	RBI	BB	SO	LOB	BOTTOM					
Bill Bruton, L OBP: 0.337, SLG: 0.378	0-3 K		0-3 K					0-0 F2	2 0 0 0 0 2 0								Los Angeles Angels @ Detroit Tigers Tiger Stadium, Detroit, MI Tue Aug 18 1964, 4:33 AM EDT Unknown					
George Thomas, R OBP: 0.318, SLG: 0.467					0-3 K				2 0 0 0 0 1 0													
Jerry Lumpe, L OBP: 0.306, SLG: 0.319	4-0 BB 1B BB		0-0 1-3			0-0 F8		0-0 1-3	3 0 0 0 1 0 0													
Al Kaline, R OBP: 0.381, SLG: 0.468	0-3 K		0-0 L4-3			0-0 G3-6 1B		0-0 L4-3	4 0 1 0 0 1 1													
Gates Brown, L OBP: 0.326, SLG: 0.507	0-0 BB 1B			4-0 BB 6-3 BB		0-0 G3-6 1-2		0-0 G3	3 0 1 0 1 0 1													
Norm Cash, L OBP: 0.329, SLG: 0.427	4-0 BB BB			0-0 F6			0-0 F3		2 0 0 0 1 0 1													
Bill Freehan, R OBP: 0.385, SLG: 0.465	0-0 6-3			0-0 6-3 1-2			0-0 5-3		3 0 0 0 0 0 4													
Dick McAuliffe, L OBP: 0.339, SLG: 0.462		0-0 F8		0-0 G3			0-0 F8		3 0 0 0 0 0 1													
Don Wert, R OBP: 0.322, SLG: 0.358		0-0 1-3			0-3 K			0-0 6-3	3 0 0 0 0 1 0													
Hank Aguirre, R Don Demeter, R OBP: 0.282, SLG: 0.424 Fred Gladding, L ERA: 1.6		0-3 K			0-3 K			0-3 K	2 0 0 0 0 2 0 1 0 0 0 0 1 0 0 0 0 0 0 0 0													
Inning Stats	R: 0 E: 0 K: 2 S: 8	H: 1 LOB: 3 BB: 2 P: 16	R: 0 E: 0 K: 1 S: 5	H: 0 LOB: 0 BB: 0 P: 5	R: 0 E: 0 K: 1 S: 5	H: 0 LOB: 0 BB: 0 P: 5	R: 0 E: 0 K: 0 S: 3	H: 0 LOB: 1 BB: 1 P: 7	R: 0 E: 0 K: 3 S: 9	H: 0 LOB: 0 BB: 0 P: 9	R: 0 E: 0 K: 0 S: 3	H: 1 LOB: 0 BB: 0 P: 3	R: 0 E: 0 K: 0 S: 3	H: 0 LOB: 0 BB: 0 P: 3	R: 0 E: 0 K: 1 S: 5	H: 0 LOB: 0 BB: 0 P: 5		R: 0 E: 0 K: 0 S: 3	H: 0 LOB: 0 BB: 0 P: 3	1B: 2 2B: 0 3B: 0 HR: 0	SF: 0 SAC: 0 DP: 1 HBP: 0	WP: 0 PB: 0 SB: 0 CS: 0
PITCHER	IP WLS BF H R ER SO BB IBB HBP BLK WP HR S P ERA WHIP																					
Dean Chance, R ERA: 1.6	(1, 1) 9.0 W 31 2 0 0 8 3 0 0 0 0 0 0 44 56 0.00 0.556																					

Batter	1	2	3	4	5	6	7	8	9	AB	R	H	RBI	BB	SO	LOB	TOP					
Jim Piersall, R OBP: 0.372, SLG: 0.399			1-3		E5			K		4	0	1	0	0	1	0	Los Angeles Angels @ Detroit Tigers Tiger Stadium, Detroit, MI Tue Aug 18 1964, 7:05 PM EDT Att: 29,911 - Unknown					
Vic Power, R OBP: 0.283, SLG: 0.335			F7		G3			L3		4	0	1	0	0	0	1						
Jim Fregosi, R OBP: 0.394, SLG: 0.495	K					5-3			K	3	0	0	0	1	2	2						
Joe Adcock, R OBP: 0.354, SLG: 0.489			1-3			6-3			K	4	0	1	0	0	1	1						
Lou Clinton, R OBP: 0.293, SLG: 0.378	F5				5-3				6-3	4	0	0	0	0	0	3						
Bob Perry, R OBP: 0.330, SLG: 0.382	K				K					3	0	0	0	0	2	3						
Buck Rodgers, S OBP: 0.301, SLG: 0.312		4-3				K		G3		3	0	0	0	0	1	0						
Bobby Knoop, R OBP: 0.293, SLG: 0.276		F8					K	F8		3	0	0	0	0	1	0						
Fred Newman, R OBP: 0.204, SLG: 0.152										2	0	0	0	0	1	0						
Willie Smith, L OBP: 0.312, SLG: 0.463		6-3								1	0	0	0	0	1	0						
Bob Lee, R										0	0	0	0	0	0	0						
Inning Stats	R: 0 E: 0 K: 2 S: 10	H: 3 LOB: 3 BB: 0 P: 10	R: 0 E: 0 K: 0 S: 3	H: 0 LOB: 0 BB: 0 P: 3	R: 0 E: 0 K: 0 S: 3	H: 0 LOB: 1 BB: 1 P: 7	R: 0 E: 0 K: 2 S: 7	H: 0 LOB: 0 BB: 0 P: 7	R: 0 E: 1 K: 2 S: 8	H: 0 LOB: 1 BB: 0 P: 8	R: 0 E: 0 K: 0 S: 3	H: 0 LOB: 0 BB: 0 P: 3	R: 0 E: 0 K: 0 S: 3	H: 0 LOB: 0 BB: 0 P: 3	R: 0 E: 0 K: 2 S: 7	H: 0 LOB: 0 BB: 0 P: 7	R: 0 E: 0 K: 2 S: 7	H: 0 LOB: 0 BB: 0 P: 7	1B: 3 2B: 0 3B: 0 HR: 0	SF: 0 SAC: 0 DP: 0 HBP: 0	WP: 0 PB: 0 SB: 0 CS: 0	PA: 32
PITCHER Mickey Lolich, L ERA: 3.24	IP: 9.0 WLS: W BF: 32 H: 3 R: 0 ER: 0 SO: 10 BB: 1 IBB: 0 HBP: 0 BLK: 0 WP: 0 HR: 0 S: 51 P: 55 ERA: 0.00 WHIP: 0.444															PITCHER	IP: 9.0 WLS: W BF: 32 H: 3 R: 0 ER: 0 SO: 10 BB: 1 IBB: 0 HBP: 0 BLK: 0 WP: 0 HR: 0 S: 51 P: 55 ERA: 0.00 WHIP: 0.444					

Batter	1	2	3	4	5	6	7	8	9	AB	R	H	RBI	BB	SO	LOB	BOTTOM				
Bill Bruton, L OBP: 0.332, SLG: 0.372	K		G3		4-3			G1		4	0	0	0	0	1	0	Los Angeles Angels @ Detroit Tigers Tiger Stadium, Detroit, MI Tue Aug 18 1964, 7:05 PM EDT Att: 29,911 - Unknown				
Jerry Lumpe, L OBP: 0.306, SLG: 0.319			F6			1-3				3	1	1	0	0	0	0					
Al Kaline, R OBP: 0.382, SLG: 0.468	L5-3						G5-4-3			2	0	1	0	0	0	1					
Gates Brown, L OBP: 0.326, SLG: 0.505			4-3			G5-4-3				3	0	1	1	0	0	2					
Norm Cash, L OBP: 0.329, SLG: 0.426	CS	1B			F7			3-1		3	0	1	0	0	0	0					
Bill Freehan, R OBP: 0.353, SLG: 0.461		F9			6-3			F3		3	0	0	0	0	0	1					
Dick McAuliffe, L OBP: 0.339, SLG: 0.461					4-3			4-3		3	0	1	0	0	0	0					
Don Wert, R OBP: 0.322, SLG: 0.356						6-3		K		2	0	0	0	0	1	0					
Mickey Lolich, S OBP: 0.236, SLG: 0.106								K		3	0	0	0	0	3	2					
Inning Stats	R: 1 E: 0 K: 1 S: 6	H: 2 LOB: 0 BB: 0 P: 6	R: 0 E: 0 K: 1 S: 6	H: 2 LOB: 2 BB: 0 P: 7	R: 0 E: 0 K: 0 S: 3	H: 0 LOB: 1 BB: 0 P: 4	R: 0 E: 0 K: 0 S: 3	H: 0 LOB: 0 BB: 0 P: 3	R: 0 E: 0 K: 1 S: 5	H: 0 LOB: 0 BB: 0 P: 5	R: 0 E: 0 K: 0 S: 3	H: 1 LOB: 0 BB: 0 P: 3	R: 0 E: 0 K: 0 S: 3	H: 0 LOB: 0 BB: 0 P: 3	R: 0 E: 0 K: 2 S: 7	H: 0 LOB: 0 BB: 0 P: 7		1B: 5 2B: 0 3B: 0 HR: 0	SF: 0 SAC: 0 DP: 1 HBP: 2	WP: 0 PB: 0 SB: 0 CS: 1	PA: 29
PITCHER Fred Newman, R ERA: 2.52 Bob Lee, R ERA: 1.63	IP: 7.0 WLS: L BF: 25 H: 5 R: 1 ER: 1 SO: 3 BB: 0 IBB: 0 HBP: 0 BLK: 0 WP: 0 HR: 0 S: 29 P: 31 ERA: 1.29 WHIP: 0.714															PITCHER		IP: 7.0 WLS: L BF: 25 H: 5 R: 1 ER: 1 SO: 3 BB: 0 IBB: 0 HBP: 0 BLK: 0 WP: 0 HR: 0 S: 29 P: 31 ERA: 1.29 WHIP: 0.714			

Batter	1	2	3	4	5	6	7	8	9	AB	R	H	RBI	BB	SO	LOB	TOP			
Albie Pearson, L (1,7) OBP: 0.307, SLG: 0.267	F6		G6-3			L9		BB		3	0	0	0	1	0	1	Los Angeles Angels @ Detroit Tigers Tiger Stadium, Detroit, MI Wed Aug 19 1964, 7:05 PM EDT Att: 9,876 - Unknown			
Lenny Green, L (1,8) OBP: 0.280, SLG: 0.211	K			F5		K2-3		F8		4	0	0	0	0	2	2				
Jim Fregosi, R (1,6) OBP: 0.393, SLG: 0.500	L9			L4				6-3		4	1	1	1	0	0	2				
Willie Smith, L (1,9) OBP: 0.311, SLG: 0.459		4-3		F7				4-3		4	0	1	0	0	0	0				
Joe Adcock, R (1,3) Fred Newman, R (7, PR) Tom Saltriano, L (7,5) OBP: 0.357, SLG: 0.489 OBP: 0.204, SLG: 0.152 OBP: 0.283, SLG: 0.234		F8				FC4-6 BB				2	0	1	0	1	0	0				
Vic Power, R (1,5) OBP: 0.276, SLG: 0.329		F8				FC4-6 CS		F7		1	0	0	0	0	0	1				
Buck Rodgers, S (1,2) OBP: 0.303, SLG: 0.314										4	0	0	0	0	0	3				
Bobby Knoop, R (1,4) Felix Torres, R (8, PH) Joe Koppe, R (8, PR) OBP: 0.292, SLG: 0.275 OBP: 0.257, SLG: 0.410 OBP: 0.357, SLG: 0.327				6-3 1B						3	1	2	0	0	0	1				
Aubrey Gatewood, R (1,1) Bob Lee, R (7,1) Jim Piersall, R (8, PH) Bob Duliba, R (8,1) OBP: 0.154, SLG: 0.154 OBP: 0.372, SLG: 0.399								SH3-4 1B		2	0	1	0	0	1	0				
										0	0	0	0	0	0	0				
										0	0	0	0	0	0	0				
Inning Stats	R: 0 E: 0 K: 1 S: 5	H: 0 LOB: 0 BB: 0 P: 5	R: 0 E: 0 K: 0 S: 3	H: 0 LOB: 0 BB: 0 P: 3	R: 1 E: 0 K: 0 S: 4	H: 2 LOB: 0 BB: 0 P: 4	R: 0 E: 0 K: 0 S: 3	H: 0 LOB: 0 BB: 0 P: 3	R: 0 E: 0 K: 2 S: 7	H: 0 LOB: 0 BB: 0 P: 7	R: 1 E: 0 K: 0 S: 5	H: 2 LOB: 1 BB: 0 P: 5	R: 0 E: 0 K: 0 S: 4	H: 1 LOB: 2 BB: 1 P: 8	R: 0 E: 0 K: 0 S: 3	H: 1 LOB: 0 BB: 0 P: 3	1B: 6 2B: 0 3B: 0 HR: 1	SF: 0 SAC: 1 DP: 2 HBP: 0	WP: 0 PB: 0 SB: 0 CS: 1	PA: 33
PITCHER	IP WLS BF H R ER SO BB IBB HBP BLK WP HR S P ERA WHIP																			
Joe Sparna, R (1,1) ERA: 2.36	7.0 W 25 5 2 2 3 1 0 0 0 0 1 30 34 2.57 0.857																			
Fred Gladding, R (8,1) ERA: 3.08	2.0 S 8 2 0 0 0 1 0 0 0 0 0 7 11 0.00 1.500																			

Batter	1	2	3	4	5	6	7	8	9	AB	R	H	RBI	BB	SO	LOB	BOTTOM			
Bill Bruton, L (1,8) OBP: 0.327, SLG: 0.366	4-3		6-3			F7		FC6-4		4	0	0	0	0	0	2	Los Angeles Angels @ Detroit Tigers Tiger Stadium, Detroit, MI Wed Aug 19 1964, 7:05 PM EDT Att: 9,876 - Unknown			
Jerry Lumpe, L (1,4) OBP: 0.308, SLG: 0.325	4-3							5-3		4	1	2	0	0	0	0				
Al Kaline, R (1,9) OBP: 0.381, SLG: 0.474						L7		L6		4	1	1	1	0	0	2				
Gates Brown, L (1,7) OBP: 0.325, SLG: 0.502						SF8		4-3		2	1	0	1	1	0	1				
Norm Cash, L (1,3) OBP: 0.331, SLG: 0.433										3	1	1	2	1	0	0				
Bill Freehan, R (1,2) OBP: 0.354, SLG: 0.462										4	1	2	0	0	0	0				
Dick McAuliffe, L (1,6) OBP: 0.339, SLG: 0.460										3	0	1	0	0	0	2				
Don Wert, R (1,5) OBP: 0.319, SLG: 0.353										3	0	0	0	0	0	4				
Joe Sparna, R (1,1) Don Demeter, R (7, PH) Fred Gladding, L (8,1) OBP: 0.190, SLG: 0.350 OBP: 0.284, SLG: 0.426										2	0	0	0	0	1	1				
										1	0	1	1	0	0	0				
										0	0	0	0	0	0	0				
Inning Stats	R: 1 E: 0 K: 0 S: 4	H: 1 LOB: 0 BB: 0 P: 4	R: 0 E: 0 K: 0 S: 3	H: 0 LOB: 0 BB: 0 P: 3	R: 0 E: 0 K: 1 S: 5	H: 0 LOB: 0 BB: 0 P: 5	R: 1 E: 0 K: 0 S: 4	H: 1 LOB: 0 BB: 0 P: 4	R: 0 E: 0 K: 0 S: 4	H: 2 LOB: 1 BB: 0 P: 4	R: 0 E: 0 K: 0 S: 4	H: 1 LOB: 1 BB: 0 P: 4	R: 1 E: 0 K: 0 S: 5	H: 2 LOB: 2 BB: 1 P: 9	R: 2 E: 0 K: 0 S: 4	H: 1 LOB: 0 BB: 1 P: 8	1B: 5 2B: 0 3B: 1 HR: 2	SF: 1 SAC: 0 DP: 1 HBP: 0	WP: 0 PB: 0 SB: 0 CS: 0	PA: 33
PITCHER	IP WLS BF H R ER SO BB IBB HBP BLK WP HR S P ERA WHIP																			
Aubrey Gatewood, R (1,1) ERA: 2.33	6.0 L 24 6 3 3 1 1 0 0 0 0 0 25 29 4.50 1.167																			
Bob Lee, R (7,1) ERA: 1.62	1.0 4 1 0 0 0 0 0 0 0 0 0 4 4 0.00 1.000																			
Bob Duliba, R (8,1) ERA: 2.81	1.0 5 1 2 2 0 1 0 0 0 0 1 4 8 18.00 2.000																			


Batter	1	2	3	4	5	6	7	8	9	AB	R	H	RBI	BB	SO	LOB	TOP			
Jim Piersall, R (1, 8) OBP: 0.357, SLG: 0.382	0-0 6-3		0-0 4-3			0-0 1-3		0-0 F4		4	0	0	0	0	0	2	Los Angeles Angels @ Cleveland Indians Cleveland Municipal Stadium, Cleveland, OH Sat Aug 22 1964, 3:33 AM EDT Unknown livebaseballscorecards.com			
Jim Fregosi, R (1, 6) OBP: 0.393, SLG: 0.495	0-3 K			0-3 K		0-0 1B		0-0 F5		4	0	1	0	0	2	1				
Willie Smith, L (1, 7) OBP: 0.309, SLG: 0.453	0-3 K			0-0 F8		0-0 4-3			0-0 FC6-4 1B	4	0	1	0	0	1	1				
Joe Adcock, R (1, 3) OBP: 0.355, SLG: 0.481 Joe Koppe, R (9, PR) OBP: 0.357, SLG: 0.327		0-0 F8		4-0 BLK BB			0-0 6-3		0-0 FC6-4 1-2	3	0	0	0	1	0	1				
Buck Rodgers, S (1, 2) OBP: 0.302, SLG: 0.313		0-0 4-3		0-0 4-3			0-0 G3		0-0 F7	4	0	0	0	0	0	2				
Lou Clinton, R (1, 9) OBP: 0.295, SLG: 0.377		0-0 L4			0-0 F8				0-0 F4	4	0	1	0	0	0	1				
Felix Torres, R (1, 5) OBP: 0.259, SLG: 0.408			0-0 FC4-6 1B		0-0 5-3		0-3 K			3	0	1	0	0	1	1				
Bobby Knoop, R (1, 4) OBP: 0.292, SLG: 0.275 Albie Pearson, L (8, PH) OBP: 0.304, SLG: 0.265 Bob Lee, R (8, 1)			0-0 FC4-6 1-2 SH3-4		0-3 K			0-0 4-3		2	0	0	0	0	1	1				
Dean Chance, R (1, 1) OBP: 0.109, SLG: 0.066 Vic Power, R (8, PH) OBP: 0.276, SLG: 0.326			0-0 SH3-4			0-3 K		0-0 1B		1	0	0	0	0	1	0				
			0-0 1B							1	0	1	0	0	0	0				
Inning Stats	R: 0 E: 0 K: 2 S: 7	H: 0 LOB: 0 BB: 0 P: 7	R: 0 E: 0 K: 0 S: 3	H: 0 LOB: 0 BB: 0 P: 3	R: 0 E: 0 K: 0 S: 4	H: 1 LOB: 1 BB: 1 P: 4	R: 0 E: 0 K: 1 S: 5	H: 0 LOB: 0 BB: 0 P: 5	R: 0 E: 0 K: 1 S: 6	H: 1 LOB: 1 BB: 0 P: 6	R: 0 E: 0 K: 1 S: 6	H: 1 LOB: 1 BB: 0 P: 6	R: 0 E: 0 K: 0 S: 4	H: 1 LOB: 1 BB: 0 P: 4	R: 0 E: 0 K: 0 S: 4	H: 1 LOB: 1 BB: 0 P: 4	1B: 5 2B: 0 3B: 0 HR: 0	SF: 0 SAC: 1 DP: 0 HBP: 0	WP: 0 PB: 0 SB: 0 CS: 0	PA: 33
PITCHER Sonny Siebert, R (1, 1) ERA: 3.13	IP: 9.0 WLS: W BF: 33 H: 5 R: 0 ER: 0 SO: 6 BB: 1 IBB: 0 HBP: 0 BLK: 1 WP: 0 HR: 0 S: 44 P: 48 ERA: 0.00 WHIP: 0.667															PITCHER				

Batter	1	2	3	4	5	6	7	8	9	AB	R	H	RBI	BB	SO	LOB	BOTTOM			
Chico Salmon, R (1, 9) OBP: 0.345, SLG: 0.400	0-0 5-3		0-0 5-3		0-0 F3		0-0 2B			4	0	1	0	0	0	0	Los Angeles Angels @ Cleveland Indians Cleveland Municipal Stadium, Cleveland, OH Sat Aug 22 1964, 3:33 AM EDT Unknown livebaseballscorecards.com			
Dick Howser, R (1, 6) OBP: 0.334, SLG: 0.325	4-0 FC3-6 S BB		0-0 5-3		0-0 5-3		0-0 F6			3	0	0	0	1	0	1				
Bob Chance, L (1, 3) OBP: 0.364, SLG: 0.469	4-0 FC3-6 1-2 BB			0-0 SH1-4 6-3 1B	0-0 FC4-6 1B			0-0 L5		3	1	2	0	1	0	0				
Leon Wagner, L (1, 7) OBP: 0.326, SLG: 0.461	0-0 FC3-6			0-0 6-3 SH1-4 1B	0-0 FC4-6			0-3 K		4	0	1	0	0	1	3				
Joe Azcue, R (1, 2) OBP: 0.332, SLG: 0.396	0-0 5-3			0-0 SH1-4		0-0 F8		4-0 1B BB		2	0	0	0	1	0	2				
Vic Davallio, L (1, 8) OBP: 0.303, SLG: 0.336		0-0 5-3		4-0 6-3 IBB		0-0 G3		0-0 1B		3	0	1	0	1	0	0				
Larry Brown, R (1, 4) OBP: 0.294, SLG: 0.367 Fred Whitfield, L (8, PH) OBP: 0.302, SLG: 0.421 Billy Moran, R (8, PR) OBP: 0.299, SLG: 0.289		0-3 K		0-0 6-3		0-0 F3		4-0 IBB		3	0	0	1	0	1	2				
Woodie Held, R (1, 5) OBP: 0.311, SLG: 0.433		0-0 6-3		1-2 2-3 3-H 4-0		0-0 F3		0-0 F8		3	0	0	0	1	0	3				
Sonny Siebert, R (1, 1) OBP: 0.188, SLG: 0.258			0-3 K		0-0 G3		0-0 F4			3	0	0	0	0	1	3				
Inning Stats	R: 0 E: 0 K: 0 S: 3	H: 0 LOB: 2 BB: 2 P: 11	R: 0 E: 0 K: 1 S: 5	H: 0 LOB: 0 BB: 0 P: 5	R: 0 E: 0 K: 1 S: 5	H: 2 LOB: 3 BB: 2 P: 13	R: 0 E: 0 K: 0 S: 3	H: 0 LOB: 0 BB: 0 P: 3	R: 0 E: 0 K: 0 S: 4	H: 1 LOB: 1 BB: 0 P: 4	R: 0 E: 0 K: 1 S: 6	H: 1 LOB: 3 BB: 2 P: 14	R: 0 E: 0 K: 1 S: 6	H: 1 LOB: 3 BB: 2 P: 14	R: 0 E: 0 K: 0 S: 4	H: 1 LOB: 0 BB: 0 P: 4		1B: 4 2B: 1 3B: 0 HR: 0	SF: 0 SAC: 1 DP: 0 HBP: 0	WP: 0 PB: 0 SB: 1 CS: 0
PITCHER Dean Chance, R (1, 1) ERA: 1.59 Bob Lee, R (8, 1) ERA: 1.61	IP: 7.0 WLS: L BF: 29 H: 4 R: 1 ER: 1 SO: 2 BB: 2 IBB: 2 HBP: 0 BLK: 0 WP: 0 HR: 0 S: 29 P: 45 ERA: 1.29 WHIP: 0.857															PITCHER				

Batter	1	2	3	4	5	6	7	8	9	AB	R	H	RBI	BB	SO	LOB	TOP					
Bob Perry, R OBP: 0.323, SLG: 0.374 Bob Duliba, R (7.1)	0-0 5-3		0-0 F9			0-3 K	0-0 5-3			4	0	0	0	0	1	2						
Vic Power, R OBP: 0.271, SLG: 0.320	0-0 F8			0-0 6-3		0-0 F9		0-0 6-3		4	0	0	0	0	0	0						
Jim Fregosi, R OBP: 0.391, SLG: 0.492	0-0 F9			0-0 E6 FC4-6				0-0 6-3		4	0	1	0	0	0	0						
Willie Smith, L OBP: 0.308, SLG: 0.450		0-0 SH5-3 1B		0-0 FC4-6		0-0 F8		0-0 F8		4	0	1	0	0	0	2						
Lou Clinton, R OBP: 0.293, SLG: 0.374	0-0 SH5-3			0-3 K				0-0 F6		3	0	0	0	0	1	1						
Felix Torres, R OBP: 0.254, SLG: 0.399	0-0 6-3				0-0 L3			0-0 E6 1B		4	1	0	0	0	0	1						
Joe Koppe, R OBP: 0.350, SLG: 0.320 Albie Pearson, L OBP: 0.306, SLG: 0.267 (7, PH)	0-0 F4				0-0 5-3			0-0 FC4-6 1B		2	0	0	0	0	0	1						
Tom Satriano, L OBP: 0.283, SLG: 0.235			0-0 F9		0-0 FC6 1B			0-0 FC4-6		3	0	1	0	0	0	1						
Don Lee, R OBP: 0.292, SLG: 0.348 Bary Latman, R OBP: 0.143, SLG: 0.200 Lenny Green, L OBP: 0.287, SLG: 0.211 Bobby Knoop, R OBP: 0.292, SLG: 0.275	0-0 6-3				0-0 FC6			4-0 BB		2	0	0	0	0	0	1						
Inning Stats	R: 0 E: 0 K: 0 S: 3	H: 0 LOB: 0 BB: 0 P: 3	R: 0 E: 0 K: 0 S: 4	H: 1 LOB: 1 BB: 0 P: 4	R: 0 E: 0 K: 0 S: 3	H: 0 LOB: 0 BB: 0 P: 3	R: 0 E: 1 K: 1 S: 6	H: 0 LOB: 1 BB: 0 P: 6	R: 0 E: 0 K: 0 S: 4	H: 1 LOB: 1 BB: 0 P: 4	R: 0 E: 0 K: 1 S: 6	H: 1 LOB: 1 BB: 0 P: 6	R: 1 E: 2 K: 0 S: 5	H: 1 LOB: 2 BB: 1 P: 9	R: 0 E: 0 K: 0 S: 3	H: 0 LOB: 0 BB: 0 P: 3	R: 0 E: 0 K: 1 S: 5	H: 0 LOB: 0 BB: 0 P: 5	1B: 4 2B: 0 3B: 0 HR: 0	SF: 0 SAC: 1 DP: 0 HBP: 0	WP: 0 PB: 0 SB: 1 CS: 0	PA: 34
PITCHER Dick Donovan, R ERA: 4.5	IP: 9.0 WLS: W BF: 34 H: 4 R: 1 ER: 0 SO: 3 BB: 1 IBB: 0 HBP: 0 BLK: 0 WP: 0 HR: 0 S: 39 P: 43 ERA: 0.00 WHIP: 0.556											PITCHER	IP: 9.0 WLS: W BF: 34 H: 4 R: 1 ER: 0 SO: 3 BB: 1 IBB: 0 HBP: 0 BLK: 0 WP: 0 HR: 0 S: 39 P: 43 ERA: 0.00 WHIP: 0.556									

Los Angeles Angels @ Cleveland Indians
Cleveland Municipal Stadium, Cleveland, OH

AB 32
R 1
H 4
RBI 0
BB 1
SO 3
LOB 9



Sat Aug 22 1964, 3:38 AM EDT
Att: 5,302 - Unknown

Batter	1	2	3	4	5	6	7	8	9	AB	R	H	RBI	BB	SO	LOB	BOTTOM			
Chico Salmon, R OBP: 0.343, SLG: 0.396	0-0 F8		0-0 CS 1B		0-0 4-3		0-0 F8			4	0	1	0	0	0	0				
Dick Howser, R OBP: 0.332, SLG: 0.322	0-0 G3		0-0 F7			0-0 F9	0-0 6-3			4	0	0	0	0	0	1				
Bob Chance, L OBP: 0.369, SLG: 0.471	0-3 K			4-0 2B SF9 BB		0-0 HR 1B		0-0 1B		3	2	2	0	1	1	0				
Leon Wagner, L OBP: 0.329, SLG: 0.470		4-0 K2-4-2 BB		0-0 SF9 2B		0-0 HR		0-0 F5		3	1	2	2	1	0	1				
John Romano, R OBP: 0.339, SLG: 0.455	0-3 K2-4-2		0-0 F7		0-0 SF9		0-0 E S 2B		0-3 K	3	1	1	1	0	2	2				
Vic Davalillo, L OBP: 0.303, SLG: 0.336	0-0 PB 1B		0-0 F4		0-0 F4		0-0 E4 S		0-0 F7	4	1	1	0	0	0	3				
Larry Brown, R OBP: 0.284, SLG: 0.367	0-0 S 1B		0-0 4-3		0-0 4-3		0-0 F4			3	0	1	1	0	0	2				
Billy Moran, R OBP: 0.296, SLG: 0.286	0-3 K				0-0 F4		0-3 K			3	0	0	0	0	2	2				
Dick Donovan, L OBP: 0.333, SLG: 0.256			0-0 F6		0-3 K		0-3 K			3	0	0	0	0	2	0				
Inning Stats	R: 0 E: 0 K: 1 S: 5	H: 0 LOB: 0 BB: 0 P: 5	R: 1 E: 0 K: 2 S: 8	H: 2 LOB: 1 BB: 1 P: 12	R: 0 E: 0 K: 0 S: 3	H: 1 LOB: 0 BB: 0 P: 3	R: 1 E: 0 K: 0 S: 4	H: 1 LOB: 1 BB: 1 P: 8	R: 0 E: 0 K: 1 S: 5	H: 0 LOB: 0 BB: 0 P: 5	R: 3 E: 1 K: 1 S: 9	H: 3 LOB: 1 BB: 0 P: 9	R: 0 E: 0 K: 1 S: 5	H: 0 LOB: 0 BB: 0 P: 5	R: 0 E: 0 K: 1 S: 6	H: 1 LOB: 1 BB: 0 P: 6	1B: 5 2B: 3 3B: 0 HR: 1	SF: 1 SAC: 0 DP: 1 HBP: 0	WP: 0 PB: 1 SB: 3 CS: 1	PA: 33
PITCHER Don Lee, R ERA: 2.73 Barry Latman, R ERA: 3.93 Bob Duliba, R ERA: 2.72	IP: 5.1 WLS: L BF: 23 H: 7 R: 5 ER: 3 SO: 4 BB: 2 IBB: 0 HBP: 0 BLK: 0 WP: 0 HR: 1 S: 29 P: 37 ERA: 5.06 WHIP: 1.688											PITCHER	IP: 5.1 WLS: L BF: 23 H: 7 R: 5 ER: 3 SO: 4 BB: 2 IBB: 0 HBP: 0 BLK: 0 WP: 0 HR: 1 S: 29 P: 37 ERA: 5.06 WHIP: 1.688							

Los Angeles Angels @ Cleveland Indians
Cleveland Municipal Stadium, Cleveland, OH

AB 30
R 5
H 8
RBI 4
BB 2
SO 7
LOB 11



Sat Aug 22 1964, 3:38 AM EDT
Att: 5,302 - Unknown

Batter	1	2	3	4	5	6	7	8	9	AB	R	H	RBI	BB	SO	LOB	TOP								
Albie Pearson, L OBP: 0.305, SLG: 0.264 (1, 7)																	3 1 0 0 1 0 0								
Lenny Green, L OBP: 0.304, SLG: 0.255 (1, 8)																	3 2 2 1 1 0 0								
Jim Fregosi, R OBP: 0.390, SLG: 0.497 (1, 6)																	4 1 1 1 0 0 2								
Willie Smith, L OBP: 0.307, SLG: 0.448 (1, 9)																	3 0 1 1 0 0 1								
Joe Adcock, R OBP: 0.353, SLG: 0.476 (1, 3)																	3 0 0 0 1 0 1								
Buck Rodgers, S OBP: 0.302, SLG: 0.313 (1, 2)																	4 0 1 0 0 1 1								
Felix Torres, R OBP: 0.254, SLG: 0.396 (1, 5)																	4 0 1 0 0 0 2								
Bobby Knoop, R OBP: 0.290, SLG: 0.273 (9, PH)																	3 0 0 0 0 0 3								
Jim Piersall, R OBP: 0.355, SLG: 0.380 (9, PH)																	1 0 0 0 0 0 0								
Fred Newman, R OBP: 0.206, SLG: 0.149 (3, 1)																	1 0 0 0 0 0 1								
Barry Latman, R OBP: 0.139, SLG: 0.194 (6, PH)																	1 0 0 0 0 0 0								
Lou Clinton, R OBP: 0.220, SLG: 0.373 (6, PH)																	1 0 0 0 0 0 1								
Bob Duliba, R OBP: 0.200, SLG: 0.319 (8, 1)																	1 0 0 0 0 0 0								
Vic Power, R OBP: 0.200, SLG: 0.319 (8, 1)																	1 0 0 0 0 0 0								
Bob Lee, R OBP: 0.200, SLG: 0.319 (8, 1)																	0 0 0 0 0 0 0								
Inning Stats	R: 2 E: 1 K: 0 S: 4	H: 1 LOB: 0 BB: 1 P: 8	R: 0 E: 0 K: 0 S: 4	H: 1 LOB: 1 BB: 0 P: 4	R: 0 E: 0 K: 0 S: 3	H: 0 LOB: 1 BB: 1 P: 7	R: 0 E: 0 K: 1 S: 5	H: 0 LOB: 1 BB: 1 P: 9	R: 2 E: 0 K: 1 S: 6	H: 3 LOB: 1 BB: 0 P: 6	R: 0 E: 0 K: 1 S: 6	H: 1 LOB: 1 BB: 0 P: 6	R: 0 E: 0 K: 0 S: 3	H: 0 LOB: 0 BB: 0 P: 3	R: 0 E: 0 K: 0 S: 3	H: 0 LOB: 0 BB: 0 P: 3	R: 0 E: 0 K: 0 S: 3	H: 0 LOB: 0 BB: 0 P: 3	1B: 4 2B: 0 3B: 0 HR: 2	SF: 1 SAC: 0 DP: 0 HBP: 0	WP: 0 PB: 0 SB: 0 CS: 0	PA: 36			
PITCHER Luis Tiant, R ERA: 2.52 (1, 1)	IP: 9.0 WLS: W BF: 36 H: 6 R: 4 ER: 3 SO: 2 BB: 3 IBB: 0 HBP: 0 BLK: 0 WP: 0 HR: 2 S: 37 P: 49 ERA: 3.00 WHIP: 1.000																								

Los Angeles Angels @ Cleveland Indians
Cleveland Municipal Stadium, Cleveland, OH
Sun Aug 23 1964, 3:33 AM EDT
Unknown

AB 32
R 4
H 6
RBI 3
BB 3
SO 2
LOB 12



Batter	1	2	3	4	5	6	7	8	9	AB	R	H	RBI	BB	SO	LOB	BOTTOM			
Chico Salmon, R OBP: 0.343, SLG: 0.395 (1, 9)																	3 2 1 1 0 0 1			
Tito Francona, L OBP: 0.374, SLG: 0.376 (5, 9)																	1 0 0 0 1 1 1			
Pedro Ramos, S OBP: 0.220, SLG: 0.333 (8, PR)																	0 0 0 0 0 0 0			
Billy Moran, R OBP: 0.296, SLG: 0.286 (9, 5)																	0 0 0 0 0 0 0			
Dick Howser, R OBP: 0.331, SLG: 0.323 (1, 6)																	4 1 1 1 0 0 2			
Bob Chance, L OBP: 0.372, SLG: 0.480 (1, 3)																	5 1 3 2 0 0 1			
Leon Wagner, L OBP: 0.332, SLG: 0.471 (1, 7)																	3 0 1 1 2 0 1			
Joe Azcue, R OBP: 0.329, SLG: 0.392 (1, 2)																	5 0 1 0 0 1 6			
Vic Davallito, L OBP: 0.303, SLG: 0.335 (1, 8)																	4 0 1 0 0 0 2			
Larry Brown, R OBP: 0.287, SLG: 0.370 (1, 4)																	3 1 1 0 0 0 2			
Woodie Held, R OBP: 0.320, SLG: 0.441 (9, 9)																	2 1 2 1 2 0 0			
Luis Tiant, R OBP: 0.043, SLG: 0.043 (1, 1)																	3 0 0 0 0 1 5			
Inning Stats	R: 2 E: 1 K: 0 S: 7	H: 3 LOB: 2 BB: 0 P: 7	R: 2 E: 0 K: 1 S: 7	H: 2 LOB: 2 BB: 2 P: 15	R: 2 E: 0 K: 0 S: 5	H: 2 LOB: 1 BB: 0 P: 6	R: 0 E: 0 K: 0 S: 4	H: 1 LOB: 1 BB: 0 P: 4	R: 0 E: 0 K: 1 S: 6	H: 1 LOB: 1 BB: 0 P: 6	R: 0 E: 0 K: 0 S: 3	H: 0 LOB: 0 BB: 0 P: 3	R: 0 E: 0 K: 0 S: 4	H: 2 LOB: 2 BB: 1 P: 8	R: 0 E: 0 K: 1 S: 5	H: 0 LOB: 2 BB: 2 P: 13	1B: 5 2B: 6 3B: 0 HR: 0	SF: 0 SAC: 2 DP: 1 HBP: 1	WP: 0 PB: 0 SB: 0 CS: 0	PA: 41
PITCHER Fred Newman, R ERA: 2.79 (1, 1)	IP: 2.2 WLS: L BF: 19 H: 7 R: 6 ER: 5 SO: 1 BB: 1 IBB: 1 HBP: 1 BLK: 0 WP: 0 HR: 0 S: 11 P: 27 ERA: 16.88 WHIP: 3.000																			
Barry Latman, R ERA: 3.85 (3, 1)	IP: 2.1 WLS: 9 BF: 2 H: 2 R: 0 ER: 0 SO: 1 BB: 0 IBB: 0 HBP: 0 BLK: 0 WP: 0 HR: 0 S: 11 P: 11 ERA: 0.00 WHIP: 0.857																			
Bob Duliba, R ERA: 2.63 (6, 1)	IP: 2.0 WLS: 9 BF: 2 H: 2 R: 0 ER: 0 SO: 0 BB: 1 IBB: 1 HBP: 0 BLK: 0 WP: 0 HR: 0 S: 7 P: 15 ERA: 0.00 WHIP: 1.500																			
Bob Lee, R ERA: 1.59 (8, 1)	IP: 1.0 WLS: 4 BF: 0 H: 0 R: 0 ER: 0 SO: 1 BB: 1 IBB: 0 HBP: 0 BLK: 0 WP: 0 HR: 0 S: 5 P: 9 ERA: 0.00 WHIP: 0.000																			

Los Angeles Angels @ Cleveland Indians
Cleveland Municipal Stadium, Cleveland, OH
Sun Aug 23 1964, 3:33 AM EDT
Unknown

AB 33
R 6
H 11
RBI 6
BB 5
SO 3
LOB 21



Batter	1	2	3	4	5	6	7	8	9	AB	R	H	RBI	BB	SO	LOB	TOP			
Jim Piersall, R (1, 7) OBP: 0.353, SLG: 0.377	0-0 6-3	0-0 F9			0-0 G4-6-3 1B		0-0 F3			4	0	1	0	0	0	2	Los Angeles Angels @ Cleveland Indians Cleveland Municipal Stadium, Cleveland, OH Sun Aug 23 1964, 3:38 AM EDT Att: 11,067 - Unknown livebaseballscorecards.com			
Vic Power, R (1, 3) OBP: 0.270, SLG: 0.317	0-0 F8		0-0 SH1-3 1B		0-0 G4-6-3 1-2		0-0 F7			4	0	1	0	0	0	1				
Jim Fregosi, R (1, 6) OBP: 0.390, SLG: 0.499	0-0 2B		0-0 SH1-3 1-2		0-0 F8		0-0 F2			3	1	1	0	0	0	0				
Lou Clinton, R (1, 9) OBP: 0.297, SLG: 0.381	0-0 2B		0-0 1B		0-0 F6		0-0 1B			4	0	3	1	0	0	0				
Bob Perry, R (1, 8) OBP: 0.317, SLG: 0.366	0-0 F9		0-0 F3		0-0 F7		0-0 F4			4	0	0	0	0	0	4				
Felix Torres, R (1, 5) OBP: 0.259, SLG: 0.413		0-0 HR	0-0 F6		0-0 L5				0-0 G6-4-3 1B	4	1	2	1	0	0	2				
Aubrey Gatewood, R (8, PR) OBP: 0.154, SLG: 0.154										0	0	0	0	0	0	0				
Buck Rodgers, S (1, 2) OBP: 0.302, SLG: 0.310	4-0 FC6-4 BB		0-0 6-3		0-0 F9		0-0 G6-4-3 1-2			3	0	0	0	1	0	1				
Bobby Knoop, R (1, 4) OBP: 0.287, SLG: 0.270	0-0 FC6-4 SH1-4 1-2		0-0 F7		0-0 5-3		0-0 F3			4	0	0	0	0	0	2				
Dan Osinski, R (1, 1) OBP: 0.125, SLG: 0.067	0-0 SH1-4		0-0 K		0-0 1B					1	0	0	0	0	1	0				
Joe Adcock, R (7, PH) OBP: 0.355, SLG: 0.478										1	0	1	0	0	0	0				
Albie Pearson, L (7, PR) OBP: 0.305, SLG: 0.264										0	0	0	0	0	0	0				
George Brunet, R (7, 1)										0	0	0	0	0	0	0				
Inning Stats	R: 1 E: 0 K: 0 S: 5	H: 2 LOB: 1 BB: 0 P: 5	R: 1 E: 0 K: 0 S: 4	H: 1 LOB: 1 BB: 1 P: 8	R: 0 E: 0 K: 1 S: 5	H: 2 LOB: 2 BB: 0 P: 5	R: 0 E: 0 K: 1 S: 3	H: 0 LOB: 0 BB: 0 P: 5	R: 0 E: 0 K: 0 S: 3	H: 1 LOB: 0 BB: 0 P: 3	R: 0 E: 0 K: 0 S: 4	H: 1 LOB: 1 BB: 0 P: 4	R: 0 E: 0 K: 0 S: 4	H: 1 LOB: 1 BB: 0 P: 4	R: 0 E: 0 K: 0 S: 3	H: 1 LOB: 1 BB: 0 P: 3	1B: 6 2B: 2 3B: 0 HR: 1	SF: 0 SAC: 2 DP: 2 HBP: 0	WP: 0 PB: 0 SB: 0 CS: 0	PA: 35
PITCHER Jack Kralick, L (1, 1) ERA: 3.01	IP: 9.0 WLS: W BF: 35 H: 9 R: 2 ER: 2 SO: 1 BB: 1 IBB: 0 HBP: 0 BLK: 0 WP: 0 HR: 1 S: 36 P: 40 ERA: 2.00 WHIP: 1.111															PITCHER				

Batter	1	2	3	4	5	6	7	8	9	AB	R	H	RBI	BB	SO	LOB	BOTTOM			
Chico Salmon, R (1, 9) OBP: 0.341, SLG: 0.392	0-0 4-3		0-0 1B E 1B 1B		0-3 K		0-3 K			4	1	1	0	0	2	2	Los Angeles Angels @ Cleveland Indians Cleveland Municipal Stadium, Cleveland, OH Sun Aug 23 1964, 3:38 AM EDT Att: 11,067 - Unknown livebaseballscorecards.com			
Dick Howser, R (1, 6) OBP: 0.329, SLG: 0.321	0-0 F8		0-0 E1 1B 1-2 2-3		0-0 F8		0-0 F8			4	1	0	0	0	0	4				
Bob Chance, L (1, 3) OBP: 0.371, SLG: 0.475	4-0 BB		0-0 F6		0-0 F6		0-0 3-1			3	0	0	0	1	0	3				
Leon Wagner, L (1, 7) OBP: 0.333, SLG: 0.471	0-3 K		0-0 1B 1-2 2-3 3-H		0-0 G2-4-3 1B		0-3 K			4	0	2	1	0	2	1				
John Romano, R (1, 2) OBP: 0.337, SLG: 0.452		0-3 K	0-0 1B 1-2 2-H 3-H		0-0 G2-4-3 1-2		0-0 F7			4	0	1	2	0	1	1				
Vic Davallo, L (1, 8) OBP: 0.301, SLG: 0.333	0-0 F5		0-0 F7		0-0 F6					3	0	0	0	0	0	2				
Larry Brown, R (1, 4) OBP: 0.287, SLG: 0.373	0-0 1-3		0-0 L4-6 2B		0-0 1-3					3	0	1	0	0	0	0				
Billy Moran, R (1, 5) OBP: 0.299, SLG: 0.291		4-0 BB	0-0 FC2-6 BB		0-0 L4-6 2B		0-0 2B			2	0	1	0	1	0	1				
Jack Kralick, L (1, 1) OBP: 0.185, SLG: 0.173			0-0 FC2-6 E 1B 1-2		0-0 4-3		4-0 BB			2	1	0	0	1	0	1				
Inning Stats	R: 0 E: 0 K: 1 S: 5	H: 0 LOB: 1 BB: 1 P: 9	R: 0 E: 0 K: 1 S: 5	H: 0 LOB: 0 BB: 0 P: 5	R: 3 E: 1 K: 0 S: 7	H: 3 LOB: 2 BB: 1 P: 11	R: 0 E: 0 K: 0 S: 3	H: 1 LOB: 0 BB: 0 P: 3	R: 0 E: 0 K: 1 S: 6	H: 1 LOB: 2 BB: 1 P: 10	R: 0 E: 0 K: 1 S: 5	H: 0 LOB: 0 BB: 0 P: 5	R: 0 E: 0 K: 1 S: 5	H: 0 LOB: 0 BB: 0 P: 5	R: 0 E: 0 K: 0 S: 6	H: 0 LOB: 0 BB: 0 P: 5		1B: 4 2B: 3 3B: 0 HR: 0	SF: 0 SAC: 0 DP: 2 HBP: 0	WP: 0 PB: 0 SB: 0 CS: 0
PITCHER Dan Osinski, R (1, 1) ERA: 3.57	IP: 6.0 WLS: L BF: 24 H: 5 R: 3 ER: 0 SO: 3 BB: 2 IBB: 0 HBP: 0 BLK: 0 WP: 0 HR: 0 S: 28 P: 36 ERA: 0.00 WHIP: 1.167															PITCHER				
George Brunet, L (7, 1) ERA: 3.96	IP: 2.0 WLS: L BF: 8 H: 1 R: 0 ER: 0 SO: 2 BB: 1 IBB: 0 HBP: 0 BLK: 0 WP: 0 HR: 0 S: 11 P: 15 ERA: 0.00 WHIP: 1.000															PITCHER				

Batter	1	2	3	4	5	6	7	8	9	AB	R	H	RBI	BB	SO	LOB	TOP				
Albie Pearson, L (1, 7) OBP: 0.308, SLG: 0.264	4-0 BB G6-4-3		0-3 K		0-0 BB 1B		0-0 4-3			3	1	1	1	1	1	1					
Jim Piersall, R (1, 8) OBP: 0.350, SLG: 0.373	0-0 G6-4-3			0-0 F2	0-0 1B BB		0-0 F8			2	0	0	0	0	0	1					
Willie Smith, L (5, PH) OBP: 0.309, SLG: 0.449	1-2				1-2 2-3					2	0	1	0	0	0	0					
Jim Fregosi, R (1, 6) OBP: 0.386, SLG: 0.494	0-0 F7			0-0 L8	0-3 K		0-0 L9			4	0	0	0	0	1	3					
Joe Adcock, R (1, 3) OBP: 0.354, SLG: 0.473		0-0 5-3		0-0 5-3	4-0 1B BB			0-0 F8		3	0	0	1	1	0	0					
Vic Power, R (8, 3) OBP: 0.270, SLG: 0.317					1-2 2-3 3-H					0	0	0	0	0	0	0					
Lou Clinton, R (1, 9) OBP: 0.299, SLG: 0.380		0-0 F2			2B BB			0-0 1-3		3	1	1	1	1	0	0					
Felix Torres, R (1, 5) OBP: 0.258, SLG: 0.415		0-0 6-3			2B BB			0-0 4-3		4	1	1	0	0	0	3					
Buck Rodgers, S (1, 2) OBP: 0.301, SLG: 0.310			0-0 CS 1B		0-0 F3	0-0 F7			0-0 F6	4	0	1	0	0	0	1					
Bobby Knoop, R (1, 4) OBP: 0.287, SLG: 0.270			0-0 F9		0-0 1B 1B	0-0 F8			0-3 K	4	1	1	1	0	1	1					
Dean Chance, R (1, 1) OBP: 0.134, SLG: 0.094					0-0 1B BB	0-3 K			0-3 K	3	1	2	0	0	1	0					
Bob Lee, R (7, 1)					1-2 BB	1B				1	0	0	0	0	1	0					
Inning Stats	R: 0 E: 0 K: 0 S: 2	H: 0 LOB: 0 BB: 1 P: 6	R: 0 E: 0 K: 0 S: 3	H: 0 LOB: 0 BB: 0 P: 3	R: 0 E: 0 K: 1 S: 6	H: 2 LOB: 1 BB: 0 P: 6	R: 0 E: 0 K: 0 S: 3	H: 0 LOB: 0 BB: 0 P: 3	R: 5 E: 0 K: 1 S: 11	H: 6 LOB: 3 BB: 2 P: 19	R: 0 E: 0 K: 1 S: 5	H: 0 LOB: 0 BB: 0 P: 5	R: 0 E: 0 K: 0 S: 3	H: 0 LOB: 0 BB: 0 P: 3	R: 0 E: 0 K: 2 S: 7	H: 0 LOB: 0 BB: 7 P: 7	1B: 7 2B: 1 3B: 0 HR: 0	SF: 0 SAC: 0 DP: 1 HBP: 0	WP: 1 PB: 0 SB: 0 CS: 1	PA: 36	
PITCHER	IP WLS BF H R ER SO BB IBB HBP BLK WP HR S P ERA WHIP	IP WLS BF H R ER SO BB IBB HBP BLK WP HR S P ERA WHIP	IP WLS BF H R ER SO BB IBB HBP BLK WP HR S P ERA WHIP	IP WLS BF H R ER SO BB IBB HBP BLK WP HR S P ERA WHIP	IP WLS BF H R ER SO BB IBB HBP BLK WP HR S P ERA WHIP	IP WLS BF H R ER SO BB IBB HBP BLK WP HR S P ERA WHIP	IP WLS BF H R ER SO BB IBB HBP BLK WP HR S P ERA WHIP	IP WLS BF H R ER SO BB IBB HBP BLK WP HR S P ERA WHIP	IP WLS BF H R ER SO BB IBB HBP BLK WP HR S P ERA WHIP	IP WLS BF H R ER SO BB IBB HBP BLK WP HR S P ERA WHIP	IP WLS BF H R ER SO BB IBB HBP BLK WP HR S P ERA WHIP	IP WLS BF H R ER SO BB IBB HBP BLK WP HR S P ERA WHIP	IP WLS BF H R ER SO BB IBB HBP BLK WP HR S P ERA WHIP	IP WLS BF H R ER SO BB IBB HBP BLK WP HR S P ERA WHIP	IP WLS BF H R ER SO BB IBB HBP BLK WP HR S P ERA WHIP	IP WLS BF H R ER SO BB IBB HBP BLK WP HR S P ERA WHIP	IP WLS BF H R ER SO BB IBB HBP BLK WP HR S P ERA WHIP	IP WLS BF H R ER SO BB IBB HBP BLK WP HR S P ERA WHIP	IP WLS BF H R ER SO BB IBB HBP BLK WP HR S P ERA WHIP	IP WLS BF H R ER SO BB IBB HBP BLK WP HR S P ERA WHIP	IP WLS BF H R ER SO BB IBB HBP BLK WP HR S P ERA WHIP
Bob Meyer, L (1, 1) ERA: 4.91	4.1 L	19 6 5 5 1	6 2 0 0 0	5 0 0 0 1	5 1 0 0 0	1 0 0 0 0	0 0 0 0 0	0 0 6 8 8	27 10.38 4.500	0.00 0.000	0.000	0.000	0.000	0.000	0.000	0.000					
Ken Sanders, R (5, 1) ERA: 2.25	0.2	5 2 0 0 1	2 0 0 0 1	0 0 0 0 0	0 0 0 0 0	0 0 0 0 0	0 0 0 0 0	0 0 6 8 8	0.00 0.000	0.000	0.000	0.000	0.000	0.000	0.000	0.000					
Moe Drabowsky, R (6, 1) ERA: 5.32	2.0	6 0 0 0 2	0 0 0 0 2	0 0 0 0 0	0 0 0 0 0	0 0 0 0 0	0 0 0 0 0	0 0 10 10	0.00 0.000	0.000	0.000	0.000	0.000	0.000	0.000	0.000					
Wes Stock, R (8, 1) ERA: 2.35	2.0	6 0 0 0 0	0 0 0 0 0	0 0 0 0 0	0 0 0 0 0	0 0 0 0 0	0 0 0 0 0	0 0 10 10	0.00 0.000	0.000	0.000	0.000	0.000	0.000	0.000	0.000					

Los Angeles Angels @ Kansas City Athletics
Municipal Stadium, Kansas City, MO
Tue Aug 25 1964, 8:05 PM EDT
Att: 4,749 - Unknown

AB	33
R	5
H	8
RBI	4
BB	3
SO	5
LOB	10





Batter	1	2	3	4	5	6	7	8	9	AB	R	H	RBI	BB	SO	LOB	BOTTOM					
Dick Green, R (1, 4) OBP: 0.305, SLG: 0.382	0-0 4-3		0-0 F4			0-0 6-3	4-0 BB		0-0 FC4-6	4	0	0	0	1	0	2						
Wayne Causey, L (1, 6) OBP: 0.388, SLG: 0.404	0-0 1B			0-0 L7		0-0 1B 2B	0-3 K		0-0 FC4-6	5	1	2	0	0	1	4						
Ed Charles, R (1, 5) OBP: 0.322, SLG: 0.371	0-0 F2			4-0 1B BB		0-0 F4	0-0 1-3			3	0	0	0	1	0	4						
Rocky Colavito, R (1, 9) OBP: 0.357, SLG: 0.538	0-0 4-3			0-0 1B		0-0 2H 1B		0-0 5-3		4	0	2	1	0	0	1						
Jim Gentile, L (1, 3) OBP: 0.380, SLG: 0.481		0-0 4-3		0-3 K		0-3 K		0-3 K		4	0	0	0	0	3	3						
Doc Edwards, R (1, 2) OBP: 0.248, SLG: 0.297		0-3 K		0-0 4-3			0-0 3B 1B		0-0 F4	4	1	1	0	0	1	2						
Bert Campaneris, R (1, 7) OBP: 0.352, SLG: 0.479		0-3 K			0-0 G6-4-3 1B		0-0 1H 1B 3B		4-0 FC4-6 5-3 BB	3	1	2	1	1	1	0						
Nelson Mathews, R (1, 8) OBP: 0.297, SLG: 0.355			0-3 K		0-0 G6-4-3		0-3 K		0-0 5-3	4	0	0	0	0	2	3						
Bob Meyer, R (1, 1) ERA: 1.67			0-3 K		0-0 4-3			0-0 3H 1B		1	0	0	0	0	1	0						
Ken Sanders, R (5, 1) ERA: 2.25			0-3 K							0	0	0	0	0	0	0						
Jose Tartabull, L (5, PH) OBP: 0.302, SLG: 0.423										0	0	0	0	0	0	0						
Moe Drabowsky, R (6, 1) ERA: 5.32										0	0	0	0	0	0	0						
Manny Jimenez, R (7, PH) OBP: 0.302, SLG: 0.423										0	0	0	0	0	0	0						
Dave Duncan, R (7, PH) OBP: 0.277, SLG: 0.355										0	0	0	0	0	0	0						
Wes Stock, R (8, 1) ERA: 2.35										0	0	0	0	0	0	0						
Billy Bryan, L (9, PH) OBP: 0.303, SLG: 0.522										0	0	0	0	0	0	0						
Inning Stats	R: 0 E: 0 K: 0 S: 4	H: 1 LOB: 1 BB: 0 P: 4	R: 0 E: 0 K: 2 S: 7	H: 0 LOB: 0 BB: 0 P: 7	R: 0 E: 0 K: 2 S: 7	H: 0 LOB: 0 BB: 0 P: 7	R: 0 E: 0 K: 1 S: 6	H: 1 LOB: 2 BB: 1 P: 10	R: 0 E: 0 K: 0 S: 3	H: 1 LOB: 0 BB: 0 P: 3	R: 1 E: 0 K: 1 S: 7	H: 2 LOB: 1 BB: 0 P: 7	R: 2 E: 0 K: 2 S: 10	H: 3 LOB: 2 BB: 1 P: 14	R: 0 E: 0 K: 1 S: 5	H: 0 LOB: 0 BB: 0 P: 5	R: 0 E: 0 K: 0 S: 3	H: 0 LOB: 2 BB: 2 P: 11	1B: 6 2B: 1 3B: 1 HR: 0	SF: 0 SAC: 0 DP: 1 HBP: 0	WP: 0 PB: 0 SB: 0 CS: 0	PA: 38
PITCHER	IP WLS BF H R ER SO BB IBB HBP BLK WP HR S P ERA WHIP	IP WLS BF H R ER SO BB IBB HBP BLK WP HR S P ERA WHIP	IP WLS BF H R ER SO BB IBB HBP BLK WP HR S P ERA WHIP	IP WLS BF H R ER SO BB IBB HBP BLK WP HR S P ERA WHIP	IP WLS BF H R ER SO BB IBB HBP BLK WP HR S P ERA WHIP	IP WLS BF H R ER SO BB IBB HBP BLK WP HR S P ERA WHIP	IP WLS BF H R ER SO BB IBB HBP BLK WP HR S P ERA WHIP	IP WLS BF H R ER SO BB IBB HBP BLK WP HR S P ERA WHIP	IP WLS BF H R ER SO BB IBB HBP BLK WP HR S P ERA WHIP	IP WLS BF H R ER SO BB IBB HBP BLK WP HR S P ERA WHIP	IP WLS BF H R ER SO BB IBB HBP BLK WP HR S P ERA WHIP	IP WLS BF H R ER SO BB IBB HBP BLK WP HR S P ERA WHIP	IP WLS BF H R ER SO BB IBB HBP BLK WP HR S P ERA WHIP	IP WLS BF H R ER SO BB IBB HBP BLK WP HR S P ERA WHIP	IP WLS BF H R ER SO BB IBB HBP BLK WP HR S P ERA WHIP	IP WLS BF H R ER SO BB IBB HBP BLK WP HR S P ERA WHIP	IP WLS BF H R ER SO BB IBB HBP BLK WP HR S P ERA WHIP	IP WLS BF H R ER SO BB IBB HBP BLK WP HR S P ERA WHIP	IP WLS BF H R ER SO BB IBB HBP BLK WP HR S P ERA WHIP	IP WLS BF H R ER SO BB IBB HBP BLK WP HR S P ERA WHIP	IP WLS BF H R ER SO BB IBB HBP BLK WP HR S P ERA WHIP	
Dean Chance, R (1, 1) ERA: 1.67	6.1 S	27 8 3 3 7	3 3 3 3 7	0 0 0 0 2	0 0 0 0 2	0 0 0 0 0	0 0 0 0 0	0 0 12 24	0.00 4.26	1.421	0.000	1.125	0.000	0.000	0.000	0.000						
Bob Lee, R (7, 1) ERA: 1.56	2.2	11 0 0 0 2	0 0 0 0 2	0 0 0 0 2	0 0 0 0 2	0 0 0 0 0	0 0 0 0 0	0 0 12 24	0.00 4.26	1.125	0.000	1.125	0.000	0.000	0.000	0.000						

Los Angeles Angels @ Kansas City Athletics
Municipal Stadium, Kansas City, MO
Tue Aug 25 1964, 8:05 PM EDT
Att: 4,749 - Unknown

AB	34
R	3
H	8
RBI	3
BB	4
SO	9
LOB	19



Batter	1	2	3	4	5	6	7	8	9	AB R H RBI BB SO LOB	TOP							
Jim Piersall, R OBP: 0.346, SLG: 0.369 (1, 7)	0-0 4-3 ①		0-0 F4 ②		0-0 SH3-4 WP SF7 1B ①		0-3 K ③		0-3 K ③	5 1 1 0 0 2 2	<p>Los Angeles Angels @ Kansas City Athletics Municipal Stadium, Kansas City, MO</p> <p>Wed Aug 26 1964, 8:05 PM EDT Att: 4,170 - Unknown</p> <p>livebaseballscores.com</p> <p>AB 32 R 5 H 9 RBI 5 BB 1 SO 8 LOB 9</p> 							
Vic Power, R OBP: 0.266, SLG: 0.313 (1, 4) (8, 3)	0-0 F3 ②		0-0 6-3 ③		0-0 SH3-4 ①			0-0 5-3 ①		3 0 0 0 0 0 0								
Jim Fregosi, R OBP: 0.387, SLG: 0.495 (1, 6)	0-0 1B 1B			0-0 1B 1B	0-0 SF7 ②			0-0 5-3 ②		3 1 2 1 0 0 0								
Joe Adcock, R OBP: 0.356, SLG: 0.474 Bobby Knoop, R OBP: 0.297, SLG: 0.270 (1, 3) (8, 4)	0-0 1B 1B			0-0 1B 1B	0-0 K ③			0-0 F3 ③		4 1 2 0 0 1 0 0 0 0 0 0 0 0								
Felix Torres, R OBP: 0.258, SLG: 0.426 (1, 5)	0-0 5-3 ③			0-3 K ①		0-3 K ①		0-0 HR		4 1 1 1 0 2 4								
Lou Clinton, R OBP: 0.302, SLG: 0.382 (1, 9)		0-0 4-3 ①		0-0 1B SF8 1B ②		0-0 L9 ②		0-0 SH5-3 1B ①		4 1 2 1 0 0 0								
Bob Perry, R OBP: 0.317, SLG: 0.365 (1, 8)		0-3 K ②		0-0 1B ②		0-0 F4 ③		0-0 SH5-3 ①		3 0 1 1 0 1 0								
Buck Rodgers, S OBP: 0.301, SLG: 0.308 (1, 2)		0-0 4-3 ③		0-0 SF8 ②		0-0 F7 ①		4-0 IBB		2 0 0 1 1 0 0								
Aubrey Gatewood, R OBP: 0.133, SLG: 0.133 Barry Latman, R OBP: 0.133, SLG: 0.169 Willie Smith, L OBP: 0.308, SLG: 0.447 Bob Duliba, R (9, PH) (9, 1)			0-3 K ①	0-3 K ③		0-0 4-3 ②		0-0 L9 ②		2 0 0 0 0 2 1 1 0 0 0 0 0 0 1 0 0 0 0 0 2 0 0 0 0 0 0 0								
Inning Stats	R: 0 E: 0 K: 0 S: 5	H: 2 LOB: 2 BB: 0 P: 5	R: 0 E: 0 K: 1 S: 5	H: 0 LOB: 0 BB: 0 P: 5	R: 3 E: 0 K: 2 S: 11	H: 4 LOB: 1 BB: 0 P: 11	R: 1 E: 0 K: 1 S: 6	H: 1 LOB: 0 BB: 0 P: 6	R: 0 E: 0 K: 1 S: 5	H: 0 LOB: 0 BB: 0 P: 5		R: 0 E: 0 K: 0 S: 3	H: 0 LOB: 0 BB: 0 P: 3	R: 1 E: 0 K: 1 S: 7	H: 2 LOB: 2 BB: 1 P: 11	1B: 8 2B: 0 3B: 0 HR: 1	SF: 2 SAC: 2 DP: 0 HBP: 0	WP: 1 PB: 0 SB: 0 CS: 0
PITCHER	IP WLS BF H R ER SO BB IBB HBP BLK WP HR S P ERA WHIP											IP WLS BF H R ER SO BB IBB HBP BLK WP HR S P ERA WHIP						
John O'Donoghue, L ERA: 4.52 (1, 1)	4.0 L 18 6 3 3 4 0 0 0 0 0 0 0 26 26 6.75 1.500																	
Moe Drabowsky, R ERA: 5.27 (8, 1)	3.0 10 1 1 1 3 0 1 0 0 0 1 0 16 16 3.00 0.333																	
Ted Bowsfield, L ERA: 4.28 (9, 1)	1.2 8 2 1 1 0 0 0 0 0 0 0 0 7 11 5.40 1.200																	
Ken Sanders, R ERA: 2.19 (9, 1)	0.1 1 0 0 0 1 0 0 0 0 0 0 0 3 3 0.00 0.000																	

Batter	1	2	3	4	5	6	7	8	9	AB R H RBI BB SO LOB	BOTTOM									
Dick Green, R OBP: 0.306, SLG: 0.391 (1, 4)	0-3 K ①	0-0 F6 ③			0-0 L4-3 1B ①		0-0 HR		0-0 F7 ③	5 1 2 1 0 1 3	<p>Los Angeles Angels @ Kansas City Athletics Municipal Stadium, Kansas City, MO</p> <p>Wed Aug 26 1964, 8:05 PM EDT Att: 4,170 - Unknown</p> <p>livebaseballscores.com</p> <p>AB 36 R 2 H 11 RBI 2 BB 0 SO 7 LOB 17</p> 									
Wayne Causey, L OBP: 0.385, SLG: 0.405 (1, 6)	0-0 FC6-4 1B ①		0-0 G6-4-3 1B ②		0-0 L4-3 1B ②		0-0 L8 ③			4 0 2 0 0 0 1										
Ed Charles, R OBP: 0.321, SLG: 0.370 (1, 5)	0-0 FC6-4 1B ②		0-0 G6-4-3 ②		0-3 K ③			0-0 F8 ①		4 0 1 0 0 1 1										
Rocky Colavito, R OBP: 0.358, SLG: 0.543 (1, 9)	0-0 FC6-4 ②		0-0 L7 ③			1-0 FC6-4 HBP ①		0-0 HR		3 1 1 1 0 0 2										
Jim Gentile, L OBP: 0.379, SLG: 0.479 (1, 3)	0-3 K ③			0-0 1B 1B		0-0 F6 ①		0-0 F8 ②		4 0 1 0 0 1 3										
Billy Bryan, L OBP: 0.296, SLG: 0.509 (1, 2)		0-3 K ①		0-0 F5 ①		0-3 K ②		0-0 F7 ③		4 0 0 0 0 2 2										
Bert Campaneris, R OBP: 0.348, SLG: 0.471 (1, 7)		0-0 6-3 ②		0-0 1B ②		0-0 FC6-4 ③		0-0 L8 ①		4 0 1 0 0 0 1										
Nelson Mathews, R OBP: 0.296, SLG: 0.354 (1, 8)		0-0 1B 1B		0-3 K ②		0-3 K ①		0-0 F2 ②		4 0 1 0 0 2 2										
John O'Donoghue, R Mandy Jimenez, L Moe Drabowsky, R Ken Harrison, R Ted Bowsfield, L Ken Sanders, R Jose Tartabull, L (1, 1) (4, PH) (5, 1) (7, PH) (8, 1) (9, 1) (9, PH)		0-0 1B ①		0-0 F8 ③		0-0 5-3 ②		0-0 1B		1 0 1 0 0 0 0 1 0 0 0 0 0 2 0 0 0 0 0 0 0 1 0 1 0 1 0 0 0 0										
Inning Stats	R: 0 E: 0 K: 2 S: 9	H: 2 LOB: 2 BB: 0 P: 9	R: 0 E: 0 K: 1 S: 7	H: 1 LOB: 0 BB: 0 P: 7	R: 0 E: 0 K: 1 S: 7	H: 2 LOB: 2 BB: 0 P: 7	R: 0 E: 0 K: 1 S: 5	H: 1 LOB: 0 BB: 0 P: 5	R: 0 E: 0 K: 1 S: 5	H: 0 LOB: 1 BB: 0 P: 6		R: 1 E: 0 K: 1 S: 6	H: 1 LOB: 0 BB: 0 P: 6	R: 1 E: 0 K: 0 S: 4	H: 1 LOB: 0 BB: 0 P: 4	R: 1 E: 0 K: 0 S: 4	H: 1 LOB: 1 BB: 0 P: 4	1B: 9 2B: 1 3B: 0 HR: 2	SF: 0 SAC: 0 DP: 2 HBP: 1	WP: 0 PB: 0 SB: 0 CS: 0
PITCHER	IP WLS BF H R ER SO BB IBB HBP BLK WP HR S P ERA WHIP											IP WLS BF H R ER SO BB IBB HBP BLK WP HR S P ERA WHIP								
Aubrey Gatewood, R ERA: 2.14 (1, 1)	3.1 W 16 7 0 0 3 0 0 0 0 0 0 2 22 22 0.00 2.100																			
Barry Latman, R ERA: 3.85 (4, 1)	4.2 W 17 3 2 2 4 0 0 1 0 0 2 24 25 3.86 0.643																			
Bob Duliba, R ERA: 2.59 (9, 1)	1.0 S 4 1 0 0 0 0 0 0 0 0 0 0 4 4 0.00 1.000																			

Batter	1	2	3	4	5	6	7	8	9	AB	R	H	RBI	BB	SO	LOB	TOP										
Lenny Green, L OBP: 0.316, SLG: 0.297 (1, 8)	0-0 4-3	0-0 SF7		4-0 BB			0-0 1B 1B		0-0 HR	3	2	2	2	1	0	0											
Vic Power, R OBP: 0.265, SLG: 0.311 (1, 4) (7, 3)	0-0 F4	0-0 F3		0-0 4-3			0-0 1B 1B		0-0 1-3	5	0	1	0	0	0	3											
Jim Fregosi, R OBP: 0.383, SLG: 0.489 (1, 6)	0-0 F9		0-0 F9		0-0 5-3		0-3 K		0-0 6-3	5	0	0	0	0	1	2											
Willie Smith, L OBP: 0.314, SLG: 0.470 (1, 7)		0-0 HR 2B	0-0 HR		0-0 2B		0-0 F7			4	2	3	1	0	0	2											
Joe Adcock, R OBP: 0.360, SLG: 0.487 Bobby Knoop, R OBP: 0.287, SLG: 0.270 (1, 3) (7, 4)		0-0 HR 2H	0-0 G6-4-3 1B		0-3 K		0-0 1B			4	1	3	3	0	1	1											
Felix Torres, R OBP: 0.258, SLG: 0.423 (1, 5)	0-0 2B 1B		0-0 G6-4-3 1-2		0-0 F6			0-3 K		4	1	1	0	0	1	2											
Lou Clinton, R OBP: 0.304, SLG: 0.386 (1, 9)		0-0 1B SF7 2B		0-0 BB HBP 1B		0-0 F5		0-3 K		4	1	2	1	0	1	0											
Buck Rodgers, S OBP: 0.300, SLG: 0.308 (1, 2)		0-0 SF7 1B		0-3 K		0-0 F9		0-0 5-3		4	0	1	0	0	1	1											
George Brunet, R Bob Lee, R (1, 1) (7, 1)	0-0 F2		0-0 F2		1-0 BB HBP		0-0 L9		0-3 K	2	0	0	0	0	0	2											
Inning Stats	R: 0 E: 0 K: 0 S: 3	H: 0 LOB: 0 BB: 0 P: 3	R: 4 E: 0 K: 0 S: 8	H: 5 LOB: 1 BB: 0 P: 8	R: 1 E: 0 K: 0 S: 4	H: 2 LOB: 0 BB: 0 P: 4	R: 0 E: 0 K: 1 S: 5	H: 1 LOB: 2 BB: 1 P: 10	R: 0 E: 0 K: 0 S: 6	H: 0 LOB: 0 BB: 0 P: 6	R: 1 E: 0 K: 1 S: 7	H: 3 LOB: 1 BB: 0 P: 7	R: 0 E: 0 K: 2 S: 7	H: 0 LOB: 0 BB: 0 P: 7	R: 1 E: 0 K: 1 S: 6	H: 1 LOB: 0 BB: 0 P: 6	1B: 7 2B: 3 3B: 0 HR: 3	SF: 1 SAC: 0 DP: 1 HBP: 1	WP: 0 PB: 0 SB: 0 CS: 0	PA: 39							
PITCHER	IP	WLS	BF	H	R	ER	SO	BB	IBB	HBP	BLK	WP	HR	S	P	ERA	WHIP	PITCHER									
Diego Segui, R ERA: 4.24 (1, 1)	1.0	L	8	5	4	4	0	0	0	0	0	0	1	8	8	36.00	5.000										
Ken Sanders, R ERA: 2.51 (2, 1)	2.0		7	2	1	1	0	0	0	0	0	0	1	7	7	4.50	1.000										
Jose Santiago, R ERA: 4.99 (4, 1)	4.0		17	5	1	1	3	1	0	1	0	0	0	21	26	2.25	1.500										
Ted Bowsfield, L ERA: 4.24 (8, 1)	1.0		3	0	0	0	2	0	0	0	0	0	0	7	7	0.00	0.000										
John Wyatt, R ERA: 3.79 (9, 1)	1.0		4	1	1	1	1	0	0	0	0	0	1	6	6	9.00	1.000										

Los Angeles Angels @ Kansas City Athletics
Municipal Stadium, Kansas City, MO
Thu Aug 27 1964, 4:33 AM EDT
Att: 2,599 - Unknown

AB	36
R	7
H	13
RBI	7
BB	1
SO	6
LOB	13



Batter	1	2	3	4	5	6	7	8	9	AB	R	H	RBI	BB	SO	LOB	BOTTOM										
Dick Green, R OBP: 0.308, SLG: 0.389 (1, 4)	0-0 F8		4-0 1B BB		0-3 K		0-0 FC6-4 1B		0-0 5-3	4	0	1	0	1	1	1											
Wayne Causey, L OBP: 0.391, SLG: 0.405 (1, 6)	4-0 BB		0-0 1-2 1B		4-0 BB		0-0 FC6-4 BB 1-2		0-0 F4	3	0	1	0	2	0	1											
Ed Charles, R OBP: 0.318, SLG: 0.366 (1, 5)	0-0 F6		0-0 F8		0-3 K		0-0 F7		0-3 K	5	0	0	0	0	2	6											
Rocky Colavito, R OBP: 0.359, SLG: 0.542 (1, 9)	0-0 F8			0-0 F8		0-0 WP 1B	4-0 BB BB			3	0	1	0	1	0	1											
Jim Gentile, L OBP: 0.380, SLG: 0.477 (1, 3)		0-3 K		0-0 1B		0-0 L9	4-0 BB BB			3	0	1	0	1	1	1											
Doc Edwards, R OBP: 0.248, SLG: 0.294 (1, 2)		0-3 K		0-0 F7		4-0 BB	0-0 1-3			3	0	0	0	1	1	4											
Bert Campaneris, R OBP: 0.338, SLG: 0.456 (1, 7)		0-0 F9		0-3 K		0-3 K		0-0 F3		4	0	0	0	0	2	3											
Nelson Mathews, R OBP: 0.296, SLG: 0.355 (1, 8)			0-0 5-3		0-0 2B		0-0 F7		0-3 K	4	0	1	0	0	1	2											
Diego Segui, R BP: 0.234, SLG: 0.250 Ken Sanders, R BP: 0.347, SLG: 0.352 George Aluskis, R BP: 0.175, SLG: 0.295 Jose Santiago, R BP: 0.241, SLG: 0.238 Ken Harrelson, R BP: 0.241, SLG: 0.238 Ted Bowsfield, R BP: 0.241, SLG: 0.238 Jose Tartabull, L BP: 0.241, SLG: 0.238 John Wyatt, R BP: 0.241, SLG: 0.238 (1, 1) (3, PH) (4, 1) (7, PH) (8, 1) (8, PH) (9, 1)			0-0 L9		0-0 1-3		0-0 HR		0-0 F7	0	0	0	0	0	0	0											
Inning Stats	R: 0 E: 0 K: 0 S: 3	H: 0 LOB: 1 BB: 1 P: 7	R: 0 E: 0 K: 2 S: 7	H: 0 LOB: 0 BB: 0 P: 7	R: 0 E: 0 K: 0 S: 4	H: 1 LOB: 2 BB: 1 P: 8	R: 0 E: 0 K: 1 S: 6	H: 1 LOB: 1 BB: 0 P: 6	R: 0 E: 0 K: 2 S: 8	H: 1 LOB: 2 BB: 1 P: 12	R: 0 E: 0 K: 1 S: 6	H: 1 LOB: 2 BB: 1 P: 10	R: 1 E: 0 K: 0 S: 5	H: 2 LOB: 3 BB: 2 P: 13	R: 0 E: 0 K: 1 S: 5	H: 0 LOB: 0 BB: 0 P: 5	R: 0 E: 0 K: 1 S: 5	H: 0 LOB: 0 BB: 0 P: 5	1B: 4 2B: 1 3B: 0 HR: 1	SF: 0 SAC: 0 DP: 0 HBP: 0	WP: 1 PB: 0 SB: 0 CS: 0	PA: 39					
PITCHER	IP	WLS	BF	H	R	ER	SO	BB	IBB	HBP	BLK	WP	HR	S	P	ERA	WHIP	PITCHER									
George Brunet, L ERA: 2.63 (1, 1)	6.2	W	32	6	1	1	6	6	0	0	0	0	0	11	11	0.00	0.000										
Bob Lee, R ERA: 1.53 (7, 1)	2.1	S	7	0	0	0	2	0	0	0	0	0	0	11	11	0.00	0.000										

Los Angeles Angels @ Kansas City Athletics
Municipal Stadium, Kansas City, MO
Thu Aug 27 1964, 4:33 AM EDT
Att: 2,599 - Unknown

AB	33
R	1
H	6
RBI	1
BB	6
SO	8
LOB	20



Batter	1	2	3	4	5	6	7	8	9	AB	R	H	RBI	BB	SO	LOB	TOP					
Dick McAuliffe, L (1, 6) OBP: 0.334, SLG: 0.456										5	0	1	1	0	1	2	Detroit Tigers @ Los Angeles Angels Dodger Stadium, Los Angeles, CA Fri Aug 28 1964, 7:05 PM PDT Unknown					
Jerry Lumpe, L (1, 4) OBP: 0.313, SLG: 0.346										3	1	1	0	0	0	2						
Jake Wood, R (5, 4) OBP: 0.244, SLG: 0.289										2	0	0	0	0	2	0						
Al Kaline, R (1, 9) OBP: 0.391, SLG: 0.479										3	1	2	0	0	0	0						
Bill Bruton, L (5, PR) OBP: 0.325, SLG: 0.362										2	1	1	0	0	0	0						
Gates Brown, L (1, 7) OBP: 0.337, SLG: 0.523										5	1	1	0	0	0	4						
Bill Freehan, R (1, 2) OBP: 0.356, SLG: 0.469										4	3	3	2	1	0	1						
Norm Cash, L (1, 3) OBP: 0.336, SLG: 0.442										4	2	2	4	1	1	1						
Don Demeter, R (1, 8) OBP: 0.291, SLG: 0.454										4	2	0	0	1	0	2						
Don Wert, R (1, 5) OBP: 0.323, SLG: 0.351										4	1	1	2	0	0	1						
Hank Aquirre, R (1, 1) OBP: 0.067, SLG: 0.068										4	0	2	3	0	2	3						
Julio Navarro, R (8, 1)										1	0	0	0	0	0	0						
Inning Stats	R: 6 E: 1 K: 1 S: 12	H: 6 LOB: 2 BB: 1 P: 16	R: 0 E: 0 K: 0 S: 3	H: 1 LOB: 0 BB: 0 P: 3	R: 0 E: 0 K: 0 S: 3	H: 0 LOB: 0 BB: 0 P: 3	R: 0 E: 0 K: 0 S: 3	H: 1 LOB: 0 BB: 0 P: 3	R: 4 E: 1 K: 1 S: 9	H: 3 LOB: 1 BB: 0 P: 10	R: 0 E: 0 K: 1 S: 6	H: 1 LOB: 1 BB: 0 P: 6	R: 0 E: 0 K: 2 S: 5	H: 0 LOB: 1 BB: 1 P: 9	R: 0 E: 0 K: 2 S: 8	H: 1 LOB: 1 BB: 0 P: 8	R: 2 E: 0 K: 0 S: 4	H: 1 LOB: 0 BB: 1 P: 8	1B: 9 2B: 4 3B: 0 HR: 1	SF: 0 SAC: 0 DP: 1 HBP: 1	WP: 0 PB: 0 SB: 1 CS: 1	PA: 46
PITCHER	IP WLS BF H R ER SO BB IBB HBP BLK WP HR S P ERA WHIP																					
Fred Newman, R (1, 1) ERA: 3.03	0.1 L 8 5 6 4 0 0 0 1 0 0 0 0 0 7 11 108.00 15.000																					
Aubrey Gatewood, R (1, 1) ERA: 2.12	4.2 20 6 4 1 2 0 0 0 1 0 0 0 0 23 24 1.93 1.286																					
Ken McBride, R (6, 1) ERA: 5.48	3.0 12 2 0 0 4 1 0 0 0 0 0 0 0 19 23 0.00 1.000																					
Barry Latman, R (9, 1) ERA: 3.96	1.0 5 1 2 2 0 1 0 0 0 0 0 1 4 8 18.00 2.000																					

Batter	1	2	3	4	5	6	7	8	9	AB	R	H	RBI	BB	SO	LOB	BOTTOM					
Jim Piersall, R (1, 8) OBP: 0.349, SLG: 0.368										3	0	1	0	1	0	0	Detroit Tigers @ Los Angeles Angels Dodger Stadium, Los Angeles, CA Fri Aug 28 1964, 7:05 PM PDT Unknown					
Willie Smith, L (1, 7) OBP: 0.313, SLG: 0.467										4	0	1	0	0	2	1						
Jim Fregosi, R (1, 6) OBP: 0.384, SLG: 0.495										3	1	1	1	1	0	2						
Joe Adcock, R (1, 3) OBP: 0.356, SLG: 0.481										4	0	0	0	0	1	3						
Lou Clinton, R (1, 9) OBP: 0.301, SLG: 0.382										4	0	0	0	0	0	2						
Felix Torres, R (1, 5) OBP: 0.259, SLG: 0.419										2	0	0	0	0	0	0						
Buck Rodgers, S (1, 2) OBP: 0.299, SLG: 0.306										2	0	0	0	0	0	1						
Tom Satriano, L (6, 2) OBP: 0.282, SLG: 0.234										1	0	0	0	0	0	0						
Bobby Knoop, R (1, 4) OBP: 0.286, SLG: 0.269										2	0	0	0	0	0	0						
Ken McBride, R (6, 1) OBP: 0.357, SLG: 0.250										0	0	0	0	0	0	0						
Albie Pearson, L (8, PH) OBP: 0.307, SLG: 0.263										1	0	0	0	0	0	0						
Barry Latman, R (9, 1) OBP: 0.135, SLG: 0.189										0	0	0	0	0	0	0						
Fred Newman, R (1, 1) OBP: 0.200, SLG: 0.149										0	0	0	0	0	0	0						
Aubrey Gatewood, R (1, 1) OBP: 0.125, SLG: 0.125										1	0	0	0	0	0	0						
Joe Koppe, R (5, PH) OBP: 0.345, SLG: 0.314										2	0	0	0	0	1	0						
Inning Stats	R: 0 E: 0 K: 1 S: 5	H: 0 LOB: 1 BB: 1 P: 9	R: 0 E: 0 K: 0 S: 2	H: 0 LOB: 0 BB: 0 P: 3	R: 0 E: 0 K: 1 S: 5	H: 0 LOB: 1 BB: 1 P: 9	R: 1 E: 0 K: 0 S: 4	H: 1 LOB: 0 BB: 0 P: 4	R: 0 E: 0 K: 0 S: 3	H: 0 LOB: 0 BB: 0 P: 3	R: 0 E: 0 K: 1 S: 5	H: 0 LOB: 0 BB: 0 P: 5	R: 0 E: 0 K: 0 S: 3	H: 0 LOB: 0 BB: 0 P: 3	R: 0 E: 0 K: 1 S: 5	H: 0 LOB: 2 BB: 0 P: 5	R: 0 E: 0 K: 0 S: 5	H: 2 LOB: 2 BB: 0 P: 5	1B: 2 2B: 0 3B: 0 HR: 1	SF: 0 SAC: 0 DP: 1 HBP: 1	WP: 0 PB: 0 SB: 0 CS: 0	PA: 32
PITCHER	IP WLS BF H R ER SO BB IBB HBP BLK WP HR S P ERA WHIP																					
Hank Aguirre, L (1, 1) ERA: 3.35	7.0 W 24 1 1 1 3 2 0 0 1 0 0 0 10 36 1.29 0.429																					
Julio Navarro, R (8, 1) ERA: 4.21	2.0 S 8 2 0 0 1 0 0 0 0 0 0 0 10 10 0.00 1.000																					

AB	41
R	12
H	14
RBI	12
BB	3
SO	6
LOB	16



AB	29
R	1
H	3
RBI	1
BB	2
SO	4
LOB	9



Batter	1	2	3	4	5	6	7	8	9	AB	R	H	RBI	BB	SO	LOB	TOP			
Bill Bruton, L (1, 8) OBP: 0.321, SLG: 0.355										4	0	0	0	1	0	3	<p>Detroit Tigers @ Los Angeles Angels Dodger Stadium, Los Angeles, CA Sat Aug 29 1964, 7:05 PM PDT Att: 17,781 - Unknown</p>			
Jerry Lumpe, L (1, 4) OBP: 0.313, SLG: 0.344										4	0	1	0	1	0	2				
Al Kaline, R (1, 9) OBP: 0.390, SLG: 0.475										3	0	1	0	1	1	2				
Norm Cash, L (1, 3) OBP: 0.342, SLG: 0.451										4	1	1	1	0	0	3				
Gates Brown, L (1, 7) OBP: 0.338, SLG: 0.519										4	1	2	0	0	2	1				
Bill Freehan, R (1, 2) OBP: 0.357, SLG: 0.471										3	0	0	0	0	0	1				
Don Wert, R (1, 6) OBP: 0.322, SLG: 0.349										4	0	1	0	0	0	3				
Bubba Phillips, R (1, 5) OBP: 0.330, SLG: 0.372										2	0	0	0	1	0	2				
Dick McAuliffe, L (9, PH) OBP: 0.338, SLG: 0.457										1	0	1	0	0	0	0				
Jake Wood, R (9, FR) OBP: 0.244, SLG: 0.289										0	0	0	0	0	0	0				
Denny McLain, R (1, 1) OBP: 0.121, SLG: 0.094										3	0	1	1	0	1	1				
Fred Gladding, L (6, 1)										0	0	0	0	0	0	0				
Don Demeter, R (9, PH) OBP: 0.290, SLG: 0.451										1	0	0	0	0	1	1				
Inning Stats	R: 0 E: 0 K: 1 S: 4	H: 0 LOB: 1 BB: 2 P: 12	R: 0 E: 0 K: 0 S: 4	H: 2 LOB: 1 BB: 0 P: 4	R: 0 E: 0 K: 1 S: 6	H: 1 LOB: 1 BB: 0 P: 6	R: 2 E: 0 K: 0 S: 5	H: 3 LOB: 2 BB: 1 P: 10	R: 0 E: 0 K: 0 S: 6	H: 1 LOB: 1 BB: 0 P: 6	R: 0 E: 0 K: 0 S: 3	H: 0 LOB: 1 BB: 1 P: 7	R: 0 E: 0 K: 1 S: 5	H: 0 LOB: 0 BB: 0 P: 5	R: 0 E: 0 K: 1 S: 6	H: 1 LOB: 2 BB: 0 P: 6	1B: 7 2B: 0 3B: 0 HR: 1	SF: 0 SAC: 0 DP: 2 HBP: 1	WP: 1 PB: 0 SB: 0 CS: 1	PA: 38
PITCHER	IP WLS BF H R ER SO BB IBB HBP BLK WP HR S P ERA WHIP																PITCHER	IP WLS BF H R ER SO BB IBB HBP BLK WP HR S P ERA WHIP		
Dean Chance, R (1, 1) ERA: 1.68	9.0 W 38 8 2 2 5 3 1 1 0 1 1 43 60 2.00 1.222																			


Batter	1	2	3	4	5	6	7	8	9	AB	R	H	RBI	BB	SO	LOB	BOTTOM			
Albie Pearson, L (1, 8) OBP: 0.300, SLG: 0.257										5	0	0	0	0	0	7	<p>Detroit Tigers @ Los Angeles Angels Dodger Stadium, Los Angeles, CA Sat Aug 29 1964, 7:05 PM PDT Att: 17,781 - Unknown</p>			
Vic Power, R (1, 5) OBP: 0.271, SLG: 0.320										4	0	1	0	0	0	3				
Jim Fregosi, R (1, 6) OBP: 0.383, SLG: 0.489										2	1	0	0	2	0	0				
Willie Smith, L (1, 7) OBP: 0.310, SLG: 0.457										3	1	0	0	0	1	2				
Joe Adcock, R (1, 3) OBP: 0.360, SLG: 0.481										3	1	1	1	1	0	2				
Tom Satriano, L (8, 5) OBP: 0.284, SLG: 0.233										0	0	0	0	0	0	0				
Lou Clinton, R (1, 9) OBP: 0.304, SLG: 0.395										2	0	1	1	1	0	0				
Buck Rodgers, S (1, 2) OBP: 0.302, SLG: 0.311										4	0	2	0	0	1	1				
Bobby Knoop, R (1, 4) OBP: 0.290, SLG: 0.272										1	0	1	0	1	0	0				
Lenny Green, L (6, PH) OBP: 0.309, SLG: 0.290										1	0	0	0	0	0	2				
Joe Koppe, R (7, 4) OBP: 0.342, SLG: 0.311										1	0	0	0	0	0	1				
Dean Chance, R (1, 1) OBP: 0.141, SLG: 0.103										4	0	1	0	0	3	5				
Inning Stats	R: 0 E: 0 K: 0 S: 4	H: 1 LOB: 2 BB: 1 P: 8	R: 0 E: 0 K: 1 S: 8	H: 3 LOB: 3 BB: 0 P: 8	R: 0 E: 0 K: 0 S: 3	H: 0 LOB: 0 BB: 0 P: 3	R: 0 E: 0 K: 1 S: 5	H: 0 LOB: 1 BB: 1 P: 9	R: 0 E: 0 K: 0 S: 3	H: 0 LOB: 0 BB: 0 P: 3	R: 1 E: 1 K: 2 S: 9	H: 1 LOB: 3 BB: 2 P: 17	R: 2 E: 0 K: 0 S: 3	H: 1 LOB: 0 BB: 1 P: 8	R: 0 E: 0 K: 1 S: 6	H: 1 LOB: 1 BB: 0 P: 6	1B: 4 2B: 4 3B: 0 HR: 0	SF: 1 SAC: 0 DP: 1 HBP: 1	WP: 0 PB: 0 SB: 0 CS: 0	PA: 37
PITCHER	IP WLS BF H R ER SO BB IBB HBP BLK WP HR S P ERA WHIP																PITCHER	IP WLS BF H R ER SO BB IBB HBP BLK WP HR S P ERA WHIP		
Denny McLain, R (1, 1) ERA: 3.89	5.1 L 25 5 1 0 3 4 0 0 0 0 0 27 43 0.00 1.688																			
Fred Gladding, R (6, 1) ERA: 3.47	2.2 L 12 2 2 2 2 1 0 1 0 0 0 14 19 6.75 1.125																			

Batter	1	2	3	4	5	6	7	8	9	AB	R	H	RBI	BB	SO	LOB	TOP							
Phil Linz, R OBP: 0.330, SLG: 0.380 (1,6)	5-3		L7		FC6-4		F5		6-3	5	0	0	0	0	0	2								
Pedro Gonzalez, R OBP: 0.346, SLG: 0.394 (1,4)	F9				F9		F6			4	1	1	0	0	0	0								
Tom Tresh, S OBP: 0.352, SLG: 0.413 (8,8)	F8				5-3 1B		F9			3	0	1	0	0	0	0								
Mickey Mantle, S OBP: 0.420, SLG: 0.595 (8,9)					5-3				4-3	4	1	1	0	0	1	1								
Roger Maris, L OBP: 0.374, SLG: 0.470 (8,9)					1-2				0	0	0	0	0	0	0	0								
Elston Howard, R OBP: 0.353, SLG: 0.426 (1,2)	K				F8				6-3	4	1	1	1	0	1	1								
Hector Lopez, R OBP: 0.316, SLG: 0.431 (8,7)										2	0	1	1	1	0	0								
Joe Pepitone, L OBP: 0.276, SLG: 0.403 (1,3)					4-3					4	1	1	0	0	1	2								
Clete Boyer, R OBP: 0.265, SLG: 0.306 (1,5)										4	0	2	2	0	1	0								
Al Downing, R OBP: 0.176, SLG: 0.171 (1,1)										4	0	1	0	0	2	1								
Inning Stats	R: 0 E: 0 K: 0 S: 3	H: 0 LOB: 0 BB: 0 P: 3	R: 0 E: 0 K: 2 S: 8	H: 1 LOB: 1 BB: 0 P: 8	R: 0 E: 0 K: 2 S: 7	H: 0 LOB: 0 BB: 0 P: 7	R: 0 E: 0 K: 0 S: 4	H: 1 LOB: 1 BB: 0 P: 4	R: 0 E: 0 K: 0 S: 5	H: 2 LOB: 2 BB: 0 P: 5	R: 4 E: 0 K: 0 S: 8	H: 5 LOB: 1 BB: 0 P: 8	R: 0 E: 0 K: 0 S: 3	H: 0 LOB: 0 BB: 0 P: 3	R: 0 E: 0 K: 1 S: 5	H: 0 LOB: 1 BB: 1 P: 9	R: 0 E: 0 K: 1 S: 5	H: 0 LOB: 0 BB: 0 P: 5	1B: 8 2B: 0 3B: 1 HR: 0	SF: 1 SAC: 1 DP: 0 HBP: 0	WP: 0 PB: 0 SB: 0 CS: 0	PA: 37		
PITCHER	IP	WLS	BF	H	R	ER	SO	BB	IBB	HBP	BLK	WP	HR	S	P	ERA	WHIP							
George Brunet, L ERA: 3.72 (1,1)	5.2	L	26	9	4	4	4	0	0	0	0	0	0	34	34	6.35	1.588							
Barry Latman, R ERA: 3.92 (6,1)	1.1		4	0	0	0	0	0	0	0	0	0	0	4	4	0.00	0.000							
Dan Osinski, R ERA: 3.64 (8,1)	2.0		7	0	0	0	2	1	0	0	0	0	0	10	14	0.00	0.500							

New York Yankees @ Los Angeles Angels
Dodger Stadium, Los Angeles, CA
 Tue Sep 01 1964, 7:05 PM PDT
 Att: 19,983 - Unknown

livebaseballscores.com

AB 34
 R 4
 H 9
 RBI 4
 BB 1
 SO 6
 LOB 7




Batter	1	2	3	4	5	6	7	8	9	AB	R	H	RBI	BB	SO	LOB	BOTTOM							
Jim Piersall, R OBP: 0.350, SLG: 0.374 (1,7)			5-3			F8		F7		4	0	1	0	0	0	1								
Vic Power, R OBP: 0.297, SLG: 0.314 (1,5)	2B		F9			6-3		4-3		4	0	0	0	0	0	2								
Jim Fregosi, R OBP: 0.381, SLG: 0.490 (1,6)					F5		5-3			3	0	0	0	1	0	1								
Joe Adcock, R OBP: 0.356, SLG: 0.475 (1,3)					6-3					4	0	0	0	0	2	2								
Lou Clinton, R OBP: 0.306, SLG: 0.392 (1,9)										4	1	1	0	0	1	0								
Rick Reichardt, R (1,8)										4	0	0	0	0	1	1								
Tom Satriano, L OBP: 0.287, SLG: 0.238 (1,2)										4	0	2	0	0	0	0								
Bobby Knoop, R OBP: 0.292, SLG: 0.277 (1,4)										3	0	2	1	0	0	1								
George Brunet, R (1,1)										1	0	0	0	0	1	1								
Barry Latman, R OBP: 0.135, SLG: 0.189 (6,1)										0	0	0	0	0	0	0								
Felix Torres, R OBP: 0.261, SLG: 0.417 (7,PH)										1	0	0	0	0	0	2								
Dan Osinski, R OBP: 0.118, SLG: 0.063 (8,1)										0	0	0	0	0	0	0								
Inning Stats	R: 0 E: 0 K: 1 S: 6	H: 1 LOB: 1 BB: 0 P: 6	R: 0 E: 0 K: 1 S: 5	H: 0 LOB: 0 BB: 0 P: 5	R: 0 E: 0 K: 0 S: 4	H: 1 LOB: 1 BB: 0 P: 4	R: 0 E: 0 K: 1 S: 5	H: 0 LOB: 0 BB: 0 P: 5	R: 0 E: 0 K: 1 S: 6	H: 1 LOB: 1 BB: 0 P: 6	R: 0 E: 0 K: 0 S: 3	H: 0 LOB: 0 BB: 0 P: 3	R: 1 E: 0 K: 0 S: 6	H: 3 LOB: 2 BB: 0 P: 6	R: 0 E: 0 K: 1 S: 5	H: 0 LOB: 1 BB: 1 P: 9	R: 0 E: 0 K: 0 S: 3	H: 0 LOB: 0 BB: 0 P: 3	1B: 5 2B: 1 3B: 0 HR: 0	SF: 0 SAC: 1 DP: 0 HBP: 0	WP: 0 PB: 0 SB: 0 CS: 0	PA: 34		
PITCHER	IP	WLS	BF	H	R	ER	SO	BB	IBB	HBP	BLK	WP	HR	S	P	ERA	WHIP							
Al Downing, L ERA: 3.23 (1,1)	9.0	W	34	6	1	1	5	1	0	0	0	0	0	43	47	1.00	0.778							

New York Yankees @ Los Angeles Angels
Dodger Stadium, Los Angeles, CA
 Tue Sep 01 1964, 7:05 PM PDT
 Att: 19,983 - Unknown

livebaseballscores.com


AB 32
 R 1
 H 6
 RBI 1
 BB 1
 SO 5
 LOB 11



Batter	1	2	3	4	5	6	7	8	9	AB	R	H	RBI	BB	SO	LOB	TOP		
Phil Linz, R (1, 6) OBP: 0.327, SLG: 0.376 Johnny Blanchard, L (9, PH) OBP: 0.337, SLG: 0.415										3	0	0	0	0	3	1			
Pedro Gonzalez, R (1, 5) OBP: 0.333, SLG: 0.379										4	0	0	0	0	0	0			
Roger Maris, L (1, 9) OBP: 0.373, SLG: 0.466										3	0	0	0	1	0	0			
Mickey Mantle, S (1, 8) OBP: 0.419, SLG: 0.593										3	0	1	0	0	0	1			
Tom Tresh, S (1, 7) OBP: 0.352, SLG: 0.413										3	0	1	0	0	0	1			
Joe Pepitone, L (1, 3) OBP: 0.276, SLG: 0.402										3	0	1	0	0	0	0			
Elston Howard, R (1, 2) OBP: 0.353, SLG: 0.425										3	0	1	0	0	1	2			
Bobby Richardson, R (1, 4) OBP: 0.284, SLG: 0.330										3	0	0	0	0	0	3			
Jim Bouton, R (1, 1) OBP: 0.129, SLG: 0.143 Archie Moore, L (6, PH) OBP: 0.250, SLG: 0.222 Bill Stafford, R (6, 1) OBP: 0.077, SLG: 0.154 Tony Kubek, L (8, PH) OBP: 0.280, SLG: 0.335 Hal Reniff, R (8, 1) OBP: 0.111, SLG: 0.111										1	0	0	0	0	0	1			
Inning Stats	R: 0 E: 0 K: 1 S: 5	H: 0 LOB: 0 BB: 0 P: 5	R: 0 E: 0 K: 0 S: 3	H: 1 LOB: 0 BB: 0 P: 3	R: 0 E: 0 K: 1 S: 6	H: 1 LOB: 1 BB: 0 P: 6	R: 0 E: 0 K: 0 S: 3	H: 0 LOB: 0 BB: 0 P: 3	R: 0 E: 0 K: 1 S: 5	H: 0 LOB: 0 BB: 0 P: 5	R: 0 E: 0 K: 0 S: 2	H: 0 LOB: 0 BB: 1 P: 6	R: 0 E: 0 K: 1 S: 7	H: 2 LOB: 2 BB: 0 P: 7	R: 0 E: 0 K: 0 S: 3	H: 0 LOB: 0 BB: 0 P: 3	1B: 4 2B: 0 3B: 0 HR: 0	SF: 0 SAC: 0 DP: 2 HBP: 0	WP: 0 PA: 30 PB: 0 SB: 0 CS: 0
PITCHER Dean Chance, R (1, 1) ERA: 1.61	IP: 9.0 WLS: W BF: 30 H: 4 R: 0 ER: 0 SO: 4 BB: 1 IBB: 0 HBP: 0 BLK: 0 WP: 0 HR: 0 S: 37 P: 41 ERA: 0.00 WHIP: 0.556															PITCHER			

New York Yankees @ Los Angeles Angels
Dodger Stadium, Los Angeles, CA
Wed Sep 02 1964, 7:05 PM PDT
Att: 25,003 - Unknown

AB 29
R 0
H 4
RBI 0
BB 1
SO 4
LOB 11



Batter	1	2	3	4	5	6	7	8	9	AB	R	H	RBI	BB	SO	LOB	BOTTOM		
Lou Clinton, R (1, 9) OBP: 0.305, SLG: 0.391										4	0	1	1	0	0	0			
Jim Fregosi, R (1, 6) OBP: 0.380, SLG: 0.487										3	1	0	0	1	1	1			
Willie Smith, L (1, 7) OBP: 0.313, SLG: 0.470										3	1	2	0	0	0	0			
Joe Adcock, R (1, 3) OBP: 0.357, SLG: 0.484 Vic Power, R (9, 3) OBP: 0.297, SLG: 0.314										4	1	2	3	0	0	3			
Felix Torres, R (1, 5) OBP: 0.257, SLG: 0.409										4	0	0	0	0	0	2			
Rick Reichardt, R (1, 8)										3	0	0	0	0	1	1			
Tom Satriano, L (1, 2) OBP: 0.283, SLG: 0.235										3	0	0	0	0	1				
Bobby Knoop, R (1, 4) OBP: 0.292, SLG: 0.277										3	1	1	0	0	0	0			
Dean Chance, R (1, 1) OBP: 0.135, SLG: 0.099										3	0	0	0	0	1	1			
Inning Stats	R: 0 E: 0 K: 1 S: 5	H: 0 LOB: 0 BB: 0 P: 5	R: 0 E: 0 K: 0 S: 4	H: 1 LOB: 1 BB: 0 P: 4	R: 0 E: 0 K: 0 S: 3	H: 0 LOB: 0 BB: 0 P: 3	R: 3 E: 1 K: 0 S: 6	H: 2 LOB: 0 BB: 0 P: 6	R: 1 E: 1 K: 0 S: 6	H: 3 LOB: 2 BB: 0 P: 6	R: 0 E: 0 K: 1 S: 5	H: 0 LOB: 0 BB: 0 P: 5	R: 0 E: 0 K: 1 S: 5	H: 0 LOB: 1 BB: 1 P: 7	R: 0 E: 0 K: 0 S: 3	H: 0 LOB: 1 BB: 1 P: 7	1B: 4 2B: 1 3B: 0 HR: 1	SF: 0 SAC: 1 DP: 0 HBP: 0	WP: 0 PA: 32 PB: 0 SB: 0 CS: 0
PITCHER Jim Bouton, R (1, 1) ERA: 2.63 Bill Stafford, R (6, 1) ERA: 2.14 Hal Reniff, R (8, 1) ERA: 2.89	IP: 5.0 WLS: L BF: 22 H: 6 R: 4 ER: 3 SO: 10 BB: 0 IBB: 0 HBP: 0 BLK: 0 WP: 0 HR: 1 S: 24 P: 24 ERA: 5.40 WHIP: 1.200															PITCHER			

New York Yankees @ Los Angeles Angels
Dodger Stadium, Los Angeles, CA
Wed Sep 02 1964, 7:05 PM PDT
Att: 25,003 - Unknown

AB 30
R 4
H 6
RBI 4
BB 1
SO 3
LOB 9



Batter	1	2	3	4	5	6	7	8	9	AB	R	H	RBI	BB	SO	LOB	TOP			
Tony Kubek, L (1, 6) OBP: 0.283, SLG: 0.341	F7		FC5-4 BB		1B 3B		K			3	1	1	0	1	1	0				
Bobby Richardson, R (1, 4) OBP: 0.284, SLG: 0.330	5-3		FC5-4 1-2		1B			K		4	0	1	1	0	1	1				
Roger Maris, L (1, 9) OBP: 0.369, SLG: 0.462	F7			L8	K			K		4	0	0	0	0	2	1				
Mickey Mantle, S (1, 8) OBP: 0.420, SLG: 0.589		3-1		FC3-6 BB				K		2	0	0	0	2	1	0				
Tom Tresh, S (1, 7) OBP: 0.352, SLG: 0.410		4-3		FC3-6 1B 1-2		G3				3	0	0	0	1	0	2				
Joe Pepitone, L (1, 3) OBP: 0.276, SLG: 0.401		B3		1B		F7			F2	4	0	1	0	0	0	2				
Johnny Blanchard, L (1, 2) OBP: 0.329, SLG: 0.432			HR	G3		3-1			F4	4	1	1	1	0	0	4				
Clete Boyer, R (1, 5) OBP: 0.263, SLG: 0.304			5-3		6-3		F4			3	0	0	0	0	0	0				
Eiston Howard, R (9, PH) OBP: 0.354, SLG: 0.425										0	0	0	0	1	0	0				
Pedro Gonzalez, R (9, PH) OBP: 0.333, SLG: 0.379										0	0	0	0	0	0	0				
Mel Stottlemyre, R (1, 1) OBP: 0.235, SLG: 0.188			K2-3		4-1		K		5-3	2	0	0	0	0	1	0				
Pete Mikkelsen, R (5, 1)										0	0	0	0	0	0	0				
Hector Lopez, R (7, PH) OBP: 0.315, SLG: 0.429										1	0	0	0	0	1	0				
Hal Reniff, R (7, 1) OBP: 0.111, SLG: 0.111										0	0	0	0	0	0	0				
Phil Linz, R (9, PH) OBP: 0.326, SLG: 0.375										1	0	0	0	0	0	2				
Inning Stats	R: 0 E: 0 K: 0 S: 3	H: 0 LOB: 0 BB: 0 P: 3	R: 0 E: 0 K: 0 S: 3	H: 0 LOB: 0 BB: 0 P: 3	R: 1 E: 0 K: 1 S: 6	H: 1 LOB: 1 BB: 1 P: 10	R: 0 E: 0 K: 0 S: 4	H: 1 LOB: 2 BB: 1 P: 8	R: 1 E: 0 K: 1 S: 7	H: 2 LOB: 1 BB: 0 P: 7	R: 0 E: 0 K: 0 S: 3	H: 0 LOB: 0 BB: 0 P: 7	R: 0 E: 0 K: 3 S: 9	H: 0 LOB: 0 BB: 0 P: 9	R: 0 E: 0 K: 0 S: 3	H: 0 LOB: 2 BB: 2 P: 11	1B: 2 2B: 0 3B: 1 HR: 1	SF: 0 SAC: 0 DP: 0 HBP: 0	WP: 0 PB: 0 SB: 0 CS: 0	PA: 36
PITCHER	IP WLS BF H R ER SO BB IBB HBP BLK WP HR S P ERA WHIP																			
Ken McBride, R (1, 1) ERA: 5.25	5.0 W 22 4 2 2 2 3 0 0 0 0 1 23 35 3.60 1.400																			
Bob Lee, R (6, 1) ERA: 1.56	4.0 S 14 0 0 0 5 2 0 0 0 0 0 0 22 30 0.00 0.500																			

New York Yankees @ Los Angeles Angels
Dodger Stadium, Los Angeles, CA
 Thu Sep 03 1964, 3:33 AM PDT
 Att: 9,858 - Sunny

AB 31
 R 2
 H 4
 RBI 2
 BB 5
 SO 7
 LOB 12





Batter	1	2	3	4	5	6	7	8	9	AB	R	H	RBI	BB	SO	LOB	BOTTOM			
Paul Schaaf, R (1, 5)	F9	FC5 2-3f		FC6-4 1-2f		F2				4	0	0	0	0	0	5				
Vic Power, R (1, 3) OBP: 0.274, SLG: 0.315	HR BB		G4-6-3 1B	1B	1B FC1-5-2-5 BB	F9				2	1	1	0	2	0	1				
Jim Fregosi, R (1, 6) OBP: 0.385, SLG: 0.498	HR		G4-6-3 1B	2B FC1-5-2-5 1B		G6-3 BB				3	2	3	2	1	0	0				
Willie Smith, L (1, 7) OBP: 0.309, SLG: 0.464	4-3		G4-6-3 1-2f 2-3	2B FC1-5-2-5 2B		G6-3				4	1	0	0	0	0	5				
Lou Clinton, R (1, 9) OBP: 0.304, SLG: 0.392	K		K		2B 2-H 3-H	6-3				4	0	1	2	0	2	1				
Buck Rodgers, S (1, 2) OBP: 0.301, SLG: 0.310		CS 1B		F6	1-3	3-1				4	0	1	0	0	0	1				
Rick Reichardt, R (1, 8) OBP: 0.182, SLG: 0.182		FC5 1-2 1B		FC4-6 1B		K		F4		4	0	2	0	0	1	1				
Bobby Knoop, R (1, 4) OBP: 0.292, SLG: 0.275		1-2 BB		FC4-6 BB		F9		F8		3	0	0	0	1	0	1				
Ken McBride, R (1, 1) OBP: 0.375, SLG: 0.231		F5		FC6-4 BB						1	0	0	0	1	0	2				
Bob Lee, R (6, 1)										0	0	0	0	1	0	0				
Inning Stats	R: 2 E: 0 K: 1 S: 6	H: 1 LOB: 1 BB: 1 P: 10	R: 0 E: 0 K: 0 S: 4	H: 2 LOB: 2 BB: 1 P: 8	R: 0 E: 0 K: 1 S: 6	H: 2 LOB: 1 BB: 0 P: 6	R: 0 E: 0 K: 0 S: 4	H: 1 LOB: 2 BB: 1 P: 8	R: 2 E: 0 K: 1 S: 7	H: 2 LOB: 1 BB: 1 P: 11	R: 0 E: 0 K: 0 S: 3	H: 0 LOB: 0 BB: 1 P: 7	R: 0 E: 0 K: 0 S: 2	H: 0 LOB: 0 BB: 1 P: 6	R: 0 E: 0 K: 0 S: 3	H: 0 LOB: 0 BB: 0 P: 3	1B: 6 2B: 1 3B: 0 HR: 1	SF: 0 SAC: 0 DP: 2 HBP: 0	WP: 0 PB: 0 SB: 1 CS: 1	PA: 35
PITCHER	IP WLS BF H R ER SO BB IBB HBP BLK WP HR S P ERA WHIP																			
Mel Stottlemyre, R (1, 1) ERA: 2.18	4.1 L 23 8 4 4 2 4 0 0 0 0 0 0 7 11 0.00 0.600																			
Pete Mikkelsen, R (5, 1) ERA: 3.7	1.2 6 0 0 0 1 1 0 0 0 0 0 0 7 11 0.00 0.600																			
Hal Reniff, R (7, 1) ERA: 2.79	2.0 6 0 0 0 0 1 0 0 0 0 0 0 5 9 0.00 0.500																			

New York Yankees @ Los Angeles Angels
Dodger Stadium, Los Angeles, CA
 Thu Sep 03 1964, 3:33 AM PDT
 Att: 9,858 - Sunny

AB 29
 R 4
 H 8
 RBI 4
 BB 6
 SO 3
 LOB 17



Batter	1	2	3	4	5	6	7	8	9	AB	R	H	RBI	BB	SO	LOB	TOP				
Russ Snyder, L OBP: 0.357, SLG: 0.339	6-3		FC6-4 2B		F8		G4-6-3		4-3	5	0	0	0	0	0	4	<p>Baltimore Orioles @ Los Angeles Angels Dodger Stadium, Los Angeles, CA</p> <p>Fri Sep 04 1964, 7:05 PM PDT Att: 9,737 - Unknown</p> <p>livebaseballscorecards.com</p> <p>AB 33 R 1 H 6 RBI 1 BB 4 SO 2 LOB 21</p> 				
Luis Aparicio, R OBP: 0.315, SLG: 0.369	E7 4-3				F9			FC3-6 1B		4	0	2	0	0	0	0					
Norm Siebern, L OBP: 0.382, SLG: 0.374	4-3		G3					FC3-6 G6-3 1-2		3	0	0	0	1	0	4					
Brooks Robinson, R OBP: 0.349, SLG: 0.495	5-3				F8			G6-3 1-2		3	0	0	0	1	0	3					
Sam Bowens, R OBP: 0.331, SLG: 0.474		5-3	FC6-4 1-2			K			6-3	4	0	0	0	0	1	3					
Charlie Lau, L OBP: 0.331, SLG: 0.405						6-3			1B 5-3 2B	3	1	2	0	1	0	0					
Jackie Brandt, R OBP: 0.297, SLG: 0.375					L9				E 5-3 1B	4	0	1	0	0	0	2					
Jerry Adair, R OBP: 0.279, SLG: 0.328					FC1-6 1-2				5-3	4	0	0	1	0	1	3					
Robin Roberts, S Lau (4, PH) Chuck Estrada, R Dave Vineyard, R John Crano, R Bob Saverine, S Sam Jones, R Bob Johnson, R					4-3				E1 2-3	0	0	0	0	1	0	0					
Inning Stats	R: 0 E: 1 K: 0 S: 4	H: 0 LOB: 1 BB: 0 P: 4	R: 0 E: 0 K: 0 S: 4	H: 1 LOB: 1 BB: 0 P: 4	R: 0 E: 0 K: 0 S: 4	H: 1 LOB: 3 BB: 2 P: 12	R: 0 E: 0 K: 0 S: 3	H: 0 LOB: 1 BB: 1 P: 7	R: 0 E: 0 K: 1 S: 5	H: 0 LOB: 0 BB: 0 P: 5	R: 0 E: 0 K: 1 S: 5	H: 1 LOB: 0 BB: 0 P: 5	R: 0 E: 0 K: 0 S: 3	H: 1 LOB: 0 BB: 0 P: 3	R: 1 E: 1 K: 0 S: 6	H: 2 LOB: 2 BB: 0 P: 6		1B: 4 2B: 2 3B: 0 HR: 0	SF: 0 SAC: 0 DP: 2 HBP: 0	WP: 0 PB: 0 SB: 0 CS: 0	PA: 37
PITCHER Fred Newman, R ERA: 3.01	IP: 9.0 WLS: W BF: 37 H: 6 R: 1 ER: 1 SO: 2 BB: 3 IBB: 1 HBP: 0 BLK: 0 WP: 0 HR: 0 S: 37 P: 53 ERA: 1.00 WHIP: 1.000																				

Batter	1	2	3	4	5	6	7	8	9	AB	R	H	RBI	BB	SO	LOB	BOTTOM				
Paul Schaaf, R OBP: 0.111, SLG: 0.111	K		1B 1-3 1B		F8		G6-4-3 1-2		F6	5	1	1	0	0	1	3	<p>Baltimore Orioles @ Los Angeles Angels Dodger Stadium, Los Angeles, CA</p> <p>Fri Sep 04 1964, 7:05 PM PDT Att: 9,737 - Unknown</p> <p>livebaseballscorecards.com</p> <p>AB 34 R 7 H 11 RBI 7 BB 3 SO 3 LOB 13</p> 				
Jim Fregosi, R OBP: 0.386, SLG: 0.500			1B 1-3 2B 3-H 1B		F2			6-3	4	1	2	1	0	0	1						
Willie Smith, L OBP: 0.311, SLG: 0.473					F6			HR BB	3	2	1	1	1	0	3						
Joe Adcock, R Vic Power, R					F4			HR HR	4	2	3	4	0	0	1						
Lou Clinton, R OBP: 0.304, SLG: 0.393								F2	0	0	0	0	0	0	0						
Buck Rodgers, S OBP: 0.301, SLG: 0.308								4-3	3	0	0	0	1	1	0						
Rick Reichardt, R OBP: 0.133, SLG: 0.133								F3	4	0	0	0	0	1	3						
Bobby Knoop, R OBP: 0.294, SLG: 0.277								F9	4	0	2	0	0	0	0						
Fred Newman, R OBP: 0.222, SLG: 0.160								F6	3	1	1	0	1	0	2						
Inning Stats	R: 0 E: 0 K: 1 S: 6	H: 1 LOB: 1 BB: 0 P: 6	R: 0 E: 0 K: 1 S: 5	H: 0 LOB: 0 BB: 0 P: 5	R: 3 E: 0 K: 0 S: 8	H: 5 LOB: 3 BB: 1 P: 12	R: 0 E: 0 K: 0 S: 4	H: 1 LOB: 1 BB: 0 P: 4	R: 2 E: 0 K: 1 S: 7	H: 2 LOB: 0 BB: 0 P: 7	R: 0 E: 0 K: 0 S: 2	H: 0 LOB: 0 BB: 1 P: 6	R: 2 E: 0 K: 0 S: 4	H: 1 LOB: 0 BB: 1 P: 8	R: 0 E: 0 K: 0 S: 4	H: 1 LOB: 1 BB: 0 P: 4		1B: 6 2B: 2 3B: 0 HR: 3	SF: 0 SAC: 0 DP: 1 HBP: 0	WP: 0 PB: 0 SB: 0 CS: 0	PA: 37
PITCHER Robin Roberts, R ERA: 2.92 Chuck Estrada, R ERA: 5.17 Dave Vineyard, R ERA: 3.98 Sam Jones, R ERA: 9.0	IP: 3.0 WLS: L BF: 16 H: 6 R: 3 ER: 3 SO: 2 BB: 0 IBB: 0 HBP: 0 BLK: 0 WP: 0 HR: 0 S: 19 P: 23 ERA: 9.00 WHIP: 2.000																				

Batter	1	2	3	4	5	6	7	8	9	AB	R	H	RBI	BB	SO	LOB	TOP					
Jackie Brandt, R OBP: 0.296, SLG: 0.373	F8	K					F8		F9	5	0	1	0	0	1	4	Baltimore Orioles @ Los Angeles Angels Dodger Stadium, Los Angeles, CA Sat Sep 05 1964, 7:05 PM PDT Att: 9,733 - Unknown livebaseballscorecards.com					
Luis Aparicio, R OBP: 0.314, SLG: 0.367	F6		6-3				F6		4-3	5	0	1	0	0	0	1						
Norm Siebern, L OBP: 0.383, SLG: 0.372			1-3				F7			2	0	0	0	2	0	2						
Brooks Robinson, R OBP: 0.350, SLG: 0.494	K						F3			3	0	1	0	1	1	3						
Sam Bowens, R OBP: 0.330, SLG: 0.474			F6						F6	4	0	1	0	0	0	3						
Earl Robinson, R OBP: 0.300, SLG: 0.407										3	0	0	0	0	1	1						
Charlie Lau, L OBP: 0.329, SLG: 0.403		K							K	1	0	0	0	0	1	2						
Lenny Green, L OBP: 0.309, SLG: 0.290										0	0	0	0	0	0	0						
John Orsino, R OBP: 0.286, SLG: 0.357			F3						F8	3	0	0	0	1	0	3						
Jerry Adair, R OBP: 0.281, SLG: 0.328										3	0	1	0	1	0	1						
Bob Saverine, S OBP: 0.237, SLG: 0.176							FC6-4			0	0	0	0	0	0	0						
Steve Barber, L OBP: 0.234, SLG: 0.233										1	0	0	0	1	1	0						
Bob Johnson, R OBP: 0.295, SLG: 0.380										1	0	0	0	0	1	0						
Dick Hall, R OBP: 0.214, SLG: 0.154										0	0	0	0	0	0	0						
Boog Powell, L OBP: 0.380, SLG: 0.597										1	0	0	0	0	1	1						
Inning Stats	R: 0 E: 0 K: 1 S: 5	H: 0 LOB: 1 BB: 1 P: 9	R: 0 E: 0 K: 2 S: 8	H: 1 LOB: 3 BB: 2 P: 16	R: 0 E: 0 K: 0 S: 4	H: 1 LOB: 0 BB: 0 P: 4	R: 0 E: 0 K: 0 S: 3	H: 0 LOB: 0 BB: 0 P: 3	R: 0 E: 0 K: 1 S: 7	H: 2 LOB: 2 BB: 0 P: 7	R: 0 E: 0 K: 0 S: 3	H: 0 LOB: 1 BB: 1 P: 7	R: 0 E: 0 K: 1 S: 5	H: 0 LOB: 0 BB: 0 P: 5	R: 0 E: 0 K: 1 S: 5	H: 0 LOB: 2 BB: 2 P: 13	R: 0 E: 0 K: 1 S: 6	H: 1 LOB: 1 BB: 0 P: 6	1B: 4 2B: 1 3B: 0 HR: 0	SF: 0 SAC: 0 DP: 0 HBP: 0	WP: 0 PB: 0 SB: 0 CS: 0	PA: 38
PITCHER	IP WLS BF H R ER SO BB IBB HBP BLK WP HR S P ERA WHIP																					
George Brunet, L ERA: 2.73	(1, 1) 7.0 W 30 4 0 0 5 5 0 0 0 0 0 0 0 35 55 0.00 1.286																					
Bob Lee, R ERA: 1.54	(8, 1) 2.0 S 8 1 0 0 2 1 0 0 0 0 0 0 0 11 15 0.00 1.000																					

Batter	1	2	3	4	5	6	7	8	9	AB	R	H	RBI	BB	SO	LOB	BOTTOM			
Jim Piersall, R OBP: 0.350, SLG: 0.373	F6									3	1	1	0	0	0	0	Baltimore Orioles @ Los Angeles Angels Dodger Stadium, Los Angeles, CA Sat Sep 05 1964, 7:05 PM PDT Att: 9,733 - Unknown livebaseballscorecards.com			
Paul Schaaf, R OBP: 0.231, SLG: 0.231										4	0	2	0	0	0	1				
Jim Fregosi, R OBP: 0.385, SLG: 0.497										3	0	0	0	1	1	2				
Joe Adcock, R OBP: 0.360, SLG: 0.502										3	0	0	0	1	0	3				
Vic Power, R OBP: 0.274, SLG: 0.315										0	0	0	0	0	0	0				
Lou Clinton, R OBP: 0.304, SLG: 0.391										2	0	0	0	1	0	2				
Rick Reichardt, R OBP: 0.167, SLG: 0.167										3	0	1	0	0	1	0				
Buck Rodgers, S OBP: 0.299, SLG: 0.305										3	0	0	0	0	2	2				
Bobby Knoop, R OBP: 0.292, SLG: 0.275										3	0	0	0	0	0	2				
George Brunet, R OBP: 0.250, SLG: 0.143										3	0	1	0	0	2	0				
Bob Lee, R	(8, 1)																			
Inning Stats	R: 0 E: 0 K: 0 S: 4	H: 1 LOB: 2 BB: 1 P: 8	R: 0 E: 0 K: 1 S: 5	H: 0 LOB: 0 BB: 0 P: 5	R: 1 E: 1 K: 2 S: 9	H: 2 LOB: 1 BB: 0 P: 9	R: 0 E: 0 K: 1 S: 5	H: 1 LOB: 1 BB: 1 P: 9	R: 0 E: 0 K: 0 S: 4	H: 1 LOB: 2 BB: 1 P: 8	R: 0 E: 0 K: 1 S: 5	H: 0 LOB: 0 BB: 0 P: 5	R: 0 E: 0 K: 1 S: 5	H: 0 LOB: 0 BB: 0 P: 5	R: 0 E: 0 K: 0 S: 3	H: 0 LOB: 0 BB: 0 P: 3	1B: 5 2B: 0 3B: 0 HR: 0	SF: 0 SAC: 1 DP: 1 HBP: 0	WP: 1 PB: 1 SB: 0 CS: 0	PA: 31
PITCHER	IP WLS BF H R ER SO BB IBB HBP BLK WP HR S P ERA WHIP																			
Steve Barber, L ERA: 3.71	(1, 1) 6.0 L 25 5 1 0 5 3 0 0 0 0 0 0 0 32 44 0.00 1.333																			
Dick Hall, R ERA: 2.12	(7, 1) 2.0 6 0 0 0 1 0 0 0 0 0 0 0 8 8 0.00 0.000																			

Batter	1	2	3	4	5	6	7	8	9	AB	R	H	RBI	BB	SO	LOB	TOP					
Chuck Schilling, R (1.4) OBP: 0.270, SLG: 0.241	5-3		F8		K			F9		4	0	0	0	0	1	4	Boston Red Sox @ Los Angeles Angels Dodger Stadium, Los Angeles, CA Mon Sep 07 1964, 3:33 AM PDT Unknown					
Felix Mantilla, R (1.7) OBP: 0.339, SLG: 0.536	F6			4-3	K					4	0	1	0	0	1	3						
Carl Yastrzemski, L (1.8) OBP: 0.379, SLG: 0.459	4-3			K				F7		4	0	1	0	0	1	1						
Lee Thomas, L (1.9) OBP: 0.325, SLG: 0.407		F8								4	1	2	0	0	1	0						
Al Smith, R (1.5) OBP: 0.267, SLG: 0.310	6-3			K						4	0	1	0	0	2	1						
Tony Horton, R (1.3) OBP: 0.246, SLG: 0.297	6-3				K					4	0	0	0	0	3	2						
Eddie Bressoud, R (1.6) OBP: 0.368, SLG: 0.473										3	0	1	0	1	0	1						
Bob Tillman, R (1.2) OBP: 0.355, SLG: 0.442										4	0	1	0	0	1	3						
Dave Morehead, R (1.1) OBP: 0.161, SLG: 0.115										1	0	0	0	0	1	1						
Jay Ritchie, R (3.1) OBP: 0.200, SLG: 0.200										1	0	0	0	0	0	2						
Dalton Jones, L (8. PH) OBP: 0.285, SLG: 0.345										1	0	0	0	0	0	0						
Dick Radatz, R (8.1) OBP: 0.167, SLG: 0.171										0	0	0	0	0	0	0						
Russ Nixon, L (9. PH) OBP: 0.304, SLG: 0.303										1	0	0	0	0	1	2						
Inning Stats	R: 0 E: 0 K: 0 S: 3	H: 0 LOB: 0 BB: 0 P: 3	R: 0 E: 0 K: 0 S: 3	H: 0 LOB: 0 BB: 0 P: 3	R: 0 E: 0 K: 1 S: 6	H: 1 LOB: 1 BB: 0 P: 6	R: 0 E: 0 K: 2 S: 8	H: 1 LOB: 1 BB: 0 P: 8	R: 0 E: 1 K: 3 S: 11	H: 1 LOB: 3 BB: 1 P: 15	R: 0 E: 0 K: 2 S: 7	H: 0 LOB: 0 BB: 0 P: 7	R: 0 E: 0 K: 2 S: 7	H: 0 LOB: 0 BB: 0 P: 7	R: 0 E: 0 K: 0 S: 4	H: 1 LOB: 1 BB: 0 P: 4	R: 1 E: 1 K: 2 S: 10	H: 2 LOB: 2 BB: 0 P: 10	1B: 7 2B: 0 3B: 0 HR: 0	SF: 0 SAC: 0 DP: 0 HBP: 0	WP: 0 PB: 0 SB: 0 CS: 0	PA: 36
PITCHER Dean Chance, R (1.1) ERA: 1.55	IP: 9.0 WLS: W BF: 36 H: 7 R: 1 ER: 0 SO: 12 BB: 1 IBB: 0 HBP: 0 BLK: 0 WP: 0 HR: 0 S: 59 P: 63 ERA: 0.00 WHIP: 0.889															PITCHER						

AB	35
R	1
H	7
RBI	0
BB	1
SO	12
LOB	20



Batter	1	2	3	4	5	6	7	8	9	AB	R	H	RBI	BB	SO	LOB	BOTTOM			
Paul Schaal, R (1.5) OBP: 0.200, SLG: 0.158	6-3			6-3				5-3		3	1	0	0	1	0	0	Boston Red Sox @ Los Angeles Angels Dodger Stadium, Los Angeles, CA Mon Sep 07 1964, 3:33 AM PDT Unknown			
Jim Fregosi, R (1.6) OBP: 0.385, SLG: 0.492	K							F8		2	1	0	0	2	1	0				
Willie Smith, L (1.7) OBP: 0.307, SLG: 0.462	F3									4	0	0	0	0	0	3				
Joe Adcock, R (1.3) OBP: 0.361, SLG: 0.498										3	0	1	0	1	1	1				
Albie Pearson, L (8. PR) OBP: 0.301, SLG: 0.267										0	1	0	0	0	0	0				
Vic Power, R (9.3) OBP: 0.274, SLG: 0.314										0	0	0	0	0	0	0				
Lou Clinton, R (1.9) OBP: 0.303, SLG: 0.384										2	0	0	1	2	0	2				
Buck Rodgers, S (1.2) OBP: 0.302, SLG: 0.315										2	1	1	3	1	1	0				
Rick Reichardt, R (1.8) OBP: 0.125, SLG: 0.125										4	0	0	0	0	1	5				
Bobby Knoop, R (1.4) OBP: 0.294, SLG: 0.275										2	0	0	0	1	1	0				
Dean Chance, R (1.1) OBP: 0.130, SLG: 0.095										3	0	0	0	0	1	3				
Inning Stats	R: 0 E: 0 K: 1 S: 5	H: 0 LOB: 0 BB: 0 P: 5	R: 0 E: 0 K: 2 S: 7	H: 0 LOB: 3 BB: 3 P: 19	R: 2 E: 0 K: 0 S: 3	H: 0 LOB: 2 BB: 4 P: 19	R: 0 E: 0 K: 0 S: 3	H: 0 LOB: 0 BB: 0 P: 3	R: 0 E: 0 K: 2 S: 7	H: 0 LOB: 0 BB: 0 P: 7	R: 0 E: 0 K: 2 S: 7	H: 0 LOB: 0 BB: 0 P: 7	R: 0 E: 0 K: 0 S: 3	H: 0 LOB: 0 BB: 0 P: 3	R: 2 E: 0 K: 1 S: 7	H: 2 LOB: 1 BB: 0 P: 7	1B: 1 2B: 0 3B: 0 HR: 1	SF: 1 SAC: 0 DP: 0 HBP: 0	WP: 0 PB: 0 SB: 1 CS: 0	PA: 34
PITCHER Dave Morehead, R (1.1) ERA: 5.02	IP: 2.1 WLS: L BF: 14 H: 0 R: 2 ER: 2 SO: 3 BB: 7 IBB: 0 HBP: 0 BLK: 0 WP: 0 HR: 0 S: 13 P: 41 ERA: 7.71 WHIP: 3.000															PITCHER				
Jay Ritchie, R (3.1) ERA: 3.13	4.2 WLS: 15 BF: 0 H: 0 R: 0 ER: 0 SO: 2 BB: 1 IBB: 0 HBP: 0 BLK: 0 WP: 0 HR: 0 S: 18 P: 22 ERA: 0.00 WHIP: 0.214																			
Dick Radatz, R (8.1) ERA: 1.99	1.0 WLS: 5 BF: 2 H: 2 R: 2 ER: 2 SO: 1 BB: 0 IBB: 0 HBP: 0 BLK: 0 WP: 0 HR: 0 S: 7 P: 7 ERA: 18.00 WHIP: 2.000																			


AB	25
R	4
H	2
RBI	4
BB	8
SO	6
LOB	14



Batter	1	2	3	4	5	6	7	8	9	10	11	AB	R	H	RBI	BB	SO	LOB	TOP			
Dalton Jones, L OBP: 0.284, SLG: 0.351 (1, 4)	F8	HR		4-3			3-1			1-3		5	1	1	2	0	0	0				
Felix Mantilla, R OBP: 0.343, SLG: 0.536 (1, 7)	6-3	1B					F7			BB 1B		4	0	2	0	1	0	0				
Carl Yastrzemski, L OBP: 0.379, SLG: 0.458 (1, 8)	1B	1B					F5			F7		4	1	1	0	1	0	2				
Dick Stuart, R OBP: 0.316, SLG: 0.490 (1, 3)	1B	1B					F4			5-3		5	0	3	0	0	0	2				
Lee Thomas, L OBP: 0.335, SLG: 0.405 Bob Tillman, R OBP: 0.357, SLG: 0.442 (1, 9)	1B			4-3			L3			F8		4	0	1	1	0	0	1				
Frank Matzone, R OBP: 0.311, SLG: 0.365 (1, 5)	5-3						F5			6-3		5	0	0	0	0	0	5				
Eddie Bressoud, R OBP: 0.384, SLG: 0.469 (1, 6)				F7			F8			5-3		5	0	0	0	0	1	0				
Russ Nixon, L OBP: 0.297, SLG: 0.295 Bob Heffner, R OBP: 0.179, SLG: 0.237 (1, 2)				3-1			K			K		4	0	0	0	0	3	0				
Pete Charton, L Dick Radatz, R Tony Horton, R Roman Mejias, R (1, 1)		HR					4-3			F2		2	1	0	0	1	0	0				
Inning Stats	R: 1 E: 0 K: 0 S: 5	H: 2 LOB: 2 BB: 1 P: 9	R: 2 E: 0 K: 0 S: 6	H: 3 LOB: 2 BB: 1 P: 10	R: 0 E: 0 K: 0 S: 3	H: 0 LOB: 0 BB: 0 P: 3	R: 0 E: 0 K: 1 S: 5	H: 0 LOB: 0 BB: 0 P: 5	R: 0 E: 0 K: 0 S: 4	H: 1 LOB: 1 BB: 0 P: 4	R: 0 E: 0 K: 1 S: 5	H: 0 LOB: 0 BB: 0 P: 5	R: 0 E: 0 K: 2 S: 7	H: 0 LOB: 0 BB: 0 P: 7	R: 0 E: 0 K: 0 S: 5	H: 2 LOB: 3 BB: 1 P: 9	R: 0 E: 0 K: 0 S: 3	H: 1 LOB: 0 BB: 0 P: 3	1B: 7 2B: 1 3B: 0 HR: 1	SF: 0 SAC: 1 DP: 1 HBP: 0	WP: 0 PB: 0 SB: 0 CS: 0	PA: 45
PITCHER	IP ERA WLS BF H R ER SO BB IBB HBP BLK WP HR S P ERA WHIP	Ken McBride, R ERA: 5.42	Aubrey Gatewood, R ERA: 1.87	Bob Lee, R ERA: 1.51	Bob Duliba, R ERA: 2.94	PITCHER																

Boston Red Sox @ Los Angeles Angels
Dodger Stadium, Los Angeles, CA
Mon Sep 07 1964, 3:38 AM PDT
Att: 11,773 - Unknown


AB 41
R 3
H 9
RBI 3
BB 4
SO 4
LOB 11



Batter	1	2	3	4	5	6	7	8	9	10	11	AB	R	H	RBI	BB	SO	LOB	BOTTOM					
Lou Clinton, R OBP: 0.304, SLG: 0.383 (1, 9)	3-1							1-3				4	1	1	0	1	0	0						
Vic Power, R OBP: 0.269, SLG: 0.308 (1, 3)	5-3							F2				5	0	0	0	0	1	3						
Jim Fregosi, R OBP: 0.385, SLG: 0.490 (1, 6)	6-3							4-3				4	1	1	0	1	1	0						
Willie Smith, L OBP: 0.308, SLG: 0.467 (1, 7)								4-3				5	1	2	3	0	1	1						
Buck Rodgers, S OBP: 0.305, SLG: 0.314 (1, 2)								1-3				2	0	0	0	3	1	1						
Felix Torres, R OBP: 0.260, SLG: 0.406 Bob Lee, R (1, 5)								5-4-3				4	0	1	0	0	0	4						
Bob Duliba, R Joe Koppe, R (11, PH)								5-4-3				0	0	0	0	0	0	0						
Joe Koppe, R OBP: 0.342, SLG: 0.311 (11, PH)								1B				0	0	0	0	0	0	0						
Rick Reichardt, R OBP: 0.172, SLG: 0.143 (1, 8)								FC6-4				4	0	1	0	1	2	1						
Bobby Knoop, R OBP: 0.293, SLG: 0.274 Joe Adcock, R OBP: 0.360, SLG: 0.497 Paul Schaaf, R OBP: 0.238, SLG: 0.158 Jack Hiatt, R OBP: 1.000, SLG: 1.000 (1, 4)								K				2	0	0	0	0	2	0						
Ken McBride, R OBP: 0.376, SLG: 0.231 Aubrey Gatewood, R OBP: 0.111, SLG: 0.111 Albie Pearson, L OBP: 0.303, SLG: 0.267 Tom Satriano, L OBP: 0.282, SLG: 0.234 (1, 1)								K				1	0	0	0	0	1	2						
Inning Stats	R: 0 E: 0 K: 0 S: 3	H: 0 LOB: 0 BB: 0 P: 3	R: 0 E: 0 K: 1 S: 6	H: 1 LOB: 1 BB: 0 P: 6	R: 0 E: 0 K: 2 S: 8	H: 1 LOB: 1 BB: 1 P: 8	R: 0 E: 0 K: 0 S: 3	H: 1 LOB: 1 BB: 1 P: 7	R: 0 E: 0 K: 2 S: 7	H: 0 LOB: 0 BB: 0 P: 7	R: 0 E: 0 K: 1 S: 6	H: 1 LOB: 2 BB: 1 P: 10	R: 3 E: 0 K: 2 S: 8	H: 1 LOB: 1 BB: 3 P: 20	R: 0 E: 0 K: 1 S: 4	H: 0 LOB: 0 BB: 1 P: 8	R: 0 E: 0 K: 1 S: 5	H: 0 LOB: 0 BB: 0 P: 5	R: 1 E: 0 K: 0 S: 3	H: 2 LOB: 3 BB: 2 P: 11	1B: 6 2B: 1 3B: 1 HR: 0	SF: 0 SAC: 1 DP: 2 HBP: 0	WP: 0 PB: 0 SB: 2 CS: 0	PA: 44
PITCHER	IP ERA WLS BF H R ER SO BB IBB HBP BLK WP HR S P ERA WHIP	Pete Charton, R ERA: 6.18	Dick Radatz, R ERA: 2.16	Bob Heffner, R ERA: 4.06	PITCHER																			

Boston Red Sox @ Los Angeles Angels
Dodger Stadium, Los Angeles, CA
Mon Sep 07 1964, 3:38 AM PDT
Att: 11,773 - Unknown

AB 35
R 4
H 7
RBI 4
BB 8
SO 10
LOB 13



Batter	1	2	3	4	5	6	7	8	9	AB	R	H	RBI	BB	SO	LOB	TOP									
Lou Clinton, R OBP: 0.304, SLG: 0.384 (1, 9)										4	0	1	0	0	1	1	Los Angeles Angels @ Boston Red Sox Fenway Park, Boston, MA Fri Sep 11 1964, 7:05 PM EDT Att: 6,772 - Unknown									
Jim Fregosi, R OBP: 0.385, SLG: 0.488 (1, 6)										2	0	0	0	1	0	1										
Willie Smith, L OBP: 0.307, SLG: 0.465 (1, 7)										4	0	1	0	0	2	1										
Joe Adcock, R OBP: 0.356, SLG: 0.491 (1, 3)										4	0	0	0	0	1	3										
Buck Rodgers, S OBP: 0.303, SLG: 0.311 (1, 2)										4	0	0	0	0	0	0										
Felix Torres, R OBP: 0.281, SLG: 0.410 (1, 5)										3	0	1	0	0	0	0										
Rick Reichardt, R OBP: 0.156, SLG: 0.129 (1, 8)										3	0	0	0	0	1	1										
Bobby Knoop, R OBP: 0.292, SLG: 0.273 (8, PH)										2	0	0	0	0	1	1										
Albie Pearson, L OBP: 0.305, SLG: 0.270 (8, PH)										1	0	1	0	0	0	0										
Barry Latman, R OBP: 0.128, SLG: 0.179 (8, PH)										0	0	0	0	0	0	0										
Dan Osinski, R OBP: 0.118, SLG: 0.063 (8, PH)										0	0	0	0	0	0	0										
Dean Chance, R OBP: 0.127, SLG: 0.092 (8, PH)										2	0	0	0	0	2	0										
Tom Satriono, L OBP: 0.285, SLG: 0.242 (8, PR)										1	0	1	0	0	0	0										
Paul Schaal, R OBP: 0.238, SLG: 0.158 (8, 4)										0	0	0	0	0	0	0										
Inning Stats	R: 0 E: 0 K: 1 S: 6	H: 1 LOB: 1 BB: 0 P: 6	R: 0 E: 0 K: 0 S: 4	H: 1 LOB: 1 BB: 0 P: 4	R: 0 E: 0 K: 1 S: 6	H: 1 LOB: 2 BB: 1 P: 10	R: 0 E: 0 K: 0 S: 3	H: 0 LOB: 0 BB: 0 P: 3	R: 0 E: 0 K: 2 S: 7	H: 0 LOB: 0 BB: 0 P: 7	R: 0 E: 0 K: 1 S: 5	H: 0 LOB: 0 BB: 0 P: 5	R: 0 E: 0 K: 1 S: 5	H: 0 LOB: 0 BB: 0 P: 5	R: 0 E: 0 K: 1 S: 6	H: 2 LOB: 1 BB: 0 P: 6	R: 0 E: 0 K: 1 S: 5	H: 0 LOB: 0 BB: 0 P: 5	1B: 2 2B: 3 3B: 0 HR: 0	SF: 0 SAC: 1 DP: 0 HBP: 0	WP: 0 PB: 0 SB: 0 CS: 0	PA: 32				
PITCHER Bill Monbouquette, R ERA: 4.55 (1, 1)	IP: 9.0 WLS: W BF: 32	H: 5 R: 0 ER: 0 SO: 8	BB: 1 IBB: 0 HBP: 0 BLK: 0	WP: 0 HR: 0 S: 47 P: 51	ERA: 0.00 WHIP: 0.667											ERA: 0.00 WHIP: 0.667										

Batter	1	2	3	4	5	6	7	8	9	AB	R	H	RBI	BB	SO	LOB	BOTTOM									
Roman Mejias, R OBP: 0.281, SLG: 0.348 (1, 8)										4	0	1	0	0	0	1	Los Angeles Angels @ Boston Red Sox Fenway Park, Boston, MA Fri Sep 11 1964, 7:05 PM EDT Att: 6,772 - Unknown									
Felix Mantilla, R OBP: 0.347, SLG: 0.536 (1, 4)										4	1	1	0	0	0	1										
Tony Conigliaro, R OBP: 0.344, SLG: 0.533 (1, 7)										4	1	3	0	0	1	1										
Dick Stuart, R OBP: 0.318, SLG: 0.499 (1, 3)										4	1	2	2	0	0	2										
Lee Thomas, L OBP: 0.324, SLG: 0.403 (1, 9)										4	0	1	1	0	1	2										
Frank Malzone, R OBP: 0.308, SLG: 0.361 (1, 5)										4	0	1	0	0	0	2										
Eddie Bressoud, R OBP: 0.367, SLG: 0.468 (1, 6)										1	0	0	0	3	1	1										
Bob Tillman, R OBP: 0.354, SLG: 0.441 (1, 2)										4	0	0	0	0	0	5										
Bill Monbouquette, R OBP: 0.179, SLG: 0.117 (1, 1)										2	0	0	0	0	1	1										
Inning Stats	R: 1 E: 0 K: 0 S: 5	H: 2 LOB: 1 BB: 0 P: 5	R: 0 E: 0 K: 2 S: 8	H: 1 LOB: 1 BB: 0 P: 8	R: 0 E: 0 K: 0 S: 4	H: 1 LOB: 1 BB: 0 P: 4	R: 0 E: 0 K: 0 S: 3	H: 0 LOB: 1 BB: 1 P: 7	R: 0 E: 0 K: 1 S: 6	H: 1 LOB: 1 BB: 0 P: 6	R: 0 E: 0 K: 0 S: 3	H: 0 LOB: 1 BB: 1 P: 7	R: 0 E: 0 K: 1 S: 8	H: 3 LOB: 2 BB: 1 P: 12	R: 2 E: 0 K: 1 S: 8	H: 3 LOB: 2 BB: 1 P: 12		1B: 6 2B: 2 3B: 1 HR: 0	SF: 0 SAC: 1 DP: 1 HBP: 0	WP: 0 PB: 0 SB: 0 CS: 0	PA: 35					
PITCHER Dean Chance, R ERA: 1.54 (1, 1)	IP: 7.0 WLS: L BF: 28	H: 6 R: 1 ER: 1 SO: 3	BB: 2 IBB: 0 HBP: 0 BLK: 0	WP: 0 HR: 0 S: 32 P: 40	ERA: 1.29 WHIP: 1.143											ERA: 1.29 WHIP: 1.143										
Barry Latman, R ERA: 3.64 (8, 1)	0.1	4	3	2	2	1	0	0	0	0	0	6	6	54.00	9.000											
Dan Osinski, R ERA: 3.61 (8, 1)	0.2	3	0	0	0	0	1	0	0	0	0	2	6	0.00	1.500											

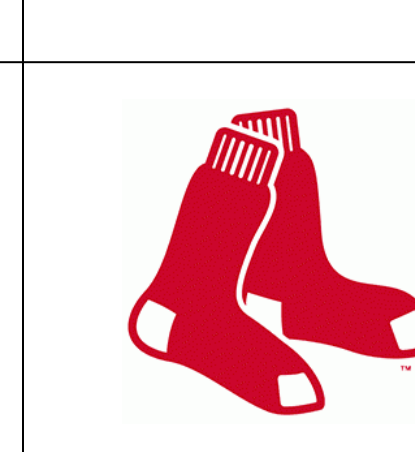
Batter	1	2	3	4	5	6	7	8	9	10	AB	R	H	RBI	BB	SO	LOB	TOP
Lou Clinton, R OBP: 0.310, SLG: 0.396 (1, 9)											4	1	3	2	1	0	0	Los Angeles Angels @ Boston Red Sox Fenway Park, Boston, MA Sat Sep 12 1964, 3:33 AM EDT Att: 3,718 - Unknown
Jim Fregosi, R OBP: 0.367, SLG: 0.487 (1, 6)											3	0	1	0	2	0	1	
Willie Smith, L OBP: 0.303, SLG: 0.457 (1, 7)											5	0	0	0	0	2	6	
Joe Adcock, R OBP: 0.359, SLG: 0.488 (1, 3)											2	0	0	0	3	0	3	
Felix Torres, R OBP: 0.255, SLG: 0.401 (1, 5)											5	0	0	0	0	2	5	
Jack Hiatt, R OBP: 0.250, SLG: 0.250 (1, 2)											3	0	0	0	0	0	1	
Buck Rodgers, S OBP: 0.302, SLG: 0.310 (7, 2)											1	0	0	0	0	0	0	
Rick Reichardt, R OBP: 0.167, SLG: 0.143 (1, 8)											4	0	1	0	0	1	1	
Bobby Knoop, R OBP: 0.291, SLG: 0.271 (1, 4)											2	0	0	0	0	0	1	
Albie Pearson, L OBP: 0.308, SLG: 0.272 (8, PH)											1	0	1	0	0	0	0	
Paul Schaaf, R OBP: 0.227, SLG: 0.150 (8, 4)											1	0	0	0	0	0	0	
Fred Newman, R OBP: 0.228, SLG: 0.228 (10, PH)											3	1	1	1	0	2	1	
Tom Saffero, L OBP: 0.288, SLG: 0.288 (10, PH)											0	0	0	0	1	0	0	
Aubrey Gatewood, R OBP: 0.288, SLG: 0.288 (10, PH)											0	1	0	0	0	0	0	
George Brunet, R OBP: 0.288, SLG: 0.288 (10, PH)											0	0	0	0	0	0	0	
Bob Duliba, R OBP: 0.288, SLG: 0.288 (10, PH)											0	0	0	0	0	0	0	
Don Lee, R OBP: 0.288, SLG: 0.288 (10, PH)											0	0	0	0	0	0	0	
Inning Stats	R: 0 E: 0 K: 0 S: 4	H: 2 LOB: 2 BB: 1 P: 8	R: 0 E: 0 K: 1 S: 5	H: 0 LOB: 0 BB: 0 P: 5	R: 0 E: 0 K: 1 S: 4	H: 0 LOB: 0 BB: 1 P: 8	R: 0 E: 0 K: 1 S: 5	H: 0 LOB: 0 BB: 0 P: 5	R: 0 E: 0 K: 2 S: 9	H: 1 LOB: 3 BB: 1 P: 13	R: 0 E: 0 K: 1 S: 5	H: 0 LOB: 0 BB: 0 P: 5	R: 2 E: 0 K: 0 S: 4	H: 1 LOB: 2 BB: 3 P: 16	1B: 5 2B: 1 3B: 0 HR: 2	SF: 0 SAC: 0 DP: 2 HBP: 0	WP: 0 PB: 0 SB: 0 CS: 0	PA: 41
PITCHER	IP 7.0	WLS 2	BF 25	H 4	R 1	ER 1	SO 4	BB 3	IBB 0	HBP 0	BLK 0	WP 0	HR 1	S 30	P 42	ERA 1.29	WHIP 1.000	
Pete Charton, R ERA: 5.44 (1, 1)																		
Dick Radatz, R ERA: 2.17 (8, 1)																		
Bob Heffner, R ERA: 4.13 (10, 1)																		

AB	34
R	3
H	7
RBI	3
BB	7
SO	7
LOB	19



Batter	1	2	3	4	5	6	7	8	9	10	AB	R	H	RBI	BB	SO	LOB	BOTTOM
Roman Mejias, R OBP: 0.297, SLG: 0.355 (1, 8)											4	0	2	0	1	0	2	Los Angeles Angels @ Boston Red Sox Fenway Park, Boston, MA Sat Sep 12 1964, 3:33 AM EDT Att: 3,718 - Unknown
Felix Mantilla, R OBP: 0.350, SLG: 0.537 (1, 4)											5	0	3	0	0	0	2	
Tony Conigliaro, R OBP: 0.340, SLG: 0.525 (1, 7)											5	0	0	0	0	2	6	
Dick Stuart, R OBP: 0.320, SLG: 0.488 (1, 3)											3	0	1	0	1	1	3	
Earl Wilson, R OBP: 0.276, SLG: 0.435 (8, PR)											4	1	1	0	0	1	6	
Dick Williams, R OBP: 0.247, SLG: 0.406 (9, 3)											1	0	0	0	0	0	1	
Lee Thomas, L OBP: 0.402, SLG: 0.402 (1, 9)											4	1	1	0	0	1	6	
Al Smith, R OBP: 0.259, SLG: 0.315 (10, PH)											1	0	0	0	0	0	1	
Frank Malzone, R OBP: 0.309, SLG: 0.360 (1, 5)											4	0	1	0	1	0	4	
Eddie Bressoud, R OBP: 0.369, SLG: 0.467 (1, 6)											3	0	1	0	2	0	2	
Bob Tillman, R OBP: 0.353, SLG: 0.438 (1, 2)											3	0	0	1	1	1	2	
Pete Charton, L OBP: 0.284, SLG: 0.345 (7, PH)											2	0	0	0	0	1	1	
Dalton Jones, L OBP: 0.345, SLG: 0.345 (7, PH)											1	0	0	0	0	0	0	
Dick Radatz, R ERA: 2.17 (8, 1)											0	0	0	0	0	0	0	
Carl Yastrzemski, L OBP: 0.288, SLG: 0.443 (8, PH)											0	0	0	0	1	0	0	
Bob Heffner, R ERA: 4.13 (10, 1)											0	0	0	0	0	0	0	
Bob Duliba, R OBP: 0.288, SLG: 0.288 (10, PH)											1	0	0	0	0	0	3	
Don Lee, R ERA: 2.72 (10, 1)											1	0	0	0	0	0	0	
Inning Stats	R: 0 E: 0 K: 0 S: 4	H: 2 LOB: 1 BB: 0 P: 4	R: 1 E: 1 K: 1 S: 6	H: 1 LOB: 1 BB: 1 P: 10	R: 0 E: 0 K: 1 S: 7	H: 2 LOB: 3 BB: 1 P: 11	R: 0 E: 0 K: 0 S: 3	H: 1 LOB: 0 BB: 0 P: 3	R: 0 E: 0 K: 2 S: 8	H: 1 LOB: 1 BB: 0 P: 6	R: 0 E: 0 K: 0 S: 3	H: 0 LOB: 2 BB: 2 P: 11	R: 1 E: 0 K: 0 S: 5	H: 2 LOB: 3 BB: 2 P: 13	1B: 10 2B: 0 3B: 0 HR: 0	SF: 0 SAC: 1 DP: 2 HBP: 0	WP: 0 PB: 0 SB: 0 CS: 0	PA: 45
PITCHER	IP 9.0	WLS 3	BF 38	H 8	R 1	ER 1	SO 6	BB 4	IBB 1	HBP 0	BLK 0	WP 0	HR 0	S 45	P 65	ERA 0.00	WHIP 1.333	
Fred Newman, R ERA: 2.84 (1, 1)																		
George Brunet, L ERA: 3.0 (10, 1)																		
Bob Duliba, R ERA: 2.94 (10, 1)																		
Don Lee, R ERA: 2.72 (10, 1)																		

AB	37
R	2
H	10
RBI	1
BB	7
SO	6
LOB	32



Batter	1	2	3	4	5	6	7	8	9	AB R H RBI BB SO LOB	TOP									
Bob Perry, R OBP: 0.319, SLG: 0.366 Willie Smith, L OBP: 0.304, SLG: 0.463	3-1		WP 1B			K		1B	SF7 3B	4 0 2 0 0 1 0 1 1 1 3 0 0 0	Los Angeles Angels @ New York Yankees Yankee Stadium, Bronx, NY Tue Sep 15 1964, 7:05 PM EDT Att: 14,231 - Unknown - 66 F livebaseballscorecards.com									
Jim Piersall, R OBP: 0.354, SLG: 0.389	K		5-3 1-2			S 1B		1B	SF7	4 1 2 1 0 1 1										
Jim Fregosi, R OBP: 0.380, SLG: 0.477	P4				K	K		F6	6-3	5 0 0 0 0 2 2										
Joe Adcock, R OBP: 0.359, SLG: 0.493		6-3			F9					4 1 2 2 0 0 0										
Lou Clinton, R OBP: 0.311, SLG: 0.394					5-3			1B	HR	4 1 2 0 0 0 1										
Felix Torres, R OBP: 0.259, SLG: 0.395										2 0 1 0 2 0 0										
Buck Rodgers, S OBP: 0.303, SLG: 0.314						G6-4-3 BB				4 1 1 1 0 1 2										
Bobby Knoop, R OBP: 0.291, SLG: 0.268										2 1 0 0 2 0 0										
Dean Chance, R OBP: 0.120, SLG: 0.088										4 1 0 0 0 2 3										
Inning Stats	R: 0 E: 0 K: 1 S: 5	H: 0 LOB: 0 BB: 0 P: 5	R: 0 E: 0 K: 1 S: 5	H: 1 LOB: 1 BB: 1 P: 9	R: 0 E: 0 K: 0 S: 4	H: 1 LOB: 1 BB: 0 P: 4	R: 0 E: 0 K: 1 S: 5	H: 0 LOB: 0 BB: 0 P: 5	R: 0 E: 0 K: 2 S: 9	H: 2 LOB: 1 BB: 0 P: 9	R: 0 E: 0 K: 0 S: 3	H: 0 LOB: 0 BB: 0 P: 3	R: 0 E: 0 K: 1 S: 6	H: 2 LOB: 1 BB: 0 P: 6	R: 6 E: 0 K: 0 S: 8	H: 5 LOB: 0 BB: 1 P: 12	1B: 9 2B: 0 3B: 1 HR: 1	SF: 1 SAC: 0 DP: 1 HBP: 0	WP: 1 PB: 0 SB: 0 CS: 1	PA: 39
PITCHER	IP WLS BF H R ER SO BB IBB HBP BLK WP HR S P ERA WHIP											IP WLS BF H R ER SO BB IBB HBP BLK WP HR S P ERA WHIP								
Al Downing, L ERA: 3.36	(1, 1) 8.0 L 32 8 3 3 7 3 0 0 0 1 1 43 55 3.38 1.375											Hal Reniff, R ERA: 3.19	(9, 1) 1.0 7 3 4 4 0 1 0 0 0 0 0 6 10 36.00 4.000							

Batter	1	2	3	4	5	6	7	8	9	AB R H RBI BB SO LOB	BOTTOM									
Tony Kubek, L OBP: 0.276, SLG: 0.342	K			5-3		3-1 1-2			6-3	4 0 0 0 0 1 1	Los Angeles Angels @ New York Yankees Yankee Stadium, Bronx, NY Tue Sep 15 1964, 7:05 PM EDT Att: 14,231 - Unknown - 66 F livebaseballscorecards.com									
Bobby Richardson, R OBP: 0.282, SLG: 0.328	F9					P3			K	4 0 1 0 0 1 1										
Roger Maris, L OBP: 0.367, SLG: 0.455	G3					F7				3 0 0 0 0 0 1										
Mickey Mantle, S OBP: 0.414, SLG: 0.576		1-3				F9				3 0 0 0 0 0 1										
Elston Howard, R OBP: 0.359, SLG: 0.447 Jake Gibbs, L						F3				3 0 0 0 0 1 0 0 0 0 0 0 0 0										
Joe Pepitone, L OBP: 0.277, SLG: 0.414						F4				3 0 0 0 0 0 0										
Tom Tresh, S OBP: 0.344, SLG: 0.402						F7				3 0 0 0 0 2 0										
Phil Linz, R OBP: 0.327, SLG: 0.367						K2-3				3 0 0 0 0 2 0										
Al Downing, R OBP: 0.188, SLG: 0.195 Hal Reniff, R OBP: 0.111, SLG: 0.111 Johnny Blanchard, L OBP: 0.324, SLG: 0.425										2 0 1 0 0 1 0 0 0 0 0 0 0 0 1 0 0 0 0 0 0										
Inning Stats	R: 0 E: 0 K: 1 S: 5	H: 0 LOB: 0 BB: 0 P: 5	R: 0 E: 0 K: 1 S: 5	H: 0 LOB: 0 BB: 0 P: 5	R: 0 E: 0 K: 3 S: 9	H: 0 LOB: 0 BB: 0 P: 9	R: 0 E: 0 K: 0 S: 4	H: 1 LOB: 1 BB: 0 P: 4	R: 0 E: 0 K: 0 S: 3	H: 0 LOB: 0 BB: 0 P: 3	R: 0 E: 0 K: 1 S: 6	H: 1 LOB: 1 BB: 0 P: 6	R: 0 E: 0 K: 1 S: 5	H: 0 LOB: 0 BB: 0 P: 5	R: 0 E: 0 K: 1 S: 5	H: 0 LOB: 0 BB: 0 P: 5	1B: 2 2B: 0 3B: 0 HR: 0	SF: 0 SAC: 0 DP: 0 HBP: 0	WP: 0 PB: 0 SB: 0 CS: 0	PA: 29
PITCHER	IP WLS BF H R ER SO BB IBB HBP BLK WP HR S P ERA WHIP											IP WLS BF H R ER SO BB IBB HBP BLK WP HR S P ERA WHIP								
Dean Chance, R ERA: 1.49	(1, 1) 9.0 W 29 2 0 0 8 0 0 0 0 0 0 45 45 0.00 0.222																			

Batter	1	2	3	4	5	6	7	8	9	AB	R	H	RBI	BB	SO	LOB	TOP									
Albie Pearson, L OBP: 0.315, SLG: 0.273 (1, 8)	F5		BB		1B SF7		1B		G3-6-3	3	1	1	0	2	0	1										
Willie Smith, L OBP: 0.304, SLG: 0.461 Lou Clinton, R OBP: 0.313, SLG: 0.396 (7, PH) (7, 9)	4-3		G1		1B		1B			3	0	1	0	0	0	1										
Jim Fregosi, R OBP: 0.377, SLG: 0.474 (1, 6)	5-3			B5-3	SF7		F3			3	0	0	1	0	0	2										
Joe Adcock, R OBP: 0.358, SLG: 0.490 (1, 3)		5-3		FC4-6	F8		K			4	0	1	0	0	1	3										
Buck Rodgers, S OBP: 0.303, SLG: 0.313 (1, 2)				FC4-6		4-3		F9		4	0	1	0	0	0	1										
Ed Kirkpatrick, L OBP: 0.312, SLG: 0.356 (7, 7)				P6		G3		K		4	0	0	0	0	2	2										
Felix Torres, R OBP: 0.289, SLG: 0.400 Aubrey Gatewood, R OBP: 0.100, SLG: 0.100 Jack Hiatt, R OBP: 0.333, SLG: 0.333 (8, PH) Dan Osinski, R OBP: 0.118, SLG: 0.063 (8, 1)	F3			HR		5-3		K		2	1	1	0	0	0	1	AB 34									
Bobby Knoop, R OBP: 0.289, SLG: 0.267 Bob Perry, R OBP: 0.318, SLG: 0.365 Paul Schaal, R OBP: 0.217, SLG: 0.143 (7, PH) (7, 4)			P6		5-3		6-3		F3	1	0	0	0	0	0	1	R 4									
George Brunet, R OBP: 0.222, SLG: 0.125 Tom Satriano, L OBP: 0.291, SLG: 0.265 (5, PH) (5, 5)	F5							E4		1	0	0	0	0	0	0	H 8									
Inning Stats	R: 0 E: 0 K: 0 S: 3	H: 0 LOB: 0 BB: 0 P: 3	R: 0 E: 0 K: 1 S: 6	H: 1 LOB: 1 BB: 0 P: 6	R: 0 E: 0 K: 0 S: 3	H: 0 LOB: 1 BB: 1 P: 7	R: 0 E: 0 K: 0 S: 4	H: 1 LOB: 1 BB: 0 P: 4	R: 3 E: 0 K: 0 S: 6	H: 3 LOB: 1 BB: 1 P: 10	R: 0 E: 0 K: 0 S: 3	H: 0 LOB: 0 BB: 0 P: 3	R: 1 E: 0 K: 1 S: 8	H: 3 LOB: 2 BB: 0 P: 8	R: 0 E: 0 K: 2 S: 7	H: 0 LOB: 0 BB: 0 P: 7	R: 0 E: 1 K: 0 S: 3	H: 0 LOB: 0 BB: 0 P: 3	1B: 5 2B: 2 3B: 0 HR: 1	SF: 1 SAC: 0 DP: 1 HBP: 0	WP: 0 PB: 0 SB: 0 CS: 0	PA: 37				
PITCHER	IP	WLS	BF	H	R	ER	SO	BB	IBB	HBP	BLK	WP	HR	S	P	ERA	WHIP									
Jim Bouton, R ERA: 2.86 Steve Hamilton, L ERA: 3.39 Pedro Ramos, R ERA: 4.84	(1, 1)	6.1	W	28	7	4	4	1	2	0	0	0	0	1	28	36	5.68	1.421								
	(7, 1)	0.0	L	1	1	0	0	0	0	0	0	0	0	1	1	∞	∞									
	(7, 1)	2.2	S	8	0	0	0	3	0	0	0	0	0	14	14	0.00	0.000									

Los Angeles Angels @ New York Yankees
Yankee Stadium, Bronx, NY
Wed Sep 16 1964, 3:33 AM EDT
Att: 8,271 - Sunny - 64 F

AB	34
R	4
H	8
RBI	4
BB	2
SO	4
LOB	12



Batter	1	2	3	4	5	6	7	8	9	AB	R	H	RBI	BB	SO	LOB	BOTTOM									
Tony Kubek, L OBP: 0.275, SLG: 0.339 (1, 6)	F7			1B	6-3		4-3			3	1	0	0	1	0	1										
Bobby Richardson, R OBP: 0.286, SLG: 0.328 (1, 4)	5-3			1B		HR		1B		3	3	2	0	1	0	0										
Roger Maris, L OBP: 0.368, SLG: 0.462 (1, 8)	L8			2B		HR		3-1		4	2	2	3	0	0	1										
Mickey Mantle, S OBP: 0.412, SLG: 0.571 Roger Repoz, L (9, 9)		F7		F7		4-3		FC4-6		3	1	0	0	1	0	2										
Elston Howard, R OBP: 0.362, SLG: 0.451 (1, 2)		F3		2B		3-6-3		FC4-6		4	1	3	2	0	0	0										
Tom Tresh, S OBP: 0.341, SLG: 0.398 (1, 7)		1-3		6-3		3-6-3		E3		4	0	0	0	0	0	4										
Joe Pepitone, L OBP: 0.275, SLG: 0.411 (1, 3)			F7	F3			K	FC4-6		4	1	0	1	0	1	3	AB 33									
Phil Linz, R OBP: 0.327, SLG: 0.367 Clete Boyer, R OBP: 0.272, SLG: 0.309 (8, 5)			F3		F8		E	3B		3	0	1	0	0	0	0	R 9									
Jim Bouton, R OBP: 0.130, SLG: 0.143 Steve Hamilton, L OBP: 0.273, SLG: 0.200 Pedro Ramos, S OBP: 0.200, SLG: 0.302 (7, 1)			1-3		6-3		5-3	3B		3	0	1	0	0	0	0	H 9									
Inning Stats	R: 0 E: 0 K: 0 S: 3	H: 0 LOB: 0 BB: 0 P: 3	R: 0 E: 0 K: 0 S: 3	H: 0 LOB: 0 BB: 0 P: 3	R: 0 E: 0 K: 0 S: 3	H: 0 LOB: 0 BB: 0 P: 3	R: 3 E: 0 K: 0 S: 6	H: 3 LOB: 1 BB: 1 P: 10	R: 0 E: 0 K: 0 S: 3	H: 0 LOB: 0 BB: 0 P: 3	R: 2 E: 0 K: 0 S: 4	H: 2 LOB: 0 BB: 1 P: 8	R: 0 E: 1 K: 1 S: 6	H: 1 LOB: 1 BB: 0 P: 6	R: 4 E: 1 K: 1 S: 9	H: 3 LOB: 1 BB: 1 P: 13	R: 0 E: 1 K: 0 S: 3	H: 0 LOB: 0 BB: 0 P: 3	1B: 6 2B: 2 3B: 1 HR: 1	SF: 0 SAC: 0 DP: 1 HBP: 0	WP: 0 PB: 0 SB: 1 CS: 0	PA: 36				
PITCHER	IP	WLS	BF	H	R	ER	SO	BB	IBB	HBP	BLK	WP	HR	S	P	ERA	WHIP									
George Brunet, L ERA: 3.48 Aubrey Gatewood, R ERA: 2.29 Dan Osinski, R ERA: 3.49	(1, 1)	4.0	L	16	3	3	3	1	1	0	0	0	0	1	15	19	6.75	1.000								
	(5, 1)	3.0	L	12	3	2	2	1	1	0	0	0	0	1	13	17	6.00	1.333								
	(8, 1)	1.0		8	3	4	0	1	0	1	0	0	0	9	13	0.00	3.000									

Los Angeles Angels @ New York Yankees
Yankee Stadium, Bronx, NY
Wed Sep 16 1964, 3:33 AM EDT
Att: 8,271 - Sunny - 64 F

AB	33
R	9
H	9
RBI	8
BB	3
SO	2
LOB	13



Batter	1	2	3	4	5	6	7	8	9	AB	R	H	RBI	BB	SO	LOB	TOP					
Bob Perry, R (1, 8) OBP: 0.312, SLG: 0.357										4	0	0	0	0	2	0	Los Angeles Angels @ New York Yankees Yankee Stadium, Bronx, NY Thu Sep 17 1964, 7:05 PM EDT Att: 10,957 - Unknown - 78 F AB 32 R 2 H 6 RBI 2 BB 2 SO 8 LOB 12 					
Willie Smith, L (1, 7) OBP: 0.307, SLG: 0.460										3	1	1	0	1	0	0						
Jim Fregosi, R (1, 6) OBP: 0.376, SLG: 0.472										4	1	1	0	0	0	1						
Joe Adcock, R (1, 3) OBP: 0.355, SLG: 0.485										4	0	0	0	0	1	3						
Lou Clinton, R (1, 9) OBP: 0.312, SLG: 0.394										4	0	1	1	0	2	0						
Buck Rodgers, S (1, 2) OBP: 0.306, SLG: 0.317										4	0	3	1	0	0	0						
Tom Satriano, L (1, 5) OBP: 0.261										3	0	0	0	1	0	2						
Bobby Knoop, R (1, 4) OBP: 0.288, SLG: 0.266										2	0	0	0	0	0	0						
Ed Kirkpatrick, L (7, PH) OBP: 0.311, SLG: 0.354										1	0	0	0	0	1	3						
Paul Schaal, R (7, 4) OBP: 0.217, SLG: 0.143										0	0	0	0	0	0	0						
Fred Newman, R (1, 1) OBP: 0.220, SLG: 0.218										2	0	0	0	0	2	0						
Ed Sukia, R (6, 1)										0	0	0	0	0	0	0						
Felix Torres, R (7, PH) OBP: 0.260, SLG: 0.398										1	0	0	0	0	0	3						
Bob Duliba, R (7, 1)										0	0	0	0	0	0	0						
Inning Stats	R: 0 E: 1 K: 1 S: 5	H: 0 LOB: 1 BB: 1 P: 9	R: 0 E: 0 K: 1 S: 5	H: 0 LOB: 0 BB: 0 P: 5	R: 0 E: 0 K: 1 S: 5	H: 0 LOB: 0 BB: 0 P: 5	R: 0 E: 0 K: 0 S: 3	H: 0 LOB: 0 BB: 0 P: 3	R: 0 E: 0 K: 0 S: 3	H: 1 LOB: 0 BB: 0 P: 3	R: 0 E: 0 K: 1 S: 5	H: 0 LOB: 0 BB: 0 P: 5	R: 2 E: 0 K: 2 S: 11	H: 4 LOB: 3 BB: 1 P: 15	R: 0 E: 0 K: 1 S: 5	H: 0 LOB: 0 BB: 0 P: 5	R: 0 E: 0 K: 1 S: 6	H: 1 LOB: 1 BB: 0 P: 6	1B: 6 2B: 0 3B: 0 HR: 0	SF: 0 SAC: 0 DP: 1 HBP: 0	WP: 0 PB: 0 SB: 0 CS: 1	PA: 34
PITCHER	IP WLS BF H R ER SO BB IBB HBP BLK WP HR S P ERA WHIP																					
Mel Stottlemyre, R (1, 1) ERA: 2.2	6.1 W 25 5 2 2 5 2 0 0 0 0 0 0 33 41 2.84 1.105																					
Rollie Sheldon, R (7, 1) ERA: 3.44	2.2 S 9 1 0 0 3 0 0 0 0 0 0 0 15 15 0.00 0.375																					

Batter	1	2	3	4	5	6	7	8	9	AB	R	H	RBI	BB	SO	LOB	BOTTOM				
Tony Kubek, L (1, 6) OBP: 0.275, SLG: 0.338										4	0	1	0	0	0	0	Los Angeles Angels @ New York Yankees Yankee Stadium, Bronx, NY Thu Sep 17 1964, 7:05 PM EDT Att: 10,957 - Unknown - 78 F AB 33 R 6 H 11 RBI 6 BB 1 SO 4 LOB 13 				
Bobby Richardson, R (1, 4) OBP: 0.286, SLG: 0.327										4	0	1	0	0	0	1					
Roger Maris, L (1, 8) OBP: 0.371, SLG: 0.465										4	2	3	0	0	0	0					
Mickey Mantle, S (1, 9) OBP: 0.415, SLG: 0.583										4	3	3	2	0	1	2					
Roger Repoz, L (8, 9)										0	0	0	0	0	0	0					
Elston Howard, R (1, 2) OBP: 0.360, SLG: 0.447										4	0	0	0	0	0	5					
Joe Pepitone, L (1, 3) OBP: 0.277, SLG: 0.411										3	1	1	1	1	0	0					
Tom Tresh, S (1, 7) OBP: 0.341, SLG: 0.397										4	0	1	2	0	1	1					
Clete Boyer, R (1, 5) OBP: 0.272, SLG: 0.309										3	0	1	1	0	0	0					
Mel Stottlemyre, R (1, 1) ERA: 2.96										3	0	0	0	0	2	4					
Rollie Sheldon, R (7, 1) ERA: 3.18										0	0	0	0	0	0	0					
Inning Stats	R: 0 E: 0 K: 1 S: 7	H: 2 LOB: 2 BB: 0 P: 7	R: 0 E: 0 K: 0 S: 3	H: 0 LOB: 0 BB: 0 P: 3	R: 0 E: 0 K: 1 S: 5	H: 0 LOB: 0 BB: 0 P: 5	R: 3 E: 1 K: 0 S: 6	H: 3 LOB: 1 BB: 1 P: 10	R: 0 E: 0 K: 0 S: 3	H: 0 LOB: 0 BB: 0 P: 3	R: 1 E: 0 K: 2 S: 10	H: 3 LOB: 2 BB: 0 P: 10	R: 2 E: 0 K: 0 S: 5	H: 3 LOB: 0 BB: 0 P: 5	R: 0 E: 0 K: 0 S: 3	H: 0 LOB: 0 BB: 0 P: 3		1B: 9 2B: 1 3B: 0 HR: 1	SF: 0 SAC: 1 DP: 2 HBP: 0	WP: 0 PB: 0 SB: 1 CS: 0	PA: 35
PITCHER	IP WLS BF H R ER SO BB IBB HBP BLK WP HR S P ERA WHIP																				
Fred Newman, R (1, 1) ERA: 2.96	5.1 L 24 7 4 4 2 0 0 0 0 0 0 0 27 31 6.75 1.312																				
Ed Sukia, R (6, 1)	0.2 3 1 0 0 2 0 0 0 0 0 0 0 7 7 0.00 1.500																				
Bob Duliba, R (7, 1) ERA: 3.18	2.0 8 3 2 2 0 0 0 0 0 0 0 1 8 8 9.00 1.500																				

Batter	1	2	3	4	5	6	7	8	9	AB	R	H	RBI	BB	SO	LOB	TOP				
Jim Piersall, R OBP: 0.355, SLG: 0.389	0-0 2B 1B		0-0 1B 1B		E5 1-3		0-3 K			5	2	2	1	0	1	3					
Jim Fregosi, R OBP: 0.376, SLG: 0.474	0-0 1-3 2B		0-0 F4		FC6-5 1B			0-0 L7		4	1	2	0	1	0	1					
Willie Smith, L OBP: 0.308, SLG: 0.459	0-0 F9		0-0 1B 1B		E2 FC6-5 1B			0-0 G3		5	0	2	1	0	1	5					
Joe Adcock, R OBP: 0.353, SLG: 0.481	0-3 K		0-0 1B		0-0 FC6-5 2B HR	0-0 L7		0-0 6-3		5	1	1	2	0	1	3					
Lou Clinton, R OBP: 0.313, SLG: 0.399	0-0 F2		0-0 F7		0-0 1-3 HR	0-0 5-3				5	1	2	0	0	0	4					
Felix Torres, R OBP: 0.283, SLG: 0.415		0-0 1B 2B	0-0 F8		0-0 2H 3H HR	0-0 F6				5	2	2	3	0	0	3					
Tom Satriano, L OBP: 0.293, SLG: 0.264		0-0 G4-6-3 1B		0-0 F8	0-0 2B 1-3 1B		0-0 F3			5	1	2	1	0	0	1					
Bobby Knoop, R OBP: 0.290, SLG: 0.270		0-0 G4-6-3		0-3 K	0-0 1-3 2B		0-0 K			4	0	2	0	0	1	1					
Bob Perry, R OBP: 0.311, SLG: 0.356		0-0 1-2 G4-6-3		0-0 K	0-0 1-3 2B		0-0 K			1	0	0	0	0	1	1					
Barry Latman, R OBP: 0.125, SLG: 0.175		0-0 4-1		0-3 K	0-0 1-3 BB		0-0 4-3			1	0	0	0	0	0	0					
Bill Kelso, R OBP: 0.241, SLG: 0.333										1	0	0	0	0	0	0					
Ed Kirkpatrick, L OBP: 0.241, SLG: 0.354										0	0	0	0	0	0	0					
Jack Hight, R OBP: 0.241, SLG: 0.333										0	0	0	0	0	0	0					
Fred Newman, R OBP: 0.241, SLG: 0.258										0	0	0	0	0	0	0					
Dan Osinski, R OBP: 0.113, SLG: 0.063										0	0	0	0	0	0	0					
Albie Pearson, L OBP: 0.324, SLG: 0.272										1	0	0	0	0	0	0					
Ed Sukia, R OBP: 0.111, SLG: 0.222										0	0	0	0	0	0	1					
Inning Stats	R: 0 E: 0 K: 1 S: 7	H: 2 LOB: 2 BB: 0 P: 7	R: 1 E: 0 K: 0 S: 4	H: 2 LOB: 0 BB: 4 P: 4	R: 1 E: 0 K: 0 S: 6	H: 3 LOB: 2 BB: 0 P: 6	R: 0 E: 0 K: 2 S: 7	H: 0 LOB: 0 BB: 0 P: 7	R: 6 E: 2 K: 1 S: 12	H: 6 LOB: 3 BB: 2 P: 20	R: 0 E: 0 K: 0 S: 3	H: 0 LOB: 0 BB: 0 P: 3	R: 0 E: 0 K: 1 S: 6	H: 1 LOB: 1 BB: 0 P: 6	R: 0 E: 0 K: 0 S: 3	H: 0 LOB: 1 BB: 0 P: 3	R: 0 E: 0 K: 1 S: 6	H: 1 LOB: 1 BB: 0 P: 6	1B: 9 2B: 5 3B: 0 HR: 1	SF: 0 SAC: 0 DP: 1 HBP: 0	WP: 0 PA: 44 PB: 0 SB: 0 CS: 0
PITCHER	IP WLS BF H R ER SO BB IBB HBP BLK WP HR S P ERA WHIP																				
Mitt Pappas, R ERA: 2.7	(1, 1) 4.0 21 9 5 3 3 0 0 0 0 0 0 0 27 27 6.75 2.250																				
Dave Vinyard, R ERA: 4.17	(5, 1) 0.1 2 1 0 0 0 0 0 0 0 0 0 0 2 2 0.00 3.000																				
Ken Rowe, R ERA: 4.17	(5, 1) 0.0 3 3 2 0 0 0 0 0 0 0 0 0 1 3 3 ∞ ∞																				
Steve Barber, L ERA: 3.81	(5, 1) 1.2 7 0 1 0 1 1 1 0 0 0 0 0 7 15 0.00 0.600																				
Stu Miller, R ERA: 3.02	(7, 1) 3.0 W 11 2 0 0 2 0 0 0 0 0 0 0 15 15 0.00 0.667																				

Los Angeles Angels @ Baltimore Orioles
Memorial Stadium, Baltimore, MD
Fri Sep 18 1964, 7:05 PM EDT
Att: 35,845 - Unknown

AB 42
R 8
H 15
RBI 8
BB 2
SO 6
LOB 23



Batter	1	2	3	4	5	6	7	8	9	AB	R	H	RBI	BB	SO	LOB	BOTTOM		
Luis Aparicio, R OBP: 0.313, SLG: 0.359	4-0 1B BB	0-0 1B BB		0-0 HR		0-0 F8		0-0 L5		4	3	2	1	1	0	0			
Russ Snyder, L OBP: 0.361, SLG: 0.329	4-0 1B 1-2 PB BB	4-0 1B 1-2 BB		0-0 F7		0-0 HR 1B		0-0 3-1		3	2	1	0	2	0	0			
Boog Powell, L OBP: 0.392, SLG: 0.606	0-0 F3	0-0		0-0		0-0		0-0 F8		5	1	3	3	0	0	2			
Jackie Brandt, R OBP: 0.295, SLG: 0.363	0-0	1-3 2H 1B		0-0 1B		0-0 1H HR				0	0	0	0	0	0	0			
Brooks Robinson, R OBP: 0.361, SLG: 0.504	0-0 1-3 2H 2B 1B	0-3 K		0-3 K		0-0 F7				4	1	1	1	0	2	3			
Sam Bowens, R OBP: 0.326, SLG: 0.467	0-0 1H 3H 2B		0-3 K		0-0 F7		0-0 F5			4	0	1	1	0	1	0			
Norm Siebern, L OBP: 0.377, SLG: 0.364	0-3 K		0-3 K		0-0 3-1		4-0 HR BB			3	1	0	0	1	2	1			
John Orsino, R OBP: 0.300, SLG: 0.372	0-3 K		0-0 1B		0-0 HR		0-3 K			4	1	2	1	0	2	2			
Jerry Adair, R OBP: 0.277, SLG: 0.333		0-0 6-3	0-3 K		0-0 G3		0-0 1H HR			4	1	1	2	0	1	1			
Mitt Pappas, R OBP: 0.167, SLG: 0.129		0-3 K		0-3 K		0-0 6-3		0-0 6-3		2	0	0	0	0	2	0			
Dave Vinyard, R OBP: 0.266, SLG: 0.182										0	0	0	0	0	0	0			
Ken Rowe, R ERA: 4.17										0	0	0	0	0	0	0			
Steve Barber, L ERA: 3.81										0	0	0	0	0	0	0			
Lenny Green, L OBP: 0.242, SLG: 0.278										1	0	0	0	0	0	0			
Stu Miller, R ERA: 3.02										1	0	0	0	0	0	0			
Inning Stats	R: 3 E: 0 K: 2 S: 9	H: 2 LOB: 1 BB: 2 P: 17	R: 1 E: 0 K: 2 S: 9	H: 2 LOB: 1 BB: 1 P: 13	R: 0 E: 0 K: 3 S: 10	H: 1 LOB: 1 BB: 0 P: 10	R: 1 E: 0 K: 2 S: 9	H: 2 LOB: 1 BB: 0 P: 9	R: 1 E: 0 K: 0 S: 4	H: 1 LOB: 0 BB: 0 P: 4	R: 2 E: 0 K: 0 S: 5	H: 2 LOB: 0 BB: 0 P: 5	R: 2 E: 0 K: 1 S: 6	H: 1 LOB: 0 BB: 1 P: 10	R: 0 E: 0 K: 0 S: 3	H: 0 LOB: 0 BB: 0 P: 3	1B: 6 2B: 1 3B: 0 HR: 4	SF: 0 SAC: 0 DP: 0 HBP: 0	WP: 0 PA: 39 PB: 1 SB: 0 CS: 0
PITCHER	IP WLS BF H R ER SO BB IBB HBP BLK WP HR S P ERA WHIP																		
Barry Latman, R ERA: 4.0	(1, 1) 1.2 12 4 4 3 3 3 0 0 0 0 0 1 15 27 16.20 4.200																		
Bill Kelso, R ERA: 5.4	(2, 1) 2.1 10 3 1 1 6 0 0 0 0 0 0 1 22 22 3.86 1.286																		
Dan Osinski, R ERA: 3.72	(5, 1) 2.0 9 3 3 3 0 0 0 0 0 0 2 9 9 13.50 1.500																		
Ed Sukia, R ERA: 6.75	(7, 1) 2.0 L 8 1 2 2 1 1 0 0 0 0 0 1 9 13 9.00 1.000																		

Los Angeles Angels @ Baltimore Orioles
Memorial Stadium, Baltimore, MD
Fri Sep 18 1964, 7:05 PM EDT
Att: 35,845 - Unknown

AB 35
R 10
H 11
RBI 9
BB 4
SO 10
LOB 9



Batter	1	2	3	4	5	6	7	8	9	AB	R	H	RBI	BB	SO	LOB	TOP			
Jim Piersall, R (1, 8) OBP: 0.355, SLG: 0.390 Rick Reichardt, R (4, 8) OBP: 0.184, SLG: 0.162	G3		K				K			2	0	0	0	0	1	0	Los Angeles Angels @ Baltimore Orioles Memorial Stadium, Baltimore, MD Sun Sep 20 1964, 3:38 AM EDT Att: 8,474 - Unknown			
Jim Fregosi, R (1, 6) OBP: 0.381, SLG: 0.479	1B			F9		FC6-4 1B		1B		4	0	2	0	0	0	2				
Willie Smith, L (1, 7) OBP: 0.309, SLG: 0.457	F9			3-1		G3-6-3 1B		F9		4	0	1	1	0	0	2				
Joe Adcock, R (1, 3) OBP: 0.352, SLG: 0.475 Tom Satriano, L (4, 3) OBP: 0.291, SLG: 0.262	5-3			5-3		G3-6-3 1B		F7		2	0	0	0	0	0	1				
Lou Clinton, R (1, 9) OBP: 0.316, SLG: 0.404		F7				4-3 BB		L7		3	1	1	0	1	0	1				
Felix Torres, R (1, 5) OBP: 0.255, SLG: 0.402	F9					F9		L8		4	0	0	0	0	0	2				
Buck Rodgers, S (1, 2) Jack Hiatt, R (4, 2) OBP: 0.400, SLG: 0.333	F8					4-3		F9		1	0	0	0	0	0	0				
Bobby Knoop, R (1, 4) Paul Schaaf, R (5, 4) OBP: 0.200, SLG: 0.130			6-3			F8		K		2	0	0	0	0	0	1				
George Brunet, R (1, 1) Bob Duliba, R (3, 1) Ken McBride, R (3, 1) Albie Pezowski, L (6, PH) Aubrey Gatewood, R (8, 1) Ed Kirkpatrick, L (7, PH) Bill Keiso, R (7, 1)			K			FC6-4 1B BB		1B		1	0	0	0	0	0	1				
Inning Stats	R: 0 E: 0 K: 0 S: 4	H: 1 LOB: 1 BB: 0 P: 4	R: 0 E: 0 K: 0 S: 3	H: 0 LOB: 0 BB: 0 P: 3	R: 0 E: 0 K: 2 S: 7	H: 0 LOB: 0 BB: 0 P: 7	R: 0 E: 0 K: 0 S: 3	H: 0 LOB: 1 BB: 1 P: 7	R: 1 E: 0 K: 0 S: 4	H: 2 LOB: 1 BB: 1 P: 8	R: 1 E: 0 K: 2 S: 10	H: 3 LOB: 2 BB: 0 P: 10	R: 0 E: 0 K: 0 S: 4	H: 1 LOB: 1 BB: 0 P: 4	R: 0 E: 0 K: 0 S: 3	H: 0 LOB: 0 BB: 0 P: 3		1B: 7 2B: 0 3B: 0 HR: 0	SF: 0 SAC: 0 DP: 1 HBP: 0	WP: 0 PB: 0 SB: 1 CS: 0
PITCHER Wally Bunker, R (1, 1) ERA: 2.57	IP: 9.0 WLS: W BF: 35 H: 7 R: 2 ER: 2 SO: 4 BB: 2 IBB: 0 HBP: 0 BLK: 0 WP: 0 HR: 0 S: 41 P: 49 ERA: 2.00 WHIP: 1.000															PITCHER				

Batter	1	2	3	4	5	6	7	8	9	AB	R	H	RBI	BB	SO	LOB	BOTTOM			
Luis Aparicio, R (1, 6) OBP: 0.315, SLG: 0.360	F3		E4 1B		F8			K		5	1	2	2	0	1	1	Los Angeles Angels @ Baltimore Orioles Memorial Stadium, Baltimore, MD Sun Sep 20 1964, 3:38 AM EDT Att: 8,474 - Unknown			
Jerry Adair, R (1, 4) OBP: 0.279, SLG: 0.330	5-3		F9		FC5-4			F9		4	0	0	0	0	0	2				
Boog Powell, L (1, 7) Paul Blair, R (9, 8) OBP: 0.397, SLG: 0.604	BB		1-3					F3		3	1	1	0	1	0	3				
Brooks Robinson, R (1, 5) OBP: 0.361, SLG: 0.510	F7		SF9		FC1-4 1B			F6		3	0	1	1	0	0	1				
Sam Bowens, R (1, 9) OBP: 0.328, SLG: 0.475		HR	2H 1B 2B		FC1-4 4-3 WP			F5		4	2	2	2	0	0	1				
Bob Johnson, R (1, 3) OBP: 0.286, SLG: 0.360	K		1B WP 1B		4-3			4-3		4	1	1	1	0	1	1				
Jackie Brandt, R (1, 8) OBP: 0.295, SLG: 0.361	K		WP 1B 1B		L5			1-3		4	1	1	0	0	1	1				
Dick Brown, R (1, 2) OBP: 0.294, SLG: 0.391	K		WP 1B IBB		1-3			K		3	1	0	0	1	2	0				
Wally Bunker, R (1, 1) OBP: 0.187, SLG: 0.106			2B		FC5-4 BB			5-3		2	1	1	0	2	0	0				
Inning Stats	R: 0 E: 0 K: 0 S: 3	H: 0 LOB: 1 BB: 1 P: 7	R: 1 E: 0 K: 3 S: 10	H: 1 LOB: 0 BB: 0 P: 10	R: 7 E: 2 K: 0 S: 10	H: 7 LOB: 3 BB: 2 P: 19	R: 0 E: 0 K: 0 S: 4	H: 1 LOB: 1 BB: 0 P: 4	R: 0 E: 0 K: 0 S: 3	H: 0 LOB: 0 BB: 0 P: 3	R: 0 E: 0 K: 1 S: 5	H: 0 LOB: 0 BB: 0 P: 5	R: 0 E: 0 K: 1 S: 5	H: 0 LOB: 0 BB: 0 P: 5	R: 0 E: 0 K: 0 S: 3	H: 0 LOB: 0 BB: 0 P: 3		1B: 6 2B: 2 3B: 0 HR: 1	SF: 1 SAC: 0 DP: 0 HBP: 1	WP: 2 PB: 0 SB: 0 CS: 0
PITCHER George Brunet, L (1, 1) ERA: 4.54 Bob Duliba, R (3, 1) ERA: 3.57 Ken McBride, R (3, 1) ERA: 5.3 Aubrey Gatewood, R (6, 1) ERA: 2.24 Bill Keiso, R (7, 1) ERA: 4.22	IP: 2.2 WLS: L BF: 14 H: 5 R: 5 ER: 5 SO: 3 BB: 1 IBB: 1 HBP: 0 BLK: 0 WP: 1 HR: 0 S: 19 P: 23 ERA: 16.88 WHIP: 2.250															PITCHER				

AB 33
R 2
H 7
RBI 2
BB 2
SO 4
LOB 17



AB 32
R 8
H 9
RBI 6
BB 4
SO 5
LOB 10



Batter	1	2	3	4	5	6	7	8	9	AB	R	H	RBI	BB	SO	LOB	TOP			
Mike Hershberger, R OBP: 0.303, SLG: 0.286 (1, 9)	0-0 6-3		0-0 F9			0-3 K		0-0 F8		4	0	0	0	0	1	0				
Don Buford, S OBP: 0.338, SLG: 0.351 (1, 4)	0-0 6-3 1B		0-0 4-3			0-0 F7		0-0 6-3		4	0	1	0	0	0	0				
Floyd Robinson, L OBP: 0.382, SLG: 0.414 (1, 7)	0-0 6-3 1-2			0-0 FC4-6 1B		4-0 BB		0-0 FC6-4 1B		3	0	2	0	1	0	1				
Pete Ward, L OBP: 0.345, SLG: 0.467 Al Weis, S OBP: 0.305, SLG: 0.309 (9, PR)	0-0 F3			0-0 FC4-6 1-3 1-2		0-0 F9		0-0 FC6-4 1-2		4	0	0	0	0	0	4				
Tom McCraw, L OBP: 0.322, SLG: 0.364 (1, 3)		0-0 F9		0-0 1-3 2-3			0-3 K		0-0 F7	4	0	0	0	0	1	2				
Ron Hansen, R OBP: 0.340, SLG: 0.406 (1, 6)		0-0 6-3		0-0 5-3			0-0 6-3		0-3 K	4	0	0	0	0	1	2				
Ken Berry, R OBP: 0.667, SLG: 0.500 (1, 8)		4-0 1B BB			0-0 F6		0-0 1B			2	0	1	0	1	0	0				
J.C. Martin, L OBP: 0.246, SLG: 0.284 Smoky Burgess, L OBP: 0.305, SLG: 0.326 Jerry McNertney, R OBP: 0.288, SLG: 0.288 (7, PH)		0-0 1B			0-0 F7		0-0 4-3			2	0	1	0	0	0	0				
Bruce Howard, S (1, 1) Mary Staehle, L OBP: 0.667, SLG: 0.667 Eddie Fisher, R OBP: 0.176, SLG: 0.176 (8, PH)			0-0 1-3		0-0 F9			0-0 F6		1	0	0	0	0	0	0				
Inning Stats	R: 0 E: 0 K: 0 S: 4	H: 1 LOB: 1 BB: 0 P: 4	R: 0 E: 0 K: 0 S: 3	H: 1 LOB: 2 BB: 1 P: 7	R: 0 E: 0 K: 0 S: 3	H: 0 LOB: 0 BB: 0 P: 3	R: 0 E: 1 K: 0 S: 4	H: 1 LOB: 1 BB: 0 P: 4	R: 0 E: 0 K: 1 S: 5	H: 0 LOB: 1 BB: 1 P: 9	R: 0 E: 0 K: 1 S: 6	H: 1 LOB: 1 BB: 0 P: 6	R: 0 E: 0 K: 0 S: 3	H: 0 LOB: 0 BB: 0 P: 3	R: 0 E: 0 K: 1 S: 6	H: 1 LOB: 1 BB: 0 P: 6	1B: 5 2B: 0 3B: 0 HR: 0	SF: 0 SAC: 0 DP: 0 HBP: 0	WP: 0 PB: 0 CS: 0	PA: 33
PITCHER Fred Newman, R ERA: 2.82 (1, 1)	IP: 9.0 WLS: W BF: 33 H: 5 R: 0 ER: 0 SO: 3 BB: 2 IBB: 0 HBP: 0 BLK: 0 WP: 0 HR: 0 S: 37 P: 45 ERA: 0.00 WHIP: 0.778															PITCHER				

Chicago White Sox @ Los Angeles Angels
Dodger Stadium, Los Angeles, CA
Tue Sep 22 1964, 7:05 PM PDT
Att: 6,660 - Unknown

livebaseballscorecards.com

AB 31
R 0
H 5
RBI 0
BB 2
SO 3
LOB 10



Batter	1	2	3	4	5	6	7	8	9	AB	R	H	RBI	BB	SO	LOB	BOTTOM			
Jim Piersall, R OBP: 0.350, SLG: 0.384 (1, 8) (7, 7)	0-0 3-1		0-0 G6-4-3 1-2			0-3 K		0-0 6-3		4	0	0	0	0	1	1				
Jim Fregosi, R OBP: 0.380, SLG: 0.479 (1, 6)	0-3 K		0-0 1B 2B		0-0 F2			0-0 F4		4	1	1	0	0	1	0				
Willie Smith, L OBP: 0.312, SLG: 0.459 Bob Perry, R OBP: 0.311, SLG: 0.357 (7, 8)	0-0 1B		0-0 FC6-4 2-H 1B		0-0 F9			0-0 4-3		3	0	2	1	0	0	0				
Lou Clinton, R OBP: 0.316, SLG: 0.402 (1, 9)	0-0 6-3		0-0 FC6-4 1-2		4-0 FC4-2 BB					2	0	0	0	1	0	2				
Buck Rodgers, S OBP: 0.305, SLG: 0.314 (1, 2)		0-0 6-3		0-0 6-3		0-0 FC4-2 1-H				3	0	0	0	0	0	1				
Felix Torres, R OBP: 0.259, SLG: 0.406 (1, 5)		0-0 4-3 2B		4-0 BB		0-0 F3				2	0	1	0	1	0	1				
Tom Satriano, L OBP: 0.287, SLG: 0.259 (1, 3)		0-0 4-3 2-3		0-0 F2			0-0 F9			3	0	0	0	0	0	2				
Bobby Knoop, R OBP: 0.290, SLG: 0.284 (1, 4)		0-3 K		0-0 F9			0-0 F3			3	0	0	0	0	1	2				
Fred Newman, R OBP: 0.226, SLG: 0.224 (1, 1)			0-0 G6-4-3 1B		0-0 6-3		0-0 F3			3	0	1	0	0	0	0				
Inning Stats	R: 0 E: 0 K: 1 S: 6	H: 1 LOB: 1 BB: 0 P: 6	R: 0 E: 0 K: 1 S: 6	H: 1 LOB: 1 BB: 0 P: 6	R: 1 E: 0 K: 0 S: 5	H: 3 LOB: 1 BB: 0 P: 5	R: 0 E: 0 K: 0 S: 3	H: 0 LOB: 1 BB: 1 P: 7	R: 0 E: 0 K: 0 S: 3	H: 0 LOB: 0 BB: 0 P: 5	R: 0 E: 1 K: 0 S: 3	H: 0 LOB: 1 BB: 1 P: 7	R: 0 E: 0 K: 0 S: 3	H: 0 LOB: 0 BB: 0 P: 3	R: 0 E: 0 K: 0 S: 3	H: 0 LOB: 0 BB: 0 P: 3	1B: 3 2B: 2 3B: 0 HR: 0	SF: 0 SAC: 0 DP: 1 HBP: 0	WP: 0 PB: 0 CS: 0	PA: 30
PITCHER Bruce Howard, R ERA: 1.29 Eddie Fisher, R ERA: 3.12 (8, 1)	IP: 7.0 WLS: L BF: 27 H: 5 R: 1 ER: 1 SO: 3 BB: 2 IBB: 0 HBP: 0 BLK: 0 WP: 0 HR: 0 S: 31 P: 39 ERA: 1.29 WHIP: 1.000															PITCHER				

Chicago White Sox @ Los Angeles Angels
Dodger Stadium, Los Angeles, CA
Tue Sep 22 1964, 7:05 PM PDT
Att: 6,660 - Unknown

livebaseballscorecards.com

AB 28
R 1
H 5
RBI 1
BB 2
SO 3
LOB 9



Batter	1	2	3	4	5	6	7	8	9	AB	R	H	RBI	BB	SO	LOB	TOP	
Mike Hershberger, R (1, 9) <small>OBP: 0.304, SLG: 0.284</small> Smoky Burgess, L (7, PH) <small>OBP: 0.334, SLG: 0.324</small> Hoyt Wilhelm, R (7, 1) <small>OBP: 0.200, SLG: 0.158</small> Gary Peters, L (8, PH) <small>OBP: 0.229, SLG: 0.365</small> Eddie Fisher, R (9, 1) <small>OBP: 0.176, SLG: 0.176</small>	 F2		 K		 BB		 F6		 E8 1B	2	0	0	0	1	1	0	Chicago White Sox @ Los Angeles Angels Dodger Stadium, Los Angeles, CA <small>Wed Sep 23 1964, 7:05 PM PDT</small> <small>Att: 3,810 - Unknown</small>	
Floyd Robinson, L (1, 7) <small>OBP: 0.382, SLG: 0.411</small>	 BB		 F9		 K			 2B BB	 6-3	3	1	0	0	2	1	3		
Ron Hansen, R (1, 6) <small>OBP: 0.338, SLG: 0.404</small> Don Buford, S (6, 4) <small>OBP: 0.336, SLG: 0.350</small>	 F7		 F7			 K		 F8	 F7	3	0	0	0	0	1	1		
Pete Ward, L (1, 5) <small>OBP: 0.346, SLG: 0.468</small>	 K			 BB		 4-3		 3-1 2B		3	0	1	1	1	1	1		
Jeff Long, R (1, 3) <small>OBP: 0.289, SLG: 0.244</small> Tom McCraw, L (7, 3) <small>OBP: 0.324, SLG: 0.364</small>		 F4		 K		 F9		 3-1 IBB		3	0	0	0	0	1	1		
Ken Berry, R (1, 8) <small>OBP: 0.567, SLG: 0.500</small> Mary Staehle, L (8, PH) <small>OBP: 0.500, SLG: 0.500</small> Jim Landis, R (8, 8) <small>OBP: 0.305, SLG: 0.272</small>		 1B BB		 F7			 BB	 3-1		2	0	1	0	1	0	1		
Al Weis, S (1, 4) <small>OBP: 0.302, SLG: 0.306</small>		 F5		 L5			 1B	 1-2 2-3		4	0	0	0	0	0	5		
Jerry McNertney, R (1, 2) <small>OBP: 0.290, SLG: 0.290</small> Cam Carron, R (5, 2) <small>OBP: 0.310, SLG: 0.312</small> J.C. Martin, L (7, 2) <small>OBP: 0.245, SLG: 0.283</small>		 1-2 1B			 F9		 F8		 5-3	2	0	1	0	0	0	0		
Joe Horlen, R (1, 1) <small>OBP: 0.167, SLG: 0.141</small> Dave Nicholson, R (7, PH) <small>OBP: 0.328, SLG: 0.357</small> Gene Stephens, L (7, 9) <small>OBP: 0.335, SLG: 0.355</small>		 F9		 CS BB BB		 1-2 BB		 1B E 1B		1	0	0	0	1	0	2		
Inning Stats	R: 0 H: 0 E: 0 K: 1 S: 5	H: 0 R: 0 ER: 0 LOB: 1 BB: 1 P: 9	R: 0 H: 0 E: 0 K: 1 S: 5	H: 0 R: 0 ER: 0 LOB: 1 BB: 0 P: 5	R: 0 H: 0 E: 0 K: 1 S: 5	H: 0 R: 0 ER: 0 LOB: 2 BB: 2 P: 12	R: 0 H: 0 E: 0 K: 1 S: 5	H: 1 R: 0 ER: 0 LOB: 2 BB: 0 P: 8	R: 1 H: 1 E: 0 K: 0 S: 4	H: 2 R: 1 ER: 1 LOB: 1 BB: 0 P: 5	1B: 4 2B: 2 3B: 0 HR: 0	SF: 0 SAC: 0 DP: 1 HBP: 0	WP: 0 PB: 0 SB: 0 CS: 1	PA: 39				
PITCHER	IP WLS BF H R ER SO BB IBB HBP BLK WP HR S P ERA WHIP	IP WLS BF H R ER SO BB IBB HBP BLK WP HR S P ERA WHIP																
George Brunet, L (1, 1) <small>ERA: 3.79</small>	6.2	27	2	0	0	5	6	0	0	0	0	0	0	0	31	55	0.00	1.200
Barry Latman, R (7, 1) <small>ERA: 3.5</small>	0.1	1	0	0	0	0	0	0	0	0	0	0	0	1	1	0.00	0.000	
Dean Chance, R (8, 1) <small>ERA: 1.65</small>	2.0	L	11	3	2	1	0	1	1	0	0	0	0	9	17	4.50	2.000	




Batter	1	2	3	4	5	6	7	8	9	AB	R	H	RBI	BB	SO	LOB	BOTTOM
Jim Piersall, R (1, 8) <small>OBP: 0.346, SLG: 0.381</small> <small>(8, 7)</small>	 G5-3-5 1B	 FC6-4			 K		 4-3			4	0	1	0	0	1	4	Chicago White Sox @ Los Angeles Angels Dodger Stadium, Los Angeles, CA <small>Wed Sep 23 1964, 7:05 PM PDT</small> <small>Att: 3,810 - Unknown</small>
Ed Kirkpatrick, L (1, 7) <small>OBP: 0.313, SLG: 0.352</small> Dean Chance, R (8, 1) <small>OBP: 0.116, SLG: 0.084</small>	 G5-3-5		 G5-4-3 BB		 G3		 F4		3	0	0	0	1	0	3		
Jim Fregosi, R (1, 6) <small>OBP: 0.379, SLG: 0.477</small>	 S 1B		 G5-4-3		 K			 6-3	4	0	1	0	0	1	1		
Lou Clinton, R (1, 9) <small>OBP: 0.315, SLG: 0.400</small>	 K		 PO 1B			 4-3		 F3	4	0	1	0	0	1	1		
Buck Rodgers, S (1, 2) <small>OBP: 0.303, SLG: 0.311</small>		 F7	 PO	 1-3		 F8		 F5	4	0	0	0	0	0	0		
Felix Torres, R (1, 5) <small>OBP: 0.283, SLG: 0.405</small>		 S 1B 1B		 1B BB		 5-3			3	1	1	0	1	0	0		
Tom Satriano, L (1, 3) <small>OBP: 0.291, SLG: 0.263</small>		 K		 1-2 1B			 4-3 1B	 1-3	4	0	2	0	0	1	1		
Bobby Knoop, R (1, 4) <small>OBP: 0.290, SLG: 0.283</small> Jack Hitt, R (9, PH) <small>OBP: 0.455, SLG: 0.400</small> Willie Smith, L (9, FR) <small>OBP: 0.312, SLG: 0.459</small>		 1B IBB		 K		 K		 1B	2	0	0	0	1	2	3		
George Brunet, R (1, 1) <small>OBP: 0.250, SLG: 0.182</small> Barry Latman, R (7, 1) <small>OBP: 0.125, SLG: 0.175</small> Albie Pearson, L (7, PH) <small>OBP: 0.318, SLG: 0.274</small> Bob Perry, R (8, 8) <small>OBP: 0.310, SLG: 0.355</small>		 FC6-4 1B		 K		 4-3 1B		 5-3	2	0	1	1	0	1	2		
Inning Stats	R: 0 H: 2 E: 0 K: 1 S: 6	H: 2 R: 1 ER: 0 LOB: 2 BB: 1 P: 11	R: 0 H: 1 E: 0 K: 0 S: 2	H: 1 R: 0 ER: 0 LOB: 1 BB: 1 P: 6	R: 0 H: 1 E: 0 K: 2 S: 8	H: 0 R: 0 ER: 0 LOB: 0 BB: 0 P: 7	R: 0 H: 0 E: 0 K: 0 S: 3	H: 2 R: 0 ER: 0 LOB: 2 BB: 0 P: 7	R: 0 H: 0 E: 0 K: 0 S: 3	H: 1 R: 0 ER: 0 LOB: 1 BB: 0 P: 4	1B: 9 2B: 0 3B: 0 HR: 0	SF: 0 SAC: 0 DP: 2 HBP: 0	WP: 0 PB: 0 SB: 2 CS: 0	PA: 37			
PITCHER	IP WLS BF H R ER SO BB IBB HBP BLK WP HR S P ERA WHIP	IP WLS BF H R ER SO BB IBB HBP BLK WP HR S P ERA WHIP															
Joe Horlen, R (1, 1) <small>ERA: 1.96</small>	6.0	24	6	1	1	6	2	1	0	0	0	0	0	33	45	1.50	1.333
Hoyt Wilhelm, R (7, 1) <small>ERA: 2.15</small>	2.0	W	8	2	0	0	0	0	0	0	0	0	0	10	10	0.00	1.000
Eddie Fisher, R (9, 1) <small>ERA: 3.1</small>	1.0	S	4	1	0	0	0	0	0	0	0	0	0	4	4	0.00	1.000



Batter	1	2	3	4	5	6	7	8	9	AB	R	H	RBI	BB	SO	LOB	TOP					
Rich Rollins, R OBP: 0.332, SLG: 0.408 (1, 5)	0-0 1-3		0-3 K		0-3 K			0-0 5-3		4	0	0	0	0	2	3						
Zoilo Versalles, R OBP: 0.311, SLG: 0.444 (1, 6)	0-0 6-3		0-0 F8			0-0 L4 1B		0-0 4-3		4	0	1	0	0	0	2						
Tony Oliva, L OBP: 0.358, SLG: 0.555 (1, 9)	0-3 K			0-0 G4-6-3 1B		0-0 F7		0-0 4-3		4	0	1	0	0	1	1						
Harmon Killebrew, R OBP: 0.384, SLG: 0.560 (1, 7)		0-0 G4-6-3 1B		0-0 G4-6-3 1B		0-0 1B		0-0 F9		4	0	3	0	0	0	0						
Jimmie Hall, L OBP: 0.338, SLG: 0.481 (1, 8)	0-3 K		0-0 G4-6-3		0-0 L4			0-0 F5		4	0	0	0	0	1	5						
Don Mincher, L OBP: 0.301, SLG: 0.560 (1, 3)	0-0 G4-6-3		0-3 K				0-0 F7		0-0 F7	4	0	0	0	0	1	2						
Earl Batley, R OBP: 0.339, SLG: 0.406 (1, 2)			0-0 1B		0-0 1B		4-0 WP BB			2	0	2	0	1	0	0						
Bill Bethea, R OBP: 0.333, SLG: 0.267 (1, 4)			0-0 1B		0-0 F2		0-0 F4			3	0	1	0	0	0	2						
Jim Kaat, L OBP: 0.263, SLG: 0.289 (1, 1)			0-3 K		0-3 K		0-3 K			3	0	0	0	0	3	4						
Inning Stats	R: 0 E: 0 K: 1 S: 5	H: 0 LOB: 0 BB: 0 P: 5	R: 0 E: 0 K: 1 S: 5	H: 1 LOB: 0 BB: 0 P: 5	R: 0 E: 0 K: 2 S: 9	H: 2 LOB: 2 BB: 0 P: 9	R: 0 E: 0 K: 1 S: 6	H: 2 LOB: 1 BB: 0 P: 6	R: 0 E: 0 K: 2 S: 8	H: 1 LOB: 1 BB: 0 P: 8	R: 0 E: 0 K: 0 S: 4	H: 2 LOB: 1 BB: 0 P: 4	R: 0 E: 0 K: 1 S: 5	H: 0 LOB: 1 BB: 1 P: 9	R: 0 E: 0 K: 0 S: 3	H: 0 LOB: 0 BB: 0 P: 3	R: 0 E: 0 K: 0 S: 3	H: 0 LOB: 0 BB: 0 P: 3	1B: 8 2B: 1 3B: 0 HR: 0	SF: 0 SAC: 0 DP: 3 HBP: 0	WP: 1 PB: 0 SB: 0 CS: 0	PA: 33
PITCHER Dean Chance, R ERA: 1.59 (1, 1)	IP: 9.0 WLS: W BF: 33 H: 8 R: 0 ER: 0 SO: 8 BB: 1 IBB: 0 HBP: 0 BLK: 0 WP: 1 HR: 0 S: 48 P: 52 ERA: 0.00 WHIP: 1.000															PITCHER						

Minnesota Twins @ Los Angeles Angels
Dodger Stadium, Los Angeles, CA
Fri Sep 25 1964, 7:05 PM PDT
Att: 8,276 - Unknown


AB	32
R	0
H	8
RBI	0
BB	1
SO	8
LOB	19



Batter	1	2	3	4	5	6	7	8	9	AB	R	H	RBI	BB	SO	LOB	BOTTOM			
Bob Perry, R OBP: 0.313, SLG: 0.364 (1, 8)	0-3 K		4-0 BB			0-0 G3		0-0 WP 3B		3	0	1	0	1	1	0				
Willie Smith, L OBP: 0.312, SLG: 0.459 (8, FR)										0	1	0	0	0	0	0				
Albie Pearson, L OBP: 0.318, SLG: 0.274 (9, 7)										0	0	0	0	0	0	0				
Jim Piersall, R OBP: 0.350, SLG: 0.383 (1, 7)	0-0 CS 1B		0-0 F9			0-0 E5 1B		0-0 F9		4	0	2	0	0	0	2				
Jim Fregosi, R OBP: 0.377, SLG: 0.473 (1, 6)	0-3 K			0-0 5-3		0-0 F7		0-0 5-3		4	0	0	0	0	1	3				
Lou Clinton, R OBP: 0.315, SLG: 0.400 (1, 9)		0-0 F3		0-0 F8		0-0 E 1B				3	0	1	0	0	0	0				
Felix Torres, R OBP: 0.260, SLG: 0.401 (1, 5)		0-3 K		0-0 F8		0-0 F9		0-0 F9		3	0	0	0	0	1	1				
Buck Rodgers, S OBP: 0.301, SLG: 0.309 (1, 2)		0-0 F9			0-3 K		0-0 F8			3	0	0	0	0	1	1				
Tom Satriano, L OBP: 0.291, SLG: 0.261 (1, 3)			0-0 4-3		0-0 F3		4-0 BB			2	0	0	0	1	0	0				
Bobby Knoop, R OBP: 0.291, SLG: 0.283 (1, 4)					0-3 K		0-0 5-3			3	0	1	0	0	1	2				
Dean Chance, R OBP: 0.112, SLG: 0.081 (1, 1)			0-3 K			0-0 G3		0-0 1-3		3	0	0	0	0	1	1				
Inning Stats	R: 0 E: 0 K: 2 S: 7	H: 1 LOB: 0 BB: 0 P: 7	R: 0 E: 0 K: 1 S: 5	H: 0 LOB: 0 BB: 0 P: 5	R: 0 E: 0 K: 1 S: 6	H: 1 LOB: 2 BB: 1 P: 10	R: 0 E: 0 K: 0 S: 3	H: 0 LOB: 0 BB: 0 P: 3	R: 0 E: 0 K: 2 S: 7	H: 0 LOB: 0 BB: 0 P: 7	R: 0 E: 1 K: 0 S: 4	H: 1 LOB: 1 BB: 0 P: 4	R: 0 E: 1 K: 0 S: 4	H: 1 LOB: 2 BB: 1 P: 8	R: 1 E: 0 K: 0 S: 4	H: 1 LOB: 1 BB: 0 P: 4	1B: 4 2B: 0 3B: 1 HR: 0	SF: 0 SAC: 0 DP: 0 HBP: 0	WP: 2 PB: 0 SB: 0 CS: 1	PA: 30
PITCHER Jim Kaat, L ERA: 3.15 (1, 1)	IP: 8.0 WLS: L BF: 30 H: 5 R: 1 ER: 1 SO: 6 BB: 2 IBB: 0 HBP: 0 BLK: 0 WP: 2 HR: 0 S: 40 P: 48 ERA: 1.12 WHIP: 0.875															PITCHER				

Minnesota Twins @ Los Angeles Angels
Dodger Stadium, Los Angeles, CA
Fri Sep 25 1964, 7:05 PM PDT
Att: 8,276 - Unknown

AB	28
R	1
H	5
RBI	0
BB	2
SO	6
LOB	10



Batter	1	2	3	4	5	6	7	8	9	AB	R	H	RBI	BB	SO	LOB	TOP			
Bill Bethea, R OBP: 0.364, SLG: 0.278 (1,4)	F8		F5			BB		1-3 1B		3	0	1	0	1	0	1	Minnesota Twins @ Los Angeles Angels Dodger Stadium, Los Angeles, CA Sat Sep 26 1964, 7:05 PM PDT Att: 4,718 - Unknown livebaseballscorecards.com			
Zolo Versailles, R OBP: 0.309, SLG: 0.441 (1,6)	F9			6-3		F9		F7		4	0	0	0	0	3					
Tony Oliva, L OBP: 0.356, SLG: 0.551 (1,9)	F7			F7		F7			1-3	4	0	0	0	0	1					
Harmon Killebrew, R OBP: 0.385, SLG: 0.563 (1,7)		G4-6-3 BB					4-3		K	3	0	1	0	1	0					
Jimmie Hall, L OBP: 0.335, SLG: 0.477 (1,8)		G4-6-3 1-2					F8		F7	4	0	0	0	1	2					
Don Mincher, L OBP: 0.298, SLG: 0.554 (1,3)		4-3				F8		F8		3	0	0	0	0	0					
Earl Batley, R OBP: 0.336, SLG: 0.403 (1,2)			K			1-5-3		F9		3	0	0	0	1	0					
Rich Rollins, R OBP: 0.332, SLG: 0.408 (1,5)			F9			F3			FC5-4 1B	3	0	1	0	0	0					
Mudcat Grant, R OBP: 0.238, SLG: 0.321 (1,1)									FC5-4 1B 1-2	2	0	1	0	0	0					
Frank Kostro, R (8, PH) OBP: 0.302, SLG: 0.411 (8, PR)										1	0	0	0	0	0					
Rich Reese, L (8, PR)										0	0	0	0	0	0					
Al Worthington, R (8, 1)										0	0	0	0	0	0					
Inning Stats	R: 0 E: 0 K: 0 S: 3	H: 0 LOB: 0 BB: 0 P: 3	R: 0 E: 0 K: 0 S: 2	H: 0 LOB: 0 BB: 1 P: 6	R: 0 E: 0 K: 1 S: 6	H: 1 LOB: 1 BB: 0 P: 6	R: 0 E: 0 K: 1 S: 6	H: 1 LOB: 1 BB: 0 P: 6	R: 0 E: 0 K: 0 S: 3	H: 0 LOB: 1 BB: 1 P: 7	R: 0 E: 0 K: 0 S: 3	H: 0 LOB: 0 BB: 0 P: 3	R: 0 E: 0 K: 0 S: 5	H: 2 LOB: 2 BB: 0 P: 5	R: 0 E: 0 K: 1 S: 5	H: 0 LOB: 0 BB: 0 P: 5	1B: 3 2B: 0 3B: 1 HR: 0	SF: 0 SAC: 0 DP: 1 HBP: 0	WP: 0 PB: 0 SB: 0 CS: 0	PA: 32
PITCHER Bill Kelso, R (1,1) ERA: 2.29	IP: 9.0 WLS: W BF: 32 H: 4 R: 0 ER: 0 SO: 3 BB: 2 IBB: 0 HBP: 0 BLK: 0 WP: 0 HR: 0 S: 36 P: 44 ERA: 0.00 WHIP: 0.667																			

Batter	1	2	3	4	5	6	7	8	9	AB	R	H	RBI	BB	SO	LOB	BOTTOM			
Jim Piersall, R OBP: 0.357, SLG: 0.387 (1,8)	5-3									3	0	2	0	1	0	0	Minnesota Twins @ Los Angeles Angels Dodger Stadium, Los Angeles, CA Sat Sep 26 1964, 7:05 PM PDT Att: 4,718 - Unknown livebaseballscorecards.com			
Jim Fregosi, R OBP: 0.374, SLG: 0.470 (1,6)	E6 1B		G5-4-3 1B 1-2			F9		5-3		4	1	0	0	0	3					
Willie Smith, L OBP: 0.314, SLG: 0.468 (1,7)	E8 1B 1-H			HR		4-3		6-3		4	1	2	1	0	2					
Lou Clinton, R OBP: 0.315, SLG: 0.401 (1,9)	F3		6-3					4-3		4	0	1	0	0	1					
Buck Rodgers, S OBP: 0.299, SLG: 0.307 (1,2)	1-3			K		K		3-1		4	0	0	0	2	2					
Felix Torres, R OBP: 0.263, SLG: 0.400 (1,5)		4-3 1B				K		1-3		3	0	1	0	1	1					
Tom Satriano, L OBP: 0.292, SLG: 0.258 (1,3)		4-3 1-2								2	0	0	1	0	2					
Bobby Knoop, R OBP: 0.289, SLG: 0.281 (1,4)		F9						FC6-4 IBB		3	0	0	0	0	4					
Bill Kelso, R (1,1)										3	0	0	0	3	1					
Inning Stats	R: 1 E: 2 K: 0 S: 5	H: 1 LOB: 1 BB: 0 P: 5	R: 0 E: 0 K: 1 S: 6	H: 1 LOB: 1 BB: 0 P: 6	R: 1 E: 0 K: 0 S: 4	H: 2 LOB: 0 BB: 0 P: 4	R: 0 E: 0 K: 1 S: 5	H: 0 LOB: 1 BB: 1 P: 9	R: 0 E: 0 K: 2 S: 8	H: 1 LOB: 2 BB: 1 P: 12	R: 0 E: 0 K: 1 S: 6	H: 1 LOB: 1 BB: 0 P: 6	R: 0 E: 0 K: 0 S: 3	H: 0 LOB: 0 BB: 0 P: 3	R: 0 E: 0 K: 0 S: 3	H: 0 LOB: 0 BB: 0 P: 3		1B: 4 2B: 1 3B: 0 HR: 1	SF: 0 SAC: 0 DP: 1 HBP: 0	WP: 0 PB: 0 SB: 0 CS: 0
PITCHER Mudcat Grant, R (1,1) ERA: 3.76 Al Worthington, R (8, 1) ERA: 2.1	IP: 7.0 WLS: L BF: 30 H: 6 R: 2 ER: 1 SO: 6 BB: 2 IBB: 0 HBP: 0 BLK: 0 WP: 0 HR: 1 S: 39 P: 51 ERA: 1.29 WHIP: 1.143																			

Batter	1	2	3	4	5	6	7	8	9	AB	R	H	RBI	BB	SO	LOB	TOP										
Bob Perry, R OBP: 0.319, SLG: 0.364 (1, 8)										3	1	1	0	2	0	1											
Jim Piersall, R OBP: 0.354, SLG: 0.382 (1, 7)										5	2	1	0	0	1	4											
Jim Fregosi, R OBP: 0.368, SLG: 0.460 (1, 6)										4	1	1	0	0	1	2											
Lou Clinton, R OBP: 0.313, SLG: 0.399 (1, 9)										2	0	0	1	0	2	2											
Felix Torres, R OBP: 0.267, SLG: 0.399 (1, 5)										4	0	2	3	0	1	1											
Buck Rodgers, S OBP: 0.298, SLG: 0.314 (1, 2)										4	1	1	1	0	0	3											
Tom Satriono, L OBP: 0.285, SLG: 0.249 (1, 3)										4	0	0	0	0	1	1											
Bobby Knoop, R OBP: 0.288, SLG: 0.281 (1, 4)										4	0	1	0	0	1	0											
Fred Newman, R OBP: 0.231, SLG: 0.230 (1, 1)										2	0	1	0	0	1	0											
Bill Kelso, R (4, 1)										1	0	0	0	0	1	0											
Dean Chance, R OBP: 0.109, SLG: 0.079 (8, 1)										1	0	0	0	0	1	1											
Barry Latman, R OBP: 0.125, SLG: 0.175 (9, 1)										0	0	0	0	0	0	0											
Inning Stats	R: 2 E: 1 K: 1 S: 7	H: 1 LOB: 1 BB: 1 P: 11	R: 0 E: 0 K: 0 S: 4	H: 1 LOB: 1 BB: 0 P: 4	R: 2 E: 0 K: 0 S: 6	H: 3 LOB: 1 BB: 0 P: 6	R: 0 E: 0 K: 2 S: 8	H: 1 LOB: 1 BB: 0 P: 8	R: 0 E: 0 K: 0 S: 3	H: 0 LOB: 1 BB: 0 P: 4	R: 0 E: 0 K: 1 S: 5	H: 0 LOB: 0 BB: 0 P: 5	R: 0 E: 0 K: 1 S: 5	H: 0 LOB: 0 BB: 0 P: 5	R: 1 E: 0 K: 3 S: 10	H: 1 LOB: 0 BB: 0 P: 10	R: 0 E: 0 K: 2 S: 8	H: 1 LOB: 2 BB: 1 P: 12	1B: 6 2B: 1 3B: 0 HR: 1	SF: 1 SAC: 1 DP: 0 HBP: 1	WP: 0 PB: 0 SB: 0 CS: 0	PA: 39					
PITCHER	IP	WLS	BF	H	R	ER	SO	BB	IBB	HBP	BLK	WP	HR	S	P	ERA	WHIP										
Jim Kaat, L ERA: 3.22	2.1	L	14	5	4	2	1	1	0	0	0	0	0	15	19	7.71	2.571										
Dwight Gooden, R ERA: 4.91	0.2		2	0	0	0	0	0	0	0	0	0	0	2	2	0.00	0.000										
Jim Perry, R ERA: 3.44	3.0		11	1	0	0	3	0	0	1	0	0	0	16	17	0.00	0.333										
Johnny Klippstein, R ERA: 2.65	1.0		3	0	0	0	1	0	0	0	0	0	0	5	5	0.00	0.000										
Gary Dotter, L ERA: 2.08	2.0		9	2	1	1	5	1	0	0	0	0	1	18	22	4.50	1.500										

Los Angeles Angels @ Minnesota Twins
Metropolitan Stadium, Bloomington, MI
Fri Oct 02 1964, 4:33 AM EDT
Att: 3,168 - Unknown

livebaseballscorecards.com

AB 34
R 5
H 8
RBI 5
BB 2
SO 10
LOB 15

Batter	1	2	3	4	5	6	7	8	9	AB	R	H	RBI	BB	SO	LOB	BOTTOM										
Zoilo Versalles, R OBP: 0.312, SLG: 0.435 (1, 6)										3	0	2	1	1	0	0											
Frank Kostrer, R OBP: 0.291, SLG: 0.392 (1, 5)										5	0	0	0	0	2	4											
Tony Oliva, L OBP: 0.360, SLG: 0.554 (1, 9)										3	0	1	0	1	1	1											
Harmon Killebrew, R OBP: 0.378, SLG: 0.552 (1, 7)										4	1	1	1	0	0	3											
Jimmie Hall, L OBP: 0.340, SLG: 0.485 (1, 8)										4	0	1	0	0	2	2											
Don Mincher, L OBP: 0.300, SLG: 0.552 (1, 3)										3	1	1	0	1	0	0											
Earl Batley, R OBP: 0.247, SLG: 0.407 (1, 2)										4	0	2	0	0	0	2											
Mudcat Grant, R OBP: 0.233, SLG: 0.313 (9, PR)										0	1	0	0	0	0	0											
Jay Ward, R OBP: 0.323, SLG: 0.296 (1, 4)										4	1	2	2	0	1	3											
Earl Batley, R OBP: 0.247, SLG: 0.407 (1, 2)										0	0	0	0	0	0	0											
Jay Ward, R OBP: 0.323, SLG: 0.296 (1, 4)										0	0	0	0	0	0	0											
Inning Stats	R: 0 E: 0 K: 0 S: 4	H: 2 LOB: 1 BB: 0 P: 4	R: 0 E: 0 K: 0 S: 3	H: 0 LOB: 0 BB: 0 P: 3	R: 0 E: 0 K: 0 S: 3	H: 1 LOB: 0 BB: 0 P: 3	R: 0 E: 0 K: 1 S: 5	H: 0 LOB: 0 BB: 0 P: 5	R: 0 E: 0 K: 1 S: 6	H: 1 LOB: 1 BB: 0 P: 6	R: 0 E: 0 K: 2 S: 8	H: 1 LOB: 1 BB: 0 P: 8	R: 1 E: 0 K: 1 S: 8	H: 3 LOB: 2 BB: 0 P: 8	R: 0 E: 0 K: 1 S: 5	H: 0 LOB: 2 BB: 2 P: 13	R: 3 E: 0 K: 2 S: 9	H: 2 LOB: 1 BB: 1 P: 13	1B: 8 2B: 2 3B: 0 HR: 1	SF: 1 SAC: 0 DP: 2 HBP: 0	WP: 0 PB: 1 SB: 0 CS: 0	PA: 38					
PITCHER	IP	WLS	BF	H	R	ER	SO	BB	IBB	HBP	BLK	WP	HR	S	P	ERA	WHIP										
Fred Newman, R ERA: 2.75	3.0		10	3	0	0	0	0	0	0	0	0	1	10	10	0.00	1.000										
Bill Kelso, R ERA: 2.29	4.0	W	18	5	1	1	5	1	0	0	0	0	1	27	31	2.25	1.500										
Dean Chance, R ERA: 1.65	1.0		7	2	3	2	1	2	0	0	0	0	0	7	15	18.00	4.000										
Barry Latman, R ERA: 3.85	1.0	S	3	0	0	0	2	0	0	0	0	0	0	7	7	0.00	0.000										

Los Angeles Angels @ Minnesota Twins
Metropolitan Stadium, Bloomington, MI
Fri Oct 02 1964, 4:33 AM EDT
Att: 3,168 - Unknown


livebaseballscorecards.com

AB 34
R 4
H 10
RBI 4
BB 3
SO 8
LOB 20

Batter	1	2	3	4	5	6	7	8	9	AB	R	H	RBI	BB	SO	LOB	TOP								
Joe Koppe, R OBP: 0.331, SLG: 0.300 (1, 6)	4-3	F8			F9		K		6-3	4	0	0	0	0	1	2									
Bob Perry, R OBP: 0.318, SLG: 0.362 (9, PH)										1	0	0	0	0	0	0									
Paul Schaaf, R OBP: 0.161, SLG: 0.103 (1, 5)	K		F4		F3			1-3	6-3	5	0	0	0	0	1	0									
Willie Smith, L OBP: 0.314, SLG: 0.463 (1, 8)	S WP 1B				K					4	1	2	0	0	2	0									
Lou Clinton, R OBP: 0.315, SLG: 0.400 (1, 9)	5-3									4	1	2	0	0	0	1									
Jack Hiatt, R OBP: 0.400, SLG: 0.308 (1, 3)		3B	F9							3	1	0	0	1	1	3									
Ed Kirkpatrick, L OBP: 0.318, SLG: 0.361 (1, 7)		FC1-2 3B			4-3					2	0	1	1	2	0	0									
Tom Satriano, L OBP: 0.282, SLG: 0.246 (8, PH)		FC1-2 1B			F9					3	0	0	0	0	0	2									
Jim Fregosi, R OBP: 0.369, SLG: 0.463 (8, 6)										1	0	1	2	0	0	0									
Bobby Knoop, R OBP: 0.291, SLG: 0.282 (8, PH)										2	0	1	0	1	1	0									
Felix Torres, R OBP: 0.266, SLG: 0.397 (8, 3)							K	F8		1	0	0	0	0	0	2									
Ken McBride, R OBP: 0.353, SLG: 0.214 (7, PH)										2	0	0	0	0	2	3									
Buck Rodgers, S OBP: 0.289, SLG: 0.313 (7, 1)		K								1	0	0	0	0	0	0									
Bob Duliba, R (7, 1)										0	0	0	0	0	0	0									
Jim Piersall, R OBP: 0.353, SLG: 0.380 (9, PH)							3-1		4-3	1	0	0	0	0	0	0									
Inning Stats	R: 0 E: 0 K: 1 S: 6	H: 1 LOB: 1 BB: 0 P: 6	R: 1 E: 0 K: 1 S: 7	H: 2 LOB: 2 BB: 1 P: 11	R: 0 E: 0 K: 1 S: 6	H: 1 LOB: 1 BB: 0 P: 6	R: 0 E: 0 K: 1 S: 5	H: 0 LOB: 1 BB: 1 P: 9	R: 0 E: 0 K: 1 S: 5	H: 0 LOB: 0 BB: 0 P: 5	R: 0 E: 0 K: 0 S: 3	H: 0 LOB: 1 BB: 1 P: 7	R: 0 E: 0 K: 2 S: 7	H: 0 LOB: 0 BB: 0 P: 7	R: 2 E: 0 K: 1 S: 8	H: 3 LOB: 2 BB: 1 P: 12	R: 0 E: 0 K: 0 S: 3	H: 0 LOB: 0 BB: 0 P: 3	1B: 5 2B: 1 3B: 1 HR: 0	SF: 0 SAC: 0 DP: 0 HBP: 0	WP: 1 PB: 0 SB: 1 CS: 0	PA: 38			
PITCHER	IP	WLS	BF	H	R	ER	SO	BB	IBB	HBP	BLK	WP	HR	S	P	ERA	WHIP								
Dave Boswell, R ERA: 4.24 (1, 1)	7.1	W	31	6	3	3	7	3	0	0	0	1	0	42	54	3.68	1.227								
Al Worthington, R ERA: 2.16 (8, 1)	1.2	S	7	1	0	0	1	1	0	0	0	0	0	8	12	0.00	1.200								

Los Angeles Angels @ Minnesota Twins
Metropolitan Stadium, Bloomington, MI
Sat Oct 03 1964, 4:33 AM EDT
Att: 7,064 - Unknown

AB 34
R 3
H 7
RBI 3
BB 4
SO 8
LOB 13



Batter	1	2	3	4	5	6	7	8	9	AB	R	H	RBI	BB	SO	LOB	BOTTOM								
Zoilo Versalles, R OBP: 0.311, SLG: 0.433 (1, 6)	BB FC6-4 HBP	5-3		F6			K			3	1	0	0	0	1	3									
Frank Kostrz, R OBP: 0.305, SLG: 0.400 (1, 5)	1-2 E BB	F7								3	2	2	0	1	0	1									
Tony Oliva, L OBP: 0.360, SLG: 0.555 (1, 9)	F7			F8						3	0	1	1	1	0	2									
Harmon Killebrew, R OBP: 0.378, SLG: 0.551 (1, 7)	FC6-4 1-2 2-3 BB			G4-6-3 BB			K			2	0	0	0	2	2	3									
Jimmie Hall, L OBP: 0.339, SLG: 0.483 (1, 8)	FC6-4 1-2 2B			G4-6-3						4	1	1	1	0	0	4									
Don Mincher, L OBP: 0.299, SLG: 0.551 (1, 3)	1-2 2H 3H									4	0	1	0	0	0	0									
Earl Batley, R OBP: 0.346, SLG: 0.495 (1, 2)										4	1	1	0	0	0	0									
Jay Ward, R OBP: 0.343, SLG: 0.300 (1, 4)										3	0	1	0	1	1	0									
Dave Boswell, R OBP: 0.222, SLG: 0.222 (1, 1)										3	0	1	1	0	1	1									
Al Worthington, R OBP: 0.063, SLG: 0.063 (8, 1)	1-2 3H	FC6								0	0	0	0	0	0	0									
Inning Stats	R: 2 E: 1 K: 0 S: 3	H: 1 LOB: 2 BB: 2 P: 12	R: 1 E: 1 K: 0 S: 5	H: 2 LOB: 0 BB: 0 P: 5	R: 0 E: 0 K: 0 S: 2	H: 0 LOB: 0 BB: 1 P: 6	R: 0 E: 0 K: 0 S: 4	H: 1 LOB: 2 BB: 1 P: 8	R: 0 E: 0 K: 0 S: 3	H: 0 LOB: 0 BB: 0 P: 3	R: 1 E: 1 K: 3 S: 11	H: 2 LOB: 1 BB: 0 P: 11	R: 1 E: 0 K: 1 S: 6	H: 1 LOB: 0 BB: 0 P: 6	1B: 6 2B: 2 3B: 0 HR: 0	SF: 0 SAC: 0 DP: 2 HBP: 1	WP: 1 PB: 0 SB: 2 CS: 0	PA: 35							
PITCHER	IP	WLS	BF	H	R	ER	SO	BB	IBB	HBP	BLK	WP	HR	S	P	ERA	WHIP								
Ken McBride, R ERA: 5.26 (7, 1)	6.0	L	26	5	3	3	1	0	0	0	0	1	0	22	43	4.50	1.667								
Bob Duliba, R ERA: 3.99 (7, 1)	2.0		9	3	2	1	4	0	0	0	0	1	0	17	17	4.50	1.500								

Los Angeles Angels @ Minnesota Twins
Metropolitan Stadium, Bloomington, MI
Sat Oct 03 1964, 4:33 AM EDT
Att: 7,064 - Unknown

AB 29
R 5
H 8
RBI 3
BB 5
SO 5
LOB 14



Batter	1	2	3	4	5	6	7	8	9	AB	R	H	RBI	BB	SO	LOB	TOP			
Joe Koppe, R OBP: 0.339, SLG: 0.310 (1, 6)										3	0	2	0	0	0	0	Los Angeles Angels @ Minnesota Twins Metropolitan Stadium, Bloomington, MI Sun Oct 04 1964, 4:33 AM EDT Att: 7,343 - Unknown livebaseballscorecards.com			
Paul Schaaf, R OBP: 0.176, SLG: 0.125 (1, 5)										3	1	1	0	0	1	2				
Willie Smith, L OBP: 0.317, SLG: 0.465 (1, 8)										3	1	2	0	0	0	1				
Lou Clinton, R OBP: 0.315, SLG: 0.401 (1, 9)										3	0	1	2	0	0	3				
Jack Hiatt, R OBP: 0.444, SLG: 0.375 (1, 3)										3	1	2	0	0	1	1				
Ed Kirkpatrick, L OBP: 0.315, SLG: 0.356 (1, 7)										3	0	0	0	0	0	3				
Tom Satriano, L OBP: 0.282, SLG: 0.247 (1, 2)										3	0	1	1	0	1	1				
Bobby Knoop, R OBP: 0.289, SLG: 0.280 (1, 4)										3	0	0	0	0	0	2				
Dan Osinski, R OBP: 0.105, SLG: 0.056 (1, 1)										2	0	0	0	0	0	1				
Inning Stats	R: 2 E: 0 K: 1 S: 8	H: 3 LOB: 1 BB: 0 P: 8	R: 0 E: 0 K: 0 S: 3	H: 0 LOB: 0 BB: 0 P: 3	R: 0 E: 0 K: 1 S: 6	H: 1 LOB: 1 BB: 0 P: 6	R: 1 E: 0 K: 0 S: 5	H: 2 LOB: 1 BB: 0 P: 5	R: 0 E: 0 K: 0 S: 4	H: 2 LOB: 1 BB: 0 P: 4	R: 0 E: 0 K: 1 S: 6	H: 1 LOB: 1 BB: 0 P: 6								
PITCHER Mudcat Grant, R ERA: 3.67 (1, 1)	IP: 6.0 WLS: L BF: 26	H: 9 R: 3 ER: 3 SO: 3	BB: 0 IBB: 0 HBP: 0 BLK: 0	WP: 0 HR: 0 S: 32 P: 32	ERA: 4.50 WHIP: 1.500	PITCHER										IP: 6.0 WLS: L BF: 26	H: 9 R: 3 ER: 3 SO: 3	BB: 0 IBB: 0 HBP: 0 BLK: 0	WP: 0 HR: 0 S: 32 P: 32	ERA: 4.50 WHIP: 1.500

AB	26
R	3
H	9
RBI	3
BB	0
SO	3
LOB	14



Batter	1	2	3	4	5	6	7	8	9	AB	R	H	RBI	BB	SO	LOB	BOTTOM			
Zoilo Versalles, R OBP: 0.310, SLG: 0.431 (1, 6)										3	0	0	0	0	1	0	Los Angeles Angels @ Minnesota Twins Metropolitan Stadium, Bloomington, MI Sun Oct 04 1964, 4:33 AM EDT Att: 7,343 - Unknown livebaseballscorecards.com			
Frank Kostrz, R OBP: 0.305, SLG: 0.408 (1, 5)										3	0	1	0	0	1	0				
Tony Oliva, L OBP: 0.360, SLG: 0.557 (1, 9)										3	0	1	0	0	0	1				
Harmon Killebrew, R OBP: 0.377, SLG: 0.548 (1, 7)										3	0	0	0	0	1	2				
Jimmie Hall, L OBP: 0.338, SLG: 0.480 (1, 8)										3	0	0	0	0	3	1				
Don Mincher, L OBP: 0.300, SLG: 0.547 (1, 3)										2	0	0	0	1	0	1				
Earl Batley, R OBP: 0.348, SLG: 0.407 (1, 2)										3	0	2	0	0	0	0				
Jay Ward, R OBP: 0.351, SLG: 0.290 (1, 4)										1	0	0	0	1	1	2				
Mudcat Grant, R OBP: 0.227, SLG: 0.305 (1, 1)										2	0	0	0	0	1	5				
Inning Stats	R: 0 E: 0 K: 2 S: 8	H: 1 LOB: 1 BB: 0 P: 8	R: 0 E: 1 K: 2 S: 8	H: 1 LOB: 2 BB: 1 P: 12	R: 0 E: 0 K: 1 S: 5	H: 0 LOB: 0 BB: 0 P: 5	R: 0 E: 0 K: 2 S: 9	H: 1 LOB: 3 BB: 1 P: 13	R: 0 E: 0 K: 0 S: 4	H: 1 LOB: 1 BB: 0 P: 4	R: 0 E: 0 K: 1 S: 5	H: 0 LOB: 0 BB: 0 P: 5								
PITCHER Dan Osinski, R ERA: 3.48 (1, 1)	IP: 6.0 WLS: W BF: 25	H: 4 R: 0 ER: 0 SO: 8	BB: 2 IBB: 0 HBP: 0 BLK: 0	WP: 0 HR: 0 S: 39 P: 47	ERA: 0.00 WHIP: 1.000	PITCHER										IP: 6.0 WLS: W BF: 25	H: 4 R: 0 ER: 0 SO: 8	BB: 2 IBB: 0 HBP: 0 BLK: 0	WP: 0 HR: 0 S: 39 P: 47	ERA: 0.00 WHIP: 1.000

AB	23
R	0
H	4
RBI	0
BB	2
SO	8
LOB	12

