


# Los Angeles Angels - 1965

Batter	1	2	3	4	5	6	7	8	9	AB	R	H	RBI	BB	SO	LOB	TOP			
Dick Howser, R OBP: 0.400, SLG: 0.250 (1, 6)	F3	FC6-4 BB		1-3			1B	F6		4	0	1	0	1	0	1				
Chuck Hinton, R OBP: 0.200, SLG: 0.200 Ray Barker, L (9, 3)	F7	FC6-4 1-2			F9		HR 1B	5-3		5	1	1	0	0	0	3				
Leon Wagner, L OBP: 0.300, SLG: 1.000 (1, 7)	F7				F7		HR 1B	4-3		5	2	2	2	0	0	0				
Rocky Colavito, R OBP: 0.400, SLG: 0.250 (1, 9)		1-3		WP FC4-2 1B	5-3		F5	BB		4	0	1	0	1	0	0				
Max Alvis, R OBP: 0.400, SLG: 0.400 (1, 5)		1B SH 1B		FC4-2 1-2 2-3 1B		K		K		5	1	2	0	0	3	1				
Vic Davallio, L OBP: 0.500, SLG: 0.750 (1, 8)		SH E 1B		FC4-2 G4-3 1-3 2-H 3-H 1B		4-3		2B		4	2	2	0	0	0	2				
Larry Brown, R OBP: 0.667, SLG: 1.000 (1, 4)		SH SH1-4 1-2 3-H 1B		G4-3 1-2				1B		3	1	2	2	0	0	2				
Joe Azcue, R OBP: 0.250, SLG: 0.250 (1, 2)		E1 SH1-4 1-2 2-H 1B			P3					4	0	1	1	0	1	2				
Ralph Terry, R (1, 1)		SH1-4 1-2 2-3 1B			3-1					3	0	0	0	0	1	1				
<b>Inning Stats</b>	R: 0 E: 0 K: 0 S: 3	H: 0 LOB: 0 BB: 0 P: 3	R: 2 E: 2 K: 0 S: 7	H: 2 LOB: 3 BB: 1 P: 11	R: 1 E: 0 K: 0 S: 5	H: 3 LOB: 1 BB: 0 P: 5	R: 0 E: 0 K: 0 S: 3	H: 0 LOB: 0 BB: 0 P: 3	R: 0 E: 0 K: 2 S: 8	H: 1 LOB: 1 BB: 0 P: 8	R: 2 E: 0 K: 0 S: 5	H: 3 LOB: 0 BB: 0 P: 5	R: 2 E: 0 K: 2 S: 10	H: 3 LOB: 1 BB: 0 P: 10	R: 0 E: 0 K: 1 S: 5	H: 0 LOB: 1 BB: 1 P: 9	1B: 9 2B: 2 3B: 0 HR: 1	SF: 0 SAC: 2 DP: 1 HBP: 0	WP: 2 PB: 0 SB: 1 CS: 0	PA: 41
<b>PITCHER</b>	IP	WLS	BF	H	R	ER	SO	BB	IBB	HBP	BLK	WP	HR	S	P	ERA	WHIP			
Fred Newman, R ERA: 1.5 (1, 1)	6.0	L	26	6	3	1	2	1	0	0	0	2	0	29	33	1.50	1.167			
Don Lee, R ERA: 18.0 (7, 1)	1.0		5	3	2	2	0	0	0	0	0	0	1	5	5	18.00	3.000			
Dick Wantz, R ERA: 18.0 (8, 1)	1.0		6	3	2	2	0	0	0	0	0	0	0	10	10	18.00	3.000			
Ron Piche, R ERA: (9, 1)	1.0		4	0	0	0	1	1	0	0	0	0	0	5	9	0.00	1.000			

Cleveland Indians @ Los Angeles Angels  
Dodger Stadium, Los Angeles, CA  
Tue Apr 13 1965, 6:05 PM PST  
Att: 11,278 - Unknown


AB 37  
R 7  
H 12  
RBI 5  
BB 2  
SO 5  
LOB 12



Batter	1	2	3	4	5	6	7	8	9	AB	R	H	RBI	BB	SO	LOB	BOTTOM			
Jose Cardenal, R OBP: 0.500, SLG: 0.500 (1, 8)	F3					F8				4	0	2	1	0	0	0				
Jim Fregosi, R (1, 6)	5-3					F9		1-2 2-H 1B		4	0	0	0	0	1	3				
Willie Smith, L (1, 7)	4-3				F9		4-3			4	0	0	0	0	0	0				
Costen Shockley, L OBP: 0.250, SLG: 0.250 (1, 3)					F8		F8			4	0	1	0	0	0	0				
Lou Clinton, R (1, 9)		F3			K		5-3			4	0	0	0	0	1	1				
Buck Rodgers, S (1, 2)		F8				4-3		4-3		3	0	0	0	0	0	1				
Paul Schaal, R OBP: 0.333, SLG: 0.667 (1, 5)		F7				F9				3	1	1	0	0	0	1				
Bobby Knoop, R (1, 4)					P3		4-3			2	0	0	0	1	0	0				
Fred Newman, R Albie Pearson, L Don Lee, R Dick Wantz, R Joe Adcock, R Ron Piche, R (1, 1) (6, PH) (7, 1) (8, 1) (8, PH) (9, 1)					F7		F9			1	0	0	0	0	0	0				
<b>Inning Stats</b>	R: 0 E: 0 K: 0 S: 3	H: 0 LOB: 0 BB: 0 P: 3	R: 0 E: 0 K: 0 S: 4	H: 1 LOB: 1 BB: 0 P: 4	R: 0 E: 0 K: 1 S: 6	H: 1 LOB: 0 BB: 0 P: 6	R: 0 E: 0 K: 1 S: 5	H: 0 LOB: 0 BB: 0 P: 5	R: 0 E: 0 K: 0 S: 3	H: 0 LOB: 0 BB: 0 P: 3	R: 0 E: 0 K: 0 S: 3	H: 0 LOB: 0 BB: 0 P: 3	R: 1 E: 0 K: 0 S: 5	H: 2 LOB: 2 BB: 1 P: 9	R: 0 E: 0 K: 0 S: 3	H: 0 LOB: 0 BB: 0 P: 3	1B: 3 2B: 1 3B: 0 HR: 0	SF: 0 SAC: 0 DP: 0 HBP: 0	WP: 0 PB: 0 SB: 0 CS: 0	PA: 32
<b>PITCHER</b>	IP	WLS	BF	H	R	ER	SO	BB	IBB	HBP	BLK	WP	HR	S	P	ERA	WHIP			
Ralph Terry, R ERA: 1.0 (1, 1)	9.0	W	32	4	1	1	2	1	0	0	0	0	0	35	39	1.00	0.556			

Cleveland Indians @ Los Angeles Angels  
Dodger Stadium, Los Angeles, CA  
Tue Apr 13 1965, 6:05 PM PST  
Att: 11,278 - Unknown

AB 31  
R 1  
H 4  
RBI 1  
BB 1  
SO 2  
LOB 8





Batter	1	2	3	4	5	6	7	8	9	AB	R	H	RBI	BB	SO	LOB	TOP					
Tom Tresh, S OBP: 0.300, SLG: 0.600	F6		K					F6		5	2	2	2	0	1	1						
Bobby Richardson, R OBP: 0.444, SLG: 0.375	F8		6-3					SH3		4	0	2	0	0	0	1						
Roger Maris, L	F8							K		4	0	0	0	1	1	2						
Mickey Mantle, S OBP: 0.556, SLG: 0.333		F8						BB		3	0	1	0	2	0	2						
Joe Pepitone, L		K						SH3		3	0	0	0	2	2	1						
Tony Kubek, L								BB		3	0	0	1	2	0	4						
Johnny Blanchard, L Phil Linz, R (9, PH)		F2						F4		4	0	2	0	0	0	4						
Clete Boyer, R OBP: 0.375, SLG: 0.200								G4-3		2	0	1	0	2	0	1						
Whitey Ford, L								SH1-4		1	1	0	0	1	0	2						
Hal Reniff, R								SH1-4		0	0	0	0	0	0	0						
Pete Mikkelsen, R								1-3		0	0	0	0	0	0	0						
Hector Lopez, R (8, PH)								HR		1	0	0	0	0	0	1						
Bill Stafford, R (8, 1)								BB		0	0	0	0	0	0	0						
<b>Inning Stats</b>	R: 0 E: 0 K: 0 S: 3	H: 0 LOB: 0 BB: 0 P: 3	R: 0 E: 0 K: 1 S: 5	H: 0 LOB: 1 BB: 1 P: 9	R: 0 E: 0 K: 1 S: 6	H: 1 LOB: 1 BB: 0 P: 6	R: 0 E: 0 K: 1 S: 5	H: 0 LOB: 1 BB: 1 P: 9	R: 2 E: 0 K: 0 S: 5	H: 3 LOB: 2 BB: 2 P: 13	R: 0 E: 0 K: 0 S: 4	H: 1 LOB: 2 BB: 1 P: 8	R: 1 E: 0 K: 1 S: 6	H: 1 LOB: 3 BB: 3 P: 18	R: 0 E: 0 K: 0 S: 2	H: 0 LOB: 0 BB: 1 P: 6	R: 0 E: 0 K: 1 S: 7	H: 2 LOB: 3 BB: 1 P: 11	1B: 7 2B: 0 3B: 0 HR: 1	SF: 0 SAC: 2 DP: 2 HBP: 0	WP: 0 PB: 1 SB: 0 CS: 0	PA: 43
<b>PITCHER</b>	IP WLS BF H R ER SO BB IBB HBP BLK WP HR S P ERA WHIP																					
Dean Chance, R ERA: 3.0	(1, 1) 6.0 27 5 2 2 3 4 1 0 0 0 1 28 48 3.00 1.500																					
Bob Lee, R ERA: 13.5	(7, 1) 0.2 6 1 1 1 1 2 1 0 0 0 0 5 17 13.50 4.500																					
George Brunet, L ERA:	(7, 1) 2.1 W 10 2 0 0 1 2 0 0 0 0 0 10 18 0.00 1.714																					

New York Yankees @ Los Angeles Angels  
Dodger Stadium, Los Angeles, CA  
Wed Apr 14 1965, 6:05 PM PST  
Att: 24,637 - Unknown - 53 F

AB 31  
R 3  
H 8  
RBI 3  
BB 10  
SO 5  
LOB 22



Batter	1	2	3	4	5	6	7	8	9	AB	R	H	RBI	BB	SO	LOB	BOTTOM	
Jose Cardenal, R OBP: 0.667, SLG: 1.111	HR		6-3					1B		5	2	4	1	0	0	0		
Willie Smith, L OBP: 0.375, SLG: 0.375	1-3							1B		4	0	3	0	0	0	0		
Jim Piersall, R (7, PR)								FC4-6		1	1	0	0	0	1			
Jim Fregosi, R OBP: 0.125, SLG: 0.250	K		FC4-6					L7		4	0	1	2	0	1	3		
Joe Adcock, R OBP: 0.200, SLG: 0.200								1-6-3		4	0	1	0	0	0	3		
Vic Power, R (9, 3)			5-3					F3		0	0	0	0	0	0	0		
Lou Clinton, R (1, 9)	6-3							5-3		3	1	0	0	1	1	3		
Buck Rodgers, S OBP: 0.286, SLG: 0.167		5-3						1B		3	0	1	0	1	0	0		
Paul Schaal, R OBP: 0.286, SLG: 0.429		L7						F7		4	0	1	1	0	1	2		
Bobby Knoop, R OBP: 0.286, SLG: 0.167								5-3		4	0	1	0	0	1	2		
Dean Chance, R (1, 1)								1B		2	0	0	0	0	1	1		
Albie Pearson, L (6, PH)								1-3		1	0	0	0	0	0	2		
Bob Lee, R (7, 1)								K		0	0	0	0	0	0	0		
George Brunet, R (7, 1)								K		1	0	0	0	0	1	0		
<b>Inning Stats</b>	R: 1 E: 0 K: 1 S: 7	H: 2 LOB: 1 BB: 0 P: 7	R: 0 E: 0 K: 0 S: 4	H: 1 LOB: 1 BB: 0 P: 4	R: 0 E: 0 K: 2 S: 7	H: 0 LOB: 0 BB: 0 P: 7	R: 0 E: 0 K: 1 S: 7	H: 2 LOB: 2 BB: 0 P: 7	R: 1 E: 0 K: 1 S: 7	H: 2 LOB: 2 BB: 1 P: 11	R: 2 E: 0 K: 0 S: 6	H: 3 LOB: 2 BB: 1 P: 10	R: 0 E: 0 K: 1 S: 6	H: 1 LOB: 1 BB: 0 P: 6	1B: 9 2B: 2 3B: 0 HR: 1	SF: 0 SAC: 0 DP: 0 HBP: 0	WP: 0 PB: 0 SB: 0 CS: 0	PA: 38
<b>PITCHER</b>	IP WLS BF H R ER SO BB IBB HBP BLK WP HR S P ERA WHIP																	
Whitey Ford, L ERA: 3.38	(1, 1) 5.1 25 8 2 2 4 1 0 0 0 0 0 7 7 3.38 1.688																	
Hal Reniff, R ERA: 6.75	(6, 1) 0.2 L 5 3 2 2 1 0 0 0 0 0 0 7 7 27.00 4.500																	
Pete Mikkelsen, R ERA:	(7, 1) 1.0 4 0 0 0 0 0 1 0 0 0 0 3 7 0.00 0.000																	
Bill Stafford, R ERA:	(8, 1) 1.0 4 1 0 0 1 0 0 0 0 0 0 6 6 0.00 1.000																	

New York Yankees @ Los Angeles Angels  
Dodger Stadium, Los Angeles, CA  
Wed Apr 14 1965, 6:05 PM PST  
Att: 24,637 - Unknown - 53 F

AB 36  
R 4  
H 12  
RBI 4  
BB 2  
SO 6  
LOB 17





Batter	1	2	3	4	5	6	7	8	9	AB	R	H	RBI	BB	SO	LOB	TOP										
Tom Tresh, S OBP: 0.286, SLG: 0.500 (1, 8)	F8		1B SF8		F6		F4			4	1	1	0	0	0	1											
Bobby Richardson, R OBP: 0.462, SLG: 0.364 (1, 4)	BB SF7 1B		1B G6-4-3		K			6-3		3	1	1	0	1	1	1											
Roger Maris, L OBP: 0.231, SLG: 0.455 (1, 9)	BB 1B		SF8		4-3					3	1	2	2	0	0	1											
Mickey Mantle, S OBP: 0.462, SLG: 0.222 Ross Moschitto, R (8, 8)	BB 1B		G6-4-3		5-3			F7		3	0	0	0	1	0	1											
Tony Kubek, L (1, 6)	SF7				F7		F7	F6		3	0	0	1	0	0	0											
Clete Boyer, R OBP: 0.333, SLG: 0.333 (1, 5)	F8				5-3				F9	4	0	1	0	0	0	2											
Joe Pepitone, L (1, 3)			F8		4-3				4-3	4	0	0	0	0	1	1											
Bob Schmidt, R (1, 2)			F4				SH WP BB	F8	F7	3	1	0	0	1	0	0											
Mel Stottlemyre, R (1, 1)			K				SH WP	F3		2	0	0	0	0	1	0											
<b>Inning Stats</b>	R: 1 E: 0 K: 0 S: 4	H: 1 LOB: 2 BB: 2 P: 12	R: 0 E: 0 K: 1 S: 5	H: 0 LOB: 0 BB: 0 P: 5	R: 1 E: 0 K: 0 S: 4	H: 2 LOB: 0 BB: 0 P: 4	R: 0 E: 0 K: 0 S: 3	H: 0 LOB: 0 BB: 0 P: 3	R: 1 E: 1 K: 1 S: 6	H: 0 LOB: 1 BB: 1 P: 10	R: 0 E: 0 K: 1 S: 6	H: 1 LOB: 0 BB: 0 P: 6	R: 0 E: 0 K: 0 S: 3	H: 0 LOB: 0 BB: 0 P: 3	R: 1 E: 0 K: 0 S: 4	H: 1 LOB: 0 BB: 0 P: 4	R: 0 E: 0 K: 0 S: 3	H: 0 LOB: 0 BB: 0 P: 3	1B: 3 2B: 1 3B: 0 HR: 1	SF: 2 SAC: 1 DP: 1 HBP: 0	WP: 1 PB: 0 SB: 0 CS: 0	PA: 35					
<b>PITCHER</b>	IP	WLS	BF	H	R	ER	SO	BB	IBB	HBP	BLK	WP	HR	S	P	ERA	WHIP										
Marcelino Lopez, L ERA: 3.38 Bob Lee, R ERA: 5.4	(1, 1)	8.0	L 32	5	4	3	3	3	0	0	0	1	1	35	47	3.38	1.000										

**New York Yankees @ Los Angeles Angels**  
**Dodger Stadium, Los Angeles, CA**  
 Thu Apr 15 1965, 6:05 PM PST  
 Att: 17,097 - Unknown - 57 F

AB	29
R	4
H	5
RBI	3
BB	3
SO	3
LOB	7



Batter	1	2	3	4	5	6	7	8	9	AB	R	H	RBI	BB	SO	LOB	BOTTOM										
Jose Cardenal, R OBP: 0.462, SLG: 0.769 (1, 8)	K		E6			4-3		3-1		4	0	0	0	0	1	0											
Jim Fregosi, R OBP: 0.167, SLG: 0.333 (1, 6)	4-3 2B		F5			F8		6-3		4	0	1	0	0	0	1											
Willie Smith, L OBP: 0.500, SLG: 0.583 (1, 7)	4-3				G4-6-3 1B				G5-4-3 1B	4	0	3	0	0	0	1											
Costen Shockley, L OBP: 0.125, SLG: 0.125 (1, 3)	2-3				G4-6-3			F5		4	0	0	0	0	0	4											
Lou Clinton, R OBP: 0.167, SLG: 0.091 (1, 9)			5-3		K				G5-4-3	4	0	1	0	0	1	1											
Buck Rodgers, S OBP: 0.200, SLG: 0.111 (1, 2)			1-3			F4				3	0	0	0	0	1	1											
Paul Schaal, R OBP: 0.222, SLG: 0.333 Albie Pearson, L (7, PH) Julio Gotay, R (8, 5)			6-3					FC1-6 1B		2	0	0	0	0	0	0											
Bobby Knoop, R OBP: 0.400, SLG: 0.333 (1, 4)					G4-6-3 1B			L5		3	0	2	0	0	0	1											
Marcelino Lopez, R Vic Power, R (8, PH) Bob Lee, R (9, 1)			G4-6-3						6-3	2	0	0	0	0	1	2											
<b>Inning Stats</b>	R: 0 E: 0 K: 1 S: 6	H: 1 LOB: 1 BB: 0 P: 6	R: 0 E: 0 K: 0 S: 3	H: 0 LOB: 0 BB: 0 P: 3	R: 0 E: 1 K: 0 S: 4	H: 1 LOB: 1 BB: 0 P: 4	R: 0 E: 0 K: 1 S: 5	H: 1 LOB: 0 BB: 0 P: 5	R: 0 E: 0 K: 1 S: 6	H: 1 LOB: 1 BB: 0 P: 6	R: 0 E: 0 K: 0 S: 4	H: 1 LOB: 1 BB: 0 P: 4	R: 0 E: 0 K: 1 S: 6	H: 1 LOB: 0 BB: 0 P: 6	R: 0 E: 0 K: 0 S: 3	H: 0 LOB: 0 BB: 0 P: 3	R: 0 E: 0 K: 0 S: 3	H: 1 LOB: 0 BB: 0 P: 3	1B: 5 2B: 2 3B: 0 HR: 0	SF: 0 SAC: 0 DP: 3 HBP: 0	WP: 0 PB: 0 SB: 0 CS: 0	PA: 32					
<b>PITCHER</b>	IP	WLS	BF	H	R	ER	SO	BB	IBB	HBP	BLK	WP	HR	S	P	ERA	WHIP										
Mel Stottlemyre, R ERA:	(1, 1)	9.0	W 32	7	0	0	4	0	0	0	0	0	0	40	40	0.00	0.778										

**New York Yankees @ Los Angeles Angels**  
**Dodger Stadium, Los Angeles, CA**  
 Thu Apr 15 1965, 6:05 PM PST  
 Att: 17,097 - Unknown - 57 F

AB	32
R	0
H	7
RBI	0
BB	0
SO	4
LOB	12





Batter	1	2	3	4	5	6	7	8	9	AB	R	H	RBI	BB	SO	LOB	TOP			
Dick McAuliffe, L (1, 6) OBP: 0.500, SLG: 0.533	0-0 6-3		4-0 FC6-4 BB		0-0 F7		0-0 4-3			3	0	0	0	1	0	1	<b>Detroit Tigers @ Los Angeles Angels</b> Dodger Stadium, Los Angeles, CA Sat Apr 17 1965, 3:33 AM PST Att: 10,460 - Unknown			
Jerry Lumpe, L (1, 4) OBP: 0.368, SLG: 0.438	0-0 PB WP 1B		0-0 FC6-4 1-2f		0-3 K			0-0 6-3		4	1	1	0	0	1	1				
Norm Cash, L (1, 3) OBP: 0.316, SLG: 0.444	0-0 F6 1-3		0-0 F8			0-0 6-3		0-0 5-3		4	0	0	0	0	2					
Al Kaline, R (1, 9) OBP: 0.421, SLG: 0.500	4-0 1B BB		0-0 L4			0-0 L7		0-3 K		3	0	0	0	1	1					
Jim Northrup, L (1, 7) OBP: 0.211, SLG: 0.316	0-0 1-3 3-H 1B		0-0 F7			0-0 1B		0-0 4-3		4	0	2	1	0	0	0				
Don Demeter, R (1, 8) OBP: 0.596, SLG: 0.571	0-3 K		0-0 F2			0-0 F4		0-0 F6		4	0	0	0	0	1	3				
John Sullivan, L (1, 2) OBP: 0.444, SLG: 0.571		0-0 FC3-6 1B		0-0 FC4-3 1B			0-0 G3		0-0 F8	4	0	2	0	0	0	0				
Don Wert, R (1, 5) OBP: 0.188, SLG: 0.077		0-0 FC3-6 G6-4-3		0-0 FC4-3 1-2f			0-0 F8			3	0	0	0	0	2					
Phil Regan, R (1, 1) Gates Brown, L (7, PH) Joe Sparna, R (7, 1)		0-0 G6-4-3 1-2f			0-0 F9					2	0	0	0	0	0	1				
										1	0	1	0	0	0	0				
										0	0	0	0	0	0	0				
<b>Inning Stats</b>	R: 1 E: 0 K: 1 S: 7	H: 2 LOB: 2 BB: 1 P: 11	R: 0 E: 0 K: 0 S: 3	H: 1 LOB: 0 BB: 0 P: 3	R: 0 E: 0 K: 0 S: 3	H: 0 LOB: 1 BB: 1 P: 7	R: 0 E: 0 K: 0 S: 4	H: 1 LOB: 1 BB: 0 P: 4	R: 0 E: 0 K: 0 S: 5	H: 0 LOB: 0 BB: 0 P: 5	R: 0 E: 0 K: 0 S: 4	H: 1 LOB: 0 BB: 0 P: 4	R: 0 E: 0 K: 1 S: 5	H: 0 LOB: 0 BB: 0 P: 5	R: 0 E: 0 K: 0 S: 3	H: 0 LOB: 0 BB: 0 P: 3	1B: 6 2B: 0 3B: 0 HR: 0	SF: 0 SAC: 0 DP: 1 HBP: 0	WP: 1 PB: 1 SB: 0 CS: 0	PA: 34
<b>PITCHER</b> Fred Newman, R (1, 1) ERA: 1.2	IP: 9.0 WLS: W BF: 34 H: 6 R: 1 ER: 1 SO: 3 BB: 2 IBB: 0 HBP: 0 BLK: 0 WP: 1 HR: 0 S: 38 P: 46 ERA: 1.00 WHIP: 0.889															<b>PITCHER</b>				

Batter	1	2	3	4	5	6	7	8	9	AB	R	H	RBI	BB	SO	LOB	BOTTOM
Jose Cardenal, R (1, 8) OBP: 0.471, SLG: 0.765	0-0 F8 S 4-3 1B						0-0 6-3		0-0 E6 1-3	4	1	2	2	0	0	1	<b>Detroit Tigers @ Los Angeles Angels</b> Dodger Stadium, Los Angeles, CA Sat Apr 17 1965, 3:33 AM PST Att: 10,460 - Unknown
Jim Fregosi, R (1, 6) OBP: 0.125, SLG: 0.250	0-0 F8 1-3	0-0 F8 1-3 2-H 3-H			0-0 F7		0-3 K			4	0	0	0	0	1	5	
Willie Smith, L (1, 7) OBP: 0.375, SLG: 0.438	0-0 4-3 3-H		0-0 F7		0-0 1-3			0-0 1-3		4	0	0	1	0	0	0	
Costen Shockley, L (1, 3) Vic Power, R (7, 3) OBP: 0.091, SLG: 0.091	0-0 G3		0-0 L9			0-0 F4		0-0 G3		3	0	0	0	0	0	0	
Buck Rodgers, S (1, 2) OBP: 0.214, SLG: 0.083		0-0 F4	0-0 5-3			4-0 G6-4-3 BB		0-0 1-3		3	0	0	0	1	0	0	
Lou Clinton, R (1, 9) OBP: 0.133, SLG: 0.071		0-0 F2		0-3 K		0-0 G6-4-3 1-2f				3	0	0	0	0	1	1	
Paul Schaal, R (1, 5) OBP: 0.333, SLG: 0.417		0-0 BB 1B 2B 1B		0-0 K 1B			0-0 6-3			3	1	2	0	0	0	0	
Bobby Knoop, R (1, 4) OBP: 0.538, SLG: 0.455		0-0 BB 2B 1B		0-0 K 1B			4-0 K BB			2	1	2	0	1	0	0	
Fred Newman, R (1, 1)		4-0 2B BB		0-3 K			0-3 K			2	0	0	0	1	2	3	
										1B: 5 2B: 1 3B: 0 HR: 0	SF: 0 SAC: 0 DP: 1 HBP: 0	WP: 0 PB: 0 SB: 1 CS: 0	PA: 32				
<b>PITCHER</b> Phil Regan, R (1, 1) Joe Sparna, R (7, 1) ERA: 4.5	IP: 6.0 WLS: L BF: 24 H: 6 R: 3 ER: 3 SO: 2 BB: 2 IBB: 0 HBP: 0 BLK: 0 WP: 0 HR: 0 S: 26 P: 34 ERA: 4.50 WHIP: 1.333															<b>PITCHER</b>	



Batter	1	2	3	4	5	6	7	8	9	10	11	12	13	AB R H RBI BB SO LOB	TOP										
George Smith, R Terry Fox, R														3 0 0 0 1 1 1 1 0 0 1 0 0 0	<p>Detroit Tigers @ Los Angeles Angels Dodger Stadium, Los Angeles, CA</p> <p>Sun Apr 18 1965, 3:33 AM PST Att. 8,672 - Unknown</p> <p>livebaseballscorecards.com</p> <p>AB 40 R 4 H 4 RBI 1 BB 6 SO 10 LOB 9</p>										
Don Wert, R OBP: 0.227, SLG: 0.059													4 0 0 0 2 2 1												
Bill Roman, L													5 0 0 0 0 0 2												
Al Kaline, R OBP: 0.417, SLG: 0.412													3 0 0 0 2 0 0												
Don Demeter, R OBP: 0.435, SLG: 0.421													5 0 0 0 0 3 3												
Willie Horton, R John Sullivan, L													5 1 1 0 0 0 0 0 0 0 0 0 0 0												
Jackie Moore, R Jim Northrup, L													5 0 1 0 0 0 2 0 1 0 0 0 0 0												
Ray Oyler, R Jake Wood, R Dick McAuliffe, L													2 0 0 0 0 1 0 1 1 1 0 0 0 0 1 1 1 0 1 0 0												
Denny McLain, R George Thomas, R Larry Sherry, R													2 0 0 0 0 1 0 1 0 0 0 0 0 0 0 0 0 0 0 0 0 2 0 0 0 0 0 2												
Jerry Lumpe, L																									
<b>Inning Stats</b>	R: 0 E: 0 K: 2 S: 7	H: 0 LOB: 2 BB: 2 P: 15	R: 0 E: 0 K: 2 S: 7	H: 0 LOB: 0 BB: 7	R: 0 E: 0 K: 1 S: 5	H: 0 LOB: 1 BB: 2 P: 10	R: 0 E: 0 K: 1 S: 5	H: 0 LOB: 0 BB: 0 P: 5	R: 0 E: 0 K: 1 S: 5	H: 0 LOB: 0 BB: 0 P: 5	R: 0 E: 0 K: 1 S: 5	H: 0 LOB: 0 BB: 1 P: 9	R: 0 E: 0 K: 0 S: 3	H: 0 LOB: 0 BB: 1 P: 6		R: 0 E: 0 K: 0 S: 3	H: 0 LOB: 0 BB: 0 P: 3	R: 0 E: 0 K: 0 S: 6	H: 0 LOB: 0 BB: 0 P: 3	R: 3 E: 1 K: 0 S: 6	H: 3 LOB: 1 BB: 0 P: 6	1B: 3 2B: 1 3B: 0 HR: 0	SF: 0 SAC: 1 DP: 1 HBP: 0	W/P: 0 PB: 1 SB: 0 CS: 1	PA: 48
<b>PITCHER</b>	IP WLS BF H R ER SO BB IBB HBP BLK WP HR S P ERA WHIP																								
Rudy May, L ERA: 1.8	(1, 1) 9.0 3 32 1 1 0 10 5 0 0 0 0 0 0 47 67 0.00 0.667																								
Bob Lee, R ERA: 1.93	(10, 1) 3.0 L 11 2 2 0 0 1 0 0 0 0 0 0 10 14 0.00 1.000																								
George Brunet, L ERA:	(13, 1) 1.0 4 1 1 0 0 0 0 0 0 0 0 0 0 4 4 0.00 1.000																								

Batter	1	2	3	4	5	6	7	8	9	10	11	12	13	AB R H RBI BB SO LOB	BOTTOM												
Jose Cardenal, R OBP: 0.391, SLG: 0.591														5 0 0 0 1 0 2	<p>Detroit Tigers @ Los Angeles Angels Dodger Stadium, Los Angeles, CA</p> <p>Sun Apr 18 1965, 3:33 AM PST Att. 8,672 - Unknown</p> <p>livebaseballscorecards.com</p> <p>AB 43 R 1 H 6 RBI 1 BB 3 SO 10 LOB 13</p>												
Jim Fregosi, R OBP: 0.091, SLG: 0.182														6 0 0 0 0 0 1													
Willie Smith, L OBP: 0.286, SLG: 0.333														5 0 0 0 0 1 0													
Joe Adcock, R Vic Power, R														3 0 2 0 0 0 0 2 0 1 0 0 0 0													
Costen Shockley, L Lou Clinton, R														3 0 1 0 0 1 2 1 0 0 0 0 0 1													
Buck Rodgers, S OBP: 0.211, SLG: 0.063														4 0 0 0 1 3 2													
Paul Schaaf, R OBP: 0.294, SLG: 0.529														5 1 1 1 0 1 4													
Bobby Knoop, R Albie Pearson, L														4 0 0 0 0 2 0 0 0 0 0 1 0 0													
Rudy May, L Bob Lee, R George Brunet, R Julio Gotay, R														3 0 1 0 0 1 0 1 0 0 0 0 0 0 0 0 0 0 0 0 0 1 0 0 0 0 1 1													
<b>Inning Stats</b>	R: 0 E: 0 K: 0 S: 3	H: 0 LOB: 0 BB: 0 P: 3	R: 0 E: 0 K: 2 S: 8	H: 1 LOB: 1 BB: 0 P: 8	R: 0 E: 0 K: 0 S: 3	H: 0 LOB: 0 BB: 0 P: 3	R: 0 E: 0 K: 1 S: 6	H: 1 LOB: 1 BB: 0 P: 6	R: 1 E: 0 K: 2 S: 9	H: 2 LOB: 1 BB: 0 P: 9	R: 0 E: 0 K: 1 S: 6	H: 1 LOB: 1 BB: 0 P: 6	R: 0 E: 0 K: 0 S: 4	H: 1 LOB: 2 BB: 1 P: 8		R: 0 E: 0 K: 0 S: 2	H: 0 LOB: 0 BB: 1 P: 6	R: 0 E: 0 K: 0 S: 3	H: 0 LOB: 0 BB: 0 P: 3	R: 0 E: 0 K: 1 S: 4	H: 0 LOB: 0 BB: 0 P: 5	R: 0 E: 0 K: 1 S: 5	H: 0 LOB: 1 BB: 1 P: 9	1B: 4 2B: 1 3B: 0 HR: 1	SF: 0 SAC: 0 DP: 1 HBP: 1	W/P: 0 PB: 0 SB: 0 CS: 0	PA: 48
<b>PITCHER</b>	IP WLS BF H R ER SO BB IBB HBP BLK WP HR S P ERA WHIP																										
Denny McLain, R ERA: 1.8	(1, 1) 7.0 3 26 5 1 1 7 0 0 0 0 0 0 1 40 40 1.29 0.714																										
Larry Sherry, R ERA:	(8, 1) 2.0 8 1 0 0 1 0 1 0 0 0 0 9 13 0.00 0.500																										
Terry Fox, R ERA:	(10, 1) 4.0 W 13 0 0 0 2 2 0 1 0 0 0 0 14 23 0.00 0.500																										



Batter	1	2	3	4	5	6	7	8	9	AB	R	H	RBI	BB	SO	LOB	TOP			
George Smith, R (1,4) OBP: 0.375, SLG: 0.286	0-3 K		0-0 1B WP		0-0 1B			0-0 6-3		4	1	2	0	0	1	0	<b>Detroit Tigers @ Los Angeles Angels</b> Dodger Stadium, Los Angeles, CA Mon Apr 19 1965, 6:05 PM PST Att: 5,136 - Unknown			
Don Wert, R (1,5) OBP: 0.231, SLG: 0.095	0-0 6-3		0-0 1-3 WP 1B		0-0 F6			0-0 1-3		4	0	1	0	0	0	1				
Bill Roman, L (1,3) Jake Wood, R (8,PH) Norm Cash, L (8,3) OBP: 1.000, SLG: 2.000 OBP: 0.316, SLG: 0.444	0-0 6-3		0-0 F9		0-3 K			4-0 BB		3	0	0	0	0	1	2				
Al Kaline, R (1,9) OBP: 0.393, SLG: 0.381		0-0 BB 1B	0-0 L7			0-0 L4-3		0-3 K		4	1	1	0	0	1	2				
Don Demeter, R (1,8) Gates Brown, L (9,PR) OBP: 0.444, SLG: 0.409 OBP: 1.000, SLG: 1.000		4-0 1B 1-2 BB		0-3 K		0-0 F7		0-0 1B		3	0	1	0	1	1	0				
Willie Horton, R (1,7) OBP: 0.333, SLG: 0.333		0-0 1B 1-3 2-H		0-0 FC1-6 1B		0-3 K		0-3 K		4	0	2	1	0	2	1				
Jackie Moore, R (1,2) Jim Northrup, L (9,PH) OBP: 0.125, SLG: 0.125 OBP: 0.200, SLG: 0.300		0-0 4-3		0-0 FC1-6 1-2			0-0 F8		0-3 K	3	0	0	0	0	0	2				
Ray Oyler, R (1,6) George Thomas, R (7,PH) Dick McAuliffe, L (7,6) OBP: 0.522, SLG: 0.529		0-3 K		0-0 4-3			0-0 F9		0-0 4-3	2	0	0	0	0	1	2				
Mickey Lolich, S (1,1) Fred Gladding, L (8,1)			0-0 G3		0-0 4-3		0-3 K			3	0	0	0	0	1	0				
<b>Inning Stats</b>	R: 0 E: 0 K: 1 S: 5	H: 0 LOB: 0 BB: 0 P: 5	R: 1 E: 0 K: 1 S: 6	H: 2 LOB: 1 BB: 1 P: 10	R: 1 E: 0 K: 0 S: 5	H: 2 LOB: 1 BB: 0 P: 5	R: 0 E: 0 K: 1 S: 6	H: 1 LOB: 0 BB: 0 P: 6	R: 0 E: 0 K: 1 S: 5	H: 0 LOB: 0 BB: 0 P: 5	R: 0 E: 0 K: 1 S: 5	H: 0 LOB: 0 BB: 0 P: 5	R: 0 E: 0 K: 1 S: 5	H: 0 LOB: 1 BB: 1 P: 9	R: 0 E: 0 K: 2 S: 8	H: 1 LOB: 1 BB: 1 P: 8		1B: 7 2B: 0 3B: 0 HR: 0	SF: 0 SAC: 0 DP: 0 HBP: 0	WP: 1 PB: 0 SB: 0 CS: 0
<b>PITCHER</b> Marcelino Lopez, L (1,1) ERA: 2.65	IP: 9.0 WLS: W BF: 35 H: 7 R: 2 ER: 2 SO: 9 BB: 2 IBB: 0 HBP: 0 BLK: 0 WP: 1 HR: 0 S: 51 P: 59 ERA: 2.00 WHIP: 1.000																			

Batter	1	2	3	4	5	6	7	8	9	AB	R	H	RBI	BB	SO	LOB	BOTTOM			
Jose Cardenal, R (1,8) OBP: 0.370, SLG: 0.577	0-0 F2			0-0 2B	0-0 E5		0-0 F5			4	1	1	0	0	0	1	<b>Detroit Tigers @ Los Angeles Angels</b> Dodger Stadium, Los Angeles, CA Mon Apr 19 1965, 6:05 PM PST Att: 5,136 - Unknown			
Willie Smith, L (1,7) OBP: 0.320, SLG: 0.375	0-0 1-3			0-0 1B	0-3 K		4-0 BB			3	1	1	1	1	1	1				
Jim Fregosi, R (1,6) OBP: 0.154, SLG: 0.269	0-0 F3			0-0 1B SF8		0-0 1B	0-3 K			4	1	2	1	0	1	2				
Joe Adcock, R (1,3) Vic Power, R (8,3) OBP: 0.417, SLG: 0.417 OBP: 0.250, SLG: 0.500		0-0 F4		0-0 FC5-4 1B		0-0 BB	0-0 F5			4	0	2	0	0	0	2				
Gino Cimoli, R (1,9) Lou Clinton, R (7,9) OBP: 0.167, SLG: 0.063		0-0 6-3		0-0 SF8		0-3 K		0-0 F7		2	0	0	1	0	1	2				
Paul Schaaf, R (1,5) OBP: 0.286, SLG: 0.450		0-0 F8		0-0 FC5-4 1-2		4-0 BB		0-0 F8		3	0	0	0	1	0	1				
Phil Roof, R (1,2) OBP: 0.250, SLG: 0.250			0-3 K	0-0 F7		0-0 F2		0-0 2B WP 1B		4	1	1	0	0	1	4				
Bobby Knoop, R (1,4) OBP: 0.381, SLG: 0.368			0-3 K		0-0 6-3	0-3 K		0-0 WP 1-3 2B		4	0	1	0	0	2	3				
Marcelino Lopez, R (1,1) OBP: 0.167, SLG: 0.167			0-3 K		0-3 K		0-0 BB 1B	0-0 2-3 3-H		4	0	1	0	0	2	1				
<b>Inning Stats</b>	R: 0 E: 0 K: 0 S: 3	H: 0 LOB: 0 BB: 0 P: 3	R: 0 E: 0 K: 0 S: 3	H: 0 LOB: 0 BB: 0 P: 3	R: 0 E: 0 K: 3 S: 9	H: 0 LOB: 0 BB: 0 P: 9	R: 3 E: 0 K: 0 S: 7	H: 4 LOB: 1 BB: 0 P: 7	R: 0 E: 1 K: 2 S: 8	H: 0 LOB: 1 BB: 0 P: 8	R: 0 E: 0 K: 2 S: 9	H: 2 LOB: 3 BB: 1 P: 13	R: 0 E: 0 K: 1 S: 6	H: 1 LOB: 2 BB: 1 P: 10	R: 0 E: 0 K: 0 S: 5	H: 2 LOB: 1 BB: 0 P: 5		1B: 5 2B: 4 3B: 0 HR: 0	SF: 1 SAC: 0 DP: 0 HBP: 0	WP: 1 PB: 0 SB: 1 CS: 0
<b>PITCHER</b> Mickey Lolich, L (1,1) ERA: 3.95 Fred Gladding, R (8,1) ERA:	IP: 7.2 WLS: L BF: 35 H: 9 R: 4 ER: 4 SO: 8 BB: 0 IBB: 0 HBP: 0 BLK: 0 WP: 0 HR: 0 S: 49 P: 57 ERA: 4.70 WHIP: 1.435																			




Batter	1	2	3	4	5	6	7	8	9	10	AB	R	H	RBI	BB	SO	LOB						
Jose Cardenal, R OBP: 0.355, SLG: 0.533 (1.8) (9.4) (10.5)	F5		SH1-3		F8			1B	K		4	0	1	0	0	1	2						
Willie Smith, L OBP: 0.267, SLG: 0.310 (1.7) (9.1)	1-3		F9		4-3			K		F9	5	0	0	0	0	1	2						
Jim Fregosi, R OBP: 0.161, SLG: 0.258 (1.6) (9.5)	K				E 1B			K	L5	K	5	1	1	0	0	3	0						
Joe Adcock, R OBP: 0.375, SLG: 0.375 (9, PR) Marcelino Lopez, R OBP: 0.167, SLG: 0.167 George Brunet, R Dean Chance, R Ron Piche, R		F9		E5 1B		F9		WP 1B		2B BB	4	0	1	0	0	0	1						
Lou Clinton, R OBP: 0.304, SLG: 0.300 (1.9) (10.4)		1B 2B						K		WP 1B	4	2	3	1	1	1	0						
Paul Schaaf, R OBP: 0.269, SLG: 0.400 (1.5) (10.4)								F7			5	0	1	1	0	3	5						
Phil Roof, R OBP: 0.143, SLG: 0.143 Vic Power, R Coosten Shockley, L																							
Bobby Knoop, R OBP: 0.348, SLG: 0.333 Jim Piersall, R Julio Gotay, R Buck Rodgers, S Fred Newman, R Gino Cimoli, R Bob Lee, R Albie Pearson, L																							
<b>Inning Stats</b>	R: 0 E: 0 K: 1 S: 5	H: 0 LOB: 0 BB: 0 P: 5	R: 1 E: 0 K: 0 S: 4	H: 2 LOB: 0 BB: 0 P: 4	R: 0 E: 0 K: 0 S: 3	H: 0 LOB: 1 BB: 1 P: 7	R: 1 E: 1 K: 1 S: 7	H: 2 LOB: 1 BB: 0 P: 7	R: 0 E: 0 K: 2 S: 5	H: 0 LOB: 0 BB: 0 P: 5	R: 0 E: 0 K: 2 S: 7	H: 0 LOB: 0 BB: 0 P: 7	R: 0 E: 0 K: 2 S: 8	H: 1 LOB: 1 BB: 0 P: 8	R: 3 E: 0 K: 2 S: 10	H: 3 LOB: 2 BB: 2 P: 18	R: 0 E: 0 K: 2 S: 8	H: 1 LOB: 2 BB: 1 P: 12	1B: 7 2B: 2 3B: 0 HR: 0	SF: 0 SAC: 1 DP: 1 HBP: 0			
<b>PITCHER</b>	IP WLS BF H R ER SO BB IBB HBP BLK WP HR S P ERA WHIP	IP WLS BF H R ER SO BB IBB HBP BLK WP HR S P ERA WHIP	IP WLS BF H R ER SO BB IBB HBP BLK WP HR S P ERA WHIP	IP WLS BF H R ER SO BB IBB HBP BLK WP HR S P ERA WHIP	IP WLS BF H R ER SO BB IBB HBP BLK WP HR S P ERA WHIP	IP WLS BF H R ER SO BB IBB HBP BLK WP HR S P ERA WHIP	IP WLS BF H R ER SO BB IBB HBP BLK WP HR S P ERA WHIP	IP WLS BF H R ER SO BB IBB HBP BLK WP HR S P ERA WHIP	IP WLS BF H R ER SO BB IBB HBP BLK WP HR S P ERA WHIP	IP WLS BF H R ER SO BB IBB HBP BLK WP HR S P ERA WHIP	IP WLS BF H R ER SO BB IBB HBP BLK WP HR S P ERA WHIP	IP WLS BF H R ER SO BB IBB HBP BLK WP HR S P ERA WHIP	IP WLS BF H R ER SO BB IBB HBP BLK WP HR S P ERA WHIP	IP WLS BF H R ER SO BB IBB HBP BLK WP HR S P ERA WHIP	IP WLS BF H R ER SO BB IBB HBP BLK WP HR S P ERA WHIP	IP WLS BF H R ER SO BB IBB HBP BLK WP HR S P ERA WHIP	IP WLS BF H R ER SO BB IBB HBP BLK WP HR S P ERA WHIP	IP WLS BF H R ER SO BB IBB HBP BLK WP HR S P ERA WHIP	IP WLS BF H R ER SO BB IBB HBP BLK WP HR S P ERA WHIP	IP WLS BF H R ER SO BB IBB HBP BLK WP HR S P ERA WHIP			
Sam McDowell, L ERA: 5.4 Don McMahon, R Luis Tiant, R Sonny Siebert, R	8.2 0.0 0.1 1.0	33 3 1 5	6 2 0 1	4 1 0 0	4 1 0 0	10 0 0 2	2 1 0 1	0 0 0 0	0 0 0 0	0 0 0 0	0 0 0 0	0 0 0 0	0 0 0 0	0 0 0 0	0 0 0 0	0 0 0 0	0 0 0 0	0 0 0 0	0 0 0 0	0 0 0 0	0 0 0 0	4.15 ∞ 0.00 0.00	0.923 ∞ 0.00 2.000

**Los Angeles Angels @ Cleveland Indians**  
Cleveland Municipal Stadium, Cleveland, OH  
Wed Apr 21 1965, 3:33 AM EST  
Att: 44,335 - Unknown

livebaseballscorecards.com

AB	37
R	5
H	9
RBI	5
BB	4
SO	13
LOB	12

WP: 1 PA: 42  
PB: 0  
SB: 0  
CS: 0



Batter	1	2	3	4	5	6	7	8	9	10	AB	R	H	RBI	BB	SO	LOB						
Dick Howser, R OBP: 0.304, SLG: 0.200 (1.6) (9.3)	F5			F8		1-3		SH2-4	K		4	0	0	0	0	1	3						
Chuck Hinton, R OBP: 0.318, SLG: 0.286 Fred Whitfield, L	K			HR 1B		F9		K	F7		4	1	1	0	0	2	1						
Leon Wagner, L OBP: 0.478, SLG: 0.695 (1.7) (9.3)	1-3			HR 1B		HR BB		HR BB		HR	3	3	2	3	2	0	0						
Rocky Colavito, R OBP: 0.273, SLG: 0.571 (1.9) (10.4)		F7		F4		HR BB		HR	F9		4	1	1	2	0	0	2						
Max Alvis, R OBP: 0.238, SLG: 0.286 (1.5) (10.4)		6-3		L6		5-3			F8		4	0	0	0	0	0	0						
Vic Davalillo, L OBP: 0.421, SLG: 0.474 (1.8) (10.4)		5-3									4	1	1	0	0	0	0						
Larry Brown, R OBP: 0.308, SLG: 0.417 Al Luplow, L Billy Moran, R				1-3		1B 2B		K	1B BB		3	0	1	0	0	1	0						
Cam Carreon, R OBP: 0.333, SLG: 0.333 Joe Azcue, R				6-3		1B		5-3			3	0	1	0	0	0	0						
Sam McDowell, L Don McMahon, R Luis Tiant, R Ray Barker, L Sonny Siebert, R				K		1-3		E4 BLK SH2-4		1-2 IBB	3	0	0	0	0	1	1						
<b>Inning Stats</b>	R: 0 E: 0 K: 1 S: 5	H: 0 LOB: 0 BB: 0 P: 5	R: 0 E: 0 K: 0 S: 3	H: 0 LOB: 0 BB: 0 P: 3	R: 0 E: 0 K: 1 S: 5	H: 0 LOB: 0 BB: 0 P: 5	R: 2 E: 0 K: 0 S: 5	H: 1 LOB: 0 BB: 0 P: 8	R: 0 E: 0 K: 1 S: 5	H: 0 LOB: 0 BB: 0 P: 5	R: 0 E: 1 K: 1 S: 6	H: 0 LOB: 2 BB: 1 P: 10	R: 1 E: 0 K: 1 S: 7	H: 2 LOB: 3 BB: 2 P: 15	R: 1 E: 0 K: 0 S: 1	H: 1 LOB: 1 BB: 0 P: 1	1B: 4 2B: 1 3B: 0 HR: 3	SF: 0 SAC: 1 DP: 0 HBP: 0					
<b>PITCHER</b>	IP WLS BF H R ER SO BB IBB HBP BLK WP HR S P ERA WHIP	IP WLS BF H R ER SO BB IBB HBP BLK WP HR S P ERA WHIP	IP WLS BF H R ER SO BB IBB HBP BLK WP HR S P ERA WHIP	IP WLS BF H R ER SO BB IBB HBP BLK WP HR S P ERA WHIP	IP WLS BF H R ER SO BB IBB HBP BLK WP HR S P ERA WHIP	IP WLS BF H R ER SO BB IBB HBP BLK WP HR S P ERA WHIP	IP WLS BF H R ER SO BB IBB HBP BLK WP HR S P ERA WHIP	IP WLS BF H R ER SO BB IBB HBP BLK WP HR S P ERA WHIP	IP WLS BF H R ER SO BB IBB HBP BLK WP HR S P ERA WHIP	IP WLS BF H R ER SO BB IBB HBP BLK WP HR S P ERA WHIP	IP WLS BF H R ER SO BB IBB HBP BLK WP HR S P ERA WHIP	IP WLS BF H R ER SO BB IBB HBP BLK WP HR S P ERA WHIP	IP WLS BF H R ER SO BB IBB HBP BLK WP HR S P ERA WHIP	IP WLS BF H R ER SO BB IBB HBP BLK WP HR S P ERA WHIP	IP WLS BF H R ER SO BB IBB HBP BLK WP HR S P ERA WHIP	IP WLS BF H R ER SO BB IBB HBP BLK WP HR S P ERA WHIP	IP WLS BF H R ER SO BB IBB HBP BLK WP HR S P ERA WHIP	IP WLS BF H R ER SO BB IBB HBP BLK WP HR S P ERA WHIP	IP WLS BF H R ER SO BB IBB HBP BLK WP HR S P ERA WHIP	IP WLS BF H R ER SO BB IBB HBP BLK WP HR S P ERA WHIP			
Fred Newman, R Bob Lee, R George Brunet, L Dean Chance, R Ron Piche, R	7.0 1.0 0.1 0.0 0.2	26 5 2 3 3	5 0 1 1 1	4 0 1 0 1	4 0 0 0 0	3 1 0 0 0	0 1 0 0 0	0 0 0 0 0	0 0 0 0 0	0 0 0 0 0	0 0 0 0 0	0 0 0 0 0	0 0 0 0 0	0 0 0 0 0	0 0 0 0 0	0 0 0 0 0	0 0 0 0 0	0 0 0 0 0	0 0 0 0 0	0 0 0 0 0	0 0 0 0 0	5.14 0.00 27.00 ∞ 13.50	0.857 0.000 3.000 ∞ 1.500

**Los Angeles Angels @ Cleveland Indians**  
Cleveland Municipal Stadium, Cleveland, OH  
Wed Apr 21 1965, 3:33 AM EST  
Att: 44,335 - Unknown

livebaseballscorecards.com

AB	34
R	6
H	8
RBI	6
BB	4
SO	5
LOB	10

WP: 0 PA: 39  
PB: 0  
SB: 0  
CS: 0





Batter	1	2	3	4	5	6	7	8	9	AB	R	H	RBI	BB	SO	LOB	TOP			
Jose Cardenal, R OBP: 0.417, SLG: 0.588 (1, 8)										4	0	3	2	1	0	0	<b>Los Angeles Angels @ New York Yankees</b> Yankee Stadium, Bronx, NY Sat Apr 24 1965, 3:33 AM EST Att: 13,281 - Unknown - 50 F			
Jim Fregosi, R OBP: 0.167, SLG: 0.229 (1, 6)										4	0	0	0	1	1	3				
Willie Smith, L OBP: 0.257, SLG: 0.294 (1, 7)										5	0	1	0	0	1	3				
Costen Shockley, L OBP: 0.211, SLG: 0.167 Vic Power, R OBP: 0.200, SLG: 0.400 (1, 3) (7, 3)										4	0	1	0	0	3	1				
Buck Rodgers, S OBP: 0.280, SLG: 0.182 (1, 2)										5	2	2	0	0	1	2				
Lou Clinton, R OBP: 0.321, SLG: 0.320 (1, 9)										5	1	2	0	0	0	3				
Paul Schaal, R OBP: 0.300, SLG: 0.483 Julio Gotay, R (7, PR) (7, 5)										4	1	2	2	0	0	2				
Bobby Knoop, R OBP: 0.444, SLG: 0.500 (1, 4)										3	2	3	2	1	0	0				
Dean Chance, R (1, 1)										4	0	0	0	0	3	6				
<b>Inning Stats</b>	R: 0 E: 0 K: 2 S: 8	H: 1 LOB: 1 BB: 0 P: 8	R: 3 E: 0 K: 1 S: 9	H: 4 LOB: 2 BB: 1 P: 13	R: 0 E: 0 K: 2 S: 7	H: 0 LOB: 0 BB: 0 P: 7	R: 0 E: 0 K: 1 S: 5	H: 0 LOB: 2 BB: 2 P: 13	R: 0 E: 0 K: 0 S: 4	H: 2 LOB: 2 BB: 0 P: 4	R: 2 E: 0 K: 2 S: 11	H: 4 LOB: 3 BB: 0 P: 11	R: 0 E: 0 K: 1 S: 5	H: 0 LOB: 1 BB: 0 P: 4	R: 0 E: 0 K: 0 S: 4	H: 1 LOB: 1 BB: 0 P: 4		1B: 10 2B: 3 3B: 1 HR: 0	SF: 0 SAC: 0 DP: 0 HBP: 0	WP: 0 PB: 1 SB: 1 CS: 0
<b>PITCHER</b>	IP WLS BF H R ER SO BB IBB HBP BLK WP HR S P ERA WHIP																			
Jim Bouton, R ERA: 4.5 (1, 1)	6.0 L 29 9 4 4 6 3 0 0 0 0 0 0 0 38 50 6.00 2.000																			
Steve Hamilton, L ERA: 27.0 (7, 1)	0.2 6 4 2 2 1 0 0 0 0 0 0 0 0 8 8 27.00 6.000																			
Hal Reniff, R ERA: 5.14 (7, 1)	1.1 4 0 0 0 2 0 0 0 0 0 0 0 0 8 8 0.00 0.000																			
Gil Blanco, L ERA: (9, 1)	1.0 4 1 0 0 0 0 0 0 0 0 0 0 0 4 4 0.00 1.000																			

Batter	1	2	3	4	5	6	7	8	9	AB	R	H	RBI	BB	SO	LOB	BOTTOM			
Tom Tresh, S OBP: 0.286, SLG: 0.375 (1, 8)										4	1	2	0	0	0	1	<b>Los Angeles Angels @ New York Yankees</b> Yankee Stadium, Bronx, NY Sat Apr 24 1965, 3:33 AM EST Att: 13,281 - Unknown - 50 F			
Bobby Richardson, R OBP: 0.380, SLG: 0.417 (1, 4)										4	0	0	0	0	0	3				
Roger Maris, L OBP: 0.282, SLG: 0.394 (1, 9)										4	0	0	1	0	0	2				
Mickey Mantle, S OBP: 0.514, SLG: 0.704 (1, 7)										2	0	1	0	2	1	0				
Tony Kubek, L OBP: 0.211, SLG: 0.147 (1, 6)										4	1	1	0	0	1	3				
Duke Carmel, L (1, 3)										4	0	0	0	0	3	3				
Clete Boyer, R OBP: 0.216, SLG: 0.242 (1, 5)										3	0	0	0	1	1	2				
Johnny Blanchard, L OBP: 0.375, SLG: 0.474 (1, 2)										4	0	1	1	0	1	2				
Jim Bouton, R OBP: 0.288, SLG: 0.167 Art Lyle, L OBP: 0.209, SLG: 0.200 Steve Hamilton, L (7, 1) Hal Reniff, R (7, 1) Phil Linz, R (8, PH) Gil Blanco, L (9, 1) Elston Howard, R OBP: 0.286, SLG: 0.857 (9, PH)										1	0	0	0	0	1	0				
<b>Inning Stats</b>	R: 0 E: 0 K: 0 S: 3	H: 1 LOB: 0 BB: 0 P: 3	R: 0 E: 0 K: 1 S: 5	H: 0 LOB: 1 BB: 1 P: 9	R: 0 E: 0 K: 1 S: 5	H: 0 LOB: 0 BB: 0 P: 5	R: 0 E: 0 K: 0 S: 4	H: 1 LOB: 1 BB: 0 P: 4	R: 0 E: 0 K: 0 S: 4	H: 1 LOB: 1 BB: 0 P: 4	R: 0 E: 0 K: 1 S: 5	H: 0 LOB: 2 BB: 2 P: 13	R: 2 E: 1 K: 1 S: 6	H: 1 LOB: 0 BB: 1 P: 10	R: 1 E: 0 K: 1 S: 7	H: 2 LOB: 1 BB: 0 P: 7		1B: 5 2B: 1 3B: 0 HR: 0	SF: 0 SAC: 0 DP: 1 HBP: 0	WP: 1 PB: 0 SB: 1 CS: 0
<b>PITCHER</b>	IP WLS BF H R ER SO BB IBB HBP BLK WP HR S P ERA WHIP																			
Dean Chance, R ERA: 2.4 (1, 1)	9.0 W 36 6 3 2 8 4 0 0 0 1 0 0 0 48 64 2.00 1.111																			



Batter	1	2	3	4	5	6	7	8	9	AB	R	H	RBI	BB	SO	LOB	TOP										
Jose Cardenal, R (1, 8) OBP: 0.375, SLG: 0.526	5-3		5-3		6-3			6-3		4	0	0	0	0	0	1	<b>Los Angeles Angels @ New York Yankees</b> Yankee Stadium, Bronx, NY Sun Apr 25 1965, 3:33 AM EDT Overcast - 55 F <a href="http://livebaseballscorecards.com">livebaseballscorecards.com</a>										
Willie Smith, L (1, 7) OBP: 0.282, SLG: 0.342	1-3 HR		K				K			4	1	2	0	0	2	0											
Jim Fregosi, R (1, 6) OBP: 0.150, SLG: 0.205	1-3			F3		F7		K		4	0	0	0	0	1	2											
Joe Adcock, R (1, 3) OBP: 0.400, SLG: 0.550	2H HR			1B		6-3				4	1	2	2	0	0	0											
Lou Clinton, R (1, 9) OBP: 0.281, SLG: 0.276	F3			F5			6-3	K		4	0	0	0	0	1	1											
Buck Rodgers, S (1, 2) OBP: 0.276, SLG: 0.269		F9		F3			3B	F4		4	0	1	0	0	0	1											
Julio Gotay, R (1, 5) OBP: 0.500, SLG: 0.500 Costen Shockley, L (7, PH) OBP: 0.200, SLG: 0.158 Bob Lee, R (7, 1)	G6-4-3 1B			SH1-3 1B		F5				2	0	2	0	0	0	0											
Bobby Knoop, R (1, 4) OBP: 0.400, SLG: 0.444	G6-4-3			F9		6-3				3	0	0	0	0	0	3											
Marcelino Lopez, R (1, 1) OBP: 0.143, SLG: 0.143 Paul Schaal, R (7, 5) OBP: 0.290, SLG: 0.467	F9			SH1-3				K		1	0	0	0	0	0	0											
	F9			1-2						1	0	0	0	0	1	0											
<b>Inning Stats</b>	R: 2 E: 0 K: 0 S: 5	H: 2 LOB: 0 BB: 0 P: 5	R: 0 E: 0 K: 0 S: 3	H: 1 LOB: 0 BB: 0 P: 3	R: 0 E: 0 K: 1 S: 5	H: 0 LOB: 0 BB: 0 P: 5	R: 0 E: 0 K: 0 S: 4	H: 1 LOB: 1 BB: 0 P: 4	R: 0 E: 0 K: 1 S: 5	H: 0 LOB: 0 BB: 0 P: 5	R: 0 E: 0 K: 0 S: 4	H: 1 LOB: 1 BB: 0 P: 4	R: 0 E: 0 K: 2 S: 8	H: 1 LOB: 1 BB: 0 P: 8	R: 0 E: 0 K: 1 S: 5	H: 0 LOB: 0 BB: 0 P: 5	1B: 4 2B: 1 3B: 1 HR: 1	SF: 0 SAC: 1 DP: 1 HBP: 0	WP: 0 PB: 0 CS: 0	PA: 33							
<b>PITCHER</b>	IP	WLS	BF	H	R	ER	SO	BB	IBB	HBP	BLK	WP	HR	S	P	ERA	WHIP										
Whitey Ford, L (1, 1) ERA: 6.14	6.1	W	24	6	2	2	2	0	0	0	0	0	1	28	28	2.84	0.947										
Pedro Ramos, R (7, 1) ERA: 4.0	2.2	S	9	1	0	0	3	0	0	0	0	0	0	15	15	0.00	0.375										

Batter	1	2	3	4	5	6	7	8	9	AB	R	H	RBI	BB	SO	LOB	BOTTOM										
Tom Tresh, S (1, 8) OBP: 0.261, SLG: 0.341	F4		K		FC6-5-4 1B		K			4	0	0	0	0	2	1	<b>Los Angeles Angels @ New York Yankees</b> Yankee Stadium, Bronx, NY Sun Apr 25 1965, 3:33 AM EDT Overcast - 55 F <a href="http://livebaseballscorecards.com">livebaseballscorecards.com</a>										
Bobby Richardson, R (1, 4) OBP: 0.356, SLG: 0.410	1-3		4-3		1B		BB			3	0	1	0	1	0	0											
Roger Maris, L (1, 9) OBP: 0.326, SLG: 0.486	HR			1-3 BB	4-3		BB			2	1	1	1	2	0	2											
Mickey Mantle, S (1, 7) OBP: 0.488, SLG: 0.645	K			1-3		2B 1B	F4			4	1	1	0	0	1	3											
Elston Howard, R (1, 3) OBP: 0.273, SLG: 0.727 Duke Carmel, L (8, 3)	L6			F3		1-H 2B	F7			4	0	1	1	0	0	3											
Clete Boyer, R (1, 5) OBP: 0.195, SLG: 0.216	F4			F4		5-3		K2-3		4	0	0	0	0	1	2											
Tony Kubek, L (1, 6) OBP: 0.238, SLG: 0.243	BB				IHR	K		F8		3	1	1	1	1	1	1											
Johnny Blanchard, L (1, 2) OBP: 0.393, SLG: 0.429	5-3				K		IBB			2	0	0	0	2	1	1											
Whitey Ford, L (1, 1) OBP: 0.333, SLG: 0.200 Pedro Ramos, S (7, 1)	K			K		L9		K		3	0	1	0	0	1	2											
					FC6-5-4 1B					1	0	0	0	0	1	1											
<b>Inning Stats</b>	R: 1 E: 0 K: 1 S: 6	H: 1 LOB: 0 BB: 0 P: 6	R: 0 E: 0 K: 0 S: 3	H: 0 LOB: 1 BB: 1 P: 7	R: 0 E: 0 K: 2 S: 7	H: 0 LOB: 0 BB: 0 P: 7	R: 0 E: 0 K: 0 S: 3	H: 0 LOB: 1 BB: 1 P: 7	R: 1 E: 0 K: 1 S: 8	H: 3 LOB: 2 BB: 0 P: 8	R: 1 E: 0 K: 1 S: 7	H: 2 LOB: 2 BB: 1 P: 11	R: 0 E: 0 K: 1 S: 5	H: 0 LOB: 2 BB: 2 P: 13	R: 0 E: 0 K: 2 S: 7	H: 0 LOB: 1 BB: 1 P: 11	1B: 3 2B: 1 3B: 0 HR: 2	SF: 0 SAC: 0 DP: 0 HBP: 0	WP: 1 PB: 0 CS: 0	PA: 36							
<b>PITCHER</b>	IP	WLS	BF	H	R	ER	SO	BB	IBB	HBP	BLK	WP	HR	S	P	ERA	WHIP										
Marcelino Lopez, L (1, 1) ERA: 3.13	6.0	L	27	6	3	3	5	2	1	0	0	0	0	34	46	4.50	1.333										
Bob Lee, R (7, 1) ERA: 1.17	2.0		9	0	0	0	3	3	0	0	0	0	0	12	24	0.00	1.500										



Batter	1	2	3	4	5	6	7	8	9	AB	R	H	RBI	BB	SO	LOB	TOP					
Jose Cardenal, R (1, 8) OBP: 0.364, SLG: 0.488	4-0 L5-3 BB		0-0 FC5-4 CS		0-3 K			0-0 F7		3	0	0	0	1	1	2						
Jim Fregosi, R (1, 6) OBP: 0.136, SLG: 0.186	0-0 L5-3		0-0 CS	0-3 K		0-3 K		0-3 K		4	0	0	0	0	3	1						
Willie Smith, L (1, 7) OBP: 0.279, SLG: 0.333	0-0 F9			0-0 5-3		0-0 L9			0-0 6-3 3-1 1B	4	0	1	0	0	0	0						
Costen Shockley, L (1, 3) OBP: 0.208, SLG: 0.136		0-0 F9		4-0 2B BB		0-0 F8			0-0 3-1	3	0	0	0	1	0	1						
Buck Rodgers, S (1, 2) OBP: 0.273, SLG: 0.300		0-0 F6		0-0 BB			0-0 4-3		0-0 6-3	4	0	1	0	0	0	1						
Lou Clinton, R (1, 9) OBP: 0.276, SLG: 0.250	4-0 BB		0-0 BB	0-0 2B		0-0 5-3		0-0 5-3	0-3 K2-3	3	0	0	0	1	1	3						
Julio Gotay, R (1, 5) OBP: 0.429, SLG: 0.571 (7, 4)	0-0 2-3				0-0 F7		0-0 2B			3	0	1	0	0	0	1						
Bobby Knoop, R (1, 4) OBP: 0.406, SLG: 0.429 (7, PH)			4-0 FC5-4 BB		0-3 K		0-0 F5			1	0	0	0	1	1	0						
Albie Pearson, L (7, PH) OBP: 0.333, SLG: 0.200										1	0	0	0	0	0	1						
George Brunet, R (7, 1)										0	0	0	0	0	0	0						
Rudy May, L (1, 1) OBP: 0.400, SLG: 0.250			0-3 K		1-0 HBP				0-0 F4	1	0	0	0	0	1	1						
Paul Schaal, R (7, 5) OBP: 0.281, SLG: 0.452										1	0	0	0	0	0	0						
<b>Inning Stats</b>	R: 0 E: 0 K: 0 S: 2	H: 0 LOB: 0 BB: 1 P: 6	R: 0 E: 0 K: 0 S: 3	H: 0 LOB: 1 BB: 1 P: 7	R: 0 E: 0 K: 1 S: 4	H: 0 LOB: 0 BB: 1 P: 8	R: 0 E: 0 K: 1 S: 6	H: 1 LOB: 2 BB: 1 P: 10	R: 0 E: 0 K: 2 S: 7	H: 0 LOB: 1 BB: 0 P: 8	R: 0 E: 0 K: 1 S: 5	H: 1 LOB: 1 BB: 0 P: 5	R: 0 E: 0 K: 0 S: 4	H: 1 LOB: 1 BB: 0 P: 4	R: 0 E: 0 K: 1 S: 5	H: 0 LOB: 0 BB: 0 P: 5	R: 0 E: 0 K: 1 S: 6	H: 1 LOB: 1 BB: 0 P: 6	1B: 1 2B: 3 3B: 0 HR: 0	SF: 0 SAC: 0 DP: 1 HBP: 1	WP: 0 PB: 0 CS: 1	PA: 34
<b>PITCHER</b> Mel Stottlemyre, R (1, 1) ERA: 1.96	IP: 9.0 WLS: W BF: 33 H: 3 R: 0 ER: 0 SO: 7 BB: 4 IBB: 0 HBP: 1 BLK: 0 WP: 0 HR: 0 S: 42 P: 59 ERA: 0.00 WHIP: 0.778															<b>PITCHER</b>	IP: 9.0 WLS: W BF: 33 H: 3 R: 0 ER: 0 SO: 7 BB: 4 IBB: 0 HBP: 1 BLK: 0 WP: 0 HR: 0 S: 42 P: 59 ERA: 0.00 WHIP: 0.778					

Los Angeles Angels @ New York Yankees  
Yankee Stadium, Bronx, NY  
Sun Apr 25 1965, 3:38 AM EDT  
Att: 17,310 - Overcast - 52 F


AB	28
R	0
H	3
RBI	0
BB	4
SO	7
LOB	11



Batter	1	2	3	4	5	6	7	8	9	AB	R	H	RBI	BB	SO	LOB	BOTTOM					
Tom Tresh, S (1, 8) OBP: 0.260, SLG: 0.354 (9, 7)	0-0 L5		0-0 2B		0-3 K			0-0 5-3		4	0	1	0	0	1	0						
Bobby Richardson, R (1, 4) OBP: 0.404, SLG: 0.405	0-0 BB 1B		0-0 F8			4-0 FC5 B1 BB		0-0 B4-3		3	0	1	0	1	0	1						
Roger Maris, L (1, 9) OBP: 0.340, SLG: 0.474	4-0 1-2 BB		0-0 L8			0-0 B1		0-0 FC6-4 1B		3	0	1	0	1	0	2						
Mickey Mantle, S (1, 7) OBP: 0.489, SLG: 0.706	0-3 K				0-0 HR		4-0 WP FC5 BB		0-0 FC6-4	3	1	1	1	1	1	3						
Ross Moschitto, R (9, 8)								0-0 1-2 BB		0	0	0	0	0	0	0						
Elston Howard, R (1, 3) OBP: 0.214, SLG: 0.571	0-0 F9			0-0 6-3		0-0 FC5 WP		0-0 1-2 2-3		3	0	0	0	0	0	4						
Tony Kubek, L (1, 6) OBP: 0.244, SLG: 0.231		4-0 CS BB		0-0 L6		0-0 4-3		0-0 1-2 2-3		2	0	0	0	1	0	2						
Phil Linz, R (1, 5) OBP: 0.195, SLG: 0.216	0-0 F9		0-0 L7		0-0 L4		0-0 5-3			3	0	0	0	0	0	1						
Clete Boyer, R (9, 5)	1-2 F9									0	0	0	0	0	0	0						
Johnny Blanchard, L (1, 2) OBP: 0.355, SLG: 0.375	0-0 L8				0-0 L4		0-0 F3			3	0	0	0	0	0	0						
Mel Stottlemyre, R (1, 1) OBP: 0.167, SLG: 0.167			0-0 F9		0-3 K		0-3 K			3	0	0	0	0	2	0						
<b>Inning Stats</b>	R: 0 E: 0 K: 1 S: 6	H: 1 LOB: 2 BB: 1 P: 10	R: 0 E: 0 K: 0 S: 2	H: 0 LOB: 0 BB: 1 P: 6	R: 0 E: 0 K: 0 S: 4	H: 1 LOB: 1 BB: 0 P: 4	R: 1 E: 0 K: 0 S: 4	H: 1 LOB: 0 BB: 0 P: 4	R: 0 E: 0 K: 2 S: 7	H: 0 LOB: 0 BB: 0 P: 7	R: 0 E: 0 K: 0 S: 3	H: 0 LOB: 2 BB: 2 P: 11	R: 0 E: 0 K: 1 S: 5	H: 0 LOB: 0 BB: 0 P: 5	R: 0 E: 0 K: 0 S: 4	H: 1 LOB: 1 BB: 0 P: 4	R: 0 E: 0 K: 1 S: 4	H: 1 LOB: 1 BB: 0 P: 4	1B: 2 2B: 1 3B: 0 HR: 1	SF: 0 SAC: 0 DP: 0 HBP: 0	WP: 1 PB: 0 CS: 1	PA: 31
<b>PITCHER</b> Rudy May, L (1, 1) ERA: 0.6	IP: 6.0 WLS: L BF: 24 H: 3 R: 1 ER: 1 SO: 3 BB: 4 IBB: 0 HBP: 0 BLK: 0 WP: 1 HR: 1 S: 26 P: 42 ERA: 1.50 WHIP: 1.167															<b>PITCHER</b>	IP: 6.0 WLS: L BF: 24 H: 3 R: 1 ER: 1 SO: 3 BB: 4 IBB: 0 HBP: 0 BLK: 0 WP: 1 HR: 1 S: 26 P: 42 ERA: 1.50 WHIP: 1.167					
<b>PITCHER</b> George Brunet, L (7, 1) ERA: 1.59	IP: 2.0 WLS: 7 BF: 7 H: 1 R: 0 ER: 0 SO: 1 BB: 0 IBB: 0 HBP: 0 BLK: 0 WP: 0 HR: 0 S: 9 P: 9 ERA: 0.00 WHIP: 0.500															<b>PITCHER</b>	IP: 2.0 WLS: 7 BF: 7 H: 1 R: 0 ER: 0 SO: 1 BB: 0 IBB: 0 HBP: 0 BLK: 0 WP: 0 HR: 0 S: 9 P: 9 ERA: 0.00 WHIP: 0.500					

Los Angeles Angels @ New York Yankees  
Yankee Stadium, Bronx, NY  
Sun Apr 25 1965, 3:38 AM EDT  
Att: 17,310 - Overcast - 52 F

AB	27
R	1
H	4
RBI	1
BB	4
SO	4
LOB	13





Batter	1	2	3	4	5	6	7	8	9	AB	R	H	RBI	BB	SO	LOB	TOP																					
Jose Cardenal, R OBP: 0.347, SLG: 0.457 (1, 8)	L9		K		F3				4-3	5	0	1	1	0	1	0	<b>Los Angeles Angels @ Detroit Tigers</b> Tiger Stadium, Detroit, MI Tue Apr 27 1965, 7:05 PM EDT Att.: 4,872 - Unknown																					
Albie Pearson, L OBP: 0.200, SLG: 0.111 Lou Clinton, R OBP: 0.278, SLG: 0.250 (1, 9) (8, 9)	F8		F4			1-3	F6			4	0	0	0	0	0	2																						
Willie Smith, L OBP: 0.298, SLG: 0.378 (1, 7)	F2			K						3	0	1	0	1	1	0																						
Costen Shockley, L OBP: 0.185, SLG: 0.120 Jim Piersall, R (8, PH) Vic Power, R OBP: 0.200, SLG: 0.400 (8, 3)		K		F8		K		FC1-6 BB		3	0	0	0	0	2	1																						
Buck Rodgers, S OBP: 0.270, SLG: 0.294 (1, 2)				4-3		4-3				4	0	1	0	0	0	2																						
Jim Fregosi, R OBP: 0.208, SLG: 0.239 (1, 6)										3	1	3	1	1	0	0																						
Paul Schaaf, R OBP: 0.278, SLG: 0.514 (1, 5)										4	1	1	2	0	1	4																						
Bobby Knoop, R OBP: 0.389, SLG: 0.387 (1, 4)										3	1	0	0	1	2	2																						
Fred Newman, R Bob Lee, R (7, 1) (1, 1)										3	0	0	0	0	1	2																						
										1	0	0	0	0	0	0																						
<b>Inning Stats</b>	R: 0 E: 0 K: 0 S: 3	H: 0 LOB: 0 BB: 0 P: 3	R: 0 E: 0 K: 2 S: 9	H: 2 LOB: 2 BB: 0 P: 9	R: 0 E: 0 K: 1 S: 5	H: 0 LOB: 0 BB: 0 P: 5	R: 0 E: 0 K: 1 S: 5	H: 0 LOB: 0 BB: 0 P: 5	R: 2 E: 0 K: 1 S: 6	H: 1 LOB: 0 BB: 1 P: 10	R: 0 E: 0 K: 1 S: 6	H: 1 LOB: 1 BB: 0 P: 6	R: 1 E: 0 K: 0 S: 5	H: 2 LOB: 2 BB: 1 P: 9	R: 1 E: 0 K: 1 S: 6	H: 1 LOB: 1 BB: 0 P: 10	R: 0 E: 0 K: 1 S: 5	H: 0 LOB: 0 BB: 0 P: 5	1B: 5 2B: 0 3B: 1 HR: 1	SF: 0 SAC: 0 DP: 0 HBP: 0	WP: 0 PB: 0 SB: 1 CS: 0	PA: 37																
<b>PITCHER</b>	IP	WLS	BF	H	R	ER	SO	BB	IBB	HBP	BLK	WP	HR	S	P	ERA	WHIP	<b>PITCHER</b>				IP	WLS	BF	H	R	ER	SO	BB	IBB	HBP	BLK	WP	HR	S	P	ERA	WHIP
Denny McLain, R ERA: 2.65 Terry Fox, R ERA: 1.35 (1, 1) (8, 1)	7.0	L	29	6	3	3	6	2	0	0	0	0	1	39	47	3.86	1.143																					

AB	34
R	4
H	7
RBI	4
BB	3
SO	8
LOB	14



Batter	1	2	3	4	5	6	7	8	9	AB	R	H	RBI	BB	SO	LOB	BOTTOM																					
Dick McAuliffe, L OBP: 0.550, SLG: 0.552 (1, 6)	4-3		K							4	1	1	0	0	1	2	<b>Los Angeles Angels @ Detroit Tigers</b> Tiger Stadium, Detroit, MI Tue Apr 27 1965, 7:05 PM EDT Att.: 4,872 - Unknown																					
Jerry Lumpe, L OBP: 0.297, SLG: 0.303 (1, 4)		K			6-3					4	0	1	1	0	1	0																						
Norm Cash, L OBP: 0.429, SLG: 0.517 (1, 3)										3	2	2	1	0	0	0																						
Al Kaline, R OBP: 0.422, SLG: 0.441 (1, 9)										4	0	1	0	0	1	2																						
Gates Brown, L OBP: 0.286, SLG: 0.714 (1, 7)										4	0	0	1	0	0	2																						
Jim Northrup, L OBP: 0.172, SLG: 0.214 (1, 8)										4	0	0	0	0	2	1																						
Bill Freehan, R (1, 2)										4	0	0	0	0	1	0																						
Don Wert, R OBP: 0.295, SLG: 0.200 (1, 5)										4	0	1	0	0	0	0																						
Denny McLain, R OBP: 0.200, SLG: 0.200 Bill Roman, L (7, PH) Terry Fox, R (8, 1)										2	0	0	0	0	1	0																						
										0	0	0	0	1	0	0																						
										0	0	0	0	0	0	0																						
<b>Inning Stats</b>	R: 0 E: 0 K: 1 S: 6	H: 1 LOB: 1 BB: 0 P: 6	R: 0 E: 0 K: 1 S: 5	H: 0 LOB: 0 BB: 0 P: 5	R: 0 E: 0 K: 1 S: 5	H: 0 LOB: 0 BB: 0 P: 5	R: 1 E: 1 K: 0 S: 5	H: 1 LOB: 1 BB: 0 P: 5	R: 0 E: 0 K: 1 S: 5	H: 0 LOB: 0 BB: 0 P: 5	R: 1 E: 0 K: 0 S: 5	H: 2 LOB: 1 BB: 0 P: 5	R: 0 E: 0 K: 0 S: 4	H: 1 LOB: 2 BB: 1 P: 8	R: 1 E: 0 K: 1 S: 6	H: 1 LOB: 0 BB: 0 P: 6	R: 0 E: 0 K: 2 S: 7	H: 0 LOB: 0 BB: 0 P: 7	1B: 4 2B: 0 3B: 1 HR: 1	SF: 0 SAC: 1 DP: 0 HBP: 0	WP: 0 PB: 0 SB: 0 CS: 0	PA: 35																
<b>PITCHER</b>	IP	WLS	BF	H	R	ER	SO	BB	IBB	HBP	BLK	WP	HR	S	P	ERA	WHIP	<b>PITCHER</b>				IP	WLS	BF	H	R	ER	SO	BB	IBB	HBP	BLK	WP	HR	S	P	ERA	WHIP
Fred Newman, R ERA: 2.2 Bob Lee, R ERA: 1.8 (1, 1) (7, 1)	6.2	W	27	5	2	1	4	1	0	0	0	0	1	34	38	1.35	0.900																					





Batter	1	2	3	4	5	6	7	8	9	AB	R	H	RBI	BB	SO	LOB	TOP											
Jose Cardenal, R OBP: 0.358, SLG: 0.510 (1, 8)	0-0 6-3		0-3 K		0-0 HR		4-0 BB			3	1	1	3	1	1	2	<b>Los Angeles Angels @ Detroit Tigers</b> Tiger Stadium, Detroit, MI Wed Apr 28 1965, 7:05 PM EDT Att: 4,621 - Unknown											
Willie Smith, L OBP: 0.294, SLG: 0.367 (1, 7)	0-0 CS 1B		0-0 L9		2-H 3-H 0-3 K		0-0 F8			4	0	1	0	0	1	4												
Jim Fregosi, R OBP: 0.212, SLG: 0.240 (1, 6)	0-0 F2			0-0 F3		0-3 K		0-0 CS 1B		4	0	1	0	0	1	1												
Joe Adcock, R OBP: 0.375, SLG: 0.625 (1, 3)		0-0 F4		0-0 F2		0-0 HR		0-3 K		4	1	1	1	0	1	1												
Lou Clinton, R OBP: 0.282, SLG: 0.257 Costen Shockley, L (8, PH) OBP: 0.214, SLG: 0.120 Jim Piersall, R (8, 9)		0-3 K		0-0 6-3		0-0 8-6-3 1B		4-0 BB		3	0	1	0	0	1	0												
Paul Schaaf, R OBP: 0.250, SLG: 0.462 (1, 5)	0-0 F7				0-0 F4	0-0 8-6-3 1B		0-0 1-3		4	0	0	0	0	0	2												
Buck Rodgers, S OBP: 0.317, SLG: 0.342 (1, 2)			0-0 1B		0-0 HR 1B		0-0 F2		0-0 CS 1B	4	1	3	0	0	0	0												
Bobby Knoop, R OBP: 0.375, SLG: 0.371 (1, 4)			0-0 1B		0-0 E4 SH1-3 HR		0-0 L9		0-3 K	4	1	1	0	0	1	2												
Dean Chance, R OBP: 0.125, SLG: 0.125 George Brunet, R (7, 1) Barry Latman, R (7, 1) Don Lee, R (8, 1) Albie Pearson, L (9, PH) OBP: 0.182, SLG: 0.100 (9, PH)			0-3 K		0-0 SH1-3		0-0 BB 1B		0-0 G3	2	0	1	0	0	1	2												
<b>Inning Stats</b>	R: 0 E: 0 K: 0 S: 3	H: 1 LOB: 0 BB: 0 P: 3	R: 0 E: 0 K: 1 S: 5	H: 0 LOB: 0 BB: 0 P: 5	R: 0 E: 0 K: 2 S: 9	H: 2 LOB: 2 BB: 0 P: 9	R: 0 E: 0 K: 0 S: 3	H: 0 LOB: 0 BB: 0 P: 3	R: 3 E: 1 K: 1 S: 8	H: 2 LOB: 0 BB: 0 P: 8	R: 1 E: 0 K: 0 S: 6	H: 2 LOB: 0 BB: 0 P: 6	R: 0 E: 0 K: 0 S: 4	H: 1 LOB: 2 BB: 1 P: 8	R: 0 E: 0 K: 1 S: 5	H: 1 LOB: 1 BB: 1 P: 9		R: 0 E: 0 K: 1 S: 5	H: 1 LOB: 0 BB: 0 P: 5	1B: 8 2B: 2 3B: 0 HR: 2	SF: 0 SAC: 1 DP: 2 HBP: 0	WP: 0 PB: 0 SB: 0 CS: 3	PA: 36					
<b>PITCHER</b>	IP	WLS	BF	H	R	ER	SO	BB	IBB	HBP	BLK	WP	HR	S	P	ERA	WHIP											
Mickey Lolich, L ERA: 3.05 Larry Sherry, R ERA:	(1, 1)	7.0	W	29	8	4	1	5	1	0	0	0	0	2	38	42	1.29	1.286										
	(8, 1)	2.0	S	7	2	0	0	2	1	0	0	0	0	0	10	14	0.00	1.500										


Batter	1	2	3	4	5	6	7	8	9	AB	R	H	RBI	BB	SO	LOB	BOTTOM											
Dick McAuliffe, L OBP: 0.556, SLG: 0.636 (1, 6)	0-0 HR		4-0 BB 1B		0-0 4-3		0-0 3B 1B	0-0 FC4-6		4	3	2	1	1	0	3	<b>Los Angeles Angels @ Detroit Tigers</b> Tiger Stadium, Detroit, MI Wed Apr 28 1965, 7:05 PM EDT Att: 4,621 - Unknown											
Jerry Lumpe, L OBP: 0.317, SLG: 0.361 (1, 4)	0-0 G3		4-0 1B BB		0-0 F8		0-0 1B 3B			3	1	1	2	1	0	0												
Norm Cash, L OBP: 0.410, SLG: 0.485 (1, 3)	0-0 F7		0-3 K		0-0 4-3		0-0 2B 1B			4	0	1	1	0	1	2												
Al Kaline, R OBP: 0.449, SLG: 0.486 (1, 9)	4-0 BB		0-0 1B		0-0 L5-3		0-0 2B			3	0	2	1	1	0	0												
Gates Brown, L OBP: 0.182, SLG: 0.455 (1, 7)	0-0 4-3		0-3 K		0-0 4-3		0-0 4-3			4	0	0	0	0	1	2												
Don Demeter, R OBP: 0.349, SLG: 0.432 (1, 8)		0-3 K		0-0 1-3		0-0 F8		0-0 F8		4	0	0	0	0	1	0												
Bill Freehan, R OBP: 0.154, SLG: 0.231 (1, 2)		0-0 1-3 1B		0-3 K		0-0 4-3		0-0 WP 2B		4	0	2	0	0	1	0												
Don Wert, R OBP: 0.313, SLG: 0.211 (1, 5)		0-0 1-3		0-0 FC6-4 1B		0-0 F9		4-0 WP IBB		3	0	1	0	1	0	1												
Mickey Lolich, S Jim Northrup, L (7, PH) Larry Sherry, R (8, 1)		0-0 6-3		0-0 FC6-4 1B		4-0 1B BB		4-0 FC4-6 BB		2	0	0	0	0	0	2												
<b>Inning Stats</b>	R: 1 E: 0 K: 0 S: 4	H: 1 LOB: 1 BB: 1 P: 8	R: 0 E: 0 K: 1 S: 6	H: 1 LOB: 0 BB: 0 P: 6	R: 1 E: 0 K: 2 S: 7	H: 1 LOB: 2 BB: 2 P: 15	R: 0 E: 0 K: 1 S: 6	H: 1 LOB: 1 BB: 0 P: 6	R: 0 E: 0 K: 0 S: 3	H: 0 LOB: 0 BB: 0 P: 3	R: 0 E: 0 K: 0 S: 3	H: 0 LOB: 0 BB: 0 P: 3	R: 3 E: 0 K: 0 S: 6	H: 4 LOB: 2 BB: 1 P: 10	R: 0 E: 0 K: 0 S: 4	H: 1 LOB: 3 BB: 2 P: 12		1B: 5 2B: 2 3B: 1 HR: 1	SF: 0 SAC: 0 DP: 0 HBP: 0	WP: 1 PB: 0 SB: 0 CS: 0	PA: 37							
<b>PITCHER</b>	IP	WLS	BF	H	R	ER	SO	BB	IBB	HBP	BLK	WP	HR	S	P	ERA	WHIP											
Dean Chance, R ERA: 3.32 George Brunet, L ERA: 3.18 Barry Latman, R ERA: Don Lee, R ERA: 13.5	(1, 1)	6.2	L	28	5	4	4	4	4	0	0	0	0	0	2	2	5.40	1.350										
	(7, 1)	0.0	L	2	2	1	1	0	0	0	0	0	0	2	2	∞	∞											
	(7, 1)	1.0		6	2	0	0	0	1	1	0	0	1	0	4	12	0.00	3.000										
	(8, 1)	0.1		1	0	0	0	0	0	0	0	0	0	0	1	1	0.00	0.000										



Batter	1	2	3	4	5	6	7	8	9	AB	R	H	RBI	BB	SO	LOB	TOP										
Jose Cardenal, R OBP: 0.351, SLG: 0.491 (1, 8)										4	0	1	0	0	0	1											
Willie Smith, L OBP: 0.309, SLG: 0.434 (1, 7)										4	2	2	1	0	0	1											
Jim Fregosi, R OBP: 0.214, SLG: 0.278 (1, 6)										4	1	1	1	0	0	0											
Joe Adcock, R OBP: 0.357, SLG: 0.607 Vic Power, R OBP: 0.200, SLG: 0.400 (9, 3)										4	1	1	1	0	0	0											
Buck Rodgers, S OBP: 0.318, SLG: 0.325 (1, 2)										2	0	0	0	1	1	0											
Paul Schaal, R OBP: 0.295, SLG: 0.463 (1, 5)										2	0	1	1	2	1	0											
Jim Piersall, R (1, 9)										4	0	0	0	0	0	4											
Bobby Knoop, R OBP: 0.372, SLG: 0.395 (1, 4)										3	0	1	0	0	0	0											
Marcelino Lopez, R OBP: 0.100, SLG: 0.100 Bob Lee, R (8, 1)										3	0	0	0	0	1	1											
<b>Inning Stats</b>	R: 0 E: 0 K: 0 S: 3	H: 1 LOB: 0 BB: 0 P: 3	R: 0 E: 0 K: 1 S: 5	H: 0 LOB: 1 BB: 1 P: 9	R: 0 E: 0 K: 1 S: 5	H: 1 LOB: 0 BB: 0 P: 5	R: 3 E: 0 K: 0 S: 6	H: 4 LOB: 0 BB: 0 P: 6	R: 0 E: 0 K: 0 S: 3	H: 0 LOB: 0 BB: 0 P: 3	R: 0 E: 0 K: 1 S: 5	H: 0 LOB: 0 BB: 0 P: 5	R: 0 E: 0 K: 0 S: 3	H: 0 LOB: 0 BB: 0 P: 3	R: 1 E: 0 K: 0 S: 4	H: 1 LOB: 2 BB: 2 P: 12	1B: 3 2B: 3 3B: 1 HR: 1	SF: 0 SAC: 1 DP: 2 HBP: 0	WP: 1 PB: 0 SB: 0 CS: 1	PA: 35							
<b>PITCHER</b>	IP	WLS	BF	H	R	ER	SO	BB	IBB	HBP	BLK	WP	HR	S	P	ERA	WHIP										
John O'Donoghue, L ERA: 2.66 (1, 1)	5.0	L	19	6	3	3	2	1	0	0	0	0	0	22	26	5.40	1.400										
Wes Stock, R ERA: 4.75 (6, 1)	3.0		9	0	0	0	1	0	0	0	0	0	0	11	11	0.00	0.000										
John Wyatt, R ERA: 7.2 (9, 1)	1.0		6	1	1	1	0	2	0	0	0	1	1	4	12	9.00	3.000										

Los Angeles Angels @ Kansas City Athletics  
Municipal Stadium, Kansas City, MO

AB 30  
R 4  
H 7  
RBI 4  
BB 3  
SO 3  
LOB 7



livebaseballscorecards.com

Fri Apr 30 1965, 8:05 PM EDT  
Att: 6,279 - Unknown

Batter	1	2	3	4	5	6	7	8	9	AB	R	H	RBI	BB	SO	LOB	BOTTOM										
Bert Campaneris, R OBP: 0.327, SLG: 0.457 (1, 7)										4	0	1	0	0	0	2											
Wayne Causey, L OBP: 0.438, SLG: 0.370 (1, 6)										2	0	2	0	2	0	0											
Tommy Reynolds, R OBP: 0.341, SLG: 0.294 Wes Stock, R (6, 1)										3	0	0	0	0	1	5											
Ken Harrelson, R OBP: 0.214, SLG: 0.154 John Wyatt, R (8, PH) (9, 1)										0	0	0	0	0	0	0											
Jim Gentile, L OBP: 0.308, SLG: 0.649 (1, 3)										4	0	0	0	0	3	5											
Ed Charles, R OBP: 0.289, SLG: 0.317 (1, 5)										4	0	0	0	0	0	2											
Mike Hershberger, R OBP: 0.119, SLG: 0.150 (1, 8)										4	0	0	0	0	0	2											
Dick Green, R OBP: 0.378, SLG: 0.342 (1, 4)										4	0	1	0	0	0	0											
Doc Edwards, R OBP: 0.211, SLG: 0.167 (1, 2)										4	0	0	0	0	0	1											
John O'Donoghue, R OBP: 0.500, SLG: 0.400 Nelson Mathews, R OBP: 0.600, SLG: 0.625 (5, PH) (6, 9)										1	0	1	0	0	0	0											
<b>Inning Stats</b>	R: 0 E: 0 K: 1 S: 6	H: 1 LOB: 1 BB: 0 P: 6	R: 0 E: 0 K: 0 S: 4	H: 1 LOB: 1 BB: 0 P: 4	R: 0 E: 0 K: 2 S: 9	H: 2 LOB: 2 BB: 0 P: 9	R: 0 E: 0 K: 0 S: 3	H: 0 LOB: 0 BB: 0 P: 3	R: 0 E: 0 K: 0 S: 3	H: 0 LOB: 0 BB: 0 P: 5	R: 0 E: 0 K: 1 S: 5	H: 1 LOB: 1 BB: 0 P: 4	R: 0 E: 0 K: 0 S: 4	H: 1 LOB: 2 BB: 1 P: 8	R: 0 E: 0 K: 0 S: 3	H: 0 LOB: 0 BB: 0 P: 3	1B: 6 2B: 0 3B: 1 HR: 0	SF: 0 SAC: 0 DP: 0 HBP: 0	WP: 0 PB: 0 SB: 0 CS: 0	PA: 36							
<b>PITCHER</b>	IP	WLS	BF	H	R	ER	SO	BB	IBB	HBP	BLK	WP	HR	S	P	ERA	WHIP										
Marcelino Lopez, L ERA: 2.4 (1, 1)	7.0	W	30	7	0	0	5	2	0	0	0	0	0	38	46	0.00	1.286										
Bob Lee, R ERA: 1.5 (8, 1)	2.0	S	6	0	0	0	0	0	0	0	0	0	0	6	6	0.00	0.000										

Los Angeles Angels @ Kansas City Athletics  
Municipal Stadium, Kansas City, MO

AB 34  
R 0  
H 7  
RBI 0  
BB 2  
SO 5  
LOB 17



livebaseballscorecards.com

Fri Apr 30 1965, 8:05 PM EDT  
Att: 6,279 - Unknown



Batter	1	2	3	4	5	6	7	8	9	AB	R	H	RBI	BB	SO	LOB	TOP						
Jose Cardenal, R OBP: 0.328, SLG: 0.456 (1, 8)										4	0	0	0	0	0	1							
Albie Pearson, L OBP: 0.200, SLG: 0.143 (1, 9)										4	0	1	0	0	0	1							
Willie Smith, L OBP: 0.288, SLG: 0.404 (1, 7)										4	0	0	0	0	1	1							
Costen Shockley, L OBP: 0.226, SLG: 0.143 Vic Power, R OBP: 0.333, SLG: 0.667 (8, 3)										3	1	1	0	0	1	0							
Jim Fregosi, R OBP: 0.237, SLG: 0.316 (1, 6)										3	1	2	0	0	0	1							
Buck Rodgers, S OBP: 0.313, SLG: 0.349 (1, 2)										3	0	1	1	0	0	2							
Paul Schaal, R OBP: 0.292, SLG: 0.455 (1, 5)										3	0	1	2	0	0	0							
Bobby Knoop, R OBP: 0.370, SLG: 0.375 (1, 4)										2	0	0	0	1	1	1							
Rudy May, L OBP: 0.333, SLG: 0.200 Bob Lee, R (7, 1)										1	0	0	0	0	1	0							
										1	0	0	0	0	0	0							
<b>Inning Stats</b>	R: 0 E: 0 K: 0 S: 3	H: 0 LOB: 0 BB: 0 P: 3	R: 1 E: 0 K: 0 S: 4	H: 2 LOB: 0 BB: 0 P: 4	R: 0 E: 0 K: 0 S: 3	H: 0 LOB: 1 BB: 1 P: 7	R: 0 E: 0 K: 1 S: 6	H: 1 LOB: 1 BB: 0 P: 6	R: 0 E: 0 K: 2 S: 7	H: 0 LOB: 0 BB: 0 P: 7	R: 0 E: 0 K: 1 S: 5	H: 0 LOB: 1 BB: 0 P: 5	R: 1 E: 0 K: 0 S: 5	H: 2 LOB: 1 BB: 0 P: 5	R: 0 E: 0 K: 0 S: 4	H: 1 LOB: 0 BB: 0 P: 4	R: 1 E: 0 K: 0 S: 4	H: 1 LOB: 0 BB: 0 P: 4	1B: 4 2B: 4 3B: 0 HR: 0	SF: 2 SAC: 2 DP: 1 HBP: 0	WP: 0 PB: 0 SB: 0 CS: 0	PA: 34	
<b>PITCHER</b>	IP	WLS	BF	H	R	ER	SO	BB	IBB	HBP	BLK	WP	HR	S	P	ERA	WHIP						
Orlando Pena, R ERA: 3.24 John Wyatt, R ERA: 7.5	(1, 1)	8.0	L	30	6	2	2	4	1	0	0	0	0	0	37	41	2.25	0.875					
	(9, 1)	1.0		4	1	1	1	0	0	0	0	0	0	4	4	9.00	1.000						

Los Angeles Angels @ Kansas City Athletics  
Municipal Stadium, Kansas City, MO  
Sat May 01 1965, 4:33 AM EDT  
Att: 3,761 - Unknown

AB 29  
R 3  
H 7  
RBI 3  
BB 1  
SO 4  
LOB 7

Batter	1	2	3	4	5	6	7	8	9	AB	R	H	RBI	BB	SO	LOB	BOTTOM						
Bert Campaneris, R OBP: 0.340, SLG: 0.460 (1, 7)										4	0	2	0	0	0	0							
Wayne Causey, L OBP: 0.444, SLG: 0.387 (1, 6)										4	1	2	0	0	1	0							
Nelson Mathews, R OBP: 0.643, SLG: 0.800 (1, 8)										2	0	1	1	2	0	0							
Jim Gentile, L OBP: 0.302, SLG: 0.600 (1, 3)										3	0	0	0	1	0	5							
Ed Charles, R OBP: 0.286, SLG: 0.295 (1, 5)										3	0	0	0	0	0	5							
Mike Hershberger, R OBP: 0.130, SLG: 0.159 (1, 9)										4	0	1	0	0	0	2							
Dick Green, R OBP: 0.408, SLG: 0.350 (1, 4)										2	0	1	0	2	0	0							
Doc Edwards, R OBP: 0.190, SLG: 0.150 Billy Bryan, L OBP: 0.207, SLG: 0.160 (7, PH) (8, 2)										2	0	0	0	0	1	3							
Orlando Pena, R OBP: 0.200, SLG: 0.200 Ken Harrelson, R OBP: 0.200, SLG: 0.143 John Wyatt, R (9, 1)										2	0	0	0	0	0	1							
										1	0	0	0	0	1	0							
										0	0	0	0	0	0	0							
<b>Inning Stats</b>	R: 1 E: 0 K: 0 S: 5	H: 2 LOB: 1 BB: 0 P: 5	R: 0 E: 0 K: 1 S: 4	H: 0 LOB: 0 BB: 1 P: 8	R: 0 E: 0 K: 1 S: 5	H: 1 LOB: 0 BB: 0 P: 5	R: 0 E: 0 K: 0 S: 2	H: 0 LOB: 0 BB: 1 P: 6	R: 0 E: 0 K: 0 S: 4	H: 2 LOB: 1 BB: 0 P: 4	R: 0 E: 0 K: 0 S: 3	H: 0 LOB: 0 BB: 0 P: 3	R: 0 E: 0 K: 1 S: 4	H: 0 LOB: 2 BB: 2 P: 13	R: 0 E: 0 K: 1 S: 7	H: 2 LOB: 3 BB: 1 P: 11	R: 0 E: 0 K: 0 S: 3	H: 0 LOB: 0 BB: 0 P: 3	1B: 6 2B: 0 3B: 1 HR: 0	SF: 0 SAC: 0 DP: 3 HBP: 1	WP: 0 PB: 0 SB: 0 CS: 1	PA: 35	
<b>PITCHER</b>	IP	WLS	BF	H	R	ER	SO	BB	IBB	HBP	BLK	WP	HR	S	P	ERA	WHIP						
Rudy May, L ERA: 0.86 Bob Lee, R ERA: 1.2	(1, 1)	6.0	W	23	5	1	1	2	3	0	0	0	0	0	23	36	1.50	1.333					
	(7, 1)	3.0	S	12	2	0	0	2	2	0	0	0	0	14	22	0.00	1.333						

Los Angeles Angels @ Kansas City Athletics  
Municipal Stadium, Kansas City, MO  
Sat May 01 1965, 4:33 AM EDT  
Att: 3,761 - Unknown

AB 29  
R 1  
H 7  
RBI 1  
BB 5  
SO 4  
LOB 18







Batter	1	2	3	4	5	6	7	8	9	AB	R	H	RBI	BB	SO	LOB	TOP				
Jose Cardenal, R OBP: 0.352, SLG: 0.478 (1, 8)	0-3 K		0-0 2B	0-3 K			0-0 2B		0-0 F2	5	2	2	0	0	2	2	<b>Los Angeles Angels @ Kansas City Athletics</b> <b>Municipal Stadium, Kansas City, MO</b> Sun May 02 1965, 4:38 AM EDT Att: 9,171 - Unknown				
Albie Pearson, L OBP: 0.280, SLG: 0.182 (1, 9)	0-0 L8		4-0 2B		0-0 E1		0-0 6-3		4-0 BB	3	1	0	0	2	0	1					
Willie Smith, L OBP: 0.275, SLG: 0.406 (1, 7)	0-0 1B		0-0 SF9		0-0 F5		0-0 4-3		0-0 L9	4	0	2	2	0	0	3					
Costen Shockley, L OBP: 0.225, SLG: 0.216 (1, 3)	0-0 L5		3-H 2B		0-0 3-1		0-0 4-3		0-0 1-3	5	0	1	2	0	0	5					
Jim Fregosi, R OBP: 0.235, SLG: 0.333 (1, 6)		0-0 1-3	0-0 F4		0-0 5-3		0-3 K			4	0	0	0	0	1	3					
Paul Schaaf, R OBP: 0.304, SLG: 0.558 (1, 5)		0-0 F4	0-0 F8			0-0 1-3			0-0 L5	4	0	0	0	0	0	1					
Phil Roof, R OBP: 0.200, SLG: 0.200 Buck Rodgers, S OBP: 0.302, SLG: 0.396 (6, 2)	0-3 K			0-3 K		0-0 E4		0-0 F7		3	0	1	0	0	2	0					
Bobby Knoop, R OBP: 0.377, SLG: 0.447 Julio Gotay, R OBP: 0.375, SLG: 0.500 (6, 4)			0-0 HR	0-3 K		0-0 FC		0-0 F8		3	1	1	1	0	1	1					
Ken McBride, R Aubrey Gatewood, R Don Lee, R Lou Clinton, R Ron Piche, R Joe Adcock, R (1, 1) (1, 1) (3, 1) (6, PH) (6, 1) (6, PH)			0-0 2B	0-0 WP		0-0 G5-4-3			0-0 2B	0	0	0	0	0	0	0					
<b>Inning Stats</b>	R: 0 E: 0 K: 1 S: 6	H: 1 LOB: 1 BB: 0 P: 6	R: 0 E: 0 K: 1 S: 5	H: 0 LOB: 0 BB: 0 P: 5	R: 4 E: 0 K: 0 S: 7	H: 4 LOB: 1 BB: 1 P: 11	R: 0 E: 0 K: 3 S: 10	H: 1 LOB: 1 BB: 0 P: 10	R: 0 E: 1 K: 0 S: 4	H: 0 LOB: 1 BB: 0 P: 4	R: 1 E: 0 K: 1 S: 7	H: 2 LOB: 1 BB: 0 P: 7	R: 0 E: 0 K: 0 S: 3	H: 0 LOB: 0 BB: 0 P: 3	R: 0 E: 0 K: 0 S: 4	H: 1 LOB: 2 BB: 1 P: 8		1B: 3 2B: 6 3B: 0 HR: 1	SF: 1 SAC: 0 DP: 1 HBP: 0	WP: 1 PB: 0 SB: 0 CS: 0	PA: 40
<b>PITCHER</b>	IP WLS BF H R ER SO BB IBB HBP BLK WP HR S P ERA WHIP	8.1 W 38 10 5 5 6 2 0 0 0 0 1 1 48 56 5.40 1.440	0.2 S 2 0 0 0 0 0 0 0 0 0 0 0 2 2 0.00 0.000																		


**AB** 37  
**R** 5  
**H** 10  
**RBI** 5  
**BB** 2  
**SO** 6  
**LOB** 18




Batter	1	2	3	4	5	6	7	8	9	AB	R	H	RBI	BB	SO	LOB	BOTTOM				
Dick Green, R OBP: 0.400, SLG: 0.313 (1, 4)	4-0 2B		0-0 F8		0-0 G5-4-3			0-3 K		4	1	0	0	1	2	2	<b>Los Angeles Angels @ Kansas City Athletics</b> <b>Municipal Stadium, Kansas City, MO</b> Sun May 02 1965, 4:38 AM EDT Att: 9,171 - Unknown				
Wayne Causey, L OBP: 0.466, SLG: 0.463 (1, 5)	0-0 6-3			0-0 E4		0-0 3-1		0-0 F7		5	1	3	0	0	0	0					
Bert Campaneris, R OBP: 0.328, SLG: 0.417 (1, 6)	0-0 6-3		0-3 K	0-0 FC		0-0 F4		0-0 S		5	0	1	1	0	1	2					
Nelson Mathews, R OBP: 0.609, SLG: 0.789 (1, 8)	0-0 HR		0-0 1B	0-0 SH5-3		0-3 K		0-0 F8		4	2	2	1	0	1	1					
Ken Harrelson, R OBP: 0.300, SLG: 0.263 Jim Gentile, L OBP: 0.271, SLG: 0.533 (9, 3)	0-0 HR		0-0 2B	0-3 K			0-0 2B			4	2	3	1	0	1	2					
Billy Bryan, L OBP: 0.288, SLG: 0.424 (1, 2)	0-0 HR		0-0 2B	4-0 IBB			0-0 F8			3	2	2	3	1	0	1					
Tommie Reynolds, R OBP: 0.326, SLG: 0.308 (1, 7)	0-0 4-3		0-0 1B	0-3 K			0-0 F8			4	1	1	2	0	1	4					
Mike Hershberger, R OBP: 0.164, SLG: 0.212 (1, 9)	0-0 4-3		0-0 5-3		0-0 F5		0-0 2B			4	0	1	0	0	0	1					
Fred Talbot, R OBP: 0.500, SLG: 0.500 Wes Stock, R (9, 1)		0-0 6-3		0-0 1B		0-0 G5-4-3		0-0 6-3		4	0	2	1	0	0	2					
<b>Inning Stats</b>	R: 5 E: 0 K: 0 S: 7	H: 4 LOB: 0 BB: 1 P: 11	R: 0 E: 0 K: 1 S: 5	H: 1 LOB: 1 BB: 0 P: 5	R: 4 E: 0 K: 1 S: 10	H: 5 LOB: 1 BB: 0 P: 10	R: 0 E: 1 K: 2 S: 9	H: 1 LOB: 3 BB: 1 P: 13	R: 0 E: 0 K: 0 S: 3	H: 0 LOB: 0 BB: 0 P: 3	R: 0 E: 0 K: 1 S: 5	H: 0 LOB: 0 BB: 0 P: 5	R: 0 E: 0 K: 0 S: 5	H: 2 LOB: 2 BB: 0 P: 5	R: 0 E: 0 K: 1 S: 6	H: 1 LOB: 1 BB: 0 P: 6		1B: 9 2B: 4 3B: 1 HR: 1	SF: 0 SAC: 1 DP: 1 HBP: 0	WP: 0 PB: 0 SB: 1 CS: 0	PA: 40
<b>PITCHER</b>	IP WLS BF H R ER SO BB IBB HBP BLK WP HR S P ERA WHIP	0.1 L 5 3 4 4 0 1 0 0 0 0 0 1 14 14 18.00 2.500	2.0 10 5 4 4 2 0 0 0 0 0 0 0 0 16 20 3.38 1.500	3.0 12 3 0 0 2 0 0 0 0 0 0 0 0 16 16 0.00 1.000																	





Batter	1	2	3	4	5	6	7	8	9	AB	R	H	RBI	BB	SO	LOB	TOP
Lenny Green, L (1.8) OBP: 0.413, SLG: 0.528	0-0 3-1			0-0 K		0-0 F8			0-3 K	4	0	0	0	0	1	1	<b>Boston Red Sox @ Los Angeles Angels</b> Dodger Stadium, Los Angeles, CA Mon May 03 1965, 7:05 PM PDT Att: 4,754 - Unknown  <b>AB 31</b> <b>R 0</b> <b>H 4</b> <b>RBI 0</b> <b>BB 2</b> <b>SO 8</b> <b>LOB 11</b> 
Dalton Jones, L (1.5) OBP: 0.526, SLG: 0.800	0-0 4-3			0-0 K			0-0 6-3		4-0 1-3 1B BB	3	0	0	0	1	0	0	
Carl Yastrzemski, L (1.7) OBP: 0.397, SLG: 0.472	0-0 6-3			0-0 K			0-0 6-3		0-0 1-3 1B	4	0	1	0	0	0	0	
Tony Conigliaro, R (1.9) OBP: 0.371, SLG: 0.544		0-0 F7		0-3 K					0-0 1-3 1B	4	0	0	0	0	2	2	
Lee Thomas, L (1.3) OBP: 0.381, SLG: 0.655		0-0 1-3		0-3 K				0-0 CS 1B	4-0 1B	3	0	1	0	1	1	0	
Felix Mantilla, R (1.4) OBP: 0.443, SLG: 0.500		0-0 6-3		0-3 K				0-0 FC4-6 1B	0-3 K	4	0	1	0	0	2	3	
Eddie Bressoud, R (1.6) OBP: 0.278, SLG: 0.500			0-0 F6		0-0 E3			0-0 FC4-6 1B		3	0	0	0	0	0	1	
Mike Ryan, R (1.2) OBP: 0.500, SLG: 1.286			0-0 3-1		0-3 K			0-0 1-2 1B		3	0	1	0	0	1	1	
Jerry Stephenson, L (1.1) Gary Geiger, L (8. PH) Jay Ritchie, R (6. 1) Russ Nixon, L (8. PH) Arnold Earley, L (8. 1)			0-0 6-3		0-3 K			0-0 F7		1	0	0	0	0	0	0	
<b>Inning Stats</b>	R: 0 E: 0 K: 0 S: 3	H: 0 LOB: 0 BB: 0 P: 3	R: 0 E: 0 K: 0 S: 3	H: 0 LOB: 0 BB: 0 P: 3	R: 0 E: 0 K: 0 S: 3	H: 0 LOB: 0 BB: 0 P: 3	R: 0 E: 0 K: 2 S: 9	H: 0 LOB: 0 BB: 0 P: 9	R: 0 E: 1 K: 1 S: 5	H: 3 LOB: 3 BB: 2 P: 5	R: 0 E: 0 K: 2 S: 8	H: 1 LOB: 3 BB: 2 P: 16	1B: 4 2B: 0 3B: 0 HR: 0	SF: 0 SAC: 0 DP: 0 HBP: 0	WP: 0 PB: 0 SB: 0 CS: 1	PA: 33	
<b>PITCHER</b> Dean Chance, R (1.1) ERA: 2.35	IP: 9.0 WLS: W BF: 33 H: 4 R: 0 ER: 0 SO: 8 BB: 1 IBB: 1 HBP: 0 BLK: 0 WP: 0 HR: 0 S: 47 P: 55 ERA: 0.00 WHIP: 0.556																

Batter	1	2	3	4	5	6	7	8	9	AB	R	H	RBI	BB	SO	LOB	BOTTOM	
Jose Cardenal, R (1.8) OBP: 0.347, SLG: 0.465	0-0 6-3		0-0 1B E 1B		0-3 K		0-0 F2			4	1	1	0	0	1	1	<b>Boston Red Sox @ Los Angeles Angels</b> Dodger Stadium, Los Angeles, CA Mon May 03 1965, 7:05 PM PDT Att: 4,754 - Unknown  <b>AB 28</b> <b>R 1</b> <b>H 4</b> <b>RBI 0</b> <b>BB 2</b> <b>SO 11</b> <b>LOB 12</b> 	
Albie Pearson, L (1.9) OBP: 0.310, SLG: 0.200	0-0 4-3		0-0 E8 1B 1-H		4-0 S BB		0-0 F7		0-0 F7	3	0	1	0	1	0	0		
Willie Smith, L (1.7) OBP: 0.260, SLG: 0.382	0-0 E4		0-0 F7		0-0 4-3			0-3 K		4	0	0	0	0	1	2		
Costen Shockley, L (1.3) Vic Power, R (7. 3) OBP: 0.209, SLG: 0.200 OBP: 0.286, SLG: 0.571	0-0 4-3		0-3 K		0-0 F9			0-0 6-3		3	0	0	0	0	1	2		
Jim Fregosi, R (1.6) OBP: 0.239, SLG: 0.333		0-0 FC6-4 1B	0-0 5-3		0-3 K			0-0 K		3	0	1	0	0	1	1		
Buck Rodgers, S (1.2) OBP: 0.286, SLG: 0.373		0-0 FC6-4 1B		0-3 K		0-3 K				3	0	0	0	0	2	1		
Paul Schaal, R (1.5) OBP: 0.322, SLG: 0.556		0-0 1-2 1B		0-3 K		4-0 SH3-4 BB				2	0	1	0	1	1	0		
Bobby Knoop, R (1.4) OBP: 0.364, SLG: 0.429		0-3 K		0-3 K		0-0 SH3-4		0-0 1-2		2	0	0	0	0	2	2		
Dean Chance, R (1.1) OBP: 0.091, SLG: 0.091		0-3 K		0-0 3-1		0-3 K				3	0	0	0	0	2	3		
<b>Inning Stats</b>	R: 0 E: 1 K: 0 S: 4	H: 2 LOB: 2 BB: 0 P: 4	R: 0 E: 0 K: 2 S: 9	H: 2 LOB: 2 BB: 0 P: 9	R: 1 E: 1 K: 1 S: 7	H: 2 LOB: 1 BB: 0 P: 7	R: 0 E: 0 K: 3 S: 9	H: 0 LOB: 0 BB: 0 P: 9	R: 0 E: 0 K: 1 S: 5	H: 0 LOB: 1 BB: 1 P: 9	R: 0 E: 0 K: 2 S: 7	H: 0 LOB: 0 BB: 0 P: 7	R: 0 E: 0 K: 1 S: 5	H: 0 LOB: 0 BB: 0 P: 5	1B: 4 2B: 0 3B: 0 HR: 0	SF: 0 SAC: 1 DP: 0 HBP: 0		WP: 0 PB: 0 SB: 1 CS: 0
<b>PITCHER</b> Jerry Stephenson, R (1.1) ERA: 1.8 Jay Ritchie, R (8. 1) ERA: 1.59 Arnold Earley, L (8. 1) ERA:	IP: 5.0 WLS: L BF: 21 H: 4 R: 1 ER: 0 SO: 7 BB: 1 IBB: 0 HBP: 0 BLK: 0 WP: 0 HR: 0 S: 12 P: 16 ERA: 0.00 WHIP: 1.000																	



Batter	1	2	3	4	5	6	7	8	9	AB	R	H	RBI	BB	SO	LOB	TOP			
Chuck Schilling, R OBP: 0.375, SLG: 1.250	F8		FC6-4			F2		P6		4	0	0	0	0	0	1	<b>Boston Red Sox @ Los Angeles Angels</b> Dodger Stadium, Los Angeles, CA Tue May 04 1965, 7:05 PM PDT Att: 4,888 - Unknown			
Lenny Green, L OBP: 0.418, SLG: 0.596	K			1-3				HR		4	1	2	1	0	1	0				
Carl Yastrzemski, L OBP: 0.389, SLG: 0.456	F9			F8		F2				4	0	1	0	0	0	1				
Tony Conigliaro, R OBP: 0.364, SLG: 0.525		L4-3 1B		K				G3	K	4	0	1	0	0	2	1				
Felix Mantilla, R OBP: 0.415, SLG: 0.464	F7				F8			F9	6-3	4	0	0	0	0	0	1				
Frank Malzone, R OBP: 0.321, SLG: 0.326	L4-3				5-3		1B BB		K	3	0	0	0	1	1	1				
Eddie Bressoud, R OBP: 0.364, SLG: 0.526			6-3				1-2 1B			3	0	2	0	1	0	0				
Mike Ryan, R OBP: 0.333, SLG: 0.818			F7		K			L6	K	4	0	0	0	0	2	4				
Dave Morehead, R Bill Schlesinger, R Dennis Bennett, L Bob Tillman, R Bob Heffner, R				1-3				K		0	0	0	0	1	0	0				
<b>Inning Stats</b>	R: 0 E: 0 K: 1 S: 5	H: 0 LOB: 0 BB: 0 P: 5	R: 0 E: 0 K: 0 S: 3	H: 1 LOB: 0 BB: 0 P: 3	R: 0 E: 0 K: 0 S: 3	H: 0 LOB: 1 BB: 1 P: 7	R: 0 E: 0 K: 1 S: 5	H: 0 LOB: 0 BB: 0 P: 5	R: 0 E: 0 K: 0 S: 4	H: 1 LOB: 1 BB: 0 P: 4	R: 0 E: 0 K: 0 S: 4	H: 1 LOB: 2 BB: 1 P: 8	R: 1 E: 0 K: 2 S: 9	H: 2 LOB: 1 BB: 0 P: 9	R: 0 E: 0 K: 2 S: 8	H: 1 LOB: 1 BB: 0 P: 8		1B: 4 2B: 2 3B: 0 HR: 1	SF: 0 SAC: 0 DP: 1 HBP: 0	WP: 0 PB: 0 SB: 0 CS: 0
<b>PITCHER</b> Marcelino Lopez, L ERA: 2.08	IP: 9.0 WLS: W BF: 35 H: 6 R: 1 ER: 1 SO: 7 BB: 3 IBB: 0 HBP: 0 BLK: 0 WP: 0 HR: 1 S: 46 P: 58 ERA: 1.00 WHIP: 1.000															<b>PITCHER</b>				

Batter	1	2	3	4	5	6	7	8	9	AB	R	H	RBI	BB	SO	LOB	BOTTOM			
Jim Piersall, R OBP: 0.250, SLG: 0.250	FC3-6 1B		L3		FC1-2 HR 1B			L8		5	1	3	0	0	0	0	<b>Boston Red Sox @ Los Angeles Angels</b> Dodger Stadium, Los Angeles, CA Tue May 04 1965, 7:05 PM PDT Att: 4,888 - Unknown			
Albie Pearson, L OBP: 0.303, SLG: 0.207	FC3-6 PB 2-3		4-3		FC1-2 HR 1B		L1			4	1	1	1	0	0	3				
Willie Smith, L Lou Clinton, R	2-3			1B BB	FC1-2 HR		FC6-4 1B			3	1	1	0	1	0	4				
Costen Shockley, L Vic Power, R	4-0 PB BB			L9	FC6-4 1B		FC6-4 1B			2	1	1	4	1	0	1				
Jim Fregosi, R	1-2 2-3		K		L9		FC6-4 1B			1	1	0	0	0	0	1				
Buck Rodgers, S			1-2 2-3		5-3		FC6-4 1B			4	0	2	0	0	1	2				
Paul Schaal, R				1-3 1B	F8		FC6-4 1B			4	1	0	0	0	2	4				
Bobby Knoop, R Julio Gotay, R							FC6-4 1B			3	0	1	2	1	0	2				
Marcelino Lopez, R							1-6-5 BB			2	1	1	0	1	0	0				
<b>Inning Stats</b>	R: 0 E: 0 K: 1 S: 6	H: 1 LOB: 2 BB: 1 P: 10	R: 0 E: 0 K: 1 S: 5	H: 0 LOB: 0 BB: 0 P: 5	R: 0 E: 0 K: 1 S: 5	H: 0 LOB: 0 BB: 0 P: 5	R: 0 E: 0 K: 1 S: 6	H: 1 LOB: 2 BB: 1 P: 10	R: 5 E: 0 K: 0 S: 8	H: 4 LOB: 0 BB: 0 P: 8	R: 0 E: 0 K: 0 S: 3	H: 1 LOB: 2 BB: 2 P: 11	R: 2 E: 0 K: 0 S: 5	H: 3 LOB: 1 BB: 0 P: 5	R: 0 E: 0 K: 1 S: 5	H: 0 LOB: 0 BB: 0 P: 5		1B: 9 2B: 1 3B: 0 HR: 1	SF: 0 SAC: 1 DP: 1 HBP: 0	WP: 0 PB: 1 SB: 1 CS: 0
<b>PITCHER</b> Dave Morehead, R ERA: 6.28 Dennis Bennett, L ERA: 9.0 Bob Heffner, R ERA: 4.5	IP: 5.0 WLS: L BF: 24 H: 4 R: 2 ER: 2 SO: 4 BB: 2 IBB: 0 HBP: 0 BLK: 0 WP: 0 HR: 1 S: 30 P: 38 ERA: 9.00 WHIP: 3.000															<b>PITCHER</b>				



Batter	1	2	3	4	5	6	7	8	9	AB	R	H	RBI	BB	SO	LOB	TOP										
Lenny Green, L OBP: 0.423, SLG: 0.590	4-3			2B 1B		G5-4-3 1B		FC6-4		4	1	2	0	0	0	1											
Dalton Jones, L OBP: 0.595, SLG: 0.842	G6-4-3 1B			1-H 2B		L6			WP 2B 1B	4	1	3	1	0	0	1											
Carl Yastrzemski, L OBP: 0.366, SLG: 0.426	G6-4-3			4-3		G5-4-3			F9	4	0	0	0	0	0	4											
Tony Conigliaro, R OBP: 0.357, SLG: 0.523		K		6-3					1-3	4	1	1	1	0	1	1											
Lee Thomas, L OBP: 0.373, SLG: 0.627	G3			1-3					4-3	4	0	1	1	0	0	1											
Felix Mantilla, R OBP: 0.406, SLG: 0.467	F9								4-3	4	1	1	0	0	0	1											
Eddie Bressoud, R OBP: 0.385, SLG: 0.522				6-3		2B				4	0	2	1	0	1	1											
Mike Ryan, R OBP: 0.267, SLG: 0.643				6-3		G6-3 1B			FC1-6 1B	3	0	0	0	0	0	2											
Jim Lonborg, R				L1					FC1-6	1	0	0	0	0	0	0											
Jack Lamabe, R									FC1-6	1	0	0	0	0	1	0											
Arnold Earley, L										0	0	0	0	0	0	0											
Gary Geiger, L										1	0	0	0	0	0	1											
Dick Radatz, R										0	0	0	0	0	0	0											
<b>Inning Stats</b>	R: 0 E: 0 K: 0 S: 3	H: 1 LOB: 0 BB: 0 P: 3	R: 0 E: 0 K: 1 S: 5	H: 0 LOB: 0 BB: 0 P: 5	R: 0 E: 0 K: 0 S: 3	H: 0 LOB: 0 BB: 0 P: 3	R: 1 E: 0 K: 0 S: 5	H: 2 LOB: 1 BB: 0 P: 5	R: 1 E: 0 K: 1 S: 6	H: 2 LOB: 0 BB: 0 P: 6	R: 0 E: 0 K: 0 S: 3	H: 1 LOB: 0 BB: 0 P: 3	R: 0 E: 0 K: 0 S: 3	H: 0 LOB: 0 BB: 0 P: 3	R: 2 E: 0 K: 1 S: 8	H: 3 LOB: 1 BB: 0 P: 8	1B: 7 2B: 3 3B: 0 HR: 0	SF: 0 SAC: 0 DP: 3 HBP: 0	WP: 1 PA: 34								
<b>PITCHER</b>	IP	WLS	BF	H	R	ER	SO	BB	IBB	HBP	BLK	WP	HR	S	P	ERA	WHIP										
Fred Newman, R ERA: 3.63	8.1	W	32	10	4	4	2	0	0	0	0	1	0	36	36	4.32	1.200										
Bob Lee, R ERA: 1.15	0.2	S	2	0	0	0	1	0	0	0	0	0	0	4	4	0.00	0.000										

**Boston Red Sox @ Los Angeles Angels**  
**Dodger Stadium, Los Angeles, CA**  
 Wed May 05 1965, 7:05 PM PDT  
 Att: 5,000 - Unknown

AB	34
R	4
H	10
RBI	4
BB	0
SO	3
LOB	13



Batter	1	2	3	4	5	6	7	8	9	AB	R	H	RBI	BB	SO	LOB	BOTTOM										
Jim Piersall, R OBP: 0.353, SLG: 0.267	G6-3 BB		1B 1B	K		1-2 HBP		6-3		3	1	1	0	1	1	0											
Albie Pearson, L OBP: 0.306, SLG: 0.219	G6-3		1B 1B			1-3		F8		3	1	1	0	0	0	1											
Joe Adcock, R OBP: 0.367, SLG: 0.633	G6-3		1B 1B							1	0	0	0	0	0	2											
Vic Power, R OBP: 0.250, SLG: 0.500	1-2		1B 1B							0	0	0	0	0	0	0											
Willie Smith, L OBP: 0.296, SLG: 0.413	BLK 2B		BB 1B 1B			S 1B		K		4	1	3	1	0	1	2											
Costen Shockley, L OBP: 0.265, SLG: 0.295	4-0		BB 1B			F7			F9	2	0	1	1	1	0	1											
Lou Clinton, R OBP: 0.286, SLG: 0.263	2-3 BB		1-2 2H 1B							1	0	0	0	0	0	0											
Jim Fregosi, R OBP: 0.266, SLG: 0.368	K		4-0 BB BB			E7 3B		K		3	1	1	1	1	2	2											
Buck Rodgers, S OBP: 0.250, SLG: 0.322			1-2 2-3 BB			4-3		4-3		4	0	0	0	0	1	3											
Paul Schaal, R OBP: 0.343, SLG: 0.607	1-3		F9							4	2	2	1	0	0	3											
Bobby Knoop, R OBP: 0.355, SLG: 0.400			K			F9		HR		4	0	0	0	0	1	1											
Fred Newman, R OBP: 0.231, SLG: 0.091			K							3	0	1	1	0	2	0											
Bob Lee, R			K					HBP 1B		0	0	0	0	0	0	0											
<b>Inning Stats</b>	R: 0 E: 0 K: 1 S: 5	H: 1 LOB: 2 BB: 2 P: 13	R: 0 E: 0 K: 1 S: 5	H: 0 LOB: 0 BB: 0 P: 5	R: 2 E: 0 K: 2 S: 11	H: 4 LOB: 3 BB: 1 P: 15	R: 0 E: 0 K: 2 S: 7	H: 0 LOB: 0 BB: 0 P: 7	R: 2 E: 1 K: 0 S: 5	H: 2 LOB: 0 BB: 0 P: 5	R: 1 E: 0 K: 1 S: 7	H: 2 LOB: 2 BB: 0 P: 8	R: 0 E: 0 K: 1 S: 5	H: 0 LOB: 0 BB: 0 P: 5	R: 1 E: 0 K: 0 S: 4	H: 1 LOB: 0 BB: 0 P: 4	1B: 6 2B: 2 3B: 1 HR: 1	SF: 0 SAC: 1 DP: 1 HBP: 1	WP: 0 PA: 37								
<b>PITCHER</b>	IP	WLS	BF	H	R	ER	SO	BB	IBB	HBP	BLK	WP	HR	S	P	ERA	WHIP										
Jim Lonborg, R ERA: 4.4	2.1	L	14	4	3	2	3	0	0	1	0	0	1	19	20	6.00	1.333										
Jack Lamabe, R ERA: 6.75	3.0	L	14	4	3	2	3	0	0	1	0	0	1	19	20	6.00	1.333										
Arnold Earley, L	1.2		5	0	0	0	2	0	0	0	0	0	0	9	9	0.00	0.000										
Dick Radatz, R ERA: 6.32	1.0		4	1	1	1	0	0	0	0	0	0	0	4	4	9.00	1.000										

**Boston Red Sox @ Los Angeles Angels**  
**Dodger Stadium, Los Angeles, CA**  
 Wed May 05 1965, 7:05 PM PDT  
 Att: 5,000 - Unknown

AB	32
R	6
H	10
RBI	5
BB	3
SO	8
LOB	15





Batter	1	2	3	4	5	6	7	8	9	AB	R	H	RBI	BB	SO	LOB	TOP										
Dick Green, R OBP: 0.384, SLG: 0.311 (1, 4)										5	0	1	0	0	0	1											
Wayne Causey, L OBP: 0.383, SLG: 0.389 (1, 6)										5	0	0	0	0	1	2											
Bert Campaneris, R OBP: 0.355, SLG: 0.443 (1, 7)										4	0	1	0	0	0	0											
Nelson Mathews, R OBP: 0.543, SLG: 0.793 (6, 8)										2	0	0	0	2	2	0											
Jim Landis, R OBP: 0.421, SLG: 0.214 Mike Hersheberger, R OBP: 0.166, SLG: 0.218 (1, 8) (6, 9)										1	1	0	0	2	1	2											
Jim Gentile, L OBP: 0.286, SLG: 0.528 (1, 3)										4	1	2	1	0	0	3											
Ed Charles, R OBP: 0.348, SLG: 0.431 (1, 5)										4	2	1	1	0	1	4											
Johnny Blanchard, L OBP: 0.283, SLG: 0.250 (1, 2)										2	0	0	1	1	0	0											
Orlando Pena, R OBP: 0.286, SLG: 0.167 Jim Dickson, L (4, 1)										1	0	0	0	1	1	0											
Ken Harrelson, R OBP: 0.276, SLG: 0.370 Wes Stock, R (6, 1) (6, 1)										0	0	0	0	0	0	0											
Billy Bryan, L OBP: 0.283, SLG: 0.439 (9, PH)										0	0	0	1	0	0	0											
<b>Inning Stats</b>	R: 0 E: 0 K: 2 S: 8	H: 1 LOB: 2 BB: 1 P: 12	R: 1 E: 0 K: 1 S: 7	H: 2 LOB: 2 BB: 1 P: 11	R: 0 E: 0 K: 0 S: 3	H: 0 LOB: 0 BB: 2 P: 11	R: 0 E: 0 K: 1 S: 5	H: 0 LOB: 0 BB: 0 P: 5	R: 0 E: 0 K: 1 S: 5	H: 0 LOB: 0 BB: 0 P: 5	R: 2 E: 0 K: 0 S: 4	H: 1 LOB: 1 BB: 2 P: 12	R: 0 E: 0 K: 1 S: 5	H: 0 LOB: 0 BB: 0 P: 5	R: 1 E: 0 K: 0 S: 4	H: 2 LOB: 0 BB: 0 P: 4	R: 0 E: 0 K: 0 S: 3	H: 0 LOB: 0 BB: 0 P: 3	1B: 3 2B: 1 3B: 1 HR: 1	SF: 2 SAC: 0 DP: 1 HBP: 0	WP: 1 PB: 2 SB: 0 CS: 0	PA: 38					
<b>PITCHER</b>	IP	WLS	BF	H	R	ER	SO	BB	IBB	HBP	BLK	WP	HR	S	P	ERA	WHIP										
Rudy May, L ERA: 1.73 (1, 1)	5.0	W	24	4	3	3	5	5	0	0	0	0	0	29	49	5.40	1.800										
Aubrey Gatewood, R ERA: 10.38 (6, 1)	1.0		4	0	0	0	0	1	0	0	0	1	0	3	7	0.00	1.000										
Bob Lee, R ERA: 1.45 (7, 1)	3.0	S	10	2	1	1	1	0	0	0	0	0	1	12	12	3.00	0.667										

Kansas City Athletics @ Los Angeles Angels  
Dodger Stadium, Los Angeles, CA  
Thu May 06 1965, 7:05 PM PDT  
Att: 4,014 - Unknown

AB 30  
R 4  
H 6  
RBI 4  
BB 6  
SO 6  
LOB 12



Batter	1	2	3	4	5	6	7	8	9	AB	R	H	RBI	BB	SO	LOB	BOTTOM										
Jose Cardenal, R OBP: 0.342, SLG: 0.446 (1, 8)										3	0	0	0	1	0	0											
Albie Pearson, L OBP: 0.325, SLG: 0.250 (1, 9)										4	0	2	0	0	0	0											
Willie Smith, L OBP: 0.282, SLG: 0.392 (1, 7)										4	0	0	0	0	0	4											
Costen Shockley, L OBP: 0.250, SLG: 0.277 Vic Power, R OBP: 0.222, SLG: 0.444 (1, 3) (7, 3)										3	0	0	0	0	0	1											
Jim Fregosi, R OBP: 0.265, SLG: 0.388 (1, 6)										4	1	1	0	0	0	0											
Buck Rodgers, S OBP: 0.285, SLG: 0.333 (1, 2)										4	2	2	1	0	0	0											
Paul Schaal, R OBP: 0.338, SLG: 0.578 (1, 5)										3	1	0	0	1	2	2											
Bobby Knoop, R OBP: 0.369, SLG: 0.500 (1, 4)										3	1	2	4	0	0	1											
Rudy May, L OBP: 0.250, SLG: 0.143 Aubrey Gatewood, R OBP: 1.000, SLG: 2.000 Bob Lee, R (1, 1) (6, 1) (7, 1)										2	0	0	0	0	1	1											
<b>Inning Stats</b>	R: 0 E: 0 K: 0 S: 3	H: 1 LOB: 0 BB: 0 P: 3	R: 2 E: 0 K: 0 S: 5	H: 2 LOB: 1 BB: 1 P: 9	R: 0 E: 1 K: 0 S: 4	H: 0 LOB: 1 BB: 0 P: 4	R: 2 E: 1 K: 2 S: 9	H: 1 LOB: 0 BB: 0 P: 9	R: 0 E: 0 K: 0 S: 3	H: 0 LOB: 0 BB: 0 P: 3	R: 1 E: 0 K: 1 S: 7	H: 2 LOB: 1 BB: 0 P: 7	R: 0 E: 0 K: 1 S: 6	H: 1 LOB: 2 BB: 1 P: 10	R: 0 E: 0 K: 0 S: 3	H: 0 LOB: 0 BB: 0 P: 3	1B: 4 2B: 0 3B: 2 HR: 1	SF: 0 SAC: 0 DP: 1 HBP: 0	WP: 0 PB: 0 SB: 2 CS: 0	PA: 34							
<b>PITCHER</b>	IP	WLS	BF	H	R	ER	SO	BB	IBB	HBP	BLK	WP	HR	S	P	ERA	WHIP										
Orlando Pena, R ERA: 3.54 (1, 1)	3.2	L	17	4	4	2	1	1	0	0	0	0	0	18	22	4.91	1.364										
Jim Dickson, R ERA: 3.68 (4, 1)	1.1		4	0	0	0	1	0	0	0	0	0	0	6	6	0.00	0.000										
Wes Stock, R ERA: 5.3 (6, 1)	3.0		13	3	1	1	2	1	0	0	0	0	0	16	20	3.00	1.333										

Kansas City Athletics @ Los Angeles Angels  
Dodger Stadium, Los Angeles, CA  
Thu May 06 1965, 7:05 PM PDT  
Att: 4,014 - Unknown

AB 32  
R 5  
H 7  
RBI 5  
BB 2  
SO 4  
LOB 11














Batter	1	2	3	4	5	6	7	8	9	AB	R	H	RBI	BB	SO	LOB	TOP			
Dick Green, R OBP: 0.378, SLG: 0.365 (1, 4)										4	0	0	0	0	1	1	<b>Kansas City Athletics @ Los Angeles Angels</b> <b>Dodger Stadium, Los Angeles, CA</b> Sat May 08 1965, 7:05 PM PDT Att: 6,684 - Unknown			
Wayne Causey, L OBP: 0.356, SLG: 0.348 (1, 6)										4	0	1	0	0	0	1				
Bert Campaneris, R OBP: 0.367, SLG: 0.458 (1, 7)										3	1	1	0	1	0	0				
Nelson Mathews, R OBP: 0.511, SLG: 0.718 (1, 8)										4	1	1	1	0	0	2				
Ed Charles, R OBP: 0.359, SLG: 0.429 (1, 5)										4	0	3	1	0	0	0				
Jim Gentile, L OBP: 0.280, SLG: 0.563 (1, 3)										4	0	0	0	0	3	3				
Mike Hershberger, R OBP: 0.293, SLG: 0.233 (1, 9)										4	0	1	0	0	0	3				
Johnny Blanchard, L OBP: 0.316, SLG: 0.319 (1, 2)										3	0	1	0	0	0	2				
Diego Segui, R OBP: 0.286, SLG: 0.333 Wes Stock, R (7, 1)										1	0	0	0	0	1	0				
Ken Harrelson, R OBP: 0.258, SLG: 0.345 John Wyatt, R (8, 1)										0	0	0	0	0	0	0				
<b>Inning Stats</b>	R: 0 E: 0 K: 1 S: 5	H: 0 LOB: 0 BB: 0 P: 5	R: 0 E: 0 K: 0 S: 4	H: 1 LOB: 1 BB: 0 P: 4	R: 0 E: 0 K: 0 S: 4	H: 1 LOB: 1 BB: 0 P: 4	R: 2 E: 0 K: 1 S: 7	H: 2 LOB: 1 BB: 1 P: 11	R: 0 E: 0 K: 1 S: 5	H: 0 LOB: 0 BB: 0 P: 5	R: 0 E: 0 K: 1 S: 5	H: 1 LOB: 0 BB: 0 P: 5	R: 0 E: 0 K: 0 S: 5	H: 2 LOB: 2 BB: 0 P: 5	R: 0 E: 0 K: 1 S: 5	H: 1 LOB: 0 BB: 0 P: 5	1B: 7 2B: 0 3B: 1 HR: 0	SF: 0 SAC: 1 DP: 2 HBP: 0	WP: 0 PB: 0 SB: 0 CS: 0	PA: 34
<b>PITCHER</b> Marcelino Lopez, L ERA: 2.06 (1, 1)	IP: 9.0 WLS: W BF: 34 H: 8 R: 2 ER: 2 SO: 5 BB: 1 IBB: 0 HBP: 0 BLK: 0 WP: 0 HR: 0 S: 43 P: 47 ERA: 2.00 WHIP: 1.000															<b>PITCHER</b> IP: WLS: BF: H: R: ER: SO: BB: IBB: HBP: BLK: WP: HR: S: P: ERA: WHIP				

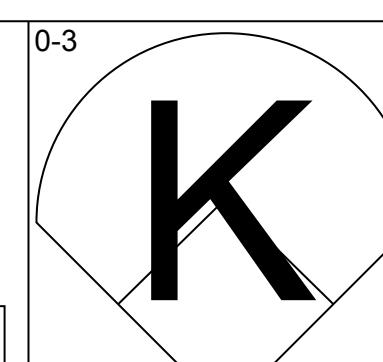
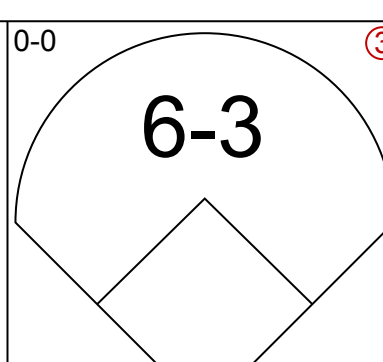
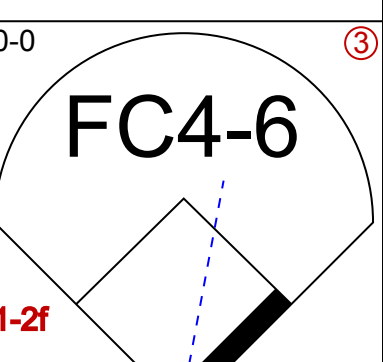
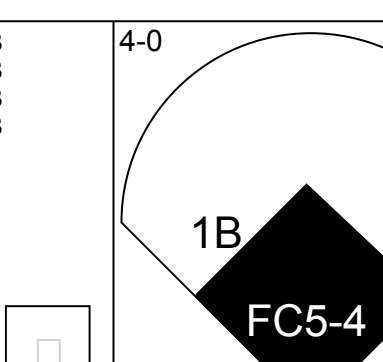
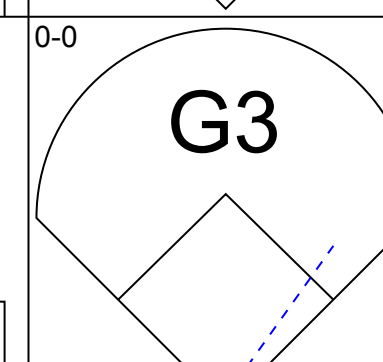
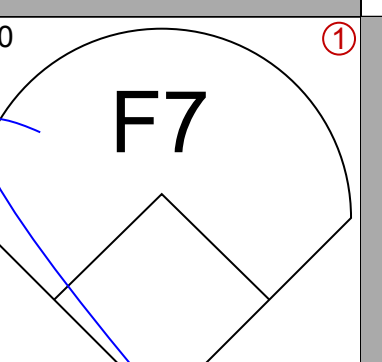
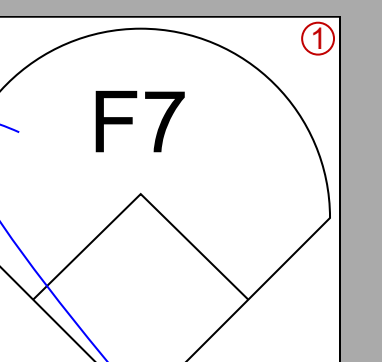
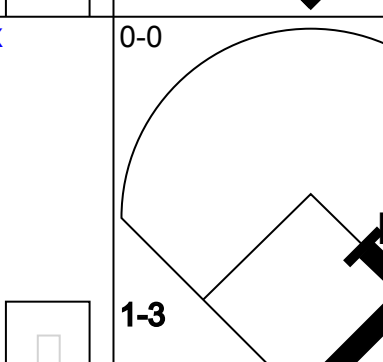
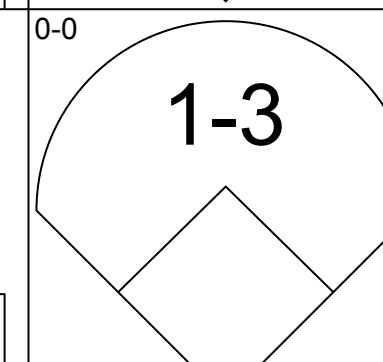
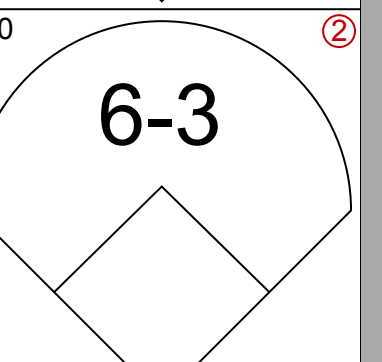
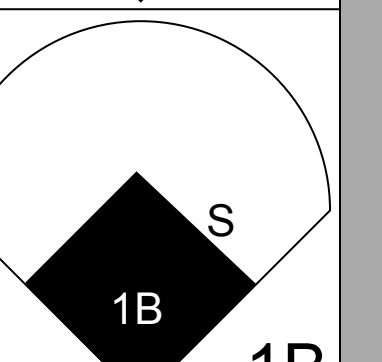
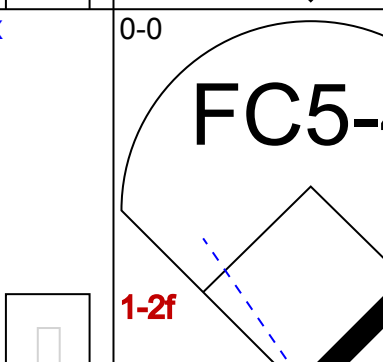
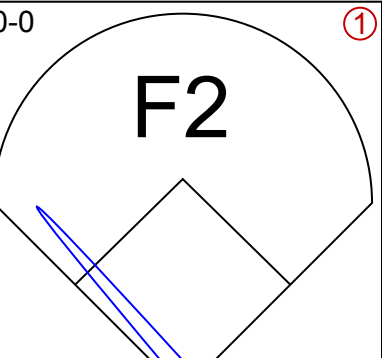
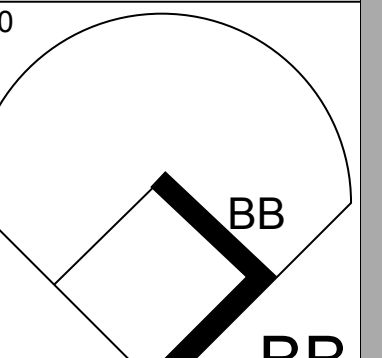
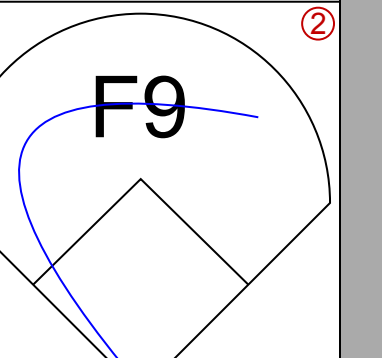
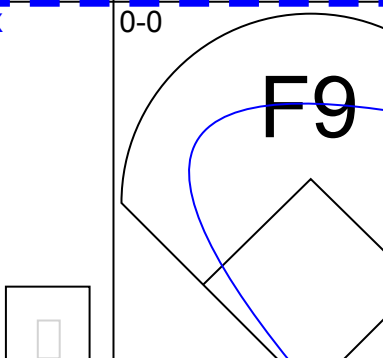

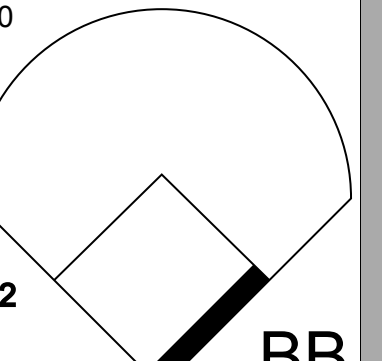
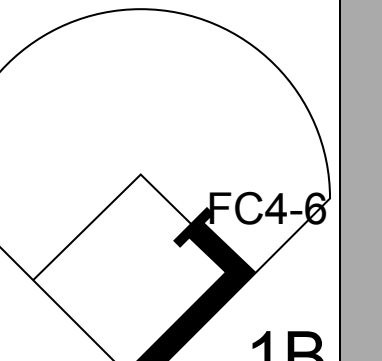
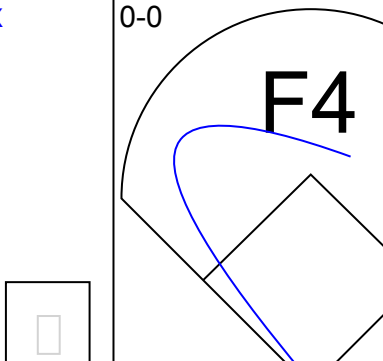

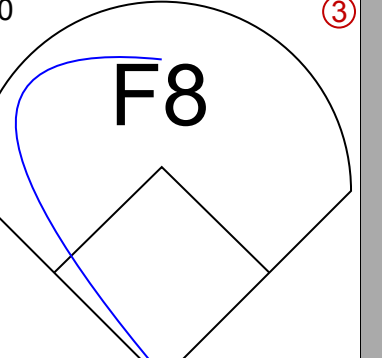
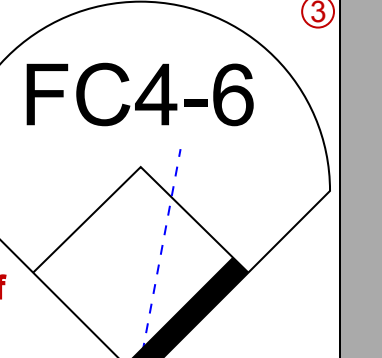

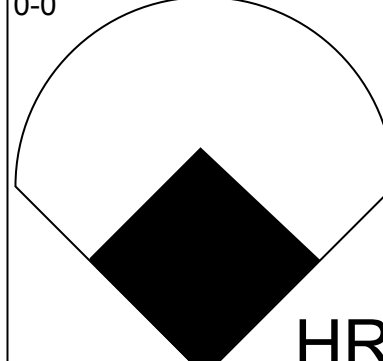
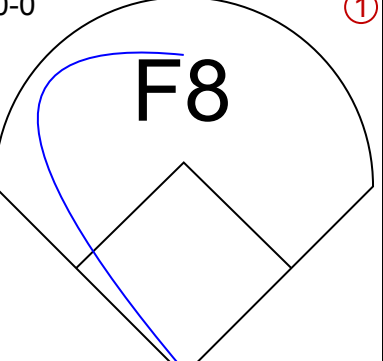
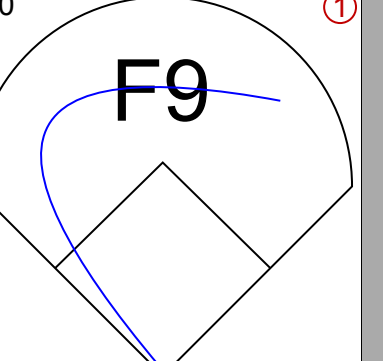
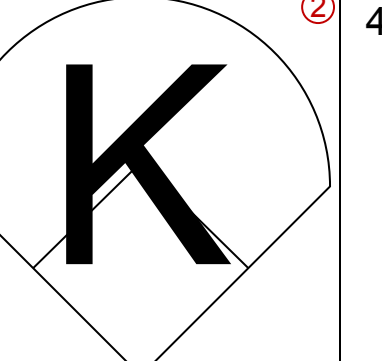
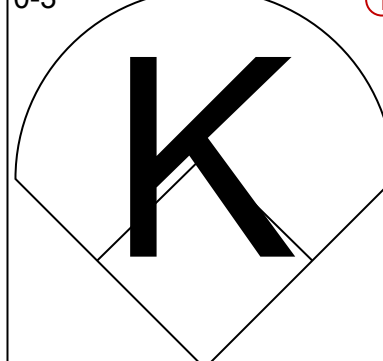
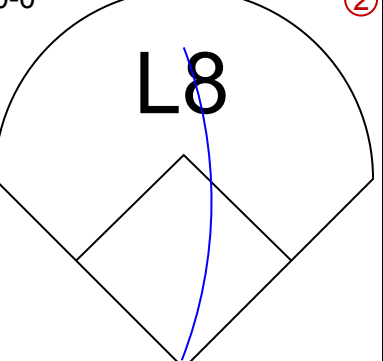
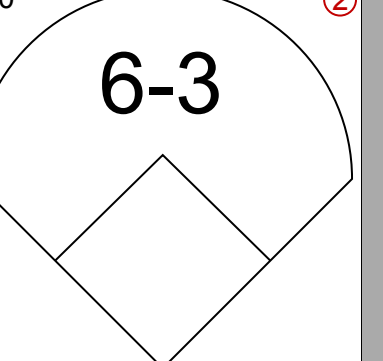
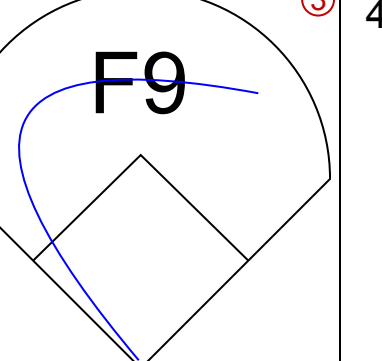
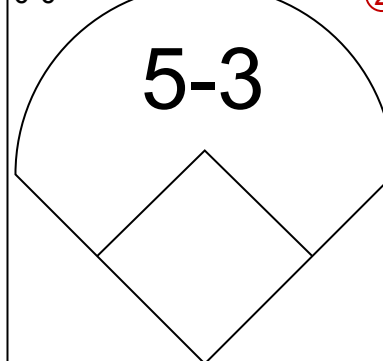
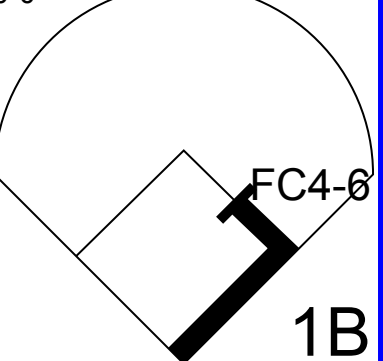
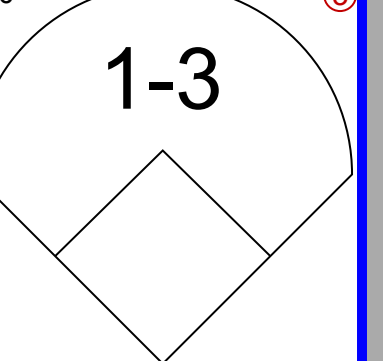
AB	32
R	2
H	8
RBI	2
BB	1
SO	5
LOB	12

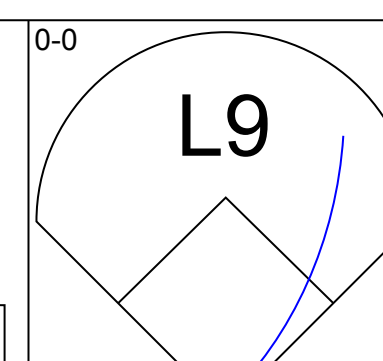
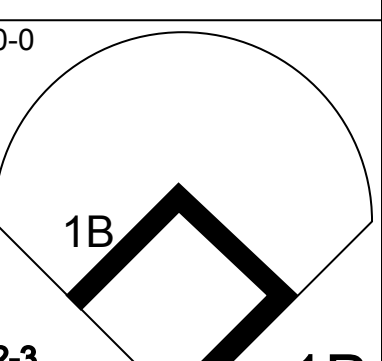
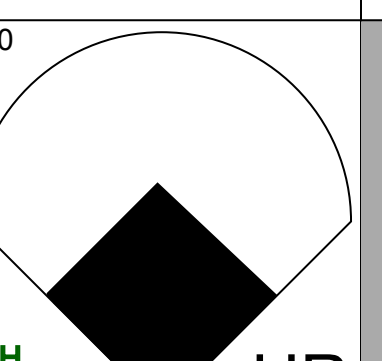
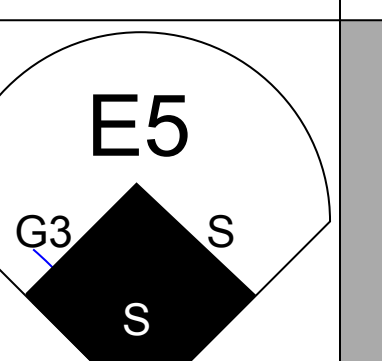
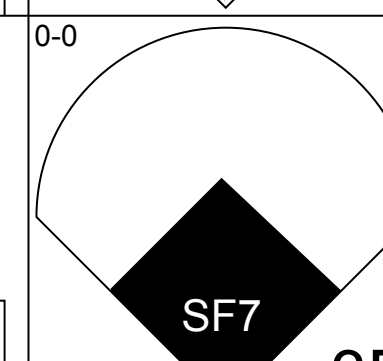
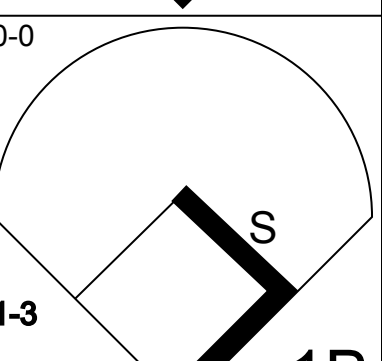
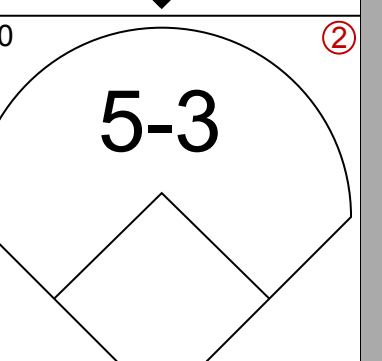
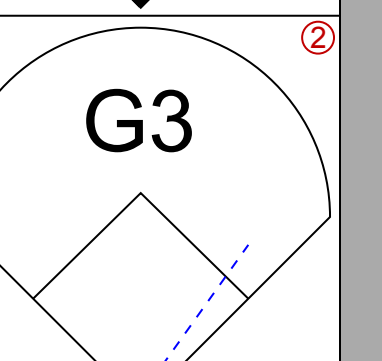
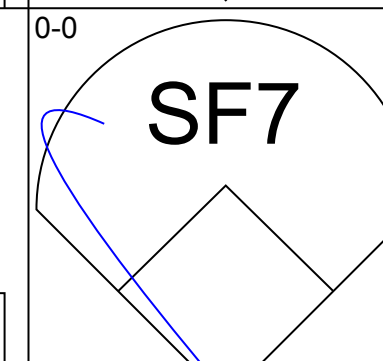
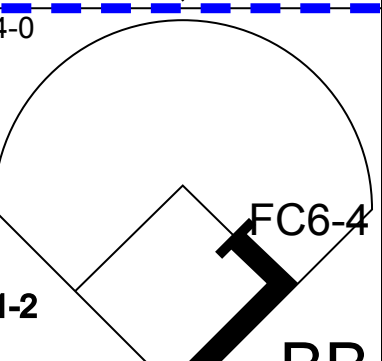
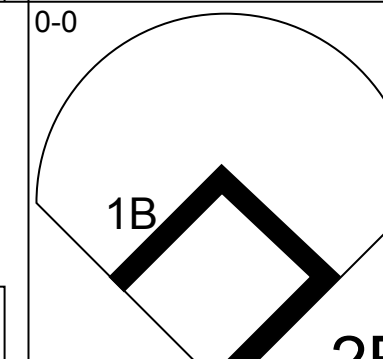
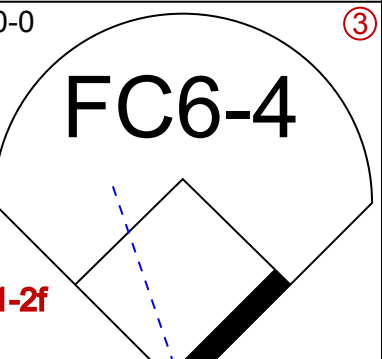


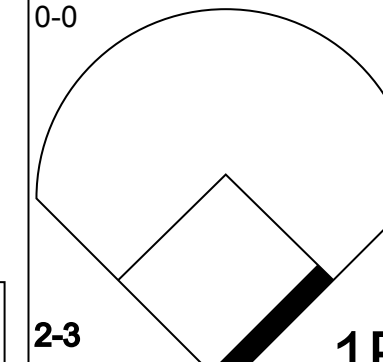

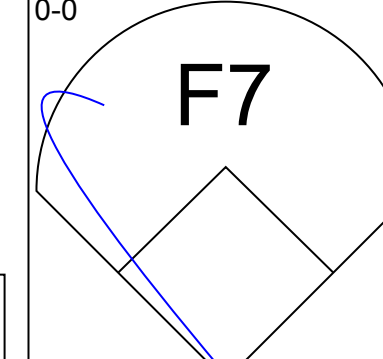



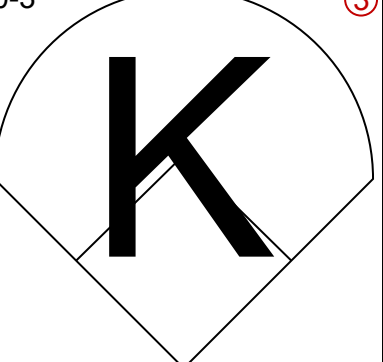





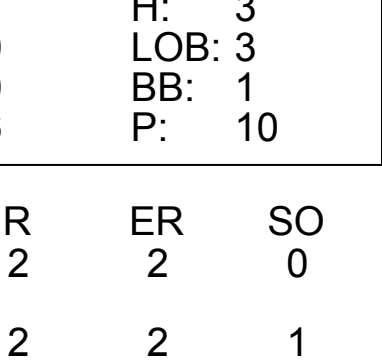
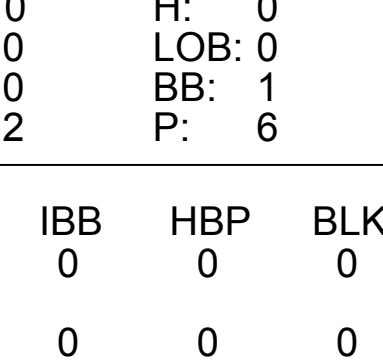
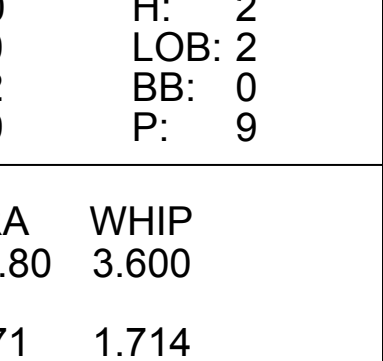
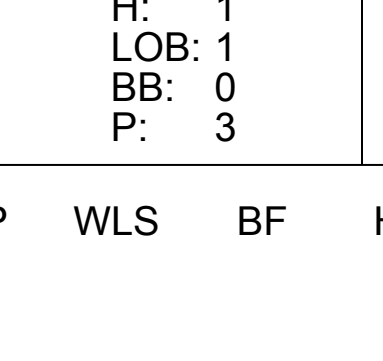






Batter	1	2	3	4	5	6	7	8	9	AB	R	H	RBI	BB	SO	LOB	BOTTOM			
Jose Cardenal, R OBP: 0.337, SLG: 0.430 (1, 8)										4	1	2	0	0	0	1	<b>Kansas City Athletics @ Los Angeles Angels</b> <b>Dodger Stadium, Los Angeles, CA</b> Sat May 08 1965, 7:05 PM PDT Att: 6,684 - Unknown			
Albie Pearson, L OBP: 0.346, SLG: 0.298 (1, 7)										3	0	1	0	1	0	3				
Jim Fregosi, R OBP: 0.274, SLG: 0.413 (1, 6)										4	0	0	1	0	1	2				
Costen Shockley, L OBP: 0.237, SLG: 0.245 Vic Power, R OBP: 0.300, SLG: 0.500 (8, 3)										2	0	0	0	1	0	0				
Lou Clinton, R OBP: 0.277, SLG: 0.256 (1, 9)										4	0	0	0	0	2	3				
Paul Schaaf, R OBP: 0.317, SLG: 0.554 (1, 5)										4	0	0	0	0	2					
Buck Rodgers, S OBP: 0.244, SLG: 0.301 (1, 2)										3	1	1	0	0	1	0				
Bobby Knoop, R OBP: 0.360, SLG: 0.463 (1, 4)										3	0	1	0	0	0	0				
Marcelino Lopez, R OBP: 0.188, SLG: 0.200 (1, 1)										2	1	2	1	0	0	0				
<b>Inning Stats</b>	R: 0 E: 0 K: 0 S: 2	H: 0 LOB: 0 BB: 1 P: 6	R: 0 E: 0 K: 0 S: 3	H: 0 LOB: 0 BB: 0 P: 3	R: 0 E: 0 K: 0 S: 5	H: 2 LOB: 2 BB: 0 P: 5	R: 0 E: 0 K: 1 S: 5	H: 0 LOB: 0 BB: 0 P: 5	R: 2 E: 1 K: 1 S: 7	H: 2 LOB: 1 BB: 1 P: 11	R: 0 E: 0 K: 0 S: 5	H: 2 LOB: 1 BB: 0 P: 5	R: 0 E: 0 K: 1 S: 7	H: 2 LOB: 2 BB: 0 P: 7	R: 0 E: 0 K: 1 S: 7	H: 2 LOB: 2 BB: 0 P: 7		1B: 8 2B: 0 3B: 0 HR: 0	SF: 1 SAC: 0 DP: 1 HBP: 0	WP: 0 PB: 0 SB: 0 CS: 0
<b>PITCHER</b> Diego Segui, R ERA: 4.88 Wes Stock, R ERA: 5.12 John Wyatt, R ERA: 5.4 (1, 1)	IP: 6.1 WLS: L BF: 25 H: 5 R: 3 ER: 2 SO: 3 BB: 2 IBB: 0 HBP: 0 BLK: 0 WP: 0 HR: 0 S: 29 P: 37 ERA: 2.84 WHIP: 1.105															<b>PITCHER</b> IP: WLS: BF: H: R: ER: SO: BB: IBB: HBP: BLK: WP: HR: S: P: ERA: WHIP				





Batter	1	2	3	4	5	6	7	8	9	AB	R	H	RBI	BB	SO	LOB	TOP					
Dick Green, R OBP: 0.374, SLG: 0.351 (1, 4)										3	1	0	0	1	1	1	<b>Kansas City Athletics @ Los Angeles Angels</b> <b>Dodger Stadium, Los Angeles, CA</b> Sun May 09 1965, 3:33 AM PDT Att: 9,591 - Unknown					
Wayne Causey, L OBP: 0.351, SLG: 0.343 (1, 6)										4	0	1	0	0	0	0						
Bert Campaneris, R OBP: 0.362, SLG: 0.448 (1, 7)										4	1	1	1	0	0	1						
Johnny Blanchard, L OBP: 0.311, SLG: 0.300 (1, 9)										3	0	0	0	1	0	2						
Jim Gentile, L OBP: 0.301, SLG: 0.552 (1, 3)										3	0	1	1	1	1	1						
Billy Bryan, L OBP: 0.271, SLG: 0.365 (1, 2)										4	0	0	0	0	0	3						
Ed Charles, R OBP: 0.354, SLG: 0.459 (1, 5)										4	1	1	1	0	1	0						
Nelson Mathews, R OBP: 0.471, SLG: 0.651 (1, 8)										4	0	0	0	0	1	0						
John O'Donoghue, R OBP: 0.426, SLG: 0.333 (2, 1)										0	0	0	0	0	0	0						
Jim Landis, R OBP: 0.426, SLG: 0.250 (5, PH)										1	0	0	0	0	0	0						
Moe Drabowsky, R OBP: 0.362, SLG: 0.230 (5, 1)										0	0	0	0	0	0	0						
Mike Harshberger, R OBP: 0.262, SLG: 0.230 (7, PH)										1	0	0	0	0	0	0						
John Wyatt, R (7, 1)										0	0	0	0	0	0	0						
<b>Inning Stats</b>	R: 0 E: 0 K: 1 S: 5	H: 0 LOB: 0 BB: 0 P: 5	R: 0 E: 0 K: 1 S: 5	H: 0 LOB: 0 BB: 0 P: 5	R: 1 E: 0 K: 1 S: 6	H: 1 LOB: 0 BB: 2 P: 6	R: 0 E: 0 K: 0 S: 3	H: 0 LOB: 2 BB: 2 P: 11	R: 0 E: 0 K: 0 S: 4	H: 1 LOB: 1 BB: 0 P: 4	R: 1 E: 0 K: 0 S: 5	H: 2 LOB: 1 BB: 0 P: 5	R: 0 E: 0 K: 0 S: 3	H: 0 LOB: 0 BB: 0 P: 3	R: 1 E: 0 K: 0 S: 4	H: 1 LOB: 1 BB: 1 P: 8	R: 0 E: 0 K: 1 S: 5	H: 0 LOB: 0 BB: 0 P: 5	1B: 4 2B: 0 3B: 0 HR: 1	SF: 0 SAC: 0 DP: 0 HBP: 0	WP: 0 PB: 0 SB: 1 CS: 0	PA: 35
<b>PITCHER</b>	IP WLS BF H R ER SO BB IBB HBP BLK WP HR S P ERA WHIP																					
Fred Newman, R ERA: 3.64 (1, 1)	7.1 W 30 5 3 3 3 3 3 0 0 0 0 0 1 33 45 3.68 1.091																					
Bob Lee, R ERA: 1.19 (8, 1)	1.2 S 5 0 0 0 1 0 0 0 0 0 0 0 0 7 7 0.00 0.000																					

Batter	1	2	3	4	5	6	7	8	9	AB	R	H	RBI	BB	SO	LOB	BOTTOM					
Jose Cardenal, R OBP: 0.344, SLG: 0.467 (1, 8)										4	2	2	2	0	0	0	<b>Kansas City Athletics @ Los Angeles Angels</b> <b>Dodger Stadium, Los Angeles, CA</b> Sun May 09 1965, 3:33 AM PDT Att: 9,591 - Unknown					
Jim Piersall, R OBP: 0.381, SLG: 0.421 (1, 7)										3	1	2	1	0	0	0						
Albie Pearson, L OBP: 0.340, SLG: 0.292 (6, PH)										1	0	0	0	0	0	1						
Jim Fregosi, R OBP: 0.273, SLG: 0.404 (1, 6)										2	0	0	1	1	1	0						
Joe Adcock, R OBP: 0.385, SLG: 0.632 (1, 3)										4	0	2	0	0	1	3						
Marcelino Lopez, R OBP: 0.188, SLG: 0.200 (7, PR)										0	0	0	0	0	0	0						
Vic Power, R OBP: 0.300, SLG: 0.500 (8, 3)										0	0	0	0	0	0	0						
Paul Schaaf, R OBP: 0.326, SLG: 0.545 (1, 5)										3	0	1	0	1	0	1						
Buck Rodgers, S OBP: 0.244, SLG: 0.299 (1, 2)										4	0	1	0	0	0	4						
Lou Clinton, R OBP: 0.294, SLG: 0.298 (1, 9)										4	1	2	0	0	0	0						
Bobby Knoop, R OBP: 0.354, SLG: 0.451 (1, 4)										4	1	1	0	0	2	3						
Fred Newman, R OBP: 0.200, SLG: 0.077 (1, 1)										2	0	0	0	0	1	1						
Bob Lee, R (8, 1)										1	0	0	0	0	1	0						
<b>Inning Stats</b>	R: 1 E: 0 K: 0 S: 6	H: 3 LOB: 2 BB: 0 P: 6	R: 1 E: 0 K: 0 S: 6	H: 3 LOB: 1 BB: 1 P: 10	R: 0 E: 0 K: 0 S: 2	H: 0 LOB: 0 BB: 1 P: 6	R: 2 E: 0 K: 1 S: 7	H: 2 LOB: 0 BB: 0 P: 7	R: 0 E: 0 K: 2 S: 9	H: 2 LOB: 2 BB: 0 P: 9	R: 1 E: 1 K: 1 S: 6	H: 0 LOB: 0 BB: 0 P: 6	R: 0 E: 0 K: 0 S: 3	H: 1 LOB: 1 BB: 0 P: 3	R: 0 E: 0 K: 2 S: 7	H: 0 LOB: 0 BB: 0 P: 7	R: 0 E: 0 K: 0 S: 5	H: 0 LOB: 0 BB: 0 P: 5	1B: 7 2B: 2 3B: 1 HR: 1	SF: 1 SAC: 1 DP: 1 HBP: 0	WP: 0 PB: 0 SB: 3 CS: 0	PA: 36
<b>PITCHER</b>	IP WLS BF H R ER SO BB IBB HBP BLK WP HR S P ERA WHIP																					
John O'Donoghue, L ERA: 3.46 (1, 1)	1.2 L 11 6 2 2 2 0 0 0 0 0 0 1 10 11 10.80 3.600																					
Jim Dickson, R ERA: 4.97 (2, 1)	2.1 10 2 2 2 1 2 0 0 0 0 0 1 10 18 7.71 1.714																					
Moe Drabowsky, R ERA: 5.13 (5, 1)	2.0 9 2 1 0 3 0 0 0 0 0 0 0 15 15 0.00 1.000																					
John Wyatt, R ERA: 4.35 (7, 1)	2.0 6 1 0 0 2 0 0 0 0 0 0 0 10 10 0.00 0.500																					



Batter	1	2	3	4	5	6	7	8	9	AB	R	H	RBI	BB	SO	LOB	TOP		
<b>Jose Cardenal, R</b> OBP: 0.347, SLG: 0.495 (1, 8)										5	1	2	1	0	2	3			
<b>Willie Smith, L</b> OBP: 0.299, SLG: 0.478 (1, 7)										5	1	2	0	0	1	1			
<b>Jim Fregosi, R</b> OBP: 0.272, SLG: 0.398 (1, 6)										4	0	1	0	0	2	1			
<b>Joe Adcock, R</b> OBP: 0.349, SLG: 0.571 (1, 3)										4	0	0	0	0	3	3			
<b>Lou Clinton, R</b> OBP: 0.315, SLG: 0.292 <b>Albie Pearson, L</b> (8, PH) OBP: 0.333, SLG: 0.286 (8, 9)										1	0	0	0	2	0	0			
<b>Paul Schaaf, R</b> OBP: 0.326, SLG: 0.532 (1, 5)										2	0	0	0	1	1	0			
<b>Buck Rodgers, S</b> OBP: 0.256, SLG: 0.309 (1, 2)										4	0	2	0	0	0	3			
<b>Bobby Knoop, R</b> OBP: 0.337, SLG: 0.427 (1, 4)										4	0	0	0	0	1	3			
<b>Dean Chance, R</b> OBP: 0.118, SLG: 0.063 (1, 1)										3	0	0	0	1	2	0			
<b>Inning Stats</b>	R: 1 E: 0 K: 2 S: 9	H: 2 LOB: 3 BB: 2 P: 17	R: 0 E: 0 K: 2 S: 7	H: 0 LOB: 0 BB: 0 P: 7	R: 0 E: 0 K: 1 S: 7	H: 0 LOB: 0 BB: 0 P: 6	R: 0 E: 0 K: 1 S: 6	H: 1 LOB: 1 BB: 0 P: 6	R: 1 E: 1 K: 2 S: 9	H: 1 LOB: 1 BB: 2 P: 14	R: 0 E: 0 K: 0 S: 3	H: 0 LOB: 0 BB: 0 P: 3	R: 0 E: 0 K: 1 S: 5	H: 0 LOB: 0 BB: 0 P: 5	R: 0 E: 0 K: 2 S: 8	H: 1 LOB: 1 BB: 0 P: 8	1B: 5 2B: 0 3B: 1 HR: 1	SF: 0 SAC: 1 DP: 0 HBP: 0	WP: 0 PA: 38 SB: 0 CS: 1
<b>PITCHER</b>	IP	WLS	BF	H	R	ER	SO	BB	IBB	HBP	BLK	WP	HR	S	P	ERA	WHIP		
<b>Dick Stigman, L</b> ERA: 5.23 (1, 1)	0.2		6	2	1	1	2	2	0	0	0	0	1	8	16	13.50	6.000		
<b>Dave Boswell, R</b> ERA: 3.0 (1, 1)	7.1		28	4	1	0	9	2	0	0	0	0	0	44	52	0.00	0.818		
<b>Johnny Klippstein, R</b> ERA: 2.45 (9, 1)	1.0	W	4	1	0	0	2	0	0	0	0	0	0	8	8	0.00	1.000		

**Los Angeles Angels @ Minnesota Twins**  
Metropolitan Stadium, Bloomington, MI  
Tue May 11 1965, 8:05 PM EDT  
Att: 12,506 - Unknown - 65 F

**AB 33**  
**R 2**  
**H 7**  
**RBI 1**  
**BB 4**  
**SO 13**  
**LOB 14**



Batter	1	2	3	4	5	6	7	8	9	AB	R	H	RBI	BB	SO	LOB	BOTTOM				
<b>Zoilo Versalles, R</b> OBP: 0.300, SLG: 0.479 (1, 6)										4	0	0	0	0	1	0					
<b>Jerry Kindall, R</b> OBP: 0.273, SLG: 0.292 <b>Cesar Tovar, R</b> (9, FR) OBP: 0.357, SLG: 0.308										3	1	1	1	1	1	0					
<b>Tony Oliva, L</b> OBP: 0.271, SLG: 0.522 (1, 9)										4	2	2	1	0	0	0					
<b>Harmon Killebrew, R</b> OBP: 0.396, SLG: 0.438 (1, 3)										4	0	1	1	0	2	0					
<b>Jimmie Hall, L</b> OBP: 0.319, SLG: 0.476 (1, 8)										2	0	0	0	1	1	0					
<b>Bob Allison, R</b> OBP: 0.407, SLG: 0.463 (1, 7)										2	0	0	0	1	0	1					
<b>Rich Rollins, R</b> OBP: 0.271, SLG: 0.309 (1, 5)										3	0	0	0	0	0	1					
<b>Jerry Zimmerman, R</b> OBP: 0.320, SLG: 0.360 <b>Don Mincher, L</b> (8, PH) OBP: 0.222, SLG: 0.333 <b>Earl Battey, R</b> OBP: 0.350, SLG: 0.346 (9, 2)										2	0	0	0	0	0	1					
<b>Dick Stigman, R</b> <b>Dave Boswell, R</b> OBP: 0.143, SLG: 0.143 <b>Sandy Valdespino, L</b> (8, PH) OBP: 0.403, SLG: 0.375 <b>Johnny Klippstein, R</b> (9, 1)										0	0	0	0	0	0	0					
<b>Inning Stats</b>	R: 1 E: 0 K: 0 S: 4	H: 1 LOB: 0 BB: 0 P: 4	R: 0 E: 0 K: 1 S: 5	H: 0 LOB: 1 BB: 1 P: 9	R: 0 E: 0 K: 1 S: 5	H: 0 LOB: 0 BB: 0 P: 5	R: 0 E: 0 K: 1 S: 5	H: 0 LOB: 1 BB: 1 P: 9	R: 0 E: 0 K: 0 S: 3	H: 0 LOB: 0 BB: 0 P: 3	R: 1 E: 0 K: 2 S: 8	H: 1 LOB: 0 BB: 0 P: 8	R: 0 E: 0 K: 0 S: 3	H: 0 LOB: 0 BB: 0 P: 3	R: 0 E: 0 K: 1 S: 5	H: 0 LOB: 0 BB: 0 P: 5	R: 1 E: 0 K: 0 S: 2	H: 2 LOB: 1 BB: 1 P: 6	1B: 1 2B: 1 3B: 0 HR: 2	SF: 0 SAC: 0 DP: 0 HBP: 0	WP: 1 PA: 31 SB: 0 CS: 0
<b>PITCHER</b>	IP	WLS	BF	H	R	ER	SO	BB	IBB	HBP	BLK	WP	HR	S	P	ERA	WHIP				
<b>Dean Chance, R</b> ERA: 2.96 (1, 1)	8.1	L	31	4	3	3	6	3	0	0	0	1	2	40	52	3.24	0.840				

**Los Angeles Angels @ Minnesota Twins**  
Metropolitan Stadium, Bloomington, MI  
Tue May 11 1965, 8:05 PM EDT  
Att: 12,506 - Unknown - 65 F

**AB 28**  
**R 3**  
**H 4**  
**RBI 3**  
**BB 3**  
**SO 6**  
**LOB 3**





Batter	1	2	3	4	5	6	7	8	9	AB	R	H	RBI	BB	SO	LOB	TOP															
Jose Cardenal, R (1, 8) OBP: 0.352, SLG: 0.500	F5		SF8			4-3 SH1-4 1B		CS 1B		3	1	2	1	0	0	0	<b>Los Angeles Angels @ Minnesota Twins</b> Metropolitan Stadium, Bloomington, MI Wed May 12 1965, 8:05 PM EDT Att: 10,711 - Unknown - 64 F															
Albie Pearson, L (1, 9) OBP: 0.351, SLG: 0.365	HR		G3			SH1-4		1-2 1B		3	1	2	1	0	0	0																
Willie Smith, L (1, 7) OBP: 0.287, SLG: 0.457	K			4-3		4-3		4-3		4	0	0	0	0	1	2																
Joe Adcock, R (1, 3) OBP: 0.348, SLG: 0.556	K			F4		FC5-4 1B		K	0-3	3	0	1	1	0	1	0																
Vic Power, R (8, 3) OBP: 0.300, SLG: 0.500										0	0	0	0	0	0	0																
Costen Shockley, L (9, PH) OBP: 0.233, SLG: 0.241										1	0	0	0	0	1	0																
Jim Fregosi, R (1, 6) OBP: 0.271, SLG: 0.386		F7		F9		FC5-4 1B			1-0	3	0	0	0	0	0	1																
Buck Rodgers, S (1, 2) OBP: 0.256, SLG: 0.318		4-3				1-3 2B		F8		4	0	1	0	0	0	1																
Paul Schaal, R (1, 5) OBP: 0.312, SLG: 0.506		6-3				K		5-3		4	0	0	0	0	1	2																
Bobby Knoop, R (1, 4) OBP: 0.337, SLG: 0.436				S SF8 2B		1-3		L7		3	1	1	0	0	0	1																
Rudy May, L (1, 1) OBP: 0.200, SLG: 0.111				K		K			0-3	2	0	0	0	0	2	2																
Bob Lee, R (7, 1)								K		1	0	0	0	0	1	0																
<b>Inning Stats</b>	R: 1 E: 0 K: 2 S: 8	H: 1 LOB: 0 BB: 0 P: 8	R: 0 E: 0 K: 0 S: 3	H: 0 LOB: 0 BB: 0 P: 3	R: 1 E: 0 K: 1 S: 6	H: 1 LOB: 0 BB: 0 P: 6	R: 0 E: 0 K: 0 S: 3	H: 0 LOB: 0 BB: 0 P: 3	R: 0 E: 0 K: 2 S: 8	H: 1 LOB: 1 BB: 0 P: 8	R: 1 E: 0 K: 0 S: 5	H: 2 LOB: 1 BB: 0 P: 5	R: 0 E: 0 K: 0 S: 3	H: 0 LOB: 0 BB: 0 P: 3	R: 0 E: 0 K: 1 S: 6	H: 2 LOB: 1 BB: 0 P: 6	R: 0 E: 0 K: 1 S: 5	H: 0 LOB: 1 BB: 0 P: 6	1B: 4 2B: 2 3B: 0 HR: 1	SF: 1 SAC: 1 DP: 0 HBP: 1	WP: 0 PB: 0 SB: 1 CS: 1	PA: 34										
<b>PITCHER</b>	IP WLS BF H R ER SO BB IBB HBP BLK WP HR S P ERA WHIP																															
Mudcat Grant, R (1, 1) ERA: 3.38	7.0	26	5	3	3	5	0	0	0	0	0	1	36	36	3.86	0.714																
Al Worthington, R (8, 1) ERA: 4.0	2.0	W 8	2	0	0	2	0	0	1	0	0	0	11	12	0.00	1.000																

Batter	1	2	3	4	5	6	7	8	9	AB	R	H	RBI	BB	SO	LOB	BOTTOM															
Zoilo Versalles, R (1, 6) OBP: 0.308, SLG: 0.480	F7		1B 1-2			CS 1B		F5		4	0	2	0	0	0	0	<b>Los Angeles Angels @ Minnesota Twins</b> Metropolitan Stadium, Bloomington, MI Wed May 12 1965, 8:05 PM EDT Att: 10,711 - Unknown - 64 F															
Jerry Kindall, R (1, 4) OBP: 0.275, SLG: 0.294	K					F4			4-0	3	0	1	1	0	1	1																
Frank Kostro, R (8, PH) (9, 4)										0	1	0	0	1	0	0																
Tony Oliva, L (1, 9) OBP: 0.280, SLG: 0.500	K									4	0	0	0	0	2	3																
Harmon Killebrew, R (1, 3) OBP: 0.400, SLG: 0.512		K				F7			0-0	4	2	2	3	0	1	0																
Jimmie Hall, L (1, 8) OBP: 0.326, SLG: 0.477		K								4	0	2	0	0	2	0																
Bob Allison, R (1, 7) OBP: 0.388, SLG: 0.440						BB 1B				4	0	2	0	0	2	0																
Rich Rollins, R (1, 5) OBP: 0.273, SLG: 0.301										2	0	0	0	1	1	0																
Jerry Zimmerman, R (1, 2) OBP: 0.333, SLG: 0.346										1	1	0	0	1	0	2																
Sandy Valdespino, L (7, PH) OBP: 0.384, SLG: 0.333										1	0	0	0	0	1	0																
Earl Battey, R (8, 2) OBP: 0.350, SLG: 0.346										0	0	0	0	0	0	0																
Mudcat Grant, R (1, 1) OBP: 0.077, SLG: 0.231										2	0	0	0	0	0	1																
Don Mincher, L (7, PH) OBP: 0.200, SLG: 0.300										1	0	0	0	0	1	0																
Al Worthington, R (8, 1) ERA: 1.82										0	0	0	0	0	0	0																
<b>Inning Stats</b>	R: 0 E: 0 K: 2 S: 7	H: 0 LOB: 0 BB: 0 P: 7	R: 0 E: 0 K: 2 S: 7	H: 0 LOB: 0 BB: 0 P: 7	R: 1 E: 0 K: 1 S: 7	H: 2 LOB: 1 BB: 1 P: 11	R: 0 E: 0 K: 0 S: 4	H: 1 LOB: 2 BB: 1 P: 8	R: 0 E: 0 K: 0 S: 3	H: 1 LOB: 0 BB: 0 P: 3	R: 1 E: 0 K: 1 S: 6	H: 1 LOB: 0 BB: 0 P: 6	R: 0 E: 0 K: 2 S: 7	H: 0 LOB: 0 BB: 0 P: 7	R: 2 E: 0 K: 1 S: 7	H: 2 LOB: 1 BB: 1 P: 11	1B: 5 2B: 0 3B: 0 HR: 2	SF: 0 SAC: 0 DP: 0 HBP: 0	WP: 0 PB: 0 SB: 0 CS: 1	PA: 33												
<b>PITCHER</b>	IP WLS BF H R ER SO BB IBB HBP BLK WP HR S P ERA WHIP																															
Rudy May, L (1, 1) ERA: 1.97	6.0	24	5	2	2	6	2	0	0	0	0	1	34	42	3.00	1.167																
Bob Lee, R (7, 1) ERA: 1.82	2.0	L 9	2	2	2	3	1	0	0	0	0	1	14	18	9.00	1.500																

AB	31
R	3
H	7
RBI	3
BB	0
SO	7
LOB	9



AB	30
R	4
H	7
RBI	4
BB	3
SO	9
LOB	9











Batter	1	2	3	4	5	6	7	8	9	AB	R	H	RBI	BB	SO	LOB	TOP			
Jose Cardenal, R (1, 8) OBP: 0.351, SLG: 0.495	0-3 K		0-0 6-3			0-0 F8		0-0 G3 S 1B		4	0	1	0	0	1	0	<b>Los Angeles Angels @ Chicago White Sox</b> Comiskey Park, Chicago, IL Fri May 14 1965, 8:05 PM EDT Att: 19,104 - Unknown			
Albie Pearson, L (1, 9) OBP: 0.344, SLG: 0.356	0-0 F5		0-0 4-3			0-0 1B		0-0 G3 1-3		4	0	1	0	0	0	1				
Jim Fregosi, R (1, 6) OBP: 0.276, SLG: 0.370	0-0 1B			0-3 K		0-3 K		0-0 F6		4	0	1	0	0	2	2				
Willie Smith, L (1, 7) OBP: 0.282, SLG: 0.456	0-0 F6			0-0 1-3			0-0 4-3 3B		0-0 L9	4	1	1	0	0	0	1				
Buck Rodgers, S (1, 2) OBP: 0.253, SLG: 0.301		0-0 F8		0-0 1B			0-0 4-3		0-0 1-3	4	0	1	1	0	0	0				
Costen Shockley, L (1, 3) OBP: 0.224, SLG: 0.279		0-0 F2			0-0 F2		0-0 F9		0-0 G3	4	0	0	0	0	0	0				
Paul Schaal, R (1, 5) OBP: 0.310, SLG: 0.489		0-0 FC6-4 1B			0-0 6-3		0-0 E5			3	0	1	0	0	0	0				
Bobby Knoop, R (1, 4) OBP: 0.344, SLG: 0.429		0-0 FC6-4 1-2			0-3 K		0-0 4-3			3	0	0	0	0	1	2				
Marcelino Lopez, R (1, 1) OBP: 0.176, SLG: 0.188			0-0 1-3					0-0 F8		1	0	0	0	0	0	0				
Lou Clinton, R (6, PH) OBP: 0.309, SLG: 0.286										1	0	0	0	0	0	0				
Aubrey Gatewood, R (6, 1) OBP: 1.000, SLG: 2.000										0	0	0	0	0	0	0				
Joe Adcock, R (8, PH) OBP: 0.333, SLG: 0.532										1	0	0	0	0	0	0				
Don Lee, R (8, 1) OBP: 1.000, SLG: 2.000										0	0	0	0	0	0	0				
<b>Inning Stats</b>	R: 0 E: 0 K: 1 S: 6	H: 1 LOB: 1 BB: 0 P: 6	R: 0 E: 0 K: 0 S: 4	H: 1 LOB: 1 BB: 0 P: 4	R: 0 E: 0 K: 0 S: 3	H: 0 LOB: 0 BB: 0 P: 3	R: 0 E: 0 K: 1 S: 5	H: 1 LOB: 1 BB: 0 P: 5	R: 0 E: 0 K: 1 S: 6	H: 1 LOB: 1 BB: 0 P: 6	R: 1 E: 1 K: 0 S: 5	H: 1 LOB: 1 BB: 0 P: 5	R: 0 E: 0 K: 0 S: 4	H: 1 LOB: 1 BB: 0 P: 4	R: 0 E: 0 K: 0 S: 3	H: 0 LOB: 0 BB: 0 P: 3	1B: 5 2B: 0 3B: 1 HR: 0	SF: 0 SAC: 0 DP: 0 HBP: 0	WP: 0 PB: 0 SB: 1 CS: 0	PA: 33
<b>PITCHER</b>	IP WLS BF H R ER SO BB IBB HBP BLK WP HR S P ERA WHIP																			
Joe Horlen, R (1, 1) ERA: 1.96	8.0 W 30 6 1 1 4 0 0 0 0 0 0 0 38 38 1.12 0.750																			
Eddie Fisher, R (9, 1) ERA: 1.73	1.0 S 3 0 0 0 0 0 0 0 0 0 0 0 3 3 0.00 0.000																			

Batter	1	2	3	4	5	6	7	8	9	AB	R	H	RBI	BB	SO	LOB	BOTTOM			
Danny Cater, R (1, 7) OBP: 0.361, SLG: 0.457	0-0 F8	0-0 5-3			0-0 FC6-4 1B		0-0 6-3			4	0	1	0	0	0	1	<b>Los Angeles Angels @ Chicago White Sox</b> Comiskey Park, Chicago, IL Fri May 14 1965, 8:05 PM EDT Att: 19,104 - Unknown			
Al Weis, S (1, 4) OBP: 0.286, SLG: 0.385	0-0 G3		4-0 5-3 BB		0-0 FC6-4 S 1-2 1B		0-0 F7			3	1	0	0	1	0	1				
John Romano, R (1, 2) OBP: 0.315, SLG: 0.300	0-0 HBP E 1B		0-0 5-3		4-0 1B 2-3 BB			0-0 F4		3	0	1	0	1	0	1				
J.C. Martin, L (9, 2) OBP: 0.333, SLG: 0.355	0-0 HBP E 1B		0-0 5-3		4-0 1B 2-3 BB			0-0 F4		0	0	0	0	0	0	0				
Bill Skowron, R (1, 3) OBP: 0.369, SLG: 0.495	0-0 E4		0-0 F6		0-0 L3 1B			0-0 2B		4	0	2	1	0	0	2				
Tom McCraw, L (8, PR) OBP: 0.323, SLG: 0.286	0-0 HBP		0-0 F6		0-0 L3 1B			0-0 2B		0	0	0	0	0	0	0				
Pete Ward, L (1, 5) OBP: 0.366, SLG: 0.451	1-2 2-3 HBP		0-0 4-3		0-0 L3			4-0 G5-4-3 1BB		2	0	0	0	1	0	3				
Ron Hansen, R (1, 6) OBP: 0.340, SLG: 0.427	0-0 F8			0-0 F6		0-3 K		0-0 G5-4-3 1-2		4	0	0	0	0	1	5				
Dave Nicholson, R (1, 9) OBP: 0.125, SLG: 0.500		0-3 K			0-0 5-3			0-0 G3		2	0	0	0	0	1	0				
Floyd Robinson, L (6, PH) OBP: 0.308, SLG: 0.357										1	0	0	0	0	0	0				
Ken Berry, R (1, 8) OBP: 0.272, SLG: 0.305		0-0 6-3			0-0 HR			0-0 F6		3	1	1	1	0	0	0				
Joe Horlen, R (1, 1) OBP: 0.143, SLG: 0.214		0-0 1B			0-3 K			0-0 5-3		3	0	1	0	0	1	0				
Eddie Fisher, R (9, 1) ERA: 1.73										0	0	0	0	0	0	0				
<b>Inning Stats</b>	R: 0 E: 1 K: 0 S: 5	H: 1 LOB: 3 BB: 0 P: 6	R: 0 E: 0 K: 1 S: 6	H: 1 LOB: 1 BB: 0 P: 6	R: 0 E: 0 K: 0 S: 3	H: 0 LOB: 1 BB: 1 P: 7	R: 1 E: 0 K: 1 S: 6	H: 1 LOB: 0 BB: 0 P: 6	R: 1 E: 1 K: 0 S: 4	H: 2 LOB: 1 BB: 1 P: 8	R: 0 E: 0 K: 1 S: 5	H: 0 LOB: 0 BB: 0 P: 5	R: 0 E: 0 K: 0 S: 3	H: 0 LOB: 0 BB: 0 P: 3	R: 0 E: 0 K: 0 S: 3	H: 1 LOB: 1 BB: 1 P: 7	1B: 4 2B: 2 3B: 0 HR: 1	SF: 0 SAC: 0 DP: 2 HBP: 1	WP: 0 PB: 0 SB: 1 CS: 0	PA: 33
<b>PITCHER</b>	IP WLS BF H R ER SO BB IBB HBP BLK WP HR S P ERA WHIP																			
Marcelino Lopez, L (1, 1) ERA: 2.21	5.0 L 23 5 2 2 2 2 0 0 0 0 0 0 24 33 3.60 1.400																			
Aubrey Gatewood, R (6, 1) ERA: 4.82	2.0 6 0 0 0 0 1 0 0 0 0 0 0 8 8 0.00 0.000																			
Don Lee, R (8, 1) ERA: 5.87	1.0 4 1 0 0 0 0 0 1 0 0 0 0 3 7 0.00 1.000																			

AB	33
R	1
H	6
RBI	1
BB	0
SO	4
LOB	6



AB	29
R	2
H	6
RBI	2
BB	3
SO	3
LOB	13















Batter	1	2	3	4	5	6	7	8	9	AB	R	H	RBI	BB	SO	LOB	TOP								
Jose Cardenal, R OBP: 0.323, SLG: 0.450 (1, 8)	0-0 5-3		0-0 F3			0-0 F8		0-0 F2		4	0	0	0	0	0	3	<b>Los Angeles Angels @ Chicago White Sox</b> Comiskey Park, Chicago, IL Sun May 16 1965, 4:38 AM EDT Att: 17,905 - Unknown 								
Jim Piersall, R OBP: 0.321, SLG: 0.346 (1, 7) (8, 9)	0-0 6-3			0-0 L4		0-0 F8		0-0 F9		4	0	0	0	0	0	3									
Jim Fregosi, R OBP: 0.281, SLG: 0.367 (1, 6)	0-0 F9			0-0 6-3			0-0 F8	0-0 FC6-4		4	0	0	0	0	2										
Joe Adcock, R OBP: 0.308, SLG: 0.490 (1, 3)		0-0 6-3		0-0 6-3			0-0 E1		0-3 K	4	0	0	0	0	1	0									
Lou Clinton, R OBP: 0.286, SLG: 0.250 Bob Lee, R (7, 1)		0-3 K			0-0 6-3				0-0 FC6 1B	3	0	0	0	0	1	0									
Costen Shockley, L OBP: 0.237, SLG: 0.275 (9, PH)							0-0 F6			1	0	1	0	0	0	0									
Julio Gotay, R OBP: 0.278, SLG: 0.333 (1, 5)					0-3 K				0-0 FC6 1B	4	2	2	0	0	1	1									
Bobby Knoop, R OBP: 0.337, SLG: 0.463 (1, 4)									0-0 1B	4	2	2	2	0	2	1									
Phil Roof, R OBP: 0.167, SLG: 0.167 Buck Rodgers, S OBP: 0.275, SLG: 0.293 (8, PH) (8, 2)			0-0 F3			0-0 F7			0-0 G3	2	0	0	0	0	0	0									
George Brunet, R OBP: 0.250, SLG: 0.250 Albie Pearson, L OBP: 0.343, SLG: 0.344 Paul Schaal, R OBP: 0.298, SLG: 0.468 Willie Smith, L OBP: 0.286, SLG: 0.446 (8, 7)			0-3 K						0-0 FC6-4 1B	2	0	1	0	0	1	0									
<b>Inning Stats</b>	R: 0 E: 0 K: 0 S: 3	H: 0 LOB: 0 BB: 0 P: 3	R: 0 E: 0 K: 2 S: 8	H: 1 LOB: 1 BB: 0 P: 8	R: 0 E: 0 K: 1 S: 5	H: 0 LOB: 0 BB: 0 P: 5	R: 0 E: 0 K: 0 S: 3	H: 0 LOB: 0 BB: 0 P: 3	R: 0 E: 0 K: 2 S: 7	H: 0 LOB: 0 BB: 0 P: 7	R: 0 E: 0 K: 0 S: 4	H: 1 LOB: 1 BB: 0 P: 4	R: 0 E: 0 K: 0 S: 3	H: 0 LOB: 0 BB: 0 P: 3	R: 2 E: 0 K: 0 S: 6	H: 3 LOB: 2 BB: 1 P: 10	R: 2 E: 0 K: 1 S: 7	H: 2 LOB: 0 BB: 0 P: 7	1B: 5 2B: 1 3B: 0 HR: 1	SF: 0 SAC: 0 DP: 0 HBP: 0	WP: 0 PB: 0 SB: 0 CS: 0	PA: 35			
<b>PITCHER</b>	IP	WLS	BF	H	R	ER	SO	BB	IBB	HBP	BLK	WP	HR	S	P	ERA	WHIP								
Tommy John, L ERA: 2.25 Eddie Fisher, R ERA: 2.08	(1, 1) (8, 1)	7.0 S	26 9	4 3	2 2	2 2	5 1	1 0	0 0	0 0	0 0	0 0	1 1	35 11	39 11	2.57 9.00	0.714 1.500								

Batter	1	2	3	4	5	6	7	8	9	AB	R	H	RBI	BB	SO	LOB	BOTTOM								
Danny Cater, R OBP: 0.366, SLG: 0.476 (1, 7)	0-0 F9		0-0 5-3		0-0 L4		4-0 6-3 SH3-4 E BB	0-0 F9		4	1	0	0	1	0	2	<b>Los Angeles Angels @ Chicago White Sox</b> Comiskey Park, Chicago, IL Sun May 16 1965, 4:38 AM EDT Att: 17,905 - Unknown 								
Al Weis, S OBP: 0.361, SLG: 0.469 (1, 4) B B B	4-0 FC1-5 1B BB		0-0 FC5 2B		0-0 E4 1B		0-0 SH3-4 1-2	0-0 F2		3	1	2	0	1	0	2									
John Romano, R OBP: 0.338, SLG: 0.308 (1, 2)	0-0 FC1-5 1-2 1B		4-0 BB		0-0 2H 1B		0-0 6-3 2-3	0-0 F9		3	1	2	1	1	0	1									
Bill Skowron, R OBP: 0.368, SLG: 0.509 Tom McCraw, L OBP: 0.303, SLG: 0.267 (7, PR) (8, 3)	0-0 FC1-5 1-2 2-3 1B		0-0 FC5 2-3 1B		0-0 2H 1B		0-0 E4 3B 1B		4	0	1	1	0	0	4	0									
Pete Ward, L OBP: 0.376, SLG: 0.451 (1, 5)	0-0 F7			0-0 G3		4-0 FC6-4 BB	0-0 3B 1B		3	1	1	0	1	0	2										
Ron Hansen, R OBP: 0.348, SLG: 0.459 (1, 6)		0-0 F9		4-0 E BB		0-0 FC6-4 1B 1-2	0-0 3B 1B		3	0	1	2	1	0	1										
Floyd Robinson, L OBP: 0.294, SLG: 0.330 (1, 9)		0-0 F5		0-0 F8 1-3		0-0 F7	0-0 6-3		4	0	0	0	0	0	4										
Ken Berry, R OBP: 0.288, SLG: 0.323 (1, 8)		0-0 4-3		0-3 K		0-0 1B		0-0 BB 1B	4	0	2	0	0	1	1										
Tommy John, R OBP: 0.091, SLG: 0.091 Eddie Fisher, R J.C. Martin, L OBP: 0.385, SLG: 0.444 (8, 1) (8, 2)			0-0 F7		0-3 K		0-0 5-3		0-0 1-2 BB	3	0	0	0	0	1	2									
<b>Inning Stats</b>	R: 0 E: 0 K: 0 S: 4	H: 1 LOB: 2 BB: 1 P: 8	R: 0 E: 0 K: 0 S: 3	H: 0 LOB: 0 BB: 0 P: 3	R: 0 E: 0 K: 1 S: 5	H: 0 LOB: 1 BB: 1 P: 9	R: 2 E: 1 K: 1 S: 7	H: 3 LOB: 1 BB: 0 P: 7	R: 0 E: 0 K: 0 S: 4	H: 1 LOB: 2 BB: 1 P: 8	R: 3 E: 1 K: 0 S: 6	H: 2 LOB: 2 BB: 1 P: 10	R: 0 E: 0 K: 0 S: 4	H: 1 LOB: 2 BB: 1 P: 8	1B: 7 2B: 1 3B: 1 HR: 0	SF: 0 SAC: 1 DP: 0 HBP: 0		WP: 0 PB: 0 SB: 0 CS: 0	PA: 39						
<b>PITCHER</b>	IP	WLS	BF	H	R	ER	SO	BB	IBB	HBP	BLK	WP	HR	S	P	ERA	WHIP								
George Brunet, L ERA: 2.51 Bob Lee, R ERA: 1.59	(1, 1) (7, 1)	6.1 L	29 10	6 3	3 2	1 0	2 0	5 1	0 0	0 0	0 0	0 0	9 9	28 13	48 13	0.00 1.42	2.400 1.737								



Batter	1	2	3	4	5	6	7	8	9	10	AB	R	H	RBI	BB	SO	LOB										
Zoilo Versalles, R OBP: 0.286, SLG: 0.433 (1, 6)	L3	F4			1B		1-3		F5		5	0	1	0	0	0	2										
Rich Rollins, R OBP: 0.279, SLG: 0.275 (1, 5)	K		L9		G4-6-3 1B		6-3 BB		F2		4	0	1	0	1	1	0										
Tony Oliva, L OBP: 0.250, SLG: 0.479 (1, 9)	4-3		G3		G4-6-3 1-2		6-3		F7		5	0	0	0	0	0	3										
Harmon Killebrew, R OBP: 0.386, SLG: 0.463 (1, 3)		FC1-4 1B BB		2B		6-3	6-3			K	4	1	1	0	1	1	1										
Jimmie Hall, L OBP: 0.339, SLG: 0.518 (1, 8)		E4 FC1-4 1-2		1-3			K		K		5	0	0	0	0	2	2										
Bob Allison, R OBP: 0.287, SLG: 0.419 (1, 7)		FC1-4 1B 1-2 2-3			6-3		1B BB			F5	3	2	0	0	2	0	2										
Earl Battey, R OBP: 0.359, SLG: 0.353 (1, 2)		1B 1-2		5-3			1B		F7		4	0	2	2	0	0	1										
Jerry Kindall, R OBP: 0.301, SLG: 0.337 (1, 4)		1B 3-H		L9			1B		L6		3	0	1	1	1	0	1										
Camilo Pascual, R OBP: 0.257, SLG: 0.500 (8, 1)		G3			6-3		F8			HR	3	0	0	0	0	0	4										
Jerry Fostnow, R OBP: 0.290, SLG: 0.463 (8, 1)											0	0	0	0	0	0	0										
Al Worthington, R OBP: 0.290, SLG: 0.463 (8, 1)											0	0	0	0	0	0	0										
Don Mincher, L OBP: 0.290, SLG: 0.463 (8, 1)											0	0	0	0	0	0	0										
Johnny Klippstein, R OBP: 0.290, SLG: 0.463 (8, 1)											0	0	0	0	0	0	0										
Mel Nelson, R OBP: 0.290, SLG: 0.463 (8, 1)											0	0	0	0	0	0	0										
<b>Inning Stats</b>	R: 0 E: 0 K: 1 S: 5	H: 0 LOB: 0 BB: 0 P: 5	R: 2 E: 1 K: 0 S: 6	H: 2 LOB: 2 BB: 1 P: 10	R: 0 E: 0 K: 0 S: 4	H: 1 LOB: 1 BB: 0 P: 4	R: 0 E: 0 K: 0 S: 3	H: 0 LOB: 0 BB: 0 P: 3	R: 0 E: 0 K: 0 S: 4	H: 2 LOB: 1 BB: 0 P: 4	R: 1 E: 0 K: 1 S: 6	H: 1 LOB: 2 BB: 2 P: 14	R: 0 E: 0 K: 0 S: 3	H: 0 LOB: 1 BB: 1 P: 7	R: 0 E: 0 K: 1 S: 5	H: 0 LOB: 1 BB: 1 P: 9	R: 1 E: 0 K: 0 S: 4	H: 1 LOB: 0 BB: 0 P: 4	R: 0 E: 0 K: 1 S: 5	H: 0 LOB: 0 BB: 0 P: 5	1B: 5 2B: 1 3B: 0 HR: 1	SF: 0 SAC: 0 DP: 1 HBP: 0	WP: 0 PA: 42				
<b>PITCHER</b>	IP 7.0	WLS 31	BF 6	H 3	R 2	ER 2	SO 2	BB 3	IBB 0	HBP 0	BLK 0	WP 0	HR 0	S 31	P 47	ERA 2.57	WHIP 1.286										
Fred Newman, R ERA: 3.48 (1, 1)																											
Bob Lee, R ERA: 1.72 (8, 1)																											

**TOP**

**Minnesota Twins @ Los Angeles Angels**  
Dodger Stadium, Los Angeles, CA  
Mon May 17 1965, 7:05 PM PDT  
Att: 4,989 - Unknown

AB	37
R	4
H	7
RBI	4
BB	5
SO	4
LOB	16




Batter	1	2	3	4	5	6	7	8	9	10	AB	R	H	RBI	BB	SO	LOB										
Jose Cardenal, R OBP: 0.318, SLG: 0.440 (1, 8)	L5		F7		FC6-4 CS			SH1-4 1B BB	1-3		5	1	1	0	0	0	2										
Albie Pearson, L OBP: 0.360, SLG: 0.382 (1, 9)	F9 2B		4-3		CS		F4	SH1-4 1B BB		SH3-4 1B 2B	4	2	2	0	1	0	0										
Jim Fregosi, R OBP: 0.290, SLG: 0.385 (1, 6)	F9 2-3				E 3B		E BB	SH1-4 1-2 2-3		SH3-4 2-3	2	1	1	0	1	0	1										
Wille Smith, L OBP: 0.276, SLG: 0.431 (1, 7)					E2 FC1-5		E6 G6-3	K			4	0	0	0	0	1	4										
Jim Piersall, R OBP: 0.345, SLG: 0.346 (10, PH)					3-H FC1-5 G3		1-2 G6-3				0	0	0	0	1	0	0										
Buck Rodgers, S OBP: 0.291, SLG: 0.291 (1, 2)		G3			FC1-5 G3		G6-3	1B CS BB			4	0	1	1	1	0	3										
Costen Shockley, L OBP: 0.241, SLG: 0.278 (1, 3)					2-3 G3						3	0	1	0	0	0	1										
Lou Clinton, R OBP: 0.286, SLG: 0.250 (7, PR)		4-3			G3						0	0	0	0	0	0	0										
Vic Power, R OBP: 0.353, SLG: 0.500 (8, 3)					1-2 G3			1B 1-3 2H 3H			1	0	1	2	0	0	0										
Bobby Knoop, R OBP: 0.324, SLG: 0.444 (1, 4)		4-3			1-3		G6-3	CS		K	4	0	0	0	0	1	2										
Paul Schaaf, R OBP: 0.315, SLG: 0.505 (1, 5)					1-3						3	1	2	1	1	0	0										
Fred Newman, R OBP: 0.211, SLG: 0.063 (1, 1)					HR						1	0	0	0	1	1	0										
Joe Adcock, R OBP: 0.302, SLG: 0.481 (7, PH)					K					F2	1	0	0	0	0	1	1										
Bob Lee, R (8, 1)					FC6-4 BB						1	0	0	0	0	0	1										
<b>Inning Stats</b>	R: 0 E: 0 K: 0 S: 4	H: 1 LOB: 1 BB: 0 P: 4	R: 0 E: 0 K: 0 S: 3	H: 0 LOB: 0 BB: 0 P: 3	R: 1 E: 1 K: 1 S: 6	H: 1 LOB: 1 BB: 0 P: 6	R: 0 E: 0 K: 0 S: 5	H: 0 LOB: 1 BB: 1 P: 7	R: 0 E: 0 K: 1 S: 6	H: 2 LOB: 1 BB: 0 P: 6	R: 2 E: 0 K: 1 S: 6	H: 2 LOB: 1 BB: 2 P: 14	R: 0 E: 0 K: 1 S: 5	H: 0 LOB: 1 BB: 1 P: 9	R: 1 E: 0 K: 0 S: 3	H: 2 LOB: 2 BB: 1 P: 7	1B: 5 2B: 2 3B: 1 HR: 1	SF: 0 SAC: 2 DP: 2 HBP: 0	WP: 0 PA: 43								
<b>PITCHER</b>	IP 7.0	WLS 28	BF 6	H 3	R 2	ER 2	SO 2	BB 2	IBB 0	HBP 0	BLK 0	WP 0	HR 0	S 30	P 38	ERA 2.57	WHIP 1.143										
Camilo Pascual, R ERA: 2.43 (1, 1)																											
Jerry Fostnow, L ERA: 5.51 (8, 1)																											
Al Worthington, R ERA: 3.48 (8, 1)																											
Johnny Klippstein, R ERA: 3.55 (8, 1)																											
Mel Nelson, L ERA: 3.86 (10, 1)																											

**BOTTOM**

**Minnesota Twins @ Los Angeles Angels**  
Dodger Stadium, Los Angeles, CA  
Mon May 17 1965, 7:05 PM PDT  
Att: 4,989 - Unknown

AB	33
R	5
H	9
RBI	4
BB	6
SO	4
LOB	15





Batter	1	2	3	4	5	6	7	8	9	AB	R	H	RBI	BB	SO	LOB	TOP					
Zoilo Versalles, R OBP: 0.290, SLG: 0.447	5-3		2B		F9		K		2B	5	0	2	0	0	1	2	<b>Minnesota Twins @ Los Angeles Angels</b> Dodger Stadium, Los Angeles, CA Tue May 18 1965, 7:05 PM PDT Att: 6,197 - Unknown <a href="http://livebaseballscorecards.com">livebaseballscorecards.com</a>					
Joe Nieseck, R OBP: 0.143, SLG: 0.143 Don Mincher, L OBP: 0.375, SLG: 0.600	1-3		1-3		6-3		F3		F7	4	0	0	0	0	0	3						
Tony Oliva, L OBP: 0.256, SLG: 0.468	BB		5-3				G3		L8	3	0	0	0	2	0	5						
Harmon Killebrew, R OBP: 0.382, SLG: 0.450	BB				E5		K		5-3	3	1	0	0	1	1	1						
Bob Allison, R OBP: 0.355, SLG: 0.404	F9				F3		F8		1-3	4	0	0	0	0	0	3						
Earl Battey, R OBP: 0.366, SLG: 0.375					SF9		5-3			4	0	2	0	0	0	0						
Rich Rollins, R OBP: 0.278, SLG: 0.274			K		1B		5-3		L1	4	0	1	0	0	1	1						
Jerry Kindall, R OBP: 0.299, SLG: 0.337			K		SF9		S		6-3	3	0	1	1	0	1	0						
Jim Kaat, L OBP: 0.217, SLG: 0.217 Jim Perry, S			K		2-3		S		2B	3	0	1	0	0	2	2						
Frank Kostro, R OBP: 0.375, SLG: 0.600			K		0-3		1-2		BB	0	0	0	0	0	0	0						
<b>Inning Stats</b>	R: 0 E: 0 K: 0 S: 3	H: 0 LOB: 2 BB: 2 P: 11	R: 0 E: 0 K: 2 S: 7	H: 0 LOB: 0 BB: 0 P: 7	R: 0 E: 0 K: 1 S: 6	H: 1 LOB: 1 BB: 0 P: 6	R: 1 E: 1 K: 1 S: 8	H: 2 LOB: 2 BB: 0 P: 8	R: 0 E: 0 K: 1 S: 5	H: 0 LOB: 1 BB: 1 P: 9	R: 0 E: 0 K: 0 S: 3	H: 0 LOB: 0 BB: 0 P: 3	R: 0 E: 0 K: 1 S: 7	H: 2 LOB: 2 BB: 0 P: 7	R: 0 E: 0 K: 0 S: 4	H: 1 LOB: 1 BB: 0 P: 4	R: 0 E: 0 K: 0 S: 4	H: 1 LOB: 2 BB: 1 P: 8	1B: 4 2B: 3 3B: 0 HR: 0	SF: 1 SAC: 0 DP: 0 HBP: 0	WP: 0 PB: 0 SB: 2 CS: 0	PA: 39
<b>PITCHER</b>	IP	WLS	BF	H	R	ER	SO	BB	IBB	HBP	BLK	WP	HR	S	P	ERA	WHIP					
Marcelino Lopez, L ERA: 1.91	8.1	W	36	6	1	0	6	4	0	0	0	0	0	44	60	0.00	1.200					
Aubrey Gatewood, R ERA: 3.77	0.0		1	1	0	0	0	0	0	0	0	0	0	1	1	∞	∞					
George Brunet, L ERA: 2.4	0.2	S	2	0	0	0	0	0	0	0	0	0	0	2	2	0.00	0.000					

Batter	1	2	3	4	5	6	7	8	9	AB	R	H	RBI	BB	SO	LOB	BOTTOM				
Jose Cardenal, R OBP: 0.316, SLG: 0.434	1-3		5-3			FC1-6		F9		4	0	1	0	0	0	2	<b>Minnesota Twins @ Los Angeles Angels</b> Dodger Stadium, Los Angeles, CA Tue May 18 1965, 7:05 PM PDT Att: 6,197 - Unknown <a href="http://livebaseballscorecards.com">livebaseballscorecards.com</a>				
Jim Piersall, R OBP: 0.364, SLG: 0.367 Willie Smith, L OBP: 0.276, SLG: 0.431	4-3				K	FC1-6		FC6-4		4	0	2	1	0	1	1					
Jim Fregosi, R OBP: 0.281, SLG: 0.373	4-3				F9	F9		FC6-4		4	1	0	0	0	0	4					
Joe Adcock, R OBP: 0.316, SLG: 0.500 Julio Gotay, R OBP: 0.278, SLG: 0.333 Vic Power, R OBP: 0.333, SLG: 0.500	K				1B	F7		2B		4	0	2	2	0	1	2					
Paul Schaaf, R OBP: 0.313, SLG: 0.495			5-3		1B	6-3		K		4	0	1	0	0	1	1					
Buck Rodgers, S OBP: 0.274, SLG: 0.283			L9		L8	F3				3	0	0	0	0	0	2					
Lou Clinton, R OBP: 0.273, SLG: 0.237			6-3		F9	F8				3	0	0	0	0	0	0					
Bobby Knoop, R OBP: 0.324, SLG: 0.441			5-3		F3			E		3	1	1	0	0	0	0					
Marcelino Lopez, R OBP: 0.150, SLG: 0.158 Aubrey Gatewood, R OBP: 1.000, SLG: 2.000 George Brunet, R OBP: 0.250, SLG: 0.250			5-3		K			E1		3	1	0	0	0	1	1					
<b>Inning Stats</b>	R: 0 E: 0 K: 1 S: 6	H: 1 LOB: 1 BB: 0 P: 6	R: 0 E: 0 K: 0 S: 3	H: 0 LOB: 0 BB: 0 P: 3	R: 0 E: 0 K: 0 S: 3	H: 0 LOB: 0 BB: 0 P: 3	R: 0 E: 0 K: 1 S: 7	H: 2 LOB: 2 BB: 0 P: 7	R: 0 E: 0 K: 1 S: 5	H: 0 LOB: 0 BB: 0 P: 5	R: 0 E: 0 K: 0 S: 4	H: 1 LOB: 1 BB: 0 P: 4	R: 0 E: 0 K: 0 S: 3	H: 0 LOB: 0 BB: 0 P: 3	R: 3 E: 1 K: 1 S: 9	H: 3 LOB: 1 BB: 0 P: 9		1B: 6 2B: 1 3B: 0 HR: 0	SF: 0 SAC: 0 DP: 0 HBP: 0	WP: 0 PB: 0 SB: 0 CS: 0	PA: 32
<b>PITCHER</b>	IP	WLS	BF	H	R	ER	SO	BB	IBB	HBP	BLK	WP	HR	S	P	ERA	WHIP				
Jim Kaat, L ERA: 1.96	7.2	L	31	7	3	0	3	0	0	0	0	0	0	3	3	0.00	0.913				
Jim Perry, R ERA: 6.0	0.1		1	0	0	0	1	0	0	0	0	0	0	3	3	0.00	0.000				




Batter	1	2	3	4	5	6	7	8	9	10	11	12	AB	R	H	RBI	BB	SO	LOB			
Zolo Versalles, R OBP: 0.285, SLG: 0.435	F6		F1		5-3		K			K		1B	6	1	1	0	0	2	3			
Sandy Valdespino, L OBP: 0.368, SLG: 0.412	F7		FC6-4			K			G5-4-3 1B		2B	1B	6	1	3	0	0	1	1			
Rich Rollins, R OBP: 0.273, SLG: 0.268	2-4 1B			4-3		5-3			G5-4-3 1-2r	F9		F8	6	0	1	0	0	0	4			
Tony Oliva, L OBP: 0.266, SLG: 0.461	2-4 1-2	4-3		FC6-4 BB					4-3			6-3	4	0	1	2	2	0	0			
Don Mincher, L OBP: 0.318, SLG: 0.524		K		F7		4-3				FC2-5 2B	F8	F4	6	0	1	0	0	1	3			
Jimmie Hall, L OBP: 0.341, SLG: 0.509				FC6-4 1-2r			G3			FC2-5 2-3			4	0	1	0	1	0	2			
Earl Battey, R OBP: 0.368, SLG: 0.368		L9			1-3					F7			4	1	1	0	1	0	2			
Jerry Kindall, R OBP: 0.285, SLG: 0.330				FC4-6 1B		K				5-3		F7	5	0	1	0	0	1	4			
Dave Boswell, R Hammon Kludwig, R Jerry Fosnow, L Bob Allison, R Al Worthington, R Bill Pleis, L Frank Kastro, R Dick Stigman, R			FC4-6 1-2r				E8 1-H			K		F8	2	0	1	0	0	0	1			
<b>Inning Stats</b>	R: 0 E: 0 K: 3 S: 3	H: 1 LOB: 1 BB: 3 P: 3	R: 0 E: 0 K: 1 S: 5	H: 0 LOB: 1 BB: 1 P: 9	R: 0 E: 0 K: 1 S: 4	H: 1 LOB: 1 BB: 0 P: 4	R: 0 E: 0 K: 0 S: 3	H: 0 LOB: 1 BB: 1 P: 7	R: 0 E: 0 K: 1 S: 6	H: 1 LOB: 1 BB: 0 P: 6	R: 0 E: 0 K: 0 S: 5	H: 1 LOB: 0 BB: 0 P: 3	R: 0 E: 0 K: 2 S: 8	H: 1 LOB: 1 BB: 0 P: 8	R: 0 E: 0 K: 0 S: 4	H: 1 LOB: 2 BB: 2 P: 8	R: 2 E: 0 K: 0 S: 6	H: 3 LOB: 1 BB: 0 P: 6	1B: 9 2B: 3 3B: 0 HR: 0	SF: 0 SAC: 0 DP: 1 HBP: 0	WP: 0 PB: 0 SB: 0 CS: 0	PA: 50
<b>PITCHER</b>	IP WLS BF H R ER SO BB IBB HBP BLK WP HR S P ERA WHIP	Dean Chance, R ERA: 3.25	Bob Lee, R ERA: 1.62	Don Lee, R ERA: 3.91	George Brunet, L ERA: 2.35	<b>PITCHER</b>																

**TOP**

Minnesota Twins @ Los Angeles Angels  
Dodger Stadium, Los Angeles, CA  
Wed May 19 1965, 7:05 PM PDT  
Unknown

AB	46
R	3
H	12
RBI	3
BB	4
SO	6
LOB	20




Batter	1	2	3	4	5	6	7	8	9	10	11	12	AB	R	H	RBI	BB	SO	LOB			
Jose Cardenal, R OBP: 0.319, SLG: 0.429	F8		F4			G6-3-5 1B				6-3			4	0	1	0	1	0	0			
Abbie Pearson, L OBP: 0.363, SLG: 0.417						G6-3-5 1-2r				4-3		G3	4	1	1	1	0	0	4			
Jim Fregosi, R OBP: 0.271, SLG: 0.359	HBP			HR									5	0	0	0	0	1	1			
Willie Smith, L OBP: 0.266, SLG: 0.413	F7			K						L5		F8	5	0	0	0	0	1	1			
Joe Adcock, R OBP: 0.280, SLG: 0.459			F7							4-3		4-3	5	0	0	0	0	0	1			
Buck Rodgers, S OBP: 0.284, SLG: 0.273										6-3			4	0	0	0	0	0	0			
Paul Schaal, R OBP: 0.310, SLG: 0.481													3	0	0	0	1	1	0			
Bobby Knoop, R OBP: 0.322, SLG: 0.434													4	0	1	0	0	0	0			
Dean Chance, R Vic Power, R Bob Lee, R Costen Shockley, L Julio Goin, R Don Lee, R George Brunet, R													2	0	0	0	0	2	0			
<b>Inning Stats</b>	R: 0 E: 0 K: 0 S: 3	H: 0 LOB: 1 BB: 0 P: 3	R: 0 E: 0 K: 0 S: 3	H: 0 LOB: 0 BB: 0 P: 3	R: 0 E: 0 K: 1 S: 5	H: 0 LOB: 0 BB: 0 P: 5	R: 1 E: 0 K: 1 S: 6	H: 1 LOB: 0 BB: 0 P: 6	R: 0 E: 0 K: 1 S: 5	H: 1 LOB: 0 BB: 0 P: 5	R: 0 E: 0 K: 0 S: 3	H: 0 LOB: 0 BB: 0 P: 3	R: 0 E: 0 K: 0 S: 3	R: 0 E: 0 K: 0 S: 4	H: 1 LOB: 3 BB: 2 P: 12	R: 0 E: 0 K: 1 S: 5	H: 0 LOB: 0 BB: 0 P: 6	1B: 2 2B: 0 3B: 0 HR: 1	SF: 0 SAC: 0 DP: 1 HBP: 1	WP: 0 PB: 0 SB: 0 CS: 0	PA: 41	
<b>PITCHER</b>	IP WLS BF H R ER SO BB IBB HBP BLK WP HR S P ERA WHIP	Dave Boswell, R ERA: 2.1	Jerry Fosnow, L ERA: 4.66	Al Worthington, R ERA: 3.09	Bill Pleis, L ERA: 3.38	Dick Stigman, L ERA: 4.19	<b>PITCHER</b>															

**BOTTOM**

Minnesota Twins @ Los Angeles Angels  
Dodger Stadium, Los Angeles, CA  
Wed May 19 1965, 7:05 PM PDT  
Unknown

AB	38
R	1
H	3
RBI	1
BB	2
SO	5
LOB	8










Batter	1	2	3	4	5	6	7	8	9	AB	R	H	RBI	BB	SO	LOB	TOP						
Danny Cater, R (1,7) OBP: 0.364, SLG: 0.492 Tom McCraw, L (4,7) OBP: 0.306, SLG: 0.250	0-0 6-3		0-0 E 1B		0-0 G1-6-3		4-0 FC4-6 BB			2	0	1	0	0	0	0	20						
Don Buford, S (1,4) OBP: 0.369, SLG: 0.462	0-0 1-3		0-0 E8 1B		0-0 F7		0-0 FC4-6			4	0	1	0	0	0	3	40						
Floyd Robinson, L (1,9) OBP: 0.309, SLG: 0.355	0-0 1B 1B		0-0 F7		0-3 K		0-0 4-3			4	0	1	0	0	1	2	40						
Pete Ward, L (1,5) OBP: 0.391, SLG: 0.475	0-0 1-3 1B		4-0 1BB		0-0 3-1		0-0 F2			3	0	1	0	1	0	0	30						
Bill Skowron, R (1,3) OBP: 0.338, SLG: 0.455	0-0 F9		0-3 K		0-0 4-3		0-0 F8			4	0	0	0	0	1	5	40						
Ron Hansen, R (1,6) OBP: 0.344, SLG: 0.439 Al Weis, S (9, PR) OBP: 0.325, SLG: 0.417		0-0 F8		0-0 1-3		0-0 BB 1B		0-0 G6-4-3 1B		4	0	2	0	0	0	0	40						
John Romano, R (1,2) OBP: 0.320, SLG: 0.333		0-0 F9		0-3 K		0-0 BB 1B		0-0 G6-4-3		4	0	1	0	0	1	1	40						
Ken Berry, R (1,8) OBP: 0.286, SLG: 0.352 Smoky Burgess, L (9, PH) OBP: 0.400, SLG: 0.538		0-3 K		0-3 K		0-3 K		0-0 F9		3	0	0	0	0	3	2	30						
Tommy John, R (1,1) OBP: 0.143, SLG: 0.143			0-0 1-3		0-0 G1-6-3 1B		0-3 K			3	0	1	0	0	1	2	30						
<b>Inning Stats</b>	R: 0 E: 0 K: 0 S: 5	H: 2 LOB: 2 BB: 0 P: 5	R: 0 E: 0 K: 1 S: 5	H: 0 LOB: 0 BB: 0 P: 5	R: 0 E: 1 K: 1 S: 7	H: 2 LOB: 3 BB: 1 P: 11	R: 0 E: 0 K: 2 S: 7	H: 0 LOB: 0 BB: 0 P: 7	R: 0 E: 0 K: 0 S: 3	H: 1 LOB: 0 BB: 0 P: 3	R: 0 E: 0 K: 1 S: 5	H: 0 LOB: 0 BB: 0 P: 5	R: 0 E: 0 K: 2 S: 9	H: 2 LOB: 3 BB: 1 P: 13	R: 0 E: 0 K: 0 S: 3	H: 0 LOB: 0 BB: 0 P: 3	R: 0 E: 0 K: 0 S: 3	H: 1 LOB: 1 BB: 0 P: 3	1B: 8 2B: 0 3B: 0 HR: 0	SF: 0 SAC: 0 DP: 2 HBP: 0	WP: 0 PB: 0 CS: 0	PA: 35	
<b>PITCHER</b>	IP WLS BF H R ER SO BB IBB HBP BLK WP HR S P ERA WHIP	8.0 W 33 8 0 0 7 1 1 0 0 0 0 0 45 53 0.00 1.125	1.0 S 2 0 0 0 0 0 0 0 0 0 0 2 2 0.00 0.000																				

Chicago White Sox @ Los Angeles Angels  
Dodger Stadium, Los Angeles, CA  
Fri May 21 1965, 7:05 PM PDT  
Att: 10,874 - Unknown


AB	33
R	0
H	8
RBI	0
BB	2
SO	7
LOB	17



Batter	1	2	3	4	5	6	7	8	9	AB	R	H	RBI	BB	SO	LOB	BOTTOM						
Jose Cardenal, R (1,8) OBP: 0.311, SLG: 0.414	0-0 2-3			0-0 6-3		0-0 1-3				3	0	0	0	0	0	1	30						
Willie Smith, L (1,7) OBP: 0.259, SLG: 0.398	0-3 K			0-3 K		0-0 E3 1B				3	0	0	0	0	2	0	30						
Jim Fregosi, R (1,6) OBP: 0.271, SLG: 0.356	0-0 F9			0-0 F8		0-0 G1-4-3 1B				3	0	1	0	0	0	0	30						
Joe Adcock, R (1,3) OBP: 0.288, SLG: 0.438 Vic Power, R (9, 3) OBP: 0.308, SLG: 0.462		0-0 F9		0-0 6-3		0-0 G1-4-3				3	0	0	0	0	2	0	30						
Paul Schaaf, R (1,5) OBP: 0.293, SLG: 0.450		0-3 K		0-0 1-3		0-0 4-3				3	0	0	0	0	1	1	30						
Lou Clinton, R (1,9) OBP: 0.276, SLG: 0.246		0-3 K		0-0 6-3			0-0 SH1-4 1B			3	1	1	0	0	1	0	31						
Buck Rodgers, S (1,2) OBP: 0.258, SLG: 0.265			0-0 F9		0-0 6-3		0-0 SH1-4			2	0	0	0	0	0	0	20						
Bobby Knoop, R (1,4) OBP: 0.331, SLG: 0.432			0-0 6-3		4-0 BB		0-0 CS 1B			2	0	1	1	1	0	0	20						
Fred Newman, R (1,1) OBP: 0.182, SLG: 0.053 Bob Lee, R (9,1) OBP: 0.182, SLG: 0.053			0-3 K		0-3 K		0-0 F4			3	0	0	0	0	2	2	30						
<b>Inning Stats</b>	R: 0 E: 0 K: 1 S: 5	H: 0 LOB: 0 BB: 0 P: 5	R: 0 E: 0 K: 2 S: 7	H: 0 LOB: 0 BB: 0 P: 7	R: 0 E: 0 K: 1 S: 5	H: 0 LOB: 0 BB: 0 P: 5	R: 0 E: 0 K: 1 S: 5	H: 0 LOB: 0 BB: 0 P: 5	R: 0 E: 0 K: 0 S: 3	H: 0 LOB: 0 BB: 0 P: 3	R: 0 E: 0 K: 1 S: 5	H: 0 LOB: 1 BB: 1 P: 9	R: 0 E: 1 K: 0 S: 4	H: 1 LOB: 1 BB: 0 P: 4	R: 1 E: 0 K: 0 S: 4	H: 2 LOB: 2 BB: 0 P: 4	R: 0 E: 0 K: 0 S: 4	H: 0 LOB: 0 BB: 0 P: 4	1B: 3 2B: 0 3B: 0 HR: 0	SF: 0 SAC: 1 DP: 1 HBP: 0	WP: 0 PB: 0 CS: 1	PA: 27	
<b>PITCHER</b>	IP WLS BF H R ER SO BB IBB HBP BLK WP HR S P ERA WHIP	8.0 L 27 3 1 1 6 1 0 0 0 0 0 38 42 1.12 0.500																					

Chicago White Sox @ Los Angeles Angels  
Dodger Stadium, Los Angeles, CA  
Fri May 21 1965, 7:05 PM PDT  
Att: 10,874 - Unknown

AB	25
R	1
H	3
RBI	1
BB	1
SO	6
LOB	6





Batter	1	2	3	4	5	6	7	8	9	AB	R	H	RBI	BB	SO	LOB	TOP						
Floyd Robinson, L OBP: 0.298, SLG: 0.341	F5		4-3		G3		F8		F4	5	0	0	0	0	0	4	Chicago White Sox @ Los Angeles Angels Dodger Stadium, Los Angeles, CA Sat May 22 1965, 7:05 PM PDT Att: 11,597 - Unknown						
Al Weis, S OBP: 0.364, SLG: 0.474 Eddie Fisher, R (7, 1)					6-3				G3	2	1	1	2	1	0	1							
Smoky Burgess, L OBP: 0.375, SLG: 0.500	FC6-4 HBP		FC5-4 BB				1B 3B			1	0	0	0	0	0	1							
John Romano, R OBP: 0.317, SLG: 0.329	F1		FC5-4 1-2		F7					4	0	1	1	0	0	3							
Bill Skowron, R OBP: 0.336, SLG: 0.449	FC6-4 1-2				F9 1B		6-3		K	4	0	1	0	0	1	2							
Pete Ward, L OBP: 0.387, SLG: 0.464					F9		F8		4-3	3	0	0	0	1	0	1							
Ron Hansen, R OBP: 0.341, SLG: 0.432					F4		L5		5-3	4	0	1	0	0	0	1							
Dave Nicholson, R OBP: 0.125, SLG: 0.313					F9				K	4	1	1	0	0	1	3							
Ken Berry, R OBP: 0.287, SLG: 0.351 Tom McCraw, L OBP: 0.297, SLG: 0.242					K				G3	3	1	1	0	0	2	3							
Gary Peters, L OBP: 0.182, SLG: 0.143 Bob Locker, S Jimmie Schaffer, R Hoyt Wilhelm, R Don Buford, S					K					0	0	0	0	0	0	0							
					6-3 G3 BB					1	0	0	0	0	1	0							
										2	0	1	0	0	1	2							
<b>Inning Stats</b>	R: 0 E: 0 K: 0 S: 3	H: 0 LOB: 1 BB: 0 P: 4	R: 0 E: 0 K: 1 S: 5	H: 0 LOB: 1 BB: 1 P: 9	R: 0 E: 0 K: 1 S: 5	H: 2 LOB: 2 BB: 1 P: 7	R: 0 E: 0 K: 0 S: 3	H: 0 LOB: 1 BB: 1 P: 7	R: 0 E: 0 K: 1 S: 5	H: 0 LOB: 0 BB: 0 P: 3	R: 3 E: 0 K: 2 S: 11	H: 4 LOB: 1 BB: 0 P: 11	R: 0 E: 0 K: 1 S: 5	H: 0 LOB: 0 BB: 0 P: 5	R: 0 E: 0 K: 0 S: 4	H: 1 LOB: 1 BB: 0 P: 4	1B: 6 2B: 0 3B: 1 HR: 0	SF: 0 SAC: 0 DP: 0 HBP: 1	WP: 0 PB: 0 CS: 0	PA: 38			
<b>PITCHER</b>	IP WLS BF H R ER SO BB IBB HBP BLK WP HR S P ERA WHIP	IP WLS BF H R ER SO BB IBB HBP BLK WP HR S P ERA WHIP																					
Marcelino Lopez, L ERA: 2.12	(1, 1)	6.2	W	29	5	3	3	4	3	0	1	0	0	0	0	0	0	0	0	33	46	4.05	1.200
Bob Lee, R ERA: 1.47	(7, 1)	2.1	S	9	2	0	0	2	0	0	0	0	0	0	0	0	0	0	0	13	13	0.00	0.857

Batter	1	2	3	4	5	6	7	8	9	AB	R	H	RBI	BB	SO	LOB	BOTTOM			
Jose Cardenal, R OBP: 0.320, SLG: 0.428	1B	FC4-6 1B		4-3		5-3		SH3-4 5-3 2B		5	1	3	0	0	0	0	Chicago White Sox @ Los Angeles Angels Dodger Stadium, Los Angeles, CA Sat May 22 1965, 7:05 PM PDT Att: 11,597 - Unknown			
Bobby Gene Smith, R OBP: 0.500, SLG: 0.750	1B	FC4-6 HBP		K		WP 2B		SH3-4		4	1	2	0	0	1	1				
Jim Fregosi, R OBP: 0.268, SLG: 0.350	1B	K		F9		F7		5-3		5	1	1	1	0	1	3				
Joe Adcock, R OBP: 0.314, SLG: 0.448 Julio Gotay, R OBP: 0.291, SLG: 0.304 Vic Power, R OBP: 0.308, SLG: 0.462	1B	WP 1B				F2		FC5 SH1-4 1B		3	1	2	1	0	0	0				
Lou Clinton, R OBP: 0.280, SLG: 0.250	1B	FC6-4				5-3		SH1-4		3	1	1	1	0	0	2				
Paul Schaaf, R OBP: 0.299, SLG: 0.447	S BB			5-3		PB 1B		K		3	0	1	0	1	1	2				
Buck Rodgers, S OBP: 0.273, SLG: 0.265	SF7									0	0	0	1	3	0	0				
Bobby Knoop, R OBP: 0.320, SLG: 0.417	K			FC5-4 BB		F4		FC5		4	0	0	0	0	1	6				
Marcelino Lopez, R OBP: 0.130, SLG: 0.136 Bob Lee, R OBP: 0.222, SLG: 0.500	K			FC6-4		K2-3				3	0	0	0	0	2	2				
										1	1	1	1	0	0	0				
<b>Inning Stats</b>	R: 5 E: 0 K: 2 S: 12	H: 5 LOB: 1 BB: 1 P: 16	R: 0 E: 0 K: 1 S: 6	H: 1 LOB: 2 BB: 0 P: 7	R: 0 E: 0 K: 0 S: 3	H: 0 LOB: 1 BB: 1 P: 7	R: 0 E: 0 K: 1 S: 5	H: 0 LOB: 0 BB: 0 P: 5	R: 0 E: 0 K: 0 S: 4	H: 1 LOB: 2 BB: 1 P: 8	R: 0 E: 0 K: 1 S: 6	H: 1 LOB: 1 BB: 0 P: 6	R: 0 E: 0 K: 1 S: 6	H: 1 LOB: 2 BB: 1 P: 10	R: 1 E: 0 K: 0 S: 4	H: 2 LOB: 0 BB: 0 P: 4	1B: 8 2B: 2 3B: 0 HR: 1	SF: 1 SAC: 2 DP: 0 HBP: 1	WP: 2 PB: 2 SB: 1 CS: 0	PA: 39
<b>PITCHER</b>	IP WLS BF H R ER SO BB IBB HBP BLK WP HR S P ERA WHIP	IP WLS BF H R ER SO BB IBB HBP BLK WP HR S P ERA WHIP																		
Gary Peters, L ERA: 4.37	(1, 1)	0.0	L	5	5	4	0	4	2	0	1	0	0	0	0	0	0			
Bob Locker, R ERA: 3.71	(1, 1)	4.0		16	1	0	0	4	2	0	1	0	1	0	21	30	0.00	0.750		
Hoyt Wilhelm, R ERA: 4.4	(5, 1)	2.0		9	2	0	0	1	0	1	0	0	1	0	10	14	0.00	1.000		
Eddie Fisher, R ERA: 2.2	(7, 1)	2.0		9	3	1	1	1	0	1	0	10	14	4.50	1.500					



Batter	1	2	3	4	5	6	7	8	9	AB	R	H	RBI	BB	SO	LOB	TOP																					
Tom McCraw, L (1, 7) OBP: 0.310, SLG: 0.222										3	2	0	0	2	0	4																						
Don Buford, S (1, 4) OBP: 0.387, SLG: 0.448										3	1	0	0	1	0	0																						
Al Weis, S (6, 4) OBP: 0.378, SLG: 0.487										1	1	1	0	0	0	0																						
Floyd Robinson, L (1, 9) OBP: 0.297, SLG: 0.341										3	2	1	1	0	0	0																						
Pete Ward, L (1, 5) OBP: 0.388, SLG: 0.481										4	1	2	3	0	1	1																						
Bill Skowron, R (1, 3) OBP: 0.331, SLG: 0.439										5	0	1	1	0	3	2																						
Ron Hansen, R (1, 6) OBP: 0.336, SLG: 0.418										4	1	0	0	1	1	3																						
J.C. Martin, L (1, 2) OBP: 0.395, SLG: 0.450										4	0	2	0	0	0	1																						
Ken Berry, R (1, 8) OBP: 0.286, SLG: 0.342										3	0	0	0	1	1	1																						
Joe Horlen, R (1, 1) OBP: 0.263, SLG: 0.278										1	0	1	1	1	0	0																						
Eddie Fisher, R (4, 1)										1	0	0	0	0	0	0																						
Hoyt Wilhelm, R (7, 1)										1	0	0	0	0	1	0																						
<b>Inning Stats</b>	R: 3 E: 1 K: 0 S: 5	H: 1 LOB: 1 BB: 2 P: 13	R: 0 E: 0 K: 0 S: 3	H: 1 LOB: 0 BB: 0 P: 3	R: 3 E: 0 K: 1 S: 8	H: 3 LOB: 3 BB: 3 P: 20	R: 0 E: 0 K: 0 S: 3	H: 0 LOB: 0 BB: 0 P: 3	R: 0 E: 0 K: 2 S: 8	H: 0 LOB: 0 BB: 0 P: 8	R: 0 E: 0 K: 0 S: 3	H: 0 LOB: 0 BB: 0 P: 3	R: 0 E: 0 K: 2 S: 7	H: 0 LOB: 0 BB: 0 P: 7	R: 2 E: 0 K: 0 S: 5	H: 2 LOB: 1 BB: 1 P: 9	1B: 6 2B: 2 3B: 0 HR: 0	SF: 2 SAC: 1 DP: 1 HBP: 0	WP: 0 PB: 0 SB: 2 CS: 0	PA: 42																		
<b>PITCHER</b>	IP	WLS	BF	H	R	ER	SO	BB	IBB	HBP	BLK	WP	HR	S	P	ERA	WHIP	<b>PITCHER</b>	IP	WLS	BF	H	R	ER	SO	BB	IBB	HBP	BLK	WP	HR	S	P	ERA	WHIP			
Dean Chance, R (1, 1) ERA: 3.88	2.2	L	18	5	6	5	1	4	1	0	0	0	0	15	35	16.88	3.375																					
Aubrey Gatewood, R (3, 1) ERA: 3.45	1.1		4	0	0	0	0	0	0	0	0	0	0	4	4	0.00	0.000																					
Barry Latman, R (5, 1) ERA: 0.79	2.0		7	1	0	0	2	0	0	0	0	0	0	11	11	0.00	0.500																					
George Brunet, L (7, 1) ERA: 2.08	2.0		7	0	0	0	4	0	0	0	0	0	0	15	15	0.00	0.000																					
Ron Piche, R (9, 1) ERA: 5.68	1.0		6	2	2	2	0	1	0	0	0	0	0	5	9	18.00	3.000																					

Batter	1	2	3	4	5	6	7	8	9	AB	R	H	RBI	BB	SO	LOB	BOTTOM																					
Jose Cardenal, R (1, 8) OBP: 0.316, SLG: 0.420										5	0	1	0	0	2	3																						
Jim Fregosi, R (1, 6) OBP: 0.286, SLG: 0.345										5	1	1	0	0	1	1																						
Willie Smith, L (1, 7) OBP: 0.264, SLG: 0.406										5	1	2	0	0	0	1																						
Costen Shockley, L (1, 3) OBP: 0.230, SLG: 0.266										4	0	0	0	0	0	4																						
Lou Clinton, R (1, 9) OBP: 0.291, SLG: 0.268										3	1	2	2	0	0	0																						
Buck Rodgers, S (1, 2) OBP: 0.280, SLG: 0.274										4	0	2	0	0	2	1																						
Paul Schaal, R (1, 5) OBP: 0.298, SLG: 0.441										4	0	1	0	0	0	3																						
Bobby Knoop, R (1, 4) OBP: 0.326, SLG: 0.420										4	0	2	0	0	1	0																						
Dean Chance, R (1, 1) OBP: 0.150, SLG: 0.095										0	0	0	0	0	0	0																						
Aubrey Gatewood, R (3, 1) OBP: 1.000, SLG: 2.000										0	0	0	0	0	0	0																						
Albie Pearson, S (4, PH) OBP: 0.324, SLG: 0.405										0	0	0	0	0	0	0																						
Barry Latman, R (5, 1) OBP: 0.324, SLG: 0.405										0	0	0	0	0	0	0																						
Bobby Gene Smith, R (5, PH) OBP: 0.000, SLG: 0.000										0	0	0	0	0	0	0																						
George Brunet, R (7, 1) OBP: 0.206, SLG: 0.280										0	0	0	0	0	0	0																						
Joe Adcock, R (8, PH) OBP: 0.310, SLG: 0.441										0	0	0	0	0	0	0																						
Ron Piche, R (9, 1) OBP: 0.310, SLG: 0.441										0	0	0	0	0	0	0																						
<b>Inning Stats</b>	R: 0 E: 0 K: 1 S: 6	H: 1 LOB: 1 BB: 0 P: 6	R: 1 E: 0 K: 0 S: 5	H: 3 LOB: 2 BB: 1 P: 9	R: 1 E: 0 K: 0 S: 6	H: 3 LOB: 2 BB: 0 P: 6	R: 0 E: 0 K: 1 S: 5	H: 0 LOB: 0 BB: 0 P: 5	R: 1 E: 0 K: 1 S: 7	H: 2 LOB: 1 BB: 0 P: 7	R: 0 E: 0 K: 1 S: 6	H: 1 LOB: 1 BB: 0 P: 6	R: 0 E: 0 K: 0 S: 3	H: 0 LOB: 0 BB: 0 P: 3	R: 0 E: 0 K: 2 S: 9	H: 2 LOB: 2 BB: 0 P: 9	R: 0 E: 0 K: 1 S: 5	H: 0 LOB: 0 BB: 0 P: 5	1B: 11 2B: 1 3B: 0 HR: 0	SF: 1 SAC: 0 DP: 1 HBP: 0	WP: 1 PB: 1 SB: 2 CS: 0	PA: 39																
<b>PITCHER</b>	IP	WLS	BF	H	R	ER	SO	BB	IBB	HBP	BLK	WP	HR	S	P	ERA	WHIP	<b>PITCHER</b>	IP	WLS	BF	H	R	ER	SO	BB	IBB	HBP	BLK	WP	HR	S	P	ERA	WHIP			
Joe Horlen, R (1, 1) ERA: 2.51	3.0		16	7	2	2	1	1	0	0	0	0	0	17	21	6.00	2.667																					
Eddie Fisher, R (4, 1) ERA: 2.27	3.0	W	12	3	1	1	3	0	0	0	0	0	0	18	18	3.00	1.000																					
Hoyt Wilhelm, R (7, 1) ERA: 3.63	3.0	S	11	2	0	0	3	0	0	0	0	0	0	17	17	0.00	0.667																					

Chicago White Sox @ Los Angeles Angels  
Dodger Stadium, Los Angeles, CA  
Sun May 23 1965, 3:33 AM PDT  
Att: 12,728 - Unknown

livebaseballscorecards.com

AB 33  
R 8  
H 8  
RBI 6  
BB 6  
SO 7  
LOB 12

Chicago White Sox @ Los Angeles Angels  
Dodger Stadium, Los Angeles, CA  
Sun May 23 1965, 3:33 AM PDT  
Att: 12,728 - Unknown

livebaseballscorecards.com

AB 37  
R 3  
H 12  
RBI 2  
BB 1  
SO 7  
LOB 15



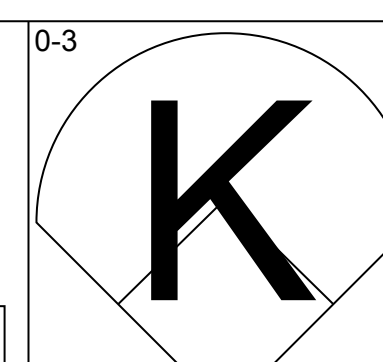
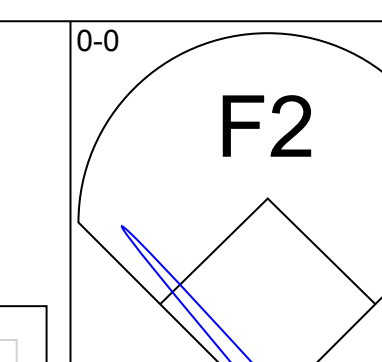
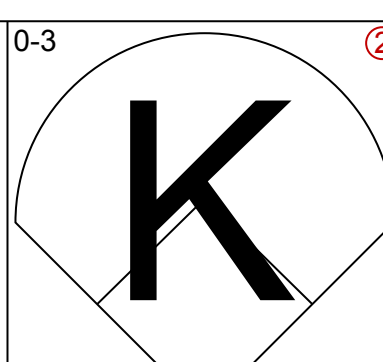
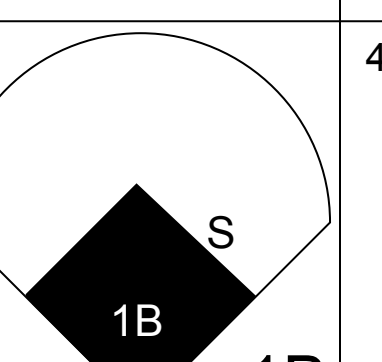
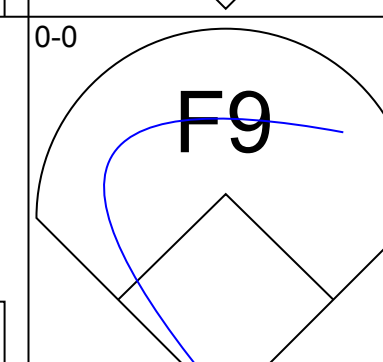
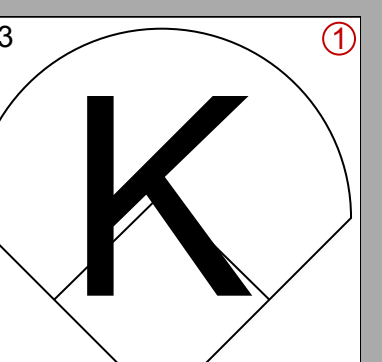
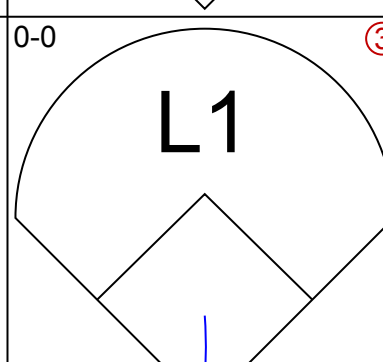
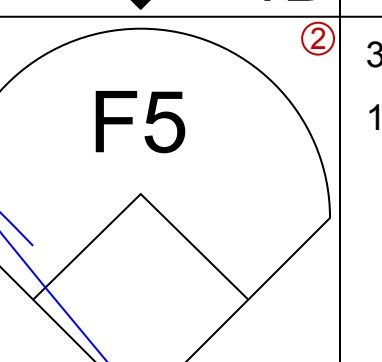
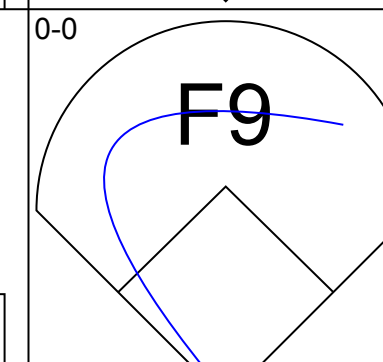
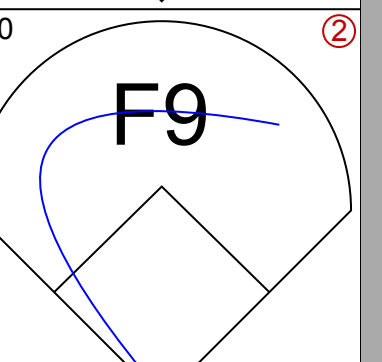
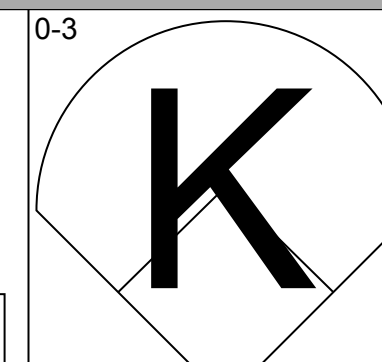
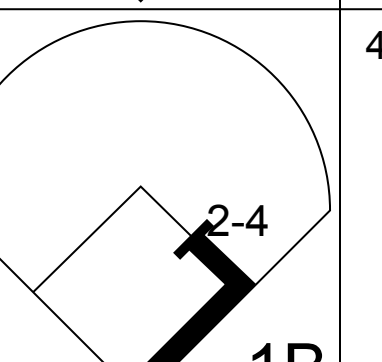
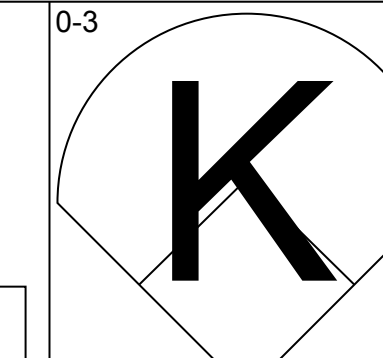
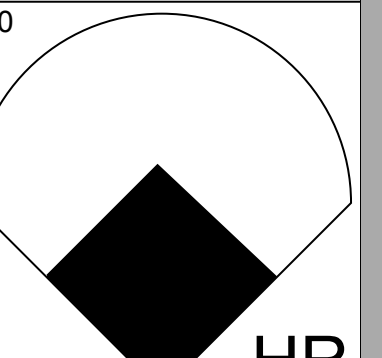
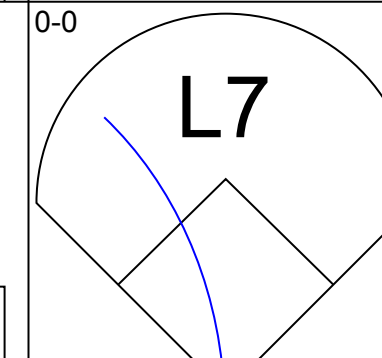
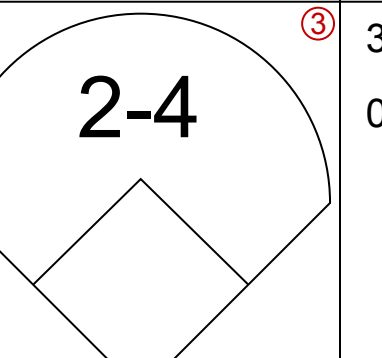
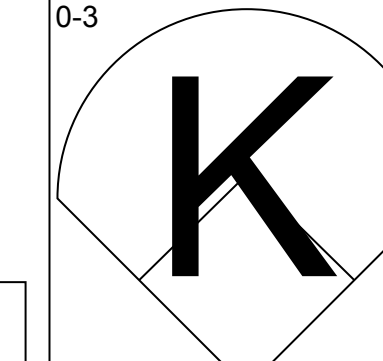
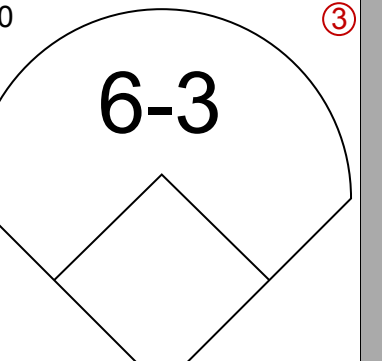
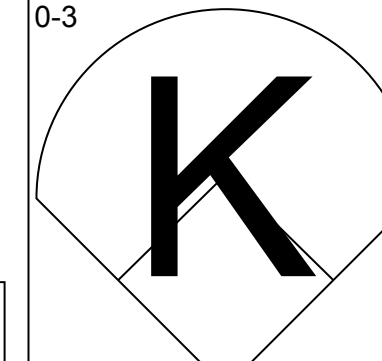
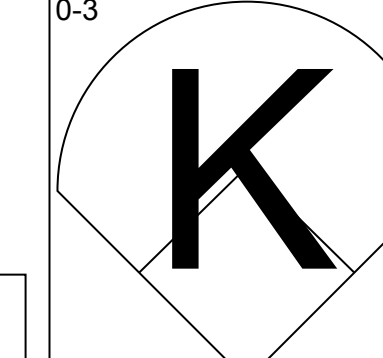
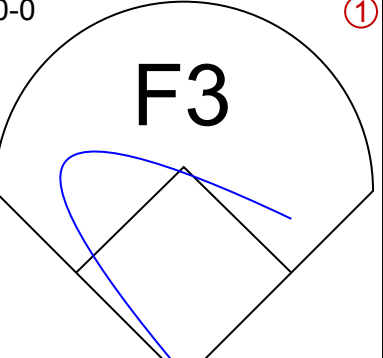
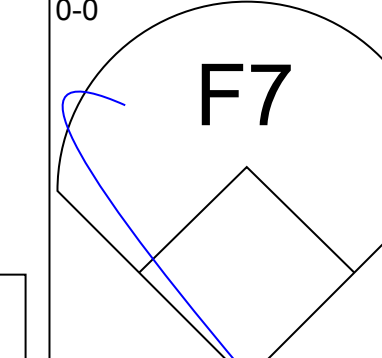
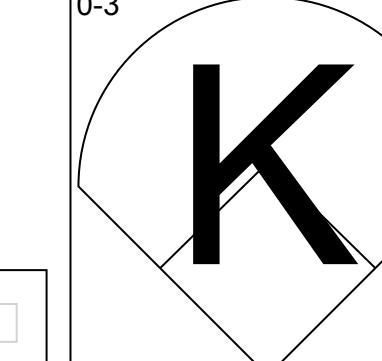
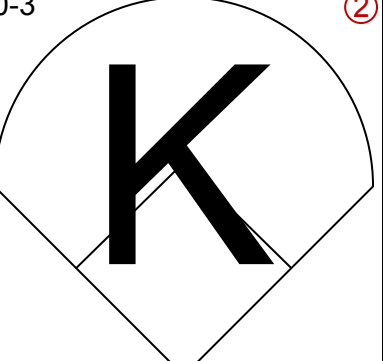
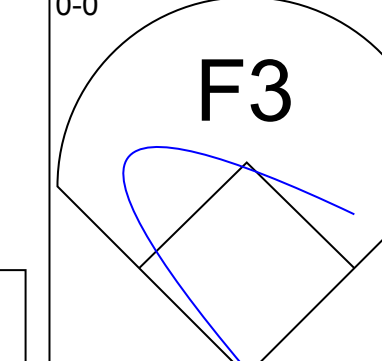
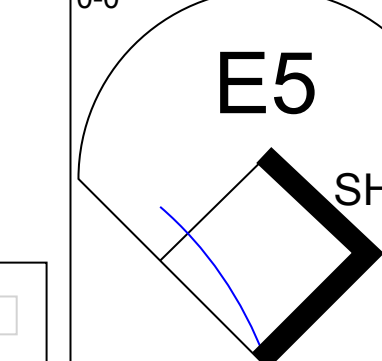
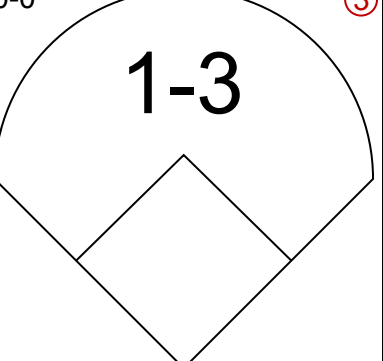
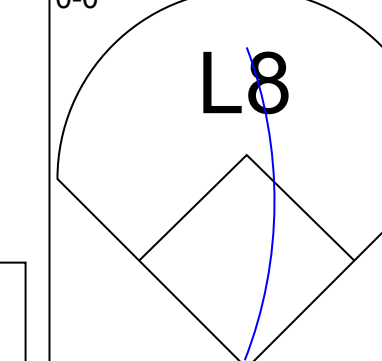
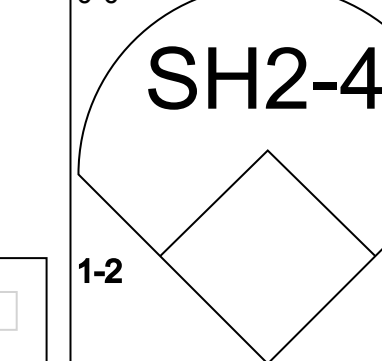
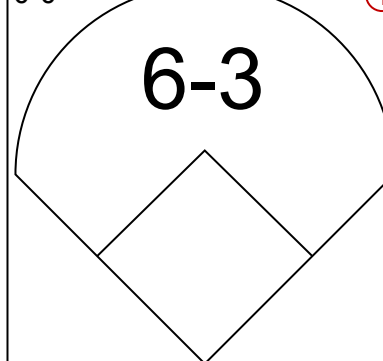
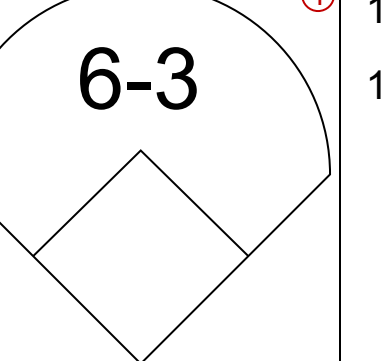
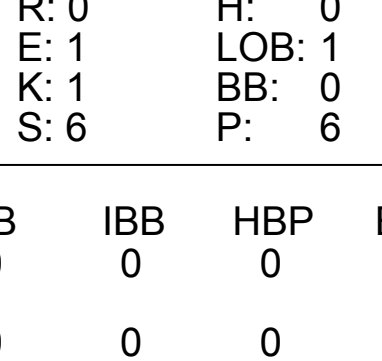
Batter	1	2	3	4	5	6	7	8	9	AB	R	H	RBI	BB	SO	LOB	TOP								
Jose Cardenal, R OBP: 0.313, SLG: 0.413 (1, 8)	0-3 K		0-0 F1		0-0 1B		0-0 F7		0-0 5-3	5	0	1	0	0	1	2	<b>Los Angeles Angels @ Washington Senators</b> D.C. Stadium, Washington, DC Tue May 25 1965, 7:05 PM EDT Unknown <a href="http://livebaseballscorecards.com">livebaseballscorecards.com</a>								
Bobby Gene Smith, R OBP: 0.600, SLG: 0.800 (1, 7)	0-0 2B		0-0 F7		1-2 1B		0-0 5-3		0-0 F7	5	0	3	1	0	0	2									
Jim Fregosi, R OBP: 0.258, SLG: 0.333 (1, 6)	0-3 K			0-0 F3	0-0 F8		0-0 5-3		0-0 F8	5	0	0	0	0	1	5									
Joe Adcock, R OBP: 0.307, SLG: 0.472 Bob Lee, R OBP: 0.222, SLG: 0.500 Aubrey Gatewood, R OBP: 1.000, SLG: 2.000 (1, 3) (7, 1) (8, 1)	0-3 K			0-0 HR		0-0 F7	0-3 K			4	1	1	1	0	2	2									
Lou Clinton, R OBP: 0.289, SLG: 0.257 (1, 9)		0-0 F4		0-0 F2		0-0 6-3		4-0 BB		3	0	0	0	1	0	0									
Paul Schaaf, R OBP: 0.296, SLG: 0.434 (1, 5)		0-0 F8		0-0 5-3		0-0 1B		0-3 K		4	0	1	0	0	1	1									
Buck Rodgers, S OBP: 0.279, SLG: 0.273 (1, 2)		0-0 F9			0-0 6-3	0-0 FC6-4		0-0 F7		4	0	1	0	0	0	1									
Bobby Knoop, R OBP: 0.331, SLG: 0.418 (1, 4)			4-0 BB		0-0 1B	0-0 FC6-4		0-0 F9		3	1	1	0	1	0	3									
Fred Newman, R OBP: 0.167, SLG: 0.048 Barry Latman, R (5, 1)			0-3 K		0-3 K					2	0	0	0	0	2	2									
Julio Gotay, R OBP: 0.282, SLG: 0.458 Vic Power, R OBP: 0.357, SLG: 0.500 (7, PH) (7, 3)					0-3 K			0-0 5-3		0	0	0	0	0	0	0									
Inning Stats	R: 0 E: 0 K: 3 S: 10	H: 1 LOB: 1 BB: 0 P: 10	R: 0 E: 0 K: 0 S: 3	H: 0 LOB: 0 BB: 0 P: 3	R: 0 E: 0 K: 1 S: 5	H: 0 LOB: 1 BB: 1 P: 9	R: 1 E: 0 K: 0 S: 4	H: 1 LOB: 0 BB: 0 P: 4	R: 1 E: 0 K: 1 S: 8	H: 3 LOB: 2 BB: 0 P: 8	R: 0 E: 0 K: 0 S: 5	H: 2 LOB: 2 BB: 0 P: 5	R: 1 E: 0 K: 1 S: 7	H: 2 LOB: 0 BB: 0 P: 7	R: 0 E: 0 K: 1 S: 5	H: 0 LOB: 1 BB: 1 P: 9	R: 0 E: 0 K: 0 S: 4	H: 1 LOB: 1 BB: 0 P: 4	1B: 7 2B: 1 3B: 0 HR: 2	SF: 0 SAC: 0 DP: 0 HBP: 0	WP: 0 PB: 0 SB: 0 CS: 0	PA: 39			
PITCHER	IP	WLS	BF	H	R	ER	SO	BB	IBB	HBP	BLK	WP	HR	S	P	ERA	WHIP								
Mike McCormick, L ERA: 2.93 Steve Ridzik, R ERA: 3.47 (1, 1) (7, 1)	6.1	W	29	9	3	3	5	1	0	0	0	0	2	38	42	4.26	1.579								

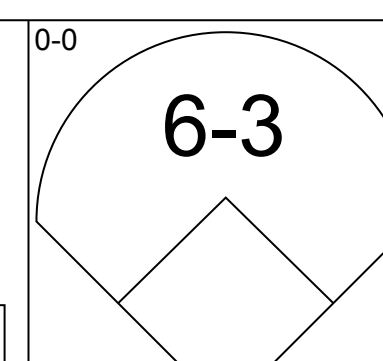
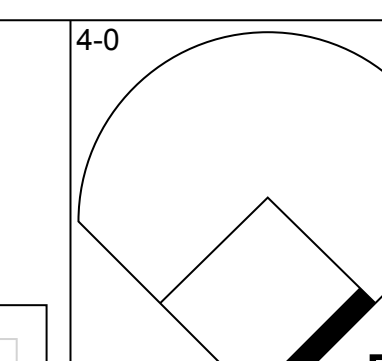
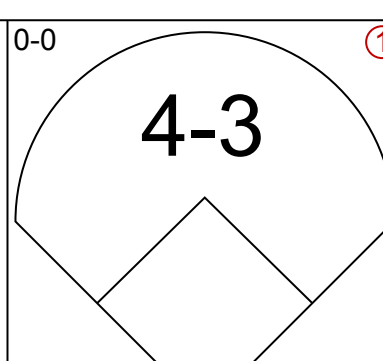
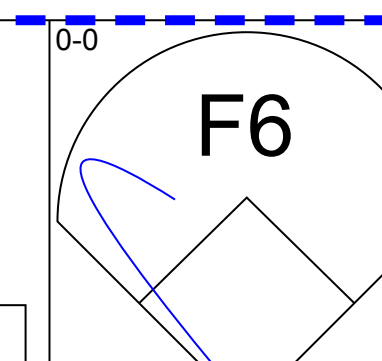
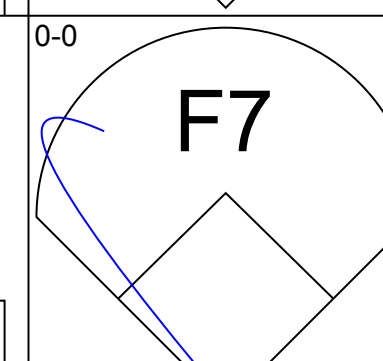
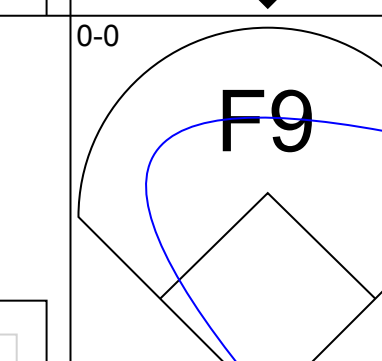
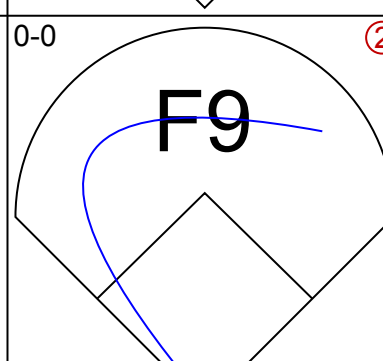
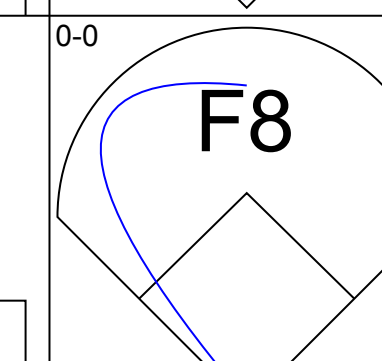
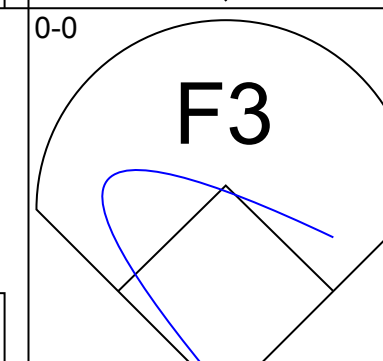
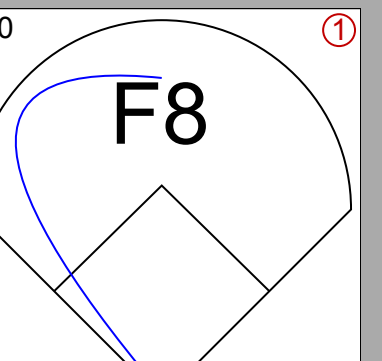
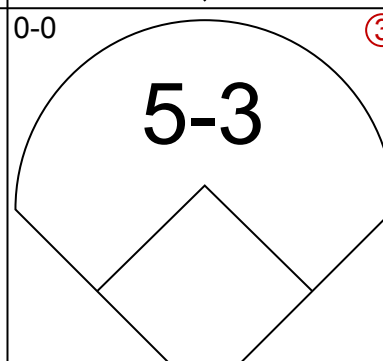
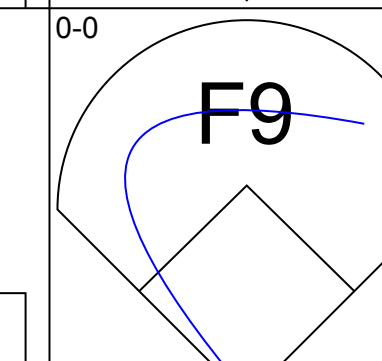
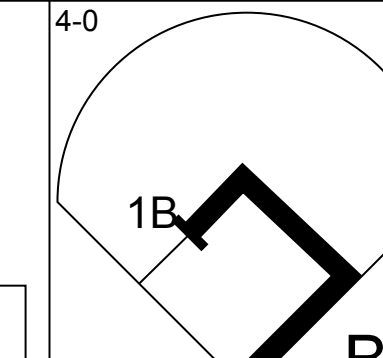
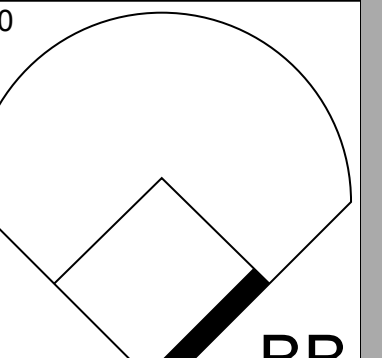
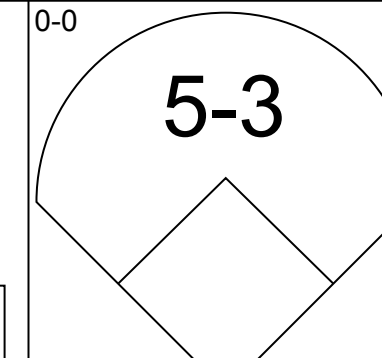
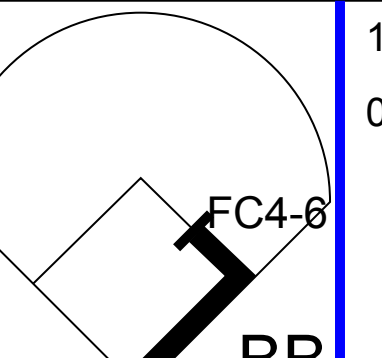
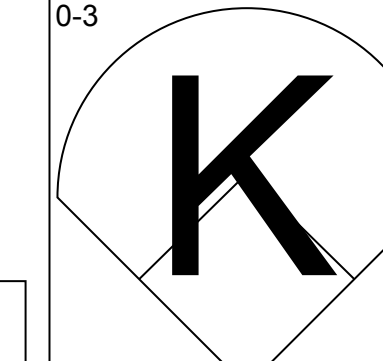
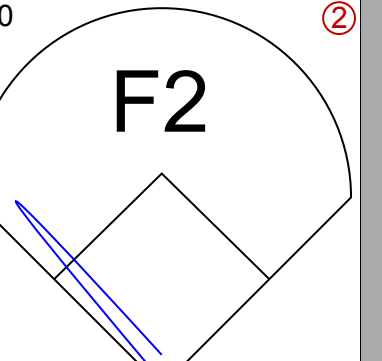
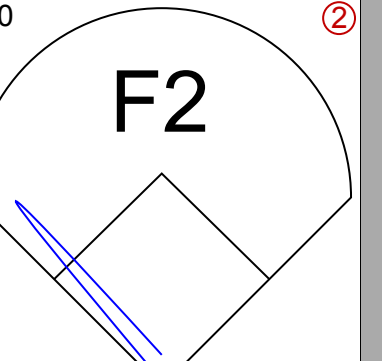
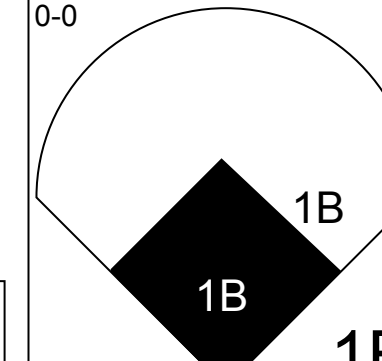
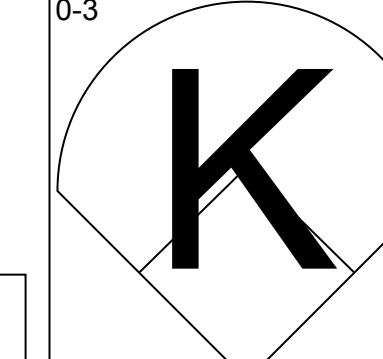
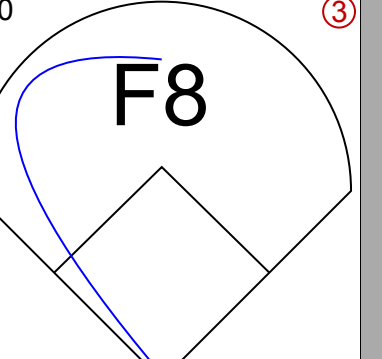
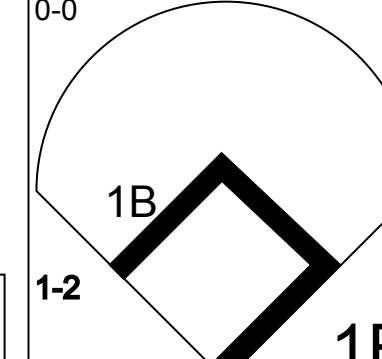

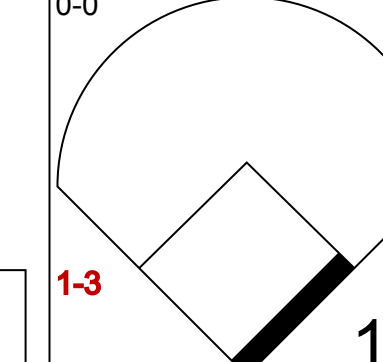

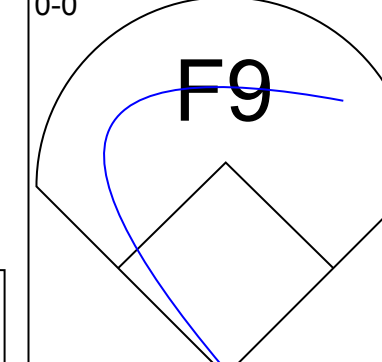
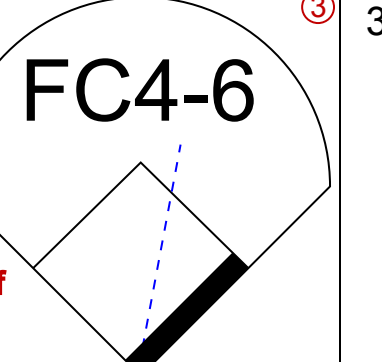
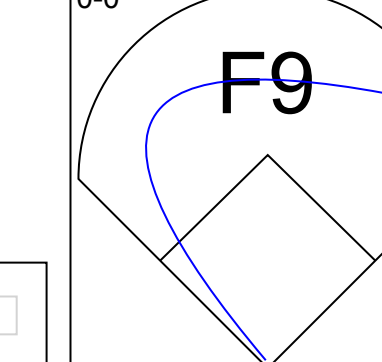
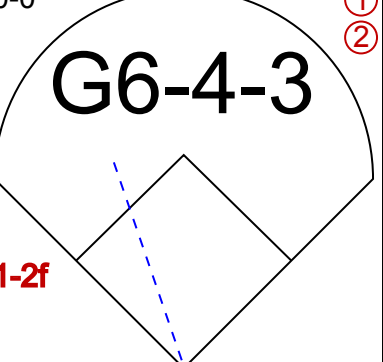
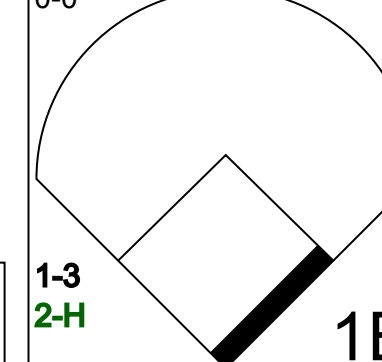


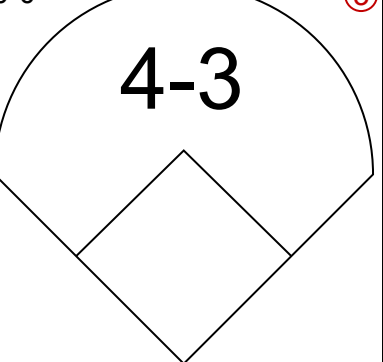
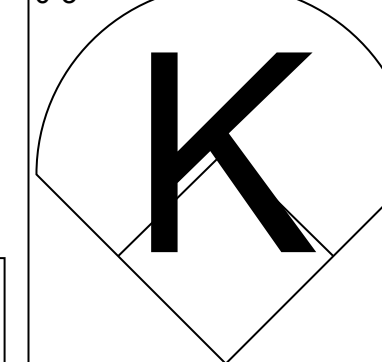
Batter	1	2	3	4	5	6	7	8	9	AB	R	H	RBI	BB	SO	LOB	BOTTOM								
Don Blasingame, L OBP: 0.288, SLG: 0.348 (1, 4)	0-0 4-3		0-0 4-3		0-0 SH1-3	0-0 1B		4-0 1B		3	0	1	0	1	0	1	<b>Los Angeles Angels @ Washington Senators</b> D.C. Stadium, Washington, DC Tue May 25 1965, 7:05 PM EDT Unknown <a href="http://livebaseballscorecards.com">livebaseballscorecards.com</a>								
Ken McMullen, R OBP: 0.318, SLG: 0.434 (1, 5)	0-0 F9		0-0 1-3		0-0 HR		0-0 5-3	0-0 1B		5	1	2	3	0	0	1									
Bob Chance, L OBP: 0.297, SLG: 0.359 Joe Cunningham, L OBP: 0.436, SLG: 0.310 (1, 3) (8, 3)	0-0 6-3			0-0 1B	0-0 1-3		0-3 K	0-0 F8		4	1	1	0	0	1	0									
Frank Howard, R OBP: 0.333, SLG: 0.450 (1, 7)		0-0 6-3		0-0 1B	0-0 1B	0-0 BB		0-0 HR		4	1	3	0	0	0	0									
Jim King, L OBP: 0.319, SLG: 0.468 (1, 9)		4-0 BB		0-0 F9	4-0 1B	0-0 BB		0-0 HR		2	1	1	2	2	0	2									
Don Lock, R OBP: 0.349, SLG: 0.308 (1, 8)		0-3 K		0-0 FC6-4	0-0 F8		0-0 6-3			4	0	1	1	0	1	3									
Mike Brumley, L OBP: 0.180, SLG: 0.123 (1, 2)		0-0 F8		0-0 F7		0-3 K		4-0 SH3		3	1	0	0	1	1	3									
Ken Hamlin, R OBP: 0.340, SLG: 0.415 Ed Brinkman, R OBP: 0.214, SLG: 0.216 (1, 6) (9, 6)			4-0 SH1-3	0-0 FC6-4		0-0 HR		0-0 F3		3	1	1	1	1	0	3									
Mike McCormick, L OBP: 0.200, SLG: 0.077 Steve Ridzik, R OBP: 0.167, SLG: 0.167 (1, 1) (7, 1)			0-0 SH1-3		4-0 SH1-3	0-0 4-3		0-0 SH3		1	1	0	0	1	0	0									
Inning Stats	R: 0 E: 0 K: 0 S: 3	H: 0 LOB: 0 BB: 0 P: 3	R: 0 E: 0 K: 1 S: 5	H: 0 LOB: 1 BB: 1 P: 9	R: 0 E: 0 K: 0 S: 3	H: 0 LOB: 1 BB: 1 P: 7	R: 1 E: 0 K: 0 S: 6	H: 3 LOB: 2 BB: 0 P: 6	R: 2 E: 0 K: 1 S: 5	H: 2 LOB: 2 BB: 2 P: 13	R: 1 E: 0 K: 1 S: 6	H: 2 LOB: 1 BB: 0 P: 6	R: 2 E: 0 K: 1 S: 7	H: 2 LOB: 0 BB: 0 P: 7	R: 1 E: 0 K: 0 S: 4	H: 1 LOB: 2 BB: 2 P: 12		1B: 7 2B: 0 3B: 0 HR: 3	SF: 0 SAC: 3 DP: 0 HBP: 0	WP: 0 PB: 0 SB: 0 CS: 0	PA: 39				
PITCHER	IP	WLS	BF	H	R	ER	SO	BB	IBB	HBP	BLK	WP	HR	S	P	ERA	WHIP								
Fred Newman, R ERA: 3.25 Barry Latman, R ERA: 1.42 Bob Lee, R ERA: 1.91 Aubrey Gatewood, R ERA: 3.78 (1, 1) (5, 1) (7, 1) (8, 1)	4.2	L	23	5	2	1	1	0	0	0	0	0	1	7	7	6.75	1.500								







Batter	1	2	3	4	5	6	7	8	9	AB	R	H	RBI	BB	SO	LOB	TOP			
Jose Cardenal, R OBP: 0.320, SLG: 0.436 (1, 8)										4	1	1	0	0	2	1	<b>Los Angeles Angels @ Washington Senators</b> D.C. Stadium, Washington, DC Wed May 26 1965, 7:05 PM EDT Att: 4,355 - Unknown <a href="http://livebaseballscorecards.com">livebaseballscorecards.com</a>			
Bobby Gene Smith, R OBP: 0.429, SLG: 0.571 Willie Smith, L OBP: 0.285, SLG: 0.391 (1, 7) (9, PH) (9, 7)										3	0	0	0	0	1	0				
Jim Fregosi, R OBP: 0.289, SLG: 0.361 (1, 6)										4	0	1	1	0	1	0				
Joe Adcock, R OBP: 0.304, SLG: 0.500 Vic Power, R OBP: 0.357, SLG: 0.500 (1, 3) (7, 3)										3	1	1	1	0	1	0				
Lou Clinton, R OBP: 0.276, SLG: 0.244 (1, 9)										3	0	0	0	0	2	0				
Paul Schaaf, R OBP: 0.289, SLG: 0.442 (1, 5)										3	0	0	0	0	1	0				
Buck Rodgers, S OBP: 0.277, SLG: 0.264 (1, 2)										3	0	0	0	0	2	0				
Julio Gotay, R OBP: 0.258, SLG: 0.387 Bob Lee, R OBP: 0.222, SLG: 0.500 (1, 4) (8, 1)										3	0	0	0	0	0	0				
Marcelino Lopez, R OBP: 0.125, SLG: 0.130 Bobby Knoop, R OBP: 0.328, SLG: 0.415 (1, 1) (8, 4)										1	0	0	0	0	0	0				
										1	0	0	0	0	0	0				
<b>Inning Stats</b>	R: 0 E: 0 K: 1 S: 5	H: 0 LOB: 0 BB: 0 P: 5	R: 0 E: 0 K: 3 S: 9	H: 0 LOB: 0 BB: 0 P: 9	R: 0 E: 1 K: 1 S: 6	H: 0 LOB: 1 BB: 0 P: 6	R: 1 E: 0 K: 1 S: 6	H: 1 LOB: 0 BB: 0 P: 6	R: 0 E: 0 K: 1 S: 5	H: 0 LOB: 0 BB: 0 P: 5	R: 0 E: 0 K: 2 S: 7	H: 0 LOB: 0 BB: 0 P: 7	R: 0 E: 0 K: 0 S: 3	H: 0 LOB: 0 BB: 0 P: 3	R: 1 E: 0 K: 0 S: 4	H: 2 LOB: 1 BB: 0 P: 4	1B: 2 2B: 0 3B: 0 HR: 1	SF: 0 SAC: 1 DP: 0 HBP: 0	WP: 0 PB: 0 SB: 1 CS: 0	PA: 30
<b>PITCHER</b>	IP WLS BF H R ER SO BB IBB HBP BLK WP HR S P ERA WHIP																			
Pete Richert, L ERA: 4.93 Bennie Daniels, R ERA: 3.11 (1, 1) (9, 1)	8.0 L 5 2 1 1 0 0 0 0 0 0 0 0 1 46 46 1.12 0.125																			

Batter	1	2	3	4	5	6	7	8	9	AB	R	H	RBI	BB	SO	LOB	BOTTOM					
Joe Cunningham, L OBP: 0.458, SLG: 0.294 (1, 3)										3	0	0	0	1	0	0	<b>Los Angeles Angels @ Washington Senators</b> D.C. Stadium, Washington, DC Wed May 26 1965, 7:05 PM EDT Att: 4,355 - Unknown <a href="http://livebaseballscorecards.com">livebaseballscorecards.com</a>					
Ken Hamlin, R OBP: 0.286, SLG: 0.354 (1, 4) (8, 6)										4	0	0	0	0	0	1						
Ken McMullen, R OBP: 0.313, SLG: 0.413 (1, 9) (8, 5)										4	0	0	0	0	0	0						
Frank Howard, R OBP: 0.345, SLG: 0.461 Mike Brumley, L OBP: 0.180, SLG: 0.123 (1, 7) (9, PR)										1	0	0	0	3	0	0						
Don Lock, R OBP: 0.348, SLG: 0.313 (1, 8)										4	1	1	0	0	2	3						
Don Zimmer, R OBP: 0.288, SLG: 0.389 Jim King, L OBP: 0.320, SLG: 0.453 (1, 5) (8, 9)										3	0	1	0	0	1	2						
Doug Camilli, R OBP: 0.257, SLG: 0.343 (1, 2)										3	0	1	0	1	0	3						
Ed Brinkman, R OBP: 0.220, SLG: 0.231 Woodie Held, R OBP: 0.461, SLG: 0.625 Don Blasingame, L OBP: 0.290, SLG: 0.350 (1, 6) (7, PH) (8, 4)										2	0	0	0	0	0	1						
Pete Richert, L OBP: 0.091, SLG: 0.091 Bennie Daniels, L OBP: 0.308, SLG: 0.100 (1, 1) (9, 1)										3	0	0	0	0	1	2						
										0	0	0	0	0	0	0						
<b>Inning Stats</b>	R: 0 E: 0 K: 0 S: 3	H: 0 LOB: 0 BB: 0 P: 3	R: 0 E: 0 K: 2 S: 7	H: 1 LOB: 2 BB: 1 P: 11	R: 0 E: 0 K: 0 S: 3	H: 0 LOB: 1 BB: 1 P: 7	R: 0 E: 0 K: 0 S: 3	H: 0 LOB: 1 BB: 1 P: 7	R: 0 E: 0 K: 0 S: 2	H: 0 LOB: 0 BB: 1 P: 6	R: 0 E: 0 K: 0 S: 3	H: 0 LOB: 0 BB: 0 P: 3	R: 1 E: 0 K: 1 S: 8	H: 3 LOB: 2 BB: 0 P: 8	R: 0 E: 0 K: 0 S: 3	H: 0 LOB: 0 BB: 0 P: 3	R: 0 E: 0 K: 1 S: 5	H: 0 LOB: 1 BB: 1 P: 9	1B: 4 2B: 0 3B: 0 HR: 0	SF: 0 SAC: 0 DP: 1 HBP: 0	WP: 0 PB: 0 SB: 0 CS: 0	PA: 34
<b>PITCHER</b>	IP WLS BF H R ER SO BB IBB HBP BLK WP HR S P ERA WHIP																					
Marcelino Lopez, L ERA: 2.04 Bob Lee, R ERA: 1.82 (1, 1) (8, 1)	7.0 W 7 0 0 0 1 1 0 0 0 0 0 0 0 8 12 0.00 0.500																					












Batter	1	2	3	4	5	6	7	8	9	AB	R	H	RBI	BB	SO	LOB	TOP			
Jose Cardenal, R OBP: 0.312, SLG: 0.429 (1, 8)	F3		2B			5-3			6-3	4	0	1	0	0	0	0				
Bobby Gene Smith, R OBP: 0.391, SLG: 0.522 (1, 7)	FC6-4 1B		5-3			G3			5-3	4	0	1	0	0	0	1				
Jim Fregosi, R OBP: 0.267, SLG: 0.357 (1, 6)	K				G3				F8	4	0	0	0	0	1	1				
Lou Clinton, R OBP: 0.263, SLG: 0.224 (1, 9)	FC6-4 1-2				F7				6-3	3	0	0	0	0	0	1				
Vic Power, R OBP: 0.278, SLG: 0.389 (1, 3)		6-3			L8				F8	3	0	0	0	0	0	0				
Paul Schaaf, R OBP: 0.281, SLG: 0.421 (1, 5)		K				K2-3			FC4-6 1B	3	0	1	0	0	2	0				
Phil Roof, R OBP: 0.111, SLG: 0.111 (8, PH)						1-3			F8	2	0	0	0	0	1	0	AB 30			
Buck Rodgers, S OBP: 0.287, SLG: 0.286 (8, 2)		K								1	0	0	0	0	0	1	R 0			
Bobby Knoop, R OBP: 0.329, SLG: 0.400 (1, 4)					4-3				FC4-6 1-2	3	0	0	0	0	1	1	H 3			
Aubrey Gatewood, R OBP: 0.500, SLG: 1.000 (6, PH)																	RBI 0			
Julio Golay, R OBP: 0.285, SLG: 0.382 (6, PH)																	BB 0			
Rudy May, L OBP: 0.167, SLG: 0.091 (6, 1)																	SO 7			
Joe Adcock, R OBP: 0.306, SLG: 0.481 (8, PH)									K	1	0	0	0	0	1	1	LOB 6			
Ron Piche, R (8, 1)																				
<b>Inning Stats</b>	R: 0 E: 0 K: 1 S: 6	H: 1 LOB: 1 BB: 0 P: 6	R: 0 E: 0 K: 2 S: 7	H: 0 LOB: 0 BB: 0 P: 7	R: 0 E: 0 K: 1 S: 6	H: 1 LOB: 1 BB: 0 P: 6	R: 0 E: 0 K: 0 S: 3	H: 0 LOB: 0 BB: 0 P: 3	R: 0 E: 0 K: 2 S: 7	H: 0 LOB: 0 BB: 0 P: 7	R: 0 E: 0 K: 0 S: 3	H: 0 LOB: 0 BB: 0 P: 3	R: 0 E: 0 K: 1 S: 6	H: 1 LOB: 1 BB: 0 P: 6	R: 0 E: 0 K: 0 S: 3	H: 0 LOB: 0 BB: 0 P: 3	1B: 2 2B: 1 3B: 0 HR: 0	SF: 0 SAC: 0 DP: 0 HBP: 0	WP: 0 PB: 0 SB: 0 CS: 0	PA: 30
<b>PITCHER</b> Steve Barber, L ERA: 3.61 (1, 1)	IP: 9.0 WLS: W BF: 30 H: 3 R: 0 ER: 0 SO: 7 BB: 0 IBB: 0 HBP: 0 BLK: 0 WP: 0 HR: 0 S: 44 P: 44 ERA: 0.00 WHIP: 0.333															<b>PITCHER</b>				

Los Angeles Angels @ Baltimore Orioles  
Memorial Stadium, Baltimore, MD  
Fri May 28 1965, 7:05 PM EDT  
Att: 23,523 - Unknown


AB 30  
R 0  
H 3  
RBI 0  
BB 0  
SO 7  
LOB 6



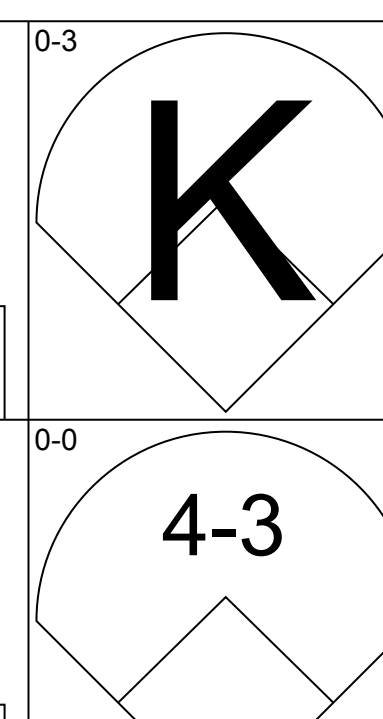
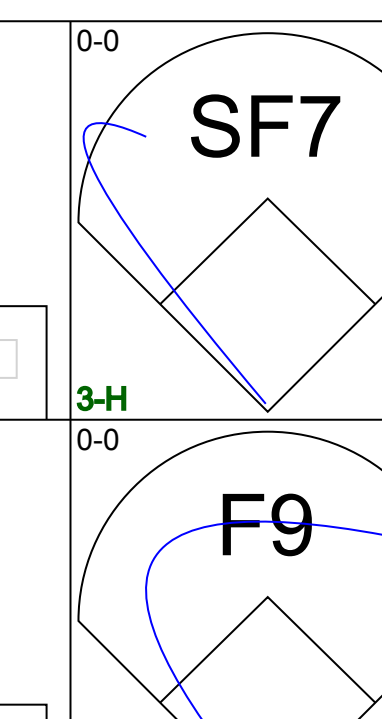
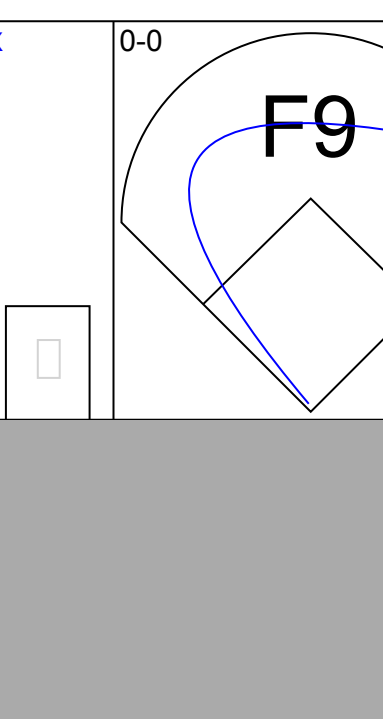
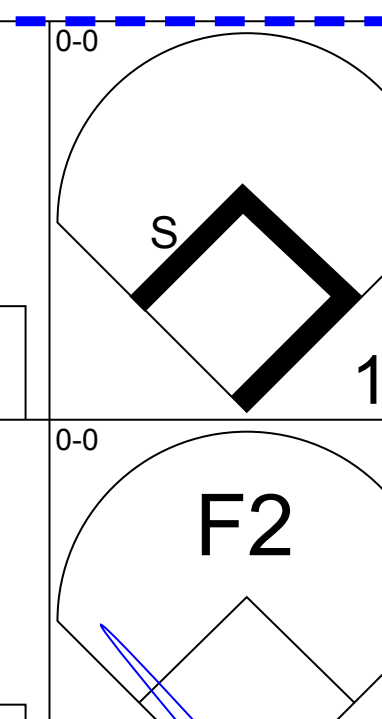
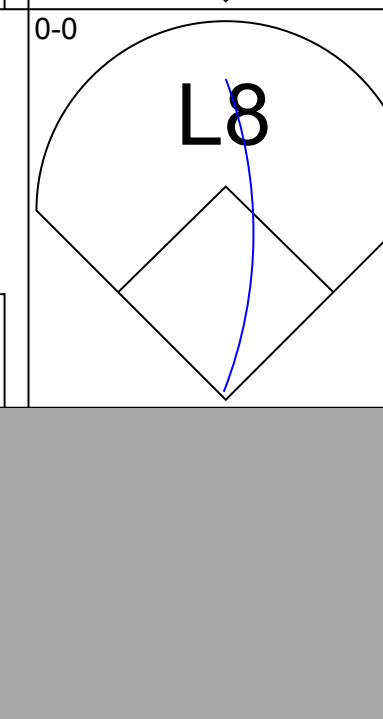

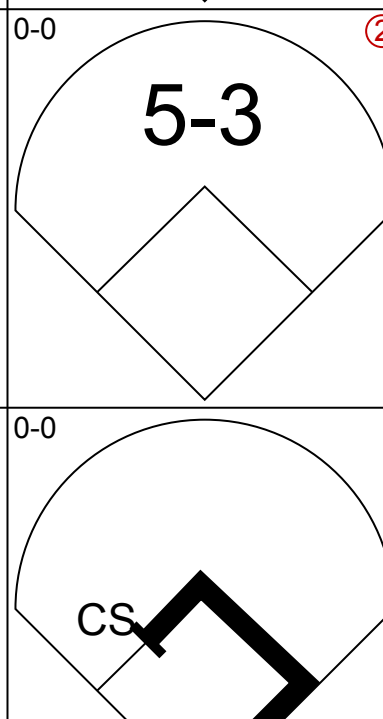
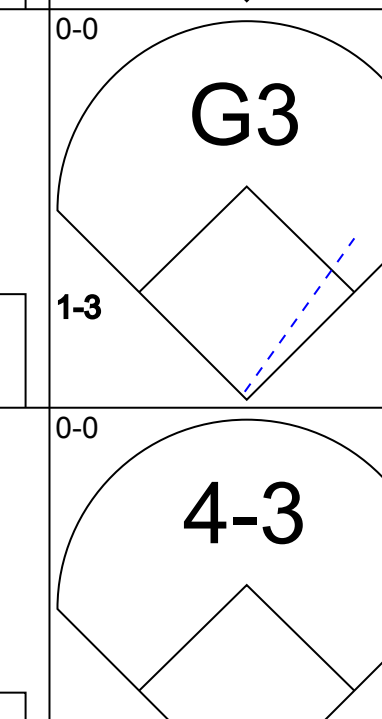

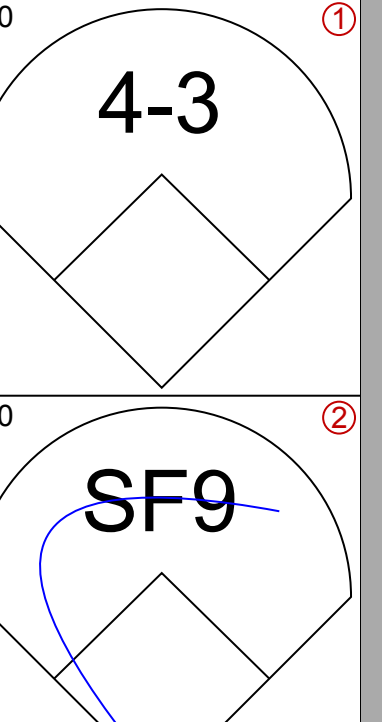
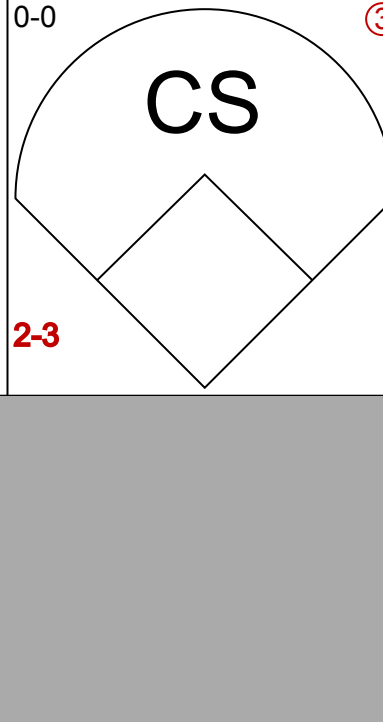

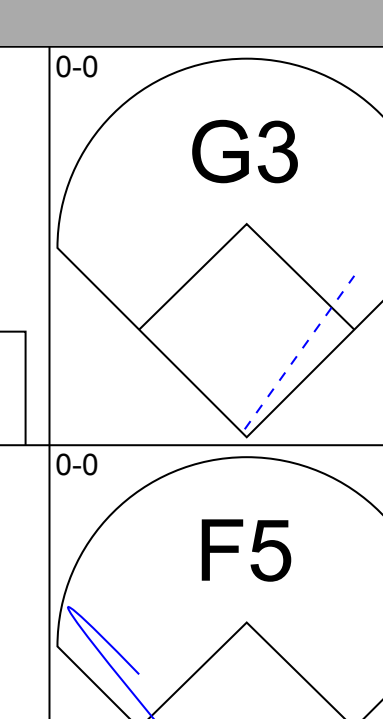
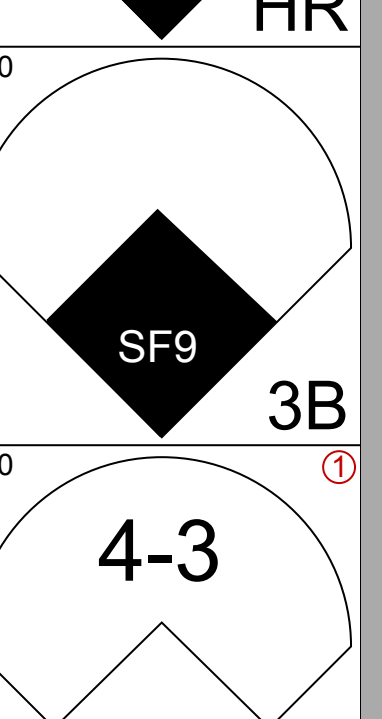
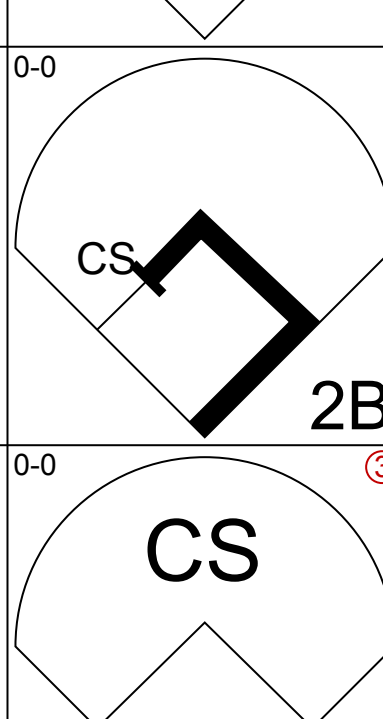
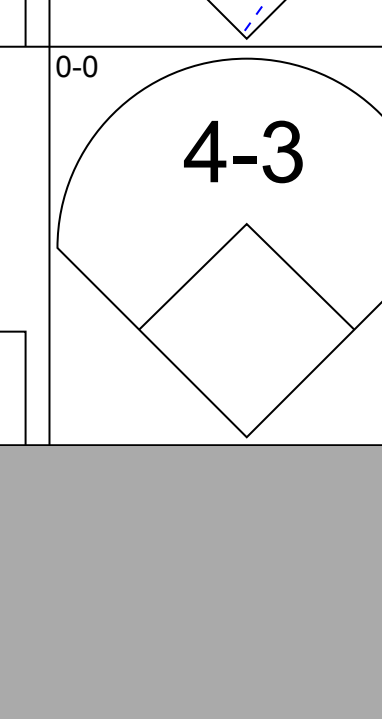
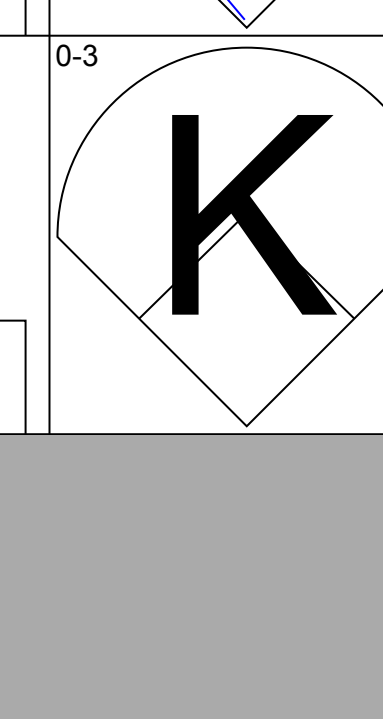
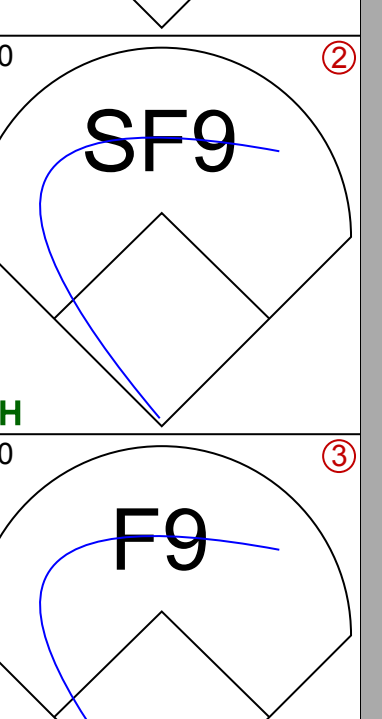

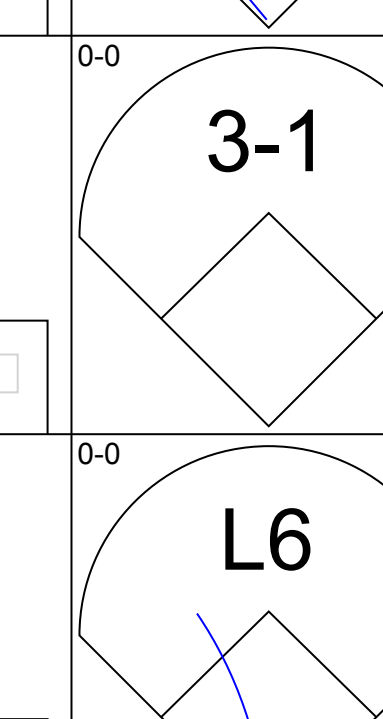
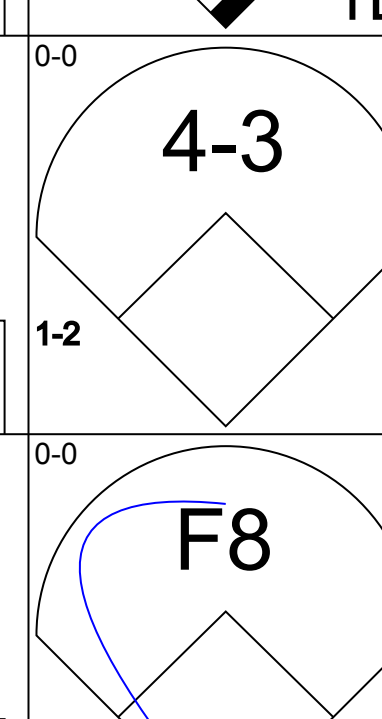

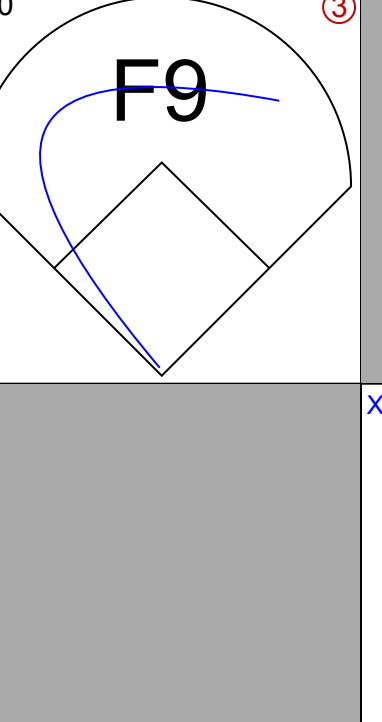
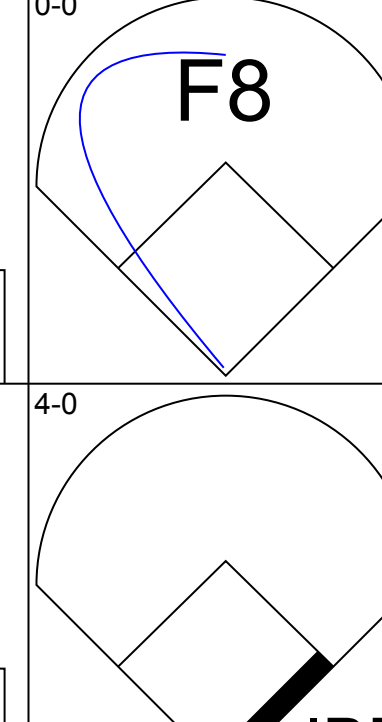
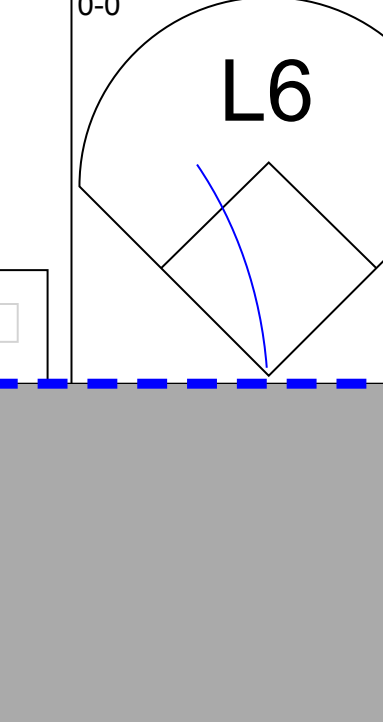
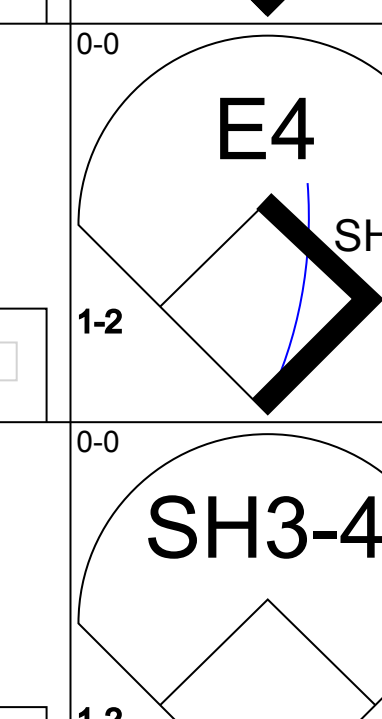

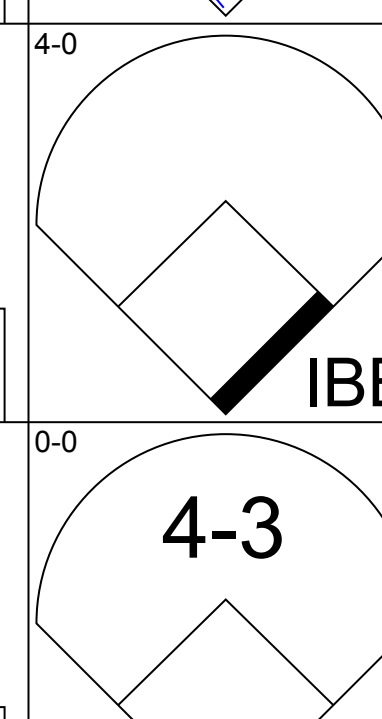

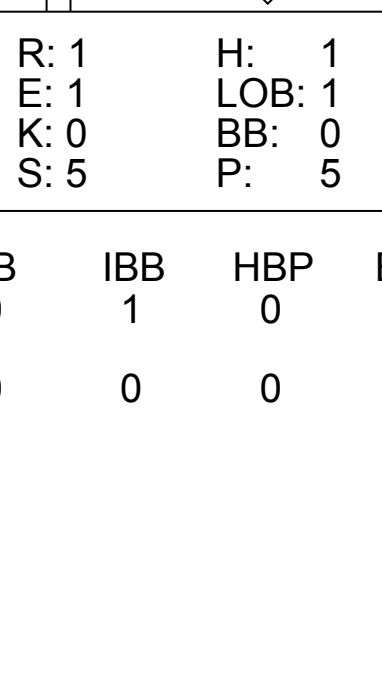
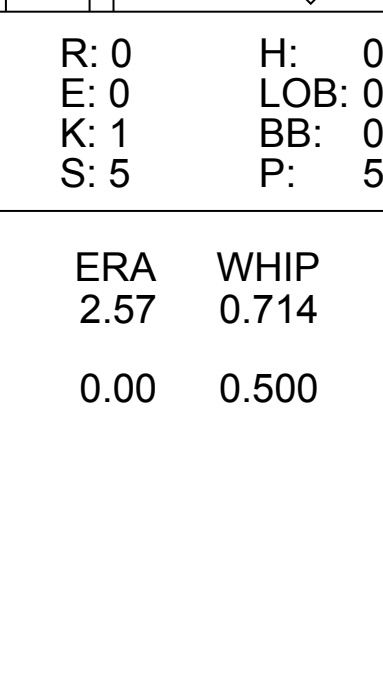
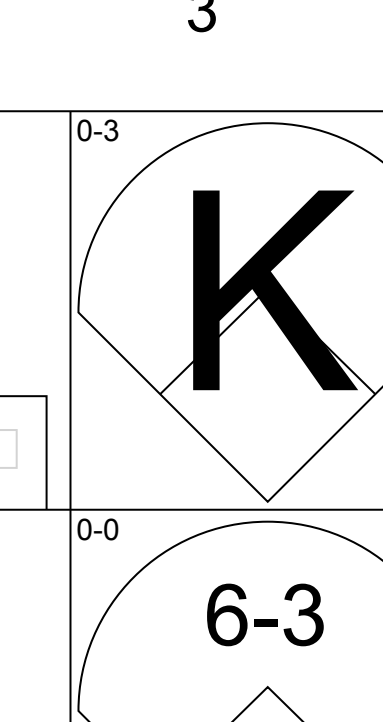
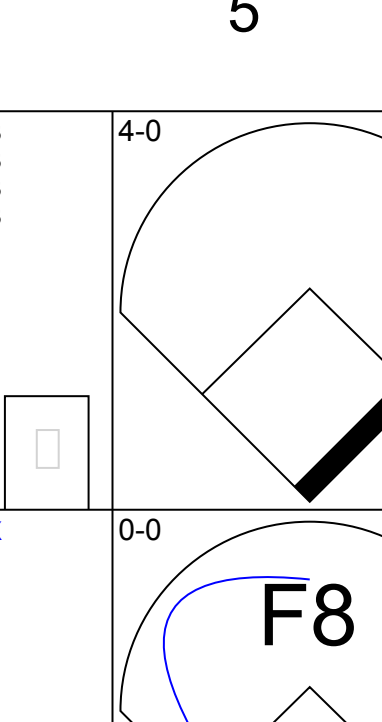
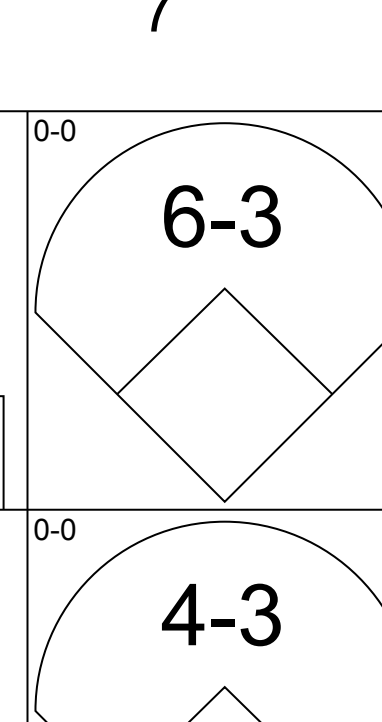
Batter	1	2	3	4	5	6	7	8	9	AB	R	H	RBI	BB	SO	LOB	BOTTOM			
Russ Snyder, L OBP: 0.411, SLG: 0.340 (1, 8)	L7									3	0	0	0	1	1	2				
Paul Blair, R OBP: 0.297, SLG: 0.323 (8, 8)										0	0	0	0	0	0	0				
Luis Aparicio, R OBP: 0.312, SLG: 0.448 (1, 6)	5-3									3	0	0	0	1	1	1				
Sam Bowens, R OBP: 0.143, SLG: 0.115 (1, 9)	F4									3	0	0	0	0	1	0				
Boog Powell, L OBP: 0.278, SLG: 0.371 (1, 3)		K								4	0	1	0	0	2	1				
Curt Blefary, L OBP: 0.377, SLG: 0.582 (1, 7)										1	1	1	0	2	0	0				
Jackie Brandt, R OBP: 0.379, SLG: 0.558 (8, 7)		1B BB								1	0	0	0	0	1	1				
John Orsino, R OBP: 0.348, SLG: 0.459 (1, 2)		F4								3	1	1	0	1	0	2				
Brooks Robinson, R OBP: 0.330, SLG: 0.457 (1, 5)										4	1	2	2	0	1	3	AB 27			
Jerry Adair, R OBP: 0.323, SLG: 0.298 (1, 4)										3	0	1	1	0	0	3	R 3			
Steve Barber, L OBP: 0.125, SLG: 0.067 (1, 1)										2	0	0	0	1	1	0	H 6			
<b>Inning Stats</b>	R: 0 E: 0 K: 0 S: 3	H: 0 LOB: 0 BB: 0 P: 3	R: 0 E: 0 K: 1 S: 6	H: 1 LOB: 2 BB: 1 P: 10	R: 0 E: 0 K: 2 S: 7	H: 0 LOB: 0 BB: 0 P: 7	R: 3 E: 0 K: 1 S: 8	H: 3 LOB: 2 BB: 2 P: 16	R: 0 E: 0 K: 1 S: 4	H: 0 LOB: 0 BB: 1 P: 8	R: 0 E: 0 K: 1 S: 6	H: 1 LOB: 1 BB: 0 P: 6	R: 0 E: 0 K: 1 S: 4	H: 0 LOB: 1 BB: 1 P: 8	R: 0 E: 0 K: 1 S: 6	H: 1 LOB: 2 BB: 1 P: 10	1B: 4 2B: 3 3B: 0 HR: 0	SF: 0 SAC: 1 DP: 1 HBP: 0	WP: 0 PB: 0 SB: 0 CS: 2	PA: 34
<b>PITCHER</b> Aubrey Gatewood, R ERA: 4.15 (1, 1)	IP: 5.0 WLS: L BF: 22 H: 4 R: 3 ER: 3 SO: 3 BB: 4 IBB: 0 HBP: 0 BLK: 0 WP: 0 HR: 0 S: 28 P: 44 ERA: 5.40 WHIP: 1.600															<b>PITCHER</b>				
Rudy May, L ERA: 3.55 (6, 1)	2.0 7 1 0 0 2 1 0 0 0 0 0 10 14 0.00 1.000																			
Ron Piche, R ERA: 4.7 (8, 1)	1.0 5 1 0 0 1 1 0 0 0 0 0 6 10 0.00 2.000																			

Los Angeles Angels @ Baltimore Orioles  
Memorial Stadium, Baltimore, MD  
Fri May 28 1965, 7:05 PM EDT  
Att: 23,523 - Unknown

AB 27  
R 3  
H 6  
RBI 3  
BB 6  
SO 8  
LOB 13



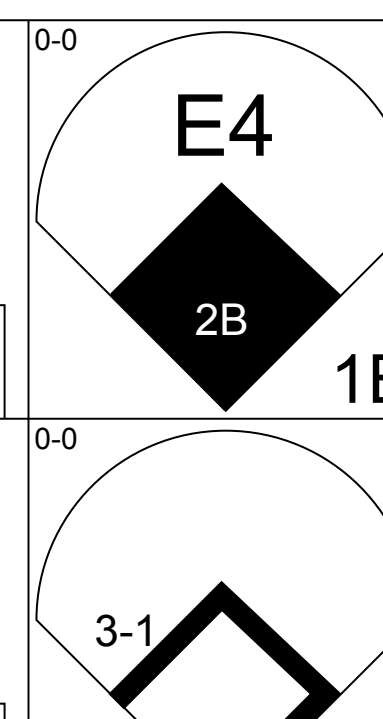
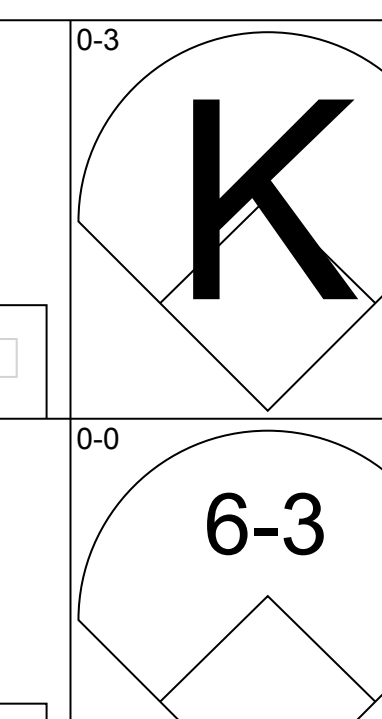
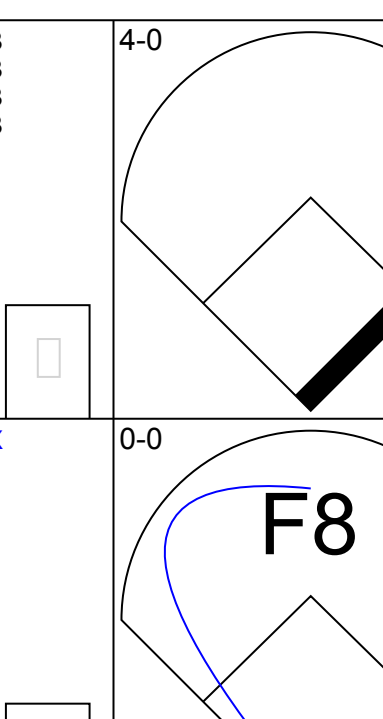
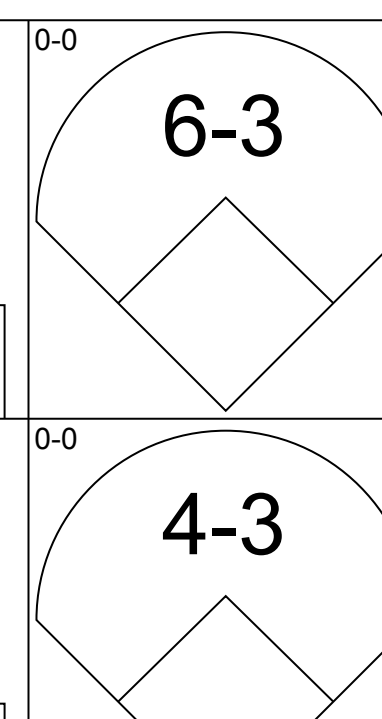
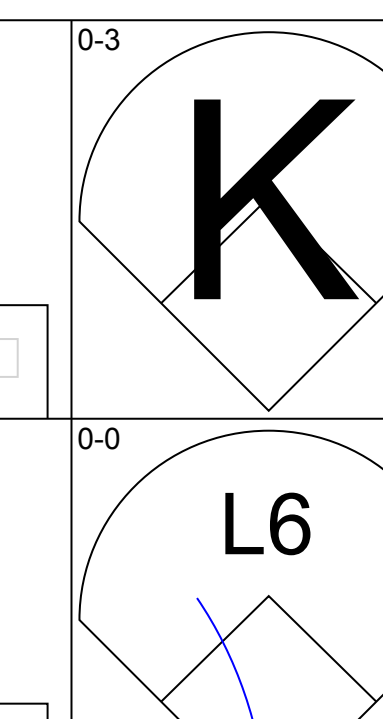
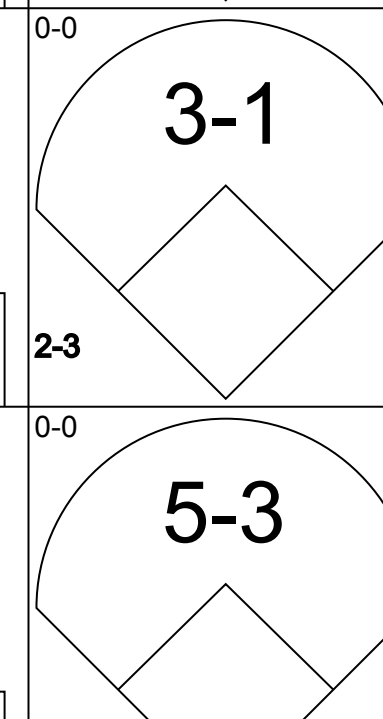




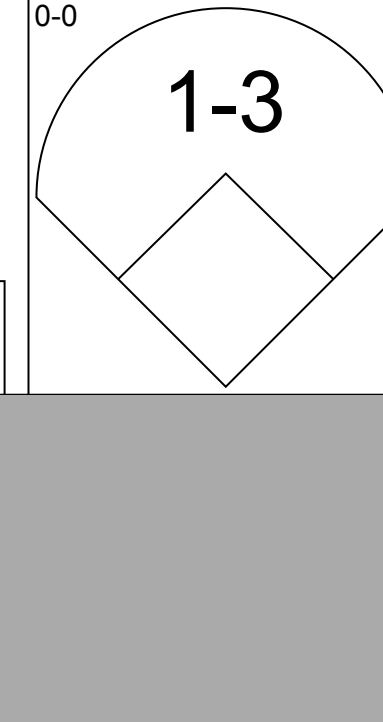
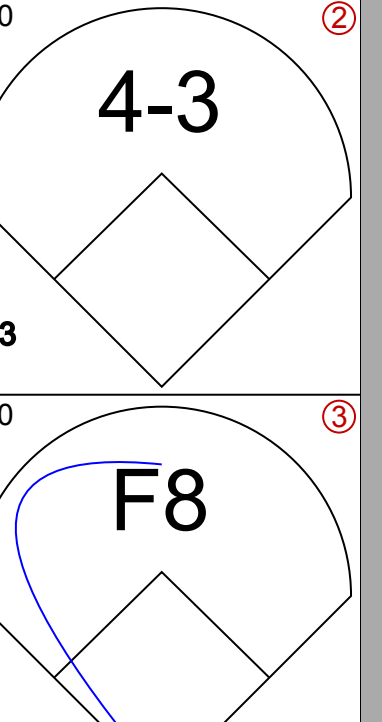
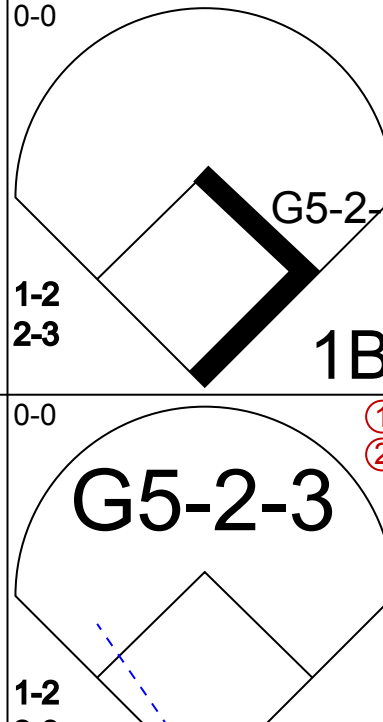
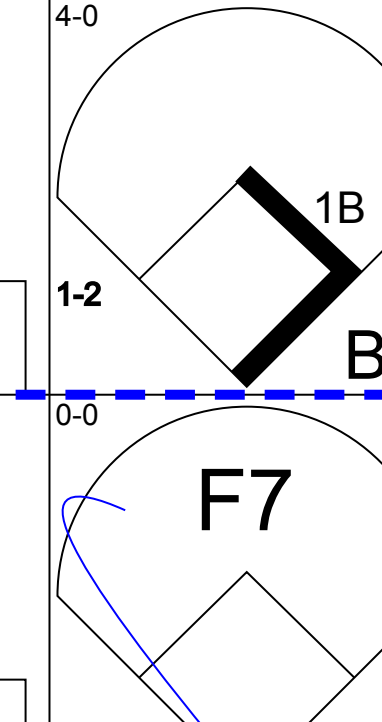


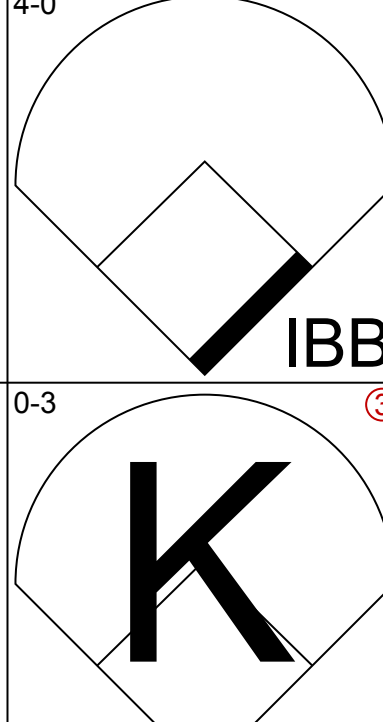
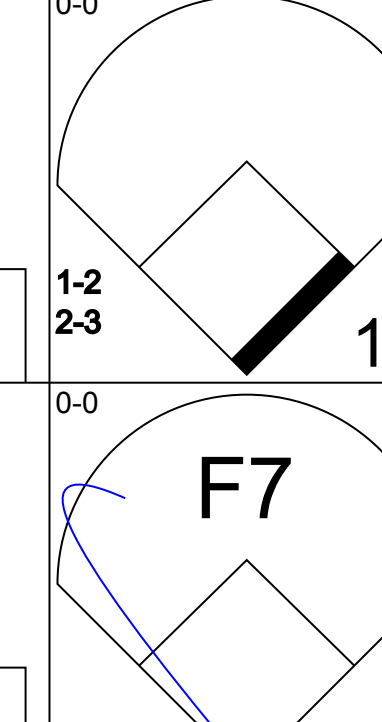

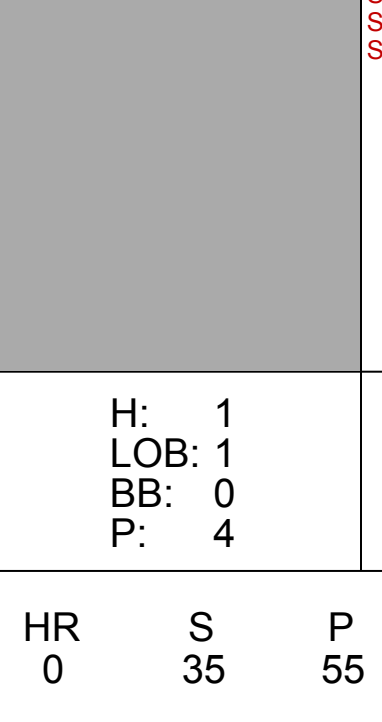
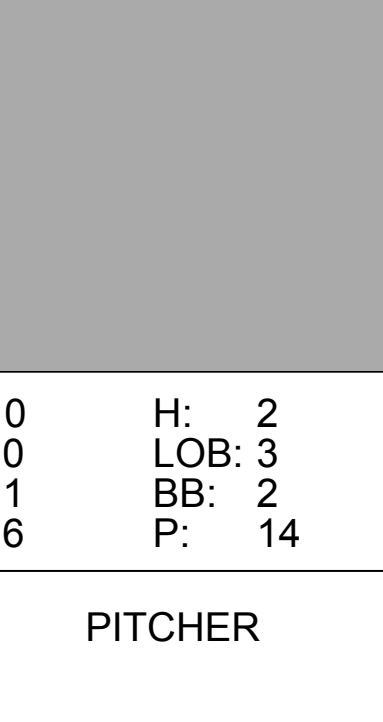
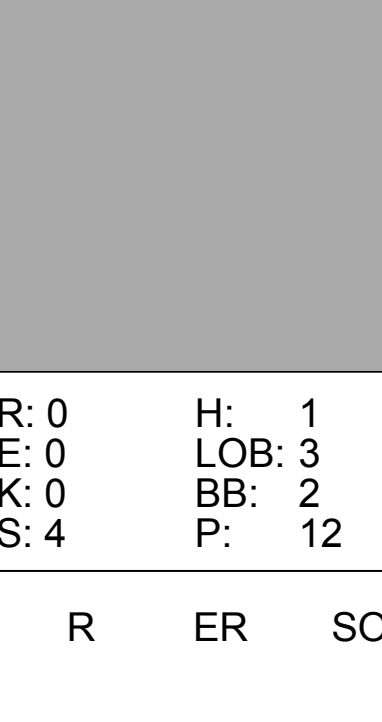
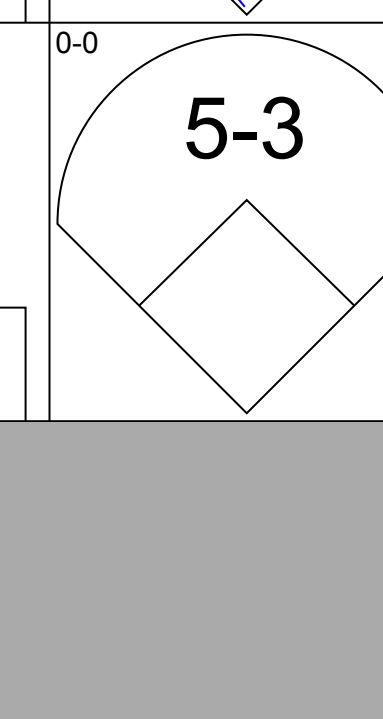


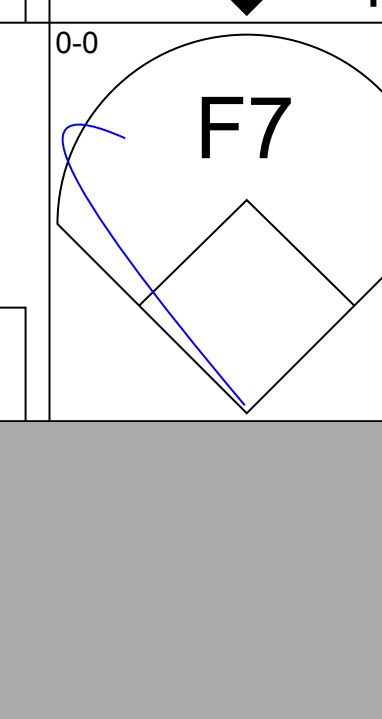
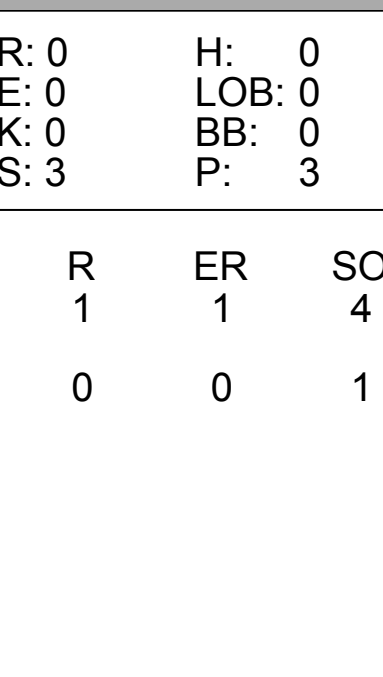
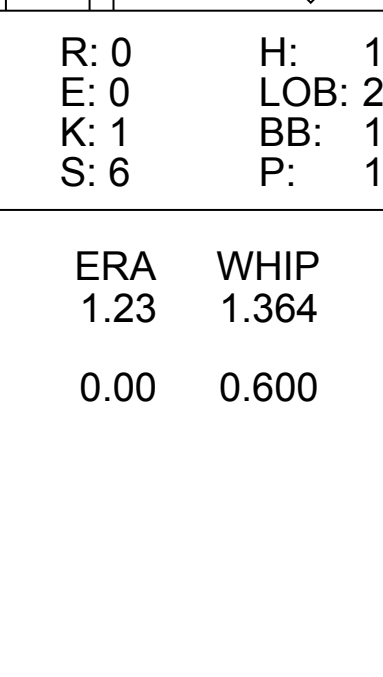
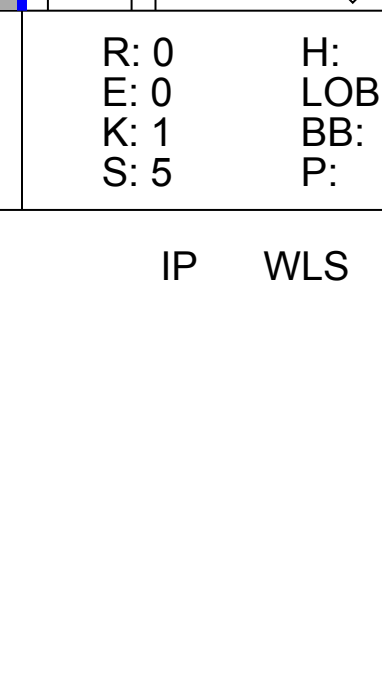
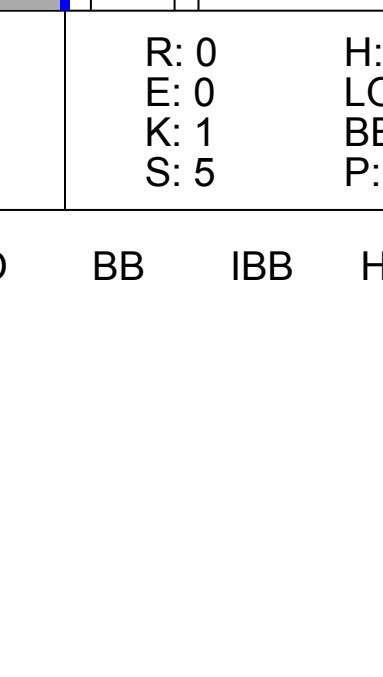


Batter	1	2	3	4	5	6	7	8	9	AB	R	H	RBI	BB	SO	LOB	TOP		
Jose Cardenal, R (1, 8) OBP: 0.311, SLG: 0.428										3	0	1	1	0	1	0			
Albie Pearson, L (1, 9) OBP: 0.356, SLG: 0.388										4	0	0	0	0	0	2			
Jim Fregosi, R (1, 6) OBP: 0.266, SLG: 0.371										4	1	1	1	0	0	1			
Willie Smith, L (1, 7) OBP: 0.260, SLG: 0.404										4	1	2	0	0	0	1			
Costen Shockley, L (1, 3) OBP: 0.255, SLG: 0.281										3	0	1	0	0	0	1			
Vic Power, R (7, 3) OBP: 0.278, SLG: 0.389										0	0	0	0	0	0	0			
Joe Adcock, R (8, 3) OBP: 0.302, SLG: 0.476										1	0	0	0	0	0	0			
Buck Rodgers, S (1, 2) OBP: 0.279, SLG: 0.279										3	0	0	1	0	1	1			
Paul Schaal, R (1, 5) OBP: 0.280, SLG: 0.417										4	1	1	0	0	0	1			
Julio Gotay, R (1, 4) OBP: 0.270, SLG: 0.361										2	0	0	0	1	0	1			
Fred Newman, R (1, 1) OBP: 0.154, SLG: 0.043										2	0	0	0	0	1	2			
Bob Lee, R (8, 1) OBP: 0.222, SLG: 0.500										0	0	0	0	0	0	0			
<b>Inning Stats</b>	R: 0 E: 0 K: 1 S: 5	H: 0 LOB: 0 BB: 0 P: 5	R: 0 E: 0 K: 1 S: 5	H: 0 LOB: 0 BB: 0 P: 5	R: 1 E: 1 K: 0 S: 5	H: 1 LOB: 1 BB: 0 P: 5	R: 2 E: 0 K: 0 S: 5	H: 2 LOB: 0 BB: 0 P: 5	R: 0 E: 0 K: 1 S: 3	H: 1 LOB: 0 BB: 0 P: 3	R: 0 E: 0 K: 0 S: 4	H: 1 LOB: 2 BB: 1 P: 8	R: 0 E: 0 K: 0 S: 4	H: 1 LOB: 1 BB: 0 P: 4	R: 0 E: 0 K: 0 S: 3	H: 0 LOB: 0 BB: 0 P: 3	1B: 3 2B: 1 3B: 1 HR: 1	SF: 2 SAC: 1 DP: 0 HBP: 0	WP: 0 PA: 35
<b>PITCHER</b>	IP WLS BF H R ER SO BB IBB HBP BLK WP HR S P ERA WHIP																		
Mitt Pappas, R (1, 1) ERA: 2.29	7.0 L 27 5 3 2 3 0 1 0 0 0 1 32 36 2.57 0.714																		
Stu Miller, R (8, 1) ERA: 1.85	2.0 7 1 0 0 0 0 0 0 0 0 0 7 7 0.00 0.500																		

Los Angeles Angels @ Baltimore Orioles  
Memorial Stadium, Baltimore, MD

Sat May 29 1965, 7:05 PM EDT  
Att: 8,908 - Unknown



Batter	1	2	3	4	5	6	7	8	9	AB	R	H	RBI	BB	SO	LOB	BOTTOM		
Russ Snyder, L (1, 8) OBP: 0.410, SLG: 0.333										4	1	1	0	1	2	0			
Luis Aparicio, R (1, 6) OBP: 0.309, SLG: 0.446										5	0	1	1	0	0	2			
Sam Bowens, R (1, 9) OBP: 0.156, SLG: 0.133										4	0	1	0	0	0	1			
Boog Powell, L (1, 3) OBP: 0.290, SLG: 0.381										2	0	1	0	2	0	1			
Curt Blefary, L (1, 7) OBP: 0.381, SLG: 0.574										3	0	1	0	1	0	2			
John Orsino, R (1, 2) OBP: 0.338, SLG: 0.444										4	0	0	0	0	0	6			
Brooks Robinson, R (1, 5) OBP: 0.337, SLG: 0.454										3	0	1	0	1	0	0			
Jerry Adair, R (1, 4) OBP: 0.321, SLG: 0.297										4	0	1	0	0	1	6			
Mitt Pappas, R (1, 1) OBP: 0.190, SLG: 0.333										2	0	0	0	0	1	1			
Norm Siebern, L (7, PH) OBP: 0.345, SLG: 0.420										1	0	0	0	0	1	0			
Stu Miller, R (8, 1) ERA: 1.74										0	0	0	0	0	0	0			
Charlie Lau, L (8, PH) OBP: 0.342, SLG: 0.528										1	0	0	0	0	0	0			
<b>Inning Stats</b>	R: 1 E: 1 K: 0 S: 5	H: 2 LOB: 1 BB: 0 P: 5	R: 0 E: 0 K: 0 S: 3	H: 0 LOB: 0 BB: 0 P: 3	R: 0 E: 0 K: 1 S: 5	H: 0 LOB: 0 BB: 0 P: 5	R: 0 E: 0 K: 0 S: 4	H: 1 LOB: 1 BB: 0 P: 4	R: 0 E: 0 K: 1 S: 6	H: 1 LOB: 2 BB: 1 P: 10	R: 0 E: 0 K: 1 S: 6	H: 2 LOB: 3 BB: 2 P: 14	R: 0 E: 0 K: 0 S: 4	H: 0 LOB: 3 BB: 2 P: 12	R: 0 E: 0 K: 1 S: 5	H: 0 LOB: 0 BB: 0 P: 5	1B: 5 2B: 2 3B: 0 HR: 0	SF: 0 SAC: 0 DP: 1 HBP: 0	WP: 1 PA: 38
<b>PITCHER</b>	IP WLS BF H R ER SO BB IBB HBP BLK WP HR S P ERA WHIP																		
Fred Newman, R (1, 1) ERA: 3.07	7.1 W 32 6 1 1 4 4 1 0 0 0 1 35 55 1.23 1.364																		
Bob Lee, R (8, 1) ERA: 1.74	1.2 S 6 1 0 0 1 0 0 0 0 0 0 8 8 0.00 0.600																		

Los Angeles Angels @ Baltimore Orioles  
Memorial Stadium, Baltimore, MD

Sat May 29 1965, 7:05 PM EDT  
Att: 8,908 - Unknown





Batter	1	2	3	4	5	6	7	8	9	AB	R	H	RBI	BB	SO	LOB	TOP								
Jose Cardenal, R (1, 8) OBP: 0.313, SLG: 0.427	5-3		1B		F9		2B 1B		F5	5	1	2	0	0	0	2									
Albie Pearson, L (1, 9) OBP: 0.360, SLG: 0.382	F7		K		K		2B BB		K	4	0	1	0	1	2	3									
Jim Fregosi, R (1, 6) OBP: 0.265, SLG: 0.372	G3			F8		K	2B		K	5	0	1	1	0	2	1									
Willie Smith, L (1, 7) OBP: 0.264, SLG: 0.400		4-3		F9		2B 1B	IBB		6-3	4	1	1	0	1	0	1									
Costen Shockley, L (1, 3) OBP: 0.265, SLG: 0.283		FC4-6 1B				K	F2			3	0	1	0	1	1	4									
Buck Rodgers, S (1, 2) OBP: 0.276, SLG: 0.286		FC4-6 1-2		F7		2B	L4			4	1	1	0	0	0	5									
Paul Schaal, R (1, 5) OBP: 0.286, SLG: 0.426					F2				L4-3 1B	4	0	2	2	0	1	1									
Julio Gotay, R (1, 4) OBP: 0.268, SLG: 0.350			F5		1B	F4			L4-3 1-2	4	0	1	0	0	0	2									
Marcelino Lopez, R (1, 1) OBP: 0.154, SLG: 0.160										2	0	1	0	0	1	0									
Bobby Gene Smith, R (7, PH) OBP: 0.375, SLG: 0.500										1	0	0	0	0	0	0									
Ron Piche, R (7, 1)										0	0	0	0	0	0	0									
Joe Adcock, R (8, PH) OBP: 0.299, SLG: 0.470										1	0	0	0	0	0	0									
Barry Latman, R (8, 1)										0	0	0	0	0	0	0									
<b>Inning Stats</b>	R: 0 E: 0 K: 0 S: 3	H: 0 LOB: 0 BB: 0 P: 3	R: 0 E: 0 K: 1 S: 6	H: 1 LOB: 1 BB: 0 P: 6	R: 0 E: 0 K: 2 S: 8	H: 1 LOB: 1 BB: 0 P: 8	R: 0 E: 0 K: 0 S: 3	H: 0 LOB: 1 BB: 1 P: 7	R: 0 E: 0 K: 1 S: 7	H: 2 LOB: 2 BB: 0 P: 7	R: 2 E: 0 K: 2 S: 10	H: 3 LOB: 1 BB: 0 P: 10	R: 1 E: 0 K: 0 S: 5	H: 2 LOB: 2 BB: 2 P: 13	R: 0 E: 0 K: 0 S: 3	H: 1 LOB: 0 BB: 0 P: 3	R: 0 E: 0 K: 1 S: 6	H: 1 LOB: 1 BB: 0 P: 6	1B: 8 2B: 4 3B: 0 HR: 0	SF: 0 SAC: 0 DP: 1 HBP: 0	WP: 0 PB: 0 SB: 3 CS: 0	PA: 40			
<b>PITCHER</b>	IP	WLS	BF	H	R	ER	SO	BB	IBB	HBP	BLK	WP	HR	S	P	ERA	WHIP								
Wally Bunker, R (1, 1) ERA: 5.91	6.1		30	9	3	3	6	2	0	0	0	0	0	40	48	4.26	1.737								
Stu Miller, R (7, 1) ERA: 1.92	0.2	W	3	0	0	0	0	0	1	0	0	0	0	2	6	0.00	0.000								
Harvey Haddix, L (8, 1) ERA: 1.59	1.0		3	1	0	0	0	0	0	0	0	0	0	3	3	0.00	1.000								
Dick Hall, R (9, 1) ERA: 3.27	1.0	S	4	1	0	0	1	0	0	0	0	0	0	6	6	0.00	1.000								

Los Angeles Angels @ Baltimore Orioles  
Memorial Stadium, Baltimore, MD  
Sun May 30 1965, 3:33 AM EDT  
Att: 7,392 - Unknown


AB 37  
R 3  
H 11  
RBI 3  
BB 3  
SO 7  
LOB 19



Batter	1	2	3	4	5	6	7	8	9	AB	R	H	RBI	BB	SO	LOB	BOTTOM								
Jerry Adair, R (1, 4) OBP: 0.319, SLG: 0.295	L4		6-3		F8		1-2 2H 1B			4	0	1	1	0	0	0									
Luis Aparicio, R (1, 6) OBP: 0.313, SLG: 0.444			1B		K		K			3	1	1	0	1	2	2									
Jackie Brandt, R (1, 7) OBP: 0.374, SLG: 0.556			K		6-3		F9			4	1	1	0	0	1	4									
Brooks Robinson, R (1, 5) OBP: 0.343, SLG: 0.455			5-3				FC6-4 1B		F3	4	0	2	2	0	0	1									
Sam Bowens, R (1, 9) OBP: 0.139, SLG: 0.118			K		FC6-4		F5		F9	4	0	0	0	0	1	2									
Bob Johnson, R (1, 3) OBP: 0.277, SLG: 0.388							8-2			3	0	1	0	0	0	1									
Harvey Haddix, L (8, 1)										0	0	0	0	0	0	0									
Russ Snyder, L (8, PH) OBP: 0.419, SLG: 0.333										0	0	0	0	1	0	0									
Dick Hall, R (9, 1) OBP: 0.750, SLG: 1.000										0	0	0	0	0	0	0									
John Orsino, R (1, 2) OBP: 0.342, SLG: 0.469										4	2	2	1	0	0	2									
Paul Blair, R (1, 8) OBP: 0.300, SLG: 0.321										1	0	0	0	1	0	1									
Wally Bunker, R (1, 1) OBP: 0.333, SLG: 0.143										2	0	0	0	0	0	1									
Stu Miller, R (7, 1)										0	0	0	0	0	0	0									
Boog Powell, L (7, PH) OBP: 0.295, SLG: 0.381										0	0	0	0	1	0	0									
<b>Inning Stats</b>	R: 0 E: 0 K: 1 S: 6	H: 1 LOB: 1 BB: 0 P: 6	R: 1 E: 0 K: 1 S: 6	H: 1 LOB: 1 BB: 1 P: 10	R: 1 E: 0 K: 0 S: 4	H: 1 LOB: 1 BB: 1 P: 8	R: 0 E: 0 K: 0 S: 3	H: 1 LOB: 0 BB: 0 P: 3	R: 0 E: 0 K: 1 S: 5	H: 0 LOB: 0 BB: 0 P: 5	R: 1 E: 0 K: 0 S: 4	H: 2 LOB: 0 BB: 0 P: 4	R: 1 E: 0 K: 1 S: 7	H: 2 LOB: 2 BB: 1 P: 11	R: 0 E: 0 K: 0 S: 3	H: 0 LOB: 1 BB: 1 P: 7	R: 0 E: 0 K: 1 S: 6	H: 0 LOB: 1 BB: 1 P: 6	1B: 6 2B: 3 3B: 0 HR: 1	SF: 0 SAC: 1 DP: 2 HBP: 0	WP: 1 PB: 0 SB: 1 CS: 0	PA: 34			
<b>PITCHER</b>	IP	WLS	BF	H	R	ER	SO	BB	IBB	HBP	BLK	WP	HR	S	P	ERA	WHIP								
Marcelino Lopez, L (1, 1) ERA: 2.22	6.0		24	6	3	3	3	2	0	0	0	0	0	28	36	4.50	1.333								
Ron Piche, R (7, 1) ERA: 4.96	1.0	L	6	2	1	1	1	0	1	0	0	0	0	7	11	9.00	2.000								
Barry Latman, R (8, 1) ERA: 1.08	1.0		4	0	0	0	0	1	0	0	0	0	0	3	7	0.00	1.000								

Los Angeles Angels @ Baltimore Orioles  
Memorial Stadium, Baltimore, MD  
Sun May 30 1965, 3:33 AM EDT  
Att: 7,392 - Unknown

AB 29  
R 4  
H 8  
RBI 4  
BB 4  
SO 4  
LOB 14









Batter	1	2	3	4	5	6	7	8	9	AB	R	H	RBI	BB	SO	LOB	TOP				
Jose Cardenal, R OBP: 0.304, SLG: 0.428 (1, 8)	F2		K			F8		K		4	0	0	0	0	2	1	<b>Los Angeles Angels @ Boston Red Sox</b> Fenway Park, Boston, MA Mon May 31 1965, 3:38 AM EDT Att: 22,031 - Unknown				
Bobby Gene Smith, R OBP: 0.370, SLG: 0.462 Willie Smith, L OBP: 0.287, SLG: 0.413 (1, 7) (8, PH)	5-3		FC6-4			1B HBP		F9		2	0	0	0	0	0	1					
Jim Fregosi, R OBP: 0.268, SLG: 0.376 (1, 6)	P4				P3			5-3		4	0	1	0	0	0	0					
Joe Adcock, R OBP: 0.297, SLG: 0.453 (1, 3)		FC6-4 BB			K			P4		3	0	0	0	1	1	2					
Lou Clinton, R OBP: 0.268, SLG: 0.221 Albie Pearson, L OBP: 0.355, SLG: 0.368 (1, 9) (7, PH) (7, 9)	F3							P2		1	0	0	0	1	0	1					
Paul Schaaf, R OBP: 0.274, SLG: 0.406 (1, 5)	FC6-4				BB			F8		2	0	0	0	0	0	0					
Julio Gotay, R OBP: 0.295, SLG: 0.357 (1, 4)	FC6-4				5-3			K		3	0	0	0	0	1	2					
Phil Roof, R OBP: 0.100, SLG: 0.100 Buck Rodgers, S OBP: 0.286, SLG: 0.297 (1, 2) (7, PH) (7, 2)			6-3		L5-3			F9		2	0	0	0	0	0	1					
Rudy May, L OBP: 0.214, SLG: 0.154 Costen Shockley, L OBP: 0.262, SLG: 0.281 Barry Latman, R (8, PH) (8, 1)					4-3			F9		2	0	1	0	0	0	0					
			FC6-4 1B							1	0	0	0	0	0	0					
<b>Inning Stats</b>	R: 0 E: 0 K: 0 S: 3	H: 0 LOB: 0 BB: 0 P: 3	R: 0 E: 0 K: 0 S: 3	H: 0 LOB: 1 BB: 1 P: 7	R: 0 E: 0 K: 1 S: 6	H: 1 LOB: 1 BB: 0 P: 6	R: 0 E: 0 K: 1 S: 5	H: 0 LOB: 1 BB: 1 P: 9	R: 0 E: 0 K: 0 S: 3	H: 1 LOB: 1 BB: 0 P: 3	R: 0 E: 0 K: 0 S: 5	H: 0 LOB: 1 BB: 1 P: 9	R: 0 E: 0 K: 1 S: 5	H: 0 LOB: 0 BB: 0 P: 5	R: 0 E: 0 K: 0 S: 3	H: 0 LOB: 0 BB: 0 P: 3	1B: 3 2B: 1 3B: 0 HR: 0	SF: 0 SAC: 0 DP: 2 HBP: 1	WP: 0 PB: 0 SB: 0 CS: 0	PA: 32	
<b>PITCHER</b>	IP	WLS	BF	H	R	ER	SO	BB	IBB	HBP	BLK	WP	HR	S	P	ERA	WHIP				
Dennis Bennett, L ERA: 3.86 Dick Radatz, R ERA: 5.26	(1, 1) (6, 1)	5.1 S	21 11	3 0	0 0	0 0	2 2	2 1	0 0	1 0	0 0	0 0	0 0	22 14	31 18	0.00 0.00	0.938 0.273				

Batter	1	2	3	4	5	6	7	8	9	AB	R	H	RBI	BB	SO	LOB	BOTTOM				
Lenny Green, L OBP: 0.366, SLG: 0.442 (1, 8)	1B 2B BB		1-3		FC4-6		K			3	1	0	0	1	1	1	<b>Los Angeles Angels @ Boston Red Sox</b> Fenway Park, Boston, MA Mon May 31 1965, 3:38 AM EDT Att: 22,031 - Unknown				
Chuck Schilling, R OBP: 0.422, SLG: 0.707 (1, 4)	2B SF8 1B		2B		F9			G5-4-3 1B		4	2	3	0	0	0	1					
Tony Conigliaro, R OBP: 0.330, SLG: 0.479 (1, 9)	2B		K		1-3			L4		4	0	1	1	0	1	3					
Felix Mantilla, R OBP: 0.410, SLG: 0.530 (1, 7)	SF8		2B		1-3 2-H			G5-4-3		2	0	1	2	1	0	1					
Frank Matzone, R OBP: 0.336, SLG: 0.296 (1, 5)	K		6-3		SH1-4 WP BB			1-3		2	0	0	0	0	1	2					
Lee Thomas, L OBP: 0.389, SLG: 0.526 (1, 3)	4-3				F9			4-3		3	0	0	0	0	0	2					
Rico Petrocelli, R OBP: 0.235, SLG: 0.255 (1, 6)			F8		4-3			F3		3	0	0	0	0	0	1					
Mike Ryan, R OBP: 0.241, SLG: 0.314 (1, 2)			F8		P6			F8		3	0	0	0	0	0	0					
Dennis Bennett, L OBP: 0.400, SLG: 0.400 Dick Radatz, R OBP: 0.417, SLG: 0.455 (1, 1) (6, 1)			K		FC4-6 1B			6-3		2	0	1	0	0	1	0					
<b>Inning Stats</b>	R: 2 E: 0 K: 1 S: 7	H: 2 LOB: 1 BB: 1 P: 11	R: 0 E: 0 K: 1 S: 5	H: 0 LOB: 0 BB: 0 P: 5	R: 1 E: 0 K: 1 S: 7	H: 2 LOB: 1 BB: 0 P: 7	R: 0 E: 0 K: 0 S: 3	H: 0 LOB: 0 BB: 0 P: 3	R: 0 E: 0 K: 0 S: 4	H: 1 LOB: 1 BB: 0 P: 4	R: 0 E: 0 K: 0 S: 3	H: 0 LOB: 1 BB: 1 P: 7	R: 0 E: 0 K: 1 S: 5	H: 0 LOB: 0 BB: 0 P: 5	R: 0 E: 0 K: 0 S: 3	H: 1 LOB: 0 BB: 0 P: 3		1B: 4 2B: 2 3B: 0 HR: 0	SF: 1 SAC: 1 DP: 1 HBP: 0	WP: 1 PB: 0 SB: 0 CS: 0	PA: 31
<b>PITCHER</b>	IP	WLS	BF	H	R	ER	SO	BB	IBB	HBP	BLK	WP	HR	S	P	ERA	WHIP				
Rudy May, L ERA: 3.59 Barry Latman, R ERA: 1.02	(1, 1) (8, 1)	7.0 L	28 3	5 3	3 3	4 4	0 0	0 0	0 0	0 0	0 0	0 0	0 3	34 3	42 3	3.86 0.00	1.000 1.000				

AB	28
R	0
H	3
RBI	0
BB	3
SO	4
LOB	10



AB	27
R	3
H	6
RBI	3
BB	2
SO	4
LOB	11






Batter	1	2	3	4	5	6	7	8	9	AB	R	H	RBI	BB	SO	LOB	TOP
Jose Cardenal, R OBP: 0.301, SLG: 0.427 (1, 8)										5	1	1	0	0	0	3	<b>Los Angeles Angels @ Boston Red Sox</b> Fenway Park, Boston, MA Tue Jun 01 1965, 3:33 AM EDT Att: 2,121 - Unknown
Albie Pearson, L OBP: 0.351, SLG: 0.364 (1, 9)										4	0	1	1	0	0	1	
Jim Fregosi, R OBP: 0.264, SLG: 0.370 (1, 6)										3	0	0	0	0	0	0	
Willie Smith, L OBP: 0.266, SLG: 0.405 (1, 7)										3	0	0	0	1	0	0	
Joe Adcock, R OBP: 0.309, SLG: 0.455 Lou Clinton, R OBP: 0.268, SLG: 0.221 (7, PR)										2	0	1	0	1	0	0	
Vic Power, R OBP: 0.263, SLG: 0.368 (7, 3)										0	1	0	0	0	0	0	
Buck Rodgers, S OBP: 0.287, SLG: 0.295 (1, 2)										4	1	1	0	0	0	3	
Paul Schaal, R OBP: 0.285, SLG: 0.411 (1, 5)										3	0	2	1	1	0	1	
Julio Gotay, R OBP: 0.292, SLG: 0.370 Bobby Knoop, R OBP: 0.333, SLG: 0.398 (9, 4)										4	1	1	1	0	0	2	
George Brunet, R OBP: 0.167, SLG: 0.091 (1, 1)									3	0	0	0	1	1	2		
<b>Inning Stats</b>	R: 0 E: 0 K: 0 S: 3	H: 0 LOB: 0 BB: 0 P: 3	R: 0 E: 0 K: 0 S: 4	H: 1 LOB: 1 BB: 0 P: 4	R: 2 E: 1 K: 0 S: 5	H: 1 LOB: 0 BB: 0 P: 5	R: 0 E: 0 K: 0 S: 3	H: 0 LOB: 0 BB: 0 P: 3	R: 0 E: 0 K: 0 S: 5	H: 1 LOB: 2 BB: 1 P: 8	R: 0 E: 0 K: 0 S: 3	H: 0 LOB: 1 BB: 1 P: 7	1B: 5 2B: 2 3B: 0 HR: 0	SF: 0 SAC: 1 DP: 0 HBP: 0	WP: 0 PB: 0 SB: 2 CS: 1	PA: 37	
<b>PITCHER</b>	IP WLS BF H R ER SO BB IBB HBP BLK WP HR S P ERA WHIP																
Dave Morehead, R ERA: 3.81 (1, 1)	6.1 L 26 6 4 2 1 1 0 0 0 0 0 27 31 2.84 1.105																
Jay Ritchie, R ERA: 2.05 (7, 1)	1.2 7 1 0 0 0 1 1 0 0 0 0 5 13 0.00 1.200																
Bob Duliba, R ERA: (9, 1)	1.0 4 0 0 0 0 1 0 0 0 0 0 3 7 0.00 1.000																


Batter	1	2	3	4	5	6	7	8	9	AB	R	H	RBI	BB	SO	LOB	BOTTOM			
Lenny Green, L OBP: 0.364, SLG: 0.434 (1, 8)										3	0	0	0	1	2	1	<b>Los Angeles Angels @ Boston Red Sox</b> Fenway Park, Boston, MA Tue Jun 01 1965, 3:33 AM EDT Att: 2,121 - Unknown			
Chuck Schilling, R OBP: 0.408, SLG: 0.667 (1, 4)										4	0	1	0	0	1	1				
Tony Conigliaro, R OBP: 0.328, SLG: 0.473 (1, 9)										4	0	1	0	0	1	1				
Felix Mantilla, R OBP: 0.407, SLG: 0.523 (1, 7)										4	0	1	0	0	0	3				
Frank Matzone, R OBP: 0.333, SLG: 0.295 (1, 5)										4	0	1	0	0	0	2				
Lee Thomas, L OBP: 0.386, SLG: 0.519 (1, 3)										4	1	1	0	0	0	2				
Bob Tillman, R OBP: 0.264, SLG: 0.274 (1, 2)										4	0	1	0	0	1	2				
Rico Petrocelli, R OBP: 0.241, SLG: 0.260 (1, 6)										3	0	1	0	0	0	1				
Dave Morehead, R OBP: 0.182, SLG: 0.100 Jay Ritchie, R OBP: 1.000, SLG: 1.000 Eddie Bressoud, R OBP: 0.298, SLG: 0.407 Bob Duliba, R (9, 1)										2	0	0	1	0	0	1				
<b>Inning Stats</b>	R: 0 E: 0 K: 2 S: 7	H: 0 LOB: 0 BB: 0 P: 7	R: 0 E: 0 K: 0 S: 4	H: 1 LOB: 1 BB: 0 P: 4	R: 0 E: 0 K: 1 S: 5	H: 0 LOB: 0 BB: 0 P: 5	R: 0 E: 0 K: 0 S: 4	H: 1 LOB: 1 BB: 0 P: 4	R: 0 E: 0 K: 1 S: 7	H: 2 LOB: 1 BB: 0 P: 7	R: 0 E: 0 K: 1 S: 5	H: 0 LOB: 0 BB: 0 P: 5	R: 0 E: 0 K: 0 S: 4	H: 1 LOB: 1 BB: 1 P: 8	R: 0 E: 0 K: 0 S: 3	H: 1 LOB: 2 BB: 1 P: 3		1B: 6 2B: 2 3B: 0 HR: 0	SF: 0 SAC: 0 DP: 1 HBP: 0	WP: 0 PB: 0 SB: 0 CS: 0
<b>PITCHER</b>	IP WLS BF H R ER SO BB IBB HBP BLK WP HR S P ERA WHIP																			
George Brunet, L ERA: 1.72 (1, 1)	9.0 W 34 7 1 1 5 1 0 0 0 0 0 43 47 1.00 0.889																			







Batter	1	2	3	4	5	6	7	8	9	AB	R	H	RBI	BB	SO	LOB	TOP										
Joe Cunningham, L OBP: 0.440, SLG: 0.467	6-3		K					4-3		5	1	2	0	0	1	1	<b>Washington Senators @ Los Angeles Angels</b> Dodger Stadium, Los Angeles, CA Wed Jun 02 1965, 7:05 PM PDT Att: 6,093 - Unknown <a href="http://livebaseballscorecards.com">livebaseballscorecards.com</a>										
Don Blasingame, L OBP: 0.292, SLG: 0.343	F S HR 1B		1B				4-3		F5	4	1	2	1	0	0	1											
Ken McMullen, R OBP: 0.327, SLG: 0.443	HR		1B				5-3		F9	5	2	3	2	0	0	1											
Frank Howard, R OBP: 0.367, SLG: 0.524 Don Lock, R OBP: 0.347, SLG: 0.303	FC5-4 1B		F2				F7		HBP 2B 1B	5	1	3	1	0	0	3											
Jim King, L OBP: 0.380, SLG: 0.534	F8		F8				F8		HBP 2B 1B	3	1	1	1	1	0	3											
Woodie Held, R OBP: 0.417, SLG: 0.529	FC5-4 1-2		F8				G6-4-3 BB		HBP 2B	5	0	1	2	0	1	4											
Mike Brumley, L OBP: 0.188, SLG: 0.123			F8				F8		F8	4	0	1	0	1	0	1											
Ed Brinkman, R OBP: 0.220, SLG: 0.278			F5				F2		SH4-3 BB	4	0	0	0	0	1	2											
Bennie Daniels, L OBP: 0.278, SLG: 0.133 Ron Kline, R (7, 1)	4-3		K				1B 4-3 1B		SH4-3	3	1	1	0	0	1	1											
<b>Inning Stats</b>	R: 2 E: 0 K: 0 S: 6	H: 3 LOB: 1 BB: 0 P: 6	R: 0 E: 0 K: 0 S: 3	H: 0 LOB: 0 BB: 0 P: 3	R: 0 E: 0 K: 1 S: 7	H: 2 LOB: 2 BB: 0 P: 7	R: 0 E: 0 K: 1 S: 6	H: 1 LOB: 1 BB: 0 P: 6	R: 0 E: 0 K: 0 S: 4	H: 0 LOB: 0 BB: 1 P: 4	R: 0 E: 0 K: 0 S: 2	H: 0 LOB: 0 BB: 1 P: 6	R: 3 E: 0 K: 1 S: 10	H: 5 LOB: 2 BB: 0 P: 10	R: 0 E: 0 K: 1 S: 5	H: 0 LOB: 1 BB: 0 P: 9		R: 2 E: 0 K: 0 S: 5	H: 2 LOB: 1 BB: 0 P: 6	1B: 12 2B: 1 3B: 0 HR: 1	SF: 0 SAC: 2 DP: 1 HBP: 1	WP: 0 PB: 0 SB: 1 CS: 0	PA: 43				
<b>PITCHER</b>	IP	WLS	BF	H	R	ER	SO	BB	IBB	HBP	BLK	WP	HR	S	P	ERA	WHIP										
Aubrey Gatewood, R ERA: 4.76 Bob Lee, R ERA: 1.97	(1, 1) (7, 1)	6.2 2.1	L 13	30 4	10 2	5 2	2 2	1	0	1	0	0	0	15	20	6.75 7.71	1.650 2.143										

Batter	1	2	3	4	5	6	7	8	9	AB	R	H	RBI	BB	SO	LOB	BOTTOM										
Jose Cardenal, R OBP: 0.304, SLG: 0.422	F9 1B 1B		K					F9		4	1	1	0	0	1	2	<b>Washington Senators @ Los Angeles Angels</b> Dodger Stadium, Los Angeles, CA Wed Jun 02 1965, 7:05 PM PDT Att: 6,093 - Unknown <a href="http://livebaseballscorecards.com">livebaseballscorecards.com</a>										
Albie Pearson, L OBP: 0.353, SLG: 0.364	PB F9 1B		L8				E6 G1-6-3		4-3	4	0	1	0	0	0	1											
Jim Fregosi, R OBP: 0.268, SLG: 0.375	F9		L8				G1-6-3		4-3	4	0	2	0	0	0	4											
Willie Smith, L OBP: 0.260, SLG: 0.392	PB 1B		4-3				4-3		F8	4	0	1	1	0	0	2											
Joe Adcock, R OBP: 0.296, SLG: 0.435	F9		K				K		E3 G4-3	4	0	0	0	0	2	3											
Paul Schaaf, R OBP: 0.287, SLG: 0.401 Bob Lee, R OBP: 0.222, SLG: 0.500 Costen Shockley, L OBP: 0.270, SLG: 0.283	6-3		F7 BB				1-3		F8	2	0	0	0	1	0	2											
Julio Gotay, R OBP: 0.284, SLG: 0.333			5-3				F7		G4-3	4	0	0	0	0	2												
Phil Roof, R OBP: 0.136, SLG: 0.136 Buck Rodgers, S OBP: 0.279, SLG: 0.286			1B				K		F7	2	0	1	0	0	1	0											
Aubrey Gatewood, R OBP: 0.500, SLG: 0.667 Bobby Knoop, R OBP: 0.325, SLG: 0.387			K				E BB		K	1	0	0	0	1	1	0											
<b>Inning Stats</b>	R: 1 E: 0 K: 0 S: 6	H: 3 LOB: 2 BB: 0 P: 6	R: 0 E: 0 K: 2 S: 8	H: 1 LOB: 1 BB: 0 P: 8	R: 0 E: 0 K: 1 S: 6	H: 1 LOB: 1 BB: 0 P: 6	R: 0 E: 0 K: 1 S: 4	H: 0 LOB: 0 BB: 1 P: 8	R: 0 E: 0 K: 0 S: 3	H: 0 LOB: 1 BB: 1 P: 7	R: 0 E: 0 K: 1 S: 5	H: 0 LOB: 0 BB: 0 P: 5	R: 0 E: 0 K: 1 S: 5	H: 0 LOB: 0 BB: 0 P: 5	R: 0 E: 0 K: 0 S: 4	H: 1 LOB: 0 BB: 0 P: 4		R: 0 E: 0 K: 0 S: 3	H: 0 LOB: 0 BB: 0 P: 3	1B: 5 2B: 1 3B: 0 HR: 0	SF: 0 SAC: 0 DP: 2 HBP: 0	WP: 0 PB: 1 SB: 0 CS: 0	PA: 34				
<b>PITCHER</b>	IP	WLS	BF	H	R	ER	SO	BB	IBB	HBP	BLK	WP	HR	S	P	ERA	WHIP										
Bennie Daniels, R ERA: 3.47 Ron Kline, R ERA: 2.32	(1, 1) (7, 1)	6.0 3.0	W S	24 10	5 1	0 0	5 1	2	0	0	0	0	0	12	12	0.00 0.333	1.167										



Batter	1	2	3	4	5	6	7	8	9	AB	R	H	RBI	BB	SO	LOB	TOP										
Luis Aparicio, R OBP: 0.302, SLG: 0.418 (1, 6)	L6		6-3		FC6			FC6-4		5	0	1	0	0	0	2	<b>Baltimore Orioles @ Los Angeles Angels</b> Dodger Stadium, Los Angeles, CA Fri Jun 04 1965, 7:05 PM PDT Att: 7,103 - Unknown										
Boog Powell, L OBP: 0.305, SLG: 0.392 (1, 7)	G3			2B 4-3 BB		4-3		FC6	F5	4	0	0	0	1	0	4											
Bob Johnson, R OBP: 0.280, SLG: 0.411 (1, 3)	F4			4-3			G6-4-3 1B	F8		4	0	1	0	0	0	2											
Brooks Robinson, R OBP: 0.355, SLG: 0.447 (1, 5)		FC6-4 BB					G6-4-3 1B		E 1B BB	2	1	1	0	2	0	1											
Sam Bowens, R OBP: 0.128, SLG: 0.178 (1, 9)	FC6-4			K				F4	E6 1B FC3-6	4	1	0	0	0	1	4											
Jackie Brandt, R OBP: 0.343, SLG: 0.500 (1, 8)	FC6-4			1-3			1B FC6-4 1B	F8		4	1	1	0	0	0	5											
John Orsino, R OBP: 0.331, SLG: 0.445 Dick Brown, R OBP: 0.182, SLG: 0.300 Curt Blefary, L OBP: 0.397, SLG: 0.579 (1, 2) (6, 2) (9, PH)	K				F4		1B FC6-4 1B		FC3-6 1B	2	0	0	0	0	1	1											
Jerry Adair, R OBP: 0.308, SLG: 0.297 (1, 4)			6-3		F9		FC6-4 1B		FC3-6 1B 1B	4	0	0	2	0	0	2											
Milt Pappas, R OBP: 0.217, SLG: 0.348 Davey Johnson, R OBP: 0.244, SLG: 0.285 Harvey Haddix, L OBP: 0.200, SLG: 0.319 Paul Blair, R OBP: 0.200, SLG: 0.230 Don Larsen, R OBP: 0.200, SLG: 0.230 Charlie Lau, L OBP: 0.233, SLG: 0.290 (1, 1) (7, PH) (7, 1) (8, PH) (8, 1) (8, PH)	K						PO 1B		1B	2	0	1	0	0	1	0											
<b>Inning Stats</b>	R: 0 E: 0 K: 0 S: 3	H: 0 LOB: 0 BB: 0 P: 3	R: 0 E: 0 K: 1 S: 5	H: 0 LOB: 1 BB: 1 P: 9	R: 0 E: 0 K: 1 S: 5	H: 0 LOB: 0 BB: 0 P: 5	R: 0 E: 0 K: 1 S: 6	H: 1 LOB: 2 BB: 1 P: 10	R: 0 E: 0 K: 0 S: 4	H: 1 LOB: 0 BB: 0 P: 4	R: 0 E: 0 K: 0 S: 3	H: 1 LOB: 0 BB: 0 P: 3	R: 1 E: 0 K: 0 S: 4	H: 2 LOB: 0 BB: 0 P: 4	R: 0 E: 0 K: 0 S: 3	H: 0 LOB: 1 BB: 1 P: 7		R: 2 E: 1 K: 0 S: 7	H: 3 LOB: 3 BB: 1 P: 11	1B: 7 2B: 1 3B: 0 HR: 0	SF: 0 SAC: 0 DP: 1 HBP: 0	WP: 0 PB: 0 SB: 0 CS: 0	PA: 39				
<b>PITCHER</b>	IP	WLS	BF	H	R	ER	SO	BB	IBB	HBP	BLK	WP	HR	S	P	ERA	WHIP										
Marcelino Lopez, L ERA: 2.12 Bob Lee, R ERA: 1.93 (1, 1) (9, 1)	8.0	W	31	5	2	1	3	4	0	0	0	0	0	33	49	1.12	1.125										

Batter	1	2	3	4	5	6	7	8	9	AB	R	H	RBI	BB	SO	LOB	BOTTOM										
Jose Cardenal, R OBP: 0.303, SLG: 0.419 (1, 8)	F7	3-1					FC5-6			4	0	1	0	0	0	3	<b>Baltimore Orioles @ Los Angeles Angels</b> Dodger Stadium, Los Angeles, CA Fri Jun 04 1965, 7:05 PM PDT Att: 7,103 - Unknown										
Albie Pearson, L OBP: 0.381, SLG: 0.367 Joe Adcock, R OBP: 0.303, SLG: 0.435 Lou Clinton, R OBP: 0.268, SLG: 0.221 (1, 9) (7, PH) (8, 9)	E9 1B		E S SF7 BB		S 1B 1B		FC5-6 S 9-6-5 1-2			2	3	1	1	1	0	0											
Jim Fregosi, R OBP: 0.272, SLG: 0.377 (1, 6)	G3 1B		K		S 1B 1B		9-6-5 2-3			4	0	2	2	0	1	3											
Willie Smith, L OBP: 0.254, SLG: 0.385 (1, 7)	G3		SF7		F7			4-3		3	0	0	1	0	0	2											
Buck Rodgers, S OBP: 0.273, SLG: 0.278 (1, 2)	6-3		G3		L8			F8		4	0	0	0	0	0	2											
Costen Shockley, L OBP: 0.283, SLG: 0.275 Vic Power, R OBP: 0.250, SLG: 0.350 (1, 3) (7, 3)		4-3			4-3			L6		3	0	0	0	0	0	0											
Paul Schaal, R OBP: 0.287, SLG: 0.400 (1, 5)		SH1-4 1B 1B			4-3			6-3		3	0	1	0	0	0	0											
Bobby Knoop, R OBP: 0.325, SLG: 0.386 (1, 4)		SH1-4 1B			6-3			F8		3	0	1	0	0	0	0											
Marcelino Lopez, R OBP: 0.179, SLG: 0.185 Bob Lee, R OBP: 0.222, SLG: 0.500 (1, 1) (9, 1)		SH1-4			K 1B 1B			FC5-6 1B		2	1	1	0	0	1	0											
<b>Inning Stats</b>	R: 1 E: 1 K: 0 S: 5	H: 1 LOB: 1 BB: 0 P: 5	R: 0 E: 0 K: 0 S: 5	H: 2 LOB: 2 BB: 0 P: 5	R: 1 E: 0 K: 1 S: 5	H: 0 LOB: 0 BB: 1 P: 9	R: 0 E: 0 K: 0 S: 3	H: 0 LOB: 0 BB: 0 P: 3	R: 2 E: 0 K: 1 S: 8	H: 3 LOB: 1 BB: 0 P: 8	R: 0 E: 0 K: 0 S: 3	H: 0 LOB: 0 BB: 0 P: 3	R: 0 E: 0 K: 0 S: 3	H: 1 LOB: 1 BB: 1 P: 7	R: 0 E: 0 K: 0 S: 3	H: 0 LOB: 0 BB: 0 P: 3		R: 0 E: 0 K: 0 S: 3	H: 0 LOB: 0 BB: 0 P: 3	1B: 7 2B: 1 3B: 0 HR: 0	SF: 1 SAC: 1 DP: 1 HBP: 0	WP: 0 PB: 1 SB: 4 CS: 0	PA: 33				
<b>PITCHER</b>	IP	WLS	BF	H	R	ER	SO	BB	IBB	HBP	BLK	WP	HR	S	P	ERA	WHIP										
Milt Pappas, R ERA: 2.22 Harvey Haddix, L ERA: 1.46 Don Larsen, R ERA: 5.48 (1, 1) (7, 1) (8, 1)	6.0	L	26	6	4	1	2	1	0	0	0	0	0	29	33	1.50	1.167										







Batter	1	2	3	4	5	6	7	8	9	AB	R	H	RBI	BB	SO	LOB	TOP
Luis Aparicio, R OBP: 0.294, SLG: 0.405 (1, 6)										4	0	1	0	0	0	1	<p><b>Baltimore Orioles @ Los Angeles Angels</b> Dodger Stadium, Los Angeles, CA Sun Jun 06 1965, 3:33 AM PDT Att: 6,819 - Unknown</p> <p>livebaseballscorecards.com</p> <p>AB 32 R 0 H 7 RBI 0 BB 0 SO 2 LOB 12</p>
Boog Powell, L OBP: 0.301, SLG: 0.382 (1, 7)										4	0	1	0	0	0	2	
Bob Johnson, R OBP: 0.286, SLG: 0.442 (1, 3)										4	0	1	0	0	0	2	
Brooks Robinson, R OBP: 0.361, SLG: 0.480 (1, 5)										4	0	0	0	0	0	2	
Sam Bowens, R OBP: 0.143, SLG: 0.208 (1, 9)										4	0	0	0	0	0	1	
Jackie Brandt, R OBP: 0.345, SLG: 0.500 (1, 8)										3	0	1	0	0	1	0	
Jerry Adair, R OBP: 0.307, SLG: 0.297 (1, 4)										3	0	1	0	0	0	1	
Dick Brown, R OBP: 0.276, SLG: 0.346 (1, 2)										3	0	2	0	0	1	0	
Jim Palmer, R OBP: 0.417, SLG: 0.636 (1, 1)										2	0	0	0	0	0	2	
Dick Hall, R OBP: 0.667, SLG: 0.750 (6, 1)										0	0	0	0	0	0	0	
John Orsino, R OBP: 0.329, SLG: 0.442 (6, PH)										1	0	0	0	0	0	1	
Stu Miller, R (8, 1)										0	0	0	0	0	0	0	
<b>Inning Stats</b>	R: 0 E: 0 K: 0 S: 4	H: 1 LOB: 1 BB: 0 P: 4	R: 0 E: 0 K: 1 S: 5	H: 0 LOB: 0 BB: 0 P: 5	R: 0 E: 0 K: 1 S: 5	H: 0 LOB: 0 BB: 0 P: 5	R: 0 E: 0 K: 0 S: 3	H: 2 LOB: 2 BB: 0 P: 3	R: 0 E: 0 K: 0 S: 3	H: 1 LOB: 1 BB: 0 P: 4	R: 0 E: 0 K: 0 S: 4	H: 1 LOB: 1 BB: 0 P: 4	R: 0 E: 0 K: 0 S: 3	H: 1 LOB: 0 BB: 0 P: 3	1B: 7 2B: 0 3B: 0 HR: 0	SF: 0 SAC: 0 DP: 2 HBP: 0	WP: 1 PA: 32 PB: 0 SB: 0 CS: 0
<b>PITCHER</b> Rudy May, L ERA: 3.06 (1, 1)	IP: 9.0 WLS: W BF: 32 H: 7 R: 0 ER: 0 SO: 2 BB: 0 IBB: 0 HBP: 0 BLK: 0 WP: 1 HR: 0 S: 36 P: 36 ERA: 0.00 WHIP: 0.778																

Batter	1	2	3	4	5	6	7	8	9	AB	R	H	RBI	BB	SO	LOB	BOTTOM
Jose Cardenal, R OBP: 0.303, SLG: 0.417 (1, 8)										2	1	1	1	0	0	1	<p><b>Baltimore Orioles @ Los Angeles Angels</b> Dodger Stadium, Los Angeles, CA Sun Jun 06 1965, 3:33 AM PDT Att: 6,819 - Unknown</p> <p>livebaseballscorecards.com</p> <p>AB 25 R 3 H 5 RBI 3 BB 5 SO 4 LOB 14</p>
Albie Pearson, L OBP: 0.270, SLG: 0.366 (1, 9)										1	0	0	0	2	1	0	
Jim Fregosi, R OBP: 0.262, SLG: 0.363 (1, 6)										4	0	0	0	0	1	6	
Willie Smith, L OBP: 0.259, SLG: 0.384 (1, 7)										4	0	1	1	0	0	1	
Joe Adcock, R OBP: 0.294, SLG: 0.421 (1, 3)										3	0	0	0	0	1	3	
Vic Power, R OBP: 0.286, SLG: 0.381 (7, 3)										1	0	1	0	0	0	0	
Buck Rodgers, S OBP: 0.272, SLG: 0.279 (1, 2)										3	2	1	0	1	0	1	
Paul Schaal, R OBP: 0.276, SLG: 0.386 (1, 5)										3	0	0	0	0	0	1	
Julio Gotay, R OBP: 0.259, SLG: 0.309 (1, 4)										1	0	0	0	1	0	0	
Al Spangler, L OBP: 0.302, SLG: 0.265 (6, PH)										1	0	0	0	0	1	1	
Bobby Knoop, R OBP: 0.325, SLG: 0.386 (7, 4)										0	0	0	0	0	0	0	
Rudy May, L OBP: 0.294, SLG: 0.267 (1, 1)										2	0	1	1	1	0	0	
<b>Inning Stats</b>	R: 1 E: 2 K: 2 S: 8	H: 0 LOB: 1 BB: 1 P: 12	R: 1 E: 0 K: 0 S: 3	H: 0 LOB: 3 BB: 4 P: 19	R: 0 E: 0 K: 0 S: 3	H: 0 LOB: 0 BB: 0 P: 3	R: 0 E: 0 K: 0 S: 3	H: 0 LOB: 0 BB: 0 P: 3	R: 0 E: 0 K: 1 S: 7	H: 2 LOB: 1 BB: 0 P: 7	R: 0 E: 0 K: 1 S: 5	H: 0 LOB: 0 BB: 0 P: 5	R: 0 E: 0 K: 0 S: 3	H: 1 LOB: 0 BB: 0 P: 3	1B: 3 2B: 2 3B: 0 HR: 0	SF: 1 SAC: 2 DP: 1 HBP: 0	WP: 0 PA: 34 PB: 1 SB: 0 CS: 0
<b>PITCHER</b> Jim Palmer, R ERA: 2.79 (1, 1)	IP: 5.0 WLS: L BF: 23 H: 2 R: 2 ER: 1 SO: 2 BB: 5 IBB: 0 HBP: 0 BLK: 0 WP: 0 HR: 0 S: 22 P: 42 ERA: 1.80 WHIP: 1.400																
Dick Hall, R ERA: 2.97 (6, 1)	2.0 8 2 1 1 2 0 0 0 0 0 0 12 12 4.50 1.000																
Stu Miller, R ERA: 1.67 (8, 1)	1.0 3 1 0 0 0 0 0 0 0 0 0 3 3 0.00 1.000																




Batter	1	2	3	4	5	6	7	8	9	AB	R	H	RBI	BB	SO	LOB	TOP																	
Dick McAuliffe, L (1, 6) OBP: 0.405, SLG: 0.549	F6		F8		E1		F9		F8	5	0	0	1	0	0	2	<b>Detroit Tigers @ Los Angeles Angels</b> Dodger Stadium, Los Angeles, CA Mon Jun 07 1965, 7:05 PM PDT Att: 4,420 - Unknown																	
Jerry Lumpe, L (1, 4) OBP: 0.394, SLG: 0.300	1-3		4-3		1-3-2		G6-4-3		K	5	0	0	0	0	1	3																		
Norm Cash, L (1, 3) OBP: 0.336, SLG: 0.269				6-3		G3		HR		3	1	1	0	1	0	0																		
Al Kaline, R (1, 8) OBP: 0.393, SLG: 0.552	FC4							BB		4	2	3	3	0	0	1																		
Willie Horton, R (1, 7) OBP: 0.394, SLG: 0.701		6-3		1-3				HR		3	1	0	0	0	1	1																		
Jim Northrup, L (1, 9) OBP: 0.271, SLG: 0.327		6-3		6-3				HBP		3	1	1	1	1	0	1																		
Don Wert, R (1, 5) OBP: 0.317, SLG: 0.278								BB		3	1	1	1	1	0	1																		
Bill Freehan, R (1, 2) OBP: 0.268, SLG: 0.314								BB		4	0	0	0	0	1	3																		
Denny McLain, R (1, 1) OBP: 0.235, SLG: 0.188			1-3							1	0	0	0	1	0	0																		
Larry Sherry, R (5, 1) OBP: 0.429, SLG: 0.667										1	0	1	0	0	0	0																		
Don Demeter, R (9, PH) OBP: 0.303, SLG: 0.329										1	0	0	0	0	0	0																		
Terry Fox, R (9, 1) OBP: 0.303, SLG: 0.329										0	0	0	0	0	0	0																		
<b>Inning Stats</b>	R: 0 E: 0 K: 0 S: 4	H: 1 LOB: 1 BB: 0 P: 4	R: 0 E: 0 K: 0 S: 3	H: 0 LOB: 1 BB: 1 P: 7	R: 0 E: 0 K: 0 S: 3	H: 0 LOB: 0 BB: 0 P: 3	R: 0 E: 0 K: 0 S: 4	H: 1 LOB: 1 BB: 0 P: 4	R: 1 E: 1 K: 0 S: 4	H: 1 LOB: 1 BB: 1 P: 8	R: 3 E: 0 K: 1 S: 7	H: 2 LOB: 0 BB: 0 P: 8	R: 0 E: 0 K: 0 S: 3	H: 1 LOB: 0 BB: 0 P: 3	R: 2 E: 0 K: 1 S: 6	H: 1 LOB: 1 BB: 2 P: 14	R: 0 E: 0 K: 1 S: 5	H: 0 LOB: 0 BB: 0 P: 5	1B: 2 2B: 3 3B: 1 HR: 2	SF: 0 SAC: 0 DP: 2 HBP: 1	WP: 0 PB: 0 SB: 1 CS: 0	PA: 38												
<b>PITCHER</b>	IP WLS BF H R ER SO BB IBB HBP BLK WP HR S P ERA WHIP																																	
Dean Chance, R (1, 1) ERA: 4.81	5.1	24	5	4	4	0	2	0	1	0	0	0	0	0	7	11	6.75	1.312																
Barry Latman, R (6, 1) ERA: 1.59	1.2	6	1	1	1	1	1	0	0	0	0	0	0	0	7	11	5.40	1.200																
Bob Lee, R (8, 1) ERA: 2.08	1.0	L	5	1	1	1	1	0	0	0	0	1	6	10	9.00	2.000																		
George Brunet, L (9, 1) ERA: 1.99	1.0	3	0	0	0	1	0	0	0	0	0	0	5	5	0.00	0.000																		

Batter	1	2	3	4	5	6	7	8	9	AB	R	H	RBI	BB	SO	LOB	BOTTOM																	
Jose Cardenal, R (1, 8) OBP: 0.300, SLG: 0.412	K		F9		SH3		6-3		6-3	5	1	1	0	0	1	0	<b>Detroit Tigers @ Los Angeles Angels</b> Dodger Stadium, Los Angeles, CA Mon Jun 07 1965, 7:05 PM PDT Att: 4,420 - Unknown																	
Albie Pearson, L (1, 9) OBP: 0.394, SLG: 0.353	6-3		L4		SH3		4-3		4-3	4	1	0	0	1	0	0																		
Jim Fregosi, R (1, 6) OBP: 0.271, SLG: 0.370				F6		SH3				4	0	3	0	0	0	0																		
Willie Smith, L (1, 7) OBP: 0.263, SLG: 0.387	K									4	2	1	0	1	1	3																		
Joe Adcock, R (1, 3) OBP: 0.302, SLG: 0.424		5-3								4	1	2	3	0	0	0																		
Vic Power, R (8, 3) OBP: 0.286, SLG: 0.381										0	0	0	0	0	0	0																		
Buck Rodgers, S (1, 2) OBP: 0.271, SLG: 0.278		5-3								4	0	1	0	0	1	3																		
Paul Schaal, R (1, 5) OBP: 0.289, SLG: 0.399										2	0	2	2	1	0	0																		
Julio Gotay, R (1, 4) OBP: 0.262, SLG: 0.298										2	0	0	0	1	0	3																		
Al Spangler, L (8, PH) OBP: 0.300, SLG: 0.263										1	0	0	0	0	0	1																		
Bobby Knoop, R (9, 4) OBP: 0.325, SLG: 0.386										0	0	0	0	0	0	0																		
Dean Chance, R (1, 1) OBP: 0.154, SLG: 0.043										2	0	0	0	0	2	2																		
Barry Latman, R (6, 1) OBP: 0.222, SLG: 0.500										1	0	0	0	0	0	0																		
Bob Lee, R (8, 1) OBP: 0.252, SLG: 0.262										0	0	0	0	0	0	0																		
Costen Shockley, L (8, PH) OBP: 0.187, SLG: 0.091										0	0	0	0	0	0	1																		
George Brunet, R (9, 1) OBP: 0.187, SLG: 0.091										0	0	0	0	0	0	0																		
<b>Inning Stats</b>	R: 0 E: 0 K: 2 S: 8	H: 1 LOB: 1 BB: 0 P: 8	R: 0 E: 0 K: 0 S: 3	H: 0 LOB: 1 BB: 1 P: 7	R: 0 E: 0 K: 1 S: 5	H: 0 LOB: 0 BB: 0 P: 5	R: 2 E: 0 K: 1 S: 8	H: 3 LOB: 2 BB: 1 P: 12	R: 3 E: 0 K: 1 S: 8	H: 3 LOB: 2 BB: 2 P: 16	R: 0 E: 0 K: 0 S: 3	H: 0 LOB: 0 BB: 0 P: 3	R: 0 E: 0 K: 0 S: 3	H: 1 LOB: 0 BB: 0 P: 3	R: 0 E: 0 K: 0 S: 4	H: 1 LOB: 1 BB: 0 P: 4	R: 0 E: 0 K: 0 S: 4	H: 1 LOB: 1 BB: 0 P: 4	1B: 8 2B: 3 3B: 0 HR: 0	SF: 0 SAC: 2 DP: 1 HBP: 0	WP: 0 PB: 0 SB: 2 CS: 0	PA: 40												
<b>PITCHER</b>	IP WLS BF H R ER SO BB IBB HBP BLK WP HR S P ERA WHIP																																	
Denny McLain, R (1, 1) ERA: 4.35	4.1	22	5	5	5	4	3	1	0	0	0	0	0	0	26	42	10.38	1.846																
Larry Sherry, R (5, 1) ERA: 2.35	3.2	W	14	4	0	0	1	0	0	0	0	0	16	16	0.00	1.091																		
Terry Fox, R (9, 1) ERA: 0.98	1.0	S	4	1	0	0	0	0	0	0	0	0	4	4	0.00	1.000																		

AB	33
R	6
H	7
RBI	6
BB	4
SO	3
LOB	12



AB	34
R	5
H	10
RBI	5
BB	4
SO	5
LOB	13





Batter	1	2	3	4	5	6	7	8	9	AB	R	H	RBI	BB	SO	LOB	TOP					
Dick McAuliffe, L (1,6) OBP: 0.402, SLG: 0.542	0-0 6-3			0-0 L5		0-0 4-3			0-0 1B	4	0	1	0	0	0	0	<b>Detroit Tigers @ Los Angeles Angels</b> Dodger Stadium, Los Angeles, CA Tue Jun 08 1965, 7:05 PM PDT Att: 4,516 - Unknown					
Jerry Lumpe, L (1,4) OBP: 0.296, SLG: 0.292	0-0 6-3			0-0 6-3			0-0 4-3		0-0 F6	4	0	0	0	0	0	1						
Norm Cash, L (1,3) OBP: 0.326, SLG: 0.259	0-0 4-3			0-0 F8			0-0 F7		0-0 G3	4	0	0	0	0	0	1						
Al Kaline, R (1,8) OBP: 0.398, SLG: 0.561		0-0 L6-3			0-0 1B 2B			0-0 1B		3	1	2	0	0	0	0						
Willie Horton, R (1,7) OBP: 0.393, SLG: 0.692		0-0 5-3			0-0 G6-4-3 2H 1B			0-0 4-3		3	0	1	1	0	0	1						
Jim Northrup, L (1,9) OBP: 0.284, SLG: 0.317		0-0 6-3			0-0 F6				0-0 F8	3	0	0	0	0	0	1						
Don Wert, R (1,5) OBP: 0.312, SLG: 0.273			0-0 4-3		0-0 G6-4-3 1-2				0-0 6-3	3	0	0	0	0	0	1						
Bill Freehan, R (1,2) OBP: 0.265, SLG: 0.309			0-3 K			0-0 F7			0-0 F7	2	0	0	0	0	1	0						
Don Demeter, R (8, PH) OBP: 0.301, SLG: 0.326										1	0	0	0	0	0	0						
Jackie Moore, R (8,2) OBP: 0.200, SLG: 0.077										0	0	0	0	0	0	0						
Dave Wickersham, R (1,1) OBP: 0.279, SLG: 0.405			0-0 6-3			0-0 6-3			0-0 3-1	2	0	0	0	0	0	0						
Gates Brown, L (9, PH) OBP: 0.279, SLG: 0.405										1	0	0	0	0	0	0						
<b>Inning Stats</b>	R: 0 E: 0 K: 0 S: 3	H: 0 LOB: 0 BB: 0 P: 3	R: 0 E: 0 K: 0 S: 3	H: 0 LOB: 0 BB: 0 P: 3	R: 0 E: 0 K: 1 S: 5	H: 0 LOB: 0 BB: 0 P: 5	R: 0 E: 0 K: 0 S: 3	H: 0 LOB: 0 BB: 0 P: 3	R: 1 E: 0 K: 0 S: 4	H: 2 LOB: 0 BB: 0 P: 4	R: 0 E: 0 K: 0 S: 3	H: 0 LOB: 0 BB: 0 P: 3	R: 0 E: 0 K: 0 S: 4	H: 1 LOB: 1 BB: 0 P: 4	R: 0 E: 0 K: 0 S: 3	H: 0 LOB: 0 BB: 0 P: 3	R: 0 E: 0 K: 0 S: 4	H: 1 LOB: 1 BB: 0 P: 4	1B: 3 2B: 1 3B: 0 HR: 0	SF: 0 SAC: 0 DP: 1 HBP: 0	WP: 0 PB: 0 SB: 0 CS: 0	PA: 30
<b>PITCHER</b> Fred Newman, R (1,1) ERA: 3.47	IP: 9.0 WLS: W BF: 30 H: 4 R: 1 ER: 1 SO: 1 BB: 0 IBB: 0 HBP: 0 BLK: 0 WP: 0 HR: 0 S: 32 P: 32 ERA: 1.00 WHIP: 0.444																					

Batter	1	2	3	4	5	6	7	8	9	AB	R	H	RBI	BB	SO	LOB	BOTTOM			
Albie Pearson, L (1,9) OBP: 0.360, SLG: 0.367	0-0 F7		0-0 1-H 3B		0-0 G3		0-0 L8			4	0	1	1	0	0	2	<b>Detroit Tigers @ Los Angeles Angels</b> Dodger Stadium, Los Angeles, CA Tue Jun 08 1965, 7:05 PM PDT Att: 4,516 - Unknown			
Al Spangler, L (1,8) OBP: 0.295, SLG: 0.263	0-0 1-3		0-0 1-3			0-0 SH3-4 3B 1B		0-0 F7		4	1	1	0	0	0	1				
Jim Fregosi, R (1,6) OBP: 0.272, SLG: 0.370	0-3 K			0-0 6-3		0-0 SH3-4 1-2 1B		0-0 1B		3	0	1	0	0	1	0				
Willie Smith, L (1,7) OBP: 0.263, SLG: 0.395		0-0 L8		0-0 3-1		0-0 2H 1B 3B		0-0 6-3-1-6 1-2		4	1	1	1	0	0	1				
Joe Adcock, R (1,3) OBP: 0.303, SLG: 0.422		0-0 L8		0-0 4-3		0-0 BB 1B				3	0	1	1	0	0	0				
Vic Power, R (7,3) OBP: 0.286, SLG: 0.381										0	0	0	0	0	0	0				
Buck Rodgers, S (1,2) OBP: 0.277, SLG: 0.276		0-0 G3			1-0 G6-4-3 HBP	1-0 7-4 BB				1	0	0	0	1	0	0				
Paul Schaal, R (1,5) OBP: 0.285, SLG: 0.392			0-0 L8		0-0 G6-4-3 1-2	0-0 7-4 1-2				3	0	0	0	0	0	3				
Julio Gotay, R (1,4) OBP: 0.281, SLG: 0.333			0-0 5-3				0-0 1-3 1B			3	0	2	0	0	0	0				
Bobby Knoop, R (8,4) OBP: 0.325, SLG: 0.386				4-0 3B BB	4-0 WP 2B		0-0 1-3 1B			0	0	0	0	0	0	0				
Fred Newman, R (1,1) OBP: 0.194, SLG: 0.038					4-0 2-3 BB		0-0 1-3			1	1	0	0	2	0	1				
<b>Inning Stats</b>	R: 0 E: 0 K: 1 S: 5	H: 0 LOB: 0 BB: 0 P: 5	R: 0 E: 0 K: 0 S: 3	H: 0 LOB: 0 BB: 0 P: 3	R: 1 E: 0 K: 0 S: 4	H: 1 LOB: 1 BB: 1 P: 8	R: 0 E: 0 K: 0 S: 3	H: 0 LOB: 0 BB: 0 P: 3	R: 0 E: 0 K: 0 S: 5	H: 3 LOB: 1 BB: 1 P: 9	R: 0 E: 0 K: 0 S: 3	H: 1 LOB: 0 BB: 0 P: 3	R: 0 E: 0 K: 0 S: 3	H: 1 LOB: 0 BB: 0 P: 3	R: 0 E: 0 K: 0 S: 3	H: 1 LOB: 0 BB: 0 P: 3	1B: 4 2B: 3 3B: 2 HR: 0	SF: 0 SAC: 1 DP: 3 HBP: 1	WP: 1 PB: 0 SB: 0 CS: 0	PA: 31
<b>PITCHER</b> Dave Wickersham, R (1,1) ERA: 5.46	IP: 8.0 WLS: L BF: 31 H: 7 R: 3 ER: 3 SO: 1 BB: 3 IBB: 0 HBP: 1 BLK: 0 WP: 1 HR: 0 S: 29 P: 42 ERA: 3.38 WHIP: 1.250																			







Batter	1	2	3	4	5	6	7	8	9	AB	R	H	RBI	BB	SO	LOB	TOP					
Phil Linz, R OBP: 0.294, SLG: 0.282 (1, 6)										5	1	1	0	0	2	2						
Bobby Richardson, R OBP: 0.309, SLG: 0.357 (1, 4)										3	2	1	1	1	0	0						
Roger Maris, L OBP: 0.328, SLG: 0.423 (1, 9)										4	0	2	2	0	1	0						
Mickey Mantle, S OBP: 0.397, SLG: 0.450 Ross Moschitto, R (8, 8)										4	0	0	0	0	2	3						
Tom Tresh, S OBP: 0.346, SLG: 0.524 (8, 7)										3	0	0	1	1	1	1						
Joe Pepitone, L OBP: 0.293, SLG: 0.420 (1, 3)										4	1	1	0	0	2	2						
Clete Boyer, R OBP: 0.313, SLG: 0.372 (1, 5)										4	1	2	1	0	1	0						
Doc Edwards, R OBP: 0.287, SLG: 0.241 (1, 2)										4	1	2	1	0	1	1						
Al Downing, R OBP: 0.231, SLG: 0.167 (1, 1)										4	0	1	0	0	2	2						
<b>Inning Stats</b>	R: 2 E: 0 K: 2 S: 9	H: 2 LOB: 1 BB: 1 P: 13	R: 1 E: 0 K: 1 S: 6	H: 2 LOB: 0 BB: 0 P: 6	R: 0 E: 0 K: 2 S: 7	H: 0 LOB: 0 BB: 0 P: 7	R: 0 E: 0 K: 2 S: 7	H: 0 LOB: 0 BB: 0 P: 7	R: 2 E: 0 K: 1 S: 8	H: 3 LOB: 1 BB: 0 P: 8	R: 1 E: 0 K: 1 S: 6	H: 2 LOB: 0 BB: 0 P: 6	R: 0 E: 0 K: 2 S: 7	H: 0 LOB: 0 BB: 0 P: 7	R: 0 E: 0 K: 0 S: 3	H: 0 LOB: 1 BB: 1 P: 7	R: 0 E: 0 K: 1 S: 6	H: 1 LOB: 1 BB: 0 P: 6	1B: 6 2B: 4 3B: 0 HR: 0	SF: 0 SAC: 0 DP: 0 HBP: 0	WP: 1 PB: 0 SB: 0 CS: 2	PA: 37
<b>PITCHER</b>	IP WLS BF H R ER SO BB IBB HBP BLK WP HR S P ERA WHIP																					
George Brunet, L ERA: 2.78 Aubrey Gatewood, R ERA: 4.54 Barry Latman, R ERA: 1.54 Ron Piche, R ERA: 6.86	(1, 1) (5, 1) (7, 1) (9, 1)	4.2 1.1 2.0 1.0	L 6 7 4	20 3 0 1	6 1 0 0	5 1 0 0	5 1 0 1	8 1 0 2	8 0 0 1	0 0 0 0	0 0 0 0	0 0 0 0	0 1 0 0	35 8 10 6	39 14 14 6	0.00 0.00 0.00 0.00	1.000 2.250 0.500 1.000					

**New York Yankees @ Los Angeles Angels**  
**Dodger Stadium, Los Angeles, CA**  
 Fri Jun 11 1965, 7:05 PM PDT  
 Att: 25,036 - Unknown - 60 F

AB 35  
 R 6  
 H 10  
 RBI 6  
 BB 2  
 SO 12  
 LOB 11



Batter	1	2	3	4	5	6	7	8	9	AB	R	H	RBI	BB	SO	LOB	BOTTOM							
Jose Cardenal, R OBP: 0.310, SLG: 0.432 (1, 8)										5	2	3	3	0	0	1								
Bobby Gene Smith, R OBP: 0.308, SLG: 0.371 (1, 7)										5	0	1	0	0	0	2								
Jim Fregosi, R OBP: 0.274, SLG: 0.366 (1, 6)										4	0	2	0	1	1	2								
Lou Clinton, R OBP: 0.257, SLG: 0.237 (1, 9)										5	0	0	0	0	1	5								
Paul Schaaf, R OBP: 0.287, SLG: 0.405 (1, 5)										5	0	2	1	0	1	1								
Buck Rodgers, S OBP: 0.271, SLG: 0.270 (1, 2)										4	0	0	0	0	0	4								
Vic Power, R OBP: 0.310, SLG: 0.379 (1, 3)										4	1	3	0	0	1	0								
Bobby Knoop, R OBP: 0.325, SLG: 0.380 Barry Latman, R (7, 1) Albie Pearson, L OBP: 0.348, SLG: 0.352 Ron Piche, R (9, 1)										2	0	0	0	1	1	1								
George Brunet, R OBP: 0.143, SLG: 0.077 Aubrey Gatewood, R OBP: 0.500, SLG: 0.667 Julio Gotay, R OBP: 0.280, SLG: 0.338 (7, 4)										2	1	2	0	0	0	0								
<b>Inning Stats</b>	R: 0 E: 0 K: 0 S: 3	H: 0 LOB: 1 BB: 1 P: 7	R: 0 E: 0 K: 0 S: 4	H: 1 LOB: 2 BB: 1 P: 8	R: 1 E: 0 K: 2 S: 10	H: 3 LOB: 2 BB: 0 P: 10	R: 0 E: 0 K: 2 S: 9	H: 2 LOB: 2 BB: 0 P: 9	R: 0 E: 0 K: 0 S: 4	H: 2 LOB: 1 BB: 0 P: 4	R: 0 E: 0 K: 1 S: 6	H: 1 LOB: 1 BB: 0 P: 6	R: 0 E: 0 K: 1 S: 6	H: 1 LOB: 1 BB: 0 P: 6	R: 3 E: 0 K: 0 S: 6	H: 3 LOB: 0 BB: 0 P: 6	R: 0 E: 0 K: 0 S: 3	H: 0 LOB: 0 BB: 0 P: 3	1B: 12 2B: 0 3B: 0 HR: 1	SF: 0 SAC: 0 DP: 1 HBP: 0	WP: 1 PB: 0 SB: 0 CS: 0	PA: 41		
<b>PITCHER</b>	IP WLS BF H R ER SO BB IBB HBP BLK WP HR S P ERA WHIP																							
Al Downing, L ERA: 3.2	(1, 1)	9.0	W	41	13	4	4	4	6	2	0	0	0	0	1	1	51	59	4.00	1.667				

**New York Yankees @ Los Angeles Angels**  
**Dodger Stadium, Los Angeles, CA**  
 Fri Jun 11 1965, 7:05 PM PDT  
 Att: 25,036 - Unknown - 60 F

AB 39  
 R 4  
 H 13  
 RBI 4  
 BB 2  
 SO 6  
 LOB 20





Batter	1	2	3	4	5	6	7	8	9	AB	R	H	RBI	BB	SO	LOB	TOP
Phil Linz, R OBP: 0.297, SLG: 0.276 (1, 6)										3	1	0	0	2	1	0	<b>New York Yankees @ Los Angeles Angels</b> Dodger Stadium, Los Angeles, CA Sat Jun 12 1965, 7:05 PM PDT Att: 25,795 - Cloudy - 63 F
Bobby Richardson, R OBP: 0.318, SLG: 0.330 Ross Moschitto, R OBP: 0.167, SLG: 0.182 (1, 4) (5, 8)										1	0	1	0	2	0	0	
Roger Maris, L OBP: 0.333, SLG: 0.420 Steve Hamilton, L (7, 1)										3	0	1	0	1	0	3	
Elston Howard, R OBP: 0.273, SLG: 0.545 (9, FH)										0	0	0	0	0	0	0	
Mickey Mantle, S OBP: 0.391, SLG: 0.442 Hal Reniff, R (5, 1)										3	0	0	0	0	0	5	
Hector Lopez, R OBP: 0.247, SLG: 0.346 (7, FH)										0	0	0	0	0	0	0	
Tom Tresh, S OBP: 0.356, SLG: 0.528 (1, 8) (5, 7)										2	0	1	1	3	0	2	
Joe Pepitone, L OBP: 0.290, SLG: 0.414 (1, 3)										5	0	1	1	0	0	5	
Clete Boyer, R OBP: 0.309, SLG: 0.363 (1, 5)										4	0	0	0	1	0	4	
Doc Edwards, R OBP: 0.278, SLG: 0.232 (1, 2)										4	0	0	0	0	0	3	
Jim Bouton, R OBP: 0.222, SLG: 0.087 Pete Mikkelsen, R (2, 1)										0	0	0	0	0	0	0	
Horace Clarke, S OBP: 0.231, SLG: 0.237 (5, FH) (5, 4)										1	0	0	0	0	0	0	
										3	0	0	0	0	0	0	
<b>Inning Stats</b>	R: 0 E: 0 K: 1 S: 4	H: 0 LOB: 0 BB: 1 P: 8	R: 0 E: 0 K: 0 S: 4	H: 1 LOB: 2 BB: 1 P: 8	R: 0 E: 0 K: 0 S: 3	H: 1 LOB: 1 BB: 1 P: 7	R: 0 E: 0 K: 0 S: 3	H: 0 LOB: 3 BB: 4 P: 19	R: 0 E: 0 K: 0 S: 3	H: 2 LOB: 2 BB: 0 P: 5	R: 0 E: 0 K: 0 S: 3	H: 0 LOB: 0 BB: 0 P: 3	R: 0 E: 0 K: 0 S: 7	H: 4 LOB: 3 BB: 1 P: 11	1B: 7 2B: 1 3B: 0 HR: 0	SF: 0 SAC: 0 DP: 1 HBP: 0	WP: 1 PA: 43 PB: 0 SB: 1 CS: 0
<b>PITCHER</b> Rudy May, L ERA: 3.06 (1, 1)	IP: 9.0 WLS: W BF: 43 H: 8 R: 3 ER: 3 SO: 1 BB: 9 IBB: 0 HBP: 0 BLK: 0 WP: 1 HR: 0 S: 36 P: 72 ERA: 3.00 WHIP: 1.889																

AB	34
R	3
H	8
RBI	3
BB	9
SO	1
LOB	24



Batter	1	2	3	4	5	6	7	8	9	AB	R	H	RBI	BB	SO	LOB	BOTTOM			
Albie Pearson, L OBP: 0.366, SLG: 0.375 Lou Clinton, R OBP: 0.261, SLG: 0.242 (1, 9) (7, 9)										3	3	3	2	1	0	0	<b>New York Yankees @ Los Angeles Angels</b> Dodger Stadium, Los Angeles, CA Sat Jun 12 1965, 7:05 PM PDT Att: 25,795 - Cloudy - 63 F			
Jim Fregosi, R OBP: 0.281, SLG: 0.368 (1, 6)										4	2	2	0	1	0	2				
Jose Cardenal, R OBP: 0.313, SLG: 0.428 Al Spangler, L OBP: 0.296, SLG: 0.261 (1, 8) (7, 8)										2	1	0	0	2	1	2				
Willie Smith, L OBP: 0.271, SLG: 0.400 (1, 7)										5	1	3	3	0	2	4				
Vic Power, R OBP: 0.324, SLG: 0.382 (1, 3)										5	3	2	2	0	1	3				
Paul Schaal, R OBP: 0.290, SLG: 0.402 (1, 5)										4	2	1	1	1	2	1				
Buck Rodgers, S OBP: 0.275, SLG: 0.280 (1, 2)										4	1	2	5	0	0	1				
Bobby Knoop, R OBP: 0.325, SLG: 0.375 Julio Gotay, R OBP: 0.300, SLG: 0.348 (1, 4) (6, PR) (7, 4)										2	0	0	0	1	1	1				
Rudy May, L OBP: 0.273, SLG: 0.211 (1, 1)										4	0	0	0	1	3	5				
<b>Inning Stats</b>	R: 0 E: 0 K: 1 S: 5	H: 1 LOB: 0 BB: 0 P: 5	R: 6 E: 0 K: 2 S: 14	H: 6 LOB: 2 BB: 1 P: 18	R: 0 E: 0 K: 1 S: 6	H: 1 LOB: 0 BB: 0 P: 6	R: 1 E: 0 K: 0 S: 3	H: 1 LOB: 1 BB: 2 P: 11	R: 0 E: 0 K: 1 S: 5	H: 0 LOB: 0 BB: 0 P: 5	R: 5 E: 0 K: 3 S: 13	H: 4 LOB: 2 BB: 3 P: 25	R: 0 E: 0 K: 2 S: 8	H: 1 LOB: 1 BB: 0 P: 8	R: 1 E: 1 K: 1 S: 7	H: 1 LOB: 2 BB: 1 P: 11		1B: 13 2B: 2 3B: 0 HR: 0	SF: 1 SAC: 1 DP: 1 HBP: 0	WP: 1 PA: 46 PB: 0 SB: 2 CS: 0
<b>PITCHER</b> Jim Bouton, R ERA: 5.35 Pete Mikkelsen, R ERA: 3.94 Hal Reniff, R ERA: 3.41 Steve Hamilton, L ERA: 2.85 (1, 1) (2, 1) (5, 1) (7, 1)	IP: 1.2 WLS: L BF: 13 H: 4 R: 2 ER: 2 SO: 2 BB: 3 IBB: 0 HBP: 0 BLK: 0 WP: 1 HR: 0 S: 14 P: 26 ERA: 7.71 WHIP: 3.000																			

AB	37
R	13
H	15
RBI	13
BB	7
SO	11
LOB	22





Batter	1	2	3	4	5	6	7	8	9	AB	R	H	RBI	BB	SO	LOB	TOP										
Tony Kubek, L (1,6) OBP: 0.260, SLG: 0.264	4-0 BB		G3-6-3		G6-4-3			FC5-4		3	0	0	0	1	0	3	<b>New York Yankees @ Los Angeles Angels</b> Dodger Stadium, Los Angeles, CA Sun Jun 13 1965, 3:33 AM PDT Att: 21,842 - Unknown - 66 F <a href="http://livebaseballscorecards.com">livebaseballscorecards.com</a>										
Bobby Richardson, R (1,4) OBP: 0.312, SLG: 0.324	4-3			5-3		F7		1-3		4	0	0	0	0	0	2											
Roger Maris, L (1,9) OBP: 0.339, SLG: 0.417	4-0 BB			BB 1B 1B		B1-3			K	3	1	1	0	1	1	0											
Elston Howard, R (1,2) OBP: 0.231, SLG: 0.462	G6-4-3		G6-4-3	K		F8			5-3	4	0	0	0	0	1	3											
Tom Tresh, S (1,8) OBP: 0.354, SLG: 0.523		4-3		BB 1B 1B			L9		L9	4	1	1	0	0	0	0											
Joe Pepitone, L (1,3) OBP: 0.291, SLG: 0.410	4-3			1B 2-6-3 BB			1-3			2	1	0	0	1	0	0											
Hector Lopez, R (1,7) OBP: 0.250, SLG: 0.346										3	0	1	2	0	1	0											
Ross Moschitto, R (7,8) OBP: 0.167, SLG: 0.182	K2-3			1-3 2-H 3-H 1B			L6			0	0	0	0	0	0	0											
Clete Boyer, R (1,5) OBP: 0.310, SLG: 0.362			G3-6-3 1B	2-6-3	4-3			K		3	0	1	0	0	1	0											
Whitey Ford, L (1,1) OBP: 0.241, SLG: 0.222			K							3	0	2	0	0	1	1											
Pedro Ramos, S (9,1) OBP: 0.167, SLG: 0.167			K		G6-4-3 1B			FC5-4 1B		0	0	0	0	0	0	0											
<b>Inning Stats</b>	R: 0 E: 0 K: 0 S: 2	H: 0 LOB: 1 BB: 2 P: 10	R: 0 E: 0 K: 1 S: 5	H: 0 LOB: 0 BB: 0 P: 5	R: 0 E: 0 K: 1 S: 5	H: 1 LOB: 0 BB: 0 P: 5	R: 3 E: 0 K: 1 S: 7	H: 3 LOB: 2 BB: 1 P: 11	R: 0 E: 0 K: 0 S: 3	H: 1 LOB: 0 BB: 0 P: 3	R: 0 E: 0 K: 0 S: 3	H: 0 LOB: 0 BB: 0 P: 3	R: 0 E: 0 K: 0 S: 3	H: 0 LOB: 0 BB: 0 P: 3	R: 0 E: 0 K: 1 S: 6	H: 1 LOB: 1 BB: 0 P: 6	R: 0 E: 0 K: 1 S: 5	H: 0 LOB: 0 BB: 0 P: 5	1B: 6 2B: 0 3B: 0 HR: 0	SF: 0 SAC: 0 DP: 3 HBP: 0	WP: 0 PB: 0 SB: 0 CS: 0	PA: 32					
<b>PITCHER</b>	IP	WLS	BF	H	R	ER	SO	BB	IBB	HBP	BLK	WP	HR	S	P	ERA	WHIP										
Fred Newman, R (1,1) ERA: 3.46	8.0	L	30	6	3	3	4	3	0	0	0	0	0	34	46	3.38	1.125										
Bob Lee, R (9,1) ERA: 2.03	1.0	S	3	0	0	0	1	0	0	0	0	0	0	5	5	0.00	0.000										

Batter	1	2	3	4	5	6	7	8	9	AB	R	H	RBI	BB	SO	LOB	BOTTOM										
Jose Cardenal, R (1,8) OBP: 0.316, SLG: 0.429	CS 1B			FC1-6 1B		1-3			5-3	4	0	2	0	0	0	0	<b>New York Yankees @ Los Angeles Angels</b> Dodger Stadium, Los Angeles, CA Sun Jun 13 1965, 3:33 AM PDT Att: 21,842 - Unknown - 66 F <a href="http://livebaseballscorecards.com">livebaseballscorecards.com</a>										
Albie Pearson, L (1,9) OBP: 0.361, SLG: 0.369	1-3			FC1-6 FC6-4		G5-4-3 BB			6-3	2	0	0	0	0	0	2											
Bobby Gene Smith, R (6,PH) OBP: 0.316, SLG: 0.361	1-2			1-2 FC6-4 BB		G5-4-3 BB				1	0	0	0	1	0	0											
Jim Fregosi, R (1,6) OBP: 0.280, SLG: 0.366	F4			1-2 FC6-4 BB		G5-4-3			1B 1B	4	0	1	0	0	0	2											
Willie Smith, L (1,7) OBP: 0.272, SLG: 0.396			K	1-2 BB			K		1B 1B	2	0	0	0	1	2	0											
Lou Clinton, R (9,PH) OBP: 0.266, SLG: 0.250			K	1-2 BB			K		1-2 1B	1	0	1	0	0	0	0											
Vic Power, R (1,3) OBP: 0.289, SLG: 0.342		F2		L9			F2		K2-3	4	0	0	0	0	1	4											
Paul Schaaf, R (1,5) OBP: 0.286, SLG: 0.396		K			1-3		K			3	0	0	0	0	2	0											
Buck Rodgers, S (1,2) OBP: 0.271, SLG: 0.276			1-3		1-3		K		4-3	3	0	0	0	0	1	0											
Bobby Knoop, R (1,4) OBP: 0.325, SLG: 0.374			6-3		6-3		1B		1-3	3	0	1	0	0	0	0											
Fred Newman, R (1,1) OBP: 0.182, SLG: 0.036			K						4-3	2	0	0	0	0	1	1											
Julio Gotay, R (8,PH) OBP: 0.296, SLG: 0.343							F9			1	0	0	0	0	0	0											
Bob Lee, R (9,1) OBP: 0.222, SLG: 0.500			K							0	0	0	0	0	0	0											
<b>Inning Stats</b>	R: 0 E: 0 K: 0 S: 3	H: 1 LOB: 0 BB: 0 P: 3	R: 0 E: 0 K: 2 S: 7	H: 0 LOB: 0 BB: 0 P: 7	R: 0 E: 0 K: 1 S: 5	H: 0 LOB: 0 BB: 0 P: 5	R: 0 E: 0 K: 0 S: 4	H: 1 LOB: 2 BB: 1 P: 8	R: 0 E: 0 K: 0 S: 6	H: 1 LOB: 1 BB: 0 P: 6	R: 0 E: 0 K: 0 S: 2	H: 0 LOB: 0 BB: 1 P: 6	R: 0 E: 0 K: 2 S: 7	H: 0 LOB: 0 BB: 0 P: 7	R: 0 E: 0 K: 0 S: 3	H: 0 LOB: 2 BB: 0 P: 3	R: 0 E: 0 K: 1 S: 7	H: 2 LOB: 2 BB: 0 P: 7	1B: 5 2B: 0 3B: 0 HR: 0	SF: 0 SAC: 0 DP: 1 HBP: 0	WP: 0 PB: 0 SB: 0 CS: 1	PA: 32					
<b>PITCHER</b>	IP	WLS	BF	H	R	ER	SO	BB	IBB	HBP	BLK	WP	HR	S	P	ERA	WHIP										
Whitey Ford, L (1,1) ERA: 3.89	8.2	W	31	5	0	0	6	2	0	0	0	0	0	41	49	0.00	0.808										
Pedro Ramos, R (9,1) ERA: 3.34	0.1	S	1	0	0	0	1	0	0	0	0	0	0	3	3	0.00	0.000										





Batter	1	2	3	4	5	6	7	8	9	AB	R	H	RBI	BB	SO	LOB	TOP					
Jose Cardenal, R OBP: 0.315, SLG: 0.424 (1, 8)										3	0	0	0	1	3	0	<p>Los Angeles Angels @ Kansas City Athletics Municipal Stadium, Kansas City, MO Tue Jun 15 1965, 8:05 PM EDT Att. 4,550 - Unknown</p> <p>AB 30 R 0 H 2 RBI 0 BB 2 SO 8 LOB 11</p>					
Albie Pearson, L OBP: 0.351, SLG: 0.358 (1, 9)										4	0	0	0	0	0	1						
Jim Fregosi, R OBP: 0.280, SLG: 0.364 (1, 6)										4	0	1	0	0	0	0						
Willie Smith, L OBP: 0.271, SLG: 0.390 (1, 7)										3	0	0	0	1	0	1						
Buck Rodgers, S OBP: 0.270, SLG: 0.275 (1, 2)										4	0	1	0	0	1	3						
Vic Power, R OBP: 0.268, SLG: 0.317 (1, 3)										3	0	0	0	0	0	2						
Paul Schaal, R OBP: 0.282, SLG: 0.390 (1, 5)										3	0	0	0	0	0	3						
Bobby Knoop, R OBP: 0.319, SLG: 0.367 (1, 4)										3	0	0	0	0	2	1						
Marcelino Lopez, R Al Springer, L Aubrey Gatewood, R Tom Satriano, L Barry Latman, R Lou Clinton, R Ken McBride, R (1, 1) (3, PH) (3, 1) (5, PH) (5, 1) (8, PH) (8, 1)										0	0	0	0	0	0	0						
<b>Inning Stats</b>	R: 0 E: 0 K: 1 S: 6	H: 1 LOB: 2 BB: 1 P: 10	R: 0 E: 0 K: 1 S: 5	H: 0 LOB: 0 BB: 0 P: 5	R: 0 E: 0 K: 0 S: 2	H: 0 LOB: 0 BB: 1 P: 6	R: 0 E: 2 K: 0 S: 5	H: 0 LOB: 2 BB: 0 P: 5	R: 0 E: 0 K: 3 S: 9	H: 0 LOB: 0 BB: 0 P: 9	R: 0 E: 0 K: 0 S: 3	H: 0 LOB: 0 BB: 0 P: 3	R: 0 E: 0 K: 0 S: 4	H: 1 LOB: 1 BB: 0 P: 4	R: 0 E: 0 K: 2 S: 7	H: 0 LOB: 0 BB: 0 P: 7	R: 0 E: 0 K: 1 S: 5	H: 0 LOB: 0 BB: 0 P: 5	1B: 2 2B: 0 3B: 0 HR: 0	SF: 0 SAC: 0 DP: 0 HBP: 0	WP: 0 PB: 0 SB: 1 CS: 1	PA: 32
<b>PITCHER</b> Diego Segui, R ERA: 4.16 (1, 1)	IP: 9.0 WLS: W BF: 32 H: 2 R: 0 ER: 0 SO: 8 BB: 2 IBB: 0 HBP: 0 BLK: 0 WP: 0 HR: 0 S: 46 P: 54 ERA: 0.00 WHIP: 0.444															<b>PITCHER</b>						

Batter	1	2	3	4	5	6	7	8	9	AB	R	H	RBI	BB	SO	LOB	BOTTOM			
Bert Campaneris, R OBP: 0.323, SLG: 0.436 (1, 6)										3	1	2	1	1	0	0	<p>Los Angeles Angels @ Kansas City Athletics Municipal Stadium, Kansas City, MO Tue Jun 15 1965, 8:05 PM EDT Att. 4,550 - Unknown</p> <p>AB 31 R 5 H 8 RBI 5 BB 3 SO 3 LOB 13</p>			
Wayne Causey, L OBP: 0.366, SLG: 0.320 (1, 4)										3	1	1	1	1	0	1				
Jim Landis, R OBP: 0.389, SLG: 0.378 (1, 8)										4	0	1	1	0	0	2				
Ken Harrelson, R OBP: 0.352, SLG: 0.481 (1, 3)										3	1	1	0	1	0	1				
Ed Charles, R OBP: 0.327, SLG: 0.399 (1, 5)										4	1	1	0	0	0	2				
Mike Hershberger, R OBP: 0.229, SLG: 0.260 (1, 9)										4	0	1	2	0	0	2				
Rene Lachemann, R OBP: 0.270, SLG: 0.397 (1, 2)										4	1	1	0	0	1	2				
Nelson Mathews, R OBP: 0.328, SLG: 0.360 (1, 7)										3	0	0	0	0	1	2				
Diego Segui, R OBP: 0.292, SLG: 0.348 (1, 1)										3	0	0	0	0	1	1				
<b>Inning Stats</b>	R: 2 E: 0 K: 0 S: 5	H: 2 LOB: 1 BB: 1 P: 9	R: 1 E: 0 K: 0 S: 5	H: 2 LOB: 1 BB: 0 P: 5	R: 0 E: 0 K: 0 S: 3	H: 0 LOB: 0 BB: 0 P: 3	R: 0 E: 0 K: 0 S: 3	H: 0 LOB: 0 BB: 0 P: 3	R: 2 E: 0 K: 2 S: 10	H: 3 LOB: 1 BB: 0 P: 10	R: 0 E: 0 K: 1 S: 5	H: 1 LOB: 1 BB: 1 P: 9	R: 0 E: 0 K: 0 S: 3	H: 0 LOB: 1 BB: 1 P: 7	R: 0 E: 0 K: 0 S: 3	H: 0 LOB: 1 BB: 1 P: 7	1B: 3 2B: 3 3B: 2 HR: 0	SF: 0 SAC: 0 DP: 1 HBP: 0	WP: 1 PB: 0 SB: 2 CS: 0	PA: 34
<b>PITCHER</b> Marcelino Lopez, L ERA: 2.55 Aubrey Gatewood, R ERA: 4.29 Barry Latman, R ERA: 2.05 Ken McBride, R ERA: 27.0 (1, 1) (3, 1) (5, 1) (8, 1)	IP: 2.0 WLS: L BF: 11 H: 4 R: 3 ER: 3 SO: 3 BB: 1 IBB: 0 HBP: 0 BLK: 0 WP: 0 HR: 0 S: 10 P: 14 ERA: 13.50 WHIP: 2.500															<b>PITCHER</b>				



Batter	1	2	3	4	5	6	7	8	9	AB	R	H	RBI	BB	SO	LOB	TOP					
Jose Cardenal, R OBP: 0.315, SLG: 0.423 Al Spangler, L OBP: 0.290, SLG: 0.254	5-3	6-3				G3		F5		3	0	1	2	0	0	1	<b>Los Angeles Angels @ Kansas City Athletics</b> <b>Municipal Stadium, Kansas City, MO</b> Wed Jun 16 1965, 8:05 PM EDT Unknown <a href="http://livebaseballscorecards.com">livebaseballscorecards.com</a>					
Albie Pearson, L OBP: 0.342, SLG: 0.348 Lou Clinton, R OBP: 0.272, SLG: 0.255	G3		F3	L4		5-3				4	0	0	0	0	0	1						
Jim Fregosi, R OBP: 0.278, SLG: 0.361	5-3		F9			L8				5	1	1	0	0	0	0						
Willie Smith, L OBP: 0.274, SLG: 0.390			E4					F9		5	2	2	0	0	1	0						
Joe Adcock, R OBP: 0.321, SLG: 0.452 Vic Power, R OBP: 0.279, SLG: 0.326								F7		2	1	2	2	1	0	0						
Buck Rodgers, S OBP: 0.273, SLG: 0.280										2	0	1	0	0	0	0						
Paul Schaal, R OBP: 0.290, SLG: 0.391										4	1	2	2	0	1	3						
Bobby Knoop, R OBP: 0.324, SLG: 0.370										2	1	1	0	2	0	1						
George Brunet, R OBP: 0.125, SLG: 0.067										4	1	2	0	0	0	4						
Inning Stats	R: 0 E: 0 K: 0 S: 3	H: 0 LOB: 0 BB: 0 P: 3	R: 3 E: 0 K: 0 S: 6	H: 3 LOB: 1 BB: 1 P: 10	R: 0 E: 1 K: 0 S: 4	H: 0 LOB: 2 BB: 1 P: 8	R: 2 E: 0 K: 0 S: 5	H: 3 LOB: 0 BB: 0 P: 5	R: 2 E: 0 K: 1 S: 8	H: 3 LOB: 2 BB: 1 P: 12	R: 0 E: 0 K: 0 S: 3	H: 0 LOB: 0 BB: 0 P: 3	R: 0 E: 0 K: 0 S: 4	H: 1 LOB: 1 BB: 0 P: 4	R: 0 E: 0 K: 2 S: 4	H: 2 LOB: 2 BB: 0 P: 4		R: 0 E: 0 K: 2 S: 8	H: 1 LOB: 1 BB: 0 P: 8	1B: 11 2B: 2 3B: 0 HR: 0	SF: 1 SAC: 2 DP: 0 HBP: 0	WP: 0 PB: 0 SB: 1 CS: 1
PITCHER	IP	WLS	BF	H	R	ER	SO	BB	IBB	HBP	BLK	WP	HR	S	P	ERA	WHIP					
Fred Talbot, R ERA: 3.72	3.0	L	15	3	3	3	0	2	0	0	0	0	0	13	21	9.00	1.667					
Orlando Pena, R ERA: 7.23	1.0		8	6	4	4	0	0	0	0	0	0	0	8	8	36.00	6.000					
Jim Dickson, R ERA: 4.15	1.0		4	0	0	0	1	1	0	0	0	0	0	5	9	0.00	1.000					
Don Buschhorn, R ERA: 3.52	3.0		11	3	0	0	0	0	0	0	0	0	0	11	11	0.00	1.000					
Jesse Hickman, R ERA: 4.91	1.0		4	1	0	0	2	0	0	0	0	0	0	8	8	0.00	1.000					

Batter	1	2	3	4	5	6	7	8	9	AB	R	H	RBI	BB	SO	LOB	BOTTOM				
Bert Campaneris, R OBP: 0.322, SLG: 0.430	K			F2				K		3	0	0	0	1	2	0	<b>Los Angeles Angels @ Kansas City Athletics</b> <b>Municipal Stadium, Kansas City, MO</b> Wed Jun 16 1965, 8:05 PM EDT Unknown <a href="http://livebaseballscorecards.com">livebaseballscorecards.com</a>				
Wayne Causey, L OBP: 0.365, SLG: 0.320	1-3					F4				3	0	1	0	1	0	1					
Jim Landis, R OBP: 0.363, SLG: 0.372 Larry Stahl, L	F8							F6		2	0	0	0	0	1	1					
Ken Harrelson, R OBP: 0.341, SLG: 0.464										4	0	0	0	0	1	3					
Ed Charles, R OBP: 0.330, SLG: 0.401										4	1	2	0	0	0	0					
Mike Hershberger, R OBP: 0.237, SLG: 0.268										4	0	2	0	0	1	0					
Rene Lachemann, R OBP: 0.258, SLG: 0.377										3	0	0	0	0	1	4					
Nelson Mathews, R OBP: 0.321, SLG: 0.353										2	0	0	1	0	1	2					
Fred Talbot, R OBP: 0.310, SLG: 0.420 Skip Lockwood, R OBP: 0.333, SLG: 0.391 Orlando Pena, R OBP: 0.230, SLG: 0.111 Jim Dickson, L OBP: 0.347, SLG: 0.434 Dick Green, R OBP: 0.283, SLG: 0.234 Don Buschhorn, R OBP: 0.340, SLG: 0.515 Billy Bryan, L OBP: 0.270, SLG: 0.255 Jesse Hickman, R										0	0	0	0	0	0	0					
Inning Stats	R: 0 E: 0 K: 1 S: 5	H: 0 LOB: 0 BB: 0 P: 5	R: 0 E: 0 K: 2 S: 7	H: 0 LOB: 0 BB: 0 P: 7	R: 0 E: 0 K: 1 S: 5	H: 0 LOB: 0 BB: 0 P: 5	R: 0 E: 0 K: 1 S: 6	H: 1 LOB: 1 BB: 0 P: 6	R: 0 E: 0 K: 0 S: 2	H: 0 LOB: 1 BB: 1 P: 7	R: 1 E: 0 K: 1 S: 6	H: 2 LOB: 0 BB: 0 P: 6	R: 0 E: 0 K: 2 S: 7	H: 0 LOB: 1 BB: 1 P: 11	R: 0 E: 0 K: 0 S: 3	H: 0 LOB: 0 BB: 0 P: 3		1B: 5 2B: 1 3B: 0 HR: 0	SF: 1 SAC: 0 DP: 2 HBP: 1	WP: 0 PB: 0 SB: 0 CS: 0	PA: 33
PITCHER	IP	WLS	BF	H	R	ER	SO	BB	IBB	HBP	BLK	WP	HR	S	P	ERA	WHIP				
George Brunet, L ERA: 2.32	9.0	W	33	5	1	0	9	2	0	1	0	0	0	48	57	0.00	0.778				












Batter	1	2	3	4	5	6	7	8	9	AB	R	H	RBI	BB	SO	LOB	TOP			
Jose Cardenal, R OBP: 0.311, SLG: 0.410	6-3			F3		6-3			F9	4	0	0	0	0	0	1	<b>Los Angeles Angels @ Cleveland Indians</b> Cleveland Municipal Stadium, Cleveland, OH Sat Jun 19 1965, 3:33 AM EDT Att: 5,791 - Unknown			
Albie Pearson, L OBP: 0.351, SLG: 0.360 Lou Clinton, R OBP: 0.270, SLG: 0.252	6-3			4-3		F8				4	0	1	0	0	0	1				
Jim Fregosi, R OBP: 0.281, SLG: 0.357	F8			K					F8	4	0	0	0	0	1					
Willie Smith, L OBP: 0.279, SLG: 0.412										3	0	1	0	0	0					
Joe Adcock, R OBP: 0.301, SLG: 0.443 Vic Power, R OBP: 0.279, SLG: 0.326										3	0	0	0	0	0					
Buck Rodgers, S OBP: 0.289, SLG: 0.275										3	0	0	0	0	0					
Paul Schaal, R OBP: 0.289, SLG: 0.389										3	0	0	0	0	2					
Bobby Knoop, R OBP: 0.322, SLG: 0.366										3	0	1	0	0	0					
Fred Newman, R OBP: 0.171, SLG: 0.033 Bob Lee, R OBP: 0.200, SLG: 0.444										2	0	0	0	0	1					
<b>Inning Stats</b>	R: 0 E: 0 K: 0 S: 3	H: 0 LOB: 0 BB: 0 P: 3	R: 0 E: 0 K: 0 S: 3	H: 0 LOB: 0 BB: 0 P: 3	R: 0 E: 0 K: 1 S: 5	H: 0 LOB: 0 BB: 0 P: 5	R: 0 E: 0 K: 1 S: 5	H: 0 LOB: 0 BB: 0 P: 5	R: 0 E: 0 K: 0 S: 4	H: 1 LOB: 1 BB: 0 P: 4	R: 0 E: 0 K: 0 S: 3	H: 0 LOB: 0 BB: 0 P: 3	R: 0 E: 0 K: 1 S: 5	H: 0 LOB: 0 BB: 0 P: 5	R: 0 E: 0 K: 1 S: 6	H: 1 LOB: 1 BB: 0 P: 6		1B: 2 2B: 1 3B: 0 HR: 0	SF: 0 SAC: 1 DP: 0 HBP: 0	WP: 0 PB: 0 SB: 0 CS: 0
<b>PITCHER</b> Ralph Terry, R ERA: 2.89	IP: 9.0 WLS: W BF: 30 H: 3 R: 0 ER: 0 SO: 4 BB: 0 IBB: 0 HBP: 0 BLK: 0 WP: 0 HR: 0 S: 38 P: 38 ERA: 0.00 WHIP: 0.333															<b>PITCHER</b>				

Batter	1	2	3	4	5	6	7	8	9	AB	R	H	RBI	BB	SO	LOB	BOTTOM			
Dick Howser, R OBP: 0.353, SLG: 0.275	K			F8		SH1-3			4-3	3	0	0	0	0	1	<b>Los Angeles Angels @ Cleveland Indians</b> Cleveland Municipal Stadium, Cleveland, OH Sat Jun 19 1965, 3:33 AM EDT Att: 5,791 - Unknown				
Vic Davallito, L OBP: 0.391, SLG: 0.479	4-3			F3						3	1	1	0	1	0					
Max Alvis, R OBP: 0.348, SLG: 0.481	1-3			6-3						3	0	0	0	0	2					
Rocky Colavito, R OBP: 0.382, SLG: 0.505										4	0	0	0	0	1					
Leon Wagner, L OBP: 0.356, SLG: 0.474										3	0	0	0	1	0					
Fred Whitfield, L OBP: 0.309, SLG: 0.503										4	0	2	1	0	0					
Duke Sims, L OBP: 0.429, SLG: 0.429 Phil Roof, R OBP: 0.136, SLG: 0.136										3	0	1	0	0	0					
Pedro Gonzalez, R OBP: 0.280, SLG: 0.354										2	0	1	0	0	0					
Ralph Terry, R OBP: 0.179, SLG: 0.154										3	0	1	0	0	2					
<b>Inning Stats</b>	R: 0 E: 0 K: 1 S: 5	H: 0 LOB: 0 BB: 0 P: 5	R: 0 E: 0 K: 0 S: 3	H: 0 LOB: 0 BB: 0 P: 3	R: 0 E: 1 K: 0 S: 3	H: 1 LOB: 0 BB: 0 P: 3	R: 0 E: 0 K: 0 S: 3	H: 0 LOB: 0 BB: 0 P: 3	R: 0 E: 0 K: 0 S: 4	H: 1 LOB: 2 BB: 1 P: 10	R: 0 E: 0 K: 0 S: 3	H: 0 LOB: 0 BB: 0 P: 3	R: 0 E: 0 K: 0 S: 4	H: 1 LOB: 1 BB: 0 P: 4	R: 1 E: 0 K: 0 S: 4		H: 2 LOB: 3 BB: 1 P: 8	1B: 6 2B: 0 3B: 0 HR: 0	SF: 0 SAC: 3 DP: 0 HBP: 0	WP: 0 PB: 0 SB: 0 CS: 1
<b>PITCHER</b> Fred Newman, R ERA: 3.29 Bob Lee, R ERA: 1.88	IP: 8.1 WLS: L BF: 32 H: 5 R: 1 ER: 1 SO: 2 BB: 0 IBB: 0 HBP: 0 BLK: 0 WP: 0 HR: 0 S: 34 P: 42 ERA: 1.08 WHIP: 0.600															<b>PITCHER</b>				



Batter	1	2	3	4	5	6	7	8	9	AB	R	H	RBI	BB	SO	LOB	TOP			
Jose Cardenal, R OBP: 0.306, SLG: 0.404	F5			4-3		K		K		4	0	0	0	0	2	2	<b>Los Angeles Angels @ Cleveland Indians</b> Cleveland Municipal Stadium, Cleveland, OH Sun Jun 20 1965, 3:33 AM EDT Unknown			
Bobby Gene Smith, R OBP: 0.266, SLG: 0.325	F3			5-3		5-3		5-3		4	0	0	0	0	0	2				
Jim Fregosi, R OBP: 0.284, SLG: 0.357	F6			FC6-4 BB					K	3	0	1	0	1	1	0				
Joe Adcock, R OBP: 0.291, SLG: 0.429	F5			FC6-4		F9			K	4	0	0	0	0	1	3				
Lou Clinton, R OBP: 0.277, SLG: 0.248	4-3								F3	2	0	0	0	2	0	0				
Paul Schaaf, R OBP: 0.286, SLG: 0.384	F9					E4		F9		3	0	0	0	0	0	2				
Buck Rodgers, S OBP: 0.265, SLG: 0.271			F5		K			G5-4-3		3	0	0	0	0	1	3				
Bobby Knoop, R OBP: 0.322, SLG: 0.361			K		3					2	0	0	0	1	1	2				
Marcelino Lopez, R OBP: 0.219, SLG: 0.258			4-3							2	0	1	0	0	0	0				
Aubrey Gatewood, R OBP: 0.300, SLG: 0.667										0	0	0	0	0	0	0				
Vic Power, R OBP: 0.273, SLG: 0.318						1B				1	0	0	0	0	0	1				
Ken McBride, R						2B				0	0	0	0	0	0	0				
<b>Inning Stats</b>	R: 0 E: 0 K: 0 S: 3	H: 0 LOB: 0 BB: 0 P: 3	R: 0 E: 0 K: 0 S: 3	H: 0 LOB: 0 BB: 0 P: 3	R: 0 E: 0 K: 1 S: 5	H: 0 LOB: 0 BB: 0 P: 5	R: 0 E: 0 K: 0 S: 3	H: 0 LOB: 1 BB: 1 P: 7	R: 0 E: 1 K: 1 S: 5	H: 2 LOB: 2 BB: 0 P: 7	R: 0 E: 0 K: 0 S: 2	H: 0 LOB: 0 BB: 1 P: 6	R: 0 E: 0 K: 1 S: 5	H: 0 LOB: 1 BB: 1 P: 9	R: 0 E: 0 K: 2 S: 7	H: 0 LOB: 0 BB: 0 P: 7	1B: 1 2B: 2 3B: 0 HR: 0	SF: 0 SAC: 0 DP: 2 HBP: 0	WP: 0 PB: 0 SB: 0 CS: 0	PA: 32
<b>PITCHER</b> Sam McDowell, L ERA: 2.54	IP: 9.0 WLS: W BF: 32	H: 2 R: 0 ER: 0 SO: 6	BB: 4 IBB: 0 HBP: 0 BLK: 0	WP: 0 HR: 0 S: 40 P: 56	ERA: 0.00 WHIP: 0.667															

Batter	1	2	3	4	5	6	7	8	9	AB	R	H	RBI	BB	SO	LOB	BOTTOM		
Larry Brown, R OBP: 0.300, SLG: 0.312	WP 1B 1-3					L7		K		4	1	1	0	0	1	5	<b>Los Angeles Angels @ Cleveland Indians</b> Cleveland Municipal Stadium, Cleveland, OH Sun Jun 20 1965, 3:33 AM EDT Unknown		
Vic Davallio, L OBP: 0.387, SLG: 0.472	1-3			5-3		6-3				5	0	1	1	0	0	1			
Max Alvis, R OBP: 0.349, SLG: 0.477	F2			6-3						4	1	1	0	1	0	3			
Rocky Colavito, R OBP: 0.383, SLG: 0.502				6-3						3	1	1	0	1	0	1			
Leon Wagner, L OBP: 0.354, SLG: 0.470	F4					F2		F3		4	0	1	0	0	0	4			
Chuck Hinton, R OBP: 0.330, SLG: 0.406										3	1	2	1	1	0	0			
Joe Azcue, R OBP: 0.288, SLG: 0.262										4	0	2	1	0	0	3			
Pedro Gonzalez, R OBP: 0.279, SLG: 0.341										3	1	0	0	1	0	3			
Sam McDowell, L OBP: 0.118, SLG: 0.091										4	0	0	0	0	2	6			
<b>Inning Stats</b>	R: 1 E: 0 K: 0 S: 4	H: 1 LOB: 1 BB: 1 P: 8	R: 0 E: 1 K: 0 S: 5	H: 1 LOB: 2 BB: 0 P: 5	R: 0 E: 0 K: 0 S: 4	H: 2 LOB: 1 BB: 0 P: 4	R: 0 E: 0 K: 1 S: 5	H: 0 LOB: 0 BB: 0 P: 5	R: 2 E: 1 K: 1 S: 8	H: 3 LOB: 3 BB: 2 P: 16	R: 0 E: 0 K: 0 S: 4	H: 1 LOB: 1 BB: 0 P: 4	R: 2 E: 1 K: 1 S: 7	H: 1 LOB: 2 BB: 1 P: 12	1B: 9 2B: 0 3B: 0 HR: 0	SF: 0 SAC: 0 DP: 1 HBP: 1	WP: 2 PB: 0 SB: 0 CS: 0	PA: 39	
<b>PITCHER</b> Marcelino Lopez, L ERA: 2.67	IP: 5.1 WLS: L BF: 24	H: 6 R: 3 ER: 3 SO: 1	BB: 2 IBB: 0 HBP: 0 BLK: 0	WP: 2 HR: 0 S: 24 P: 32	ERA: 5.06 WHIP: 1.500														
Aubrey Gatewood, R ERA: 3.99	IP: 1.2 WLS: L BF: 8	H: 2 R: 0 ER: 0 SO: 1	BB: 0 IBB: 1 HBP: 0 BLK: 0	WP: 0 HR: 0 S: 9 P: 13	ERA: 0.00 WHIP: 1.200														
Ken McBride, R ERA: 15.43	IP: 1.0 WLS: L BF: 7	H: 2 R: 2 ER: 0 SO: 1	BB: 1 IBB: 0 HBP: 1 BLK: 0	WP: 0 HR: 0 S: 7 P: 12	ERA: 0.00 WHIP: 2.000														



Batter	1	2	3	4	5	6	7	8	9	AB	R	H	RBI	BB	SO	LOB	TOP
Albie Pearson, L OBP: 0.343, SLG: 0.351 (1, 8)										4	0	0	0	0	0	1	<b>Los Angeles Angels @ Cleveland Indians</b> Cleveland Municipal Stadium, Cleveland, OH Sun Jun 20 1965, 3:38 AM EDT Att: 24,616 - Unknown <a href="http://livebaseballscorecards.com">livebaseballscorecards.com</a>
Julio Gotay, R OBP: 0.280, SLG: 0.324 (1, 4)										4	0	0	0	0	1	1	
Jim Fregosi, R OBP: 0.284, SLG: 0.355 (1, 6)										4	0	1	0	0	0	0	
Willie Smith, L OBP: 0.283, SLG: 0.425 (1, 7)										3	1	1	1	1	0	1	
Lou Clinton, R OBP: 0.270, SLG: 0.241 (1, 9)										3	0	0	0	0	1	1	
Vic Power, R OBP: 0.277, SLG: 0.340 Jose Cardenal, R (8, PR) Barry Latman, R (8, 1)										3	0	1	0	0	0	0	
Paul Schaal, R OBP: 0.283, SLG: 0.380 (1, 5)										2	0	0	0	0	0	0	
Tom Satriano, L OBP: 0.111, SLG: 0.111 (1, 2)										3	0	1	0	0	0	0	
Dean Chance, R OBP: 0.172, SLG: 0.077 Al Spangler, L (6, PH) Bob Lee, R Joe Adcock, R (8, PH)										1	0	1	0	0	0	0	
Inning Stats	R: 0 E: 0 K: 0 S: 3	H: 0 LOB: 0 BB: 0 P: 3	R: 1 E: 0 K: 1 S: 6	H: 1 LOB: 0 BB: 0 P: 6	R: 0 E: 0 K: 0 S: 4	H: 1 LOB: 1 BB: 0 P: 4	R: 0 E: 0 K: 0 S: 3	H: 0 LOB: 0 BB: 0 P: 3	R: 0 E: 0 K: 0 S: 3	H: 0 LOB: 0 BB: 1 P: 6	R: 0 E: 0 K: 0 S: 4	H: 2 LOB: 2 BB: 0 P: 4	R: 0 E: 0 K: 1 S: 6	H: 1 LOB: 1 BB: 0 P: 6	1B: 3 2B: 1 3B: 0 HR: 1	SF: 0 SAC: 1 DP: 1 HBP: 0	
PITCHER Lee Stange, R ERA: 2.87 (1, 1)	IP: 9.0 WLS: W BF: 31 H: 5 R: 1 ER: 1 SO: 2 BB: 1 IBB: 0 HBP: 0 BLK: 0 WP: 0 HR: 1 S: 34 P: 38 ERA: 1.00 WHIP: 0.667																

Batter	1	2	3	4	5	6	7	8	9	AB	R	H	RBI	BB	SO	LOB	BOTTOM
Dick Howser, R OBP: 0.361, SLG: 0.277 (1, 6)										2	0	1	0	2	1	0	<b>Los Angeles Angels @ Cleveland Indians</b> Cleveland Municipal Stadium, Cleveland, OH Sun Jun 20 1965, 3:38 AM EDT Att: 24,616 - Unknown <a href="http://livebaseballscorecards.com">livebaseballscorecards.com</a>
Vic Davallio, L OBP: 0.389, SLG: 0.473 (1, 8)										4	0	2	0	0	0	3	
Max Alvis, R OBP: 0.348, SLG: 0.487 (1, 5)										4	1	1	1	0	1	3	
Rocky Colavito, R OBP: 0.389, SLG: 0.516 (1, 9)										2	2	1	1	2	0	2	
Leon Wagner, L OBP: 0.348, SLG: 0.462 (1, 7)										4	0	0	0	0	1	3	
Fred Whitfield, L OBP: 0.308, SLG: 0.497 Chuck Hinton, R (8, PR)										4	0	1	0	0	0	0	
Duke Sims, L OBP: 0.273, SLG: 0.273 (1, 2)										4	0	0	0	0	2	1	
Pedro Gonzalez, R OBP: 0.278, SLG: 0.349 (1, 4)										4	0	1	0	0	2	1	
Lee Stange, R OBP: 0.344, SLG: 0.167 (1, 1)										2	0	0	0	0	2	1	
Inning Stats	R: 0 E: 0 K: 2 S: 8	H: 1 LOB: 2 BB: 1 P: 12	R: 0 E: 0 K: 1 S: 5	H: 0 LOB: 0 BB: 0 P: 5	R: 0 E: 0 K: 1 S: 5	H: 1 LOB: 2 BB: 1 P: 10	R: 0 E: 0 K: 1 S: 5	H: 0 LOB: 0 BB: 0 P: 5	R: 0 E: 0 K: 0 S: 4	H: 1 LOB: 1 BB: 0 P: 4	R: 0 E: 0 K: 2 S: 9	H: 2 LOB: 2 BB: 0 P: 9	R: 2 E: 1 K: 1 S: 7	H: 2 LOB: 1 BB: 1 P: 11	1B: 4 2B: 1 3B: 0 HR: 2	SF: 0 SAC: 0 DP: 0 HBP: 1	
PITCHER Dean Chance, R ERA: 4.61 Bob Lee, R Barry Latman, R	IP: 5.0 WLS: 20 BF: 20 H: 2 R: 0 ER: 0 SO: 6 BB: 3 IBB: 0 HBP: 0 BLK: 0 WP: 0 HR: 0 S: 28 P: 41 ERA: 0.00 WHIP: 1.000																
PITCHER Lee Stange, R ERA: 2.87 Vic Power, R Jose Cardenal, R Barry Latman, R	IP: 2.0 WLS: 9 BF: 9 H: 3 R: 1 ER: 1 SO: 2 BB: 0 IBB: 0 HBP: 0 BLK: 0 WP: 0 HR: 1 S: 13 P: 13 ERA: 4.50 WHIP: 1.500																
PITCHER Lee Stange, R ERA: 2.15 Vic Power, R Jose Cardenal, R Barry Latman, R	IP: 1.0 WLS: L BF: 6 H: 2 R: 2 ER: 1 SO: 1 BB: 1 IBB: 0 HBP: 0 BLK: 0 WP: 0 HR: 1 S: 7 P: 11 ERA: 9.00 WHIP: 3.000																



Batter	1	2	3	4	5	6	7	8	9	AB	R	H	RBI	BB	SO	LOB	TOP			
<b>Jose Cardenal, R</b> OBP: 0.304, SLG: 0.398 (1, 8)	0-3 K		0-0 F3		1-0 HBP		0-0 6-3		0-0 G6-4-3	4	0	0	0	0	1	3				
<b>Bobby Gene Smith, R</b> OBP: 0.263, SLG: 0.318 (1, 7)	0-3 K		0-0 CS 1B		0-3 K		0-0 4-3			4	0	1	0	0	2	2				
<b>Jim Fregosi, R</b> OBP: 0.290, SLG: 0.358 (1, 6)			4-0 1B		0-0 BB		0-0 6-3			3	1	2	0	1	0	0				
<b>Joe Adcock, R</b> OBP: 0.288, SLG: 0.419 (1, 3)	0-3 K		0-0 L5				0-0 FC5-4 1B		0-3 K	4	1	1	0	0	2	3				
<b>Paul Schaaf, R</b> OBP: 0.293, SLG: 0.380 (8, 5)							1-2 1B			0	0	0	0	0	0	0				
<b>Lou Clinton, R</b> OBP: 0.262, SLG: 0.232 (1, 9)		0-0 5-3		0-0 G3		0-3 K		0-0 F7		4	0	0	0	0	1	2				
<b>Vic Power, R</b> OBP: 0.294, SLG: 0.412 (1, 5)		0-0 HR		0-0 5-3		0-0 FC5-4 1B		0-0 1-3		4	1	2	2	0	0	0				
<b>Bobby Knoop, R</b> OBP: 0.321, SLG: 0.359 (1, 4)		0-3 K		0-3 K		0-0 FC5-4 1B			0-0 1B	4	0	1	0	0	2	2				
<b>Tom Egan, R</b> OBP: 0.500, SLG: 0.500 (1, 2)		0-3 K			0-3 K		0-0 1-2 3-H 1B		0-0 G6-4-3 1B	4	0	2	1	0	2	0				
<b>George Brunet, R</b> OBP: 0.200, SLG: 0.167 (1, 1)			0-0 1B 2B		4-0 CS WP BB		0-3 K		0-3 K	3	0	1	0	1	2	4				
<b>Inning Stats</b>	R: 0 E: 0 K: 3 S: 10	H: 1 LOB: 1 BB: 0 P: 10	R: 1 E: 0 K: 2 S: 8	H: 1 LOB: 0 BB: 0 P: 8	R: 0 E: 0 K: 0 S: 4	H: 2 LOB: 2 BB: 1 P: 8	R: 0 E: 0 K: 1 S: 5	H: 0 LOB: 0 BB: 0 P: 5	R: 0 E: 0 K: 2 S: 6	H: 4 LOB: 2 BB: 0 P: 11	R: 0 E: 0 K: 0 S: 3	H: 0 LOB: 0 BB: 0 P: 3	R: 0 E: 0 K: 1 S: 5	H: 0 LOB: 0 BB: 0 P: 5	R: 0 E: 0 K: 1 S: 6	H: 2 LOB: 1 BB: 0 P: 6	1B: 8 2B: 2 3B: 0 HR: 1	SF: 0 SAC: 0 DP: 2 HBP: 1	WP: 1 PB: 0 SB: 0 CS: 2	PA: 37
<b>PITCHER</b>	IP	WLS	BF	H	R	ER	SO	BB	IBB	HBP	BLK	WP	HR	S	P	ERA	WHIP			
<b>Mickey Lolich, L</b> ERA: 3.49 (1, 1)	6.0	L	27	8	3	3	10	2	0	1	0	1	1	44	53	4.50	1.667			
<b>Fred Gladding, R</b> ERA: 2.53 (7, 1)	2.0		6	0	0	0	1	0	0	0	0	0	0	8	8	0.00	0.000			
<b>Phil Regan, R</b> ERA: 5.03 (9, 1)	1.0		4	2	0	0	1	0	0	0	0	0	0	6	6	0.00	2.000			

Los Angeles Angels @ Detroit Tigers  
Tiger Stadium, Detroit, MI  
Tue Jun 22 1965, 7:05 PM EDT  
Att: 17,516 - Unknown

AB 34  
R 3  
H 10  
RBI 3  
BB 2  
SO 12  
LOB 16



Batter	1	2	3	4	5	6	7	8	9	AB	R	H	RBI	BB	SO	LOB	BOTTOM					
<b>Don Wert, R</b> OBP: 0.324, SLG: 0.296 (1, 5)	0-0 L4		0-0 5-3			0-0 F6		4-0 BB		3	0	0	0	1	0	0						
<b>Jerry Lumpe, L</b> OBP: 0.330, SLG: 0.337 (1, 4)	0-0 F5			4-0 BB			0-0 1B		0-0 1-3	3	0	1	0	1	0	3						
<b>Norm Cash, L</b> OBP: 0.347, SLG: 0.309 (1, 3)	0-0 F7			0-0 G3-6			0-0 F6		0-0 3-1	4	0	0	0	0	0	2						
<b>Al Kaline, R</b> OBP: 0.397, SLG: 0.557 (1, 8)		0-0 L5-3		0-0 L7			0-0 L7		0-0 5-3 1B	4	0	1	0	0	0	1						
<b>Willie Horton, R</b> OBP: 0.390, SLG: 0.685 (1, 7)		4-0 BB			0-3 K		0-0 F9		0-0 5-3	3	0	0	0	1	1	2						
<b>Don Demeter, R</b> OBP: 0.296, SLG: 0.349 (1, 9)		0-0 F5			0-3 K			0-0 BB 1B	0-0 6-3	4	0	1	0	0	1	2						
<b>Bill Freehan, R</b> OBP: 0.267, SLG: 0.289 (1, 2)		0-0 F8			0-3 K			4-0 BB 1B		2	0	0	0	1	1	1						
<b>Dick McAuliffe, L</b> OBP: 0.382, SLG: 0.511 (1, 6)			0-0 F6			0-3 K		0-0 F6		3	0	0	0	0	1	2						
<b>Mickey Lolich, S</b> OBP: 0.118, SLG: 0.091 (1, 1)			0-3 K			0-0 F7		0-3 K		1	0	0	0	0	1	0						
<b>George Thomas, R</b> OBP: 0.270, SLG: 0.387 (6, PH)										1	0	0	0	0	0	0						
<b>Fred Gladding, L</b> (7, 1)										0	0	0	0	0	0	0						
<b>Jake Wood, R</b> OBP: 0.315, SLG: 0.382 (8, PH)										1	0	0	0	0	1	2						
<b>Phil Regan, R</b> OBP: 0.111, SLG: 0.111 (9, 1)										0	0	0	0	0	0	0						
<b>Inning Stats</b>	R: 0 E: 0 K: 0 S: 3	H: 0 LOB: 0 BB: 0 P: 3	R: 0 E: 0 K: 0 S: 3	H: 0 LOB: 1 BB: 1 P: 7	R: 0 E: 0 K: 1 S: 5	H: 0 LOB: 0 BB: 0 P: 5	R: 0 E: 0 K: 0 S: 2	H: 0 LOB: 0 BB: 1 P: 6	R: 0 E: 0 K: 3 S: 9	H: 0 LOB: 0 BB: 0 P: 9	R: 0 E: 0 K: 1 S: 5	H: 0 LOB: 0 BB: 0 P: 5	R: 0 E: 0 K: 0 S: 4	H: 1 LOB: 1 BB: 0 P: 4	R: 0 E: 0 K: 1 S: 6	H: 1 LOB: 3 BB: 2 P: 14	R: 0 E: 0 K: 0 S: 4	H: 1 LOB: 1 BB: 0 P: 4	1B: 3 2B: 0 3B: 0 HR: 0	SF: 0 SAC: 0 DP: 1 HBP: 0	WP: 0 PB: 0 SB: 0 CS: 0	PA: 33
<b>PITCHER</b>	IP	WLS	BF	H	R	ER	SO	BB	IBB	HBP	BLK	WP	HR	S	P	ERA	WHIP					
<b>George Brunet, L</b> ERA: 1.99 (1, 1)	9.0	W	33	3	0	0	6	4	0	0	0	0	0	41	57	0.00	0.778					

Los Angeles Angels @ Detroit Tigers  
Tiger Stadium, Detroit, MI  
Tue Jun 22 1965, 7:05 PM EDT  
Att: 17,516 - Unknown

AB 29  
R 0  
H 3  
RBI 0  
BB 4  
SO 6  
LOB 15





Batter	1	2	3	4	5	6	7	8	9	AB	R	H	RBI	BB	SO	LOB	TOP			
Jose Cardenal, R (1, 8) OBP: 0.300, SLG: 0.392	0-3 K		0-0 6-3			0-0 F2			0-0 L8	4	0	0	0	0	1	0	<b>Los Angeles Angels @ Detroit Tigers</b> Tiger Stadium, Detroit, MI Wed Jun 23 1965, 7:05 PM EDT Att: 9,494 - Unknown			
Bobby Gene Smith, R (1, 7) OBP: 0.260, SLG: 0.292	0-3 K		0-0 F3			0-0 2-3			0-0 5-3	4	0	0	0	0	1	0				
Jim Fregosi, R (1, 6) OBP: 0.293, SLG: 0.364	0-0 1B			0-0 1-3		0-0 6-3			0-0 2B	4	0	2	0	0	0	0				
Joe Adcock, R (1, 3) OBP: 0.287, SLG: 0.414	0-0 F3			0-0 1B			0-0 F3		0-0 F7	4	0	1	0	0	0	2				
Vic Power, R (1, 5) OBP: 0.278, SLG: 0.389		0-0 L8		0-0 F5			0-0 L8			3	0	0	0	0	0	1				
Lou Clinton, R (1, 9) OBP: 0.264, SLG: 0.252		0-0 3B		0-0 L8			0-0 F9			3	0	1	0	0	0	1				
Bobby Knoop, R (1, 4) OBP: 0.321, SLG: 0.355		0-3 K			0-0 5-3			4-0 G4-6-3 BB		2	0	0	0	1	1	1				
Julio Gotay, R (8, PR) OBP: 0.280, SLG: 0.324										0	0	0	0	0	0	0				
Tom Egan, R (1, 2) OBP: 0.375, SLG: 0.375		0-3 K			0-0 F9			0-3 K		2	0	0	0	0	1	1				
Merritt Ranew, L (8, PH) OBP: 0.281, SLG: 0.423										1	0	0	0	0	1	1				
Rudy May, L (1, 1) OBP: 0.269, SLG: 0.261			0-3 K			0-0 4-3			0-0 G4-6-3	2	0	0	0	0	1	0				
Willie Smith, L (8, PH) OBP: 0.281, SLG: 0.423										1	0	0	0	0	0	1				
Bob Lee, R (8, 1) OBP: 0.200, SLG: 0.444										0	0	0	0	0	0	0				
<b>Inning Stats</b>	R: 0 E: 0 K: 2 S: 8	H: 1 LOB: 1 BB: 0 P: 8	R: 0 E: 0 K: 2 S: 8	H: 1 LOB: 1 BB: 0 P: 8	R: 0 E: 0 K: 1 S: 5	H: 0 LOB: 0 BB: 0 P: 5	R: 0 E: 0 K: 0 S: 4	H: 1 LOB: 1 BB: 0 P: 4	R: 0 E: 0 K: 0 S: 3	H: 0 LOB: 0 BB: 0 P: 3	R: 0 E: 0 K: 0 S: 3	H: 0 LOB: 0 BB: 0 P: 3	R: 0 E: 0 K: 1 S: 4	H: 0 LOB: 1 BB: 1 P: 8	R: 0 E: 0 K: 0 S: 4	H: 1 LOB: 1 BB: 0 P: 4	1B: 2 2B: 1 3B: 1 HR: 0	SF: 0 SAC: 0 DP: 1 HBP: 0	WP: 0 PB: 0 SB: 0 CS: 0	PA: 31
<b>PITCHER</b> Hank Aquirre, L (1, 1) ERA: 2.75	IP: 9.0 WLS: W BF: 31 H: 4 R: 0 ER: 0 SO: 6 BB: 1 IBB: 0 HBP: 0 BLK: 0 WP: 0 HR: 0 S: 42 P: 46 ERA: 0.00 WHIP: 0.556															<b>PITCHER</b>				

AB	30
R	0
H	4
RBI	0
BB	1
SO	6
LOB	8

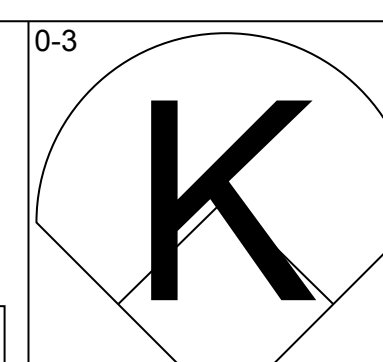
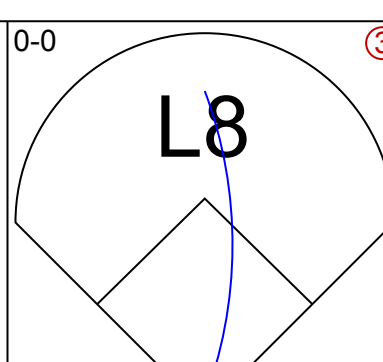
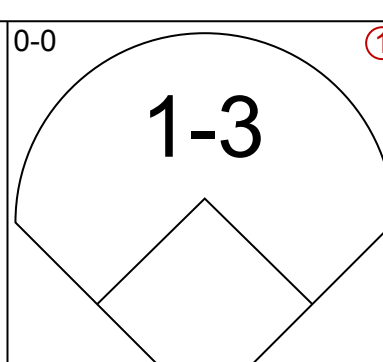
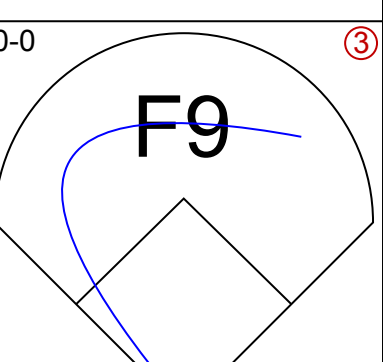
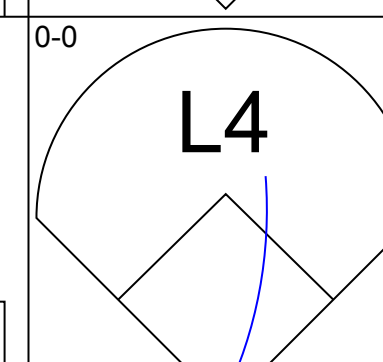
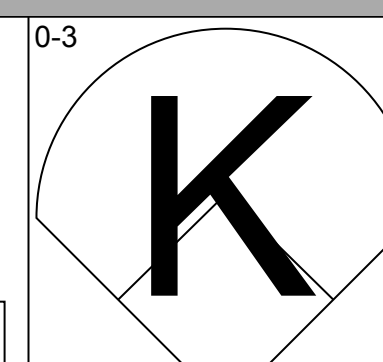
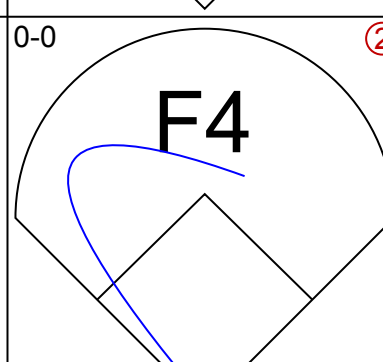
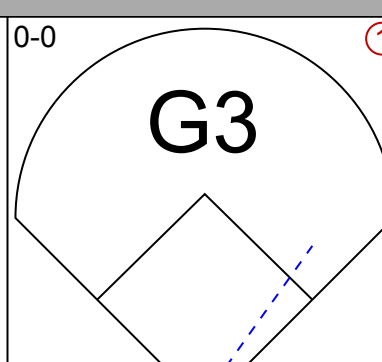
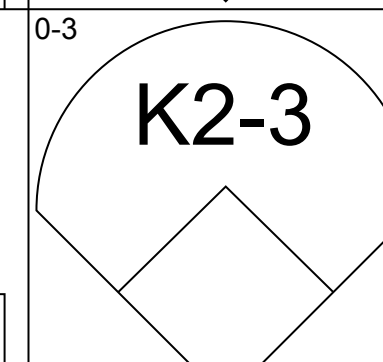
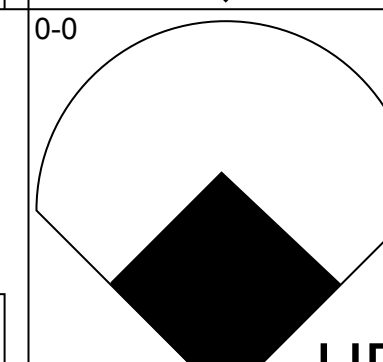
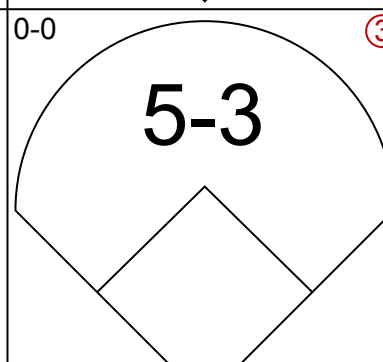
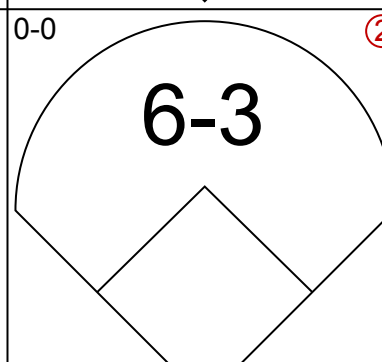
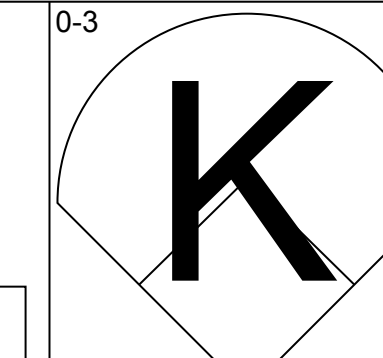
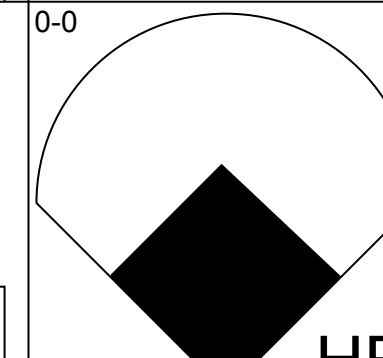
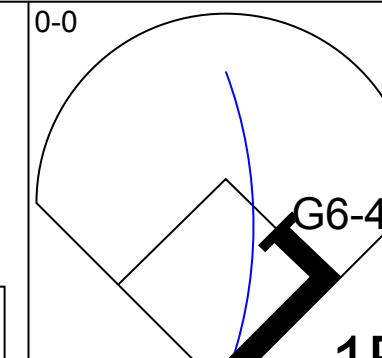
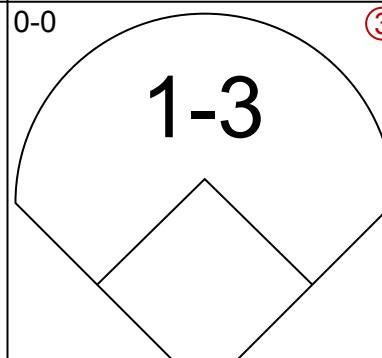
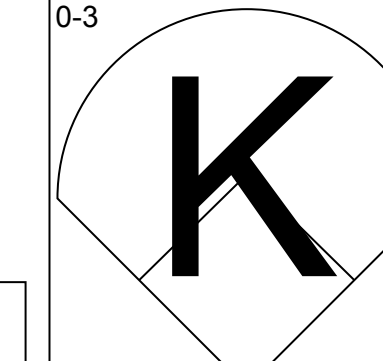
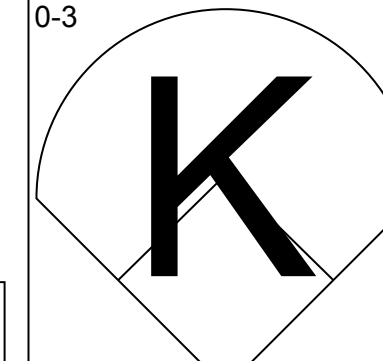
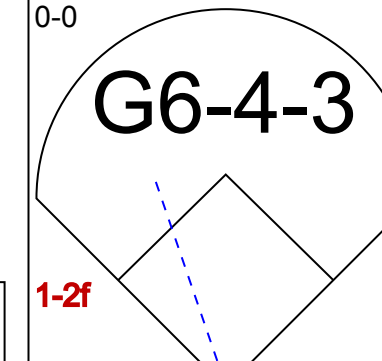
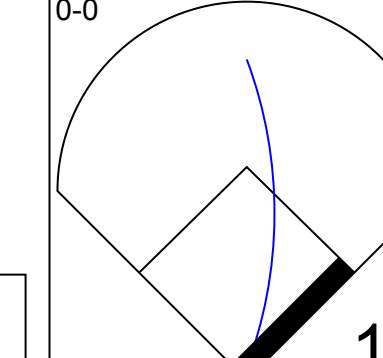
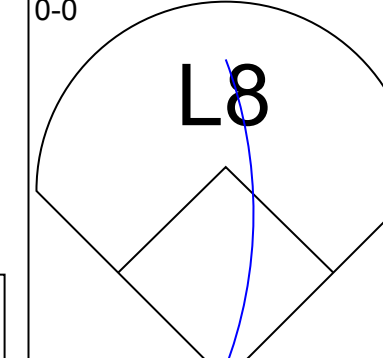
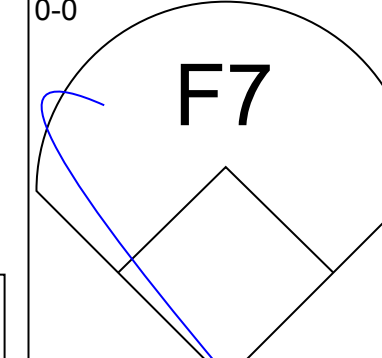
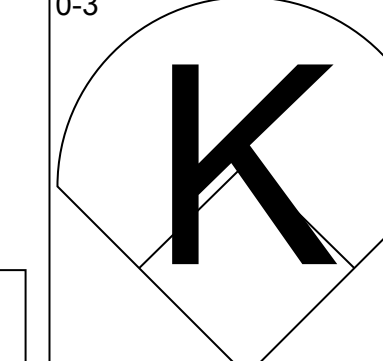
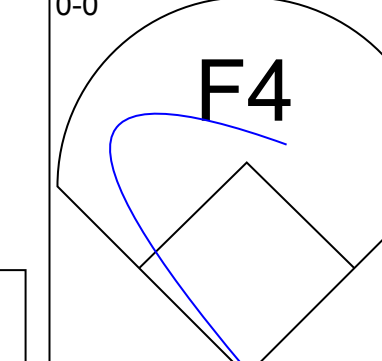
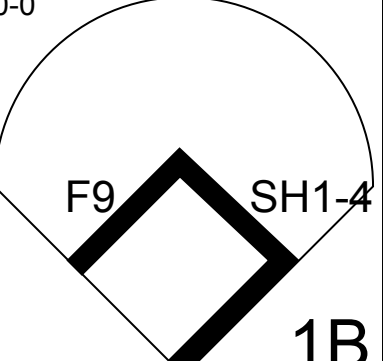
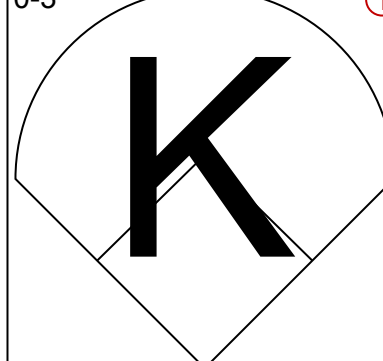
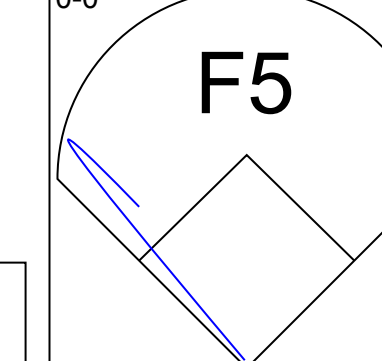
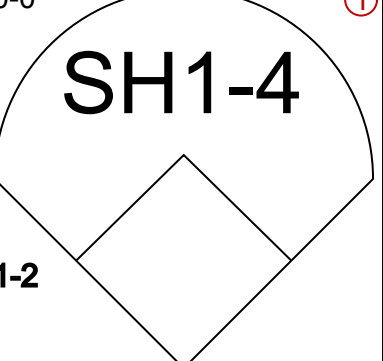

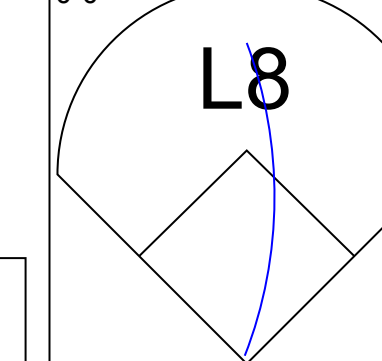
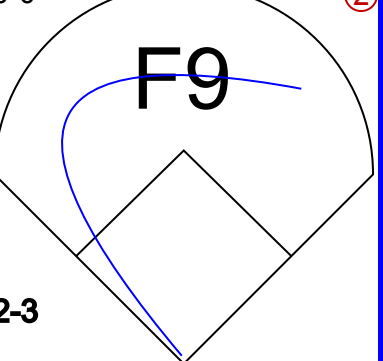


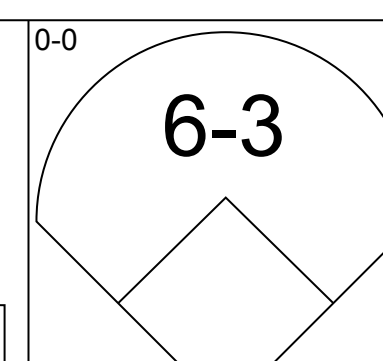
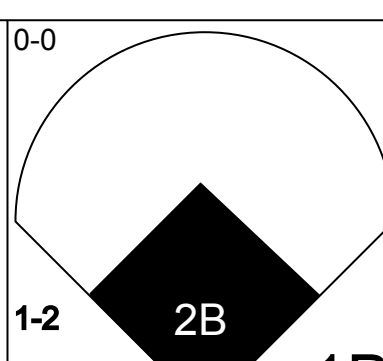
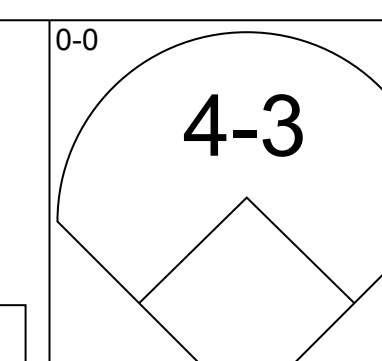
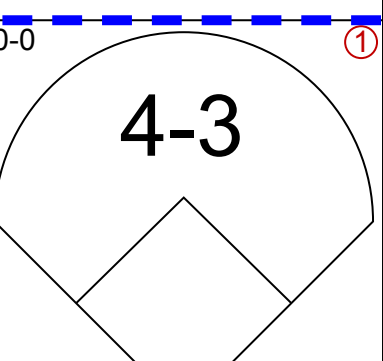
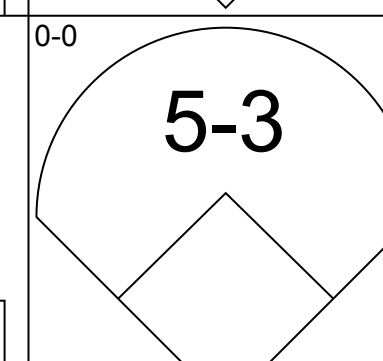
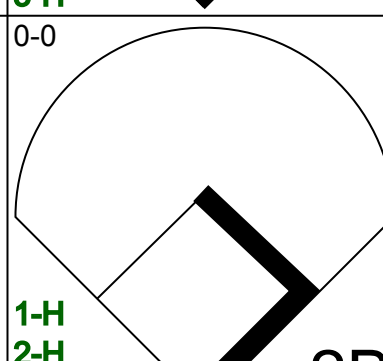
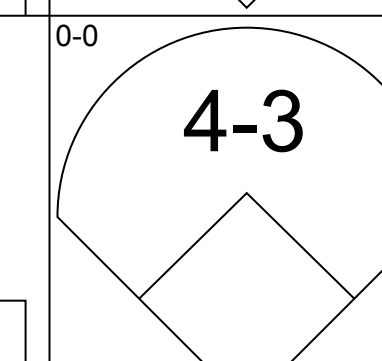
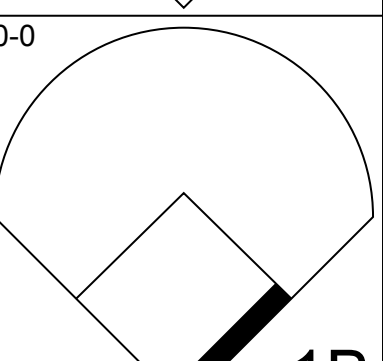
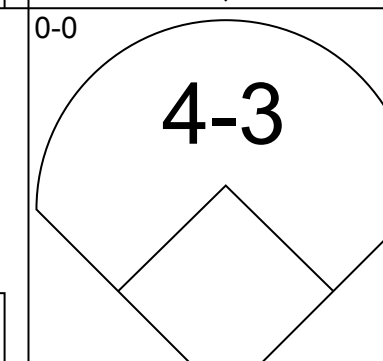
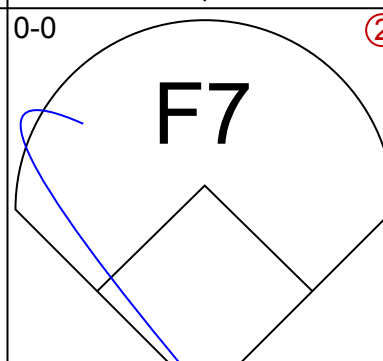
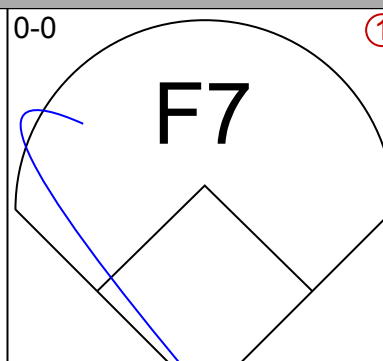
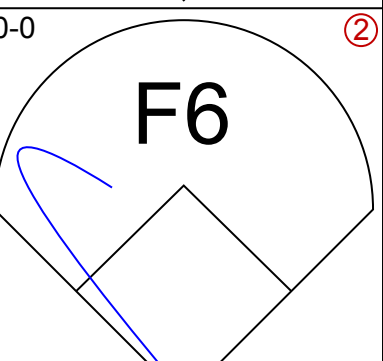

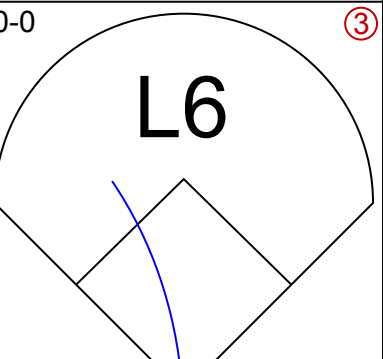
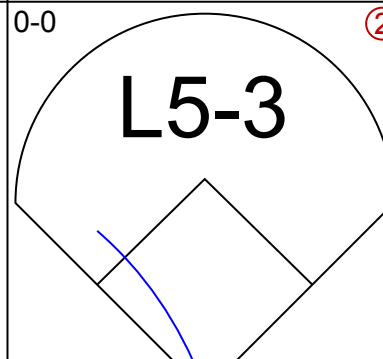
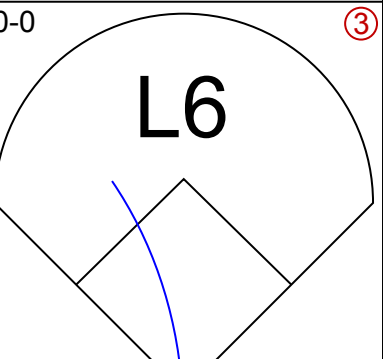
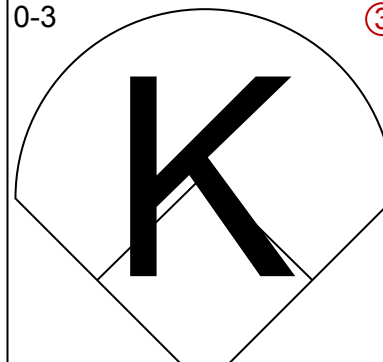

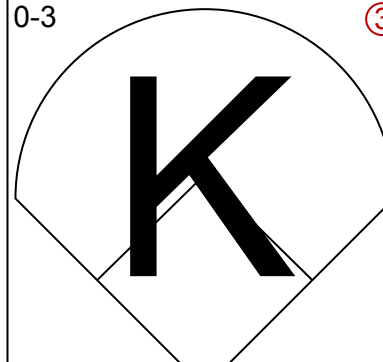




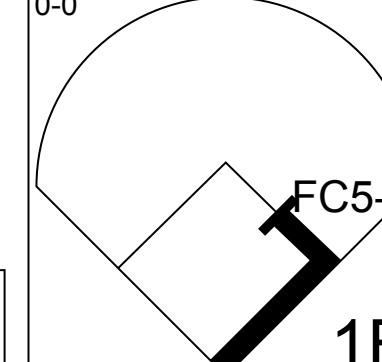
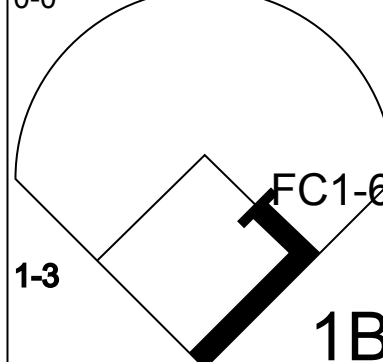
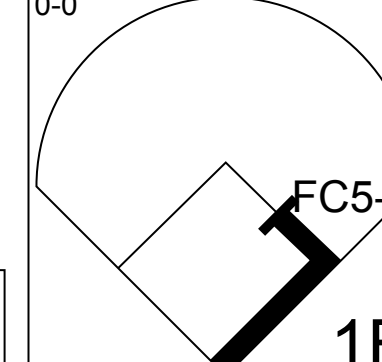
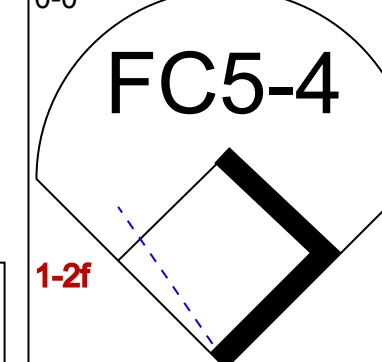
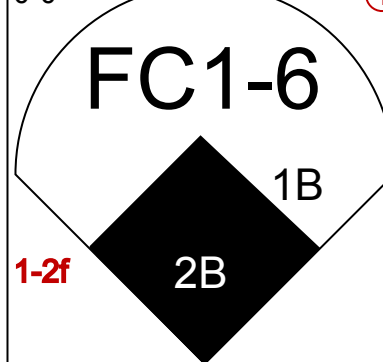
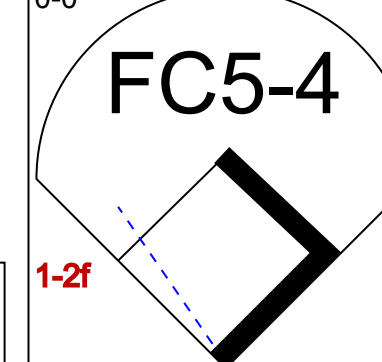
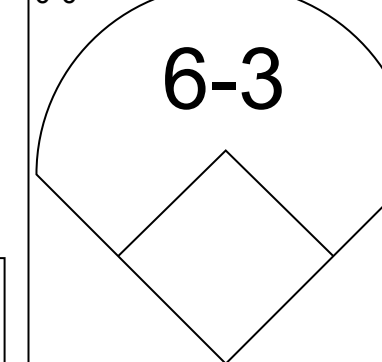
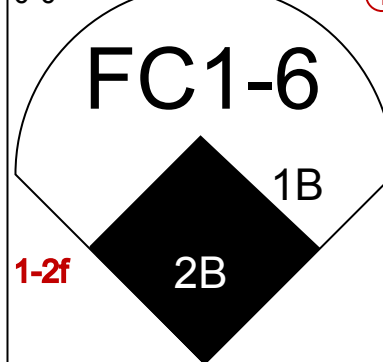

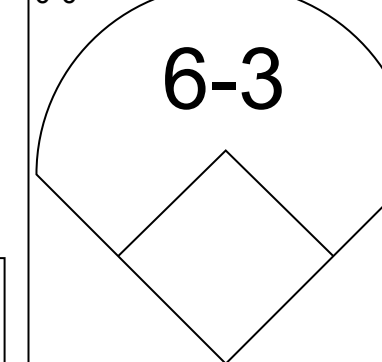
Batter	1	2	3	4	5	6	7	8	9	AB	R	H	RBI	BB	SO	LOB	BOTTOM			
Don Wert, R (1, 5) OBP: 0.323, SLG: 0.300	0-0 F8			0-0 2B			0-3 K			4	0	1	1	0	2	2	<b>Los Angeles Angels @ Detroit Tigers</b> Tiger Stadium, Detroit, MI Wed Jun 23 1965, 7:05 PM EDT Att: 9,494 - Unknown			
Jerry Lumpe, L (1, 4) OBP: 0.325, SLG: 0.335	0-0 PB 1B		0-0 F6	0-0 F8			0-0 F9			4	0	1	0	0	0	1				
Norm Cash, L (1, 3) OBP: 0.345, SLG: 0.303	4-0 1-3 1B BB		0-0 F6		0-0 F7		0-0 F3			3	0	0	0	1	0	0				
Al Kaline, R (1, 8) OBP: 0.395, SLG: 0.548	0-0 L6-4-3 1-2		4-0 1B BB		0-0 L6			0-0 L1-3		3	0	0	0	1	0	2				
Willie Horton, R (1, 7) OBP: 0.387, SLG: 0.676		0-0 F8	0-0 1-2 1B		0-0 L5			0-0 6-3		4	0	1	0	0	0	0				
Don Demeter, R (1, 9) OBP: 0.290, SLG: 0.341		0-0 F8	0-0 F3			0-0 5-3		0-0 6-3		4	0	0	0	0	0	2				
Bill Freehan, R (1, 2) OBP: 0.268, SLG: 0.286		4-0 1B BB		0-3 K		0-0 6-3				2	1	0	0	1	1	0				
Dick McAuliffe, L (1, 6) OBP: 0.389, SLG: 0.518		0-0 1B 1-2 1B		0-0 2B 1B		0-0 1B				3	1	3	0	0	0	0				
Hank Aquirre, R (1, 1) OBP: 0.235, SLG: 0.194		0-0 1-3 2H 1B		0-3 K		0-0 F8				3	0	1	1	0	1	2				
<b>Inning Stats</b>	R: 0 E: 0 K: 0 S: 3	H: 1 LOB: 1 BB: 1 P: 7	R: 1 E: 0 K: 1 S: 7	H: 2 LOB: 2 BB: 1 P: 11	R: 0 E: 0 K: 0 S: 4	H: 1 LOB: 2 BB: 1 P: 8	R: 1 E: 0 K: 2 S: 9	H: 2 LOB: 1 BB: 0 P: 9	R: 0 E: 0 K: 0 S: 3	H: 0 LOB: 0 BB: 0 P: 3	R: 0 E: 0 K: 0 S: 4	H: 1 LOB: 1 BB: 0 P: 4	R: 0 E: 0 K: 1 S: 5	H: 0 LOB: 0 BB: 0 P: 5	R: 0 E: 0 K: 0 S: 3	H: 0 LOB: 0 BB: 0 P: 3		1B: 6 2B: 1 3B: 0 HR: 0	SF: 0 SAC: 0 DP: 1 HBP: 0	WP: 0 PB: 2 SB: 0 CS: 0
<b>PITCHER</b> Rudy May, L (1, 1) ERA: 3.12	IP: 7.0 WLS: L BF: 30 H: 7 R: 2 ER: 2 SO: 4 BB: 3 IBB: 0 HBP: 0 BLK: 0 WP: 0 HR: 0 S: 35 P: 47 ERA: 2.57 WHIP: 1.429															<b>PITCHER</b>				
Bob Lee, R (8, 1) ERA: 1.94	IP: 1.0 WLS: L BF: 3 H: 0 R: 0 ER: 0 SO: 0 BB: 0 IBB: 0 HBP: 0 BLK: 0 WP: 0 HR: 0 S: 3 P: 3 ERA: 0.00 WHIP: 0.000															<b>PITCHER</b>				

AB	30
R	2
H	7
RBI	2
BB	3
SO	4
LOB	9





Batter	1	2	3	4	5	6	7	8	9	AB	R	H	RBI	BB	SO	LOB	TOP			
<b>Al Spangler, L</b> OBP: 0.276, SLG: 0.240 (1, 8)										4	0	0	0	0	1	1	<b>Los Angeles Angels @ Detroit Tigers</b> Tiger Stadium, Detroit, MI Thu Jun 24 1965, 4:33 AM EDT Att: 6,382 - Unknown			
<b>Albie Pearson, L</b> OBP: 0.335, SLG: 0.342 (1, 9)										4	0	0	0	0	1	0				
<b>Jim Fregosi, R</b> OBP: 0.293, SLG: 0.374 (1, 6)										4	1	1	1	0	1	0				
<b>Willie Smith, L</b> OBP: 0.285, SLG: 0.438 (1, 7)										4	1	2	1	0	1	0				
<b>Merritt Ranew, L</b> (1, 2)										3	0	0	0	0	2	1				
<b>Vic Power, R</b> OBP: 0.281, SLG: 0.386 (1, 3)										3	0	1	0	0	0	0				
<b>Paul Schaal, R</b> OBP: 0.284, SLG: 0.380 (1, 5)										3	0	1	0	0	1	1				
<b>Julio Gotay, R</b> OBP: 0.273, SLG: 0.315 (1, 4)										2	0	0	0	0	1	0				
<b>Fred Newman, R</b> OBP: 0.162, SLG: 0.031 (1, 1)										2	0	0	0	0	1	0				
<b>Joe Adcock, R</b> OBP: 0.285, SLG: 0.411 (8, PH)										1	0	0	0	0	0	1				
<b>Bob Lee, R</b> OBP: 0.200, SLG: 0.444 (8, 1)										0	0	0	0	0	0	0				
<b>Inning Stats</b>	R: 0 E: 0 K: 2 S: 7	H: 0 LOB: 0 BB: 0 P: 7	R: 0 E: 0 K: 3 S: 10	H: 1 LOB: 1 BB: 0 P: 10	R: 0 E: 0 K: 2 S: 7	H: 0 LOB: 0 BB: 0 P: 7	R: 2 E: 0 K: 2 S: 9	H: 2 LOB: 0 BB: 0 P: 9	R: 0 E: 0 K: 0 S: 3	H: 0 LOB: 0 BB: 0 P: 3	R: 0 E: 0 K: 0 S: 3	H: 1 LOB: 0 BB: 0 P: 3	R: 0 E: 0 K: 0 S: 4	H: 1 LOB: 1 BB: 0 P: 4	R: 0 E: 0 K: 0 S: 3	H: 0 LOB: 0 BB: 0 P: 3	1B: 3 2B: 0 3B: 0 HR: 2	SF: 0 SAC: 1 DP: 1 HBP: 0	WP: 0 PB: 0 SB: 0 CS: 0	PA: 31
<b>PITCHER</b> <b>Denny McLain, R</b> ERA: 3.76 (1, 1)	IP: 9.0 WLS: W BF: 31	H: 5 R: 2 ER: 2 SO: 9	BB: 0 IBB: 0 HBP: 0 BLK: 0	WP: 0 HR: 2 S: 49 P: 49	ERA: 2.00 WHIP: 0.556															

Batter	1	2	3	4	5	6	7	8	9	AB	R	H	RBI	BB	SO	LOB	BOTTOM			
<b>Dick McAuliffe, L</b> OBP: 0.397, SLG: 0.513 (1, 6)										4	1	1	1	0	0	0	<b>Los Angeles Angels @ Detroit Tigers</b> Tiger Stadium, Detroit, MI Thu Jun 24 1965, 4:33 AM EDT Att: 6,382 - Unknown			
<b>Jerry Lumpe, L</b> OBP: 0.332, SLG: 0.344 (1, 4)										4	0	2	2	0	0	0				
<b>Gates Brown, L</b> OBP: 0.310, SLG: 0.409 (1, 9)										3	0	0	0	0	0	1				
<b>Don Demeter, R</b> OBP: 0.289, SLG: 0.339 (7, 9)										1	0	0	0	0	0	1				
<b>Al Kaline, R</b> OBP: 0.393, SLG: 0.540 (1, 8)										3	0	0	0	1	0	1				
<b>Willie Horton, R</b> OBP: 0.381, SLG: 0.665 (1, 7)										3	0	0	0	0	1	2				
<b>Norm Cash, L</b> OBP: 0.344, SLG: 0.299 (1, 3)										2	0	0	0	1	0	0				
<b>Don Wert, R</b> OBP: 0.327, SLG: 0.304 (1, 5)										3	1	2	0	0	0	1				
<b>Bill Freehan, R</b> OBP: 0.269, SLG: 0.287 (1, 2)										3	0	1	0	0	0	1				
<b>Denny McLain, R</b> OBP: 0.172, SLG: 0.111 (1, 1)										3	1	0	0	0	0	3				
<b>Inning Stats</b>	R: 0 E: 0 K: 0 S: 3	H: 0 LOB: 0 BB: 0 P: 3	R: 3 E: 0 K: 0 S: 7	H: 4 LOB: 2 BB: 1 P: 11	R: 0 E: 0 K: 0 S: 2	H: 0 LOB: 0 BB: 1 P: 6	R: 0 E: 0 K: 0 S: 3	H: 0 LOB: 0 BB: 0 P: 3	R: 0 E: 0 K: 1 S: 5	H: 0 LOB: 0 BB: 0 P: 5	R: 0 E: 1 K: 0 S: 4	H: 1 LOB: 1 BB: 0 P: 4	R: 0 E: 0 K: 0 S: 4	H: 1 LOB: 1 BB: 0 P: 4	R: 0 E: 0 K: 0 S: 3	H: 0 LOB: 0 BB: 0 P: 3	1B: 5 2B: 1 3B: 0 HR: 0	SF: 0 SAC: 0 DP: 1 HBP: 0	WP: 0 PB: 0 SB: 0 CS: 0	PA: 31
<b>PITCHER</b> <b>Fred Newman, R</b> ERA: 3.32 (8, 1)	IP: 7.0 WLS: L BF: 27	H: 5 R: 3 ER: 3 SO: 1	BB: 2 IBB: 0 HBP: 0 BLK: 0	WP: 0 HR: 0 S: 27 P: 35	ERA: 3.86 WHIP: 1.000															
<b>Bob Lee, R</b> ERA: 1.91 (8, 1)	IP: 1.0 WLS: L BF: 4	H: 1 R: 0 ER: 0 SO: 0	BB: 0 IBB: 0 HBP: 0 BLK: 0	WP: 0 HR: 0 S: 4 P: 4	ERA: 0.00 WHIP: 1.000															



Batter	1	2	3	4	5	6	7	8	9	AB	R	H	RBI	BB	SO	LOB	TOP										
Jose Cardenal, R OBP: 0.299, SLG: 0.387 (1, 8)	0-0 6-3			0-3 K		0-0 F4		4-0 BB		3	0	0	0	1	1	0	<b>Los Angeles Angels @ New York Yankees</b> Yankee Stadium, Bronx, NY Fri Jun 25 1965, 7:05 PM EDT Att: 13,286 - Unknown - 74 F										
Bobby Gene Smith, R OBP: 0.241, SLG: 0.299 (1, 7)	0-3 K			0-0 L7		0-0 L7		0-3 K		4	0	0	0	0	2	1											
Jim Fregosi, R OBP: 0.292, SLG: 0.370 (1, 6)	0-0 1-3			0-3 K			0-0 F8		4-0 FC4-6 BB	3	0	0	0	1	1	0											
Joe Adcock, R OBP: 0.279, SLG: 0.402 Marcelino Lopez, R OBP: 0.219, SLG: 0.298 Bobby Knoop, R OBP: 0.321, SLG: 0.355 Albie Pearson, L OBP: 0.333, SLG: 0.340 (1, 3)	0-0 6-3				0-0 5-3		0-0 E5		0-0 F8	3	0	0	0	0	0	0											
Lou Clinton, R OBP: 0.265, SLG: 0.248 Willie Smith, L OBP: 0.284, SLG: 0.436 (1, 9)	0-0 F6				4-0 1B BB		0-3 K		0-0 FC4-6 2B 1-2	2	0	0	0	1	1	1											
Vic Power, R OBP: 0.311, SLG: 0.426 (7, 3)	0-0 F6				0-0 1B		0-0 E8		0-0 1-3 2B	4	0	3	1	0	0	0											
Paul Schaal, R OBP: 0.279, SLG: 0.373 (1, 5)			0-0 5-3		0-0 F9		0-0 5-3		0-0 L4	4	0	0	0	0	0	5											
Buck Rodgers, S OBP: 0.262, SLG: 0.267 (1, 2)			0-0 F8		0-3 K			0-3 K		3	0	0	0	0	2	2											
Dean Chance, R OBP: 0.161, SLG: 0.071 Merritt Ranew, L (8, PH) Bob Lee, R OBP: 0.200, SLG: 0.444 Aubrey Gatewood, R OBP: 0.500, SLG: 0.667 (1, 1)			0-3 K			0-3 K		0-3 K		2	0	0	0	0	2	0											
<b>Inning Stats</b>	R: 0 E: 0 K: 1 S: 5	H: 0 LOB: 0 BB: 0 P: 5	R: 0 E: 0 K: 0 S: 3	H: 0 LOB: 0 BB: 0 P: 3	R: 0 E: 0 K: 1 S: 5	H: 0 LOB: 0 BB: 0 P: 5	R: 0 E: 0 K: 2 S: 7	H: 0 LOB: 0 BB: 0 P: 7	R: 0 E: 0 K: 1 S: 6	H: 1 LOB: 2 BB: 1 P: 10	R: 0 E: 0 K: 1 S: 5	H: 0 LOB: 0 BB: 0 P: 5	R: 1 E: 2 K: 1 S: 7	H: 1 LOB: 1 BB: 0 P: 7	R: 0 E: 0 K: 3 S: 9	H: 0 LOB: 1 BB: 1 P: 13		R: 0 E: 0 K: 0 S: 4	H: 1 LOB: 2 BB: 1 P: 8	1B: 2 2B: 1 3B: 0 HR: 0	SF: 0 SAC: 0 DP: 0 HBP: 0	WP: 0 PB: 0 SB: 0 CS: 0	PA: 34				
<b>PITCHER</b>	IP	WLS	BF	H	R	ER	SO	BB	IBB	HBP	BLK	WP	HR	S	P	ERA	WHIP										
Al Downing, L ERA: 3.48 Pedro Ramos, R ERA: 3.73	(1, 1)	8.0	W	29	2	1	10	2	0	0	0	0	0	47	55	1.12	0.500										

Batter	1	2	3	4	5	6	7	8	9	AB	R	H	RBI	BB	SO	LOB	BOTTOM										
Bobby Richardson, R OBP: 0.313, SLG: 0.319 (1, 4)	0-0 G4-6-3 1B		0-3 K		4-0 IBB		0-0 1B	1-2 2-H 1B		4	0	3	2	1	1	1	<b>Los Angeles Angels @ New York Yankees</b> Yankee Stadium, Bronx, NY Fri Jun 25 1965, 7:05 PM EDT Att: 13,286 - Unknown - 74 F										
Tony Kubek, L OBP: 0.248, SLG: 0.258 (1, 6)	0-3 K		0-0 F7		0-0 F8		0-0 F9	1-3 2-H 1B		5	0	1	1	0	1	6											
Roger Maris, L OBP: 0.352, SLG: 0.449 (1, 9)	0-0 G4-6-3 1-2			0-3 K		4-0 1B BB	0-0 F5	4-0 1-2 BB		3	0	0	0	2	1	2											
Tom Tresh, S OBP: 0.355, SLG: 0.506 (1, 8)		0-0 F7		0-3 K		0-0 HBP FC 1B		SH1-3 2B G3		5	2	2	0	0	1	3											
Elston Howard, R OBP: 0.253, SLG: 0.319 (1, 2)		0-0 1B 1B		0-0 1-3		0-0 FC HBP		SH1-3 2-3		3	0	1	0	0	0	1											
Joe Pepitone, L OBP: 0.309, SLG: 0.413 (1, 7)		0-0 G6-3 1B			0-0 3-1	1-0 FC HBP		BB IBB 1B IBB		2	1	1	0	1	0	0											
Ray Barker, L OBP: 0.371, SLG: 0.438 (1, 3)	0-0 G6-3 1-2				0-0 SH1-4 1B	1-2 2-3 FC		K G4-6-3		4	0	1	1	0	1	6											
Clete Boyer, R OBP: 0.310, SLG: 0.353 (1, 5)			0-0 SH3-4 1B		4-0 SH1-4 BB	1-2 2-3 3-H G4-6-3		4-0 BB 1B IBB		2	1	1	0	2	0	3											
Al Downing, R OBP: 0.207, SLG: 0.148 Horace Clarke, S OBP: 0.304, SLG: 0.275 Pedro Ramos, S OBP: 0.143, SLG: 0.143 (1, 1)			0-0 SH3-4		0-0 SH1-4		0-3 K	4-0 1B BB		1	0	0	0	0	1	0											
<b>Inning Stats</b>	R: 0 E: 0 K: 1 S: 5	H: 1 LOB: 0 BB: 0 P: 5	R: 0 E: 0 K: 0 S: 4	H: 2 LOB: 1 BB: 0 P: 4	R: 0 E: 0 K: 1 S: 6	H: 1 LOB: 1 BB: 0 P: 6	R: 0 E: 0 K: 2 S: 7	H: 0 LOB: 0 BB: 0 P: 7	R: 0 E: 0 K: 0 S: 4	H: 1 LOB: 3 BB: 2 P: 12	R: 1 E: 0 K: 0 S: 4	H: 1 LOB: 2 BB: 1 P: 9	R: 0 E: 0 K: 1 S: 6	H: 1 LOB: 1 BB: 0 P: 6	R: 4 E: 0 K: 1 S: 8	H: 3 LOB: 3 BB: 4 P: 24		1B: 9 2B: 1 3B: 0 HR: 0	SF: 0 SAC: 3 DP: 3 HBP: 1	WP: 0 PB: 1 SB: 0 CS: 0	PA: 40						
<b>PITCHER</b>	IP	WLS	BF	H	R	ER	SO	BB	IBB	HBP	BLK	WP	HR	S	P	ERA	WHIP										
Dean Chance, R ERA: 4.35 Bob Lee, R ERA: 2.51 Aubrey Gatewood, R ERA: 3.96	(1, 1)	7.0	L	30	7	1	5	2	1	1	0	0	0	7	19	1.29	1.286										







Batter	1	2	3	4	5	6	7	8	9	AB	R	H	RBI	BB	SO	LOB	TOP										
Julio Gotay, R OBP: 0.284, SLG: 0.338	0-0 FC5-4 1B		0-0 3-1			0-0 1-3 2B		0-0 F4		4	0	2	0	0	0	1											
Bobby Gene Smith, R OBP: 0.241, SLG: 0.273 Willie Smith, L OBP: 0.290, SLG: 0.444	0-0 FC5-4 E 1-2			0-0 G1-6-3 1B		0-0 SF9 3-H		0-0 1B 2-3 1B		2	0	1	1	0	0	1											
Jose Cardenal, R OBP: 0.300, SLG: 0.389	0-0 E4 G5-4-3 1-2			0-3 K		0-0 L9		0-0 1B 1-2 3-H		4	0	1	1	0	1	3											
Jim Fregosi, R OBP: 0.284, SLG: 0.359	0-0 G5-4-3 1-2			0-0 G1-6-3 1-2				0-0 F9 1-2		4	0	0	0	0	0	5											
Vic Power, R OBP: 0.304, SLG: 0.406		0-0 F2				0-0 F8		0-0 5-3		4	0	0	0	0	0	0											
Lou Clinton, R OBP: 0.274, SLG: 0.246 Al Spangler, L OBP: 0.279, SLG: 0.244	4-0 CS BB					0-0 F6		4-0 BB		1	0	0	0	2	0	0											
Bobby Knoop, R OBP: 0.316, SLG: 0.349 Merritt Ranew, L OBP: 0.222, SLG: 0.556	0-0 F9 1-2					0-0 6-3		0-0 F8		3	0	0	0	0	0	2											
Tom Egan, R OBP: 0.364, SLG: 0.364			0-3 K			0-0 F4		0-0 1B G3 1B		3	1	1	0	0	1	0											
George Brunet, R OBP: 0.190, SLG: 0.199 Aubrey Gatewood, R OBP: 0.200, SLG: 0.267 Paul Schubert, R OBP: 0.242, SLG: 0.371 Rudy May, L OBP: 0.242, SLG: 0.269 Albie Pearson, L OBP: 0.262, SLG: 0.333 Bob Lee, R OBP: 0.200, SLG: 0.444			0-3 K			0-0 2B SF9 1B		0-0 G3 1-2		1	0	0	0	0	1	0											
<b>Inning Stats</b>	R: 0 E: 1 K: 0 S: 4	H: 1 LOB: 1 BB: 0 P: 4	R: 0 E: 0 K: 0 S: 2	H: 0 LOB: 0 BB: 1 P: 6	R: 0 E: 0 K: 2 S: 7	H: 0 LOB: 0 BB: 0 P: 7	R: 0 E: 0 K: 1 S: 5	H: 1 LOB: 0 BB: 0 P: 5	R: 0 E: 0 K: 0 S: 3	H: 0 LOB: 0 BB: 0 P: 3	R: 1 E: 0 K: 0 S: 5	H: 2 LOB: 1 BB: 0 P: 5	R: 0 E: 0 K: 0 S: 3	H: 0 LOB: 1 BB: 1 P: 7	R: 1 E: 0 K: 0 S: 6	H: 3 LOB: 2 BB: 0 P: 6	R: 0 E: 0 K: 0 S: 3	H: 0 LOB: 0 BB: 0 P: 3	1B: 6 2B: 1 3B: 0 HR: 0	SF: 1 SAC: 0 DP: 2 HBP: 0	WP: 0 PB: 0 SB: 0 CS: 1	PA: 34					
<b>PITCHER</b>	IP	WLS	BF	H	R	ER	SO	BB	IBB	HBP	BLK	WP	HR	S	P	ERA	WHIP										
Whitey Ford, L ERA: 3.7	7.1	W	27	5	2	2	3	2	0	0	0	0	0	31	39	2.46	0.955										
Pedro Ramos, R ERA: 3.59	1.2	S	7	2	0	0	0	0	0	0	0	0	0	7	7	0.00	1.200										

Los Angeles Angels @ New York Yankees  
Yankee Stadium, Bronx, NY  
Sun Jun 27 1965, 3:33 AM EDT  
Att: 19,148 - Unknown - 76 F


AB 31  
R 2  
H 7  
RBI 2  
BB 2  
SO 3  
LOB 13



Batter	1	2	3	4	5	6	7	8	9	AB	R	H	RBI	BB	SO	LOB	BOTTOM										
Phil Linz, R OBP: 0.296, SLG: 0.301	0-0 F4		0-0 E4 F9 1B	0-0 F9		0-0 E6 FC1-6 1-2		0-0 5-3		5	1	0	0	0	0	3											
Bobby Richardson, R OBP: 0.316, SLG: 0.323	0-0 F7		0-0 L6-4 1B 1-2		0-0 FC6-5 2B		0-0 FC1-6 1-2 2-3		0-0 L6	5	0	2	0	0	0	2											
Roger Maris, L OBP: 0.360, SLG: 0.452	0-0 2B		0-0 F9 2-3		0-3 K		0-0 2-1 3-H		4-0 BB E BB	4	2	1	0	1	1	3											
Elston Howard, R OBP: 0.262, SLG: 0.333 Doc Edwards, R OBP: 0.279, SLG: 0.228	0-0 2B		0-0 FC6-5 WP BB 1B		0-0 FC6-5 WP BB 1B		0-0 F9		0-0 F9	4	1	2	2	0	0	2											
Tom Tresh, S OBP: 0.354, SLG: 0.496	0-0 6-3		0-0 L6-4 2-3		4-0 WP 1B BB		0-0 BB E 1B		0-0 BB E 1B	3	2	1	0	1	0	3											
Hector Lopez, R OBP: 0.272, SLG: 0.320 Ross Moschitto, R OBP: 0.158, SLG: 0.333		0-0 2-3 1B		0-0 L8 FC3-2 1B		0-0 L8 1B 1-H 2-H		0-3 K		3	0	3	2	0	0	0											
Joe Pepitone, L OBP: 0.314, SLG: 0.416		0-0 2-3 1-2		0-0 FC3-2 L8 1B		0-0 G3		4-0 BB E BB		3	1	1	0	1	0	2											
Clete Boyer, R OBP: 0.312, SLG: 0.368		0-0 L7		0-0 L8 1-2 2-3		0-0 F9		0-0 E9 1-H 2-H 3-H		4	0	1	2	0	0	3											
Whitey Ford, L OBP: 0.263, SLG: 0.229 Pedro Ramos, S OBP: 0.143, SLG: 0.143		0-0 4-3		0-0 FC3-2		0-0 FC1-6 E 2-1 1B		0-0 K		4	0	1	0	0	1	4											
<b>Inning Stats</b>	R: 1 E: 0 K: 0 S: 5	H: 2 LOB: 1 BB: 0 P: 5	R: 0 E: 0 K: 0 S: 4	H: 1 LOB: 0 BB: 0 P: 4	R: 1 E: 1 K: 0 S: 5	H: 2 LOB: 1 BB: 0 P: 5	R: 0 E: 0 K: 0 S: 5	H: 2 LOB: 2 BB: 0 P: 5	R: 2 E: 1 K: 0 S: 7	H: 2 LOB: 1 BB: 1 P: 11	R: 0 E: 1 K: 0 S: 4	H: 1 LOB: 0 BB: 0 P: 4	R: 3 E: 1 K: 2 S: 9	H: 2 LOB: 1 BB: 2 P: 17	R: 0 E: 0 K: 0 S: 3	H: 0 LOB: 0 BB: 0 P: 3	1B: 9 2B: 4 3B: 0 HR: 0	SF: 0 SAC: 0 DP: 1 HBP: 0	WP: 1 PB: 0 SB: 0 CS: 0	PA: 39							
<b>PITCHER</b>	IP	WLS	BF	H	R	ER	SO	BB	IBB	HBP	BLK	WP	HR	S	P	ERA	WHIP										
George Brunet, L ERA: 2.25	4.2	L	24	9	4	0	0	0	0	0	0	0	0	1	1	0.00	0.000										
Aubrey Gatewood, R ERA: 3.83	0.1		1	0	0	0	0	0	0	0	0	0	0	1	1	0.00	0.000										
Rudy May, L ERA: 3.26	2.0		12	3	3	2	2	2	0	0	0	0	0	13	21	9.00	2.500										
Bob Lee, R ERA: 2.47	1.0		3	0	0	0	0	0	0	0	0	0	0	3	3	0.00	0.000										

Los Angeles Angels @ New York Yankees  
Yankee Stadium, Bronx, NY  
Sun Jun 27 1965, 3:33 AM EDT  
Att: 19,148 - Unknown - 76 F

AB 36  
R 7  
H 12  
RBI 6  
BB 3  
SO 3  
LOB 24





Batter	1	2	3	4	5	6	7	8	9	AB	R	H	RBI	BB	SO	LOB	TOP
Zoilo Versalles, R OBP: 0.292, SLG: 0.437 (1, 6)	0-0 4-3		0-0 5-3			0-0 4-3			0-3 K	4	0	0	0	0	1	0	<b>Minnesota Twins @ Los Angeles Angels</b> Dodger Stadium, Los Angeles, CA Wed Jun 30 1965, 7:05 PM PDT Att: 11,284 - Unknown  <b>AB 28</b> <b>R 0</b> <b>H 2</b> <b>RBI 0</b> <b>BB 1</b> <b>SO 2</b> <b>LOB 4</b>
Sandy Valdespino, L OBP: 0.319, SLG: 0.265 (1, 7)	0-0 F7		0-0 6-3			0-0 4-3			0-0 4-3	4	0	0	0	0	0	0	
Tony Oliva, L OBP: 0.314, SLG: 0.460 (1, 9)	0-0 4-3			0-0 4-3			0-0 G3			3	0	0	0	0	0	0	
Jimmie Hall, L OBP: 0.374, SLG: 0.577 (1, 8)		0-0 3-1		0-0 1-3			0-0 G3			3	0	0	0	0	0	0	
Harmon Killebrew, R OBP: 0.358, SLG: 0.464 (1, 5)		4-0 FC4-6 BB		0-0 5-3			0-0 1-3			2	0	0	0	1	0	0	
Don Mincher, L OBP: 0.348, SLG: 0.479 (1, 3)		0-0 FC4-6 1B			0-0 4-3			0-0 G5-4-3 1B		3	0	1	0	0	0	1	
Jerry Kindall, R OBP: 0.281, SLG: 0.310 (1, 4)		0-0 1B			0-0 F7			0-0 G5-4-3		3	0	1	0	0	0	1	
Jerry Zimmerman, R OBP: 0.222, SLG: 0.243 (8, PH)		0-0 4-3			0-0 F9			0-0 6-3		2	0	0	0	0	0	2	
Joe Nosssek, R OBP: 0.311, SLG: 0.386 (8, 2)										1	0	0	0	0	0	0	
John Sevcik, R (8, 2)										0	0	0	0	0	0	0	
Bill Pleis, L (1, 1)			0-0 5-3			0-0 F7			0-3 K	1	0	0	0	0	0	0	
Jim Perry, S (3, 1)										0	0	0	0	0	0	0	
Bernie Allen, L OBP: 0.321, SLG: 0.292 (6, PH)										1	0	0	0	0	0	0	
Jerry Fosnow, R (6, 1)										0	0	0	0	0	0	0	
Rich Rollins, R OBP: 0.293, SLG: 0.338 (9, PH)										1	0	0	0	0	1	0	
<b>Inning Stats</b>	R: 0 E: 0 K: 0 S: 3	H: 0 LOB: 0 BB: 0 P: 3	R: 0 E: 0 K: 0 S: 4	H: 1 LOB: 2 BB: 1 P: 8	R: 0 E: 0 K: 0 S: 3	H: 0 LOB: 0 BB: 0 P: 3	R: 0 E: 0 K: 0 S: 3	H: 0 LOB: 0 BB: 0 P: 3	R: 0 E: 0 K: 0 S: 3	H: 0 LOB: 0 BB: 0 P: 3	R: 0 E: 0 K: 2 S: 7	H: 1 LOB: 0 BB: 0 P: 7	R: 0 E: 0 K: 2 S: 7	H: 0 LOB: 0 BB: 0 P: 7	1B: 2 2B: 0 3B: 0 HR: 0	SF: 0 SAC: 0 DP: 1 HBP: 0	WP: 0 PA: 29 PB: 0 CS: 0
<b>PITCHER</b> Fred Newman, R ERA: 3.09 (1, 1)	IP: 9.0 WLS: W BF: 29 H: 2 R: 0 ER: 0 SO: 2 BB: 1 IBB: 0 HBP: 0 BLK: 0 WP: 0 HR: 0 S: 32 P: 36 ERA: 0.00 WHIP: 0.333																

Batter	1	2	3	4	5	6	7	8	9	AB	R	H	RBI	BB	SO	LOB	BOTTOM			
Albie Pearson, L OBP: 0.332, SLG: 0.333 (1, 9)	4-0 1B BB	0-0 1B		0-0 F8		0-3 K2-6-2				3	0	1	0	1	1	1	<b>Minnesota Twins @ Los Angeles Angels</b> Dodger Stadium, Los Angeles, CA Wed Jun 30 1965, 7:05 PM PDT Att: 11,284 - Unknown  <b>AB 29</b> <b>R 5</b> <b>H 9</b> <b>RBI 5</b> <b>BB 4</b> <b>SO 4</b> <b>LOB 12</b>			
Jim Fregosi, R OBP: 0.287, SLG: 0.359 (1, 6)	0-0 L5	0-0 1B		4-0 FC4-6 BB			0-0 F9			3	0	1	1	1	0	1				
Willie Smith, L OBP: 0.286, SLG: 0.437 (1, 7)	0-0 F6	0-0 G1-6-3		0-0 FC4-6			0-0 4-3			4	0	0	0	0	0	4				
Joe Adcock, R OBP: 0.291, SLG: 0.414 (1, 3)	0-0		0-0	0-0 F3			0-0 F3			4	1	2	0	0	0	1				
Vic Power, R OBP: 0.304, SLG: 0.406 (9, 3)	1-3 1B		2B SF9	0-0 F3						0	0	0	0	0	0	0				
Jose Cardenal, R OBP: 0.300, SLG: 0.391 (1, 8)	0-0 5-3		0-0 SF9	0-0 SF9			0-0 F8			4	1	1	0	0	0	2				
Paul Schaaf, R OBP: 0.285, SLG: 0.370 (1, 5)		0-0 3B	4-0 1B	0-0 F4			0-0 2-3			3	1	1	0	1	0	0				
Buck Rodgers, S OBP: 0.284, SLG: 0.280 (1, 2)		0-0 1B	0-0 SF9	0-0 F6			0-0 E6			3	1	2	2	0	0	0				
Bobby Knoop, R OBP: 0.315, SLG: 0.348 (1, 4)		0-0 3B	0-0 SF9	0-3 K			0-3 K			3	0	1	2	0	2	1				
Fred Newman, R OBP: 0.175, SLG: 0.029 (1, 1)	0-0 FC1-6	0-0 1B	0-0 K	0-0 K2-6-2						2	1	0	0	1	1	2				
<b>Inning Stats</b>	R: 0 E: 0 K: 0 S: 4	H: 1 LOB: 2 BB: 1 P: 8	R: 3 E: 0 K: 0 S: 7	H: 5 LOB: 1 BB: 0 P: 7	R: 2 E: 0 K: 1 S: 7	H: 2 LOB: 1 BB: 1 P: 11	R: 0 E: 0 K: 0 S: 3	H: 0 LOB: 1 BB: 1 P: 7	R: 0 E: 0 K: 2 S: 6	H: 0 LOB: 1 BB: 1 P: 10	R: 0 E: 0 K: 1 S: 6	H: 1 LOB: 1 BB: 0 P: 6	R: 0 E: 1 K: 1 S: 6	H: 0 LOB: 0 BB: 0 P: 3	R: 0 E: 1 K: 1 S: 6	H: 1 LOB: 1 BB: 0 P: 6		1B: 7 2B: 2 3B: 1 HR: 0	SF: 2 SAC: 0 DP: 2 HBP: 0	WP: 1 PA: 35 PB: 0 CS: 0
<b>PITCHER</b> Bill Pleis, L ERA: 2.87 (1, 1)	IP: 2.0 WLS: L BF: 13 H: 7 R: 4 ER: 4 SO: 13 BB: 1 IBB: 0 HBP: 0 BLK: 0 WP: 0 HR: 0 S: 12 P: 16 ERA: 18.00 WHIP: 4.000																			
<b>PITCHER</b> Jim Perry, R ERA: 3.31 (3, 1)	IP: 3.0 WLS: L BF: 12 H: 1 R: 1 ER: 1 SO: 1 BB: 2 IBB: 0 HBP: 0 BLK: 0 WP: 0 HR: 0 S: 12 P: 20 ERA: 3.00 WHIP: 1.000																			
<b>PITCHER</b> Jerry Fosnow, L ERA: 4.14 (6, 1)	IP: 3.0 WLS: L BF: 10 H: 1 R: 0 ER: 0 SO: 3 BB: 1 IBB: 0 HBP: 0 BLK: 0 WP: 1 HR: 0 S: 15 P: 19 ERA: 0.00 WHIP: 0.667																			



Batter	1	2	3	4	5	6	7	8	9	AB	R	H	RBI	BB	SO	LOB	TOP				
Tom McCraw, L (1, 8) OBP: 0.275, SLG: 0.299 (6, 7)	F8		1-3						3-1	4	0	1	1	1	0	2					
Don Buford, S (1, 5) OBP: 0.348, SLG: 0.388 (6, 4)	G4-3		F2						F9	4	0	1	0	1	1	4					
Floyd Robinson, L (1, 9) OBP: 0.308, SLG: 0.341	G4-3								1-3	5	0	0	0	0	2	4					
Bill Skowron, R (1, 3) OBP: 0.327, SLG: 0.462		5-3								3	1	1	1	1	0	0					
J.C. Martin, L (1, 2) OBP: 0.384, SLG: 0.400		K								4	1	1	0	0	2	1					
Danny Cater, R (1, 7) OBP: 0.310, SLG: 0.445 (6, 5)		G3								4	1	1	0	0	1	1					
Ron Hansen, R (1, 6) OBP: 0.304, SLG: 0.365										4	0	2	1	0	0	1					
Al Weis, S (1, 4) OBP: 0.292, SLG: 0.314 (6, PH)										2	0	0	0	0	0	2					
Smoky Burgess, L (6, PH) OBP: 0.368, SLG: 0.461										1	0	1	1	0	0	0					
Ken Berry, R (6, FR) OBP: 0.267, SLG: 0.320 (6, 8)										1	1	0	0	0	1	0					
Joe Horlen, R (1, 1) Pete Wilentz, L (6, PH) Hoyt Wilhelm, R (6, 1) Eddie Fisher, R (7, 1) John Romano, R (8, PH) Bob Locker, S (8, 1)										1	0	0	0	0	0	1					
<b>Inning Stats</b>	R: 0 E: 0 K: 0 S: 2	H: 0 LOB: 0 BB: 1 P: 6	R: 0 E: 0 K: 1 S: 5	H: 0 LOB: 0 BB: 0 P: 5	R: 0 E: 1 K: 0 S: 5	H: 1 LOB: 2 BB: 0 P: 5	R: 1 E: 0 K: 1 S: 6	H: 1 LOB: 0 BB: 0 P: 6	R: 0 E: 0 K: 0 S: 5	H: 2 LOB: 3 BB: 1 P: 9	R: 3 E: 0 K: 1 S: 9	H: 4 LOB: 2 BB: 1 P: 13	R: 0 E: 0 K: 2 S: 9	H: 0 LOB: 1 BB: 1 P: 13	R: 0 E: 0 K: 2 S: 7	H: 0 LOB: 0 BB: 0 P: 7	R: 0 E: 0 K: 0 S: 3	H: 0 LOB: 0 BB: 0 P: 3	1B: 5 2B: 2 3B: 0 HR: 1	SF: 0 SAC: 1 DP: 1 HBP: 0	WP: 0 PA: 39 PB: 0 SB: 0 CS: 0
<b>PITCHER</b>	IP WLS BF H R ER SO BB IBB HBP BLK WP HR S P ERA WHIP																				
Dean Chance, R (1, 1) ERA: 4.47	5.2	27	7	4	4	2	2	2	1	0	0	0	0	0	1	28	40	6.35	1.588		
Bob Lee, R (6, 1) ERA: 2.41	1.1	W 6	1	0	0	4	1	0	0	0	0	0	0	0	0	13	17	0.00	1.500		
Ed Sukla, R (8, 1) ERA:	2.0	S 6	0	0	0	2	0	0	0	0	0	0	0	0	0	10	10	0.00	0.000		

**Chicago White Sox @ Los Angeles Angels**  
Dodger Stadium, Los Angeles, CA  
Fri Jul 02, 1965, 7:05 PM PDT  
Att: 10,058 - Unknown

livebaseballscorecards.com

AB 34  
R 4  
H 8  
RBI 4  
BB 4  
SO 8  
LOB 16



Batter	1	2	3	4	5	6	7	8	9	AB	R	H	RBI	BB	SO	LOB	BOTTOM		
Albie Pearson, L (1, 9) OBP: 0.328, SLG: 0.329	5-3		4-3							5	1	1	0	0	0	1			
Jim Fregosi, R (1, 6) OBP: 0.290, SLG: 0.359	FC4-6		K							3	0	1	1	1	1	0			
Willie Smith, L (1, 7) OBP: 0.285, SLG: 0.433	FC4-6									4	1	1	0	0	0	3			
Joe Adcock, R (1, 3) OBP: 0.303, SLG: 0.424 (7, PR)	F8									4	1	3	1	0	0	1			
Bobby Gene Smith, R (8, 1) Ed Sukla, R (8, 1)										0	0	0	0	0	0	0			
Buck Rodgers, S (1, 2) OBP: 0.288, SLG: 0.288										4	1	2	1	0	1	3			
Jose Cardenal, R (1, 8) OBP: 0.299, SLG: 0.387										3	0	0	0	1	1	3			
Paul Schaal, R (1, 5) OBP: 0.289, SLG: 0.372										4	0	2	2	0	0	0			
Bobby Knoop, R (1, 4) OBP: 0.308, SLG: 0.341 (9, 4)										4	0	0	0	0	1	4			
Joe Koppe, R (9, 4) Joe Koppe, R (9, 4)										0	0	0	0	0	0	0			
Dean Chance, R (1, 1) OBP: 0.152, SLG: 0.067 (6, 1)										2	0	0	0	0	2	1			
Bob Lee, R (6, 1) OBP: 0.200, SLG: 0.444 (7, PH)										0	0	0	0	0	0	0			
Al Spangler, L (7, PH) OBP: 0.284, SLG: 0.244 (8, 3)										0	1	0	0	1	0	0			
Vic Power, R (8, 3) OBP: 0.314, SLG: 0.414										1	0	1	0	0	0	0			
<b>Inning Stats</b>	R: 0 E: 0 K: 0 S: 3	H: 0 LOB: 1 BB: 1 P: 7	R: 1 E: 0 K: 1 S: 7	H: 2 LOB: 1 BB: 0 P: 7	R: 2 E: 0 K: 1 S: 9	H: 4 LOB: 3 BB: 1 P: 13	R: 0 E: 0 K: 1 S: 5	H: 0 LOB: 0 BB: 0 P: 5	R: 0 E: 0 K: 2 S: 7	H: 1 LOB: 1 BB: 0 P: 5	R: 0 E: 0 K: 2 S: 9	H: 0 LOB: 0 BB: 1 P: 10	R: 2 E: 0 K: 0 S: 4	H: 3 LOB: 2 BB: 1 P: 4	R: 0 E: 0 K: 0 S: 3	H: 1 LOB: 1 BB: 0 P: 4	1B: 10 2B: 1 3B: 0 HR: 0	SF: 0 SAC: 0 DP: 0 HBP: 0	WP: 0 PA: 37 PB: 0 SB: 0 CS: 0
<b>PITCHER</b>	IP WLS BF H R ER SO BB IBB HBP BLK WP HR S P ERA WHIP																		
Joe Horlen, R (1, 1) ERA: 2.58	5.0	23	7	3	3	4	2	0	0	0	0	0	9	13	18.00	3.000			
Hoyt Wilhelm, R (6, 1) ERA: 2.55	1.0	L 6	2	2	2	2	1	0	0	0	0	0	4	4	0.00	1.000			
Eddie Fisher, R (7, 1) ERA: 1.27	1.0	4	1	0	0	0	0	0	0	0	0	0	4	4	0.00	1.000			
Bob Locker, R (8, 1) ERA: 2.45	1.0	4	1	0	0	0	0	0	0	0	0	0	4	4	0.00	1.000			

**Chicago White Sox @ Los Angeles Angels**  
Dodger Stadium, Los Angeles, CA  
Fri Jul 02, 1965, 7:05 PM PDT  
Att: 10,058 - Unknown

livebaseballscorecards.com

AB 34  
R 5  
H 11  
RBI 5  
BB 3  
SO 6  
LOB 16





Batter	1	2	3	4	5	6	7	8	9	AB	R	H	RBI	BB	SO	LOB	TOP			
Don Buford, S OBP: 0.350, SLG: 0.395 (1,5)										4	1	2	0	0	0	0				
Floyd Robinson, L OBP: 0.311, SLG: 0.342 (1,9)										2	0	1	1	1	0	0				
John Romano, R OBP: 0.355, SLG: 0.451 (1,2)										4	0	1	0	0	0	2				
Bill Skowron, R OBP: 0.326, SLG: 0.459 (1,3)										4	0	1	0	0	1	3				
Danny Cater, R OBP: 0.305, SLG: 0.438 (1,7)										4	0	0	0	0	1	3				
Ron Hansen, R OBP: 0.301, SLG: 0.361 (1,6)										3	0	0	0	0	1	0				
Ken Berry, R OBP: 0.264, SLG: 0.315 (1,8)										3	0	0	0	0	1	0				
Al Weis, S OBP: 0.289, SLG: 0.311 (6, PH)										1	0	0	0	0	0	0				
Tom McCraw, L OBP: 0.273, SLG: 0.297 (6, PH)										1	0	0	0	0	0	0				
Greg Bollo, R (6, PH)										0	0	0	0	0	0	0				
Smoky Burgess, L OBP: 0.376, SLG: 0.487 (8, PH)										1	0	0	0	0	0	0				
Hoyt Wilhelm, R (8, PH)										0	0	0	0	0	0	0				
John Buzhardt, R OBP: 0.214, SLG: 0.083 (4, PH)										1	0	0	0	0	1	0				
Bob Locker, S (6, PH)										0	0	0	0	0	0	0				
Pete Ward, L OBP: 0.367, SLG: 0.457 (6,5)										2	0	0	0	0	0	0				
<b>Inning Stats</b>	R: 0 E: 0 K: 1 S: 6	H: 1 LOB: 1 BB: 0 P: 6	R: 0 E: 0 K: 1 S: 5	H: 0 LOB: 0 BB: 0 P: 5	R: 0 E: 0 K: 1 S: 5	H: 0 LOB: 0 BB: 0 P: 5	R: 0 E: 0 K: 0 S: 3	H: 0 LOB: 0 BB: 0 P: 3	R: 0 E: 0 K: 0 S: 3	H: 0 LOB: 0 BB: 0 P: 3	R: 0 E: 0 K: 0 S: 3	H: 1 LOB: 1 BB: 1 P: 7	R: 0 E: 0 K: 2 S: 7	H: 0 LOB: 0 BB: 0 P: 7	R: 1 E: 0 K: 0 S: 6	H: 3 LOB: 2 BB: 0 P: 6	1B: 4 2B: 1 3B: 0 HR: 0	SF: 0 SAC: 1 DP: 1 HBP: 0	WP: 0 PB: 0 SB: 0 CS: 0	PA: 32
<b>PITCHER</b>	IP	WLS	BF	H	R	ER	SO	BB	IBB	HBP	BLK	WP	HR	S	P	ERA	WHIP			
Marcelino Lopez, L ERA: 2.96 (1,1)	5.0	W	16	1	0	0	3	0	0	0	0	0	0	22	22	0.00	0.200			
Bob Lee, R ERA: 2.4 (6,1)	4.0	S	16	4	1	1	2	1	0	0	0	0	0	19	23	2.25	1.250			

Chicago White Sox @ Los Angeles Angels  
Dodger Stadium, Los Angeles, CA  
Sat Jul 03 1965, 3:33 AM PDT  
Att: 5,021 - Unknown

AB 30  
R 1  
H 5  
RBI 1  
BB 1  
SO 5  
LOB 8

Batter	1	2	3	4	5	6	7	8	9	AB	R	H	RBI	BB	SO	LOB	BOTTOM			
Albie Pearson, L OBP: 0.321, SLG: 0.322 (1,9)										4	0	0	0	0	0	1				
Jim Fregosi, R OBP: 0.295, SLG: 0.364 (1,6)										4	1	3	0	0	0	1				
Willie Smith, L OBP: 0.292, SLG: 0.451 (1,7)										4	1	3	1	0	0	1				
Joe Adcock, R OBP: 0.308, SLG: 0.422 (1,3)										3	1	1	1	1	1	3				
Vic Power, R OBP: 0.314, SLG: 0.414 (7, PR)										0	0	0	0	0	0	0				
Buck Rodgers, S OBP: 0.272, SLG: 0.294 (1,2)										3	1	1	0	1	0	2				
Jose Cardenal, R OBP: 0.305, SLG: 0.389 (1,8)										3	1	2	1	1	0	1				
Paul Schaal, R OBP: 0.284, SLG: 0.366 (1,5)										4	0	0	1	0	1	3				
Joe Koppe, R OBP: 0.500, SLG: 0.500 (1,4)										4	0	2	1	0	0	2				
Marcelino Lopez, R OBP: 0.200, SLG: 0.235 (1,1)										2	0	0	0	0	1	1				
Bob Lee, R OBP: 0.167, SLG: 0.364 (6,1)										2	0	0	0	0	1	1				
<b>Inning Stats</b>	R: 0 E: 0 K: 1 S: 6	H: 1 LOB: 1 BB: 0 P: 6	R: 0 E: 0 K: 0 S: 2	H: 0 LOB: 1 BB: 1 P: 6	R: 0 E: 0 K: 1 S: 6	H: 1 LOB: 1 BB: 0 P: 6	R: 4 E: 0 K: 0 S: 6	H: 4 LOB: 0 BB: 1 P: 10	R: 0 E: 0 K: 0 S: 4	H: 2 LOB: 1 BB: 0 P: 4	R: 0 E: 0 K: 1 S: 5	H: 0 LOB: 1 BB: 1 P: 9	R: 1 E: 0 K: 1 S: 8	H: 3 LOB: 2 BB: 0 P: 8	R: 0 E: 0 K: 0 S: 4	H: 1 LOB: 1 BB: 0 P: 4	1B: 10 2B: 1 3B: 0 HR: 1	SF: 0 SAC: 0 DP: 2 HBP: 0	WP: 0 PB: 0 SB: 4 CS: 0	PA: 36
<b>PITCHER</b>	IP	WLS	BF	H	R	ER	SO	BB	IBB	HBP	BLK	WP	HR	S	P	ERA	WHIP			
John Buzhardt, R ERA: 3.18 (1,1)	3.0	L	15	5	4	4	2	2	0	0	0	0	0	7	7	0.00	1.500			
Bob Locker, R ERA: 2.34 (4,1)	2.0		7	3	0	0	0	0	0	0	0	0	0	7	7	0.00	1.500			
Greg Bollo, R ERA: 3.09 (6,1)	2.0		10	3	1	1	2	1	0	0	0	0	0	13	17	4.50	2.000			
Hoyt Wilhelm, R ERA: 2.5 (8,1)	1.0		4	1	0	0	0	0	0	0	0	0	0	4	4	0.00	1.000			

Chicago White Sox @ Los Angeles Angels  
Dodger Stadium, Los Angeles, CA  
Sat Jul 03 1965, 3:33 AM PDT  
Att: 5,021 - Unknown

AB 33  
R 5  
H 12  
RBI 5  
BB 3  
SO 4  
LOB 16











Batter	1	2	3	4	5	6	7	8	9	AB	R	H	RBI	BB	SO	LOB	TOP					
Ken Hamlin, R OBP: 0.347, SLG: 0.352										3	0	0	0	0	2	2						
Ken McMullen, R OBP: 0.314, SLG: 0.422										4	0	1	1	0	1	0						
Willie Kirkland, L OBP: 0.298, SLG: 0.455										4	0	2	0	0	0	0						
Jim King, L OBP: 0.323, SLG: 0.416										4	0	1	0	0	0	2						
Dick Nen, L (1, 3)										4	1	0	0	0	0	2						
Don Lock, R OBP: 0.311, SLG: 0.357										4	2	2	1	0	0	0						
Mike Brumley, L OBP: 0.210, SLG: 0.142										4	0	0	0	0	0	2						
Ed Brinkman, R OBP: 0.256, SLG: 0.278										3	0	0	0	1	0	0						
Phil Ortega, R OBP: 0.316, SLG: 0.294										3	1	2	2	0	1	0						
Ron Kline, R (8, 1)										0	0	0	0	0	0	0						
<b>Inning Stats</b>	R: 0 E: 0 K: 1 S: 5	H: 0 LOB: 0 BB: 0 P: 5	R: 2 E: 0 K: 1 S: 8	H: 3 LOB: 2 BB: 1 P: 12	R: 0 E: 0 K: 0 S: 4	H: 1 LOB: 1 BB: 0 P: 4	R: 0 E: 0 K: 0 S: 3	H: 0 LOB: 0 BB: 0 P: 3	R: 0 E: 0 K: 2 S: 7	H: 0 LOB: 0 BB: 0 P: 7	R: 0 E: 0 K: 0 S: 3	H: 0 LOB: 0 BB: 0 P: 3	R: 0 E: 0 K: 0 S: 3	H: 0 LOB: 0 BB: 0 P: 3	R: 1 E: 0 K: 0 S: 5	H: 3 LOB: 1 BB: 0 P: 5	R: 1 E: 0 K: 0 S: 4	H: 1 LOB: 0 BB: 0 P: 4	1B: 6 2B: 1 3B: 0 HR: 1	SF: 0 SAC: 1 DP: 0 HBP: 0	WP: 1 PB: 0 SB: 0 CS: 0	PA: 35
<b>PITCHER</b> Fred Newman, R ERA: 3.15	IP: 9.0 WLS: L BF: 35 H: 8 R: 4 ER: 4 SO: 4 BB: 0 IBB: 1 HBP: 0 BLK: 0 WP: 1 HR: 1 S: 42 P: 46 ERA: 4.00 WHIP: 0.889											<b>PITCHER</b>	IP: 9.0 WLS: L BF: 35 H: 8 R: 4 ER: 4 SO: 4 BB: 0 IBB: 1 HBP: 0 BLK: 0 WP: 1 HR: 1 S: 42 P: 46 ERA: 4.00 WHIP: 0.889									

Washington Senators @ Los Angeles Angels  
Dodger Stadium, Los Angeles, CA  
Mon Jul 05 1965, 7:05 PM PDT  
Att: 10,721 - Unknown

AB	33
R	4
H	8
RBI	4
BB	1
SO	4
LOB	8



Batter	1	2	3	4	5	6	7	8	9	AB	R	H	RBI	BB	SO	LOB	BOTTOM			
Jose Cardenal, R OBP: 0.308, SLG: 0.401										4	0	0	0	0	0	0				
Albie Pearson, L OBP: 0.327, SLG: 0.341										3	2	2	1	1	0	0				
Jim Fregosi, R OBP: 0.297, SLG: 0.374										4	1	3	2	0	0	0				
Willie Smith, L OBP: 0.282, SLG: 0.432										4	0	0	0	0	1	2				
Merritt Ranew, L OBP: 0.214, SLG: 0.385										3	0	0	0	1	1	1				
Vic Power, R OBP: 0.342, SLG: 0.461										4	0	3	0	0	0	1				
Paul Schaal, R OBP: 0.300, SLG: 0.357										2	0	0	0	1	0	2				
Joe Adcock, R OBP: 0.317, SLG: 0.458										1	0	1	0	0	0	0				
Marcelino Lopez, R OBP: 0.200, SLG: 0.235										0	0	0	0	0	0	0				
Joe Koppe, R OBP: 0.300, SLG: 0.222										2	0	0	0	0	1	2				
Al Spangler, L OBP: 0.282, SLG: 0.242										1	0	0	0	0	0	0				
Bobby Knoop, R OBP: 0.308, SLG: 0.341										0	0	0	0	0	0	0				
Buck Rodgers, S OBP: 0.271, SLG: 0.287										0	0	0	0	1	0	0				
Fred Newman, R OBP: 0.163, SLG: 0.027										3	0	0	0	0	1	0				
Lou Clinton, R OBP: 0.294, SLG: 0.272										1	0	0	0	0	0	3				
<b>Inning Stats</b>	R: 0 E: 0 K: 0 S: 4	H: 2 LOB: 1 BB: 0 P: 4	R: 0 E: 0 K: 1 S: 5	H: 1 LOB: 1 BB: 1 P: 9	R: 0 E: 0 K: 1 S: 7	H: 2 LOB: 2 BB: 0 P: 7	R: 0 E: 0 K: 1 S: 7	H: 2 LOB: 2 BB: 0 P: 7	R: 0 E: 0 K: 1 S: 5	H: 0 LOB: 0 BB: 2 P: 11	R: 0 E: 0 K: 1 S: 5	H: 0 LOB: 0 BB: 0 P: 5	R: 0 E: 0 K: 0 S: 4	H: 1 LOB: 0 BB: 0 P: 4	R: 0 E: 0 K: 0 S: 4	H: 2 LOB: 3 BB: 1 P: 8	1B: 4 2B: 3 3B: 1 HR: 2	SF: 0 SAC: 0 DP: 3 HBP: 0	WP: 0 PB: 0 SB: 0 CS: 0	PA: 36
<b>PITCHER</b> Phil Ortega, R ERA: 4.36	IP: 7.1 WLS: W BF: 29 H: 7 R: 3 ER: 3 SO: 4 BB: 3 IBB: 0 HBP: 0 BLK: 0 WP: 0 HR: 2 S: 34 P: 46 ERA: 3.68 WHIP: 1.364											<b>PITCHER</b>	IP: 7.1 WLS: W BF: 29 H: 7 R: 3 ER: 3 SO: 4 BB: 3 IBB: 0 HBP: 0 BLK: 0 WP: 0 HR: 2 S: 34 P: 46 ERA: 3.68 WHIP: 1.364							
Ron Kline, R ERA: 1.93	IP: 1.2 WLS: W BF: 7 H: 2 R: 0 ER: 0 SO: 0 BB: 0 IBB: 1 HBP: 0 BLK: 0 WP: 0 HR: 0 S: 6 P: 10 ERA: 0.00 WHIP: 1.200											<b>PITCHER</b>	IP: 1.2 WLS: W BF: 7 H: 2 R: 0 ER: 0 SO: 0 BB: 0 IBB: 1 HBP: 0 BLK: 0 WP: 0 HR: 0 S: 6 P: 10 ERA: 0.00 WHIP: 1.200							

Washington Senators @ Los Angeles Angels  
Dodger Stadium, Los Angeles, CA  
Mon Jul 05 1965, 7:05 PM PDT  
Att: 10,721 - Unknown

AB	32
R	3
H	9
RBI	3
BB	4
SO	4
LOB	11





Batter	1	2	3	4	5	6	7	8	9	AB	R	H	RBI	BB	SO	LOB	TOP
Don Blasingame, L (1,4) OBP: 0.284, SLG: 0.313	F7		4-3 1B		FC4-6 FC6-4 1-2		F4		K	5	0	1	0	0	1	1	<b>Washington Senators @ Los Angeles Angels</b> Dodger Stadium, Los Angeles, CA Tue Jul 06 1965, 7:05 PM PDT Att: 4,294 - Unknown
Ken McMullen, R (1,5) OBP: 0.310, SLG: 0.417	F7		4-3 1-2		FC6-4 1B		1-3			4	1	0	0	0	0	2	
Willie Kirkland, L (1,7) OBP: 0.266, SLG: 0.456			K				4-3			4	0	2	1	0	1	1	
Jim King, L (1,9) OBP: 0.318, SLG: 0.409 Woodie Held, R (8, PH) OBP: 0.353, SLG: 0.439	K		K		4-3			4-3		3	0	0	0	0	2	3	
Dick Nen, L (1,3) OBP: 0.333, SLG: 0.333					F7					4	1	3	0	0	0	0	
Don Lock, R (1,8) OBP: 0.314, SLG: 0.360							FC4 1B			4	0	2	0	0	1	2	
Doug Camilli, R (1,2) OBP: 0.252, SLG: 0.295							FC4 BB 1-2			4	0	2	0	0	1	2	
Doug Camilli, R (1,2) OBP: 0.252, SLG: 0.295							K			4	0	0	0	0	2	5	
Ed Brinkman, R (1,6) OBP: 0.260, SLG: 0.283					FC5-4 1-2					3	0	1	1	1	0	1	
Bennie Daniels, L (1,1) OBP: 0.280, SLG: 0.182 Don Zimmer, R (8, PH) OBP: 0.236, SLG: 0.296 Marshall Bridges, S (6, PH) OBP: 0.200, SLG: 0.600 Frank Howard, R (9, PH) OBP: 0.342, SLG: 0.478	3-1						FC4-6 1B			2	0	1	0	0	0	1	
<b>Inning Stats</b>	R: 0 E: 0 K: 1 S: 6	H: 1 LOB: 1 BB: 0 P: 6	R: 1 E: 0 K: 0 S: 5	H: 3 LOB: 1 BB: 0 P: 5	R: 0 E: 0 K: 2 S: 8	H: 1 LOB: 1 BB: 0 P: 6	R: 1 E: 1 K: 0 S: 5	H: 2 LOB: 2 BB: 1 P: 5	R: 0 E: 0 K: 2 S: 8	H: 1 LOB: 0 BB: 0 P: 3	R: 0 E: 0 K: 1 S: 6	H: 1 LOB: 1 BB: 0 P: 6	R: 0 E: 0 K: 1 S: 5	H: 0 LOB: 0 BB: 0 P: 5	1B: 9 2B: 1 3B: 0 HR: 0	SF: 0 SAC: 0 DP: 0 HBP: 0	WP: 0 PA: 37 PB: 0 SB: 1 CS: 0
<b>PITCHER</b>	IP WLS BF H R ER SO BB IBB HBP BLK WP HR S P ERA WHIP																
Dean Chance, R (1,1) ERA: 4.33	5.0 W 22 8 2 1 4 0 0 0 0 0 0 30 30 1.80 1.600																
Marcelino Lopez, L (6,1) ERA: 2.85	4.0 S 15 2 0 0 4 1 0 0 0 0 0 0 22 26 0.00 0.750																

Batter	1	2	3	4	5	6	7	8	9	AB	R	H	RBI	BB	SO	LOB	BOTTOM		
Jose Cardenal, R (1,8) OBP: 0.304, SLG: 0.395	F7		E5 SH3-4 1B		5-3		1-3			4	1	0	0	0	0	3	<b>Washington Senators @ Los Angeles Angels</b> Dodger Stadium, Los Angeles, CA Tue Jul 06 1965, 7:05 PM PDT Att: 4,294 - Unknown		
Albie Pearson, L (1,9) OBP: 0.327, SLG: 0.346	4-3		SH3-4							3	1	1	0	0	0	0			
Jim Fregosi, R (1,6) OBP: 0.303, SLG: 0.379										4	1	3	3	0	0	0			
Willie Smith, L (1,7) OBP: 0.281, SLG: 0.441	G3		FC4-6 2-H 3-H 1B		HR 1B					4	1	1	2	0	0	2			
Joe Adcock, R (1,3) OBP: 0.317, SLG: 0.475 Vic Power, R (8,3) OBP: 0.338, SLG: 0.455										3	1	1	1	0	1	1			
Buck Rodgers, S (1,2) OBP: 0.271, SLG: 0.286										1	0	0	0	0	0	0			
Buck Rodgers, S (1,2) OBP: 0.271, SLG: 0.286										4	0	1	0	0	0	0			
Paul Schaal, R (1,5) OBP: 0.277, SLG: 0.351										4	0	0	0	0	1	1			
Joe Koppe, R (1,4) OBP: 0.308, SLG: 0.182										2	0	0	0	1	2	0			
Dean Chance, R (1,1) ERA: 4.09 Al Spangler, L (5, PH) OBP: 0.269, SLG: 0.241 Marcelino Lopez, R (6,1) OBP: 0.194, SLG: 0.229										0	1	0	0	1	0	0			
<b>Inning Stats</b>	R: 0 E: 0 K: 0 S: 4	H: 1 LOB: 1 BB: 0 P: 4	R: 1 E: 0 K: 1 S: 6	H: 1 LOB: 0 BB: 0 P: 6	R: 2 E: 1 K: 0 S: 5	H: 1 LOB: 1 BB: 1 P: 9	R: 0 E: 0 K: 1 S: 5	H: 0 LOB: 0 BB: 0 P: 5	R: 3 E: 0 K: 1 S: 8	H: 3 LOB: 0 BB: 0 P: 8	R: 0 E: 0 K: 2 S: 8	H: 1 LOB: 2 BB: 1 P: 12	R: 0 E: 0 K: 0 S: 3	H: 0 LOB: 0 BB: 0 P: 3	R: 0 E: 0 K: 0 S: 3	H: 0 LOB: 0 BB: 0 P: 3	1B: 4 2B: 1 3B: 0 HR: 2	SF: 0 SAC: 1 DP: 0 HBP: 0	WP: 0 PA: 34 PB: 0 SB: 1 CS: 0
<b>PITCHER</b>	IP WLS BF H R ER SO BB IBB HBP BLK WP HR S P ERA WHIP																		
Bennie Daniels, R (1,1) ERA: 2.2	3.0 L 11 1 0 0 2 0 1 0 0 0 0 0 0 14 18 0.00 0.333																		

AB	36
R	2
H	10
RBI	2
BB	1
SO	8
LOB	18

AB	31
R	6
H	7
RBI	6
BB	2
SO	5
LOB	9



Batter	1	2	3	4	5	6	7	8	9	AB	R	H	RBI	BB	SO	LOB	TOP								
Don Blasingame, L (1,4) OBP: 0.278, SLG: 0.306	F8		1-3		F9		F8		F7	5	0	0	0	0	0	0	<b>Washington Senators @ Los Angeles Angels</b> <b>Dodger Stadium, Los Angeles, CA</b> Wed Jul 07 1965, 7:05 PM PDT Att: 5,296 - Unknown								
Ken McMullen, R (1,5) OBP: 0.312, SLG: 0.431	SF8 3B		1-3		F7		3B			4	1	2	0	0	0	0									
Willie Kirkland, L (1,9) OBP: 0.273, SLG: 0.457	SF8 3H		1B 1B BB		1B		4-3			2	1	1	1	1	0	1									
Frank Howard, R (1,7) OBP: 0.344, SLG: 0.478	5-3		1B		1B		5-3			4	0	2	0	0	0	1									
Jim King, L (7,9) OBP: 0.316, SLG: 0.409			1B		1-2		1B			0	0	0	0	0	0	0									
Dick Nen, L (1,3) OBP: 0.308, SLG: 0.308			1-3		K				G3	4	0	1	1	0	1	2									
Don Lock, R (1,8) OBP: 0.317, SLG: 0.374			3H		K				F7	3	1	1	1	1	1	2									
Doug Camilli, R (1,2) OBP: 0.252, SLG: 0.293			1-2		F8 1B BB				K	4	0	1	0	0	1	0									
Ed Brinkman, R (1,6) OBP: 0.256, SLG: 0.278			F8		1-3				6-3	4	0	0	0	0	0	2									
Frank Kreuzer, R (1,1) OBP: 0.200, SLG: 0.444			2-3		K				6-3	0	0	0	0	0	0	0									
Howie Koplitz, R (1,1) OBP: 0.143, SLG: 0.143			K		K				K	3	0	0	0	0	2	2									
Ron Kline, R (8,1)			K		K				K	1	0	0	0	0	1	0									
<b>Inning Stats</b>	R: 1 E: 0 K: 0 S: 4	H: 1 LOB: 0 BB: 0 P: 4	R: 0 E: 0 K: 1 S: 6	H: 1 LOB: 2 BB: 1 P: 10	R: 1 E: 0 K: 1 S: 7	H: 2 LOB: 2 BB: 1 P: 11	R: 0 E: 0 K: 1 S: 5	H: 0 LOB: 0 BB: 0 P: 5	R: 0 E: 0 K: 1 S: 7	H: 2 LOB: 2 BB: 0 P: 7	R: 1 E: 0 K: 0 S: 4	H: 1 LOB: 1 BB: 0 P: 4	R: 0 E: 0 K: 0 S: 4	H: 1 LOB: 1 BB: 0 P: 4	R: 0 E: 0 K: 1 S: 5	H: 0 LOB: 0 BB: 0 P: 5	R: 0 E: 0 K: 1 S: 5	H: 0 LOB: 0 BB: 0 P: 5	1B: 5 2B: 0 3B: 2 HR: 1	SF: 1 SAC: 0 DP: 0 HBP: 0	WP: 0 PB: 0 SB: 0 CS: 0	PA: 37			
<b>PITCHER</b>	IP	WLS	BF	H	R	ER	SO	BB	IBB	HBP	BLK	WP	HR	S	P	ERA	WHIP	<b>PITCHER</b>							
Ken McBride, R (1,1) ERA: 5.56	7.0	L	31	8	3	3	4	2	0	0	0	0	1	37	45	3.86	1.429								
Ed Sukla, R (8,1) ERA:	2.0		6	0	0	0	2	0	0	0	0	0	0	10	10	0.00	0.000								

Batter	1	2	3	4	5	6	7	8	9	AB	R	H	RBI	BB	SO	LOB	BOTTOM								
Jose Cardenal, R (1,8) OBP: 0.307, SLG: 0.397	S 1B		E7 CS 1B		F8				6-3	4	1	2	0	0	0	1	<b>Washington Senators @ Los Angeles Angels</b> <b>Dodger Stadium, Los Angeles, CA</b> Wed Jul 07 1965, 7:05 PM PDT Att: 5,296 - Unknown								
Willie Smith, L (1,7) OBP: 0.281, SLG: 0.438	K		F5		3-1				FC4-6 1B	4	0	1	0	0	1	2									
Jim Fregosi, R (1,6) OBP: 0.302, SLG: 0.375	1B BB		2-3 K		6-3				FC4-6 1-2	3	0	0	0	1	1	1									
Joe Adcock, R (1,3) OBP: 0.316, SLG: 0.469	1B G6-4-3 2H		F3		K				5-3	4	0	1	1	0	1	0									
Lou Clinton, R (1,9) OBP: 0.290, SLG: 0.268			K		F9				K	2	0	0	0	0	1	2									
Albie Pearson, L (7,PH) OBP: 0.324, SLG: 0.342	G6-4-3 1-2		K		K				K	2	0	0	0	0	1	0									
Buck Rodgers, S (1,2) OBP: 0.270, SLG: 0.286			F8		4-3				1B	4	0	1	0	0	0	0									
Paul Schaal, R (1,5) OBP: 0.276, SLG: 0.349			1-3		6-3				F7	4	0	1	0	0	0	1									
Joe Koppe, R (1,4) OBP: 0.333, SLG: 0.308			2B		5-3				F8	2	0	1	0	0	0	0									
Merritt Ranew, L (7,PH) OBP: 0.200, SLG: 0.357			K		4-0				F8	1	0	0	0	0	0	1									
Ed Sukla, R (8,1)			2B		4-0				4-3	0	0	0	0	0	0	0									
Ken McBride, R (1,1) Tom Satriano, L (8,4) OBP: 0.091, SLG: 0.091			F7		BB				4-3	1	0	0	0	1	0	1									
<b>Inning Stats</b>	R: 1 E: 0 K: 1 S: 6	H: 2 LOB: 1 BB: 1 P: 10	R: 0 E: 0 K: 0 S: 4	H: 1 LOB: 1 BB: 0 P: 4	R: 0 E: 1 K: 1 S: 5	H: 1 LOB: 0 BB: 0 P: 5	R: 0 E: 0 K: 1 S: 5	H: 0 LOB: 0 BB: 0 P: 5	R: 0 E: 0 K: 1 S: 3	H: 0 LOB: 1 BB: 1 P: 7	R: 0 E: 0 K: 1 S: 5	H: 0 LOB: 0 BB: 0 P: 5	R: 0 E: 0 K: 0 S: 4	H: 1 LOB: 1 BB: 0 P: 4	R: 0 E: 0 K: 0 S: 4	H: 1 LOB: 1 BB: 0 P: 4	R: 0 E: 0 K: 1 S: 6	H: 1 LOB: 1 BB: 0 P: 6	1B: 6 2B: 1 3B: 0 HR: 0	SF: 0 SAC: 0 DP: 1 HBP: 0	WP: 0 PB: 0 SB: 1 CS: 1	PA: 34			
<b>PITCHER</b>	IP	WLS	BF	H	R	ER	SO	BB	IBB	HBP	BLK	WP	HR	S	P	ERA	WHIP	<b>PITCHER</b>							
Frank Kreuzer, L (1,1) ERA: 4.79	0.1		2	1	1	1	1	0	0	0	0	0	0	4	4	27.00	3.000								
Howie Koplitz, R (1,1) ERA: 5.4	6.2	W	24	4	0	0	3	2	0	0	0	0	0	28	36	0.00	0.900								
Ron Kline, R (8,1) ERA: 1.86	2.0	S	8	2	0	0	1	0	0	0	0	0	0	10	10	0.00	1.000								



Batter	1	2	3	4	5	6	7	8	9	AB	R	H	RBI	BB	SO	LOB	TOP			
Dick Howser, R OBP: 0.355, SLG: 0.278 (1, 6)										3	0	0	0	1	0	2				
Vic Davallito, L OBP: 0.359, SLG: 0.419 (1, 8)										3	1	0	0	1	0	2				
Max Alvis, R OBP: 0.343, SLG: 0.486 (1, 5)										4	1	1	1	0	2	2				
Rocky Colavito, R OBP: 0.413, SLG: 0.556 (1, 9)										3	0	1	0	1	0	1				
Leon Wagner, L OBP: 0.364, SLG: 0.498 (1, 7)										2	1	2	1	2	0	0				
Chuck Hinton, R OBP: 0.340, SLG: 0.434 Fred Whitfield, L OBP: 0.317, SLG: 0.497 (8, PH) (8, 3)										2	0	0	1	0	0	1				
Joe Azcue, R OBP: 0.287, SLG: 0.254 Chico Salmon, R OBP: 0.216, SLG: 0.196 Phil Roof, R OBP: 0.136, SLG: 0.136 (9, PR) (9, 2)										4	0	1	0	0	0	2				
Pedro Gonzalez, R OBP: 0.282, SLG: 0.392 (1, 4)										3	0	0	0	0	0	0				
Ralph Terry, R OBP: 0.200, SLG: 0.167 Gary Bell, R OBP: 0.100, SLG: 0.400 Al Luplow, L OBP: 0.318, SLG: 0.500 Don McMahon, R OBP: 0.500, SLG: 0.500 (1, 1) (7, 1) (9, PH) (9, 1)										2	0	0	0	1	1	0				
<b>Inning Stats</b>	R: 0 E: 0 K: 1 S: 5	H: 0 LOB: 1 BB: 1 P: 9	R: 0 E: 0 K: 0 S: 2	H: 0 LOB: 0 BB: 1 P: 6	R: 0 E: 0 K: 0 S: 3	H: 0 LOB: 0 BB: 3 P: 3	R: 1 E: 0 K: 0 S: 5	H: 0 LOB: 1 BB: 1 P: 7	R: 2 E: 0 K: 0 S: 5	H: 2 LOB: 0 BB: 0 P: 5	R: 0 E: 0 K: 0 S: 5	H: 0 LOB: 0 BB: 0 P: 5	R: 0 E: 0 K: 0 S: 5	H: 2 LOB: 2 BB: 0 P: 5	R: 0 E: 0 K: 1 S: 6	H: 1 LOB: 2 BB: 0 P: 6	1B: 3 2B: 0 3B: 0 HR: 2	SF: 1 SAC: 2 DP: 0 HBP: 0	WP: 0 PB: 0 SB: 2 CS: 0	PA: 37
<b>PITCHER</b>	IP	WLS	BF	H	R	ER	SO	BB	IBB	HBP	BLK	WP	HR	S	P	ERA	WHIP			
George Brunet, L ERA: 2.3 (1, 1)	6.0		25	2	3	3	2	6	0	0	1	0	2	23	47	4.50	1.333			
Ed Sukia, R ERA: (7, 1)	1.2		7	2	0	0	1	0	0	0	0	0	0	9	9	0.00	1.200			
Bob Lee, R ERA: 2.35 (8, 1)	1.1	W	5	1	0	0	1	0	0	0	0	0	0	7	7	0.00	0.750			

Cleveland Indians @ Los Angeles Angels  
Dodger Stadium, Los Angeles, CA  
Fri Jul 09 1965, 7:05 PM PDT  
Unknown

AB 28  
R 3  
H 5  
RBI 3  
BB 6  
SO 4  
LOB 14

Batter	1	2	3	4	5	6	7	8	9	AB	R	H	RBI	BB	SO	LOB	BOTTOM					
Al Spangler, L OBP: 0.286, SLG: 0.248 (1, 8)										4	0	2	0	0	0	0						
Albie Pearson, L OBP: 0.318, SLG: 0.335 (1, 9)										4	0	0	0	0	0	3						
Jim Fregosi, R OBP: 0.301, SLG: 0.377 (1, 6)										4	1	1	0	0	0	0						
Willie Smith, L OBP: 0.284, SLG: 0.462 (1, 7)										4	2	2	3	0	0	0						
Joe Adcock, R OBP: 0.314, SLG: 0.464 (1, 3)										4	1	1	0	0	1	0						
Buck Rodgers, S OBP: 0.270, SLG: 0.282 (1, 2)										3	0	0	0	1	0	0						
Paul Schaaf, R OBP: 0.273, SLG: 0.345 Bob Lee, R OBP: 0.167, SLG: 0.364 Bobby Gene Smith, R OBP: 0.267, SLG: 0.286 (1, 5) (8, 1) (9, PH)										3	0	0	0	0	1	0						
Joe Koppe, R OBP: 0.294, SLG: 0.267 Vic Power, R OBP: 0.354, SLG: 0.468 (1, 4) (8, PH) (9, 4)										2	0	0	0	0	0	0						
George Brunet, R OBP: 0.167, SLG: 0.136 Merritt Ranew, L OBP: 0.188, SLG: 0.333 Ed Sukia, R OBP: 0.083, SLG: 0.083 (1, 1) (6, PH) (7, 1) (8, 5)										1	0	0	0	0	0	0						
<b>Inning Stats</b>	R: 0 E: 0 K: 0 S: 3	H: 0 LOB: 0 BB: 0 P: 3	R: 0 E: 0 K: 1 S: 5	H: 0 LOB: 0 BB: 0 P: 5	R: 0 E: 0 K: 1 S: 5	H: 0 LOB: 0 BB: 0 P: 5	R: 0 E: 0 K: 0 S: 3	H: 0 LOB: 0 BB: 0 P: 3	R: 1 E: 0 K: 0 S: 4	H: 1 LOB: 0 BB: 0 P: 4	R: 0 E: 0 K: 1 S: 6	H: 1 LOB: 1 BB: 0 P: 6	R: 2 E: 0 K: 0 S: 5	H: 2 LOB: 0 BB: 0 P: 5	R: 0 E: 0 K: 0 S: 4	H: 2 LOB: 1 BB: 0 P: 4	R: 1 E: 0 K: 0 S: 4	H: 2 LOB: 3 BB: 2 P: 12	1B: 5 2B: 1 3B: 0 HR: 2	SF: 0 SAC: 0 DP: 1 HBP: 0	WP: 0 PB: 0 SB: 1 CS: 0	PA: 35
<b>PITCHER</b>	IP	WLS	BF	H	R	ER	SO	BB	IBB	HBP	BLK	WP	HR	S	P	ERA	WHIP					
Ralph Terry, R ERA: 2.72 (1, 1)	6.0		22	4	3	3	3	0	0	0	0	0	2	28	28	4.50	0.667					
Gary Bell, R ERA: 2.92 (7, 1)	2.0		7	2	0	0	0	0	0	0	0	0	0	7	7	0.00	1.000					
Don McMahon, R ERA: 3.32 (9, 1)	0.2	L	6	2	1	1	0	1	1	0	0	0	0	4	12	13.50	4.500					

Cleveland Indians @ Los Angeles Angels  
Dodger Stadium, Los Angeles, CA  
Fri Jul 09 1965, 7:05 PM PDT  
Unknown

AB 33  
R 4  
H 8  
RBI 4  
BB 2  
SO 3  
LOB 4



Batter	1	2	3	4	5	6	7	8	9	AB	R	H	RBI	BB	SO	LOB	TOP	
Vic Davallilo, L (1, 8) OBP: 0.355, SLG: 0.414	1-3			K		F7			K	4	0	0	0	0	2	0	<b>Cleveland Indians @ Los Angeles Angels</b> <b>Dodger Stadium, Los Angeles, CA</b> Fri Jul 09 1965, 7:05 PM PDT Att: 15,450 - Unknown <a href="http://livebaseballscorecards.com">livebaseballscorecards.com</a>	
Larry Brown, R (1, 6) OBP: 0.309, SLG: 0.362	F8			2B		6-3			K	4	0	1	0	0	1	0		
Max Alvis, R (1, 5) OBP: 0.341, SLG: 0.481	5-3			HBP		5-3			5-3	3	0	0	0	0	0	0		
Rocky Colavito, R (1, 9) OBP: 0.409, SLG: 0.551		F8		F4					1-3	3	0	0	0	0	0	2		
Leon Wagner, L (1, 7) OBP: 0.361, SLG: 0.493		F9		F8					1-3	3	0	0	0	0	0	2		
Chuck Hinton, R (1, 3) OBP: 0.340, SLG: 0.433						4-3 6-3			K	3	0	1	0	0	2	0		
Pedro Gonzalez, R (1, 4) OBP: 0.277, SLG: 0.384				K		6-3			1-3	3	0	0	0	0	1	1		
Phil Roof, R (1, 2) OBP: 0.125, SLG: 0.125 (8, PH)				3-1		4-3			5-3	2	0	0	0	0	0	1		
Dick Howser, R (8, PH) OBP: 0.353, SLG: 0.277						2-3				1	0	0	0	0	0	0		
Jack Spring, R (8, 1) OBP: 0.500, SLG: 0.500						1-3			K	0	0	0	0	0	0	0		
Sonny Siebert, R (1, 1) OBP: 0.125, SLG: 0.258 (8, PH)				F8		1-3				2	0	0	0	0	0	1		
Joe Azcue, R (8, 2) OBP: 0.286, SLG: 0.253										1	0	0	0	0	1	0		
<b>Inning Stats</b>	R: 0 E: 0 K: 0 S: 3	H: 0 LOB: 0 BB: 0 P: 3	R: 0 E: 0 K: 1 S: 5	H: 0 LOB: 0 BB: 0 P: 5	R: 0 E: 0 K: 1 S: 5	H: 1 LOB: 2 BB: 0 P: 7	R: 0 E: 0 K: 0 S: 4	H: 1 LOB: 1 BB: 0 P: 4	R: 0 E: 0 K: 0 S: 3	H: 0 LOB: 0 BB: 0 P: 3	R: 0 E: 0 K: 1 S: 5	H: 0 LOB: 0 BB: 0 P: 5	R: 0 E: 0 K: 2 S: 7	H: 0 LOB: 0 BB: 0 P: 7	1B: 1 2B: 1 3B: 0 HR: 0	SF: 0 SAC: 0 DP: 0 HBP: 1	WP: 0 PB: 0 SB: 0 CS: 0	PA: 30
<b>PITCHER</b> Marcelino Lopez, L (1, 1) ERA: 2.66	IP: 9.0 WLS: W BF: 30 H: 2 R: 0 ER: 0 SO: 7 BB: 0 IBB: 0 HBP: 1 BLK: 0 WP: 0 HR: 0 S: 43 P: 44 ERA: 0.00 WHIP: 0.222																	

Batter	1	2	3	4	5	6	7	8	9	AB	R	H	RBI	BB	SO	LOB	BOTTOM
Al Spangler, L (1, 8) OBP: 0.278, SLG: 0.241	K		F8		F9			F5		4	0	0	0	0	1	1	<b>Cleveland Indians @ Los Angeles Angels</b> <b>Dodger Stadium, Los Angeles, CA</b> Fri Jul 09 1965, 7:05 PM PDT Att: 15,450 - Unknown <a href="http://livebaseballscorecards.com">livebaseballscorecards.com</a>
Albie Pearson, L (1, 9) OBP: 0.321, SLG: 0.349	F5			2B	F7			BB 2B		4	0	2	0	0	0	1	
Jim Fregosi, R (1, 6) OBP: 0.307, SLG: 0.387				FC6-4 BB		F8		BB IBB		2	1	1	1	2	0	0	
Willie Smith, L (1, 7) OBP: 0.287, SLG: 0.460	F5			F9		CS 1B		1-2 2-3 BB		3	0	1	0	1	0	2	
Vic Power, R (1, 3) OBP: 0.337, SLG: 0.446		F8		FC6-4 1-2		F8 1-2		6-3		4	0	0	0	0	0	6	
Merritt Ranew, L (1, 2) OBP: 0.198, SLG: 0.278		F5		F8				K		3	0	0	0	0	1	2	
Paul Schaal, R (1, 5) OBP: 0.274, SLG: 0.349						1B 2B		1-3		3	1	1	0	0	1	0	
Tom Satriano, L (1, 4) OBP: 0.133, SLG: 0.133			L9		FC1-8 2H 1B			5-3		3	0	1	1	0	0	0	
Marcelino Lopez, R (1, 1) OBP: 0.179, SLG: 0.211			K		FC1-6 1-2			K		3	0	0	0	0	2	1	
<b>Inning Stats</b>	R: 1 E: 0 K: 1 S: 6	H: 1 LOB: 0 BB: 0 P: 6	R: 0 E: 0 K: 1 S: 5	H: 0 LOB: 0 BB: 0 P: 5	R: 0 E: 0 K: 0 S: 4	H: 1 LOB: 2 BB: 1 P: 8	R: 1 E: 0 K: 0 S: 5	H: 2 LOB: 1 BB: 0 P: 5	R: 0 E: 0 K: 0 S: 3	H: 1 LOB: 0 BB: 0 P: 3	R: 0 E: 0 K: 1 S: 5	H: 1 LOB: 3 BB: 2 P: 14	1B: 2 2B: 3 3B: 0 HR: 1	SF: 0 SAC: 0 DP: 0 HBP: 0	WP: 0 PB: 0 SB: 0 CS: 1	PA: 32	
<b>PITCHER</b> Sonny Siebert, R (1, 1) ERA: 2.38 Jack Spring, L (8, 1) ERA: 2.64	IP: 7.0 WLS: L BF: 26 H: 5 R: 2 ER: 2 SO: 4 BB: 1 IBB: 0 HBP: 0 BLK: 0 WP: 0 HR: 1 S: 33 P: 37 ERA: 2.57 WHIP: 0.857																







Batter	1	2	3	4	5	6	7	8	9	AB	R	H	RBI	BB	SO	LOB	TOP					
Dick Howser, R (1, 6) OBP: 0.352, SLG: 0.278	6-3		SH1-4		G1-4-3			1B		3	0	1	0	0	0	1						
Vic Davallo, L (1, 8) OBP: 0.355, SLG: 0.413	4-3		F6				F4	1-3		4	0	0	0	0	0	2						
Max Alvis, R (1, 5) OBP: 0.339, SLG: 0.475	6-3		1B				K		5-3	4	0	1	0	0	1	0						
Rocky Colavito, R (1, 9) OBP: 0.406, SLG: 0.541 Chico Salmon, R (9, PR) OBP: 0.216, SLG: 0.196		5-3		5-3			F8		BB	3	0	0	0	1	0	0						
Leon Wagner, L (1, 7) OBP: 0.355, SLG: 0.483		F9		1B			F8		K	4	0	1	0	0	1	1						
Fred Whitfield, L (1, 3) OBP: 0.318, SLG: 0.493		1B		1B			L7		1-3	4	0	2	0	0	0	1						
Joe Azcue, R (1, 2) OBP: 0.286, SLG: 0.254		1B		5-3			5-3			3	0	1	0	0	0	1						
Pedro Gonzalez, R (1, 4) OBP: 0.274, SLG: 0.378 Chuck Hinton, R (8, PH) OBP: 0.339, SLG: 0.431		F8					K		K	2	0	0	0	0	1	2						
Lee Stange, R (1, 1) OBP: 0.350, SLG: 0.188 Floyd Weaver, R (5, 1) OBP: 0.250, SLG: 0.286 Jack Kralick, L (7, 1) OBP: 0.167, SLG: 0.182 Al Luplow, L (8, PH) OBP: 0.333, SLG: 0.476 Luis Tiant, R (8, 1) OBP: 0.108, SLG: 0.083			SH1-4		G1-4-3			4-3		1	0	1	0	1	0	0						
<b>Inning Stats</b>	R: 0 E: 0 K: 0 S: 3	H: 0 LOB: 0 BB: 0 P: 3	R: 0 E: 0 K: 0 S: 5	H: 2 LOB: 2 BB: 0 P: 5	R: 0 E: 0 K: 0 S: 3	H: 1 LOB: 2 BB: 1 P: 7	R: 0 E: 0 K: 0 S: 4	H: 2 LOB: 1 BB: 0 P: 4	R: 0 E: 0 K: 1 S: 5	H: 1 LOB: 0 BB: 0 P: 5	R: 0 E: 0 K: 1 S: 5	H: 0 LOB: 0 BB: 0 P: 5	R: 0 E: 0 K: 0 S: 3	H: 0 LOB: 0 BB: 0 P: 3	R: 0 E: 0 K: 1 S: 6	H: 1 LOB: 1 BB: 1 P: 6	R: 0 E: 0 K: 1 S: 5	H: 0 LOB: 1 BB: 1 P: 9	1B: 7 2B: 0 3B: 0 HR: 0	SF: 0 SAC: 1 DP: 1 HBP: 0	WP: 0 PB: 0 SB: 0 CS: 0	PA: 33
<b>PITCHER</b> Dean Chance, R (1, 1) ERA: 3.98	IP: 9.0 WLS: W BF: 33 H: 7 R: 0 ER: 0 SO: 4 BB: 2 IBB: 0 HBP: 0 BLK: 0 WP: 0 HR: 0 S: 39 P: 47 ERA: 0.00 WHIP: 1.000											<b>PITCHER</b>	IP: 9.0 WLS: W BF: 33 H: 7 R: 0 ER: 0 SO: 4 BB: 2 IBB: 0 HBP: 0 BLK: 0 WP: 0 HR: 0 S: 39 P: 47 ERA: 0.00 WHIP: 1.000									

Cleveland Indians @ Los Angeles Angels  
Dodger Stadium, Los Angeles, CA  
Sun Jul 11 1965, 3:33 AM PDT  
Att: 8,424 - Unknown

AB 30  
R 0  
H 7  
RBI 0  
BB 2  
SO 4  
LOB 8



Batter	1	2	3	4	5	6	7	8	9	AB	R	H	RBI	BB	SO	LOB	BOTTOM			
Jose Cardenal, R (1, 8) OBP: 0.305, SLG: 0.393	6-3		F6		E5		F9			4	0	1	0	0	0	1				
Albie Pearson, L (1, 9) OBP: 0.324, SLG: 0.352	1-3			L6-4	G6-4-3		6-3			4	0	2	0	0	0	1				
Jim Fregosi, R (1, 6) OBP: 0.305, SLG: 0.382	4-3			1B	G6-4-3			1-3		4	0	1	0	0	0	3				
Willie Smith, L (1, 7) OBP: 0.290, SLG: 0.456		F6		F4		SH5-3		4-1		3	0	0	0	1	0	2				
Vic Power, R (1, 3) OBP: 0.337, SLG: 0.438		F8		L6-4		SH5-3				3	0	1	0	0	0	2				
Buck Rodgers, S (1, 2) OBP: 0.287, SLG: 0.278				1B	4-3		K		4-3	4	0	1	0	0	1	2				
Tom Satriano, L (1, 4) OBP: 0.167, SLG: 0.118		F5			1B		F8			2	1	0	0	1	0	2				
Paul Schaal, R (1, 5) OBP: 0.279, SLG: 0.347			F9		1B			SH1-4		2	1	1	0	1	0	0				
Dean Chance, R (1, 1) OBP: 0.194, SLG: 0.094			K		1B		SH1-4			2	0	1	1	0	1	0				
<b>Inning Stats</b>	R: 0 E: 0 K: 0 S: 3	H: 0 LOB: 0 BB: 0 P: 3	R: 0 E: 0 K: 0 S: 4	H: 1 LOB: 1 BB: 0 P: 4	R: 0 E: 0 K: 1 S: 5	H: 0 LOB: 0 BB: 0 P: 5	R: 0 E: 0 K: 0 S: 4	H: 2 LOB: 1 BB: 0 P: 4	R: 2 E: 1 K: 0 S: 6	H: 4 LOB: 2 BB: 1 P: 10	R: 0 E: 0 K: 1 S: 5	H: 0 LOB: 1 BB: 1 P: 9	R: 0 E: 0 K: 0 S: 3	H: 0 LOB: 1 BB: 1 P: 7	R: 0 E: 0 K: 0 S: 4	H: 1 LOB: 1 BB: 0 P: 4	1B: 8 2B: 1 3B: 0 HR: 0	SF: 0 SAC: 2 DP: 2 HBP: 0	WP: 0 PB: 0 SB: 0 CS: 0	PA: 33
<b>PITCHER</b> Lee Stange, R (1, 1) ERA: 2.66 Floyd Weaver, R (5, 1) ERA: 4.63 Jack Kralick, L (7, 1) ERA: 4.5 Luis Tiant, R (8, 1) ERA: 3.21	IP: 4.1 WLS: L BF: 20 H: 7 R: 2 ER: 2 SO: 1 BB: 1 IBB: 0 HBP: 0 BLK: 0 WP: 0 HR: 0 S: 21 P: 25 ERA: 4.15 WHIP: 1.846											<b>PITCHER</b>	IP: 4.1 WLS: L BF: 20 H: 7 R: 2 ER: 2 SO: 1 BB: 1 IBB: 0 HBP: 0 BLK: 0 WP: 0 HR: 0 S: 21 P: 25 ERA: 4.15 WHIP: 1.846							

Cleveland Indians @ Los Angeles Angels  
Dodger Stadium, Los Angeles, CA  
Sun Jul 11 1965, 3:33 AM PDT  
Att: 8,424 - Unknown

AB 28  
R 2  
H 8  
RBI 1  
BB 3  
SO 2  
LOB 13









Batter	1	2	3	4	5	6	7	8	9	10	11	AB	R	H	RBI	BB	SO	LOB				
Jose Cardenal, R OBP: 0.308, SLG: 0.393 (1.8)	F7		K		F8			SH1-4 FC1-2 1B		1-3		5	0	1	0	0	1	0				
Albie Pearson, L OBP: 0.328, SLG: 0.356 (1.9)	4-3			4-3		F7		FC1-2 SH1-4 BB		4-3		4	0	0	0	1	0	0				
Jim Fregosi, R OBP: 0.301, SLG: 0.375 (1.6)	4-3			HR BB		4-3		SH1-4		K		3	1	0	0	1	1	0				
Willie Smith, L OBP: 0.290, SLG: 0.444 (1.7)		1-3		F7		K		FC1-2 IBB			SH3-4 BB	3	0	0	0	2	1	1				
Joe Adcock, R OBP: 0.323, SLG: 0.480 (1.3)		4-0						FC1-2			SH3-4	2	1	2	2	1	0	0				
Al Spangler, L OBP: 0.277, SLG: 0.239 (7. PR)								SH5-4 E 2B				0	1	0	0	0	0	0				
Bobby Knopp, R OBP: 0.307, SLG: 0.339 (7.4)		FC5-4 BB		HR				FC6-4				1	0	0	0	0	0	3				
Vic Power, R OBP: 0.320, SLG: 0.412 (1.4)		FC5-4						SH5-4		FC6-4		4	0	1	0	0	0	5				
Buck Rodgers, S OBP: 0.285, SLG: 0.273 (1.2)								E4		3-1		4	0	0	1	1	1	3				
Paul Schaal, R OBP: 0.277, SLG: 0.343 (1.5)								FC5-4		1-3		5	0	1	0	0	1	4				
George Brunet, R OBP: 0.167, SLG: 0.120 (8.1)								1-3				3	0	0	0	0	1	3				
Bob Lee, R OBP: 0.167, SLG: 0.364 (8.1)										4-3		0	0	0	0	0	0	0				
Ed Sukia, R OBP: 0.167, SLG: 0.227 (9. PH)												0	0	0	0	0	0	0				
Merritt Ranew, L OBP: 0.167, SLG: 0.227 (9. PH)												1	0	0	0	0	0	0				
Dean Chance, R OBP: 0.194, SLG: 0.094 (9.1)												0	0	0	0	0	0	0				
<b>Inning Stats</b>	R: 0 E: 0 K: 0 S: 3	H: 0 LOB: 0 BB: 0 P: 3	R: 0 E: 0 K: 1 S: 5	H: 0 LOB: 1 BB: 1 P: 9	R: 0 E: 0 K: 1 S: 5	H: 1 LOB: 0 BB: 0 P: 5	R: 2 E: 0 K: 0 S: 5	H: 2 LOB: 1 BB: 1 P: 9	R: 0 E: 0 K: 2 S: 7	H: 0 LOB: 0 BB: 0 P: 7	R: 1 E: 0 K: 0 S: 5	H: 1 LOB: 2 BB: 0 P: 5	R: 0 E: 0 K: 0 S: 4	H: 0 LOB: 0 BB: 0 P: 12	R: 0 E: 0 K: 1 S: 5	H: 0 LOB: 0 BB: 0 P: 5	R: 0 E: 0 K: 0 S: 3	H: 0 LOB: 2 BB: 2 P: 11	1B: 3 2B: 1 3B: 0 HR: 1	SF: 0 SAC: 3 DP: 1 HBP: 0	WP: 0 PB: 0 SB: 1 CS: 0	PA: 44
<b>PITCHER</b>	IP 7.0	WLS 29	BF 5	H 3	R 3	ER 3	SO 5	BB 3	IBB 0	HBP 0	BLK 0	WP 0	HR 1	S 36	P 48	ERA 3.86	WHIP 1.143					
Bruce Howard, R ERA: 3.3 (1.1)																						
Frank Lary, R ERA: 2.93 (8.1)	1.0	4	0	0	0	0	0	0	1	0	0	0	0	3	7	0.00	0.000					
Bob Locker, R ERA: 2.16 (9.1)	2.0	6	0	0	0	1	0	0	0	0	0	0	0	8	8	0.00	0.000					
Eddie Fisher, R ERA: 1.36 (11.1)	1.0	W	5	0	0	0	0	1	1	0	0	0	0	3	11	0.00	1.000					

**Los Angeles Angels @ Chicago White Sox**  
Comiskey Park, Chicago, IL  
Fri Jul 16 1965, 8:05 PM EDT  
Att: 22,578 - Unknown


AB 35  
R 3  
H 5  
RBI 3  
BB 6  
SO 6  
LOB 19




Batter	1	2	3	4	5	6	7	8	9	10	11	AB	R	H	RBI	BB	SO	LOB				
Don Buford, S OBP: 0.354, SLG: 0.407 (1.5)	6-3		K					FC3-6 1B			FC3-6 BB	4	0	2	0	1	1	2				
Tom McCraw, L OBP: 0.277, SLG: 0.291 (1.3)	F7		F7			FC3-6 G4-6-3		FC5-4 2B			FC3-6 3B	5	2	0	0	0	0	6				
Danny Cater, R OBP: 0.301, SLG: 0.411 (1.7)	F4											3	0	0	0	0	1	1				
Floyd Robinson, L OBP: 0.318, SLG: 0.373 (8. PH)												2	0	2	3	0	0	0				
John Romano, R OBP: 0.342, SLG: 0.395 (11.2)												3	0	0	0	1	0	0				
J.C. Martin, L OBP: 0.340, SLG: 0.354 (11.2)												0	0	0	0	0	0	0				
Ron Hansen, R OBP: 0.305, SLG: 0.372 (1.6)												4	0	0	0	0	1	1				
Dave Nicholson, R OBP: 0.217, SLG: 0.313 (1.9)												4	0	0	0	0	3	0				
Ken Berry, R OBP: 0.260, SLG: 0.318 (1.8)												3	1	1	0	1	0	0				
Al Weis, S OBP: 0.323, SLG: 0.368 (1.4)												2	0	2	0	0	0	0				
Pete Ward, L OBP: 0.364, SLG: 0.443 (8. PH)												2	1	1	0	0	1	0				
Bruce Howard, S OBP: 0.310, SLG: 0.200 (8.1)												2	0	0	0	0	1	3				
Frank Lary, R OBP: 0.311, SLG: 0.211 (8. PH)												0	0	0	1	0	0	0				
Smoky Burgess, L OBP: 0.248, SLG: 0.435 (8.1)												0	0	0	0	0	0	0				
Bob Locker, S OBP: 0.248, SLG: 0.435 (8.1)												1	0	0	0	0	1	0				
Jim Hicks, R OBP: 0.156, SLG: 0.095 (11. PH)												0	0	0	0	0	0	0				
Eddie Fisher, R OBP: 0.156, SLG: 0.095 (11.1)												0	0	0	0	0	0	0				
<b>Inning Stats</b>	R: 0 E: 0 K: 0 S: 3	H: 0 LOB: 0 BB: 0 P: 3	R: 0 E: 0 K: 2 S: 7	H: 0 LOB: 0 BB: 0 P: 7	R: 0 E: 0 K: 2 S: 8	H: 1 LOB: 2 BB: 1 P: 12	R: 0 E: 0 K: 1 S: 4	H: 0 LOB: 0 BB: 0 P: 8	R: 0 E: 0 K: 0 S: 4	H: 1 LOB: 0 BB: 0 P: 6	R: 3 E: 0 K: 0 S: 6	H: 4 LOB: 1 BB: 0 P: 6	R: 0 E: 0 K: 1 S: 5	H: 0 LOB: 0 BB: 0 P: 5	R: 0 E: 0 K: 2 S: 7	H: 0 LOB: 0 BB: 0 P: 7	R: 1 E: 0 K: 0 S: 2	H: 1 LOB: 1 BB: 1 P: 6	1B: 6 2B: 1 3B: 1 HR: 0	SF: 1 SAC: 0 DP: 2 HBP: 0	WP: 0 PB: 0 SB: 0 CS: 0	PA: 39
<b>PITCHER</b>	IP 7.0	WLS 3	BF 25	H 4	R 1	ER 1	SO 6	BB 2	IBB 0	HBP 0	BLK 0	WP 0	HR 0	S 35	P 43	ERA 1.29	WHIP 0.857					
George Brunet, L ERA: 2.22 (8.1)	0.1	3	2	0	0	0	0	0	0	0	0	0	0	3	3	0.00	6.000					
Bob Lee, R ERA: 2.58 (8.1)	0.2	2	1	2	2	0	0	0	0	0	0	0	0	2	2	27.00	1.500					
Ed Sukia, R ERA: (9.1)	2.1	L	9	1	1	1	3	1	0	0	0	0	0	14	18	3.86	0.857					


**Los Angeles Angels @ Chicago White Sox**  
Comiskey Park, Chicago, IL  
Fri Jul 16 1965, 8:05 PM EDT  
Att: 22,578 - Unknown

AB 35  
R 4  
H 8  
RBI 4  
BB 3  
SO 9  
LOB 13





Batter	1	2	3	4	5	6	7	8	9	AB	R	H	RBI	BB	SO	LOB	TOP						
Jose Cardenal, R (1, 8) OBP: 0.305, SLG: 0.388	0-0 1-3		0-0 FC5-4		0-3 K			0-0 6-3		4	0	0	0	0	1	2	<b>Los Angeles Angels @ Chicago White Sox</b> Comiskey Park, Chicago, IL Sat Jul 17 1965, 4:33 AM EDT Att: 7,744 - Unknown 						
Jim Piersall, R (1, 7) OBP: 0.351, SLG: 0.353	0-0 5-3		0-0 FC6-4			0-0 FC6-4 1B		0-0 4-3		4	0	1	0	0	0	1							
Jim Fregosi, R (1, 6) OBP: 0.298, SLG: 0.370	0-0 L3		0-0 F7			0-0 FC6-4		0-0 5-3		4	0	0	0	0	0	2							
Joe Adcock, R (1, 3) OBP: 0.321, SLG: 0.472 Marcelino Lopez, R (9, PR) OBP: 0.190, SLG: 0.220		0-0 G3		0-0 F8		0-3 K		4-0 BB		3	0	0	0	1	1	1							
Lou Clinton, R (1, 9) OBP: 0.289, SLG: 0.276		0-0 6-3		0-0 2B		0-3 K		0-3 K		4	0	1	0	0	2	2							
Buck Rodgers, S (1, 2) OBP: 0.285, SLG: 0.273		0-0 HR 1B		0-0 1-3			0-0 F9	0-0 F7		4	1	1	0	0	0	2							
Bobby Knoop, R (1, 4) OBP: 0.307, SLG: 0.355		0-0 HR		0-0 6-3			0-3 K			3	1	1	2	0	1	1							
Paul Schaal, R (1, 5) OBP: 0.274, SLG: 0.339 Bob Lee, R (7, 1) OBP: 0.167, SLG: 0.364		0-0 F9			0-0 B2-3		0-3 K			3	0	0	0	0	1	0							
Rudy May, L (1, 1) Aubrey Gatewood, R (1, 1) Ed Sukla, R (5, 1) Tom Satriano, L (7, 5) Bobby Gene Smith, R (8, PH) Joe Koppe, R (8, 9) OBP: 0.294, SLG: 0.287			4-0 FC5-4 BB			0-0 CS 1B		0-0 1-3		0	0	0	0	0	0	0							
<b>Inning Stats</b>	R: 0 E: 0 K: 0 S: 3	H: 0 LOB: 0 BB: 0 P: 3	R: 2 E: 0 K: 0 S: 5	H: 2 LOB: 0 BB: 0 P: 5	R: 0 E: 0 K: 0 S: 3	H: 0 LOB: 1 BB: 1 P: 7	R: 0 E: 0 K: 0 S: 4	H: 1 LOB: 1 BB: 0 P: 4	R: 0 E: 0 K: 1 S: 5	H: 1 LOB: 1 BB: 0 P: 5	R: 0 E: 0 K: 2 S: 8	H: 1 LOB: 1 BB: 0 P: 8	R: 0 E: 0 K: 2 S: 7	H: 0 LOB: 0 BB: 0 P: 7	R: 0 E: 0 K: 0 S: 3	H: 0 LOB: 0 BB: 0 P: 3		R: 0 E: 0 K: 1 S: 5	H: 0 LOB: 1 BB: 1 P: 9	1B: 3 2B: 2 3B: 0 HR: 1	SF: 0 SAC: 0 DP: 1 HBP: 0	WP: 0 PB: 0 SB: 0 CS: 1	PA: 33
<b>PITCHER</b> Tommy John, L (1, 1) ERA: 2.71	IP: 9.0 WLS: W BF: 33 H: 5 R: 2 ER: 2 SO: 6 BB: 2 IBB: 0 HBP: 0 BLK: 0 WP: 0 HR: 1 S: 43 P: 51 ERA: 2.00 WHIP: 0.778															<b>PITCHER</b>		IP: 9.0 WLS: W BF: 33 H: 5 R: 2 ER: 2 SO: 6 BB: 2 IBB: 0 HBP: 0 BLK: 0 WP: 0 HR: 1 S: 43 P: 51 ERA: 2.00 WHIP: 0.778					

Batter	1	2	3	4	5	6	7	8	9	AB	R	H	RBI	BB	SO	LOB	BOTTOM				
Don Buford, S (1, 4) OBP: 0.355, SLG: 0.402	4-0 BB SF9 BB	0-0 FC1-2-5 1B		4-0 1B BB		0-0 F9		0-0 G3		3	2	0	0	2	0	2	<b>Los Angeles Angels @ Chicago White Sox</b> Comiskey Park, Chicago, IL Sat Jul 17 1965, 4:33 AM EDT Att: 7,744 - Unknown 				
Floyd Robinson, L (1, 9) OBP: 0.322, SLG: 0.374	4-0 BB 1-2 BB	0-0 2-3 3-H 1B		0-0 1-3 1B		0-0 G3		0-0 F8		4	0	2	2	1	0	0					
Danny Cater, R (1, 3) OBP: 0.299, SLG: 0.405	4-0 1-2 2-3 BB		0-0 F9		0-0 6-3		0-0 5-3		0-0 F9		4	0	0	0	1	0					
John Romano, R (1, 2) OBP: 0.335, SLG: 0.386	0-0 F4		0-0 F7		0-3 K		0-0 1-6-3			4	0	0	0	0	1	3					
Pete Ward, L (1, 5) OBP: 0.369, SLG: 0.445 Al Weis, S (9, 4) OBP: 0.323, SLG: 0.368	0-0 SF9		0-0 1B		4-0 BB BB		4-0 BB 1B BB			1	1	1	1	2	0	0					
Ron Hansen, R (1, 6) OBP: 0.310, SLG: 0.375	0-0 L4		0-0 1-3 1B		4-0 BB BB		0-0 1B SF8 1B			3	1	2	0	1	0	2					
Dave Nicholson, R (1, 7) OBP: 0.217, SLG: 0.313 Tom McCraw, L (2, 3) OBP: 0.288, SLG: 0.298		0-0 SH3-4 BB 1B		0-0 G3		4-0 1-2 2-3 BB		0-0 1-3 2-H 1B		0	0	0	0	0	0	0					
Ken Berry, R (1, 8) OBP: 0.260, SLG: 0.318 Bill Skowron, R (2, 3) OBP: 0.318, SLG: 0.443		4-0 FC1-2-5 SH3-4 1B BB		0-0 F7		0-0 F5		0-0 SF8		0	0	0	0	0	0	0					
Tommy John, R (1, 1) OBP: 0.138, SLG: 0.107		0-0 SH3-4		0-0 5-3		0-3 K		3-H 0-3 K		3	0	0	0	0	2	4					
<b>Inning Stats</b>	R: 1 E: 0 K: 0 S: 3	H: 0 LOB: 2 BB: 3 P: 15	R: 2 E: 0 K: 0 S: 4	H: 2 LOB: 1 BB: 1 P: 8	R: 0 E: 0 K: 0 S: 5	H: 2 LOB: 2 BB: 0 P: 5	R: 0 E: 0 K: 0 S: 4	H: 1 LOB: 2 BB: 1 P: 8	R: 0 E: 0 K: 2 S: 7	H: 0 LOB: 3 BB: 3 P: 19	R: 0 E: 0 K: 0 S: 3	H: 0 LOB: 0 BB: 0 P: 3	R: 2 E: 0 K: 1 S: 7	H: 2 LOB: 1 BB: 1 P: 11	R: 0 E: 0 K: 0 S: 3	H: 0 LOB: 0 BB: 0 P: 3		1B: 7 2B: 0 3B: 0 HR: 0	SF: 2 SAC: 1 DP: 0 HBP: 0	WP: 0 PB: 0 SB: 0 CS: 0	PA: 39
<b>PITCHER</b> Rudy May, L (1, 1) ERA: 3.31 Aubrey Gatewood, R (1, 1) ERA: 3.83 Ed Sukla, R (5, 1) ERA: 1.54 Bob Lee, R (7, 1) ERA: 2.51	IP: 0.0 WLS: L BF: 22 H: 5 R: 2 ER: 2 SO: 1 BB: 5 IBB: 0 HBP: 0 BLK: 0 WP: 0 HR: 0 S: 19 P: 39 ERA: 4.15 WHIP: 2.308															<b>PITCHER</b>		IP: 9.0 WLS: W BF: 33 H: 5 R: 2 ER: 2 SO: 6 BB: 2 IBB: 0 HBP: 0 BLK: 0 WP: 0 HR: 1 S: 43 P: 51 ERA: 2.00 WHIP: 0.778			



Batter	1	2	3	4	5	6	7	8	9	AB	R	H	RBI	BB	SO	LOB	TOP									
Jose Cardenal, R OBP: 0.309, SLG: 0.396 (1, 8)	5-3		3B		G6-3 1B		S 2B BB		F5	4	1	2	1	1	0	0										
Jim Piersall, R OBP: 0.325, SLG: 0.324 Tom Satriano, L OBP: 0.250, SLG: 0.167 (1, 7) (6, 5)	K		4-3		G6-3 1-2		S 2B BB		1B	3	0	0	0	0	1	2										
Jim Fregosi, R OBP: 0.299, SLG: 0.379 (1, 6)	F7			HR		1B 1-3 1B		K	K	5	1	2	1	0	2	3										
Joe Adcock, R OBP: 0.320, SLG: 0.473 Vic Power, R OBP: 0.320, SLG: 0.412 (7, PR) (7, 3)		F4		4-3		1-3				4	0	1	2	0	0	1										
Lou Clinton, R OBP: 0.295, SLG: 0.285 (1, 9)		E4 2B		4-3		1-2 1B BB		2B		0	0	0	0	0	0	0										
Buck Rodgers, S OBP: 0.281, SLG: 0.269 (1, 2)		E4 2H		1-3		L8			F7	3	0	1	0	1	0	1										
Bobby Knoop, R OBP: 0.316, SLG: 0.363 (1, 4)		6-3			1B SF9	1-2 2-3 1B			1B	4	1	3	0	0	0	1										
Paul Schaaf, R OBP: 0.276, SLG: 0.341 Willie Smith, L OBP: 0.286, SLG: 0.441 (6, PH) (6, 7)			F7		1B E	L6			G4-6-3	2	1	1	0	0	0	0										
Fred Newman, R OBP: 0.143, SLG: 0.024 Bob Lee, R OBP: 0.154, SLG: 0.333 (1, 1) (8, 1)			K		SF9				K	2	0	0	1	0	2	0										
									K	1	0	0	0	0	1	0										
<b>Inning Stats</b>	R: 0 E: 0 K: 1 S: 5	H: 0 LOB: 0 BB: 0 P: 5	R: 0 E: 1 K: 0 S: 4	H: 1 LOB: 1 BB: 0 P: 4	R: 0 E: 0 K: 1 S: 6	H: 1 LOB: 0 BB: 0 P: 6	R: 1 E: 0 K: 0 S: 4	H: 1 LOB: 0 BB: 0 P: 4	R: 2 E: 1 K: 0 S: 5	H: 3 LOB: 0 BB: 0 P: 5	R: 0 E: 0 K: 0 S: 5	H: 2 LOB: 3 BB: 1 P: 9	R: 2 E: 0 K: 2 S: 8	H: 1 LOB: 1 BB: 2 P: 16	R: 0 E: 0 K: 0 S: 3	H: 1 LOB: 1 BB: 0 P: 3	R: 0 E: 0 K: 2 S: 8	H: 1 LOB: 1 BB: 0 P: 8	1B: 7 2B: 2 3B: 1 HR: 1	SF: 1 SAC: 0 DP: 2 HBP: 0	WP: 0 PB: 0 SB: 3 CS: 0	PA: 39				
<b>PITCHER</b>	IP	WLS	BF	H	R	ER	SO	BB	IBB	HBP	BLK	WP	HR	S	P	ERA	WHIP									
Jim Kaat, L ERA: 2.39 Dwight Siebler, R ERA: 13.5 Mel Nelson, L ERA: 5.15	(1, 1)	5.2	L	25	8	3	2	2	1	0	0	0	0	1	28	32	3.18	1.588								
	(6, 1)	1.1		7	1	2	2	2	2	0	0	0	0	0	9	17	13.50	2.250								
	(8, 1)	2.0		7	2	0	0	2	0	0	0	0	0	0	11	11	0.00	1.000								

Los Angeles Angels @ Minnesota Twins  
Metropolitan Stadium, Bloomington, MI  
Sun Jul 18 1965, 8:05 PM EDT  
Unknown - 83 F

AB 35  
R 5  
H 11  
RBI 5  
BB 3  
SO 6  
LOB 15



Batter	1	2	3	4	5	6	7	8	9	AB	R	H	RBI	BB	SO	LOB	BOTTOM									
Rich Rollins, R OBP: 0.299, SLG: 0.343 Mel Nelson, R (8, 1)	6-3		5-3		FC6-4 1B		5-3		F8	4	0	1	0	0	0	1										
Tony Oliva, L OBP: 0.335, SLG: 0.493 (1, 9)	6-3		F6		FC6-4 1-2 2-3				BB 1B	4	1	1	0	0	2											
Jimmie Hall, L OBP: 0.375, SLG: 0.559 (1, 8)		1B	L9		L7				1B SF8 BB	3	1	1	0	1	0	2										
Harmon Killebrew, R OBP: 0.378, SLG: 0.477 (1, 5)				K		5-3			BB 1B	3	0	1	1	1	0											
Don Mincher, L OBP: 0.319, SLG: 0.541 (1, 3)		3-1			HR		G5-4-3 1B		SF8	3	1	2	2	0	0	2										
Bob Allison, R OBP: 0.373, SLG: 0.466 (1, 7)			5-3 BB		F9		G5-4-3 1-2		L5	3	0	0	0	1	0	2										
Earl Batley, R OBP: 0.397, SLG: 0.420 (1, 2)		5-3			F9				F4	4	0	0	0	0	2											
Zoilo Versalles, R OBP: 0.279, SLG: 0.407 (1, 6)		F6			L9		1-3		F2	4	0	0	0	0	1											
Jim Kaat, L OBP: 0.232, SLG: 0.278 Dwight Siebler, R Sandy Valdespino, L OBP: 0.331, SLG: 0.325 Frank Quilici, R (8, 4)		6-3			FC6-4 1B				F3	2	0	1	0	0	0	1										
										0	0	0	0	0	0	0										
										1	0	1	0	0	0	0										
										1	0	0	0	0	0	0										
<b>Inning Stats</b>	R: 0 E: 0 K: 0 S: 4	H: 1 LOB: 2 BB: 1 P: 8	R: 0 E: 0 K: 0 S: 3	H: 0 LOB: 1 BB: 1 P: 7	R: 0 E: 0 K: 0 S: 3	H: 0 LOB: 0 BB: 0 P: 3	R: 1 E: 0 K: 1 S: 6	H: 1 LOB: 0 BB: 0 P: 6	R: 0 E: 0 K: 0 S: 5	H: 2 LOB: 2 BB: 0 P: 5	R: 0 E: 0 K: 0 S: 3	H: 1 LOB: 0 BB: 0 P: 3	R: 0 E: 0 K: 0 S: 4	H: 1 LOB: 1 BB: 0 P: 4	R: 2 E: 0 K: 0 S: 5	H: 2 LOB: 1 BB: 1 P: 9	R: 0 E: 0 K: 0 S: 3	H: 0 LOB: 0 BB: 0 P: 3	1B: 7 2B: 0 3B: 0 HR: 1	SF: 1 SAC: 0 DP: 1 HBP: 0	WP: 0 PB: 0 SB: 0 CS: 0	PA: 37				
<b>PITCHER</b>	IP	WLS	BF	H	R	ER	SO	BB	IBB	HBP	BLK	WP	HR	S	P	ERA	WHIP									
Fred Newman, R ERA: 3.02 Bob Lee, R ERA: 2.44	(1, 1)	7.0	W	30	7	3	3	1	3	0	0	0	0	1	29	41	3.86	1.429								
	(8, 1)	2.0	S	7	1	0	0	0	0	0	0	0	0	7	7	0.00	0.500									

Los Angeles Angels @ Minnesota Twins  
Metropolitan Stadium, Bloomington, MI  
Sun Jul 18 1965, 8:05 PM EDT  
Unknown - 83 F

AB 33  
R 3  
H 8  
RBI 3  
BB 3  
SO 1  
LOB 13





Batter	1	2	3	4	5	6	7	8	9	AB	R	H	RBI	BB	SO	LOB	TOP										
Jose Cardenal, R OBP: 0.307, SLG: 0.393 (1, 8)	F8	K		FC6-4			1B	6-3		5	0	1	1	0	1	2	<b>Los Angeles Angels @ Minnesota Twins</b> Metropolitan Stadium, Bloomington, MI Sun Jul 18 1965, 8:05 PM EDT Att: 29,313 - Unknown <a href="http://livebaseballscorecards.com">livebaseballscorecards.com</a>										
Albie Pearson, L OBP: 0.325, SLG: 0.349 (1, 9)	6-3	4-3		4-3			F7	BB		4	0	0	0	1	0	4											
Jim Fregosi, R OBP: 0.301, SLG: 0.380 (1, 6)	1B			K		E5	F8	L9		5	1	2	0	0	1	2											
Willie Smith, L OBP: 0.296, SLG: 0.448 (1, 7)	1B			1B		FC4-2	1B			5	0	4	0	0	0	0											
Merritt Ranew, L OBP: 0.214, SLG: 0.269 Ed Sukia, R (7, 1)	1B			1B		FC4-2	1B			4	0	2	1	0	0	4											
Bob Lee, R OBP: 0.154, SLG: 0.333 Joe Adcock, R OBP: 0.318, SLG: 0.470 (9, PH)	FC6-4			1B		FC4-2	L7			0	0	0	0	0	0	0											
Vic Power, R OBP: 0.314, SLG: 0.412 (1, 3)	FC6-4			F6		P3-6-2				1	0	0	0	0	0	0											
Tom Satirano, L OBP: 0.292, SLG: 0.364 Bobby Knop, R OBP: 0.316, SLG: 0.363 (8, 4)				3-1		G3				4	1	2	2	0	0	2											
Paul Schaal, R OBP: 0.279, SLG: 0.338 (1, 5)	F8					F7				2	1	0	0	2	0	1											
Ken McBride, R (1, 1)				K		K				3	0	0	0	0	3	2											
Buck Rodgers, S OBP: 0.261, SLG: 0.269 (7, 2)	K			K		K				0	0	0	0	0	0	0											
<b>Inning Stats</b>	R: 1 E: 0 K: 0 S: 6	H: 3 LOB: 2 BB: 0 P: 6	R: 0 E: 0 K: 2 S: 9	H: 1 LOB: 2 BB: 0 P: 9	R: 0 E: 0 K: 1 S: 7	H: 2 LOB: 1 BB: 1 P: 9	R: 0 E: 1 K: 1 S: 4	H: 0 LOB: 0 BB: 0 P: 5	R: 0 E: 0 K: 0 S: 5	H: 2 LOB: 2 BB: 0 P: 5	R: 3 E: 0 K: 0 S: 5	H: 2 LOB: 1 BB: 2 P: 13	R: 0 E: 0 K: 0 S: 3	H: 0 LOB: 0 BB: 0 P: 3	1B: 10 2B: 2 3B: 0 HR: 1	SF: 0 SAC: 1 DP: 1 HBP: 0		WP: 2 PB: 0 SB: 1 CS: 0	PA: 42								
<b>PITCHER</b>	IP	WLS	BF	H	R	ER	SO	BB	IBB	HBP	BLK	WP	HR	S	P	ERA	WHIP										
Mudcat Grant, R ERA: 3.57 (1, 1)	7.0		34	12	3	3	5	1	0	0	0	1	1	43	47	3.86	1.857										
Bill Pleis, L ERA: 2.63 (8, 1)	0.2	W	4	0	1	1	0	2	0	0	0	1	0	2	10	13.50	3.000										
Johnny Klippstein, R ERA: 2.64 (8, 1)	0.1		1	0	0	0	0	0	0	0	0	0	0	1	1	0.00	0.000										
Al Worthington, R ERA: 2.21 (9, 1)	1.0	S	3	0	0	0	0	0	0	0	0	0	0	3	3	0.00	0.000										

Batter	1	2	3	4	5	6	7	8	9	AB	R	H	RBI	BB	SO	LOB	BOTTOM										
Frank Quilici, R OBP: 0.400, SLG: 0.500 (1, 4)	F8	FC6-4					CS			3	1	1	0	1	0	2	<b>Los Angeles Angels @ Minnesota Twins</b> Metropolitan Stadium, Bloomington, MI Sun Jul 18 1965, 8:05 PM EDT Att: 29,313 - Unknown <a href="http://livebaseballscorecards.com">livebaseballscorecards.com</a>										
Tony Oliva, L OBP: 0.339, SLG: 0.493 (1, 9)	S			F5			1B			2	2	1	0	2	0	0											
Jimmie Hall, L OBP: 0.374, SLG: 0.555 (9, 7)	F8			3-1			1B			4	0	1	1	0	0	4											
Harmon Killebrew, R OBP: 0.377, SLG: 0.472 (1, 5)	2B			6-3			1B			3	0	0	0	1	0	1											
Don Mincher, L OBP: 0.324, SLG: 0.560 (1, 3)	F7			3-1			HBP			3	1	1	1	0	0	3											
Bob Allison, R OBP: 0.375, SLG: 0.471 Al Worthington, R OBP: 0.167, SLG: 0.167 (1, 7)				6-3			K			4	1	2	2	0	1	1											
Earl Battey, R OBP: 0.396, SLG: 0.415 Jerry Zimmerman, R OBP: 0.220, SLG: 0.232 (7, 2)	F8			F7			FC6-4			2	0	0	0	1	0	0											
Zolo Versailles, R OBP: 0.277, SLG: 0.403 Sandy Valdespino, L OBP: 0.336, SLG: 0.325 Jerry Kindall, R OBP: 0.264, SLG: 0.284 (9, 6)		5-3					K			3	0	0	0	0	1	2											
Mudcat Grant, R OBP: 0.245, SLG: 0.234 Bill Pleis, L (8, 1)							FC6-4			0	0	0	0	1	0	0											
Johnny Klippstein, R (8, 1)							1B			0	0	0	0	0	0	0											
Joe Nosssek, R OBP: 0.274, SLG: 0.329 (9, 8)							1B			1	0	0	0	0	1	1											
<b>Inning Stats</b>	R: 2 E: 0 K: 0 S: 4	H: 2 LOB: 2 BB: 2 P: 12	R: 0 E: 0 K: 0 S: 4	H: 1 LOB: 1 BB: 0 P: 4	R: 0 E: 0 K: 0 S: 3	H: 0 LOB: 0 BB: 0 P: 3	R: 0 E: 0 K: 1 S: 7	H: 2 LOB: 2 BB: 0 P: 7	R: 0 E: 0 K: 1 S: 5	H: 0 LOB: 1 BB: 1 P: 10	R: 1 E: 0 K: 0 S: 3	H: 1 LOB: 1 BB: 2 P: 11	R: 2 E: 2 K: 1 S: 6	H: 2 LOB: 2 BB: 1 P: 10	1B: 5 2B: 3 3B: 0 HR: 1	SF: 0 SAC: 1 DP: 1 HBP: 1		WP: 0 PB: 0 SB: 1 CS: 2	PA: 36								
<b>PITCHER</b>	IP	WLS	BF	H	R	ER	SO	BB	IBB	HBP	BLK	WP	HR	S	P	ERA	WHIP										
Ken McBride, R ERA: 5.0 (1, 1)	6.2	L	29	5	3	3	2	5	0	1	0	0	1	4	4	54.00	9.000										
Ed Sukia, R ERA: 3.0 (7, 1)	0.1		4	3	2	2	0	0	0	0	0	0	0	4	4	0.00	0.000										
Bob Lee, R ERA: 2.41 (8, 1)	1.0		3	0	0	0	1	0	1	0	0	0	0	4	8	0.00	0.000										



Batter	1	2	3	4	5	6	7	8	9	AB	R	H	RBI	BB	SO	LOB	TOP			
Jose Cardenal, R OBP: 0.307, SLG: 0.389 (1, 8)	4-0 BB		0-3 K		0-0 F9			0-0 6-3		3	0	0	0	1	1	0				
Albie Pearson, L OBP: 0.324, SLG: 0.344 (1, 9)	0-3 K		0-0 F7		4-0 BB			0-0 G3		3	0	0	0	1	1	1				
Jim Fregosi, R OBP: 0.300, SLG: 0.387 (1, 6)	0-0 F3			0-0 HR	0-3 K			0-0 4-3		4	1	1	1	0	1	2				
Willie Smith, L OBP: 0.296, SLG: 0.445 (1, 7)	0-0 F7			0-0 2B FC4-2 1B				0-3 K		4	0	1	0	0	1	1				
Joe Adcock, R OBP: 0.317, SLG: 0.481 (1, 3)		0-0 HR		0-0 F6				0-0 F9		4	1	1	1	0	0	1				
Buck Rodgers, S OBP: 0.281, SLG: 0.272 (1, 2)		0-0 F6		0-0 FC4-2 1-3 2B				0-3 K		4	0	1	0	0	1	0				
Tom Satriono, L OBP: 0.299, SLG: 0.320 (1, 5)		0-0 F8		0-0 FC4-2 FC6-4				0-0 F6		3	0	0	0	0	0	2				
Bobby Knoop, R OBP: 0.311, SLG: 0.358 (1, 4)		0-0 F5		0-0 FC6-4 2-3 3-H 1-2				0-0 4-3		3	0	0	0	0	0	2				
Dean Chance, R OBP: 0.179, SLG: 0.086 (1, 1)			0-0 6-3		0-3 K			0-0 1-3		3	0	0	0	0	1	0				
<b>Inning Stats</b>	R: 0 E: 0 K: 1 S: 5	H: 0 LOB: 1 BB: 1 P: 9	R: 1 E: 0 K: 0 S: 4	H: 1 LOB: 0 BB: 0 P: 4	R: 0 E: 0 K: 1 S: 5	H: 0 LOB: 0 BB: 0 P: 5	R: 1 E: 0 K: 0 S: 6	H: 3 LOB: 2 BB: 0 P: 6	R: 0 E: 0 K: 2 S: 7	H: 0 LOB: 1 BB: 1 P: 11	R: 0 E: 0 K: 0 S: 3	H: 0 LOB: 0 BB: 0 P: 3	R: 0 E: 0 K: 0 S: 3	H: 0 LOB: 0 BB: 0 P: 3	R: 0 E: 0 K: 2 S: 7	H: 0 LOB: 0 BB: 0 P: 7	1B: 1 2B: 1 3B: 0 HR: 2	SF: 0 SAC: 0 DP: 0 HBP: 0	WP: 0 PB: 0 SB: 0 CS: 0	PA: 33
<b>PITCHER</b> Jim Perry, R ERA: 2.04 (1, 1)	IP: 9.0 WLS: W BF: 33	H: 4 R: 2 ER: 2 SO: 6	BB: 2 IBB: 0 HBP: 0 BLK: 0	WP: 0 HR: 2 S: 43 P: 51	ERA: 2.00 WHIP: 0.667															

Los Angeles Angels @ Minnesota Twins  
Metropolitan Stadium, Bloomington, MI  
Mon Jul 19 1965, 8:05 PM EDT  
Att: 23,321 - Unknown - 74 F

AB 31  
R 2  
H 4  
RBI 2  
BB 2  
SO 6  
LOB 9



Batter	1	2	3	4	5	6	7	8	9	AB	R	H	RBI	BB	SO	LOB	BOTTOM		
Frank Quilici, R OBP: 0.556, SLG: 0.571 (1, 6) (8, 4)	4-0 FC4-6 BB		0-3 K		0-0 G6-4-3 S 1B			0-0 E 1B 1B		3	1	2	0	1	1	3			
Tony Oliva, L OBP: 0.338, SLG: 0.489 (1, 9)	0-0 F5		0-0 5-3		4-0 G6-4-3 1-2 BB			0-0 E7 1B		3	1	0	0	1	0	5			
Jimmie Hall, L OBP: 0.372, SLG: 0.551 (1, 8) (9, 7)	0-0 FC4-6 1-2 HR		0-0 6-3		0-0 G6-4-3 1-2 2-3			0-0 G6-4-3 2-H 3-H 0-3 1B		4	1	1	2	0	0	3			
Harmon Killebrew, R OBP: 0.378, SLG: 0.481 (1, 5)	0-0 1-H HR		4-0 G4-6-3 BB		0-0 L5			0-3 K		3	1	1	2	1	1	1			
Don Mincher, L OBP: 0.315, SLG: 0.543 (1, 3)	0-3 K		0-0 G4-6-3 1-2		0-0 F8			0-0 F3		4	0	0	0	0	1	1			
Bob Allison, R OBP: 0.380, SLG: 0.472 Joe Nosssek, R OBP: 0.274, SLG: 0.329 (1, 7) (9, 8)		4-0 FC1-4 BB		4-0 1B G6-4-3 BB				0-0 6-3		2	1	1	0	2	0	0			
Rich Rollins, R OBP: 0.303, SLG: 0.346 Zolito Versalles, R OBP: 0.276, SLG: 0.402 (1, 4) (8, 6)		0-0 FC1-4 1B BB 1-2		0-0 G6-4-3 1-3 1B				0-0 L7		3	0	2	0	0	0	1			
Jerry Zimmerman, R OBP: 0.230, SLG: 0.235 (1, 2)		4-0 1B BB 1-2		0-0 G6-4-3 1-2 BB				0-0 K		3	0	1	0	1	1	2			
Jim Perry, S OBP: 0.182, SLG: 0.238 (1, 1)		0-0 1-2 2-3 1B		0-0 4-3				0-3 K		4	0	1	0	0	1	2			
<b>Inning Stats</b>	R: 2 E: 0 K: 1 S: 6	H: 1 LOB: 3 BB: 2 P: 10	R: 0 E: 0 K: 1 S: 6	H: 1 LOB: 2 BB: 2 P: 14	R: 0 E: 0 K: 0 S: 2	H: 0 LOB: 1 BB: 1 P: 6	R: 1 E: 0 K: 0 S: 3	H: 1 LOB: 1 BB: 1 P: 7	R: 0 E: 0 K: 1 S: 6	H: 1 LOB: 1 BB: 0 P: 6	R: 2 E: 1 K: 2 S: 9	H: 2 LOB: 0 BB: 0 P: 9	R: 0 E: 0 K: 0 S: 5	H: 2 LOB: 2 BB: 0 P: 5	1B: 8 2B: 0 3B: 0 HR: 1	SF: 0 SAC: 0 DP: 3 HBP: 0	WP: 0 PB: 0 SB: 1 CS: 0	PA: 36	
<b>PITCHER</b> Dean Chance, R ERA: 3.93 (1, 1)	IP: 8.0 WLS: L BF: 36	H: 9 R: 5 ER: 3 SO: 5	BB: 6 IBB: 0 HBP: 0 BLK: 0	WP: 0 HR: 1 S: 40 P: 64	ERA: 3.38 WHIP: 1.875														

Los Angeles Angels @ Minnesota Twins  
Metropolitan Stadium, Bloomington, MI  
Mon Jul 19 1965, 8:05 PM EDT  
Att: 23,321 - Unknown - 74 F

AB 30  
R 5  
H 9  
RBI 4  
BB 6  
SO 5  
LOB 19





Batter	1	2	3	4	5	6	7	8	9	AB	R	H	RBI	BB	SO	LOB	TOP										
Jose Cardenal, R OBP: 0.308, SLG: 0.390 (1, 8)	F3		1B	4-3		5-3	PB			5	1	2	1	0	0	0	<b>Los Angeles Angels @ Minnesota Twins</b> Metropolitan Stadium, Bloomington, MI Tue Jul 20 1965, 4:33 AM EDT Att: 14,284 - Unknown - 70 F  <b>AB 40</b> <b>R 9</b> <b>H 15</b> <b>RBI 9</b> <b>BB 3</b> <b>SO 2</b> <b>LOB 17</b>										
Albie Pearson, L OBP: 0.325, SLG: 0.339 (1, 9)	4-3		L7	G6-4-3 BB		BB	L7			3	0	0	0	2	0	3											
Jim Fregosi, R OBP: 0.299, SLG: 0.384 Jim Piersall, R OBP: 0.325, SLG: 0.324 (1, 6) (8, 7)	7-5-1-3		1B	G6-4-3		F9		F2		5	1	1	1	0	0	2											
Willie Smith, L OBP: 0.301, SLG: 0.458 Joe Koppe, R OBP: 0.294, SLG: 0.267 (1, 7) (8, 6)		F8	1B	HR		SH5-3	SH	K		5	3	3	1	0	1	0											
Merritt Ranew, L OBP: 0.250, SLG: 0.333 (1, 2)		1B	1B	F7		SH	5-3	5-3		4	3	2	1	0	0	0											
Vic Power, R OBP: 0.321, SLG: 0.415 (1, 3)		1B	1B	L9		SH5-3		6-3		4	0	2	1	0	0	0											
Bobby Knoop, R OBP: 0.323, SLG: 0.374 (1, 4)		1B	1B	2B		FC1-2	1B	5-3		5	0	4	3	0	0	0											
Paul Schaal, R OBP: 0.281, SLG: 0.337 (1, 5)	F8		4-3	F9		E7	1B	FC5-4		4	1	1	1	1	0	5											
Marcelino Lopez, R OBP: 0.170, SLG: 0.196 (1, 1)	F4		K	F8		FC1-2	1B	FC5-4		5	0	0	0	0	1	7											
<b>Inning Stats</b>	R: 0 E: 0 K: 0 S: 3	H: 0 LOB: 0 BB: 0 P: 3	R: 1 E: 0 K: 0 S: 6	H: 3 LOB: 2 BB: 0 P: 6	R: 4 E: 0 K: 1 S: 11	H: 6 LOB: 0 BB: 0 P: 11	R: 0 E: 0 K: 0 S: 2	H: 0 LOB: 0 BB: 1 P: 6	R: 1 E: 0 K: 0 S: 5	H: 2 LOB: 1 BB: 0 P: 5	R: 0 E: 0 K: 0 S: 3	H: 0 LOB: 1 BB: 1 P: 7	R: 3 E: 2 K: 0 S: 8	H: 4 LOB: 2 BB: 0 P: 8	R: 0 E: 0 K: 1 S: 5	H: 0 LOB: 0 BB: 0 P: 5		R: 0 E: 0 K: 0 S: 3	H: 0 LOB: 1 BB: 1 P: 7	1B: 12 2B: 2 3B: 0 HR: 1	SF: 0 SAC: 2 DP: 1 HBP: 0	WP: 0 PB: 1 SB: 1 CS: 0	PA: 45				
<b>PITCHER</b>	IP	WLS	BF	H	R	ER	SO	BB	IBB	HBP	BLK	WP	HR	S	P	ERA	WHIP										
Camilo Pascual, R ERA: 3.39 (1, 1)	2.1	L	14	7	5	5	0	0	0	0	0	0	0	14	14	3.000	19.29										
Mel Nelson, L ERA: 5.03 (3, 1)	2.2		12	4	1	1	1	1	0	0	0	0	1	13	17	3.38	1.875										
Gary Roggenburk, L ERA: 4.5 (6, 1)	2.0		12	4	3	1	0	1	0	0	0	0	0	11	15	4.50	2.500										
Bill Pleis, L ERA: 2.5 (8, 1)	2.0		7	0	0	0	1	1	0	0	0	0	0	8	12	0.00	0.500										

Batter	1	2	3	4	5	6	7	8	9	AB	R	H	RBI	BB	SO	LOB	BOTTOM												
Frank Quilici, R OBP: 0.462, SLG: 0.400 (1, 6)	1B	F9			FC5-4			5-3		3	1	0	0	1	0	2	<b>Los Angeles Angels @ Minnesota Twins</b> Metropolitan Stadium, Bloomington, MI Tue Jul 20 1965, 4:33 AM EDT Att: 14,284 - Unknown - 70 F  <b>AB 30</b> <b>R 1</b> <b>H 4</b> <b>RBI 1</b> <b>BB 3</b> <b>SO 4</b> <b>LOB 14</b>												
Rich Rollins, R OBP: 0.302, SLG: 0.345 (1, 4)	4-3		5-3		L4-3			F9		4	0	1	0	0	0	1													
Tony Oliva, L OBP: 0.338, SLG: 0.486 (1, 9)	4-3		6-3				5-3	F3		4	0	1	1	0	0	1													
Harmon Killebrew, R OBP: 0.380, SLG: 0.479 (1, 3)					FC5-4		F4	5-3		3	0	1	0	1	0	1													
Bob Allison, R OBP: 0.375, SLG: 0.464 (1, 7)	K		FC5-4				5-3	F8		4	0	0	0	0	1	4													
Jimmie Hall, L OBP: 0.368, SLG: 0.544 (1, 8)	3-1				E4		1-3	K		4	0	0	0	0	1	3													
Joe Nosssek, R OBP: 0.264, SLG: 0.317 (1, 5)			F3		G6-4-3		4-3			3	0	0	0	0	0	1													
Jerry Zimmerman, R OBP: 0.232, SLG: 0.237 (1, 2)					F8		F8			3	0	1	0	0	0	0													
Camilo Pascual, R ERA: 3.39 (1, 1)	9.0	W	33	4	1	1	4	3	0	0	0	0	0	0	0	1		1.00	0.778										
Mel Nelson, R (3, 1)																													
Sandy Valdespino, L OBP: 0.341, SLG: 0.326 (5, PH)																													
Gary Roggenburk, R (8, 1)																													
Earl Battey, R OBP: 0.264, SLG: 0.413 (7, PH)																													
Bill Pleis, L (8, 1)																													
<b>Inning Stats</b>	R: 1 E: 0 K: 1 S: 6	H: 1 LOB: 2 BB: 2 P: 14	R: 0 E: 0 K: 1 S: 6	H: 1 LOB: 1 BB: 0 P: 6	R: 0 E: 0 K: 0 S: 4	H: 1 LOB: 1 BB: 0 P: 4	R: 0 E: 1 K: 0 S: 3	H: 0 LOB: 0 BB: 0 P: 3	R: 0 E: 0 K: 0 S: 2	H: 0 LOB: 0 BB: 1 P: 6	R: 0 E: 0 K: 0 S: 4	H: 1 LOB: 1 BB: 0 P: 4	R: 0 E: 0 K: 1 S: 5	H: 0 LOB: 0 BB: 0 P: 5	R: 0 E: 0 K: 0 S: 3	H: 0 LOB: 0 BB: 0 P: 3	R: 0 E: 0 K: 1 S: 5	H: 0 LOB: 0 BB: 0 P: 5	1B: 4 2B: 1 3B: 0 HR: 0	SF: 0 SAC: 0 DP: 2 HBP: 0	WP: 0 PB: 0 SB: 0 CS: 0	PA: 33							
<b>PITCHER</b>	IP	WLS	BF	H	R	ER	SO	BB	IBB	HBP	BLK	WP	HR	S	P	ERA	WHIP												
Camilo Pascual, R ERA: 2.73 (1, 1)	9.0	W	33	4	1	1	4	3	0	0	0	0	0	38	50	1.00	0.778												



Batter	1	2	3	4	5	6	7	8	9	10	AB	R	H	RBI	BB	SO	LOB	TOP	
Jose Cardenal, R OBP: 0.307, SLG: 0.388 (1, 8)											4	0	1	0	0	1	0		
Albie Pearson, L OBP: 0.324, SLG: 0.338 (1, 9)											4	0	1	0	0	0	1		
Jim Fregosi, R OBP: 0.301, SLG: 0.385 (1, 6)											4	0	2	0	0	1	1		
Wille Smith, L OBP: 0.298, SLG: 0.453 (1, 7)											3	0	0	0	0	1	2		
Joe Adcock, R OBP: 0.315, SLG: 0.474 Vic Power, R OBP: 0.321, SLG: 0.415 (1, 3) (10, 3)											3	1	0	0	1	1	1		
Buck Rodgers, S OBP: 0.285, SLG: 0.273 (1, 2)											3	1	1	0	1	0	0		
Bobby Knoop, R OBP: 0.321, SLG: 0.368 (1, 4)											3	0	0	0	1	0	1		
Paul Schaal, R OBP: 0.280, SLG: 0.336 (1, 5)											4	0	1	2	0	1	0		
George Brunet, R OBP: 0.129, SLG: 0.103 (1, 1)											4	0	0	0	0	2	2		
<b>Inning Stats</b>	R: 0 E: 0 K: 0 S: 4	H: 2 LOB: 1 BB: 0 P: 4	R: 0 E: 0 K: 1 S: 5	H: 0 LOB: 0 BB: 0 P: 5	R: 0 E: 0 K: 1 S: 5	H: 0 LOB: 0 BB: 0 P: 5	R: 0 E: 0 K: 0 S: 3	H: 0 LOB: 0 BB: 0 P: 3	R: 0 E: 0 K: 0 S: 3	H: 1 LOB: 1 BB: 0 P: 4	R: 0 E: 0 K: 1 S: 4	H: 0 LOB: 0 BB: 1 P: 8	R: 0 E: 0 K: 1 S: 5	H: 0 LOB: 0 BB: 0 P: 5	R: 2 E: 1 K: 1 S: 7	H: 3 LOB: 2 BB: 2 P: 15	1B: 6 2B: 0 3B: 0 HR: 0	SF: 0 SAC: 1 DP: 1 HBP: 0	WP: 0 PA: 36 PB: 0 SB: 1 CS: 1
<b>PITCHER</b> Buster Narum, R ERA: 4.64 (1, 1)	IP: 10.0 WLS: L BF: 36 H: 6 R: 2 ER: 2 SO: 7 BB: 1 IBB: 2 HBP: 0 BLK: 0 WP: 0 HR: 0 S: 47 P: 59 ERA: 1.80 WHIP: 0.700																		

Los Angeles Angels @ Washington Senators  
D.C. Stadium, Washington, DC  
Wed Jul 21 1965, 7:05 PM EDT  
Att: 5,910 - Unknown


AB	32
R	2
H	6
RBI	2
BB	3
SO	7
LOB	8



Batter	1	2	3	4	5	6	7	8	9	10	AB	R	H	RBI	BB	SO	LOB	BOTTOM	
Ken Hamlin, R OBP: 0.368, SLG: 0.396 (1, 4)											5	0	1	0	0	0	0		
Ken McMullen, R OBP: 0.307, SLG: 0.415 (1, 5)											4	0	1	0	1	0	1		
Frank Howard, R OBP: 0.345, SLG: 0.479 Jim King, L OBP: 0.319, SLG: 0.402 (8, PR) (9, 9)											3	0	0	0	1	0	2		
Woodie Held, R OBP: 0.350, SLG: 0.452 (1, 9) (9, 7)											4	0	0	0	0	0	4		
Don Lock, R OBP: 0.329, SLG: 0.366 (1, 8)											4	0	1	0	0	1	0		
Don Zimmer, R OBP: 0.288, SLG: 0.272 (1, 2)											3	0	0	0	1	1	1		
Joe Cunningham, L OBP: 0.371, SLG: 0.326 (1, 3)											4	0	1	0	0	0	2		
Ed Brinkman, R OBP: 0.249, SLG: 0.265 (1, 6)											3	0	0	0	1	0	2		
Buster Narum, R OBP: 0.067, SLG: 0.138 (1, 1)											4	0	0	0	0	3	2		
<b>Inning Stats</b>	R: 0 E: 0 K: 0 S: 3	H: 0 LOB: 1 BB: 1 P: 7	R: 0 E: 0 K: 1 S: 6	H: 1 LOB: 1 BB: 0 P: 6	R: 0 E: 0 K: 1 S: 6	H: 1 LOB: 1 BB: 0 P: 6	R: 0 E: 0 K: 0 S: 3	H: 0 LOB: 0 BB: 0 P: 3	R: 0 E: 0 K: 0 S: 3	H: 0 LOB: 1 BB: 0 P: 4	R: 0 E: 0 K: 1 S: 5	H: 0 LOB: 1 BB: 1 P: 9	R: 0 E: 0 K: 1 S: 6	H: 1 LOB: 2 BB: 1 P: 10	R: 0 E: 0 K: 0 S: 3	H: 0 LOB: 0 BB: 0 P: 3	1B: 3 2B: 1 3B: 0 HR: 0	SF: 0 SAC: 0 DP: 0 HBP: 0	WP: 0 PA: 39 PB: 0 SB: 0 CS: 0
<b>PITCHER</b> George Brunet, L ERA: 2.0 (1, 1)	IP: 10.0 WLS: W BF: 39 H: 4 R: 0 ER: 0 SO: 5 BB: 3 IBB: 1 HBP: 0 BLK: 0 WP: 0 HR: 0 S: 45 P: 61 ERA: 0.00 WHIP: 0.700																		

Los Angeles Angels @ Washington Senators  
D.C. Stadium, Washington, DC  
Wed Jul 21 1965, 7:05 PM EDT  
Att: 5,910 - Unknown

AB	35
R	0
H	4
RBI	0
BB	4
SO	5
LOB	14









Batter	1	2	3	4	5	6	7	8	9	AB R H RBI BB SO LOB	TOP									
Jose Cardenal, R (1, 8) OBP: 0.315, SLG: 0.402	0-0 None 4-3 2B		0-0 1B	0-0 1B	0-0 HR	0-3 K		0-0 L5-3 1B		5 2 4 3 0 1 1	<b>Los Angeles Angels @ Boston Red Sox</b> Fenway Park, Boston, MA Fri Jul 23 1965, 7:05 PM EDT Att: 9,398 - Unknown									
Merritt Ranew, L (1, 2) OBP: 0.243, SLG: 0.314	0-0		0-0 1B	0-0 6-3		0-0 F7		0-0 L5-3		5 0 1 0 0 0 3										
Jim Fregosi, R (1, 6) OBP: 0.302, SLG: 0.391	0-0 4-3		0-0 P4		0-0 HR	0-0 L9		0-0 1B		5 1 2 2 0 0 3										
Willie Smith, L (1, 7) OBP: 0.298, SLG: 0.449	0-0 BB		0-0 F8		0-0 E3 2B		0-0 BB 1B	0-0 G3		4 1 1 0 1 0 3										
Vic Power, R (1, 3) OBP: 0.313, SLG: 0.402	0-0 F9			0-0 5-3	0-0 G3		0-0 BB 1B		0-0 F8	5 0 1 0 0 0 2										
Lou Clinton, R (1, 9) OBP: 0.309, SLG: 0.310		0-0 F7		0-0 2B	0-0 2B		0-0 F8		0-0	5 1 3 1 0 0 2										
Bobby Knoop, R (1, 4) OBP: 0.322, SLG: 0.386		0-0 F8		0-0 1B HR 2B	0-0 6-3		0-3 K		0-3 K	5 1 1 1 0 2 4										
Paul Schaal, R (1, 5) OBP: 0.288, SLG: 0.338		0-0 5-3		0-0 HR 1B	0-3 K		4-0 1-2 2-3 BB		0-0	4 1 1 0 1 1 2										
Fred Newman, R (1, 1) OBP: 0.151, SLG: 0.022			0-0 6-3	0-3 K		4-0 BB		0-3 K		3 0 0 0 1 2 5										
<b>Inning Stats</b>	R: 1 E: 0 K: 0 S: 4	H: 1 LOB: 1 BB: 1 P: 8	R: 0 E: 0 K: 0 S: 3	H: 0 LOB: 0 BB: 0 P: 3	R: 0 E: 0 K: 1 S: 5	H: 2 LOB: 2 BB: 0 P: 5	R: 4 E: 0 K: 1 S: 9	H: 4 LOB: 0 BB: 0 P: 9	R: 2 E: 1 K: 2 S: 8	H: 2 LOB: 1 BB: 0 P: 8	R: 0 E: 0 K: 2 S: 9	H: 2 LOB: 2 BB: 1 P: 13	R: 0 E: 0 K: 0 S: 4	H: 2 LOB: 1 BB: 0 P: 4	R: 0 E: 0 K: 1 S: 6	H: 1 LOB: 1 BB: 0 P: 6	1B: 8 2B: 5 3B: 0 HR: 2	SF: 0 SAC: 0 DP: 1 HBP: 0	WP: 0 PB: 0 SB: 0 CS: 0	PA: 44
<b>PITCHER</b>	IP WLS BF H R ER SO BB IBB HBP BLK WP HR S P ERA WHIP											IP WLS BF H R ER SO BB IBB HBP BLK WP HR S P ERA WHIP								
Jim Lonborg, R (1, 1) ERA: 3.57	4.0 L 21 8 6 6 1 1 0 0 0 0 0 2 22 26 13.50 2.250																			
Jerry Stephenson, R (5, 1) ERA: 6.43	3.0 15 3 1 0 4 2 0 0 0 0 0 0 21 29 0.00 1.667																			
Jay Ritchie, R (8, 1) ERA: 3.04	2.0 8 3 0 0 1 0 0 0 0 0 0 0 10 10 0.00 1.500																			

Batter	1	2	3	4	5	6	7	8	9	AB R H RBI BB SO LOB	BOTTOM											
Dalton Jones, L (1, 4) OBP: 0.339, SLG: 0.402	0-0 4-3		0-0 HR		0-0 1B		0-0 4-3		0-0 G1-6-3	5 1 2 1 0 0 2	<b>Los Angeles Angels @ Boston Red Sox</b> Fenway Park, Boston, MA Fri Jul 23 1965, 7:05 PM EDT Att: 9,398 - Unknown											
Frank Malzone, R (1, 5) OBP: 0.294, SLG: 0.256	0-0 6-3		0-0 F7		0-3 K		0-0 6-3			4 0 0 0 0 1 2												
Carl Yastrzemski, L (1, 7) OBP: 0.410, SLG: 0.623	0-0 1-3			0-0 FC5-4 1B	0-3 K		0-0 1B			4 0 2 0 0 1 1												
Lee Thomas, L (1, 3) OBP: 0.376, SLG: 0.498		0-0 G6-4-3 1B		0-0 FC5-4 FC1-4		0-0 P6	0-0 L9			4 0 1 0 0 0 3												
Tony Conigliaro, R (1, 9) OBP: 0.324, SLG: 0.454		0-0 G6-4-3 1B		0-0 FC1-4 2B		0-0 F8		0-0 4-3		4 1 1 0 0 0 1												
Jim Gosger, L (1, 8) OBP: 0.302, SLG: 0.517		0-0 G6-4-3		0-0 1B 2B		0-0 1B		0-0 G3		4 0 2 1 0 0 2												
Bob Tillman, R (1, 2) OBP: 0.283, SLG: 0.336		0-0 5-3		0-0 1B		0-0 4-3		0-0 6-3		4 0 1 0 0 0 2												
Rico Petrocelli, R (1, 6) OBP: 0.277, SLG: 0.383			0-0 6-3	0-0 L4		0-0 HR		0-0 5-3		4 1 1 1 0 0 2												
Jim Lonborg, R (1, 1) OBP: 0.195, SLG: 0.205			0-0 6-3		0-0 4-3		0-0 1B 4-3 1B		0-0 G1-6-3 1B	1 0 0 0 0 0 0 1 0 0 0 0 0 0 1 0 1 0 0 0 0 0 0 0 0 0 0 0 1 0 1 0 0 0 0												
Jerry Stephenson, L (5, 1) OBP: 0.400, SLG: 0.333										1 0 0 0 0 0 0												
Lenny Green, L (7, PH) OBP: 0.361, SLG: 0.440										1 0 1 0 0 0 0												
Jay Ritchie, R (8, 1) OBP: 0.667, SLG: 0.500										0 0 0 0 0 0 0												
Russ Nixon, L (9, PH) OBP: 0.296, SLG: 0.294										1 0 1 0 0 0 0												
<b>Inning Stats</b>	R: 0 E: 0 K: 0 S: 3	H: 0 LOB: 0 BB: 0 P: 3	R: 0 E: 0 K: 0 S: 4	H: 2 LOB: 1 BB: 0 P: 4	R: 1 E: 0 K: 0 S: 4	H: 1 LOB: 0 BB: 0 P: 4	R: 1 E: 0 K: 0 S: 6	H: 3 LOB: 2 BB: 0 P: 6	R: 0 E: 0 K: 2 S: 8	H: 1 LOB: 1 BB: 0 P: 8	R: 0 E: 0 K: 0 S: 4	H: 1 LOB: 2 BB: 0 P: 4	R: 1 E: 0 K: 0 S: 6	H: 3 LOB: 2 BB: 0 P: 6	R: 0 E: 0 K: 0 S: 3	H: 0 LOB: 0 BB: 0 P: 3	R: 0 E: 0 K: 0 S: 3	H: 1 LOB: 0 BB: 0 P: 3	1B: 9 2B: 1 3B: 0 HR: 2	SF: 0 SAC: 0 DP: 2 HBP: 0	WP: 0 PB: 0 SB: 0 CS: 0	PA: 37
<b>PITCHER</b>	IP WLS BF H R ER SO BB IBB HBP BLK WP HR S P ERA WHIP											IP WLS BF H R ER SO BB IBB HBP BLK WP HR S P ERA WHIP										
Fred Newman, R (1, 1) ERA: 3.02	9.0 W 37 12 3 3 2 0 0 0 0 0 0 2 41 41 3.00 1.333																					



Batter	1	2	3	4	5	6	7	8	9	AB	R	H	RBI	BB	SO	LOB	TOP										
Jose Cardenal, R OBP: 0.311, SLG: 0.396	6-3	FC6-4		K		F8		F7		5	0	0	0	0	1	4											
Buck Rodgers, S OBP: 0.287, SLG: 0.276	P6								L9	4	1	2	0	1	0	0											
Jim Fregosi, R OBP: 0.306, SLG: 0.410										5	2	3	2	0	0	2											
Willie Smith, L OBP: 0.297, SLG: 0.448										5	0	1	0	0	1	4											
Vic Power, R OBP: 0.308, SLG: 0.388	F9									4	0	0	0	0	0	3											
Lou Clinton, R OBP: 0.320, SLG: 0.336										4	2	3	1	0	0	2											
Bobby Knoop, R OBP: 0.321, SLG: 0.388										4	0	1	0	0	1	3											
Paul Schaaf, R OBP: 0.284, SLG: 0.334										3	0	0	1	0	0	1											
Dean Chance, R OBP: 0.190, SLG: 0.081										2	0	0	0	1	1	2											
Ed Sukia, R OBP: 0.313, SLG: 0.467										0	0	0	0	0	0	0											
Joe Adcock, R OBP: 0.500, SLG: 0.500										1	0	0	0	0	0	1											
Aubrey Gatewood, R OBP: 0.500, SLG: 0.500										0	0	0	0	0	0	0											
<b>Inning Stats</b>	R: 1 E: 0 K: 0 S: 5	H: 2 LOB: 1 BB: 0 P: 5	R: 0 E: 0 K: 1 S: 7	H: 1 LOB: 2 BB: 0 P: 7	R: 0 E: 0 K: 1 S: 3	H: 0 LOB: 1 BB: 1 P: 7	R: 1 E: 0 K: 1 S: 6	H: 1 LOB: 1 BB: 1 P: 10	R: 1 E: 0 K: 1 S: 7	H: 2 LOB: 2 BB: 0 P: 8	R: 0 E: 0 K: 0 S: 4	H: 1 LOB: 1 BB: 0 P: 4	R: 1 E: 0 K: 0 S: 5	H: 2 LOB: 1 BB: 0 P: 5	R: 1 E: 0 K: 0 S: 4	H: 1 LOB: 0 BB: 0 P: 4	1B: 4 2B: 3 3B: 1 HR: 2	SF: 1 SAC: 0 DP: 0 HBP: 1	WP: 2 PB: 2 SB: 0 CS: 0	PA: 41							
<b>PITCHER</b>	IP	WLS	BF	H	R	ER	SO	BB	IBB	HBP	BLK	WP	HR	S	P	ERA	WHIP										
Bill Monbouquette, R ERA: 3.71	2.0		10	3	1	1	1	0	0	0	0	0	1	12	12	4.50	1.500										
Bob Heffner, R ERA: 7.09	2.0		11	3	2	2	1	2	0	0	0	2	0	11	19	9.00	2.500										
Dennis Bennett, L ERA: 4.7	5.0	W	20	4	2	2	2	0	0	1	0	0	1	23	24	3.60	0.800										

**Los Angeles Angels @ Boston Red Sox**  
Fenway Park, Boston, MA  
Sat Jul 24 1965, 3:33 AM EDT  
Att: 4,778 - Unknown


AB	37
R	5
H	10
RBI	4
BB	2
SO	4
LOB	22


Batter	1	2	3	4	5	6	7	8	9	AB	R	H	RBI	BB	SO	LOB	BOTTOM										
Dalton Jones, L OBP: 0.341, SLG: 0.409										4	0	1	2	1	1	4											
Chuck Schilling, R OBP: 0.297, SLG: 0.352										0	0	0	0	0	0	0											
Frank Malzone, R OBP: 0.283, SLG: 0.251										4	0	0	0	1	0	1											
Carl Yastrzemski, L OBP: 0.499, SLG: 0.617										4	1	1	0	0	0	1											
Lenny Green, L OBP: 0.359, SLG: 0.438										1	0	0	0	0	0	1											
Lee Thomas, L OBP: 0.383, SLG: 0.502										2	2	2	0	2	0	0											
Tony Conigliaro, R OBP: 0.326, SLG: 0.454										4	1	2	1	0	0	3											
Jim Gosger, L OBP: 0.313, SLG: 0.556										3	2	1	3	1	1	2											
Russ Nixon, L OBP: 0.308, SLG: 0.297										3	1	1	0	1	0	0											
Rico Petrocelli, R OBP: 0.276, SLG: 0.376										3	1	0	1	1	0	4											
Bill Monbouquette, R OBP: 0.187, SLG: 0.105										0	0	0	0	1	0	0											
Bob Heffner, R ERA: 5.29										1	0	0	0	0	1	2											
Dennis Bennett, L OBP: 0.289, SLG: 0.357										2	0	1	1	0	1	0											
<b>Inning Stats</b>	R: 0 E: 0 K: 0 S: 2	H: 0 LOB: 0 BB: 1 P: 6	R: 1 E: 0 K: 2 S: 9	H: 2 LOB: 3 BB: 2 P: 17	R: 0 E: 0 K: 0 S: 3	H: 0 LOB: 1 BB: 1 P: 7	R: 2 E: 0 K: 1 S: 6	H: 2 LOB: 1 BB: 1 P: 10	R: 0 E: 1 K: 0 S: 3	H: 0 LOB: 1 BB: 1 P: 7	R: 1 E: 0 K: 0 S: 4	H: 1 LOB: 1 BB: 0 P: 8	R: 4 E: 0 K: 0 S: 7	H: 4 LOB: 0 BB: 0 P: 7	R: 0 E: 0 K: 1 S: 5	H: 0 LOB: 1 BB: 1 P: 9	1B: 6 2B: 2 3B: 1 HR: 1	SF: 0 SAC: 0 DP: 2 HBP: 0	WP: 0 PB: 0 SB: 0 CS: 0	PA: 39							
<b>PITCHER</b>	IP	WLS	BF	H	R	ER	SO	BB	IBB	HBP	BLK	WP	HR	S	P	ERA	WHIP										
Dean Chance, R ERA: 4.04	5.2	L	26	4	4	4	3	7	0	0	0	0	0	25	53	6.35	1.941										
Ed Sukia, R ERA: 5.29	1.1		9	5	4	4	0	0	0	0	0	0	1	9	9	27.00	3.750										
Aubrey Gatewood, R ERA: 3.58	1.0		4	0	0	0	1	1	0	0	0	0	0	5	9	0.00	1.000										

**Los Angeles Angels @ Boston Red Sox**  
Fenway Park, Boston, MA  
Sat Jul 24 1965, 3:33 AM EDT  
Att: 4,778 - Unknown

AB	31
R	8
H	9
RBI	8
BB	8
SO	4
LOB	18



Batter	1	2	3	4	5	6	7	8	9	AB	R	H	RBI	BB	SO	LOB	TOP											
<b>Jose Cardenal, R</b> OBP: 0.309, SLG: 0.392 (1, 8)	4-0 F8 S 2-3 BB		0-0 5-3		0-0 P6		0-0 6-3		0-3 K	4	1	0	0	1	1	3	<b>Los Angeles Angels @ Boston Red Sox</b> Fenway Park, Boston, MA Sun Jul 25 1965, 3:33 AM EDT Att: 9,049 - Unknown  <b>AB 34</b> <b>R 4</b> <b>H 7</b> <b>RBI 3</b> <b>BB 5</b> <b>SO 6</b> <b>LOB 22</b> 											
<b>Merritt Ranew, L</b> OBP: 0.238, SLG: 0.300 (1, 2)	0-0 2-3		0-0 G3		0-0 E5 FC5-4		0-0 P6		0-0 1B 1-2 2-H	5	0	1	1	0	0	2												
<b>Jim Fregosi, R</b> OBP: 0.304, SLG: 0.405 (1, 6)	0-0 F8 2-3		4-0 BB		0-0 FC5-4 1B 1-2 2-3		0-0 F9		0-0 F9	4	0	0	0	1	0	5												
<b>Willie Smith, L</b> OBP: 0.299, SLG: 0.447 (1, 7)	4-0 BB		0-3 K		0-0 1B 1-2				0-3 K	3	0	1	1	1	2	1												
<b>Joe Adcock, R</b> OBP: 0.311, SLG: 0.460 (1, 3)	0-3 K				4-0 FC6-4 BB				0-0 6-3	3	0	0	0	1	2	3												
<b>Lou Clinton, R</b> OBP: 0.318, SLG: 0.333 (1, 9)			0-0 F8		0-0 F8				0-0 F8	4	0	1	0	0	0	1												
<b>Tom Satirano, L</b> OBP: 0.290, SLG: 0.379 <b>Joe Koppe, R</b> OBP: 0.333, SLG: 0.267 (9, PR)			0-0 P6		0-3 K				0-0 1B 1-4-3	4	0	2	0	0	1	1												
<b>Paul Schaaf, R</b> OBP: 0.284, SLG: 0.331 (1, 5)			0-0 F9		0-0 FC6-4 1-2				4-0 1B BB	3	0	0	0	1	0	3												
<b>Marcelino Lopez, R</b> OBP: 0.204, SLG: 0.313 <b>Rudy May, L</b> OBP: 0.250, SLG: 0.240 <b>Albie Pearson, L</b> OBP: 0.323, SLG: 0.336 <b>Bob Lee, R</b> OBP: 0.154, SLG: 0.333 <b>Jim Piersall, R</b> OBP: 0.285, SLG: 0.286 (9, PH)					0-0 FC5-4 1B 2B				0-0 B3	2	2	2	1	0	0	0												
<b>Inning Stats</b>	R: 1 E: 0 K: 1 S: 5	H: 0 LOB: 1 BB: 2 P: 13	R: 0 E: 0 K: 0 S: 3	H: 0 LOB: 0 BB: 0 P: 3	R: 1 E: 0 K: 1 S: 6	H: 1 LOB: 1 BB: 1 P: 10	R: 0 E: 0 K: 1 S: 5	H: 0 LOB: 1 BB: 1 P: 9	R: 1 E: 1 K: 1 S: 8	H: 2 LOB: 2 BB: 0 P: 8	R: 0 E: 0 K: 0 S: 4	H: 2 LOB: 1 BB: 0 P: 4	R: 0 E: 0 K: 0 S: 3	H: 0 LOB: 0 BB: 0 P: 3	R: 0 E: 0 K: 1 S: 5	H: 0 LOB: 0 BB: 0 P: 5		R: 1 E: 0 K: 1 S: 7	H: 2 LOB: 2 BB: 1 P: 11	1B: 4 2B: 3 3B: 0 HR: 1	SF: 0 SAC: 0 DP: 1 HBP: 0	WP: 0 PB: 0 SB: 1 CS: 0	PA: 39					
<b>PITCHER</b>	IP	WLS	BF	H	R	ER	SO	BB	IBB	HBP	BLK	WP	HR	S	P	ERA	WHIP											
<b>Earl Wilson, R</b> ERA: 4.22 <b>Dick Radatz, R</b> ERA: 5.0	(1, 1)	8.0	W	34	6	4	3	5	4	0	0	0	0	1	40	56	3.38	1.250										
(9, 1)	1.0	S	5	1	0	0	1	1	0	0	0	0	0	6	10	0.00	2.000											

Batter	1	2	3	4	5	6	7	8	9	AB	R	H	RBI	BB	SO	LOB	BOTTOM										
<b>Chuck Schilling, R</b> OBP: 0.296, SLG: 0.362 (1, 4)	0-0 6-3		0-0 P4		0-0 2B 3B		0-0 5-3			4	1	1	0	0	0	0	<b>Los Angeles Angels @ Boston Red Sox</b> Fenway Park, Boston, MA Sun Jul 25 1965, 3:33 AM EDT Att: 9,049 - Unknown  <b>AB 31</b> <b>R 5</b> <b>H 7</b> <b>RBI 4</b> <b>BB 3</b> <b>SO 6</b> <b>LOB 9</b> 										
<b>Frank Malzone, R</b> OBP: 0.286, SLG: 0.257 (1, 5)	4-0 HR BB		0-0 L8		0-0 E 2B		0-0 L8			3	2	1	1	1	0	0											
<b>Carl Yastrzemski, L</b> OBP: 0.409, SLG: 0.613 (1, 7)	0-3 K		0-0 3-1		0-0 E4 1B 2-H		4-0 BB			3	0	1	0	1	1	1											
<b>Tony Conigliaro, R</b> OBP: 0.325, SLG: 0.460 (1, 9)	0-0 HR				0-0 5-3 K		0-0 P6			4	1	1	2	0	1	2											
<b>Lee Thomas, L</b> OBP: 0.381, SLG: 0.502 (1, 3)	0-0 1-3				0-0 1B 2B		0-0 K		0-0 1-3	4	1	1	0	0	1	1											
<b>Bob Tillman, R</b> OBP: 0.279, SLG: 0.331 (1, 2)			0-0 F7		0-3 K		0-0 5-3		0-0 5-3	4	0	0	0	0	1	2											
<b>Jim Gosger, L</b> OBP: 0.310, SLG: 0.537 (1, 8)			0-3 K		0-0 BB 1B 2-H		0-0 P6		0-0 4-3	4	0	1	1	0	1	0											
<b>Rico Petrocelli, R</b> OBP: 0.283, SLG: 0.377 (1, 6)			0-0 PB 1B		4-0 BB		0-0 P6			2	0	1	0	1	0	0											
<b>Earl Wilson, R</b> OBP: 0.345, SLG: 0.400 <b>Dick Radatz, R</b> OBP: 0.316, SLG: 0.500 (9, 1)			0-3 K		0-0 F8		0-0 F9			3	0	0	0	0	1	3											
<b>Inning Stats</b>	R: 2 E: 0 K: 1 S: 6	H: 1 LOB: 0 BB: 1 P: 10	R: 0 E: 0 K: 2 S: 8	H: 1 LOB: 0 BB: 0 P: 8	R: 0 E: 0 K: 0 S: 3	H: 0 LOB: 0 BB: 0 P: 3	R: 1 E: 0 K: 1 S: 7	H: 2 LOB: 2 BB: 1 P: 11	R: 2 E: 1 K: 2 S: 10	H: 3 LOB: 1 BB: 0 P: 10	R: 0 E: 0 K: 0 S: 3	H: 0 LOB: 0 BB: 0 P: 3	R: 0 E: 0 K: 0 S: 3	H: 0 LOB: 1 BB: 1 P: 7	R: 0 E: 0 K: 0 S: 3	H: 0 LOB: 0 BB: 0 P: 3		1B: 3 2B: 2 3B: 1 HR: 1	SF: 0 SAC: 0 DP: 0 HBP: 0	WP: 0 PB: 1 SB: 0 CS: 0	PA: 34						
<b>PITCHER</b>	IP	WLS	BF	H	R	ER	SO	BB	IBB	HBP	BLK	WP	HR	S	P	ERA	WHIP										
<b>Marcelino Lopez, L</b> ERA: 2.9 <b>Rudy May, L</b> ERA: 3.52 <b>Bob Lee, R</b> ERA: 2.31	(1, 1)	4.0	L	21	7	5	4	4	0	0	0	0	0	7	7	0.00	0.000										
(6, 1)	1.0	3	0	0	0	0	2	0	0	0	0	0	0	7	7	0.00	0.000										
(6, 1)	3.0	10	0	0	0	0	0	1	0	0	0	0	0	9	13	0.00	0.333										



Batter	1	2	3	4	5	6	7	8	9	AB	R	H	RBI	BB	SO	LOB	TOP								
<b>Jose Cardenal, R</b> OBP: 0.308, SLG: 0.389 (1, 8)										5	1	1	0	0	0	2	<b>Los Angeles Angels @ Boston Red Sox</b> Fenway Park, Boston, MA Mon Jul 26 1965, 7:05 PM EDT Att: 12,604 - Unknown								
<b>Jim Fregosi, R</b> OBP: 0.310, SLG: 0.415 (1, 6)										3	1	2	2	2	0	0									
<b>Willie Smith, L</b> OBP: 0.299, SLG: 0.443 (6, PH) <b>Vic Power, R</b> OBP: 0.314, SLG: 0.393 (8, 3)										3	0	0	0	0	1	2									
<b>Joe Adcock, R</b> OBP: 0.309, SLG: 0.450 (1, 3) <b>Jim Piersall, R</b> OBP: 0.289, SLG: 0.286 (8, 7)										4	0	0	0	1	0	4									
<b>Lou Clinton, R</b> OBP: 0.320, SLG: 0.348 (1, 9)										5	1	2	0	0	3	2									
<b>Buck Rodgers, S</b> OBP: 0.286, SLG: 0.275 (1, 2)										5	1	1	1	0	1	1									
<b>Bobby Knoop, R</b> OBP: 0.318, SLG: 0.384 (1, 4)										5	0	1	0	0	2	2									
<b>Paul Schaaf, R</b> OBP: 0.290, SLG: 0.332 (1, 5)										2	1	1	0	2	0	1									
<b>George Brunet, R</b> OBP: 0.118, SLG: 0.094 (1, 1)										3	1	0	0	0	3	3									
<b>Inning Stats</b>	R: 0 E: 0 K: 1 S: 5	H: 0 LOB: 2 BB: 1 P: 10	R: 0 E: 0 K: 3 S: 10	H: 1 LOB: 1 BB: 0 P: 10	R: 1 E: 0 K: 0 S: 4	H: 1 LOB: 0 BB: 0 P: 4	R: 0 E: 0 K: 1 S: 6	H: 1 LOB: 1 BB: 0 P: 6	R: 1 E: 0 K: 1 S: 7	H: 2 LOB: 1 BB: 0 P: 7	R: 0 E: 1 K: 3 S: 10	H: 0 LOB: 2 BB: 1 P: 14	R: 0 E: 0 K: 1 S: 5	H: 0 LOB: 1 BB: 1 P: 9	R: 4 E: 1 K: 0 S: 7	H: 3 LOB: 2 BB: 2 P: 15	R: 0 E: 0 K: 0 S: 3	H: 1 LOB: 0 BB: 0 P: 3	1B: 7 2B: 0 3B: 1 HR: 1	SF: 0 SAC: 1 DP: 1 HBP: 1	WP: 1 PB: 0 SB: 1 CS: 0	PA: 43			
<b>PITCHER</b>	IP	WLS	BF	H	R	ER	SO	BB	IBB	HBP	BLK	WP	HR	S	P	ERA	WHIP								
<b>Dave Morehead, R</b> ERA: 4.6 (1, 1)	7.1	L	35	7	5	3	10	4	0	1	0	1	1	50	67	3.68	1.500								
<b>Bob Duliba, R</b> ERA: 3.92 (8, 1)	0.1		3	0	0	0	0	0	1	0	0	0	0	2	6	0.00	0.000								
<b>Arnold Earley, L</b> ERA: 3.15 (8, 1)	1.1		5	2	1	0	0	0	0	0	0	0	0	5	5	0.00	1.500								

Batter	1	2	3	4	5	6	7	8	9	AB	R	H	RBI	BB	SO	LOB	BOTTOM								
<b>Rico Petrocelli, R</b> OBP: 0.287, SLG: 0.376 (1, 6)										3	1	1	0	1	0	2	<b>Los Angeles Angels @ Boston Red Sox</b> Fenway Park, Boston, MA Mon Jul 26 1965, 7:05 PM EDT Att: 12,604 - Unknown								
<b>Frank Malzone, R</b> OBP: 0.290, SLG: 0.261 (1, 5)										4	1	2	1	0	1	2									
<b>Carl Yastrzemski, L</b> OBP: 0.497, SLG: 0.606 (1, 7)										3	0	0	0	1	2	2									
<b>Felix Mantilla, R</b> OBP: 0.409, SLG: 0.490 (1, 4)										4	0	1	0	0	0	3									
<b>Tony Conigliaro, R</b> OBP: 0.324, SLG: 0.458 (1, 9)										4	0	1	1	0	1	2									
<b>Lee Thomas, L</b> OBP: 0.377, SLG: 0.496 (1, 3)										4	0	0	0	0	1	2									
<b>Jim Gosger, L</b> OBP: 0.311, SLG: 0.522 (1, 8)										2	0	0	0	1	0	0									
<b>Bob Tillman, R</b> OBP: 0.276, SLG: 0.327 (1, 2)										3	0	0	0	0	1	1									
<b>Dave Morehead, R</b> OBP: 0.214, SLG: 0.179 (1, 1) <b>Bob Duliba, R</b> OBP: 0.276, SLG: 0.327 (8, 1) <b>Arnold Earley, L</b> OBP: 0.276, SLG: 0.327 (8, 1)										3	0	1	0	0	0	1									
<b>Inning Stats</b>	R: 2 E: 0 K: 1 S: 7	H: 2 LOB: 1 BB: 1 P: 11	R: 0 E: 0 K: 0 S: 3	H: 0 LOB: 1 BB: 1 P: 7	R: 0 E: 0 K: 0 S: 3	H: 1 LOB: 1 BB: 1 P: 7	R: 0 E: 0 K: 1 S: 5	H: 0 LOB: 0 BB: 0 P: 5	R: 0 E: 0 K: 1 S: 5	H: 0 LOB: 0 BB: 0 P: 5	R: 0 E: 0 K: 0 S: 3	H: 0 LOB: 0 BB: 0 P: 3	R: 0 E: 0 K: 0 S: 3	H: 1 LOB: 0 BB: 0 P: 3	R: 0 E: 0 K: 1 S: 5	H: 1 LOB: 0 BB: 0 P: 5	1B: 5 2B: 1 3B: 0 HR: 0	SF: 0 SAC: 0 DP: 3 HBP: 0	WP: 1 PB: 0 SB: 0 CS: 0	PA: 33					
<b>PITCHER</b>	IP	WLS	BF	H	R	ER	SO	BB	IBB	HBP	BLK	WP	HR	S	P	ERA	WHIP								
<b>George Brunet, L</b> ERA: 2.0 (1, 1)	9.0	W	33	6	2	2	6	3	0	0	0	1	0	42	54	2.00	1.000								







Batter	1	2	3	4	5	6	7	8	9	AB	R	H	RBI	BB	SO	LOB	TOP			
Jose Cardenal, R OBP: 0.306, SLG: 0.385	F8		6-3			F3		K		4	0	0	0	0	1	0				
Jim Piersall, R OBP: 0.265, SLG: 0.261	K		E4			5-3		5-3		4	0	0	0	0	1	0				
Jim Fregosi, R OBP: 0.308, SLG: 0.409	5-3		CS	2-3		BB 1B		K		4	0	1	0	0	1	0				
Joe Adcock, R OBP: 0.311, SLG: 0.444 Al Spangler, L OBP: 0.277, SLG: 0.239		K		L4		BB 1B		BB 1B		2	0	0	0	2	1	0				
Lou Clinton, R OBP: 0.323, SLG: 0.345		FC6-4 BB 1B		1-3		F8		BB 1B		4	0	2	0	0	0	2				
Buck Rodgers, S OBP: 0.265, SLG: 0.272		FC6-4 BB 1B			K		F8	L4		3	0	0	0	1	1	2				
Bobby Knoop, R OBP: 0.309, SLG: 0.372 Merritt Ranew, L OBP: 0.234, SLG: 0.311		FC6-4			K		F9	K		3	0	0	0	0	1	2				
Paul Schaal, R OBP: 0.292, SLG: 0.334 Wille Smith, L OBP: 0.305, SLG: 0.445		1-2 2-3		1-3				K		3	0	1	0	0	1	2				
Fred Newman, R OBP: 0.161, SLG: 0.104 Marcelino Lopez, R OBP: 0.204, SLG: 0.313 Ed Sukla, R			K			HR		1-3		3	1	1	1	0	1	1				
										0	0	0	0	0	0	0				
										0	0	0	0	0	0	0				
<b>Inning Stats</b>	R: 0 E: 0 K: 1 S: 5	H: 0 LOB: 0 BB: 0 P: 5	R: 0 E: 0 K: 2 S: 8	H: 1 LOB: 2 BB: 1 P: 12	R: 0 E: 1 K: 1 S: 5	H: 0 LOB: 0 BB: 0 P: 5	R: 0 E: 0 K: 0 S: 3	H: 0 LOB: 0 BB: 0 P: 3	R: 0 E: 0 K: 2 S: 7	H: 0 LOB: 0 BB: 0 P: 7	R: 0 E: 0 K: 0 S: 4	H: 1 LOB: 1 BB: 0 P: 4	R: 0 E: 0 K: 2 S: 7	H: 0 LOB: 0 BB: 1 P: 7	R: 0 E: 0 K: 2 S: 8	H: 1 LOB: 2 BB: 1 P: 12	1B: 4 2B: 0 3B: 0 HR: 1	SF: 0 SAC: 0 DP: 0 HBP: 0	WP: 0 PB: 0 SB: 0 CS: 1	PA: 36
<b>PITCHER</b>	IP	WLS	BF	H	R	ER	SO	BB	IBB	HBP	BLK	WP	HR	S	P	ERA	WHIP			
Steve Barber, L ERA: 3.42	(1, 1)	8.0	W	32	5	1	1	8	3	0	0	0	1	45	57	1.12	1.000			
Stu Miller, R ERA: 1.79	(9, 1)	1.0	S	3	0	0	0	2	0	0	0	0	0	7	7	0.00	0.000			

Los Angeles Angels @ Baltimore Orioles  
Memorial Stadium, Baltimore, MD  
Wed Jul 28 1965, 7:05 PM EDT  
Att: 7,234 - Unknown

AB	32
R	1
H	5
RBI	1
BB	3
SO	10
LOB	13




Batter	1	2	3	4	5	6	7	8	9	AB	R	H	RBI	BB	SO	LOB	BOTTOM			
Norm Siebern, L OBP: 0.390, SLG: 0.469 Luis Aparicio, R OBP: 0.273, SLG: 0.360	L6		K			F7		SH BB BB 1B		4	0	1	0	0	1	0				
Russ Snyder, L OBP: 0.336, SLG: 0.332	4-3		4-3			6-3		BB BB SH BB		3	1	0	0	1	0	0				
Boog Powell, L OBP: 0.318, SLG: 0.370		BB		4-3			K	SH BB BB		2	0	0	0	1	1	0				
Brooks Robinson, R OBP: 0.360, SLG: 0.422	K		5-3			E6 1B 1B		L6		4	1	1	0	0	1	4				
Curt Blefary, L OBP: 0.377, SLG: 0.458 Sam Bowers, R OBP: 0.190, SLG: 0.241		4-3 1B		4-3		F6		BB BB		3	0	1	1	1	0	1				
Bob Johnson, R OBP: 0.301, SLG: 0.406 Jackie Brandt, R OBP: 0.286, SLG: 0.369		4-3		G6-4-3 1B		1B 2B 1B		K		4	1	2	0	0	1	4				
Jerry Adair, R OBP: 0.301, SLG: 0.323		K		G6-4-3 1-2		2B 1B		FC6-4 BB		3	1	1	2	1	1	2				
Dick Brown, R OBP: 0.306, SLG: 0.376		K		6-3		1-3 3-H 3-H		FC6-4		4	0	1	2	0	1	4				
Steve Barber, L OBP: 0.189, SLG: 0.242 Stu Miller, R			K			K		K		3	0	0	0	0	3	1				
										0	0	0	0	0	0	0				
<b>Inning Stats</b>	R: 0 E: 0 K: 1 S: 5	H: 0 LOB: 1 BB: 1 P: 9	R: 0 E: 0 K: 2 S: 8	H: 1 LOB: 0 BB: 0 P: 8	R: 0 E: 0 K: 2 S: 7	H: 0 LOB: 0 BB: 0 P: 7	R: 0 E: 0 K: 0 S: 3	H: 0 LOB: 0 BB: 0 P: 3	R: 0 E: 0 K: 1 S: 5	H: 0 LOB: 0 BB: 0 P: 5	R: 3 E: 1 K: 2 S: 11	H: 4 LOB: 1 BB: 0 P: 11	R: 2 E: 1 K: 1 S: 7	H: 1 LOB: 3 BB: 3 P: 19	1B: 6 2B: 1 3B: 0 HR: 0	SF: 0 SAC: 1 DP: 1 HBP: 0	WP: 0 PB: 0 SB: 0 CS: 0	PA: 35		
<b>PITCHER</b>	IP	WLS	BF	H	R	ER	SO	BB	IBB	HBP	BLK	WP	HR	S	P	ERA	WHIP			
Fred Newman, R ERA: 3.05	(1, 1)	7.0	L	28	7	4	3	8	1	0	0	0	0	43	47	3.86	1.143			
Marcelino Lopez, L ERA: 2.9	(8, 1)	0.0		2	0	0	0	0	1	0	0	0	0	1	5	∞	∞			
Ed Sukla, R ERA: 4.96	(8, 1)	1.0		5	0	1	0	1	2	0	0	0	0	5	13	0.00	2.000			


Los Angeles Angels @ Baltimore Orioles  
Memorial Stadium, Baltimore, MD  
Wed Jul 28 1965, 7:05 PM EDT  
Att: 7,234 - Unknown

AB	30
R	5
H	7
RBI	5
BB	4
SO	9
LOB	16





Batter	1	2	3	4	5	6	7	8	9	AB	R	H	RBI	BB	SO	LOB	TOP																				
Lenny Green, L OBP: 0.356, SLG: 0.431 (1, 8)	F7		1-3		4-3		G4-6-3			4	0	0	0	0	0	1	<b>Boston Red Sox @ Los Angeles Angels</b> Dodger Stadium, Los Angeles, CA Fri Jul 30 1965, 7:05 PM PDT Att: 7,196 - Unknown																				
Dalton Jones, L OBP: 0.353, SLG: 0.415 (1, 5)	6-3		P6					5-3 BB		3	0	1	0	1	0	0																					
Carl Yastrzemski, L OBP: 0.494, SLG: 0.699 (1, 7)	1B 2B			4-3	1-3			5-3		4	1	1	0	0	0	2																					
Felix Mantilla, R OBP: 0.407, SLG: 0.477 (1, 4)	FC4-6 2H 1B			1B 1B		0-3 K		6-3		4	1	2	1	0	1	1																					
Lee Thomas, L OBP: 0.381, SLG: 0.497 (1, 3)	FC4-6 1-2			1B 1B		0-0 L7		F5		4	0	1	0	0	0	2																					
Jim Gasper, L OBP: 0.344, SLG: 0.516 (1, 9)		P3		K		0-0 1B			P6	4	0	1	0	0	1	2																					
Russ Nixon, L OBP: 0.302, SLG: 0.333 (1, 2)	6-3			1-2 2H 1B		0-0 L7		4-3		4	0	1	1	0	0	1																					
Eddie Bressoud, R OBP: 0.310, SLG: 0.386 (1, 6)	4-3			K		0-0 F7		6-3		4	0	0	0	0	1	2																					
Dave Morehead, R OBP: 0.222, SLG: 0.171 Arnold Earley, L Jay Ritchie, R OBP: 0.667, SLG: 0.500 (8, 1)			K		K		G4-6-3 HBP			2	0	0	0	0	0	2																					
<b>Inning Stats</b>	R: 1 E: 0 K: 0 S: 5	H: 2 LOB: 1 BB: 0 P: 5	R: 0 E: 0 K: 0 S: 3	H: 0 LOB: 0 BB: 0 P: 3	R: 0 E: 0 K: 1 S: 5	H: 0 LOB: 0 BB: 0 P: 5	R: 1 E: 0 K: 2 S: 10	H: 3 LOB: 2 BB: 0 P: 10	R: 0 E: 0 K: 1 S: 6	H: 1 LOB: 1 BB: 0 P: 6	R: 0 E: 0 K: 0 S: 2	H: 0 LOB: 0 BB: 0 P: 3	R: 0 E: 0 K: 0 S: 3	H: 0 LOB: 1 BB: 1 P: 7	R: 0 E: 0 K: 0 S: 3	H: 0 LOB: 0 BB: 0 P: 3	1B: 6 2B: 1 3B: 0 HR: 0		SF: 0 SAC: 0 DP: 1 HBP: 1	WP: 0 PB: 0 SB: 0 CS: 0	PA: 35																
<b>PITCHER</b>	IP	WLS	BF	H	R	ER	SO	BB	IBB	HBP	BLK	WP	HR	S	P	ERA	WHIP	<b>PITCHER</b>		IP	WLS	BF	H	R	ER	SO	BB	IBB	HBP	BLK	WP	HR	S	P	ERA	WHIP	
Dean Chance, R ERA: 4.02 Bob Lee, R ERA: 2.19	(1, 1)	7.0	W	28	7	2	2	5	0	0	1	0	0	0	37	38	2.57	1.000			(8, 1)	2.0	S	7	0	0	0	0	1	0	0	0	0	6	10	0.00	0.500

Batter	1	2	3	4	5	6	7	8	9	AB	R	H	RBI	BB	SO	LOB	BOTTOM																			
Jose Cardenal, R OBP: 0.310, SLG: 0.387 (1, 8)	S BB		F8			F8 HR HBP	1-2 2H 2B	L5		3	1	1	2	1	0	2	<b>Boston Red Sox @ Los Angeles Angels</b> Dodger Stadium, Los Angeles, CA Fri Jul 30 1965, 7:05 PM PDT Att: 7,196 - Unknown																			
Vic Power, R OBP: 0.302, SLG: 0.371 (1, 3)	K 1-2		FC4-6 1-2			F8 1-3		F7		4	0	0	0	0	1	3																				
Jim Fregosi, R OBP: 0.310, SLG: 0.416 (1, 6)	K			K		K 3H HR		HR HBP		3	2	1	2	0	2	1																				
Willie Smith, L OBP: 0.305, SLG: 0.452 (1, 7)	3-1			F9		4-3		HR HBP		4	1	1	2	0	0	1																				
Buck Rodgers, S OBP: 0.285, SLG: 0.269 Tom Satriano, L OBP: 0.281, SLG: 0.367 (8, PR) (9, 2)	K			4-3		P6		1B HBP		3	0	0	0	0	1	0																				
Lou Clinton, R OBP: 0.326, SLG: 0.345 (1, 9)	K			K		L9		1B 1B		3	2	1	0	1	1	0																				
Bobby Knoop, R OBP: 0.308, SLG: 0.370 (1, 4)	K			K		3-1		1B 1B		4	1	1	1	0	2	1																				
Paul Schaal, R OBP: 0.295, SLG: 0.337 (1, 5)				FC4-6 1B		1B		K		4	0	2	0	0	2	4																				
Dean Chance, R OBP: 0.182, SLG: 0.077 Merritt Ranew, L OBP: 0.250, SLG: 0.311 Bob Lee, R OBP: 0.214, SLG: 0.385 (1, 1) (7, PH) (8, 1)				K		K		2B BB		2	0	0	0	0	2	2																				
<b>Inning Stats</b>	R: 0 E: 0 K: 2 S: 7	H: 0 LOB: 1 BB: 1 P: 11	R: 0 E: 0 K: 3 S: 9	H: 0 LOB: 0 BB: 0 P: 9	R: 0 E: 0 K: 1 S: 6	H: 1 LOB: 1 BB: 0 P: 6	R: 0 E: 0 K: 1 S: 5	H: 0 LOB: 0 BB: 0 P: 5	R: 0 E: 0 K: 1 S: 6	H: 1 LOB: 1 BB: 0 P: 6	R: 2 E: 0 K: 0 S: 4	H: 1 LOB: 0 BB: 0 P: 5	R: 2 E: 0 K: 2 S: 7	H: 1 LOB: 1 BB: 2 P: 15	R: 5 E: 0 K: 1 S: 9	H: 4 LOB: 1 BB: 0 P: 11	1B: 5 2B: 1 3B: 0 HR: 2		SF: 0 SAC: 0 DP: 0 HBP: 3	WP: 0 PB: 0 SB: 3 CS: 0	PA: 37															
<b>PITCHER</b>	IP	WLS	BF	H	R	ER	SO	BB	IBB	HBP	BLK	WP	HR	S	P	ERA	WHIP	<b>PITCHER</b>		IP	WLS	BF	H	R	ER	SO	BB	IBB	HBP	BLK	WP	HR	S	P	ERA	WHIP
Dave Morehead, R ERA: 4.77 Arnold Earley, L ERA: 3.09 Jay Ritchie, R ERA: 3.18	(1, 1)	7.1	L	31	5	6	6	10	3	0	2	0	0	0	46	60	7.36	1.091			(8, 1)	0.0	1	0	0	0	0	0	0	0	0	0	1	∞	∞	
	(8, 1)	0.0		1	0	0	0	0	0	0	1	0	0	0	0	1	∞	∞			(8, 1)	0.2	5	3	3	3	1	0	0	0	0	7	7	40.50	4.500	



Batter	1	2	3	4	5	6	7	8	9	AB	R	H	RBI	BB	SO	LOB	TOP								
Lenny Green, L OBP: 0.397, SLG: 0.435																	4 1 1 0 1 1 2								
Frank Matzone, R OBP: 0.289, SLG: 0.266																	5 1 1 0 0 0 2								
Carl Yastrzemski, L OBP: 0.494, SLG: 0.695																	5 1 2 0 0 0 2								
Felix Mantilla, R OBP: 0.407, SLG: 0.474																	4 0 1 0 1 0 1								
Lee Thomas, L OBP: 0.381, SLG: 0.499																	5 0 2 2 0 1 2								
Bob Tillman, R OBP: 0.276, SLG: 0.332																	5 1 2 0 0 1 4								
Jim Gosger, L OBP: 0.350, SLG: 0.511																	3 0 1 0 1 0 0								
Eddie Bressoud, R OBP: 0.309, SLG: 0.383																	4 0 1 1 0 1 4								
Jim Lonborg, R OBP: 0.209, SLG: 0.200																	1 0 0 0 1 0 2								
Rico Petrocelli, R OBP: 0.294, SLG: 0.372																	1 0 0 0 0 0 0								
Dick Radatz, R OBP: 0.316, SLG: 0.500																	0 0 0 0 0 0 0								
<b>Inning Stats</b>	R: 0 E: 0 K: 0 S: 2	H: 0 LOB: 0 BB: 1 P: 6	R: 0 E: 0 K: 2 S: 7	H: 0 LOB: 0 BB: 0 P: 7	R: 0 E: 1 K: 1 S: 6	H: 0 LOB: 1 BB: 0 P: 6	R: 1 E: 0 K: 1 S: 8	H: 3 LOB: 3 BB: 1 P: 12	R: 0 E: 0 K: 0 S: 3	H: 0 LOB: 1 BB: 1 P: 7	R: 1 E: 0 K: 0 S: 6	H: 3 LOB: 2 BB: 0 P: 6	R: 1 E: 0 K: 0 S: 6	H: 3 LOB: 6 BB: 0 P: 6	R: 0 E: 0 K: 0 S: 3	H: 0 LOB: 0 BB: 0 P: 3	R: 1 E: 0 K: 0 S: 5	H: 2 LOB: 2 BB: 1 P: 9	1B: 8 2B: 2 3B: 1 HR: 0	SF: 0 SAC: 1 DP: 1 HBP: 0	WP: 1 PB: 0 SB: 1 CS: 0	PA: 42			
<b>PITCHER</b>	IP	WLS	BF	H	R	ER	SO	BB	IBB	HBP	BLK	WP	HR	S	P	ERA	WHIP								
Marcelino Lopez, L ERA: 2.95	(1, 1)	6.2	32	9	3	3	4	3	0	0	0	0	0	37	49	4.05	1.800								
Ed Sukia, R ERA: 4.95	(7, 1)	0.1	1	0	0	0	0	0	0	0	0	0	0	1	1	0.00	0.000								
Bob Lee, R ERA: 2.16	(8, 1)	1.0	3	0	0	0	0	0	0	0	0	0	0	3	3	0.00	0.000								
Aubrey Gatewood, R ERA: 3.73	(9, 1)	0.1	L	4	2	1	1	1	0	0	0	1	0	3	7	27.00	9.000								
Rudy May, L ERA: 3.34	(9, 1)	0.2	2	0	0	0	0	0	0	0	0	0	0	2	2	0.00	0.000								

Boston Red Sox @ Los Angeles Angels  
Dodger Stadium, Los Angeles, CA

AB 37  
R 4  
H 11  
RBI 3  
BB 4  
SO 4  
LOB 19



WP: 1 PA: 42  
PB: 0  
SB: 1  
CS: 0

Batter	1	2	3	4	5	6	7	8	9	AB	R	H	RBI	BB	SO	LOB	BOTTOM								
Albie Pearson, L OBP: 0.329, SLG: 0.341																	3 0 2 0 1 0 0								
Jim Fregosi, R OBP: 0.311, SLG: 0.416																	3 1 1 1 1 2 1								
Willie Smith, L OBP: 0.306, SLG: 0.456																	4 0 1 1 1 0 2								
Joe Adcock, R OBP: 0.310, SLG: 0.440																	4 0 1 0 0 3 3								
Jose Cardenal, R OBP: 0.310, SLG: 0.387																	0 0 0 0 0 0 0								
Vic Power, R OBP: 0.299, SLG: 0.368																	1 0 0 0 0 0 2								
Lou Clinton, R OBP: 0.323, SLG: 0.337																	4 1 0 0 1 0 6								
Buck Rodgers, S OBP: 0.285, SLG: 0.276																	4 0 1 0 0 2 1								
Bobby Knoop, R OBP: 0.311, SLG: 0.373																	3 0 1 1 1 0 0								
Paul Schaal, R OBP: 0.298, SLG: 0.335																	1 0 0 0 2 0 0								
Merritt Raney, L OBP: 0.295, SLG: 0.311																	0 0 0 0 1 0 0								
Aubrey Gatewood, R OBP: 0.500, SLG: 0.500																	0 0 0 0 0 0 0								
Rudy May, L OBP: 0.323, SLG: 0.333																	0 0 0 0 0 0 0								
Marcelino Lopez, R OBP: 0.295, SLG: 0.330																	2 0 1 0 0 0 2								
Ed Sukia, R ERA: 4.95	(7, 1)																0 0 0 0 0 0 0								
Al Spangler, L OBP: 0.299, SLG: 0.385	(8, 1)																0 1 0 0 1 0 0								
Bob Lee, R OBP: 0.276, SLG: 0.332	(8, 1)																0 0 0 0 0 0 0								
Tom Satriano, L OBP: 0.173, SLG: 0.355	(9, 5)																1 0 0 0 0 0 3								
<b>Inning Stats</b>	R: 0 E: 0 K: 1 S: 5	H: 0 LOB: 0 BB: 0 P: 5	R: 1 E: 0 K: 2 S: 8	H: 1 LOB: 2 BB: 2 P: 16	R: 0 E: 0 K: 1 S: 7	H: 2 LOB: 2 BB: 0 P: 7	R: 0 E: 0 K: 0 S: 4	H: 2 LOB: 2 BB: 1 P: 8	R: 1 E: 0 K: 1 S: 5	H: 1 LOB: 0 BB: 1 P: 9	R: 0 E: 0 K: 1 S: 5	H: 0 LOB: 0 BB: 0 P: 5	R: 1 E: 0 K: 0 S: 3	H: 0 LOB: 1 BB: 1 P: 7	R: 0 E: 0 K: 0 S: 4	H: 2 LOB: 3 BB: 2 P: 12	R: 0 E: 0 K: 1 S: 5	H: 0 LOB: 2 BB: 2 P: 13	1B: 5 2B: 2 3B: 2 HR: 0	SF: 1 SAC: 1 DP: 1 HBP: 0	WP: 0 PB: 0 SB: 3 CS: 1	PA: 41			
<b>PITCHER</b>	IP	WLS	BF	H	R	ER	SO	BB	IBB	HBP	BLK	WP	HR	S	P	ERA	WHIP								
Jim Lonborg, R ERA: 3.94	(1, 1)	7.0	30	6	3	3	6	5	0	0	0	0	0	37	57	3.86	1.571								
Dick Radatz, R ERA: 4.77	(8, 1)	2.0	W	11	2	0	1	4	0	0	0	0	0	9	25	0.00	3.000								

Boston Red Sox @ Los Angeles Angels  
Dodger Stadium, Los Angeles, CA

AB 30  
R 3  
H 8  
RBI 3  
BB 9  
SO 7  
LOB 20



WP: 0 PA: 41  
PB: 0  
SB: 3  
CS: 1



Batter	1	2	3	4	5	6	7	8	9	10	11	AB	R	H	RBI	BB	SO	LOB	TOP		
Lenny Green, L OBP: 0.358, SLG: 0.440		4-3										4	2	1	0	1	0	0			
Frank Matzone, R OBP: 0.295, SLG: 0.286												5	1	3	3	0	1	0			
Carl Yastrzemski, L OBP: 0.404, SLG: 0.600												4	0	1	0	1	1	1			
Felix Mantilla, R OBP: 0.407, SLG: 0.472												4	0	1	0	1	1	2			
Lee Thomas, L OBP: 0.381, SLG: 0.499												4	1	1	0	1	2	4			
Bob Tillman, R OBP: 0.279, SLG: 0.332												3	0	1	1	0	0	0			
Russ Nixon, L OBP: 0.296, SLG: 0.327												1	0	0	0	0	0	3			
Jim Gosger, L OBP: 0.343, SLG: 0.490												4	0	0	0	1	1	1			
Eddie Bressoud, R OBP: 0.303, SLG: 0.374												5	0	0	0	0	3	2			
Bill Monbouquette, R OBP: 0.143, SLG: 0.089		4-3										4	0	0	0	0	0	0			
Arnold Earley, L												0	0	0	0	0	0	0			
Dick Radatz, R OBP: 0.316, SLG: 0.500												0	0	0	0	0	0	0			
<b>Inning Stats</b>	R: 3 E: 0 K: 1 S: 7	H: 3 LOB: 1	R: 0 E: 0 K: 1 S: 5	H: 0 LOB: 0	R: 0 E: 0 K: 2 S: 8	H: 1 LOB: 0	R: 0 E: 0 K: 1 S: 5	H: 0 LOB: 0	R: 0 E: 0 K: 0 S: 3	H: 0 LOB: 0	R: 0 E: 0 K: 1 S: 6	H: 2 LOB: 2	R: 0 E: 0 K: 0 S: 3	H: 0 LOB: 0	R: 0 E: 0 K: 1 S: 5	H: 0 LOB: 2	R: 0 E: 0 K: 1 S: 5	1B: 5 2B: 1 3B: 1 HR: 1	SF: 0 SAC: 1 DP: 2 HBP: 0	WP: 0 PB: 0 SB: 0 CS: 0	PA: 44
<b>PITCHER</b>	IP: 7.0 ERA: 2.15	WLS: 9 ERA: 2.09	BF: 30 ERA: 2.09	H: 8 ER: 4 SO: 6	R: 4 ER: 4 SO: 6	ER: 4 SO: 6	BB: 2 IBB: 0 HBP: 0 BLK: 0	WP: 0 HR: 1 S: 40 P: 48	ERA: 5.14 WHIP: 1.429	<b>PITCHER</b>	IP: 7.0 ERA: 2.15	WLS: 9 ERA: 2.09	BF: 30 ERA: 2.09	H: 8 ER: 4 SO: 6	R: 4 ER: 4 SO: 6	BB: 2 IBB: 0 HBP: 0 BLK: 0	WP: 0 HR: 1 S: 40 P: 48	ERA: 5.14 WHIP: 1.429			

**Boston Red Sox @ Los Angeles Angels**  
Dodger Stadium, Los Angeles, CA  
Sun Aug 01 1965, 3:33 AM PDT  
Att. 5,769 - Unknown

AB 38  
R 4  
H 8  
RBI 4  
BB 5  
SO 9  
LOB 13



Batter	1	2	3	4	5	6	7	8	9	10	11	AB	R	H	RBI	BB	SO	LOB	BOTTOM		
Albie Pearson, L OBP: 0.324, SLG: 0.335												4	0	0	0	0	0	0			
Vic Power, R OBP: 0.305, SLG: 0.368												4	0	1	0	0	0	0			
Marcelino Lopez, R OBP: 0.216, SLG: 0.320												4	0	1	0	0	0	0			
Ed Sukla, R												1	0	0	0	0	0	2			
Joe Koppe, R OBP: 0.318, SLG: 0.283												5	0	2	0	0	1	1			
Jim Fregosi, R OBP: 0.311, SLG: 0.415												4	0	0	0	1	2	2			
Willie Smith, L OBP: 0.307, SLG: 0.461												0	1	0	0	0	0	0			
Joe Adcock, R OBP: 0.307, SLG: 0.432												4	0	0	0	1	2	2			
Al Spangler, L OBP: 0.281, SLG: 0.239												0	1	0	0	0	0	0			
Buck Rodgers, S OBP: 0.287, SLG: 0.275												4	1	1	0	1	1	0			
Lou Clinton, R OBP: 0.325, SLG: 0.345		6-3										5	2	2	0	0	0	3			
Bobby Knoop, R OBP: 0.314, SLG: 0.397												4	1	2	3	0	0	3			
Paul Schaal, R OBP: 0.296, SLG: 0.333												2	0	0	0	0	0	1			
Merritt Raney, L OBP: 0.280, SLG: 0.311												0	0	0	1	0	0	0			
Tom Satriano, L OBP: 0.294, SLG: 0.406												1	0	1	0	0	0	0			
Jose Cardenal, R OBP: 0.311, SLG: 0.389												1	0	1	1	0	0	0			
George Brunet, R OBP: 0.108, SLG: 0.086												3	0	0	0	0	2	0			
Bob Lee, R OBP: 0.214, SLG: 0.385												0	0	0	0	0	0	0			
Jim Piersall, R OBP: 0.280, SLG: 0.255												1	0	0	0	0	1	1			
<b>Inning Stats</b>	R: 0 E: 1 K: 2 S: 8	H: 1 LOB: 1	R: 1 E: 0 K: 1 S: 6	H: 1 LOB: 0	R: 1 E: 0 K: 1 S: 6	H: 3 LOB: 1	R: 2 E: 0 K: 0 S: 6	H: 0 LOB: 0	R: 0 E: 0 K: 1 S: 5	H: 1 LOB: 1	R: 1 E: 0 K: 0 S: 4	H: 1 LOB: 1	R: 0 E: 0 K: 0 S: 3	H: 0 LOB: 0	R: 0 E: 0 K: 1 S: 5	H: 2 LOB: 3	R: 1 E: 0 K: 0 S: 4	1B: 5 2B: 2 3B: 2 HR: 1	SF: 1 SAC: 1 DP: 1 HBP: 0	WP: 0 PB: 0 SB: 1 CS: 0	PA: 44
<b>PITCHER</b>	IP: 9.1 ERA: 3.51	WLS: 1 ERA: 3.08	BF: 36 ERA: 3.08	H: 8 ER: 4 SO: 7	R: 4 ER: 4 SO: 7	ER: 4 SO: 7	BB: 0 IBB: 0 HBP: 0 BLK: 0	WP: 0 HR: 1 S: 50 P: 50	ERA: 3.86 WHIP: 0.857	<b>PITCHER</b>	IP: 9.1 ERA: 3.51	WLS: 1 ERA: 3.08	BF: 36 ERA: 3.08	H: 8 ER: 4 SO: 7	R: 4 ER: 4 SO: 7	BB: 0 IBB: 0 HBP: 0 BLK: 0	WP: 0 HR: 1 S: 50 P: 50	ERA: 3.86 WHIP: 0.857			

**Boston Red Sox @ Los Angeles Angels**  
Dodger Stadium, Los Angeles, CA  
Sun Aug 01 1965, 3:33 AM PDT  
Att. 5,769 - Unknown

AB 39  
R 5  
H 10  
RBI 5  
BB 3  
SO 7  
LOB 13



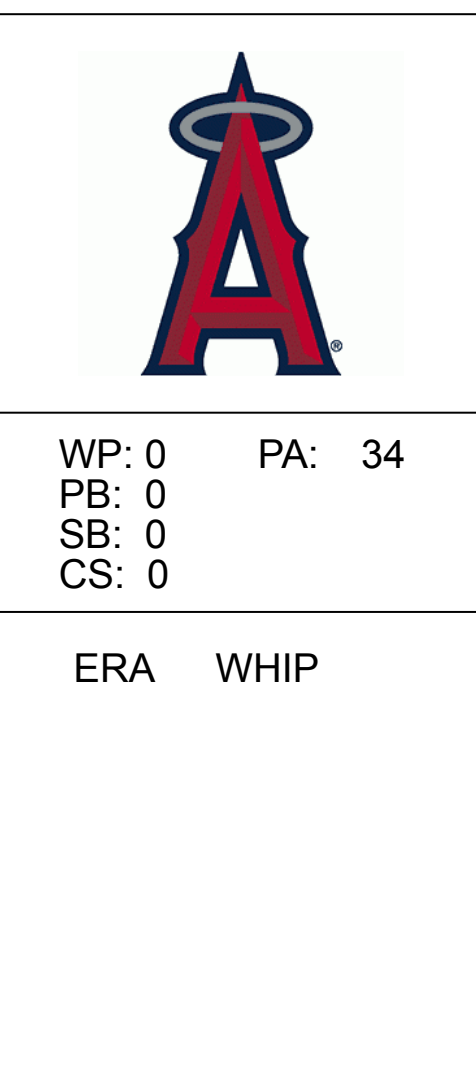


Batter	1	2	3	4	5	6	7	8	9	AB	R	H	RBI	BB	SO	LOB	TOP					
Norm Siebern, L (1,3) Jackie Brandt, R (7,7) OBP: 0.396, SLG: 0.461	G3		2B		F7		E8 1B		6-3	4	0	2	2	0	0	0	<b>Baltimore Orioles @ Los Angeles Angels</b> Dodger Stadium, Los Angeles, CA Tue Aug 03 1965, 7:05 PM PDT Att: 7,297 - Unknown					
Luis Aparicio, R (1,6) OBP: 0.276, SLG: 0.377	6-3		4-3		FC6-4 1B		6-3 1B		F8	5	0	2	1	0	0	1						
Russ Snyder, L (1,8) OBP: 0.328, SLG: 0.322	1-3				FC6-4 1B		6-3			4	1	1	0	0	0	3						
Brooks Robinson, R (1,5) OBP: 0.358, SLG: 0.412		4-3			SF8 BB FC1-2 1B		F9		6-3	4	0	1	0	0	0	2						
Boog Powell, L (1,7) OBP: 0.314, SLG: 0.370	4-3				FC1-2 BB		4-3		4-3	3	0	0	0	1	0	0						
Curt Blefary, L (1,9) OBP: 0.376, SLG: 0.475	F7				SF8		3-1		HR	3	1	1	2	0	0	0						
Jerry Adair, R (1,4) OBP: 0.294, SLG: 0.317			1-3		FC1-2				SH1-3 E 1B	4	1	1	0	0	1	2						
Dick Brown, R (1,2) OBP: 0.295, SLG: 0.386			SH3 2B 1B		5-3				SH1-3 K	3	1	1	0	0	1	2						
Wally Bunker, R (1,1) OBP: 0.263, SLG: 0.097			SH3						4-3	1	0	0	0	0	1	0						
Steve Barber, L (6,1) OBP: 0.184, SLG: 0.235										0	0	0	0	0	0	0						
Charlie Lau, L (7,PH) OBP: 0.371, SLG: 0.500										0	1	0	0	1	0	0						
Stu Miller, R (7,1) OBP: 0.371, SLG: 0.500										1	0	0	0	0	0	0						
<b>Inning Stats</b>	R: 0 E: 0 K: 0 S: 3	H: 0 LOB: 0 BB: 0 P: 3	R: 0 E: 0 K: 0 S: 3	H: 0 LOB: 0 BB: 0 P: 3	R: 1 E: 0 K: 0 S: 5	H: 2 LOB: 1 BB: 0 P: 5	R: 1 E: 0 K: 0 S: 5	H: 2 LOB: 2 BB: 1 P: 9	R: 0 E: 0 K: 1 S: 6	H: 1 LOB: 1 BB: 0 P: 6	R: 0 E: 0 K: 0 S: 3	H: 0 LOB: 0 BB: 0 P: 3	R: 2 E: 1 K: 0 S: 6	H: 3 LOB: 2 BB: 1 P: 10	R: 1 E: 0 K: 2 S: 8	H: 1 LOB: 0 BB: 0 P: 8	R: 0 E: 0 K: 0 S: 3	H: 0 LOB: 0 BB: 0 P: 3	1B: 7 2B: 1 3B: 0 HR: 1	SF: 1 SAC: 2 DP: 0 HBP: 0	WP: 0 PB: 0 SB: 0 CS: 0	PA: 38
<b>PITCHER</b>	IP WLS BF H R ER SO BB IBB HBP BLK WP HR S P ERA WHIP																					
Fred Newman, R (1,1) ERA: 3.15	6.1 L 28 7 4 4 1 2 2 0 0 0 0 0 1 28 36 5.68 1.421																					
Bob Lee, R (7,1) ERA: 2.13	2.2 10 2 1 1 2 0 0 0 0 0 0 1 14 14 3.38 0.750																					

Batter	1	2	3	4	5	6	7	8	9	AB	R	H	RBI	BB	SO	LOB	BOTTOM			
Jose Cardenal, R (1,8) OBP: 0.310, SLG: 0.387	1-3		6-3		FC4-6 1-2		F9			2	0	0	0	0	0	0	<b>Baltimore Orioles @ Los Angeles Angels</b> Dodger Stadium, Los Angeles, CA Tue Aug 03 1965, 7:05 PM PDT Att: 7,297 - Unknown			
Albie Pearson, L (4,9) OBP: 0.322, SLG: 0.332										2	0	0	0	0	0	2				
Al Spangler, L (1,9) OBP: 0.287, SLG: 0.241	4-3				6-3		2B BB		L1-3 1B	3	1	1	0	1	0	0				
Jim Fregosi, R (1,6) OBP: 0.312, SLG: 0.418	4-3				1B		1B SF9 2B		L1-3 1-2	4	1	2	1	0	0	1				
Willie Smith, L (1,7) OBP: 0.307, SLG: 0.458			1-3 1B		F3		K		K	4	0	1	0	0	2	2				
Joe Adcock, R (1,3) OBP: 0.306, SLG: 0.429			F8		1-3		FC4-6 1B		K	4	0	1	0	0	1	2				
Buck Rodgers, S (1,2) OBP: 0.284, SLG: 0.272		1-3			F9		SF9		5-3	3	0	0	1	0	0	1				
Bobby Knoop, R (1,4) OBP: 0.314, SLG: 0.393					F9		FC4-6		K	2	0	0	0	1	0	2				
Bob Lee, R (7,1) OBP: 0.214, SLG: 0.385					F9		FC4-6			0	0	0	0	0	0	0				
Vic Power, R (9,PH) OBP: 0.302, SLG: 0.365							1B BB			1	0	0	0	0	1	0				
Paul Schaal, R (1,5) OBP: 0.294, SLG: 0.330			F6		F7		F6			3	0	0	0	0	0	1				
Fred Newman, R (1,1) OBP: 0.172, SLG: 0.120										2	0	1	0	0	0	0				
Tom Satriano, L (7,4) OBP: 0.286, SLG: 0.394			6-3		FC4-6 1B		K			1	0	0	0	0	1	0				
<b>Inning Stats</b>	R: 0 E: 0 K: 0 S: 3	H: 0 LOB: 0 BB: 0 P: 3	R: 0 E: 0 K: 0 S: 4	H: 1 LOB: 0 BB: 0 P: 4	R: 0 E: 0 K: 0 S: 3	H: 0 LOB: 0 BB: 0 P: 3	R: 0 E: 0 K: 0 S: 4	H: 1 LOB: 1 BB: 0 P: 4	R: 0 E: 0 K: 1 S: 7	H: 2 LOB: 1 BB: 1 P: 11	R: 0 E: 0 K: 1 S: 5	H: 0 LOB: 0 BB: 0 P: 5	R: 0 E: 0 K: 1 S: 5	H: 1 LOB: 0 BB: 0 P: 5	R: 0 E: 0 K: 2 S: 7	H: 0 LOB: 0 BB: 0 P: 7	1B: 5 2B: 2 3B: 0 HR: 0	SF: 1 SAC: 0 DP: 1 HBP: 0	WP: 0 PB: 0 SB: 0 CS: 0	PA: 34
<b>PITCHER</b>	IP WLS BF H R ER SO BB IBB HBP BLK WP HR S P ERA WHIP																			
Wally Bunker, R (1,1) ERA: 3.4	5.0 W 21 4 2 2 0 2 0 0 0 0 0 0 6 6 0.00 1.000																			
Steve Barber, L (6,1) ERA: 3.31	1.0 W 4 1 0 0 1 0 0 0 0 0 0 0 6 6 0.00 1.000																			
Stu Miller, R (7,1) ERA: 1.77	3.0 S 9 1 0 0 4 0 0 0 0 0 0 0 17 17 0.00 0.333																			

AB	33
R	5
H	9
RBI	5
BB	2
SO	3
LOB	10

AB	31
R	2
H	6
RBI	2
BB	2
SO	5
LOB	11





Batter	1	2	3	4	5	6	7	8	9	AB	R	H	RBI	BB	SO	LOB	TOP																	
Norm Siebern, L OBP: 0.395, SLG: 0.467										4	1	3	0	1	1	1	<b>Baltimore Orioles @ Los Angeles Angels</b> <b>Dodger Stadium, Los Angeles, CA</b> Wed Aug 04 1965, 7:05 PM PDT Unknown <a href="http://livebaseballscorecards.com">livebaseballscorecards.com</a>																	
Luis Aparicio, R OBP: 0.276, SLG: 0.376										4	1	1	0	0	0	3																		
Russ Snyder, L OBP: 0.325, SLG: 0.316										4	0	0	0	1	0	6																		
Brooks Robinson, R OBP: 0.361, SLG: 0.416										4	1	2	2	1	0	3																		
Boog Powell, L OBP: 0.314, SLG: 0.368										2	1	0	0	1	0	3																		
Jackie Brandt, R OBP: 0.288, SLG: 0.364										2	1	1	1	0	0	2																		
Curt Blefary, L OBP: 0.381, SLG: 0.473										3	1	1	0	1	0	2																		
John Orsino, R OBP: 0.381, SLG: 0.500										3	0	1	0	0	1	1																		
Charlie Lau, L OBP: 0.381, SLG: 0.500										0	0	0	0	1	0	0																		
Stu Miller, R										0	0	0	0	0	0	0																		
Jerry Adair, R OBP: 0.294, SLG: 0.317										3	0	1	2	0	1	0																		
John Miller, R OBP: 0.222, SLG: 0.067										1	0	0	0	0	1	0																		
Jim Palmer, R OBP: 0.238, SLG: 0.350										0	0	0	0	0	0	0																		
Sam Rice, R OBP: 0.191, SLG: 0.236										0	0	0	0	1	0	0																		
Don Larsen, R OBP: 0.255, SLG: 0.255										1	0	0	0	0	0	0																		
Dick Brown, R OBP: 0.255, SLG: 0.383										1	0	0	0	0	1	2																		
<b>Inning Stats</b>	R: 0 E: 0 K: 0 S: 4	H: 2 LOB: 1 BB: 0 P: 4	R: 2 E: 0 K: 1 S: 5	H: 1 LOB: 0 BB: 2 P: 13	R: 0 E: 0 K: 1 S: 5	H: 2 LOB: 2 BB: 0 P: 5	R: 0 E: 0 K: 1 S: 5	H: 1 LOB: 0 BB: 1 P: 6	R: 0 E: 0 K: 1 S: 4	H: 0 LOB: 0 BB: 1 P: 8	R: 0 E: 0 K: 0 S: 3	H: 0 LOB: 0 BB: 1 P: 7	R: 0 E: 0 K: 1 S: 5	H: 0 LOB: 0 BB: 0 P: 5	R: 4 E: 1 K: 1 S: 9	H: 3 LOB: 2 BB: 2 P: 17	R: 0 E: 0 K: 0 S: 4	H: 1 LOB: 2 BB: 1 P: 8	1B: 9 2B: 1 3B: 0 HR: 0	SF: 1 SAC: 1 DP: 3 HBP: 0	WP: 0 PB: 0 SB: 0 CS: 0	PA: 41												
<b>PITCHER</b>	IP WLS BF H R ER SO BB IBB HBP BLK WP HR S P ERA WHIP	IP WLS BF H R ER SO BB IBB HBP BLK WP HR S P ERA WHIP																																
Dean Chance, R ERA: 4.07	(1, 1)	7.1	31	7	5	4	4	5	0	0	0	0	0	0	34	54	4.91	1.636																
Bob Lee, R ERA: 2.11	(8, 1)	0.2	L	5	2	1	0	1	0	1	0	0	0	0	6	10	0.00	3.000																
Ed Sukla, R ERA: 4.34	(9, 1)	1.0		5	1	0	0	0	1	0	0	0	0	0	4	8	0.00	1.000																

Batter	1	2	3	4	5	6	7	8	9	AB	R	H	RBI	BB	SO	LOB	BOTTOM																	
Albie Pearson, L OBP: 0.324, SLG: 0.329										2	1	0	0	2	1	0	<b>Baltimore Orioles @ Los Angeles Angels</b> <b>Dodger Stadium, Los Angeles, CA</b> Wed Aug 04 1965, 7:05 PM PDT Unknown <a href="http://livebaseballscorecards.com">livebaseballscorecards.com</a>																	
Al Spangler, L OBP: 0.302, SLG: 0.250										3	2	2	0	2	0	0																		
Jim Fregosi, R OBP: 0.316, SLG: 0.421										4	1	3	2	0	1	2																		
Willie Smith, L OBP: 0.303, SLG: 0.453										4	0	0	1	0	0	6																		
Jim Piersall, R OBP: 0.214, SLG: 0.255										0	0	0	0	0	0	0																		
Joe Adcock, R OBP: 0.305, SLG: 0.427										1	0	0	0	0	0	2																		
Ed Sukla, R										0	0	0	0	0	0	0																		
Merritt Ranew, L OBP: 0.255, SLG: 0.292										3	0	0	1	1	1	0																		
Vic Power, R OBP: 0.306, SLG: 0.366										5	0	2	0	0	1	2																		
Bobby Knoop, R OBP: 0.312, SLG: 0.389										5	0	1	0	0	2	2																		
Paul Schaal, R OBP: 0.299, SLG: 0.331										2	1	1	0	2	1	1																		
Dean Chance, R OBP: 0.170, SLG: 0.071										3	0	0	0	0	3	4																		
Bob Lee, R ERA: 3.4	(8, 1)	1.1	7	2	1	1	2	1	0	0	0	0	0	0	0	0																		
Buck Rodgers, S OBP: 0.286, SLG: 0.275	(6, PH)									1	0	1	0	0	0	0																		
Jose Cardenal, R OBP: 0.310, SLG: 0.387	(8, PR)									0	0	0	0	0	0	0																		
Lou Clinton, R OBP: 0.325, SLG: 0.345	(9, 9)									0	0	0	0	0	0	0																		
<b>Inning Stats</b>	R: 1 E: 0 K: 1 S: 6	H: 1 LOB: 2 BB: 2 P: 14	R: 0 E: 0 K: 2 S: 6	H: 0 LOB: 1 BB: 1 P: 10	R: 3 E: 0 K: 1 S: 8	H: 3 LOB: 1 BB: 1 P: 12	R: 1 E: 0 K: 1 S: 7	H: 2 LOB: 2 BB: 1 P: 11	R: 0 E: 0 K: 0 S: 4	H: 1 LOB: 1 BB: 0 P: 4	R: 0 E: 0 K: 2 S: 8	H: 1 LOB: 1 BB: 0 P: 8	R: 0 E: 0 K: 1 S: 6	H: 1 LOB: 2 BB: 1 P: 10	R: 0 E: 0 K: 1 S: 5	H: 0 LOB: 0 BB: 0 P: 5	1B: 10 2B: 0 3B: 0 HR: 0	SF: 2 SAC: 1 DP: 0 HBP: 0	WP: 0 PB: 0 SB: 3 CS: 0	PA: 43														
<b>PITCHER</b>	IP WLS BF H R ER SO BB IBB HBP BLK WP HR S P ERA WHIP	IP WLS BF H R ER SO BB IBB HBP BLK WP HR S P ERA WHIP																																
John Miller, R ERA: 3.4	(1, 1)	2.2	15	4	4	4	3	4	0	0	0	0	0	0	17	33	13.50	3.000																
Jim Palmer, R ERA: 3.15	(3, 1)	1.1	7	2	1	1	2	1	0	0	0	0	0	10	14	6.75	2.250																	
Don Larsen, R ERA: 3.83	(5, 1)	3.0	W	13	3	0	0	3	0	1	0	0	0	18	22	0.00	1.000																	
Stu Miller, R ERA: 1.73	(8, 1)	2.0	S	8	1	0	0	2	1	0	0	0	0	11	15	0.00	1.000																	



Batter	1	2	3	4	5	6	7	8	9	AB	R	H	RBI	BB	SO	LOB	TOP								
Jackie Brandt, R OBP: 0.298, SLG: 0.376	4-0 BB		0-0 WP 1B	0-0 FC5-4 1B		0-0 F5				4	1	3	1	1	0	0									
Luis Aparicio, R OBP: 0.277, SLG: 0.372	0-0 F8		0-0 5-3	0-0 FC5-4		4-0 BB				4	0	0	0	1	0	5									
Curt Blefary, L OBP: 0.361, SLG: 0.470	0-0 G3-6 1-2		0-0 2B 1B	0-0 F7		4-0 FC5-4 1-2 BB				4	1	1	0	1	0	3									
Brooks Robinson, R OBP: 0.362, SLG: 0.422		0-3 K	0-0 1-H 2B		0-0 4-3 2B					5	1	2	1	0	2	2									
Bob Johnson, R OBP: 0.299, SLG: 0.391	4-0 BB E BB		0-0 4-3		0-0 4-3		0-0 FC5-4			4	1	0	0	1	0	4									
Carl Warwick, R OBP: 0.202, SLG: 0.184	4-0 1B E BB		0-0 F4		4-0 2B BB					3	2	0	0	2	0	1									
Jerry Adair, R OBP: 0.297, SLG: 0.324	0-0 E8 1-H 2-H 1B			0-0 F2		0-0 L4				5	1	3	1	0	0	2									
Dick Brown, R OBP: 0.303, SLG: 0.406	0-3 K		0-0 1B 2B		0-0 1B 2B					5	1	3	2	0	1	2									
Dave McNally, R OBP: 0.116, SLG: 0.073	0-3 K		0-0 FC5-4 2-H 1B		0-0 F2					5	0	1	1	0	3	5									
<b>Inning Stats</b>	R: 0 E: 0 K: 0 S: 2	H: 0 LOB: 0 BB: 1 P: 6	R: 2 E: 1 K: 3 S: 10	H: 1 LOB: 1 BB: 2 P: 18	R: 2 E: 0 K: 0 S: 6	H: 3 LOB: 1 BB: 0 P: 6	R: 1 E: 0 K: 0 S: 6	H: 3 LOB: 2 BB: 0 P: 6	R: 2 E: 0 K: 0 S: 5	H: 2 LOB: 1 BB: 1 P: 9	R: 0 E: 0 K: 1 S: 5	H: 0 LOB: 2 BB: 2 P: 13	R: 1 E: 0 K: 1 S: 8	H: 3 LOB: 2 BB: 0 P: 8	R: 0 E: 0 K: 0 S: 3	H: 0 LOB: 0 BB: 0 P: 3	R: 0 E: 0 K: 1 S: 6	H: 1 LOB: 1 BB: 0 P: 6	1B: 7 2B: 8 3B: 0 HR: 0	SF: 0 SAC: 0 DP: 1 HBP: 0	WP: 1 PB: 0 SB: 1 CS: 0	PA: 45			
<b>PITCHER</b>	IP	WLS	BF	H	R	ER	SO	BB	IBB	HBP	BLK	WP	HR	S	P	ERA	WHIP	<b>PITCHER</b>							
Rudy May, L ERA: 3.58	3.1	L	19	7	5	4	3	3	0	0	0	1	0	22	34	10.80	3.000								
Aubrey Gatewood, R ERA: 3.95	1.2		8	2	2	2	0	1	0	0	0	0	0	7	11	10.80	1.800								
Ken McBride, R ERA: 4.5	4.0		18	4	1	1	3	2	0	0	0	0	0	22	30	2.25	1.500								

Baltimore Orioles @ Los Angeles Angels  
Dodger Stadium, Los Angeles, CA  
Wed Aug 04 1965, 7:05 PM PDT  
Att: 12,111 - Unknown

AB	39
R	8
H	13
RBI	6
BB	6
SO	6
LOB	24



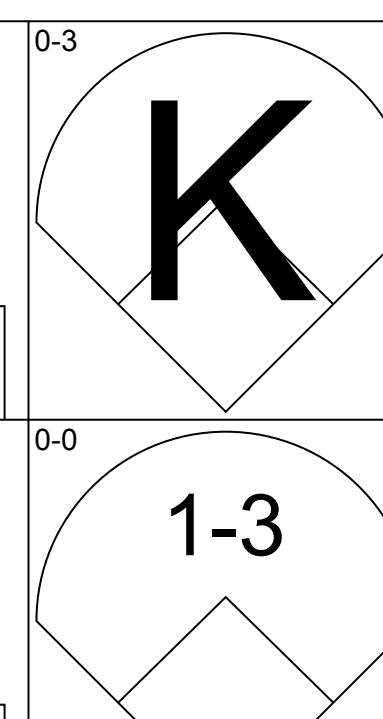
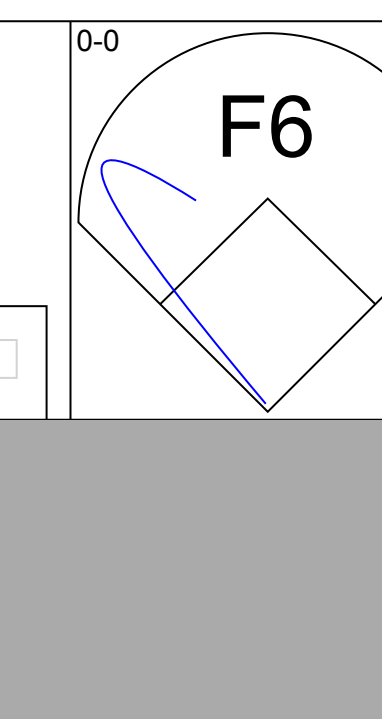
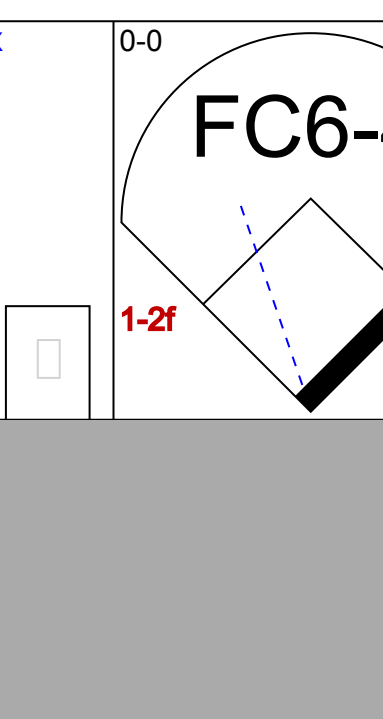
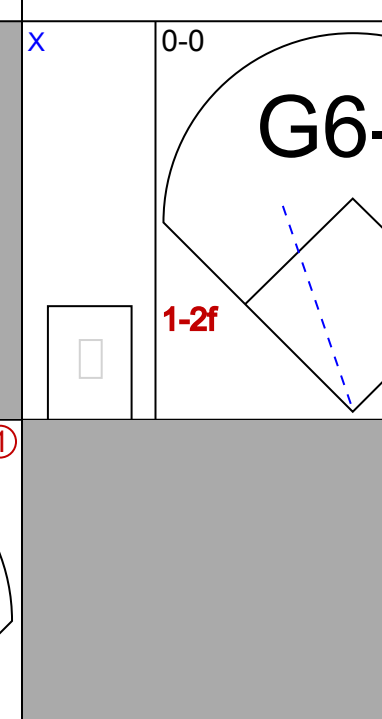
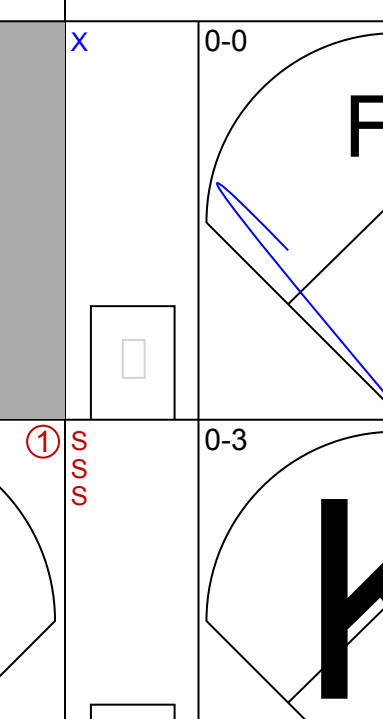
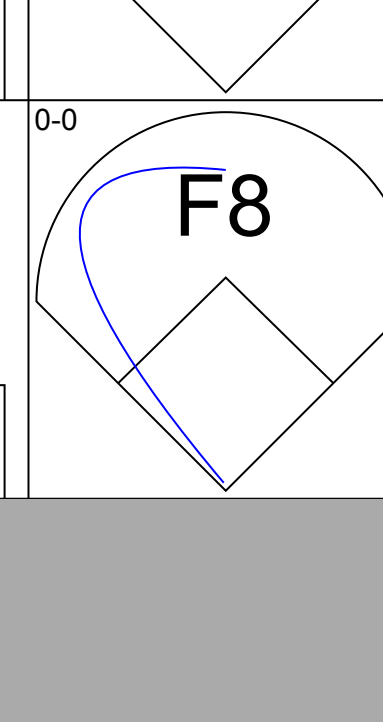
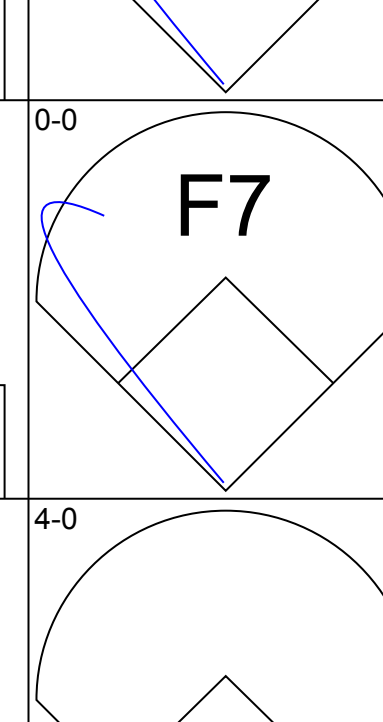
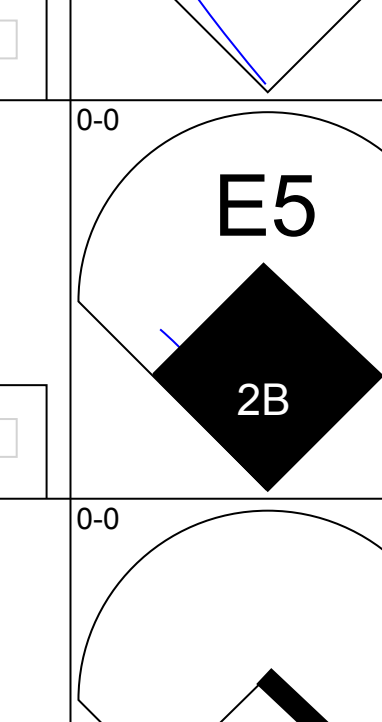
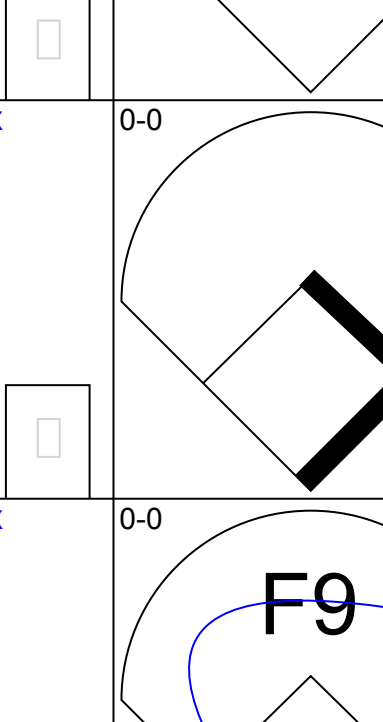


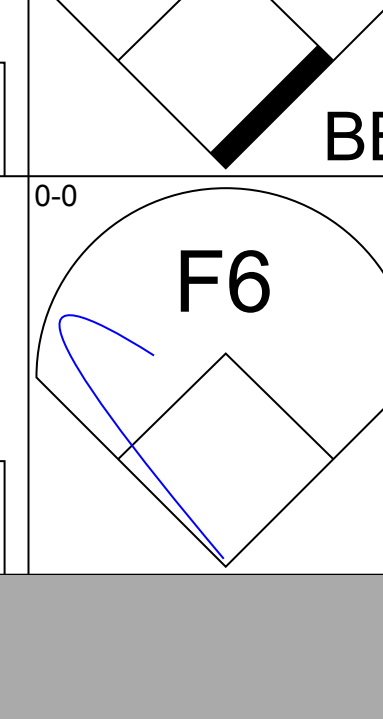
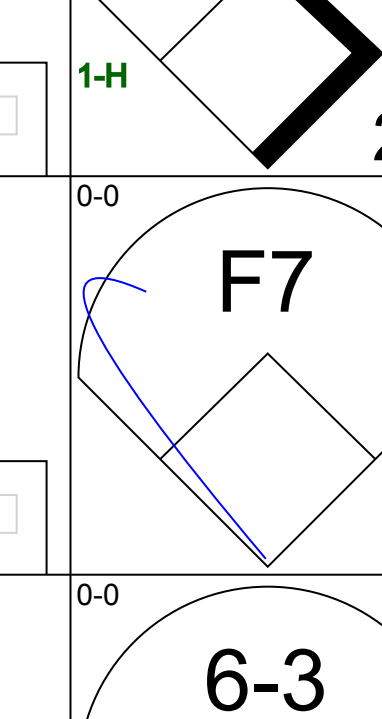
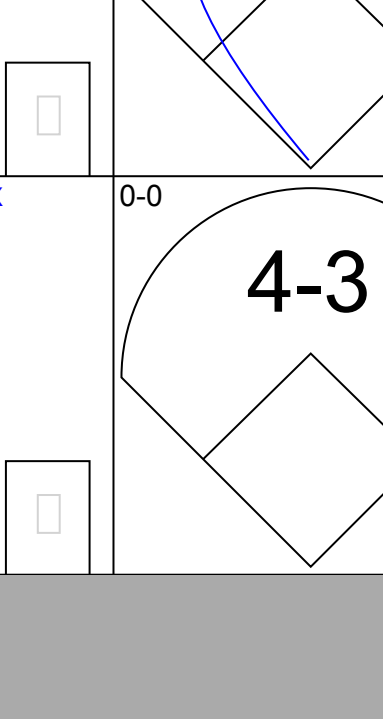
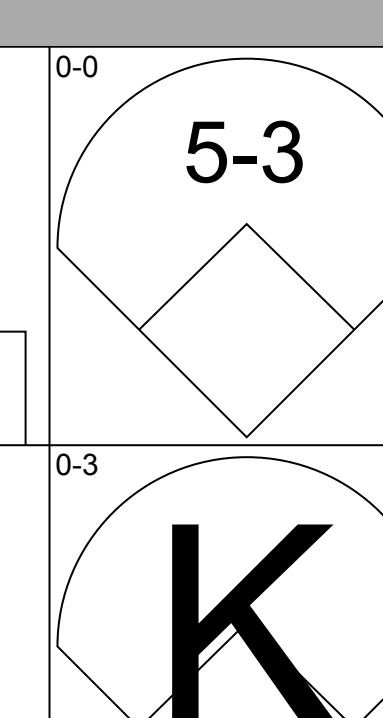
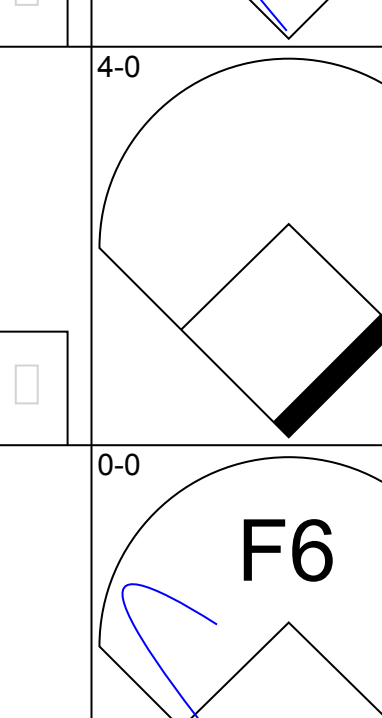
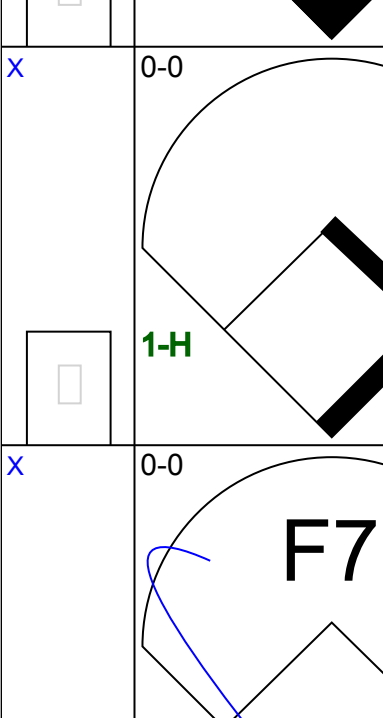
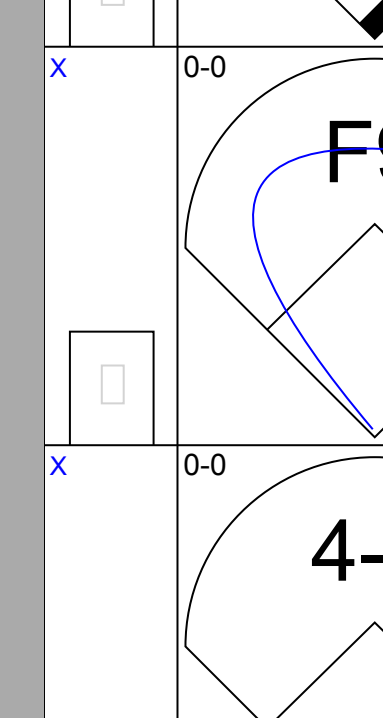
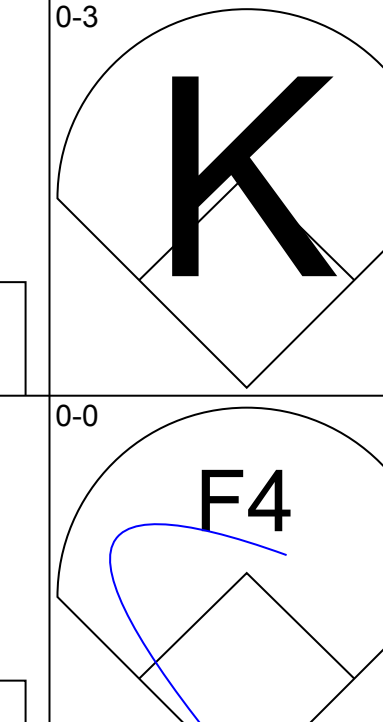
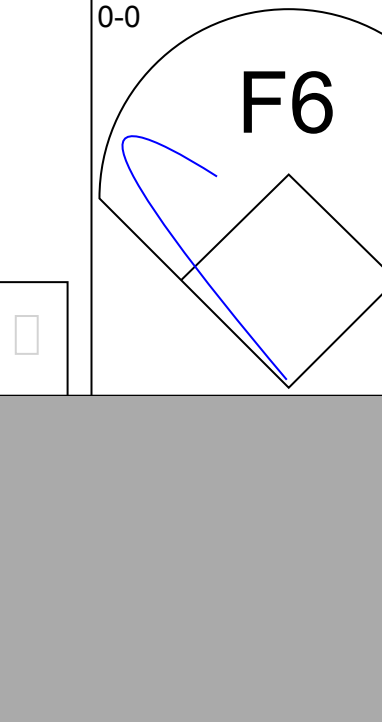
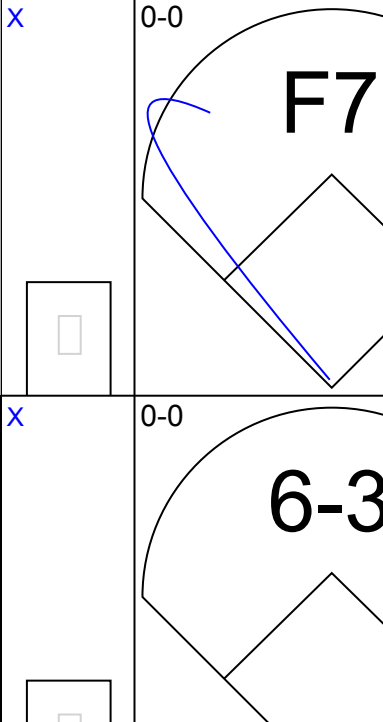
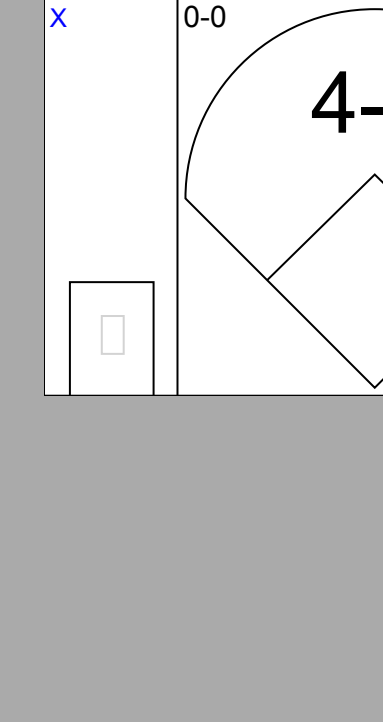

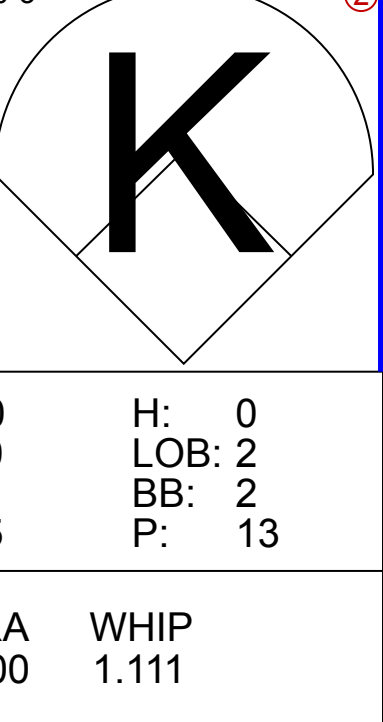
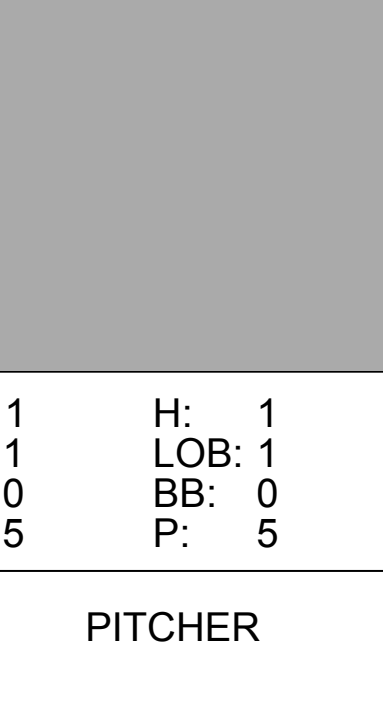
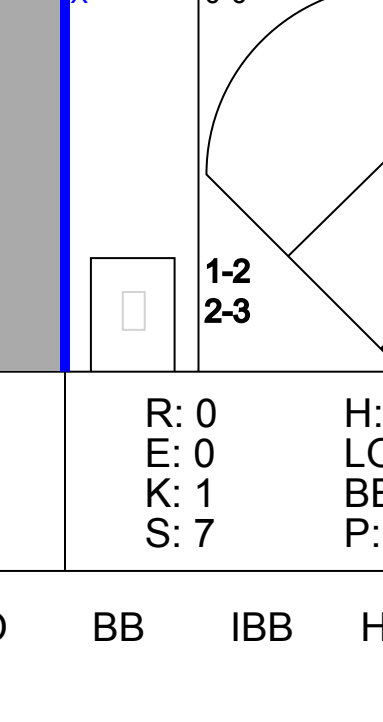
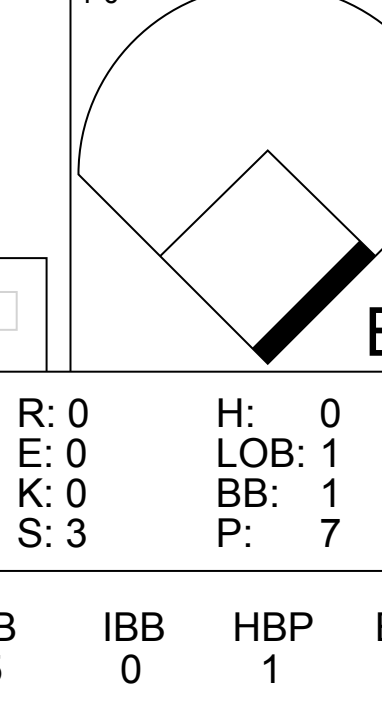
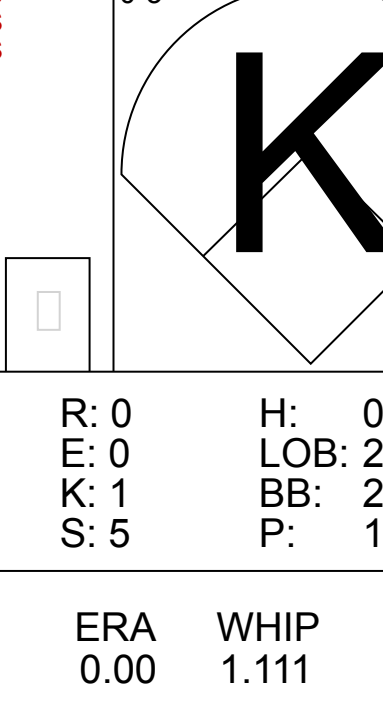
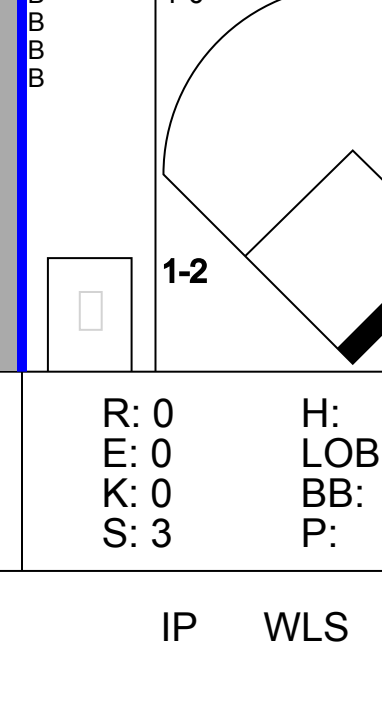
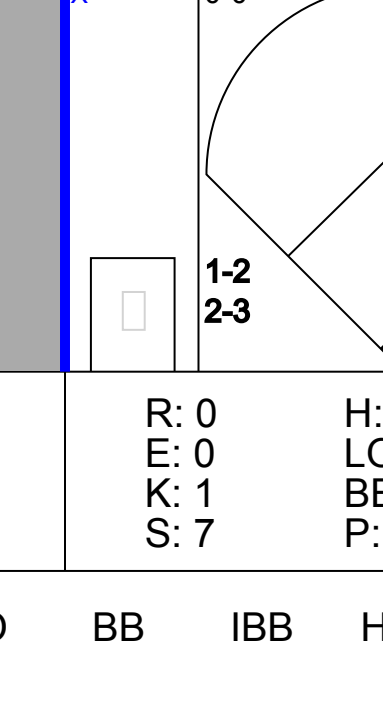
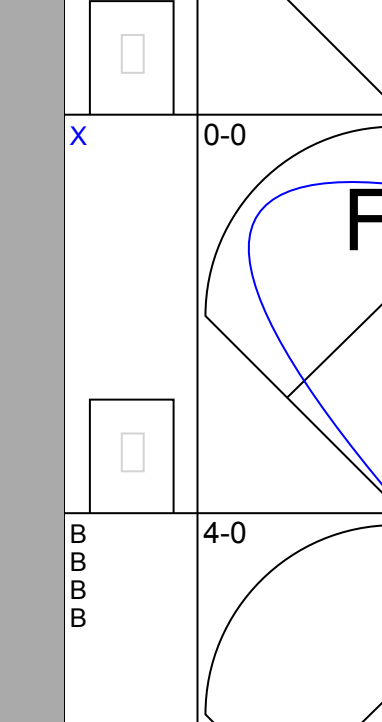
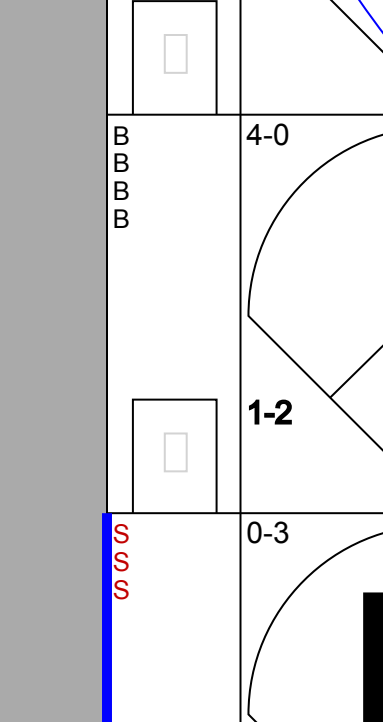
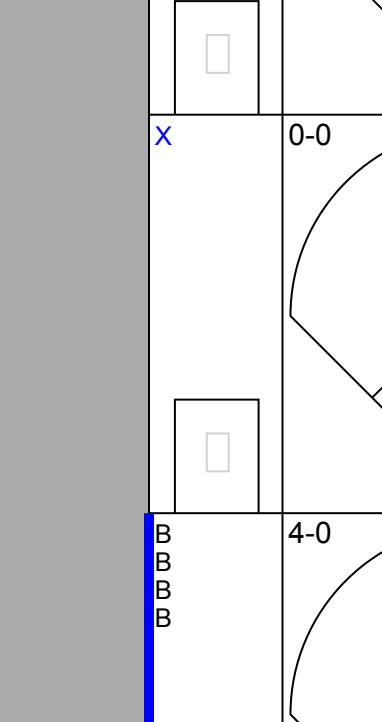
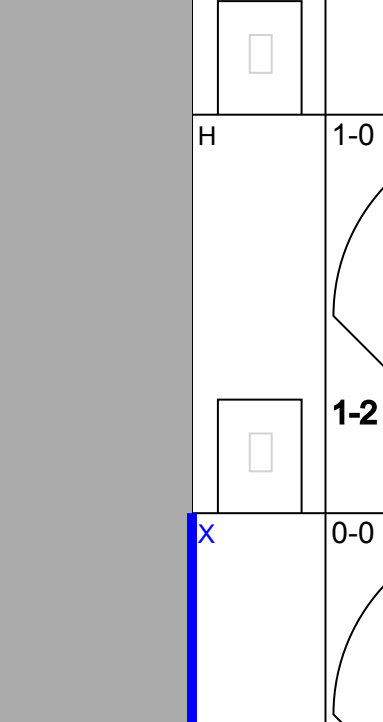
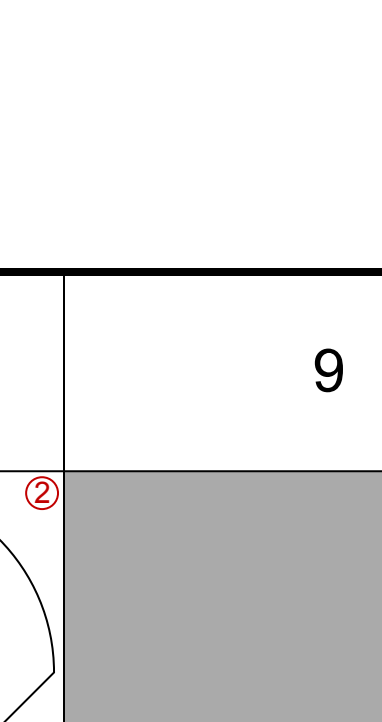
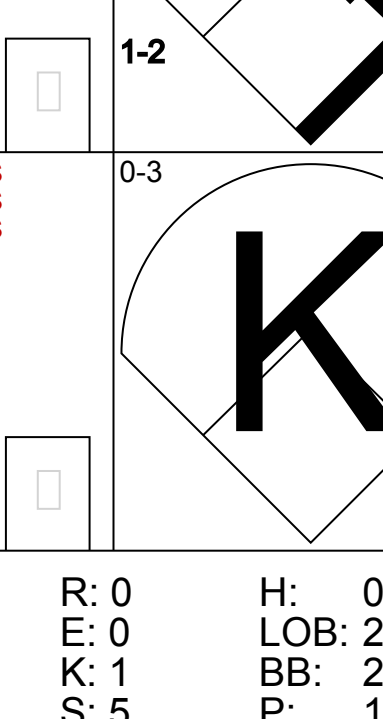
Batter	1	2	3	4	5	6	7	8	9	AB	R	H	RBI	BB	SO	LOB	BOTTOM								
Jim Piersall, R OBP: 0.259, SLG: 0.255	0-0 6-3		0-0 4-3		0-0 5-3					4	0	1	0	0	0	3									
Lou Clinton, R OBP: 0.324, SLG: 0.343	0-0 6-3		0-0 F9		0-0 1B					4	0	1	0	0	0	1									
Jim Fregosi, R OBP: 0.320, SLG: 0.422	4-0 BB		0-0 5-3 1B		0-3 K					2	0	1	0	2	1	1									
Joe Adcock, R OBP: 0.300, SLG: 0.419	0-0 F9		0-0 5-3		0-3 K					4	0	0	0	0	1	4									
Buck Rodgers, S OBP: 0.269, SLG: 0.276		0-0 1B 1-3 1B	0-3 K		0-0 F9					3	0	1	0	1	1	1									
Willie Smith, L OBP: 0.300, SLG: 0.448	0-0 1-3		0-0 1-3		0-0 G3					4	0	0	0	0	0	4									
Bobby Knoop, R OBP: 0.307, SLG: 0.383	0-3 K		0-0 F9		0-3 K					4	0	0	0	0	2	1									
Paul Schaaf, R OBP: 0.298, SLG: 0.330	0-0 BB 2-3 1B		0-0 F8		0-0 F4					4	0	1	0	0	0	0									
Rudy May, L OBP: 0.344, SLG: 0.333	4-0 BB		0-0 F8		0-3 K					0	0	0	0	1	0	0									
Aubrey Gatewood, R OBP: 0.500, SLG: 0.500					0-3 K					0	0	0	0	0	0	0									
Joe Koppe, R OBP: 0.304, SLG: 0.250										1	0	0	0	0	1	0									
Ken McBride, R										1	0	0	0	0	0	0									
Vic Power, R OBP: 0.304, SLG: 0.364										1	0	0	0	0	0	0									
<b>Inning Stats</b>	R: 0 E: 0 K: 0 S: 3	H: 0 LOB: 1 BB: 1 P: 7	R: 0 E: 1 K: 1 S: 7	H: 2 LOB: 3 BB: 1 P: 11	R: 0 E: 0 K: 1 S: 6	H: 1 LOB: 1 BB: 0 P: 6	R: 0 E: 0 K: 0 S: 3	H: 0 LOB: 0 BB: 0 P: 3	R: 0 E: 0 K: 2 S: 8	H: 1 LOB: 1 BB: 0 P: 8	R: 0 E: 0 K: 1 S: 5	H: 0 LOB: 0 BB: 0 P: 5	R: 0 E: 0 K: 1 S: 5	H: 0 LOB: 0 BB: 0 P: 5	R: 0 E: 0 K: 0 S: 4	H: 1 LOB: 3 BB: 2 P: 12	R: 0 E: 0 K: 0 S: 3	H: 0 LOB: 0 BB: 0 P: 3	1B: 5 2B: 0 3B: 0 HR: 0	SF: 0 SAC: 0 DP: 0 HBP: 0	WP: 1 PB: 0 SB: 0 CS: 0	PA: 36			
<b>PITCHER</b>	IP	WLS	BF	H	R	ER	SO	BB	IBB	HBP	BLK	WP	HR	S	P	ERA	WHIP	<b>PITCHER</b>							
Dave McNally, L ERA: 2.97	9.0	W	36	5	0	0	6	4	0	0	0	1	0	44	60	0.00	1.000								

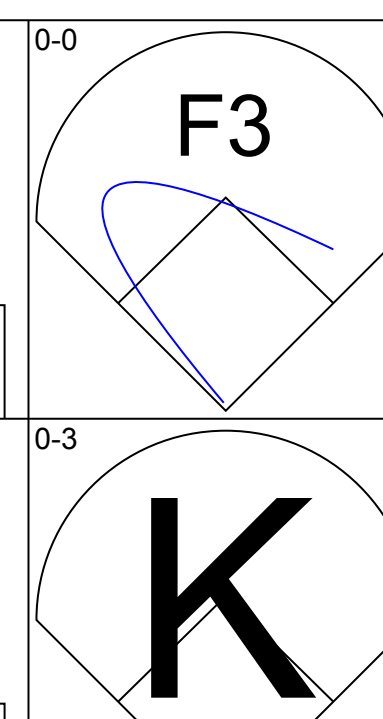
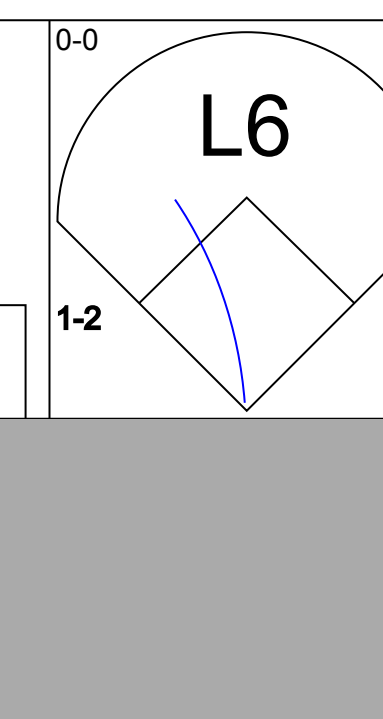
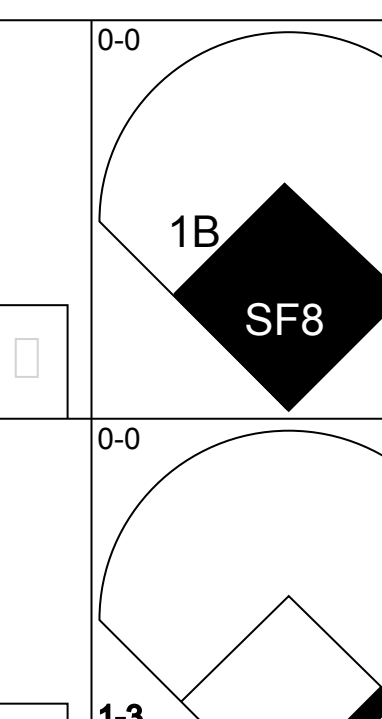
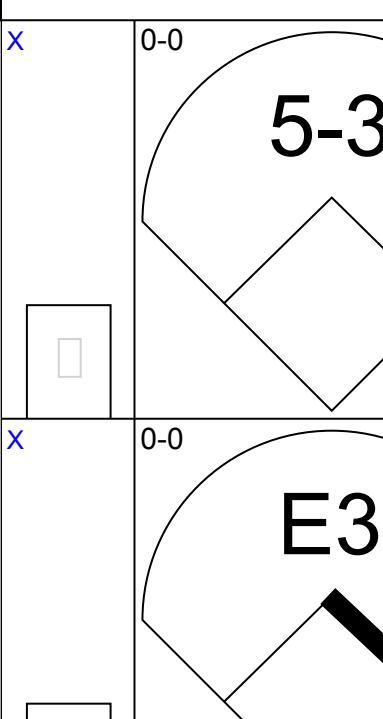
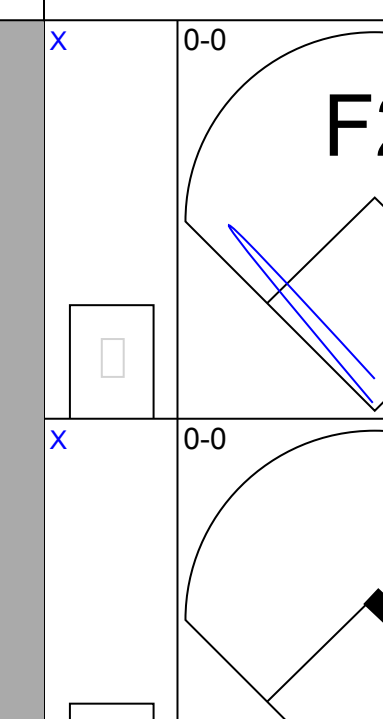
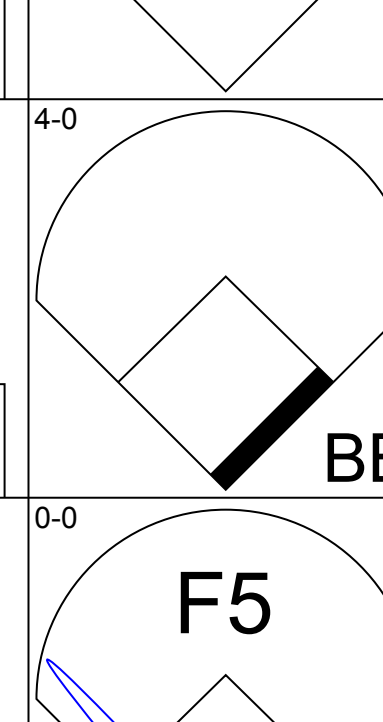
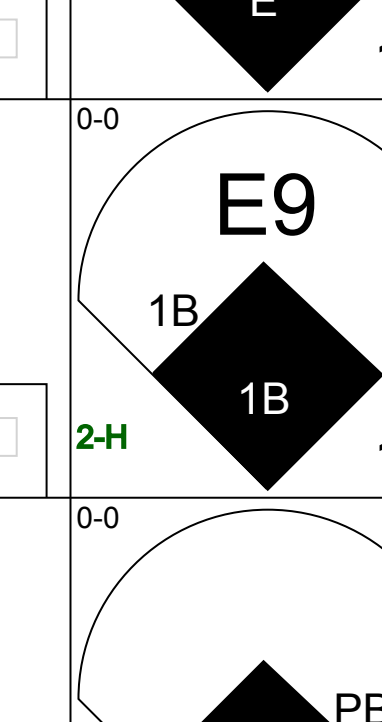
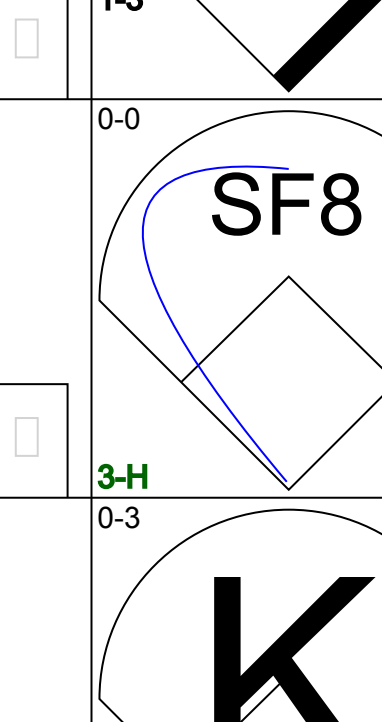
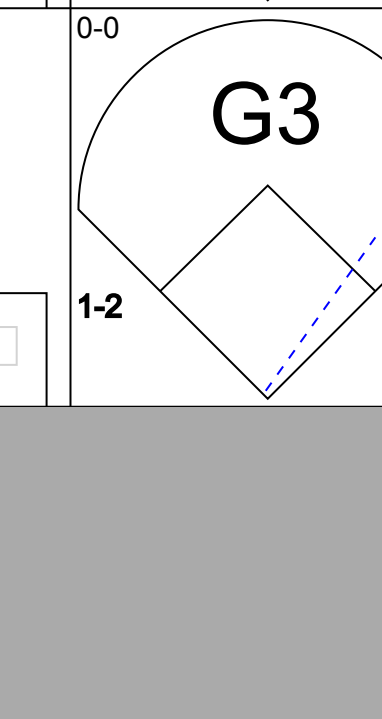
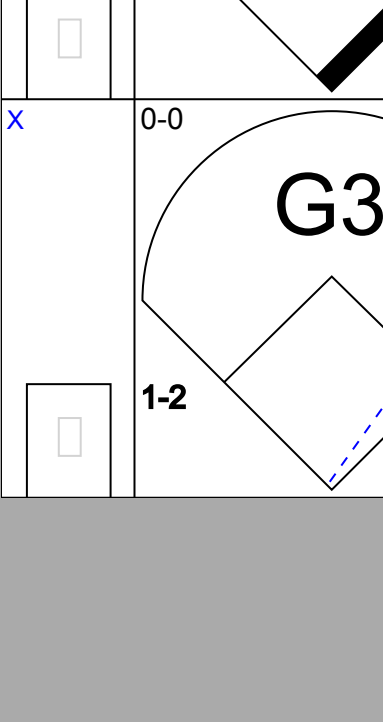
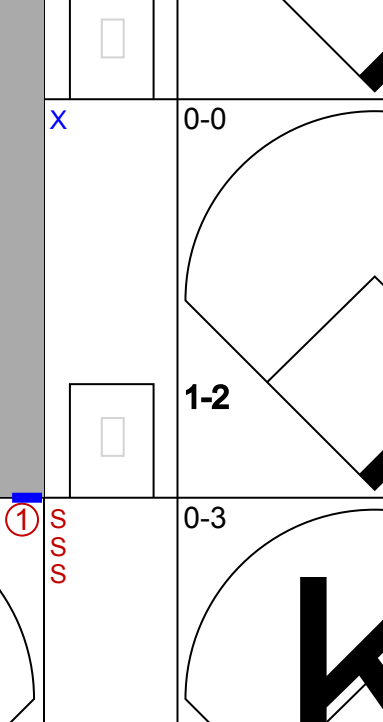
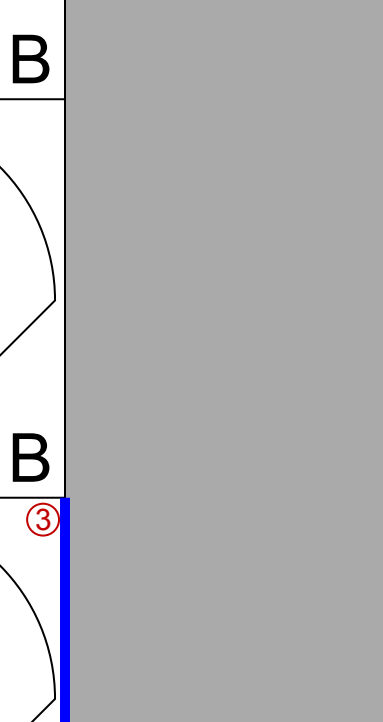

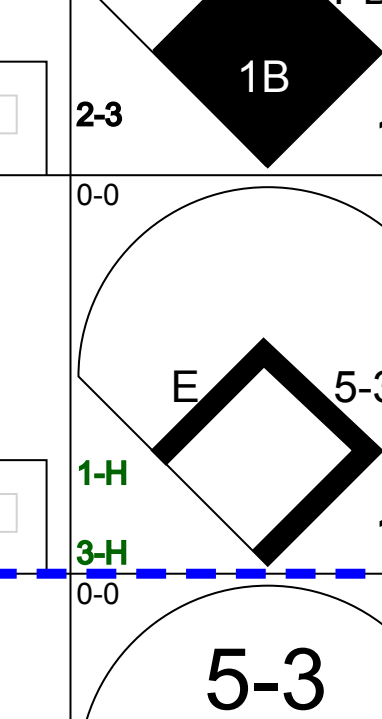
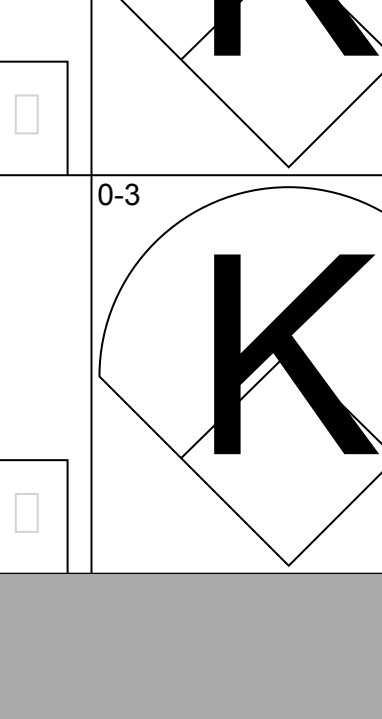


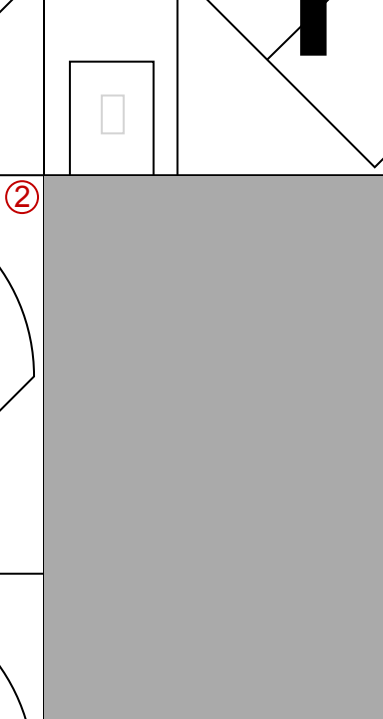

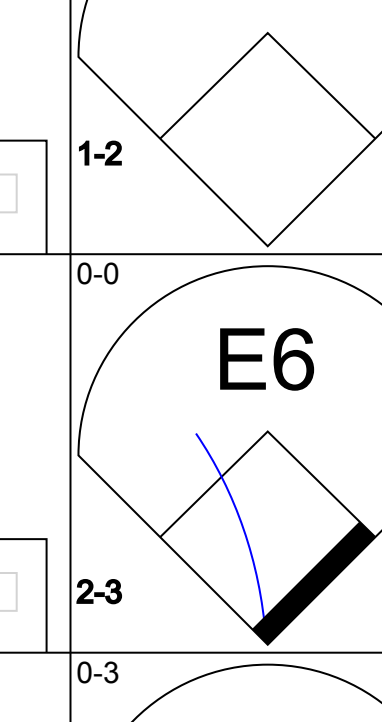
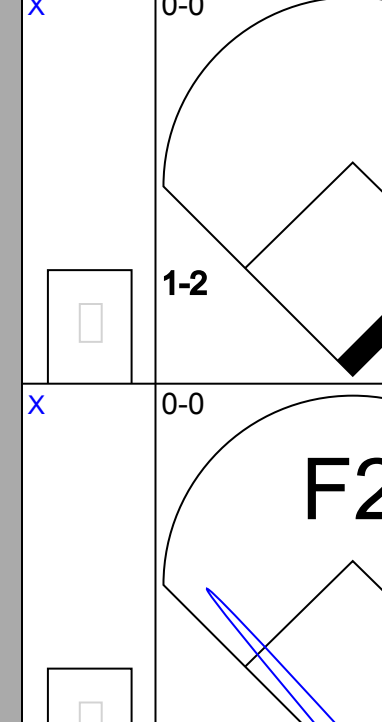

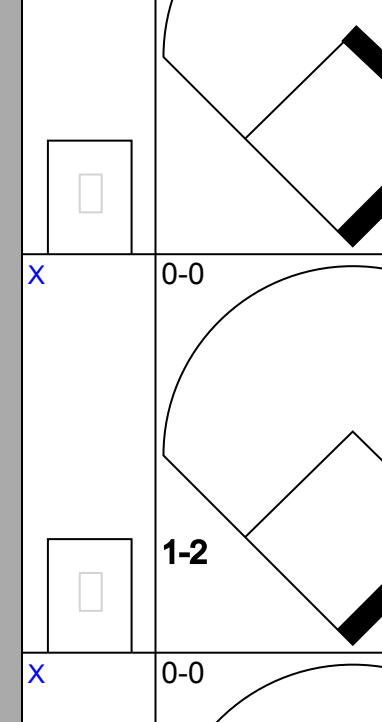
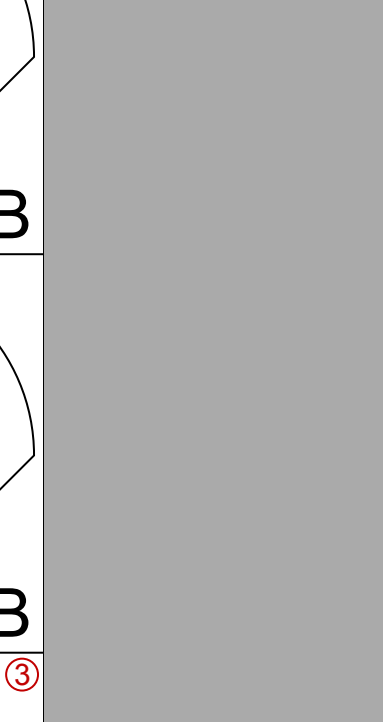




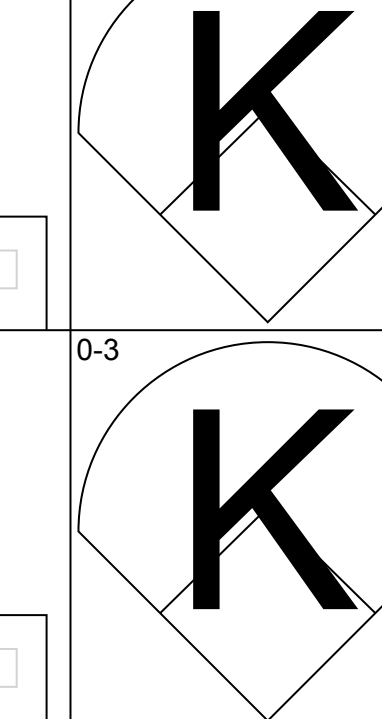

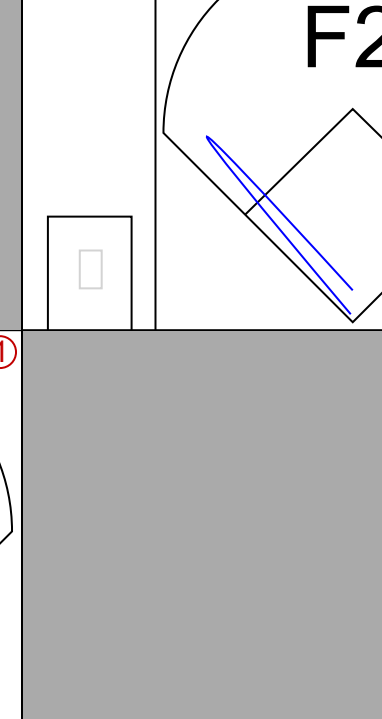
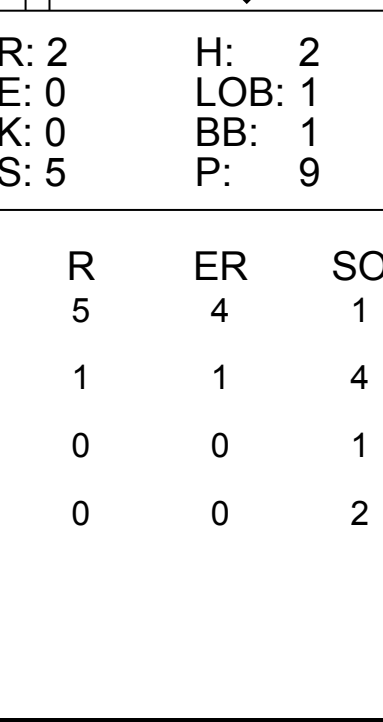
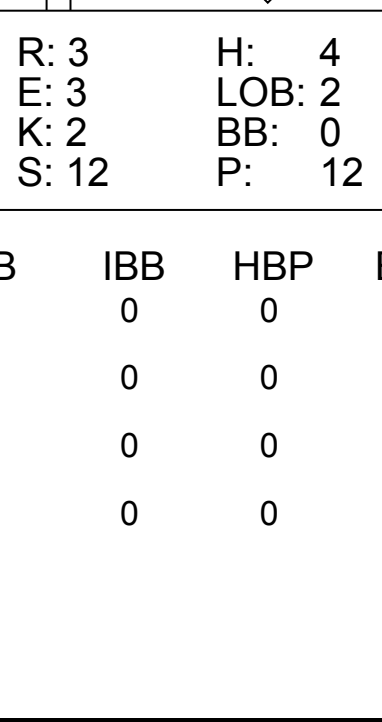
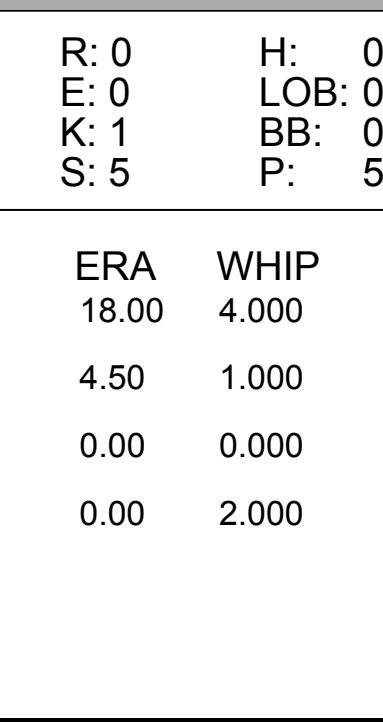
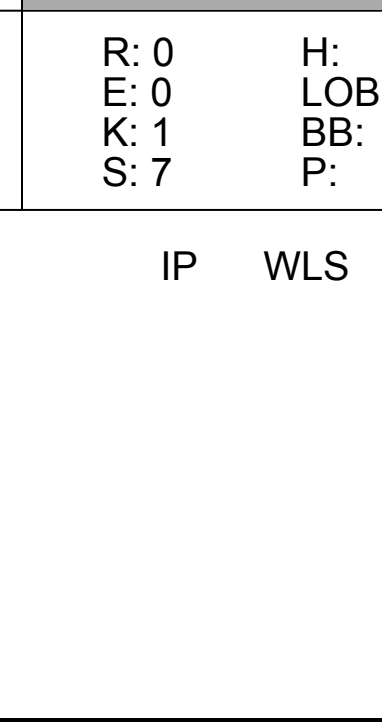
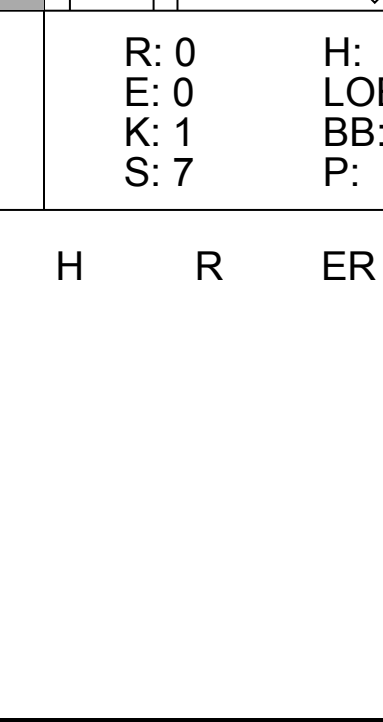
Baltimore Orioles @ Los Angeles Angels  
Dodger Stadium, Los Angeles, CA  
Wed Aug 04 1965, 7:05 PM PDT  
Att: 12,111 - Unknown

AB	32
R	0
H	5
RBI	0
BB	4
SO	6
LOB	15





Batter	1	2	3	4	5	6	7	8	9	AB	R	H	RBI	BB	SO	LOB	TOP			
Joe Cunningham, L OBP: 0.364, SLG: 0.314										5	0	0	0	0	1	8	<p>Washington Senators @ Los Angeles Angels Dodger Stadium, Los Angeles, CA Fri Aug 06 1965, 7:05 PM PDT Att: 5,539 - Unknown</p> <p>livebaseballscorecards.com</p>			
Ken Hamlin, R OBP: 0.355, SLG: 0.402										5	0	0	0	0	1	3				
Woodie Held, R OBP: 0.353, SLG: 0.467										4	1	1	0	0	0	0				
Frank Howard, R OBP: 0.357, SLG: 0.500										3	0	1	1	1	0	1				
Don Lock, R OBP: 0.315, SLG: 0.370										4	0	0	0	0	1	3				
Don Zimmer, R OBP: 0.297, SLG: 0.285										3	0	0	0	1	0	1				
Doug Camilli, R OBP: 0.265, SLG: 0.299										4	0	1	0	0	0	1				
Ed Brinkman, R OBP: 0.253, SLG: 0.264										2	0	1	0	1	0	0				
Phil Ortega, R OBP: 0.333, SLG: 0.277										0	0	0	0	1	0	0				
Bennie Daniels, L OBP: 0.276, SLG: 0.143										0	0	0	0	0	0	0				
Ken McAuliffe, R OBP: 0.226, SLG: 0.412										1	0	0	0	0	0	2				
Ryne Duren, R OBP: 0.295, SLG: 0.300										0	0	0	0	0	0	0				
Don Blasingame, L OBP: 0.264, SLG: 0.227										0	0	0	0	0	0	0				
Marshall Bridges, S OBP: 0.226, SLG: 0.000										0	0	0	0	0	0	0				
Mike Brumley, L OBP: 0.265, SLG: 0.262										1	0	1	0	0	0	0				
<b>Inning Stats</b>	R: 0 E: 0 K: 1 S: 5	H: 0 LOB: 0 BB: 0 P: 5	R: 0 E: 0 K: 1 S: 5	H: 0 LOB: 0 BB: 0 P: 5	R: 0 E: 0 K: 0 S: 3	H: 0 LOB: 1 BB: 1 P: 7	R: 0 E: 0 K: 0 S: 3	H: 0 LOB: 2 BB: 2 P: 13	R: 1 E: 1 K: 0 S: 5	H: 1 LOB: 1 BB: 0 P: 5	R: 0 E: 0 K: 0 S: 3	H: 1 LOB: 1 BB: 1 P: 7	R: 0 E: 0 K: 0 S: 4	H: 1 LOB: 0 BB: 0 P: 4	R: 0 E: 0 K: 1 S: 7	H: 2 LOB: 3 BB: 0 P: 8	1B: 3 2B: 2 3B: 0 HR: 0	SF: 0 SAC: 0 DP: 1 HBP: 1	WP: 0 PB: 0 CS: 0	PA: 38
<b>PITCHER</b> Marcelino Lopez, L ERA: 2.78	IP: 9.0 WLS: W BF: 38 H: 5 R: 1 ER: 0 SO: 4 BB: 5 IBB: 0 HBP: 1 BLK: 0 WP: 0 HR: 0 S: 40 P: 61 ERA: 0.00 WHIP: 1.111															<b>PITCHER</b>				

Batter	1	2	3	4	5	6	7	8	9	AB	R	H	RBI	BB	SO	LOB	BOTTOM	
Jose Cardenal, R OBP: 0.309, SLG: 0.385										5	1	1	0	0	0	1	<p>Washington Senators @ Los Angeles Angels Dodger Stadium, Los Angeles, CA Fri Aug 06 1965, 7:05 PM PDT Att: 5,539 - Unknown</p> <p>livebaseballscorecards.com</p>	
Al Spangler, L OBP: 0.310, SLG: 0.261										5	1	3	0	0	1	0		
Jim Fregosi, R OBP: 0.323, SLG: 0.424										3	1	2	2	1	0	1		
Willie Smith, L OBP: 0.299, SLG: 0.444										5	1	1	0	0	3	4		
Jim Piersall, R OBP: 0.259, SLG: 0.255										0	0	0	0	0	0	0		
Merritt Ranew, L OBP: 0.271, SLG: 0.308										4	1	2	2	0	1	1		
Vic Power, R OBP: 0.309, SLG: 0.368										4	1	2	0	0	0	1		
Bobby Knoop, R OBP: 0.307, SLG: 0.381										4	0	1	0	0	0	2		
Paul Schaal, R OBP: 0.295, SLG: 0.327										3	0	0	1	0	2	4		
Marcelino Lopez, R OBP: 0.218, SLG: 0.302										3	0	0	0	1	1	2		
<b>Inning Stats</b>	R: 0 E: 0 K: 1 S: 5	H: 2 LOB: 1 BB: 1 P: 9	R: 3 E: 3 K: 2 S: 12	H: 4 LOB: 2 BB: 0 P: 12	R: 1 E: 0 K: 2 S: 9	H: 2 LOB: 1 BB: 0 P: 9	R: 0 E: 0 K: 0 S: 5	H: 0 LOB: 0 BB: 0 P: 5	R: 0 E: 1 K: 0 S: 4	H: 0 LOB: 1 BB: 0 P: 4	R: 0 E: 0 K: 1 S: 7	H: 2 LOB: 2 BB: 0 P: 7	R: 0 E: 0 K: 1 S: 7	H: 2 LOB: 2 BB: 0 P: 7	1B: 12 2B: 0 3B: 0 HR: 0	SF: 2 SAC: 0 DP: 0 HBP: 0	WP: 0 PB: 1 CS: 0	PA: 40
<b>PITCHER</b> Phil Ortega, R ERA: 4.16	IP: 2.0 WLS: L BF: 14 H: 6 R: 5 ER: 4 SO: 1 BB: 2 IBB: 0 HBP: 0 BLK: 0 WP: 0 HR: 0 S: 14 P: 22 ERA: 4.50 WHIP: 1.000															<b>PITCHER</b>		
Bennie Daniels, R ERA: 4.58	IP: 2.0 WLS: L BF: 9 H: 2 R: 1 ER: 1 SO: 4 BB: 0 IBB: 0 HBP: 0 BLK: 0 WP: 0 HR: 0 S: 9 P: 17 ERA: 0.00 WHIP: 0.000															<b>PITCHER</b>		
Ryne Duren, R ERA: 4.88	IP: 2.0 WLS: L BF: 7 H: 0 R: 0 ER: 0 SO: 1 BB: 0 IBB: 0 HBP: 0 BLK: 0 WP: 0 HR: 0 S: 9 P: 9 ERA: 0.00 WHIP: 0.000															<b>PITCHER</b>		
Marshall Bridges, L ERA: 1.89	IP: 2.0 WLS: L BF: 10 H: 4 R: 0 ER: 0 SO: 2 BB: 0 IBB: 0 HBP: 0 BLK: 0 WP: 0 HR: 0 S: 14 P: 14 ERA: 0.00 WHIP: 2.000															<b>PITCHER</b>		



Batter	1	2	3	4	5	6	7	8	9	10	11	AB	R	H	RBI	BB	SO	LOB	TOP
Joe Cunningham, L OBP: 0.365, SLG: 0.317 (1, 3)	F7		F7			4-3		1B			F9 SH1-3 1B	5	1	2	0	0	0	1	
Ed Brinkman, R OBP: 0.263, SLG: 0.264 (1, 6)	CS 1B			F4		F4		F6			SH1-3	4	0	1	0	0	0	2	
Ken Hamlin, R OBP: 0.356, SLG: 0.402 (1, 4)	F8			6-3				CS 1B			F9	5	0	2	0	0	0	2	
Frank Howard, R OBP: 0.356, SLG: 0.497 Willie Kirkland, L OBP: 0.263, SLG: 0.451 (8, PR) (9, 9) (10, 7)		K						F8		FC6-4 FC5-4 1B		4	0	1	0	0	1	2	
Woodie Held, R OBP: 0.346, SLG: 0.456 (8, 7) (10, 8)		6-3				1B		1-2 K			1B	5	0	0	0	0	3	3	
Don Zimmer, R OBP: 0.296, SLG: 0.284 (1, 5)		K								FC5-4		4	1	1	0	0	1	1	
Don Lock, R OBP: 0.315, SLG: 0.367 Jim King, L OBP: 0.321, SLG: 0.409 (10, PH) (10, 9)								F7				2	0	0	0	1	0	1	
Doug Camilli, R OBP: 0.265, SLG: 0.298 (1, 2)								BB				1	0	0	0	0	1	0	
Mike McCormick, L OBP: 0.194, SLG: 0.031 Ken McMullen, R OBP: 0.299, SLG: 0.411 Pete Richert, L OBP: 0.295, SLG: 0.146 (8, PH) (8, 1)												4	0	1	1	0	0	1	
												2	0	0	0	0	2	1	
												1	0	0	0	0	1	1	
												1	0	0	0	0	1	0	
												2	0	0	0	0	2	1	
												1	0	0	0	0	1	1	
												1	0	0	0	0	1	0	
												2	0	0	0	0	2	1	
												1	0	0	0	0	1	1	
												1	0	0	0	0	1	0	
												2	0	0	0	0	2	1	
												1	0	0	0	0	1	1	
												1	0	0	0	0	1	0	
												2	0	0	0	0	2	1	
												1	0	0	0	0	1	1	
												1	0	0	0	0	1	0	
												2	0	0	0	0	2	1	
												1	0	0	0	0	1	1	
												1	0	0	0	0	1	0	
												2	0	0	0	0	2	1	
												1	0	0	0	0	1	1	
												1	0	0	0	0	1	0	
												2	0	0	0	0	2	1	
												1	0	0	0	0	1	1	
												1	0	0	0	0	1	0	
												2	0	0	0	0	2	1	
												1	0	0	0	0	1	1	
												1	0	0	0	0	1	0	
												2	0	0	0	0	2	1	
												1	0	0	0	0	1	1	
												1	0	0	0	0	1	0	
												2	0	0	0	0	2	1	
												1	0	0	0	0	1	1	
												1	0	0	0	0	1	0	
												2	0	0	0	0	2	1	
												1	0	0	0	0	1	1	
												1	0	0	0	0	1	0	
												2	0	0	0	0	2	1	
												1	0	0	0	0	1	1	
												1	0	0	0	0	1	0	
												2	0	0	0	0	2	1	
												1	0	0	0	0	1	1	
												1	0	0	0	0	1	0	
												2	0	0	0	0	2	1	
												1	0	0	0	0	1	1	
												1	0	0	0	0	1	0	
												2	0	0	0	0	2	1	
												1	0	0	0	0	1	1	
												1	0	0	0	0	1	0	
												2	0	0	0	0	2	1	
												1	0	0	0	0	1	1	
												1	0	0	0	0	1	0	
												2	0	0	0	0	2	1	
												1	0	0	0	0	1	1	
												1	0	0	0	0	1	0	
												2	0	0	0	0	2	1	
												1	0	0	0	0	1	1	
												1	0	0	0	0	1	0	
												2	0	0	0	0	2	1	
												1	0	0	0	0	1	1	
												1	0	0	0	0	1	0	
												2	0	0	0	0	2	1	
												1	0	0	0	0	1	1	
												1	0	0	0	0	1	0	
												2	0	0	0	0	2	1	
												1	0	0	0	0	1	1	
												1	0	0	0	0	1	0	
												2	0	0	0	0	2	1	
												1	0	0	0	0	1	1	
												1	0	0	0	0	1	0	
												2	0	0	0	0	2	1	
												1	0	0	0	0	1	1	
												1	0	0	0	0	1	0	
												2	0	0	0	0	2	1	
												1	0	0	0	0	1	1	
												1	0	0	0	0	1	0	
												2	0	0	0	0	2	1	
												1	0	0	0	0	1	1	
												1	0	0	0	0	1	0	
												2	0	0	0	0	2	1	
												1	0	0	0	0	1	1	
												1	0	0	0	0	1	0	
												2	0	0	0	0	2	1	
												1	0	0	0	0	1	1	
												1	0	0	0	0	1	0	
												2	0	0	0	0	2	1	
												1	0	0	0	0	1	1	
												1	0	0	0	0	1	0	



Batter	1	2	3	4	5	6	7	8	9	AB	R	H	RBI	BB	SO	LOB	TOP					
Don Blasingame, L (1,4) OBP: 0.276, SLG: 0.299	6-3		G3				F6	P4		5	0	1	0	0	0	2						
Ken Hamlin, R (1,6) Pete Schmitter (3,PH) Frank Kreuzer (5,PH) Joe Cunningham (5,PH) Ryne Duren, R (5,PH) Doug Camilli, R (5,PH) Frank Howard (5,PH) Ron Klies, R (5,PH)	2B						F8	BB	6-3	2	1	2	0	0	0	0						
Willie Kirkland, L (1,7) OBP: 0.287, SLG: 0.457										4	1	2	1	0	1	1						
Don Lock, R (9,PH) OBP: 0.317, SLG: 0.369	BLK		K				3-1	1B	SH1-4	1	0	1	0	0	0	0						
Dick Nen, L (1,3) OBP: 0.370, SLG: 0.422	4-3						F8	1B	SH1-4	4	1	1	0	0	0	1						
Jim King, L (1,9) OBP: 0.327, SLG: 0.411	6-3						3-1	1B		4	1	2	2	1	0	1						
Woodie Held, R (1,8) OBP: 0.351, SLG: 0.457										4	1	2	0	1	0	2						
Mike Brumley, L (1,2) OBP: 0.267, SLG: 0.260	4-3						F8	1B	P6	4	1	2	0	0	5							
Don Zimmer, R (1,5) OBP: 0.291, SLG: 0.278							5-3	P4		4	0	0	0	0	1	2						
Buster Narum, R (1,1) OBP: 0.083, SLG: 0.118							F9	SH		0	0	0	0	0	0	0						
Howie Koplitz, R (1,1) OBP: 0.115, SLG: 0.115							K			0	0	0	0	0	0	0						
Ed Brinkman, R (3,PH) OBP: 0.251, SLG: 0.261							K	SH		3	0	0	1	0	2	0						
<b>Inning Stats</b>	R: 1 E: 0 K: 0 S: 5	H: 2 LOB: 1 BB: 0 P: 5	R: 0 E: 0 K: 0 S: 3	H: 0 LOB: 0 BB: 0 P: 3	R: 0 E: 0 K: 1 S: 6	H: 1 LOB: 1 BB: 0 P: 6	R: 0 E: 0 K: 0 S: 4	H: 1 LOB: 1 BB: 0 P: 4	R: 0 E: 0 K: 1 S: 6	H: 1 LOB: 1 BB: 0 P: 6	R: 0 E: 0 K: 0 S: 5	H: 2 LOB: 2 BB: 0 P: 5	R: 0 E: 0 K: 2 S: 7	H: 0 LOB: 0 BB: 0 P: 7	R: 5 E: 0 K: 0 S: 8	H: 4 LOB: 2 BB: 2 P: 16	R: 0 E: 0 K: 0 S: 4	H: 1 LOB: 2 BB: 1 P: 8	1B: 10 2B: 2 3B: 0 HR: 0	SF: 0 SAC: 2 DP: 0 HBP: 0	WP: 0 PB: 0 SB: 1 CS: 0	PA: 43
<b>PITCHER</b>	IP WLS BF H R ER SO BB IBB HBP BLK WP HR S P ERA WHIP																					
Fred Newman, R (1,1) ERA: 3.22	7.0	31	9	4	4	4	1	0	0	0	1	0	0	0	0	2	6	5.14	1.429			
Ed Sukia, R (8,1) ERA: 5.3	0.0	L	3	2	1	1	0	1	0	0	0	0	0	0	2	6	∞	∞	∞			
Aubrey Gatewood, R (8,1) ERA: 3.88	1.0	4	0	1	1	0	0	0	0	0	0	0	0	4	4	9.00	0.000					
Rudy May, L (9,1) ERA: 3.54	1.0	5	1	0	0	0	1	0	0	0	0	0	0	4	8	0.00	2.000					

Washington Senators @ Los Angeles Angels  
Dodger Stadium, Los Angeles, CA  
Sun Aug 08 1965, 3:33 AM PDT  
Att: 5,396 - Unknown

AB	38
R	6
H	12
RBI	6
BB	3
SO	4
LOB	17



Batter	1	2	3	4	5	6	7	8	9	AB	R	H	RBI	BB	SO	LOB	BOTTOM					
Jose Cardenal, R (1,8) OBP: 0.303, SLG: 0.377	1-3						6-3	6-3		4	0	0	0	0	0	0						
Jim Piersall, R (8,8) OBP: 0.273, SLG: 0.255										0	0	0	0	0	0	0						
Joe Adcock, R (8,PH) OBP: 0.302, SLG: 0.419										1	0	0	0	0	0	1						
Rudy May, L (9,1) OBP: 0.344, SLG: 0.333										0	0	0	0	0	0	0						
Al Spangler, L (1,9) OBP: 0.311, SLG: 0.265										5	2	3	0	0	1	0						
Jim Fregosi, R (1,6) OBP: 0.322, SLG: 0.419	SH									2	1	0	1	1	1	0						
Willie Smith, L (1,7) OBP: 0.305, SLG: 0.448										4	1	3	1	1	0	0						
Merritt Ranew, L (1,2) OBP: 0.266, SLG: 0.286	F7									4	0	0	0	1	2	5						
Vic Power, R (1,3) OBP: 0.306, SLG: 0.369	E6									4	0	1	2	0	0	3						
Tom Satriano, L (1,5) OBP: 0.308, SLG: 0.371										2	0	0	0	2	0	0						
Bobby Knoop, R (1,4) OBP: 0.309, SLG: 0.378	FC4									3	0	1	0	1	0	2						
Fred Newman, R (1,1) OBP: 0.164, SLG: 0.113										3	0	0	0	0	1	1						
Ed Sukia, R (8,1) ERA: 4.43										0	0	0	0	0	0	0						
Aubrey Gatewood, R (8,1) OBP: 0.500, SLG: 0.500										0	0	0	0	0	0	0						
Albie Pearson, L (8,PH) OBP: 0.323, SLG: 0.328										1	0	0	0	0	0	1						
<b>Inning Stats</b>	R: 3 E: 2 K: 0 S: 7	H: 3 LOB: 2 BB: 1 P: 11	R: 1 E: 0 K: 1 S: 7	H: 2 LOB: 2 BB: 1 P: 11	R: 0 E: 0 K: 0 S: 3	H: 0 LOB: 0 BB: 0 P: 3	R: 0 E: 0 K: 1 S: 5	H: 0 LOB: 0 BB: 0 P: 5	R: 0 E: 0 K: 1 S: 5	H: 0 LOB: 0 BB: 0 P: 5	R: 0 E: 0 K: 1 S: 4	H: 0 LOB: 1 BB: 2 P: 12	R: 0 E: 0 K: 0 S: 4	H: 1 LOB: 3 BB: 2 P: 12	R: 0 E: 0 K: 0 S: 4	H: 1 LOB: 1 BB: 0 P: 4	R: 0 E: 0 K: 1 S: 6	H: 1 LOB: 0 BB: 0 P: 6	1B: 7 2B: 1 3B: 0 HR: 0	SF: 0 SAC: 2 DP: 0 HBP: 0	WP: 0 PB: 0 SB: 3 CS: 1	PA: 41
<b>PITCHER</b>	IP WLS BF H R ER SO BB IBB HBP BLK WP HR S P ERA WHIP																					
Buster Narum, R (1,1) ERA: 4.43	0.1																					
Howie Koplitz, R (1,1) ERA: 4.88	1.2	10	3	1	1	1	2	0	0	0	0	0	10	18	5.40	3.000						
Frank Kreuzer, L (3,1) ERA: 4.57	2.0	6	0	0	0	1	0	0	0	0	0	0	8	8	0.00	0.000						
Ryne Duren, R (5,1) ERA: 4.4	3.0	W	13	1	0	0	2	3	1	0	0	0	13	29	0.00	1.333						
Ron Kline, R (8,1) ERA: 2.13	2.0	S	8	2	0	0	1	0	0	0	0	0	10	10	0.00	1.000						

Washington Senators @ Los Angeles Angels  
Dodger Stadium, Los Angeles, CA  
Sun Aug 08 1965, 3:33 AM PDT  
Att: 5,396 - Unknown

AB	33
R	4
H	8
RBI	4
BB	6
SO	5
LOB	13





Batter	1	2	3	4	5	6	7	8	9	AB	R	H	RBI	BB	SO	LOB	TOP					
Jim Piersall, R OBP: 0.267, SLG: 0.250 (1, 7)	0-0 6-3		0-0 FC5-6 1B		0-0 4-3	0-0 4-3		0-3 K		5	0	1	1	0	1	0						
Al Spangler, L OBP: 0.310, SLG: 0.265 Albie Pearson, L OBP: 0.322, SLG: 0.326 (1, 8) (6, 9)	0-0 4-3		0-0 FC5-6 1-2 3-H		0-0 1B 2B	0-3 K		0-0 1-3		4	1	1	1	0	1	1						
Joe Adcock, R OBP: 0.305, SLG: 0.433 Vic Power, R OBP: 0.303, SLG: 0.366 (1, 3) (7, 3)	0-0 6-3		0-0 6-3		0-0 1-2 2B			0-0 HR		4	2	2	1	0	0	1						
Lou Clinton, R OBP: 0.324, SLG: 0.348 Willie Smith, L OBP: 0.305, SLG: 0.455 (5, PH) (5, 9) (6, 7)		0-0 F5		0-0 FC1-5 1B		0-3 K		0-0 HR		2	0	1	0	0	0	0						
Bobby Knoop, R OBP: 0.310, SLG: 0.383 (1, 4)		0-3 K		0-0 FC1-5 1B		0-0 1-2 2B		0-0 6-3		5	1	2	2	0	1	0						
Buck Rodgers, S OBP: 0.285, SLG: 0.269 (1, 2)		0-3 K		0-0 FC1-5 1-2 2-3f 2B		1-4 2-H 2-H 2B		0-0 1-3		3	1	0	0	1	1	2						
Paul Schaal, R OBP: 0.297, SLG: 0.334 (1, 5)			0-0 1B 2B		0-0 1-3			0-0 1B		4	1	3	2	0	0	2						
Joe Koppe, R OBP: 0.333, SLG: 0.417 (1, 6)			0-0 1B FC5-6 1B		0-3 K			0-3 HR K		4	2	2	1	0	2	2						
Dean Chance, R OBP: 0.157, SLG: 0.065 (1, 1)			0-3 K		0-3 K			0-3 K		4	0	0	0	0	4	3						
<b>Inning Stats</b>	R: 0 E: 0 K: 0 S: 3	H: 0 LOB: 0 BB: 0 P: 3	R: 0 E: 0 K: 2 S: 7	H: 0 LOB: 0 BB: 0 P: 7	R: 2 E: 0 K: 1 S: 8	H: 3 LOB: 1 BB: 0 P: 8	R: 2 E: 0 K: 2 S: 10	H: 3 LOB: 1 BB: 0 P: 10	R: 2 E: 0 K: 1 S: 8	H: 3 LOB: 2 BB: 1 P: 12	R: 1 E: 0 K: 2 S: 8	H: 1 LOB: 0 BB: 0 P: 8	R: 2 E: 0 K: 1 S: 8	H: 3 LOB: 1 BB: 0 P: 8	R: 0 E: 0 K: 2 S: 7	H: 0 LOB: 0 BB: 0 P: 7	R: 0 E: 0 K: 0 S: 3	H: 0 LOB: 0 BB: 0 P: 3	1B: 7 2B: 3 3B: 0 HR: 3	SF: 0 SAC: 0 DP: 0 HBP: 0	WP: 0 PA: 41 PB: 0 SB: 0 CS: 0	
<b>PITCHER</b>	IP WLS BF H R ER SO BB IBB HBP BLK WP HR S P ERA WHIP	4.1 L 21 8 6 6 5 0 0 0 0 0 0 31 31 12.46 1.846	5.1 0.2 4 1 0 0 1 1 0 0 0 0 0 5 9 0.00 3.000	6.1 3.0 13 4 3 3 5 0 0 0 0 0 3 23 23 9.00 1.333	9.1 1.0 3 0 0 0 0 0 0 0 0 0 0 3 3 0.00 0.000	<b>PITCHER</b>	IP WLS BF H R ER SO BB IBB HBP BLK WP HR S P ERA WHIP															

Los Angeles Angels @ Cleveland Indians  
Cleveland Municipal Stadium, Cleveland, OH  
Mon Aug 09 1965, 7:05 PM EDT  
Att: 7,240 - Unknown

AB 40  
R 9  
H 13  
RBI 9  
BB 1  
SO 11  
LOB 13



Batter	1	2	3	4	5	6	7	8	9	AB	R	H	RBI	BB	SO	LOB	BOTTOM		
Billy Moran, R OBP: 0.222, SLG: 0.176 (1, 6)	0-0 1B		4-0 1B BB			0-3 K		0-0 F4		3	0	1	0	1	1	0			
Chuck Hinton, R OBP: 0.336, SLG: 0.456 (1, 8)	0-3 K		0-0 1-2 1B			0-3 K		0-3 K		4	0	1	0	0	3	1			
Leon Wagner, L OBP: 0.354, SLG: 0.478 (1, 7)	0-0 F7		0-3 K			4-0 BB		0-0 F7		3	0	0	0	1	1	3			
Rocky Colavito, R OBP: 0.396, SLG: 0.509 (1, 9)	0-3 K		0-3 K			0-0 F7		0-0 L7		4	0	0	0	0	2	2			
Fred Whitfield, L OBP: 0.327, SLG: 0.522 (1, 3)		0-0 F6		0-0 F3		0-0 L3				3	0	0	0	0	0	0			
Max Alvis, R OBP: 0.335, SLG: 0.453 (1, 5)	0-3 K		0-0 5-3			0-0 F6				3	0	0	0	0	1	0			
Pedro Gonzalez, R OBP: 0.318, SLG: 0.402 (1, 4)	0-0 5-3				0-0 6-3			0-0 5-3		3	0	0	0	0	0	0			
Joe Azcue, R OBP: 0.295, SLG: 0.270 (1, 2)			0-0 F7		0-0 F7			0-0 F3		3	0	0	0	0	0	0			
Sam McDowell, L OBP: 0.115, SLG: 0.117 Floyd Wever, R OBP: 0.197, SLG: 0.182 Al Luginow, L OBP: 0.285, SLG: 0.185 Lee Stange, R OBP: 0.354, SLG: 0.354 Duke Sims, L OBP: 0.400, SLG: 0.400 (1, 1) (5, 1) (5, PH) (6, 1) (8, PH) (9, 1)			0-3 K		0-0 5-3			0-3 K		1	0	0	0	0	1	0			
<b>Inning Stats</b>	R: 0 E: 0 K: 2 S: 8	H: 1 LOB: 1 BB: 0 P: 8	R: 0 E: 0 K: 1 S: 5	H: 0 LOB: 0 BB: 0 P: 5	R: 0 E: 0 K: 2 S: 8	H: 1 LOB: 2 BB: 1 P: 12	R: 0 E: 0 K: 1 S: 5	H: 0 LOB: 0 BB: 0 P: 5	R: 0 E: 0 K: 2 S: 7	H: 0 LOB: 1 BB: 1 P: 11	R: 0 E: 0 K: 0 S: 3	H: 0 LOB: 0 BB: 0 P: 3	R: 0 E: 0 K: 1 S: 5	H: 0 LOB: 0 BB: 0 P: 5	R: 0 E: 0 K: 1 S: 5	H: 0 LOB: 0 BB: 0 P: 5	1B: 2 2B: 0 3B: 0 HR: 0	SF: 0 SAC: 0 DP: 0 HBP: 0	WP: 0 PA: 31 PB: 0 SB: 0 CS: 0
<b>PITCHER</b>	IP WLS BF H R ER SO BB IBB HBP BLK WP HR S P ERA WHIP	9.0 W 31 2 0 0 10 2 0 0 0 0 0 49 57 0.00 0.444																	

Los Angeles Angels @ Cleveland Indians  
Cleveland Municipal Stadium, Cleveland, OH  
Mon Aug 09 1965, 7:05 PM EDT  
Att: 7,240 - Unknown

AB 29  
R 0  
H 2  
RBI 0  
BB 2  
SO 10  
LOB 6









Batter	1	2	3	4	5	6	7	8	9	AB	R	H	RBI	BB	SO	LOB	TOP			
Lou Clinton, R OBP: 0.321, SLG: 0.344 (1, 9)	5-3		F3			F4		F8		4	0	0	0	0	0	0				
Albie Pearson, L OBP: 0.317, SLG: 0.321 (1, 8)	6-3			F5		F4			F7	4	0	0	0	0	0	0				
Jim Fregosi, R OBP: 0.322, SLG: 0.416 (1, 6)	K			G6-4-3 BB		F4			F8	3	0	0	0	1	1	0				
Willie Smith, L OBP: 0.304, SLG: 0.451 (1, 7)		F3		G6-4-3 1-2					6-3	4	0	1	0	0	0	1				
Joe Adcock, R OBP: 0.305, SLG: 0.441 (1, 3)		F3				K			F7	3	0	0	0	0	1	1				
Buck Rodgers, S OBP: 0.289, SLG: 0.270 (1, 2)						K			F6	3	0	1	0	0	1	1				
Tom Satriono, L OBP: 0.310, SLG: 0.351 (1, 4)									F7	2	0	0	0	1	1	2				
Paul Schaal, R OBP: 0.294, SLG: 0.330 (1, 5)									F8	3	0	1	0	0	0	0				
George Brunet, R OBP: 0.119, SLG: 0.077 (1, 1)									F2	2	0	0	0	0	2	2				
Merritt Ranew, L OBP: 0.262, SLG: 0.281 (8, PH)									K	1	0	0	0	0	1	0				
Aubrey Gatewood, R OBP: 0.500, SLG: 0.500 (8, 1)									K	0	0	0	0	0	0	0				
<b>Inning Stats</b>	R: 0 E: 0 K: 1 S: 5	H: 0 LOB: 0 BB: 0 P: 5	R: 0 E: 0 K: 0 S: 4	H: 1 LOB: 1 BB: 0 P: 4	R: 0 E: 0 K: 1 S: 5	H: 0 LOB: 0 BB: 0 P: 5	R: 0 E: 0 K: 0 S: 2	H: 0 LOB: 0 BB: 1 P: 6	R: 0 E: 0 K: 3 S: 10	H: 1 LOB: 2 BB: 1 P: 14	R: 0 E: 0 K: 1 S: 6	H: 1 LOB: 1 BB: 0 P: 6	R: 0 E: 0 K: 1 S: 5	H: 0 LOB: 0 BB: 0 P: 5	R: 0 E: 0 K: 0 S: 3	H: 0 LOB: 0 BB: 0 P: 3	1B: 3 2B: 0 3B: 0 HR: 0	SF: 0 SAC: 0 DP: 1 HBP: 0	WP: 0 PB: 0 SB: 0 CS: 0	PA: 31
<b>PITCHER</b> Luis Tiant, R ERA: 3.26 (1, 1)	IP: 9.0 WLS: W BF: 31 H: 3 R: 0 ER: 0 SO: 7 BB: 2 IBB: 0 HBP: 0 BLK: 0 WP: 0 HR: 0 S: 43 P: 51 ERA: 0.00 WHIP: 0.556															<b>PITCHER</b> Luis Tiant, R ERA: 3.26 (1, 1)	IP: 9.0 WLS: W BF: 31 H: 3 R: 0 ER: 0 SO: 7 BB: 2 IBB: 0 HBP: 0 BLK: 0 WP: 0 HR: 0 S: 43 P: 51 ERA: 0.00 WHIP: 0.556			

Los Angeles Angels @ Cleveland Indians  
Cleveland Municipal Stadium, Cleveland, OH  
Wed Aug 11 1965, 7:05 PM EDT  
Att: 7,125 - Unknown

AB	29
R	0
H	3
RBI	0
BB	2
SO	7
LOB	7



Batter	1	2	3	4	5	6	7	8	9	AB	R	H	RBI	BB	SO	LOB	BOTTOM			
Larry Brown, R OBP: 0.326, SLG: 0.375 (1, 6)	F9		F9			SH1-3 HR 1B	F7			4	1	1	0	0	0	2				
Chuck Hinton, R OBP: 0.341, SLG: 0.453 (1, 7)						SH1-3	K			1	0	0	0	2	1	2				
Fred Whitfield, L OBP: 0.517 (1, 3)										4	0	1	0	0	0	3				
Chico Salmon, R OBP: 0.278, SLG: 0.418 (8, PR) (9, 3)	6-3-6-4									0	1	0	0	0	0	0				
Rocky Colavito, R OBP: 0.391, SLG: 0.500 (1, 9)		6-3				L8				3	1	0	0	1	0	2				
Max Alvis, R OBP: 0.338, SLG: 0.461 (1, 5)						F4				4	2	3	3	0	0	1				
Vic Davallilo, L OBP: 0.342, SLG: 0.382 (1, 8)		FC4-6					F7			4	1	1	1	0	0	1				
Joe Azcue, R OBP: 0.301, SLG: 0.278 (1, 2)		5-3					F3			4	0	2	1	0	0	1				
Pedro Gonzalez, R OBP: 0.324, SLG: 0.401 (1, 4)										3	0	1	1	1	1	1				
Luis Tiant, R OBP: 0.135, SLG: 0.160 (1, 1)										4	0	0	0	0	3	4				
<b>Inning Stats</b>	R: 0 E: 0 K: 0 S: 2	H: 0 LOB: 1 BB: 1 P: 6	R: 0 E: 0 K: 0 S: 4	H: 1 LOB: 1 BB: 0 P: 4	R: 0 E: 0 K: 2 S: 7	H: 0 LOB: 0 BB: 0 P: 7	R: 0 E: 0 K: 0 S: 3	H: 0 LOB: 1 BB: 1 P: 7	R: 0 E: 0 K: 1 S: 6	H: 1 LOB: 1 BB: 0 P: 6	R: 3 E: 0 K: 0 S: 5	H: 2 LOB: 0 BB: 1 P: 9	R: 0 E: 0 K: 1 S: 6	H: 1 LOB: 2 BB: 1 P: 10	R: 3 E: 0 K: 1 S: 9	H: 4 LOB: 1 BB: 0 P: 9	1B: 8 2B: 1 3B: 0 HR: 1	SF: 0 SAC: 2 DP: 1 HBP: 0	WP: 0 PB: 0 SB: 0 CS: 0	PA: 36
<b>PITCHER</b> George Brunet, L ERA: 2.22 (1, 1)	IP: 7.0 WLS: L BF: 29 H: 5 R: 3 ER: 3 SO: 4 BB: 3 IBB: 0 HBP: 0 BLK: 0 WP: 0 HR: 1 S: 33 P: 49 ERA: 3.86 WHIP: 1.143															<b>PITCHER</b> Aubrey Gatewood, R ERA: 3.95 (8, 1)	IP: 1.0 WLS: 7 BF: 4 H: 3 R: 3 ER: 1 SO: 1 BB: 0 IBB: 0 HBP: 0 BLK: 0 WP: 0 HR: 0 S: 9 P: 9 ERA: 9.00 WHIP: 4.000			

Los Angeles Angels @ Cleveland Indians  
Cleveland Municipal Stadium, Cleveland, OH  
Wed Aug 11 1965, 7:05 PM EDT  
Att: 7,125 - Unknown

AB	31
R	6
H	9
RBI	6
BB	4
SO	5
LOB	17





Batter	1	2	3	4	5	6	7	8	9	AB	R	H	RBI	BB	SO	LOB	TOP																			
Jose Cardenal, R (1.8) OBP: 0.302, SLG: 0.376	F5		SF9					4-3	FC5-4	4	0	1	1	0	0	2																				
Jim Piersall, R (1.7) OBP: 0.262, SLG: 0.262	4-3		FC6-4				1-3	K		4	0	0	0	0	1	2																				
Jim Fregosi, R (1.6) OBP: 0.322, SLG: 0.413	F9			F5			F4		SH 1B BB	3	1	0	0	1	0	0																				
Joe Adcock, R (1.3) Vic Power, R (7.3) OBP: 0.301, SLG: 0.436 OBP: 0.293, SLG: 0.366		K		F8			F8		SH 1B	3	0	0	0	0	1	0																				
Lou Clinton, R (1.9) OBP: 0.320, SLG: 0.338		K		F5			5-3		1B E	3	1	0	0	1	1	0																				
Bobby Knoop, R (1.4) OBP: 0.312, SLG: 0.382		F4					4-3 1B		1B E	4	1	3	2	0	0	0																				
Buck Rodgers, S (1.2) OBP: 0.266, SLG: 0.267			F9				4-3 1B		E1	4	0	0	0	0	0	2																				
Paul Schaal, R (1.5) OBP: 0.299, SLG: 0.333			1B SF9 1B				G6-4-3 BB		SH2-4 1B	3	1	2	0	1	0	1																				
Fred Newman, R (1.1) Bob Lee, R (7.1) OBP: 0.175, SLG: 0.127 OBP: 0.200, SLG: 0.357			1-3 1B				G6-4-3 1-2		SH2-4 1-2	2	0	1	0	0	0	2																				
<b>Inning Stats</b>	R: 0 E: 0 K: 0 S: 3	H: 0 LOB: 0 BB: 0 P: 3	R: 0 E: 0 K: 2 S: 7	H: 0 LOB: 0 BB: 0 P: 7	R: 1 E: 0 K: 0 S: 5	H: 2 LOB: 1 BB: 0 P: 5	R: 0 E: 0 K: 0 S: 3	H: 0 LOB: 0 BB: 0 P: 3	R: 0 E: 0 K: 0 S: 3	H: 1 LOB: 1 BB: 0 P: 7	R: 0 E: 0 K: 0 S: 4	H: 1 LOB: 1 BB: 0 P: 4	R: 0 E: 0 K: 1 S: 6	H: 1 LOB: 1 BB: 0 P: 6	R: 4 E: 2 K: 1 S: 8	H: 1 LOB: 1 BB: 2 P: 16	1B: 7 2B: 0 3B: 0 HR: 0	SF: 1 SAC: 2 DP: 1 HBP: 0	WP: 0 PA: 37 PB: 0 SB: 0 CS: 0																	
<b>PITCHER</b>	IP	WLS	BF	H	R	ER	SO	BB	IBB	HBP	BLK	WP	HR	S	P	ERA	WHIP	<b>PITCHER</b>		IP	WLS	BF	H	R	ER	SO	BB	IBB	HBP	BLK	WP	HR	S	P	ERA	WHIP
Jack Kralick, L (1.1) ERA: 4.27	8.0	L	34	7	5	2	3	2	1	0	0	0	0	37	49	2.25	1.125																			
Gary Bell, R (9.1) ERA: 3.65	1.0		3	0	0	0	1	0	0	0	0	0	0	5	5	0.00	0.000																			

Los Angeles Angels @ Cleveland Indians  
Cleveland Municipal Stadium, Cleveland, OH

AB 31  
R 5  
H 7  
RBI 3  
BB 3  
SO 4  
LOB 10



Thu Aug 12 1965, 7:05 PM EDT  
Att: 6,931 - Unknown

Batter	1	2	3	4	5	6	7	8	9	AB	R	H	RBI	BB	SO	LOB	BOTTOM																			
Larry Brown, R (1.6) OBP: 0.329, SLG: 0.377	4-3			K				1B		4	0	2	0	0	1	0																				
Vic Davalillo, L (1.8) OBP: 0.339, SLG: 0.378	1-3			6-3			F7	F2		4	0	0	0	0	0	2																				
Leon Wagner, L (1.7) OBP: 0.352, SLG: 0.473	4-3			3-1			SH1-4 1B	1B		4	1	2	0	0	0	0																				
Rocky Colavito, R (1.9) OBP: 0.390, SLG: 0.498		F9			L5		1B SH1-4 1B	K		4	0	1	0	0	1	2																				
Fred Whitfield, L (1.3) OBP: 0.323, SLG: 0.511		K		4-3			SH1-4		K	3	0	0	0	0	2	0																				
Max Alvis, R (1.5) OBP: 0.339, SLG: 0.460		6-3					1-2 2-3	F6		3	0	1	1	1	0	0																				
Duke Sims, L (1.2) Chuck Hinton, R (7. PH) Phil Roof, R (8.2) OBP: 0.263, SLG: 0.343 OBP: 0.340, SLG: 0.452 OBP: 0.161, SLG: 0.161			6-3				2-3 3-4			2	0	0	0	0	0	1																				
Pedro Gonzalez, R (1.4) OBP: 0.319, SLG: 0.395			6-3				3-4	F6		1	0	0	0	0	1	2																				
Jack Kralick, L (1.1) Gary Bell, R (9.1) OBP: 0.111, SLG: 0.118 OBP: 0.091, SLG: 0.364			6-3				4-3			1	0	1	0	0	0	0																				
<b>Inning Stats</b>	R: 0 E: 0 K: 0 S: 3	H: 0 LOB: 0 BB: 0 P: 3	R: 0 E: 0 K: 1 S: 5	H: 0 LOB: 0 BB: 0 P: 5	R: 0 E: 0 K: 0 S: 3	H: 0 LOB: 0 BB: 0 P: 3	R: 0 E: 0 K: 1 S: 5	H: 0 LOB: 0 BB: 0 P: 5	R: 0 E: 0 K: 0 S: 4	H: 1 LOB: 1 BB: 0 P: 4	R: 1 E: 0 K: 1 S: 8	H: 3 LOB: 2 BB: 0 P: 8	R: 0 E: 0 K: 1 S: 7	H: 2 LOB: 2 BB: 0 P: 7	R: 0 E: 0 K: 2 S: 8	H: 1 LOB: 1 BB: 0 P: 8	1B: 7 2B: 0 3B: 0 HR: 0	SF: 0 SAC: 1 DP: 0 HBP: 0	WP: 0 PA: 35 PB: 0 SB: 0 CS: 0																	
<b>PITCHER</b>	IP	WLS	BF	H	R	ER	SO	BB	IBB	HBP	BLK	WP	HR	S	P	ERA	WHIP	<b>PITCHER</b>		IP	WLS	BF	H	R	ER	SO	BB	IBB	HBP	BLK	WP	HR	S	P	ERA	WHIP
Fred Newman, R (1.1) ERA: 3.16	6.1		24	4	1	1	2	1	0	0	0	0	0	27	31	1.42	0.789																			
Bob Lee, R (7.1) ERA: 2.03	2.2	W	11	3	0	0	4	0	0	0	0	0	0	19	19	0.00	1.125																			

Los Angeles Angels @ Cleveland Indians  
Cleveland Municipal Stadium, Cleveland, OH

AB 33  
R 1  
H 7  
RBI 1  
BB 1  
SO 6  
LOB 10



Thu Aug 12 1965, 7:05 PM EDT  
Att: 6,931 - Unknown



Batter	1	2	3	4	5	6	7	8	9	AB	R	H	RBI	BB	SO	LOB	TOP					
Jose Cardenal, R OBP: 0.300, SLG: 0.373 (1, 8)										5	0	1	1	0	1	2						
Al Spangler, L OBP: 0.309, SLG: 0.266 Rudy May, L OBP: 0.344, SLG: 0.333 (1, 9) (7, 1)										4	0	0	0	0	1	3						
Jim Fregosi, R OBP: 0.323, SLG: 0.414 (1, 6)										4	0	2	0	0	0	0						
Willie Smith, L OBP: 0.301, SLG: 0.446 (1, 7)										4	0	0	0	0	2	4						
Joe Adcock, R OBP: 0.312, SLG: 0.443 Marcelino Lopez, R OBP: 0.224, SLG: 0.304 Tom Saltriano, L OBP: 0.310, SLG: 0.351 (1, 3) (8, PR) (8, 5)										3	0	3	0	1	0	0						
Buck Rodgers, S OBP: 0.286, SLG: 0.267 (1, 2)										4	0	1	0	0	0	4						
Bobby Knoop, R OBP: 0.311, SLG: 0.380 (1, 4)										4	1	1	0	0	0	3						
Paul Schaaf, R OBP: 0.299, SLG: 0.333 Vic Power, R OBP: 0.301, SLG: 0.364 (1, 5) (8, 3)										3	0	1	0	0	0	2						
Dean Chance, R OBP: 0.191, SLG: 0.063 Albie Pearson, L OBP: 0.322, SLG: 0.331 (1, 1) (7, PH) (7, 9)										2	0	0	0	0	1	2						
<b>Inning Stats</b>	R: 0 E: 0 K: 0 S: 3	H: 0 LOB: 0 BB: 0 P: 3	R: 0 E: 0 K: 0 S: 4	H: 1 LOB: 1 BB: 0 P: 4	R: 0 E: 0 K: 1 S: 5	H: 0 LOB: 0 BB: 0 P: 5	R: 0 E: 0 K: 1 S: 6	H: 1 LOB: 2 BB: 1 P: 10	R: 1 E: 0 K: 1 S: 9	H: 4 LOB: 3 BB: 0 P: 9	R: 0 E: 0 K: 0 S: 4	H: 2 LOB: 1 BB: 0 P: 4	R: 0 E: 0 K: 0 S: 3	H: 1 LOB: 1 BB: 0 P: 3	R: 0 E: 0 K: 1 S: 6	H: 1 LOB: 1 BB: 0 P: 6	R: 0 E: 0 K: 1 S: 6	H: 1 LOB: 1 BB: 0 P: 6	1B: 10 2B: 1 3B: 0 HR: 0	SF: 0 SAC: 0 DP: 1 HBP: 0	WP: 0 PB: 0 SB: 1 CS: 1	PA: 38
<b>PITCHER</b> Denny McLain, R ERA: 2.99 (1, 1)	IP: 9.0 WLS: W BF: 37 H: 11 R: 1 ER: 1 SO: 5 BB: 1 IBB: 0 HBP: 0 BLK: 0 WP: 0 HR: 0 S: 46 P: 50 ERA: 1.00 WHIP: 1.333															<b>PITCHER</b>	IP: 9.0 WLS: W BF: 37 H: 11 R: 1 ER: 1 SO: 5 BB: 1 IBB: 0 HBP: 0 BLK: 0 WP: 0 HR: 0 S: 46 P: 50 ERA: 1.00 WHIP: 1.333					

Los Angeles Angels @ Detroit Tigers  
Tiger Stadium, Detroit, MI  
Fri Aug 13 1965, 7:05 PM EDT  
Att: 13,777 - Unknown

AB	36
R	1
H	11
RBI	1
BB	1
SO	5
LOB	20



Batter	1	2	3	4	5	6	7	8	9	AB	R	H	RBI	BB	SO	LOB	BOTTOM			
Don Wert, R OBP: 0.339, SLG: 0.344 (1, 5)										3	0	0	0	1	0	2				
Jerry Lumpe, L OBP: 0.336, SLG: 0.341 (1, 4)										4	0	0	0	0	0	2				
Norm Cash, L OBP: 0.358, SLG: 0.431 (1, 3)										3	0	1	0	1	0	0				
Willie Horton, R OBP: 0.344, SLG: 0.533 (1, 9)										4	0	2	0	0	0	0				
Gates Brown, L OBP: 0.286, SLG: 0.391 (1, 7)										4	0	2	0	0	0	1				
Don Demeter, R OBP: 0.323, SLG: 0.470 George Thomas, R OBP: 0.261, SLG: 0.331 (1, 8) (5, PR) (6, 8)										1	1	1	0	0	0	0				
Dick McAuliffe, L OBP: 0.346, SLG: 0.448 (1, 6)										3	1	1	2	1	1	2				
Bill Freehan, R OBP: 0.292, SLG: 0.334 (1, 2)										3	0	1	0	0	0	2				
Denny McLain, R OBP: 0.138, SLG: 0.075 (1, 1)										1	0	0	0	1	0	0				
<b>Inning Stats</b>	R: 0 E: 0 K: 0 S: 3	H: 1 LOB: 0 BB: 0 P: 3	R: 2 E: 0 K: 0 S: 5	H: 2 LOB: 0 BB: 0 P: 5	R: 0 E: 0 K: 0 S: 3	H: 0 LOB: 0 BB: 0 P: 3	R: 0 E: 0 K: 0 S: 3	H: 1 LOB: 0 BB: 0 P: 3	R: 0 E: 0 K: 0 S: 2	H: 0 LOB: 2 BB: 2 P: 11	R: 0 E: 0 K: 0 S: 4	H: 2 LOB: 2 BB: 1 P: 8	R: 0 E: 0 K: 0 S: 4	H: 1 LOB: 2 BB: 1 P: 8	R: 0 E: 0 K: 1 S: 6	H: 1 LOB: 2 BB: 0 P: 7	1B: 6 2B: 1 3B: 0 HR: 1	SF: 0 SAC: 1 DP: 1 HBP: 2	WP: 0 PB: 0 SB: 1 CS: 2	PA: 35
<b>PITCHER</b> Dean Chance, R ERA: 3.79 Rudy May, L ERA: 3.40 (1, 1) (7, 1)	IP: 6.0 WLS: L BF: 24 H: 6 R: 2 ER: 2 SO: 2 BB: 3 IBB: 0 HBP: 1 BLK: 0 WP: 0 HR: 1 S: 20 P: 33 ERA: 3.00 WHIP: 1.500															<b>PITCHER</b>	IP: 6.0 WLS: L BF: 24 H: 6 R: 2 ER: 2 SO: 2 BB: 3 IBB: 0 HBP: 1 BLK: 0 WP: 0 HR: 1 S: 20 P: 33 ERA: 3.00 WHIP: 1.500			

Los Angeles Angels @ Detroit Tigers  
Tiger Stadium, Detroit, MI  
Fri Aug 13 1965, 7:05 PM EDT  
Att: 13,777 - Unknown

AB	27
R	2
H	8
RBI	2
BB	4
SO	1
LOB	11









Batter	1	2	3	4	5	6	7	8	9	AB	R	H	RBI	BB	SO	LOB	TOP			
<b>Jose Cardenal, R</b> (1, 8) <small>OBP: 0.298, SLG: 0.377</small> <b>Al Spangler, L</b> (6, PH) <small>OBP: 0.309, SLG: 0.266</small> <b>Lou Clinton, R</b> (6, PH) <small>OBP: 0.321, SLG: 0.340</small>	L8		FC5-4			FC5-4 E 1B	5-3			2	0	0	0	0	0	1	<b>Los Angeles Angels @ Detroit Tigers</b> Tiger Stadium, Detroit, MI Sun Aug 15 1965, 4:33 AM EDT Unknown			
<b>Albie Pearson, L</b> (1, 9) <small>OBP: 0.319, SLG: 0.327</small>	6-3 1B		G3			E6 FC5-4 1-2		F9		4	0	1	0	0	0	2				
<b>Jim Fregosi, R</b> (1, 6) <small>OBP: 0.322, SLG: 0.409</small>	6-3			L4-6 1B		FC5-4 1B		5-3		4	1	1	0	0	0	3				
<b>Willie Smith, L</b> (1, 7) <small>OBP: 0.300, SLG: 0.441</small>	1-3			F4		1-3 1B		F4		4	0	1	1	0	0	2				
<b>Joe Adcock, R</b> (1, 3) <small>OBP: 0.316, SLG: 0.445</small> <b>Tom Egan, R</b> (6, 2) <small>OBP: 0.333, SLG: 0.333</small>	L8			1-2 1B		1-3 1B			K	3	0	2	1	0	0	0				
<b>Merritt Ranew, L</b> (1, 2) <small>OBP: 0.278, SLG: 0.297</small> <b>Vic Power, R</b> (6, 3) <small>OBP: 0.298, SLG: 0.358</small>	K			L4-6		1-3			6-3	3	0	0	0	0	1	4				
<b>Bobby Knoop, R</b> (1, 4) <small>OBP: 0.311, SLG: 0.390</small> <b>Joe Koppe, R</b> (5, 4) <small>OBP: 0.281, SLG: 0.345</small>	1-3			4-3		K			4-3	2	0	0	0	0	0	0				
<b>Tom Satriano, L</b> (1, 5) <small>OBP: 0.286, SLG: 0.318</small>			1-3		L8				F3	3	0	0	0	0	0	0				
<b>Ken McBride, R</b> (1, 1) <b>Rudy May, L</b> (1, 1) <small>OBP: 0.344, SLG: 0.333</small> <b>Aubrey Gatewood, R</b> (1, 1) <small>OBP: 0.500, SLG: 0.500</small> <b>Buck Rodgers, S</b> (7, PH) <small>OBP: 0.285, SLG: 0.266</small> <b>Ed Sukla, R</b> (7, 1) <small>OBP: 0.285, SLG: 0.266</small>				FC5-4 1B		F6			5-3	0	0	0	0	0	0	0				
<b>Inning Stats</b>	R: 0 E: 0 K: 0 S: 4	H: 1 LOB: 1 BB: 0 P: 4	R: 0 E: 0 K: 1 S: 5	H: 0 LOB: 0 BB: 0 P: 5	R: 0 E: 0 K: 0 S: 4	H: 1 LOB: 1 BB: 0 P: 4	R: 0 E: 0 K: 0 S: 4	H: 2 LOB: 1 BB: 0 P: 4	R: 0 E: 0 K: 0 S: 3	H: 0 LOB: 0 BB: 0 P: 3	R: 2 E: 1 K: 1 S: 9	H: 3 LOB: 2 BB: 0 P: 9	R: 0 E: 0 K: 0 S: 3	H: 0 LOB: 0 BB: 0 P: 3	R: 0 E: 0 K: 1 S: 5	H: 0 LOB: 0 BB: 0 P: 5		1B: 7 2B: 1 3B: 0 HR: 0	SF: 0 SAC: 0 DP: 1 HBP: 0	WP: 0 PB: 0 SB: 0 CS: 0
<b>PITCHER</b>	IP WLS BF H R ER SO BB IBB HBP BLK WP HR S P ERA WHIP																			
<b>Joe Sparma, R</b> (1, 1) <small>ERA: 3.14</small>	9.0 W 34 7 2 1 3 0 0 0 0 0 0 40 40 1.00 0.778																			

AB 34  
R 2  
H 7  
RBI 2  
BB 0  
SO 3  
LOB 14



Batter	1	2	3	4	5	6	7	8	9	AB	R	H	RBI	BB	SO	LOB	BOTTOM	
<b>Don Wert, R</b> (1, 5) <small>OBP: 0.339, SLG: 0.343</small> <b>Ray Oyler, R</b> (6, 5) <small>OBP: 0.243, SLG: 0.313</small>	BB FC6-4		6-3			FC4 2H 1B		FC5-4 1-2		3	1	1	1	1	0	2	<b>Los Angeles Angels @ Detroit Tigers</b> Tiger Stadium, Detroit, MI Sun Aug 15 1965, 4:33 AM EDT Unknown	
<b>Jerry Lumpe, L</b> (1, 4) <small>OBP: 0.336, SLG: 0.341</small>	1B WP 1-3	F3		1B SF7 1B	FC4 1-2			4-3		5	2	2	0	0	1			
<b>Gates Brown, L</b> (1, 7) <small>OBP: 0.309, SLG: 0.426</small>	WP E 1-3 3H				1B		4-3	F8		4	1	2	1	1	0			
<b>Al Kaline, R</b> (1, 8) <small>OBP: 0.403, SLG: 0.503</small>	2B E 1-3 3H	L8		L4		L6-3		L6-3		4	1	0	0	1	0	3		
<b>Willie Horton, R</b> (1, 9) <small>OBP: 0.340, SLG: 0.529</small>	E7 SF7 1H 3H	F4		SF7		F8		F8		3	1	1	2	0	0	1		
<b>Dick McAuliffe, L</b> (1, 6) <small>OBP: 0.346, SLG: 0.446</small>	SF7 3H			1B SF8 1B		F7		1B 1B		3	1	2	1	0	0	1		
<b>Norm Cash, L</b> (1, 3) <small>OBP: 0.355, SLG: 0.434</small>	HR		F3			F9		K		4	1	1	1	0	1	2		
<b>John Sullivan, L</b> (1, 2) <small>OBP: 0.343, SLG: 0.383</small>	FC6-4 1B			1-3 1B		SH2-4 1B		FC5-4 1B		4	1	4	0	0	0	0		
<b>Joe Sparma, R</b> (1, 1) <small>OBP: 0.162, SLG: 0.171</small>	F2		SF8		SH2-4			K		2	0	0	1	0	1	3		
<b>Inning Stats</b>	R: 6 E: 1 K: 0 S: 8	H: 5 LOB: 1 BB: 2 P: 16	R: 0 E: 0 K: 0 S: 3	H: 0 LOB: 1 BB: 1 P: 7	R: 1 E: 0 K: 0 S: 5	H: 2 LOB: 1 BB: 0 P: 5	R: 1 E: 0 K: 0 S: 5	H: 2 LOB: 1 BB: 0 P: 5	R: 0 E: 0 K: 0 S: 3	H: 0 LOB: 0 BB: 0 P: 3	R: 0 E: 0 K: 2 S: 9	H: 2 LOB: 2 BB: 0 P: 9	R: 0 E: 0 K: 0 S: 3	H: 0 LOB: 0 BB: 0 P: 3	1B: 11 2B: 1 3B: 0 HR: 1	SF: 3 SAC: 1 DP: 0 HBP: 0		WP: 1 PB: 0 SB: 1 CS: 0
<b>PITCHER</b>	IP WLS BF H R ER SO BB IBB HBP BLK WP HR S P ERA WHIP																	
<b>Ken McBride, R</b> (1, 1) <small>ERA: 6.14</small> <b>Rudy May, L</b> (1, 1) <small>ERA: 3.53</small> <b>Aubrey Gatewood, R</b> (1, 1) <small>ERA: 4.05</small> <b>Ed Sukla, R</b> (7, 1) <small>ERA: 4.79</small>	0.0 L 4 3 2 2 0 0 0 0 0 0 1 4 4 54.00 9.000																	

AB 33  
R 9  
H 13  
RBI 7  
BB 3  
SO 2  
LOB 15





Batter	1	2	3	4	5	6	7	8	9	AB	R	H	RBI	BB	SO	LOB	TOP																					
Jose Cardenal, R OBP: 0.297, SLG: 0.377 (1, 8)	SH3 2B	K		6-3		G5-4-3 1-2			F7	5	0	1	0	0	1	3																						
Jim Piersall, R OBP: 0.275, SLG: 0.338 (1, 7)	SH3 2-3			HR		5-3			E5 1B	4	1	2	1	0	0	1																						
Jim Fregosi, R OBP: 0.321, SLG: 0.407 (1, 6)	5-3	K		6-3			L9			5	0	1	0	0	1	3																						
Joe Adcock, R OBP: 0.314, SLG: 0.440 Marcelino Lopez, R OBP: 0.215, SLG: 0.288 (9, PR)	4-3			FC6-4 1B		6-3			E5	5	0	1	1	0	0	3																						
Lou Clinton, R OBP: 0.320, SLG: 0.338 Willie Smith, L OBP: 0.300, SLG: 0.440 (9, PH)			FC6-4 1B	1B		F4			F7	4	1	1	0	0	0	1																						
Bobby Knoop, R OBP: 0.316, SLG: 0.397 (1, 4)		1B		2B			1B		L9	5	1	3	0	0	1	3																						
Paul Schaal, R OBP: 0.304, SLG: 0.336 (1, 5)		1B		BB			1B		K	3	1	2	1	1	1	0																						
Buck Rodgers, S OBP: 0.285, SLG: 0.270 Bob Lee, R OBP: 0.188, SLG: 0.333 Tom Satirano, L OBP: 0.280, SLG: 0.311 Aubrey Gatewood, R OBP: 0.500, SLG: 0.500 (8, PH)		1B		G4-3 BB		K			F3	3	0	1	2	0	1	5																						
George Brunet, R OBP: 0.116, SLG: 0.075 Albie Pearson, L OBP: 0.337, SLG: 0.326 Ed Sukia, R OBP: 0.301, SLG: 0.333 Rudy May, L OBP: 0.297, SLG: 0.308 Merritt Ranew, L OBP: 0.297, SLG: 0.308 (4, PH)	FC1-5 2B			F8					1B	1	0	0	0	0	0	1																						
<b>Inning Stats</b>	R: 0 E: 0 K: 0 S: 4	H: 1 LOB: 1 BB: 0 P: 4	R: 3 E: 0 K: 2 S: 12	H: 5 LOB: 2 BB: 0 P: 12	R: 0 E: 0 K: 0 S: 4	H: 2 LOB: 1 BB: 1 P: 8	R: 1 E: 0 K: 0 S: 4	H: 1 LOB: 0 BB: 0 P: 4	R: 0 E: 0 K: 1 S: 7	H: 2 LOB: 2 BB: 0 P: 7	R: 0 E: 0 K: 0 S: 2	H: 0 LOB: 0 BB: 1 P: 6	R: 0 E: 0 K: 0 S: 3	H: 0 LOB: 0 BB: 0 P: 3	R: 0 E: 0 K: 1 S: 5	H: 0 LOB: 0 BB: 0 P: 5	R: 1 E: 2 K: 1 S: 9	H: 2 LOB: 3 BB: 0 P: 9	1B: 8 2B: 4 3B: 0 HR: 1	SF: 0 SAC: 1 DP: 2 HBP: 0	WP: 0 PB: 0 SB: 0 CS: 0	PA: 42																
<b>PITCHER</b>	IP	WLS	BF	H	R	ER	SO	BB	IBB	HBP	BLK	WP	HR	S	P	ERA	WHIP	<b>PITCHER</b>				IP	WLS	BF	H	R	ER	SO	BB	IBB	HBP	BLK	WP	HR	S	P	ERA	WHIP
Mickey Lolich, L ERA: 3.95 (1, 1)	1.0		8	5	3	3	0	0	0	0	0	0	0	8	8	27.00	5.000																					
Orlando Pena, R ERA: 4.58 (2, 1)	7.1	W	31	8	2	1	4	2	0	0	0	0	1	37	45	1.23	1.364																					
Terry Fox, R ERA: 2.56 (9, 1)	0.2	S	3	0	0	0	1	0	0	0	0	0	0	5	5	0.00	0.000																					

Los Angeles Angels @ Detroit Tigers  
Tiger Stadium, Detroit, MI  
Sun Aug 15 1965, 4:38 AM EDT  
Att: 16,792 - Unknown

AB	39
R	5
H	13
RBI	5
BB	2
SO	5
LOB	23



Batter	1	2	3	4	5	6	7	8	9	AB	R	H	RBI	BB	SO	LOB	BOTTOM																					
Jake Wood, R OBP: 0.362, SLG: 0.383 (1, 4)	S 1B	F4		4-3		5-3		6-3		4	1	0	0	1	0	2																						
Don Wert, R OBP: 0.339, SLG: 0.343 (1, 5)	F9 1-2		2B	1B		F7				5	1	2	1	0	0	2																						
Gates Brown, L OBP: 0.318, SLG: 0.466 (1, 7)	F4		1B	SF8			E	2B	HR	5	3	3	1	0	0	2																						
Don Demeter, R OBP: 0.328, SLG: 0.473 (1, 8)	2B	1B		1B		E8		FC6-4	1B	4	1	3	2	0	0	0																						
Willie Horton, R OBP: 0.342, SLG: 0.530 (1, 9)				K				FC6-4	BB	3	0	1	0	1	1	2																						
Norm Cash, L OBP: 0.351, SLG: 0.430 (1, 3)	1-3			SF8		F8		F6		3	0	0	1	0	0	4																						
Bill Freehan, R OBP: 0.291, SLG: 0.330 (1, 2)			1-3	L7		FC6-4		5-3		4	1	0	1	0	0	2																						
Ray Oyler, R OBP: 0.270, SLG: 0.380 (1, 6)				F7						4	2	3	2	0	0	0																						
Mickey Lolich, S OBP: 0.109, SLG: 0.081 Orlando Pena, R OBP: 0.278, SLG: 0.188 Terry Fox, R ERA: 2.56 (9, 1)		5-3		4-3		F8		SH3	1B	0	0	0	0	0	0	0																						
<b>Inning Stats</b>	R: 1 E: 0 K: 0 S: 5	H: 2 LOB: 2 BB: 1 P: 9	R: 1 E: 0 K: 0 S: 4	H: 1 LOB: 0 BB: 0 P: 4	R: 2 E: 1 K: 1 S: 8	H: 3 LOB: 1 BB: 0 P: 8	R: 0 E: 0 K: 0 S: 3	H: 0 LOB: 1 BB: 1 P: 7	R: 3 E: 1 K: 0 S: 6	H: 3 LOB: 1 BB: 1 P: 10	R: 1 E: 0 K: 0 S: 4	H: 1 LOB: 0 BB: 0 P: 4	R: 0 E: 0 K: 0 S: 3	H: 0 LOB: 0 BB: 0 P: 3	R: 1 E: 0 K: 0 S: 5	H: 2 LOB: 1 BB: 0 P: 5	R: 1 E: 2 K: 1 S: 9	H: 2 LOB: 3 BB: 0 P: 9	1B: 7 2B: 3 3B: 0 HR: 2	SF: 1 SAC: 1 DP: 0 HBP: 0	WP: 1 PB: 0 SB: 1 CS: 0	PA: 39																
<b>PITCHER</b>	IP	WLS	BF	H	R	ER	SO	BB	IBB	HBP	BLK	WP	HR	S	P	ERA	WHIP	<b>PITCHER</b>				IP	WLS	BF	H	R	ER	SO	BB	IBB	HBP	BLK	WP	HR	S	P	ERA	WHIP
George Brunet, L ERA: 2.44 (1, 1)	3.0		16	6	4	4	0	1	0	0	0	0	0	5	13	27.00	4.000																					
Ed Sukia, R ERA: 5.82 (4, 1)	1.0	L	7	2	3	3	0	2	0	0	0	0	0	5	13	27.00	4.000																					
Rudy May, L ERA: 3.6 (5, 1)	1.0		4	1	0	0	0	0	0	0	0	1	0	4	4	0.00	1.000																					
Bob Lee, R ERA: 2.04 (6, 1)	2.0		7	1	1	1	0	0	0	0	0	0	1	7	7	4.50	0.500																					
Aubrey Gatewood, R ERA: 4.13 (8, 1)	1.0		5	2	1	1	0	0	0	0	0	0	0	5	5	9.00	2.000																					

Los Angeles Angels @ Detroit Tigers  
Tiger Stadium, Detroit, MI  
Sun Aug 15 1965, 4:38 AM EDT  
Att: 16,792 - Unknown

AB	34
R	9
H	12
RBI	8
BB	3
SO	1
LOB	15





Batter	1	2	3	4	5	6	7	8	9	AB	R	H	RBI	BB	SO	LOB	TOP			
Jose Cardenal, R OBP: 0.296, SLG: 0.376 (1, 8)										4	0	1	0	0	2	2	<b>Los Angeles Angels @ New York Yankees</b> Yankee Stadium, Bronx, NY Tue Aug 17 1965, 7:05 PM EDT Att: 14,858 - Unknown - 80 F			
Jim Piersall, R OBP: 0.286, SLG: 0.338 (1, 7)										3	0	1	0	1	0	0				
Jim Fregosi, R OBP: 0.322, SLG: 0.411 (1, 6)										3	0	1	0	1	1	3				
Joe Adcock, R OBP: 0.316, SLG: 0.439 Marcelino Lopez, R OBP: 0.213, SLG: 0.288 Tom Satriano, L OBP: 0.280, SLG: 0.311 (1, 3)										3	0	1	0	1	1	3				
Lou Clinton, R OBP: 0.319, SLG: 0.341 (1, 9)										4	1	1	0	0	1	3				
Bobby Knoop, R OBP: 0.315, SLG: 0.395 (1, 4)											4	0	1	1	0	1		0		
Paul Schaal, R OBP: 0.306, SLG: 0.338 (1, 5)											4	0	2	0	0	1		1		
Buck Rodgers, S OBP: 0.263, SLG: 0.267 Tom Egan, R OBP: 0.308, SLG: 0.308 (1, 2)											3	0	0	0	0	2		2		
Fred Newman, R OBP: 0.175, SLG: 0.127 George Brunet, L OBP: 0.114, SLG: 0.073 Joe Koppe, R OBP: 0.302, SLG: 0.359 Aubrey Gatewood, R OBP: 0.287, SLG: 0.342 Vic Power, R OBP: 0.265, SLG: 0.359 Ed Sukia, R OBP: 0.285, SLG: 0.359 (1, 1)											0	0	0	0	0	0				
<b>Inning Stats</b>	R: 0 E: 0 K: 2 S: 7	H: 1 LOB: 2 BB: 1 P: 11	R: 0 E: 0 K: 1 S: 5	H: 0 LOB: 0 BB: 0 P: 5	R: 0 E: 0 K: 0 S: 7	H: 0 LOB: 0 BB: 0 P: 7	R: 0 E: 0 K: 0 S: 3	H: 2 LOB: 2 BB: 0 P: 7	R: 0 E: 0 K: 0 S: 3	H: 1 LOB: 0 BB: 0 P: 3	R: 1 E: 0 K: 2 S: 9	H: 2 LOB: 1 BB: 0 P: 9	R: 0 E: 0 K: 1 S: 6	H: 1 LOB: 2 BB: 1 P: 10	R: 0 E: 0 K: 0 S: 3	H: 1 LOB: 0 BB: 0 P: 3		1B: 7 2B: 2 3B: 1 HR: 0	SF: 0 SAC: 0 DP: 3 HBP: 0	WP: 1 PB: 0 CS: 1
<b>PITCHER</b>	IP WLS BF H R ER SO BB IBB HBP BLK WP HR S P ERA WHIP																			
Al Downing, L ERA: 3.82 (1, 1)	9.0 W 35 9 1 1 9 3 0 0 0 1 0 50 62 1.00 1.333																			

Batter	1	2	3	4	5	6	7	8	9	AB	R	H	RBI	BB	SO	LOB	BOTTOM			
Bobby Richardson, R OBP: 0.302, SLG: 0.339 (1, 4)										4	1	1	2	0	1	2	<b>Los Angeles Angels @ New York Yankees</b> Yankee Stadium, Bronx, NY Tue Aug 17 1965, 7:05 PM EDT Att: 14,858 - Unknown - 80 F			
Tony Kubek, L OBP: 0.275, SLG: 0.301 (1, 6)										3	0	0	0	1	0	0				
Mickey Mantle, S OBP: 0.395, SLG: 0.476 Hector Lopez, R OBP: 0.315, SLG: 0.390 Ross Moschitto, R OBP: 0.200, SLG: 0.333 (1, 7)										2	0	1	2	0	0	0				
Tom Tresh, S OBP: 0.341, SLG: 0.469 (3, 7)										4	1	2	0	0	0	3				
Elston Howard, R OBP: 0.262, SLG: 0.337 (1, 2)										4	0	0	0	0	1	3				
Joe Pepitone, L OBP: 0.323, SLG: 0.433 (1, 3)										4	1	2	0	0	0	0				
Clete Boyer, R OBP: 0.311, SLG: 0.413 (1, 5)										4	0	0	0	0	0	3				
Roger Repoz, L OBP: 0.308, SLG: 0.547 (3, 8)										3	2	1	1	1	1	1				
Al Downing, R OBP: 0.180, SLG: 0.224 (1, 1)										3	1	1	1	1	1	0				
<b>Inning Stats</b>	R: 0 E: 0 K: 1 S: 5	H: 0 LOB: 0 BB: 0 P: 5	R: 5 E: 0 K: 1 S: 9	H: 4 LOB: 2 BB: 3 P: 21	R: 0 E: 0 K: 0 S: 3	H: 0 LOB: 0 BB: 0 P: 3	R: 0 E: 0 K: 1 S: 5	H: 0 LOB: 0 BB: 0 P: 5	R: 0 E: 0 K: 0 S: 4	H: 1 LOB: 1 BB: 0 P: 4	R: 0 E: 0 K: 0 S: 4	H: 1 LOB: 1 BB: 0 P: 4	R: 1 E: 0 K: 1 S: 6	H: 1 LOB: 0 BB: 0 P: 6	R: 0 E: 0 K: 0 S: 3	H: 1 LOB: 0 BB: 0 P: 6		1B: 8 2B: 0 3B: 0 HR: 1	SF: 0 SAC: 0 DP: 0 HBP: 0	WP: 0 PB: 0 CS: 0
<b>PITCHER</b>	IP WLS BF H R ER SO BB IBB HBP BLK WP HR S P ERA WHIP																			
Fred Newman, R ERA: 3.37 George Brunet, L ERA: 2.39 Aubrey Gatewood, R ERA: 4.0 Ed Sukia, R ERA: 5.7 (1, 1)	1.2 L 12 4 5 0 0 1 0 0 0 0 0 0 9 9 0.00 0.000																			



Batter	1	2	3	4	5	6	7	8	9	AB	R	H	RBI	BB	SO	LOB	TOP										
Lou Clinton, R OBP: 0.319, SLG: 0.338 Willie Smith, L OBP: 0.303, SLG: 0.449 (8, 7)	F9		5-3		BB			1B 3B		2	0	0	0	1	0	1	<b>Los Angeles Angels @ New York Yankees</b> Yankee Stadium, Bronx, NY Wed Aug 18 1965, 7:05 PM EDT Att: 13,572 - Unknown - 80 F <a href="http://livebaseballscorecards.com">livebaseballscorecards.com</a>										
Jim Piersall, R OBP: 0.289, SLG: 0.338 Merritt Ranew, L OBP: 0.307, SLG: 0.318 Albie Pearson, L OBP: 0.317, SLG: 0.324 (8, 9)	HR 1B		4-3					SH3 1B	F9	3	1	1	0	0	1	2											
Jim Fregosi, R OBP: 0.322, SLG: 0.414	K							SH3 1B	K	4	0	1	1	1	0	2											
Joe Adcock, R OBP: 0.319, SLG: 0.452 Marcelino Lopez, R OBP: 0.219, SLG: 0.299 Bob Lee, R OBP: 0.188, SLG: 0.333 (8, 1)	HR		K					E 2B 1B		4	1	2	3	0	1	1											
Jose Cardenal, R OBP: 0.294, SLG: 0.372	5-3							E4 2B 4-1		4	1	0	0	0	0	1											
Bobby Knoop, R OBP: 0.314, SLG: 0.397		F9		K				4-1 2B		4	0	1	1	0	1	0											
Paul Schaal, R OBP: 0.305, SLG: 0.335		K		6-3				4-1 IBB		3	0	0	0	1	1	0											
Buck Rodgers, S OBP: 0.266, SLG: 0.270		F8						4-1		4	0	2	1	0	0	2											
Dean Chance, R OBP: 0.161, SLG: 0.098 Vic Power, R OBP: 0.294, SLG: 0.353 (8, 3)								4-3		3	1	1	0	0	2	2											
										1	0	0	0	0	0	3											
<b>Inning Stats</b>	R: 2 E: 0 K: 1 S: 7	H: 2 LOB: 0 BB: 0 P: 7	R: 0 E: 0 K: 1 S: 5	H: 0 LOB: 0 BB: 0 P: 5	R: 1 E: 0 K: 1 S: 7	H: 2 LOB: 1 BB: 0 P: 7	R: 0 E: 0 K: 1 S: 5	H: 0 LOB: 0 BB: 0 P: 5	R: 0 E: 0 K: 0 S: 3	H: 1 LOB: 1 BB: 0 P: 11	R: 0 E: 0 K: 0 S: 6	H: 1 LOB: 1 BB: 0 P: 6	R: 4 E: 1 K: 0 S: 8	H: 4 LOB: 3 BB: 1 P: 12	R: 0 E: 0 K: 1 S: 5	H: 1 LOB: 1 BB: 0 P: 5	1B: 6 2B: 3 3B: 2 HR: 1	SF: 0 SAC: 1 DP: 1 HBP: 0	WP: 1 PB: 0 CS: 0	PA: 39							
<b>PITCHER</b>	IP	WLS	BF	H	R	ER	SO	BB	IBB	HBP	BLK	WP	HR	S	P	ERA	WHIP										
Whitey Ford, L ERA: 3.53	(1, 1)	7.0	27	6	3	3	7	1	0	0	0	1	1	40	44	3.86	1.000										
Pedro Ramos, R ERA: 3.53	(8, 1)	0.1	L	4	3	3	2	0	0	0	0	0	0	4	4	54.00	9.000										
Hal Reniff, R ERA: 3.44	(8, 1)	1.2		8	2	1	0	1	0	1	0	0	0	9	13	0.00	1.200										

Batter	1	2	3	4	5	6	7	8	9	AB	R	H	RBI	BB	SO	LOB	BOTTOM										
Bobby Richardson, R OBP: 0.301, SLG: 0.343 (1, 4)	1-3		F7		K				FC5-4	5	1	1	2	0	1	1	<b>Los Angeles Angels @ New York Yankees</b> Yankee Stadium, Bronx, NY Wed Aug 18 1965, 7:05 PM EDT Att: 13,572 - Unknown - 80 F <a href="http://livebaseballscorecards.com">livebaseballscorecards.com</a>										
Tony Kubek, L OBP: 0.274, SLG: 0.306 (1, 6)			1-3		1-6-3		HR 4-3		F2	5	0	1	0	0	0	1											
Mickey Mantle, S OBP: 0.397, SLG: 0.486 (1, 7)			K		HR B1-3		FC4-6 1B			4	1	2	1	0	1	1											
Tom Tresh, S OBP: 0.342, SLG: 0.469 (1, 9)							FC4-6			3	0	1	0	1	1	1											
Euston Howard, R OBP: 0.258, SLG: 0.332 (1, 2)			L8					5-3		4	0	0	0	0	2	3											
Joe Pepitone, L OBP: 0.322, SLG: 0.432 (1, 3)			K		5-3			F7		4	0	1	0	0	1	0											
Ray Barker, L OBP: 0.341, SLG: 0.404 (1, 5)					G3		G3	K		4	0	0	0	0	1	1											
Roger Repoz, L OBP: 0.328, SLG: 0.555 (1, 8)							HR BB	FC5-4 1B		2	1	2	0	2	0	0											
Whitey Ford, L OBP: 0.233, SLG: 0.196 Roger Maris, L OBP: 0.357, SLG: 0.441 Pedro Ramos, S OBP: 0.100, SLG: 0.100 Hal Reniff, R (8, 1) Jake Gibbs, L OBP: 0.250, SLG: 0.355 (8, PH)			K		K			K		2	0	0	0	0	2	2											
										1	0	0	0	0	1	1											
										0	0	0	0	0	0	0											
										0	0	0	0	0	0	0											
										1	0	0	0	0	1	1											
<b>Inning Stats</b>	R: 0 E: 0 K: 2 S: 8	H: 1 LOB: 2 BB: 1 P: 12	R: 0 E: 0 K: 2 S: 7	H: 0 LOB: 1 BB: 1 P: 11	R: 1 E: 0 K: 0 S: 5	H: 2 LOB: 1 BB: 0 P: 5	R: 0 E: 0 K: 1 S: 6	H: 1 LOB: 1 BB: 0 P: 6	R: 0 E: 0 K: 2 S: 8	H: 1 LOB: 1 BB: 0 P: 8	R: 2 E: 0 K: 1 S: 7	H: 2 LOB: 1 BB: 1 P: 11	R: 0 E: 0 K: 1 S: 5	H: 0 LOB: 0 BB: 0 P: 5	R: 0 E: 0 K: 1 S: 6	H: 1 LOB: 1 BB: 0 P: 6	1B: 5 2B: 0 3B: 1 HR: 2	SF: 0 SAC: 0 DP: 0 HBP: 0	WP: 0 PB: 0 CS: 0	PA: 38							
<b>PITCHER</b>	IP	WLS	BF	H	R	ER	SO	BB	IBB	HBP	BLK	WP	HR	S	P	ERA	WHIP										
Dean Chance, R ERA: 3.79	(1, 1)	7.0	31	7	3	3	9	3	0	0	0	0	2	46	58	3.86	1.429										
Bob Lee, R ERA: 2.0	(8, 1)	2.0	S	7	1	0	0	2	0	0	0	0	0	11	11	0.00	0.500										







Batter	1	2	3	4	5	6	7	8	9	AB	R	H	RBI	BB	SO	LOB	TOP					
Zoilo Versalles, R OBP: 0.294, SLG: 0.438 (1, 6)										5	0	2	0	0	1	2	<b>Minnesota Twins @ Los Angeles Angels</b> Dodger Stadium, Los Angeles, CA Fri Aug 20 1965, 7:05 PM PDT Unknown					
Sandy Valdespino, L OBP: 0.331, SLG: 0.269 (1, 7)										5	0	0	0	0	1	5						
Tony Oliva, L OBP: 0.364, SLG: 0.484 (1, 9)										3	1	2	0	1	1	0						
Jimmie Hall, L OBP: 0.350, SLG: 0.502 (1, 8)										3	0	1	1	1	1	3						
Earl Battey, R OBP: 0.395, SLG: 0.449 Jerry Zimmerman, R OBP: 0.267, SLG: 0.263 (8, 2)										4	0	0	0	0	0	4						
Don Mincher, L OBP: 0.337, SLG: 0.577 (1, 3)										4	0	1	0	0	0	2						
Rich Rollins, R OBP: 0.301, SLG: 0.343 (1, 5)										4	0	0	0	0	0	2						
Jerry Kindall, R OBP: 0.273, SLG: 0.320 (1, 4)										4	0	2	0	0	2	1						
Jim Perry, S OBP: 0.147, SLG: 0.182 Bob Allison, R OBP: 0.359, SLG: 0.459 Dick Stigman, R OBP: 0.071, SLG: 0.071 Al Worthington, R OBP: 0.222, SLG: 0.125 Andy Kosco, R OBP: 0.231, SLG: 0.538 (9, PH)										1	0	0	0	0	0	1						
<b>Inning Stats</b>	R: 0 E: 0 K: 2 S: 9	H: 2 LOB: 2 BB: 0 P: 9	R: 0 E: 0 K: 1 S: 6	H: 1 LOB: 1 BB: 0 P: 6	R: 0 E: 0 K: 0 S: 3	H: 0 LOB: 0 BB: 1 P: 7	R: 0 E: 0 K: 0 S: 3	H: 0 LOB: 0 BB: 0 P: 3	R: 0 E: 0 K: 0 S: 4	H: 1 LOB: 1 BB: 0 P: 4	R: 1 E: 0 K: 0 S: 5	H: 2 LOB: 1 BB: 0 P: 5	R: 0 E: 0 K: 1 S: 6	H: 1 LOB: 1 BB: 0 P: 6	R: 0 E: 0 K: 1 S: 5	H: 0 LOB: 1 BB: 1 P: 9		R: 0 E: 0 K: 1 S: 7	H: 2 LOB: 2 BB: 0 P: 7	1B: 7 2B: 2 3B: 0 HR: 0	SF: 0 SAC: 1 DP: 0 HBP: 0	WP: 0 PA: 38 PB: 0 SB: 1 CS: 0
<b>PITCHER</b>	IP WLS BF H R ER SO BB IBB HBP BLK WP HR S P ERA WHIP	6.0 W 25 6 1 1 3 1 0 0 0 0 0 30 34 1.50 1.167	3.0 S 13 3 0 0 3 1 0 0 0 0 0 18 22 0.00 1.333																			

Batter	1	2	3	4	5	6	7	8	9	AB	R	H	RBI	BB	SO	LOB	BOTTOM		
Jose Cardenal, R OBP: 0.293, SLG: 0.372 (1, 8)										4	1	2	0	0	0	1	<b>Minnesota Twins @ Los Angeles Angels</b> Dodger Stadium, Los Angeles, CA Fri Aug 20 1965, 7:05 PM PDT Unknown		
Albie Pearson, L OBP: 0.326, SLG: 0.342 (1, 9)										4	0	4	1	0	0	0			
Jim Fregosi, R OBP: 0.323, SLG: 0.414 (1, 6)										3	1	1	0	1	0	4			
Willie Smith, L OBP: 0.298, SLG: 0.440 Jim Piersall, R OBP: 0.296, SLG: 0.333 (7, PH)										3	0	0	0	0	0	3			
Joe Adcock, R OBP: 0.322, SLG: 0.464 Vic Power, R OBP: 0.304, SLG: 0.357 (8, 3)										3	1	2	2	0	0	2			
Buck Rodgers, S OBP: 0.283, SLG: 0.267 (1, 2)										4	0	0	0	0	0	2			
Bobby Knoop, R OBP: 0.313, SLG: 0.393 (1, 4)										4	0	0	0	0	1	1			
Paul Schaal, R OBP: 0.303, SLG: 0.331 (1, 5)										3	0	0	0	0	0	0			
Jack Sanford, R OBP: 0.207, SLG: 0.148 Bob Lee, R OBP: 0.176, SLG: 0.313 (7, 1)										2	0	1	0	0	0	0			
<b>Inning Stats</b>	R: 0 E: 0 K: 0 S: 5	H: 2 LOB: 2 BB: 0 P: 5	R: 0 E: 0 K: 0 S: 3	H: 0 LOB: 0 BB: 0 P: 3	R: 2 E: 0 K: 0 S: 5	H: 2 LOB: 0 BB: 0 P: 5	R: 0 E: 0 K: 0 S: 5	H: 1 LOB: 0 BB: 0 P: 6	R: 1 E: 1 K: 1 S: 7	H: 2 LOB: 2 BB: 1 P: 11	R: 0 E: 0 K: 0 S: 2	H: 0 LOB: 0 BB: 1 P: 6	1B: 6 2B: 3 3B: 0 HR: 1	SF: 0 SAC: 0 DP: 0 HBP: 0	WP: 0 PA: 34 PB: 0 SB: 0 CS: 1				
<b>PITCHER</b>	IP WLS BF H R ER SO BB IBB HBP BLK WP HR S P ERA WHIP	6.0 L 25 8 2 2 1 0 0 0 0 0 0 27 27 3.00 1.333	0.2 5 2 1 1 0 1 0 0 0 0 0 4 8 13.50 4.500	1.1 4 0 0 0 1 1 0 0 0 0 0 5 9 0.00 0.750															



Batter	1	2	3	4	5	6	7	8	9	AB	R	H	RBI	BB	SO	LOB	TOP										
Zoilo Versalles, R OBP: 0.294, SLG: 0.436 (1, 6)	F4		F7			K			2B FC 1B	4	1	1	0	0	1	1	<b>Minnesota Twins @ Los Angeles Angels</b> Dodger Stadium, Los Angeles, CA Fri Aug 20 1965, 7:05 PM PDT Att: 10,232 - Unknown <a href="http://livebaseballscorecards.com">livebaseballscorecards.com</a>										
Rich Rollins, R OBP: 0.300, SLG: 0.345 (1, 5)	5-3		F9			F7			FC SF7 2B	4	1	1	0	0	0	1											
Tony Oliva, L OBP: 0.361, SLG: 0.480 (1, 8)	3-1			1-3		K			FC SF7 1B	4	1	0	1	0	1	1											
Andy Kosco, R OBP: 0.235, SLG: 0.500 (1, 9)		F6					F7		SF7	3	0	1	1	0	0	0											
Bob Allison, R OBP: 0.357, SLG: 0.455 Sandy Valdespino, L OBP: 0.335, SLG: 0.333 (8, PH) (9, 7)	F6				K		F9		3H 3H 5-3-5 2H 1B	3	0	0	0	0	1	1											
Earl Battey, R OBP: 0.397, SLG: 0.451 Joe Nossek, R OBP: 0.266, SLG: 0.333 Jerry Zimmerman, R OBP: 0.264, SLG: 0.259 (1, 2) (4, PH) (4, 2)					F9		L9		5-3-5 1B 1-3F	1	0	1	0	0	0	0											
Don Mincher, L OBP: 0.333, SLG: 0.570 (1, 3)		1B							5-3-5	1	0	0	0	0	0	1											
Jerry Kindall, R OBP: 0.273, SLG: 0.320 (1, 4)										1	0	1	0	0	1	0											
Dave Boswell, R OBP: 0.314, SLG: 0.353 Mel Nelson, R OBP: 0.111, SLG: 0.111 Frank Quilici, R OBP: 0.262, SLG: 0.268 Johnny Klippstein, R (8, 1)										2	0	0	0	0	1	1											
<b>Inning Stats</b>	R: 0 E: 0 K: 0 S: 3	H: 0 LOB: 0 BB: 0 P: 3	R: 0 E: 0 K: 0 S: 4	H: 1 LOB: 1 BB: 0 P: 4	R: 0 E: 0 K: 1 S: 6	H: 1 LOB: 1 BB: 0 P: 6	R: 0 E: 0 K: 1 S: 6	H: 0 LOB: 0 BB: 0 P: 3	R: 0 E: 0 K: 2 S: 7	H: 0 LOB: 0 BB: 0 P: 7	R: 0 E: 0 K: 0 S: 3	H: 0 LOB: 0 BB: 0 P: 3	R: 0 E: 0 K: 1 S: 5	H: 0 LOB: 0 BB: 0 P: 5	R: 3 E: 0 K: 0 S: 6	H: 3 LOB: 0 BB: 0 P: 6		1B: 5 2B: 2 3B: 0 HR: 0	SF: 1 SAC: 0 DP: 1 HBP: 0	WP: 0 PB: 0 SB: 0 CS: 0	PA: 33						
<b>PITCHER</b>	IP	WLS	BF	H	R	ER	SO	BB	IBB	HBP	BLK	WP	HR	S	P	ERA	WHIP										
George Brunet, L ERA: 2.44 (1, 1)	8.1	L	31	5	3	3	5	0	0	0	0	0	0	41	41	3.24	0.600										
Jim Coates, R ERA: (9, 1)	0.2		2	1	0	0	0	0	0	0	0	0	0	2	2	0.00	1.500										

Batter	1	2	3	4	5	6	7	8	9	AB	R	H	RBI	BB	SO	LOB	BOTTOM										
Jose Cardenal, R OBP: 0.294, SLG: 0.378 (1, 8)	F5		HR	BB			6-3		K	4	1	1	1	1	1	0	<b>Minnesota Twins @ Los Angeles Angels</b> Dodger Stadium, Los Angeles, CA Fri Aug 20 1965, 7:05 PM PDT Att: 10,232 - Unknown <a href="http://livebaseballscorecards.com">livebaseballscorecards.com</a>										
Albie Pearson, L OBP: 0.331, SLG: 0.342 (1, 9)			FC9-6 BB	F3			BB 1B		L8	3	0	1	0	2	0	2											
Jim Fregosi, R OBP: 0.324, SLG: 0.414 (1, 6)			FC9-6 FC6-4 1-2F BB				G6-3 BB 1B			3	0	1	0	1	1	2											
Willie Smith, L OBP: 0.298, SLG: 0.438 Joe Adcock, R OBP: 0.320, SLG: 0.462 Jim Piersall, R OBP: 0.286, SLG: 0.333 (1, 7) (7, PH) (8, 7)				F5			G6-3 BB 1-2F			2	0	0	0	1	0	2											
Merritt Ranew, L OBP: 0.301, SLG: 0.324 (1, 2)			FC6-4 FC6-4 1-2F 2-3F	F7			K2-3			4	0	0	0	0	2	3											
Vic Power, R OBP: 0.296, SLG: 0.348 (1, 3)			FC6-4 1-2F	F7			5-3			4	0	0	0	0	0	3											
Bobby Knoop, R OBP: 0.318, SLG: 0.395 (1, 4)				SH5-4 1B			F8			3	0	2	0	1	0	0											
Paul Schaal, R OBP: 0.300, SLG: 0.327 (1, 5)				F7			K		G3	4	0	0	0	0	1	3											
George Brunet, R OBP: 0.109, SLG: 0.070 Jim Coates, R (9, 1) Al Spangler, L OBP: 0.302, SLG: 0.258 (9, PH)				SH5-4 1-2F			K		L3	2	0	0	0	0	2	2											
<b>Inning Stats</b>	R: 0 E: 0 K: 1 S: 5	H: 0 LOB: 1 BB: 1 P: 9	R: 0 E: 1 K: 2 S: 9	H: 1 LOB: 2 BB: 0 P: 9	R: 1 E: 0 K: 0 S: 4	H: 1 LOB: 2 BB: 2 P: 12	R: 0 E: 0 K: 0 S: 4	H: 1 LOB: 2 BB: 1 P: 8	R: 0 E: 0 K: 0 S: 4	H: 1 LOB: 1 BB: 0 P: 4	R: 0 E: 0 K: 2 S: 7	H: 0 LOB: 0 BB: 0 P: 7	R: 0 E: 0 K: 0 S: 3	H: 1 LOB: 1 BB: 1 P: 7	R: 0 E: 0 K: 1 S: 5	H: 0 LOB: 1 BB: 1 P: 9		R: 0 E: 0 K: 1 S: 5	H: 0 LOB: 0 BB: 0 P: 5	1B: 4 2B: 0 3B: 0 HR: 1	SF: 0 SAC: 1 DP: 1 HBP: 0	WP: 0 PB: 0 SB: 0 CS: 0	PA: 38				
<b>PITCHER</b>	IP	WLS	BF	H	R	ER	SO	BB	IBB	HBP	BLK	WP	HR	S	P	ERA	WHIP										
Dave Boswell, R ERA: 3.47 (1, 1)	6.1		28	4	1	1	5	4	0	0	0	0	0	34	50	1.42	1.263										
Mel Nelson, L ERA: 4.41 (7, 1)	0.2		3	1	0	0	0	1	0	0	0	0	0	2	6	0.00	3.000										
Johnny Klippstein, R ERA: 2.79 (8, 1)	2.0	W	7	0	0	0	2	1	0	0	0	0	0	10	14	0.00	0.500										



Batter	1	2	3	4	5	6	7	8	9	AB	R	H	RBI	BB	SO	LOB	TOP		
Zoilo Versalles, R OBP: 0.295, SLG: 0.436 (1, 6)	0-0 2-3		0-0 F9			0-0 1B 1B		0-0 SH5-3 SF7 1B	0-0 F8	5	2	2	0	0	0	3			
Sandy Valdespino, L OBP: 0.336, SLG: 0.333 (1, 7)	0-0 2-3			0-0 6-3		0-0 3-1 1B 1B		0-0 SH5-3		3	1	1	0	0	0	0			
Tony Oliva, L OBP: 0.361, SLG: 0.479 (1, 9)	0-0 1-3			0-0 6-3		0-0 3-1 E 1B		0-0 SF7		3	1	1	2	0	0	0			
Jimmie Hall, L OBP: 0.347, SLG: 0.498 (1, 8)		0-0 L7		0-0 L8		0-0 3-1		0-0 F6		4	0	0	0	0	0	2			
Earl Battey, R OBP: 0.398, SLG: 0.452 (1, 2)		0-0 4-3			0-0 FC1-6 1B	0-0 E4 1B			0-0 F7	4	0	2	1	0	0	0			
Don Mincher, L OBP: 0.336, SLG: 0.564 (1, 3)		4-0 BB			0-3 K	0-0 6-3			4-0 BB BB	2	0	0	0	2	1	2			
Rich Rollins, R OBP: 0.300, SLG: 0.342 (1, 5)		0-3 K			0-0 FC1-6		0-0 F8		4-0 BB BB	3	0	0	0	1	1	2			
Jerry Kindall, R OBP: 0.270, SLG: 0.315 (1, 4)			0-0 1-3		0-3 K		0-3 K		0-3 K	4	0	0	0	0	3	3			
Jim Merritt, L OBP: 0.077, SLG: 0.077 Al Worthington, R OBP: 0.300, SLG: 0.125 (8, 1)			0-3 K		0-3 K		0-3 K		4-0 1-2 2-3 BB	3	0	0	0	0	3	0			
<b>Inning Stats</b>	R: 0 E: 0 K: 0 S: 3	H: 0 LOB: 0 BB: 0 P: 3	R: 0 E: 0 K: 1 S: 5	H: 0 LOB: 1 BB: 1 P: 9	R: 0 E: 0 K: 1 S: 5	H: 0 LOB: 0 BB: 0 P: 5	R: 0 E: 0 K: 0 S: 3	H: 0 LOB: 0 BB: 0 P: 3	R: 0 E: 0 K: 2 S: 8	H: 1 LOB: 1 BB: 0 P: 8	R: 0 E: 0 K: 2 S: 7	H: 0 LOB: 0 BB: 0 P: 7	R: 1 E: 0 K: 0 S: 4	H: 1 LOB: 0 BB: 0 P: 4	R: 0 E: 0 K: 1 S: 5	H: 0 LOB: 3 BB: 3 P: 17	1B: 6 2B: 0 3B: 0 HR: 0	SF: 1 SAC: 1 DP: 0 HBP: 0	WP: 0 PA: 37 PB: 0 SB: 1 CS: 0
<b>PITCHER</b>	IP WLS BF H R ER SO BB IBB HBP BLK WP HR S P ERA WHIP	IP WLS BF H R ER SO BB IBB HBP BLK WP HR S P ERA WHIP	IP WLS BF H R ER SO BB IBB HBP BLK WP HR S P ERA WHIP	IP WLS BF H R ER SO BB IBB HBP BLK WP HR S P ERA WHIP	IP WLS BF H R ER SO BB IBB HBP BLK WP HR S P ERA WHIP	IP WLS BF H R ER SO BB IBB HBP BLK WP HR S P ERA WHIP	IP WLS BF H R ER SO BB IBB HBP BLK WP HR S P ERA WHIP	IP WLS BF H R ER SO BB IBB HBP BLK WP HR S P ERA WHIP	IP WLS BF H R ER SO BB IBB HBP BLK WP HR S P ERA WHIP	IP WLS BF H R ER SO BB IBB HBP BLK WP HR S P ERA WHIP	IP WLS BF H R ER SO BB IBB HBP BLK WP HR S P ERA WHIP	IP WLS BF H R ER SO BB IBB HBP BLK WP HR S P ERA WHIP	IP WLS BF H R ER SO BB IBB HBP BLK WP HR S P ERA WHIP	IP WLS BF H R ER SO BB IBB HBP BLK WP HR S P ERA WHIP	IP WLS BF H R ER SO BB IBB HBP BLK WP HR S P ERA WHIP	IP WLS BF H R ER SO BB IBB HBP BLK WP HR S P ERA WHIP	IP WLS BF H R ER SO BB IBB HBP BLK WP HR S P ERA WHIP	IP WLS BF H R ER SO BB IBB HBP BLK WP HR S P ERA WHIP	IP WLS BF H R ER SO BB IBB HBP BLK WP HR S P ERA WHIP
Fred Newman, R ERA: 3.34 Jim Coates, R ERA: 3.38	7.0 L	2.0 10	1 1	1 1	1 1	3 0	0 0	0 0	0 0	9 21	4.50	2.000							

Minnesota Twins @ Los Angeles Angels  
Dodger Stadium, Los Angeles, CA  
Sat Aug 21 1965, 7:05 PM PDT  
Att: 9,181 - Unknown

AB 31  
R 4  
H 6  
RBI 3  
BB 4  
SO 8  
LOB 12



Batter	1	2	3	4	5	6	7	8	9	AB	R	H	RBI	BB	SO	LOB	BOTTOM		
Jim Piersall, R OBP: 0.293, SLG: 0.351 (1, 7)	0-0 E3 CS BB		0-0 1B		0-0 2B		0-0 F9		0-0 F9	5	0	2	0	0	0	1			
Albie Pearson, L OBP: 0.332, SLG: 0.347 (1, 9)	0-0 F5		0-0 F5		0-0 G3			0-0 BB 1B	0-0 1B	5	0	2	1	0	0	3			
Jim Fregosi, R OBP: 0.325, SLG: 0.412 (1, 6)	4-0 1-2 BB		0-0 F3		0-0 F9			0-0 BB 1B	0-0 F6	4	0	1	0	1	0	2			
Joe Adcock, R OBP: 0.323, SLG: 0.461 Marcelino Lopez, R OBP: 0.222, SLG: 0.295 Vic Power, R OBP: 0.296, SLG: 0.348 (8, PR) (9, 3)	0-3 K			0-0 L7		0-0 2B 1B		4-0 1-2 2-3 BB		3	1	1	0	1	1	2			
Jose Cardenal, R OBP: 0.294, SLG: 0.376 (1, 8)		0-0 F6		4-0 BB		0-3 K		0-0 F3		3	0	0	0	1	1	4			
Bobby Knoop, R OBP: 0.320, SLG: 0.400 (1, 4)		0-0 FC1-6 1B		0-0 F8		0-0 1B		0-0 F9		4	0	2	1	0	0	4			
Paul Schaaf, R OBP: 0.169, SLG: 0.324 Willie Smith, L OBP: 0.297, SLG: 0.437 Tom Egan, R OBP: 0.308, SLG: 0.308 (6, PH) (9, 2)		0-0 FC1-6		0-0 F5		0-0 6-3		0-3 K		3	0	0	0	0	0	3			
Buck Rodgers, S OBP: 0.261, SLG: 0.265 Lou Clinton, R OBP: 0.318, SLG: 0.336 Jim Coates, R (8, 1)		0-3 K			0-3 K		0-3 K		0-0 G3	2	0	0	0	0	2	1			
Al Spangler, L OBP: 0.300, SLG: 0.257 (9, PH)					0-0 K				4-0 1-2 2-3 BB	1	0	0	0	0	0	0			
Fred Newman, R OBP: 0.169, SLG: 0.123 Joe Koppe, R OBP: 0.294, SLG: 0.355 Tom Satriono, L OBP: 0.294, SLG: 0.311 (9, 5)			0-3 K		0-0 1-3		0-3 K			2	0	0	0	0	1	0			
<b>Inning Stats</b>	R: 0 E: 1 K: 1 S: 5	H: 0 LOB: 2 BB: 1 P: 9	R: 0 E: 0 K: 1 S: 6	H: 1 LOB: 1 BB: 0 P: 6	R: 0 E: 0 K: 1 S: 6	H: 1 LOB: 1 BB: 0 P: 6	R: 0 E: 0 K: 0 S: 3	H: 0 LOB: 1 BB: 1 P: 7	R: 0 E: 0 K: 2 S: 7	H: 0 LOB: 0 BB: 0 P: 7	R: 0 E: 0 K: 1 S: 7	H: 2 LOB: 3 BB: 1 P: 11	R: 1 E: 0 K: 0 S: 4	H: 1 LOB: 1 BB: 1 P: 8	1B: 5 2B: 4 3B: 0 HR: 0	SF: 0 SAC: 0 DP: 1 HBP: 0	WP: 0 PA: 39 PB: 0 SB: 0 CS: 1		
<b>PITCHER</b>	IP WLS BF H R ER SO BB IBB HBP BLK WP HR S P ERA WHIP	IP WLS BF H R ER SO BB IBB HBP BLK WP HR S P ERA WHIP	IP WLS BF H R ER SO BB IBB HBP BLK WP HR S P ERA WHIP	IP WLS BF H R ER SO BB IBB HBP BLK WP HR S P ERA WHIP	IP WLS BF H R ER SO BB IBB HBP BLK WP HR S P ERA WHIP	IP WLS BF H R ER SO BB IBB HBP BLK WP HR S P ERA WHIP	IP WLS BF H R ER SO BB IBB HBP BLK WP HR S P ERA WHIP	IP WLS BF H R ER SO BB IBB HBP BLK WP HR S P ERA WHIP	IP WLS BF H R ER SO BB IBB HBP BLK WP HR S P ERA WHIP	IP WLS BF H R ER SO BB IBB HBP BLK WP HR S P ERA WHIP	IP WLS BF H R ER SO BB IBB HBP BLK WP HR S P ERA WHIP	IP WLS BF H R ER SO BB IBB HBP BLK WP HR S P ERA WHIP	IP WLS BF H R ER SO BB IBB HBP BLK WP HR S P ERA WHIP	IP WLS BF H R ER SO BB IBB HBP BLK WP HR S P ERA WHIP	IP WLS BF H R ER SO BB IBB HBP BLK WP HR S P ERA WHIP	IP WLS BF H R ER SO BB IBB HBP BLK WP HR S P ERA WHIP	IP WLS BF H R ER SO BB IBB HBP BLK WP HR S P ERA WHIP	IP WLS BF H R ER SO BB IBB HBP BLK WP HR S P ERA WHIP	IP WLS BF H R ER SO BB IBB HBP BLK WP HR S P ERA WHIP
Jim Merritt, L ERA: 3.12 Al Worthington, R ERA: 2.11	7.0 W	2.0 S	9 1	1 1	1 1	2 0	0 0	0 0	9 17	4.50	1.500								

Minnesota Twins @ Los Angeles Angels  
Dodger Stadium, Los Angeles, CA  
Sat Aug 21 1965, 7:05 PM PDT  
Att: 9,181 - Unknown

AB 35  
R 2  
H 8  
RBI 2  
BB 4  
SO 8  
LOB 23





Batter	1	2	3	4	5	6	7	8	9	AB	R	H	RBI	BB	SO	LOB	TOP					
Zoilo Versalles, R OBP: 0.294, SLG: 0.434										4	1	1	0	0	1	4	<b>Minnesota Twins @ Los Angeles Angels</b> Dodger Stadium, Los Angeles, CA Sun Aug 22 1965, 3:33 AM PDT Att: 5,401 - Unknown					
Sandy Valdespino, L OBP: 0.329, SLG: 0.265										4	0	0	0	0	0	2						
Tony Oliva, L OBP: 0.362, SLG: 0.480										1	0	1	1	0	0	0						
Bob Allison, R OBP: 0.354, SLG: 0.451										3	0	0	0	0	1	1						
Jimmie Hall, L OBP: 0.346, SLG: 0.495										4	0	1	0	0	2	1						
Earl Battey, R OBP: 0.393, SLG: 0.446										4	0	0	0	0	0	3						
Don Mincher, L OBP: 0.331, SLG: 0.555										4	0	0	0	0	2	0						
Rich Rollins, R OBP: 0.297, SLG: 0.339										4	0	0	0	0	0	0						
Jerry Kindall, R OBP: 0.267, SLG: 0.312										3	0	0	0	0	2	0						
Jim Kaat, L OBP: 0.240, SLG: 0.254										2	0	2	0	0	0	0						
Johnny Klippstein, R OBP: 0.278, SLG: 0.529										0	0	0	0	0	0	0						
Mel Nelson, R OBP: 0.111, SLG: 0.111										0	0	0	0	0	0	0						
<b>Inning Stats</b>	R: 1 E: 0 K: 1 S: 7	H: 2 LOB: 2 BB: 0 P: 7	R: 0 E: 0 K: 2 S: 7	H: 0 LOB: 0 BB: 0 P: 7	R: 0 E: 0 K: 0 S: 4	H: 1 LOB: 1 BB: 0 P: 4	R: 0 E: 0 K: 1 S: 5	H: 0 LOB: 0 BB: 0 P: 5	R: 0 E: 0 K: 1 S: 6	H: 1 LOB: 1 BB: 0 P: 6	R: 0 E: 0 K: 0 S: 4	H: 1 LOB: 1 BB: 0 P: 4	R: 0 E: 0 K: 1 S: 7	H: 1 LOB: 2 BB: 0 P: 7	R: 0 E: 0 K: 1 S: 5	H: 0 LOB: 0 BB: 0 P: 5	R: 0 E: 0 K: 1 S: 5	H: 0 LOB: 0 BB: 0 P: 5	1B: 6 2B: 0 3B: 0 HR: 0	SF: 0 SAC: 0 DP: 0 HBP: 0	WP: 2 PB: 1 SB: 1 CS: 0	PA: 34
<b>PITCHER</b> Dean Chance, R ERA: 3.65	IP: 9.0 WLS: W BF: 34 H: 6 R: 1 ER: 1 SO: 8 BB: 0 IBB: 0 HBP: 0 BLK: 0 WP: 2 HR: 0 S: 50 P: 50 ERA: 1.00 WHIP: 0.667															<b>PITCHER</b> IP: WLS: BF: H: R: ER: SO: BB: IBB: HBP: BLK: WP: HR: S: P: ERA: WHIP:						

Batter	1	2	3	4	5	6	7	8	9	AB	R	H	RBI	BB	SO	LOB	BOTTOM													
Jim Piersall, R OBP: 0.302, SLG: 0.395										4	1	2	2	0	0	2	<b>Minnesota Twins @ Los Angeles Angels</b> Dodger Stadium, Los Angeles, CA Sun Aug 22 1965, 3:33 AM PDT Att: 5,401 - Unknown													
Albie Pearson, L OBP: 0.334, SLG: 0.347										3	0	1	0	1	1	1														
Jim Fregosi, R OBP: 0.325, SLG: 0.412										3	0	1	0	0	1	1														
Joe Adcock, R OBP: 0.320, SLG: 0.456										3	0	0	0	0	2	2														
Vic Power, R OBP: 0.294, SLG: 0.346										1	0	0	0	0	0	1														
Jose Cardenal, R OBP: 0.291, SLG: 0.372										4	0	0	0	0	0	2														
Bobby Knoop, R OBP: 0.320, SLG: 0.398										4	1	1	0	0	1	1														
Tom Egan, R OBP: 0.353, SLG: 0.353										4	1	2	0	0	0	1														
Paul Schaaf, R OBP: 0.300, SLG: 0.327										3	0	1	0	1	0	1														
Dean Chance, R OBP: 0.167, SLG: 0.109										4	1	1	2	0	2	3														
<b>Inning Stats</b>	R: 0 E: 0 K: 2 S: 9	H: 2 LOB: 2 BB: 0 P: 9	R: 0 E: 0 K: 1 S: 5	H: 0 LOB: 0 BB: 0 P: 5	R: 0 E: 0 K: 1 S: 6	H: 1 LOB: 1 BB: 0 P: 6	R: 0 E: 1 K: 1 S: 6	H: 0 LOB: 1 BB: 0 P: 6	R: 2 E: 0 K: 0 S: 2	H: 3 LOB: 2 BB: 1 P: 10	R: 0 E: 0 K: 0 S: 2	H: 0 LOB: 0 BB: 1 P: 6	R: 0 E: 1 K: 1 S: 7	H: 1 LOB: 2 BB: 0 P: 7	R: 0 E: 1 K: 1 S: 7	H: 0 LOB: 0 BB: 0 P: 7	1B: 7 2B: 1 3B: 0 HR: 1	SF: 0 SAC: 1 DP: 0 HBP: 0	WP: 1 PB: 0 SB: 0 CS: 1	PA: 37										
<b>PITCHER</b> Jim Kaat, L ERA: 2.9	IP: 5.2 WLS: L BF: 27 H: 4 R: 4 ER: 4 SO: 6 BB: 4 IBB: 4 HBP: 4 BLK: 0 WP: 0 HR: 1 S: 38 P: 42 ERA: 6.35 WHIP: 1.412															<b>PITCHER</b> IP: WLS: BF: H: R: ER: SO: BB: IBB: HBP: BLK: WP: HR: S: P: ERA: WHIP:														
Johnny Klippstein, R ERA: 2.77	0.1	1	0	0	0	0	0	0	0	0	0	1	1	0.00	0.000															
Mel Nelson, L ERA: 4.25	2.0	8	1	0	0	1	1	0	0	0	1	0	9	13	0.00	1.000														

AB 34  
R 1  
H 6  
RBI 1  
BB 0  
SO 8  
LOB 11



AB 33  
R 4  
H 9  
RBI 4  
BB 2  
SO 7  
LOB 15



livebaseballscores.com

livebaseballscores.com



Batter	1	2	3	4	5	6	7	8	9	AB	R	H	RBI	BB	SO	LOB	TOP			
Larry Brown, R (1, 6) OBP: 0.336, SLG: 0.399										4	0	2	0	0	1	1	<b>Cleveland Indians @ Los Angeles Angels</b> <b>Dodger Stadium, Los Angeles, CA</b> Mon Aug 23 1965, 7:05 PM PDT Att: 3,763 - Unknown			
Vic Davallito, L (1, 8) OBP: 0.343, SLG: 0.384										4	0	0	0	0	0	3				
Max Alvis, R (1, 5) OBP: 0.338, SLG: 0.452										4	1	1	0	0	0	1				
Rocky Colavito, R (1, 9) OBP: 0.391, SLG: 0.507										4	0	1	1	0	1	1				
Chuck Hinton, R (1, 7) OBP: 0.341, SLG: 0.466										3	1	0	0	1	2	1				
Chico Salmon, R (1, 3) OBP: 0.289, SLG: 0.417										4	0	2	0	0	0	0				
Joe Azcue, R (1, 2) OBP: 0.289, SLG: 0.270										3	0	0	0	0	1	3				
Bobby Tiefenauer, R (7, 1)										0	0	0	0	0	0	0				
Billy Moran, R (9, PH) OBP: 0.190, SLG: 0.150										1	0	0	0	0	0	0				
Pedro Gonzalez, R (1, 4) OBP: 0.305, SLG: 0.373										4	0	1	1	0	0	0				
Jack Kralick, L (1, 1) OBP: 0.143, SLG: 0.150										1	0	0	0	0	0	2				
Don McMahon, R (3, 1) OBP: 0.333, SLG: 0.333										1	0	0	0	0	1	1				
Phil Roof, R (7, PH) OBP: 0.189, SLG: 0.143										1	0	0	0	0	1	1				
<b>Inning Stats</b>	R: 0 E: 0 K: 0 S: 3	H: 1 LOB: 0 BB: 0 P: 3	R: 1 E: 0 K: 2 S: 9	H: 2 LOB: 2 BB: 1 P: 13	R: 1 E: 0 K: 1 S: 7	H: 2 LOB: 1 BB: 0 P: 7	R: 0 E: 1 K: 1 S: 6	H: 1 LOB: 1 BB: 0 P: 6	R: 0 E: 0 K: 1 S: 5	H: 0 LOB: 0 BB: 0 P: 5	R: 0 E: 1 K: 1 S: 6	H: 0 LOB: 1 BB: 0 P: 6	R: 0 E: 0 K: 1 S: 5	H: 0 LOB: 0 BB: 0 P: 5	R: 0 E: 0 K: 0 S: 3	H: 0 LOB: 0 BB: 0 P: 3	1B: 6 2B: 1 3B: 0 HR: 0	SF: 0 SAC: 0 DP: 2 HBP: 0	WP: 0 PB: 0 SB: 1 CS: 0	PA: 35
<b>PITCHER</b> Marcelino Lopez, L (1, 1) ERA: 2.71	IP: 9.0 WLS: W BF: 35 H: 7 R: 2 ER: 2 SO: 7 BB: 1 IBB: 0 HBP: 0 BLK: 0 WP: 0 HR: 0 S: 48 P: 52 ERA: 2.00 WHIP: 0.889															<b>PITCHER</b>				

AB	34
R	2
H	7
RBI	2
BB	1
SO	7
LOB	14



Batter	1	2	3	4	5	6	7	8	9	AB	R	H	RBI	BB	SO	LOB	BOTTOM				
Jim Piersall, R (1, 7) OBP: 0.319, SLG: 0.430										5	1	3	3	0	0	1	<b>Cleveland Indians @ Los Angeles Angels</b> <b>Dodger Stadium, Los Angeles, CA</b> Mon Aug 23 1965, 7:05 PM PDT Att: 3,763 - Unknown				
Albie Pearson, L (1, 9) OBP: 0.339, SLG: 0.349										4	1	2	0	1	0	1					
Jim Fregosi, R (1, 6) OBP: 0.324, SLG: 0.409										3	0	0	1	0	0	3					
Joe Adcock, R (1, 3) OBP: 0.319, SLG: 0.453										4	1	1	0	0	1	2					
Vic Power, R (7, 3) OBP: 0.293, SLG: 0.344										1	0	0	0	0	0	1					
Jose Cardenal, R (1, 8) OBP: 0.293, SLG: 0.373										4	1	2	1	0	0	2					
Bobby Knoop, R (1, 4) OBP: 0.322, SLG: 0.399										4	1	2	1	0	0	1					
Tom Egan, R (1, 2) OBP: 0.333, SLG: 0.333										4	0	1	0	0	1	4					
Paul Schaal, R (1, 5) OBP: 0.301, SLG: 0.329										1	1	1	0	0	0	0					
Tom Satriano, L (3, PH) OBP: 0.296, SLG: 0.313										3	1	1	1	0	0	1					
Marcelino Lopez, R (1, 1) OBP: 0.239, SLG: 0.297										3	1	1	0	1	1	1					
<b>Inning Stats</b>	R: 1 E: 0 K: 0 S: 5	H: 2 LOB: 1 BB: 0 P: 5	R: 2 E: 0 K: 0 S: 5	H: 2 LOB: 2 BB: 2 P: 13	R: 4 E: 2 K: 0 S: 8	H: 4 LOB: 1 BB: 0 P: 8	R: 0 E: 0 K: 1 S: 7	H: 2 LOB: 2 BB: 0 P: 7	R: 0 E: 0 K: 1 S: 5	H: 0 LOB: 0 BB: 0 P: 5	R: 1 E: 0 K: 1 S: 7	H: 2 LOB: 1 BB: 0 P: 7	R: 0 E: 0 K: 0 S: 4	H: 2 LOB: 1 BB: 0 P: 4	R: 0 E: 0 K: 0 S: 2	H: 0 LOB: 0 BB: 0 P: 3		1B: 12 2B: 3 3B: 0 HR: 0	SF: 1 SAC: 0 DP: 2 HBP: 1	WP: 1 PB: 0 SB: 0 CS: 0	PA: 40
<b>PITCHER</b> Jack Kralick, L (1, 1) ERA: 4.57	IP: 2.0 WLS: L BF: 15 H: 6 R: 6 ER: 5 SO: 0 BB: 2 IBB: 0 HBP: 0 BLK: 0 WP: 0 HR: 0 S: 13 P: 21 ERA: 22.50 WHIP: 4.000															<b>PITCHER</b>					
Don McMahon, R (3, 1) ERA: 3.72	IP: 4.0 WLS: L BF: 18 H: 6 R: 2 ER: 1 SO: 3 BB: 0 IBB: 0 HBP: 0 BLK: 0 WP: 0 HR: 0 S: 24 P: 24 ERA: 2.25 WHIP: 1.500															<b>PITCHER</b>					
Bobby Tiefenauer, R (7, 1) ERA: 4.41	IP: 2.0 WLS: L BF: 7 H: 2 R: 0 ER: 0 SO: 0 BB: 0 IBB: 0 HBP: 1 BLK: 0 WP: 0 HR: 0 S: 6 P: 7 ERA: 0.00 WHIP: 1.000															<b>PITCHER</b>					

AB	36
R	8
H	14
RBI	7
BB	2
SO	3
LOB	17





Batter	1	2	3	4	5	6	7	8	9	AB	R	H	RBI	BB	SO	LOB	TOP			
Chuck Hinton, R (1, 8) OBP: 0.338, SLG: 0.461										4	0	0	0	0	1	1	Cleveland Indians @ Los Angeles Angels Dodger Stadium, Los Angeles, CA Tue Aug 24 1965, 7:05 PM PDT Att: 4,591 - Unknown			
Chico Salmon, R (1, 3) OBP: 0.277, SLG: 0.398										4	0	0	0	0	1	1				
Leon Wagner, L (1, 7) OBP: 0.359, SLG: 0.481										2	1	1	0	2	0	0				
Rocky Colavito, R (1, 9) OBP: 0.392, SLG: 0.507										4	0	2	0	0	2	1				
Max Alvis, R (1, 5) OBP: 0.335, SLG: 0.448										4	0	0	0	0	3	5				
Larry Brown, R (1, 6) OBP: 0.352, SLG: 0.401										4	0	1	1	0	0	0				
Pedro Gonzalez, R (1, 4) OBP: 0.302, SLG: 0.368										4	0	0	0	0	0	1				
Joe Azcue, R (1, 2) OBP: 0.285, SLG: 0.266										4	0	0	0	0	0	0				
Luis Tiant, R (1, 1) OBP: 0.133, SLG: 0.155										2	0	1	0	0	0	0				
Gary Bell, R (6, 1) OBP: 0.077, SLG: 0.308										0	0	0	0	0	0	0				
Al Luplow, L (7, PH) OBP: 0.225, SLG: 0.297										1	0	0	0	0	0	1				
Don McMahon, R (7, 1) OBP: 0.333, SLG: 0.333										0	0	0	0	0	0	0				
<b>Inning Stats</b>	R: 0 E: 0 K: 3 S: 10	H: 1 LOB: 2 BB: 1 P: 14	R: 0 E: 0 K: 0 S: 3	H: 0 LOB: 0 BB: 0 P: 3	R: 0 E: 0 K: 0 S: 3	H: 0 LOB: 0 BB: 0 P: 3	R: 1 E: 0 K: 1 S: 7	H: 2 LOB: 1 BB: 0 P: 7	R: 0 E: 0 K: 2 S: 7	H: 0 LOB: 0 BB: 0 P: 7	R: 0 E: 1 K: 0 S: 4	H: 0 LOB: 1 BB: 0 P: 4	R: 0 E: 0 K: 1 S: 6	H: 1 LOB: 2 BB: 1 P: 10	R: 0 E: 0 K: 0 S: 3	H: 0 LOB: 0 BB: 0 P: 3	1B: 4 2B: 1 3B: 0 HR: 0	SF: 0 SAC: 0 DP: 0 HBP: 0	WP: 1 PB: 0 SB: 0 CS: 0	PA: 35
<b>PITCHER</b> George Brunet, L (1, 1) ERA: 2.36	IP: 9.0 WLS: W BF: 35 H: 5 R: 1 ER: 1 SO: 7 BB: 2 IBB: 0 HBP: 0 BLK: 0 WP: 1 HR: 0 S: 47 P: 55 ERA: 1.00 WHIP: 0.778																			

Batter	1	2	3	4	5	6	7	8	9	AB	R	H	RBI	BB	SO	LOB	BOTTOM			
Jose Cardenal, R (1, 8) OBP: 0.293, SLG: 0.377										4	1	1	2	0	1	0	Cleveland Indians @ Los Angeles Angels Dodger Stadium, Los Angeles, CA Tue Aug 24 1965, 7:05 PM PDT Att: 4,591 - Unknown			
Albie Pearson, L (1, 9) OBP: 0.344, SLG: 0.355										4	1	3	1	0	0	0				
Jim Fregosi, R (1, 6) OBP: 0.324, SLG: 0.409										3	1	1	0	0	1	1				
Willie Smith, L (1, 7) OBP: 0.302, SLG: 0.446										3	2	2	2	1	0	0				
Buck Rodgers, S (1, 2) OBP: 0.289, SLG: 0.262										4	0	0	0	0	1	3				
Bobby Knoop, R (1, 4) OBP: 0.324, SLG: 0.404										4	0	2	0	0	0	1				
Vic Power, R (1, 3) OBP: 0.292, SLG: 0.341										4	0	1	1	0	2	2				
Paul Schaal, R (1, 5) OBP: 0.303, SLG: 0.327										2	1	0	0	2	1	2				
George Brunet, R (1, 1) OBP: 0.102, SLG: 0.065										3	1	0	0	0	3	2				
<b>Inning Stats</b>	R: 0 E: 0 K: 1 S: 5	H: 1 LOB: 0 BB: 0 P: 5	R: 0 E: 0 K: 0 S: 3	H: 1 LOB: 0 BB: 0 P: 3	R: 0 E: 0 K: 3 S: 9	H: 0 LOB: 0 BB: 0 P: 9	R: 0 E: 0 K: 1 S: 5	H: 1 LOB: 0 BB: 0 P: 5	R: 0 E: 0 K: 0 S: 4	H: 1 LOB: 1 BB: 0 P: 4	R: 5 E: 2 K: 1 S: 10	H: 3 LOB: 2 BB: 2 P: 18	R: 0 E: 0 K: 1 S: 5	H: 0 LOB: 0 BB: 0 P: 5	R: 2 E: 0 K: 2 S: 10	H: 3 LOB: 2 BB: 1 P: 14	1B: 7 2B: 1 3B: 1 HR: 1	SF: 0 SAC: 2 DP: 2 HBP: 0	WP: 0 PB: 0 SB: 0 CS: 0	PA: 36
<b>PITCHER</b> Luis Tiant, R (1, 1) ERA: 3.21	IP: 5.2 WLS: L BF: 25 H: 7 R: 5 ER: 3 SO: 6 BB: 1 IBB: 1 HBP: 0 BLK: 0 WP: 0 HR: 0 S: 35 P: 43 ERA: 4.76 WHIP: 1.412																			
Gary Bell, R (6, 1) ERA: 3.32	0.1	1	0	0	0	0	0	0	0	0	1	1	0.00	0.000						
Don McMahon, R (7, 1) ERA: 3.9	2.0	10	3	2	2	3	0	1	0	0	0	1	15	19	9.00	1.500				



Batter	1	2	3	4	5	6	7	8	9	AB	R	H	RBI	BB	SO	LOB	TOP					
Vic Davallo, L (1.8) OBP: 0.342, SLG: 0.382	F3		4-3		1B		1-3		4-3	5	1	1	1	0	0	1	<b>Cleveland Indians @ Los Angeles Angels</b> <b>Dodger Stadium, Los Angeles, CA</b> Wed Aug 25 1965, 7:05 PM PDT Unknown					
Pedro Gonzalez, R (1.4) OBP: 0.306, SLG: 0.372	G1-6-3		5-3		2H		WP		1-3	5	0	3	1	0	0	1						
Leon Wagner, L (1.7) Chico Salmon, R (7.7) OBP: 0.277, SLG: 0.398	G1-6-3			1B			F9			3	0	0	0	1	0	3						
Rocky Colavito, R (1.9) OBP: 0.389, SLG: 0.502		F3		F6		F8		6-3		4	0	0	0	0	0	1						
Fred Whitfield, L (1.3) OBP: 0.313, SLG: 0.506						F9				4	2	3	1	0	0	0						
Larry Brown, R (1.6) OBP: 0.334, SLG: 0.399										4	0	1	1	0	0	2						
Max Alvis, R (1.5) OBP: 0.335, SLG: 0.446										4	1	1	0	0	0	1						
Duke Sims, L (1.2) Bobby Tiefenauer, R (8.1) OBP: 0.310, SLG: 0.400										4	2	3	2	0	0	1						
Steve Hargan, R (1.1) Gary Bell, R (7.1) Phil Roof, R (8.2) OBP: 0.184, SLG: 0.139										1	0	0	0	0	1	0						
Inning Stats	R: 0 E: 0 K: 0 S: 3	H: 1 LOB: 0 BB: 0 P: 3	R: 1 E: 0 K: 0 S: 4	H: 2 LOB: 0 BB: 0 P: 4	R: 0 E: 0 K: 0 S: 4	H: 1 LOB: 1 BB: 0 P: 4	R: 0 E: 0 K: 0 S: 3	H: 1 LOB: 1 BB: 0 P: 7	R: 2 E: 0 K: 0 S: 6	H: 3 LOB: 1 BB: 0 P: 6	R: 0 E: 0 K: 0 S: 3	H: 0 LOB: 0 BB: 0 P: 3	R: 2 E: 1 K: 1 S: 8	H: 2 LOB: 1 BB: 0 P: 8	R: 1 E: 0 K: 0 S: 5	H: 2 LOB: 1 BB: 0 P: 5		R: 0 E: 0 K: 0 S: 3	H: 0 LOB: 0 BB: 0 P: 3	1B: 9 2B: 1 3B: 0 HR: 2	SF: 0 SAC: 2 DP: 2 HBP: 0	WP: 1 PB: 0 SB: 0 CS: 1
PITCHER	IP	WLS	BF	H	R	ER	SO	BB	IBB	HBP	BLK	WP	HR	S	P	ERA	WHIP					
Jack Sanford, R (1.1) ERA: 3.88	5.0	L	21	8	3	3	0	1	0	0	0	0	1	1	20	24	5.40	1.800				
Rudy May, L (6.1) ERA: 3.92	2.0		9	2	2	1	1	0	0	0	0	0	1	1	11	11	4.50	1.000				
Aubrey Gatewood, R (8.1) ERA: 4.06	1.0		5	2	1	1	0	0	0	0	0	0	0	0	5	5	9.00	2.000				
Jim Coates, R (9.1) ERA: 2.45	1.0		3	0	0	0	0	0	0	0	0	0	0	0	3	3	0.00	0.000				


Batter	1	2	3	4	5	6	7	8	9	AB	R	H	RBI	BB	SO	LOB	BOTTOM					
Jose Cardenal, R (1.8) OBP: 0.292, SLG: 0.375	F8		4-3		6-3				6-3	5	1	1	0	0	0	0	<b>Cleveland Indians @ Los Angeles Angels</b> <b>Dodger Stadium, Los Angeles, CA</b> Wed Aug 25 1965, 7:05 PM PDT Unknown					
Albie Pearson, L (1.9) OBP: 0.342, SLG: 0.350	1-3		F3						3-1	4	0	0	0	1	0	0						
Jim Fregosi, R (1.6) OBP: 0.323, SLG: 0.407	F8		1-3							4	0	1	0	0	0	3						
Willie Smith, L (1.7) OBP: 0.306, SLG: 0.449										4	0	3	2	0	1	0						
Bobby Knoop, R (1.4) OBP: 0.320, SLG: 0.399										4	0	0	0	0	1	5						
Vic Power, R (1.3) Tom Satriano, L (7.3) OBP: 0.292, SLG: 0.337										2	0	0	0	1	0	3						
Buck Rodgers, S (1.2) Aubrey Gatewood, R (8.1) Joe Adcock, R (8.7) Jim Coates, R (9.1) OBP: 0.344, SLG: 0.451										3	0	1	0	0	1	1						
Paul Schaal, R (1.5) OBP: 0.305, SLG: 0.325										2	1	0	0	2	1	0						
Jack Sanford, R (1.1) Al Spangler, L (5.7) Rudy May, L (6.1) Merritt Ranew, L (7.7) OBP: 0.306, SLG: 0.342										1	0	0	0	0	0	3						
Inning Stats	R: 0 E: 0 K: 0 S: 3	H: 0 LOB: 0 BB: 0 P: 3	R: 0 E: 0 K: 2 S: 8	H: 1 LOB: 3 BB: 2 P: 16	R: 0 E: 0 K: 1 S: 6	H: 0 LOB: 0 BB: 0 P: 3	R: 0 E: 0 K: 1 S: 6	H: 1 LOB: 1 BB: 0 P: 6	R: 0 E: 0 K: 1 S: 5	H: 0 LOB: 0 BB: 0 P: 5	R: 0 E: 0 K: 0 S: 5	H: 2 LOB: 2 BB: 0 P: 5	R: 3 E: 0 K: 0 S: 6	H: 3 LOB: 2 BB: 2 P: 14	R: 0 E: 0 K: 1 S: 5	H: 0 LOB: 0 BB: 0 P: 5		R: 0 E: 0 K: 1 S: 5	H: 0 LOB: 0 BB: 0 P: 5	1B: 6 2B: 1 3B: 0 HR: 0	SF: 0 SAC: 0 DP: 0 HBP: 0	WP: 0 PB: 0 SB: 0 CS: 0
PITCHER	IP	WLS	BF	H	R	ER	SO	BB	IBB	HBP	BLK	WP	HR	S	P	ERA	WHIP					
Steve Hargan, R (1.1) ERA: 4.76	6.1	W	28	6	3	3	4	3	0	0	0	0	0	33	45	4.26	1.421					
Gary Bell, R (7.1) ERA: 3.29	0.2		4	1	0	0	0	1	0	0	0	0	0	3	7	0.00	3.000					
Bobby Tiefenauer, R (8.1) ERA: 4.17	2.0	S	6	0	0	0	2	0	0	0	0	0	0	10	10	0.00	0.000					



Batter	1	2	3	4	5	6	7	8	9	AB	R	H	RBI	BB	SO	LOB	TOP									
Vic Davallo, L (1, 8) OBP: 0.342, SLG: 0.381	0-0 FC1-6 1B	0-0 5-3		0-0 F6		0-0 1B IBB		0-0 4-3		4	1	1	0	1	0	1										
Pedro Gonzalez, R (1, 4) OBP: 0.307, SLG: 0.373	0-0 FC1-6 HR	0-0 4-3		0-0 F7		0-0 1B 1-2 2-H		0-0 SH1-3 2B		5	2	2	1	0	0	2										
Leon Wagner, L (1, 7) OBP: 0.359, SLG: 0.485 Chico Salmon, R (6, PR) OBP: 0.277, SLG: 0.398	0-0 HR	0-0 F4		0-0 F3		0-0 1B 1-2 2-H		0-0 SH1-3		4	1	2	3	0	0	1										
Rocky Colavito, R (1, 9) OBP: 0.385, SLG: 0.497	0-0 F8		0-0 5-3		0-0 F9	0-0 F6		0-0 F4		5	0	0	0	0	0	3										
Fred Whitfield, L (1, 3) OBP: 0.317, SLG: 0.513	0-0 1B 1B		0-0 2B		0-0 4-3		0-0 5-3		0-0 1B 2B	5	3	3	1	0	0	0										
Larry Brown, R (1, 6) OBP: 0.338, SLG: 0.405	0-0 1B 1B		0-0 2B		0-3 K		0-0 5-3		0-0 1B 2-H	5	0	3	2	0	1	0										
Max Alvis, R (1, 5) OBP: 0.333, SLG: 0.444	0-0 1B 1-2 2-3		0-0 5-3		0-0 5-3	0-0 F9		0-0 F6		5	0	1	0	0	0	2										
Duke Sims, L (1, 2) OBP: 0.319, SLG: 0.405 Bobby Tiefenauer, R (8, 1)	0-0 1B 1-2 2-3 3-H		0-0 4-3		0-0 SH2-4 1B		0-3 K			4	1	2	1	0	1	1										
Ralph Terry, R (1, 1) OBP: 0.224, SLG: 0.250 Phil Roof, R (8, PH) OBP: 0.179, SLG: 0.135	0-3 K			0-0 1B		0-0 SH2-4 1-2		0-0 L6		2	0	1	0	0	1	3										
<b>Inning Stats</b>	R: 3 E: 0 K: 1 S: 11	H: 6 LOB: 3 BB: 0 P: 11	R: 0 E: 0 K: 0 S: 3	H: 0 LOB: 0 BB: 0 P: 3	R: 1 E: 0 K: 0 S: 5	H: 2 LOB: 1 BB: 0 P: 5	R: 0 E: 0 K: 0 S: 4	H: 1 LOB: 1 BB: 0 P: 4	R: 0 E: 0 K: 1 S: 5	H: 0 LOB: 0 BB: 0 P: 5	R: 0 E: 0 K: 0 S: 3	H: 0 LOB: 0 BB: 0 P: 3	R: 0 E: 0 K: 1 S: 5	H: 0 LOB: 0 BB: 0 P: 5	R: 2 E: 0 K: 0 S: 6	H: 3 LOB: 2 BB: 1 P: 10	R: 0 E: 0 K: 0 S: 3	H: 0 LOB: 0 BB: 0 P: 3	R: 0 E: 0 K: 1 S: 5	H: 0 LOB: 0 BB: 0 P: 5	R: 2 E: 0 K: 0 S: 6	H: 3 LOB: 1 BB: 0 P: 6	1B: 11 2B: 3 3B: 0 HR: 1	SF: 0 SAC: 2 DP: 0 HBP: 0	WP: 0 PB: 0 SB: 0 CS: 0	PA: 43
<b>PITCHER</b>	IP WLS BF H R ER SO BB IBB HBP BLK WP HR S P ERA WHIP	IP WLS BF H R ER SO BB IBB HBP BLK WP HR S P ERA WHIP															IP WLS BF H R ER SO BB IBB HBP BLK WP HR S P ERA WHIP									
Fred Newman, R (1, 1) ERA: 3.47	3.0 L 17 8 4 4 1 0 0 0 0 0 1 19 19 12.00 2.667	3.0 L 14 4 2 2 1 0 1 0 0 0 0 0 15 19 6.00 1.333	2.0 S 6 0 0 0 1 0 0 0 0 0 0 8 8 0.00 0.000	1.0 S 6 3 2 2 0 0 0 0 0 0 0 6 6 18.00 3.000																						

Cleveland Indians @ Los Angeles Angels  
Dodger Stadium, Los Angeles, CA  
Wed Aug 25 1965, 7:05 PM PDT  
Att: 6,609 - Unknown


AB 40  
R 8  
H 15  
RBI 8  
BB 1  
SO 3  
LOB 13



Batter	1	2	3	4	5	6	7	8	9	AB	R	H	RBI	BB	SO	LOB	BOTTOM							
Jose Cardenal, R (1, 8) OBP: 0.289, SLG: 0.371	0-0 5-3		0-0 F7		0-0 5-3		0-0 F2			4	0	0	0	0	0	1								
Albie Pearson, L (1, 9) OBP: 0.338, SLG: 0.345	0-0 1-3		0-0 F8		0-0 3-1		0-0 F7			4	0	0	0	0	0	0								
Jim Fregosi, R (1, 6) OBP: 0.324, SLG: 0.408	0-3 K		0-0 1B		0-0 HR 1B		0-0 6-3			4	1	2	0	0	1	0								
Willie Smith, L (1, 7) OBP: 0.305, SLG: 0.448		0-0 F7		0-0 F2		0-0 F8				4	0	1	0	0	0	1								
Joe Adcock, R (1, 3) OBP: 0.321, SLG: 0.462		0-0 CS BB		0-0 G6-4-3 1B		0-0 HR				2	1	1	2	1	0	2								
Merritt Ranew, L (1, 2) OBP: 0.295, SLG: 0.329		0-3 K		0-0 F3		0-0 4-3				3	0	0	0	0	1	1								
Bobby Knoop, R (1, 4) OBP: 0.320, SLG: 0.398			0-0 1-3 1B		0-0 5-3		0-0 L8			3	0	1	0	0	0	0								
Paul Schaal, R (1, 5) OBP: 0.303, SLG: 0.323			0-0 1-3		0-3 K		0-0 6-3			3	0	0	0	0	1	1								
Fred Newman, R (1, 1) ERA: 3.47 Al Spangler, L (3, PH) OBP: 0.297, SLG: 0.254 Jim Coates, R (4, 1) ERA: 4.05 Jim Piersall, R (6, PH) OBP: 0.315, SLG: 0.475 Aubrey Gatewood, R (7, 1) OBP: 0.302, SLG: 0.300 Tom Satriano, L (8, PH) OBP: 0.295, SLG: 0.300 Bob Lee, R (9, 1) OBP: 0.179, SLG: 0.313	0-0 F6		0-0 F6		0-0 6-3		0-0 F7			0	0	0	0	0	0	0								
<b>Inning Stats</b>	R: 0 E: 0 K: 1 S: 5	H: 0 LOB: 0 BB: 0 P: 5	R: 0 E: 0 K: 1 S: 4	H: 0 LOB: 1 BB: 1 P: 8	R: 0 E: 0 K: 0 S: 4	H: 1 LOB: 1 BB: 0 P: 4	R: 0 E: 0 K: 0 S: 4	H: 2 LOB: 1 BB: 0 P: 4	R: 0 E: 0 K: 1 S: 5	H: 0 LOB: 0 BB: 0 P: 5	R: 0 E: 0 K: 0 S: 3	H: 0 LOB: 0 BB: 0 P: 3	R: 2 E: 0 K: 0 S: 5	H: 2 LOB: 0 BB: 0 P: 5	R: 0 E: 0 K: 0 S: 3	H: 0 LOB: 0 BB: 0 P: 3	R: 0 E: 0 K: 0 S: 3	H: 0 LOB: 0 BB: 0 P: 3	R: 0 E: 0 K: 0 S: 3	H: 0 LOB: 0 BB: 0 P: 3	1B: 4 2B: 1 3B: 0 HR: 1	SF: 0 SAC: 0 DP: 2 HBP: 0	WP: 0 PB: 0 SB: 0 CS: 1	PA: 31
<b>PITCHER</b>	IP WLS BF H R ER SO BB IBB HBP BLK WP HR S P ERA WHIP	IP WLS BF H R ER SO BB IBB HBP BLK WP HR S P ERA WHIP															IP WLS BF H R ER SO BB IBB HBP BLK WP HR S P ERA WHIP							
Ralph Terry, R (1, 1) ERA: 3.54	7.0 W 25 2 2 2 3 1 0 0 0 0 1 30 34 2.57 0.857	2.0 S 6 0 0 0 0 0 0 0 0 0 0 6 6 0.00 0.000																						

Cleveland Indians @ Los Angeles Angels  
Dodger Stadium, Los Angeles, CA  
Wed Aug 25 1965, 7:05 PM PDT  
Att: 6,609 - Unknown

AB 30  
R 2  
H 5  
RBI 2  
BB 1  
SO 3  
LOB 7





Batter	1	2	3	4	5	6	7	8	9	AB	R	H	RBI	BB	SO	LOB	TOP									
Don Wert, R OBP: 0.339, SLG: 0.352 (1, 5)	5-3		FC6-4 1B		PB 1B			E 1B BB	F4	4	1	2	0	1	0	2										
Jerry Lumpe, L OBP: 0.333, SLG: 0.333 (1, 4)	G1-6-3 BB		FC6-4		6-3			E8 1B		3	0	1	0	1	0	3										
Jim Northrup, L OBP: 0.263, SLG: 0.331 (1, 9)	G1-6-3			K	K			G6-4-3 1B		4	0	1	1	0	2	2										
Norm Cash, L OBP: 0.355, SLG: 0.446 (1, 3)		4-3		1B 1B		G5-4-3 BB		K		3	0	1	0	1	1	2										
Don Demeter, R OBP: 0.323, SLG: 0.468 George Thomas, R OBP: 0.264, SLG: 0.321 (1, 8) (6, 8)	F5			F7		F7		G6-4-3		3	0	0	0	0	0	2										
Willie Horton, R OBP: 0.344, SLG: 0.525 (1, 7)						G5-4-3			1B 5-3 1B	4	0	2	0	0	1	1										
Bill Freehan, R OBP: 0.293, SLG: 0.328 (1, 2)			FC6-4 1B		F8			F3	F9	4	0	1	0	0	0	3										
Ray Oyler, R OBP: 0.297, SLG: 0.355 (1, 6)			FC6-4 1B			6-3 WP 2B		G4-3 BB	5-3	3	1	1	0	1	0	2										
Mickey Lolich, S OBP: 0.103, SLG: 0.076 Terry Fox, R (6, 1) Jake Wood, R OBP: 0.351, SLG: 0.370 Fred Gladding, L (7, 1) John Sullivan, L (9, PH)	F2				6-3			G4-3		2	0	0	0	0	0	2										
<b>Inning Stats</b>	R: 0 E: 0 K: 0 S: 2	H: 0 LOB: 0 BB: 1 P: 6	R: 0 E: 0 K: 1 S: 5	H: 0 LOB: 0 BB: 0 P: 5	R: 0 E: 0 K: 0 S: 5	H: 2 LOB: 2 BB: 0 P: 5	R: 0 E: 0 K: 1 S: 7	H: 2 LOB: 2 BB: 0 P: 7	R: 1 E: 0 K: 1 S: 7	H: 2 LOB: 1 BB: 0 P: 7	R: 0 E: 0 K: 0 S: 2	H: 0 LOB: 0 BB: 1 P: 6	R: 0 E: 0 K: 0 S: 2	H: 0 LOB: 0 BB: 1 P: 6	R: 1 E: 1 K: 1 S: 6	H: 2 LOB: 1 BB: 1 P: 10	R: 0 E: 0 K: 0 S: 5	H: 2 LOB: 2 BB: 0 P: 5	1B: 9 2B: 1 3B: 0 HR: 0	SF: 0 SAC: 0 DP: 4 HBP: 0	WP: 1 PA: 37					
<b>PITCHER</b>	IP WLS BF H R ER SO BB IBB HBP BLK WP HR S P ERA WHIP	IP WLS BF H R ER SO BB IBB HBP BLK WP HR S P ERA WHIP																								
Dean Chance, R ERA: 3.55 Bob Lee, R ERA: 2.06	(1, 1) (8, 1)	7.0 W 29	7 2 1 3	2 2 0 1	1 3 0 1	4 0 0 0	0 0 0 0	1 0 0 10	47 1.29 1.571	0.00 1.500																

Detroit Tigers @ Los Angeles Angels  
Dodger Stadium, Los Angeles, CA  
Fri Aug 27 1965, 7:05 PM PDT  
Att: 7,323 - Unknown

AB 33  
R 2  
H 10  
RBI 1  
BB 4  
SO 4  
LOB 22



Batter	1	2	3	4	5	6	7	8	9	AB	R	H	RBI	BB	SO	LOB	BOTTOM									
Jim Piersall, R OBP: 0.313, SLG: 0.440 (1, 7)	F9			4-3		E 3B		K		4	1	1	0	0	1	0										
Albie Pearson, L OBP: 0.343, SLG: 0.348 (1, 9)	F6			HR 1B		BB BB		FC6-4 1B		3	1	2	0	1	0	0										
Jim Fregosi, R OBP: 0.324, SLG: 0.413 (1, 6)	6-3			HR		L6		FC6-4 FC6-4		4	1	1	2	0	0	2										
Joe Adcock, R OBP: 0.320, SLG: 0.457 Vic Power, R OBP: 0.292, SLG: 0.337 (1, 3) (9, 3)			K		F8			FC6-4		3	0	0	0	1	1	1										
Jose Cardenal, R OBP: 0.290, SLG: 0.371 (1, 8)					K			F5		3	0	1	0	0	1	2										
Bobby Knoop, R OBP: 0.317, SLG: 0.395 (1, 4)	F9				5-3			E7 FC4-6 BB		3	0	0	0	0	0	1										
Tom Egan, R OBP: 0.333, SLG: 0.304 Buck Rodgers, S OBP: 0.259, SLG: 0.263 (1, 2) (8, 2)				L8		F9		FC4-6 BB		2	0	0	0	1	0	0										
Paul Schaaf, R OBP: 0.302, SLG: 0.321 Willie Smith, L OBP: 0.305, SLG: 0.446 Tom Satriono, L OBP: 0.286, SLG: 0.300 (1, 5) (7, PH) (8, 5)	F9				6-3			FC4-6		2	0	0	0	0	0	0										
Dean Chance, R OBP: 0.159, SLG: 0.103 Bob Lee, R OBP: 0.176, SLG: 0.313 (1, 1) (8, 1)				K		K				3	0	0	0	0	3	2										
<b>Inning Stats</b>	R: 0 E: 0 K: 0 S: 3	H: 0 LOB: 0 BB: 0 P: 3	R: 0 E: 0 K: 1 S: 5	H: 1 LOB: 0 BB: 0 P: 5	R: 0 E: 0 K: 1 S: 5	H: 0 LOB: 0 BB: 0 P: 5	R: 2 E: 0 K: 1 S: 7	H: 2 LOB: 0 BB: 0 P: 7	R: 0 E: 0 K: 0 S: 3	H: 0 LOB: 0 BB: 0 P: 3	R: 1 E: 1 K: 1 S: 6	H: 1 LOB: 2 BB: 2 P: 14	R: 0 E: 1 K: 1 S: 5	H: 0 LOB: 2 BB: 1 P: 9	R: 0 E: 0 K: 1 S: 6	H: 1 LOB: 1 BB: 0 P: 6	1B: 3 2B: 0 3B: 1 HR: 1	SF: 0 SAC: 0 DP: 0 HBP: 0	WP: 0 PA: 31							
<b>PITCHER</b>	IP WLS BF H R ER SO BB IBB HBP BLK WP HR S P ERA WHIP	IP WLS BF H R ER SO BB IBB HBP BLK WP HR S P ERA WHIP																								
Mickey Lolich, L ERA: 3.95 Terry Fox, R ERA: 3.25 Fred Gladding, R ERA: 3.14	(1, 1) (6, 1) (7, 1)	5.2 L 22	4 3 0 0	3 2 4	2 4	0 0 0 0	0 0 0 0	0 0 1 1	0.00 0.000	0.00 1.000																

Detroit Tigers @ Los Angeles Angels  
Dodger Stadium, Los Angeles, CA  
Fri Aug 27 1965, 7:05 PM PDT  
Att: 7,323 - Unknown

AB 28  
R 3  
H 5  
RBI 2  
BB 3  
SO 6  
LOB 10





Batter	1	2	3	4	5	6	7	8	9	AB	R	H	RBI	BB	SO	LOB	TOP								
Don Wert, R OBP: 0.342, SLG: 0.356 (1, 5)	F4						E8			3	1	2	1	1	0	0	<b>Detroit Tigers @ Los Angeles Angels</b> Dodger Stadium, Los Angeles, CA Sat Aug 28 1965, 7:05 PM PDT Att: 5,571 - Unknown								
Jerry Lumpe, L OBP: 0.330, SLG: 0.330 (1, 4)	4-3			6-3		3-1	PO	6-3		4	0	0	0	0	0	2									
Bill Freehan, R OBP: 0.292, SLG: 0.325 (1, 2)	K			F7		1B		6-3		3	1	0	0	1	1										
Norm Cash, L OBP: 0.356, SLG: 0.446 (1, 3)		F5		G3		1B		1B		4	0	2	1	0	0	1									
Willie Horton, R OBP: 0.346, SLG: 0.525 (1, 7)	K				F8			1B		4	0	2	1	0	1	0									
George Thomas, R OBP: 0.283, SLG: 0.319 (1, 8)					F6		F8	1-3-4-2	4-3	4	0	1	0	0	0	0									
Jim Northrup, L OBP: 0.266, SLG: 0.335 (1, 9)	PO		4-3		1B		1B		4-3	4	1	2	0	0	0	0									
Ray Oyler, R OBP: 0.295, SLG: 0.344 (1, 6)			1-6-3		K		F3			3	0	0	0	1	1	2									
Denny McLain, R OBP: 0.118, SLG: 0.063 (7, PH)			1-3				F3		F4	2	0	0	0	0	0	0									
Jake Wood, R OBP: 0.357, SLG: 0.376 (7, PH)										1	0	1	0	0	0	0									
Orlando Pena, R OBP: 0.278, SLG: 0.188 (9, PH)										0	0	0	0	0	0	0									
John Sullivan, L OBP: 0.346, SLG: 0.371 (9, PH)										1	0	0	0	0	0	1									
<b>Inning Stats</b>	R: 0 E: 0 K: 1 S: 5	H: 0 LOB: 0 BB: 0 P: 5	R: 0 E: 0 K: 1 S: 5	H: 1 LOB: 0 BB: 0 P: 5	R: 0 E: 0 K: 0 S: 3	H: 0 LOB: 0 BB: 0 P: 3	R: 0 E: 0 K: 0 S: 4	H: 1 LOB: 1 BB: 0 P: 4	R: 0 E: 0 K: 1 S: 6	H: 1 LOB: 1 BB: 0 P: 6	R: 2 E: 0 K: 0 S: 4	H: 2 LOB: 2 BB: 2 P: 12	R: 1 E: 1 K: 0 S: 5	H: 3 LOB: 1 BB: 0 P: 5	R: 0 E: 0 K: 0 S: 4	H: 2 LOB: 2 BB: 0 P: 4	R: 0 E: 0 K: 0 S: 3	H: 0 LOB: 1 BB: 1 P: 7	1B: 9 2B: 1 3B: 0 HR: 0	SF: 0 SAC: 0 DP: 0 HBP: 0	WP: 0 PB: 0 SB: 0 CS: 0	PA: 38			
<b>PITCHER</b>	IP	WLS	BF	H	R	ER	SO	BB	IBB	HBP	BLK	WP	HR	S	P	ERA	WHIP								
Marcelino Lopez, L ERA: 2.76 (1, 1)	6.2		28	8	3	3	3	2	0	0	0	0	0	32	40	4.05	1.500								
Jim Coates, R ERA: 3.96 (7, 1)	0.1	W	0	0	0	0	0	0	0	0	0	0	0	0	0	0.00	0.000								
Jack Sanford, R ERA: 3.81 (8, 1)	2.0	S	9	2	0	0	0	1	0	0	0	0	0	7	11	0.00	1.500								

AB	33
R	3
H	10
RBI	3
BB	3
SO	3
LOB	7



Batter	1	2	3	4	5	6	7	8	9	AB	R	H	RBI	BB	SO	LOB	BOTTOM								
Jose Cardenal, R OBP: 0.289, SLG: 0.372 (1, 8)	F8		1B				K			4	1	1	1	0	1	2	<b>Detroit Tigers @ Los Angeles Angels</b> Dodger Stadium, Los Angeles, CA Sat Aug 28 1965, 7:05 PM PDT Att: 5,571 - Unknown								
Albie Pearson, L OBP: 0.346, SLG: 0.357 (1, 9)			2B		4-3					4	0	3	2	0	0	1									
Jim Fregosi, R OBP: 0.321, SLG: 0.410 (1, 6)	K		1-3		5-3		FC6-4			4	0	0	0	0	1	5									
Willie Smith, L OBP: 0.306, SLG: 0.446 (1, 7)	K									3	0	1	0	1	1	1									
Vic Power, R OBP: 0.292, SLG: 0.337 (9, 3)										0	0	0	0	0	0	0									
Joe Adcock, R OBP: 0.322, SLG: 0.454 (9, 7)					F5			4-3		2	0	0	0	2	0	2									
Jim Piersall, R OBP: 0.313, SLG: 0.440 (9, 7)										0	0	0	0	0	0	0									
Merritt Ranew, L OBP: 0.286, SLG: 0.317 (1, 2)										3	0	0	0	0	0	3									
Buck Rodgers, S OBP: 0.289, SLG: 0.262 (7, 2)					F7		G4-6-3		FC6-2	1	0	0	0	0	0	1									
Bobby Knoop, R OBP: 0.317, SLG: 0.393 (1, 4)					F4					4	0	1	0	0	1	1									
Paul Schaal, R OBP: 0.306, SLG: 0.322 (1, 5)										2	3	1	0	2	0	2									
Marcelino Lopez, R OBP: 0.239, SLG: 0.297 (7, 1)										0	0	0	0	0	0	0									
Jim Coates, R (7, 1)										0	0	0	0	0	0	0									
Al Spangler, L OBP: 0.300, SLG: 0.258 (7, PH)										1	0	1	0	0	0	0									
Jack Sanford, R OBP: 0.200, SLG: 0.143 (8, 1)										0	0	0	0	0	0	0									
<b>Inning Stats</b>	R: 0 E: 0 K: 2 S: 8	H: 1 LOB: 1 BB: 0 P: 8	R: 0 E: 0 K: 0 S: 2	H: 0 LOB: 0 BB: 1 P: 6	R: 2 E: 0 K: 0 S: 5	H: 3 LOB: 0 BB: 0 P: 5	R: 0 E: 0 K: 0 S: 4	H: 1 LOB: 1 BB: 0 P: 4	R: 1 E: 1 K: 0 S: 4	H: 0 LOB: 1 BB: 1 P: 8	R: 0 E: 0 K: 0 S: 2	H: 0 LOB: 0 BB: 1 P: 6	R: 1 E: 0 K: 2 S: 9	H: 2 LOB: 2 BB: 1 P: 13	R: 0 E: 0 K: 0 S: 4	H: 1 LOB: 2 BB: 1 P: 8	1B: 6 2B: 3 3B: 0 HR: 0	SF: 0 SAC: 2 DP: 2 HBP: 0	WP: 0 PB: 1 SB: 0 CS: 1	PA: 35					
<b>PITCHER</b>	IP	WLS	BF	H	R	ER	SO	BB	IBB	HBP	BLK	WP	HR	S	P	ERA	WHIP								
Denny McLain, R ERA: 2.8 (1, 1)	6.0		24	5	3	2	2	3	0	0	0	0	0	25	37	3.00	1.333								
Orlando Pena, R ERA: 4.35 (7, 1)	2.0	L	11	3	1	1	2	2	0	0	0	0	0	13	21	4.50	2.500								

AB	28
R	4
H	8
RBI	3
BB	5
SO	4
LOB	18






Batter	1	2	3	4	5	6	7	8	9	AB	R	H	RBI	BB	SO	LOB	TOP										
<b>Don Wert, R</b> OBP: 0.342, SLG: 0.354 (1, 5)										3	0	0	0	1	0	0											
<b>Jerry Lumpe, L</b> OBP: 0.329, SLG: 0.328 (1, 4)										3	1	0	0	1	1	0											
<b>Jim Northrup, L</b> OBP: 0.282, SLG: 0.327 (1, 9)										4	0	0	0	0	1	1											
<b>Norm Cash, L</b> OBP: 0.360, SLG: 0.450 (1, 3)										4	0	3	0	0	0	0											
<b>Willie Horton, R</b> OBP: 0.345, SLG: 0.521 (1, 7)										3	0	0	1	0	1	2											
<b>Bill Freahan, R</b> OBP: 0.292, SLG: 0.324 (1, 2)										4	0	1	0	0	1	4											
<b>George Thomas, R</b> OBP: 0.256, SLG: 0.310 (1, 8)										4	0	0	0	0	1	4											
<b>Ray Oyler, R</b> OBP: 0.294, SLG: 0.370 (1, 6)										4	1	1	1	1	0	2	1										
<b>Joe Sparma, R</b> OBP: 0.186, SLG: 0.154 (1, 1)										3	0	0	0	0	1	0											
<b>Inning Stats</b>	R: 1 E: 1 K: 2 S: 8	H: 1 LOB: 3 BB: 2 P: 17	R: 0 E: 0 K: 1 S: 5	H: 0 LOB: 0 BB: 0 P: 5	R: 0 E: 0 K: 1 S: 5	H: 0 LOB: 1 BB: 0 P: 4	R: 0 E: 0 K: 0 S: 4	H: 1 LOB: 1 BB: 0 P: 4	R: 0 E: 0 K: 1 S: 6	H: 1 LOB: 0 BB: 0 P: 6	R: 0 E: 0 K: 2 S: 8	H: 1 LOB: 1 BB: 0 P: 8	R: 0 E: 0 K: 1 S: 5	H: 0 LOB: 0 BB: 0 P: 5	1B: 4 2B: 0 3B: 0 HR: 1	SF: 0 SAC: 0 DP: 0 HBP: 1	WP: 0 PB: 0 SB: 0 CS: 1	PA: 35									
<b>PITCHER</b>	IP	WLS	BF	H	R	ER	SO	BB	IBB	HBP	BLK	WP	HR	S	P	ERA	WHIP										
<b>Fred Newman, R</b> ERA: 3.4 (1, 1)	7.0	L	28	4	2	1	5	2	0	1	0	0	1	35	44	1.29	0.857										
<b>Bob Lee, R</b> ERA: 2.02 (8, 1)	2.0		7	1	0	0	3	0	0	0	0	0	0	13	13	0.00	0.500										

Detroit Tigers @ Los Angeles Angels  
Dodger Stadium, Los Angeles, CA  
Sun Aug 29 1965, 3:33 AM PDT  
Att: 5,132 - Unknown


AB 32  
R 2  
H 5  
RBI 2  
BB 2  
SO 8  
LOB 12



Batter	1	2	3	4	5	6	7	8	9	AB	R	H	RBI	BB	SO	LOB	BOTTOM										
<b>Jose Cardenal, R</b> OBP: 0.287, SLG: 0.369 (1, 8)										4	0	0	0	0	2	1											
<b>Albie Pearson, L</b> OBP: 0.395, SLG: 0.365 (1, 9)										2	0	2	0	2	0	0											
<b>Al Spangler, L</b> OBP: 0.300, SLG: 0.258 (8, FR) (9, 9)										0	0	0	0	0	0	0											
<b>Jim Fregosi, R</b> OBP: 0.320, SLG: 0.407 (1, 6)										3	0	0	0	0	0	2											
<b>Willie Smith, L</b> OBP: 0.306, SLG: 0.444 (1, 7)										4	0	1	0	0	1	2											
<b>Vic Power, R</b> OBP: 0.286, SLG: 0.329 (1, 3)										4	0	0	0	0	0	3											
<b>Bobby Knoop, R</b> OBP: 0.316, SLG: 0.391 (1, 4)										4	1	1	0	0	0	2											
<b>Buck Rodgers, S</b> OBP: 0.281, SLG: 0.265 (1, 2)										4	0	2	0	0	0	0											
<b>Paul Schaal, R</b> OBP: 0.306, SLG: 0.322 (1, 5)										3	0	1	1	0	0	0											
<b>Marcelino Lopez, R</b> OBP: 0.321, SLG: 0.297 (9, FR)										0	0	0	0	0	0	0											
<b>Fred Newman, R</b> OBP: 0.164, SLG: 0.119 (1, 1)										2	0	0	0	0	1	2											
<b>Joe Adcock, R</b> OBP: 0.321, SLG: 0.452 (7, PH)										1	0	0	0	0	0	1											
<b>Bob Lee, R</b> OBP: 0.176, SLG: 0.313 (8, 1)										0	0	0	0	0	0	0											
<b>Merritt Ranew, L</b> OBP: 0.283, SLG: 0.313 (9, PH)										1	0	0	0	0	0	1											
<b>Inning Stats</b>	R: 0 E: 0 K: 0 S: 3	H: 1 LOB: 0 BB: 0 P: 3	R: 1 E: 0 K: 1 S: 8	H: 3 LOB: 2 BB: 0 P: 8	R: 0 E: 0 K: 2 S: 8	H: 1 LOB: 1 BB: 0 P: 8	R: 0 E: 0 K: 0 S: 3	H: 0 LOB: 0 BB: 0 P: 3	R: 0 E: 0 K: 1 S: 5	H: 0 LOB: 0 BB: 0 P: 5	R: 0 E: 0 K: 0 S: 4	H: 1 LOB: 2 BB: 1 P: 8	R: 0 E: 0 K: 0 S: 4	H: 1 LOB: 1 BB: 0 P: 4	R: 0 E: 0 K: 0 S: 3	H: 0 LOB: 1 BB: 1 P: 7	R: 0 E: 1 K: 0 S: 4	H: 0 LOB: 1 BB: 0 P: 4	1B: 6 2B: 1 3B: 0 HR: 0	SF: 0 SAC: 2 DP: 0 HBP: 0	WP: 1 PB: 0 SB: 1 CS: 0	PA: 36					
<b>PITCHER</b>	IP	WLS	BF	H	R	ER	SO	BB	IBB	HBP	BLK	WP	HR	S	P	ERA	WHIP										
<b>Joe Sparma, R</b> ERA: 3.07 (1, 1)	9.0	W	36	7	1	1	4	2	0	0	0	1	0	42	50	1.00	1.000										

Detroit Tigers @ Los Angeles Angels  
Dodger Stadium, Los Angeles, CA  
Sun Aug 29 1965, 3:33 AM PDT  
Att: 5,132 - Unknown

AB 32  
R 1  
H 7  
RBI 1  
BB 2  
SO 4  
LOB 14





Batter	1	2	3	4	5	6	7	8	9	AB	R	H	RBI	BB	SO	LOB	TOP										
<b>Bobby Richardson, R</b> OBP: 0.301, SLG: 0.343	F4	F9			1B		F7			4	1	1	0	0	0	2											
<b>Tony Kubek, L</b> OBP: 0.257, SLG: 0.282	K		1-3		2H		1B	WP	1B	4	0	2	1	0	1	0											
<b>Tom Tresh, S</b> OBP: 0.345, SLG: 0.479	HBP		F7		1-2		K	1-3	1-2	3	0	0	0	0	1	2											
<b>Elston Howard, R</b> OBP: 0.270, SLG: 0.367	F8			HR			K	5-3		4	1	1	1	0	1	2											
<b>Hector Lopez, R</b> OBP: 0.313, SLG: 0.382		K	F8				F8			4	0	1	0	0	1	0											
<b>Roger Repoz, L</b> OBP: 0.317, SLG: 0.510		4-3			F6		4-3	F7		4	0	0	0	0	0	2											
<b>Clete Boyer, R</b> OBP: 0.314, SLG: 0.429		2B			5-3		F3		5-3	4	1	1	0	0	0	0											
<b>Ray Barker, L</b> OBP: 0.316, SLG: 0.369		1B			K		4-3		K	4	1	1	1	0	2	0											
<b>Jack Cullen, R</b> OBP: 0.111, SLG: 0.111		1B			K			1-3		4	0	2	1	0	1	0											
<b>Inning Stats</b>	R: 0 E: 0 K: 1 S: 5	H: 0 LOB: 1 BB: 0 P: 6	R: 2 E: 0 K: 1 S: 8	H: 3 LOB: 1 BB: 0 P: 8	R: 1 E: 0 K: 0 S: 4	H: 1 LOB: 0 BB: 0 P: 4	R: 0 E: 0 K: 1 S: 5	H: 0 LOB: 0 BB: 0 P: 5	R: 1 E: 0 K: 2 S: 8	H: 2 LOB: 0 BB: 0 P: 8	R: 0 E: 0 K: 1 S: 5	H: 1 LOB: 0 BB: 0 P: 4	R: 0 E: 0 K: 0 S: 5	H: 2 LOB: 2 BB: 0 P: 5	R: 0 E: 0 K: 1 S: 5	H: 0 LOB: 0 BB: 0 P: 5	R: 0 E: 0 K: 1 S: 5	H: 0 LOB: 0 BB: 0 P: 5	1B: 6 2B: 2 3B: 0 HR: 1	SF: 0 SAC: 0 DP: 0 HBP: 1	WP: 1 PB: 0 SB: 0 CS: 0	PA: 36					
<b>PITCHER</b>	IP	WLS	BF	H	R	ER	SO	BB	IBB	HBP	BLK	WP	HR	S	P	ERA	WHIP										
<b>George Brunet, L</b> ERA: 2.48	(1, 1)	7.0	L	28	7	4	4	6	0	0	1	0	1	39	40	5.14	1.000										
<b>Jim Coates, R</b> ERA: 3.0	(8, 1)	2.0		8	2	0	0	1	0	0	0	1	0	10	10	0.00	1.000										

**New York Yankees @ Los Angeles Angels**  
**Dodger Stadium, Los Angeles, CA**  
 Mon Aug 30 1965, 7:05 PM PDT  
 Att: 9,085 - Unknown - 70 F

AB	35
R	4
H	9
RBI	4
BB	0
SO	7
LOB	8



Batter	1	2	3	4	5	6	7	8	9	AB	R	H	RBI	BB	SO	LOB	BOTTOM										
<b>Al Spangler, L</b> OBP: 0.308, SLG: 0.269	FC3-6		1-3		L9		1B		FC3-6	4	1	2	0	1	0	0											
<b>Albie Pearson, L</b> OBP: 0.356, SLG: 0.364	FC3-6				4-3		1B		FC3-6	4	1	1	0	1	0	2											
<b>Jim Fregosi, R</b> OBP: 0.322, SLG: 0.411			F3						1-3	5	0	3	2	0	0	2											
<b>Joe Adcock, R</b> OBP: 0.317, SLG: 0.446	F4				F5		F6		1-3	4	0	0	0	0	0	4											
<b>Willie Smith, L</b> OBP: 0.305, SLG: 0.440	3-1				L9				F8	3	0	0	0	1	0	1											
<b>Bobby Knoop, R</b> OBP: 0.315, SLG: 0.392		6-3			FC5-4		F9			4	0	1	0	0	0	1											
<b>Buck Rodgers, S</b> OBP: 0.281, SLG: 0.264		4-3					4-3		F8	4	0	1	0	0	0	1											
<b>Paul Schaal, R</b> OBP: 0.306, SLG: 0.321							F4			2	0	0	0	1	0	0											
<b>Merritt Ranaw, L</b> OBP: 0.280, SLG: 0.310									K	1	0	0	0	0	1	1											
<b>Joe Koppe, R</b> OBP: 0.294, SLG: 0.355										0	0	0	0	0	0	0											
<b>George Brunet, R</b> OBP: 0.098, SLG: 0.063										2	0	0	0	0	0	3											
<b>Tom Satriano, L</b> OBP: 0.281, SLG: 0.294										1	0	0	0	0	1	0											
<b>Jim Coates, R</b> ERA: 3.0										0	0	0	0	0	0	0											
<b>Jim Piersall, R</b> OBP: 0.309, SLG: 0.435										1	0	0	0	0	0	0											
<b>Inning Stats</b>	R: 1 E: 1 K: 0 S: 5	H: 2 LOB: 1 BB: 0 P: 5	R: 0 E: 0 K: 0 S: 3	H: 0 LOB: 0 BB: 0 P: 3	R: 0 E: 0 K: 0 S: 3	H: 0 LOB: 1 BB: 1 P: 7	R: 0 E: 0 K: 0 S: 4	H: 1 LOB: 3 BB: 2 P: 12	R: 0 E: 0 K: 0 S: 4	H: 1 LOB: 1 BB: 0 P: 4	R: 0 E: 0 K: 0 S: 3	H: 0 LOB: 0 BB: 0 P: 3	R: 1 E: 0 K: 1 S: 8	H: 3 LOB: 2 BB: 0 P: 8	R: 0 E: 0 K: 1 S: 6	H: 1 LOB: 1 BB: 0 P: 6	R: 0 E: 1 K: 0 S: 3	H: 0 LOB: 1 BB: 1 P: 7	1B: 5 2B: 3 3B: 0 HR: 0	SF: 0 SAC: 0 DP: 0 HBP: 0	WP: 0 PB: 0 SB: 0 CS: 0	PA: 39					
<b>PITCHER</b>	IP	WLS	BF	H	R	ER	SO	BB	IBB	HBP	BLK	WP	HR	S	P	ERA	WHIP										
<b>Jack Cullen, R</b> ERA: 2.27	(1, 1)	9.0	W	39	8	2	1	2	3	1	0	0	0	39	55	1.00	1.222										

**New York Yankees @ Los Angeles Angels**  
**Dodger Stadium, Los Angeles, CA**  
 Mon Aug 30 1965, 7:05 PM PDT  
 Att: 9,085 - Unknown - 70 F

AB	35
R	2
H	8
RBI	2
BB	4
SO	2
LOB	15





Batter	1	2	3	4	5	6	7	8	9	AB	R	H	RBI	BB	SO	LOB	TOP			
<b>Bobby Richardson, R</b> OBP: 0.302, SLG: 0.344 (1, 4)	0-0 4-3		0-0 1B			0-0 F8		0-0 1B		4	0	2	0	0	0	0	<b>New York Yankees @ Los Angeles Angels</b> Dodger Stadium, Los Angeles, CA Tue Aug 31 1965, 3:33 AM PDT Att: 14,499 - Unknown - 67 F <a href="http://livebaseballscorecards.com">livebaseballscorecards.com</a>			
<b>Tony Kubek, L</b> OBP: 0.256, SLG: 0.280 (1, 6)	0-3 K		0-0 F5			4-0 FC6-4 BB		0-0 G6-4-3 1B		3	0	0	0	1	1	3				
<b>Tom Tresh, S</b> OBP: 0.343, SLG: 0.476 (1, 7)	0-0 F8			0-3 K		0-0 F2			0-3 K	4	0	0	0	0	2	1				
<b>Elston Howard, R</b> OBP: 0.270, SLG: 0.365 (8, 3)		0-3 K		0-0 1B 1B		0-0 FC6-4 1-2			0-0 1-3	4	0	1	0	0	1	1				
<b>Roger Repoz, L</b> OBP: 0.315, SLG: 0.503 (1, 8)		0-0 G3		0-0 1B 1B			0-0 4-3		0-0 4-3	4	0	1	0	0	0	0				
<b>Hector Lopez, R</b> OBP: 0.313, SLG: 0.386 (1, 9)		0-0 6-3		0-0 G6-4-3 1-2			0-0 2B			3	0	1	0	0	0	2				
<b>Clete Boyer, R</b> OBP: 0.316, SLG: 0.429 (1, 5)			0-0 1B 1B		4-0 G4-6-3 BB		0-0 F3			2	0	1	0	1	0	1				
<b>Ray Barker, L</b> OBP: 0.311, SLG: 0.363 <b>Steve Hamilton, L</b> OBP: 0.400, SLG: 0.250 (8, 1)			0-0 F2		0-0 G4-6-3 1-2		0-0 F4			3	0	0	0	0	0	3				
<b>Bill Stafford, R</b> <b>Jake Gibbs, L</b> (8, PH)		0-3 K		0-0 5-3				0-0 4-3		0	0	0	0	0	0	0				
<b>Inning Stats</b>	R: 0 E: 0 K: 1 S: 5	H: 0 LOB: 0 BB: 0 P: 5	R: 0 E: 0 K: 1 S: 5	H: 0 LOB: 0 BB: 0 P: 5	R: 0 E: 0 K: 1 S: 7	H: 2 LOB: 2 BB: 0 P: 7	R: 0 E: 0 K: 1 S: 6	H: 2 LOB: 1 BB: 0 P: 6	R: 0 E: 0 K: 0 S: 2	H: 0 LOB: 0 BB: 1 P: 6	R: 0 E: 0 K: 0 S: 3	H: 1 LOB: 1 BB: 0 P: 4	R: 0 E: 0 K: 0 S: 3	H: 1 LOB: 0 BB: 0 P: 3	R: 0 E: 0 K: 1 S: 5	H: 0 LOB: 0 BB: 0 P: 5		1B: 5 2B: 1 3B: 0 HR: 0	SF: 0 SAC: 0 DP: 3 HBP: 0	WP: 0 PB: 0 SB: 0 CS: 0
<b>PITCHER</b> <b>Dean Chance, R</b> ERA: 3.38 (1, 1)	IP: 9.0 WLS: W BF: 32 H: 6 R: 0 ER: 0 SO: 5 BB: 2 IBB: 0 HBP: 0 BLK: 0 WP: 0 HR: 0 S: 40 P: 48 ERA: 0.00 WHIP: 0.889															<b>PITCHER</b> <b>Dean Chance, R</b> ERA: 3.38 (1, 1)	IP: 9.0 WLS: W BF: 32 H: 6 R: 0 ER: 0 SO: 5 BB: 2 IBB: 0 HBP: 0 BLK: 0 WP: 0 HR: 0 S: 40 P: 48 ERA: 0.00 WHIP: 0.889			

Batter	1	2	3	4	5	6	7	8	9	AB	R	H	RBI	BB	SO	LOB	BOTTOM			
<b>Al Spangler, L</b> OBP: 0.307, SLG: 0.268 (8, 7)	0-0 F2		0-0 4-3			0-0 1B 1B		0-0 F7		4	0	1	0	0	0	0	<b>New York Yankees @ Los Angeles Angels</b> Dodger Stadium, Los Angeles, CA Tue Aug 31 1965, 3:33 AM PDT Att: 14,499 - Unknown - 67 F <a href="http://livebaseballscorecards.com">livebaseballscorecards.com</a>			
<b>Albie Pearson, L</b> OBP: 0.356, SLG: 0.375 (1, 9)	0-0 HR			0-0 F5		0-0 FC6-4 1B		0-3 K		4	1	2	1	0	1	0				
<b>Jim Fregosi, R</b> OBP: 0.320, SLG: 0.409 (1, 6)	0-0 F4			0-0 F9		0-0 FC6-4 1-2				3	0	0	0	0	0	2				
<b>Joe Adcock, R</b> OBP: 0.317, SLG: 0.448 <b>Jose Cardenal, R</b> OBP: 0.297, SLG: 0.369 (7, PR)	0-0 F9			0-0 F7			0-0 SH3-4 2B			3	0	1	0	0	0	0				
<b>Bobby Knoop, R</b> OBP: 0.316, SLG: 0.393 (1, 4)		0-0 G6-4-3 1B			0-0 F8		0-0 SH3-4 2-3			2	0	1	0	0	0	0				
<b>Jim Piersall, R</b> OBP: 0.303, SLG: 0.426 <b>Willie Smith, L</b> OBP: 0.307, SLG: 0.440 <b>Vic Power, R</b> OBP: 0.296, SLG: 0.329 (8, 3)		0-0 G6-4-3 1-2			0-0 F4		4-0 IBB			2	0	0	0	0	0	1				
<b>Buck Rodgers, S</b> OBP: 0.289, SLG: 0.262 (1, 2)		0-0 4-3			0-0 F7		0-3 K			3	0	0	0	0	1	3				
<b>Paul Schaal, R</b> OBP: 0.304, SLG: 0.318 (1, 5)			0-0 6-3			0-0 L8		0-0 F9		3	0	0	0	0	0	3				
<b>Dean Chance, R</b> OBP: 0.152, SLG: 0.098 (1, 1)			0-3 K			0-3 K		0-0 1-3		3	0	0	0	0	2	0				
<b>Inning Stats</b>	R: 1 E: 0 K: 0 S: 4	H: 1 LOB: 0 BB: 0 P: 4	R: 0 E: 0 K: 0 S: 3	H: 1 LOB: 0 BB: 0 P: 3	R: 0 E: 0 K: 1 S: 5	H: 0 LOB: 0 BB: 0 P: 5	R: 0 E: 0 K: 0 S: 3	H: 0 LOB: 0 BB: 0 P: 3	R: 0 E: 0 K: 1 S: 7	H: 2 LOB: 2 BB: 0 P: 7	R: 0 E: 0 K: 1 S: 6	H: 1 LOB: 3 BB: 1 P: 10	R: 0 E: 0 K: 1 S: 5	H: 0 LOB: 0 BB: 0 P: 5	R: 0 E: 0 K: 1 S: 5	H: 0 LOB: 0 BB: 0 P: 5		1B: 3 2B: 1 3B: 0 HR: 1	SF: 0 SAC: 1 DP: 1 HBP: 0	WP: 0 PB: 0 SB: 0 CS: 0
<b>PITCHER</b> <b>Bill Stafford, R</b> ERA: 3.03 <b>Steve Hamilton, L</b> ERA: 1.39 (8, 1)	IP: 7.0 WLS: L BF: 26 H: 5 R: 1 ER: 1 SO: 3 BB: 0 IBB: 1 HBP: 0 BLK: 0 WP: 0 HR: 1 S: 31 P: 35 ERA: 1.29 WHIP: 0.714															<b>PITCHER</b> <b>Bill Stafford, R</b> ERA: 3.03 <b>Steve Hamilton, L</b> ERA: 1.39 (8, 1)	IP: 7.0 WLS: L BF: 26 H: 5 R: 1 ER: 1 SO: 3 BB: 0 IBB: 1 HBP: 0 BLK: 0 WP: 0 HR: 1 S: 31 P: 35 ERA: 1.29 WHIP: 0.714			












Batter	1	2	3	4	5	6	7	8	9	AB	R	H	RBI	BB	SO	LOB	TOP				
<b>Bert Campaneris, R</b> OBP: 0.333, SLG: 0.401 (1, 6)										4	1	0	0	1	0	1					
<b>Dick Green, R</b> OBP: 0.313, SLG: 0.383 (1, 4)										4	0	0	0	0	1	1					
<b>Jim Landis, R</b> OBP: 0.362, SLG: 0.328 (1, 8)										3	1	1	0	1	1	0					
<b>Ed Charles, R</b> OBP: 0.333, SLG: 0.393 (1, 5)										4	1	2	2	0	1	1					
<b>Tommie Reynolds, R</b> OBP: 0.322, SLG: 0.325 (1, 7)										4	0	0	0	0	0	3					
<b>Ken Harrelson, R</b> OBP: 0.329, SLG: 0.431 <b>Santiago Rosario, L</b> OBP: 0.308, SLG: 0.386 (1, 3) (8, 3)										3	1	3	0	1	0	0					
<b>Rene Lachemann, R</b> OBP: 0.245, SLG: 0.390 (1, 2)										3	0	1	1	0	1	2					
<b>Mike Hershberger, R</b> OBP: 0.286, SLG: 0.309 (1, 9)										4	0	0	0	0	0	4					
<b>Dick Joyce, L</b> (1, 1)										2	0	0	0	0	2	0					
<b>Jack Aker, R</b> (5, 1)										1	0	0	0	0	1	0					
<b>John Wyatt, R</b> (8, 1)										1	0	0	0	0	1	0					
<b>Inning Stats</b>	R: 0 E: 0 K: 2 S: 7	H: 0 LOB: 0 BB: 0 P: 7	R: 1 E: 0 K: 0 S: 5	H: 2 LOB: 1 BB: 0 P: 5	R: 0 E: 0 K: 1 S: 5	H: 0 LOB: 0 BB: 0 P: 5	R: 1 E: 1 K: 1 S: 7	H: 2 LOB: 2 BB: 1 P: 11	R: 1 E: 0 K: 1 S: 6	H: 1 LOB: 1 BB: 2 P: 14	R: 0 E: 0 K: 1 S: 3	H: 0 LOB: 0 BB: 0 P: 3	R: 0 E: 0 K: 1 S: 5	H: 1 LOB: 1 BB: 0 P: 5	R: 0 E: 0 K: 1 S: 5	H: 0 LOB: 0 BB: 0 P: 5	1B: 6 2B: 1 3B: 0 HR: 1	SF: 0 SAC: 1 DP: 1 HBP: 0	WP: 0 PB: 1 SB: 1 CS: 1	PA: 37	
<b>PITCHER</b>	IP	WLS	BF	H	R	ER	SO	BB	IBB	HBP	BLK	WP	HR	S	P	ERA	WHIP				
<b>George Brunet, L</b> ERA: 2.51 (1, 1)	5.0	L	23	5	3	2	5	2	1	0	1	0	1	30	42	3.60	1.400				
<b>Jim Coates, R</b> ERA: 2.53 (6, 1)	2.0		8	1	1	0	1	0	0	0	0	0	0	10	10	0.00	0.500				
<b>Marcelino Lopez, L</b> ERA: 2.94 (8, 1)	2.0		6	1	0	0	2	0	0	0	0	0	0	10	10	0.00	0.500				

Kansas City Athletics @ Los Angeles Angels  
Dodger Stadium, Los Angeles, CA  
Fri Sep 03 1965, 7:05 PM PDT  
Unknown

AB 33  
R 4  
H 7  
RBI 3  
BB 3  
SO 8  
LOB 12



Batter	1	2	3	4	5	6	7	8	9	AB	R	H	RBI	BB	SO	LOB	BOTTOM					
<b>Jose Cardenal, R</b> OBP: 0.285, SLG: 0.366 (1, 8)										4	0	0	1	0	2	3						
<b>Albie Pearson, L</b> OBP: 0.385, SLG: 0.381 (1, 9)										5	0	3	0	0	0	2						
<b>Jim Fregosi, R</b> OBP: 0.319, SLG: 0.406 (1, 6)										4	0	1	0	0	1	5						
<b>Joe Adcock, R</b> OBP: 0.313, SLG: 0.440 (1, 3)										4	0	1	0	0	2	3						
<b>Bobby Knoop, R</b> OBP: 0.311, SLG: 0.385 (1, 4)										3	0	0	0	1	1	1						
<b>Jim Piersall, R</b> OBP: 0.314, SLG: 0.424 <b>Al Spangler, L</b> OBP: 0.306, SLG: 0.265 (1, 7) (6, PH) (7, 7)										2	0	0	0	0	0	1						
<b>Willie Smith, L</b> OBP: 0.309, SLG: 0.439 (8, PH) (9, 7)										1	0	0	0	0	0	3						
<b>Tom Egan, R</b> OBP: 0.276, SLG: 0.250 <b>Merritt Ranew, L</b> OBP: 0.274, SLG: 0.302 (1, 2) (7, PH) (8, 2)										2	0	0	0	0	1	0						
<b>Paul Schaal, R</b> OBP: 0.306, SLG: 0.318 (1, 5)										3	1	0	0	1	0	0						
<b>George Brunet, R</b> OBP: 0.296, SLG: 0.091 <b>Lou Clinton, R</b> OBP: 0.319, SLG: 0.333 <b>Jim Coates, R</b> (5, PH) (6, 1)										1	0	0	0	0	0	1						
<b>Tom Satriano, L</b> OBP: 0.276, SLG: 0.298 <b>Marcelino Lopez, R</b> OBP: 0.292, SLG: 0.299 <b>Vic Power, R</b> OBP: 0.200, SLG: 0.333 (7, PH) (8, 1) (9, PH)										1	0	0	0	0	0	0						
<b>Inning Stats</b>	R: 0 E: 0 K: 0 S: 4	H: 1 LOB: 1 BB: 0 P: 4	R: 0 E: 0 K: 0 S: 3	H: 0 LOB: 0 BB: 0 P: 3	R: 0 E: 0 K: 1 S: 6	H: 1 LOB: 2 BB: 1 P: 10	R: 0 E: 0 K: 0 S: 3	H: 1 LOB: 0 BB: 0 P: 3	R: 1 E: 1 K: 2 S: 10	H: 2 LOB: 2 BB: 0 P: 10	R: 0 E: 0 K: 2 S: 7	H: 0 LOB: 0 BB: 0 P: 7	R: 0 E: 0 K: 1 S: 5	H: 0 LOB: 0 BB: 0 P: 5	R: 1 E: 1 K: 1 S: 7	H: 1 LOB: 3 BB: 1 P: 11	R: 0 E: 1 K: 1 S: 6	H: 0 LOB: 2 BB: 1 P: 10	1B: 5 2B: 1 3B: 0 HR: 0	SF: 1 SAC: 0 DP: 1 HBP: 0	WP: 0 PB: 0 SB: 2 CS: 0	PA: 38
<b>PITCHER</b>	IP	WLS	BF	H	R	ER	SO	BB	IBB	HBP	BLK	WP	HR	S	P	ERA	WHIP					
<b>Dick Joyce, L</b> ERA: 2.51 (1, 1)	4.2		20	5	1	0	2	1	0	0	0	0	0	23	27	0.00	1.286					
<b>Jack Aker, R</b> ERA: 2.81 (5, 1)	3.0	W	12	1	0	0	5	1	0	0	0	0	0	21	25	0.00	0.667					
<b>John Wyatt, R</b> ERA: 2.26 (8, 1)	1.1	S	6	0	0	0	1	1	0	0	0	0	0	7	11	0.00	0.750					

Kansas City Athletics @ Los Angeles Angels  
Dodger Stadium, Los Angeles, CA  
Fri Sep 03 1965, 7:05 PM PDT  
Unknown

AB 34  
R 1  
H 6  
RBI 1  
BB 3  
SO 8  
LOB 19





Batter	1	2	3	4	5	6	7	8	9	AB	R	H	RBI	BB	SO	LOB	TOP				
Bert Campaneris, R OBP: 0.332, SLG: 0.398 Dick Green, R OBP: 0.312, SLG: 0.382	0-0 6-3		0-0 4-3		0-0 6-3			0-0 F2		3	0	0	0	0	0	0	Kansas City Athletics @ Los Angeles Angels Dodger Stadium, Los Angeles, CA Fri Sep 03 1965, 7:05 PM PDT Att: 4,319 - Unknown				
Jose Tartabull, L OBP: 0.373, SLG: 0.412	0-0 F8		0-0 F7		0-0 6-3			0-0 L5		4	0	0	0	0	0	0					
Wayne Causey, L OBP: 0.354, SLG: 0.368	0-0 1B		0-0 6-3		0-0 5-3			0-0 1-3		4	0	1	0	0	0	0					
Ed Charles, R OBP: 0.337, SLG: 0.397	0-0 FC6-4 1B		0-0 E7 1B		0-0 CS 1B			0-3 K		4	0	3	0	0	1	0					
Ken Harrelson, R OBP: 0.327, SLG: 0.428 Santiago Rosario, L OBP: 0.319, SLG: 0.397	0-0 FC6-4		0-3 K		0-0 CS		0-0 F9		0-0 E8 L3-6 1B	3	0	0	0	0	1	3					
Tommie Reynolds, R OBP: 0.325, SLG: 0.329		0-0 E		0-0 5-3				0-0 FC1-6 1B	0-0 L3-6	4	1	2	0	0	0	2					
Billy Bryan, L OBP: 0.318, SLG: 0.444		0-0 E6 L8 2B		0-3 K				4-0 FC1-6 BB		2	0	1	1	1	1	1					
Mike Hershberger, R OBP: 0.284, SLG: 0.307		0-0 L8			0-0 5-3			0-0 FC1-6		3	0	0	0	0	0	3					
Lew Krausse, R John Wyatt, R		0-0 4-3			0-0 1-3			0-3 K		3	0	0	0	0	1	2					
										0	0	0	0	0	0	0					
<b>Inning Stats</b>	R: 0 E: 0 K: 0 S: 5	H: 2 LOB: 2 BB: 0 P: 5	R: 1 E: 1 K: 0 S: 4	H: 2 LOB: 0 BB: 0 P: 4	R: 0 E: 0 K: 2 S: 3	H: 0 LOB: 0 BB: 0 P: 3	R: 0 E: 1 K: 2 S: 8	H: 1 LOB: 1 BB: 0 P: 8	R: 0 E: 0 K: 0 S: 3	H: 0 LOB: 0 BB: 0 P: 3	R: 0 E: 0 K: 0 S: 6	H: 1 LOB: 2 BB: 1 P: 10	R: 0 E: 0 K: 1 S: 3	H: 0 LOB: 0 BB: 0 P: 3	R: 0 E: 1 K: 1 S: 5	H: 1 LOB: 0 BB: 0 P: 5	1B: 7 2B: 2 3B: 0 HR: 0	SF: 0 SAC: 0 DP: 1 HBP: 0	WP: 0 PB: 0 SB: 2 CS: 1	PA: 34	
<b>PITCHER</b>	IP WLS BF H R ER SO BB IBB HBP BLK WP HR S P ERA WHIP	8.0 L 30 7 1 1 3 1 0 0 0 0 0 0 35 39 1.12 1.000	1.0 3 1 0 0 1 0 0 0 0 0 0 0 5 5 0.00 1.000																		

AB	32
R	1
H	8
RBI	1
BB	1
SO	4
LOB	11



Batter	1	2	3	4	5	6	7	8	9	AB	R	H	RBI	BB	SO	LOB	BOTTOM					
Jose Cardenal, R OBP: 0.285, SLG: 0.368	0-0 4-3		0-0 5-3			0-0 L9 2B		0-3 K		4	0	1	0	0	1	1	Kansas City Athletics @ Los Angeles Angels Dodger Stadium, Los Angeles, CA Fri Sep 03 1965, 7:05 PM PDT Att: 4,319 - Unknown					
Albie Pearson, L OBP: 0.395, SLG: 0.383	0-0 2B		0-0 L3		0-0 BB		0-0 L3			3	0	1	0	1	0	2						
Jim Fregosi, R OBP: 0.319, SLG: 0.405	0-3 K		0-0 4-3		0-0 L9		0-0 L9		0-0 1B	4	0	1	0	0	1	3						
Willie Smith, L OBP: 0.306, SLG: 0.435	0-0 F5		0-0 3-1		0-0 F9			0-0 L8		4	0	0	0	0	0	4						
Vic Power, R OBP: 0.289, SLG: 0.331		0-0 F4			0-0 1B 1B		0-0 L8		0-0 F6	4	0	1	0	0	0	1						
Bobby Knoop, R OBP: 0.310, SLG: 0.384		0-0 5-3			0-0 G5-4-3 1B		0-3 K		0-3 K	4	0	1	0	0	2	1						
Buck Rodgers, S OBP: 0.256, SLG: 0.256		0-0 6-3			0-0 F4			0-0 6-3		3	0	0	0	0	0	2						
Paul Schaal, R OBP: 0.305, SLG: 0.317 Al Spangler, L OBP: 0.305, SLG: 0.264 Tom Satriono, L OBP: 0.276, SLG: 0.288			0-3 K		0-0 G5-4-3			0-0 F9		2	0	0	0	0	1	2						
Fred Newman, R OBP: 0.159, SLG: 0.115 Joe Adcock, R OBP: 0.315, SLG: 0.441 Marcelino Lopez, R OBP: 0.239, SLG: 0.297 Bob Lee, R OBP: 0.158, SLG: 0.278			0-0 F3			0-3 K		0-0 1B		2	0	0	0	0	1	0						
										1	0	1	0	0	0	0						
										0	0	0	0	0	0	0						
										0	0	0	0	0	0	0						
<b>Inning Stats</b>	R: 0 E: 0 K: 1 S: 6	H: 1 LOB: 1 BB: 0 P: 6	R: 0 E: 0 K: 0 S: 3	H: 0 LOB: 0 BB: 0 P: 3	R: 0 E: 0 K: 0 S: 3	H: 0 LOB: 0 BB: 0 P: 3	R: 0 E: 0 K: 0 S: 4	H: 2 LOB: 1 BB: 0 P: 4	R: 0 E: 0 K: 1 S: 6	H: 1 LOB: 2 BB: 1 P: 10	R: 0 E: 0 K: 1 S: 5	H: 0 LOB: 0 BB: 0 P: 5	R: 0 E: 0 K: 1 S: 3	H: 0 LOB: 0 BB: 0 P: 5	R: 0 E: 0 K: 1 S: 6	H: 1 LOB: 2 BB: 0 P: 6	R: 0 E: 0 K: 1 S: 6	H: 1 LOB: 1 BB: 0 P: 6	1B: 4 2B: 2 3B: 0 HR: 0	SF: 0 SAC: 0 DP: 1 HBP: 0	WP: 0 PB: 0 SB: 1 CS: 0	PA: 33
<b>PITCHER</b>	IP WLS BF H R ER SO BB IBB HBP BLK WP HR S P ERA WHIP	7.1 W 27 5 0 0 4 1 0 0 0 0 0 10 10 0.00 0.600	1.2 S 6 1 0 0 2 0 0 0 0 0 0 10 10 0.00 0.600																			





Batter	1	2	3	4	5	6	7	8	9	AB	R	H	RBI	BB	SO	LOB	TOP					
Bert Campaneris, R (1,6) OBP: 0.331, SLG: 0.399	5-3		1-3			SF9 1-3 2B		6-3		4	0	1	0	0	0	0	<b>Kansas City Athletics @ Los Angeles Angels</b> <b>Dodger Stadium, Los Angeles, CA</b> Sat Sep 04 1965, 7:05 PM PDT Att: 4,418 - Unknown					
Jose Tartabull, L (1,7) OBP: 0.370, SLG: 0.415	1-3			1-3		1-3			2B	4	0	1	0	0	0	2						
Wayne Causey, L (1,4) OBP: 0.354, SLG: 0.367	4-3			K		SF9			BB	2	0	0	1	1	1	0						
Ed Charles, R (1,5) OBP: 0.338, SLG: 0.399		BLK 2B		S BB		K			BB	3	0	1	0	1	2	3						
Ken Harrelson, R (1,3) OBP: 0.324, SLG: 0.423		K		K			K			4	0	0	0	0	4	4						
Jim Landis, R (1,8) OBP: 0.358, SLG: 0.324		K			K		5-3			4	0	0	0	0	3	3						
Billy Bryan, L (1,2) OBP: 0.314, SLG: 0.438		K			5-3		F7			3	0	0	0	0	1	1						
Mike Hershberger, R (1,9) OBP: 0.282, SLG: 0.305			F8		K			6-3		3	0	0	0	0	1	0						
Catfish Hunter, R (1,1) OBP: 0.103, SLG: 0.103			K							2	1	1	0	0	1	0						
Don Mossi, L (7,1) Wes Stock, R (7,1) Santiago Rosario, L (8,PH) Jim Dickson, L (8,1)						2B SF9 1B		K		0	0	0	0	0	0	0						
<b>Inning Stats</b>	R: 0 E: 0 K: 0 S: 3	H: 0 LOB: 0 BB: 0 P: 3	R: 0 E: 0 K: 3 S: 10	H: 1 LOB: 1 BB: 0 P: 10	R: 0 E: 0 K: 1 S: 5	H: 0 LOB: 0 BB: 0 P: 5	R: 0 E: 0 K: 2 S: 7	H: 0 LOB: 1 BB: 1 P: 11	R: 0 E: 0 K: 1 S: 7	H: 0 LOB: 0 BB: 0 P: 7	R: 1 E: 0 K: 1 S: 7	H: 2 LOB: 1 BB: 0 P: 7	R: 0 E: 0 K: 1 S: 5	H: 0 LOB: 0 BB: 0 P: 5	R: 0 E: 0 K: 1 S: 5	H: 0 LOB: 0 BB: 0 P: 5	R: 0 E: 0 K: 3 S: 10	H: 1 LOB: 2 BB: 1 P: 14	1B: 1 2B: 3 3B: 0 HR: 0	SF: 1 SAC: 0 DP: 0 HBP: 0	WP: 0 PB: 0 SB: 1 CS: 0	PA: 33
<b>PITCHER</b> Dean Chance, R (1,1) ERA: 3.27	IP: 9.0 WLS: W BF: 33 H: 4 R: 1 ER: 1 SO: 14 BB: 2 IBB: 0 HBP: 0 BLK: 1 WP: 0 HR: 0 S: 59 P: 67 ERA: 1.00 WHIP: 0.667															<b>PITCHER</b> IP: WLS: BF: H: R: ER: SO: BB: IBB: HBP: BLK: WP: HR: S: P: ERA: WHIP						

Batter	1	2	3	4	5	6	7	8	9	AB	R	H	RBI	BB	SO	LOB	BOTTOM			
Al Spangler, L (1,8) OBP: 0.309, SLG: 0.270	4-3					E 1B				3	1	2	0	0	0	0	<b>Kansas City Athletics @ Los Angeles Angels</b> <b>Dodger Stadium, Los Angeles, CA</b> Sat Sep 04 1965, 7:05 PM PDT Att: 4,418 - Unknown			
Jim Piersall, R (7,PH) OBP: 0.321, SLG: 0.430			1B			1-3 2-H 1B				1	0	1	1	0	0	0				
Albie Pearson, L (1,9) OBP: 0.385, SLG: 0.380	K		6-3			BB		F8		3	0	0	0	1	1	3				
Jim Fregosi, R (1,6) OBP: 0.319, SLG: 0.405	K			F7 4-3 2B		K		F9		4	1	1	0	0	2	3				
Joe Adcock, R (1,3) OBP: 0.312, SLG: 0.437		K			F7				F9	3	0	0	0	0	2	2				
Vic Power, R (8,PH) OBP: 0.287, SLG: 0.330					2-3					1	0	0	0	0	0	0				
Willie Smith, L (1,7) OBP: 0.306, SLG: 0.433				4-3		F5		3-1		4	0	1	1	0	0	1				
Bobby Knoop, R (1,4) OBP: 0.307, SLG: 0.380				5-3				1-3		4	0	0	0	0	0	1				
Tom Satriano, L (1,2) OBP: 0.279, SLG: 0.291			1-3			F7		1B SH 1B		3	1	1	0	0	0	1				
Paul Schaal, R (1,5) OBP: 0.305, SLG: 0.317			5-3			F8		1B SH 1B		3	1	1	0	0	0	0				
Dean Chance, R (1,1) OBP: 0.147, SLG: 0.095			K			K		SH 1B		2	0	0	1	0	2	0				
<b>Inning Stats</b>	R: 0 E: 0 K: 2 S: 7	H: 0 LOB: 0 BB: 0 P: 7	R: 0 E: 0 K: 1 S: 6	H: 1 LOB: 1 BB: 0 P: 6	R: 0 E: 0 K: 1 S: 6	H: 1 LOB: 0 BB: 0 P: 6	R: 1 E: 0 K: 0 S: 4	H: 1 LOB: 0 BB: 0 P: 4	R: 0 E: 0 K: 1 S: 5	H: 0 LOB: 0 BB: 0 P: 5	R: 1 E: 0 K: 2 S: 8	H: 1 LOB: 1 BB: 1 P: 12	R: 2 E: 1 K: 0 S: 7	H: 3 LOB: 2 BB: 0 P: 7	R: 0 E: 0 K: 0 S: 3	H: 0 LOB: 0 BB: 0 P: 3	1B: 6 2B: 1 3B: 0 HR: 0	SF: 0 SAC: 1 DP: 0 HBP: 0	WP: 0 PB: 0 SB: 0 CS: 0	PA: 33
<b>PITCHER</b> Catfish Hunter, R (1,1) ERA: 4.13	IP: 6.1 WLS: L BF: 27 H: 6 R: 4 ER: 3 SO: 7 BB: 1 IBB: 0 HBP: 0 BLK: 0 WP: 0 HR: 0 S: 40 P: 44 ERA: 4.26 WHIP: 1.105															<b>PITCHER</b> IP: WLS: BF: H: R: ER: SO: BB: IBB: HBP: BLK: WP: HR: S: P: ERA: WHIP				
Don Mossi, L (7,1) ERA: 3.97	0.1	2	1	0	0	0	0	0	0	0	0	2	2	0.00	3.000					
Wes Stock, R (7,1) ERA: 4.89	0.1	1	0	0	0	0	0	0	0	0	0	1	1	0.00	0.000					
Jim Dickson, R (8,1) ERA: 3.45	1.0	3	0	0	0	0	0	0	0	0	0	3	3	0.00	0.000					










Batter	1	2	3	4	5	6	7	8	9	10	AB	R	H	RBI	BB	SO	LOB	TOP				
Lou Clinton, R OBP: 0.320, SLG: 0.342 Willie Smith, L OBP: 0.309, SLG: 0.429	SH1 1B	2B			F6		FC6			FC4-5 SH1-4 BB	3	1	2	0	0	0	0					
Albie Pearson, L OBP: 0.367, SLG: 0.376	SH1	4-3			F7			FC6-4 BB		SH1-4	2	0	0	0	1	0	2					
Jim Fregosi, R OBP: 0.321, SLG: 0.405	1B				K			K		FC4-5 E S	5	0	1	1	0	3	2					
Joe Adcock, R OBP: 0.310, SLG: 0.429 Vic Power, R OBP: 0.283, SLG: 0.324	K				6-3			K		F7	4	0	0	0	0	2	2					
Bobby Knopp, R OBP: 0.309, SLG: 0.386	FC4 1B				K			F8		FC6-4	4	0	1	0	0	1	1					
Jim Piersall, R OBP: 0.309, SLG: 0.413 Jose Cardenal, R OBP: 0.286, SLG: 0.367	FC4				1-3			K		6-3	4	0	0	0	0	1	2					
Paul Schaal, R OBP: 0.306, SLG: 0.317					1-3			3-1		K	4	0	1	0	0	1	0					
Buck Rodgers, S OBP: 0.257, SLG: 0.258		F4			F3			E 1B			4	0	2	0	0	0	1					
Marcelino Lopez, R OBP: 0.225, SLG: 0.279	FC2-4 1B				K			E5 FC6		K	4	0	0	0	0	2	3					
<b>Inning Stats</b>	R: 1 E: 0 K: 1 S: 8	H: 3 LOB: 2 BB: 0 P: 8	R: 0 E: 0 K: 0 S: 5	H: 2 LOB: 2 BB: 0 P: 5	R: 0 E: 0 K: 2 S: 7	H: 0 LOB: 0 BB: 0 P: 7	R: 0 E: 0 K: 1 S: 5	H: 0 LOB: 0 BB: 0 P: 5	R: 0 E: 0 K: 2 S: 7	H: 0 LOB: 0 BB: 0 P: 7	R: 0 E: 1 K: 1 S: 7	H: 1 LOB: 2 BB: 0 P: 7	R: 0 E: 0 K: 1 S: 5	H: 0 LOB: 1 BB: 1 P: 9	R: 0 E: 0 K: 2 S: 8	H: 1 LOB: 0 BB: 0 P: 8	R: 0 E: 0 K: 0 S: 3	H: 0 LOB: 1 BB: 1 P: 7	1B: 6 2B: 1 3B: 0 HR: 0	SF: 0 SAC: 2 DP: 0 HBP: 0	WP: 0 PB: 0 SB: 1 CS: 0	PA: 40
<b>PITCHER</b>	IP 2.0	WLS 11	BF 5	H 1	R 1	ER 1	SO 1	BB 0	IBB 0	HBP 0	BLK 0	WP 0	HR 0	S 13	P 13	ERA 4.50	WHIP 2.500					
Gary Peters, L ERA: 3.74	7.0	25	2	0	0	9	1	0	0	0	0	0	0	42	46	0.00	0.429					
Bruce Howard, R ERA: 3.68	1.0	W	4	0	0	0	0	1	0	0	0	0	0	3	7	0.00	1.000					
Eddie Fisher, R ERA: 2.05																						

**Los Angeles Angels @ Chicago White Sox**  
Comiskey Park, Chicago, IL  
Mon Sep 06 1965, 4:33 AM EDT  
Unknown


AB	36
R	1
H	7
RBI	1
BB	2
SO	10
LOB	16



Batter	1	2	3	4	5	6	7	8	9	10	AB	R	H	RBI	BB	SO	LOB	BOTTOM		
Don Buford, S OBP: 0.355, SLG: 0.390	F8				6-3			4-3		F3	4	0	0	0	0	2				
Floyd Robinson, L OBP: 0.348, SLG: 0.391	G1				K			5-3			4	0	1	1	0	1	0			
Gene Freese, R OBP: 0.336, SLG: 0.350	F7				5-3			4-3		3B	3	0	0	0	1	0	0			
John Romano, R OBP: 0.369, SLG: 0.456 Eddie Fisher, R OBP: 0.143, SLG: 0.111					F8			F9		F9	3	0	0	0	1	0	2			
Bill Skowron, R OBP: 0.327, SLG: 0.439					G4-6-3 BB			K			3	0	0	0	0	1	0			
Danny Cater, R OBP: 0.314, SLG: 0.410					5-3			6-3		F9	4	1	1	0	0	1	0			
Ron Hansen, R OBP: 0.307, SLG: 0.358					F8			5-3		F8	4	0	1	0	0	0	0			
Ken Berry, R OBP: 0.267, SLG: 0.345					F6			6-3		F8	3	0	0	0	1	0	0			
Gary Peters, L OBP: 0.214, SLG: 0.250 Bruce Howard, S OBP: 0.220, SLG: 0.216 Al Weis, S OBP: 0.356, SLG: 0.393 J.C. Martin, L OBP: 0.322, SLG: 0.329 Smoky Burgess, L OBP: 0.351, SLG: 0.420					F9						0	0	0	0	0	0	0			
<b>Inning Stats</b>	R: 0 E: 0 K: 0 S: 3	H: 0 LOB: 0 BB: 0 P: 3	R: 0 E: 0 K: 1 S: 4	H: 0 LOB: 0 BB: 1 P: 8	R: 0 E: 0 K: 0 S: 3	H: 0 LOB: 0 BB: 0 P: 3	R: 0 E: 0 K: 1 S: 5	H: 0 LOB: 0 BB: 0 P: 5	R: 0 E: 0 K: 1 S: 5	H: 1 LOB: 1 BB: 0 P: 4	R: 0 E: 0 K: 0 S: 3	H: 0 LOB: 0 BB: 0 P: 3	R: 0 E: 0 K: 0 S: 5	H: 2 LOB: 2 BB: 1 P: 9	R: 1 E: 0 K: 0 S: 4	H: 3 LOB: 3 BB: 1 P: 8	1B: 5 2B: 0 3B: 1 HR: 0	SF: 0 SAC: 0 DP: 1 HBP: 0	WP: 0 PB: 0 SB: 0 CS: 0	PA: 36
<b>PITCHER</b>	IP 9.1	WLS L	BF 36	H 6	R 2	ER 2	SO 3	BB 2	IBB 1	HBP 0	BLK 0	WP 0	HR 0	S 39	P 51	ERA 1.93	WHIP 0.857			
Marcelino Lopez, L ERA: 2.89																				

**Los Angeles Angels @ Chicago White Sox**  
Comiskey Park, Chicago, IL  
Mon Sep 06 1965, 4:33 AM EDT  
Unknown

AB	33
R	2
H	6
RBI	2
BB	3
SO	3
LOB	5













Batter	1	2	3	4	5	6	7	8	9	AB	R	H	RBI	BB	SO	LOB	TOP					
<b>Charlie Dees, L</b> OBP: 0.167, SLG: 0.167 (1, 3)										5	1	1	0	0	1	4						
<b>Bobby Knoop, R</b> OBP: 0.322, SLG: 0.397 (1, 4)										5	1	3	1	0	0	0						
<b>Jim Fregosi, R</b> OBP: 0.325, SLG: 0.404 (1, 6)										4	1	1	0	1	1	1						
<b>Willie Smith, L</b> OBP: 0.307, SLG: 0.426 (1, 7)										5	1	1	3	0	2	3						
<b>Ed Kirkpatrick, L</b> OBP: 0.444, SLG: 0.778 (1, 9)										4	2	2	1	0	1	3						
<b>Rick Reichardt, R</b> OBP: 0.250, SLG: 0.250 (1, 8)										4	0	1	1	0	0	3						
<b>Buck Rodgers, S</b> OBP: 0.258, SLG: 0.255 (1, 2)										3	0	1	0	1	0	1						
<b>Paul Schaal, R</b> OBP: 0.303, SLG: 0.311 (1, 5)										3	0	0	0	1	1	1						
<b>Fred Newman, R</b> OBP: 0.178, SLG: 0.154 (1, 1)										4	1	2	1	0	0	0						
<b>Inning Stats</b>	R: 4 E: 0 K: 0 S: 6	H: 4 LOB: 0 BB: 1 P: 10	R: 0 E: 0 K: 0 S: 3	H: 0 LOB: 0 BB: 0 P: 3	R: 0 E: 0 K: 2 S: 9	H: 2 LOB: 2 BB: 0 P: 9	R: 0 E: 0 K: 1 S: 5	H: 0 LOB: 0 BB: 0 P: 5	R: 0 E: 0 K: 0 S: 3	H: 0 LOB: 0 BB: 0 P: 3	R: 1 E: 0 K: 0 S: 5	H: 2 LOB: 1 BB: 0 P: 5	R: 1 E: 0 K: 1 S: 7	H: 2 LOB: 1 BB: 0 P: 7	R: 1 E: 0 K: 0 S: 4	H: 2 LOB: 2 BB: 2 P: 12	R: 0 E: 0 K: 2 S: 7	H: 0 LOB: 0 BB: 0 P: 7	1B: 8 2B: 4 3B: 0 HR: 1	SF: 0 SAC: 0 DP: 1 HBP: 0	WP: 0 PB: 0 SB: 0 CS: 0	PA: 40
<b>PITCHER</b>	IP	WLS	BF	H	R	ER	SO	BB	IBB	HBP	BLK	WP	HR	S	P	ERA	WHIP					
<b>Lew Krausse, R</b> ERA: 6.0 (1, 1)	0.0	L	4	3	4	4	0	1	0	0	0	0	0	3	7	∞	∞					
<b>Diego Segui, R</b> ERA: 4.58 (1, 1)	5.0		17	3	0	0	3	0	0	0	0	0	0	23	23	0.00	0.600					
<b>Wes Stock, R</b> ERA: 5.27 (6, 1)	1.1		8	4	2	2	1	0	0	0	0	0	1	10	10	13.50	3.000					
<b>Ron Tompkins, R</b> ERA: 9.0 (7, 1)	1.0		6	1	1	1	0	2	0	0	0	0	0	4	12	9.00	3.000					
<b>Jack Aker, R</b> ERA: 3.21 (8, 1)	0.2		2	1	0	0	0	0	0	0	0	0	0	2	2	0.00	1.500					
<b>PITCHER</b>	IP	WLS	BF	H	R	ER	SO	BB	IBB	HBP	BLK	WP	HR	S	P	ERA	WHIP					
<b>Don Mossi, L</b> ERA: 3.78 (9, 1)	1.0		3	0	0	0	2	0	0	0	0	0	0	7	7	0.00	0.000					

Los Angeles Angels @ Kansas City Athletics  
Municipal Stadium, Kansas City, MO  
Thu Sep 09 1965, 8:05 PM EDT  
Att: 1,271 - Unknown

AB	37
R	7
H	12
RBI	7
BB	3
SO	6
LOB	16



Batter	1	2	3	4	5	6	7	8	9	AB	R	H	RBI	BB	SO	LOB	BOTTOM					
<b>Jose Tartabull, L</b> OBP: 0.363, SLG: 0.401 (1, 8) (7, 7)										4	0	0	0	0	0	3						
<b>Dick Green, R</b> OBP: 0.305, SLG: 0.376 (1, 4)										4	1	1	0	0	1	1						
<b>Wayne Causey, L</b> OBP: 0.250, SLG: 0.363 (1, 6) (7, 8)										3	0	0	0	0	0	1						
<b>Jim Landis, R</b> OBP: 0.361, SLG: 0.316 (7, 8)										1	0	0	0	0	0	0						
<b>Ed Charles, R</b> OBP: 0.337, SLG: 0.406 (1, 5) (7, 6)										4	1	1	2	0	0	0						
<b>Billy Bryan, L</b> OBP: 0.311, SLG: 0.437 (1, 2)										4	0	0	0	0	0	0						
<b>Tommie Reynolds, R</b> OBP: 0.324, SLG: 0.327 (1, 7) (7, 5)										3	0	1	0	0	0	0						
<b>Randy Schwartz, L</b> OBP: 0.250, SLG: 0.250 (1, 3) (6, 3)										2	0	1	0	0	0	0						
<b>Santiago Rosario, L</b> OBP: 0.293, SLG: 0.364 (6, 3)										1	0	0	0	0	0	1						
<b>Mike Hershberger, R</b> OBP: 0.287, SLG: 0.313 (1, 9)										3	0	1	0	0	1	1						
<b>Lew Krausse, R</b> (1, 1)										0	0	0	0	0	0	0						
<b>Diego Segui, R</b> OBP: 0.279, SLG: 0.304 (1, 1)										1	0	0	0	0	1	1						
<b>Larry Stahl, R</b> OBP: 0.140, SLG: 0.288 (5, PH)										1	0	1	0	0	0	0						
<b>Wes Stock, R</b> (6, 1)										0	0	0	0	0	0	0						
<b>Ron Tompkins, R</b> (7, 1)										0	0	0	0	0	0	0						
<b>Jack Aker, R</b> (8, PH)										0	0	0	0	0	0	0						
<b>Johnny Blanchard, L</b> OBP: 0.296, SLG: 0.286 (8, PH)										1	0	1	0	0	0	0						
<b>Don Mossi, L</b> (9, 1)										0	0	0	0	0	0	0						
<b>Inning Stats</b>	R: 2 E: 0 K: 0 S: 5	H: 2 LOB: 0 BB: 0 P: 5	R: 0 E: 0 K: 1 S: 6	H: 1 LOB: 0 BB: 0 P: 6	R: 0 E: 0 K: 0 S: 3	H: 0 LOB: 0 BB: 0 P: 3	R: 0 E: 0 K: 0 S: 3	H: 0 LOB: 0 BB: 0 P: 3	R: 0 E: 0 K: 0 S: 3	H: 0 LOB: 0 BB: 0 P: 3	R: 0 E: 0 K: 0 S: 3	H: 1 LOB: 0 BB: 0 P: 3	R: 0 E: 0 K: 1 S: 6	H: 1 LOB: 1 BB: 0 P: 6	R: 0 E: 0 K: 0 S: 3	H: 0 LOB: 0 BB: 0 P: 3	R: 0 E: 0 K: 0 S: 3	H: 0 LOB: 0 BB: 0 P: 3	1B: 3 2B: 2 3B: 1 HR: 1	SF: 0 SAC: 0 DP: 2 HBP: 0	WP: 0 PB: 0 SB: 0 CS: 0	PA: 32
<b>PITCHER</b>	IP	WLS	BF	H	R	ER	SO	BB	IBB	HBP	BLK	WP	HR	S	P	ERA	WHIP					
<b>Fred Newman, R</b> ERA: 3.26 (1, 1)	9.0	W	32	7	2	2	3	0	0	0	0	0	0	1	38	38	2.00	0.778				
<b>PITCHER</b>	IP	WLS	BF	H	R	ER	SO	BB	IBB	HBP	BLK	WP	HR	S	P	ERA	WHIP					

Los Angeles Angels @ Kansas City Athletics  
Municipal Stadium, Kansas City, MO  
Thu Sep 09 1965, 8:05 PM EDT  
Att: 1,271 - Unknown

AB	32
R	2
H	7
RBI	2
BB	0
SO	3
LOB	8









Batter	1	2	3	4	5	6	7	8	9	AB	R	H	RBI	BB	SO	LOB	TOP																	
Charlie Dees, L (1, 3) OBP: 0.273, SLG: 0.273	F8		CS		K			FC6-4		4	0	2	1	0	1	0	<b>Los Angeles Angels @ Washington Senators</b> D.C. Stadium, Washington, DC Sat Sep 11 1965, 3:33 AM EDT Att: 1,472 - Unknown																	
Bobby Knoop, R (1, 4) OBP: 0.320, SLG: 0.396	F3		SF9		6-3			FC6-4		3	1	0	1	0	0	2																		
Jim Fregosi, R (1, 6) OBP: 0.327, SLG: 0.404	F8		CS		FC4-6		1-3	G3		4	1	2	2	0	0	0																		
Willie Smith, L (1, 7) OBP: 0.306, SLG: 0.422		5-3		FC4-6		K		G3		4	1	0	1	0	1	1																		
Ed Kirkpatrick, L (1, 9) OBP: 0.412, SLG: 0.625		3-1		1B		4-3				4	0	2	0	0	0	0																		
Rick Reichardt, R (1, 8) OBP: 0.333, SLG: 0.333 Jim Coates, R (8, 1)	F8			1B				4-3		4	0	2	1	0	0	1																		
Buck Rodgers, S (1, 2) OBP: 0.262, SLG: 0.260			1B		K			FC4-6		4	1	1	0	0	2	3																		
Paul Schaal, R (1, 5) OBP: 0.305, SLG: 0.312 Albie Pearson, L (7, PH) OBP: 0.367, SLG: 0.369 Joe Koppe, R (7, 5) OBP: 0.278, SLG: 0.333			1B		F8			G4-6-3		2	1	1	0	0	0	2																		
George Brunet, R (1, 1) OBP: 0.093, SLG: 0.059 Bob Lee, R (6, 1) OBP: 0.143, SLG: 0.250 Aubrey Gatewood, R (6, 1) OBP: 0.385, SLG: 0.364 Al Spangler, L (8, PH) OBP: 0.310, SLG: 0.272			1B		F5			FC6-4		2	0	0	0	0	0	2																		
<b>Inning Stats</b>	R: 0 E: 0 K: 0 S: 3	H: 0 LOB: 0 BB: 0 P: 3	R: 0 E: 0 K: 0 S: 3	H: 0 LOB: 0 BB: 0 P: 3	R: 2 E: 0 K: 0 S: 5	H: 3 LOB: 0 BB: 0 P: 5	R: 1 E: 0 K: 1 S: 8	H: 3 LOB: 2 BB: 0 P: 8	R: 0 E: 0 K: 1 S: 5	H: 0 LOB: 0 BB: 0 P: 5	R: 0 E: 0 K: 0 S: 3	H: 1 LOB: 0 BB: 0 P: 3	R: 3 E: 0 K: 0 S: 7	H: 4 LOB: 1 BB: 0 P: 7	R: 0 E: 0 K: 2 S: 7	H: 0 LOB: 0 BB: 0 P: 7		1B: 9 2B: 2 3B: 0 HR: 0	SF: 1 SAC: 0 DP: 1 HBP: 0	WP: 0 PB: 0 SB: 0 CS: 1	PA: 37													
<b>PITCHER</b>	IP WLS BF H R ER SO BB IBB HBP BLK WP HR S P ERA WHIP																																	
Buster Narum, R (1, 1) ERA: 4.46	3.1	15	6	3	3	0	0	0	0	0	0	0	0	0	15	15	8.10	1.800																
Mike McCormick, L (4, 1) ERA: 3.29	2.2	8	0	0	0	3	0	0	0	0	0	0	0	0	14	14	0.00	0.000																
Jim Hannan, R (7, 1) ERA: 12.71	1.1	L	7	4	3	0	0	0	0	0	0	0	0	0	7	7	20.25	3.000																
Ron Kline, R (8, 1) ERA: 2.25	1.2	6	1	0	0	2	0	0	0	0	0	0	0	10	10	0.00	0.600																	

Batter	1	2	3	4	5	6	7	8	9	AB	R	H	RBI	BB	SO	LOB	BOTTOM																		
Ken Hamlin, R (1, 4) OBP: 0.335, SLG: 0.371	K		2B					K		5	1	3	0	0	2	1	<b>Los Angeles Angels @ Washington Senators</b> D.C. Stadium, Washington, DC Sat Sep 11 1965, 3:33 AM EDT Att: 1,472 - Unknown																		
Ken McMullen, R (1, 5) OBP: 0.328, SLG: 0.421	E		F3		K		F7		6-3	5	1	1	0	0	1	3																			
Frank Howard, R (1, 7) OBP: 0.359, SLG: 0.497 Willie Kirkland, L (8, 9) OBP: 0.277, SLG: 0.421	E6				F5			K		4	0	2	2	0	1	1																			
Woodie Held, R (1, 9) OBP: 0.343, SLG: 0.463	7-2		F8		6-3		F9		K	5	0	0	0	0	1	3																			
Don Lock, R (1, 8) OBP: 0.326, SLG: 0.392							WP			2	1	2	0	2	0	0																			
Dick Nen, L (1, 3) OBP: 0.324, SLG: 0.382 Ron Kline, R (8, 1)							4-3			4	0	0	0	0	0	5																			
Doug Camilli, R (1, 2) OBP: 0.257, SLG: 0.280 Bob Chance, L (8, PH) OBP: 0.299, SLG: 0.348 Don Zimmer, R (9, 2) OBP: 0.288, SLG: 0.256										3	0	0	0	0	0	2																			
Ed Brinkman, R (1, 6) OBP: 0.252, SLG: 0.252 Fred Valentine, S (8, PH) (9, 7)										1	1	0	0	2	0	0																			
Buster Narum, R (1, 1) OBP: 0.094, SLG: 0.059 Mike McCormick, L (4, 1) OBP: 0.367, SLG: 0.369 Brant Aylmer, R (5, PH) OBP: 0.200, SLG: 0.077 Jim King, L (6, PH) OBP: 0.327, SLG: 0.422 Jim Hannan, R (7, 1) OBP: 0.385, SLG: 0.364 Joe Cunningham, L (8, PH) OBP: 0.310, SLG: 0.272										1	0	0	0	0	1	2																			
<b>Inning Stats</b>	R: 1 E: 1 K: 1 S: 6	H: 2 LOB: 0 BB: 0 P: 6	R: 0 E: 0 K: 1 S: 6	H: 1 LOB: 2 BB: 1 P: 10	R: 1 E: 0 K: 0 S: 5	H: 2 LOB: 2 BB: 1 P: 9	R: 0 E: 0 K: 0 S: 3	H: 0 LOB: 0 BB: 0 P: 3	R: 0 E: 0 K: 1 S: 6	H: 1 LOB: 1 BB: 0 P: 6	R: 3 E: 0 K: 0 S: 6	H: 3 LOB: 1 BB: 1 P: 10	R: 0 E: 0 K: 1 S: 5	H: 0 LOB: 1 BB: 1 P: 9	R: 0 E: 0 K: 2 S: 8	H: 1 LOB: 0 BB: 0 P: 8		R: 0 E: 0 K: 1 S: 5	H: 0 LOB: 0 BB: 0 P: 5	1B: 3 2B: 7 3B: 0 HR: 1	SF: 0 SAC: 0 DP: 1 HBP: 0	WP: 1 PB: 0 SB: 0 CS: 0	PA: 40												
<b>PITCHER</b>	IP WLS BF H R ER SO BB IBB HBP BLK WP HR S P ERA WHIP																																		
George Brunet, L (1, 1) ERA: 2.62	5.2	26	7	4	4	3	1	2	0	0	0	0	0	1	1	2	2	6.35	1.412																
Bob Lee, R (6, 1) ERA: 1.83	0.0	2	2	1	1	0	0	0	0	0	0	0	0	0	0	0	∞	∞																	
Aubrey Gatewood, R (6, 1) ERA: 3.55	1.1	W	5	0	0	0	1	1	0	0	0	0	0	0	6	10	0.00	0.750																	
Jim Coates, R (8, 1) ERA: 1.83	2.0	S	7	1	0	0	3	0	0	0	0	0	0	0	13	13	0.00	0.500																	



Batter	1	2	3	4	5	6	7	8	9	AB	R	H	RBI	BB	SO	LOB	TOP			
Jose Cardenal, R OBP: 0.286, SLG: 0.365 (1, 8)	F5		F3		F7			1B SF9 1B		4	1	1	0	0	0	2	<b>Los Angeles Angels @ Washington Senators</b> D.C. Stadium, Washington, DC Sun Sep 12 1965, 3:33 AM EDT Att: 840 - Unknown <a href="http://livebaseballscorecards.com">livebaseballscorecards.com</a>			
Bobby Knoop, R OBP: 0.324, SLG: 0.398 (1, 4)	1B BB		5-3			5-3 1B		FC6-4 1B		3	0	2	0	1	0	0				
Jim Fregosi, R OBP: 0.328, SLG: 0.406 (1, 6)	1-2 1B			CS 1B		F8		SF9		3	0	2	1	0	0	1				
Joe Adcock, R OBP: 0.307, SLG: 0.418 Jack Sanford, R OBP: 0.198, SLG: 0.133 (8, 1)	K		F7	1-2	F7	5-3	1-2	FC6-4		4	0	0	0	0	1	5				
Rick Reichardt, R OBP: 0.267, SLG: 0.267 Rudy May, L OBP: 0.314, SLG: 0.300 Vic Power, R OBP: 0.281, SLG: 0.323 (1, 7)	F4			F8		4-3			F9	3	0	0	0	0	0	3				
Ed Kirkpatrick, L OBP: 0.333, SLG: 0.500 (1, 9)		G3			K			F9		4	0	0	0	0	1	0				
Buck Rodgers, S OBP: 0.282, SLG: 0.260 (1, 2)	F4			1B 1B				K	L4	4	0	1	0	0	1	0				
Paul Schaal, R OBP: 0.303, SLG: 0.309 (1, 5)	K			F9		5-3				3	0	0	0	0	1	1				
Dean Chance, R OBP: 0.149, SLG: 0.101 Jim Piersall, R OBP: 0.306, SLG: 0.410 (6, 7)			K					F9		2	0	1	0	0	1	0				
<b>Inning Stats</b>	R: 0 E: 0 K: 1 S: 6	H: 1 LOB: 2 BB: 1 P: 10	R: 0 E: 0 K: 1 S: 5	H: 0 LOB: 0 BB: 0 P: 5	R: 0 E: 0 K: 1 S: 5	H: 0 LOB: 0 BB: 0 P: 5	R: 0 E: 0 K: 0 S: 3	H: 1 LOB: 1 BB: 0 P: 3	R: 0 E: 0 K: 1 S: 4	H: 1 LOB: 2 BB: 0 P: 7	R: 0 E: 0 K: 0 S: 5	H: 0 LOB: 0 BB: 0 P: 5	R: 1 E: 0 K: 0 S: 5	H: 2 LOB: 1 BB: 0 P: 5	R: 0 E: 0 K: 0 S: 3	H: 0 LOB: 0 BB: 0 P: 3		1B: 7 2B: 0 3B: 0 HR: 0	SF: 1 SAC: 0 DP: 0 HBP: 0	WP: 0 PB: 0 SB: 0 CS: 1
<b>PITCHER</b> Frank Kreuzter, L ERA: 3.82 (1, 1)	IP: 9.0 WLS: W BF: 34 H: 7 R: 1 ER: 1 SO: 5 BB: 1 IBB: 0 HBP: 0 BLK: 0 WP: 0 HR: 0 S: 43 P: 47 ERA: 1.00 WHIP: 0.889																			

Batter	1	2	3	4	5	6	7	8	9	AB	R	H	RBI	BB	SO	LOB	BOTTOM			
Fred Valentine, S OBP: 0.500, SLG: 0.400 (1, 8)	F5		4-3 S 1B BB			HR 1B		F6		4	2	2	0	1	0	0	<b>Los Angeles Angels @ Washington Senators</b> D.C. Stadium, Washington, DC Sun Sep 12 1965, 3:33 AM EDT Att: 840 - Unknown <a href="http://livebaseballscorecards.com">livebaseballscorecards.com</a>			
Don Blasingame, L OBP: 0.277, SLG: 0.293 Brant Aleya, R OBP: 1.000, SLG: 4.000 Don Lock, R OBP: 0.326, SLG: 0.391 (1, 4)	F9		F2	G3		2-3 1B	1-H 3-H HR	K		3	0	0	0	0	0	2				
Willie Kirkland, L OBP: 0.273, SLG: 0.414 (1, 9)	F6		4-3		4-3		F9	4-3		5	0	0	0	0	0	1				
Frank Howard, R OBP: 0.362, SLG: 0.498 Ed Brinkman, R OBP: 0.252, SLG: 0.252 (7, 6)		SH1-4 BB 1B	BB 1B		G3 1B BB		K			3	1	2	1	1	1	0				
Dick Nen, L OBP: 0.332, SLG: 0.383 (1, 3)		SH1-4 BB 1B	BB 1B		G3		CS BB 1B			2	0	1	0	2	0	1				
Ken McMullen, R OBP: 0.330, SLG: 0.421 (1, 5)	SH1-4		F7		1B		CS 1B BB			2	1	1	1	1	0	2				
Ken Hamlin, R OBP: 0.337, SLG: 0.375 (7, 4)	K			1B	2B		1-2 2-3	K		4	1	2	0	0	2	4				
Jim French, L OBP: 1.000, SLG: 1.000 (1, 2)							1B S HR BB			2	1	2	2	2	0	0				
Frank Kreuzter, R OBP: 0.095, SLG: 0.200 (1, 1)	K			K			1-2 K			4	0	0	0	0	4	5				
<b>Inning Stats</b>	R: 0 E: 0 K: 0 S: 3	H: 0 LOB: 0 BB: 0 P: 3	R: 0 E: 0 K: 2 S: 8	H: 1 LOB: 2 BB: 2 P: 16	R: 1 E: 0 K: 0 S: 4	H: 1 LOB: 2 BB: 2 P: 12	R: 1 E: 0 K: 1 S: 7	H: 3 LOB: 1 BB: 0 P: 7	R: 1 E: 0 K: 0 S: 4	H: 2 LOB: 2 BB: 1 P: 8	R: 3 E: 0 K: 2 S: 9	H: 2 LOB: 1 BB: 1 P: 13	R: 1 E: 0 K: 2 S: 8	H: 2 LOB: 1 BB: 1 P: 12	R: 0 E: 0 K: 1 S: 5	H: 0 LOB: 0 BB: 0 P: 5		1B: 9 2B: 1 3B: 0 HR: 1	SF: 0 SAC: 1 DP: 0 HBP: 0	WP: 0 PB: 0 SB: 2 CS: 2
<b>PITCHER</b> Dean Chance, R ERA: 3.32 Rudy May, L ERA: 3.92 Jack Sanford, R ERA: 3.94 (1, 1)	IP: 5.0 WLS: L BF: 25 H: 7 R: 3 ER: 3 SO: 3 BB: 4 IBB: 1 HBP: 0 BLK: 0 WP: 0 HR: 0 S: 26 P: 46 ERA: 5.40 WHIP: 2.200																			



Batter	1	2	3	4	5	6	7	8	9	AB	R	H	RBI	BB	SO	LOB	TOP				
<b>Don Buford, S</b> OBP: 0.356, SLG: 0.384 (1, 4)	0-0 5-3		0-0 F7		0-0 F6		0-0 F8			4	0	0	0	0	0	4					
<b>Floyd Robinson, L</b> OBP: 0.346, SLG: 0.386 (1, 9)	0-0 6-3		0-0 F7		0-0 F8			0-0 3-1		4	0	0	0	0	0	2					
<b>John Romano, R</b> OBP: 0.362, SLG: 0.441 (1, 2)	0-0 6-3			0-0 FC1-4 1B		0-0 L5		0-0 6-3		4	0	1	0	0	0	0					
<b>Pete Ward, L</b> OBP: 0.326, SLG: 0.364 (1, 5)		4-0 2B BB		0-0 F7		0-0 6-3		0-0 F6		3	1	0	0	1	0	1					
<b>Bill Skowron, R</b> OBP: 0.324, SLG: 0.434 (1, 3)		0-0 4-3		0-0 FC1-4		0-3 K			0-0 1-3	4	0	0	0	0	1	2					
<b>Tom McCraw, L</b> OBP: 0.307, SLG: 0.301 (1, 7)		0-0 2B		0-0 F7			0-0 SH1-3 1B		0-0 4-3	4	0	2	1	0	0	1					
<b>Ron Hansen, R</b> OBP: 0.301, SLG: 0.351 (1, 6)		0-3 K			0-0 F6		0-0 SH1-3		0-0 F2	3	0	0	0	0	1	1					
<b>Ken Berry, R</b> OBP: 0.268, SLG: 0.350 (1, 8)		0-3 K			0-0 1B		0-3 K			3	0	1	0	0	2	2					
<b>Juan Pizarro, L</b> OBP: 0.273, SLG: 0.323 (7, PH)			0-0 6-3							2	0	1	0	0	0	0					
<b>Smoky Burgess, L</b> OBP: 0.366, SLG: 0.438 (7, PR)										0	0	0	0	1	0	0					
<b>Bill Voss, L</b> (7, PR)										0	0	0	0	0	0	0					
<b>Eddie Fisher, R</b> OBP: 0.172, SLG: 0.179 (7, 1)					1-2 1B					0	0	0	0	0	0	0					
<b>Inning Stats</b>	R: 0 E: 0 K: 0 S: 3	H: 0 LOB: 0 BB: 0 P: 3	R: 1 E: 0 K: 2 S: 8	H: 1 LOB: 1 BB: 1 P: 12	R: 0 E: 0 K: 0 S: 3	H: 0 LOB: 0 BB: 0 P: 3	R: 0 E: 0 K: 0 S: 4	H: 1 LOB: 1 BB: 0 P: 4	R: 0 E: 0 K: 0 S: 5	H: 2 LOB: 2 BB: 0 P: 5	R: 0 E: 0 K: 1 S: 5	H: 0 LOB: 0 BB: 0 P: 5	R: 0 E: 0 K: 1 S: 6	H: 1 LOB: 2 BB: 1 P: 10	R: 0 E: 0 K: 0 S: 3	H: 0 LOB: 0 BB: 0 P: 3	R: 0 E: 0 K: 0 S: 3	H: 0 LOB: 0 BB: 0 P: 3	1B: 4 2B: 1 3B: 0 HR: 0	SF: 0 SAC: 1 DP: 0 HBP: 0	WP: 0 PA: 34
<b>PITCHER</b> <b>Fred Newman, R</b> ERA: 3.17 (1, 1)	IP: 9.0 WLS: W BF: 34 H: 5 R: 1 ER: 1 SO: 4 BB: 1 IBB: 1 HBP: 0 BLK: 0 WP: 0 HR: 0 S: 40 P: 48 ERA: 1.00 WHIP: 0.667															<b>PITCHER</b>					

Chicago White Sox @ Los Angeles Angels  
Dodger Stadium, Los Angeles, CA  
Tue Sep 14 1965, 7:05 PM PDT  
Att: 2,885 - Unknown

AB	31
R	1
H	5
RBI	1
BB	2
SO	4
LOB	13



Batter	1	2	3	4	5	6	7	8	9	AB	R	H	RBI	BB	SO	LOB	BOTTOM		
<b>Paul Schaaf, R</b> OBP: 0.304, SLG: 0.310 (1, 5)	0-0 5-3		0-0 6-3 WP 1B		0-0 F7			4-0 3B BB		3	2	1	0	1	0	1			
<b>Bobby Knoop, R</b> OBP: 0.326, SLG: 0.403 (1, 4)	4-0 BB SF7 BB		0-0 F9		0-0 4-3			0-0 1B WP 3B		3	2	1	1	1	0	2			
<b>Jim Fregosi, R</b> OBP: 0.329, SLG: 0.405 (1, 6)	0-0 1B		0-0 6-3		0-0 F9			4-0 1B BB		3	1	1	0	1	0	1			
<b>Joe Adcock, R</b> OBP: 0.359, SLG: 0.417 (8, PR)	4-0 BB		0-0 4-3			0-3 K		0-0 1B		3	0	1	1	1	1	0			
<b>Jackie Hernandez, R</b> OBP: 0.261, SLG: 0.323 (9, 3)	1-2 2-3 BB		0-0 4-3					0-0 1B		0	1	0	0	0	0	0			
<b>Dick Simpson, R</b> (1, 8)	0-0 SF7			0-3 K		0-0 F8		0-0 F6		3	0	0	1	0	1	1			
<b>Rick Reichardt, R</b> OBP: 0.263, SLG: 0.263 (1, 7)	0-0 F9			0-0 4-3			0-0 G3	0-0 2B 1B		4	1	1	1	0	0	2			
<b>Ed Kirkpatrick, L</b> OBP: 0.320, SLG: 0.500 (1, 9)		0-3 K		0-0 F5			0-0 F9	0-0 2B		4	0	1	1	0	1	0			
<b>Buck Rodgers, S</b> OBP: 0.262, SLG: 0.258 (1, 2)		0-0 F8			4-0 SH3-4 BB		0-0 4-3	0-0 4-3		3	0	0	0	1	0	2			
<b>Fred Newman, R</b> OBP: 0.173, SLG: 0.149 (1, 1)		0-0 F3			0-0 SH3-4			0-0 5-3		2	0	0	0	0	0	0			
<b>Inning Stats</b>	R: 1 E: 0 K: 0 S: 4	H: 1 LOB: 2 BB: 2 P: 12	R: 0 E: 0 K: 1 S: 5	H: 0 LOB: 0 BB: 0 P: 5	R: 1 E: 0 K: 0 S: 4	H: 1 LOB: 0 BB: 0 P: 4	R: 0 E: 0 K: 1 S: 5	H: 0 LOB: 0 BB: 0 P: 5	R: 0 E: 0 K: 0 S: 3	H: 0 LOB: 1 BB: 1 P: 7	R: 0 E: 0 K: 1 S: 5	H: 0 LOB: 0 BB: 0 P: 5	R: 0 E: 0 K: 0 S: 3	H: 0 LOB: 0 BB: 0 P: 3	R: 5 E: 0 K: 0 S: 7	H: 4 LOB: 2 BB: 2 P: 15	1B: 4 2B: 1 3B: 1 HR: 0	SF: 1 SAC: 1 DP: 0 HBP: 0	WP: 3 PA: 35
<b>PITCHER</b> <b>Juan Pizarro, L</b> ERA: 3.1 (1, 1)	IP: 6.0 WLS: L BF: 23 H: 2 R: 2 ER: 1 SO: 3 BB: 3 IBB: 0 HBP: 0 BLK: 0 WP: 2 HR: 0 S: 26 P: 38 ERA: 1.50 WHIP: 0.833															<b>PITCHER</b>			
<b>Eddie Fisher, R</b> ERA: 2.37 (7, 1)	IP: 2.0 WLS: L BF: 12 H: 4 R: 5 ER: 5 SO: 0 BB: 2 IBB: 0 HBP: 0 BLK: 0 WP: 1 HR: 0 S: 10 P: 18 ERA: 22.50 WHIP: 3.000															<b>PITCHER</b>			

Chicago White Sox @ Los Angeles Angels  
Dodger Stadium, Los Angeles, CA  
Tue Sep 14 1965, 7:05 PM PDT  
Att: 2,885 - Unknown

AB	28
R	7
H	6
RBI	5
BB	5
SO	3
LOB	9






Batter	1	2	3	4	5	6	7	8	9	AB R H RBI BB SO LOB	TOP							
Don Buford, S OBP: 0.356, SLG: 0.383 (1, 4)	F2		5-3		1-3				SF9 BB	4 1 1 1 1 0 1	<b>Chicago White Sox @ Los Angeles Angels</b> Dodger Stadium, Los Angeles, CA Wed Sep 15 1965, 7:05 PM PDT Unknown <a href="http://livebaseballscorecards.com">livebaseballscorecards.com</a>							
Floyd Robinson, L OBP: 0.345, SLG: 0.383 (1, 9)	E8 1-3			5-3	1B BB	F4		F6	4 1 0 0 1 0 2									
Danny Cater, R OBP: 0.312, SLG: 0.402 (1, 7)	1-3			E9 1B 1B	1B BB	5-3		BB BB 1B	5 3 3 1 0 0 2									
Bill Skowron, R OBP: 0.325, SLG: 0.434 Tom McCraw, L OBP: 0.307, SLG: 0.301 (1, 3) (9, 3)	K			1B 1B	1B 1B		6-3	SF9	4 0 2 3 0 1 1 0 0 0 0 0 0 0									
Pete Ward, L OBP: 0.329, SLG: 0.365 (1, 5)		F9		1B 1B	1B 1B		K	BB 1B	4 1 2 1 1 1 0									
Ron Hansen, R OBP: 0.302, SLG: 0.350 (1, 6)	K			K	1B		6-3	1B BB	4 0 1 0 1 2 2									
Ken Berry, R OBP: 0.268, SLG: 0.348 (1, 8)	F9			F4	K			1-3 2-H 3-H 1B	5 0 1 2 0 1 5									
Duane Josephson, R OBP: 0.400, SLG: 0.250 (1, 2)			5-3		1-3 1B SH1-4 BB	1B SH1-4		5-3 K	4 2 1 0 1 1 2									
John Buzhardt, R OBP: 0.196, SLG: 0.118 (1, 1)			K		SH1-4	SH1-4		4-3	2 0 0 0 0 1 0									
<b>Inning Stats</b>	R: 0 E: 1 K: 1 S: 6	H: 0 LOB: 1 BB: 0 P: 6	R: 0 E: 0 K: 1 S: 5	H: 0 LOB: 0 BB: 0 P: 5	R: 0 E: 0 K: 1 S: 5	H: 3 LOB: 2 BB: 0 P: 8	R: 3 E: 0 K: 1 S: 9	H: 4 LOB: 3 BB: 2 P: 17	R: 1 E: 0 K: 0 S: 5	H: 2 LOB: 1 BB: 0 P: 5		R: 0 E: 0 K: 1 S: 5	H: 0 LOB: 0 BB: 0 P: 3	R: 3 E: 0 K: 1 S: 7	H: 2 LOB: 3 BB: 3 P: 19	1B: 11 2B: 0 3B: 0 HR: 0	SF: 1 SAC: 2 DP: 0 HBP: 0	WP: 0 PB: 0 SB: 0 CS: 0
<b>PITCHER</b>	IP WLS BF H R ER SO BB IBB HBP BLK WP HR S P ERA WHIP											IP WLS BF H R ER SO BB IBB HBP BLK WP HR S P ERA WHIP						
George Brunet, L ERA: 2.76 (1, 1)	4.2 L 23 6 4 4 4 2 0 0 0 0 0 0 29 37 7.71 1.714																	
Barry Latman, R ERA: 2.54 (5, 1)	0.1 2 1 0 0 1 0 0 0 0 0 0 0 4 4 0.00 3.000																	
Ed Sukla, R ERA: 5.4 (6, 1)	3.0 11 2 1 1 1 0 0 0 0 0 0 0 13 13 3.00 0.667																	
Jim Coates, R ERA: 3.05 (9, 1)	1.0 8 2 3 3 1 3 0 0 0 0 0 0 7 19 27.00 5.000																	

Batter	1	2	3	4	5	6	7	8	9	AB R H RBI BB SO LOB	BOTTOM							
Charlie Dees, L OBP: 0.200, SLG: 0.200 (1, 3)	F9		3-1		G3			F7		4 0 0 0 0 0 2	<b>Chicago White Sox @ Los Angeles Angels</b> Dodger Stadium, Los Angeles, CA Wed Sep 15 1965, 7:05 PM PDT Unknown <a href="http://livebaseballscorecards.com">livebaseballscorecards.com</a>							
Bobby Knoop, R OBP: 0.323, SLG: 0.399 (1, 4)	F3			F2		F8		F7	4 0 0 0 0 0 0									
Jim Fregosi, R OBP: 0.330, SLG: 0.406 (1, 6)	K			1-3 1B		G4-6-3 1B		F3	4 0 2 0 0 1 0									
Ed Kirkpatrick, L OBP: 0.276, SLG: 0.429 (1, 9)		F4		1-3		G4-6-3		3-1	4 0 0 0 0 0 2									
Dick Simpson, R OBP: 0.143, SLG: 0.167 (1, 8)	K			K		G6-4-3 1B			3 0 1 0 0 2 1									
Rick Reichardt, R OBP: 0.273, SLG: 0.318 (1, 7)	5-3				5-3 1B 2B	G6-4-3			3 1 1 0 0 0 1									
Buck Rodgers, S OBP: 0.283, SLG: 0.258 (1, 2)				SH5-4 1B		G3			3 0 1 0 0 0 1									
Paul Schaal, R OBP: 0.303, SLG: 0.308 (1, 5)		F8			5-3			F8	3 0 0 0 0 0 2									
George Brunet, R OBP: 0.203, SLG: 0.259 (1, 1) Barry Latman, R (5, 1) Albie Pearson, L OBP: 0.286, SLG: 0.371 (5, PH) Ed Sukla, R (6, 1) Al Spangler, R OBP: 0.359, SLG: 0.271 (8, PH) Jim Coates, R (9, 1)		SH5-4			SH5-4			F6	0 0 0 0 0 0 0 0 0 0 0 0 0 0 1 0 1 1 0 0 0 0 0 0 0 0 0 0 1 0 0 0 0 0 0 0 0 0 0 0 0 0									
<b>Inning Stats</b>	R: 0 E: 0 K: 1 S: 5	H: 0 LOB: 0 BB: 0 P: 5	R: 0 E: 0 K: 1 S: 5	H: 1 LOB: 1 BB: 0 P: 4	R: 0 E: 0 K: 1 S: 6	H: 1 LOB: 1 BB: 0 P: 6	R: 1 E: 0 K: 0 S: 5	H: 2 LOB: 1 BB: 0 P: 5	R: 0 E: 0 K: 0 S: 3	H: 1 LOB: 0 BB: 0 P: 3		R: 0 E: 0 K: 0 S: 3	H: 0 LOB: 0 BB: 0 P: 3	R: 0 E: 0 K: 0 S: 3	H: 0 LOB: 0 BB: 0 P: 3	1B: 5 2B: 1 3B: 0 HR: 0	SF: 0 SAC: 1 DP: 2 HBP: 0	WP: 0 PB: 0 SB: 1 CS: 0
<b>PITCHER</b>	IP WLS BF H R ER SO BB IBB HBP BLK WP HR S P ERA WHIP											IP WLS BF H R ER SO BB IBB HBP BLK WP HR S P ERA WHIP						
John Buzhardt, R ERA: 3.05 (1, 1)	9.0 W 31 6 1 1 3 0 0 0 0 0 0 0 37 37 1.00 0.667																	







Batter	1	2	3	4	5	6	7	8	9	AB	R	H	RBI	BB	SO	LOB	TOP					
Luis Aparicio, R (1, 6) OBP: 0.279, SLG: 0.345	0-0 6-3			0-0 L9		0-0 4-3		0-0 G6-3		4	0	0	0	0	0	1	<b>Baltimore Orioles @ Los Angeles Angels</b> Dodger Stadium, Los Angeles, CA Fri Sep 17 1965, 7:05 PM PDT Att: 3,486 - Unknown					
Russ Snyder, L (1, 9) OBP: 0.315, SLG: 0.314	0-0 4-3			0-3 K			0-0 E 1B	0-0 1-3		4	1	1	0	0	1	1						
Boog Powell, L (1, 3) OBP: 0.335, SLG: 0.414	0-0 F8			0-3 K			0-0 E3 PB 1B		0-0 6-3	4	0	0	0	0	1	1						
Brooks Robinson, R (1, 5) OBP: 0.357, SLG: 0.460		0-0 F8			0-0 F4			0-3 K	0-3 K	4	0	0	0	0	2	2						
Curt Blefary, L (1, 7) OBP: 0.376, SLG: 0.473		0-0 F8			0-3 K		0-0 PB 1B		4-0 BB	3	0	1	1	1	1	0						
Charlie Lau, L (1, 2) OBP: 0.365, SLG: 0.403		0-0 F2			0-0 1B		1-2 2-H 1B	4-0 FC6-4 IBB	0-0 F9	3	0	1	0	1	0	1						
Jerry Adair, R (1, 4) OBP: 0.291, SLG: 0.331			0-0 F9		0-0 F3		0-0 F9			3	0	0	0	0	0	4						
Paul Blair, R (1, 8) OBP: 0.298, SLG: 0.328			0-0 1-3			0-3 K	0-0 FC6-4			3	0	0	0	0	1	3						
Wally Bunker, R (1, 1) OBP: 0.208, SLG: 0.087				0-0 4-3			0-0 F2		0-0 G6-3 1B	2	0	0	0	0	0	0	<b>AB 31</b> <b>R 1</b> <b>H 4</b> <b>RBI 1</b> <b>BB 2</b> <b>SO 6</b> <b>LOB 13</b> 					
Norm Siebern, L (8, PH) OBP: 0.365, SLG: 0.414										1	0	1	0	0	0	0						
Mark Belanger, R (8, PR) OBP: 0.333, SLG: 0.333										0	0	0	0	0	0	0						
Stu Miller, R (8, 1) OBP: 0.118, SLG: 0.125										0	0	0	0	0	0	0						
<b>Inning Stats</b>	R: 0 E: 0 K: 0 S: 3	H: 0 LOB: 0 BB: 0 P: 3	R: 0 E: 0 K: 0 S: 3	H: 0 LOB: 0 BB: 0 P: 3	R: 0 E: 0 K: 0 S: 3	H: 0 LOB: 0 BB: 0 P: 3	R: 0 E: 0 K: 2 S: 7	H: 0 LOB: 0 BB: 0 P: 7	R: 0 E: 0 K: 1 S: 6	H: 1 LOB: 1 BB: 0 P: 6	R: 0 E: 0 K: 1 S: 5	H: 0 LOB: 0 BB: 0 P: 5	R: 1 E: 1 K: 1 S: 8	H: 2 LOB: 3 BB: 1 P: 12	R: 0 E: 0 K: 0 S: 3	H: 1 LOB: 1 BB: 0 P: 3	R: 0 E: 0 K: 1 S: 5	H: 0 LOB: 1 BB: 1 P: 9	1B: 4 2B: 0 3B: 0 HR: 0	SF: 0 SAC: 0 DP: 1 HBP: 0	WP: 0 PB: 1 SB: 0 CS: 0	PA: 33
<b>PITCHER</b> Dean Chance, R (1, 1) ERA: 3.23	IP: 9.0 WLS: W BF: 33	H: 4 R: 1 ER: 1 SO: 6	BB: 1 IBB: 1 HBP: 0 BLK: 0	WP: 0 HR: 0 S: 43 P: 51	ERA: 1.00 WHIP: 0.556	<b>PITCHER</b>														IP: WLS: BF: H: R: ER: SO: BB: IBB: HBP: BLK: WP: HR: S: P: ERA: WHIP		

Batter	1	2	3	4	5	6	7	8	9	AB	R	H	RBI	BB	SO	LOB	BOTTOM			
Charlie Dees, L (1, 3) OBP: 0.200, SLG: 0.167	0-3 K		0-0 F9		0-0 4-3		0-0 1-4-3			4	0	0	0	0	1	0	<b>Baltimore Orioles @ Los Angeles Angels</b> Dodger Stadium, Los Angeles, CA Fri Sep 17 1965, 7:05 PM PDT Att: 3,486 - Unknown			
Vic Power, R (9, 3) OBP: 0.261, SLG: 0.323										0	0	0	0	0	0	0				
Bobby Knoop, R (1, 4) OBP: 0.320, SLG: 0.397	0-0 F9		0-3 K		0-0 2B		0-0 1-3			4	0	1	0	0	1	0				
Jim Fregosi, R (1, 6) OBP: 0.328, SLG: 0.402	0-0 F4		0-0 6-3		4-0 BB		0-0 6-3			3	0	0	0	1	0	0				
Ed Kirkpatrick, L (1, 9) OBP: 0.273, SLG: 0.406		0-0 4-3		0-0 E 1B	0-0 F8			0-0 F4		4	1	1	0	0	0	2				
Rick Reichardt, R (1, 7) OBP: 0.344, SLG: 0.500		0-0 1B 1B 2B		0-0 F8 1-2	0-0 1-3			0-0 S 1B		4	1	2	0	0	0	3				
Dick Simpson, R (1, 8) OBP: 0.200, SLG: 0.286		0-0 1B 1B		0-0 E5 2-H		0-0 FC2-5 2B		0-0 5-3 1-2		4	0	2	0	0	0	1				
Buck Rodgers, S (1, 2) OBP: 0.265, SLG: 0.261		0-3 K		0-0 F7		0-0 FC2-5		0-0 1-3		4	0	0	0	0	1	5				
Paul Schaal, R (1, 5) OBP: 0.306, SLG: 0.312		0-0 1-2 1B		4-0 IBB		0-0 L9				2	0	1	1	1	0	1				
Dean Chance, R (1, 1) OBP: 0.143, SLG: 0.097		0-3 K		0-0 1-3		0-3 K				3	0	0	0	0	2	5				
<b>Inning Stats</b>	R: 0 E: 0 K: 1 S: 5	H: 0 LOB: 0 BB: 0 P: 5	R: 1 E: 0 K: 2 S: 10	H: 3 LOB: 2 BB: 0 P: 10	R: 0 E: 0 K: 1 S: 5	H: 0 LOB: 0 BB: 0 P: 5	R: 1 E: 2 K: 0 S: 5	H: 1 LOB: 2 BB: 1 P: 9	R: 0 E: 0 K: 0 S: 4	H: 1 LOB: 2 BB: 1 P: 8	R: 0 E: 0 K: 1 S: 6	H: 1 LOB: 1 BB: 0 P: 6	R: 0 E: 0 K: 0 S: 3	H: 0 LOB: 0 BB: 0 P: 3	R: 0 E: 0 K: 0 S: 4	H: 1 LOB: 1 BB: 0 P: 4	1B: 4 2B: 3 3B: 0 HR: 0	SF: 0 SAC: 0 DP: 0 HBP: 0	WP: 0 PB: 0 SB: 1 CS: 0	PA: 34
<b>PITCHER</b> Wally Bunker, R (1, 1) ERA: 3.45	IP: 7.0 WLS: L BF: 30	H: 6 R: 2 ER: 1 SO: 5	BB: 1 IBB: 1 HBP: 0 BLK: 0	WP: 0 HR: 0 S: 38 P: 46	ERA: 1.29 WHIP: 1.000	<b>PITCHER</b>														IP: WLS: BF: H: R: ER: SO: BB: IBB: HBP: BLK: WP: HR: S: P: ERA: WHIP
Stu Miller, R (8, 1) ERA: 1.95	1.0 L 4	1 0 0 0	0 0 0 0	0 0 0 0	0 0 4 4	0.00 1.000														



Batter	1	2	3	4	5	6	7	8	9	AB	R	H	RBI	BB	SO	LOB	TOP								
Luis Aparicio, R OBP: 0.282, SLG: 0.348 (1, 6)	F9		G5-4-3 1B			1B 2B	F2		FC1-2 BB	4	1	2	0	1	0	1	<b>Baltimore Orioles @ Los Angeles Angels</b> Dodger Stadium, Los Angeles, CA Mon Sep 20 1965, 3:33 AM PDT Att: 945 - Unknown <a href="http://livebaseballscorecards.com">livebaseballscorecards.com</a>								
Russ Snyder, L OBP: 0.313, SLG: 0.313 (1, 9)	F9		G5-4-3 1-2			1B 1B	FC1-6 FC6-4		FC1-2	5	1	1	0	0	0	5									
Boog Powell, L OBP: 0.336, SLG: 0.414 (1, 3)	1B		K			SH5-4 1B 1B	FC6-4		L8	5	1	2	1	0	1	4									
Brooks Robinson, R OBP: 0.356, SLG: 0.458 (1, 5)	K			F8		SH5-4 1B 1B			6-3	4	1	1	1	0	1	1									
Curt Blefary, L OBP: 0.380, SLG: 0.473 Sam Bowens, R OBP: 0.207, SLG: 0.295 (1, 7) (8, 7)		F2		G4-6-3 1B		SH5-4			7-3 BB	2	0	1	0	1	0	0									
Charlie Lau, L OBP: 0.362, SLG: 0.407 Stu Miller, R OBP: 0.118, SLG: 0.125 (1, 2) (8, 1)				G4-6-3 1-2		K			7-3	4	0	1	0	0	1	4									
Jerry Adair, R OBP: 0.293, SLG: 0.332 (1, 4)					F4				FC1-5 SH 1B	4	0	2	2	0	0	1									
Paul Blair, R OBP: 0.299, SLG: 0.326 (1, 8)					5-3	F7			SH BB FC1-5	2	0	0	0	1	0	1									
Steve Barber, L OBP: 0.143, SLG: 0.155 Dick Brown, R OBP: 0.296, SLG: 0.365 (1, 1) (8, 2)					K				FC1-5 FC1-2 BB	3	0	1	0	0	1	2									
<b>Inning Stats</b>	R: 0 E: 0 K: 1 S: 6	H: 1 LOB: 1 BB: 0 P: 6	R: 0 E: 0 K: 0 S: 4	H: 1 LOB: 2 BB: 1 P: 8	R: 0 E: 0 K: 1 S: 5	H: 1 LOB: 0 BB: 0 P: 5	R: 0 E: 0 K: 0 S: 3	H: 1 LOB: 0 BB: 0 P: 3	R: 0 E: 0 K: 1 S: 5	H: 0 LOB: 0 BB: 0 P: 5	R: 4 E: 0 K: 1 S: 10	H: 5 LOB: 1 BB: 0 P: 10	R: 0 E: 0 K: 0 S: 4	H: 1 LOB: 1 BB: 0 P: 4	R: 0 E: 0 K: 0 S: 2	H: 0 LOB: 0 BB: 1 P: 6		R: 0 E: 1 K: 0 S: 5	H: 1 LOB: 3 BB: 1 P: 9	1B: 9 2B: 3 3B: 0 HR: 0	SF: 0 SAC: 2 DP: 3 HBP: 0	WP: 0 PB: 0 SB: 0 CS: 0	PA: 39		
<b>PITCHER</b>	IP WLS BF H R ER SO BB IBB HBP BLK WP HR S P ERA WHIP	5.0 L 22 8 4 4 3 1 0 0 0 0 0 27 31 7.20 1.800	0.2 2 0 0 0 1 0 0 0 0 0 0 0 4 4 0.00 0.000	0.1 2 1 0 0 0 0 0 0 0 0 0 0 2 2 0.00 3.000	2.0 7 1 0 0 0 1 0 0 0 0 0 6 10 0.00 1.000	0.1 4 1 0 0 0 1 0 0 0 0 0 3 7 0.00 6.000	0.2 2 0 0 0 0 0 0 0 0 0 0 2 2 0.00 0.000	9.1 0.2 2 0 0 0 0 0 0 0 0 0 2 2 0.00 0.000	<b>PITCHER</b>	IP WLS BF H R ER SO BB IBB HBP BLK WP HR S P ERA WHIP	0.2 2 2 0 0 0 0 0 0 0 0 0 2 2 0.00 0.000														

Batter	1	2	3	4	5	6	7	8	9	AB	R	H	RBI	BB	SO	LOB	BOTTOM									
Paul Schaat, R OBP: 0.307, SLG: 0.314 (1, 5)	4-3		4-3 1-2			BB			BB 2B	3	0	1	2	1	0	1	<b>Baltimore Orioles @ Los Angeles Angels</b> Dodger Stadium, Los Angeles, CA Mon Sep 20 1965, 3:33 AM PDT Att: 945 - Unknown <a href="http://livebaseballscorecards.com">livebaseballscorecards.com</a>									
Bobby Knoop, R OBP: 0.319, SLG: 0.394 (1, 4)	5-3		K			F8			BB BB	3	0	0	0	1	1	2										
Jim Fregosi, R OBP: 0.328, SLG: 0.401 (1, 6)	5-3			G6-3 1B		3-1			F8	4	0	1	0	0	0	3										
Joe Adcock, R OBP: 0.308, SLG: 0.413 Al Spangler, L OBP: 0.307, SLG: 0.269 Vic Power, R OBP: 0.281, SLG: 0.323 (1, 3) (8, PR) (9, 3)	1-3			K		K			FC5-4 BB	3	0	0	0	1	2	1										
Rick Reichardt, R OBP: 0.333, SLG: 0.457 (1, 7)				G6-3 1-2		F8			FC5-4	3	0	0	0	1	0	4										
Dick Simpson, R OBP: 0.198, SLG: 0.222 (1, 8)				K		4-3			F7	4	0	0	0	0	2	1										
Ed Kirkpatrick, L OBP: 0.270, SLG: 0.371 (1, 9)					K				F7	3	1	0	0	1	1	1										
Buck Rodgers, S OBP: 0.267, SLG: 0.262 (1, 2)					4-3 1B				F7	3	1	1	0	1	0	0										
Jim McGlothlin, R George Brunet, R Ed Sukla, R Jim Piersall, R Aubrey Gatewood, R Tom Egan, R Jim Coates, R Bob Lee, R (1, 1) (8, 1) (8, 1) (7, 1) (8, PH) (8, PH) (9, 1) (9, 1)						6-3			F3	1	0	0	0	0	1	1										
<b>Inning Stats</b>	R: 0 E: 0 K: 0 S: 3	H: 0 LOB: 0 BB: 0 P: 3	R: 0 E: 0 K: 1 S: 5	H: 0 LOB: 1 BB: 1 P: 9	R: 0 E: 0 K: 2 S: 8	H: 1 LOB: 0 BB: 0 P: 8	R: 0 E: 0 K: 1 S: 5	H: 1 LOB: 0 BB: 0 P: 5	R: 0 E: 0 K: 2 S: 7	H: 0 LOB: 0 BB: 0 P: 7	R: 0 E: 0 K: 0 S: 3	H: 0 LOB: 1 BB: 1 P: 7	R: 0 E: 0 K: 1 S: 5	H: 0 LOB: 0 BB: 0 P: 5	R: 2 E: 0 K: 0 S: 4	H: 1 LOB: 3 BB: 4 P: 20		R: 0 E: 0 K: 0 S: 3	H: 0 LOB: 0 BB: 0 P: 3	1B: 2 2B: 1 3B: 0 HR: 0	SF: 0 SAC: 0 DP: 1 HBP: 0	WP: 1 PB: 0 SB: 0 CS: 0	PA: 35			
<b>PITCHER</b>	IP WLS BF H R ER SO BB IBB HBP BLK WP HR S P ERA WHIP	7.1 29 3 2 2 7 3 2 2 7 1 0 5 9 2.46 1.091	1.2 6 0 0 0 0 1 0 0 0 0 0 5 9 0.00 0.600																							





Batter	1	2	3	4	5	6	7	8	9	AB	R	H	RBI	BB	SO	LOB	TOP			
Jim Gosger, L (1, 8) OBP: 0.334, SLG: 0.433	0-0 4-3			0-0 G4-6-3 1B	0-0 G3			0-0 F7		4	0	1	0	0	0	2	Boston Red Sox @ Los Angeles Angels Dodger Stadium, Los Angeles, CA Tue Sep 21 1965, 7:05 PM PDT Att: 5,400 - Unknown <a href="http://livebaseballscorecards.com">livebaseballscorecards.com</a>			
Dalton Jones, L (1, 5) OBP: 0.343, SLG: 0.389	0-0 1-3			0-0 G4-6-3 1-2			0-0 F7		3	0	0	0	1	0	1					
Carl Yastrzemski, L (1, 7) OBP: 0.394, SLG: 0.539	0-0 6-3			4-0 1B BB			0-0 G4-6-3 1-2		3	0	0	0	1	0	1					
Tony Conigliaro, R (1, 9) OBP: 0.338, SLG: 0.517		0-0 6-3		0-0 1-3 1B			4-0 BB		2	0	1	0	2	0	0					
Lee Thomas, L (1, 3) OBP: 0.359, SLG: 0.456		0-3 K		0-0 3-1			0-0 4-3		4	0	0	0	0	1	4					
Felix Mantilla, R (1, 4) OBP: 0.380, SLG: 0.427		0-0 1-3			0-0 F3		0-0 4-3		4	0	1	0	0	0	0					
Eddie Bressoud, R (1, 6) OBP: 0.302, SLG: 0.363			0-0 6-3		0-0 FC1-6 1B		0-0 F8		4	0	1	0	0	0	2					
Mike Ryan, R (1, 2) OBP: 0.193, SLG: 0.268			0-0 F9		0-0 FC1-6 1B		0-0 1-3		3	0	1	0	0	0	0					
Dennis Bennett, L (1, 1) OBP: 0.275, SLG: 0.222			0-3 K		0-0 FC1-6		0-0 F8		2	0	0	0	0	1	2					
Lenny Green, L (8, PH) OBP: 0.360, SLG: 0.433					1-2 2-3				1	0	0	0	0	0	0					
Jay Ritchie, R (8, 1) OBP: 0.400, SLG: 0.250					1-2 2-3				0	0	0	0	0	0	0					
<b>Inning Stats</b>	R: 0 E: 0 K: 0 S: 3	H: 0 LOB: 0 BB: 0 P: 3	R: 0 E: 0 K: 1 S: 5	H: 0 LOB: 0 BB: 0 P: 5	R: 0 E: 0 K: 1 S: 5	H: 2 LOB: 2 BB: 1 P: 8	R: 0 E: 0 K: 0 S: 5	H: 2 LOB: 2 BB: 0 P: 5	R: 0 E: 0 K: 0 S: 2	H: 0 LOB: 1 BB: 2 P: 10	R: 0 E: 0 K: 0 S: 3	H: 0 LOB: 0 BB: 0 P: 3	R: 0 E: 0 K: 0 S: 3	H: 0 LOB: 0 BB: 0 P: 3	R: 0 E: 0 K: 0 S: 4	H: 1 LOB: 2 BB: 1 P: 8	1B: 5 2B: 0 3B: 0 HR: 0	SF: 0 SAC: 0 DP: 2 HBP: 0	WP: 0 PB: 0 SB: 0 CS: 0	PA: 34
<b>PITCHER</b> Fred Newman, R (1, 1) ERA: 3.06	IP: 9.0 WLS: W BF: 34 H: 5 R: 0 ER: 0 SO: 2 BB: 4 IBB: 0 HBP: 0 BLK: 0 WP: 0 HR: 0 S: 34 P: 50 ERA: 0.00 WHIP: 1.000															<b>PITCHER</b>				

Batter	1	2	3	4	5	6	7	8	9	AB	R	H	RBI	BB	SO	LOB	BOTTOM			
Paul Schaal, R (1, 5) OBP: 0.307, SLG: 0.313	0-3 K	0-0 1B		0-0 6-3			0-3 K		4	0	1	0	0	2	0	Boston Red Sox @ Los Angeles Angels Dodger Stadium, Los Angeles, CA Tue Sep 21 1965, 7:05 PM PDT Att: 5,400 - Unknown <a href="http://livebaseballscorecards.com">livebaseballscorecards.com</a>				
Bobby Knoop, R (1, 4) OBP: 0.319, SLG: 0.395	0-0 BB 6-3 2B	0-0 4-3			0-0 5-3		0-0 F9		4	1	1	0	0	0	1					
Jim Fregosi, R (1, 6) OBP: 0.327, SLG: 0.399	4-0 6-3 BB 1B BB		0-0 F3		0-0 6-3		0-3 K		3	1	0	0	1	1	0					
Joe Adcock, R (1, 3) OBP: 0.311, SLG: 0.414	4-0 BB BB BB		0-0 F9		0-0 F9		0-0 5-3		2	1	1	0	1	0	0					
Vic Power, R (8, 3) OBP: 0.280, SLG: 0.321	1-2 2-3 3-H BB		0-0 BB 1B				0-0 5-3		1	0	0	0	0	0	0					
Rick Reichardt, R (1, 7) OBP: 0.300, SLG: 0.410	0-0 6-3		0-3 K		0-3 K		0-3 K		4	0	0	1	0	3	3					
Dick Simpson, R (1, 8) OBP: 0.227, SLG: 0.250	0-0 1-2 2-3 3-H 1B		4-0 BB 1B		0-0 B1		0-0 B1		2	0	1	2	1	0	0					
Ed Kirkpatrick, L (1, 9) OBP: 0.250, SLG: 0.342	0-0 2-H 3-H 1-3		0-0 1-3		0-0 F6		0-0 F6		3	0	0	0	0	0	3					
Tom Egan, R (1, 2) OBP: 0.324, SLG: 0.324		0-3 K		0-0 G6-3 1B			0-0 SF9 3B		3	1	2	0	0	1	0					
Fred Newman, R (1, 1) OBP: 0.167, SLG: 0.145		0-0 F9		0-0 G6-3 1-2			0-0 SF9 3-H		2	0	0	1	0	0	1					
<b>Inning Stats</b>	R: 3 E: 0 K: 1 S: 7	H: 2 LOB: 1 BB: 2 P: 15	R: 0 E: 0 K: 1 S: 6	H: 1 LOB: 1 BB: 0 P: 6	R: 0 E: 0 K: 1 S: 6	H: 1 LOB: 2 BB: 1 P: 10	R: 0 E: 0 K: 0 S: 3	H: 1 LOB: 0 BB: 0 P: 3	R: 0 E: 0 K: 1 S: 5	H: 0 LOB: 0 BB: 0 P: 5	R: 1 E: 0 K: 1 S: 6	H: 1 LOB: 0 BB: 0 P: 6	R: 0 E: 0 K: 2 S: 7	H: 0 LOB: 0 BB: 0 P: 7	R: 0 E: 0 K: 2 S: 7	H: 0 LOB: 0 BB: 0 P: 7	1B: 4 2B: 1 3B: 1 HR: 0	SF: 1 SAC: 0 DP: 1 HBP: 0	WP: 0 PB: 0 SB: 0 CS: 0	PA: 32
<b>PITCHER</b> Dennis Bennett, L (1, 1) ERA: 4.51	IP: 7.0 WLS: L BF: 29 H: 6 R: 4 ER: 4 SO: 5 BB: 3 IBB: 0 HBP: 0 BLK: 0 WP: 0 HR: 0 S: 36 P: 48 ERA: 5.14 WHIP: 1.286															<b>PITCHER</b>				
Jay Ritchie, R (8, 1) ERA: 3.21	IP: 1.0 WLS: L BF: 3 H: 0 R: 0 ER: 0 SO: 2 BB: 0 IBB: 0 HBP: 0 BLK: 0 WP: 0 HR: 0 S: 7 P: 7 ERA: 0.00 WHIP: 0.000															<b>PITCHER</b>				



Batter	1	2	3	4	5	6	7	8	9	AB	R	H	RBI	BB	SO	LOB	TOP			
Jim Gosger, L OBP: 0.332, SLG: 0.427	G3		1B HBP		4-3		K		G3	4	0	0	0	0	1	2	<b>Boston Red Sox @ Los Angeles Angels</b> Dodger Stadium, Los Angeles, CA Wed Sep 22 1965, 7:05 PM PDT Unknown			
Dalton Jones, L OBP: 0.338, SLG: 0.383	K		K			F7		F7	5	0	0	0	0	0	2	3				
Carl Yastrzemski, L OBP: 0.397, SLG: 0.538						1B BB		3-1	2	0	1	0	2	0	0	0				
Tony Conigliaro, R OBP: 0.338, SLG: 0.515	F5		K			F7		BB 1B	4	1	1	0	0	1	5	0				
Lee Thomas, L OBP: 0.360, SLG: 0.455		4-3		4-3				1B BB	3	0	1	0	1	0	0	0				
Felix Mantilla, R OBP: 0.380, SLG: 0.425	6-3			F6		K		E8 1B	4	0	1	1	0	1	2	0				
Eddie Bressoud, R OBP: 0.298, SLG: 0.358				K				K	4	0	0	0	0	4	2	0				
Bob Tillman, R OBP: 0.288, SLG: 0.307			1B SH BB		K			K	3	0	0	0	1	2	0	0				
Dave Morehead, R OBP: 0.227, SLG: 0.153			SH		L1				0	0	0	0	0	0	0	0				
Bob Peffer, R OBP: 0.440, SLG: 0.250								1B	1	0	1	0	0	0	0	0				
Jay Ritchie, R OBP: 0.440, SLG: 0.250									0	0	0	0	0	0	0	0				
Rico Petrocelli, L OBP: 0.414, SLG: 0.414									0	0	0	0	0	0	0	0				
Arnold Earley, L OBP: 0.373, SLG: 0.434									0	0	0	0	0	0	0	0				
Lenny Green, L OBP: 0.301, SLG: 0.434									1	0	1	0	0	0	0	0				
Bob Duliba, R OBP: 0.301, SLG: 0.434									0	0	0	0	0	0	0	0				
Russ Nixon, R OBP: 0.287, SLG: 0.313									1	0	1	0	0	0	0	0				
<b>Inning Stats</b>	R: 0 E: 0 K: 1 S: 5	H: 0 LOB: 1 BB: 1 P: 9	R: 0 E: 0 K: 1 S: 5	H: 0 LOB: 0 BB: 0 P: 5	R: 0 E: 0 K: 2 S: 8	H: 1 LOB: 3 BB: 1 P: 13	R: 0 E: 0 K: 1 S: 5	H: 0 LOB: 0 BB: 0 P: 5	R: 0 E: 0 K: 1 S: 6	H: 1 LOB: 2 BB: 1 P: 10	R: 0 E: 0 K: 3 S: 10	H: 1 LOB: 1 BB: 0 P: 10	R: 1 E: 1 K: 1 S: 7	H: 2 LOB: 2 BB: 1 P: 11	R: 0 E: 0 K: 0 S: 4	H: 1 LOB: 1 BB: 0 P: 4	1B: 6 2B: 0 3B: 0 HR: 0	SF: 0 SAC: 1 DP: 0 HBP: 1	WP: 0 PB: 0 SB: 0 CS: 0	PA: 38
<b>PITCHER</b>	IP WLS BF H R ER SO BB IBB HBP BLK WP HR S P ERA WHIP																			
Dean Chance, R ERA: 3.15	(1, 1) 8.0 W 34 5 1 1 11 4 0 0 1 0 0 0 0 0 51 68 1.12 1.125																			
Ed Sukla, R ERA: 4.97	(9, 1) 1.0 S 4 1 0 0 0 0 0 0 0 0 0 0 0 0 4 4 0.00 1.000																			




Batter	1	2	3	4	5	6	7	8	9	AB	R	H	RBI	BB	SO	LOB	BOTTOM	
Paul Schaaf, R OBP: 0.308, SLG: 0.313	CS BB	4-3		2B 1B	K		K			4	1	1	1	1	2	3	<b>Boston Red Sox @ Los Angeles Angels</b> Dodger Stadium, Los Angeles, CA Wed Sep 22 1965, 7:05 PM PDT Unknown	
Bobby Knoop, R OBP: 0.324, SLG: 0.402	1B S 1B		K	1B 2B	WP 1B			1B 1B	5	2	4	2	0	1	0	0		
Ed Sukla, R ERA: 4.97	1B			1B	WP			G1-2-3 1B	0	0	0	0	0	0	0	0		
Jim Fregosi, R OBP: 0.400, SLG: 0.400			L4		6-3			G1-2-3 1B	5	0	3	1	0	0	2	0		
Jackie Hernandez, R	FC4-6 1B							G1-2-3 1B	0	0	0	0	0	0	0	0		
Joe Adcock, R OBP: 0.311, SLG: 0.412									4	0	1	1	0	0	1	0		
Vic Power, R OBP: 0.294, SLG: 0.324	FC4-6 1B		6-3	F6		F9		G1-2-3 1B	1	0	1	0	0	0	0	0		
Ed Kirkpatrick, L OBP: 0.279, SLG: 0.390								G1-2-3 1B	3	2	2	0	0	0	2	0		
Albie Pearson, L OBP: 0.366, SLG: 0.367	FC4-6			1B 2B	1B FC6-4 1B			G1-2-3 1B	2	0	1	0	0	0	3	0		
Rick Reichardt, R OBP: 0.302, SLG: 0.405				1B 2B	1B FC6-4 1B				3	1	1	0	0	1	3	0		
Jim Piersall, R OBP: 0.307, SLG: 0.407	F3			K	FC6-4 1B 1B			F3	2	0	1	0	0	0	3	0		
Dick Simpson, R OBP: 0.308, SLG: 0.304								G6-4-3	3	2	2	0	1	0	2	0		
Buck Rodgers, S OBP: 0.269, SLG: 0.262				1B WP	1B FC6-4 1B				3	2	1	2	1	0	2	0		
Dean Chance, R OBP: 0.150, SLG: 0.107				SH WP	1B FC6-4 1B			1-3	3	0	1	1	0	2	1	0		
Tom Satriano, L OBP: 0.262, SLG: 0.271				SH	WP 1B			K	0	0	0	0	0	0	0	0		
<b>Inning Stats</b>	R: 1 E: 0 K: 0 S: 5	H: 3 LOB: 2 BB: 1 P: 9	R: 1 E: 0 K: 1 S: 4	H: 0 LOB: 2 BB: 2 P: 12	R: 0 E: 0 K: 1 S: 5	H: 0 LOB: 0 BB: 0 P: 5	R: 5 E: 0 K: 1 S: 11	H: 6 LOB: 1 BB: 0 P: 11	R: 3 E: 0 K: 1 S: 10	H: 5 LOB: 2 BB: 0 P: 10	R: 0 E: 0 K: 2 S: 7	H: 2 LOB: 1 BB: 0 P: 7	R: 0 E: 0 K: 0 S: 5	H: 3 LOB: 3 BB: 0 P: 5	1B: 17 2B: 2 3B: 0 HR: 0	SF: 0 SAC: 1 DP: 2 HBP: 0	WP: 3 PB: 0 SB: 3 CS: 2	PA: 42
<b>PITCHER</b>	IP WLS BF H R ER SO BB IBB HBP BLK WP HR S P ERA WHIP																	
Dave Morehead, R ERA: 4.14	(1, 1) 1.0 L 8 3 2 2 2 0 3 0 0 0 0 2 0 0 18 18 16.88 1.875																	
Bob Peffer, R ERA: 7.31	(2, 1) 2.2 12 5 5 5 3 0 0 0 0 0 2 0 0 2 2 0.00 3.000																	
Jay Ritchie, R ERA: 3.19	(4, 1) 0.1 2 1 0 0 0 0 0 0 0 0 0 0 0 2 2 0.00 3.000																	
Arnold Earley, L ERA: 3.73	(5, 1) 2.0 12 7 3 3 1 0 0 0 0 0 1 0 0 14 14 13.50 3.500																	
Bob Duliba, R ERA: 3.38	(7, 1) 2.0 8 3 0 0 2 0 0 0 0 0 0 0 0 12 12 0.00 1.500																	






Batter	1	2	3	4	5	6	7	8	9	AB	R	H	RBI	BB	SO	LOB	TOP			
Lenny Green, L (1,7) X OBP: 0.360, SLG: 0.431	F8		4-0 BB			L8			4-3	3	0	0	0	1	0	0	<b>Boston Red Sox @ Los Angeles Angels</b> <b>Dodger Stadium, Los Angeles, CA</b> Wed Sep 22 1965, 7:05 PM PDT Att: 3,353 - Unknown <a href="http://livebaseballscorecards.com">livebaseballscorecards.com</a>			
Frank Malzone, R (1,5) S OBP: 0.295, SLG: 0.318	K		P6			L9			F5	4	0	0	0	0	1	2				
Tony Conigliaro, R (1,9) S OBP: 0.335, SLG: 0.511	K			P6					5-3	4	0	0	0	0	1	0				
Tony Horton, R (1,3) S OBP: 0.373, SLG: 0.503		K			K					3	0	1	0	0	2	0				
Felix Mantilla, R (1,4) X OBP: 0.378, SLG: 0.423		4-3			P4				FC6-4 1B	3	0	0	0	0	0	1				
Jim Gosger, L (1,8) X OBP: 0.329, SLG: 0.423		F3							P6	3	0	0	0	0	1	1				
Eddie Bressoud, R (1,6) S OBP: 0.295, SLG: 0.354			K			5-3			F7	3	0	0	0	0	1	0				
Mike Ryan, R (1,2) X OBP: 0.198, SLG: 0.271					L5				F7	3	0	1	0	0	0	0				
Jerry Stephenson, L (1,1) X OBP: 0.286, SLG: 0.231									F5	1	0	0	0	0	0	1				
Rico Petrocelli, R (6, PH) X OBP: 0.308, SLG: 0.413										1	0	0	0	0	1	0				
Jim Lonborg, R (6, 1) X OBP: 0.283, SLG: 0.188										0	0	0	0	0	0	0				
Chuck Schilling, R (8, PH) X OBP: 0.295, SLG: 0.344										1	0	0	0	0	0	0				
Dick Radatz, R (8, 1) X OBP: 0.214, SLG: 0.333										0	0	0	0	0	0	0				
<b>Inning Stats</b>	R: 0 E: 0 K: 2 S: 7	H: 0 LOB: 0 BB: 0 P: 7	R: 0 E: 0 K: 1 S: 5	H: 0 LOB: 0 BB: 0 P: 5	R: 0 E: 0 K: 1 S: 6	H: 1 LOB: 2 BB: 1 P: 10	R: 0 E: 0 K: 1 S: 5	H: 0 LOB: 0 BB: 0 P: 5	R: 0 E: 0 K: 1 S: 5	H: 0 LOB: 0 BB: 0 P: 5	R: 0 E: 0 K: 0 S: 4	H: 1 LOB: 1 BB: 0 P: 4	R: 0 E: 0 K: 0 S: 3	H: 0 LOB: 0 BB: 0 P: 3	R: 0 E: 0 K: 0 S: 3	H: 0 LOB: 0 BB: 0 P: 3	1B: 2 2B: 0 3B: 0 HR: 0	SF: 0 SAC: 0 DP: 0 HBP: 0	WP: 0 PB: 0 SB: 0 CS: 0	PA: 30
<b>PITCHER</b> George Brunet, L (1,1) ERA: 2.61	IP: 9.0 WLS: W BF: 30 H: 2 R: 0 ER: 0 SO: 7 BB: 1 IBB: 0 HBP: 0 BLK: 0 WP: 0 HR: 0 S: 43 P: 47 ERA: 0.00 WHIP: 0.333																			

**AB 29**  
**R 0**  
**H 2**  
**RBI 0**  
**BB 1**  
**SO 7**  
**LOB 5**



Batter	1	2	3	4	5	6	7	8	9	AB	R	H	RBI	BB	SO	LOB	BOTTOM			
Paul Schaal, R (1,5) S OBP: 0.312, SLG: 0.316	1B BB		WP S 1B			SH1-4			CS 1B	2	1	2	0	1	0	0	<b>Boston Red Sox @ Los Angeles Angels</b> <b>Dodger Stadium, Los Angeles, CA</b> Wed Sep 22 1965, 7:05 PM PDT Att: 3,353 - Unknown <a href="http://livebaseballscorecards.com">livebaseballscorecards.com</a>			
Bobby Knoop, R (1,4) S OBP: 0.323, SLG: 0.399	K		G3-6 BB			FC4-2-5 BB			1-3	3	0	0	0	1	1	3				
Jim Fregosi, R (1,6) X OBP: 0.332, SLG: 0.402	1B G4-1		K			3H 4-0 1-2 BB			1B 1B	3	1	2	0	1	1	2				
Ed Kirkpatrick, L (1,9) X OBP: 0.277, SLG: 0.378	WP G4-1 1-2 2H 1B		G3-6			L4			F9	4	0	1	1	0	0	5				
Rick Reichardt, R (1,7) X OBP: 0.319, SLG: 0.400	G4-1 1-2 2H					WP BB			1-2 1B	3	0	1	1	1	1	1				
Dick Simpson, R (1,8) X OBP: 0.287, SLG: 0.259	P4 2-3					K			K	4	0	0	0	0	2	4				
Charlie Dees, L (1,3) S OBP: 0.214, SLG: 0.185		K							F9	3	0	1	0	0	2	1				
Willie Smith, L (6, PH) X OBP: 0.306, SLG: 0.422										1	0	0	0	0	0	2				
Vic Power, R (9, 3) X OBP: 0.284, SLG: 0.324										0	0	0	0	0	0	0				
Tom Egan, R (1,2) X OBP: 0.300, SLG: 0.297		F2							K	3	0	0	0	0	1	2				
George Brunet, R (1,1) X OBP: 0.105, SLG: 0.093		K				SH1-4 FC4-2-5 2B			K	3	0	1	0	0	2	0				
<b>Inning Stats</b>	R: 2 E: 0 K: 1 S: 7	H: 2 LOB: 1 BB: 1 P: 11	R: 0 E: 0 K: 2 S: 7	H: 0 LOB: 0 BB: 0 P: 7	R: 0 E: 0 K: 1 S: 5	H: 1 LOB: 1 BB: 1 P: 9	R: 0 E: 0 K: 2 S: 7	H: 0 LOB: 1 BB: 1 P: 11	R: 0 E: 0 K: 0 S: 4	H: 1 LOB: 2 BB: 1 P: 8	R: 0 E: 0 K: 2 S: 8	H: 1 LOB: 1 BB: 0 P: 8	R: 0 E: 0 K: 1 S: 5	H: 1 LOB: 0 BB: 0 P: 5	R: 0 E: 0 K: 1 S: 7	H: 2 LOB: 2 BB: 0 P: 7	1B: 7 2B: 1 3B: 0 HR: 0	SF: 0 SAC: 1 DP: 1 HBP: 0	WP: 3 PB: 0 SB: 2 CS: 1	PA: 34
<b>PITCHER</b> Jerry Stephenson, R (1,1) ERA: 6.23 Jim Lonborg, R (6, 1) ERA: 4.47 Dick Radatz, R (8, 1) ERA: 9.82	IP: 5.0 WLS: L BF: 22 H: 4 R: 2 ER: 2 SO: 6 BB: 4 IBB: 0 HBP: 0 BLK: 0 WP: 3 HR: 0 S: 30 P: 46 ERA: 3.60 WHIP: 1.600																			

**AB 29**  
**R 2**  
**H 8**  
**RBI 2**  
**BB 4**  
**SO 10**  
**LOB 20**





Batter	1	2	3	4	5	6	7	8	9	AB	R	H	RBI	BB	SO	LOB	TOP											
Albie Pearson, L OBP: 0.372, SLG: 0.380 (1, 8)										4	2	3	1	1	0	1	<b>Los Angeles Angels @ Baltimore Orioles</b> Memorial Stadium, Baltimore, MD Fri Sep 24 1965, 7:05 PM EDT Att: 3,147 - Unknown											
Bobby Knoop, R OBP: 0.321, SLG: 0.395 Ed Sukla, R (7, 1)										4	0	0	0	0	1	4												
Vic Power, R OBP: 0.282, SLG: 0.323 (9, PH)										1	0	0	0	0	0	1												
Jim Fregosi, R OBP: 0.334, SLG: 0.405 Jackie Hernandez, R OBP: 1.000, SLG: 1.500 (1, 6) (6, 6)										1	1	1	1	1	1	0		0										
Ed Kirkpatrick, L OBP: 0.250, SLG: 0.340 (1, 9)										5	0	0	0	0	2	4												
Rick Reichardt, R OBP: 0.288, SLG: 0.360 (1, 7)										5	0	0	0	0	1	4												
Buck Rodgers, S OBP: 0.271, SLG: 0.265 (1, 2)										4	1	2	2	0	0	2												
Charlie Dees, L OBP: 0.172, SLG: 0.172 Jim Coates, R (5, 1)										2	0	0	0	0	1	2												
Tom Satriano, L OBP: 0.269, SLG: 0.279 (7, PH) (7, 4)										0	0	0	0	0	0	0												
Paul Schaal, R OBP: 0.313, SLG: 0.320 (1, 5)										4	0	2	1	0	0	0												
Jack Sanford, R OBP: 0.176, SLG: 0.125 Aubrey Gatewood, R OBP: 0.357, SLG: 0.333 Willie Smith, L OBP: 0.306, SLG: 0.423 (1, 1) (3, 1) (5, PH) (5, 3)										1	0	0	0	0	1	0												
Inning Stats	R: 1 E: 0 K: 1 S: 6	H: 1 LOB: 0 BB: 0 P: 6	R: 0 E: 0 K: 1 S: 5	H: 0 LOB: 0 BB: 0 P: 5	R: 0 E: 0 K: 1 S: 5	H: 0 LOB: 1 BB: 1 P: 9	R: 0 E: 1 K: 0 S: 4	H: 0 LOB: 2 BB: 1 P: 8	R: 0 E: 0 K: 1 S: 6	H: 2 LOB: 1 BB: 0 P: 6	R: 1 E: 0 K: 1 S: 7	H: 2 LOB: 1 BB: 0 P: 7	R: 2 E: 0 K: 1 S: 9	H: 4 LOB: 2 BB: 0 P: 9	R: 1 E: 0 K: 0 S: 5	H: 2 LOB: 1 BB: 0 P: 5	1B: 6 2B: 5 3B: 1 HR: 0	SF: 1 SAC: 0 DP: 0 HBP: 0	WP: 0 PA: 41 PB: 0 SB: 0 CS: 0									
PITCHER	IP	WLS	BF	H	R	ER	SO	BB	IBB	HBP	BLK	WP	HR	S	P	ERA	WHIP	PITCHER										
Wally Bunker, R ERA: 3.54 Dick Hall, R ERA: 3.27	(1, 1)	7.2	W	34	9	5	5	6	2	0	0	0	0	0	44	52	5.87	1.435										
(8, 1)	1.1	S	7	3	1	1	0	0	0	0	0	0	0	7	7	6.75	2.250											

AB	38
R	6
H	12
RBI	6
BB	2
SO	6
LOB	21

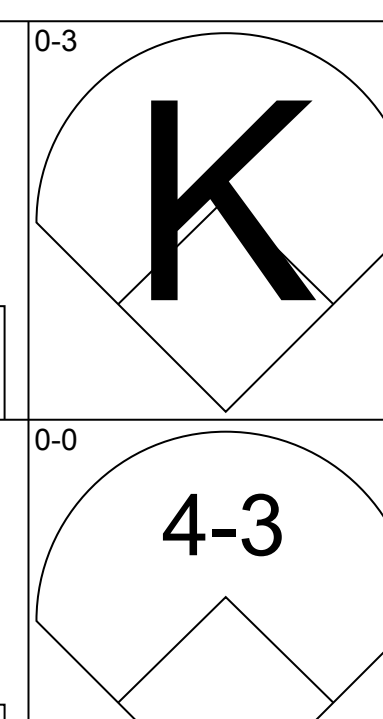
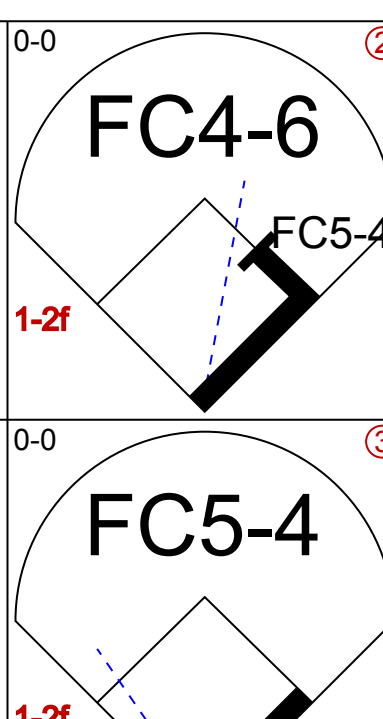
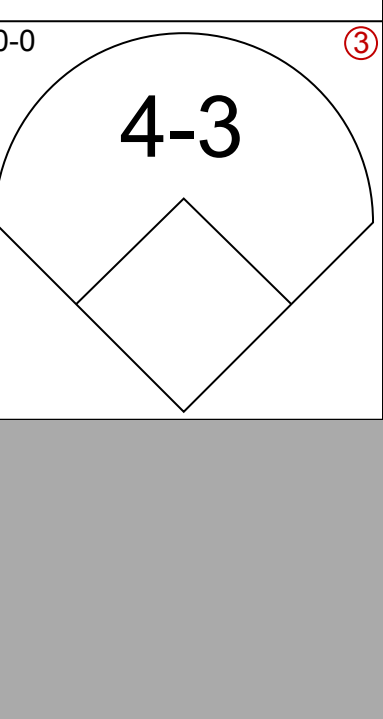
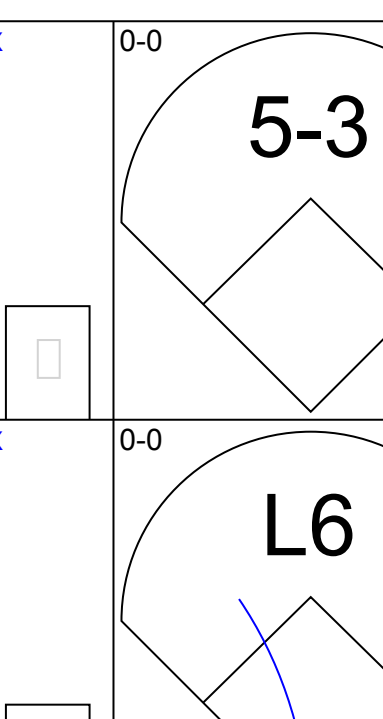
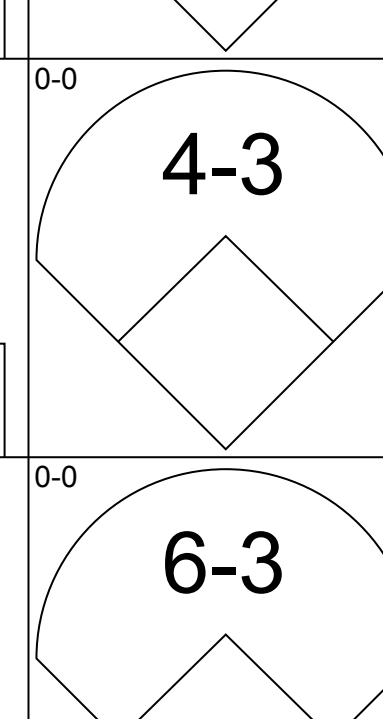
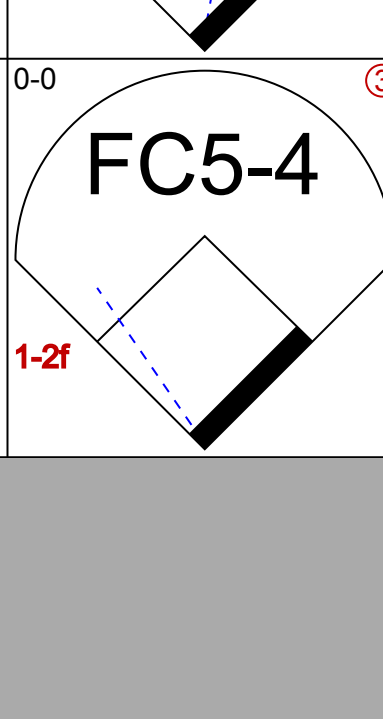
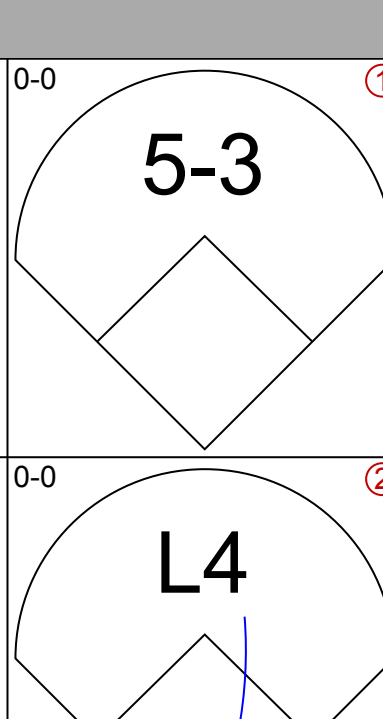
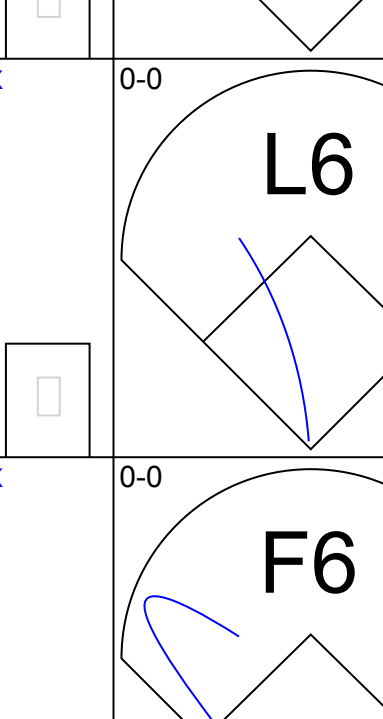
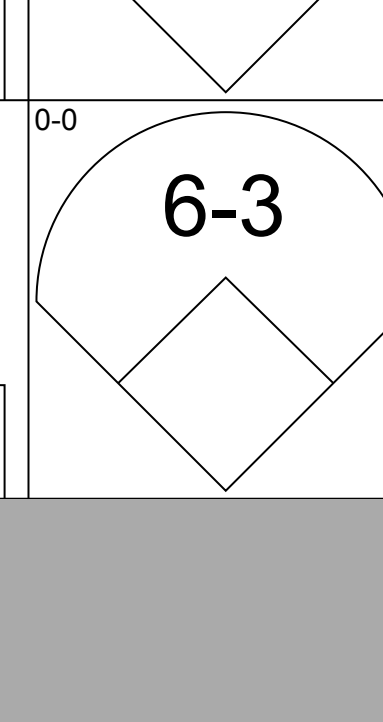
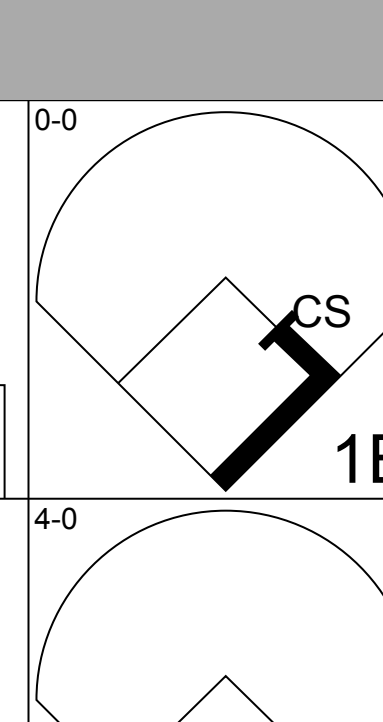
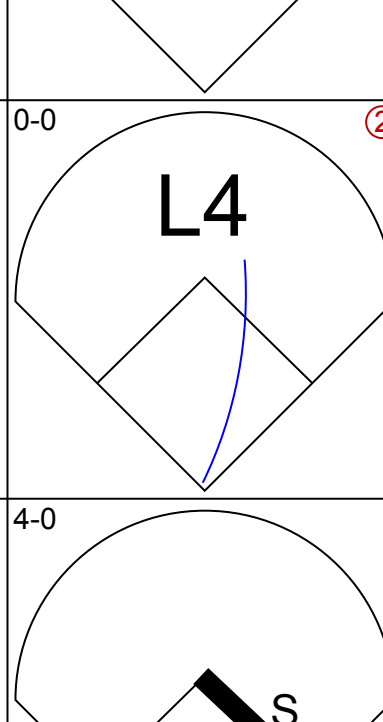
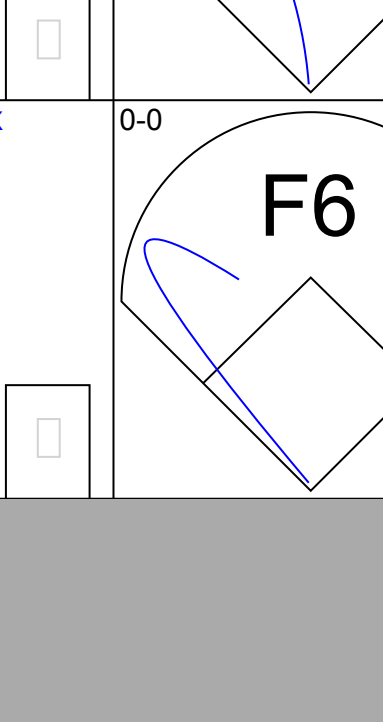
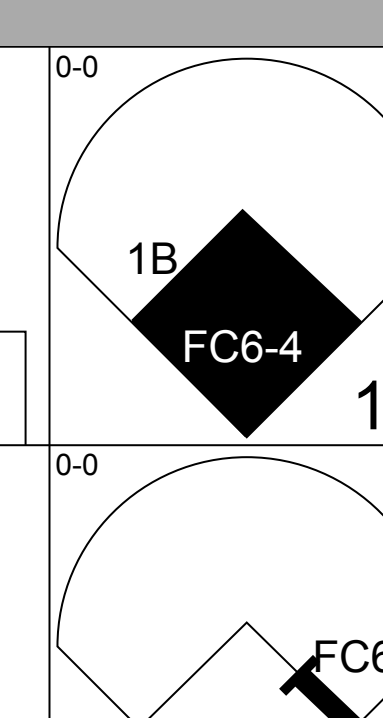
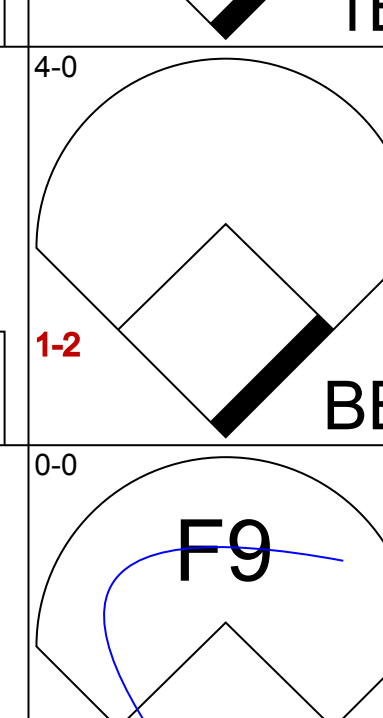
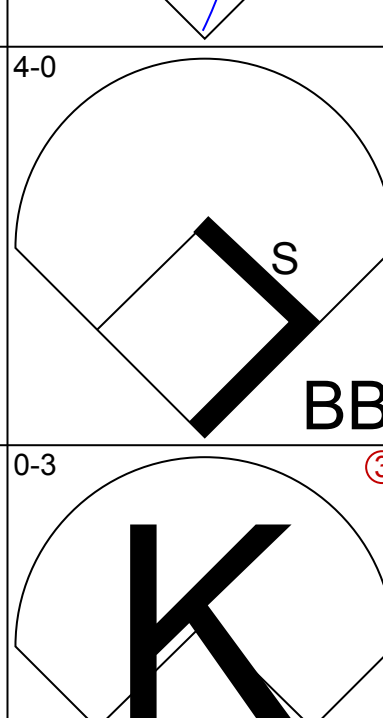
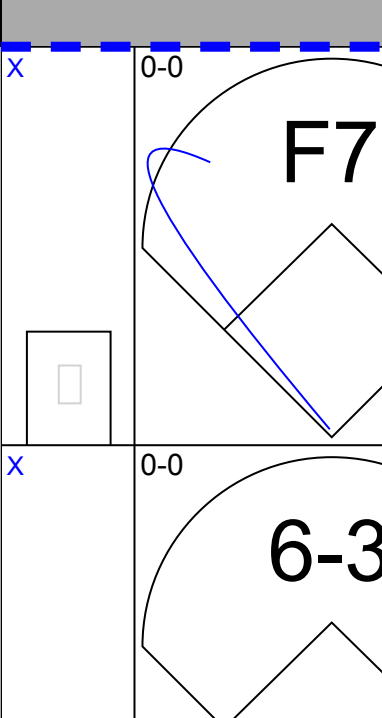
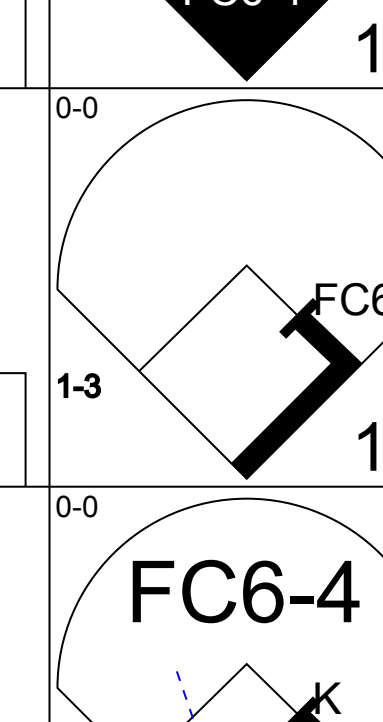
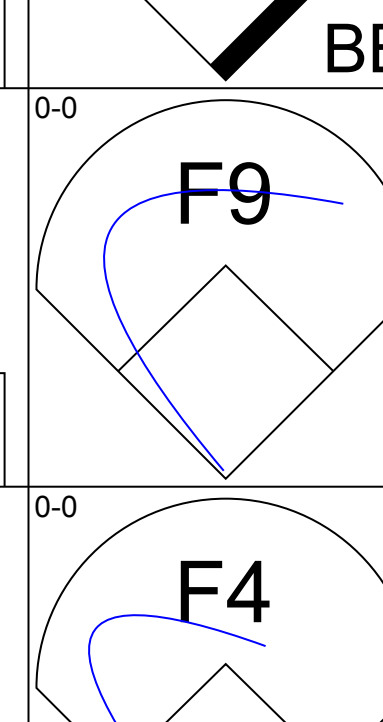
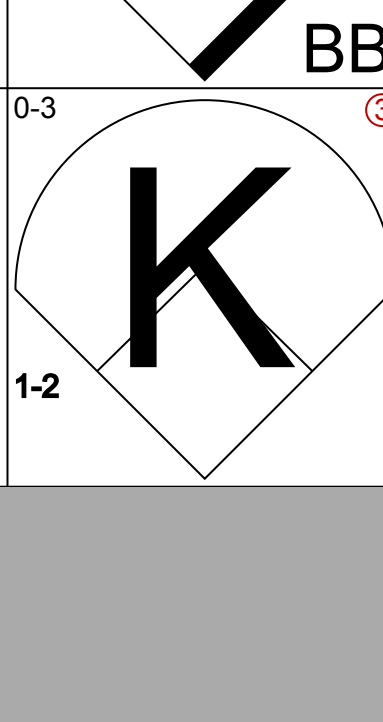
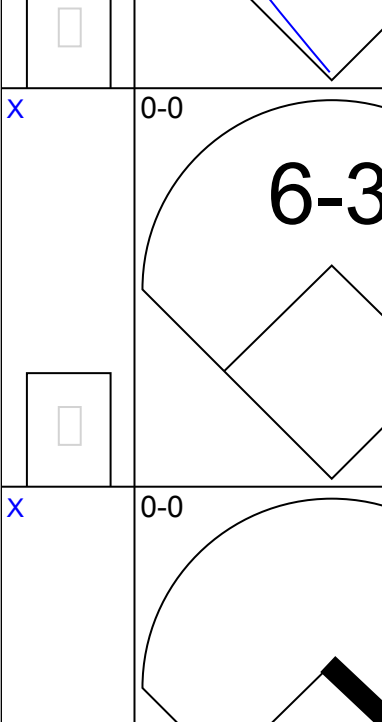
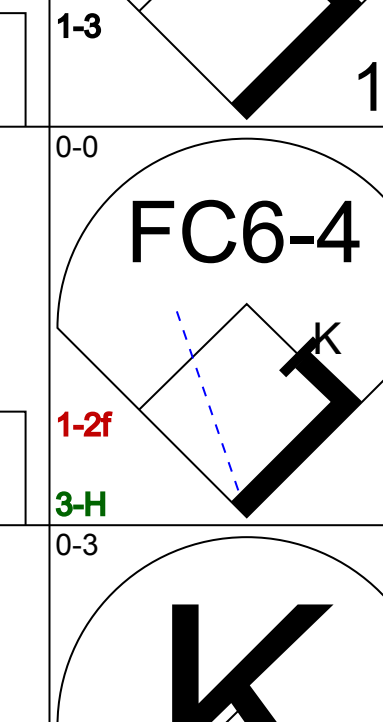
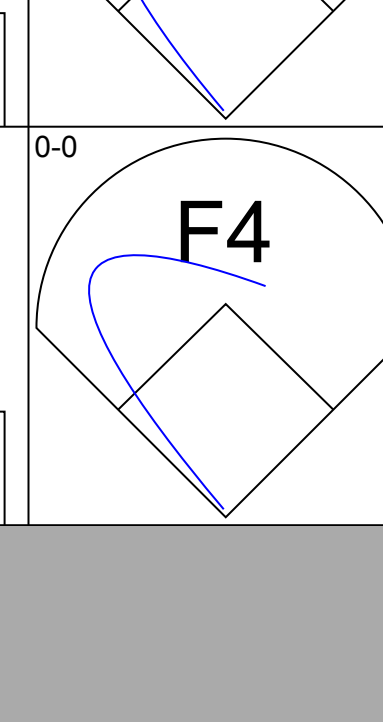
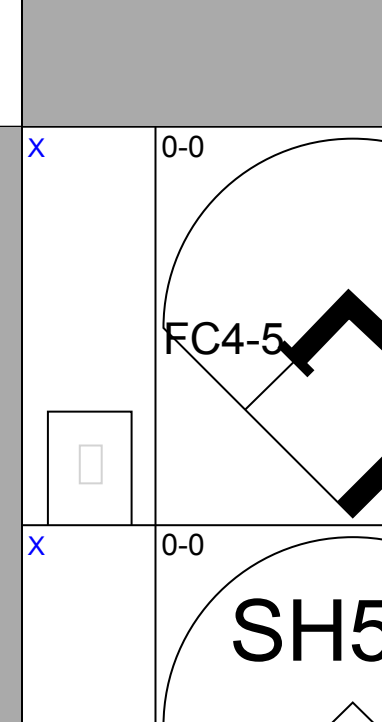
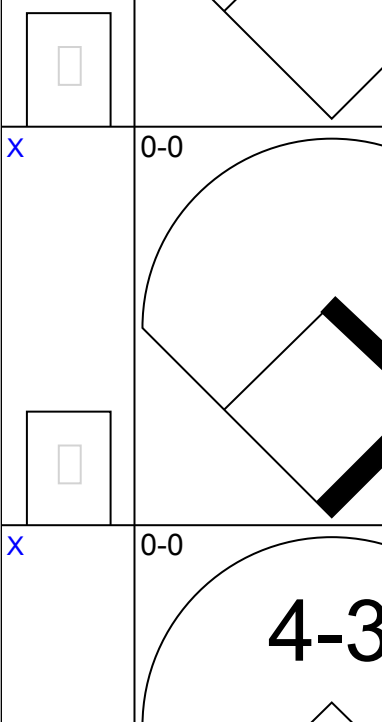
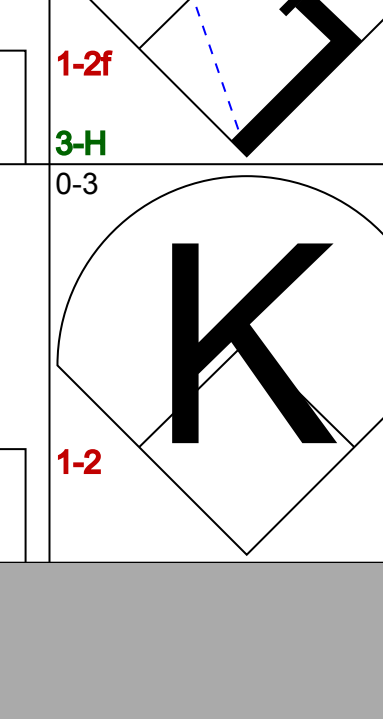
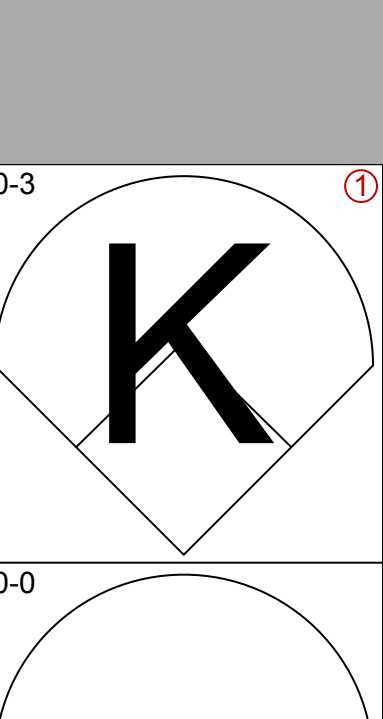
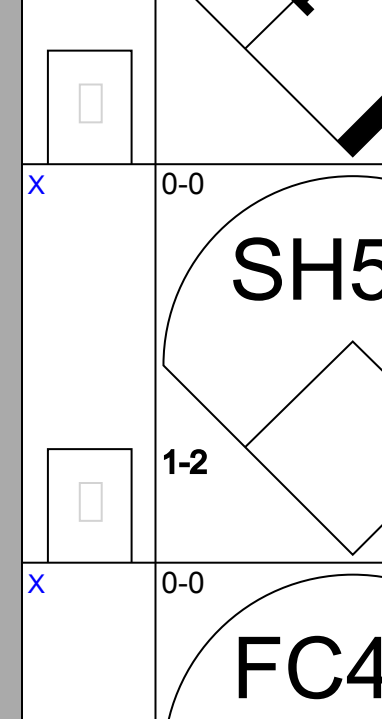
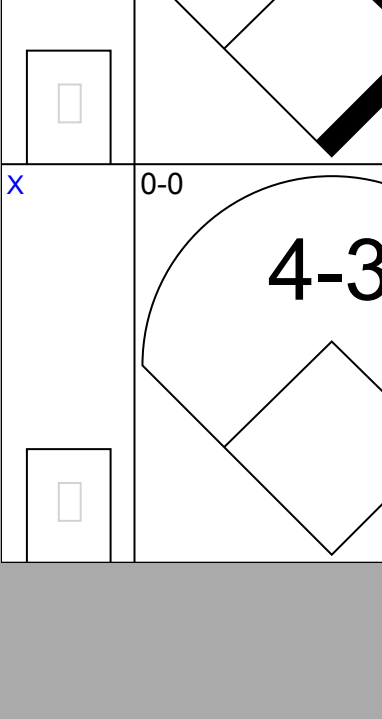
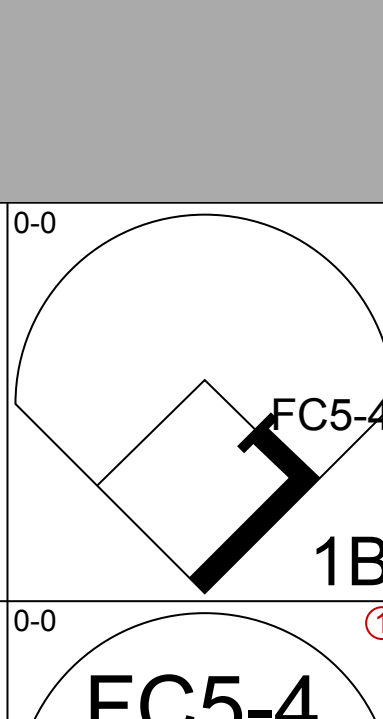
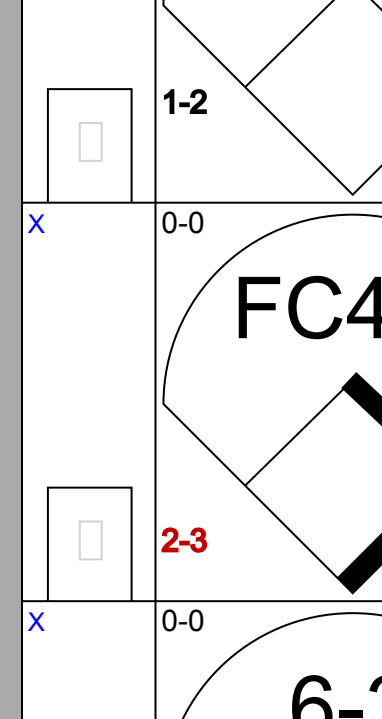
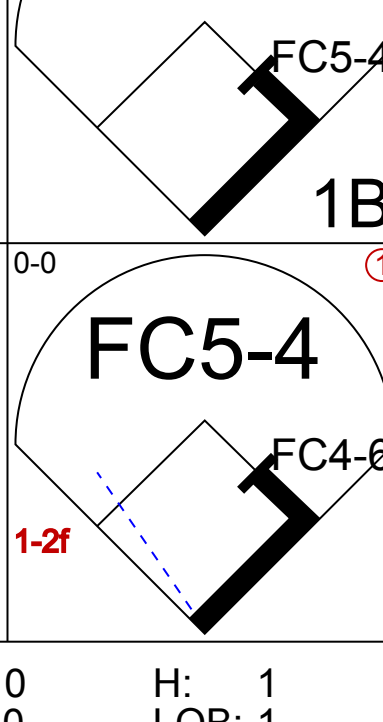
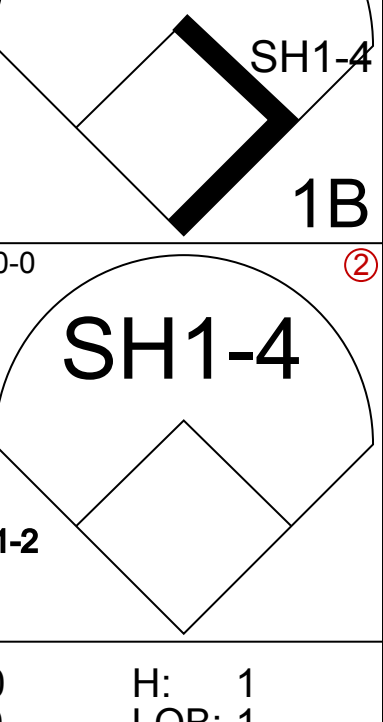
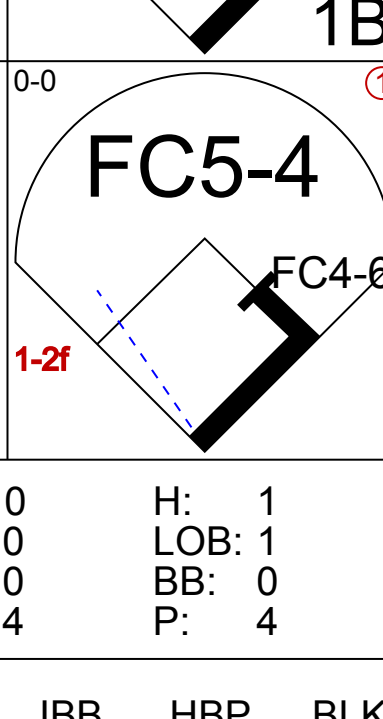
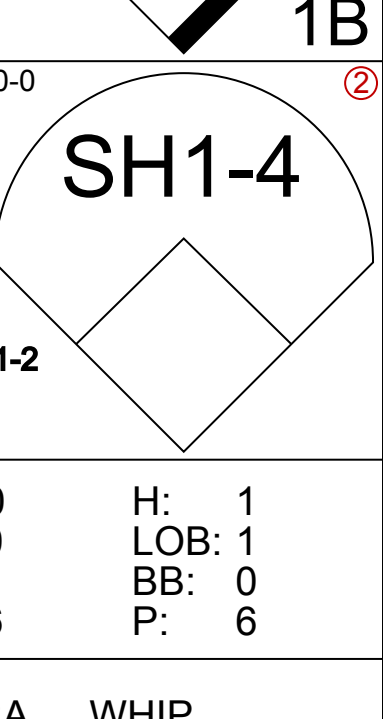
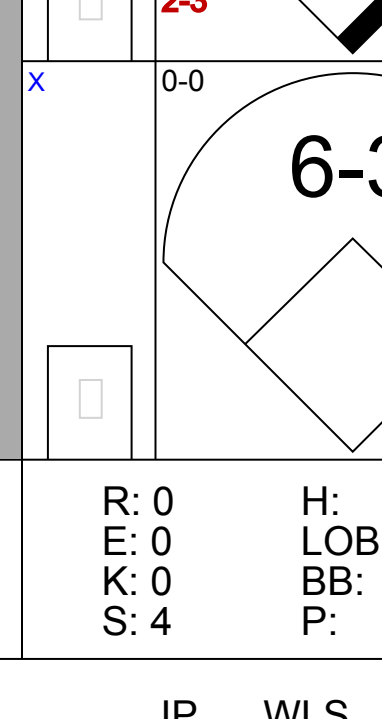


Batter	1	2	3	4	5	6	7	8	9	AB	R	H	RBI	BB	SO	LOB	BOTTOM											
Luis Aparicio, R OBP: 0.283, SLG: 0.347 (1, 6)										4	2	1	0	1	0	0	<b>Los Angeles Angels @ Baltimore Orioles</b> Memorial Stadium, Baltimore, MD Fri Sep 24 1965, 7:05 PM EDT Att: 3,147 - Unknown											
Russ Snyder, L OBP: 0.322, SLG: 0.317 (1, 9)										5	1	3	1	0	1	0												
Boog Powell, L OBP: 0.341, SLG: 0.417 (1, 3)										3	1	1	2	1	0	1												
Brooks Robinson, R OBP: 0.357, SLG: 0.459 (1, 5)										4	2	3	2	1	1	0												
Curt Blefary, L OBP: 0.379, SLG: 0.473 (1, 7)										5	1	2	0	0	0	5												
Charlie Lau, L OBP: 0.381, SLG: 0.422 Dick Brown, R OBP: 0.293, SLG: 0.359 (1, 2) (6, 2)										2	2	2	1	1	0	0												
Jerry Adair, R OBP: 0.298, SLG: 0.352 (1, 4)										4	1	2	4	0	0	2												
Paul Blair, R OBP: 0.299, SLG: 0.335 (1, 8)										4	0	0	0	0	0	1												
Wally Bunker, R OBP: 0.193, SLG: 0.080 Dick Hall, R OBP: 0.467, SLG: 0.538 (1, 1) (8, 1)										4	0	0	0	0	2	0												
Inning Stats	R: 0 E: 0 K: 1 S: 5	H: 0 LOB: 0 BB: 0 P: 5	R: 2 E: 0 K: 0 S: 5	H: 3 LOB: 0 BB: 0 P: 5	R: 3 E: 0 K: 1 S: 9	H: 4 LOB: 2 BB: 1 P: 13	R: 1 E: 0 K: 1 S: 7	H: 2 LOB: 1 BB: 0 P: 7	R: 3 E: 0 K: 1 S: 8	H: 3 LOB: 0 BB: 0 P: 8	R: 1 E: 0 K: 0 S: 4	H: 1 LOB: 2 BB: 2 P: 12	R: 0 E: 0 K: 0 S: 3	H: 0 LOB: 0 BB: 0 P: 3	R: 0 E: 0 K: 0 S: 4	H: 1 LOB: 2 BB: 1 P: 8		1B: 8 2B: 5 3B: 0 HR: 2	SF: 1 SAC: 0 DP: 1 HBP: 0	WP: 0 PA: 41 PB: 0 SB: 0 CS: 0								
PITCHER	IP	WLS	BF	H	R	ER	SO	BB	IBB	HBP	BLK	WP	HR	S	P	ERA	WHIP	PITCHER										
Jack Sanford, R ERA: 4.11 Aubrey Gatewood, R ERA: 3.45 Jim Coates, R ERA: 4.3 Ed Sukla, R ERA: 4.65	(1, 1)	2.2	L	14	7	5	2	0	0	0	0	0	0	1	18	18	16.88	2.625										
(3, 1)	1.1		7	2	1	1	1	1	0	0	0	0	0	8	12	6.75	2.250											
(5, 1)	2.0		12	4	4	4	1	2	0	0	0	0	1	12	20	18.00	3.000											
(7, 1)	2.0		8	1	0	0	0	1	0	0	0	0	0	7	11	0.00	1.000											

AB	36
R	10
H	14
RBI	10
BB	4
SO	4
LOB	11



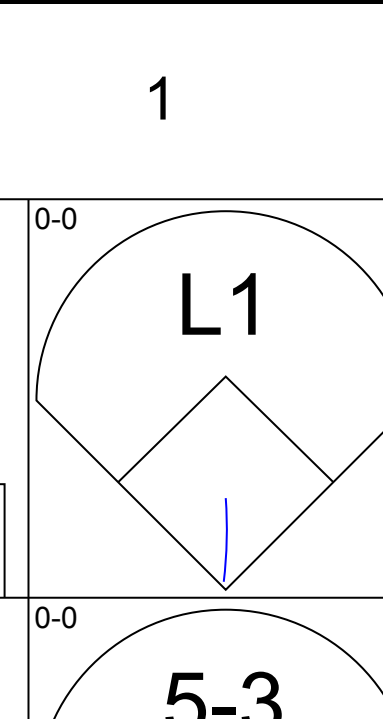
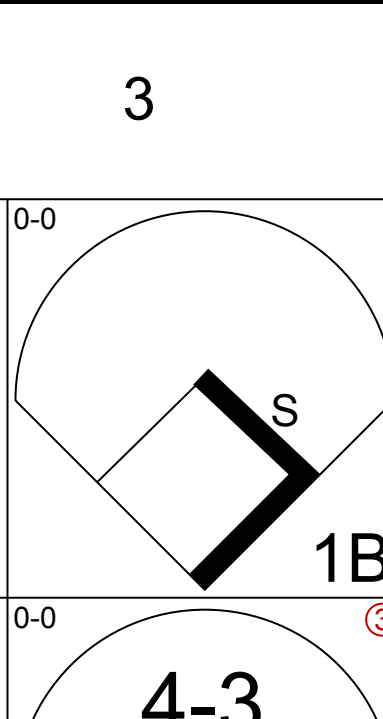
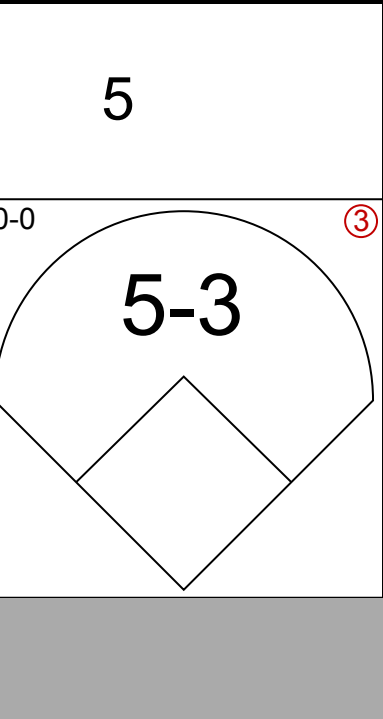
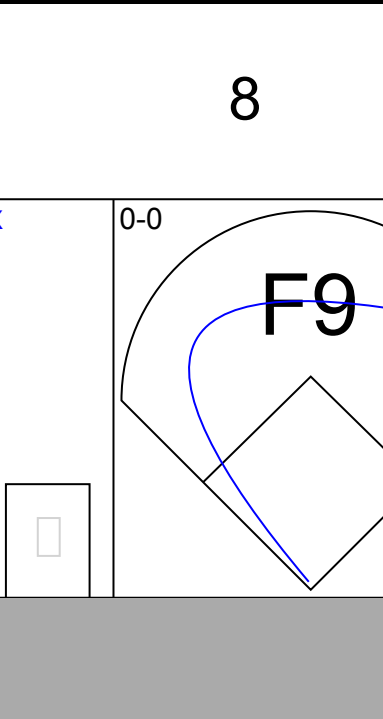
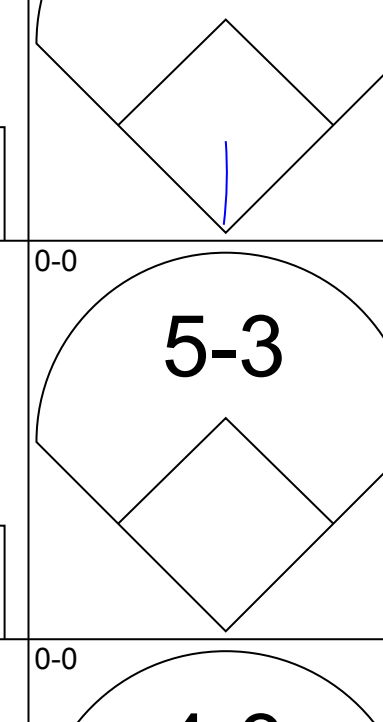
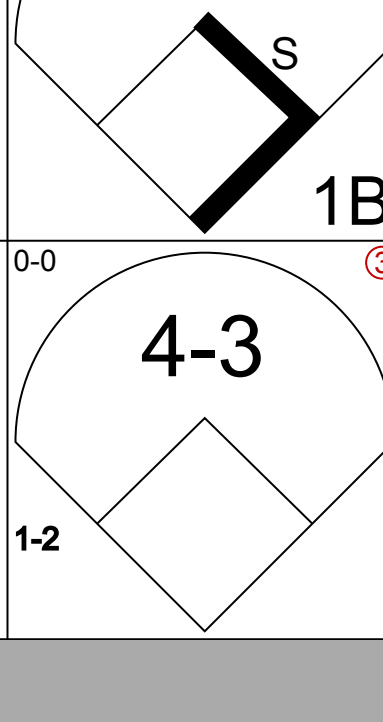
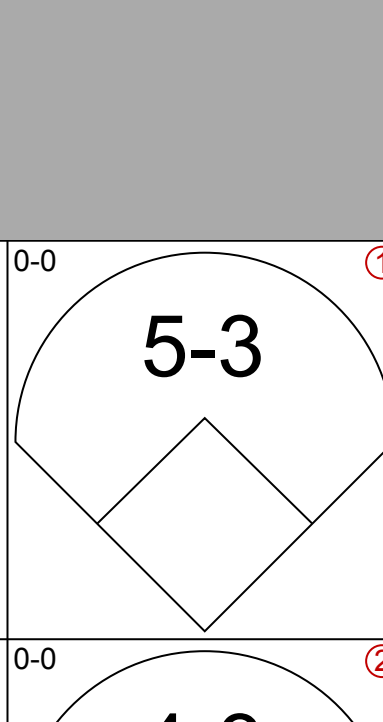
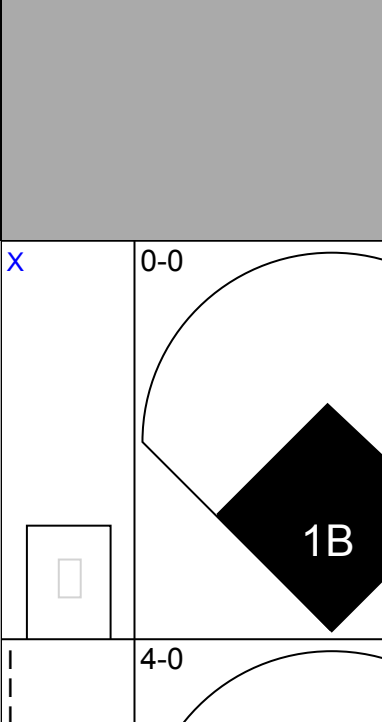
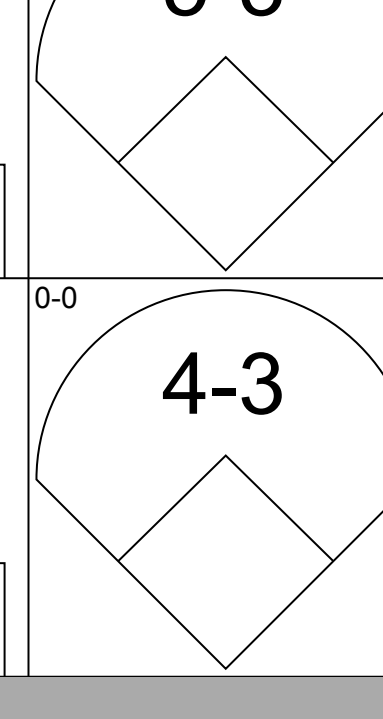
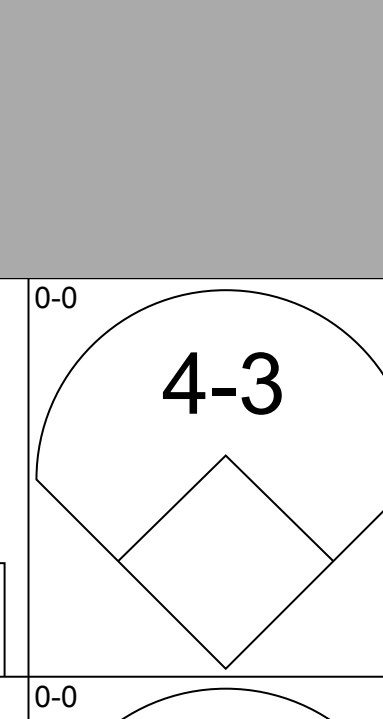
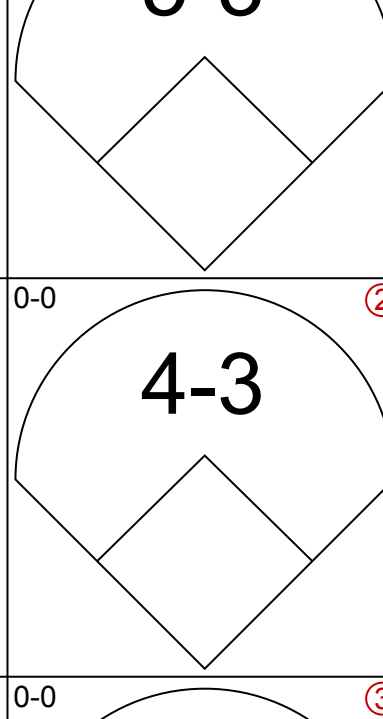
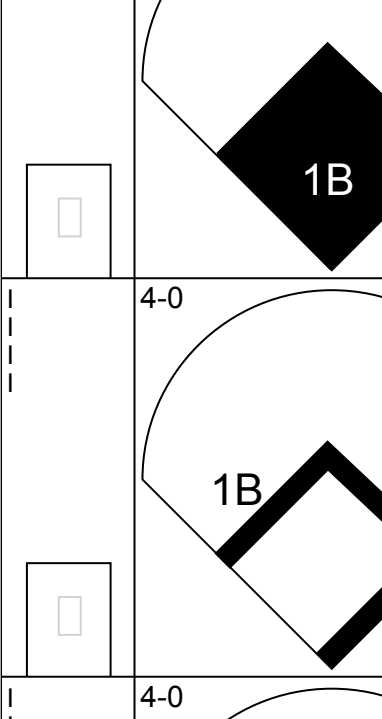
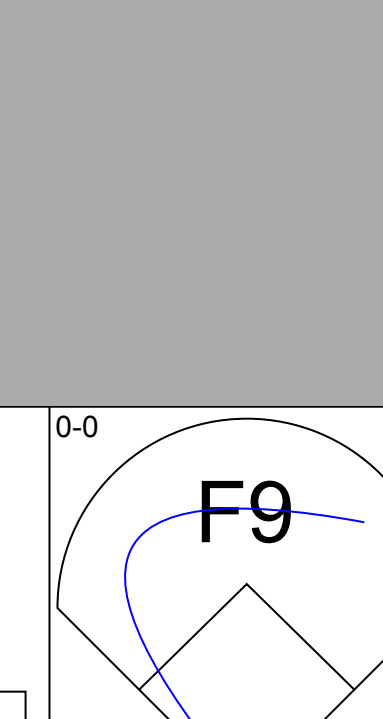
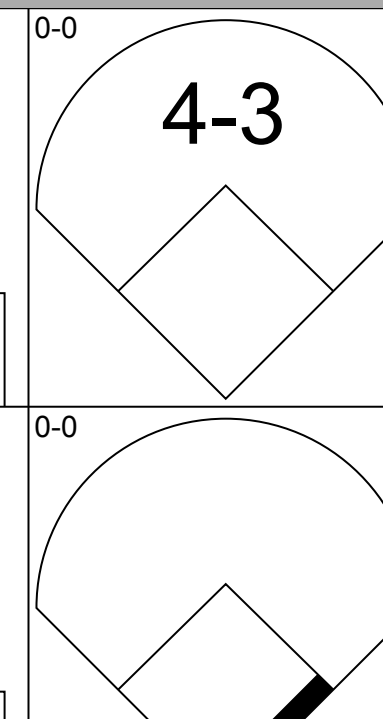
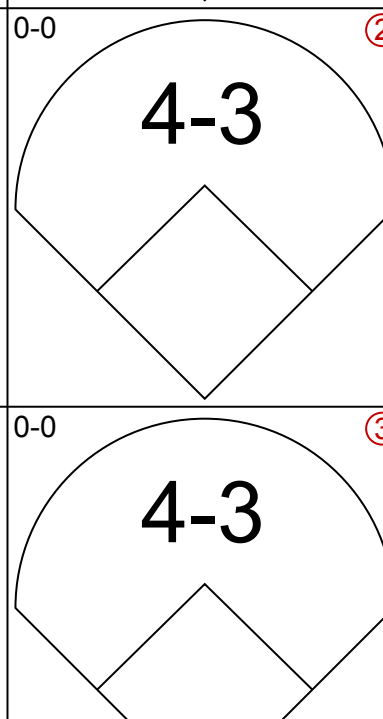
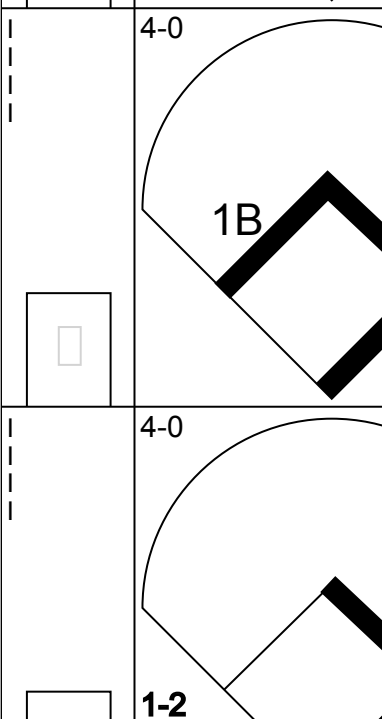
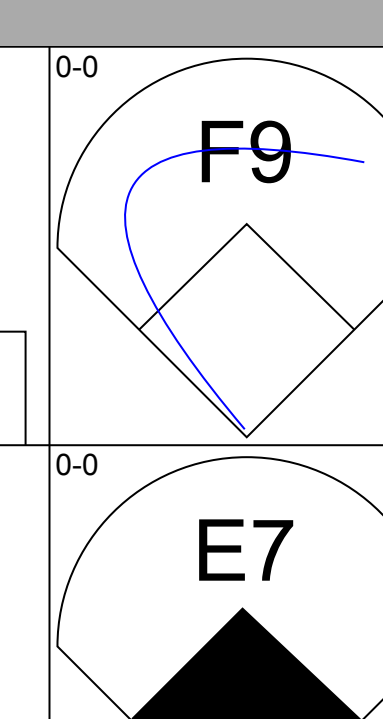
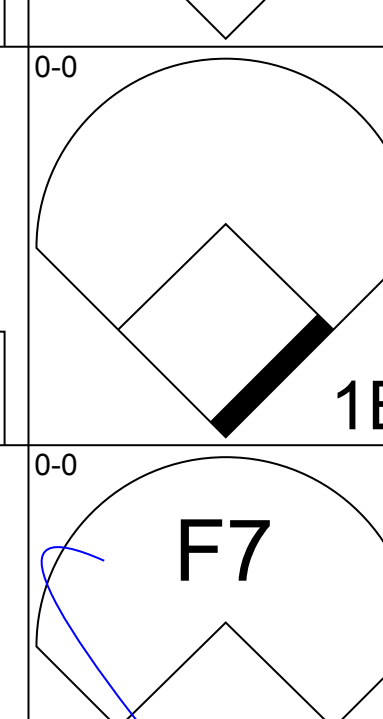
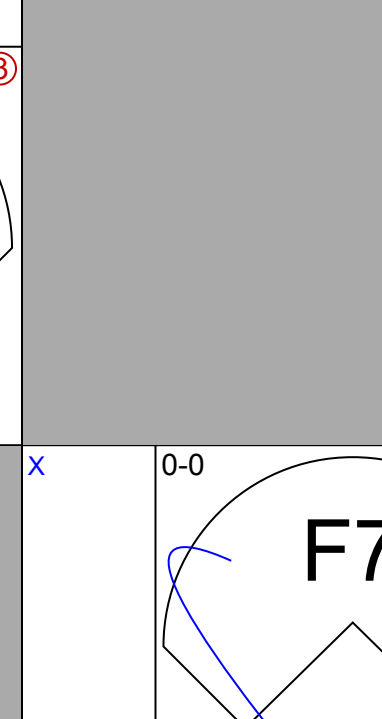
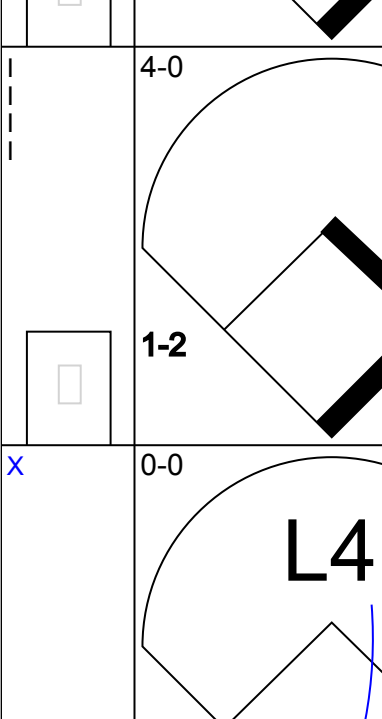
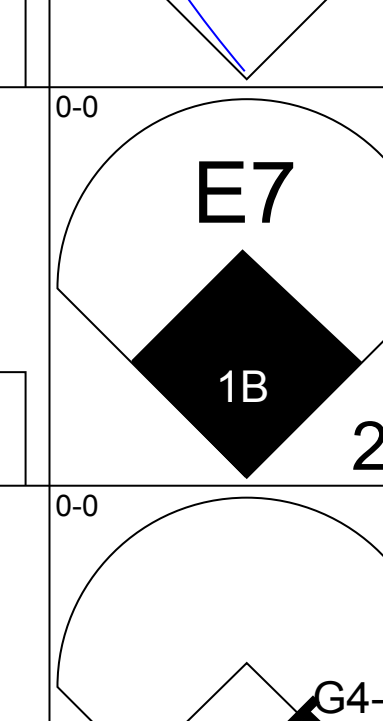
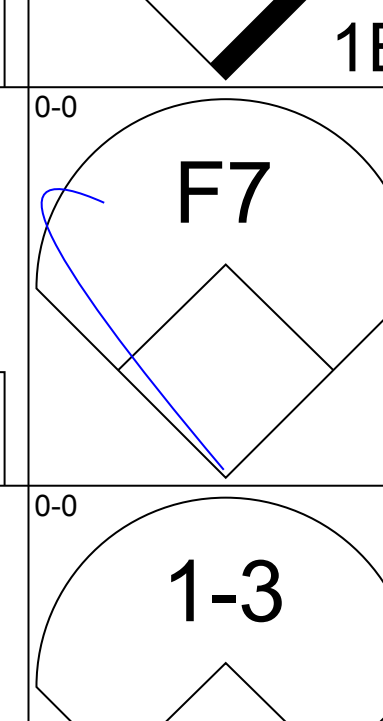
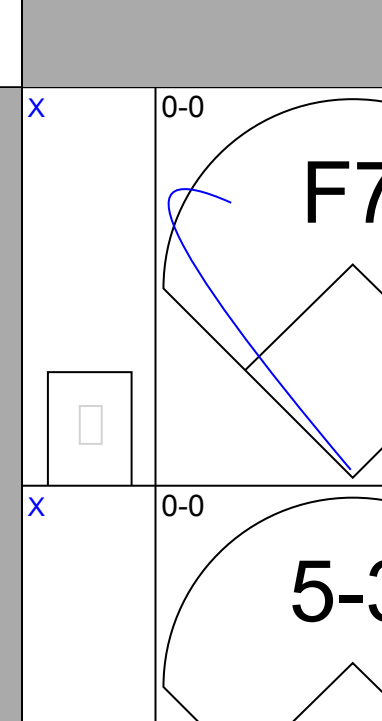
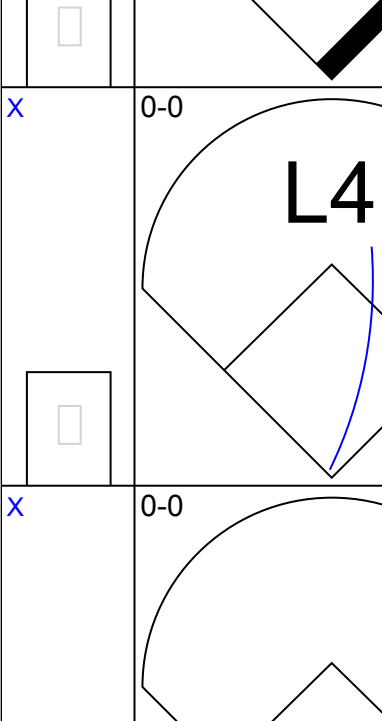
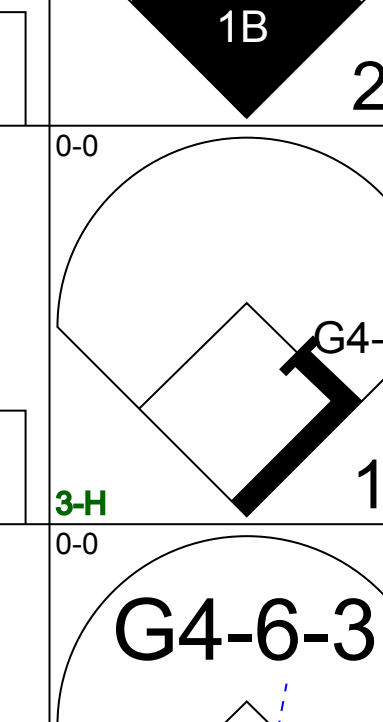

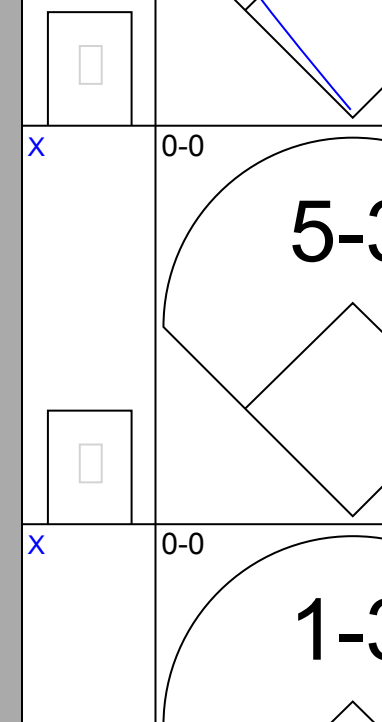


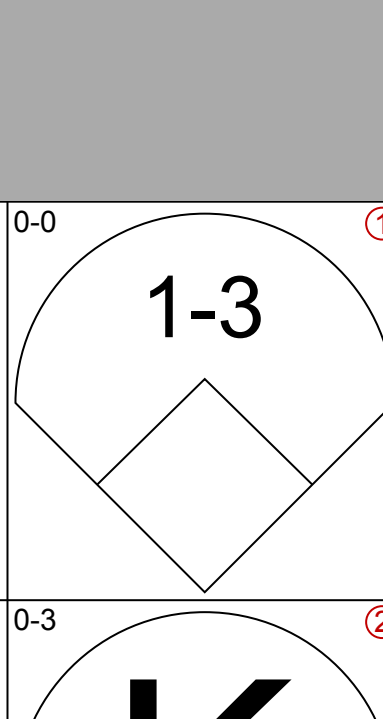
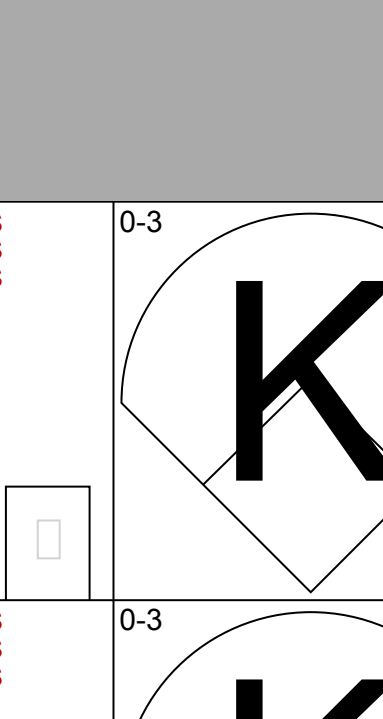


Batter	1	2	3	4	5	6	7	8	9	AB	R	H	RBI	BB	SO	LOB	TOP			
Paul Schaal, R OBP: 0.311, SLG: 0.317 (1, 5)										4	0	0	0	0	1	2				
Bobby Knoop, R OBP: 0.318, SLG: 0.392 (1, 4)										4	0	0	0	0	0	1				
Jim Fregosi, R OBP: 0.333, SLG: 0.403 (1, 6)										4	0	1	0	0	0	0				
Joe Adcock, R OBP: 0.315, SLG: 0.412 (1, 3)										2	1	1	0	2	0	0				
Rick Reichardt, R OBP: 0.286, SLG: 0.352 (1, 7)										4	0	1	0	0	1	2				
Jose Cardenal, R OBP: 0.287, SLG: 0.368 (1, 8)										4	0	2	1	0	0	2				
Ed Kirkpatrick, L OBP: 0.236, SLG: 0.321 (1, 9)										3	0	0	0	0	2	2				
Tom Egan, R OBP: 0.317, SLG: 0.316 (1, 2)										1	0	1	0	0	0	0				
Buck Rodgers, S OBP: 0.272, SLG: 0.266 (3, 2)										2	0	1	0	0	0	1				
Fred Newman, R OBP: 0.163, SLG: 0.141 (1, 1)										2	0	0	0	0	0	2				
<b>Inning Stats</b>	R: 0 E: 0 K: 1 S: 5	H: 0 LOB: 0 BB: 0 P: 5	R: 1 E: 0 K: 1 S: 6	H: 2 LOB: 0 BB: 0 P: 6	R: 0 E: 0 K: 0 S: 4	H: 1 LOB: 1 BB: 0 P: 4	R: 0 E: 0 K: 0 S: 3	H: 1 LOB: 1 BB: 1 P: 7	R: 0 E: 0 K: 1 S: 6	H: 0 LOB: 0 BB: 1 P: 9	R: 0 E: 0 K: 0 S: 4	H: 1 LOB: 1 BB: 0 P: 4	R: 0 E: 0 K: 0 S: 3	H: 0 LOB: 0 BB: 0 P: 3	R: 0 E: 0 K: 0 S: 4	H: 1 LOB: 1 BB: 0 P: 4	1B: 6 2B: 1 3B: 0 HR: 0	SF: 0 SAC: 2 DP: 0 HBP: 0	WP: 0 PB: 0 SB: 1 CS: 1	PA: 34
<b>PITCHER</b>	IP WLS BF H R ER SO BB IBB HBP BLK WP HR S P ERA WHIP																			
Steve Barber, L ERA: 2.75 (1, 1)	8.0	30	6	1	1	4	2	0	0	0	0	0	0	0	36	44	1.12	1.000		
Stu Miller, R ERA: 1.98 (9, 1)	1.0	W	4	1	0	0	0	0	0	0	0	0	0	4	4	0.00	1.000			

Los Angeles Angels @ Baltimore Orioles  
Memorial Stadium, Baltimore, MD  
Sat Sep 25 1965, 7:05 PM EDT  
Unknown

AB 30  
R 1  
H 7  
RBI 1  
BB 2  
SO 4  
LOB 12



Batter	1	2	3	4	5	6	7	8	9	AB	R	H	RBI	BB	SO	LOB	BOTTOM			
Luis Aparicio, R OBP: 0.283, SLG: 0.346 (1, 6)										4	0	1	0	0	0	1				
Russ Snyder, L OBP: 0.321, SLG: 0.323 (1, 9)										4	1	1	0	0	0	1				
Boog Powell, L OBP: 0.341, SLG: 0.415 (1, 3)										3	0	0	0	1	0	0				
Brooks Robinson, R OBP: 0.358, SLG: 0.459 (1, 5)										3	0	1	0	1	0	0				
Curt Blefary, L OBP: 0.376, SLG: 0.473 (1, 7)										4	1	1	0	0	0	4				
Jerry Adair, R OBP: 0.299, SLG: 0.353 (1, 4)										4	0	2	2	0	0	1				
Paul Blair, R OBP: 0.296, SLG: 0.332 (1, 8)										3	0	0	0	0	0	1				
Dick Brown, R OBP: 0.293, SLG: 0.359 (1, 2)										3	0	1	0	0	1	0				
Steve Barber, L OBP: 0.138, SLG: 0.150 (1, 1)										2	0	0	0	0	2	1				
Norm Siebern, L OBP: 0.366, SLG: 0.413 (8, PH)										1	0	0	0	0	1	0				
Stu Miller, R OBP: 0.118, SLG: 0.125 (9, 1)										0	0	0	0	0	0	0				
<b>Inning Stats</b>	R: 0 E: 0 K: 0 S: 3	H: 0 LOB: 0 BB: 0 P: 3	R: 1 E: 1 K: 0 S: 4	H: 2 LOB: 0 BB: 0 P: 4	R: 0 E: 0 K: 1 S: 6	H: 1 LOB: 1 BB: 0 P: 6	R: 0 E: 0 K: 0 S: 4	H: 1 LOB: 1 BB: 0 P: 4	R: 0 E: 0 K: 1 S: 6	H: 0 LOB: 0 BB: 0 P: 3	R: 0 E: 0 K: 0 S: 3	H: 0 LOB: 0 BB: 0 P: 3	R: 0 E: 0 K: 2 S: 7	H: 0 LOB: 0 BB: 0 P: 7	R: 1 E: 0 K: 0 S: 3	H: 2 LOB: 3 BB: 2 P: 11	1B: 5 2B: 1 3B: 1 HR: 0	SF: 0 SAC: 0 DP: 1 HBP: 0	WP: 0 PB: 0 SB: 1 CS: 0	PA: 33
<b>PITCHER</b>	IP WLS BF H R ER SO BB IBB HBP BLK WP HR S P ERA WHIP																			
Fred Newman, R ERA: 2.99 (1, 1)	8.1	L	33	7	2	1	4	0	2	0	0	0	0	0	39	47	1.08	0.840		

Los Angeles Angels @ Baltimore Orioles  
Memorial Stadium, Baltimore, MD  
Sat Sep 25 1965, 7:05 PM EDT  
Unknown

AB 31  
R 2  
H 7  
RBI 2  
BB 2  
SO 4  
LOB 9





Batter	1	2	3	4	5	6	7	8	9	AB	R	H	RBI	BB	SO	LOB	TOP					
Albie Pearson, L OBP: 0.370, SLG: 0.376	L9		3-1			FC4-6 BB		4-3		3	0	0	0	1	0	0	<b>Los Angeles Angels @ Baltimore Orioles</b> Memorial Stadium, Baltimore, MD Sat Sep 25 1965, 7:05 PM EDT Att: 5,698 - Unknown					
Bobby Knoop, R OBP: 0.315, SLG: 0.388	K		F8			K		K		4	0	0	0	0	3	1						
Jim Fregosi, R OBP: 0.333, SLG: 0.401	BB		K			K		K		3	0	0	0	1	3	1						
Willie Smith, L OBP: 0.305, SLG: 0.422	4-3					FC4-6				4	0	1	0	0	0	2						
Ed Kirkpatrick, L OBP: 0.220, SLG: 0.298			F7		E1			G6-3		4	0	0	0	0	1	1						
Rick Reichardt, R OBP: 0.317, SLG: 0.386			HBP		F9					3	0	2	0	0	0	1						
Paul Schaal, R OBP: 0.308, SLG: 0.314			F9			F3		F9		4	0	0	0	0	0	3						
Tom Satriano, L OBP: 0.286, SLG: 0.274						4-3				1	0	0	0	2	0	0						
Jim McGlothlin, R (1, 1)			1-3			K		FC3-4		3	0	0	0	0	1	4						
<b>Inning Stats</b>	R: 0 E: 0 K: 1 S: 5	H: 0 LOB: 1 BB: 1 P: 9	R: 0 E: 0 K: 0 S: 3	H: 0 LOB: 2 BB: 1 P: 8	R: 0 E: 0 K: 1 S: 5	H: 0 LOB: 0 BB: 0 P: 5	R: 0 E: 1 K: 0 S: 3	H: 0 LOB: 0 BB: 0 P: 3	R: 0 E: 0 K: 1 S: 5	H: 0 LOB: 0 BB: 0 P: 5	R: 0 E: 0 K: 2 S: 7	H: 0 LOB: 1 BB: 1 P: 11	R: 0 E: 0 K: 1 S: 6	H: 1 LOB: 2 BB: 1 P: 10	R: 0 E: 0 K: 2 S: 7	H: 0 LOB: 1 BB: 0 P: 7	R: 0 E: 0 K: 0 S: 4	H: 2 LOB: 1 BB: 0 P: 4	1B: 2 2B: 1 3B: 0 HR: 0	SF: 0 SAC: 0 DP: 1 HBP: 1	WP: 0 PB: 0 SB: 2 CS: 1	PA: 34
<b>PITCHER</b> Mitt Pappas, R ERA: 2.45	IP: 9.0 WLS: W BF: 34 H: 3 R: 0 ER: 0 SO: 8 BB: 3 IBB: 1 HBP: 1 BLK: 0 WP: 0 HR: 0 S: 45 P: 62 ERA: 0.00 WHIP: 0.667															<b>PITCHER</b>						


Batter	1	2	3	4	5	6	7	8	9	AB	R	H	RBI	BB	SO	LOB	BOTTOM			
Luis Aparicio, R OBP: 0.282, SLG: 0.347	K		E3		L4			E6		4	1	1	0	0	1	0	<b>Los Angeles Angels @ Baltimore Orioles</b> Memorial Stadium, Baltimore, MD Sat Sep 25 1965, 7:05 PM EDT Att: 5,698 - Unknown			
Russ Snyder, L OBP: 0.320, SLG: 0.322	F8		L9					FC		4	1	1	1	0	0	1				
Boog Powell, L OBP: 0.340, SLG: 0.412								2B		3	0	0	0	1	2	2				
Brooks Robinson, R OBP: 0.359, SLG: 0.460	F4							K		3	0	1	1	1	0	2				
Curt Blefary, L OBP: 0.377, SLG: 0.473			3-1							4	0	1	0	0	0	2				
Sam Bowers, R OBP: 0.203, SLG: 0.289										0	0	0	0	0	0	0				
Jerry Adair, R OBP: 0.301, SLG: 0.353	F5									2	0	1	0	1	0	0				
Paul Blair, R OBP: 0.294, SLG: 0.329	B2							F3		3	0	0	0	0	0	4				
Dick Brown, R OBP: 0.290, SLG: 0.354			F7							3	0	0	0	0	0	0				
Mitt Pappas, R OBP: 0.086, SLG: 0.116			K					F6		3	0	0	0	0	1	0				
<b>Inning Stats</b>	R: 0 E: 0 K: 1 S: 5	H: 0 LOB: 0 BB: 0 P: 9	R: 0 E: 0 K: 0 S: 3	H: 0 LOB: 0 BB: 0 P: 3	R: 0 E: 1 K: 1 S: 6	H: 1 LOB: 1 BB: 2 P: 6	R: 0 E: 0 K: 1 S: 5	H: 1 LOB: 1 BB: 2 P: 13	R: 0 E: 0 K: 0 S: 4	H: 1 LOB: 1 BB: 0 P: 4	R: 0 E: 0 K: 0 S: 3	H: 1 LOB: 0 BB: 0 P: 3	R: 2 E: 1 K: 1 S: 8	H: 2 LOB: 1 BB: 0 P: 8	R: 0 E: 0 K: 0 S: 0	H: 0 LOB: 0 BB: 0 P: 0	1B: 2 2B: 4 3B: 0 HR: 0	SF: 0 SAC: 0 DP: 1 HBP: 0	WP: 0 PB: 0 SB: 1 CS: 1	PA: 32
<b>PITCHER</b> Jim McGlothlin, R ERA: 2.77	IP: 8.0 WLS: L BF: 32 H: 5 R: 2 ER: 0 SO: 4 BB: 2 IBB: 1 HBP: 0 BLK: 0 WP: 0 HR: 0 S: 37 P: 49 ERA: 0.00 WHIP: 0.875															<b>PITCHER</b>				



Batter	1	2	3	4	5	6	7	8	9	AB	R	H	RBI	BB	SO	LOB	TOP										
Jose Cardenal, R (1, 8) OBP: 0.287, SLG: 0.367	0-0 6-3			0-0 G1-6-3 1B		0-0 5-3		0-0 5-3		4	0	1	0	0	0	1											
Albie Pearson, L (1, 9) OBP: 0.367, SLG: 0.372	0-0 F4			0-0 G1-6-3 1-2		0-0 F8			0-0 B3	4	0	0	0	0	0	1											
Jim Fregosi, R (1, 6) OBP: 0.331, SLG: 0.399	0-0 4-3			0-0 F8			0-0 F8		0-3 K	4	0	0	0	0	1	0											
Joe Adcock, R (1, 3) Vic Power, R (8, 3) OBP: 0.313, SLG: 0.409 OBP: 0.296, SLG: 0.326		0-0 6-3			0-3 K		0-0 F7		0-0 1B	3	0	0	0	0	1	0											
Bobby Knoop, R (1, 4) OBP: 0.315, SLG: 0.387		0-0 F8			0-0 FC5-4 1B		0-0 F9		0-0 F9	4	0	1	0	0	0	1											
Rick Reichardt, R (1, 7) OBP: 0.317, SLG: 0.383		0-0 1-3			0-0 FC5-4 1-2				0-0 1B SH1-3 1B	3	1	1	0	0	0	1											
Paul Schaal, R (1, 5) OBP: 0.312, SLG: 0.317				0-0 G5-4-3 1B		4-0 1-2 IBB			0-0 SH1-3 1B	2	0	2	0	1	0	0											
Tom Satriano, L (1, 2) OBP: 0.274, SLG: 0.262				0-0 G5-4-3 1-2		0-0 6-3			0-0 F7	3	0	0	0	0	0	5											
George Brunet, R (1, 1) Jim Piersall, R (8, PH) Bob Lee, R (8, 1) OBP: 0.102, SLG: 0.089 OBP: 0.307, SLG: 0.407 OBP: 0.182, SLG: 0.286				0-3 K		0-3 K			0-0 SH1-3	2	0	0	0	0	2	0											
<b>Inning Stats</b>	R: 0 E: 0 S: 3	H: 0 LOB: 0 BB: 0 P: 3	R: 0 E: 0 S: 3	H: 0 LOB: 0 BB: 0 P: 3	R: 0 E: 0 S: 5	H: 1 LOB: 0 BB: 0 P: 5	R: 0 E: 0 S: 3	H: 1 LOB: 2 BB: 1 P: 10	R: 0 E: 0 S: 5	H: 0 LOB: 0 BB: 0 P: 5	R: 0 E: 0 S: 3	H: 0 LOB: 0 BB: 0 P: 3	R: 1 E: 0 S: 5	H: 2 LOB: 1 BB: 0 P: 5	R: 0 E: 0 S: 6	H: 1 LOB: 1 BB: 0 P: 6	1B: 6 2B: 0 3B: 0 HR: 0	SF: 0 SAC: 1 DP: 2 HBP: 0	WP: 0 PB: 0 SB: 1 CS: 0	PA: 32							
<b>PITCHER</b>	IP	WLS	BF	H	R	ER	SO	BB	IBB	HBP	BLK	WP	HR	S	P	ERA	WHIP										
Dave McNally, L (1, 1) ERA: 2.99	8.0		28	5	1	1	3	0	1	0	0	0	0	33	37	1.12	0.625										
Dick Hall, R (9, 1) ERA: 3.23	1.0	W	4	1	0	0	1	0	0	0	0	0	0	6	6	0.00	1.000										

Los Angeles Angels @ Baltimore Orioles  
Memorial Stadium, Baltimore, MD  
Sun Sep 26 1965, 3:33 AM EDT  
Att: 5,527 - Unknown


AB 30  
R 1  
H 6  
RBI 1  
BB 1  
SO 4  
LOB 9



Batter	1	2	3	4	5	6	7	8	9	AB	R	H	RBI	BB	SO	LOB	BOTTOM										
Luis Aparicio, R (1, 6) OBP: 0.282, SLG: 0.345	0-0 F9			0-0 F6		0-0 F9		4-0 FC6 G3 BB		3	0	0	0	1	0	1											
Paul Blair, R (1, 8) OBP: 0.293, SLG: 0.331	0-3 K			0-0 2B		0-0 5-3		0-0 G3		4	0	1	0	0	1	2											
Boog Powell, L (1, 3) OBP: 0.339, SLG: 0.409	0-0 F4			0-0 F4		4-0 FC6-4 BB		0-0 FC6		3	0	0	0	1	0	2											
Brooks Robinson, R (1, 5) OBP: 0.358, SLG: 0.457		0-0 5-3		4-0 FC6-4 IBB		0-0 FC6-4 1-2			0-0 F9	3	0	0	0	1	0	2											
Sam Bowens, R (1, 9) Russ Snyder, L (9, PH) OBP: 0.200, SLG: 0.284 OBP: 0.322, SLG: 0.322		0-3 K		0-0 FC6-4 1-2			0-3 K		4-0 1B BB	3	0	0	0	0	2	2											
Curt Blefary, L (1, 7) OBP: 0.376, SLG: 0.471		0-3 K			0-3 K		0-0 F5		0-0 1B 1B	4	1	1	0	0	2	0											
Jerry Adair, R (1, 4) OBP: 0.303, SLG: 0.354				0-3 K		0-3 K			0-0 1B 1B	4	0	2	1	0	2	0											
Dick Brown, R (1, 2) OBP: 0.289, SLG: 0.352				0-3 K		0-0 F9			0-0 1B 1B	4	0	1	1	0	1	1											
Dave McNally, R (1, 1) Norm Siebern, L (8, PH) Dick Hall, R (9, 1) OBP: 0.127, SLG: 0.115 OBP: 0.365, SLG: 0.412 OBP: 0.467, SLG: 0.538				0-3 K			0-0 2B		0-3 K	2	0	1	0	0	1	0											
<b>Inning Stats</b>	R: 0 E: 0 S: 5	H: 0 LOB: 0 BB: 0 P: 5	R: 0 E: 0 S: 7	H: 0 LOB: 0 BB: 0 P: 7	R: 0 E: 0 S: 9	H: 0 LOB: 0 BB: 0 P: 9	R: 0 E: 0 S: 4	H: 1 LOB: 2 BB: 1 P: 8	R: 0 E: 0 S: 4	H: 1 LOB: 2 BB: 1 P: 8	R: 0 E: 0 S: 6	H: 1 LOB: 1 BB: 0 P: 6	R: 0 E: 0 S: 5	H: 0 LOB: 1 BB: 1 P: 9	R: 2 E: 0 S: 4	H: 3 LOB: 2 BB: 1 P: 8	1B: 4 2B: 2 3B: 0 HR: 0	SF: 0 SAC: 0 DP: 0 HBP: 0	WP: 0 PB: 0 SB: 0 CS: 0	PA: 35							
<b>PITCHER</b>	IP	WLS	BF	H	R	ER	SO	BB	IBB	HBP	BLK	WP	HR	S	P	ERA	WHIP										
George Brunet, L (1, 1) ERA: 2.52	7.0		26	3	0	0	9	1	1	0	0	0	0	42	50	0.00	0.571										
Bob Lee, R (8, 1) ERA: 1.92	1.1	L	9	3	2	2	1	2	0	0	0	0	0	9	17	13.50	3.750										

Los Angeles Angels @ Baltimore Orioles  
Memorial Stadium, Baltimore, MD  
Sun Sep 26 1965, 3:33 AM EDT  
Att: 5,527 - Unknown

AB 31  
R 2  
H 6  
RBI 2  
BB 4  
SO 10  
LOB 10









Batter	1	2	3	4	5	6	7	8	9	AB	R	H	RBI	BB	SO	LOB	TOP								
<b>Bobby Knoop, R</b> OBP: 0.313, SLG: 0.384 (1,4)										5	0	2	0	0	2	4	<b>Los Angeles Angels @ Boston Red Sox</b> Fenway Park, Boston, MA Wed Sep 29 1965, 3:33 AM EDT Att: 409 - Unknown								
<b>Jim Fregosi, R</b> OBP: 0.334, SLG: 0.405 (1,6)										3	0	1	0	1	0	1									
<b>Willie Smith, L</b> OBP: 0.306, SLG: 0.421 (1,7)										4	0	1	0	0	1	3									
<b>Joe Adcock, R</b> OBP: 0.314, SLG: 0.403 (1,3)										2	0	0	0	2	0	3									
<b>Rick Reichardt, R</b> OBP: 0.310, SLG: 0.373 (1,8)										4	1	1	0	0	1	2									
<b>Ed Kirkpatrick, L</b> OBP: 0.254, SLG: 0.359 (1,9)										4	0	2	1	0	0	1									
<b>Tom Satrino, L</b> OBP: 0.259, SLG: 0.236 (1,2)										4	0	0	0	0	1	2									
<b>Paul Schaal, R</b> OBP: 0.312, SLG: 0.317 (9, PH)										3	0	1	0	0	1	0									
<b>Albie Pearson, L</b> OBP: 0.354, SLG: 0.359 (9, PH)										1	0	1	0	0	0	0									
<b>Fred Newman, R</b> OBP: 0.169, SLG: 0.149 (9, PH)										3	0	1	0	0	2	0									
<b>Buck Rodgers, S</b> OBP: 0.271, SLG: 0.265 (9, PH)										1	0	0	0	0	1	2									
<b>Inning Stats</b>	R: 0 E: 0 K: 0 S: 4	H: 1 LOB: 1 BB: 0 P: 4	R: 1 E: 0 K: 0 S: 4	H: 2 LOB: 0 BB: 0 P: 4	R: 0 E: 0 K: 2 S: 8	H: 1 LOB: 2 BB: 1 P: 12	R: 0 E: 0 K: 0 S: 3	H: 0 LOB: 0 BB: 0 P: 3	R: 0 E: 0 K: 2 S: 9	H: 2 LOB: 2 BB: 0 P: 9	R: 0 E: 0 K: 0 S: 2	H: 0 LOB: 1 BB: 1 P: 6	R: 0 E: 0 K: 0 S: 4	H: 2 LOB: 1 BB: 0 P: 4	R: 0 E: 0 K: 2 S: 7	H: 0 LOB: 1 BB: 1 P: 11	R: 0 E: 0 K: 3 S: 11	H: 2 LOB: 2 BB: 0 P: 11	1B: 9 2B: 1 3B: 0 HR: 0	SF: 0 SAC: 0 DP: 1 HBP: 0	WP: 0 PB: 0 SB: 0 CS: 2	PA: 37			
<b>PITCHER</b>	IP	WLS	BF	H	R	ER	SO	BB	IBB	HBP	BLK	WP	HR	S	P	ERA	WHIP								
<b>Earl Wilson, R</b> ERA: 3.87 (1,1)	7.2	W	31	8	1	1	5	3	0	0	0	0	0	38	50	1.17	1.435								
<b>Dick Radatz, R</b> ERA: 3.74 (8,1)	1.1	S	6	2	0	0	4	0	0	0	0	0	0	14	14	0.00	1.500								

Batter	1	2	3	4	5	6	7	8	9	AB	R	H	RBI	BB	SO	LOB	BOTTOM								
<b>Chuck Schilling, R</b> OBP: 0.294, SLG: 0.341 (1,4)										4	0	1	1	0	1	1	<b>Los Angeles Angels @ Boston Red Sox</b> Fenway Park, Boston, MA Wed Sep 29 1965, 3:33 AM EDT Att: 409 - Unknown								
<b>Dalton Jones, L</b> OBP: 0.324, SLG: 0.365 (1,5)										4	0	0	0	0	0	2									
<b>Carl Yastrzemski, L</b> OBP: 0.395, SLG: 0.532 (1,7)										3	0	0	0	0	0	0									
<b>Tony Conigliaro, R</b> OBP: 0.338, SLG: 0.517 (1,9)										3	1	1	1	0	0	0									
<b>Lee Thomas, L</b> OBP: 0.361, SLG: 0.459 (1,3)										3	0	1	0	0	0	0									
<b>Jim Gosger, L</b> OBP: 0.318, SLG: 0.404 (1,8)										3	0	0	0	0	0	1									
<b>Eddie Bressoud, R</b> OBP: 0.294, SLG: 0.340 (1,6)										2	1	0	0	1	0	1									
<b>Mike Ryan, R</b> OBP: 0.196, SLG: 0.270 (1,2)										3	0	1	0	0	0	1									
<b>Earl Wilson, R</b> OBP: 0.308, SLG: 0.416 (1,1)										2	0	0	0	0	1	1									
<b>Dick Radatz, R</b> OBP: 0.207, SLG: 0.321 (8,1)										1	0	0	0	0	0	1									
<b>Inning Stats</b>	R: 0 E: 0 K: 0 S: 3	H: 0 LOB: 0 BB: 0 P: 3	R: 0 E: 0 K: 0 S: 3	H: 0 LOB: 0 BB: 0 P: 3	R: 1 E: 1 K: 0 S: 4	H: 1 LOB: 1 BB: 1 P: 8	R: 1 E: 0 K: 0 S: 4	H: 1 LOB: 0 BB: 0 P: 4	R: 0 E: 0 K: 1 S: 5	H: 0 LOB: 0 BB: 0 P: 5	R: 0 E: 0 K: 1 S: 5	H: 0 LOB: 0 BB: 0 P: 5	R: 0 E: 0 K: 0 S: 4	H: 1 LOB: 1 BB: 0 P: 4	R: 0 E: 0 K: 0 S: 4	H: 1 LOB: 1 BB: 0 P: 4	1B: 1 2B: 1 3B: 1 HR: 1	SF: 0 SAC: 0 DP: 0 HBP: 0	WP: 0 PB: 0 SB: 0 CS: 0	PA: 29					
<b>PITCHER</b>	IP	WLS	BF	H	R	ER	SO	BB	IBB	HBP	BLK	WP	HR	S	P	ERA	WHIP								
<b>Fred Newman, R</b> ERA: 2.93 (1,1)	8.0	L	29	4	2	1	2	1	0	0	0	0	1	32	36	1.12	0.625								



Batter	1	2	3	4	5	6	7	8	9	AB	R	H	RBI	BB	SO	LOB	TOP			
<b>Albie Pearson, L</b> (1.8) OBP: 0.371, SLG: 0.370	4-0 S BB		0-0 1B		1-0 1B WP HBP		4-0 2B SH3-4 BB	4-0 FC4 BB		1	2	1	0	3	0	0				
<b>Bobby Knop, R</b> (1.4) OBP: 0.312, SLG: 0.383	0-0 L9		0-0 L9		0-0 WP CS 1B		0-0 SH3-4	0-0 FC4		4	0	1	0	0	0	4				
<b>Jim Fregosi, R</b> (1.6) OBP: 0.338, SLG: 0.409	0-3 K		0-0 1B		4-0 BB		0-0 1B 2B		0-0 SH2-4 1B	4	1	3	2	1	1	1				
<b>Joe Adcock, R</b> (1.3) OBP: 0.313, SLG: 0.401	0-3 K		0-0 F7		0-3 K		0-0 BB 1B		0-0 SH2-4	4	0	1	1	0	2	5				
<b>Jackie Hernandez, R</b> (7. PR) OBP: 0.333, SLG: 0.500									0-0 SH2-4	0	0	0	0	0	0	0				
<b>Bob Lee, R</b> (7.1) OBP: 0.182, SLG: 0.286									0-0 SH2-4	0	0	0	0	0	0	0				
<b>Ed Kirkpatrick, L</b> (1.9) OBP: 0.264, SLG: 0.420		0-0 3-1		0-0 FC1-6-5 2B		0-0 HR		0-0 F5	0-0 L9	5	1	2	1	0	0	2				
<b>Rick Reichardt, R</b> (1.7) OBP: 0.303, SLG: 0.352		0-0 5-3		0-0 5-3		0-0 4-3		4-0 1-2 BB	0-0 1-3	4	0	0	0	1	0	2				
<b>Tom Satriano, L</b> (1.2) OBP: 0.259, SLG: 0.227		0-0 G3		0-0 FC1-6-5-6 2-3		4-0 FC4-6 BB		0-0 4-3		3	0	0	0	1	0	3				
<b>Paul Schaal, R</b> (1.5) OBP: 0.310, SLG: 0.315			0-0 L1	0-0 F8		0-0 FC4-6 1-2		0-0 4-3		4	0	0	0	0	0	2				
<b>George Brunet, R</b> (1.1) OBP: 0.117, SLG: 0.089			4-0 1B BB		0-0 5-3		0-3 K		0-0 6-3	0	1	0	0	1	0	0				
<b>Charlie Dees, L</b> (5. PH) OBP: 0.168, SLG: 0.161										1	0	0	0	0	0	0				
<b>Aubrey Gatewood, R</b> (5.1) OBP: 0.313, SLG: 0.286										1	0	0	0	0	1	1				
<b>Vic Power, R</b> (7.3) OBP: 0.283, SLG: 0.323										1	0	0	0	0	0	0				
<b>Inning Stats</b>	R: 0 E: 0 K: 2 S: 7	H: 0 LOB: 1 BB: 1 P: 11	R: 0 E: 0 K: 0 S: 3	H: 0 LOB: 0 BB: 0 P: 3	R: 1 E: 0 K: 0 S: 5	H: 2 LOB: 2 BB: 1 P: 9	R: 0 E: 0 K: 0 S: 4	H: 1 LOB: 1 BB: 0 P: 4	R: 1 E: 0 K: 1 S: 5	H: 1 LOB: 2 BB: 1 P: 10	R: 2 E: 0 K: 0 S: 5	H: 2 LOB: 2 BB: 2 P: 13	R: 0 E: 0 K: 0 S: 3	H: 0 LOB: 1 BB: 0 P: 7	R: 0 E: 0 K: 0 S: 4	H: 1 LOB: 1 BB: 0 P: 4	1B: 5 2B: 3 3B: 0 HR: 1	SF: 0 SAC: 2 DP: 1 HBP: 1	WP: 1 PB: 0 SB: 1 CS: 1	PA: 42
<b>PITCHER</b>	IP	WLS	BF	H	R	ER	SO	BB	IBB	HBP	BLK	WP	HR	S	P	ERA	WHIP			
<b>Camilo Pascual, R</b> (1.1) ERA: 3.35	5.0		22	4	2	2	3	3	0	1	0	1	0	24	37	3.60	1.400			
<b>Mudcat Grant, R</b> (6.1) ERA: 3.3	2.0	L	12	3	3	3	1	3	0	0	0	0	1	11	23	13.50	3.000			
<b>Jim Merritt, L</b> (8.1) ERA: 3.17	2.0		8	1	0	0	0	1	0	0	0	0	0	7	11	0.00	1.000			

Los Angeles Angels @ Minnesota Twins  
Metropolitan Stadium, Bloomington, MI

AB 32  
R 5  
H 8  
RBI 4  
BB 7  
SO 4  
LOB 20



Sat Oct 02 1965, 4:33 AM EDT  
Alt. 9,303 - Unknown - 65 F

Batter	1	2	3	4	5	6	7	8	9	AB	R	H	RBI	BB	SO	LOB	BOTTOM			
<b>Zoilo Versalles, R</b> (1.6) OBP: 0.318, SLG: 0.463	0-0 F7		0-0 2B 1B		0-0 6-3		0-0 6-3		0-0 6-3	3	1	1	0	0	0	0				
<b>Jerry Kindal, R</b> (6.6) OBP: 0.274, SLG: 0.289										1	0	0	0	0	0	0				
<b>Sandy Valdespino, L</b> (9. PH) OBP: 0.320, SLG: 0.326										1	0	0	0	0	0	2				
<b>Joe Nassek, R</b> (1.8) OBP: 0.251, SLG: 0.308	0-0 F8		0-0 F9		0-0 F7		0-0 F7		0-0 F7	4	0	0	0	0	0	2				
<b>Andy Kosco, R</b> (1.9) OBP: 0.241, SLG: 0.364	0-0 FC6-4 1B		0-0 1H 2H 2B		0-0 F8		0-0 L8		0-0 L8	4	0	2	2	0	0	0				
<b>Harmon Killebrew, R</b> (1.5) OBP: 0.385, SLG: 0.496	0-0 FC6-4 1-2		4-0 BB		0-0 F8		0-0 HR		0-0 HR	3	1	1	1	1	0	1				
<b>Bob Allison, R</b> (1.7) OBP: 0.344, SLG: 0.448		0-0 L4	0-0 L8		0-0 HR		0-3 K		0-3 K	4	1	1	1	0	1	2				
<b>Don Mincher, L</b> (1.3) OBP: 0.343, SLG: 0.506		0-0 F7		4-0 1B BB		0-0 4-1		0-0 SH2-4 1B		1	0	0	0	1	0	0				
<b>Rich Reese, L</b> (5.3) OBP: 0.444, SLG: 0.429										2	0	1	0	0	0	0				
<b>John Sevcik, R</b> (1.2) OBP: 0.133, SLG: 0.143		0-0 F5		0-0 F4		0-3 K		0-0 SH2-4		3	0	0	0	0	1	1				
<b>Frank Quilici, R</b> (1.4) OBP: 0.280, SLG: 0.253			0-0 F6		0-0 G1-6-3 1B		0-3 K		0-3 K	4	0	1	0	0	2	1				
<b>Camilo Pascual, R</b> (1.1) OBP: 0.226, SLG: 0.317										2	1	1	0	0	0	2				
<b>Mudcat Grant, R</b> (6.1) OBP: 0.212, SLG: 0.227										0	0	0	0	0	0	0				
<b>Ted Uhlhaender, L</b> (7. PH) OBP: 0.190, SLG: 0.190										1	0	0	0	0	0	0				
<b>Jim Merritt, L</b> (8.1) OBP: 0.240, SLG: 0.136										0	0	0	0	0	0	0				
<b>Jimmie Hall, L</b> (9. PH) OBP: 0.346, SLG: 0.465										0	0	0	0	1	0	0				
<b>Inning Stats</b>	R: 0 E: 0 K: 0 S: 4	H: 1 LOB: 1 BB: 0 P: 4	R: 0 E: 0 K: 0 S: 3	H: 0 LOB: 0 BB: 0 P: 3	R: 2 E: 0 K: 0 S: 6	H: 3 LOB: 2 BB: 1 P: 10	R: 0 E: 0 K: 0 S: 3	H: 1 LOB: 1 BB: 1 P: 7	R: 0 E: 0 K: 1 S: 6	H: 0 LOB: 0 BB: 0 P: 6	R: 0 E: 0 K: 1 S: 5	H: 0 LOB: 0 BB: 0 P: 5	R: 1 E: 0 K: 1 S: 6	H: 1 LOB: 0 BB: 0 P: 6	R: 0 E: 0 K: 1 S: 6	H: 1 LOB: 2 BB: 1 P: 10	1B: 5 2B: 1 3B: 0 HR: 2	SF: 0 SAC: 1 DP: 1 HBP: 0	WP: 0 PB: 0 SB: 0 CS: 0	PA: 37
<b>PITCHER</b>	IP	WLS	BF	H	R	ER	SO	BB	IBB	HBP	BLK	WP	HR	S	P	ERA	WHIP			
<b>George Brunet, L</b> (1.1) ERA: 2.56	4.0		18	5	2	2	0	2	0	0	0	0	1	16	24	4.50	1.750			
<b>Aubrey Gatewood, R</b> (5.1) ERA: 3.42	2.0	W	7	1	1	1	1	0	0	0	0	0	1	9	9	4.50	0.500			
<b>Bob Lee, R</b> (7.1) ERA: 1.92	3.0	S	12	2	1	1	3	0	1	0	0	0	1	17	21	3.00	0.667			

Los Angeles Angels @ Minnesota Twins  
Metropolitan Stadium, Bloomington, MI

AB 33  
R 4  
H 8  
RBI 4  
BB 3  
SO 4  
LOB 11



Sat Oct 02 1965, 4:33 AM EDT  
Alt. 9,303 - Unknown - 65 F



Batter	1	2	3	4	5	6	7	8	9	AB	R	H	RBI	BB	SO	LOB	TOP										
Jim Piersall, R (1, 8) OBP: 0.305, SLG: 0.402 Albie Pearson, L (8, PH) OBP: 0.370, SLG: 0.369	F8		F9	1B		1-3		4-3		4	0	1	0	0	0	0											
Bobby Knoop, R (1, 4) OBP: 0.313, SLG: 0.383	1B		1B	1B			L9	4-3		5	1	2	0	0	0	1											
Jim Fregosi, R (1, 6) OBP: 0.337, SLG: 0.407	K		K				K	F4		5	0	1	0	0	3	2											
Rick Reichardt, R (1, 7) OBP: 0.321, SLG: 0.360	K		1B	1B			K	1B		4	0	2	0	1	2	2											
Vic Power, R (1, 3) OBP: 0.281, SLG: 0.320		F6	1B	1B		FC3-6	L4	K		5	1	1	1	0	1	3											
Ed Kirkpatrick, L (1, 9) OBP: 0.289, SLG: 0.452	BB		1B	1B				F5		4	0	3	1	0	0	0											
Paul Schaal, R (1, 5) OBP: 0.310, SLG: 0.313	1B		F3	1B		F5		K		3	0	0	0	1	1	4											
Tom Satriano, L (1, 2) OBP: 0.258, SLG: 0.228 Jackie Hernandez, R (8, PH) OBP: 0.333, SLG: 0.500 Buck Rodgers, S (8, 2) OBP: 0.271, SLG: 0.285	K		L9			F6		1B		4	0	1	0	0	1	2											
Jim McGlothlin, R (1, 1) Charlie Dees, L (6, PH) OBP: 0.162, SLG: 0.156 Jim Coates, R (6, 1) Willie Smith, L (8, PH) OBP: 0.308, SLG: 0.423 Ed Sukla, R (8, 1)	K		F8			L8		1B		2	0	0	0	0	1	2											
<b>Inning Stats</b>	R: 0 E: 0 K: 2 S: 8	H: 1 LOB: 1 BB: 0 P: 8	R: 0 E: 0 K: 2 S: 8	H: 1 LOB: 2 BB: 1 P: 12	R: 1 E: 0 K: 1 S: 9	H: 4 LOB: 3 BB: 0 P: 9	R: 0 E: 0 K: 0 S: 4	H: 1 LOB: 1 BB: 0 P: 4	R: 1 E: 0 K: 1 S: 7	H: 2 LOB: 1 BB: 0 P: 7	R: 0 E: 0 K: 0 S: 3	H: 0 LOB: 0 BB: 0 P: 3	R: 0 E: 0 K: 1 S: 5	H: 0 LOB: 1 BB: 1 P: 9	R: 0 E: 0 K: 1 S: 7	H: 2 LOB: 2 BB: 0 P: 7	R: 0 E: 0 K: 1 S: 6	H: 1 LOB: 1 BB: 0 P: 6	1B: 11 2B: 1 3B: 0 HR: 0	SF: 0 SAC: 0 DP: 0 HBP: 0	WP: 0 PB: 0 SB: 1 CS: 0	PA: 41					
<b>PITCHER</b>	IP	WLS	BF	H	R	ER	SO	BB	IBB	HBP	BLK	WP	HR	S	P	ERA	WHIP										
Jim Kaat, L (1, 1) ERA: 2.83 Dave Boswell, R (3, 1) ERA: 3.4 Al Worthington, R (5, 1) ERA: 2.13 Jim Perry, R (7, 1) ERA: 2.63 Johnny Klippstein, R (9, 1) ERA: 2.24	2.0		9	2	0	0	4	1	0	0	0	0	0	16	20	0.00	1.500										

Los Angeles Angels @ Minnesota Twins  
Metropolitan Stadium, Bloomington, MI  
Sun Oct 03 1965, 4:33 AM EDT  
Att: 16,729 - Unknown - 53 F

AB 39  
R 2  
H 12  
RBI 2  
BB 2  
SO 9  
LOB 18



Batter	1	2	3	4	5	6	7	8	9	AB	R	H	RBI	BB	SO	LOB	BOTTOM										
Zoilo Versalles, R (1, 6) OBP: 0.319, SLG: 0.462	L8			F8						3	0	1	0	1	0	0											
Sandy Valdespino, L (1, 9) OBP: 0.319, SLG: 0.322 Johnny Klippstein, R (9, 1)	BB		F8			4-3		F7		3	1	0	0	1	0	2											
Jimmie Hall, L (1, 8) OBP: 0.345, SLG: 0.464	G3			S		F7		F8		4	1	1	0	0	0	1											
Harmon Killebrew, R (1, 5) OBP: 0.384, SLG: 0.501	HR		F7			5-3		6-3		4	1	1	2	0	0	1											
Don Mincher, L (1, 3) OBP: 0.344, SLG: 0.509	2B		E4			F5		F8		4	0	2	1	0	0	0											
Earl Battey, R (1, 2) OBP: 0.376, SLG: 0.409 Al Worthington, R (5, 1) OBP: 0.250, SLG: 0.100 Ted Uhaender, L (6, PH) OBP: 0.192, SLG: 0.182 Jim Perry, S (7, 1) OBP: 0.200, SLG: 0.226 Andy Kosco, R (9, 9) OBP: 0.241, SLG: 0.364 Bob Allison, R (1, 7) OBP: 0.342, SLG: 0.445	BB		F2			L9				1	0	0	0	1	0	1											
Frank Quilici, R (1, 4) OBP: 0.280, SLG: 0.255			F8					F5		3	0	1	0	0	0	0											
Jim Kaat, L (1, 1) OBP: 0.273, SLG: 0.323 Joe Nosssek, R (2, PH) OBP: 0.250, SLG: 0.306 Dave Boswell, R (3, 1) OBP: 0.333, SLG: 0.368 John Sevcik, R (4, PH) OBP: 0.118, SLG: 0.125	2-3			G5-4-3				F6		0	0	0	0	0	0	0											
<b>Inning Stats</b>	R: 2 E: 0 K: 1 S: 7	H: 2 LOB: 2 BB: 2 P: 15	R: 0 E: 0 K: 0 S: 3	H: 0 LOB: 1 BB: 1 P: 7	R: 1 E: 1 K: 1 S: 7	H: 2 LOB: 1 BB: 0 P: 7	R: 0 E: 0 K: 0 S: 3	H: 1 LOB: 0 BB: 0 P: 3	R: 0 E: 0 K: 0 S: 3	H: 0 LOB: 0 BB: 0 P: 3	R: 0 E: 0 K: 0 S: 3	H: 0 LOB: 0 BB: 0 P: 3	R: 0 E: 0 K: 0 S: 4	H: 1 LOB: 1 BB: 0 P: 4	R: 0 E: 0 K: 0 S: 3	H: 0 LOB: 0 BB: 0 P: 3	1B: 4 2B: 1 3B: 0 HR: 1	SF: 0 SAC: 0 DP: 1 HBP: 0	WP: 0 PB: 0 SB: 1 CS: 0	PA: 32							
<b>PITCHER</b>	IP	WLS	BF	H	R	ER	SO	BB	IBB	HBP	BLK	WP	HR	S	P	ERA	WHIP										
Jim McGlothlin, R (1, 1) ERA: 3.5 Jim Coates, R (6, 1) ERA: 3.54 Ed Sukla, R (8, 1) ERA: 4.5	5.0	L	22	5	3	3	2	3	0	0	0	0	0	7	7	0.00	0.500										

Los Angeles Angels @ Minnesota Twins  
Metropolitan Stadium, Bloomington, MI  
Sun Oct 03 1965, 4:33 AM EDT  
Att: 16,729 - Unknown - 53 F

AB 29  
R 3  
H 6  
RBI 3  
BB 3  
SO 2  
LOB 9

