

Los Angeles Angels - 2005

Batter	1	2	3	4	5	6	7	8	9	AB R H RBI BB SO LOB	TOP									
Alfonso Soriano, R (1, 4) OBP: 0.400, SLG: 0.600	1-0 FC4-6 2B	1-3 K			1-3 K		1-2 9 WP 1B		0-0 F9	5 0 2 0 0 2 2										
9 Hank Blalock, L (1, 5)	4-0 FC4-6 BB		0-2 F9		4-1 10 G6-4-3 BB		4-1 10 FC6-4 BB		3-2 G3	2 0 0 0 3 0 0										
10 Michael Young, R (1, 6) OBP: 0.250, SLG: 0.500	2-2 FC4-6 1-2f 2-3		1-2 23 1B 2B		0-0 G6-4-3 1-2f		1-0 FC6-4 1-2f			4 1 1 0 0 0 5										
23 Mark Teixeira, S (1, 3) OBP: 0.500, SLG: 1.250	2-2 K		2-0 FC6-4 2-H 1B		0-0 G3		1-1 HR			4 1 2 2 0 1 2										
Richard Hidalgo, R (1, 9)	0-2 F7		1-1 FC6-4 1-2f		2-3 K		3-3 K			4 0 0 0 0 2 3										
David Dellucci, L (1, 10)		4-2 1B BB	2-2 G1-3		4-2 BB		4-2 BB			1 0 0 0 3 0 1										
Kevin Mench, R (1, 7)		1-1 SAFE SAFE L7		1-0 F9		3-2 G6-3		0-3 SAFE SAFE K		4 0 0 0 0 1 3										
Gary Matthews, S (1, 8) OBP: 0.500, SLG: 0.500		0-0 1-2 1B		0-2 K 1B		0-1 G6-3		1-1 SAFE SAFE G6-3		4 0 2 0 0 0 1										
Rod Barajas, R (1, 2)		3-2 F4		2-3 K2-3		0-1 G6-3		0-3 K		4 0 0 0 0 2 2										
Inning Stats	R: 0 E: 0 K: 1 S: 12	H: 1 LOB: 2 BB: 1 P: 21	R: 0 E: 0 K: 1 S: 14	H: 1 LOB: 2 BB: 1 P: 23	R: 1 E: 0 K: 0 S: 12	H: 2 LOB: 1 BB: 0 P: 18	R: 0 E: 0 K: 1 S: 7	H: 1 LOB: 0 BB: 0 P: 10	R: 0 E: 0 K: 1 S: 9	H: 0 LOB: 0 BB: 1 P: 18	R: 0 E: 0 K: 0 S: 9	H: 1 LOB: 2 BB: 1 P: 15	R: 1 E: 0 K: 2 S: 12	H: 1 LOB: 1 BB: 1 P: 21	R: 0 E: 0 K: 1 S: 7	H: 0 LOB: 0 BB: 0 P: 10	1B: 4 2B: 2 3B: 0 HR: 1	SF: 0 SAC: 0 DP: 1 HBP: 0	WP: 1 PB: 0 SB: 0 CS: 0	PA: 38
PITCHER	IP WLS BF H R ER SO BB IBB HBP BLK WP HR S P ERA WHIP																			
40 Bartolo Colon, R (1, 1) ERA: 1.35	6.2 W 28 6 1 1 5 4 0 0 0 0 0 66 108 1.35 1.500																			
62 Scot Shields, R (7, 1) ERA: 6.75	1.1 H 7 1 1 1 2 2 0 0 0 1 1 14 28 6.75 2.250																			
Francisco Rodriguez, R (9, 1) ERA:	1.0 S 3 0 0 0 1 0 0 0 0 0 0 7 10 0.00 0.000																			

Texas Rangers @ Los Angeles Angels
 Angel Stadium of Anaheim, Anaheim, CA

Tue Apr 05 2005, 7:05 PM PDT
 Att: 43,590 - Clear - 72 F

livebaseballscorecards.com

AB	32
R	2
H	7
RBI	2
BB	6
SO	8
LOB	19



Batter	1	2	3	4	5	6	7	8	9
Darin Erstad, L (1, 3) BBB CCB	4-2 G1-6-3 BB		2-2 P6			2-2 G5-3		0-1 G3	
Jeff DaVanon, S (1, 10) OBP: 0.250, SLG: 0.250	1 SAFE X G1-6-3 1-2f		2-2 G5-3			0-1 27 2B 1B		2-2 F8	
27 Vladimir Guerrero, R (1, 9) OBP: 0.500, SLG: 1.500	2-0 HR				1-0 G5-3	0-0 1-H 2B		2-2 G4-3	
16 Garret Anderson, L (1, 7) OBP: 0.333, SLG: 0.333	0-0 1B				0-1 G3	0-0 F9			
Steve Finley, L (1, 8)	0-1 F7				0-1 G4-3		2-2 G3		
39 Robb Quinlan, R (1, 5) OBP: 0.333, SLG: 0.667 6 Maicer Izturis, S (7, PR) (8, 5)		2-2 G4-3			0-0 G6-3	1-0 G5-3 1B 2B			
Orlando Cabrera, R (1, 6)		3-1 F7			2-1 G5-3	1-2 G5-3 2-3			
Bengie Molina, R (1, 2) OBP: 0.333, SLG: 0.333		3-2 F9			3-2 G6-3	1-1 1B			
9 Chone Figgins, S (1, 4)			1-0 G1-3			2-2 F8	0-0 G3		

Inning Stats	R: 1	H: 2	E: 0	K: 0	S: 7	LOB: 1	BB: 1	P: 13	R: 0	H: 0	E: 0	K: 0	S: 8	LOB: 0	BB: 0	P: 16	R: 0	H: 0	E: 0	K: 0	S: 7	LOB: 0	BB: 0	P: 12	R: 0	H: 0	E: 0	K: 0	S: 5	LOB: 0	BB: 0	P: 6	R: 0	H: 0	E: 0	K: 0	S: 6	LOB: 0	BB: 0	P: 11	R: 1	H: 2	E: 0	K: 0	S: 10	LOB: 1	BB: 0	P: 14	R: 1	H: 2	E: 0	K: 0	S: 10	LOB: 2	BB: 0	P: 15	R: 0	H: 0	E: 0	K: 0	S: 9	LOB: 0	BB: 0	P: 13
PITCHER	IP	WLS	BF	H	R	ER	SO	BB	IBB	HBP	BLK	WP	HR	S	P	ERA	WHIP																																															
Ryan Drese, R (1, 1) ERA: 3.86	7.0	L	27	6	3	3	0	1	0	0	0	0	0	53	87	3.86	1.000																																															
32 Ron Mahay, L (8, 1) ERA:	1.0		3	0	0	0	0	0	0	0	0	0	0	9	13	0.00	0.000																																															

BOTTOM

Texas Rangers @ Los Angeles Angels
Angel Stadium of Anaheim, Anaheim, CA


Tue Apr 05 2005, 7:05 PM PDT
Att. 43,590 - Clear - 72 F

AB	R	H	RBI	BB	SO	LOB
3	0	0	0	1	0	0
4	1	1	0	0	0	1
4	1	2	2	0	0	0
3	0	1	0	0	0	1
3	0	0	0	0	0	1
3	0	1	0	0	0	0
0	1	0	0	0	0	0
3	0	0	0	0	0	1
3	0	1	1	0	0	0
3	0	0	0	0	0	2

AB	29
R	3
H	6
RBI	3
BB	1
SO	0
LOB	6

livebaseballscorecards.com

WP: 0	PA: 30
PB: 0	
SB: 0	
CS: 0	




Batter	1	2	3	4	5	6	7	8	9	10	11	12	AB	R	H	RBI	BB	SO	LOB	TOP						
Alfonso Soriano, R OBP: 0.364, SLG: 0.727 (1, 4)	1-1 HBP 23 1B 1B	1-2 E5		2-3 K			1-2 G1-3		0-0 P3			1-1 HR	6	1	2	1	0	1	3							
9 Hank Blalock, L (1, 5)	1-3 K	0-1 G3			3-3 K			1-2 F8	0-1 G4-3			1-1 L4	6	0	0	0	0	2	4							
10 Michael Young, R OBP: 0.200, SLG: 0.300 (1, 6)	1-2 F8			1-1 L4		1-2 G6-3		3-2 23 FC3-6 1B		0-0 F9		2-2 G5-3	6	0	1	0	0	0	1							
23 Mark Teixeira, S OBP: 0.300, SLG: 0.600 (1, 3)	0-1 HBP 1-2 1B		2-3 K		0-1 G6-3			1-2 FC3-6 HR		1-1 L3		1-0 F8	6	1	1	0	0	1	1							
Richard Hidalgo, R OBP: 0.444, SLG: 0.750 (1, 9)	1-2 HBP		1-1 FC4-6 1B			0-2 G6-4-3 1B		0-0 HR		2-3 K			4	1	3	2	0	1	0							
Kevin Mench, R OBP: 0.222, SLG: 0.222 (1, 7)	1-3 K		1 SAFE 2-1 FC4-6			2-0 F7		2-2 1B			1-0 SH1-4 1B		5	0	2	0	0	1	5							
Chad Allen, R (1, 10)		2-2 F8		0-0 F9		1 SAFE 2-2 F8 1 SAFE 1 SAFE 1 SAFE G6-4-3		1-3 K			0-0 SH1-4		4	0	0	0	0	1	2							
Gary Matthews, S OBP: 0.333, SLG: 0.333 (1, 8)		2-1 F9		0-2 2B 1B			2-2 F7			0-1 G1-3		1-3 K	5	0	1	0	0	1	1							
Rod Barajas, R OBP: 0.333, SLG: 0.556 (1, 2)		1-2 E 2B		1 SAFE 1 SAFE 1-1 2B			0-0 L5			0-1 1B		3-1 F8	5	0	3	0	0	0	1							
Inning Stats	R: 0 E: 0 K: 2 S: 15	H: 2 LOB: 3 BB: 0 P: 20	R: 0 E: 1 K: 0 S: 14	H: 1 LOB: 2 BB: 0 P: 20	R: 0 E: 0 K: 1 S: 9	H: 1 LOB: 0 BB: 0 P: 15	R: 0 E: 0 K: 1 S: 9	H: 2 LOB: 1 BB: 0 P: 12	R: 0 E: 0 K: 1 S: 9	H: 0 LOB: 0 BB: 0 P: 13	R: 0 E: 0 K: 0 S: 9	H: 0 LOB: 0 BB: 0 P: 12	R: 2 E: 0 K: 1 S: 20	H: 3 LOB: 1 BB: 0 P: 28	R: 0 E: 0 K: 0 S: 7	H: 1 LOB: 1 BB: 0 P: 7	R: 0 E: 0 K: 1 S: 7	H: 1 LOB: 1 BB: 0 P: 12	R: 0 E: 0 K: 0 S: 8	H: 1 LOB: 0 BB: 0 P: 13	R: 1 E: 0 K: 0 S: 8	H: 1 LOB: 0 BB: 0 P: 13	1B: 9 2B: 2 3B: 0 HR: 2	SF: 0 SAC: 1 DP: 1 HBP: 1	WP: 0 PB: 0 SB: 0 CS: 0	PA: 49
PITCHER	IP WLS BF H R ER SO BB IBB HBP BLK WP HR S P ERA WHIP																									
Jarrod Washburn, L ERA: 3.86 (1, 1)	6.0																									
62 Scot Shields, R (7, 1)	1.0	H	3	0	0	0	0	0	0	0	0	0														
Brendan Donnelly, R ERA: 18.0 (8, 1)	1.0	B	6	3	2	2	1	0	0	0	0	0														
Esteban Yan, R ERA: (9, 1)	1.0		4	1	0	0	0	0	0	0	0	0														
Francisco Rodriguez, R ERA: (10, 1)	2.0		7	1	0	0	2	0	0	0	0	0														
Bret Prinz, R ERA: 9.0 (12, 1)	1.0	L	4	1	1	1	0	0	0	0	0	0														

Texas Rangers @ Los Angeles Angels
Angel Stadium of Anaheim, Anaheim, CA
 Wed Apr 06 2005, 7:05 PM PDT
 Att: 35,077 - Clear - 77 F

AB	47
R	3
H	13
RBI	3
BB	0
SO	8
LOB	18



Batter	1	2	3	4	5	6	7	8	9	10	11	12	AB R H RBI BB SO LOB	BOTTOM																																
Darin Erstad, L OBP: 0.300, SLG: 0.444 (1, 3)	1-2 F8		1-1 L4-6 2B			1-2 G4-3		2-2 G4-3	0-0 2B		0-2 G3-1		6 0 2 1 0 0 2	<p>Texas Rangers @ Los Angeles Angels Angel Stadium of Anaheim, Anaheim, CA</p> <p>livebaseballscorecards.com</p> <p>AB 41 R 2 H 7 RBI 2 BB 8 SO 3 LOB 25</p> 																																
9 Chone Figgins, S (1, 4)	2-3 K		3-1 L4-6 2-2			4-2 BB		4-2 20 BB 27 E BB	2-3 K			2-2 G5-3	4 0 0 0 2 2 3																																	
27 Vladimir Guerrero, R OBP: 0.300, SLG: 0.800 (1, 9)	0-0 16 2B 2B			3-1 G6-3		1-1 F8		1-0 FC5 20 BB		1-3 K2-3		0-0 G1-3	6 1 1 0 0 1 2																																	
16 Garret Anderson, L OBP: 0.222, SLG: 0.333 (1, 7)	0-2 2B 2H			0-0 G4-3		3-1 G3		1-2 P4		2-2 L7		1-1 L4	6 0 1 1 0 0 3																																	
20 Juan Rivera, R OBP: 0.400, SLG: 0.250 (1, 10)	2-0 G5-3			1-1 FC5-4 1B		0-1 G6-3		4-2 1-2 2-3 BB		1-0 G4-3			4 0 1 0 1 0 1																																	
Orlando Cabrera, R (1, 6)		4-2 G5-4-3 BB		0-1 FC5-4 1-2f		0-1 G4-3		1-0 P2			4-0 FC1-5 BB		3 0 0 0 2 0 4																																	
Steve Finley, L (1, 8)		0-1 F9		2-1 L9		4-1 E S BB			2-0 F7		4-1 FC1-5 BB		3 0 0 0 2 0 1																																	
Bengie Molina, R OBP: 0.571, SLG: 0.500 Josh Paul, R (9, PR) (10, 2)		0-1 G5-4-3 1-2f		0-0 39 G5-4-3 1B		4-2 1-3 FC6-4 BB			0-1 G3 2B 1B		1-0 FC1-5 1-2 2-3f		3 0 2 0 1 0 1 1 1 0 0 0 0 2																																	
39 Robb Quinlan, R OBP: 0.167, SLG: 0.333 6 Maicer Izturis, S Jeff DaVanon, S OBP: 0.200, SLG: 0.200 Lou Merloni, R (10, 5)			0-0 G6-3		1-0 G5-4-3 1-2f		0-1 FC6-4 1-2f		1-1 G3 1-2		0-0 F7		3 0 0 0 0 0 3 0 0 0 0 0 0 0 1 0 0 0 0 0 1 1 0 0 0 0 0 2																																	
Inning Stats	R: 1 E: 0 K: 11	H: 2 LOB: 1 BB: 0 P: 16	R: 0 E: 0 K: 0 S: 6	H: 0 LOB: 0 BB: 1 P: 10	R: 0 E: 0 K: 0 S: 5	H: 1 LOB: 1 BB: 0 P: 9	R: 0 E: 0 K: 0 S: 7	H: 1 LOB: 1 BB: 0 P: 11	R: 0 E: 0 K: 0 S: 4	H: 1 LOB: 0 BB: 0 P: 7	R: 0 E: 0 K: 0 S: 9	H: 0 LOB: 1 BB: 1 P: 18	R: 0 E: 1 K: 0 S: 14		H: 0 LOB: 3 BB: 2 P: 27	R: 1 E: 0 K: 1 S: 10	H: 2 LOB: 2 BB: 0 P: 15	R: 0 E: 0 K: 1 S: 7	H: 0 LOB: 0 BB: 0 P: 11	R: 0 E: 0 K: 0 S: 6	H: 0 LOB: 2 BB: 2 P: 9	1B: 3 2B: 5 3B: 0 HR: 0	SF: 0 SAC: 0 DP: 3 HBP: 0	WP: 0 PB: 0 SB: 1 CS: 0	PA: 49																					
PITCHER	IP WLS BF H R ER SO BB IBB HBP BLK WP HR S P ERA WHIP												IP WLS BF H R ER SO BB IBB HBP BLK WP HR S P ERA WHIP																																	
Kenny Rogers, L ERA: 1.5 Doug Brocail, R ERA: 32 Ron Mahay, L ERA: Francisco Cordero, R ERA: 6.75 Ryan Bukvich, R ERA:	(1, 1) 6.0 (7, 1) 1.1 (8, 1) 0.1 (8, 1) 1.1 (10, 1) 1.0	WLS 22 8 0 B 5	BF 22 8 2 2 5	H 5 0 0 2 0	R 1 0 0 1 0	ER 1 0 0 1 0	SO 1 0 0 1 1	BB 2 3 1 0 2	IBB 0 0 0 0 0	HBP 0 0 0 0 0	BLK 0 0 0 0 0	WP 0 0 0 0 0	HR 0 0 0 0 0		S 42 18 5 11 8	P 71 33 10 17 20	ERA 1.50 0.00 0.00 6.75 0.00	WHIP 1.167 2.250 3.000 1.500 2.000												(11, 1) 0.2 (11, 1) 1.1	WLS 2 W 4	BF 2 4	H 0 0	R 0 0	ER 0 0	SO 0 0	BB 0 0	IBB 0 0	HBP 0 0	BLK 0 0	WP 0 0	HR 0 0	S 2 10	P 3 13	ERA 0.00 0.000	WHIP 0.000 0.000

Texas Rangers @ Los Angeles Angels
Angel Stadium of Anaheim, Anaheim, CA

Wed Apr 06 2005, 7:05 PM PDT
Att: 35,077 - Clear - 77 F

livebaseballscorecards.com



Batter	1	2	3	4	5	6	7	8	9	AB R H RBI BB SO LOB	TOP																		
Alfonso Soriano, R (1, 4) OBP: 0.375, SLG: 0.800	1-3 K		1-1 G6-3		4-2 9 2B 10 WP BB		1-0 HR		1-3 K	4 2 1 1 1 2 3																			
9 Hank Blalock, L (1, 5) OBP: 0.250, SLG: 0.154	1-2 K			1-0 F7	1-1 10 WP 2B		2-2 G1-3		3-3 K	5 0 1 0 0 2 2																			
10 Michael Young, R (1, 6) OBP: 0.333, SLG: 0.357	0-3 K			1-1 F7	4-2 2B BB		1-2 1B		1-0 1B	4 0 2 1 1 1 0																			
23 Mark Teixeira, S (1, 3) OBP: 0.200, SLG: 0.400		3-2 G5-3		0-0 F7	2-0 G3		0-0 G4-3		0-0 G3-1	5 0 0 0 0 0 5																			
Richard Hidalgo, R (1, 9) OBP: 0.462, SLG: 0.636		0-0 F8			3-2 2B 1B BB	4-2 BB		0-3 K		3 1 1 0 1 1 0																			
Adrián González, L (1, 10)		0-3 K			4-2 2B BB	1-0 F9		1-3 K		3 1 0 0 1 2 1																			
Gary Matthews, S (1, 8) OBP: 0.231, SLG: 0.231			0-2 G5-3		2-2 F7	3-3 K		1-1 G6-3		4 0 0 0 0 1 3																			
David Dellucci, L (1, 7) OBP: 0.625, SLG: 0.500			3-2 G6-3		3-0 G5-3 10 WP 2B	0-0 G3-1			4-2 10 1B BB	3 2 1 2 1 0 1																			
Rod Barajas, R (1, 2) OBP: 0.385, SLG: 0.455 Chad Allen, R (9, PR) Sandy Alomar Jr., R (9, 2)			4-2 WP BB		0-1 G5-3		0-2 K		4-2 10 1B BB	2 0 0 0 2 1 1 0 0 0 0 0 0 0 0 0 0 0 0 0 0																			
Inning Stats	R: 0 E: 0 K: 3 S: 10	H: 0 LOB: 0 BB: 0 P: 12	R: 0 E: 0 K: 1 S: 7	H: 0 LOB: 0 BB: 0 P: 10	R: 0 E: 0 K: 0 S: 13	H: 0 LOB: 1 BB: 1 P: 21	R: 0 E: 0 K: 0 S: 4	H: 0 LOB: 0 BB: 0 P: 6	R: 4 E: 0 K: 1 S: 28	H: 3 LOB: 2 BB: 3 P: 51	R: 0 E: 0 K: 1 S: 13	H: 0 LOB: 1 BB: 1 P: 21	R: 1 E: 0 K: 1 S: 13	H: 2 LOB: 1 BB: 0 P: 17	R: 0 E: 0 K: 2 S: 8	H: 0 LOB: 0 BB: 0 P: 10	R: 1 E: 0 K: 2 S: 14	H: 1 LOB: 2 BB: 2 P: 27	1B: 3 2B: 2 3B: 0 HR: 1	SF: 0 SAC: 0 DP: 0 HBP: 0	WP: 5 PB: 0 SB: 0 CS: 0	PA: 40							
PITCHER	IP WLS BF H R ER SO BB IBB HBP BLK WP HR S P ERA WHIP																												
41 John Lackey, R (1, 1) ERA: 7.71	4.2		21	3	4	4	4	4	4	0	0	0	3	0	61	97	7.71	1.500											
Esteban Yan, R (5, 1) ERA:	1.1		5	0	0	0	1	1	0	0	0	0	0	0	14	24	0.00	0.750											
Brendan Donnelly, R (7, 1) ERA: 9.0	2.0	H	8	2	1	1	3	0	0	0	0	0	0	1	21	27	4.50	1.000											
62 Scot Shields, R (9, 1) ERA: 5.4	1.0	W	6	1	1	1	2	2	0	0	0	0	1	0	14	27	9.00	3.000											

Texas Rangers @ Los Angeles Angels
Angel Stadium of Anaheim, Anaheim, CA

Thu Apr 07 2005, 7:05 PM PDT
Att: 35,169 - Partly Cloudy - 60 F

livebaseballscorecards.com

AB 33
R 6
H 6
RBI 4
BB 7
SO 10
LOB 16



Batter	1	2	3	4	5	6	7	8	9	AB R H RBI BB SO LOB
Darin Erstad, L OBP: 0.333, SLG: 0.500 (1, 3)	1-0 G4-3	3-2 WP 1B 2B		0-2 1B		2-3 K		0-1 F8		5 1 2 0 0 1 0
Jeff DaVanon, S OBP: 0.300, SLG: 0.222 (1, 10)	3-3 K	3-2 2-H 1B		0-0 F8		1-0 G4-3			4-1 16 FC3-6 27 BB 1B	4 1 1 1 1 1 1
27 Vladimir Guerrero, R OBP: 0.400, SLG: 0.769 (1, 9)	4-2 16 2B BB	0-1 F8			2-1 G6-3		0-0 16 G4-3 FC4-2-5-1 2B		4-1 16 FC3-6 BB	3 1 1 0 2 0 1
16 Garret Anderson, L OBP: 0.357, SLG: 0.500 (1, 7)	3-2 1-H 1B 2B		2-2 FC5-4 1B		0-1 HR 1B		0-2 G4-3		0-0 FC3-6 1B	5 2 3 1 0 0 3
Steve Finley, L OBP: 0.308, SLG: 0.182 (1, 8)	1-0 2-H 1B		1-3 K		1-0 P4		0-0 FC4-2-5-1		1-1 1-2 2-3 1B	5 0 2 2 0 1 3
Orlando Cabrera, R OBP: 0.417, SLG: 0.222 (1, 6)	2-1 1-3 1B		2-1 FC5-4		1-1 1-2 HR 1B		4-1 BB			3 1 2 0 1 0 1
Bengie Molina, R OBP: 0.455, SLG: 0.700 (1, 2)	1-1 G6-3		2-0 G1-3		1-1 1-H 2-H HR		1-3 K			4 1 1 3 0 1 5
39 Robb Quinlan, R OBP: 0.111, SLG: 0.222 6 Maicer Izturis, S (8, 5)		3-2 F9		1-3 K		2-3 K		1-0 F7		3 0 0 0 0 2 0 1 0 0 0 0 0 0
9 Chone Figgins, S (1, 4)		2-2 L3		0-2 G3-1		0-1 G6-3		2-2 G5-3		4 0 0 0 0 0 0


Inning Stats	R: 2	H: 3	E: 0	K: 1	S: 18	H: 3	LOB: 2	BB: 1	P: 33	R: 1	H: 2	E: 0	K: 0	S: 17	R: 0	H: 1	E: 0	K: 1	S: 10	R: 3	H: 3	E: 0	K: 1	S: 12	R: 0	H: 0	E: 0	K: 1	S: 6	R: 0	H: 1	E: 0	K: 1	S: 10	R: 0	H: 0	E: 0	K: 0	S: 6	R: 1	H: 1	E: 0	K: 0	S: 5	1B: 8	2B: 3	3B: 0	HR: 1	SF: 0	SAC: 0	DP: 0	HBP: 0
--------------	------	------	------	------	-------	------	--------	-------	-------	------	------	------	------	-------	------	------	------	------	-------	------	------	------	------	-------	------	------	------	------	------	------	------	------	------	-------	------	------	------	------	------	------	------	------	------	------	-------	-------	-------	-------	-------	--------	-------	--------

PITCHER	IP	WLS	BF	H	R	ER	SO	BB	IBB	HBP	BLK	WP	HR	S	P	ERA	WHIP
Chris Young, R ERA: 6.75 (1, 1)	4.0		20	7	3	3	3	1	0	0	0	1	0	58	92	6.75	2.000
R.A. Dickey, R ERA: 10.13 (5, 1)	2.0		10	4	3	3	2	0	0	0	0	0	1	19	29	13.50	2.000
Matt Riley, L ERA: (7, 1)	0.2		2	0	0	0	0	0	0	0	0	0	0	5	5	0.00	0.000
Ryan Bukvich, R ERA: (7, 1)	0.1		2	0	0	0	1	1	0	0	0	0	0	4	9	0.00	3.000
Brian Shouse, L ERA: 3.38 (8, 1)	1.1	L	7	1	1	1	0	2	0	0	0	0	0	11	23	6.75	2.250

BOTTOM

Texas Rangers @ Los Angeles Angels
Angel Stadium of Anaheim, Anaheim, CA

AB	37
R	7
H	12
RBI	7
BB	4
SO	6
LOB	14



WP: 1	PA: 41
PB: 0	
SB: 0	
CS: 0	

Thu Apr 07 2005, 7:05 PM PDT
 Att. 35,169 - Partly Cloudy - 60 F

livebaseballscorecards.com

Batter	1	2	3	4	5	6	7	8	9	AB R H RBI BB SO LOB	TOP		
9 David DeJesus, L (1, 8) OBP: 0.474, SLG: 0.529	3-2 G1-4-3		0-1 29 G4-3 1B S 1B		1-2 1B 3B	1-1 G4-3			4-2 29 G3 G6-3 BB	4 2 2 0 1 0 2	Kansas City Royals @ Los Angeles Angels Angel Stadium of Anaheim, Anaheim, CA Fri Apr 08 2005, 7:05 PM PDT Att: 39,167 - Partly Cloudy - 63 F		
Tony Graffanino, R (1, 5) OBP: 0.571, SLG: 0.692	2-1 G3-1		2-2 G6-3		1-1 29 2B 1B		1-0 29 2B 2B	3-2 G6-3	5 2 2 1 0 0 2				
29 Mike Sweeney, R (1, 3) OBP: 0.278, SLG: 0.389	1-1 F8		0-2 G4-3		1-0 G4-3 2B 1-H		0-0 G6-3 2B 2-H	2-2 G3	5 0 2 2 0 0 2				
Calvin Pickering, L (1, 10) OBP: 0.222, SLG: 0.556		0-1 E4 1B HBP	3-2 1B		0-0 G4-3		0-3 K	0-2 G3	5 1 1 1 0 1 3				
Emil Brown, R (1, 9) OBP: 0.385, SLG: 0.545		1-0 1B SF7 HBP	2-3 K		1-0 F9		3-1 G6-3		3 1 0 0 0 1 3				
Terrence Long, L (1, 7) OBP: 0.333, SLG: 0.500		0-0 1-3 2-H 1B		1-3 K		1-0 P6	1-2 F7		4 0 1 1 0 1 1				
4 Angel Berroa, R (1, 6) OBP: 0.313, SLG: 0.467		3-3 K		0-0 F9		1-2 G6-3		2-2 14 F9-3 1B	4 0 1 0 0 1 2				
Ruben Gotay, S (1, 4) OBP: 0.125, SLG: 0.143		1-1 SF7		1-2 F7		0-0 14 E 1B		1-2 F9	3 0 1 1 0 0 1				
14 John Buck, R (1, 2) OBP: 0.250, SLG: 0.200		1 SAFE 1-2 G3		0-0 F7		0-0 E5		0-0 F9-3	4 0 0 0 0 0 3				
Inning Stats	R: 0 H: 0 E: 0 LOB: 0 K: 0 BB: 0 S: 7 P: 13	R: 2 H: 1 E: 1 LOB: 1 K: 1 BB: 0 S: 12 P: 18	R: 1 H: 2 E: 0 LOB: 1 K: 1 BB: 0 S: 15 P: 21	R: 0 H: 0 E: 0 LOB: 0 K: 1 BB: 0 S: 8 P: 10	R: 2 H: 3 E: 0 LOB: 1 K: 0 BB: 0 S: 9 P: 13	R: 0 H: 1 E: 1 LOB: 2 K: 0 BB: 0 S: 8 P: 11	R: 1 H: 2 E: 0 LOB: 1 K: 1 BB: 0 S: 10 P: 15	R: 0 H: 1 E: 0 LOB: 0 K: 0 BB: 0 S: 9 P: 12	R: 0 H: 0 E: 0 LOB: 1 K: 0 BB: 1 S: 12 P: 21	1B: 6 SF: 1 2B: 4 SAC: 0 3B: 1 DP: 1 HR: 0 HBP: 1	WP: 0 PA: 40 PB: 0 SB: 1 CS: 0		
PITCHER	IP WLS BF H R ER SO BB IBB HBP BLK WP HR S P ERA WHIP											PITCHER	IP WLS BF H R ER SO BB IBB HBP BLK WP HR S P ERA WHIP
Paul Byrd, R (1, 1) ERA: 5.14	7.0 L 33 9 6 4 4 0 0 1 0 0 0 0 69 101 5.14 1.286												
Jake Woods, L (8, 1) ERA:	2.0 7 1 0 0 0 1 0 0 0 0 0 0 21 33 0.00 1.000												

livebaseballscorecards.com

AB	37
R	6
H	10
RBI	6
BB	1
SO	4
LOB	19



Batter	1	2	3	4	5	6	7	8	9	AB R H RBI BB SO LOB
Darin Erstad, L (1, 3) OBP: 0.316, SLG: 0.444	1-3 K2-3		1-3 K			1-2 G5-3			0-1 G1-3 20 G6-3 16 1B	4 1 1 0 0 2 1
Jeff DaVanon, S (1, 10) OBP: 0.308, SLG: 0.333 20 Juan Rivera, R (9, PH) OBP: 0.333, SLG: 0.200	1-1 B1-3			1-0 27 WP 16 G6-3 2B		0-0 G3			2-1 G6-3 1-2	3 1 1 0 0 0 0 1 0 0 0 0 0 1
27 Vladimir Guerrero, R (1, 9) OBP: 0.316, SLG: 0.588	1-3 K			2-3 K			2-1 G5-3		2-0 G1-3 2-3	4 0 0 0 0 2 2
16 Garret Anderson, L (1, 7) OBP: 0.333, SLG: 0.444		1-0 G4-3		1-0 G6-3			3-1 G4-3		0-0 1B	4 0 1 2 0 0 0
Steve Finley, L (1, 8) OBP: 0.235, SLG: 0.133		2-2 G6-3		3-H 2-3 K			3-1 G4-3		3-H 3-1 L8	4 0 0 0 0 1 1
Orlando Cabrera, R (1, 6) OBP: 0.333, SLG: 0.167		0-3 K			1-1 P4			2-2 F8		3 0 0 0 0 1 0
Bengie Molina, R (1, 2) OBP: 0.357, SLG: 0.538			0-3 K		0-1 G3-1			3-3 K		3 0 0 0 0 2 0
39 Robb Quinlan, R (1, 5) OBP: 0.167, SLG: 0.250			0-0 G1-3		2-1 G5-3			1-1 1B		3 0 1 0 0 0 0
9 Chone Figgins, S (1, 4) OBP: 0.188, SLG: 0.071			1-2 S 1B			2-1 G4-3		0-0 L6		3 0 1 0 0 0 1

Inning Stats	R: 0 E: 0 K: 2 S: 9	H: 0 LOB: 0 BB: 0 P: 12	R: 0 E: 0 K: 1 S: 7	H: 0 LOB: 0 BB: 0 P: 10	R: 0 E: 0 K: 2 S: 11	H: 1 LOB: 1 BB: 0 P: 13	R: 1 E: 0 K: 2 S: 10	H: 1 LOB: 0 BB: 0 P: 16	R: 0 E: 0 K: 0 S: 6	H: 0 LOB: 0 BB: 0 P: 9	R: 0 E: 0 K: 0 S: 7	H: 0 LOB: 0 BB: 0 P: 10	R: 0 E: 0 K: 1 S: 12	H: 1 LOB: 1 BB: 0 P: 18	R: 1 E: 0 K: 0 S: 8	H: 2 LOB: 1 BB: 0 P: 15	1B: 4 2B: 1 3B: 0 HR: 0	SF: 0 SAC: 0 DP: 0 HBP: 0
--------------	------------------------------	----------------------------------	------------------------------	----------------------------------	-------------------------------	----------------------------------	-------------------------------	----------------------------------	------------------------------	---------------------------------	------------------------------	----------------------------------	-------------------------------	----------------------------------	------------------------------	----------------------------------	----------------------------------	------------------------------------

PITCHER	IP	WLS	BF	H	R	ER	SO	BB	IBB	HBP	BLK	WP	HR	S	P	ERA	WHIP
Denny Bautista, R (1, 1) ERA: 1.13	8.0	W	27	3	1	1	8	0	0	0	0	1	0	68	102	1.12	0.375
Jeremy Affeldt, L (9, 1) ERA: 9.0	1.0		5	2	1	1	0	0	0	0	0	0	0	8	15	9.00	2.000

BOTTOM

Kansas City Royals @ Los Angeles Angels
Angel Stadium of Anaheim, Anaheim, CA

livebaseballscorecards.com

AB	32
R	2
H	5
RBI	2
BB	0
SO	8
LOB	6



WP	PA
1	32
PB: 0	
SB: 1	
CS: 0	

Fri Apr 08 2005, 7:05 PM PDT
 Att. 39,167 - Partly Cloudy - 63 F

Batter	1	2	3	4	5	6	7	8	9	AB R H RBI BB SO LOB	TOP											
9 David DeJesus, L (1, 8) OBP: 0.500, SLG: 0.474	4-2 29 1B BB	1-3 K BB			4-2 HR BB		2-1 G1-3		4-0 DI BB	2 1 0 0 3 1 1	Kansas City Royals @ Los Angeles Angels Angel Stadium of Anaheim, Anaheim, CA Sat Apr 09 2005, 7:05 PM PDT Att: 42,007 - Clear - 65 F											
Tony Graffanino, R (1, 5) OBP: 0.474, SLG: 0.529	2-2 F9	4-2 BB			0-1 F7		0-1 G6-3		1-1 G4-3	4 0 0 0 1 0 3												
29 Mike Sweeney, R (1, 3) OBP: 0.273, SLG: 0.364	3-2 1-2 1B	1-3 K			1-1 F9		1-0 F8			4 0 1 0 0 1 4												
Matt Stairs, L (1, 10)	0-0 P4				2-1 1-H HR		1-2 P4			3 1 1 2 1 0 2												
Eli Marrero, R (1, 9)	3-2 F9				1-2 G5-3		4-2 FC6-4 BB			3 0 0 0 1 0 3												
Terrence Long, L (1, 7)					1-1 L3		1-0 FC6-4			3 1 1 0 1 0 2												
4 Angel Berroa, R (1, 6)					0-1 G5-3		0-2 F8			3 0 0 0 0 1 2												
Ruben Gotay, S (1, 4)					1-3 K		1-1 P6			3 0 0 0 0 1 1												
14 John Buck, R (1, 2)					0-1 G3		0-1 F8			4 0 0 0 0 2 3												
Inning Stats	R: 0 E: 0 K: 0 S: 13	H: 1 LOB: 2 BB: 1 P: 25	R: 1 E: 0 K: 3 S: 14	H: 1 LOB: 3 BB: 1 P: 24	R: 0 E: 0 K: 0 S: 8	H: 0 LOB: 0 BB: 1 P: 15	R: 0 E: 0 K: 1 S: 7	H: 0 LOB: 0 BB: 0 P: 8	R: 2 E: 0 K: 0 S: 12	H: 1 LOB: 0 BB: 1 P: 20	R: 0 E: 0 K: 0 S: 10	H: 0 LOB: 1 BB: 1 P: 15	R: 0 E: 0 K: 0 S: 5	H: 0 LOB: 0 BB: 0 P: 8	R: 0 E: 0 K: 1 S: 10	H: 0 LOB: 1 BB: 1 P: 19	R: 0 E: 0 K: 1 S: 9	H: 0 LOB: 1 BB: 1 P: 20	1B: 1 2B: 2 3B: 0 HR: 1	SF: 0 SAC: 1 DP: 1 HBP: 1	WP: 1 PB: 0 SB: 0 CS: 0	PA: 38
PITCHER	IP WLS BF H R ER SO BB IBB HBP BLK WP HR S P ERA WHIP																					
Kevin Gregg, R (1, 1) ERA: 5.4	5.0 W 23 3 3 3 4 4 0 1 0 1 1 54 92 5.40 1.400																					
Esteban Yan, R (6, 1) ERA:	3.0 11 0 0 0 1 2 0 0 0 0 0 25 42 0.00 0.667																					
Bret Prinz, R (9, 1) ERA: 4.5	1.0 4 0 0 0 1 1 0 0 0 0 0 9 20 0.00 1.000																					

livebaseballscorecards.com

AB	29
R	3
H	3
RBI	2
BB	7
SO	6
LOB	21



Kansas City Royals @ Los Angeles Angels
 Angel Stadium of Anaheim, Anaheim, CA

Sun Apr 10 2005, 1:05 PM PDT
 Att. 40,689 - Sunny - 67 F

AB	40
R	8
H	17
RBI	8
BB	4
SO	6
LOB	17



WP:	0	PA:	44
PB:	0		
SB:	2		
CS:	0		

AB R H RBI BB SO LOB

4	1	1	0	1	1	1
5	2	4	3	0	0	0
4	0	3	2	1	0	2
4	0	1	0	0	1	4
1	0	0	0	0	0	0
5	0	1	0	0	2	4
2	1	1	0	0	0	0
2	1	1	1	1	0	0
5	2	3	1	0	0	2
4	0	1	0	1	1	2
4	1	1	1	0	1	2

Batter	1	2	3	4	5	6	7	8	9
9 David DeJesus, L (1, 8) OBP: 0.483, SLG: 0.435	4-2 1B BB	0-0 F9		1-0 G5-3		2-3 K		1-2 1B	
Ruben Gotay, S (1, 4) OBP: 0.313, SLG: 0.600	2-2 1B G6-4-3	1-1 HR		3-1 2B			3-2 F9	0-1 1B	
29 Mike Sweeney, R (1, 3) OBP: 0.370, SLG: 0.423	1-1 1B G6-4-3	1-2 1B		0-2 1B G5-4-3			4-0 BB	3-2 L6	
Matt Stairs, L (1, 9) OBP: 0.438, SLG: 0.714 Eli Marrero, R (8, 9)	1-1 G6-4-3	0-2 2B		2-1 G5-4-3			3-3 K		2-2 P4
Calvin Pickering, L (1, 10) OBP: 0.214, SLG: 0.429	0-1 F7	3-3 K		2-3 K			2-2 G6-3	1-2 1B BB	
Terrence Long, L (1, 7) OBP: 0.389, SLG: 0.588 Emil Brown, R (4, 7) OBP: 0.438, SLG: 0.769		0-1 2B 4 1B	3-1 G3		1-2 F8		1-2 HR	4-2 1B 24 1B BB	
4 Angel Berroa, R (1, 6) OBP: 0.360, SLG: 0.435		1-2 1B 2B	1-1 1B 24 BB		0-2 G2-3		2-2 1B S	0-0 F8	
24 Mark Teahen, L (1, 5) OBP: 0.294, SLG: 0.333		1-2 F7	4-2 BB			0-0 G4-3	1 SAFE 1 SAFE 1 SAFE 1 SAFE 1 SAFE 1 SAFE 1 SAFE 1 SAFE 1 SAFE 1 SAFE	2-3 K	0-2 1B
Alberto Castillo, R (1, 2) OBP: 0.250, SLG: 0.500		1-1 HR 2B	0-2 G6-3			2-3 K		2-0 P3	

Inning Stats	R: 1	H: 2	E: 0	K: 0	S: 12	R: 4	H: 6	E: 0	K: 1	S: 26	R: 0	H: 1	E: 0	K: 0	S: 9	R: 1	H: 2	E: 0	K: 1	S: 9	R: 0	H: 0	E: 0	K: 1	S: 10	R: 0	H: 0	E: 0	K: 2	S: 7	R: 0	H: 0	E: 0	K: 1	S: 12	R: 2	H: 4	E: 0	K: 1	S: 20	R: 0	H: 2	E: 0	K: 0	S: 12	1B: 11	2B: 4	3B: 0	HR: 2	SF: 0	SAC: 0	DP: 2	HBP: 0	WP: 0	PA: 44
--------------	------	------	------	------	-------	------	------	------	------	-------	------	------	------	------	------	------	------	------	------	------	------	------	------	------	-------	------	------	------	------	------	------	------	------	------	-------	------	------	------	------	-------	------	------	------	------	-------	--------	-------	-------	-------	-------	--------	-------	--------	-------	--------

PITCHER	IP	WLS	BF	H	R	ER	SO	BB	IBB	HBP	BLK	WP	HR	S	P	ERA	WHIP
40 Bartolo Colon, R (1, 1) ERA: 4.97	6.0	L	28	11	6	6	4	2	0	0	0	0	1	73	110	9.00	2.167
Jake Woods, L (7, 1) ERA: 5.4	1.1		7	2	2	2	2	1	0	0	0	0	1	22	39	13.50	2.250
Bret Prinz, R (8, 1) ERA: 3.0	1.0		6	3	0	0	0	0	0	0	0	0	0	16	24	0.00	3.000
Brendan Donnelly, R (9, 1) ERA: 7.36	0.2		3	1	0	0	0	1	0	0	0	0	0	6	10	0.00	3.000

PITCHER	IP	WLS	BF	H	R	ER	SO	BB	IBB	HBP	BLK	WP	HR	S	P	ERA	WHIP
---------	----	-----	----	---	---	----	----	----	-----	-----	-----	----	----	---	---	-----	------

Batter	1	2	3	4	5	6	7	8	9	AB	R	H	RBI	BB	SO	LOB
Darin Erstad, L (1, 3) OBP: 0.286, SLG: 0.370	2-3 K			2-2 F7	3-2 G4-3			1-3 K		4	0	0	0	0	2	2
9 Chone Figgins, S (1, 4) OBP: 0.208, SLG: 0.238	3-3 K			1-2 27 HR 3B			1-3 K	3-2 E9 27 G5-3		4	1	1	0	0	2	0
27 Vladimir Guerrero, R (1, 9) OBP: 0.333, SLG: 0.640	1-3 K			0-0 HR			0-0 F7	0-0 G5-3		4	1	1	2	0	1	1
16 Garret Anderson, L (1, 7) OBP: 0.308, SLG: 0.423			2-1 F8	3-1 G3			1-2 F8	2-2 G4-3		4	0	0	0	0	0	1
20 Juan Rivera, R (1, 10) OBP: 0.400, SLG: 0.333		0-3 K		0-0 G4-3					2-2 1B	4	1	2	0	0	1	0
Orlando Cabrera, R (1, 6) OBP: 0.304, SLG: 0.263		2-2 G6-3			1-1 P2		1-1 SAFE P5	0-1 F8 3B		4	0	1	1	0	0	1
Steve Finley, L (1, 8) OBP: 0.200, SLG: 0.091			1-2 G3-1		0-1 G1-3		2-0 P5	0-1 F9		4	0	0	0	0	0	2
39 Robb Quinlan, R (1, 5) OBP: 0.125, SLG: 0.188			1-1 F8		0-1 E6 1B		0-3 K	2-3 K		4	0	0	0	0	2	2
José Molina, R (1, 2) OBP: 0.500, SLG: 0.500			2-2 G6-3		0-0 1B		1-1 G3			2	0	1	0	0	0	0
Jeff DaVanon, S (7, PH) OBP: 0.235, SLG: 0.250					1-2 1B					0	0	0	0	0	0	0
Bengie Molina, R (7, PH) OBP: 0.368, SLG: 0.667										1	0	0	0	0	0	1

Inning Stats	R: 0	H: 0	E: 0	K: 3	S: 10	R: 0	H: 0	E: 0	K: 1	S: 8	R: 0	H: 0	E: 0	K: 0	S: 8	R: 2	H: 2	E: 0	K: 0	S: 10	R: 0	H: 1	E: 1	K: 0	S: 10	R: 0	H: 0	E: 0	K: 1	S: 7	R: 1	H: 2	E: 0	K: 1	S: 9	R: 0	H: 0	E: 1	K: 1	S: 12	R: 0	H: 1	E: 0	K: 1	S: 10	1B: 3	SF: 0	2B: 0	SAC: 0	3B: 2	DP: 0	HR: 1	HBP: 0	WP: 0	PA: 35
--------------	------	------	------	------	-------	------	------	------	------	------	------	------	------	------	------	------	------	------	------	-------	------	------	------	------	-------	------	------	------	------	------	------	------	------	------	------	------	------	------	------	-------	------	------	------	------	-------	-------	-------	-------	--------	-------	-------	-------	--------	-------	--------

PITCHER	IP	WLS	BF	H	R	ER	SO	BB	IBB	HBP	BLK	WP	HR	S	P	ERA	WHIP
Brian Anderson, L (1, 1) ERA: 4.5	6.0	W	24	5	3	3	5	0	0	0	0	0	1	56	82	4.50	0.833
Nate Field, R (7, 1) ERA: 2.45	0.2	H	2	0	0	0	1	0	0	0	0	0	0	4	6	0.00	0.000
Jaime Cerda, L (7, 1) ERA: 13.5	0.2	H	3	0	0	0	1	0	0	0	0	0	0	10	15	0.00	0.000
Mike MacDougal, R (8, 1) ERA: 4.91	1.2		6	1	0	0	1	0	0	0	0	0	0	14	20	0.00	0.600


BOTTOM

Kansas City Royals @ Los Angeles Angels
Angel Stadium of Anaheim, Anaheim, CA

Sun Apr 10 2005, 1:05 PM PDT
 Att: 40,689 - Sunny - 67 F

livebaseballscorecards.com

AB	35
R	3
H	6
RBI	3
BB	0
SO	8
LOB	10



Batter	1	2	3	4	5	6	7	8	9	10	AB R H RBI BB SO LOB	TOP												
Darin Erstad, L (1, 3) OBP: 0.333, SLG: 0.500	2-2 F8		3-1 16 1B G5-3		1-1 F7		3-2 1B		2-2 HR		5 2 3 1 0 0 0	Los Angeles Angels @ Texas Rangers Ameriquet Field, Arlington, TX Mon Apr 11 2005, 2:05 PM EDT Att: 50,054 - Sunny - 69 F												
9 Chone Figgins, S (1, 4) OBP: 0.172, SLG: 0.192	2-1 F7		0-0 G5-3		1-3 K		1-0 L9		1-3 K		5 0 0 0 0 2 3													
27 Vladimir Guerrero, R (1, 9) OBP: 0.344, SLG: 0.586	0-1 1B		4-0 16 1B IBB		2-0 G5-3			2-2 F8	1-1 P6		4 0 1 0 1 0 0													
16 Garret Anderson, L (1, 7) OBP: 0.355, SLG: 0.452	1-0 P5		1-2 1B			1-0 G5-3		0-0 20 G3 2B 1B	0-1 1B		5 1 3 2 0 0 1													
20 Juan Rivera, R (1, 10) OBP: 0.333, SLG: 0.286		1-0 1B	0-0 F7			2-1 G1-3		0-2 G3	0-3 K		5 0 1 0 0 1 4													
Orlando Cabrera, R (1, 6) OBP: 0.357, SLG: 0.478		1-0 G6-4-3 1-2r		3-1 G3 2B		1-1 P5		4-2 2B BB	0-0 HR		4 2 2 1 1 0 1													
Steve Finley, L (1, 8) OBP: 0.233, SLG: 0.222		1-1 F7		2-1 G3			1-0 SF9 2B	0-1 1-H 2-H 2B	0-0 P6		5 1 2 2 0 0 1													
Bengie Molina, R (1, 2) OBP: 0.391, SLG: 0.619			1-0 9 G5-3 16 1B		2-2 P6		1-0 G3-4-1	4-2 BB	2-1 G1-5-3		3 1 1 0 1 0 2													
6 Maicer Izturis, S (8, PR) OBP: 0.167, SLG: 0.500							2-3				1 0 0 0 0 0 0													
Lou Merloni, R (1, 5) Jeff DaVanon, S (8, PH) José Molina, R (8, 2) OBP: 0.333, SLG: 0.333			3-2 F9		2-2 L7		0-0 SF9	1-1 G4-1	3-3 K		2 0 0 1 0 0 2													
							3-H				1 0 0 0 0 0 2													
											1 0 0 0 0 1 0													
Inning Stats	R: 0 E: 0 K: 0 S: 9	H: 1 LOB: 1 BB: 0 P: 14	R: 0 E: 0 K: 0 S: 4	H: 1 LOB: 0 BB: 0 P: 7	R: 2 E: 0 K: 0 S: 11	H: 3 LOB: 2 BB: 1 P: 23	R: 0 E: 0 K: 0 S: 10	H: 1 LOB: 1 BB: 0 P: 19	R: 0 E: 0 K: 1 S: 6	H: 0 LOB: 0 BB: 0 P: 10	R: 1 E: 0 K: 0 S: 7	H: 2 LOB: 1 BB: 0 P: 13	R: 2 E: 0 K: 0 S: 23	H: 2 LOB: 2 BB: 2 P: 34	R: 1 E: 0 K: 2 S: 14	H: 2 LOB: 1 BB: 0 P: 18	R: 1 E: 0 K: 1 S: 8	H: 1 LOB: 0 BB: 0 P: 13	1B: 8 2B: 3 3B: 0 HR: 2	SF: 1 SAC: 0 DP: 1 HBP: 0	WP: 0 PB: 0 SB: 0 CS: 0	PA: 45		
PITCHER	IP WLS BF H R ER SO BB IBB HBP BLK WP HR S P ERA WHIP																							
Kenny Rogers, L (1, 1) ERA: 2.77	7.0		29	8	3	3	1	0	0	0	0	0	0	0	0	3.86	1.143							
Ryan Bukvich, R (8, 1) ERA: 9.0	0.2	H	4	1	2	2	0	1	0	0	0	0	0	0	14	27.00	3.000							
Brian Shouse, L (8, 1) ERA: 10.13	0.0		1	1	0	0	0	0	0	0	0	0	0	2	2	∞	∞							
Doug Brocail, R (8, 1) ERA: 2.25	0.1	H	2	0	0	0	0	1	0	0	0	0	0	7	12	0.00	3.000							
Francisco Cordero, R (8, 1) ERA: 4.15	1.0	B	5	2	1	1	2	0	0	0	0	0	0	1	14	9.00	2.000							
PITCHER	IP WLS BF H R ER SO BB IBB HBP BLK WP HR S P ERA WHIP																							
R.A. Dickey, R (10, 1) ERA: 8.31	1.0	L	4	1	1	1	0	0	0	0	0	0	0	1	1	8.31	1.000							

livebaseballscorecards.com

AB 41
R 7
H 13
RBI 7
BB 3
SO 4
LOB 16



Batter	1	2	3	4	5	6	7	8	9	10	AB	R	H	RBI	BB	SO	LOB
Alfonso Soriano, R OBP: 0.250, SLG: 0.543 (1.4)	1-1 HR	1-1 9 1B		0-2 L9		0-1 F8		1-0 G4-6-3			5	1	2	1	0	0	2
9 Hank Blalock, L OBP: 0.444, SLG: 0.621 (1.5)	1-1 G4-3	1-2 10 FC6-4 1B			2-1 HR	1-2 10 G5-3 1B		2-3 K			5	1	3	1	0	1	0
10 Michael Young, R OBP: 0.400, SLG: 0.419 (1.6)	1-2 23 1B	1-0 FC6-4			0-0 G4-3	2-2 G5-3			2-2 F9		5	1	1	0	0	0	5
23 Mark Teixeira, S OBP: 0.229, SLG: 0.281 (1.3)	1-1 3-H 1B				4-2 2B WP BB	4-0 IBB			3-3 K		3	1	1	1	2	1	0
Richard Hidalgo, R OBP: 0.344, SLG: 0.552 (1.9)	3-3 K			1-1 F7	1-0 WP 1B 2B	1-0 F9			3-2 F8		5	1	1	0	0	1	4
Kevin Mench, R OBP: 0.217, SLG: 0.182 (1.7)	0-1 P6			0-0 G5-3	3-2 P5			0-1 F8			5	0	0	0	0	1	2
Chad Allen, R OBP: 0.417, SLG: 0.364 (1.10)		4-2 G6-4-3 BB		1-1 G4-3 1B	0-1 3-H 1B			2-2 G6-3		3-1 1B	3	0	2	1	1	0	0
David Dellucci, L OBP: 0.643, SLG: 0.875 (10, PH)											1	0	1	0	0	0	0
Gary Matthews, S OBP: 0.226, SLG: 0.233 (1.8)		1-0 G6-4-3		0-0 G4-3	0-1 F9			2-2 G4-3		2-3 K	5	0	0	0	0	1	4
Rod Barajas, R OBP: 0.462, SLG: 0.636 (1.2)		1-0 9 1B 1B 1B		1-1 HR		4-1 10 G5-3 9 1B BB		1-1 G4-6-3 1B		2-3 K	4	1	3	1	1	1	1

Inning Stats	R: 2	H: 3	E: 0	K: 1	S: 16	H: 3	LOB: 1	BB: 0	P: 23	R: 0	H: 3	E: 0	K: 0	S: 5	H: 0	LOB: 0	BB: 0	P: 7	R: 1	H: 2	E: 0	K: 0	S: 8	H: 2	LOB: 0	BB: 0	P: 10	R: 3	H: 3	E: 0	K: 0	S: 15	H: 1	LOB: 3	BB: 2	P: 23	R: 0	H: 0	E: 0	K: 0	S: 9	H: 0	LOB: 0	BB: 0	P: 13	R: 0	H: 1	E: 0	K: 1	S: 6	H: 1	LOB: 0	BB: 0	P: 10	R: 0	H: 0	E: 0	K: 13	S: 13	H: 1	LOB: 1	BB: 0	P: 18	1B: 9	2B: 1	3B: 1	HR: 3	SF: 0	SAC: 0	DP: 3	HBP: 0	WP: 1	PA: 45
--------------	------	------	------	------	-------	------	--------	-------	-------	------	------	------	------	------	------	--------	-------	------	------	------	------	------	------	------	--------	-------	-------	------	------	------	------	-------	------	--------	-------	-------	------	------	------	------	------	------	--------	-------	-------	------	------	------	------	------	------	--------	-------	-------	------	------	------	-------	-------	------	--------	-------	-------	-------	-------	-------	-------	-------	--------	-------	--------	-------	--------


PITCHER	IP	WLS	BF	H	R	ER	SO	BB	IBB	HBP	BLK	WP	HR	S	P	ERA	WHIP
Jarrod Washburn, L ERA: 4.76 (1.1)	5.1		29	12	6	6	1	3	0	0	0	1	3	60	95	10.12	2.812
Chris Bootcheck, R ERA: (6.1)	1.2		6	0	0	0	0	0	1	0	0	0	0	14	25	0.00	0.000
62 Scot Shields, R ERA: 3.38 (8.1)	2.0	W	6	1	0	0	2	0	0	0	0	0	0	19	31	0.00	0.500
Francisco Rodríguez, R ERA: (10.1)	1.0	S	4	1	0	0	3	0	0	0	0	0	0	11	18	0.00	1.000

Los Angeles Angels @ Texas Rangers
Ameriquet Field, Arlington, TX
 Mon Apr 11 2005, 2:05 PM EDT
 Att: 50,054 - Sunny - 69 F

AB	41
R	6
H	14
RBI	5
BB	4
SO	6
LOB	18



PITCHER	IP	WLS	BF	H	R	ER	SO	BB	IBB	HBP	BLK	WP	HR	S	P	ERA	WHIP
Jarrod Washburn, L ERA: 4.76 (1.1)	5.1		29	12	6	6	1	3	0	0	0	1	3	60	95	10.12	2.812
Chris Bootcheck, R ERA: (6.1)	1.2		6	0	0	0	0	0	1	0	0	0	0	14	25	0.00	0.000
62 Scot Shields, R ERA: 3.38 (8.1)	2.0	W	6	1	0	0	2	0	0	0	0	0	0	19	31	0.00	0.500
Francisco Rodríguez, R ERA: (10.1)	1.0	S	4	1	0	0	3	0	0	0	0	0	0	11	18	0.00	1.000

Batter	1	2	3	4	5	6	7	8	9	AB R H RBI BB SO LOB	TOP											
Darin Erstad, L (1, 3) OBP: 0.333, SLG: 0.526	0-2 FC6-4 1B	2-2 P4		0-0 G4-3	0-1 G4-3		1-3 K		0-0 SF7 3B	6 1 2 0 0 1 4												
Jeff DaVanon, S (1, 10) OBP: 0.292, SLG: 0.286	1-2 FC6-4 27 1B 1-2f	3-2 G6-3		4-2 27 E BB	1-0 20 CS 1B		3-2 20 2B 1B		1-0 SF7	4 3 2 2 1 0 2												
27 Vladimir Guerrero, R (1, 9) OBP: 0.371, SLG: 0.594 20 Juan Rivera, R (4, 9) OBP: 0.333, SLG: 0.353	0-0 16 2B 1B		3-2 S G3 E 1B	0-1 FC1 BB FC6-4	2-1 G5-3		0-0 16 G3-1 1B 2B		0-0 G4-3	3 3 2 0 0 0 1 3 1 1 2 0 0 1												
16 Garret Anderson, L (1, 7) OBP: 0.351, SLG: 0.444	1-2 1B 2B		1-2 K	4-0 FC6-4 BB IBB		0-1 F8	0-1 G3-1		3-3 K	5 1 1 1 1 2 2												
Steve Finley, L (1, 8) OBP: 0.286, SLG: 0.233	0-0 F7		1-2 G3	4-2 FC6-4 BB		4-0 1B SF7 BB	2-0 1B			3 1 1 2 2 0 3												
Orlando Cabrera, R (1, 6) OBP: 0.394, SLG: 0.481	0-0 2-H 3-H 1B		4-2 S BB	1-2 FC6-4 BB		1-0 39 FC5-4 1B	2-2 P4			4 0 2 3 1 0 3												
Bengie Molina, R (1, 2) OBP: 0.407, SLG: 0.591 Josh Paul, R (8, PH) (8, 2)	1-1 F9		4-0 1-3 2-H BB	4-0 1-2 BB		2-2 SF7		0-1 G5-3		1 0 0 1 2 0 1 1 0 0 0 0 0 0	AB 39 R 13 H 14 RBI 11 BB 8 SO 4 LOB 24											
39 Robb Quinlan, R (1, 5) OBP: 0.150, SLG: 0.250 6 Maicer Izturis, S (7, 5) OBP: 0.143, SLG: 0.429		0-2 2B	0-3 K	1-2 L3		1-2 FC5-4		0-1 L8		4 0 1 0 0 1 6 1 0 0 0 0 0 0												
9 Chone Figgins, S (1, 4) OBP: 0.235, SLG: 0.300		0-0 F8		2-2 G4-3 27 E 2B	1-1 G4-3 1B 2B		4-2 1B 20 2B BB	1-2 G1-3		4 3 2 0 1 0 1												
Inning Stats	R: 3 E: 0 K: 0 S: 15	H: 4 LOB: 1 BB: 0 P: 18	R: 0 E: 0 K: 0 S: 12	H: 1 LOB: 1 BB: 0 P: 17	R: 1 E: 0 K: 2 S: 21	H: 1 LOB: 2 BB: 2 P: 34	R: 3 E: 1 K: 0 S: 22	H: 1 LOB: 3 BB: 4 P: 42	R: 1 E: 0 K: 0 S: 7	H: 2 LOB: 0 BB: 0 P: 11	R: 1 E: 0 K: 0 S: 9	H: 1 LOB: 1 BB: 1 P: 17	R: 3 E: 0 K: 1 S: 16	H: 3 LOB: 1 BB: 1 P: 28	R: 0 E: 0 K: 0 S: 7	H: 0 LOB: 0 BB: 0 P: 8	R: 1 E: 0 K: 1 S: 8	H: 1 LOB: 0 BB: 0 P: 12	1B: 8 2B: 5 3B: 1 HR: 0	SF: 2 SAC: 0 DP: 0 HBP: 0	WP: 0 PB: 0 SB: 3 CS: 1	PA: 49
PITCHER	IP WLS BF H R ER SO BB IBB HBP BLK WP HR S P ERA WHIP																					
Chris Young, R (1, 1) ERA: 8.59	3.1 L 22 7 7 4 2 3 1 0 0 0 0 0 61 92 10.80 3.000																					
Matt Riley, L (4, 1) ERA: 6.75	3.0 16 4 4 4 1 4 0 0 0 0 0 0 33 63 12.00 2.667																					
R.A. Dickey, R (7, 1) ERA: 8.1	2.1 10 3 2 2 0 0 0 0 0 0 0 0 18 24 7.71 1.286																					
Brian Shouse, L (9, 1) ERA: 9.0	0.1 1 0 0 0 0 1 0 0 0 0 0 0 5 8 0.00 0.000																					

Los Angeles Angels @ Texas Rangers
Ameriquet Field, Arlington, TX
 Tue Apr 12 2005, 8:05 PM EDT
 Att. 23,061 - Clear - 75 F

livebaseballscorecards.com

Batter	1	2	3	4	5	6	7	8	9	AB	R	H	RBI	BB	SO	LOB
Alfonso Soriano, R OBP: 0.268, SLG: 0.550 (1, 4)	0-2 L5		3-3 K		2-2 F9		1-2 9 2B	2-2 9 1B 23 WP 2B		5	2	2	0	0	1	2
9 Hank Blalock, L OBP: 0.488, SLG: 0.667 (1, 5)	0-1 G6-3		4-2 23 FC3-6 10 1B BB		3-2 1B		0-0 10 F8 23 PB 2B	2-1 23 WP 1B		4	1	3	2	1	0	0
10 Michael Young, R OBP: 0.375, SLG: 0.389 (1, 6)	2-0 L7		0-1 23 FC3-6 1B		1-2 F9		0-0 F8	2-3 K		5	0	1	1	0	1	4
23 Mark Teixeira, S OBP: 0.275, SLG: 0.306 (1, 3)		1-2 G3-1	0-0 FC3-6		0-1 BB BB 1B		3-1 1B	4-1 1B		4	0	2	1	1	0	2
Richard Hidalgo, R OBP: 0.324, SLG: 0.485 (1, 9)		2-3 K	3-3 K		4-2 BB BB 1B		0-0 P6	1-3 K		4	0	0	0	1	3	5
David Dellucci, L OBP: 0.579, SLG: 0.917 (1, 7)		2-2 HR		0-3 K		4-2 1-2 2-3 BB	0-1 G6-3		2-3 K	4	1	1	1	1	2	1
Adrián González, L OBP: 0.294, SLG: 0.500 (1, 10)		0-2 G4-3		1-1 G4-3		0-3 K		1-2 HR	3-2 2B	5	1	2	1	0	1	3
Gary Matthews, S OBP: 0.222, SLG: 0.229 (1, 8)			1-0 9 BB 10 1B BB 1B		1-0 G5-3		3-3 K	0-2 G1-3	0-3 K	5	1	1	0	0	2	4
Rod Barajas, R OBP: 0.452, SLG: 0.577 (1, 2)			4-2 10 1B 23 FC3-6 9 BB BB		1-1 F7		1-2 P2	1-0 2B 9 1B 1B	1-3 K	4	2	1	0	1	1	4

Inning Stats	R: 0	H: 0	E: 0	K: 0	S: 6	P: 8	R: 1	H: 1	E: 0	K: 1	S: 13	R: 2	H: 2	E: 0	K: 2	S: 16	R: 0	H: 0	E: 0	K: 1	S: 6	R: 0	H: 1	E: 0	K: 0	S: 12	R: 0	H: 1	E: 0	K: 2	S: 18	R: 2	H: 3	E: 0	K: 0	S: 10	R: 3	H: 4	E: 0	K: 2	S: 24	R: 0	H: 1	E: 0	K: 3	S: 16	1B: 8	2B: 3	3B: 0	HR: 2	SF: 0	SAC: 0	DP: 0	HBP: 0	WP: 1	PB: 1	SB: 0	CS: 0	PA: 45
--------------	------	------	------	------	------	------	------	------	------	------	-------	------	------	------	------	-------	------	------	------	------	------	------	------	------	------	-------	------	------	------	------	-------	------	------	------	------	-------	------	------	------	------	-------	------	------	------	------	-------	-------	-------	-------	-------	-------	--------	-------	--------	-------	-------	-------	-------	--------

PITCHER	IP	WLS	BF	H	R	ER	SO	BB	IBB	HBP	BLK	WP	HR	S	P	ERA	WHIP
41 John Lackey, R ERA: 6.52 (1, 1)	5.0	W	24	5	3	3	4	4	0	0	0	0	1	62	101	5.40	1.800
Brendan Donnelly, R ERA: 7.94 (6, 1)	2.0		9	3	2	2	2	0	0	0	0	0	0	19	27	9.00	1.500
Esteban Yan, R ERA: 4.5 (8, 1)	0.2		7	4	3	3	1	1	0	0	0	1	1	21	33	40.50	7.500
62 Scot Shields, R ERA: 2.7 (8, 1)	1.1	S	5	1	0	0	4	0	0	0	0	0	0	19	26	0.00	0.750

Los Angeles Angels @ Texas Rangers
Ameriquet Field, Arlington, TX
 Tue Apr 12 2005, 8:05 PM EDT
 Att. 23,061 - Clear - 75 F

AB	40
R	8
H	13
RBI	6
BB	5
SO	11
LOB	25



Batter	1	2	3	4	5	6	7	8	9	AB R H RBI BB SO LOB	TOP											
Darin Erstad, L (1, 3) OBP: 0.341, SLG: 0.500	1-3 K		1-3 K			4-0 G3 BB		1-3 K	2-2 FC6-4 1B	4 0 1 2 1 3 0												
Jeff DaVanon, S (1, 9) OBP: 0.259, SLG: 0.250	1-2 G4-3			1-1 F7		3-2 G3		2-1 G4-3	2-1 FC6-4 1B	3 0 0 0 0 0 1												
20 Juan Rivera, R (8, PH) OBP: 0.300, SLG: 0.316						1-2			1-2f	2 0 0 0 0 0 1												
27 Vladimir Guerrero, R (1, 10) OBP: 0.359, SLG: 0.556	0-1 F8			2-0 G5-3		3-2 F8		3-1 1B		4 0 1 0 0 0 1												
16 Garret Anderson, L (1, 7) OBP: 0.341, SLG: 0.425		1-3 K		2-2 G4-3			0-2 G3	1-2 1B		4 0 1 0 0 1 0												
Steve Finley, L (1, 8) OBP: 0.262, SLG: 0.235		1-3 K			3-2 F9		0-1 2B 1B	3-3 K		4 1 1 0 0 2 2												
Orlando Cabrera, R (1, 6) OBP: 0.405, SLG: 0.548		2-3 K			0-0 FC1-4-5-6 2B		0-2 2B		0-0 G4-3	4 1 2 0 0 1 0												
Bengie Molina, R (1, 2) OBP: 0.387, SLG: 0.577			2-2 F9		2-2 FC1-4-5-6 2B		0-0 G4-3 2B		1-1 L9	4 0 1 2 0 0 1												
6 Maicer Izturis, S (1, 5) OBP: 0.182, SLG: 0.545			2-3 K		3-2 G3		1-1 G4-3		2-1 1B 3B	4 1 1 0 0 1 2												
9 Chone Figgins, S (1, 4) OBP: 0.263, SLG: 0.394			2-1 HR			1-1 F9	1-3 K		4-0 1B BB	3 2 1 1 1 1 1												
Inning Stats	R: 0 E: 0 K: 1 S: 8	H: 0 LOB: 0 BB: 0 P: 10	R: 0 E: 0 K: 3 S: 11	H: 0 LOB: 0 BB: 0 P: 15	R: 1 E: 0 K: 2 S: 12	H: 1 LOB: 0 BB: 0 P: 19	R: 0 E: 0 K: 0 S: 6	H: 0 LOB: 0 BB: 0 P: 11	R: 0 E: 0 K: 0 S: 11	H: 1 LOB: 1 BB: 0 P: 19	R: 0 E: 0 K: 0 S: 8	H: 0 LOB: 1 BB: 1 P: 19	R: 2 E: 0 K: 1 S: 14	H: 3 LOB: 1 BB: 0 P: 16	R: 0 E: 0 K: 2 S: 14	H: 2 LOB: 2 BB: 0 P: 24	R: 2 E: 0 K: 0 S: 10	H: 2 LOB: 1 BB: 1 P: 21	1B: 4 2B: 3 3B: 1 HR: 1	SF: 0 SAC: 0 DP: 0 HBP: 0	WP: 0 PB: 0 SB: 0 CS: 0	PA: 38
PITCHER	IP WLS BF H R ER SO BB IBB HBP BLK WP HR S P ERA WHIP																					
Chan Ho Park, R (1, 1) ERA: 4.38	6.2 W 26 5 3 3 6 1 0 0 0 0 1 67 105 4.05 0.900																					
32 Ron Mahay, L (7, 1) ERA: 4.5	1.1 H 6 2 0 0 3 0 0 0 0 0 0 0 17 28 0.00 1.500																					
Doug Brocail, R (9, 1) ERA: 5.79	0.2 4 1 2 2 0 1 0 0 0 0 0 5 12 27.00 3.000																					
Francisco Cordero, R (9, 1) ERA: 3.86	0.1 S 2 1 0 0 0 0 0 0 0 0 0 0 5 9 0.00 3.000																					

Los Angeles Angels @ Texas Rangers
 Ameriquet Field, Arlington, TX
 Wed Apr 13 2005, 8:05 PM EDT
 Att. 21,625 - Clear - 73 F

livebaseballscorecards.com

AB	36
R	5
H	9
RBI	5
BB	2
SO	9
LOB	9



Batter	1	2	3	4	5	6	7	8	9
Alfonso Soriano, R OBP: 0.304, SLG: 0.556 (1, 4)	0-2 FC4-6 1B		2-2 P3		0-2 10 3B 1B	0-2 F9		1-2 2-H 1B	
9 Hank Blalock, L OBP: 0.457, SLG: 0.595 (1, 5)	2-0 FC4-6 1-2f		0-1 G6-3		4-0 10 3B BB	0-2 F8		3-3 K	
10 Michael Young, R OBP: 0.386, SLG: 0.450 (1, 6)	1-0 F9		1-3 K		0-0 23 2B 3B		2-2 G4-3 23 F7 1B		
23 Mark Teixeira, S OBP: 0.273, SLG: 0.325 (1, 3)	2-2 G6-3			0-0 G4-3	3-1 2B		0-0 F7		
Richard Hidalgo, R OBP: 0.293, SLG: 0.432 (1, 9)		0-0 P4		1-1 G5-3	0-1 G6-3		2-1 G4-3		
Adrián González, L OBP: 0.286, SLG: 0.600 (1, 10)		2-0 F8		0-1 F7		1-0 HR	2-2 F9		
Kevin Mench, R OBP: 0.259, SLG: 0.231 (1, 7)		0-3 K			0-0 9 BB 10 3B 1B	1-1 L7		1-2 G1-3 1B 1B	
David Dellucci, L OBP: 0.565, SLG: 0.786 (1, 8)			4-1 S 1B BB		0-0 F7	4-1 1B BB		1-1 G1-3	
Rod Barajas, R OBP: 0.457, SLG: 0.567 (1, 2)			2-1 9 G6-3 1B		1-3 K	0-2 1B		2-1 F7	

Inning Stats	R: 0 E: 0 K: 10 S: 10	H: 1 LOB: 1 BB: 0 P: 15	R: 0 E: 0 K: 1 S: 5	H: 0 LOB: 0 BB: 0 P: 7	R: 1 E: 0 K: 1 S: 12	H: 1 LOB: 1 BB: 1 P: 21	R: 0 E: 0 K: 0 S: 5	H: 0 LOB: 0 BB: 0 P: 6	R: 4 E: 0 K: 1 S: 14	H: 4 LOB: 1 BB: 1 P: 22	R: 1 E: 0 K: 0 S: 15	H: 2 LOB: 2 BB: 1 P: 21	R: 0 E: 0 K: 0 S: 9	H: 1 LOB: 1 BB: 0 P: 15	R: 1 E: 0 K: 1 S: 16	H: 2 LOB: 1 BB: 0 P: 24
--------------	--------------------------------	----------------------------------	------------------------------	---------------------------------	-------------------------------	----------------------------------	------------------------------	---------------------------------	-------------------------------	----------------------------------	-------------------------------	----------------------------------	------------------------------	----------------------------------	-------------------------------	----------------------------------

PITCHER	IP	WLS	BF	H	R	ER	SO	BB	IBB	HBP	BLK	WP	HR	S	P	ERA	WHIP
Paul Byrd, R ERA: 6.92 (1, 1)	6.0	L	29	8	6	6	3	3	0	0	0	0	1	61	92	9.00	1.833
Kevin Gregg, R ERA: 5.4 (7, 1)	1.2		8	3	1	1	0	0	0	0	0	0	0	22	33	5.40	1.800
Jake Woods, L ERA: 4.91 (8, 1)	0.1		1	0	0	0	1	0	0	0	0	0	0	3	6	0.00	0.000

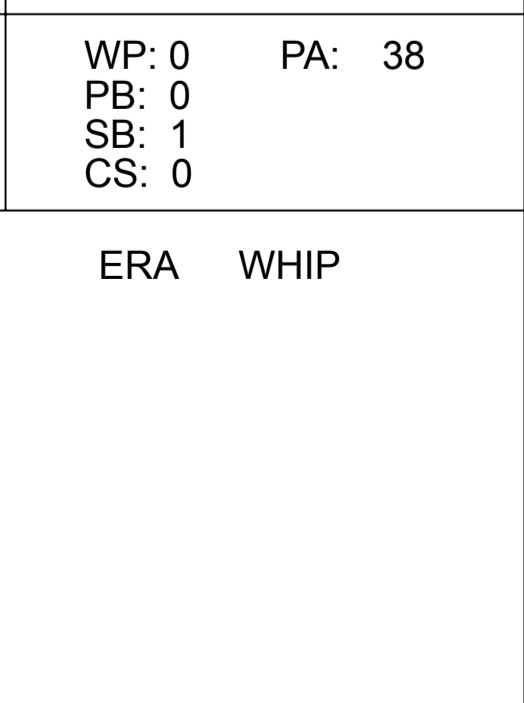
Los Angeles Angels @ Texas Rangers
Ameriquet Field, Arlington, TX
 Wed Apr 13 2005, 8:05 PM EDT
 Att. 21,625 - Clear - 73 F

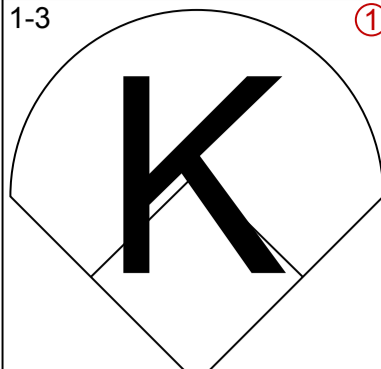
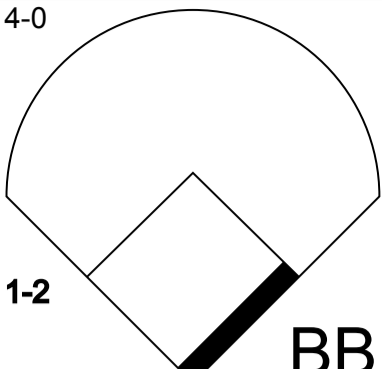
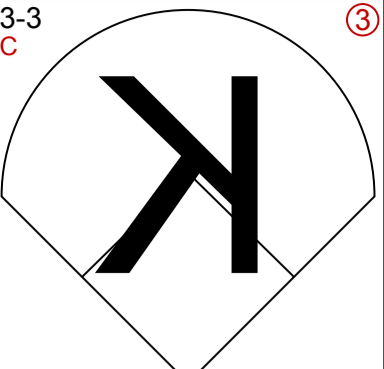
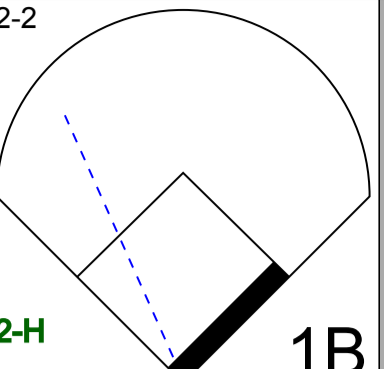
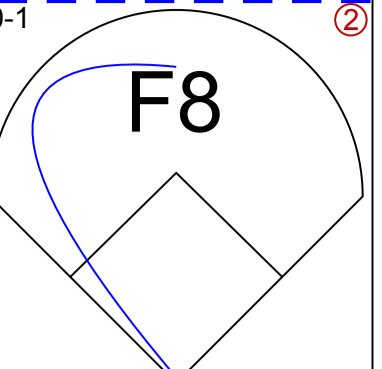
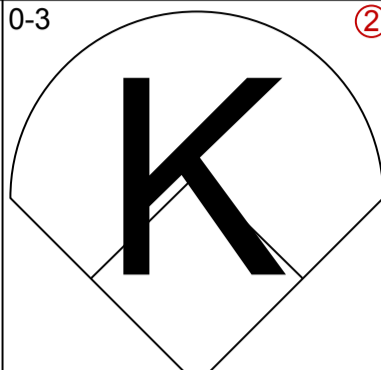
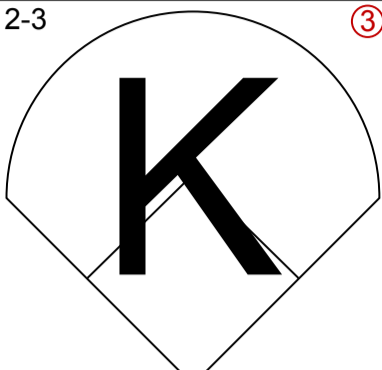
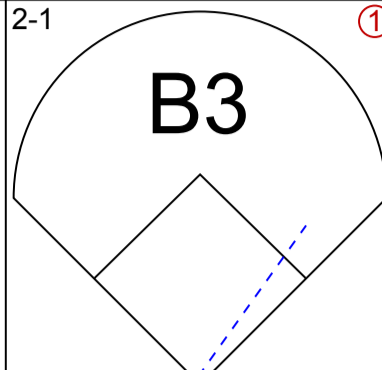
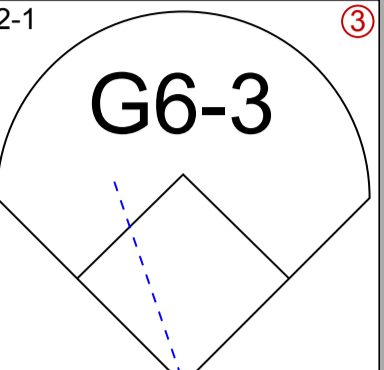
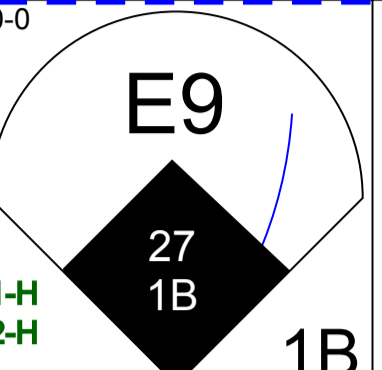
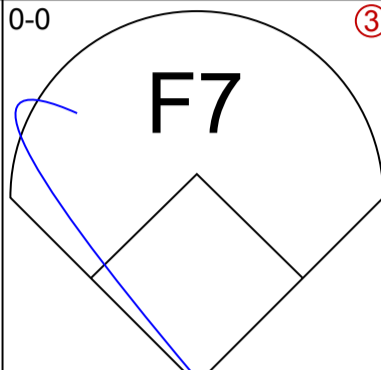
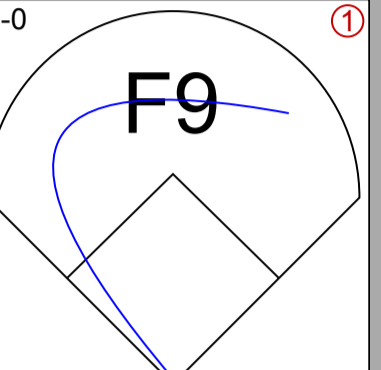
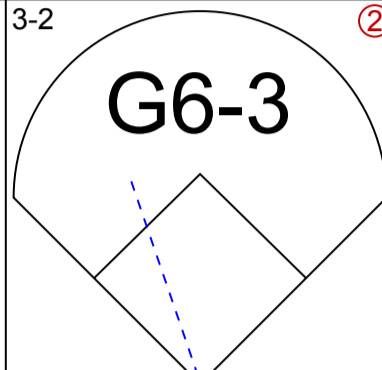
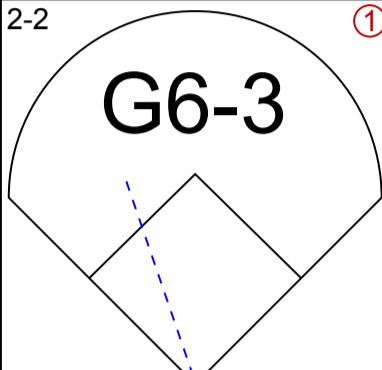
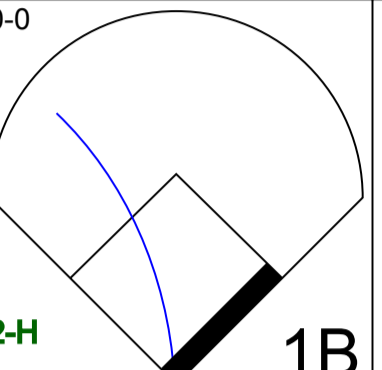
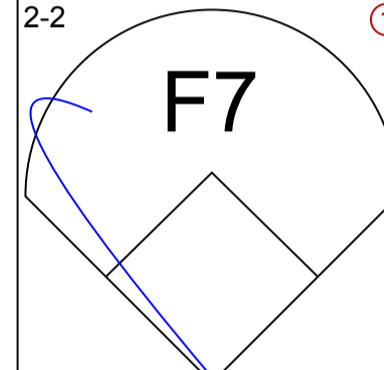
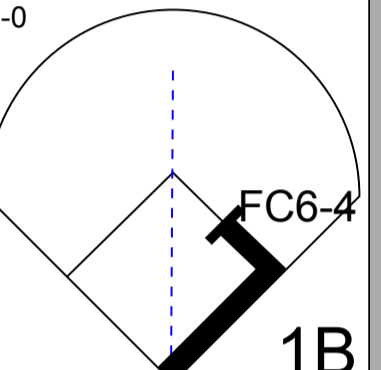
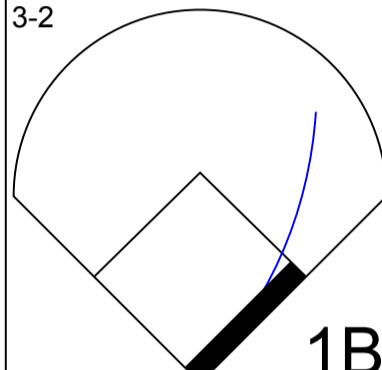
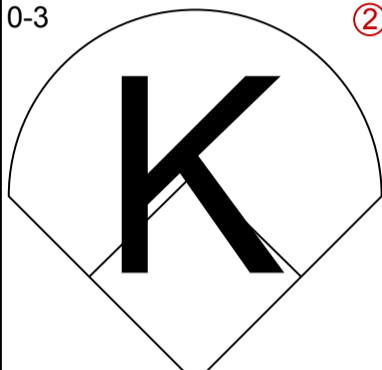
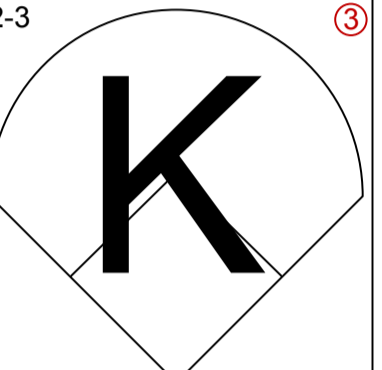
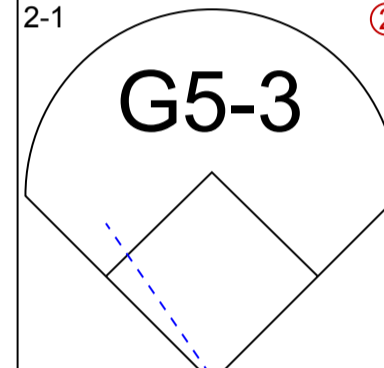
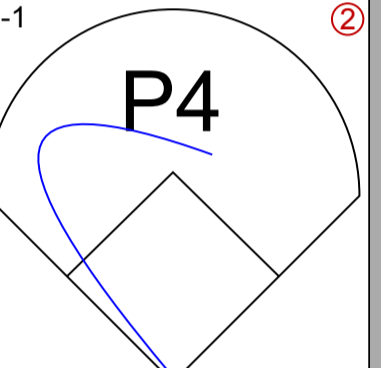
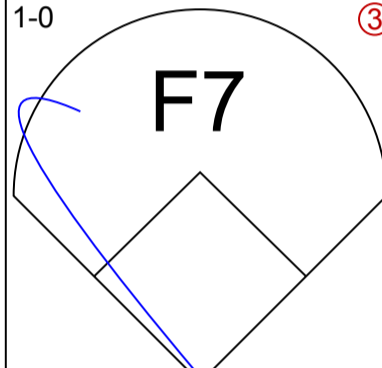
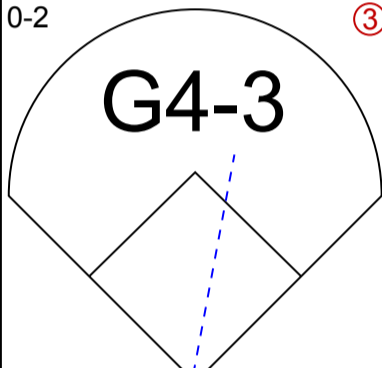
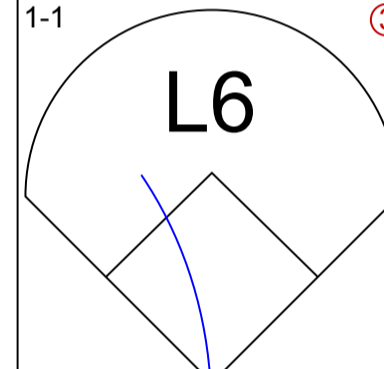
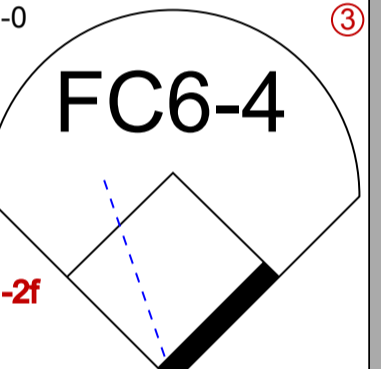
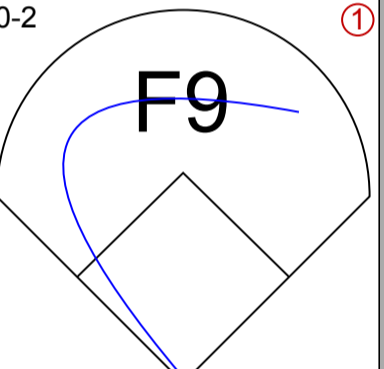
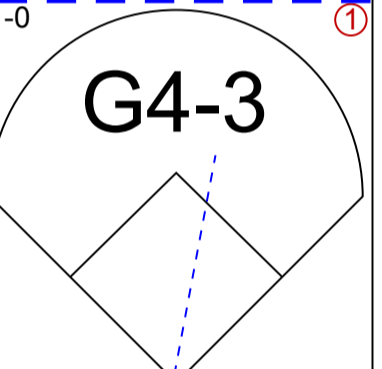
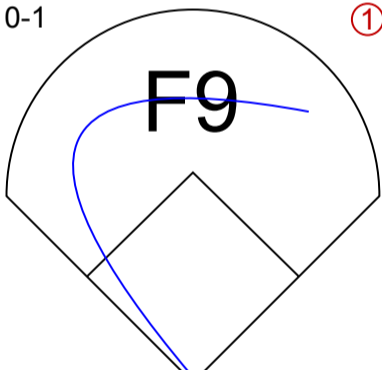
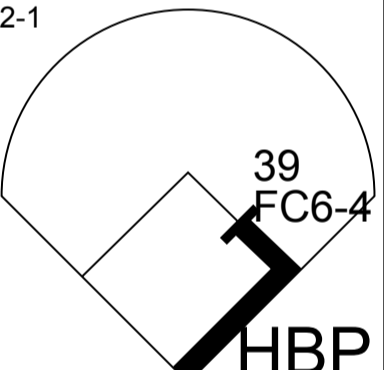
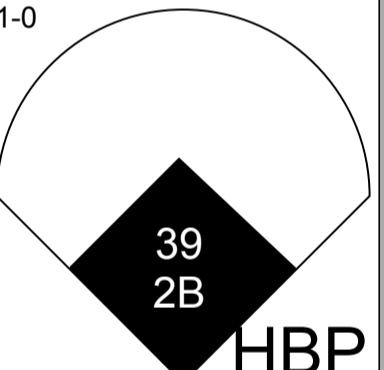
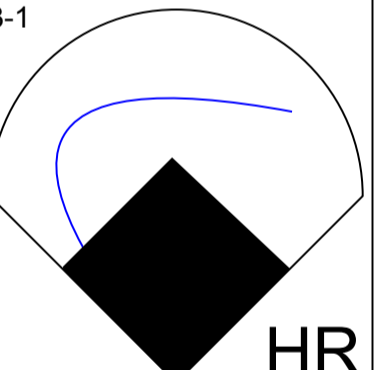
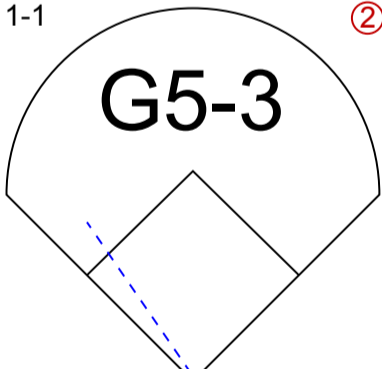
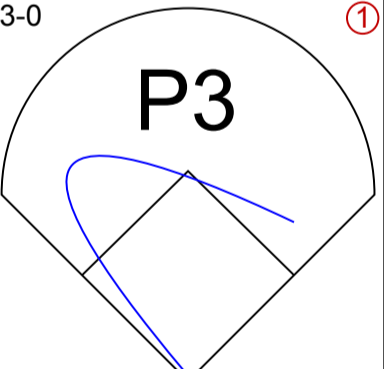
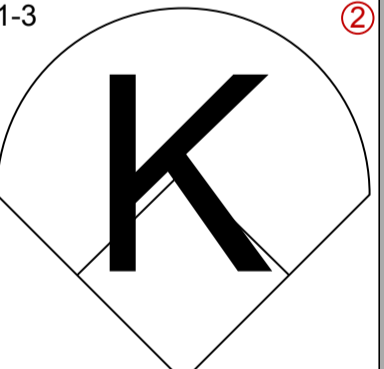
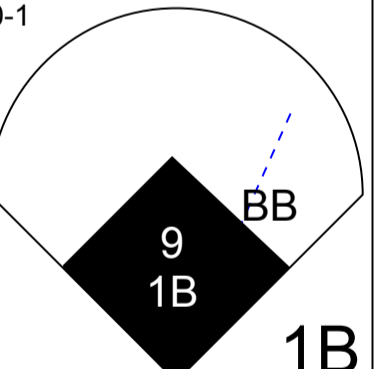
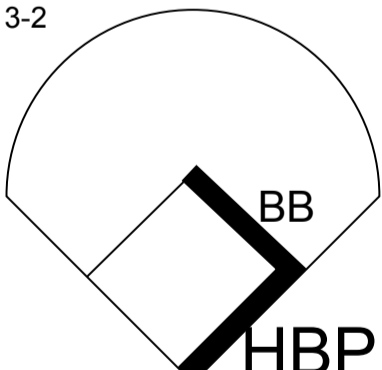
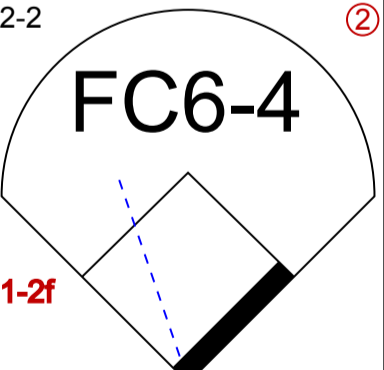
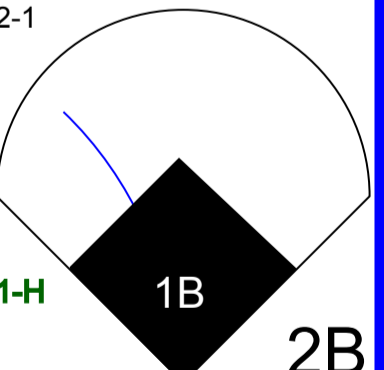
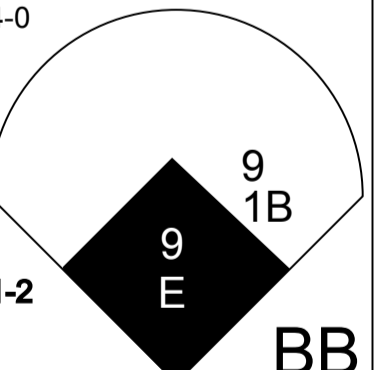
AB	R	H	RBI	BB	SO	LOB
5	1	3	1	0	0	3
4	1	0	0	1	1	5
4	1	2	3	0	1	2
4	0	1	1	0	0	2
4	0	0	0	0	0	2
4	1	1	1	0	0	1
4	2	2	0	0	1	0
2	1	0	0	2	0	2
4	0	2	1	0	1	2

AB	35
R	7
H	11
RBI	7
BB	3
SO	4
LOB	19

1B	8	SF	0	2B	1	SAC	0	3B	1	DP	0	HR	1	HBP	0
----	---	----	---	----	---	-----	---	----	---	----	---	----	---	-----	---

WP	0	PA	38		
PB	0	SB	1	CS	0



Batter	1	2	3	4	5	6	7	8	9	AB R H RBI BB SO LOB	TOP															
Darin Erstad, L (1, 3) OBP: 0.347, SLG: 0.478	1-3 		4-0 		3-3 		2-2 		0-1 	4 0 1 1 1 2 3																
9 Chone Figgins, S (1, 4) OBP: 0.256, SLG: 0.368	0-3 		2-3 			2-1 	2-1 		0-0 	5 1 1 1 0 2 3																
27 Vladimir Guerrero, R (1, 9) OBP: 0.341, SLG: 0.512	0-0 			2-0 		3-2 		2-2 	0-0 	5 0 1 1 0 0 0																
16 Garret Anderson, L (1, 7) OBP: 0.348, SLG: 0.422		2-2 		1-0 		3-2 		0-3 	2-3 	5 0 2 0 0 2 1																
20 Juan Rivera, R (1, 10) OBP: 0.250, SLG: 0.261		2-1 		0-1 		1-0 		0-2 		4 0 0 0 0 0 2																
Orlando Cabrera, R (1, 6) OBP: 0.366, SLG: 0.486		1-1 		1-0 			0-2 		1-0 	4 0 0 0 0 0 1																
Steve Finley, L (1, 8) OBP: 0.326, SLG: 0.333			0-1 		2-1 		1-0 		3-1 	2 2 1 1 0 0 0																
Bengie Molina, R (1, 2) OBP: 0.371, SLG: 0.533			1-1 		3-0 		1-3 		0-1 	4 1 1 0 0 1 2																
39 Robb Quinlan, R (1, 5) OBP: 0.217, SLG: 0.318 Lou Merloni, R (7, 5)			3-2 		2-2 		2-1 		4-0 	2 1 1 1 0 0 1 0 1 0 0 1 0 0																
Inning Stats	R: 0 E: 0 K: 2 S: 7	H: 0 LOB: 0 BB: 0 P: 8	R: 0 E: 0 K: 0 S: 7	H: 0 LOB: 0 BB: 0 P: 12	R: 0 E: 0 K: 1 S: 9	H: 0 LOB: 2 BB: 1 P: 19	R: 0 E: 0 K: 0 S: 5	H: 1 LOB: 1 BB: 0 P: 9	R: 0 E: 0 K: 1 S: 8	H: 0 LOB: 1 BB: 0 P: 18	R: 0 E: 0 K: 0 S: 9	H: 1 LOB: 1 BB: 0 P: 18	R: 2 E: 0 K: 1 S: 13	H: 2 LOB: 1 BB: 0 P: 21	R: 0 E: 0 K: 1 S: 10	H: 0 LOB: 0 BB: 0 P: 12	R: 4 E: 1 K: 1 S: 12	H: 4 LOB: 1 BB: 1 P: 22	1B: 6 2B: 1 3B: 0 HR: 1	SF: 0 SAC: 0 DP: 0 HBP: 3	WP: 0 PB: 0 SB: 0 CS: 0	PA: 40				
PITCHER	IP WLS BF H R ER SO	WLS BF H R ER SO	WLS BF H R ER SO	WLS BF H R ER SO	WLS BF H R ER SO	WLS BF H R ER SO	WLS BF H R ER SO	WLS BF H R ER SO	WLS BF H R ER SO	WLS BF H R ER SO	WLS BF H R ER SO	WLS BF H R ER SO	WLS BF H R ER SO	WLS BF H R ER SO	WLS BF H R ER SO	WLS BF H R ER SO	WLS BF H R ER SO	WLS BF H R ER SO	WLS BF H R ER SO	WLS BF H R ER SO	WLS BF H R ER SO	WLS BF H R ER SO	WLS BF H R ER SO	ERA WHIP	ERA WHIP	
Barry Zito, L (1, 1) ERA: 7.27	8.0	L	32	4	2	2	6	1	0	3	0	0	0	0	68	117	2.25	0.625								
Juan Cruz, R (9, 1) ERA: 12.46	0.1		4	2	3	3	0	1	0	0	0	0	1	5	13	81.00	9.000									
Ricardo Rincon, L (9, 1) ERA:	0.1		1	0	0	0	0	0	0	0	0	0	0	2	2	0.00	0.000									
20 Huston Street, R (9, 1) ERA: 1.69	0.1		3	2	1	0	1	0	0	0	0	0	0	5	7	0.00	6.000									

Los Angeles Angels @ Oakland Athletics
 McAfee Coliseum, Oakland, CA

AB	35
R	6
H	8
RBI	5
BB	2
SO	7
LOB	13



BOTTOM

Los Angeles Angels @ Oakland Athletics
McAfee Coliseum, Oakland, CA

livebaseballscorecards.com

AB	29
R	1
H	2
RBI	1
BB	0
SO	7
LOB	3



WP: 0	PA: 29
PB: 0	
SB: 0	
CS: 0	

Fri Apr 15 2005, 10:05 PM EDT
Att. 23,283 - Clear - 61 F

AB	R	H	RBI	BB	SO	LOB
4	1	1	0	0	0	0
4	0	0	0	0	1	1
3	0	0	0	0	1	1
3	0	1	1	0	1	0
3	0	0	0	0	1	1
3	0	0	0	0	0	0
3	0	0	0	0	1	0
3	0	0	0	0	0	0
2	0	0	0	0	1	0
1	0	0	0	0	1	0

9 1-1 **F9** **F9**

0-2 **G5-3** **G5-3**

0-0 **F7** **F7**

2-3 **K** **K**

1-3 **K** **K**

2-1 **L6** **L6**

2-3 **K** **K**

2-1 **G5-3** **G5-3**

1-3 **K** **K**

8

0-0 **F7** **F7**

2-3 **K** **K**

1-3 **K** **K**

2-1 **L6** **L6**

2-3 **K** **K**

2-1 **G5-3** **G5-3**

7

0-0 **F7** **F7**

2-3 **K** **K**

1-3 **K** **K**

2-1 **L6** **L6**

2-3 **K** **K**

2-1 **G5-3** **G5-3**

6 0-2 **F8** **F8**

3-3 **K** **K**

0-0 **F7** **F7**

2-3 **K** **K**

1-3 **K** **K**

2-1 **L6** **L6**

2-3 **K** **K**

2-1 **G5-3** **G5-3**

3-2 **G3-1** **G3-1**

5

0-2 **F8** **F8**

3-3 **K** **K**

0-0 **F7** **F7**

2-3 **K** **K**

1-3 **K** **K**

2-1 **L6** **L6**

2-3 **K** **K**

2-1 **G5-3** **G5-3**

3-2 **G3-1** **G3-1**

4 0-2 **F8** **F8**

3-3 **K** **K**

0-0 **F7** **F7**

2-3 **K** **K**

1-3 **K** **K**

2-1 **L6** **L6**

2-3 **K** **K**

2-1 **G5-3** **G5-3**

3-2 **G3-1** **G3-1**

3

0-2 **F8** **F8**

3-3 **K** **K**

0-0 **F7** **F7**

2-3 **K** **K**

1-3 **K** **K**

2-1 **L6** **L6**

2-3 **K** **K**

2-1 **G5-3** **G5-3**

3-2 **G3-1** **G3-1**

2

0-0 **F8** **F8**

3-3 **K** **K**

0-0 **F7** **F7**

2-3 **K** **K**

1-3 **K** **K**

2-1 **L6** **L6**

2-3 **K** **K**

2-1 **G5-3** **G5-3**

3-2 **G3-1** **G3-1**

1 0-0 **G6-3** **G6-3**

2-2 **F8** **F8**

1-3 **K** **K**

2-0 **L9** **L9**

2-2 **F8** **F8**

1-0 **G6-3** **G6-3**

2-2 **F9** **F9**

2-1 **G6-3** **G6-3**

2-3 **K** **K**

Batter

21 Mark Kotsay, L (1, 8) **G6-3**

Jason Kendall, R (1, 2) **F8**

3 Eric Chavez, L (1, 5) **K**

Scott Hatteberg, L (1, 3) **L9**

Erubiel Durazo, L (1, 10) **F8**

Eric Byrnes, R (1, 7) **G6-3**

14 Mark Ellis, R (1, 4) **F9**

Charles Thomas, L (1, 9) **G6-3**

Marco Scutaro, R (1, 6) **K**

Nick Swisher, S (9, PH) **K**

Inning Stats		R: 0	H: 0	E: 0	K: 1	S: 8	R: 0	H: 0	E: 0	K: 0	S: 6	R: 0	H: 0	E: 0	K: 1	S: 9	R: 1	H: 2	E: 0	K: 0	S: 14	R: 0	H: 0	E: 0	K: 1	S: 13	R: 0	H: 0	E: 0	K: 1	S: 9	R: 0	H: 0	E: 0	K: 1	S: 8	R: 0	H: 0	E: 0	K: 1	S: 8	R: 0	H: 0	E: 0	K: 1	S: 9	R: 0	H: 0	E: 0	K: 1	S: 9	R: 0	H: 0	E: 0	K: 1	S: 11	1B: 1	2B: 1	3B: 0	HR: 0	SF: 0	SAC: 0	DP: 0	HBP: 0	WP: 0	PB: 0	SB: 0	CS: 0	PA: 29
--------------	--	------	------	------	------	------	------	------	------	------	------	------	------	------	------	------	------	------	------	------	-------	------	------	------	------	-------	------	------	------	------	------	------	------	------	------	------	------	------	------	------	------	------	------	------	------	------	------	------	------	------	------	------	------	------	------	-------	-------	-------	-------	-------	-------	--------	-------	--------	-------	-------	-------	-------	--------

PITCHER		IP	WLS	BF	H	R	ER	SO	BB	IBB	HBP	BLK	WP	HR	S	P	ERA	WHIP
40 Bartolo Colon, R (1, 1)	ERA: 3.66	7.0	W	23	2	1	1	5	0	0	0	0	0	0	67	99	1.29	0.286
62 Scot Shields, R (8, 1)	ERA: 2.35	1.0	H	3	0	0	0	1	0	0	0	0	0	0	8	14	0.00	0.000
Francisco Rodriguez, R (9, 1)	ERA:	1.0		3	0	0	0	1	0	0	0	0	0	0	9	11	0.00	0.000

Batter	1	2	3	4	5	6	7	8	9	10	AB R H RBI BB SO LOB	TOP										
Darin Erstad, L OBP: 0.321, SLG: 0.440 (1, 3)	1-0 F7		3-3 K			1-1 G4-3		0-1 G4-3			4 0 0 0 0 1 2											
Jeff DaVanon, S OBP: 0.226, SLG: 0.214 (1, 10)	2-3 K			1-1 L8		1-2 G4-3			2-2 G4-3		4 0 0 0 0 1 0											
27 Vladimir Guerrero, R OBP: 0.313, SLG: 0.467 (1, 9)	1-2 G6-3			0-2 P3		0-0 F8			0-3 K		4 0 0 0 0 1 0											
16 Garret Anderson, L OBP: 0.340, SLG: 0.396 (1, 7)		4-0 G6-3 BB		3-3 K			1-3 K		2-1 P6		3 0 0 0 1 2 0											
Steve Finley, L OBP: 0.298, SLG: 0.300 (1, 8)		0-1 G6-3			0-0 G1-3		0-3 K			2-3 K	4 0 0 0 0 2 1											
Orlando Cabrera, R OBP: 0.356, SLG: 0.462 (1, 6)		1-1 1B			1-0 L8		1-2 F8			1-2 P4	4 0 1 0 0 0 0											
6 Maicer Izturis, S OBP: 0.267, SLG: 0.500 (1, 5)		1-3 K			4-1 1B BB			3-2 G4-3 SH1-4 1B		2-2 F9	3 0 1 0 1 1 1											
José Molina, R OBP: 0.400, SLG: 0.400 (1, 2)			2-3 K		1-2 1B			0-0 SH1-4			2 0 1 0 0 1 0											
9 Chone Figgins, S OBP: 0.261, SLG: 0.366 (1, 4)			3-2 K CS 1B		2-3 K			3-1 G4-3			3 0 1 0 0 1 3											
Inning Stats	R: 0 E: 0 K: 1 S: 7	H: 0 LOB: 0 BB: 0 P: 11	R: 0 E: 0 K: 1 S: 7	H: 1 LOB: 1 BB: 1 P: 13	R: 0 E: 0 K: 2 S: 10	H: 1 LOB: 0 BB: 0 P: 18	R: 0 E: 0 K: 1 S: 10	H: 1 LOB: 2 BB: 1 P: 18	R: 0 E: 0 K: 0 S: 6	H: 0 LOB: 0 BB: 0 P: 8	R: 0 E: 0 K: 2 S: 9	H: 0 LOB: 0 BB: 0 P: 11	R: 0 E: 0 K: 0 S: 8	H: 1 LOB: 1 BB: 0 P: 14	R: 0 E: 0 K: 1 S: 8	H: 0 LOB: 0 BB: 0 P: 12	R: 0 E: 0 K: 1 S: 10	H: 0 LOB: 0 BB: 0 P: 15	1B: 4 2B: 0 3B: 0 HR: 0	SF: 0 SAC: 1 DP: 1 HBP: 0	WP: 0 PB: 0 SB: 0 CS: 1	PA: 34
PITCHER	IP WLS BF H R ER SO BB IBB HBP BLK WP HR S P ERA WHIP																					
40 Rich Harden, R ERA: 0.68 (1, 1)	8.0	28	4	0	0	8	2	0	0	0	0	0	0	65	105	0.00	0.750					
50 Kiko Calero, R ERA: (9, 1)	2.0	6	0	0	0	2	0	0	0	0	0	0	0	18	27	0.00	0.000					

Los Angeles Angels @ Oakland Athletics
McAfee Coliseum, Oakland, CA

Sat Apr 16 2005, 4:05 PM EDT
Att. 25,280 - Sunny - 59 F

livebaseballscorecards.com

AB 31
R 0
H 4
RBI 0
BB 2
SO 10
LOB 7



Batter	1	2	3	4	5	6	7	8	9	10	AB R H RBI BB SO LOB
21 Mark Kotsay, L (1, 8) OBP: 0.408, SLG: 0.487	0-0 F7		1-3 K		2-2 1B			1-3 K			4 0 1 0 0 2 0
Eric Byrnes, R (1, 7) OBP: 0.290, SLG: 0.483	1-0 F8		0-0 2B		1-1 F9			2-0 1B			4 0 2 0 0 0 1
Jason Kendall, R (1, 2) OBP: 0.267, SLG: 0.238	4-1 3 1B BB		4-0 BB			1-2 F9		1-2 E5			2 0 0 0 2 0 1
3 Eric Chavez, L (1, 5) OBP: 0.326, SLG: 0.316	1-2 1B		0-1 G3-1			1-1 F7		3-3 K			4 0 1 0 0 1 4
23 Bobby Kielty, S (1, 10) Erubiel Durazo, L (9, PH) OBP: 0.256, SLG: 0.171	1-3 K			2-3 K		1-3 K			2-0 G3-6-3 1B		3 0 0 0 0 3 2 1 0 1 0 0 0 0
Scott Hatteberg, L (1, 3) OBP: 0.317, SLG: 0.385		3-2 G6-3		1-1 G4-3			1-0 G3		2-2 G3-6-3 1-2f		4 0 0 0 0 0 1
Keith Ginter, R (1, 4) OBP: 0.222, SLG: 0.375		0-0 P3		3-2 P3			0-1 G5-3		1-2 L7		4 0 0 0 0 0 0
Nick Swisher, S (1, 9) OBP: 0.250, SLG: 0.487		0-1 F9			1-3 K		3-2 G6-3			2-2 SH SH 1B	4 1 1 0 0 1 0
Marco Scutaro, R (1, 6) OBP: 0.290, SLG: 0.286			0-1 L8		2-0 P4			2-1 F8		0-0 SH 1-H	3 0 0 0 0 0 0

Inning Stats	R: 0 E: 0 K: 1 S: 9	H: 1 LOB: 2 BB: 1 P: 16	R: 0 E: 0 K: 0 S: 7	H: 0 LOB: 0 BB: 0 P: 10	R: 0 E: 0 K: 1 S: 8	H: 1 LOB: 2 BB: 1 P: 13	R: 0 E: 0 K: 1 S: 9	H: 0 LOB: 0 BB: 0 P: 15	R: 0 E: 0 K: 1 S: 9	H: 1 LOB: 1 BB: 0 P: 15	R: 0 E: 0 K: 1 S: 10	H: 0 LOB: 0 BB: 0 P: 13	R: 0 E: 0 K: 0 S: 6	H: 0 LOB: 0 BB: 0 P: 10	R: 0 E: 1 K: 2 S: 12	H: 1 LOB: 2 BB: 0 P: 21	R: 0 E: 0 K: 0 S: 13	H: 1 LOB: 0 BB: 0 P: 18	R: 1 E: 1 K: 0 S: 4	H: 1 LOB: 1 BB: 0 P: 6	1B: 5 2B: 1 3B: 0 HR: 0	SF: 0 SAC: 1 DP: 1 HBP: 0
--------------	------------------------------	----------------------------------	------------------------------	----------------------------------	------------------------------	----------------------------------	------------------------------	----------------------------------	------------------------------	----------------------------------	-------------------------------	----------------------------------	------------------------------	----------------------------------	-------------------------------	----------------------------------	-------------------------------	----------------------------------	------------------------------	---------------------------------	----------------------------------	------------------------------------

PITCHER	IP	WLS	BF	H	R	ER	SO	BB	IBB	HBP	BLK	WP	HR	S	P	ERA	WHIP
Jarrod Washburn, L (1, 1) ERA: 2.79	8.0		31	4	0	0	7	2	0	0	0	0	0	70	113	0.00	0.750
Brendan Donnelly, R (9, 1) ERA: 6.75	1.0		3	1	0	0	0	0	0	0	0	0	0	13	18	0.00	1.000
62 Scot Shields, R (10, 1) ERA: 2.35	0.0	L	2	1	1	0	0	0	0	0	0	0	0	4	6	∞	∞


BOTTOM

Los Angeles Angels @ Oakland Athletics
 McAfee Coliseum, Oakland, CA

Sat Apr 16 2005, 4:05 PM EDT
 Att. 25,280 - Sunny - 59 F

livebaseballscorecards.com

AB	33
R	1
H	6
RBI	0
BB	2
SO	7
LOB	9



WP: 0	PA: 36
PB: 0	
SB: 0	
CS: 0	

Batter	1	2	3	4	5	6	7	8	9	AB R H RBI BB SO LOB	TOP												
Darin Erstad, L (1, 3) OBP: 0.310, SLG: 0.407	1-2 G1-3	1-2 G4-3			1-1 L7		4-1 BB		1-1 L4-6	4 0 0 0 1 0 2													
Jeff DaVanon, S (1, 10) OBP: 0.257, SLG: 0.226	1-1 27 HR 1B		2-1 F7			4-2 27 1B 16 HR BB	1-1 G1-3			3 2 1 0 1 0 1													
27 Vladimir Guerrero, R (1, 9) OBP: 0.365, SLG: 0.563	0-0 1-H HR		1-1 16 G3-6 1B			1-1 1 SAFE 1 SAFE 16 HR 1B		1-1 S HBP		3 2 3 2 0 0 0													
16 Garret Anderson, L (1, 7) OBP: 0.352, SLG: 0.462	0-1 1B		1-1 G3-6			2-1 1-H 3-H HR		0-1 F7		4 1 2 3 0 0 2													
Steve Finley, L (1, 8) OBP: 0.275, SLG: 0.273	0-3 K			3-1 G6-3		3-1 F7		1-1 P5		4 0 0 0 0 1 2													
Orlando Cabrera, R (1, 6) OBP: 0.327, SLG: 0.419	3-2 G5-3			0-1 B2-3		0-3 K		1-2 P5		4 0 0 0 0 1 2													
Bengie Molina, R (1, 2) OBP: 0.389, SLG: 0.581		X	0-0 6 G3 9 G4-3 2B		2-2 P3		0-3 K		4-2 L4-6 6 G4-3 BB	1 1 1 0 0 0 0 2 0 0 0 0 1 0 0 0 0 0 1 0 0													
20 Juan Rivera, R (9, PH) OBP: 0.280, SLG: 0.261											AB 33												
6 Maicer Izturis, S (1, 5) OBP: 0.211, SLG: 0.389		X	0-0 G3		1-1 G4-3		2-2 F7		0-1 G4-3	4 0 0 0 0 0 2	R 6												
9 Chone Figgins, S (1, 4) OBP: 0.260, SLG: 0.356		X	0-0 G4-3		1-0 G4-3		1-3 K		1-2 1B	4 0 1 1 0 1 0	H 8												
Inning Stats	R: 2 E: 0 K: 1 S: 14	H: 3 LOB: 1 BB: 0 P: 19	R: 1 E: 0 K: 0 S: 6	H: 1 LOB: 0 BB: 0 P: 7	R: 0 E: 0 K: 0 S: 6	H: 1 LOB: 0 BB: 0 P: 10	R: 0 E: 0 K: 0 S: 7	H: 0 LOB: 0 BB: 0 P: 12	R: 0 E: 0 K: 2 S: 14	H: 0 LOB: 0 BB: 1 P: 24	R: 0 E: 0 K: 1 S: 10	H: 0 LOB: 1 BB: 1 P: 18	R: 0 E: 0 K: 0 S: 9	H: 0 LOB: 1 BB: 0 P: 12	R: 0 E: 0 K: 0 S: 9	H: 1 LOB: 1 BB: 1 P: 15	1B: 5 2B: 2 3B: 0 HR: 2	SF: 0 SAC: 0 DP: 2 HBP: 1	WP: 0 PB: 0 SB: 1 CS: 0	PA: 37			
PITCHER	IP	WLS	BF	H	R	ER	SO	BB	IBB	HBP	BLK	WP	HR	S	P	ERA	WHIP						
Kirk Saarloos, R (1, 1) ERA: 6.75	5.0		21	6	5	5	1	1	0	0	0	0	1	42	65	9.00	1.400						
Ricardo Rincon, L (6, 1) ERA: 3.38	0.1	B	2	1	1	1	0	0	0	0	0	0	1	4	9	27.00	3.000						
20 Huston Street, R (6, 1) ERA: 1.23	2.0	W	8	0	0	0	3	1	0	1	0	0	0	19	28	0.00	0.500						
Octavio Dotel, R (8, 1) ERA: 1.93	1.2	S	6	1	0	0	0	1	0	0	0	0	0	15	23	0.00	1.200						

Los Angeles Angels @ Oakland Athletics
McAfee Coliseum, Oakland, CA

Sun Apr 17 2005, 4:05 PM EDT
Att. 36,291 - Sunny - 61 F

AB	33
R	6
H	8
RBI	6
BB	3
SO	4
LOB	11



Batter	1	2	3	4	5	6	7	8	9
21 Mark Kotsay, L OBP: 0.415, SLG: 0.469	0-1 G3 1B G4-3 1B	0-0 2B 1B		3-3 K		1-2 F9			
Jason Kendall, R OBP: 0.286, SLG: 0.283	0-1 G4-3 1B G3 1B	2-2 2B 1B 1-H 2-H			0-1 F8		1-2 F8		
3 Eric Chavez, L OBP: 0.300, SLG: 0.286	1-1 G3 1B 1-2 2-3	0-2 P3			2-3 K		0-3 K		
Erubiel Durazo, L OBP: 0.233, SLG: 0.154	2-2 G4-3 2-3 3-H		2-0 G5-3		1-3 K		1-2 F7		
Scott Hatteberg, L OBP: 0.333, SLG: 0.395	2-1 1B 3-H		0-1 F8		2-2 G4-3		0-0 1B		
Eric Byrnes, R OBP: 0.286, SLG: 0.485	3-2 P5		1-0 P3		1-2 14 1B 2B		1-1 SAFE P6		
14 Mark Ellis, R OBP: 0.321, SLG: 0.269		3-1 P4		2-2 F8		0-1 HR 1B	1-2 L4		
Nick Swisher, S OBP: 0.250, SLG: 0.488		1-0 F7		1-0 2B		0-3 K	0-0 F8		
Marco Scutaro, R OBP: 0.324, SLG: 0.419		2-2 2B 21 1B 1B		1-1 P3		1-1 SAFE HR			

AB	R	H	RBI	BB	SO	LOB
4	2	2	0	0	1	1
4	1	2	2	0	0	0
4	0	0	0	0	2	3
4	0	0	1	0	1	1
4	0	2	1	0	0	0
4	1	1	0	0	0	2
4	1	1	1	0	0	1
4	0	1	0	0	1	2
3	2	2	2	0	0	1

BOTTOM

Los Angeles Angels @ Oakland Athletics
McAfee Coliseum, Oakland, CA
 Sun Apr 17 2005, 4:05 PM EDT
 Att: 36,291 - Sunny - 61 F


AB	35
R	7
H	11
RBI	7
BB	0
SO	5
LOB	11



1B: 7	SF: 0	WP: 0	PA: 35
2B: 3	SAC: 0	PB: 0	
3B: 0	DP: 0	SB: 0	
HR: 1	HBP: 0	CS: 0	

Inning Stats	R	H	ER	SO	BB	IBB	HBP	BLK	WP	HR	S	P	ERA	WHIP
	2	3	0	4	0	0	0	0	0	1	68	101	11.12	1.765
	0	0	0	0	0	0	0	0	0	0	16	19	0.00	0.750
	0	0	0	0	0	0	0	0	0	0	6	8	0.00	0.000

PITCHER	IP	WLS	BF	H	R	ER	SO	BB	IBB	HBP	BLK	WP	HR	S	P	ERA	WHIP
41 John Lackey, R ERA: 8.22	5.2	L	27	10	7	7	4	0	0	0	0	0	1	68	101	11.12	1.765
Jake Woods, L ERA: 3.6	1.1		5	1	0	0	1	0	0	0	0	0	0	16	19	0.00	0.750
Esteban Yan, R ERA: 3.86	1.0		3	0	0	0	0	0	0	0	0	0	0	6	8	0.00	0.000

Batter	1	2	3	4	5	6	7	8	9	AB R H RBI BB SO LOB	TOP														
51 Ichiro Suzuki, L (1, 9) OBP: 0.456, SLG: 0.538	2-2 G3		0-2 L5-3		0-1 FC6-4		0-0 G1-3		1-0 F9	5 0 0 0 0 0 3	<p>Seattle Mariners @ Los Angeles Angels Angel Stadium of Anaheim, Anaheim, CA</p> <p>Mon Apr 18 2005, 7:05 PM PDT Att. 39,638 - Cloudy - 60 F</p> <p>livebaseballscorecards.com</p> <table border="0"> <tr><td>AB</td><td>38</td></tr> <tr><td>R</td><td>1</td></tr> <tr><td>H</td><td>12</td></tr> <tr><td>RBI</td><td>1</td></tr> <tr><td>BB</td><td>0</td></tr> <tr><td>SO</td><td>3</td></tr> <tr><td>LOB</td><td>19</td></tr> </table> 	AB	38	R	1	H	12	RBI	1	BB	0	SO	3	LOB	19
AB	38																								
R	1																								
H	12																								
RBI	1																								
BB	0																								
SO	3																								
LOB	19																								
7 Jeremy Reed, L (1, 8) OBP: 0.306, SLG: 0.318	1-1 G4-3		1-0 1B		0-0 G3		2-2 1B		2-2 F9	5 0 2 0 0 0 2															
29 Adrian Beltré, R (1, 5) OBP: 0.269, SLG: 0.340	0-3 K		1-2 F8		2-1 1B 2B		0-0 P6		2-2 F9	4 0 1 0 0 1 2															
Richie Sexson, R (1, 10) OBP: 0.333, SLG: 0.605		1-2 F8		1-3 K		0-0 1B 1B		0-0 P4		4 0 1 0 0 1 0															
Bret Boone, R (1, 4) OBP: 0.321, SLG: 0.367		2-3 K		0-2 G6-3		1-1 F9		1-1 1B 2B		4 1 1 0 0 1 2															
Raul Ibanez, L (1, 3) OBP: 0.288, SLG: 0.375		1-2 1B 2B		0-2 E5		1-1 1-2 2-3 1B		0-1 G4-6-3 1B		4 0 3 1 0 0 0															
Randy Winn, S (1, 7) OBP: 0.360, SLG: 0.341		2-1 FC5-4 1B		0-0 G3		0-0 F5		2-0 G4-6-3		4 0 1 0 0 0 5															
Miguel Olivo, R (1, 2) OBP: 0.167, SLG: 0.200		2-2 FC5-4		0-2 L7		2-1 P3		0-0 P6		3 0 0 0 0 0 5															
Greg Dobbs, L (9, PH) OBP: 0.100, SLG: 0.200		1 SAFE 1 SAFE 1 SAFE 1 SAFE		0-1 51 L5-3 1B		0-2 51 FC6-4 1B		1-1 L8		1 0 0 0 0 0 0															
39 Wilson Valdez, R (1, 6) OBP: 0.275, SLG: 0.308									1-1 51 F9 2B	3 0 2 0 0 0 0															
Scott Spiezio, S (9, PH) OBP: 0.267, SLG: 0.167										1 0 1 0 0 0 0															
Inning Stats	R: 0 E: 0 K: 1 S: 9	H: 0 LOB: 0 BB: 0 P: 12	R: 0 E: 0 K: 1 S: 16	H: 2 LOB: 2 BB: 0 P: 24	R: 0 E: 0 K: 0 S: 9	H: 2 LOB: 1 BB: 0 P: 11	R: 0 E: 1 K: 1 S: 12	H: 0 LOB: 1 BB: 0 P: 13	R: 0 E: 0 K: 0 S: 9	H: 1 LOB: 1 BB: 0 P: 9	R: 0 E: 0 K: 0 S: 10	H: 3 LOB: 3 BB: 0 P: 16	R: 0 E: 0 K: 0 S: 7	H: 1 LOB: 1 BB: 0 P: 10	R: 1 E: 0 K: 0 S: 6	H: 2 LOB: 0 BB: 0 P: 9	R: 0 E: 0 K: 0 S: 10	H: 1 LOB: 1 BB: 0 P: 14	1B: 8 2B: 5 3B: 0 HR: 0	SF: 0 SAC: 0 DP: 2 HBP: 0	WP: 0 PB: 0 SB: 0 CS: 0	PA: 38			
PITCHER	IP WLS BF H R ER SO BB IBB HBP BLK WP HR S P ERA WHIP																				ERA WHIP				
Paul Byrd, R (1, 1) ERA: 4.71	8.0 W 34 11 1 1 3 0 0 0 0 0 0 78 104 1.12 1.375																								
Brendan Donnelly, R (9, 1) ERA: 5.87	1.0 4 1 0 0 0 0 0 0 0 0 0 0 10 14 0.00 1.000																								

Batter	1	2	3	4	5	6	7	8	9
Darin Erstad, L OBP: 0.333, SLG: 0.483 (1, 3) C B X	1-1 1B 16 SF8 2B		4-0 27 HR BB	2-2 1-H 3-H HR		0-2 F7		1-2 F7	
Jeff DaVanon, S OBP: 0.256, SLG: 0.229 (1, 10) X	0-0 2-3 1B		2-3 K	0-0 G3-1		2-3 K			
27 Vladimir Guerrero, R OBP: 0.375, SLG: 0.615 (1, 9) B X	1-0 P4		1-0 1-H HR		1-0 P4			0-1 1B 1B	
16 Garret Anderson, L OBP: 0.328, SLG: 0.436 (1, 7) X	0-0 SF8		2-0 F8		1-3 K		2-3 K		
Steve Finley, L OBP: 0.291, SLG: 0.277 (1, 8) 1 SAFE 1 SAFE C 1 SAFE B X	1-1 F9		1-1 P4		4-1 1B BB		2-2 1-2 1B		
Orlando Cabrera, R OBP: 0.358, SLG: 0.447 (1, 6) F X		0-1 1B		0-1 8 FC4-6 1B	1-1 1-2 1B		1-2 F7		
8 Dallas McPherson, L (1, 5) F B D D X		3-1 F7		2-2 1 SAFE FC4-6 CS 1-2f 1B	1-2 F8		2-3 K		
Josh Paul, R OBP: 0.125, SLG: 0.125 (1, 2) C B S S C SAFE		2-2 K		3-3 9 1B HR 1-2 1B		0-0 F9		2-3 K	
9 Chone Figgins, S OBP: 0.296, SLG: 0.388 (1, 4) 1 SAFE 1 SAFE X		0-0 F7		3-1 1B HR		3-2 S 1B		0-1 1B	

Inning Stats	R: 1	H: 2	E: 0	K: 0	S: 7	R: 0	H: 1	E: 0	K: 1	S: 8	R: 0	H: 1	E: 0	K: 1	S: 7	R: 2	H: 1	E: 0	K: 1	S: 19	R: 0	H: 1	E: 0	K: 1	S: 10	R: 0	H: 1	E: 0	K: 1	S: 13	R: 0	H: 2	E: 0	K: 2	S: 14	R: 0	H: 1	E: 0	K: 1	S: 9
	LOB: 1	BB: 0	P: 10	LOB: 1	BB: 0	P: 12	LOB: 0	BB: 1	P: 17	LOB: 4	BB: 0	P: 29	LOB: 2	BB: 1	P: 18	LOB: 0	BB: 0	P: 21	LOB: 0	BB: 0	P: 12	LOB: 0	BB: 0	P: 12	LOB: 2	BB: 0	P: 12	LOB: 0	BB: 0	P: 12	LOB: 0	BB: 0	P: 12	LOB: 0	BB: 0	P: 12	LOB: 0	BB: 0	P: 12	

PITCHER	IP	WLS	BF	H	R	ER	SO	BB	IBB	HBP	BLK	WP	HR	S	P	ERA	WHIP
Aaron Sele, R ERA: 6.19 (1, 1)	4.0	L	20	8	6	6	2	1	0	0	0	0	0	23	36	13.50	2.250
Matt Thornton, L ERA: 6.43 (5, 1)	2.0		9	2	0	0	2	1	0	0	0	0	0	23	36	0.00	1.500
Shigetoshi Hasegawa, R ERA: 1.23 (7, 1)	1.0		5	2	0	0	2	0	0	0	0	0	0	14	21	0.00	2.000
40 Julio Mateo, R ERA: (8, 1)	1.0		3	1	0	0	1	0	0	0	0	0	0	9	12	0.00	1.000


BOTTOM

AB	R	H	RBI	BB	SO	LOB
4	3	2	3	1	0	1
4	0	1	0	0	2	2
4	1	2	2	0	0	2
3	0	0	1	0	2	1
3	0	1	0	1	0	1
4	0	3	0	0	0	2
4	0	0	0	0	1	6
4	1	1	0	0	2	1
4	1	3	0	0	0	1

Seattle Mariners @ Los Angeles Angels
Angel Stadium of Anaheim, Anaheim, CA

Mon Apr 18 2005, 7:05 PM PDT
Att: 39,638 - Cloudy - 60 F

AB	34
R	6
H	13
RBI	6
BB	2
SO	7
LOB	17



WP	PA	ERA	WHIP
0	37		
0			
2			
1			

Seattle Mariners @ Los Angeles Angels
 Angel Stadium of Anaheim, Anaheim, CA

Tue Apr 19 2005, 1:05 PM PDT
 Att: 38,667 - Partly Cloudy - 64 F

AB	34
R	5
H	8
RBI	5
BB	8
SO	7
LOB	21



AB	R	H	RBI	BB	SO	LOB
3	2	1	0	2	0	1
3	1	1	0	2	0	1
4	0	1	1	1	2	5
5	1	1	3	0	3	7
5	0	1	0	0	1	0
4	1	2	1	1	0	1
4	0	1	0	1	1	0
3	0	0	0	1	0	4
3	0	0	0	0	0	2

Batter	1	2	3	4	5	6	7	8	9																			
51 Ichiro Suzuki, L OBP: 0.468, SLG: 0.527	4-2 7 WP HR BB	1-2 7 E 29 S 1B		2-0 G5-3		1-2 G4-3		4-0 7 1B IBB																				
7 Jeremy Reed, L OBP: 0.333, SLG: 0.319	4-2 HR BB	4-2 29 1B BB		1-2 G4-3		0-0 P6		1-1 1B																				
29 Adrian Beltré, R OBP: 0.281, SLG: 0.333	3-2 F8	3-2 1B		0-3 K		4-0 FC6-4 BB		2-3 K																				
Richie Sexson, R OBP: 0.319, SLG: 0.628	0-0 1-H 2-H HR	2-3 K		0-3 K		2-1 FC6-4		2-3 K																				
Bret Boone, R OBP: 0.310, SLG: 0.352	2-3 K		0-0 G5-3		3-1 1B 1B		2-2 G3-1	0-2 G1-3																				
Raul Ibanez, L OBP: 0.316, SLG: 0.462	3-2 HR		4-1 BB BB		2-0 F8		1-2 G5-3	2-1 2B																				
Randy Winn, S OBP: 0.364, SLG: 0.333	0-3 K		4-0 BB		1-2 FC6-4 1B		1-1 G6-3	1-2 F8																				
Miguel Olivo, R OBP: 0.176, SLG: 0.182		2-2 G6-3	2-2 F3		0-0 FC6-4		4-2 7 1B 39 SH3 BB																					
39 Wilson Valdez, R OBP: 0.256, SLG: 0.286		1-1 P4	2-1 F7			2-2 E6 51 G4-3		0-0 SH3																				
Inning Stats	R: 4 E: 0 K: 2 S: 18	H: 2 LOB: 0 BB: 2 P: 34	R: 1 E: 0 K: 1 S: 19	H: 2 LOB: 2 BB: 1 P: 31	R: 0 E: 0 K: 0 S: 8	H: 0 LOB: 2 BB: 2 P: 20	R: 0 E: 0 K: 1 S: 7	H: 0 LOB: 0 BB: 0 P: 10	R: 0 E: 0 K: 1 S: 11	H: 2 LOB: 2 BB: 0 P: 17	R: 0 E: 1 K: 0 S: 11	H: 0 LOB: 2 BB: 1 P: 19	R: 0 E: 0 K: 0 S: 11	H: 0 LOB: 0 BB: 0 P: 15	R: 0 E: 0 K: 2 S: 12	H: 1 LOB: 3 BB: 2 P: 25	R: 0 E: 0 K: 0 S: 9	H: 1 LOB: 0 BB: 0 P: 12	1B: 5 2B: 1 3B: 0 HR: 2	SF: 0 SAC: 1 DP: 0 HBP: 0	WP: 1 PB: 0 SB: 1 CS: 0	PA: 43						
PITCHER	IP	WLS	BF	H	R	ER	SO	BB	IBB	HBP	BLK	WP	HR	S	P	ERA	WHIP											
Kevin Gregg, R ERA: 9.0	(1, 1)	2.1	L	15	4	5	5	3	4	0	0	0	1	2	39	71	19.29	3.429										
Chris Bootcheck, R ERA:	(3, 1)	3.1		15	2	0	0	2	2	0	0	0	0	0	33	56	0.00	1.200										
Esteban Yan, R ERA: 2.89	(6, 1)	2.1		10	1	0	0	2	1	1	0	0	0	0	25	44	0.00	0.857										
62 Scot Shields, R ERA: 2.08	(9, 1)	1.0		3	1	0	0	0	0	0	0	0	0	0	9	12	0.00	1.000										

Batter	1	2	3	4	5	6	7	8	9	AB R H RBI BB SO LOB
Darin Erstad, L (1, 3) OBP: 0.324, SLG: 0.476	1-2 2B	0-2 G6-3			2-1 F8		3-3 K		3-2 G5-3	5 0 1 0 0 1 2
Orlando Cabrera, R (1, 6) OBP: 0.328, SLG: 0.404	0-0 G6-3		0-1 L6		3-2 F9		2-1 G1-3		2-2 G5-3	5 0 0 0 0 0 1
27 Vladimir Guerrero, R (1, 9) OBP: 0.393, SLG: 0.667	0-0 F7		2-0 G1-3		1-1 HR		1-0 16 1B		0-1 1B	5 1 3 1 0 0 1
16 Garret Anderson, L (1, 7) OBP: 0.317, SLG: 0.417	3-3 K		0-0 F7		0-1 F9		0-0 1-2 1B		0-1 G3	5 0 1 0 0 1 2
39 Robb Quinlan, R (1, 5) OBP: 0.185, SLG: 0.269		0-1 G6-3		1-3 K		0-0 G6-3		0-2 F9		4 0 0 0 0 1 2
20 Juan Rivera, R (1, 10) OBP: 0.310, SLG: 0.296		2-0 9 2B 1B		2-2 P4		3-1 E6		2-1 G3-1 1B		4 1 2 0 0 0 0
Steve Finley, L (1, 8) OBP: 0.288, SLG: 0.333		0-3 SAFE K		2-0 HR		2-1 FC4		0-2 G3-1		4 1 1 1 0 1 3
José Molina, R (1, 2) OBP: 0.444, SLG: 0.286		4-2 SAFE 9 2B BB		4-1 BB		0-3 K		3-3 K		2 0 0 0 2 2 3
9 Chone Figgins, S (1, 4) OBP: 0.293, SLG: 0.396		0-0 1-3 2-H 2B		0-0 B2-3		3-3 K		1-3 K		4 0 1 1 0 2 4

Inning Stats	R: 0	H: 1	E: 0	LOB: 1	K: 1	S: 8	R: 1	H: 2	E: 0	LOB: 2	K: 1	S: 12	R: 0	H: 0	E: 0	LOB: 0	K: 0	S: 4	R: 1	H: 1	E: 0	LOB: 1	K: 1	S: 9	R: 1	H: 1	E: 0	LOB: 0	K: 0	S: 13	R: 0	H: 2	E: 0	LOB: 2	K: 1	S: 11	R: 0	H: 1	E: 0	LOB: 1	K: 2	S: 11	R: 0	H: 1	E: 0	LOB: 1	K: 0	S: 12	1B: 5	SF: 0	2B: 2	SAC: 0	3B: 0	DP: 0	HR: 2	HBP: 0	WP: 0	PA: 40
--------------	------	------	------	--------	------	------	------	------	------	--------	------	-------	------	------	------	--------	------	------	------	------	------	--------	------	------	------	------	------	--------	------	-------	------	------	------	--------	------	-------	------	------	------	--------	------	-------	------	------	------	--------	------	-------	-------	-------	-------	--------	-------	-------	-------	--------	-------	--------

PITCHER	IP	WLS	BF	H	R	ER	SO	BB	IBB	HBP	BLK	WP	HR	S	P	ERA	WHIP
Jamie Moyer, L (1, 1) ERA: 3.0	6.0	W	27	5	3	3	5	2	0	0	0	0	2	57	92	4.50	1.167
20 J.J. Putz, R (7, 1) ERA:	0.2	H	3	1	0	0	1	0	0	0	0	0	0	7	13	0.00	1.500
Ron Villone, L (7, 1) ERA:	1.1	H	6	2	0	0	2	0	0	0	0	0	0	15	21	0.00	1.500
Eddie Guardado, L (9, 1) ERA: 3.0	1.0	S	4	1	0	0	0	0	0	0	0	0	0	12	17	0.00	1.000

BOTTOM

Seattle Mariners @ Los Angeles Angels
Angel Stadium of Anaheim, Anaheim, CA

Tue Apr 19 2005, 1:05 PM PDT
Att. 38,667 - Partly Cloudy - 64 F

livebaseballscores.com

AB	38
R	3
H	9
RBI	3
BB	2
SO	8
LOB	18



Batter	1	2	3	4	5	6	7	8	9	AB R H RBI BB SO LOB	TOP											
Coco Crisp, S (1, 7) OBP: 0.314, SLG: 0.375	0-3 		2-0 		0-3 			2-0 		4 0 1 0 0 2 1	Cleveland Indians @ Los Angeles Angels Angel Stadium of Anaheim, Anaheim, CA Wed Apr 20 2005, 7:05 PM PDT Att: 42,531 - Clear - 64 F livebaseballscorecards.com											
Alex Cora, L (1, 6) OBP: 0.324, SLG: 0.313	0-1 		0-0 			2-2 		3-2 		4 0 0 0 0 0 2												
41 Victor Martinez, S (1, 2) OBP: 0.305, SLG: 0.327	2-1 		4-2 			1-2 		2-0 		3 0 1 0 1 0 0												
48 Travis Hafner, L (1, 10) OBP: 0.390, SLG: 0.367	4-2 		0-2 			1-0 		2-3 		3 0 0 0 1 1 2												
Casey Blake, R (1, 9) OBP: 0.302, SLG: 0.425	0-2 		1-1 			0-2 		2-3 		4 0 1 0 0 1 2												
Ben Broussard, L (1, 3) OBP: 0.315, SLG: 0.438		0-3 	1-0 			0-2 				3 0 0 0 0 1 1												
Aaron Boone, R (1, 5) OBP: 0.224, SLG: 0.275		2-3 	2-3 			0-0 				3 0 0 0 0 2 1												
24 Grady Sizemore, L (1, 8) OBP: 0.231, SLG: 0.327		3-3 			0-0 		2-2 	1-1 		3 0 0 0 0 1 0												
Ronnie Belliard, R (1, 4) OBP: 0.292, SLG: 0.432			3-2 		1-2 			1-0 		3 0 1 0 0 0 0												
Inning Stats	R: 0 E: 0 K: 1 S: 12	H: 1 LOB: 2 BB: 1 P: 18	R: 0 E: 0 K: 3 S: 12	H: 0 LOB: 0 BB: 0 P: 17	R: 0 E: 0 K: 0 S: 12	H: 1 LOB: 2 BB: 1 P: 21	R: 0 E: 0 K: 1 S: 6	H: 0 LOB: 0 BB: 0 P: 10	R: 0 E: 0 K: 1 S: 9	H: 0 LOB: 0 BB: 0 P: 10	R: 0 E: 0 K: 0 S: 8	H: 0 LOB: 0 BB: 0 P: 12	R: 0 E: 0 K: 0 S: 9	H: 1 LOB: 0 BB: 0 P: 11	R: 0 E: 0 K: 0 S: 9	H: 1 LOB: 1 BB: 0 P: 16	R: 0 E: 0 K: 2 S: 7	H: 0 LOB: 0 BB: 0 P: 13	1B: 2 2B: 2 3B: 0 HR: 0	SF: 0 SAC: 0 DP: 0 HBP: 0	WP: 0 PB: 0 SB: 0 CS: 1	PA: 33
PITCHER	IP WLS BF H R ER SO BB IBB HBP BLK WP HR S P ERA WHIP																					
40 Bartolo Colon, R (1, 1) ERA: 2.6	8.0 W 29 4 0 0 6 2 0 0 0 0 0 0 77 115 0.00 0.750																					
Francisco Rodriguez, R (9, 1) ERA:	1.0 S 3 0 0 0 2 0 0 0 0 0 0 0 7 13 0.00 0.000																					

Cleveland Indians @ Los Angeles Angels
 Angel Stadium of Anaheim, Anaheim, CA

Wed Apr 20 2005, 7:05 PM PDT
 Att: 42,531 - Clear - 64 F

AB	30
R	0
H	4
RBI	0
BB	2
SO	8
LOB	9



Batter	1	2	3	4	5	6	7	8	9
Darin Erstad, L (1, 3) OBP: 0.333, SLG: 0.478	2-2 F8		1-2 2-H 1B		3-2 G6-3			0-1 F7 1B	
Jeff DaVanon, S (1, 10) OBP: 0.256, SLG: 0.211	1-3 K		1 SAFE 2-1 G1-3			4-1 BB		1 SAFE 2-2 F7	
27 Vladimir Guerrero, R (1, 9) OBP: 0.391, SLG: 0.650	3-2 G6-3			0-0 16 G3 1B		1-0 G5-4-3			
16 Garret Anderson, L (1, 7) OBP: 0.303, SLG: 0.397		1-0 F7		2-1 G3		1-0 P5			
Steve Finley, L (1, 8) OBP: 0.274, SLG: 0.315		1-1 G6-3		0-1 G4-3			0-1 G4-3		
Orlando Cabrera, R (1, 6) OBP: 0.328, SLG: 0.389		1-1 G6-3		4-0 BB			1-2 F9		
8 Dallas McPherson, L (1, 5) 6 Maicer Izturis, S (8, 5) OBP: 0.211, SLG: 0.389			0-3 K	1-3 K			0-3 K		
José Molina, R (1, 2) OBP: 0.417, SLG: 0.300			1-1 9 G1-3 1B		1-1 L6		1-2 G4-3		
9 Chone Figgins, S (1, 4) OBP: 0.295, SLG: 0.446			3-2 G1-3		1-0 L1		3-2 HR		

AB R H RBI BB SO LOB	
4	0 2 1 0 0 0
3	0 0 0 1 1 2
3	0 1 0 0 0 1
3	0 0 0 0 0 1
3	0 0 0 0 0 1
2	0 0 0 1 0 0
3	0 0 0 0 3 2
0	0 0 0 0 0 0
3	1 1 0 0 0 0
3	1 1 1 0 0 1

Inning Stats	
R: 0	H: 0
E: 0	LOB: 0
K: 1	BB: 0
S: 10	P: 16
R: 0	H: 0
E: 0	LOB: 0
K: 0	BB: 0
S: 5	P: 8
R: 1	H: 2
E: 0	LOB: 1
K: 1	BB: 0
S: 14	P: 21
R: 0	H: 1
E: 0	LOB: 2
K: 1	BB: 1
S: 8	P: 15
R: 0	H: 0
E: 0	LOB: 0
K: 0	BB: 0
S: 6	P: 11
R: 0	H: 0
E: 0	LOB: 0
K: 0	BB: 1
S: 3	P: 9
R: 0	H: 0
E: 0	LOB: 0
K: 1	BB: 0
S: 10	P: 11
R: 1	H: 2
E: 0	LOB: 0
K: 0	BB: 0
S: 12	P: 18

PITCHER	
37 Jake Westbrook, R (1, 1) ERA: 3.81	IP WLS BF H R ER SO BB IBB HBP BLK WP HR S P ERA WHIP
	8.0 L 29 5 2 2 4 2 0 0 0 0 1 68 109 2.25 0.875

PITCHER	
	IP WLS BF H R ER SO BB IBB HBP BLK WP HR S P ERA WHIP

BOTTOM

Cleveland Indians @ Los Angeles Angels
Angel Stadium of Anaheim, Anaheim, CA

Wed Apr 20 2005, 7:05 PM PDT
 Att. 42,531 - Clear - 64 F

livebaseballscorecards.com

AB	27
R	2
H	5
RBI	2
BB	2
SO	4
LOB	8



WP: 0	PA: 29
PB: 0	
SB: 0	
CS: 0	

Batter	1	2	3	4	5	6	7	8	9	10	AB R H RBI BB SO LOB	TOP										
Coco Crisp, S OBP: 0.320, SLG: 0.391 Alex Cora, L OBP: 0.324, SLG: 0.313	1-3 K	0-0 HR 2B		2-1 G6-3		0-1 1B			1-3 K		5 1 2 0 0 2 0 0 0 0 0 0 0 0	Cleveland Indians @ Los Angeles Angels Angel Stadium of Anaheim, Anaheim, CA Thu Apr 21 2005, 7:05 PM PDT Att. 39,673 - Clear - 71 F										
Ronnie Belliard, R OBP: 0.302, SLG: 0.490	1-2 48 E 41 1B 2B	1-0 HR		0-0 G4-3		0-1 F7			2-3 K		5 2 2 2 0 1 1											
41 Victor Martinez, S OBP: 0.328, SLG: 0.370	0-0 48 E 2B	1-2 G5-3		0-0 1B				2-2 L4	3-2 2B		5 1 3 0 0 0 0											
48 Travis Hafner, L OBP: 0.406, SLG: 0.407	3-2 SAFE 2B 1B	0-1 1B		0-3 K				2-2 2B	3-2 G4-3		5 1 3 0 0 1 2											
Casey Blake, R OBP: 0.292, SLG: 0.400	0-3 K	0-1 F8		2-2 G6-4-3 1B				3-2 G6-3	1-3 K		5 0 1 0 0 2 5											
José Hernández, R OBP: 0.333, SLG: 0.462 Ben Broussard, L OBP: 0.309, SLG: 0.429	2-1 1-H 2-H 3-H 2B		2-2 G5-3	3-1 G6-4-3 1-2f				0-3 K	1-3 K2-3		4 0 1 3 0 1 2 1 0 0 0 0 1 0											
Aaron Boone, R OBP: 0.222, SLG: 0.255	2-2 HBP		1-0 P3	1-3 K				1-1 P4	1-1 G6-3		4 0 0 0 0 1 0											
Ryan Ludwick, R OBP: 0.320, SLG: 0.476 24 Grady Sizemore, L (6, PH) OBP: 0.222, SLG: 0.315	2-2 F7		1-1 1B			1-1 P6		3-2 G1-3			2 0 1 0 0 0 2 2 0 0 0 0 0 0											
2 Jhonny Peralta, R OBP: 0.308, SLG: 0.394		2-2 G1-3	3-2 K			3-2 G5-3		3-2 F9			4 0 0 0 0 1 1											
Inning Stats	R: 3 E: 1 K: 2 S: 24	H: 4 LOB: 2 BB: 0 P: 35	R: 2 E: 0 K: 0 S: 12	H: 3 LOB: 1 BB: 0 P: 16	R: 0 E: 0 K: 1 S: 10	H: 1 LOB: 1 BB: 0 P: 17	R: 0 E: 0 K: 1 S: 7	H: 1 LOB: 0 BB: 0 P: 15	R: 0 E: 0 K: 0 S: 10	H: 1 LOB: 1 BB: 0 P: 14	R: 0 E: 0 K: 1 S: 13		H: 1 LOB: 0 BB: 0 P: 20	R: 0 E: 0 K: 0 S: 12	H: 0 LOB: 0 BB: 0 P: 19	R: 0 E: 0 K: 2 S: 13	H: 1 LOB: 1 BB: 0 P: 22	R: 0 E: 0 K: 2 S: 8	H: 0 LOB: 0 BB: 0 P: 11	1B: 8 2B: 4 3B: 0 HR: 1	SF: 0 SAC: 0 DP: 1 HBP: 1	WP: 0 PB: 0 SB: 0 CS: 0
PITCHER	IP WLS BF H R ER SO BB IBB HBP BLK WP HR S P ERA WHIP																					
Jarrod Washburn, L ERA: 4.07	(1, 1) 5.0 25 10 5 5 5 0 0 0 0 0 0 1 62 92 9.00 2.000																					
Esteban Yan, R ERA: 2.38	(6, 1) 2.0 8 2 0 0 1 0 0 0 0 0 0 0 23 34 0.00 1.000																					
Brendan Donnelly, R ERA: 5.19	(8, 1) 1.0 3 0 0 0 0 0 0 0 0 0 0 0 12 19 0.00 0.000																					
Jake Woods, L ERA: 3.0	(9, 1) 1.0 4 1 0 0 2 0 0 0 0 0 0 0 13 22 0.00 1.000																					
Francisco Rodríguez, R ERA:	(10, 1) 1.0 W 3 0 0 0 2 0 0 0 0 0 0 0 8 11 0.00 0.000																					

livebaseballscorecards.com

AB 42
R 5
H 13
RBI 5
BB 0
SO 10
LOB 13



BOTTOM

Cleveland Indians @ Los Angeles Angels
Angel Stadium of Anaheim, Anaheim, CA

Thu Apr 21 2005, 7:05 PM PDT
Att. 39,673 - Clear - 71 F

livebaseballscorecards.com

AB	36
R	6
H	12
RBI	6
BB	3
SO	9
LOB	18



WP	0	PA	42
PB	0		
SB	2		
CS	0		

AB R H RBI BB SO LOB

4 2 2 1 1 0 1
2 0 0 0 0 1 2
1 0 0 0 0 1 1

5 0 0 1 0 2 3

5 0 3 1 0 2 0

5 0 1 0 0 1 3

5 2 3 1 0 0 1

3 1 1 0 0 2 3
1 1 1 0 0 0 0

2 0 1 1 2 0 0
0 0 0 0 0 0 0

3 0 0 1 0 0 4

1B	6	SF	1
2B	5	SAC	2
3B	0	DP	1
HR	1	HBP	0

Batter	1	2	3	4	5	6	7	8	9	10
Darin Erstad, L OBP: 0.351, SLG: 0.507 (1, 3)	F7		SH1-3 27 G6-3 2B	1-1 2B		F7			4-1 20 SH3-4 16 1B BB	
Jeff DaVanon, S OBP: 0.244, SLG: 0.200 (1, 10)	F7		SH1-3	3-H 2B		K			SH3-4	
20 Juan Rivera, R OBP: 0.300, SLG: 0.286 (6, PH) (7, 10)	F7		SH1-3	2-3		K			SH3-4	
27 Vladimir Guerrero, R OBP: 0.362, SLG: 0.600 (1, 9)	L7		G6-3	G6-3		K			K	
16 Garret Anderson, L OBP: 0.324, SLG: 0.412 (1, 7)						K				
Steve Finley, L OBP: 0.269, SLG: 0.322 (1, 8)						K				
Orlando Cabrera, R OBP: 0.348, SLG: 0.492 (1, 6)						F7			P5	
8 Dallas McPherson, L OBP: 0.100, SLG: 0.100 (1, 5)										
6 Maicer Izturis, S OBP: 0.250, SLG: 0.421 (8, PH) (9, 5)										
José Molina, R OBP: 0.500, SLG: 0.333 (1, 2)										
Josh Paul, R OBP: 0.125, SLG: 0.125 (8, PR) (9, 2)										
9 Chone Figgins, S OBP: 0.277, SLG: 0.424 (1, 4)										

Inning Stats	R: 0	H: 0	E: 0	K: 0	S: 5	H: 2	LOB: 3	BB: 1	P: 18	R: 1	H: 2	E: 0	K: 0	S: 9	H: 1	LOB: 1	BB: 0	P: 16	R: 2	H: 3	E: 0	K: 1	S: 12	H: 1	LOB: 2	BB: 1	P: 25	R: 0	H: 0	E: 1	K: 1	S: 9	H: 0	LOB: 1	BB: 0	P: 12	R: 0	H: 0	E: 0	K: 2	S: 13	H: 0	LOB: 0	BB: 0	P: 20	R: 1	H: 2	E: 0	K: 0	S: 9	H: 1	LOB: 1	BB: 0	P: 16	R: 1	H: 1	E: 0	K: 1	S: 8	H: 1	LOB: 1	BB: 1	P: 17	R: 1	H: 1	E: 0	K: 0	S: 2	H: 0	LOB: 0	BB: 0	P: 5	1B: 6	SF: 1	2B: 5	SAC: 2	3B: 0	DP: 1	HR: 1	HBP: 0	WP: 0	PA: 42
--------------	------	------	------	------	------	------	--------	-------	-------	------	------	------	------	------	------	--------	-------	-------	------	------	------	------	-------	------	--------	-------	-------	------	------	------	------	------	------	--------	-------	-------	------	------	------	------	-------	------	--------	-------	-------	------	------	------	------	------	------	--------	-------	-------	------	------	------	------	------	------	--------	-------	-------	------	------	------	------	------	------	--------	-------	------	-------	-------	-------	--------	-------	-------	-------	--------	-------	--------

PITCHER	IP	WLS	BF	H	R	ER	SO	BB	IBB	HBP	BLK	WP	HR	S	P	ERA	WHIP
Kevin Millwood, R ERA: 3.91 (1, 1)	5.1		27	8	3	3	5	2	0	0	0	0	0	55	91	5.06	1.875
Scott Sauerbeck, L ERA: 3.38 (6, 1)	0.1	H	1	0	0	0	0	0	0	0	0	0	0	1	1	0.00	0.000
63 Rafael Betancourt, R ERA: 0.84 (6, 1)	0.2	H	2	0	0	0	2	0	0	0	0	0	0	10	13	0.00	0.000
Arthur Rhodes, L ERA: 1.86 (7, 1)	1.0	H	4	1	1	1	1	0	0	0	0	0	0	10	18	9.00	1.000
Bob Howry, R ERA: 1.23 (8, 1)	0.2	H	2	1	0	0	0	0	0	0	0	0	0	5	8	0.00	1.500

PITCHER	IP	WLS	BF	H	R	ER	SO	BB	IBB	HBP	BLK	WP	HR	S	P	ERA	WHIP
Bob Wickman, R ERA: 8.53 (9, 1)	1.0		5	1	1	1	1	1	0	0	0	0	0	8	17	9.00	2.000
Jason Davis, R ERA: 5.87 (10, 1)	0.0	L	1	1	1	1	0	0	0	0	0	0	1	2	5	∞	∞

Oakland Athletics @ Los Angeles Angels
 Angel Stadium of Anaheim, Anaheim, CA

Fri Apr 22 2005, 7:05 PM PDT
 Att: 43,810 - Partly Cloudy - 64 F

AB	36
R	4
H	10
RBI	4
BB	5
SO	8
LOB	29



WP	2	PA	42
PB	0		
SB	0		
CS	1		

AB		R	H	RBI	BB	SO	LOB
5	1	2	0	0	0	4	
3	1	1	0	2	1	0	
5	0	0	0	0	1	5	
4	1	2	0	1	2	4	
4	0	3	2	1	0	1	
5	0	0	0	0	1	8	
4	0	0	0	0	2	3	
2	1	1	1	1	0	0	
0	0	0	0	0	0	0	
4	0	1	1	0	1	4	
1B	8	SF	0				
2B	2	SAC	0				
3B	0	DP	1				
HR	0	HBP	1				

Batter	1	2	3	4	5	6	7	8	9								
21 Mark Kotsay, L (1, 8) OBP: 0.403, SLG: 0.514	2-1 G6-3	1-0 L6		1-0 G3			3-2 F9 2B		3-2 WP 1B E 1B								
Marco Scutaro, R (1, 6) OBP: 0.426, SLG: 0.457	4-2 G3-6 BB		3-2 G1-3		1-3 K		4-1 BB BB		0-0 WP E 1B								
3 Eric Chavez, L (1, 5) OBP: 0.284, SLG: 0.313	2-2 G3-6 1-2f		2-1 P6		0-0 F8		2-1 F9		3-3 K								
Erubiel Durazo, L (1, 10) OBP: 0.318, SLG: 0.310		2-2 14 E 23 HBP 1B	0-1		4-1 1B BB		1-3 K		0-3 K 1-2 2-3								
Scott Hatteberg, L (1, 3) OBP: 0.338, SLG: 0.349		2-2 23 HBP 14 E 1-2 1B	3-2 G3-1		2-2 1-2 1B		4-1 1-2 BB		0-2 E7 1B 2-H 3-H								
14 Mark Ellis, R (1, 4) OBP: 0.333, SLG: 0.354		1-1 E1 23 HBP		2-2 G6-3		3-3 K		0-2 G3	0-0 G3-1								
Nick Swisher, S (1, 9) OBP: 0.250, SLG: 0.419		2-3 K		2-3 K		1-1 F7		1-1 G1									
23 Bobby Kielty, S (1, 7) OBP: 0.250, SLG: 0.063		3-2		1-2		1-1 F7		4-2									
Eric Byrnes, R (8, PR) (8, 7)		1-2 2-3 3-H HBP		17 2B 1B					17 CS BB								
17 Adam Melhuse, S (1, 2) OBP: 0.143, SLG: 0.286		1-0 P5		2-0 21 WP 1-H 2B		1-3 K		2-1 G3-1 1-2									
Inning Stats	R: 0 E: 0 K: 0 S: 8 H: 0 LOB: 0 BB: 1 P: 16	R: 1 E: 1 K: 1 S: 17 H: 2 LOB: 3 BB: 0 P: 29	R: 0 E: 0 K: 0 S: 10 H: 1 LOB: 1 BB: 0 P: 18	R: 1 E: 0 K: 1 S: 12 H: 2 LOB: 1 BB: 0 P: 20	R: 0 E: 0 K: 2 S: 12 H: 1 LOB: 2 BB: 1 P: 22	R: 0 E: 0 K: 1 S: 7 H: 0 LOB: 0 BB: 0 P: 10	R: 0 E: 0 K: 1 S: 15 H: 1 LOB: 3 BB: 2 P: 29	R: 0 E: 0 K: 0 S: 6 H: 0 LOB: 1 BB: 1 P: 13	R: 2 E: 1 K: 2 S: 15 H: 3 LOB: 1 BB: 0 P: 21								
PITCHER	IP	WLS	BF	H	R	ER	SO	BB	IBB	HBP	BLK	WP	HR	S	P	ERA	WHIP
41 John Lackey, R (1, 1) ERA: 6.64	5.0		24	6	2	1	4	2	0	1	0	1	0	59	105	1.80	1.600
Kevin Gregg, R (6, 1) ERA: 8.1	1.0		3	0	0	0	1	0	0	0	0	0	0	7	10	0.00	0.000
62 Scot Shields, R (7, 1) ERA: 1.69	2.0	H	9	1	0	0	1	3	0	0	0	0	0	21	42	0.00	2.000
Francisco Rodriguez, R (9, 1) ERA: 2.25	1.0	L	6	3	2	2	2	0	0	0	0	1	0	15	21	18.00	3.000

livebaseballscorecards.com

BOTTOM

Oakland Athletics @ Los Angeles Angels
Angel Stadium of Anaheim, Anaheim, CA

Fri Apr 22 2005, 7:05 PM PDT
Att. 43,810 - Partly Cloudy - 64 F

livebaseballscorecards.com

AB	35
R	3
H	9
RBI	3
BB	1
SO	3
LOB	12



WP:	0	PA:	36
PB:	0		
SB:	1		
CS:	0		

AB R H RBI BB SO LOB

4 0 0 0 0 0 2

4 1 1 0 0 0 1

4 0 2 0 0 0 0

4 0 0 1 0 0 2

4 0 1 0 0 0 1

3 1 1 0 1 1 1

3 1 1 0 0 1 3

1 0 0 0 0 0 0

3 0 0 1 0 0 1
1 0 1 0 0 0 0

4 0 2 1 0 1 1

1B: 5 SF: 0
2B: 3 SAC: 0
3B: 1 DP: 1
HR: 0 HBP: 0

Batter	1	2	3	4	5	6	7	8	9
Darin Erstad, L OBP: 0.333, SLG: 0.480 (1, 3)	2-1 G1-3	0-2 G1-3			1-0 G3-1		1-0 G6-3		
9 Chone Figgins, S OBP: 0.275, SLG: 0.413 (1, 4)	1-1 B1		3-2 F9			1-1 27 1B 16 G3-4-1 27 S 1B	0-0 F8		
27 Vladimir Guerrero, R OBP: 0.370, SLG: 0.623 (1, 9)	3-2 3B		1-2 G3-1			2-2 16 G3-4-1 1B	0-0 P3		
16 Garret Anderson, L OBP: 0.307, SLG: 0.389 (1, 7)	1-0 G3		0-0 G3			2-2 G3-4-1	2-2 G3-1		
Steve Finley, L OBP: 0.288, SLG: 0.317 (1, 8)		3-2 G3-1		2-2 8 G4-6-3 1B		FC6-5-4-6	0-0 L3		
Orlando Cabrera, R OBP: 0.357, SLG: 0.484 (1, 6)		1-2 8 2B G4-3 1B		0-1 L7		4-0 IBB		0-3 K	
8 Dallas McPherson, L OBP: 0.154, SLG: 0.231 (1, 5)		0-0 G4-3 2B		3-0 G4-6-3 1-2f		2-3 K		3-2 P2	
6 Maicer Izturis, S OBP: 0.238, SLG: 0.400 (9, 5)		1-3 2B						2-1 P2	
José Molina, R OBP: 0.421, SLG: 0.267 (1, 2)		2-2 G4-3			0-0 F7		3-2 G4-3	2-1 2B	
20 Juan Rivera, R OBP: 0.323, SLG: 0.345 (9, PH)		2-3 3-H						1-3 K	
Jeff DaVanon, S OBP: 0.265, SLG: 0.250 (1, 10)		1-0 2B			1-1 G3-1		3-2 G6-3 1B		

Inning Stats	R: 0	H: 1	E: 0	LOB: 1	K: 0	S: 8	P: 15	R: 2	H: 3	E: 0	LOB: 1	K: 0	S: 16	P: 23	R: 0	H: 0	E: 0	LOB: 0	K: 0	S: 9	P: 13	R: 0	H: 1	E: 0	LOB: 0	K: 0	S: 10	P: 14	R: 0	H: 0	E: 0	LOB: 0	K: 0	S: 4	P: 6	R: 1	H: 2	E: 0	LOB: 2	K: 1	S: 13	P: 25	R: 0	H: 1	E: 0	LOB: 1	K: 0	S: 8	P: 15	R: 0	H: 0	E: 0	LOB: 0	K: 0	S: 9	P: 11	R: 0	H: 1	E: 0	LOB: 1	K: 2	S: 11	P: 17	1B: 5	SF: 0	2B: 3	SAC: 0	3B: 1	DP: 1	HR: 0	HBP: 0	WP: 0	PA: 36
--------------	------	------	------	--------	------	------	-------	------	------	------	--------	------	-------	-------	------	------	------	--------	------	------	-------	------	------	------	--------	------	-------	-------	------	------	------	--------	------	------	------	------	------	------	--------	------	-------	-------	------	------	------	--------	------	------	-------	------	------	------	--------	------	------	-------	------	------	------	--------	------	-------	-------	-------	-------	-------	--------	-------	-------	-------	--------	-------	--------

PITCHER	IP	WLS	BF	H	R	ER	SO	BB	IBB	HBP	BLK	WP	HR	S	P	ERA	WHIP
Kirk Saarloos, R ERA: 6.3 (1, 1)	5.1		22	7	3	3	3	0	0	0	0	0	0	55	84	5.06	1.312
Ricardo Rincon, L ERA: 2.08 (6, 1)	0.2		3	0	0	0	1	0	1	0	0	0	0	5	12	0.00	0.000
Keiichi Yabu, R ERA: 1.17 (7, 1)	2.0	W	7	1	0	0	0	0	0	0	0	0	0	17	26	0.00	0.500
Octavio Dotel, R ERA: 1.23 (9, 1)	1.0	S	4	1	0	0	2	0	0	0	0	0	0	11	17	0.00	1.000

Batter	1	2	3	4	5	6	7	8	9	AB R H RBI BB SO LOB	TOP					
21 Mark Kotsay, L (1, 8) OBP: 0.378, SLG: 0.480	2-2 F8		2-2 G4-3		1-0 FC6-4 2B		1-0 G4-3		3-3 K	5 1 0 0 0 1 1						
Jason Kendall, R (1, 2) OBP: 0.319, SLG: 0.292	2-2 G4-3			3-2 G6-3	3-2 FC4-6 1B		0-1 FC4-6 1B			4 1 2 1 0 0 0						
3 Eric Chavez, L (1, 5) OBP: 0.282, SLG: 0.309	1-0 G4-3			0-0 L8	2-1 FC4-6 1B		2-1 FC4-6 1B			4 0 1 1 0 0 1						
Erubiel Durazo, L (1, 10) OBP: 0.300, SLG: 0.290		1-0 P5		0-1 G4-3	0-1 P5		2-3 K			4 0 0 0 0 1 2						
Scott Hatteberg, L (1, 3) OBP: 0.347, SLG: 0.388		2-1 2B			1-2 23 HR 2B	2-3 K		1-1 G1-6-3		4 1 2 0 0 1 0						
14 Mark Ellis, R (1, 4) OBP: 0.345, SLG: 0.353		0-3 K			4-2 23 HR BB	2-2 BB 1B		1-1 F8		3 1 1 0 1 1 1						
23 Bobby Kielty, S (1, 9) OBP: 0.250, SLG: 0.250		3-2 F9			0-1 HR	2-2 P3		1-2 F8		4 1 1 3 0 0 2						
Charles Thomas, L (1, 7) Eric Byrnes, R (6, PH) (6, 7) OBP: 0.244, SLG: 0.381			0-0 F7		0-2 G4-3	4-2 BB			2-1 L7	2 0 0 0 0 0 0 1 0 0 0 1 0 0						
Marco Scutaro, R (1, 6) OBP: 0.414, SLG: 0.440			1-3 K		0-0 21 FC6-4 1B	3-1 G1-3			3-3 K	4 0 1 0 0 2 2						
Inning Stats	R: 0 E: 0 K: 0 S: 7 H: 0 LOB: 0 P: 12	R: 0 E: 0 K: 1 S: 9 H: 1 LOB: 1 P: 15	R: 0 E: 0 K: 1 S: 8 H: 0 LOB: 0 P: 11	R: 0 E: 0 K: 0 S: 7 H: 0 LOB: 0 P: 10	R: 5 E: 0 K: 0 S: 21 H: 5 LOB: 1 P: 32	R: 0 E: 0 K: 1 S: 15 H: 1 LOB: 2 P: 28	R: 0 E: 0 K: 1 S: 9 H: 1 LOB: 1 P: 14	R: 0 E: 0 K: 0 S: 7 H: 0 LOB: 0 P: 10	R: 0 E: 0 K: 2 S: 10 H: 0 LOB: 0 P: 18	1B: 4 2B: 3 3B: 0 HR: 1 SF: 0 SAC: 0 DP: 0 HBP: 0	WP: 0 PB: 0 SB: 0 CS: 0 PA: 37					
PITCHER	IP WLS BF H R ER SO BB IBB HBP BLK WP HR S P ERA WHIP															
Paul Byrd, R (1, 1) ERA: 5.61	4.2	21	6	5	5	2	1	0	0	0	0	1	50	78	9.64	1.500
Jake Woods, L (5, 1) ERA: 2.57	1.0	W	4	1	0	0	1	0	0	0	0	0	13	19	0.00	1.000
Esteban Yan, R (6, 1) ERA: 2.13	1.1		6	1	0	0	1	1	0	0	0	0	13	25	0.00	1.500
Brendan Donnelly, R (8, 1) ERA: 4.22	2.0		6	0	0	0	2	0	0	0	0	0	17	28	0.00	0.000

Oakland Athletics @ Los Angeles Angels
Angel Stadium of Anaheim, Anaheim, CA

Sat Apr 23 2005, 7:05 PM PDT
Att. 43,880 - Cloudy - 63 F

livebaseballscorecards.com

AB	35
R	5
H	8
RBI	5
BB	2
SO	6
LOB	9



Batter	1	2	3	4	5	6	7	8	9
Darin Erstad, L (1, 3) OBP: 0.326, SLG: 0.463	1-1 F9		4-2 1B BB		9 1B F9			1-3 K	
9 Chone Figgins, S (1, 4) OBP: 0.284, SLG: 0.412	3-3 K		1-2 9 1B 1B		1-3 K	1-3 K		1-3 K	
27 Vladimir Guerrero, R (1, 9) OBP: 0.390, SLG: 0.658	0-0 16 S 1B		1-0 27 2B 1B		1-2 27 2B 1B	2-3 K		1-1 G6-3	
16 Garret Anderson, L (1, 7) OBP: 0.304, SLG: 0.382	1-2 S 1-3		0-1 1-H 2B		1-1 16 1B SF9 2B	2-0 F7			
Steve Finley, L (1, 8) OBP: 0.267, SLG: 0.308		1-3 K	0-0 F8		0-0 1B 8 1B 1B		1-1 F9		
Orlando Cabrera, R (1, 6) OBP: 0.365, SLG: 0.485		4-0 S BB	2-2 G4-3		0-0 SF9		0-0 F7		
8 Dallas McPherson, L (1, 5) OBP: 0.235, SLG: 0.250		3-2 G6-3		0-0 G6-3	1-1 8 1B E 1B		2-2 8 BB 1B		
6 Maicer Izturis, S (8, 5) OBP: 0.238, SLG: 0.400		1-2 F9		2-3 K	1-3 E 1B		4-1 SAFE BB		
Josh Paul, R (1, 2) OBP: 0.083, SLG: 0.083		1-0 F9		2-3 K	1-2 E 1B		1-2 BB		
Jeff DaVanon, S (1, 10) OBP: 0.283, SLG: 0.255			1-1 G5-3	0-2 G4-3	2-1 E7		1-3 K2-3		


Inning Stats	R: 0	H: 1	E: 0	K: 1	S: 13	R: 0	H: 0	E: 0	K: 1	S: 7	R: 3	H: 3	E: 0	K: 0	S: 14	R: 0	H: 0	E: 0	K: 1	S: 7	R: 6	H: 6	E: 1	K: 1	S: 22	R: 0	H: 0	E: 0	K: 2	S: 8	R: 0	H: 1	E: 0	K: 1	S: 14	R: 0	H: 0	E: 0	K: 2	S: 8
	LOB: 1	BB: 0	P: 18			LOB: 1	BB: 1	P: 16			LOB: 1	BB: 1	P: 23			LOB: 0	BB: 0	P: 9			LOB: 1	BB: 0	P: 32			LOB: 2	BB: 1	P: 22			LOB: 0	BB: 0	P: 11			LOB: 0	BB: 0	P: 11		

PITCHER	IP	WLS	BF	H	R	ER	SO	BB	IBB	HBP	BLK	WP	HR	S	P	ERA	WHIP
Dan Haren, R (1, 1) ERA: 4.56	4.2	L	25	9	8	7	4	2	0	0	0	0	0	59	91	13.50	2.357
58 Justin Duchschere, R (5, 1) ERA: 0.79	1.1		6	1	1	0	2	0	0	0	0	0	0	12	20	0.00	0.750
20 Huston Street, R (7, 1) ERA: 3.86	1.0		5	1	0	0	1	1	0	0	0	0	0	14	22	0.00	2.000
Juan Cruz, R (8, 1) ERA: 13.5	1.0		3	0	0	0	2	0	0	0	0	0	0	8	11	0.00	0.000

BOTTOM

AB	R	H	RBI	BB	SO	LOB
5	1	1	1	0	3	1
5	2	2	2	0	2	0
4	1	3	2	0	0	0
5	1	1	0	0	1	2
2	0	0	1	1	0	1
4	1	2	0	0	0	1
3	1	1	1	1	1	1
0	0	0	0	0	0	0
4	0	0	0	0	1	2
3	2	1	0	1	1	1

AB 35
R 9
H 11
RBI 7
BB 3
SO 9
LOB 9



WP: 0 PA: 39
PB: 0
SB: 5
CS: 0

Oakland Athletics @ Los Angeles Angels
Angel Stadium of Anaheim, Anaheim, CA

Sat Apr 23 2005, 7:05 PM PDT
Att: 43,880 - Cloudy - 63 F

livebaseballscorecards.com

Batter	1	2	3	4	5	6	7	8	9	AB R H RBI BB SO LOB	TOP															
21 Mark Kotsay, L (1, 8) OBP: 0.372, SLG: 0.462	1-3 K		4-1 BB			0-0 G3-1		3-1 G1-5-3		3 0 0 0 1 1 1																
Jason Kendall, R (1, 2) OBP: 0.303, SLG: 0.275	2-2 K		1-3 K			2-1 G5-3		3-3 K		4 0 0 0 0 3 3																
3 Eric Chavez, L (1, 5) OBP: 0.268, SLG: 0.292	1-3 K					2-3 K		0-2 F9		4 0 0 0 0 2 1																
Scott Hatteberg, L (1, 3) OBP: 0.368, SLG: 0.414		1-1 G3-6 1B				4-1 BB		2-1 FC6 FC5-2 2B		3 0 2 0 1 1 0																
Erubiel Durazo, L (1, 10) OBP: 0.284, SLG: 0.273		1-2 G3-6 1-2f				0-2 F9		3-2 FC6 FC1-6 23		4 0 0 0 0 0 3																
23 Bobby Kielty, S (1, 9) OBP: 0.250, SLG: 0.250		0-3 K				1-1 G3		2-0 FC1-6 FC5-2 1-2f		4 0 1 0 0 1 3																
Eric Byrnes, R (1, 7) OBP: 0.250, SLG: 0.364			1-3 K			4-2 CS BB		0-0 FC5-2		2 0 0 0 1 1 2																
17 Adam Melhuse, S (9, PH) OBP: 0.125, SLG: 0.250								1-2 3-H		1 0 0 0 0 0 1																
Keith Ginter, R (1, 4) OBP: 0.233, SLG: 0.370						0-0 FC4-6 1B		1-1 P3		3 0 1 0 0 0 3																
Marco Scutaro, R (1, 6) OBP: 0.410, SLG: 0.423						0-1 FC4-6 21 S		2-1 G4-3		2 0 0 0 1 0 1																
Inning Stats	R: 0 E: 0 K: 3 S: 10	H: 0 LOB: 0 BB: 0 P: 14	R: 0 E: 0 K: 1 S: 8	H: 1 LOB: 0 BB: 0 P: 10	R: 0 E: 0 K: 2 S: 10	H: 1 LOB: 2 BB: 1 P: 16	R: 0 E: 0 K: 0 S: 8	H: 0 LOB: 1 BB: 1 P: 13	R: 0 E: 0 K: 0 S: 11	H: 0 LOB: 0 BB: 1 P: 19	R: 0 E: 0 K: 1 S: 6	H: 0 LOB: 0 BB: 0 P: 10	R: 0 E: 0 K: 0 S: 9	H: 1 LOB: 2 BB: 0 P: 17	R: 0 E: 0 K: 1 S: 11	H: 0 LOB: 1 BB: 1 P: 21	R: 0 E: 1 K: 1 S: 10	H: 1 LOB: 1 BB: 0 P: 17	1B: 3 2B: 1 3B: 0 HR: 0	SF: 0 SAC: 0 DP: 1 HBP: 0	WP: 0 PB: 0 SB: 1 CS: 1	PA: 34				
PITCHER	IP WLS BF H R ER SO BB IBB HBP BLK WP HR S P ERA WHIP																									
45 Kelvim Escobar, R (1, 1) ERA: 1.46	6.0	21	2	0	0	7	3	0	0	0	0	0	53	82	0.00	0.833										
62 Scot Shields, R (7, 1) ERA: 1.93	1.2	W	8	1	0	0	1	0	0	0	0	0	16	34	0.00	1.200										
Francisco Rodriguez, R (8, 1) ERA: 1.93	1.1	S	5	1	0	0	1	0	0	0	0	0	14	21	0.00	0.750										

Oakland Athletics @ Los Angeles Angels
 Angel Stadium of Anaheim, Anaheim, CA

AB	30
R	0
H	4
RBI	0
BB	4
SO	9
LOB	18



Sun Apr 24 2005, 5:05 PM PDT
 Att: 43,915 - Clear - 63 F

livebaseballscorecards.com

Batter	1	2	3	4	5	6	7	8	9
Darin Erstad, L OBP: 0.322, SLG: 0.452 (1, 3)	0-0 F8		1-2 1B		2-0 F9			1-1 P4	
9 Chone Figgins, S OBP: 0.282, SLG: 0.431 (1, 4)	2-1 3B		1-3 K			1-2 P6		3-2 F9	
27 Vladimir Guerrero, R OBP: 0.388, SLG: 0.640 (1, 10)	4-2 16 G4-3 BB			0-2 G5-3		0-0 F8			
16 Garret Anderson, L OBP: 0.305, SLG: 0.392 (1, 7)	2-1 G4-3 1-2f			0-1 2B		2-1 G4-3			
Steve Finley, L OBP: 0.289, SLG: 0.353 (1, 8)		0-1 F8		1-2 P6		1-0 HR			
Orlando Cabrera, R OBP: 0.351, SLG: 0.464 (1, 6)		3-1 P2		0-2 G6-3		2-2 F9			
8 Dallas McPherson, L OBP: 0.200, SLG: 0.211 (1, 5)		1-0 G4-3			0-0 F8		0-3 K		
6 Maicer Izturis, S OBP: 0.238, SLG: 0.400 (8, 5)							2-2 G1-3		
José Molina, R OBP: 0.409, SLG: 0.278 (1, 2)			2-2 G4-3 1B		1-2 G6-3		2-2 G1-3		
Jeff DaVanon, S OBP: 0.286, SLG: 0.260 (1, 9)			0-1 G4-3 1-2f		3-2 1B		1-2 G4-3		

Inning Stats	R: 0	H: 1	E: 0	LOB: 1	K: 0	BB: 1	S: 8	P: 16
	R: 0	H: 0	E: 0	LOB: 0	K: 0	BB: 0	S: 5	P: 9
	R: 0	H: 2	E: 0	LOB: 1	K: 1	BB: 0	S: 11	P: 15
	R: 0	H: 1	E: 0	LOB: 1	K: 0	BB: 0	S: 11	P: 12
	R: 0	H: 1	E: 0	LOB: 1	K: 0	BB: 0	S: 8	P: 14
	R: 0	H: 0	E: 0	LOB: 0	K: 0	BB: 0	S: 6	P: 9
	R: 1	H: 1	E: 0	LOB: 0	K: 1	BB: 0	S: 11	P: 16
	R: 0	H: 0	E: 0	LOB: 0	K: 0	BB: 0	S: 9	P: 14

PITCHER	IP	WLS	BF	H	R	ER	SO	BB	IBB	HBP	BLK	WP	HR	S	P	ERA	WHIP
Joe Blanton, R ERA: 1.75 (1, 1)	8.0	L	29	6	1	1	2	1	0	0	0	0	1	69	105	1.12	0.875

BOTTOM

AB	R	H	RBI	BB	SO	LOB
4	0	1	0	0	0	1
4	0	1	0	0	1	1
2	0	0	0	1	0	0
3	0	1	0	0	0	2
3	1	1	1	0	0	1
3	0	0	0	0	0	1
3	0	0	0	0	1	0
0	0	0	0	0	0	0
3	0	1	0	0	0	0
3	0	1	0	0	0	1

AB	28
R	1
H	6
RBI	1
BB	1
SO	2
LOB	7



WP	PA
0	29
PB: 0	SB: 1
CS: 0	

Oakland Athletics @ Los Angeles Angels
Angel Stadium of Anaheim, Anaheim, CA

Sun Apr 24 2005, 5:05 PM PDT
 Att. 43,915 - Clear - 63 F

livebaseballscorecards.com

Batter	1	2	3	4	5	6	7	8	9	AB R H RBI BB SO LOB	TOP	
Darin Erstad, L (1, 3) OBP: 0.330, SLG: 0.448 Lou Merloni, R (7, 3)	1-3 K		1 SAFE 4-1 1-2 27 1B 16 G5-3 9 BB BB		1-2 9 2B 27 G6-3 1B		1-1 G3		1-3 K	3 2 1 0 1 1 0 1 0 0 0 0 1 2		
9 Chone Figgins, S (1, 4) OBP: 0.313, SLG: 0.461	1-0 G4-3		4-2 16 G5-3 27 1B 1-2 2-3 BB		1-1 27 G6-3 1-3 2B		2-2 1B		1-1 1B	4 0 3 1 1 0 0		
27 Vladimir Guerrero, R (1, 9) OBP: 0.393, SLG: 0.633 Kevin Gregg, R (7, 1) Jake Woods, L (8, 1) Josh Paul, R (9, PH) OBP: 0.077, SLG: 0.077	1-1 1B		1-0 16 G5-3 1-2 2-3 3-H 1B		1-1 G6-3 2-3 3-H		0-0 F9		1-3 K	4 0 2 2 0 0 2 0 0 0 0 0 0 0 0 0 0 0 0 0 0 1 0 0 0 0 1 2		
16 Garret Anderson, L (1, 7) OBP: 0.294, SLG: 0.378 20 Juan Rivera, R (7, 9) OBP: 0.313, SLG: 0.333	2-0 G3		0-0 G5-3 1-2 2-3 3-H		1-2 L6		2-0 G5-3			3 0 0 1 0 0 4 1 0 0 0 0 0 0		
Steve Finley, L (1, 8) OBP: 0.259, SLG: 0.338 39 Robb Quinlan, R (7, 7) OBP: 0.179, SLG: 0.259			1-1 F9 2-0 G4-3		3-1 F8					3 0 0 0 0 0 3 1 0 0 0 0 0 0		
Orlando Cabrera, R (1, 6) OBP: 0.333, SLG: 0.438			0-1 F9		1-0 G1		0-1 F9			4 0 0 0 0 0 0		
8 Dallas McPherson, L (1, 5) OBP: 0.250, SLG: 0.273			0-2 F7		1-0 S 2B		1-0 G6-3			3 1 1 0 1 0 0		
José Molina, R (1, 2) OBP: 0.385, SLG: 0.238			0-2 G6-3		2-3 K		1-1 G5-3			3 0 0 0 1 1 1		
Jeff DaVanon, S (1, 10) OBP: 0.283, SLG: 0.259 (7, 8)			0-0 9 BB 27 1B S 1B		3-2 G5-3		2-1 G6-3			4 1 1 0 0 0 3		
Inning Stats	R: 0 H: 1 E: 0 LOB: 1 K: 1 BB: 0 S: 9 P: 14	R: 0 H: 0 E: 0 LOB: 0 K: 0 BB: 0 S: 7 P: 8	R: 2 H: 2 E: 0 LOB: 2 K: 0 BB: 2 S: 10 P: 21	R: 0 H: 1 E: 0 LOB: 1 K: 1 BB: 0 S: 9 P: 16	R: 1 H: 2 E: 0 LOB: 1 K: 0 BB: 0 S: 13 P: 20	R: 0 H: 0 E: 0 LOB: 0 K: 0 BB: 0 S: 5 P: 7	R: 0 H: 1 E: 0 LOB: 1 K: 0 BB: 0 S: 8 P: 13	R: 0 H: 0 E: 0 LOB: 0 K: 0 BB: 0 S: 7 P: 12	R: 1 H: 1 E: 0 LOB: 2 K: 2 BB: 2 S: 20 P: 33	1B: 6 SF: 0 2B: 2 SAC: 0 3B: 0 DP: 0 HR: 0 HBP: 0	WP: 0 PA: 39 PB: 0 SB: 2 CS: 0	
PITCHER Carl Pavano, R (1, 1) ERA: 3.1 Colter Bean, R (8, 1) ERA: 4.5	IP WLS BF H R ER SO BB IBB HBP BLK WP HR S P ERA WHIP	7.0 W 30 7 3 3 2 2 0 0 0 0 0 0 61 99 3.86 1.286	2.0 9 1 1 1 2 2 0 0 0 0 0 0 27 45 4.50 1.500	PITCHER IP WLS BF H R ER SO BB IBB HBP BLK WP HR S P ERA WHIP								

Los Angeles Angels @ New York Yankees
 Yankee Stadium, Bronx, NY
 Tue Apr 26 2005, 7:05 PM EDT
 Att: 36,328 - Partly Cloudy - 56 F

livebaseballscorecards.com

AB	35
R	4
H	8
RBI	4
BB	4
SO	4
LOB	17



Batter	1	2	3	4	5	6	7	8	9	AB	R	H	RBI	BB	SO	LOB
2 Derek Jeter, R OBP: 0.474, SLG: 0.500 (1, 6)	4-1 55 BB 13 HR BB	3-2 K		2-0 F7 13 HR 1B	1-0 G6-4-3		3-3 K			4	2	1	0	1	2	4
Bernie Williams, S OBP: 0.349, SLG: 0.324 (1, 8)	0-1 P5		2-2 F8	1-1 E4 13 HR 1B		0-0 55 BB 13 1B 1B	0-1 FC4-6 1B			5	2	1	1	0	0	3
Bubba Crosby, L OBP: 0.182, SLG: 0.182 (7, PR)				1-2 3-H			1-2f			0	0	0	0	0	0	0
Gary Sheffield, R OBP: 0.391, SLG: 0.462 (1, 9)	1-2 F8		4-1 13 HR BB	0-0 F7		1-2 F8	2-2 55 FC6-4 1B			4	1	1	0	1	0	4
55 Hideki Matsui, L OBP: 0.378, SLG: 0.474 (1, 7)	4-2 13 HR BB		0-0 F8	4-2 13 HR BB		4-2 25 BB 20 1B G4-3 BB	2-1 FC6-4			2	3	0	0	3	0	3
13 Alex Rodriguez, R OBP: 0.355, SLG: 0.609 (1, 5)	2-2 HR		1-0 HR	3-2 HR		0-2 20 G4-3 25 BB 1B		0-1 L8		5	3	4	10	0	0	0
Rey Sanchez, R OBP: 0.455, SLG: 0.400 (9, 5)	1-H 2-H		1-H	1-H 2-H 3-H		1-2 2-H				0	0	0	0	0	0	0
25 Jason Giambi, L OBP: 0.408, SLG: 0.397 (1, 10)	0-3 K		4-2 BB	2-1 F9		4-1 20 G4-3 BB	2-0 12 FC6-4 1B			3	0	1	0	2	1	0
20 Jorge Posada, S OBP: 0.342, SLG: 0.353 (1, 2)		1-0 P3	0-3 K		0-0 F8	0-0 G4-3	2-0 F9			5	0	0	1	0	1	4
12 Andy Phillips, R OBP: 0.273, SLG: 0.727 (1, 3)		1-2 G6-3		1-1 E4 2 1B E	2-0 1B 2B	1-3 K	1-1 FC6-4			5	1	1	0	0	1	3
Tony Womack, L OBP: 0.329, SLG: 0.338 (1, 4)		3-2 2B		1-2 SAFE SAFE P6	1-2 2 G6-4-3 1B		0-2 FC4-6 1B			4	0	3	0	0	0	1


Inning Stats	R: 3	H: 1	E: 0	K: 1	S: 15	LOB: 0	BB: 2	P: 26	R: 0	H: 1	E: 0	K: 1	S: 12	LOB: 1	BB: 0	P: 20	R: 2	H: 1	E: 0	K: 1	S: 14	LOB: 1	BB: 2	P: 25	R: 5	H: 2	E: 2	K: 0	S: 20	LOB: 0	BB: 1	P: 34	R: 0	H: 2	E: 0	K: 0	S: 6	LOB: 1	BB: 0	P: 10	R: 2	H: 2	E: 0	K: 1	S: 14	LOB: 2	BB: 2	P: 24	R: 0	H: 2	E: 0	K: 1	S: 15	LOB: 2	BB: 0	P: 22	R: 0	H: 1	E: 0	K: 0	S: 6	LOB: 1	BB: 0	P: 11
--------------	------	------	------	------	-------	--------	-------	-------	------	------	------	------	-------	--------	-------	-------	------	------	------	------	-------	--------	-------	-------	------	------	------	------	-------	--------	-------	-------	------	------	------	------	------	--------	-------	-------	------	------	------	------	-------	--------	-------	-------	------	------	------	------	-------	--------	-------	-------	------	------	------	------	------	--------	-------	-------

PITCHER	IP	WLS	BF	H	R	ER	SO	BB	IBB	HBP	BLK	WP	HR	S	P	ERA	WHIP
40 Bartolo Colon, R ERA: 3.73 (1, 1)	3.2	L	23	5	10	5	3	5	0	0	0	0	0	59	101	12.27	2.727
Kevin Gregg, R ERA: 7.43 (4, 1)	3.1		17	6	2	2	2	2	0	0	0	0	0	37	60	5.40	2.400
Kevin Gregg, R ERA: 7.43 (7, 1)	3.1		17	6	2	2	2	2	0	0	0	0	0	37	60	5.40	2.400
Jake Woods, L ERA: 2.25 (8, 1)	1.0		4	1	0	0	0	0	0	0	0	0	0	6	11	0.00	1.000

Los Angeles Angels @ New York Yankees
 Yankee Stadium, Bronx, NY
 Tue Apr 26 2005, 7:05 PM EDT
 Att. 36,328 - Partly Cloudy - 56 F

AB	37
R	12
H	12
RBI	12
BB	7
SO	5
LOB	22

WP: 0 PA: 44
 PB: 0
 SB: 0
 CS: 0



PITCHER	IP	WLS	BF	H	R	ER	SO	BB	IBB	HBP	BLK	WP	HR	S	P	ERA	WHIP
---------	----	-----	----	---	---	----	----	----	-----	-----	-----	----	----	---	---	-----	------

Batter	1	2	3	4	5	6	7	8	9	AB R H RBI BB SO LOB	TOP		
Darin Erstad, L (1, 3) OBP: 0.316, SLG: 0.429	2-1 F7		0-2 CI		2-0 L3		0-0 F7		1-0 F8	4 0 0 0 0 0 2			
9 Chone Figgins, S (1, 4) OBP: 0.318, SLG: 0.457	2-2 F7 27 WP 27 S 1B		2-0 F7		1-1 G4-3		2-2 F7 27 G4-6-3 1B		0-2 L5	5 0 2 0 0 0 2			
27 Vladimir Guerrero, R (1, 9) OBP: 0.398, SLG: 0.639	1-3 K			0-0 16 1B 2B		2-1 16 HR 1B		2-2 G4-6-3 1-2f		4 2 2 0 0 1 3			
16 Garret Anderson, L (1, 7) OBP: 0.315, SLG: 0.430	2-1 G1-3			1-0 HR 2-H 1B		0-0 HR 1-H		2-1 FC3-8 1B		4 2 3 3 0 0 1			
Steve Finley, L (1, 8) OBP: 0.259, SLG: 0.373		1-2 F9		1-2 HR 1-H		1-2 G4-3		0-2 FC3-6 1-2f		4 1 1 2 0 0 1			
Orlando Cabrera, R (1, 6) OBP: 0.329, SLG: 0.429		2-0 G4-3		0-1 G4-6-3 1B		2-1 F9		1-2 F7 1-2		4 0 1 0 0 0 1			
8 Dallas McPherson, L (1, 5) OBP: 0.250, SLG: 0.308		3-3 K		1-0 G4-6-3 1-2f		0-0 2B		0-1 G4-3		4 0 1 0 0 1 2			
José Molina, R (1, 2) OBP: 0.367, SLG: 0.240			3-1 F8		1-0 F8		1-1 G4-3		2-1 S 1B	4 0 1 0 0 0 1			
Jeff DaVanon, S (1, 10) OBP: 0.297, SLG: 0.263			4-0 CS BB		0-0 L3		0-0 9 1B		3-3 K 1-2	3 0 1 0 1 1 1			
Inning Stats	R: 0 H: 1 E: 0 LOB: 1 K: 1 BB: 0 S: 14 P: 22	R: 0 H: 0 E: 0 LOB: 0 K: 1 BB: 0 S: 10 P: 16	R: 0 H: 0 E: 1 LOB: 1 K: 0 BB: 1 S: 8 P: 16	R: 3 H: 4 E: 0 LOB: 0 K: 0 BB: 0 S: 10 P: 14	R: 0 H: 0 E: 0 LOB: 0 K: 0 BB: 0 S: 4 P: 7	R: 2 H: 3 E: 0 LOB: 1 K: 0 BB: 0 S: 11 P: 17	R: 0 H: 2 E: 0 LOB: 1 K: 0 BB: 0 S: 10 P: 13	R: 0 H: 1 E: 0 LOB: 1 K: 0 BB: 0 S: 11 P: 14	R: 0 H: 1 E: 0 LOB: 1 K: 1 BB: 0 S: 10 P: 16	1B: 8 SF: 0 2B: 2 SAC: 0 3B: 0 DP: 2 HR: 2 HBP: 0	WP: 1 PA: 38 PB: 0 SB: 3 CS: 1		
PITCHER	IP WLS BF H R ER SO BB IBB HBP BLK WP HR S P ERA WHIP											PITCHER	IP WLS BF H R ER SO BB IBB HBP BLK WP HR S P ERA WHIP
35 Mike Mussina, R (1, 1) ERA: 4.97	7.0 L 30 10 5 5 2 1 0 0 0 0 1 2 67 105 6.43 1.571												
Buddy Groom, L (8, 1) ERA:	1.0 4 1 0 0 0 0 0 0 0 0 0 0 11 14 0.00 1.000												
Felix Rodriguez, R (9, 1) ERA: 4.5	0.1 2 1 0 0 0 1 0 0 0 0 0 0 6 11 0.00 3.000												
Mike Stanton, L (9, 1) ERA: 2.45	0.2 2 0 0 0 0 0 0 0 0 0 0 0 4 5 0.00 0.000												

Los Angeles Angels @ New York Yankees
 Yankee Stadium, Bronx, NY
 Wed Apr 27 2005, 7:05 PM EDT
 Att. 37,934 - Rain - 59 F

AB	36
R	5
H	12
RBI	5
BB	1
SO	3
LOB	14



livebaseballscorecards.com

Batter	1	2	3	4	5	6	7	8	9	AB	R	H	RBI	BB	SO	LOB
2 Derek Jeter, R OBP: 0.475, SLG: 0.494 (1, 6)	4-0 BB 2B		2-0 G5-4-3 1-2f 2-3		1 SAFE 1-1 1-2 1B		1-1 FC5-4 1-2f			3	0	1	0	1	0	3
Bernie Williams, S OBP: 0.345, SLG: 0.333 (1, 8)	0-1 2B 1-H		3-2 F8		0-0 F8			1-1 G6-3		4	0	1	0	0	0	3
Gary Sheffield, R OBP: 0.406, SLG: 0.488 (1, 9)	3-3 K			1-1 55 G3-6-3 1B		1-0 13 1B 2B		3-1 13 WP 1B		4	0	3	0	0	1	1
55 Hideki Matsui, L OBP: 0.362, SLG: 0.450 (1, 7)	3-3 K			0-0 G3-6-3 1-2f		2-1 P6		1-3 K		4	0	0	0	0	2	4
13 Alex Rodriguez, R OBP: 0.361, SLG: 0.637 (1, 5)		0-2 G4-3		0-0 HR		2-1 12 G5-4-3 1B		1-3 K		4	1	2	1	0	1	1
12 Andy Phillips, R OBP: 0.214, SLG: 0.571 (1, 10)		1-3 K		2-1 F9		1-0 G5-4-3 1-2f			2-2 G2-3	3	0	0	0	0	1	2
25 Jason Giambi, L OBP: 0.403, SLG: 0.390 (9, PH)										1	0	0	0	0	0	0
20 Jorge Posada, S OBP: 0.325, SLG: 0.333 (1, 2)		0-0 P6							0-0 G4-3	4	0	0	0	0	0	0
Tino Martinez, L OBP: 0.323, SLG: 0.370 (1, 3)			0-1 G5-4-3 SH 1B		0-2 G1-3			0-0 FC5-4 1B		4	0	2	0	0	1	0
Tony Womack, L OBP: 0.333, SLG: 0.333 (1, 4)			1-0 SH G5-4-3 1-2		4-2 2 1B BB		2-0 F8			1	0	0	0	1	0	1

Inning Stats	R: 0	H: 1	E: 0	K: 2	S: 8	R: 0	H: 0	E: 0	K: 1	S: 7	R: 0	H: 1	E: 0	K: 0	S: 7	R: 1	H: 2	E: 0	K: 0	S: 6	R: 0	H: 1	E: 0	K: 0	S: 13	R: 0	H: 2	E: 0	K: 0	S: 6	R: 0	H: 1	E: 0	K: 0	S: 5	R: 0	H: 1	E: 0	K: 2	S: 11	R: 0	H: 0	E: 0	K: 1	S: 7	R: 0	H: 0	E: 0	K: 1	S: 7	1B: 6	2B: 2	3B: 0	HR: 1	SF: 0	SAC: 1	DP: 3	HBP: 0	WP: 1	PB: 0	SB: 0	CS: 0	PA: 35
--------------	------	------	------	------	------	------	------	------	------	------	------	------	------	------	------	------	------	------	------	------	------	------	------	------	-------	------	------	------	------	------	------	------	------	------	------	------	------	------	------	-------	------	------	------	------	------	------	------	------	------	------	-------	-------	-------	-------	-------	--------	-------	--------	-------	-------	-------	-------	--------

PITCHER	IP	WLS	BF	H	R	ER	SO	BB	IBB	HBP	BLK	WP	HR	S	P	ERA	WHIP
Jarrod Washburn, L ERA: 3.38 (1, 1)	7.2	W	31	9	1	1	4	2	0	0	0	0	1	60	99	1.17	1.435
62 Scot Shields, R ERA: 1.32 (8, 1)	1.1		4	0	0	0	2	0	0	0	0	1	0	10	15	0.00	0.000

BOTTOM

Los Angeles Angels @ New York Yankees
Yankee Stadium, Bronx, NY
 Wed Apr 27 2005, 7:05 PM EDT
 Att. 37,934 - Rain - 59 F

livebaseballscorecards.com

AB	32
R	1
H	9
RBI	1
BB	2
SO	6
LOB	15



Batter	1	2	3	4	5	6	7	8	9	AB R H RBI BB SO LOB	TOP		
Darin Erstad, L (1, 3) OBP: 0.311, SLG: 0.417	0-1 G4-3		0-2 F7	1-2 1B			1-0 G4-3		1-3 K	5 0 1 1 0 1 0			
9 Chone Figgins, S (1, 4) OBP: 0.326, SLG: 0.459	1-0 1B		1-1 1B	2-3 K			2-3 K			4 1 2 0 0 2 2			
27 Vladimir Guerrero, R (1, 9) OBP: 0.402, SLG: 0.628	4-0 BB		0-1 1B	0-1 FC5			0-2 G6-3			3 1 1 1 1 0 2			
16 Garret Anderson, L (1, 7) OBP: 0.312, SLG: 0.433	1-0 F7		1-1 2B			2-2 L3		3-3 K		4 0 1 0 0 1 2			
Steve Finley, L (1, 8) OBP: 0.247, SLG: 0.354	2-1 L8		2-1 G3			2-2 G4-3		0-1 E1		4 0 0 0 0 0 3			
Orlando Cabrera, R (1, 6) OBP: 0.326, SLG: 0.420			0-0 P3			1-3 K		1 SAFE 3-2 1B		4 0 1 0 0 2 1			
8 Dallas McPherson, L (1, 5) OBP: 0.281, SLG: 0.367			0-0 2B			3-2 1B		0-0 F8		4 1 2 0 0 0 1			
José Molina, R (1, 2) OBP: 0.333, SLG: 0.214			2-2 FC6-5			1-1 SH1-3		1-3 K		3 0 0 0 0 1 1			
Jeff DaVanon, S (1, 10) OBP: 0.294, SLG: 0.262			1-0 FC6-4			3-2 1B		2-2 F8		4 0 1 0 0 1 1			
Inning Stats	R: 0 E: 0 K: 0 S: 7 H: 1 LOB: 2 BB: 1 P: 14	R: 0 E: 0 K: 1 S: 8 H: 1 LOB: 1 BB: 0 P: 14	R: 2 E: 0 K: 0 S: 12 H: 3 LOB: 1 BB: 0 P: 16	R: 1 E: 0 K: 1 S: 16 H: 3 LOB: 2 BB: 0 P: 26	R: 0 E: 0 K: 1 S: 9 H: 0 LOB: 0 BB: 0 P: 14	R: 0 E: 0 K: 1 S: 9 H: 0 LOB: 0 BB: 0 P: 13	R: 0 E: 0 K: 1 S: 7 H: 0 LOB: 0 BB: 0 P: 10	R: 0 E: 1 K: 1 S: 11 H: 1 LOB: 1 BB: 0 P: 17	R: 0 E: 0 K: 2 S: 10 H: 0 LOB: 0 BB: 0 P: 14	1B: 7 2B: 2 3B: 0 HR: 0 SF: 0 SAC: 1 DP: 0 HBP: 0	WP: 0 PB: 0 SB: 1 CS: 1 PA: 37		
PITCHER	IP WLS BF H R ER SO BB IBB HBP BLK WP HR S P ERA WHIP											PITCHER	IP WLS BF H R ER SO BB IBB HBP BLK WP HR S P ERA WHIP
Kevin Brown, R (1, 1) ERA: 6.63	7.0 L 30 8 3 3 5 1 0 0 0 0 0 68 107 3.86 1.286												
Buddy Groom, L (8, 1) ERA:	1.0 4 1 0 0 1 0 0 0 0 0 0 0 11 17 0.00 1.000												
Tom Gordon, R (9, 1) ERA: 4.5	1.0 3 0 0 0 0 2 0 0 0 0 0 0 10 14 0.00 0.000												

Los Angeles Angels @ New York Yankees
 Yankee Stadium, Bronx, NY
 Thu Apr 28 2005, 7:05 PM EDT
 Att. 51,951 - Cloudy - 53 F

AB	35
R	3
H	9
RBI	2
BB	1
SO	8
LOB	13



BOTTOM

Los Angeles Angels @ New York Yankees
Yankee Stadium, Bronx, NY

livebaseballscorecards.com

AB	33
R	1
H	8
RBI	1
BB	4
SO	9
LOB	19



WP:	0	PA:	38
PB:	0		
SB:	1		
CS:	1		

Thu Apr 28 2005, 7:05 PM EDT
Att: 51,951 - Cloudy - 53 F

AB R H RBI BB SO LOB

3	1	0	0	1	2	2
5	0	2	0	0	1	1
4	0	2	0	0	0	2
4	0	1	1	0	0	4
4	0	0	0	0	2	3
4	0	2	0	0	1	0
3	0	0	0	1	2	2
3	0	1	0	1	1	2
1	0	0	0	1	0	2
2	0	0	0	0	0	1

Batter	1	2	3	4	5	6	7	8	9
2 Derek Jeter, R OBP: 0.472, SLG: 0.476 (1, 6)	4-2 CS BB	0-3 K			1-1 G4-3 HBP		1-1 F9		1-3 K
Tony Womack, L OBP: 0.338, SLG: 0.338 (1, 4)	2-1 1B		3-1 FC6-4 1B		3-2 G4-3		0-2 G6-3		1-3 K
Gary Sheffield, R OBP: 0.410, SLG: 0.488 (1, 9)	0-1 1B		2-1 FC6-4 1B		1-2 G5-3		3-2 1B		
55 Hideki Matsui, L OBP: 0.357, SLG: 0.452 (1, 7)	2-1 F9		1-1 L3-6		2-0 2B		1-0 F7		
13 Alex Rodriguez, R OBP: 0.347, SLG: 0.611 (1, 5)	1-3 K			1-3 K	0-1 G5-3			0-2 G6-3	
25 Jason Giambi, L OBP: 0.407, SLG: 0.397 (1, 10)		2-2 F8		3-2 BB 1B		1-2 FC4-6 1B		2-3 K	
20 Jorge Posada, S OBP: 0.321, SLG: 0.320 (1, 2)		1-3 K		2-1 F8		3-3 K		4-2 BB	
Tino Martinez, L OBP: 0.333, SLG: 0.368 (1, 3)		3-2 BB 1B		4-2 FC5-4 BB		2-0 FC4-6		1-3 K	
Bubba Crosby, L OBP: 0.231, SLG: 0.167 (1, 8)		4-2 BB		0-0 FC5-4		1-1 G5-3			2-0 G3
Bernie Williams, S OBP: 0.337, SLG: 0.325 (6, PH) (7, 8)		1-2 BB		1-2f					

Inning Stats	R: 0	H: 2	E: 0	K: 13	S: 13	R: 0	H: 1	E: 0	K: 2	S: 16	R: 0	H: 1	E: 0	K: 0	S: 6	R: 0	H: 1	E: 0	K: 1	S: 14	R: 1	H: 1	E: 0	K: 0	S: 11	R: 0	H: 1	E: 0	K: 1	S: 10	R: 0	H: 1	E: 0	K: 0	S: 10	R: 0	H: 0	E: 0	K: 2	S: 13	R: 0	H: 0	E: 0	K: 2	S: 7	1B: 7	2B: 2	3B: 0	HR: 0	SF: 0	SAC: 0	DP: 1	HBP: 1	WP: 0	PB: 0	SB: 1	CS: 1	PA: 38
--------------	------	------	------	-------	-------	------	------	------	------	-------	------	------	------	------	------	------	------	------	------	-------	------	------	------	------	-------	------	------	------	------	-------	------	------	------	------	-------	------	------	------	------	-------	------	------	------	------	------	-------	-------	-------	-------	-------	--------	-------	--------	-------	-------	-------	-------	--------

PITCHER	IP	WLS	BF	H	R	ER	SO	BB	IBB	HBP	BLK	WP	HR	S	P	ERA	WHIP
41 John Lackey, R ERA: 5.61 (1, 1)	5.1	W	25	7	1	1	5	3	0	1	0	0	0	67	112	1.69	1.875
Jake Woods, L ERA: 2.16 (6, 1)	0.1	H	1	0	0	0	0	0	0	0	0	0	0	1	3	0.00	0.000
Brendan Donnelly, R ERA: 3.75 (6, 1)	1.1	H	5	1	0	0	0	0	0	0	0	0	0	12	18	0.00	0.750
62 Scot Shields, R ERA: 1.23 (8, 1)	1.0	H	4	0	0	0	2	1	0	0	0	0	0	13	20	0.00	1.000
Francisco Rodriguez, R ERA: 1.74 (9, 1)	1.0	S	3	0	0	0	2	0	0	0	0	0	0	7	11	0.00	0.000

Batter	1	2	3	4	5	6	7	8	9	AB R H RBI BB SO LOB	TOP									
Darin Erstad, L (1, 3) OBP: 0.315, SLG: 0.426	2-2 9 2B 1B		0-1 G3		0-1 9 1B 2B		2-2 G6-3		0-2 F7	5 1 2 0 0 0 0	Los Angeles Angels @ Minnesota Twins Hubert H. Humphrey Metrodome, Minneapolis, MN Fri Apr 29 2005, 8:10 PM EDT Att. 29,866 - Dome - 70 F livebaseballscorecards.com									
9 Chone Figgins, S (1, 4) OBP: 0.344, SLG: 0.483	2-1 1-H 2B		1-2 27 2B 1B		1-0 27 S 1B		3-3 K			4 1 3 1 0 1 0										
27 Vladimir Guerrero, R (1, 9) OBP: 0.396, SLG: 0.622	0-1 G6-3		0-0 16 1B 2B		2-2 L6		0-0 P4			4 1 1 1 0 0 2										
16 Garret Anderson, L (1, 7) OBP: 0.330, SLG: 0.441	0-3 K		0-1 2-H 1B		4-0 G6-4-3 IBB			0-1 1B		3 0 2 1 1 1 0										
Steve Finley, L (1, 8) OBP: 0.237, SLG: 0.337		2-3 K	1-1 P6		1-0 G6-4-3			2-2 F9		4 0 0 0 0 1 5										
Orlando Cabrera, R (1, 6) OBP: 0.333, SLG: 0.471		0-2 HR		1-0 8 1B 2B		0-0 G5-3		3-3 K		4 1 2 1 0 1 1										
8 Dallas McPherson, L (1, 5) OBP: 0.278, SLG: 0.353		3-2 G1-3		1-0 P6-3 1B		0-1 F8		0-1 G4-3		4 0 1 0 0 0 1										
Josh Paul, R (1, 2) OBP: 0.125, SLG: 0.125		1-0 F8		0-2 P6-3		1-2 1B			3-2 P4	3 0 1 0 0 0 2										
20 Juan Rivera, R (9, PH) OBP: 0.303, SLG: 0.323				1-1f						1 0 0 0 0 0 0										
Jeff DaVanon, S (1, 10) OBP: 0.278, SLG: 0.246			0-0 F8		0-0 B1-3		2-3 K		1-1 F7	4 0 0 0 0 1 2										
Inning Stats	R: 1 E: 0 K: 1 S: 11	H: 2 LOB: 0 BB: 0 P: 15	R: 1 E: 0 K: 1 S: 10	H: 1 LOB: 0 BB: 0 P: 16	R: 2 E: 0 K: 0 S: 11	H: 3 LOB: 1 BB: 0 P: 13	R: 0 E: 0 K: 0 S: 6	H: 2 LOB: 1 BB: 0 P: 8	R: 0 E: 0 K: 1 S: 9	H: 1 LOB: 1 BB: 0 P: 12	R: 0 E: 0 K: 1 S: 7	H: 0 LOB: 0 BB: 0 P: 12	R: 0 E: 0 K: 1 S: 10	H: 1 LOB: 1 BB: 0 P: 15	R: 0 E: 0 K: 0 S: 8	H: 0 LOB: 0 BB: 0 P: 12	1B: 7 2B: 5 3B: 0 HR: 1	SF: 0 SAC: 0 DP: 2 HBP: 0	WP: 0 PB: 0 SB: 1 CS: 0	PA: 37
PITCHER	IP WLS BF H R ER SO BB IBB HBP BLK WP HR S P ERA WHIP																			
Carlos Silva, R (1, 1) ERA: 3.0	7.0 W 30 11 4 4 4 0 0 0 0 0 1 64 94 5.14 1.571																			
J.C. Romero, L (8, 1) ERA: 0.93	1.0 H 4 1 0 0 1 0 0 0 0 0 0 10 15 0.00 1.000																			
36 Joe Nathan, R (9, 1) ERA:	1.0 S 3 0 0 0 0 0 0 0 0 0 0 8 12 0.00 0.000																			



Batter	1	2	3	4	5	6	7	8	9
Shannon Stewart, R OBP: 0.311, SLG: 0.323 (1, 7)	G6-3		L5		G4-3		G5-4-3 1B	G5-3	
Jason Bartlett, R OBP: 0.286, SLG: 0.379 (1, 6)	F8		P4		K		G5-4-3		
7 Joe Mauer, L OBP: 0.392, SLG: 0.424 (1, 2)	G4-3				F7 33 1B SF8 1B		G6-3		
33 Justin Morneau, L OBP: 0.436, SLG: 0.595 (1, 3)								G6-3	
Torii Hunter, R OBP: 0.330, SLG: 0.450 (1, 8)								20 BB 5 2B	
Jacque Jones, L OBP: 0.482, SLG: 0.625 (1, 9)								20 BB 5 2B IBB	
20 Lew Ford, R OBP: 0.366, SLG: 0.419 (1, 10)								5 2B BB	
5 Michael Cuddyer, R OBP: 0.289, SLG: 0.304 (1, 5)								5 2B 2B	
8 Nick Punto, S OBP: 0.356, SLG: 0.289 (1, 4)								G4-3	

Inning Stats	R: 0	H: 0	E: 0	K: 10	S: 10	R: 1	H: 2	E: 1	K: 9	S: 9	R: 0	H: 0	E: 0	K: 6	S: 6	R: 1	H: 2	E: 0	K: 1	S: 13	R: 1	H: 1	E: 0	K: 10	S: 10	R: 2	H: 3	E: 0	K: 14	S: 14	R: 0	H: 1	E: 0	K: 11	S: 11	R: 2	H: 2	E: 0	K: 12	S: 12
	0	0	0	13	10	1	2	1	0	9	0	0	0	6	6	1	2	0	1	13	1	1	0	10	10	2	3	0	14	14	0	1	0	11	11	2	2	0	12	12
	0	0	0	13	10	1	2	1	0	9	0	0	0	6	6	1	2	0	1	13	1	1	0	10	10	2	3	0	14	14	0	1	0	11	11	2	2	0	12	12

PITCHER	IP	WLS	BF	H	R	ER	SO	BB	IBB	HBP	BLK	WP	HR	S	P	ERA	WHIP
Paul Byrd, R ERA: 5.29 (1, 1)	6.2	L	29	9	5	3	3	0	0	0	0	0	0	68	98	4.05	1.350
Jake Woods, L ERA: 2.0 (7, 1)	0.2		2	0	0	0	0	0	0	0	0	0	0	6	9	0.00	0.000
Esteban Yan, R ERA: 3.38 (8, 1)	0.2		6	2	2	2	0	1	1	0	0	0	0	11	22	27.00	4.500

Los Angeles Angels @ Minnesota Twins
Hubert H. Humphrey Metrodome, Minneapolis, MN

livebaseballscores.com

AB	33
R	7
H	11
RBI	7
BB	3
SO	3
LOB	16



WP	HR	S	P	ERA	WHIP
0	0	2	3	4.05	1.350
0	0	0	1	0.00	0.000
0	0	0	1	27.00	4.500

Fri Apr 29 2005, 8:10 PM EDT
Att: 29,866 - Dome - 70 F

Batter	1	2	3	4	5	6	7	8	9	AB R H RBI BB SO LOB	TOP											
Darin Erstad, L (1, 3) OBP: 0.330, SLG: 0.438	2-2 1B		1-1 1B		3-2 G6-3			0-1 1B		4 1 3 0 0 0 0												
9 Chone Figgins, S (1, 4) OBP: 0.340, SLG: 0.478	0-1 F7		0-0 1B			2-3 K		0-0 SF8		3 0 1 1 0 1 1												
27 Vladimir Guerrero, R (1, 10) OBP: 0.390, SLG: 0.606	0-0 1B		0-0 1B		1-2 G6-3		1-2 K	3-H K		4 0 1 0 0 1 2												
16 Garret Anderson, L (1, 7) OBP: 0.327, SLG: 0.443	2-2 F9		0-1 F7		1-2 2B		1-2 G4-3	0-2 G4-3		4 0 1 0 0 0 4												
Steve Finley, L (1, 8) OBP: 0.227, SLG: 0.322	1-3 K2-3			1-2 G6-3		0-1 G6-3			2-1 F8	4 0 0 0 0 1 3												
Orlando Cabrera, R (1, 6) OBP: 0.320, SLG: 0.449		1-1 F9		0-0 F8		0-1 G5-3		1-3 K		4 0 0 0 0 1 0												
8 Dallas McPherson, L (1, 5) OBP: 0.250, SLG: 0.316		0-1 G5-3		1-3 K		0-3 K		2-2 G1-3		4 0 0 0 0 2 0												
José Molina, R (1, 2) OBP: 0.306, SLG: 0.194		1-2 G4-3			3-2 G5-3		1-2 F9			3 0 0 0 0 0 0												
Jeff DaVanon, S (1, 9) OBP: 0.280, SLG: 0.265			1-3 K		0-0 G6-3			0-0 2B		3 1 1 0 0 1 0												
Inning Stats	R: 0 E: 0 K: 1 S: 13	H: 2 LOB: 2 BB: 0 P: 18	R: 0 E: 0 K: 0 S: 10	H: 0 LOB: 0 BB: 0 P: 12	R: 1 E: 1 K: 1 S: 12	H: 2 LOB: 1 BB: 0 P: 14	R: 0 E: 0 K: 1 S: 8	H: 0 LOB: 0 BB: 0 P: 10	R: 0 E: 0 K: 0 S: 8	H: 0 LOB: 0 BB: 0 P: 14	R: 0 E: 0 K: 1 S: 11	H: 1 LOB: 1 BB: 0 P: 15	R: 0 E: 0 K: 1 S: 9	H: 0 LOB: 0 BB: 0 P: 10	R: 1 E: 0 K: 1 S: 10	H: 2 LOB: 1 BB: 0 P: 11	R: 0 E: 0 K: 1 S: 8	H: 0 LOB: 0 BB: 0 P: 13	1B: 5 2B: 2 3B: 0 HR: 0	SF: 1 SAC: 0 DP: 0 HBP: 0	WP: 0 PB: 0 SB: 0 CS: 0	PA: 34
PITCHER	IP WLS BF H R ER SO BB IBB HBP BLK WP HR S P ERA WHIP																					
Brad Radke, R (1, 1) ERA: 4.39	7.1 W 29 7 2 1 5 0 0 0 0 0 0 0 75 97 1.23 0.955																					
Juan Rincon, R (8, 1) ERA: 2.45	0.2 H 2 0 0 0 1 0 0 0 0 0 0 0 6 7 0.00 0.000																					
36 Joe Nathan, R (9, 1) ERA:	1.0 S 3 0 0 0 1 0 0 0 0 0 0 0 8 13 0.00 0.000																					

Los Angeles Angels @ Minnesota Twins
 Hubert H. Humphrey Metrodome, Minneapolis, MN
 Sat Apr 30 2005, 7:10 PM EDT
 Att: 31,576 - Dome - 70 F

AB	33
R	2
H	7
RBI	1
BB	0
SO	7
LOB	10



Batter	1	2	3	4	5	6	7	8	9	AB R H RBI BB SO LOB
Shannon Stewart, R OBP: 0.318, SLG: 0.323 (1, 7)	1-0 P4		1-1 1B 7 1B	4-1 FC5-4 BB		1 SAFE 1-0 F8				3 1 1 0 1 0 1
Jason Bartlett, R OBP: 0.297, SLG: 0.377 (1, 6)	4-2 7 BB BB		0-0 7 1B 1-3 1B	2-0 FC5-4 1-2f			1-3 K			3 0 1 0 1 1 2
7 Joe Mauer, L OBP: 0.410, SLG: 0.435 (1, 2)	4-1 33 HR BB 1-2		1-1 1-2 3-H 1B		1-2 G3		1-1 CS 1B			3 1 2 1 1 0 0
33 Justin Morneau, L OBP: 0.442, SLG: 0.707 (1, 3)	2-0 1-H HR		0-3 K		1-2 3B		0-0 L7			4 1 2 2 0 1 3
Torii Hunter, R OBP: 0.337, SLG: 0.446 (1, 8)	0-3 K		0-0 L7		4-0 G4-6-3 BB		2-1 CS 1-2	3-2 1B S 1B		3 0 1 0 1 1 2
Jacque Jones, L OBP: 0.471, SLG: 0.603 (1, 9)		1-1 G3		3-3 K	0-0 G4-6-3 1-2f			1 SAFE 2-2 1B 1-H		4 0 1 0 0 1 2
20 Lew Ford, R OBP: 0.360, SLG: 0.410 (1, 10)		0-1 G3		0-1 8 S 8 3B 1B		3-3 K		1 SAFE 1-2 1B		4 1 1 0 0 2 1
5 Michael Cuddyer, R OBP: 0.275, SLG: 0.288 (1, 5)		3-3 K		0-0 F8		3-3 K		1 SAFE 2-2 G4-3		4 0 0 0 0 2 2
8 Nick Punto, S OBP: 0.375, SLG: 0.366 (1, 4)			0-0 F7	1-1 1-H 3B		0-0 1B				3 0 2 1 0 0 0

Inning Stats	R: 2	H: 1	E: 0	K: 1	S: 8	LOB: 0	BB: 2	P: 19
	R: 0	H: 0	E: 0	K: 1	S: 7	LOB: 0	BB: 0	P: 11
	R: 1	H: 3	E: 0	K: 1	S: 11	LOB: 2	BB: 0	P: 13
	R: 1	H: 2	E: 0	K: 1	S: 12	LOB: 2	BB: 1	P: 22
	R: 0	H: 1	E: 0	K: 0	S: 7	LOB: 1	BB: 1	P: 13
	R: 0	H: 1	E: 0	K: 2	S: 8	LOB: 1	BB: 0	P: 15
	R: 0	H: 1	E: 0	K: 1	S: 8	LOB: 0	BB: 0	P: 12
	R: 0	H: 2	E: 0	K: 1	S: 14	LOB: 1	BB: 0	P: 22

PITCHER	IP	WLS	BF	H	R	ER	SO	BB	IBB	HBP	BLK	WP	HR	S	P	ERA	WHIP
45 Kelvim Escobar, R ERA: 2.77 (1, 1)	7.0	L	31	9	4	4	7	4	0	0	0	0	1	61	105	5.14	1.857
Kevin Gregg, R ERA: 6.91 (8, 1)	1.0		4	2	0	0	1	0	0	0	0	0	0	14	22	0.00	2.000

Los Angeles Angels @ Minnesota Twins
 Hubert H. Humphrey Metrodome, Minneapolis, MN


Sat Apr 30 2005, 7:10 PM EDT
 Att: 31,576 - Dome - 70 F

AB	31
R	4
H	11
RBI	4
BB	4
SO	8
LOB	13



Inning Stats	R: 0 <th>H: 0 <th>E: 0 <th>K: 1 <th>S: 7 <th>LOB: 0 <th>BB: 0 <th>P: 11 </th></th></th></th></th></th></th>	H: 0 <th>E: 0 <th>K: 1 <th>S: 7 <th>LOB: 0 <th>BB: 0 <th>P: 11 </th></th></th></th></th></th>	E: 0 <th>K: 1 <th>S: 7 <th>LOB: 0 <th>BB: 0 <th>P: 11 </th></th></th></th></th>	K: 1 <th>S: 7 <th>LOB: 0 <th>BB: 0 <th>P: 11 </th></th></th></th>	S: 7 <th>LOB: 0 <th>BB: 0 <th>P: 11 </th></th></th>	LOB: 0 <th>BB: 0 <th>P: 11 </th></th>	BB: 0 <th>P: 11 </th>	P: 11
	R: 0	H: 0	E: 0	K: 1	S: 7	LOB: 0	BB: 0	P: 11
	R: 1	H: 3	E: 0	K: 1	S: 11	LOB: 2	BB: 0	P: 13
	R: 1	H: 2	E: 0	K: 1	S: 12	LOB: 2	BB: 1	P: 22
	R: 0	H: 1	E: 0	K: 0	S: 7	LOB: 1	BB: 1	P: 13
	R: 0	H: 1	E: 0	K: 2	S: 8	LOB: 1	BB: 0	P: 15
	R: 0	H: 1	E: 0	K: 1	S: 8	LOB: 0	BB: 0	P: 12
	R: 0	H: 2	E: 0	K: 1	S: 14	LOB: 1	BB: 0	P: 22

PITCHER	IP	WLS	BF	H	R	ER	SO	BB	IBB	HBP	BLK	WP	HR	S	P	ERA	WHIP
45 Kelvim Escobar, R ERA: 2.77 (1, 1)	7.0	L	31	9	4	4	7	4	0	0	0	0	1	61	105	5.14	1.857
Kevin Gregg, R ERA: 6.91 (8, 1)	1.0		4	2	0	0	1	0	0	0	0	0	0	14	22	0.00	2.000

Batter	1	2	3	4	5	6	7	8	9	AB R H RBI BB SO LOB	TOP																														
Darin Erstad, L (1, 3) OBP: 0.319, SLG: 0.422	0-2 F7			2-2 F9		1-2 G1-3		3-1 CS	1-0 P6	4 0 0 0 0 0 0																															
9 Chone Figgins, S (1, 4) OBP: 0.337, SLG: 0.463	3-3 K			3-3 K		4-2 BB			3-1 G4-3	3 0 0 0 1 2 0																															
27 Vladimir Guerrero, R (1, 9) OBP: 0.385, SLG: 0.622	1-2 G5-3			1-0 HR		0-1 P3			0-0 G4-3	4 1 1 1 0 0 1																															
16 Garret Anderson, L (1, 10) OBP: 0.317, SLG: 0.430		1-1 F7		0-0 G3-1			1-3 K			3 0 0 0 0 1 0																															
20 Juan Rivera, R (1, 8) OBP: 0.278, SLG: 0.294		0-0 E3			3-2 F8		0-0 F9			3 0 0 0 0 0 0																															
Orlando Cabrera, R (1, 6) OBP: 0.310, SLG: 0.435		3-1 P6			0-0 G6-3		0-2 F9			3 0 0 0 0 0 1																															
Lou Merton, R (1, 5) 8 Dallas McPherson, L (4, 5) OBP: 0.238, SLG: 0.300		1-1 CS	2-3 K		2-2 F7			0-3 K		1 0 0 0 0 1 0 2 0 0 0 0 1 0	AB 28 R 2 H 2 RBI 2 BB 2 SO 7 LOB 2																														
José Molina, R (1, 2) OBP: 0.308, SLG: 0.294			1-1 F7			0-0 HR		1-3 K		3 1 1 1 0 1 0																															
39 Robb Quinlan, R (1, 7) Jeff DaVanon, S (6, 8) OBP: 0.289, SLG: 0.265			0-3 K			1-0 F9		4-2 CS		2 0 0 0 0 1 0 0 0 0 0 1 0 0																															
Inning Stats	R: 0 E: 0 K: 1 S: 10	H: 0 LOB: 0 BB: 0 P: 14	R: 0 E: 1 K: 0 S: 6	H: 0 LOB: 0 BB: 0 P: 11	R: 0 E: 0 K: 2 S: 10	H: 0 LOB: 0 BB: 0 P: 13	R: 1 E: 0 K: 1 S: 10	H: 1 LOB: 0 BB: 0 P: 16	R: 0 E: 0 K: 0 S: 7	H: 0 LOB: 0 BB: 0 P: 12	R: 1 E: 0 K: 0 S: 10	H: 1 LOB: 1 BB: 1 P: 16	R: 0 E: 0 K: 1 S: 7	H: 0 LOB: 0 BB: 0 P: 8	R: 0 E: 0 K: 2 S: 12	H: 0 LOB: 0 BB: 1 P: 20	R: 0 E: 0 K: 0 S: 4	H: 0 LOB: 0 BB: 0 P: 8	R: 0 E: 0 K: 0 S: 4	H: 0 LOB: 0 BB: 0 P: 8	1B: 0 2B: 0 3B: 0 HR: 2	SF: 0 SAC: 0 DP: 0 HBP: 0	WP: 0 PB: 0 SB: 0 CS: 2	PA: 32																	
PITCHER Johan Santana, L (1, 1) ERA: 3.29 Juan Rincon, R (9, 1) ERA: 2.25	IP 8.0	WLS L	BF 27	H 2	R 2	ER 2	SO 7	BB 2	IBB 0	HBP 0	BLK 0	WP 0	HR 2	S 72	P 110	ERA 2.25	WHIP 0.500								PITCHER IP 1.0	WLS 3	BF 0	H 0	R 0	ER 0	SO 0	BB 0	IBB 0	HBP 0	BLK 0	WP 0	HR 0	S 4	P 8	ERA 0.00	WHIP 0.000

Los Angeles Angels @ Minnesota Twins
Hubert H. Humphrey Metrodome, Minneapolis, MN

Sun May 01 2005, 2:10 PM EDT
 Att. 30,837 - Dome - 69 F

livebaseballscorecards.com

Batter	1	2	3	4	5	6	7	8	9	AB	R	H	RBI	BB	SO	LOB
Shannon Stewart, R (1, 7) OBP: 0.324, SLG: 0.359	1-2 G4-3			1-2 FC5-4 1B		1-0 G6-3			0-1 HR	4	1	2	1	0	0	0
Juan Castro, R (1, 6) OBP: 0.259, SLG: 0.308	1-0 G6-3			0-3 K			2-2 K		3-2 G3-1	3	0	0	0	0	2	1
8 Nick Punto, S (9, PH) OBP: 0.367, SLG: 0.357										1	0	0	0	0	0	0
20 Lew Ford, R (1, 9) OBP: 0.344, SLG: 0.390	3-2 G6-3			0-2 FC5-4 1-2f			0-0 F9		2-2 G5-3	4	0	0	0	0	0	1
33 Justin Morneau, L (1, 3) OBP: 0.404, SLG: 0.644			0-1 G4-3	0-3 K			1-3 K		1-3 K	4	0	0	0	0	3	1
Torii Hunter, R (1, 8) OBP: 0.327, SLG: 0.430			1-1 G5-3		0-1 G6-3			2-2 G4-3		3	0	0	0	0	0	0
Jacque Jones, L (1, 10) OBP: 0.467, SLG: 0.592			1-1 G4-3		2-3 K			2-1 5 1B		3	0	1	0	0	1	0
5 Michael Cuddyer, R (1, 5) OBP: 0.277, SLG: 0.289			1-1 G4-3		1-3 K			3-2 7 BB 1B		3	0	1	0	0	1	0
55 Mike Redmond, R (1, 2) OBP: 0.400, SLG: 0.333			0-0 G3		2-3 K			4-1 G6-4-3 BB		2	0	0	0	0	1	0
7 Joe Mauer, L (8, PH) OBP: 0.417, SLG: 0.435								1-2 BB		0	0	0	0	1	0	0
Luis Rivas, R (1, 4) OBP: 0.234, SLG: 0.186			0-2 G6-3		0-1 P4			1-1 G6-4-3		2	0	0	0	0	0	0
Matthew LeCroy, R (8, PH) OBP: 0.393, SLG: 0.491								1-2 BB		1	0	0	0	0	0	3
Jason Bartlett, R (9, 6) OBP: 0.297, SLG: 0.377								1-2f		0	0	0	0	0	0	0

Inning Stats	R: 0	H: 0	E: 0	LOB: 0	K: 0	BB: 0	S: 9	P: 14	R: 0	H: 0	E: 0	LOB: 0	K: 0	BB: 0	S: 6	P: 8	R: 0	H: 0	E: 0	LOB: 0	K: 0	BB: 0	S: 6	P: 7	R: 0	H: 1	E: 0	LOB: 1	K: 2	BB: 0	S: 12	P: 13	R: 0	H: 0	E: 0	LOB: 0	K: 2	BB: 0	S: 8	P: 11	R: 0	H: 0	E: 0	LOB: 0	K: 1	BB: 0	S: 7	P: 10	R: 0	H: 0	E: 0	LOB: 0	K: 2	BB: 0	S: 7	P: 10	R: 0	H: 2	E: 0	LOB: 2	K: 0	BB: 1	S: 13	P: 25	R: 1	H: 1	E: 0	LOB: 0	K: 1	BB: 0	S: 13	P: 19	1B: 3	SF: 0	2B: 0	SAC: 0	3B: 0	DP: 1	HR: 1	HBP: 0	WP: 0	PA: 31
--------------	------	------	------	--------	------	-------	------	-------	------	------	------	--------	------	-------	------	------	------	------	------	--------	------	-------	------	------	------	------	------	--------	------	-------	-------	-------	------	------	------	--------	------	-------	------	-------	------	------	------	--------	------	-------	------	-------	------	------	------	--------	------	-------	------	-------	------	------	------	--------	------	-------	-------	-------	------	------	------	--------	------	-------	-------	-------	-------	-------	-------	--------	-------	-------	-------	--------	-------	--------

PITCHER	IP	WLS	BF	H	R	ER	SO	BB	IBB	HBP	BLK	WP	HR	S	P	ERA	WHIP
40 Bartolo Colon, R (1, 1) ERA: 3.03	7.1	W	24	2	0	0	7	0	0	0	0	0	0	62	84	0.00	0.273
62 Scot Shields, R (8, 1) ERA: 1.23	0.0		2	1	0	0	0	1	0	0	0	0	0	4	11	∞	∞
Francisco Rodriguez, R (8, 1) ERA: 2.25	1.2	S	5	1	1	1	1	0	0	0	0	0	1	15	22	5.40	0.600

Los Angeles Angels @ Minnesota Twins
Hubert H. Humphrey Metrodome, Minneapolis, MN

Sun May 01 2005, 2:10 PM EDT
Att: 30,837 - Dome - 69 F

livebaseballscorecards.com

AB	30
R	1
H	4
RBI	1
BB	1
SO	8
LOB	6



Batter	1	2	3	4	5	6	7	8	9	AB R H RBI BB SO LOB	TOP											
Darin Erstad, L (1, 3) OBP: 0.306, SLG: 0.404	1-3 K		0-1 G3-1		1-2 G3-1	1-1 G1-3			2-1 L8	5 0 0 0 0 1 0												
Orlando Cabrera, R (1, 6) OBP: 0.314, SLG: 0.421	0-0 F9		1-0 F7		1-0 16 HR HBP			1-2 16 WP HBP	2-2 P6	3 1 0 0 0 0 0												
27 Vladimir Guerrero, R (1, 9) OBP: 0.380, SLG: 0.604	4-1 BB			1-1 G6-3	0-0 P3			0-3 K		3 0 0 0 1 1 2												
16 Garret Anderson, L (1, 7) OBP: 0.324, SLG: 0.456	0-2 G4-3			4-2 HR BB	0-0 HR			2-1 F9		3 2 1 2 1 0 2												
Steve Finley, L (1, 8) OBP: 0.248, SLG: 0.378				2-2 HR	0-0 20 1B 2B			0-0 F8		3 2 2 2 1 0 1												
20 Juan Rivera, R (1, 10) OBP: 0.275, SLG: 0.289				2-2 G5-3	1-0 1B			3-2 F8		4 0 1 1 0 0 1												
8 Dallas McPherson, L (1, 5) OBP: 0.261, SLG: 0.326				0-2 2B	1-0 G4-3			2-3 K		3 0 1 0 1 1 1												
José Molina, R (1, 2) OBP: 0.302, SLG: 0.270	1-3 K			4-2 BB				0-1 L7		3 0 0 0 1 1 1												
Adam Kennedy, L (1, 4) OBP: 0.261, SLG: 0.326			1-2 K	2-0 G4-3				2-3 K		4 0 0 0 0 2 2												
Inning Stats	R: 0 E: 0 K: 1 S: 8	H: 0 LOB: 1 BB: 1 P: 13	R: 0 E: 0 K: 1 S: 7	H: 0 LOB: 1 BB: 2 P: 17	R: 0 E: 0 K: 1 S: 7	H: 0 LOB: 0 BB: 0 P: 9	R: 2 E: 0 K: 0 S: 23	H: 2 LOB: 2 BB: 2 P: 38	R: 3 E: 0 K: 0 S: 8	H: 3 LOB: 1 BB: 0 P: 12	R: 0 E: 0 K: 1 S: 6	H: 0 LOB: 0 BB: 0 P: 9	R: 0 E: 0 K: 1 S: 8	H: 0 LOB: 1 BB: 0 P: 11	R: 0 E: 0 K: 1 S: 9	H: 0 LOB: 0 BB: 0 P: 14	R: 0 E: 0 K: 0 S: 7	H: 0 LOB: 0 BB: 0 P: 12	1B: 1 2B: 2 3B: 0 HR: 2	SF: 0 SAC: 0 DP: 1 HBP: 2	WP: 1 PB: 0 SB: 0 CS: 0	PA: 38
PITCHER	IP WLS BF H R ER SO BB IBB HBP BLK WP HR S P ERA WHIP																					
Ryan Franklin, R (1, 1) ERA: 4.74	5.0 L 25 5 5 5 3 5 0 1 0 0 2 53 89 9.00 2.000																					
40 Julio Mateo, R (6, 1) ERA: 0.68	2.0 7 0 0 0 2 0 0 1 0 1 0 14 20 0.00 0.000																					
20 J.J. Putz, R (8, 1) ERA: 1.29	1.0 3 0 0 0 1 0 0 0 0 0 0 9 14 0.00 0.000																					
Jeff Nelson, R (9, 1) ERA: 3.86	1.0 3 0 0 0 0 0 0 0 0 0 0 7 12 0.00 0.000																					

Los Angeles Angels @ Seattle Mariners
 Safeco Field, Seattle, WA
 Mon May 02 2005, 7:05 PM PDT
 Att. 24,184 - Cloudy - 57 F

livebaseballscorecards.com

AB	31
R	5
H	5
RBI	5
BB	5
SO	6
LOB	10



Batter	1	2	3	4	5	6	7	8	9	AB	R	H	RBI	BB	SO	LOB
51 Ichiro Suzuki, L OBP: 0.402, SLG: 0.486 (1, 9)	0-2 BB CS 1B		1-1 G6-3			2-2 G6-3		4-1 BB 2B		3	0	1	0	1	0	0
Randy Winn, S OBP: 0.402, SLG: 0.389 (1, 7)	4-0 1-2 BB			0-1 G5-3 1B		0-1 G6-3 2B		2-2 1-3 2B		3	0	3	0	1	0	0
29 Adrián Beltré, R OBP: 0.264, SLG: 0.333 (1, 5)	2-2 L4			0-0 G5-3 1-2		0-2 G6-3 2-3		2-1 F8		4	0	0	0	0	0	6
Richie Sexson, R OBP: 0.357, SLG: 0.500 (1, 3)	3-3 3-H			4-2 FC4-6 BB		0-1 G4-3			1-2 F9	3	0	0	0	1	1	3
Bret Boone, R OBP: 0.308, SLG: 0.388 (1, 4)		1-2 P6		1-2 F7			2-0 G5-3		0-3 K	4	0	0	0	0	1	2
Raul Ibanez, L OBP: 0.377, SLG: 0.418 (1, 10)		1-2 G5-3		1-1 FC4-6 1-2f			2-3 K		4-1 BB	3	0	0	0	1	1	2
Miguel Olivo, R OBP: 0.194, SLG: 0.206 (9, PH)		2-1 F8			1-3 K2-3		0-2 G6-3		3-2 L4	3	0	0	0	0	1	0
7 Jeremy Reed, L OBP: 0.351, SLG: 0.341 (1, 8)			3-2 G1-3		0-1 G6-3			1-2 G6-3		3	0	0	0	0	0	0
39 Wilson Valdez, R OBP: 0.213, SLG: 0.218 (1, 6)			1-3 K		2-3 K			0-1 G5-3		3	0	0	0	0	2	0

BOTTOM

Los Angeles Angels @ Seattle Mariners

Safeco Field, Seattle, WA

Mon May 02 2005, 7:05 PM PDT

Att. 24,184 - Cloudy - 57 F

livebaseballscorecards.com

AB	30
R	0
H	4
RBI	0
BB	4
SO	6
LOB	14



Inning Stats																		1B	2B	3B	HR	SF	SAC	DP	HBP	WP	PA
R: 0	H: 1	R: 0	H: 0	R: 0	H: 0	R: 0	H: 1	R: 0	H: 0	R: 0	H: 1	R: 0	H: 0	R: 0	H: 1	R: 0	H: 0	2	3	0	0	0	0	0	0	34	
E: 1	LOB: 2	E: 0	LOB: 0	E: 0	LOB: 0	E: 0	LOB: 2	E: 0	LOB: 0	E: 0	LOB: 1	E: 0	LOB: 2	E: 0	LOB: 1	E: 0	LOB: 1	3	0	0	0	0	0	0	0	0	
K: 1	BB: 1	K: 0	BB: 0	K: 1	BB: 0	K: 0	BB: 1	K: 2	BB: 0	K: 1	BB: 0	K: 0	BB: 1	K: 0	BB: 1	K: 1	BB: 1	0	0	0	0	0	0	0	0	0	
S: 11	P: 20	S: 8	P: 12	S: 8	P: 13	S: 12	P: 18	S: 8	P: 11	S: 12	P: 14	S: 8	P: 12	S: 11	P: 20	S: 12	P: 20	0	0	0	0	0	0	0	0	0	
PITCHER																		ERA	WHIP								
Jarrod Washburn, L (1, 1)	IP: 7.2	WLS: W	BF: 29	H: 4	R: 0	ER: 0	SO: 5	BB: 3	IBB: 0	HBP: 0	BLK: 0	WP: 0	HR: 0	S: 76	P: 116	ERA: 0.00	WHIP: 0.913										
Brendan Donnelly, R (8, 1)	IP: 1.1	WLS:	BF: 5	H: 0	R: 0	ER: 0	SO: 1	BB: 1	IBB: 0	HBP: 0	BLK: 0	WP: 0	HR: 0	S: 14	P: 24	ERA: 0.00	WHIP: 0.750										

Batter	1	2	3	4	5	6	7	8	9	AB R H RBI BB SO LOB	TOP											
Darin Erstad, L (1, 3) OBP: 0.304, SLG: 0.398	3-2 9 E 1B	1-2 L5			0-1 L7		3-3 K			4 1 1 0 0 1 1												
9 Chone Figgins, S (1, 10) OBP: 0.343, SLG: 0.465	1-2 16 PB 16 S 1B	3-3 K			2-0 1B			2-2 G6-3		4 1 2 1 0 1 1												
27 Vladimir Guerrero, R (1, 9) OBP: 0.366, SLG: 0.581	0-0 P2		1-0 F7		2-3 K			1-0 P4		4 0 0 0 0 1 2												
16 Garret Anderson, L (1, 7) OBP: 0.321, SLG: 0.449	0-2 FC4 1B		0-2 G6-3		2-0 P5			2-1 HR 1B		4 2 1 1 0 0 0												
Steve Finley, L (1, 8) OBP: 0.248, SLG: 0.404	1-1 G5-3		0-0 F9		0-2 G6-3			0-0 HR		4 1 1 2 0 0 1												
Orlando Cabrera, R (1, 6) OBP: 0.321, SLG: 0.434	0-0 1B			1-2 G1-3		0-0 2B		0-0 L9		4 0 2 1 0 0 0												
8 Dallas McPherson, L (1, 5) OBP: 0.240, SLG: 0.298	2-2 F7		0-2 L5		1-3 K			0-3 K		4 0 0 0 0 2 2												
José Molina, R (1, 2) OBP: 0.277, SLG: 0.244		0-0 B5-3		1-0 F8		0-3 K		1-3 K		4 0 0 0 0 2 0												
Adam Kennedy, L (1, 4) OBP: 0.125, SLG: 0.125		0-2 1B		2-1 G3		1-1 F7		1-3 K		4 0 1 0 0 1 0												
Inning Stats	R: 3 E: 1 K: 0 S: 17	H: 3 LOB: 1 BB: 0 P: 24	R: 0 E: 0 K: 1 S: 13	H: 1 LOB: 1 BB: 0 P: 16	R: 0 E: 0 K: 0 S: 5	H: 0 LOB: 0 BB: 0 P: 6	R: 0 E: 0 K: 0 S: 7	H: 0 LOB: 0 BB: 0 P: 9	R: 0 E: 0 K: 1 S: 8	H: 1 LOB: 1 BB: 0 P: 14	R: 0 E: 0 K: 1 S: 8	H: 1 LOB: 1 BB: 0 P: 11	R: 0 E: 0 K: 2 S: 8	H: 0 LOB: 0 BB: 0 P: 12	R: 2 E: 0 K: 0 S: 8	H: 2 LOB: 0 BB: 0 P: 13	R: 0 E: 0 K: 3 S: 11	H: 0 LOB: 0 BB: 0 P: 13	1B: 6 2B: 1 3B: 0 HR: 1	SF: 0 SAC: 0 DP: 0 HBP: 0	WP: 0 PB: 1 SB: 2 CS: 0	PA: 36
PITCHER	IP WLS BF H R ER SO BB IBB HBP BLK WP HR S P ERA WHIP																					
Gil Meche, R (1, 1) ERA: 5.35	8.0 L 33 8 5 5 5 0 0 0 0 0 1 74 105 5.62 1.000																					
Matt Thornton, L (9, 1) ERA: 4.09	1.0 3 0 0 0 3 0 0 0 0 0 0 11 13 0.00 0.000																					

Los Angeles Angels @ Seattle Mariners
Safeco Field, Seattle, WA
 Tue May 03 2005, 7:05 PM PDT
 Att: 29,917 - Clear - 62 F

livebaseballscorecards.com

AB 36
R 5
H 8
RBI 5
BB 0
SO 8
LOB 7



Batter	1	2	3	4	5	6	7	8	9	AB R H RBI BB SO LOB
--------	---	---	---	---	---	---	---	---	---	----------------------

51 Ichiro Suzuki, L (1, 9) OBP: 0.393, SLG: 0.482 C F T X	0-2 K		2-2 G4-3		2-3 K		0-0 K 2B		1-3 K2-3	5 0 1 0 0 3 3
7 Jeremy Reed, L (1, 8) OBP: 0.356, SLG: 0.341 B F X	1-1 F8		1-1 1B		4-2 BB 1-2 2-3		0-3 K			3 0 1 0 1 1 1
29 Adrian Beltré, R (1, 5) OBP: 0.254, SLG: 0.321 X	0-0 G4-3		2-2 F9		1-3 K			1-2 G5-3		4 0 0 0 0 1 4
Richie Sexson, R (1, 3) OBP: 0.353, SLG: 0.523 B X C		1-1 HR		1-1 F8		1-0 F9		2-2 G4-3		4 1 1 1 0 0 0
Bret Boone, R (1, 4) OBP: 0.306, SLG: 0.382 B F C		0-2 P2		1-3 K		0-2 1B		2-3 K		4 0 1 0 0 2 0
Raul Ibanez, L (1, 10) OBP: 0.364, SLG: 0.400 B F X		2-2 G3		0-0 G6-3		3-1 F8 SAFE SAFE			0-2 G4-3	4 0 0 0 0 0 1
Randy Winn, S (1, 7) OBP: 0.405, SLG: 0.394 B C		1-1 1B		1-2 G4-3		0-0 F9		0-1 DI 1B		4 1 2 0 0 0 1
Miguel Olivo, R (1, 2) OBP: 0.186, SLG: 0.197 Greg Dobbs, L (9, PH) OBP: 0.214, SLG: 0.357 SAFE SAFE SAFE D		2-3 K		1-3 K 7 BB 39 1B		3-3 K		1-3 K		3 0 0 0 0 3 1 1 0 0 0 0 1 1
39 Wilson Valdez, R (1, 6) OBP: 0.217, SLG: 0.222 Shin-Soo Choo, L (9, PH) OBP: 0.333, SLG: 0.333 F C B X		1-3 K		2-0 1B 7 BB		0-3 K		0-2 1B 1-H		3 0 1 0 0 2 0 1 0 1 1 0 0 0

BOTTOM

Los Angeles Angels @ Seattle Mariners

Safeco Field, Seattle, WA

Tue May 03 2005, 7:05 PM PDT

Att. 29,917 - Clear - 62 F

livebaseballscorecards.com

AB	36
R	2
H	8
RBI	2
BB	1
SO	13
LOB	12



Inning	Stats	R	H	E	LOB	K	S	R	H	E	LOB	K	S	R	H	E	LOB	K	S	R	H	E	LOB	K	S	R	H	E	LOB	K	S	R	H	E	LOB	K	S
--------	-------	---	---	---	-----	---	---	---	---	---	-----	---	---	---	---	---	-----	---	---	---	---	---	-----	---	---	---	---	---	-----	---	---	---	---	---	-----	---	---

PITCHER	IP	WLS	BF	H	R	ER	SO	BB	IBB	HBP	BLK	WP	HR	S	P	ERA	WHIP	PITCHER	IP	WLS	BF	H	R	ER	SO	BB	IBB	HBP	BLK	WP	HR	S	P	ERA	WHIP
---------	----	-----	----	---	---	----	----	----	-----	-----	-----	----	----	---	---	-----	------	---------	----	-----	----	---	---	----	----	----	-----	-----	-----	----	----	---	---	-----	------

Batter	1	2	3	4	5	6	7	8	9	AB	R	H	RBI	BB	SO	LOB	TOP										
Darin Erstad, L (1, 3) OBP: 0.292, SLG: 0.382	1-1 F7	0-1 G4-3		0-1 L5		3-2 G4-3		1-2 G4-3		5	0	0	0	0	0	5											
9 Chone Figgins, S (1, 10) OBP: 0.354, SLG: 0.461	4-2 27 HR BB		2-3 K	1-0 F9			2-1 27 CS 27 S 1B		4-2 16 E 16 S 1B BB	3	2	1	0	2	1	1											
27 Vladimir Guerrero, R (1, 9) OBP: 0.385, SLG: 0.620	0-1 1-H HR		4-2 1B 1B BB		0-1 16 F8 F9-2 2B		4-2 16 1B BB		2-0 P3	3	2	2	2	2	0	1											
16 Garret Anderson, L (1, 7) OBP: 0.325, SLG: 0.446	1-0 F8		0-0 F9		0-0 F8		1-1 1-3 1B		1-2 WP 1B	5	0	2	1	0	0	2											
Steve Finley, L (1, 8) OBP: 0.255, SLG: 0.398	2-1 F7		3-2 1B 1B 1B		4-0 IBB		0-2 F9		1-2 P3	4	1	1	0	1	0	3											
Orlando Cabrera, R (1, 6) OBP: 0.333, SLG: 0.437		1-1 8 BB 1B	0-1 8 1B 1B		1-1 F9-2		1-0 G5-3		4-0 IBB	4	0	2	1	1	0	4											
8 Dallas McPherson, L (1, 5) OBP: 0.255, SLG: 0.294		4-1 1-2 BB	3-1 1-3 2-H 1B				1-1 F7		3-2 G4-3	4	0	1	1	1	1	2											
Josh Paul, R (1, 2) OBP: 0.211, SLG: 0.118		0-3 K	1-1 CS	4-2 G5-3 BB			4-2 FC1-6 BB		1-3 K	1	0	0	0	2	1	2											
José Molina, R (6, 2) OBP: 0.271, SLG: 0.238										1	0	0	0	0	1	0											
Adam Kennedy, L (1, 4) OBP: 0.167, SLG: 0.167		2-0 L7		2-1 G5-3			2-2 FC1-6		0-2 1B	4	0	1	0	0	0	4											
Inning Stats	R: 2 E: 0 K: 0 S: 9	H: 1 LOB: 0 BB: 1 P: 17	R: 0 E: 0 K: 1 S: 10	H: 1 LOB: 2 BB: 1 P: 17	R: 2 E: 0 K: 1 S: 14	H: 3 LOB: 1 BB: 1 P: 27	R: 0 E: 0 K: 0 S: 10	H: 0 LOB: 1 BB: 1 P: 16	R: 0 E: 0 K: 0 S: 5	H: 1 LOB: 1 BB: 1 P: 10	R: 0 E: 0 K: 0 S: 13	H: 0 LOB: 1 BB: 1 P: 23	R: 0 E: 0 K: 0 S: 10	H: 2 LOB: 2 BB: 1 P: 18	R: 0 E: 0 K: 1 S: 15	H: 1 LOB: 1 BB: 0 P: 20	R: 1 E: 0 K: 1 S: 14	H: 1 LOB: 2 BB: 2 P: 28	1B: 8 2B: 2 3B: 0 HR: 1	SF: 0 SAC: 0 DP: 1 HBP: 0	WP: 1 PB: 0 SB: 2 CS: 2	PA: 44					
PITCHER	IP	WLS	BF	H	R	ER	SO	BB	IBB	HBP	BLK	WP	HR	S	P	ERA	WHIP										
Aaron Sele, R (1, 1) ERA: 5.18	4.1	L	23	6	4	4	2	4	1	0	0	0	1	46	84	8.31	2.308										
Shigetoshi Hasegawa, R (5, 1) ERA: 1.38	1.2		6	1	0	0	0	1	0	0	0	0	0	17	30	0.00	1.200										
Jeff Nelson, R (7, 1) ERA: 3.68	0.1		1	0	0	0	0	1	0	0	0	0	0	2	6	0.00	3.000										
Ron Villone, L (7, 1) ERA: 0.93	1.2		7	2	0	0	1	0	0	0	0	0	0	21	28	0.00	1.200										
Eddie Guardado, L (9, 1) ERA: 3.0	1.0		6	1	1	1	1	1	1	0	0	1	0	14	28	9.00	2.000										

Los Angeles Angels @ Seattle Mariners
 Safeco Field, Seattle, WA
 Wed May 04 2005, 3:35 PM PDT
 Att: 26,303 - Partly Cloudy - 67 F

livebaseballscorecards.com

AB	34
R	5
H	10
RBI	5
BB	9
SO	4
LOB	24



Batter	1	2	3	4	5	6	7	8	9	AB	R	H	RBI	BB	SO	LOB
51 Ichiro Suzuki, L (1, 9) OBP: 0.381, SLG: 0.466	0-0 G4-3	0-1 FC6			0-1 P5		1-0 F7			4	0	0	0	0	0	4
Randy Winn, S (1, 7) OBP: 0.409, SLG: 0.398	2-1 G4-3				1-1 WP 1B		3-3 K			4	0	2	0	0	1	1
29 Adrian Beltré, R (1, 5) OBP: 0.246, SLG: 0.310	1-2 G3				3-2 FC1-6 1B		1-1 F9			4	0	0	0	0	0	3
Richie Sexson, R (1, 3) OBP: 0.349, SLG: 0.511					1-1 P4		0-0 FC6-4 1B			4	0	1	0	0	1	3
Bret Boone, R (1, 4) OBP: 0.304, SLG: 0.377					2-2 F7		0-1 FC6-4 1B			4	1	1	0	0	0	2
Raul Ibanez, L (1, 10) OBP: 0.368, SLG: 0.404					3-1 7 L3 1B		1-2 G4-3			4	1	2	0	0	1	1
7 Jeremy Reed, L (1, 8) OBP: 0.343, SLG: 0.326					1-2 L3		0-3 K			4	0	0	0	0	1	3
Dan Wilson, R (1, 2) OBP: 0.214, SLG: 0.185 Miguel Olivo, R (7, PR) OBP: 0.183, SLG: 0.194 (8, 2)					0-3 K		1-2 1B			3	0	2	1	0	1	0
39 Wilson Valdez, R (1, 6) OBP: 0.233, SLG: 0.250 Dave Hansen, L (9, PH)					0-2 1B		0-2 P3			1	0	0	0	0	0	0

Inning Stats	R: 0	H: 0	E: 0	K: 0	S: 7	R: 2	H: 4	E: 0	K: 1	S: 13	R: 0	H: 1	E: 0	K: 0	S: 10	R: 0	H: 1	E: 0	K: 1	S: 11	R: 0	H: 0	E: 0	K: 1	S: 9	R: 0	H: 1	E: 0	K: 1	S: 13	R: 0	H: 1	E: 0	K: 1	S: 8	R: 0	H: 0	E: 0	K: 1	S: 8	R: 0	H: 0	E: 0	K: 1	S: 8	1B: 9	2B: 2	3B: 0	HR: 0	SF: 0	SAC: 0	DP: 1	HBP: 0	WP: 1	PA: 36
--------------	------	------	------	------	------	------	------	------	------	-------	------	------	------	------	-------	------	------	------	------	-------	------	------	------	------	------	------	------	------	------	-------	------	------	------	------	------	------	------	------	------	------	------	------	------	------	------	-------	-------	-------	-------	-------	--------	-------	--------	-------	--------

PITCHER	IP	WLS	BF	H	R	ER	SO	BB	IBB	HBP	BLK	WP	HR	S	P	ERA	WHIP
Paul Byrd, R (1, 1) ERA: 4.85	6.2	W	28	9	2	2	3	0	0	0	0	1	0	72	97	2.70	1.350
Jake Woods, L (7, 1) ERA: 1.93	0.1	H	1	0	0	0	1	0	0	0	0	0	0	4	7	0.00	0.000
Brendan Donnelly, R (8, 1) ERA: 3.14	1.0	H	4	1	0	0	1	0	0	0	0	0	0	8	11	0.00	1.000
Francisco Rodríguez, R (9, 1) ERA: 2.08	1.0	S	3	0	0	0	1	0	0	0	0	0	0	8	9	0.00	0.000

BOTTOM

Los Angeles Angels @ Seattle Mariners
Safeco Field, Seattle, WA
 Wed May 04 2005, 3:35 PM PDT
 Att. 26,303 - Partly Cloudy - 67 F

livebaseballscorecards.com

AB	36
R	2
H	10
RBI	2
BB	0
SO	6
LOB	18



Batter	1	2	3	4	5	6	7	8	9	AB R H RBI BB SO LOB	TOP											
15 Brandon Inge, R OBP: 0.383, SLG: 0.452 (1, 5)	4-2 FC9-6 BB		0-1 E1 9 1B		2-3 K			1-2 F9	4-2 BB	3 0 0 0 2 1 0												
Ivan Rodriguez, R OBP: 0.324, SLG: 0.471 (1, 2)	0-0 FC9-6 1-2f		1-0 F9			4-2 G4-1 1B BB		0-0 2B	0-0 G5-3	4 1 1 0 1 0 3												
9 Carlos Guillen, S OBP: 0.464, SLG: 0.592 (1, 10)	1-1 F8		2-1 G6-4-3 1B			1-0 F9		3-1 2B		4 1 2 1 0 0 2												
Rondell White, R OBP: 0.294, SLG: 0.458 (1, 7)	1-2 G5-3		0-1 G6-4-3 1-2f			2-1 G4-1 1B		4-2 2B BB		3 0 1 0 1 0 3												
Dmitri Young, S OBP: 0.369, SLG: 0.553 (1, 3)		1-3 K		2-1 G6-3		0-0 G4-1		2-1 2B		4 0 1 1 0 1 2												
33 Marcus Thames, R OBP: 0.265, SLG: 0.432 (1, 9)		0-0 HR		3-3 K		1-3 K		3-3 K		4 1 1 1 0 3 4												
Ramon Martinez, R OBP: 0.308, SLG: 0.308 (1, 6)		0-2 1B		3-1 F7			1-0 G4-3	2-1 G1-4-3		4 0 1 0 0 0 2												
20 Omar Infante, R OBP: 0.267, SLG: 0.362 (1, 4)		2-0 P3		0-1 F8			0-1 F7		3-2 G3	3 0 0 0 0 0 1												
Carlos Pena, L OBP: 0.317, SLG: 0.326 (9, PH)		1-1 G6-3		1-1 G3			1-3 K		3-3 K	1 0 0 0 0 0 0												
Nook Logan, S OBP: 0.343, SLG: 0.446 (1, 8)										4 0 0 0 0 2 1												
Inning Stats	R: 0 E: 0 K: 0 S: 10	H: 0 LOB: 1 BB: 1 P: 16	R: 1 E: 0 K: 1 S: 10	H: 2 LOB: 1 BB: 0 P: 14	R: 0 E: 1 K: 0 S: 7	H: 1 LOB: 1 BB: 0 P: 10	R: 0 E: 0 K: 1 S: 8	H: 0 LOB: 0 BB: 0 P: 16	R: 0 E: 0 K: 1 S: 8	H: 0 LOB: 0 BB: 0 P: 11	R: 0 E: 0 K: 1 S: 9	H: 1 LOB: 2 BB: 1 P: 17	R: 0 E: 0 K: 1 S: 6	H: 0 LOB: 0 BB: 0 P: 8	R: 2 E: 0 K: 1 S: 18	H: 3 LOB: 2 BB: 1 P: 33	R: 0 E: 0 K: 1 S: 14	H: 0 LOB: 1 BB: 1 P: 24	1B: 3 2B: 3 3B: 0 HR: 1	SF: 0 SAC: 0 DP: 1 HBP: 0	WP: 0 PB: 0 SB: 0 CS: 0	PA: 38
PITCHER	IP WLS BF H R ER SO BB IBB HBP BLK WP HR S P ERA WHIP																					
45 Kelvim Escobar, R ERA: 3.1 (1, 1)	7.1 W 30 6 3 3 5 2 0 0 0 0 1 65 103 3.68 1.091																					
62 Scot Shields, R ERA: 1.53 (8, 1)	0.2 H 4 1 0 0 1 1 0 0 0 0 0 0 11 22 0.00 3.000																					
Francisco Rodriguez, R ERA: 1.93 (9, 1)	1.0 S 4 0 0 0 1 1 0 0 0 0 0 0 14 24 0.00 1.000																					

Detroit Tigers @ Los Angeles Angels
Angel Stadium of Anaheim, Anaheim, CA

Fri May 06 2005, 7:05 PM PDT
Att: 44,022 - Partly Cloudy - 66 F

livebaseballscorecards.com

AB 34
R 3
H 7
RBI 3
BB 4
SO 7
LOB 18



Batter	1	2	3	4	5	6	7	8	9	AB R H RBI BB SO LOB
Darin Erstad, L OBP: 0.306, SLG: 0.389 (1, 3)	1-2 27 CS 9 BB 1B		3-2 F7		1-2 9 FC1-4 1B		4-2 9 FC1-6-4 BB			3 0 2 0 1 0 0
9 Chone Figgins, S OBP: 0.350, SLG: 0.448 (1, 5)	4-1 27 CS 16 BB 1B		3-3 K		0-0 27 BB FC1-4 1-2f		2-2 27 FC5-4 FC1-6-4 1-2f			3 1 0 0 1 1 2
27 Vladimir Guerrero, R OBP: 0.380, SLG: 0.604 (1, 9)	2-2 F8 1-2 2-3			0-0 L4	4-2 BB		0-0 FC5-4 1-2f			3 0 0 0 1 0 3
16 Garret Anderson, L OBP: 0.331, SLG: 0.448 (1, 7)	2-2 1B			0-1 20 BB 3B 1B	0-0 G3			1-1 G5-3		4 1 2 1 0 0 2
20 Juan Rivera, R OBP: 0.295, SLG: 0.293 (1, 10)	1-2 F7			1-1 3B 1B	4-2 2B BB			1-0 G6-3		3 2 1 0 1 0 1
Orlando Cabrera, R OBP: 0.322, SLG: 0.421 (1, 6)		1-3 K		0-2 F7	3-2 P3			3-2 F7		4 0 0 0 0 1 3
Steve Finley, L OBP: 0.265, SLG: 0.436 (1, 8)		2-2 G4-3		1-1 3B	0-1 CS 2B					3 0 2 3 0 0 0
José Molina, R OBP: 0.255, SLG: 0.222 (1, 2)		3-3 K		2-2 L6	3-2 P3					3 0 0 0 0 1 2
Adam Kennedy, L OBP: 0.133, SLG: 0.133 (1, 4)			1-0 F8		2-2 G6-3			1-3 K		3 0 0 0 0 1 0

Inning Stats	R: 1 E: 0 K: 0 S: 14	H: 2 LOB: 1 BB: 1 P: 24	R: 0 E: 0 K: 2 S: 14	H: 0 LOB: 0 BB: 0 P: 20	R: 0 E: 0 K: 1 S: 9	H: 0 LOB: 0 BB: 0 P: 16	R: 2 E: 0 K: 0 S: 19	H: 3 LOB: 1 BB: 0 P: 23	R: 0 E: 0 K: 0 S: 10	H: 1 LOB: 2 BB: 1 P: 17	R: 1 E: 0 K: 0 S: 11	H: 1 LOB: 0 BB: 1 P: 21	R: 0 E: 0 K: 1 S: 12	H: 0 LOB: 1 BB: 1 P: 19	R: 0 E: 0 K: 0 S: 7	H: 0 LOB: 0 BB: 0 P: 12
1B: 5 2B: 1 3B: 1 HR: 0	SF: 0 SAC: 0 DP: 0 HBP: 0	WP: 0 PB: 0 SB: 0 CS: 3	PA: 33													

PITCHER	IP	WLS	BF	H	R	ER	SO	BB	IBB	HBP	BLK	WP	HR	S	P	ERA	WHIP
Wilfredo Ledezma, L ERA: 6.59 (1, 1)	5.1	L	25	7	4	4	3	3	0	0	0	0	0	74	115	6.75	1.875
Jamie Walker, L ERA: 1.59 (6, 1)	1.1		4	0	0	0	1	1	0	0	0	0	0	14	24	0.00	0.750
Franklyn German, R ERA: 2.25 (7, 1)	1.1		4	0	0	0	0	0	0	0	0	0	0	8	13	0.00	0.000

BOTTOM

Detroit Tigers @ Los Angeles Angels
Angel Stadium of Anaheim, Anaheim, CA

Fri May 06 2005, 7:05 PM PDT
Att. 44,022 - Partly Cloudy - 66 F

livebaseballscores.com

AB	29
R	4
H	7
RBI	4
BB	4
SO	4
LOB	13



Batter	1	2	3	4	5	6	7	8	9	AB R H RBI BB SO LOB	TOP																			
15 Brandon Inge, R OBP: 0.387, SLG: 0.454 (1, 5)	1-3 K		1-2 K		1-1 PO	2-2 G6-4-3 1B		2-0 E 1B		4 0 2 0 0 2 1	Detroit Tigers @ Los Angeles Angels Angel Stadium of Anaheim, Anaheim, CA Sat May 07 2005, 7:05 PM PDT Att: 43,876 - Partly Cloudy - 63 F																			
Ivan Rodriguez, R OBP: 0.313, SLG: 0.458 (1, 2)	1-3 K		3-2 G4-3			0-1 G6-4-3		0-1 SF8		3 0 0 1 0 1 2																				
9 Carlos Guillen, S OBP: 0.456, SLG: 0.578 (1, 6)	0-1 FC6 1B			1-0 G6-3		0-0 G3-1		1-0 F7		4 0 1 0 0 0 1																				
Rondell White, R OBP: 0.283, SLG: 0.440 (1, 7)	1-2 FC6 1-2f			1-2 G4-3		0-0 G4-3		2-2 G4-3		4 0 0 0 0 0 1																				
Dmitri Young, S OBP: 0.355, SLG: 0.531 (1, 10)		0-1 F7		2-2 F8		0-2 F8		3-3 K		4 0 0 0 0 1 0																				
Craig Monroe, R OBP: 0.314, SLG: 0.422 (1, 9)		1-1 G6-3		0-2 G6-3		1-0 G5-3		3-3 K		2 0 0 0 0 0 0																				
33 Marcus Thames, R OBP: 0.255, SLG: 0.413 (5, 9)										2 0 0 0 0 1 0																				
Carlos Pena, L OBP: 0.327, SLG: 0.337 (1, 3)		2-3 K		2-2 FC1-6 1B				0-0 SH2-3 BLK 1B		3 1 2 0 0 1 0																				
Jason Smith, L OBP: 0.182, SLG: 0.227 (1, 4)			1-0 F7		0-0 FC1-6 1B		1-0 SH2-3			2 0 1 0 0 0 0																				
Nook Logan, S OBP: 0.357, SLG: 0.456 (1, 8)			0-0 E5 1B		0-0 FC1-6 15 PO 1B		0-0 SF8 1B			3 1 2 1 0 0 2																				
Inning Stats	R: 0 E: 0 K: 2 S: 11	H: 1 LOB: 1 BB: 0 P: 14	R: 0 E: 0 K: 1 S: 7	H: 0 LOB: 0 BB: 0 P: 10	R: 0 E: 1 K: 1 S: 8	H: 1 LOB: 1 BB: 0 P: 13	R: 0 E: 0 K: 0 S: 9	H: 2 LOB: 1 BB: 0 P: 12	R: 0 E: 0 K: 0 S: 7	H: 1 LOB: 0 BB: 0 P: 9	R: 0 E: 0 K: 0 S: 5	H: 0 LOB: 0 BB: 0 P: 6	R: 2 E: 1 K: 0 S: 8	H: 3 LOB: 1 BB: 0 P: 11	R: 0 E: 0 K: 2 S: 12	H: 0 LOB: 0 BB: 0 P: 20	1B: 8 2B: 0 3B: 0 HR: 0	SF: 1 SAC: 1 DP: 1 HBP: 0	WP: 0 PB: 0 SB: 0 CS: 0	PA: 34										
PITCHER 40 Bartolo Colon, R ERA: 2.83 (1, 1)	IP 9.0	WLS L	BF 33	H 8	R 2	ER 2	SO 6	BB 0	IBB 0	HBP 0	BLK 1	WP 0	HR 0	S 74	P 106	ERA 2.00	WHIP 0.889													
											PITCHER	IP	WLS	BF	H	R	ER	SO	BB	IBB	HBP	BLK	WP	HR	S	P	ERA	WHIP		

AB	31
R	2
H	8
RBI	2
BB	0
SO	6
LOB	7



livebaseballscorecards.com

Batter	1	2	3	4	5	6	7	8	9	AB R H RBI BB SO LOB
Darin Erstad, L (1, 3) OBP: 0.304, SLG: 0.385	2-3 S K		0-2 F7			2-2 G4-6-3 1B		3-3 K		4 0 1 0 0 2 2
9 Chone Figgins, S (1, 10) OBP: 0.339, SLG: 0.431	2-3 K		2-0 F9			1-2 G4-6-3 1-2f		1-2 F9		4 0 0 0 0 1 2
27 Vladimir Guerrero, R (1, 9) OBP: 0.384, SLG: 0.596	0-3 K2-3				0-1 G6-3		2-1 HBP	1-1 1B		3 0 1 0 0 1 0
16 Garret Anderson, L (1, 7) OBP: 0.320, SLG: 0.433		1-2 F8		2-2 G4-3		1-1 P5		0-0 F7		4 0 0 0 0 0 2
Steve Finley, L (1, 8) OBP: 0.265, SLG: 0.429		0-1 G4-6-3 1B		2-3 K		2-3 K		1-1 P6		4 0 1 0 0 2 2
Orlando Cabrera, R (1, 6) OBP: 0.314, SLG: 0.409		0-0 G4-6-3 1-2f			0-1 G5-3		1-0 F7			3 0 0 0 0 0 2
8 Dallas McPherson, L (1, 5) OBP: 0.259, SLG: 0.352			0-0 HR		2-0 F8			0-0 G3		3 1 1 1 0 0 0
José Molina, R (1, 2) OBP: 0.245, SLG: 0.213			1-2 E6		0-3 K			2-1 F8		2 0 0 0 0 1 0
Jeff DaVanon, S (8, PH) OBP: 0.286, SLG: 0.261										1 0 0 0 0 0 0
Josh Paul, R (9, 2) OBP: 0.211, SLG: 0.118										0 0 0 0 0 0 0
Adam Kennedy, L (1, 4) OBP: 0.167, SLG: 0.167			2-1 P6			1-3 K		3-2 1B		3 0 1 0 0 1 1

Inning Stats	R: 0	H: 0	E: 0	K: 3	S: 16	R: 0	H: 1	E: 0	K: 0	S: 6	R: 1	H: 1	E: 1	K: 0	S: 13	R: 0	H: 0	E: 0	K: 1	S: 9	R: 0	H: 0	E: 0	K: 1	S: 6	R: 0	H: 1	E: 0	K: 1	S: 9	R: 0	H: 0	E: 0	K: 1	S: 7	R: 0	H: 1	E: 0	K: 1	S: 11	R: 0	H: 1	E: 0	K: 0	S: 9	1B: 4	2B: 0	3B: 0	HR: 1	SF: 0	SAC: 0	DP: 2	HBP: 1	WP: 0	PB: 0	SB: 0	CS: 0	PA: 32
PITCHER	IP	WLS	BF	H	R	ER	SO	BB	IBB	HBP	BLK	WP	HR	S	P	ERA	WHIP																																									
38 Jeremy Bonderman, R (1, 1) ERA: 3.47	8.0	W	28	4	1	1	8	0	0	1	0	0	0	1	77	110	1.12	0.500																																								
Troy Percival, R (9, 1) ERA: 3.65	1.0	S	4	1	0	0	0	0	0	0	0	0	0	9	12	0.00	1.000																																									

DETROIT TIGERS @ LOS ANGELES ANGELS
Angel Stadium of Anaheim, Anaheim, CA
 Sat May 07 2005, 7:05 PM PDT
 Att. 43,876 - Partly Cloudy - 63 F

AB	31
R	1
H	5
RBI	1
BB	0
SO	8
LOB	11



WP: 0	PA: 32
ERA	WHIP

livebaseballscores.com

Batter	1	2	3	4	5	6	7	8	9	AB R H RBI BB SO LOB	TOP		
15 Brandon Inge, R OBP: 0.395, SLG: 0.482 (1, 5)	0-1 HR		3B 1B			3-2 F8		1-0 G6-3		4 2 2 2 1 0 0			
Ivan Rodriguez, R OBP: 0.310, SLG: 0.468 (1, 2)	3-1 G6-3		1B 3B			1-3 K		2-3 K		4 1 1 3 0 2 3			
13 Vance Wilson, R OBP: 0.286, SLG: 0.167 (8, PH) (8, 2)										1 0 0 0 0 1 0			
9 Carlos Guillen, S OBP: 0.449, SLG: 0.566 (9, PH) Jason Smith, L OBP: 0.217, SLG: 0.261 (9, 10)	2-2 CS 1B		3-2 G6-3	0-3 K			3-3 K		1-0 L4-6 1B	4 0 1 0 0 2 1			
Rondell White, R OBP: 0.291, SLG: 0.442 (1, 7)	3-2 G5-3		3-1 2B E 1B	3-2 G5-3			2-1 1B E 1B		0-0 P4	4 2 2 1 0 0 1			
33 Marcus Thames, R OBP: 0.250, SLG: 0.404 (8, 7)										1 0 0 0 0 0 1			
Dmitri Young, S OBP: 0.366, SLG: 0.544 (1, 3)		0-1 F8	1-2 E7 G1-3 BB 2B	0-2 P6			0-2 FC5-4 1B		0-0 1B	5 1 3 0 0 0 0			
Craig Monroe, R OBP: 0.308, SLG: 0.404 (1, 9)		0-0 G5-3	4-2 BB 15 BB BB G1-3		0-0 G2-3		0-1 FC5-4 2B		2-1 L4-6	4 2 0 0 1 0 3			
Ramon Martinez, R OBP: 0.294, SLG: 0.353 (1, 6)		0-1 G4-3	0-2 G1-3		0-1 G3		3-2 2B			4 0 1 1 0 0 2			
20 Omar Infante, R OBP: 0.276, SLG: 0.361 (1, 4)			1-2 2-3		1-1 G4-3		2-2 F8			3 1 1 0 1 0 1			
Nook Logan, S OBP: 0.365, SLG: 0.451 (1, 8)							0-0 G3-1		1-0 P6	3 1 1 1 1 0 0			
Inning Stats	R: 1 H: 2 E: 0 LOB: 0 K: 0 BB: 0 S: 13 P: 21	R: 0 H: 0 E: 0 LOB: 0 K: 0 BB: 0 S: 5 P: 5	R: 7 H: 6 E: 1 LOB: 3 K: 1 BB: 4 S: 27 P: 55	R: 0 H: 0 E: 0 LOB: 0 K: 1 BB: 0 S: 9 P: 12	R: 0 H: 0 E: 0 LOB: 0 K: 0 BB: 0 S: 5 P: 6	R: 0 H: 0 E: 0 LOB: 0 K: 1 BB: 0 S: 7 P: 11	R: 2 H: 3 E: 1 LOB: 1 K: 1 BB: 0 S: 21 P: 31	R: 0 H: 0 E: 0 LOB: 0 K: 1 BB: 0 S: 6 P: 10	R: 0 H: 2 E: 0 LOB: 1 K: 0 BB: 0 S: 5 P: 8	1B: 9 SF: 0 2B: 3 SAC: 0 3B: 1 DP: 1 HR: 1 HBP: 0	WP: 0 PA: 42 PB: 0 SB: 0 CS: 1		
PITCHER	IP WLS BF H R ER SO BB IBB HBP BLK WP HR S P ERA WHIP											PITCHER	IP WLS BF H R ER SO BB IBB HBP BLK WP HR S P ERA WHIP
Jarrod Washburn, L ERA: 4.07 (1, 1)	2.1 L 14 8 7 7 0 0 0 0 0 0 0 0 1 33 53 27.00 3.429												
Kevin Gregg, R ERA: 6.27 (3, 1)	4.1 20 3 3 2 4 4 0 0 0 0 0 0 0 51 83 4.15 1.615												
Esteban Yan, R ERA: 3.07 (7, 1)	1.1 4 0 0 0 1 0 0 0 0 0 0 0 0 9 15 0.00 0.000												
Jake Woods, L ERA: 1.74 (9, 1)	1.0 4 2 0 0 0 0 0 0 0 0 0 0 0 5 8 0.00 2.000												

Detroit Tigers @ Los Angeles Angels
Angel Stadium of Anaheim, Anaheim, CA

Sun May 08 2005, 1:05 PM PDT
Att. 43,587 - Partly Cloudy - 70 F

livebaseballscorecards.com

AB 38
R 10
H 13
RBI 8
BB 4
SO 5
LOB 12



Batter	1	2	3	4	5	6	7	8	9	AB R H RBI BB SO LOB
--------	---	---	---	---	---	---	---	---	---	----------------------

Darin Erstad, L (1, 3) <small>OBP: 0.298, SLG: 0.376</small> 8 Dallas McPherson, L (8, 5) <small>OBP: 0.254, SLG: 0.345</small>	2-2 G4-3		2-1 G4-3			1-2 G3-1		0-1 L4		3 0 0 0 0 0 0 1 0 0 0 0 0 1
--	--------------------	--	--------------------	--	--	--------------------	--	------------------	--	--------------------------------

9 Chone Figgins, S (1, 4) <small>OBP: 0.336, SLG: 0.420</small>	3-2 F9			4-1 G5-4-3 BB		1-0 F8		2-1 F8	3 0 0 0 1 0 0
---	------------------	--	--	-----------------------------------	--	------------------	--	------------------	---------------

27 Vladimir Guerrero, R (1, 10) <small>OBP: 0.380, SLG: 0.585</small>	1-0 1B			2-2 G5-4-3 1-2f			0-0 P6	0-0 G4-3	4 0 1 0 0 0 1
---	------------------	--	--	-------------------------------------	--	--	------------------	--------------------	---------------

16 Garret Anderson, L (1, 7) <small>OBP: 0.320, SLG: 0.426</small> David Matranga, R (8, 4)	3-0 G3			2-3 K			4-2 BB	3-1 G6-3	2 0 0 0 1 1 1 1 0 0 0 0 0 0
---	------------------	--	--	-----------------	--	--	------------------	--------------------	--------------------------------

20 Juan Rivera, R (1, 9) <small>OBP: 0.277, SLG: 0.273</small>		0-1 F7			1-0 G5-3		2-2 F9		3 0 0 0 0 0 1
--	--	------------------	--	--	--------------------	--	------------------	--	---------------

Orlando Cabrera, R (1, 6) <small>OBP: 0.306, SLG: 0.398</small> Josh Paul, R (8, 7) <small>OBP: 0.211, SLG: 0.118</small>		1-0 G6-3			2-1 G5-3		2-2 P4		3 0 0 0 0 0 1 0 0 0 0 0 0 0
--	--	--------------------	--	--	--------------------	--	------------------	--	--------------------------------

Steve Finley, L (1, 8) <small>OBP: 0.261, SLG: 0.421</small> Jeff DaVanon, S (8, 8) <small>OBP: 0.282, SLG: 0.257</small>		0-2 G4-3			3-3 K		1-1 F8		2 0 0 0 0 1 0 1 0 0 0 0 0 0
--	--	--------------------	--	--	-----------------	--	------------------	--	--------------------------------

39 Robb Quinlan, R (1, 5) <small>OBP: 0.182, SLG: 0.344</small>			1-2 P4			0-0 HR	1-1 P3		3 1 1 1 0 0 0
---	--	--	------------------	--	--	------------------	------------------	--	---------------

José Molina, R (1, 2) <small>OBP: 0.250, SLG: 0.220</small>			0-0 L4			0-0 G5-3	0-0 1B		3 0 1 0 0 0 0
---	--	--	------------------	--	--	--------------------	------------------	--	---------------

Inning Stats	R: 0	H: 1	E: 0	LOB: 1	K: 0	BB: 0	S: 8	R: 0	H: 0	E: 0	LOB: 0	K: 0	BB: 0	S: 6	R: 0	H: 0	E: 0	LOB: 0	K: 1	BB: 1	S: 7	R: 0	H: 0	E: 0	LOB: 0	K: 1	BB: 0	S: 6	R: 1	H: 1	E: 0	LOB: 0	K: 0	BB: 0	S: 7	R: 0	H: 0	E: 0	LOB: 1	K: 0	BB: 1	S: 12	R: 0	H: 1	E: 0	LOB: 1	K: 0	BB: 0	S: 7	R: 0	H: 0	E: 0	LOB: 0	K: 0	BB: 0	S: 5	1B: 2	SF: 0	2B: 0	SAC: 0	3B: 0	DP: 1	HR: 1	HBP: 0	WP: 0	PA: 31
--------------	------	------	------	--------	------	-------	------	------	------	------	--------	------	-------	------	------	------	------	--------	------	-------	------	------	------	------	--------	------	-------	------	------	------	------	--------	------	-------	------	------	------	------	--------	------	-------	-------	------	------	------	--------	------	-------	------	------	------	------	--------	------	-------	------	-------	-------	-------	--------	-------	-------	-------	--------	-------	--------

PITCHER	IP	WLS	BF	H	R	ER	SO	BB	IBB	HBP	BLK	WP	HR	S	P	ERA	WHIP
Mike Maroth, L (1, 1) <small>ERA: 3.83</small>	8.0	W	28	3	1	1	2	2	0	0	0	0	1	59	98	1.12	0.625
Matt Ginter, R (9, 1) <small>ERA: 3.95</small>	1.0		3	0	0	0	0	0	0	0	0	0	0	5	10	0.00	0.000

BOTTOM

Detroit Tigers @ Los Angeles Angels
 Angel Stadium of Anaheim, Anaheim, CA

Sun May 08 2005, 1:05 PM PDT
 Att. 43,587 - Partly Cloudy - 70 F

livebaseballscores.com

AB	29
R	1
H	3
RBI	1
BB	2
SO	2
LOB	5



Batter	1	2	3	4	5	6	7	8	9	AB R H RBI BB SO LOB	TOP											
Casey Blake, R (1, 9) OBP: 0.288, SLG: 0.361	1-3 K	3-1 F7			0-0 P6		4-2 SAFE SAFE BB		2-2 F8	4 0 0 0 1 1 4												
Coco Crisp, S (1, 7) OBP: 0.304, SLG: 0.352	4-2 41 G4-3 48 1B BB				0-2 G4-3		0-0 L6			3 2 1 1 1 0 2												
41 Victor Martinez, S (1, 2) OBP: 0.300, SLG: 0.336	1-0 SAFE SAFE G4-3				0-0 G4-3				3-2 G6-3	4 0 0 0 0 1 1												
48 Travis Hafner, L (1, 10) OBP: 0.407, SLG: 0.505	1-0 1B				3-3 K				3-1 F7	4 0 1 1 0 2 0												
Ben Broussard, L (1, 3) OBP: 0.327, SLG: 0.415	0-0 G3				3-2 L9				1-3 K	4 0 0 0 0 1 1												
Ronnie Belliard, R (1, 4) OBP: 0.312, SLG: 0.490					3-2 HR				1-0 1B 1B	4 1 2 1 0 0 0												
24 Grady Sizemore, L (1, 8) OBP: 0.295, SLG: 0.410					2-2 L4				2-1 SAFE SAFE F9	3 0 0 0 1 0 1												
Aaron Boone, R (1, 5) OBP: 0.200, SLG: 0.277					0-0 F7				0-0 SAFE SAFE SAFE K	4 0 2 0 0 1 1												
2 Jhonny Peralta, R (1, 6) OBP: 0.301, SLG: 0.431					2-2 G6-3				2-3 BB 1B K	4 0 2 0 0 1 2												
Inning Stats	R: 1 E: 0 K: 1 S: 8	H: 1 LOB: 1 BB: 1 P: 15	R: 0 E: 0 K: 0 S: 9	H: 2 LOB: 2 BB: 0 P: 15	R: 1 E: 0 K: 2 S: 13	H: 1 LOB: 0 BB: 0 P: 23	R: 1 E: 0 K: 0 S: 13	H: 1 LOB: 0 BB: 0 P: 20	R: 0 E: 0 K: 0 S: 6	H: 0 LOB: 0 BB: 0 P: 6	R: 0 E: 0 K: 1 S: 6	H: 0 LOB: 0 BB: 0 P: 8	R: 0 E: 0 K: 1 S: 11	H: 1 LOB: 2 BB: 2 P: 19	R: 0 E: 0 K: 1 S: 9	H: 0 LOB: 0 BB: 0 P: 16	R: 0 E: 0 K: 1 S: 12	H: 2 LOB: 2 BB: 0 P: 19	1B: 6 2B: 0 3B: 0 HR: 2	SF: 0 SAC: 0 DP: 0 HBP: 0	WP: 0 PB: 0 SB: 1 CS: 1	PA: 37
PITCHER	IP WLS BF H R ER SO BB IBB HBP BLK WP HR S P ERA WHIP																					
41 John Lackey, R (1, 1) ERA: 4.58	7.0 L 29 6 3 3 5 3 0 0 0 0 2 66 106 3.86 1.286																					
Jake Woods, L (8, 1) ERA: 1.59	1.0 3 0 0 0 1 0 0 0 0 0 0 9 16 0.00 0.000																					
Brendan Donnelly, R (9, 1) ERA: 2.93	1.0 5 2 0 0 1 0 0 0 0 0 0 12 19 0.00 2.000																					

Cleveland Indians @ Los Angeles Angels
Angel Stadium of Anaheim, Anaheim, CA

Mon May 09 2005, 7:05 PM PDT
Att: 36,763 - Partly Cloudy - 66 F

livebaseballscorecards.com

AB 34
R 3
H 8
RBI 3
BB 3
SO 7
LOB 12



Batter	1	2	3	4	5	6	7	8	9	AB R H RBI BB SO LOB
9 Chone Figgins, S OBP: 0.333, SLG: 0.414 1-10	2-2 L5 ①		2-3 K ②			1-1 B3-1 ②			0-1 1B ②	4 0 1 0 0 1 1
Darin Erstad, L OBP: 0.290, SLG: 0.365 1-3	0-3 K ②		1-2 F8 ③			2-3 K ③			1-2 F9 ②	4 0 0 0 0 2 2
27 Vladimir Guerrero, R OBP: 0.376, SLG: 0.570 1-9	3-1 16 S HBP ③			1-0 G4-3 ①					0-0 L8 ③	3 0 0 0 0 0 1
16 Garret Anderson, L OBP: 0.313, SLG: 0.416 1-7	2-3 K ③			1-3 K ②					1-1 G6-3 ②	3 0 0 0 0 2 1
Steve Finley, L OBP: 0.254, SLG: 0.409 1-8		0-3 K ①		3-1 F7 ③					2-2 F9 ③	3 0 0 0 0 1 0
Orlando Cabrera, R OBP: 0.299, SLG: 0.388 1-6		0-0 F9 ②			0-2 G6-3 ①				2-2 G6-3 ①	3 0 0 0 0 0 0
8 Dallas McPherson, L OBP: 0.242, SLG: 0.328 1-5		0-3 K ③			2-0 F7 ②				0-2 F7 ②	3 0 0 0 0 1 0
José Molina, R OBP: 0.254, SLG: 0.245 1-2			0-1 2B ①		2-3 K ③				2-2 F9 ③	3 0 1 0 0 1 0
Adam Kennedy, L OBP: 0.143, SLG: 0.143 1-4			1-2 P6 ①			0-2 F7 ①			0-1 G3-4-1 ①	3 0 0 0 0 0 1

Inning Stats	R: 0	H: 0	E: 0	K: 2	S: 10	LOB: 1	BB: 0	P: 17	R: 0	H: 0	E: 0	K: 2	S: 7	LOB: 0	BB: 0	P: 7	R: 0	H: 1	E: 0	K: 1	S: 14	LOB: 1	BB: 0	P: 18	R: 0	H: 0	E: 0	K: 1	S: 6	LOB: 0	BB: 0	P: 11	R: 0	H: 0	E: 0	K: 1	S: 7	LOB: 0	BB: 0	P: 11	R: 0	H: 0	E: 0	K: 0	S: 8	LOB: 0	BB: 0	P: 11	R: 0	H: 0	E: 0	K: 0	S: 8	LOB: 0	BB: 0	P: 11	R: 0	H: 0	E: 0	K: 0	S: 9	LOB: 0	BB: 13	R: 0	H: 1	E: 0	K: 0	S: 8	LOB: 1	BB: 0	P: 9	1B: 1	SF: 0	2B: 1	SAC: 0	3B: 0	DP: 0	HR: 0	HBP: 1	WP: 0	PA: 30
--------------	------	------	------	------	-------	--------	-------	-------	------	------	------	------	------	--------	-------	------	------	------	------	------	-------	--------	-------	-------	------	------	------	------	------	--------	-------	-------	------	------	------	------	------	--------	-------	-------	------	------	------	------	------	--------	-------	-------	------	------	------	------	------	--------	-------	-------	------	------	------	------	------	--------	--------	------	------	------	------	------	--------	-------	------	-------	-------	-------	--------	-------	-------	-------	--------	-------	--------

PITCHER	IP	WLS	BF	H	R	ER	SO	BB	IBB	HBP	BLK	WP	HR	S	P	ERA	WHIP
Kevin Millwood, R ERA: 3.38	(1, 1)	8.0	W	26	1	0	8	0	0	0	0	0	0	69	99	0.00	0.125
Bob Wickman, R ERA: 4.38	(9, 1)	1.0	S	4	1	0	0	0	0	0	0	0	0	8	9	0.00	1.000

BOTTOM

Cleveland Indians @ Los Angeles Angels
Angel Stadium of Anaheim, Anaheim, CA

Mon May 09 2005, 7:05 PM PDT
Att. 36,763 - Partly Cloudy - 66 F

livebaseballscorecards.com

AB	29
R	0
H	2
RBI	0
BB	0
SO	8
LOB	6



Batter	1	2	3	4	5	6	7	8	9	AB R H RBI BB SO LOB	TOP											
Casey Blake, R (1, 9) OBP: 0.278, SLG: 0.347	1-3 K		1-2 P6		3-2 F7		0-1 P4			4 0 0 0 0 1 1	Cleveland Indians @ Los Angeles Angels Angel Stadium of Anaheim, Anaheim, CA Tue May 10 2005, 7:05 PM PDT Att. 38,320 - Clear - 67 F livebaseballscorecards.com											
Alex Cora, L (1, 4) OBP: 0.271, SLG: 0.313	3-2 F9		1-1 G3		2-2 E7 2B		2-0 F9			4 0 1 1 0 0 0												
41 Victor Martinez, S (1, 2) OBP: 0.290, SLG: 0.324	1-2 L3		2-2 F8		1-2 G6-3			1-3 K		4 0 0 0 0 1 1												
48 Travis Hafner, L (1, 10) OBP: 0.394, SLG: 0.486		3-3 K		1-2 F8		0-0 P5		3-3 K		4 0 0 0 0 2 0												
Ben Broussard, L (1, 3) OBP: 0.324, SLG: 0.408		1-1 24 1B		0-2 P6		0-0 L6		0-3 K		4 0 1 0 0 1 0												
Coco Crisp, S (1, 7) OBP: 0.317, SLG: 0.394		1-0 F7		1-0 24 S 1B		2-1 24 3B 2B		2-1 HR		4 2 3 1 0 0 1												
24 Grady Sizemore, L (1, 8) OBP: 0.303, SLG: 0.433		1-1 1-2 1B		1 SAFE 3-1 P5		2-0 2-H 3B		1-3 K		4 0 2 1 0 1 1												
Aaron Boone, R (1, 5) OBP: 0.193, SLG: 0.267		0-2 F9		1-3 K		1-1 L6		3-3 K		4 0 0 0 0 2 3												
2 Jhonny Peralta, R (1, 6) OBP: 0.312, SLG: 0.493			0-2 HR		1-1 F7 E 2B		0-2 G6-3		2-1 G6-3	4 2 2 1 0 0 0												
Inning Stats	R: 0 E: 0 K: 1 S: 11	H: 0 LOB: 0 BB: 0 P: 16	R: 0 E: 0 K: 1 S: 11	H: 2 LOB: 2 BB: 0 P: 17	R: 1 E: 0 K: 0 S: 11	H: 1 LOB: 0 BB: 0 P: 15	R: 0 E: 0 K: 0 S: 11	H: 1 LOB: 1 BB: 0 P: 14	R: 1 E: 0 K: 1 S: 14	H: 2 LOB: 1 BB: 0 P: 22	R: 1 E: 0 K: 0 S: 7	H: 2 LOB: 1 BB: 0 P: 12	R: 0 E: 0 K: 0 S: 6	H: 0 LOB: 0 BB: 0 P: 8	R: 0 E: 0 K: 3 S: 12	H: 0 LOB: 0 BB: 0 P: 16	R: 1 E: 0 K: 2 S: 10	H: 1 LOB: 0 BB: 0 P: 18	1B: 3 2B: 3 3B: 1 HR: 2	SF: 0 SAC: 0 DP: 0 HBP: 0	WP: 0 PB: 0 SB: 1 CS: 0	PA: 36
PITCHER	IP WLS BF H R ER SO BB IBB HBP BLK WP HR S P ERA WHIP																					
Paul Byrd, R (1, 1) ERA: 4.8	6.0 W 26 8 3 3 3 0 0 0 0 0 1 65 96 4.50 1.333																					
62 Scot Shields, R (7, 1) ERA: 1.37	2.0 H 6 0 0 0 3 0 0 0 0 0 0 0 18 24 0.00 0.000																					
Francisco Rodriguez, R (9, 1) ERA: 2.4	1.0 S 4 1 1 1 2 0 0 0 0 0 0 1 10 18 9.00 1.000																					

Cleveland Indians @ Los Angeles Angels
 Angel Stadium of Anaheim, Anaheim, CA
 Tue May 10 2005, 7:05 PM PDT
 Att. 38,320 - Clear - 67 F

AB	36
R	4
H	9
RBI	4
BB	0
SO	8
LOB	7



Batter	1	2	3	4	5	6	7	8	9
9 Chone Figgins, S OBP: 0.331, SLG: 0.403 (1, 4) C F B B X (7, 5)	2-2 G4-3 ①		2-2 P3 ②		3-2 G5-3 ③		4-0 BB ④		
Darin Erstad, L OBP: 0.282, SLG: 0.355 (1, 3) B F C B S (7, 5)	2-3 K ②		3-2 G5-3 ③		1-3 K ①		1-1 L1 ③		
27 Vladimir Guerrero, R OBP: 0.387, SLG: 0.584 (1, 9) X (7, 5)	0-0 16 HR 1B			0-1 G3 ①		2-0 2B		1-2 20 1B 16 BB 1B	
16 Garret Anderson, L OBP: 0.319, SLG: 0.438 (1, 7) X (7, 5)	0-0 1-H HR			3-3 K ②		2-3 K ②		4-1 SAFE BB 20 1B 1B BB	
20 Juan Rivera, R OBP: 0.275, SLG: 0.271 (1, 10) B B C X (7, 5)	2-1 G4-3 ③			2-3 K ③		2-1 G6-3 ③		L M 2 SAFE SAFE 1B BB 1B 1-2 2-3	
Orlando Cabrera, R OBP: 0.298, SLG: 0.378 (1, 6) C B B B X (7, 5)			3-2 G5-3 ①		4-0 S HR BB		1-1 P2 ①	2-1 F7 ②	
Steve Finley, L OBP: 0.270, SLG: 0.416 (1, 8) B B F X (7, 5)			1-2 39 CS 1B		1-1 F9 ①		2-2 1B 1B	4-1 1-2 2-3 1B BB	
39 Robb Quinlan, R OBP: 0.200, SLG: 0.353 Adam Kennedy, L OBP: 0.217, SLG: 0.217 (7, 4) B S B B X (7, 5)			2-2 CS 1B 1-2		1-2 SAFE SAFE F8 ②		2-2 SAFE SAFE 1-3 1B S 1B	2-2 1-2 2-3 3-H 1B	
Josh Paul, R OBP: 0.238, SLG: 0.316 Jeff DaVanon, S OBP: 0.278, SLG: 0.254 José Molina, R OBP: 0.250, SLG: 0.241 (8, 2) C F B X (7, 5)			0-1 CS ③	1-1 G1-3 ①		2-2 SAFE SAFE 1-H HR		2-2 SAFE SAFE 1-2 F8 ②	3-2 P6 ③

Inning Stats	R: 2 E: 0 K: 1 S: 10	H: 2 LOB: 0 BB: 0 P: 16	R: 0 E: 0 K: 10 S: 10	H: 2 LOB: 0 BB: 0 P: 16	R: 0 E: 0 K: 9 S: 9	H: 0 LOB: 0 BB: 0 P: 15	R: 0 E: 0 K: 2 S: 8	H: 0 LOB: 0 BB: 0 P: 13	R: 2 E: 0 K: 13 S: 13	H: 1 LOB: 0 BB: 1 P: 24	R: 0 E: 0 K: 2 S: 9	H: 1 LOB: 1 BB: 0 P: 16	R: 0 E: 0 K: 0 S: 14	H: 2 LOB: 3 BB: 1 P: 26	R: 1 E: 0 K: 0 S: 20	H: 3 LOB: 3 BB: 2 P: 39
--------------	-------------------------------	----------------------------------	--------------------------------	----------------------------------	------------------------------	----------------------------------	------------------------------	----------------------------------	--------------------------------	----------------------------------	------------------------------	----------------------------------	-------------------------------	----------------------------------	-------------------------------	----------------------------------

PITCHER	IP	WLS	BF	H	R	ER	SO	BB	IBB	HBP	BLK	WP	HR	S	P	ERA	WHIP
CC Sabathia, L ERA: 3.26 (1, 1)	6.1	L	26	8	4	4	5	1	0	0	0	0	2	67	113	5.68	1.421
David Riske, R ERA: (7, 1)	0.1		2	0	0	0	0	1	0	0	0	0	0	4	10	0.00	3.000
Scott Sauerbeck, L ERA: 4.92 (7, 1)	0.1		1	0	0	0	0	0	0	0	0	0	0	2	3	0.00	0.000
63 Rafael Betancourt, R ERA: 1.65 (8, 1)	1.0		7	3	1	1	0	2	0	0	0	0	0	20	39	9.00	5.000

BOTTOM


Cleveland Indians @ Los Angeles Angels
Angel Stadium of Anaheim, Anaheim, CA

Tue May 10 2005, 7:05 PM PDT
Att. 38,320 - Clear - 67 F

AB	R	H	RBI	BB	SO	LOB
3	0	0	0	1	0	0
4	0	0	0	0	2	3
4	1	3	0	0	0	0
3	2	1	2	1	2	1
4	0	1	0	0	1	1
3	1	0	0	1	0	2
3	0	2	0	1	0	1
2	0	1	0	0	0	1
2	0	2	1	0	0	0
2	1	1	2	0	0	0
1	0	0	0	0	0	2
1	0	0	0	0	0	3

AB	32
R	5
H	11
RBI	5
BB	4
SO	5
LOB	14

WP: 0 PA: 37
PB: 0
SB: 2
CS: 2



PITCHER	IP	WLS	BF	H	R	ER	SO	BB	IBB	HBP	BLK	WP	HR	S	P	ERA	WHIP
---------	----	-----	----	---	---	----	----	----	-----	-----	-----	----	----	---	---	-----	------

Cleveland Indians @ Los Angeles Angels
 Angel Stadium of Anaheim, Anaheim, CA

Wed May 11 2005, 1:05 PM PDT
 Att. 35,508 - Sunny - 73 F

AB	39
R	9
H	13
RBI	8
BB	3
SO	14
LOB	16



Batter	1	2	3	4	5	6	7	8	9	AB	R	H	RBI	BB	SO	LOB
24 Grady Sizemore, L (1, 8) OBP: 0.307, SLG: 0.440	2-3 K		0-3 K		1-1 2B 48 G4-3 1B	2-1 1H 2B		1-3 K		5	1	2	1	0	3	0
Casey Blake, R (1, 9) OBP: 0.292, SLG: 0.390	2-3 K		3-3 K		1-0 48 G4-3 2B	4-2 BB		3-1 HR		4	1	2	1	1	2	0
48 Travis Hafner, L (1, 10) OBP: 0.379, SLG: 0.464	0-3 K		3-2 G3		1-1 G4-3	1-3 K		3-3 K		5	0	0	1	0	3	3
Ben Broussard, L (1, 3) OBP: 0.336, SLG: 0.456		2-2 HR		1-0 2B 1B	2-3 K2-3		1-0 G4-3 1B 2B		0-0 F7	5	3	3	1	0	1	1
Ronnie Belliard, R (1, 4) OBP: 0.298, SLG: 0.467		0-0 P2		1-3 K	1-2 F9		0-1 G4-3		0-2 P4	5	0	0	0	0	1	3
Coco Crisp, S (1, 7) OBP: 0.333, SLG: 0.419		4-1 2 WP S BB		0-1 1B WP 2B		1-0 G4-3 2 1B 2B	3-2 CS 1B		0-3 K	4	2	3	1	1	1	0
Josh Bard, S (1, 2) OBP: 0.250, SLG: 0.391		4-2 BB		0-1 G1-3 WP 1B		0-0 F7	0-0 F7			3	0	1	1	1	0	2
Aaron Boone, R (1, 5) OBP: 0.186, SLG: 0.257		1-1 F8		1-0 G1-3		0-1 G4-3	2-0 CS	2-3 K		4	0	0	0	0	1	4
2 Jhonny Peralta, R (1, 6) OBP: 0.321, SLG: 0.534		2-3 K		1-3 K		2-1 24 2B 1B		2-0 HR		4	2	2	2	0	2	3

Inning Stats	R: 0	H: 0	E: 0	K: 3	S: 9	P: 13	R: 1	H: 1	E: 0	K: 1	S: 13	P: 25	R: 0	H: 0	E: 0	K: 2	S: 11	R: 2	H: 3	E: 0	K: 2	S: 12	P: 16	R: 1	H: 2	E: 0	K: 1	S: 14	P: 20	R: 2	H: 3	E: 0	K: 1	S: 13	P: 23	R: 1	H: 2	E: 0	K: 0	S: 9	P: 15	R: 2	H: 2	E: 0	K: 3	S: 12	P: 23	R: 0	H: 0	E: 0	K: 1	S: 7	P: 7	1B: 5	2B: 5	3B: 0	HR: 3	SF: 0	SAC: 0	DP: 0	HBP: 0	WP: 2	PB: 0	SB: 1	CS: 1	PA: 43
--------------	------	------	------	------	------	-------	------	------	------	------	-------	-------	------	------	------	------	-------	------	------	------	------	-------	-------	------	------	------	------	-------	-------	------	------	------	------	-------	-------	------	------	------	------	------	-------	------	------	------	------	-------	-------	------	------	------	------	------	------	-------	-------	-------	-------	-------	--------	-------	--------	-------	-------	-------	-------	--------

PITCHER	IP	WLS	BF	H	R	ER	SO	BB	IBB	HBP	BLK	WP	HR	S	P	ERA	WHIP
45 Kelvim Escobar, R (1, 1) ERA: 3.91	5.0	L	23	6	4	4	9	2	0	0	0	2	1	59	91	7.20	1.600
Esteban Yan, R (6, 1) ERA: 4.32	2.0		11	5	3	3	1	1	0	0	0	0	0	22	38	13.50	3.000
Jake Woods, L (8, 1) ERA: 2.7	2.0		8	2	2	2	4	0	0	0	0	0	2	19	30	9.00	1.000

WP: 2	PA: 43
-------	--------

Batter	1	2	3	4	5	6	7	8	9	AB R H RBI BB SO LOB
9 Chone Figgins, S OBP: 0.321, SLG: 0.390 (1, 7)	2-2 P4	0-0 F8			1-3 K		1-2 F7			4 0 0 0 0 1 1
Steve Finley, L OBP: 0.271, SLG: 0.422 (1, 8)	2-2 E1	0-1 2B			1-2 F8			0-3 K		3 1 1 0 0 0 0
Jeff DaVanon, S OBP: 0.275, SLG: 0.250 (7, 8)	16 1B									1 0 0 0 0 1 0
27 Vladimir Guerrero, R OBP: 0.376, SLG: 0.566 (1, 9)	2-1 F7	2-1 G5-3			2-1 G5-3			0-0 G5-3		4 0 0 0 0 0 2
16 Garret Anderson, L OBP: 0.324, SLG: 0.439 (1, 10)	0-2 1B 2-H				0-0 F7			2-2 1B BB		4 0 2 1 0 1 0
Orlando Cabrera, R OBP: 0.304, SLG: 0.377 (1, 6)	0-0 1-2 1B				2-0 F9		3-2 P4	4-1 1-2 BB		3 0 1 0 1 0 0
39 Robb Quinlan, R OBP: 0.179, SLG: 0.316 (1, 3)	2-1 P3				2-2 G6-3		0-3 K	1-2 G4-3		4 0 0 0 0 1 4
8 Dallas McPherson, L OBP: 0.258, SLG: 0.339 (1, 5)		3-2 HR 1B			0-0 F7		0-1 FC6-4 1B			4 1 2 0 0 1 0
José Molina, R OBP: 0.254, SLG: 0.298 (1, 2)		1-1 HR			1-3 K		0-2 FC6-4 1-2f			3 1 1 2 0 1 1
20 Juan Rivera, R OBP: 0.269, SLG: 0.265 (9, PH)		1-H								1 0 0 0 0 0 0
Adam Kennedy, L OBP: 0.185, SLG: 0.185 (1, 4)		2-1 G4-3			2-1 P6		0-0 F8			4 0 0 0 0 0 1

Inning Stats	R: 1 E: 1 K: 0 S: 16	H: 2 LOB: 2 BB: 0 P: 24	R: 2 E: 0 K: 0 S: 13	H: 3 LOB: 1 BB: 0 P: 21	R: 0 E: 0 K: 1 S: 7	H: 0 LOB: 0 BB: 0 P: 14	R: 0 E: 0 K: 1 S: 6	H: 0 LOB: 0 BB: 0 P: 9	R: 0 E: 0 K: 1 S: 11	H: 0 LOB: 0 BB: 0 P: 15	R: 0 E: 0 K: 0 S: 9	H: 1 LOB: 1 BB: 0 P: 10	R: 0 E: 0 K: 1 S: 11	H: 1 LOB: 2 BB: 1 P: 18	R: 0 E: 0 K: 1 S: 8	H: 0 LOB: 0 BB: 0 P: 15	1B: 5 2B: 1 3B: 0 HR: 1	SF: 0 SAC: 0 DP: 0 HBP: 0
--------------	-------------------------------	----------------------------------	-------------------------------	----------------------------------	------------------------------	----------------------------------	------------------------------	---------------------------------	-------------------------------	----------------------------------	------------------------------	----------------------------------	-------------------------------	----------------------------------	------------------------------	----------------------------------	----------------------------------	------------------------------------

PITCHER	IP	WLS	BF	H	R	ER	SO	BB	IBB	HBP	BLK	WP	HR	S	P	ERA	WHIP
31 Cliff Lee, L ERA: 4.24 (1, 1)	6.0	W	24	5	3	2	4	0	0	0	0	0	1	64	97	3.00	0.833
Arthur Rhodes, L ERA: 1.1 (7, 1)	1.2		7	2	0	0	1	0	0	0	0	0	0	16	19	0.00	1.200
Bob Howry, R ERA: 3.38 (8, 1)	1.1		5	0	0	0	1	1	0	0	0	0	0	12	24	0.00	0.750

BOTTOM

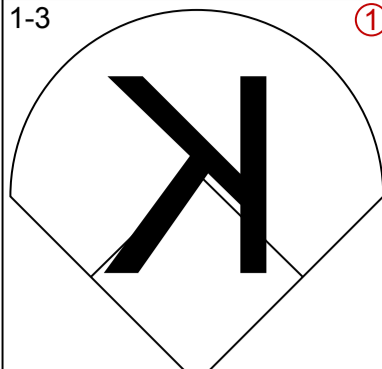
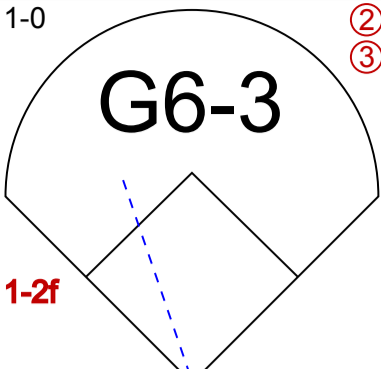
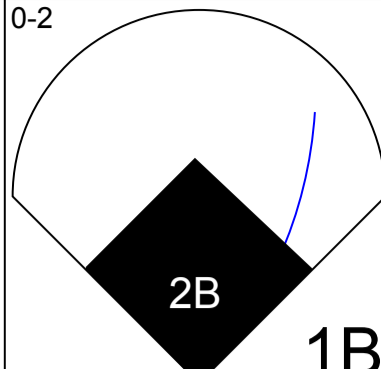
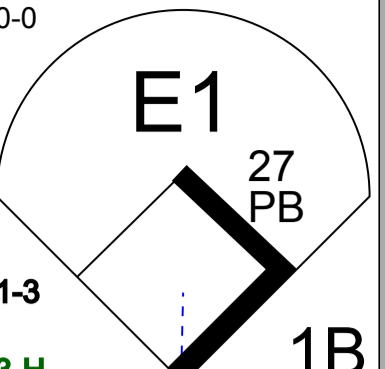
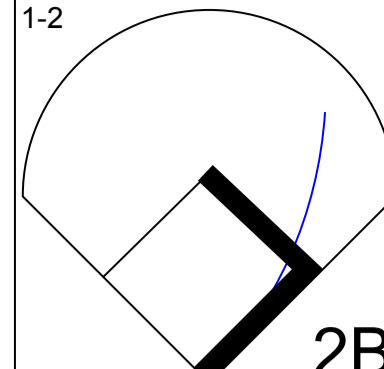
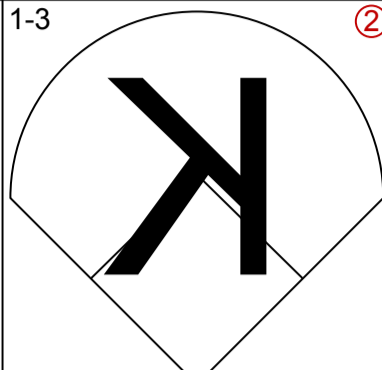
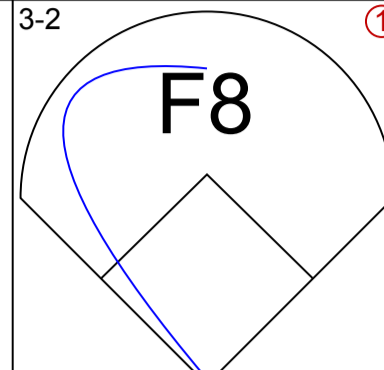
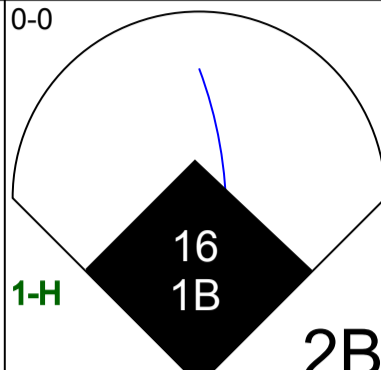
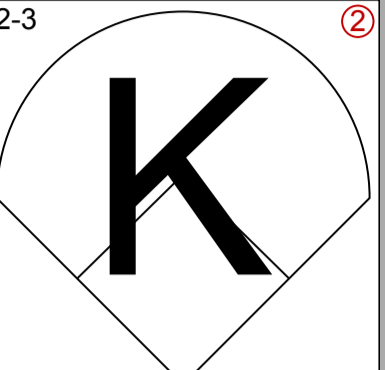
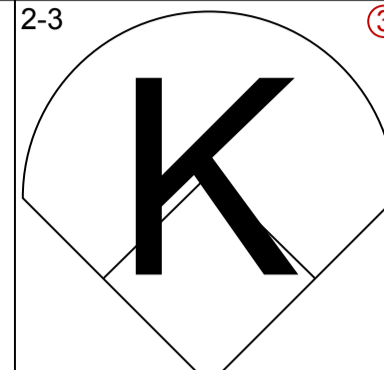
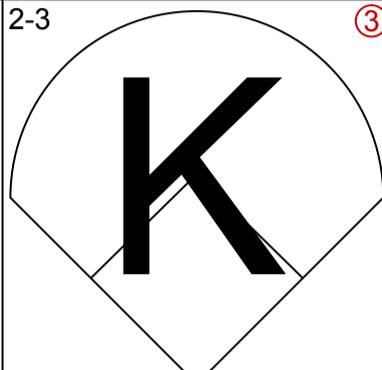
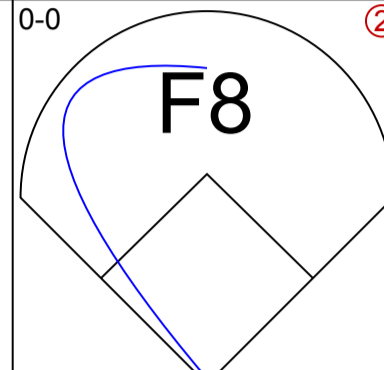
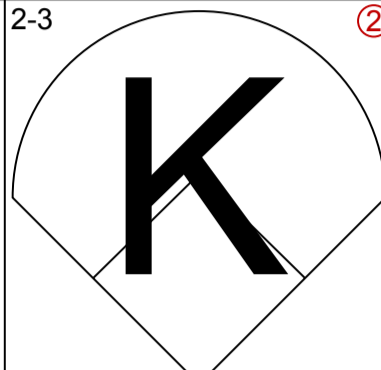
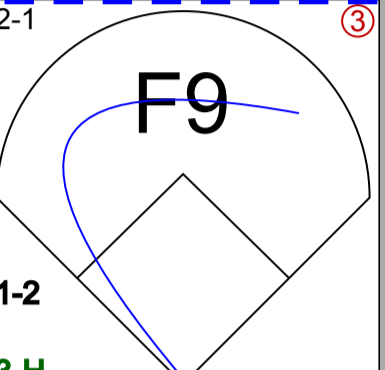
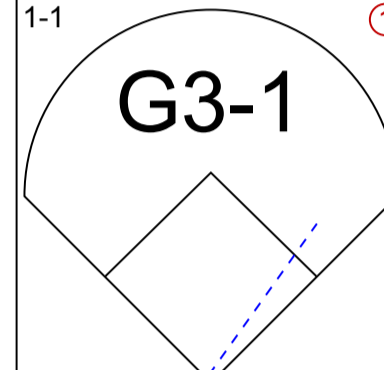
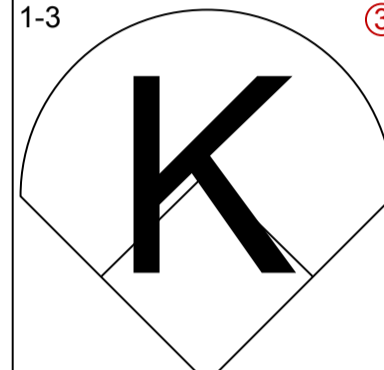
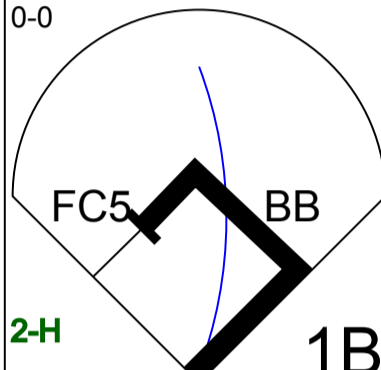
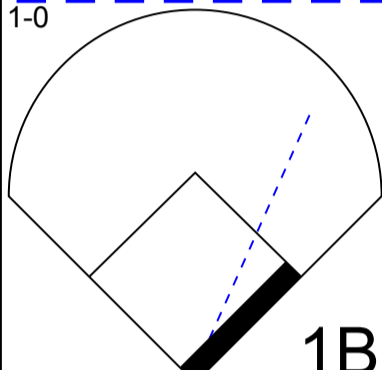
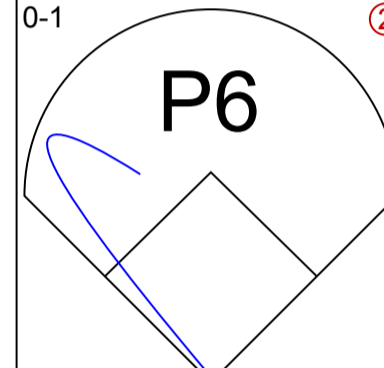
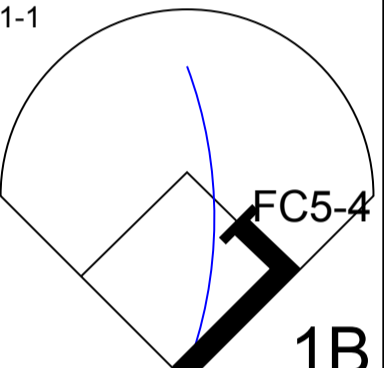
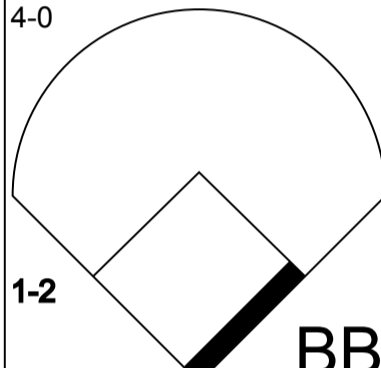
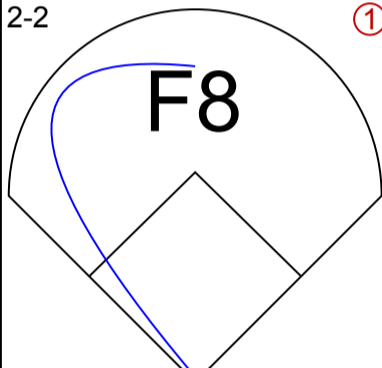
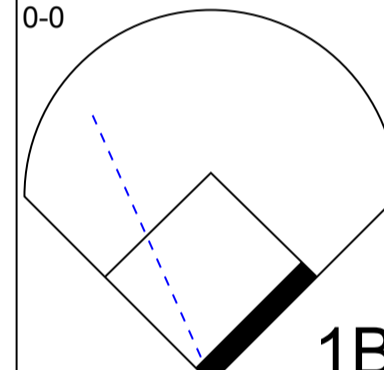
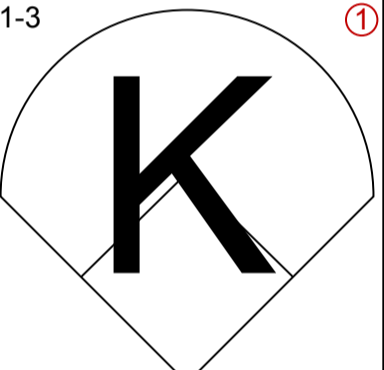
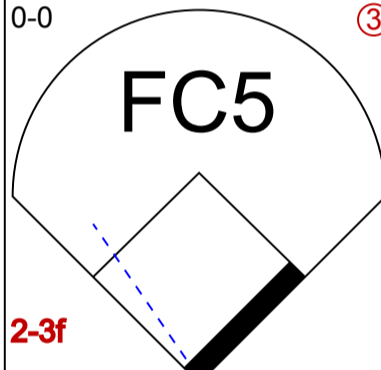
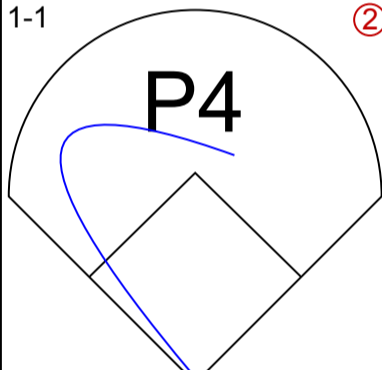
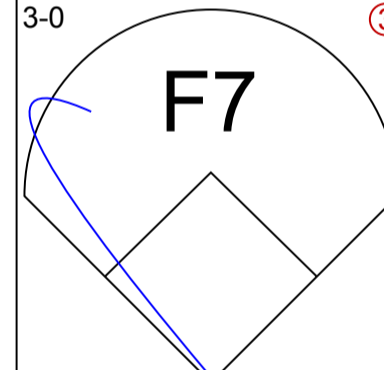
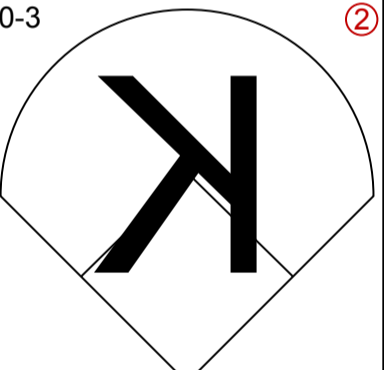
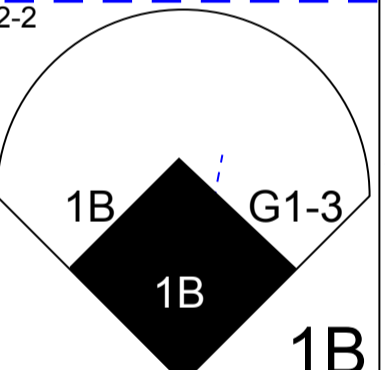
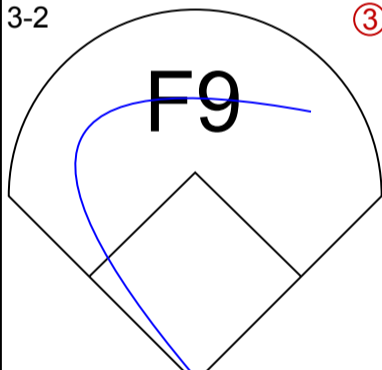
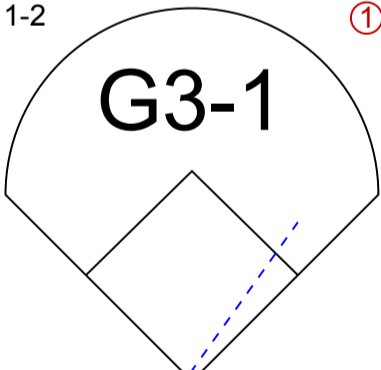
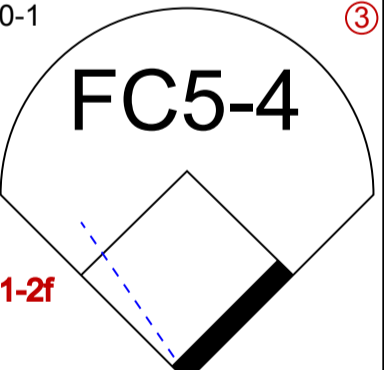
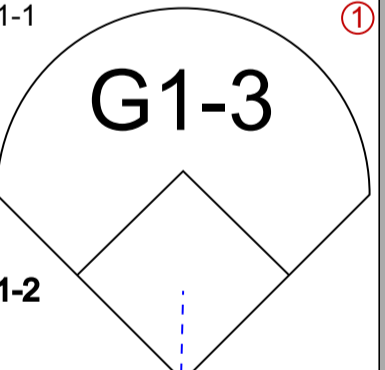
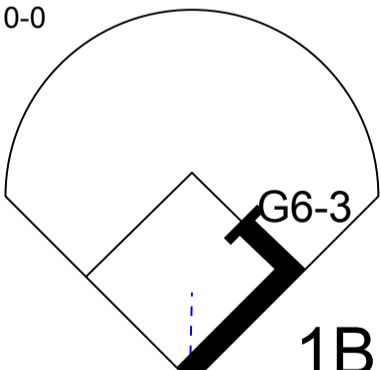
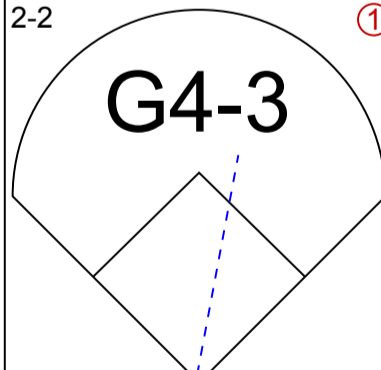
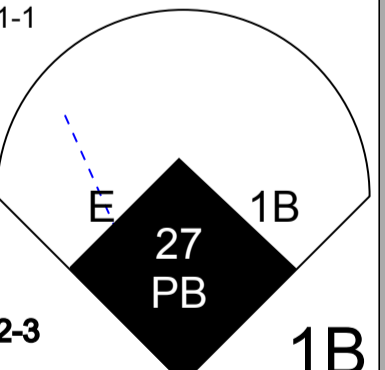
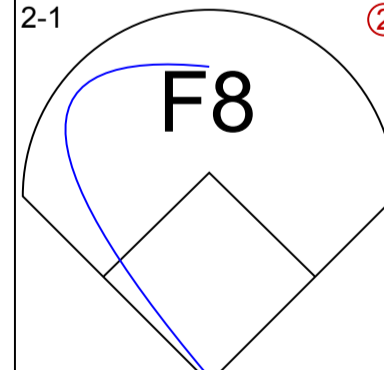
Cleveland Indians @ Los Angeles Angels
Angel Stadium of Anaheim, Anaheim, CA
 Wed May 11 2005, 1:05 PM PDT
 Att. 35,508 - Sunny - 73 F

livebaseballscores.com

AB	35
R	3
H	7
RBI	3
BB	1
SO	6
LOB	9



WP: 0	PA: 36
PB: 0	
SB: 0	
CS: 0	

Batter	1	2	3	4	5	6	7	8	9	AB R H RBI BB SO LOB	TOP													
Jeff DaVanon, S OBP: 0.294, SLG: 0.286 (1, 8)	1-3 		1-0 G6-3 			0-2 2B 	0-0 E1 27 PB 		1-2 	5 1 3 1 0 1 1														
Darin Erstad, L OBP: 0.279, SLG: 0.356 (1, 3)	1-3 			3-2 F8 		0-0 16 1B 	2-3 K 		2-3 K 	5 1 1 1 0 3 3														
27 Vladimir Guerrero, R OBP: 0.366, SLG: 0.549 (1, 9)	2-3 K 			0-0 F8 		2-3 K 	2-1 F9 			4 0 0 0 0 2 2														
16 Garret Anderson, L OBP: 0.329, SLG: 0.441 (1, 7)		1-1 G3-1 		1-3 K 		0-0 FC5 BB 		1-0 		4 0 2 1 0 1 0														
Steve Finley, L OBP: 0.278, SLG: 0.420 (1, 10)		0-1 P6 			1-1 FC5-4 1B 	4-0 1-2 BB 		2-2 F8 		3 0 1 0 1 0 1														
Orlando Cabrera, R OBP: 0.302, SLG: 0.373 (1, 6)		0-0 			1-3 K 	0-0 FC5 2-3f 		1-1 P4 		4 0 1 0 0 1 4														
8 Dallas McPherson, L OBP: 0.257, SLG: 0.333 (1, 5)		3-0 F7 			0-3 K 		2-2 1B G1-3 1B 	3-2 F9 		4 1 1 0 0 1 3														
Bengie Molina, R OBP: 0.350, SLG: 0.514 (1, 2)			1-2 G3-1 			0-1 FC5-4 1-2f 		1-1 G1-3 		4 0 0 0 0 1 2														
Adam Kennedy, L OBP: 0.226, SLG: 0.226 (1, 4)			0-0 G6-3 1B 			2-2 G4-3 	1-1 E 27 PB 1B 		2-1 F8 	4 1 2 0 0 0 0														
Inning Stats	R: 0 E: 0 K: 3 S: 9	H: 0 LOB: 0 BB: 0 P: 13	R: 0 E: 0 K: 0 S: 6	H: 1 LOB: 1 BB: 0 P: 10	R: 0 E: 0 K: 0 S: 6	H: 1 LOB: 0 BB: 0 P: 8	R: 0 E: 0 K: 1 S: 7	H: 0 LOB: 0 BB: 0 P: 11	R: 0 E: 0 K: 2 S: 11	H: 1 LOB: 1 BB: 0 P: 13	R: 2 E: 0 K: 1 S: 14	H: 3 LOB: 2 BB: 1 P: 22	R: 2 E: 1 K: 1 S: 13	H: 3 LOB: 1 BB: 0 P: 21	R: 0 E: 0 K: 0 S: 10	H: 1 LOB: 1 BB: 0 P: 17	R: 0 E: 0 K: 2 S: 12	H: 1 LOB: 1 BB: 0 P: 19	1B: 9 2B: 2 3B: 0 HR: 0	SF: 0 SAC: 0 DP: 1 HBP: 0	WP: 0 PB: 1 SB: 0 CS: 0	PA: 38		
PITCHER	IP WLS BF H R ER SO BB IBB HBP BLK WP HR S P ERA WHIP																							
38 Jeremy Bolderman, R ERA: 3.42 (1, 1)	6.0		24	6	2	2	7	1	0	0	0	0	0	53	77	3.00	1.167						ERA	WHIP
Jamie Walker, L ERA: 2.13 (7, 1)	0.2	L	5	3	2	1	1	0	0	0	0	0	0	11	17	13.50	4.500							
Franklyn German, R ERA: 2.63 (7, 1)	0.1		1	0	0	0	0	0	0	0	0	0	0	2	4	0.00	0.000							
Doug Creek, L ERA: (8, 1)	2.0		8	2	0	0	2	0	0	0	0	0	0	22	36	0.00	1.000							

Los Angeles Angels @ Detroit Tigers
Comerica Park, Detroit, MI
Sat May 14 2005, 1:05 PM EDT
Overcast - 66 F

livebaseballscorecards.com

AB	37
R	4
H	11
RBI	3
BB	1
SO	10
LOB	16



Batter	1	2	3	4	5	6	7	8	9	AB R H RBI BB SO LOB
15 Brandon Inge, R OBP: 0.399, SLG: 0.477	1-1 F8		2-1 1B G5-3 1B	1-0 G4-3		3-2 F8			4-1 1B DI BB	4 1 1 0 1 0 2
Ivan Rodriguez, R OBP: 0.281, SLG: 0.423	1-0 G4-3		0-0 G5-3	1-2 2B			0-1 G4-3		2-2 9 FC6 1B	5 0 2 1 0 0 1
9 Carlos Guillen, S OBP: 0.429, SLG: 0.529	3-2 1B		1-3 K	0-1 G4-3			1-0 F8		1-1 FC6	5 0 1 0 0 1 4
Rondell White, R OBP: 0.301, SLG: 0.448	1-1 G4-3		1-2 1B BB 1B		1-0 L8		3-2 K			4 0 1 0 0 1 1
Dmitri Young, S OBP: 0.364, SLG: 0.513		4-2 20 FC1-6 1B BB	4-1 1B BB		0-1 G4-6-3 1B			1-1 G6-3		2 0 1 0 2 0 0
Craig Monroe, R OBP: 0.325, SLG: 0.422		0-0 20 FC1-6 1B	0-1 1B		1-2 G4-6-3			0-1 G1-3		4 0 2 1 0 0 1
Carlos Pena, L OBP: 0.328, SLG: 0.330		3-3 K	0-3 K			4-2 20 FC4-6 BB		1-3 K		3 0 0 0 1 3 5
20 Omar Infante, R OBP: 0.282, SLG: 0.367		0-1 FC1-6		0-1 15 G4-3 SH1-3 2B 1B		1-2 FC4-6		1-3 K		4 1 1 0 0 1 3
Nook Logan, S OBP: 0.393, SLG: 0.488		3-1 F7		0-1 SH1-3		2-1 G4-6-3		3-3 K		3 0 0 0 0 1 3

Inning Stats	R: 0	H: 1	E: 0	LOB: 1	K: 0	BB: 0	S: 8	P: 14	R: 0	H: 1	E: 0	LOB: 2	K: 1	BB: 1	S: 10	P: 20	R: 1	H: 3	E: 0	LOB: 3	K: 2	BB: 1	S: 15	P: 23	R: 1	H: 2	E: 0	LOB: 1	K: 0	BB: 0	S: 10	P: 12	R: 0	H: 1	E: 0	LOB: 0	K: 0	BB: 0	S: 6	P: 8	R: 0	H: 0	E: 0	LOB: 1	K: 0	BB: 1	S: 17	P: 27	R: 0	H: 0	E: 0	LOB: 0	K: 1	BB: 0	S: 6	P: 10	R: 0	H: 0	E: 0	LOB: 0	K: 1	BB: 0	S: 7	P: 9	R: 0	H: 1	E: 0	LOB: 2	K: 2	BB: 1	S: 13	P: 24	1B: 8	SF: 0	2B: 1	SAC: 1	3B: 0	DP: 1	HR: 0	HBP: 0
--------------	------	------	------	--------	------	-------	------	-------	------	------	------	--------	------	-------	-------	-------	------	------	------	--------	------	-------	-------	-------	------	------	------	--------	------	-------	-------	-------	------	------	------	--------	------	-------	------	------	------	------	------	--------	------	-------	-------	-------	------	------	------	--------	------	-------	------	-------	------	------	------	--------	------	-------	------	------	------	------	------	--------	------	-------	-------	-------	-------	-------	-------	--------	-------	-------	-------	--------

PITCHER	IP	WLS	BF	H	R	ER	SO	BB	IBB	HBP	BLK	WP	HR	S	P	ERA	WHIP
40 Bartolo Colon, R ERA: 2.91	5.0		25	8	2		3	3	0	0	0	0	0	52	84	3.60	2.200
Brendan Donnelly, R ERA: 2.6	2.0	W	6	0	0	0	1	0	0	0	0	0	0	20	30	0.00	0.000
62 Scot Shields, R ERA: 1.31	1.0	H	3	0	0	0	1	0	0	0	0	0	0	7	9	0.00	0.000
Francisco Rodriguez, R ERA: 2.25	1.0	S	5	1	0	0	2	1	0	0	0	0	0	13	24	0.00	2.000

BOTTOM

Los Angeles Angels @ Detroit Tigers
Comerica Park, Detroit, MI
Sat May 14 2005, 1:05 PM EDT
Overcast - 66 F

livebaseballscores.com

AB	34
R	2
H	9
RBI	2
BB	4
SO	7
LOB	20



WP: 0	PA: 39
PB: 0	
SB: 0	
CS: 0	

Batter	1	2	3	4	5	6	7	8	9	AB R H RBI BB SO LOB	TOP											
9 Chone Figgins, S (1, 4) OBP: 0.312, SLG: 0.378	1-1 P4		0-0 F9		1-1 F8		1-2 F7			4 0 0 0 0 0 3	Los Angeles Angels @ Detroit Tigers Comerica Park, Detroit, MI Sat May 14 2005, 1:10 PM EDT Att. 33,380 - Cloudy - 62 F											
Darin Erstad, L (1, 3) OBP: 0.278, SLG: 0.367	0-1 G4-3		2-2 G1-3			2-2 G6-3 3B		0-2 G5-3		4 1 1 0 0 0 2												
Orlando Cabrera, R (1, 6) OBP: 0.301, SLG: 0.369	2-1 G6-3			1-1 20 1B		1-1 G6-3		0-2 P4		4 0 1 1 0 0 0												
16 Garret Anderson, L (1, 10) OBP: 0.273, SLG: 0.436		2-1 P2		1-3 K		2-2 20 FC6-4 1B		0-0 G5-3		4 0 1 0 0 1 1												
20 Juan Rivera, R (1, 9) OBP: 0.273, SLG: 0.341 Adam Kennedy, L (9, PH) OBP: 0.219, SLG: 0.219		0-1 P3		0-0 1B		2-2 FC6-4 39 CS		1-2 F9		3 0 1 0 0 0 1 1 0 0 0 0 0 0												
39 Robb Quintan, R (1, 7) OBP: 0.190, SLG: 0.341 Steve Finley, L (9, PH) OBP: 0.276, SLG: 0.417		2-3 K		1-3 1B		1-0 CS	3-2 1B 2B	0-3 K		3 1 1 0 0 2 2 1 0 0 0 0 1 0												
8 Dallas McPherson, L (1, 5) OBP: 0.257, SLG: 0.329			0-0 SH1-4 HBP 1B		3-3 K		0-3 K	2-3 K		4 0 1 0 0 3 3												
José Molina, R (1, 2) OBP: 0.273, SLG: 0.305 Jeff DaVanon, S (7, PR) OBP: 0.294, SLG: 0.286			1-0 SH1-4 HBP		1-3 K		1-1 2-H 1B			2 0 1 1 0 1 0 0 0 0 0 0 0 0												
Chris Prieto, L (1, 8) 27 Vladimir Guerrero, R (7, PH) OBP: 0.363, SLG: 0.545 Josh Paul, R (7, 2) OBP: 0.238, SLG: 0.316			1-0 SH1-4		1-2 F8		1 SAFE 0-1 F9			1 0 0 0 0 0 0 1 0 0 0 0 0 1 0 0 0 0 0 0 0												
Inning Stats	R: 0 E: 0 K: 0 S: 6	H: 0 LOB: 0 BB: 0 P: 9	R: 0 E: 0 K: 1 S: 7	H: 0 LOB: 0 BB: 0 P: 11	R: 0 E: 0 K: 0 S: 7	H: 1 LOB: 2 BB: 0 P: 11	R: 0 E: 0 K: 3 S: 12	H: 2 LOB: 2 BB: 0 P: 18	R: 0 E: 0 K: 1 S: 9	H: 0 LOB: 0 BB: 0 P: 12		R: 1 E: 0 K: 0 S: 15	H: 2 LOB: 0 BB: 0 P: 23	R: 1 E: 0 K: 1 S: 15	H: 2 LOB: 1 BB: 0 P: 20	R: 0 E: 0 K: 0 S: 8	H: 0 LOB: 0 BB: 0 P: 8	R: 0 E: 0 K: 2 S: 9	H: 0 LOB: 0 BB: 0 P: 12	1B: 5 2B: 1 3B: 1 HR: 0	SF: 0 SAC: 1 DP: 0 HBP: 1	WP: 0 PB: 0 SB: 0 CS: 1
PITCHER	IP WLS BF H R ER SO BB IBB HBP BLK WP HR S P ERA WHIP																					
Mike Maroth, L (1, 1) ERA: 3.7	6.1 W 26 7 2 2 6 0 0 1 0 0 0 0 65 97 2.84 1.105																					
Franklyn German, R (7, 1) ERA: 2.51	0.2 H 2 0 0 0 0 0 0 0 0 0 0 0 6 7 0.00 0.000																					
Jamie Walker, L (8, 1) ERA: 2.08	0.1 H 1 0 0 0 0 0 0 0 0 0 0 0 3 3 0.00 0.000																					
Kyle Farnsworth, R (8, 1) ERA: 3.94	0.2 H 2 0 0 0 0 0 0 0 0 0 0 0 5 5 0.00 0.000																					
Ugueth Urbina, R (9, 1) ERA: 3.93	1.0 S 3 0 0 0 2 0 0 0 0 0 0 0 9 12 0.00 0.000																					

AB	32
R	2
H	7
RBI	2
BB	0
SO	8
LOB	13



livebaseballscorecards.com

Batter	1	2	3	4	5	6	7	8	9
Nook Logan, S (1, 8) OBP: 0.387, SLG: 0.478	1-0 15 CS 1B		0-1 G4-3		1-1 F8		2-2 F8		
15 Brandon Inge, R (1, 5) OBP: 0.408, SLG: 0.504	4-2 9 G3-6 1-2 BB		1-2 K		2-1 1-H HR		2-2 9 1B		
9 Carlos Guillen, S (1, 10) OBP: 0.438, SLG: 0.536	0-1 G3-6 1-2f			1-2 1B	1-2 1B		1-0 1-2 1B		
Dmitri Young, S (1, 3) OBP: 0.353, SLG: 0.496		1-1 G3		0-0 B1	0-1 L5		1-3 K		
Carlos Pena, L (9, 3) OBP: 0.328, SLG: 0.330									
Craig Monroe, R (1, 9) OBP: 0.346, SLG: 0.459		2-0 HR		4-1 BB		1-2 1B		4-1 33 WP BB	
33 Marcus Thames, R (1, 7) OBP: 0.233, SLG: 0.418		3-2 P6		2-2 P6		0-0 F8		2-3 K	
Ramon Martinez, R (1, 6) OBP: 0.241, SLG: 0.250		1-0 1B		1-1 F8		0-3 K		3-1 P4	
13 Vance Wilson, R (1, 2) OBP: 0.280, SLG: 0.143		1-0 P4			4-2 15 HR BB	0-0 F7		1-1 G5-3	
20 Omar Infante, R (1, 4) OBP: 0.275, SLG: 0.357			0-1 F9		0-1 P3		0-0 F9		

Inning Stats	R: 0	H: 1	E: 0	K: 0	S: 9	LOB: 0	BB: 1	P: 14
	R: 1	H: 2	E: 0	K: 0	S: 11	LOB: 1	BB: 0	P: 19
	R: 0	H: 0	E: 0	K: 1	S: 7	LOB: 0	BB: 0	P: 8
	R: 0	H: 1	E: 0	K: 0	S: 11	LOB: 2	BB: 1	P: 19
	R: 2	H: 2	E: 0	K: 0	S: 15	LOB: 1	BB: 1	P: 23
	R: 0	H: 1	E: 0	K: 1	S: 9	LOB: 1	BB: 0	P: 10
	R: 0	H: 2	E: 0	K: 1	S: 13	LOB: 2	BB: 0	P: 19
	R: 0	H: 0	E: 0	K: 1	S: 8	LOB: 1	BB: 1	P: 18

PITCHER	IP	WLS	BF	H	R	ER	SO	BB	IBB	HBP	BLK	WP	HR	S	P	ERA	WHIP
Jarrod Washburn, L (1, 1) ERA: 4.04	7.0	L	31	9	3	3	3	3	3	0	0	0	2	75	112	3.86	1.714
Esteban Yan, R (8, 1) ERA: 4.08	1.0		4	0	0	0	1	1	0	0	0	1	0	8	18	0.00	1.000

AB R H RBI BB SO LOB

4	0	1	0	0	0	1
3	1	2	2	1	1	0
4	0	3	0	0	0	1
4	0	0	0	0	1	4
0	0	0	0	0	0	0
2	1	2	1	2	0	0
4	0	0	0	0	1	4
4	0	1	0	0	1	4
3	1	0	0	1	0	3
3	0	0	0	0	0	1


WP	HR	S	P	ERA	WHIP
1	0	18	35		

Los Angeles Angels @ Detroit Tigers
Comerica Park, Detroit, MI
Sat May 14 2005, 1:10 PM EDT
Att: 33,380 - Cloudy - 62 F

livebaseballscorecards.com

AB	31
R	3
H	9
RBI	3
BB	4
SO	4
LOB	18



Batter	1	2	3	4	5	6	7	8	9	AB R H RBI BB SO LOB	TOP											
9 Chone Figgins, S OBP: 0.301, SLG: 0.364 (1, 8)	2-2 G5-3		2-0 E1 FC4-8	0-0 L4	3-3 K			2-2 L5		5 0 0 0 0 1 2												
Darin Erstad, L OBP: 0.278, SLG: 0.359 8 Dallas McPherson, L OBP: 0.267, SLG: 0.329 (1, 3) (7, 5)	4-2 FC6-4 BB		1-2 FC4-6 27 1B FC3 1-2f 2-3	2-3 K		1-1 G4-3		4-2 FC6-4 BB		3 1 0 0 1 1 2 0 0 0 0 1 0 0												
27 Vladimir Guerrero, R OBP: 0.364, SLG: 0.540 Jeff DaVanon, S OBP: 0.294, SLG: 0.286 (1, 9) (8, 9)	1-1 FC6-4		1-0 FC3 16 1B 1-3 3-H	0-0 1B 20 HR		0-2 G4-3		0-1 FC6-4		5 2 2 1 0 0 2 0 0 0 0 0 0 0												
16 Garret Anderson, L OBP: 0.322, SLG: 0.428 (1, 7)	1-3 K		1 SAFE 3-2 FC3 1B 1-3 3-H	0-0 20 HR 1B		1-0 G5-3		0-1 F7		5 2 1 1 0 1 2												
20 Juan Rivera, R OBP: 0.283, SLG: 0.333 (1, 10)		0-0 G5-3	1 SAFE 2-3 K 1-1 2-H	2-1 HR		2-3 K		0-0 G6-4-3 1B		5 1 2 3 0 2 2												
Orlando Cabrera, R OBP: 0.304, SLG: 0.370 (1, 6)		2-2 E8 39 F8 1B	3-2 SAFE 39 S 2B 1-3 3-H	0-1 G4-3		1-0 G6-3		1-2 G6-4-3		5 1 2 1 0 0 1												
39 Robb Quintan, R OBP: 0.217, SLG: 0.341 (1, 5) (7, 3)		3-1 F8	4-0 2B BB		2-2 G6-3		1-0 FC5-4 1B			3 1 1 0 1 0 1	AB 39 R 9 H 11 RBI 9 BB 3 SO 5 LOB 15											
Bengie Molina, R OBP: 0.341, SLG: 0.513 (1, 2)		0-0 F8	0-2 1-1 2-H 2-H 3-H		0-0 P3		0-0 FC5-4			4 0 1 3 0 0 2												
Adam Kennedy, L OBP: 0.250, SLG: 0.250 (1, 4)			FC4-6 27 16 1B G4-3		1-2 1B		1-1 F9			4 1 2 0 0 0 1												
Inning Stats	R: 0 E: 0 K: 1 S: 11	H: 0 LOB: 1 BB: 1 P: 19	R: 0 E: 1 K: 0 S: 7	H: 1 LOB: 1 BB: 0 P: 12	R: 6 E: 1 K: 1 S: 24	H: 4 LOB: 1 BB: 1 P: 41	R: 3 E: 0 K: 1 S: 10	H: 3 LOB: 0 BB: 0 P: 14	R: 0 E: 0 K: 1 S: 10	H: 1 LOB: 1 BB: 0 P: 16	R: 0 E: 0 K: 0 S: 6	H: 0 LOB: 0 BB: 0 P: 8	R: 0 E: 0 K: 1 S: 7	H: 1 LOB: 1 BB: 0 P: 11	R: 0 E: 0 K: 0 S: 12	H: 0 LOB: 1 BB: 1 P: 19	R: 0 E: 0 K: 0 S: 6	H: 1 LOB: 0 BB: 0 P: 7	1B: 9 2B: 1 3B: 0 HR: 1	SF: 0 SAC: 0 DP: 1 HBP: 0	WP: 0 PB: 0 SB: 1 CS: 0	PA: 42
PITCHER 29 Nate Robertson, L ERA: 3.23 Matt Ginter, R ERA: 4.34 Chris Spurling, R ERA:	IP 3.0 5.0 1.0	WLS L	BF 18 21 3	H 5 5 1	R 6 3 0	ER 1 3 0	SO 2 3 0	BB 2 1 0	IBB 0 0 0	HBP 0 0 0	BLK 0 0 0	WP 0 0 0	HR 0 1 0	S 42 45 6	P 72 68 7	ERA 3.00 5.40 0.00	WHIP 2.333 1.200 1.000					

Los Angeles Angels @ Detroit Tigers
Comerica Park, Detroit, MI

Sun May 15 2005, 1:05 PM EDT
Att. 23,107 - Cloudy - 54 F

livebaseballscorecards.com

Batter	1	2	3	4	5	6	7	8	9	AB R H RBI BB SO LOB	BOTTOM	
15 Brandon Inge, R <small>OBP: 0.414, SLG: 0.511</small> (1, 5) C C X 										4 1 2 0 1 0 1	Los Angeles Angels @ Detroit Tigers Comerica Park, Detroit, MI Sun May 15 2005, 1:05 PM EDT Att: 23,107 - Cloudy - 54 F	
Ivan Rodriguez, R <small>OBP: 0.279, SLG: 0.420</small> (1, 2) B B B F X 13 Vance Wilson, R <small>OBP: 0.241, SLG: 0.120</small> (3, 2) F C X 									1 0 0 0 0 0 0 4 0 0 0 0 0 4			
9 Carlos Guillen, S <small>OBP: 0.436, SLG: 0.539</small> (1, 6) S B B F X Jason Smith, L <small>OBP: 0.214, SLG: 0.250</small> (7, 6) F C X 									3 0 1 0 0 1 0 2 0 1 1 0 0 2			
Rondell White, R <small>OBP: 0.299, SLG: 0.442</small> (1, 7) S B X 										4 0 1 0 0 1 1		
Dmitri Young, S <small>OBP: 0.353, SLG: 0.492</small> (1, 10) B B X 33 Marcus Thames, R (7, PR) C C X <small>OBP: 0.246, SLG: 0.418</small> (8, 10) F C X 										3 0 1 0 0 0 1 0 1 0 0 1 0 0		
Craig Monroe, R <small>OBP: 0.366, SLG: 0.473</small> (1, 9) B B C C B B X 										1 1 1 1 3 0 0		
Carlos Pena, L <small>OBP: 0.333, SLG: 0.330</small> (1, 3) B B B B 										3 0 1 0 1 1 5		
20 Omar Infante, R <small>OBP: 0.274, SLG: 0.362</small> (1, 4) S B C C 										4 0 1 1 0 2 4		
Nook Logan, S <small>OBP: 0.381, SLG: 0.468</small> (1, 8) C C S C 										4 0 1 0 0 1 4		
Inning Stats	R: 0 H: 0 E: 0 LOB: 0 K: 0 BB: 0 S: 9 P: 14	R: 0 H: 0 E: 0 LOB: 2 K: 1 BB: 2 S: 9 P: 19	R: 0 H: 0 E: 0 LOB: 0 K: 1 BB: 1 S: 7 P: 11	R: 0 H: 1 E: 0 LOB: 0 K: 1 BB: 0 S: 6 P: 9	R: 1 H: 2 E: 0 LOB: 1 K: 0 BB: 1 S: 8 P: 15	R: 0 H: 1 E: 0 LOB: 0 K: 1 BB: 0 S: 7 P: 10	R: 1 H: 2 E: 0 LOB: 2 K: 1 BB: 0 S: 13 P: 21	R: 1 H: 2 E: 0 LOB: 3 K: 1 BB: 2 S: 13 P: 23	R: 0 H: 2 E: 0 LOB: 2 K: 0 BB: 0 S: 13 P: 20	1B: 6 SF: 0 2B: 5 SAC: 0 3B: 0 DP: 3 HR: 0 HBP: 0		WP: 1 PA: 39 PB: 0 SB: 0 CS: 0
41 John Lackey, R <small>ERA: 4.4</small> (1, 1) 7.2 WLS BF H R ER SO BB IBB HBP BLK WP HR S P ERA WHIP	Kevin Gregg, R <small>ERA: 5.85</small> (8, 1) 1.1 7 2 0 0 1 1 0 0 0 1 0 17 29 0.00 2.250											

livebaseballscorecards.com

AB 33
R 3
H 10
RBI 3
BB 6
SO 6
LOB 22



Batter	1	2	3	4	5	6	7	8	9	AB R H RBI BB SO LOB	TOP	
9 Chone Figgins, S <small>(1, 8) OBP: 0.293, SLG: 0.353</small> <small>(7, 5)</small>	3-2 		1-0 			0-0 		1-1 		4 0 0 0 0 0 1		
Darin Erstad, L <small>(1, 3) OBP: 0.283, SLG: 0.359</small>	3-2 			4-0 		1-2 		2-2 		3 2 1 0 1 0 0		
27 Vladimir Guerrero, R <small>(1, 9) OBP: 0.374, SLG: 0.549</small>	2-0 			3-2 		0-0 		4-0 		3 1 2 1 1 0 0		
16 Garret Anderson, L <small>(1, 7) OBP: 0.327, SLG: 0.430</small>		0-0 		0-0 		1-2 		2-2 		4 0 2 2 0 0 1		
20 Juan Rivera, R <small>(1, 10) OBP: 0.266, SLG: 0.311</small>		1-0 		2-0 		0-2 		0-1 		4 0 0 0 0 0 3		
Orlando Cabrera, R <small>(1, 6) OBP: 0.303, SLG: 0.367</small>		2-3 			1-1 		0-1 		0-1 		4 0 1 0 0 1 2	
39 Robb Quinlan, R <small>(1, 5) OBP: 0.204, SLG: 0.319</small> Chris Prieto, L <small>(7, 8)</small>			2-2 		0-0 		0-2 		0-0 		3 0 0 0 0 0 1	
Josh Paul, R <small>(1, 2) OBP: 0.200, SLG: 0.261</small>			1-1 		0-1 		0-2 		1-2 		4 0 0 0 0 0 1	
Adam Kennedy, L <small>(1, 4) OBP: 0.256, SLG: 0.256</small>			3-2 		2-3 		0-0 				3 0 1 0 0 1 1	
Inning Stats	R: 0 H: 0 E: 0 LOB: 0 K: 0 BB: 0 S: 9 P: 17	R: 0 H: 0 E: 0 LOB: 0 K: 1 BB: 0 S: 5 P: 8	R: 0 H: 1 E: 0 LOB: 1 K: 0 BB: 0 S: 11 P: 18	R: 1 H: 1 E: 0 LOB: 0 K: 0 BB: 1 S: 5 P: 14	R: 0 H: 1 E: 0 LOB: 1 K: 1 BB: 0 S: 11 P: 14	R: 1 H: 3 E: 1 LOB: 2 K: 0 BB: 0 S: 14 P: 16	R: 0 H: 0 E: 0 LOB: 0 K: 0 BB: 0 S: 8 P: 8	R: 1 H: 1 E: 0 LOB: 1 K: 0 BB: 1 S: 6 P: 7	1B: 6 SF: 0 2B: 2 SAC: 0 3B: 0 DP: 1 HR: 0 HBP: 0	WP: 0 PA: 35 PB: 0 SB: 1 CS: 0		
PITCHER 31 Cliff Lee, L <small>(1, 1) ERA: 3.94</small> 63 Rafael Betancourt, R <small>(8, 1) ERA: 1.42</small>	IP WLS BF H R ER SO BB IBB HBP BLK WP HR S P ERA WHIP 7.2 L 31 7 3 2 2 2 0 0 0 0 0 0 8 9 0.00 0.000					PITCHER IP WLS BF H R ER SO BB IBB HBP BLK WP HR S P ERA WHIP						

Los Angeles Angels @ Cleveland Indians
 Jacobs Field, Cleveland, OH
 Mon May 16 2005, 7:05 PM EDT
 Att. 13,729 - Clear - 51 F

livebaseballscorecards.com

AB	33
R	3
H	7
RBI	3
BB	2
SO	2
LOB	10



Batter	1	2	3	4	5	6	7	8	9	AB	R	H	RBI	BB	SO	LOB
24 Grady Sizemore, L OBP: 0.318, SLG: 0.426 (1, 8)	3-1 F8 ①			0-1 CS 1B C X		4-2 BB B B C T C F B F B		1-2 2-H 1B F B T F X		3	0	2	1	1	0	0
Casey Blake, R OBP: 0.294, SLG: 0.373 (1, 9)	0-3 K ②			4-3 K 1-2 B S F B B T S		0-1 P3 ③ 1 SAFE 1 SAFE F X		0-2 F9 ② S C C X		4	0	0	0	0	2	3
41 Victor Martinez, S OBP: 0.279, SLG: 0.303 (1, 2)	2-3 K ③ B C C C			2-1 HBP B F H			2-0 F8 ① X B B X	0-0 F8 ③		3	0	0	0	0	1	1
48 Travis Hafner, L OBP: 0.379, SLG: 0.449 (1, 10)			0-3 K ① C T H T H T	0-0 F7 ③ X			1-1 F7 ② F B X		1-3 K ① C F T B B T	4	0	0	0	0	2	1
Ben Broussard, L OBP: 0.336, SLG: 0.448 (1, 3)			1-0 L6 ② B X		2-3 K ① C F B F C		0-0 BB 1B X		2-2 G3-1 ② S B B B X	4	0	1	0	0	1	0
Coco Crisp, S OBP: 0.337, SLG: 0.409 (1, 7)			2-2 F7 ③ X B B C S		4-1 G5-4-3 BB B C B B B		4-1 FC6-4 BB B B B C B		2-3 K ③ F B B C S	2	0	0	0	2	1	0
Ronnie Belliard, R OBP: 0.286, SLG: 0.432 (1, 4)				0-0 G6-4-3 1B X	0-0 G5-4-3 ② ③ 1 SAFE X		1-0 FC6-4 ③ B X			3	0	1	0	0	0	3
Aaron Boone, R OBP: 0.200, SLG: 0.276 (1, 5)				0-0 G6-4-3 ① 1-2f			2-1 G5-3 ① B B F X		2-1 24 1B G5-3 1B B C C X	3	1	1	0	0	0	1
2 Jhonny Peralta, R OBP: 0.326, SLG: 0.529 (1, 6)				1-0 G6-3 ③ B X			2-1 G6-3 ② C B B X		2-2 G5-3 ① 1-2	3	0	0	0	0	0	1

Inning Stats	R: 0	H: 0	E: 0	K: 2	S: 8	R: 0	H: 0	E: 0	K: 1	S: 9	R: 0	H: 1	E: 0	K: 0	S: 3	R: 0	H: 1	E: 0	K: 1	S: 8	R: 0	H: 0	E: 0	K: 1	S: 5	R: 0	H: 0	E: 0	K: 0	S: 10	R: 0	H: 1	E: 0	K: 0	S: 6	R: 1	H: 2	E: 0	K: 0	S: 13	R: 0	H: 0	E: 0	K: 2	S: 11	1B: 5	SF: 0	2B: 0	SAC: 0	3B: 0	DP: 2	HR: 0	HBP: 1	WP: 0	PA: 33	
	0	0	0	2	8	0	0	0	1	9	0	1	0	0	3	0	1	0	0	1	8	0	0	0	1	5	0	0	0	0	10	0	1	0	0	14	1	2	0	0	18	0	0	0	0	16	5	0	0	0	0	0	2	1	0	33

PITCHER	IP	WLS	BF	H	R	ER	SO	BB	IBB	HBP	BLK	WP	HR	S	P	ERA	WHIP
Paul Byrd, R ERA: 4.15 (1, 1)	7.0	W	25	3	0	0	5	3	0	0	0	0	0	49	85	0.00	0.857
Brendan Donnelly, R ERA: 2.95 (8, 1)	1.0	H	5	2	1	1	0	0	0	0	0	0	0	13	18	9.00	2.000
62 Scot Shields, R ERA: 1.25 (9, 1)	1.0	S	3	0	0	0	2	0	0	0	0	0	0	11	16	0.00	0.000

Los Angeles Angels @ Cleveland Indians
Jacobs Field, Cleveland, OH
 Mon May 16 2005, 7:05 PM EDT
 Att. 13,729 - Clear - 51 F

AB	29
R	1
H	5
RBI	1
BB	3
SO	7
LOB	10



Batter	1	2	3	4	5	6	7	8	9	AB R H RBI BB SO LOB	TOP
9 Chone Figgins, S <small>(1, 8) OBP: 0.303, SLG: 0.369</small> <small>(8, 6)</small>	1-0 		1-1 	1-1 		2-0 		2-2 		5 2 3 0 0 0 2	
Darin Erstad, L <small>(1, 3) OBP: 0.294, SLG: 0.365</small> Jeff DaVanon, S <small>(8, PH) OBP: 0.291, SLG: 0.282</small> <small>(8, 8)</small>	4-1 		0-2 		2-2 	3-3 		0-1 		3 1 2 0 1 1 3 1 0 0 0 0 0 1	
27 Vladimir Guerrero, R <small>(1, 9) OBP: 0.371, SLG: 0.541</small> 20 Juan Rivera, R <small>(8, PH) OBP: 0.277, SLG: 0.339</small> <small>(8, 9)</small>	2-1 		0-0 		2-2 		1-1 	3-2 		4 0 1 0 0 0 3 1 0 1 1 0 0 0	
16 Garret Anderson, L <small>(1, 7) OBP: 0.325, SLG: 0.434</small> 39 Robb Quinlan, R <small>(8, PH) OBP: 0.200, SLG: 0.313</small> <small>(8, 3)</small>	1-2 		1-1 		2-1 		2-1 	2-2 		3 1 1 1 0 0 2 1 0 0 0 0 0 1	
Steve Finley, L <small>(1, 10) OBP: 0.273, SLG: 0.408</small> <small>(1, 10)</small>	0-1 		0-1 			3-2 		0-0 		5 0 1 1 0 1 2	
Orlando Cabrera, R <small>(1, 6) OBP: 0.314, SLG: 0.369</small> Josh Paul, R <small>(8, 7) OBP: 0.231, SLG: 0.292</small> <small>(8, 7)</small>	1-2 			2-2 		4-1 	4-1 		1-0 	2 1 1 0 2 0 2 1 0 1 0 0 0 0	
8 Dallas McPherson, L <small>(1, 5) OBP: 0.275, SLG: 0.333</small> <small>(1, 5)</small>		2-0 		0-3 		1-0 	1-2 		1-2 	5 0 2 0 0 1 2	
Bengie Molina, R <small>(1, 2) OBP: 0.347, SLG: 0.500</small> <small>(1, 2)</small>		0-0 		0-1 		2-1 	0-0 		1-0 	5 0 2 1 0 0 3	
Adam Kennedy, L <small>(1, 4) OBP: 0.256, SLG: 0.238</small> <small>(1, 4)</small>		2-2 		2-0 		1-2 		1-2 		3 0 0 0 0 0 2	
Inning Stats	R: 1 H: 2 E: 0 LOB: 2 K: 0 BB: 1 S: 14 P: 23	R: 0 H: 0 E: 0 LOB: 0 K: 0 BB: 0 S: 6 P: 10	R: 1 H: 2 E: 0 LOB: 1 K: 0 BB: 0 S: 11 P: 13	R: 0 H: 2 E: 0 LOB: 2 K: 1 BB: 0 S: 12 P: 17	R: 0 H: 1 E: 0 LOB: 0 K: 0 BB: 0 S: 9 P: 15	R: 1 H: 3 E: 0 LOB: 3 K: 1 BB: 1 S: 13 P: 30	R: 1 H: 2 E: 1 LOB: 2 K: 0 BB: 1 S: 11 P: 19	R: 1 H: 2 E: 0 LOB: 1 K: 0 BB: 0 S: 18 P: 26	R: 0 H: 1 E: 0 LOB: 1 K: 1 BB: 0 S: 9 P: 14	1B: 12 SF: 1 2B: 3 SAC: 0 3B: 0 DP: 1 HR: 0 HBP: 1	WP: 0 PA: 44 PB: 1 SB: 0 CS: 0
PITCHER Scott Elarton, R <small>(1, 1) ERA: 7.05</small> Scott Sauerbeck, L <small>(6, 1) ERA: 3.75</small> David Riske, R <small>(7, 1) ERA: 0.52</small> Bob Howry, R <small>(9, 1) ERA: 2.76</small>	IP WLS BF H R ER SO BB IBB HBP BLK WP HR S P ERA WHIP 5.2 W 26 9 3 3 1 2 0 0 0 0 0 0 59 95 4.76 1.941 1.0 8 3 1 0 1 1 0 1 0 0 0 0 16 31 0.00 4.000 1.1 6 2 1 1 0 0 0 0 0 0 0 0 19 27 6.75 1.500 1.0 4 1 0 0 0 1 0 0 0 0 0 0 9 14 0.00 1.000	PITCHER IP WLS BF H R ER SO BB IBB HBP BLK WP HR S P ERA WHIP 1.0 8 3 1 0 1 1 0 1 0 0 0 0 16 31 0.00 4.000 1.1 6 2 1 1 0 0 0 0 0 0 0 0 19 27 6.75 1.500 1.0 4 1 0 0 0 1 0 0 0 0 0 0 9 14 0.00 1.000									

Los Angeles Angels @ Cleveland Indians
 Jacobs Field, Cleveland, OH
 Tue May 17 2005, 7:05 PM EDT
 Att. 15,033 - Cloudy - 57 F

AB	39
R	5
H	15
RBI	4
BB	3
SO	3
LOB	23



WP: 0	PA: 44
PB: 1	
SB: 0	
CS: 0	

ERA	WHIP
7.05	1.941
3.75	4.000
0.52	1.500
2.76	1.000

BOTTOM

Los Angeles Angels @ Cleveland Indians
Jacobs Field, Cleveland, OH
Tue May 17 2005, 7:05 PM EDT
Att. 15,033 - Cloudy - 57 F

livebaseballscorecards.com

AB	40
R	13
H	19
RBI	13
BB	4
SO	5
LOB	22



WP:	1	PA:	47
PB:	1		
SB:	1		
CS:	0		

AB R H RBI BB SO LOB

6 2 2 1 0 1 3
3 1 2 1 1 0 1
2 0 1 0 0 1 1

4 3 3 2 1 0 2

5 2 2 2 0 1 3

4 0 0 1 0 1 2

4 2 2 0 1 0 4

4 1 3 2 1 1 1

4 1 2 2 0 0 2

4 1 2 2 0 0 3

1B:	12	SF:	2
2B:	3	SAC:	0
3B:	1	DP:	0
HR:	3	HBP:	1

Batter	1	2	3	4	5	6	7	8	9
24 Grady Sizemore, L OBP: 0.319, SLG: 0.438 (1, 8)	2-0 2B 3B	1-2 P6		2-1 G5-3	3-3 K		0-1 SF7 48 1B 1B	0-0 G5-3	
Coco Crisp, S OBP: 0.347, SLG: 0.428 Ryan Ludwick, R OBP: 0.326, SLG: 0.459 (7, 7)	1-0 2B 3-H	4-2 BB		2-2 48 HR 2B	0-0 G3-1		1-2 48 1B 1B	3-3 K	
48 Travis Hafner, L OBP: 0.393, SLG: 0.484 (1, 10)	0-1 HR 1B	0-0 G4-3		2-2 HR 2-H		4-1 G5-3 1B 1B	0-2 1B 1-2 2-3		
Ben Broussard, L OBP: 0.338, SLG: 0.471 (1, 3)	2-0 HR 1-H		1-0 F9	1-2 G3		1-1 G5-3 1B 1B	2-3 K		
Josh Bard, S OBP: 0.212, SLG: 0.300 (1, 2)	2-2 P3		0-0 G4-3	0-1 P6		3-3 K	0-0 SF7		
Casey Blake, R OBP: 0.305, SLG: 0.385 (1, 9)	2-2 2B		4-2 BB 1B BB		0-1 1B 1B	1-0 G5-3	0-0 G4-3		
Ronnie Belliard, R OBP: 0.305, SLG: 0.443 (1, 4)	2-3 K2-3		4-1 1B BB		0-1 1B 2 SF7 1B	0-0 1B 2-H 3-H		1-0 FC6-4 1B	
Aaron Boone, R OBP: 0.215, SLG: 0.283 (1, 5)		1-1 BB HBP	2-2 2 FC6-4 1B		0-0 24 S 1B	1-0 G6-3		2-1 FC6-4 2 1B 2 PB 24 G5-3	
2 Jhonny Peralta, R OBP: 0.330, SLG: 0.562 (1, 6)		2-2 F9	2-1 FC6-4		1-1 SF7		0-2 HR	2-1 WP 24 G5-3 1B	

Inning Stats	1	2	3	4	5	6	7	8	
R: 3 E: 0 K: 1 S: 14	H: 5 LOB: 1 BB: 0 P: 25	R: 0 E: 0 K: 0 S: 14	H: 0 LOB: 2 BB: 1 P: 22	R: 1 E: 0 K: 0 S: 11	H: 1 LOB: 2 BB: 2 P: 24	R: 2 E: 0 K: 0 S: 14	H: 2 LOB: 0 BB: 0 P: 21	R: 2 E: 0 K: 1 S: 11	H: 2 LOB: 1 BB: 0 P: 15
R: 2 E: 0 K: 1 S: 9	H: 2 LOB: 1 BB: 1 P: 19	R: 2 E: 0 K: 1 S: 17	H: 4 LOB: 2 BB: 0 P: 20	R: 1 E: 0 K: 1 S: 10	H: 2 LOB: 1 BB: 0 P: 18				

PITCHER	IP	WLS	BF	H	R	ER	SO	BB	IBB	HBP	BLK	WP	HR	S	P	ERA	WHIP
54 Ervin Santana, R ERA: 13.5 (1, 1)	4.0	L	23	8	6	6	1	3	0	1	0	0	2	53	92	13.50	2.750
Kevin Gregg, R ERA: 7.06 (5, 1)	1.2		11	5	4	4	2	1	0	0	0	0	0	19	32	21.60	3.600
Esteban Yan, R ERA: 4.74 (6, 1)	1.1		8	4	2	2	1	0	0	0	0	0	1	18	22	13.50	3.000
Jake Woods, L ERA: 2.51 (8, 1)	1.0		5	2	1	0	1	0	0	0	0	1	0	10	18	0.00	2.000

Batter	1	2	3	4	5	6	7	8	9	AB R H RBI BB SO LOB	TOP	
9 Chone Figgins, S OBP: 0.302, SLG: 0.366 (1, 7)	1-1 G3		3-2 G5-3			2-3 K			1 SAFE 1 SAFE 1-2 SF9 1B	4 1 1 0 0 1 0		
Darin Erstad, L OBP: 0.299, SLG: 0.368 (1, 3)	1-2 BB 1B			0-3 K		2-2 G4-3			0-0 SF9 1B 1-3 2-H	4 0 2 1 0 1 0		
Jeff DaVanon, S OBP: 0.292, SLG: 0.275 (1, 10) Bengie Molina, R OBP: 0.340, SLG: 0.500 (9, PH) (9, 10)	4-1 BB 27 G6-3		2-2 G3-1			0-3 K			3-2 SF9 1-2 3-H	2 0 0 0 1 1 0 0 0 0 1 0 0 0		
27 Vladimir Guerrero, R OBP: 0.368, SLG: 0.530 (1, 9)	1-0 G6-3 1-2f		1-1 G1-3			0-1 G5-3			4-0 IBB	3 0 0 0 1 0 2		
Steve Finley, L OBP: 0.273, SLG: 0.403 (1, 8)		2-1 8 G4-6-3 1B		1-3 K				1-0 G3-1	0-0 G4-3	4 0 1 0 0 1 2		
Orlando Cabrera, R OBP: 0.308, SLG: 0.361 (1, 6)		1 SAFE 1 SAFE K		0-0 G4-3				1-3 K		3 0 0 0 0 2 1		
8 Dallas McPherson, L OBP: 0.265, SLG: 0.321 (1, 5)		1-0 G4-6-3 1-2f		0-0 L4				3-3 K		3 0 0 0 0 1 1		
José Molina, R OBP: 0.265, SLG: 0.295 (1, 2) 20 Juan Rivera, R OBP: 0.273, SLG: 0.333 (9, PH) Josh Paul, R OBP: 0.231, SLG: 0.292 (9, 2)			1-1 G6-3			0-1 F8			0-3 K 1B	2 0 0 0 0 0 0 1 0 0 0 0 1 0 0 0 0 0 0 0 0		
Adam Kennedy, L OBP: 0.261, SLG: 0.244 (1, 4)			1-1 B1-3			0-0 G3			3-2 9 1B 1B	3 1 1 0 0 0 0		
Inning Stats	R: 0 E: 0 K: 0 S: 8 H: 1 LOB: 1 BB: 1 P: 15	R: 0 E: 0 K: 1 S: 7 H: 1 LOB: 0 BB: 0 P: 10	R: 0 E: 0 K: 0 S: 7 H: 0 LOB: 0 BB: 0 P: 12	R: 0 E: 0 K: 1 S: 8 H: 0 LOB: 0 BB: 0 P: 11	R: 0 E: 0 K: 1 S: 6 H: 0 LOB: 0 BB: 0 P: 7	R: 0 E: 0 K: 1 S: 6 H: 0 LOB: 0 BB: 0 P: 8	R: 0 E: 0 K: 1 S: 12 H: 0 LOB: 0 BB: 0 P: 14	R: 0 E: 0 K: 2 S: 8 H: 0 LOB: 0 BB: 0 P: 13	R: 2 E: 0 K: 1 S: 14 H: 3 LOB: 2 BB: 1 P: 24	1B: 5 2B: 0 3B: 0 HR: 0 SF: 1 SAC: 0 DP: 2 HBP: 0	WP: 0 PB: 0 SB: 0 CS: 0 PA: 32	
PITCHER 37 Jake Westbrook, R ERA: 5.8 (1, 1) Arthur Rhodes, L ERA: 0.95 (9, 1)	IP 8.1 WLS L BF 29 H 5 R 2 ER 2 SO 8 BB 1 IBB 0 HBP 0 BLK 0 WP 0 HR 0 S 72 P 103 ERA 2.16 WHIP 0.720											PITCHER IP 0.2 WLS L BF 3 H 0 R 0 ER 0 SO 0 BB 0 IBB 1 HBP 0 BLK 0 WP 0 HR 0 S 4 P 11 ERA 0.00 WHIP 0.000

Los Angeles Angels @ Cleveland Indians
Jacobs Field, Cleveland, OH
 Wed May 18 2005, 12:05 PM EDT
 Att: 19,030 - Partly Cloudy - 65 F

AB	29
R	2
H	5
RBI	2
BB	2
SO	8
LOB	6



WP: 0	PA: 32
PB: 0	
SB: 0	
CS: 0	

Batter	1	2	3	4	5	6	7	8	9	AB	R	H	RBI	BB	SO	LOB
--------	---	---	---	---	---	---	---	---	---	----	---	---	-----	----	----	-----

<p>24 Grady Sizemore, L (1, 8) OBP: 0.324, SLG: 0.435</p>	<p>Alex Cora, L (1, 6) OBP: 0.247, SLG: 0.284</p>	<p>41 Victor Martinez, S (1, 2) OBP: 0.271, SLG: 0.294</p>	<p>48 Travis Hafner, L (1, 10) OBP: 0.389, SLG: 0.472</p>	<p>Ben Broussard, L (1, 3) OBP: 0.328, SLG: 0.456</p>	<p>Casey Blake, R (1, 9) OBP: 0.303, SLG: 0.376</p>	<p>Jody Gerut, L (1, 7) OBP: 0.500, SLG: 0.667</p>	<p>Aaron Boone, R (1, 5) OBP: 0.218, SLG: 0.285</p>	<p>Ronnie Belliard, R (1, 4) OBP: 0.306, SLG: 0.440</p>	<p>24 Grady Sizemore, L (1, 8) OBP: 0.324, SLG: 0.435</p>	<p>41 Victor Martinez, S (1, 2) OBP: 0.271, SLG: 0.294</p>	<p>48 Travis Hafner, L (1, 10) OBP: 0.389, SLG: 0.472</p>	<p>Ben Broussard, L (1, 3) OBP: 0.328, SLG: 0.456</p>	<p>Casey Blake, R (1, 9) OBP: 0.303, SLG: 0.376</p>	<p>Jody Gerut, L (1, 7) OBP: 0.500, SLG: 0.667</p>	<p>Aaron Boone, R (1, 5) OBP: 0.218, SLG: 0.285</p>	<p>Ronnie Belliard, R (1, 4) OBP: 0.306, SLG: 0.440</p>	<p>40 Bartolo Colon, R (1, 1) ERA: 2.67</p>	<p>62 Scot Shields, R (9, 1) ERA: 1.19</p>	<p>40 Bartolo Colon, R (1, 1) ERA: 2.67</p>	<p>62 Scot Shields, R (9, 1) ERA: 1.19</p>	<p>40 Bartolo Colon, R (1, 1) ERA: 2.67</p>	<p>62 Scot Shields, R (9, 1) ERA: 1.19</p>	<p>40 Bartolo Colon, R (1, 1) ERA: 2.67</p>	<p>62 Scot Shields, R (9, 1) ERA: 1.19</p>	<p>40 Bartolo Colon, R (1, 1) ERA: 2.67</p>	<p>62 Scot Shields, R (9, 1) ERA: 1.19</p>	<p>40 Bartolo Colon, R (1, 1) ERA: 2.67</p>	<p>62 Scot Shields, R (9, 1) ERA: 1.19</p>	<p>40 Bartolo Colon, R (1, 1) ERA: 2.67</p>	<p>62 Scot Shields, R (9, 1) ERA: 1.19</p>	<p>40 Bartolo Colon, R (1, 1) ERA: 2.67</p>	<p>62 Scot Shields, R (9, 1) ERA: 1.19</p>	<p>40 Bartolo Colon, R (1, 1) ERA: 2.67</p>
--	--	---	--	--	--	---	--	--	--	---	--	--	--	---	--	--	--	---	--	---	--	---	--	---	--	---	--	---	--	---	--	---	--

Inning Stats	R: 0	H: 1	E: 0	LOB: 1	K: 0	S: 7	R: 0	H: 0	E: 0	LOB: 2	K: 0	S: 8	R: 0	H: 0	E: 0	LOB: 0	K: 0	S: 7	R: 1	H: 1	E: 0	LOB: 1	K: 1	S: 11	R: 0	H: 1	E: 0	LOB: 1	K: 0	S: 7	R: 0	H: 0	E: 0	LOB: 0	K: 1	S: 5	R: 0	H: 1	E: 0	LOB: 0	K: 0	S: 5	R: 0	H: 1	E: 0	LOB: 1	K: 0	S: 8	R: 0	H: 0	E: 0	LOB: 1	K: 1	S: 7	R: 0	H: 0	E: 0	LOB: 0	K: 2	S: 9	R: 0	H: 0	E: 0	LOB: 0	K: 2	S: 9	R: 0	H: 0	E: 0	LOB: 0	K: 1	S: 9	R: 0	H: 0	E: 0	LOB: 0	K: 2	S: 15
--------------	------	------	------	--------	------	------	------	------	------	--------	------	------	------	------	------	--------	------	------	------	------	------	--------	------	-------	------	------	------	--------	------	------	------	------	------	--------	------	------	------	------	------	--------	------	------	------	------	------	--------	------	------	------	------	------	--------	------	------	------	------	------	--------	------	------	------	------	------	--------	------	------	------	------	------	--------	------	------	------	------	------	--------	------	-------

PITCHER	IP	WLS	BF	H	R	ER	SO	BB	IBB	HBP	BLK	WP	HR	S	P	ERA	WHIP
40 Bartolo Colon, R ERA: 2.67	8.0	W	31	4	1	1	3	4	0	0	0	0	0	57	109	1.12	1.000
62 Scot Shields, R ERA: 1.19	1.0	S	3	0	0	0	2	0	0	0	0	0	0	9	15	0.00	0.000

BOTTOM

Los Angeles Angels @ Cleveland Indians
 Jacobs Field, Cleveland, OH
 Wed May 18 2005, 12:05 PM EDT
 Att. 19,030 - Partly Cloudy - 65 F

AB	29
R	1
H	4
RBI	1
BB	4
SO	5
LOB	16



PITCHER	IP	WLS	BF	H	R	ER	SO	BB	IBB	HBP	BLK	WP	HR	S	P	ERA	WHIP
40 Bartolo Colon, R ERA: 2.67	8.0	W	31	4	1	1	3	4	0	0	0	0	0	57	109	1.12	1.000
62 Scot Shields, R ERA: 1.19	1.0	S	3	0	0	0	2	0	0	0	0	0	0	9	15	0.00	0.000

Batter	1	2	3	4	5	6	7	8	9	AB R H RBI BB SO LOB	TOP		
9 Chone Figgins, S <small>(1, 5) OBP: 0.307, SLG: 0.378</small> <small>(9, 8)</small>										3 1 1 3 1 1 0			
Darin Erstad, L <small>(1, 3) OBP: 0.307, SLG: 0.370</small> 8 Dallas McPherson, L <small>(9, 5) OBP: 0.265, SLG: 0.321</small>										2 1 1 1 2 0 0 0 0 0 0 0 0 0			
Jeff DaVanon, S <small>(1, 7) OBP: 0.309, SLG: 0.277</small>										3 1 1 1 2 1 2			
27 Vladimir Guerrero, R <small>(1, 9) OBP: 0.361, SLG: 0.520</small> 20 Juan Rivera, R <small>(5, 9) OBP: 0.279, SLG: 0.385</small>										3 0 0 0 0 0 3 2 1 1 4 0 1 2			
Steve Finley, L <small>(1, 8) OBP: 0.270, SLG: 0.403</small> Esteban Yan, R <small>(9, 1)</small>										5 0 1 0 0 1 2 0 0 0 0 0 0 0			
Orlando Cabrera, R <small>(1, 6) OBP: 0.305, SLG: 0.356</small>										5 0 1 0 0 0 0			
Bengie Molina, R <small>(1, 2) OBP: 0.333, SLG: 0.479</small>										4 1 1 0 0 0 1			
Adam Kennedy, L <small>(1, 4) OBP: 0.280, SLG: 0.265</small>										4 2 2 0 0 0 0			
Jarrod Washburn, L <small>(1, 1)</small> Brendan Donnelly, R <small>(8, 1)</small> 39 Robb Quinlan, R <small>(9, PH) OBP: 0.216, SLG: 0.313</small> <small>(9, 3)</small>									2 1 0 0 1 0 0 0 0 0 0 0 0 0 0 1 0 0 1 0 0				
Inning Stats	R: 0 H: 0 E: 0 LOB: 2 K: 1 BB: 2 S: 9 P: 20	R: 4 H: 4 E: 0 LOB: 1 K: 0 BB: 1 S: 19 P: 34	R: 0 H: 0 E: 0 LOB: 0 K: 1 BB: 0 S: 7 P: 10	R: 0 H: 0 E: 0 LOB: 0 K: 0 BB: 0 S: 7 P: 9	R: 0 H: 1 E: 1 LOB: 2 K: 1 BB: 0 S: 9 P: 14	R: 0 H: 0 E: 0 LOB: 0 K: 0 BB: 0 S: 5 P: 9	R: 0 H: 1 E: 0 LOB: 2 K: 1 BB: 1 S: 10 P: 17	R: 0 H: 1 E: 0 LOB: 0 K: 0 BB: 0 S: 6 P: 10	R: 5 H: 2 E: 0 LOB: 0 K: 0 BB: 3 S: 17 P: 33	1B: 6 SF: 1 2B: 1 SAC: 1 3B: 1 DP: 1 HR: 1 HBP: 0	WP: 0 PA: 42 PB: 2 SB: 2 CS: 0		
PITCHER	IP WLS BF H R ER SO BB IBB HBP BLK WP HR S P ERA WHIP											PITCHER	IP WLS BF H R ER SO BB IBB HBP BLK WP HR S P ERA WHIP
Scott Erickson, R <small>(1, 1) ERA: 7.22</small>	1.2 L 12 4 4 4 1 3 0 0 0 0 0 0 24 48 21.60 4.200												
Wilson Alvarez, L <small>(2, 1) ERA: 0.84</small>	4.1 14 1 0 0 2 0 0 0 0 0 0 0 32 48 0.00 0.231												
Duaner Sanchez, R <small>(7, 1) ERA: 2.42</small>	2.0 8 2 0 0 1 1 0 0 0 0 0 0 16 27 0.00 1.500												
Kelly Wunsch, L <small>(9, 1) ERA: 4.4</small>	0.1 4 1 3 3 0 1 1 0 0 0 0 0 4 12 81.00 6.000												
43 Yhency Brazoban, R <small>(9, 1) ERA: 4.76</small>	0.2 4 1 2 2 0 1 0 0 0 0 0 0 1 13 27.00 3.000												

Los Angeles Angels @ Los Angeles Dodgers
 Dodger Stadium, Los Angeles, CA
 Fri May 20 2005, 7:40 PM PDT
 Att. 54,543 - Clear - 70 F

AB	33
R	9
H	9
RBI	9
BB	7
SO	4
LOB	10



Batter	1	2	3	4	5	6	7	8	9	AB	R	H	RBI	BB	SO	LOB
Cesar Izturis, S OBP: 0.395, SLG: 0.426 (1, 6)	0-2 G5-4-3 1B		2-2 F7			1-1 1B		0-2 G5-3		4	0	2	0	0	0	0
17 Jason Repko, R OBP: 0.294, SLG: 0.429 (1, 7)	2-1 G5-4-3 1-2f			0-2 F8		1-0 P4			1-2 G6-3	4	0	0	0	0	0	2
J.D. Drew, L OBP: 0.382, SLG: 0.413 (1, 9)	1-2 K			1-1 G3		3-2 F7			2-2 WP 1B	4	0	1	0	0	1	1
12 Jeff Kent, R OBP: 0.384, SLG: 0.523 (1, 4)				3-2 F9			2-1 P6		0-0 F7	4	0	0	0	0	0	1
Milton Bradley, S OBP: 0.361, SLG: 0.561 (1, 8)				0-1 F9		0-0 G6-3			4-2 BB	3	0	0	0	1	0	0
Olmedo Saenz, R OBP: 0.419, SLG: 0.621 (1, 3)				0-1 2B		1-1 P3			1-1 F8	4	0	2	0	0	0	2
Jason Phillips, R OBP: 0.339, SLG: 0.412 (1, 2)				1-1 F7		4-2 FC6-4 BB			0-0 2-H 1B	2	0	1	0	1	0	1
Mike Edwards, R OBP: 0.326, SLG: 0.350 (1, 5)				0-1 G5-3		1-2 FC6-4 1-2f			2-2 F8	3	0	0	0	0	0	1
Scott Erickson, R OBP: 0.154, SLG: 0.154 (1, 1)				0-1 G1-3			2-0 G5-3		2-1 F9	0	0	0	0	0	0	0
Wilson Alvarez, L (2, 1)										1	0	0	0	0	0	0
Antonio Perez, R (6, PH)										1	0	0	0	0	0	0
Duaner Sanchez, R (7, 1)										0	0	0	0	0	0	0
Hee-Seop Choi, L (8, PH)										1	0	0	0	0	0	0
Kelly Wunsch, L (9, 1)										0	0	0	0	0	0	0
43 Yhency Brazoban, R (9, 1)										0	0	0	0	0	0	0

Inning Stats	R: 0	H: 1	E: 0	LOB: 0	K: 1	BB: 0	S: 8	P: 11	R: 0	H: 1	E: 0	LOB: 1	K: 0	BB: 0	S: 9	P: 12	R: 0	H: 0	E: 0	LOB: 0	K: 0	BB: 0	S: 7	P: 9	R: 0	H: 0	E: 0	LOB: 0	K: 0	BB: 0	S: 10	P: 14	R: 0	H: 0	E: 0	LOB: 1	K: 0	BB: 1	S: 11	P: 17	R: 0	H: 1	E: 0	LOB: 1	K: 0	BB: 0	S: 7	P: 14	R: 0	H: 2	E: 0	LOB: 2	K: 0	BB: 0	S: 10	P: 15	R: 0	H: 0	E: 0	LOB: 0	K: 0	BB: 0	S: 8	P: 12	R: 0	H: 1	E: 0	LOB: 2	K: 0	BB: 1	S: 16	P: 24	1B: 4	SF: 0	2B: 2	SAC: 0	3B: 0	DP: 1	HR: 0	HBP: 0	WP: 1	PA: 33
--------------	------	------	------	--------	------	-------	------	-------	------	------	------	--------	------	-------	------	-------	------	------	------	--------	------	-------	------	------	------	------	------	--------	------	-------	-------	-------	------	------	------	--------	------	-------	-------	-------	------	------	------	--------	------	-------	------	-------	------	------	------	--------	------	-------	-------	-------	------	------	------	--------	------	-------	------	-------	------	------	------	--------	------	-------	-------	-------	-------	-------	-------	--------	-------	-------	-------	--------	-------	--------

PITCHER	IP	WLS	BF	H	R	ER	SO	BB	IBB	HBP	BLK	WP	HR	S	P	ERA	WHIP
Jarrold Washburn, L (1, 1) ERA: 3.54	7.0	W	25	5	0	0	1	1	0	0	0	0	0	62	92	0.00	0.857
Brendan Donnelly, R (8, 1) ERA: 2.79	1.0		3	0	0	0	0	0	0	0	0	0	0	8	12	0.00	0.000
Esteban Yan, R (9, 1) ERA: 4.5	1.0		5	1	0	0	0	1	0	0	0	1	0	16	24	0.00	2.000

BOTTOM

Los Angeles Angels @ Los Angeles Dodgers
Dodger Stadium, Los Angeles, CA

Fri May 20 2005, 7:40 PM PDT
 Att. 54,543 - Clear - 70 F

livebaseballscorecards.com

AB	31
R	0
H	6
RBI	0
BB	2
SO	1
LOB	8



Batter	1	2	3	4	5	6	7	8	9	AB R H RBI BB SO LOB	TOP						
9 Chone Figgins, S <small>(1, 5) OBP: 0.310, SLG: 0.386</small> <small>(7, 4)</small>	 <small>3-2</small> <small>G3</small> <small>1B</small>		 <small>2-0</small> <small>S</small> <small>1B</small>			 <small>1-1</small> <small>G6-3</small>		 <small>3-1</small> <small>BB</small> <small>1B</small> <small>2B</small>	 <small>1-1</small> <small>G1-3</small>	5 1 2 1 0 0 1							
Darin Erstad, L <small>(1, 3) OBP: 0.311, SLG: 0.369</small> <small>(7, 4)</small>	 <small>1-1</small> <small>G6-4-3</small> <small>1B</small>		 <small>3-2</small> <small>G6-3</small> <small>1-2</small>			 <small>1-1</small> <small>G6-3</small>		 <small>4-0</small> <small>1B</small> <small>20</small> <small>FC6-2</small> <small>IBB</small>		3 0 1 0 1 0 1							
Jeff DaVanon, S <small>(1, 7) OBP: 0.316, SLG: 0.279</small> <small>(7, 4)</small>	 <small>0-0</small> <small>G6-4-3</small> <small>1-2f</small>			 <small>2-0</small> <small>B3</small>		 <small>1-0</small> <small>1B</small>		 <small>4-2</small> <small>20</small> <small>FC6-2</small> <small>1B</small> <small>BB</small>		3 0 1 0 1 0 1							
Steve Finley, L <small>(1, 8) OBP: 0.276, SLG: 0.406</small> <small>(7, 4)</small>		 <small>2-2</small> <small>P3</small>		 <small>0-2</small> <small>1B</small>		 <small>1-3</small> <small>K</small>		 <small>1-1</small> <small>20</small> <small>FC6-2</small> <small>1B</small>		4 0 2 1 0 1 1							
20 Juan Rivera, R <small>(1, 9) OBP: 0.264, SLG: 0.362</small> <small>(7, 4)</small>	 <small>0-1</small> <small>G5-3</small>			 <small>2-0</small> <small>F9</small>			 <small>1-2</small> <small>F8</small>	 <small>0-1</small> <small>FC6-2</small>		4 0 0 0 0 0 4							
Orlando Cabrera, R <small>(1, 6) OBP: 0.298, SLG: 0.346</small> <small>(7, 4)</small>	 <small>2-2</small> <small>G3-1</small>			 <small>1-1</small> <small>G1-3</small>			 <small>1-0</small> <small>G4-3</small>	 <small>1-2</small> <small>G1-3</small>		4 0 0 0 0 0 4							
Adam Kennedy, L <small>(1, 4) OBP: 0.264, SLG: 0.250</small> Brendan Donnelly, R <small>(7, 1)</small> 62 Scot Shields, R <small>(8, 1)</small>			 <small>1-2</small> <small>G1-3</small>		 <small>0-2</small> <small>G5-3</small>		 <small>0-0</small> <small>G3</small>		 <small>1-3</small> <small>K</small>	3 0 0 0 0 0 0							
José Molina, R <small>(1, 2) OBP: 0.278, SLG: 0.354</small> <small>(7, 1)</small>			 <small>0-0</small> <small>HR</small>		 <small>1-0</small> <small>P4</small>		 <small>1-1</small> <small>8</small> <small>FC1-6</small> <small>1B</small>	 <small>1-3</small> <small>K</small>	4 1 2 1 0 1 0								
41 John Lackey, R <small>(1, 1) OBP: 0.271, SLG: 0.316</small> 8 Dallas McPherson, L <small>(7, 5)</small>			 <small>0-1</small> <small>G4-3</small>		 <small>1-0</small> <small>F8</small>		 <small>0-0</small> <small>FC1-6</small> <small>9</small> <small>WP</small> <small>2B</small>	 <small>4-2</small> <small>BB</small>	2 0 0 0 0 0 0	1 1 0 0 1 0 1							
Inning Stats	R: 0 H: 1 E: 0 LOB: 0 K: 0 BB: 0 S: 6 P: 10	R: 0 H: 0 E: 0 LOB: 0 K: 0 BB: 0 S: 8 P: 12	R: 1 H: 2 E: 0 LOB: 1 K: 0 BB: 0 S: 10 P: 16	R: 0 H: 1 E: 0 LOB: 1 K: 0 BB: 0 S: 8 P: 13	R: 0 H: 0 E: 0 LOB: 0 K: 0 BB: 0 S: 5 P: 7	R: 0 H: 1 E: 0 LOB: 1 K: 1 BB: 0 S: 12 P: 15	R: 0 H: 0 E: 0 LOB: 0 K: 0 BB: 0 S: 5 P: 7	R: 2 H: 3 E: 0 LOB: 3 K: 0 BB: 2 S: 14 P: 28	R: 0 H: 0 E: 0 LOB: 1 K: 2 BB: 1 S: 11 P: 18	1B: 6 SF: 0 2B: 1 SAC: 0 3B: 0 DP: 1 HR: 1 HBP: 0	WP: 1 PA: 37 PB: 0 SB: 1 CS: 0						
PITCHER	IP WLS BF H R ER SO BB IBB HBP BLK WP HR S P ERA WHIP											PITCHER	IP WLS BF H R ER SO BB IBB HBP BLK WP HR S P ERA WHIP				
31 Brad Penny, R <small>(1, 1) ERA: 3.79</small>	7.0		25	5	1	1	1	0	0	0	0	0	1	54	80	1.29	0.714
Giovanni Carrara, R <small>(8, 1) ERA: 5.19</small>	0.1	L	5	2	2	2	0	1	1	0	0	1	0	7	19	54.00	9.000
Kelly Wunsch, L <small>(8, 1) ERA: 4.4</small>	0.0		1	1	0	0	0	0	0	0	0	0	0	2	3	∞	∞
Duaner Sanchez, R <small>(8, 1) ERA: 2.35</small>	0.2		2	0	0	0	0	0	0	0	0	0	0	5	6	0.00	0.000
Eric Gagne, R <small>(9, 1) ERA: 6.0</small>	1.0		4	0	0	0	2	1	0	0	0	0	0	11	18	0.00	1.000

Los Angeles Angels @ Los Angeles Dodgers
Dodger Stadium, Los Angeles, CA

Sat May 21 2005, 1:10 PM PDT
Att. 53,631 - Sunny - 84 F

livebaseballscores.com

AB	34
R	3
H	8
RBI	3
BB	3
SO	3
LOB	13



Batter	1	2	3	4	5	6	7	8	9	AB R H RBI BB SO LOB
Cesar Izturis, S OBP: 0.392, SLG: 0.422 (1, 6)	1-2 CS 1B		1-2 FC6-4			1-3 K	2-2 F7			4 0 1 0 0 1 4
Hee-Seop Choi, L OBP: 0.410, SLG: 0.538 (1, 3)	4-2 L3 HBP		2-3 K			3-1 1B		1-0 F8		3 0 1 0 0 1 2
J.D. Drew, L OBP: 0.374, SLG: 0.401 (1, 9)	1-0 L3			2-3 K		3-1 F8		0-2 P6		4 0 0 0 0 1 2
12 Jeff Kent, R OBP: 0.376, SLG: 0.510 (1, 4)		1-1 E5 G4-6-3		1-3 K2-3		2-1 F8		3-2 P3		4 0 0 0 0 1 1
Milton Bradley, S OBP: 0.364, SLG: 0.571 (1, 8)		3-3 K		3-3 K		2-0 WP 1B 2B		1-0 WP 2B		4 1 2 0 0 2 1
Ricky Ledee, L OBP: 0.368, SLG: 0.430 (1, 7)		1-0 G4-6-3		0-3 K		0-2 G1-3		3-3 K		4 0 0 0 0 2 3
Antonio Perez, R OBP: 0.364, SLG: 0.364 (1, 5)		2-1 FC6-4 BB 1B		1-1 E5		2-2 1B 2H 1B		2-1 G6-3		4 0 2 1 0 0 1
Paul Bako, L OBP: 0.372, SLG: 0.324 (1, 2)		4-0 FC6-4 BB		1-3 K		1-0 1B		4-2 BB		2 0 1 0 2 1 1
17 Jason Repko, R OBP: 0.294, SLG: 0.429 (9, PR)		1-2 BB		0-3 K		1-3 K		2-3 BB		0 0 0 0 0 0 0
31 Brad Penny, R OBP: 0.316, SLG: 0.182 (7, PH)		1-3 K		0-3 K		1-3 K		0-1 F8		2 0 0 0 0 0 2 3
Orlando Hernandez, R OBP: 0.413, SLG: 0.612 (8, 1)										1 0 0 0 0 0 1 2
Giovanni Carrara, R OBP: 0.294, SLG: 0.429 (8, 1)										0 0 0 0 0 0 0 0
Kelly Wunsch, L OBP: 0.294, SLG: 0.429 (8, 1)										0 0 0 0 0 0 0 0
Duaner Sanchez, R OBP: 0.294, SLG: 0.429 (9, 1)										0 0 0 0 0 0 0 0
Eric Gagne, R OBP: 0.294, SLG: 0.429 (9, 1)										0 0 0 0 0 0 0 0
Jason Phillips, R OBP: 0.336, SLG: 0.409 (9, PH)										1 0 0 0 0 0 0 2

Inning Stats	R: 0	H: 1	E: 0	K: 0	S: 6	LOB: 0	BB: 0	P: 12	R: 0	H: 0	E: 1	K: 1	S: 6	LOB: 0	BB: 0	P: 11	R: 0	H: 1	E: 0	K: 2	S: 12	LOB: 2	BB: 1	P: 22	R: 0	H: 0	E: 0	K: 3	S: 11	LOB: 0	BB: 0	P: 17	R: 0	H: 0	E: 1	K: 3	S: 11	LOB: 1	BB: 0	P: 13	R: 0	H: 1	E: 0	K: 1	S: 9	LOB: 1	BB: 0	P: 18	R: 1	H: 3	E: 0	K: 1	S: 17	LOB: 2	BB: 0	P: 25	R: 0	H: 0	E: 0	K: 0	S: 7	LOB: 0	BB: 0	P: 11	R: 0	H: 1	E: 0	K: 1	S: 10	LOB: 2	BB: 1	P: 20	1B: 5	2B: 3	3B: 0	HR: 0	SF: 0	SAC: 0	DP: 2	HBP: 1
PITCHER	IP	WLS	BF	H	R	ER	SO	BB	IBB	HBP	BLK	WP	HR	S	P	ERA	WHIP																																																															
41 John Lackey, R ERA: 4.05 (1, 1)	6.1		25	5	1	1	10	1	0	0	0	1	0	64	106	1.42	0.947																																																															
Brendan Donnelly, R ERA: 2.7 (7, 1)	0.2	W	3	1	0	0	1	0	0	0	0	0	0	8	12	0.00	1.500																																																															
62 Scot Shields, R ERA: 1.09 (8, 1)	2.0	S	8	1	0	0	1	1	0	0	0	1	0	17	31	0.00	1.000																																																															

BOTTOM

Los Angeles Angels @ Los Angeles Dodgers
Dodger Stadium, Los Angeles, CA

Sat May 21 2005, 1:10 PM PDT
Att. 53,631 - Sunny - 84 F

AB	33
R	1
H	7
RBI	1
BB	2
SO	12
LOB	22



Batter	1	2	3	4	5	6	7	8	9	AB R H RBI BB SO LOB	TOP
9 Chone Figgins, S OBP: 0.314, SLG: 0.389 (1, 8) X	0-0 1B S G5-3 1B		0-3 K		2-1 G1-6-3 1B		0-2 F7			4 1 2 0 0 1 0	
Adam Kennedy, L OBP: 0.263, SLG: 0.250 (1, 4)	1-1 CS 1-3 1B		2-1 F7		1-2 G1-6-3			1-2 L9		4 0 1 0 0 0 1	
Darin Erstad, L OBP: 0.316, SLG: 0.378 (1, 3)	1-2 G5-3 1-2 3-H		0-1 2B		0-2 16 1B			2-3 K		4 0 2 1 0 1 1	
16 Garret Anderson, L OBP: 0.323, SLG: 0.429 (1, 7) X	0-0 G3-4-1		0-3 K		0-1 1B			0-1 G1-3		4 0 1 0 0 1 1 0 0 0 0 0 0 0	
39 Robb Quinlan, R OBP: 0.216, SLG: 0.313 (8, 7)											
20 Juan Rivera, R OBP: 0.276, SLG: 0.411 (1, 9)		0-1 HR		2-1 1B		0-2 P4		1-1 G6-3		4 1 2 1 0 0 2	
8 Dallas McPherson, L OBP: 0.270, SLG: 0.313 (1, 5)		0-1 FC1-4 1B		0-0 F8		2-3 K		0-1 F8		4 0 1 0 0 1 3	
Orlando Cabrera, R OBP: 0.291, SLG: 0.338 (1, 6)		0-1 FC1-4 1-2f		0-1 F9		0-0 F8		2-3 K		4 0 0 0 0 1 4	
Josh Paul, R OBP: 0.214, SLG: 0.269 (1, 2)	1 SAFE K	0-3 K		1-3 K		2-3 K				2 0 0 0 0 2 2 1 0 0 0 0 1 0 0 0 0 0 0 0 0 0 0 0 0 0 0 0	
Curtis Pride, L (7, PH)											
Kevin Gregg, R (7, 1)											
Jake Woods, L (7, 1)											
Paul Byrd, R (1, 1)	0-1 G1-3				0-0 G6-3		0-2 K			2 0 0 0 0 0 1 1 0 0 0 0 1 0 0 0 0 0 0 0 0	
Steve Finley, L OBP: 0.275, SLG: 0.403 (7, PH)											
José Molina, R OBP: 0.278, SLG: 0.354 (7, 2)											
Inning Stats	R: 1 H: 2 E: 0 LOB: 0 K: 0 BB: 0 S: 7 P: 9	R: 1 H: 2 E: 0 LOB: 1 K: 1 BB: 0 S: 11 P: 11	R: 0 H: 1 E: 0 LOB: 1 K: 2 BB: 0 S: 10 P: 12	R: 0 H: 1 E: 0 LOB: 1 K: 1 BB: 0 S: 8 P: 11	R: 0 H: 1 E: 0 LOB: 0 K: 0 BB: 0 S: 6 P: 9	R: 0 H: 2 E: 0 LOB: 2 K: 1 BB: 0 S: 12 P: 14	R: 0 H: 0 E: 0 LOB: 0 K: 2 BB: 0 S: 11 P: 13	R: 0 H: 0 E: 0 LOB: 0 K: 1 BB: 0 S: 11 P: 14	R: 0 H: 0 E: 0 LOB: 0 K: 1 BB: 0 S: 8 P: 11	1B: 7 SF: 0 2B: 1 SAC: 0 3B: 0 DP: 1 HR: 1 HBP: 0	WP: 0 PA: 34 PB: 0 SB: 1 CS: 1
PITCHER	IP WLS BF H R ER SO BB IBB HBP BLK WP HR S P ERA WHIP										
Derek Lowe, R ERA: 3.02 (1, 1)	7.0 W 28 9 2 2 7 0 0 0 0 0 0 1 65 79 2.57 1.286										
43 Yhency Brazoban, R ERA: 4.5 (8, 1)	1.0 H 3 0 0 0 1 0 0 0 0 0 0 0 11 14 0.00 0.000										
Eric Gagne, R ERA: 4.5 (9, 1)	1.0 3 0 0 0 1 0 0 0 0 0 0 0 8 11 0.00 0.000										

Los Angeles Angels @ Los Angeles Dodgers
Dodger Stadium, Los Angeles, CA
Sun May 22 2005, 1:10 PM PDT
Att. 53,839 - Sunny - 84 F

livebaseballscorecards.com

AB	34
R	2
H	9
RBI	2
BB	0
SO	9
LOB	15



Batter	1	2	3	4	5	6	7	8	9
Cesar Izturis, S OBP: 0.392, SLG: 0.422 (1, 6)	F8		G1-3					FC6-4	
J.D. Drew, L OBP: 0.376, SLG: 0.404 (1, 9)	G4-3				F7				
Hee-Seop Choi, L OBP: 0.397, SLG: 0.519 (1, 3)	F7		F7		G4-3		L9		
12 Jeff Kent, R OBP: 0.368, SLG: 0.497 (1, 4)		G6-3		K		F8	K2-3		
Milton Bradley, S OBP: 0.367, SLG: 0.567 (1, 8)		G6-3				F9		S	
Ricky Ledee, L OBP: 0.373, SLG: 0.471 (1, 7)								F7	
Eric Gagne, R (9, 1)									
Jason Phillips, R OBP: 0.333, SLG: 0.429 (1, 2)								E5	
Antonio Perez, R OBP: 0.429, SLG: 0.462 (1, 5)								F7	
43 Yhency Brazoban, R (8, 1)									
Olmedo Saenz, R (8, PH) OBP: 0.408, SLG: 0.603								F9	
17 Jason Repko, R OBP: 0.294, SLG: 0.429 (9, 7)									
Derek Lowe, R OBP: 0.143, SLG: 0.143 (1, 1)									
13 Oscar Robles, L (7, PH) OBP: 0.190, SLG: 0.190 (8, 5)									

Inning Stats	R: 0	H: 0	E: 0	K: 0	S: 4	P: 6	R: 1	H: 1	E: 0	K: 0	S: 9	P: 12	R: 1	H: 1	E: 0	K: 0	S: 8	R: 0	H: 1	E: 0	K: 1	S: 11	P: 20	R: 1	H: 2	E: 0	K: 0	S: 13	P: 14	R: 0	H: 0	E: 0	K: 1	S: 5	P: 7	R: 2	H: 4	E: 0	K: 1	S: 15	P: 24	R: 1	H: 2	E: 1	K: 0	S: 14	P: 22
--------------	------	------	------	------	------	------	------	------	------	------	------	-------	------	------	------	------	------	------	------	------	------	-------	-------	------	------	------	------	-------	-------	------	------	------	------	------	------	------	------	------	------	-------	-------	------	------	------	------	-------	-------

PITCHER	IP	WLS	BF	H	R	ER	SO	BB	IBB	HBP	BLK	WP	HR	S	P	ERA	WHIP
Paul Byrd, R ERA: 4.19 (1, 1)	6.0	L	24	5	3	3	2	2	0	0	0	0	1	50	77	4.50	1.167
Kevin Gregg, R ERA: 7.77 (7, 1)	0.1		4	3	2	2	0	0	0	0	0	0	1	8	11	54.00	9.000
Jake Woods, L ERA: 2.25 (7, 1)	1.2		9	3	1	0	1	0	0	0	0	0	0	21	35	0.00	1.800

AB R H RBI BB SO LOB

5 0 2 1 0 0 3

4 0 2 2 0 0 1

4 0 0 0 0 0 4

4 0 0 0 0 2 2

3 1 1 0 1 0 0

4 1 2 1 0 1 1

0 0 0 0 0 0 0

4 1 1 1 0 0 2

2 2 1 0 1 0 0

0 0 0 0 0 0 0

1 0 0 0 0 0 2

0 0 0 0 0 0 0

0 0 0 0 0 0 0

2 1 2 1 0 0 0

AB 33

R 6

H 11

RBI 6

BB 2

SO 3

LOB 15

WP: 0 PA: 37

PB: 0

SB: 1

CS: 0

1B: 7 SF: 0

2B: 2 SAC: 2

3B: 0 DP: 0

HR: 2 HBP: 0

Los Angeles Angels @ Los Angeles Dodgers

Dodger Stadium, Los Angeles, CA

Sun May 22 2005, 1:10 PM PDT

Att: 53,839 - Sunny - 84 F



livebaseballscorecards.com

Batter	1	2	3	4	5	6	7	8	9	AB R H RBI BB SO LOB	TOP											
22 Scott Podsednik, L (1, 7) OBP: 0.381, SLG: 0.319	1-3 K			1-0 F7		2-0 L6		0-2 G3-1		4 0 0 0 0 1 0	Chicago White Sox @ Los Angeles Angels Angel Stadium of Anaheim, Anaheim, CA Mon May 23 2005, 7:05 PM PDT Att. 40,991 - Clear - 67 F livebaseballscorecards.com											
Tadahito Iguchi, R (1, 4) OBP: 0.348, SLG: 0.450	1-2 P3			0-1 2B		0-2 1B		3-1 G1-3	4 0 2 0 0 0 0													
Carl Everett, S (1, 10) OBP: 0.302, SLG: 0.400	2-2 G6-3			0-2 L9		3-2 G4-3		3-2 G6-3	4 0 0 0 0 0 2													
14 Paul Konerko, R (1, 3) OBP: 0.351, SLG: 0.468		1-2 G5-3		0-3 K		2-1 12 G3-6 1B		0-2 E5 1B	4 0 2 0 0 1 1													
12 A.J. Pierzynski, L (1, 2) OBP: 0.333, SLG: 0.463		0-1 G3			3-1 F7		0-0 G3-6 1-2f	0-0 G3	4 0 0 0 0 0 2													
23 Jermaine Dye, R (1, 9) OBP: 0.273, SLG: 0.476		1-2 F8			0-1 P3		4-2 BB		2 0 0 0 1 0 0													
Timo Perez, L (1, 8) OBP: 0.250, SLG: 0.308			2-2 P6		0-0 1B		1-3 K		3 0 1 0 0 1 1													
24 Joe Crede, R (1, 5) OBP: 0.300, SLG: 0.378			1-3 K2-3		1-3 K		0-3 K		3 0 0 0 0 3 1													
5 Juan Uribe, R (1, 6) OBP: 0.274, SLG: 0.391			0-3 K			0-1 F7		0-0 G4-3	3 0 0 0 0 1 0													
Inning Stats	R: 0 E: 0 K: 1 S: 9	H: 0 LOB: 0 BB: 0 P: 13	R: 0 E: 0 K: 0 S: 8	H: 0 LOB: 0 BB: 0 P: 10	R: 0 E: 0 K: 2 S: 9	H: 0 LOB: 0 BB: 0 P: 12	R: 0 E: 0 K: 1 S: 9	H: 1 LOB: 1 BB: 0 P: 10	R: 0 E: 0 K: 1 S: 8	H: 1 LOB: 1 BB: 0 P: 12		R: 0 E: 0 K: 0 S: 11	H: 1 LOB: 1 BB: 0 P: 16	R: 0 E: 0 K: 1 S: 10	H: 1 LOB: 1 BB: 1 P: 17	R: 0 E: 0 K: 1 S: 8	H: 0 LOB: 0 BB: 0 P: 8	R: 0 E: 1 K: 0 S: 11	H: 1 LOB: 1 BB: 0 P: 17	1B: 4 2B: 1 3B: 0 HR: 0	SF: 0 SAC: 0 DP: 1 HBP: 0	WP: 0 PB: 0 SB: 0 CS: 0
54 Ervin Santana, R (1, 1) ERA: 4.15	PITCHER IP WLS BF H R ER SO BB IBB HBP BLK WP HR S P ERA WHIP 9.0 W 32 5 0 0 7 1 0 0 0 0 0 0 83 115 0.00 0.667										PITCHER IP WLS BF H R ER SO BB IBB HBP BLK WP HR S P ERA WHIP											

AB	31
R	0
H	5
RBI	0
BB	1
SO	7
LOB	7



Batter	1	2	3	4	5	6	7	8	9
9 Chone Figgins, S OBP: 0.313, SLG: 0.385 (1, 7)	2-1 G6-3	1-1 F8			3-2 16 CS 1B		1-1 G5-3		
Darin Erstad, L OBP: 0.325, SLG: 0.392 (1, 3)	0-2 16 G5-4-3 1B		1-0 2B		0-1 L4		1-2 1B		
16 Garret Anderson, L OBP: 0.315, SLG: 0.419 (1, 10)	0-0 G5-4-3		0-0 P4		0-3 K		0-0 P2		
Steve Finley, L OBP: 0.274, SLG: 0.406 (1, 8)	2-2 G3-1		1-2 F8		1-0 20 SH1-3 1B 2B		1-2 G1-3		
20 Juan Rivera, R OBP: 0.278, SLG: 0.408 (1, 9)		0-1 CS 1B	0-0 P3		0-0 SH1-3		1-3 K		
Bengie Molina, R OBP: 0.345, SLG: 0.538 (1, 2)		1-2 G4-3		2-3 K	1-0 1B		1-0 HR		
8 Dallas McPherson, L OBP: 0.280, SLG: 0.314 (1, 5)		4-2 1B 2B BB		0-0 F7	1-3 K		0-2 E6 1B		
Orlando Cabrera, R OBP: 0.301, SLG: 0.354 (1, 6)		2-1 2B 1B		2-2 2B	3-2 1B		0-0 P6		
Adam Kennedy, L OBP: 0.262, SLG: 0.267 (1, 4)		0-0 2B		1-3 K	2-1 F8		3-3 K		

AB	R	H	RBI	BB	SO	LOB
4	0	1	0	0	0	1
4	0	3	0	0	0	1
4	0	0	0	0	1	4
4	1	1	0	0	0	3
3	0	1	0	0	1	1
4	1	2	2	0	1	1
3	1	1	0	1	1	1
4	1	3	0	0	0	1
4	0	1	2	0	2	4

AB	R	H	RBI	BB	SO	LOB
34	4	13	4	1	6	17

Inning Stats														Inning Stats																																			
R	H	E	K	S	R	H	E	K	S	R	H	E	K	S	R	H	E	K	S	R	H	E	K	S	R	H	E	K	S	R	H	E	K	S	R	H	E	K	S										
0	1	0	9	13	2	3	0	13	21	0	1	0	6	8	0	1	0	11	16	0	1	0	10	13	1	3	0	13	20	0	1	0	10	13	1	2	0	11	16	0	0	0	10	13	1	2	0	11	16

WP	HR	S	P	ERA	WHIP
0	0	0	0	3.86	1.714

Chicago White Sox @ Los Angeles Angels
Angel Stadium of Anaheim, Anaheim, CA
 Mon May 23 2005, 7:05 PM PDT
 Att. 40,991 - Clear - 67 F

livebaseballscores.com

AB	34
R	4
H	13
RBI	4
BB	1
SO	6
LOB	17



Batter	1	2	3	4	5	6	7	8	9	10	11	AB R H RBI BB SO LOB	TOP					
22 Scott Podsednik, L (1, 7) OBP: 0.376, SLG: 0.311			X 0-0 FC6-4 (2) 1-2f			L 3-2 G6-3 (2)			B 4-2 SH5-3 FC6-2 BB		B 2-1 G6-3 (2) 2-3	4 0 0 0 1 1 2	<p>Chicago White Sox @ Los Angeles Angels Angel Stadium of Anaheim, Anaheim, CA</p> <p>livebaseballscorecards.com</p> <p>AB 36 R 2 H 5 RBI 2 BB 1 SO 8 LOB 8</p>					
Tadahito Iguchi, R (1, 4) OBP: 0.345, SLG: 0.451			B 3-2 G5-3 (3)			C 0-3 K			X 0-0 SH5-3 (1) 1-2		F 1-1 WP 2B	4 0 1 1 0 2 1						
Aaron Rowand, R (1, 8) OBP: 0.320, SLG: 0.391						F 0-2 P3 (1)			B 1-1 FC6-2 (2) 2-H		B 1-0 F7 (3) 2-3	5 0 0 0 0 0 2						
14 Paul Konerko, R (1, 3) OBP: 0.344, SLG: 0.457		B 2-1 G6-3 (1)		B 1-0 F9 (2)		C 1-3 K (2)			C 0-2 G4-3 (3) 1 SAFE 1 SAFE 1 SAFE			4 0 0 0 0 1 1						
12 A.J. Pierzynski, L (1, 2) OBP: 0.331, SLG: 0.457		B 1-0 G4-3 (2)		B 1-1 L7 (3)		C 3-2 K 1B					C 0-3 K (1)	4 0 1 0 0 1 0						
Carl Everett, S (1, 10) OBP: 0.301, SLG: 0.417		B 3-2 HR				B 0-2 F7 (1)					X 0-0 G4-3 (2)	4 1 1 1 0 0 1						
23 Jermaine Dye, R (1, 9) OBP: 0.266, SLG: 0.463		C 3-2 F7 (3)				B 1-2 G6-3 (2)			C 0-3 K (1)		B 2-1 G1-3 (3)	4 0 0 0 0 1 0						
24 Joe Crede, R (1, 5) OBP: 0.305, SLG: 0.381						C 2-3 K			X 0-0 G3 (2)		B 1-1 G6-3 2B 5 SH5-3 1B	4 1 2 0 0 1 0						
5 Juan Uribe, R (1, 6) OBP: 0.268, SLG: 0.382						C 0-3 K (1)			B 1-1 F7 (3)		B 1-1 SH5-3 (1) 1-2	3 0 0 0 0 1 1						
Inning Stats	R: 0 H: 0 E: 0 LOB: 0 K: 2 BB: 0 S: 10 P: 15	R: 1 H: 1 E: 0 LOB: 0 K: 0 BB: 0 S: 14 P: 23	R: 0 H: 1 E: 0 LOB: 1 K: 0 BB: 0 S: 12 P: 17	R: 0 H: 0 E: 0 LOB: 0 K: 0 BB: 0 S: 7 P: 11	R: 0 H: 0 E: 0 LOB: 0 K: 1 BB: 0 S: 10 P: 13	R: 0 H: 0 E: 0 LOB: 0 K: 2 BB: 0 S: 10 P: 13	R: 0 H: 1 E: 0 LOB: 1 K: 1 BB: 0 S: 17 P: 22	R: 0 H: 0 E: 0 LOB: 0 K: 1 BB: 0 S: 7 P: 8	R: 0 H: 0 E: 1 LOB: 1 K: 0 BB: 1 S: 8 P: 13	R: 0 H: 0 E: 0 LOB: 0 K: 1 BB: 0 S: 6 P: 8	R: 1 H: 2 E: 0 LOB: 1 K: 0 BB: 0 S: 9 P: 15	1B: 3 SF: 0 2B: 1 SAC: 2 3B: 0 DP: 0 HR: 1 HBP: 0		WP: 1 PA: 39 PB: 0 SB: 0 CS: 0				
PITCHER	IP WLS BF H R ER SO BB IBB HBP BLK WP HR S P ERA WHIP																	
40 Bartolo Colon, R (1, 1) ERA: 2.53	7.0	24	3	1	1	6	0	0	0	0	0	0	0	1	80	114	1.29	0.429
Brendan Donnelly, R (8, 1) ERA: 2.57	1.0	3	0	0	0	1	0	0	0	0	0	0	0	0	7	8	0.00	0.000
62 Scot Shields, R (9, 1) ERA: 1.01	2.0	7	0	0	0	1	1	0	0	0	0	0	0	0	14	21	0.00	0.500
Esteban Yan, R (11, 1) ERA: 4.71	1.0	L 5	2	1	1	0	0	0	0	0	0	1	0	9	15	9.00	2.000	

Chicago White Sox @ Los Angeles Angels
 Angel Stadium of Anaheim, Anaheim, CA

Tue May 24 2005, 7:05 PM PDT
 Att. 35,182 - Clear - 69 F

livebaseballscorecards.com

AB	36
R	2
H	5
RBI	2
BB	1
SO	8
LOB	8



Batter	1	2	3	4	5	6	7	8	9	AB R H RBI BB SO LOB	TOP
38 Pablo Ozuna, R (1, 7) OBP: 0.351, SLG: 0.281 Timo Perez, L (8, 7) OBP: 0.250, SLG: 0.308	2-2 14 HR HBP	1-0 G1-3		1-0 FC6-4			2-2 G4-3			3 1 0 0 0 0 3 0 0 0 0 0 0 0	Chicago White Sox @ Los Angeles Angels Angel Stadium of Anaheim, Anaheim, CA Wed May 25 2005, 7:05 PM PDT Att. 42,716 - Clear - 73 F livebaseballscorecards.com
Tadahito Iguchi, R (1, 4) OBP: 0.349, SLG: 0.445	3-2 F9		4-0 L5-3 BB		4-2 G6-4-3 BB		2-3 K			2 0 0 0 2 1 2	
Aaron Rowand, R (1, 8) OBP: 0.319, SLG: 0.388	0-1 14 HR 1B		3-2 L5-3		0-0 G6-4-3		1-3 K			4 1 1 0 0 1 2	
14 Paul Konerko, R (1, 3) OBP: 0.347, SLG: 0.476	0-0 HR		1-0 1B		0-3 K		3-2 P2			4 1 2 3 0 1 0	
Carl Everett, S (1, 10) OBP: 0.293, SLG: 0.405	2-3 K2-3		0-0 F8		1-2 G5-3		3-3 K			4 0 0 0 0 2 1	
23 Jermaine Dye, R (1, 9) OBP: 0.265, SLG: 0.454	1-1 P4		4-2 24 F7 BB		0-3 K		1-3 K			3 0 0 0 1 2 0	
24 Joe Crede, R (1, 5) OBP: 0.298, SLG: 0.371		3-2 G6-3		0-0 F7		0-0 F9		1-2 G3-1		4 0 0 0 0 0 1	
Chris Widger, R (1, 2) OBP: 0.408, SLG: 0.578		0-1 HR		2-2 38 FC6-4 1B		2-2 5 CS 1B		1-1 P6		4 1 3 1 0 0 0	
5 Juan Uribe, R (1, 6) OBP: 0.270, SLG: 0.388		0-0 G3		0-1 F8		0-1 38 G4-3 2B				3 0 1 0 0 0 2	
Inning Stats	R: 3 H: 2 E: 0 LOB: 0 K: 1 BB: 0 S: 16 P: 24	R: 1 H: 1 E: 0 LOB: 0 K: 0 BB: 0 S: 8 P: 12	R: 0 H: 1 E: 0 LOB: 1 K: 0 BB: 1 S: 5 P: 13	R: 0 H: 1 E: 0 LOB: 2 K: 0 BB: 1 S: 12 P: 19	R: 0 H: 0 E: 0 LOB: 0 K: 1 BB: 1 S: 9 P: 13	R: 0 H: 0 E: 0 LOB: 0 K: 1 BB: 0 S: 9 P: 10	R: 0 H: 2 E: 0 LOB: 1 K: 1 BB: 0 S: 12 P: 19	R: 0 H: 0 E: 0 LOB: 0 K: 2 BB: 0 S: 11 P: 18	R: 0 H: 0 E: 0 LOB: 0 K: 1 BB: 0 S: 10 P: 13	1B: 4 SF: 0 2B: 2 SAC: 0 3B: 0 DP: 2 HR: 2 HBP: 1	WP: 0 PA: 35 PB: 0 SB: 0 CS: 1
PITCHER Jarrod Washburn, L (1, 1) ERA: 3.73 Joel Peralta, R (7, 1) ERA:	IP WLS BF H R ER SO BB IBB HBP BLK WP HR S P ERA WHIP 6.2 L 28 7 4 4 3 3 0 1 0 0 2 68 104 5.40 1.500 2.1 7 0 0 0 4 0 0 0 0 0 0 24 37 0.00 0.000	PITCHER IP WLS BF H R ER SO BB IBB HBP BLK WP HR S P ERA WHIP									

AB	31
R	4
H	7
RBI	4
BB	3
SO	7
LOB	11



BOTTOM

Chicago White Sox @ Los Angeles Angels
Angel Stadium of Anaheim, Anaheim, CA

Wed May 25 2005, 7:05 PM PDT
Att. 42,716 - Clear - 73 F

livebaseballscorecards.com

AB	34
R	2
H	8
RBI	2
BB	0
SO	6
LOB	11



WP:	1	PA:	34
PB:	0		
SB:	0		
CS:	0		

AB R H RBI BB SO LOB

4	1	1	0	0	1	1
4	0	1	1	0	1	1
4	0	1	0	0	1	1
4	0	1	0	0	0	1
4	0	1	0	0	0	1
3	0	1	0	0	1	0
1	0	0	0	0	0	1
3	0	2	0	0	1	1
1	0	0	0	0	0	1
3	1	0	0	0	0	2
3	0	1	1	0	1	1

Batter	1	2	3	4	5	6	7	8	9
9 Chone Figgins, S OBP: 0.314, SLG: 0.379 (1, 7)	1-2 F8		0-3 K			0-1 F7		0-0 2B 1B	
Darin Erstad, L OBP: 0.317, SLG: 0.386 (1, 3)	2-3 K		3-1 F8			1-2 G6-3		0-2 WP 1-H 2B	
Jeff DaVanon, S OBP: 0.314, SLG: 0.278 (1, 9)	3-1 F8			1-2 16 G3-6-3 1B		1-0 F7		2-3 K2-3	
16 Garret Anderson, L OBP: 0.313, SLG: 0.417 (1, 10)		0-0 G3		2-2 G3-6-3 1-2f		1-0 G4-3		1-0 FC1-4 1B	
Steve Finley, L OBP: 0.261, SLG: 0.384 (1, 8)		1-1 P3		2-1 G4-3		0-1 G4-3		0-1 FC1-4 1-2f	
8 Dallas McPherson, L OBP: 0.270, SLG: 0.323 Bengie Molina, R OBP: 0.333, SLG: 0.509 (9, PH)		2-2 K			2-2 G4-3		3-2 3B	1-2 F8	
José Molina, R OBP: 0.293, SLG: 0.368 Curtis Pride, L (9, PH)			0-0 FC6-4 1B		2-2 1B		1-3 K	0-0 F8	
Orlando Cabrera, R OBP: 0.295, SLG: 0.341 (1, 6)			0-0 FC6-4 2B		1-1 F9		2-2 G5-3		
Adam Kennedy, L OBP: 0.254, SLG: 0.273 (1, 4)			0-0 1-H 2B		0-0 F9		1-3 K2-3		

Inning Stats	R: 0	H: 0	LOB: 0	R: 0	H: 0	LOB: 0	R: 1	H: 2	LOB: 1	R: 0	H: 1	LOB: 0	R: 0	H: 1	LOB: 1	R: 0	H: 0	LOB: 0	R: 1	H: 2	LOB: 1	R: 0	H: 1	LOB: 1	R: 0	H: 1	LOB: 1	1B: 5	SF: 0	WP: 1	PA: 34
	E: 0	BB: 0	K: 1	E: 0	BB: 0	K: 1	E: 0	BB: 0	K: 1	E: 0	BB: 0	K: 0	E: 0	BB: 0	K: 1	E: 0	BB: 0	K: 0	E: 0	BB: 0	K: 2	E: 0	BB: 0	K: 0	E: 0	BB: 0	K: 0	SAC: 0	PB: 0		
	S: 9	P: 15		S: 6	P: 9		S: 8	P: 11		S: 8	P: 13		S: 12	P: 17		S: 6	P: 8		S: 12	P: 17		S: 13	P: 18		S: 7	P: 9	HR: 0	HBP: 0	CS: 0		

PITCHER	IP	WLS	BF	H	R	ER	SO	BB	IBB	HBP	BLK	WP	HR	S	P	ERA	WHIP
Freddy Garcia, R ERA: 3.41 (1, 1)	8.0	W	30	7	2	2	6	0	0	0	0	1	0	74	108	2.25	0.875
Damaso Marte, L ERA: 1.89 (9, 1)	0.1	H	2	1	0	0	0	0	0	0	0	0	0	3	4	0.00	3.000
Dustin Hermanson, R ERA: (9, 1)	0.2	S	2	0	0	0	0	0	0	0	0	0	0	4	5	0.00	0.000

Batter	1	2	3	4	5	6	7	8	9	AB	R	H	RBI	BB	SO	LOB	TOP								
22 Scott Podsednik, L (1, 7) OBP: 0.379, SLG: 0.322	0-3 K2-3			0-1 1B	2-2 F7		1-1 CS 1B			4	1	2	1	0	1	0									
Tadahito Iguchi, R (1, 4) OBP: 0.347, SLG: 0.440	1-3 K			0-1 14 WP 1B		0-0 F9	2-2 CS	0-3 K		4	0	1	1	0	2	0									
Aaron Rowand, R (1, 8) OBP: 0.323, SLG: 0.387	3-2 G6-3			1-1 14 WP 1B		3-2 14 2B 12 FC1-2 HBP		2-1 P4		3	0	1	0	0	0	0									
14 Paul Konerko, R (1, 3) OBP: 0.350, SLG: 0.479 5 Juan Uribe, R (8, PR) OBP: 0.270, SLG: 0.388 (8, 6)		3-2 F9		2-3 K		1-1 12 FC1-2 2B		4-1 12 BB BB		3	0	1	0	1	1	2									
12 A.J. Pierzynski, L (1, 2) OBP: 0.336, SLG: 0.450		1-2 G4-3		4-2 BB BB		0-1 FC1-2		4-0 BB BB		2	0	0	0	2	0	2									
Carl Everett, S (1, 10) OBP: 0.292, SLG: 0.397		2-2 G4-3		4-1 BB		1-0 G6-3		3-3 K2-3		3	0	0	0	1	1	4									
23 Jermaine Dye, R (1, 9) OBP: 0.259, SLG: 0.442			2-2 P3	1-3 K			3-2 G6-3		1-0 G6-3	4	0	0	0	0	1	3									
24 Joe Crede, R (1, 5) OBP: 0.292, SLG: 0.364 Willie Harris, L (9, PH) OBP: 0.360, SLG: 0.273			0-1 F8		1-1 P2		1-3 K		1-3 K2-3	3	0	0	0	0	1	0									
38 Pablo Ozuna, R (1, 6) OBP: 0.350, SLG: 0.286 (8, 3) Timo Perez, L (9, PH) OBP: 0.246, SLG: 0.302			0-0 B5-3		0-0 G4-3		3-2 22 S 22 1B 1B		2-2 G4-3	3	1	1	0	0	0	0									
Inning Stats	R: 0 E: 0 K: 2 S: 9	H: 0 LOB: 0 BB: 0 P: 13	R: 0 E: 0 K: 0 S: 10	H: 0 LOB: 0 BB: 0 P: 16	R: 0 E: 0 K: 0 S: 6	H: 0 LOB: 0 BB: 0 P: 8	R: 1 E: 0 K: 2 S: 15	H: 3 LOB: 3 BB: 2 P: 27	R: 0 E: 0 K: 0 S: 8	H: 0 LOB: 0 BB: 0 P: 11	R: 0 E: 0 K: 0 S: 8	H: 1 LOB: 2 BB: 0 P: 13	R: 1 E: 0 K: 1 S: 16	H: 2 LOB: 0 BB: 0 P: 24	R: 0 E: 0 K: 2 S: 9	H: 0 LOB: 2 BB: 2 P: 22	R: 0 E: 0 K: 1 S: 7	H: 0 LOB: 0 BB: 0 P: 11	1B: 4 2B: 2 3B: 0 HR: 0	SF: 0 SAC: 0 DP: 0 HBP: 1	WP: 1 PB: 0 SB: 1 CS: 1	PA: 37			
PITCHER	IP	WLS	BF	H	R	ER	SO	BB	IBB	HBP	BLK	WP	HR	S	P	ERA	WHIP								
41 John Lackey, R (1, 1) ERA: 3.88	7.0	W	28	6	2	2	5	2	0	1	0	1	0	72	112	2.57	1.143								
Brendan Donnelly, R (8, 1) ERA: 2.49	0.2	H	4	0	0	0	1	2	0	0	0	0	0	6	16	0.00	3.000								
62 Scot Shields, R (8, 1) ERA: 0.96	1.1	S	4	0	0	0	2	0	0	0	0	0	0	10	17	0.00	0.000								

Chicago White Sox @ Los Angeles Angels
Angel Stadium of Anaheim, Anaheim, CA

Thu May 26 2005, 7:05 PM PDT
Att. 39,128 - Clear - 68 F

AB	31
R	2
H	6
RBI	2
BB	4
SO	8
LOB	11



WP: 1	PA: 37
-------	--------

ERA	WHIP
-----	------

Batter	1	2	3	4	5	6	7	8	9
9 Chone Figgins, S OBP: 0.312, SLG: 0.387 (1, 7) X	0-0 G6-3 3B		0-0 P6			2-2 K		1-3 K	
Darin Erstad, L OBP: 0.315, SLG: 0.383 (1, 3) B F X	1-1 G6-3			2-1 G6-3		0-3 K		0-1 1B	
Steve Finley, L OBP: 0.260, SLG: 0.377 (1, 8) B X	1-0 L4			4-1 16 S BB		2-0 P2		3-3 K	
16 Garret Anderson, L OBP: 0.313, SLG: 0.415 (1, 10) F S B B S	2-3 K			1-2 F7			1-2 8 HR 1B		
Jeff DaVanon, S OBP: 0.308, SLG: 0.272 (1, 9) C X		0-1 F7		2-3 K			0-1 SH3-4		
Bengie Molina, R OBP: 0.318, SLG: 0.483 (1, 2) C C C C		0-2 P5			2-2 F8		2-2 G6-3		
8 Dallas McPherson, L OBP: 0.272, SLG: 0.354 (1, 5) B B B B B		2-3 K			1-3 K		0-0 2-H HR		
Orlando Cabrera, R OBP: 0.296, SLG: 0.347 (1, 6) C C C C S			0-3 K		3-1 2B		0-3 K		
Adam Kennedy, L OBP: 0.243, SLG: 0.261 (1, 4) F C B B L			1-3 K		1-1 G1-6-3			0-1 G6-3	

Inning Stats	R: 1	H: 1	E: 0	LOB: 0	K: 1	S: 7	P: 11	R: 0	H: 0	E: 0	LOB: 0	K: 1	S: 9	P: 11	R: 0	H: 0	E: 0	LOB: 1	K: 1	S: 10	P: 19	R: 0	H: 1	E: 0	LOB: 1	K: 1	S: 10	P: 17	R: 2	H: 2	E: 0	LOB: 0	K: 1	S: 14	P: 17	R: 0	H: 1	E: 0	LOB: 1	K: 2	S: 10	P: 14
	1	1	0	0	1	7	11	0	0	0	0	1	9	11	0	0	0	1	1	10	19	0	1	0	1	1	10	17	2	2	0	0	1	14	17	0	1	2	10	14		

PITCHER	IP	WLS	BF	H	R	ER	SO	BB	IBB	HBP	BLK	WP	HR	S	P	ERA	WHIP
52 Jose Contreras, R ERA: 3.3 (1, 1)	7.0	L	26	4	3	3	9	1	0	0	0	0	1	65	95	3.86	0.714
Neal Cotts, L ERA: 3.21 (8, 1)	1.0		4	1	0	0	2	0	0	0	0	0	0	10	14	0.00	1.000

AB R H RBI BB SO LOB

4	1	1	0	0	2	0
4	0	1	1	0	1	0
3	0	0	0	1	1	1
3	1	1	0	0	1	1
2	0	0	0	0	1	1
3	0	0	0	0	0	1
3	1	1	2	0	2	0
3	0	1	0	0	2	0
3	0	0	0	0	1	1

AB	R	H	RBI	BB	SO	LOB
28	3	5	3	1	11	5



Chicago White Sox @ Los Angeles Angels
Angel Stadium of Anaheim, Anaheim, CA

livebaseballscorecards.com

WP	PA
0	30

WP	HR	S	P	ERA	WHIP
0	0	0	0	0.00	1.000

Thu May 26 2005, 7:05 PM PDT
Att. 39,128 - Clear - 68 F

TOP

Kansas City Royals @ Los Angeles Angels
Angel Stadium of Anaheim, Anaheim, CA

Fri May 27 2005, 7:05 PM PDT
Att. 40,834 - Clear - 67 F

AB	42
R	8
H	12
RBI	5
BB	1
SO	4
LOB	9



AB R H RBI BB SO LOB

5	2	1	1	0	0	2
5	1	3	1	0	1	0
5	1	1	1	0	2	2
5	0	0	0	0	0	0
5	1	2	0	0	0	0
5	0	2	1	0	0	1
5	0	0	0	0	1	2
4	2	2	1	0	0	1
3	1	1	0	1	0	1

Batter	1	2	3	4	5	6	7	8	9	10
4 Angel Berroa, R OBP: 0.303, SLG: 0.385	1-1 G6-3		1-0 G5-3		2-2 P5		1-0 P5		1-1 FC4-6	
9 David DeJesus, L OBP: 0.335, SLG: 0.394	0-3 K		2-1 F8		3-2 F8		3-2 F8		1-0 FC4-6	
29 Mike Sweeney, R OBP: 0.357, SLG: 0.547	2-3 K		1-1 F9		0-1 F8		1-3 K		0-0 E7	
Matt Stairs, L OBP: 0.403, SLG: 0.495		2-1 F8		0-0 P5		0-0 G3		3-2 P3	3-1 F7	
Emil Brown, R OBP: 0.324, SLG: 0.433		1-2 G5-3		1-2 1B		0-0 2B		1-2 P3		1-1 G6-3
Terrence Long, L OBP: 0.254, SLG: 0.285		0-0 1B		1-0 1B		2-1 G4-3		2-2 G4-3		0-0 F8
24 Mark Teahen, L OBP: 0.258, SLG: 0.333		0-2 F7		2-2 F7		2-1 F7			2-2 G4-3	3-3 K
14 John Buck, R OBP: 0.258, SLG: 0.361			1-1 P6	0-0 G6-3		2-2 G3			2-2 HR	
Ruben Gotay, S OBP: 0.283, SLG: 0.365			4-2 BB		1-0 P6		2-0 G3		2-1 FC4-6	

Inning Stats	R: 0 E: 0 K: 2 S: 8	H: 0 LOB: 0 BB: 0 P: 11	R: 0 E: 0 K: 0 S: 9	H: 1 LOB: 1 BB: 0 P: 12	R: 1 E: 0 K: 0 S: 9	H: 2 LOB: 1 BB: 0 P: 13	R: 0 E: 0 K: 0 S: 8	H: 0 LOB: 0 BB: 0 P: 14	R: 0 E: 0 K: 0 S: 6	H: 1 LOB: 1 BB: 0 P: 8	R: 2 E: 0 K: 1 S: 13	H: 3 LOB: 1 BB: 0 P: 24	R: 0 E: 0 K: 0 S: 14	H: 0 LOB: 0 BB: 0 P: 20	R: 4 E: 1 K: 0 S: 19	H: 4 LOB: 0 BB: 0 P: 30	R: 0 E: 0 K: 1 S: 8	H: 0 LOB: 0 BB: 0 P: 12	1B: 8 2B: 2 3B: 1 HR: 1	SF: 0 SAC: 0 DP: 0 HBP: 0
--------------	------------------------------	----------------------------------	------------------------------	----------------------------------	------------------------------	----------------------------------	------------------------------	----------------------------------	------------------------------	---------------------------------	-------------------------------	----------------------------------	-------------------------------	----------------------------------	-------------------------------	----------------------------------	------------------------------	----------------------------------	----------------------------------	------------------------------------

PITCHER	IP	WLS	BF	H	R	ER	SO	BB	IBB	HBP	BLK	WP	HR	S	P	ERA	WHIP
Paul Byrd, R ERA: 4.15	7.0		30	8	4	3	3	1	0	0	0	0	0	62	100	3.86	1.286
Jake Woods, L ERA: 2.08	1.1		4	0	0	0	0	0	0	0	0	0	0	19	27	0.00	0.000
Esteban Yan, R ERA: 5.4	0.2		6	4	4	2	0	0	0	0	0	0	1	14	23	27.00	6.000
62 Scot Shields, R ERA: 0.93	1.0	W	3	0	0	0	1	0	0	0	0	0	0	8	12	0.00	0.000

WP: 0	PA: 43
PB: 1	
SB: 0	
CS: 0	

Kansas City Royals @ Los Angeles Angels
 Angel Stadium of Anaheim, Anaheim, CA

Fri May 27 2005, 7:05 PM PDT
 Att. 40,834 - Clear - 67 F

livebaseballscorecards.com

AB	39
R	9
H	12
RBI	7
BB	3
SO	3
LOB	15



WP:	0	PA:	43
PB:	0		
SB:	1		
CS:	1		

Batter	1	2	3	4	5	6	7	8	9	10	AB	R	H	RBI	BB	SO	LOB	BOTTOM
9 Chone Figgins, S OBP: 0.314, SLG: 0.399 (1, 10)	2-1 1B 3B		1-2 F7			2-3 K		1-3 K	0-0 16 G3 SH1-3 1B		5	1	2	1	0	2	1	
Darin Erstad, L OBP: 0.314, SLG: 0.377 (1, 3)	0-0 P6		4-0 S BB			3-1 L3		1-1 G4-3	0-0 SH1-3		3	0	0	0	1	0	2	
Steve Finley, L OBP: 0.270, SLG: 0.380 (1, 8)	2-2 1B		1 SAFE 3-1 G3-1			3-2 G3		0-0 1B	4-0 16 G3 IBB		4	0	2	2	1	0	1	
16 Garret Anderson, L OBP: 0.304, SLG: 0.403 (1, 7)	1-1 P6		1-1 G4-1			1-1 F8		1-0 P3	1-0 G3		5	0	0	0	0	0	4	
20 Juan Rivera, R OBP: 0.284, SLG: 0.393 (1, 9)	0-1 G1-3		1-0 CS 1B			2-1 G6-3		2-1 G6-3	1-2 8 1B BB		4	1	1	0	1	0	3	
Bengie Molina, R OBP: 0.324, SLG: 0.477 (1, 2)		1-2 8 G6-4-3 1B		2-1 F8		1-2 F8		1-2 1B	2-1 E6 8 1B FC6		5	1	2	0	0	1	2	
8 Dallas McPherson, L OBP: 0.276, SLG: 0.386 (1, 5)		1-2 G6-4-3		1-0 F7		0-0 G4-3		0-0 G4-3	2-2 FC6 1B E 1B		5	2	2	2	0	0	2	
Orlando Cabrera, R OBP: 0.300, SLG: 0.351 (1, 6)		1-0 P2		2-1 P5		2-1 P5		0-1 2B 1B	0-1 E 1B		4	2	2	0	0	0	0	
Adam Kennedy, L OBP: 0.243, SLG: 0.274 (1, 4)			1-0 G4-3			3-2 F8		0-0 G4-3 1B 2B	0-1 FC6 9 1B		4	2	1	2	0	0	0	

Inning Stats	R: 1	H: 2	E: 0	K: 0	S: 10	R: 0	H: 1	E: 0	K: 0	S: 7	R: 0	H: 0	E: 0	K: 0	S: 6	R: 0	H: 1	E: 0	K: 0	S: 6	R: 0	H: 0	E: 0	K: 1	S: 8	R: 0	H: 1	E: 0	K: 0	S: 7	R: 2	H: 3	E: 0	K: 1	S: 13	R: 5	H: 3	E: 2	K: 0	S: 16	R: 1	H: 1	E: 0	K: 1	S: 5	1B: 9	2B: 1	3B: 1	HR: 1	SF: 0	SAC: 1	DP: 1	HBP: 0	WP: 0	PA: 43
--------------	------	------	------	------	-------	------	------	------	------	------	------	------	------	------	------	------	------	------	------	------	------	------	------	------	------	------	------	------	------	------	------	------	------	------	-------	------	------	------	------	-------	------	------	------	------	------	-------	-------	-------	-------	-------	--------	-------	--------	-------	--------

PITCHER	IP	WLS	BF	H	R	ER	SO	BB	IBB	HBP	BLK	WP	HR	S	P	ERA	WHIP
D.J. Carrasco, R ERA: 4.08 (1, 1)	6.0		21	4	1	1	1	1	0	0	0	0	0	43	77	1.50	0.833
Ambiorix Burgos, R ERA: 6.59 (7, 1)	1.0	H	6	3	2	2	0	0	0	0	0	0	0	10	14	18.00	3.000
Andrew Sisco, L ERA: 2.93 (8, 1)	1.0	H	4	1	0	0	1	0	0	0	0	0	0	10	14	0.00	1.000
Mike Wood, R ERA: 4.23 (9, 1)	0.1		7	3	5	2	0	1	0	0	0	0	0	13	21	54.00	12.000
Mike MacDougal, R ERA: 4.7 (9, 1)	1.0	L	5	1	1	1	1	0	1	0	0	0	1	8	18	9.00	1.000

Batter	1	2	3	4	5	6	7	8	9	AB R H RBI BB SO LOB	TOP
4 Angel Berroa, R (1, 6) OBP: 0.299, SLG: 0.379 Matt Diaz, R (6, 9) OBP: 0.286, SLG: 0.383	1-1 		2-0 	0-3 			1-0 		2-1 	3 0 0 0 0 1 3 2 0 1 0 0 0 1	Kansas City Royals @ Los Angeles Angels Angel Stadium of Anaheim, Anaheim, CA Sat May 28 2005, 7:05 PM PDT Att: 43,929 - Clear - 67 F livebaseballscorecards.com
9 David DeJesus, L (1, 8) OBP: 0.335, SLG: 0.389 Eli Marrero, R (7, PH) OBP: 0.222, SLG: 0.341 (7, 8)	1-3 		4-0 			1-1 	3-2 		1-0 	2 0 0 0 1 1 0 2 0 0 0 0 0 2	
29 Mike Sweeney, R (1, 3) OBP: 0.356, SLG: 0.549 Joe McEwing, R (6, 6) OBP: 0.266, SLG: 0.286	1-0 		2-3 			0-1 	3-1 			3 0 1 0 0 1 2 1 0 0 0 0 0 1	
Matt Stairs, L (1, 9) OBP: 0.391, SLG: 0.477 (6, 3)	1-2 		0-3 			0-3 		0-1 		4 0 0 0 0 2 3	
Emil Brown, R (1, 10) OBP: 0.315, SLG: 0.420		2-3 		0-2 		1-2 		0-0 		4 0 0 0 0 1 0	
Terrence Long, L (1, 7) OBP: 0.269, SLG: 0.302		4-2 		0-2 		1-3 		0-0 		3 0 2 0 1 1 0	
24 Mark Teahen, L (1, 5) OBP: 0.269, SLG: 0.333		1-3 		0-0 		4-2 		0-0 		3 1 1 0 1 1 2	
14 John Buck, R (1, 2) OBP: 0.250, SLG: 0.350		3-2 		0-0 		2-3 				4 0 0 0 0 1 4	
Ruben Gotay, S (1, 4) OBP: 0.296, SLG: 0.367			2-2 	1-2 			4-1 		1-0 	2 0 1 1 1 0 0	
Inning Stats	R: 0 H: 1 E: 0 LOB: 1 K: 1 BB: 0 S: 9 P: 13	R: 0 H: 0 E: 0 LOB: 1 K: 2 BB: 1 S: 17 P: 26	R: 0 H: 0 E: 0 LOB: 2 K: 2 BB: 1 S: 12 P: 22	R: 1 H: 3 E: 0 LOB: 2 K: 1 BB: 0 S: 14 P: 15	R: 0 H: 0 E: 0 LOB: 0 K: 1 BB: 0 S: 7 P: 8	R: 0 H: 0 E: 0 LOB: 1 K: 2 BB: 1 S: 13 P: 21	R: 0 H: 0 E: 0 LOB: 1 K: 0 BB: 1 S: 7 P: 18	R: 0 H: 1 E: 0 LOB: 1 K: 0 BB: 0 S: 5 P: 5	R: 0 H: 1 E: 1 LOB: 1 K: 0 BB: 0 S: 5 P: 9	1B: 3 SF: 0 2B: 3 SAC: 0 3B: 0 DP: 0 HR: 0 HBP: 1	WP: 0 PA: 38 PB: 0 SB: 0 CS: 0
PITCHER 45 Kelm Escobar, R (1, 1) ERA: 3.56 Chris Bootcheck, R (6, 1) ERA:	IP WLS BF H R ER SO BB IBB HBP BLK WP HR S P ERA WHIP 5.0 W 22 4 1 1 7 2 0 1 0 0 0 59 84 1.80 1.200 4.0 S 16 2 0 0 2 2 0 0 0 0 0 30 53 0.00 1.000	PITCHER IP WLS BF H R ER SO BB IBB HBP BLK WP HR S P ERA WHIP									

Kansas City Royals @ Los Angeles Angels
 Angel Stadium of Anaheim, Anaheim, CA

Sat May 28 2005, 7:05 PM PDT
 Att: 43,929 - Clear - 67 F

AB	33
R	1
H	6
RBI	1
BB	4
SO	9
LOB	18



BOTTOM

Kansas City Royals @ Los Angeles Angels
Angel Stadium of Anaheim, Anaheim, CA

livebaseballscorecards.com

AB	37
R	14
H	16
RBI	14
BB	6
SO	4
LOB	14



WP:	0	PA:	44
PB:	0	SB:	2
CS:	0		

Sat May 28 2005, 7:05 PM PDT
Att. 43,929 - Clear - 67 F

AB	R	H	RBI	BB	SO	LOB	
4	3	3	3	1	0	0	
4	1	1	0	0	1	4	
1	0	0	0	0	0	1	
2	1	1	3	1	0	0	
1	0	0	0	0	1	0	
4	2	2	5	0	0	1	
1	0	0	0	0	0	0	
3	1	2	2	2	0	1	
5	0	1	0	0	1	2	
3	1	1	0	0	0	3	
1	0	1	0	1	0	0	
5	2	2	0	0	0	2	
3	3	2	1	1	1	0	
1B:	10	SF:	1	WP:	0	PA:	44
2B:	4	SAC:	0	PB:	0	SB:	2
3B:	0	DP:	2	CS:	0		
HR:	2	HBP:	0				

Batter	1	2	3	4	5	6	7	8	9								
9 Chone Figgins, S OBP: 0.327, SLG: 0.407 (1, 9) (6, 7)	F8		S 1-1 2B 1B	1-2 1B SF8 1B	2-2 1B 2B		4-1 39 G5-4-3 BB										
Darin Erstad, L OBP: 0.313, SLG: 0.374 39 Robb Quinlan, R OBP: 0.208, SLG: 0.300 (1, 3) (6, 3)	K		1-2 P4	2-1 16 HR 1B	0-1 F8		1-2 G5-4-3										
Steve Finley, L OBP: 0.275, SLG: 0.388 Jeff DaVanon, S OBP: 0.305, SLG: 0.269 (1, 8) (6, 8)	F8		0-0 2B	2-1 SF8	4-0 16 2B BB		2-3 K										
16 Garret Anderson, L OBP: 0.309, SLG: 0.428 20 Juan Rivera, R OBP: 0.281, SLG: 0.388 (1, 7) (6, 9)		G6-3	0-0 L8	1-2 HR	0-1 8 2B		0-2 G5-3										
8 Dallas McPherson, L OBP: 0.301, SLG: 0.433 (1, 5)		4-1 BB	0-0 F7	4-0 1B BB	2-1 2B		2-1 HR										
Bengie Molina, R OBP: 0.316, SLG: 0.457 (1, 2)		0-2 P4		F8			0-1 G6-3										
Curtis Pride, L OBP: 0.200, SLG: 0.400 José Molina, R OBP: 0.312, SLG: 0.377 (1, 10) (6, PH) (7, 10)		2-2 P5		1B 2B			4-2 FC5-4 BB										
Orlando Cabrera, R OBP: 0.303, SLG: 0.352 (1, 6)			1-2 E 9 1B 1B	2-0 1B 9 1B 1B	2-0 P6		1-1 G4-6-3										
Adam Kennedy, L OBP: 0.269, SLG: 0.289 (1, 4)			1-1 E1 9 1B 2B 1B	2-1 9 1B 1B	4-1 BB 16 2B BB		1-3 K										
Inning Stats	R: 0 E: 0 K: 1 S: 9	H: 0 LOB: 0 BB: 0 P: 15	R: 0 E: 0 K: 0 S: 8	H: 0 LOB: 1 BB: 1 P: 16	R: 3 E: 1 K: 0 S: 13	H: 4 LOB: 1 BB: 0 P: 17	R: 6 E: 0 K: 0 S: 21	H: 7 LOB: 2 BB: 1 P: 38	R: 4 E: 0 K: 1 S: 14	H: 3 LOB: 1 BB: 2 P: 28	R: 0 E: 0 K: 1 S: 7	H: 1 LOB: 0 BB: 0 P: 11	R: 0 E: 0 K: 1 S: 7	H: 0 LOB: 0 BB: 1 P: 14	R: 1 E: 0 K: 0 S: 11	H: 1 LOB: 1 BB: 1 P: 17	
PITCHER	IP WLS BF H R ER SO	IP WLS BF H R ER SO	IP WLS BF H R ER SO	IP WLS BF H R ER SO	IP WLS BF H R ER SO	IP WLS BF H R ER SO	IP WLS BF H R ER SO	IP WLS BF H R ER SO	IP WLS BF H R ER SO	IP WLS BF H R ER SO	IP WLS BF H R ER SO	IP WLS BF H R ER SO	IP WLS BF H R ER SO	IP WLS BF H R ER SO	IP WLS BF H R ER SO	IP WLS BF H R ER SO	
Ryan Jensen, R ERA: 9.72 (1, 1)	3.1 L	19	8	7	7	1	1	0	0	0	0	0	0	0	0	0	0
46 Juan Carlos Oviedo, R ERA: 6.55 (4, 1)	1.1	12	5	6	6	0	3	0	0	0	0	0	1	22	46	40.50	6.000
Steve Stemple, R ERA: (5, 1)	2.1	8	2	0	0	3	1	0	0	0	0	0	0	19	32	0.00	1.286
Ambiorix Burgos, R ERA: 6.75 (8, 1)	1.0	5	1	1	1	0	1	0	0	0	0	0	1	11	17	9.00	2.000

Batter	1	2	3	4	5	6	7	8	9	AB R H RBI BB SO LOB	TOP			
4 Angel Berroa, R (1, 6) OBP: 0.291, SLG: 0.369 14 John Buck, R (8, 2) OBP: 0.250, SLG: 0.350	1-1 F9		0-1 G6-3		1-0 G1-3		0-1 G4-3	0-1 F8		5 0 0 0 0 0 1 0 0 0 0 0 0 0				
9 David DeJesus, L (1, 8) OBP: 0.337, SLG: 0.395	0-3 K		2-3 K		2-3 K		1-2 29 1B 2B	0-0 WP FC1-2 1B		5 0 2 0 0 3 0				
29 Mike Sweeney, R (1, 10) OBP: 0.358, SLG: 0.545	1-1 F7		0-0 F9		0-0 F7		2-2 2-3 1B	2-2 FC1-2 WP 1B 1B		5 1 2 0 0 0 0				
Matt Stairs, L (1, 3) OBP: 0.384, SLG: 0.465		1-1 1B 1B		2-1 F8		1-2 F8	0-2 F8	1-3 K		5 1 1 0 0 1 4				
Emil Brown, R (1, 9) OBP: 0.331, SLG: 0.430		0-0 P6		0-1 1B 1B		0-0 1B 1B		0-0 2B 24 1B 1B	4-1 FC1-2 1B BB	4 2 3 0 1 0 1				
Terrence Long, L (1, 7) OBP: 0.272, SLG: 0.305 Matt Diaz, R (6, PH) OBP: 0.269, SLG: 0.360 Joe McEwing, R (9, PR) OBP: 0.268, SLG: 0.286		0-0 1B 1B		0-0 L5		0-0 F8		0-2 F9	0-1 FC1-2 1B	2 0 1 0 0 0 1 3 0 0 0 0 0 5 0 0 0 0 0 0 0				
Tony Graffanino, R (1, 4) OBP: 0.364, SLG: 0.358		0-1 1-2 2-H 1B		0-2 1-2 1B		0-2 1-2 1B		0-0 24 1B 2B	1-1 1-3 2-H 3-H 1B	5 1 5 3 0 0 0				
Alberto Castillo, R (1, 2) OBP: 0.224, SLG: 0.333 Ruben Gotay, S (8, PH) OBP: 0.292, SLG: 0.362		1-3 K		0-0 F8		0-1 G3		3-3 K	2-3 K	3 0 0 0 0 1 6 2 0 0 0 0 2 4				
24 Mark Teahen, L (1, 5) OBP: 0.278, SLG: 0.374		1-3 K			0-0 HR			0-0 L5	1-1 2-H 3-H 1B	4 1 2 3 0 1 2				
Inning Stats	R: 0 E: 0 K: 1 S: 7 H: 0 LOB: 0 BB: 0 P: 9	R: 1 E: 0 K: 2 S: 15 H: 3 LOB: 2 BB: 0 P: 18	R: 0 E: 0 K: 1 S: 8 H: 0 LOB: 0 BB: 0 P: 10	R: 0 E: 0 K: 1 S: 9 H: 2 LOB: 2 BB: 0 P: 11	R: 1 E: 0 K: 1 S: 6 H: 1 LOB: 0 BB: 0 P: 9	R: 0 E: 0 K: 0 S: 12 H: 2 LOB: 2 BB: 0 P: 13	R: 0 E: 0 K: 0 S: 13 H: 2 LOB: 2 BB: 0 P: 16	R: 2 E: 0 K: 1 S: 14 H: 3 LOB: 1 BB: 0 P: 18	R: 2 E: 0 K: 2 S: 15 H: 3 LOB: 2 BB: 1 P: 25	1B: 13 2B: 2 3B: 0 HR: 1 SF: 0 SAC: 0 DP: 0 HBP: 0	WP: 1 PA: 44 PB: 0 SB: 0 CS: 0			
PITCHER	IP WLS BF H R ER SO BB IBB HBP BLK WP HR S P ERA WHIP												PITCHER	IP WLS BF H R ER SO BB IBB HBP BLK WP HR S P ERA WHIP
40 Bartolo Colon, R (1, 1) ERA: 2.75 Brendan Donnelly, R (8, 1) ERA: 2.45 62 Scot Shields, R (9, 1) ERA: 1.5	7.2 W 35 12 4 4 6 0 0 0 0 0 1 80 99 4.70 1.565													

Kansas City Royals @ Los Angeles Angels
Angel Stadium of Anaheim, Anaheim, CA

Sun May 29 2005, 1:05 PM PDT
Att. 42,345 - Partly Cloudy - 69 F

AB 43
R 6
H 16
RBI 6
BB 1
SO 8
LOB 24



Batter	1	2	3	4	5	6	7	8	9	AB R H RBI BB SO LOB
9 Chone Figgins, S OBP: 0.325, SLG: 0.400 (1, 8) B F X	1-1 G6-3		1 SAFE 4-0 BB 1 SAFE BB E 1-2	1-3 K		1-2 F9				3 1 0 0 1 1 2
Darin Erstad, L OBP: 0.321, SLG: 0.379 (1, 3) C B X	1-1 CS 1B		4-0 BB E 1-2 2-3		0-1 16 1B 2B 1B	2-2 K				3 2 2 0 1 1 0
Steve Finley, L OBP: 0.275, SLG: 0.396 (1, 10) C 1 SAFE B B 1 SAFE S	3-3 K		2-2 E3 3B 1-H 2-H 3-H		1-3 K		1-2 G3			4 1 1 3 0 2 2
16 Garret Anderson, L OBP: 0.313, SLG: 0.435 (1, 7) C B B		1-3 K	0-0 2B		3-2 2B 1B		0-0 G3			4 1 2 0 0 1 0
8 Dallas McPherson, L OBP: 0.299, SLG: 0.426 (1, 5) X B T B		2-1 G3-6-3 1B	2-2 F9		1-3 K		3-3 K			4 0 1 0 0 2 3
Jeff DaVanon, S OBP: 0.303, SLG: 0.260 (1, 9) B X	1-0 G3-6-3 1-2f		0-0 L8		4-1 2B BB		2-0 F9			3 1 0 0 1 0 1
José Molina, R OBP: 0.333, SLG: 0.411 (1, 2) F B B T B		2-2 FC3-6 1B	0-2 1B		0-0 1H 2H 3H 2B		2-2 P6			4 0 3 3 0 0 0
Orlando Cabrera, R OBP: 0.302, SLG: 0.350 (1, 6) C B B T B		1-2 F8	0-2 1B		2-2 F8		0-1 F9			4 0 1 0 0 0 2
Adam Kennedy, L OBP: 0.259, SLG: 0.278 (1, 4) C B B T B		1-2 FC3-6 9 BB E 1-2f	1-3 K		1-1 G3					3 1 0 0 0 1 3

Inning Stats	R: 0	H: 1	E: 0	LOB: 1	K: 1	S: 7	R: 0	H: 1	E: 0	LOB: 0	K: 1	S: 6	R: 4	H: 3	E: 1	LOB: 1	K: 0	S: 21	R: 0	H: 2	E: 0	LOB: 2	K: 2	S: 15	R: 3	H: 3	E: 0	LOB: 1	K: 2	S: 19	R: 0	H: 0	E: 0	LOB: 0	K: 1	S: 12	R: 0	H: 0	E: 0	LOB: 0	K: 0	S: 7	R: 0	H: 0	E: 0	LOB: 0	K: 0	S: 8	1B: 7	2B: 3	3B: 1	HR: 0	SF: 0	SAC: 0	DP: 2	HBP: 0	WP: 0	PA: 35
--------------	------	------	------	--------	------	------	------	------	------	--------	------	------	------	------	------	--------	------	-------	------	------	------	--------	------	-------	------	------	------	--------	------	-------	------	------	------	--------	------	-------	------	------	------	--------	------	------	------	------	------	--------	------	------	-------	-------	-------	-------	-------	--------	-------	--------	-------	--------

PITCHER	IP	WLS	BF	H	R	ER	SO	BB	IBB	HBP	BLK	WP	HR	S	P	ERA	WHIP
Runelvys Hernandez, R ERA: 5.67 (1, 1)	5.0	L	26	10	7	7	6	3	0	0	0	0	0	68	106	12.60	2.600
Andrew Sisco, L ERA: 2.83 (6, 1)	1.0		3	0	0	0	1	0	0	0	0	0	0	12	16	0.00	0.000
Mike MacDougal, R ERA: 4.32 (7, 1)	2.0		6	0	0	0	1	0	0	0	0	0	0	15	23	0.00	0.000


BOTTOM

Kansas City Royals @ Los Angeles Angels
Angel Stadium of Anaheim, Anaheim, CA

Sun May 29 2005, 1:05 PM PDT
Att. 42,345 - Partly Cloudy - 69 F

livebaseballscorecards.com

AB	32
R	7
H	10
RBI	6
BB	3
SO	8
LOB	13



Batter	1	2	3	4	5	6	7	8	9	AB R H RBI BB SO LOB	TOP																	
9 Chone Figgins, S OBP: 0.322, SLG: 0.392 (1, 4)	1-2 G6-3		0-2 G6-3			0-1 F9		1-3 K	4-2 BB	4 0 0 1 1 1 1																		
Steve Finley, L OBP: 0.283, SLG: 0.426 (1, 8)	0-0 F8			3-2 HR		0-1 1B 2B		0-0 1B	1-3 K	5 2 3 1 0 1 3																		
Orlando Cabrera, R OBP: 0.299, SLG: 0.346 (1, 6)	2-2 G5-3			0-1 F8		0-0 1B		1-0 F7	0-2 F9	5 0 1 1 0 0 4																		
16 Garret Anderson, L OBP: 0.311, SLG: 0.431 (1, 7)		2-2 1B		0-1 F9		1-0 F9		0-0 P4		4 0 1 0 0 0 2																		
Bengie Molina, R OBP: 0.338, SLG: 0.466 (1, 2)		4-1 SAFE		2-2 1B		1-0 F7			0-1 20 FC4-6 1B	3 0 2 0 1 0 1																		
Adam Kennedy, L OBP: 0.259, SLG: 0.278 (9, PR)		1-2 BB				1-2				0 0 0 0 0 0 0																		
Josh Paul, R OBP: 0.214, SLG: 0.269 (9, 2)										0 0 0 0 0 0 0																		
20 Juan Rivera, R OBP: 0.269, SLG: 0.371 (1, 9)		0-0 B1		0-1 P2					2-2 FC4-6 1B	4 1 0 0 0 0 4																		
José Molina, R OBP: 0.329, SLG: 0.403 (1, 10)					2-1 G4-3				0-0 39 1B 8 E 9 BB 1B	4 0 1 0 0 0 2																		
Jeff DaVanon, S OBP: 0.303, SLG: 0.260 (9, PR)		1-0 G5-4-3				0-1 G5-3			1-2 39 1B 8 E 9 BB 1B	0 1 0 0 0 0 0																		
8 Dallas McPherson, L OBP: 0.298, SLG: 0.420 (1, 5)			2-0 F7		2-3 K		1-0 1B		1-2 FC4 9 BB 39 1B	4 0 1 0 0 1 2																		
39 Robb Quinlan, R OBP: 0.211, SLG: 0.296 (1, 3)			1-0 E4		0-0 F9		0-1 P4		0-0 9 BB 1B	4 0 1 1 0 0 1																		
Darin Erstad, L OBP: 0.321, SLG: 0.379 (9, 3)									1-2 2-3 3-H	0 0 0 0 0 0 0																		
Inning Stats	R: 0 E: 0 K: 0 S: 10	H: 0 LOB: 0 BB: 0 P: 13	R: 0 E: 0 K: 0 S: 6	H: 1 LOB: 1 BB: 1 P: 13	R: 0 E: 1 K: 0 S: 6	H: 0 LOB: 0 BB: 0 P: 9	R: 1 E: 0 K: 0 S: 14	H: 2 LOB: 1 BB: 0 P: 19	R: 0 E: 0 K: 1 S: 6	H: 0 LOB: 0 BB: 0 P: 10	R: 1 E: 0 K: 0 S: 7	H: 2 LOB: 1 BB: 0 P: 9	R: 0 E: 0 K: 0 S: 7	H: 1 LOB: 1 BB: 0 P: 10	R: 0 E: 0 K: 1 S: 6	H: 1 LOB: 1 BB: 0 P: 8	R: 2 E: 1 K: 1 S: 22	H: 3 LOB: 3 BB: 1 P: 30	1B: 8 2B: 1 3B: 0 HR: 1	SF: 0 SAC: 0 DP: 2 HBP: 0	WP: 0 PB: 0 SB: 1 CS: 0	PA: 39						
PITCHER	IP WLS BF H R ER SO BB IBB HBP BLK WP HR S P ERA WHIP																											
56 Mark Buehrle, L ERA: 3.07 (1, 1)	8.1		34	9	4	3	2	1	0	0	0	0	0	1	69	100	3.24	1.200										
Damaso Marte, L ERA: 1.86 (9, 1)	0.1	B	4	1	0	0	1	1	0	0	0	0	0	0	11	17	0.00	6.000										
Cliff Politte, R ERA: 1.93 (9, 1)	0.1	W	1	0	0	0	0	0	0	0	0	0	0	4	4	0.00	0.000											

Los Angeles Angels @ Chicago White Sox
U.S. Cellular Field, Chicago, IL
Mon May 30 2005, 4:05 PM EDT
Att. 38,685 - Sunny - 62 F

livebaseballscorecards.com

AB	37
R	4
H	10
RBI	4
BB	2
SO	3
LOB	20



Batter	1	2	3	4	5	6	7	8	9	AB R H RBI BB SO LOB
22 Scott Podsednik, L (1, 7) OBP: 0.368, SLG: 0.315	1-2 G4-3		0-0 BB 14 BB G5-2-3 1B	3-1 2-H 1B			2-2 P6		1-1 SH2-3	4 0 2 0 0 0 0
Tadahito Iguchi, R (1, 4) OBP: 0.357, SLG: 0.442 Carl Everett, S (9, PH) OBP: 0.298, SLG: 0.390	3-2 G4-3		4-0 14 G5-2-3 BB 1-2 2B BB		4-1 14 G5-4-3 BB		1-2 2B		0-3 K	2 1 1 0 2 0 0 1 0 0 0 0 1 2
Frank Thomas, R (1, 10) Timo Perez, L (7, PH) OBP: 0.246, SLG: 0.298 (8, 10)	1-0 P3		4-2 14 G5-2-3 1-2 2B BB		2-1 L7		1-3 K		1-1 1B	2 1 0 0 1 0 1 2 0 1 2 0 1 1
14 Paul Konerko, R (1, 3) OBP: 0.343, SLG: 0.472		4-2 23 1B 5 SF7 BB	1-0 G5-2-3		1-1 G5-4-3			2-1 G3		3 1 0 0 1 0 4
Aaron Rowand, R (1, 8) OBP: 0.333, SLG: 0.408		2-0 5 SF7 23 1B 1-2 1B	0-2 2B		1-2 G6-3			4-2 23 S BB		3 0 2 2 1 0 0
23 Jermaine Dye, R (1, 9) OBP: 0.268, SLG: 0.440		1-1 5 SF7 1-2 2-3 1B	2-3 K		1-2 5 PB 1B			3-3 SAFE SAFE K		4 0 2 0 0 2 2
Chris Widger, R (1, 2) OBP: 0.396, SLG: 0.551		2-3 K		2-2 5 1B 22 1B 1B		0-1 F7		0-1 P3		4 0 1 0 0 1 5
5 Juan Uribe, R (1, 6) OBP: 0.276, SLG: 0.389 Willie Harris, L (9, PH) OBP: 0.382, SLG: 0.292		0-2 SF7		0-1 24 B1-4 1-2 1B		2-2 P4		4-2 22 SH2-3 24 S 1B BB		2 0 1 1 0 0 1 0 1 0 0 1 0 0
24 Joe Crede, R (1, 5) OBP: 0.285, SLG: 0.350		0-0 L6		0-0 B1-4		1-2 G6-3		4-2 22 SH2-3 1B BB		3 1 0 0 1 0 4

Inning Stats	R: 0	H: 0	E: 0	K: 0	S: 8	P: 13	R: 1	H: 2	E: 0	K: 1	S: 14	R: 2	H: 2	E: 0	K: 1	S: 11	R: 0	H: 3	E: 0	K: 0	S: 10	R: 0	H: 0	E: 0	K: 0	S: 5	R: 0	H: 1	E: 0	K: 1	S: 11	R: 0	H: 1	E: 0	K: 1	S: 13	R: 0	H: 0	E: 0	K: 1	S: 11	R: 2	H: 1	E: 0	K: 1	S: 12	1B: 8	SF: 1	2B: 3	SAC: 1	3B: 0	DP: 3	HR: 0	HBP: 0	WP: 0	PA: 39
--------------	------	------	------	------	------	-------	------	------	------	------	-------	------	------	------	------	-------	------	------	------	------	-------	------	------	------	------	------	------	------	------	------	-------	------	------	------	------	-------	------	------	------	------	-------	------	------	------	------	-------	-------	-------	-------	--------	-------	-------	-------	--------	-------	--------

PITCHER	IP	WLS	BF	H	R	ER	SO	BB	IBB	HBP	BLK	WP	HR	S	P	ERA	WHIP
Jarrod Washburn, L (1, 1) ERA: 3.8	6.0		26	8	3	3	2	4	0	0	0	0	0	59	100	4.50	2.000
Joel Peralta, R (7, 1) ERA:	2.0		8	1	0	0	2	1	0	0	0	0	0	24	38	0.00	1.000
62 Scot Shields, R (9, 1) ERA: 2.05	0.2	L	5	1	2	2	1	2	0	0	0	0	0	12	22	27.00	4.500


BOTTOM

Los Angeles Angels @ Chicago White Sox
U.S. Cellular Field, Chicago, IL

Mon May 30 2005, 4:05 PM EDT
Att. 38,685 - Sunny - 62 F

livebaseballscorecards.com

AB 30
R 5
H 10
RBI 5
BB 7
SO 5
LOB 20



Batter	1	2	3	4	5	6	7	8	9	AB R H RBI BB SO LOB	TOP																									
9 Chone Figgins, S OBP: 0.321, SLG: 0.385 (1, 9) C B F B B B	4-2 S 1B BB		3-2 P4 ②		3-2 F9-3 ① ② 1-1		0-1 G6-3 ③			3 1 0 0 1 0 3																										
Darin Erstad, L OBP: 0.324, SLG: 0.386 (1, 3) B C X	2-1 FC4-6 1B 1-H		2-2 K ③ 1-2		1-1 F8 ③			1-1 G4-3 16 1B 2B		4 1 2 1 0 1 1																										
Steve Finley, L OBP: 0.283, SLG: 0.428 (1, 8) B C X	1-1 FC4-6 16 G3-6-3 1-2f			1-1 16 1B 2B		2-3 K		0-0 G4-3 2-3		4 1 1 0 0 1 2																										
16 Garret Anderson, L OBP: 0.320, SLG: 0.453 (1, 7) F X	0-1 G3-6-3 1-2f			1-0 G3 1B 2-3 1B		1-1 HR		1-1 8 1B 1B		4 1 3 2 0 0 1																										
8 Dallas McPherson, L OBP: 0.296, SLG: 0.414 (1, 5) C B X		1-2 F9 ①		1-2 F9 ①		0-0 P5 ②		0-0 G6-3 1-2 1B		4 0 1 0 0 0 2																										
Bengie Molina, R OBP: 0.333, SLG: 0.455 (1, 2) B C B F X		3-2 F7 ②		1-2 G3 1-2 3-H 1B		1-1 F9 ③		0-0 G6-3 1-2f		4 0 1 1 0 0 2																										
Casey Kotchman, L (1, 10) B C B X		2-0 F7 ③		0-0 G3 ② 1-2 2-3			2-2 G6-3 ①		1-1 G1-3 ①	4 0 0 0 0 0 2	AB 33																									
Orlando Cabrera, R OBP: 0.298, SLG: 0.340 (1, 6) B C B X			3-1 G5-3 ①	0-3 K ③			4-1 BB		2-2 P2 ②	3 0 0 0 1 1 2	R 4																									
Adam Kennedy, L OBP: 0.277, SLG: 0.288 39 Robb Quinlan, R OBP: 0.207, SLG: 0.291 Jeff DaVanon, S OBP: 0.300, SLG: 0.258 (7, 9) B C B B	4-1 S BB		4-1 S BB		2-2 9 F9-3 1B		1-1 P6 ②		2-3 K ③	1 0 1 0 1 0 0 1 0 0 0 0 0 1 1 0 0 0 0 1 0	H 9																									
Inning Stats	R: 1 E: 0 K: 0 S: 10	H: 1 LOB: 0 BB: 1 P: 17	R: 0 E: 0 K: 0 S: 8	H: 0 LOB: 0 BB: 0 P: 14	R: 0 E: 0 K: 1 S: 10	H: 0 LOB: 1 BB: 1 P: 22	R: 1 E: 0 K: 1 S: 13	H: 3 LOB: 2 BB: 0 P: 17	R: 0 E: 0 K: 0 S: 8	H: 1 LOB: 0 BB: 0 P: 14	R: 1 E: 0 K: 1 S: 10	H: 1 LOB: 0 BB: 0 P: 14	R: 0 E: 0 K: 0 S: 8	H: 0 LOB: 1 BB: 1 P: 15	R: 1 E: 0 K: 0 S: 7	H: 3 LOB: 1 BB: 0 P: 9	R: 0 E: 0 K: 1 S: 9	H: 0 LOB: 0 BB: 0 P: 14	1B: 6 2B: 3 3B: 0 HR: 1	SF: 0 SAC: 0 DP: 3 HBP: 0	WP: 0 PB: 0 SB: 2 CS: 0	PA: 36														
PITCHER	IP WLS BF H R ER SO BB IBB HBP BLK WP HR S P ERA WHIP																				PITCHER	IP WLS BF H R ER SO BB IBB HBP BLK WP HR S P ERA WHIP														
Freddy Garcia, R ERA: 3.53 (1, 1)	5.1		22	6	3	3	3	2	0	0	0	0	1	56	94	5.06	1.500																			
Neal Cotts, L ERA: 3.38 (6, 1)	1.2	H	6	0	0	0	0	1	0	0	0	0	0	11	19	0.00	0.600																			
Damaso Marte, L ERA: 2.29 (8, 1)	0.1	B	4	3	1	1	0	0	0	0	0	0	0	6	8	27.00	9.000																			
Cliff Politte, R ERA: 1.77 (8, 1)	1.2	W	4	0	0	0	1	0	0	0	0	0	0	10	15	0.00	0.000																			

Los Angeles Angels @ Chicago White Sox
U.S. Cellular Field, Chicago, IL
Tue May 31 2005, 8:05 PM EDT
Att: 19,864 - Clear - 62 F

livebaseballscorecards.com



Batter	1	2	3	4	5	6	7	8	9	AB R H RBI BB SO LOB
22 Scott Podsednik, L (1, 7) OBP: 0.371, SLG: 0.320	1-0 3B 1B		3-2 G3		0-1 F7		3-2 CS 1B			4 1 2 0 0 0 0
Tadahito Iguchi, R (1, 4) OBP: 0.355, SLG: 0.450	1-1 1B 3B		1-0 G5-3		0-2 F9		1-1 G6-3			4 1 1 1 0 0 1
Aaron Rowand, R (1, 8) OBP: 0.337, SLG: 0.410	0-2 G5-4-3 1B		1-2 1B		3-3 K		1-1 G6-3			4 0 2 1 0 1 0
14 Paul Konerko, R (1, 3) OBP: 0.336, SLG: 0.462	0-1 L7			0-0 F8		0-3 K	1-1 P5			4 0 0 0 0 1 1
Carl Everett, S (1, 10) OBP: 0.303, SLG: 0.399	0-1 G5-4-3			1-1 23 1B 12 SF8 2B		1-0 12 E BB 1B	0-0 F8			4 1 2 0 0 0 1
23 Jermaine Dye, R (1, 9) OBP: 0.279, SLG: 0.462		2-0 F8		1-0 2-3 1B		4-1 12 E BB	1-1 HR			3 1 2 1 1 0 0
12 A.J. Pierzynski, L (1, 2) OBP: 0.338, SLG: 0.460		2-1 P4		0-0 SF8		4-0 5 G6-4-3 IBB				1 0 0 1 1 0 0
5 Juan Uribe, R (1, 6) OBP: 0.277, SLG: 0.388		2-2 1B		3-H 1-0 P4		0-0 G6-4-3				3 0 1 0 0 0 4
24 Joe Crede, R (1, 5) OBP: 0.286, SLG: 0.368		2-2 K			2-2 HR		1-2 F9			3 1 1 1 0 1 1

Inning Stats	R: 2	H: 3	E: 0	K: 0	S: 10	LOB: 0	BB: 0	P: 12	R: 0	H: 1	E: 0	K: 1	S: 11	LOB: 1	BB: 0	P: 19	R: 0	H: 1	E: 0	K: 0	S: 9	LOB: 1	BB: 0	P: 14	R: 1	H: 2	E: 0	K: 0	S: 6	LOB: 1	BB: 0	P: 9	R: 1	H: 1	E: 0	K: 1	S: 14	LOB: 0	BB: 0	P: 19	R: 0	H: 1	E: 1	K: 1	S: 7	LOB: 2	BB: 2	P: 16	R: 0	H: 1	E: 0	K: 0	S: 11	LOB: 0	BB: 0	P: 15	R: 0	H: 0	E: 0	K: 0	S: 5	LOB: 0	BB: 0	P: 7	R: 1	H: 1	E: 0	K: 0	S: 2	LOB: 0	BB: 0	P: 3	1B: 7	SF: 1	2B: 1	SAC: 0	3B: 1	DP: 2	HR: 2	HBP: 0	WP: 0	PA: 33
41 John Lackey, R (1, 1) ERA: 4.01	IP	WLS	BF	H	R	ER	SO	BB	IBB	HBP	BLK	WP	HR	S	P	ERA	WHIP																																																																	
Brendan Donnelly, R (8, 1) ERA: 2.74	1.0	L	4	1	1	1	0	0	0	0	0	0	1	7	10	9.00	1.000																																																																	

Los Angeles Angels @ Chicago White Sox
 U.S. Cellular Field, Chicago, IL
 Tue May 31 2005, 8:05 PM EDT
 Att. 19,864 - Clear - 62 F

AB	30
R	5
H	11
RBI	5
BB	2
SO	3
LOB	8

Batter	1	2	3	4	5	6	7	8	9	AB R H RBI BB SO LOB	TOP	
9 Chone Figgins, S (1, 9) OBP: 0.327, SLG: 0.385 Jeff DaVanon, S (8, 9) OBP: 0.297, SLG: 0.255	3-2 		2-1 	4-2 			4-2 	1 SAFE 2-1 	1-0 	3 1 1 0 2 0 0 1 0 0 0 0 0 2		
Darin Erstad, L (1, 3) OBP: 0.324, SLG: 0.382	4-2 		0-2 	2-3 			1-0 	3-2 	1-1 	5 1 1 0 1 1 6		
Steve Finley, L (1, 8) OBP: 0.291, SLG: 0.429	1 SAFE 0-0 			1-2 	3-2 		1-0 	4-0 		4 1 2 1 1 0 0		
16 Garret Anderson, L (1, 7) OBP: 0.322, SLG: 0.449	1-1 			2-0 	4-2 		1-1 	1-1 		4 1 1 0 1 0 7		
8 Dallas McPherson, L (1, 5) OBP: 0.308, SLG: 0.450	0-3 			1-1 	1-2 		2-1 		4-2 	4 3 2 3 1 1 3		
Bengie Molina, R (1, 2) OBP: 0.337, SLG: 0.451		2-3 		0-2 	1-0 		3-2 		3-2 	5 2 2 2 0 1 1		
Casey Kotchman, L (1, 10)		0-0 		0-2 		1-1 	3-2 		0-0 	4 0 0 0 0 0 2		
Orlando Cabrera, R (1, 6) OBP: 0.300, SLG: 0.347		2-1 		1-2 		0-1 		2-2 	0-0 	5 1 2 2 0 0 0		
Adam Kennedy, L (1, 4) OBP: 0.284, SLG: 0.294			1-1 	0-1 		0-3 		1-0 	2-0 	5 0 2 2 0 1 0		
Inning Stats	R: 0 H: 1 E: 0 LOB: 2 K: 1 BB: 1 S: 14 P: 22	R: 0 H: 0 E: 0 LOB: 0 K: 1 BB: 0 S: 6 P: 10	R: 0 H: 0 E: 0 LOB: 0 K: 0 BB: 0 S: 7 P: 10	R: 4 H: 4 E: 1 LOB: 2 K: 1 BB: 1 S: 23 P: 33	R: 0 H: 0 E: 0 LOB: 1 K: 0 BB: 1 S: 9 P: 18	R: 0 H: 0 E: 0 LOB: 0 K: 1 BB: 0 S: 8 P: 9	R: 4 H: 4 E: 0 LOB: 0 K: 0 BB: 1 S: 14 P: 29	R: 0 H: 1 E: 1 LOB: 3 K: 0 BB: 1 S: 13 P: 26	R: 2 H: 3 E: 0 LOB: 2 K: 0 BB: 1 S: 11 P: 22	1B: 10 SF: 0 2B: 2 SAC: 1 3B: 0 DP: 1 HR: 1 HBP: 0	WP: 2 PA: 47 PB: 0 SB: 1 CS: 0	
PITCHER 52 Jose Contreras, R (1, 1) ERA: 3.27 Kevin Walker, L (7, 1) ERA: 12.0 Luis Vizcaino, R (7, 1) ERA: 6.04 Dustin Hermanson, R (9, 1) ERA: 0.82	IP WLS BF H R ER SO BB IBB HBP BLK WP HR S P ERA WHIP											PITCHER IP WLS BF H R ER SO BB IBB HBP BLK WP HR S P ERA WHIP

Los Angeles Angels @ Chicago White Sox
 U.S. Cellular Field, Chicago, IL
 Wed Jun 01 2005, 7:05 PM EDT
 Att: 19,393 - Partly Cloudy - 68 F

AB	40
R	10
H	13
RBI	10
BB	6
SO	4
LOB	21



Batter	1	2	3	4	5	6	7	8	9	AB R H RBI BB SO LOB
22 Scott Podsednik, L (1, 7) OBP: 0.374, SLG: 0.324 Frank Thomas, R (9, PH) 38 Pablo Ozuna, R (9, PR) OBP: 0.349, SLG: 0.289	0-0 SH1-3 HR 1B		0-3 K			2-0 SH5-3 2B 1B	3-3 K		4-1 BB	4 2 2 0 0 2 0 0 0 0 1 1 0 0 0 0 0 0 0 0 0
5 Juan Uribe, R (1, 6) OBP: 0.272, SLG: 0.381	0-1 SH1-3 1-2		0-1 P6			0-1 SH5-3 1-3		1-1 G5-3	2-3 K	3 0 0 0 0 1 3
Aaron Rowand, R (1, 8) OBP: 0.340, SLG: 0.425	1-2 HR			0-2 F9		1-0 2B HBP		2-1 P4		3 2 1 2 0 0 0
Carl Everett, S (1, 10) OBP: 0.307, SLG: 0.425	2-1 P4			2-1 HR		2-1 2B		1-1 F7		4 1 2 3 0 0 0
12 A.J. Pierzynski, L (1, 2) OBP: 0.329, SLG: 0.447	0-3 K			1-1 F7		1-1 L9		1-3 K		4 0 0 0 0 2 1
23 Jermaine Dye, R (1, 9) OBP: 0.278, SLG: 0.463		2-3 K		0-3 K		1-2 L4		0-2 BB 2B		4 1 1 0 0 2 1
Timo Perez, L (1, 3) OBP: 0.246, SLG: 0.295		0-0 G4-6-3 1B			1-0 G4-3		2-3 K	0-3 K		4 0 1 0 0 2 1
24 Joe Crede, R (1, 5) OBP: 0.290, SLG: 0.386		1-0 G4-6-3			1-0 G5-3		0-0 HR	4-0 BB BB BB		3 1 1 1 1 0 1
Willie Harris, L (1, 4) OBP: 0.373, SLG: 0.275			2-3 K		1-3 K		1-1 L3	4-2 BB BB		3 0 0 0 1 2 0

Inning Stats	R: 2	H: 2	E: 0	K: 1	S: 11	R: 0	H: 1	E: 0	K: 1	S: 6	R: 0	H: 0	E: 0	K: 2	S: 8	R: 1	H: 1	E: 0	K: 1	S: 12	R: 0	H: 0	E: 0	K: 1	S: 6	R: 2	H: 2	E: 0	K: 0	S: 11	R: 1	H: 1	E: 0	K: 2	S: 11	R: 0	H: 0	E: 0	K: 0	S: 6	R: 1	H: 1	E: 0	K: 3	S: 17	R: 1	H: 1	E: 0	K: 3	S: 17	1B: 3	2B: 2	3B: 0	HR: 3	SF: 0	SAC: 2	DP: 1	HBP: 1	WP: 0	PB: 0	SB: 1	CS: 0	PA: 38
--------------	------	------	------	------	-------	------	------	------	------	------	------	------	------	------	------	------	------	------	------	-------	------	------	------	------	------	------	------	------	------	-------	------	------	------	------	-------	------	------	------	------	------	------	------	------	------	-------	------	------	------	------	-------	-------	-------	-------	-------	-------	--------	-------	--------	-------	-------	-------	-------	--------


PITCHER	IP	WLS	BF	H	R	ER	SO	BB	IBB	HBP	BLK	WP	HR	S	P	ERA	WHIP
Paul Byrd, R (1, 1) ERA: 4.44	6.0	W	24	6	5	5	6	0	0	0	0	0	2	54	76	7.50	1.000
Brendan Donnelly, R (7, 1) ERA: 3.0	1.0	H	4	1	1	1	2	0	0	0	0	0	1	11	17	9.00	1.000
62 Scot Shields, R (8, 1) ERA: 1.99	1.0	H	3	0	0	0	0	0	0	0	0	0	0	6	10	0.00	0.000
Francisco Rodriguez, R (9, 1) ERA: 2.65	1.0		7	1	1	1	3	3	0	0	0	0	0	17	32	9.00	4.000

BOTTOM

Los Angeles Angels @ Chicago White Sox
U.S. Cellular Field, Chicago, IL

Wed Jun 01 2005, 7:05 PM EDT
Att. 19,393 - Partly Cloudy - 68 F

AB	32
R	7
H	8
RBI	7
BB	3
SO	11
LOB	7



PITCHER	IP	WLS	BF	H	R	ER	SO	BB	IBB	HBP	BLK	WP	HR	S	P	ERA	WHIP
---------	----	-----	----	---	---	----	----	----	-----	-----	-----	----	----	---	---	-----	------

Batter	1	2	3	4	5	6	7	8	9	AB R H RBI BB SO LOB	TOP																
9 Chone Figgins, S OBP: 0.333, SLG: 0.410 (1, 9)	1-1 G4-3		2-2 G4-3 1-3 2B		0-0 HR		0-0 G5-4-3 1-2f		2-2 1B	5 1 3 2 0 0 1																	
Darin Erstad, L OBP: 0.326, SLG: 0.382 (1, 3)	1-3 K		0-2 G4-3 2-3 3-H		1-2 G1-3 1B			1-3 K	1-1 1B	5 0 2 1 0 2 1																	
Steve Finley, L OBP: 0.289, SLG: 0.423 (1, 8)	2-3 K		0-1 P2		1-0 G1-3 1-2			3-2 16 G4-3 1B	2-3 K	5 0 1 0 0 2 5																	
16 Garret Anderson, L OBP: 0.321, SLG: 0.445 (1, 7)		0-0 1B		1-1 G6-3	0-1 G4-3			0-1 G4-3 1-2		4 0 1 0 0 0 2																	
Bengie Molina, R OBP: 0.344, SLG: 0.447 (1, 2)		1-0 20 G5-4-3 1B		1-2 E6 8 CS		0-1 F8		4-0 IBB		3 0 1 0 1 0 0																	
8 Dallas McPherson, L OBP: 0.299, SLG: 0.435 (1, 5)		0-3 K		3-3 K 1-2		0-0 G4-1		2-3 K		4 0 0 0 0 3 5																	
20 Juan Rivera, R OBP: 0.258, SLG: 0.355 (1, 10)		0-1 G5-4-3 1-2f			1-2 L9	1-2 G3			0-2 F8	4 0 0 0 0 0 2																	
Orlando Cabrera, R OBP: 0.300, SLG: 0.350 (1, 6)			1-0 G6-3		1-2 1B 2B		1-2 F7		1-3 K	4 1 1 0 0 1 0																	
Adam Kennedy, L OBP: 0.315, SLG: 0.326 (1, 4)			0-1 9 2B G4-3 1B		3-2 9 HR 1B		0-2 9 G5-4-3 1B		0-0 1B 9 1B 1B	4 2 4 1 0 0 0																	
Inning Stats	R: 0 E: 0 K: 2 S: 14	H: 0 LOB: 0 BB: 0 P: 18	R: 0 E: 0 K: 1 S: 7	H: 2 LOB: 1 BB: 0 P: 8	R: 1 E: 0 K: 0 S: 11	H: 2 LOB: 1 BB: 0 P: 14	R: 0 E: 1 K: 1 S: 9	H: 0 LOB: 0 BB: 0 P: 14	R: 3 E: 0 K: 0 S: 16	H: 4 LOB: 1 BB: 0 P: 23	R: 0 E: 0 K: 0 S: 8	H: 0 LOB: 0 BB: 0 P: 9	R: 0 E: 0 K: 0 S: 8	H: 1 LOB: 0 BB: 0 P: 9	R: 0 E: 0 K: 2 S: 14	H: 1 LOB: 2 BB: 1 P: 24	R: 0 E: 0 K: 2 S: 18	H: 3 LOB: 3 BB: 0 P: 24	1B: 10 2B: 2 3B: 0 HR: 1	SF: 0 SAC: 0 DP: 2 HBP: 0	WP: 0 PB: 0 SB: 0 CS: 1	PA: 39					
PITCHER	IP WLS BF H R ER SO BB IBB HBP BLK WP HR S P ERA WHIP																										
David Wells, L ERA: 5.85 (1, 1)	7.0		28	9	4	4	4	0	0	0	0	0	1	73	95	5.14	1.286										
Mike Myers, L ERA: 1.64 (8, 1)	1.0	W	5	1	0	0	2	0	1	0	0	0	0	14	24	0.00	1.000										
Keith Foulke, R ERA: 6.23 (9, 1)	1.0	S	6	3	0	0	2	0	0	0	0	0	0	18	24	0.00	3.000										

Los Angeles Angels @ Boston Red Sox
 Fenway Park, Boston, MA
 Fri Jun 03 2005, 7:05 PM EDT
 Att. 35,328 - Cloudy - 72 F

AB	38
R	4
H	13
RBI	4
BB	1
SO	8
LOB	16



Batter	1	2	3	4	5	6	7	8	9
18 Johnny Damon, L OBP: 0.397, SLG: 0.452 (1, 8)	3-2 F8	0-2 L3			1-1 P6		0-0 G3	1-2 2B	
Edgar Renteria, R OBP: 0.324, SLG: 0.395 (1, 6)	3-3 K		2-3 K		3-1 G5-3		2-3 BB	2-3 K	
34 David Ortiz, L OBP: 0.388, SLG: 0.568 (1, 10)	0-3 K		0-3 K			2-3 K	3-2 SF7		
Manny Ramirez, R OBP: 0.350, SLG: 0.492 (1, 7)		1-3 K	0-1 G4-3			2-2 G4-3 2B	1-1 G1-3		
Trot Nixon, L OBP: 0.400, SLG: 0.490 (1, 9)		1-2 G4-3		0-2 F9		2-0 G4-3		1-2 BB 18 2B S 1B	
Jason Varitek, S OBP: 0.368, SLG: 0.554 (1, 2)		4-1 1B BB		0-1 F7		1-0 G4-3		3-3 K	
Kevin Millar, R OBP: 0.327, SLG: 0.320 John Olerud, L OBP: 0.389, SLG: 0.471 (1, 3) (9, 3)		1-0 E5 1B		2-2 K			0-0 2B 2B	0-1 F7	
Bill Mueller, S OBP: 0.402, SLG: 0.360 (1, 5)		2-0 BB 1B			2-0 1B		4-1 2B 18 G3 BB	4-0 18 2B IBB	
Mark Bellhorn, S OBP: 0.363, SLG: 0.377 (1, 4)		4-2 BB			1-3 K		0-0 18 G3 34 SF7 2B	4-0 18 2B BB	

Inning Stats	R: 0	H: 0	E: 0	K: 2	S: 10	R: 1	H: 1	E: 1	K: 1	S: 14	R: 0	H: 0	E: 0	K: 2	S: 8	R: 0	H: 0	E: 0	K: 1	S: 9	R: 0	H: 1	E: 0	K: 1	S: 9	R: 0	H: 1	E: 0	K: 1	S: 8	R: 3	H: 2	E: 0	K: 0	S: 12	R: 3	H: 2	E: 0	K: 2	S: 16
	0	0	0	2	10	1	1	1	1	14	0	0	0	2	8	0	1	0	1	9	0	1	0	0	0	0	0	3	2	0	0	0	12	3	2	0	0	16		

PITCHER	IP	WLS	BF	H	R	ER	SO	BB	IBB	HBP	BLK	WP	HR	S	P	ERA	WHIP
45 Kelvim Escobar, R ERA: 2.97 (1, 1)	6.0		24	3	1	0	8	2	0	0	0	0	0	58	95	0.00	0.833
Brendan Donnelly, R ERA: 4.07 (7, 1)	0.1	H	5	2	3	3	0	2	0	0	0	0	0	6	14	81.00	12.000
62 Scot Shields, R ERA: 2.73 (7, 1)	1.1	L	8	2	3	3	1	1	1	0	0	0	0	18	36	20.25	2.250
Joel Peralta, R ERA: (8, 1)	0.1		1	0	0	0	1	0	0	0	0	0	0	4	6	0.00	0.000

BOTTOM

AB	R	H	RBI	BB	SO	LOB
5	0	1	4	0	0	5
4	0	0	0	1	3	2
3	0	0	1	0	3	0
4	0	1	0	0	1	1
4	1	1	0	0	0	1
3	1	0	0	1	1	2
4	1	1	0	0	1	2
0	0	0	0	0	0	0
2	2	2	1	2	0	0
2	2	1	1	2	1	1

AB	31
R	7
H	7
RBI	7
BB	6
SO	10
LOB	14



WP	PA
0	38

Los Angeles Angels @ Boston Red Sox
Fenway Park, Boston, MA
 Fri Jun 03 2005, 7:05 PM EDT
 Att: 35,328 - Cloudy - 72 F

livebaseballscorecards.com

Batter	1	2	3	4	5	6	7	8	9	AB R H RBI BB SO LOB	TOP																
9 Chone Figgins, S OBP: 0.330, SLG: 0.420 (1, 9)	2-2 HR	1-1 L6			1-2 FC3-6 1-2f		0-3 K	0-1 SH1-4	2-1 P4	5 1 1 1 0 1 6																	
Darin Erstad, L OBP: 0.331, SLG: 0.385 (1, 3)	1-1 G6-3		3-2 F8		1-2 F8		0-0 16 HR 1B	0-2 S 1B	1-2 3B 1B	6 2 3 4 0 0 1																	
Steve Finley, L OBP: 0.290, SLG: 0.431 (1, 8)	2-1 F8		2-2 F8		1-1 G3		2-2 16 HR 1B	1-1 F9	0-0 16 1B 3B	6 2 2 2 0 0 2																	
16 Garret Anderson, L OBP: 0.330, SLG: 0.476 (1, 7)	2-1 3B		1-1 1B			2-2 G4-3	2-2 HR	1-2 P6	1-2 1B	6 1 4 4 0 0 1																	
8 Dallas McPherson, L OBP: 0.300, SLG: 0.426 (1, 5)	3-2 HBP		1-0 F8			1-2 1B WP 1B	0-1 L5		F9 K	5 1 1 0 0 1 2																	
Jeff DaVanon, S OBP: 0.310, SLG: 0.265 (1, 10)	1-1 F7			3-2 F8		1-1 WP 1B	1-0 WP 1B		4-2 E S 1B BB	4 1 2 0 1 0 2																	
José Molina, R OBP: 0.344, SLG: 0.400 (1, 2)					1-3 K				4-2 BB 1B BB	3 1 1 0 2 1 1																	
Orlando Cabrera, R OBP: 0.297, SLG: 0.346 (1, 6)					0-0 L8				1-0 BB 1B	5 1 1 1 0 1 4																	
Adam Kennedy, L OBP: 0.340, SLG: 0.359 (1, 4)									4-1 1B 3B BB	3 3 2 0 2 0 1																	
Inning Stats	R: 1 E: 0 K: 0 S: 14	H: 2 LOB: 2 BB: 0 P: 25	R: 0 E: 0 K: 0 S: 6	H: 1 LOB: 1 BB: 0 P: 8	R: 0 E: 0 K: 1 S: 7	H: 0 LOB: 0 BB: 0 P: 11	R: 0 E: 0 K: 1 S: 10	H: 0 LOB: 1 BB: 1 P: 17	R: 1 E: 0 K: 1 S: 16	H: 2 LOB: 1 BB: 0 P: 25	R: 4 E: 0 K: 1 S: 22	H: 5 LOB: 2 BB: 1 P: 33	R: 1 E: 0 K: 0 S: 12	H: 2 LOB: 1 BB: 0 P: 14	R: 6 E: 0 K: 1 S: 24	H: 4 LOB: 1 BB: 3 P: 47	1B: 11 2B: 2 3B: 2 HR: 2	SF: 0 SAC: 1 DP: 0 HBP: 1	WP: 2 PB: 0 SB: 3 CS: 0	PA: 50							
PITCHER											PITCHER																
Bronson Arroyo, R ERA: 3.89 (1, 1)	IP: 6.0	WLS: 26	BF: 6	H: 2	R: 2	ER: 2	SO: 2	BB: 1	IBB: 0	HBP: 1	BLK: 0	WP: 1	HR: 1	S: 63	P: 103	ERA: 3.00	WHIP: 1.167										
Alan Embree, L ERA: 6.75 (7, 1)	IP: 0.1	L: 5	BF: 4	H: 4	R: 4	ER: 4	SO: 1	BB: 0	IBB: 0	HBP: 0	BLK: 0	WP: 0	HR: 1	S: 17	P: 23	108.00	12.000										
50 Mike Timlin, R ERA: 1.67 (7, 1)	IP: 1.0	7	BF: 3	H: 1	R: 1	ER: 0	SO: 0	BB: 1	IBB: 0	HBP: 0	BLK: 0	WP: 1	HR: 0	S: 12	P: 17	9.00	4.000										
Mike Myers, L ERA: 1.54 (8, 1)	IP: 0.2	2	BF: 0	H: 0	R: 0	ER: 0	SO: 0	BB: 0	IBB: 0	HBP: 0	BLK: 0	WP: 0	HR: 0	S: 5	P: 7	0.00	0.000										
Matt Mantei, R ERA: 4.91 (9, 1)	IP: 0.1	5	BF: 1	H: 4	R: 4	ER: 4	SO: 0	BB: 3	IBB: 0	HBP: 0	BLK: 0	WP: 0	HR: 0	S: 11	P: 27	108.00	12.000										
John Halama, L ERA: 5.83 (9, 1)	IP: 0.2	5	BF: 3	H: 3	R: 2	ER: 2	SO: 1	BB: 0	IBB: 0	HBP: 0	BLK: 0	WP: 0	HR: 0	S: 13	P: 20	27.00	4.500										

Los Angeles Angels @ Boston Red Sox
Fenway Park, Boston, MA
 Sat Jun 04 2005, 1:20 PM EDT
 Att. 34,754 - Sunny - 80 F

AB	43
R	13
H	17
RBI	12
BB	5
SO	4
LOB	20



WP	2	PA	50
----	---	----	----

1B	11	SF	0
2B	2	SAC	1
3B	2	DP	0
HR	2	HBP	1

Batter	1	2	3	4	5	6	7	8	9	AB	R	H	RBI	BB	SO	LOB
18 Johnny Damon, L OBP: 0.397, SLG: 0.455 (1, 8)	2-2 L6 1-3 2-H	0-2 2B		2-1 1B		1-2 G4-3		2-1 F7		5	0	2	1	0	0	1
Mark Bellhorn, S OBP: 0.359, SLG: 0.367 (1, 4)	2-3 K	4-2 BB		1-3 K		3-3 K		2-3 K		4	0	0	0	1	4	1
34 David Ortiz, L OBP: 0.380, SLG: 0.555 (1, 10)	2-2 G4-3	1-3 K		2-3 K		3-3 K		1-1 F7		5	0	0	0	0	3	4
Manny Ramirez, R OBP: 0.346, SLG: 0.485 (1, 7)		3-2 L3 2B 1B	2-2 2B 1B	2-0 P5		1-2 P3		0-2 F9		5	1	1	0	0	0	1
Trot Nixon, L OBP: 0.402, SLG: 0.497 (1, 9)		0-0 2B 1B	3-2 1B 2B		1-0 F8		1-1 G3-1			4	1	2	1	0	0	0
Kevin Millar, R OBP: 0.335, SLG: 0.368 (1, 3)		3-0 E 2B	0-3 K		0-0 HR			0-0 HR		4	3	3	3	0	1	1
Bill Mueller, S OBP: 0.404, SLG: 0.364 (1, 5)		0-1 E4 18 2B 1B	0-1 1B	2-3 1B		1-0 F8		1-0 G6-3		4	1	2	0	0	0	0
Ramón Vázquez, L OBP: 0.250, SLG: 0.259 (1, 6)		2-1 18 2B 1B	1-3 K		2-3 K			1-3 K		4	0	1	0	0	3	2
Kelly Shoppach, R Jason Varitek, S OBP: 0.371, SLG: 0.554 (8, PH) (9, 2)		0-3 K	1-3 K			2-3 K		4-1 BB		3	0	0	0	0	3	4
										0	0	0	0	1	0	0

Inning Stats	R: 0	H: 0	E: 0	K: 1	S: 9	LOB: 0	BB: 0	P: 15	R: 3	H: 5	E: 1	K: 2	S: 20	LOB: 3	BB: 1	P: 33	R: 1	H: 3	E: 0	K: 3	S: 17	LOB: 2	BB: 0	P: 24	R: 0	H: 1	E: 0	K: 2	S: 12	LOB: 1	BB: 0	P: 19	R: 1	H: 1	E: 0	K: 1	S: 8	LOB: 0	BB: 0	P: 12	R: 0	H: 0	E: 0	K: 2	S: 10	LOB: 0	BB: 0	P: 16	R: 0	H: 0	E: 0	K: 1	S: 9	LOB: 0	BB: 0	P: 14	R: 1	H: 1	E: 0	K: 1	S: 8	LOB: 1	BB: 1	P: 16	R: 0	H: 0	E: 0	K: 1	S: 8	LOB: 0	BB: 0	P: 11	1B: 6	SF: 0	2B: 3	SAC: 0	3B: 0	DP: 0	HR: 2	HBP: 0	WP: 0	PA: 40	PB: 0	SB: 0	CS: 0
--------------	------	------	------	------	------	--------	-------	-------	------	------	------	------	-------	--------	-------	-------	------	------	------	------	-------	--------	-------	-------	------	------	------	------	-------	--------	-------	-------	------	------	------	------	------	--------	-------	-------	------	------	------	------	-------	--------	-------	-------	------	------	------	------	------	--------	-------	-------	------	------	------	------	------	--------	-------	-------	------	------	------	------	------	--------	-------	-------	-------	-------	-------	--------	-------	-------	-------	--------	-------	--------	-------	-------	-------

PITCHER	IP	WLS	BF	H	R	ER	SO	BB	IBB	HBP	BLK	WP	HR	S	P	ERA	WHIP
40 Bartolo Colon, R ERA: 3.1 (1, 1)	6.0	W	29	10	5	5	11	1	0	0	0	0	0	76	119	7.50	1.833
Brendan Donnelly, R ERA: 3.91 (7, 1)	1.0	H	3	0	0	0	1	0	0	0	0	0	0	9	14	0.00	0.000
62 Scot Shields, R ERA: 2.91 (8, 1)	1.0	H	5	1	1	1	1	1	0	0	0	0	0	8	16	9.00	2.000
Joel Peralta, R ERA: (9, 1)	1.0		3	0	0	0	1	0	0	0	0	0	0	8	11	0.00	0.000

Los Angeles Angels @ Boston Red Sox
Fenway Park, Boston, MA
 Sat Jun 04 2005, 1:20 PM EDT
 Att. 34,754 - Sunny - 80 F

livebaseballscorecards.com

AB	38
R	6
H	11
RBI	5
BB	2
SO	14
LOB	14



Batter	1	2	3	4	5	6	7	8	9	AB R H RBI BB SO LOB	TOP
9 Chone Figgins, S OBP: 0.328, SLG: 0.414 (1, 9) (8, 5)	0-0 F9		3-1 1B 1B		2-2 G3		0-0 B2		0-1 F8	5 0 1 0 0 0 3	
Darin Erstad, L OBP: 0.332, SLG: 0.386 (1, 3) (1, 3)	0-1 F9		1-2 1B 1B		3-2 G4-3		2-1 1B		1-0 G3	5 0 2 2 0 0 1	
Steve Finley, L OBP: 0.289, SLG: 0.424 (1, 8) (1, 8)	3-2 L3		1-3 K		4-0 BB		2-1 P6			3 0 0 0 1 1 4	
16 Garret Anderson, L OBP: 0.329, SLG: 0.471 (1, 7) (1, 7)		1-0 8 G4-6-3 1B		0-0 L8		1-1 G3		0-1 F8		4 0 1 0 0 0 3	
8 Dallas McPherson, L OBP: 0.301, SLG: 0.432 (1, 5) (8, PH) (8, 9)		1-2 G4-6-3 1-2f		0-0 2B		0-1 G3		1-2 G6-3		3 0 1 0 0 0 1 1 0 0 0 0 0 0	
Jeff DaVanon, S OBP: 0.308, SLG: 0.257 (1, 10) (1, 10)		3-2 G6-3		4-2 G5-4-3 BB		3-3 K		1-3 K		3 0 0 0 1 2 0	
Bengie Molina, R OBP: 0.361, SLG: 0.500 (1, 2) (1, 2)			4-1 1B 9 1B BB		1-0 G5-4-3 1-2f		3-1 HR		1-2 2B	3 1 2 1 1 0 2	
Orlando Cabrera, R OBP: 0.296, SLG: 0.344 (1, 6) (1, 6)			0-1 P3			0-1 G3 9 1B G4-3 1B		1-0 F9		4 1 1 0 0 0 2	
Adam Kennedy, L OBP: 0.347, SLG: 0.375 (1, 4) (1, 4)			1-1 F8		2-0 G4-3 9 G3 1B		2-2 1B 2B		1-1 G1-3	4 1 2 0 0 0 1	
Inning Stats	R: 0 E: 0 K: 0 S: 6 H: 0 LOB: 0 BB: 0 P: 9	R: 0 E: 0 K: 0 S: 8 H: 1 LOB: 0 BB: 0 P: 13	R: 0 E: 0 K: 1 S: 13 H: 2 LOB: 3 BB: 1 P: 23	R: 0 E: 0 K: 0 S: 5 H: 1 LOB: 1 BB: 1 P: 10	R: 1 E: 0 K: 0 S: 12 H: 2 LOB: 2 BB: 1 P: 24	R: 1 E: 0 K: 1 S: 10 H: 1 LOB: 0 BB: 0 P: 17	R: 1 E: 0 K: 0 S: 14 H: 2 LOB: 1 BB: 0 P: 20	R: 0 E: 0 K: 1 S: 14 H: 1 LOB: 1 BB: 0 P: 18	R: 0 E: 0 K: 0 S: 5 H: 0 LOB: 0 BB: 0 P: 7	1B: 6 2B: 3 3B: 0 HR: 1 SF: 0 SAC: 0 DP: 2 HBP: 0	WP: 0 PB: 0 SB: 0 CS: 0 PA: 38
PITCHER Wade Miller, R ERA: 4.73 Mike Myers, L ERA: 1.46 50 Mike Timlin, R ERA: 1.61 Keith Foulke, R ERA: 6.0	IP 6.1 WLS W BF 2 H 4 R 1 ER 0 SO 2 BB 0 IBB 0 HBP 0 BLK 0	H 9 R 3 ER 3 SO 2 BB 3 IBB 0 HBP 0 BLK 0	H 0 R 0 ER 0 SO 0 BB 0 IBB 0 HBP 0 BLK 0	H 0 R 0 ER 0 SO 1 BB 0 IBB 0 HBP 0 BLK 0	H 4 R 6 ER 0.00 SO 6 BB 0 IBB 0 HBP 0 BLK 0	H 14 R 18 ER 0.00 SO 18 BB 0 IBB 0 HBP 0 BLK 0	H 7 R 7 ER 0.00 SO 7 BB 0 IBB 0 HBP 0 BLK 0	H 18 R 18 ER 0.00 SO 18 BB 0 IBB 0 HBP 0 BLK 0	H 7 R 7 ER 0.00 SO 7 BB 0 IBB 0 HBP 0 BLK 0	ERA 4.73 1.46 1.61 6.0 WHIP 1.895 0.000 1.000 0.000	ERA 4.73 1.46 1.61 6.0 WHIP 1.895 0.000 1.000 0.000

Los Angeles Angels @ Boston Red Sox
Fenway Park, Boston, MA
Sun Jun 05 2005, 2:05 PM EDT
Att. 35,008 - Sunny - 84 F

livebaseballscorecards.com

AB	35
R	3
H	10
RBI	3
BB	3
SO	3
LOB	17




Batter	1	2	3	4	5	6	7	8	9	AB	R	H	RBI	BB	SO	LOB	BOTTOM	
Mark Bellhorn, S OBP: 0.352, SLG: 0.361 (1, 4)	1-3		1-3			0-0		3-2		3	0	0	1	0	2	0	Los Angeles Angels @ Boston Red Sox Fenway Park, Boston, MA Sun Jun 05 2005, 2:05 PM EDT Att: 35,008 - Sunny - 84 F	
Edgar Renteria, R OBP: 0.323, SLG: 0.392 (1, 6)	1-1			0-1	2-3		1-3		4	0	1	0	0	2	2			
34 David Ortiz, L OBP: 0.382, SLG: 0.556 (1, 10)	2-2			4-1	3-3		1-0		3	1	1	2	1	1	1			
Manny Ramirez, R OBP: 0.345, SLG: 0.480 (1, 7)		0-1		2-1		1-3	2-3		4	1	1	0	0	2	1			
Kevin Millar, R OBP: 0.340, SLG: 0.378 (1, 9)		2-1		1-0		1-1		4-1	3	1	2	1	0	0	0			
Trot Nixon, L OBP: 0.405, SLG: 0.497 (6, PR) (7, 9)				1-3		3-2		4-1	0	0	0	0	1	0	0			
Jason Varitek, S OBP: 0.374, SLG: 0.547 (1, 2)		4-2		4-2		0-0		2-3	2	0	0	0	2	1	2			
Bill Mueller, S OBP: 0.406, SLG: 0.363 (1, 5)		0-1		1-0		1-2	2-2	0-0	3	1	1	1	0	0	2			
John Olerud, L OBP: 0.381, SLG: 0.474 (1, 3)			2-2	0-1		1-2	1-2		2	1	1	1	0	0	0			
Jay Payton, R OBP: 0.296, SLG: 0.371 (1, 8)			2-1	2-2		1-2	3-2		3	1	1	0	0	0	2			
Inning Stats	R: 0 E: 0 K: 1 S: 9	H: 1 LOB: 0 BB: 0 P: 13	R: 0 E: 0 K: 0 S: 9	H: 0 LOB: 1 BB: 1 P: 15	R: 0 E: 0 K: 1 S: 9	H: 0 LOB: 0 BB: 0 P: 14	R: 3 E: 0 K: 0 S: 15	H: 3 LOB: 2 BB: 2 P: 29	R: 0 E: 0 K: 1 S: 8	H: 1 LOB: 1 BB: 0 P: 8	R: 3 E: 0 K: 2 S: 22	H: 3 LOB: 1 BB: 0 P: 36	R: 0 E: 0 K: 1 S: 5	H: 0 LOB: 0 BB: 1 P: 11	1B: 6 2B: 2 3B: 0 HR: 0	SF: 2 SAC: 0 DP: 3 HBP: 1	WP: 0 PB: 0 SB: 0 CS: 0	PA: 34

PITCHER		IP	WLS	BF	H	R	ER	SO	BB	IBB	HBP	BLK	WP	HR	S	P	ERA	WHIP
Jarrod Washburn, L ERA: 3.86 (1, 1)		6.0		24	5	3	3	5	3	0	0	0	0	0	56	92	4.50	1.333
Jake Woods, L ERA: 3.12 (7, 1)		0.0	L	2	1	2	2	0	0	0	1	0	0	0	5	9	∞	∞
Joel Peralta, R ERA: 1.35 (7, 1)		1.0		5	2	1	1	2	0	0	0	0	0	0	17	27	9.00	2.000
Esteban Yan, R ERA: 5.16 (8, 1)		1.0		3	0	0	0	1	1	0	0	0	0	0	5	11	0.00	1.000

AB	27
R	6
H	8
RBI	6
BB	4
SO	8
LOB	10



Batter	1	2	3	4	5	6	7	8	9	AB R H RBI BB SO LOB	TOP									
9 Chone Figgins, S (1, 9) OBP: 0.328, SLG: 0.409 Francisco Rodriguez, R (9, 1)	0-2 G5-3			0-1 G6-3		0-2 L1		1-0 1B 16 2B	3-1 L6	5 1 1 0 0 0 2 0 0 0 0 0 0 0										
Darin Erstad, L (1, 3) OBP: 0.331, SLG: 0.383	0-3 K			0-1 G4-3		1-1 G6-3		1-1 1B 16 2B		4 1 1 0 0 1 0										
Steve Finley, L (1, 8) OBP: 0.288, SLG: 0.426	0-1 F7			0-3 K		1-0 16 BLK 16 1B		0-1 P6		4 1 1 0 0 1 2										
16 Garret Anderson, L (1, 7) OBP: 0.332, SLG: 0.477		1-0 F7			0-1 G3-1	1-1 1B		0-0 1B 8 1B		4 1 2 3 0 0 0										
8 Dallas McPherson, L (1, 5) OBP: 0.299, SLG: 0.426		0-0 G4-3			0-0 G4-3	2-1 G1-3		3-2 1B G4-6-3		4 0 1 1 0 0 1										
Bengie Molina, R (1, 2) OBP: 0.366, SLG: 0.500		2-3 K			1-2 1B 1B 1B		0-0 CS 1B	1-0 G4-6-3		4 0 2 0 0 1 1										
Adam Kennedy, L (1, 4) OBP: 0.352, SLG: 0.380			1-2 F7		1-2 1B		2-3 K		2-2 1B 9 L6 1B	4 0 2 0 0 1 1	AB 37 R 4 H 13 RBI 4 BB 0 SO 5 LOB 12									
Orlando Cabrera, R (1, 6) OBP: 0.300, SLG: 0.347			0-2 G1-3		1-2 1B		0-1 FC4-6 1B		0-1 F7	4 0 2 0 0 0 1										
41 John Lackey, R (1, 1) Casey Kotchman, L (7, PH) Brendan Donnelly, R (7, 1) 62 Scot Shields, R (8, 1) Jeff DaVanon, S (9, PH) OBP: 0.314, SLG: 0.264			1-3 K		0-2 G5-3		2-2 FC4-6		2-1 1B	2 0 0 0 0 0 1 3 1 0 0 0 0 0 0 1 0 0 0 0 0 0 0 0 0 0 0 0 0 0 0 0 1 0 1 0 0 0 0 0										
Inning Stats	R: 0 E: 0 K: 1 S: 8	H: 0 LOB: 0 BB: 0 P: 8	R: 0 E: 0 K: 1 S: 6	H: 0 LOB: 0 BB: 0 P: 9	R: 0 E: 0 K: 1 S: 11	H: 0 LOB: 0 BB: 0 P: 13	R: 0 E: 0 K: 1 S: 7	H: 3 LOB: 3 BB: 0 P: 7	R: 1 E: 0 K: 0 S: 10	H: 2 LOB: 1 BB: 0 P: 15	R: 0 E: 0 K: 1 S: 12	H: 2 LOB: 1 BB: 0 P: 15	R: 3 E: 0 K: 0 S: 11	H: 4 LOB: 0 BB: 0 P: 17	R: 0 E: 0 K: 0 S: 9	H: 2 LOB: 1 BB: 0 P: 16	1B: 11 2B: 3 3B: 0 HR: 0	SF: 0 SAC: 0 DP: 2 HBP: 0	WP: 0 PB: 0 SB: 0 CS: 1	PA: 37
PITCHER	IP WLS BF H R ER SO BB IBB HBP BLK WP HR S P ERA WHIP																			
29 John Smoltz, R (1, 1) ERA: 3.24	8.1 L 36 13 4 4 5 0 0 0 0 0 0 0 88 114 4.32 1.560																			
John Foster, L (9, 1) ERA:	0.2 1 0 0 0 0 0 0 0 0 0 0 0 2 5 0.00 0.000																			

Los Angeles Angels @ Atlanta Braves
Turner Field, Atlanta, GA
Mon Jun 06 2005, 7:35 PM EDT
Att. 23,104 - Drizzle - 70 F

livebaseballscorecards.com

Batter	1	2	3	4	5	6	7	8	9	AB	R	H	RBI	BB	SO	LOB
Rafael Furcal, S OBP: 0.278, SLG: 0.324 (1, 6)	1-2 G4-6-3 1B		2-2 S 1B		0-0 F7		2-2 G4-3		0-3 K	5	0	2	0	0	1	2
Marcus Giles, R OBP: 0.340, SLG: 0.420 (1, 4)	0-3 K		4-2 SAFE 1-2 BB		0-0 F9			1-3 K G5-3		3	0	0	0	1	2	1
Kelly Johnson, L OBP: 0.185, SLG: 0.043 (1, 7)	1-0 G4-6-3 1-2f		2-2 G3-1			0-1 F9		0-0 G5-3 1-2		4	0	0	0	0	0	4
Johnny Estrada, S OBP: 0.328, SLG: 0.406 (1, 2)		1-1 F7		0-1 HR 1B		1-0 1B 1B		3-2 K		3	1	2	0	0	0	0
8 Brayan Peña, S OBP: 0.231, SLG: 0.231 (8, 2)										1	0	0	0	0	1	1
Adam LaRoche, L OBP: 0.313, SLG: 0.446 (1, 3)		1-1 G4-3		1-1 HR 1-H		0-1 F7		0-1 G3		4	1	1	2	0	0	2
Andrew Jones, R OBP: 0.313, SLG: 0.486 (1, 8)		1-2 HBP		3-3 K		0-0 1-2 1B			3-2 G4-3	3	0	1	0	0	1	0
Ryan Langerhans, L OBP: 0.287, SLG: 0.480 (1, 9)		1-3 K		3-2 G3		3-3 K			0-2 G3-1	4	0	0	0	0	2	3
Wilson Betemit, S OBP: 0.457, SLG: 0.621 (1, 5)			0-1 29 G4-3 2B		0-3 K		0-0 G3		2-1 2B	4	0	2	0	0	1	0
29 John Smoltz, R OBP: 0.120, SLG: 0.083 (1, 1)			1-2 G4-3		1-3 K		2-2 F9		4-2 BB	3	0	0	0	0	1	1
John Foster, L (9, 1)										0	0	0	0	0	0	0
Julio Franco, R OBP: 0.290, SLG: 0.330 (9, PH)										0	0	0	0	1	0	0
4 Pete Orr, L OBP: 0.319, SLG: 0.420 (9, PR)										0	0	0	0	0	0	0

Inning Stats	R: 0	H: 1	E: 0	K: 1	S: 10	R: 0	H: 0	E: 0	K: 1	S: 9	R: 0	H: 2	E: 0	K: 0	S: 17	R: 2	H: 2	E: 0	K: 2	S: 16	R: 0	H: 0	E: 0	K: 1	S: 5	R: 0	H: 2	E: 0	K: 1	S: 9	R: 0	H: 0	E: 0	K: 2	S: 8	R: 0	H: 0	E: 0	K: 2	S: 10	R: 0	H: 1	E: 0	K: 1	S: 15	1B: 5	2B: 2	3B: 0	HR: 1	SF: 0	SAC: 0	DP: 1	HBP: 1	WP: 0	PA: 37
--------------	------	------	------	------	-------	------	------	------	------	------	------	------	------	------	-------	------	------	------	------	-------	------	------	------	------	------	------	------	------	------	------	------	------	------	------	------	------	------	------	------	-------	------	------	------	------	-------	-------	-------	-------	-------	-------	--------	-------	--------	-------	--------

PITCHER	IP	WLS	BF	H	R	ER	SO	BB	IBB	HBP	BLK	WP	HR	S	P	ERA	WHIP
41 John Lackey, R ERA: 3.93 (1, 1)	6.0		25	7	2	2	6	1	0	0	0	0	1	66	92	3.00	1.333
Brendan Donnelly, R ERA: 3.76 (7, 1)	1.0	W	3	0	0	0	0	0	0	0	0	0	0	8	12	0.00	0.000
62 Scot Shields, R ERA: 2.83 (8, 1)	1.0	H	4	0	0	0	2	0	0	0	0	0	0	10	14	0.00	0.000
Francisco Rodríguez, R ERA: 2.5 (9, 1)	1.0	S	5	1	0	0	1	1	0	0	0	0	0	15	24	0.00	2.000

BOTTOM

Los Angeles Angels @ Atlanta Braves
Turner Field, Atlanta, GA
Mon Jun 06 2005, 7:35 PM EDT
Att: 23,104 - Drizzle - 70 F

livebaseballscorecards.com

AB	34
R	2
H	8
RBI	2
BB	2
SO	9
LOB	14



Batter	1	2	3	4	5	6	7	8	9	AB R H RBI BB SO LOB	TOP											
9 Chone Figgins, S OBP: 0.324, SLG: 0.411 (1, 5)	0-0 P6		2-1 FC5-4			1-1 B5-3		3-2 2B		4 0 1 1 0 0 1												
Darin Erstad, L OBP: 0.329, SLG: 0.381 (1, 3)	3-2 P3		0-1 L3			1-1 1B		2-2 F7		4 0 1 0 0 0 2												
Steve Finley, L OBP: 0.292, SLG: 0.421 (1, 8)	4-2 BB			4-2 BB		2-1 P5		0-1 F8		2 0 0 0 2 0 2												
16 Garret Anderson, L OBP: 0.326, SLG: 0.468 (1, 7)	1-3 K			0-0 L6		1-1 G4-3			2-1 G4-3	4 0 0 0 0 1 3												
Bengie Molina, R OBP: 0.362, SLG: 0.521 (1, 2)		0-1 HR		0-1 F9			2-0 G6-3		0-1 G6-3	4 1 1 1 0 0 1												
20 Juan Rivera, R OBP: 0.248, SLG: 0.340 (1, 9)		1-0 G4-3		3-1 G4-3			0-0 F9		0-1 G6-3	3 0 0 0 0 0 1												
Jeff DaVanon, S OBP: 0.311, SLG: 0.262 (9, PH)										1 0 0 0 0 0 0												
Orlando Cabrera, R OBP: 0.296, SLG: 0.343 (1, 6)		1-1 B1-3			1-2 F8		2-1 G6-3			3 0 0 0 0 0 0												
Adam Kennedy, L OBP: 0.343, SLG: 0.369 (1, 4)		3-3 K			0-3 K				0-0 P3	3 0 0 0 0 2 0												
Paul Byrd, R OBP: 0.250, SLG: 0.250 (1, 1)			3-2 FC5-4		1-1 F8			1-1 E8		2 0 1 0 0 0 0												
39 Robb Quinlan, R OBP: 0.220, SLG: 0.321 (8, PH)										1 1 1 0 0 0 0												
Joel Peralta, R (8, 1)										0 0 0 0 0 0 0												
Inning Stats	R: 0 E: 0 K: 1 S: 10	H: 0 LOB: 1 BB: 1 P: 18	R: 1 E: 0 K: 1 S: 8	H: 1 LOB: 0 BB: 0 P: 13	R: 0 E: 0 K: 0 S: 9	H: 1 LOB: 0 BB: 0 P: 14	R: 0 E: 0 K: 0 S: 7	H: 0 LOB: 1 BB: 1 P: 14	R: 0 E: 0 K: 1 S: 8	H: 0 LOB: 0 BB: 0 P: 10	R: 0 E: 0 K: 0 S: 8	H: 1 LOB: 1 BB: 0 P: 13	R: 0 E: 0 K: 0 S: 4	H: 0 LOB: 0 BB: 0 P: 8	R: 1 E: 1 K: 0 S: 13	H: 2 LOB: 1 BB: 0 P: 19	R: 0 E: 0 K: 0 S: 6	H: 0 LOB: 0 BB: 0 P: 8	1B: 2 2B: 3 3B: 0 HR: 1	SF: 0 SAC: 0 DP: 1 HBP: 0	WP: 0 PB: 0 SB: 0 CS: 0	PA: 33
PITCHER	IP WLS BF H R ER SO BB IBB HBP BLK WP HR S P ERA WHIP																					
Horacio Ramirez, L ERA: 5.05 (1, 1)	8.0 W 30 5 2 2 3 2 0 0 0 0 0 1 67 109 2.25 0.875																					
Chris Reitsma, R ERA: 3.54 (9, 1)	1.0 S 3 0 0 0 0 0 0 0 0 0 0 0 6 8 0.00 0.000																					

Los Angeles Angels @ Atlanta Braves
Turner Field, Atlanta, GA
Tue Jun 07 2005, 7:35 PM EDT
Att. 25,276 - Overcast - 74 F

livebaseballscorecards.com

AB	31
R	2
H	5
RBI	2
BB	2
SO	3
LOB	10



Batter	1	2	3	4	5	6	7	8	9	AB	R	H	RBI	BB	SO	LOB
Rafael Furcal, S OBP: 0.279, SLG: 0.338 (1, 6)	1-2 F8	3-2 L4			0-0 SH5-3		0-2 HR			3	1	1	1	0	0	2
Wilson Betemit, S OBP: 0.446, SLG: 0.613 Chris Reitsma, R (1, 4) (9, 1)	2-2 P3 1B 2B		0-3 K		3-2 F8		1-0 G1-3			4	1	1	0	0	1	1
Brian Jordan, R OBP: 0.275, SLG: 0.296 (1, 9)	2-1 P3		2-2 G5-3		0-3 K		0-0 E5			4	0	0	0	0	1	2
Adam LaRoche, L OBP: 0.317, SLG: 0.447 (1, 3)	0-1 1B		0-2 G3-1		1-2 1B 1B		2-2 SAFE G5-3			4	0	2	1	0	0	1
Andruw Jones, R OBP: 0.312, SLG: 0.479 (1, 8)	3-H 0-2 P5		0-2 1B SF8-5 HBP		0-0 F8		1-1 F7			3	1	0	0	0	0	2
Ryan Langerhans, L OBP: 0.304, SLG: 0.490 (1, 7)		1-1 1B 1B		1-0 SF8-5 1-3 1B		2-0 1-2 1B		0-3 K		4	0	3	0	0	1	0
Andy Marte, R (1, 5)		2-2 K		1-0 SF8-5		0-0 F7		1-2 P6		3	0	0	1	0	1	3
8 Bryan Peña, S OBP: 0.188, SLG: 0.188 (1, 2)		1-0 F7		3-2 F7		2-3 K				3	0	0	0	0	1	3
Horacio Ramirez, L OBP: 0.333, SLG: 0.391 Marcus Giles, R OBP: 0.340, SLG: 0.420 (1, 1) (9, 4)		0-0 1-2 1B		0-2 SH5-3 1B			0-0 F7			3	0	2	0	0	0	0
										0	0	0	0	0	0	0


Inning Stats	R: 1	H: 2	E: 0	K: 0	S: 14	R: 0	H: 2	E: 0	K: 1	S: 10	R: 0	H: 0	E: 0	K: 1	S: 9	R: 1	H: 1	E: 0	K: 0	S: 8	R: 0	H: 1	E: 0	K: 1	S: 12	R: 0	H: 2	E: 0	K: 1	S: 9	R: 1	H: 1	E: 1	K: 0	S: 13	R: 0	H: 0	E: 0	K: 1	S: 8				
	LOB: 1	BB: 0	P: 19	LOB: 2	BB: 0	P: 17	LOB: 0	BB: 0	P: 11	LOB: 0	BB: 0	P: 14	LOB: 1	BB: 0	P: 15	LOB: 2	BB: 0	P: 14	LOB: 1	BB: 0	P: 16	LOB: 0	BB: 0	P: 10	LOB: 0	BB: 0	P: 10	LOB: 0	BB: 0	P: 10	LOB: 0	BB: 0	P: 10	LOB: 0	BB: 0	P: 10	LOB: 0	BB: 0	P: 10					
	1B: 7	2B: 2	3B: 0	HR: 1	SF: 1	SAC: 1	DP: 1	HBP: 1	WP: 0	HR: 1	S: 4	P: 10	ERA: 3.86	WHIP: 1.286	WP: 0	HR: 1	S: 8	P: 15	ERA: 0.00	WHIP: 0.000	WP: 0	HR: 1	S: 10	P: 14	ERA: 3.86	WHIP: 1.286	WP: 0	HR: 1	S: 9	P: 14	ERA: 0.00	WHIP: 0.000	WP: 0	HR: 1	S: 13	P: 16	ERA: 0.00	WHIP: 0.000	WP: 0	HR: 1	S: 8	P: 10	ERA: 0.00	WHIP: 0.000

Los Angeles Angels @ Atlanta Braves
Turner Field, Atlanta, GA

Tue Jun 07 2005, 7:35 PM EDT
Att. 25,276 - Overcast - 74 F

AB	31
R	3
H	9
RBI	3
BB	0
SO	5
LOB	14

livebaseballscorecards.com



WP : 0	PA : 34
PB : 0	
SB : 0	
CS : 0	

Batter	1	2	3	4	5	6	7	8	9	AB R H RBI BB SO LOB	TOP
--------	---	---	---	---	---	---	---	---	---	----------------------	-----

9 Chone Figgins, S <small>(1, 6) OBP: 0.332, SLG: 0.415</small> <small>(7, 9)</small>										5 0 3 2 1 1 0	
Darin Erstad, L <small>(1, 3) OBP: 0.337, SLG: 0.380</small>										3 2 1 0 3 1 2	
Steve Finley, L <small>(1, 8) OBP: 0.293, SLG: 0.416</small>										5 1 1 0 1 1 7	
16 Garret Anderson, L <small>(1, 7) OBP: 0.328, SLG: 0.466</small>										5 1 2 1 0 0 1	
8 Dallas McPherson, L <small>(1, 5) OBP: 0.309, SLG: 0.454</small>										5 2 3 2 0 1 3	
Bengie Molina, R <small>(1, 2) OBP: 0.345, SLG: 0.500</small>										4 0 0 1 0 0 5	
Jeff DaVanon, S <small>(1, 9) OBP: 0.315, SLG: 0.259</small> 20 Juan Rivera, R <small>(4, 9) OBP: 0.252, SLG: 0.354</small> Orlando Cabrera, R <small>(7, 6) OBP: 0.295, SLG: 0.341</small>										1 1 0 0 0 0 1	
Adam Kennedy, L <small>(1, 4) OBP: 0.363, SLG: 0.371</small>										2 1 1 1 3 0 0	
45 Kelvim Escobar, R <small>(1, 1)</small> Jake Woods, L <small>(5, 1)</small> 39 Robb Quinlan, R <small>(6, PH) OBP: 0.271, SLG: 0.316</small> Brendan Donnelly, R <small>(6, 1)</small> 62 Scot Shields, R <small>(8, 1)</small> Casey Kotchman, L <small>(9, PH)</small> Francisco Rodríguez, R <small>(9, 1)</small>										1 0 0 0 0 0 1	

Inning Stats	R: 0 E: 0 K: 1 S: 8	H: 1 LOB: 1 BB: 0 P: 12	R: 3 E: 0 K: 0 S: 16	H: 3 LOB: 2 BB: 1 P: 27	R: 0 E: 0 K: 0 S: 12	H: 1 LOB: 1 BB: 0 P: 15	R: 0 E: 0 K: 0 S: 6	H: 0 LOB: 1 BB: 2 P: 14	R: 1 E: 1 K: 0 S: 11	H: 1 LOB: 1 BB: 0 P: 17	R: 0 E: 0 K: 1 S: 8	H: 0 LOB: 0 BB: 0 P: 12	R: 3 E: 0 K: 1 S: 16	H: 3 LOB: 2 BB: 2 P: 34	R: 1 E: 0 K: 1 S: 17	H: 2 LOB: 2 BB: 1 P: 26	R: 0 E: 0 K: 0 S: 10	H: 1 LOB: 3 BB: 3 P: 24	1B: 9 2B: 2 3B: 1 HR: 0	SF: 1 SAC: 1 DP: 0 HBP: 1	WP: 0 PB: 0 SB: 5 CS: 1	PA: 48
--------------	------------------------------	----------------------------------	-------------------------------	----------------------------------	-------------------------------	----------------------------------	------------------------------	----------------------------------	-------------------------------	----------------------------------	------------------------------	----------------------------------	-------------------------------	----------------------------------	-------------------------------	----------------------------------	-------------------------------	----------------------------------	----------------------------------	------------------------------------	----------------------------------	--------

PITCHER	IP	WLS	BF	H	R	ER	SO	BB	IBB	HBP	BLK	WP	HR	S	P	ERA	WHIP
15 Tim Hudson, R <small>(1, 1) ERA: 3.36</small> Adam Bernero, R <small>(5, 1) ERA: 4.09</small> John Foster, L <small>(7, 1) ERA: 2.45</small> Kevin Gryboski, R <small>(7, 1) ERA: 2.7</small> Dan Kolb, R <small>(8, 1) ERA: 7.36</small>	4.0		22	6	4	4	1	3	0	1	0	0	0	47	76	9.00	2.250
Jorge Sosa, R <small>(9, 1) ERA: 2.63</small>	1.0		6	1	0	0	0	3	0	0	0	0	0	10	24	0.00	4.000

Los Angeles Angels @ Atlanta Braves
 Turner Field, Atlanta, GA
 Wed Jun 08 2005, 7:05 PM EDT
 Att: 27,747 - Partly Cloudy - 81 F

livebaseballscorecards.com

AB	36
R	8
H	12
RBI	7
BB	9
SO	4
LOB	23



Batter	1	2	3	4	5	6	7	8	9	AB	R	H	RBI	BB	SO	LOB
Rafael Furcal, S OBP: 0.278, SLG: 0.345 (1, 6)	0-1 B1			1-0 WP 3B	2-2 G3		3-3 K			4	1	1	0	0	1	0
Marcus Giles, R OBP: 0.343, SLG: 0.423 (1, 4)	1-0 F9			2-1 S WP E HBP	1-0 2B			2-3 K		3	1	1	0	0	1	0
Kelly Johnson, L OBP: 0.161, SLG: 0.037 (1, 7)	2-2 G4-3			1-2 P4	3-1 F8			2-3 K		4	0	0	0	0	1	3
Adam LaRoche, L OBP: 0.316, SLG: 0.448 (1, 3)		2-0 G4-3		3-1 WP 2B	1-0 F8			1-0 F9		4	1	1	0	0	0	1
Andruw Jones, R OBP: 0.311, SLG: 0.472 (1, 8)		0-0 G6-3		4-1 WP 2B		0-2 F8		1-2 F9		3	1	0	0	1	0	0
Ryan Langerhans, L OBP: 0.310, SLG: 0.495 (1, 9)		0-3 K		3-2 1-H 2-H 2B		0-0 G6-3		4-0 BB		3	0	1	2	1	1	0
Andy Marte, R (1, 5)			2-3 K	0-2 F8		0-0 F9		1-0 F7		4	0	0	0	0	1	2
8 Brayan Peña, S OBP: 0.200, SLG: 0.158 (1, 2)			1-2 G4-3	4-0 IBB			2-2 L6		0-0 F7	3	0	0	0	1	0	1
15 Tim Hudson, R OBP: 0.179, SLG: 0.115 (5, 1) Adam Bertero, R OBP: 1.000, SLG: 1.000 (7, 1) John Foster, L (7, 1) Kevin Gryboski, R (7, 1) Wilson Betemit, S OBP: 0.440, SLG: 0.603 (7, PH) Dan Kolb, R (8, 1) Jorge Sosa, R (9, 1)			3-2 G5-3	3-3 K			1-2 K			2	0	0	0	0	1	2

Inning Stats	R: 0	H: 0	E: 0	K: 6	S: 6	R: 0	H: 0	E: 0	K: 5	S: 5	R: 0	H: 0	E: 0	K: 1	S: 9	R: 4	H: 3	E: 0	K: 1	S: 19	R: 0	H: 1	E: 0	K: 7	S: 7	R: 0	H: 0	E: 0	K: 5	S: 5	R: 0	H: 0	E: 0	K: 8	S: 10	R: 0	H: 0	E: 0	K: 2	S: 8	R: 0	H: 0	E: 0	K: 5	S: 5	R: 0	H: 0	E: 0	K: 2	S: 8	R: 0	H: 0	E: 0	K: 5	S: 5	1B: 0	2B: 3	3B: 1	SF: 0	SAC: 0	DP: 0	HBP: 1	WP: 2	PA: 35
--------------	------	------	------	------	------	------	------	------	------	------	------	------	------	------	------	------	------	------	------	-------	------	------	------	------	------	------	------	------	------	------	------	------	------	------	-------	------	------	------	------	------	------	------	------	------	------	------	------	------	------	------	------	------	------	------	------	-------	-------	-------	-------	--------	-------	--------	-------	--------

PITCHER	IP	WLS	BF	H	R	ER	SO	BB	IBB	HBP	BLK	WP	HR	S	P	ERA	WHIP
45 Kelvin Escobar, R ERA: 3.54 (1, 1)	4.1		20	4	4	4	3	1	1	1	0	2	0	43	78	8.31	1.154
Jake Woods, L ERA: 3.0 (5, 1)	0.2		2	0	0	0	0	0	0	0	0	0	0	3	7	0.00	0.000
Brendan Donnelly, R ERA: 3.49 (6, 1)	2.0	W	6	0	0	0	2	0	0	0	0	0	0	15	21	0.00	0.000
62 Scot Shields, R ERA: 2.75 (8, 1)	1.0		3	0	0	0	2	0	0	0	0	0	0	8	13	0.00	0.000
Francisco Rodriguez, R ERA: 2.37 (9, 1)	1.0		4	0	0	0	0	1	0	0	0	0	0	5	11	0.00	1.000

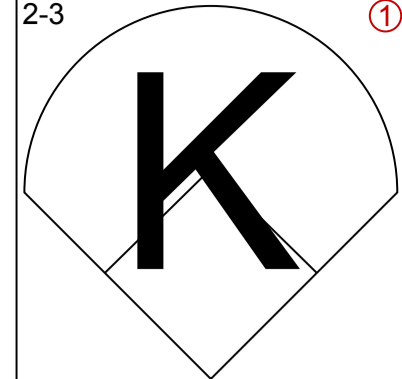
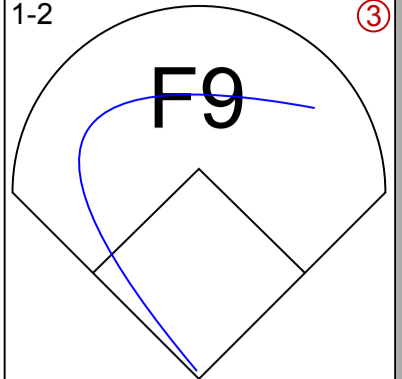
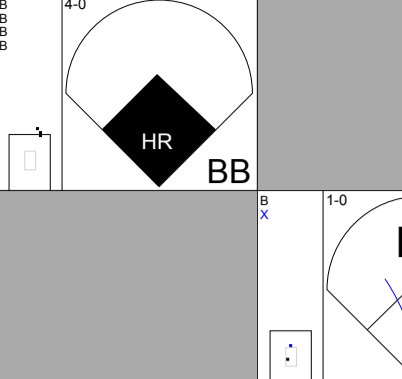
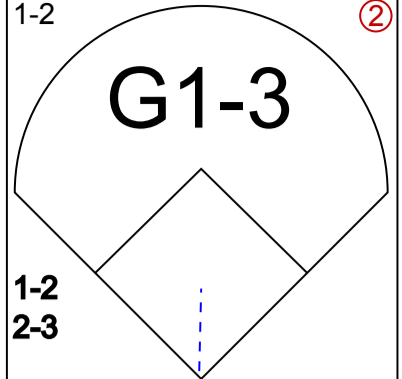
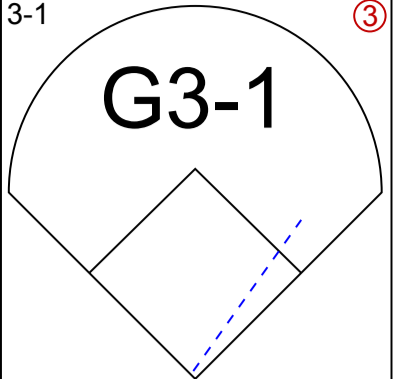
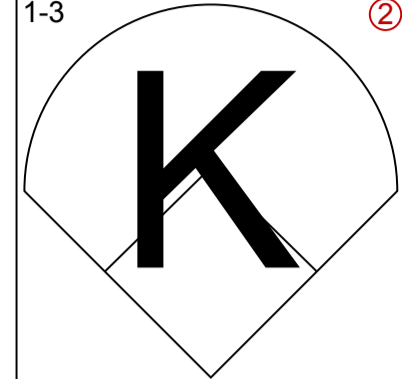
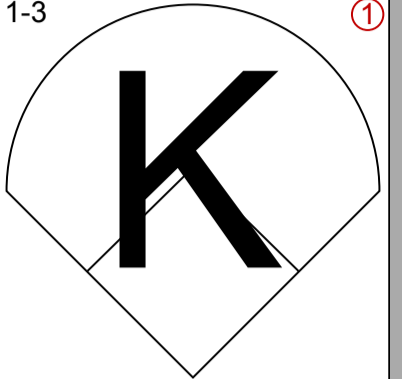
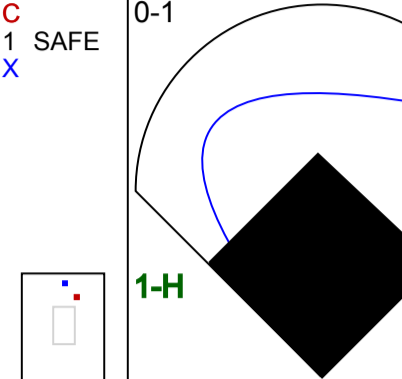
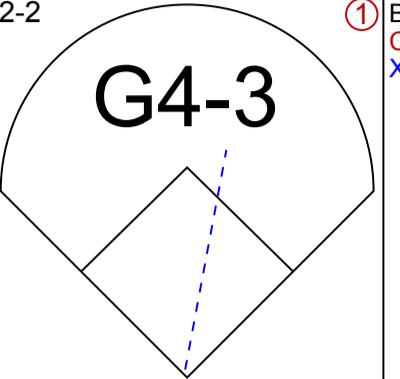
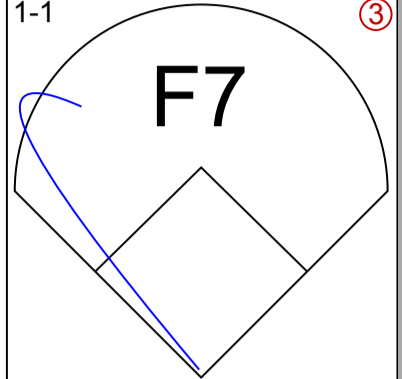
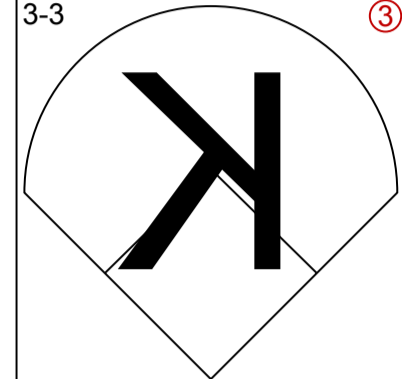
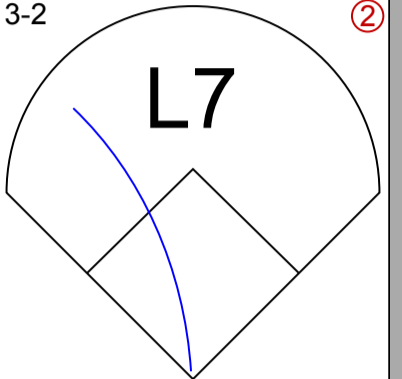
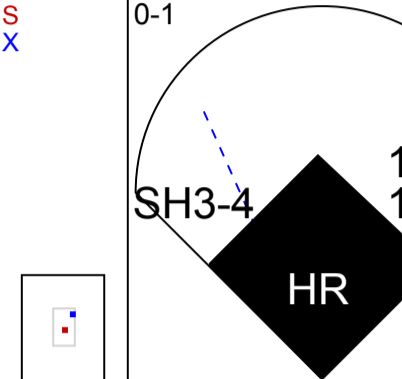
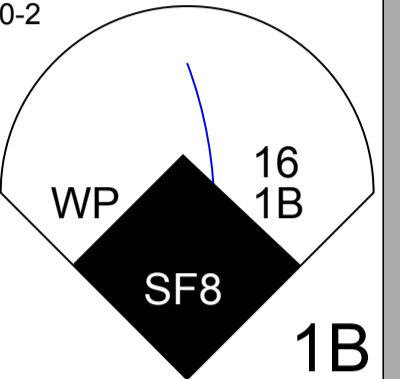
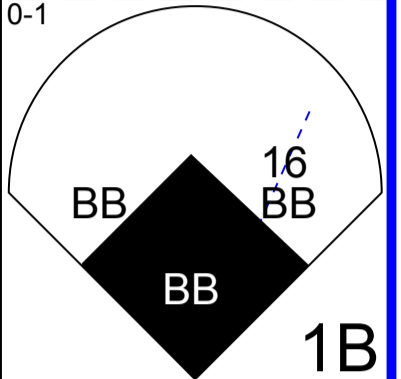
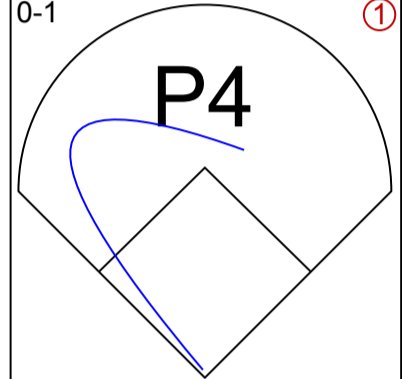
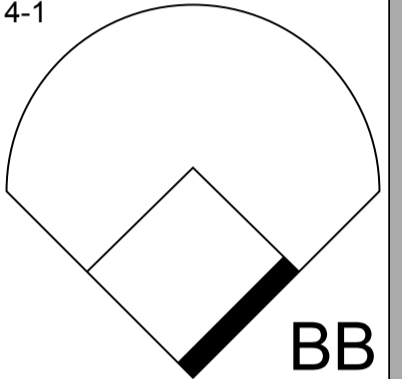
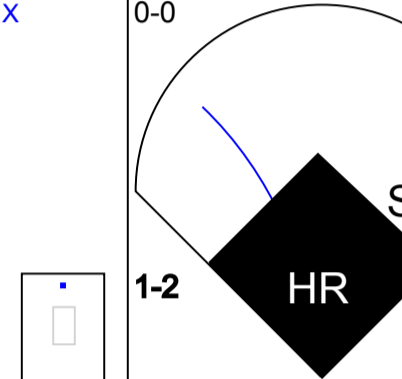
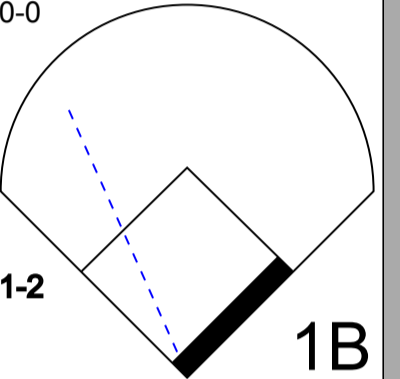
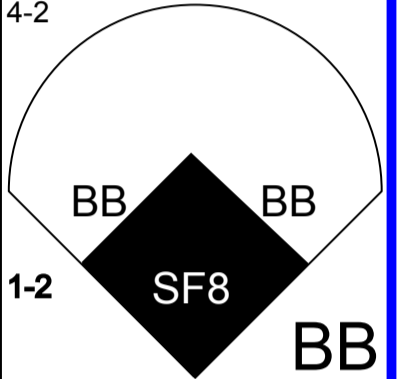
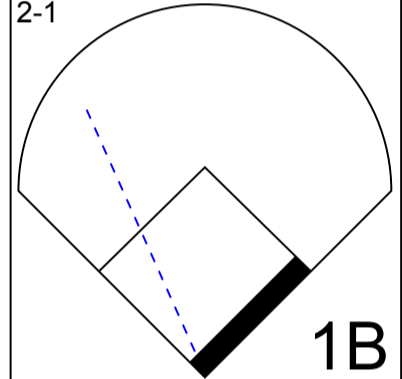
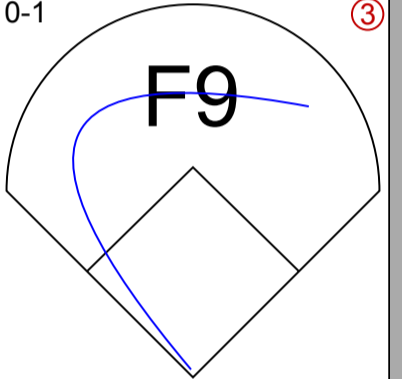
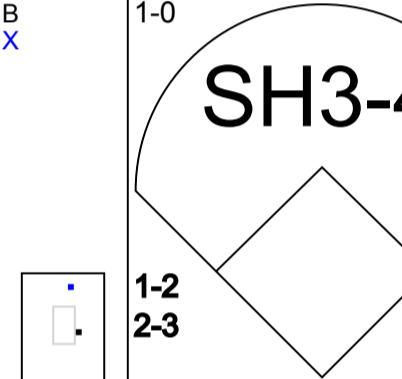
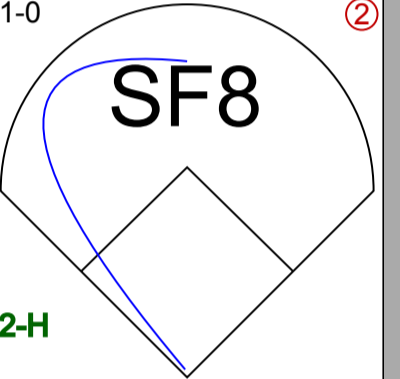
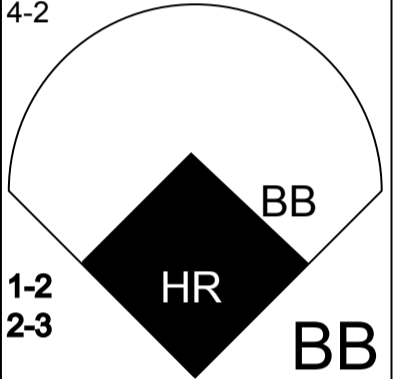
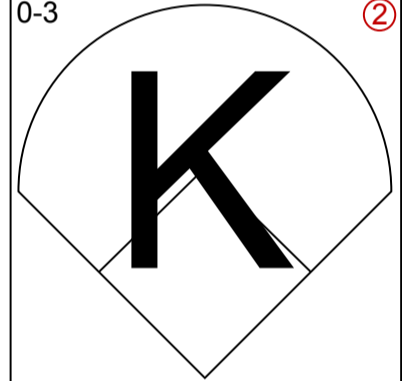
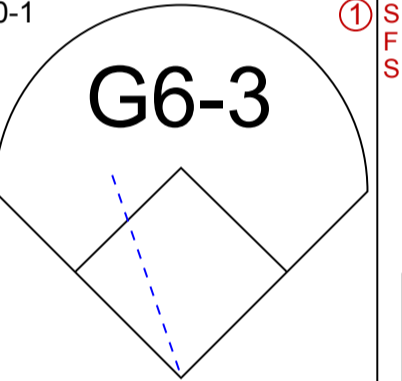
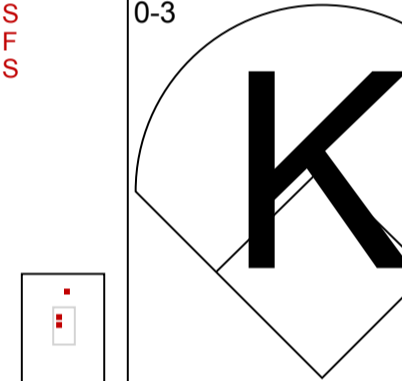
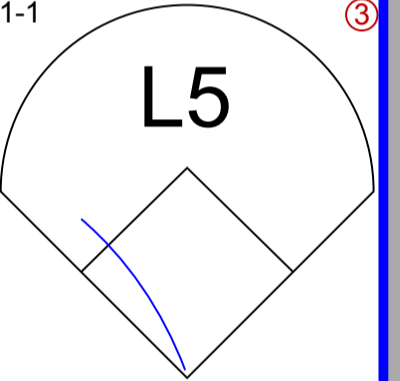
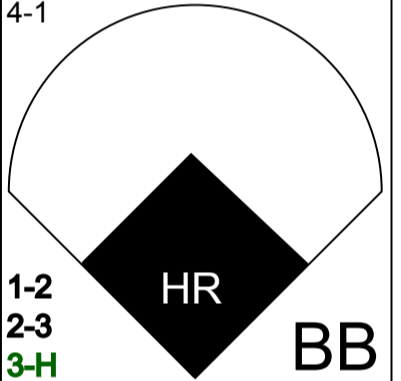
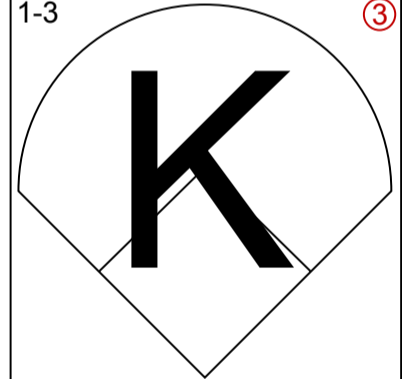
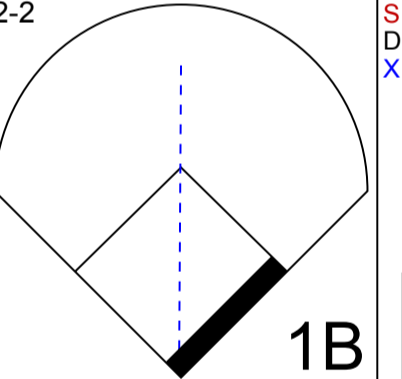
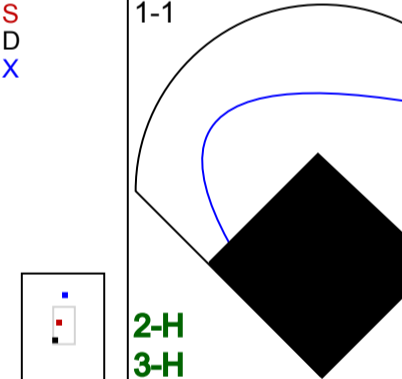
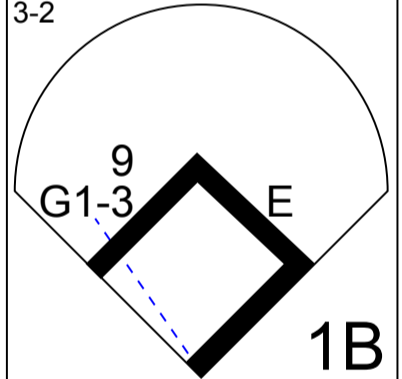
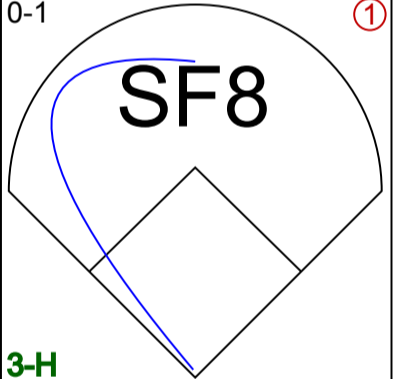
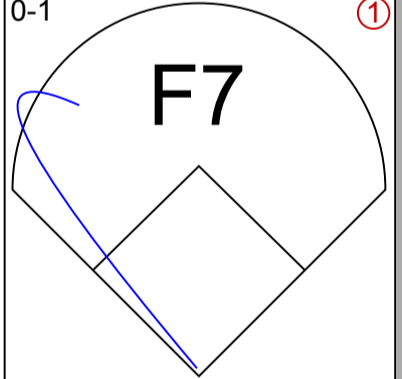
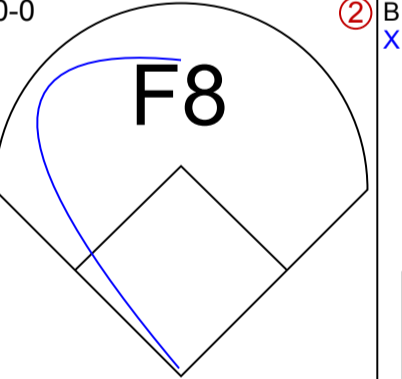
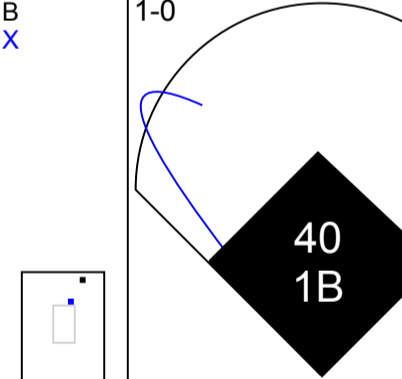
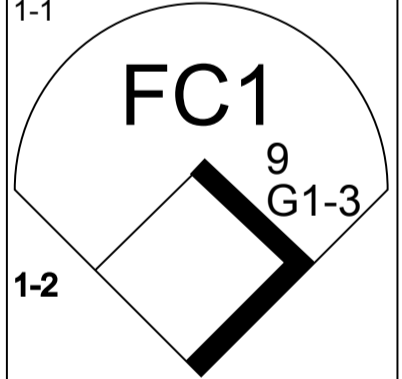
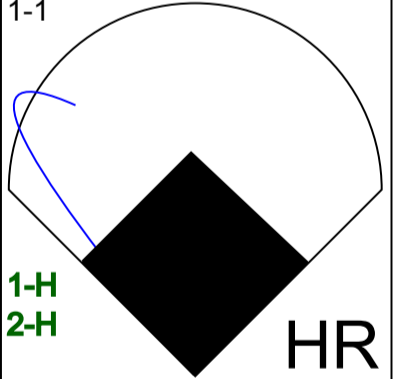
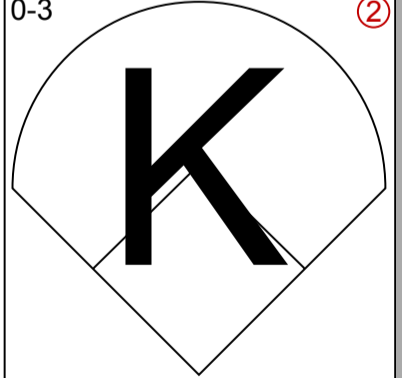
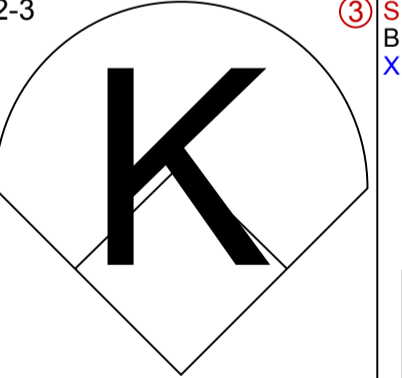
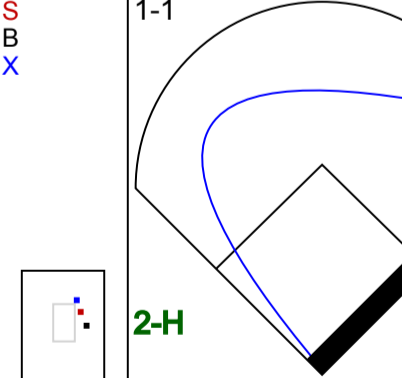
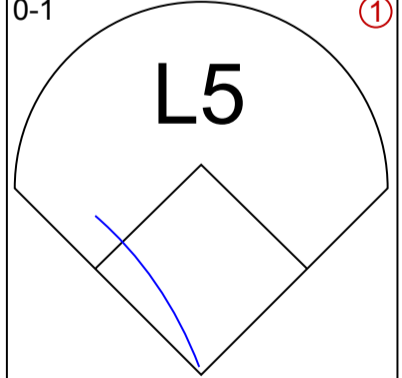
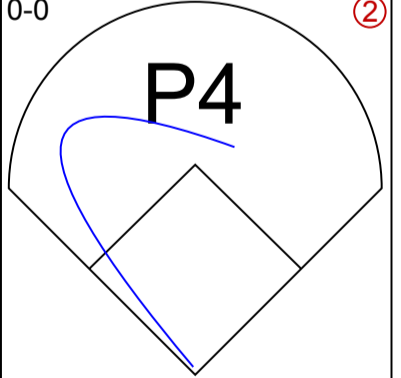
BOTTOM

Los Angeles Angels @ Atlanta Braves
Turner Field, Atlanta, GA
Wed Jun 08 2005, 7:05 PM EDT
Att. 27,747 - Partly Cloudy - 81 F

AB	31
R	4
H	4
RBI	2
BB	3
SO	7
LOB	9



PITCHER	IP	WLS	BF	H	R	ER	SO	BB	IBB	HBP	BLK	WP	HR	S	P	ERA	WHIP
45 Kelvin Escobar, R ERA: 3.54 (1, 1)	4.1		20	4	4	4	3	1	1	1	0	2	0	43	78	8.31	1.154
Jake Woods, L ERA: 3.0 (5, 1)	0.2		2	0	0	0	0	0	0	0	0	0	0	3	7	0.00	0.000
Brendan Donnelly, R ERA: 3.49 (6, 1)	2.0	W	6	0	0	0	2	0	0	0	0	0	0	15	21	0.00	0.000
62 Scot Shields, R ERA: 2.75 (8, 1)	1.0		3	0	0	0	2	0	0	0	0	0	0	8	13	0.00	0.000
Francisco Rodriguez, R ERA: 2.37 (9, 1)	1.0		4	0	0	0	0	1	0	0	0	0	0	5	11	0.00	1.000

Batter	1	2	3	4	5	6	7	8	9	AB R H RBI BB SO LOB	TOP											
9 Chone Figgins, S OBP: 0.328, SLG: 0.406 (1, 4) (7, 5)										5 1 0 0 1 1 3												
Darin Erstad, L OBP: 0.335, SLG: 0.389 Esteban Yan, R (1, 3) (9, 1)										5 1 1 2 0 2 2 0 0 0 0 0 0 0												
27 Vladimir Guerrero, R OBP: 0.368, SLG: 0.522 Casey Kotchman, L (1, 9) (9, 3)										5 3 3 0 0 1 0 0 0 0 0 0 0 0												
16 Garret Anderson, L OBP: 0.338, SLG: 0.469 20 Juan Rivera, R OBP: 0.252, SLG: 0.354 (1, 7) (9, 9)										3 2 2 0 2 0 0 0 0 0 0 0 0 0												
Bengie Molina, R OBP: 0.351, SLG: 0.500 (1, 2)										2 1 1 1 1 0 1												
8 Dallas McPherson, L OBP: 0.301, SLG: 0.441 Joel Peralta, R Jeff DaVanon, S OBP: 0.320, SLG: 0.259 (1, 5) (7, 1) (9, PH) (9, 7)										4 0 0 0 0 2 4 0 0 0 0 0 0 0 0 1 0 1 1 0 0												
Steve Finley, L OBP: 0.300, SLG: 0.437 (1, 8)										4 1 3 4 0 1 1												
Orlando Cabrera, R OBP: 0.297, SLG: 0.360 (1, 6)										5 2 2 3 0 0 2												
40 Bartolo Colon, R OBP: 0.333, SLG: 0.333 Adam Kennedy, L OBP: 0.357, SLG: 0.364 (1, 1) (7, 4)										3 0 1 1 0 2 1 2 0 0 0 0 0 2												
Inning Stats	R: 0 E: 0 K: 3 S: 12	H: 0 LOB: 0 BB: 0 P: 18	R: 0 E: 0 K: 2 S: 10	H: 1 LOB: 1 BB: 0 P: 13	R: 0 E: 0 K: 1 S: 8	H: 0 LOB: 0 BB: 0 P: 9	R: 0 E: 0 K: 1 S: 10	H: 0 LOB: 1 BB: 1 P: 18	R: 0 E: 0 K: 1 S: 9	H: 1 LOB: 1 BB: 0 P: 13	R: 6 E: 0 K: 1 S: 15	H: 6 LOB: 1 BB: 1 P: 24	R: 1 E: 0 K: 0 S: 11	H: 2 LOB: 1 BB: 0 P: 15	R: 0 E: 1 K: 0 S: 14	H: 1 LOB: 2 BB: 0 P: 20	R: 5 E: 0 K: 0 S: 17	H: 2 LOB: 0 BB: 3 P: 33	1B: 9 2B: 1 3B: 0 HR: 3	SF: 2 SAC: 1 DP: 0 HBP: 0	WP: 1 PB: 0 SB: 0 CS: 0	PA: 46
PITCHER	IP WLS BF H R ER SO BB IBB HBP BLK WP HR S P ERA WHIP																					
Kaz Ishii, L ERA: 5.48 (1, 1)	5.2 L 25 6 5 5 9 2 0 0 0 0 0 2 60 88 7.94 1.412																					
Mike DeJean, R ERA: 5.09 (6, 1)	1.0 7 4 2 2 0 0 0 0 0 0 1 0 13 19 18.00 4.000																					
43 Royce Ring, L ERA: 3.86 (7, 1)	1.1 6 1 0 0 0 0 0 0 0 0 0 0 16 23 0.00 0.750																					
Manny Aybar, R ERA: 6.04 (9, 1)	1.0 8 2 5 5 0 3 0 0 0 0 0 1 17 33 45.00 5.000																					

Los Angeles Angels @ New York Mets
Shea Stadium, Flushing, NY
Fri Jun 10 2005, 7:10 PM EDT
Att. 31,131 - Cloudy - 75 F

AB	38
R	12
H	13
RBI	12
BB	5
SO	9
LOB	16



BOTTOM

Los Angeles Angels @ New York Mets
Shea Stadium, Flushing, NY
Fri Jun 10 2005, 7:10 PM EDT
Att: 31,131 - Cloudy - 75 F

livebaseballscorecards.com

AB 32
R 2
H 7
RBI 2
BB 0
SO 4
LOB 11



WP: 0 PA: 34
PB: 0
SB: 1
CS: 0

AB R H RBI BB SO LOB

4 0 2 1 0 0 0

3 0 0 1 0 0 1

4 0 0 0 0 0 3

4 0 1 0 0 1 0

4 0 0 0 0 1 1

4 0 1 0 0 1 2

4 0 1 0 0 1 2

3 2 2 0 0 1 0

1 0 0 0 0 0 2

0 0 0 0 0 0 0


1 0 0 0 0 0 0

1B: 5 SF: 1
2B: 2 SAC: 1
3B: 0 DP: 1
HR: 0 HBP: 0

Batter	1	2	3	4	5	6	7	8	9
7 José Reyes, S OBP: 0.297, SLG: 0.412 (1, 6)	0-1 P6		0-2 S 1B		0-2 1B		1-1 G4-3		
Miguel Cairo, R OBP: 0.317, SLG: 0.370 (1, 4)	0-2 G5-3		1-1 G5-3		0-2 SF7			0-2 P3	
15 Carlos Beltrán, S OBP: 0.346, SLG: 0.459 (1, 8)	1-0 P4		0-0 P5		3-H 2-2 F9			2-1 F9	
Cliff Floyd, L OBP: 0.348, SLG: 0.540 (1, 7)		0-3 K		0-0 F9		1-1 G4-3 2B		2-2 F9	
Mike Cameron, R OBP: 0.424, SLG: 0.585 (1, 9)		0-3 K		0-2 G5-3		1-2 G4-3		1-1 E9	
5 David Wright, R OBP: 0.396, SLG: 0.529 (1, 5)		0-1 1B		0-0 G5-3		2-3 K		2-1 G6-4-3	
Doug Mientkiewicz, L OBP: 0.299, SLG: 0.355 (1, 3)		3-1 P5			3-2 FC2-6 1B	3-2 G3		0-1 G3-1	
43 Royce Ring, L Manny Aybar, R Kazuo Matsui, S OBP: 0.289, SLG: 0.327 (9, PH)					1-1 1B FC2-6	1-2 SF7 1B		2-3 K	
11 Ramon Castro, R OBP: 0.327, SLG: 0.286 (1, 2)			0-0 SH2-4 7 1B 2B		0-1 FC2-6 7 1B		0-1 G4-3		
Kaz Ishii, L OBP: 0.357, SLG: 0.357 (1, 1)			0-0 SH2-4		1-2 2-3f				
Mike DeJean, R Marlon Anderson, L OBP: 0.379, SLG: 0.350 (7, 3)									

Inning Stats	R: 0	H: 0	E: 0	K: 0	S: 6	R: 0	H: 1	E: 0	K: 2	S: 10	R: 1	H: 2	E: 0	K: 0	S: 8	R: 0	H: 0	E: 0	K: 0	S: 6	R: 1	H: 3	E: 0	K: 0	S: 22	R: 0	H: 1	E: 0	K: 1	S: 18	R: 0	H: 0	E: 0	K: 1	S: 7	R: 0	H: 0	E: 0	K: 0	S: 8	R: 0	H: 0	E: 1	K: 0	S: 6	1B: 5	SF: 1	2B: 2	SAC: 1	3B: 0	DP: 1	HR: 0	HBP: 0	WP: 0	PA: 34
--------------	------	------	------	------	------	------	------	------	------	-------	------	------	------	------	------	------	------	------	------	------	------	------	------	------	-------	------	------	------	------	-------	------	------	------	------	------	------	------	------	------	------	------	------	------	------	------	-------	-------	-------	--------	-------	-------	-------	--------	-------	--------

PITCHER	IP	WLS	BF	H	R	ER	SO	BB	IBB	HBP	BLK	WP	HR	S	P	ERA	WHIP
40 Bartolo Colon, R ERA: 3.09 (1, 1)	6.0		25	7	2	2	3	0	0	0	0	0	0	70	88	3.00	1.167
Joel Peralta, R ERA: 0.93 (7, 1)	2.0		6	0	0	0	1	0	0	0	0	0	0	15	22	0.00	0.000
Esteban Yan, R ERA: 4.94 (9, 1)	1.0		3	0	0	0	0	0	0	0	0	0	0	6	9	0.00	0.000

Batter	1	2	3	4	5	6	7	8	9	10	AB R H RBI BB SO LOB	TOP												
Darin Erstad, L (1, 3) OBP: 0.332, SLG: 0.385	0-1 G4-3		3-2 F7			2-2 G5-3			2-1 F8	1-1 1B	5 0 1 1 0 0 0													
Steve Finley, L (1, 8) OBP: 0.294, SLG: 0.427 Brendan Donnelly, R (10, 1)	3-2 G6-3			3-2 G4-3		3-1 F7			2-2 F9	1-2 G4-3	5 0 0 0 0 0 2 0 0 0 0 0 0 0													
27 Vladimir Guerrero, R (1, 9) OBP: 0.366, SLG: 0.516	0-0 L7			2-3 K				0-1 P6	1-1 1B		4 0 1 0 0 1 0													
16 Garret Anderson, L (1, 7) OBP: 0.344, SLG: 0.478 Josh Paul, R (10, 2) OBP: 0.214, SLG: 0.269			1-2 8 1B G4-6-3	1-1 G6-3		1-0 1B		1-0 1B	0-0 1B		4 1 3 0 0 0 0 0 0 0 0 0 0 0													
8 Dallas McPherson, L (1, 5) OBP: 0.306, SLG: 0.450			1-0 G4-6-3	2-3 1B		1-2 G4-3		2-3 K	2-3 K		4 1 2 0 0 2 3													
Bengie Molina, R (1, 2) OBP: 0.342, SLG: 0.486 62 Scot Shields, R (7, 1) Francisco Rodríguez, R (9, 1) 9 Chone Figgins, S (10, PH) (10, 8) OBP: 0.327, SLG: 0.404			1-1 SAFE G4-6-3	1-1 G4-3		0-2 G4-3		0-0 F8		2-1 F7	3 0 0 0 0 0 3 0 0 0 0 0 0 0 0 0 0 0 0 0 0 1 0 0 0 0 0 0													
Adam Kennedy, L (1, 4) OBP: 0.353, SLG: 0.364			1-0 G4-3		0-0 SF7			0-1 F9		2-1 E 1B	3 1 1 1 0 0 0	AB 37 R 3 H 8 RBI 2 BB 0 SO 4 LOB 10												
Orlando Cabrera, R (1, 6) OBP: 0.292, SLG: 0.354			2-2 F9		1-1 G2-3			2-1 F8		1-2 G5-3	4 0 0 0 0 0 1													
Jarrod Washburn, L (1, 1) José Molina, R (7, 2) OBP: 0.341, SLG: 0.395 Jeff DaVanon, S (10, PH) (10, 7) OBP: 0.317, SLG: 0.257			0-1 G4-3		0-1 G4-3			3-2 K		3-1 E 1B	2 0 0 0 0 0 0 1 0 0 0 0 1 0 1 0 0 0 0 0 1													
Inning Stats	R: 0 E: 0 K: 0 S: 9	H: 0 LOB: 0 BB: 0 P: 12	R: 1 E: 0 K: 0 S: 8	H: 2 LOB: 0 BB: 0 P: 12	R: 0 E: 0 K: 0 S: 9	H: 0 LOB: 0 BB: 0 P: 14	R: 0 E: 0 K: 1 S: 11	H: 0 LOB: 0 BB: 0 P: 17	R: 1 E: 0 K: 0 S: 9	H: 1 LOB: 0 BB: 0 P: 11	R: 0 E: 0 K: 0 S: 8	H: 1 LOB: 1 BB: 0 P: 11	R: 0 E: 0 K: 1 S: 7	H: 0 LOB: 0 BB: 0 P: 12	R: 0 E: 0 K: 1 S: 11	H: 2 LOB: 2 BB: 0 P: 18	R: 1 E: 1 K: 0 S: 16	H: 2 LOB: 2 BB: 0 P: 27	1B: 6 2B: 2 3B: 0 HR: 0	SF: 1 SAC: 0 DP: 1 HBP: 0	WP: 0 PB: 0 SB: 1 CS: 0	PA: 38		
PITCHER	IP WLS BF H R ER SO BB IBB HBP BLK WP HR S P ERA WHIP																							
Kris Benson, R (1, 1) ERA: 3.58	7.0																							
Aaron Heilman, R (8, 1) ERA: 3.64	2.0																							
Braden Looper, R (10, 1) ERA: 3.22	1.0	W	6	2	1	0	0	0	0	0	0	0	0	16	27	0.00	2.000							

Los Angeles Angels @ New York Mets
 Shea Stadium, Flushing, NY
 Sat Jun 11 2005, 7:10 PM EDT
 Att: 33,889 - Overcast - 76 F

livebaseballscorecards.com

Los Angeles Angels @ New York Mets

Shea Stadium, Flushing, NY

Sat Jun 11 2005, 7:10 PM EDT

Att: 33,889 - Overcast - 76 F

livebaseballscorecards.com

AB 38
R 5
H 9
RBI 5
BB 3
SO 9
LOB 18



WP: 0 PA: 41
 PB: 0
 SB: 1
 CS: 0

ERA: 3.67
 ERA: 2.63
 ERA: 2.7
 ERA: 4.34

Batter	1	2	3	4	5	6	7	8	9	10	AB	R	H	RBI	BB	SO	LOB
7 José Reyes, S OBP: 0.296, SLG: 0.408 (1, 6)	F9	FC4-6			G5-3		P6			HR	5	1	1	0	0	0	4
Mike Cameron, R OBP: 0.424, SLG: 0.582 (1, 9)	P4		G6-3		2B		FC6-4			HR	4	1	1	0	1	0	1
15 Carlos Beltrán, S OBP: 0.339, SLG: 0.448 (1, 8)	G5-3		F9		F9			G6-3		K	5	0	0	0	0	1	3
31 Mike Piazza, R OBP: 0.322, SLG: 0.426 (1, 2)		BB 1B BB 1B	F7		2B		G6-3			K	5	1	2	0	0	1	2
Cliff Floyd, L OBP: 0.349, SLG: 0.551 (1, 7)		BB 1B	K		K		K			HR	5	1	2	3	0	3	1
5 David Wright, R OBP: 0.389, SLG: 0.519 (1, 5)		F7	G5-3		F7			K			4	0	0	0	0	1	3
Chris Woodward, R OBP: 0.351, SLG: 0.414 (1, 3)		K			G6-3						3	0	1	0	0	1	3
Marlon Anderson, L (9, PH) OBP: 0.388, SLG: 0.410 (9, 1)			1B							IHR	1	1	1	1	0	0	0
Braden Looper, R (10, 1)											0	0	0	0	0	0	0
Kazuo Matsui, S OBP: 0.288, SLG: 0.322 (1, 4)		BB	P6				B1-3				3	0	0	0	1	1	1
Kris Benson, R OBP: 0.389, SLG: 0.333 (1, 1)											1	0	0	1	1	0	0
Miguel Cairo, R OBP: 0.324, SLG: 0.376 (7, PH)											1	0	1	0	0	0	0
Aaron Heilman, R (8, 1)											0	0	0	0	0	0	0
Doug Mientkiewicz, L OBP: 0.297, SLG: 0.353 (9, PH)											1	0	0	0	0	1	0
Doug Mientkiewicz, L OBP: 0.297, SLG: 0.353 (10, 3)											1	0	0	0	0	1	0

Inning Stats	R: 0	H: 0	E: 0	K: 0	S: 8	P: 13	R: 1	H: 2	E: 0	K: 1	S: 14	P: 31	R: 0	H: 0	E: 0	K: 0	S: 7	R: 0	H: 1	E: 0	K: 1	S: 10	P: 12	R: 0	H: 1	E: 0	K: 0	S: 9	P: 14	R: 0	H: 1	E: 0	K: 1	S: 10	P: 13	R: 0	H: 1	E: 0	K: 0	S: 7	P: 8	R: 0	H: 0	E: 0	K: 1	S: 7	P: 12	R: 1	H: 1	E: 0	K: 3	S: 12	P: 19	R: 3	H: 2	E: 0	K: 2	S: 21	P: 32	1B: 5	SF: 0	2B: 2	SAC: 0	3B: 0	DP: 0	HR: 2	HBP: 0	WP: 0	PA: 41
--------------	------	------	------	------	------	-------	------	------	------	------	-------	-------	------	------	------	------	------	------	------	------	------	-------	-------	------	------	------	------	------	-------	------	------	------	------	-------	-------	------	------	------	------	------	------	------	------	------	------	------	-------	------	------	------	------	-------	-------	------	------	------	------	-------	-------	-------	-------	-------	--------	-------	-------	-------	--------	-------	--------

PITCHER	IP	WLS	BF	H	R	ER	SO	BB	IBB	HBP	BLK	WP	HR	S	P	ERA	WHIP
Jarrod Washburn, L ERA: 3.67 (1, 1)	6.1		27	6	1	1	3	2	0	0	0	0	0	62	97	1.42	1.263
62 Scot Shields, R ERA: 2.63 (7, 1)	1.2	H	5	0	0	0	1	0	0	0	0	0	0	10	15	0.00	0.000
Francisco Rodríguez, R ERA: 2.7 (9, 1)	1.0	B	4	1	1	1	3	0	0	0	0	0	0	12	19	9.00	1.000
Brendan Donnelly, R ERA: 4.34 (10, 1)	0.2	L	5	2	3	3	2	1	0	0	0	0	0	21	32	40.50	4.500

ERA: 3.67
 ERA: 2.63
 ERA: 2.7
 ERA: 4.34

Batter	1	2	3	4	5	6	7	8	9	AB R H RBI BB SO LOB	TOP																
9 Chone Figgins, S OBP: 0.324, SLG: 0.397 (1, 7)	4-1 1B BB		2-3 K			2-1 G4-3	2-0 F9		0-2 G4-3	4 0 0 0 1 1 4																	
Darin Erstad, L OBP: 0.333, SLG: 0.386 (1, 3)	0-1 G4-6-3 1B			0-1 G4-3		3-2 27 BB 2B 1B	2-0 G3		1-1 E5	5 1 2 0 0 0 3																	
27 Vladimir Guerrero, R OBP: 0.372, SLG: 0.512 (1, 9)	1-3 K			4-1 G4-6-3 BB		4-2 2B 8 G4-3 BB		0-2 FC6-4 1B	0-0 F9	3 1 1 0 2 1 3																	
Steve Finley, L OBP: 0.297, SLG: 0.433 (1, 8)	1-1 G4-6-3			0-1 G4-6-3		3-1 G4-3 2B		1-1 FC6-4 1B		4 0 2 1 0 0 3																	
8 Dallas McPherson, L OBP: 0.299, SLG: 0.438 (1, 5)						2-2 G4-3		0-3 K		4 0 0 1 0 2 3																	
Orlando Cabrera, R OBP: 0.291, SLG: 0.361 (1, 6)						1-2 1B 3B		1-2 FC6-4		4 1 1 0 0 0 3																	
Adam Kennedy, L OBP: 0.358, SLG: 0.368 (1, 4)						0-2 1B		0-0 L3		4 0 2 1 0 0 2																	
José Molina, R OBP: 0.333, SLG: 0.386 Casey Kotchman, L (9, PH)						0-0 B2		0-0 SH3		2 0 0 0 0 0 1																	
39 Robb Quinlan, R OBP: 0.217, SLG: 0.316 Francisco Rodriguez, R (9, 1)						1-2 G5-3		4-2 9 G4-3 SH3-4 E BB		0 0 0 0 1 0 0 0 1 0 0 0 0 0 0 0 0 0 0 0 0																	
41 John Lackey, R Joel Peralta, R Jeff DaVanon, S 62 Scot Shields, R Josh Paul, R (9, PH)						1-0 F9		0-0 SH3-4		2 0 0 0 0 0 1 0 0 0 0 0 0 0 0 0 0 0 1 0 0 0 0 0 0 0 0 0 0 0 0 0 0 0 0																	
Inning Stats	R: 0 E: 0 K: 1 S: 8	H: 1 LOB: 1 BB: 1 P: 14	R: 0 E: 0 K: 0 S: 6	H: 0 LOB: 0 BB: 0 P: 7	R: 0 E: 0 K: 1 S: 7	H: 0 LOB: 0 BB: 0 P: 11	R: 0 E: 0 K: 0 S: 5	H: 0 LOB: 0 BB: 1 P: 9	R: 1 E: 0 K: 1 S: 14	H: 2 LOB: 1 BB: 0 P: 18	R: 2 E: 0 K: 0 S: 14	H: 2 LOB: 1 BB: 1 P: 31	R: 0 E: 0 K: 0 S: 5	H: 1 LOB: 2 BB: 1 P: 13	R: 0 E: 0 K: 1 S: 12	H: 2 LOB: 2 BB: 0 P: 14	R: 1 E: 1 K: 0 S: 9	H: 0 LOB: 1 BB: 1 P: 14	1B: 6 2B: 1 3B: 1 HR: 0	SF: 0 SAC: 2 DP: 2 HBP: 0	WP: 0 PB: 0 SB: 0 CS: 0	PA: 39					
PITCHER	IP	WLS	BF	H	R	ER	SO	BB	IBB	HBP	BLK	WP	HR	S	P	ERA	WHIP										
45 Pedro Martinez, R ERA: 2.56 Roberto Hernandez, R ERA: 2.33 Braden Loooper, R ERA: 3.09	(1, 1) (8, 1) (9, 1)	7.0 1.0 1.0	29 5 5	6 2 0	3 0 1	3 0 0	3 1 0	4 0 1	0 0 0	0 0 0	0 0 0	0 0 0	0 0 9	103 14 14	14 14 14	3.86 0.00 0.00	1.429 2.000 1.000										

Los Angeles Angels @ New York Mets
Shea Stadium, Flushing, NY
Sun Jun 12 2005, 1:10 PM EDT
Att. 43,582 - Cloudy - 88 F

livebaseballscorecards.com

AB	32
R	4
H	8
RBI	3
BB	5
SO	4
LOB	23



Batter	1	2	3	4	5	6	7	8	9	AB R H RBI BB SO LOB
7 José Reyes, S OBP: 0.290, SLG: 0.400 (1, 6)	3-3 K	0-0 L4		1-1 P4		0-3 K			0-0 B1-3	5 0 0 0 0 2 4
Mike Cameron, R OBP: 0.426, SLG: 0.584 Marlon Anderson, L OBP: 0.382, SLG: 0.403 (1, 9)	2-2 15 E 1B		4-1 15 CS BB		3-3 K		0-3 K	2-1 L4	3 1 1 0 1 2 0 1 0 0 0 0 0 0	
15 Carlos Beltrán, S OBP: 0.342, SLG: 0.444 (1, 8)	4-1 31 WP 1B		3-2 K		4-2 11 G2-5-3 1B		3-3 K		2 0 0 0 2 2 1	
Cliff Floyd, L OBP: 0.352, SLG: 0.550 (1, 7)	2-3 BB		2-3 BB		0-2 1B		1-3 K		4 0 2 1 0 1 0	
31 Mike Piazza, R OBP: 0.321, SLG: 0.424 11 Ramon Castro, R OBP: 0.308, SLG: 0.267 (1, 2)	3-3 K		2-3 K		0-1 G2-5-3		1-2 P3		1 0 0 0 0 1 2 3 0 0 0 0 1 2	
5 David Wright, R OBP: 0.387, SLG: 0.519 (1, 5)	1-3 K		1-1 WP SF8 2B		2-2 F7		2-1 F9		4 1 1 0 0 1 2	
Doug Mientkiewicz, L OBP: 0.302, SLG: 0.353 (1, 3)		0-2 G4-3		4-2 SF8 45 1B BB		0-0 F7		1-0 1B	3 1 1 0 1 0 0	
Miguel Cairo, R OBP: 0.330, SLG: 0.379 Braden Looper, R (9, 1)		3-1 1B		1-1 SF8		4-2 45 BB BB		0-0 F8	2 0 1 1 1 0 1 0 0 0 0 0 0 0	
45 Pedro Martínez, R OBP: 0.108, SLG: 0.083 Roberto Hernández, R (8, 1)		0-0 B3		0-2 1B		4-1 BB			2 0 1 1 1 0 1 0 0 0 0 0 0 0 1 0 0 0 0 1 0	
Kazuo Matsui, S OBP: 0.286, SLG: 0.320 (9, 4)				2-H 1B		1-2 BB				

Inning Stats	R: 1	H: 2	E: 1	K: 3	S: 16	H: 2	LOB: 2	BB: 1	P: 31	R: 0	H: 1	E: 0	K: 0	S: 7	R: 0	H: 0	E: 0	K: 1	S: 6	R: 2	H: 2	E: 0	K: 1	S: 15	R: 0	H: 1	E: 0	K: 1	S: 11	R: 0	H: 0	E: 0	K: 3	S: 11	R: 0	H: 1	E: 0	K: 0	S: 7	R: 0	H: 0	E: 0	K: 1	S: 7	1B: 5	SF: 1	2B: 2	3B: 0	HR: 0
--------------	------	------	------	------	-------	------	--------	-------	-------	------	------	------	------	------	------	------	------	------	------	------	------	------	------	-------	------	------	------	------	-------	------	------	------	------	-------	------	------	------	------	------	------	------	------	------	------	-------	-------	-------	-------	-------

PITCHER	IP	WLS	BF	H	R	ER	SO	BB	IBB	HBP	BLK	WP	HR	S	P	ERA	WHIP
41 John Lackey, R ERA: 3.99 (1, 1)	5.2		27	6	3	3	6	6	0	0	0	2	0	67	118	4.76	2.118
Joel Peralta, R ERA: 0.9 (6, 1)	0.1		1	0	0	0	1	0	0	0	0	0	0	3	3	0.00	0.000
62 Scot Shields, R ERA: 2.5 (7, 1)	2.0	W	7	1	0	0	3	0	0	0	0	0	0	18	26	0.00	0.500
Francisco Rodríguez, R ERA: 2.57 (9, 1)	1.0	S	3	0	0	0	1	0	0	0	0	0	0	7	10	0.00	0.000

BOTTOM

Los Angeles Angels @ New York Mets
Shea Stadium, Flushing, NY

Sun Jun 12 2005, 1:10 PM EDT
Att: 43,582 - Cloudy - 88 F

livebaseballscorecards.com

AB	31
R	3
H	7
RBI	3
BB	6
SO	11
LOB	13



WP: 2	PA: 38
PB: 0	
SB: 0	
CS: 1	

Batter	1	2	3	4	5	6	7	8	9	AB R H RBI BB SO LOB	TOP		
Brad Wilkerson, L (1, 8) OBP: 0.382, SLG: 0.466 Tony Blanco, R (7, 7) OBP: 0.297, SLG: 0.429	3-2 2B		4-2 G3 BB			2-0 G4-3 1B 2B		2-3 K		2 1 2 0 1 0 0 1 0 0 0 0 1 0	Washington Nationals @ Los Angeles Angels Angel Stadium of Anaheim, Anaheim, CA Mon Jun 13 2005, 7:05 PM PDT Att: 40,790 - Clear - 76 F		
Ryan Church, L (1, 7) OBP: 0.368, SLG: 0.511 (7, 8)	2-2 F8		0-0 G3			0-1 G4-3		1-3 K		4 0 0 0 0 1 4			
Jose Guillen, R (1, 9) OBP: 0.328, SLG: 0.474	1-3 K		2-2 F9			0-1 1B		0-3 K		4 0 1 1 0 2 3			
24 Nick Johnson, L (1, 3) OBP: 0.446, SLG: 0.534 Wil Cordero, R (6, 3)	0-1 G1-3			2-1 G4-3		0-1 F7		2-3 K		3 0 0 0 0 0 2 1 0 0 0 0 1 0			
Vinny Castilla, R (1, 5) OBP: 0.338, SLG: 0.427 Carlos Baerga, S (6, 5) OBP: 0.352, SLG: 0.333		3-2 F9		0-2 G6-3		2-2 F8		0-0 F7		3 0 0 0 0 0 1 1 0 0 0 0 0 0			
Marlon Byrd, R (1, 10) OBP: 0.378, SLG: 0.377		0-0 B2-3		2-2 F8		2-2 1B		1-3 K		4 0 1 0 0 1 0			
Junior Spivey, R (1, 4) OBP: 0.310, SLG: 0.377		1-3 K			0-0 F9		0-0 F9			3 0 0 0 0 1 1			
Brian Schneider, L (1, 2) OBP: 0.318, SLG: 0.375			0-0 G3 BB 1B		2-1 G4-3		0-0 F9			3 0 1 0 0 0 1			
15 Cristian Guzman, S (1, 6) OBP: 0.225, SLG: 0.246			0-3 K		1-0 G3		1-1 F9			3 0 0 0 0 1 2			
Inning Stats	R: 0 H: 1 E: 0 LOB: 1 K: 1 BB: 0 S: 13 P: 19	R: 0 H: 0 E: 0 LOB: 0 K: 1 BB: 0 S: 10 P: 14	R: 0 H: 1 E: 0 LOB: 2 K: 1 BB: 1 S: 10 P: 16	R: 0 H: 0 E: 0 LOB: 0 K: 0 BB: 0 S: 9 P: 13	R: 0 H: 0 E: 0 LOB: 0 K: 0 BB: 0 S: 4 P: 7	R: 1 H: 2 E: 0 LOB: 1 K: 0 BB: 0 S: 10 P: 14	R: 0 H: 1 E: 0 LOB: 1 K: 0 BB: 0 S: 8 P: 11	R: 0 H: 0 E: 0 LOB: 0 K: 2 BB: 0 S: 9 P: 12	R: 0 H: 0 E: 0 LOB: 0 K: 2 BB: 0 S: 9 P: 12	1B: 3 SF: 0 2B: 2 SAC: 0 3B: 0 DP: 0 HR: 0 HBP: 0	WP: 0 PA: 33 PB: 0 SB: 0 CS: 0		
PITCHER	IP WLS BF H R ER SO BB IBB HBP BLK WP HR S P ERA WHIP											PITCHER	IP WLS BF H R ER SO BB IBB HBP BLK WP HR S P ERA WHIP
Paul Byrd, R (1, 1) ERA: 4.18	6.0 W 23 4 1 1 3 1 0 0 0 0 0 0 56 83 1.50 0.833												
Esteban Yan, R (7, 1) ERA: 4.56	2.0 7 1 0 0 3 0 0 0 0 0 0 0 17 23 0.00 0.500												
Jake Woods, L (9, 1) ERA: 2.84	1.0 3 0 0 0 2 0 0 0 0 0 0 0 9 12 0.00 0.000												

AB	32
R	1
H	5
RBI	1
BB	1
SO	8
LOB	14



Batter	1	2	3	4	5	6	7	8	9
9 Chone Figgins, S (1, 7) OBP: 0.330, SLG: 0.408 (8, 6)	2-1 	4-2 		3-2 		1-0 	1-1 		
Darin Erstad, L (1, 3) OBP: 0.339, SLG: 0.399 20 Juan Rivera, R (7, 9) OBP: 0.260, SLG: 0.390	0-1 	2-3 		1-1 		0-1 		3-2 	
27 Vladimir Guerrero, R (1, 9) OBP: 0.386, SLG: 0.542 Jeff DaVanon, S (7, 8) OBP: 0.328, SLG: 0.273	0-2 	0-0 		2-2 		0-0 		1-0 	
16 Garret Anderson, L (1, 10) OBP: 0.341, SLG: 0.472	1-0 		2-2 	0-1 		2-3 		2-3 	
Steve Finley, L (1, 8) OBP: 0.296, SLG: 0.434 Casey Kotchman, L (7, 3)	1-2 		1-3 	2-2 		2-2 		0-1 	
Bengie Molina, R (1, 2) OBP: 0.336, SLG: 0.473 Josh Paul, R (9, 2) OBP: 0.214, SLG: 0.269	1-1 		1-2 		2-0 	3-2 		3-2 	
8 Dallas McPherson, L (1, 5) OBP: 0.304, SLG: 0.459	2-2 			1-0 	2-1 		0-2 		
Orlando Cabrera, R (1, 6) OBP: 0.295, SLG: 0.363 39 Robb Quinlan, R (8, 7) OBP: 0.217, SLG: 0.316		1-1 		1-2 	0-1 		0-0 		
Adam Kennedy, L (1, 4) OBP: 0.362, SLG: 0.373		1-0 		2-2 	1-1 		0-0 		

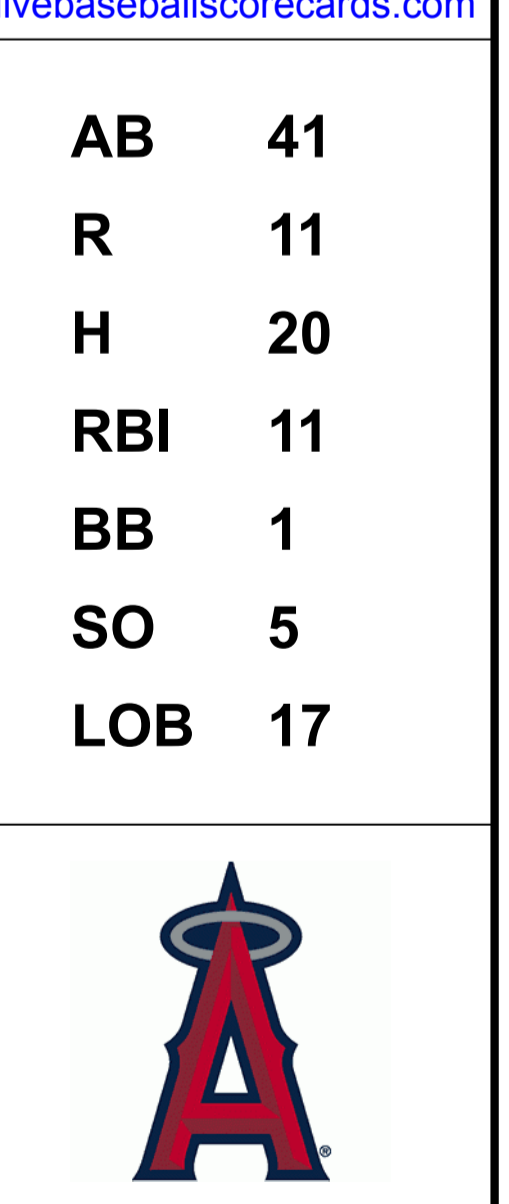
AB	R	H	RBI	BB	SO	LOB
4	2	2	2	1	0	2
4	3	3	1	0	1	2
1	1	1	1	0	0	0
4	2	4	5	0	0	0
1	0	1	0	0	0	0
5	0	1	0	0	2	2
4	0	1	1	0	1	0
1	0	0	0	0	0	1
5	0	1	0	0	1	3
0	0	0	0	0	0	0
4	1	2	1	0	0	3
4	1	2	0	0	0	1
0	0	0	0	0	0	0
4	1	2	0	0	0	3

AB	R	H	RBI	BB	SO	LOB
41	11	20	11	1	5	17

Inning	R	H	E	K	S	P	IP	WLS	BF	H	R	ER	SO	BB	IBB	HBP	BLK	WP	HR	S	P	ERA	WHIP
1	2	4	0	16	23		3.0	L	18	9	5	5	3	1	0	0	0	0	1	42	65	15.00	3.333
2	0	2	0	9	17		2.0		9	4	2	2	0	0	0	0	0	0	0	21	34	9.00	2.000
3	0	2	0	16	23		3.0		15	7	4	4	2	0	0	0	0	0	2	37	55	12.00	2.333

WP	PA
0	42

Washington Nationals @ Los Angeles Angels
 Angel Stadium of Anaheim, Anaheim, CA
 Mon Jun 13 2005, 7:05 PM PDT
 Att. 40,790 - Clear - 76 F



Batter	1	2	3	4	5	6	7	8	9	AB R H RBI BB SO LOB	TOP																										
Brad Wilkerson, L (1, 8) OBP: 0.379, SLG: 0.458	2-3 K		2-2 CS	1-3 K		0-1 G4-3	2-3 K		4-2 F8 SH1-3 E BB	4 1 0 0 1 3 1																											
Ryan Church, L (1, 7) OBP: 0.378, SLG: 0.511	3-3 K			4-1 24 BB BB		0-1 24 1B 1B		2-2 HR HBP	0-0 SH1-3	2 2 1 0 1 1 0																											
Jose Guillen, R (1, 9) OBP: 0.330, SLG: 0.485	0-3 K			0-0 F8		2-2 24 1B 1B		0-1 HR	0-0 F8	5 1 2 2 0 1 2																											
24 Nick Johnson, L (1, 3) OBP: 0.449, SLG: 0.531		3-2 F8		4-0 BB 1-2 BB		1-1 BB 1-3 2-H 1B		2-0 F7	4-0 PO E IBB	3 0 1 1 2 0 0																											
Vinny Castilla, R (1, 5) OBP: 0.335, SLG: 0.419		1-2 G5-3		0-3 K		4-0 BB 1-2 BB		2-1 E6 1B 1B	0-1 E6	4 1 0 0 1 1 3																											
Wil Cordero, R (1, 10) OBP: 0.063, SLG: 0.063		1-0 F8			2-2 F7	2-3 K		0-1 1B SF8 1B	2-2 PO	4 1 1 0 0 1 3																											
Junior Spivey, R (1, 4) OBP: 0.313, SLG: 0.376			0-1 F8		0-1 F8		4-0 FC4-6 BB	2-2 S 1-3 2-H 1B		3 0 1 1 1 0 0																											
Brian Schneider, L (1, 2) OBP: 0.311, SLG: 0.368			1-0 P4		2-3 K		1-1 FC4-6 G4-3	0-0 SF8		3 0 0 1 0 1 1																											
15 Cristian Guzman, S (1, 6) OBP: 0.228, SLG: 0.249			2-2 CS 1B			1-0 G4-3	0-0 G4-3	1-2 K		2 0 1 0 0 0 0																											
Carlos Baerga, S (7, PH) OBP: 0.345, SLG: 0.327										1 0 0 0 0 0 1																											
Jamey Carroll, R (7, 6) OBP: 0.315, SLG: 0.286										1 0 0 0 0 1 1																											
Inning Stats	R: 0 E: 0 K: 3 S: 10	H: 0 LOB: 0 BB: 0 P: 15	R: 0 E: 0 K: 0 S: 10	H: 0 LOB: 0 BB: 0 P: 15	R: 0 E: 0 K: 0 S: 8	H: 1 LOB: 0 BB: 0 P: 13	R: 0 E: 0 K: 2 S: 8	H: 0 LOB: 2 BB: 2 P: 17	R: 0 E: 0 K: 1 S: 8	H: 0 LOB: 0 BB: 0 P: 12	R: 1 E: 0 K: 1 S: 13	H: 3 LOB: 3 BB: 1 P: 23	R: 0 E: 0 K: 1 S: 6	H: 0 LOB: 1 BB: 1 P: 13	R: 4 E: 1 K: 1 S: 17	H: 3 LOB: 1 BB: 0 P: 27	R: 1 E: 1 K: 0 S: 10	H: 0 LOB: 1 BB: 2 P: 20	1B: 6 2B: 0 3B: 0 HR: 1	SF: 1 SAC: 1 DP: 0 HBP: 1	WP: 0 PB: 0 SB: 1 CS: 1	PA: 43															
PITCHER	IP WLS BF H R ER SO BB IBB HBP BLK WP HR S P ERA WHIP																																				
54 Ervin Santana, R (1, 1) ERA: 3.26	6.1		26	4	1	1	7	4	0	0	0	0	0	59	102	1.42	1.263																				
Brendan Donnelly, R (7, 1) ERA: 4.34	0.0		0	0	0	0	0	0	0	0	0	0	0	0	∞	∞																					
62 Scot Shields, R (7, 1) ERA: 2.83	1.2	L	10	3	4	2	2	0	0	1	0	0	1	21	33	10.80	1.800																				
Jake Woods, L (9, 1) ERA: 2.79	0.1		2	0	1	0	0	1	0	0	0	0	0	3	7	0.00	3.000																				
Joel Peralta, R (9, 1) ERA: 0.84	0.2		3	0	0	0	0	0	1	0	0	0	0	7	13	0.00	0.000																				

Washington Nationals @ Los Angeles Angels
 Angel Stadium of Anaheim, Anaheim, CA
 Tue Jun 14 2005, 7:05 PM PDT
 Att: 43,874 - Clear - 71 F

AB	32
R	6
H	7
RBI	5
BB	6
SO	9
LOB	12



BOTTOM

Washington Nationals @ Los Angeles Angels
Angel Stadium of Anaheim, Anaheim, CA

AB 38
R 3
H 11
RBI 3
BB 3
SO 5
LOB 26



WP: 0 PA: 42
PB: 0
SB: 1
CS: 0
ERA
WHIP

Tue Jun 14 2005, 7:05 PM PDT
Att. 43,874 - Clear - 71 F

AB R H RBI BB SO LOB

4 0 0 0 1 2 6

5 1 3 1 0 0 3

4 0 1 1 1 1 3

5 1 1 0 0 0 4

5 0 1 0 0 0 4

5 0 2 1 0 0 1

4 0 0 0 0 2 3

3 1 2 0 1 0 1

3 0 1 0 0 0 1

1B: 9 SF: 0
2B: 2 SAC: 1
3B: 0 DP: 0
HR: 0 HBP: 0

Batter	1	2	3	4	5	6	7	8	9
9 Chone Figgins, S OBP: 0.327, SLG: 0.401 (1, 7)	4-1 1B BB	1-1 P6		3-1 P5		0-3 K		2-3 K	
Darin Erstad, L OBP: 0.344, SLG: 0.403 (1, 3)	0-2 1-3 1B		0-2 F8	2-2 G4-3		0-0 27 2B 1B		2-2 1B	
27 Vladimir Guerrero, R OBP: 0.386, SLG: 0.541 (1, 9)	2-3 K		2-1 F8		4-0 16 FC1-6 BB	1-0 2B		2-2 G6-3	
16 Garret Anderson, L OBP: 0.339, SLG: 0.471 (1, 10)	1-0 P5		1-0 2B		2-2 FC1-6 G4-3 1B	0-0 G4-3		3-2 G3	
Steve Finley, L OBP: 0.294, SLG: 0.429 (1, 8)	3-2 G4-3		0-1 F9		3-2 G4-3		1-0 1B	2-2 P5	
Bengie Molina, R OBP: 0.339, SLG: 0.470 (1, 2)		0-1 G4-3		1-2 1B 1B	3-1 2B 1B		0-1 F9	1-2 F7	
8 Dallas McPherson, L OBP: 0.297, SLG: 0.447 (1, 5)		1-1 F9		2-3 K	3-3 K		2-1 F7		
Orlando Cabrera, R OBP: 0.302, SLG: 0.367 (1, 6)		4-2 E BB		2-1 1B 1B		0-0 SH5-3 1B	1 SAFE 0-1 F9		
Adam Kennedy, L OBP: 0.362, SLG: 0.372 (1, 4)		2-1 E3		1-0 1B		0-1 SH5-3		3-2 F7	

Inning Stats	R: 0	H: 1	E: 0	LOB: 2	K: 1	S: 16	R: 0	H: 0	E: 1	LOB: 2	K: 0	S: 10	R: 0	H: 1	E: 0	LOB: 1	K: 0	S: 8	R: 0	H: 3	E: 0	LOB: 3	K: 1	S: 15	R: 1	H: 1	E: 0	LOB: 1	K: 1	S: 13	R: 2	H: 3	E: 0	LOB: 1	K: 1	S: 11	R: 0	H: 1	E: 0	LOB: 1	K: 0	S: 7	R: 0	H: 1	E: 0	LOB: 1	K: 1	S: 12	R: 0	H: 0	E: 0	LOB: 0	K: 0	S: 11	1B: 9	SF: 0	2B: 2	SAC: 1	3B: 0	DP: 0	HR: 0	HBP: 0	WP: 0	PA: 42
--------------	------	------	------	--------	------	-------	------	------	------	--------	------	-------	------	------	------	--------	------	------	------	------	------	--------	------	-------	------	------	------	--------	------	-------	------	------	------	--------	------	-------	------	------	------	--------	------	------	------	------	------	--------	------	-------	------	------	------	--------	------	-------	-------	-------	-------	--------	-------	-------	-------	--------	-------	--------

PITCHER	IP	WLS	BF	H	R	ER	SO	BB	IBB	HBP	BLK	WP	HR	S	P	ERA	WHIP
Livan Hernandez, R ERA: 3.43 (1, 1)	5.2		30	9	3	3	4	3	0	0	0	0	0	72	120	4.76	2.118
Gary Majewski, R ERA: 2.37 (6, 1)	1.1	W	5	1	0	0	0	0	0	0	0	0	0	8	11	0.00	0.750
Luis Ayala, R ERA: 2.31 (8, 1)	1.0	H	4	1	0	0	1	0	0	0	0	0	0	12	21	0.00	1.000
32 Chad Cordero, R ERA: 1.09 (9, 1)	1.0	S	3	0	0	0	0	0	0	0	0	0	0	11	17	0.00	0.000

Batter	1	2	3	4	5	6	7	8	9	AB R H RBI BB SO LOB	TOP
Brad Wilkerson, L (1, 8) OBP: 0.378, SLG: 0.456	2-1 F7			1-2 F7		0-0 SH5-3		2-2 1B		3 0 1 0 0 0 0	Washington Nationals @ Los Angeles Angels Angel Stadium of Anaheim, Anaheim, CA Wed Jun 15 2005, 7:05 PM PDT Att. 43,505 - Cloudy - 68 F
Ryan Church, L (1, 7) OBP: 0.369, SLG: 0.497	1-3 K			0-0 G5-3		1-1 F7		0-1 F7		4 0 0 0 0 1 3	
Jose Guillen, R (1, 9) OBP: 0.332, SLG: 0.485	0-0 G6-3			2-2 1B		0-0 L7				4 0 2 0 0 0 1	
24 Nick Johnson, L (1, 3) OBP: 0.442, SLG: 0.522			1-2 F7	2-3 K		1-1 F9		0-1 G5-4-3		4 0 0 0 0 1 2	
Vinny Castilla, R (1, 5) OBP: 0.333, SLG: 0.416			0-2 G4-3		1-1 F9		0-0 G6-3		0-0 1B	4 0 1 0 0 0 0	
Carlos Baerga, S (1, 10) OBP: 0.339, SLG: 0.321			0-2 G3		0-0 G4-3		0-2 G5-3		0-1 1B	4 0 1 0 0 0 0	
Tony Blanco, R (9, PR) OBP: 0.297, SLG: 0.429									1-2 1B	0 0 0 0 0 0 0	
Junior Spivey, R (1, 4) OBP: 0.308, SLG: 0.369			2-1 G5-3		0-0 F7			1-1 F7	0-1 F8	4 0 0 0 0 0 2	
Brian Schneider, L (1, 2) OBP: 0.312, SLG: 0.386			0-2 F9			0-0 HR		0-0 P6		3 1 1 1 0 0 0	
15 Cristian Guzman, S (1, 6) OBP: 0.233, SLG: 0.255			0-0 F7			0-1 SH5-3 1B		1-1 1B		3 0 2 0 0 0 0	
Inning Stats	R: 0 E: 0 K: 1 S: 6 H: 0 LOB: 0 BB: 0 P: 9	R: 0 E: 0 K: 0 S: 13 H: 0 LOB: 0 BB: 0 P: 14	R: 0 E: 0 K: 0 S: 8 H: 0 LOB: 0 BB: 0 P: 10	R: 0 E: 0 K: 1 S: 11 H: 1 LOB: 1 BB: 0 P: 16	R: 0 E: 0 K: 0 S: 4 H: 0 LOB: 0 BB: 0 P: 5	R: 1 E: 0 K: 0 S: 7 H: 2 LOB: 1 BB: 0 P: 8	R: 0 E: 0 K: 0 S: 6 H: 0 LOB: 0 BB: 0 P: 7	R: 0 E: 0 K: 0 S: 10 H: 2 LOB: 2 BB: 0 P: 14	R: 0 E: 0 K: 0 S: 9 H: 3 LOB: 2 BB: 0 P: 9	1B: 7 2B: 0 3B: 0 HR: 1 SF: 0 SAC: 1 DP: 1 HBP: 0	WP: 0 PB: 0 SB: 0 CS: 0 PA: 34
PITCHER 40 Bartolo Colon, R (1, 1) ERA: 2.9	IP WLS BF H R ER SO BB IBB HBP BLK WP HR S P ERA WHIP										

AB	33
R	1
H	8
RBI	1
BB	0
SO	2
LOB	8



WP: 0	PA: 34
PB: 0	
SB: 0	
CS: 0	

Batter	1	2	3	4	5	6	7	8	9	AB R H RBI BB SO LOB
Jeff DaVanon, S OBP: 0.318, SLG: 0.263 (1, 7)	2-1 G1-3		1-0 G4-3			0-1 G4-3		1-0 G4-6-3		4 0 0 0 0 0 2
Darin Erstad, L OBP: 0.353, SLG: 0.405 (1, 3)	4-1 G5-4-3 BB			4-0 27 PB BB		4-1 27 WP BB			1-2 16 1B 27 BB 1B	1 0 1 0 3 0 0
27 Vladimir Guerrero, R OBP: 0.363, SLG: 0.531 (1, 9)	0-0 G5-4-3 1-2f			2-2 G5-3 1-2		3-1 G4-3 1-2			4-2 16 1B BB	3 0 0 0 1 0 3
16 Garret Anderson, L OBP: 0.337, SLG: 0.467 (1, 10)		2-2 G4-3		2-2 F7			0-2 P5		1-2 1B	4 0 1 0 0 0 1
Steve Finley, L OBP: 0.290, SLG: 0.421 (1, 8)		2-2 G4-3		2-1 G4-3			0-0 F8		1-3 K	4 0 0 0 0 1 4
Bengie Molina, R OBP: 0.336, SLG: 0.458 (1, 2)		0-0 F8			0-1 G6-3		4-2 BB		1-0 F8	3 0 0 0 1 0 3
8 Dallas McPherson, L OBP: 0.290, SLG: 0.436 (1, 5)			2-3 K		0-0 G4-3		0-3 K		1-3 K	4 0 0 0 0 3 4
Orlando Cabrera, R OBP: 0.302, SLG: 0.367 (1, 6)			1-1 1B		1-2 G6-3			0-0 F9		3 0 1 0 0 0 0
Adam Kennedy, L OBP: 0.361, SLG: 0.371 (1, 4)			1-2 K		3-1 G3			2-0 G4-6-3 1B		3 0 1 0 0 1 1

Inning Stats	R: 0	H: 0	E: 0	K: 0	S: 4	R: 0	H: 0	E: 0	K: 0	S: 8	R: 0	H: 1	E: 0	K: 2	S: 10	R: 0	H: 0	E: 0	K: 0	S: 8	R: 0	H: 0	E: 0	K: 0	S: 6	R: 0	H: 0	E: 0	K: 0	S: 7	R: 0	H: 0	E: 0	K: 1	S: 9	R: 0	H: 1	E: 0	K: 0	S: 3	R: 0	H: 2	E: 0	K: 2	S: 18	1B: 4	2B: 0	3B: 0	HR: 0	SF: 0	SAC: 0	DP: 2	HBP: 0	WP: 1	PB: 1	SB: 0	CS: 0	PA: 34
PITCHER Ryan Drese, R (1, 1) ERA: 5.79 32 Chad Cordero, R (9, 1) ERA: 1.06	IP	WLS	BF	H	R	ER	SO	BB	IBB	HBP	BLK	WP	HR	S	P	ERA	WHIP																																									

BOTTOM

Washington Nationals @ Los Angeles Angels
 Angel Stadium of Anaheim, Anaheim, CA

Wed Jun 15 2005, 7:05 PM PDT
 Att: 43,505 - Cloudy - 68 F

livebaseballscorecards.com

AB	29
R	0
H	4
RBI	0
BB	5
SO	5
LOB	18



Batter	1	2	3	4	5	6	7	8	9	10	11	AB R H RBI BB SO LOB	TOP																			
Juan Pierre, L OBP: 0.304, SLG: 0.327 (1, 8)	0-2 F8		1-2 G6-3	0-2 F7		0-2 G6-3			0-2 F7		3-2 G1-3	6 0 0 0 0 0 4	Florida Marlins @ Los Angeles Angels Angel Stadium of Anaheim, Anaheim, CA Fri Jun 17 2005, 7:05 PM PDT Att. 43,767 - Clear - 68 F																			
Luis Castillo, S OBP: 0.425, SLG: 0.415 (1, 4)	2-2 F7-4 1B		2-1 HR 2B		1-1 1B		2-2 P5		3-2 G4-3		2-2 1B	6 1 4 0 0 0 0																				
Miguel Cabrera, R OBP: 0.388, SLG: 0.566 (1, 7)	3-2 1B		1-2 HR		2-1 F8 1B		1-3 K		2-2 F9		1-1 G5-3	6 1 2 2 0 1 2																				
Carlos Delgado, L OBP: 0.418, SLG: 0.595 (1, 3)	3-2 F7-4 2-2		2-3 K		1-2 L8		4-2 BB			0-1 F8 2B		4 0 1 0 1 1 3																				
Mike Lowell, R OBP: 0.283, SLG: 0.363 (1, 5)		0-1 F9	1-1 F8		1-0 P6		0-2 F9			1-0 F8		5 0 0 0 0 0 3																				
Paul Lo Duca, R OBP: 0.351, SLG: 0.397 (1, 2)		0-2 G6-3		2-0 G6-3		2-0 FC5-4 1B		3-2 G6-3 SH3 1B		4-1 IBB		4 0 2 0 1 0 0																				
Juan Encarnacion, R OBP: 0.350, SLG: 0.467 (1, 9)		1-1 BB 1B	1-0 P3		3-2 F9		1-0 SH3		3-3 K			4 0 1 0 0 1 3																				
Jeff Conine, R OBP: 0.356, SLG: 0.329 (1, 10)		4-1 BB 1-2 BB	4-0 BB BB		2-2 FC5-4 2B 1-2f		2-2 G6-3		2-2 G6-3			3 0 0 0 2 0 4																				
Alex Gonzalez, R OBP: 0.342, SLG: 0.405 (1, 6)		0-3 K	4-2 BB 1-2 BB		2-1 2B		0-3 K			2-2 G5-3		4 0 1 0 1 2 3																				
Inning Stats	R: 0 E: 0 K: 0 S: 12	H: 2 LOB: 1 BB: 0 P: 20	R: 0 E: 0 K: 1 S: 11	H: 1 LOB: 2 BB: 1 P: 16	R: 2 E: 0 K: 1 S: 14	H: 2 LOB: 0 BB: 0 P: 21	R: 0 E: 0 K: 0 S: 7	H: 0 LOB: 2 BB: 2 P: 18	R: 0 E: 0 K: 0 S: 8	H: 1 LOB: 1 BB: 0 P: 13	R: 0 E: 0 K: 1 S: 13	H: 2 LOB: 2 BB: 0 P: 22		R: 0 E: 0 K: 1 S: 14	H: 0 LOB: 1 BB: 1 P: 21	R: 0 E: 0 K: 1 S: 12	H: 1 LOB: 1 BB: 0 P: 18	R: 0 E: 0 K: 0 S: 10	H: 0 LOB: 0 BB: 0 P: 15	R: 0 E: 0 K: 1 S: 10	H: 1 LOB: 2 BB: 1 P: 20	R: 0 E: 0 K: 0 S: 12	H: 1 LOB: 1 BB: 0 P: 20	1B: 7 2B: 4 3B: 0 HR: 1	SF: 0 SAC: 1 DP: 1 HBP: 0	WP: 0 PB: 0 SB: 0 CS: 0	PA: 48					
PITCHER	IP WLS BF H R ER SO BB IBB HBP BLK WP HR S P ERA WHIP															IP WLS BF H R ER SO BB IBB HBP BLK WP HR S P ERA WHIP																
Jarrod Washburn, L ERA: 3.62 (1, 1)	6.0	28	8	2	2	2	3	0	0	0	0	0	0	1	65	110	3.00	1.833														
Joel Peralta, R ERA: 0.71 (7, 1)	2.0	8	1	0	0	0	2	1	0	0	0	0	0	0	26	39	0.00	1.000														
Brendan Donnelly, R ERA: 4.2 (9, 1)	1.0	3	0	0	0	0	0	0	0	0	0	0	0	0	10	15	0.00	0.000														
Francisco Rodríguez, R ERA: 2.45 (10, 1)	1.0	5	1	0	0	1	0	1	0	0	0	0	0	0	10	20	0.00	1.000														
62 Scot Shields, R ERA: 2.76 (11, 1)	1.0	W	4	1	0	0	0	0	0	0	0	0	0	0	12	20	0.00	1.000														

livebaseballscorecards.com

AB	42
R	2
H	11
RBI	2
BB	5
SO	5
LOB	22



BOTTOM

Florida Marlins @ Los Angeles Angels
Angel Stadium of Anaheim, Anaheim, CA

Fri Jun 17 2005, 7:05 PM PDT
Att. 43,767 - Clear - 68 F

livebaseballscorecards.com

AB	40
R	3
H	9
RBI	2
BB	0
SO	2
LOB	12



WP:	0	PA:	42
PB:	0		
SB:	2		
CS:	0		

AB	R	H	RBI	BB	SO	LOB
5	1	2	1	0	0	1
5	0	1	0	0	0	2
5	1	1	0	0	0	1
5	1	2	0	0	0	1
3	0	1	0	0	1	0
4	0	0	0	0	0	2
1	0	1	1	0	0	0
3	0	0	0	0	1	2
1	0	0	0	0	0	1
0	0	0	0	0	0	0
4	0	0	0	0	0	2
4	0	1	0	0	0	0

Batter	1	2	3	4	5	6	7	8	9	10	11
9 Chone Figgins, S OBP: 0.328, SLG: 0.413 (1, 7)	1-0 HR		1-1 1B		0-0 P6			1-2 P6		2-1 P3	
Darin Erstad, L OBP: 0.351, SLG: 0.402 (1, 3)	0-1 G4-3		0-2 G4-3		2-0 F8			0-1 1B		2-2 P6	
27 Vladimir Guerrero, R OBP: 0.379, SLG: 0.522 (1, 9)	0-2 F8			2-2 G3-1		1-0 G5-3		0-1 G4-3			2-2 HBP 1B
16 Garret Anderson, L OBP: 0.338, SLG: 0.470 (1, 10)	0-0 P6			0-1 1B		1-0 F8			0-1 SH3-4 E 2B		0-1 F8
Steve Finley, L OBP: 0.293, SLG: 0.420 (1, 8)		0-3 K		0-0 1B		1-2 G1-3			1-0 SH3-4		1-0 1B
Bengie Molina, R OBP: 0.326, SLG: 0.443 Jeff DaVanon, S OBP: 0.323, SLG: 0.270 (9, PR) (10, 7)		2-2 G3		1-1 P4			0-2 L3		0-1 FC6 39 G1-3		3-2 HBP 1B
8 Dallas McPherson, L OBP: 0.285, SLG: 0.429 39 Robb Quinlan, R OBP: 0.213, SLG: 0.310 José Molina, R OBP: 0.333, SLG: 0.386 (1, 5) (9, PH) (10, 2)		0-3 K		3-2 F8			1-2 F8		0-0 G1-3		1-2 2-H 1B
Orlando Cabrera, R OBP: 0.298, SLG: 0.361 (1, 6)			0-1 G6-3		0-0 L8		0-0 G5-3		1-0 F8		
Adam Kennedy, L OBP: 0.358, SLG: 0.367 (1, 4)			1-1 L4		0-1 1B			0-0 F8		2-2 G4-3	

PITCHER	IP	WLS	BF	H	R	ER	SO	BB	IBB	HBP	BLK	WP	HR	S	P	ERA	WHIP
Brian Moehler, R ERA: 2.7 (1, 1)	8.1		33	7	2	1	2	0	0	0	0	0	1	74	92	1.08	0.840
Valerio De Los Santos, L ERA: (9, 1)	0.1		1	0	0	0	0	0	0	0	0	0	0	1	1	0.00	0.000
Todd Jones, R ERA: 1.24 (9, 1)	1.1		4	0	0	0	0	0	0	0	0	0	0	10	17	0.00	0.000
Jim Mecir, R ERA: 3.86 (11, 1)	0.1	L	4	2	1	1	0	0	0	1	0	0	0	10	16	27.00	6.000

Inning Stats	R	H	E	K	S	H	LOB	BB	IBB	HBP	BLK	WP	HR	S	P	ERA	WHIP
	1	1	0	0	7	1	0	0	0	0	0	0	0	11	13		
	0	0	0	2	11	0	1	0	0	0	0	0	0	19	19		
	0	0	0	0	9	0	1	0	0	0	0	0	0	7	7		
	0	0	0	0	13	0	2	0	0	0	0	0	0	10	10		
	0	0	0	0	7	0	1	0	0	0	0	0	0	8	8		
	0	0	0	0	6	0	1	0	0	0	0	0	0	7	7		
	0	0	0	0	7	0	1	0	0	0	0	0	0	8	8		
	0	0	0	0	9	0	1	0	0	0	0	0	0	10	10		
	0	0	0	0	6	0	1	0	0	0	0	0	0	7	7		
	0	0	0	0	7	0	1	0	0	0	0	0	0	8	8		
	0	0	0	0	9	0	1	0	0	0	0	0	0	10	10		
	0	0	0	0	6	0	1	0	0	0	0	0	0	7	7		
	0	0	0	0	7	0	1	0	0	0	0	0	0	8	8		
	0	0	0	0	9	0	1	0	0	0	0	0	0	10	10		
	0	0	0	0	6	0	1	0	0	0	0	0	0	7	7		
	0	0	0	0	7	0	1	0	0	0	0	0	0	8	8		
	0	0	0	0	9	0	1	0	0	0	0	0	0	10	10		
	0	0	0	0	6	0	1	0	0	0	0	0	0	7	7		
	0	0	0	0	7	0	1	0	0	0	0	0	0	8	8		
	0	0	0	0	9	0	1	0	0	0	0	0	0	10	10		

PITCHER	IP	WLS	BF	H	R	ER	SO	BB	IBB	HBP	BLK	WP	HR	S	P	ERA	WHIP
Brian Moehler, R ERA: 2.7 (1, 1)	8.1		33	7	2	1	2	0	0	0	0	0	1	74	92	1.08	0.840
Valerio De Los Santos, L ERA: (9, 1)	0.1		1	0	0	0	0	0	0	0	0	0	0	1	1	0.00	0.000
Todd Jones, R ERA: 1.24 (9, 1)	1.1		4	0	0	0	0	0	0	0	0	0	0	10	17	0.00	0.000
Jim Mecir, R ERA: 3.86 (11, 1)	0.1	L	4	2	1	1	0	0	0	1	0	0	0	10	16	27.00	6.000

Batter	1	2	3	4	5	6	7	8	9	10	AB R H RBI BB SO LOB	TOP												
Juan Pierre, L OBP: 0.298, SLG: 0.320 (1, 8)	1-3 K		2-2 G6-3		0-0 B5-3		1-1 L6			2-1 G3	5 0 0 0 0 1 1	Florida Marlins @ Los Angeles Angels Angel Stadium of Anaheim, Anaheim, CA Sat Jun 18 2005, 12:15 PM PDT Att. 43,883 - Partly Cloudy - 71 F livebaseballscorecards.com												
Luis Castillo, S OBP: 0.435, SLG: 0.423 (1, 4)	1-1 BB 1B		1-2 WP 1B			1-1 1B WP 1B	4-1 S BB			1-1 G6-3	4 1 3 0 1 0 0													
Miguel Cabrera, R OBP: 0.385, SLG: 0.559 (1, 7)	0-1 F9		1-1 G5-3			2-2 WP 1B 1-3 1B	3-1 G5-3			1-0 G1	5 0 1 0 0 0 3													
Carlos Delgado, L OBP: 0.419, SLG: 0.591 (1, 10)	4-2 BB 1-2			2-3 K		0-0 WP 1-2 1B 3-H		2-3 K			3 0 1 1 1 2 0													
Mike Lowell, R OBP: 0.278, SLG: 0.356 (1, 5)	2-1 L5			0-3 K		1-3 K		2-3 K			4 0 0 0 0 3 4													
Paul Lo Duca, R OBP: 0.345, SLG: 0.389 (1, 2)		3-2 P3		0-2 F7		1-1 F9		3-1 G6-3			4 0 0 0 0 0 2													
Jeff Conine, R OBP: 0.352, SLG: 0.316 (1, 3)		2-2 F7			1-0 F8	4-2 BB 1-2 2-3		0-0 G5-3			3 0 0 0 1 0 0													
Juan Encarnacion, R OBP: 0.345, SLG: 0.459 (1, 9)		2-3 K			1-2 F8	0-2 P3		0-3 K			4 0 0 0 0 2 3													
Alex Gonzalez, R OBP: 0.340, SLG: 0.402 (1, 6)			2-3 K		1-1 1B		0-3 K		0-1 P2		4 0 1 0 0 2 0													
Inning Stats	R: 0 E: 0 K: 1 S: 13	H: 1 LOB: 2 BB: 1 P: 21	R: 0 E: 0 K: 1 S: 10	H: 0 LOB: 0 BB: 0 P: 17	R: 0 E: 0 K: 1 S: 13	H: 1 LOB: 1 BB: 0 P: 19	R: 0 E: 0 K: 2 S: 9	H: 0 LOB: 0 BB: 0 P: 11	R: 0 E: 0 K: 0 S: 7	H: 1 LOB: 1 BB: 0 P: 10	R: 1 E: 0 K: 1 S: 20		H: 3 LOB: 3 BB: 1 P: 29	R: 0 E: 0 K: 1 S: 8	H: 0 LOB: 1 BB: 1 P: 16	R: 0 E: 0 K: 2 S: 10	H: 0 LOB: 0 BB: 0 P: 17	R: 0 E: 0 K: 1 S: 6	H: 0 LOB: 0 BB: 0 P: 6	R: 0 E: 0 K: 0 S: 5	H: 0 LOB: 0 BB: 0 P: 9	1B: 6 2B: 0 3B: 0 HR: 0	SF: 0 SAC: 0 DP: 0 HBP: 0	WP: 3 PB: 0 SB: 1 CS: 0
PITCHER	IP WLS BF H R ER SO BB IBB HBP BLK WP HR S P ERA WHIP																							
41 John Lackey, R ERA: 3.78 (1, 1)	6.2	29	6	1	1	7	3	0	0	0	0	3	0	78	118	1.35	1.350							
Esteban Yan, R ERA: 4.33 (7, 1)	1.1	4	0	0	0	2	0	0	0	0	0	0	0	12	22	0.00	0.000							
Francisco Rodríguez, R ERA: 2.25 (9, 1)	2.0	W 6	0	0	0	1	0	0	0	0	0	0	0	11	15	0.00	0.000							

BOTTOM

Florida Marlins @ Los Angeles Angels
Angel Stadium of Anaheim, Anaheim, CA

Sat Jun 18 2005, 12:15 PM PDT
Att. 43,883 - Partly Cloudy - 71 F

livebaseballscorecards.com

AB	36
R	2
H	14
RBI	2
BB	3
SO	4
LOB	18



WP: 0	PA: 39
PB: 0	
SB: 0	
CS: 0	

AB R H RBI BB SO LOB

4 0 2 0 1 0 0

5 0 1 0 0 2 4

5 2 3 2 0 0 0

3 0 1 0 1 1 2

4 0 1 0 0 1 2

4 0 2 0 0 0 2

2 0 1 0 1 0 1

1 0 1 0 0 0 0

4 0 0 0 0 0 5

3 0 1 0 0 0 2

1 0 1 0 0 0 0

1B: 11 SF: 0
2B: 1 SAC: 0
3B: 0 DP: 3
HR: 2 HBP: 0

Batter	1	2	3	4	5	6	7	8	9	10
9 Chone Figgins, S OBP: 0.333, SLG: 0.414 (1, 8) (10, 4)	1-1 F8		2-2 G5-3		1-0 1B		1-2 1B		4-0 IBB	
Darin Erstad, L OBP: 0.348, SLG: 0.398 (1, 3)	1-3 K		2-2 27 1B 1B		2-3 K		1-1 G4-3		0-2 G6-2-3	
27 Vladimir Guerrero, R OBP: 0.384, SLG: 0.557 (1, 9)	1-1 P6		2-2 1B		1-2 G3			1-0 HR		3-2 HR
16 Garret Anderson, L OBP: 0.341, SLG: 0.468 (1, 10)		1-3 K	0-1 G4-3			1-2 20 G1-6-3 1B		4-2 G4-6-3 BB		
20 Juan Rivera, R OBP: 0.259, SLG: 0.385 (1, 7)		0-0 1B 1B		3-3 K		0-1 G1-6-3 1-2f		0-0 F7		
Orlando Cabrera, R OBP: 0.301, SLG: 0.363 (1, 6)		3-2 F7		1-2 6 FC6-5 1B		1-1 FC6-4 1B		2-1 G4-6-3 1-2f		
José Molina, R OBP: 0.344, SLG: 0.388 Jeff DaVanon, S OBP: 0.328, SLG: 0.276 (9, PH) (10, 8)		2-1 1B		1 SAFE 4-1 6 FC6-5 1B		0-0 FC6-4 1-2f		3-2 6 FC2-6 1B		
6 Maicer Izturis, S OBP: 0.200, SLG: 0.333 (1, 5)		1-2 1B		1-2 BB				1 SAFE 0-0 FC2-6 2B		
Adam Kennedy, L OBP: 0.357, SLG: 0.366 Bengie Molina, R OBP: 0.331, SLG: 0.455 ERA: (10, 2)		0-1 G4-3		1-2 2-3f			1-2 G6-3		1 SAFE 0-1 G6-2-3 2B	
			1-0 P3		1-2 P6		0-0 1B			

Inning Stats	R: 0	H: 0	E: 0	K: 1	S: 7	R: 0	H: 2	E: 0	K: 1	S: 11	R: 0	H: 2	E: 0	K: 0	S: 13	R: 0	H: 1	E: 0	K: 1	S: 9	R: 0	H: 2	E: 0	K: 0	S: 11	R: 0	H: 2	E: 0	K: 0	S: 9	R: 1	H: 1	E: 0	K: 0	S: 6	R: 0	H: 2	E: 0	K: 0	S: 10	R: 1	H: 1	E: 0	K: 0	S: 4	R: 0	H: 2	E: 0	K: 0	S: 10	R: 1	H: 1	E: 0	K: 0	S: 7					
	0	0	0	1	7	0	2	0	1	11	0	1	0	0	13	0	2	0	0	9	0	2	0	0	9	1	1	0	0	6	0	2	0	0	12	1	1	0	0	13	0	2	0	0	10	1	1	0	0	7	0	2	0	0	10	1	1	0	0	7

PITCHER	IP	WLS	BF	H	R	ER	SO	BB	IBB	HBP	BLK	WP	HR	S	P	ERA	WHIP
Dontrelle Willis, L ERA: 1.92	7.0		29	10	0	0	4	1	0	0	0	0	0	73	107	0.00	1.571
Jim Mecir, R ERA: 4.07	1.0	B	4	1	1	1	0	1	0	0	0	0	1	6	13	9.00	2.000
John Riedling, R ERA: 5.95	0.1		2	1	0	0	0	0	0	0	0	0	0	5	8	0.00	3.000
Valerio De Los Santos, L ERA:	0.2		3	1	0	0	0	0	1	0	0	0	0	5	9	0.00	1.500
Todd Jones, R ERA: 1.55	0.0	L	1	1	1	1	0	0	0	0	0	0	1	4	7	∞	∞

Florida Marlins @ Los Angeles Angels
 Angel Stadium of Anaheim, Anaheim, CA

Sun Jun 19 2005, 1:05 PM PDT
 Att. 43,788 - Sunny - 76 F

livebaseballscorecards.com



Batter	1	2	3	4	5	6	7	8	9	AB	R	H	RBI	BB	SO	LOB	TOP					
Juan Pierre, L (1, 8) OBP: 0.300, SLG: 0.330	0-1 WP 3B	0-1 FC3-6 1-2f	1-2 1B		3-2 P4		0-1 F7			5	1	2	0	0	0	3						
Luis Castillo, S (1, 4) OBP: 0.429, SLG: 0.423	3-2 G4-3	3-1 G6-3	0-1 P2		3-2 2B		1-2 G3-1			5	0	1	0	0	0	5						
Miguel Cabrera, R (1, 7) OBP: 0.381, SLG: 0.552	0-0 1B	1-3 K			0-0 G3		1-0 F7		1-3 K	5	1	1	0	0	2	2						
Carlos Delgado, L (1, 3) OBP: 0.422, SLG: 0.590	0-0 1B		4-0 2B HR		0-1 BB WP 1B		1-2 G4-3		1-0 G4-3	4	2	2	0	1	0	0						
Mike Lowell, R (1, 5) OBP: 0.281, SLG: 0.359	4-0 1B SF8		1-2 1B HR 2B		2-3 K		2-1 G5-3		0-0 G6-3	4	2	1	0	1	1	1						
Paul Lo Duca, R (1, 2) OBP: 0.346, SLG: 0.387	2-2 1B		0-0 P3		4-0 BB		3-2 G6-3		2-2 G4-3	4	0	1	2	1	0	2						
Jeff Conine, R (1, 9) OBP: 0.365, SLG: 0.366	1-2 SF8		0-0 1B HR		4-2 BB		1-2 1B		2-2 G5-3	3	1	2	4	1	0	0						
Lenny Harris, L (1, 10) OBP: 0.438, SLG: 0.448	0-3 K		1-2 E5 1B		0-0 G3		0-1 1B		4-2 CS	4	0	1	0	1	1	4						
Alex Gonzalez, R (1, 6) OBP: 0.339, SLG: 0.399		1-1 FC3-6 1B	2-3 K		1-2 F8		1-0 P6		2-1 CS	4	0	1	0	0	1	3						
Inning Stats	R: 4 E: 0 K: 1 S: 16	H: 4 LOB: 1 BB: 1 P: 26	R: 0 E: 0 K: 1 S: 10	H: 1 LOB: 1 BB: 0 P: 14	R: 3 E: 1 K: 1 S: 17	H: 3 LOB: 2 BB: 1 P: 26	R: 0 E: 0 K: 1 S: 11	H: 1 LOB: 3 BB: 2 P: 21	R: 0 E: 0 K: 0 S: 14	H: 1 LOB: 1 BB: 0 P: 22	R: 0 E: 0 K: 0 S: 8	H: 0 LOB: 0 BB: 0 P: 14	R: 0 E: 0 K: 0 S: 12	H: 2 LOB: 2 BB: 0 P: 15	R: 0 E: 0 K: 1 S: 6	H: 0 LOB: 0 BB: 0 P: 8	R: 0 E: 0 K: 0 S: 13	H: 0 LOB: 0 BB: 1 P: 23	1B: 8 2B: 2 3B: 1 HR: 1	SF: 1 SAC: 0 DP: 0 HBP: 0	WP: 2 PB: 0 SB: 1 CS: 1	PA: 45
PITCHER	IP	WLS	BF	H	R	ER	SO	BB	IBB	HBP	BLK	WP	HR	S	P	ERA	WHIP					
54 Ervin Santana, R (1, 1) ERA: 5.73	2.2	L	19	8	7	7	3	2	0	0	0	1	1	41	64	23.62	3.750					
Jake Woods, L (3, 1) ERA: 2.38	3.1		14	2	0	0	1	2	0	0	0	1	0	35	59	0.00	1.200					
Esteban Yan, R (7, 1) ERA: 4.03	2.0		8	2	0	0	1	0	0	0	0	0	0	18	23	0.00	1.000					
Brendan Donnelly, R (9, 1) ERA: 4.06	1.0		3	0	0	0	0	1	0	0	0	0	0	13	23	0.00	1.000					

Batter	1	2	3	4	5	6	7	8	9	AB	R	H	RBI	BB	SO	LOB	BOTTOM	
9 Chone Figgins, S (1, 4) OBP: 0.335, SLG: 0.420 (9, 5)	2-2 2B	3-3 K			1-2 1B	2-3 K		3-2 SF9		4	1	2	1	0	2	2		
Darin Erstad, L (1, 3) OBP: 0.352, SLG: 0.397	1-1 FC6-5 2-3		4-1 BB		4-0 BB		1-1 F8	1-2 1B		3	1	1	1	2	0	1		
27 Vladimir Guerrero, R (1, 9) OBP: 0.389, SLG: 0.556	3-2 1B		2-2 F8		1-1 1B		1-0 F8	4-0 IBB		4	0	2	0	1	0	1		
16 Garret Anderson, L (1, 10) OBP: 0.335, SLG: 0.459	2-3 K		0-1 F9		1-2 G3		0-0 F9	0-1 F8		5	0	0	1	0	1	8		
Orlando Cabrera, R (1, 6) OBP: 0.299, SLG: 0.360	2-0 F9		0-1 F7		0-0 FC6-5		1-2 1B	0-1 G4-3		5	1	1	1	0	0	4		
Bengie Molina, R (1, 2) OBP: 0.333, SLG: 0.449		2-3 K		1-2 G6-3	4-1 BB		1-1 1B	1-0 F9		4	0	1	0	1	1	0		
Steve Finley, L (1, 8) OBP: 0.291, SLG: 0.415		2-1 P4		2-1 G3	1-1 F8		0-1 FC4-6 1B 20 1B SF9 9	2-2 1B		5	1	1	0	0	0	4		
20 Juan Rivera, R (1, 7) OBP: 0.277, SLG: 0.402 Jeff DaVanon, S (9, PH) OBP: 0.326, SLG: 0.274		3-2 2B		4-0 BB		2-1 P2	2-1 1B 1B	0-3 K		3	1	2	1	1	0	0		
8 Dallas McPherson, L (1, 5) OBP: 0.286, SLG: 0.424 José Molina, R (8, PH) OBP: 0.344, SLG: 0.388 Adam Kennedy, L (8, PH) OBP: 0.362, SLG: 0.371 (9, 4)		4-1 BB		2-1 G3		0-1 G3	0-1 1B 1B			2	0	0	0	1	0	1		
Inning Stats	R: 0 H: 2 E: 0 LOB: 2 K: 1 BB: 0 S: 15 P: 25	R: 0 H: 1 E: 0 LOB: 2 K: 2 BB: 1 S: 13 P: 27	R: 0 H: 0 E: 0 LOB: 1 K: 0 BB: 1 S: 8 P: 14	R: 0 H: 0 E: 0 LOB: 1 K: 0 BB: 1 S: 7 P: 16	R: 2 H: 2 E: 0 LOB: 2 K: 0 BB: 2 S: 12 P: 24	R: 0 H: 0 E: 0 LOB: 0 K: 1 BB: 0 S: 7 P: 11	R: 0 H: 0 E: 0 LOB: 0 K: 0 BB: 0 S: 4 P: 6	R: 3 H: 5 E: 0 LOB: 3 K: 0 BB: 1 S: 23 P: 35	R: 0 H: 1 E: 0 LOB: 1 K: 1 BB: 0 S: 12 P: 15	1B: 9 SF: 1 2B: 2 SAC: 0 3B: 0 DP: 0 HR: 0 HBP: 0	WP: 0 PA: 44 PB: 0 SB: 2 CS: 0							
PITCHER	IP WLS BF H R ER SO BB IBB HBP BLK WP HR S P ERA WHIP Al Leiter, L (1, 1) 6.0 W 28 5 2 2 4 5 0 0 0 0 0 0 62 117 3.00 1.667 40 Nate Bump, R (7, 1) 1.0 5 2 2 2 0 0 0 0 0 0 0 0 10 14 18.00 2.000 Valerio De Los Santos, L (8, 1) 0.1 2 1 0 0 0 0 0 0 0 0 0 0 4 6 0.00 3.000 Guillermo Mota, R (8, 1) 0.2 H 5 2 1 1 0 0 1 0 0 0 0 0 13 21 13.50 3.000 Todd Jones, R (9, 1) 1.0 S 4 1 0 0 1 0 0 0 0 0 0 0 12 15 0.00 1.000						IP WLS BF H R ER SO BB IBB HBP BLK WP HR S P ERA WHIP PITCHER											

Florida Marlins @ Los Angeles Angels
 Angel Stadium of Anaheim, Anaheim, CA

Sun Jun 19 2005, 1:05 PM PDT
 Att: 43,788 - Sunny - 76 F

livebaseballscorecards.com

AB 37
 R 5
 H 11
 RBI 5
 BB 6
 SO 5
 LOB 22



Batter	1	2	3	4	5	6	7	8	9	AB R H RBI BB SO LOB	TOP
David Dellucci, L (1, 10) OBP: 0.409, SLG: 0.505	1-2 G5-4-3 1B		0-0 HR		2-2 F8			1-0 1B		4 1 3 1 0 0 1	
10 Michael Young, R (1, 6) OBP: 0.367, SLG: 0.468	1-1 G5-4-3 1-2f		0-1 23 S 1B		1-0 F9			2-1 F8		4 0 1 0 0 0 2	
23 Mark Teixeira, S (1, 3) OBP: 0.358, SLG: 0.577	0-2 F9		2-0 P5		2-1 G3-1				1-1 P4	4 0 0 0 0 0 1	
9 Hank Blalock, L (1, 5) OBP: 0.349, SLG: 0.480		1-0 P5		1-0 G3		0-0 G3			0-3 K	4 0 0 0 0 1 0	
Alfonso Soriano, R (1, 4) OBP: 0.330, SLG: 0.587		0-0 F9		1-3 K			1-3 K		0-2 F7	4 0 0 0 0 2 0	
Kevin Mench, R (1, 7) OBP: 0.367, SLG: 0.573		2-0 1B		2-0 G3-1			0-0 F8			3 0 1 0 0 0 0	
Laynce Nix, L (1, 8) OBP: 0.266, SLG: 0.394		2-0 G4-3			0-2 1B		1-2 L6			3 0 1 0 0 0 1	
Richard Hidalgo, R (1, 9) OBP: 0.303, SLG: 0.456			0-0 P2		2-3 K			0-0 F7		3 0 0 0 0 1 1	
Rod Barajas, R (1, 2) OBP: 0.311, SLG: 0.401			1-0 F8		1-2 P3			0-2 P5		3 0 0 0 0 0 1	
Inning Stats	R: 0 E: 0 K: 0 S: 8 H: 1 LOB: 0 BB: 0 P: 10	R: 0 E: 0 K: 0 S: 4 H: 1 LOB: 1 BB: 0 P: 9	R: 1 E: 0 K: 0 S: 6 H: 2 LOB: 1 BB: 0 P: 9	R: 0 E: 0 K: 1 S: 5 H: 0 LOB: 0 BB: 0 P: 9	R: 0 E: 0 K: 1 S: 15 H: 1 LOB: 1 BB: 0 P: 20	R: 0 E: 0 K: 0 S: 4 H: 0 LOB: 0 BB: 0 P: 7	R: 0 E: 0 K: 1 S: 7 H: 0 LOB: 0 BB: 0 P: 9	R: 0 E: 0 K: 0 S: 7 H: 1 LOB: 1 BB: 0 P: 10	R: 0 E: 0 K: 1 S: 8 H: 0 LOB: 0 BB: 0 P: 9	1B: 5 2B: 0 3B: 0 HR: 1 SF: 0 SAC: 0 DP: 1 HBP: 0	WP: 0 PB: 0 SB: 2 CS: 0 PA: 32
PITCHER Paul Byrd, R (1, 1) ERA: 3.87	IP WLS BF H R ER SO BB IBB HBP BLK WP HR S P ERA WHIP										
	9.0 W 32 6 1 1 4 0 0 0 0 0 1 64 92 1.00 0.667										

Texas Rangers @ Los Angeles Angels
Angel Stadium of Anaheim, Anaheim, CA

Mon Jun 20 2005, 7:05 PM PDT
Att: 41,007 - Clear - 71 F

livebaseballscorecards.com

AB 32
R 1
H 6
RBI 1
BB 0
SO 4
LOB 7



Batter	1	2	3	4	5	6	7	8	9
9 Chone Figgins, S OBP: 0.339, SLG: 0.427 (1, 8)	0-3 K		1-0 G3 27 SF8 2B	0-3 K		1 SAFE 1-0 27 S 1B		1 SAFE 1 SAFE 1-0 27 CS 1B	
Darin Erstad, L OBP: 0.353, SLG: 0.401 (1, 3)	0-1 27 HR 1B		0-0 G3 2-3		1-2 27 2B 2B	1-3 K		0-0 F7 2-3	
27 Vladimir Guerrero, R OBP: 0.390, SLG: 0.575 (1, 9)	0-0 1-H HR		0-0 SF8 3-H		1-2 FC1-6-5 2B	3-1 G4-3		3-2 F7 1-2	
16 Garret Anderson, L OBP: 0.337, SLG: 0.460 (1, 7)	0-0 L3		2-0 1B		3-2 P6		0-0 E 1B		
Steve Finley, L OBP: 0.287, SLG: 0.408 (1, 10)	0-3 K		2-3 K		1-2 FC1-6-5 1B		0-3 K		
Bengie Molina, R OBP: 0.331, SLG: 0.443 (1, 2)		3-1 G6-3		1-0 F8	0-0 2-H 1B		3-2 E4 6 FC6-4 1-3		
8 Dallas McPherson, L OBP: 0.285, SLG: 0.425 (1, 5)		2-3 K		1-0 6 CS 2B	1-3 K		3-0 P6		
6 Maicer Izturis, S OBP: 0.241, SLG: 0.333 (1, 6)		2-2 1B		4-2 1B 2-3 BB		3-2 F8	2-2 FC6-4 1-2f		
Adam Kennedy, L OBP: 0.372, SLG: 0.382 (1, 4)		1 SAFE 1 SAFE 3-1 G4-3		2-0 1-3 1B		2-1 27 WP 9 1B 1B		2-2 F7 9 1B 1B	

Inning Stats	R: 2	H: 2	E: 0	K: 2	S: 10	LOB: 0	BB: 0	P: 10
	R: 0	H: 1	E: 0	K: 1	S: 12	LOB: 1	BB: 0	P: 22
	R: 1	H: 2	E: 0	K: 1	S: 7	LOB: 1	BB: 0	P: 12
	R: 0	H: 2	E: 0	K: 1	S: 9	LOB: 2	BB: 1	P: 17
	R: 2	H: 3	E: 0	K: 1	S: 16	LOB: 1	BB: 0	P: 23
	R: 0	H: 2	E: 0	K: 1	S: 12	LOB: 2	BB: 0	P: 22
	R: 0	H: 1	E: 1	K: 1	S: 13	LOB: 2	BB: 0	P: 21
	R: 0	H: 2	E: 0	K: 0	S: 9	LOB: 1	BB: 0	P: 14

PITCHER	IP	WLS	BF	H	R	ER	SO	BB	IBB	HBP	BLK	WP	HR	S	P	ERA	WHIP
Chris Young, R ERA: 3.16 (1, 1)	5.0	L	25	10	5	5	6	1	0	0	0	0	1	54	84	9.00	2.200
Jason Standridge, R ERA: 11.57 (6, 1)	1.2		9	3	0	0	2	0	0	0	0	1	0	22	38	0.00	1.800
Juan Dominguez, R ERA: 1.5 (7, 1)	1.1		5	2	0	0	0	0	0	0	0	0	0	12	19	0.00	1.500

AB R H RBI BB SO LOB

5 1 3 0 0 2 2

5 2 2 0 0 1 5

4 1 2 4 0 0 4

4 0 2 0 0 0 1

4 1 0 0 0 3 3

4 0 1 1 0 0 1

4 0 1 0 0 2 3

3 0 1 0 1 0 2

4 0 3 0 0 0 1

AB 37

R 5

H 15

RBI 5

BB 1

SO 8

LOB 22

WP: 1 PA: 39

PB: 0

SB: 1

CS: 2

1B: 10 SF: 1

2B: 4 SAC: 0

3B: 0 DP: 0

HR: 1 HBP: 0


livebaseballscorecards.com


Texas Rangers @ Los Angeles Angels

Angel Stadium of Anaheim, Anaheim, CA

Mon Jun 20 2005, 7:05 PM PDT

Att. 41,007 - Clear - 71 F



Batter	1	2	3	4	5	6	7	8	9	AB R H RBI BB SO LOB	TOP											
David Dellucci, L (1, 10) OBP: 0.409, SLG: 0.519	0-2 1B 23 BB 1B		1-3 K	3-2 1-H 3-H HR			1-1 G4-3		2-3 K	5 1 2 3 0 2 1												
Kevin Mench, R (1, 7) OBP: 0.372, SLG: 0.576	1-1 F8		1-1 9 BB 23 HBP 1B	2-2 G5-3			2-1 23 2B		4-1 23 1B 9 1B BB	4 2 2 0 1 0 1												
23 Mark Teixeira, S (1, 3) OBP: 0.365, SLG: 0.581	4-0 1B 1-2 BB		1-1 9 BB 1-2 HBP	2-3 K			2-1 2-H 2B		1-0 9 1B 1-3 2-H 1B	3 0 2 2 1 1 0												
9 Hank Blalock, L (1, 5) OBP: 0.350, SLG: 0.477 Gary Matthews, S (9, PR) OBP: 0.270, SLG: 0.348	2-2 F6		4-2 1-2 2-3 BB		1-3 K		0-0 F9		2-1 FC6-4 1B 1-2 3-H 1B	4 0 1 1 1 1 3 0 0 0 0 0 0 0												
Alfonso Soriano, R (1, 4) OBP: 0.328, SLG: 0.580	0-2 1-2 2-3 1B		1-2 K		0-0 G4-3		1-3 K		3-3 K	5 0 1 0 0 3 6												
Richard Hidalgo, R (1, 9) OBP: 0.296, SLG: 0.445	0-3 K		2-1 F7		2-2 G4-3			1-3 K	0-0 FC6-4 1-2	5 0 0 0 0 2 8												
Laynce Nix, L (1, 8) OBP: 0.265, SLG: 0.397		2-2 F7		0-0 1B HR 2B		0-3 K		1-1 G5-3		4 1 1 0 0 1 0	AB 38 R 6 H 11 RBI 6 BB 3 SO 12 LOB 21											
Mark DeRosa, R (1, 6) OBP: 0.262, SLG: 0.324		3-2 G6-3		0-1 2-3 HR 1B		3-1 F8		1-3 K		4 1 1 0 0 1 0												
Rod Barajas, R (1, 2) OBP: 0.309, SLG: 0.398		0-1 F8		1-3 K		0-1 F9			3-1 23 1B BB 1B	4 1 1 0 0 1 2												
Inning Stats	R: 0 E: 0 K: 1 S: 15	H: 2 LOB: 3 BB: 1 P: 22	R: 0 E: 0 K: 0 S: 9	H: 0 LOB: 0 BB: 0 P: 14	R: 0 E: 0 K: 2 S: 16	H: 1 LOB: 3 BB: 1 P: 26	R: 3 E: 0 K: 2 S: 18	H: 3 LOB: 0 BB: 0 P: 26	R: 0 E: 0 K: 1 S: 8	H: 0 LOB: 0 BB: 0 P: 11	R: 0 E: 0 K: 1 S: 7	H: 0 LOB: 0 BB: 0 P: 10	R: 1 E: 0 K: 1 S: 10	H: 2 LOB: 1 BB: 0 P: 16	R: 0 E: 0 K: 2 S: 8	H: 0 LOB: 0 BB: 0 P: 11	R: 2 E: 0 K: 2 S: 13	H: 3 LOB: 2 BB: 1 P: 28	1B: 7 2B: 3 3B: 0 HR: 1	SF: 0 SAC: 0 DP: 0 HBP: 1	WP: 0 PB: 0 SB: 0 CS: 0	PA: 42
PITCHER	IP WLS BF H R ER SO BB IBB HBP BLK WP HR S P ERA WHIP																					
40 Bartolo Colon, R (1, 1) ERA: 2.99	6.0 W 27 6 3 3 7 2 0 1 0 0 0 1 73 109 4.50 1.333																					
Brendan Donnelly, R (7, 1) ERA: 4.22	1.0 5 2 1 1 1 0 0 0 0 0 0 0 10 16 9.00 2.000																					
62 Scot Shields, R (8, 1) ERA: 2.7	1.0 3 0 0 0 2 0 0 0 0 0 0 0 8 11 0.00 0.000																					
Francisco Rodríguez, R (9, 1) ERA: 2.88	1.0 7 3 2 2 2 1 0 0 0 0 0 0 13 28 18.00 4.000																					

Texas Rangers @ Los Angeles Angels
Angel Stadium of Anaheim, Anaheim, CA

Tue Jun 21 2005, 7:05 PM PDT
Att: 43,025 - Clear - 76 F

livebaseballscorecards.com

Batter	1	2	3	4	5	6	7	8	9
9 Chone Figgins, S OBP: 0.340, SLG: 0.426 (1, 8)									
Darin Erstad, L OBP: 0.357, SLG: 0.408 (1, 3)									
27 Vladimir Guerrero, R OBP: 0.394, SLG: 0.576 (1, 9)									
16 Garret Anderson, L OBP: 0.336, SLG: 0.457 (1, 7)									
Bengie Molina, R OBP: 0.336, SLG: 0.440 (1, 2)									
Jeff DaVanon, S OBP: 0.324, SLG: 0.267 (1, 10)									
8 Dallas McPherson, L OBP: 0.289, SLG: 0.433 (1, 5)									
6 Maicer Izturis, S OBP: 0.273, SLG: 0.355 (1, 6)									
Adam Kennedy, L OBP: 0.369, SLG: 0.379 (1, 4)									

Inning Stats	R: 5	H: 7	E: 0	LOB: 2	K: 0	P: 37	R: 3	H: 5	E: 0	LOB: 2	K: 0	P: 22	R: 0	H: 1	E: 0	LOB: 1	K: 0	P: 17	R: 0	H: 0	E: 0	LOB: 0	K: 0	P: 9	R: 0	H: 2	E: 0	LOB: 2	K: 0	P: 15	R: 0	H: 0	E: 0	LOB: 0	K: 0	P: 5	R: 0	H: 0	E: 1	LOB: 1	K: 0	P: 15	R: 0	H: 0	E: 0	LOB: 0	K: 1	P: 8		
	1B: 13	SF: 0	2B: 2	SAC: 0	3B: 0	DP: 2	HR: 0	HBP: 0	WP: 0	PA: 39	1B: 13	SF: 0	2B: 2	SAC: 0	3B: 0	DP: 2	HR: 0	HBP: 0	WP: 0	PA: 39	1B: 13	SF: 0	2B: 2	SAC: 0	3B: 0	DP: 2	HR: 0	HBP: 0	WP: 0	PA: 39	1B: 13	SF: 0	2B: 2	SAC: 0	3B: 0	DP: 2	HR: 0	HBP: 0	WP: 0	PA: 39	1B: 13	SF: 0	2B: 2	SAC: 0	3B: 0	DP: 2	HR: 0	HBP: 0	WP: 0	PA: 39

PITCHER	IP	WLS	BF	H	R	ER	SO	BB	IBB	HBP	BLK	WP	HR	S	P	ERA	WHIP
Chan Ho Park, R ERA: 6.05 (1, 1)	1.0	L	13	10	8	8	8	1	0	0	0	0	0	24	44	72.00	11.000
John Wasdin, R ERA: (2, 1)	5.1		20	5	0	0	0	1	0	0	0	0	0	39	64	0.00	1.125
Brian Shouse, L ERA: 3.46 (7, 1)	0.2		3	0	0	0	0	0	0	0	0	0	0	7	12	0.00	0.000
43 Kameron Loe, R ERA: 2.7 (8, 1)	1.0		3	0	0	0	1	0	0	0	0	0	0	6	8	0.00	0.000

BOTTOM

Texas Rangers @ Los Angeles Angels
Angel Stadium of Anaheim, Anaheim, CA

Tue Jun 21 2005, 7:05 PM PDT
Att. 43,025 - Clear - 76 F

livebaseballscores.com

AB	37
R	8
H	15
RBI	8
BB	2
SO	1
LOB	12



Batter	1	2	3	4	5	6	7	8	9	AB R H RBI BB SO LOB	TOP											
Gary Matthews, S (1, 8) OBP: 0.270, SLG: 0.346	2-2 F9		0-1 G5-3		0-0 L4			3-1 1B		4 0 1 0 0 0 1												
Kevin Mench, R (1, 7) OBP: 0.370, SLG: 0.568	4-2 23 1B BB		0-1 F9			0-1 F9		0-3 K		3 0 0 0 1 1 1												
23 Mark Teixeira, S (1, 3) OBP: 0.364, SLG: 0.576	3-1 FC6-4 1-2 1B			0-0 F8		2-3 K		0-1 F8		4 0 1 0 0 1 1												
9 Hank Blalock, L (1, 5) OBP: 0.352, SLG: 0.477	1-0 F8			1-1 1B		1-2 FC5-4 1B			2-0 G4-3	4 0 2 0 0 0 2												
Alfonso Soriano, R (1, 4) OBP: 0.323, SLG: 0.571	1-2 FC6-4 1-2f			0-3 K		1-1 FC5-4 1-2f			1-3 K	4 0 0 0 0 2 4												
Richard Hidalgo, R (1, 9) OBP: 0.295, SLG: 0.441		2-2 P6		2-0 P4			0-2 G4-6-3 1B		0-0 G4-3	4 0 1 0 0 0 1												
Rod Barajas, R (1, 2) OBP: 0.305, SLG: 0.391		0-1 F8			0-1 G5-3		1-0 G4-6-3 1-2f			3 0 0 0 0 0 1												
Mark DeRosa, R (1, 6) OBP: 0.244, SLG: 0.300		2-1 G5-3			2-0 P3		3-2 F9			3 0 0 0 0 0 0												
Marshall McDougall, R (1, 10) OBP: 0.250, SLG: 0.250			1-3 K		3-2 1B			0-2 P5		3 0 1 0 0 1 0												
Inning Stats	R: 0 E: 0 K: 0 S: 12	H: 1 LOB: 2 BB: 1 P: 23	R: 0 E: 0 K: 0 S: 7	H: 0 LOB: 0 BB: 0 P: 11	R: 0 E: 0 K: 1 S: 7	H: 0 LOB: 0 BB: 0 P: 8	R: 0 E: 0 K: 1 S: 7	H: 1 LOB: 1 BB: 0 P: 10	R: 0 E: 0 K: 0 S: 8	H: 1 LOB: 1 BB: 0 P: 13	R: 0 E: 0 K: 1 S: 11	H: 1 LOB: 1 BB: 0 P: 15	R: 0 E: 0 K: 0 S: 11	H: 1 LOB: 0 BB: 0 P: 15	R: 0 E: 0 K: 1 S: 10	H: 1 LOB: 1 BB: 0 P: 13	R: 0 E: 0 K: 1 S: 5	H: 0 LOB: 0 BB: 0 P: 8	1B: 6 2B: 0 3B: 0 HR: 0	SF: 0 SAC: 0 DP: 1 HBP: 0	WP: 0 PB: 0 SB: 0 CS: 0	PA: 33
PITCHER	IP WLS BF H R ER SO BB IBB HBP BLK WP HR S P ERA WHIP																					
Jarrod Washburn, L (1, 1) ERA: 3.35	7.0 W 26 5 0 0 3 1 0 0 0 0 0 0 63 95 0.00 0.857																					
Joel Peralta, R (8, 1) ERA: 0.68	1.0 4 1 0 0 1 0 0 0 0 0 0 0 10 13 0.00 1.000																					
Esteban Yan, R (9, 1) ERA: 3.9	1.0 3 0 0 0 1 0 0 0 0 0 0 0 5 8 0.00 0.000																					

Texas Rangers @ Los Angeles Angels
Angel Stadium of Anaheim, Anaheim, CA

Wed Jun 22 2005, 7:05 PM PDT
Att: 41,763 - Clear - 72 F

livebaseballscorecards.com

AB 32
R 0
H 6
RBI 0
BB 1
SO 5
LOB 11




Batter	1	2	3	4	5	6	7	8	9	AB	R	H	RBI	BB	SO	LOB
9 Chone Figgins, S OBP: 0.334, SLG: 0.419	0-1 G6-3	0-2 G1-3	1-0 FC6-4		0-0 G1-4-3		2-2 FC6-4			5	0	0	0	0	0	4
Darin Erstad, L OBP: 0.358, SLG: 0.404	4-0 1B BB	0-1 P6		4-2 16 FC4-6 20 1B BB	1-2 L3			1-2 L6		3	2	0	0	2	0	0
27 Vladimir Guerrero, R OBP: 0.395, SLG: 0.576	2-2 F7	1-0 2B		3-1 16 FC4-6 1B	1-2 1B	1-0 F7		1-0 G1-3		5	0	2	0	0	0	1
16 Garret Anderson, L OBP: 0.333, SLG: 0.452	2-2 1B 20 HR 1B	0-1 F7		0-0 FC4-6 20 1B BB	1-2 2-3	0-2 G6-3		1-3 K		5	1	1	0	0	1	3
Bengie Molina, R OBP: 0.353, SLG: 0.474	2-1 20 HR 1B		2-1 HR	4-0 20 1B BB	1-2 1B	2-0 1B				3	2	3	2	1	0	0
20 Juan Rivera, R OBP: 0.284, SLG: 0.432	0-2 HR		0-0 G6-3	1-0 1B	1-2 2-3 3-H	1-3 K				4	1	2	4	0	1	1
José Molina, R OBP: 0.350, SLG: 0.393	1-0 6 2B 1B		3-2 HBP 1B	1-1 F9	1-1 F9		1-2 F9			4	0	2	0	0	0	3
6 Maicer Izturis, S OBP: 0.297, SLG: 0.457	1-0 2B		3-2 F7 1B	1-0 L6			3-2 FC6-2 3B			4	0	2	0	0	0	4
Adam Kennedy, L OBP: 0.373, SLG: 0.378	0-1 G6-3		1-1 9 FC6-4 HBP 1B		3-2 9 G1-4-3 1B		1-1 FC6-2 9 FC6-4			3	0	1	0	0	0	3

Inning Stats	R: 4	H: 5	E: 0	LOB: 2	K: 0	S: 18	P: 30	R: 0	H: 1	E: 0	LOB: 1	K: 0	S: 9	P: 10	R: 1	H: 2	E: 0	LOB: 2	K: 0	S: 12	P: 22	R: 1	H: 2	E: 0	LOB: 3	K: 0	S: 9	P: 23	R: 0	H: 1	E: 0	LOB: 0	K: 0	S: 8	P: 12	R: 0	H: 1	E: 0	LOB: 1	K: 1	S: 9	P: 13	R: 0	H: 1	E: 0	LOB: 1	K: 0	S: 13	P: 20	R: 0	H: 0	E: 0	LOB: 0	K: 1	S: 8	P: 11
1B: 8	SF: 0	2B: 2	SAC: 0	3B: 1	DP: 1	HR: 2	HBP: 1	WP: 0	PA: 40	PB: 0	SB: 0	CS: 0																																												

PITCHER	IP	WLS	BF	H	R	ER	SO	BB	IBB	HBP	BLK	WP	HR	S	P	ERA	WHIP	
Kenny Rogers, L ERA: 2.46	(1, 1)	3.1	L	24	10	6	6	0	3	0	0	0	0	2	45	80	16.20	3.900
Doug Brocail, R ERA: 4.26	(4, 1)	2.2		9	2	0	0	1	0	0	0	0	0	20	30	0.00	0.750	
Juan Dominguez, R ERA: 1.29	(7, 1)	1.0		4	1	0	0	0	0	0	0	0	0	13	20	0.00	1.000	
Francisco Cordero, R ERA: 3.77	(8, 1)	1.0		3	0	0	0	1	0	0	0	0	0	8	11	0.00	0.000	

TEXAS RANGERS @ LOS ANGELES ANGELS
Angel Stadium of Anaheim, Anaheim, CA
 Wed Jun 22 2005, 7:05 PM PDT
 Att. 41,763 - Clear - 72 F

AB	36
R	6
H	13
RBI	6
BB	3
SO	2
LOB	19



PITCHER	IP	WLS	BF	H	R	ER	SO	BB	IBB	HBP	BLK	WP	HR	S	P	ERA	WHIP	
Kenny Rogers, L ERA: 2.46	(1, 1)	3.1	L	24	10	6	6	0	3	0	0	0	0	2	45	80	16.20	3.900
Doug Brocail, R ERA: 4.26	(4, 1)	2.2		9	2	0	0	1	0	0	0	0	0	20	30	0.00	0.750	
Juan Dominguez, R ERA: 1.29	(7, 1)	1.0		4	1	0	0	0	0	0	0	0	0	13	20	0.00	1.000	
Francisco Cordero, R ERA: 3.77	(8, 1)	1.0		3	0	0	0	1	0	0	0	0	0	8	11	0.00	0.000	

Batter	1	2	3	4	5	6	7	8	9	AB R H RBI BB SO LOB	TOP											
Cesar Izturis, S OBP: 0.338, SLG: 0.358 (1, 6)	3-1 G5-3 1B		0-0 G5-3			0-2 G6-3		1-2 K		4 0 1 0 0 1 1												
Antonio Perez, R OBP: 0.403, SLG: 0.409 (1, 5)	1-1 G5-3			1-2 F8		2-2 L9		3-3 K		4 0 0 0 0 1 2												
Jayson Werth, R OBP: 0.325, SLG: 0.359 (1, 7) (8, 8)	0-2 G5-3			3-3 K2-3		1-3 K			2-2 F7	4 0 0 0 0 2 1												
12 Jeff Kent, R OBP: 0.370, SLG: 0.515 13 Oscar Robles, L OBP: 0.310, SLG: 0.263 (1, 4) (9, PH)	1-3 K2-3			0-0 FC5-4 1B			1-1 2B		1-2 1B	3 0 2 0 0 1 1 1 0 1 0 0 0 0												
Olmedo Saenz, R OBP: 0.367, SLG: 0.539 Mike Edwards, R OBP: 0.365, SLG: 0.420 (1, 10) (9, PH)		2-1 G3		2-1 FC5-4 1-2f			2-3 K		0-3 K	3 0 0 0 0 1 2 1 0 0 0 0 1 1												
Hee-Seop Choi, L OBP: 0.313, SLG: 0.478 (1, 3)		2-3 K			4-2 BB		1-1 L8		3-3 K	3 0 0 0 1 2 2												
Jason Phillips, R OBP: 0.303, SLG: 0.372 (1, 2)		1-3 K			2-3 K		0-3 K			3 0 0 0 0 3 2												
Cody Ross, R OBP: 0.333, SLG: 0.333 (1, 9)			2-0 P3		2-2 P4			1-2 1B		3 0 1 0 0 0 1												
17 Jason Repko, R OBP: 0.278, SLG: 0.347 Jason Grabowski, L OBP: 0.259, SLG: 0.356 (1, 8) (8, PH) (8, 7)			1-0 P3		1-3 K			2-3 K		2 0 0 0 0 1 1 1 0 0 0 0 1 1												
Inning Stats	R: 0 E: 0 K: 1 S: 10	H: 1 LOB: 1 BB: 0 P: 15	R: 0 E: 0 K: 2 S: 12	H: 0 LOB: 0 BB: 0 P: 17	R: 0 E: 0 K: 0 S: 3	H: 0 LOB: 0 BB: 0 P: 6	R: 0 E: 0 K: 1 S: 9	H: 1 LOB: 1 BB: 0 P: 15	R: 0 E: 0 K: 1 S: 15	H: 0 LOB: 1 BB: 1 P: 24	R: 0 E: 0 K: 2 S: 9	H: 0 LOB: 0 BB: 0 P: 12	R: 0 E: 0 K: 2 S: 10	H: 1 LOB: 1 BB: 0 P: 14	R: 0 E: 0 K: 3 S: 18	H: 1 LOB: 1 BB: 0 P: 25	R: 0 E: 0 K: 2 S: 17	H: 1 LOB: 1 BB: 0 P: 23	1B: 4 2B: 1 3B: 0 HR: 0	SF: 0 SAC: 0 DP: 0 HBP: 0	WP: 0 PB: 0 SB: 0 CS: 0	PA: 33
PITCHER	IP WLS BF H R ER SO BB IBB HBP BLK WP HR S P ERA WHIP																					
41 John Lackey, R ERA: 3.5 (1, 1)	7.0 W 25 3 0 0 9 1 0 0 0 0 0 0 68 103 0.00 0.571																					
62 Scot Shields, R ERA: 2.64 (8, 1)	1.0 4 1 0 0 3 0 0 0 0 0 0 0 18 25 0.00 1.000																					
Brendan Donnelly, R ERA: 4.09 (9, 1)	1.0 4 1 0 0 2 0 0 0 0 0 0 0 17 23 0.00 1.000																					

Los Angeles Dodgers @ Los Angeles Angels
Angel Stadium of Anaheim, Anaheim, CA

AB	32
R	0
H	5
RBI	0
BB	1
SO	14
LOB	15



Fri Jun 24 2005, 7:05 PM PDT
Att. 44,056 - Clear - 74 F

livebaseballscores.com

Batter	1	2	3	4	5	6	7	8	9
9 Chone Figgins, S OBP: 0.330, SLG: 0.412 (1, 8)	0-2 F8			2-2 F9	2-0 P6		1-0 F9		
Darin Erstad, L OBP: 0.353, SLG: 0.398 (1, 3)	1-1 F8			2-2 G6-3		1-3 K		0-0 G3	
27 Vladimir Guerrero, R OBP: 0.392, SLG: 0.570 20 Juan Rivera, R OBP: 0.284, SLG: 0.432 (1, 9) (9, 9)	2-0 G5-3			1-2 G4-3		0-0 F8		0-0 16 1B 8 S HR 16 1B	
16 Garret Anderson, L OBP: 0.336, SLG: 0.464 Curtis Pride, L OBP: 0.200, SLG: 0.400 (1, 7) (9, 7)		2-1 G4-3			3-2 G3	2-1 HR		3-2 8 HR 1B	
Bengie Molina, R OBP: 0.344, SLG: 0.461 (1, 2)		0-1 F7			0-2 G4-3	0-2 G1-3		0-1 F9	
8 Dallas McPherson, L OBP: 0.289, SLG: 0.445 (1, 5)		1-2 F7			1-2 E6 1B		1-2 F7	0-0 1-H 3-H HR	
Jeff DaVanon, S OBP: 0.329, SLG: 0.274 (1, 10)			0-0 F7		1-2 1B S 1B		2-1 2B 1B	2-2 E4	
Orlando Cabrera, R OBP: 0.298, SLG: 0.355 (1, 6)		0-1 P4			4-0 1B BB		1-2 F8	1-2 F7	
Adam Kennedy, L OBP: 0.378, SLG: 0.390 (1, 4)			2-3 K		0-2 1B 1-2 2-H		0-1 1-H 2B		

Inning Stats	R: 0	H: 0	E: 0	K: 0	S: 7	R: 0	H: 0	E: 0	K: 0	S: 7	R: 0	H: 0	E: 0	K: 1	S: 7	R: 2	H: 2	E: 1	K: 0	S: 17	R: 1	H: 1	E: 0	K: 1	S: 10	R: 1	H: 2	E: 0	K: 0	S: 12	R: 3	H: 3	E: 1	K: 0	S: 14
	LOB: 0	BB: 0	LOB: 0	BB: 0	P: 10	LOB: 0	BB: 0	LOB: 0	BB: 0	P: 10	LOB: 0	BB: 0	LOB: 0	BB: 0	P: 9	LOB: 2	BB: 1	LOB: 2	BB: 1	P: 28	LOB: 0	BB: 0	LOB: 1	BB: 0	P: 13	LOB: 1	BB: 0	LOB: 1	BB: 0	P: 17	LOB: 1	BB: 0	LOB: 1	BB: 0	P: 20

PITCHER	IP	WLS	BF	H	R	ER	SO	BB	IBB	HBP	BLK	WP	HR	S	P	ERA	WHIP
Jeff Weaver, R ERA: 4.75 (1, 1)	7.0	L	28	5	4	2	2	1	0	0	0	0	1	73	105	2.57	0.857
Franquelis Osoria, R ERA: 6.75 (8, 1)	1.0		7	3	3	3	0	0	0	0	0	0	1	14	20	27.00	3.000


BOTTOM

Los Angeles Dodgers @ Los Angeles Angels
Angel Stadium of Anaheim, Anaheim, CA

livebaseballscores.com

AB	34
R	7
H	8
RBI	7
BB	1
SO	2
LOB	7

WP: 0 PA: 35
PB: 0
SB: 2
CS: 0



Fri Jun 24 2005, 7:05 PM PDT
Att. 44,056 - Clear - 74 F

Batter	1	2	3	4	5	6	7	8	9	AB R H RBI BB SO LOB	TOP									
Cesar Izturis, S (1, 6) OBP: 0.333, SLG: 0.353	2-2 F7		1-1 G3		0-1 G1		1-2 G4-3			4 0 0 0 0 0 1										
Antonio Perez, R (1, 5) OBP: 0.414, SLG: 0.430	0-0 2B		3-2 BB 1B		1-3 K			3-2 1B 1B		4 0 3 0 0 1 0										
12 Jeff Kent, R (1, 4) OBP: 0.368, SLG: 0.511	1-1 F7		1-2 BB 1B		1-3 K			2-2 P2		4 0 1 0 0 1 2										
Olmedo Saenz, R (1, 10) 17 Jason Repko, R (8, PR) OBP: 0.278, SLG: 0.347	1-2 G6-3		4-2 BB		0-3 K			0-2 G1-6-3 1B		3 0 1 0 1 1 1 0 0 0 0 0 0 0										
Jayson Werth, R (1, 8) OBP: 0.322, SLG: 0.383		0-0 HR	3-3 K		1-2 G6-3			2-2 G1-6-3 1-2f		4 1 1 1 0 1 5										
Hee-Seop Choi, L (1, 3) OBP: 0.316, SLG: 0.476		0-1 1B	0-0 P2		0-0 F9			4-2 DI BB		3 0 1 0 1 0 3										
Mike Edwards, R (1, 7) OBP: 0.360, SLG: 0.412		1-1 P4		1-2 G6-3			1-2 G5-4-3 1B		0-3 K	4 0 1 0 0 1 2	AB 34									
Cody Ross, R (1, 9) Jason Phillips, R (9, PH) OBP: 0.301, SLG: 0.370		3-2 K		1-2 F8			2-2 G5-4-3		1-2 P3	3 0 0 0 0 1 2 1 0 0 0 0 0 1	R 1 H 9 RBI 1 BB 2 SO 9 LOB 19									
Mike Rose, S (1, 2) OBP: 0.292, SLG: 0.238		2-3 K		0-3 K			2-1 2B		2-3 K2-3	4 0 1 0 0 3 2										
Inning Stats	R: 0 E: 0 K: 0 S: 10	H: 1 LOB: 1 BB: 0 P: 14	R: 1 E: 0 K: 2 S: 12	H: 2 LOB: 1 BB: 0 P: 18	R: 0 E: 0 K: 1 S: 14	H: 0 LOB: 0 BB: 0 P: 11	R: 0 E: 0 K: 1 S: 9	H: 0 LOB: 0 BB: 0 P: 11	R: 0 E: 0 K: 1 S: 16	H: 0 LOB: 0 BB: 0 P: 17	R: 0 E: 0 K: 0 S: 12	H: 2 LOB: 1 BB: 0 P: 18	R: 0 E: 0 K: 0 S: 19	H: 2 LOB: 2 BB: 0 P: 26	R: 0 E: 0 K: 2 S: 12	H: 0 LOB: 1 BB: 1 P: 19	1B: 6 2B: 2 3B: 0 HR: 1	SF: 0 SAC: 0 DP: 2 HBP: 0	WP: 0 PB: 0 SB: 1 CS: 0	PA: 36
PITCHER	IP WLS BF H R ER SO BB IBB HBP BLK WP HR S P ERA WHIP																			
54 Ervin Santana, R (1, 1) ERA: 4.71	6.2 W 27 7 1 1 7 1 0 0 0 0 1 79 111 1.35 1.200																			
62 Scot Shields, R (7, 1) ERA: 2.56	1.1 H 5 2 0 0 0 0 0 0 0 0 0 22 30 0.00 1.500																			
Francisco Rodriguez, R (9, 1) ERA: 2.77	1.0 S 4 0 0 0 2 1 0 0 0 0 0 0 12 19 0.00 1.000																			

Los Angeles Dodgers @ Los Angeles Angels
Angel Stadium of Anaheim, Anaheim, CA

Sat Jun 25 2005, 7:05 PM PDT
Att. 44,107 - Clear - 68 F

livebaseballscores.com



Batter	1	2	3	4	5	6	7	8	9
9 Chone Figgins, S OBP: 0.328, SLG: 0.410 (1, 8)	3-2 F8	3-2 S 1B		1 SAFE 0-2 G3			1-1 G3		
Darin Erstad, L OBP: 0.352, SLG: 0.394 (1, 3)	4-1 16 FC6-4 BB	1 SAFE 1-2 L4			2-2 F7			0-0 B1-3	
27 Vladimir Guerrero, R OBP: 0.385, SLG: 0.559 (1, 9)	2-0 F8	0-2 P3			3-3 K			1-0 G5-3	
16 Garret Anderson, L OBP: 0.331, SLG: 0.457 (1, 7)	0-1 FC6-4 1-2f			0-2 G4-3		0-2 F7		2-3 K	
Bengie Molina, R OBP: 0.338, SLG: 0.451 (1, 2)		0-1 G5-3		1-1 G4-3			2-2 G4-3		
8 Dallas McPherson, L OBP: 0.289, SLG: 0.440 6 Maicer Izturis, S OBP: 0.297, SLG: 0.457 (1, 5) (7, 5)		4-2 1B 2B BB		0-1 G4-3			0-0 G4-3		
Jeff DaVanon, S OBP: 0.336, SLG: 0.278 (1, 10)		0-2 2B 1B		4-1 FC3-6 BB			3-2 P5		
Orlando Cabrera, R OBP: 0.299, SLG: 0.359 (1, 6)		2-1 2B 2B		1-2 F7			2-0 G6-3		
Adam Kennedy, L OBP: 0.377, SLG: 0.396 (1, 4)		3-2 1B 2B		1-2 FC3-6 1-2f			2-1 G4-3		

Inning Stats	R: 0	H: 0	E: 0	K: 0	S: 7	R: 3	H: 4	E: 0	K: 0	S: 26	R: 0	H: 0	E: 0	K: 0	S: 7	R: 0	H: 0	E: 0	K: 1	S: 14	R: 0	H: 0	E: 0	K: 0	S: 7	R: 0	H: 0	E: 0	K: 0	S: 5	R: 0	H: 0	E: 0	K: 1	S: 5
	LOB: 1	BB: 1	P: 16	LOB: 2	BB: 1	P: 39	LOB: 1	BB: 1	P: 17	LOB: 0	BB: 0	LOB: 0	BB: 0	P: 19	LOB: 0	BB: 0	LOB: 0	BB: 0	P: 10	LOB: 0	BB: 0	LOB: 0	BB: 0	P: 8	LOB: 0	BB: 0	LOB: 0	BB: 0	P: 8	LOB: 0	BB: 0	LOB: 0	BB: 0	P: 8	

PITCHER	IP	WLS	BF	H	R	ER	SO	BB	IBB	HBP	BLK	WP	HR	S	P	ERA	WHIP
31 Brad Penny, R ERA: 3.83 (1, 1)	7.0	L	28	4	3	3	1	3	0	0	0	0	0	77	121	3.86	1.000
Kelly Wunsch, L ERA: 4.22 (8, 1)	1.0		3	0	0	0	1	0	0	0	0	0	0	5	8	0.00	0.000

BOTTOM

AB R H RBI BB SO LOB

4 0 1 0 0 0 1

3 0 0 0 1 0 2

4 0 0 0 0 1 3

4 0 0 0 0 1 1

3 0 0 0 0 0 0

2 1 0 0 1 0 0

0 0 0 0 0 0 0

2 1 1 0 1 0 0

3 1 1 2 0 0 1


3 0 1 1 0 0 1

Los Angeles Dodgers @ Los Angeles Angels
Angel Stadium of Anaheim, Anaheim, CA

Sat Jun 25 2005, 7:05 PM PDT
Att. 44,107 - Clear - 68 F

livebaseballscorecards.com

AB 28
R 3
H 4
RBI 3
BB 3
SO 2
LOB 9



WP: 0 PA: 31
PB: 0
SB: 1
CS: 0

PITCHER	IP	WLS	BF	H	R	ER	SO	BB	IBB	HBP	BLK	WP	HR	S	P	ERA	WHIP
31 Brad Penny, R ERA: 3.83 (1, 1)	7.0	L	28	4	3	3	1	3	0	0	0	0	0	77	121	3.86	1.000
Kelly Wunsch, L ERA: 4.22 (8, 1)	1.0		3	0	0	0	1	0	0	0	0	0	0	5	8	0.00	0.000


Batter	1	2	3	4	5	6	7	8	9	AB R H RBI BB SO LOB	TOP						
Cesar Izturis, S (1, 6) OBP: 0.329, SLG: 0.348	2-2 G1-3		1-1 G4-3			1-1 F8		0-3 K		4 0 0 0 0 1 0	Los Angeles Dodgers @ Los Angeles Angels Angel Stadium of Anaheim, Anaheim, CA Sun Jun 26 2005, 1:05 PM PDT Att. 44,029 - Sunny - 73 F						
Antonio Perez, R (1, 4) OBP: 0.409, SLG: 0.424	1-3 K		0-1 1B			2-1 F8		1-3 K		4 0 1 0 0 2 0							
Olmedo Saenz, R (1, 10) OBP: 0.373, SLG: 0.541 13 Oscar Robles, L (9, PR) OBP: 0.310, SLG: 0.263	0-2 HR		3-3 K			1-3 K		3-2 BB 1B		4 1 2 0 0 2 1 0 0 0 0 0 0 0							
Jayson Werth, R (1, 8) OBP: 0.328, SLG: 0.441	2-2 HR					0-0 HR		1-3 K		4 2 2 3 0 2 1							
Hee-Seop Choi, L (1, 3) OBP: 0.312, SLG: 0.468 12 Jeff Kent, R (9, PH) OBP: 0.367, SLG: 0.509	3-2 L4					2-2 G1-3		0-0 P4		3 0 0 0 0 0 0 1 0 0 0 0 0 1							
Jason Phillips, R (1, 2) OBP: 0.300, SLG: 0.365 17 Jason Repko, R (9, PR) OBP: 0.278, SLG: 0.347			0-2 P3			1-2 F8		4-2 BB		3 0 0 0 1 1 0 0 0 0 0 0 0 0							
Mike Edwards, R (1, 5) OBP: 0.355, SLG: 0.398			0-1 P3			2-2 G1-3		3-1 G4-3		3 0 0 0 1 0 2							
Jason Grabowski, L (1, 7) OBP: 0.250, SLG: 0.342			0-3 K			1-0 P3				3 0 0 0 0 1 1							
Cody Ross, R (1, 9) OBP: 0.111, SLG: 0.111			2-2 F7			0-0 F7		0-1 F8		3 0 0 0 0 0 0							
Inning Stats	R: 2 H: 2 E: 0 LOB: 0 K: 1 BB: 0 S: 16 P: 24	R: 0 H: 0 E: 0 LOB: 0 K: 1 BB: 0 S: 9 P: 9	R: 0 H: 1 E: 0 LOB: 1 K: 1 BB: 0 S: 12 P: 18	R: 0 H: 0 E: 0 LOB: 0 K: 2 BB: 0 S: 10 P: 11	R: 0 H: 0 E: 0 LOB: 0 K: 0 BB: 0 S: 7 P: 10	R: 0 H: 0 E: 0 LOB: 0 K: 0 BB: 0 S: 9 P: 13	R: 1 H: 1 E: 0 LOB: 1 K: 0 BB: 1 S: 14 P: 22	R: 0 H: 0 E: 0 LOB: 0 K: 2 BB: 0 S: 8 P: 9	R: 0 H: 1 E: 0 LOB: 2 K: 1 BB: 1 S: 12 P: 23	1B: 2 SF: 0 2B: 1 SAC: 0 3B: 0 DP: 0 HR: 2 HBP: 0		WP: 0 PA: 34 PB: 0 SB: 0 CS: 0					
PITCHER	IP WLS BF H R ER SO BB IBB HBP BLK WP HR S P ERA WHIP																
Paul Byrd, R (1, 1) ERA: 3.87	7.0	26	4	3	3	6	1	0	0	0	0	0	2	77	107	3.86	0.714
Brendan Donnelly, R (8, 1) ERA: 3.97	1.0	W	3	0	0	0	2	0	0	0	0	0	0	8	9	0.00	0.000
Francisco Rodriguez, R (9, 1) ERA: 2.67	1.0	S	5	1	0	0	1	1	0	0	0	0	0	12	23	0.00	2.000

AB	32
R	3
H	5
RBI	3
BB	2
SO	9
LOB	6



Batter	1	2	3	4	5	6	7	8	9
9 Chone Figgins, S OBP: 0.328, SLG: 0.408 (1, 8)	2-2 F8		2-3 K		2-2 G4-6-3 1B		2-2 K		
Darin Erstad, L OBP: 0.351, SLG: 0.392 (1, 3)	1-2 G3-1		1-2 FC6-4 27 1B 16 1B		0-0 G4-6-3			2-1 27 1B 16 2B 1B	
27 Vladimir Guerrero, R OBP: 0.387, SLG: 0.558 (1, 10)	3-3 K		0-1 16 1B 1B		2-0 G6-3			1-0 16 2B 1B	
16 Garret Anderson, L OBP: 0.333, SLG: 0.461 (1, 7)		0-1 G4-3	1-1 1B		1-0 P6			1-2 6 1B 1B 2B	
Jeff DaVanon, S OBP: 0.333, SLG: 0.292 (1, 9)		1-0 F9	1-2 G3		1-2 6 1B 3B			1-1 B4	
6 Maicer Izturis, S OBP: 0.341, SLG: 0.487 (1, 5)		3-2 WP S 1B		1-2 G4-3		0-1 CS 1B		0-0 S 1B	
José Molina, R OBP: 0.346, SLG: 0.380 (1, 2)		4-2 BB		0-0 F8		1-0 G6-3		2-3 K	
Orlando Cabrera, R OBP: 0.294, SLG: 0.354 (1, 6)		0-1 G6-3		3-3 K			0-1 F8	0-1 P3	
Adam Kennedy, L OBP: 0.383, SLG: 0.393 (1, 4)			4-2 FC6-4 BB		4-2 9 1B 9 S G4-6-3 BB		0-0 L7		

AB	R	H	RBI	BB	SO	LOB
4	0	1	0	0	2	1
4	2	1	0	0	0	2
4	1	2	0	0	1	0
4	0	2	3	0	0	0
4	1	1	0	0	0	3
4	0	3	1	0	0	0
3	0	0	0	1	1	3
4	0	0	0	0	1	4
1	1	0	0	2	0	0

BOTTOM	
Los Angeles Dodgers @ Los Angeles Angels Angel Stadium of Anaheim, Anaheim, CA	
Sun Jun 26 2005, 1:05 PM PDT Att. 44,029 - Sunny - 73 F	
AB	32
R	5
H	10
RBI	4
BB	3
SO	5
LOB	13
	
WP: 1 PB: 0 SB: 3 CS: 1	PA: 35

Inning Stats		R	H	E	K	S	H	LOB	BB	P																																		
R: 0	H: 0	E: 0	K: 1	S: 10	H: 0	LOB: 0	BB: 0	P: 16	R: 0	H: 1	E: 0	K: 0	S: 10	H: 1	LOB: 2	BB: 1	P: 18	R: 1	H: 2	E: 0	K: 1	S: 15	H: 0	LOB: 0	BB: 0	P: 12	R: 1	H: 1	E: 0	K: 0	S: 13	H: 2	LOB: 0	BB: 1	P: 21	R: 0	H: 0	E: 0	K: 1	S: 7	H: 4	LOB: 2	BB: 0	P: 21

PITCHER		IP	WLS	BF	H	R	ER	SO	BB	IBB	HBP	BLK	WP	HR	S	P	ERA	WHIP
Derek Lowe, R ERA: 3.66 (1, 1)		7.0		28	6	3	3	4	3	0	0	0	1	0	71	110	3.86	1.286
Kelly Wunsch, L ERA: 4.64 (8, 1)		0.0	L	1	1	1	1	0	0	0	0	0	0	0	2	4	∞	∞
Duaner Sanchez, R ERA: 3.86 (8, 1)		1.0		6	3	1	1	1	0	0	0	0	0	0	12	17	9.00	3.000

PITCHER		IP	WLS	BF	H	R	ER	SO	BB	IBB	HBP	BLK	WP	HR	S	P	ERA	WHIP
R: 2	H: 4	E: 0	LOB: 2	K: 1	BB: 0	S: 14	P: 21	WP: 1	PA: 35									

Batter	1	2	3	4	5	6	7	8	9	AB R H RBI BB SO LOB	TOP											
9 Chone Figgins, S OBP: 0.331, SLG: 0.408 (1, 5)	4-1 2B BB		0-0 F9		2-2 27 BB 16 CI G4-6-3 1B	3-3 K	1-0 F8		1-2 1-3 2-H 1B	5 2 2 1 1 1 2												
Darin Erstad, L OBP: 0.352, SLG: 0.399 (1, 3)	1-1 27 2B		3-1 F7		2-1 16 CI 20 1B	3-1 27 2B		2-3 K	0-3 K	5 3 2 1 0 2 2												
27 Vladimir Guerrero, R Curtis Pride, L OBP: 0.396, SLG: 0.584 OBP: 0.167, SLG: 0.333 (1, 9) (8, 7)	1-0 16 1B 20 G4-6-3 2B		1-1 F7		4-2 16 BB G4-6-3	0-0 2B		1-0 HR	2-3 K	4 2 3 3 1 0 0 1 0 0 0 0 1 2												
16 Garret Anderson, L 40 Bartolo Colon, R Jake Woods, L OBP: 0.334, SLG: 0.460 OBP: 0.333, SLG: 0.333 (1, 7) (8, 1) (9, 1)	0-0 20 G4-6-3 1B			2-0 20 2B 6 1B	1-0 G4-6-3	0-1 G3		0-3 K		5 1 2 0 0 1 3 0 0 0 0 0 0 0 0 0 0 0 0 0 0												
20 Juan Rivera, R OBP: 0.306, SLG: 0.474 (1, 10) (8, 9)	0-1 G4-6-3			0-0 6 1B	0-1 1B		0-0 6 1B SF7 2B	3-2 2B		5 2 4 1 0 0 1												
6 Maicer Izturis, S OBP: 0.348, SLG: 0.477 (1, 6)	0-2 F7			0-1 G6-4-3 1B	0-0 G4-3		1-1 BB 1B	0-2 L9		5 0 2 2 0 0 2												
José Molina, R OBP: 0.330, SLG: 0.361 (1, 2)		1-1 G6-3		2-0 G6-4-3 1-2f		0-3 K	1-1 P2		3-2 L6	5 0 0 0 0 1 3												
Jeff DaVanon, S OBP: 0.348, SLG: 0.306 (1, 8)		3-2 G6-3		2-0 1B		0-0 HR 1B	4-0 BB		1-2 9 1B 1B	4 2 3 0 1 0 0												
Adam Kennedy, L OBP: 0.383, SLG: 0.416 (1, 4)		0-0 B3		0-0 F7		1-0 HR	1-0 SF7		1-2 9 1B 1B	4 1 2 3 0 0 1												
Inning Stats	R: 3 E: 0 K: 0 S: 10	H: 3 LOB: 0 BB: 1 P: 16	R: 0 E: 0 K: 0 S: 8	H: 0 LOB: 0 BB: 0 P: 12	R: 0 E: 0 K: 0 S: 5	H: 0 LOB: 0 BB: 0 P: 9	R: 2 E: 0 K: 0 S: 7	H: 4 LOB: 1 BB: 0 P: 13	R: 2 E: 1 K: 0 S: 10	H: 2 LOB: 1 BB: 1 P: 19	R: 3 E: 0 K: 2 S: 13	H: 4 LOB: 1 BB: 0 P: 20	R: 1 E: 0 K: 0 S: 7	H: 2 LOB: 2 BB: 1 P: 15	R: 1 E: 0 K: 2 S: 13	H: 2 LOB: 1 BB: 0 P: 19	R: 1 E: 0 K: 2 S: 25	H: 3 LOB: 2 BB: 0 P: 33	1B: 11 2B: 7 3B: 0 HR: 2	SF: 1 SAC: 0 DP: 3 HBP: 0	WP: 0 PB: 0 SB: 0 CS: 0	PA: 48
PITCHER	IP WLS BF H R ER SO BB IBB HBP BLK WP HR S P ERA WHIP																					
36 C.J. Wilson, L ERA: 7.15 (1, 1)	4.2 L 22 8 7 5 0 2 0 0 0 0 0 0 37 66 9.64 2.143																					
Doug Brocail, R ERA: 5.13 (5, 1)	1.2 13 7 4 4 2 1 0 0 0 0 0 1 21 34 21.60 4.800																					
Brian Shouse, L ERA: 3.58 (7, 1)	1.2 7 2 1 1 2 0 0 0 0 0 0 1 15 23 5.40 1.200																					
32 Ron Mahay, L ERA: 8.02 (9, 1)	1.0 6 3 1 1 2 0 0 0 0 0 0 0 25 33 9.00 3.000																					

Los Angeles Angels @ Texas Rangers
 Ameriquet Field, Arlington, TX
 Mon Jun 27 2005, 8:05 PM EDT
 Att: 34,471 - Partly Cloudy - 95 F

AB	43
R	13
H	20
RBI	11
BB	3
SO	6
LOB	16



WP: 0	PA: 48
PB: 0	
SB: 0	
CS: 0	

ERA	WHIP

Batter	1	2	3	4	5	6	7	8	9	AB	R	H	RBI	BB	SO	LOB
David Dellucci, L (1, 10) OBP: 0.400, SLG: 0.500	1-3 K		0-1 F9		3-2 F8		0-3 K			4	0	0	0	0	2	0
10 Michael Young, R (1, 6) OBP: 0.368, SLG: 0.487 Mark DeRosa, R (9, 6) OBP: 0.244, SLG: 0.300	2-3 K		0-1 F8		0-0 1B		0-1 G6-3			4	0	1	0	0	1	0
23 Mark Teixeira, S (1, 3) OBP: 0.361, SLG: 0.560	2-3 K			1-1 9 HR 1B	0-0 P5			0-0 G3		4	1	1	0	0	1	1
9 Hank Blalock, L (1, 5) OBP: 0.350, SLG: 0.488		1-0 1B 1B		2-1 1-H HR		1-0 HR		2-0 F8		4	2	3	3	0	0	0
Alfonso Soriano, R (1, 4) OBP: 0.313, SLG: 0.554		0-0 F7		1-1 F8		0-0 F8		1-1 G6-3		4	0	0	0	0	0	1
Kevin Mench, R (1, 7) OBP: 0.356, SLG: 0.540		1-1 1-2 1B		0-1 P6		1-1 G4-3		3-1 G5-3		4	0	1	0	0	0	0
Laynce Nix, L (1, 8) OBP: 0.276, SLG: 0.416		0-1 F7		1-1 1B		0-0 1B		2-1 F8		4	0	2	0	0	0	2
Richard Hidalgo, R (1, 9) OBP: 0.284, SLG: 0.418		0-0 F7		0-2 P4		0-3 K		4-2 15 DI BB		3	0	0	0	1	1	4
15 Gerald Laird, R (1, 2) OBP: 0.284, SLG: 0.418			0-2 F9		1-1 G1-3		0-2 G1-4-3		2-1 F9		4	0	0	0	0	1

Inning Stats	R: 0	H: 0	E: 0	K: 3	S: 10	LOB: 0	BB: 0	P: 15	R: 0	H: 2	E: 0	K: 0	S: 7	LOB: 2	BB: 0	P: 9	R: 0	H: 0	E: 0	K: 0	S: 7	LOB: 0	BB: 0	P: 7	R: 2	H: 3	E: 0	K: 0	S: 13	LOB: 1	BB: 0	P: 18	R: 0	H: 1	E: 0	K: 1	S: 10	LOB: 1	BB: 0	P: 11	R: 1	H: 2	E: 0	K: 1	S: 10	LOB: 1	BB: 0	P: 12	R: 0	H: 0	E: 0	K: 1	S: 8	LOB: 0	BB: 0	P: 8	R: 0	H: 0	E: 0	K: 0	S: 4	LOB: 0	BB: 0	P: 7	R: 0	H: 0	E: 0	K: 0	S: 10	LOB: 1	BB: 1	P: 21	1B: 6	SF: 0	2B: 0	SAC: 0	3B: 0	DP: 0	HR: 2	HBP: 0	WP: 0	PA: 36
--------------	------	------	------	------	-------	--------	-------	-------	------	------	------	------	------	--------	-------	------	------	------	------	------	------	--------	-------	------	------	------	------	------	-------	--------	-------	-------	------	------	------	------	-------	--------	-------	-------	------	------	------	------	-------	--------	-------	-------	------	------	------	------	------	--------	-------	------	------	------	------	------	------	--------	-------	------	------	------	------	------	-------	--------	-------	-------	-------	-------	-------	--------	-------	-------	-------	--------	-------	--------

PITCHER	IP	WLS	BF	H	R	ER	SO	BB	IBB	HBP	BLK	WP	HR	S	P	ERA	WHIP
40 Bartolo Colon, R (1, 1) ERA: 3.02	8.0	W	32	8	3	3	5	0	0	0	0	0	2	66	87	3.38	1.000
40 Bartolo Colon, R (8, 1) ERA: 3.02	8.0	W	32	8	3	3	5	0	0	0	0	0	2	66	87	3.38	1.000
Jake Woods, L (9, 1) ERA: 2.28	1.0		4	0	0	0	0	1	0	0	0	0	0	10	21	0.00	1.000

BOTTOM

Los Angeles Angels @ Texas Rangers
 Ameriquet Field, Arlington, TX

Mon Jun 27 2005, 8:05 PM EDT
 Att. 34,471 - Partly Cloudy - 95 F

livebaseballscorecards.com

AB	35
R	3
H	8
RBI	3
BB	1
SO	5
LOB	9



Batter	1	2	3	4	5	6	7	8	9	10	11	AB R H RBI BB SO LOB	TOP														
9 Chone Figgins, S OBP: 0.329, SLG: 0.404	1-2 F8		0-2 FC3-6 F8-3		0-1 FC6			0-2 FC4			3-2 16 HR 1B	5 1 1 0 0 0 3															
Darin Erstad, L OBP: 0.352, SLG: 0.402	0-2 27 2B 1B		0-0 F8-3			3-3 K		1-0 F9			0-2 16 HR 2B	5 2 2 0 0 1 2															
27 Vladimir Guerrero, R OBP: 0.400, SLG: 0.586	1-2 1-H 2B			4-2 20 G1-3 BB		0-0 G6-3			2-2 G1-3		4-0 16 HR IBB	3 1 1 1 2 0 0															
16 Garret Anderson, L OBP: 0.332, SLG: 0.466	3-2 F8			0-1 L9		1-1 G4-3			1-3 K		0-1 1-H 2-H 3-H HR	5 1 1 4 0 1 2															
20 Juan Rivera, R OBP: 0.294, SLG: 0.455	1-2 F8			1-0 G1-3		1-2 G4-3		2-1 G4-3		3-3 K	1-3 K	5 0 0 0 0 2 2															
6 Maicer Izturis, S OBP: 0.353, SLG: 0.469		3-2 G6-4-3 1B		1-1 F8			0-1 F9			1-1 G5-3 1B	3-2 F9	5 0 2 0 0 0 1															
Jeff DaVanon, S OBP: 0.344, SLG: 0.297		1-0 F8		1-0 F8		1-0 F8		0-2 L7		3-2 G5-3	4-2 BB	4 0 0 0 1 0 2															
José Molina, R OBP: 0.316, SLG: 0.343		0-1 G6-4-3		2-2 G5-3			2-2 K		1-3 K		0-2 L9 G3	5 0 0 0 0 1 3															
Adam Kennedy, L OBP: 0.392, SLG: 0.420			4-0 9 FC3-6 BB		1-1 9 FC6 1B			1-1 9 FC4 1B		2-2 F7		3 0 2 0 1 0 1															
Inning Stats	R: 1 E: 0 K: 0 S: 15	H: 2 LOB: 1 BB: 0 P: 21	R: 0 E: 0 K: 0 S: 6	H: 1 LOB: 0 BB: 0 P: 10	R: 0 E: 0 K: 0 S: 4	H: 0 LOB: 0 BB: 1 P: 8	R: 0 E: 0 K: 0 S: 7	H: 0 LOB: 1 BB: 1 P: 13	R: 0 E: 0 K: 0 S: 10	H: 1 LOB: 1 BB: 0 P: 14	R: 0 E: 0 K: 1 S: 6	H: 0 LOB: 0 BB: 0 P: 10	R: 0 E: 0 K: 0 S: 7	H: 0 LOB: 0 BB: 0 P: 9	R: 0 E: 0 K: 1 S: 9	H: 1 LOB: 1 BB: 0 P: 12	R: 0 E: 0 K: 2 S: 10	H: 0 LOB: 0 BB: 0 P: 16	R: 0 E: 0 K: 0 S: 9	H: 1 LOB: 1 BB: 0 P: 15	R: 4 E: 0 K: 1 S: 21	H: 3 LOB: 1 BB: 2 P: 36	1B: 6 2B: 3 3B: 0 HR: 1	SF: 0 SAC: 0 DP: 2 HBP: 0	WP: 0 PB: 0 SB: 0 CS: 0	PA: 44	
PITCHER	IP	WLS	BF	H	R	ER	SO	BB	IBB	HBP	BLK	WP	HR	S	P	ERA	WHIP										
John Wasdin, R ERA: 1.29	(1, 1)	8.0	29	5	1	1	2	2	0	0	0	0	0	64	97	1.12	0.875										
Francisco Cordero, R ERA: 3.34	(9, 1)	2.0	7	1	0	0	2	0	0	0	0	0	0	19	31	0.00	0.500										
43 Kameron Loe, R ERA: 4.12	(11, 1)	0.0	L	3	2	3	3	0	0	1	0	0	0	6	13	∞	∞										
Brian Shouse, L ERA: 3.9	(11, 1)	0.0		1	1	1	1	0	0	0	0	0	1	2	2	∞	∞										
53 Joaquín Benoit, R ERA: 0.59	(11, 1)	1.0		4	0	0	1	1	0	0	0	0	0	13	21	0.00	1.000										

Los Angeles Angels @ Texas Rangers
 Ameriquet Field, Arlington, TX
 Tue Jun 28 2005, 8:05 PM EDT
 Att. 27,159 - Clear - 94 F

AB	40
R	5
H	9
RBI	5
BB	4
SO	5
LOB	16



livebaseballscorecards.com

Batter	1	2	3	4	5	6	7	8	9	10	11	AB	R	H	RBI	BB	SO	LOB	BOTTOM								
Gary Matthews, S (1, 9) OBP: 0.258, SLG: 0.327	3-2 F8 ①		1-2 10 1B 1B		0-3 K ①		1-1 G1-3 ③			2-1 G4-3 ①		5	0	1	0	0	1	2									
10 Michael Young, R (1, 6) OBP: 0.369, SLG: 0.495	3-1 HR		1-2 1B		1-1 FC6-4 23 FC4-6 ②			1-1 G4-3 ①		2-3 K ②		5	1	2	1	0	1	1									
23 Mark Teixeira, S (1, 3) OBP: 0.356, SLG: 0.550	1-2 G4-3 ②		2-3 K ③		0-0 FC4-6 ③			1-3 K ②		1-1 G3-1 ③		5	0	0	0	0	2	3									
9 Hank Blalock, L (1, 5) OBP: 0.353, SLG: 0.488	3-3 K ③			0-0 1B 1B		2-1 G4-6-3 HBP		1-0 G4-3 ③			2-0 PB DI 1B	4	0	2	0	0	1	0									
Alfonso Soriano, R (1, 4) OBP: 0.308, SLG: 0.544		0-1 G5-3 ①		2-2 F9 ①		0-0 G4-6-3 ②		1-1 G5-3 ①		2-1 L8 ①		5	0	0	0	0	0	3									
Kevin Mench, R (1, 7) OBP: 0.357, SLG: 0.538		1-2 G6-3 ②		0-2 1B		2-1 G6-3 ③		0-0 G6-3 BB 1B		0-3 K ②		5	0	2	0	0	1	1									
Richard Hidalgo, R (1, 10) OBP: 0.282, SLG: 0.410		0-2 P3 ③		0-1 P4 ②			0-0 F8 ①		4-2 G6-3 BB		2-3 K ③	4	0	0	0	1	1	3									
Laynce Nix, L (1, 8) OBP: 0.270, SLG: 0.407			2-0 F7 ①		2-2 G3-1 ③		2-2 G4-3 ②		0-1 G6-3 ②		1-2 2-3	4	0	0	0	0	0	4									
Rod Barajas, R (1, 2) OBP: 0.314, SLG: 0.427			0-1 F8 ②		0-0 10 FC6-4 1B		1-2 1B		0-0 P6 ③			4	0	2	0	0	0	2									
Inning Stats	R: 1 E: 0 K: 1 S: 12	H: 1 LOB: 0 BB: 0 P: 22	R: 0 E: 0 K: 0 S: 9	H: 0 LOB: 0 BB: 0 P: 10	R: 0 E: 0 K: 1 S: 13	H: 2 LOB: 2 BB: 0 P: 19	R: 0 E: 0 K: 0 S: 14	H: 2 LOB: 2 BB: 0 P: 18	R: 0 E: 0 K: 1 S: 7	H: 1 LOB: 1 BB: 0 P: 8	R: 0 E: 0 K: 0 S: 4	H: 0 LOB: 0 BB: 0 P: 8	R: 0 E: 0 K: 0 S: 12	H: 1 LOB: 1 BB: 0 P: 16	R: 0 E: 0 K: 1 S: 6	H: 0 LOB: 0 BB: 0 P: 9	R: 0 E: 0 K: 0 S: 10	H: 1 LOB: 2 BB: 1 P: 15	R: 0 E: 0 K: 1 S: 7	H: 0 LOB: 0 BB: 0 P: 12	R: 0 E: 0 K: 2 S: 9	H: 1 LOB: 1 BB: 0 P: 15	1B: 8 2B: 0 3B: 0 HR: 1	SF: 0 SAC: 0 DP: 1 HBP: 1	WP: 0 PB: 1 SB: 0 CS: 0	PA: 43	
PITCHER	IP	WLS	BF	H	R	ER	SO	BB	IBB	HBP	BLK	WP	HR	S	P	ERA	WHIP										
Jarrod Washburn, L (1, 1) ERA: 3.21	7.0		28	7	1	1	3	0	0	1	0	0	1	71	101	1.29	1.000										
62 Scot Shields, R (8, 1) ERA: 2.45	2.0		8	1	0	0	1	1	0	0	0	0	0	16	24	0.00	1.000										
Brendan Donnelly, R (10, 1) ERA: 3.86	1.0	W	3	0	0	0	1	0	0	0	0	0	0	7	12	0.00	0.000										
Francisco Rodríguez, R (11, 1) ERA: 2.57	1.0		4	1	0	0	2	0	0	0	0	0	0	9	15	0.00	1.000										

Los Angeles Angels @ Texas Rangers
Ameriquet Field, Arlington, TX
Tue Jun 28 2005, 8:05 PM EDT
Att. 27,159 - Clear - 94 F

AB	41
R	1
H	9
RBI	1
BB	1
SO	7
LOB	19



Batter	1	2	3	4	5	6	7	8	9	10	11	AB R H RBI BB SO LOB	TOP														
9 Chone Figgins, S OBP: 0.324, SLG: 0.397	0-2 E9 27 1B 16 FC4-6	0-0 G3			1 SAFE 2-2 FC5-4 1-2f			0-1 P5		0-0 B5-3		5 1 0 0 0 0 1															
Darin Erstad, L OBP: 0.350, SLG: 0.397	1 SAFE 0-1 L9		4-2 16 31-4-6-3 BB		1-0 F8			1-1 G4-3		2-2 L7		4 0 0 0 1 0 2															
27 Vladimir Guerrero, R OBP: 0.404, SLG: 0.599	2-1 16 FC4-6 1B		0-0 F8				1-1 G5-3		2-1 HR	0-0 1B		5 1 3 1 0 0 1															
16 Garret Anderson, L OBP: 0.327, SLG: 0.458	0-0 FC4-6 20 1B 6 2B 1-2f 3-H		1-2 G1-4-6-3				3-2 G3-1		2-1 P2	1-3 K		5 1 0 1 0 1 3															
20 Juan Rivera, R OBP: 0.298, SLG: 0.452	1-1 6 2B 1B		0-0 G6-3				2-2 1B		0-3 K	0-0 G3-1		5 1 2 0 0 1 0															
6 Maicer Izturis, S OBP: 0.339, SLG: 0.463	3-2 1-H 2-H 2B		1-0 L3				1-1 G3		1-0 F7	0-1 G4-3		5 0 1 2 0 0 1															
Jeff DaVanon, S OBP: 0.339, SLG: 0.301	1-1 G4-3		1-3 K				3-2 G1-3		1-1 8 HR 2B	2-1 G3		5 1 1 0 0 1 1															
Josh Paul, R OBP: 0.200, SLG: 0.250		2-2 G5-3			0-2 G4-3		0-0 G5-3		0-2 2-H HR			2 0 0 0 0 0 0															
39 Robb Quinlan, R OBP: 0.210, SLG: 0.305												1 0 0 0 0 0 0															
José Molina, R OBP: 0.316, SLG: 0.343												0 0 0 0 0 0 0															
8 Dallas McPherson, L OBP: 0.293, SLG: 0.459												1 1 1 2 0 0 0															
Bengie Molina, R OBP: 0.338, SLG: 0.451												0 0 0 0 0 0 0															
Adam Kennedy, L OBP: 0.389, SLG: 0.416		2-2 L8			2-1 9 FC5-4 1B		1-1 G4-3		2-0 F8			4 0 1 0 0 0 0															
Inning Stats	R: 3 E: 1 K: 0 S: 15	H: 3 LOB: 1 BB: 0 P: 22	R: 0 E: 0 K: 0 S: 7	H: 0 LOB: 0 BB: 0 P: 11	R: 0 E: 0 K: 0 S: 6	H: 0 LOB: 1 BB: 1 P: 11	R: 0 E: 0 K: 1 S: 5	H: 0 LOB: 0 BB: 0 P: 7	R: 0 E: 0 K: 0 S: 9	H: 1 LOB: 1 BB: 0 P: 14	R: 0 E: 0 K: 0 S: 11	H: 1 LOB: 1 BB: 0 P: 18	R: 0 E: 0 K: 0 S: 8	H: 0 LOB: 0 BB: 0 P: 12	R: 1 E: 0 K: 0 S: 8	H: 1 LOB: 0 BB: 0 P: 13	R: 2 E: 0 K: 1 S: 10	H: 2 LOB: 0 BB: 0 P: 14	R: 0 E: 0 K: 1 S: 8	H: 1 LOB: 1 BB: 0 P: 11	R: 0 E: 0 K: 0 S: 5	H: 0 LOB: 0 BB: 0 P: 7	1B: 5 2B: 2 3B: 0 HR: 2	SF: 0 SAC: 0 DP: 1 HBP: 0	WP: 0 PB: 0 SB: 0 CS: 0	PA: 43	
PITCHER	IP	WLS	BF	H	R	ER	SO	BB	IBB	HBP	BLK	WP	HR	S	P	ERA	WHIP										
Ricardo Rodriguez, R ERA: 3.65	(1, 1)	7.2	30	6	4	1	1	1	0	0	0	0	1	67	104	1.17	0.913										
Brian Shouse, L ERA: 0.86	(8, 1)	0.1	H	1	0	0	0	0	0	0	0	0	0	2	4	0.00	0.000										
Francisco Cordero, R ERA: 3.78	(9, 1)	1.0	B	5	2	2	2	1	0	0	0	0	1	10	14	18.00	2.000										
43 Kameron Loe, R ERA: 3.74	(10, 1)	2.0	W	7	1	0	0	1	0	0	0	0	0	13	18	0.00	0.500										

Los Angeles Angels @ Texas Rangers
Ameriquet Field, Arlington, TX

Wed Jun 29 2005, 8:05 PM EDT
Att. 30,112 - Clear - 95 F

livebaseballscorecards.com

AB	42
R	6
H	9
RBI	6
BB	1
SO	3
LOB	9



Batter	1	2	3	4	5	6	7	8	9	10	11	AB	R	H	RBI	BB	SO	LOB	BOTTOM						
David Dellucci, L OBP: 0.406, SLG: 0.497 (1, 10)	1-3 K		4-2 10 1B BB		1-0 10 1B 23 2B 1B	4-1 10 1B BB		4-0 BB BB BB BB BB		2-3 K		3	1	1	0	3	2	0							
10 Michael Young, R OBP: 0.374, SLG: 0.498 (1, 6)	2-2 BB		2-2 1B		0-2 23 2B 1B	1-1 23 FC6-4 1B		1-3 BB BB BB BB				0-0 G5-3	6	1	4	1	0	1	1						
23 Mark Teixeira, S OBP: 0.355, SLG: 0.550 (1, 3)	0-3 K		1-2 F8		2-0 9 1B 2B	0-1 FC6-4		2-2 G3				1-2 9 WP 1B	6	2	2	2	0	1	6						
9 Hank Blalock, L OBP: 0.350, SLG: 0.482 (1, 5)	2-0 L8			2-3 K	0-0 2-H 1B		3-2 G4-3		2-2 F8		3-3 K	6	0	1	1	0	2	2							
Alfonso Soriano, R OBP: 0.308, SLG: 0.543 (1, 4)		1-3 K		2-2 F9	2-2 G5-3		2-2 2B		0-2 L6		1-0 2-H 1B	6	0	2	1	0	1	1							
Kevin Mench, R OBP: 0.354, SLG: 0.531 (1, 7)		1-1 P4		3-3 K		2-3 K	1-2 F7		1-2 1B			5	0	1	0	0	2	1							
Laynce Nix, L OBP: 0.269, SLG: 0.399 (1, 8)		1-3 K			1-0 G6-3	1-3 K	4-0 IBB		2-1 F8			4	0	0	0	1	2	1							
Rod Barajas, R OBP: 0.316, SLG: 0.423 (1, 2)			0-1 G6-3		0-1 FC4 1B	2-2 HR HBP	0-2 P4			3-3 K		4	1	1	0	0	1	2							
Gary Matthews, S OBP: 0.256, SLG: 0.342 (1, 9)			0-3 K		1-2 FC4 10 1B 1B	1-0 HR		1-1 G5-3		2-2 F8		5	2	1	2	0	1	1							
Inning Stats	R: 0 E: 0 K: 2 S: 11	H: 1 LOB: 1 BB: 0 P: 16	R: 0 E: 0 K: 2 S: 9	H: 0 LOB: 0 BB: 0 P: 12	R: 0 E: 0 K: 1 S: 15	H: 1 LOB: 2 BB: 1 P: 22	R: 0 E: 0 K: 2 S: 10	H: 0 LOB: 0 BB: 0 P: 17	R: 4 E: 0 K: 0 S: 18	H: 5 LOB: 1 BB: 0 P: 25	R: 2 E: 0 K: 2 S: 17	H: 2 LOB: 2 BB: 1 P: 28	R: 0 E: 0 K: 1 S: 11	H: 1 LOB: 1 BB: 1 P: 19	R: 0 E: 0 K: 0 S: 11	H: 1 LOB: 1 BB: 0 P: 16	R: 0 E: 0 K: 2 S: 11	H: 0 LOB: 0 BB: 0 P: 18	R: 1 E: 0 K: 1 S: 8	H: 2 LOB: 1 BB: 0 P: 13	1B: 10 2B: 2 3B: 0 HR: 1	SF: 0 SAC: 0 DP: 0 HBP: 1	WP: 1 PB: 0 SB: 0 CS: 0	PA: 50	
PITCHER	IP	WLS	BF	H	R	ER	SO	BB	IBB	HBP	BLK	WP	HR	S	P	ERA	WHIP								
41 John Lackey, R ERA: 3.84 (1, 1)	5.2		27	8	6	6	9	1	0	1	0	0	1	75	110	9.53	1.588								
Jake Woods, L ERA: 2.22 (6, 1)	0.2		5	2	0	0	0	1	0	0	0	0	0	12	22	0.00	4.500								
Esteban Yan, R ERA: 3.69 (7, 1)	1.2		7	0	0	0	1	1	1	0	0	0	0	20	33	0.00	0.600								
Brendan Donnelly, R ERA: 3.65 (9, 1)	2.0		7	1	0	0	2	0	0	0	0	0	0	22	34	0.00	0.500								
62 Scot Shields, R ERA: 2.61 (11, 1)	0.2	L	4	2	1	1	1	0	0	0	0	1	0	8	13	13.50	3.000								

Los Angeles Angels @ Texas Rangers
 Ameriquet Field, Arlington, TX
 Wed Jun 29 2005, 8:05 PM EDT
 Att. 30,112 - Clear - 95 F

livebaseballscorecards.com

AB 45
 R 7
 H 13
 RBI 7
 BB 4
 SO 13
 LOB 15



Batter	1	2	3	4	5	6	7	8	9	AB R H RBI BB SO LOB	TOP											
9 Chone Figgins, S OBP: 0.325, SLG: 0.404 (1, 5)	0-2 2B 20 1B	1-2 F7			3-2 L9			0-0 2B 27 1B	1-2 L7	5 2 2 0 0 0 2												
6 Maicer Izturis, S OBP: 0.344, SLG: 0.475 (1, 6)	0-1 2B 20 1B FC5-2		2-2 F8		2-1 G3			0-0 1B 27 1B G6-3	0-0 P4	5 0 2 0 0 0 2												
27 Vladimir Guerrero, R OBP: 0.406, SLG: 0.610 (1, 10)	2-3 K		2-1 HR		1-3 K			0-0 1B G6-3		4 1 2 2 0 2 2												
16 Garret Anderson, L OBP: 0.330, SLG: 0.468 (1, 7)	4-0 IBB 20 1B FC5-2		1-0 HR		0-0 G3-1			0-0 G6-3		2 1 1 1 1 0 0												
20 Juan Rivera, R OBP: 0.296, SLG: 0.446 (1, 9)	3-2 1B FC5-2		2-3 K		1-1 G6-3			0-1 G5-3		1 0 0 0 0 0 2												
Jeff DaVanon, S OBP: 0.337, SLG: 0.295 (1, 8)	0-0 FC5-2		2-2 G3		3-2 G4-3				4-1 1B 39 G5-3 BB	4 0 1 1 0 1 1												
39 Robb Quintan, R OBP: 0.197, SLG: 0.286 (1, 3)	2-3 K			2-3 K			0-0 G1-3		3-2 G5-3	3 1 0 0 1 0 3												
José Molina, R OBP: 0.314, SLG: 0.340 (1, 2)		3-2 P6		1-2 F8			1-0 F8		0-1 1B 2-H	4 0 0 0 0 2 4												
Adam Kennedy, L OBP: 0.385, SLG: 0.412 (1, 4)		0-3 K		2-3 K			1-1 G6-3		1-2 1B	4 0 1 1 0 0 0												
Inning Stats	R: 1 E: 0 K: 2 S: 22	H: 3 LOB: 3 BB: 1 P: 33	R: 0 E: 0 K: 1 S: 9	H: 0 LOB: 0 BB: 0 P: 13	R: 2 E: 0 K: 1 S: 12	H: 2 LOB: 0 BB: 0 P: 21	R: 0 E: 0 K: 2 S: 11	H: 0 LOB: 0 BB: 0 P: 16	R: 0 E: 0 K: 1 S: 9	H: 0 LOB: 0 BB: 0 P: 15	R: 0 E: 0 K: 0 S: 6	H: 0 LOB: 0 BB: 0 P: 10	R: 0 E: 0 K: 0 S: 4	H: 0 LOB: 0 BB: 0 P: 6	R: 1 E: 0 K: 0 S: 6	H: 3 LOB: 1 BB: 0 P: 6	R: 1 E: 0 K: 0 S: 15	H: 2 LOB: 2 BB: 1 P: 24	1B: 5 2B: 3 3B: 0 HR: 2	SF: 0 SAC: 0 DP: 1 HBP: 0	WP: 0 PB: 0 SB: 0 CS: 0	PA: 38
PITCHER	IP WLS BF H R ER SO BB IBB HBP BLK WP HR S P ERA WHIP																					
Chris Young, R ERA: 3.33 (1, 1)	5.0 W 21 5 3 3 7 0 1 0 0 0 2 63 98 5.40 1.000																					
Juan Dominguez, R ERA: 1.8 (6, 1)	2.0 6 0 0 0 0 0 0 0 0 0 0 10 16 0.00 0.000																					
Doug Brocail, R ERA: 5.24 (8, 1)	1.0 5 3 1 1 0 0 0 0 0 0 0 6 6 9.00 3.000																					
32 Ron Mahay, L ERA: 8.06 (9, 1)	1.0 6 2 1 1 0 1 0 0 0 0 0 15 24 9.00 3.000																					

Los Angeles Angels @ Texas Rangers
 Ameriquet Field, Arlington, TX
 Thu Jun 30 2005, 2:05 PM EDT
 Att. 27,466 - Sunny - 97 F

livebaseballscorecards.com

AB 36
 R 5
 H 10
 RBI 5
 BB 2
 SO 7
 LOB 16



Batter	1	2	3	4	5	6	7	8	9
David Dellucci, L (1, 10) OBP: 0.412, SLG: 0.512	3-1 HR	1-2 2-H 23 HR 1B	0-0 G4-3		4-2 10 G6-3 23 HR 10 WP BB		1-1 G1-3	4-1 BB	
10 Michael Young, R (1, 6) OBP: 0.371, SLG: 0.492	3-2 F8	1-3 K		0-0 F9	3-2 G6-3		1-0 9 HR 1B	1-3 K	
23 Mark Teixeira, S (1, 3) OBP: 0.360, SLG: 0.570 Mark DeRosa, R (7, PH) OBP: 0.239, SLG: 0.293	4-2 BB	1-2 2-H HR		2-2 L8	0-1 HR		3-3 K		
9 Hank Blalock, L (1, 5) OBP: 0.351, SLG: 0.489	1-3 K	3-3 K		4-2 BB	3-1 L6		2-1 1-H HR		
Alfonso Soriano, R (1, 4) OBP: 0.313, SLG: 0.557 Rod Barajas, R (9, 3) OBP: 0.316, SLG: 0.423	1-2 P4		0-1 HR	2-3 K		1-2 HR 1B	1-0 HR 2B		
Kevin Mench, R (1, 7) OBP: 0.362, SLG: 0.570		0-1 P3	4-0 BB BB		2-0 HR	1-1 1-H HR	2-2 2-H HR		
Laynce Nix, L (1, 8) OBP: 0.272, SLG: 0.396		1-0 2B 1B	1-2 P2		4-2 BB 10 WP BB	2-3 K	0-0 P4		
Sandy Alomar Jr., R (1, 2) OBP: 0.324, SLG: 0.324		1-0 1-H 2B 2B	0-0 F8		1-1 F8	1-0 F8		2-3 K	
Gary Matthews, S (1, 9) OBP: 0.267, SLG: 0.348		1-0 2-H 1B 2B	4-1 SAFE BB BB		4-2 10 WP 10 G6-3 BB	0-0 G6-3		2-3 K	


Inning Stats	R: 1 E: 0 K: 1 S: 18	H: 1 LOB: 1 BB: 1 P: 30	R: 5 E: 0 K: 2 S: 18	H: 5 LOB: 0 BB: 0 P: 27	R: 1 E: 0 K: 0 S: 9	H: 1 LOB: 2 BB: 2 P: 18	R: 0 E: 0 K: 1 S: 13	H: 0 LOB: 1 BB: 1 P: 21	R: 5 E: 0 K: 0 S: 19	H: 2 LOB: 0 BB: 3 P: 40	R: 2 E: 0 K: 1 S: 10	H: 2 LOB: 0 BB: 0 P: 15	R: 4 E: 0 K: 1 S: 14	H: 4 LOB: 0 BB: 0 P: 24	R: 0 E: 0 K: 3 S: 12	H: 0 LOB: 1 BB: 1 P: 21
--------------	-------------------------------	----------------------------------	-------------------------------	----------------------------------	------------------------------	----------------------------------	-------------------------------	----------------------------------	-------------------------------	----------------------------------	-------------------------------	----------------------------------	-------------------------------	----------------------------------	-------------------------------	----------------------------------

PITCHER														PITCHER																			
IP	WLS	BF	H	R	ER	SO	BB	IBB	HBP	BLK	WP	HR	S	P	ERA	WHIP	IP	WLS	BF	H	R	ER	SO	BB	IBB	HBP	BLK	WP	HR	S	P	ERA	WHIP
54 Ervin Santana, R (1, 1) ERA: 6.06	4.0	L	23	7	7	4	4	0	0	0	0	3	58	96	15.75	2.750																	
Joel Peralta, R (5, 1) ERA: 3.68	1.0		8	2	5	0	3	0	0	0	1	2	19	40	45.00	5.000																	
Jake Woods, L (6, 1) ERA: 4.1	2.0		12	6	6	2	0	0	0	0	0	3	24	39	27.00	3.000																	
Esteban Yan, R (8, 1) ERA: 3.58	1.0		4	0	0	3	1	0	0	0	0	0	12	21	0.00	1.000																	

AB	R	H	RBI	BB	SO	LOB
4	3	2	2	2	0	2
6	1	1	1	0	2	3
3	2	2	4	1	0	0
1	0	0	0	0	1	1
4	1	1	2	1	2	1
5	3	3	1	0	1	2
0	0	0	0	0	0	0
4	3	3	5	1	0	0
4	2	1	0	1	1	1
5	1	1	1	0	1	2
3	2	1	1	2	1	0

AB	R	H	RBI	BB	SO	LOB
39	18	15	17	8	9	12

Los Angeles Angels @ Texas Rangers
 Ameriquet Field, Arlington, TX
 Thu Jun 30 2005, 2:05 PM EDT
 Att. 27,466 - Sunny - 97 F



Batter	1	2	3	4	5	6	7	8	9	AB R H RBI BB SO LOB	TOP		
9 Chone Figgins, S OBP: 0.323, SLG: 0.401 (1, 8)	1-1 P5		1-0 CS 1B		0-0 G3		1-2 FC5 27 1B		2-0 F8	5 1 1 0 0 0 4			
Darin Erstad, L OBP: 0.348, SLG: 0.392 (1, 3)	1-1 P6		3-3 K			0-2 G4-3	4-1 27 1B BB		3-3 K	4 0 0 0 1 2 2			
27 Vladimir Guerrero, R OBP: 0.407, SLG: 0.607 (1, 9)	1-1 HBP		1-3 K			1-3 K	2-1 16 G4-6-3 1B			3 0 1 2 0 2 0			
16 Garret Anderson, L OBP: 0.329, SLG: 0.469 (1, 7)	0-2 P5			0-1 P4		0-1 20 2B	1-0 G4-6-3			4 1 1 0 0 0 3			
20 Juan Rivera, R OBP: 0.302, SLG: 0.451 (1, 10)		2-2 P3		0-0 L7		2-1 6 2B		4-0 6 G6-4-3 BB		3 1 1 1 1 0 0			
6 Maicer Izturis, S OBP: 0.338, SLG: 0.476 (1, 6)		1-1 F9		2-3 K		1-2 2B		2-1 G6-4-3		4 0 1 1 0 1 1			
8 Dallas McPherson, L OBP: 0.292, SLG: 0.452 (1, 5)		4-2 S 1B BB			1-3 K	2-3 K		0-3 K		3 1 0 0 1 3 1			
Bengie Molina, R OBP: 0.348, SLG: 0.459 (1, 2)		2-2 1B			0-1 E7 G4-3 1B		2-1 9 FC5 1B		1-2 G6-3	4 0 3 1 0 0 0			
Adam Kennedy, L OBP: 0.388, SLG: 0.414 (1, 4)		0-2 P4			0-1 G4-3		0-1 9 FC5 27 1B 1B		2-1 1B	4 1 2 0 0 0 2			
Inning Stats	R: 0 E: 0 K: 0 S: 9 H: 0 LOB: 1 BB: 0 P: 12	R: 1 E: 0 K: 0 S: 13 H: 1 LOB: 1 BB: 1 P: 22	R: 0 E: 0 K: 2 S: 8 H: 1 LOB: 0 BB: 0 P: 13	R: 0 E: 0 K: 1 S: 7 H: 0 LOB: 0 BB: 0 P: 9	R: 0 E: 1 K: 1 S: 8 H: 1 LOB: 1 BB: 0 P: 9	R: 2 E: 0 K: 2 S: 19 H: 3 LOB: 1 BB: 0 P: 25	R: 2 E: 0 K: 0 S: 11 H: 3 LOB: 1 BB: 1 P: 21	R: 0 E: 0 K: 1 S: 5 H: 0 LOB: 0 BB: 1 P: 11	R: 0 E: 0 K: 1 S: 9 H: 1 LOB: 1 BB: 0 P: 17	1B: 7 2B: 3 3B: 0 HR: 0 SF: 0 SAC: 0 DP: 2 HBP: 1	WP: 0 PB: 1 SB: 1 CS: 1 PA: 38		
PITCHER	IP WLS BF H R ER SO BB IBB HBP BLK WP HR S P ERA WHIP											PITCHER	IP WLS BF H R ER SO BB IBB HBP BLK WP HR S P ERA WHIP
Runelvys Hernandez, R ERA: 4.79 (1, 1)	6.1 L 28 8 5 5 6 1 0 1 0 0 0 71 100 7.11 1.421												
Andrew Sisco, L ERA: 2.63 (7, 1)	1.2 6 1 0 0 1 2 0 0 0 0 0 9 22 0.00 1.800												
Jonah Bayliss, R ERA: (9, 1)	1.0 4 1 0 0 1 0 0 0 0 0 0 9 17 0.00 1.000												

Los Angeles Angels @ Kansas City Royals
Kauffman Stadium, Kansas City, MO

Fri Jul 01 2005, 7:10 PM CDT
Att: 17,893 - Clear - 81 F

AB	34
R	5
H	10
RBI	5
BB	3
SO	8
LOB	13



Batter	1	2	3	4	5	6	7	8	9	AB R H RBI BB SO LOB
4 Angel Berroa, R OBP: 0.281, SLG: 0.340 (1, 6)	2-2 G2			1-2 F8			1-3 K		1-1 F9	4 0 0 0 0 1 0
9 David DeJesus, L OBP: 0.347, SLG: 0.408 (1, 8)	0-2 F8			0-1 G3-1			1-1 G3-1			3 0 0 0 0 0 0
29 Mike Sweeney, R OBP: 0.336, SLG: 0.512 (1, 10)	0-0 F9			0-2 F8			2-2 2B			3 0 1 0 0 0 0
Matt Stairs, L OBP: 0.392, SLG: 0.462 (1, 3)			0-3 K		3-2 1B		3-2 F8			3 0 1 0 0 1 1
Emil Brown, R OBP: 0.361, SLG: 0.468 (1, 9)			2-2 K		3-2 P4			0-0 G4-3		3 0 0 0 0 1 1
Terrence Long, L OBP: 0.307, SLG: 0.388 (1, 7)			1-3 K		0-1 G6-4-3			1-2 G3-1		3 0 0 0 0 1 1
24 Mark Teahen, L OBP: 0.304, SLG: 0.363 (1, 5)				4-1 BB			0-1 F8		2-1 G1-3	2 0 0 0 1 0 0
14 John Buck, R OBP: 0.267, SLG: 0.361 (1, 2)			0-0 F8				1-0 F8		2-3 K	3 0 0 0 0 1 1
Ruben Gotay, S OBP: 0.313, SLG: 0.395 (1, 4)			0-1 G4-6-3				0-1 L3		2-1 G5-3	3 0 0 0 0 0 1

Inning Stats	R: 0	H: 0	E: 0	K: 0	S: 8	R: 0	H: 0	E: 0	K: 3	S: 9	R: 0	H: 0	E: 0	K: 0	S: 4	R: 0	H: 0	E: 0	K: 0	S: 8	R: 0	H: 1	E: 0	K: 0	S: 11	R: 0	H: 0	E: 0	K: 0	S: 5	R: 0	H: 1	E: 0	K: 1	S: 14	R: 0	H: 0	E: 0	K: 0	S: 6	R: 0	H: 0	E: 0	K: 0	S: 8	R: 0	H: 0	E: 0	K: 1	S: 8	1B: 1	2B: 1	3B: 0	HR: 0	SF: 0	SAC: 0	DP: 2	HBP: 0	WP: 0	PB: 0	SB: 0	CS: 0	PA: 28
PITCHER Paul Byrd, R ERA: 3.55 (1, 1)	IP	WLS	BF	H	R	ER	SO	BB	IBB	HBP	BLK	WP	HR	S	P	ERA	WHIP															IP	WLS	BF	H	R	ER	SO	BB	IBB	HBP	BLK	WP	HR	S	P	ERA	WHIP															

BOTTOM

Los Angeles Angels @ Kansas City Royals
Kauffman Stadium, Kansas City, MO

livebaseballscorecards.com

AB	27
R	0
H	2
RBI	0
BB	1
SO	5
LOB	5



Fri Jul 01 2005, 7:10 PM CDT
Att. 17,893 - Clear - 81 F

Batter	1	2	3	4	5	6	7	8	9	AB R H RBI BB SO LOB	TOP	
9 Chone Figgins, S OBP: 0.327, SLG: 0.404 (1, 8)	1-2 E S 1B		2-1 F8 16 2B 1B		0-1 F8 1		2-2 CS 1B		2-2 P3 3-H	5 2 3 0 0 0 1		
Darin Erstad, L OBP: 0.350, SLG: 0.393 (1, 3)	2-2 27 BB 1B		2-0 F8 1		0-1 27 WP 1B		1-3 K 1-2			4 1 2 1 0 1 2		
27 Vladimir Guerrero, R OBP: 0.408, SLG: 0.603 (1, 9)	4-1 SAFE BB		2-2 L6 1-2		2-1 1B			3-2 P4 1		3 0 1 1 1 0 1		
16 Garret Anderson, L OBP: 0.331, SLG: 0.472 (1, 7)	1-2 F9 1		3-1 2B		0-1 F8 3			0-1 20 G1-6-3 6 1B		4 1 2 1 0 0 2		
20 Juan Rivera, R OBP: 0.294, SLG: 0.438 (1, 10)	3-2 F4 2		0-0 L8 3			2-2 G1-3 1		0-1 G1-6-3 2		4 0 0 0 0 0 4		
6 Maicer Izturis, S OBP: 0.348, SLG: 0.493 (1, 6)	0-1 G4-3 3			1-1 8 1B 2B		0-1 F9 2		1-1 1B		4 1 2 1 0 0 2		
8 Dallas McPherson, L OBP: 0.296, SLG: 0.458 (1, 5)		3-2 F9 1		1-0 G4-6-3 2B 2-H		0-0 1B 2B		2-1 P6 3		4 0 2 1 0 0 1		
Bengie Molina, R OBP: 0.351, SLG: 0.461 (1, 2)		2-2 L8 2		1-1 P3 1		2-2 1B 3			1-0 G4-3 9 CS 1B	4 0 2 0 0 0 1 0 0 0 0 0 0 0 0 0 0 0 0 0 0		
Jeff DaVanon, S OBP: 0.337, SLG: 0.295 (9, PR)												
José Molina, R OBP: 0.314, SLG: 0.340 (9, 2)												
Adam Kennedy, L OBP: 0.380, SLG: 0.405 (1, 4)		1-0 F7 3		1-1 G4-6-3 2 3 1-2f			2-1 F9 1		2-0 G4-3 1	4 0 0 0 0 0 2		
Inning Stats	R: 1 H: 2 E: 0 LOB: 2 K: 0 BB: 1 S: 16 P: 27	R: 0 H: 0 E: 0 LOB: 0 K: 0 BB: 0 S: 9 P: 15	R: 1 H: 2 E: 0 LOB: 1 K: 0 BB: 0 S: 11 P: 19	R: 1 H: 2 E: 0 LOB: 0 K: 0 BB: 0 S: 8 P: 11	R: 1 H: 2 E: 0 LOB: 0 K: 0 BB: 0 S: 8 P: 10	R: 0 H: 2 E: 0 LOB: 2 K: 0 BB: 0 S: 11 P: 15	R: 0 H: 1 E: 0 LOB: 0 K: 1 BB: 0 S: 8 P: 13	R: 1 H: 2 E: 0 LOB: 1 K: 0 BB: 0 S: 11 P: 17	R: 0 H: 1 E: 1 LOB: 1 K: 0 BB: 0 S: 6 P: 10	1B: 11 SF: 0 2B: 3 SAC: 0 3B: 0 DP: 1 HR: 0 HBP: 0	WP: 1 PA: 37 PB: 0 SB: 1 CS: 2	
PITCHER	IP WLS BF H R ER SO BB IBB HBP BLK WP HR S P ERA WHIP											
Jose Lima, R ERA: 7.58 (1, 1)	6.0 L 26 10 4 3 0 1 0 0 0 0 1 0 63 97 4.50 1.833											
46 Juan Carlos Oviedo, R ERA: 8.06 (7, 1)	2.0 8 3 1 1 1 0 0 0 0 0 0 0 19 30 4.50 1.500											
41 Jimmy Gobble, L ERA: 5.68 (9, 1)	1.0 3 1 0 0 0 0 0 0 0 0 0 0 6 10 0.00 1.000											

Los Angeles Angels @ Kansas City Royals
Kauffman Stadium, Kansas City, MO

Sat Jul 02 2005, 6:10 PM CDT
Att: 16,051 - Clear - 84 F

AB	36
R	5
H	14
RBI	5
BB	1
SO	1
LOB	16



WP: 1	PA: 37
PB: 0	
SB: 1	
CS: 2	

PITCHER	IP	WLS	BF	H	R	ER	SO	BB	IBB	HBP	BLK	WP	HR	S	P	ERA	WHIP
---------	----	-----	----	---	---	----	----	----	-----	-----	-----	----	----	---	---	-----	------

BOTTOM

Los Angeles Angels @ Kansas City Royals
Kauffman Stadium, Kansas City, MO

Sat Jul 02 2005, 6:10 PM CDT
Att. 16,051 - Clear - 84 F

livebaseballscorecards.com

AB	32
R	3
H	5
RBI	3
BB	0
SO	5
LOB	4



WP:	0	PA:	32
PB:	0	SB:	0
CS:	0		

AB R H RBI BB SO LOB


4	0	1	1	0	0	0
4	0	0	0	0	1	1
4	0	1	0	0	0	0
4	0	0	0	0	2	1
4	1	1	0	0	0	0
3	0	0	0	0	0	1
3	1	1	0	0	1	0
3	1	1	2	0	0	0
2	0	0	0	0	1	0
1	0	0	0	0	0	1
0	0	0	0	0	0	0

Batter	1	2	3	4	5	6	7	8	9
9 David DeJesus, L (1, 8) OBP: 0.346, SLG: 0.409	1-2 L8		2-2 P4			0-1 L5		0-0 2B	
4 Angel Berroa, R (1, 6) OBP: 0.278, SLG: 0.335	0-1 G6-3			1-3 K			1-1 G5-3	0-0 P3	
29 Mike Sweeney, R (1, 10) OBP: 0.335, SLG: 0.507	1-2 1B			0-0 G4-3			2-2 F8		0-0 F9
Matt Stairs, L (1, 3) OBP: 0.385, SLG: 0.452	3-2 F8			3-3 K			1-3 K		1-2 F7
Emil Brown, R (1, 9) OBP: 0.360, SLG: 0.469		0-1 L9			0-0 F9			0-1 1B 2B	3-2 P4
32 Shane Costa, L (1, 7) OBP: 0.328, SLG: 0.407		3-2 F9			0-1 G1-3			0-0 P4	
Tony Graffanino, R (1, 5) OBP: 0.377, SLG: 0.384		1-1 G6-3			1-3 K			2-1 1B 1B	
Ruben Gotay, S (1, 4) OBP: 0.313, SLG: 0.394			2-2 F7			2-2 G5-3		1-2 9 2B 1B	
Alberto Castillo, R (1, 2) OBP: 0.250, SLG: 0.321			0-2 G4-3			0-3 K		1-0 F8	
Terrence Long, L (8, PH) OBP: 0.306, SLG: 0.386									
14 John Buck, R (9, 2) OBP: 0.267, SLG: 0.361									

Inning	R	H	E	K	S	H	LOB	BB	P
1	0	1	0	0	18	0	1	0	18
2	0	0	0	0	8	0	0	0	12
3	0	0	0	0	9	0	0	0	13
4	0	0	0	2	9	0	0	0	13
5	0	0	0	1	6	0	0	0	7
6	0	0	0	1	9	0	0	0	11
7	0	0	0	1	8	0	0	0	12
8	3	4	0	0	14	1	0	0	18
9	0	0	0	0	7	0	0	0	11

PITCHER	IP	WLS	BF	H	R	ER	SO	BB	IBB	HBP	BLK	WP	HR	S	P	ERA	WHIP
40 Bartolo Colon, R (1, 1) ERA: 3.06	7.1	W	26	4	3	3	5	0	0	0	0	0	0	73	100	3.68	0.545
Francisco Rodriguez, R (8, 1) ERA: 2.43	1.2	S	6	1	0	0	0	0	0	0	0	0	0	10	15	0.00	0.600

PITCHER	IP	WLS	BF	H	R	ER	SO	BB	IBB	HBP	BLK	WP	HR	S	P	ERA	WHIP
40 Bartolo Colon, R (1, 1) ERA: 3.06	7.1	W	26	4	3	3	5	0	0	0	0	0	0	73	100	3.68	0.545
Francisco Rodriguez, R (8, 1) ERA: 2.43	1.2	S	6	1	0	0	0	0	0	0	0	0	0	10	15	0.00	0.600

Batter	1	2	3	4	5	6	7	8	9	AB R H RBI BB SO LOB	TOP
9 Chone Figgins, S OBP: 0.325, SLG: 0.400 (1, 8) C X	0-2 G4-3 ①		X 0-0 E4 L4-3	X 1-2 F8 ③						3 0 0 0 0 0 2	Los Angeles Angels @ Kansas City Royals Kauffman Stadium, Kansas City, MO Sun Jul 03 2005, 6:10 PM CDT Att. 14,872 - Partly Cloudy - 88 F livebaseballscorecards.com AB 25 R 5 H 12 RBI 4 BB 1 SO 1 LOB 12 
Darin Erstad, L OBP: 0.349, SLG: 0.396 (1, 3) F B X	1-1 27 F9 2B		1 SAFE 2-2 1 SAFE L4-3 ②		2-1 L8 ①					3 0 1 0 0 0 1	
27 Vladimir Guerrero, R OBP: 0.408, SLG: 0.600 (1, 9) B X	1-0 F9 2-3		X 0-0 G4-3 ③		X 0-0 16 2B 1B					3 1 1 0 0 0 1	
16 Garret Anderson, L OBP: 0.334, SLG: 0.477 (1, 7) C F X	0-2 F8 ③			X 1-2 6 2B SH1-3 1B	X 0-1 2B 1-H					3 2 2 1 0 0 1	
Jeff DaVanon, S OBP: 0.345, SLG: 0.311 (1, 10) C X		X 0-1 8 1B 6 1B G4-6-3 1B		X 0-0 SH1-3 ①	X 0-0 2B					2 1 2 1 0 0 0	
6 Maicer Izturis, S OBP: 0.361, SLG: 0.514 (1, 6) C B T B B X X		X 2-2 8 1B G4-6-3 1-2 1B		B 2-1 1B 2B 2-H	B 2-0 P6 ②					3 1 2 1 0 0 1	
8 Dallas McPherson, L OBP: 0.301, SLG: 0.459 (1, 5) L B B B T B X X		X 3-2 G4-6-3 1-2 2-3 1B		B 0-3 K ②	B 4-2 BB					2 0 1 0 1 1 1	
Bengie Molina, R OBP: 0.351, SLG: 0.458 (1, 2) L T B X X		X 1-2 G4-6-3 ① ②		X 0-0 1B 2-H	X 0-0 F9 ③					3 0 1 1 0 0 4	
Adam Kennedy, L OBP: 0.384, SLG: 0.409 (1, 4) C B X	1-1 F7 ③			X 0-0 1B 2-H	B 2-2 1B X					3 0 2 0 0 0 1	
Inning Stats	R: 0 H: 1 E: 0 LOB: 1 K: 0 BB: 0 S: 9 P: 11	R: 1 H: 3 E: 0 LOB: 1 K: 0 BB: 0 S: 13 P: 20	R: 0 H: 0 E: 1 LOB: 0 K: 0 BB: 0 S: 5 P: 7	R: 2 H: 4 E: 0 LOB: 2 K: 1 BB: 0 S: 15 P: 19	R: 2 H: 3 E: 0 LOB: 2 K: 0 BB: 1 S: 11 P: 19	R: 0 H: 1 E: 0 LOB: 1 K: 0 BB: 0 S: 3 P: 5				1B: 8 SF: 0 2B: 5 SAC: 1 3B: 0 DP: 2 HR: 0 HBP: 0	
23 Zack Greinke, R ERA: 6.09 (1, 1) PITCHER	IP WLS BF H R ER SO BB IBB HBP BLK WP HR S P ERA WHIP 5.0 L 27 12 5 5 1 1 0 0 0 0 0 0 56 81 9.00 2.600										PITCHER IP WLS BF H R ER SO BB IBB HBP BLK WP HR S P ERA WHIP

Batter	1	2	3	4	5	6	7	8	9	AB	R	H	RBI	BB	SO	LOB
--------	---	---	---	---	---	---	---	---	---	----	---	---	-----	----	----	-----

9 David DeJesus, L <small>(1, 8)</small> <small>OBP: 0.349, SLG: 0.412</small>	2-2 <small>SH1-3</small> <small>1B</small>		0-1 <small>FC5-4</small> <small>1B</small>		0-1 <small>G6-3</small>					3	0	2	0	0	0	0
Tony Graffanino, R <small>(1, 3)</small> <small>OBP: 0.375, SLG: 0.382</small>	1-1 <small>SH1-3</small>		1-1 <small>FC5-4</small> <small>29 WP</small> <small>PB</small>							1	0	0	0	0	0	1
29 Mike Sweeney, R <small>(1, 10)</small> <small>OBP: 0.332, SLG: 0.502</small>	0-0 <small>P3</small>		2-2 <small>L8</small>							2	0	0	0	0	0	2
Emil Brown, R <small>(1, 9)</small> <small>OBP: 0.361, SLG: 0.467</small>	4-0 <small>BB</small>		3-3 <small>K</small>							1	0	0	0	1	1	1
Terrence Long, L <small>(1, 7)</small> <small>OBP: 0.303, SLG: 0.382</small>	1-3 <small>K</small>		2-2 <small>G4-3</small>							2	0	0	0	0	1	2
4 Angel Berroa, R <small>(1, 6)</small> <small>OBP: 0.279, SLG: 0.337</small>		2-0 <small>1B</small> <small>1B</small>		1-2 <small>F8</small>						2	0	1	0	0	0	0
14 John Buck, R <small>(1, 2)</small> <small>OBP: 0.264, SLG: 0.357</small>		2-2 <small>L8</small>		3-3 <small>K</small>						2	0	0	0	0	1	1
Ruben Gotay, S <small>(1, 4)</small> <small>OBP: 0.315, SLG: 0.395</small>		3-1 <small>G1-6-3</small> <small>1B</small>		3-2 <small>F9</small>						2	0	1	0	0	0	0
Joe McEwing, R <small>(1, 5)</small> <small>OBP: 0.286, SLG: 0.293</small>		1-1 <small>G1-6-3</small>		1-0 <small>B1-3</small>						2	0	0	0	0	0	2

Inning Stats	R: 0	H: 1	E: 0	LOB: 2	K: 1	S: 12	R: 0	H: 2	E: 0	LOB: 1	K: 0	S: 8	R: 0	H: 1	E: 0	LOB: 1	K: 0	S: 10	R: 0	H: 0	E: 0	LOB: 0	K: 1	S: 10	R: 0	H: 0	E: 0	LOB: 0	K: 0	S: 6
--------------	------	------	------	--------	------	-------	------	------	------	--------	------	------	------	------	------	--------	------	-------	------	------	------	--------	------	-------	------	------	------	--------	------	------

PITCHER	IP	WLS	BF	H	R	ER	SO	BB	IBB	HBP	BLK	WP	HR	S	P	ERA	WHIP
Jarrold Washburn, L <small>(1, 1)</small> <small>ERA: 3.06</small>	5.0	W	19	4	0	0	3	1	0	0	0	1	0	46	78	0.00	1.000

BOTTOM

Los Angeles Angels @ Kansas City Royals
 Kauffman Stadium, Kansas City, MO
 Sun Jul 03 2005, 6:10 PM CDT
 Att. 14,872 - Partly Cloudy - 88 F

AB	17
R	0
H	4
RBI	0
BB	1
SO	3
LOB	9



WP	PA	ERA	WHIP
1	19		

livebaseballscorecards.com

Batter	1	2	3	4	5	6	7	8	9	AB R H RBI BB SO LOB	TOP											
Shannon Stewart, R (1, 7) OBP: 0.340, SLG: 0.432	0-2 F9		1-2 2B	1-1 F8		2-0 F8			1-1 2B 1B	5 1 2 0 0 0 3												
8 Nick Punto, S (1, 4) OBP: 0.343, SLG: 0.400	1-0 G4-3		3-2 G6-3		1-2 L4		0-0 G3	4-2 2B BB	4 0 0 0 1 0 1													
7 Joe Mauer, L (1, 2) OBP: 0.363, SLG: 0.418	1-3 K			0-2 G3 2B 1B	0-1 G1-3		0-1 G4-3	1-0 F7	5 1 1 0 0 1 2													
Torii Hunter, R (1, 8) OBP: 0.343, SLG: 0.498		1-1 2B		0-0 G3	0-3 K		0-0 CS 1B	1-0 2B	5 0 3 1 0 1 1													
Jacque Jones, L (1, 9) OBP: 0.356, SLG: 0.446		2-3 K		2-0 20 F9 33 1B 2B		4-2 38 WP 20 1B 1B	1 SAFE 1 SAFE CS	1-1 HR	3 3 2 2 2 1 1													
20 Lew Ford, R (1, 10) OBP: 0.350, SLG: 0.400		2-3 K		2-1 F9		0-1 38 WP 1B		1-0 F8	5 1 1 0 0 1 5													
33 Justin Morneau, L (1, 3) OBP: 0.333, SLG: 0.493		1-3 K		0-0 38 BB 2B 1B		0-3 K		2-1 38 CS 1B	4 1 2 1 0 2 3													
38 Luis Antonio Rodriguez, S (5) OBP: 0.354, SLG: 0.427			2-2 F7	4-1 2B BB		3-2 F7		3-2 K	3 0 0 0 1 1 3													
Juan Castro, R (1, 6) OBP: 0.266, SLG: 0.367			2-1 P6	1-2 1-3 2-H 2B		0-0 2-H 3-H 1B		0-0 B5-3	4 0 2 3 0 0 0													
Inning Stats	R: 0 E: 0 K: 1 S: 8	H: 0 LOB: 0 BB: 0 P: 10	R: 0 E: 0 K: 3 S: 12	H: 1 LOB: 1 BB: 0 P: 18	R: 0 E: 0 K: 0 S: 12	H: 1 LOB: 1 BB: 0 P: 20	R: 3 E: 0 K: 0 S: 14	H: 4 LOB: 2 BB: 1 P: 24	R: 0 E: 0 K: 1 S: 8	H: 0 LOB: 0 BB: 0 P: 9	R: 2 E: 0 K: 1 S: 16	H: 2 LOB: 1 BB: 1 P: 25	R: 0 E: 0 K: 0 S: 4	H: 1 LOB: 0 BB: 0 P: 6	R: 1 E: 0 K: 1 S: 8	H: 2 LOB: 0 BB: 0 P: 14	R: 1 E: 0 K: 0 S: 10	H: 2 LOB: 3 BB: 2 P: 23	1B: 7 2B: 5 3B: 0 HR: 1	SF: 0 SAC: 0 DP: 0 HBP: 0	WP: 1 PB: 0 SB: 1 CS: 2	PA: 43
PITCHER	IP WLS BF H R ER SO BB IBB HBP BLK WP HR S P ERA WHIP																					
41 John Lackey, R (1, 1) ERA: 4.07	5.2 L 27 8 5 5 6 2 0 0 0 1 0 69 103 7.94 1.765																					
Joel Peralta, R (6, 1) ERA: 3.71	2.1 8 3 1 1 1 0 0 0 0 0 1 13 23 3.86 1.286																					
Esteban Yan, R (9, 1) ERA: 3.74	1.0 7 2 1 1 0 1 1 0 0 0 0 10 23 9.00 3.000																					

Minnesota Twins @ Los Angeles Angels
Angel Stadium of Anaheim, Anaheim, CA

Mon Jul 04 2005, 6:05 PM PDT
Att. 44,008 - Clear - 73 F

livebaseballscorecards.com

AB	38
R	7
H	13
RBI	7
BB	4
SO	7
LOB	19



BOTTOM

Minnesota Twins @ Los Angeles Angels
Angel Stadium of Anaheim, Anaheim, CA

Mon Jul 04 2005, 6:05 PM PDT
Att. 44,008 - Clear - 73 F

livebaseballscores.com

AB	34
R	5
H	9
RBI	5
BB	3
SO	9
LOB	9



WP:	0	PA:	38
PB:	0		
SB:	0		
CS:	0		

AB R H RBI BB SO LOB

3 1 1 0 2 0 1

5 1 2 2 0 1 3

4 1 1 1 0 0 0

4 0 1 0 0 1 0

3 1 0 0 1 2 1

4 0 1 1 0 0 1

4 1 2 0 0 2 1

3 0 0 0 0 1 1

4 0 1 1 0 2 1

1B:	4	SF:	0
2B:	3	SAC:	1
3B:	0	DP:	0
HR:	2	HBP:	0

Batter	1	2	3	4	5	6	7	8	9
9 Chone Figgins, S OBP: 0.329, SLG: 0.403 (1, 8)	3-2 HR 2B		3-1 P5		0-0 G3		4-2 BB		4-0 DI BB
Darin Erstad, L OBP: 0.350, SLG: 0.405 (1, 3)	0-1 2-H HR		0-3 K		1-1 2-H 1B		0-0 G4-3		2-2 F7
27 Vladimir Guerrero, R OBP: 0.405, SLG: 0.607 (1, 9)	0-1 P4		0-0 G5-3			1-2 HR		0-2 F7	
16 Garret Anderson, L OBP: 0.333, SLG: 0.475 (1, 7)	1-0 FC6-4 1B			2-3 K2-3		1-2 G3-1		0-1 G3	
Jeff DaVanon, S OBP: 0.343, SLG: 0.305 (1, 10)	0-3 K			3-3 K		2-2 G4-3		4-1 6 2B BB	
6 Maicer Izturis, S OBP: 0.355, SLG: 0.514 (1, 6)	0-1 FC6-4 1-2f			3-2 F8		0-1 G4-1		2-1 1-H 2B	
8 Dallas McPherson, L OBP: 0.305, SLG: 0.465 (1, 5)		2-3 K			2-2 G3 1B 2B		0-1 SH3 1B		0-3 K
Bengie Molina, R OBP: 0.345, SLG: 0.449 (1, 2)		1-2 G5-3			0-0 G3		1-0 SH3		0-3 K
Adam Kennedy, L OBP: 0.381, SLG: 0.406 (1, 4)		2-3 K			0-2 9 G3 1B		1-0 F9		1-3 K

Inning Stats	R: 2	H: 3	E: 0	K: 1	S: 16	H: 3	LOB: 1	BB: 0	P: 20	R: 0	H: 0	E: 0	K: 2	S: 11	H: 0	LOB: 0	BB: 0	P: 16	R: 0	H: 0	E: 0	K: 1	S: 6	H: 0	LOB: 0	BB: 0	P: 9	R: 0	H: 0	E: 0	K: 2	S: 10	R: 1	H: 3	E: 0	K: 0	S: 10	H: 1	LOB: 2	BB: 0	P: 13	R: 0	H: 1	E: 0	K: 0	S: 7	H: 1	LOB: 2	BB: 1	P: 13	R: 1	H: 1	E: 0	K: 1	S: 11	H: 1	LOB: 1	BB: 1	P: 17	R: 0	H: 0	E: 0	K: 2	S: 9	H: 0	LOB: 1	BB: 1	P: 16	1B: 4	2B: 3	3B: 0	HR: 2	SF: 0	SAC: 1	DP: 0	HBP: 0	WP: 0	PA: 38
--------------	------	------	------	------	-------	------	--------	-------	-------	------	------	------	------	-------	------	--------	-------	-------	------	------	------	------	------	------	--------	-------	------	------	------	------	------	-------	------	------	------	------	-------	------	--------	-------	-------	------	------	------	------	------	------	--------	-------	-------	------	------	------	------	-------	------	--------	-------	-------	------	------	------	------	------	------	--------	-------	-------	-------	-------	-------	-------	-------	--------	-------	--------	-------	--------

PITCHER	IP	WLS	BF	H	R	ER	SO	BB	IBB	HBP	BLK	WP	HR	S	P	ERA	WHIP
Carlos Silva, R ERA: 3.68 (1, 1)	6.1	W	26	8	4	4	6	0	0	0	0	0	2	68	96	5.68	1.263
J.C. Romero, L ERA: 2.35 (7, 1)	0.2	H	3	0	0	0	0	1	0	0	0	0	0	4	9	0.00	1.500
Juan Rincon, R ERA: 2.75 (8, 1)	1.0	H	5	1	1	1	1	1	0	0	0	0	0	11	17	9.00	2.000
36 Joe Nathan, R ERA: 3.47 (9, 1)	1.0	S	4	0	0	0	2	1	0	0	0	0	0	9	16	0.00	1.000

Batter	1	2	3	4	5	6	7	8	9	AB R H RBI BB SO LOB	TOP											
Shannon Stewart, R (1, 7) OBP: 0.344, SLG: 0.435	2-2 8 WP 7 1B	0-1 F9			1-0 8 1B		0-1		3-3 K	5 1 3 0 0 1 2												
8 Nick Punto, S (1, 4) OBP: 0.340, SLG: 0.396 (7, 6)	3-3 K	3-2 CS	1-2 P5		1-1 1-3 1B		0-3 K2-3			4 0 1 0 0 2 2												
7 Joe Mauer, L (1, 2) OBP: 0.361, SLG: 0.415	2-0 20 BB 2-H 1B		3-0 F7		0-2 L9			1-3 K		4 0 1 1 0 1 2												
Torii Hunter, R (1, 8) OBP: 0.345, SLG: 0.498	1-1 20 BB 1-2 1B		0-0 P2		3-2 33 FC5 G3 1B			1-1 F8		4 0 2 0 0 0 0												
Jacque Jones, L (1, 9) OBP: 0.355, SLG: 0.441	3-3 K		0-0 F8		1 SAFE 3-2 G3			4-1 BB		3 0 0 0 1 1 3												
20 Lew Ford, R (1, 10) OBP: 0.349, SLG: 0.395	4-0 1-2 2-3 BB		1-3 K		B 2-1 P4			1 SAFE 1 SAFE 3-2 G4-3		3 0 0 0 1 1 2												
33 Justin Morneau, L (1, 3) OBP: 0.328, SLG: 0.484	0-1 P3		1-2 G4-3		B 1-2 FC5			1-3 K		4 0 0 0 0 1 4												
38 Luis Antonio Rodriguez, S (5) OBP: 0.349, SLG: 0.410		4-2 8 CS BB		2-1 F8		0-3 K		1-1 E6 WP		3 0 0 0 1 1 0												
Juan Castro, R (1, 6) OBP: 0.263, SLG: 0.363		2-2 F7		2-2 F8		1-1 G3		2-3 K		2 0 0 0 0 0 1												
Michael Ryan, L (7, PH) OBP: 0.276, SLG: 0.231										1 0 0 0 0 0 0												
Luis Rivas, R (7, 4) OBP: 0.279, SLG: 0.229										0 0 0 0 0 0 0												
Matthew LeCroy, R (9, PH) OBP: 0.366, SLG: 0.488										1 0 0 0 0 1 1												
Inning Stats	R: 1 E: 0 K: 2 S: 20	H: 3 LOB: 3 BB: 1 P: 35	R: 0 E: 0 K: 0 S: 14	H: 0 LOB: 0 BB: 1 P: 22	R: 0 E: 0 K: 0 S: 6	H: 0 LOB: 0 BB: 0 P: 10	R: 0 E: 0 K: 1 S: 9	H: 0 LOB: 0 BB: 0 P: 11	R: 0 E: 0 K: 0 S: 12	H: 2 LOB: 2 BB: 0 P: 18	R: 0 E: 0 K: 0 S: 13	H: 1 LOB: 1 BB: 0 P: 22	R: 0 E: 0 K: 2 S: 11	H: 1 LOB: 1 BB: 0 P: 12	R: 0 E: 0 K: 1 S: 13	H: 0 LOB: 1 BB: 1 P: 21	R: 0 E: 1 K: 3 S: 12	H: 0 LOB: 1 BB: 0 P: 19	1B: 7 2B: 0 3B: 0 HR: 0	SF: 0 SAC: 0 DP: 0 HBP: 0	WP: 2 PB: 0 SB: 0 CS: 1	PA: 38
PITCHER	IP WLS BF H R ER SO BB IBB HBP BLK WP HR S P ERA WHIP																					
54 Ervin Santana, R (1, 1) ERA: 5.5	5.0 W 21 5 1 1 3 2 0 0 0 1 0 61 96 1.80 1.400																					
Kevin Gregg, R (6, 1) ERA: 7.43	1.0 H 4 1 0 0 0 0 0 0 0 0 0 13 22 0.00 1.000																					
62 Scot Shields, R (7, 1) ERA: 2.5	2.0 H 8 1 0 0 3 1 0 0 0 0 0 24 33 0.00 1.000																					
Francisco Rodriguez, R (9, 1) ERA: 2.35	1.0 S 4 0 0 0 3 0 0 0 0 1 0 12 19 0.00 0.000																					

Minnesota Twins @ Los Angeles Angels
 Angel Stadium of Anaheim, Anaheim, CA
 Tue Jul 05 2005, 7:05 PM PDT
 Att. 42,335 - Clear - 76 F

livebaseballscorecards.com

AB	34
R	1
H	7
RBI	1
BB	3
SO	9
LOB	17



Batter	1	2	3	4	5	6	7	8	9
9 Chone Figgins, S OBP: 0.331, SLG: 0.407 (1, 10) C F B B X	2-2 G4-3 27 G4-3 2B		3-2 1-2 1B		0-2 E5 BB		0-0 P6		
Darin Erstad, L OBP: 0.349, SLG: 0.401 (1, 3) B X	1-0 G4-3 2-3		1-3 K		4-0 27 G6-4-3 1-2 BB		2-1 F8		
27 Vladimir Guerrero, R OBP: 0.399, SLG: 0.597 (1, 9) B F B B X	3-2 G4-3		1-2 P5		1-0 G6-4-3 1-2f		0-0 F9		
16 Garret Anderson, L OBP: 0.329, SLG: 0.469 (1, 7) B F F F X	2-2 P5		3-3 K		0-1 F8		2-2 F8		
Jeff DaVanon, S OBP: 0.352, SLG: 0.307 (1, 8) B B F C B B		4-2 6 CS BB	2-3 K		4-1 6 BB BB		1-0 6 FC6-4 1B		
6 Maicer Izturis, S OBP: 0.363, SLG: 0.506 (1, 6) B B C 1 F SAFE B 1 SAFE SAFE S	3-3 K 1-2		0-0 1B		4-2 SAFE 1-2 BB		1-1 FC6-4 1-2f		
8 Dallas McPherson, L OBP: 0.301, SLG: 0.458 (1, 5) B F B B X	1-3 K		1-1 F7		0-1 F8				
Bengie Molina, R OBP: 0.350, SLG: 0.472 (1, 2) C F B B X	2-2 9 1B 1B				0-0 HR		1-1 P4		
Adam Kennedy, L OBP: 0.376, SLG: 0.399 (1, 4) F F X	0-2 F7				0-0 F9		1-2 F9		

Inning Stats	R: 1	H: 1	E: 0	K: 0	S: 11	R: 0	H: 0	E: 0	K: 2	S: 9	R: 0	H: 2	E: 0	K: 1	S: 17	R: 0	H: 1	E: 0	K: 2	S: 10	R: 1	H: 1	E: 1	K: 0	S: 7	R: 0	H: 0	E: 0	K: 0	S: 9	R: 0	H: 1	E: 0	K: 0	S: 7	R: 0	H: 1	E: 0	K: 0	S: 8	R: 0	H: 1	E: 0	K: 0	S: 7
	LOB: 0	BB: 0	P: 19	LOB: 0	BB: 1	P: 17	LOB: 2	BB: 0	P: 24	LOB: 1	BB: 0	P: 16	LOB: 2	BB: 2	P: 18	LOB: 0	BB: 2	P: 11	LOB: 1	BB: 0	P: 11	LOB: 1	BB: 0	P: 11	LOB: 0	BB: 0	P: 11	LOB: 1	BB: 0	P: 11	LOB: 0	BB: 0	P: 11	LOB: 1	BB: 0	P: 11	LOB: 0	BB: 0	P: 11	LOB: 1	BB: 0	P: 11	LOB: 0	BB: 0	P: 11

PITCHER	IP	WLS	BF	H	R	ER	SO	BB	IBB	HBP	BLK	WP	HR	S	P	ERA	WHIP
30 Scott Baker, R ERA: 3.0 (1, 1)	5.0	L	21	5	2	2	5	2	0	0	0	0	1	54	88	3.60	1.400
Terry Mulholland, L ERA: 4.96 (6, 1)	3.0		12	1	0	0	0	2	0	0	0	0	0	24	40	0.00	1.000

BOTTOM

AB	R	H	RBI	BB	SO	LOB
4	1	2	0	0	0	0
3	0	0	0	1	1	3
4	0	0	1	0	0	4
4	0	0	0	0	1	0
2	0	1	0	2	1	0
3	0	1	0	1	1	2
3	0	0	0	0	1	3
3	1	2	1	0	0	2
3	0	0	0	0	0	1

AB	29
R	2
H	6
RBI	2
BB	4
SO	5
LOB	15



WP	PA
0	33

livebaseballscorecards.com

Minnesota Twins @ Los Angeles Angels
Angel Stadium of Anaheim, Anaheim, CA

Tue Jul 05 2005, 7:05 PM PDT
Att. 42,335 - Clear - 76 F

Minnesota Twins @ Los Angeles Angels
 Angel Stadium of Anaheim, Anaheim, CA

Wed Jul 06 2005, 1:05 PM PDT
 Att. 41,534 - Sunny - 77 F

livebaseballscorecards.com

AB	37
R	6
H	12
RBI	6
BB	2
SO	4
LOB	10



WP:	0	PA:	41
PB:	0		
SB:	0		
CS:	0		

AB	R	H	RBI	BB	SO	LOB
5	0	1	1	0	2	0
5	0	0	0	0	1	2
4	0	0	0	1	0	0
5	1	2	0	0	1	0
4	1	1	0	0	0	1
3	2	2	0	1	0	3
3	0	1	2	0	0	1
4	1	4	3	0	0	0
0	1	0	0	0	0	0
3	0	0	0	0	0	3
1	0	1	0	0	0	0
0	0	0	0	0	0	0
1B:	8	SF:	1			
2B:	3	SAC:	0			
3B:	1	DP:	1			
HR:	1	HBP:	1			

Batter	1	2	3	4	5	6	7	8	9																		
Shannon Stewart, R (1, 10) OBP: 0.342, SLG: 0.431	0-1 G4-3		0-3 K		0-3 K		0-2 F8	0-0 1B																			
8 Nick Punto, S (1, 6) OBP: 0.329, SLG: 0.381	1-3 K		1-1 F7		0-1 P6		0-2 F7	0-0 F7-2																			
Jacque Jones, L (1, 9) OBP: 0.352, SLG: 0.435	2-0 G5-3		2-2 L8			0-2 G3-1	4-2 2B BB		0-0 G4-3																		
Torii Hunter, R (1, 8) OBP: 0.345, SLG: 0.500		1-3 K		0-0 F7		1-2 20 1B 38 1B	0-2 2B		0-1 G6-3																		
33 Justin Morneau, L (1, 3) OBP: 0.329, SLG: 0.489		1-2 38 SF9 3B		3-1 G6-3		1-0 F8	2-1 HBP		1-0 G4-3																		
20 Lew Ford, R (1, 7) OBP: 0.354, SLG: 0.398		4-2 38 SF9 55 1B BB		0-0 1B		0-0 38 1B 55 1B	1-0 F8																				
38 Luis Antonio Rodriguez, S (5) OBP: 0.344, SLG: 0.407		0-2 SF9		0-1 G4-3		1-2 55 1B		2-2 G3-1																			
55 Mike Redmond, R (1, 2) OBP: 0.333, SLG: 0.353		1-2 3-H			1-2 HR	0-0 1B		0-1 2B 1B																			
Juan Castro, R (8, PR) OBP: 0.263, SLG: 0.363		1-2 2-H 1B			0-0 B3	0-0 F8		1-0 1B 8 F7-2 2B																			
Luis Rivas, R (1, 4) OBP: 0.271, SLG: 0.222		3-1 F9																									
Michael Ryan, L (8, PH) OBP: 0.300, SLG: 0.296																											
7 Joe Mauer, L (8, 2) OBP: 0.361, SLG: 0.415																											
Inning Stats	R: 0 E: 0 K: 1 S: 6	H: 0 LOB: 0 BB: 0 P: 9	R: 2 E: 0 K: 1 S: 19	H: 2 LOB: 1 BB: 1 P: 29	R: 0 E: 0 K: 1 S: 9	H: 0 LOB: 0 BB: 0 P: 12	R: 0 E: 0 K: 0 S: 6	H: 1 LOB: 1 BB: 0 P: 9	R: 1 E: 0 K: 1 S: 11	H: 1 LOB: 0 BB: 0 P: 12	R: 2 E: 0 K: 0 S: 13	H: 4 LOB: 2 BB: 0 P: 16	R: 0 E: 0 K: 0 S: 18	H: 1 LOB: 3 BB: 1 P: 25	R: 1 E: 0 K: 0 S: 12	H: 3 LOB: 1 BB: 0 P: 15	R: 0 E: 0 K: 0 S: 4	H: 0 LOB: 0 BB: 0 P: 5									
PITCHER	IP	WLS	BF	H	R	ER	SO	BB	IBB	HBP	BLK	WP	HR	S	P	ERA	WHIP										
Paul Byrd, R (1, 1) ERA: 3.73	6.2		31	9	5	5	4	2	0	0	0	0	1	80	107	6.75	1.650										
Jake Woods, L (7, 1) ERA: 4.1	0.0		1	0	0	0	0	0	0	1	0	0	0	1	3	∞	∞										
Joel Peralta, R (7, 1) ERA: 3.63	0.1	W	1	0	0	0	0	0	0	0	0	0	0	1	2	0.00	0.000										
62 Scot Shields, R (8, 1) ERA: 2.63	1.0	H	5	3	1	1	0	0	0	0	0	0	0	12	15	9.00	3.000										
Francisco Rodriguez, R (9, 1) ERA: 2.27	1.0	S	3	0	0	0	0	0	0	0	0	0	0	4	5	0.00	0.000										

BOTTOM

Minnesota Twins @ Los Angeles Angels
Angel Stadium of Anaheim, Anaheim, CA

Wed Jul 06 2005, 1:05 PM PDT
Att. 41,534 - Sunny - 77 F

livebaseballscorecards.com

AB	35
R	7
H	12
RBI	7
BB	4
SO	4
LOB	15



WP:	0	PA:	40
PB:	1	SB:	1
CS:	0		

AB R H RBI BB SO LOB

3 2 1 0 1 0 1

5 1 2 0 0 1 3

5 2 3 1 0 0 2

4 1 2 3 1 1 2

4 0 2 2 0 0 2

4 1 1 1 0 1 3

0 0 0 0 0 0 0

3 0 0 0 1 0 1

4 0 0 0 0 1 1

3 0 1 0 1 0 0

1B: 10 SF: 0
2B: 0 SAC: 1
3B: 0 DP: 0
HR: 2 HBP: 0

Batter	1	2	3	4	5	6	7	8	9
9 Chone Figgins, S OBP: 0.332, SLG: 0.406 (1, 5)	2-2 F9		1-0 P4		4-2 27 1B 1B BB		1-2 27 1B 16 HR 1B	0-1 SH1	
Darin Erstad, L OBP: 0.350, SLG: 0.401 (1, 3)	0-2 16 1B 1B		0-0 F7		1-2 27 1B 1B 1B		0-3 K	3-2 FC1-6 27 1B	
27 Vladimir Guerrero, R OBP: 0.403, SLG: 0.597 (1, 9)	0-0 F8		0-0 G6-3		1-0 16 BB 1B		0-1 16 HR 1B	1-1 1B	
16 Garret Anderson, L OBP: 0.333, SLG: 0.478 (1, 7)	1-2 1B			0-2 K	4-1 1B BB		2-0 HR	1-2 F7	
Bengie Molina, R OBP: 0.354, SLG: 0.473 (1, 10)	0-2 P2		2-2 6 FC4-6 1B		0-2 1B		0-0 G6-3		
20 Juan Rivera, R OBP: 0.293, SLG: 0.454 Jeff DaVanon, S OBP: 0.352, SLG: 0.307 (1, 8) (8, 8)		2-3 K	0-0 P4		0-2 L3		0-2 HR		
6 Maicer Izturis, S OBP: 0.357, SLG: 0.488 (1, 6)		1-0 P4	1-1 FC4-6			0-1 F8	4-1 S BB		
José Molina, R OBP: 0.303, SLG: 0.327 (1, 2)		0-0 P4		0-0 B1	2-2 G4-3		3-3 K		
Adam Kennedy, L OBP: 0.378, SLG: 0.398 (1, 4)			4-0 9 PB 9 E BB		1-2 G1-3	0-0 G3-1		0-1 FC1-6 9 SH1 1B	

Inning Stats	R: 0	H: 2	E: 0	K: 13	LOB: 2	BB: 0	P: 16	R: 0	H: 0	E: 0	K: 5	LOB: 0	BB: 0	P: 8	R: 0	H: 0	E: 1	K: 3	LOB: 1	BB: 1	P: 8	R: 0	H: 1	E: 0	K: 11	LOB: 1	BB: 0	P: 14	R: 3	H: 3	E: 0	K: 17	LOB: 2	BB: 2	P: 28	R: 0	H: 0	E: 0	K: 6	LOB: 0	BB: 0	P: 8	R: 4	H: 4	E: 0	K: 18	LOB: 1	BB: 1	P: 28	R: 0	H: 2	E: 0	K: 12	LOB: 2	BB: 0	P: 17
--------------	------	------	------	-------	--------	-------	-------	------	------	------	------	--------	-------	------	------	------	------	------	--------	-------	------	------	------	------	-------	--------	-------	-------	------	------	------	-------	--------	-------	-------	------	------	------	------	--------	-------	------	------	------	------	-------	--------	-------	-------	------	------	------	-------	--------	-------	-------

PITCHER	IP	WLS	BF	H	R	ER	SO	BB	IBB	HBP	BLK	WP	HR	S	P	ERA	WHIP
Johan Santana, L ERA: 3.98 (1, 1)	6.1	L	31	9	6	6	3	3	0	0	0	0	1	65	95	8.53	1.895
28 Jesse Crain, R ERA: 1.62 (7, 1)	0.2		4	1	1	1	1	1	0	0	0	0	1	8	15	13.50	3.000
J.C. Romero, L ERA: 2.3 (8, 1)	0.2		3	1	0	0	0	0	0	0	0	0	0	7	10	0.00	1.500
Juan Rincon, R ERA: 2.72 (8, 1)	0.1		2	1	0	0	0	0	0	0	0	0	0	5	7	0.00	3.000

WP:	PA:	ERA	WHIP
0	40		

Batter	1	2	3	4	5	6	7	8	9	AB	R	H	RBI	BB	SO	LOB	TOP											
51 Ichiro Suzuki, L OBP: 0.350, SLG: 0.430 Chris Snelling, L (8, 9)	1-0 F7	0-2 G6-3		0-0 F7		0-0 G4-3		2-0 HR		5	1	1	0	0	0	0												
Randy Winn, S OBP: 0.341, SLG: 0.373 (1, 7)	2-1 P6	4-1 1B 29 2B BB		0-1 1B		2-0 G6-3		1-0 HR		4	2	2	2	1	0	0												
Raul Ibanez, L OBP: 0.357, SLG: 0.467 (1, 10)	1-2 29 BB 7 2B 1B	4-1 29 1B 2B BB		3-2 F9			0-0 29 G5-4-3 7 WP BB 1B	0-1 G6-3		4	3	2	0	1	0	1												
Richie Sexson, R OBP: 0.350, SLG: 0.491 (1, 3)	1-0 7 2B 1B	3-1 29 2B 1B		1-0 L9			4-2 29 G5-4-3 1-2 BB	4-0 7 G4-6-3 BB		3	2	2	0	2	0	1												
29 Adrian Beltré, R OBP: 0.309, SLG: 0.417 Scott Spiezio, S OBP: 0.190, SLG: 0.111 (1, 5) (9, 5)	4-2 7 2B BB	0-0 1-H 2-H 3-H 2B		3-1 G5-3			1-2 G5-4-3	0-0 F7		4	1	1	3	1	0	3												
7 Jeremy Reed, L OBP: 0.329, SLG: 0.357 (1, 8)	0-1 16 2B	0-0 F7		2-0 G6-3			4-2 BB	0-1 G4-6-3		4	1	1	3	1	0	2												
16 Willie Bloomquist, R OBP: 0.302, SLG: 0.360 (1, 6)	2-0 2B		0-3 K		0-1 E9		1-3 K2-3			4	0	1	1	0	2	1												
4 Jose Lopez, R OBP: 0.205, SLG: 0.316 (1, 4)	0-1 F8		0-0 P4		1-1 F7			1-3 K		4	0	0	0	0	1	2												
Miguel Olivo, R OBP: 0.168, SLG: 0.225 (1, 2)		0-0 G6-3	1-1 P3		0-3 K			1-3 K		4	0	0	0	0	2	0												
Inning Stats	R: 4 E: 0 K: 0 S: 15	H: 4 LOB: 1 BB: 1 P: 26	R: 3 E: 0 K: 0 S: 14	H: 2 LOB: 1 BB: 2 P: 25	R: 0 E: 0 K: 1 S: 6	H: 0 LOB: 0 BB: 0 P: 7	R: 0 E: 0 K: 0 S: 10	H: 1 LOB: 1 BB: 0 P: 14	R: 0 E: 1 K: 0 S: 7	H: 0 LOB: 1 BB: 0 P: 13	R: 0 E: 0 K: 1 S: 5	H: 0 LOB: 0 BB: 0 P: 7	R: 1 E: 0 K: 1 S: 16	H: 1 LOB: 1 BB: 2 P: 26	R: 2 E: 0 K: 2 S: 10	H: 2 LOB: 0 BB: 0 P: 15	R: 0 E: 0 K: 0 S: 3	H: 0 LOB: 0 BB: 1 P: 7	1B: 6 2B: 3 3B: 0 HR: 1	SF: 0 SAC: 0 DP: 2 HBP: 0	WP: 1 PB: 0 SB: 0 CS: 0	PA: 42						
PITCHER	IP	WLS	BF	H	R	ER	SO	BB	IBB	HBP	BLK	WP	HR	S	P	ERA	WHIP											
40 Bartolo Colon, R ERA: 3.42	(1, 1)	6.0	L	29	7	7	7	2	3	0	0	0	0	0	57	92	10.50	1.667										
Kevin Gregg, R ERA: 7.5	(7, 1)	1.0		5	1	1	1	1	2	0	0	0	1	0	16	26	9.00	3.000										
Esteban Yan, R ERA: 4.15	(8, 1)	1.0		5	2	2	2	2	0	0	0	0	0	1	10	15	18.00	2.000										
Jake Woods, L ERA: 3.95	(9, 1)	1.0		3	0	0	0	0	1	0	0	0	0	0	3	7	0.00	1.000										

Seattle Mariners @ Los Angeles Angels
 Angel Stadium of Anaheim, Anaheim, CA
 Thu Jul 07 2005, 7:05 PM PDT
 Att. 43,747 - Clear - 73 F

AB	36
R	10
H	10
RBI	9
BB	6
SO	5
LOB	10



Batter	1	2	3	4	5	6	7	8	9	AB R H RBI BB SO LOB	TOP										
51 Ichiro Suzuki, L (1, 9) OBP: 0.355, SLG: 0.432	1-1 G1-6-3 1B		1-2 G5-3		2-3 K	4-0 HR IBB		1-1 FC4 1B	2-1 1B	5 2 3 2 1 1 1											
Randy Winn, S (1, 7) OBP: 0.338, SLG: 0.379	2-2 G1-6-3 1-2f		3-2 P3		3-2 F9	1-0 HR		0-0 F9	2-2 F8	6 1 1 4 0 0 4											
Raul Ibanez, L (1, 10) OBP: 0.358, SLG: 0.469	1-2 G6-3			3-2 G6-3	1-2 2B	0-1 BB 1B		1-2 FC4		5 0 2 2 0 0 0											
Richie Sexson, R (1, 3) OBP: 0.354, SLG: 0.490		0-0 G5-3		2-0 12 2B 1B	4-2 BB	4-2 16 FC4-6 BB		0-0 F8		3 1 1 0 2 0 1											
29 Adrian Beltré, R (1, 5) OBP: 0.307, SLG: 0.414		2-2 12 1B 1B		2-3 K	1-2 G5-3	1-3 K		0-1 F9		5 0 1 0 0 2 6											
16 Willie Bloomquist, R (1, 8) OBP: 0.317, SLG: 0.359		0-0 L7		0-1 12 2B 1B		4-1 4 BB FC4-6			4-0 12 1B G5-2-3 BB	3 1 1 0 2 0 3											
12 Michael Morse, R (1, 6) OBP: 0.412, SLG: 0.444		1-1 SAFE 1B		2-1 1-3 2-H 2B		0-1 F8	1-3 K		0-1 SAFE SAFE G5-2-3 4 HBP 51 1B 1B	5 1 3 1 0 1 1	AB 41 R 10 H 15 RBI 10 BB 5 SO 7 LOB 23										
4 Jose Lopez, R (1, 4) OBP: 0.227, SLG: 0.310		0-1 P3		1-2 F9		0-0 2B HR 1B	0-3 K		1-2 51 1B G5-2-3 HBP	4 2 1 0 0 1 4											
Pat Borders, R (1, 2) OBP: 0.242, SLG: 0.287			0-3 K		0-1 2B	1-1 HR 2B	0-3 K		0-0 G5-2-3	5 2 2 1 0 2 3											
Inning Stats	R: 0 E: 0 K: 0 S: 9	H: 1 LOB: 0 BB: 0 P: 13	R: 0 E: 0 K: 0 S: 11	H: 2 LOB: 2 BB: 0 P: 14	R: 0 E: 0 K: 1 S: 10	H: 0 LOB: 0 BB: 0 P: 14	R: 1 E: 0 K: 1 S: 17	H: 3 LOB: 2 BB: 0 P: 27	R: 1 E: 0 K: 1 S: 21	H: 2 LOB: 2 BB: 1 P: 32	R: 5 E: 0 K: 1 S: 16	H: 4 LOB: 2 BB: 3 P: 32	R: 0 E: 0 K: 3 S: 9	H: 0 LOB: 0 BB: 0 P: 10	R: 1 E: 1 K: 0 S: 9	H: 1 LOB: 1 BB: 0 P: 11	R: 2 E: 0 K: 0 S: 11	H: 2 LOB: 1 BB: 1 P: 20	1B: 10 2B: 4 3B: 0 HR: 1	SF: 0 SAC: 0 DP: 2 HBP: 1	WP: 0 PA: 47 PB: 0 SB: 1 CS: 0
PITCHER	IP WLS BF H R ER SO BB IBB HBP BLK WP HR S P ERA WHIP																				
Jarrod Washburn, L (1, 1) ERA: 3.23	5.1 L 26 9 4 4 3 2 0 0 0 0 0 0 72 108 6.75 2.062																				
Joel Peralta, R (6, 1) ERA: 4.74	1.2 10 3 3 3 4 1 1 0 0 0 1 21 34 16.20 2.400																				
Jake Woods, L (8, 1) ERA: 3.9	0.1 3 1 1 0 0 0 0 0 0 0 0 6 8 0.00 3.000																				
Kevin Gregg, R (8, 1) ERA: 7.71	1.2 8 2 2 2 0 1 0 1 0 0 0 14 23 10.80 1.800																				

Seattle Mariners @ Los Angeles Angels
Angel Stadium of Anaheim, Anaheim, CA

Fri Jul 08 2005, 7:05 PM PDT
Att: 43,853 - Clear - 70 F

livebaseballscorecards.com



Batter	1	2	3	4	5	6	7	8	9	AB R H RBI BB SO LOB
9 Chone Figgins, S OBP: 0.330, SLG: 0.401 (1, 5)	3-2 FC3-6 1B		0-0 G6-3			2-1 27 2B HR 1B	1-1 G5-3		0-3 K	5 1 2 0 0 1 4
Darin Erstad, L OBP: 0.354, SLG: 0.406 (1, 3)	0-0 FC3-6 27 G4-3 1-2f			0-2 16 FC5-4 1B		0-3 K	4-1 BB		1-2 P5	4 0 1 0 1 1 4
27 Vladimir Guerrero, R OBP: 0.395, SLG: 0.586 (1, 9)	2-1 G4-3 1-2f			3-1 P3		1-0 HR 2B	2-1 F9		0-0 F9	5 1 1 0 0 0 6
16 Garret Anderson, L OBP: 0.329, SLG: 0.474 (1, 7)				1-0 FC5-4 1-2f		1-3 K		2-1 G4-3 6 CS 2B		4 0 1 0 0 2 3
Bengie Molina, R OBP: 0.351, SLG: 0.483 (1, 2)				0-1 F9		1-1 HR		0-1 G4-3		4 1 1 3 0 0 2
20 Juan Rivera, R OBP: 0.286, SLG: 0.435 (1, 10)				1-1 G6-3		0-1 F9	2-1 F7		4-1 BB	3 0 0 0 1 0 0
6 Maicer Izturis, S OBP: 0.348, SLG: 0.460 (1, 6)			1-2 P1		3-2 F7		2-2 P5	3-3 K		4 0 0 0 0 1 2
Jeff DaVanon, S OBP: 0.364, SLG: 0.338 (1, 8)			0-2 S 1B		4-2 BB		1-1 HR		2-2 1B 1B	3 1 3 1 1 0 0
Adam Kennedy, L OBP: 0.385, SLG: 0.406 (1, 4)			1 SAFE 1 SAFE 3-3 K		1-2 L4		1-1 9 G5-3 1B		0-2 1B	4 0 2 0 0 1 2

Inning Stats	R: 0 E: 0 K: 6 S: 6	H: 1 LOB: 0 BB: 0 P: 11	R: 0 E: 0 K: 8 S: 8	H: 0 LOB: 0 BB: 0 P: 10	R: 0 E: 0 K: 10 S: 10	H: 1 LOB: 1 BB: 0 P: 14	R: 0 E: 0 K: 8 S: 8	H: 1 LOB: 1 BB: 0 P: 12	R: 0 E: 0 K: 14 S: 14	H: 0 LOB: 1 BB: 1 P: 21	R: 3 E: 0 K: 14 S: 14	H: 3 LOB: 0 BB: 0 P: 21	R: 1 E: 0 K: 13 S: 13	H: 2 LOB: 2 BB: 1 P: 24	R: 0 E: 0 K: 10 S: 10	H: 1 LOB: 2 BB: 1 P: 19	R: 0 E: 0 K: 14 S: 14	H: 2 LOB: 2 BB: 0 P: 17	1B: 7 2B: 3 3B: 0 HR: 2	SF: 0 SAC: 0 DP: 2 HBP: 0
--------------	------------------------------	----------------------------------	------------------------------	----------------------------------	--------------------------------	----------------------------------	------------------------------	----------------------------------	--------------------------------	----------------------------------	--------------------------------	----------------------------------	--------------------------------	----------------------------------	--------------------------------	----------------------------------	--------------------------------	----------------------------------	----------------------------------	------------------------------------


BOTTOM

Seattle Mariners @ Los Angeles Angels
Angel Stadium of Anaheim, Anaheim, CA

livebaseballscores.com

AB	36
R	4
H	11
RBI	4
BB	3
SO	6
LOB	23

WP: 0 PA: 39
PB: 0
SB: 1
CS: 1



PITCHER	IP	WLS	BF	H	R	ER	SO	BB	IBB	HBP	BLK	WP	HR	S	P	ERA	WHIP
Jamie Moyer, L ERA: 4.64 (1, 1)	6.1	W	26	7	4	4	4	1	0	0	0	0	2	66	98	5.68	1.263
Ron Villone, L ERA: 2.65 (7, 1)	0.1	H	3	1	0	0	0	1	0	0	0	0	5	11	0.00	6.000	
Jeff Nelson, R ERA: 3.51 (7, 1)	0.2	H	4	1	0	0	0	1	0	0	0	0	7	15	0.00	3.000	
20 J.J. Putz, R ERA: 2.38 (8, 1)	0.2	H	1	0	0	0	1	0	0	0	0	0	5	8	0.00	0.000	
Eddie Guardado, L ERA: 1.5 (9, 1)	1.0		5	2	0	0	1	0	0	0	0	0	14	17	0.00	2.000	

Fri Jul 08 2005, 7:05 PM PDT
Att. 43,853 - Clear - 70 F

Seattle Mariners @ Los Angeles Angels
 Angel Stadium of Anaheim, Anaheim, CA

Sat Jul 09 2005, 7:05 PM PDT
 Att. 44,012 - Clear - 71 F

livebaseballscorecards.com

AB	36
R	6
H	12
RBI	6
BB	2
SO	10
LOB	13



WP:	0	PA:	39
PB:	0		
SB:	2		
CS:	1		

AB R H RBI BB SO LOB

4	1	1	1	0	1	0
5	1	1	1	0	1	2
5	1	3	1	0	0	2
3	0	2	2	1	1	1
4	0	0	0	0	2	5
4	0	1	0	0	2	1
4	2	2	0	0	1	1
3	0	1	1	1	1	0
4	1	1	0	0	1	1

Batter	1	2	3	4	5	6	7	8	9
51 Ichiro Suzuki, L OBP: 0.353, SLG: 0.430 (1, 9)	1-2 G1-3		1-3 K		0-1 1B		1-1 G3		0-2 SF9
Randy Winn, S OBP: 0.336, SLG: 0.376 (1, 7)	1-1 P6		3-2 G4-3		0-0 1B		1-3 K		2-3 FC1-2
Raul Ibanez, L OBP: 0.361, SLG: 0.474 (1, 10)	2-1 BB			2-2 F7	3-2 1B		1-2 2B		2-2 P6
Richie Sexson, R OBP: 0.359, SLG: 0.495 (1, 3)	4-2 1B		2-2 1B	2-2 2B	2-2 2B		1-3 K		
29 Adrian Beltré, R OBP: 0.304, SLG: 0.409 (1, 5)	2-3 K		2-2 G5-4-3	0-0 G6-3	0-0 G6-3		1-3 K		
7 Jeremy Reed, L OBP: 0.328, SLG: 0.356 (1, 8)		2-3 K		0-0 G5-3	0-0 1B		1-3 K		
16 Willie Bloomquist, R OBP: 0.324, SLG: 0.365 (1, 4)		1-3 K		2-0 1B	1-1 F9		0-2 1B		0-2 1B
12 Michael Morse, R OBP: 0.415, SLG: 0.441 (1, 6)		3-3 K		0-1 1B	0-0 F9		4-1 1B		4-1 1B
Miguel Olivo, R OBP: 0.171, SLG: 0.226 (1, 2)			2-3 K	2-1 FC6-5-4			0-2 L1		0-0 FC1-2

Inning Stats	R: 0 E: 0 K: 1 S: 13	H: 1 LOB: 2 BB: 1 P: 23	R: 0 E: 0 K: 3 S: 11	H: 0 LOB: 0 BB: 0 P: 17	R: 0 E: 0 K: 2 S: 13	H: 0 LOB: 0 BB: 0 P: 19	R: 0 E: 0 K: 0 S: 9	H: 1 LOB: 0 BB: 0 P: 15	R: 5 E: 0 K: 0 S: 16	H: 6 LOB: 1 BB: 0 P: 25	R: 0 E: 0 K: 0 S: 4	H: 1 LOB: 0 BB: 0 P: 5	R: 0 E: 0 K: 1 S: 8	H: 0 LOB: 0 BB: 0 P: 10	R: 0 E: 0 K: 3 S: 13	H: 1 LOB: 1 BB: 0 P: 17	R: 1 E: 0 K: 0 S: 19	H: 2 LOB: 2 BB: 1 P: 24	1B: 10 2B: 2 3B: 0 HR: 0	SF: 1 SAC: 0 DP: 1 HBP: 0	WP: 0 PB: 0 SB: 2 CS: 1	PA: 39
--------------	-------------------------------	----------------------------------	-------------------------------	----------------------------------	-------------------------------	----------------------------------	------------------------------	----------------------------------	-------------------------------	----------------------------------	------------------------------	---------------------------------	------------------------------	----------------------------------	-------------------------------	----------------------------------	-------------------------------	----------------------------------	-----------------------------------	------------------------------------	----------------------------------	--------

PITCHER	IP	WLS	BF	H	R	ER	SO	BB	IBB	HBP	BLK	WP	HR	S	P	ERA	WHIP
41 John Lackey, R ERA: 4.22 (1, 1)	7.0	L	29	9	5	5	7	1	0	0	0	0	0	74	114	6.43	1.429
Brendan Donnelly, R ERA: 3.55 (8, 1)	1.0		4	1	0	0	3	0	0	0	0	0	0	13	17	0.00	1.000
Esteban Yan, R ERA: 4.29 (9, 1)	1.0		6	2	1	1	0	1	0	0	0	0	0	19	24	9.00	3.000

BOTTOM

Seattle Mariners @ Los Angeles Angels
Angel Stadium of Anaheim, Anaheim, CA

Sun Jul 10 2005, 1:05 PM PDT
Att. 41,657 - Sunny - 77 F

livebaseballscorecards.com

AB	34
R	4
H	8
RBI	4
BB	2
SO	8
LOB	15



WP:	1	PA:	38
PB:	0		
SB:	0		
CS:	1		


AB R H RBI BB SO LOB

4	1	2	0	1	1	1
2	2	0	0	1	1	3
4	1	1	1	0	2	6
4	0	1	0	0	0	2
4	0	1	2	0	0	1
4	0	1	1	0	0	0
4	0	0	0	0	1	2
4	0	0	0	0	2	0
4	0	2	0	0	1	0

Batter	1	2	3	4	5	6	7	8	9
9 Chone Figgins, S OBP: 0.335, SLG: 0.406 (1, 5)	2-1 CI 20 1B	1-3 K			3-2 G4-6-3 1B		4-1 WP BB		3-2 P4
Darin Erstad, L OBP: 0.350, SLG: 0.399 (1, 3)	3-2 CI 20 1B		4-0 16 1B 20 FC5-4 BB		1-0 G4-6-3		1-3 K		1-2 2-3
27 Vladimir Guerrero, R OBP: 0.388, SLG: 0.584 (1, 10)	1-3 K		0-0 L5		2-2 HR		2-3 K		
16 Garret Anderson, L OBP: 0.328, SLG: 0.467 (1, 7)	0-1 F7		2-2 20 FC5-4 1B		1-2 G3		0-0 F8		
20 Juan Rivera, R OBP: 0.290, SLG: 0.452 (1, 9)	1-2 1B		1-0 FC5-4 CS		2-2 F8		3-1 G6-3		
Bengie Molina, R OBP: 0.347, SLG: 0.475 (1, 2)	2-0 1B		2-2 CS	0-2 F7		1-2 G1-3		1-1 F8	
6 Maicer Izturis, S OBP: 0.340, SLG: 0.436 (1, 6)	0-0 P6		1-2 L4		1-1 G6-3		1-3 K		
Jeff DaVanon, S OBP: 0.354, SLG: 0.323 (1, 8)		1-3 K	2-1 F8		1-2 F7		2-3 K		
Adam Kennedy, L OBP: 0.386, SLG: 0.417 (1, 4)		0-3 K		3-2 G4-3		0-0 WP 2B		1-0 2B	

Inning Stats	R: 2	H: 3	E: 1	K: 1	S: 15	WLS	BF	H	R	ER	SO	BB	IBB	HBP	BLK	WP	HR	S	P	ERA	WHIP
	1	0	0	3	11		24	6	4	3	4	1	0	0	0	0	1	63	99	4.50	1.167
	0	0	0	3	8		24	0	0	0	0	0	0	0	0	0	0	10	12	0.00	1.500
	0	0	0	3	8		24	0	0	0	0	0	0	0	0	0	0	5	10	∞	∞
	0	0	0	3	8		24	0	0	0	0	0	0	0	0	0	0	9	15	0.00	0.000
	0	0	0	3	8		24	0	0	0	0	0	0	0	0	0	0	11	18	0.00	1.000

PITCHER	IP	WLS	BF	H	R	ER	SO	BB	IBB	HBP	BLK	WP	HR	S	P	ERA	WHIP
Gil Meche, R ERA: 4.94 (1, 1)	6.0	W	24	6	4	3	4	1	0	0	0	0	1	63	99	4.50	1.167
40 Julio Mateo, R ERA: 2.98 (7, 1)	0.2	H	3	1	0	0	0	0	0	0	0	0	0	10	12	0.00	1.500
Ron Villone, L ERA: 2.52 (7, 1)	0.0		2	0	0	0	1	1	0	0	0	1	0	5	10	∞	∞
Jeff Nelson, R ERA: 3.33 (7, 1)	1.1	H	4	0	0	0	1	0	0	0	0	0	0	9	15	0.00	0.000
Eddie Guardado, L ERA: 1.45 (9, 1)	1.0	S	4	1	0	0	2	0	0	0	0	0	0	11	18	0.00	1.000

Batter	1	2	3	4	5	6	7	8	9	AB R H RBI BB SO LOB	TOP		
9 Chone Figgins, S (1, 5) OBP: 0.333, SLG: 0.403	2-2 G3-1			0-0 16 BB 1B	0-0 F8		1-2 F8	3-1 G6-3		5 0 1 0 0 0 4			
Darin Erstad, L (1, 3) OBP: 0.351, SLG: 0.397	1-2 G1-3			3-2 F7	3-2 27 BB 1B		4-1 F8		0-1 G4-3	4 0 1 0 1 0 1			
27 Vladimir Guerrero, R (1, 9) OBP: 0.385, SLG: 0.575	1-1 G6-3			2-2 F8	4-2 16 L3 BB		3-2 G6-3		2-2 G1-3	4 0 0 0 1 0 3			
16 Garret Anderson, L (1, 10) OBP: 0.329, SLG: 0.463			0-1 F7	4-2 FC6-4 BB	1-2 L3		4-0 IBB		2-3 K	3 0 0 0 2 1 3			
Bengie Molina, R (1, 2) OBP: 0.340, SLG: 0.464			0-1 G5-3	0-1 FC6-4		1-0 G5-3	1-0 P3			4 0 0 0 0 0 5			
20 Juan Rivera, R (1, 7) OBP: 0.295, SLG: 0.449			2-3 K							3 1 1 0 1 1 0			
Steve Finley, L (1, 8) OBP: 0.290, SLG: 0.414			2-2 G4-6-3 1B		2-1 6 3B 2B		1-3 K		0-0 L9	4 1 2 1 0 1 1	AB 34 R 3 H 9 RBI 3 BB 6 SO 3 LOB 19		
6 Maicer Izturis, S (1, 6) OBP: 0.346, SLG: 0.459			0-1 G4-6-3		0-1 1B 3B		1 SAFE F8		1-0 S 1B	4 1 2 1 0 0 2			
Adam Kennedy, L (1, 4) OBP: 0.393, SLG: 0.421			2-2 F8		1-1 27 WP 1B		0-1 27 G6-3 1B		4-1 1B BB	3 0 2 1 1 0 0			
Inning Stats	R: 0 H: 0 E: 0 LOB: 0 K: 0 BB: 0 S: 10 P: 14	R: 0 H: 0 E: 0 LOB: 0 K: 1 BB: 0 S: 7 P: 9	R: 0 H: 1 E: 0 LOB: 0 K: 0 BB: 0 S: 8 P: 12	R: 0 H: 1 E: 0 LOB: 2 K: 0 BB: 1 S: 13 P: 22	R: 3 H: 5 E: 0 LOB: 2 K: 0 BB: 1 S: 18 P: 29	R: 0 H: 0 E: 0 LOB: 1 K: 1 BB: 1 S: 11 P: 20	R: 0 H: 1 E: 0 LOB: 3 K: 0 BB: 2 S: 12 P: 25	R: 0 H: 1 E: 0 LOB: 2 K: 0 BB: 1 S: 10 P: 19	R: 0 H: 0 E: 0 LOB: 0 K: 1 BB: 0 S: 10 P: 14	1B: 7 SF: 0 2B: 2 SAC: 0 3B: 1 DP: 2 HR: 0 HBP: 0	WP: 1 PA: 40 PB: 0 SB: 1 CS: 0		
PITCHER	IP WLS BF H R ER SO BB IBB HBP BLK WP HR S P ERA WHIP											PITCHER	IP WLS BF H R ER SO BB IBB HBP BLK WP HR S P ERA WHIP
Kyle Lohse, R (1, 1) ERA: 4.42	6.0 L 26 7 3 3 2 3 0 0 0 0 1 0 67 106 4.50 1.667												
J.C. Romero, L (7, 1) ERA: 2.38	0.2 5 1 0 0 0 1 1 0 0 0 0 0 11 23 0.00 3.000												
28 Jesse Crain, R (7, 1) ERA: 2.36	1.1 6 1 0 0 0 1 0 0 0 0 0 0 11 21 0.00 1.500												
Juan Rincon, R (9, 1) ERA: 2.48	1.0 3 0 0 0 0 1 0 0 0 0 0 0 10 14 0.00 0.000												

Los Angeles Angels @ Minnesota Twins
 Hubert H. Humphrey Metrodome, Minneapolis, MN
 Thu Jul 14 2005, 8:10 PM EDT
 Att: 21,979 - Dome - 70 F

livebaseballscorecards.com

Batter	1	2	3	4	5	6	7	8	9	AB	R	H	RBI	BB	SO	LOB
Shannon Stewart, R OBP: 0.340, SLG: 0.422 (1, 7)	1-1 1B		1-2 F9		1-0 P4		2-2 FC4-6 HBP			3	0	1	0	0	0	0
7 Joe Mauer, L OBP: 0.371, SLG: 0.424 (1, 2)	0-3 K			2-2 1B	1-2 G3		2-2 FC4-6			4	1	1	0	0	1	3
Bret Boone, R OBP: 0.295, SLG: 0.379 (1, 4)	1-3 K			3-1 F9		2-0 F8	0-0 L7			4	0	0	0	0	1	4
Torii Hunter, R OBP: 0.341, SLG: 0.478 (1, 8)	0-0 L1			0-2 1B	1-2 20 SF9 1B	0-1 P6		0-2 K		4	1	1	0	0	1	1
Matthew LeCroy, R OBP: 0.379, SLG: 0.504 33 Justin Morneau, L OBP: 0.330, SLG: 0.475 (6, PR) (7, 3)		1-3 K		4-1 1B	1-2 2-3 BB	1-2 1B		2-3 K		2	0	1	0	1	1	0
Jacque Jones, L OBP: 0.352, SLG: 0.425 (1, 9)		1-3 K		3-2 1B	1-2 2-3 3-H 1B	0-0 1B		3-0 G1-3		4	0	2	1	0	1	0
20 Lew Ford, R OBP: 0.349, SLG: 0.392 (1, 10)		1-1 G5-3		1-0 SF9		1-1 F7			1-3 K	3	0	0	1	0	1	2
8 Nick Punto, S OBP: 0.339, SLG: 0.400 (1, 5)			2-2 G5-3	1-2 FC4-6			4-2 FC4-6 HBP BB		2-2 G3	3	0	0	0	1	0	2
Juan Castro, R OBP: 0.258, SLG: 0.352 Michael Ryan, L OBP: 0.297, SLG: 0.324 (9, PH)			0-1 F8		1-0 P6		0-0 SAFE B2		1-3 K	3	0	0	0	0	0	1
										1	0	0	0	0	1	0

BOTTOM

Los Angeles Angels @ Minnesota Twins
Hubert H. Humphrey Metrodome, Minneapolis, MN

Thu Jul 14 2005, 8:10 PM EDT
Att: 21,979 - Dome - 70 F

livebaseballscores.com

AB	32
R	2
H	6
RBI	2
BB	2
SO	8
LOB	13



Inning Stats	R: 0	H: 1	E: 0	K: 2	S: 10	LOB: 1	BB: 0	P: 12	R: 0	H: 0	E: 0	K: 2	S: 10	LOB: 0	BB: 0	P: 13	R: 0	H: 0	E: 0	K: 0	S: 9	LOB: 0	BB: 0	P: 12	R: 2	H: 3	E: 0	K: 0	S: 18	LOB: 2	BB: 1	P: 32	R: 0	H: 0	E: 0	K: 0	S: 5	LOB: 0	BB: 0	P: 8	R: 0	H: 2	E: 0	K: 0	S: 10	LOB: 2	BB: 0	P: 14	R: 0	H: 0	E: 0	K: 0	S: 10	LOB: 2	BB: 1	P: 18	R: 0	H: 0	E: 0	K: 2	S: 10	LOB: 0	BB: 0	P: 15	R: 0	H: 0	E: 0	K: 2	S: 10	LOB: 0	BB: 0	P: 14	1B: 6	SF: 1	2B: 0	SAC: 0	3B: 0	DP: 0	HR: 0	HBP: 1	WP: 0	PA: 36	PB: 0	SB: 0	CS: 0	ERA	WHIP
--------------	------	------	------	------	-------	--------	-------	-------	------	------	------	------	-------	--------	-------	-------	------	------	------	------	------	--------	-------	-------	------	------	------	------	-------	--------	-------	-------	------	------	------	------	------	--------	-------	------	------	------	------	------	-------	--------	-------	-------	------	------	------	------	-------	--------	-------	-------	------	------	------	------	-------	--------	-------	-------	------	------	------	------	-------	--------	-------	-------	-------	-------	-------	--------	-------	-------	-------	--------	-------	--------	-------	-------	-------	-----	------

PITCHER	IP	WLS	BF	H	R	ER	SO	BB	IBB	HBP	BLK	WP	HR	S	P	ERA	WHIP
Jarrod Washburn, L ERA: 3.23 (1, 1)	5.2	W	24	6	2	2	4	1	0	0	0	0	0	60	88	3.18	1.235
Brendan Donnelly, R ERA: 3.49 (6, 1)	0.2	H	4	0	0	0	0	1	0	1	0	0	0	8	15	0.00	1.500
62 Scot Shields, R ERA: 2.45 (7, 1)	1.2	H	5	0	0	0	2	0	0	0	0	0	0	14	21	0.00	0.000
Francisco Rodriguez, R ERA: 2.14 (9, 1)	1.0	S	3	0	0	0	2	0	0	0	0	0	0	10	14	0.00	0.000

Batter	1	2	3	4	5	6	7	8	9	AB R H RBI BB SO LOB	TOP
9 Chone Figgins, S OBP: 0.335, SLG: 0.405 (1, 5) B X	1-0 1B		0-1 P4			1-2 1B		0-1 F8		4 1 2 0 0 0 0	
Darin Erstad, L OBP: 0.352, SLG: 0.401 (1, 3) F B B X	2-1 F9			1-0 2B		1-2 SF8 1B		1-0 L4		4 2 2 1 0 0 1	
27 Vladimir Guerrero, R OBP: 0.380, SLG: 0.567 (1, 10) X	0-0 F8			1-3 K		0-0 P2			0-1 F7	4 0 0 0 0 1 3	
Steve Finley, L OBP: 0.286, SLG: 0.409 (1, 8) C F S	0-3 K			0-1 P4		2-2 SF8 1-H			0-2 P3	3 0 0 1 0 1 2	
Bengie Molina, R OBP: 0.338, SLG: 0.465 (1, 2) C B X		1-1 F9		0-0 2B 2-H		2-2 G5-3			0-0 F9	4 0 1 1 0 0 0	
20 Juan Rivera, R OBP: 0.290, SLG: 0.441 (1, 9) C X		0-1 G4-3		0-3 K			0-0 F8			3 0 0 0 0 1 1	
6 Maicer Izturis, S OBP: 0.336, SLG: 0.446 (1, 6) C X		0-1 P5			0-0 G4-3		1-2 G4-3			3 0 0 0 0 0 0	
Jeff DaVanon, S OBP: 0.349, SLG: 0.317 (1, 7) B B X			2-0 F7		1-2 G3-1		2-2 F8			3 0 0 0 0 0 0	
Adam Kennedy, L OBP: 0.387, SLG: 0.415 (1, 4) B X			1-0 F8		2-2 P6			0-2 K		3 0 0 0 0 1 0	
Inning Stats	R: 0 E: 0 K: 1 S: 7 H: 1 LOB: 1 BB: 0 P: 10	R: 0 E: 0 K: 0 S: 6 H: 0 LOB: 0 BB: 0 P: 7	R: 0 E: 0 K: 0 S: 4 H: 0 LOB: 0 BB: 0 P: 7	R: 1 E: 0 K: 2 S: 12 H: 2 LOB: 1 BB: 0 P: 14	R: 0 E: 0 K: 0 S: 7 H: 0 LOB: 0 BB: 0 P: 10	R: 2 E: 1 K: 0 S: 15 H: 2 LOB: 0 BB: 0 P: 21	R: 0 E: 0 K: 0 S: 8 H: 0 LOB: 0 BB: 0 P: 11	R: 0 E: 0 K: 1 S: 8 H: 0 LOB: 0 BB: 0 P: 9	R: 0 E: 0 K: 0 S: 6 H: 0 LOB: 0 BB: 0 P: 6	1B: 3 2B: 2 3B: 0 HR: 0 SF: 1 SAC: 0 DP: 0 HBP: 0	WP: 0 PB: 0 SB: 1 CS: 0 PA: 32
PITCHER Brad Radke, R ERA: 4.0 (1, 1)	IP: 9.0 WLS: L BF: 32 H: 5 R: 3 ER: 2 SO: 4 BB: 0 IBB: 0 HBP: 0 BLK: 0 WP: 0 HR: 0 S: 73 P: 95 ERA: 2.00 WHIP: 0.556										

Los Angeles Angels @ Minnesota Twins
 Hubert H. Humphrey Metrodome, Minneapolis, MN
 Fri Jul 15 2005, 8:10 PM EDT
 Att: 25,920 - Dome - 73 F

AB	31
R	3
H	5
RBI	3
BB	0
SO	4
LOB	7



Batter	1	2	3	4	5	6	7	8	9	AB	R	H	RBI	BB	SO	LOB
Shannon Stewart, R (1, 7) OBP: 0.342, SLG: 0.425	0-1 E6 G6-4-3		2-1 SF8			3-1 G6-3 33 1-H 2B		4-0 CS BB		2	0	1	2	1	0	0
Bret Boone, R (1, 4) OBP: 0.291, SLG: 0.374	0-1 G6-4-3 1-2f		2-3 K			0-1 G6-3		1-2 G6-3 1-2		4	0	0	0	0	1	4
7 Joe Mauer, L (1, 2) OBP: 0.373, SLG: 0.420	2-2 G4-3				0-1 F8	4-1 33 FC3-2-5 BB		4-2 BB		2	0	0	0	2	0	0
33 Justin Morneau, L (1, 3) OBP: 0.325, SLG: 0.468		1-1 P5		0-0 P5		3-1 FC3-2-5 1-3 3-H		3-2 F8		4	0	0	0	0	0	3
Torii Hunter, R (1, 8) OBP: 0.337, SLG: 0.472		0-1 G6-3		0-1 G6-3		3-2 P4			0-3 K	4	0	0	0	0	1	2
Jacque Jones, L (1, 9) OBP: 0.348, SLG: 0.419		1-2 G4-3			3-2 G3		0-1 G4-3		2-3 K	4	0	0	0	0	1	0
20 Lew Ford, R (1, 10) OBP: 0.351, SLG: 0.389			2-1 FC6-4 HBP		0-0 G5-3		0-0 G4-3		4-2 FC6-4 BB	2	0	0	0	1	0	0
8 Nick Punto, S (1, 6) OBP: 0.337, SLG: 0.402			1-1 FC6-4 38 2B SF8 1-2f		0-0 F8		1-1 2B		0-0 FC6-4 1-2f	4	1	1	0	0	0	2
38 Luis Antonio Rodriguez, R (8, 5) OBP: 0.356, SLG: 0.442			0-1 SF8 1-3 2B			3-2 2B 1B		1-0 F9		3	1	2	0	0	0	1

Inning Stats	R: 0	H: 0	E: 1	LOB: 0	K: 0	BB: 0	S: 7	P: 9	R: 0	H: 0	E: 0	LOB: 0	K: 0	BB: 0	S: 8	R: 1	H: 1	E: 0	LOB: 1	K: 1	BB: 0	S: 10	R: 0	H: 0	E: 0	LOB: 0	K: 0	BB: 0	S: 5	R: 0	H: 0	E: 0	LOB: 0	K: 0	BB: 0	S: 5	R: 1	H: 2	E: 0	LOB: 2	K: 0	BB: 1	S: 16	R: 0	H: 1	E: 0	LOB: 1	K: 0	BB: 0	S: 6	R: 0	H: 0	E: 0	LOB: 1	K: 2	BB: 2	S: 15	R: 0	H: 0	E: 0	LOB: 1	K: 2	BB: 1	S: 9	1B: 1	SF: 1	2B: 3	SAC: 0	3B: 0	DP: 1	HR: 0	HBP: 1	WP: 0	PA: 35
--------------	------	------	------	--------	------	-------	------	------	------	------	------	--------	------	-------	------	------	------	------	--------	------	-------	-------	------	------	------	--------	------	-------	------	------	------	------	--------	------	-------	------	------	------	------	--------	------	-------	-------	------	------	------	--------	------	-------	------	------	------	------	--------	------	-------	-------	------	------	------	--------	------	-------	------	-------	-------	-------	--------	-------	-------	-------	--------	-------	--------

PITCHER	IP	WLS	BF	H	R	ER	SO	BB	IBB	HBP	BLK	WP	HR	S	P	ERA	WHIP
Paul Byrd, R (1, 1) ERA: 3.67	7.0	W	27	4	2	2	1	1	0	0	0	0	0	57	89	2.57	0.714
62 Scot Shields, R (8, 1) ERA: 2.41	1.0	H	4	0	0	0	0	2	0	0	0	0	0	15	27	0.00	2.000
Francisco Rodriguez, R (9, 1) ERA: 2.08	1.0	S	4	0	0	0	2	1	0	0	0	0	0	9	15	0.00	1.000

BOTTOM

Los Angeles Angels @ Minnesota Twins
 Hubert H. Humphrey Metrodome, Minneapolis, MN

livebaseballscores.com

AB 29
R 2
H 4
RBI 2
BB 4
SO 3
LOB 12



Fri Jul 15 2005, 8:10 PM EDT
 Att. 25,920 - Dome - 73 F

Batter	1	2	3	4	5	6	7	8	9	AB R H RBI BB SO LOB	TOP											
9 Chone Figgins, S (1, 8) OBP: 0.332, SLG: 0.400	2-2 E3 G3 WP 27 E	1-1 F9		2-2 F9			0-0 B1-3			4 1 0 0 0 0 1												
Darin Erstad, L (1, 3) OBP: 0.349, SLG: 0.397	1-2 G3	1-1 F7			2-2 P2			2-2 G6-3		4 0 0 0 0 0 1												
27 Vladimir Guerrero, R (1, 9) OBP: 0.375, SLG: 0.559	1-2 E5 16 1B 20 1B		1-2 G6-3		2-1 F9			1-2 F9		4 1 0 1 0 0 0												
16 Garret Anderson, L (1, 7) OBP: 0.328, SLG: 0.461	1-1 2B 20 1B 2B		0-1 F8		1-1 G4-3			3-3 K		4 1 1 0 0 1 0												
Bengie Molina, R (1, 2) OBP: 0.337, SLG: 0.460 Jeff DaVanon, S (9, PR) OBP: 0.349, SLG: 0.317	1-3 K		0-1 G6-3			1-3 K		0-0 20 G5-4-3 1B		4 0 1 0 0 2 2 0 0 0 0 0 0 0												
20 Juan Rivera, R (1, 10) OBP: 0.269, SLG: 0.436	1-2 2B 1-2 3-H 1B			0-0 F8		2-1 F9		0-2 G5-4-3 1-2		4 0 1 1 0 0 1												
Orlando Cabrera, R (1, 6) OBP: 0.301, SLG: 0.363	1-1 2B 1-3 2-H			1-1 G6-3 2B 1B		0-0 F7		0-2 S 1B		4 1 3 1 0 0 0												
Zach Sorensen, S (1, 5) Steve Finley, L (9, PH)	2-1 G6-3			0-2 SAFE G6-3			0-1 L8		0-3 K2-3	3 0 0 0 0 0 3 1 0 0 0 0 1 1												
Adam Kennedy, L (1, 4) OBP: 0.387, SLG: 0.418		3-3 K		0-0 2-H 2B			1-2 G1-3			3 0 1 1 0 1 0												
Inning Stats	R: 3 E: 2 K: 1 S: 23	H: 3 LOB: 2 BB: 0 P: 33	R: 0 E: 0 K: 1 S: 8	H: 0 LOB: 0 BB: 0 P: 13	R: 0 E: 0 K: 0 S: 7	H: 0 LOB: 0 BB: 0 P: 8	R: 1 E: 0 K: 0 S: 10	H: 2 LOB: 1 BB: 0 P: 13	R: 0 E: 0 K: 0 S: 7	H: 0 LOB: 0 BB: 0 P: 12	R: 0 E: 0 K: 1 S: 6	H: 0 LOB: 0 BB: 0 P: 9	R: 0 E: 0 K: 0 S: 6	H: 0 LOB: 0 BB: 0 P: 7	R: 0 E: 0 K: 1 S: 13	H: 0 LOB: 0 BB: 0 P: 19	R: 0 E: 0 K: 1 S: 10	H: 2 LOB: 2 BB: 0 P: 10	1B: 5 2B: 2 3B: 0 HR: 0	SF: 0 SAC: 0 DP: 1 HBP: 0	WP: 1 PB: 0 SB: 1 CS: 0	PA: 35
PITCHER	IP WLS BF H R ER SO BB IBB HBP BLK WP HR S P ERA WHIP																					
Johan Santana, L (1, 1) ERA: 3.84	7.0 W 28 5 4 1 3 0 0 0 0 1 0 67 95 1.29 0.714																					
Juan Rincon, R (8, 1) ERA: 2.41	1.0 H 3 0 0 0 1 0 0 0 0 0 0 13 19 0.00 0.000																					
36 Joe Nathan, R (9, 1) ERA: 3.35	1.0 S 4 2 0 0 0 1 0 0 0 0 0 0 10 10 0.00 2.000																					

Los Angeles Angels @ Minnesota Twins
 Hubert H. Humphrey Metrodome, Minneapolis, MN
 Sat Jul 16 2005, 7:10 PM EDT
 Att. 34,009 - Dome - 74 F

AB	35
R	4
H	7
RBI	4
BB	0
SO	5
LOB	9



Batter	1	2	3	4	5	6	7	8	9
8 Nick Punto, S OBP: 0.328, SLG: 0.391 (1, 6)	3-2 G3		0-0 G3-1	2-1 P6		0-0 B3		3-2 G3	
Bret Boone, R OBP: 0.290, SLG: 0.371 (1, 4)	1-3 K		2-3 K	3-2 FC5-4 1B		2-1 G5-3		1-3 K	
Shannon Stewart, R OBP: 0.341, SLG: 0.423 (1, 7)	0-3 K		0-2 1B	2-2 FC5-4 1-2f			1-1 E5		
7 Joe Mauer, L OBP: 0.375, SLG: 0.422 (1, 2)		3-2 WP BB 1B		0-0 1B 2B 1B	1-3 K 33 F8 BB		1-3 K		
Torii Hunter, R OBP: 0.339, SLG: 0.471 (1, 8)		4-2 WP BB 1-2		0-1 2B 33 SF8 1B 1-2	1-0 F9		3-2 G5-3 1-2		
Jacque Jones, L OBP: 0.353, SLG: 0.423 (1, 9)		3-3 K2-3 1-2 2-3		0-0 33 SF8 HR 2B 1-3 2-H	4-2 33 F8 BB 1-2		4-1 BB		
33 Justin Morneau, L OBP: 0.320, SLG: 0.462 (1, 3)		1-0 P5		0-0 SF8 2-3 3-H	2-0 F8 1-2 2-3		1-2 F8		
Michael Ryan, L OBP: 0.341, SLG: 0.432 (1, 10)		4-2 BB		1-2 HR 3-H	0-2 P5		3-2 38 FC1-6 1B		
38 Luis Antonio Rodriguez, B OBP: 0.352, SLG: 0.455 (9, 5)		3-2 G3-1		0-1 1B 3B		1-2 G4-3		0-0 FC1-6 8 G3 1-2f	
Juan Castro, R OBP: 0.258, SLG: 0.352 (9, 5)									

Inning Stats	R: 0	H: 0	E: 0	K: 2	S: 12	LOB: 0	BB: 0	P: 16
	R: 0	H: 1	E: 0	K: 1	S: 21	LOB: 3	BB: 2	P: 39
	R: 0	H: 1	E: 0	K: 1	S: 7	LOB: 1	BB: 0	P: 9
	R: 5	H: 6	E: 0	K: 0	S: 20	LOB: 1	BB: 0	P: 28
	R: 0	H: 0	E: 0	K: 1	S: 14	LOB: 2	BB: 1	P: 22
	R: 0	H: 0	E: 0	K: 0	S: 6	LOB: 0	BB: 0	P: 9
	R: 0	H: 0	E: 1	K: 1	S: 12	LOB: 2	BB: 1	P: 22
	R: 0	H: 1	E: 0	K: 1	S: 14	LOB: 1	BB: 0	P: 20

PITCHER	IP	WLS	BF	H	R	ER	SO	BB	IBB	HBP	BLK	WP	HR	S	P	ERA	WHIP
40 Bartolo Colon, R ERA: 3.64 (1, 1)	5.0	L	26	8	5	5	5	3	0	0	0	2	1	74	114	9.00	2.200
Esteban Yan, R ERA: 4.06 (6, 1)	2.0		8	0	0	0	1	1	0	0	0	0	0	18	31	0.00	0.500
Joel Peralta, R ERA: 4.5 (8, 1)	1.0		4	1	0	0	1	0	0	0	0	0	0	14	20	0.00	1.000

BOTTOM

Los Angeles Angels @ Minnesota Twins
Hubert H. Humphrey Metrodome, Minneapolis, MN

Sat Jul 16 2005, 7:10 PM EDT
Att: 34,009 - Dome - 74 F

AB	R	H	RBI	BB	SO	LOB
5	0	0	0	0	0	2
5	0	1	1	0	3	1
4	0	1	0	0	1	1
4	1	2	0	0	2	1
3	1	1	0	1	0	2
2	1	1	1	2	1	2
3	0	0	1	0	0	6
3	1	2	2	1	0	2
4	1	1	0	0	0	4
0	0	0	0	0	0	0

AB	33
R	5
H	9
RBI	5
BB	4
SO	7
LOB	21

livebaseballscorecards.com



1B: 6	SF: 1	WP: 2	PA: 38
2B: 1	SAC: 0	PB: 0	
3B: 1	DP: 0	SB: 1	
HR: 1	HBP: 0	CS: 0	

Batter	1	2	3	4	5	6	7	8	9	AB R H RBI BB SO LOB	TOP											
9 Chone Figgins, S OBP: 0.333, SLG: 0.401	1-3 K		0-1 G5-3 1B			3-2 F7		2-2 1B		4 0 2 0 0 1 0												
Darin Erstad, L OBP: 0.345, SLG: 0.392	2-2 F7		1-2 G5-3			1-3 K		1-0 G3		4 0 0 0 0 1 2												
27 Vladimir Guerrero, R OBP: 0.376, SLG: 0.556	0-2 G5-3		0-0 G5-3			4-1 BB			0-0 G4-1 1B	3 0 1 0 1 0 1												
16 Garret Anderson, L OBP: 0.324, SLG: 0.455		1-3 K		0-0 G4-3		1-2 G4-3			1-1 P5	4 0 0 0 0 1 2												
Steve Finley, L OBP: 0.284, SLG: 0.405		0-0 G4-3		2-2 L4		2-1 G4-3			0-0 G4-1 1B	4 0 1 0 0 0 0												
6 Maicer Izturis, S OBP: 0.333, SLG: 0.433		4-2 HR BB		0-0 G6-3		2-2 F8			0-2 G4-1	3 1 0 0 1 0 2												
Jeff DaVanon, S OBP: 0.352, SLG: 0.335		3-1 HR			1-3 K		1-3 K		4-0 IBB	3 1 1 2 1 2 0												
José Molina, R OBP: 0.295, SLG: 0.316		0-2 G5-3			1-3 K			2-2 L6	0-0 G3-1	4 0 0 0 0 1 3												
Adam Kennedy, L OBP: 0.382, SLG: 0.412			2-1 G4-3		1-2 G4-3			3-3 K		3 0 0 0 0 1 0												
Inning Stats	R: 0 E: 0 K: 1 S: 9	H: 0 LOB: 0 BB: 0 P: 12	R: 2 E: 0 K: 1 S: 13	H: 1 LOB: 0 BB: 1 P: 21	R: 0 E: 0 K: 0 S: 9	H: 1 LOB: 1 BB: 0 P: 12	R: 0 E: 0 K: 0 S: 7	H: 0 LOB: 0 BB: 0 P: 9	R: 0 E: 0 K: 2 S: 9	H: 0 LOB: 0 BB: 0 P: 12	R: 0 E: 0 K: 1 S: 10	H: 0 LOB: 1 BB: 1 P: 19	R: 0 E: 0 K: 1 S: 9	H: 0 LOB: 0 BB: 0 P: 14	R: 0 E: 0 K: 1 S: 13	H: 1 LOB: 1 BB: 0 P: 21	R: 0 E: 0 K: 0 S: 8	H: 2 LOB: 3 BB: 1 P: 13	1B: 4 2B: 0 3B: 0 HR: 1	SF: 0 SAC: 0 DP: 0 HBP: 0	WP: 0 PB: 0 SB: 0 CS: 0	PA: 35
PITCHER	IP WLS BF H R ER SO BB IBB HBP BLK WP HR S P ERA WHIP																					
Joe Mays, R ERA: 4.03	(1, 1) 7.0 L 25 2 2 2 6 2 0 0 0 0 0 1 66 99 2.57 0.571																					
J.C. Romero, L ERA: 2.31	(8, 1) 1.0 4 1 0 0 1 0 0 0 0 0 0 0 13 21 0.00 1.000																					
28 Jesse Crain, R ERA: 2.3	(9, 1) 1.0 6 2 0 0 0 0 0 1 0 0 0 0 8 13 0.00 2.000																					

Los Angeles Angels @ Minnesota Twins
 Hubert H. Humphrey Metrodome, Minneapolis, MN
 Sun Jul 17 2005, 2:10 PM EDT
 Att. 30,367 - Dome - 70 F

AB	32
R	2
H	5
RBI	2
BB	3
SO	7
LOB	10



Batter	1	2	3	4	5	6	7	8	9	AB R H RBI BB SO LOB
8 Nick Punto, S OBP: 0.321, SLG: 0.382	0-1 G4-3		2-3 K		0-3 K		2-1 F7			4 0 0 0 0 2 1
Bret Boone, R OBP: 0.292, SLG: 0.370	3-2 1B HBP		1-1 P4		0-0 E8 1B			1-1 G5-3		3 0 1 0 0 0 0
Shannon Stewart, R OBP: 0.343, SLG: 0.424	0-0 1-2 1B		1-1 1B		1-1 G6-3			1-2 L5		4 0 2 0 0 0 1
33 Justin Morneau, L OBP: 0.316, SLG: 0.455	0-3 K		1-3 K		0-1 G1-3			1-3 K		4 0 0 0 0 3 3
Torii Hunter, R OBP: 0.335, SLG: 0.465	0-0 G6-3		1-3 K		1-3 K			0-0 F9		4 0 0 0 0 2 2
Jacque Jones, L OBP: 0.351, SLG: 0.424		2-1 55 E G4-3 2B	0-3 K		3-1 G4-3			1-0 G6-3		4 1 1 0 0 1 0
Michael Ryan, L OBP: 0.311, SLG: 0.390		0-3 K	2-3 1 SAFE K		1-0 F8			1-2 G5-3		4 0 0 0 0 2 2
55 Mike Redmond, R OBP: 0.330, SLG: 0.348		2-2 SAFE G4-3 2-H	0-1 G6-3		1-0 F9			1-0 F9		3 0 0 1 0 0 1
Juan Castro, R OBP: 0.259, SLG: 0.351		2-3 K			0-1 F9			2-2 E7 1B		3 0 1 0 0 1 0

BOTTOM

Los Angeles Angels @ Minnesota Twins
Hubert H. Humphrey Metrodome, Minneapolis, MN

Sun Jul 17 2005, 2:10 PM EDT
Att: 30,367 - Dome - 70 F

AB	33
R	1
H	5
RBI	1
BB	0
SO	11
LOB	10

livebaseballscorecards.com

Inning Stats	R: 0	H: 1	E: 0	K: 1	S: 10	LOB: 2	BB: 0	P: 13
	R: 1	H: 1	E: 1	K: 2	S: 13	LOB: 0	BB: 0	P: 19
	R: 0	H: 1	E: 0	K: 2	S: 10	LOB: 1	BB: 0	P: 15
	R: 0	H: 0	E: 0	K: 3	S: 14	LOB: 1	BB: 0	P: 17
	R: 0	H: 1	E: 1	K: 1	S: 9	LOB: 1	BB: 0	P: 10
	R: 0	H: 0	E: 0	K: 1	S: 7	LOB: 0	BB: 0	P: 11
	R: 0	H: 1	E: 1	K: 0	S: 9	LOB: 1	BB: 0	P: 15
	R: 0	H: 0	E: 0	K: 1	S: 10	LOB: 0	BB: 0	P: 13
	R: 0	H: 0	E: 0	K: 0	S: 5	LOB: 0	BB: 0	P: 7

<table border="1"> <thead> <tr> <th>PITCHER</th> <th>IP</th> <th>WLS</th> <th>BF</th> <th>H</th> <th>R</th> <th>ER</th> <th>SO</th> <th>BB</th> <th>IBB</th> <th>HBP</th> <th>BLK</th> <th>WP</th> <th>HR</th> <th>S</th> <th>P</th> <th>ERA</th> <th>WHIP</th> </tr> </thead> <tbody> <tr> <td>41 John Lackey, R</td> <td>(1, 1)</td> <td>7.0</td> <td>W</td> <td>28</td> <td>5</td> <td>1</td> <td>10</td> <td>10</td> <td>0</td> <td>0</td> <td>0</td> <td>1</td> <td>0</td> <td>72</td> <td>100</td> <td>0.00</td> <td>0.714</td> </tr> <tr> <td>62 Scot Shields, R</td> <td>(8, 1)</td> <td>1.0</td> <td>H</td> <td>3</td> <td>0</td> <td>0</td> <td>1</td> <td>0</td> <td>0</td> <td>0</td> <td>0</td> <td>0</td> <td>0</td> <td>10</td> <td>13</td> <td>0.00</td> <td>0.000</td> </tr> <tr> <td>Francisco Rodriguez, R</td> <td>(9, 1)</td> <td>1.0</td> <td>S</td> <td>3</td> <td>0</td> <td>0</td> <td>0</td> <td>0</td> <td>0</td> <td>0</td> <td>0</td> <td>0</td> <td>0</td> <td>5</td> <td>7</td> <td>0.00</td> <td>0.000</td> </tr> </tbody> </table>	PITCHER	IP	WLS	BF	H	R	ER	SO	BB	IBB	HBP	BLK	WP	HR	S	P	ERA	WHIP	41 John Lackey, R	(1, 1)	7.0	W	28	5	1	10	10	0	0	0	1	0	72	100	0.00	0.714	62 Scot Shields, R	(8, 1)	1.0	H	3	0	0	1	0	0	0	0	0	0	10	13	0.00	0.000	Francisco Rodriguez, R	(9, 1)	1.0	S	3	0	0	0	0	0	0	0	0	0	5	7	0.00	0.000	<table border="1"> <thead> <tr> <th>PITCHER</th> <th>IP</th> <th>WLS</th> <th>BF</th> <th>H</th> <th>R</th> <th>ER</th> <th>SO</th> <th>BB</th> <th>IBB</th> <th>HBP</th> <th>BLK</th> <th>WP</th> <th>HR</th> <th>S</th> <th>P</th> <th>ERA</th> <th>WHIP</th> </tr> </thead> <tbody> <tr> <td>1B: 4</td> <td>SF: 0</td> <td>WP: 1</td> <td>PA: 34</td> </tr> <tr> <td>2B: 1</td> <td>SAC: 0</td> <td>PB: 0</td> <td></td> </tr> <tr> <td>3B: 0</td> <td>DP: 0</td> <td>SB: 0</td> <td></td> </tr> <tr> <td>HR: 0</td> <td>HBP: 1</td> <td>CS: 0</td> <td></td> </tr> </tbody> </table>	PITCHER	IP	WLS	BF	H	R	ER	SO	BB	IBB	HBP	BLK	WP	HR	S	P	ERA	WHIP	1B: 4	SF: 0	WP: 1	PA: 34	2B: 1	SAC: 0	PB: 0		3B: 0	DP: 0	SB: 0		HR: 0	HBP: 1	CS: 0	
PITCHER	IP	WLS	BF	H	R	ER	SO	BB	IBB	HBP	BLK	WP	HR	S	P	ERA	WHIP																																																																																										
41 John Lackey, R	(1, 1)	7.0	W	28	5	1	10	10	0	0	0	1	0	72	100	0.00	0.714																																																																																										
62 Scot Shields, R	(8, 1)	1.0	H	3	0	0	1	0	0	0	0	0	0	10	13	0.00	0.000																																																																																										
Francisco Rodriguez, R	(9, 1)	1.0	S	3	0	0	0	0	0	0	0	0	0	5	7	0.00	0.000																																																																																										
PITCHER	IP	WLS	BF	H	R	ER	SO	BB	IBB	HBP	BLK	WP	HR	S	P	ERA	WHIP																																																																																										
1B: 4	SF: 0	WP: 1	PA: 34																																																																																																								
2B: 1	SAC: 0	PB: 0																																																																																																									
3B: 0	DP: 0	SB: 0																																																																																																									
HR: 0	HBP: 1	CS: 0																																																																																																									

Batter	1	2	3	4	5	6	7	8	9	AB R H RBI BB SO LOB	TOP									
Jason Kendall, R (1, 2) OBP: 0.363, SLG: 0.331	1-2 G6-3		0-1 G5-3		2-2 L9		2-1 G1-3			4 0 0 0 0 0 2										
21 Mark Kotsay, L (1, 8) OBP: 0.323, SLG: 0.394	1-0 F7		0-1 F8			4-1 3 BB 2B BB		2-2 F7		3 1 0 0 1 0 1										
7 Bobby Crosby, R (1, 6) OBP: 0.370, SLG: 0.509	1-0 F9			1-2 G6-3		0-3 K		4-1 BB		3 0 0 0 1 1 1										
3 Eric Chavez, L (1, 5) OBP: 0.343, SLG: 0.457		4-0 BB		0-0 1B		4-2 2B BB		2-3 K		2 1 1 0 2 1 1										
Scott Hatteberg, L (1, 10) OBP: 0.360, SLG: 0.375		0-3 K		2-1 L9		1-2 23 G4-3 1-H 2-H 2B		2-1 G3		4 0 1 2 0 1 3										
23 Bobby Kielty, S (1, 7) OBP: 0.380, SLG: 0.424		1-3 K		1-2 G3		3-2 G4-3			2-2 17 DI 1B	4 0 1 0 0 1 3										
29 Dan Johnson, L (1, 3) OBP: 0.368, SLG: 0.446		1-1 F7			0-2 FC3-6 1B		0-3 K		1-3 K	4 0 1 0 0 2 3										
Nick Swisher, S (1, 9) OBP: 0.313, SLG: 0.452			0-1 G5-3 2B		0-1 FC3-6 FC1-6 1-2f		2-3 K		1-3 K	4 0 1 0 0 2 2										
Marco Scutaro, R (1, 4) OBP: 0.330, SLG: 0.382			1-3 K		0-0 FC1-6 1-2f		0-0 G6-3		2-3 K	3 0 0 0 0 1 2										
17 Adam Melhuse, S (9, PH) OBP: 0.192, SLG: 0.255									1-2 K	1 0 0 0 0 1 1										
Inning Stats	R: 0 E: 0 K: 0 S: 5	H: 0 LOB: 0 BB: 0 P: 8	R: 0 E: 0 K: 2 S: 8	H: 0 LOB: 1 BB: 1 P: 14	R: 0 E: 0 K: 1 S: 9	H: 1 LOB: 1 BB: 0 P: 10	R: 0 E: 0 K: 0 S: 9	H: 1 LOB: 1 BB: 0 P: 11	R: 2 E: 0 K: 2 S: 17	H: 1 LOB: 1 BB: 2 P: 29	R: 0 E: 0 K: 1 S: 7	H: 0 LOB: 0 BB: 0 P: 11	R: 0 E: 0 K: 1 S: 9	H: 0 LOB: 1 BB: 1 P: 19	R: 0 E: 0 K: 3 S: 13	H: 1 LOB: 1 BB: 0 P: 19	1B: 3 2B: 2 3B: 0 HR: 0	SF: 0 SAC: 0 DP: 0 HBP: 0	WP: 0 PB: 0 SB: 0 CS: 0	PA: 36
PITCHER	IP WLS BF H R ER SO BB IBB HBP BLK WP HR S P ERA WHIP																			
54 Ervin Santana, R (1, 1) ERA: 5.66	7.0 W 28 4 2 2 6 3 0 0 0 0 0 64 96 2.57 1.000																			
62 Scot Shields, R (8, 1) ERA: 2.33	1.0 H 4 0 0 0 1 1 0 0 0 0 0 9 19 0.00 1.000																			
Francisco Rodriguez, R (9, 1) ERA: 1.96	1.0 S 4 1 0 0 3 0 0 0 0 0 0 13 19 0.00 1.000																			

Oakland Athletics @ Los Angeles Angels
Angel Stadium of Anaheim, Anaheim, CA

Mon Jul 18 2005, 7:05 PM PDT
Att: 40,546 - Clear - 75 F

livebaseballscorecards.com

AB 32
R 2
H 5
RBI 2
BB 4
SO 10
LOB 19



BOTTOM

Oakland Athletics @ Los Angeles Angels
Angel Stadium of Anaheim, Anaheim, CA

Mon Jul 18 2005, 7:05 PM PDT
Att. 40,546 - Clear - 75 F

livebaseballscorecards.com

AB	30
R	5
H	8
RBI	5
BB	2
SO	4
LOB	12



WP:	0	PA:	33
PB:	0	SB:	2
CS:	0		

AB R H RBI BB SO LOB

3 2 1 0 1 1 0

4 0 1 0 0 2 1

3 1 0 2 0 0 1

4 1 2 0 0 0 0

3 1 1 0 1 0 1

4 0 1 0 0 0 4

3 0 1 1 0 1 2

3 0 1 2 0 0 1

3 0 0 0 0 0 2


1B:	7	SF:	1
2B:	2	SAC:	0
3B:	0	DP:	1
HR:	0	HBP:	0

Batter	1	2	3	4	5	6	7	8	9
9 Chone Figgins, S OBP: 0.335, SLG: 0.401	0-1 G3 S 27 SF9 1B		1-3 K			4-1 1B 27 FC5-4 S BB	1-0 P5		
Darin Erstad, L OBP: 0.344, SLG: 0.391	0-1 G3 1-3		0-3 K			1-2 27 FC5-4 1-3 1B	0-3 K		
27 Vladimir Guerrero, R OBP: 0.371, SLG: 0.551	0-0 SF9 3-H			0-0 F7		1-1 16 FC5-4 E 1B 1-2f 3-H	1-1 G6-3		
16 Garret Anderson, L OBP: 0.326, SLG: 0.459	1-1 F8			2-2 2B		1-0 E8 1B 1-3 1B		2-0 G3	
Steve Finley, L OBP: 0.287, SLG: 0.404		0-1 1B 1B		0-2 F9		4-0 1B 1B IBB		3-1 L9	
Bengie Molina, R OBP: 0.335, SLG: 0.456		0-2 L5-3 1-2 1B		1-2 G6-3		0-0 F6		3-2 G4-3	
Jeff DaVanon, S OBP: 0.351, SLG: 0.335		2-1 L5-3 1-1			0-3 K	0-2 E 1B 1-2 2-3 3-H 1B			
Orlando Cabrera, R OBP: 0.301, SLG: 0.363		0-1 G6-3			0-1 G4-3	1-0 E8 1-3 2-H 3-H 1B			
Adam Kennedy, L OBP: 0.377, SLG: 0.407			0-0 G4-3		1-2 G5-3	1-1 F7			

Inning Stats	R: 1	H: 1	E: 0	K: 0	S: 7	LOB: 0	BB: 0	P: 8	R: 0	H: 2	E: 0	K: 0	S: 9	LOB: 1	BB: 0	P: 11	R: 0	H: 0	E: 0	K: 2	S: 7	LOB: 0	BB: 0	P: 8	R: 0	H: 1	E: 0	K: 0	S: 11	LOB: 1	BB: 0	P: 14	R: 0	H: 0	E: 0	K: 1	S: 8	LOB: 0	BB: 0	P: 9	R: 4	H: 4	E: 2	K: 0	S: 14	LOB: 2	BB: 2	P: 27	R: 0	H: 0	E: 0	K: 1	S: 6	LOB: 0	BB: 0	P: 8	R: 0	H: 0	E: 0	K: 0	S: 6	LOB: 0	BB: 0	P: 14
--------------	------	------	------	------	------	--------	-------	------	------	------	------	------	------	--------	-------	-------	------	------	------	------	------	--------	-------	------	------	------	------	------	-------	--------	-------	-------	------	------	------	------	------	--------	-------	------	------	------	------	------	-------	--------	-------	-------	------	------	------	------	------	--------	-------	------	------	------	------	------	------	--------	-------	-------

PITCHER	IP	WLS	BF	H	R	ER	SO	BB	IBB	HBP	BLK	WP	HR	S	P	ERA	WHIP
Kirk Saarloos, R ERA: 4.12	(1, 1)	5.2	L	26	8	5	3	1	1	0	0	0	0	54	74	7.94	1.588
Ricardo Rincon, L ERA: 4.3	(6, 1)	1.0		3	0	0	1	0	0	0	0	0	0	6	8	0.00	0.000
Jay Witasick, R ERA: 2.65	(7, 1)	0.1		1	0	0	0	0	0	0	0	0	0	2	3	0.00	0.000
Keiichi Yabu, R ERA: 4.08	(8, 1)	1.0		3	0	0	0	0	0	0	0	0	0	6	14	0.00	0.000

WP	HR	S	P	ERA	WHIP
0	0	14	33	7.94	1.588

Batter	1	2	3	4	5	6	7	8	9	AB R H RBI BB SO LOB	TOP														
Jason Kendall, R (1, 2) OBP: 0.358, SLG: 0.327	2-1 F9		1-2 SF8		1-1 FC5-4		1-2 G4-3		2-2 G6-3	4 0 0 1 0 0 2	<p>Oakland Athletics @ Los Angeles Angels Angel Stadium of Anaheim, Anaheim, CA</p> <p>Tue Jul 19 2005, 7:05 PM PDT Att. 42,155 - Clear - 76 F</p> <p>livebaseballscorecards.com</p> <table> <tr><td>AB</td><td>33</td></tr> <tr><td>R</td><td>3</td></tr> <tr><td>H</td><td>7</td></tr> <tr><td>RBI</td><td>3</td></tr> <tr><td>BB</td><td>4</td></tr> <tr><td>SO</td><td>6</td></tr> <tr><td>LOB</td><td>11</td></tr> </table> 	AB	33	R	3	H	7	RBI	3	BB	4	SO	6	LOB	11
AB	33																								
R	3																								
H	7																								
RBI	3																								
BB	4																								
SO	6																								
LOB	11																								
21 Mark Kotsay, L (1, 8) OBP: 0.322, SLG: 0.394	3-2 K		0-0 F8			1-0 G4-3 1B 2B	0-0 F8		0-1 G3-1	5 1 1 0 0 1 1															
7 Bobby Crosby, R (1, 6) OBP: 0.368, SLG: 0.500	0-1 G1-3		0-3 K			4-0 G4-3 BB		0-0 G4-3		3 0 0 0 1 1 0															
3 Eric Chavez, L (1, 5) OBP: 0.340, SLG: 0.452		2-3 K		0-3 K		1-1 G4-3		2-3 K		4 0 0 0 0 3 2															
23 Bobby Kielty, S (1, 10) OBP: 0.362, SLG: 0.423		2-2 F7		1-2 G6-3		4-0 1B BB		3-2 1B WP 1B		3 0 1 0 1 0 0															
Jay Payton, R (1, 7) OBP: 0.315, SLG: 0.457		0-1 BB 1B		1-1 F9		0-1 FC4-6 1B		1-2 1B		4 0 3 1 0 0 0															
Nick Swisher, S (1, 9) OBP: 0.312, SLG: 0.447		4-2 SAFE 1-2 BB		1-3 K		1-1 FC4-6		1-1 F7		3 0 0 0 1 1 4															
29 Dan Johnson, L (1, 3) OBP: 0.365, SLG: 0.463		1-0 P5		2-2 G3			1-1 HR		0-2 F8	4 1 1 1 0 0 2															
14 Mark Ellis, R (1, 4) OBP: 0.350, SLG: 0.379			2-1 SF8 3B		4-2 FC5-4 BB		0-1 F9		3-2 E5 G6-3	3 1 1 0 1 0 0															
Inning Stats	R: 0 E: 0 K: 1 S: 8	H: 0 LOB: 0 BB: 0 P: 13	R: 0 E: 0 K: 1 S: 11	H: 1 LOB: 2 BB: 1 P: 20	R: 1 E: 0 K: 1 S: 9	H: 1 LOB: 0 BB: 0 P: 12	R: 0 E: 0 K: 1 S: 8	H: 0 LOB: 0 BB: 0 P: 10	R: 0 E: 0 K: 1 S: 10	H: 0 LOB: 1 BB: 1 P: 18	R: 1 E: 0 K: 0 S: 7	H: 2 LOB: 2 BB: 2 P: 18	R: 1 E: 0 K: 0 S: 8	H: 1 LOB: 0 BB: 0 P: 10	R: 0 E: 0 K: 1 S: 15	H: 2 LOB: 2 BB: 0 P: 22	R: 0 E: 1 K: 0 S: 12	H: 0 LOB: 1 BB: 0 P: 17	1B: 4 2B: 1 3B: 1 HR: 1	SF: 1 SAC: 0 DP: 1 HBP: 0	WP: 1 PB: 0 SB: 0 CS: 0	PA: 38			
PITCHER	IP WLS BF H R ER SO BB IBB HBP BLK WP HR S P ERA WHIP																								
Jarrod Washburn, L (1, 1) ERA: 3.27	7.0 L 29 5 3 3 5 4 0 0 0 0 0 1 61 101 3.86 1.286																								
Joel Peralta, R (8, 1) ERA: 4.29	1.0 5 2 0 0 1 0 0 0 0 0 1 0 15 22 0.00 2.000																								
Brendan Donnelly, R (9, 1) ERA: 3.4	1.0 4 0 0 0 0 0 0 0 0 0 0 0 12 17 0.00 0.000																								

BOTTOM

Oakland Athletics @ Los Angeles Angels
Angel Stadium of Anaheim, Anaheim, CA

Tue Jul 19 2005, 7:05 PM PDT
Att. 42,155 - Clear - 76 F

livebaseballscorecards.com

AB	31
R	1
H	4
RBI	1
BB	3
SO	8
LOB	11



WP:	0	PA:	34
PB:	0		
SB:	1		
CS:	1		

AB R H RBI BB SO LOB

2 0 0 0 2 0 0

3 0 0 0 1 0 1

4 0 0 0 0 0 3

4 0 0 0 0 3 3

4 1 2 0 0 2 0

4 0 1 1 0 0 1

0 0 0 0 0 0 0

4 0 0 0 0 1 2

3 0 0 0 0 1 1

3 0 1 0 0 1 0

1B:	3	SF:	0
2B:	1	SAC:	0
3B:	0	DP:	0
HR:	0	HBP:	0

Batter	1	2	3	4	5	6	7	8	9
9 Chone Figgins, S OBP: 0.337, SLG: 0.398 (1, 10)	0-1 G4-3		4-2 SAFE SAFE SAFE BB		0-0 G4-3			4-1 BB	
Darin Erstad, L OBP: 0.343, SLG: 0.388 (1, 3)	0-1 E3		4-2 SAFE BB			2-2 G5-3		1-1 G3	
27 Vladimir Guerrero, R OBP: 0.367, SLG: 0.543 (1, 9)	1-0 F8		0-0 F3			0-2 F8			0-0 G5-3
16 Garret Anderson, L OBP: 0.323, SLG: 0.454 (1, 7)	0-3 K		0-3 K2-3			0-1 F7			0-3 K
Steve Finley, L OBP: 0.290, SLG: 0.409 (1, 8)		1-1 G6-3 FC1-2-5-1 2B		3-2 K			2-2 K		2-0 1B
Bengie Molina, R OBP: 0.333, SLG: 0.452 Josh Paul, R OBP: 0.219, SLG: 0.367 (9, PR)		0-0 G6-3		0-0 L3			1-1 G6-3		1-2 1B
6 Maicer Izturis, S OBP: 0.322, SLG: 0.417 (1, 5)		3-1 FC1-2-5-1		1-0 F8			0-3 K		3-1 F7
Orlando Cabrera, R OBP: 0.298, SLG: 0.359 (1, 6)		1-2 G6-3			1-1 G5-3			2-2 K	
Adam Kennedy, L OBP: 0.376, SLG: 0.406 (1, 4)			0-2 CS 1B		1-3 K			1-1 G3-1	

Inning Stats	R: 0	H: 0	E: 1	K: 1	S: 8	LOB: 1	BB: 0	P: 9
	R: 0	H: 1	E: 0	K: 0	S: 9 <td>LOB: 1</td> <td>BB: 0</td> <td>P: 14</td>	LOB: 1	BB: 0	P: 14
	R: 0	H: 1	E: 0	K: 1	S: 13 <td>LOB: 2</td> <td>BB: 2</td> <td>P: 20</td>	LOB: 2	BB: 2	P: 20
	R: 0	H: 0	E: 0	K: 1	S: 5 <td>LOB: 0</td> <td>BB: 0</td> <td>P: 9</td>	LOB: 0	BB: 0	P: 9
	R: 0	H: 0	E: 0	K: 1	S: 7 <td>LOB: 0</td> <td>BB: 0</td> <td>P: 9</td>	LOB: 0	BB: 0	P: 9
	R: 0	H: 0	E: 0	K: 2	S: 12 <td>LOB: 0</td> <td>BB: 0</td> <td>P: 15</td>	LOB: 0	BB: 0	P: 15
	R: 0	H: 0	E: 0	K: 1	S: 8 <td>LOB: 1</td> <td>BB: 1</td> <td>P: 16</td>	LOB: 1	BB: 1	P: 16
	R: 1	H: 2	E: 0	K: 1	S: 10 <td>LOB: 1</td> <td>BB: 0</td> <td>P: 16</td>	LOB: 1	BB: 0	P: 16

PITCHER	IP	WLS	BF	H	R	ER	SO	BB	IBB	HBP	BLK	WP	HR	S	P	ERA	WHIP
40 Rich Harden, R ERA: 2.11 (1, 1)	8.2	W	33	4	1	1	8	3	0	0	0	0	0	78	113	1.04	0.808
20 Huston Street, R ERA: 1.55 (9, 1)	0.1	S	1	0	0	0	0	0	0	0	0	0	0	2	5	0.00	0.000

Batter	1	2	3	4	5	6	7	8	9	AB R H RBI BB SO LOB	TOP											
Jason Kendall, R (1, 2) OBP: 0.354, SLG: 0.324	1-2 G6-3		0-1 F8		1-2 F8		1-2 FC4-6			4 0 0 0 0 0 1												
21 Mark Kotsay, L (1, 8) OBP: 0.324, SLG: 0.405	2-2 F9			0-1 2B		1-0 HR		0-0 F7		4 1 2 1 0 0 0												
7 Bobby Crosby, R (1, 6) OBP: 0.365, SLG: 0.494	2-3 K			1-3 K		2-1 FC3-6 1B		0-2 G1-3		4 0 1 0 0 2 1												
3 Eric Chavez, L (1, 5) OBP: 0.337, SLG: 0.447		2-2 G3-1		3-2 K		2-2 FC3-6 1-2f		2-1 F9		4 0 0 0 0 1 2												
Scott Hatteberg, L (1, 10) OBP: 0.359, SLG: 0.373		1-1 G3-1		1-1 G4-3		1-3 K 1-2		1-0 29 G3 1B		4 0 1 0 0 1 2												
23 Bobby Kielty, S (1, 7) OBP: 0.360, SLG: 0.420		3-2 1B			1-2 P5		3-2 P6		0-1 F7	4 0 1 0 0 0 2												
29 Dan Johnson, L (1, 3) OBP: 0.356, SLG: 0.449		3-2 P5			0-2 G4-3		1-2 F8		3-2 G3 1-2	4 0 0 0 0 0 2												
Nick Swisher, S (1, 9) OBP: 0.311, SLG: 0.444			0-2 G4-3		0-0 14 HR 1B		2-3 K		1-3 K	4 1 1 0 0 2 1												
14 Mark Ellis, R (1, 4) OBP: 0.355, SLG: 0.399			0-1 F9		1-1 HR		1-2 FC4-6 1B			3 1 2 2 0 0 0												
Inning Stats	R: 0 E: 0 K: 1 S: 12	H: 0 LOB: 0 BB: 0 P: 17	R: 0 E: 0 K: 0 S: 14	H: 1 LOB: 1 BB: 0 P: 23	R: 0 E: 0 K: 0 S: 7	H: 0 LOB: 0 BB: 0 P: 7	R: 0 E: 0 K: 2 S: 14	H: 1 LOB: 1 BB: 0 P: 19	R: 2 E: 0 K: 0 S: 12	H: 2 LOB: 0 BB: 0 P: 15	R: 1 E: 0 K: 1 S: 12	H: 2 LOB: 1 BB: 0 P: 21	R: 0 E: 0 K: 1 S: 13	H: 1 LOB: 1 BB: 0 P: 18	R: 0 E: 0 K: 0 S: 6	H: 0 LOB: 0 BB: 0 P: 8	R: 0 E: 0 K: 1 S: 10	H: 1 LOB: 1 BB: 0 P: 15	1B: 5 2B: 1 3B: 0 HR: 2	SF: 0 SAC: 0 DP: 0 HBP: 0	WP: 0 PB: 0 SB: 1 CS: 0	PA: 35
PITCHER	IP WLS BF H R ER SO BB IBB HBP BLK WP HR S P ERA WHIP																					
Paul Byrd, R (1, 1) ERA: 3.71	6.0 L 24 6 3 3 4 0 0 0 0 0 2 71 102 4.50 1.000																					
Brendan Donnelly, R (7, 1) ERA: 3.32	1.0 4 1 0 0 1 0 0 0 0 0 0 13 18 0.00 1.000																					
Esteban Yan, R (8, 1) ERA: 3.86	2.0 7 1 0 0 1 0 0 0 0 0 0 16 23 0.00 0.500																					

Oakland Athletics @ Los Angeles Angels
 Angel Stadium of Anaheim, Anaheim, CA

Wed Jul 20 2005, 7:05 PM PDT
 Att: 42,285 - Partly Cloudy - 77 F

livebaseballscores.com

AB	35
R	3
H	8
RBI	3
BB	0
SO	6
LOB	11



BOTTOM

Oakland Athletics @ Los Angeles Angels
Angel Stadium of Anaheim, Anaheim, CA

Wed Jul 20 2005, 7:05 PM PDT
Att. 42,285 - Partly Cloudy - 77 F

livebaseballscorecards.com

AB	31
R	0
H	7
RBI	0
BB	2
SO	6
LOB	14



WP:	0	PA:	34
PB:	0		
SB:	3		
CS:	0		

AB R H RBI BB SO LOB

4 0 1 0 0 0 1

4 0 0 0 0 2 1

4 0 1 0 0 1 0

4 0 1 0 0 0 1

4 0 4 0 0 0 0
0 0 0 0 0 0 0

3 0 0 0 1 1 4

4 0 0 0 0 0 4

1 0 0 0 1 0 0

3 0 0 0 0 2 3

1B: 6 SF: 0
2B: 1 SAC: 0
3B: 0 DP: 3
HR: 0 HBP: 1

Batter	1	2	3	4	5	6	7	8	9
9 Chone Figgins, S OBP: 0.336, SLG: 0.397 (1, 5)	2-2 G6-3		1-0 1B		3-2 SAFE G6-3			2-2 F7	
Darin Erstad, L OBP: 0.340, SLG: 0.383 (1, 3)	2-3 K		2-1 G4-3			1-3 K		1-1 G1-3	
27 Vladimir Guerrero, R OBP: 0.365, SLG: 0.539 (1, 9)	0-1 P3			0-0 F8		2-2 K		0-1 1B	
16 Garret Anderson, L OBP: 0.322, SLG: 0.451 (1, 7)		0-0 F7		1-2 1B		1-2 P5		0-0 G6-3	
Bengie Molina, R OBP: 0.346, SLG: 0.468 Zach Sorensen, S (9, PR)		2-1 20 BB 1B		3-2 20 G4-3 1B		2-1 G4-3 2B		0-1 20 G1-4-3 1B	
20 Juan Rivera, R OBP: 0.288, SLG: 0.429 (1, 10)		4-2 G4-6-3 BB		2-1 G4-3 1-2f		1-3 K		1-0 G1-4-3 1-2f	
Steve Finley, L OBP: 0.286, SLG: 0.403 (1, 8)		2-1 G4-6-3 1-2f		1-2 G3-1		0-1 G4-3 2-3		3-2 P5	
Orlando Cabrera, R OBP: 0.302, SLG: 0.358 (1, 6)			2-1 G4-3		2-0 9 S G4-3 HBP		4-1 S BB		
Adam Kennedy, L OBP: 0.371, SLG: 0.400 (1, 4)			3-2 K		2-2 SAFE G4-3		1-2 K		

Inning Stats	R: 0	H: 0	E: 0	K: 1	S: 9	H: 0	LOB: 0	BB: 0	P: 13	R: 0	H: 1	E: 0	K: 0	S: 8	H: 1	LOB: 1	BB: 1	P: 16	R: 0	H: 2	E: 0	K: 0	S: 9	R: 0	H: 0	E: 0	K: 0	S: 13	R: 0	H: 0	E: 0	K: 2	S: 11	R: 0	H: 1	E: 0	K: 0	S: 9	R: 0	H: 1	E: 0	K: 0	S: 8	R: 0	H: 1	E: 0	K: 0	S: 8	1B: 6	SF: 0	2B: 1	SAC: 0	3B: 0	DP: 3	HR: 0	HBP: 1	WP: 0	PA: 34
--------------	------	------	------	------	------	------	--------	-------	-------	------	------	------	------	------	------	--------	-------	-------	------	------	------	------	------	------	------	------	------	-------	------	------	------	------	-------	------	------	------	------	------	------	------	------	------	------	------	------	------	------	------	-------	-------	-------	--------	-------	-------	-------	--------	-------	--------

PITCHER	IP	WLS	BF	H	R	ER	SO	BB	IBB	HBP	BLK	WP	HR	S	P	ERA	WHIP
Barry Zito, L ERA: 3.55 (1, 1)	7.0	W	27	5	0	0	6	2	0	0	0	0	0	67	113	0.00	1.000
58 Justin Duchschere, R ERA: 1.58 (8, 1)	1.0	H	4	1	0	0	0	0	0	0	0	0	0	9	12	0.00	1.000
20 Huston Street, R ERA: 1.52 (9, 1)	1.0	S	3	1	0	0	0	0	0	0	0	0	0	8	12	0.00	1.000

PITCHER	IP	WLS	BF	H	R	ER	SO	BB	IBB	HBP	BLK	WP	HR	S	P	ERA	WHIP
---------	----	-----	----	---	---	----	----	----	-----	-----	-----	----	----	---	---	-----	------

Batter	1	2	3	4	5	6	7	8	9	AB R H RBI BB SO LOB	TOP											
2 Derek Jeter, R OBP: 0.375, SLG: 0.434 (1, 6) X	0-0 24 1B 3B		0-0 SH1-3 1-2		2-2 G5-3			1-0 G3		3 1 1 0 0 0 0												
24 Robinson Canó, L OBP: 0.327, SLG: 0.477 (1, 4) F X	0-2 G5-4-3 1B		3-2 F7 2-3			1-0 G4-3		0-2 G4-3		4 0 1 1 0 0 1												
Gary Sheffield, R OBP: 0.395, SLG: 0.542 (1, 9) B C B X	2-1 G5-4-3 1-2f		0-0 G6-3			2-3 K		0-2 G6-3		4 0 0 0 0 1 2												
13 Alex Rodriguez, R OBP: 0.416, SLG: 0.596 (1, 5) C B X	1-1 HR			2-1 55 CS 1B		2-2 G6-3			0-2 55 F8 2B	4 1 3 1 0 0 0												
55 Hideki Matsui, L OBP: 0.373, SLG: 0.518 (1, 10) B C B X	2-1 F8			3-3 SAFE K 1-2			1-1 HR		1-2 F8 2-3	4 1 1 1 0 1 2												
25 Jason Giambi, L OBP: 0.438, SLG: 0.528 (1, 3) C B X		0-3 K		1-1 HR			0-1 HR		3-3 K	4 2 2 2 0 2 1												
Bernie Williams, S OBP: 0.339, SLG: 0.363 (1, 8) C X		0-1 P6		1-2 G3-1			2-2 F8		4-0 BB	3 0 0 0 1 0 0	AB 33 R 5 H 9 RBI 5 BB 1 SO 4 LOB 8											
John Flaherty, R OBP: 0.192, SLG: 0.203 (1, 2) C X		0-1 P6			0-0 P5		1-1 F7		2-1 G4-3	3 0 0 0 0 0 0 1 0 0 0 0 0 2												
20 Jorge Posada, S OBP: 0.353, SLG: 0.444 (9, PH) F X			0-1 24 F7 2 SH1-3 1B		0-0 B2		1-2 G3-1			3 0 1 0 0 0 0												
Bubba Crosby, L OBP: 0.321, SLG: 0.269 (1, 7) F X																						
Inning Stats	R: 2 E: 0 K: 0 S: 10	H: 3 LOB: 0 BB: 0 P: 15	R: 0 E: 0 K: 1 S: 7	H: 0 LOB: 0 BB: 0 P: 7	R: 0 E: 0 K: 0 S: 7	H: 1 LOB: 1 BB: 0 P: 10	R: 1 E: 0 K: 1 S: 10	H: 2 LOB: 0 BB: 0 P: 17	R: 0 E: 0 K: 0 S: 5	H: 0 LOB: 0 BB: 0 P: 7	R: 0 E: 0 K: 1 S: 9	H: 0 LOB: 0 BB: 0 P: 14	R: 2 E: 0 K: 0 S: 12	H: 2 LOB: 0 BB: 0 P: 17	R: 0 E: 0 K: 0 S: 7	H: 0 LOB: 0 BB: 0 P: 8	R: 0 E: 0 K: 1 S: 13	H: 1 LOB: 2 BB: 1 P: 23	1B: 3 2B: 2 3B: 1 HR: 4	SF: 0 SAC: 1 DP: 2 HBP: 0	WP: 0 PB: 0 SB: 0 CS: 1	PA: 35
PITCHER	IP WLS BF H R ER SO BB IBB HBP BLK WP HR S P ERA WHIP																					
40 Bartolo Colon, R ERA: 3.78 (1, 1)	7.0 W 27 8 5 5 3 0 0 0 0 0 4 60 87 6.43 1.143																					
62 Scot Shields, R ERA: 2.29 (8, 1)	1.0 H 3 0 0 0 0 0 0 0 0 0 0 7 8 0.00 0.000																					
Francisco Rodríguez, R ERA: 1.91 (9, 1)	1.0 S 5 1 0 0 1 1 0 0 0 0 0 0 13 23 0.00 2.000																					

New York Yankees @ Los Angeles Angels
Angel Stadium of Anaheim, Anaheim, CA

Thu Jul 21 2005, 7:05 PM PDT
Att. 44,109 - Clear - 87 F

livebaseballscores.com



New York Yankees @ Los Angeles Angels
 Angel Stadium of Anaheim, Anaheim, CA

Fri Jul 22 2005, 7:05 PM PDT
 Att. 44,043 - Clear - 79 F

livebaseballscorecards.com

AB 34
R 3
H 7
RBI 3
BB 3
SO 10
LOB 18



WP: 1 PA: 37
 PB: 0
 SB: 0
 CS: 0

AB R H RBI BB SO LOB

4	1	0	0	1	2	2
4	1	2	1	0	0	2
3	0	0	0	1	0	3
4	1	2	0	0	1	2
4	0	1	1	0	0	2
4	0	1	1	0	2	3
4	0	0	0	0	2	4
4	0	1	0	0	1	0
2	0	0	0	1	1	0
1	0	0	0	0	1	0

Batter	1	2	3	4	5	6	7	8	9
2 Derek Jeter, R (1, 6) OBP: 0.373, SLG: 0.429	2-3 K		1-3 K		4-2 24 E BB		2-2 FC5-4		3-2 P3
24 Robinson Canó, L (1, 4) OBP: 0.330, SLG: 0.481	1-1 G4-3			2-2 55 1B 1B	1-2 E9 2B		2-0 P3		
Gary Sheffield, R (1, 9)	1-1 F8			4-1 20 WP 55 1B 1-2 BB	3-2 G5-3		0-1 F8		
13 Alex Rodriguez, R (1, 5) OBP: 0.417, SLG: 0.595		3-2 25 E 55 G4-3 25 G3 1B		3-3 K		2-2 1B		2-1 G5-3	
55 Hideki Matsui, L (1, 7) OBP: 0.372, SLG: 0.515		0-1 G4-3		1-1 20 WP 1-2 2-H 1B		3-0 F8		0-0 G5-3	
25 Jason Giambi, L (1, 3) OBP: 0.435, SLG: 0.528		2-1 G3		3-3 K		1-3 K		1-1 2B	
20 Jorge Posada, S (1, 2) OBP: 0.349, SLG: 0.438		1-3 K		2-2 G3		2-1 F8		1-3 K	
Bernie Williams, S (1, 10) OBP: 0.338, SLG: 0.362			2-2 K		2-1 P4		2-2 2 FC5-4 BB 1B		2-1 G6-3
Bubba Crosby, L (1, 8) Tino Martinez, L (9, PH) OBP: 0.323, SLG: 0.250 OBP: 0.313, SLG: 0.470			0-0 G4-3		0-3 K		4-2 2 FC5-4 BB		0-3 K2-3

Inning Stats	R: 0	H: 0	E: 0	K: 1	S: 7	R: 1	H: 1	E: 1	K: 1	S: 11	R: 0	H: 0	E: 0	K: 2	S: 7	R: 1	H: 2	E: 0	K: 2	S: 16	R: 1	H: 1	E: 1	K: 1	S: 13	R: 0	H: 1	E: 0	K: 1	S: 10	R: 0	H: 1	E: 0	K: 0	S: 11	R: 0	H: 1	E: 0	K: 1	S: 8	R: 0	H: 0	E: 0	K: 1	S: 10	1B: 5	2B: 2	3B: 0	HR: 0	SF: 0	SAC: 0	DP: 0	HBP: 0	WP: 1	PA: 37
	0	0	0	1	7	1	1	1	1	11	0	0	0	2	7	1	2	0	2	16	1	1	1	1	13	0	1	0	1	10	0	1	0	0	11	0	1	0	1	8	0	0	0	1	10	5	2	0	0	0	0	0	0	1	37

PITCHER	IP	WLS	BF	H	R	ER	SO	BB	IBB	HBP	BLK	WP	HR	S	P	ERA	WHIP
41 John Lackey, R (1, 1) ERA: 3.94	5.1	W	23	5	3	2	7	2	0	0	0	1	0	58	101	3.38	1.312
Brendan Donnelly, R (6, 1) ERA: 3.21	1.1	H	6	1	0	0	1	1	0	0	0	0	0	15	28	0.00	1.500
62 Scot Shields, R (7, 1) ERA: 2.24	1.1	H	5	1	0	0	1	0	0	0	0	0	0	10	14	0.00	0.750
Francisco Rodríguez, R (9, 1) ERA: 1.86	1.0	S	3	0	0	0	1	0	0	0	0	0	0	10	15	0.00	0.000

Batter	1	2	3	4	5	6	7	8	9
9 Chone Figgins, S OBP: 0.337, SLG: 0.396 (1, 8)	0-1 S 1B	2-1 E 1B		2-3 K 1		0-0 P4 2			
Darin Erstad, L OBP: 0.341, SLG: 0.382 (1, 3)	3-2 F8 1-2	1-2 SAFE F7 1-2		2-0 P2 2		3-2 F8 1B			
27 Vladimir Guerrero, R OBP: 0.360, SLG: 0.538 (1, 9)	0-1 G5-3 2	2-1 G6-3 3		3-1 F9 3		1-1 P3 3			
16 Garret Anderson, L OBP: 0.323, SLG: 0.450 (1, 7)	2-1 F8 3		1-0 BB 1B		2-3 K 1		3-2 F8 1		
Bengie Molina, R OBP: 0.351, SLG: 0.473 (1, 10)		0-2 BB 1B	4-1 FC5 1B		1-0 L6 2		3-2 F8 2		
Orlando Cabrera, R OBP: 0.300, SLG: 0.352 (1, 6)		2-0 F8 1	0-1 F4 1		1-1 1B		1-0 F8 3		
José Molina, R OBP: 0.296, SLG: 0.317 (1, 2)		0-0 BB 1B	2-1 FC5 1B		0-0 G5-3 3		2-3 K 1		
6 Maicer Izturis, S OBP: 0.333, SLG: 0.412 (1, 5)		4-2 BB 1B	2-2 FC5 2		0-1 G4-3 1B		2-1 F9 2		
Adam Kennedy, L OBP: 0.369, SLG: 0.397 (1, 4)		2-1 E 1B	0-0 F7 3		1-2 G4-3 1		0-0 G1-3 3		


AB	R	H	RBI	BB	SO	LOB
4	0	2	1	0	1	1
4	0	1	1	0	0	2
4	0	0	0	0	0	3
4	1	1	0	0	1	1
3	1	1	0	1	0	0
4	0	1	0	0	0	3
4	1	2	1	0	1	1
3	2	1	0	1	0	2
4	1	1	2	0	0	3

NEW YORK YANKEES @ LOS ANGELES ANGELS
Angel Stadium of Anaheim, Anaheim, CA

Fri Jul 22 2005, 7:05 PM PDT
 Att. 44,043 - Clear - 79 F

livebaseballscorecards.com

AB	34
R	6
H	10
RBI	5
BB	2
SO	3
LOB	16



WP: 0	PA: 36
PB: 0	
SB: 2	
CS: 0	

Inning Stats	R	H	E	K	S	R	H	E	K	S	R	H	E	K	S	R	H	E	K	S	R	H	E	K	S
	0	1	0	0	9	4	4	1	1	16	1	2	0	0	10	0	0	0	0	6	0	0	0	0	29
	0	0	0	0	14	1	1	0	0	2	0	2	0	0	19	0	0	0	0	0	0	0	0	0	19
	0	0	0	0	14	1	2	0	1	10	0	1	0	0	13	0	1	0	0	0	0	0	0	0	11
	0	0	0	0	14	1	1	0	0	14	1	2	0	0	18	0	0	0	0	0	0	0	0	0	18
	0	0	0	0	14	0	0	0	0	12	0	0	0	0	19	0	0	0	0	0	0	0	0	0	10

PITCHER	IP	WLS	BF	H	R	ER	SO	BB	IBB	HBP	BLK	WP	HR	S	P	ERA	WHIP
Al Leiter, L ERA: 6.43 (1, 1)	6.0	L	30	10	6	6	2	2	0	0	0	0	0	62	104	9.00	2.000
Scott Proctor, R ERA: 4.8 (7, 1)	2.0		6	0	0	0	1	0	0	0	0	0	0	18	29	0.00	0.000

BOTTOM

New York Yankees @ Los Angeles Angels
Angel Stadium of Anaheim, Anaheim, CA

Sat Jul 23 2005, 7:05 PM PDT
Att: 44,035 - Cloudy - 79 F

livebaseballscorecards.com

AB	32
R	8
H	11
RBI	8
BB	7
SO	3
LOB	18



WP:	0	PA:	39
PB:	0		
SB:	3		
CS:	0		

AB R H RBI BB SO LOB

3	2	2	1	2	0	1
5	1	3	2	0	1	3
4	1	1	3	1	0	3
4	1	1	0	0	0	3
3	0	2	1	1	0	1
4	0	0	1	0	0	4
3	1	0	0	1	0	1
4	0	1	0	0	1	2
2	2	1	0	2	1	0
1B:	7	SF:	0			
2B:	3	SAC:	0			
3B:	0	DP:	1			
HR:	1	HBP:	0			

Batter	1	2	3	4	5	6	7	8	9
9 Chone Figgins, S OBP: 0.342, SLG: 0.401 (1, 5)	3-2 27 G5-4-3 1B		1 SAFE 4-0 27 HR BB	0-1 2B	1 SAFE 2-2 F7			4-0 1B BB	
Darin Erstad, L OBP: 0.344, SLG: 0.387 (1, 3)	0-3 K		0-1 F7	1-1 1B 2B		2-1 27 S 1B		0-1 1B	
27 Vladimir Guerrero, R OBP: 0.360, SLG: 0.544 (1, 9)	0-1 G5-4-3 1-2f		1-0 HR 1B IBB	4-0 1B IBB		3-2 L5		1-1 L7	
16 Garret Anderson, L OBP: 0.322, SLG: 0.450 (1, 10)		0-2 1B G4-3 2B	0-1 F8	1-0 F6		0-0 F8			
Steve Finley, L OBP: 0.289, SLG: 0.400 (1, 8)		0-0 G4-3 1B	4-2 S BB	0-1 1-3 2-H 1B		2-1 G6-3			
Bengie Molina, R OBP: 0.345, SLG: 0.464 (1, 2)		0-2 G4-3	2-2 F7	3-2 G6-3		0-1 G6-3			
Jeff DaVanon, S OBP: 0.353, SLG: 0.330 (1, 7)		0-0 F7		4-0 9 2B BB	2-2 F7		3-2 F9		
Orlando Cabrera, R OBP: 0.300, SLG: 0.351 (1, 6)		3-2 L7		0-3 K	2-2 1B		2-0 G6-3		
Adam Kennedy, L OBP: 0.376, SLG: 0.398 (1, 4)			4-1 9 27 HR BB	0-1 9 2B 1B	4-2 S BB		1-3 K		

Inning Stats	R: 0	H: 1	E: 0	K: 1	S: 8	R: 1	H: 2	E: 0	K: 0	S: 16	R: 3	H: 1	E: 0	K: 0	S: 15	R: 4	H: 4	E: 0	K: 1	S: 16	R: 0	H: 1	E: 0	K: 0	S: 16	R: 0	H: 0	E: 0	K: 0	S: 6	R: 0	H: 1	E: 0	K: 1	S: 8
	LOB: 0	BB: 0	P: 11	LOB: 1	BB: 0	P: 19	LOB: 1	BB: 3	P: 29	LOB: 2	BB: 2	P: 29	LOB: 1	BB: 1	P: 26	LOB: 1	BB: 0	P: 11	LOB: 1	BB: 1	P: 14	LOB: 0	BB: 0	P: 15	LOB: 0	BB: 0	P: 11	LOB: 1	BB: 1	P: 14	LOB: 0	BB: 0	P: 14		

PITCHER	IP	WLS	BF	H	R	ER	SO	BB	IBB	HBP	BLK	WP	HR	S	P	ERA	WHIP
Kevin Brown, R ERA: 6.5 (1, 1)	3.1	L	19	6	7	7	2	4	0	0	0	0	1	47	71	18.90	3.000
Alex Graman, L ERA: 27.0 (4, 1)	0.1		4	2	1	1	0	0	1	0	0	0	0	5	11	27.00	6.000
Felix Rodriguez, R ERA: 4.2 (4, 1)	1.1		5	1	0	0	0	1	0	0	0	0	0	19	32	0.00	1.500
Buddy Groom, L ERA: 4.91 (6, 1)	1.0		4	1	0	0	0	0	0	0	0	0	0	8	15	0.00	1.000
Aaron Small, R ERA: 4.26 (7, 1)	1.0		3	0	0	0	0	0	0	0	0	0	0	6	11	0.00	0.000

PITCHER	IP	WLS	BF	H	R	ER	SO	BB	IBB	HBP	BLK	WP	HR	S	P	ERA	WHIP
Tom Gordon, R ERA: 2.79 (8, 1)	1.0		4	1	0	0	1	1	0	0	0	0	0	8	14	0.00	2.000

New York Yankees @ Los Angeles Angels
Angel Stadium of Anaheim, Anaheim, CA

Sun Jul 24 2005, 1:05 PM PDT
 Att. 44,032 - Partly Cloudy - 84 F

livebaseballscorecards.com



WP: 0 PA: 37
 PB: 0
 SB: 0
 CS: 0

AB	R	H	RBI	BB	SO	LOB
5	0	0	0	0	2	2
4	0	1	0	0	0	0
4	0	1	0	0	1	1
2	1	1	0	2	0	1
4	1	1	2	0	0	3
1	1	0	0	1	0	1
0	1	0	0	0	0	0
4	0	1	0	0	0	3
4	0	1	2	0	0	2
3	0	0	0	0	0	1
1	0	0	0	0	0	2

AB	32
R	4
H	6
RBI	4
BB	3
SO	3
LOB	16

Batter	1	2	3	4	5	6	7	8	9
2 Derek Jeter, R OBP: 0.376, SLG: 0.437 (1, 6)	2-2 G6-3		2-3 K			1-1 F8		3-3 K	2-2 G5-3
24 Robinson Canó, L OBP: 0.330, SLG: 0.489 (1, 4)	1-2 G4-3			0-1 G3 13 F9-2 2B		0-0 G3-1		1-2 F7	
Gary Sheffield, R OBP: 0.392, SLG: 0.532 (1, 9)	2-0 F9			0-1 G3 2-3			1-3 K	2-1 13 BB 1B	
13 Alex Rodriguez, R OBP: 0.417, SLG: 0.589 (1, 5)		4-2 20 FC4-6 BB		3-2 F9-2 3-H			3-2 55 HR 1B	4-2 BB	
55 Hideki Matsui, L OBP: 0.371, SLG: 0.518 (1, 7)		0-0 F8			2-2 F9		1-0 1-H HR	3-2 P5	
25 Jason Giambi, L OBP: 0.437, SLG: 0.534 (1, 10)		2-2 P2				2-0 HBP			4-2 2B BB
Tony Womack, L OBP: 0.274, SLG: 0.264 (9, PR)							2-2 20 1B FC3-6 HBP		
20 Jorge Posada, S OBP: 0.346, SLG: 0.431 (1, 2)		1-0 FC4-6 1-2f			1-2 F8		2-2 FC3-6 1B		2-2 P5
Tino Martinez, L OBP: 0.315, SLG: 0.471 (1, 3)			2-1 F9		0-1 F9		0-1 FC3-6 1-2f 3-H		3-2 1-H 2B
Bernie Williams, S OBP: 0.333, SLG: 0.356 (1, 8)			1-1 G1-3			2-1 L6	1-1 L6		0-0 P6

Inning Stats	R: 0	H: 0	E: 0	K: 0	S: 7	P: 12	R: 0	H: 0	E: 0	K: 0	S: 7	P: 14	R: 0	H: 0	E: 0	K: 1	S: 9	P: 14	R: 0	H: 1	E: 0	K: 0	S: 8	P: 11	R: 0	H: 0	E: 0	K: 0	S: 8	P: 13	R: 0	H: 0	E: 0	K: 0	S: 5	P: 8	R: 3	H: 3	E: 0	K: 1	S: 15	P: 24	R: 0	H: 1	E: 0	K: 1	S: 16	P: 29	R: 1	H: 1	E: 0	K: 0	S: 16	P: 25	1B: 3	SF: 0	2B: 3	SAC: 0	3B: 0	DP: 1	HR: 1	HBP: 2	WP: 0	PA: 37
--------------	------	------	------	------	------	-------	------	------	------	------	------	-------	------	------	------	------	------	-------	------	------	------	------	------	-------	------	------	------	------	------	-------	------	------	------	------	------	------	------	------	------	------	-------	-------	------	------	------	------	-------	-------	------	------	------	------	-------	-------	-------	-------	-------	--------	-------	-------	-------	--------	-------	--------

PITCHER	IP	WLS	BF	H	R	ER	SO	BB	IBB	HBP	BLK	WP	HR	S	P	ERA	WHIP
Jarrod Washburn, L ERA: 3.28 (1, 1)	7.2	L	30	5	3	3	3	1	0	2	0	0	1	69	112	3.52	0.783
Joel Peralta, R ERA: 4.43 (8, 1)	1.1		7	1	1	1	0	2	0	0	0	0	0	22	38	6.75	2.250

Batter	1	2	3	4	5	6	7	8	9	AB	R	H	RBI	BB	SO	LOB
9 Chone Figgins, S OBP: 0.348, SLG: 0.406 (1, 5)	4-2 G1-3 S G5-3 BB		0-0 1-2 1B		0-0 1-2 1B		1-1 1-2 1B			3	1	3	0	1	0	0
Darin Erstad, L OBP: 0.340, SLG: 0.383 (1, 3)	1-2 G1-3		1-3 K		0-1 P4		3-2 G5-3			4	0	0	0	0	1	6
27 Vladimir Guerrero, R OBP: 0.359, SLG: 0.540 (1, 10)	2-2 G5-3		2-2 F8						0-0 BB 1B	4	0	1	1	0	0	2
16 Garret Anderson, L OBP: 0.321, SLG: 0.448 (1, 7)	0-1 1B		1-1 P4						0-0 P4	4	0	1	0	0	1	3
Steve Finley, L OBP: 0.291, SLG: 0.399 (1, 8)	0-2 P4				3-2 G3-1				4-0 BB 6 G1-6-3 BB	3	0	1	0	1	0	1
6 Maicer Izturis, S OBP: 0.339, SLG: 0.415 (1, 6)		0-1 20 G6-4-3 1B		0-2 G6-3		3-2 1B			1-1 G1-6-3	4	0	2	0	0	0	2
20 Juan Rivera, R OBP: 0.282, SLG: 0.419 (1, 9)		1-1 G6-4-3		2-3 K					1-1 G1-3	4	0	0	0	0	2	3
José Molina, R OBP: 0.292, SLG: 0.312 (1, 2)		2-2 F8			3-3 K				2-0 F8	2	0	0	0	0	1	0
Jeff DaVanon, S OBP: 0.351, SLG: 0.328 (7, PH)									0-2 F9	1	0	0	0	0	0	0
Josh Paul, R OBP: 0.212, SLG: 0.355 (8, 2)										0	0	0	0	0	0	0
Bengie Molina, R OBP: 0.343, SLG: 0.462 (9, PH)									1-3 K	1	0	0	0	0	0	0
Adam Kennedy, L OBP: 0.378, SLG: 0.397 (1, 4)			4-1 9 1B BB		3-1 F9				2-2 G5-3 9 1B	3	0	1	0	1	1	0

Inning Stats	R: 1	H: 1	R: 0	H: 1	R: 0	H: 1	R: 0	H: 1	R: 0	H: 2	R: 0	H: 2	R: 0	H: 1	R: 0	H: 0	R: 0	H: 0	R: 0	H: 0	R: 0	H: 0	1B: 9	SF: 0	WP: 0	PA: 36
	E: 0	LOB: 1	E: 0	LOB: 0	E: 0	LOB: 2	E: 0	LOB: 1	E: 0	LOB: 2	E: 0	LOB: 1	E: 0	LOB: 1	E: 0	LOB: 0	E: 0	LOB: 0	E: 0	LOB: 0	E: 0	LOB: 0	2B: 0 <td>SAC: 0 <td>PB: 0 <td></td> </td></td>	SAC: 0 <td>PB: 0 <td></td> </td>	PB: 0 <td></td>	
	K: 0	BB: 1	K: 0	BB: 0	K: 1	BB: 1	K: 1	BB: 0	K: 1	BB: 0	K: 1	BB: 1	K: 0	BB: 1	K: 2	BB: 0	K: 0	BB: 0	K: 0	BB: 0	K: 0	BB: 0	3B: 0 <td>DP: 3 <td>SB: 2 <td></td> </td></td>	DP: 3 <td>SB: 2 <td></td> </td>	SB: 2 <td></td>	
	S: 14	P: 21	S: 8	P: 11	S: 11	P: 19	S: 9	P: 15	S: 10	P: 16	S: 9	P: 17	S: 4	P: 9	S: 9	P: 12	S: 9	P: 12	S: 9	P: 12	S: 9	P: 12	HR: 0 <td>HBP: 0 <td>CS: 0 <td></td> </td></td>	HBP: 0 <td>CS: 0 <td></td> </td>	CS: 0 <td></td>	

BOTTOM

New York Yankees @ Los Angeles Angels
Angel Stadium of Anaheim, Anaheim, CA

Sun Jul 24 2005, 1:05 PM PDT
 Att. 44,032 - Partly Cloudy - 84 F

AB	33
R	1
H	9
RBI	1
BB	3
SO	6
LOB	17



PITCHER	IP	WLS	BF	H	R	ER	SO	BB	IBB	HBP	BLK	WP	HR	S	P	ERA	WHIP
35 Mike Mussina, R ERA: 3.83 (1, 1)	6.1	W	27	7	1	1	4	2	0	0	0	0	0	67	106	1.42	1.421
Tanyon Sturtze, R ERA: 3.62 (7, 1)	0.2	H	2	1	0	0	0	0	0	0	0	0	5	9	0.00	1.500	
Tom Gordon, R ERA: 2.77 (8, 1)	0.1	H	3	1	0	0	0	1	0	0	0	0	0	2	6	0.00	6.000
42 Mariano Rivera, R ERA: 0.85 (8, 1)	1.2	S	4	0	0	0	2	0	0	0	0	0	0	11	15	0.00	0.000

Batter	1	2	3	4	5	6	7	8	9	AB R H RBI BB SO LOB	TOP	
9 Chone Figgins, S OBP: 0.347, SLG: 0.404 (1, 4) C X	0-1 27 L8 BB 1B		1-1 F7			3-1 G6-4-3 1-2f 2-3		1-3 K		4 0 1 0 0 1 4		
Darin Erstad, L OBP: 0.340, SLG: 0.380 (1, 3) B SAFE B SAFE B	4-0 1-2 BB		0-1 F7			1-0 G4-3		0-1 G1-3		3 0 0 0 1 0 3		
27 Vladimir Guerrero, R OBP: 0.363, SLG: 0.546 Zach Sorensen, S (1, 9) C SAFE B SAFE B X	2-1 L8 2-3		0-0 16 G4-6-3 1B			1-1 2B		3-2 20 P3 16 1B 1B		4 0 3 0 0 0 2 0 0 0 0 0 0 0		
16 Garret Anderson, L OBP: 0.321, SLG: 0.446 Josh Paul, R OBP: 0.212, SLG: 0.355 (1, 10) C SAFE B SAFE B X	1-1 G6-3		0-1 G4-6-3 1-2f			2-0 F7		0-1 DI 1B		4 0 1 0 0 0 3 0 0 0 0 0 0 0		
Bengie Molina, R OBP: 0.338, SLG: 0.454 (1, 2) C SAFE B SAFE B X		2-2 P6			2-1 F8		0-0 P6		0-1 L4	4 0 0 0 0 0 3		
20 Juan Rivera, R OBP: 0.276, SLG: 0.409 (1, 7) C SAFE B SAFE B X		1-3 K			1-0 G6-3		2-2 G5-3		0-0 P3 2-3	4 0 0 0 0 1 3		
Orlando Cabrera, R OBP: 0.296, SLG: 0.346 (1, 6) C SAFE B SAFE B X		0-0 G3			1-2 F8			2-2 G1-3	2-2 F7 1-2	4 0 0 0 0 0 2		
Steve Finley, L OBP: 0.285, SLG: 0.402 (1, 8) C SAFE B SAFE B X			1-3 K			2-1 9 6 G6-4-3 1B		3-1 6 BB 1B		3 0 2 0 0 1 0		
6 Maicer Izturis, S OBP: 0.346, SLG: 0.417 (1, 5) C SAFE B SAFE B X			1-3 K			0-1 9 G6-4-3 1B		4-1 1-2 BB		2 0 1 0 1 1 0		
Inning Stats	R: 0 E: 0 K: 0 S: 6 H: 1 LOB: 1 BB: 1 P: 13	R: 0 E: 0 K: 1 S: 7 H: 0 LOB: 0 BB: 0 P: 10	R: 0 E: 0 K: 2 S: 8 H: 0 LOB: 0 BB: 0 P: 11	R: 0 E: 0 K: 0 S: 5 H: 1 LOB: 0 BB: 0 P: 5	R: 0 E: 0 K: 0 S: 6 H: 0 LOB: 0 BB: 0 P: 10	R: 0 E: 0 K: 0 S: 7 H: 2 LOB: 1 BB: 0 P: 13	R: 0 E: 0 K: 0 S: 7 H: 1 LOB: 1 BB: 0 P: 12	R: 0 E: 0 K: 1 S: 11 H: 1 LOB: 2 BB: 1 P: 21	R: 0 E: 0 K: 0 S: 11 H: 2 LOB: 3 BB: 0 P: 16	1B: 7 2B: 1 3B: 0 HR: 0 SF: 0 SAC: 0 DP: 2 HBP: 0	WP: 0 PB: 0 SB: 0 CS: 0 PA: 34	
PITCHER 39 Gustavo Chacin, L ERA: 3.45 (1, 1)	IP 8.0 WLS W BF 29 H 6 R 0 ER 0 SO 4 BB 2 IBB 0 HBP 0 BLK 0 WP 0 HR 0 S 57 P 95 ERA 0.00 WHIP 1.000	IP 1.0 WLS BF 5 H 2 R 0 ER 0 SO 0 BB 0 IBB 0 HBP 0 BLK 0 WP 0 HR 0 S 11 P 16 ERA 0.00 WHIP 2.000									ERA WHIP	

Los Angeles Angels @ Toronto Blue Jays
 Rogers Centre, Toronto, ON
 Tue Jul 26 2005, 7:07 PM EDT
 Att. 18,754 - Roof Closed - 68 F

AB	32
R	0
H	8
RBI	0
BB	2
SO	4
LOB	20



WP: 0	PA: 34
PB: 0	
SB: 0	
CS: 0	

Batter	1	2	3	4	5	6	7	8	9	AB	R	H	RBI	BB	SO	LOB
8 Russ Adams, L (1, 6) OBP: 0.329, SLG: 0.422	4-2 1B HR BB	0-0 1-2 1B		0-1 2-H 1B 1B	4-2 1-2 BB		0-0 G3			3	2	2	1	2	0	2
Frank Catalanotto, L (1, 7) OBP: 0.376, SLG: 0.456 3 Reed Johnson, R (8, 7) OBP: 0.345, SLG: 0.453	0-1 1-2 HR 1B	3-1 G4-3		2-2 G4-3 1-2	2-3 K			1-3 K		4	1	1	0	0	1	6
10 Vernon Wells, R (1, 8) OBP: 0.320, SLG: 0.501	2-1 F8		0-0 F8	2-3 K		0-0 P5		0-0 HR		5	1	1	1	0	1	3
Shea Hillenbrand, R (1, 3) OBP: 0.363, SLG: 0.475	0-1 1-H 2-H HR		1-1 1B	0-0 2-H 1B		1-0 F8		1-0 P4		5	1	3	4	0	0	0
47 Corey Koskie, L (1, 5) OBP: 0.315, SLG: 0.425	2-1 9 G6-3 1B		0-1 F9	3-2 F8		3-2 G4-3		4-2 9 FC6-4 BB		4	0	1	0	1	0	2
9 Gregg Zaun, S (1, 2) OBP: 0.376, SLG: 0.417	1-2 G6-3 1-2f		2-2 F9		2-2 G3-6 1B		3-1 F7	0-2 FC6-4		5	0	1	0	0	0	3
Eric Hinske, L (1, 10) OBP: 0.326, SLG: 0.423		2-1 G4-3		0-2 15 2B 1B	1-0 G3-6 1-2f		4-1 15 HBP BB			3	1	1	0	1	0	1
15 Alex Rios, R (1, 9) OBP: 0.331, SLG: 0.425		2-2 G4-3		2-1 1-H 2B 2B	0-0 E5 1B		1-1 1-2 HBP			3	1	1	1	0	0	0
Orlando Hudson, S (1, 4) OBP: 0.327, SLG: 0.421		0-1 8 1B 1B		0-1 2-H 8 1B 2B	2-1 8 BB 1B		2-2 L9			4	1	3	1	0	0	2

Inning Stats	R: 3	H: 3	E: 0	K: 15	S: 15	LOB: 0	BB: 1	P: 24	R: 0	H: 2	E: 0	K: 10	S: 10	LOB: 2	BB: 0	P: 17	R: 0	H: 1	E: 0	K: 8	S: 8	LOB: 1	BB: 0	P: 11	R: 4	H: 5	E: 0	K: 1	S: 20	LOB: 1	BB: 0	P: 29	R: 0	H: 2	E: 1	K: 13	S: 13	LOB: 3	BB: 1	P: 24	R: 0	H: 0	E: 0	K: 5	S: 9	LOB: 0	BB: 0	P: 9	R: 0	H: 0	E: 0	K: 8	S: 8	LOB: 2	BB: 1	P: 18	R: 1	H: 1	E: 0	K: 14	S: 14	LOB: 1	BB: 1	P: 20
--------------	------	------	------	-------	-------	--------	-------	-------	------	------	------	-------	-------	--------	-------	-------	------	------	------	------	------	--------	-------	-------	------	------	------	------	-------	--------	-------	-------	------	------	------	-------	-------	--------	-------	-------	------	------	------	------	------	--------	-------	------	------	------	------	------	------	--------	-------	-------	------	------	------	-------	-------	--------	-------	-------

PITCHER	IP	WLS	BF	H	R	ER	SO	BB	IBB	HBP	BLK	WP	HR	S	P	ERA	WHIP
Paul Byrd, R (1, 1) ERA: 4.1	3.0	L	19	10	7	7	0	1	0	0	0	0	1	42	63	21.00	3.667
Kevin Gregg, R (4, 1) ERA: 6.75	3.1		16	3	0	0	2	2	0	1	0	0	0	33	63	0.00	1.500
Joel Peralta, R (7, 1) ERA: 4.5	1.2		7	1	1	1	1	1	0	0	0	0	1	18	26	5.40	1.200

BOTTOM

Los Angeles Angels @ Toronto Blue Jays
Rogers Centre, Toronto, ON
Tue Jul 26 2005, 7:07 PM EDT
Att. 18,754 - Roof Closed - 68 F

AB	37
R	8
H	14
RBI	8
BB	4
SO	3
LOB	19



WP	HR	S	P	ERA	WHIP
0	0	0	0	0	0

Batter	1	2	3	4	5	6	7	8	9	10	AB R H RBI BB SO LOB
9 Chone Figgins, S OBP: 0.346, SLG: 0.402	1-0 P5		0-3 K		0-0 G3-6-1 1-2 1B		0-3 K			0-1 P5	5 0 1 0 0 2 3
Darin Erstad, L OBP: 0.343, SLG: 0.385	1-2 G3-1		2-1 G3-6-1 27 S 2-H 1B		1-1 G3-6-1			2-2 1B 16 1B		2-1 1B 2B	5 0 3 1 0 0 2
27 Vladimir Guerrero, R OBP: 0.364, SLG: 0.552	3-2 HR		1-2 G5-3			2-2 G5-3		0-0 F8		4-0 1B IBB	4 1 1 1 1 0 2
16 Garret Anderson, L OBP: 0.319, SLG: 0.443	0-1 G3			0-1 E6		1-2 L8		0-1 FC6 1-3 1B		0-0 F7	5 0 1 0 0 0 2
Steve Finley, L OBP: 0.294, SLG: 0.399		2-2 F8		1-0 F8		2-2 G5-3		2-3 K		1-1 1B 1-2 2-3 1B	5 0 1 0 0 1 3
Bengie Molina, R OBP: 0.331, SLG: 0.443		0-1 G6-3		1-0 P4			0-0 P4	0-1 FC6		3-2 G1-3	5 0 0 0 0 0 6
Jeff DaVanon, S OBP: 0.344, SLG: 0.320		3-3 K		3-1 F7			0-2 F8		2-0 G3		4 0 0 0 0 1 1
Orlando Cabrera, R OBP: 0.298, SLG: 0.348			1-1 G6-3		2-1 9 1B		0-2 S 1B		1-2 F8		4 0 2 0 0 0 0
Adam Kennedy, L OBP: 0.379, SLG: 0.401			0-2 1B 2B		1-2 F8		4-1 BB		1-2 G4-3		3 1 1 0 1 0 1

Inning Stats	R: 1 E: 0 K: 0 S: 9	H: 1 LOB: 0 BB: 0 P: 14	R: 0 E: 0 K: 1 S: 8	H: 0 LOB: 0 BB: 0 P: 13	R: 1 E: 0 K: 1 S: 14	H: 2 LOB: 1 BB: 0 P: 18	R: 0 E: 1 K: 0 S: 7	H: 0 LOB: 1 BB: 0 P: 11	R: 0 E: 0 K: 0 S: 9	H: 2 LOB: 1 BB: 0 P: 13	R: 0 E: 0 K: 0 S: 12	H: 0 LOB: 0 BB: 0 P: 17	R: 0 E: 0 K: 1 S: 13	H: 1 LOB: 2 BB: 1 P: 16	R: 0 E: 0 K: 1 S: 11	H: 2 LOB: 2 BB: 0 P: 15	R: 0 E: 0 K: 0 S: 7	H: 0 LOB: 0 BB: 0 P: 11	R: 0 E: 0 K: 0 S: 11	H: 2 LOB: 3 BB: 1 P: 21	1B: 7 2B: 2 3B: 0 HR: 1	SF: 0 SAC: 0 DP: 1 HBP: 0
--------------	------------------------------	----------------------------------	------------------------------	----------------------------------	-------------------------------	----------------------------------	------------------------------	----------------------------------	------------------------------	----------------------------------	-------------------------------	----------------------------------	-------------------------------	----------------------------------	-------------------------------	----------------------------------	------------------------------	----------------------------------	-------------------------------	----------------------------------	----------------------------------	------------------------------------

PITCHER	IP	WLS	BF	H	R	ER	SO	BB	IBB	HBP	BLK	WP	HR	S	P	ERA	WHIP
Josh Towers, R ERA: 4.6	6.2		27	6	2	1	2	1	0	0	0	0	1	69	99	1.35	1.050
Scott Schoeneweis, L ERA: 4.5	0.1		2	1	0	0	1	0	0	0	0	0	0	6	8	0.00	3.000
54 Jason Frasor, R ERA: 4.2	1.0		4	1	0	0	1	0	0	0	0	0	0	8	10	0.00	1.000
Miguel Batista, R ERA: 2.98	2.0	W	9	2	0	0	0	0	1	0	0	0	0	18	32	0.00	1.000

TOP

Los Angeles Angels @ Toronto Blue Jays
Rogers Centre, Toronto, ON
Wed Jul 27 2005, 7:07 PM EDT
Att. 18,998 - Partly Cloudy - 72 F

AB	40
R	2
H	10
RBI	2
BB	2
SO	4
LOB	20



WP: 0	PA: 42
PB: 0	
SB: 2	
CS: 0	

Batter	1	2	3	4	5	6	7	8	9	10	AB R H RBI BB SO LOB
8 Russ Adams, L OBP: 0.327, SLG: 0.418 (1, 6)	G4-3		F8	G3			G3			SH5-3 1B	5 1 1 0 0 0 2
Frank Catalanotto, L OBP: 0.374, SLG: 0.453 (1, 7)	L9		10 1B				K			SH5-3 1B	4 0 1 0 0 1 0
10 Vernon Wells, R OBP: 0.324, SLG: 0.507 (1, 8)	F8		1B				G4-3			47 2 1B IBB	4 1 2 0 1 0 0
Shea Hillenbrand, R OBP: 0.362, SLG: 0.472 (1, 10)		K	F4				P5			47 G4-6-3 1B	4 0 1 0 0 1 3
2 Aaron Hill, R OBP: 0.371, SLG: 0.444 (8, PR)										47 WP 1B	1 0 1 0 0 0 0
47 Corey Koskie, L OBP: 0.314, SLG: 0.420 (1, 5)		P4	L8							WP	5 0 1 1 0 0 5
9 Gregg Zaun, S OBP: 0.377, SLG: 0.414 (1, 2)		1B 15 1B BB					F7				2 1 0 0 2 0 2
Eric Hinske, L OBP: 0.325, SLG: 0.421 (1, 3)		15 1B 1B					K			G3-1	4 0 1 0 0 2 1
15 Alex Rios, R OBP: 0.330, SLG: 0.422 (1, 9)		1B					F8			G4-3	4 0 1 1 0 0 1
Orlando Hudson, S OBP: 0.326, SLG: 0.419 (1, 4)		G1-3					K			K	4 0 1 0 0 2 2


Inning Stats	R: 0	H: 0	E: 0	K: 0	S: 9	R: 1	H: 2	E: 0	K: 1	S: 13	R: 0	H: 2	E: 0	K: 0	S: 11	R: 0	H: 1	E: 0	K: 1	S: 11	R: 1	H: 2	E: 0	K: 0	S: 7	R: 0	H: 0	E: 0	K: 2	S: 11	R: 0	H: 0	E: 0	K: 1	S: 9	R: 0	H: 1	E: 0	K: 0	S: 7	R: 0	H: 0	E: 0	K: 1	S: 7	R: 0	H: 0	E: 0	K: 1	S: 7	R: 1	H: 2	E: 0	K: 0	S: 6
	0	0	0	0	12	0	2	0	1	13	0	2	0	0	11	0	1	0	1	0	11	1	2	0	0	7	0	0	0	11	0	0	0	9	0	1	0	7	0	0	0	7	0	0	0	7	1	2	0	0	6				

PITCHER	IP	WLS	BF	H	R	ER	SO	BB	IBB	HBP	BLK	WP	HR	S	P	ERA	WHIP
40 Bartolo Colon, R ERA: 3.72 (1, 1)	7.0		30	7	2	2	5	2	0	0	0	0	0	71	108	2.57	1.286
62 Scot Shields, R ERA: 2.13 (8, 1)	2.0		6	1	0	0	1	0	0	0	0	0	0	14	21	0.00	0.500
Brendan Donnelly, R ERA: 3.4 (10, 1)	0.1	L	5	2	1	1	0	0	1	0	0	1	0	6	14	27.00	6.000

Los Angeles Angels @ Toronto Blue Jays
 Rogers Centre, Toronto, ON
 Wed Jul 27 2005, 7:07 PM EDT
 Att. 18,998 - Partly Cloudy - 72 F

livebaseballscorecards.com

AB	37
R	3
H	10
RBI	2
BB	3
SO	6
LOB	16



WP	1	PA	41
PB	0		
SB	0		
CS	0		

Batter	1	2	3	4	5	6	7	8	9	10	11	12	13	14	15	16	17	18	AB R H RBI BB SO LOB	TOP										
9 Chone Figgins, S OBP: 0.342, SLG: 0.396 (1, 7)																			8 0 1 0 0 3 4											
Darin Erstad, L OBP: 0.339, SLG: 0.383 (1, 3)																				8 0 1 0 0 1 2										
20 Juan Rivera, R OBP: 0.275, SLG: 0.417 Jeff DeVore, S OBP: 0.347, SLG: 0.317 (9, PR) (9, 9)																				4 0 1 0 0 0 2 2 1 0 0 2 0 0										
16 Garret Anderson, L OBP: 0.315, SLG: 0.435 (1, 10)																				7 0 0 0 1 2 4										
Bengie Molina, R OBP: 0.339, SLG: 0.438 27 Vladimir Guerrero, R OBP: 0.396, SLG: 0.552 José Molina, R OBP: 0.286, SLG: 0.305 (9, PH) (9, PR) (9, 2)																				3 0 0 0 0 0 0 0 0 0 0 1 0 0 3 0 0 0 0 0 3										
Steve Finley, L OBP: 0.290, SLG: 0.392 (1, 8)																				7 0 1 1 0 0 2										
Orlando Cabrera, R OBP: 0.298, SLG: 0.347 (1, 6)																				7 0 2 0 0 2 3										
6 Maicer Izturis, S OBP: 0.338, SLG: 0.405 (1, 5)																				6 0 1 0 0 0 2										
Adam Kennedy, L OBP: 0.377, SLG: 0.397 (1, 4)																				7 0 2 0 0 2 2										
Inning Stats	R: 0 E: 0 K: 1 S: 8	H: 1 LOB: 1 BB: 11	R: 0 E: 0 K: 1 S: 8	H: 0 LOB: 0 BB: 10	R: 0 E: 0 K: 1 S: 11	H: 0 LOB: 0 BB: 18	R: 0 E: 0 K: 0 S: 3	H: 0 LOB: 0 BB: 6	R: 0 E: 0 K: 0 S: 9	H: 1 LOB: 1 BB: 11	R: 0 E: 0 K: 0 S: 6	H: 0 LOB: 0 BB: 10	R: 0 E: 0 K: 1 S: 10	H: 1 LOB: 1 BB: 17	R: 1 E: 0 K: 1 S: 11	H: 1 LOB: 2 BB: 21	R: 0 E: 0 K: 2 S: 10	H: 0 LOB: 0 BB: 14	R: 0 E: 0 K: 0 S: 4	H: 0 LOB: 0 BB: 4	R: 0 E: 0 K: 1 S: 10	H: 0 LOB: 1 BB: 19	R: 0 E: 0 K: 1 S: 13	H: 1 LOB: 2 BB: 19	R: 0 E: 0 K: 0 S: 3	H: 0 LOB: 0 BB: 5	1B: 7 2B: 1 3B: 1 HR: 0	SF: 0 SAC: 1 DP: 0 HBP: 0	WP: 0 PA: 67 PB: 0 SB: 2 CS: 0	
PITCHER	IP WLS BF H R ER SO BB IBB HBP BLK WP HR S P ERA WHIP	8.1 0.1 1.1 3.0 1.0	32 1 4 9 4	5 0 0 0 0	1 0 0 0 0	1 0 0 0 1	4 0 0 0 1	0 0 0 0 0	2 0 0 0 0	0 0 0 0 1	0 0 0 0 0	65 3 14 20 10	106 4 18 28 19	1.08 0.00 0.00 0.00 0.00	0.600 0.000 0.000 0.000 1.000	PITCHER	IP WLS BF H R ER SO BB IBB HBP BLK WP HR S P ERA WHIP	1.0 0.1 3.0	4 13 13	1 3 3	0 0 0	0 0 0	0 0 2	0 0 1	0 0 0	0 0 0	8 27 40	15 40 27	0.00 0.00 0.00	1.000 1.333 0.000

Los Angeles Angels @ Toronto Blue Jays
Rogers Centre, Toronto, ON
Thu Jul 28 2005, 7:07 PM EDT
Att. 19,706 - Clear - 75 F

livebaseballscorecards.com

AB	62
R	1
H	9
RBI	1
BB	4
SO	10
LOB	24



Batter	1	2	3	4	5	6	7	8	9	AB R H RBI BB SO LOB	TOP										
9 Chone Figgins, S OBP: 0.341, SLG: 0.395 (1, 5) X	0-0 CS 1B	3-2 G4-3			0-0 G3			1-1 E1 G1-6-3		4 0 1 0 0 0 1											
Orlando Cabrera, R OBP: 0.294, SLG: 0.342 (1, 6)	3-3 K		0-0 F9		0-1 G5-3			4-2 F8		4 0 0 0 0 1 2											
Darin Erstad, L OBP: 0.338, SLG: 0.381 (1, 3)	0-2 P4		0-2 G3			1-2 G1-4-3 1B		1-1 G1-6-3		4 0 1 0 0 0 1											
27 Vladimir Guerrero, R OBP: 0.367, SLG: 0.551 (1, 10)		3-2 16 HR 1B	1-1 G1		1-2 G1-4-3			2-0 G3 20 G5-3 1B		4 2 2 0 0 0 1											
16 Garret Anderson, L OBP: 0.317, SLG: 0.443 (1, 7)		1-1 HR		2-2 G3		0-0 G6-3		1-1 G3 1B		4 1 2 2 0 0 0											
Steve Finley, L OBP: 0.287, SLG: 0.387 (1, 8)		2-3 K		1-3 K			1-0 F9	1-1 G3		4 0 0 0 0 2 2											
20 Juan Rivera, R OBP: 0.275, SLG: 0.418 (1, 9)		1-2 P4		2-2 2B			1-2 P4	0-1 G5-3		4 0 1 1 0 0 1											
Bengie Molina, R OBP: 0.329, SLG: 0.452 (1, 2)		2-1 HR		0-3 K			1-1 1B	3-1 K		4 1 2 1 0 2 2											
Adam Kennedy, L OBP: 0.376, SLG: 0.397 (1, 4)		1-1 1B		2-3 K			1-1 G4-3			3 0 1 0 0 1 1											
Inning Stats	R: 0 E: 0 K: 1 S: 9	H: 1 LOB: 0 BB: 0 P: 12	R: 3 E: 0 K: 1 S: 19	H: 4 LOB: 1 BB: 0 P: 32	R: 0 E: 0 K: 0 S: 6	H: 0 LOB: 0 BB: 0 P: 7	R: 0 E: 0 K: 2 S: 14	H: 1 LOB: 1 BB: 0 P: 19	R: 0 E: 0 K: 1 S: 6	H: 0 LOB: 0 BB: 0 P: 8	R: 0 E: 0 K: 0 S: 10	H: 1 LOB: 0 BB: 0 P: 12	R: 0 E: 1 K: 0 S: 9	H: 1 LOB: 1 BB: 0 P: 13	R: 1 E: 0 K: 1 S: 12	H: 2 LOB: 1 BB: 0 P: 18	1B: 7 2B: 1 3B: 0 HR: 2	SF: 0 SAC: 0 DP: 2 HBP: 0	WP: 0 PB: 0 SB: 1 CS: 1	PA: 35	
PITCHER 35 Mike Mussina, R ERA: 3.8 Tanyon Sturtze, R ERA: 4.13	IP 8.0	WLS L	BF 30	H 8	R 3	ER 3	SO 5	BB 0	IBB 0	HBP 0	BLK 0	WP 0	HR 2	S 81	P 115	ERA 3.38	WHIP 1.000				
	IP 1.0	WLS 5	BF 2	H 2	R 1	ER 1	SO 1	BB 0	IBB 0	HBP 0	BLK 0	WP 0	HR 0	S 12	P 18	ERA 9.00	WHIP 2.000				

Los Angeles Angels @ New York Yankees
 Yankee Stadium, Bronx, NY
 Fri Jul 29 2005, 7:05 PM EDT
 Att. 54,025 - Party Cloudy - 80 F

AB	35
R	4
H	10
RBI	4
BB	0
SO	6
LOB	11



Batter	1	2	3	4	5	6	7	8	9	AB	R	H	RBI	BB	SO	LOB
2 Derek Jeter, R OBP: 0.380, SLG: 0.438 (1, 6)	2-2 1B 13 FC5-2-5 1B		4-2 CS BB		3-3 K		1-2 2B			3	0	2	0	1	1	0
24 Robinson Canó, L OBP: 0.330, SLG: 0.483 (1, 4)	1-1 F8		0-0 P4		1-2 G4-3		2-1 L3			4	0	0	0	0	0	4
Gary Sheffield, R OBP: 0.393, SLG: 0.534 (1, 9)	3-2 13 FC5-2-5 1B		1-2 13 FC6-4 HBP		2-1 L8		0-1 P3			3	0	1	0	0	0	1
13 Alex Rodriguez, R OBP: 0.419, SLG: 0.588 (1, 5)	1-0 FC5-2-5		0-0 FC6-4		1-3 K		0-1 55 G1-6-3 1B			4	0	1	0	0	1	4
55 Hideki Matsui, L OBP: 0.374, SLG: 0.514 (1, 7)	1-1 F8		1-1 G5-3		1-0 25 BB HBP		0-0 G1-6-3			3	0	0	0	0	0	3
25 Jason Giambi, L OBP: 0.431, SLG: 0.510 (1, 10)		1-1 F8	1-3 K		4-1 BB		2-3 K			3	0	0	0	1	2	0
20 Jorge Posada, S OBP: 0.343, SLG: 0.421 (1, 2)		0-0 G5-3	0-0 1B		2-2 F9		0-1 G3-1			4	0	1	0	0	0	2
Tino Martinez, L OBP: 0.312, SLG: 0.470 (1, 3)		1-3 K	3-3 K		2-1 HR		0-0 F7			4	1	1	1	0	2	1
Tony Womack, L OBP: 0.273, SLG: 0.268 (1, 8)		1-0 CS 2B	1-1 G4-3		1-1 G4-3		1-1 F8			4	0	1	0	0	0	0

Inning Stats	R: 0	H: 2	E: 0	LOB: 2	K: 0	S: 13	R: 0	H: 0	E: 0	LOB: 0	K: 1	S: 6	R: 0	H: 1	E: 0	LOB: 2	K: 0	S: 8	R: 0	H: 1	E: 0	LOB: 1	K: 2	S: 11	R: 0	H: 0	E: 0	LOB: 0	K: 1	S: 8	R: 0	H: 0	E: 0	LOB: 2	K: 1	S: 11	R: 1	H: 2	E: 0	LOB: 1	K: 0	S: 13	R: 0	H: 1	E: 0	LOB: 0	K: 1	S: 7	R: 0	H: 0	E: 0	LOB: 0	K: 0	S: 5	1B: 4	SF: 0	2B: 2	SAC: 0	3B: 0	DP: 1	HR: 1	HBP: 2	WP: 0	PA: 36
--------------	------	------	------	--------	------	-------	------	------	------	--------	------	------	------	------	------	--------	------	------	------	------	------	--------	------	-------	------	------	------	--------	------	------	------	------	------	--------	------	-------	------	------	------	--------	------	-------	------	------	------	--------	------	------	------	------	------	--------	------	------	-------	-------	-------	--------	-------	-------	-------	--------	-------	--------

PITCHER	IP	WLS	BF	H	R	ER	SO	BB	IBB	HBP	BLK	WP	HR	S	P	ERA	WHIP
54 Ervin Santana, R ERA: 5.19 (1, 1)	6.1	W	28	6	1	1	5	2	0	0	0	0	1	66	105	1.42	1.263
Brendan Donnelly, R ERA: 3.2 (7, 1)	0.2	H	2	0	0	0	0	0	0	0	0	0	0	4	6	0.00	0.000
62 Scot Shields, R ERA: 2.23 (8, 1)	1.0	H	3	1	0	0	1	0	0	0	0	0	0	7	9	0.00	1.000
Francisco Rodriguez, R ERA: 1.94 (9, 1)	1.0	S	3	0	0	0	0	0	0	0	0	0	0	5	6	0.00	0.000

BOTTOM

Los Angeles Angels @ New York Yankees
 Yankee Stadium, Bronx, NY

Fri Jul 29 2005, 7:05 PM EDT
 Att. 54,025 - Partly Cloudy - 80 F

livebaseballscorecards.com

AB	32
R	1
H	7
RBI	1
BB	2
SO	6
LOB	15



Batter	1	2	3	4	5	6	7	8	9	AB R H RBI BB SO LOB	TOP														
9 Chone Figgins, S OBP: 0.340, SLG: 0.393 (1, 5)	3-2 F8		3-2 G5-3 PB 1B		3-3 K		1-0 SH 1B	1-3 K		4 2 1 0 0 2 2															
Orlando Cabrera, R OBP: 0.293, SLG: 0.340 (1, 6)	0-0 F9		2-0 G5-3 1-3		2-0 G6-3		0-0 27 BLK 27 G4-3 1B 2-H 3-H	1-2 G6-3		5 1 1 2 0 0 3															
Darin Erstad, L OBP: 0.338, SLG: 0.380 (1, 3)	2-2 1B		4-1 BB		2-3 K		1-1 G4-3 1-2		1-3 K	4 0 1 0 1 2 2															
27 Vladimir Guerrero, R OBP: 0.362, SLG: 0.543 (1, 10)	1-0 F7		2-3 K		0-0 G1-3		0-2 G4-3 2-H		2-3 K	5 0 0 1 0 2 2															
16 Garret Anderson, L OBP: 0.316, SLG: 0.440 (1, 7)		1-0 1B		1-2 G1-3		1-2 F9		0-3 K	1-2 G3	5 0 1 0 0 1 0															
Steve Finley, L OBP: 0.269, SLG: 0.386 (1, 8)		1-1 P5		2-1 G4-3		4-1 20 S BB		2-1 20 HR 1B		3 1 1 0 1 0 1															
20 Juan Rivera, R OBP: 0.279, SLG: 0.436 (1, 9)		2-3 K		1-1 1B		2-2 F9 1-2		0-0 1-H HR		4 1 2 2 0 1 2															
José Molina, R OBP: 0.282, SLG: 0.300 (1, 2)		2-2 L8		0-0 P4		4-2 9 SH BB 1B		2-1 SH1-3 2B		2 0 0 0 0 0 2															
Jeff DaVanon, S OBP: 0.350, SLG: 0.317 (7, PH)										0 1 0 0 1 0 0															
Josh Paul, R OBP: 0.235, SLG: 0.406 (7, 2)										1 0 1 0 0 0 0															
Adam Kennedy, L OBP: 0.380, SLG: 0.398 (1, 4)			3-1 P4		4-0 9 S BB		0-2 9 SH 1B 1B		0-0 SH1-3	2 1 1 0 1 0 0															
Inning Stats	R: 0 E: 0 K: 0 S: 8	H: 1 LOB: 1 BB: 0 P: 14	R: 0 E: 0 K: 1 S: 11	H: 1 LOB: 1 BB: 0 P: 17	R: 1 E: 0 K: 1 S: 11	H: 1 LOB: 1 BB: 1 P: 25	R: 0 E: 0 K: 0 S: 9	H: 1 LOB: 1 BB: 0 P: 13	R: 0 E: 0 K: 2 S: 8	H: 0 LOB: 1 BB: 1 P: 19	R: 0 E: 0 K: 0 S: 9	H: 0 LOB: 1 BB: 1 P: 16	R: 4 E: 1 K: 1 S: 16	H: 2 LOB: 0 BB: 1 P: 22	R: 2 E: 0 K: 1 S: 13	H: 3 LOB: 1 BB: 0 P: 19	R: 0 E: 0 K: 2 S: 10	H: 0 LOB: 0 BB: 0 P: 14	1B: 7 2B: 1 3B: 0 HR: 1	SF: 0 SAC: 2 DP: 0 HBP: 0	WP: 0 PB: 1 SB: 3 CS: 0	PA: 41			
PITCHER	IP	WLS	BF	H	R	ER	SO	BB	IBB	HBP	BLK	WP	HR	S	P	ERA	WHIP								
Shawn Chacon, R ERA: 3.78 (1, 1)	6.0		25	4	1	0	4	3	0	0	0	0	0	56	104	0.00	1.167								
Felix Rodriguez, R ERA: 4.5 (7, 1)	0.0		1	0	1	1	0	1	0	0	0	0	0	3	7	∞	∞								
Alan Embree, L ERA: 7.88 (7, 1)	0.0		2	1	0	0	0	0	0	0	0	0	0	4	5	∞	∞								
Tom Gordon, R ERA: 3.14 (7, 1)	1.0	B	7	4	5	4	1	0	0	0	1	0	1	14	19	36.00	4.000								
Wayne Franklin, L ERA: 9.64 (8, 1)	1.0		3	0	0	0	1	0	0	0	0	0	0	8	10	0.00	0.000								
PITCHER	IP	WLS	BF	H	R	ER	SO	BB	IBB	HBP	BLK	WP	HR	S	P	ERA	WHIP								
42 Mariano Rivera, R ERA: 0.81 (9, 1)	1.0	W	3	0	0	0	2	0	0	0	0	0	0	10	14	0.00	0.000								

Los Angeles Angels @ New York Yankees
 Yankee Stadium, Bronx, NY
 Sat Jul 30 2005, 1:20 PM EDT
 Att. 54,220 - Sunny - 80 F

AB	35
R	7
H	9
RBI	5
BB	4
SO	8
LOB	14



Batter	1	2	3	4	5	6	7	8	9	10	11	AB R H RBI BB SO LOB	TOP														
9 Chone Figgins, S OBP: 0.341, SLG: 0.399	1-0 CS 1B		3-3 K		0-0 G1-3			1-0 SH3		1-2 27 1B 3B		4 1 2 0 0 1 0	Los Angeles Angels @ New York Yankees Yankee Stadium, Bronx, NY Sun Jul 31 2005, 1:05 PM EDT Att: 53,653 - Partly Cloudy - 82 F														
Orlando Cabrera, R OBP: 0.301, SLG: 0.348	4-2 16 S BB			2-1 16 S HR 1B	1-2 27 CS 1B			0-1 16 S 20 SF8 2B		1-0 L3		4 2 3 1 1 0 1															
27 Vladimir Guerrero, R OBP: 0.363, SLG: 0.539	1-1 F9			0-3 K	1-2 CS			1-1 CS 16 S HBP		3-0 16 S L4-3 1B		4 0 1 1 0 1 2															
16 Garret Anderson, L OBP: 0.314, SLG: 0.436	1-2 G1-3			2-3 K				4-0 IBB		0-0 L4-3		4 0 0 0 1 1 3															
20 Juan Rivera, R OBP: 0.277, SLG: 0.429		1-2 G5-3		4-2 HR BB				0-2 SF8			0-1 G1-4-3	3 1 0 1 1 1 0															
Bengie Molina, R OBP: 0.327, SLG: 0.459		1-1 G5-3		2-2 HR			1-1 F9	1-1 CS	0-0 F7		1-2 G6-3	5 1 1 3 0 0 0															
6 Maicer Izturis, S OBP: 0.326, SLG: 0.389		1-3 K		0-2 P2			0-0 G6-3		2-1 G4-3		0-1 F9	5 0 0 0 0 1 0															
José Molina, R OBP: 0.283, SLG: 0.323 Darin Erstad, L OBP: 0.340, SLG: 0.382			2-3 K		0-0 HR		0-3 K2-3		0-1 1B			3 1 1 1 0 2 0 1 0 1 0 0 0 0															
Adam Kennedy, L OBP: 0.378, SLG: 0.393		3-2 F7		2-2 G5-3				1-1 9 SH3 2B HBP		2-3 K		3 1 0 0 0 1 1															
Inning Stats	R: 0 E: 0 K: 9	H: 1 LOB: 1 BB: 1 P: 16	R: 0 E: 0 K: 1 S: 9	H: 0 LOB: 0 BB: 0 P: 12	R: 0 E: 0 K: 2 S: 11	H: 0 LOB: 0 BB: 0 P: 19	R: 3 E: 0 K: 2 S: 22	H: 2 LOB: 0 BB: 1 P: 31	R: 1 E: 0 K: 1 S: 12	H: 2 LOB: 0 BB: 0 P: 15	R: 0 E: 0 K: 1 S: 7	H: 0 LOB: 0 BB: 0 P: 8		R: 0 E: 0 K: 1 S: 6	H: 0 LOB: 0 BB: 0 P: 7	R: 2 E: 0 K: 0 S: 9	H: 1 LOB: 1 BB: 1 P: 17	R: 0 E: 0 K: 1 S: 9	H: 1 LOB: 1 BB: 0 P: 13	R: 1 E: 0 K: 0 S: 6	H: 2 LOB: 0 BB: 0 P: 11	R: 0 E: 0 K: 0 S: 10	H: 0 LOB: 0 BB: 0 P: 11	1B: 5 2B: 2 3B: 1 HR: 2	SF: 1 SAC: 1 DP: 1 HBP: 2	WP: 0 PB: 0 SB: 4 CS: 3	PA: 45
PITCHER	IP WLS BF H R ER SO BB IBB HBP BLK WP HR S P ERA WHIP													IP WLS BF H R ER SO BB IBB HBP BLK WP HR S P ERA WHIP													
Randy Johnson, L ERA: 4.11	(1, 1) 7.1 29 6 6 6 7 2 0 1 0 0 2 80 114 7.36 1.091												Tom Gordon, R ERA: 3.08	(11, 1) 1.0 W 3 0 0 0 0 0 0 0 0 0 0 15 24 4.50 1.500													
Tanyon Sturtze, R ERA: 4.13	(8, 1) 0.0 1 0 0 0 0 0 0 0 1 0 0 0 1 2 ∞ ∞																										
Alan Embree, L ERA: 7.82	(8, 1) 0.1 2 0 0 0 0 0 0 1 0 0 0 0 3 7 0.00 0.000																										
Felix Rodriguez, R ERA: 4.41	(8, 1) 0.1 0 0 0 0 0 0 0 0 0 0 0 0 1 2 0.00 0.000																										
42 Mariano Rivera, R ERA: 0.97	(9, 1) 2.0 8 3 1 1 1 0 0 0 0 0 0 0 15 24 4.50 1.500																										

livebaseballscorecards.com

AB	36
R	7
H	9
RBI	7
BB	3
SO	8
LOB	7



BOTTOM

Los Angeles Angels @ New York Yankees
Yankee Stadium, Bronx, NY

Sun Jul 31 2005, 1:05 PM EDT
Att: 53,653 - Partly Cloudy - 82 F

livebaseballscorecards.com

AB	45
R	8
H	13
RBI	7
BB	7
SO	9
LOB	25



WP:	2	PA:	53
PB:	0		
SB:	1		
CS:	0		

AB R H RBI BB SO LOB

5	0	4	1	1	1	0
6	0	0	0	0	2	11
5	1	1	1	1	0	1
6	0	1	0	0	3	3
6	2	2	1	0	0	2
3	3	2	2	3	0	1
4	0	1	0	0	1	1
0	1	0	0	0	0	0
2	0	0	0	0	1	4
4	0	1	1	0	0	1
1	1	1	1	0	0	0
2	0	0	0	0	0	0
1	0	0	0	2	1	1

11

R: 1	H: 2	1B: 9	SF: 1
E: 0	LOB: 2	2B: 1	SAC: 0
K: 1	BB: 1	3B: 1	DP: 1
S: 16	P: 24	HR: 2	HBP: 0

10

R: 1	H: 2	1B: 2	WP: 1
E: 0	LOB: 2	2B: 1	SAC: 0
K: 3	BB: 1	3B: 1	DP: 1
S: 19	P: 31	HR: 2	HBP: 0

9

R: 0	H: 0	1B: 0	SF: 0
E: 1	LOB: 2	2B: 1	SAC: 0
K: 0	BB: 1	3B: 1	DP: 1
S: 14	P: 22	HR: 2	HBP: 0

8

R: 4	H: 2	1B: 2	WP: 1
E: 1	LOB: 3	2B: 1	SAC: 0
K: 1	BB: 3	3B: 1	DP: 1
S: 21	P: 45	HR: 2	HBP: 0

7

R: 1	H: 2	1B: 2	WP: 1
E: 0	LOB: 2	2B: 1	SAC: 0
K: 1	BB: 1	3B: 1	DP: 1
S: 11	P: 21	HR: 2	HBP: 0

6

R: 0	H: 0	1B: 0	WP: 0
E: 0	LOB: 0	2B: 0	SAC: 0
K: 0	BB: 0	3B: 0	DP: 0
S: 7	P: 8	HR: 0	HBP: 0

5

R: 0	H: 1	1B: 1	WP: 0
E: 1	LOB: 2	2B: 0	SAC: 0
K: 0	BB: 0	3B: 0	DP: 0
S: 12	P: 16	HR: 0	HBP: 0

4

R: 0	H: 1	1B: 1	WP: 0
E: 0	LOB: 1	2B: 0	SAC: 0
K: 0	BB: 0	3B: 0	DP: 0
S: 9	P: 15	HR: 0	HBP: 0

3

R: 0	H: 0	1B: 0	WP: 0
E: 0	LOB: 0	2B: 0	SAC: 0
K: 2	BB: 0	3B: 0	DP: 0
S: 9	P: 12	HR: 0	HBP: 0

2

R: 1	H: 2	1B: 2	WP: 0
E: 0	LOB: 1	2B: 0	SAC: 0
K: 1	BB: 0	3B: 0	DP: 0
S: 10	P: 14	HR: 0	HBP: 0

1

R: 0	H: 1	1B: 1	WP: 0
E: 0	LOB: 0	2B: 0	SAC: 0
K: 0	BB: 0	3B: 0	DP: 0
S: 8	P: 14	HR: 0	HBP: 0

Batter

2 Derek Jeter, R (1, 6) OBP: 0.386, SLG: 0.443
24 Robinson Cano, L (1, 4) OBP: 0.318, SLG: 0.465
Gary Sheffield, R (1, 9) OBP: 0.392, SLG: 0.526
13 Alex Rodriguez, R (1, 5) OBP: 0.418, SLG: 0.580
55 Hideki Matsui, L (1, 7) OBP: 0.374, SLG: 0.518
25 Jason Giambi, L (1, 10) OBP: 0.445, SLG: 0.553
Tino Martinez, L (1, 3) OBP: 0.311, SLG: 0.466
Bubba Crosby, L (8, PR) OBP: 0.256, SLG: 0.194
12 Andy Phillips, R (9, 3) OBP: 0.147, SLG: 0.353
Bernie Williams, S (1, 8) OBP: 0.333, SLG: 0.371
Tony Womack, L (10, PR) OBP: 0.283, SLG: 0.275
John Flaherty, R (1, 2) OBP: 0.179, SLG: 0.188
20 Jorge Posada, S (7, PH) OBP: 0.342, SLG: 0.414

Inning Stats

PITCHER	IP	WLS	BF	H	R	ER	SO	BB	IBB	HBP	BLK	WP	HR	S	P	ERA	WHIP
Chris Bootcheck, R (1, 1) ERA: 0.6	6.0		23	5	1	1	3	0	0	0	0	0	1	55	79	1.50	0.833
Esteban Yan, R (7, 1) ERA: 3.87	0.2	H	4	1	1	1	1	1	0	0	0	0	1	7	17	13.50	3.000
Brendan Donnelly, R (7, 1) ERA: 3.35	0.2	H	6	2	3	1	1	2	0	0	0	1	0	13	23	13.50	6.000
62 Scot Shields, R (8, 1) ERA: 2.2	0.2	B	5	1	1	0	0	1	0	0	0	0	0	12	26	0.00	3.000
Joel Peralta, R (9, 1) ERA: 3.61	1.0		5	0	0	0	0	1	0	0	0	0	0	14	22	0.00	1.000

PITCHER

Kevin Gregg, R (10, 1) ERA: 7.02	1.1	L	10	4	2	2	4	1	1	0	0	1	0	35	55	13.50	3.750
--	-----	---	----	---	---	---	---	---	---	---	---	---	---	----	----	-------	-------

Batter	1	2	3	4	5	6	7	8	9
9 Chone Figgins, S OBP: 0.344, SLG: 0.402 (1, 5) B F B B B	4-1 G4-3 27 1B BB	2-2 G4-3		1-0 1B		1-0 2B		1-0 E5 6 G4-3 1B	
Orlando Cabrera, R OBP: 0.300, SLG: 0.350 6 Maicer Izturis, S OBP: 0.324, SLG: 0.386 (1, 6) B F SAFE (8, 6) F SAFE X	2-1 G6-3 1-2		1-2 G5-3	0-0 SAFE F7		1-0 G3 2B 2-H 3-H		1-1 G4-3 1-2	
Darin Erstad, L OBP: 0.343, SLG: 0.385 José Molina, R OBP: 0.283, SLG: 0.323 (1, 3) D C X (9, 3) D C X	1-1 G4-3 2-3		1-0 27 HR 2B		4-2 27 HR BB	1-1 G3 2-3		0-1 16 2B 20 1B 2-H	
27 Vladimir Guerrero, R OBP: 0.369, SLG: 0.560 Esteban Yan, R (1, 9) B F S X (9, 1) B F S X	1-2 1B 3-H		2-1 HR 2-H		2-2 HR 1-H	4-0 IBB		2-0 L4	
16 Garret Anderson, L OBP: 0.315, SLG: 0.445 Jeff DaVanon, S OBP: 0.350, SLG: 0.317 (1, 7) C B F S (8, PR) F S (9, 7) C B F S	2-3 K		0-1 HR		0-0 P3	1-0 G3		0-0 20 1B 1-3 2B	
20 Juan Rivera, R OBP: 0.275, SLG: 0.423 (1, 10) (9, 9)			1-1 F8		2-0 P4		1-0 F9	1-0 2-H 3-H 1B	
Steve Finley, L OBP: 0.289, SLG: 0.385 (1, 8)			2-1 G5-3 1B		2-1 G6-3		1-2 L6		
Bengie Molina, R OBP: 0.329, SLG: 0.460 (1, 2)			1 SAFE 3-2 G5-3 1-2		1-0 G5-3		0-2 9 2B 2B 1B	2-0 1B	
Adam Kennedy, L OBP: 0.376, SLG: 0.388 (1, 4)			4-0 BB		1-0 L3		0-1 F7	2-2 G3	

AB	R	H	RBI	BB	SO	LOB
4	3	2	0	1	0	2
4	0	1	2	0	0	2
1	0	0	0	0	0	1
4	3	2	1	1	0	2
0	0	0	0	0	0	0
4	2	3	5	1	0	1
0	0	0	0	0	0	0
5	1	2	1	0	1	3
0	0	0	0	0	0	0
5	0	1	1	0	0	0
4	0	1	0	0	0	0
4	1	2	0	0	0	1
3	0	0	0	1	0	2

BOTTOM	
AB	38
R	10
H	14
RBI	10
BB	4
SO	1
LOB	14
WP: 0	PA: 42
PB: 0	
SB: 0	
CS: 0	

Baltimore Orioles @ Los Angeles Angels
Angel Stadium of Anaheim, Anaheim, CA
 Tue Aug 02 2005, 7:05 PM PDT
 Att. 43,643 - Clear - 73 F

Inning Stats																			
R	H	E	K	S	R	H	E	K	S	R	H	E	K	S	R	H	E	K	S
1	1	0	1	22	0	1	0	12		0	3	0	4		2	3	0	11	
LOB	1		BB		LOB	2		BB		LOB	1		BB		LOB	2		BB	
1	22		1		2	17		1		1	1		1		2	18		15	

PITCHER	IP	WLS	BF	H	R	ER	SO	BB	IBB	HBP	BLK	WP	HR	S	P	ERA	WHIP
Sidney Ponson, R ERA: 6.12 (1, 1)	5.1	L	29	10	8	8	1	3	0	0	0	0	3	58	100	13.50	2.438
Steve Kline, L ERA: 5.31 (6, 1)	2.2		13	4	2	0	0	0	1	0	0	0	0	20	37	0.00	1.500

PITCHER	IP	WLS	BF	H	R	ER	SO	BB	IBB	HBP	BLK	WP	HR	S	P	ERA	WHIP



Baltimore Orioles @ Los Angeles Angels
Angel Stadium of Anaheim, Anaheim, CA

Wed Aug 03 2005, 7:05 PM PDT
 Att. 43,749 - Clear - 75 F



Batter	1	2	3	4	5	6	7	8	9	AB	R	H	RBI	BB	SO	LOB	TOP					
1 Brian Roberts, S OBP: 0.400, SLG: 0.548 (1, 4)	G4-3		P6		1B	G1-3		FC4-6		5	1	1	2	0	0	3						
Eric Byrnes, R OBP: 0.326, SLG: 0.437 (1, 7)	P6		F8		1B		G6-3	K		5	0	1	0	0	1	2						
10 Miguel Tejada, R OBP: 0.366, SLG: 0.582 (1, 6)	K				K					5	0	2	0	0	3	2						
Javy Lopez, R OBP: 0.298, SLG: 0.471 (1, 2)		G5-3			K					5	0	1	1	0	3	2						
6 Melvin Mora, R OBP: 0.350, SLG: 0.466 (1, 5)		K			BB					3	0	0	0	2	1	3						
Sammy Sosa, R OBP: 0.313, SLG: 0.409 (1, 10)		2B			BB					4	0	1	0	1	1	3						
B.J. Surhoff, L OBP: 0.282, SLG: 0.383 (1, 3)		G3			F7					4	1	0	0	0	0	3						
31 Jay Gibbons, L OBP: 0.298, SLG: 0.503 (1, 9)			G1-3							4	1	2	1	0	0	0						
Luis Matos, R OBP: 0.343, SLG: 0.386 (1, 8)			1B							4	1	3	0	0	1	1						
Inning Stats	R: 0 E: 0 K: 1 S: 12	H: 0 LOB: 0 BB: 0 P: 15	R: 0 E: 0 K: 1 S: 14	H: 1 LOB: 1 BB: 0 P: 18	R: 0 E: 0 K: 0 S: 7	H: 1 LOB: 1 BB: 0 P: 11	R: 0 E: 0 K: 2 S: 9	H: 0 LOB: 2 BB: 2 P: 18	R: 2 E: 0 K: 1 S: 13	H: 4 LOB: 2 BB: 0 P: 16	R: 1 E: 1 K: 1 S: 14	H: 1 LOB: 1 BB: 0 P: 18	R: 0 E: 0 K: 1 S: 10	H: 1 LOB: 2 BB: 1 P: 20	R: 1 E: 0 K: 1 S: 18	H: 2 LOB: 1 BB: 0 P: 25	R: 0 E: 0 K: 2 S: 11	H: 1 LOB: 1 BB: 0 P: 15	1B: 7 2B: 4 3B: 0 HR: 0	SF: 0 SAC: 0 DP: 0 HBP: 0	WP: 0 PB: 0 SB: 0 CS: 0	PA: 42
PITCHER	IP	WLS	BF	H	R	ER	SO	BB	IBB	HBP	BLK	WP	HR	S	P	ERA	WHIP					
41 John Lackey, R ERA: 3.65 (1, 1)	6.2	W	32	8	3	2	7	3	0	0	0	0	0	78	115	2.70	1.650					
Brendan Donnelly, R ERA: 3.45 (7, 1)	1.1		6	2	1	1	1	0	0	0	0	0	0	19	26	6.75	1.500					
Joel Peralta, R ERA: 3.68 (9, 1)	1.0		4	1	0	0	2	0	0	0	0	0	0	11	15	0.00	1.000					

livebaseballscorecards.com

AB	39
R	4
H	11
RBI	4
BB	3
SO	10
LOB	19

Batter	1	2	3	4	5	6	7	8	9
9 Chone Figgins, S OBP: 0.345, SLG: 0.402 (1, 4)	0-1 S 27 2B 1B		1-1 P3		2-2 1B 1B	0-0 F7		2-3 K	
Orlando Cabrera, R OBP: 0.304, SLG: 0.350 (1, 6)	2-3 K		4-2 G1-6-3 BB		3-2 27 BB 16 1B 1B	4-0 27 2B BB		2-3 K	
Darin Erstad, L OBP: 0.341, SLG: 0.383 (1, 3)	1-2 K		1-2 G1-6-3		0-1 27 BB 16 1B 1B	0-2 L6		0-1 F8	
27 Vladimir Guerrero, R OBP: 0.373, SLG: 0.566 (1, 9)	1-1 2B			2-1 F9	4-1 16 1B 1B BB	0-0 2B			
16 Garret Anderson, L OBP: 0.317, SLG: 0.444 (1, 7)	2-1 F9			3-0 P5	0-2 BB 1B	4-0 IBB			
Bengie Molina, R OBP: 0.332, SLG: 0.458 (1, 10)		2-0 F9		0-2 1B	1-2 BB	1-3 K			
Steve Finley, L OBP: 0.288, SLG: 0.383 (1, 8)		0-1 1B		0-1 G3	1-1 F4		2-2 P2		
José Molina, R OBP: 0.289, SLG: 0.324 (1, 2)		2-3 K			1-1 BB		2-3 K		
6 Maicer Izturis, S OBP: 0.315, SLG: 0.375 (1, 5)		1-2 F7			0-1 B2		0-2 G3		

Inning Stats	R: 1 E: 0 K: 2 S: 13	H: 2 LOB: 1 BB: 0 P: 19	R: 0 E: 0 K: 1 S: 9	H: 1 LOB: 1 BB: 0 P: 14	R: 0 E: 0 K: 0 S: 8	H: 0 LOB: 0 BB: 1 P: 14	R: 0 E: 0 K: 0 S: 8	H: 1 LOB: 1 BB: 0 P: 13	R: 6 E: 0 K: 1 S: 26	H: 5 LOB: 2 BB: 3 P: 50	R: 1 E: 0 K: 1 S: 8	H: 1 LOB: 2 BB: 2 P: 17	R: 0 E: 0 K: 1 S: 11	H: 0 LOB: 0 BB: 0 P: 15	R: 0 E: 0 K: 2 S: 9	H: 0 LOB: 0 BB: 0 P: 13
--------------	-------------------------------	----------------------------------	------------------------------	----------------------------------	------------------------------	----------------------------------	------------------------------	----------------------------------	-------------------------------	----------------------------------	------------------------------	----------------------------------	-------------------------------	----------------------------------	------------------------------	----------------------------------

PITCHER	IP	WLS	BF	H	R	ER	SO	BB	IBB	HBP	BLK	WP	HR	S	P	ERA	WHIP
45 Erik Bedard, L ERA: 2.96	4.1	L	24	8	7	7	3	4	0	0	0	0	0	57	97	14.54	2.769
Tim Byrdak, L ERA: 1.64	0.1		1	0	0	0	0	0	0	0	0	0	0	2	3	0.00	0.000
37 Chris Ray, R ERA: 2.74	2.1		11	2	1	1	3	1	1	0	0	0	0	24	42	3.86	1.286
Jason Grimsley, R ERA: 6.3	1.0		3	0	0	0	2	0	0	0	0	0	0	9	13	0.00	0.000

AB R H RBI BB SO LOB

5	2	2	0	0	1	0
3	2	1	1	2	2	1
5	1	1	1	0	1	3
3	1	2	2	1	0	0
3	1	1	2	1	0	1
3	0	1	0	1	1	2
4	0	1	0	0	0	4
3	1	1	2	1	2	1
4	0	0	0	0	1	4

1B: 8	SF: 0	WP: 0	PA: 39
2B: 2	SAC: 0	PB: 0	
3B: 0	DP: 1	SB: 1	
HR: 0	HBP: 0	CS: 0	

ERA	WHIP
-----	------

Baltimore Orioles @ Los Angeles Angels
Angel Stadium of Anaheim, Anaheim, CA


livebaseballscorecards.com

AB	33
R	8
H	10
RBI	8
BB	6
SO	8
LOB	16



IP	WLS	BF	H	R	ER	SO	BB	IBB	HBP	BLK	WP	HR	S	P	ERA	WHIP
----	-----	----	---	---	----	----	----	-----	-----	-----	----	----	---	---	-----	------

Wed Aug 03 2005, 7:05 PM PDT
Att. 43,749 - Clear - 75 F

Batter	1	2	3	4	5	6	7	8	9	AB R H RBI BB SO LOB	TOP														
1 Brian Roberts, S (1, 4) OBP: 0.399, SLG: 0.544	1-0 F9		1-3 K		0-0 G6-3		4-0 1-2 IBB			3 0 0 0 1 1 2															
Eric Byrnes, R (1, 7) OBP: 0.327, SLG: 0.442	1-3 K		2-2 3B		2-0 F8		1-0 P5			4 0 1 2 0 1 3															
6 Melvin Mora, R (1, 5) OBP: 0.349, SLG: 0.464	2-3 K		1-2 G6-3		0-1 G5-3		0-1 1B			4 0 1 0 0 1 1															
10 Miguel Tejada, R (1, 6) OBP: 0.365, SLG: 0.577		2-1 F8		2-1 G5-3		2-3 K		0-3 K		4 0 0 0 0 2 1															
Javy Lopez, R (1, 2) OBP: 0.297, SLG: 0.464		0-0 P3		2-1 HR HBP		3-3 K		2-1 P4		3 1 0 0 0 1 1															
Sammy Sosa, R (1, 10) OBP: 0.315, SLG: 0.419		3-3 K		2-0 HR		1-1 FC6-4 1B		0-1 F8		4 1 2 2 0 1 1															
B.J. Surhoff, L (1, 3) OBP: 0.286, SLG: 0.382			1-0 3B 1B	1-2 F8		1 SAFE 4-2 1-2 FC6-4 BB		2-1 F7		3 1 1 0 1 0 0	AB 33 R 4 H 5 RBI 4 BB 2 SO 8 LOB 16														
31 Jay Gibbons, L (1, 9) OBP: 0.285, SLG: 0.497			0-1 E3 3B	2-2 G4-3		0-1 F9		2-2 G3-1		4 1 0 0 0 0 3															
Luis Matos, R (1, 8) OBP: 0.337, SLG: 0.379			1-1 F8		2-3 K		1-2 FC6-4 1 WP		0-2 F9	4 0 0 0 0 1 4															
Inning Stats	R: 0 E: 0 K: 2 S: 7	H: 0 LOB: 0 BB: 0 P: 11	R: 0 E: 0 K: 1 S: 7	H: 0 LOB: 0 BB: 0 P: 12	R: 2 E: 1 K: 1 S: 15	H: 2 LOB: 1 BB: 0 P: 21	R: 2 E: 0 K: 0 S: 12	H: 1 LOB: 0 BB: 0 P: 21	R: 0 E: 0 K: 1 S: 7	H: 0 LOB: 0 BB: 0 P: 11	R: 0 E: 0 K: 0 S: 8	H: 0 LOB: 0 BB: 0 P: 13	R: 0 E: 0 K: 0 S: 11	H: 1 LOB: 3 BB: 2 P: 22	R: 0 E: 0 K: 1 S: 9	H: 1 LOB: 1 BB: 0 P: 11	R: 0 E: 0 K: 0 S: 9	H: 0 LOB: 0 BB: 0 P: 13	1B: 3 2B: 0 3B: 1 HR: 1	SF: 0 SAC: 0 DP: 0 HBP: 1	WP: 1 PB: 0 SB: 0 CS: 0	PA: 36			
PITCHER 54 Ervin Santana, R (1, 1) ERA: 4.91 Kevin Gregg, R (8, 1) ERA: 6.62	IP 7.0 2.0	WLS L	BF 29 7	H 4 1	R 4 0	ER 2 0	SO 7 1	BB 1 0	IBB 1 0	HBP 1 0	BLK 0 0	WP 1 0	HR 1 0	S 67 18	P 111 24	ERA 2.57 0.00	WHIP 0.714 0.500								

Baltimore Orioles @ Los Angeles Angels
Angel Stadium of Anaheim, Anaheim, CA

Thu Aug 04 2005, 1:05 PM PDT
Att. 43,877 - Sunny - 79 F

livebaseballscorecards.com

BOTTOM

Baltimore Orioles @ Los Angeles Angels
Angel Stadium of Anaheim, Anaheim, CA

Thu Aug 04 2005, 1:05 PM PDT
 Att: 43,877 - Sunny - 79 F

livebaseballscorecards.com

AB	34
R	1
H	4
RBI	1
BB	5
SO	10
LOB	22



AB	R	H	RBI	BB	SO	LOB
5	0	0	0	0	3	3

5	0	0	0	0	1	3
---	---	---	---	---	---	---

3	1	1	0	0	1	2
2	0	0	0	0	0	2

3	0	2	1	1	0	0
---	---	---	---	---	---	---

4	0	1	0	0	0	2
---	---	---	---	---	---	---

2	0	0	0	2	0	2
---	---	---	---	---	---	---

3	0	0	0	0	2	4
1	0	0	0	0	1	3
0	0	0	0	0	0	0

3	0	0	0	1	1	0
---	---	---	---	---	---	---

3	0	0	0	1	1	1
---	---	---	---	---	---	---

1B:	3	SF:	0
2B:	0	SAC:	0
3B:	1	DP:	0
HR:	0	HBP:	0

WP:	2	PA:	39
PB:	0		
SB:	1		
CS:	0		

Batter	1	2	3	4	5	6	7	8	9
9 Chone Figgins, S OBP: 0.341, SLG: 0.398 (1, 5)	G3		F8		K		K		K
Orlando Cabrera, R OBP: 0.300, SLG: 0.345 (1, 6)	P5			F9	F7			F8	K
Darin Erstad, L OBP: 0.341, SLG: 0.387 Casey Kotchman, L (7, 3)	F8			27 1B	K			G3	G6-3
27 Vladimir Guerrero, R OBP: 0.377, SLG: 0.567 (1, 9)		G3-1		16 F9	16 WP	20 G5-3		20 BB	16 1B
16 Garret Anderson, L OBP: 0.317, SLG: 0.442 (1, 7)		E3		F9	F7			20 BB	1B
20 Juan Rivera, R OBP: 0.280, SLG: 0.419 (1, 10)		F9				G5-3			BB
Steve Finley, L OBP: 0.286, SLG: 0.379 José Molina, R OBP: 0.287, SLG: 0.321 Jeff DaVanon, S OBP: 0.350, SLG: 0.317 (8, PH) (9, 8)		K			K	G4-3			K
Bengie Molina, R OBP: 0.331, SLG: 0.453 (1, 2)			K		E		G4-3		G5-3
Adam Kennedy, L OBP: 0.374, SLG: 0.383 (1, 4)			B1-3		FC1		K		WP

Inning Stats	R: 0	H: 0	E: 0	LOB: 0	K: 0	S: 7	R: 0	H: 0	E: 1	LOB: 1	K: 1	S: 10	R: 0	H: 0	E: 0	LOB: 0	K: 1	S: 7	R: 1	H: 2	E: 0	LOB: 2	K: 1	S: 17	R: 0	H: 0	E: 1	LOB: 2	K: 2	S: 13	R: 0	H: 0	E: 0	LOB: 1	K: 0	S: 11	R: 0	H: 0	E: 0	LOB: 0	K: 2	S: 9	R: 0	H: 2	E: 0	LOB: 3	K: 1	S: 13	R: 0	H: 0	E: 0	LOB: 2	K: 2	S: 17	1B: 3	SF: 0	2B: 0	SAC: 0	3B: 1	DP: 0	HR: 0	WP: 2	PA: 39
--------------	------	------	------	--------	------	------	------	------	------	--------	------	-------	------	------	------	--------	------	------	------	------	------	--------	------	-------	------	------	------	--------	------	-------	------	------	------	--------	------	-------	------	------	------	--------	------	------	------	------	------	--------	------	-------	------	------	------	--------	------	-------	-------	-------	-------	--------	-------	-------	-------	-------	--------

PITCHER	IP	WLS	BF	H	R	ER	SO	BB	IBB	HBP	BLK	WP	HR	S	P	ERA	WHIP
Rodrigo Lopez, R ERA: 4.74 (1, 1)	5.0	W	21	2	1	1	5	2	0	0	0	1	0	54	94	1.80	0.800
Todd Williams, R ERA: 3.42 (6, 1)	1.2	H	6	0	0	0	1	1	0	0	0	0	0	17	30	0.00	0.600
Tim Byrdak, L ERA: 1.5 (7, 1)	1.0	H	5	2	0	0	1	0	0	0	0	0	0	11	14	0.00	2.000
Jorge Julio, R ERA: 4.26 (8, 1)	0.0		1	0	0	0	0	1	0	0	0	0	0	2	6	∞	∞
B.J. Ryan, L ERA: 2.98 (8, 1)	1.1	S	6	0	0	0	3	1	0	0	0	1	0	20	32	0.00	0.750

Batter	1	2	3	4	5	6	7	8	9	AB R H RBI BB SO LOB	TOP																
Joey Gathright, L (1, 8) OBP: 0.347, SLG: 0.375	0-1 2B		4-2 BB		0-1 1B		3-2 G5-3			3 1 2 0 1 0 0	Tampa Bay Devil Rays @ Los Angeles Angels Angel Stadium of Anaheim, Anaheim, CA Fri Aug 05 2005, 7:05 PM PDT Att. 43,873 - Clear - 77 F																
13 Carl Crawford, L (1, 7) OBP: 0.325, SLG: 0.462	3-1 F8		0-1 P4		0-0 1B		2-2 G4-3			4 0 1 0 0 0 2																	
3 Jorge Cantu, R (1, 5) OBP: 0.314, SLG: 0.475	2-1 G6-3		2-3 K		1-2 SF9		2-3 K			3 0 0 1 0 2 1																	
Aubrey Huff, L (1, 10) OBP: 0.332, SLG: 0.439	2-0 G4-3			2-2 HR	1-1 G4-3		1-0 F7			4 1 1 1 0 0 2																	
Julio Lugo, R (1, 6) OBP: 0.357, SLG: 0.397		1-1 F9		2-3 K		0-1 L8		0-3 K		4 0 0 0 0 2 0																	
31 Jonny Gomes, R (1, 9) OBP: 0.361, SLG: 0.544		0-3 K		1-1 P4		0-0 F7		3-1 P6		4 0 0 0 0 1 0																	
Travis Lee, L (1, 3) OBP: 0.336, SLG: 0.380		4-2 BB		0-3 K		0-1 F8		1-0 HR		3 1 1 1 1 1 0																	
Toby Hall, R (1, 2) OBP: 0.323, SLG: 0.394		2-2 F8			0-0 P4		1-2 G5-3			4 0 0 0 0 0 1																	
Nick Green, R (1, 4) OBP: 0.341, SLG: 0.360			0-2 P4		4-2 BB		1-3 K			2 1 0 0 1 1 0																	
Inning Stats	R: 1 H: 1 E: 1 LOB: 0 K: 0 BB: 0 S: 7 P: 14	R: 0 H: 0 E: 0 LOB: 1 K: 1 BB: 1 S: 14 P: 21	R: 0 H: 0 E: 0 LOB: 1 K: 1 BB: 1 S: 15 P: 19	R: 1 H: 1 E: 0 LOB: 0 K: 2 BB: 0 S: 13 P: 18	R: 1 H: 2 E: 0 LOB: 2 K: 0 BB: 1 S: 14 P: 20	R: 0 H: 0 E: 0 LOB: 0 K: 0 BB: 0 S: 5 P: 5	R: 0 H: 0 E: 0 LOB: 0 K: 1 BB: 0 S: 12 P: 17	R: 0 H: 0 E: 0 LOB: 0 K: 1 BB: 0 S: 7 P: 12	R: 1 H: 1 E: 0 LOB: 0 K: 1 BB: 0 S: 7 P: 11	1B: 2 SF: 1 2B: 1 SAC: 0 3B: 0 DP: 0 HR: 2 HBP: 0		WP: 0 PA: 35 PB: 0 SB: 1 CS: 0															
PITCHER	IP WLS BF H R ER SO BB IBB HBP BLK WP HR S P ERA WHIP											PITCHER	IP WLS BF H R ER SO BB IBB HBP BLK WP HR S P ERA WHIP														
Paul Byrd, R (1, 1) ERA: 4.04	6.0	25	4	3	2	4	3	0	0	0	0	1	68	97	3.00	1.167											
62 Scot Shields, R (7, 1) ERA: 2.14	2.0	W	6	0	0	0	2	0	0	0	0	0	19	29	0.00	0.000											
Francisco Rodriguez, R (9, 1) ERA: 2.68	1.0	S	4	1	1	1	1	0	0	0	0	1	7	11	9.00	1.000											

AB	31
R	4
H	5
RBI	3
BB	3
SO	7
LOB	6



BOTTOM

Tampa Bay Devil Rays @ Los Angeles Angels
Angel Stadium of Anaheim, Anaheim, CA

Fri Aug 05 2005, 7:05 PM PDT
Att. 43,873 - Clear - 77 F

livebaseballscorecards.com

AB	30
R	5
H	9
RBI	5
BB	2
SO	3
LOB	7



WP:	1	PA:	34
PB:	0	SB:	2
CS:	2		

AB R H RBI BB SO LOB

4	0	0	0	0	0	1
4	1	2	1	0	0	0
3	2	2	0	1	0	0
3	0	0	1	0	2	2
3	0	1	1	1	0	0
4	1	2	1	0	0	2
3	1	1	1	0	0	2
3	0	0	0	0	1	0
3	0	1	0	0	0	0

1B:	6	SF:	1
2B:	0	SAC:	0
3B:	0	DP:	0
HR:	3	HBP:	0

Batter	1	2	3	4	5	6	7	8	9
9 Chone Figgins, S OBP: 0.338, SLG: 0.394 (1, 8)	0-2 G3	1-0 FC4-6 CS, BLK 1-2f			2-1 G4-3		1-0 F7		
Orlando Cabrera, R OBP: 0.302, SLG: 0.356 (1, 6)	0-0 HR	1-1 CS 1-3	1-1 G6-3		2-2 G4-3			2-2 E9 CS 1B	
Jeff DaVanon, S OBP: 0.357, SLG: 0.323 (1, 10)	4-1 16 F, 16 S 16 1B BB		1-1 27 WP, 27 SF8 1B			2-1 F8		0-1 27 G1-4-3, 27 S 1B 2-3	
27 Vladimir Guerrero, R OBP: 0.373, SLG: 0.562 (1, 9)	1-3 K		2-2 SF8 1-H		1-3 K		1-1 G1-4-3		
16 Garret Anderson, L OBP: 0.318, SLG: 0.442 (1, 7)	0-2 1B 1-H		2-0 F7		2-1 G3		4-0 IBB		
Bengie Molina, R OBP: 0.333, SLG: 0.466 (1, 2)	1-2 1B		1-0 F9			0-0 HR	0-0 P3		
Casey Kotchman, L OBP: 0.176, SLG: 0.267 (1, 3)	0-0 G5-3		0-1 G3			2-0 HR			
6 Maicer Izturis, S OBP: 0.309, SLG: 0.367 (1, 5)		1-3 K	1-0 F8			1-0 F8			
Adam Kennedy, L OBP: 0.374, SLG: 0.383 (1, 4)		1-2 9 FC4-6 1B			3-2 F7		0-1 G4-3		

Inning Stats	R: 2	H: 3	E: 0	K: 1	S: 15	LOB: 2	BB: 1	P: 21
	R: 0	H: 1	E: 0	K: 1	S: 8	LOB: 0	BB: 0	P: 12
	R: 1	H: 1	E: 0	K: 0	S: 8	LOB: 0	BB: 0	P: 14
	R: 0	H: 0	E: 0	K: 0	S: 4	LOB: 0	BB: 0	P: 6
	R: 0	H: 0	E: 0	K: 0	S: 12	LOB: 0	BB: 0	P: 19
	R: 0	H: 0	E: 0	K: 1	S: 7	LOB: 0	BB: 0	P: 12
	R: 2	H: 2	E: 0	K: 0	S: 6	LOB: 0	BB: 0	P: 10
	R: 0	H: 2	E: 1	K: 0	S: 8	LOB: 2	BB: 1	P: 15

PITCHER	IP	WLS	BF	H	R	ER	SO	BB	IBB	HBP	BLK	WP	HR	S	P	ERA	WHIP
Doug Waechter, R ERA: 5.27 (1, 1)	7.0	L	28	7	5	4	3	1	0	0	1	1	3	60	94	5.14	1.143
Jesus Colome, R ERA: 5.73 (8, 1)	1.0		5	2	0	0	0	0	1	0	0	0	0	8	15	0.00	2.000

Batter 1 2 3 4 5 6 7 8 9 AB R H RBI BB SO LOB TOP

Joey Gathright, L <small>(1, 8)</small> <small>OBP: 0.350, SLG: 0.398</small>										5 1 2 1 0 0 1
13 Carl Crawford, L <small>(1, 7)</small> <small>OBP: 0.325, SLG: 0.466</small>										4 1 3 2 0 1 0
Julio Lugo, R <small>(1, 6)</small> <small>OBP: 0.360, SLG: 0.400</small>										4 0 1 0 0 1 2
3 Jorge Cantu, R <small>(1, 4)</small> <small>OBP: 0.314, SLG: 0.473</small>										3 0 0 1 0 0 1 0 0 0 0 0 0 0
Aubrey Huff, L <small>(1, 9)</small> <small>OBP: 0.329, SLG: 0.435</small> Damon Hollins, R <small>(9, 9)</small> <small>OBP: 0.321, SLG: 0.469</small>										4 1 1 0 0 1 1
Travis Lee, L <small>(1, 3)</small> <small>OBP: 0.334, SLG: 0.382</small>										3 1 1 0 1 1 1
31 Jonny Gomes, R <small>(1, 10)</small> <small>OBP: 0.364, SLG: 0.541</small>										4 0 1 1 0 1 2
Toby Hall, R <small>(1, 2)</small> <small>OBP: 0.322, SLG: 0.392</small>										4 0 0 0 0 1 2
Alex Gonzalez, R <small>(1, 5)</small> <small>OBP: 0.321, SLG: 0.402</small>										4 0 0 0 0 1 2

Inning Stats	R: 1 H: 3 E: 0 K: 0 S: 21	H: 3 LOB: 1 BB: 0 P: 25	R: 1 H: 2 E: 0 K: 1 S: 12	H: 2 LOB: 1 BB: 0 P: 18	R: 1 H: 2 E: 0 K: 0 S: 15	H: 2 LOB: 1 BB: 0 P: 22	R: 3 H: 4 E: 0 K: 0 S: 9	H: 4 LOB: 1 BB: 0 P: 16	R: 0 H: 0 E: 0 K: 1 S: 8	H: 0 LOB: 0 BB: 0 P: 10	R: 0 H: 0 E: 0 K: 1 S: 6	H: 0 LOB: 0 BB: 0 P: 8	R: 0 H: 0 E: 0 K: 3 S: 9	H: 0 LOB: 0 BB: 0 P: 12	R: 0 H: 0 E: 0 K: 1 S: 9	H: 0 LOB: 1 BB: 1 P: 19	R: 0 H: 0 E: 0 K: 0 S: 6	H: 0 LOB: 0 BB: 0 P: 8	R: 0 H: 0 E: 0 K: 0 S: 6	H: 0 LOB: 0 BB: 0 P: 8	1B: 7 SF: 1 2B: 3 SAC: 0 3B: 1 DP: 0 HR: 0 HBP: 0	WP: 1 PA: 38 PB: 0 SB: 0 CS: 1
--------------	---------------------------	-------------------------	---------------------------	-------------------------	---------------------------	-------------------------	--------------------------	-------------------------	--------------------------	-------------------------	--------------------------	------------------------	--------------------------	-------------------------	--------------------------	-------------------------	--------------------------	------------------------	--------------------------	------------------------	--	---

PITCHER	IP WLS BF H R ER SO BB IBB HBP BLK WP HR S P ERA WHIP	IP WLS BF H R ER SO BB IBB HBP BLK WP HR S P ERA WHIP
Chris Bootcheck, R <small>(1, 1)</small> <small>ERA: 3.38</small>	3.2 L 20 10 6 6 1 0 0 0 0 1 0 54 76 14.73 2.727	
Kevin Gregg, R <small>(4, 1)</small> <small>ERA: 5.9</small>	4.1 15 1 0 0 6 1 0 0 0 0 0 35 54 0.00 0.462	
Brendan Donnelly, R <small>(9, 1)</small> <small>ERA: 3.38</small>	1.0 3 0 0 0 0 0 0 0 0 0 0 6 8 0.00 0.000	

Tampa Bay Devil Rays @ Los Angeles Angels
Angel Stadium of Anaheim, Anaheim, CA
 Sat Aug 06 2005, 7:05 PM PDT
 Att. 43,909 - Clear - 78 F

AB	36
R	6
H	11
RBI	6
BB	1
SO	7
LOB	10



Batter	1	2	3	4	5	6	7	8	9	AB R H RBI BB SO LOB	TOP
Joey Gathright, L (1, 8) OBP: 0.333, SLG: 0.378 	1-3 		0-2 		2-3 		1-3 		2-2 	5 0 0 0 0 3 4	Tampa Bay Devil Rays @ Los Angeles Angels Angel Stadium of Anaheim, Anaheim, CA Sun Aug 07 2005, 1:05 PM PDT Att. 43,730 - Sunny - 82 F livebaseballscorecards.com
Julio Lugo, R (1, 6) OBP: 0.359, SLG: 0.399 	1-2 		0-0 			3-1 		0-2 		4 0 1 0 0 0 1	
Aubrey Huff, L (1, 10) OBP: 0.326, SLG: 0.431 	0-3 		1-0 			2-2 		1-1 		4 0 0 0 0 1 2	
31 Jonny Gomes, R (1, 7) OBP: 0.366, SLG: 0.557 	0-1 			2-2 		0-0 		1-0 		4 1 2 1 0 0 1	
Damon Hollins, R (1, 9) OBP: 0.316, SLG: 0.462 		3-3 		0-1 		2-2 		3-1 		4 0 0 0 0 1 1	
Travis Lee, L (1, 3) OBP: 0.333, SLG: 0.384 		1-1 		2-1 			0-0 	2-2 		4 1 1 0 0 0 1	
Alex Gonzalez, R (1, 5) OBP: 0.324, SLG: 0.416 		4-2 			0-2 		2-2 	2-1 		3 1 1 1 1 0 1	
Pete Laforest, L (1, 2) OBP: 0.320, SLG: 0.391 		0-0 		1-3 		0-1 	2-1 	2-1 		4 1 2 1 0 1 1	
Nick Green, R (1, 4) OBP: 0.347, SLG: 0.370 			2-0 		1-0 		1-0 	3-2 		4 0 3 1 0 0 1	
Inning Stats	R: 0 H: 1 E: 0 LOB: 1 K: 2 BB: 0 S: 11 P: 13	R: 0 H: 0 E: 0 LOB: 1 K: 1 BB: 1 S: 12 P: 20	R: 0 H: 1 E: 0 LOB: 1 K: 0 BB: 0 S: 6 P: 9	R: 0 H: 1 E: 0 LOB: 0 K: 0 BB: 0 S: 7 P: 11	R: 0 H: 1 E: 0 LOB: 1 K: 2 BB: 0 S: 13 P: 17	R: 1 H: 1 E: 0 LOB: 0 K: 0 BB: 0 S: 10 P: 17	R: 1 H: 2 E: 1 LOB: 1 K: 1 BB: 0 S: 10 P: 14	R: 0 H: 0 E: 0 LOB: 0 K: 0 BB: 0 S: 6 P: 8	R: 2 H: 3 E: 0 LOB: 1 K: 0 BB: 0 S: 17 P: 31	1B: 4 SF: 0 2B: 4 SAC: 0 3B: 0 DP: 1 HR: 2 HBP: 0	WP: 0 PA: 37 PB: 0 SB: 0 CS: 0
PITCHER	40 Bartolo Colon, R (1, 1) ERA: 3.56	Joel Peralta, R (8, 1) ERA: 3.58	Esteban Yan, R (9, 1) ERA: 4.1	PITCHER	IP WLS BF H R ER SO BB IBB HBP BLK WP HR S P ERA WHIP	IP WLS BF H R ER SO BB IBB HBP BLK WP HR S P ERA WHIP					
	7.0 W 28 7 2 2 6 1 0 0 0 0 0 2 69 101 2.57 1.143	1.0 3 0 0 0 0 0 0 0 0 0 0 6 8 0.00 0.000	1.0 6 3 2 2 0 0 0 0 0 0 0 17 31 18.00 3.000								

Tampa Bay Devil Rays @ Los Angeles Angels
 Angel Stadium of Anaheim, Anaheim, CA
 Sun Aug 07 2005, 1:05 PM PDT
 Att. 43,730 - Sunny - 82 F

AB	36
R	4
H	10
RBI	4
BB	1
SO	6
LOB	13



Batter	1	2	3	4	5	6	7	8	9
9 Chone Figgins, S OBP: 0.335, SLG: 0.390 (1, 5)	1-2 K		1B G6-3		2-3 K		0-0 F8		
Orlando Cabrera, R OBP: 0.309, SLG: 0.360 Steve Finley, L OBP: 0.285, SLG: 0.378 (7, PH) (8, 8)	0-2 F9		4-2 BB 16 1B BB	1-0 27 F8 G5-3 1B		0-1 G5-3	1-0 G3-1		
Jeff DaVanon, S OBP: 0.366, SLG: 0.323 (1, 8) (8, 9)	4-2 27 1B BB		4-1 16 1B HR BB	3-2 G5-3		4-1 BB	1-0 F7		
27 Vladimir Guerrero, R OBP: 0.369, SLG: 0.556 6 Maicer Izturis, S OBP: 0.307, SLG: 0.364 (1, 9) (8, 8)	1-1 1-2 1B		2-1 F7	0-1 F8		1-0 P3	1-2 G3		
16 Garret Anderson, L OBP: 0.318, SLG: 0.438 (1, 10)	2-0 L9		1-0 HR 20 BB 1B	1-3 K2-3		1-2 F8	2-0 G6-3		
20 Juan Rivera, R OBP: 0.291, SLG: 0.427 (1, 7)		1-1 F8	4-1 HR BB 1B		1-0 G6-4-3 BB 1B		3-3 K		
Casey Kotchman, L OBP: 0.360, SLG: 0.650 (1, 3)		2-1 HR	1-0 HR 1-H 2-H 3-H		4-1 G6-4-3 BB		4-2 BB HR BB		
Bengie Molina, R OBP: 0.335, SLG: 0.464 Josh Paul, R OBP: 0.235, SLG: 0.406 (1, 2) (9, 2)		3-1 G4-3	4-0 1B BB		1-0 G6-4-3		4-2 HR BB		
Adam Kennedy, L OBP: 0.377, SLG: 0.395 (1, 4)		1-0 F7	1-2 1B		1-1 1B		2-0 HR 1-H 2-H		

Inning Stats	R: 0	H: 1	E: 0	K: 1	S: 12	R: 1	H: 1	E: 0	K: 0	S: 7	R: 5	H: 4	E: 0	K: 0	S: 17	R: 0	H: 1	E: 0	K: 1	S: 9	R: 1	H: 2	E: 0	K: 1	S: 8	R: 0	H: 0	E: 0	K: 0	S: 7	R: 3	H: 1	E: 0	K: 1	S: 13	R: 0	H: 0	E: 0	K: 0	S: 5
	LOB: 2	BB: 1	P: 20	LOB: 0	BB: 0	P: 14	LOB: 2	BB: 4	P: 41	LOB: 1	BB: 0	P: 14	LOB: 1	BB: 1	P: 17	LOB: 1	BB: 1	P: 13	LOB: 0	BB: 2	P: 27	LOB: 0	BB: 0	P: 9	LOB: 0	BB: 0	P: 9	SF: 0	SAC: 0	DP: 1	HBP: 0	1B: 7	2B: 0	3B: 0	HR: 3	WP: 0	PA: 41			

PITCHER	IP	WLS	BF	H	R	ER	SO	BB	IBB	HBP	BLK	WP	HR	S	P	ERA	WHIP
37 Seth McClung, R ERA: 7.63 (1, 1)	2.2	L	18	6	6	6	1	5	0	0	0	0	2	33	69	20.25	4.125
Dewon Brazelton, R ERA: 6.85 (3, 1)	3.1		14	3	1	1	2	2	0	0	0	0	0	27	50	2.70	1.500
Jesus Colome, R ERA: 6.38 (7, 1)	2.0		9	1	3	3	1	2	0	0	0	0	1	18	36	13.50	1.500

AB R H RBI BB SO LOB

BOTTOM

Tampa Bay Devil Rays @ Los Angeles Angels
Angel Stadium of Anaheim, Anaheim, CA

Sun Aug 07 2005, 1:05 PM PDT
Att: 43,730 - Sunny - 82 F

livebaseballscorecards.com

AB 32
R 10
H 10
RBI 10
BB 9
SO 4
LOB 14



Los Angeles Angels @ Oakland Athletics
 McAfee Coliseum, Oakland, CA

Tue Aug 09 2005, 10:05 PM EDT
 Att: 40,774 - Clear - 65 F

AB	39
R	9
H	12
RBI	9
BB	2
SO	13
LOB	17



Batter	1	2	3	4	5	6	7	8	9	AB	R	H	RBI	BB	SO	LOB	TOP										
9 Chone Figgins, S OBP: 0.338, SLG: 0.394 (1, 5)	2-1 1B E 2B	0-1 F7 1B	0-0 1B			2-3 K		0-0 BB 1B		5	2	3	1	0	1	3											
Orlando Cabrera, R OBP: 0.311, SLG: 0.360 (1, 6)	0-2 27 1B E 1B	0-0 SH 27 HR 1B	1-3 K			0-0 F7		4-1 1B BB		3	2	1	1	1	1	2											
Darin Erstad, L OBP: 0.342, SLG: 0.387 (1, 3)	0-0 E4 27 1B 1-2 3-H	1-1 27 HR 1B				2-3 K		1-2 1-3 2-H 1B		5	1	2	2	0	2	2											
27 Vladimir Guerrero, R OBP: 0.371, SLG: 0.564 Jeff DaVanon, S OBP: 0.364, SLG: 0.321 (1, 9) (8, 9) (9, 7)	1-0 1-2 2-H 1B	0-2 HR				0-1 G6-3		0-1 P4		4	1	2	5	0	0	0											
16 Garret Anderson, L OBP: 0.318, SLG: 0.436 20 Juan Rivera, R OBP: 0.290, SLG: 0.425 (1, 7) (9, PH) (9, 9)	1-3 K	1-2 1B 1B				1-2 L4		0-3 K		4	0	1	0	0	2	2											
Casey Kotchman, L OBP: 0.333, SLG: 0.560 (1, 10)	0-3 K	0-0 G6-4-3 1B				2-1 G4-3		0-0 G6-3		5	0	1	0	0	1	2											
Bengie Molina, R OBP: 0.333, SLG: 0.465 (1, 2)	0-2 L8	0-0 G6-4-3 1-2				1-2 K		0-0 G3 9 1B 2B		4	1	1	0	0	1	4											
Steve Finley, L OBP: 0.282, SLG: 0.373 (1, 8)		1-3 K 1B SH				1-1 F7		1-3 K		4	1	0	0	0	2	1											
Adam Kennedy, L OBP: 0.379, SLG: 0.395 (1, 4)		1-0 1B SH 27 HR 1B				0-3 K2-3		4-0 BB		3	1	1	0	1	1	1											
Inning Stats	R: 2 E: 1 K: 2 S: 18	H: 3 LOB: 2 BB: 0 P: 22	R: 5 E: 1 K: 1 S: 21	H: 5 LOB: 1 BB: 0 P: 25	R: 0 E: 0 K: 2 S: 8	H: 1 LOB: 1 BB: 0 P: 9	R: 0 E: 0 K: 1 S: 9	H: 0 LOB: 0 BB: 0 P: 12	R: 0 E: 0 K: 1 S: 9	H: 0 LOB: 0 BB: 0 P: 13	R: 0 E: 0 K: 2 S: 8	H: 0 LOB: 1 BB: 1 P: 17	R: 0 E: 0 K: 1 S: 6	H: 0 LOB: 0 BB: 0 P: 6	R: 2 E: 0 K: 1 S: 12	H: 3 LOB: 2 BB: 1 P: 19	R: 0 E: 0 K: 2 S: 15	H: 0 LOB: 0 BB: 0 P: 21	1B: 9 2B: 2 3B: 0 HR: 1	SF: 0 SAC: 1 DP: 1 HBP: 0	WP: 1 PB: 0 SB: 0 CS: 0	PA: 42					
PITCHER	IP	WLS	BF	H	R	ER	SO	BB	IBB	HBP	BLK	WP	HR	S	P	ERA	WHIP										
40 Rich Harden, R ERA: 2.9 (1, 1)	6.0	L	30	9	7	6	9	1	0	0	0	1	1	73	98	9.00	1.667										
Keiichi Yabu, R ERA: 3.94 (7, 1)	1.0		3	0	0	0	1	0	0	0	0	0	0	6	6	0.00	0.000										
Ricardo Rincon, L ERA: 4.94 (8, 1)	1.0		6	3	2	2	1	1	0	0	0	0	0	12	19	18.00	4.000										
50 Kiko Calero, R ERA: 3.93 (9, 1)	1.0		3	0	0	0	2	0	0	0	0	0	0	15	21	0.00	0.000										

livebaseballscorecards.com

Batter	1	2	3	4	5	6	7	8	9	AB R H RBI BB SO LOB
Jason Kendall, R OBP: 0.351, SLG: 0.321 (1, 2)	G4-3		K		F8		K		G6-3	5 0 0 0 0 2 3
14 Mark Ellis, R OBP: 0.361, SLG: 0.418 (1, 4)	K			G4-3		FC5-4 BB		G1-3	G4-3	4 0 0 0 1 1 0
7 Bobby Crosby, R OBP: 0.363, SLG: 0.459 (1, 6)	K			FC5-4 2B		FC5-4 3 FC5-4 1-2f		3 HR BB		3 1 1 0 1 1 1
3 Eric Chavez, L OBP: 0.336, SLG: 0.470 (1, 5)				F7		FC5-4 29 BB 1-2f		1-1 HR		4 1 2 2 0 0 2
29 Dan Johnson, L OBP: 0.407, SLG: 0.543 (1, 3)				L4		BB		1-2 2B 1B		3 0 1 0 1 0 2
Nick Swisher, S OBP: 0.329, SLG: 0.477 (1, 9)				K		G4-3		2-1 1-3 2B		4 0 1 0 0 2 3
23 Bobby Kielty, S OBP: 0.371, SLG: 0.404 (1, 7)				FC6		F7 1B		F7		4 0 1 0 0 0 3
Jay Payton, R OBP: 0.310, SLG: 0.470 (1, 8)				F8		FC9-6 17 1B 1-2f		F8	K	4 0 0 0 0 1 3
17 Adam Melhuse, S OBP: 0.271, SLG: 0.373 (1, 10)				P6		1B			F9	4 0 2 0 0 0 0

Inning Stats	R: 0	H: 0	E: 0	K: 2	S: 11	LOB: 0	BB: 0	P: 14	R: 0	H: 1	E: 0	K: 1	S: 18	LOB: 1	BB: 0	P: 22	R: 0	H: 0	E: 0	K: 1	S: 8	LOB: 0	BB: 0	P: 9	R: 0	H: 1	E: 0	K: 0	S: 7	LOB: 1	BB: 1	P: 11	R: 0	H: 2	E: 0	K: 1	S: 13	LOB: 2	BB: 0	P: 17	R: 0	H: 0	E: 0	K: 0	S: 9	LOB: 2	BB: 2	P: 22	R: 0	H: 1	E: 0	K: 1	S: 9	LOB: 1	BB: 0	P: 12	R: 2	H: 3	E: 0	K: 1	S: 16	LOB: 2	BB: 1	P: 26	R: 0	H: 0	E: 0	K: 0	S: 6	LOB: 0	BB: 0	P: 8	1B: 5	SF: 0	2B: 2	SAC: 0	3B: 0	DP: 0	HR: 1	HBP: 0	WP: 0	PA: 38
--------------	------	------	------	------	-------	--------	-------	-------	------	------	------	------	-------	--------	-------	-------	------	------	------	------	------	--------	-------	------	------	------	------	------	------	--------	-------	-------	------	------	------	------	-------	--------	-------	-------	------	------	------	------	------	--------	-------	-------	------	------	------	------	------	--------	-------	-------	------	------	------	------	-------	--------	-------	-------	------	------	------	------	------	--------	-------	------	-------	-------	-------	--------	-------	-------	-------	--------	-------	--------

PITCHER	IP	WLS	BF	H	R	ER	SO	BB	IBB	HBP	BLK	WP	HR	S	P	ERA	WHIP
41 John Lackey, R ERA: 3.48 (1, 1)	7.0		28	5	0	0	6	2	0	0	0	0	0	75	107	0.00	1.000
Joel Peralta, R ERA: 4.02 (8, 1)	1.0		7	3	2	2	1	1	0	0	0	0	1	16	26	18.00	4.000
Esteban Yan, R ERA: 4.01 (9, 1)	1.0		3	0	0	0	0	0	0	0	0	0	0	6	8	0.00	0.000

BOTTOM

Los Angeles Angels @ Oakland Athletics
 McAfee Coliseum, Oakland, CA

Tue Aug 09 2005, 10:05 PM EDT
 Att. 40,774 - Clear - 65 F

livebaseballscorecards.com

AB	35
R	2
H	8
RBI	2
BB	3
SO	7
LOB	17



Batter	1	2	3	4	5	6	7	8	9	AB R H RBI BB SO LOB	TOP																								
9 Chone Figgins, S OBP: 0.337, SLG: 0.391 (1, 5) (8, 7)	1-3 K2-3		0-0 SH1-3	4-2 S BB			1-0 G4-3		2-3 K	3 0 0 0 1 2 0																									
Orlando Cabrera, R OBP: 0.306, SLG: 0.355 (1, 6)	2-2 G5-3		0-2 P3	1-3 K			1-2 G5-3		3-2 G4-3	5 0 0 0 0 1 2																									
Darin Erstad, L OBP: 0.345, SLG: 0.388 (1, 3)	4-1 27 BB BB		4-2 27 HBP 2B BB			1-2 1B				2 1 1 0 2 0 0																									
27 Vladimir Guerrero, R OBP: 0.372, SLG: 0.561 (1, 9)	4-2 SAFE SAFE 1B BB		3-1 2B HBP			1-3 K		2-2 F8		2 0 0 0 1 1 1																									
Bengie Molina, R OBP: 0.336, SLG: 0.469 6 Maicer Izturis, S OBP: 0.307, SLG: 0.364 (1, 2) (8, PR) (8, 5)	1-3 K		0-2 2B			2-2 F8		2-2 G4-3 S 1B		4 0 2 2 0 1 3 0 0 0 0 0 0 0																									
Casey Kotchman, L OBP: 0.324, SLG: 0.500 (1, 10)		0-0 G4-3	4-1 BB			3-2 P4		1-2 G4-3		3 0 0 0 1 0 2																									
Jeff DaVanon, S OBP: 0.358, SLG: 0.314 José Molina, R OBP: 0.288, SLG: 0.343 (1, 7) (8, 2)		3-2 F9	1-3 K			0-0 P3		3-3 K		4 0 0 0 0 2 5 0 0 0 0 0 0 0																									
Steve Finley, L OBP: 0.281, SLG: 0.381 (1, 8)		2-1 G4-3		1-1 F9		2-2 F9		1-2 HR		4 1 1 1 0 0 0																									
Adam Kennedy, L OBP: 0.377, SLG: 0.393 (1, 4)			2-1 27 HBP 9 SH1-3 2B 1B	0-0 F9		3-2 G4-3		1-3 K		4 1 1 0 0 1 0																									
Inning Stats	R: 0 E: 0 K: 2 S: 13	H: 0 LOB: 2 BB: 2 P: 25	R: 0 E: 0 K: 0 S: 6	H: 0 LOB: 0 BB: 0 P: 11	R: 2 E: 0 K: 1 S: 18	H: 2 LOB: 3 BB: 2 P: 32	R: 0 E: 0 K: 1 S: 9	H: 0 LOB: 1 BB: 1 P: 15	R: 0 E: 0 K: 1 S: 13	H: 1 LOB: 1 BB: 0 P: 20	R: 0 E: 0 K: 0 S: 7	H: 0 LOB: 0 BB: 0 P: 12	R: 0 E: 0 K: 0 S: 7	H: 0 LOB: 0 BB: 0 P: 11	R: 0 E: 0 K: 1 S: 14	H: 1 LOB: 2 BB: 0 P: 22	R: 1 E: 0 K: 2 S: 16	H: 1 LOB: 0 BB: 0 P: 23	1B: 3 2B: 1 3B: 0 HR: 1	SF: 0 SAC: 1 DP: 0 HBP: 1	WP: 0 PB: 0 SB: 2 CS: 0	PA: 38													
PITCHER	IP WLS BF H R ER SO BB IBB HBP BLK WP HR S P ERA WHIP																				PITCHER	IP WLS BF H R ER SO BB IBB HBP BLK WP HR S P ERA WHIP													
Barry Zito, L ERA: 3.62 (1, 1)	6.0	27	3	2	2	5	5	0	1	0	0	0	66	115	3.00	1.333																			
58 Justin Duchschere, R ERA: 1.83 (7, 1)	1.0	W	3	0	0	0	0	0	0	0	0	0	7	11	0.00	0.000																			
Jay Witasick, R ERA: 2.38 (8, 1)	1.0	H	4	1	0	0	0	0	0	0	0	0	14	22	0.00	1.000																			
20 Huston Street, R ERA: 1.45 (9, 1)	1.0	S	4	1	1	1	2	0	0	0	0	0	16	23	9.00	1.000																			

Los Angeles Angels @ Oakland Athletics
McAfee Coliseum, Oakland, CA

AB 31
R 3
H 5
RBI 3
BB 5
SO 8
LOB 13



Wed Aug 10 2005, 10:05 PM EDT
Att. 45,131 - Clear - 67 F

livebaseballscorecards.com

Batter	1	2	3	4	5	6	7	8	9
Jason Kendall, R OBP: 0.348, SLG: 0.318 (1, 2)	L9		G5-3		F9		F7		
14 Mark Ellis, R OBP: 0.367, SLG: 0.424 (1, 4)	7 BB 1B		P5			1B	7 WP 1B		
7 Bobby Crosby, R OBP: 0.361, SLG: 0.453 (1, 6)	3 G4-6-3 1-2 BB		K			F8	G5-3		
3 Eric Chavez, L OBP: 0.335, SLG: 0.468 (1, 5)	G4-6-3 1-2			29 G4-3 1B		L7		G1-3	
29 Dan Johnson, L OBP: 0.404, SLG: 0.535 (1, 3)				G4-3 1-2		G4-3		F8	
Jay Payton, R OBP: 0.309, SLG: 0.475 (1, 8)			F7		F9		1B 3B	F9	
23 Bobby Kielty, S OBP: 0.368, SLG: 0.400 (1, 7)			F9		F8		G4-3		
Nick Swisher, S OBP: 0.329, SLG: 0.475 (1, 9)			K			K	F7 14 1B 17 1B 1B		
17 Adam Melhuse, S OBP: 0.288, SLG: 0.429 (1, 10)						K	14 1B 7 WP F7 1B		

Inning Stats	R: 0 E: 0 K: 0 S: 9	H: 1 LOB: 1 BB: 1 P: 15	R: 0 E: 0 K: 1 S: 12	H: 0 LOB: 1 BB: 1 P: 23	R: 1 E: 0 K: 1 S: 14	H: 1 LOB: 0 BB: 0 P: 22	R: 0 E: 0 K: 0 S: 8	H: 1 LOB: 1 BB: 0 P: 11	R: 0 E: 0 K: 2 S: 9	H: 0 LOB: 0 BB: 0 P: 11	R: 0 E: 0 K: 0 S: 7	H: 1 LOB: 1 BB: 0 P: 10	R: 3 E: 0 K: 0 S: 15	H: 4 LOB: 1 BB: 0 P: 22	R: 0 E: 0 K: 0 S: 7	H: 0 LOB: 0 BB: 0 P: 8
1B: 6 2B: 0 3B: 1 HR: 1	SF: 0 SAC: 0 DP: 1 HBP: 0	WP: 1 PB: 0 SB: 0 CS: 0	PA: 33													

PITCHER	IP	WLS	BF	H	R	ER	SO	BB	IBB	HBP	BLK	WP	HR	S	P	ERA	WHIP
54 Ervin Santana, R ERA: 4.63 (1, 1)	6.0		23	4	1	1	4	2	0	0	0	0	1	59	92	1.50	1.000
62 Scot Shields, R ERA: 2.5 (7, 1)	1.0	L	7	4	3	3	0	0	0	0	0	1	0	15	22	27.00	4.000
Kevin Gregg, R ERA: 5.75 (8, 1)	1.0		3	0	0	0	0	0	0	0	0	0	0	7	8	0.00	0.000

AB R H RBI BB SO LOB

4	0	0	0	0	0	2
4	0	3	1	0	0	0
3	0	0	0	1	1	2
4	0	1	0	0	0	3
3	0	0	0	1	0	2
4	1	1	0	0	0	2
3	0	0	0	0	0	3
3	1	1	1	0	2	1
3	2	2	1	0	1	0

AB	31
R	4
H	8
RBI	3
BB	2
SO	4
LOB	15



WP	PA	ERA	WHIP
1	33		

Los Angeles Angels @ Oakland Athletics
 McAfee Coliseum, Oakland, CA
 Wed Aug 10 2005, 10:05 PM EDT
 Att. 45,131 - Clear - 67 F

livebaseballscores.com

Batter	1	2	3	4	5	6	7	8	9	AB	R	H	RBI	BB	SO	LOB	TOP										
9 Chone Figgins, S OBP: 0.338, SLG: 0.394 (1, 7)	F7		S 1B	G5-3			FC1-6-5 2B	P6		5	0	2	0	0	0	1											
Orlando Cabrera, R OBP: 0.305, SLG: 0.352 (1, 6)	L4		L9		FC5-4 1B		FC1-6-5 2B		K	5	1	1	0	0	1	3											
Darin Erstad, L OBP: 0.344, SLG: 0.384 (1, 3)	G4-3		K		FC5-4 BB		G4-3		G4-3	4	0	0	0	1	1	3											
27 Vladimir Guerrero, R OBP: 0.377, SLG: 0.569 (1, 9)		HR	IBB		F7		S 2B IBB		S IBB	2	2	1	1	3	0	2											
Casey Kotchman, L OBP: 0.324, SLG: 0.467 (1, 10)		6 BB			FC5-4		2B IBB		SAFE SAFE BB BB BB BB BB BB	2	0	0	0	1	0	5											
Bengie Molina, R OBP: 0.340, SLG: 0.469 (7, 10)		BB	G3		1-2f 2-3		1-2 IBB		1-2 BB	0	0	0	0	2	0	0											
Steve Finley, L OBP: 0.280, SLG: 0.381 (1, 8)	F7				F7		F9		P4	5	0	1	2	0	0	5											
6 Maicer Izturis, S OBP: 0.312, SLG: 0.371 (1, 5)		SAFE BB BB BB	G5-4-3 BB		2B 2B		L9		G6-3	3	1	1	0	1	0	2											
José Molina, R OBP: 0.280, SLG: 0.333 (1, 2)		G5-4-3			F8		G6-3		G6-3	4	0	0	0	0	0	3											
Adam Kennedy, L OBP: 0.379, SLG: 0.401 (1, 4)			S 1B 2B		2-H 2B		F8		K	4	0	2	1	0	1	0											
Inning Stats	R: 0 E: 0 K: 0 S: 7	H: 0 LOB: 0 BB: 0 P: 12	R: 1 E: 0 K: 0 S: 10	H: 1 LOB: 1 BB: 2 P: 24	R: 0 E: 0 K: 1 S: 12	H: 2 LOB: 3 BB: 1 P: 22	R: 1 E: 0 K: 0 S: 10	H: 2 LOB: 1 BB: 0 P: 17	R: 0 E: 0 K: 0 S: 9	H: 1 LOB: 2 BB: 1 P: 16	R: 0 E: 0 K: 0 S: 5	H: 0 LOB: 0 BB: 0 P: 9	R: 2 E: 0 K: 0 S: 14	H: 2 LOB: 2 BB: 2 P: 30	R: 0 E: 0 K: 1 S: 7	H: 0 LOB: 0 BB: 0 P: 10	R: 0 E: 0 K: 1 S: 12	H: 0 LOB: 2 BB: 2 P: 20	1B: 2 2B: 5 3B: 0 HR: 1	SF: 0 SAC: 0 DP: 1 HBP: 0	WP: 0 PB: 0 SB: 3 CS: 0	PA: 42					
PITCHER	IP	WLS	BF	H	R	ER	SO	BB	IBB	HBP	BLK	WP	HR	S	P	ERA	WHIP										
Joe Blanton, R ERA: 4.05 (1, 1)	6.0		27	6	2	2	1	3	1	0	0	0	1	53	100	3.00	1.500										
Joe Kennedy, L ERA: 6.54 (7, 1)	1.0		7	2	2	2	0	0	2	0	0	0	0	14	30	18.00	2.000										
58 Justin Duchscherer, R ERA: 1.77 (8, 1)	2.0	W	8	0	0	0	2	1	1	0	0	0	0	19	30	0.00	0.500										

Los Angeles Angels @ Oakland Athletics
Mcafee Coliseum, Oakland, CA
Thu Aug 11 2005, 3:35 PM EDT
Att. 31,471 - Sunny - 72 F

AB	34
R	4
H	8
RBI	4
BB	8
SO	3
LOB	24



livebaseballscorecards.com

Batter	1	2	3	4	5	6	7	8	9	AB R H RBI BB SO LOB
Jason Kendall, R OBP: 0.351, SLG: 0.320 (1, 2)	2-1 7 PB 21 SH5-3 HBP		2-2 21 1B 7 FC1-5 1B		3-2 F8		1-2 21 G3 3 HR 1B		1-1 FC1-6 7 21 FC6-4 3 E	4 2 2 0 0 0 2
21 Mark Kotsay, L OBP: 0.322, SLG: 0.401 (1, 10)	1-0 SH5-3		2-2 7 FC1-5 1B		0-2 F8		1-1 G3		0-0 7 FC6-4 1B	4 0 2 0 0 0 3
7 Bobby Crosby, R OBP: 0.358, SLG: 0.448 (1, 6)	2-2 K		2-2 FC1-5		1-1 1B		0-3 K		2-0 FC6-4 3 DI	5 0 1 0 0 2 7
3 Eric Chavez, L OBP: 0.335, SLG: 0.473 (1, 5)	0-0 G4-3		1-1 G3		1-1 F9		0-1 HR		1-0	5 1 1 3 0 0 6
29 Dan Johnson, L OBP: 0.410, SLG: 0.539 (1, 3)		0-2 23 G4-3 1B		2-2 23 FC4-6 1B		2-2 23 FC6 1B		0-0 G5-3		4 0 3 0 0 0 0
23 Bobby Kielty, S OBP: 0.364, SLG: 0.395 (1, 7)		3-1 G4-3 1-2f		1-2 FC4-6 FC5-4 1-2f		0-2 FC6 CS 1-2f		0-1 G4-3		4 0 0 0 0 0 3
Nick Swisher, S OBP: 0.328, SLG: 0.473 (1, 9)		1-0 1B		2-0 F9		3-3 K 1-2		1-3 K2-3		4 0 1 0 0 2 2
Jay Payton, R OBP: 0.308, SLG: 0.484 (1, 8)		1-1 F9		1-2 FC5-4 1-2f		0-0 HR		0-1 F8		4 1 1 1 0 0 2
14 Mark Ellis, R OBP: 0.372, SLG: 0.429 (1, 4)			1-2 F9		0-2 7 1B		1-1 21 G3 3 1B HR 1B		2-2 FC1-6 1B	4 1 3 0 0 0 0

Inning Stats	R: 0	H: 0	E: 0	K: 1	S: 7	H: 2	LOB: 1	BB: 0	P: 12	R: 0	H: 2	E: 0	K: 0	S: 8	R: 0	H: 2	E: 0	K: 0	S: 16	R: 0	H: 1	E: 0	K: 0	S: 11	R: 0	H: 2	E: 0	K: 0	S: 15	R: 0	H: 1	E: 0	K: 1	S: 13	R: 4	H: 4	E: 0	K: 1	S: 15	R: 0	H: 0	E: 0	K: 1	S: 7	R: 1	H: 2	E: 1	K: 0	S: 9	1B: 12	SF: 0	2B: 1	SAC: 1	3B: 0	DP: 2	HR: 2	HBP: 1	WP: 0	PA: 40
--------------	------	------	------	------	------	------	--------	-------	-------	------	------	------	------	------	------	------	------	------	-------	------	------	------	------	-------	------	------	------	------	-------	------	------	------	------	-------	------	------	------	------	-------	------	------	------	------	------	------	------	------	------	------	--------	-------	-------	--------	-------	-------	-------	--------	-------	--------

PITCHER	IP	WLS	BF	H	R	ER	SO	BB	IBB	HBP	BLK	WP	HR	S	P	ERA	WHIP
Paul Byrd, R ERA: 3.88 (1, 1)	6.0		25	8	0	0	2	0	0	0	0	0	0	70	104	0.00	1.333
Brendan Donnelly, R ERA: 4.04 (7, 1)	1.0		7	4	4	4	1	0	0	0	0	0	2	15	18	36.00	4.000
62 Scot Shields, R ERA: 2.45 (8, 1)	1.1	L	6	2	1	0	1	0	0	0	0	0	0	15	19	0.00	1.500
Francisco Rodríguez, R ERA: 2.66 (9, 1)	0.1		2	0	0	0	0	0	0	0	0	0	0	1	4	0.00	0.000

BOTTOM

Los Angeles Angels @ Oakland Athletics
McAfee Coliseum, Oakland, CA

livebaseballscores.com

AB	38
R	5
H	14
RBI	4
BB	0
SO	4
LOB	25



Thu Aug 11 2005, 3:35 PM EDT
Att: 31,471 - Sunny - 72 F

Batter	1	2	3	4	5	6	7	8	9	AB	R	H	RBI	BB	SO	LOB	TOP								
9 Chone Figgins, S OBP: 0.337, SLG: 0.392 (1, 5)	0-1 F9		0-1 FC5-4 1B		1-1 F9		1-0 P4	1-0 1B		5	1	1	1	0	0	3									
Orlando Cabrera, R OBP: 0.306, SLG: 0.353 (1, 6)	2-2 G5-3		1-2 1B		1-1 G6-3		2-2 P4	2-2 1B		5	0	2	2	0	0	2									
Darin Erstad, L OBP: 0.342, SLG: 0.381 (1, 3)	1-2 G3		2-2 K		2-1 P3			2-2 K		4	1	0	0	1	2	4									
27 Vladimir Guerrero, R OBP: 0.380, SLG: 0.586 (1, 9)		2-2 P6		2-2 HR		3-0 HR		2-1 1B	0-3 K	5	3	3	2	0	1	0									
16 Garret Anderson, L OBP: 0.317, SLG: 0.434 (1, 10)		0-2 G4-3		2-1 F8		1-2 L4		2-2 1B	0-3 K	4	1	1	1	0	0	0									
5 Jeff Mathis, R (9, PH)								1-2 SF9		1	0	0	0	0	1	0									
9, 10)																									
Bengie Molina, R OBP: 0.345, SLG: 0.483 (1, 2)		1-2 HR		3-2 1B		0-1 F9		1-2 1B	0-1 F9	5	2	3	2	0	0	0									
Steve Finley, L OBP: 0.277, SLG: 0.377 (1, 8)		0-1 G6-3		1-2 F9		1-1 P5		0-1 B1		4	0	0	0	0	0	3									
20 Juan Rivera, R OBP: 0.289, SLG: 0.422 (1, 7)			3-3 K	2-3 K			1-0 F9	2-0 1B		4	1	1	0	0	2	1									
Adam Kennedy, L OBP: 0.384, SLG: 0.406 (1, 4)			1-1 HBP		1-0 G6-3		0-2 1B	0-0 SF9		2	0	2	1	0	0	0									
Inning Stats	R: 0 E: 0 K: 0 S: 8	H: 0 LOB: 0 BB: 0 P: 11	R: 1 E: 0 K: 0 S: 12	H: 1 LOB: 0 BB: 0 P: 15	R: 1 E: 0 K: 2 S: 13	H: 1 LOB: 1 BB: 0 P: 19	R: 1 E: 0 K: 1 S: 16	H: 2 LOB: 1 BB: 0 P: 26	R: 0 E: 0 K: 0 S: 7	H: 1 LOB: 1 BB: 0 P: 12	R: 1 E: 0 K: 0 S: 8	H: 1 LOB: 0 BB: 0 P: 13	R: 0 E: 0 K: 0 S: 8	H: 1 LOB: 1 BB: 0 P: 12	R: 5 E: 0 K: 1 S: 23	H: 6 LOB: 2 BB: 1 P: 39	R: 0 E: 0 K: 2 S: 8	H: 0 LOB: 0 BB: 0 P: 8	1B: 10 2B: 0 3B: 0 HR: 3	SF: 1 SAC: 0 DP: 0 HBP: 1	WP: 0 PB: 0 SB: 2 CS: 0	PA: 42			
PITCHER	IP	WLS	BF	H	R	ER	SO	BB	IBB	HBP	BLK	WP	HR	S	P	ERA	WHIP								
Jamie Moyer, L ERA: 4.34 (1, 1)	6.2		28	7	4	4	3	0	0	1	0	0	3	69	103	5.40	1.050								
20 J.J. Putz, R ERA: 3.66 (7, 1)	0.1	L	5	3	4	4	0	1	0	0	0	0	0	13	24	108.00	12.000								
George Sherrill, L ERA: 1.69 (8, 1)	1.0		6	3	1	1	1	0	0	0	0	0	0	13	20	9.00	3.000								
Shigetoshi Hasegawa, R ERA: 4.73 (9, 1)	1.0		3	0	0	0	2	0	0	0	0	0	0	8	8	0.00	0.000								

Los Angeles Angels @ Seattle Mariners
Safeco Field, Seattle, WA
Fri Aug 12 2005, 7:05 PM PDT
Att. 37,585 - Cloudy - 70 F

AB	39
R	9
H	13
RBI	9
BB	1
SO	6
LOB	13



WP	0	PA	42
PB	0		
SB	2		
CS	0		

BOTTOM

Los Angeles Angels @ Seattle Mariners
Safeco Field, Seattle, WA
 Fri Aug 12 2005, 7:05 PM PDT
 Att: 37,585 - Cloudy - 70 F

livebaseballscorecards.com

AB	32
R	4
H	7
RBI	2
BB	4
SO	8
LOB	11



WP:	0	PA:	37
PB:	0	SB:	0
CS:	0		

AB R H RBI BB SO LOB

4	1	1	0	1	1	1
4	0	1	0	0	0	3
4	0	0	0	0	1	0
3	1	0	0	1	1	0
4	1	3	2	0	0	0
2	0	0	0	1	1	1
4	0	1	0	0	1	1
4	0	0	0	0	2	3
1	1	0	0	1	0	0
1	0	0	0	0	1	2
1	0	1	0	0	0	0

Batter	1	2	3	4	5	6	7	8	9
51 Ichiro Suzuki, L OBP: 0.348, SLG: 0.427 (1, 9)	G5-3		16 E 1B		G4-3		IBB		K
16 Willie Bloomquist, R OBP: 0.309, SLG: 0.344 (1, 4)	F8		E1 1B		F8		G4-3		
Raul Ibanez, L OBP: 0.356, SLG: 0.455 (1, 7)	K		G6-3			F7		L7	
Richie Sexson, R OBP: 0.361, SLG: 0.541 (1, 3)		29 HR BB	K			G6-3		F8	
29 Adrian Beltré, R OBP: 0.299, SLG: 0.423 (1, 5)		HR			7 SH5-3 2B		F9	2B	
7 Jeremy Reed, L OBP: 0.321, SLG: 0.340 (1, 8)		F7			SH5-3		7 2B BB	K	
7 Yuniesky Betancourt, R OBP: 0.283, SLG: 0.409 (1, 6)		L5			K		2B		G4-3
Scott Spiezio, S OBP: 0.119, SLG: 0.154 (1, 10)		K			P5		P3		K
Yorvit Torrealba, R OBP: 0.287, SLG: 0.317 (1, 2)			16 1B 16 E 51 1B BB				K		
Dave Hansen, L OBP: 0.283, SLG: 0.256 (7, PH)					P3				1B
Wiki Gonzalez, R OBP: 0.318, SLG: 0.405 (8, 2)									

Inning Stats	R: 0	H: 0	E: 0	K: 1	S: 11	R: 2	H: 1	E: 0	K: 1	S: 10	R: 2	H: 2	E: 1	K: 1	S: 11	R: 0	H: 1	E: 0	K: 1	S: 8	R: 0	H: 0	E: 0	K: 0	S: 11	R: 0	H: 0	E: 0	K: 1	S: 7	R: 0	H: 1	E: 0	K: 1	S: 11	R: 0	H: 1	E: 0	K: 2	S: 12	1B: 3	2B: 3	3B: 0	HR: 1	SF: 0	SAC: 1	DP: 0	HBP: 0	WP: 0	PA: 37
--------------	------	------	------	------	-------	------	------	------	------	-------	------	------	------	------	-------	------	------	------	------	------	------	------	------	------	-------	------	------	------	------	------	------	------	------	------	-------	------	------	------	------	-------	-------	-------	-------	-------	-------	--------	-------	--------	-------	--------

PITCHER	IP	WLS	BF	H	R	ER	SO	BB	IBB	HBP	BLK	WP	HR	S	P	ERA	WHIP
Jarrold Washburn, L ERA: 3.33 (1, 1)	6.1		26	5	4	3	4	3	0	0	0	0	1	62	96	4.26	1.263
Brendan Donnelly, R ERA: 3.99 (7, 1)	0.2	W	3	0	0	0	1	0	1	0	0	0	0	7	13	0.00	0.000
Kevin Gregg, R ERA: 5.48 (8, 1)	2.0		8	2	0	0	3	0	0	0	0	0	0	23	37	0.00	1.000

Batter	1	2	3	4	5	6	7	8	9	AB R H RBI BB SO LOB	TOP		
9 Chone Figgins, S OBP: 0.339, SLG: 0.403 (1, 8)	2-2 1B 27 1B 2B	3-1 HR			1B 27 1B E			0-1 F9		5 3 3 1 0 0 2			
Orlando Cabrera, R OBP: 0.307, SLG: 0.354 (1, 6)	2-2 27 1B 1B	2-1 P4			2-2 E8 1B 27 1B 1B 1-H	0-3 K		3-3 K		5 1 2 0 0 2 0			
Darin Erstad, L OBP: 0.342, SLG: 0.380 (1, 3)	0-0 L6		0-1 F7		0-0 27 1B 20 E 1B 1-3	2-3 K			0-2 G1-4-3	4 1 1 0 0 1 2 1 0 0 0 0 0 0			
Casey Kotchman, L OBP: 0.316, SLG: 0.452 (8, 3)													
27 Vladimir Guerrero, R OBP: 0.381, SLG: 0.585 (1, 9)	0-1 16 1B 20 1B 1B 1-2		1-0 P6		2-2 20 E 2B 1B 1-2 3-H	1-0 F8			1-3 K	4 2 2 2 0 0 0 1 0 0 0 0 1 0			
Jeff DaVanon, S OBP: 0.356, SLG: 0.313 (8, 9)													
16 Garret Anderson, L OBP: 0.317, SLG: 0.434 (1, 10)	1-0 20 1B 1B 1-3		0-1 F9		1-3 K		2-2 P3		0-2 20 WP 1B	3 0 1 0 0 1 2 2 0 1 0 0 0 0			
Steve Finley, L OBP: 0.278, SLG: 0.377 (7, PH)													
20 Juan Rivera, R OBP: 0.296, SLG: 0.440 (1, 7)	0-1 1-2 3-H 1B			2-2 P3	0-0 E7 2B 1B 1-3 2-H		3-2 HR		1-0 G1-3	5 2 3 3 0 0 1			
6 Maicer Izturis, S OBP: 0.310, SLG: 0.363 (1, 5)	0-1 F7			1-1 F9	4-0 2B IBB		2-2 F8		1-2 G1-3	3 0 0 0 1 0 2			
José Molina, R OBP: 0.286, SLG: 0.345 (1, 2)													
5 Jeff Mathis, R (9, 2)													
Adam Kennedy, L OBP: 0.379, SLG: 0.400 (1, 4)		2-3 K		2-3 K	1-0 P5			1-3 K		4 0 0 0 0 3 3			
Inning Stats	R: 2 H: 5 E: 0 LOB: 2 K: 0 BB: 0 S: 14 P: 19	R: 1 H: 1 E: 0 LOB: 0 K: 1 BB: 0 S: 9 P: 17	R: 0 H: 0 E: 0 LOB: 0 K: 0 BB: 0 S: 5 P: 6	R: 0 H: 1 E: 0 LOB: 1 K: 1 BB: 0 S: 12 P: 17	R: 5 H: 6 E: 2 LOB: 2 K: 1 BB: 1 S: 28 P: 43	R: 0 H: 0 E: 0 LOB: 0 K: 2 BB: 0 S: 7 P: 10	R: 1 H: 1 E: 0 LOB: 0 K: 0 BB: 0 S: 14 P: 22	R: 0 H: 0 E: 0 LOB: 0 K: 2 BB: 0 S: 8 P: 12	R: 0 H: 1 E: 0 LOB: 1 K: 1 BB: 0 S: 12 P: 14	1B: 11 SF: 0 2B: 2 SAC: 0 3B: 0 DP: 0 HR: 2 HBP: 0	WP: 1 PA: 42 PB: 0 SB: 0 CS: 0		
PITCHER	IP WLS BF H R ER SO BB IBB HBP BLK WP HR S P ERA WHIP											PITCHER	IP WLS BF H R ER SO BB IBB HBP BLK WP HR S P ERA WHIP
Ryan Franklin, R ERA: 4.99 (1, 1)	4.1 L 24 12 8 8 3 0 0 0 0 0 1 61 87 16.61 2.769												
Jeff Harris, R ERA: 2.51 (5, 1)	3.2 14 2 1 1 4 0 1 0 0 0 1 36 59 2.46 0.545												
Matt Thornton, L ERA: 5.19 (9, 1)	1.0 4 1 0 0 0 1 0 0 0 0 1 0 12 14 0.00 1.000												

Los Angeles Angels @ Seattle Mariners
Safeco Field, Seattle, WA
Sat Aug 13 2005, 1:05 PM PDT
Att. 42,500 - Sunny - 70 F

AB	41
R	9
H	15
RBI	8
BB	1
SO	8
LOB	12



livebaseballscorecards.com

BOTTOM

Los Angeles Angels @ Seattle Mariners
Safeco Field, Seattle, WA

Sat Aug 13 2005, 1:05 PM PDT
Att: 42,500 - Sunny - 70 F

livebaseballscorecards.com

AB	30
R	1
H	4
RBI	1
BB	1
SO	5
LOB	6



AB	R	H	RBI	BB	SO	LOB
4	1	1	1	0	0	1
4	0	0	0	0	0	0
4	0	1	0	0	0	0
2	0	0	0	1	2	0
1	0	0	0	0	0	0
3	0	0	0	0	1	2
0	0	0	0	0	0	0
3	0	1	0	0	1	0
3	0	1	0	0	0	1
3	0	0	0	0	1	1
3	0	0	0	0	0	1

Batter	1	2	3	4	5	6	7	8	9
51 Ichiro Suzuki, L OBP: 0.347, SLG: 0.432 (1, 9) C F B F X	1-2 F7 ①		1-0 FC5-4 ③ 1-2f			0-1 HR ②		0-0 F8 ③	
16 Willie Bloomquist, R OBP: 0.303, SLG: 0.337 (1, 4) (9, 5) C F X	0-2 F8 ②			0-1 G5-3 ①		0-1 G6-3 ②		0-0 L9 ①	
Raul Ibanez, L OBP: 0.356, SLG: 0.453 (1, 7) B B F C B B X	3-2 G3 ③			2-2 BB 1B		0-0 F7 ③		1-1 G5-3 ②	
Richie Sexson, R OBP: 0.361, SLG: 0.538 (1, 3) Dave Hansen, L OBP: 0.263, SLG: 0.250 (8, 3) C C C		0-3 K ①		4-2 29 G4-6-3 BB		2-3 K ①		1-2 L5 ③	
29 Adrian Beltré, R OBP: 0.297, SLG: 0.420 (1, 5) 12 Michael Morse, R OBP: 0.366, SLG: 0.394 (9, 6) C C X		0-3 K ②		1-2 BB		0-1 G4-6-3 ② ③ 1-2f		2-2 G6-3 ②	
7 Jeremy Reed, L OBP: 0.322, SLG: 0.340 (1, 8) C X		3-2 K ③				0-1 P5 ①		0-1 1B	
7 Yuniesky Betancourt, R OBP: 0.286, SLG: 0.404 (1, 6) (9, 4) C B X			1-1 51 FC5-4 1B			0-1 F7 ②		1-2 L5 ③	
Scott Spiezio, S OBP: 0.111, SLG: 0.143 (1, 10) B 1 SAFE 1 SAFE SAFE F B F T			2-2 K ①			1-0 P4 ③		0-0 P4 ①	
Wiki Gonzalez, R OBP: 0.298, SLG: 0.378 (1, 2) D B C X			2-1 P5 ②			2-1 G6-3 ①		0-2 L7 ②	

Inning Stats	R: 0	H: 0	E: 0	K: 0	S: 10	R: 0	H: 0	E: 0	K: 3	S: 9	R: 0	H: 1	E: 0	K: 1	S: 9	R: 0	H: 1	E: 0	K: 0	S: 10	R: 0	H: 0	E: 0	K: 0	S: 5	R: 1	H: 1	E: 0	K: 0	S: 7	R: 0	H: 1	E: 0	K: 1	S: 11	R: 0	H: 0	E: 0	K: 0	S: 5	R: 0	H: 0	E: 0	K: 0	S: 6
	LOB: 0	BB: 0	P: 14	LOB: 0	BB: 0	P: 12	LOB: 1	BB: 0	P: 15	LOB: 1	BB: 1	LOB: 0	BB: 0	P: 6	LOB: 0	BB: 0	LOB: 0	BB: 0	P: 9	LOB: 1	BB: 0	LOB: 0	BB: 0	P: 5	LOB: 0	BB: 0	LOB: 0	BB: 0	P: 8	LOB: 0	BB: 0	LOB: 0	BB: 0	P: 8	LOB: 0	BB: 0	LOB: 0	BB: 0	P: 8	LOB: 0	BB: 0	LOB: 0	BB: 0	P: 8	

PITCHER	IP	WLS	BF	H	R	ER	SO	BB	IBB	HBP	BLK	WP	HR	S	P	ERA	WHIP
40 Bartolo Colon, R ERA: 3.44 (1, 1)	8.0	W	28	4	1	1	5	1	0	0	0	0	1	66	93	1.12	0.625
Esteban Yan, R ERA: 3.93 (9, 1)	1.0		3	0	0	0	0	0	0	0	0	0	0	6	8	0.00	0.000

PITCHER	IP	WLS	BF	H	R	ER	SO	BB	IBB	HBP	BLK	WP	HR	S	P	ERA	WHIP

WP: 0	PA: 31
PB: 0	
SB: 0	
CS: 0	

Los Angeles Angels @ Seattle Mariners

Safeco Field, Seattle, WA

Sun Aug 14 2005, 1:05 PM PDT
Att. 38,468 - Sunny - 71 F

livebaseballscorecards.com

AB	37
R	7
H	14
RBI	7
BB	4
SO	2
LOB	17



WP:	0	PA:	44
PB:	0		
SB:	2		
CS:	1		

AB		R	H	RBI	BB	SO	LOB
3		1	1	0	1	0	1
4		1	1	0	1	0	2
4		0	2	2	0	2	1
5		1	3	3	0	0	2
5		1	1	1	0	0	3
4		1	2	1	1	0	0
4		0	2	0	1	0	2
5		0	0	0	0	0	6
3		2	2	0	0	0	0

Batter	1	2	3	4	5	6	7	8	9
9 Chone Figgins, S (1, 5) OBP: 0.341, SLG: 0.402	2-1 F8		3-2 CS 1B		4-1 SF9 27 HR 1B BB	1-0 F8		2-1 SH3-4	
Orlando Cabrera, R (1, 6) OBP: 0.309, SLG: 0.353	3-2 P2		4-1 1B BB		0-0 27 HR 1B	1-1 F7		0-0 G1-3	
Darin Erstad, L (1, 3) OBP: 0.342, SLG: 0.381	0-3 K		1-2 1B		1-0 SF9	1-3 K		3-2 27 1B 1B	
27 Vladimir Guerrero, R (1, 9) OBP: 0.384, SLG: 0.593		3-2 G4-3	0-0 G1-3		2-2 HR		2-1 20 S 20 FC5-2 1B	1-0 1B	
Bengie Molina, R (1, 2) OBP: 0.342, SLG: 0.489		3-1 G6-3		0-2 F8	1-2 HR		2-0 F9	0-1 G6-3	
Casey Kotchman, L (1, 10) OBP: 0.349, SLG: 0.543		4-2 20 1B BB		0-0 HR	3-2 L9		0-0 20 FC5-2 20 S 1B	2-2 G1-3	
20 Juan Rivera, R (1, 7) OBP: 0.302, SLG: 0.441		2-2 1B		4-2 G6-4-3 BB	1-2 1B		2-1 FC5-2	3-2 G6-3	
Steve Finley, L (1, 8) OBP: 0.274, SLG: 0.372		3-2 L6		2-2 G6-4-3	0-1 G4-3		1-2 P2	0-0 F7	
Adam Kennedy, L (1, 4) OBP: 0.383, SLG: 0.403			1-0 F7		2-2 1B SF9 1B	3-2 1B		2-2 9 SH3-4 1B HBP	

PITCHER	IP	WLS	BF	H	R	ER	SO	BB	IBB	HBP	BLK	WP	HR	S	P	ERA	WHIP
40 Julio Mateo, R (5, 1) ERA: 3.07	1.1		8	4	2	2	0	0	0	0	0	0	2	24	35	13.50	3.000
Matt Thornton, L (6, 1) ERA: 5.04	1.1		6	2	0	0	1	0	0	0	0	0	0	12	20	0.00	1.500
George Sherrill, L (8, 1) ERA: 3.0	0.2	L	4	1	1	1	0	0	0	1	0	0	0	10	17	13.50	1.500
20 J.J. Putz, R (8, 1) ERA: 3.56	1.1		5	1	0	0	0	0	0	0	0	0	0	12	18	0.00	0.750

PITCHER	IP	WLS	BF	H	R	ER	SO	BB	IBB	HBP	BLK	WP	HR	S	P	ERA	WHIP

BOTTOM

Los Angeles Angels @ Seattle Mariners
Safeco Field, Seattle, WA
Sun Aug 14 2005, 1:05 PM PDT
Att. 38,468 - Sunny - 71 F

livebaseballscores.com

AB 36
R 6
H 10
RBI 5
BB 2
SO 9
LOB 15



WP: 1 PA: 39
PB: 0
SB: 3
CS: 1

AB R H RBI BB SO LOB

5 3 3 1 0 0 0

5 1 2 1 0 2 1

4 1 2 1 0 0 1

3 0 0 0 1 2 4

4 0 1 2 0 1 2

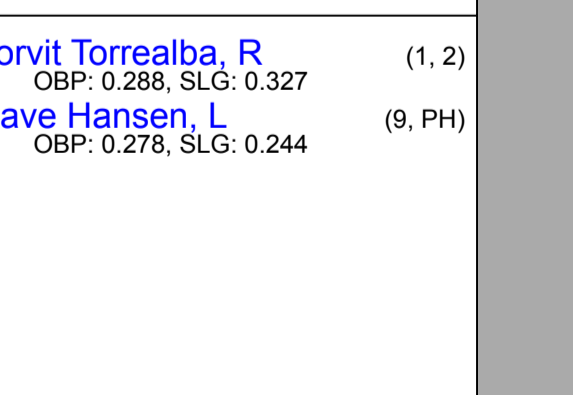
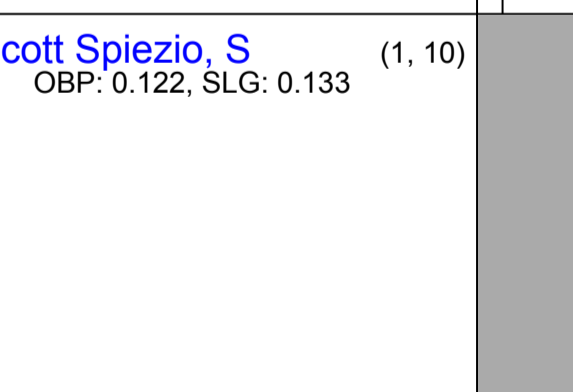
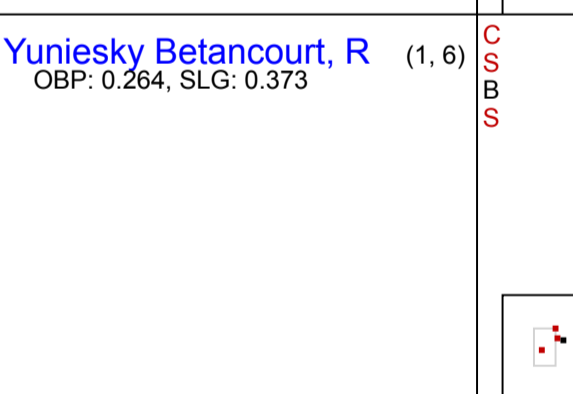
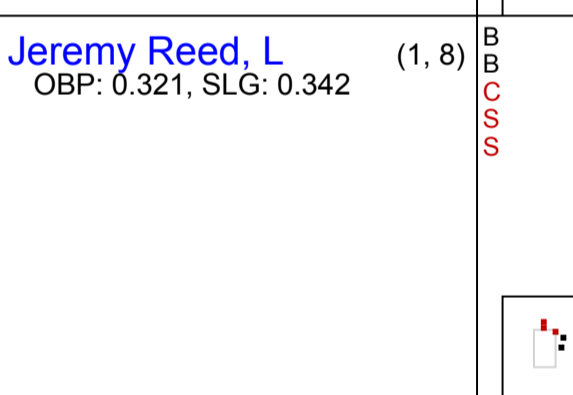
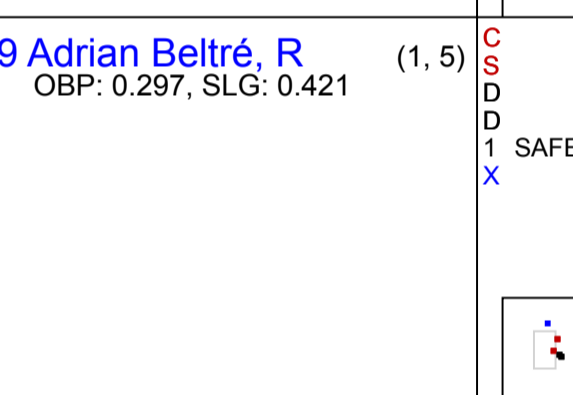
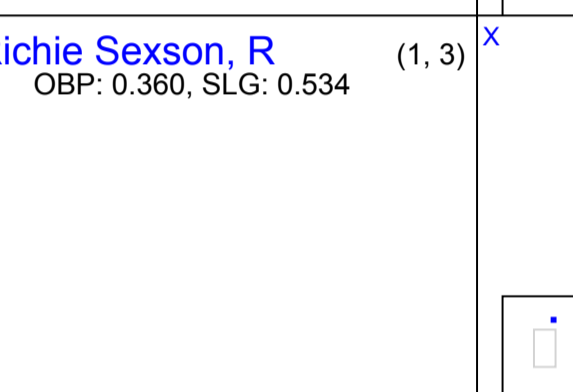
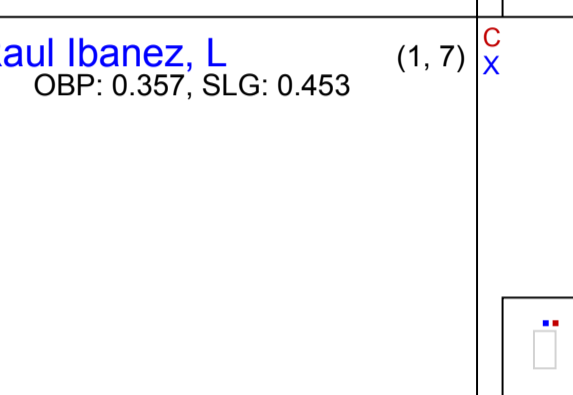
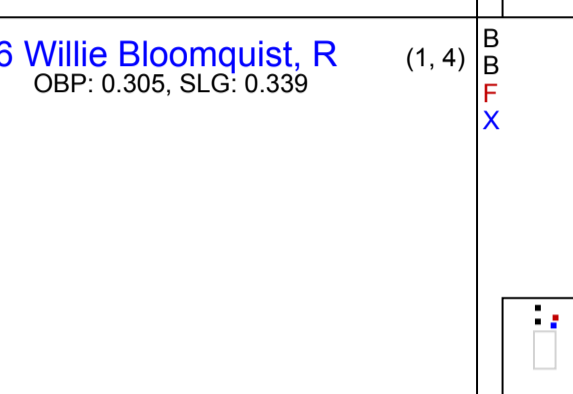
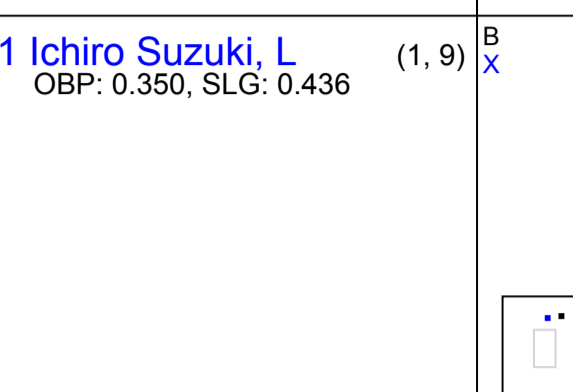
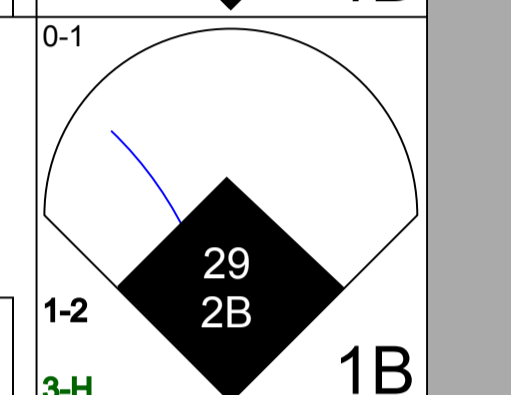
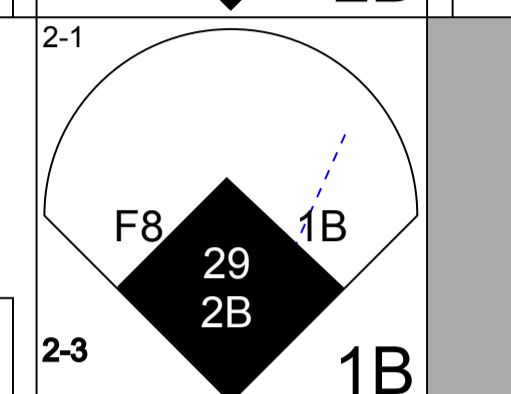
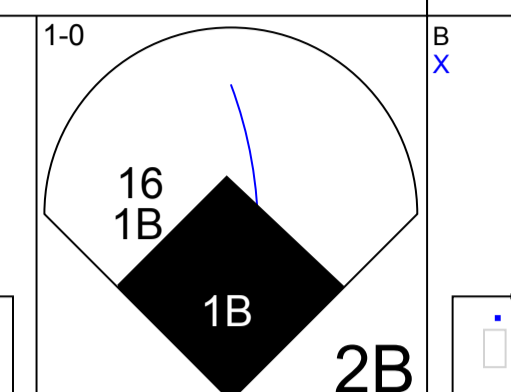


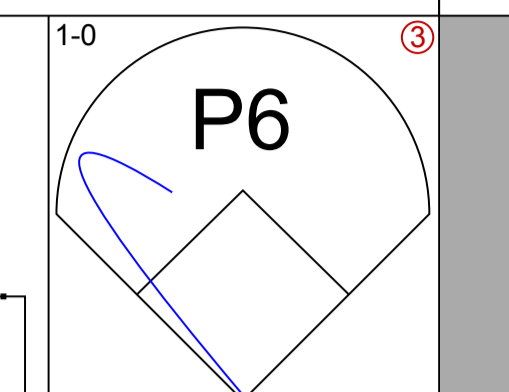
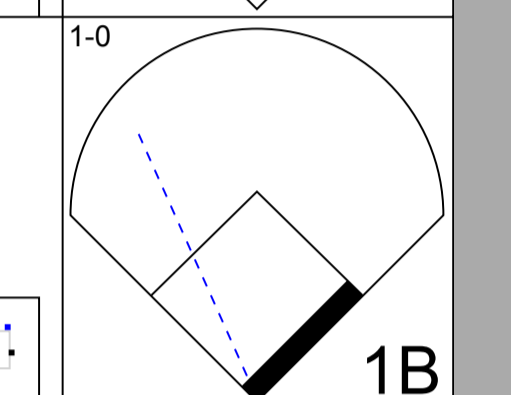
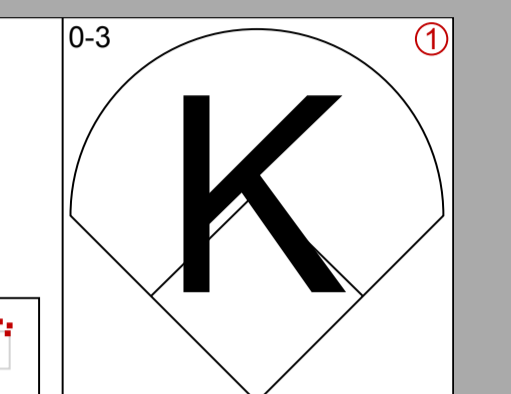


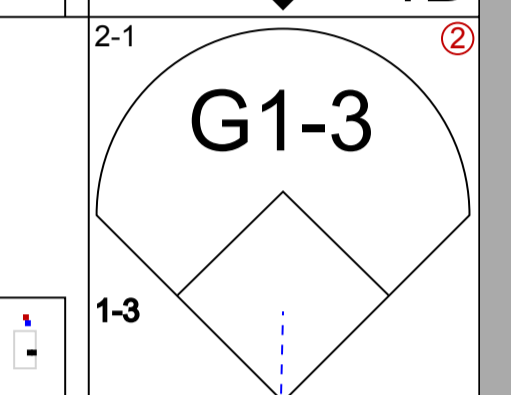
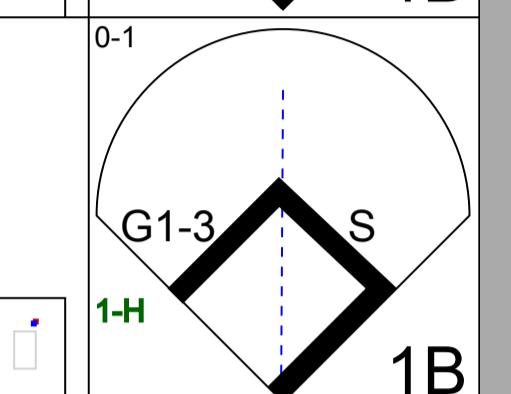
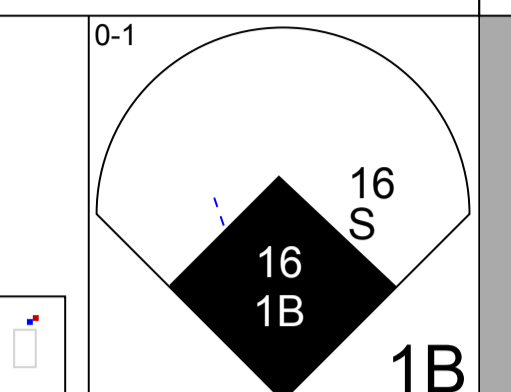

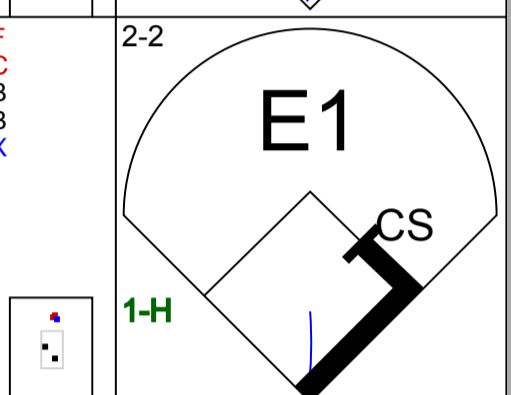
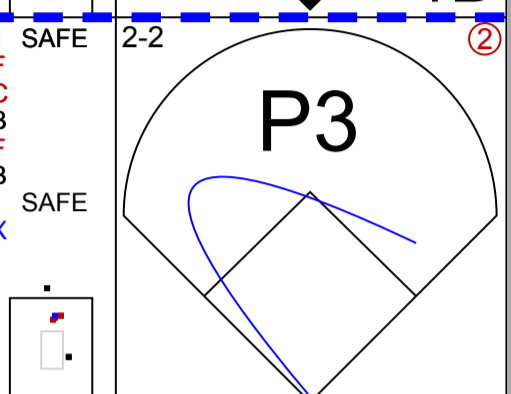
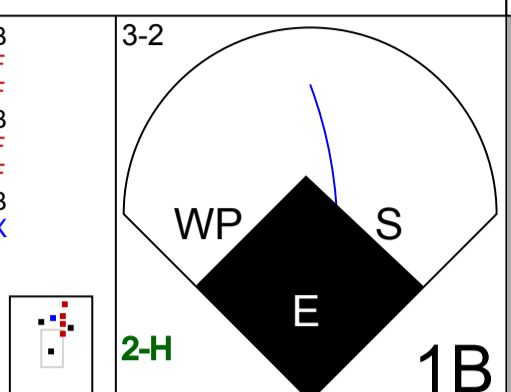


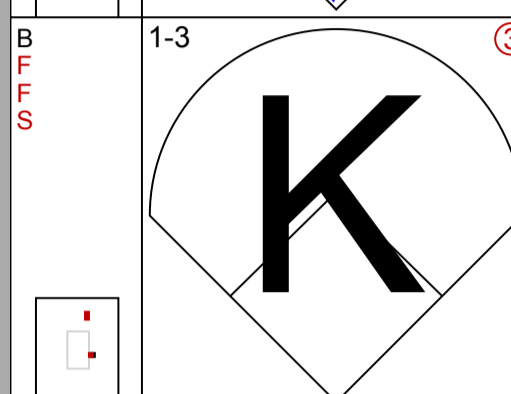
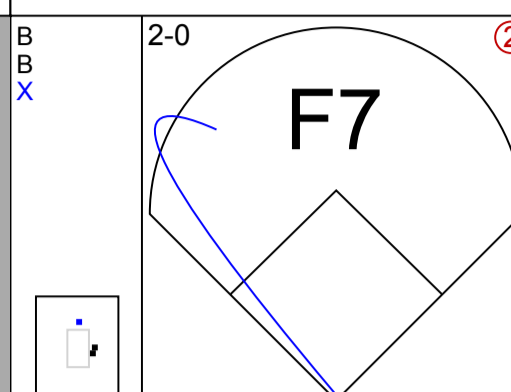
4 0 1 0 0 1 1

4 0 0 0 0 1 3

3 0 0 0 1 0 2

3 1 1 0 0 1 1
1 0 0 0 0 1 0

1B: 6 SF: 0
2B: 4 SAC: 0
3B: 0 DP: 1
HR: 0 HBP: 0



Inning Stats

PITCHER
41 John Lackey, R (1, 1)
Brendan Donnelly, R (7, 1)
62 Scot Shields, R (8, 1)
Francisco Rodriguez, R (9, 1)

R: 3 H: 4
E: 0 LOB: 1
K: 2 BB: 0
S: 15 P: 23

IP WLS BF H R ER SO BB IBB HBP BLK WP HR S P ERA WHIP
6.1 0 28 9 6 5 7 1 0 0 0 0 0 0 7.11 1.579
0.2 W 2 0 0 0 0 0 0 0 0 0 1 0 9 0.00 0.000
1.0 H 5 1 0 0 0 0 1 0 0 0 0 0 9 0.00 2.000
1.0 S 3 0 0 0 0 2 0 0 0 0 0 0 10 0.00 0.000

R: 0 H: 1
E: 0 LOB: 1
K: 2 BB: 0
S: 9 P: 11

IP WLS BF H R ER SO BB IBB HBP BLK WP HR S P ERA WHIP
0.2 W 2 0 0 0 0 0 0 0 0 0 1 0 9 0.00 0.000
1.0 H 5 1 0 0 0 0 1 0 0 0 0 0 9 0.00 2.000
1.0 S 3 0 0 0 0 2 0 0 0 0 0 0 10 0.00 0.000

R: 0 H: 0
E: 0 LOB: 0
K: 0 BB: 0
S: 7 P: 9

IP WLS BF H R ER SO BB IBB HBP BLK WP HR S P ERA WHIP
0.2 W 2 0 0 0 0 0 0 0 0 0 1 0 9 0.00 0.000
1.0 H 5 1 0 0 0 0 1 0 0 0 0 0 9 0.00 2.000
1.0 S 3 0 0 0 0 2 0 0 0 0 0 0 10 0.00 0.000

R: 1 H: 2
E: 0 LOB: 1
K: 2 BB: 0
S: 12 P: 15

IP WLS BF H R ER SO BB IBB HBP BLK WP HR S P ERA WHIP
0.2 W 2 0 0 0 0 0 0 0 0 0 1 0 9 0.00 0.000
1.0 H 5 1 0 0 0 0 1 0 0 0 0 0 9 0.00 2.000
1.0 S 3 0 0 0 0 2 0 0 0 0 0 0 10 0.00 0.000

R: 0 H: 0
E: 0 LOB: 0
K: 1 BB: 0
S: 9 P: 15

IP WLS BF H R ER SO BB IBB HBP BLK WP HR S P ERA WHIP
0.2 W 2 0 0 0 0 0 0 0 0 0 1 0 9 0.00 0.000
1.0 H 5 1 0 0 0 0 1 0 0 0 0 0 9 0.00 2.000
1.0 S 3 0 0 0 0 2 0 0 0 0 0 0 10 0.00 0.000

R: 2 H: 2
E: 1 LOB: 0
K: 0 BB: 0
S: 19 P: 32

IP WLS BF H R ER SO BB IBB HBP BLK WP HR S P ERA WHIP
0.2 W 2 0 0 0 0 0 0 0 0 0 1 0 9 0.00 0.000
1.0 H 5 1 0 0 0 0 1 0 0 0 0 0 9 0.00 2.000
1.0 S 3 0 0 0 0 2 0 0 0 0 0 0 10 0.00 0.000

R: 0 H: 1
E: 0 LOB: 2
K: 0 BB: 1
S: 9 P: 14

IP WLS BF H R ER SO BB IBB HBP BLK WP HR S P ERA WHIP
0.2 W 2 0 0 0 0 0 0 0 0 0 1 0 9 0.00 0.000
1.0 H 5 1 0 0 0 0 1 0 0 0 0 0 9 0.00 2.000
1.0 S 3 0 0 0 0 2 0 0 0 0 0 0 10 0.00 0.000

R: 0 H: 0
E: 0 LOB: 0
K: 2 BB: 0
S: 10 P: 16

IP WLS BF H R ER SO BB IBB HBP BLK WP HR S P ERA WHIP
0.2 W 2 0 0 0 0 0 0 0 0 0 1 0 9 0.00 0.000
1.0 H 5 1 0 0 0 0 1 0 0 0 0 0 9 0.00 2.000
1.0 S 3 0 0 0 0 2 0 0 0 0 0 0 10 0.00 0.000

Batter	1	2	3	4	5	6	7	8	9	10	11	AB R H RBI BB SO LOB	TOP																			
8 Russ Adams, L OBP: 0.345, SLG: 0.431 (1, 6)	F8		G3-1		K		SH5-4		15 BB 1B		F7	5 0 1 0 0 1 2	Toronto Blue Jays @ Los Angeles Angels Angel Stadium of Anaheim, Anaheim, CA Mon Aug 15 2005, 7:05 PM PDT Att. 38,936 - Clear - 69 F																			
Frank Catalanotto, L OBP: 0.355, SLG: 0.424 15 Alex Rios, R OBP: 0.330, SLG: 0.428 (1, 7) (8, 9)	F8		G4-3		F7		2B HBP		BB		K	3 0 0 0 0 0 1 1 0 0 0 1 1 1																				
10 Vernon Wells, R OBP: 0.329, SLG: 0.498 (1, 8)	1B				G5-3		G6-3		SF8		P6	4 0 1 1 0 0 3																				
Shea Hillenbrand, R OBP: 0.357, SLG: 0.468 (1, 3)	F8				47 G4-3 1B		L9		2-2 2-2 1-H 3-H 2B		P4	5 0 2 1 0 0 4																				
47 Corey Koskie, L OBP: 0.317, SLG: 0.406 (1, 5)			G3		G4-3		BB		G1-3		G5-3	4 0 0 0 1 0 1																				
9 Gregg Zaun, S OBP: 0.368, SLG: 0.394 (1, 2)			F7		G6-3		P2		K		L7	5 0 0 0 0 1 2																				
2 Aaron Hill, R OBP: 0.360, SLG: 0.429 (1, 10)			1B				F8		3 2B 1B BB		G3-1	4 1 1 0 1 0 0																				
3 Reed Johnson, R OBP: 0.342, SLG: 0.452 (8, 7)			P3				E5		8 SH5-4 10 SF8 2B		K	5 2 1 0 0 1 1																				
Orlando Hudson, S OBP: 0.316, SLG: 0.416 (1, 4)			G3				1-H 2B		10 SF8 8 SH5-4 2B 1B		15 BB 8 1B BB	4 1 3 2 1 0 0																				
Inning Stats	R: 0 E: 0 K: 8 S: 8	H: 1 LOB: 1 BB: 0 P: 13	R: 0 E: 0 K: 0 S: 13	H: 1 LOB: 1 BB: 0 P: 18	R: 0 E: 0 K: 0 S: 8	H: 0 LOB: 0 BB: 0 P: 10	R: 0 E: 0 K: 0 S: 11	H: 1 LOB: 1 BB: 0 P: 16	R: 1 E: 1 K: 1 S: 14	H: 1 LOB: 1 BB: 0 P: 21	R: 0 E: 0 K: 0 S: 7	H: 0 LOB: 1 BB: 1 P: 16		R: 3 E: 0 K: 0 S: 18	H: 3 LOB: 2 BB: 1 P: 29	R: 0 E: 0 K: 1 S: 9	H: 0 LOB: 0 BB: 0 P: 12	R: 0 E: 0 K: 1 S: 11	H: 1 LOB: 3 BB: 2 P: 20	R: 0 E: 0 K: 0 S: 9	H: 0 LOB: 0 BB: 0 P: 15	R: 0 E: 0 K: 1 S: 9	H: 1 LOB: 1 BB: 0 P: 12	1B: 6 2B: 3 3B: 0 HR: 0	SF: 1 SAC: 1 DP: 0 HBP: 1	WP: 0 PB: 0 SB: 0 CS: 0	PA: 47					
PITCHER	IP WLS BF H R ER SO BB IBB HBP BLK WP HR S P ERA WHIP																															
54 Ervin Santana, R ERA: 4.62 (1, 1)	6.0		27	6	4	3	1	2	0	0	0	0	0	0	69	107	4.50	1.333														
Brendan Donnelly, R ERA: 3.86 (7, 1)	1.0	B	4	1	0	0	0	0	0	1	0	0	0	0	10	16	0.00	1.000														
Kevin Gregg, R ERA: 5.36 (8, 1)	1.0		3	0	0	0	1	0	0	0	0	0	0	0	9	12	0.00	0.000														
Francisco Rodríguez, R ERA: 2.54 (9, 1)	1.0		6	1	0	0	1	2	0	0	0	0	0	0	11	20	0.00	3.000														
62 Scot Shields, R ERA: 2.35 (10, 1)	2.0	W	7	1	0	0	1	0	0	0	0	0	0	0	18	27	0.00	0.500														

livebaseballscorecards.com

AB	40
R	4
H	9
RBI	4
BB	4
SO	4
LOB	15



BOTTOM

Toronto Blue Jays @ Los Angeles Angels
Angel Stadium of Anaheim, Anaheim, CA

Mon Aug 15 2005, 7:05 PM PDT
Att. 38,936 - Clear - 69 F

livebaseballscorecards.com

AB	43
R	5
H	13
RBI	5
BB	4
SO	5
LOB	18



WP:	1	PA:	48
PB:	0		
SB:	1		
CS:	0		

Batter	1	2	3	4	5	6	7	8	9	10	11	AB	R	H	RBI	BB	SO	LOB									
9 Chone Figgins, S OBP: 0.339, SLG: 0.399	G4-3		G4-3		27 IBB 1B	F9		FC6-4		P4		6	0	1	2	0	0	3									
Orlando Cabrera, R OBP: 0.307, SLG: 0.352	G3		G6-3		P2		G6-3	F9			1B 2B	6	1	1	0	0	0	2									
Darin Erstad, L OBP: 0.342, SLG: 0.380	G5-3		G1-3		27 IBB 1B		G3		G3		1B	6	0	2	1	0	0	0									
27 Vladimir Guerrero, R OBP: 0.369, SLG: 0.596		G3 20 E 2B		F9			20 WP 1B					3	1	2	0	2	0	0									
Bengie Molina, R OBP: 0.341, SLG: 0.485 Jeff DaVanon, S OBP: 0.355, SLG: 0.311	G3		K		F9		20 WP 1B		F7			4	0	1	0	0	1	4									
20 Juan Rivera, R OBP: 0.304, SLG: 0.442		E6 6 BB						G4-3		G6-3		4	1	1	1	1	0	3									
José Molina, R OBP: 0.282, SLG: 0.340 Casey Kotchman, L OBP: 0.341, SLG: 0.528 5 Jeff Mathis, R	K		K		SH3-1			F7		G6-3		2	0	0	0	0	2	2									
6 Maicer Izturis, S OBP: 0.313, SLG: 0.360												4	1	1	0	1	2	1									
Adam Kennedy, L OBP: 0.390, SLG: 0.410	G3				E1 9 1B 1B							5	1	4	1	0	0	2									
Inning Stats	R: 0 E: 0 K: 0 S: 7	H: 0 LOB: 0 BB: 0 P: 12	R: 1 E: 1 K: 1 S: 12	H: 1 LOB: 2 BB: 1 P: 20	R: 0 E: 0 K: 0 S: 6	H: 0 LOB: 0 BB: 0 P: 10	R: 0 E: 0 K: 2 S: 12	H: 0 LOB: 1 BB: 1 P: 19	R: 1 E: 1 K: 1 S: 15	H: 3 LOB: 3 BB: 1 P: 27	R: 1 E: 0 K: 0 S: 11	H: 2 LOB: 1 BB: 0 P: 14	R: 0 E: 0 K: 0 S: 17	H: 2 LOB: 3 BB: 0 P: 28	R: 1 E: 0 K: 0 S: 12	H: 2 LOB: 1 BB: 0 P: 18	R: 0 E: 0 K: 0 S: 8	H: 0 LOB: 1 BB: 1 P: 16	R: 0 E: 0 K: 1 S: 14	H: 1 LOB: 1 BB: 0 P: 19	R: 1 E: 0 K: 0 S: 6	H: 2 LOB: 1 BB: 0 P: 8	1B: 10 2B: 3 3B: 0 HR: 0	SF: 0 SAC: 1 DP: 0 HBP: 0	WP: 1 PA: 48		
PITCHER	IP	WLS	BF	H	R	ER	SO	BB	IBB	HBP	BLK	WP	HR	S	P	ERA	WHIP										
39 Gustavo Chacin, L ERA: 3.44	(1, 1)	6.0	28	6	3	3	4	2	1	0	0	0	0	63	102	4.50	1.333										
Justin Speier, R ERA: 2.16	(7, 1)	1.0	5	2	0	0	0	0	0	0	0	1	0	17	28	0.00	2.000										
Vinnie Chulk, R ERA: 3.21	(8, 1)	0.1	2	1	1	1	0	0	0	0	0	0	0	5	8	27.00	3.000										
Scott Schoeneweis, L ERA: 4.14	(8, 1)	1.0	4	1	0	0	0	0	0	0	0	0	0	9	12	0.00	1.000										
54 Jason Frasor, R ERA: 3.98	(9, 1)	1.2	7	1	0	0	1	1	0	0	0	0	0	20	33	0.00	1.200										
PITCHER	IP	WLS	BF	H	R	ER	SO	BB	IBB	HBP	BLK	WP	HR	S	P	ERA	WHIP										
Pete Walker, R ERA: 2.75	(11, 1)	0.0	2	2	1	1	0	0	0	0	0	0	0	6	8	∞	∞										

Batter	1	2	3	4	5	6	7	8	9	AB R H RBI BB SO LOB	TOP																		
8 Russ Adams, L (1, 6) OBP: 0.343, SLG: 0.426	0-1 L3		3-2 F7			1-0 G4-3		4-2 FC3-2 BB	0-2 F7	4 0 0 0 1 0 3																			
3 Reed Johnson, R (1, 7) OBP: 0.337, SLG: 0.446	1-0 G4-3			2-0 G4-3		1-1 G5-3		3-2 FC3-2		4 0 0 0 0 0 3																			
10 Vernon Wells, R (1, 8) OBP: 0.328, SLG: 0.496	0-1 F9			0-0 L9		1-0 1B		0-1 G5-3		4 0 1 1 0 0 2																			
Shea Hillenbrand, R (1, 3) OBP: 0.359, SLG: 0.475		2-1 HR		1-0 F8		0-2 P4			0-2 9 1B 47 BB BB 1B	4 2 2 1 0 0 1																			
2 Aaron Hill, R (1, 10) OBP: 0.356, SLG: 0.424		1-0 G5-3			1-3 K		1-2 L6		4-1 47 BB 9 1B SF9 BB	3 0 0 0 0 1 0																			
Eric Hinske, L (9, PH) OBP: 0.332, SLG: 0.409									1-2 BB	0 1 0 0 1 0 0																			
9 Gregg Zaun, S (1, 2) OBP: 0.369, SLG: 0.394		0-1 F9		4-1 47 1B BB		4-1 F8		0-0 F8	0-0 47 BB 1B	3 0 1 0 1 0 0																			
47 Corey Koskie, L (1, 5) OBP: 0.320, SLG: 0.405					1-2 15 G6-4-3 1B		1-2 G3		1-2 2-3 3-H BB	3 0 1 1 1 1 0																			
15 Alex Rios, R (1, 9) OBP: 0.328, SLG: 0.425					0-1 G6-4-3		1-0 G6-3		1-1 SF9	3 0 0 0 0 0 2																			
Frank Catalanotto, L (9, PH) OBP: 0.354, SLG: 0.424					1-2 1-2f				3-H 0-1 F7	0 0 0 1 0 0 0																			
Orlando Hudson, S (1, 4) OBP: 0.318, SLG: 0.420			3-2 F9		0-1 8 G4-3 10 1B 2B		3-1 3 S 8 BB FC3-2 1B			4 1 2 0 0 0 2																			
Inning Stats	R: 0 E: 0 K: 0 S: 5	H: 0 LOB: 0 BB: 0 P: 6	R: 1 E: 0 K: 1 S: 8	H: 1 LOB: 0 BB: 0 P: 14	R: 0 E: 0 K: 0 S: 9	H: 0 LOB: 0 BB: 0 P: 15	R: 0 E: 0 K: 1 S: 11	H: 1 LOB: 1 BB: 1 P: 17	R: 1 E: 0 K: 0 S: 9	H: 2 LOB: 1 BB: 0 P: 12	R: 0 E: 0 K: 0 S: 9	H: 0 LOB: 0 BB: 0 P: 11	R: 0 E: 0 K: 0 S: 11	H: 1 LOB: 2 BB: 1 P: 22	R: 2 E: 0 K: 0 S: 15	H: 2 LOB: 2 BB: 2 P: 24	1B: 5 2B: 1 3B: 0 HR: 1	SF: 1 SAC: 0 DP: 1 HBP: 0	WP: 0 PB: 0 SB: 2 CS: 0	PA: 37									
PITCHER	IP WLS BF H R ER SO BB IBB HBP BLK WP HR S P ERA WHIP																												
51 Joe Saunders, L (1, 1) ERA: 2.45	7.1		28	5	2	2	2	2	2	0	0	0	0	1	60	95	2.46	0.955											
62 Scot Shields, R (8, 1) ERA: 2.33	0.2	H	2	0	0	0	0	0	0	0	0	0	0	5	8	0.00	0.000												
Francisco Rodriguez, R (9, 1) ERA: 2.91	0.1	L	5	2	2	2	0	2	0	0	0	0	0	9	18	54.00	12.000												
Kevin Gregg, R (9, 1) ERA: 5.28	0.2		2	0	0	0	0	0	0	0	0	0	0	6	6	0.00	0.000												

Toronto Blue Jays @ Los Angeles Angels
 Angel Stadium of Anaheim, Anaheim, CA

livebaseballscorecards.com

AB	32
R	4
H	7
RBI	4
BB	4
SO	2
LOB	13



Tue Aug 16 2005, 7:05 PM PDT
 Att. 42,468 - Clear - 73 F

Batter	1	2	3	4	5	6	7	8	9	AB	R	H	RBI	BB	SO	LOB
9 Chone Figgins, S OBP: 0.340, SLG: 0.399 (1, 5)	2-3 K ①		2-0 F9 ③		0-0 1-3 2-H 1B ①		4-2 1-2 BB ①			3	0	1	1	1	1	0
Orlando Cabrera, R OBP: 0.303, SLG: 0.349 (1, 6)	1-0 G6-3 ②			2-2 L7 ①	1-1 G4-3 ③		0-0 G1-3 ③			4	0	0	0	0	0	4
Darin Erstad, L OBP: 0.341, SLG: 0.379 (1, 3)	1-1 G4-3 ③			0-2 G1-3 ②		1-0 FC6-4 1B ①		1-0 G5-3 ①		4	0	1	0	0	0	0
27 Vladimir Guerrero, R OBP: 0.387, SLG: 0.593 (1, 9)		2-2 1B 20 G6-4-3 1B ①		1-0 F7 ③		0-0 P3 ①		2-0 G6-3 ②		4	1	1	0	0	0	1
Bengie Molina, R OBP: 0.340, SLG: 0.482 (1, 2)		1-0 1B 20 G6-4-3 1B ①			2-1 L8 ①	1-1 FC6-4 ②		0-0 G6-3 ③		4	0	1	0	0	0	1
20 Juan Rivera, R OBP: 0.307, SLG: 0.438 6 Maicer Izturis, S OBP: 0.313, SLG: 0.360 (9, PR)		0-1 G6-4-3 ②			4-0 1B 1B BB ①	2-3 K ③		4-2 FC4-6 BB ①		2	1	0	0	2	1	2
Casey Kotchman, L OBP: 0.333, SLG: 0.487 Jeff DaVanon, S OBP: 0.355, SLG: 0.311 (9, PR)		0-3 K ③			2-3 K ②		4-1 FC1-6 BB ①		1-2 FC4-6 ①	3	0	0	0	1	2	2
Steve Finley, L OBP: 0.274, SLG: 0.370 (1, 8)			0-3 K ①		0-0 1B 9 1B ①		2-1 FC1-6 9 BB ①		0-0 F9 ②	4	1	1	0	0	1	2
Adam Kennedy, L OBP: 0.388, SLG: 0.408 (1, 4)			1-1 G3 ②		0-0 9 1B 1-2 2-H 1B ①		1-3 K ②		2-2 G4-3 ③	4	0	1	1	0	1	2

Inning Stats	R: 0	H: 0	E: 0	K: 1	S: 6	R: 1	H: 2	E: 0	K: 1	S: 11	R: 0	H: 0	E: 0	K: 1	S: 7	R: 0	H: 0	E: 0	K: 0	S: 8	R: 2	H: 3	E: 0	K: 1	S: 13	R: 0	H: 1	E: 0	K: 1	S: 7	R: 0	H: 0	E: 0	K: 1	S: 10	R: 0	H: 0	E: 0	K: 0	S: 3	R: 0	H: 0	E: 0	K: 0	S: 14	1B: 6	2B: 0	3B: 0	HR: 0	SF: 0	SAC: 0	DP: 1	HBP: 0	WP: 0	PB: 0	SB: 0	CS: 0	PA: 36
PITCHER 37 Scott Downs, L ERA: 4.89 22 Brandon League, R ERA: 6.38 Miguel Batista, R ERA: 3.05	IP	WLS	BF	H	R	ER	SO	BB	IBB	HBP	BLK	WP	HR	S	P	ERA	WHIP																																									
	6.2		28	6	3	3	6	3	0	0	0	0	0	61	98	4.05	1.350																																									
	1.1	W	4	0	0	0	0	0	0	0	0	0	0	4	7	0.00	0.000																																									
	1.0	S	4	0	0	0	0	1	0	0	0	0	0	14	21	0.00	1.000																																									

Toronto Blue Jays @ Los Angeles Angels
Angel Stadium of Anaheim, Anaheim, CA
 Tue Aug 16 2005, 7:05 PM PDT
 Att. 42,468 - Clear - 73 F

AB	32
R	3
H	6
RBI	2
BB	4
SO	6
LOB	14



WP: 0	PA: 36
PB: 0	
SB: 0	
CS: 0	
ERA	WHIP

livebaseballscorecards.com

Batter	1	2	3	4	5	6	7	8	9	AB R H RBI BB SO LOB	TOP											
3 Reed Johnson, R OBP: 0.339, SLG: 0.447 (1, 7) C B S S	2-3 K		1-1 G6-3 1B		1-2 10 1B 1B		2-2 P2		0-0 SH1-3 1-2	4 1 2 0 0 1 0	Toronto Blue Jays @ Los Angeles Angels Angel Stadium of Anaheim, Anaheim, CA Wed Aug 17 2005, 7:05 PM PDT Att. 43,026 - Clear - 75 F livebaseballscorecards.com AB 34 R 4 H 11 RBI 4 BB 4 SO 5 LOB 14											
Orlando Hudson, S OBP: 0.319, SLG: 0.422 (1, 4) C C X	0-2 10 G4-3 1B 2B		0-1 G6-3		1-1 10 1B 1B		2-2 G4-3		2-0 G4-3 2-3	5 1 2 1 0 0 2												
10 Vernon Wells, R OBP: 0.329, SLG: 0.493 (1, 8) C F B SAFE X	1-2 G4-3 2-3		4-0 BB		1-1 8 1B 1B			2-3 K	1-0 G6-3	4 0 1 1 1 1 2												
Shea Hillenbrand, R OBP: 0.360, SLG: 0.475 (1, 3) B B X	2-0 2 FC5-4 1B		0-1 G6-3		0-0 F8			1-2 8 2B 1B		4 1 2 1 0 0 3												
2 Aaron Hill, R OBP: 0.355, SLG: 0.422 (1, 6) 8 Russ Adams, L OBP: 0.349, SLG: 0.434 (4, PH) (4, 6) C B SAFE F X	2-2 FC5-4			1-1 9 G5-4-3 1B	0-1 1-2 2-H 1B			2-0 1-H 2B		1 0 0 0 0 0 1 3 0 3 1 0 0 0												
9 Gregg Zaun, S OBP: 0.366, SLG: 0.389 (1, 2) C B B T T F T T X		3-3 K		2-2 G5-4-3 1-2f		2-2 F8		2-2 G1-3		4 0 0 0 0 1 2												
47 Corey Koskie, L OBP: 0.319, SLG: 0.399 (1, 5) B B B B X		3-1 P5		3-1 P2		0-3 K		4-0 BB		3 0 0 0 1 1 0												
Frank Menechino, R OBP: 0.377, SLG: 0.351 (1, 10) Eric Hinske, L OBP: 0.331, SLG: 0.408 (8, PH) (8, 10) B B B B B X		4-2 BB			4-2 15 FC9-6 BB		1-2 K	1-0 F7		1 0 0 0 2 1 0 1 0 0 0 0 0 2												
15 Alex Rios, R OBP: 0.327, SLG: 0.423 (1, 9) B S X		1-1 F8			0-0 FC9-6 3 1B 1-2f			3-2 F8	1-0 G4-3 3 SH1-3 1B	4 1 1 0 0 0 2												
Inning Stats	R: 1 E: 0 K: 1 S: 14	H: 2 LOB: 1 BB: 0 P: 21	R: 0 E: 0 K: 1 S: 10	H: 0 LOB: 1 BB: 1 P: 21	R: 0 E: 0 K: 0 S: 6	H: 1 LOB: 1 BB: 0 P: 11	R: 0 E: 0 K: 0 S: 7	H: 1 LOB: 0 BB: 0 P: 13	R: 2 E: 0 K: 0 S: 15	H: 4 LOB: 2 BB: 1 P: 22	R: 0 E: 0 K: 2 S: 9	H: 0 LOB: 0 BB: 0 P: 12	R: 0 E: 0 K: 0 S: 12	H: 0 LOB: 0 BB: 0 P: 19	R: 1 E: 0 K: 1 S: 12	H: 2 LOB: 2 BB: 1 P: 23	R: 0 E: 0 K: 0 S: 4	H: 1 LOB: 1 BB: 0 P: 8	1B: 9 2B: 2 3B: 0 HR: 0	SF: 0 SAC: 1 DP: 2 HBP: 0	WP: 0 PB: 0 SB: 0 CS: 0	PA: 39
PITCHER	IP WLS BF H R ER SO BB IBB HBP BLK WP HR S P ERA WHIP																					
Jarrod Washburn, L ERA: 3.38 (1, 1)	6.0 L 26 8 3 3 4 3 0 0 0 0 0 0 61 100 4.50 1.833																					
Joel Peralta, R ERA: 4.13 (7, 1)	1.1 6 2 1 1 1 0 0 0 0 0 0 0 20 31 6.75 1.500																					
Esteban Yan, R ERA: 3.81 (8, 1)	1.2 7 1 0 0 0 1 0 0 0 0 0 0 8 19 0.00 1.200																					

BOTTOM

Toronto Blue Jays @ Los Angeles Angels
Angel Stadium of Anaheim, Anaheim, CA

Wed Aug 17 2005, 7:05 PM PDT
Att. 43,026 - Clear - 75 F

livebaseballscorecards.com

AB	34
R	1
H	8
RBI	1
BB	1
SO	1
LOB	21



WP:	0	PA:	36
PB:	0		
SB:	1		
CS:	0		

AB R H RBI BB SO LOB

4 1 2 0 0 0 0

4 0 2 1 0 0 2

4 0 1 0 0 0 1

4 0 1 0 0 0 2

2 0 0 0 1 0 4

4 0 1 0 0 0 5

4 0 0 0 0 1 3

4 0 0 0 0 0 2


4 0 1 0 0 0 2

1B: 8 SF: 0
2B: 0 SAC: 0
3B: 0 DP: 2
HR: 0 HBP: 1

Batter	1	2	3	4	5	6	7	8	9
9 Chone Figgins, S OBP: 0.341, SLG: 0.400 (1, 7) C X	0-1 S 1B		2-2 L6		0-1 F9		0-0 1-2 1B		
Orlando Cabrera, R OBP: 0.305, SLG: 0.350 (1, 6) B B C X	2-1 27 G4-6-3 1B		0-1 P4			0-0 27 1B 1B	0-0 P5		
Darin Erstad, L OBP: 0.341, SLG: 0.378 (1, 3) 1 SAFE C X	0-1 F7		1-2 G6-3			1 SAFE 2-2 1 SAFE 27 1B 1B	0-2 E6		
27 Vladimir Guerrero, R OBP: 0.388, SLG: 0.589 (1, 9) B F X	1-1 G4-6-3			0-0 G5-3		1-0 G4-6-3 1B	1-1 F9		
Bengie Molina, R OBP: 0.342, SLG: 0.479 (1, 2) B B B B		4-0 1B BB		1-1 6 FC4-6 HBP		0-1 L4	2-2 F9		
Casey Kotchman, L OBP: 0.327, SLG: 0.465 (1, 10) B B C X		1-1 1-2 1B		0-2 L5		0-2 G4-6-3	1-2 G1-6-3		
6 Maicer Izturis, S OBP: 0.305, SLG: 0.351 (1, 5) B C B X		0-2 L8		1-0 FC4-6			0-3 K	0-1 G3	
Steve Finley, L OBP: 0.271, SLG: 0.366 (1, 8) B C B X		1-1 P6			1-2 G1-4-3		0-1 G3-1	2-2 G3	
Adam Kennedy, L OBP: 0.387, SLG: 0.405 (1, 4) B F B X		1-1 F8			2-0 F7		0-1 9 1B 1B	3-1 F9	

Inning Stats	R: 1 H: 2 E: 0 K: 8 S: 8	H: 2 LOB: 0 BB: 0 P: 11	R: 0 H: 1 E: 0 K: 10 S: 10	LOB: 2 BB: 1 P: 17	R: 0 H: 0 E: 0 K: 11 S: 11	LOB: 0 BB: 0 P: 14	R: 0 H: 0 E: 0 K: 6 S: 6	LOB: 1 BB: 0 P: 8	R: 0 H: 0 E: 0 K: 6 S: 6	LOB: 0 BB: 0 P: 9	R: 0 H: 3 E: 0 K: 11 S: 11	LOB: 2 BB: 0 P: 14	R: 0 H: 2 E: 0 K: 9 S: 9	LOB: 2 BB: 0 P: 9	R: 0 H: 0 E: 1 K: 12 S: 12	LOB: 1 BB: 0 P: 16	R: 0 H: 0 E: 0 K: 7 S: 7	LOB: 0 BB: 0 P: 12
--------------	--------------------------	-------------------------	----------------------------	--------------------	----------------------------	--------------------	--------------------------	-------------------	--------------------------	-------------------	----------------------------	--------------------	--------------------------	-------------------	----------------------------	--------------------	--------------------------	--------------------

PITCHER	IP	WLS	BF	H	R	ER	SO	BB	IBB	HBP	BLK	WP	HR	S	P	ERA	WHIP
Josh Towers, R ERA: 4.12 (1, 1)	6.2	W	27	7	1	1	1	1	0	0	0	0	0	59	80	1.35	1.200
Scott Schoeneweis, L ERA: 4.14 (7, 1)	0.0		1	1	0	0	0	0	0	0	0	0	0	1	1	∞	∞
Justin Speier, R ERA: 2.1 (7, 1)	1.1	H	5	0	0	0	0	0	0	0	0	0	0	13	17	0.00	0.000
Miguel Batista, R ERA: 3.0 (9, 1)	1.0	S	3	0	0	0	0	0	0	0	0	0	0	7	12	0.00	0.000

Batter	1	2	3	4	5	6	7	8	9	AB R H RBI BB SO LOB	TOP											
18 Johnny Damon, L OBP: 0.380, SLG: 0.470 Roberto Petagine, L OBP: 0.375, SLG: 0.476	2-2 G6-3		0-1 1B			1-0 F8	0-1 F7			4 0 1 0 0 0 2 0 0 0 0 0 0 0	Boston Red Sox @ Los Angeles Angels Angel Stadium of Anaheim, Anaheim, CA Thu Aug 18 2005, 7:05 PM PDT Att. 44,050 - Clear - 73 F AB 35 R 4 H 9 RBI 4 BB 0 SO 5 LOB 7 											
Edgar Renteria, R OBP: 0.344, SLG: 0.388	0-1 G6-3		3-3 K			0-0 G4-3		2-2 F7		4 0 0 0 0 1 2												
34 David Ortiz, L OBP: 0.397, SLG: 0.587	0-3 K						3-3 K	3-2 G6-3		4 0 0 0 0 2 0												
Manny Ramirez, R OBP: 0.384, SLG: 0.593 Adam Stern, L OBP: 0.188, SLG: 0.333		1-3 K				0-3 K	1-2 1B 2B	3-2 P4		4 1 1 0 0 2 0 0 0 0 0 0 0 0												
Tony Graffanino, R OBP: 0.379, SLG: 0.415		1-0 G5-4-3 1B				1-1 G6-3	0-2 P3		1-2 G3-1	4 0 1 0 0 0 1												
Kevin Miller, R OBP: 0.353, SLG: 0.363		1-2 G5-4-3				0-0 P3	0-2 1B 1B 1B		0-1 P4	4 1 1 1 0 0 1												
Bill Mueller, S OBP: 0.382, SLG: 0.438						3-2 G5-3	1-2 1B 1B		1-0 HR	4 2 2 1 0 0 0												
Doug Mirabeli, R OBP: 0.307, SLG: 0.366						3-2 F9	1-2 1B 1B		1-1 P3	4 0 2 0 0 0 0												
Gabe Kapler, R OBP: 0.340, SLG: 0.408						1-1 F9	2-2 P5			3 0 1 2 0 0 1												
Inning Stats	R: 0 E: 0 K: 1 S: 9	H: 0 LOB: 0 BB: 0 P: 11	R: 0 E: 0 K: 1 S: 9	H: 1 LOB: 0 BB: 0 P: 12	R: 0 E: 0 K: 1 S: 11	H: 2 LOB: 2 BB: 0 P: 16	R: 0 E: 0 K: 1 S: 7	H: 0 LOB: 0 BB: 0 P: 8	R: 0 E: 0 K: 0 S: 10	H: 0 LOB: 0 BB: 0 P: 16	R: 0 E: 0 K: 0 S: 10	H: 0 LOB: 0 BB: 0 P: 13	R: 3 E: 0 K: 1 S: 22	H: 5 LOB: 2 BB: 0 P: 28	R: 0 E: 0 K: 0 S: 14	H: 0 LOB: 0 BB: 0 P: 22	R: 1 E: 0 K: 0 S: 9	H: 1 LOB: 0 BB: 0 P: 12	1B: 7 2B: 1 3B: 0 HR: 1	SF: 0 SAC: 0 DP: 1 HBP: 0	WP: 0 PB: 0 SB: 0 CS: 0	PA: 35
PITCHER	IP WLS BF H R ER SO BB IBB HBP BLK WP HR S P ERA WHIP																					
40 Bartolo Colon, R ERA: 3.46	(1, 1) 7.0 W 28 8 3 3 5 0 0 0 0 0 0 0 0 78 104 3.86 1.143																					
Brendan Donnelly, R ERA: 3.78	(8, 1) 1.0 3 0 0 0 0 0 0 0 0 0 0 0 0 14 22 0.00 0.000																					
37 Greg Jones, R ERA: 9.0	(9, 1) 1.0 4 1 1 1 0 0 0 0 0 0 0 0 1 9 12 9.00 1.000																					

Batter	1	2	3	4	5	6	7	8	9	AB	R	H	RBI	BB	SO	LOB
9 Chone Figgins, S OBP: 0.342, SLG: 0.402 (1, 5)	3-3 K		1-3 K		0-2 F8	1-0 G6-3 2B	0-0 1-3 2-H 3-H 1B			5	1	2	2	0	2	0
Orlando Cabrera, R OBP: 0.307, SLG: 0.352 (1, 6)	0-0 G3-1 2B		2-3 K		4-2 S BB	2-0 G6-3	2-0 G5-3			4	1	1	0	1	1	3
Darin Erstad, L OBP: 0.341, SLG: 0.378 Jeff DaVanon, S OBP: 0.355, SLG: 0.311 (1, 3) (9, 9)	2-2 G3-1		3-2 1B		1-2 E7 1B	0-0 G5-3		2-1 F8		5	1	2	2	0	0	1
27 Vladimir Guerrero, R OBP: 0.388, SLG: 0.585 37 Greg Jones, R (1, 9) (9, 1)	4-0 IBB		0-0 F9		4-0 1B IBB	2-3 K		2-2 G3		3	1	0	0	2	1	1
Bengie Molina, R OBP: 0.346, SLG: 0.484 (1, 2)	0-1 G6-3			2-3 K	1-1 20 HR 1B		1-0 BB 9 1B 1B	1-1 1B 20 HR 2B		5	3	3	1	0	1	2
Casey Kotchman, L OBP: 0.368, SLG: 0.553 (1, 10) (9, 3)		3-1 HR		4-1 20 1B 20 PB BB	1-2 20 HR 1B		2-2 K	0-0 20 HR 1B		4	3	3	2	1	1	1
20 Juan Rivera, R OBP: 0.317, SLG: 0.472 (1, 7)		1-0 F7		0-2 1B	1-2 1B HR		2-1 9 BB 1B 1B	0-0 1B HR		5	3	4	6	0	0	0
Steve Finley, L OBP: 0.270, SLG: 0.362 (1, 8)		0-2 F9		0-3 K	1-0 G3-1		4-0 9 1B BB	2-3 K		4	0	0	0	1	2	2
Adam Kennedy, L OBP: 0.382, SLG: 0.400 (1, 4)		0-1 G3		1-2 G3-1	1-3 K		1-1 F7			4	0	0	0	0	1	5

Inning Stats	R: 0	H: 1	E: 0	K: 1	S: 10	R: 1	H: 1	E: 0	K: 0	S: 10	R: 0	H: 1	E: 0	K: 2	S: 12	R: 6	H: 4	E: 1	K: 1	S: 18	R: 1	H: 1	E: 0	K: 1	S: 6	R: 2	H: 3	E: 0	K: 1	S: 12	R: 3	H: 3	E: 0	K: 1	S: 16
	LOB: 2	BB: 1	P: 19	LOB: 0	BB: 0	P: 14	LOB: 1	BB: 0	P: 18	LOB: 2	BB: 1	P: 20	LOB: 0	BB: 2	P: 31	LOB: 0	BB: 0	P: 11	LOB: 2	BB: 1	P: 24	LOB: 0	BB: 0	P: 23	LOB: 0	BB: 0	P: 23	LOB: 0	BB: 0	P: 23	LOB: 0	BB: 0	P: 23		

PITCHER	IP	WLS	BF	H	R	ER	SO	BB	IBB	HBP	BLK	WP	HR	S	P	ERA	WHIP
49 Tim Wakefield, R ERA: 4.29 (1, 1)	4.1	L	24	7	6	6	5	2	2	0	0	0	1	58	94	12.46	2.077
Mike Myers, L ERA: 3.49 (5, 1)	1.2		7	2	2	2	2	0	0	0	0	0	1	11	19	10.80	1.200
Mike Reminger, L ERA: 6.93 (7, 1)	2.0		13	6	5	5	2	1	0	0	0	0	1	28	47	22.50	3.500


BOTTOM

Boston Red Sox @ Los Angeles Angels
Angel Stadium of Anaheim, Anaheim, CA


Thu Aug 18 2005, 7:05 PM PDT
Att. 44,050 - Clear - 73 F

AB	39
R	13
H	15
RBI	13
BB	5
SO	9
LOB	15

WP: 0 PA: 44
PB: 1
SB: 1
CS: 0



1B	2B	3B	HR	SF	SAC	DP	HBP	WP	HR	S	P	ERA	WHIP
9	3	0	3	0	0	0	0	0	1	23			

Batter	1	2	3	4	5	6	7	8	9	10	AB R H RBI BB SO LOB	TOP										
18 Johnny Damon, L (1, 8) OBP: 0.383, SLG: 0.472	0-1 BB BB 1B	0-0 G3 2-3 3-H		1-1 1B		1-2 S 1B		1-2 F9		0-0 G5-3 BB 1-2 1B	6 0 4 1 0 0 1	<p>Boston Red Sox @ Los Angeles Angels Angel Stadium of Anaheim, Anaheim, CA</p> <p>Fri Aug 19 2005, 7:05 PM PDT Att. 43,896 - Clear - 75 F</p> <p>livebaseballscorecards.com</p> <p>AB 43 R 4 H 14 RBI 4 BB 6 SO 9 LOB 38</p> 										
Edgar Renteria, R (1, 6) OBP: 0.342, SLG: 0.384	4-2 SAFE BB 1-2 BB	2-1 G5-3		2-3 SAFE K		3-3 K		1-2 F7	2 SAFE	1-3 K	5 0 0 0 1 3 5											
34 David Ortiz, L (1, 10) OBP: 0.395, SLG: 0.582 Roberto Petagine, L (10, PH) OBP: 0.400, SLG: 0.476	2-2 F7		4-2 1B BB		0-1 F8	2-2 F9		1-3 K		4-2 G5-3 1-2 2-3 BB	4 0 0 0 1 1 3 0 0 0 0 1 0 0											
Manny Ramirez, R (1, 7) OBP: 0.387, SLG: 0.595	4-2 FC4-6 BB 1-2 2-3		1-3 K		2-2 WP 2B	4-0 IBB			1-2 FC4-6 1B	2-2 G5-3	4 1 2 1 2 1 3											
Jason Varitek, S (1, 2) OBP: 0.383, SLG: 0.550	2-3 K		0-0 1B		4-2 2B BB	1-3 K			2-2 FC4-6 1B	1-0 G5-3	5 1 1 0 1 2 8											
John Olerud, L (1, 3) OBP: 0.346, SLG: 0.469 Adam Stern, L (9, PR) OBP: 0.188, SLG: 0.333 Kevin Millar, R (9, 3) OBP: 0.353, SLG: 0.363	0-1 FC4-6 1-2f		1-2 F8		2-2 1B 2B		1-1 1B		1-0 1-2 1B		5 0 3 2 0 0 5 0 0 0 0 0 0 0 0 0 0 0 0 0 0											
Bill Mueller, S (1, 5) OBP: 0.382, SLG: 0.438		2-2 SH1-3 18 G3 1B	0-0 P6		1-1 1B		1-1 F8		3-3 K		5 1 2 0 0 1 5											
13 Alex Cora, L (1, 4) OBP: 0.256, SLG: 0.307		0-0 18 G3 SH1-3 1B		0-0 G6-3		3-1 L7		1-2 L8		2-2 G3-1	5 0 1 0 0 0 5											
Gabe Kapler, R (1, 9) OBP: 0.333, SLG: 0.396		0-0 SH1-3		3-3 K		0-0 P3		2-1 L9		1-1 18 1B G5-3 1B	4 1 1 0 0 1 3											
Inning Stats	R: 0 E: 0 K: 1 S: 16	H: 1 LOB: 3 BB: 2 P: 28	R: 1 E: 0 K: 0 S: 8	H: 2 LOB: 1 BB: 0 P: 12	R: 0 E: 0 K: 1 S: 11	H: 1 LOB: 2 BB: 1 P: 17	R: 0 E: 0 K: 2 S: 9	H: 1 LOB: 1 BB: 0 P: 15	R: 2 E: 0 K: 0 S: 15	H: 3 LOB: 2 BB: 1 P: 27	R: 0 E: 0 K: 2 S: 14		H: 1 LOB: 1 BB: 0 P: 14	R: 0 E: 0 K: 1 S: 11	H: 2 LOB: 2 BB: 0 P: 14	R: 0 E: 0 K: 1 S: 14	H: 2 LOB: 2 BB: 1 P: 23	R: 1 E: 0 K: 1 S: 16	H: 2 LOB: 2 BB: 1 P: 25	1B: 12 2B: 2 3B: 0 HR: 0	SF: 0 SAC: 1 DP: 0 HBP: 0	WP: 1 PB: 0 SB: 1 CS: 0
PITCHER	IP WLS BF H R ER SO BB IBB HBP BLK WP HR S P ERA WHIP																					
41 John Lackey, R (1, 1) ERA: 3.66	6.0	32	9	3	3	6	4	1	0	0	0	0	0	0	73	124	4.50	2.167				
Kevin Gregg, R (7, 1) ERA: 5.05	2.0	7	1	0	0	1	0	0	0	0	0	0	0	20	28	0.00	0.500					
Francisco Rodriguez, R (9, 1) ERA: 2.85	1.0	5	2	0	0	1	0	0	0	0	0	0	0	14	23	0.00	2.000					
62 Scot Shields, R (10, 1) ERA: 2.42	1.0	L 6	2	1	1	1	1	0	0	0	0	0	0	16	25	9.00	3.000					

Batter	1	2	3	4	5	6	7	8	9	10	AB R H RBI BB SO LOB	BOTTOM										
9 Chone Figgins, S OBP: 0.340, SLG: 0.400 (1, 5)	G3		G3-6-3		1B			K		K	5 0 1 0 0 2 1	Boston Red Sox @ Los Angeles Angels Angel Stadium of Anaheim, Anaheim, CA Fri Aug 19 2005, 7:05 PM PDT Att. 43,896 - Clear - 75 F										
Orlando Cabrera, R OBP: 0.308, SLG: 0.352 (1, 6)	K			1B	P4			1B		K	5 1 2 0 0 2 2											
Darin Erstad, L OBP: 0.340, SLG: 0.376 (1, 3)	K			1B	G4-6-3	P5		P6		P6	5 0 1 0 0 1 1											
27 Vladimir Guerrero, R OBP: 0.385, SLG: 0.580 (1, 9)		K		P6		F9		1B			3 1 0 0 1 1 2											
Bengie Molina, R OBP: 0.345, SLG: 0.481 (1, 2)		K		G4-6-3		F8		1B			4 0 1 2 0 1 2											
Casey Kotchman, L OBP: 0.393, SLG: 0.580 (1, 10)		1B			FC3			G6-3			3 1 2 0 1 0 1											
20 Juan Rivera, R OBP: 0.312, SLG: 0.464 (1, 7)		G5-3		G4-3		F8				F9	4 0 0 0 0 0 3											
Steve Finley, L OBP: 0.267, SLG: 0.357 (1, 8)			G3		FC3			K		K	4 0 0 1 0 2 1											
Adam Kennedy, L OBP: 0.380, SLG: 0.398 (1, 4)			G3-6-3		L7			F9		K	4 0 1 0 0 1 2											
Inning Stats	R: 0 E: 0 K: 2 S: 12	H: 0 LOB: 0 BB: 0 P: 19	R: 0 E: 0 K: 2 S: 12	H: 1 LOB: 1 BB: 0 P: 22	R: 0 E: 0 K: 0 S: 9	H: 1 LOB: 0 BB: 0 P: 13	R: 0 E: 0 K: 0 S: 7	H: 2 LOB: 1 BB: 0 P: 11	R: 1 E: 0 K: 0 S: 9	H: 2 LOB: 2 BB: 0 P: 10	R: 0 E: 0 K: 1 S: 12	H: 0 LOB: 1 BB: 1 P: 19	R: 2 E: 0 K: 1 S: 14	H: 2 LOB: 1 BB: 1 P: 27	R: 0 E: 0 K: 2 S: 9	H: 0 LOB: 0 BB: 0 P: 13	R: 0 E: 0 K: 2 S: 11	H: 0 LOB: 0 BB: 0 P: 14	1B: 7 2B: 1 3B: 0 HR: 0	SF: 0 SAC: 0 DP: 2 HBP: 0	WP: 0 PB: 0 SB: 3 CS: 0	PA: 39
30 Matt Clement, R ERA: 4.38 (1, 1)	IP: 7.0	WLS: 0	BF: 27	H: 6	R: 1	ER: 1	SO: 5	BB: 1	IBB: 0	HBP: 0	BLK: 0	WP: 0	HR: 0	S: 69	P: 106	ERA: 1.29	WHIP: 1.000					
50 Mike Timlin, R ERA: 1.79 (8, 1)	IP: 1.0	B: 0	BF: 6	H: 2	R: 2	ER: 2	SO: 1	BB: 0	IBB: 1	HBP: 0	BLK: 0	WP: 0	HR: 0	S: 14	P: 27	ERA: 18.00	WHIP: 2.000					
38 Curt Schilling, R ERA: 6.37 (9, 1)	IP: 2.0	W: 0	BF: 6	H: 0	R: 0	ER: 0	SO: 4	BB: 0	IBB: 0	HBP: 0	BLK: 0	WP: 0	HR: 0	S: 20	P: 27	ERA: 0.00	WHIP: 0.000					

livebaseballscorecards.com

AB 37
R 3
H 8
RBI 3
BB 2
SO 10
LOB 15



Batter	1	2	3	4	5	6	7	8	9	AB R H RBI BB SO LOB	TOP											
18 Johnny Damon, L (1, 8) OBP: 0.382, SLG: 0.470	1-3 K			0-1 F7		3-2 P6		2-2 1B 1B		4 0 1 0 0 1 0												
Edgar Renteria, R (1, 6) OBP: 0.343, SLG: 0.387	1-3 K			2-2 G5-3			1-0 2B	1-1 1B		4 0 2 2 0 1 0												
34 David Ortiz, L (1, 10) OBP: 0.394, SLG: 0.581	1-3 K			0-1 2B			1-2 P6	2-3 K		4 0 1 0 0 2 3												
Manny Ramirez, R (1, 7) OBP: 0.384, SLG: 0.589		1-0 G5-3		0-0 F8			2-2 G5-3		1-2 G6-3	4 0 0 0 0 0 2												
Jason Varitek, S (1, 2) OBP: 0.382, SLG: 0.546		3-3 K			1-1 G4-3		2-1 F7		0-2 WP 1B	4 0 1 0 0 1 1												
Kevin Miller, R (1, 3) OBP: 0.353, SLG: 0.362		1-3 K			0-2 F8			0-1 1B 1B	2-1 F7	3 1 1 0 0 1 0												
John Olerud, L (9, PH) OBP: 0.343, SLG: 0.464								1B 1B		1 0 0 0 0 0 1												
Bill Mueller, S (1, 5) OBP: 0.381, SLG: 0.436				3-2 F8		1-1 F8		3-2 1B 1B	2-1 G4-3	4 1 1 0 0 0 1												
Tony Graffanino, R (1, 4) OBP: 0.375, SLG: 0.410				0-1 G1-3		1-0 F9		1-1 F9		3 0 0 0 0 0 2												
Gabe Kapler, R (1, 9) OBP: 0.322, SLG: 0.382				2-2 P3		0-1 G5-3		3-2 F7		2 0 0 0 0 0 0												
Roberto Petagine, L (8, PH) OBP: 0.385, SLG: 0.455										1 0 0 0 0 0 2												
Inning Stats	R: 0 E: 0 K: 3 S: 14	H: 0 LOB: 0 BB: 0 P: 17	R: 0 E: 0 K: 2 S: 7	H: 0 LOB: 0 BB: 0 P: 12	R: 0 E: 0 K: 0 S: 8	H: 0 LOB: 0 BB: 0 P: 13	R: 0 E: 0 K: 0 S: 9	H: 1 LOB: 1 BB: 0 P: 11	R: 0 E: 0 K: 0 S: 7	H: 0 LOB: 0 BB: 0 P: 9	R: 0 E: 0 K: 0 S: 6	H: 0 LOB: 0 BB: 0 P: 10	R: 0 E: 0 K: 0 S: 9	H: 1 LOB: 1 BB: 0 P: 15	R: 2 E: 0 K: 1 S: 20	H: 4 LOB: 2 BB: 0 P: 32	R: 0 E: 0 K: 0 S: 10	H: 1 LOB: 1 BB: 0 P: 15	1B: 5 2B: 2 3B: 0 HR: 0	SF: 0 SAC: 0 DP: 0 HBP: 0	WP: 1 PB: 0 SB: 0 CS: 0	PA: 34
PITCHER	IP WLS BF H R ER SO BB IBB HBP BLK WP HR S P ERA WHIP																					
54 Ervin Santana, R (1, 1) ERA: 4.41	7.2 W 28 5 2 2 5 0 0 0 0 0 0 0 75 111 2.35 0.652																					
62 Scot Shields, R (8, 1) ERA: 2.41	0.1 H 2 1 0 0 1 0 0 0 0 0 0 0 5 8 0.00 3.000																					
Francisco Rodriguez, R (9, 1) ERA: 2.79	1.0 S 4 1 0 0 0 0 0 0 0 0 1 0 10 15 0.00 1.000																					

Boston Red Sox @ Los Angeles Angels
Angel Stadium of Anaheim, Anaheim, CA

Sat Aug 20 2005, 1:05 PM PDT
 Att. 44,014 - Sunny - 80 F

AB	34
R	2
H	7
RBI	2
BB	0
SO	6
LOB	12



BOTTOM

Boston Red Sox @ Los Angeles Angels
Angel Stadium of Anaheim, Anaheim, CA

Sat Aug 20 2005, 1:05 PM PDT
Att: 44,014 - Sunny - 80 F

livebaseballscorecards.com

AB	31
R	4
H	7
RBI	2
BB	3
SO	5
LOB	15



WP:	1	PA:	36
PB:	0		
SB:	2		
CS:	0		

AB R H RBI BB SO LOB

3	1	1	0	1	1	1
2	1	0	1	1	0	1
4	0	1	1	0	1	2
3	0	2	0	1	0	0
4	0	0	0	0	1	6
4	0	1	0	0	0	2
4	0	1	0	0	1	1
4	0	0	0	0	1	1
3	2	1	0	0	0	1
1B:	6	SF:	1			
2B:	1	SAC:	0			
3B:	0	DP:	0			
HR:	0	HBP:	1			

Batter	1	2	3	4	5	6	7	8	9
9 Chone Figgins, S OBP: 0.341, SLG: 0.399 (1, 8)	2-3 K		0-0 F9		4-2 27 1B BB		3-2 27 1B WP 1B		
Orlando Cabrera, R OBP: 0.307, SLG: 0.351 (1, 6)	0-1 G1-4-3		4-2 1B E BB		0-1 F7		1-1 SF8		
Darin Erstad, L OBP: 0.339, SLG: 0.375 (1, 10)	3-3 K		2-1 E8 1B		2-2 P5		0-1 E6 WP 27 1B		
27 Vladimir Guerrero, R OBP: 0.388, SLG: 0.561 (1, 9)		2-2 F8	4-0 IBB		0-0 1B		0-0 WP 1B		
Casey Kotchman, L OBP: 0.369, SLG: 0.537 (1, 3)		3-2 G4-3	2-2 F8		0-1 P6		1-3 K		
6 Maicer Izturis, S OBP: 0.304, SLG: 0.348 (1, 5)		2-2 1B		2-1 F9		2-2 G4-3		2-2 F8	
Jeff DaVanon, S OBP: 0.353, SLG: 0.315 (1, 7)		2-2 G6-3		1-0 2B		0-3 K		3-2 F9	
José Molina, R OBP: 0.275, SLG: 0.331 (1, 2)			2-1 F9		2-2 G6-3		2-3 K		2-2 G5-3
Adam Kennedy, L OBP: 0.382, SLG: 0.397 (1, 4)			1-2 1B S HBP		2-2 G3-1		1-2 9 1B 9 S SF8 1B		1-0 G4-3

Inning Stats	R: 0	H: 0	E: 0	K: 2	S: 12	H: 0	LOB: 0	BB: 0	P: 17	R: 0	H: 1	E: 0	K: 0	S: 14	H: 1	LOB: 1	BB: 0	P: 23	R: 2	H: 1	E: 1	K: 0	S: 14	R: 0	H: 1	E: 0	K: 0	S: 10	R: 0	H: 1	E: 0	K: 0	S: 11	R: 0	H: 0	E: 0	K: 2	S: 9	R: 2	H: 3	E: 1	K: 1	S: 18	R: 0	H: 0	E: 0	K: 0	S: 9	R: 0	H: 0	E: 0	K: 0	S: 9	1B: 6	SF: 1	3B: 0	HR: 0
--------------	------	------	------	------	-------	------	--------	-------	-------	------	------	------	------	-------	------	--------	-------	-------	------	------	------	------	-------	------	------	------	------	-------	------	------	------	------	-------	------	------	------	------	------	------	------	------	------	-------	------	------	------	------	------	------	------	------	------	------	-------	-------	-------	-------

PITCHER	IP	WLS	BF	H	R	ER	SO	BB	IBB	HBP	BLK	WP	HR	S	P	ERA	WHIP
Bronson Arroyo, R ERA: 4.18 (1, 1)	6.0	L	26	4	2	1	4	2	1	1	0	0	0	70	116	1.50	1.000
Lenny DiNardo, L ERA: 10.8 (7, 1)	0.1		3	2	2	2	0	0	0	0	0	0	0	8	13	54.00	6.000
Mike Myers, L ERA: 3.49 (7, 1)	0.0		1	0	0	0	0	0	0	0	0	0	0	2	2	∞	∞
Chad Bradford, R ERA: 2.7 (7, 1)	0.1		2	1	0	0	1	0	0	0	0	1	0	4	5	0.00	3.000
Mike Remlinger, L ERA: 6.87 (7, 1)	0.1		1	0	0	0	0	0	0	0	0	0	0	4	6	0.00	0.000

PITCHER	IP	WLS	BF	H	R	ER	SO	BB	IBB	HBP	BLK	WP	HR	S	P	ERA	WHIP
Geremi Gonzalez, R ERA: 5.44 (8, 1)	1.0		3	0	0	0	0	0	0	0	0	0	0	9	15	0.00	0.000

Batter	1	2	3	4	5	6	7	8	9	AB R H RBI BB SO LOB	TOP							
18 Johnny Damon, L (1, 8) OBP: 0.379, SLG: 0.466	3-2 F8		0-2 G4-3			2-1 G3		0-0 G5-3		4 0 0 0 0 0 2	Boston Red Sox @ Los Angeles Angels Angel Stadium of Anaheim, Anaheim, CA Sun Aug 21 2005, 1:05 PM PDT Att. 44,022 - Sunny - 78 F livebaseballscorecards.com							
Edgar Renteria, R (1, 6) OBP: 0.344, SLG: 0.397	1-2 2B		1-2 F8			3-2 P6		1-0 HR		4 1 2 3 0 0 0								
34 David Ortiz, L (1, 10) OBP: 0.393, SLG: 0.579	0-1 F9		2-2 P5			3-2 G6-3		0-0 HR		4 1 1 0 0 0 1								
Manny Ramirez, R (1, 7) OBP: 0.383, SLG: 0.593	0-3 K				0-1 F7		2-3 K	1-1 HR		4 1 1 2 0 2 1								
Jason Varitek, S (1, 2)		2-2 P5			2-2 G4-3		1-2 G6-4-3 1B	0-3 K		4 0 1 0 0 1 0								
John Olerud, L (1, 3) OBP: 0.339, SLG: 0.455		1-2 FC5 1B			2-1 G3		2-2 G6-4-3 1-2f	1-1 L6		4 0 1 0 0 0 1								
Bill Mueller, S (1, 5) OBP: 0.382, SLG: 0.437		0-1 1B			0-1 P4			0-0 FC5-6 1B	0-2 F8	4 0 2 0 0 0 0								
Tony Graffanino, R (1, 4) OBP: 0.374, SLG: 0.408		1-1 F8			0-1 G3-1			0-0 18 G5-3 FC5-6 HR	2-1 G5-3	4 1 1 0 0 0 2								
Gabe Kapler, R (1, 9) OBP: 0.306, SLG: 0.362		0-2 FC5 2-3f			1-2 F8			0-1 FC5-6 18 G5-3 HR		3 1 0 0 0 0 4								
Inning Stats	R: 0 E: 0 K: 1 S: 13	H: 1 LOB: 1 BB: 0 P: 17	R: 0 E: 0 K: 0 S: 13	H: 2 LOB: 2 BB: 0 P: 17	R: 0 E: 0 K: 0 S: 9	H: 0 LOB: 0 BB: 0 P: 12	R: 0 E: 0 K: 0 S: 7	H: 0 LOB: 0 BB: 0 P: 8	R: 0 E: 0 K: 1 S: 9	H: 1 LOB: 0 BB: 0 P: 14	R: 5 E: 0 K: 1 S: 12	H: 5 LOB: 0 BB: 0 P: 14	R: 0 E: 0 K: 0 S: 7	H: 0 LOB: 0 BB: 0 P: 10	1B: 6 2B: 1 3B: 0 HR: 2	SF: 0 SAC: 0 DP: 1 HBP: 0	WP: 0 PB: 0 SB: 0 CS: 0	PA: 35
PITCHER	IP WLS BF H R ER SO BB IBB HBP BLK WP HR S P ERA WHIP																	
Paul Byrd, R (1, 1) ERA: 3.92	7.2 L 30 8 4 4 2 0 0 0 0 0 1 74 104 4.70 1.043																	
Brendan Donnelly, R (8, 1) ERA: 3.93	0.1 2 1 1 1 1 0 0 0 0 0 1 5 6 27.00 3.000																	
Esteban Yan, R (9, 1) ERA: 3.74	1.0 3 0 0 0 0 0 0 0 0 0 0 7 10 0.00 0.000																	

Boston Red Sox @ Los Angeles Angels
 Angel Stadium of Anaheim, Anaheim, CA
 Sun Aug 21 2005, 1:05 PM PDT
 Att. 44,022 - Sunny - 78 F

AB	35
R	5
H	9
RBI	5
BB	0
SO	3
LOB	11



BOTTOM

Boston Red Sox @ Los Angeles Angels
Angel Stadium of Anaheim, Anaheim, CA

Sun Aug 21 2005, 1:05 PM PDT
 Att. 44,022 - Sunny - 78 F

livebaseballscorecards.com

AB	33
R	1
H	8
RBI	1
BB	4
SO	4
LOB	19



WP: 0	PA: 38
PB: 0	
SB: 0	
CS: 2	

AB R H RBI BB SO LOB

4 0 0 0 1 0 3

4 0 2 0 0 0 1

3 0 1 0 1 1 2

3 0 0 0 1 2 3

3 1 2 0 1 0 2

4 0 1 0 0 0 3

4 0 0 0 0 1 2

4 0 2 1 0 0 0

4 0 0 0 0 0 3

1B: 6 SF: 0
 2B: 2 SAC: 0
 3B: 0 DP: 0
 HR: 0 HBP: 0

Batter	1	2	3	4	5	6	7	8	9
9 Chone Figgins, S OBP: 0.340, SLG: 0.396 (1, 5)	1-2 G3-1		4-1 CS BB		2-2 G3-1			2-1 G4-3	2-2 F8
Orlando Cabrera, R OBP: 0.309, SLG: 0.355 (1, 6)	1-0 G6-3 2B		1-0 F8			2-2 27 FC5-4 1B		0-0 F7	
Darin Erstad, L OBP: 0.340, SLG: 0.375 (1, 10)	1-1 G6-3		2-1 CS	3-1 CS 1B		2-2 K		4-1 BB	
27 Vladimir Guerrero, R OBP: 0.387, SLG: 0.576 (1, 9)	4-0 FC6-4 IBB			2-3 K		0-0 FC5-4 1B		1-3 K	
Bengie Molina, R OBP: 0.350, SLG: 0.483 (1, 2)	1-1 FC6-4		1 SAFE BB	4-1 BB		0-2 1B		1-2 1B 2B 1B	
Casey Kotchman, L OBP: 0.362, SLG: 0.517 (1, 3)		2-1 F7		2-2 G4-3		0-1 P4		0-1 2B 1B	
20 Juan Rivera, R OBP: 0.307, SLG: 0.456 (1, 7)		2-2 P3			2-2 G4-3		1-3 K	1-2 F6	
Steve Finley, L OBP: 0.270, SLG: 0.362 (1, 8)		1-2 P2			1-2 G5-3 1B		3-2 G1-3	3-1 2B	
Adam Kennedy, L OBP: 0.377, SLG: 0.392 (1, 4)			0-0 G1-3		2-2 G5-3		3-2 G4-3	0-0 P4	

Inning Stats		R: 0	H: 1	E: 0	K: 10	S: 10	R: 0	H: 0	E: 0	K: 9	S: 9	R: 0	H: 0	E: 0	K: 0	S: 4	R: 0	H: 1	E: 0	K: 1	S: 10	R: 0	H: 1	E: 0	K: 16	S: 16	R: 0	H: 2	E: 0	K: 12	S: 12	R: 0	H: 0	E: 0	K: 13	S: 13	R: 0	H: 0	E: 0	K: 7	S: 7	R: 1	H: 3	E: 0	K: 17	S: 17
--------------	--	------	------	------	-------	-------	------	------	------	------	------	------	------	------	------	------	------	------	------	------	-------	------	------	------	-------	-------	------	------	------	-------	-------	------	------	------	-------	-------	------	------	------	------	------	------	------	------	-------	-------

PITCHER		IP	WLS	BF	H	R	ER	SO	BB	IBB	HBP	BLK	WP	HR	S	P	ERA	WHIP
58 Jonathan Papelbon, R ERA: 2.25 (1, 1)		5.2		23	5	0	0	2	2	1	0	0	0	0	59	100	0.00	1.235
Mike Myers, L ERA: 3.45 (6, 1)		0.1		1	0	0	0	0	0	0	0	0	0	2	2	0.00	0.000	
50 Mike Timlin, R ERA: 1.73 (7, 1)	W	2.0		7	0	0	0	2	1	0	0	0	0	20	34	0.00	0.500	
38 Curt Schilling, R ERA: 6.43 (9, 1)		1.0		6	3	1	1	0	0	0	0	0	0	17	24	9.00	3.000	

Los Angeles Angels @ Baltimore Orioles

Oriole Park at Camden Yards, Baltimore, MD

Tue Aug 23 2005, 7:05 PM EDT
Att. 31,768 - Partly Cloudy - 80 F

AB	41
R	7
H	16
RBI	7
BB	2
SO	2
LOB	21



WP:	0	PA:	44
PB:	0		
SB:	0		
CS:	1		

Batter	1	2	3	4	5	6	7	8	9	AB	R	H	RBI	BB	SO	LOB
9 Chone Figgins, S (1, 8) OBP: 0.341, SLG: 0.396	1-1 CS 1B	3-2 F8	1-1 1B 1-2 3-H 1B			0-1 G3-1		0-1 F8		5	0	2	1	0	0	4
Orlando Cabrera, R (1, 6) OBP: 0.312, SLG: 0.360	3-2 1B 1-2 2B	1-0 27 HBP 1B	3-1 1B 1-3 2-H			0-2 P3		3-0 F8 1-2		5	0	3	3	0	0	1
Darin Erstad, L (1, 3) OBP: 0.341, SLG: 0.375	2-1 27 BB 1B 2-3	0-1 27 HBP 1B 1-2 2-3	2-1 G4-3			2-2 E7			2-1 F8	5	0	2	0	0	0	2
27 Vladimir Guerrero, R (1, 9) OBP: 0.387, SLG: 0.572	4-1 16 G6-3 BB 1-2	1-0 HBP		1-3 K		1-2 G3-1			0-0 P6	3	0	0	1	1	1	1
16 Garret Anderson, L (1, 10) OBP: 0.316, SLG: 0.430	2-2 G6-3 1-2f	1-2 G3		2-2 G4-3			2-1 F7		4-0 1B 20 2B BB	4	1	0	0	1	0	6
Bengie Molina, R (1, 2)		1-1 39 1B 20 1B 1B	2-1 F8	2-3 K			2-2 G5-3		2-2 20 2B 1B	5	2	2	0	0	1	0
20 Juan Rivera, R (1, 7) OBP: 0.317, SLG: 0.467		0-1 39 1B 1B	3-1 F9 9 1B 1B		1-2 39 G1-6-3 1B		3-2 F9		0-0 1-H 2-H 2B	5	2	4	2	0	0	0
39 Robb Quinlan, R (1, 5) OBP: 0.217, SLG: 0.303		2-2 1B 27 HBP 1B	2-2 9 1B 1B		0-1 G1-6-3			2-2 F7	3 2 2 0 0 0 1							
6 Maicer Izturis, S (7, 5) OBP: 0.301, SLG: 0.344		1-2 2-3 1B	1-2 1B		1-2f			2-2 F7	2 0 0 0 0 0 1							
Adam Kennedy, L (1, 4) OBP: 0.376, SLG: 0.390		2-2 P5	1-0 F9		1-0 L6			1-2 BLK 1B		4	0	1	0	0	0	5

Inning Stats	R: 0	H: 3	R: 3	H: 5	R: 2	H: 4	R: 0	H: 0	R: 0	H: 1	R: 0	H: 0	R: 0	H: 1	R: 2	H: 2	1B: 14	SF: 0	WP: 0	PA: 44
E: 0	LOB: 2	E: 0	LOB: 3	E: 0	LOB: 2	E: 1	LOB: 1	E: 0	LOB: 0	E: 0	LOB: 0	E: 0	LOB: 0	E: 0	LOB: 1	E: 0	LOB: 1	2B: 2	SAC: 0	PB: 0
K: 0	BB: 1	K: 0	BB: 0	K: 2	BB: 0	K: 0	BB: 0	K: 0	BB: 0	K: 0	BB: 0	K: 0	BB: 0	K: 0	BB: 1	K: 0	BB: 1	3B: 0	DP: 2	SB: 0
S: 12	P: 24	S: 20	P: 31	S: 14	P: 28	S: 6	P: 8	S: 13	P: 16	S: 9	P: 16	S: 9	P: 15	S: 9	P: 19	S: 9	P: 19	HR: 0	HBP: 1	CS: 1

PITCHER	IP	WLS	BF	H	R	ER	SO	BB	IBB	HBP	BLK	WP	HR	S	P	ERA	WHIP
Eric DuBose, L (1, 1) ERA: 6.75	2.0	L	14	8	3	3	0	1	0	1	0	0	0	32	55	13.50	4.500
John Maine, R (3, 1) ERA: 1.5	5.0		20	5	2	2	2	0	0	0	0	0	0	53	84	3.60	1.000
37 Chris Ray, R (8, 1) ERA: 2.84	1.0		4	1	0	0	0	0	0	0	1	0	0	9	15	0.00	1.000
Jorge Julio, R (9, 1) ERA: 4.66	1.0		6	2	2	2	0	1	0	0	0	0	0	9	19	18.00	3.000

Batter	1	2	3	4	5	6	7	8	9	AB R H RBI BB SO LOB
1 Brian Roberts, S OBP: 0.387, SLG: 0.519 (1, 4)	2-2 F9		4-2 FC5-4 BB		2-1 F9		1-3 K		2-3 K	4 0 0 0 1 2 6
6 Melvin Mora, R OBP: 0.342, SLG: 0.441 (1, 5)	1-1 F8		0-1 FC5-4		0-1 G6-3			0-0 G5-3	0-0 10 HR 1B	5 1 1 0 0 0 4
10 Miguel Tejada, R OBP: 0.360, SLG: 0.558 (1, 6)	1-0 F7			1-1 G6-3		1-1 1B		3-2 HR	1-2 HR	5 2 3 5 0 0 0
Javy Lopez, R OBP: 0.318, SLG: 0.476 (1, 2)		3-2 L8		2-2 HR		0-0 L5		3-3 K	0-3 K2-3	5 1 1 1 0 2 0
31 Jay Gibbons, L OBP: 0.294, SLG: 0.486 (1, 9)		1-0 G4-3		1-3 K		0-0 F8		2-2 1B		4 0 1 0 0 1 0
Sammy Sosa, R OBP: 0.297, SLG: 0.379 (1, 10)		0-0 1B		2-2 P3			3-2 K	0-1 F9		4 0 1 0 0 1 1
Luis Matos, R OBP: 0.356, SLG: 0.399 (1, 8)			1-3 K		1-2 F9		0-0 1B		1-1 6 1B 10 HR 1B	4 1 2 0 0 1 0
Eric Byrnes, R OBP: 0.315, SLG: 0.411 (1, 7)			0-2 F7		0-1 1B		1-2 1B		1-1 6 1B 10 HR 1B	4 1 3 0 0 0 0
Chris Gomez, R OBP: 0.361, SLG: 0.364 (1, 3)			2-2 1 BB 1B		1-2 1B		2-1 F8		2-2 F9	4 0 2 0 0 0 4

Inning Stats	R: 0	H: 0	E: 0	K: 0	S: 7	H: 0	LOB: 0	BB: 0	P: 11	R: 0	H: 1	E: 0	K: 0	S: 5	H: 1	LOB: 1	BB: 0	P: 9	R: 0	H: 1	E: 0	K: 1	S: 14	H: 1	LOB: 2	BB: 1	P: 21	R: 1	H: 1	E: 0	K: 1	S: 12	H: 1	LOB: 0	BB: 0	P: 18	R: 0	H: 2	E: 0	K: 0	S: 14	H: 2	LOB: 2	BB: 0	P: 18	R: 0	H: 1	E: 0	K: 0	S: 4	H: 1	LOB: 0	BB: 0	P: 5	R: 0	H: 2	E: 0	K: 2	S: 13	H: 2	LOB: 2	BB: 0	P: 20	R: 1	H: 2	E: 0	K: 1	S: 15	H: 2	LOB: 1	BB: 0	P: 23	R: 4	H: 4	E: 0	K: 2	S: 20	H: 4	LOB: 0	BB: 0	P: 27	1B: 11	SF: 0	2B: 0	SAC: 0	3B: 0	DP: 0	HR: 3	HBP: 0	WP: 0	PA: 40
--------------	------	------	------	------	------	------	--------	-------	-------	------	------	------	------	------	------	--------	-------	------	------	------	------	------	-------	------	--------	-------	-------	------	------	------	------	-------	------	--------	-------	-------	------	------	------	------	-------	------	--------	-------	-------	------	------	------	------	------	------	--------	-------	------	------	------	------	------	-------	------	--------	-------	-------	------	------	------	------	-------	------	--------	-------	-------	------	------	------	------	-------	------	--------	-------	-------	--------	-------	-------	--------	-------	-------	-------	--------	-------	--------

PITCHER	IP	WLS	BF	H	R	ER	SO	BB	IBB	HBP	BLK	WP	HR	S	P	ERA	WHIP
Jarrold Washburn, L ERA: 3.29	(1, 1)	6.1	26	8	1	1	3	1	0	0	0	0	1	64	94	1.42	1.421
Brendan Donnelly, R ERA: 3.88	(7, 1)	0.2	2	0	0	0	1	0	0	0	0	0	0	5	8	0.00	0.000
62 Scot Shields, R ERA: 2.5	(8, 1)	1.0	5	2	1	1	1	0	0	0	0	0	1	15	23	9.00	2.000
Kevin Gregg, R ERA: 5.85	(9, 1)	0.2	5	3	3	3	1	0	0	0	0	0	0	12	18	40.50	4.500
Francisco Rodriguez, R ERA: 2.96	(9, 1)	0.1	2	1	1	1	1	0	0	0	0	0	1	8	9	27.00	3.000

BOTTOM

Los Angeles Angels @ Baltimore Orioles
Oriole Park at Camden Yards, Baltimore, MD

Tue Aug 23 2005, 7:05 PM EDT
Att. 31,768 - Partly Cloudy - 80 F

livebaseballscores.com

AB	39
R	6
H	14
RBI	6
BB	1
SO	7
LOB	15



Batter	1	2	3	4	5	6	7	8	9	AB R H RBI BB SO LOB	TOP											
9 Chone Figgins, S OBP: 0.341, SLG: 0.394 (1, 8)	0-1 G1-3		2-3 K	1-2 F9		4-1 G6-4-3 BB			4-1 E S BB	3 0 0 0 2 1 2												
Orlando Cabrera, R OBP: 0.313, SLG: 0.359 (1, 6)	3-2 F9		0-1 1B 1B		4-1 SH1-3 16 1B BB	0-0 G6-4-3			2-2 F8	4 1 1 0 1 0 2												
Darin Erstad, L OBP: 0.342, SLG: 0.375 (1, 3)	4-2 27 FC5-4 BB		1-1 1B 1-2 1B		0-0 SH1-3	2-2 L4			1-3 K	3 0 1 0 1 1 1												
27 Vladimir Guerrero, R OBP: 0.385, SLG: 0.567 (1, 9)	2-0 FC5-4 1-2f		1-2 F8		4-0 16 1B 1B IBB				0-3 K	4 1 0 0 1 1 4												
16 Garret Anderson, L OBP: 0.316, SLG: 0.428 (1, 10)		0-0 G4-3	1-3 K		0-0 20 L9 39 1B 1B				1-1 P5	4 1 1 1 0 1 2												
Bengie Molina, R OBP: 0.353, SLG: 0.485 (1, 2)		1-1 L8		0-2 20 1B FC5-2 2B	1-0 39 1B 1B				1-1 G4-3	4 0 2 1 0 0 0												
20 Juan Rivera, R OBP: 0.320, SLG: 0.466 (1, 7)		4-1 39 1B BB		2-1 FC5-2 1B	1-1 L9				1-0 F8	3 0 1 0 1 0 2												
39 Robb Quinlan, R OBP: 0.236, SLG: 0.319 (1, 5)		0-1 1B		0-0 L8	0-0 1B				0-2 F7	3 0 2 1 0 0 2												
6 Maicer Izturis, S OBP: 0.299, SLG: 0.342 (7, 5)		1-2 1B		1-2 1B	1-2 1B				0-1 G6-3	1 0 0 0 0 0 0												
Adam Kennedy, L OBP: 0.371, SLG: 0.386 (1, 4)		2-3 K		1-2 FC5-2 1-2 3-H	1-3 K					4 0 0 0 0 2 6												
Inning Stats	R: 0 E: 0 K: 0 S: 9	H: 0 LOB: 1 BB: 1 P: 18	R: 0 E: 0 K: 1 S: 12	H: 1 LOB: 2 BB: 1 P: 19	R: 0 E: 0 K: 2 S: 13	H: 2 LOB: 2 BB: 0 P: 18	R: 0 E: 0 K: 0 S: 14	H: 2 LOB: 2 BB: 0 P: 18	R: 3 E: 0 K: 1 S: 10	H: 3 LOB: 2 BB: 2 P: 21	R: 0 E: 0 K: 0 S: 5	H: 0 LOB: 0 BB: 1 P: 11	R: 0 E: 0 K: 0 S: 6	H: 0 LOB: 0 BB: 0 P: 8	R: 0 E: 0 K: 0 S: 6	H: 0 LOB: 0 BB: 0 P: 7	R: 0 E: 1 K: 2 S: 12	H: 0 LOB: 1 BB: 1 P: 18	1B: 7 2B: 1 3B: 0 HR: 0	SF: 0 SAC: 1 DP: 1 HBP: 0	WP: 0 PB: 0 SB: 1 CS: 0	PA: 40
PITCHER	IP WLS BF H R ER SO BB IBB HBP BLK WP HR S P ERA WHIP																					
45 Erik Bedard, L ERA: 3.2 (1, 1)	6.0 L 30 8 3 3 4 4 1 0 0 0 0 0 63 105 4.50 2.000																					
37 Chris Ray, R ERA: 2.73 (7, 1)	1.0 3 0 0 0 0 0 0 0 0 0 0 0 6 8 0.00 0.000																					
Todd Williams, R ERA: 3.52 (8, 1)	1.0 3 0 0 0 0 0 0 0 0 0 0 0 6 7 0.00 0.000																					
B.J. Ryan, L ERA: 2.82 (9, 1)	1.0 4 0 0 0 2 1 0 0 0 0 0 0 12 18 0.00 1.000																					

Los Angeles Angels @ Baltimore Orioles
Oriole Park at Camden Yards, Baltimore, MD

livebaseballscorecards.com

AB	33
R	3
H	8
RBI	3
BB	6
SO	6
LOB	21



Wed Aug 24 2005, 7:05 PM EDT
Att. 27,586 - Clear - 80 F

Batter	1	2	3	4	5	6	7	8	9	AB R H RBI BB SO LOB
--------	---	---	---	---	---	---	---	---	---	----------------------

1 Brian Roberts, S <small>OBP: 0.386, SLG: 0.516</small> <small>(1, 4)</small> 			K <small>3-3</small> <small>1 SAFE</small> 							3 0 0 0 1 1 1
6 Melvin Mora, R <small>OBP: 0.341, SLG: 0.442</small> <small>(1, 5)</small> 										4 1 1 0 0 0 2
10 Miguel Tejada, R <small>OBP: 0.359, SLG: 0.556</small> <small>(1, 6)</small> 										4 0 1 0 0 0 1
Rafael Palmeiro, L <small>OBP: 0.350, SLG: 0.466</small> <small>(1, 3)</small> 										3 0 0 1 0 0 0
Javy Lopez, R <small>OBP: 0.317, SLG: 0.472</small> <small>(1, 2)</small> 										4 0 1 0 0 0 1
31 Jay Gibbons, L <small>OBP: 0.295, SLG: 0.485</small> <small>(1, 9)</small> 										3 0 1 0 0 1 0
B.J. Surhoff, L <small>OBP: 0.281, SLG: 0.376</small> <small>(1, 10)</small> 										3 0 0 0 0 0 2
Eric Byrnes, R <small>OBP: 0.313, SLG: 0.407</small> <small>(1, 7)</small> 										3 0 0 0 0 0 2
Luis Matos, R <small>OBP: 0.359, SLG: 0.400</small> <small>(1, 8)</small> 										2 0 1 0 0 0 0

Inning Stats	R: 0 H: 0 E: 0 K: 0 S: 7	H: 0 LOB: 0 BB: 0 P: 11	R: 0 H: 0 E: 0 K: 0 S: 8	H: 0 LOB: 0 BB: 0 P: 11	R: 0 H: 1 E: 0 K: 1 S: 9	H: 1 LOB: 1 BB: 0 P: 14	R: 0 H: 0 E: 0 K: 0 S: 8	H: 0 LOB: 0 BB: 0 P: 9	R: 0 H: 2 E: 0 K: 0 S: 7	H: 2 LOB: 1 BB: 0 P: 12	R: 0 H: 0 E: 0 K: 0 S: 6	H: 0 LOB: 1 BB: 1 P: 12	R: 0 H: 0 E: 0 K: 1 S: 5	H: 0 LOB: 0 BB: 0 P: 9	R: 0 H: 0 E: 0 K: 0 S: 7	H: 0 LOB: 0 BB: 0 P: 12	R: 1 H: 2 E: 0 K: 0 S: 13	H: 2 LOB: 1 BB: 0 P: 17	1B: 4 2B: 3 3B: 0 HR: 0	SF: 1 SAC: 0 DP: 2 HBP: 1	WP: 0 PB: 0 SB: 0 CS: 0	PA: 32
--------------	--------------------------	-------------------------	--------------------------	-------------------------	--------------------------	-------------------------	--------------------------	------------------------	--------------------------	-------------------------	--------------------------	-------------------------	--------------------------	------------------------	--------------------------	-------------------------	---------------------------	-------------------------	-------------------------	---------------------------	-------------------------	--------

PITCHER	IP	WLS	BF	H	R	ER	SO	BB	IBB	HBP	BLK	WP	HR	S	P	ERA	WHIP
40 Bartolo Colon, R <small>ERA: 3.34</small>	(1, 1)	8.2	W	31	5	1	1	2	1	0	0	0	0	67	103	1.04	0.692
Francisco Rodriguez, R <small>ERA: 2.94</small>	(9, 1)	0.1	S	1	0	0	0	0	0	0	0	0	0	3	4	0.00	0.000

BOTTOM

Los Angeles Angels @ Baltimore Orioles
Oriole Park at Camden Yards, Baltimore, MD

Wed Aug 24 2005, 7:05 PM EDT
 Att. 27,586 - Clear - 80 F

livebaseballscorecards.com

AB	29
R	1
H	5
RBI	1
BB	1
SO	2
LOB	9



Batter	1	2	3	4	5	6	7	8	9	AB R H RBI BB SO LOB	TOP											
9 Chone Figgins, S OBP: 0.342, SLG: 0.394 (1, 5)	1-0		2-2		2-2		1-3		0-0	5 0 2 0 0 1 2												
Orlando Cabrera, R OBP: 0.313, SLG: 0.358 (1, 6)	0-0		3-2		2-0		2-2			4 0 1 0 0 1 3												
Darin Erstad, L OBP: 0.341, SLG: 0.374 (1, 3)	2-1			2-0		0-3		1-1		4 0 1 0 0 1 3												
27 Vladimir Guerrero, R OBP: 0.386, SLG: 0.566 (1, 9)		1-0		2-0		2-3		0-0		4 0 2 0 0 1 4												
16 Garret Anderson, L OBP: 0.315, SLG: 0.427 (1, 7)		0-1		2-1		0-0		0-0		4 0 1 0 0 0 3												
Bengie Molina, R OBP: 0.348, SLG: 0.479 (1, 2)		0-1		1-2		2-1		0-1		4 0 0 0 0 0 5												
Casey Kotchman, L OBP: 0.356, SLG: 0.500 (1, 10)			2-1		1-1		1-2		1-3	4 0 1 0 0 1 2	AB 36											
Steve Finley, L OBP: 0.270, SLG: 0.362 39 Robb Quinlan, R OBP: 0.247, SLG: 0.343 (9, PH)			3-2		1-2		2-2		2-2	3 0 1 0 0 0 1 1 0 1 0 0 0 0	R 0											
Adam Kennedy, L OBP: 0.371, SLG: 0.383 20 Juan Rivera, R OBP: 0.318, SLG: 0.464 (9, PH)			1-3		3-2		4-2		1-1	2 0 0 0 1 1 2 1 0 0 0 0 0 1	H 10											
Inning Stats	R: 0 E: 0 K: 0 S: 4	H: 0 LOB: 0 BB: 0 P: 7	R: 0 E: 0 K: 0 S: 5	H: 1 LOB: 0 BB: 0 P: 6	R: 0 E: 0 K: 2 S: 15	H: 2 LOB: 2 BB: 0 P: 26	R: 0 E: 1 K: 0 S: 9	H: 1 LOB: 2 BB: 0 P: 17	R: 0 E: 0 K: 0 S: 16	H: 3 LOB: 3 BB: 0 P: 26	R: 0 E: 0 K: 1 S: 12	H: 0 LOB: 1 BB: 1 P: 21	R: 0 E: 0 K: 0 S: 6	H: 2 LOB: 1 BB: 0 P: 7	R: 0 E: 0 K: 1 S: 9	H: 1 LOB: 1 BB: 0 P: 13	1B: 9 2B: 1 3B: 0 HR: 0	SF: 0 SAC: 0 DP: 2 HBP: 0	WP: 0 PB: 0 SB: 1 CS: 0	PA: 37		
PITCHER	IP WLS BF H R ER SO BB IBB HBP BLK WP HR S P ERA WHIP																				PITCHER	IP WLS BF H R ER SO BB IBB HBP BLK WP HR S P ERA WHIP
Rodrigo Lopez, R ERA: 4.61 (1, 1)	7.0 W 29 7 0 0 5 1 0 0 0 0 0 0 67 112 0.00 1.143																					
Tim Byrdak, L ERA: 3.72 (8, 1)	0.1 H 3 2 0 0 0 0 0 0 0 0 0 0 4 5 0.00 6.000																					
Todd Williams, R ERA: 3.48 (8, 1)	0.2 H 1 0 0 0 0 0 0 0 0 0 0 0 2 2 0.00 0.000																					
B.J. Ryan, L ERA: 2.77 (9, 1)	1.0 S 4 1 0 0 1 0 0 0 0 0 0 0 9 13 0.00 1.000																					

Los Angeles Angels @ Baltimore Orioles
Oriole Park at Camden Yards, Baltimore, MD

Thu Aug 25 2005, 7:05 PM EDT
Att. 26,832 - Cloudy - 80 F

AB	36
R	0
H	10
RBI	0
BB	1
SO	6
LOB	26



livebaseballscorecards.com

Batter	1	2	3	4	5	6	7	8	9	AB	R	H	RBI	BB	SO	LOB
1 Brian Roberts, S OBP: 0.385, SLG: 0.514	0-1 1B		2-3 K			0-3 K	1-0 L7			4	0	1	0	0	2	3
6 Melvin Mora, R OBP: 0.340, SLG: 0.440	2-2 1B			0-1 G5-3		0-3 K		2-1 G6-3		4	0	1	0	0	1	0
10 Miguel Tejada, R OBP: 0.360, SLG: 0.558	2-3 K			2-2 G4-3 HR		1-0 1B		0-1 F8		4	1	2	0	0	1	2
Rafael Palmeiro, L OBP: 0.346, SLG: 0.461	0-0 F9-3			2-0 G4-3		0-0 G4-3		1-0 P5		4	0	0	0	0	0	4
Javy Lopez, R OBP: 0.324, SLG: 0.489		2-0 1B		2-1 HR			0-1 1B			3	1	3	2	0	0	0
31 Jay Gibbons, L OBP: 0.295, SLG: 0.484		0-0 P2		1-1 G4-3			0-0 1B			3	0	1	0	0	0	1
Sammy Sosa, R OBP: 0.295, SLG: 0.376		1-2 G6-4-3			0-0 P3		0-3 K			3	0	0	0	0	1	3
Eric Byrnes, R OBP: 0.313, SLG: 0.406			2-3 K		1-3 K		2-0 1B			3	0	1	0	0	2	0
Luis Matos, R OBP: 0.356, SLG: 0.396			2-2 G5-3		0-1 G4-3		0-0 F4			3	0	0	0	0	0	3
Inning Stats	R: 0 E: 0 K: 1 S: 10	H: 2 LOB: 1 BB: 0 P: 14	R: 0 E: 0 K: 0 S: 5	H: 1 LOB: 0 BB: 0 P: 8	R: 0 E: 0 K: 2 S: 12	H: 0 LOB: 0 BB: 0 P: 18	R: 2 E: 0 K: 0 S: 10	H: 2 LOB: 0 BB: 0 P: 17	R: 0 E: 0 K: 1 S: 6	H: 0 LOB: 0 BB: 0 P: 7	R: 0 E: 0 K: 2 S: 9	H: 1 LOB: 1 BB: 0 P: 10	R: 0 E: 0 K: 1 S: 9	H: 3 LOB: 3 BB: 0 P: 12	R: 0 E: 0 K: 0 S: 5	H: 0 LOB: 0 BB: 0 P: 8

BOTTOM

Los Angeles Angels @ Baltimore Orioles
Oriole Park at Camden Yards, Baltimore, MD

livebaseballscorecards.com

AB	31
R	2
H	9
RBI	2
BB	0
SO	7
LOB	16



WP: 0	PA: 31
PB: 0	
SB: 0	
CS: 0	

Thu Aug 25 2005, 7:05 PM EDT
 Att: 26,832 - Cloudy - 80 F

PITCHER	IP	WLS	BF	H	R	ER	SO	BB	IBB	HBP	BLK	WP	HR	S	P	ERA	WHIP
41 John Lackey, R ERA: 3.59	8.0	L	31	9	2	2	7	0	0	0	0	0	1	66	94	2.25	1.125

Batter	1	2	3	4	5	6	7	8	9	AB R H RBI BB SO LOB	TOP		
9 Chone Figgins, S OBP: 0.340, SLG: 0.392 (1, 8)	3-2 1B S E	2-2 K		1-0 F7	2-0 L8		1-3 K			5 1 1 0 0 2 3	Los Angeles Angels @ Tampa Bay Devil Rays Tropicana Field, St. Petersburg, FL Fri Aug 26 2005, 7:15 PM EDT Att. 13,039 - Dome - 72 F livebaseballscorecards.com		
Orlando Cabrera, R OBP: 0.314, SLG: 0.357 (1, 6)	4-1 1B S	1-1 G6-3		2-1 1B		1-2 F8	2-1 P4			4 1 1 0 1 0 2			
Darin Erstad, L OBP: 0.338, SLG: 0.370 (1, 3)	3-3 K		0-1 G4-3	2-0 F8		1-1 G4-3	0-3 K			5 0 0 0 0 2 5			
27 Vladimir Guerrero, R OBP: 0.388, SLG: 0.565 (1, 9)	4-0 20 E 1B IBB		3-2 G5-3		1-1 20 1B 1B	1-1 16 2B 1B		2-2 F9		4 1 2 0 1 0 0			
16 Garret Anderson, L OBP: 0.316, SLG: 0.429 (1, 10)	2-3 K		0-2 1B		2-3 K	2-0 2B	1-2 L4			5 0 2 0 0 2 4			
Bengie Molina, R OBP: 0.349, SLG: 0.477 (1, 2)	2-0 20 E 1B		1-2 F8		1-1 20 1B 39 2B 1B	0-2 F9	3-2 F8			5 1 2 2 0 0 3			
20 Juan Rivera, R OBP: 0.320, SLG: 0.460 (1, 7)	3-0 E5 39 FC5-4		1-2 F7		0-1 39 2B 6 SF9 1B		4-0 6 1B 39 1B 6 E BB		2-0 F7	4 2 1 1 1 0 2			
39 Robb Quinlan, R OBP: 0.282, SLG: 0.378 (1, 5)	1-2 FC5-4		4-0 6 HR BB		0-0 6 SF9 2B		1-1 6 E 1B		1-2 6 L5-6-3 1B	4 1 3 1 1 0 3			
6 Maicer Izturis, S OBP: 0.302, SLG: 0.364 (1, 4)		1-2 P4		0-1 1-H HR		1-2 SF9		0-1 E1 1B	0-1 L5-6-3	4 1 2 3 0 0 1			
Inning Stats	R: 2 H: 2 E: 1 LOB: 3 K: 2 BB: 2 S: 17 P: 39	R: 0 H: 0 E: 0 LOB: 0 K: 1 BB: 0 S: 9 P: 13	R: 0 H: 1 E: 0 LOB: 1 K: 0 BB: 0 S: 13 P: 17	R: 2 H: 2 E: 0 LOB: 1 K: 0 BB: 1 S: 9 P: 19	R: 3 H: 4 E: 0 LOB: 1 K: 1 BB: 0 S: 19 P: 26	R: 0 H: 2 E: 0 LOB: 2 K: 0 BB: 0 S: 12 P: 17	R: 1 H: 2 E: 1 LOB: 2 K: 2 BB: 1 S: 12 P: 20	R: 0 H: 0 E: 0 LOB: 0 K: 0 BB: 0 S: 9 P: 15	R: 0 H: 1 E: 0 LOB: 0 K: 0 BB: 0 S: 7 P: 10	1B: 11 SF: 1 2B: 3 SAC: 0 3B: 0 DP: 1 HR: 1 HBP: 0	WP: 0 PA: 45 PB: 0 SB: 2 CS: 0		
PITCHER	IP WLS BF H R ER SO BB IBB HBP BLK WP HR S P ERA WHIP											PITCHER	IP WLS BF H R ER SO BB IBB HBP BLK WP HR S P ERA WHIP
Casey Fossum, L ERA: 4.76 (1, 1)	5.0 W 28 9 7 7 4 2 1 0 0 0 0 1 67 114 12.60 2.200												
54 Chad Orvella, R ERA: 3.4 (6, 1)	1.0 H 7 3 1 0 0 1 0 0 0 0 0 0 14 24 0.00 4.000												
Trever Miller, L ERA: 4.86 (7, 1)	0.1 H 2 1 0 0 1 0 0 0 0 0 0 0 5 6 0.00 3.000												
Joe Borowski, R ERA: 2.3 (7, 1)	1.2 H 5 0 0 0 1 0 0 0 0 0 0 0 14 22 0.00 0.000												
Danys Baez, R ERA: 2.81 (9, 1)	1.0 3 1 0 0 0 0 0 0 0 0 0 0 7 10 0.00 1.000												

Batter	1	2	3	4	5	6	7	8	9	AB	R	H	RBI	BB	SO	LOB
Julio Lugo, R OBP: 0.352, SLG: 0.385 (1, 6)	0-3 K	0-0 F9		G6-3 P4			4-0 3 2B BB			4	1	0	1	1	1	5
13 Carl Crawford, L OBP: 0.316, SLG: 0.454 (1, 7)	0-1 3 2B		0-0 F7	0-0 3 HR 1B	0-1 G4-3		0-0 F8			5	2	2	1	0	0	2
3 Jorge Cantu, R OBP: 0.322, SLG: 0.503 (1, 4)	3-2 F9 2-H 2B		2-2 F9	0-1 2-H HR	2-1 G4-3		0-2 1-H 2-H 2B			5	1	3	5	0	0	0
Aubrey Huff, L OBP: 0.320, SLG: 0.434 (1, 9) Damon Hollins, R OBP: 0.311, SLG: 0.439 (8, 9)	1-2 F9 2-3		0-1 1B	3-2 HR 2B	3-2 P4		1-1 F7			5	1	2	0	0	0	2
Travis Lee, L OBP: 0.341, SLG: 0.421 (1, 3)	3-2 F8		3-3 K	0-1 2-H HR		2-2 G4-3		1-2 L3		5	1	1	2	0	1	2
31 Jonny Gomes, R OBP: 0.387, SLG: 0.563 (1, 10)		0-0 F8		1B BB HR		4-1 CS BB		2-1 FC5-4 1B		3	2	2	1	2	0	0
Alex Gonzalez, R OBP: 0.320, SLG: 0.422 (1, 5)		2-0 F8		2B 1B BB		1-3 K 1-2		0-2 FC5-4 1B		4	2	1	0	1	1	2
Toby Hall, R OBP: 0.318, SLG: 0.379 (1, 2)		1-0 E 1B		1B 1B			0-0 G4-3		0-2 1B	5	1	4	1	0	0	0
Joey Gathright, L OBP: 0.343, SLG: 0.389 (1, 8)		3-2 E6 1B		P1 1B			1-2 3 2B 2B		3-2 G3	5	1	3	1	0	0	4

Inning Stats	R: 1	H: 2	E: 0	K: 1	S: 18	H: 2	LOB: 1	BB: 0	P: 25	R: 0	H: 2	E: 1	K: 0	S: 7	H: 2	LOB: 2	BB: 0	P: 13	R: 0	H: 1	E: 0	K: 1	S: 10	H: 9	LOB: 2	BB: 2	P: 45	R: 0	H: 0	E: 0	K: 0	S: 8	H: 0	LOB: 0	BB: 0	P: 13	R: 0	H: 0	E: 0	K: 1	S: 8	H: 0	LOB: 0	BB: 1	P: 15	R: 2	H: 2	E: 0	K: 0	S: 10	H: 2	LOB: 1	BB: 1	P: 16	R: 0	H: 2	E: 0	K: 0	S: 15	H: 2	LOB: 2	BB: 0	P: 21
--------------	------	------	------	------	-------	------	--------	-------	-------	------	------	------	------	------	------	--------	-------	-------	------	------	------	------	-------	------	--------	-------	-------	------	------	------	------	------	------	--------	-------	-------	------	------	------	------	------	------	--------	-------	-------	------	------	------	------	-------	------	--------	-------	-------	------	------	------	------	-------	------	--------	-------	-------

PITCHER	IP	WLS	BF	H	R	ER	SO	BB	IBB	HBP	BLK	WP	HR	S	P	ERA	WHIP
54 Ervin Santana, R ERA: 4.94 (1, 1)	3.2	L	22	10	7	7	2	1	0	0	0	0	2	52	79	17.18	3.000
Kevin Gregg, R ERA: 5.96 (4, 1)	1.1		9	4	3	3	0	1	0	0	0	0	0	19	32	20.25	3.750
Esteban Yan, R ERA: 3.93 (6, 1)	2.0		9	2	2	2	1	2	0	0	0	0	0	18	31	9.00	2.000
Joel Peralta, R ERA: 4.01 (8, 1)	1.0		5	2	0	0	0	0	0	0	0	0	0	15	21	0.00	2.000


BOTTOM

Los Angeles Angels @ Tampa Bay Devil Rays
Tropicana Field, St. Petersburg, FL

Fri Aug 26 2005, 7:15 PM EDT
Att: 13,039 - Dome - 72 F

AB	41
R	12
H	18
RBI	12
BB	4
SO	3
LOB	17

WP: 0 PA: 45
PB: 0 SB: 1
SF: 0 SAC: 0
3B: 0 DP: 0
HR: 3 HBP: 0 CS: 1



PITCHER	IP	WLS	BF	H	R	ER	SO	BB	IBB	HBP	BLK	WP	HR	S	P	ERA	WHIP
---------	----	-----	----	---	---	----	----	----	-----	-----	-----	----	----	---	---	-----	------

Batter	1	2	3	4	5	6	7	8	9	AB R H RBI BB SO LOB	TOP											
9 Chone Figgins, S OBP: 0.340, SLG: 0.395 (1, 5) C B X	1-1 L8		1-0 F7		0-2 FC6-4 1-2f			1-2 SF9 3B		4 1 1 1 0 0 1												
Orlando Cabrera, R OBP: 0.311, SLG: 0.354 (1, 6) C B C	1-3 K		0-0 F8			3-1 F9		0-0 SF9		3 0 0 1 0 1 0												
Darin Erstad, L OBP: 0.339, SLG: 0.371 (1, 3) B B C C X	3-2 1B		1-0 L6			1-1 F8		3-2 27 FC6-4 1B		4 0 2 0 0 0 0												
27 Vladimir Guerrero, R OBP: 0.385, SLG: 0.560 (1, 9) X	0-0 F9			1-0 P6		0-0 P6		0-0 FC6-4 1-2f		4 0 0 0 0 0 2												
16 Garret Anderson, L OBP: 0.315, SLG: 0.427 (1, 7) F X		0-1 G1-3		0-0 G4-3			0-3 K		3-2 1B	4 0 1 0 0 1 0												
Casey Kotchman, L OBP: 0.351, SLG: 0.530 (1, 10) B X		1-0 HR		3-3 K			1-1 G3-1		0-3 K	4 1 1 1 0 2 1												
Steve Finley, L OBP: 0.267, SLG: 0.358 (1, 8) C B T C B C		1-3 K			0-1 G6-3		3-3 K		2-2 P5	4 0 0 0 0 2 1												
José Molina, R OBP: 0.278, SLG: 0.333 (1, 2) Jeff DaVanon, S OBP: 0.351, SLG: 0.313 (8, PH) Bengie Molina, R OBP: 0.348, SLG: 0.476 (8, 2) C X		0-1 1B			0-1 G4-3			1-0 G3	0-1 L8	2 0 1 0 0 0 0 1 0 0 0 0 0 0 1 0 0 0 0 0 1												
Adam Kennedy, L OBP: 0.374, SLG: 0.386 (1, 4) B S S X		2-2 G5-3			1-1 9 FC6-4 1B			2-2 9 3B 1B		3 1 2 0 0 0 1												
Inning Stats	R: 0 E: 0 K: 1 S: 9	H: 1 LOB: 1 BB: 0 P: 14	R: 1 E: 0 K: 1 S: 15	H: 2 LOB: 1 BB: 0 P: 19	R: 0 E: 0 K: 0 S: 3	H: 0 LOB: 0 BB: 0 P: 5	R: 0 E: 0 K: 1 S: 5	H: 0 LOB: 0 BB: 0 P: 9	R: 0 E: 0 K: 0 S: 9	H: 1 LOB: 1 BB: 0 P: 10	R: 0 E: 0 K: 0 S: 5	H: 0 LOB: 0 BB: 0 P: 9	R: 0 E: 0 K: 2 S: 10	H: 0 LOB: 0 BB: 0 P: 14	R: 2 E: 0 K: 0 S: 15	H: 3 LOB: 1 BB: 0 P: 22	R: 0 E: 0 K: 1 S: 12	H: 1 LOB: 1 BB: 0 P: 17	1B: 6 2B: 0 3B: 1 HR: 1	SF: 1 SAC: 0 DP: 0 HBP: 0	WP: 0 PB: 0 SB: 1 CS: 0	PA: 35
PITCHER	IP WLS BF H R ER SO BB IBB HBP BLK WP HR S P ERA WHIP																					
Doug Waechter, R ERA: 4.94 (1, 1)	7.2 W 30 7 3 3 5 0 0 0 0 0 0 1 70 101 3.52 0.913																					
Joe Borowski, R ERA: 2.27 (8, 1)	0.1 H 1 0 0 0 0 0 0 0 0 0 0 0 1 1 0.00 0.000																					
Danys Baez, R ERA: 2.76 (9, 1)	1.0 S 4 1 0 0 1 0 0 0 0 0 0 0 12 17 0.00 1.000																					

Los Angeles Angels @ Tampa Bay Devil Rays
Tropicana Field, St. Petersburg, FL
Sat Aug 27 2005, 6:15 PM EDT
Att. 12,445 - Dome - 72 F

AB	34
R	3
H	8
RBI	3
BB	0
SO	6
LOB	7



Batter	1	2	3	4	5	6	7	8	9
Julio Lugo, R OBP: 0.356, SLG: 0.391 (1, 6)	0-2 G6-3		1-2 FC4-6 1B	3-1 E8 2B		0-0 1B		0-2 1B	
13 Carl Crawford, L OBP: 0.315, SLG: 0.452 (1, 7)	1-0 CS 1B		2-2 FC4-6 3 HR 1-2f	0-0 F8		0-1 G6-3		0-0 P5	
3 Jorge Cantu, R OBP: 0.323, SLG: 0.509 (1, 4)	0-0 F8		0-2 HR		2-1 G6-3		0-2 1B		
Aubrey Huff, L OBP: 0.319, SLG: 0.432 (1, 9)	1-0 CS	1-1 G4-3	0-1 1B 31 3B 1B		0-1 G3		3-1 P5		
Toby Hall, R OBP: 0.318, SLG: 0.379 (9, 2)	1-2								
Travis Lee, L OBP: 0.343, SLG: 0.422 (1, 3)		1-2 E 1B 1B	1-1 31 3B 1B		0-0 P4		2-2 L9		
31 Jonny Gomes, R OBP: 0.385, SLG: 0.566 (1, 10)		1-2 P3	2-0 1-H 3-H 3B			0-1 P3	2-2 F7		
Alex Gonzalez, R OBP: 0.323, SLG: 0.421 (1, 5)		2-2 E8 1B 1-3	0-1 F9			4-2 HR BB		3-2 G6-3	
Pete Laforest, L OBP: 0.310, SLG: 0.410 (1, 2)		2-3 K		0-0 F7		1-0 HR		1-0 1B G1-3 1B	
Damon Hollins, R OBP: 0.311, SLG: 0.439 (8, PR)									
Joey Gathright, L OBP: 0.333, SLG: 0.377 (1, 8)			0-0 B3	1-2 G4-3		0-1 G4-3		0-2 G1-3	

AB R H RBI BB SO LOB

5	0	4	0	0	0	0
5	1	1	0	0	0	5
4	1	2	2	0	0	1
4	1	1	0	0	0	1
0	0	0	0	0	0	0
4	1	2	0	0	0	1
4	0	1	2	0	0	2
3	1	1	0	1	0	1
4	1	2	2	0	1	2
0	0	0	0	0	0	0
4	0	0	0	0	0	1


1B: 10	SF: 0	WP: 0	PA: 39
2B: 1	SAC: 0	PB: 0	
3B: 1	DP: 0	SB: 0	
HR: 2	HBP: 0	CS: 1	

PITCHER	IP	WLS	BF	H	R	ER	SO	BB	IBB	HBP	BLK	WP	HR	S	P	ERA	WHIP
Paul Byrd, R ERA: 4.11 (1, 1)	6.0	L	29	11	6	6	1	1	0	0	0	0	2	60	86	9.00	2.000
Joel Peralta, R ERA: 3.89 (7, 1)	1.0		4	1	0	0	0	0	0	0	0	0	0	11	18	0.00	1.000
Brendan Donnelly, R ERA: 3.81 (8, 1)	1.0		5	2	0	0	0	0	0	0	0	0	0	16	20	0.00	2.000

Los Angeles Angels @ Tampa Bay Devil Rays
Tropicana Field, St. Petersburg, FL
Sat Aug 27 2005, 6:15 PM EDT
Att: 12,445 - Dome - 72 F

livebaseballscores.com

AB	37
R	6
H	14
RBI	6
BB	1
SO	1
LOB	14



Batter	1	2	3	4	5	6	7	8	9	AB R H RBI BB SO LOB
9 Chone Figgins, S (1, 8) OBP: 0.339, SLG: 0.393	0-1 CS 1B		2-2 F9			1-1 F9		3-2 G4-3		4 0 1 0 0 0 1
Orlando Cabrera, R (1, 6) OBP: 0.310, SLG: 0.361	3-3 1-2			1-2 F9		0-0 HR		1-1 L3		4 1 1 1 0 1 2
27 Vladimir Guerrero, R (1, 9) OBP: 0.386, SLG: 0.558	1-0 1B			1-0 F8		4-2 BB		1-1 P3		3 0 1 0 1 0 0
16 Garret Anderson, L (1, 10) OBP: 0.315, SLG: 0.428	1-0 P2			2-1 2B		1-0 F8		0-1 G4-3		4 0 1 0 0 0 2
Bengie Molina, R (1, 2) OBP: 0.347, SLG: 0.473			1-2 F9		1-1 F8		1-1 G6-3		0-1 1B	4 0 1 0 0 0 1
Darin Erstad, L (9, PR) OBP: 0.339, SLG: 0.371										0 0 0 0 0 0 0
20 Juan Rivera, R (1, 7) OBP: 0.315, SLG: 0.453			2-1 F7		1-2 F9		1-0 F8		0-0 G5-3	4 0 0 0 0 0 1
39 Robb Quinlan, R (1, 3) OBP: 0.272, SLG: 0.364			3-2 G6-3		0-0 F9		1-0 F9			3 0 0 0 0 0 0
6 Maicer Izturis, S (1, 5) OBP: 0.302, SLG: 0.363			2-1 L8		3-1 G6-3		2-2 G4-3 SH5-3 1B			3 0 1 0 0 0 0
Adam Kennedy, L (1, 4) OBP: 0.372, SLG: 0.383			2-2 F9		2-3 K		0-0 SH5-3			2 0 0 0 0 1 0

Inning Stats	R: 0 E: 0 K: 1 S: 7	H: 2 LOB: 1 BB: 0 P: 12	R: 0 E: 0 K: 0 S: 8	H: 0 LOB: 0 BB: 0 P: 14	R: 0 E: 0 K: 0 S: 8	H: 1 LOB: 1 BB: 0 P: 13	R: 0 E: 0 K: 0 S: 7	H: 0 LOB: 0 BB: 0 P: 11	R: 1 E: 0 K: 1 S: 11	H: 1 LOB: 1 BB: 1 P: 19	R: 0 E: 0 K: 0 S: 4	H: 0 LOB: 0 BB: 0 P: 7	R: 0 E: 0 K: 0 S: 9	H: 1 LOB: 1 BB: 0 P: 15	R: 0 E: 0 K: 0 S: 7	H: 1 LOB: 1 BB: 0 P: 8	1B: 4 2B: 1 3B: 0 HR: 1	SF: 0 SAC: 1 DP: 0 HBP: 0
--------------	------------------------------	----------------------------------	------------------------------	----------------------------------	------------------------------	----------------------------------	------------------------------	----------------------------------	-------------------------------	----------------------------------	------------------------------	---------------------------------	------------------------------	----------------------------------	------------------------------	---------------------------------	----------------------------------	------------------------------------


PITCHER	IP	WLS	BF	H	R	ER	SO	BB	IBB	HBP	BLK	WP	HR	S	P	ERA	WHIP
Mark Hendrickson, L (1, 1) ERA: 6.27	7.2	W	28	5	1	1	2	1	0	0	0	0	1	60	102	1.17	0.783
Joe Borowski, R (8, 1) ERA: 2.25	0.1	H	1	0	0	0	0	0	0	0	0	0	0	2	3	0.00	0.000
Danys Baez, R (9, 1) ERA: 2.72	1.0	S	4	1	0	0	0	0	0	0	0	0	0	7	8	0.00	1.000

TOP

Los Angeles Angels @ Tampa Bay Devil Rays
Tropicana Field, St. Petersburg, FL

Sun Aug 28 2005, 2:15 PM EDT
Att. 13,703 - Dome - 72 F

AB	31
R	1
H	6
RBI	1
BB	1
SO	2
LOB	7



WP: 0	PA: 33
PB: 0	
SB: 0	
CS: 1	

livebaseballscorecards.com

Batter	1	2	3	4	5	6	7	8	9	AB R H RBI BB SO LOB
Julio Lugo, R OBP: 0.357, SLG: 0.390 (1, 6)	2-1 G6-4-3 1B		0-0 G6-3		4-1 BB			0-3 K		3 0 1 0 1 1 0
13 Carl Crawford, L OBP: 0.315, SLG: 0.450 (1, 7)	1-0 F7		0-0 1B		0-3 K			0-1 G4-3		4 0 1 0 0 1 2
3 Jorge Cantu, R OBP: 0.323, SLG: 0.508 (1, 4)	1-1 G6-4-3 1-2f		1-3 K							3 0 1 0 0 1 2
Eduardo Perez, R OBP: 0.378, SLG: 0.541 (1, 3)		2-1 HR HBP		0-1 G6-3		1-1 G4-6-3 1-2f				2 1 0 0 0 0 1
Joey Gathright, L OBP: 0.333, SLG: 0.377 (9, 8)										0 0 0 0 0 0 0
Aubrey Huff, L OBP: 0.321, SLG: 0.440 (1, 9)		0-1 HR		3-2 FC5-4 1B		2-2 G4-3				3 1 2 2 0 0 0
Travis Lee, L OBP: 0.343, SLG: 0.422 (9, 3)										0 0 0 0 0 0 0
31 Jonny Gomes, R OBP: 0.381, SLG: 0.559 (1, 10)		1-0 P4		3-1 FC5-4 1-2f			2-1 G5-3			3 0 0 0 0 0 1
Alex Gonzalez, R OBP: 0.319, SLG: 0.416 (1, 5)		2-3 K		0-3 K			0-0 E1 G6-3			3 0 0 0 0 2 1
Toby Hall, R OBP: 0.316, SLG: 0.375 (1, 2)		1-0 G6-3			0-0 G6-3		2-2 G6-3 1-2f			3 0 0 0 0 0 1
Damon Hollins, R OBP: 0.308, SLG: 0.435 (1, 8)			1-3 K		1-0 F8			2-3 K		3 0 0 0 0 2 0

Inning Stats	R: 0 E: 0 K: 0 S: 5	H: 1 LOB: 0 BB: 0 P: 9	R: 2 E: 0 K: 1 S: 9	H: 1 LOB: 0 BB: 0 P: 15	R: 0 E: 0 K: 2 S: 8	H: 1 LOB: 1 BB: 0 P: 10	R: 0 E: 0 K: 1 S: 11	H: 1 LOB: 1 BB: 0 P: 17	R: 0 E: 0 K: 1 S: 6	H: 0 LOB: 1 BB: 1 P: 11	R: 0 E: 0 K: 0 S: 7	H: 1 LOB: 0 BB: 0 P: 10	R: 0 E: 1 K: 0 S: 8	H: 0 LOB: 0 BB: 0 P: 11	R: 0 E: 0 K: 2 S: 10	H: 0 LOB: 0 BB: 0 P: 12
--------------	------------------------------	---------------------------------	------------------------------	----------------------------------	------------------------------	----------------------------------	-------------------------------	----------------------------------	------------------------------	----------------------------------	------------------------------	----------------------------------	------------------------------	----------------------------------	-------------------------------	----------------------------------

PITCHER	IP	WLS	BF	H	R	ER	SO	BB	IBB	HBP	BLK	WP	HR	S	P	ERA	WHIP
Jarrod Washburn, L ERA: 3.26 (1, 1)	7.0	L	26	5	2	2	5	1	0	1	0	0	1	54	83	2.57	0.857
62 Scot Shields, R ERA: 2.47 (8, 1)	1.0		3	0	0	0	2	0	0	0	0	0	0	10	12	0.00	0.000


BOTTOM

Los Angeles Angels @ Tampa Bay Devil Rays
Tropicana Field, St. Petersburg, FL

Sun Aug 28 2005, 2:15 PM EDT
Att: 13,703 - Dome - 72 F

AB	27
R	2
H	5
RBI	2
BB	1
SO	7
LOB	8

livebaseballscorecards.com



WP: 0	PA: 29
PB: 0	SB: 0
CS: 0	

Batter	1	2	3	4	5	6	7	8	9	10	11	AB R H RBI BB SO LOB	TOP
Jason Kendall, R OBP: 0.336, SLG: 0.305 (1, 2)	0-0 FC5-4 14 1B		0-1 G6-3 1-2f			0-1 G5-3			1-0 G4-3		0-1 L4	5 0 1 0 0 0 2	
14 Mark Ellis, R OBP: 0.361, SLG: 0.443 (1, 4)	1-2 FC5-4 3 G6-3 1-2f			0-1 P6		2-3 K			1-2 G6-3		2-2 L6	5 0 0 0 0 1 1	
3 Eric Chavez, L OBP: 0.339, SLG: 0.472 (1, 5)	0-0 G6-3 1-2f			0-2 29 1B 2B		1-1 F7			2-2 L8			4 1 1 0 0 0 1	
29 Dan Johnson, L OBP: 0.390, SLG: 0.511 Freddie Bynum, L (10, PR) (10, 7)		0-3 K		1-1 1B 2-H 1B		1-2 F7			3-2 SH3-4 2B			4 0 2 1 0 1 0 0 0 0 0 0 0 0	
Scott Hatteberg, L OBP: 0.350, SLG: 0.364 (1, 10)		3-1 G3		0-0 G5-4-3 1-2 1B		0-0 G6-4-3 1B			0-1 SH3-4			3 0 2 0 0 0 0	
Jay Payton, R OBP: 0.310, SLG: 0.493 (1, 8)		2-2 G4-3		0-0 G5-4-3 1-2f		0-1 G6-4-3 1-2f			2-2 P3			4 0 0 0 0 0 5	
Nick Swisher, S OBP: 0.325, SLG: 0.455 (1, 9) (10, 3)			4-1 23 E BB		1-0 G4-3			0-1 G3		2-3 K		3 0 0 0 1 1 2	
23 Bobby Kielty, S OBP: 0.353, SLG: 0.382 (1, 7) (10, 9)			1-1 E4 G6-3 1-2		0-3 K			2-2 G3		2-0 HR		4 1 1 1 0 1 1	
Marco Scutaro, R OBP: 0.313, SLG: 0.365 (1, 6)			1-1 L9		2-2 G4-3			1-0 P3		0-0 F8		4 0 0 0 0 0 2	
Inning Stats	R: 0 H: 1 E: 0 LOB: 0 K: 0 BB: 0 S: 5 P: 6	R: 0 H: 0 E: 0 LOB: 0 K: 1 BB: 0 S: 8 P: 13	R: 0 H: 0 E: 1 LOB: 1 K: 0 BB: 1 S: 7 P: 13	R: 1 H: 3 E: 0 LOB: 1 K: 0 BB: 0 S: 9 P: 10	R: 0 H: 0 E: 0 LOB: 0 K: 1 BB: 0 S: 8 P: 11	R: 0 H: 0 E: 0 LOB: 0 K: 1 BB: 0 S: 8 P: 11	R: 0 H: 1 E: 0 LOB: 0 K: 0 BB: 0 S: 7 P: 8	R: 0 H: 0 E: 0 LOB: 0 K: 0 BB: 0 S: 6 P: 9	R: 0 H: 0 E: 0 LOB: 2 K: 1 BB: 0 S: 16 P: 23	R: 1 H: 1 E: 0 LOB: 0 K: 0 BB: 0 S: 7 P: 11	1B: 4 SF: 0 2B: 2 SAC: 1 3B: 0 DP: 4 HR: 1 HBP: 0	WP: 0 PA: 38 PB: 0 SB: 0 CS: 0	
PITCHER	IP WLS BF H R ER SO BB IBB HBP BLK WP HR S P ERA WHIP												
40 Bartolo Colon, R ERA: 3.23 Francisco Rodriguez, R ERA: 0.02	(1, 1) 9.1 L 6 1 1 1 1 0 0 0 0 0 0 1 21 5.40 0.600												

Oakland Athletics @ Los Angeles Angels
Angel Stadium of Anaheim, Anaheim, CA
Tue Aug 30 2005, 7:05 PM PDT
Att. 42,176 - Clear - 76 F

livebaseballscorecards.com

AB	36
R	2
H	7
RBI	2
BB	1
SO	4
LOB	14



Batter	1	2	3	4	5	6	7	8	9	10	11	AB R H RBI BB SO LOB	BOTTOM													
9 Chone Figgins, S OBP: 0.340, SLG: 0.391	4-1 G4-6-3 BB		2-3 K			2-3 K		2-2 G5-3			4-1 16 S BB	3 0 0 0 2 2 0	<p>Oakland Athletics @ Los Angeles Angels Angel Stadium of Anaheim, Anaheim, CA</p> <p>Tue Aug 30 2005, 7:05 PM PDT Att. 42,176 - Clear - 76 F</p> <p>livebaseballscorecards.com</p>													
Orlando Cabrera, R OBP: 0.307, SLG: 0.356	1-1 G4-6-3 1-2f			0-0 P6		1-2 G3			2-2 F8		0-2 P6	5 0 0 0 0 0 2														
16 Garret Anderson, L OBP: 0.316, SLG: 0.426	1-1 G4-3			1-1 1B			2-1 F9		0-1 F9		4-0 1-2 BB	4 0 1 0 1 0 0														
27 Vladimir Guerrero, R OBP: 0.362, SLG: 0.552		0-0 G5-3		0-0 P4			0-0 F9			2-3 K	1-1 G4-3	5 0 0 0 0 1 3														
Bengie Molina, R OBP: 0.349, SLG: 0.472		4-0 BB		1-3 K			1-0 1B			1-0 G6-3		3 0 1 0 1 1 1														
Darin Erstad, L OBP: 0.339, SLG: 0.370		2-3 K			1-2 G1-3		1-2 G3			3-1 39 F 1B		4 0 1 0 0 1 2														
20 Juan Rivera, R OBP: 0.312, SLG: 0.448		0-3 K			0-0 G3			1-2 P6		2-0 F7		3 0 0 0 0 1 1														
Casey Kotchman, L OBP: 0.346, SLG: 0.522										1-3 K		1 0 0 0 0 0 1														
39 Robb Quinlan, R OBP: 0.271, SLG: 0.395			1-3 K		1-3 K			1-0 HR		1-3 K		4 1 1 1 0 3 1														
Adam Kennedy, L OBP: 0.367, SLG: 0.379			1-2 G4-3			2-1 F7		2-3 K			0-1 G6-3	4 0 0 0 0 1 0														
Inning Stats	R: 0 E: 0 K: 0 S: 5	H: 0 LOB: 0 BB: 1 P: 11	R: 0 E: 0 K: 2 S: 8	H: 0 LOB: 1 BB: 1 P: 14	R: 0 E: 0 K: 2 S: 11	H: 0 LOB: 0 BB: 0 P: 15	R: 0 E: 0 K: 1 S: 7	H: 1 LOB: 1 BB: 0 P: 9	R: 0 E: 0 K: 1 S: 7	H: 0 LOB: 0 BB: 0 P: 9	R: 0 E: 0 K: 1 S: 12	H: 0 LOB: 0 BB: 0 P: 17		R: 0 E: 0 K: 1 S: 7	H: 1 LOB: 1 BB: 0 P: 11	R: 1 E: 0 K: 1 S: 10	H: 1 LOB: 0 BB: 0 P: 16	R: 0 E: 0 K: 1 S: 9	H: 0 LOB: 0 BB: 0 P: 13	R: 0 E: 0 K: 1 S: 7	H: 1 LOB: 1 BB: 0 P: 14	R: 0 E: 0 K: 0 S: 8	H: 0 LOB: 2 BB: 2 P: 17	1B: 3 2B: 0 3B: 0 HR: 1	SF: 0 SAC: 0 DP: 1 HBP: 0	WP: 0 PB: 0 SB: 2 CS: 0
PITCHER	IP WLS BF H R ER SO BB IBB HBP BLK WP HR S P ERA WHIP												IP WLS BF H R ER SO BB IBB HBP BLK WP HR S P ERA WHIP													
Barry Zito, L ERA: 3.37	(1, 1) 9.0 31 3 1 1 9 2 0 0 0 0 1 76 115 1.00 0.556																									
50 Kiko Calero, R ERA: 3.53	(10, 1) 1.0 W 4 1 0 0 1 0 0 0 0 0 0 7 14 0.00 1.000																									
20 Huston Street, R ERA: 1.23	(11, 1) 1.0 S 5 0 0 0 0 2 0 0 0 0 0 8 17 0.00 2.000																									

AB	36
R	1
H	4
RBI	1
BB	4
SO	10
LOB	11



Batter	1	2	3	4	5	6	7	8	9	AB R H RBI BB SO LOB	TOP											
Jason Kendall, R (1, 2) OBP: 0.335, SLG: 0.304	0-1 1B		1-1 G6-4-3		0-1 F8		2-2 G5-3		3-2 L8	5 0 1 0 0 0 1												
14 Mark Ellis, R (1, 4) OBP: 0.365, SLG: 0.442	1-2 F7		4-2 3 BB BB			3-2 1B 29 BB HBP		2-3 K	2-1 1B	3 0 1 0 1 1 1												
3 Eric Chavez, L (1, 5) OBP: 0.340, SLG: 0.471	0-0 F7		4-1 1-2 BB			0-0 F7		0-0 1B 1B	0-2 F8	4 1 1 0 1 0 3												
29 Dan Johnson, L (1, 3) OBP: 0.389, SLG: 0.506	1-1 F9		2-2 G4-3			4-1 1-2 1B BB		0-0 P4		3 0 0 0 1 0 4												
Jay Payton, R (1, 8) OBP: 0.309, SLG: 0.490		0-3 K		1-3 K		1-3 K		2-2 23 HBP 1B 1-2 1B		4 0 1 0 0 3 2												
Scott Hatteberg, L (1, 10) OBP: 0.351, SLG: 0.365		1-2 G1-3		1-1 G6-3		2-1 1-2 2-3 1B		0-2 23 HBP 1B 1-2 2-H 1B		4 0 2 1 0 0 0												
23 Bobby Kielty, S (1, 7) OBP: 0.354, SLG: 0.380		4-2 BB		1-3 K		3-2 G4-3		2-1 1-2 2-3 HBP		2 0 0 0 1 1 3												
Nick Swisher, S (1, 9) OBP: 0.322, SLG: 0.450		0-2 L6			0-3 K		1-3 K	2-0 F7		4 0 0 0 0 2 4												
Marco Scutaro, R (1, 6) OBP: 0.312, SLG: 0.363			0-1 G6-4-3 1B		0-2 P5		1-3 K		3-2 G6-3	4 0 1 0 0 1 0												
Inning Stats	R: 0 E: 0 K: 0 S: 8	H: 1 LOB: 1 BB: 0 P: 10	R: 0 E: 0 K: 1 S: 11	H: 0 LOB: 1 BB: 1 P: 16	R: 0 E: 0 K: 0 S: 12	H: 1 LOB: 2 BB: 2 P: 23	R: 0 E: 0 K: 2 S: 9	H: 0 LOB: 0 BB: 0 P: 12	R: 0 E: 0 K: 1 S: 8	H: 0 LOB: 0 BB: 0 P: 8	R: 0 E: 0 K: 1 S: 12	H: 1 LOB: 3 BB: 1 P: 25	R: 0 E: 0 K: 2 S: 9	H: 0 LOB: 0 BB: 0 P: 13	R: 1 E: 0 K: 1 S: 13	H: 3 LOB: 3 BB: 0 P: 21	R: 0 E: 0 K: 0 S: 15	H: 1 LOB: 1 BB: 0 P: 23	1B: 7 2B: 0 3B: 0 HR: 0	SF: 0 SAC: 0 DP: 1 HBP: 2	WP: 0 PB: 0 SB: 0 CS: 0	PA: 39
PITCHER	IP WLS BF H R ER SO BB IBB HBP BLK WP HR S P ERA WHIP																					
41 John Lackey, R (1, 1) ERA: 3.45	7.0 W 28 3 0 0 7 4 0 1 0 0 0 69 107 0.00 1.000																					
62 Scot Shields, R (8, 1) ERA: 2.55	1.0 H 7 3 1 1 1 0 0 1 0 0 0 13 21 9.00 3.000																					
Francisco Rodriguez, R (9, 1) ERA: 2.96	1.0 S 4 1 0 0 0 0 0 0 0 0 0 0 15 23 0.00 1.000																					

Oakland Athletics @ Los Angeles Angels
Angel Stadium of Anaheim, Anaheim, CA

Wed Aug 31 2005, 7:05 PM PDT
Att: 43,501 - Clear - 72 F

livebaseballscorecards.com

AB 33
R 1
H 7
RBI 1
BB 4
SO 8
LOB 18



Batter	1	2	3	4	5	6	7	8	9
9 Chone Figgins, S OBP: 0.337, SLG: 0.388 (1, 8)	0-0 F9		3-3 K		2-3 K			3-3 K	
Orlando Cabrera, R OBP: 0.309, SLG: 0.358 (1, 6)	4-2 27 1B 16 1B BB		1-0 F9		1-1 2B			1-1 F9	
16 Garret Anderson, L OBP: 0.315, SLG: 0.425 (1, 7)	1-2 27 1B 1-2 1B		0-3 K		1-1 G4-3			3-1 G3	
27 Vladimir Guerrero, R OBP: 0.384, SLG: 0.552 (1, 9)	2-1 1-2 2-3 1B			1-1 2B 1B		0-0 F9			
Darin Erstad, L OBP: 0.339, SLG: 0.372 (1, 3)	1-3 K			0-0 F9 1-H 6 1B 2B		1-2 G3			
Bengie Molina, R OBP: 0.346, SLG: 0.467 (1, 2)	0-1 G4-3			1-2 F9 2-3		2-2 G4-3			
Casey Kotchman, L OBP: 0.333, SLG: 0.500 (1, 10)		0-3 K		2-3 K		2-1 G6-3			
6 Maicer Izturis, S OBP: 0.303, SLG: 0.363 (1, 5)		1-1 G6-3		1-1 3-H 1B		1-3 K			
Adam Kennedy, L OBP: 0.364, SLG: 0.375 (1, 4)		0-3 K			1-3 K		1-0 F7		

Inning Stats	R: 0 E: 0 K: 1 S: 13	H: 2 LOB: 3 BB: 1 P: 21	R: 0 E: 0 K: 2 S: 8	H: 0 LOB: 0 BB: 0 P: 9	R: 0 E: 0 K: 2 S: 7	H: 0 LOB: 0 BB: 0 P: 11	R: 2 E: 0 K: 1 S: 13	H: 3 LOB: 1 BB: 0 P: 18	R: 0 E: 0 K: 2 S: 10	H: 1 LOB: 1 BB: 0 P: 15	R: 0 E: 0 K: 0 S: 8	H: 0 LOB: 0 BB: 0 P: 11	R: 0 E: 0 K: 1 S: 6	H: 0 LOB: 0 BB: 0 P: 10	R: 0 E: 0 K: 1 S: 7	H: 0 LOB: 0 BB: 0 P: 14
	1B: 4 2B: 2 3B: 0 HR: 0	SF: 0 SAC: 0 DP: 0 HBP: 0														

PITCHER	IP	WLS	BF	H	R	ER	SO	BB	IBB	HBP	BLK	WP	HR	S	P	ERA	WHIP
Joe Blanton, R ERA: 3.54 (1, 1)	8.0	L	30	6	2	2	10	1	0	0	0	0	0	72	109	2.25	0.875

BOTTOM

Oakland Athletics @ Los Angeles Angels
Angel Stadium of Anaheim, Anaheim, CA

Wed Aug 31 2005, 7:05 PM PDT
Att. 43,501 - Clear - 72 F

AB	29
R	2
H	6
RBI	2
BB	1
SO	10
LOB	9



WP: 0	PA: 30
PB: 0	SB: 0
CS: 0	

livebaseballscores.com

Batter	1	2	3	4	5	6	7	8	9	AB R H RBI BB SO LOB	TOP													
14 Mark Ellis, R OBP: 0.366, SLG: 0.446 (1, 4)	2-1 SH5-3 2B		2-2 1B			1-2 F8		1-2 G6-3		4 0 2 0 0 0 2														
Marco Scutaro, R OBP: 0.310, SLG: 0.360 (1, 6)	0-1 SH5-3 2-3		0-2 F7			0-0 P6			2-2 G5-3	3 0 0 0 0 0 1														
3 Eric Chavez, L OBP: 0.339, SLG: 0.469 (1, 5)	0-1 F7			1-1 P5			0-0 F7		2-2 29 B1-3 1B	4 0 1 0 0 0 1														
29 Dan Johnson, L OBP: 0.384, SLG: 0.498 (1, 3)	2-1 F8			2-2 G4-3			0-0 G4-3		0-0 B1-3	4 0 0 0 0 0 2														
Jay Payton, R OBP: 0.308, SLG: 0.487 (1, 8)			1-0 L7		1-1 P6		0-1 FC1-4-6 1B		2-2 F8	4 0 1 0 0 0 1														
Scott Hatteberg, L OBP: 0.349, SLG: 0.362 (1, 10)			1-1 G4-3			3-2 G5-3		2-0 FC1-4-6		3 0 0 0 0 0 1														
23 Bobby Kielty, S OBP: 0.351, SLG: 0.377 (1, 7)			3-1 F8			0-1 F7			3-3 K	3 0 0 0 0 1 0														
Nick Swisher, S OBP: 0.322, SLG: 0.451 (1, 9)					3-3 K		3-3 K		0-0 17 1B 2B	3 0 1 0 0 2 0														
17 Adam Melhuse, S OBP: 0.303, SLG: 0.417 Freddie Bynum, L (8, PR) Jason Kendall, R (8, 2) OBP: 0.335, SLG: 0.304			1-2 G4-3				2-3 K		0-2 14 G6-3 1B	3 0 1 0 0 1 0 0 0 0 0 0 0 0 0 0 0 0 0 0 0														
Inning Stats	R: 0 E: 0 K: 0 S: 8	H: 1 LOB: 1 BB: 0 P: 12	R: 0 E: 0 K: 0 S: 5	H: 0 LOB: 0 BB: 0 P: 10	R: 0 E: 0 K: 1 S: 15	H: 1 LOB: 1 BB: 0 P: 21	R: 0 E: 0 K: 0 S: 7	H: 0 LOB: 0 BB: 0 P: 11	R: 0 E: 0 K: 1 S: 9	H: 0 LOB: 0 BB: 0 P: 15	R: 0 E: 0 K: 1 S: 8	H: 0 LOB: 0 BB: 0 P: 11	R: 0 E: 0 K: 0 S: 5	H: 1 LOB: 1 BB: 0 P: 7	R: 0 E: 0 K: 1 S: 10	H: 2 LOB: 2 BB: 0 P: 14	R: 0 E: 0 K: 0 S: 12	H: 1 LOB: 1 BB: 0 P: 18	1B: 4 2B: 2 3B: 0 HR: 0	SF: 0 SAC: 1 DP: 1 HBP: 0	WP: 0 PB: 0 SB: 0 CS: 0	PA: 32		
PITCHER 54 Ervin Santana, R (1, 1) ERA: 4.52 Francisco Rodriguez, R (9, 1) ERA: 2.92	IP 8.1	WLS W	BF 30	H 6	R 0	ER 0	SO 4	BB 0	IBB 0	HBP 0	BLK 0	WP 0	HR 0	S 75	P 113	ERA 0.00	WHIP 0.720							
PITCHER	IP	WLS	BF	H	R	ER	SO	BB	IBB	HBP	BLK	WP	HR	S	P	ERA	WHIP							

Oakland Athletics @ Los Angeles Angels
Angel Stadium of Anaheim, Anaheim, CA

livebaseballscorecards.com

AB	31
R	0
H	6
RBI	0
BB	0
SO	4
LOB	8



Thu Sep 01 2005, 7:05 PM PDT
Att: 41,632 - Clear - 71 F

Batter	1	2	3	4	5	6	7	8	9	AB R H RBI BB SO LOB
9 Chone Figgins, S OBP: 0.342, SLG: 0.392 (1, 8) C BB BB BB	4-1 16 1B 16 S BB		0-1 16 1B 1B	1-2 1-2 G6-4-3 1B			2-2 16 1B S 1B			3 1 3 0 1 0 0
Orlando Cabrera, R OBP: 0.306, SLG: 0.355 (1, 6) C 1 SAFE 1 SAFE F B S	1-3 K		1-1 L4	2-0 G6-4-3 1-2f			1-2 G5-3 1-2			4 0 0 0 0 1 5
16 Garret Anderson, L OBP: 0.319, SLG: 0.427 (1, 7) B C S S X	3-2 FC6-4 1-3 1B		0-0 1B 1-3 1B				2-1 2-H 1B			4 0 3 0 0 0 0
27 Vladimir Guerrero, R OBP: 0.383, SLG: 0.552 (1, 9) F B X	1-1 P4		0-0 L6					2-2 39 S E 2B		4 1 1 0 0 0 4
Bengie Molina, R OBP: 0.345, SLG: 0.465 (1, 2) B C X	1-2 FC6-4 1-2f		1-1 1-2 3-H 1B					0-3 K		4 0 1 1 0 1 3
Darin Erstad, L OBP: 0.338, SLG: 0.370 (1, 3) B C X		1-2 P5	2-0 F8							3 0 0 0 1 0 2
20 Juan Rivera, R OBP: 0.312, SLG: 0.447 (1, 10) Casey Kotchman, L OBP: 0.329, SLG: 0.493 (8, PH) (9, 10) B C S S X		3-1 1B		1-2 G6-3			2-2 F9			3 0 1 0 0 0 0 1 0 0 0 0 1 2
39 Robb Quinlan, R OBP: 0.281, SLG: 0.429 (1, 5) C 1 SAFE S T C X		0-3 K		0-0 HR			2-1 G1-4-3			3 1 1 1 1 1 1
Adam Kennedy, L OBP: 0.363, SLG: 0.372 (1, 4) C B B B B		2-2 F7		4-2 9 1B BB			0-0 G4-3			3 0 0 0 1 1 3

Inning Stats	R: 0	H: 1	E: 0	LOB: 2	K: 1	S: 12	P: 22	R: 0	H: 1	E: 0	LOB: 1	K: 1	S: 14	P: 20	R: 1	H: 3	E: 0	LOB: 2	K: 0	S: 9	P: 13	R: 1	H: 2	E: 0	LOB: 1	K: 0	S: 14	P: 22	R: 0	H: 0	E: 0	LOB: 0	K: 0	S: 6	P: 6	R: 0	H: 0	E: 0	LOB: 0	K: 0	S: 9	P: 16	R: 0	H: 2	E: 0	LOB: 2	K: 0	S: 9	P: 14	R: 1	H: 1	E: 0	LOB: 2	K: 3	S: 15	P: 28
1B: 8	SF: 0	2B: 1	SAC: 0	3B: 0	DP: 1	HR: 1	HBP: 0	WP: 0	PA: 36	1B: 8	SF: 0	2B: 1	SAC: 0	3B: 0	DP: 1	HR: 1	HBP: 0	WP: 0	PA: 36	1B: 8	SF: 0	2B: 1	SAC: 0	3B: 0	DP: 1	HR: 1	HBP: 0	WP: 0	PA: 36	1B: 8	SF: 0	2B: 1	SAC: 0	3B: 0	DP: 1	HR: 1	HBP: 0	WP: 0	PA: 36	1B: 8	SF: 0	2B: 1	SAC: 0	3B: 0	DP: 1	HR: 1	HBP: 0	WP: 0	PA: 36							

BOTTOM

Oakland Athletics @ Los Angeles Angels
Angel Stadium of Anaheim, Anaheim, CA

Thu Sep 01 2005, 7:05 PM PDT
Att. 41,632 - Clear - 71 F

livebaseballscores.com

AB	32
R	3
H	10
RBI	2
BB	4
SO	5
LOB	20



Batter	1	2	3	4	5	6	7	8	9	AB R H RBI BB SO LOB	TOP	
51 Ichiro Suzuki, L (1, 9) OBP: 0.341, SLG: 0.441	1-0 G3-1 2B 7 S 1B		1-1 G5-3			1-0 G6-3 2B		0-2 L7		4 1 2 0 0 0 0		
7 Jeremy Reed, L (1, 8) OBP: 0.321, SLG: 0.344	3-2 P5 1-2		0-1 1B			0-0 F7		1-3 K		4 0 1 0 0 1 2		
Raul Ibanez, L (1, 7) OBP: 0.356, SLG: 0.444	0-1 G3-1 2-3		1-2 G4-3			1-1 G6-3 2-3		1-1 G6-3 1B		4 0 1 0 0 0 3		
Richie Sexson, R (1, 3) OBP: 0.364, SLG: 0.535	2-1 2B 3-H					1-0 F8		1-0 G6-3 1-2		4 0 1 1 0 0 2		
29 Adrián Beltré, R (1, 5) OBP: 0.304, SLG: 0.432	2-2 G5-3					0-0 G1-6-3		1-0 F9		4 0 0 0 0 0 2		
Dave Hansen, L (1, 10) OBP: 0.306, SLG: 0.311						2-2 P6		1-2 P5		3 0 0 0 0 0 0		
4 Jose Lopez, R (1, 4) OBP: 0.265, SLG: 0.366						0-2 P4 CS 1B		1-0 F8		3 0 1 0 0 0 0		
Yorvit Torrealba, R (1, 2) OBP: 0.309, SLG: 0.347						1-0 F8		0-0 F8		3 0 0 0 0 1 1		
7 Yuniesky Betancourt, R (1, 6) OBP: 0.246, SLG: 0.309						0-1 F7		2-2 F8		3 0 0 0 0 0 0		
Inning Stats	R: 1 H: 2 E: 0 LOB: 1 K: 0 BB: 0 S: 13 P: 21	R: 0 H: 1 E: 0 LOB: 1 K: 1 BB: 0 S: 11 P: 16	R: 0 H: 1 E: 0 LOB: 1 K: 0 BB: 0 S: 10 P: 12	R: 0 H: 0 E: 0 LOB: 0 K: 0 BB: 0 S: 8 P: 11	R: 0 H: 0 E: 0 LOB: 0 K: 0 BB: 0 S: 6 P: 7	R: 0 H: 1 E: 0 LOB: 1 K: 0 BB: 0 S: 5 P: 8	R: 0 H: 0 E: 0 LOB: 0 K: 0 BB: 0 S: 5 P: 8	R: 0 H: 0 E: 0 LOB: 0 K: 0 BB: 0 S: 7 P: 9	R: 0 H: 1 E: 0 LOB: 1 K: 1 BB: 0 S: 10 P: 16	1B: 4 SF: 0 2B: 3 SAC: 0 3B: 0 DP: 1 HR: 0 HBP: 0	WP: 0 PA: 32 PB: 0 SB: 1 CS: 1	
PITCHER	IP WLS BF H R ER SO BB IBB HBP BLK WP HR S P ERA WHIP											
Paul Byrd, R (1, 1) ERA: 3.97	8.0 W 28 5 1 1 1 0 0 0 0 0 0 65 92 1.12 0.625											
Francisco Rodriguez, R (9, 1) ERA: 2.87	1.0 S 4 1 0 0 1 0 0 0 0 0 0 0 10 16 0.00 1.000											

Seattle Mariners @ Los Angeles Angels
Angel Stadium of Anaheim, Anaheim, CA

livebaseballscorecards.com

AB	32
R	1
H	6
RBI	1
BB	0
SO	2
LOB	10



Fri Sep 02 2005, 7:05 PM PDT
Att. 42,604 - Clear - 71 F

Batter	1	2	3	4	5	6	7	8	9	AB	R	H	RBI	BB	SO	LOB
9 Chone Figgins, S OBP: 0.342, SLG: 0.391 (1, 8)	1-0 G4-3		1-1 SH3		0-1 16 S SH1-4 16 SF8 1B		3-2 P5			3	1	1	0	0	0	0
Orlando Cabrera, R OBP: 0.308, SLG: 0.360 (1, 6)	0-1 F8		3-1 16 G3 16 S 2-H 1B		0-0 SH1-4		1-0 16 1B 2B			3	0	2	1	0	0	0
16 Garret Anderson, L OBP: 0.320, SLG: 0.431 (1, 7)	2-1 2B		1-2 G3		2-1 SF8		0-0 27 BB 1B			3	0	2	1	0	0	1
27 Vladimir Guerrero, R OBP: 0.384, SLG: 0.557 (1, 10)	0-0 G3-1		1-0 G5-3		1-0 HR		4-2 1B			3	1	1	1	1	0	2
Bengie Molina, R OBP: 0.344, SLG: 0.462 (1, 2)		1-1 L7		1-1 FC4-6 1B	3-2 G5-3		1-3 K			4	0	1	0	0	1	3
Darin Erstad, L OBP: 0.337, SLG: 0.375 (1, 3)		2-1 P2		0-2 FC4-6 39 1B 1-2f		0-0 HR	2-3 K			4	1	1	1	0	1	4
39 Robb Quinlan, R OBP: 0.290, SLG: 0.443 (1, 5)		1-2 2B		1 SAFE 1-2 1B		1-2 G5-3		1-1 F8		4	0	2	0	0	0	0
20 Juan Rivera, R OBP: 0.308, SLG: 0.440 (1, 9)		0-1 F8		1-0 L6		2-1 F8		3-2 G6-3		4	0	0	0	0	0	3
Adam Kennedy, L OBP: 0.362, SLG: 0.369 (1, 4)			4-0 S 9 SH3 1B BB	3-1 G3-1		0-0 G5-3		1-0 P4		3	1	0	0	1	0	2

Inning Stats	R: 0	H: 1	E: 0	LOB: 1	K: 0	BB: 0	S: 6	P: 9	R: 0	H: 1	E: 0	LOB: 1	K: 0	BB: 0	S: 9	P: 13	R: 1	H: 1	E: 0	LOB: 1	K: 0	BB: 1	S: 9	P: 18	R: 0	H: 2	E: 0	LOB: 2	K: 0	BB: 0	S: 9	P: 14	R: 2	H: 2	E: 0	LOB: 0	K: 0	BB: 0	S: 9	P: 15	R: 1	H: 1	E: 0	LOB: 0	K: 0	BB: 0	S: 8	P: 11	R: 0	H: 2	E: 0	LOB: 3	K: 2	BB: 1	S: 14	P: 25	R: 0	H: 0	E: 0	LOB: 0	K: 0	BB: 0	S: 6	P: 11
--------------	------	------	------	--------	------	-------	------	------	------	------	------	--------	------	-------	------	-------	------	------	------	--------	------	-------	------	-------	------	------	------	--------	------	-------	------	-------	------	------	------	--------	------	-------	------	-------	------	------	------	--------	------	-------	------	-------	------	------	------	--------	------	-------	-------	-------	------	------	------	--------	------	-------	------	-------


PITCHER	IP	WLS	BF	H	R	ER	SO	BB	IBB	HBP	BLK	WP	HR	S	P	ERA	WHIP
Jamie Moyer, L ERA: 4.27 (1, 1)	6.1	L	30	10	4	4	4	0	1	0	0	0	2	55	89	5.68	1.737
40 Julio Mateo, R ERA: 3.07 (7, 1)	0.2		3	0	0	0	2	1	0	0	0	0	0	9	16	0.00	1.500
Shigetoshi Hasegawa, R ERA: 4.25 (8, 1)	1.0		3	0	0	0	0	0	0	0	0	0	0	6	11	0.00	0.000

BOTTOM

Seattle Mariners @ Los Angeles Angels
Angel Stadium of Anaheim, Anaheim, CA

Fri Sep 02 2005, 7:05 PM PDT
Att. 42,604 - Clear - 71 F

AB	31
R	4
H	10
RBI	4
BB	2
SO	2
LOB	15



1B:	5	SF:	1	WP:	0	PA:	36
2B:	3	SAC:	2	PB:	0		
3B:	0	DP:	0	SB:	3		
HR:	2	HBP:	0	CS:	0		

PITCHER	IP	WLS	BF	H	R	ER	SO	BB	IBB	HBP	BLK	WP	HR	S	P	ERA	WHIP
---------	----	-----	----	---	---	----	----	----	-----	-----	-----	----	----	---	---	-----	------

Batter	1	2	3	4	5	6	7	8	9	AB R H RBI BB SO LOB	TOP										
51 Ichiro Suzuki, L OBP: 0.343, SLG: 0.446 (1, 9) C B X	1-1 SF8 3B		1-2 G5-3		1-2 G3			0-0 29 BB 1B	2-2 2B 1B	5 2 3 1 0 0 0											
Jamal Strong, R OBP: 0.333, SLG: 0.417 Greg Dobbs, L OBP: 0.225, SLG: 0.353 (8, PH) (8, 7) Eddie Guardado, R (9, 1) B B X	2-1 SF8		4-2 1B BB		2-3 K			2-1 F8	2-2 1B 1B	1 0 0 1 1 1 0 2 1 1 1 0 0 2 0 0 0 0 0 0 0											
Raul Ibanez, L OBP: 0.358, SLG: 0.446 (1, 10) (9, 7) C B B F X	3-2 G6-3		1 SAFE 2-0 1B		3-3 K			3-0 29 BB 1B	1-1 FC6-4 1B	5 0 3 3 0 1 0											
Richie Sexson, R OBP: 0.360, SLG: 0.529 (1, 3) B X	1-0 F9		1-3 K		1-2 F7			0-3 K	1-1 FC6-4	5 0 0 0 0 2 5											
29 Adrian Beltré, R OBP: 0.305, SLG: 0.430 (1, 5) X		0-0 1B		0-0 G5-3		0-1 G4-3		4-0 1B BB	1-1 L9	4 0 1 0 1 0 1											
4 Jose Lopez, R OBP: 0.265, SLG: 0.354 (1, 4) B X		1-0 F7		4-1 12 CS BB		1-1 G6-3		2-2 G5-3		3 0 0 0 1 0 4											
12 Michael Morse, R OBP: 0.356, SLG: 0.379 (1, 7) (8, 6) X		0-0 F9		3-2 E5		3-1 G4-3			4-2 SH3 51 1B BB	3 1 0 0 1 0 2											
Miguel Ojeda, R OBP: 0.253, SLG: 0.233 (1, 2) C B B X		1-2 P4		1 SAFE 1-0 F7		0-0 F8			0-0 SH3	3 0 0 0 0 0 2											
7 Yuniesky Betancourt, R OBP: 0.241, SLG: 0.304 7 Jeremy Reed, L OBP: 0.324, SLG: 0.348 (8, PH) (8, 8) X			0-0 G5-3		2-2 G5-3			1-1 51 1B 2B	4-0 51 1B 2B BB	2 0 0 0 0 0 0 1 2 1 0 1 0 0											
Inning Stats	R: 1 E: 0 K: 0 S: 9	H: 1 LOB: 0 BB: 0 P: 16	R: 0 E: 0 K: 0 S: 6	H: 1 LOB: 1 BB: 0 P: 8	R: 0 E: 1 K: 0 S: 11	H: 0 LOB: 1 BB: 1 P: 15	R: 0 E: 0 K: 1 S: 11	H: 0 LOB: 0 BB: 0 P: 16	R: 0 E: 0 K: 0 S: 8	H: 0 LOB: 0 BB: 0 P: 12	R: 0 E: 0 K: 0 S: 5	H: 0 LOB: 0 BB: 0 P: 9	R: 1 E: 0 K: 1 S: 12	H: 3 LOB: 3 BB: 1 P: 24	R: 4 E: 0 K: 0 S: 15	H: 3 LOB: 1 BB: 2 P: 30	1B: 6 2B: 2 3B: 1 HR: 0	SF: 1 SAC: 1 DP: 0 HBP: 0	WP: 0 PB: 0 SB: 0 CS: 1	PA: 41	
PITCHER	IP WLS BF H R ER SO BB IBB HBP BLK WP HR S P ERA WHIP																			PITCHER	IP WLS BF H R ER SO BB IBB HBP BLK WP HR S P ERA WHIP
Jarrod Washburn, L ERA: 3.18 (1, 1)	7.0 B 26 3 1 1 3 2 0 0 0 0 0 57 95 1.29 0.714																				
Brendan Donnelly, R ERA: 3.95 (8, 1)	0.1 L 4 3 1 1 0 0 0 0 0 0 0 6 12 27.00 9.000																				
62 Scot Shields, R ERA: 2.86 (8, 1)	1.0 2 7 1 3 3 1 3 0 0 0 0 0 12 28 27.00 4.000																				
Jason Christiansen, L ERA: 5.57 (9, 1)	0.0 2 2 2 1 1 0 0 0 0 0 0 0 5 8 ∞ ∞																				
Esteban Yan, R ERA: 3.88 (9, 1)	0.2 2 0 0 0 0 0 0 0 0 0 0 0 4 6 0.00 0.000																				

Seattle Mariners @ Los Angeles Angels
Angel Stadium of Anaheim, Anaheim, CA

livebaseballscorecards.com

AB	34
R	6
H	9
RBI	6
BB	5
SO	4
LOB	16



Sat Sep 03 2005, 7:05 PM PDT
Att. 43,819 - Clear - 75 F

BOTTOM

Seattle Mariners @ Los Angeles Angels
 Angel Stadium of Anaheim, Anaheim, CA

livebaseballscores.com

AB	35
R	3
H	9
RBI	3
BB	4
SO	3
LOB	18



WP: 0	PA: 41
PB: 0	
SB: 0	
CS: 0	

Sat Sep 03 2005, 7:05 PM PDT
 Att. 43,819 - Clear - 75 F

AB R H RBI BB SO LOB

4	2	2	0	1	0	0
3	1	1	0	1	0	1
5	0	1	0	0	0	4
4	0	1	2	1	0	3
5	0	2	1	0	0	3
3	0	0	0	0	1	2
3	0	0	0	1	1	1
4	0	2	0	0	0	1
4	0	0	0	0	1	3

1B: 8	SF: 0
2B: 1	SAC: 2
3B: 0	DP: 0
HR: 0	HBP: 0

Batter	1	2	3	4	5	6	7	8	9
9 Chone Figgins, S OBP: 0.344, SLG: 0.392	0-0 P3		1-0 16 1B 27 FC6-4 1B		2-2 L7		1-0 16 G4-3 SH3-4 1B		4-2 27 2B DI BB
Orlando Cabrera, R OBP: 0.310, SLG: 0.359	1-1 27 BB 1B		1-1 F9		0-0 G5-3		0-0 SH3-4		4-2 27 2B BB
16 Garret Anderson, L OBP: 0.319, SLG: 0.429	1-1 P5		1-1 27 FC6-4 1B		0-0 E3 27 FC6-4		2-2 G4-3		0-1 F8
27 Vladimir Guerrero, R OBP: 0.384, SLG: 0.557	4-0 1B BB		0-2 FC6-4		1-2 FC6-4		1-0 G5-3		0-1 1-3 2-H 2B
Darin Erstad, L OBP: 0.338, SLG: 0.375	2-2 1-3 2-H 1B		0-0 G4-3		2-1 F9		2-1 SH3-4 1B		0-0 G4-3
Bengie Molina, R OBP: 0.341, SLG: 0.458	2-2 F8			3-2 F8		0-3 K		1-0 SH3-4	
39 Robb Quinlan, R OBP: 0.289, SLG: 0.429		1-1 G6-3		0-0 P5		4-2 20 E 20 1B BB		0-3 K	
20 Juan Rivera, R OBP: 0.310, SLG: 0.441		1-0 L7		1-0 1B		0-0 E9		2-2 G6-3	
Adam Kennedy, L OBP: 0.358, SLG: 0.364		3-2 K		2-1 F7		3-2 G3		2-2 G6-3	

Inning Stats	R: 1	H: 2	E: 0	K: 0	S: 13	H: 2	LOB: 2	BB: 1	P: 23	R: 0	H: 0	E: 0	K: 1	S: 8	R: 0	H: 2	E: 0	K: 0	S: 9	R: 0	H: 1	E: 0	K: 0	S: 8	R: 0	H: 0	E: 1	K: 0	S: 10	R: 0	H: 1	E: 1	K: 1	S: 12	R: 0	H: 1	E: 0	K: 0	S: 6	R: 0	H: 1	E: 0	K: 1	S: 9	R: 1	H: 1	E: 0	K: 0	S: 14	1B: 8	2B: 1	3B: 0	HR: 0	SF: 0	SAC: 2	DP: 0	HBP: 0	WP: 0	PA: 41
--------------	------	------	------	------	-------	------	--------	-------	-------	------	------	------	------	------	------	------	------	------	------	------	------	------	------	------	------	------	------	------	-------	------	------	------	------	-------	------	------	------	------	------	------	------	------	------	------	------	------	------	------	-------	-------	-------	-------	-------	-------	--------	-------	--------	-------	--------

PITCHER	IP	WLS	BF	H	R	ER	SO	BB	IBB	HBP	BLK	WP	HR	S	P	ERA	WHIP
Ryan Franklin, R ERA: 5.24	(1, 1)	6.1	29	7	2	2	2	2	2	0	0	0	0	62	99	2.84	1.421
George Sherrill, L ERA: 3.55	(7, 1)	0.1	1	0	0	0	0	0	0	0	0	0	0	3	5	0.00	0.000
20 J.J. Putz, R ERA: 3.44	(7, 1)	1.1	5	1	0	0	1	0	0	0	0	0	0	10	16	0.00	0.750
Eddie Guardado, L ERA: 1.93	(9, 1)	1.0	6	1	1	1	0	2	0	0	0	0	0	14	24	9.00	3.000

Batter	1	2	3	4	5	6	7	8	9	AB R H RBI BB SO LOB	TOP											
51 Ichiro Suzuki, L (1, 9) OBP: 0.341, SLG: 0.443	0-0 G6-3		0-1 P4		1-0 F7		2-0 F8			4 0 0 0 0 0 3												
7 Jeremy Reed, L (1, 8) OBP: 0.323, SLG: 0.352	2-3 K			3-2 F7		0-0 G6-3 3B	2-3 K			4 1 1 0 0 2 0												
Raul Ibanez, L (1, 7) OBP: 0.357, SLG: 0.443	1-3 K			1-1 F9		1-3 K		4-0 29 WP BB		3 0 0 0 1 2 1												
Richie Sexson, R (1, 3) OBP: 0.358, SLG: 0.525		1-1 F8		2-3 K		3-1 G6-3		3-3 SAFE K		4 0 0 1 0 2 1												
29 Adrian Beltré, R (1, 5) OBP: 0.306, SLG: 0.433		0-1 P3			0-0 E5 1B 4 1B	0-2 1B 2B		3-3 K		4 2 2 0 0 1 1												
Greg Dobbs, L (1, 10) OBP: 0.240, SLG: 0.361		1-2 G3			0-0 1B 4 1B	3-2 1B 2-H 1B		3-1 F7		4 0 2 1 0 0 1												
4 Jose Lopez, R (1, 4) OBP: 0.274, SLG: 0.360			1-1 L9		0-2 1B	1-2 1B		3-3 K		4 0 2 1 0 1 0												
Yorvit Torrealba, R (1, 2) OBP: 0.304, SLG: 0.340			3-3 K		1-2 3-H 1B	1-3 1B		3-2 F7		3 0 0 0 0 3 4												
Dave Hansen, L (9, PH) OBP: 0.301, SLG: 0.306					2-3 K			1-3 K		1 0 0 0 0 0 0												
7 Yuniesky Betancourt, R (1, 6) OBP: 0.242, SLG: 0.302			1-1 1B		1-1 F7		1-2 G4-3		1-1 F8	4 0 1 0 0 0 2												
Inning Stats	R: 0 E: 0 K: 2 S: 9	H: 0 LOB: 0 BB: 0 P: 12	R: 0 E: 0 K: 0 S: 7	H: 0 LOB: 0 BB: 0 P: 9	R: 0 E: 0 K: 1 S: 9	H: 1 LOB: 1 BB: 0 P: 14	R: 0 E: 0 K: 1 S: 10	H: 0 LOB: 0 BB: 0 P: 16	R: 1 E: 1 K: 1 S: 11	H: 3 LOB: 2 BB: 0 P: 15	R: 2 E: 0 K: 2 S: 20	H: 4 LOB: 2 BB: 0 P: 29	R: 0 E: 0 K: 1 S: 11	H: 0 LOB: 0 BB: 0 P: 16	R: 0 E: 0 K: 2 S: 8	H: 0 LOB: 1 BB: 1 P: 21	R: 0 E: 0 K: 1 S: 10	H: 0 LOB: 0 BB: 0 P: 17	1B: 6 2B: 1 3B: 1 HR: 0	SF: 0 SAC: 0 DP: 0 HBP: 0	WP: 2 PB: 0 SB: 0 CS: 0	PA: 36
PITCHER	IP WLS BF H R ER SO BB IBB HBP BLK WP HR S P ERA WHIP																					
40 Bartolo Colon, R (1, 1) ERA: 3.24	5.0 W 20 5 2 2 5 0 0 0 0 0 0 0 47 67 3.60 1.000																					
Esteban Yan, R (6, 1) ERA: 3.97	1.0 6 3 1 1 2 0 0 0 0 0 0 0 19 28 9.00 3.000																					
Brendan Donnelly, R (7, 1) ERA: 3.88	1.0 H 3 0 0 0 1 0 0 0 0 0 0 0 11 16 0.00 0.000																					
62 Scot Shields, R (8, 1) ERA: 2.82	1.0 H 4 0 0 0 2 1 0 0 0 0 1 0 8 21 0.00 1.000																					
Francisco Rodriguez, R (9, 1) ERA: 2.82	1.0 S 3 0 0 0 1 0 0 0 0 0 0 0 10 17 0.00 0.000																					

Seattle Mariners @ Los Angeles Angels
 Angel Stadium of Anaheim, Anaheim, CA

Sun Sep 04 2005, 1:05 PM PDT
 Att. 43,757 - Sunny - 80 F

AB	35
R	3
H	8
RBI	3
BB	1
SO	11
LOB	13



Batter	1	2	3	4	5	6	7	8	9	AB	R	H	RBI	BB	SO	LOB
9 Chone Figgins, S OBP: 0.343, SLG: 0.391 (1, 4)	0-1 G6-3	1-1 L3		0-0 1B			3-2 G5-3			4	0	1	0	0	0	2
Orlando Cabrera, R OBP: 0.309, SLG: 0.358 (1, 6)	0-0 G5-3		1-2 16 S 27 HR 1B	1-3 K			1-2 P5			4	1	1	0	0	1	2
16 Garret Anderson, L OBP: 0.316, SLG: 0.425 (1, 7)	2-1 F9		1 SAFE 0-1 P4		3-3 K		1-2 K			4	0	0	0	0	2	2
27 Vladimir Guerrero, R OBP: 0.389, SLG: 0.565 (1, 10)		4-2 20 HR 1B	1-1 20 HR G5-4-3 BB		4-2 20 HR G5-4-3 BB		4-2 20 HR G6-4-3 BB			1	2	1	2	3	0	0
20 Juan Rivera, R OBP: 0.310, SLG: 0.438 (1, 9)	1-0 HR 1B	0-1 F8	0-1 G5-4-3		1-1 G5-4-3		1-1 G6-4-3			4	1	1	0	0	0	2
Casey Kotchman, L OBP: 0.349, SLG: 0.560 (1, 3)	3-0 HR	1-1 2B	0-0 39 CS 1B		0-0 39 CS 1B		3-1 G6-3			4	1	3	3	0	0	0
39 Robb Quinlan, R OBP: 0.280, SLG: 0.415 (1, 5)	3-2 P3	3-2 G6-3	2-1 L5		2-1 L5		3-1 F7			3	0	0	0	0	0	2
José Molina, R OBP: 0.279, SLG: 0.333 (1, 2)	2-2 HR 1B		2-1 G4-3		2-2 G4-3		1-2 9 HR G5-3 1B			3	0	1	0	0	0	1
Steve Finley, L OBP: 0.268, SLG: 0.357 (1, 8)																

Inning Stats	R: 0	H: 0	E: 0	K: 0	S: 5	R: 3	H: 3	E: 0	K: 0	S: 20	R: 2	H: 3	E: 0	K: 0	S: 20	R: 0	H: 1	E: 0	K: 1	S: 9	R: 0	H: 0	E: 0	K: 1	S: 7	R: 0	H: 1	E: 0	K: 0	S: 5	R: 0	H: 1	E: 0	K: 1	S: 13	R: 0	H: 0	E: 0	K: 0	S: 6	R: 0	H: 0	E: 0	K: 0	S: 6
	LOB: 0	BB: 0	P: 7	LOB: 1	BB: 1	LOB: 1	BB: 0	P: 26	LOB: 1	BB: 0	LOB: 0	BB: 1	P: 15	LOB: 0	BB: 0	LOB: 1	BB: 0	P: 19	LOB: 0	BB: 1	LOB: 0	BB: 1	LOB: 0	BB: 1	LOB: 0	BB: 0	LOB: 0	BB: 0	LOB: 0	BB: 0	LOB: 0	BB: 0	LOB: 0	BB: 0	LOB: 0	BB: 0	LOB: 0	BB: 0	LOB: 0	BB: 0	LOB: 0	BB: 0	LOB: 0		


PITCHER	IP	WLS	BF	H	R	ER	SO	BB	IBB	HBP	BLK	WP	HR	S	P	ERA	WHIP
Jeff Harris, R ERA: 3.52 (1, 1)	3.0	L	16	6	5	5	5	1	0	0	0	0	2	45	69	15.00	2.333
Shigetoshi Hasegawa, R ERA: 4.02 (4, 1)	3.0		10	2	0	0	2	1	0	0	0	0	0	21	39	0.00	1.000
Matt Thornton, L ERA: 5.54 (7, 1)	0.1		2	1	0	0	0	0	0	0	0	0	0	6	10	0.00	3.000
40 Julio Mateo, R ERA: 3.0 (7, 1)	1.2		5	0	0	0	1	1	0	0	0	0	0	13	23	0.00	0.600

BOTTOM


Seattle Mariners @ Los Angeles Angels
Angel Stadium of Anaheim, Anaheim, CA

Sun Sep 04 2005, 1:05 PM PDT
Att. 43,757 - Sunny - 80 F

AB	30
R	5
H	9
RBI	5
BB	3
SO	3
LOB	11



WP	HR	S	P	ERA	WHIP
0	0	0	0	0	0
0	0	0	0	0	0
0	0	0	0	0	0
0	0	0	0	0	0

Batter	1	2	3	4	5	6	7	8	9	AB R H RBI BB SO LOB	TOP											
9 Chone Figgins, S OBP: 0.343, SLG: 0.390 (1, 8) (9, 5)	1-3 K		0-2 G6-3			0-1 F7	2-0 2-H 1B			4 0 1 1 0 1 0												
Orlando Cabrera, R OBP: 0.311, SLG: 0.365 (1, 6)	0-1 F8		3-2 F8			0-0 HR		4-2 16 G3-6-3 BB		3 1 1 1 1 0 0												
16 Garret Anderson, L OBP: 0.318, SLG: 0.430 (1, 7)	0-1 2B			0-1 G4-3		1-0 2B		0-0 1-2f G3-6-3		4 0 2 0 0 0 1												
27 Vladimir Guerrero, R OBP: 0.394, SLG: 0.569 (1, 9)	4-0 IBB			0-0 F9 2B		4-0 FC5-4 IBB		0-0 1B		2 0 2 0 2 0 0												
Darin Erstad, L OBP: 0.336, SLG: 0.372 (1, 3)	2-3 K			0-0 F9 2-3		0-3 K		1-1 F7		4 0 0 0 0 2 6												
Bengie Molina, R OBP: 0.340, SLG: 0.458 Zach Sorensen, S (9, PR) José Molina, R OBP: 0.279, SLG: 0.333 (9, 2)		2-1 F8		0-0 G5-3		1-2 FC5-4 1-2f		2-1 G3-1 FC4-2-5 2B		4 0 1 0 0 0 3 0 0 0 0 0 0 0 0 0 0 0 0 0 0												
Casey Kotchman, L OBP: 0.333, SLG: 0.532 (1, 10)		1-2 P6			3-3 K		0-1 G3-1		0-0 G3-1 2-3	4 0 0 0 0 1 1	AB 33 R 2 H 8 RBI 2 BB 3 SO 7 LOB 14											
39 Robb Quinlan, R OBP: 0.272, SLG: 0.402 Steve Finley, L OBP: 0.267, SLG: 0.356 (9, PH) (9, 8)		0-3 K			1-3 K		1-0 G6-3		0-1 FC4-2-5	3 0 0 0 0 2 0 1 0 0 0 0 0 2												
Adam Kennedy, L OBP: 0.357, SLG: 0.366 (1, 4)			0-1 L5		1-2 F7		0-0 9 1B 2B		3-H 1-3 K	4 1 1 0 0 1 1												
Inning Stats	R: 0 E: 0 K: 2 S: 12	H: 1 LOB: 2 BB: 1 P: 19	R: 0 E: 0 K: 1 S: 8	H: 0 LOB: 0 BB: 0 P: 11	R: 0 E: 0 K: 0 S: 10	H: 0 LOB: 0 BB: 0 P: 13	R: 0 E: 0 K: 0 S: 5	H: 1 LOB: 1 BB: 0 P: 5	R: 0 E: 0 K: 2 S: 11	H: 0 LOB: 0 BB: 0 P: 16	R: 1 E: 0 K: 1 S: 11	H: 2 LOB: 2 BB: 1 P: 17	R: 1 E: 0 K: 0 S: 5	H: 2 LOB: 1 BB: 0 P: 8	R: 0 E: 0 K: 0 S: 6	H: 1 LOB: 1 BB: 1 P: 11	R: 0 E: 0 K: 1 S: 8	H: 1 LOB: 1 BB: 0 P: 11	1B: 2 2B: 5 3B: 0 HR: 1	SF: 0 SAC: 0 DP: 1 HBP: 0	WP: 0 PB: 0 SB: 0 CS: 0	PA: 36
PITCHER 49 Tim Wakefield, R ERA: 4.29 (1, 1)	IP 9.0 WLS W BF 36 H 8 R 2 ER 2 SO 7 BB 1 IBB 2 HBP 0 BLK 0 WP 0 HR 1 S 76 P 111 ERA 2.00 WHIP 1.000											PITCHER IP WLS BF H R ER SO BB IBB HBP BLK WP HR S P ERA WHIP										

Los Angeles Angels @ Boston Red Sox
 Fenway Park, Boston, MA
 Tue Sep 06 2005, 7:05 PM EDT
 Att. 35,061 - Clear - 69 F

livebaseballscorecards.com

Batter	1	2	3	4	5	6	7	8	9	AB	R	H	RBI	BB	SO	LOB
18 Johnny Damon, L (1, 8) OBP: 0.370, SLG: 0.454	1-2 L6		2-0 E 1B		2-2 BB 34 BB BB 1B		2-1 FC5-2 34 PB 1B 1B	0-0 G6-3		5	1	3	0	0	0	1
Edgar Renteria, R (1, 6) OBP: 0.344, SLG: 0.391	1-1 G5-3		0-2 E8 34 G4-6-3 1-2		4-2 BB 34 BB BB WP BB		2-2 FC5-2 34 PB 1-2 1B		2-3 K2-3	4	1	1	0	1	1	1
34 David Ortiz, L (1, 10) OBP: 0.391, SLG: 0.591	2-1 1B		3-2 G4-6-3 1-2f		4-0 WP BB 1-2 BB 2-3 BB		3-3 K 1-2 1B 2-3 1B		3-2 HR	4	1	2	1	1	1	4
Manny Ramirez, R (1, 7) OBP: 0.382, SLG: 0.566	2-3 K			0-0 2B	4-2 WP BB 1-2 BB 2-3 BB		1-2 FC5-2 BB 2-3 BB			3	0	1	1	1	1	3
Trot Nixon, L (1, 9) OBP: 0.362, SLG: 0.470		3-1 G4-3		0-1 P5	2-2 G1-3		4-2 BB			3	0	0	0	1	0	3
Bill Mueller, S (1, 5) OBP: 0.369, SLG: 0.435		1-1 L5		2-3 K	2-2 G3		0-3 K			4	0	0	0	0	2	6
John Olerud, L (1, 3) OBP: 0.360, SLG: 0.524		2-2 1B		4-0 IBB		1-1 P4		1-2 G4-3		3	0	1	0	1	0	0
Doug Mirabelli, R (1, 2) OBP: 0.323, SLG: 0.404		1-1 F9		1-1 F8		1-0 P6		1-3 K		4	0	0	0	0	1	3
Tony Graffanino, R (1, 4) OBP: 0.373, SLG: 0.406			3-3 K		0-0 G2-3	0-2 G4-3		1-1 1B		4	0	1	0	0	1	0

Inning Stats	R: 0	H: 1	E: 0	K: 1	S: 11	H: 1	LOB: 1	BB: 0	P: 17	R: 0	H: 1	E: 0	K: 0	S: 9	H: 1	LOB: 1	BB: 0	P: 16	R: 0	H: 1	E: 1	K: 1	S: 10	H: 1	LOB: 1	BB: 0	P: 18	R: 0	H: 1	E: 0	K: 1	S: 8	H: 1	LOB: 2	BB: 1	P: 15	R: 2	H: 1	E: 0	K: 0	S: 18	H: 1	LOB: 2	BB: 3	P: 36	R: 0	H: 0	E: 0	K: 2	S: 6	H: 2	LOB: 3	BB: 1	P: 31	R: 0	H: 1	E: 0	K: 1	S: 9	H: 1	LOB: 1	BB: 0	P: 12	R: 1	H: 1	E: 0	K: 1	S: 7	H: 1	LOB: 0	BB: 0	P: 12	1B: 7	SF: 0	2B: 1	SAC: 0	3B: 0	DP: 1	HR: 1	HBP: 0	WP: 1	PA: 39
--------------	------	------	------	------	-------	------	--------	-------	-------	------	------	------	------	------	------	--------	-------	-------	------	------	------	------	-------	------	--------	-------	-------	------	------	------	------	------	------	--------	-------	-------	------	------	------	------	-------	------	--------	-------	-------	------	------	------	------	------	------	--------	-------	-------	------	------	------	------	------	------	--------	-------	-------	------	------	------	------	------	------	--------	-------	-------	-------	-------	-------	--------	-------	-------	-------	--------	-------	--------

PITCHER	IP	WLS	BF	H	R	ER	SO	BB	IBB	HBP	BLK	WP	HR	S	P	ERA	WHIP
41 John Lackey, R (1, 1) ERA: 3.43	6.0		27	5	2	2	3	3	1	0	0	1	0	62	110	3.00	1.333
Brendan Donnelly, R (7, 1) ERA: 3.86	0.1		3	2	0	0	1	0	0	0	0	0	0	9	16	0.00	6.000
45 Kelvin Escobar, R (7, 1) ERA: 3.4	1.2		7	1	0	0	2	1	0	0	0	0	0	19	27	0.00	1.200
62 Scot Shields, R (9, 1) ERA: 2.93	0.1	L	2	1	1	1	1	0	0	0	0	0	1	7	12	27.00	3.000


BOTTOM

Los Angeles Angels @ Boston Red Sox
 Fenway Park, Boston, MA
 Tue Sep 06 2005, 7:05 PM EDT
 Att. 35,061 - Clear - 69 F

livebaseballscorecards.com

AB	34
R	3
H	9
RBI	2
BB	5
SO	7
LOB	21



Batter	1	2	3	4	5	6	7	8	9	AB R H RBI BB SO LOB	TOP											
9 Chone Figgins, S OBP: 0.342, SLG: 0.388 (1, 5) C X	0-1 G6-3 SAFE SAFE SAFE	1-1 1B 1-2 1B		1-0 F8			0-1 G4-3		2-3 K	5 0 1 0 0 1 2												
Orlando Cabrera, R OBP: 0.311, SLG: 0.364 (1, 6) C X	0-2 G4-3	0-0 1B 1-3 2-H			0-1 G5-3		1-0 F9			4 0 1 1 0 0 0												
16 Garret Anderson, L OBP: 0.317, SLG: 0.428 (1, 7) X	0-0 27 3B 1B	0-1 G6-3			1-1 F9		2-2 G3			4 1 1 0 0 0 2												
27 Vladimir Guerrero, R OBP: 0.393, SLG: 0.570 (1, 9) B X	2-0 1B 1-H 3B		2-2 F9		3-2 G6-3			0-1 G4-3		4 1 1 1 0 0 0												
Darin Erstad, L OBP: 0.335, SLG: 0.371 (1, 3) C X	1-1 1B 3-H		1-0 G4-3			0-1 G6-3		1-1 G4-3		4 0 1 1 0 0 0												
Bengie Molina, R OBP: 0.336, SLG: 0.453 (1, 2) B X	1-3 K		0-2 L4			2-2 G4-3		3-2 P4		4 0 0 0 0 1 1												
Casey Kotchman, L OBP: 0.340, SLG: 0.530 (1, 10) X		0-0 F8		0-1 G3 1B		3-1 1B 1B			1-3 K	4 0 2 0 0 1 0	AB 36 R 3 H 9 RBI 3 BB 0 SO 4 LOB 10											
Jeff DaVanon, S OBP: 0.354, SLG: 0.322 (1, 8) C X		3-3 K		3-1 F8		3-2 1B 1-2 1B			1-0 2B	4 0 2 0 0 1 1												
Adam Kennedy, L OBP: 0.356, SLG: 0.363 (1, 4) C X		3-1 9 1B 1B HBP		0-0 G3 1-2		0-1 G1-3			0-2 F7	3 1 0 0 0 0 4												
Inning Stats	R: 2 E: 0 K: 1 S: 12	H: 3 LOB: 1 BB: 0 P: 16	R: 1 E: 0 K: 1 S: 10	H: 2 LOB: 2 BB: 0 P: 17	R: 0 E: 0 K: 0 S: 8	H: 0 LOB: 0 BB: 0 P: 11	R: 0 E: 0 K: 0 S: 6	H: 1 LOB: 1 BB: 0 P: 10	R: 0 E: 0 K: 0 S: 7	H: 0 LOB: 0 BB: 0 P: 11	R: 0 E: 0 K: 0 S: 12	H: 2 LOB: 2 BB: 0 P: 20	R: 0 E: 0 K: 0 S: 6	H: 0 LOB: 0 BB: 0 P: 9	R: 0 E: 0 K: 0 S: 7	H: 0 LOB: 0 BB: 0 P: 11	R: 0 E: 0 K: 2 S: 12	H: 1 LOB: 1 BB: 0 P: 16	1B: 7 2B: 1 3B: 1 HR: 0	SF: 0 SAC: 0 DP: 0 HBP: 1	WP: 0 PB: 0 SB: 0 CS: 0	PA: 37
PITCHER Bronson Arroyo, R ERA: 4.42 (1, 1)	IP 8.0 WLS W BF 33 H 8 R 3 ER 3 SO 2 BB 0 IBB 0 HBP 1 BLK 0 WP 0 HR 0 S 68 P 105 ERA 3.38 WHIP 1.000											PITCHER 50 Mike Timlin, R ERA: 1.9 (9, 1)	IP 1.0 WLS S BF 4 H 1 R 0 ER 0 SO 2 BB 0 IBB 0 HBP 0 BLK 0 WP 0 HR 0 S 12 P 16 ERA 0.00 WHIP 1.000									

Los Angeles Angels @ Boston Red Sox
Fenway Park, Boston, MA
 Wed Sep 07 2005, 7:05 PM EDT
 Att. 35,423 - Clear - 78 F

livebaseballscorecards.com

Batter	1	2	3	4	5	6	7	8	9	AB	R	H	RBI	BB	SO	LOB
18 Johnny Damon, L OBP: 0.369, SLG: 0.453 (1, 8)	2-2 G3-1		4-2 34 1B 1-2 BB	0-0 SF8			1-2 G5-3			2	1	0	1	1	0	0
Edgar Renteria, R OBP: 0.343, SLG: 0.390 (1, 6)	2-2 G5-3		0-2 34 1B 2B 1B G4-6-3	0-1 G6-3			0-0 F9			4	1	1	0	0	0	0
34 David Ortiz, L OBP: 0.394, SLG: 0.591 (1, 10)	4-2 BB		2-2 G4-6-3 1B				3-2 G4-6-3 1B		1-0 P4	3	0	2	2	1	0	0
Manny Ramirez, R OBP: 0.380, SLG: 0.561 (1, 7)	1-3 K		1-1 G4-6-3				0-2 G4-6-3		1-0 G4-3	4	0	0	0	0	1	4
Trot Nixon, L OBP: 0.364, SLG: 0.471 Gabe Kapler, R OBP: 0.291, SLG: 0.363 (8, PR) (9, 9)		1-3 K	1-0 2B				2-2 G4-3		4-2 BB BB	3	0	1	1	1	1	0
Jason Varitek, S OBP: 0.377, SLG: 0.527 (1, 2)	0-3 K		1-2 F8				1-1 G4-3		4-2 SAFE BB	3	0	0	0	1	1	1
Kevin Millar, R OBP: 0.357, SLG: 0.404 John Olerud, L OBP: 0.360, SLG: 0.524 (9, 3)	1-1 HR			2-0 F8			1-2 F7		0-0 P2	4	1	1	1	0	0	2
Bill Mueller, S OBP: 0.368, SLG: 0.433 (1, 5)	3-3 K			4-1 13 3B BB			0-1 F8			2	1	0	0	1	1	0
13 Alex Cora, L OBP: 0.277, SLG: 0.323 (1, 4)			4-2 1B 18 BB 34 1B BB	1-2 18 SF8 3B			0-1 L6			2	2	1	1	1	0	0

Inning Stats	R: 0	H: 0	E: 0	K: 1	S: 14	H: 0	LOB: 1	BB: 1	P: 23	R: 1	H: 1	E: 0	K: 3	S: 12	H: 3	LOB: 1	BB: 2	P: 29	R: 2	H: 1	E: 0	K: 0	S: 8	H: 1	LOB: 0	BB: 1	P: 15	R: 0	H: 1	E: 0	K: 0	S: 10	H: 0	LOB: 0	BB: 0	P: 11	R: 0	H: 0	E: 0	K: 0	S: 6	H: 0	LOB: 0	BB: 0	P: 7	R: 0	H: 0	E: 0	K: 0	S: 7	H: 0	LOB: 2	BB: 2	P: 17
--------------	------	------	------	------	-------	------	--------	-------	-------	------	------	------	------	-------	------	--------	-------	-------	------	------	------	------	------	------	--------	-------	-------	------	------	------	------	-------	------	--------	-------	-------	------	------	------	------	------	------	--------	-------	------	------	------	------	------	------	------	--------	-------	-------

PITCHER																	1B	2B	3B	HR	SF	SAC	DP	HBP	WP	HR	S	P	ERA	WHIP
54 Ervin Santana, R ERA: 4.87 (1, 1)	IP	WLS	BF	H	R	ER	SO	BB	IBB	HBP	BLK	WP	HR	S	P	ERA	WHIP	1B: 3	SF: 1	2B: 1	SAC: 0	3B: 1	DP: 2	HR: 1	HBP: 0	WP: 0	PA: 34			
Kevin Gregg, R ERA: 5.61 (5, 1)	3.0		9	1	0	0	0	0	0	0	0	0	0	25	33	0.00	0.333													
Jason Christiansen, L ERA: 5.48 (8, 1)	0.2		3	0	0	0	0	1	0	0	0	0	0	4	10	0.00	1.500													
37 Greg Jones, R ERA: 6.75 (8, 1)	0.1		2	0	0	0	0	1	0	0	0	0	0	3	7	0.00	3.000													

Los Angeles Angels @ Boston Red Sox
Fenway Park, Boston, MA
 Wed Sep 07 2005, 7:05 PM EDT
 Att. 35,423 - Clear - 78 F

AB 27
 R 6
 H 6
 RBI 6
 BB 6
 SO 4
 LOB 7



WP	HR	S	P	ERA	WHIP
0	0	0	0	0	0

Batter	1	2	3	4	5	6	7	8	9	AB R H RBI BB SO LOB
9 Chone Figgins, S OBP: 0.342, SLG: 0.389 (1, 8) X	0-0 B3 ①			1-1 2B 2B		2-1 F8 ①	4-1 BB 1-2 2-3		0-0 L3 ③	4 1 1 0 1 0 3
Orlando Cabrera, R OBP: 0.310, SLG: 0.365 (1, 6) B S S	1-3 K ②			0-0 16 F9-1-6 2B 2-H		2-2 G1-3 ②	1-0 G5-3 ③			4 0 1 1 0 1 4
16 Garret Anderson, L OBP: 0.317, SLG: 0.427 (1, 7) B B X	2-0 P4 ③			2-2 F9-1-6 ① ②		1-3 K ③		3-2 27 G6-4-3 1B		4 0 1 0 0 1 2
27 Vladimir Guerrero, R OBP: 0.391, SLG: 0.567 (1, 9) B B B X		3-1 F9 ①		1-0 F9 ③			3-1 1B 1B HBP	1-0 G6-4-3 ②		3 1 0 0 0 0 1
Darin Erstad, L OBP: 0.334, SLG: 0.370 (1, 3) B B C X		3-2 G3-1 ②			0-1 G3 ①		0-2 FC3-6 1B 39 FC6-4	2-1 G3-1 ③		4 1 1 0 0 0 0
Bengie Molina, R OBP: 0.335, SLG: 0.451 (1, 2) B X		1-0 F8 ③			0-2 G5-3 ②		0-1 FC3-6 1B 1-2 3-H		3-3 K ①	4 0 1 1 0 1 0
Casey Kotchman, L OBP: 0.347, SLG: 0.540 (1, 10) B F B X			2-1 G4-3 ①		0-0 1B		0-0 FC3-6 39 FC6-4 1-2f 2-3		0-2 2B	4 0 2 0 0 0 2 0 0 0 0 0 0 0
Jeff DaVanon, S OBP: 0.354, SLG: 0.322 (9, PR) (9, 10) B F B X										
39 Robb Quinlan, R OBP: 0.262, SLG: 0.386 (1, 5) B B S S X			3-2 G6-3 ②		0-1 G4-3 ③		2-0 FC6-4 9 BB BB 1-2f 3-H		0-3 K ②	4 0 0 1 0 1 3
Adam Kennedy, L OBP: 0.360, SLG: 0.364 (1, 4) S F C B X			2-3 K ③			1-0 WP 1B	1 SAFE 4-2 9 BB 1-2		4-2 BB	2 0 1 0 2 1 0

Inning Stats	R: 0	H: 0	E: 0	LOB: 0	K: 1	BB: 0	S: 5	P: 8	R: 0	H: 0	E: 0	LOB: 0	K: 0	BB: 0	S: 6	P: 13	R: 0	H: 0	E: 0	LOB: 0	K: 1	BB: 0	S: 9	P: 16	R: 1	H: 2	E: 0	LOB: 0	K: 0	BB: 0	S: 9	P: 13	R: 0	H: 1	E: 0	LOB: 1	K: 0	BB: 0	S: 8	P: 8	R: 0	H: 1	E: 0	LOB: 1	K: 1	BB: 0	S: 14	P: 19	R: 2	H: 2	E: 0	LOB: 3	K: 0	BB: 2	S: 14	P: 28	R: 0	H: 1	E: 0	LOB: 0	K: 0	BB: 0	S: 7	P: 13	R: 0	H: 1	E: 0	LOB: 2	K: 2	BB: 1	S: 15	P: 22	1B: 5	SF: 0	2B: 4	SAC: 0	3B: 0	DP: 2	HR: 0	HBP: 1	WP: 1	PA: 37
--------------	------	------	------	--------	------	-------	------	------	------	------	------	--------	------	-------	------	-------	------	------	------	--------	------	-------	------	-------	------	------	------	--------	------	-------	------	-------	------	------	------	--------	------	-------	------	------	------	------	------	--------	------	-------	-------	-------	------	------	------	--------	------	-------	-------	-------	------	------	------	--------	------	-------	------	-------	------	------	------	--------	------	-------	-------	-------	-------	-------	-------	--------	-------	-------	-------	--------	-------	--------

PITCHER	IP	WLS	BF	H	R	ER	SO	BB	IBB	HBP	BLK	WP	HR	S	P	ERA	WHIP
30 Matt Clement, R ERA: 4.17 (1, 1)	6.2	L	28	6	3	3	3	2	0	1	0	1	0	64	103	4.05	1.200
Chad Bradford, R ERA: 2.55 (7, 1)	0.1		1	0	0	0	0	0	0	0	0	0	0	1	2	0.00	0.000
Mike Myers, L ERA: 3.41 (8, 1)	0.0		1	1	0	0	0	0	0	0	0	0	0	4	7	∞	∞
58 Jonathan Papelbon, R ERA: 3.27 (8, 1)	1.0		2	0	0	0	0	0	0	0	0	0	0	3	6	0.00	0.000
Keith Foulke, R ERA: 5.79 (9, 1)	1.0		5	1	0	0	2	1	0	0	0	0	0	15	22	0.00	2.000

TOP

Los Angeles Angels @ Boston Red Sox
Fenway Park, Boston, MA
 Thu Sep 08 2005, 7:05 PM EDT
 Att. 35,351 - Clear - 83 F

AB	33
R	3
H	8
RBI	3
BB	3
SO	5
LOB	15

livebaseballscorecards.com

Batter	1	2	3	4	5	6	7	8	9	AB R H RBI BB SO LOB
18 Johnny Damon, L (1, 8) OBP: 0.369, SLG: 0.450	1-1 G3-1		1-0 F8			2-2 P6		4-1 BB		3 0 0 0 1 0 0
Edgar Renteria, R (1, 6) OBP: 0.342, SLG: 0.391	2-1 2B		0-3 K			0-0 F8		1-3 K		4 0 1 0 0 2 3
34 David Ortiz, L (1, 10) OBP: 0.393, SLG: 0.588	4-2 BB		0-1 F7			1-0 F7		3-3 K		3 0 0 0 1 1 3
John Olerud, L (1, 3) OBP: 0.357, SLG: 0.515	2-2 F8			2-2 F9			0-1 G3-6 1B		1-3 K	4 0 1 0 0 1 2
Trot Nixon, L (1, 9) OBP: 0.363, SLG: 0.469	0-3 K			3-2 G3			0-0 F8		1-0 BB WP 1B	4 0 1 0 0 1 3
Jason Varitek, S (1, 2) OBP: 0.376, SLG: 0.523		2-2 G4-3		1-2 G6-3			2-2 G3-6 1-2f		4-1 BB 1-2 BB	3 0 0 0 1 0 1
Kevin Millar, R (1, 7) OBP: 0.356, SLG: 0.405			1-3 K		0-3 K			0-1 18 BB 2B	3-3 K	4 0 1 0 0 3 2
Bill Mueller, S (1, 5) Adam Stern, L (9, PR) OBP: 0.188, SLG: 0.333			0-0 FC5-4 1B		1-1 F7			4-1 18 BB BB	4-1 1-2 2-3 BB	2 0 1 0 2 0 0 0 0 0 0 0 0 0
Tony Graffanino, R (1, 4) Manny Ramirez, R (8, PH) 13 Alex Cora, L (9, 4) Roberto Petagine, L (9, PH) OBP: 0.371, SLG: 0.404 OBP: 0.379, SLG: 0.560 OBP: 0.277, SLG: 0.323 OBP: 0.387, SLG: 0.481		0-2 FC5-4 1-2f			0-0 P3			2-3 K	0-3 K	2 0 0 0 0 0 1 1 0 0 0 0 1 2 0 0 0 0 0 0 0 1 0 0 0 0 1 3

Inning Stats		R: 0	H: 1	R: 0	H: 1	R: 0	H: 0	R: 0	H: 0	R: 0	H: 0	R: 0	H: 1	R: 0	H: 1	R: 0	H: 1	1B: 3	SF: 0	WP: 1	PA: 36
		E: 0	LOB: 2	E: 0	LOB: 1	E: 0	LOB: 0	E: 0	LOB: 0	E: 0	LOB: 0	E: 0	LOB: 0	E: 0	LOB: 3	E: 0	LOB: 3	2B: 2	SAC: 0	PB: 0	
		K: 1	BB: 1	K: 1	BB: 0	K: 1	BB: 0	K: 0	BB: 0	K: 1	BB: 0	K: 0	BB: 0	K: 3	BB: 2	K: 3	BB: 2	3B: 0	DP: 1	SB: 0	
		S: 14	P: 23	S: 12	P: 15	S: 6	P: 7	S: 6	P: 7	S: 5	P: 8	S: 7	P: 9	S: 14	P: 28	S: 13	P: 26	HR: 0	HBP: 0	CS: 0	
PITCHER	IP WLS BF H R ER SO BB IBB HBP BLK WP HR S P ERA WHIP	Paul Byrd, R (1, 1) 7.0 W 26 4 0 0 4 2 0 0 0 0 0 0 64 93 0.00 0.857	62 Scot Shields, R (8, 1) 1.0 H 4 0 0 0 3 1 0 0 0 0 0 11 21 0.00 1.000	Francisco Rodriguez, R (9, 1) 1.0 S 6 1 0 0 3 2 0 0 0 1 0 13 26 0.00 3.000																	

Los Angeles Angels @ Boston Red Sox
 Fenway Park, Boston, MA
 Thu Sep 08 2005, 7:05 PM EDT
 Att. 35,351 - Clear - 83 F

AB	31
R	0
H	5
RBI	0
BB	5
SO	10
LOB	20



WP: 1	PA: 36
PB: 0	
SB: 0	
CS: 0	

PITCHER	IP	WLS	BF	H	R	ER	SO	BB	IBB	HBP	BLK	WP	HR	S	P	ERA	WHIP
Paul Byrd, R (1, 1)	7.0	W	26	4	0	0	4	2	0	0	0	0	0	64	93	0.00	0.857
62 Scot Shields, R (8, 1)	1.0	H	4	0	0	0	3	1	0	0	0	0	0	11	21	0.00	1.000
Francisco Rodriguez, R (9, 1)	1.0	S	6	1	0	0	3	2	0	0	0	1	0	13	26	0.00	3.000

Batter	1	2	3	4	5	6	7	8	9	10	11	12	AB R H RBI BB SO LOB	TOP																		
9 Chone Figgins, S OBP: 0.344, SLG: 0.388	1-0 F9	4-1 BB			0-0 BLK 1B	2-0 F9		0-1 SAFE G4-3			4-2 S BB		4 1 1 1 2 0 2																			
Orlando Cabrera, R OBP: 0.310, SLG: 0.365	1-1 F8	2-1 SAFE P4			2-1 SAFE FC3-6 1B		0-1 F7		2-1 SAFE S 1B		3-2 SAFE F7		6 0 2 1 0 0 2																			
16 Garret Anderson, L OBP: 0.317, SLG: 0.426	0-1 27 1B 1B		2-2 G4-3		0-0 27 FC3-6 1B		1-2 G4-3		1-2 K		0-1 F8		6 1 2 0 0 1 2																			
27 Vladimir Guerrero, R OBP: 0.393, SLG: 0.567	0-0 1B 1B		1-1 G5-3		2-0 FC3-6 1B		4-0 IBB		1-3 SAFE K		0-1 SH5-4 2B		5 2 2 0 1 1 3																			
Bengie Molina, R OBP: 0.333, SLG: 0.447	0-1 1B 1B		1-2 F9		0-0 F9		3-1 SAFE P5		0-1 L9		0-0 SH5-4		5 0 1 2 0 0 4																			
Darin Erstad, L OBP: 0.334, SLG: 0.370	0-1 1B			0-1 SAFE G1-3				1-3 K		0-3 K		2-1 F7	6 0 2 1 0 2 2																			
20 Juan Rivera, R OBP: 0.303, SLG: 0.429	1-2 3-H P6			1-0 SAFE G6-4-3 1B		1-2 L5		3-3 K		0-3 K		0-0 F8	6 0 0 0 0 2 3																			
39 Robb Quinlan, R OBP: 0.268, SLG: 0.410		2-2 K		1-2 G5-3		0-0 HR		4-0 1B BB		1-3 K			4 1 1 1 1 2 0																			
Zach Sorensen, S OBP: 0.286, SLG: 0.429		2-2 L3			0-0 9 1B 2B		1-3 K		0-2 SAFE 1B		0-0 F8		4 1 2 0 0 1 0																			
Casey Kotchman, L OBP: 0.343, SLG: 0.534													1 0 0 0 0 0 0																			
Adam Kennedy, L OBP: 0.360, SLG: 0.364													0 0 0 0 0 0 0																			
Inning Stats	R: 2 E: 0 K: 0 S: 14	H: 4 LOB: 2 BB: 0 P: 18	R: 0 E: 0 K: 1 S: 9	H: 0 LOB: 1 BB: 1 P: 19	R: 0 E: 0 K: 0 S: 11	H: 0 LOB: 0 BB: 0 P: 15	R: 0 E: 0 K: 0 S: 6	H: 1 LOB: 0 BB: 0 P: 8	R: 2 E: 0 K: 1 S: 9	H: 4 LOB: 2 BB: 0 P: 13	R: 1 E: 0 K: 1 S: 8	H: 1 LOB: 0 BB: 0 P: 12	R: 0 E: 0 K: 0 S: 7	H: 0 LOB: 1 BB: 1 P: 15	R: 0 E: 0 K: 2 S: 10	H: 1 LOB: 1 BB: 0 P: 14	R: 0 E: 0 K: 3 S: 9	H: 0 LOB: 0 BB: 0 P: 10	R: 0 E: 0 K: 0 S: 14	H: 0 LOB: 1 BB: 1 P: 21	R: 1 E: 0 K: 0 S: 6	H: 1 LOB: 0 BB: 0 P: 8	1B: 10 2B: 2 3B: 0 HR: 1	SF: 0 SAC: 1 DP: 1 HBP: 0	WP: 0 PB: 0 SB: 2 CS: 0	PA: 52						
PITCHER	IP WLS BF H R ER SO BB IBB HBP BLK WP HR S P ERA WHIP															IP WLS BF H R ER SO BB IBB HBP BLK WP HR S P ERA WHIP																
56 Mark Buehrle, L ERA: 3.13	(1, 1)	6.0	28	10	5	5	2	1	0	0	0	0	0	0	19	35	0.00	1.200														
Cliff Politte, R ERA: 2.11	(7, 1)	1.2	8	1	0	0	2	1	1	0	0	0	0	0	2	2	0.00	0.000														
Neal Cotts, L ERA: 2.01	(8, 1)	0.1	1	0	0	0	0	0	0	0	0	0	0	0	2	2	0.00	0.000														
45 Bobby Jenks, R ERA: 1.93	(9, 1)	3.0	11	1	0	0	5	1	0	0	0	0	0	0	33	45	0.00	0.667														
Dustin Hermanson, R ERA: 1.73	(12, 1)	1.0	L	4	1	1	1	0	0	0	0	0	0	0	6	8	9.00	1.000														

Los Angeles Angels @ Chicago White Sox
U.S. Cellular Field, Chicago, IL

Fri Sep 09 2005, 8:05 PM EDT
Att: 28,059 - Clear - 75 F

AB	47
R	6
H	13
RBI	6
BB	4
SO	9
LOB	18



Batter	1	2	3	4	5	6	7	8	9	10	11	12	AB R H RBI BB SO LOB	BOTTOM												
38 Pablo Ozuna, R OBP: 0.309, SLG: 0.326 Ross Gload, L OBP: 0.154, SLG: 0.160 (11, 3)	0-1 G4-3		1-0 P3	2-3 K			0-2 G6-3			0-0 F7		3-3 K	4 0 0 0 0 1 2 2 0 0 0 0 1 0													
Tadahito Iguchi, R OBP: 0.347, SLG: 0.443 (1, 4)	1-3 K		1-3 K				0-3 K			4-2 BB BB		0-3 K	5 0 0 0 1 4 1													
Carl Everett, S OBP: 0.310, SLG: 0.452 (1, 7)	0-1 P6						3-3 K2-3			4-0 14 L4-3 BB		0-3 K	5 0 0 0 1 2 0													
14 Paul Konerko, R OBP: 0.373, SLG: 0.547 (1, 10)		2-2 F9 2B		2-2 23 3B 2B			2-2 HR			1-1 L4-3 BB			5 2 3 1 0 0 2													
Aaron Rowand, R OBP: 0.331, SLG: 0.414 (1, 8)	1-2 F9		4-1 23 3B BB				1-1 F7			4-2 23 G6-3 BB		4-2 12 5 1B BB	2 1 0 0 3 0 1													
23 Jermaine Dye, R OBP: 0.325, SLG: 0.509 (1, 9)	0-2 P6		1-1 12 G4-3 3B				1-0 G3-1			1-1 G6-3		1-1 F9	5 1 1 2 0 0 3													
12 A.J. Pierzynski, L OBP: 0.314, SLG: 0.442 (1, 2)	0-1 F7		1-2 G4-3				1-3 K			0-0 L9		4-0 5 1B IBB	4 0 0 1 1 1 1													
5 Juan Uribe, R OBP: 0.304, SLG: 0.412 (1, 6)			3-2 G5-3 1B				4-0 BB			1-1 P6		1-1 1B	4 1 3 1 1 0 0													
Geoff Blum, S OBP: 0.301, SLG: 0.353 (11, 5)			1-1 G5-3				0-0 P6			0-3 K		2-2 F9	5 0 1 0 0 1 4													
			1-2 38 CS 1B																							
Inning Stats	R: 0 E: 0 K: 7	H: 0 LOB: 0 BB: 8	R: 0 E: 0 K: 13	H: 1 LOB: 1 BB: 16	R: 0 E: 0 K: 14	H: 1 LOB: 1 BB: 20	R: 4 E: 0 K: 19	H: 4 LOB: 1 BB: 34	R: 1 E: 0 K: 10	H: 1 LOB: 0 BB: 14	R: 0 E: 0 K: 5	H: 0 LOB: 1 BB: 11	R: 0 E: 0 K: 2	H: 0 LOB: 0 BB: 12	R: 0 E: 0 K: 7	H: 0 LOB: 0 BB: 7	R: 0 E: 0 K: 5	H: 0 LOB: 1 BB: 14	R: 0 E: 0 K: 3	H: 1 LOB: 2 BB: 21	R: 0 E: 0 K: 11	H: 0 LOB: 0 BB: 14	1B: 3 2B: 3 3B: 1 HR: 2	SF: 0 SAC: 0 DP: 2 HBP: 0	WP: 0 PB: 0 SB: 1 CS: 1	PA: 48

PITCHER															PITCHER																		
IP	WLS	BF	H	R	ER	SO	BB	IBB	HBP	BLK	WP	HR	S	P	ERA	WHIP	IP	WLS	BF	H	R	ER	SO	BB	IBB	HBP	BLK	WP	HR	S	P	ERA	WHIP
Jarrod Washburn, L ERA: 3.35 (1, 1)	5.0	23	7	5	5	3	1	0	0	0	0	2	63	92	9.00	1.600	Francisco Rodriguez, R ERA: 2.72 (12, 1)	1.0	3	0	0	0	3	0	0	0	0	11	14	0.00	0.000		
Esteban Yan, R ERA: 3.9 (6, 1)	1.0	4	0	0	0	1	1	0	0	0	0	0	5	11	0.00	1.000																	
45 Kelvin Escobar, R ERA: 3.18 (7, 1)	3.0	9	0	0	0	3	1	0	0	0	0	0	22	33	0.00	0.333																	
62 Scot Shields, R ERA: 2.85 (10, 1)	1.0	4	0	0	0	0	2	0	0	0	0	0	5	14	0.00	2.000																	
Brendan Donnelly, R ERA: 3.79 (11, 1)	1.0	W 5	1	0	0	0	1	1	0	0	0	0	9	21	0.00	2.000																	

Los Angeles Angels @ Chicago White Sox
 U.S. Cellular Field, Chicago, IL
 Fri Sep 09 2005, 8:05 PM EDT
 Att. 28,059 - Clear - 75 F

AB	41
R	5
H	8
RBI	5
BB	7
SO	10
LOB	14



Batter	1	2	3	4	5	6	7	8	9	AB R H RBI BB SO LOB	TOP
9 Chone Figgins, S OBP: 0.342, SLG: 0.392 (1, 5)	2-1 F7		3-2 P4		1-2 F9		0-0 HR		1-1 L6	5 1 1 1 0 0 2	
Orlando Cabrera, R OBP: 0.314, SLG: 0.367 6 Maicer Izturis, S OBP: 0.301, SLG: 0.360 (1, 6) (7, 6)	2-1 G5-3		1-2 1B		2-1 16 HR 1B		4-0 16 2B BB		1-3 K 16 G5-3	3 2 2 1 1 0 0 1 0 0 0 0 1 0	
16 Garret Anderson, L OBP: 0.318, SLG: 0.433 (1, 7)	1-3 K		2-2 F7		2-2 1-H 3-H HR		0-2 1-H 27 SF8 2B		1-1 G5-3	5 2 2 4 0 1 2	
27 Vladimir Guerrero, R OBP: 0.389, SLG: 0.562 (1, 10)		0-0 G6-3		1-1 G5-3		0-0 G4-3		0-0 SF8	1-0 P5	4 0 0 1 0 0 1	
Darin Erstad, L OBP: 0.334, SLG: 0.370 Casey Kotchman, L OBP: 0.340, SLG: 0.528 (1, 3) (6, 3)		0-1 G6-3		0-0 L4		0-2 1B SF7 1B		3-3 K2-3		3 1 1 0 0 0 0 1 0 0 0 0 1 0	
Steve Finley, L OBP: 0.270, SLG: 0.366 (1, 8)		1-2 G4-3		1-1 HR		1-1 G4-3 SF7 1B		0-2 F7		4 1 2 1 0 0 0	
Jeff DaVanon, S OBP: 0.352, SLG: 0.319 (1, 9)			4-0 2B BB		2-2 P5		0-0 SF7		1-2 F7	2 1 0 1 1 0 0	
José Molina, R OBP: 0.278, SLG: 0.337 (1, 2)			0-0 SH1-3 1B 2B		0-1 B2		1-2 G4-3		1-1 P3	4 1 1 1 0 0 1	
Adam Kennedy, L OBP: 0.360, SLG: 0.363 (1, 4)			1-1 SH1-3		0-0 1B 16 HR 1B		0-0 G4-3		2-1 P6	3 1 1 0 0 0 1	
Inning Stats	R: 0 E: 0 K: 1 S: 7 H: 0 LOB: 0 BB: 0 P: 12	R: 0 E: 0 K: 0 S: 6 H: 0 LOB: 0 BB: 0 P: 7	R: 2 E: 0 K: 0 S: 13 H: 2 LOB: 1 BB: 1 P: 24	R: 1 E: 0 K: 0 S: 9 H: 1 LOB: 0 BB: 0 P: 13	R: 3 E: 0 K: 0 S: 13 H: 3 LOB: 0 BB: 0 P: 17	R: 1 E: 0 K: 0 S: 13 H: 2 LOB: 1 BB: 0 P: 15	R: 3 E: 0 K: 1 S: 11 H: 2 LOB: 0 BB: 1 P: 18	R: 0 E: 0 K: 0 S: 8 H: 0 LOB: 0 BB: 0 P: 12	R: 0 E: 0 K: 1 S: 9 H: 0 LOB: 1 BB: 0 P: 13	1B: 5 2B: 2 3B: 0 HR: 3 SF: 2 SAC: 1 DP: 0 HBP: 0	WP: 1 PB: 0 SB: 0 CS: 0 PA: 40
PITCHER Jon Garland, R ERA: 3.51 David Sanders, L ERA: 13.5 Jeff Bajenaru, R ERA:	IP 6.0 WLS L BF 27 H 8 R 7 ER 7 SO 1 BB 1 IBB 0 HBP 0 BLK 0 WP 0 HR 2 S 61 P 88 ERA 10.50 WHIP 1.500	IP 1.0 WLS 6 BF 2 H 2 R 3 ER 3 SO 1 BB 1 IBB 0 HBP 0 BLK 0 WP 0 HR 1 S 11 P 18 ERA 27.00 WHIP 3.000	IP 2.0 WLS 7 BF 0 H 0 R 0 ER 0 SO 1 BB 0 IBB 0 HBP 0 BLK 0 WP 1 HR 0 S 17 P 25 ERA 0.00 WHIP 0.000	PITCHER IP WLS BF H R ER SO BB IBB HBP BLK WP HR S P ERA WHIP							

Los Angeles Angels @ Chicago White Sox
U.S. Cellular Field, Chicago, IL

AB	35
R	10
H	10
RBI	10
BB	2
SO	3
LOB	7



Sat Sep 10 2005, 1:15 PM EDT
Att. 26,538 - Sunny - 83 F

livebaseballscorecards.com

BOTTOM

Los Angeles Angels @ Chicago White Sox
U.S. Cellular Field, Chicago, IL

livebaseballscorecards.com

AB 37
R 5
H 13
RBI 5
BB 4
SO 8
LOB 21



WP: 0 PA: 43
PB: 0
SB: 0
CS: 0

ERA WHIP

AB R H RBI BB SO LOB

4 2 3 1 1 0 1

1 0 0 1 1 0 1

2 0 1 1 0 0 3

2 0 0 0 1 1 3

2 0 1 1 0 0 0

2 0 0 0 0 0 1

2 0 1 0 0 1 2

3 1 1 0 0 0 0

2 0 0 0 0 0 2

4 1 1 0 0 2 1

3 1 2 1 1 0 0

1B: 7 SF: 0
2B: 6 SAC: 1
3B: 0 DP: 2
HR: 0 HBP: 1

4 2 3 1 1 0 1

1 0 0 1 1 0 1

2 0 1 1 0 0 3

2 0 0 0 1 1 3

2 0 1 1 0 0 0

3 0 0 0 0 0 1

2 0 1 0 0 1 2

3 1 1 0 0 0 0

2 0 0 0 0 0 2

4 1 1 0 0 2 1

3 1 2 1 1 0 0

1B: 7 SF: 0
2B: 6 SAC: 1
3B: 0 DP: 2
HR: 0 HBP: 1

WP: 0 PA: 43
PB: 0
SB: 0
CS: 0

ERA WHIP

Sat Sep 10 2005, 1:15 PM EDT
Att. 26,538 - Sunny - 83 F

Batter	1	2	3	4	5	6	7	8	9	AB R H RBI BB SO LOB
22 Scott Podsednik, L (1, 7) OBP: 0.353, SLG: 0.349	2-1 SH1 1B 2B	4-2 BB			1-2 HBP 1B		1-2 32 G5-4-3 1B 2B	1-0 FC3-6		4 2 3 1 1 0 1
Tadahito Iguchi, R (1, 4) OBP: 0.347, SLG: 0.442 Willie Harris, L (7, PH) OBP: 0.314, SLG: 0.287 (8, 4)	1-1 SH1 2B	4-2 BB			3-2 F9 1B		3-2 32 G5-4-3 1B	2-3 K2-3		1 0 0 1 1 0 1 2 0 1 0 0 1 1
Aaron Rowand, R (1, 8) OBP: 0.333, SLG: 0.414 32 Brian Anderson, R (7, PH) OBP: 0.185, SLG: 0.444 (8, 8)	0-0 1B	0-0 F8			1-1 1B		0-1 G5-4-3 1B		3-2 K	2 0 1 1 0 0 3 2 0 0 0 0 1 2
14 Paul Konerko, R (1, 3) OBP: 0.373, SLG: 0.545 Ross Gload, L (7, PH) OBP: 0.179, SLG: 0.185 (8, 3)	1-3 K		4-2 12 G4-6-3 BB		1-0 F9		0-1 1B		0-2 G4-3	2 0 0 0 1 1 3 2 0 1 1 0 0 0
Carl Everett, S (1, 10) OBP: 0.308, SLG: 0.449 Joe Borchard, S (7, PH) OBP: 1.000, SLG: 1.500 (8, 10)	1-2 L5		0-3 K		3-3 K		3-3 1B		2-2 1B 2B	3 0 0 0 0 2 4 2 0 2 0 0 0 0
12 A.J. Pierzynski, L (1, 2) OBP: 0.312, SLG: 0.439 Raul Casanova, S (7, PH) OBP: 0.333, SLG: 0.333 (8, 2)		0-2 P5	2-0 G4-6-3		2-2 G4-3		3-3 K		2-2 1B	3 0 0 0 0 0 1 2 0 1 0 0 1 2
5 Juan Uribe, R (1, 6) OBP: 0.304, SLG: 0.413 Geoff Blum, S (8, PH) OBP: 0.300, SLG: 0.351 (9, 6)		3-2 22 BB BB 2B		2-1 F9		2-2 G6-3		1-1 P5	0-0 G3	3 1 1 0 0 0 0 2 0 0 0 0 0 2
Timo Perez, L (1, 9) OBP: 0.272, SLG: 0.310		1-1 F7		2-3 K		0-3 K		2-2 24 1B 2B		4 1 1 0 0 2 1
24 Joe Crede, R (1, 5) OBP: 0.290, SLG: 0.413		4-0 BB 22 BB BB		2-0 G4-3		1-0 22 2B 2B		1-2 22 FC3-6 1B		3 1 2 1 1 0 0

Inning Stats	R: 1	H: 2	E: 0	K: 1	S: 12	LOB: 1	BB: 0	P: 17	R: 1	H: 1	E: 0	K: 0	S: 15	LOB: 3	BB: 3	P: 31	R: 0	H: 0	E: 0	K: 1	S: 8	LOB: 0	BB: 1	P: 14	R: 0	H: 0	E: 0	K: 1	S: 6	LOB: 0	BB: 0	P: 12	R: 0	H: 1	E: 0	K: 1	S: 12	LOB: 2	BB: 0	P: 21	R: 0	H: 0	E: 0	K: 1	S: 12	LOB: 0	BB: 0	P: 16	R: 2	H: 5	E: 0	K: 1	S: 15	LOB: 2	BB: 0	P: 23	R: 1	H: 2	E: 0	K: 1	S: 13	LOB: 1	BB: 0	P: 20	R: 0	H: 2	E: 0	K: 1	S: 16	LOB: 2	BB: 0	P: 23	1B: 7	SF: 0	2B: 6	SAC: 1	3B: 0	DP: 2	HR: 0	HBP: 1	WP: 0	PA: 43
--------------	------	------	------	------	-------	--------	-------	-------	------	------	------	------	-------	--------	-------	-------	------	------	------	------	------	--------	-------	-------	------	------	------	------	------	--------	-------	-------	------	------	------	------	-------	--------	-------	-------	------	------	------	------	-------	--------	-------	-------	------	------	------	------	-------	--------	-------	-------	------	------	------	------	-------	--------	-------	-------	------	------	------	------	-------	--------	-------	-------	-------	-------	-------	--------	-------	-------	-------	--------	-------	--------

PITCHER	IP	WLS	BF	H	R	ER	SO	BB	IBB	HBP	BLK	WP	HR	S	P	ERA	WHIP
40 Bartolo Colon, R (1, 1) ERA: 3.23	6.0	W	26	4	2	2	5	4	0	0	0	0	0	65	111	3.00	1.333
Esteban Yan, R (7, 1) ERA: 4.17	0.2		5	4	2	2	0	0	0	0	0	0	0	11	16	27.00	6.000
Jason Christiansen, L (7, 1) ERA: 5.44	0.1		2	1	0	0	1	0	0	0	0	0	0	4	7	0.00	3.000
Kevin Gregg, R (8, 1) ERA: 5.57	2.0		10	4	1	1	2	0	0	0	0	0	0	29	43	4.50	2.000

Batter	1	2	3	4	5	6	7	8	9	AB R H RBI BB SO LOB	TOP											
9 Chone Figgins, S OBP: 0.343, SLG: 0.398 (1, 5)	2-1 HR	0-2 SF9			1-3 K		0-1 1B		0-0 L5	4 1 2 2 0 1 1												
Orlando Cabrera, R OBP: 0.313, SLG: 0.365 (1, 6)	2-2 G6-3	0-0 F7			0-1 1B		1-2 P4		1-0 G6-3	5 0 1 0 0 0 3												
16 Garret Anderson, L OBP: 0.317, SLG: 0.438 (1, 7)	0-2 HR		2-1 L8		1-2 FC6-4		1-1 G6-3			4 1 1 1 0 0 2												
Jeff DaVanon, S OBP: 0.352, SLG: 0.319 (8, 7)					1-2f					0 0 0 0 0 0 0												
27 Vladimir Guerrero, R OBP: 0.388, SLG: 0.566 (1, 9)	0-2 F8		2-3 K		2-3 K			0-1 HR		4 1 1 1 0 2 1												
Darin Erstad, L OBP: 0.336, SLG: 0.378 (1, 10)	1-2 HR		0-2 K			0-2 G6-3 SF9 2B		0-3 K		4 2 2 1 0 2 0												
Bengie Molina, R OBP: 0.330, SLG: 0.442 (1, 2)	2-3 K			2-2 L9		2-0 G6-3		2-1 G5-3		4 0 0 0 0 1 1												
Casey Kotchman, L OBP: 0.337, SLG: 0.522 (1, 3)				2-3 K		0-0 SF9		2-2 1B		3 0 1 1 0 1 0												
Steve Finley, L OBP: 0.272, SLG: 0.368 (1, 8)		2-2 2B 9 SF9 1B		1-2 1B		0-1 P5		2-0 P5		4 1 2 0 0 0 1												
Adam Kennedy, L OBP: 0.361, SLG: 0.366 (1, 4)		2-0 9 SF9 2B		1-3 K			3-3 K		4-2 G6-3 BB	3 0 1 0 1 2 1												
Inning Stats	R: 3 E: 0 K: 1 S: 20	H: 3 LOB: 0 BB: 0 P: 27	R: 1 E: 0 K: 0 S: 12	H: 2 LOB: 1 BB: 0 P: 17	R: 0 E: 0 K: 2 S: 14	H: 0 LOB: 0 BB: 0 P: 12	R: 0 E: 0 K: 2 S: 14	H: 1 LOB: 1 BB: 0 P: 19	R: 0 E: 0 K: 2 S: 11	H: 1 LOB: 1 BB: 0 P: 15	R: 1 E: 0 K: 0 S: 8	H: 1 LOB: 0 BB: 0 P: 10	R: 0 E: 0 K: 1 S: 12	H: 1 LOB: 1 BB: 0 P: 17	R: 1 E: 0 K: 1 S: 13	H: 2 LOB: 1 BB: 0 P: 19	R: 0 E: 0 K: 0 S: 5	H: 0 LOB: 0 BB: 1 P: 10	1B: 5 2B: 2 3B: 0 HR: 4	SF: 2 SAC: 0 DP: 1 HBP: 0	WP: 0 PB: 0 SB: 1 CS: 0	PA: 38
PITCHER	IP WLS BF H R ER SO BB IBB HBP BLK WP HR S P ERA WHIP																					
Orlando Hernandez, R ERA: 5.1 (1, 1)	2.0 L 11 5 4 4 1 0 0 0 0 0 3 32 44 18.00 2.500																					
Brandon McCarthy, R ERA: 4.84 (3, 1)	5.2 23 6 2 2 8 0 0 0 0 0 1 65 89 3.18 1.059																					
Neal Cotts, L ERA: 1.99 (8, 1)	0.2 3 0 0 0 0 1 0 0 0 0 0 5 11 0.00 1.500																					
Luis Vizcaino, R ERA: 3.68 (9, 1)	0.2 1 0 0 0 0 0 0 0 0 0 0 1 2 0.00 0.000																					

Los Angeles Angels @ Chicago White Sox
U.S. Cellular Field, Chicago, IL
Sun Sep 11 2005, 3:05 PM EDT
Att. 29,321 - Partly Cloudy - 87 F

AB	35
R	6
H	11
RBI	6
BB	1
SO	9
LOB	10



Batter	1	2	3	4	5	6	7	8	9
22 Scott Podsednik, L (1, 7) OBP: 0.352, SLG: 0.348	3-2 G6-3		3-2 G6-3		0-1 F7			2-2 38 BB 1B	
Willie Harris, L (1, 4) OBP: 0.314, SLG: 0.288 38 Pablo Ozuna, R (8, PH) OBP: 0.312, SLG: 0.326	1-2 G4-3 1B		3-2 G3		1-3 K			4-2 14 G6-4-3 1-2 BB	
Aaron Rowand, R (1, 8) OBP: 0.332, SLG: 0.413	1-1 G4-3		2-3 K			0-1 23 1B 1B		2-3 K	
14 Paul Konerko, R (1, 10) OBP: 0.372, SLG: 0.542	4-0 BB			2-1 G1-3		3-2 F8		1-0 G6-4-3 1-2f	
23 Jermaine Dye, R (1, 9) OBP: 0.324, SLG: 0.506	3-3 K			0-0 F8		1-0 12 G4-6-3 1-2 1B		1-2 G1-3	
12 A.J. Pierzynski, L (1, 2)		1-1 G4-3		0-0 F7		1-0 G4-6-3 1-2f		0-0 F7	
5 Juan Uribe, R (1, 6) OBP: 0.306, SLG: 0.424		2-0 2B			0-1 F8		0-1 F7	1-1 HR	
Ross Gload, L (1, 3) OBP: 0.188, SLG: 0.194		2-2 F7			2-2 24 1B 1B		2-2 F7	3-1 F7	
24 Joe Crede, R (1, 5) OBP: 0.290, SLG: 0.412		1-2 G6-3			1-0 1-2 1B		2-1 G1-3		

AB	R	H	RBI	BB	SO	LOB
4	0	1	0	0	0	2
3	0	1	0	0	1	2
0	0	0	0	1	0	0
4	0	1	0	0	2	3
3	0	0	0	1	0	3
4	0	1	0	0	1	2
4	0	0	0	0	0	2
4	1	2	1	0	0	0
4	0	1	0	0	0	1
3	0	1	0	0	0	1

BOTTOM

Los Angeles Angels @ Chicago White Sox
 U.S. Cellular Field, Chicago, IL

Sun Sep 11 2005, 3:05 PM EDT
 Att. 29,321 - Partly Cloudy - 87 F

livebaseballscorecards.com

AB	33
R	1
H	8
RBI	1
BB	2
SO	4
LOB	16



Inning Stats		R: 0	H: 1	LOB: 2	K: 1	S: 11	R: 0	H: 1	LOB: 1	K: 0	S: 12	R: 0	H: 0	LOB: 0	K: 1	S: 10	R: 0	H: 2	LOB: 2	K: 1	S: 12	R: 0	H: 2	LOB: 1	K: 0	S: 8	R: 0	H: 0	LOB: 0	K: 0	S: 7	R: 0	H: 1	LOB: 1	K: 1	S: 9	R: 1	H: 1	LOB: 0	K: 0	S: 8										
IP	WLS	BF	H	R	ER	SO	BB	IBB	HBP	BLK	WP	HR	S	P	ERA	WHIP	IP	WLS	BF	H	R	ER	SO	BB	IBB	HBP	BLK	WP	HR	S	P	ERA	WHIP	IP	WLS	BF	H	R	ER	SO	BB	IBB	HBP	BLK	WP	HR	S	P	ERA	WHIP	
41 John Lackey, R (1, 1) ERA: 3.3	7.0	27	6	0	0	3	1	0	0	0	0	0	0	105	0.00	1.000	8.0	3.3	27	6	0	0	3	1	0	0	0	0	0	0	0	105	0.00	1.000	8.0	3.3	27	6	0	0	3	1	0	0	0	0	0	0	105	0.00	1.000
Jason Christiansen, L (8, 1) ERA: 5.44	0.0	1	1	0	0	0	0	0	0	0	0	0	0	3	∞	∞	0.0	5.44	1	0	0	0	0	0	0	0	0	0	0	0	3	∞	∞	0.0	5.44	1	0	0	0	0	0	0	0	0	0	0	0	3	∞	∞	
Brendan Donnelly, R (8, 1) ERA: 3.72	1.0	3	0	0	0	1	1	0	0	0	0	0	0	6	0.00	1.000	1.0	3.72	3	0	0	1	1	0	0	0	0	0	0	6	0.00	1.000	1.0	3.72	3	0	0	1	1	0	0	0	0	0	0	6	0.00	1.000			
37 Greg Jones, R (9, 1) ERA: 7.71	1.0	4	1	1	1	0	0	0	0	0	0	0	1	8	9.00	1.000	1.0	7.71	4	1	1	0	0	0	0	0	0	0	1	8	9.00	1.000	1.0	7.71	4	1	1	0	0	0	0	0	0	0	1	8	9.00	1.000			

WP	PA
0	35

Batter	1	2	3	4	5	6	7	8	9	AB R H RBI BB SO LOB	TOP
9 Chone Figgins, S (1, 5) OBP: 0.344, SLG: 0.399	1-0 G5-3 16 SF7 2B		1-0 G6-3			0-1 G4-3		4-2 BB		3 1 1 0 1 0 1	
Orlando Cabrera, R (1, 6) OBP: 0.310, SLG: 0.362	0-0 G5-3		1-0 P3			1-2 G6-3		0-2 F9		4 0 0 0 0 0 5	
16 Garret Anderson, L (1, 7) OBP: 0.315, SLG: 0.435	1-0 SF7			0-2 F8			0-1 G4-3		2-3 K	3 0 0 1 0 1 0	
27 Vladimir Guerrero, R (1, 9) OBP: 0.387, SLG: 0.563 Zach Sorensen, S (9, PR)	1-2 P4			2-2 G6-3			2-1 P4		2-1 BB 1B	4 0 1 0 0 0 0 0 0 0 0 0 0 0	
Darin Erstad, L (1, 10) OBP: 0.333, SLG: 0.375				1-0 F8			1-1 G4-3		0-3 K	4 0 0 0 0 2 1	
Bengie Molina, R (1, 2) OBP: 0.332, SLG: 0.439					0-2 F9			4-1 1B G4-3 BB	4-1 BB	2 0 0 0 2 0 0	
Casey Kotchman, L (1, 3) OBP: 0.324, SLG: 0.500				1-0 G3			2-1 G4-3		0-0 G4-3	4 0 0 0 0 0 3	
Steve Finley, L (1, 8) OBP: 0.270, SLG: 0.365					1-2 F9		1-1 P6		3-3 K	3 0 0 0 0 1 1	
Adam Kennedy, L (1, 4) OBP: 0.363, SLG: 0.371					0-0 G6-3 9 2B		2-2 G4-3		1-0 G6-3 9 1B	3 0 2 0 0 0 0	
Inning Stats	R: 1 H: 1 E: 0 LOB: 0 K: 0 BB: 0 S: 6 P: 9	R: 0 H: 0 E: 0 LOB: 0 K: 1 BB: 0 S: 6 P: 10	R: 0 H: 1 E: 0 LOB: 1 K: 0 BB: 0 S: 6 P: 9	R: 0 H: 0 E: 0 LOB: 0 K: 0 BB: 0 S: 7 P: 10	R: 0 H: 0 E: 0 LOB: 0 K: 0 BB: 0 S: 8 P: 11	R: 0 H: 0 E: 0 LOB: 0 K: 0 BB: 0 S: 9 P: 12	R: 0 H: 0 E: 0 LOB: 0 K: 0 BB: 0 S: 6 P: 9	R: 0 H: 1 E: 0 LOB: 3 K: 1 BB: 2 S: 12 P: 24	R: 0 H: 1 E: 0 LOB: 2 K: 2 BB: 1 S: 12 P: 21	1B: 2 SF: 1 2B: 2 SAC: 0 3B: 0 DP: 0 HR: 0 HBP: 0	WP: 0 PA: 34 PB: 0 SB: 1 CS: 0
PITCHER	IP WLS BF H R ER SO BB IBB HBP BLK WP HR S P ERA WHIP										
Joel Pineiro, R (1, 1) ERA: 5.24	7.2 W 28 3 1 1 2 2 0 0 0 0 0 0 57 91 1.17 0.652										
20 J.J. Putz, R (8, 1) ERA: 3.61	0.1 H 1 0 0 0 0 0 0 0 0 0 0 0 3 3 0.00 0.000										
Eddie Guardado, L (9, 1) ERA: 2.34	1.0 5 1 0 0 2 1 0 0 0 0 0 0 12 21 0.00 2.000										

Los Angeles Angels @ Seattle Mariners
Safeco Field, Seattle, WA
 Mon Sep 12 2005, 7:05 PM PDT
 Att. 27,952 - Overcast - 66 F

livebaseballscorecards.com

AB	30
R	1
H	4
RBI	1
BB	3
SO	4
LOB	11



Batter	1	2	3	4	5	6	7	8	9	AB R H RBI BB SO LOB	BOTTOM
51 Ichiro Suzuki, L (1, 9) OBP: 0.349, SLG: 0.443	2-2 L6		2-2 HR 1B	4-0 IBB		1-1 F8		0-1 L8		4 1 1 0 1 0 2	Los Angeles Angels @ Seattle Mariners Safeco Field, Seattle, WA Mon Sep 12 2005, 7:05 PM PDT Att. 27,952 - Overcast - 66 F
7 Jeremy Reed, L (1, 8) OBP: 0.321, SLG: 0.350	0-1 G3		2-0 F9	1-1 P4		2-1 G4-3		0-1 1B 2B		5 1 1 1 0 0 4	
Raul Ibanez, L (1, 7) OBP: 0.359, SLG: 0.449	0-0 1B		1-0 F9		3-2 FC6-4 4 S 2B		3-2 HR	3-2 G6-4-3 1B		5 2 4 2 0 0 1	
Richie Sexson, R (1, 3) OBP: 0.368, SLG: 0.542	3-3 K		2-1 HR		2-2 FC6-4 HBP		3-3 K	3-1 G6-4-3		4 1 1 2 0 2 2	
29 Adrián Beltré, R (1, 5) OBP: 0.301, SLG: 0.420		0-1 1B 1B	0-1 F9		1-2 FC6-4 4 S 1-2f 2-3 2B		3-2 PB 4 2B 1B			4 1 2 0 0 0 2	
Greg Dobbs, L (1, 10) OBP: 0.232, SLG: 0.326		0-0 FC6-4 1-2 1B		0-1 F9	2-2 P5		1-3 K			4 0 1 0 0 1 3	
4 Jose Lopez, R (1, 4) OBP: 0.261, SLG: 0.333		2-0 F4		3-2 7 S 1B HBP	3-2 K		1-0 2-H 2B			3 1 1 1 0 1 3	
7 Yuniesky Betancourt, R (1, 6) OBP: 0.240, SLG: 0.312		0-0 B1		1-0 P4		0-1 F9	0-1 P3			4 0 0 0 0 0 4	
Yorvit Torrealba, R (1, 2) OBP: 0.306, SLG: 0.345		0-0 FC6-4 1-2f 1B		2-2 2-H 1B		2-2 1B		2-0 7 2B 1B		4 1 3 1 0 0 2	
Inning Stats	R: 0 H: 1 E: 0 K: 1 S: 11	R: 0 H: 2 E: 0 K: 0 S: 6	R: 2 H: 2 E: 0 K: 0 S: 11	R: 1 H: 1 E: 0 K: 0 S: 11	R: 1 H: 1 E: 0 K: 1 S: 14	R: 0 H: 1 E: 0 K: 0 S: 10	R: 2 H: 3 E: 0 K: 2 S: 17	R: 2 H: 3 E: 0 K: 10 S: 18		1B: 9 SF: 0 2B: 3 SAC: 0 3B: 0 DP: 1 HR: 2 HBP: 2	

PITCHER	IP	WLS	BF	H	R	ER	SO	BB	IBB	HBP	BLK	WP	HR	S	P	ERA	WHIP
54 Ervin Santana, R (1, 1) ERA: 4.96	5.1	L	27	8	4	4	2	0	0	0	0	0	1	59	96	6.75	1.500
Jason Christiansen, L (6, 1) ERA: 5.36	0.2		2	0	0	0	0	0	0	0	0	0	0	4	7	0.00	0.000
Kevin Gregg, R (7, 1) ERA: 5.8	1.0		6	3	2	2	2	0	0	0	0	0	1	17	28	18.00	3.000
37 Greg Jones, R (8, 1) ERA: 10.8	1.0		5	3	2	2	0	0	0	0	0	0	0	10	18	18.00	3.000

livebaseballscorecards.com



Batter 1 2 3 4 5 6 7 8 9 AB R H RBI BB SO LOB TOP

<p>9 Chone Figgins, S (1, 5) OBP: 0.343, SLG: 0.398</p>	<p>Orlando Cabrera, R (1, 6) OBP: 0.312, SLG: 0.365</p>	<p>16 Garret Anderson, L (1, 7) OBP: 0.314, SLG: 0.436</p>	<p>27 Vladimir Guerrero, R (1, 9) OBP: 0.388, SLG: 0.562</p>	<p>Darin Erstad, L (1, 3) OBP: 0.333, SLG: 0.374</p>	<p>Bengie Molina, R (1, 2) OBP: 0.331, SLG: 0.437</p>	<p>Steve Finley, L (1, 8) OBP: 0.288, SLG: 0.362</p> <p>6 Maicer Izturis, S (9, 8) OBP: 0.301, SLG: 0.360</p>	<p>20 Juan Rivera, R (1, 10) OBP: 0.304, SLG: 0.428</p>	<p>Adam Kennedy, L (1, 4) OBP: 0.361, SLG: 0.368</p>	<p>F9 (3) 3-2</p>	<p>F7 (3) 2-1</p>	<p>P6 (3) 0-2</p>	<p>F8 (1) 0-1</p>	<p>F8 (2) 1-1</p>	<p>1B (1) 1-0</p>	<p>1B (1) 1-2</p>	<p>1B (2) 1-3</p>	<p>1B (3) 1-3</p>	<p>1B (3) 0-1</p>	<p>G6-3 (1) 2-2</p>	<p>P3 (1) 0-1</p>	<p>1B (1) 1-2</p>	<p>FC5-2 (1) 1-1</p>	<p>FC5-2 (2) 1-3</p>	<p>FC5-2 (3) 1-2</p>	<p>G5-3 (2) 2-0</p>	<p>G5-3 (3) 2-2</p>	<p>1B (3) 1-3</p>	<p>1B (3) 3-H</p>	<p>P6 (3) 0-1</p>	<p>G6-3 (1) 2-0</p>	<p>G4-3 (1) 1-0</p>	<p>G5-4-3 (1) 0-0</p>	<p>G5-4-3 (2) 0-0</p>	<p>F9 (2) 1-1</p>	<p>F7 (2) 0-0</p>	<p>4 0 1 0 0 0 0</p>	<p>4 0 2 0 0 0 0</p>	<p>4 0 1 0 0 0 1</p>	<p>3 1 1 0 1 0 1</p>	<p>4 0 1 0 0 0 3</p>	<p>4 0 1 1 0 1 2</p>	<p>3 0 0 0 0 0 2</p>	<p>0 0 0 0 0 0 0</p>	<p>3 0 1 0 0 0 0</p>	<p>3 0 0 0 0 0 1</p>	<p>4 0 1 0 0 0 0</p>
--	--	---	---	---	--	---	--	---	------------------------------	------------------------------	------------------------------	------------------------------	------------------------------	------------------------------	------------------------------	------------------------------	------------------------------	------------------------------	--------------------------------	------------------------------	------------------------------	---------------------------------	---------------------------------	---------------------------------	--------------------------------	--------------------------------	------------------------------	------------------------------	------------------------------	--------------------------------	--------------------------------	----------------------------------	----------------------------------	------------------------------	------------------------------	-----------------------------	-----------------------------	-----------------------------	-----------------------------	-----------------------------	-----------------------------	-----------------------------	-----------------------------	-----------------------------	-----------------------------	-----------------------------

Los Angeles Angels @ Seattle Mariners
Safeco Field, Seattle, WA
Tue Sep 13 2005, 7:05 PM PDT
Att. 28,813 - Clear - 70 F

AB	32
R	1
H	8
RBI	1
BB	1
SO	1
LOB	10



Inning Stats	R: 0 E: 0 K: 0 S: 8	H: 2 LOB: 1 BB: 0 P: 12	R: 0 E: 0 K: 0 S: 6	H: 0 LOB: 0 BB: 0 P: 11	R: 0 E: 0 K: 0 S: 7	H: 1 LOB: 0 BB: 0 P: 12	R: 0 E: 0 K: 0 S: 4	H: 0 LOB: 0 BB: 0 P: 7	R: 0 E: 0 K: 1 S: 9	H: 0 LOB: 0 BB: 0 P: 13	R: 0 E: 0 K: 0 S: 5	H: 0 LOB: 0 BB: 0 P: 10	R: 1 E: 0 K: 0 S: 13	H: 3 LOB: 2 BB: 0 P: 18	R: 0 E: 0 K: 0 S: 5	H: 0 LOB: 0 BB: 0 P: 6	R: 0 E: 0 K: 0 S: 6	H: 2 LOB: 2 BB: 1 P: 13	1B: 6 2B: 2 3B: 0 HR: 0	SF: 0 SAC: 0 DP: 2 HBP: 0	WP: 0 PB: 0 SB: 0 CS: 1	PA: 33
--------------	------------------------------	----------------------------------	------------------------------	----------------------------------	------------------------------	----------------------------------	------------------------------	---------------------------------	------------------------------	----------------------------------	------------------------------	----------------------------------	-------------------------------	----------------------------------	------------------------------	---------------------------------	------------------------------	----------------------------------	----------------------------------	------------------------------------	----------------------------------	--------

PITCHER	IP	WLS	BF	H	R	ER	SO	BB	IBB	HBP	BLK	WP	HR	S	P	ERA	WHIP
Ryan Franklin, R (1, 1) ERA: 5.06	8.0		31	8	1	1	1	0	1	0	0	0	0	60	96	1.12	1.000
George Sherrill, L (9, 1) ERA: 3.6	0.2		1	0	0	0	0	0	0	0	0	0	0	2	3	0.00	0.000
20 J.J. Putz, R (9, 1) ERA: 3.59	0.1	W	1	0	0	0	0	0	0	0	0	0	0	1	3	0.00	0.000

Batter	1	2	3	4	5	6	7	8	9	AB	R	H	RBI	BB	SO	LOB	BOTTOM					
51 Ichiro Suzuki, L OBP: 0.348, SLG: 0.442 (1, 9) C F X	1-2 G6-3 ① X		0-0 E1 2-H 1B			0-1 L6 ① X		0-2 G5-3 ③ C F X		4	0	1	0	0	0	0		Los Angeles Angels @ Seattle Mariners Safeco Field, Seattle, WA Tue Sep 13 2005, 7:05 PM PDT Att. 28,813 - Clear - 70 F				
7 Jeremy Reed, L OBP: 0.322, SLG: 0.352 (1, 8) C B X	1-1 G4-3 ② X		0-0 B5 X			0-0 X			0-1 F X	4	1	2	0	0	0	1						
Raul Ibanez, L OBP: 0.358, SLG: 0.448 (1, 7) C X	0-1 L7 ③ X		0-1 G3 ③ F X			1-3 K ② F F F S			0-2 F F F X	4	0	1	0	0	1	2						
Richie Sexson, R OBP: 0.367, SLG: 0.538 (1, 3)		4-1 BB BB BB BB			0-2 F8 ① C S X			0-2 L6 ③ S F X	0-1 G4-8-3 ② F X	3	0	0	0	1	0	3						
29 Adrián Beltré, R OBP: 0.302, SLG: 0.420 (1, 5)		2-3 K ① B F C B B B X			3-2 F L L B B X			3-2 F9 ① C B B L X	4-0 D B	3	0	1	0	1	1	1						
Greg Dobbs, L OBP: 0.242, SLG: 0.333 (1, 10)		0-0 FC6-4 ② 1-2f 4 FC6			0-0 F8-6 ② ③ X			0-1 C X	1-0 B X	4	0	2	1	0	0	2						
4 Jose Lopez, R OBP: 0.255, SLG: 0.326 (1, 4)		0-2 FC6 ③ 1-2f C X			0-2 G6-3 ① C G S X			2-1 G5-4-3 ② ③ B B X		3	0	0	0	0	0	2						
7 Yuniesky Betancourt, R OBP: 0.248, SLG: 0.319 (1, 6)			2-0 51 E 1B B X			0-0 CS 1B X			0-1 F8 ① C X	3	1	2	0	0	0							
Yorvit Torrealba, R OBP: 0.303, SLG: 0.341 (1, 2)			0-1 SH1-3 ① X			0-3 K ② ③ SAFE SAFE SAFE SAFE X			1-0 G1-6-3 ② B X	2	0	0	0	0	1	1						
Inning Stats	R: 0 E: 0 K: 0 S: 7	H: 0 LOB: 0 BB: 0 P: 9	R: 0 E: 0 K: 1 S: 8	H: 0 LOB: 1 BB: 1 P: 14	R: 1 E: 1 K: 0 S: 7	H: 2 LOB: 1 BB: 0 P: 9	R: 0 E: 0 K: 0 S: 8	H: 1 LOB: 0 BB: 0 P: 11	R: 0 E: 0 K: 1 S: 7	H: 1 LOB: 0 BB: 0 P: 7	R: 0 E: 0 K: 1 S: 10	H: 1 LOB: 1 BB: 0 P: 11	R: 0 E: 0 K: 0 S: 7	H: 1 LOB: 0 BB: 0 P: 12	R: 0 E: 0 K: 0 S: 6	H: 0 LOB: 0 BB: 0 P: 7	R: 1 E: 0 K: 0 S: 9	H: 3 LOB: 2 BB: 1 P: 14	1B: 9 2B: 1 3B: 0 HR: 0	SF: 0 SAC: 1 DP: 3 HBP: 0	WP: 0 PB: 0 SB: 0 CS: 1	PA: 33
Paul Byrd, R ERA: 3.7 (1, 1)	IP 8.0 WLS L BF 30 H 8 R 2 ER 1 SO 3			BB 1 IBB 0 HBP 0 BLK 0		WP 0 HR 0 S 66 P 86 ERA 1.12 WHIP 1.125			PITCHER	IP 0.2 WLS L BF 3 H 1 R 0 ER 0 SO 0												
62 Scot Shields, R ERA: 2.83 (9, 1)																						

AB	30
R	2
H	9
RBI	1
BB	2
SO	3
LOB	12



WP: 0	PA: 33
PB: 0	
SB: 0	
CS: 1	

PITCHER	IP	WLS	BF	H	R	ER	SO	BB	IBB	HBP	BLK	WP	HR	S	P	ERA	WHIP
Paul Byrd, R	8.0	L	30	8	2	1	3	1	0	0	0	0	0	66	86	1.12	1.125
62 Scot Shields, R	0.2	L	3	1	0	0	0	0	1	0	0	0	0	3	8	0.00	1.500

livebaseballscorecards.com

Batter	1	2	3	4	5	6	7	8	9	AB R H RBI BB SO LOB	TOP														
9 Chone Figgins, S OBP: 0.347, SLG: 0.401 (1, 8)	1-2 P3		1-1 16 1B 27 SF7 1B	3-1 CS 1B	1 SAFE 1 SAFE 1 SAFE 1-2	CS 1B	2-1 G6-3 1B	4-2 16 1B BB		4 2 3 0 1 0 0															
Orlando Cabrera, R OBP: 0.311, SLG: 0.363 (1, 6)	2-1 G6-3		2-2 P4	1-1 1B		2-1 G6-3		0-0 16 1B FC4		5 0 1 0 0 0 4															
16 Garret Anderson, L OBP: 0.315, SLG: 0.435 (1, 7)	2-1 F7		0-0 27 SF7 39 1B 1B	0-2 F7		0-0 P6		2-2 27 G6-4-3 1B		5 1 2 2 0 0 2															
27 Vladimir Guerrero, R OBP: 0.388, SLG: 0.562 (1, 10)		3-2 F9	0-0 SF7		3-1 1B 2B	4-0 IBB		0-0 G6-4-3		3 1 1 1 1 0 2															
39 Robb Quinlan, R OBP: 0.265, SLG: 0.400 6 Maicer Izturis, S OBP: 0.301, SLG: 0.360 (9, PR) (9, 5)		2-0 F8	0-0 1B 1B		1-1 G5-3	1-3 K		1-2 E5 FC		5 1 1 1 0 1 3 0 0 0 0 0 0 0															
Casey Kotchman, L OBP: 0.339, SLG: 0.510 Zach Sorensen, S OBP: 0.286, SLG: 0.429 (9, PH) (9, 4)		0-1 HBP 1B	0-1 1B 1B		2-0 G3-1 1B 1B		2-0 G6-3		0-0 FC 1B	4 1 3 2 0 0 0 1 1 0 0 0 0 1															
José Molina, R OBP: 0.287, SLG: 0.341 (1, 2)		2-2 HBP 1B	1 SAFE 1-0 FC6-4 1B		0-0 G3-1 1B 1B		2-3 K		2-2 G6-3	4 1 2 0 0 1 2															
Jeff DaVanon, S OBP: 0.347, SLG: 0.313 Bengie Molina, R OBP: 0.332, SLG: 0.439 Curtis Pride, L OBP: 0.125, SLG: 0.250 Darin Erstad, L OBP: 0.333, SLG: 0.374 (9, 9)		2-2 F8	0-0 FC6-4		0-2 G3-1		2-3 K		1-2 1B	4 0 0 0 0 0 1 6 1 0 1 1 0 0 0 0 0 0 0 0 0 0 0 0 0 0 0 0 0															
Adam Kennedy, L OBP: 0.362, SLG: 0.372 20 Juan Rivera, R OBP: 0.303, SLG: 0.426 (9, PH) (9, 9)			3-2 9 1B 16 1B 2B	2-1 F8		3-2 9 CS 1B		2-3 K	0-0 P2	4 1 2 2 0 1 0 1 0 0 0 0 0 1															
Inning Stats	R: 0 E: 0 K: 0 S: 8	H: 0 LOB: 0 BB: 0 P: 13	R: 0 E: 0 K: 0 S: 12	H: 1 LOB: 2 BB: 0 P: 21	R: 4 E: 0 K: 0 S: 20	H: 6 LOB: 2 BB: 0 P: 27	R: 0 E: 0 K: 0 S: 9	H: 2 LOB: 1 BB: 0 P: 15	R: 3 E: 0 K: 0 S: 15	H: 4 LOB: 0 BB: 0 P: 25	R: 0 E: 0 K: 1 S: 10	H: 1 LOB: 2 BB: 1 P: 18	R: 0 E: 0 K: 2 S: 9	H: 0 LOB: 0 BB: 0 P: 15	R: 1 E: 1 K: 1 S: 13	H: 1 LOB: 1 BB: 1 P: 21	R: 1 E: 2 K: 0 S: 16	H: 1 LOB: 1 BB: 0 P: 20	1B: 14 2B: 2 3B: 0 HR: 0	SF: 1 SAC: 1 DP: 1 HBP: 1	WP: 0 PB: 0 SB: 0 CS: 2	PA: 46			
PITCHER	IP	WLS	BF	H	R	ER	SO	BB	IBB	HBP	BLK	WP	HR	S	P	ERA	WHIP								
Jamie Moyer, L ERA: 4.38 (1, 1)	5.0		27	13	7	7	0	0	0	1	0	0	0	64	101	12.60	2.600								
40 Julio Mateo, R ERA: 2.85 (6, 1)	2.0		8	1	0	0	3	0	1	0	0	0	0	19	33	0.00	0.500								
George Sherrill, L ERA: 3.52 (8, 1)	0.1	H	2	0	1	0	1	1	0	0	0	0	0	7	13	0.00	3.000								
20 J.J. Putz, R ERA: 3.55 (8, 1)	0.2	H	3	1	0	0	0	0	0	0	0	0	0	6	8	0.00	1.500								
Eddie Guardado, L ERA: 2.29 (9, 1)	1.0	W	5	1	1	0	0	0	0	0	0	0	0	16	20	0.00	1.000								

Los Angeles Angels @ Seattle Mariners
Safeco Field, Seattle, WA
Wed Sep 14 2005, 1:35 PM PDT
Att. 23,397 - Cloudy - 59 F

AB	41
R	9
H	16
RBI	9
BB	2
SO	4
LOB	21



Batter	1	2	3	4	5	6	7	8	9	AB	R	H	RBI	BB	SO	LOB
51 Ichiro Suzuki, L OBP: 0.347, SLG: 0.441	0-1 G3	1-2 F7	2-2 G5-3			1-2 7 1B		1-2 G6-3		5	1	1	1	0	0	4
7 Jeremy Reed, L OBP: 0.325, SLG: 0.355	4-1 WP S HR BB	1-0 1B 2B		2-1 F8		3-0 2-H CS 1B		0-1 L5		4	2	2	2	1	0	0
Raul Ibanez, L OBP: 0.362, SLG: 0.456	3-0 1-H HR	0-0 2-H 3-H 1B		0-0 G4-3		2-0 1 SAFE 1B 1B		3-2 WP 1B		5	1	4	4	0	0	0
Richie Sexson, R OBP: 0.366, SLG: 0.541	3-2 HR	3-3 K		2-3 K		0-1 G1-3		2-3 SAFE K		5	1	1	1	0	3	3
29 Adrián Beltré, R OBP: 0.301, SLG: 0.418	0-1 G6-3		1-0 BB 7 SF9 1B		1-2 G5-3		0-0 P4		2-3 K	5	1	1	0	0	1	0
4 Jose Lopez, R OBP: 0.261, SLG: 0.336 Ramon Santiago, S (9, PR)	1-2 P4		2-0 SAFE BB 1B		1-1 G6-3		2-0 F9		3-2 7 1B 2B	5	0	2	0	0	0	0
Greg Dobbs, L OBP: 0.269, SLG: 0.337		3-2 7 BB 2B 1B	4-2 1-2 2-3 BB		1-3 K		4-2 7 1B BB		4-0 7 1B IBB	2	1	1	0	3	1	0
7 Yuniesky Betancourt, R OBP: 0.266, SLG: 0.333		4-0 7 2B 1B BB	1-0 SF9		1-0 51 2B 1B		3-2 SAFE 1B		1-1 1-2 2-H 1B	3	2	3	2	1	0	0
Miguel Ojeda, R OBP: 0.255, SLG: 0.229		1-3 K	2-2 L8		0-0 SH1		0-1 F9			3	0	0	0	0	1	6

Inning Stats	R: 3	H: 2	E: 0	K: 0	S: 16	LOB: 0	BB: 1	P: 27	R: 3	H: 3	E: 0	K: 2	S: 17	LOB: 1	BB: 1	P: 30	R: 1	H: 2	E: 0	K: 0	S: 14	LOB: 2	BB: 1	P: 26	R: 0	H: 0	E: 0	K: 1	S: 6	LOB: 0	BB: 0	P: 10	R: 0	H: 0	E: 0	K: 1	S: 9	LOB: 0	BB: 0	P: 12	R: 2	H: 4	E: 0	K: 0	S: 10	LOB: 1	BB: 0	P: 17	R: 0	H: 1	E: 0	K: 0	S: 10	LOB: 2	BB: 1	P: 19	R: 0	H: 1	E: 0	K: 1	S: 11	LOB: 1	BB: 0	P: 17	R: 1	H: 2	E: 0	K: 1	S: 8	LOB: 2	BB: 1	P: 18	1B: 10	2B: 3	3B: 0	HR: 2	SF: 1	SAC: 1	DP: 0	HBP: 0	WP: 2	PB: 0	SB: 2	CS: 1	PA: 44
--------------	------	------	------	------	-------	--------	-------	-------	------	------	------	------	-------	--------	-------	-------	------	------	------	------	-------	--------	-------	-------	------	------	------	------	------	--------	-------	-------	------	------	------	------	------	--------	-------	-------	------	------	------	------	-------	--------	-------	-------	------	------	------	------	-------	--------	-------	-------	------	------	------	------	-------	--------	-------	-------	------	------	------	------	------	--------	-------	-------	--------	-------	-------	-------	-------	--------	-------	--------	-------	-------	-------	-------	--------

PITCHER	IP	WLS	BF	H	R	ER	SO	BB	IBB	HBP	BLK	WP	HR	S	P	ERA	WHIP
51 Joe Saunders, L ERA: 7.71	(1, 1)	2.0	13	5	6	6	2	2	0	0	0	1	2	33	57	27.00	3.500
Esteban Yan, R ERA: 4.18	(3, 1)	2.0	9	2	1	1	1	1	0	0	0	0	0	20	36	4.50	1.500
45 Kelvin Escobar, R ERA: 3.42	(5, 1)	2.0	9	4	2	2	1	0	0	0	0	0	0	19	29	9.00	2.000
Brendan Donnelly, R ERA: 3.66	(7, 1)	1.0	5	1	0	0	0	1	0	0	0	0	0	10	19	0.00	2.000
Francisco Rodriguez, R ERA: 2.81	(8, 1)	1.1	L 8	3	1	1	2	0	1	0	0	1	0	19	35	6.75	2.250

BOTTOM

Los Angeles Angels @ Seattle Mariners
Safeco Field, Seattle, WA
Wed Sep 14 2005, 1:35 PM PDT
Att: 23,397 - Cloudy - 59 F

livebaseballscores.com

AB	37
R	10
H	15
RBI	10
BB	5
SO	6
LOB	13



Batter	1	2	3	4	5	6	7	8	9	AB R H RBI BB SO LOB	TOP											
14 Placido Polanco, R (1, 4) OBP: 0.386, SLG: 0.437	0-1 G1-3		0-2 F7	1-1 G5-3		1-0 F8		2-1 F8		5 0 0 0 0 0 2												
15 Brandon Inge, R (1, 5) OBP: 0.335, SLG: 0.418	1-1 31 S 1B		1-0 31 E 1B		0-0 F8	1-1 G6-4-3			3-3 K	5 1 2 0 0 1 1												
31 Chris Shelton, R (1, 10) OBP: 0.360, SLG: 0.491	3-3 K		1-1 E8		2-3 K			3-3 K	4-2 30 1B BB	4 0 0 0 1 3 1												
30 Magglio Ordonez, R (1, 9) Nook Logan, S (9, PR) OBP: 0.379, SLG: 0.473 OBP: 0.306, SLG: 0.339	0-2 F8		2-2 G6-3		1-0 HR		4-1 13 FC6-4 BB	0-1 1-2 1B	0-1 1-2 1B	4 1 2 1 1 0 2 0 0 0 0 0 0 0												
Carlos Pena, L (1, 3) OBP: 0.345, SLG: 0.453		0-0 F9		0-0 28 IHR 1B	1-1 13 2B 1B		0-3 K	1-2 K	1-2 K	5 2 2 0 0 2 3												
Ivan Rodriguez, R (1, 2) 13 Vance Wilson, R (5, PH) OBP: 0.296, SLG: 0.463 OBP: 0.292, SLG: 0.296		1-3 K		4-0 28 IHR BB	1-1 HR 2B		1-0 FC6-4	0-3 K	0-3 K	1 1 0 0 1 1 0 3 1 1 1 0 1 3												
Craig Monroe, R (1, 7) OBP: 0.329, SLG: 0.451		1-2 1B		1-3 K	1-1 HR			3-2 28 G4-3 20 SH3 1B		4 1 3 2 0 1 2	AB 38 R 8 H 12 RBI 7 BB 3 SO 10 LOB 18											
20 Omar Infante, R (1, 6) OBP: 0.253, SLG: 0.364		1-1 G5-3		0-0 F7	0-1 G6-3			1-0 SH3	1-2 1B	3 0 0 0 0 0 3												
28 Curtis Granderson, L (1, 8) OBP: 0.330, SLG: 0.568			0-3 K	0-0 15 IHR 1B		0-0 15 G6-4-3 1B		1-0 G4-3	2-3 1B	4 1 2 3 0 1 1												
Inning Stats	R: 0 E: 0 K: 1 S: 11	H: 1 LOB: 1 BB: 0 P: 15	R: 0 E: 0 K: 1 S: 10	H: 1 LOB: 1 BB: 0 P: 13	R: 1 E: 1 K: 1 S: 12	H: 1 LOB: 1 BB: 0 P: 16	R: 3 E: 0 K: 1 S: 9	H: 2 LOB: 0 BB: 1 P: 15	R: 4 E: 0 K: 1 S: 13	H: 4 LOB: 0 BB: 0 P: 19	R: 0 E: 0 K: 0 S: 5	H: 1 LOB: 0 BB: 0 P: 6	R: 0 E: 0 K: 2 S: 9	H: 0 LOB: 1 BB: 1 P: 17	R: 0 E: 0 K: 0 S: 8	H: 1 LOB: 1 BB: 0 P: 15	R: 0 E: 0 K: 3 S: 14	H: 1 LOB: 2 BB: 1 P: 22	1B: 8 2B: 1 3B: 0 HR: 3	SF: 0 SAC: 1 DP: 1 HBP: 0	WP: 0 PB: 0 SB: 1 CS: 0	PA: 42
PITCHER	IP WLS BF H R ER SO BB IBB HBP BLK WP HR S P ERA WHIP																					
40 Bartolo Colon, R (1, 1) ERA: 3.46	5.0 L 26 9 8 7 5 1 0 0 0 0 0 2 55 78 12.60 2.000																					
Kevin Gregg, R (6, 1) ERA: 5.66	1.1 5 1 0 0 1 1 0 0 0 0 0 0 10 18 0.00 1.500																					
Jason Christiansen, L (7, 1) ERA: 5.32	0.1 1 0 0 0 1 0 0 0 0 0 0 0 3 3 0.00 0.000																					
Brendan Donnelly, R (7, 1) ERA: 3.58	1.1 5 1 0 0 0 0 0 0 0 0 0 9 17 0.00 0.750																					
37 Greg Jones, R (9, 1) ERA: 8.31	1.0 5 1 0 0 3 1 0 0 0 0 0 0 14 22 0.00 2.000																					

Detroit Tigers @ Los Angeles Angels
Angel Stadium of Anaheim, Anaheim, CA

Thu Sep 15 2005, 7:05 PM PDT
Att: 41,962 - Clear - 67 F

livebaseballscorecards.com



BOTTOM

Detroit Tigers @ Los Angeles Angels
Angel Stadium of Anaheim, Anaheim, CA

Thu Sep 15 2005, 7:05 PM PDT
Att. 41,962 - Clear - 67 F

livebaseballscorecards.com

AB	34
R	6
H	8
RBI	6
BB	3
SO	4
LOB	7



WP:	0	PA:	38
PB:	0		
SB:	0		
CS:	0		

AB R H RBI BB SO LOB

5	0	0	0	0	0	1
5	0	0	0	0	0	1
3	1	0	0	1	2	0
2	2	2	3	0	0	0
2	1	1	0	0	0	0
4	1	1	0	0	0	0
3	0	1	1	1	1	0
2	0	0	1	0	0	0
1	0	0	0	0	1	1
0	0	0	0	0	0	0
3	1	3	1	1	0	0
4	0	0	0	0	0	4

Batter	1	2	3	4	5	6	7	8	9
9 Chone Figgins, S OBP: 0.344, SLG: 0.397 (1, 8) C X	0-1 G5-3 ①		3-2 G5-3 ①		1-1 G6-3 ②		1-2 F7 ①		0-1 F9 ②
Orlando Cabrera, R OBP: 0.308, SLG: 0.360 (1, 6) B C X	1-1 G6-3 ②		3-2 G5-3 ②		0-1 G4-3 ③		2-2 G6-3 ②		1-1 FC6-4 ③
16 Garret Anderson, L OBP: 0.315, SLG: 0.433 (1, 7) B B C	4-1 27 HR BB		1-3 K ③			1-1 L4 ①			
27 Vladimir Guerrero, R OBP: 0.390, SLG: 0.577 Jeff DaVanon, S OBP: 0.348, SLG: 0.315 (1, 9) (6, 9) X	0-0 HR 1-H		1-0 HR		0-0 1B 1B			2-2 F8 ①	
Bengie Molina, R OBP: 0.332, SLG: 0.437 (1, 2) C X	0-1 G4-3 ③		2-0 F8 ①		2-1 1B 39 SF7 1B			1-0 F8 ②	
Darin Erstad, L OBP: 0.334, SLG: 0.374 (1, 3) B C X		1-1 F9 ①		0-3 K2-3 ②		1-2 FC5 20 BB 1B		4-1 BB	
39 Robb Quinlan, R OBP: 0.258, SLG: 0.393 Casey Kotchman, L OBP: 0.336, SLG: 0.505 6 Maicer Izturis, S OBP: 0.301, SLG: 0.360 (1, 5) (8, PH) (9, 5) B C X		2-1 P4 ②		0-1 G5-3 ③		1-2 SF7 ②		1-3 K ③	
20 Juan Rivera, R OBP: 0.312, SLG: 0.443 (1, 10) C B C X		2-2 1B			1-1 HR	1 SAFE 1 SAFE 1B			0-1 FC6-4 1B
Adam Kennedy, L OBP: 0.359, SLG: 0.368 (1, 4) B B 1 SAFE 1 SAFE X		2-2 G2 ③			1-2 G4-3 ①	2-2 FC5 ③			0-0 F8 ①

Inning Stats	R: 2	H: 1	E: 0	LOB: 0	K: 0	P: 13	R: 0	H: 1	E: 0	LOB: 1	K: 0	P: 17	R: 0	H: 0	E: 0	LOB: 0	K: 1	P: 18	R: 1	H: 1	E: 0	LOB: 0	K: 1	P: 10	R: 1	H: 1	E: 0	LOB: 0	K: 0	P: 12	R: 2	H: 3	E: 0	LOB: 2	K: 0	P: 26	R: 0	H: 0	E: 0	LOB: 0	K: 1	P: 14	R: 0	H: 0	E: 0	LOB: 1	K: 1	P: 17	R: 0	H: 1	E: 0	LOB: 1	K: 0	P: 8	1B: 5	SF: 1	2B: 0	SAC: 0	3B: 0	DP: 0	HR: 3	HBP: 0	WP: 0	PA: 38
--------------	------	------	------	--------	------	-------	------	------	------	--------	------	-------	------	------	------	--------	------	-------	------	------	------	--------	------	-------	------	------	------	--------	------	-------	------	------	------	--------	------	-------	------	------	------	--------	------	-------	------	------	------	--------	------	-------	------	------	------	--------	------	------	-------	-------	-------	--------	-------	-------	-------	--------	-------	--------

PITCHER	IP	WLS	BF	H	R	ER	SO	BB	IBB	HBP	BLK	WP	HR	S	P	ERA	WHIP
Mike Maroth, L ERA: 4.94 (1, 1)	6.0	W	27	7	6	6	2	2	0	0	0	0	3	60	96	9.00	1.500
Chris Spurling, R ERA: 3.21 (7, 1)	1.2	H	6	0	0	0	1	1	0	0	0	0	0	17	27	0.00	0.600
Jamie Walker, L ERA: 3.47 (8, 1)	0.1	H	1	0	0	0	1	0	0	0	0	0	0	3	4	0.00	0.000
Craig Dingman, R ERA: 3.25 (9, 1)	1.0	S	4	1	0	0	0	0	0	0	0	0	0	7	8	0.00	1.000

Batter	1	2	3	4	5	6	7	8	9	10	11	12	AB R H RBI BB SO LOB	TOP														
14 Placido Polanco, R OBP: 0.386, SLG: 0.442	1-1 G6-3		0-1 L7			2-1 HR	1 SAFE 0-0 F9		4-1 BB		0-0 SH3	4 1 1 1 1 0 1																
15 Brandon Inge, R OBP: 0.333, SLG: 0.417	0-2 31 HR 2B		1-1 F8			1-2 G1-5-3		1-0 F8	0-3 K		0-1 F8	6 1 1 0 0 1 4																
31 Chris Shelton, R OBP: 0.359, SLG: 0.497	2-2 2H HR			2-2 G4-3		1-0 30 1B HR		1-0 P4		2-3 K	1-0 F9	6 2 2 2 0 1 1																
30 Magglio Ordonez, R OBP: 0.379, SLG: 0.469	1-1 F9			1-2 G5-3		2-1 HR 1B		4-1 BB		0-3 K		4 1 1 0 1 1 0																
Carlos Pena, L OBP: 0.342, SLG: 0.462	0-1 L3			1-0 G6-3		1-0 HR		1-0 F9		1-3 K		5 1 1 3 0 1 1																
Ivan Rodriguez, R OBP: 0.293, SLG: 0.458		0-1 G3			1-2 K	0-1 G3			0-0 G6-3		0-2 G4-3	5 0 0 0 0 1 0																
Craig Monroe, R OBP: 0.326, SLG: 0.447		2-2 P2			1-3 K		0-0 G5-3		3-3 K		0-1 G5-3	5 0 0 0 0 2 0																
20 Omar Infante, R OBP: 0.253, SLG: 0.364		2-3 K			3-3 K		0-1 28 FC3-6 1B		1-2 14 BB 28 BB 1B		0-1 F9	3 0 1 0 0 2 0																
Dmitri Young, S OBP: 0.323, SLG: 0.470 (9, PH)												1 0 1 0 0 0 0																
John McDonald, R OBP: 0.329, SLG: 0.327 (9, PR)												1 0 0 0 0 0 0																
28 Curtis Granderson, L OBP: 0.333, SLG: 0.556			1-1 G1-3			3-2 G4-3	0-0 FC3-6		4-0 14 BB BB		1-2 14 SH3 1B	4 0 1 0 1 0 1																
Inning Stats	R: 2 E: 0 K: 0 S: 13	H: 2 LOB: 0 BB: 0 P: 17	R: 0 E: 0 K: 1 S: 8	H: 0 LOB: 0 BB: 0 P: 12	R: 0 E: 0 K: 0 S: 6	H: 0 LOB: 0 BB: 0 P: 8	R: 0 E: 0 K: 0 S: 7	H: 0 LOB: 0 BB: 0 P: 11	R: 0 E: 0 K: 3 S: 10	H: 0 LOB: 0 BB: 0 P: 15	R: 4 E: 0 K: 0 S: 16	H: 4 LOB: 0 BB: 0 P: 26	R: 0 E: 0 K: 0 S: 5	H: 1 LOB: 1 BB: 0 P: 5	R: 0 E: 0 K: 0 S: 4	H: 0 LOB: 1 BB: 1 P: 11	R: 0 E: 0 K: 2 S: 11	H: 1 LOB: 3 BB: 2 P: 23	R: 0 E: 0 K: 3 S: 10	H: 0 LOB: 0 BB: 0 P: 13	R: 0 E: 0 K: 0 S: 7	H: 0 LOB: 0 BB: 0 P: 7	R: 0 E: 0 K: 0 S: 7	H: 1 LOB: 1 BB: 0 P: 9	1B: 5 2B: 1 3B: 0 HR: 3	SF: 0 SAC: 1 DP: 0 HBP: 0	WP: 0 PB: 0 SB: 0 CS: 0	PA: 48
PITCHER	IP WLS BF H R ER SO BB IBB HBP BLK WP HR S P ERA WHIP																											
41 John Lackey, R ERA: 3.46 (1, 1)	7.0		28	7	6	6	4	0	0	0	0	0	0	0	65	94	7.71	1.000										
62 Scot Shields, R ERA: 2.8 (8, 1)	1.0		4	0	0	0	0	1	0	0	0	0	0	4	11	0.00	1.000											
Francisco Rodriguez, R ERA: 2.76 (9, 1)	1.0	W	6	1	0	0	2	2	0	0	0	0	0	11	23	0.00	3.000											
45 Kevim Escobar, R ERA: 3.22 (10, 1)	3.0		10	1	0	0	3	0	0	0	0	0	0	24	29	0.00	0.333											

Detroit Tigers @ Los Angeles Angels
 Angel Stadium of Anaheim, Anaheim, CA
 Fri Sep 16 2005, 7:05 PM PDT
 Att: 43,144 - Clear - 68 F

livebaseballscores.com


AB	44
R	6
H	9
RBI	6
BB	3
SO	9
LOB	8



Batter	1	2	3	4	5	6	7	8	9	10	11	12	AB R H RBI BB SO LOB
9 Chone Figgins, S OBP: 0.346, SLG: 0.397 (1, 5) C B B X (11, 8)	2-1 G4-3		1-0 S 1B		1-0 WP 16 1B		4-2 1B 16 G3-1 BB	2-2 F8			2-2 G5-3		5 2 2 1 1 0 1
Orlando Cabrera, R OBP: 0.308, SLG: 0.359 (1, 6) X	0-0 16 G4-6-3 1B		2-0 SAFE G6-3		1-2 G6-3		2-2 16 G3-1 27 S 1B	0-2 L6			3-2 P4		6 1 2 1 0 0 3
16 Garret Anderson, L OBP: 0.315, SLG: 0.434 (1, 7) SAFE SAFE X	1-1 G4-6-3			0-1 1B 2B	1-1 2-H 1B		1-2 G3-1		2-2 F8		1-1 P3		6 0 2 2 0 0 2
27 Vladimir Guerrero, R OBP: 0.391, SLG: 0.576 (1, 10)		1-0 G4-3		1-1 G6-3	1-1 G5-3		1-1 S 1B		1-2 1B			0-1 SH5-4 39 1B 1B	6 1 3 1 0 0 2
Darin Erstad, L OBP: 0.333, SLG: 0.373 (1, 3)		1-3 K		1-2 L8		1-2 FC4-6 1B	1-2 F8		SAFE SAFE X	3-2 F9		0-0 SH 39 1B SH5-4	5 0 1 0 0 1 3
Bengie Molina, R OBP: 0.333, SLG: 0.435 (1, 2)		0-2 F8		0-1 2-H 1B		0-0 F8	4-2 F8		SAFE SAFE X	1-0 L6		1-0 SH5-4	4 0 1 0 1 0 2
Steve Finley, L OBP: 0.285, SLG: 0.358 Casey Kotchman, L (10, PH) OBP: 0.333, SLG: 0.500 6 Maicer Izturis, S OBP: 0.305, SLG: 0.360 (11, 5)			1-2 F9		2-2 F9	0-0 FC4-6 20 2B	0-3 K			2-3 K		4-0 39 1B IBB	4 0 0 0 0 1 3 1 0 0 0 0 1 0 0 0 0 0 1 0 0
20 Juan Rivera, R OBP: 0.316, SLG: 0.447 Jeff DaVanon, S (10, PR) OBP: 0.348, SLG: 0.315 S: (11, 9)			3-3 K		4-2 9 1B 1B WP BB	3-1 1B		0-1 L7		0-0 G3-6-3 1B		0-0 1B	4 1 2 0 1 1 0 0 0 0 0 0 0 0 1 0 1 1 0 0 0
39 Robb Quinlan, R (12, PH) OBP: 0.264, SLG: 0.398 Adam Kennedy, L OBP: 0.361, SLG: 0.374 (1, 4)			3-2 9 1B 2B		0-1 WP 9 1B G6-3 1B	0-0 F9		1-1 9 S 1B		2-2 G3-6-3		1-2 2-3 3-H 1B	5 2 3 0 0 0 3

Inning Stats	R: 0	H: 1	E: 0	K: 5	LOB: 0	PB: 0	BB: 8	S: 8	R: 0	H: 0	E: 0	K: 7	LOB: 0	PB: 0	BB: 9	S: 9	R: 1	H: 2	E: 0	K: 13	LOB: 1	PB: 0	BB: 23	S: 13	R: 0	H: 2	E: 0	K: 11	LOB: 2	PB: 0	BB: 13	S: 11	R: 3	H: 3	E: 0	K: 15	LOB: 1	PB: 1	BB: 25	S: 15	R: 0	H: 2	E: 0	K: 9	LOB: 2	PB: 0	BB: 13	S: 9	R: 2	H: 2	E: 0	K: 19	LOB: 2	PB: 2	BB: 32	S: 19	R: 0	H: 1	E: 0	K: 11	LOB: 1	PB: 0	BB: 14	S: 11	R: 0	H: 1	E: 0	K: 11	LOB: 1	PB: 0	BB: 18	S: 11	R: 0	H: 1	E: 0	K: 8	LOB: 1	PB: 0	BB: 12	S: 8	R: 0	H: 0	E: 1	K: 5	LOB: 3	PB: 1	BB: 10	S: 5	R: 1	H: 2	E: 1	K: 0	LOB: 3	PB: 1	BB: 10	S: 5	1B: 14	2B: 3	3B: 0	HR: 0	SF: 0	SAC: 2	DP: 2	HBP: 0	WP: 1	PA: 53
--------------	------	------	------	------	--------	-------	-------	------	------	------	------	------	--------	-------	-------	------	------	------	------	-------	--------	-------	--------	-------	------	------	------	-------	--------	-------	--------	-------	------	------	------	-------	--------	-------	--------	-------	------	------	------	------	--------	-------	--------	------	------	------	------	-------	--------	-------	--------	-------	------	------	------	-------	--------	-------	--------	-------	------	------	------	-------	--------	-------	--------	-------	------	------	------	------	--------	-------	--------	------	------	------	------	------	--------	-------	--------	------	------	------	------	------	--------	-------	--------	------	--------	-------	-------	-------	-------	--------	-------	--------	-------	--------

PITCHER	IP	WLS	BF	H	R	ER	SO	BB	IBB	HBP	BLK	WP	HR	S	P	ERA	WHIP
Jason Johnson, R (1, 1) ERA: 4.62	6.0		27	10	4	4	2	1	0	0	0	1	0	60	91	6.00	1.833
Franklyn German, R (7, 1) ERA: 3.61	0.1	B	4	2	2	2	0	1	0	0	0	0	0	11	19	54.00	9.000
Jamie Walker, L (7, 1) ERA: 3.45	0.1		1	0	0	0	0	0	0	0	0	0	0	3	4	0.00	0.000
Craig Dingman, R (7, 1) ERA: 3.14	1.0		5	1	0	0	1	1	0	0	0	0	0	12	19	0.00	2.000
56 Fernando Rodney, R (8, 1) ERA: 2.17	1.1		5	1	0	0	0	0	0	0	0	0	0	15	22	0.00	0.750

BOTTOM	
Detroit Tigers @ Los Angeles Angels Angel Stadium of Anaheim, Anaheim, CA	
livebaseballscorecards.com	
AB 47	
R 7	
H 17	
RBI 6	
BB 4	
SO 4	
LOB 19	
	

PITCHER	IP	WLS	BF	H	R	ER	SO	BB	IBB	HBP	BLK	WP	HR	S	P	ERA	WHIP
Chris Spurling, R (10, 1) ERA: 3.16	1.0		3	1	0	0	1	0	0	0	0	0	0	8	12	0.00	1.000
Vic Darenbourg, L (11, 1) ERA: 3.1	1.1	L	8	2	1	1	0	0	1	0	0	0	0	14	25	6.75	1.500

Fri Sep 16 2005, 7:05 PM PDT
Att: 43,144 - Clear - 68 F

Batter	1	2	3	4	5	6	7	8	9	AB R H RBI BB SO LOB	TOP											
14 Placido Polanco, R (1, 4) OBP: 0.385, SLG: 0.439	1-0 F9		0-0 F7		2-2 G1			4-2 BB		3 0 0 0 1 0 2												
15 Brandon Inge, R (1, 5) OBP: 0.331, SLG: 0.414	3-3 K		0-1 P3			0-1 G5-3		1-3 K		4 0 0 0 0 2 2												
31 Chris Shelton, R (1, 3) OBP: 0.358, SLG: 0.493	2-3 K			1-1 F9		4-2 BB		2-3 K		3 0 0 0 1 2 1												
Carlos Pena, L (1, 10) OBP: 0.340, SLG: 0.455		0-1 F7		1-0 HBP		0-2 K		1-3 K		3 0 0 0 0 2 1												
Craig Monroe, R (1, 9) OBP: 0.327, SLG: 0.446		1-2 G6-4-3 1B		0-0 P6		1-2 G1-3		4-0 33 DI BB		3 0 1 0 1 0 2												
Ivan Rodriguez, R (1, 2) OBP: 0.291, SLG: 0.454		1-0 G6-4-3 1-2f		0-0 P4			1-3 K	1-1 L5		4 0 0 0 0 1 3												
33 Marcus Thames, R (1, 7) OBP: 0.265, SLG: 0.461			2-2 HR		0-2 2B		0-1 F9	1-2 F8		4 1 2 1 0 0 1												
John McDonald, R (1, 6) OBP: 0.335, SLG: 0.329			0-0 1B		0-3 K		4-1 28 CS BB			2 0 1 0 1 1 1												
28 Curtis Granderson, L (1, 8) OBP: 0.324, SLG: 0.539			2-0 L7		2-1 F7		1-2 CS	0-1 G4-3		3 0 0 0 0 0 2												
Inning Stats	R: 0 E: 0 K: 2 S: 8	H: 0 LOB: 0 BB: 0 P: 14	R: 0 E: 0 K: 0 S: 8	H: 1 LOB: 0 BB: 0 P: 10	R: 1 E: 0 K: 0 S: 10	H: 2 LOB: 1 BB: 0 P: 14	R: 0 E: 0 K: 0 S: 4	H: 0 LOB: 1 BB: 0 P: 6	R: 0 E: 0 K: 1 S: 12	H: 1 LOB: 1 BB: 0 P: 16	R: 0 E: 0 K: 1 S: 10	H: 0 LOB: 1 BB: 1 P: 15	R: 0 E: 0 K: 1 S: 8	H: 0 LOB: 0 BB: 1 P: 14	R: 0 E: 0 K: 2 S: 11	H: 0 LOB: 1 BB: 1 P: 18	R: 0 E: 0 K: 1 S: 9	H: 0 LOB: 1 BB: 1 P: 16	1B: 2 2B: 1 3B: 0 HR: 1	SF: 0 SAC: 0 DP: 1 HBP: 1	WP: 0 PB: 0 SB: 0 CS: 1	PA: 35
PITCHER	IP WLS BF H R ER SO BB IBB HBP BLK WP HR S P ERA WHIP																					
54 Ervin Santana, R (1, 1) ERA: 4.7	8.0 W 30 4 1 1 7 3 0 1 0 0 1 71 107 1.12 0.875																					
Francisco Rodriguez, R (9, 1) ERA: 2.72	1.0 S 4 0 0 0 1 1 0 0 0 0 0 9 16 0.00 1.000																					

Detroit Tigers @ Los Angeles Angels
Angel Stadium of Anaheim, Anaheim, CA

Sat Sep 17 2005, 7:05 PM PDT
Att: 43,831 - Clear - 67 F

livebaseballscorecards.com

AB	29
R	1
H	4
RBI	1
BB	4
SO	8
LOB	15



Batter	1	2	3	4	5	6	7	8	9
9 Chone Figgins, S OBP: 0.345, SLG: 0.395 (1, 8) C F B X	1-2 G4-3 ①		F B B S F F F X 3-2 G3-1 ①			B X 1-0 B3 ①		B B B B 4-0 FC6-4 BB 1-2 2-3	
Orlando Cabrera, R OBP: 0.308, SLG: 0.357 (1, 6) B B B C B	4-1 BB		B X 1-0 G5-3 ②			B B B B X 3-2 F8 ②		B X 1-0 FC6-4 16 S 2B 1-2f 2-3 3-H	
16 Garret Anderson, L OBP: 0.314, SLG: 0.434 (1, 10) F 1 SAFE B B 1 S SAFE S	2-3 K ②		C B F B X 2-2 G5-3 ③			B B F X 2-1 P5 ③		B F B X 2-1 2B 1-H 3-H	
27 Vladimir Guerrero, R OBP: 0.390, SLG: 0.572 (1, 9) D F X	1-1 G6-3 ③		C X 0-1 G5-3 ①			B X 1-0 G5-3 ①		B X 4-0 IBB	
Darin Erstad, L OBP: 0.331, SLG: 0.370 (1, 3)		B B B X 2-2 G1-3 ①		C X 3-2 F8 ②		B X 0-1 F8 ②		B X 1-0 P6 ③	
Bengie Molina, R OBP: 0.330, SLG: 0.431 (1, 2)		C B X 1-1 G6-3 ②		C X 0-1 F8 ③		C B F B X 2-3 K ③			
20 Juan Rivera, R OBP: 0.316, SLG: 0.446 (1, 7)		F B X 1-2 6 1B 1B		B F X 1-1 F9 ①				C B X 1-1 G4-3 ①	
6 Maicer Izturis, S OBP: 0.311, SLG: 0.366 (1, 5)		B B X 2-1 1B 1B		C B F B X 2-3 K ②				C X 0-1 9 BB S FC6-4 1B	
Adam Kennedy, L OBP: 0.361, SLG: 0.372 (1, 4)		F X 3-2 P4 ③		F B X 1-1 G4-3 ③				B B B B 4-2 FC6-4 9 BB 2B BB 1-2	


Inning Stats	R: 0 E: 0 K: 1 S: 9	H: 0 LOB: 1 BB: 1 P: 17	R: 0 E: 0 K: 0 S: 15	H: 2 LOB: 2 BB: 0 P: 24	R: 0 E: 0 K: 0 S: 10	H: 0 LOB: 0 BB: 0 P: 16	R: 0 E: 0 K: 0 S: 8	H: 0 LOB: 0 BB: 0 P: 11	R: 0 E: 0 K: 1 S: 8	H: 0 LOB: 0 BB: 0 P: 12	R: 0 E: 0 K: 0 S: 9	H: 0 LOB: 0 BB: 0 P: 15	R: 0 E: 0 K: 1 S: 9	H: 0 LOB: 0 BB: 0 P: 12	R: 3 E: 0 K: 0 S: 10	H: 2 LOB: 2 BB: 3 P: 27
--------------	------------------------------	----------------------------------	-------------------------------	----------------------------------	-------------------------------	----------------------------------	------------------------------	----------------------------------	------------------------------	----------------------------------	------------------------------	----------------------------------	------------------------------	----------------------------------	-------------------------------	----------------------------------

PITCHER	IP	WLS	BF	H	R	ER	SO	BB	IBB	HBP	BLK	WP	HR	S	P	ERA	WHIP
43 Roman Colon, R ERA: 5.58 (1, 1)	0.2		3	0	0	0	1	1	0	0	0	0	0	7	14	0.00	1.500
50 Mark Woodyard, R ERA: (1, 1)	2.2		10	2	0	0	0	0	0	0	0	0	0	29	45	0.00	0.750
Doug Creek, L ERA: 7.17 (4, 1)	2.2		8	0	0	0	1	0	0	0	0	0	0	23	36	0.00	0.000
Chris Spurling, R ERA: 3.38 (7, 1)	1.1	L	6	1	2	2	1	1	0	0	0	0	0	15	23	13.50	1.500
56 Fernando Rodney, R ERA: 2.37 (8, 1)	0.2	B	5	1	1	1	0	1	1	0	0	0	0	4	16	13.50	3.000

BOTTOM

AB	R	H	RBI	BB	SO	LOB
3	0	0	0	1	0	0
3	1	0	1	1	0	2
4	0	1	2	0	1	1
3	0	0	0	1	0	1
4	0	0	0	0	0	2
3	0	0	0	0	1	0
3	0	1	0	0	0	0
3	1	2	0	0	1	0
2	1	0	0	1	0	2


AB 28
R 3
H 4
RBI 3
BB 4
SO 3
LOB 8



WP	PA	ERA	WHIP
0	32		
0			
2			
0			

Detroit Tigers @ Los Angeles Angels
Angel Stadium of Anaheim, Anaheim, CA
Sat Sep 17 2005, 7:05 PM PDT
Att. 43,831 - Clear - 67 F

livebaseballscores.com

Batter	1	2	3	4	5	6	7	8	9	AB R H RBI BB SO LOB	TOP														
28 Curtis Granderson, L (1, 8) OBP: 0.354, SLG: 0.570	2-2 2B		3-2 1B		1-2 G6-4-3 1B		3-2 2-3 1B		0-2 1B	5 0 5 0 0 0 0	<p>Detroit Tigers @ Los Angeles Angels Angel Stadium of Anaheim, Anaheim, CA</p> <p>Sun Sep 18 2005, 1:05 PM PDT Att: 43,076 - Partly Cloudy - 75 F</p> <p>livebaseballscorecards.com</p> <table border="1"> <tr><td>AB</td><td>37</td></tr> <tr><td>R</td><td>3</td></tr> <tr><td>H</td><td>11</td></tr> <tr><td>RBI</td><td>2</td></tr> <tr><td>BB</td><td>2</td></tr> <tr><td>SO</td><td>11</td></tr> <tr><td>LOB</td><td>23</td></tr> </table> 	AB	37	R	3	H	11	RBI	2	BB	2	SO	11	LOB	23
AB	37																								
R	3																								
H	11																								
RBI	2																								
BB	2																								
SO	11																								
LOB	23																								
15 Brandon Inge, R (1, 5) OBP: 0.329, SLG: 0.411	2-2 L8		1-3 K		0-1 G6-4-3		1-3 K		1-3 K	5 0 0 0 0 3 8															
Craig Monroe, R (1, 7) OBP: 0.325, SLG: 0.442	1-3 K		0-0 F8		0-0 B1			2-3 K	3-0 P2	5 0 0 0 0 2 5															
30 Magglio Ordonez, R (1, 9) OBP: 0.374, SLG: 0.462	0-0 G6-3			2-3 K		1-2 F9		0-1 F9		4 0 0 0 0 1 1															
Carlos Pena, L (1, 3) OBP: 0.343, SLG: 0.453				0-0 1B		0-0 G3		0-3 K		3 0 1 0 1 1 0															
33 Marcus Thames, R (1, 10) OBP: 0.265, SLG: 0.446			3-2 F8		1-3 K		0-3 K		4-2 WP 20 1B BB	3 1 0 0 1 2 2															
20 Omar Infante, R (1, 4) OBP: 0.256, SLG: 0.366			1-3 K		1-1 F7		1-1 28 1B S 1B		0-1 WP 1B 1B	4 1 2 0 0 1 2															
13 Vance Wilson, R (1, 2) OBP: 0.291, SLG: 0.295			1-0 F7		1-1 28 1B 15 G6-4-3 1B		0-1 P6		1-3 K	4 1 1 0 0 1 4															
John McDonald, R (1, 6) OBP: 0.335, SLG: 0.329 Dmitri Young, S (9, PH) OBP: 0.324, SLG: 0.471 14 Placido Polanco, R (9, PR) OBP: 0.385, SLG: 0.439			0-1 G5-3		2-1 15 G6-4-3 28 1B 1B		1 SAFE 2-2 F9		3-2 28 1B 1B	3 0 1 0 0 0 1 1 0 1 2 0 0 0 0 0 0 0 0 0 0															
Inning Stats	R: 0 H: 1 E: 0 LOB: 1 K: 1 BB: 0 S: 14 P: 19	R: 0 H: 0 E: 0 LOB: 1 K: 1 BB: 1 S: 15 P: 24	R: 0 H: 1 E: 0 LOB: 1 K: 1 BB: 0 S: 9 P: 13	R: 0 H: 1 E: 0 LOB: 1 K: 2 BB: 0 S: 9 P: 13	R: 1 H: 3 E: 0 LOB: 1 K: 0 BB: 0 S: 12 P: 16	R: 0 H: 0 E: 0 LOB: 0 K: 1 BB: 0 S: 7 P: 8	R: 0 H: 2 E: 0 LOB: 2 K: 1 BB: 0 S: 16 P: 23	R: 0 H: 0 E: 0 LOB: 0 K: 2 BB: 0 S: 9 P: 11	R: 2 H: 3 E: 0 LOB: 2 K: 2 BB: 1 S: 20 P: 32	1B: 10 SF: 0 2B: 1 SAC: 0 3B: 0 DP: 1 HR: 0 HBP: 0	WP: 1 PA: 39 PB: 0 SB: 1 CS: 0														
PITCHER	IP WLS BF H R ER SO BB IBB HBP BLK WP HR S P ERA WHIP											PITCHER	IP WLS BF H R ER SO BB IBB HBP BLK WP HR S P ERA WHIP												
Paul Byrd, R (1, 1) ERA: 3.62	6.2 W 27 7 1 1 6 1 0 0 0 0 0 73 103 1.35 1.200																								
45 Kelvim Escobar, R (7, 1) ERA: 3.14	1.1 5 1 0 0 3 0 0 0 0 0 0 0 18 24 0.00 0.750																								
62 Scot Shields, R (9, 1) ERA: 3.0	0.1 4 2 2 2 1 1 0 0 0 0 1 0 12 20 54.00 9.000																								
Francisco Rodríguez, R (9, 1) ERA: 2.69	0.2 S 3 1 0 0 1 0 0 0 0 0 0 0 8 12 0.00 1.500																								

Batter	1	2	3	4	5	6	7	8	9
9 Chone Figgins, S OBP: 0.345, SLG: 0.394 (1, 8) C S X	0-2 F9 D L B B X	3-2 F9 S		0-1 CS 1B C X		2-2 G3 C B B F X			
Orlando Cabrera, R OBP: 0.311, SLG: 0.362 (1, 6) B C B X	2-1 16 1B 27 2B 2B		0-0 27 1B 1B X	1-0 CS 1-2 B 1 SAFE SAFE	0-1 20 1B 1B		2-3 K C B B B X		
16 Garret Anderson, L OBP: 0.314, SLG: 0.433 (1, 10) B B X	2-0 27 2B G4-3 1B		0-0 F8 X		1-2 L7 B 1 SAFE SAFE		2-2 G4-3 S B B F X		
27 Vladimir Guerrero, R OBP: 0.393, SLG: 0.575 (1, 9) F X	0-1 G4-3 1-3 20 1B 2B		1-0 1B 1-3 1B B X		4-2 20 1B BB B 1 SAFE SAFE F 1 SAFE 1 B		1-3 K C B B C		
Darin Erstad, L OBP: 0.330, SLG: 0.369 (1, 3) B X	1-0 G4-3 2-3 3-H 1-1		0-0 1B 1-2 3-H 1B X		2-2 F7 B F F B X		1-3 K C B B F S		
20 Juan Rivera, R OBP: 0.319, SLG: 0.446 (1, 7) C D X	1-1 6 CS 1B 3-H		1-1 F9 B C B X		3-1 1B 1-2 2-H 1B C B B X		1-1 G5-3 S B B X		
6 Maicer Izturis, S OBP: 0.304, SLG: 0.358 (1, 5) SAFE C	1-1 CS 1-2 1B C C X	0-2 F8 D L B B X	2-0 F8 S		0-1 F7 C X		1-3 K C B B S S		
José Molina, R OBP: 0.283, SLG: 0.335 (1, 2) C C B B X		3-3 K S B B X		0-0 F7 X		0-0 F8 X			
Adam Kennedy, L OBP: 0.361, SLG: 0.374 (1, 4) B F B X	1-1 2B B F B X		1-1 F8 B F X		2-2 G4-3 C C B B X				


Inning Stats	R: 3	H: 4	E: 0	LOB: 0	K: 0	S: 12	P: 19	R: 0	H: 1	E: 0	LOB: 1	K: 1	S: 12	P: 19	R: 1	H: 3	E: 0	LOB: 2	K: 0	S: 7	P: 11	R: 0	H: 1	E: 0	LOB: 0	K: 0	S: 5	P: 7	R: 1	H: 2	E: 0	LOB: 2	K: 0	S: 14	P: 24	R: 0	H: 0	E: 0	LOB: 0	K: 0	S: 7	P: 11	R: 0	H: 0	E: 0	LOB: 0	K: 2	S: 9	P: 14	R: 0	H: 0	E: 0	LOB: 0	K: 2	S: 9	P: 12
--------------	------	------	------	--------	------	-------	-------	------	------	------	--------	------	-------	-------	------	------	------	--------	------	------	-------	------	------	------	--------	------	------	------	------	------	------	--------	------	-------	-------	------	------	------	--------	------	------	-------	------	------	------	--------	------	------	-------	------	------	------	--------	------	------	-------

PITCHER	IP	WLS	BF	H	R	ER	SO	BB	IBB	HBP	BLK	WP	HR	S	P	ERA	WHIP
Matt Ginter, R ERA: 6.17 (1, 1)	4.1	L	22	10	5	5	1	1	0	0	0	0	0	43	68	10.38	2.538
Sean Douglass, R ERA: 5.95 (5, 1)	3.2		12	1	0	0	4	0	0	0	0	0	0	32	49	0.00	0.273

BOTTOM

AB	R	H	RBI	BB	SO	LOB
4	0	1	0	0	0	1
4	3	3	0	0	1	0
4	1	1	0	0	0	2
3	1	2	1	1	1	0
4	0	1	2	0	1	3
4	0	2	2	0	0	2
4	0	0	0	0	1	4
3	0	0	0	0	1	0
3	0	1	0	0	0	0

AB 33
R 5
H 11
RBI 5
BB 1
SO 5
LOB 12



WP	HR	S	P	ERA	WHIP
0	0	0	36		
0	0	0	0		
0	0	0	0		
0	0	0	0		

Detroit Tigers @ Los Angeles Angels
Angel Stadium of Anaheim, Anaheim, CA
 Sun Sep 18 2005, 1:05 PM PDT
 Att. 43,076 - Partly Cloudy - 75 F

livebaseballscorecards.com

Batter	1	2	3	4	5	6	7	8	9	AB R H RBI BB SO LOB	TOP											
David Dellucci, L (1, 7) OBP: 0.368, SLG: 0.513 Mark DeRosa, R (8, 9) OBP: 0.355, SLG: 0.508	3-3 K		0-0 G4-3			1-1 G1-3		3-1 G1-3		4 0 0 0 0 1 2 0 0 0 0 0 0 0												
10 Michael Young, R (1, 6) OBP: 0.382, SLG: 0.510	3-2 G4-3			1-1 G6-3			0-0 E G5-4-3 2B	1-0 L5		4 1 1 0 0 0 2												
23 Mark Teixeira, S (1, 3) OBP: 0.374, SLG: 0.567	1-2 2B			0-0 G4-3			3-2 E5 G5-4-3		4-2 1B BB	3 0 1 0 1 0 1												
9 Hank Blalock, L (1, 5) OBP: 0.321, SLG: 0.439	0-2 G5-3			2-1 F8			1-2 G5-4-3 1-2f 2-3		3-3 K	4 0 0 0 0 1 4												
Alfonso Soriano, R (1, 4) OBP: 0.313, SLG: 0.524		1-0 G5-3			1-0 F9		2-2 E5		0-0 F8	4 0 0 0 0 0 1												
Kevin Mench, R (1, 9) OBP: 0.340, SLG: 0.493 (8, 7)		3-1 CS 1B			0-1 G6-3		3-H 0-0 F9		0-1 1-2 1B	4 0 2 0 0 0 1												
Adrián González, L (1, 10) OBP: 0.252, SLG: 0.410		3-3 K 1-2			0-3 K				0-3 K	4 0 0 0 0 4 3												
Gary Matthews, S (1, 8) OBP: 0.323, SLG: 0.448			0-3 K			0-0 G6-4-3 15 1B		4-1 15 E BB		2 0 1 0 1 1 0												
15 Gerald Laird, R (1, 2) OBP: 0.242, SLG: 0.344		2-2 P4			1-1 G6-4-3 1-2f			3-2 E5 1-3		3 0 0 0 0 0 2												
Inning Stats	R: 0 E: 0 K: 1 S: 13	H: 1 LOB: 1 BB: 0 P: 20	R: 0 E: 0 K: 1 S: 6	H: 1 LOB: 1 BB: 0 P: 13	R: 0 E: 0 K: 1 S: 8	H: 0 LOB: 0 BB: 0 P: 10	R: 0 E: 0 K: 0 S: 5	H: 0 LOB: 0 BB: 0 P: 8	R: 0 E: 0 K: 1 S: 6	H: 0 LOB: 0 BB: 0 P: 7	R: 0 E: 0 K: 0 S: 5	H: 1 LOB: 0 BB: 0 P: 7	R: 1 E: 2 K: 0 S: 14	H: 1 LOB: 1 BB: 0 P: 20	R: 0 E: 1 K: 1 S: 12	H: 0 LOB: 2 BB: 1 P: 22	R: 0 E: 0 K: 2 S: 11	H: 1 LOB: 2 BB: 1 P: 20	1B: 3 2B: 3 3B: 0 HR: 0	SF: 0 SAC: 0 DP: 3 HBP: 0	WP: 0 PB: 0 SB: 0 CS: 1	PA: 34
PITCHER	IP WLS BF H R ER SO BB IBB HBP BLK WP HR S P ERA WHIP																					
40 Bartolo Colon, R (1, 1) ERA: 3.34	7.0 W 24 4 1 0 4 0 0 0 0 0 0 0 57 85 0.00 0.571																					
45 Kelvim Escobar, R (8, 1) ERA: 3.08	1.0 H 5 0 0 0 1 1 0 0 0 0 0 0 12 22 0.00 1.000																					
Francisco Rodríguez, R (9, 1) ERA: 2.64	1.0 S 5 1 0 0 2 1 0 0 0 0 0 0 11 20 0.00 2.000																					

Texas Rangers @ Los Angeles Angels
Angel Stadium of Anaheim, Anaheim, CA

Tue Sep 20 2005, 7:05 PM PDT
Att. 36,170 - Partly Cloudy - 69 F

livebaseballscorecards.com

AB	32
R	1
H	5
RBI	0
BB	2
SO	7
LOB	16



Batter	1	2	3	4	5	6	7	8	9
9 Chone Figgins, S OBP: 0.345, SLG: 0.394 (1, 8)	3-2 16 F7 1B		1-1 F9		4-1 S BB		0-0 L5		
Orlando Cabrera, R OBP: 0.312, SLG: 0.363 (1, 6)	1-2 27 G6-4-3 1B		1-2 1B		3-2 G5-3 1-3		1-0 G6-3		
16 Garret Anderson, L OBP: 0.312, SLG: 0.430 (1, 7)	0-1 F7		1-0 F9		0-2 F7		1-3 K		
Jeff DaVanon, S OBP: 0.348, SLG: 0.315 (9, 7)	2-3								
27 Vladimir Guerrero, R OBP: 0.394, SLG: 0.574 (1, 9)	1-0 G6-4-3 1-2f		1-1 L6		2-1 1B PB G6-3 1B		2-0 1B		
Darin Erstad, L OBP: 0.330, SLG: 0.368 (1, 3)		0-1 G6-3		2-2 G6-3		1-1 G6-3 1B		2-1 G4-3	
Bengie Molina, R OBP: 0.328, SLG: 0.428 (1, 2)		1-2 F8		1-3 K		0-0 G6-3		1-2 3-H 1-2	
20 Juan Rivera, R OBP: 0.319, SLG: 0.455 (1, 10)		3-2 HR		1-1 P6		1-2 K			
6 Maicer Izturis, S OBP: 0.305, SLG: 0.354 (1, 5)		4-0 BB			1-0 P6		2-1 G6-3		
Adam Kennedy, L OBP: 0.358, SLG: 0.371 (1, 4)		0-0 L3			2-2 G4-3		2-0 L9		

Inning Stats	R: 0	H: 2	E: 0	K: 0	S: 9	R: 1	H: 1	E: 0	K: 0	S: 10	R: 0	H: 1	E: 0	K: 0	S: 8	R: 0	H: 0	E: 0	K: 1	S: 8	R: 0	H: 0	E: 0	K: 0	S: 9	R: 1	H: 2	E: 0	K: 1	S: 11	R: 0	H: 0	E: 0	K: 0	S: 4	R: 0	H: 1	E: 0	K: 1	S: 9
	LOB: 1	BB: 0	P: 14	LOB: 1	BB: 1	LOB: 1	BB: 1	LOB: 0	BB: 0	P: 12	LOB: 1	BB: 1	LOB: 1	BB: 1	P: 19	LOB: 1	BB: 0	LOB: 0	BB: 0	P: 15	LOB: 0	BB: 0	LOB: 1	BB: 0	LOB: 1	BB: 0	LOB: 1	BB: 0	LOB: 0	BB: 0	LOB: 1	BB: 0	LOB: 0	BB: 0	LOB: 1	BB: 0	LOB: 1	BB: 0	LOB: 1	

PITCHER	IP	WLS	BF	H	R	ER	SO	BB	IBB	HBP	BLK	WP	HR	S	P	ERA	WHIP
Juan Dominguez, R ERA: 3.9 (1, 1)	7.0	L	28	6	2	1	2	2	0	0	0	0	1	59	98	1.29	1.143
John Wasdin, R ERA: 4.0 (8, 1)	1.0		4	1	0	0	1	0	0	0	0	0	0	9	15	0.00	1.000


BOTTOM

Texas Rangers @ Los Angeles Angels
Angel Stadium of Anaheim, Anaheim, CA

Tue Sep 20 2005, 7:05 PM PDT
Att. 36,170 - Partly Cloudy - 69 F

AB	R	H	RBI	BB	SO	LOB
3	0	1	0	1	0	0
4	0	2	0	0	0	1
4	0	0	0	0	1	3
0	0	0	0	0	0	0
4	1	2	0	0	0	3
4	0	1	0	0	0	1
3	0	0	1	0	1	1
3	1	1	1	0	1	1
2	0	0	0	1	0	0
3	0	0	0	0	0	1

AB	30
R	2
H	7
RBI	2
BB	2
SO	3
LOB	11



WP	PA
0	32
PB	1
SB	2
CS	0

livebaseballscorecards.com

Batter	1	2	3	4	5	6	7	8	9	AB R H RBI BB SO LOB	TOP																									
Gary Matthews, S (1, 8) OBP: 0.320, SLG: 0.442	0-2 G4-3		3-2 G4-3		0-3 K	1-3 K			1-3 K	5 0 0 0 0 3 4																										
10 Michael Young, R (1, 6) OBP: 0.382, SLG: 0.513	4-1 23 1B BB		0-2 G5-3		3-3 K			1-0 HR	0-3 K	4 1 1 1 1 2 1																										
23 Mark Teixeira, S (1, 3) OBP: 0.376, SLG: 0.567	2-2 1-2 1B			3-1 FC1-4 9 1B FC5-4 1B		1-0 9 HR 1B		2-2 P5	2-2 G3	5 2 3 0 0 0 2																										
9 Hank Blalock, L (1, 5) OBP: 0.322, SLG: 0.444	3-3 K			0-0 FC1-4 1-2 1B		2-2 1-H HR		1-2 K		4 1 2 2 0 2 2																										
Alfonso Soriano, R (1, 4) OBP: 0.312, SLG: 0.521	3-2 G5-3			0-0 FC1-4 FC5-4		0-1 F9		3-1 F9		4 0 0 0 0 0 4																										
Kevin Mench, R (1, 9) OBP: 0.338, SLG: 0.489 (6, 7)		1-1 G3		1-0 FC5-4 WP 2B		0-2 E6 19 BB BB		2-3 K		4 1 0 1 0 1 1																										
Adrián González, L (1, 10) OBP: 0.259, SLG: 0.421		2-1 19 G6-3 1B		2-1 3-H 1-H 2B		1-3 K		3-3 K		4 0 2 1 0 2 1																										
19 Jason Botts, S (1, 7) Mark DeRosa, R (6, 9) OBP: 0.455, SLG: 0.333 OBP: 0.353, SLG: 0.504		3-1 G6-3		2-2 G5-3		4-2 BB BB		2-2 G5-3		2 0 0 0 1 0 2 1 0 0 0 0 0 0																										
Rod Barajas, R (1, 2) Esteban German, R (9, PR) OBP: 0.306, SLG: 0.469			0-1 F8		2-2 F8	4-2 BB		4-2 23 WP 10 S BB		2 0 0 0 2 0 0 0 0 0 0 0 0 0																										
Inning Stats	R: 0 E: 0 K: 1 S: 13	H: 1 LOB: 2 BB: 1 P: 25	R: 0 E: 0 K: 0 S: 6	H: 1 LOB: 0 BB: 0 P: 12	R: 0 E: 0 K: 0 S: 10	H: 0 LOB: 0 BB: 0 P: 13	R: 2 E: 0 K: 0 S: 11	H: 3 LOB: 1 BB: 0 P: 19	R: 0 E: 0 K: 2 S: 9	H: 0 LOB: 0 BB: 0 P: 14	R: 2 E: 1 K: 2 S: 21	H: 2 LOB: 3 BB: 2 P: 34	R: 1 E: 0 K: 1 S: 9	H: 1 LOB: 0 BB: 0 P: 16	R: 0 E: 0 K: 2 S: 9	H: 0 LOB: 0 BB: 0 P: 16	R: 0 E: 0 K: 2 S: 12	H: 0 LOB: 2 BB: 1 P: 19	1B: 5 2B: 1 3B: 0 HR: 2	SF: 0 SAC: 0 DP: 1 HBP: 0	WP: 2 PB: 0 SB: 1 CS: 0	PA: 39														
PITCHER	IP WLS BF H R ER SO BB IBB HBP BLK WP HR S P ERA WHIP																																			
41 John Lackey, R (1, 1) ERA: 3.55	5.2		27	7	4	4	4	3	0	0	0	1	1	66	112	6.35	1.765																			
Brendan Donnelly, R (6, 1) ERA: 3.69	0.2		3	1	1	1	1	0	0	0	0	0	1	8	12	13.50	1.500																			
Jason Christiansen, L (7, 1) ERA: 5.28	0.1		1	0	0	0	1	0	0	0	0	0	0	3	4	0.00	0.000																			
Esteban Yan, R (7, 1) ERA: 4.15	0.1	W	1	0	0	0	0	0	0	0	0	0	0	2	5	0.00	0.000																			
62 Scot Shields, R (8, 1) ERA: 2.96	1.0	H	3	0	0	0	2	0	0	0	0	0	0	9	16	0.00	0.000																			
PITCHER	IP WLS BF H R ER SO BB IBB HBP BLK WP HR S P ERA WHIP																																			
Francisco Rodríguez, R (9, 1) ERA: 2.6	1.0	S	4	0	0	0	2	1	0	0	0	1	0	12	19	0.00	1.000																			

Texas Rangers @ Los Angeles Angels
Angel Stadium of Anaheim, Anaheim, CA

Wed Sep 21 2005, 7:05 PM PDT
Att. 37,776 - Clear - 75 F

livebaseballscorecards.com

AB 35
R 5
H 8
RBI 5
BB 4
SO 10
LOB 17



Batter	1	2	3	4	5	6	7	8	9
9 Chone Figgins, S OBP: 0.346, SLG: 0.394 (1, 8) BB: 8, F: 4, X: 0	2-2 E S G5-3 1B		3-1 F8		3-3 K		0-1 27 IBB 1B 1-2 2-3 1B	0-2 G6-3	
Orlando Cabrera, R OBP: 0.312, SLG: 0.363 (1, 6) SAFE BB: 1, F: 0, T: 0, X: 0	3-2 G5-3		1-1 G5-3			0-2 F9	1-0 27 IBB 1B 1-2 2-H 3-H 1B		
27 Vladimir Guerrero, R OBP: 0.396, SLG: 0.574 (1, 9) BB: 0, F: 0, X: 0	2-2 G4-3 1B			1-1 L1-6		4-2 G4-3 BB	4-0 1B 1-2 2-3 IBB		
Casey Kotchman, L OBP: 0.333, SLG: 0.490 (1, 10) José Molina, R OBP: 0.286, SLG: 0.339 (7, PH) (8, 10)	0-1 G4-3		4-1 2B 20 G6-3 BB		1-2 G4-3	1-2 G4-3	2-0 1B		
Darin Erstad, L OBP: 0.329, SLG: 0.369 (1, 3) BB: 0, F: 0, X: 0	0-1 G3		0-1 20 G6-3 2B		2-3 K	2-3 K	1-3 1B		
20 Juan Rivera, R OBP: 0.315, SLG: 0.449 (1, 7) BB: 0, F: 0, T: 0, X: 0		3-3 K	3-2 G6-3		3-2 G6-3	0-1 F9	2-3 K		
Bengie Molina, R OBP: 0.329, SLG: 0.429 (1, 2) BB: 0, F: 0, X: 0		1-0 G6-3	1-3 K		1-3 K	0-1 9 1B 39 1B 1B	0-0 2B 1B		
6 Maicer Izturis, S OBP: 0.302, SLG: 0.350 Jeff DaVanon, S OBP: 0.346, SLG: 0.313 (7, PH) Steve Finley, L OBP: 0.267, SLG: 0.362 (8, 8)		3-1 G4-3		3-3 K		1-3 K	0-2 2B		
Adam Kennedy, L OBP: 0.357, SLG: 0.370 39 Robb Quinlan, R OBP: 0.268, SLG: 0.400 (7, PH) (8, 5)			1-2 G4-3		0-1 G4-3	0-0 9 1B 1B	1-3 K		

Inning Stats	R: 1 E: 0 K: 0 S: 14	H: 2 LOB: 1 BB: 0 P: 21	R: 0 E: 0 K: 1 S: 7	H: 0 LOB: 0 BB: 0 P: 14	R: 0 E: 0 K: 0 S: 10	H: 0 LOB: 0 BB: 0 P: 15	R: 1 E: 0 K: 1 S: 14	H: 1 LOB: 1 BB: 1 P: 23	R: 0 E: 0 K: 2 S: 8	H: 0 LOB: 0 BB: 0 P: 14	R: 0 E: 0 K: 1 S: 14	H: 0 LOB: 1 BB: 1 P: 21	R: 4 E: 0 K: 2 S: 15	H: 5 LOB: 2 BB: 1 P: 24	R: 0 E: 0 K: 2 S: 14	H: 2 LOB: 2 BB: 0 P: 17
--------------	-------------------------------	----------------------------------	------------------------------	----------------------------------	-------------------------------	----------------------------------	-------------------------------	----------------------------------	------------------------------	----------------------------------	-------------------------------	----------------------------------	-------------------------------	----------------------------------	-------------------------------	----------------------------------

PITCHER	IP	WLS	BF	H	R	ER	SO	BB	IBB	HBP	BLK	WP	HR	S	P	ERA	WHIP
43 Kameron Loe, R ERA: 3.39 (1, 1)	3.1		12	2	1	1	1	0	0	0	0	0	0	33	53	2.70	0.600
59 Josh Rupe, R ERA: 4.05 (4, 1)	1.2		7	1	1	1	3	1	0	0	0	0	0	20	34	5.40	1.200
53 Joaquín Benoit, R ERA: 3.84 (6, 1)	1.2	H	7	1	1	1	2	1	0	0	0	0	0	21	29	5.40	1.200
36 C.J. Wilson, L ERA: 7.15 (7, 1)	0.0		2	2	0	0	0	0	0	0	0	0	0	3	3	∞	∞
39 Scott Feldman, R ERA: 1.08 (7, 1)	0.0	L	2	1	1	1	0	0	1	0	0	0	0	1	6	∞	∞

AB R H RBI BB SO LOB

5 2 2 0 0 1 2

4 1 1 3 0 0 0

2 0 1 0 2 0 0

2 1 0 0 1 0 2

1 0 1 2 0 0 0

4 0 1 0 0 2 4

4 0 0 1 0 2 1

4 1 2 0 0 1 1

2 0 0 0 0 1 0

1 0 0 0 0 1 1

1 0 1 0 0 0 0

2 0 0 0 0 0 0

2 1 1 0 0 1 2

AB 34

R 6

H 10

RBI 6

BB 3

SO 9

LOB 13

WP: 0 PA: 37

PB: 0

SB: 1

CS: 0

1B: 8 SF: 0

2B: 2 SAC: 0

3B: 0 DP: 0

HR: 0 HBP: 0

ERA 54.00 WHIP 3.000

ERA 0.00 WHIP 2.000

Texas Rangers @ Los Angeles Angels

Angel Stadium of Anaheim, Anaheim, CA

Wed Sep 21 2005, 7:05 PM PDT

Att. 37,776 - Clear - 75 F



livebaseballscorecards.com

Batter	1	2	3	4	5	6	7	8	9	AB R H RBI BB SO LOB	TOP											
Gary Matthews, S (1, 8) OBP: 0.319, SLG: 0.440	2-2 10 1B 23 SF8 1B		1-1 F7		1-1 P6		0-1 G3		1-1 L6	5 1 1 0 0 0 2												
10 Michael Young, R (1, 6) OBP: 0.382, SLG: 0.514	1-2 SAFE 1-3 9 G3 1B		0-0 23 G3 9 1B 1B		2-1 SF8		1-0 P3			3 1 2 1 0 0 0												
23 Mark Teixeira, S (1, 3) OBP: 0.375, SLG: 0.566	1-1 SF8		2-2 G3		4-1 BB			3-3 K		2 0 0 1 1 1 1												
9 Hank Blalock, L (1, 5) OBP: 0.322, SLG: 0.443	3-H 0-2 G3		0-0 1-2 2-H 1B		2-0 G3			1-0 F9		4 0 1 1 0 0 2												
Alfonso Soriano, R (1, 4) OBP: 0.310, SLG: 0.517	0-2 L6		0-3 K		0-0 F7			1-2 G5-3		4 0 0 0 0 1 2												
Kevin Mench, R (1, 9) OBP: 0.336, SLG: 0.486		0-1 P3		3-2 F8		2-2 F9		1-1 F8		4 0 0 0 0 0 0												
Adrián González, L (1, 10) OBP: 0.273, SLG: 0.442		4-1 BB		1-1 G4-3		1-0 1B		0-2 19 G4-3 3B		3 1 2 0 1 0 0												
19 Jason Botts, S (1, 7) OBP: 0.333, SLG: 0.231		2-2 F7		0-3 K		1-3 K		0-2 G4-3		4 0 0 1 0 2 2												
Rod Barajas, R (1, 2) OBP: 0.308, SLG: 0.470		1-2 F9		2-2 WP 10 SF8 2B		1-0 G5-3		3-H 4-1 DI BB		3 1 1 0 1 0 1												
Inning Stats	R: 1 E: 0 K: 0 S: 17	H: 2 LOB: 1 BB: 0 P: 21	R: 0 E: 0 K: 0 S: 13	H: 0 LOB: 1 BB: 1 P: 20	R: 1 E: 0 K: 1 S: 10	H: 2 LOB: 1 BB: 0 P: 13	R: 0 E: 0 K: 1 S: 8	H: 0 LOB: 0 BB: 0 P: 12	R: 1 E: 0 K: 0 S: 11	H: 1 LOB: 1 BB: 1 P: 22	R: 0 E: 0 K: 1 S: 8	H: 1 LOB: 1 BB: 0 P: 12	R: 0 E: 0 K: 0 S: 4	H: 0 LOB: 0 BB: 0 P: 6	R: 0 E: 0 K: 1 S: 8	H: 0 LOB: 0 BB: 0 P: 13	R: 1 E: 0 K: 0 S: 11	H: 1 LOB: 1 BB: 1 P: 17	1B: 5 2B: 1 3B: 1 HR: 0	SF: 2 SAC: 0 DP: 0 HBP: 0	WP: 1 PB: 0 SB: 0 CS: 0	PA: 37
54 Ervin Santana, R (1, 1) ERA: 4.69	IP WLS BF H R ER SO BB IBB HBP BLK WP HR S P ERA WHIP	6.0 W 26 6 3 3 3 2 0 0 0 1 0 67 100 4.50 1.333												45 Kelvin Escobar, R (7, 1) ERA: 3.07	IP WLS BF H R ER SO BB IBB HBP BLK WP HR S P ERA WHIP	3.0 S 11 1 1 1 1 1 0 0 0 0 0 23 36 3.00 0.667						

Texas Rangers @ Los Angeles Angels
 Angel Stadium of Anaheim, Anaheim, CA

Thu Sep 22 2005, 7:05 PM PDT
 Att: 36,588 - Clear - 70 F

livebaseballscorecards.com

AB 32
 R 4
 H 7
 RBI 4
 BB 3
 SO 4
 LOB 10



Batter	1	2	3	4	5	6	7	8	9
9 Chone Figgins, S OBP: 0.348, SLG: 0.394 (1, 5)	1-3 K		4-1 27 1B 2B BB		4-2 BB	2-2 S 1B		0-0 G6-3	
Orlando Cabrera, R OBP: 0.310, SLG: 0.360 (1, 6)	0-1 G3		1-2 F9		1-2 L7	1-2 G4-3			
27 Vladimir Guerrero, R OBP: 0.397, SLG: 0.573 (1, 9)	4-0 BB		0-0 2B 1B		1-2 F9		3-0 F9		
Casey Kotchman, L OBP: 0.331, SLG: 0.491 (1, 10)	0-0 F8		2-2 2B			2-1 G4-3	1-0 G4-3		
Darin Erstad, L OBP: 0.327, SLG: 0.367 (1, 3)		0-1 F7	0-1 F8			2-3 K	0-1 G4-3		
20 Juan Rivera, R OBP: 0.314, SLG: 0.447 (1, 7)		0-2 G5-3		2-2 P2		1-0 BB 1B 1B	1-1 G3		
Bengie Molina, R OBP: 0.331, SLG: 0.437 (1, 2)		2-0 P3		0-1 L9		1-0 1B BB 1B	2-0 HR		
Steve Finley, L OBP: 0.267, SLG: 0.359 (1, 8)			0-0 B4-3	3-3 K		4-0 9 1B 1B BB	0-3 K		
Adam Kennedy, L OBP: 0.360, SLG: 0.379 (1, 4)			1-2 27 1B 2B		3-1 L8	1-1 9 1B 1B	0-1 2B		

Inning Stats	R: 0 E: 0 K: 1 S: 6	H: 0 LOB: 1 BB: 1 P: 11	R: 0 E: 0 K: 0 S: 6	H: 0 LOB: 0 BB: 0 P: 8	R: 3 E: 0 K: 0 S: 14	H: 3 LOB: 1 BB: 1 P: 22	R: 0 E: 0 K: 1 S: 9	H: 0 LOB: 0 BB: 0 P: 14	R: 0 E: 0 K: 0 S: 10	H: 0 LOB: 1 BB: 1 P: 19	R: 3 E: 0 K: 1 S: 17	H: 4 LOB: 2 BB: 1 P: 31	R: 0 E: 0 K: 0 S: 4	H: 0 LOB: 0 BB: 0 P: 8	R: 1 E: 0 K: 1 S: 9	H: 2 LOB: 1 BB: 0 P: 12
--------------	------------------------------	----------------------------------	------------------------------	---------------------------------	-------------------------------	----------------------------------	------------------------------	----------------------------------	-------------------------------	----------------------------------	-------------------------------	----------------------------------	------------------------------	---------------------------------	------------------------------	----------------------------------

PITCHER	IP	WLS	BF	H	R	ER	SO	BB	IBB	HBP	BLK	WP	HR	S	P	ERA	WHIP
Chris Young, R ERA: 4.23 (1, 1)	5.0		21	3	3	3	2	3	0	0	0	0	0	45	74	5.40	1.200
31 Edinson Volquez, R ERA: 13.5 (6, 1)	0.2	L	7	4	3	3	1	1	0	0	0	0	0	13	26	40.50	7.500
Doug Brocail, R ERA: 5.64 (6, 1)	0.2		2	0	0	0	0	0	0	0	0	0	0	5	9	0.00	0.000
Erasmio Ramirez, L ERA: 4.66 (7, 1)	1.2		7	2	1	1	1	0	0	0	0	0	1	12	16	5.40	1.200

AB R H RBI BB SO LOB

3 1 1 2 2 1 1

4 0 0 0 0 0 5

3 1 1 1 1 0 1

4 0 1 2 0 0 1

4 0 0 0 0 1 1

4 1 1 0 0 0 0

4 2 2 1 0 0 0

3 1 0 0 1 2 0

4 1 3 1 0 0 0

AB 33

R 7

H 9

RBI 7

BB 4

SO 4

LOB 9

WP: 0 PA: 37

PB: 0

SB: 1

CS: 0

WP: 0 PA: 37

ERA WHIP

1B: 5 SF: 0

2B: 3 SAC: 0

3B: 0 DP: 0

HR: 1 HBP: 0

WP: 0 PA: 37

ERA WHIP

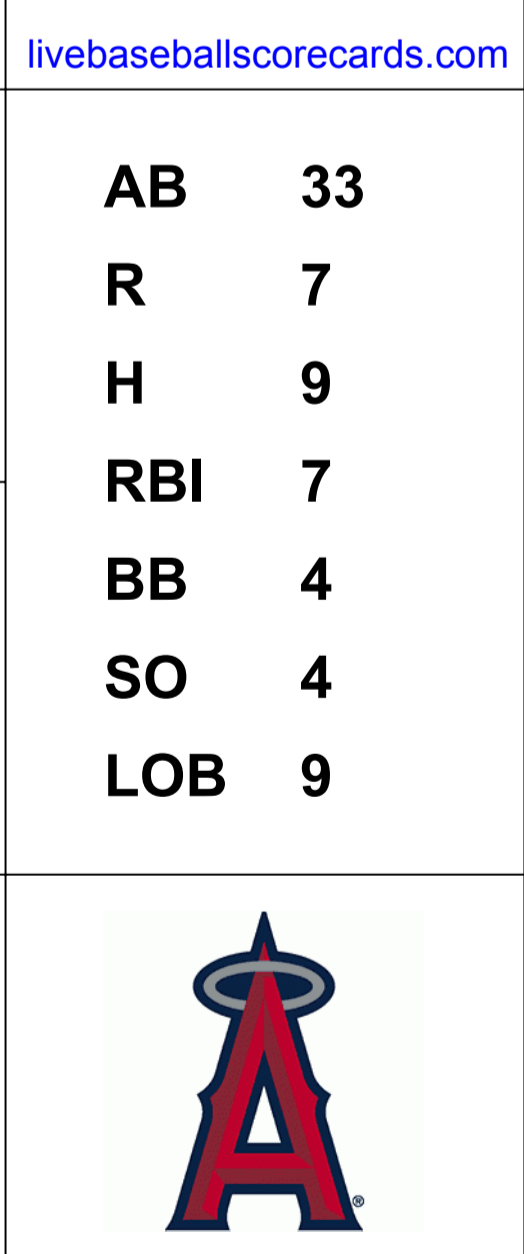
1B: 5 SF: 0

2B: 3 SAC: 0

3B: 0 DP: 0

HR: 1 HBP: 0

Texas Rangers @ Los Angeles Angels
Angel Stadium of Anaheim, Anaheim, CA
 Thu Sep 22 2005, 7:05 PM PDT
 Att. 36,588 - Clear - 70 F



Tampa Bay Devil Rays @ Los Angeles Angels

Angel Stadium of Anaheim, Anaheim, CA

Fri Sep 23 2005, 7:05 PM PDT
Att: 42,421 - Partly Cloudy - 67 F

AB	36
R	5
H	11
RBI	5
BB	0
SO	8
LOB	15

WP:	0	PA:	38
PB:	1		
SB:	1		
CS:	1		




Batter	1	2	3	4	5	6	7	8	9	AB	R	H	RBI	BB	SO	LOB															
Julio Lugo, R (1, 6) OBP: 0.355, SLG: 0.391	1-1 PB 1B	1-2 F9		1-1 L5		2-3 K			0-1 F8	5	1	1	0	0	1	3															
13 Carl Crawford, L (1, 7) OBP: 0.332, SLG: 0.474	0-1 F9		1-1 3 2B 1B	1-1 P6					0-1 G4-3	4	1	1	1	0	0	3															
3 Jorge Cantu, R (1, 4) OBP: 0.317, SLG: 0.505	1 SAFE 1 SAFE C 1 S X	0-2 F9	1 SAFE 1-1 G4-3 31 SF9 1-H 2B						2-2 F9	4	1	1	1	0	0	1															
Aubrey Huff, L (1, 9) OBP: 0.319, SLG: 0.426	B B B C X	3-1 1-H 1B	3-2 G4-3 2-3			2-1 HR			2-2 31 CS 1B	4	1	3	2	0	0	1															
31 Jonny Gomes, R (1, 10) OBP: 0.381, SLG: 0.541	C B F S SAFE	1-3 K	0-2 SF9 3-H			0-1 S 1B			1-1 CS 1-2	3	0	1	1	0	1	1															
Travis Lee, L (1, 3) OBP: 0.334, SLG: 0.436		3-2 1B 2B	2-3 K			3-2 F7 1-2			1-3 K	4	1	1	0	0	2	1															
Alex Gonzalez, R (1, 5) OBP: 0.315, SLG: 0.399		1-3 K		0-0 E 1B 1B		2-1 P3			0-3 K	4	0	1	0	0	2	2															
Toby Hall, R (1, 2) OBP: 0.316, SLG: 0.369		1-2 2-H 1B		0-2 SAFE 1-2 1B		0-0 G6-3			1-3 K	4	0	2	1	0	1	0															
Joey Gathright, L (1, 8) OBP: 0.316, SLG: 0.341		0-1 F7		1-3 SAFE K		1-2 G4-3			3-2 G4-3	4	0	0	0	0	1	3															
Inning Stats	R: 1 E: 0 K: 1 S: 12	H: 2 LOB: 1 BB: 0 P: 17	R: 1 E: 0 K: 1 S: 15	H: 2 LOB: 1 BB: 0 P: 21	R: 2 E: 0 K: 1 S: 16	H: 2 LOB: 0 BB: 0 P: 22	R: 0 E: 1 K: 1 S: 12	H: 2 LOB: 2 BB: 0 P: 15	R: 1 E: 0 K: 0 S: 12	H: 2 LOB: 1 BB: 0 P: 21	R: 0 E: 0 K: 1 S: 9	H: 0 LOB: 0 BB: 0 P: 12	R: 0 E: 0 K: 0 S: 10	H: 1 LOB: 0 BB: 0 P: 14	R: 0 E: 0 K: 2 S: 7	H: 0 LOB: 0 BB: 0 P: 8	R: 0 E: 0 K: 1 S: 8	H: 0 LOB: 0 BB: 0 P: 12	1B: 8 2B: 2 3B: 0 HR: 1	SF: 1 SAC: 0 DP: 0 HBP: 0	WP: 0 PB: 1 SB: 1 CS: 1	PA: 38									
PITCHER	IP WLS BF H R ER SO BB IBB HBP BLK WP HR S P ERA WHIP	IP WLS BF H R ER SO BB IBB HBP BLK WP HR S P ERA WHIP																													
Paul Byrd, R (1, 1) ERA: 3.72	4.1		23	10	5	4	4	0	0	0	0	0	1	61	85	8.31	2.308														
Kevin Gregg, R (5, 1) ERA: 5.43	2.1		7	0	0	0	1	0	0	0	0	0	0	20	30	0.00	0.000														
Jason Christiansen, L (7, 1) ERA: 5.28	0.0		1	1	0	0	0	0	0	0	0	0	0	3	5	∞	∞														
Brendan Donnelly, R (7, 1) ERA: 3.67	0.1		0	0	0	0	0	0	0	0	0	0	0	2	2	0.00	0.000														
62 Scot Shields, R (8, 1) ERA: 2.93	1.0	W	3	0	0	0	2	0	0	0	0	0	0	7	8	0.00	0.000														
Francisco Rodriguez, R (9, 1) ERA: 2.56	1.0	S	3	0	0	0	1	0	0	0	0	0	0	0	0	0.00	0.000														

Batter	1	2	3	4	5	6	7	8	9	AB R H RBI BB SO LOB	TOP									
Julio Lugo, R (1, 6) OBP: 0.356, SLG: 0.394	0-1 13 SH 1B	1-0 13 F8 2B			2-1 B2		3-2 F8			4 1 2 0 0 0 0	Tampa Bay Devil Rays @ Los Angeles Angels Angel Stadium of Anaheim, Anaheim, CA Sat Sep 24 2005, 7:05 PM PDT Att. 42,344 - Clear - 68 F									
13 Carl Crawford, L (1, 7) OBP: 0.330, SLG: 0.472	0-1 SH 3 SF8 1-H	0-0 F8 2-3			2-2 G6-3		0-3 K			3 1 0 0 0 1 1										
3 Jorge Cantu, R (1, 4) OBP: 0.315, SLG: 0.503	1-1 SF8 3-H	1-1 G6-3			0-0 F8			0-1 G5-3		3 0 0 1 0 0 1										
Eduardo Perez, R (1, 3) OBP: 0.370, SLG: 0.510	0-0 F8		1-0 G5-3		2-0 G5-3			0-0 L1		4 0 0 0 0 0 0										
Aubrey Huff, L (1, 9) OBP: 0.320, SLG: 0.426	2-1 BB 31 HBP 1B		0-1 G6-3		1-2 1B 1B			2-0 G3-1		4 0 2 0 0 0 0										
31 Jonny Gomes, R (1, 10) OBP: 0.382, SLG: 0.539	4-2 BB 1-2 HBP		3-3 K		1-1 P3			2-0 WP S G6-3 1B		3 1 1 0 0 1 1										
Alex Gonzalez, R (1, 5) OBP: 0.318, SLG: 0.399	4-2 1-2 2-3 BB			0-0 F8		0-2 1-2 1B		3-2 G6-3 1-H		2 0 1 0 1 0 0 1 0 0 1 0 0 0										
Joey Gathright, L (9, PH) OBP: 0.315, SLG: 0.339																				
Toby Hall, R (1, 2) OBP: 0.314, SLG: 0.366	3-1 F9			0-2 F9		0-0 P4		2-1 P5		3 0 0 0 0 0 5 1 0 0 0 0 0 0										
Travis Lee, L (9, PH) OBP: 0.333, SLG: 0.435																				
Damon Hollins, R (1, 8) OBP: 0.297, SLG: 0.418		1-2 F9			0-0 G3		0-0 P4		1-2 G1-3	3 0 0 0 0 0 0 1 0 0 0 0 0 0										
Eric Munson, L (9, PH) OBP: 0.421, SLG: 0.286																				
Inning Stats	R: 2 E: 1 K: 0 S: 15	H: 2 LOB: 3 BB: 1 P: 29	R: 0 E: 0 K: 0 S: 7	H: 1 LOB: 1 BB: 0 P: 10	R: 0 E: 0 K: 1 S: 6	H: 0 LOB: 0 BB: 0 P: 10	R: 0 E: 0 K: 0 S: 5	H: 0 LOB: 0 BB: 0 P: 5	R: 0 E: 0 K: 0 S: 7	H: 0 LOB: 0 BB: 0 P: 11	R: 0 E: 0 K: 1 S: 7	H: 0 LOB: 0 BB: 0 P: 10	R: 0 E: 0 K: 0 S: 4	H: 0 LOB: 0 BB: 0 P: 6	R: 1 E: 0 K: 0 S: 9	H: 1 LOB: 0 BB: 0 P: 17	1B: 5 2B: 1 3B: 0 HR: 0	SF: 1 SAC: 1 DP: 0 HBP: 1	WP: 1 PB: 0 SB: 1 CS: 0	PA: 36
PITCHER	IP WLS BF H R ER SO BB IBB HBP BLK WP HR S P ERA WHIP																			
Jarrod Washburn, L (1, 1) ERA: 3.23	6.0 W 26 5 2 0 1 1 0 1 0 0 0 0 52 81 0.00 1.000																			
62 Scot Shields, R (7, 1) ERA: 2.86	2.0 6 0 0 0 1 0 0 0 0 0 0 0 11 16 0.00 0.000																			
Esteban Yan, R (9, 1) ERA: 4.23	1.0 4 1 1 1 0 0 0 0 0 0 1 0 9 17 9.00 1.000																			

livebaseballscores.com

AB	32
R	3
H	6
RBI	2
BB	1
SO	2
LOB	8



Batter	1	2	3	4	5	6	7	8	9
9 Chone Figgins, S OBP: 0.349, SLG: 0.397 (1, 5)	1-3 K	2-0 P5			2-1 G6-3		0-2 16 2B 3B		
Orlando Cabrera, R OBP: 0.309, SLG: 0.361 (1, 6)	0-1 G5-3		1-2 F7		0-1 F7		4-0 16 2B BB		
16 Garret Anderson, L OBP: 0.311, SLG: 0.430 (1, 10) Zach Sorensen, S OBP: 0.286, SLG: 0.429 (7, PR) (9, 10)	2-3 K		1-2 F9		1-2 G3-1		0-1 1-3 3-H 2B		
27 Vladimir Guerrero, R OBP: 0.395, SLG: 0.573 (1, 9)		1-1 HR	0-0 1B		1-2 F8		0-1 G4-3		
Darin Erstad, L OBP: 0.328, SLG: 0.374 (1, 3)		2-1 1B HR 1B		0-0 F7		0-1 2B 2B		0-2 E3 20 G6-4-3	
Bengie Molina, R OBP: 0.332, SLG: 0.441 (1, 2)		0-1 HR 1B		0-3 K		0-0 2B 2B		1-1 F8	
20 Juan Rivera, R OBP: 0.310, SLG: 0.437 (1, 7)		0-1 L6		2-2 G5-3		2-0 G5-3		2-2 G6-4-3 1-2f	
Steve Finley, L OBP: 0.270, SLG: 0.372 (1, 8)		1-2 HR		2-2 SH1-3 9 G6-3 2B		0-0 F8			
Adam Kennedy, L OBP: 0.359, SLG: 0.376 (1, 4)		0-3 K		1-0 SH1-3 2-3		0-1 F7			

AB	R	H	RBI	BB	SO	LOB
4	1	1	1	0	1	0
3	0	0	0	1	0	0
4	0	1	1	0	1	0
0	0	0	0	0	0	0
4	1	2	1	0	0	2
4	2	2	0	0	0	0
4	1	2	1	0	1	1
4	0	0	0	0	0	4
3	2	2	3	0	0	0
2	0	0	0	0	1	0

Tampa Bay Devil Rays @ Los Angeles Angels
Angel Stadium of Anaheim, Anaheim, CA

Sat Sep 24 2005, 7:05 PM PDT
 Att. 42,344 - Clear - 68 F

livebaseballscorecards.com

AB	32
R	7
H	10
RBI	7
BB	1
SO	4
LOB	7



WP: 0	PA: 34
PB: 0	
SB: 0	
CS: 0	

Inning Stats	R: 0	H: 0	E: 0	K: 2	S: 8	LOB: 0	BB: 0	P: 11
R: 4	H: 4	E: 0	K: 1	S: 15	LOB: 0	BB: 0	P: 21	
R: 0	H: 1	E: 0	K: 0	S: 8	LOB: 1	BB: 0	P: 10	
R: 0	H: 0	E: 0	K: 1	S: 9	LOB: 0	BB: 0	P: 11	
R: 1	H: 1	E: 0	K: 0	S: 10	LOB: 0	BB: 0	P: 14	
R: 1	H: 2	E: 0	K: 0	S: 13	LOB: 1	BB: 0	P: 17	
R: 1	H: 2	E: 0	K: 0	S: 10	LOB: 2	BB: 1	P: 14	
R: 0	H: 0	E: 1	K: 0	S: 8	LOB: 0	BB: 0	P: 11	

PITCHER	IP	WLS	BF	H	R	ER	SO	BB	IBB	HBP	BLK	WP	HR	S	P	ERA	WHIP
Doug Waechter, R ERA: 5.41 (1, 1)	6.0	L	25	8	6	6	4	0	0	0	0	0	2	63	84	9.00	1.333
Joe Beimel, L ERA: 3.27 (7, 1)	0.2		3	1	1	1	0	0	0	0	0	0	0	6	6	13.50	1.500
Jesus Colome, R ERA: 4.87 (7, 1)	1.1		6	1	0	0	0	1	0	0	0	0	0	12	19	0.00	1.500

Batter	1	2	3	4	5	6	7	8	9	AB R H RBI BB SO LOB	TOP											
Julio Lugo, R (1, 6) OBP: 0.358, SLG: 0.398	1-1 13 1B 2B		1-0 SH5-3 1-2	4-1 2-3 BB		0-0 3 E 2B		0-0 F9		3 2 2 1 1 0 0	Tampa Bay Devil Rays @ Los Angeles Angels Angel Stadium of Anaheim, Anaheim, CA Sun Sep 25 2005, 1:05 PM PDT Att. 41,733 - Sunny - 76 F livebaseballscorecards.com											
13 Carl Crawford, L (1, 7) OBP: 0.332, SLG: 0.471	0-2 G4-6-3 2-H 1B		0-3 K	0-1 L7		4-2 3 E BB		4-0 3 S BB	3 0 1 1 2 1 2													
3 Jorge Cantu, R (1, 4) OBP: 0.314, SLG: 0.505	0-3 K		0-0 HR		3-1 F7	0-1 E5		1-2 G5-3	5 1 1 2 0 1 3													
Aubrey Huff, L (1, 9) Damon Hollins, R (9, 9) OBP: 0.321, SLG: 0.430 OBP: 0.297, SLG: 0.418	1-0 G4-6-3 1-2f		0-0 HR		0-3 K	4-0 IBB		0-3 K2-3	4 1 1 1 1 2 1 0 0 0 0 0 0 0													
31 Jonny Gomes, R (1, 10) OBP: 0.385, SLG: 0.555		3-2 3B	0-2 1B		1-1 HR	1-0 L5		2-3 K2-3	5 1 3 1 0 1 3													
Travis Lee, L (1, 3) OBP: 0.332, SLG: 0.432		1-3 K	1-1 F9		0-2 F8		1-3 K	0-0 1B	5 0 1 0 0 2 2													
Nick Green, R (1, 5) OBP: 0.331, SLG: 0.349		0-0 P4		3-2 2B 2B		0-0 2B 1B	3-3 K	0-3 K	5 2 2 0 0 2 2													
Pete Laforest, L (1, 2) Toby Hall, R (9, 2) OBP: 0.242, SLG: 0.279 OBP: 0.314, SLG: 0.366		0-1 F8		1-2 K		0-3 K	2-2 F7		4 0 0 0 0 2 3 0 0 0 0 0 0 0													
Joey Gathright, L (1, 8) OBP: 0.318, SLG: 0.347			0-0 SH5-3 3 HR 1B	1-1 CS 2-H 2B		0-3 K		0-0 G1-3	4 1 2 1 0 1 1													
Inning Stats	R: 1 E: 0 K: 1 S: 12	H: 2 LOB: 0 BB: 0 P: 14	R: 0 E: 0 K: 1 S: 10	H: 1 LOB: 1 BB: 0 P: 14	R: 3 E: 0 K: 1 S: 12	H: 4 LOB: 1 BB: 0 P: 14	R: 1 E: 0 K: 1 S: 13	H: 2 LOB: 1 BB: 1 P: 22	R: 1 E: 0 K: 1 S: 10	H: 1 LOB: 0 BB: 0 P: 14		R: 2 E: 1 K: 2 S: 14	H: 2 LOB: 3 BB: 2 P: 23	R: 0 E: 0 K: 2 S: 11	H: 0 LOB: 0 BB: 0 P: 17	R: 0 E: 0 K: 0 S: 5	H: 0 LOB: 1 BB: 1 P: 10	R: 0 E: 0 K: 3 S: 12	H: 1 LOB: 1 BB: 0 P: 14	1B: 5 2B: 4 3B: 1 HR: 3	SF: 0 SAC: 1 DP: 1 HBP: 0	WP: 0 PB: 0 SB: 1 CS: 1
PITCHER	IP WLS BF H R ER SO BB IBB HBP BLK WP HR S P ERA WHIP																					
40 Bartolo Colon, R (1, 1) ERA: 3.51	5.0 L 24 10 6 6 5 1 0 0 0 0 3 57 78 10.80 2.200																					
Brendan Donnelly, R (6, 1) ERA: 3.77	0.2 4 2 2 1 2 0 0 0 0 0 0 9 9 13.50 3.000																					
Jason Christiansen, L (6, 1) ERA: 5.28	0.0 1 0 0 0 0 1 0 0 0 0 0 2 6 ∞ ∞																					
Kevin Gregg, R (6, 1) ERA: 5.22	2.1 10 0 0 0 2 1 1 0 0 0 0 19 35 0.00 0.429																					
37 Greg Jones, R (9, 1) ERA: 6.75	1.0 4 1 0 0 3 0 0 0 0 0 0 0 12 14 0.00 1.000																					



Batter	1	2	3	4	5	6	7	8	9	AB R H RBI BB SO LOB
9 Chone Figgins, S OBP: 0.349, SLG: 0.396 (1, 8)	0-1 1B 27 1B	3-3 K 2-3			4-1 2B 16 SF8 BB		3-2 P3		3-2 P6	4 2 1 0 1 1 4
Orlando Cabrera, R OBP: 0.310, SLG: 0.364 (1, 6)	0-1 1B 27 1B		3-2 G5-3		2-2 16 SF8 27 G6-3 2B		1-1 F8			4 1 2 0 0 0 0
16 Garret Anderson, L OBP: 0.309, SLG: 0.428 (1, 10)	0-0 P2		1-1 G6-3		1-1 SF8		1-1 G4-3			3 0 0 1 0 0 2
27 Vladimir Guerrero, R OBP: 0.394, SLG: 0.571 (1, 9)	1-1 1B 1-2 3-H		2-1 G1-3		1-0 G6-3		1-1 L9			4 0 1 2 0 0 0
39 Robb Quinlan, R OBP: 0.262, SLG: 0.385 (1, 5)	1-3 K				3-2 G6-3		1-2 G3-1			4 0 0 0 0 1 2
Bengie Molina, R OBP: 0.331, SLG: 0.439 (1, 2)	0-0 G5-3				0-0 G4-3 20 2B 1B		1-0 P4		1-1 F8	4 1 1 0 0 0 2
Darin Erstad, L OBP: 0.327, SLG: 0.373 (1, 3)					1-0 G4-3		2-2 G4-3		3-2 20 DI 1B	4 0 1 0 0 0 1
20 Juan Rivera, R OBP: 0.315, SLG: 0.442 (1, 7)					3-2 G4-3 2B		0-0 G4-3		4-2 1B BB	3 0 2 1 1 0 0
Adam Kennedy, L OBP: 0.358, SLG: 0.375 (1, 4)					0-0 P4		2-3 K		2-3 K	4 0 1 0 0 2 3

Inning Stats	R: 1	H: 3	E: 0	K: 12	S: 12	H: 3	LOB: 2	BB: 0	P: 14	R: 0	H: 2	E: 0	K: 10	S: 10	H: 0	LOB: 0	BB: 0	P: 13	R: 1	H: 2	E: 0	K: 8	S: 8	R: 2	H: 1	E: 0	K: 10	S: 10	R: 0	H: 0	E: 0	K: 5	S: 5	R: 0	H: 0	E: 0	K: 8	S: 8	R: 0	H: 0	E: 0	K: 11	S: 11	R: 0	H: 0	E: 0	K: 8	S: 8	R: 0	H: 1	E: 0	K: 19	S: 19	1B: 7	2B: 3	3B: 0	HR: 0	SF: 1	SAC: 0	DP: 1	HBP: 0	WP: 0	PB: 0	SB: 0	CS: 1	PA: 37
--------------	------	------	------	-------	-------	------	--------	-------	-------	------	------	------	-------	-------	------	--------	-------	-------	------	------	------	------	------	------	------	------	-------	-------	------	------	------	------	------	------	------	------	------	------	------	------	------	-------	-------	------	------	------	------	------	------	------	------	-------	-------	-------	-------	-------	-------	-------	--------	-------	--------	-------	-------	-------	-------	--------

PITCHER	IP	WLS	BF	H	R	ER	SO	BB	IBB	HBP	BLK	WP	HR	S	P	ERA	WHIP
Mark Hendrickson, L ERA: 6.06 (1, 1)	8.0	W	32	8	4	4	3	1	0	0	0	0	0	71	114	4.50	1.125
Danys Baez, R ERA: 2.82 (9, 1)	1.0		5	1	0	0	1	1	0	0	0	0	0	19	32	0.00	2.000

BOTTOM

Tampa Bay Devil Rays @ Los Angeles Angels
Angel Stadium of Anaheim, Anaheim, CA

Sun Sep 25 2005, 1:05 PM PDT
Att: 41,733 - Sunny - 76 F

AB	34
R	4
H	9
RBI	4
BB	2
SO	4
LOB	14



Batter	1	2	3	4	5	6	7	8	9	AB R H RBI BB SO LOB	TOP											
9 Chone Figgins, S OBP: 0.347, SLG: 0.394 (1, 5)	1-0 G4-3		2-1 F7		1-1 F7			1-1 F7		4 0 0 0 0 0 0												
Orlando Cabrera, R OBP: 0.308, SLG: 0.361 (1, 6)	1-1 G4-3		3-2 K		1-1 L9			1-1 F7		4 0 0 0 0 1 0												
16 Garret Anderson, L OBP: 0.307, SLG: 0.425 (1, 10)	1-3 K		3-3 K		0-1 L4			1-0 G4-3		4 0 0 0 0 2 0												
27 Vladimir Guerrero, R OBP: 0.393, SLG: 0.568 (1, 9)		1-0 E6 2B		0-1 G5-3		2-2 F8			4-1 1B BB	3 1 0 0 1 0 0												
Darin Erstad, L OBP: 0.327, SLG: 0.374 (1, 3)		0-2 G4-3 FC6-2 2B		1-1 P6		2-0 G5-3			0-2 F8	4 0 1 1 0 0 1												
Bengie Molina, R OBP: 0.330, SLG: 0.437 (1, 2)		0-0 G4-3		0-0 HR 1B			1-2 P4		1-3 K	4 1 1 0 0 1 2												
Steve Finley, L OBP: 0.272, SLG: 0.381 (1, 8)		0-0 FC6-2 20 1B		2-1 HR			1-3 K		1-2 1B	4 2 2 2 0 1 1												
20 Juan Rivera, R OBP: 0.317, SLG: 0.446 (1, 7)		2-0 1B		2-3 K			1-0 2B		2-1 P6	4 0 2 1 0 1 2												
Adam Kennedy, L OBP: 0.355, SLG: 0.372 (1, 4)		0-1 G6-3		1-0 F9			1-2 P5			3 0 0 0 0 0 2												
Inning Stats	R: 0 E: 0 K: 1 S: 6	H: 0 LOB: 0 BB: 0 P: 9	R: 2 E: 1 K: 0 S: 9	H: 2 LOB: 1 BB: 0 P: 12	R: 0 E: 0 K: 2 S: 9	H: 0 LOB: 0 BB: 0 P: 17	R: 2 E: 0 K: 1 S: 10	H: 2 LOB: 0 BB: 0 P: 15	R: 0 E: 0 K: 0 S: 5	H: 0 LOB: 0 BB: 0 P: 8	R: 0 E: 0 K: 0 S: 6	H: 0 LOB: 0 BB: 0 P: 10	R: 0 E: 0 K: 1 S: 12	H: 1 LOB: 1 BB: 0 P: 16	R: 0 E: 0 K: 0 S: 5	H: 0 LOB: 0 BB: 0 P: 8	R: 0 E: 0 K: 1 S: 13	H: 1 LOB: 2 BB: 1 P: 20	1B: 3 2B: 2 3B: 0 HR: 1	SF: 0 SAC: 0 DP: 0 HBP: 0	WP: 0 PB: 0 SB: 0 CS: 0	PA: 35
PITCHER	IP WLS BF H R ER SO BB IBB HBP BLK WP HR S P ERA WHIP																					
Joe Blanton, R ERA: 3.55 (1, 1)	8.0 L 30 5 4 2 5 0 0 0 0 0 1 62 95 2.25 0.625																					
58 Justin Duchschere, R ERA: 2.32 (9, 1)	0.2 4 1 0 0 1 1 0 0 0 0 0 11 16 0.00 3.000																					
20 Huston Street, R ERA: 1.65 (9, 1)	0.1 1 0 0 0 0 0 0 0 0 0 0 2 4 0.00 0.000																					

Los Angeles Angels @ Oakland Athletics
 McAfee Coliseum, Oakland, CA
 Mon Sep 26 2005, 10:05 PM EDT
 Att. 19,347 - Clear - 60 F

AB	34
R	4
H	6
RBI	4
BB	1
SO	6
LOB	8



Batter	1	2	3	4	5	6	7	8	9	AB	R	H	RBI	BB	SO	LOB
14 Mark Ellis, R OBP: 0.389, SLG: 0.478 (1, 4)	1-1 F8		4-1 HBP BB		0-2 2B 1B		0-3 K			3	1	1	0	1	1	1
Jason Kendall, R OBP: 0.348, SLG: 0.323 (1, 2)	2-2 G5-3		3-2 HBP		1-1 2B		0-1 G6-3			3	0	1	2	0	0	1
21 Mark Kotsay, L OBP: 0.324, SLG: 0.417 (1, 8)	2-3 K		0-3 K		0-1 F8			0-1 F9		4	0	0	0	0	2	4
3 Eric Chavez, L OBP: 0.331, SLG: 0.463 (1, 5)		0-2 G1-3		2-3 K		1-1 F8		3-1 HR		4	1	1	1	0	1	0
7 Bobby Crosby, R OBP: 0.346, SLG: 0.459 (1, 6)		2-2 G5-3		2-3 K		1-0 G4-3		0-2 G5-3		4	0	0	0	0	1	0
29 Dan Johnson, L OBP: 0.366, SLG: 0.467 (1, 3)		3-2 F8		2-2 F7		1-2 1B		1-2 G3-1		4	0	1	0	0	0	0
Jay Payton, R OBP: 0.317, SLG: 0.463 (1, 7)			0-1 G6-3		0-0 2B 1B		1-3 K			4	1	1	0	0	1	1
Scott Hatteberg, L OBP: 0.337, SLG: 0.347 (1, 10)			0-3 K		2-0 P4			2-2 F8		3	0	0	0	0	1	1
23 Bobby Kielty, S OBP: 0.348, SLG: 0.383 (9, PH)									1-3 K	1	0	0	0	0	1	0
Nick Swisher, S OBP: 0.320, SLG: 0.436 (1, 9)			4-1 HBP 14 BB		3-3 K			2-1 2B		3	0	1	0	1	2	1

Inning Stats		R: 0	H: 0	E: 0	LOB: 0	K: 1	BB: 0	S: 8	P: 13	R: 0	H: 0	E: 0	LOB: 0	K: 0	BB: 0	S: 9	P: 14	R: 0	H: 0	E: 0	LOB: 3	K: 2	BB: 2	S: 15	P: 26	R: 0	H: 0	E: 0	LOB: 0	K: 2	BB: 0	S: 11	R: 2	H: 3	E: 0	LOB: 1	K: 1	BB: 0	S: 14	P: 20	R: 0	H: 1	E: 0	LOB: 1	K: 1	BB: 0	S: 9	P: 13	R: 0	H: 1	E: 0	LOB: 1	K: 1	BB: 0	S: 11	P: 15	R: 1	H: 1	E: 0	LOB: 0	K: 0	BB: 0	S: 11	P: 15	R: 0	H: 0	E: 0	LOB: 0	K: 2	BB: 0	S: 9	P: 13	1B: 3	SF: 0	2B: 2	SAC: 0	3B: 0	DP: 0	HR: 1	HBP: 1	WP: 0	PA: 36
PITCHER	IP	WLS	BF	H	R	ER	SO	BB	IBB	HBP	BLK	WP	HR	S	P	ERA	WHIP																																																																	
41 John Lackey, R ERA: 3.53 (1, 1)	6.0	W	25	4	2	2	7	2	0	0	0	0	0	66	103	3.00	1.000																																																																	
45 Kelvim Escobar, R ERA: 3.12 (7, 1)	2.0	H	8	2	1	1	1	0	0	0	0	0	1	22	30	4.50	1.000																																																																	
Francisco Rodriguez, R ERA: 2.52 (9, 1)	1.0	S	3	0	0	0	2	0	0	0	0	0	0	9	13	0.00	0.000																																																																	

BOTTOM

Los Angeles Angels @ Oakland Athletics
 McAfee Coliseum, Oakland, CA
 Mon Sep 26 2005, 10:05 PM EDT
 Att. 19,347 - Clear - 60 F

livebaseballscores.com

AB	33
R	3
H	6
RBI	3
BB	2
SO	10
LOB	9



Batter	1	2	3	4	5	6	7	8	9	AB R H RBI BB SO LOB	TOP											
9 Chone Figgins, S OBP: 0.346, SLG: 0.393 (1, 8) (6, 5)	1-2 P4	2-1 F7		3-2 S 1B			2-3 K			4 0 1 1 0 1 2												
Orlando Cabrera, R OBP: 0.306, SLG: 0.358 (1, 6)	0-0 P4		0-3 K	1-3 K			1-2 L8			4 0 0 0 0 2 2												
16 Garret Anderson, L OBP: 0.305, SLG: 0.422 (1, 10)	1-0 F9		2-3 K		2-1 G1-3			0-0 L9		4 0 0 0 0 1 0												
27 Vladimir Guerrero, R OBP: 0.392, SLG: 0.565 (1, 9)		1-0 L8	0-0 G5-3		1-0 G6-4-3 1B			1-2 G6-3		4 0 1 0 0 0 0												
Bengie Molina, R OBP: 0.332, SLG: 0.448 (1, 2)		2-0 2B 20 2B		0-0 HR	0-0 G6-4-3			1-2 K		4 2 2 1 0 1 1												
20 Juan Rivera, R OBP: 0.319, SLG: 0.450 (1, 7)		3-1 2B 39 1B		1-1 F7		0-3 K		0-0 CS 1B		4 1 2 1 0 1 0												
Darin Erstad, L OBP: 0.325, SLG: 0.371 (1, 3)		0-2 G3-1		0-3 K		0-2 L8		1-2 F9		4 0 0 0 0 1 2												
39 Robb Quinlan, R OBP: 0.273, SLG: 0.395 Steve Finley, L OBP: 0.271, SLG: 0.379 (6, PH) (6, 8)		0-0 1B 1B		1-1 1B 9 1B		3-3 K		0-1 G4-3		2 1 2 1 0 0 0 2 0 0 0 0 1 0												
Adam Kennedy, L OBP: 0.357, SLG: 0.374 (1, 4)		1-2 1B		0-1 9 1B		1-1 G3-1				3 0 2 0 0 0 0												
Inning Stats	R: 0 E: 0 K: 0 S: 7	H: 0 LOB: 0 BB: 0 P: 9	R: 2 E: 0 K: 0 S: 13	H: 4 LOB: 2 BB: 0 P: 22	R: 0 E: 0 K: 2 S: 7	H: 0 LOB: 0 BB: 0 P: 9	R: 2 E: 0 K: 2 S: 18	H: 4 LOB: 2 BB: 0 P: 24	R: 0 E: 0 K: 0 S: 4	H: 1 LOB: 0 BB: 0 P: 7	R: 0 E: 0 K: 2 S: 10	H: 0 LOB: 0 BB: 0 P: 13	R: 0 E: 0 K: 1 S: 9	H: 0 LOB: 0 BB: 0 P: 13	R: 0 E: 0 K: 1 S: 9	H: 0 LOB: 0 BB: 0 P: 11	R: 0 E: 0 K: 0 S: 6	H: 1 LOB: 0 BB: 0 P: 7	1B: 7 2B: 2 3B: 0 HR: 1	SF: 0 SAC: 0 DP: 1 HBP: 0	WP: 0 PB: 0 SB: 1 CS: 1	PA: 35
PITCHER	IP WLS BF H R ER SO BB IBB HBP BLK WP HR S P ERA WHIP																					
Joe Kennedy, L ERA: 6.18 (1, 1)	3.2 L 18 7 4 4 3 0 0 0 0 0 0 1 38 53 9.82 1.909																					
58 Justin Duchscherer, R ERA: 2.26 (4, 1)	2.1 8 2 0 0 3 0 0 0 0 0 0 0 21 31 0.00 0.857																					
40 Rich Harden, R ERA: 2.57 (7, 1)	2.0 6 0 0 0 2 0 0 0 0 0 0 0 18 24 0.00 0.000																					
20 Huston Street, R ERA: 1.63 (9, 1)	1.0 3 1 0 0 0 0 0 0 0 0 0 0 6 7 0.00 1.000																					

Los Angeles Angels @ Oakland Athletics
 McAfee Coliseum, Oakland, CA
 Tue Sep 27 2005, 10:05 PM EDT
 Att. 18,416 - Clear - 65 F

livebaseballscorecards.com

AB	35
R	4
H	10
RBI	4
BB	0
SO	8
LOB	7



Batter	1	2	3	4	5	6	7	8	9	AB	R	H	RBI	BB	SO	LOB
14 Mark Ellis, R OBP: 0.386, SLG: 0.473 (1, 4)	1-2 K		1-2 L8		1-0 F7		1-2 G5-3			4	0	0	0	0	1	2
Jason Kendall, R OBP: 0.347, SLG: 0.322 (1, 2)	0-1 L7		2-2 1B		0-2 G4-3			0-2 G3		4	0	1	0	0	0	0
21 Mark Kotsay, L OBP: 0.325, SLG: 0.419 (1, 8)	3-1 2B		0-0 L3			0-1 1B		0-1 G4-3		4	1	2	0	0	0	1
3 Eric Chavez, L OBP: 0.330, SLG: 0.463 (1, 5)	0-0 2B			0-1 F9		2-3 K		2-3 K		4	0	1	1	0	2	1
7 Bobby Crosby, R OBP: 0.346, SLG: 0.456 (1, 6)	3-3 K			4-2 2B		1-2 G1-6-3			0-1 HR	2	1	0	0	1	1	2
Marco Scutaro, R OBP: 0.306, SLG: 0.384 (7, 6)										1	1	1	1	0	0	0
29 Dan Johnson, L OBP: 0.365, SLG: 0.468 (1, 3)		2-3 K		3-2 2B			0-1 G4-3		1-1 G6-3	4	0	1	1	0	1	0
Jay Payton, R OBP: 0.314, SLG: 0.458 (1, 7)		0-1 P4		0-0 P3			1-1 G1-3		1-3 K	4	0	0	0	0	1	1
17 Adam Melhuse, S OBP: 0.283, SLG: 0.383 (1, 10)		0-2 K		0-0 G4-3			1-1 2B		0-0 F7	3	0	1	0	0	1	1
23 Bobby Kielty, S OBP: 0.348, SLG: 0.382 (9, PH)										1	0	0	0	0	0	0
Nick Swisher, S OBP: 0.320, SLG: 0.437 (1, 9)			2-3 K		1-3 K			2-0 2B		3	0	1	0	0	2	0

Inning Stats		R: 1	H: 2	E: 0	LOB: 1	K: 2	BB: 0	S: 14	R: 0	H: 0	E: 0	LOB: 0	K: 2	BB: 0	S: 8	R: 0	H: 1	E: 0	LOB: 1	K: 1	BB: 0	S: 11	R: 1	H: 1	E: 0	LOB: 1	K: 0	BB: 1	S: 13	R: 0	H: 0	E: 0	LOB: 0	K: 1	BB: 0	S: 10	R: 0	H: 1	E: 0	LOB: 0	K: 1	BB: 0	S: 8	R: 0	H: 2	E: 0	LOB: 2	K: 0	BB: 0	S: 10	R: 0	H: 0	E: 0	LOB: 0	K: 1	BB: 0	S: 8	R: 1	H: 1	E: 0	LOB: 0	K: 1	BB: 0	S: 8	R: 0	H: 1	E: 0	LOB: 0	K: 1	BB: 0	S: 10	1B: 3	SF: 0	2B: 4	SAC: 0	3B: 0	DP: 1	HR: 1	HBP: 0	WP: 0	PA: 35
PITCHER	IP	WLS	BF	H	R	ER	SO	BB	IBB	HBP	BLK	WP	HR	S	P	ERA	WHIP																																																																
54 Ervin Santana, R ERA: 4.58 (1, 1)	6.2	W	27	7	2	2	7	1	0	0	0	0	0	71	101	2.70	1.200																																																																
62 Scot Shields, R ERA: 2.82 (7, 1)	1.1	H	4	0	0	0	1	0	0	0	0	0	0	11	14	0.00	0.000																																																																
Francisco Rodriguez, R ERA: 2.82 (9, 1)	1.0	S	4	1	1	1	1	0	0	0	0	0	1	8	10	9.00	1.000																																																																


BOTTOM

Los Angeles Angels @ Oakland Athletics
 McAfee Coliseum, Oakland, CA

Tue Sep 27 2005, 10:05 PM EDT
 Att. 18,416 - Clear - 65 F

livebaseballscorecards.com

AB	34
R	3
H	8
RBI	3
BB	1
SO	9
LOB	8



Batter	1	2	3	4	5	6	7	8	9	AB R H RBI BB SO LOB	TOP		
Jeff DaVanon, S (1, 7) OBP: 0.345, SLG: 0.312 BFBX	2-1 		3-0 		3-2 			1-2 		4 0 1 0 0 0 0	Los Angeles Angels @ Oakland Athletics McAfee Coliseum, Oakland, CA Wed Sep 28 2005, 10:05 PM EDT Att. 34,562 - Clear - 72 F livebaseballscorecards.com		
Orlando Cabrera, R (1, 6) OBP: 0.307, SLG: 0.359 6 Maicer Izturis, S (1, 6) OBP: 0.307, SLG: 0.355 BFBX	1-0 			2-2 	0-0 			1-2 		1 0 1 0 0 0 0 3 1 2 0 0 0 0			
Steve Finley, L (1, 8) OBP: 0.268, SLG: 0.375 CCBFBX	1-2 			0-3 		2-3 		2-3 		4 0 0 0 0 3 4			
20 Juan Rivera, R (1, 9) OBP: 0.318, SLG: 0.447 SSBX	0-1 			2-1 		1-1 		1-3 		4 0 1 1 0 1 3			
Casey Kotchman, L (1, 3) OBP: 0.333, SLG: 0.487 BFBX			2-0 	1-2 		0-0 		3-3 		4 0 1 0 0 1 0			
39 Robb Quinlan, R (1, 5) OBP: 0.272, SLG: 0.386 BFBX			2-3 	4-2 		0-0 		2-2 		3 0 0 0 1 1 0			
Curtis Pride, L (1, 10) OBP: 0.091, SLG: 0.182 José Molina, R (9, PH) OBP: 0.280, SLG: 0.331 BFBX			2-1 	0-3 		1-3 		0-2 		3 0 0 0 0 2 3 1 0 0 0 0 0 0			
Josh Paul, R (1, 2) OBP: 0.216, SLG: 0.371 5 Jeff Mathis, R (8, 2) CCBFBX			2-1 	1-0 		0-3 		3-3 		3 0 0 0 0 1 3 0 0 0 0 0 0 0			
Zach Sorensen, S (1, 4) OBP: 0.200, SLG: 0.300 CCBFBX			1-1 		1-0 			3-3 		3 0 0 0 0 1 0			
Inning Stats	R: 0 H: 1 E: 0 LOB: 1 K: 0 BB: 0 S: 9 P: 13	R: 0 H: 0 E: 0 LOB: 0 K: 1 BB: 0 S: 6 P: 12	R: 0 H: 0 E: 0 LOB: 0 K: 0 BB: 0 S: 5 P: 11	R: 1 H: 3 E: 0 LOB: 3 K: 2 BB: 1 S: 19 P: 29	R: 0 H: 0 E: 0 LOB: 0 K: 0 BB: 0 S: 7 P: 11	R: 0 H: 0 E: 0 LOB: 0 K: 1 BB: 0 S: 6 P: 9	R: 0 H: 0 E: 0 LOB: 0 K: 2 BB: 0 S: 8 P: 9	R: 0 H: 2 E: 0 LOB: 2 K: 3 BB: 0 S: 19 P: 27	R: 0 H: 0 E: 0 LOB: 0 K: 1 BB: 0 S: 10 P: 15	1B: 6 SF: 0 2B: 0 SAC: 0 3B: 0 DP: 0 HR: 0 HBP: 0		WP: 0 PA: 34 PB: 0 SB: 1 CS: 0	
PITCHER	IP WLS BF H R ER SO BB IBB HBP BLK WP HR S P ERA WHIP Dan Haren, R (1, 1) ERA: 3.73 Jay Witasick, R (8, 1) ERA: 2.84 Ricardo Rincon, L (9, 1) ERA: 4.34											PITCHER	IP WLS BF H R ER SO BB IBB HBP BLK WP HR S P ERA WHIP

Batter	1	2	3	4	5	6	7	8	9
14 Mark Ellis, R OBP: 0.384, SLG: 0.478 (1, 4)	2-0 F8		0-1 G5-3	0-1 P6			3-1 HR		
Jason Kendall, R OBP: 0.345, SLG: 0.320 (1, 10)	2-2 E5 3 HR		0-2 G5-3		2-2 G6-3		0-1 L5		
21 Mark Kotsay, L OBP: 0.326, SLG: 0.418 Jay Payton, R OBP: 0.312, SLG: 0.456 (1, 8) (4, 8)	0-1 F9		4-1 3 CS BB		1-3 K		0-1 P2		
3 Eric Chavez, L OBP: 0.331, SLG: 0.470 (1, 5)	2-1 1-H HR		1-0 CS	1-1 1B 2B	1-2 L5		1-2 F8		
29 Dan Johnson, L OBP: 0.362, SLG: 0.464 Hiram Bocachica, R OBP: 0.200, SLG: 0.200 (1, 3) (8, PH) (9, 9)	1-2 G3			2-2 L7		0-3 K	2-3 K		
Nick Swisher, S OBP: 0.320, SLG: 0.437 (1, 9) (9, 3)		0-1 F9		0-2 23 HR 1B		1-2 P6			
23 Bobby Kielty, S OBP: 0.350, SLG: 0.395 (1, 7)		2-1 2B		2-1 1-H HR		2-2 F8			
17 Adam Melhuse, S OBP: 0.284, SLG: 0.381 (1, 2)		1-2 L6		1-2 1B		2-3 K			
Marco Scutaro, R OBP: 0.304, SLG: 0.380 (1, 6)		2-3 K		1-1 F9		0-0 F8			

Inning Stats	R: 2	H: 1	E: 1	LOB: 0	K: 0	S: 13	P: 20	R: 0	H: 1	E: 0	LOB: 1	K: 1	S: 11	P: 16	R: 0	H: 0	E: 0	LOB: 0	K: 0	S: 6	P: 11	R: 3	H: 4	E: 0	LOB: 1	K: 0	S: 19	P: 26	R: 0	H: 0	E: 0	LOB: 0	K: 1	S: 10	P: 14	R: 0	H: 0	E: 0	LOB: 0	K: 1	S: 10	P: 13	R: 1	H: 1	E: 0	LOB: 0	K: 1	S: 8	P: 13	R: 0	H: 0	E: 0	LOB: 0	K: 1	S: 8	P: 11
--------------	------	------	------	--------	------	-------	-------	------	------	------	--------	------	-------	-------	------	------	------	--------	------	------	-------	------	------	------	--------	------	-------	-------	------	------	------	--------	------	-------	-------	------	------	------	--------	------	-------	-------	------	------	------	--------	------	------	-------	------	------	------	--------	------	------	-------

PITCHER	IP	WLS	BF	H	R	ER	SO	BB	IBB	HBP	BLK	WP	HR	S	P	ERA	WHIP
Paul Byrd, R ERA: 3.74 (1, 1)	6.0	L	25	6	5	3	3	1	0	0	0	0	2	69	100	4.50	1.167
Esteban Yan, R ERA: 4.31 (7, 1)	1.0		4	1	1	1	1	0	0	0	0	0	1	8	13	9.00	1.000
Jason Christiansen, L ERA: 5.16 (8, 1)	1.0		3	0	0	0	1	0	0	0	0	0	0	8	11	0.00	0.000

BOTTOM

Los Angeles Angels @ Oakland Athletics
McAfee Coliseum, Oakland, CA

Wed Sep 28 2005, 10:05 PM EDT
Att. 34,562 - Clear - 72 F

AB	R	H	RBI	BB	SO	LOB
4	1	1	1	0	0	1
4	1	0	0	0	0	0
1	0	0	0	1	0	1
2	0	0	0	0	1	0
4	2	2	2	0	0	0
3	0	0	0	0	1	1
1	0	0	0	0	1	0
3	1	1	1	0	0	0
3	1	2	2	0	0	0
3	0	1	0	0	1	1
3	0	0	0	0	1	2

AB	31
R	6
H	7
RBI	6
BB	1
SO	5
LOB	6

WP: 0 PA: 33
PB: 0
SB: 0
CS: 1



Batter	1	2	3	4	5	6	7	8	9	AB R H RBI BB SO LOB	TOP		
9 Chone Figgins, S (1, 8) <small>OBP: 0.348, SLG: 0.395</small> Curtis Pride, L (9, 7) <small>OBP: 0.091, SLG: 0.182</small>	4-1 BB	1-1 G4-3			1-3 K		1-2 G6-4-3 1B		1-0 2B	4 1 2 1 1 1 0 0 0 0 0 0 0 0			
Orlando Cabrera, R (1, 6) <small>OBP: 0.307, SLG: 0.359</small> 6 Maicer Izturis, S (7, PH) <small>OBP: 0.304, SLG: 0.351</small> (7, 6)	1-0 G4-3		2-1 G4-6-3 1B		1-1 G4-3		0-1 G6-4-3 1-2f		2-1 L4	3 1 1 0 0 0 1 2 0 0 0 0 0 2			
20 Juan Rivera, R (1, 9) <small>OBP: 0.318, SLG: 0.445</small>	1-0 G1-3		1 SAFE 0-0 G4-6-3 1B		1-1 P3		0-0 G5-3			4 0 1 1 0 0 0			
Bengie Molina, R (1, 10) <small>OBP: 0.332, SLG: 0.447</small> 5 Jeff Mathis, R (6, PR) <small>OBP: 0.333, SLG: 0.333</small> (6, 10)	2-1 P3		1-1 G4-6-3		1-1 G3-1 1B		0-1 FC5-4 1B			3 0 1 0 0 0 1 1 1 1 0 0 0 0			
39 Robb Quinlan, R (1, 5) <small>OBP: 0.279, SLG: 0.412</small>		2-2 HR	1-0 1B		3-1 P3		0-0 FC5-4 G5-4-3 1-2f			4 1 2 1 0 0 2			
Casey Kotchman, L (1, 3) <small>OBP: 0.331, SLG: 0.474</small>		4-2 HR BB	0-0 G6-3		0-1 G3-1 1-2		0-1 G5-4-3 1-2f			3 1 0 0 1 0 3			
José Molina, R (1, 2) <small>OBP: 0.290, SLG: 0.354</small>		0-2 HR 1-H		0-3 K		2-1 HBP 1B 2-H		4-2 WP 9 2B BB		3 2 2 3 1 1 0	AB 34 R 7 H 10 RBI 6 BB 3 SO 3 LOB 13		
Jeff DaVanon, S (1, 7) <small>OBP: 0.344, SLG: 0.308</small> (9, 8)		0-2 G1-3		0-3 K		2-0 1-2 HBP		3-1 F7		3 0 0 0 0 1 1			
Adam Kennedy, L (1, 4) <small>OBP: 0.355, SLG: 0.372</small> Zach Sorensen, S (7, 4) <small>OBP: 0.182, SLG: 0.273</small>		2-0 P5		3-1 G4-3		1-0 F9		0-0 F8		3 0 0 0 0 0 2 1 0 0 0 0 0 1			
Inning Stats	R: 1 H: 0 E: 0 LOB: 0 K: 0 BB: 1 S: 5 P: 13	R: 3 H: 2 E: 0 LOB: 0 K: 0 BB: 1 S: 16 P: 25	R: 1 H: 3 E: 0 LOB: 1 K: 0 BB: 0 S: 7 P: 11	R: 0 H: 0 E: 0 LOB: 0 K: 2 BB: 0 S: 8 P: 11	R: 0 H: 0 E: 0 LOB: 0 K: 1 BB: 0 S: 7 P: 10	R: 1 H: 2 E: 0 LOB: 2 K: 0 BB: 0 S: 9 P: 18	R: 0 H: 1 E: 0 LOB: 0 K: 0 BB: 0 S: 6 P: 7	R: 0 H: 1 E: 0 LOB: 0 K: 0 BB: 0 S: 5 P: 5	R: 1 H: 1 E: 0 LOB: 1 K: 0 BB: 1 S: 8 P: 18	1B: 7 SF: 0 2B: 1 SAC: 0 3B: 0 DP: 3 HR: 2 HBP: 1	WP: 1 PA: 38 PB: 0 SB: 1 CS: 0		
PITCHER	IP WLS BF H R ER SO BB IBB HBP BLK WP HR S P ERA WHIP											PITCHER	IP WLS BF H R ER SO BB IBB HBP BLK WP HR S P ERA WHIP
Barry Zito, L (1, 1) <small>ERA: 3.86</small>	7.0 L 30 8 6 6 3 2 0 1 0 0 2 58 95 7.71 1.429												
Keiichi Yabu, R (8, 1) <small>ERA: 4.5</small>	1.0 3 1 0 0 0 0 0 0 0 0 0 5 5 0.00 1.000												
46 Santiago Casilla, R (9, 1) <small>ERA: 3.0</small>	1.0 5 1 1 1 0 1 0 0 0 0 1 0 8 18 9.00 2.000												

Los Angeles Angels @ Oakland Athletics
 McAfee Coliseum, Oakland, CA
 Thu Sep 29 2005, 3:35 PM EDT
 Att. 21,957 - Sunny - 75 F

livebaseballscorecards.com

Batter	1	2	3	4	5	6	7	8	9	AB R H RBI BB SO LOB
14 Mark Ellis, R OBP: 0.382, SLG: 0.475 (1, 4)	1-2 29 BB 1B	1-1 G1-3			2-2 G4-3		1-3 K		2-3 K	5 0 1 0 0 2 3
Jason Kendall, R OBP: 0.344, SLG: 0.320 (1, 2)	1-0 F9		0-1 L6		1-1 21 G6-3 1B		0-0 P6			4 0 1 0 0 0 2
21 Mark Kotsay, L OBP: 0.327, SLG: 0.421 (1, 8)	2-0 P5		2-2 2B		0-1 G6-3 1-2f			2-0 1B 1B		4 0 2 0 0 0 2
29 Dan Johnson, L OBP: 0.361, SLG: 0.460 (1, 3)	4-1 FC6-4 1-2 BB		0-0 F7		2-3 K		2-2 L4			3 0 0 0 1 1 2
Jay Payton, R OBP: 0.309, SLG: 0.451 (1, 7)	2-2 FC6-4 1-2f		1-1 G5-3		0-0 G6-3		2-2 F7			4 0 0 0 0 0 4
Scott Hatteberg, L OBP: 0.339, SLG: 0.348 (1, 10)		0-2 L4		2-0 F7		0-1 1B		2-2 1B 1-3 1B		4 0 2 0 0 0 0
Nick Swisher, S OBP: 0.322, SLG: 0.446 (1, 9)		1-0 2B		3-2 HR		2-2 G5-3		0-0 P4		4 1 2 1 0 0 3
Hiram Bocachica, R OBP: 0.143, SLG: 0.143 (1, 5)		3-3 K		0-3 K		2-1 G6-3		0-3 K		4 0 0 0 0 3 1
Marco Scutaro, R OBP: 0.306, SLG: 0.384 (1, 6)		4-2 BB		0-3 K		1-2 2B		0-0 P6		2 0 1 0 1 1 0 1 0 0 0 0 0 0

Inning Stats	R: 0	H: 1	E: 0	LOB: 2	K: 0	BB: 1	S: 9	R: 0	H: 1	E: 0	LOB: 2	K: 1	BB: 1	S: 15	R: 0	H: 1	E: 0	LOB: 1	K: 0	BB: 0	S: 8	R: 1	H: 1	E: 0	LOB: 0	K: 2	BB: 0	S: 11	R: 0	H: 1	E: 0	LOB: 0	K: 0	BB: 0	S: 7	R: 0	H: 1	E: 0	LOB: 1	K: 1	BB: 0	S: 9	R: 0	H: 1	E: 0	LOB: 1	K: 1	BB: 0	S: 10	R: 0	H: 2	E: 0	LOB: 2	K: 0	BB: 0	S: 14	R: 0	H: 0	E: 0	LOB: 0	K: 2	BB: 0	S: 11	1B: 5	SF: 0	2B: 3	SAC: 0	3B: 0	DP: 1	HR: 1	HBP: 0
--------------	------	------	------	--------	------	-------	------	------	------	------	--------	------	-------	-------	------	------	------	--------	------	-------	------	------	------	------	--------	------	-------	-------	------	------	------	--------	------	-------	------	------	------	------	--------	------	-------	------	------	------	------	--------	------	-------	-------	------	------	------	--------	------	-------	-------	------	------	------	--------	------	-------	-------	-------	-------	-------	--------	-------	-------	-------	--------

PITCHER	IP	WLS	BF	H	R	ER	SO	BB	IBB	HBP	BLK	WP	HR	S	P	ERA	WHIP
40 Bartolo Colon, R ERA: 3.48 (1, 1)	5.0	W	21	5	1	1	3	2	0	0	0	0	1	50	80	1.80	1.400
Kevin Gregg, R ERA: 5.05 (6, 1)	2.0		8	2	0	0	2	0	0	0	0	0	0	19	27	0.00	1.000
Jason Christiansen, L ERA: 5.12 (8, 1)	0.1		2	1	0	0	0	0	0	0	0	0	0	5	9	0.00	3.000
Brendan Donnelly, R ERA: 3.68 (8, 1)	1.2		6	1	0	0	2	0	0	0	0	0	0	20	26	0.00	0.600

BOTTOM

Los Angeles Angels @ Oakland Athletics
McAfee Coliseum, Oakland, CA

Thu Sep 29 2005, 3:35 PM EDT
Att. 21,957 - Sunny - 75 F

AB	35
R	1
H	9
RBI	1
BB	2
SO	7
LOB	17

WP: 0 PA: 37
PB: 0
SB: 0
CS: 0



PITCHER	IP	WLS	BF	H	R	ER	SO	BB	IBB	HBP	BLK	WP	HR	S	P	ERA	WHIP
---------	----	-----	----	---	---	----	----	----	-----	-----	-----	----	----	---	---	-----	------

Batter	1	2	3	4	5	6	7	8	9	AB R H RBI BB SO LOB	TOP		
9 Chone Figgins, S <small>(1, 5) OBP: 0.348, SLG: 0.394</small> <small>(8, 4)</small>	 <small>4-2 BB</small>	 <small>3-2</small>			 <small>3-3</small>	 <small>1-3</small>		 <small>2-1</small>	 <small>1-1</small>	5 1 1 0 1 2 2			
Orlando Cabrera, R <small>(1, 6) OBP: 0.310, SLG: 0.362</small> 6 Maicer Izturis, S <small>(7, 6) OBP: 0.302, SLG: 0.349</small>	 <small>4-2</small>		 <small>1-1</small>		 <small>4-1</small>		 <small>1-0</small>	 <small>0-2</small>		2 3 1 0 2 0 0 1 0 0 0 0 0 1			
16 Garret Anderson, L <small>(1, 10) OBP: 0.305, SLG: 0.426</small> José Molina, R <small>(8, PH) OBP: 0.289, SLG: 0.352</small> <small>(8, 10)</small>	 <small>3-1</small>		 <small>2-0</small>		 <small>1-0</small>		 <small>1-0</small>	 <small>2-2</small>		4 1 1 3 0 0 3 1 0 0 0 0 0 1			
27 Vladimir Guerrero, R <small>(1, 9) OBP: 0.393, SLG: 0.565</small> Casey Kotchman, L <small>(7, PH) OBP: 0.341, SLG: 0.492</small> <small>(7, 3)</small>	 <small>4-2</small>		 <small>3-2</small>		 <small>0-0</small>		 <small>2-1</small>	 <small>3-2</small>		2 0 1 0 1 0 0 2 1 2 1 0 0 0			
Darin Erstad, L <small>(1, 3) OBP: 0.324, SLG: 0.369</small> Jeff DaVanon, S <small>(7, PR) OBP: 0.346, SLG: 0.308</small> <small>(7, 9)</small>	 <small>0-2</small>			 <small>2-2</small>	 <small>1-0</small>		 <small>4-0</small>	 <small>4-1</small>		3 0 0 1 1 0 3 0 0 0 0 1 0 0			
Bengie Molina, R <small>(1, 2) OBP: 0.336, SLG: 0.450</small> Josh Paul, R <small>(6, 2) OBP: 0.231, SLG: 0.378</small>	 <small>3-2</small>		 <small>3-2</small>		 <small>4-1</small>		 <small>1-0</small>	 <small>1-1</small>		2 0 2 1 1 0 0 2 0 1 1 0 0 3			
Steve Finley, L <small>(1, 8) OBP: 0.270, SLG: 0.374</small>	 <small>0-1</small>			 <small>3-3</small>	 <small>0-0</small>		 <small>4-0</small>		 <small>1-1</small>	4 0 1 0 1 1 5	AB 38 R 7 H 12 RBI 7 BB 8 SO 3 LOB 27		
20 Juan Rivera, R <small>(1, 7) OBP: 0.316, SLG: 0.441</small>		 <small>2-0</small>		 <small>2-1</small>		 <small>2-2</small>	 <small>0-1</small>		 <small>1-0</small>	5 0 1 0 0 0 4			
Adam Kennedy, L <small>(1, 4) OBP: 0.354, SLG: 0.370</small> 39 Robb Quinlan, R <small>(8, 5) OBP: 0.277, SLG: 0.409</small>		 <small>1-1</small>		 <small>2-0</small>	 <small>0-2</small>	 <small>2-2</small>		 <small>0-1</small>	<small>1-2f 2-3</small>	4 1 1 0 0 0 3 1 0 0 0 0 0 2			
Inning Stats	R: 2 H: 1 E: 0 LOB: 2 K: 0 BB: 3 S: 19 P: 37	R: 0 H: 0 E: 0 LOB: 0 K: 0 BB: 0 S: 6 P: 12	R: 0 H: 0 E: 0 LOB: 0 K: 0 BB: 0 S: 6 P: 12	R: 0 H: 1 E: 0 LOB: 1 K: 1 BB: 0 S: 16 P: 26	R: 3 H: 3 E: 0 LOB: 2 K: 1 BB: 2 S: 11 P: 26	R: 0 H: 0 E: 0 LOB: 0 K: 1 BB: 0 S: 11 P: 14	R: 2 H: 3 E: 1 LOB: 3 K: 0 BB: 2 S: 10 P: 25	R: 0 H: 2 E: 0 LOB: 3 K: 0 BB: 1 S: 18 P: 30	R: 0 H: 2 E: 0 LOB: 1 K: 0 BB: 0 S: 7 P: 10	1B: 9 SF: 0 2B: 2 SAC: 0 3B: 0 DP: 1 HR: 1 HBP: 0	WP: 1 PA: 46 PB: 0 SB: 2 CS: 0		
PITCHER	IP WLS BF H R ER SO BB IBB HBP BLK WP HR S P ERA WHIP											PITCHER	IP WLS BF H R ER SO BB IBB HBP BLK WP HR S P ERA WHIP
R.A. Dickey, R <small>(1, 1) ERA: 6.67</small>	4.2 L 24 5 5 5 2 5 0 0 0 1 1 57 112 9.64 2.143												
Erasmio Ramirez, L <small>(5, 1) ERA: 4.35</small>	1.1 4 0 0 0 1 0 0 0 0 0 0 12 15 0.00 0.000												
31 Edinson Volquez, R <small>(7, 1) ERA: 14.21</small>	0.2 7 3 2 2 0 2 0 0 0 0 0 7 20 27.00 7.500												
Brian Shouse, L <small>(7, 1) ERA: 5.33</small>	1.1 7 2 0 0 0 1 0 0 0 0 0 21 35 0.00 2.250												
39 Scott Feldman, R <small>(9, 1) ERA: 0.96</small>	1.0 4 2 0 0 0 0 0 0 0 0 0 7 10 0.00 2.000												

Los Angeles Angels @ Texas Rangers
 Ameriquet Field, Arlington, TX
 Fri Sep 30 2005, 8:05 PM EDT
 Att. 38,187 - Clear - 81 F

livebaseballscorecards.com

BOTTOM

Los Angeles Angels @ Texas Rangers

Ameriquest Field, Arlington, TX

Fri Sep 30 2005, 8:05 PM EDT
Att. 38,187 - Clear - 81 F

livebaseballscorecards.com

AB	30
R	1
H	5
RBI	1
BB	2
SO	7
LOB	17



WP:	0	PA:	35
PB:	1		
SB:	2		
CS:	0		

AB R H RBI BB SO LOB

3 0 1 0 0 1 0

4 0 0 0 0 0 2
0 0 0 0 0 0 0

3 0 0 0 0 0 0
0 0 0 0 0 0 0

3 1 0 0 1 1 2

3 0 1 0 1 0 2

4 0 1 0 0 1 3

3 0 2 1 0 0 1

4 0 0 0 0 3 4

3 0 0 0 0 1 3

1B:	5	SF:	1
2B:	0	SAC:	0
3B:	0	DP:	2
HR:	0	HBP:	2

Batter	1	2	3	4	5	6	7	8	9
David Dellucci, L (1, 10) OBP: 0.370, SLG: 0.519	2-2 HBP 23 HBP		3-3 K		0-1 1B			2-2 F7	
10 Michael Young, R (1, 6) OBP: 0.385, SLG: 0.516 19 Jason Botts, S (9, 7) OBP: 0.400, SLG: 0.318	1-0 F8		1-0 L9		3-2 G1-3			1-1 G4-3	
23 Mark Teixeira, S (1, 3) OBP: 0.378, SLG: 0.570 Marshall McDougall, R (9, 6) OBP: 0.188, SLG: 0.250	3-2 HBP 1-2		2-1 F7				0-2 F8	0-0 G4-3	
9 Hank Blalock, L (1, 5) OBP: 0.317, SLG: 0.431	0-0 P6			1-0 G4-3			1-3 K	4-2 F7 1B SF8 BB	
Alfonso Soriano, R (1, 4) OBP: 0.309, SLG: 0.508	2-0 G1-3			4-2 S BB			0-1 F7	2-2 1-2 1B	
Adrián González, L (1, 9) OBP: 0.275, SLG: 0.412			0-2 G6-3 1B 1B	3-3 SAFE K	1-3 K		2-2 G4-3	0-0 F7	
Kevin Mench, R (1, 7) OBP: 0.333, SLG: 0.475			1-1 G6-3 1-2 1B	1-2 G1-3	1-2 G1-3		1-1 1B	0-0 SF8	
Gary Matthews, S (1, 8) OBP: 0.318, SLG: 0.428			3-2 G6-3 1-2f 2-3		3-3 K G6-4-3		0-3 K	3-H 2-3 K	
Rod Barajas, R (1, 2) OBP: 0.306, SLG: 0.467			3-3 K		2-2 G6-4-3 1-2f		0-0 F7		

Inning Stats	R: 0	H: 0	E: 0	K: 0	S: 7	R: 0	H: 2	E: 0	K: 1	S: 13	R: 0	H: 0	E: 0	K: 1	S: 7	R: 0	H: 0	E: 0	K: 1	S: 10	R: 0	H: 1	E: 0	K: 1	S: 12	R: 0	H: 0	E: 0	K: 1	S: 9	R: 0	H: 1	E: 0	K: 1	S: 9	R: 0	H: 0	E: 0	K: 0	S: 6	R: 1	H: 1	E: 0	K: 1	S: 11	1B: 5	2B: 0	3B: 0	HR: 0	SF: 1	SAC: 0	DP: 2	HBP: 2	WP: 0	PB: 1	SB: 2	CS: 0	PA: 35
--------------	------	------	------	------	------	------	------	------	------	-------	------	------	------	------	------	------	------	------	------	-------	------	------	------	------	-------	------	------	------	------	------	------	------	------	------	------	------	------	------	------	------	------	------	------	------	-------	-------	-------	-------	-------	-------	--------	-------	--------	-------	-------	-------	-------	--------

PITCHER	IP	WLS	BF	H	R	ER	SO	BB	IBB	HBP	BLK	WP	HR	S	P	ERA	WHIP
41 John Lackey, R (1, 1) ERA: 3.44	5.0	W	20	3	0	0	4	1	0	2	0	0	0	49	86	0.00	0.800
45 Kelvim Escobar, R (6, 1) ERA: 3.02	2.0		7	1	0	0	2	0	0	0	0	0	0	18	22	0.00	0.500
Esteban Yan, R (8, 1) ERA: 4.31	2.0		8	1	1	1	1	1	0	0	0	0	0	17	28	4.50	1.000

Los Angeles Angels @ Texas Rangers
 Ameriquest Field, Arlington, TX

Sat Oct 01 2005, 8:05 PM EDT
 Att. 48,174 - Clear - 86 F

livebaseballscorecards.com

AB	42
R	7
H	15
RBI	6
BB	3
SO	5
LOB	20



WP:	0	PA:	45
PB:	0		
SB:	1		
CS:	1		

AB R H RBI BB SO LOB

4	1	2	0	1	0	5
5	2	2	1	0	2	3
0	0	0	0	0	0	0
4	2	3	2	0	1	0
1	0	0	0	0	0	0
5	1	2	1	0	1	2
5	1	2	1	0	0	2
3	0	0	0	1	0	2
1	0	0	0	0	0	0
4	0	1	1	1	0	1
5	0	2	0	0	1	2
3	0	1	0	0	0	2
2	0	0	0	0	0	1

Batter	1	2	3	4	5	6	7	8	9
9 Chone Figgins, S OBP: 0.350, SLG: 0.397	(1, 5) (7, 4)		G5-3				FC6-4 BB		
Orlando Cabrera, R OBP: 0.311, SLG: 0.368	(1, 6)	K		HR	K		FC6-4		
6 Maicer Izturis, S OBP: 0.302, SLG: 0.349	(7, 6)								
16 Garret Anderson, L OBP: 0.308, SLG: 0.435	(1, 7)	K		2B			F7		
Jeff DaVanon, S OBP: 0.345, SLG: 0.306	(7, 7)								
20 Juan Rivera, R OBP: 0.317, SLG: 0.449	(1, 9)	K		G3-1		P4	HR		
Darin Erstad, L OBP: 0.325, SLG: 0.371	(1, 10)		G4-3		1B	FC6-4	P6		
Bengie Molina, R OBP: 0.336, SLG: 0.446	(1, 2)	1B 1B	G5-3	L9		F9	F9		
José Molina, R OBP: 0.287, SLG: 0.350	(7, 2)	BB							
Casey Kotchman, L OBP: 0.343, SLG: 0.484	(1, 3)	1B	G3 1B	G1-3			G4-3	G1-3	
Steve Finley, L OBP: 0.271, SLG: 0.374	(1, 8)	F8	G3 1B		K		G6-3	39 CS 1B	
Adam Kennedy, L OBP: 0.354, SLG: 0.370	(1, 4)		G3				E4 9 BLK	G4-3	
39 Robb Quinlan, R OBP: 0.273, SLG: 0.403	(7, PH) (7, 5)	1B			P6				

Inning Stats	R: 4	H: 6	R: 0	H: 1	R: 0	H: 1	R: 2	H: 3	R: 0	H: 1	R: 0	H: 1	R: 1	H: 1	R: 0	H: 1	
E: 1	LOB: 3	E: 0	LOB: 1	E: 0	LOB: 2	E: 0	LOB: 1	E: 0	LOB: 1	E: 0	LOB: 1	E: 1	LOB: 2	E: 0	LOB: 0	E: 0	LOB: 0
K: 1	BB: 1	K: 2	BB: 0	K: 0	BB: 1	K: 0	BB: 0	K: 2	BB: 0	K: 0	BB: 0	K: 0	BB: 1	K: 0	BB: 0	K: 0	BB: 0
S: 23	P: 38	S: 14	P: 19	S: 13	P: 22	S: 14	P: 18	S: 15	P: 19	S: 10	P: 13	S: 16	P: 27	S: 13	P: 20	S: 5	P: 8

PITCHER	IP	WLS	BF	H	R	ER	SO	BB	IBB	HBP	BLK	WP	HR	S	P	ERA	WHIP
Juan Dominguez, R ERA: 4.22	(1, 1)	0.2	L 9	6	4	4	1	1	0	0	0	0	1	16	30	54.00	10.500
Erasmó Ramirez, L ERA: 3.91	(1, 1)	2.1	10	2	0	0	2	1	0	0	0	0	0	34	49	0.00	1.286
Doug Brocail, R ERA: 5.52	(4, 1)	3.0	14	5	2	2	2	0	0	0	0	0	1	39	50	6.00	1.667
36 C.J. Wilson, L ERA: 6.94	(7, 1)	1.0	5	0	0	0	0	1	0	0	1	0	0	16	27	0.00	1.000
John Wasdin, R ERA: 4.28	(8, 1)	1.0	4	1	1	1	0	0	0	0	0	0	1	13	20	9.00	1.000
Brian Shouse, L ERA: 5.23	(9, 1)	1.0	3	1	0	0	0	0	0	0	0	0	0	5	8	0.00	1.000

1B:	9	SF:	0
2B:	2	SAC:	0
3B:	1	DP:	0
HR:	3	HBP:	0

BOTTOM

Los Angeles Angels @ Texas Rangers
Ameriquet Field, Arlington, TX

livebaseballscorecards.com

AB 38
R 6
H 11
RBI 6
BB 3
SO 10
LOB 19



WP: 0 PA: 41
PB: 0
SB: 0
CS: 0

Sat Oct 01 2005, 8:05 PM EDT
Att. 48,174 - Clear - 86 F

AB R H RBI BB SO LOB

4 1 2 1 1 0 1

4 0 0 0 1 0 5

5 1 2 1 0 2 2

4 1 1 1 1 0 1

5 1 2 3 0 2 3

4 0 0 0 0 0 1

4 1 2 0 0 1 0

4 0 1 0 0 2 2

3 1 1 0 0 2 3

1 0 0 0 0 1 1

1B: 5 SF: 0
2B: 3 SAC: 0
3B: 2 DP: 1
HR: 1 HBP: 0

Batter	1	2	3	4	5	6	7	8	9
Gary Matthews, S (1, 8) OBP: 0.321, SLG: 0.433	2-2 F8		0-0 10 G6-4-3 1B		4-2 BB		2-0 P5		1-0 23 3B
10 Michael Young, R (1, 6) OBP: 0.384, SLG: 0.513	0-1 G6-3		0-2 G6-4-3		1-2 G4-3		4-1 9 2B BB		1-0 P6
23 Mark Teixeira, S (1, 3) OBP: 0.378, SLG: 0.573	1-2 G5-3			2-3 K		1-2 HR 2B	0-3 K		0-1 3B
9 Hank Blalock, L (1, 5) OBP: 0.317, SLG: 0.431		1-0 G3		0-0 F9		4-1 HR BB	2-1 1-3 2-H 2B		1-0 G4-3
Alfonso Soriano, R (1, 4) OBP: 0.309, SLG: 0.512		2-3 K		2-2 1B		0-0 HR	1-3 K		3-2 G5-3
Kevin Mench, R (1, 7) OBP: 0.331, SLG: 0.472		1-1 G3		0-1 G4-3		0-0 F8		0-2 G6-3	
Rod Barajas, R (1, 2) OBP: 0.308, SLG: 0.469			1-1 E 1B 2B		0-2 BB 1B	0-3 K		1-1 F9	
Mark DeRosa, R (1, 9) OBP: 0.327, SLG: 0.444			3-2 E6 1B		2-2 K	1-3 K		2-1 1B	
19 Jason Botts, S (1, 10) OBP: 0.393, SLG: 0.320			3-3 K		0-3 K		1-1 10 2B 1B		2-3 K
David Dellucci, L (8, PH) OBP: 0.370, SLG: 0.517									

Inning Stats	R: 0	H: 0	E: 0	LOB: 0	K: 0	BB: 0	S: 8	P: 11
	0	0	0	0	0	0	11	

PITCHER	IP	WLS	BF	H	R	ER	SO	BB	IBB	HBP	BLK	WP	HR	S	P	ERA	WHIP
Jarrod Washburn, L (1, 1) ERA: 3.2	2.0		6	0	0	0	1	0	0	0	0	0	0	14	21	0.00	0.000
Kevin Gregg, R (3, 1) ERA: 5.04	2.0		9	3	1	1	2	0	0	0	0	0	0	25	36	4.50	1.500
Esteban Yan, R (5, 1) ERA: 4.59	2.0		11	3	3	3	4	2	0	0	0	0	1	27	40	13.50	2.500
Brendan Donnelly, R (7, 1) ERA: 3.78	0.2	H	4	1	1	1	1	1	0	0	0	0	0	7	14	13.50	3.000
Jason Christiansen, L (7, 1) ERA: 5.12	0.0		1	1	0	0	0	0	0	0	0	0	0	2	4	∞	∞

PITCHER	IP	WLS	BF	H	R	ER	SO	BB	IBB	HBP	BLK	WP	HR	S	P	ERA	WHIP
62 Scot Shields, R (7, 1) ERA: 2.78	1.1	W	5	1	0	0	2	0	0	0	0	0	0	14	20	0.00	0.750
Francisco Rodriguez, R (9, 1) ERA: 2.71	1.0	S	5	2	1	1	0	0	0	0	0	0	0	8	14	9.00	2.000

Batter	1	2	3	4	5	6	7	8	9	AB R H RBI BB SO LOB
9 Chone Figgins, S OBP: 0.352, SLG: 0.397 (1, 4) (7, 8)	0-1 E3 G6-3 16 G3		0-0 G6-3		0-1 FC6-5 S 1B	4-1 BB		4-1 SH1-3 BB		3 2 1 0 2 0 0
Orlando Cabrera, R OBP: 0.309, SLG: 0.365 (1, 6)	2-1 G6-3 1-3		2-0 P3		1-2 FC6-5 16 1B	2-2 F9		1-1 SH1-3 BB		4 0 0 1 0 0 5
16 Garret Anderson, L OBP: 0.308, SLG: 0.435 (1, 10)	0-0 G3 3-H		0-0 G4-3		1-1 27 G6-4-3 1B		0-0 27 2B 20 G6-4-3 1B	2-1 G4-3		5 1 2 1 0 0 0
27 Vladimir Guerrero, R OBP: 0.394, SLG: 0.565 Zach Sorensen, S OBP: 0.167, SLG: 0.250 (1, 9) (7, PR) (7, 4)	4-2 1B BB			0-0 E4 20 HR 1B	2-2 G6-4-3		0-0 20 G6-4-3 1-3 2B	2-2 G4-3		3 1 1 0 1 0 2 1 0 0 0 0 0 0
Casey Kotchman, L OBP: 0.352, SLG: 0.484 (1, 3)	0-2 1-3 1B			0-2 20 HR 1B		0-1 L4	4-1 20 G6-4-3 BB	0-0 P5		4 1 2 0 1 0 0
20 Juan Rivera, R OBP: 0.316, SLG: 0.454 (1, 7)	2-2 F7			1-1 1-H 2-H HR		0-3 K	1-0 G6-4-3	0-2 G6-3		5 1 1 3 0 1 4
Jeff DaVanon, S OBP: 0.347, SLG: 0.311 (1, 8) (7, 9)			1-1 F8		0-3 K	3-1 1B 2B	4-0 BB			3 1 1 0 1 1 0
José Molina, R OBP: 0.286, SLG: 0.348 (1, 2)			2-2 G5-3		3-2 G4-3	0-2 9 BB 6 BB 1B	0-1 P6			4 0 1 1 0 0 2
6 Maicer Izturis, S OBP: 0.306, SLG: 0.346 (1, 5)			0-1 G4-3		1-0 G4-3	4-1 9 BB BB		4-2 9 CS BB		2 0 0 0 2 0 0

Inning Stats	R: 1	H: 1	R: 0	H: 0	R: 0	H: 0	R: 3	H: 2	R: 0	H: 2	R: 1	H: 2	R: 1	H: 0	R: 0	H: 0	1B: 6	SF: 0	WP: 0	PA: 42
E: 2	LOB: 2	E: 0	LOB: 0	E: 0	LOB: 0	E: 1	LOB: 0	E: 0	LOB: 1	E: 0	LOB: 3	E: 0	LOB: 0	E: 0	LOB: 0	E: 0	2B: 2	SAC: 1	PB: 0	
K: 0	BB: 1	K: 0	BB: 0	K: 0	BB: 0	K: 1	BB: 0	K: 0	BB: 0	K: 1	BB: 2	K: 0	BB: 2	K: 0	BB: 0	K: 0	3B: 0	DP: 2	SB: 2	
S: 13	P: 21	S: 7	P: 10	S: 3	P: 5	S: 14	P: 19	S: 14	P: 18	S: 16	P: 29	S: 6	P: 15	S: 8	P: 19	S: 8	HR: 1	HBP: 0	CS: 1	

PITCHER	IP	WLS	BF	H	R	ER	SO	BB	IBB	HBP	BLK	WP	HR	S	P	ERA	WHIP
43 Kameron Loe, R ERA: 3.42 (1, 1)	5.2	L	28	7	5	3	2	3	0	0	0	0	1	64	97	4.76	1.765
53 Joaquín Benoit, R ERA: 3.72 (6, 1)	1.1		7	2	1	1	0	2	0	0	0	0	0	9	20	6.75	3.000
59 Josh Rupe, R ERA: 2.79 (8, 1)	1.0		4	0	1	0	0	2	0	0	0	0	0	8	19	0.00	2.000
Francisco Cordero, R ERA: 3.39 (9, 1)	1.0		3	0	0	0	0	0	0	0	0	0	0	8	10	0.00	0.000

TOP

Los Angeles Angels @ Texas Rangers
Ameriquet Field, Arlington, TX

Sun Oct 02 2005, 2:05 PM EDT
Att: 38,334 - Partly Cloudy - 87 F

AB	34
R	7
H	9
RBI	6
BB	7
SO	2
LOB	13

livebaseballscorecards.com

Batter	1	2	3	4	5	6	7	8	9	AB R H RBI BB SO LOB
David Dellucci, L OBP: 0.367, SLG: 0.513 (1, 10)	0-1 F8		3-2 F9	2-3 K			2-2 P3			4 0 0 0 0 1 3
10 Michael Young, R OBP: 0.385, SLG: 0.513 Marshall McDougall, R OBP: 0.167, SLG: 0.222 (1, 6) (3, PR) (4, 5)	1-0 23 1B		4-2 23 1B 9 1B 1-2 BB			0-1 G5-3	1-3 K			1 0 1 0 1 0 0 2 1 0 0 0 1 1
23 Mark Teixeira, S OBP: 0.379, SLG: 0.575 Adrián González, L OBP: 0.272, SLG: 0.407 (1, 3) (3, PR) (4, 3)	2-0 9 G6-4-3 1-2 1B		2-1 9 1B 1-3 3B 2-H 1B			3-1 F8	1-3 K			2 0 2 1 0 0 0 2 1 0 0 0 1 0
9 Hank Blalock, L OBP: 0.318, SLG: 0.431 19 Jason Botts, S OBP: 0.367, SLG: 0.296 (1, 5) (3, PR) (4, 7)	2-2 G6-4-3 1-2f		0-1 1-2 3B 3-H 1B			2-3 K	2-3 K			2 0 1 1 0 0 2 2 1 0 0 0 2 0
Gary Matthews, S OBP: 0.320, SLG: 0.436 (1, 8)		1-1 G1	3-2 1-H 2-H 3B			3-2 P5	0-1 G4-3			4 0 1 2 0 0 0
Kevin Mench, R OBP: 0.328, SLG: 0.469 (1, 7) (4, 9)		1-0 G6-3	0-0 F8			0-3 K	0-0 G4-3			4 0 0 0 0 1 2
Rod Barajas, R OBP: 0.306, SLG: 0.466 15 Gerald Laird, R OBP: 0.262, SLG: 0.350 (1, 2) (7, 2)		2-3 K		0-0 P5		2-2 G6-3	0-3 K			3 0 0 0 0 1 0 1 0 0 0 0 1 0
Mark DeRosa, R OBP: 0.325, SLG: 0.439 (1, 9) (4, 6)			2-3 K	1-3 K			1-0 1B			4 0 1 0 0 3 0
Esteban German, R OBP: 0.750, SLG: 1.000 (1, 4)			1-2 23 1B 10 S 1B	2-1 1B			2-3 K			3 1 2 0 0 1 1

Inning Stats	R: 0 E: 0 K: 7 S: 7	H: 2 LOB: 1 BB: 0 P: 12	R: 0 E: 0 K: 1 S: 7	H: 0 LOB: 0 BB: 0 P: 11	R: 4 E: 0 K: 1 S: 24	H: 4 LOB: 2 BB: 1 P: 38	R: 0 E: 0 K: 2 S: 10	H: 1 LOB: 1 BB: 0 P: 15	R: 0 E: 0 K: 1 S: 7	H: 0 LOB: 0 BB: 0 P: 12	R: 0 E: 0 K: 1 S: 10	H: 0 LOB: 0 BB: 0 P: 15	R: 0 E: 0 K: 2 S: 11	H: 1 LOB: 1 BB: 0 P: 17	R: 0 E: 0 K: 2 S: 9	H: 0 LOB: 0 BB: 0 P: 12	R: 0 E: 0 K: 2 S: 7	H: 0 LOB: 0 BB: 0 P: 7	1B: 7 2B: 0 3B: 1 HR: 0	SF: 0 SAC: 0 DP: 1 HBP: 0	WP: 0 PB: 0 SB: 1 CS: 0	PA: 35
--------------	------------------------------	----------------------------------	------------------------------	----------------------------------	-------------------------------	----------------------------------	-------------------------------	----------------------------------	------------------------------	----------------------------------	-------------------------------	----------------------------------	-------------------------------	----------------------------------	------------------------------	----------------------------------	------------------------------	---------------------------------	----------------------------------	------------------------------------	----------------------------------	--------

PITCHER	IP	WLS	BF	H	R	ER	SO	BB	IBB	HBP	BLK	WP	HR	S	P	ERA	WHIP
54 Ervin Santana, R ERA: 4.65 (1, 1)	6.0	W	25	7	4	4	6	1	0	0	0	0	0	65	103	6.00	1.333
Brendan Donnelly, R ERA: 3.72 (7, 1)	1.0	H	4	1	0	0	2	0	0	0	0	0	0	11	17	0.00	1.000
62 Scot Shields, R ERA: 2.75 (8, 1)	1.0	H	3	0	0	0	2	0	0	0	0	0	0	9	12	0.00	0.000
Francisco Rodríguez, R ERA: 2.67 (9, 1)	1.0	S	3	0	0	0	2	0	0	0	0	0	0	7	7	0.00	0.000

Los Angeles Angels @ Texas Rangers
 Ameriquet Field, Arlington, TX
 Sun Oct 02 2005, 2:05 PM EDT
 Att. 38,334 - Partly Cloudy - 87 F

AB	34
R	4
H	8
RBI	4
BB	1
SO	12
LOB	9



Batter	1	2	3	4	5	6	7	8	9	AB R H RBI BB SO LOB
9 Chone Figgins, S (1, 5) B C C S B F C X	2-3 K		1-1 G4-3		1 SAFE 0-0 F7			1-3 K		4 0 0 0 0 2 1
Orlando Cabrera, R (1, 6) OBP: 0.250, SLG: 0.250 B C C C B X	2-2 16 G3 1B		1-1 P5			2-2 L5		1-0 F9		4 0 1 0 0 0 0
16 Garret Anderson, L (1, 7) B X	1-0 G3 1-2		3-2 G4-3			2-2 G4-3		1-1 F8		4 0 0 0 0 0 1
27 Vladimir Guerrero, R (1, 9) OBP: 0.500, SLG: 0.333 C B C C X	1-2 G1-3			3-2 G6-3		0-2 CS 1B		4-2 S 1B BB		3 1 1 0 1 0 1
Darin Erstad, L (1, 3) OBP: 0.250, SLG: 0.250 C S B B B X		1-3 K		2-3 K		1-2 CS 1-2	1-3 K	2-1 FC6-4 1B		4 0 1 1 0 3 0
Bengie Molina, R (1, 2) OBP: 0.250, SLG: 1.000 Josh Paul, R (9, PR)		1-1 F8		2-2 F8			1-1 HR	0-0 FC6-4 1-2f		4 1 1 1 0 0 1 0 0 0 0 0 0 0
20 Juan Rivera, R (1, 10) OBP: 0.667, SLG: 0.667 Casey Kotchman, L (9, PH)		2-1 2B 1B			0-1 1B		1-1 G5-3	1-1 P5		3 0 2 0 0 0 0 1 0 0 0 0 0 1
Steve Finley, L (1, 8) OBP: 0.333, SLG: 0.667 B B B B B X		3-2 K 1-3 2B			0-3 K		2-2 F9			3 0 1 0 0 1 1
Adam Kennedy, L (1, 4) B B B X		2-0 F7			0-0 F7			1-2 G4-3		3 0 0 0 0 0 3

Inning Stats	R: 0	H: 1	E: 0	K: 1	S: 11	LOB: 1	BB: 0	P: 17	R: 0	H: 2	E: 0	K: 1	S: 14	LOB: 2	BB: 0	P: 23	R: 0	H: 0	E: 0	K: 0	S: 8	LOB: 0	BB: 0	P: 13	R: 0	H: 0	E: 0	K: 1	S: 12	LOB: 0	BB: 0	P: 19	R: 0	H: 1	E: 0	K: 1	S: 11	LOB: 1	BB: 0	P: 11	R: 0	H: 1	E: 0	K: 0	S: 13	LOB: 0	BB: 0	P: 18	R: 1	H: 1	E: 0	K: 1	S: 10	LOB: 0	BB: 0	P: 15	R: 0	H: 0	E: 0	K: 1	S: 8	LOB: 0	BB: 0	P: 11	R: 1	H: 1	E: 0	K: 0	S: 9	LOB: 1	BB: 1	P: 17	1B: 5	SF: 0	2B: 1	SAC: 0	3B: 0	DP: 0	HR: 1	HBP: 0	WP: 0	PA: 35
--------------	------	------	------	------	-------	--------	-------	-------	------	------	------	------	-------	--------	-------	-------	------	------	------	------	------	--------	-------	-------	------	------	------	------	-------	--------	-------	-------	------	------	------	------	-------	--------	-------	-------	------	------	------	------	-------	--------	-------	-------	------	------	------	------	-------	--------	-------	-------	------	------	------	------	------	--------	-------	-------	------	------	------	------	------	--------	-------	-------	-------	-------	-------	--------	-------	-------	-------	--------	-------	--------

PITCHER	IP	WLS	BF	H	R	ER	SO	BB	IBB	HBP	BLK	WP	HR	S	P	ERA	WHIP
35 Mike Mussina, R (1, 1) ERA:	5.2		22	5	0	0	4	0	0	0	0	0	0	67	98	0.00	0.882
Al Leiter, L (6, 1) ERA:	0.2		1	0	0	0	1	0	0	0	0	0	0	5	7	0.00	0.000
Tanyon Sturtze, R (7, 1) ERA: 27.0	0.1		2	1	1	1	0	0	0	0	0	0	1	4	6	27.00	3.000
Tom Gordon, R (7, 1) ERA:	1.1	H	4	0	0	0	1	0	0	0	0	0	0	11	16	0.00	0.000
42 Mariano Rivera, R (9, 1) ERA: 9.0	1.0	S	5	1	1	1	0	1	0	0	0	0	0	9	17	9.00	2.000


BOTTOM

New York Yankees @ Los Angeles Angels
Angel Stadium of Anaheim, Anaheim, CA

Tue Oct 04 2005, 5:00 PM PDT
 Att. 45,142 - Clear - 78 F

livebaseballscorecards.com

AB	33
R	2
H	7
RBI	2
BB	1
SO	6
LOB	9



New York Yankees @ Los Angeles Angels
Angel Stadium of Anaheim, Anaheim, CA

livebaseballscorecards.com

AB	32
R	3
H	6
RBI	3
BB	6
SO	5
LOB	14



Wed Oct 05 2005, 7:00 PM PDT
 Att. 45,150 - Clear - 81 F

Batter	1	2	3	4	5	6	7	8	9	AB	R	H	RBI	BB	SO	LOB	TOP										
2 Derek Jeter, R OBP: 0.333, SLG: 0.250 (1, 6)	G5-3		K		K	FC4-6			G6-3	5	0	0	0	0	2	2											
13 Alex Rodriguez, R OBP: 0.333, SLG: 0.250 (1, 5)	G5-3		FC4-6 25 S BB		25 2B G5-3 BB			25 CS BB	G5-3	2	1	0	0	3	0	0											
25 Jason Giambi, L OBP: 0.500, SLG: 0.714 (1, 10)	L1		FC4-6 BB		55 WP 2B			K	K	3	0	1	0	1	1	1											
Gary Sheffield, R OBP: 0.250, SLG: 0.250 (1, 9)		F8	FC4-6 55 FC4-6 BB		G5-3			F7		4	0	0	1	0	0	3											
55 Hideki Matsui, L OBP: 0.250, SLG: 0.375 (1, 7)		24 2B 2B	FC4-6		G5-3			L4		4	1	1	0	0	0	3											
24 Robinson Canó, L OBP: 0.250, SLG: 0.500 (1, 4)		2-H 2B	G4-3		G4-3			L8		4	0	1	1	0	0	0											
Bernie Williams, S OBP: 0.250, SLG: 0.500 (1, 8)		K	G1-3		G1-3			F7		4	0	1	0	0	1	1											
20 Jorge Posada, S OBP: 0.375, SLG: 0.714 (1, 2)		SAFE BB	FC4-6 1B		FC4-6 1B			G3-1		3	1	2	1	1	0	1											
Tino Martinez, L OBP: 0.375, SLG: 0.714 (1, 3)		G1-3	FC4-6 1-2f BB		FC4-6 BB			K		3	0	0	0	1	1	3											
Inning Stats	R: 0 E: 0 K: 0 S: 8	H: 0 LOB: 0 BB: 0 P: 13	R: 1 E: 0 K: 1 S: 12	H: 2 LOB: 2 BB: 1 P: 21	R: 0 E: 0 K: 1 S: 9	H: 0 LOB: 2 BB: 2 P: 20	R: 0 E: 0 K: 0 S: 8	H: 1 LOB: 1 BB: 0 P: 9	R: 1 E: 0 K: 1 S: 11	H: 1 LOB: 1 BB: 1 P: 20	R: 0 E: 0 K: 0 S: 10	H: 1 LOB: 2 BB: 1 P: 17	R: 0 E: 0 K: 1 S: 8	H: 0 LOB: 0 BB: 1 P: 16	R: 0 E: 0 K: 0 S: 6	H: 0 LOB: 0 BB: 0 P: 12	R: 1 E: 0 K: 1 S: 11	H: 1 LOB: 0 BB: 0 P: 18	1B: 1 2B: 4 3B: 0 HR: 1	SF: 0 SAC: 0 DP: 0 HBP: 0	WP: 1 PB: 0 SB: 1 CS: 1	PA: 38					
PITCHER	IP	WLS	BF	H	R	ER	SO	BB	IBB	HBP	BLK	WP	HR	S	P	ERA	WHIP										
41 John Lackey, R ERA: 3.18 (1, 1)	5.2		27	5	2	2	3	5	0	0	0	1	0	56	98	3.18	1.765										
62 Scot Shields, R ERA: (6, 1)	0.1		1	0	0	0	0	0	0	0	0	0	0	2	2	0.00	0.000										
45 Kelvim Escobar, R ERA: (7, 1)	2.0	W	6	0	0	0	1	1	0	0	0	0	0	14	28	0.00	0.500										
Francisco Rodríguez, R ERA: 9.0 (9, 1)	1.0	S	4	1	1	1	1	0	0	0	0	0	1	11	18	9.00	1.000										

Batter	1	2	3	4	5	6	7	8	9	AB R H RBI BB SO LOB	BOTTOM
9 Chone Figgins, S (1, 5) B S C X	2-1 G4-3 ①		1-3 K ①②		0-1 G4-3 ③		3-2 F8 ②			4 0 0 0 0 1 4	New York Yankees @ Los Angeles Angels Angel Stadium of Anaheim, Anaheim, CA Wed Oct 05 2005, 7:00 PM PDT Att. 45,150 - Clear - 81 F
Orlando Cabrera, R (1, 6) OBP: 0.250, SLG: 0.250 C C B X	1-2 G2-3 ②		2-0 F9 ③			0-0 E5 27 G5-3 1B	0-0 F9 1B			4 1 1 2 0 0 0	
16 Garret Anderson, L (1, 7) C X	0-1 G4-3 ③			0-1 G4-3 ①		1 SAFE P6	1 SAFE F9 ③			4 0 0 0 0 0 2	
27 Vladimir Guerrero, R (1, 9) OBP: 0.375, SLG: 0.167 F X		0-1 G5-3 ①		1-0 G4-3 HBP		1-1 G5-3 ②		0-1 F7 ①		3 0 0 0 0 0 1	
Bengie Molina, R (1, 2) OBP: 0.375, SLG: 1.125 F B B X		1-1 G6-3 ②		0-0 G4-3 ②		2-1 G4-3 ③		2-2 HR		4 1 2 2 0 0 1	
Darin Erstad, L (1, 3) OBP: 0.250, SLG: 0.250 B B C X		1-2 20 F 1B		1-0 L8 ③		2-1 G4-3 ③		0-1 P5 ②		4 0 1 0 0 0 2	
20 Juan Rivera, R (1, 10) OBP: 0.667, SLG: 1.167 Jeff DaVanon, S (7, PR) (8, 10) 39 Robb Quinlan, R (8, PH) Casey Kotchman, L (9, 10)		1 SAFE FC6 1 SAFE FC4-6		3-2 HR			2-1 SH1-3 SH 1B 1B	2-2 G4-3 ③		3 1 2 1 0 0 1 0 1 0 0 0 0 0 0 0 0 0 0 0 0 1 0 0 0 0 0 0	
Steve Finley, L (1, 8) OBP: 0.200, SLG: 0.400 B B C X		2-2 FC4-6 ③		0-2 G3 ①			0-0 SH 1B SH1-3			2 1 0 0 0 0 2	
Adam Kennedy, L (1, 4) OBP: 0.200, SLG: 0.200 B C C X			1-1 9 CS 1B		0-1 G5-3 ②		0-0 SH1-3 ①			2 0 1 0 0 0 0	
Inning Stats	R: 0 H: 0 E: 0 LOB: 0 K: 0 BB: 0 S: 7 P: 10	R: 0 H: 1 E: 1 LOB: 2 K: 0 BB: 0 S: 13 P: 18	R: 0 H: 1 E: 0 LOB: 0 K: 1 BB: 0 S: 6 P: 10	R: 0 H: 0 E: 0 LOB: 1 K: 0 BB: 0 S: 4 P: 6	R: 1 H: 1 E: 0 LOB: 0 K: 0 BB: 0 S: 11 P: 14	R: 1 H: 1 E: 1 LOB: 1 K: 0 BB: 0 S: 8 P: 13	R: 2 H: 2 E: 1 LOB: 1 K: 0 BB: 0 S: 12 P: 18	R: 1 H: 1 E: 0 LOB: 0 K: 0 BB: 0 S: 12 P: 16		1B: 5 SF: 0 2B: 0 SAC: 2 3B: 0 DP: 0 HR: 2 HBP: 1	
PITCHER	IP WLS BF H R ER SO	IP WLS BF H R ER SO	IP WLS BF H R ER SO	IP WLS BF H R ER SO	IP WLS BF H R ER SO	IP WLS BF H R ER SO	IP WLS BF H R ER SO	IP WLS BF H R ER SO	IP WLS BF H R ER SO	BB IBB HBP BLK WP HR S P ERA WHIP	ERA WHIP
40 Chien-Ming Wang, R (1, 1) ERA: 1.35	6.2 L 29 6 4 1 1										
Al Leiter, L (7, 1) ERA: 5.4	1.0 4 1 1 1 0										
Scott Proctor, R (8, 1) ERA:	0.1 1 0 0 0 0										

livebaseballscorecards.com



Batter	1	2	3	4	5	6	7	8	9	AB R H RBI BB SO LOB	TOP
9 Chone Figgins, S <small>(1, 8) B OBP: 0.143, SLG: 0.286 (6, 5) X</small>	1-0 	2-2 	1-1 	1-1 		1 SAFE 0-1 		2-2 	3-3 	6 1 2 1 0 1 3	
Orlando Cabrera, R <small>(1, 6) X</small>	0-0 		1-2 		1-0 	0-0 		1-0 		5 1 1 0 0 0 3	
27 Vladimir Guerrero, R <small>(1, 9) F X</small>	0-1 		3-1 		0-0 		3-2 	4-0 		4 3 2 0 1 0 1	
Bengie Molina, R <small>(1, 2) 1 SAFE OBP: 0.500, SLG: 1.273</small> José Molina, R <small>(7, PR) 1 SAFE OBP: 1.000, SLG: 1.000</small> <small>(7, 2) X</small>	0-2 		0-0 		1-0 		1-1 	1-0 		3 2 2 2 0 0 0 1 1 1 1 0 0 0	
16 Garret Anderson, L <small>(1, 7) C B X</small>	1-1 		2-1 			1-1 	0-1 	0-0 		5 1 4 5 0 0 0	
20 Juan Rivera, R <small>(1, 10) S B C X</small>	1-3 		0-3 			2-2 	1-0 	1-0 		5 1 1 0 0 2 5	
Darin Erstad, L <small>(1, 3) B B C X</small>		2-2 		0-1 		0-1 	2-3 		2-1 	5 1 3 1 0 1 3	AB 43 R 11 H 19 RBI 11 BB 1 SO 6 LOB 23
39 Robb Quinlan, R <small>(1, 5) B B C X</small> Steve Finley, L <small>(6, PH) B B C X</small> <small>(6, 8) X</small>		1-2 		2-2 		0-3 	1-0 	2-2 		2 0 1 0 0 0 0 2 0 0 1 0 1 2	
Adam Kennedy, L <small>(1, 4) C B X</small>		1-1 		1-2 		2-2 	2-1 	1-0 		5 0 2 0 0 1 6	
Inning Stats	R: 3 H: 3 E: 0 LOB: 0 K: 1 BB: 0 S: 12 P: 15	R: 0 H: 1 E: 0 LOB: 0 K: 0 BB: 0 S: 13 P: 18	R: 2 H: 3 E: 0 LOB: 1 K: 1 BB: 0 S: 13 P: 20	R: 0 H: 2 E: 0 LOB: 1 K: 1 BB: 0 S: 14 P: 17	R: 0 H: 0 E: 0 LOB: 0 K: 0 BB: 0 S: 3 P: 5	R: 2 H: 4 E: 2 LOB: 2 K: 1 BB: 0 S: 18 P: 23	R: 2 H: 2 E: 2 LOB: 3 K: 1 BB: 0 S: 13 P: 23	R: 2 H: 3 E: 0 LOB: 1 K: 0 BB: 1 S: 8 P: 17	R: 0 H: 1 E: 0 LOB: 1 K: 1 BB: 0 S: 10 P: 18	1B: 12 SF: 0 2B: 4 SAC: 1 3B: 2 DP: 2 HR: 2 HBP: 1	WP: 1 PA: 47 PB: 0 SB: 0 CS: 1
PITCHER Randy Johnson, L <small>(1, 1) ERA: 15.0</small> Aaron Small, R <small>(4, 1) ERA: 6.75</small> Tanyon Sturtze, R <small>(6, 1) ERA: 13.5</small> Tom Gordon, R <small>(7, 1) ERA: 6.75</small> Al Leiter, L <small>(7, 1) ERA: 9.0</small>	IP WLS BF H R ER SO BB IBB HBP BLK WP HR S P ERA WHIP	IP WLS BF H R ER SO BB IBB HBP BLK WP HR S P ERA WHIP	IP WLS BF H R ER SO BB IBB HBP BLK WP HR S P ERA WHIP	IP WLS BF H R ER SO BB IBB HBP BLK WP HR S P ERA WHIP	IP WLS BF H R ER SO BB IBB HBP BLK WP HR S P ERA WHIP	IP WLS BF H R ER SO BB IBB HBP BLK WP HR S P ERA WHIP	IP WLS BF H R ER SO BB IBB HBP BLK WP HR S P ERA WHIP	IP WLS BF H R ER SO BB IBB HBP BLK WP HR S P ERA WHIP	IP WLS BF H R ER SO BB IBB HBP BLK WP HR S P ERA WHIP	IP WLS BF H R ER SO BB IBB HBP BLK WP HR S P ERA WHIP	IP WLS BF H R ER SO BB IBB HBP BLK WP HR S P ERA WHIP
SCOTT PROCTOR, R <small>(8, 1) ERA: 0.00</small>	1.2 7 3 0 0 1 0 0 0 0 0 0 27 35 6.75 1.500	1.2 7 3 0 0 1 0 0 0 0 0 0 27 35 6.75 1.500	1.2 7 3 0 0 1 0 0 0 0 0 0 27 35 6.75 1.500	1.2 7 3 0 0 1 0 0 0 0 0 0 27 35 6.75 1.500	1.2 7 3 0 0 1 0 0 0 0 0 0 27 35 6.75 1.500	1.2 7 3 0 0 1 0 0 0 0 0 0 27 35 6.75 1.500	1.2 7 3 0 0 1 0 0 0 0 0 0 27 35 6.75 1.500	1.2 7 3 0 0 1 0 0 0 0 0 0 27 35 6.75 1.500	1.2 7 3 0 0 1 0 0 0 0 0 0 27 35 6.75 1.500	1.2 7 3 0 0 1 0 0 0 0 0 0 27 35 6.75 1.500	1.2 7 3 0 0 1 0 0 0 0 0 0 27 35 6.75 1.500

Los Angeles Angels @ New York Yankees
 Yankee Stadium, Bronx, NY
 Fri Oct 07 2005, 8:00 PM EDT
 Att. 56,277 - Rain - 74 F

livebaseballscorecards.com

Batter	1	2	3	4	5	6	7	8	9	AB	R	H	RBI	BB	SO	LOB
2 Derek Jeter, R OBP: 0.357, SLG: 0.538 (1, 6)	1-3 K		0-2 FC5-4 25 1B	0-1 13 BB 25 1B		3-2 K		0-2 HR		5	2	2	2	0	2	1
13 Alex Rodriguez, R OBP: 0.500, SLG: 0.333 (1, 5)	0-1 2B		2-3 K	4-2 25 1B BB		2-0 55 BB BB 1B		1-0 G6-3		4	0	2	0	1	1	1
25 Jason Giambi, L OBP: 0.462, SLG: 0.583 (1, 10)	0-0 F7		0-1 1B	1-1 1-3 2-H 1B		1-3 K		1-0 G3		5	0	2	1	0	1	2
Gary Sheffield, R OBP: 0.231, SLG: 0.167 (1, 9)	1-2 G4-3		2-0 F8	0-0 L8		4-0 55 BB BB		2-3 K		4	0	0	0	1	1	5
55 Hideki Matsui, L OBP: 0.462, SLG: 0.727 (1, 7)		2-1 G4-3		2-1 HR	4-2 24 E BB	4-2 BB		0-1 24 FC4-6 1B		3	2	2	1	2	0	0
24 Robinson Canó, L OBP: 0.308, SLG: 0.538 (1, 4)		1-1 F7		2-2 G3 20 G3 1B	1-2 E6 SF7 2B	0-0 F7		1-0 FC4-6 DI		5	2	2	1	0	0	4
Bernie Williams, S OBP: 0.308, SLG: 0.500 (1, 8)		1-1 1B		0-0 20 G3 2 G3 1B	0-1 SF7		1-1 G4-3		1-2 F8	4	1	2	1	0	0	1
Tino Martinez, L Ruben Sierra, S (9, PH)		1-2 G3		2-2 G3	0-3 K		2-1 F8		1-3 K	4	0	0	0	0	1	3
John Flaherty, R 20 Jorge Posada, S (4, PH) (5, 2)			4-2 FC5-4 BB	1-2 G3	2-3 K		3-3 K			1	0	0	0	0	1	0
				2-3 3-H						3	0	0	1	0	2	1

Inning Stats		R: 0	H: 1	R: 0	H: 1	R: 0	H: 1	R: 4	H: 5	R: 2	H: 1	R: 0	H: 1	R: 0	H: 1	R: 1	H: 1	R: 0	H: 1	1B: 8	SF: 1	WP: 0	PA: 44				
		E: 0	LOB: 1	E: 0	LOB: 1	E: 0	LOB: 2	E: 1	LOB: 2	E: 0	LOB: 3	E: 0	LOB: 0	E: 0	LOB: 0	E: 0	LOB: 0	E: 0	LOB: 1	2B: 2	SAC: 0	PB: 0					
		K: 1	BB: 0	K: 0	BB: 0	K: 1	BB: 1	K: 2	BB: 1	K: 1	BB: 2	K: 1	BB: 0	K: 1	BB: 0	K: 1	BB: 0	K: 1	BB: 0	3B: 0	DP: 0	SB: 0					
		S: 10	P: 12	S: 9	P: 14	S: 16	P: 24	S: 13	P: 20	S: 12	P: 26	S: 8	P: 14	S: 8	P: 12	S: 10	P: 13	S: 10	P: 13	HR: 2	HBP: 0	CS: 0					
PITCHER	IP	WLS	BF	H	R	ER	SO	BB	IBB	HBP	BLK	WP	HR	S	P	ERA	WHIP										
Paul Byrd, R (1, 1) ERA: 9.82	3.2		20	7	4	4	2	2	0	0	0	0	1	51	77	9.82	2.455										
Brendan Donnelly, R (4, 1) ERA: 27.0	0.1		4	2	2	1	0	1	0	0	0	0	0	8	14	27.00	9.000										
62 Scot Shields, R (5, 1) ERA:	2.0	W	9	1	0	0	4	2	0	0	0	0	0	20	36	0.00	1.500										
45 Kelvim Escobar, R (7, 1) ERA: 2.25	2.0	H	7	1	1	1	2	0	0	0	0	0	1	16	26	4.50	0.500										
Francisco Rodríguez, R (9, 1) ERA: 4.5	1.0		4	1	0	0	1	0	0	0	0	0	0	10	13	0.00	1.000										

BOTTOM

Los Angeles Angels @ New York Yankees
Yankee Stadium, Bronx, NY
Fri Oct 07 2005, 8:00 PM EDT
Att. 56,277 - Rain - 74 F

livebaseballscores.com

AB	38
R	7
H	12
RBI	7
BB	5
SO	9
LOB	19



Batter	1	2	3	4	5	6	7	8	9	AB R H RBI BB SO LOB	TOP																	
9 Chone Figgins, S OBP: 0.167, SLG: 0.333 (1, 5)	0-0 F8			2-2 E7		2-1 2B			2-3 K	4 1 1 1 0 1 0	Los Angeles Angels @ New York Yankees Yankee Stadium, Bronx, NY Sun Oct.09 2005, 7:30 PM EDT Att. 56,226 - Cloudy - 61 F																	
Orlando Cabrera, R OBP: 0.235, SLG: 0.353 (1, 6)	3-2 K			2-1 G5-3		0-0 2B			2-1 G1-3	4 0 1 1 0 1 1																		
27 Vladimir Guerrero, R OBP: 0.412, SLG: 0.286 (1, 9)	2-3 K			1-2 16 2-6 1B		0-3 K			2-2 G4-3	4 0 1 0 0 2 1																		
16 Garret Anderson, L OBP: 0.250, SLG: 0.563 (1, 7)		3-2 L8		1-0 2-6	1-0 F7				1-2 P3	3 0 0 0 0 0 0																		
Bengie Molina, R OBP: 0.467, SLG: 1.071 (1, 2)		1-2 G4-3			3-2 P6				0-0 G6-4-3 1B	3 0 1 0 0 0 0																		
Darin Erstad, L OBP: 0.313, SLG: 0.375 (1, 3)		1-3 K			0-1 G6-3				2-2 G6-4-3	3 0 0 0 0 1 1																		
20 Juan Rivera, R OBP: 0.429, SLG: 0.692 (1, 10)			0-2 F9			4-0 G4-3 9 2B SH3-4 BB			2-2 G4-3	2 1 0 0 1 0 0																		
Steve Finley, L OBP: 0.111, SLG: 0.222 (1, 8)			2-1 F8			0-0 SH3-4			3-3 K	2 0 0 0 0 1 0																		
Adam Kennedy, L OBP: 0.231, SLG: 0.231 (1, 4)			3-2 K			0-0 G4-3			3-2 G5-3	3 0 0 0 0 1 1																		
Inning Stats	R: 0 E: 0 K: 2 S: 8	H: 0 LOB: 0 BB: 0 P: 13	R: 0 E: 0 K: 1 S: 9	H: 0 LOB: 0 BB: 0 P: 14	R: 0 E: 1 K: 0 S: 9	H: 1 LOB: 1 BB: 0 P: 15	R: 0 E: 0 K: 0 S: 8	H: 0 LOB: 0 BB: 0 P: 12	R: 2 E: 0 K: 1 S: 8	H: 2 LOB: 1 BB: 1 P: 14	R: 0 E: 0 K: 0 S: 7	H: 1 LOB: 0 BB: 0 P: 10	R: 0 E: 0 K: 1 S: 9	H: 0 LOB: 0 BB: 0 P: 17	R: 0 E: 0 K: 1 S: 12	H: 0 LOB: 0 BB: 0 P: 18	1B: 2 2B: 2 3B: 0 HR: 0	SF: 0 SAC: 1 DP: 1 HBP: 0	WP: 0 PB: 0 SB: 0 CS: 1	PA: 30								
PITCHER	IP WLS BF H R ER SO BB IBB HBP BLK WP HR S P ERA WHIP																											
Shawn Chacon, R ERA: 2.84 (1, 1)	6.1	24	4	2	2	5	1	0	0	0	0	0	0	55	87	2.84	0.789											
Al Leiter, L ERA: 7.36 (7, 1)	0.2	W	1	0	0	0	0	0	0	0	0	0	0	3	5	0.00	0.000											
42 Mariano Rivera, R ERA: 3.0 (8, 1)	2.0	S	6	0	0	0	2	0	0	0	0	0	0	21	35	0.00	0.000											

AB	28
R	2
H	4
RBI	2
BB	1
SO	7
LOB	4



Batter	1	2	3	4	5	6	7	8	9
2 Derek Jeter, R OBP: 0.278, SLG: 0.412 (1, 6)	1-2 G1-3		1-3 K			0-0 G6-3	2-2 FC5 13 BB		
13 Alex Rodriguez, R OBP: 0.500, SLG: 0.273 (1, 5)	0-1 F7		2-3 K			4-2 25 G4-3 1B BB	4-1 3-H 1-2 2-3 BB		
25 Jason Giambi, L OBP: 0.471, SLG: 0.500 42 Mariano Rivera, R (8, 1)	4-1 BB			4-2 55 G3-6 BB		0-0 G4-3	0-3 K		
Gary Sheffield, R OBP: 0.235, SLG: 0.188 (1, 9)	2-1 G1-3			0-0 P4		0-0 1B	1-2 F8		
55 Hideki Matsui, L OBP: 0.353, SLG: 0.533 (1, 7)		1-3 K		1-0 G3-6 1-2f		2-2 G3	1-2 P3		
24 Robinson Canó, L OBP: 0.353, SLG: 0.500 (1, 4)		1-3 K			2-3 K		1-1 20 BB 1B	4-2 WP 20 WP BB	
Bernie Williams, S OBP: 0.235, SLG: 0.375 (1, 10) (8, 8)		2-1 F7			1-3 K		1-0 F8	0-1 L8	
20 Jorge Posada, S OBP: 0.467, SLG: 0.636 (1, 2)			4-2 13 WP SH2-3 BB		0-0 2B		4-2 1B 2 FC5 BB	4-2 WP BB	
Bubba Crosby, L (1, 8) Ruben Sierra, S (7, PH) Tony Womack, L (7, PR) Tino Martinez, L (8, 3)			0-0 SH2-3		0-1 G1-3		2-1 13 BB 2 FC5 1B	1-1 P6	

Inning Stats	R: 0 E: 0 K: 8	H: 0 LOB: 1 BB: 1	P: 15	R: 0 E: 0 K: 10	H: 0 LOB: 0 BB: 0	P: 14	R: 0 E: 0 K: 10	H: 0 LOB: 1 BB: 1	P: 17	R: 0 E: 0 K: 11	H: 1 LOB: 1 BB: 0	P: 14	R: 1 E: 0 K: 8	H: 1 LOB: 1 BB: 1	P: 14	R: 2 E: 0 K: 17	H: 2 LOB: 3 BB: 2	P: 32	R: 0 E: 0 K: 13	H: 0 LOB: 2 BB: 2	P: 23
--------------	----------------------	-------------------------	-------	-----------------------	-------------------------	-------	-----------------------	-------------------------	-------	-----------------------	-------------------------	-------	----------------------	-------------------------	-------	-----------------------	-------------------------	-------	-----------------------	-------------------------	-------

PITCHER	IP	WLS	BF	H	R	ER	SO	BB	IBB	HBP	BLK	WP	HR	S	P	ERA	WHIP
41 John Lackey, R (1, 1) ERA: 2.38	5.2		22	2	1	1	6	4	0	0	0	1	0	48	78	1.59	1.059
62 Scot Shields, R (6, 1) ERA: 3.6	0.2	L	6	2	2	2	0	1	0	0	0	0	0	13	25	27.00	4.500
45 Kelvin Escobar, R (7, 1) ERA: 1.59	1.2		8	0	0	0	1	3	0	0	0	2	0	20	35	0.00	1.800

BOTTOM

Los Angeles Angels @ New York Yankees
 Yankee Stadium, Bronx, NY

Sun Oct 09 2005, 7:30 PM EDT
 Att: 56,226 - Cloudy - 61 F

AB	27
R	3
H	4
RBI	3
BB	8
SO	7
LOB	19

WP: 3 PA: 36
 PB: 0
 SB: 0
 CS: 0



AB	R	H	RBI	BB	SO	LOB
4	0	0	1	0	1	2
2	1	0	0	2	1	1
2	0	0	0	2	1	4
0	0	0	0	0	0	0
4	0	1	1	0	0	5
4	0	0	0	0	1	2
3	1	1	0	1	2	0
4	0	0	0	0	1	2
1	1	1	0	3	0	0
1	0	0	0	0	0	1
1	0	1	1	0	0	0
0	0	0	0	0	0	0
1	0	0	0	0	0	2

Batter	1	2	3	4	5	6	7	8	9
9 Chone Figgins, S OBP: 0.182, SLG: 0.286 (1, 5)	0-3 K	0-3 K		1-3 K		4-2 FC5-4 BB			
Orlando Cabrera, R OBP: 0.238, SLG: 0.333 (1, 6)	0-0 G6-3		1-0 27 1B 16 SF8 1B	2-1 P6		1-2 FC5-4 1-2f			
27 Vladimir Guerrero, R OBP: 0.429, SLG: 0.333 (1, 9)	1-0 L7		3-2 1B FC3 1B		1-1 G6-3		2-2 1B		
16 Garret Anderson, L OBP: 0.250, SLG: 0.684 (1, 7)		3-1 HR	1 SAFE 3-2 SF8		0-1 G4-3		1 SAFE 1-1 F9		
Bengie Molina, R OBP: 0.474, SLG: 0.944 (1, 2)		0-0 BB 3B 1B	1 SAFE 0-1 FC3 1B		0-1 G6-3		0-0 F8		
Darin Erstad, L OBP: 0.300, SLG: 0.400 (1, 3)		1-3 K	0-2 FC3			1-2 SH3-4 2B		0-1 F8	
20 Juan Rivera, R OBP: 0.389, SLG: 0.588 (1, 10)		3-2 P4	0-1 F7			1-0 SH3-4 1B		0-0 G6-3	
Steve Finley, L OBP: 0.167, SLG: 0.182 (1, 8)		4-2 3B BB	2-2 G4-3			0-1 SH3-4		2-3 K	
Adam Kennedy, L OBP: 0.235, SLG: 0.353 (1, 4)		0-0 1-H 2-H 3B		0-1 G3		2-3 K		1-2 G3	

Inning Stats	R: 0	H: 0	E: 0	K: 1	S: 6	R: 3	H: 3	E: 0	K: 2	S: 15	R: 2	H: 3	E: 0	K: 0	S: 20	R: 0	H: 0	E: 0	K: 1	S: 7	R: 0	H: 2	E: 0	K: 1	S: 17	R: 0	H: 1	E: 0	K: 0	S: 8	R: 0	H: 0	E: 0	K: 1	S: 8		
	LOB: 0	BB: 0				LOB: 1	BB: 1				LOB: 2	BB: 0				LOB: 3	BB: 1				LOB: 0	BB: 0		LOB: 0	BB: 0		LOB: 1	BB: 0		LOB: 0	BB: 0		LOB: 0	BB: 0		LOB: 0	BB: 0

PITCHER	IP	WLS	BF	H	R	ER	SO	BB	IBB	HBP	BLK	WP	HR	S	P	ERA	WHIP
35 Mike Mussina, R ERA: 5.4 (1, 1)	2.2	L	16	6	5	5	3	1	0	0	0	0	1	38	57	16.88	2.625
Randy Johnson, L ERA: 6.14 (3, 1)	4.1		17	3	0	0	2	1	0	0	0	0	0	41	59	0.00	0.923
Tom Gordon, R ERA: 3.86 (8, 1)	1.0		3	0	0	0	1	0	0	0	0	0	0	8	11	0.00	0.000

AB R H RBI BB SO LOB

3	0	0	0	1	3	1
4	1	1	0	0	0	3
4	1	2	0	0	0	0
3	1	1	2	0	0	1
4	1	2	0	0	0	1
4	0	1	1	0	1	3
4	0	1	0	0	0	3
2	1	0	0	1	1	2
4	0	1	2	0	1	2

AB	R	H	RBI	BB	SO	LOB
32	5	9	5	2	6	16



New York Yankees @ Los Angeles Angels
 Angel Stadium of Anaheim, Anaheim, CA

livebaseballscores.com

WP	HR	S	P	ERA	WHIP
0	0	0	0	0	0

Mon Oct 10 2005, 5:00 PM PDT
 Att. 45,133 - Clear - 77 F

Batter	1	2	3	4	5	6	7	8	9	AB R H RBI BB SO LOB	TOP										
9 Chone Figgins, S OBP: 0.200, SLG: 0.292 (1, 5)	2-3 K		0-1 SH5-4		2-1 G3			2-0 1B		3 0 1 0 0 1 0											
Orlando Cabrera, R OBP: 0.240, SLG: 0.320 (1, 6)	1-2 P3		0-0 FC1-4 1B			0-1 G5-3		2-0 G6-3		4 0 1 1 0 0 1											
27 Vladimir Guerrero, R OBP: 0.360, SLG: 0.273 (1, 10)	1-2 G6-3		1-1 FC1-4 1B			0-0 G6-3		0-2 F8		4 0 0 1 0 0 2											
16 Garret Anderson, L OBP: 0.250, SLG: 0.739 (1, 7)		2-0 HR	2-2 G4-3			0-3 K			1-1 F7	4 1 1 1 0 1 1											
Bengie Molina, R OBP: 0.435, SLG: 0.818 (1, 2)		0-0 G6-3		0-1 F8			1-2 L6		0-0 FC6-4 1B	4 0 1 0 0 0 0											
Darin Erstad, L OBP: 0.292, SLG: 0.375 (1, 3)		0-0 G3		3-1 P5			1-1 20 1B		2-1 FC6-4 1B	4 0 1 0 0 0 1											
20 Juan Rivera, R OBP: 0.318, SLG: 0.476 (1, 9)		1-0 G1-3		3-2 G6-3			2-1 P3		1-1 P4	4 0 0 0 0 0 2											
Steve Finley, L OBP: 0.200, SLG: 0.214 (1, 8)			1-1 SH5-4 1B		2-2 K		0-3 K			3 1 1 0 0 2 1											
Adam Kennedy, L OBP: 0.250, SLG: 0.350 (1, 4)			0-0 SH5-4 FC1-4 1B		1-0 G4-3			3-2 G1-3		3 1 1 0 0 0 0											
Inning Stats	R: 0 E: 0 K: 1 S: 9	H: 0 LOB: 0 BB: 0 P: 13	R: 1 E: 0 K: 0 S: 4	H: 1 LOB: 0 BB: 0 P: 7	R: 2 E: 0 K: 0 S: 12	H: 3 LOB: 1 BB: 0 P: 16	R: 0 E: 0 K: 0 S: 9	H: 0 LOB: 0 BB: 0 P: 15	R: 0 E: 0 K: 1 S: 6	H: 0 LOB: 0 BB: 0 P: 11	R: 0 E: 0 K: 1 S: 11	H: 1 LOB: 1 BB: 0 P: 15	R: 0 E: 0 K: 0 S: 9	H: 1 LOB: 1 BB: 0 P: 15	R: 0 E: 0 K: 0 S: 7	H: 1 LOB: 1 BB: 0 P: 11	1B: 6 2B: 0 3B: 0 HR: 1	SF: 0 SAC: 1 DP: 0 HBP: 0	WP: 0 PB: 0 SB: 2 CS: 0	PA: 34	
PITCHER 52 Jose Contreras, R ERA: 2.81 Neal Cotts, L ERA:	IP 8.1 0.2	WLS L 2	BF 32 2	H 7 0	R 3 0	ER 3 0	SO 4 0	BB 0 0	IBB 0 0	HBP 0 0	BLK 0 0	WP 0 0	HR 1 0	S 69 4	P 102 7	ERA 3.24 0.00	WHIP 0.840 0.000				

Los Angeles Angels @ Chicago White Sox
 U.S. Cellular Field, Chicago, IL
 Tue Oct 11 2005, 8:00 PM EDT
 Att. 40,659 - Clear - 61 F

AB	33
R	3
H	7
RBI	3
BB	0
SO	4
LOB	8



Batter	1	2	3	4	5	6	7	8	9	AB	R	H	RBI	BB	SO	LOB
22 Scott Podsednik, L (1, 7) OBP: 0.444, SLG: 0.571	1-1 P6		0-0 1B		4-1 CS BB			1-3 K		3	0	1	0	1	1	1
Tadahito Iguchi, R (1, 4) OBP: 0.250, SLG: 0.438	1-2 P3		1-0 1B		2-1 F7			1-1 P6		4	0	1	0	0	0	2
23 Jermaine Dye, R (1, 9) OBP: 0.313, SLG: 0.214	0-0 L9		1-1 P3					2-0 1B		4	0	1	0	0	0	2
14 Paul Konerko, R (1, 3) OBP: 0.188, SLG: 0.563		1-2 G5-3		0-1 G4-3				2-2 F8		4	0	0	0	0	0	2
Carl Everett, S (1, 10) OBP: 0.313, SLG: 0.267 38 Pablo Ozuna, R (9, PR)		0-0 G4-3		2-2 G3 1B				1-0 F8		4	1	1	0	0	0	0
Aaron Rowand, R (1, 8) OBP: 0.400, SLG: 0.462		2-1 F7		1-0 G3 1B				0-1 FC5-6		3	0	0	0	0	0	2
12 A.J. Pierzynski, L (1, 2) OBP: 0.467, SLG: 1.000			1-1 G6-3		3-2 G3 1B			0-0 FC4-6 CS		4	0	1	1	0	0	2
24 Joe Crede, R (1, 5) OBP: 0.214, SLG: 0.385			0-1 HR		0-3 K			1-2 F9		4	1	1	1	0	2	3
5 Juan Uribe, R (1, 6) OBP: 0.385, SLG: 0.692			3-1 F7		1-2 F7			2-2 1B		3	0	1	0	0	0	0

Inning Stats	R: 0	H: 0	R: 0	H: 0	R: 1	H: 3	R: 1	H: 2	R: 0	H: 0	R: 0	H: 0	R: 0	H: 2	R: 0	H: 0	R: 0	H: 0		
	E: 0	LOB: 0	E: 0	LOB: 0	E: 0	LOB: 2	E: 0	LOB: 1	E: 0	LOB: 0	E: 0	LOB: 0	E: 0	LOB: 2	E: 1	LOB: 1	E: 0	LOB: 0	E: 0	LOB: 0
	K: 0	BB: 0	K: 0	BB: 0	K: 0	BB: 0	K: 1	BB: 0	K: 0	BB: 0	K: 0	BB: 0	K: 0	BB: 0	K: 1	BB: 0	K: 1	BB: 0	K: 0	BB: 0
	S: 6	P: 8	S: 6	P: 9	S: 10	P: 16	S: 15	P: 21	S: 7	P: 13	S: 5	P: 7	S: 13	P: 21	S: 8	P: 11	S: 13	P: 21	S: 3	P: 5


PITCHER	IP	WLS	BF	H	R	ER	SO	BB	IBB	HBP	BLK	WP	HR	S	P	ERA	WHIP
Paul Byrd, R (1, 1) ERA: 5.59	6.0	W	24	5	2	2	1	1	0	0	0	0	1	47	73	3.00	1.000
62 Scot Shields, R (7, 1) ERA: 2.57	2.0	H	7	2	0	0	1	0	0	0	0	0	0	18	27	0.00	1.000
Francisco Rodriguez, R (9, 1) ERA: 2.08	1.0	S	4	0	0	0	1	0	0	0	0	0	0	8	11	0.00	0.000

BOTTOM

Los Angeles Angels @ Chicago White Sox
 U.S. Cellular Field, Chicago, IL

Tue Oct 11 2005, 8:00 PM EDT
 Att. 40,659 - Clear - 61 F

AB	33
R	2
H	7
RBI	2
BB	1
SO	3
LOB	14



WP	PA
0	35

Batter	1	2	3	4	5	6	7	8	9	AB R H RBI BB SO LOB	TOP																												
9 Chone Figgins, S (1, 8) OBP: 0.172, SLG: 0.250	3-1 F8			3-2 G1-6-3	1-2 L9			0-0 G6-3		4 0 0 0 0 0 3																													
Orlando Cabrera, R (1, 6) OBP: 0.276, SLG: 0.379	1-1 G1-3			1-0 2B	2-1 27 G6-4-3 1B			3-1 F7		4 0 2 0 0 0 2																													
27 Vladimir Guerrero, R (1, 9) OBP: 0.310, SLG: 0.231	0-0 G6-3			0-0 G5-3	1-0 G6-4-3			1-0 P4		4 0 0 0 0 0 2																													
Bengie Molina, R (1, 10) OBP: 0.407, SLG: 0.720			0-1 F9	1-1 HBP	1-3 K			1-1 P4		3 0 0 0 0 1 0																													
16 Garret Anderson, L (1, 7) OBP: 0.214, SLG: 0.630			0-3 K	1-2 G5-3			0-0 G4-3	0-2 P1		4 0 0 0 0 1 2																													
39 Robb Quinlan, R (1, 5) OBP: 0.400, SLG: 1.000			2-3 K		1-0 HR		2-3 K			3 1 1 1 0 2 0																													
Darin Erstad, L (1, 3) OBP: 0.296, SLG: 0.370				0-1 G4-3	1-2 FC2-6 1B		0-0 F8			3 0 1 0 0 0 0																													
José Molina, R (1, 2) OBP: 0.500, SLG: 0.500 Jeff DaVanon, S (8, PR) Josh Paul, R (8, 2)				0-0 E6 G1-6-3	0-1 FC2-6 FC4-6			0-2 G6-3 SH3-4 1B		3 0 1 0 0 0 1 0 0 0 0 0 0 0 0 0 0 0 0 0 0																													
Adam Kennedy, L (1, 4) OBP: 0.227, SLG: 0.318				2-2 G1-6-3	0-1 FC4-6 9 PB			0-1 SH3-4		2 0 0 0 0 0 2																													
Inning Stats	R: 0 E: 0 K: 0 S: 5	H: 0 LOB: 0 BB: 0 P: 9	R: 0 E: 0 K: 2 S: 12	H: 0 LOB: 0 BB: 0 P: 14	R: 0 E: 1 K: 0 S: 6	H: 0 LOB: 0 BB: 0 P: 8	R: 0 E: 0 K: 0 S: 12	H: 1 LOB: 2 BB: 0 P: 18	R: 1 E: 0 K: 0 S: 11	H: 2 LOB: 1 BB: 0 P: 14	R: 0 E: 0 K: 1 S: 6	H: 1 LOB: 0 BB: 0 P: 10	R: 0 E: 0 K: 1 S: 5	H: 0 LOB: 0 BB: 0 P: 7	R: 0 E: 0 K: 0 S: 8	H: 1 LOB: 2 BB: 0 P: 11	R: 0 E: 0 K: 0 S: 6	H: 0 LOB: 0 BB: 0 P: 8	1B: 3 2B: 1 3B: 0 HR: 1	SF: 0 SAC: 1 DP: 2 HBP: 1	WP: 0 PB: 1 SB: 0 CS: 0	PA: 32																	
56 Mark Buehrle, L (1, 1) ERA: 2.81	IP 9.0	WLS W	BF 32	H 5	R 1	ER 1	SO 4	BB 0	IBB 0	HBP 1	BLK 0	WP 0	HR 1	S 71	P 99	ERA 1.00	WHIP 0.556					PITCHER	IP	WLS	BF	H	R	ER	SO	BB	IBB	HBP	BLK	WP	HR	S	P	ERA	WHIP

Los Angeles Angels @ Chicago White Sox
U.S. Cellular Field, Chicago, IL

Wed Oct 12 2005, 8:00 PM EDT
Att. 41,013 - Cloudy - 62 F

livebaseballscorecards.com



Batter	1	2	3	4	5	6	7	8	9	AB R H RBI BB SO LOB
22 Scott Podsednik, L (1, 7) OBP: 0.409, SLG: 0.500	0-2 E1 SH1-3 23 G6-3		2-1 FC6-4 1B		1-2 P5			1-3 K		4 1 1 0 0 1 2
Tadahito Iguchi, R (1, 4) OBP: 0.263, SLG: 0.389	0-0 SH1-3 2-3		1-1 P3		3-2 1-2 2-3 HBP			1-3 K		2 0 0 0 0 1 1
23 Jermaine Dye, R (1, 9) OBP: 0.300, SLG: 0.222	1-2 G6-3 3-H		0-0 FC6-4 1-2f		0-3 K			2-1 1B		4 0 1 1 0 1 4
14 Paul Konerko, R (1, 3) OBP: 0.200, SLG: 0.500	2-1 1B			3-2 G1-3			3-3 K	0-3 K		4 0 1 0 0 2 1
Carl Everett, S (1, 10) OBP: 0.250, SLG: 0.211	0-1 G6-3			1-2 P3			1-3 K	0-1 G3		4 0 0 0 0 1 1
Aaron Rowand, R (1, 8) OBP: 0.368, SLG: 0.471			3-2 E9 2B		1-2 G1-3		0-1 G5-3	1-3 K		4 0 1 0 0 1 0
12 A.J. Pierzynski, L (1, 2) 38 Pablo Ozuna, R (9, PR)			0-3 K		4-1 HBP 5 1B BB		2-1 P4	3-3 K 24 S 2B		3 0 0 0 1 2 0 0 1 0 0 0 0 0
24 Joe Crede, R (1, 5) OBP: 0.276, SLG: 0.529			2-1 F9		0-0 F9		2-0 5 L7-4 2B	1 SAFE 0-2 1-H 2B		4 0 2 1 0 0 1
5 Juan Uribe, R (1, 6) OBP: 0.375, SLG: 0.625			2-2 G6-3		1-0 HBP 1B		0-1 L7-4 2-2			3 0 1 0 0 0 1

Inning Stats	R: 1 E: 1 K: 0 S: 14	H: 1 LOB: 1 BB: 0 P: 17	R: 0 E: 1 K: 1 S: 8	H: 1 LOB: 0 BB: 0 P: 13	R: 0 E: 0 K: 0 S: 8	H: 0 LOB: 0 BB: 0 P: 14	R: 0 E: 0 K: 1 S: 14	H: 1 LOB: 3 BB: 1 P: 23	R: 0 E: 0 K: 2 S: 8	H: 0 LOB: 0 BB: 0 P: 12	R: 0 E: 0 K: 0 S: 5	H: 1 LOB: 0 BB: 0 P: 9	R: 0 E: 0 K: 3 S: 11	H: 1 LOB: 1 BB: 0 P: 15	R: 1 E: 1 K: 2 S: 11	H: 1 LOB: 2 BB: 0 P: 15	1B: 4 2B: 4 3B: 0 HR: 0	SF: 0 SAC: 1 DP: 1 HBP: 1	WP: 0 PB: 0 SB: 1 CS: 0	PA: 35
--------------	-------------------------------	----------------------------------	------------------------------	----------------------------------	------------------------------	----------------------------------	-------------------------------	----------------------------------	------------------------------	----------------------------------	------------------------------	---------------------------------	-------------------------------	----------------------------------	-------------------------------	----------------------------------	----------------------------------	------------------------------------	----------------------------------	--------

PITCHER	IP	WLS	BF	H	R	ER	SO	BB	IBB	HBP	BLK	WP	HR	S	P	ERA	WHIP
Jarrod Washburn, L (1, 1) ERA: 4.2	4.2		20	4	1	0	1	1	0	0	0	0	0	50	77	0.00	1.071
Brendan Donnelly, R (5, 1) ERA: 13.5	0.1		1	0	0	0	1	0	0	0	0	0	0	3	3	0.00	0.000
62 Scot Shields, R (6, 1) ERA: 2.25	1.0		3	0	0	0	2	0	0	0	0	0	0	8	12	0.00	0.000
45 Kelvim Escobar, R (7, 1) ERA: 0.93	2.2	L	11	3	1	0	5	0	0	0	0	0	0	27	39	0.00	1.125

BOTTOM

Los Angeles Angels @ Chicago White Sox
 U.S. Cellular Field, Chicago, IL

Wed Oct 12 2005, 8:00 PM EDT
 Att: 41,013 - Cloudy - 62 F

livebaseballscorecards.com

AB	32
R	2
H	7
RBI	2
BB	1
SO	9
LOB	11



Batter	1	2	3	4	5	6	7	8	9	AB R H RBI BB SO LOB	TOP											
22 Scott Podsednik, L (1, 7) OBP: 0.407, SLG: 0.478	0-2 SH5-3 23 2B 1B	1 SAFE 1-1 G1-3			3-1 G5-3		2-3 K		3-1 1B	5 1 2 0 0 1 1												
Tadahito Iguchi, R (1, 4) OBP: 0.304, SLG: 0.455	0-0 SH5-3 1-2		3-2 23 BB 1B		0-0 14 1B 2B		0-3 K		0-3 K	4 2 2 0 0 2 2												
23 Jermaine Dye, R (1, 9) OBP: 0.375, SLG: 0.300	1-0 14 HR 2B		4-2 L6-4 1B 1-2 BB		2-2 K			4-0 14 1B BB		2 1 1 1 2 1 1												
14 Paul Konerko, R (1, 3) OBP: 0.292, SLG: 0.667	3-2 2-H HR		1-3 K		0-1 2-H 1B			1 SAFE 1-1 1 SAFE 1 SAFE 1 SAFE G6-3 1B		4 1 3 3 0 1 2												
Carl Everett, S (1, 10) OBP: 0.250, SLG: 0.217	0-0 G4-3		0-0 1-2 2-H 1B		0-0 F7			1-3 K		4 0 1 1 0 1 3												
Aaron Rowand, R (1, 8) OBP: 0.304, SLG: 0.381	1-1 F9		3-2 L6-4 2-2		1-1 G5-3			1-0 G6-3 1-2f		4 0 0 0 0 0 4												
12 A.J. Pierzynski, L (1, 2) OBP: 0.391, SLG: 0.700			0-1 G3		0-3 K			1-0 22 1B 1B		4 0 1 0 0 1 0												
24 Joe Crede, R (1, 5) OBP: 0.227, SLG: 0.429			2-2 G5-3		0-0 F9			1-1 F7		4 0 0 0 0 0 1												
5 Juan Uribe, R (1, 6) OBP: 0.350, SLG: 0.550			3-2 1B		1-0 P4			0-3 K		4 0 1 0 0 2 1												
Inning Stats	R: 3 E: 0 K: 0 S: 11	H: 3 LOB: 0 BB: 0 P: 16	R: 0 E: 0 K: 0 S: 17	H: 1 LOB: 1 BB: 0 P: 23	R: 1 E: 0 K: 1 S: 12	H: 2 LOB: 1 BB: 1 P: 23	R: 0 E: 0 K: 1 S: 6	H: 0 LOB: 0 BB: 0 P: 7	R: 1 E: 0 K: 1 S: 9	H: 2 LOB: 1 BB: 0 P: 14	R: 0 E: 0 K: 0 S: 6	H: 0 LOB: 0 BB: 0 P: 12	R: 0 E: 0 K: 3 S: 9	H: 0 LOB: 0 BB: 0 P: 12	R: 0 E: 0 K: 1 S: 7	H: 1 LOB: 1 BB: 1 P: 13	R: 0 E: 0 K: 2 S: 11	H: 2 LOB: 2 BB: 0 P: 16	1B: 8 2B: 3 3B: 0 HR: 1	SF: 0 SAC: 1 DP: 2 HBP: 0	WP: 0 PB: 0 SB: 0 CS: 0	PA: 38
PITCHER	IP WLS BF H R ER SO BB IBB HBP BLK WP HR S P ERA WHIP																					
41 John Lackey, R (1, 1) ERA: 4.41	5.0 L 23 8 5 5 3 1 0 0 0 0 0 1 55 83 9.00 1.800																					
Kevin Gregg, R (6, 1) ERA:	2.0 8 1 0 0 3 1 0 0 0 0 0 0 17 31 0.00 1.000																					
Brendan Donnelly, R (8, 1) ERA: 3.38	2.0 7 2 0 0 3 0 0 0 0 0 0 0 16 22 0.00 1.000																					

Chicago White Sox @ Los Angeles Angels
 Angel Stadium of Anaheim, Anaheim, CA

Fri Oct 14 2005, 5:00 PM PDT
 Att. 44,725 - Clear - 89 F

AB 35
 R 5
 H 11
 RBI 5
 BB 2
 SO 9
 LOB 15



WP: 0 PA: 38
 PB: 0
 SB: 0
 CS: 0

Batter	1	2	3	4	5	6	7	8	9	AB R H RBI BB SO LOB
9 Chone Figgins, S OBP: 0.182, SLG: 0.226 (1, 5)	4-2 BB 27 G4-3			0-0 P4		2-1 F7			1-2 F7	3 0 0 0 1 0 1
Orlando Cabrera, R OBP: 0.273, SLG: 0.455 (1, 6)	0-3 K			1-3 K		2-2 HR 1-H			3-2 F8	4 1 1 2 0 2 1
27 Vladimir Guerrero, R OBP: 0.303, SLG: 0.233 (1, 9)	1-0 G4-3 1-2f			2-0 1B		1-3 K			0-0 L9	4 0 1 0 0 1 1
16 Garret Anderson, L OBP: 0.194, SLG: 0.567 (1, 7)			3-3 K	0-1 G5-3			1-2 G1-3			3 0 0 0 0 1 1
Bengie Molina, R OBP: 0.367, SLG: 0.643 (1, 2)			1-2 F8	1-0 G6-3			1-3 K			3 0 0 0 0 1 0
Darin Erstad, L OBP: 0.300, SLG: 0.400 (1, 3)			0-1 2B	2-3 K			1-2 G5-3			3 0 1 0 0 1 0
20 Juan Rivera, R OBP: 0.292, SLG: 0.435 (8, PH) Jeff DaVanon, S (9, 10)			0-1 G3	1-3 K			1-1 G4-3			2 0 0 0 0 1 0 1 0 0 0 0 0 0
Steve Finley, L OBP: 0.167, SLG: 0.176 (1, 8)			1-1 G1-6-3	0-1 P5			3-2 F9			3 0 0 0 0 0 0
Adam Kennedy, L OBP: 0.240, SLG: 0.320 (1, 4)			2-2 L6	0-2 HR 1B			0-1 G1-3			3 1 1 0 0 0 0

Inning Stats	R: 0 E: 0 K: 1 S: 8	H: 0 LOB: 0 BB: 1 P: 13	R: 0 E: 0 K: 1 S: 11	H: 1 LOB: 1 BB: 0 P: 15	R: 0 E: 0 K: 0 S: 8	H: 0 LOB: 0 BB: 0 P: 11	R: 0 E: 0 K: 1 S: 7	H: 1 LOB: 1 BB: 0 P: 10	R: 0 E: 0 K: 2 S: 7	H: 0 LOB: 0 BB: 0 P: 11	R: 2 E: 0 K: 1 S: 13	H: 2 LOB: 0 BB: 0 P: 18	R: 0 E: 0 K: 1 S: 10	H: 0 LOB: 0 BB: 0 P: 13	R: 0 E: 0 K: 0 S: 10	H: 0 LOB: 0 BB: 0 P: 14	R: 0 E: 0 K: 0 S: 9	H: 0 LOB: 0 BB: 0 P: 13	1B: 2 2B: 1 3B: 0 HR: 1	SF: 0 SAC: 0 DP: 1 HBP: 0
PITCHER Jon Garland, R ERA: 2.0 (1, 1)	IP: 9.0	WLS: W	BF: 30	H: 4	R: 2	ER: 2	SO: 7	BB: 1	IBB: 0	HBP: 0	BLK: 0	WP: 0	HR: 1	S: 83	P: 118	ERA: 2.00	WHIP: 0.556			

BOTTOM

Chicago White Sox @ Los Angeles Angels
Angel Stadium of Anaheim, Anaheim, CA

Fri Oct 14 2005, 5:00 PM PDT
Att. 44,725 - Clear - 89 F

livebaseballscorecards.com

AB	29
R	2
H	4
RBI	2
BB	1
SO	7
LOB	4



WP: 0	PA: 30
PB: 0	
SB: 0	
CS: 0	

Batter	1	2	3	4	5	6	7	8	9	AB R H RBI BB SO LOB	TOP											
22 Scott Podsednik, L (1, 7) OBP: 0.469, SLG: 0.560	4-2 23 F8 14 HR HBP BB	1-1 G6-3			4-2 23 S 1B BB	0-2 CS	4-2 23 F9 23 S BB		0-2 3B	2 2 1 0 3 0 1	Chicago White Sox @ Los Angeles Angels Angel Stadium of Anaheim, Anaheim, CA Sat Oct 15 2005, 4:30 PM PDT Att. 44,857 - Partly Cloudy - 69 F											
Tadahito Iguchi, R (1, 4) OBP: 0.286, SLG: 0.385	2-0 23 F8 14 HR HBP		0-2 P4		1-0 F8		0-3 K	3-3 K	4 1 0 0 0 2 3													
23 Jermaine Dye, R (1, 9) OBP: 0.310, SLG: 0.240	1-0 F8		1-2 E6 1B		3-1 G4-3		2-0 F9	2-0 F9	5 1 0 0 0 0 5													
14 Paul Konerko, R (1, 3) OBP: 0.310, SLG: 0.714	3-2 HR		0-1 F8		4-0 1B IBB		0-0 G6-3	0-2 F9	4 1 1 3 1 0 3													
Carl Everett, S (1, 10) OBP: 0.321, SLG: 0.269	3-2 F9		1-2 1B		0-0 FC6-4 1B		4-2 2B 1B BB		3 1 2 2 1 0 0													
Aaron Rowand, R (1, 8) OBP: 0.296, SLG: 0.400	2-3 K			0-0 G6-3	0-0 FC6-4 1B		1-1 2B 1B BB		4 1 1 0 0 1 2													
12 A.J. Pierzynski, L (1, 2) OBP: 0.370, SLG: 0.750		3-2 F7		0-1 HR		3-2 K	1-3 K		4 1 1 1 0 2 2													
24 Joe Crede, R (1, 5) OBP: 0.269, SLG: 0.440		0-0 P4		2-3 K		0-0 22 CS 1B	2-2 5 G5-4-3 1B		4 0 2 2 0 1 0													
5 Juan Uribe, R (1, 6) OBP: 0.333, SLG: 0.478		4-2 BB		1-2 P3		1-1 F8	0-0 G5-4-3		3 0 0 0 1 0 2													
Inning Stats	R: 3 E: 0 K: 1 S: 20	H: 1 LOB: 0 BB: 1 P: 34	R: 0 E: 0 K: 0 S: 11	H: 0 LOB: 1 BB: 1 P: 19	R: 1 E: 1 K: 0 S: 12	H: 1 LOB: 1 BB: 0 P: 14	R: 1 E: 0 K: 1 S: 9	H: 1 LOB: 0 BB: 0 P: 12	R: 1 E: 0 K: 0 S: 8	H: 1 LOB: 2 BB: 2 P: 20		R: 0 E: 0 K: 1 S: 10	H: 1 LOB: 0 BB: 0 P: 14	R: 0 E: 0 K: 1 S: 7	H: 0 LOB: 1 BB: 1 P: 13	R: 2 E: 0 K: 1 S: 13	H: 2 LOB: 0 BB: 1 P: 21	R: 0 E: 0 K: 1 S: 11	H: 1 LOB: 1 BB: 0 P: 16	1B: 4 2B: 1 3B: 1 HR: 2	SF: 0 SAC: 0 DP: 1 HBP: 1	WP: 0 PB: 0 SB: 3 CS: 1
PITCHER	IP WLS BF H R ER SO BB IBB HBP BLK WP HR S P ERA WHIP																					
54 Ervin Santana, R (1, 1) ERA: 7.45	4.1 L 20 3 6 5 2 3 0 1 0 0 0 2 56 88 10.38 1.385																					
62 Scot Shields, R (5, 1) ERA: 1.86	1.2 7 2 0 0 1 0 1 0 0 0 0 0 14 25 0.00 1.200																					
Brendan Donnelly, R (7, 1) ERA: 2.45	1.0 4 0 0 0 1 1 0 0 0 0 0 0 7 13 0.00 1.000																					
Esteban Yan, R (8, 1) ERA: 9.0	2.0 9 3 2 2 2 1 0 0 0 0 0 0 24 37 9.00 2.000																					

AB	33
R	8
H	8
RBI	8
BB	6
SO	6
LOB	18



Batter	1	2	3	4	5	6	7	8	9	AB R H RBI BB SO LOB	TOP												
22 Scott Podsednik, L (1, 7) OBP: 0.459, SLG: 0.500	2-3 		2-2 G4-3 		4-2 23 2B BB 		4-1 	3-3 		3 0 0 0 2 2 3	Chicago White Sox @ Los Angeles Angels Angel Stadium of Anaheim, Anaheim, CA Sun Oct 16 2005, 4:30 PM PDT Att. 44,712 - Cloudy - 64 F livebaseballscorecards.com												
Tadahito Iguchi, R (1, 4) OBP: 0.303, SLG: 0.345	2-2 		1-2 F8 		0-0 F7 		3-3 SAFE SAFE K 		4-2 23 CS 14 2B BB 	3 1 0 0 1 1 3													
23 Jermaine Dye, R (1, 9) OBP: 0.353, SLG: 0.310	1-2 		3-2 G5-3 		0-0 		0-3 K 		4-2 SAFE 14 2B SF8-2.5 BB 	4 1 2 1 1 1 1													
14 Paul Konerko, R (1, 3) OBP: 0.294, SLG: 0.667	2-2 L9 			0-0 F7 		1-0 F7 		3-3 K 	2-0 SF8-2.5 1-3 2-H 2B 	5 0 1 1 0 1 4													
Carl Everett, S (1, 10) OBP: 0.303, SLG: 0.258	1-1 P6 			0-2 		0-2 G3 		2-3 K 	1-3 K2-3 	5 0 1 0 0 2 4													
Aaron Rowand, R (1, 8)		0-1 		2-2 L4 		1-1 G4-3 		4-2 12 E 24 1B BB 	2-0 SF9-2-5 2-3 3-H 	3 2 1 1 1 0 1													
12 A.J. Pierzynski, L (1, 2) OBP: 0.333, SLG: 0.667		0-0 SH2-3 		0-0 F7 		3-3 		1-0 E1 5 BB 24 1B 		3 0 0 0 0 1 2													
24 Joe Crede, R (1, 5) OBP: 0.300, SLG: 0.571		2-0 SF8 				1-1 G5-3 		0-1 HR 	3-2 5 BB 1B 	3 1 2 3 0 0 0													
5 Juan Uribe, R (1, 6) OBP: 0.357, SLG: 0.500		0-2 G5-3 				2-1 23 2B 2B 		1-3 K 	4-0 1-2 2-3 BB 	3 1 1 0 1 1 0													
Inning Stats	R: 0 E: 0 K: 1 S: 13	H: 1 LOB: 2 BB: 0 P: 21	R: 1 E: 0 K: 0 S: 7	H: 1 LOB: 0 BB: 0 P: 9	R: 0 E: 0 K: 0 S: 10	H: 0 LOB: 0 BB: 0 P: 16	R: 0 E: 0 K: 0 S: 8	H: 1 LOB: 1 BB: 0 P: 10	R: 1 E: 0 K: 0 S: 12	H: 2 LOB: 2 BB: 1 P: 20		R: 0 E: 0 K: 1 S: 9	H: 0 LOB: 0 BB: 0 P: 13	R: 1 E: 0 K: 3 S: 13	H: 1 LOB: 1 BB: 1 P: 20	R: 1 E: 1 K: 3 S: 18	H: 1 LOB: 3 BB: 2 P: 38	R: 2 E: 0 K: 1 S: 12	H: 1 LOB: 0 BB: 2 P: 25	1B: 3 2B: 5 3B: 0 HR: 1	SF: 2 SAC: 1 DP: 1 HBP: 1	WP: 0 PB: 0 SB: 1 CS: 1	PA: 42
PITCHER	IP WLS BF H R ER SO BB IBB HBP BLK WP HR S P ERA WHIP																						
Paul Byrd, R (1, 1) ERA: 5.02	4.2		21	5	2	2	1	1	0	1	0	0	0	49	74	3.86	1.286						
62 Scot Shields, R (5, 1) ERA: 1.64	1.1		4	0	0	0	1	0	0	0	0	0	0	10	15	0.00	0.000						
45 Kelvim Escobar, R (7, 1) ERA: 1.59	1.2	L	9	1	2	1	5	2	0	0	0	0	1	25	42	5.40	1.800						
Francisco Rodríguez, R (8, 1) ERA: 1.59	1.1		8	2	2	0	2	3	0	0	0	0	0	18	41	0.00	3.750						

Chicago White Sox @ Los Angeles Angels
 Angel Stadium of Anaheim, Anaheim, CA

Sun Oct 16 2005, 4:30 PM PDT
 Att. 44,712 - Cloudy - 64 F

AB	32
R	6
H	8
RBI	6
BB	6
SO	9
LOB	18



BOTTOM

Chicago White Sox @ Los Angeles Angels
Angel Stadium of Anaheim, Anaheim, CA

Sun Oct 16 2005, 4:30 PM PDT
Att. 44,712 - Cloudy - 64 F

livebaseballscorecards.com

AB	30
R	3
H	5
RBI	3
BB	2
SO	2
LOB	6



WP:	0	PA:	34
PB:	1	SB:	0
CS:	0		

AB R H RBI BB SO LOB

3 1 1 1 0 0 0

4 0 0 0 0 0 2

2 0 1 1 1 0 0

4 0 0 0 0 0 3

4 0 0 0 0 1 0

4 0 0 0 0 0 0

3 0 0 0 1 1 0

3 1 1 0 0 0 1

3 1 2 1 0 0 0

1B:	3	SF:	1
2B:	2	SAC:	1
3B:	0	DP:	0
HR:	0	HBP:	0

Batter	1	2	3	4	5	6	7	8	9
9 Chone Figgins, S OBP: 0.175, SLG: 0.237 (1, 5)	F8		SH5-4		G4-3 16 SF9 2B		G1-3		
Orlando Cabrera, R OBP: 0.220, SLG: 0.366 (1, 6)	B1		G6-3		G4-3			G6-3	
16 Garret Anderson, L OBP: 0.231, SLG: 0.528 (1, 8)	1B		27 FC6-4 BB		SF9			F8	
27 Vladimir Guerrero, R OBP: 0.244, SLG: 0.184 (1, 9)	P4		FC6-4		G4-3			G4-3	
Darin Erstad, L OBP: 0.289, SLG: 0.351 (1, 3)		K		G3			F9		G6-3
Bengie Molina, R OBP: 0.324, SLG: 0.543 (1, 2)		G6-3		G6-3			F7		F8
Casey Kotchman, L OBP: 0.300, SLG: 0.333 (1, 10)		K		BB			L4		G3
20 Juan Rivera, R OBP: 0.296, SLG: 0.462 (1, 7)			E 1B 2B	L5			G6-3		
Adam Kennedy, L OBP: 0.258, SLG: 0.323 (1, 4)			16 PB 9 SH5-4 1B		9 2B 1B		F7		

Inning Stats	R: 0 E: 0 K: 0 S: 13	H: 1 LOB: 1 BB: 0 P: 16	R: 0 E: 0 K: 2 S: 7	H: 0 LOB: 0 BB: 0 P: 12	R: 1 E: 1 K: 0 S: 8	H: 2 LOB: 2 BB: 1 P: 12	R: 0 E: 0 K: 0 S: 8	H: 0 LOB: 1 BB: 1 P: 15	R: 2 E: 0 K: 0 S: 12	H: 2 LOB: 0 BB: 0 P: 21	R: 0 E: 0 K: 0 S: 7	H: 0 LOB: 0 BB: 0 P: 8	R: 0 E: 0 K: 0 S: 6	H: 0 LOB: 0 BB: 0 P: 11	R: 0 E: 0 K: 0 S: 10	H: 0 LOB: 0 BB: 0 P: 11	1B: 3 2B: 2 3B: 0 HR: 0	SF: 1 SAC: 1 DP: 0 HBP: 0
--------------	-------------------------------	----------------------------------	------------------------------	----------------------------------	------------------------------	----------------------------------	------------------------------	----------------------------------	-------------------------------	----------------------------------	------------------------------	---------------------------------	------------------------------	----------------------------------	-------------------------------	----------------------------------	----------------------------------	------------------------------------

PITCHER	IP	WLS	BF	H	R	ER	SO	BB	IBB	HBP	BLK	WP	HR	S	P	ERA	WHIP
52 Jose Contreras, R ERA: 2.88 (1, 1)	9.0	W	34	5	3	3	2	2	0	0	0	0	0	76	114	3.00	0.778

PITCHER	IP	WLS	BF	H	R	ER	SO	BB	IBB	HBP	BLK	WP	HR	S	P	ERA	WHIP
---------	----	-----	----	---	---	----	----	----	-----	-----	-----	----	----	---	---	-----	------