


Los Angeles Angels - 2005

| Batter | 1 | 2 | 3 | 4 | 5 | 6 | 7 | 8 | 9 | AB | R | H | RBI | BB | SO | LOB | TOP | | | | | | | | | | |
|---|-------------------------------|----------------------------------|------------------------------|----------------------------------|-------------------------------|----------------------------------|------------------------------|---------------------------------|-------------------------------|----------------------------------|-------------------------------|----------------------------------|-------------------------------|----------------------------------|------------------------------|----------------------------------|-------------------------------|----------------------------------|----------------------------------|------------------------------------|--|--|--|--|--|--|--|
| Alfonso Soriano, R (1,4) OBP: 0.375, SLG: 0.800 | 1-3 K | | 1-1 G6-3 | | 4-2 9 2B 10 WP BB | | 1-0 HR | | 1-3 K | 4 | 2 | 1 | 1 | 1 | 2 | 3 | | | | | | | | | | | |
| 9 Hank Blalock, L (1,5) OBP: 0.250, SLG: 0.154 | 1-2 K | | | 1-0 F7 | 1-1 10 WP 2B | | 2-2 G1-3 | | 3-3 K | 5 | 0 | 1 | 0 | 0 | 2 | 2 | | | | | | | | | | | |
| 10 Michael Young, R (1,6) OBP: 0.333, SLG: 0.357 | 0-3 K | | | 1-1 F7 | 4-2 2B | | 1-2 1B | | 1-0 1B | 4 | 0 | 2 | 1 | 1 | 1 | 0 | | | | | | | | | | | |
| 23 Mark Teixeira, S (1,3) | | 3-2 G5-3 | | 0-0 F7 | G3 | | 0-0 G4-3 | | 0-0 G3-1 | 5 | 0 | 0 | 0 | 0 | 0 | 5 | | | | | | | | | | | |
| Richard Hidalgo, R (1,9) OBP: 0.462, SLG: 0.636 | | 0-0 F8 | | | 3-2 2B 1B | | 4-2 BB | | 0-3 K | 3 | 1 | 1 | 0 | 1 | 1 | 0 | | | | | | | | | | | |
| Adrián González, L (1,10) | | 0-3 K | | | 4-2 2B BB | | 1-0 F9 | | 1-3 K | 3 | 1 | 0 | 0 | 1 | 2 | 1 | | | | | | | | | | | |
| Gary Matthews, S (1,8) OBP: 0.231, SLG: 0.231 | | | 0-2 G5-3 | | 2-2 F7 | | 3-3 K | | 1-1 G6-3 | 4 | 0 | 0 | 0 | 0 | 1 | 3 | | | | | | | | | | | |
| David Dellucci, L (1,7) OBP: 0.625, SLG: 0.500 | | | 3-2 G6-3 | | 3-0 G5-3 1H 2H 2B | | 0-0 G3-1 | | 4-2 10 WP 1B BB | 3 | 2 | 1 | 2 | 1 | 0 | 1 | | | | | | | | | | | |
| Rod Barajas, R (1,2) OBP: 0.385, SLG: 0.455 Chad Allen, R (9, PR) Sandy Alomar Jr., R (9, 2) | | | 4-2 WP BB | | 0-1 G5-3 | | 0-2 K | | 4-2 10 1B BB | 2 | 0 | 0 | 0 | 2 | 1 | 1 | | | | | | | | | | | |
| Inning Stats | R: 0 E: 0 K: 3 S: 10 | H: 0 LOB: 0 BB: 0 P: 12 | R: 0 E: 0 K: 1 S: 7 | H: 0 LOB: 0 BB: 0 P: 10 | R: 0 E: 0 K: 0 S: 13 | H: 0 LOB: 1 BB: 1 P: 21 | R: 0 E: 0 K: 0 S: 4 | H: 0 LOB: 0 BB: 0 P: 6 | R: 4 E: 0 K: 0 S: 28 | H: 3 LOB: 2 BB: 3 P: 51 | R: 0 E: 0 K: 1 S: 13 | H: 0 LOB: 1 BB: 1 P: 21 | R: 1 E: 0 K: 1 S: 13 | H: 2 LOB: 1 BB: 0 P: 17 | R: 0 E: 0 K: 2 S: 8 | H: 0 LOB: 0 BB: 0 P: 10 | R: 1 E: 0 K: 2 S: 14 | H: 1 LOB: 2 BB: 2 P: 27 | 1B: 3 2B: 2 3B: 0 HR: 1 | SF: 0 SAC: 0 DP: 0 HBP: 0 | WP: 5 PA: 40 PB: 0 SB: 0 CS: 0 | | | | | | |
| PITCHER | IP | WLS | BF | H | R | ER | SO | BB | IBB | HBP | BLK | WP | HR | S | P | ERA | WHIP | | | | | | | | | | |
| 41 John Lackey, R (1,1) ERA: 7.71 | 4.2 | | 21 | 3 | 4 | 4 | 4 | 4 | 0 | 0 | 0 | 3 | 0 | 61 | 97 | 7.71 | 1.500 | | | | | | | | | | |
| Esteban Yan, R (5,1) ERA: | 1.1 | | 5 | 0 | 0 | 0 | 1 | 1 | 0 | 0 | 0 | 0 | 0 | 14 | 24 | 0.00 | 0.750 | | | | | | | | | | |
| Brendan Donnelly, R (7,1) ERA: 5.0 | 2.0 | H | 8 | 2 | 1 | 1 | 3 | 0 | 0 | 0 | 0 | 0 | 1 | 21 | 27 | 4.50 | 1.000 | | | | | | | | | | |
| 62 Scot Shields, R (9,1) ERA: 5.4 | 1.0 | W | 6 | 1 | 1 | 1 | 2 | 2 | 0 | 0 | 0 | 1 | 0 | 14 | 27 | 9.00 | 3.000 | | | | | | | | | | |

Texas Rangers @ Los Angeles Angels
Angel Stadium of Anaheim, Anaheim, CA
Thu Apr 07 2005, 7:05 PM PDT
Att: 35,169 - Partly Cloudy - 60 F

livebaseballscorecards.com

AB 33
R 6
H 6
RBI 4
BB 7
SO 10
LOB 16



| Batter | 1 | 2 | 3 | 4 | 5 | 6 | 7 | 8 | 9 | AB | R | H | RBI | BB | SO | LOB | BOTTOM | | | | | | | | | | |
|---|-------------------------------|----------------------------------|-------------------------------|----------------------------------|-------------------------------|----------------------------------|----------------------------------|----------------------------------|--------------------------------------|----------------------------------|------------------------------|---------------------------------|-------------------------------|----------------------------------|------------------------------|---------------------------------|------------------------------|----------------------------------|----------------------------------|------------------------------------|--|--|--|--|--|--|--|
| Darin Erstad, L (1,3) OBP: 0.333, SLG: 0.500 | 1-0 G4-3 | 3-2 WP 1B 2B | | 0-2 1B | | 2-3 K | | 0-1 F8 | | 5 | 1 | 2 | 0 | 0 | 1 | 0 | | | | | | | | | | | |
| Jeff DaVanon, S (1,10) | 3-3 K | 3-2 2H 1B | | 0-0 F8 | | 1-0 G4-3 | | | 4-1 16 FC3-6 27 BB 1B BB | 4 | 1 | 1 | 1 | 1 | 1 | 1 | | | | | | | | | | | |
| 27 Vladimir Guerrero, R (1,9) OBP: 0.400, SLG: 0.789 | 4-2 16 2B BB | 0-1 F8 | | | 2-1 G6-3 | | 0-0 16 G4-3 16 FC3-6 2B | | 4-1 16 FC3-6 1B BB | 3 | 1 | 1 | 0 | 2 | 0 | 1 | | | | | | | | | | | |
| 16 Garret Anderson, L (1,7) OBP: 0.357, SLG: 0.500 | 3-2 1H 1B 2B | | 2-2 FC5-4 1B | | 0-1 1B HR 1B | | 0-2 G4-3 | | 0-0 FC3-6 1B | 5 | 2 | 3 | 1 | 0 | 0 | 3 | | | | | | | | | | | |
| Steve Finley, L (1,8) OBP: 0.308, SLG: 0.182 | 1-0 1B | | 1-3 K | | 1-0 P4 | | 0-0 FC4-2-5-1 | | 1-1 1B | 5 | 0 | 2 | 2 | 0 | 1 | 3 | | | | | | | | | | | |
| Orlando Cabrera, R (1,6) OBP: 0.417, SLG: 0.222 | 2-1 1B | | 2-1 FC5-4 | | 1-1 HR 1B | | 4-1 BB | | 1-2 1B | 3 | 1 | 2 | 0 | 1 | 0 | 1 | | | | | | | | | | | |
| Bengie Molina, R (1,2) OBP: 0.455, SLG: 0.700 | 1-1 G6-3 | | 2-0 G1-3 | | 1-1 1H 2H HR | | 1-3 K | | 1-3 K | 4 | 1 | 1 | 3 | 0 | 1 | 5 | | | | | | | | | | | |
| 39 Robb Quinlan, R (1,5) OBP: 0.111, SLG: 0.222 6 Maicer Izturis, S (8,5) | | 3-2 F9 | | 1-3 K | 2-3 K | | 1-0 F7 | | | 3 | 0 | 0 | 0 | 0 | 2 | 0 | | | | | | | | | | | |
| 9 Chone Figgins, S (1,4) | | 2-2 L3 | | 0-2 G3-1 | | 0-1 G6-3 | | 2-2 G5-3 | | 4 | 0 | 0 | 0 | 0 | 0 | 0 | | | | | | | | | | | |
| Inning Stats | R: 2 E: 0 K: 1 S: 18 | H: 3 LOB: 2 BB: 1 P: 33 | R: 1 E: 0 K: 0 S: 17 | H: 2 LOB: 1 BB: 0 P: 28 | R: 0 E: 0 K: 1 S: 10 | H: 1 LOB: 1 BB: 0 P: 17 | R: 0 E: 0 K: 1 S: 13 | H: 1 LOB: 0 BB: 0 P: 14 | R: 3 E: 0 K: 1 S: 12 | H: 3 LOB: 0 BB: 0 P: 19 | R: 0 E: 0 K: 1 S: 6 | H: 0 LOB: 0 BB: 0 P: 9 | R: 0 E: 0 K: 1 S: 10 | H: 1 LOB: 2 BB: 1 P: 15 | R: 0 E: 0 K: 0 S: 6 | H: 0 LOB: 0 BB: 0 P: 9 | R: 1 E: 0 K: 0 S: 5 | H: 1 LOB: 2 BB: 2 P: 14 | 1B: 8 2B: 3 3B: 0 HR: 1 | SF: 0 SAC: 0 DP: 0 HBP: 0 | WP: 1 PA: 41 PB: 0 SB: 0 CS: 0 | | | | | | |
| PITCHER | IP | WLS | BF | H | R | ER | SO | BB | IBB | HBP | BLK | WP | HR | S | P | ERA | WHIP | | | | | | | | | | |
| Chris Young, R (1,1) ERA: 6.75 | 4.0 | | 20 | 7 | 3 | 3 | 3 | 1 | 0 | 0 | 0 | 1 | 0 | 58 | 92 | 6.75 | 2.000 | | | | | | | | | | |
| R.A. Dickey, R (5,1) ERA: 10.13 | 2.0 | | 10 | 4 | 3 | 3 | 2 | 0 | 0 | 0 | 0 | 0 | 1 | 19 | 29 | 13.50 | 2.000 | | | | | | | | | | |
| Matt Riley, L (7,1) ERA: | 0.2 | | 2 | 0 | 0 | 0 | 0 | 0 | 0 | 0 | 0 | 0 | 0 | 5 | 5 | 0.00 | 0.000 | | | | | | | | | | |
| Ryan Bukvich, R (7,1) ERA: | 0.1 | | 2 | 0 | 0 | 0 | 1 | 1 | 0 | 0 | 0 | 0 | 0 | 4 | 9 | 0.00 | 3.000 | | | | | | | | | | |
| Brian Shouse, L (8,1) ERA: 3.38 | 1.1 | L | 7 | 1 | 1 | 1 | 0 | 2 | 0 | 0 | 0 | 0 | 0 | 11 | 23 | 6.75 | 2.250 | | | | | | | | | | |

Texas Rangers @ Los Angeles Angels
Angel Stadium of Anaheim, Anaheim, CA
Thu Apr 07 2005, 7:05 PM PDT
Att: 35,169 - Partly Cloudy - 60 F

livebaseballscorecards.com

AB 37
R 7
H 12
RBI 7
BB 4
SO 6
LOB 14



| Batter | 1 | 2 | 3 | 4 | 5 | 6 | 7 | 8 | 9 | AB | R | H | RBI | BB | SO | LOB | TOP | | | |
|---|-------------------------------|----------------------------------|-------------------------------|----------------------------------|------------------------------|----------------------------------|------------------------------|---------------------------------|-------------------------------|----------------------------------|-------------------------------|----------------------------------|-------------------------------|----------------------------------|------------------------------|----------------------------------|----------------------------------|------------------------------------|----------------------------------|--------|
| 9 David DeJesus, L (1, 8) OBP: 0.500, SLG: 0.474 | 4-2 29 1B BB | 1-3 K | | | | | 4-2 HR BB | | 2-1 G1-3 | | | | 2 | 1 | 0 | 0 | 3 | 1 | 1 | |
| Tony Graffanino, R (1, 5) OBP: 0.474, SLG: 0.529 | 2-2 F9 | 2-3 3-H 4-2 | | | | 0-1 F7 | | | 0-1 G6-3 | | | | 4 | 0 | 0 | 0 | 1 | 0 | 3 | |
| 29 Mike Sweeney, R (1, 3) OBP: 0.273, SLG: 0.364 | 3-2 1B | 1-3 K | | | | 1-1 F9 | | | 1-0 F8 | | | | 4 | 0 | 1 | 0 | 0 | 1 | 4 | |
| Matt Stairs, L (1, 10) OBP: 0.500, SLG: 0.800 | 0-0 P4 | | | | | 2-1 HR | | | 1-2 P4 | | | | 3 | 1 | 1 | 2 | 1 | 0 | 2 | |
| Eli Marrero, R (1, 9) | 3-2 F9 | | | | | 1-2 G5-3 | | | 4-2 FC6-4 BB | | | | 3 | 0 | 0 | 0 | 1 | 0 | 3 | |
| Terence Long, L (1, 7) | | | | | | 4-2 BB | | | 1-0 FC6-4 | | | | 3 | 1 | 1 | 0 | 1 | 0 | 2 | |
| 4 Angel Berroa, R (1, 6) OBP: 0.300, SLG: 0.389 | | | | | | 0-1 G5-3 | | | 0-2 F8 | | | | 3 | 0 | 0 | 0 | 0 | 1 | 2 | |
| Ruben Gotay, S (1, 4) OBP: 0.091, SLG: 0.100 | | | | | | 1-3 K | | | 1-1 P6 | | | | 3 | 0 | 0 | 0 | 0 | 1 | 1 | |
| 14 John Buck, R (1, 2) OBP: 0.200, SLG: 0.158 | | | | | | 0-1 G3 | | | 0-1 F8 | | | | 4 | 0 | 0 | 0 | 0 | 2 | 3 | |
| Inning Stats | R: 0 E: 0 K: 0 S: 13 | H: 1 LOB: 2 BB: 1 P: 25 | R: 1 E: 0 K: 3 S: 14 | H: 1 LOB: 3 BB: 1 P: 24 | R: 0 E: 0 K: 0 S: 8 | H: 0 LOB: 0 BB: 1 P: 15 | R: 0 E: 0 K: 1 S: 7 | H: 0 LOB: 0 BB: 0 P: 8 | R: 2 E: 0 K: 0 S: 12 | H: 1 LOB: 0 BB: 1 P: 20 | R: 0 E: 0 K: 0 S: 10 | H: 0 LOB: 1 BB: 0 P: 15 | R: 0 E: 0 K: 1 S: 10 | H: 0 LOB: 1 BB: 1 P: 19 | R: 0 E: 0 K: 1 S: 9 | H: 0 LOB: 1 BB: 1 P: 20 | 1B: 1 2B: 2 3B: 0 HR: 1 | SF: 0 SAC: 1 DP: 1 HBP: 1 | WP: 1 PB: 0 SB: 0 CS: 0 | PA: 38 |
| PITCHER | IP | WLS | BF | H | R | ER | SO | BB | IBB | HBP | BLK | WP | HR | S | P | ERA | WHIP | | | |
| Kevin Gregg, R (1, 1) ERA: 5.4 | 5.0 | W | 23 | 3 | 3 | 3 | 4 | 4 | 0 | 1 | 0 | 1 | 1 | 54 | 92 | 5.40 | 1.400 | | | |
| Esteban Yan, R (6, 1) ERA: | 3.0 | | 11 | 0 | 0 | 0 | 1 | 2 | 0 | 0 | 0 | 0 | 0 | 25 | 42 | 0.00 | 0.667 | | | |
| Bret Prinz, R (9, 1) ERA: 4.5 | 1.0 | | 4 | 0 | 0 | 0 | 1 | 1 | 0 | 0 | 0 | 0 | 0 | 9 | 20 | 0.00 | 1.000 | | | |

Kansas City Royals @ Los Angeles Angels
Angel Stadium of Anaheim, Anaheim, CA

AB 29
R 3
H 3
RBI 2
BB 7
SO 6
LOB 21



WP: 1 PA: 38
PB: 0
SB: 0
CS: 0

Sat Apr 09 2005, 7:05 PM PDT
Att: 42,007 - Clear - 65 F

livebaseballscores.com

| Batter | 1 | 2 | 3 | 4 | 5 | 6 | 7 | 8 | 9 | AB | R | H | RBI | BB | SO | LOB | BOTTOM | | | |
|--|---------------------------------|----------------------------------|------------------------------|----------------------------------|------------------------------|----------------------------------|-------------------------------|----------------------------------|-------------------------------|----------------------------------|------------------------------|---------------------------------|-------------------------------|----------------------------------|------------------------------|---------------------------------|----------------------------------|------------------------------------|----------------------------------|--------|
| Darin Erstad, L (1, 3) OBP: 0.333, SLG: 0.435 | 3-2 BB 27 1B BB | 2-2 G4-3 | | | | 1-1 P6 | | | 1-0 F9 | | | | 5 | 2 | 2 | 1 | 0 | 0 | 0 | |
| Jeff DaVanon, S (1, 10) OBP: 0.235, SLG: 0.250 | 1-2 P3 | 0-0 G3 | | | | 1-2 G6-3 | | | | | | | 4 | 0 | 0 | 0 | 0 | 1 | 3 | |
| 27 Vladimir Guerrero, R (1, 9) OBP: 0.340, SLG: 0.571 | 2-0 BB 1B | | | | | 1-2 F9 | | | 0-0 K | | | | 4 | 1 | 2 | 2 | 0 | 1 | 0 | |
| 16 Garret Anderson, L (1, 7) OBP: 0.364, SLG: 0.500 | 3-1 F9 | | | | | 1-2 K | | | 2-2 FC4-6 1B | | | | 4 | 0 | 2 | 1 | 0 | 0 | 2 | |
| Steve Finley, L (1, 8) OBP: 0.238, SLG: 0.111 | 4-2 FC5 BB | | | | | 2-2 F8 | | | 1-2 FC4-6 S | | | | 3 | 0 | 0 | 0 | 1 | 0 | 2 | |
| Orlando Cabrera, R (1, 6) OBP: 0.316, SLG: 0.133 | 4-1 BB | | | | | 0-3 K | | | 2-2 G4-3 | | | | 3 | 0 | 0 | 1 | 1 | 2 | 1 | |
| Bengie Molina, R (1, 2) OBP: 0.389, SLG: 0.706 | 1-2 2-3 3-H 1-0 FC5 | | | | | 1-0 K | | | 0-0 HR | | | | 4 | 2 | 2 | 1 | 0 | 1 | 3 | |
| 6 Maicer Izturis, S (1, 5) OBP: 0.200, SLG: 0.600 | | | | | | 2-2 FC5 9 1B | | | 0-0 G1-3 | | | | 4 | 2 | 1 | 0 | 0 | 0 | 1 | |
| 9 Chone Figgins, S (1, 4) OBP: 0.200, SLG: 0.118 | | | | | | 2-2 K | | | 1-1 G6-3 | | | | 3 | 1 | 1 | 2 | 0 | 0 | 0 | |
| Inning Stats | R: 1 E: 0 K: 0 S: 14 | H: 2 LOB: 3 BB: 2 P: 32 | R: 1 E: 0 K: 0 S: 7 | H: 1 LOB: 0 BB: 0 P: 11 | R: 0 E: 0 K: 0 S: 8 | H: 0 LOB: 0 BB: 0 P: 12 | R: 5 E: 1 K: 2 S: 24 | H: 5 LOB: 1 BB: 0 P: 35 | R: 0 E: 0 K: 2 S: 10 | H: 0 LOB: 0 BB: 0 P: 13 | R: 0 E: 0 K: 0 S: 6 | H: 0 LOB: 0 BB: 0 P: 9 | R: 0 E: 0 K: 1 S: 13 | H: 1 LOB: 1 BB: 0 P: 19 | R: 1 E: 0 K: 0 S: 5 | H: 1 LOB: 0 BB: 0 P: 7 | 1B: 7 2B: 1 3B: 1 HR: 1 | SF: 1 SAC: 0 DP: 0 HBP: 0 | WP: 0 PB: 0 SB: 2 CS: 0 | PA: 37 |
| PITCHER | IP | WLS | BF | H | R | ER | SO | BB | IBB | HBP | BLK | WP | HR | S | P | ERA | WHIP | | | |
| Jose Lima, R (1, 1) ERA: 10.8 | 3.2 | L | 22 | 8 | 7 | 3 | 2 | 2 | 0 | 0 | 0 | 0 | 0 | 50 | 84 | 7.36 | 2.727 | | | |
| Andrew Sisco, L (4, 1) ERA: 3.86 | 3.0 | | 10 | 1 | 0 | 0 | 3 | 0 | 0 | 0 | 0 | 0 | 0 | 29 | 42 | 0.00 | 0.333 | | | |
| Shawn Camp, R (7, 1) ERA: 6.0 | 1.1 | | 5 | 1 | 1 | 1 | 0 | 0 | 0 | 0 | 0 | 0 | 1 | 8 | 12 | 6.75 | 0.750 | | | |

Kansas City Royals @ Los Angeles Angels
Angel Stadium of Anaheim, Anaheim, CA

AB 34
R 8
H 10
RBI 8
BB 2
SO 5
LOB 12



WP: 0 PA: 37
PB: 0
SB: 2
CS: 0

Sat Apr 09 2005, 7:05 PM PDT
Att: 42,007 - Clear - 65 F

livebaseballscores.com

| Batter | 1 | 2 | 3 | 4 | 5 | 6 | 7 | 8 | 9 | 10 | AB | R | H | RBI | BB | SO | LOB | TOP | | | | | | | | | | | | | | |
|--|---|----------------------------------|------------------------------|---------------------------------|-------------------------------|----------------------------------|-------------------------------|----------------------------------|------------------------------|----------------------------------|------------------------------|----------------------------------|-------------------------------|---------------------------------------|---------------------------------------|----------------------------------|---|---|----------------------------------|------------------------------------|----------------------------------|-----------------------|-----------------------|-----------------------|-----------------------|-----------------------|-----------------------|-----------------------|-----------------------|-----------------------|---------------|-------|
| Darin Erstad, L OBP: 0.333, SLG: 0.500 (1.3) | F8 | | 16 1B G5-3 | | F7 | | L9 | | HR | | 5 | 2 | 3 | 1 | 0 | 0 | 0 | Los Angeles Angels @ Texas Rangers Ameriquet Field, Arlington, TX Mon Apr 11 2005, 2:05 PM EDT Att. 50,054 - Sunny - 69 F | | | | | | | | | | | | | | |
| 9 Chone Figgins, S OBP: 0.172, SLG: 0.192 (1.4) | F7 | | G5-3 | | K | | L9 | | K | | 5 | 0 | 0 | 0 | 0 | 2 | 3 | | | | | | | | | | | | | | | |
| 27 Vladimir Guerrero, R OBP: 0.344, SLG: 0.586 (1.9) | 1B | | 16 1B IBB | | G5-3 | | | F8 | P6 | | 4 | 0 | 1 | 0 | 1 | 0 | 0 | | | | | | | | | | | | | | | |
| 16 Garret Anderson, L OBP: 0.355, SLG: 0.452 (1.7) | P5 | | 1B | | G5-3 | | | 20 G3 2B | 1B | 1B | 5 | 1 | 3 | 2 | 0 | 0 | 1 | | | | | | | | | | | | | | | |
| 20 Juan Rivera, R OBP: 0.222, SLG: 0.286 (1.10) | | | F7 | | G1-3 | | | G3 | K | | 5 | 0 | 1 | 0 | 0 | 1 | 4 | | | | | | | | | | | | | | | |
| Orlando Cabrera, R OBP: 0.357, SLG: 0.478 (1.6) | G6-4-3 | | | | P5 | | | 2B | HR | | 4 | 2 | 2 | 1 | 1 | 0 | 1 | | | | | | | | | | | | | | | |
| Steve Finley, L OBP: 0.233, SLG: 0.222 (1.8) | F7 | | | | G3 | | | SF9 | 2B | | 5 | 1 | 2 | 2 | 0 | 0 | 1 | | | | | | | | | | | | | | | |
| Bengie Molina, R OBP: 0.391, SLG: 0.619 6 Maicer Izturis, S OBP: 0.167, SLG: 0.500 (8. PR) (8. 5) | | | 16 1B G5-3 | | P6 | | | G3-4-1 | | | 3 | 1 | 1 | 0 | 1 | 0 | 2 | | | | | | | | | | | | | | | |
| Lou Merloni, R OBP: 0.235, SLG: 0.235 José Molina, R OBP: 0.333, SLG: 0.333 (8. PH) (8. 2) | F9 | | | | L7 | | | SF9 | G4-1 | | 2 | 0 | 0 | 1 | 0 | 0 | 2 | | | | | | | | | | | | | | | |
| | | | | | | | | | K | | 1 | 0 | 0 | 0 | 0 | 0 | 2 | | | | | | | | | | | | | | | |
| | | | | | | | | | | | 1 | 0 | 0 | 0 | 0 | 1 | 0 | | | | | | | | | | | | | | | |
| Inning Stats | R: 0 E: 0 K: 0 S: 9 | H: 1 LOB: 1 BB: 0 P: 14 | R: 0 E: 0 K: 0 S: 4 | H: 1 LOB: 0 BB: 0 P: 7 | R: 2 E: 0 K: 0 S: 11 | H: 3 LOB: 2 BB: 1 P: 23 | R: 0 E: 0 K: 0 S: 10 | H: 1 LOB: 1 BB: 0 P: 19 | R: 0 E: 0 K: 1 S: 6 | H: 0 LOB: 0 BB: 0 P: 10 | R: 0 E: 0 K: 0 S: 5 | H: 2 LOB: 1 BB: 0 P: 13 | R: 2 E: 0 K: 0 S: 23 | H: 2 LOB: 2 BB: 2 P: 34 | R: 1 E: 0 K: 2 S: 8 | H: 2 LOB: 1 BB: 0 P: 18 | R: 1 E: 0 K: 1 S: 13 | H: 1 LOB: 0 BB: 0 P: 13 | 1B: 8 2B: 3 3B: 0 HR: 2 | SF: 1 SAC: 0 DP: 1 HBP: 0 | WP: 0 PB: 0 SB: 0 CS: 0 | PA: 45 | | | | | | | | | | |
| PITCHER | IP WLS BF H R ER SO BB IBB HBP BLK WP HR S P ERA WHIP | 7.0 0.2 0.0 0.1 1.0 | 29 4 1 2 5 | 8 1 0 0 2 | 3 2 0 0 1 | 3 0 0 0 2 | 0 0 0 0 0 | 0 0 0 0 0 | 0 0 0 0 0 | 0 0 0 0 0 | 0 0 0 0 0 | 52 14 20 7 14 | 95 27 2 12 18 | 3.86 27.00 0.00 0.00 9.00 | 1.143 3.000 ∞ 3.000 2.000 | PITCHER | IP WLS BF H R ER SO BB IBB HBP BLK WP HR S P ERA WHIP | 10.1 1.0 4 1 1 1 1 | 0 0 0 0 0 | 0 0 0 0 0 | 0 0 0 0 0 | 0 0 0 0 0 | 0 0 0 0 0 | 0 0 0 0 0 | 0 0 0 0 0 | 0 0 0 0 0 | 0 0 0 0 0 | 0 0 0 0 0 | 0 0 0 0 0 | 0 0 0 0 0 | 9.00 1.000 | 1.000 |

| | |
|-----|----|
| AB | 41 |
| R | 7 |
| H | 13 |
| RBI | 7 |
| BB | 3 |
| SO | 4 |
| LOB | 16 |



| Batter | 1 | 2 | 3 | 4 | 5 | 6 | 7 | 8 | 9 | 10 | AB | R | H | RBI | BB | SO | LOB | BOTTOM | | | | | | | | | | | | | |
|--|---|----------------------------------|-------------------------------|----------------------------------|------------------------------|---------------------------------|------------------------------|----------------------------------|-------------------------------|----------------------------------|-------------------------------|----------------------------------|------------------------------|----------------------------------|------------------------------|---|--------------------------------------|---|-------------------------------|----------------------------------|----------------------------------|------------------------------------|----------------------------------|-----------------------|-----------------------|-----------------------|-----------------------|-----------------------|-----------------------|-----------------------|-----------------------|
| Alfonso Soriano, R OBP: 0.250, SLG: 0.543 (1.4) | HR | | | L9 | | F8 | | G4-6-3 | | | 5 | 1 | 2 | 1 | 0 | 0 | 2 | Los Angeles Angels @ Texas Rangers Ameriquet Field, Arlington, TX Mon Apr 11 2005, 2:05 PM EDT Att. 50,054 - Sunny - 69 F | | | | | | | | | | | | | |
| 9 Hank Blalock, L OBP: 0.444, SLG: 0.621 (1.5) | G4-3 | | | | HR | | | K | | | 5 | 1 | 3 | 1 | 0 | 1 | 0 | | | | | | | | | | | | | | |
| 10 Michael Young, R OBP: 0.400, SLG: 0.419 (1.6) | 23 1B 3B | | FC6-4 | | G4-3 | | | G5-3 | F9 | | 5 | 1 | 1 | 0 | 0 | 0 | 5 | | | | | | | | | | | | | | |
| 23 Mark Teixeira, S OBP: 0.229, SLG: 0.281 (1.3) | 1B | | G5-3 | | 2B WP BB | | | IBB | K | | 3 | 1 | 1 | 1 | 2 | 1 | 0 | | | | | | | | | | | | | | |
| Richard Hidalgo, R OBP: 0.344, SLG: 0.552 (1.9) | K | | F7 | | WP 1B 2B | | | F9 | F8 | | 5 | 1 | 1 | 0 | 0 | 1 | 4 | | | | | | | | | | | | | | |
| Kevin Mench, R OBP: 0.217, SLG: 0.182 (1.7) | P6 | | G5-3 | | P5 | | | F8 | K | | 5 | 0 | 0 | 0 | 0 | 1 | 2 | | | | | | | | | | | | | | |
| Chad Allen, R OBP: 0.417, SLG: 0.364 David Dellucci, L OBP: 0.643, SLG: 0.875 (10. PH) | | | G6-4-3 | | G4-3 | | | G6-3 | 1B | | 3 | 0 | 2 | 1 | 1 | 0 | 0 | | | | | | | | | | | | | | |
| Gary Matthews, S OBP: 0.226, SLG: 0.233 (1.8) | G6-4-3 | | G4-3 | | G4-3 | | | G4-3 | K | | 5 | 0 | 0 | 0 | 0 | 1 | 4 | | | | | | | | | | | | | | |
| Rod Barajas, R OBP: 0.462, SLG: 0.636 (1.2) | 1B | | 1B | | HR | | | G4-6-3 | K | | 4 | 1 | 3 | 1 | 1 | 1 | 1 | | | | | | | | | | | | | | |
| | | | | | | | | | | | | | | | | | | | | | | | | | | | | | | | |
| Inning Stats | R: 2 E: 0 K: 1 S: 16 | H: 3 LOB: 3 BB: 0 P: 23 | R: 0 E: 0 K: 0 S: 10 | H: 3 LOB: 3 BB: 1 P: 19 | R: 0 E: 0 K: 0 S: 5 | H: 0 LOB: 0 BB: 0 P: 7 | R: 1 E: 0 K: 0 S: 8 | H: 2 LOB: 0 BB: 0 P: 10 | R: 3 E: 0 K: 0 S: 15 | H: 3 LOB: 1 BB: 2 P: 25 | R: 0 E: 0 K: 0 S: 11 | H: 1 LOB: 3 BB: 2 P: 23 | R: 0 E: 0 K: 0 S: 9 | H: 0 LOB: 0 BB: 0 P: 13 | R: 0 E: 0 K: 1 S: 6 | H: 1 LOB: 0 BB: 0 P: 10 | R: 0 E: 0 K: 3 S: 13 | H: 0 LOB: 0 BB: 0 P: 21 | R: 0 E: 0 K: 3 S: 11 | H: 1 LOB: 1 BB: 0 P: 18 | 1B: 9 2B: 1 3B: 1 HR: 3 | SF: 0 SAC: 0 DP: 3 HBP: 0 | WP: 1 PB: 0 SB: 0 CS: 0 | PA: 45 | | | | | | | |
| PITCHER | IP WLS BF H R ER SO BB IBB HBP BLK WP HR S P ERA WHIP | 5.1 1.2 2.0 1.0 | 29 6 6 1 | 6 0 0 0 | 6 0 0 2 | 6 0 0 3 | 0 0 0 0 | 0 0 0 0 | 0 0 0 0 | 0 0 0 0 | 0 0 0 0 | 12 14 19 11 | 25 25 31 18 | 0.00 0.000 0.500 1.000 | PITCHER | IP WLS BF H R ER SO BB IBB HBP BLK WP HR S P ERA WHIP | 10.1 1.0 4 1 1 1 1 | 0 0 0 0 0 | 0 0 0 0 0 | 0 0 0 0 0 | 0 0 0 0 0 | 0 0 0 0 0 | 0 0 0 0 0 | 0 0 0 0 0 | 0 0 0 0 0 | 0 0 0 0 0 | 0 0 0 0 0 | 0 0 0 0 0 | 0 0 0 0 0 | 0 0 0 0 0 | 0 0 0 0 0 |

| | |
|-----|----|
| AB | 41 |
| R | 6 |
| H | 14 |
| RBI | 5 |
| BB | 4 |
| SO | 6 |
| LOB | 18 |



| Batter | 1 | 2 | 3 | 4 | 5 | 6 | 7 | 8 | 9 | AB | R | H | RBI | BB | SO | LOB | TOP | | | | | | | | | | | | | | | | | | |
|--|---|----------------------------------|-------------------------------|----------------------------------|-------------------------------|----------------------------------|------------------------------|----------------------------------|-------------------------------|----------------------------------|------------------------------|----------------------------------|-------------------------------|----------------------------------|-------------------------------|----------------------------------|--|----------------------------------|----------------------------------|------------------------------------|----------------------------------|--------|--|--|--|--|--|--|--|--|--|--|--|--|--|
| Darin Erstad, L (1, 3) OBP: 0.341, SLG: 0.500 | | | | | | | | | | 4 | 0 | 1 | 2 | 1 | 3 | 0 | Los Angeles Angels @ Texas Rangers Ameriquest Field, Arlington, TX Wed Apr 13 2005, 8:05 PM EDT Att: 21,625 - Clear - 73 F AB 36 R 5 H 9 RBI 5 BB 2 SO 9 LOB 9 | | | | | | | | | | | | | | | | | | |
| Jeff DaVanon, S (1, 9) OBP: 0.259, SLG: 0.250 20 Juan Rivera, R (8, PH) OBP: 0.300, SLG: 0.316 (8, 9) | | | | | | | | | | 3 | 0 | 0 | 0 | 0 | 0 | 1 | | | | | | | | | | | | | | | | | | | |
| 27 Vladimir Guerrero, R (1, 10) OBP: 0.359, SLG: 0.556 | | | | | | | | | | 4 | 0 | 1 | 0 | 0 | 0 | 1 | | | | | | | | | | | | | | | | | | | |
| 16 Garret Anderson, L (1, 7) OBP: 0.341, SLG: 0.425 | | | | | | | | | | 4 | 0 | 1 | 0 | 0 | 1 | 0 | | | | | | | | | | | | | | | | | | | |
| Steve Finley, L (1, 8) OBP: 0.282, SLG: 0.235 | | | | | | | | | | 4 | 1 | 1 | 0 | 0 | 2 | 2 | | | | | | | | | | | | | | | | | | | |
| Orlando Cabrera, R (1, 6) OBP: 0.405, SLG: 0.548 | | | | | | | | | | 4 | 1 | 2 | 0 | 0 | 1 | 0 | | | | | | | | | | | | | | | | | | | |
| Bengie Molina, R (1, 2) OBP: 0.387, SLG: 0.577 | | | | | | | | | | 4 | 0 | 1 | 2 | 0 | 0 | 1 | | | | | | | | | | | | | | | | | | | |
| 6 Maicer Izturis, S (1, 5) OBP: 0.182, SLG: 0.545 | | | | | | | | | | 4 | 1 | 1 | 0 | 0 | 1 | 2 | | | | | | | | | | | | | | | | | | | |
| 9 Chone Figgins, S (1, 4) OBP: 0.263, SLG: 0.394 | | | | | | | | | | 3 | 2 | 1 | 1 | 1 | 1 | 1 | | | | | | | | | | | | | | | | | | | |
| Inning Stats | R: 0 E: 0 K: 1 S: 8 | H: 0 LOB: 0 BB: 0 P: 10 | R: 0 E: 0 K: 3 S: 11 | H: 0 LOB: 0 BB: 0 P: 15 | R: 1 E: 0 K: 2 S: 12 | H: 1 LOB: 0 BB: 0 P: 19 | R: 0 E: 0 K: 0 S: 6 | H: 0 LOB: 0 BB: 0 P: 11 | R: 0 E: 0 K: 0 S: 11 | H: 1 LOB: 1 BB: 0 P: 19 | R: 0 E: 0 K: 0 S: 8 | H: 0 LOB: 1 BB: 1 P: 19 | R: 2 E: 0 K: 1 S: 14 | H: 3 LOB: 1 BB: 0 P: 16 | R: 0 E: 0 K: 2 S: 14 | H: 2 LOB: 2 BB: 0 P: 24 | R: 2 E: 0 K: 0 S: 10 | H: 2 LOB: 1 BB: 1 P: 21 | 1B: 4 2B: 3 3B: 1 HR: 1 | SF: 0 SAC: 0 DP: 0 HBP: 0 | WP: 0 PB: 0 SB: 0 CS: 0 | PA: 38 | | | | | | | | | | | | | |
| PITCHER | IP WLS BF H R ER SO BB IBB HBP BLK WP HR S P ERA WHIP | | | | | | | | | | | | | | | | | | | | | | | | | | | | | | | | | | |
| Chan Ho Park, R (1, 1) ERA: 4.38 | 6.2 | W | 26 | 5 | 3 | 3 | 6 | 1 | 0 | 0 | 0 | 0 | 0 | 0 | 1 | 67 | 105 | 4.05 | 0.900 | | | | | | | | | | | | | | | | |
| 32 Ron Mahay, L (7, 1) ERA: 4.5 | 1.1 | H | 6 | 2 | 0 | 0 | 3 | 0 | 0 | 0 | 0 | 0 | 0 | 0 | 0 | 17 | 28 | 0.00 | 1.500 | | | | | | | | | | | | | | | | |
| Doug Brocail, R (9, 1) ERA: 5.79 | 0.2 | | 4 | 1 | 2 | 2 | 0 | 1 | 0 | 0 | 0 | 0 | 0 | 0 | 0 | 5 | 12 | 27.00 | 3.000 | | | | | | | | | | | | | | | | |
| Francisco Cordero, R (9, 1) ERA: 3.86 | 0.1 | S | 2 | 1 | 0 | 0 | 0 | 0 | 0 | 0 | 0 | 0 | 0 | 0 | 0 | 5 | 9 | 0.00 | 3.000 | | | | | | | | | | | | | | | | |

| Batter | 1 | 2 | 3 | 4 | 5 | 6 | 7 | 8 | 9 | AB | R | H | RBI | BB | SO | LOB | BOTTOM | | | | | | | | | | | | | | | | | | |
|--|---|----------------------------------|------------------------------|---------------------------------|-------------------------------|----------------------------------|------------------------------|---------------------------------|-------------------------------|----------------------------------|-------------------------------|----------------------------------|------------------------------|----------------------------------|-------------------------------|----------------------------------|--|------------------------------------|----------------------------------|--------|--|--|--|--|--|--|--|--|--|--|--|--|--|--|--|
| Alfonso Soriano, R (1, 4) OBP: 0.304, SLG: 0.556 | | | | | | | | | | 5 | 1 | 3 | 1 | 0 | 0 | 3 | Los Angeles Angels @ Texas Rangers Ameriquest Field, Arlington, TX Wed Apr 13 2005, 8:05 PM EDT Att: 21,625 - Clear - 73 F AB 35 R 7 H 11 RBI 7 BB 3 SO 4 LOB 19 | | | | | | | | | | | | | | | | | | |
| 9 Hank Blalock, L (1, 5) OBP: 0.457, SLG: 0.595 | | | | | | | | | | 4 | 1 | 0 | 0 | 1 | 1 | 5 | | | | | | | | | | | | | | | | | | | |
| 10 Michael Young, R (1, 6) OBP: 0.386, SLG: 0.450 | | | | | | | | | | 4 | 1 | 2 | 3 | 0 | 1 | 2 | | | | | | | | | | | | | | | | | | | |
| 23 Mark Teixeira, S (1, 3) OBP: 0.273, SLG: 0.325 | | | | | | | | | | 4 | 0 | 1 | 1 | 0 | 0 | 2 | | | | | | | | | | | | | | | | | | | |
| Richard Hidalgo, R (1, 9) OBP: 0.293, SLG: 0.432 | | | | | | | | | | 4 | 0 | 0 | 0 | 0 | 0 | 2 | | | | | | | | | | | | | | | | | | | |
| Adrián González, L (1, 10) OBP: 0.286, SLG: 0.600 | | | | | | | | | | 4 | 1 | 1 | 1 | 0 | 0 | 1 | | | | | | | | | | | | | | | | | | | |
| Kevin Mench, R (1, 7) OBP: 0.259, SLG: 0.231 | | | | | | | | | | 4 | 2 | 2 | 0 | 0 | 1 | 0 | | | | | | | | | | | | | | | | | | | |
| David Dellucci, L (1, 8) OBP: 0.565, SLG: 0.786 | | | | | | | | | | 2 | 1 | 0 | 0 | 2 | 0 | 2 | | | | | | | | | | | | | | | | | | | |
| Rod Barajas, R (1, 2) OBP: 0.457, SLG: 0.567 | | | | | | | | | | 4 | 0 | 2 | 1 | 0 | 1 | 2 | | | | | | | | | | | | | | | | | | | |
| Inning Stats | R: 0 E: 0 K: 0 S: 10 | H: 1 LOB: 1 BB: 0 P: 15 | R: 0 E: 0 K: 1 S: 5 | H: 0 LOB: 0 BB: 0 P: 7 | R: 1 E: 0 K: 1 S: 12 | H: 1 LOB: 1 BB: 1 P: 21 | R: 0 E: 0 K: 0 S: 5 | H: 0 LOB: 0 BB: 0 P: 6 | R: 4 E: 0 K: 1 S: 14 | H: 4 LOB: 1 BB: 1 P: 22 | R: 1 E: 0 K: 0 S: 15 | H: 2 LOB: 2 BB: 1 P: 21 | R: 0 E: 0 K: 0 S: 9 | H: 1 LOB: 1 BB: 0 P: 15 | R: 1 E: 0 K: 1 S: 16 | H: 2 LOB: 1 BB: 0 P: 24 | 1B: 8 2B: 1 3B: 1 HR: 1 | SF: 0 SAC: 0 DP: 0 HBP: 0 | WP: 0 PB: 0 SB: 1 CS: 0 | PA: 38 | | | | | | | | | | | | | | | |
| PITCHER | IP WLS BF H R ER SO BB IBB HBP BLK WP HR S P ERA WHIP | | | | | | | | | | | | | | | | | | | | | | | | | | | | | | | | | | |
| Paul Byrd, R (1, 1) ERA: 6.92 | 6.0 | L | 29 | 8 | 6 | 6 | 3 | 3 | 0 | 0 | 0 | 0 | 0 | 0 | 0 | 61 | 92 | 9.00 | 1.833 | | | | | | | | | | | | | | | | |
| Kevin Gregg, R (7, 1) ERA: 5.4 | 1.2 | | 8 | 3 | 1 | 1 | 0 | 0 | 0 | 0 | 0 | 0 | 0 | 0 | 22 | 33 | 5.40 | 1.800 | | | | | | | | | | | | | | | | | |
| Jake Woods, L (8, 1) ERA: 4.91 | 0.1 | | 1 | 0 | 0 | 0 | 1 | 0 | 0 | 0 | 0 | 0 | 0 | 0 | 3 | 6 | 0.00 | 0.000 | | | | | | | | | | | | | | | | | |

| Batter | 1 | 2 | 3 | 4 | 5 | 6 | 7 | 8 | 9 | AB R H RBI BB SO LOB | TOP | | | | | | | | | | | | | | | | | | | | | | | | | | | | | | | | | | | | | | | | | | | | | | | | | | | | | | | | | | | | | | | | | | | | | | | | | | | | | | | | | | | | | | | | | | | | | | | | | | | |
|--|---|--|------------------------------|----------------------------------|------------------------------|----------------------------------|------------------------------|---------------------------------|------------------------------|----------------------------------|--|----------------------------------|-------------------------------|----------------------------------|-------------------------------|----------------------------------|----------------------------------|------------------------------------|----------------------------------|--------|---------|----|-----|----|---|---|----|----|----|-----|-----|-----|----|----|---|---|-----|------|-----------------------------------|-----|---|----|---|---|---|---|---|---|---|---|---|---|----|-----|------|-------|-----------------------------------|-----|--|---|---|---|---|---|---|---|---|---|---|---|---|----|-------|-------|----------------------------------|-----|--|---|---|---|---|---|---|---|---|---|---|---|---|---|------|-------|---|-----|--|---|---|---|---|---|---|---|---|---|---|---|---|---|------|-------|
| Darin Erstad, L (1, 3) OBP: 0.347, SLG: 0.478 | 1-3 K | | 4-0 BB | | 3-3 K | | 2-2 1B | | 0-1 F8 | 4 0 1 1 1 2 3 | Los Angeles Angels @ Oakland Athletics McAfee Coliseum, Oakland, CA Fri Apr 15 2005, 10:05 PM EDT Att: 23,283 - Clear - 61 F | | | | | | | | | | | | | | | | | | | | | | | | | | | | | | | | | | | | | | | | | | | | | | | | | | | | | | | | | | | | | | | | | | | | | | | | | | | | | | | | | | | | | | | | | | | | | | | | | | | |
| 9 Chone Figgins, S (1, 4) OBP: 0.255, SLG: 0.358 | 0-3 K | | 2-3 K | | | 2-1 B3 | 2-1 G6-3 | | 0-0 E9 27 1B | 5 1 1 1 1 0 2 3 | | | | | | | | | | | | | | | | | | | | | | | | | | | | | | | | | | | | | | | | | | | | | | | | | | | | | | | | | | | | | | | | | | | | | | | | | | | | | | | | | | | | | | | | | | | | | | | | | | | | |
| 27 Vladimir Guerrero, R (1, 9) OBP: 0.341, SLG: 0.512 | 0-0 F7 | | | 2-0 F9 | | 3-2 G6-3 | | 2-2 G6-3 | 0-0 1B | 5 0 1 1 1 0 0 0 | | | | | | | | | | | | | | | | | | | | | | | | | | | | | | | | | | | | | | | | | | | | | | | | | | | | | | | | | | | | | | | | | | | | | | | | | | | | | | | | | | | | | | | | | | | | | | | | | | | | |
| 16 Garret Anderson, L (1, 7) OBP: 0.348, SLG: 0.422 | | 2-2 F7 | | 1-0 FC6-4 1B | | 3-2 1B | | 0-3 K | 2-3 K | 5 0 2 0 0 2 1 | | | | | | | | | | | | | | | | | | | | | | | | | | | | | | | | | | | | | | | | | | | | | | | | | | | | | | | | | | | | | | | | | | | | | | | | | | | | | | | | | | | | | | | | | | | | | | | | | | | | |
| 20 Juan Rivera, R (1, 10) OBP: 0.250, SLG: 0.261 | | 2-1 G5-3 | | 0-1 P4 | | 1-0 F7 | | 0-2 G4-3 | | 4 0 0 0 0 0 2 | | | | | | | | | | | | | | | | | | | | | | | | | | | | | | | | | | | | | | | | | | | | | | | | | | | | | | | | | | | | | | | | | | | | | | | | | | | | | | | | | | | | | | | | | | | | | | | | | | | | |
| Orlando Cabrera, R (1, 6) OBP: 0.366, SLG: 0.486 | | 1-1 L6 | | 1-0 FC6-4 1-2 | | | | 0-2 F9 | 1-0 G4-3 | 4 0 0 0 0 0 1 | | | | | | | | | | | | | | | | | | | | | | | | | | | | | | | | | | | | | | | | | | | | | | | | | | | | | | | | | | | | | | | | | | | | | | | | | | | | | | | | | | | | | | | | | | | | | | | | | | | | |
| Steve Finley, L (1, 8) OBP: 0.326, SLG: 0.333 | | | 0-1 F9 | | 2-1 HBP 39 FC6-4 | | 1-0 39 2B HBP | | 3-1 HR | 2 2 1 1 0 0 0 | | | | | | | | | | | | | | | | | | | | | | | | | | | | | | | | | | | | | | | | | | | | | | | | | | | | | | | | | | | | | | | | | | | | | | | | | | | | | | | | | | | | | | | | | | | | | | | | | | | | |
| Bengie Molina, R (1, 2) OBP: 0.371, SLG: 0.533 | | | 1-1 G5-3 | | 3-0 P3 | | 1-3 K | | 0-1 9 1B BB | 4 1 1 0 0 1 2 | | | | | | | | | | | | | | | | | | | | | | | | | | | | | | | | | | | | | | | | | | | | | | | | | | | | | | | | | | | | | | | | | | | | | | | | | | | | | | | | | | | | | | | | | | | | | | | | | | | | |
| 39 Robb Quinlan, R (1, 5) OBP: 0.217, SLG: 0.318 | | | 3-2 BB HBP | | 2-2 FC6-4 | | 2-1 1B 2B | | 4-0 9 1B E | 2 1 1 1 0 0 1 | | | | | | | | | | | | | | | | | | | | | | | | | | | | | | | | | | | | | | | | | | | | | | | | | | | | | | | | | | | | | | | | | | | | | | | | | | | | | | | | | | | | | | | | | | | | | | | | | | | | |
| Lou Merloni, R (7, 5) | | | | | 1-2 | | | | 1-2 9 1B BB | 0 1 0 0 1 0 0 | | | | | | | | | | | | | | | | | | | | | | | | | | | | | | | | | | | | | | | | | | | | | | | | | | | | | | | | | | | | | | | | | | | | | | | | | | | | | | | | | | | | | | | | | | | | | | | | | | | | |
| Inning Stats | R: 0 E: 0 K: 2 S: 7 | H: 0 LOB: 0 BB: 0 P: 8 | R: 0 E: 0 K: 0 S: 7 | H: 0 LOB: 0 BB: 0 P: 12 | R: 0 E: 0 K: 1 S: 9 | H: 0 LOB: 2 BB: 1 P: 19 | R: 0 E: 0 K: 0 S: 5 | H: 1 LOB: 1 BB: 0 P: 9 | R: 0 E: 0 K: 1 S: 8 | H: 0 LOB: 1 BB: 0 P: 18 | R: 0 E: 0 K: 1 S: 13 | H: 2 LOB: 1 BB: 0 P: 21 | R: 0 E: 0 K: 1 S: 10 | H: 0 LOB: 0 BB: 0 P: 12 | R: 4 E: 1 K: 1 S: 12 | H: 4 LOB: 1 BB: 1 P: 22 | 1B: 6 2B: 1 3B: 0 HR: 1 | SF: 0 SAC: 0 DP: 0 HBP: 3 | WP: 0 PB: 0 SB: 0 CS: 0 | PA: 40 | | | | | | | | | | | | | | | | | | | | | | | | | | | | | | | | | | | | | | | | | | | | | | | | | | | | | | | | | | | | | | | | | | | | | | | | | | | | | | | | | | | | | | | | | | |
| PITCHER | IP WLS BF H R ER SO BB IBB HBP BLK WP HR S P ERA WHIP | <table border="1"> <thead> <tr> <th>PITCHER</th> <th>IP</th> <th>WLS</th> <th>BF</th> <th>H</th> <th>R</th> <th>ER</th> <th>SO</th> <th>BB</th> <th>IBB</th> <th>HBP</th> <th>BLK</th> <th>WP</th> <th>HR</th> <th>S</th> <th>P</th> <th>ERA</th> <th>WHIP</th> </tr> </thead> <tbody> <tr> <td>Barry Zito, L (1, 1) ERA: 7.27</td> <td>8.0</td> <td>L</td> <td>32</td> <td>4</td> <td>2</td> <td>2</td> <td>6</td> <td>1</td> <td>0</td> <td>3</td> <td>0</td> <td>0</td> <td>0</td> <td>68</td> <td>117</td> <td>2.25</td> <td>0.625</td> </tr> <tr> <td>Juan Cruz, R (9, 1) ERA: 12.46</td> <td>0.1</td> <td></td> <td>4</td> <td>2</td> <td>3</td> <td>3</td> <td>0</td> <td>1</td> <td>0</td> <td>0</td> <td>0</td> <td>0</td> <td>1</td> <td>5</td> <td>13</td> <td>81.00</td> <td>9.000</td> </tr> <tr> <td>Ricardo Rincon, L (9, 1) ERA:</td> <td>0.1</td> <td></td> <td>1</td> <td>0</td> <td>0</td> <td>0</td> <td>0</td> <td>0</td> <td>0</td> <td>0</td> <td>0</td> <td>0</td> <td>0</td> <td>2</td> <td>2</td> <td>0.00</td> <td>0.000</td> </tr> <tr> <td>20 Huston Street, R (9, 1) ERA: 1.69</td> <td>0.1</td> <td></td> <td>3</td> <td>2</td> <td>1</td> <td>0</td> <td>1</td> <td>0</td> <td>0</td> <td>0</td> <td>0</td> <td>0</td> <td>0</td> <td>5</td> <td>7</td> <td>0.00</td> <td>6.000</td> </tr> </tbody> </table> | | | | | | | | | | | | | | | | | | | PITCHER | IP | WLS | BF | H | R | ER | SO | BB | IBB | HBP | BLK | WP | HR | S | P | ERA | WHIP | Barry Zito, L (1, 1) ERA: 7.27 | 8.0 | L | 32 | 4 | 2 | 2 | 6 | 1 | 0 | 3 | 0 | 0 | 0 | 68 | 117 | 2.25 | 0.625 | Juan Cruz, R (9, 1) ERA: 12.46 | 0.1 | | 4 | 2 | 3 | 3 | 0 | 1 | 0 | 0 | 0 | 0 | 1 | 5 | 13 | 81.00 | 9.000 | Ricardo Rincon, L (9, 1) ERA: | 0.1 | | 1 | 0 | 0 | 0 | 0 | 0 | 0 | 0 | 0 | 0 | 0 | 2 | 2 | 0.00 | 0.000 | 20 Huston Street, R (9, 1) ERA: 1.69 | 0.1 | | 3 | 2 | 1 | 0 | 1 | 0 | 0 | 0 | 0 | 0 | 0 | 5 | 7 | 0.00 | 6.000 |
| PITCHER | IP | WLS | BF | H | R | ER | SO | BB | IBB | HBP | BLK | WP | HR | S | P | ERA | WHIP | | | | | | | | | | | | | | | | | | | | | | | | | | | | | | | | | | | | | | | | | | | | | | | | | | | | | | | | | | | | | | | | | | | | | | | | | | | | | | | | | | | | | | | | | | | | | |
| Barry Zito, L (1, 1) ERA: 7.27 | 8.0 | L | 32 | 4 | 2 | 2 | 6 | 1 | 0 | 3 | 0 | 0 | 0 | 68 | 117 | 2.25 | 0.625 | | | | | | | | | | | | | | | | | | | | | | | | | | | | | | | | | | | | | | | | | | | | | | | | | | | | | | | | | | | | | | | | | | | | | | | | | | | | | | | | | | | | | | | | | | | | | |
| Juan Cruz, R (9, 1) ERA: 12.46 | 0.1 | | 4 | 2 | 3 | 3 | 0 | 1 | 0 | 0 | 0 | 0 | 1 | 5 | 13 | 81.00 | 9.000 | | | | | | | | | | | | | | | | | | | | | | | | | | | | | | | | | | | | | | | | | | | | | | | | | | | | | | | | | | | | | | | | | | | | | | | | | | | | | | | | | | | | | | | | | | | | | |
| Ricardo Rincon, L (9, 1) ERA: | 0.1 | | 1 | 0 | 0 | 0 | 0 | 0 | 0 | 0 | 0 | 0 | 0 | 2 | 2 | 0.00 | 0.000 | | | | | | | | | | | | | | | | | | | | | | | | | | | | | | | | | | | | | | | | | | | | | | | | | | | | | | | | | | | | | | | | | | | | | | | | | | | | | | | | | | | | | | | | | | | | | |
| 20 Huston Street, R (9, 1) ERA: 1.69 | 0.1 | | 3 | 2 | 1 | 0 | 1 | 0 | 0 | 0 | 0 | 0 | 0 | 5 | 7 | 0.00 | 6.000 | | | | | | | | | | | | | | | | | | | | | | | | | | | | | | | | | | | | | | | | | | | | | | | | | | | | | | | | | | | | | | | | | | | | | | | | | | | | | | | | | | | | | | | | | | | | | |

| Batter | 1 | 2 | 3 | 4 | 5 | 6 | 7 | 8 | 9 | AB R H RBI BB SO LOB | BOTTOM | | | | | | | | | | | | | | | | | | | | | | | | | | | | | | | | | | | | | | | | | | | | | | | | | | | | | | | | | | | | | | | | | | | | | | | | | | | | | | | | | |
|---|---|--|------------------------------|----------------------------------|------------------------------|----------------------------------|-------------------------------|----------------------------------|-------------------------------|----------------------------------|--|----------------------------------|------------------------------|----------------------------------|------------------------------|----------------------------------|------------------------------|----------------------------------|----------------------------------|------------------------------------|----------------------------------|--------|-----|----|---|---|----|----|----|-----|-----|-----|----|----|---|---|-----|------|---|-----|---|----|---|---|---|---|---|---|---|---|---|---|----|----|------|-------|--|-----|---|---|---|---|---|---|---|---|---|---|---|---|---|----|------|-------|---------------------------------------|-----|--|---|---|---|---|---|---|---|---|---|---|---|---|----|------|-------|
| 21 Mark Kotsay, L (1, 8) OBP: 0.422, SLG: 0.488 | 0-0 G6-3 | | | 0-2 1B 2B | | 0-2 F8 | | | 1-1 F9 | 4 1 1 0 0 0 0 | Los Angeles Angels @ Oakland Athletics McAfee Coliseum, Oakland, CA Fri Apr 15 2005, 10:05 PM EDT Att: 23,283 - Clear - 61 F | | | | | | | | | | | | | | | | | | | | | | | | | | | | | | | | | | | | | | | | | | | | | | | | | | | | | | | | | | | | | | | | | | | | | | | | | | | | | | | | | |
| Jason Kendall, R (1, 2) OBP: 0.244, SLG: 0.250 | 2-2 F8 | | | 2-2 G1-3 | | 3-3 K | | 0-2 G5-3 | 4 0 0 0 0 1 1 | | | | | | | | | | | | | | | | | | | | | | | | | | | | | | | | | | | | | | | | | | | | | | | | | | | | | | | | | | | | | | | | | | | | | | | | | | | | | | | | | | | |
| 3 Eric Chavez, L (1, 5) OBP: 0.333, SLG: 0.324 | 1-3 K | | | 2-2 P5 | | | 0-0 F7 | | | 3 0 0 0 0 1 1 | | | | | | | | | | | | | | | | | | | | | | | | | | | | | | | | | | | | | | | | | | | | | | | | | | | | | | | | | | | | | | | | | | | | | | | | | | | | | | | | | | |
| Scott Hatteberg, L (1, 3) OBP: 0.351, SLG: 0.429 | | 2-0 L9 | | 2-2 2H 1B | | 2-3 K | | | | 3 0 1 1 0 1 0 | | | | | | | | | | | | | | | | | | | | | | | | | | | | | | | | | | | | | | | | | | | | | | | | | | | | | | | | | | | | | | | | | | | | | | | | | | | | | | | | | | |
| Erubiel Durazo, L (1, 10) OBP: 0.237, SLG: 0.147 | | 2-2 F8 | | 0-0 F7 | | 1-3 K | | | | 3 0 0 0 0 1 1 | | | | | | | | | | | | | | | | | | | | | | | | | | | | | | | | | | | | | | | | | | | | | | | | | | | | | | | | | | | | | | | | | | | | | | | | | | | | | | | | | | |
| Eric Byrnes, R (1, 7) OBP: 0.259, SLG: 0.440 | | 1-0 G6-3 | | | 2-2 G4-3 | | | 2-1 L6 | | 3 0 0 0 0 0 0 | | | | | | | | | | | | | | | | | | | | | | | | | | | | | | | | | | | | | | | | | | | | | | | | | | | | | | | | | | | | | | | | | | | | | | | | | | | | | | | | | | |
| 14 Mark Ellis, R (1, 4) OBP: 0.333, SLG: 0.273 | | | 2-2 F9 | | 0-0 F8 | | | 2-3 K | | 3 0 0 0 0 1 0 | | | | | | | | | | | | | | | | | | | | | | | | | | | | | | | | | | | | | | | | | | | | | | | | | | | | | | | | | | | | | | | | | | | | | | | | | | | | | | | | | | |
| Charles Thomas, L (1, 9) | | | 2-1 G6-3 | | 1-2 F8 | | | 2-1 G5-3 | | 3 0 0 0 0 0 0 | | | | | | | | | | | | | | | | | | | | | | | | | | | | | | | | | | | | | | | | | | | | | | | | | | | | | | | | | | | | | | | | | | | | | | | | | | | | | | | | | | |
| Marco Scutaro, R (1, 6) OBP: 0.321, SLG: 0.320 | | | 2-3 K | | | 3-2 G3-1 | | | 1-3 K | 2 0 0 0 0 1 0 | | | | | | | | | | | | | | | | | | | | | | | | | | | | | | | | | | | | | | | | | | | | | | | | | | | | | | | | | | | | | | | | | | | | | | | | | | | | | | | | | | |
| Nick Swisher, S (9, PH) OBP: 0.250, SLG: 0.514 | | | | | | | | | | 1 0 0 0 0 1 0 | | | | | | | | | | | | | | | | | | | | | | | | | | | | | | | | | | | | | | | | | | | | | | | | | | | | | | | | | | | | | | | | | | | | | | | | | | | | | | | | | | |
| Inning Stats | R: 0 E: 0 K: 1 S: 8 | H: 0 LOB: 0 BB: 0 P: 11 | R: 0 E: 0 K: 0 S: 6 | H: 0 LOB: 0 BB: 0 P: 11 | R: 0 E: 0 K: 1 S: 9 | H: 0 LOB: 0 BB: 0 P: 15 | R: 1 E: 0 K: 0 S: 14 | H: 2 LOB: 1 BB: 0 P: 20 | R: 0 E: 0 K: 0 S: 13 | H: 0 LOB: 0 BB: 0 P: 16 | R: 0 E: 0 K: 1 S: 9 | H: 0 LOB: 0 BB: 0 P: 15 | R: 0 E: 0 K: 2 S: 8 | H: 0 LOB: 0 BB: 0 P: 11 | R: 0 E: 0 K: 1 S: 8 | H: 0 LOB: 0 BB: 0 P: 14 | R: 0 E: 0 K: 1 S: 9 | H: 0 LOB: 0 BB: 0 P: 11 | 1B: 1 2B: 1 3B: 0 HR: 0 | SF: 0 SAC: 0 DP: 0 HBP: 0 | WP: 0 PB: 0 SB: 0 CS: 0 | PA: 29 | | | | | | | | | | | | | | | | | | | | | | | | | | | | | | | | | | | | | | | | | | | | | | | | | | | | | | | | | | | | | | | | | | | | | | |
| PITCHER | IP WLS BF H R ER SO BB IBB HBP BLK WP HR S P ERA WHIP | <table border="1"> <thead> <tr> <th>PITCHER</th> <th>IP</th> <th>WLS</th> <th>BF</th> <th>H</th> <th>R</th> <th>ER</th> <th>SO</th> <th>BB</th> <th>IBB</th> <th>HBP</th> <th>BLK</th> <th>WP</th> <th>HR</th> <th>S</th> <th>P</th> <th>ERA</th> <th>WHIP</th> </tr> </thead> <tbody> <tr> <td>40 Bartolo Colon, R (1, 1) ERA: 3.68</td> <td>7.0</td> <td>W</td> <td>23</td> <td>2</td> <td>1</td> <td>1</td> <td>5</td> <td>0</td> <td>0</td> <td>0</td> <td>0</td> <td>0</td> <td>0</td> <td>67</td> <td>99</td> <td>1.29</td> <td>0.286</td> </tr> <tr> <td>62 Scot Shields, R (8, 1) ERA: 2.35</td> <td>1.0</td> <td>H</td> <td>3</td> <td>0</td> <td>0</td> <td>0</td> <td>1</td> <td>0</td> <td>0</td> <td>0</td> <td>0</td> <td>0</td> <td>0</td> <td>8</td> <td>14</td> <td>0.00</td> <td>0.000</td> </tr> <tr> <td>Francisco Rodriguez, R (9, 1) ERA:</td> <td>1.0</td> <td></td> <td>3</td> <td>0</td> <td>0</td> <td>0</td> <td>1</td> <td>0</td> <td>0</td> <td>0</td> <td>0</td> <td>0</td> <td>0</td> <td>9</td> <td>11</td> <td>0.00</td> <td>0.000</td> </tr> </tbody> </table> | | | | | | | | | | | | | | | | | | | PITCHER | IP | WLS | BF | H | R | ER | SO | BB | IBB | HBP | BLK | WP | HR | S | P | ERA | WHIP | 40 Bartolo Colon, R (1, 1) ERA: 3.68 | 7.0 | W | 23 | 2 | 1 | 1 | 5 | 0 | 0 | 0 | 0 | 0 | 0 | 67 | 99 | 1.29 | 0.286 | 62 Scot Shields, R (8, 1) ERA: 2.35 | 1.0 | H | 3 | 0 | 0 | 0 | 1 | 0 | 0 | 0 | 0 | 0 | 0 | 8 | 14 | 0.00 | 0.000 | Francisco Rodriguez, R (9, 1) ERA: | 1.0 | | 3 | 0 | 0 | 0 | 1 | 0 | 0 | 0 | 0 | 0 | 0 | 9 | 11 | 0.00 | 0.000 |
| PITCHER | IP | WLS | BF | H | R | ER | SO | BB | IBB | HBP | BLK | WP | HR | S | P | ERA | WHIP | | | | | | | | | | | | | | | | | | | | | | | | | | | | | | | | | | | | | | | | | | | | | | | | | | | | | | | | | | | | | | | | | | | | | | | | | | | |
| 40 Bartolo Colon, R (1, 1) ERA: 3.68 | 7.0 | W | 23 | 2 | 1 | 1 | 5 | 0 | 0 | 0 | 0 | 0 | 0 | 67 | 99 | 1.29 | 0.286 | | | | | | | | | | | | | | | | | | | | | | | | | | | | | | | | | | | | | | | | | | | | | | | | | | | | | | | | | | | | | | | | | | | | | | | | | | | |
| 62 Scot Shields, R (8, 1) ERA: 2.35 | 1.0 | H | 3 | 0 | 0 | 0 | 1 | 0 | 0 | 0 | 0 | 0 | 0 | 8 | 14 | 0.00 | 0.000 | | | | | | | | | | | | | | | | | | | | | | | | | | | | | | | | | | | | | | | | | | | | | | | | | | | | | | | | | | | | | | | | | | | | | | | | | | | |
| Francisco Rodriguez, R (9, 1) ERA: | 1.0 | | 3 | 0 | 0 | 0 | 1 | 0 | 0 | 0 | 0 | 0 | 0 | 9 | 11 | 0.00 | 0.000 | | | | | | | | | | | | | | | | | | | | | | | | | | | | | | | | | | | | | | | | | | | | | | | | | | | | | | | | | | | | | | | | | | | | | | | | | | | |

| | |
|-----|----|
| AB | 35 |
| R | 6 |
| H | 8 |
| RBI | 5 |
| BB | 2 |
| SO | 7 |
| LOB | 13 |



| | |
|-----|----|
| AB | 29 |
| R | 1 |
| H | 2 |
| RBI | 1 |
| BB | 0 |
| SO | 7 |
| LOB | 3 |



| Batter | 1 | 2 | 3 | 4 | 5 | 6 | 7 | 8 | 9 | AB | R | H | RBI | BB | SO | LOB | TOP |
|--|---|--|--------------------------------------|--|--------------------------------------|--|---------------------------------------|--|---------------------------------------|--|--------------------------------------|--|----------------------------------|------------------------------------|----------------------------------|--------|--------|
| Darin Erstad, L (1, 3) OBP: 0.310, SLG: 0.407 | G1-3 | G4-3 | | | L7 | | | | L4-6 | 4 | 0 | 0 | 0 | 1 | 0 | 2 | |
| Jeff DaVanon, S (1, 10) OBP: 0.257, SLG: 0.226 | 27 HR | | F7 | | | 27 1B 16 HR | G1-3 | | | 3 | 2 | 1 | 0 | 1 | 0 | 1 | |
| 27 Vladimir Guerrero, R (1, 9) OBP: 0.365, SLG: 0.563 | HR | | 16 HR | | | 16 HR | | | | 3 | 2 | 3 | 2 | 0 | 0 | 0 | |
| 16 Garret Anderson, L (1, 7) OBP: 0.352, SLG: 0.462 | 1B | | G3-6 | | | HR | | | F7 | 4 | 1 | 2 | 3 | 0 | 0 | 2 | |
| Steve Finley, L (1, 8) OBP: 0.275, SLG: 0.273 | K | | | | G6-3 | F7 | | | P5 | 4 | 0 | 0 | 0 | 0 | 1 | 2 | |
| Orlando Cabrera, R (1, 6) OBP: 0.327, SLG: 0.419 | G5-3 | | | | B2-3 | K | | | P5 | 4 | 0 | 0 | 0 | 0 | 1 | 2 | |
| Bengie Molina, R (1, 2) Josh Paul, R (2, 2) | | | 6 G3 9 G4-3 | | | | | | L4-6 6 G4-3 | 1 | 1 | 1 | 0 | 0 | 0 | 0 | AB 33 |
| 20 Juan Rivera, R (9, PH) OBP: 0.280, SLG: 0.261 | | | 2B | | | | | | | 2 | 0 | 0 | 0 | 0 | 1 | 0 | R 6 |
| 6 Maicer Izturis, S (1, 5) | G3 | | | | G4-3 | | | | G4-3 | 4 | 0 | 0 | 0 | 0 | 0 | 2 | H 8 |
| 9 Chone Figgins, S (1, 4) OBP: 0.260, SLG: 0.356 | G4-3 | | | | G4-3 | | | | | 4 | 0 | 1 | 1 | 0 | 1 | 0 | RBI 6 |
| | | | | | | | | | | 4 | 0 | 1 | 1 | 0 | 1 | 0 | BB 3 |
| | | | | | | | | | | 4 | 0 | 1 | 1 | 0 | 1 | 0 | SO 4 |
| | | | | | | | | | | 1B | | | | | | | LOB 11 |
| | | | | | | | | | | | | | | | | | |
| Inning Stats | R: 2 H: 3 E: 0 K: 1 S: 14 | H: 3 R: 1 LOB: 1 BB: 0 P: 19 | R: 1 H: 1 E: 0 K: 0 S: 6 | H: 1 R: 0 LOB: 0 BB: 0 P: 10 | R: 0 H: 0 E: 0 K: 0 S: 7 | H: 0 R: 0 LOB: 0 BB: 0 P: 12 | R: 0 H: 0 E: 0 K: 2 S: 14 | H: 2 R: 1 LOB: 1 BB: 1 P: 24 | R: 0 H: 0 E: 0 K: 1 S: 10 | H: 0 R: 0 LOB: 1 BB: 1 P: 18 | R: 0 H: 0 E: 0 K: 0 S: 9 | H: 1 R: 0 LOB: 1 BB: 1 P: 15 | 1B: 5 2B: 2 3B: 0 HR: 2 | SF: 0 SAC: 0 DP: 2 HBP: 1 | WP: 0 PB: 0 SB: 1 CS: 0 | PA: 37 | |
| PITCHER | IP WLS BF H R ER SO BB IBB HBP BLK WP HR S P ERA WHIP | | | | | | | | | | | | | | | | |
| Kirk Saarloos, R (1, 1) ERA: 6.75 | 5.0 | B 21 | 6 | 5 | 5 | 1 | 1 | 0 | 0 | 0 | 0 | 0 | 1 | 42 | 65 | 9.00 | 1.400 |
| Ricardo Rincon, L (6, 1) ERA: 3.39 | 0.1 | B 2 | 1 | 1 | 1 | 0 | 0 | 0 | 0 | 0 | 0 | 0 | 1 | 4 | 9 | 27.00 | 3.000 |
| 20 Huston Street, R (6, 1) ERA: 1.23 | 2.0 | W 8 | 0 | 0 | 0 | 3 | 1 | 0 | 1 | 0 | 0 | 0 | 0 | 19 | 28 | 0.00 | 0.500 |
| Octavio Dotel, R (8, 1) ERA: 1.93 | 1.2 | S 6 | 1 | 0 | 0 | 0 | 1 | 0 | 0 | 0 | 0 | 0 | 0 | 15 | 23 | 0.00 | 1.200 |

Los Angeles Angels @ Oakland Athletics
McAfee Coliseum, Oakland, CA
Sun Apr 17 2005, 4:05 PM EDT
Att: 36,291 - Sunny - 61 F

| | |
|-----|----|
| AB | 33 |
| R | 6 |
| H | 8 |
| RBI | 6 |
| BB | 3 |
| SO | 4 |
| LOB | 11 |



| Batter | 1 | 2 | 3 | 4 | 5 | 6 | 7 | 8 | 9 | AB | R | H | RBI | BB | SO | LOB | BOTTOM |
|---|---|--|--------------------------------------|---|--------------------------------------|--|---------------------------------------|--|---------------------------------------|---|--------------------------------------|---|----------------------------------|------------------------------------|----------------------------------|--------|--------|
| 21 Mark Kotsay, L (1, 8) OBP: 0.415, SLG: 0.469 | G3 G4-3 | 2B | | K | | F9 | | | | 4 | 2 | 2 | 0 | 0 | 1 | 1 | |
| Jason Kendall, R (1, 2) OBP: 0.286, SLG: 0.283 | G4-3 1B | 2B | | | F8 | | F8 | | | 4 | 1 | 2 | 2 | 0 | 0 | 0 | |
| 3 Eric Chavez, L (1, 5) OBP: 0.300, SLG: 0.286 | G3 | P3 | | | K | | K | | | 4 | 0 | 0 | 0 | 0 | 2 | 3 | |
| Erbiel Durazo, L (1, 10) OBP: 0.233, SLG: 0.154 | G4-3 | | | | K | | F7 | | | 4 | 0 | 0 | 1 | 0 | 1 | 1 | |
| Scott Hatteberg, L (1, 3) OBP: 0.333, SLG: 0.395 | 1B | | | | F8 | | G4-3 | | | 4 | 0 | 2 | 1 | 0 | 0 | 0 | |
| Eric Byrnes, R (1, 7) OBP: 0.286, SLG: 0.485 | P5 | | | | P3 | | G4-3 | | | 4 | 1 | 1 | 0 | 0 | 0 | 2 | |
| 14 Mark Ellis, R (1, 4) OBP: 0.321, SLG: 0.269 | | | | | F8 | | HR | | | 4 | 1 | 1 | 1 | 0 | 0 | 1 | AB 35 |
| Nick Swisher, S (1, 9) OBP: 0.250, SLG: 0.488 | F7 | | | | 2B | | K | | | 4 | 0 | 1 | 0 | 0 | 1 | 2 | R 7 |
| Marco Scutaro, R (1, 6) OBP: 0.324, SLG: 0.419 | 2B | | | | P3 | | HR | | | 3 | 2 | 2 | 2 | 0 | 0 | 1 | H 11 |
| | | | | | | | | | | 4 | 0 | 1 | 0 | 0 | 1 | 2 | RBI 7 |
| | | | | | | | | | | 3 | 2 | 2 | 2 | 0 | 0 | 1 | BB 0 |
| | | | | | | | | | | 1B | | | | | | | SO 5 |
| | | | | | | | | | | | | | | | | | LOB 11 |
| Inning Stats | R: 2 H: 3 E: 0 K: 0 S: 16 | H: 3 R: 1 LOB: 1 BB: 0 P: 24 | R: 0 H: 0 E: 0 K: 0 S: 4 | H: 0 R: 0 LOB: 0 BB: 0 P: 7 | R: 0 H: 1 E: 0 K: 1 S: 9 | H: 0 R: 0 LOB: 0 BB: 0 P: 14 | R: 3 H: 3 E: 0 K: 1 S: 19 | H: 0 R: 0 LOB: 0 BB: 0 P: 24 | R: 0 H: 0 E: 0 K: 1 S: 10 | H: 1 R: 0 LOB: 1 BB: 0 P: 9 | R: 0 H: 0 E: 0 K: 0 S: 7 | H: 1 R: 0 LOB: 1 BB: 0 P: 9 | 1B: 7 2B: 3 3B: 0 HR: 1 | SF: 0 SAC: 0 DP: 0 HBP: 0 | WP: 0 PB: 0 SB: 0 CS: 0 | PA: 35 | |
| PITCHER | IP WLS BF H R ER SO BB IBB HBP BLK WP HR S P ERA WHIP | | | | | | | | | | | | | | | | |
| 41 John Lackey, R (1, 1) ERA: 8.22 | 5.2 | L 27 | 10 | 7 | 7 | 4 | 0 | 0 | 0 | 0 | 0 | 0 | 0 | 16 | 19 | 0.00 | 0.750 |
| Jake Woods, L (6, 1) ERA: 3.6 | 1.1 | 5 | 1 | 0 | 0 | 1 | 0 | 0 | 0 | 0 | 0 | 0 | 0 | 6 | 8 | 0.00 | 0.000 |
| Esteban Yan, R (8, 1) ERA: 3.86 | 1.0 | 3 | 0 | 0 | 0 | 0 | 0 | 0 | 0 | 0 | 0 | 0 | 0 | 6 | 8 | 0.00 | 0.000 |

Los Angeles Angels @ Oakland Athletics
McAfee Coliseum, Oakland, CA
Sun Apr 17 2005, 4:05 PM EDT
Att: 36,291 - Sunny - 61 F

| | |
|-----|----|
| AB | 35 |
| R | 7 |
| H | 11 |
| RBI | 7 |
| BB | 0 |
| SO | 5 |
| LOB | 11 |



| Batter | 1 | 2 | 3 | 4 | 5 | 6 | 7 | 8 | 9 | AB | R | H | RBI | BB | SO | LOB | TOP | | | |
|--|---|---|---|---|---|---|---|---|---|---|---|---|---|---|---|---|---|------------------------------------|----------------------------------|--------|
| 51 Ichiro Suzuki, L (1, 9) OBP: 0.496, SLG: 0.538 | G3 | | L5-3 | | FC6-4 | | G1-3 | | F9 | 5 | 0 | 0 | 0 | 0 | 0 | 3 | Seattle Mariners @ Los Angeles Angels Angel Stadium of Anaheim, Anaheim, CA Mon Apr 18 2005, 7:05 PM PDT Att: 39,638 - Cloudy - 60 F | | | |
| 7 Jeremy Reed, L (1, 8) OBP: 0.306, SLG: 0.318 | G4-3 | | | | G3 | | | | F9 | 5 | 0 | 2 | 0 | 0 | 0 | 2 | | | | |
| 29 Adrian Beltré, R (1, 5) OBP: 0.269, SLG: 0.340 | K | | F8 | | | | | | | 4 | 0 | 1 | 0 | 0 | 1 | 2 | | | | |
| Richie Sexson, R (1, 10) OBP: 0.333, SLG: 0.605 | | F8 | | K | | | | | P4 | 4 | 0 | 1 | 0 | 0 | 1 | 0 | | | | |
| Bret Boone, R (1, 4) OBP: 0.321, SLG: 0.367 | | K | | G6-3 | | | | | F9 | 4 | 1 | 1 | 0 | 0 | 1 | 2 | | | | |
| Raul Ibanez, L (1, 3) OBP: 0.288, SLG: 0.375 | | | | E5 | | | | | | 4 | 0 | 3 | 1 | 0 | 0 | 0 | | | | |
| Randy Winn, S (1, 7) OBP: 0.360, SLG: 0.341 | | | | G3 | | | | | | 4 | 0 | 1 | 0 | 0 | 0 | 5 | | | | |
| Miguel Olivo, R (1, 2) OBP: 0.167, SLG: 0.200 (9, PH) | | | | | L7 | | | | P6 | 3 | 0 | 0 | 0 | 0 | 0 | 5 | | | | |
| Greg Dobbs, L (9, PH) OBP: 0.100, SLG: 0.200 | | | | | | | | | | 1 | 0 | 0 | 0 | 0 | 0 | 0 | | | | |
| 39 Wilson Valdez, R (1, 6) OBP: 0.275, SLG: 0.308 (9, PH) | | | | | | | | | | 3 | 0 | 2 | 0 | 0 | 0 | 0 | | | | |
| Scott Spiezio, S (9, PH) OBP: 0.267, SLG: 0.167 | | | | | | | | | | 1 | 0 | 1 | 0 | 0 | 0 | 0 | | | | |
| Inning Stats | R: 0 E: 0 K: 1 S: 9 | H: 0 LOB: 0 BB: 0 P: 12 | R: 0 E: 0 K: 1 S: 16 | H: 2 LOB: 2 BB: 0 P: 24 | R: 0 E: 0 K: 0 S: 9 | H: 2 LOB: 1 BB: 0 P: 11 | R: 0 E: 1 K: 1 S: 12 | H: 0 LOB: 1 BB: 0 P: 13 | R: 0 E: 0 K: 0 S: 10 | H: 3 LOB: 3 BB: 0 P: 16 | R: 0 E: 0 K: 0 S: 7 | H: 1 LOB: 1 BB: 0 P: 10 | R: 1 E: 0 K: 0 S: 6 | H: 2 LOB: 0 BB: 0 P: 9 | R: 0 E: 0 K: 0 S: 10 | H: 1 LOB: 1 BB: 0 P: 14 | 1B: 8 2B: 5 3B: 0 HR: 0 | SF: 0 SAC: 0 DP: 2 HBP: 0 | WP: 0 PB: 0 SB: 0 CS: 0 | PA: 38 |
| PITCHER | IP WLS BF H R ER SO BB IBB HBP BLK WP HR S P ERA WHIP | IP WLS BF H R ER SO BB IBB HBP BLK WP HR S P ERA WHIP | IP WLS BF H R ER SO BB IBB HBP BLK WP HR S P ERA WHIP | IP WLS BF H R ER SO BB IBB HBP BLK WP HR S P ERA WHIP | IP WLS BF H R ER SO BB IBB HBP BLK WP HR S P ERA WHIP | IP WLS BF H R ER SO BB IBB HBP BLK WP HR S P ERA WHIP | IP WLS BF H R ER SO BB IBB HBP BLK WP HR S P ERA WHIP | IP WLS BF H R ER SO BB IBB HBP BLK WP HR S P ERA WHIP | IP WLS BF H R ER SO BB IBB HBP BLK WP HR S P ERA WHIP | IP WLS BF H R ER SO BB IBB HBP BLK WP HR S P ERA WHIP | IP WLS BF H R ER SO BB IBB HBP BLK WP HR S P ERA WHIP | IP WLS BF H R ER SO BB IBB HBP BLK WP HR S P ERA WHIP | IP WLS BF H R ER SO BB IBB HBP BLK WP HR S P ERA WHIP | IP WLS BF H R ER SO BB IBB HBP BLK WP HR S P ERA WHIP | IP WLS BF H R ER SO BB IBB HBP BLK WP HR S P ERA WHIP | IP WLS BF H R ER SO BB IBB HBP BLK WP HR S P ERA WHIP | IP WLS BF H R ER SO BB IBB HBP BLK WP HR S P ERA WHIP | | | |




| Batter | 1 | 2 | 3 | 4 | 5 | 6 | 7 | 8 | 9 | AB | R | H | RBI | BB | SO | LOB | BOTTOM | | | |
|--|---|---|---|---|---|---|---|---|---|---|---|---|---|---|---|---|---|-----------------------------------|------------------------------------|----------------------------------|
| Darin Erstad, L (1, 3) OBP: 0.333, SLG: 0.483 | 1B 16 SF8 | | 27 HR | | | | | | F7 | 4 | 3 | 2 | 3 | 1 | 0 | 1 | Seattle Mariners @ Los Angeles Angels Angel Stadium of Anaheim, Anaheim, CA Mon Apr 18 2005, 7:05 PM PDT Att: 39,638 - Cloudy - 60 F | | | |
| Jeff DaVanon, S (1, 10) OBP: 0.256, SLG: 0.229 | | | | | G3-1 | | | | | 4 | 0 | 1 | 0 | 0 | 2 | 2 | | | | |
| 27 Vladimir Guerrero, R (1, 9) OBP: 0.375, SLG: 0.615 | P4 | | | | | | | | | 4 | 1 | 2 | 2 | 0 | 0 | 2 | | | | |
| 16 Garret Anderson, L (1, 7) OBP: 0.328, SLG: 0.436 | SF8 | | F8 | | | | | | | 3 | 0 | 0 | 1 | 0 | 2 | 1 | | | | |
| Steve Finley, L (1, 8) OBP: 0.291, SLG: 0.277 | F9 | | P4 | | | | | | | 3 | 0 | 1 | 0 | 1 | 0 | 1 | | | | |
| Orlando Cabrera, R (1, 6) OBP: 0.358, SLG: 0.447 | | | | | | | | | | 4 | 0 | 3 | 0 | 0 | 0 | 2 | | | | |
| 8 Dallas McPherson, L (1, 5) OBP: 0.298, SLG: 0.388 | | | | | | | | | | 4 | 0 | 0 | 0 | 0 | 1 | 6 | | | | |
| Josh Paul, R (1, 2) OBP: 0.125, SLG: 0.125 | | | | | | | | | | 4 | 1 | 1 | 0 | 0 | 2 | 1 | | | | |
| 9 Chone Figgins, S (1, 4) OBP: 0.298, SLG: 0.388 | | | | | | | | | | 4 | 1 | 3 | 0 | 0 | 0 | 1 | | | | |
| Inning Stats | R: 1 E: 0 K: 0 S: 7 | H: 2 LOB: 1 BB: 0 P: 10 | R: 0 E: 0 K: 1 S: 8 | H: 1 LOB: 0 BB: 0 P: 12 | R: 2 E: 0 K: 1 S: 7 | H: 1 LOB: 0 BB: 1 P: 17 | R: 3 E: 0 K: 0 S: 19 | H: 4 LOB: 0 BB: 0 P: 29 | R: 0 E: 0 K: 1 S: 10 | H: 1 LOB: 2 BB: 1 P: 18 | R: 0 E: 0 K: 1 S: 13 | H: 1 LOB: 1 BB: 0 P: 18 | R: 0 E: 0 K: 2 S: 14 | H: 2 LOB: 2 BB: 0 P: 21 | R: 0 E: 0 K: 1 S: 9 | H: 1 LOB: 0 BB: 0 P: 12 | | 1B: 10 2B: 1 3B: 0 HR: 2 | SF: 1 SAC: 0 DP: 0 HBP: 0 | WP: 0 PB: 0 SB: 2 CS: 1 |
| PITCHER | IP WLS BF H R ER SO BB IBB HBP BLK WP HR S P ERA WHIP | IP WLS BF H R ER SO BB IBB HBP BLK WP HR S P ERA WHIP | IP WLS BF H R ER SO BB IBB HBP BLK WP HR S P ERA WHIP | IP WLS BF H R ER SO BB IBB HBP BLK WP HR S P ERA WHIP | IP WLS BF H R ER SO BB IBB HBP BLK WP HR S P ERA WHIP | IP WLS BF H R ER SO BB IBB HBP BLK WP HR S P ERA WHIP | IP WLS BF H R ER SO BB IBB HBP BLK WP HR S P ERA WHIP | IP WLS BF H R ER SO BB IBB HBP BLK WP HR S P ERA WHIP | IP WLS BF H R ER SO BB IBB HBP BLK WP HR S P ERA WHIP | IP WLS BF H R ER SO BB IBB HBP BLK WP HR S P ERA WHIP | IP WLS BF H R ER SO BB IBB HBP BLK WP HR S P ERA WHIP | IP WLS BF H R ER SO BB IBB HBP BLK WP HR S P ERA WHIP | IP WLS BF H R ER SO BB IBB HBP BLK WP HR S P ERA WHIP | IP WLS BF H R ER SO BB IBB HBP BLK WP HR S P ERA WHIP | IP WLS BF H R ER SO BB IBB HBP BLK WP HR S P ERA WHIP | IP WLS BF H R ER SO BB IBB HBP BLK WP HR S P ERA WHIP | IP WLS BF H R ER SO BB IBB HBP BLK WP HR S P ERA WHIP | | | |



| Batter | 1 | 2 | 3 | 4 | 5 | 6 | 7 | 8 | 9 | AB | R | H | RBI | BB | SO | LOB | TOP | | | | |
|--|---|---|---|---|---|---|---|---|---|---|---|---|---|---|---|---|--|---|---|---|---|
| 51 Ichiro Suzuki, L (1, 9) OBP: 0.498, SLG: 0.527 | 4-2 7 WP HR BB | 1-2 7 S 29 1B | | 2-0 G5-3 | | 1-2 G4-3 | | 4-0 7 1B IBB | | 3 | 2 | 1 | 0 | 2 | 0 | 1 | Seattle Mariners @ Los Angeles Angels Angel Stadium of Anaheim, Anaheim, CA Tue Apr 19 2005, 1:05 PM PDT Att: 38,667 - Partly Cloudy - 64 F | | | | |
| 7 Jeremy Reed, L (1, 8) OBP: 0.333, SLG: 0.319 | 1-2 HR BB | 1-3 29 1B BB | | 1-2 G4-3 | | 0-0 P6 | | 1-1 1-2 2-3 1B | | 3 | 1 | 1 | 0 | 2 | 0 | 1 | | | | | |
| 29 Adrian Beltré, R (1, 5) OBP: 0.281, SLG: 0.333 | 3-2 F8 | 3-2 1-3 2-3 1B | | 0-3 K | | 4-0 FC6-4 BB | | 2-3 K | | 4 | 0 | 1 | 1 | 1 | 2 | 5 | | | | | |
| Richie Sexson, R (1, 10) OBP: 0.319, SLG: 0.628 | 0-0 1-2 2-H HR | 2-3 K | | | 0-3 K | 2-1 FC6-4 | | 2-3 K | | 5 | 1 | 1 | 3 | 0 | 3 | 7 | | | | | |
| Bret Boone, R (1, 4) OBP: 0.310, SLG: 0.352 | 2-3 K | | 0-0 G5-3 | | 3-1 1B | | 2-2 G3-1 | | 0-2 G1-3 | 5 | 0 | 1 | 0 | 0 | 1 | 0 | | | | | |
| Raul Ibanez, L (1, 3) OBP: 0.316, SLG: 0.462 | 3-2 HR | | 4-1 BB | | 2-0 F8 | | 1-2 G5-3 | | 2-1 2B | 4 | 1 | 2 | 1 | 1 | 0 | 1 | | | | | |
| Randy Winn, S (1, 7) OBP: 0.364, SLG: 0.333 | 0-3 K | | 4-0 1-2 BB | | 1-2 FC6-4 1B | | 1-1 G6-3 | | 1-2 F8 | 4 | 0 | 1 | 0 | 1 | 1 | 0 | | | | | |
| Miguel Olivo, R (1, 2) OBP: 0.176, SLG: 0.182 | | 2-2 G6-3 | 2-2 F3 | | 0-0 FC6-4 | | | 4-2 7 1B 39 SH3 BB | | 3 | 0 | 0 | 0 | 1 | 0 | 4 | | | | | |
| 39 Wilson Valdez, R (1, 6) OBP: 0.256, SLG: 0.286 | | 1-1 P4 | 2-1 F7 | | | 2-2 E6 51 G4-3 | | 0-0 SH3 | | 3 | 0 | 0 | 0 | 0 | 0 | 2 | | | | | |
| Inning Stats | R: 4 E: 0 K: 2 S: 18 | H: 2 LOB: 0 BB: 2 P: 34 | R: 1 E: 0 K: 1 S: 19 | H: 2 LOB: 2 BB: 1 P: 31 | R: 0 E: 0 K: 0 S: 8 | H: 0 LOB: 0 BB: 2 P: 20 | R: 0 E: 0 K: 1 S: 7 | H: 2 LOB: 0 BB: 0 P: 10 | R: 0 E: 1 K: 0 S: 11 | H: 0 LOB: 2 BB: 1 P: 19 | R: 0 E: 0 K: 0 S: 11 | H: 0 LOB: 0 BB: 0 P: 15 | R: 0 E: 0 K: 2 S: 12 | H: 1 LOB: 3 BB: 2 P: 25 | R: 0 E: 0 K: 0 S: 9 | H: 1 LOB: 0 BB: 0 P: 12 | 1B: 5 2B: 1 3B: 0 HR: 2 | SF: 0 SAC: 1 DP: 0 HBP: 0 | WP: 1 PB: 0 SB: 1 CS: 0 | PA: 43 | |
| PITCHER | IP WLS BF H R ER SO BB IBB HBP BLK WP HR S P ERA WHIP | IP WLS BF H R ER SO BB IBB HBP BLK WP HR S P ERA WHIP | IP WLS BF H R ER SO BB IBB HBP BLK WP HR S P ERA WHIP | IP WLS BF H R ER SO BB IBB HBP BLK WP HR S P ERA WHIP | IP WLS BF H R ER SO BB IBB HBP BLK WP HR S P ERA WHIP | IP WLS BF H R ER SO BB IBB HBP BLK WP HR S P ERA WHIP | IP WLS BF H R ER SO BB IBB HBP BLK WP HR S P ERA WHIP | IP WLS BF H R ER SO BB IBB HBP BLK WP HR S P ERA WHIP | IP WLS BF H R ER SO BB IBB HBP BLK WP HR S P ERA WHIP | IP WLS BF H R ER SO BB IBB HBP BLK WP HR S P ERA WHIP | IP WLS BF H R ER SO BB IBB HBP BLK WP HR S P ERA WHIP | IP WLS BF H R ER SO BB IBB HBP BLK WP HR S P ERA WHIP | IP WLS BF H R ER SO BB IBB HBP BLK WP HR S P ERA WHIP | IP WLS BF H R ER SO BB IBB HBP BLK WP HR S P ERA WHIP | IP WLS BF H R ER SO BB IBB HBP BLK WP HR S P ERA WHIP | IP WLS BF H R ER SO BB IBB HBP BLK WP HR S P ERA WHIP | IP WLS BF H R ER SO BB IBB HBP BLK WP HR S P ERA WHIP | IP WLS BF H R ER SO BB IBB HBP BLK WP HR S P ERA WHIP | IP WLS BF H R ER SO BB IBB HBP BLK WP HR S P ERA WHIP | IP WLS BF H R ER SO BB IBB HBP BLK WP HR S P ERA WHIP | IP WLS BF H R ER SO BB IBB HBP BLK WP HR S P ERA WHIP |
| Kevin Gregg, R (1, 1) ERA: 9.0 | 2.1 L | 15 | 4 | 5 | 5 | 3 | 4 | 0 | 0 | 0 | 0 | 0 | 0 | 0 | 0 | 0 | 19.29 | 3.429 | | | |
| Chris Bootcheck, R (3, 1) ERA: | 3.1 | 15 | 2 | 0 | 0 | 2 | 2 | 0 | 0 | 0 | 0 | 0 | 0 | 33 | 56 | 0.00 | 1.200 | | | | |
| Esteban Yan, R (6, 1) ERA: 2.89 | 2.1 | 10 | 1 | 0 | 0 | 2 | 1 | 1 | 0 | 0 | 0 | 0 | 0 | 25 | 44 | 0.00 | 0.857 | | | | |
| 62 Scot Shields, R (9, 1) ERA: 2.08 | 1.0 | 3 | 1 | 0 | 0 | 0 | 0 | 0 | 0 | 0 | 0 | 0 | 0 | 9 | 12 | 0.00 | 1.000 | | | | |

Seattle Mariners @ Los Angeles Angels
 Angel Stadium of Anaheim, Anaheim, CA
 Tue Apr 19 2005, 1:05 PM PDT
 Att: 38,667 - Partly Cloudy - 64 F

| | |
|-----|----|
| AB | 34 |
| R | 5 |
| H | 8 |
| RBI | 5 |
| BB | 8 |
| SO | 7 |
| LOB | 21 |



| Batter | 1 | 2 | 3 | 4 | 5 | 6 | 7 | 8 | 9 | AB | R | H | RBI | BB | SO | LOB | BOTTOM | | | | | |
|--|---|---|---|---|---|---|---|---|---|---|---|---|---|---|---|---|--|---|---|---|---|--------|
| Darin Erstad, L (1, 3) OBP: 0.324, SLG: 0.476 | 1-2 2B | G6-3 | | | 2-1 F8 | | 3-3 K | | 3-2 G5-3 | 5 | 0 | 1 | 0 | 0 | 1 | 2 | Seattle Mariners @ Los Angeles Angels Angel Stadium of Anaheim, Anaheim, CA Tue Apr 19 2005, 1:05 PM PDT Att: 38,667 - Partly Cloudy - 64 F | | | | | |
| Orlando Cabrera, R (1, 6) OBP: 0.328, SLG: 0.404 | 0-0 G6-3 | | 0-1 L6 | | 3-2 F9 | | 2-1 G1-3 | | 2-2 G5-3 | 5 | 0 | 0 | 0 | 0 | 0 | 1 | | | | | | |
| 27 Vladimir Guerrero, R (1, 9) OBP: 0.393, SLG: 0.667 | 0-0 F7 | | 2-0 G1-3 | | 1-1 HR | | 1-0 1B | | 0-1 1B | 5 | 1 | 3 | 1 | 0 | 0 | 1 | | | | | | |
| 16 Garret Anderson, L (1, 7) OBP: 0.317, SLG: 0.417 | 3-3 K | | 0-0 F7 | | 0-1 F9 | | 0-0 1B | | 0-1 G3 | 5 | 0 | 1 | 0 | 0 | 1 | 2 | | | | | | |
| 39 Robb Quinlan, R (1, 5) OBP: 0.185, SLG: 0.269 | | 0-1 G6-3 | | 1-3 K | | 0-0 G6-3 | | 0-2 F9 | | 4 | 0 | 0 | 0 | 0 | 1 | 2 | | | | | | |
| 20 Juan Rivera, R (1, 10) OBP: 0.310, SLG: 0.296 | | 2-0 BB 2B 1B | | 2-2 P4 | | 3-1 E6 | | 2-1 G3-1 1B | | 4 | 1 | 2 | 0 | 0 | 0 | 0 | | | | | | |
| Steve Finley, L (1, 8) OBP: 0.288, SLG: 0.333 | 1-2 K | 0-3 K | | 2-0 HR | | 2-1 FC4 | | 1-2 G3-1 | | 4 | 1 | 1 | 1 | 0 | 1 | 3 | | | | | | |
| José Molina, R (1, 2) OBP: 0.444, SLG: 0.286 | 4-2 BB 2B 1B | | 4-1 BB | | 0-3 K | | 0-3 K | | 3-3 K | 2 | 0 | 0 | 0 | 2 | 2 | 3 | | | | | | |
| 9 Chone Figgins, S (1, 4) OBP: 0.293, SLG: 0.396 | 0-0 2B | | 0-0 B2-3 | | 0-0 K | | 3-3 K | | 1-3 K | 4 | 0 | 1 | 1 | 0 | 2 | 4 | | | | | | |
| Inning Stats | R: 0 E: 0 K: 1 S: 8 | H: 1 LOB: 1 BB: 0 P: 12 | R: 1 E: 0 K: 1 S: 12 | H: 2 LOB: 2 BB: 1 P: 18 | R: 0 E: 0 K: 0 S: 4 | H: 0 LOB: 0 BB: 0 P: 6 | R: 1 E: 0 K: 1 S: 9 | H: 1 LOB: 1 BB: 1 P: 18 | R: 1 E: 0 K: 0 S: 13 | H: 1 LOB: 0 BB: 0 P: 19 | R: 0 E: 2 K: 2 S: 11 | H: 0 LOB: 2 BB: 0 P: 19 | R: 0 E: 0 K: 1 S: 11 | H: 2 LOB: 2 BB: 0 P: 17 | R: 0 E: 0 K: 2 S: 11 | H: 1 LOB: 1 BB: 0 P: 17 | R: 0 E: 0 K: 0 S: 12 | H: 1 LOB: 1 BB: 0 P: 17 | 1B: 5 2B: 2 3B: 0 HR: 2 | SF: 0 SAC: 0 DP: 0 HBP: 0 | WP: 0 PB: 0 SB: 1 CS: 0 | PA: 40 |
| PITCHER | IP WLS BF H R ER SO BB IBB HBP BLK WP HR S P ERA WHIP | IP WLS BF H R ER SO BB IBB HBP BLK WP HR S P ERA WHIP | IP WLS BF H R ER SO BB IBB HBP BLK WP HR S P ERA WHIP | IP WLS BF H R ER SO BB IBB HBP BLK WP HR S P ERA WHIP | IP WLS BF H R ER SO BB IBB HBP BLK WP HR S P ERA WHIP | IP WLS BF H R ER SO BB IBB HBP BLK WP HR S P ERA WHIP | IP WLS BF H R ER SO BB IBB HBP BLK WP HR S P ERA WHIP | IP WLS BF H R ER SO BB IBB HBP BLK WP HR S P ERA WHIP | IP WLS BF H R ER SO BB IBB HBP BLK WP HR S P ERA WHIP | IP WLS BF H R ER SO BB IBB HBP BLK WP HR S P ERA WHIP | IP WLS BF H R ER SO BB IBB HBP BLK WP HR S P ERA WHIP | IP WLS BF H R ER SO BB IBB HBP BLK WP HR S P ERA WHIP | IP WLS BF H R ER SO BB IBB HBP BLK WP HR S P ERA WHIP | IP WLS BF H R ER SO BB IBB HBP BLK WP HR S P ERA WHIP | IP WLS BF H R ER SO BB IBB HBP BLK WP HR S P ERA WHIP | IP WLS BF H R ER SO BB IBB HBP BLK WP HR S P ERA WHIP | IP WLS BF H R ER SO BB IBB HBP BLK WP HR S P ERA WHIP | IP WLS BF H R ER SO BB IBB HBP BLK WP HR S P ERA WHIP | IP WLS BF H R ER SO BB IBB HBP BLK WP HR S P ERA WHIP | IP WLS BF H R ER SO BB IBB HBP BLK WP HR S P ERA WHIP | IP WLS BF H R ER SO BB IBB HBP BLK WP HR S P ERA WHIP | |
| Jamie Moyer, L (1, 1) ERA: 3.0 | 6.0 W | 27 | 5 | 3 | 3 | 5 | 2 | 0 | 0 | 0 | 0 | 0 | 0 | 0 | 0 | 0 | 4.50 | 1.167 | | | | |
| 20 J.J. Putz, R (7, 1) ERA: | 0.2 H | 3 | 1 | 0 | 0 | 1 | 0 | 0 | 0 | 0 | 0 | 0 | 0 | 7 | 13 | 0.00 | 1.500 | | | | | |
| Ron Villone, L (7, 1) ERA: | 1.1 H | 6 | 2 | 0 | 0 | 2 | 0 | 0 | 0 | 0 | 0 | 0 | 0 | 15 | 21 | 0.00 | 1.500 | | | | | |
| Eddie Guardado, L (9, 1) ERA: 3.0 | 1.0 S | 4 | 1 | 0 | 0 | 0 | 0 | 0 | 0 | 0 | 0 | 0 | 0 | 12 | 17 | 0.00 | 1.000 | | | | | |

Seattle Mariners @ Los Angeles Angels
 Angel Stadium of Anaheim, Anaheim, CA
 Tue Apr 19 2005, 1:05 PM PDT
 Att: 38,667 - Partly Cloudy - 64 F

| | |
|-----|----|
| AB | 38 |
| R | 3 |
| H | 9 |
| RBI | 3 |
| BB | 2 |
| SO | 8 |
| LOB | 18 |



| Batter | 1 | 2 | 3 | 4 | 5 | 6 | 7 | 8 | 9 | AB | R | H | RBI | BB | SO | LOB | TOP | | | | | | | | | | |
|--|-------------------------------|----------------------------------|-------------------------------|----------------------------------|-------------------------------|----------------------------------|------------------------------|----------------------------------|------------------------------|----------------------------------|------------------------------|----------------------------------|------------------------------|----------------------------------|------------------------------|----------------------------------|--|----------------------------------|----------------------------------|------------------------------------|-------------------------|--------|--|--|--|--|--|
| Coco Crisp, S OBP: 0.314, SLG: 0.375 | | | | | | | | | | 4 | 0 | 1 | 0 | 0 | 2 | 1 | Cleveland Indians @ Los Angeles Angels Angel Stadium of Anaheim, Anaheim, CA Wed Apr 20 2005, 7:05 PM PDT Att: 42,531 - Clear - 64 F livebaseballscores.com | | | | | | | | | | |
| Alex Cora, L OBP: 0.324, SLG: 0.313 | | | | | | | | | | 4 | 0 | 0 | 0 | 0 | 0 | 2 | | | | | | | | | | | |
| 41 Victor Martinez, S OBP: 0.305, SLG: 0.327 | | | | | | | | | | 3 | 0 | 1 | 0 | 1 | 0 | 0 | | | | | | | | | | | |
| 48 Travis Hafner, L OBP: 0.390, SLG: 0.367 | | | | | | | | | | 3 | 0 | 0 | 0 | 1 | 1 | 2 | | | | | | | | | | | |
| Casey Blake, R OBP: 0.302, SLG: 0.425 | | | | | | | | | | 4 | 0 | 1 | 0 | 0 | 1 | 2 | | | | | | | | | | | |
| Ben Brussard, L OBP: 0.315, SLG: 0.438 | | | | | | | | | | 3 | 0 | 0 | 0 | 0 | 1 | 1 | | | | | | | | | | | |
| Aaron Boone, R OBP: 0.224, SLG: 0.275 | | | | | | | | | | 3 | 0 | 0 | 0 | 0 | 2 | 1 | | | | | | | | | | | |
| 24 Grady Sizemore, L OBP: 0.231, SLG: 0.327 | | | | | | | | | | 3 | 0 | 0 | 0 | 0 | 1 | 0 | | | | | | | | | | | |
| Ronnie Belliard, R OBP: 0.292, SLG: 0.432 | | | | | | | | | | 3 | 0 | 1 | 0 | 0 | 0 | 0 | | | | | | | | | | | |
| Inning Stats | R: 0 E: 0 K: 1 S: 12 | H: 1 LOB: 2 BB: 1 P: 18 | R: 0 E: 0 K: 3 S: 12 | H: 0 LOB: 0 BB: 0 P: 17 | R: 0 E: 0 K: 0 S: 12 | H: 1 LOB: 2 BB: 1 P: 21 | R: 0 E: 0 K: 1 S: 6 | H: 0 LOB: 0 BB: 0 P: 10 | R: 0 E: 0 K: 1 S: 9 | H: 0 LOB: 0 BB: 0 P: 10 | R: 0 E: 0 K: 0 S: 8 | H: 0 LOB: 0 BB: 0 P: 12 | R: 0 E: 0 K: 0 S: 9 | H: 1 LOB: 0 BB: 0 P: 11 | R: 0 E: 0 K: 0 S: 9 | H: 1 LOB: 1 BB: 0 P: 16 | R: 0 E: 0 K: 2 S: 7 | H: 0 LOB: 0 BB: 0 P: 13 | 1B: 2 2B: 2 3B: 0 HR: 0 | SF: 0 SAC: 0 DP: 0 HBP: 0 | WP: 0 PB: 0 CS: 1 | PA: 33 | | | | | |
| PITCHER | IP | WLS | BF | H | R | ER | SO | BB | IBB | HBP | BLK | WP | HR | S | P | ERA | WHIP | | | | | | | | | | |
| 40 Bartolo Colon, R ERA: 2.6 | (1, 1) | 8.0 | W | 29 | 4 | 0 | 6 | 2 | 0 | 0 | 0 | 0 | 0 | 77 | 115 | 0.00 | 0.750 | | | | | | | | | | |
| Francisco Rodríguez, R ERA: | (8, 1) | 1.0 | S | 3 | 0 | 0 | 2 | 0 | 0 | 0 | 0 | 0 | 0 | 7 | 13 | 0.00 | 0.000 | | | | | | | | | | |

| Batter | 1 | 2 | 3 | 4 | 5 | 6 | 7 | 8 | 9 | AB | R | H | RBI | BB | SO | LOB | BOTTOM | | | | | | | | | | |
|--|-------------------------------|----------------------------------|------------------------------|---------------------------------|-------------------------------|----------------------------------|------------------------------|----------------------------------|------------------------------|----------------------------------|------------------------------|---------------------------------|-------------------------------|----------------------------------|-------------------------------|----------------------------------|--|----------------------------------|----------------------------------|------------------------------------|-------------------------|--------|--|--|--|--|--|
| Darin Erstad, L OBP: 0.333, SLG: 0.478 | | | | | | | | | | 4 | 0 | 2 | 1 | 0 | 0 | 0 | Cleveland Indians @ Los Angeles Angels Angel Stadium of Anaheim, Anaheim, CA Wed Apr 20 2005, 7:05 PM PDT Att: 42,531 - Clear - 64 F livebaseballscores.com | | | | | | | | | | |
| Jeff DaVanon, S OBP: 0.256, SLG: 0.211 | | | | | | | | | | 3 | 0 | 0 | 0 | 1 | 1 | 2 | | | | | | | | | | | |
| 27 Vladimir Guerrero, R OBP: 0.391, SLG: 0.650 | | | | | | | | | | 3 | 0 | 1 | 0 | 0 | 0 | 1 | | | | | | | | | | | |
| 16 Garret Anderson, L OBP: 0.303, SLG: 0.397 | | | | | | | | | | 3 | 0 | 0 | 0 | 0 | 0 | 1 | | | | | | | | | | | |
| Steve Finley, L OBP: 0.274, SLG: 0.315 | | | | | | | | | | 3 | 0 | 0 | 0 | 0 | 0 | 1 | | | | | | | | | | | |
| Orlando Cabrera, R OBP: 0.328, SLG: 0.389 | | | | | | | | | | 2 | 0 | 0 | 0 | 1 | 0 | 0 | | | | | | | | | | | |
| 8 Dallas McPherson, L 6 Maicer Izturis, S OBP: 0.211, SLG: 0.389 | | | | | | | | | | 3 | 0 | 0 | 0 | 0 | 3 | 2 | | | | | | | | | | | |
| José Molina, R OBP: 0.417, SLG: 0.300 | | | | | | | | | | 3 | 1 | 1 | 0 | 0 | 0 | 0 | | | | | | | | | | | |
| 9 Chone Figgins, S OBP: 0.295, SLG: 0.446 | | | | | | | | | | 3 | 1 | 1 | 1 | 0 | 0 | 1 | | | | | | | | | | | |
| Inning Stats | R: 0 E: 0 K: 1 S: 10 | H: 0 LOB: 0 BB: 0 P: 16 | R: 0 E: 0 K: 0 S: 5 | H: 0 LOB: 0 BB: 0 P: 8 | R: 1 E: 0 K: 1 S: 14 | H: 2 LOB: 1 BB: 0 P: 21 | R: 0 E: 0 K: 1 S: 8 | H: 1 LOB: 2 BB: 1 P: 15 | R: 0 E: 0 K: 0 S: 6 | H: 0 LOB: 0 BB: 0 P: 11 | R: 0 E: 0 K: 0 S: 3 | H: 0 LOB: 0 BB: 1 P: 9 | R: 0 E: 0 K: 1 S: 10 | H: 0 LOB: 0 BB: 0 P: 11 | R: 1 E: 0 K: 0 S: 12 | H: 2 LOB: 0 BB: 0 P: 18 | R: 0 E: 0 K: 0 S: 7 | H: 0 LOB: 0 BB: 0 P: 13 | 1B: 4 2B: 0 3B: 0 HR: 1 | SF: 0 SAC: 0 DP: 1 HBP: 0 | WP: 0 PB: 0 CS: 0 | PA: 29 | | | | | |
| PITCHER | IP | WLS | BF | H | R | ER | SO | BB | IBB | HBP | BLK | WP | HR | S | P | ERA | WHIP | | | | | | | | | | |
| 37 Jake Westbrook, R ERA: 3.81 | (1, 1) | 8.0 | L | 29 | 5 | 2 | 4 | 2 | 0 | 0 | 0 | 0 | 1 | 68 | 109 | 2.25 | 0.875 | | | | | | | | | | |

| Batter | 1 | 2 | 3 | 4 | 5 | 6 | 7 | 8 | 9 | AB | R | H | RBI | BB | SO | LOB | TOP | | | | |
|--|------------------------------|----------------------------------|------------------------------|----------------------------------|------------------------------|----------------------------------|------------------------------|----------------------------------|-------------------------------|----------------------------------|-------------------------------|----------------------------------|------------------------------|----------------------------------|-------------------------------|----------------------------------|----------------------------------|------------------------------------|----------------------------------|--------|--|
| 21 Mark Kotsay, L (1, 8) OBP: 0.378, SLG: 0.480 | F8 | | G4-3 | | FC6-4 2B | | G4-3 | | K | 5 | 1 | 0 | 0 | 0 | 1 | 1 | | | | | |
| Jason Kendall, R (1, 2) OBP: 0.319, SLG: 0.292 | G4-3 | | | G6-3 | 1B 2B | | FC4-6 1B | | | 4 | 1 | 2 | 1 | 0 | 0 | 0 | | | | | |
| 3 Eric Chavez, L (1, 5) OBP: 0.282, SLG: 0.309 | G4-3 | | | L8 | 1B | | FC4-6 | | | 4 | 0 | 1 | 1 | 0 | 0 | 1 | | | | | |
| Erubiel Durazo, L (1, 10) OBP: 0.300, SLG: 0.290 | | P5 | | G4-3 | P5 | | K | | | 4 | 0 | 0 | 0 | 0 | 1 | 2 | | | | | |
| Scott Hatteberg, L (1, 3) OBP: 0.347, SLG: 0.388 | | 2B | | | 23 HR 2B | | K | | G1-6-3 | 4 | 1 | 2 | 0 | 0 | 1 | 0 | | | | | |
| 14 Mark Ellis, R (1, 4) OBP: 0.345, SLG: 0.353 | K | | | | 23 HR BB | | BB 1B | | F8 | 3 | 1 | 1 | 0 | 1 | 1 | 1 | | | | | |
| 23 Bobby Kielty, S (1, 9) OBP: 0.250, SLG: 0.250 | F9 | | | | HR | | P3 | | F8 | 4 | 1 | 1 | 3 | 0 | 0 | 2 | | | | | |
| Charles Thomas, L (1, 7) Eric Byrnes, R (6, PH) (6, 7) | | | F7 | | G4-3 | | | | L7 | 2 | 0 | 0 | 0 | 0 | 0 | 0 | | | | | |
| Marco Scutaro, R (1, 6) OBP: 0.414, SLG: 0.440 | | | | | | | G1-3 | | K | 4 | 0 | 1 | 0 | 0 | 2 | 2 | | | | | |
| Inning Stats | R: 0 E: 0 K: 0 S: 7 | H: 0 LOB: 0 BB: 0 P: 12 | R: 0 E: 0 K: 1 S: 9 | H: 1 LOB: 1 BB: 0 P: 15 | R: 0 E: 0 K: 1 S: 8 | H: 0 LOB: 0 BB: 0 P: 11 | R: 0 E: 0 K: 0 S: 7 | H: 0 LOB: 0 BB: 0 P: 10 | R: 5 E: 0 K: 0 S: 21 | H: 5 LOB: 1 BB: 1 P: 32 | R: 0 E: 0 K: 1 S: 15 | H: 1 LOB: 1 BB: 1 P: 28 | R: 0 E: 0 K: 0 S: 9 | H: 0 LOB: 0 BB: 0 P: 14 | R: 0 E: 0 K: 0 S: 10 | H: 0 LOB: 0 BB: 0 P: 18 | 1B: 4 2B: 3 3B: 0 HR: 1 | SF: 0 SAC: 0 DP: 0 HBP: 0 | WP: 0 PB: 0 SB: 0 CS: 0 | PA: 37 | |
| PITCHER | IP | WLS | BF | H | R | ER | SO | BB | IBB | HBP | BLK | WP | HR | S | P | ERA | WHIP | | | | |
| Paul Byrd, R (1, 1) ERA: 5.61 | 4.2 | | 21 | 6 | 5 | 5 | 2 | 1 | 0 | 0 | 0 | 0 | 1 | 50 | 78 | 9.64 | 1.500 | | | | |
| Jake Woods, L (5, 1) ERA: 2.57 | 1.0 | W | 4 | 1 | 0 | 0 | 1 | 0 | 0 | 0 | 0 | 0 | 0 | 13 | 19 | 0.00 | 1.000 | | | | |
| Esteban Yan, R (6, 1) ERA: 2.13 | 1.1 | | 6 | 1 | 0 | 0 | 1 | 1 | 0 | 0 | 0 | 0 | 0 | 13 | 25 | 0.00 | 1.500 | | | | |
| Brendan Donnelly, R (8, 1) ERA: 4.22 | 2.0 | | 6 | 0 | 0 | 0 | 2 | 0 | 0 | 0 | 0 | 0 | 0 | 17 | 28 | 0.00 | 0.000 | | | | |

Oakland Athletics @ Los Angeles Angels
Angel Stadium of Anaheim, Anaheim, CA
Sat Apr 23 2005, 7:05 PM PDT
Att: 43,880 - Cloudy - 63 F


| | |
|-----|----|
| AB | 35 |
| R | 5 |
| H | 8 |
| RBI | 5 |
| BB | 2 |
| SO | 6 |
| LOB | 9 |



| Batter | 1 | 2 | 3 | 4 | 5 | 6 | 7 | 8 | 9 | AB | R | H | RBI | BB | SO | LOB | BOTTOM | | | | |
|--|-------------------------------|----------------------------------|------------------------------|----------------------------------|-------------------------------|----------------------------------|------------------------------|---------------------------------|-------------------------------|----------------------------------|------------------------------|----------------------------------|-------------------------------|----------------------------------|------------------------------|----------------------------------|----------------------------------|------------------------------------|----------------------------------|--------|--|
| Darin Erstad, L (1, 3) OBP: 0.326, SLG: 0.463 | F9 | | S 1B BB | | | | | K | | 5 | 1 | 1 | 1 | 0 | 3 | 1 | | | | | |
| 9 Chone Figgins, S (1, 4) OBP: 0.284, SLG: 0.412 | K | | 9 1B | | | | K | K | | 5 | 2 | 2 | 2 | 0 | 2 | 0 | | | | | |
| 27 Vladimir Guerrero, R (1, 9) OBP: 0.390, SLG: 0.655 | 16 S 1B | | 27 2B | | | | 27 2B | G6-3 | | 4 | 1 | 3 | 2 | 0 | 0 | 0 | | | | | |
| 16 Garret Anderson, L (1, 7) OBP: 0.304, SLG: 0.382 | S | | 2B | | | | 16 1B SF9 | F7 | | 5 | 1 | 1 | 0 | 0 | 1 | 2 | | | | | |
| Steve Finley, L (1, 8) OBP: 0.267, SLG: 0.308 | | | F8 | | | | 1B 8 1B | F9 | | 2 | 0 | 0 | 1 | 1 | 0 | 1 | | | | | |
| Orlando Cabrera, R (1, 6) OBP: 0.385, SLG: 0.485 | | S BB | G4-3 | | | | SF9 | F7 | | 4 | 1 | 2 | 0 | 0 | 0 | 1 | | | | | |
| 8 Dallas McPherson, L (1, 5) OBP: 0.230, SLG: 0.250 | | | G6-3 | | | | 8 1B | 8 BB | | 3 | 1 | 1 | 1 | 1 | 1 | 1 | | | | | |
| 6 Maicer Izturis, S (8, 5) OBP: 0.238, SLG: 0.400 | | | | | | | E 1B | 1B | | 0 | 0 | 0 | 0 | 0 | 0 | 0 | | | | | |
| Josh Paul, R (1, 2) OBP: 0.083, SLG: 0.083 | F9 | | | | | | E 1B | BB | | 4 | 0 | 0 | 0 | 0 | 1 | 2 | | | | | |
| Jeff DaVanon, S (1, 10) OBP: 0.283, SLG: 0.255 | | | G5-3 | | | | E7 | K2-3 | | 3 | 2 | 1 | 0 | 1 | 1 | 1 | | | | | |
| Inning Stats | R: 0 E: 0 K: 1 S: 13 | H: 1 LOB: 1 BB: 0 P: 18 | R: 0 E: 0 K: 1 S: 7 | H: 0 LOB: 1 BB: 1 P: 16 | R: 3 E: 0 K: 0 S: 14 | H: 3 LOB: 1 BB: 1 P: 23 | R: 0 E: 0 K: 1 S: 7 | H: 0 LOB: 0 BB: 0 P: 9 | R: 6 E: 1 K: 1 S: 22 | H: 6 LOB: 1 BB: 0 P: 32 | R: 0 E: 0 K: 2 S: 8 | H: 0 LOB: 0 BB: 0 P: 13 | R: 0 E: 0 K: 1 S: 14 | H: 1 LOB: 2 BB: 1 P: 22 | R: 0 E: 0 K: 2 S: 8 | H: 0 LOB: 0 BB: 0 P: 11 | 1B: 9 2B: 2 3B: 0 HR: 0 | SF: 1 SAC: 0 DP: 0 HBP: 0 | WP: 0 PB: 0 SB: 0 CS: 0 | PA: 39 | |
| PITCHER | IP | WLS | BF | H | R | ER | SO | BB | IBB | HBP | BLK | WP | HR | S | P | ERA | WHIP | | | | |
| Dan Haren, R (1, 1) ERA: 4.56 | 4.2 | L | 25 | 9 | 8 | 7 | 4 | 2 | 0 | 0 | 0 | 0 | 0 | 59 | 91 | 13.50 | 2.357 | | | | |
| 58 Justin Duchschere, R (5, 1) ERA: 0.79 | 1.1 | | 6 | 1 | 1 | 0 | 2 | 0 | 0 | 0 | 0 | 0 | 0 | 12 | 20 | 0.00 | 0.750 | | | | |
| 20 Huston Street, R (7, 1) ERA: 3.86 | 1.0 | | 5 | 1 | 0 | 0 | 1 | 1 | 0 | 0 | 0 | 0 | 0 | 14 | 22 | 0.00 | 2.000 | | | | |
| Juan Cruz, R (8, 1) ERA: 13.5 | 1.0 | | 3 | 0 | 0 | 0 | 2 | 0 | 0 | 0 | 0 | 0 | 0 | 8 | 11 | 0.00 | 0.000 | | | | |

Oakland Athletics @ Los Angeles Angels
Angel Stadium of Anaheim, Anaheim, CA
Sat Apr 23 2005, 7:05 PM PDT
Att: 43,880 - Cloudy - 63 F

| | |
|-----|----|
| AB | 35 |
| R | 9 |
| H | 11 |
| RBI | 7 |
| BB | 3 |
| SO | 9 |
| LOB | 9 |



| Batter | 1 | 2 | 3 | 4 | 5 | 6 | 7 | 8 | 9 | AB | R | H | RBI | BB | SO | LOB | TOP | | | | | | | | | | | | | | | | |
|--|---|----------------------------------|------------------------------|----------------------------------|-------------------------------|----------------------------------|------------------------------|----------------------------------|-------------------------------|----------------------------------|------------------------------|----------------------------------|------------------------------|----------------------------------|-------------------------------|----------------------------------|-------------------------------|----------------------------------|----------------------------------|------------------------------------|----------------------------------|--------|--|--|--|--|--|--|--|--|--|--|--|
| 21 Mark Kotsay, L (1.8) OBP: 0.372, SLG: 0.462 | | | | | | | | | | 3 | 0 | 0 | 0 | 1 | 1 | 1 | | | | | | | | | | | | | | | | | |
| Jason Kendall, R (1.2) OBP: 0.303, SLG: 0.275 | | | | | | | | | | 4 | 0 | 0 | 0 | 0 | 3 | 3 | | | | | | | | | | | | | | | | | |
| 3 Eric Chavez, L (1.5) OBP: 0.288, SLG: 0.292 | | | | | | | | | | 4 | 0 | 0 | 0 | 0 | 2 | 1 | | | | | | | | | | | | | | | | | |
| Scott Hatteberg, L (1.3) OBP: 0.368, SLG: 0.414 | | | | | | | | | | 3 | 0 | 2 | 0 | 1 | 1 | 0 | | | | | | | | | | | | | | | | | |
| Erubiel Durazo, L (1.10) OBP: 0.284, SLG: 0.273 | | | | | | | | | | 4 | 0 | 0 | 0 | 0 | 0 | 3 | | | | | | | | | | | | | | | | | |
| 23 Bobby Kielty, S (1.9) OBP: 0.250, SLG: 0.250 | | | | | | | | | | 4 | 0 | 1 | 0 | 0 | 1 | 3 | | | | | | | | | | | | | | | | | |
| Eric Byrnes, R (1.7) 17 Adam Melhuse, S (0. PH) OBP: 0.250, SLG: 0.250 | | | | | | | | | | 2 | 0 | 0 | 0 | 1 | 1 | 2 | AB 30 | | | | | | | | | | | | | | | | |
| Keith Ginter, R (1.4) OBP: 0.233, SLG: 0.370 | | | | | | | | | | 3 | 0 | 1 | 0 | 0 | 0 | 3 | R 0 | | | | | | | | | | | | | | | | |
| Marco Scutaro, R (1.6) OBP: 0.410, SLG: 0.423 | | | | | | | | | | 2 | 0 | 0 | 0 | 1 | 0 | 1 | H 4 | | | | | | | | | | | | | | | | |
| Inning Stats | R: 0 E: 0 K: 3 S: 10 | H: 0 LOB: 0 BB: 0 P: 14 | R: 0 E: 0 K: 1 S: 8 | H: 1 LOB: 0 BB: 0 P: 10 | R: 0 E: 0 K: 2 S: 10 | H: 1 LOB: 2 BB: 1 P: 16 | R: 0 E: 0 K: 0 S: 8 | H: 0 LOB: 1 BB: 1 P: 13 | R: 0 E: 0 K: 0 S: 11 | H: 0 LOB: 0 BB: 0 P: 19 | R: 0 E: 0 K: 1 S: 6 | H: 0 LOB: 0 BB: 0 P: 10 | R: 0 E: 0 K: 0 S: 9 | H: 1 LOB: 2 BB: 0 P: 17 | R: 0 E: 0 K: 1 S: 11 | H: 0 LOB: 1 BB: 1 P: 21 | R: 0 E: 1 K: 1 S: 10 | H: 1 LOB: 1 BB: 0 P: 17 | 1B: 3 2B: 1 3B: 0 HR: 0 | SF: 0 SAC: 0 DP: 1 HBP: 0 | WP: 0 PB: 0 SB: 1 CS: 1 | PA: 34 | | | | | | | | | | | |
| PITCHER | IP WLS BF H R ER SO BB IBB HBP BLK WP HR S P ERA WHIP | | | | | | | | | | | | | | | | | | | | | | | | | | | | | | | | |
| 45 Kelvim Escobar, R (1.1) ERA: 1.46 | 6.0 | 21 | 2 | 0 | 0 | 7 | 3 | 0 | 0 | 0 | 0 | 0 | 0 | 53 | 82 | 0.00 | 0.833 | | | | | | | | | | | | | | | | |
| 62 Scot Shields, R (7.1) ERA: 1.46 | 1.2 | W 8 | 1 | 0 | 0 | 1 | 1 | 0 | 0 | 0 | 0 | 0 | 0 | 16 | 34 | 0.00 | 1.200 | | | | | | | | | | | | | | | | |
| Francisco Rodriguez, R (8.1) ERA: 1.93 | 1.1 | S 5 | 1 | 0 | 0 | 1 | 0 | 0 | 0 | 0 | 0 | 0 | 0 | 14 | 21 | 0.00 | 0.750 | | | | | | | | | | | | | | | | |

Oakland Athletics @ Los Angeles Angels
Angel Stadium of Anaheim, Anaheim, CA

AB 30
R 0
H 4
RBI 0
BB 4
SO 9
LOB 18



WP: 0 PA: 34
PB: 0
SB: 1
CS: 1

Oakland Athletics @ Los Angeles Angels
Angel Stadium of Anaheim, Anaheim, CA

AB 28
R 1
H 6
RBI 1
BB 1
SO 2
LOB 7



WP: 0 PA: 29
PB: 0
SB: 1
CS: 0

| Batter | 1 | 2 | 3 | 4 | 5 | 6 | 7 | 8 | 9 | AB | R | H | RBI | BB | SO | LOB | BOTTOM | | | | | | | | | | | | | | | |
|--|---|----------------------------------|------------------------------|---------------------------------|-------------------------------|----------------------------------|-------------------------------|----------------------------------|------------------------------|----------------------------------|------------------------------|---------------------------------|-------------------------------|----------------------------------|------------------------------|----------------------------------|------------------------------|----------------------------------|----------------------------------|------------------------------------|----------------------------------|--------|--|--|--|--|--|--|--|--|--|--|
| Darin Erstad, L (1.3) OBP: 0.322, SLG: 0.452 | | | | | | | | | | 4 | 0 | 1 | 0 | 0 | 0 | 1 | | | | | | | | | | | | | | | | |
| 9 Chone Figgins, S (1.4) OBP: 0.282, SLG: 0.431 | | | | | | | | | | 4 | 0 | 1 | 0 | 0 | 1 | 1 | | | | | | | | | | | | | | | | |
| 27 Vladimir Guerrero, R (1.10) OBP: 0.389, SLG: 0.640 | | | | | | | | | | 2 | 0 | 0 | 0 | 1 | 0 | 0 | | | | | | | | | | | | | | | | |
| 16 Garret Anderson, L (1.7) OBP: 0.305, SLG: 0.392 | | | | | | | | | | 3 | 0 | 1 | 0 | 0 | 0 | 2 | | | | | | | | | | | | | | | | |
| Steve Finley, L (1.8) OBP: 0.269, SLG: 0.353 | | | | | | | | | | 3 | 1 | 1 | 1 | 0 | 0 | 1 | | | | | | | | | | | | | | | | |
| Orlando Cabrera, R (1.6) OBP: 0.351, SLG: 0.464 | | | | | | | | | | 3 | 0 | 0 | 0 | 0 | 0 | 1 | | | | | | | | | | | | | | | | |
| 8 Dallas McPherson, L (1.5) 6 Maicer Izturis, S (8.5) OBP: 0.238, SLG: 0.400 | | | | | | | | | | 3 | 0 | 0 | 0 | 0 | 1 | 0 | AB 28 | | | | | | | | | | | | | | | |
| José Molina, R (1.2) OBP: 0.409, SLG: 0.278 | | | | | | | | | | 3 | 0 | 1 | 0 | 0 | 0 | 0 | R 1 | | | | | | | | | | | | | | | |
| Jeff DaVanon, S (1.9) OBP: 0.286, SLG: 0.260 | | | | | | | | | | 3 | 0 | 1 | 0 | 0 | 0 | 1 | H 6 | | | | | | | | | | | | | | | |
| Inning Stats | R: 0 E: 0 K: 0 S: 8 | H: 1 LOB: 1 BB: 1 P: 16 | R: 0 E: 0 K: 0 S: 5 | H: 0 LOB: 0 BB: 0 P: 9 | R: 0 E: 0 K: 1 S: 11 | H: 2 LOB: 1 BB: 0 P: 15 | R: 0 E: 0 K: 0 S: 11 | H: 1 LOB: 1 BB: 0 P: 12 | R: 0 E: 0 K: 0 S: 8 | H: 1 LOB: 1 BB: 0 P: 14 | R: 0 E: 0 K: 0 S: 6 | H: 0 LOB: 0 BB: 0 P: 9 | R: 1 E: 0 K: 1 S: 11 | H: 1 LOB: 0 BB: 0 P: 16 | R: 0 E: 0 K: 0 S: 9 | H: 0 LOB: 0 BB: 0 P: 14 | R: 0 E: 0 K: 0 S: 9 | H: 0 LOB: 0 BB: 0 P: 14 | 1B: 3 2B: 1 3B: 1 HR: 1 | SF: 0 SAC: 0 DP: 2 HBP: 0 | WP: 0 PB: 0 SB: 1 CS: 0 | PA: 29 | | | | | | | | | | |
| PITCHER | IP WLS BF H R ER SO BB IBB HBP BLK WP HR S P ERA WHIP | | | | | | | | | | | | | | | | | | | | | | | | | | | | | | | |
| Joe Blanton, R (1.1) ERA: 1.75 | 8.0 | L 29 | 6 | 1 | 1 | 2 | 1 | 0 | 0 | 0 | 0 | 1 | 69 | 105 | 1.12 | 0.875 | | | | | | | | | | | | | | | | |

AB 28
R 1
H 6
RBI 1
BB 1
SO 2
LOB 7

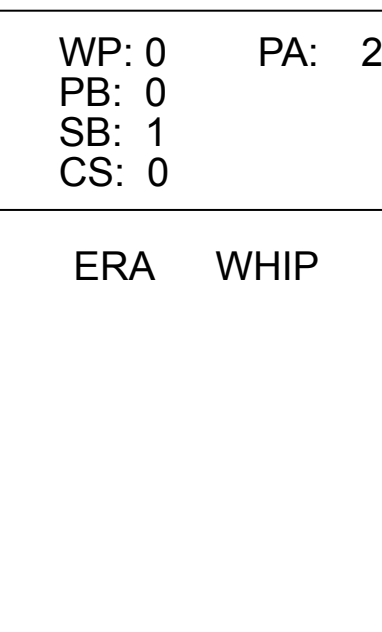
WP: 0 PA: 29
PB: 0
SB: 1
CS: 0



Oakland Athletics @ Los Angeles Angels
Angel Stadium of Anaheim, Anaheim, CA

AB 28
R 1
H 6
RBI 1
BB 1
SO 2
LOB 7

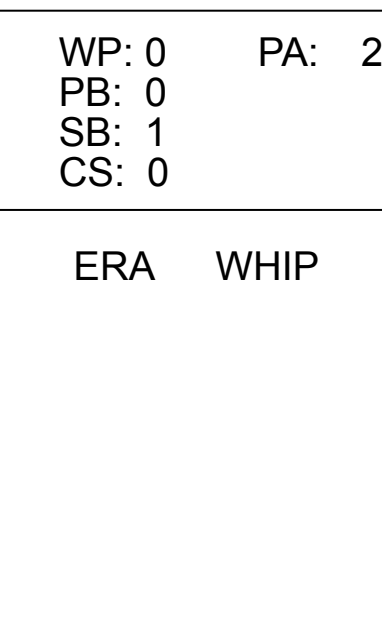
WP: 0 PA: 29
PB: 0
SB: 1
CS: 0



Oakland Athletics @ Los Angeles Angels
Angel Stadium of Anaheim, Anaheim, CA

AB 28
R 1
H 6
RBI 1
BB 1
SO 2
LOB 7

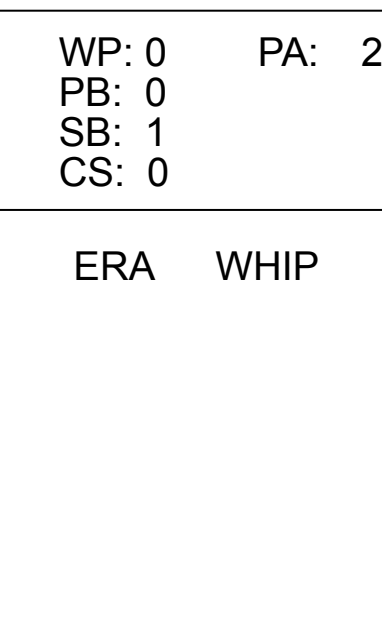
WP: 0 PA: 29
PB: 0
SB: 1
CS: 0



Oakland Athletics @ Los Angeles Angels
Angel Stadium of Anaheim, Anaheim, CA

AB 28
R 1
H 6
RBI 1
BB 1
SO 2
LOB 7

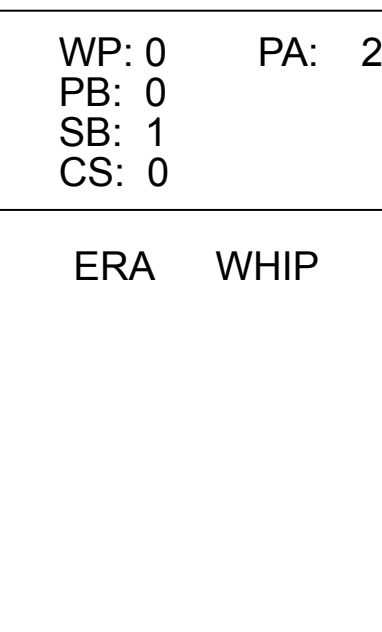
WP: 0 PA: 29
PB: 0
SB: 1
CS: 0



Oakland Athletics @ Los Angeles Angels
Angel Stadium of Anaheim, Anaheim, CA

AB 28
R 1
H 6
RBI 1
BB 1
SO 2
LOB 7

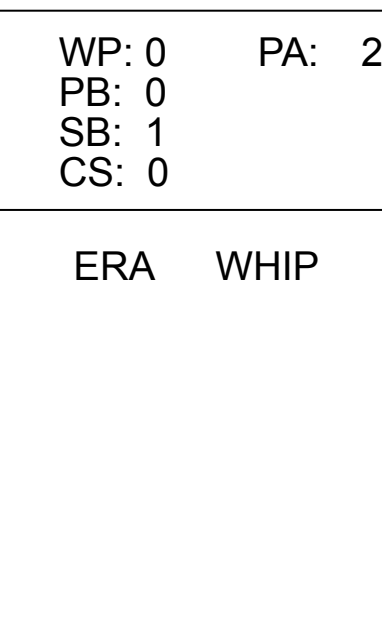
WP: 0 PA: 29
PB: 0
SB: 1
CS: 0



Oakland Athletics @ Los Angeles Angels
Angel Stadium of Anaheim, Anaheim, CA

AB 28
R 1
H 6
RBI 1
BB 1
SO 2
LOB 7

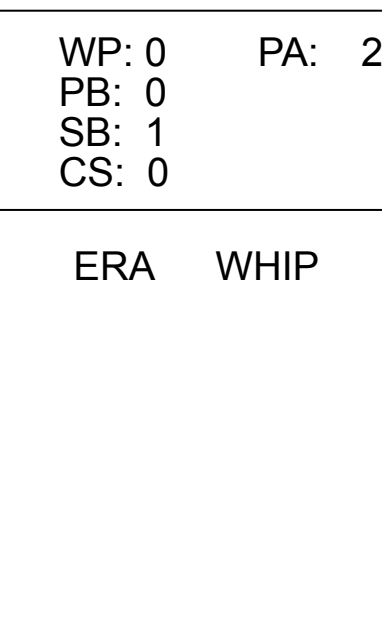
WP: 0 PA: 29
PB: 0
SB: 1
CS: 0



Oakland Athletics @ Los Angeles Angels
Angel Stadium of Anaheim, Anaheim, CA

AB 28
R 1
H 6
RBI 1
BB 1
SO 2
LOB 7

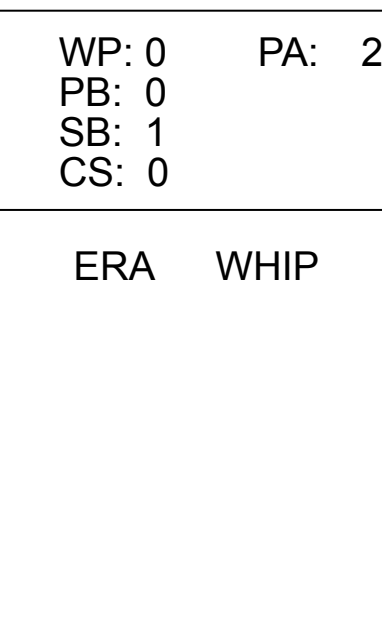
WP: 0 PA: 29
PB: 0
SB: 1
CS: 0



Oakland Athletics @ Los Angeles Angels
Angel Stadium of Anaheim, Anaheim, CA

AB 28
R 1
H 6
RBI 1
BB 1
SO 2
LOB 7

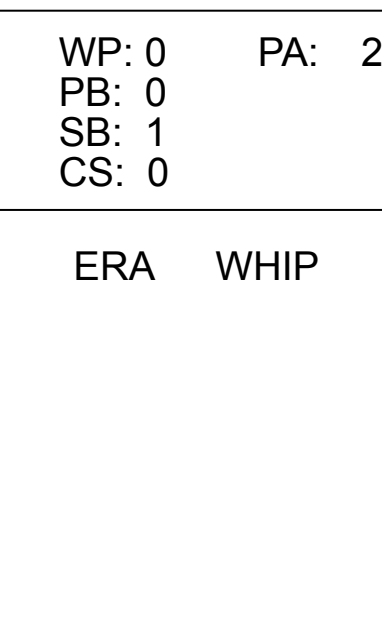
WP: 0 PA: 29
PB: 0
SB: 1
CS: 0



Oakland Athletics @ Los Angeles Angels
Angel Stadium of Anaheim, Anaheim, CA

AB 28
R 1
H 6
RBI 1
BB 1
SO 2
LOB 7

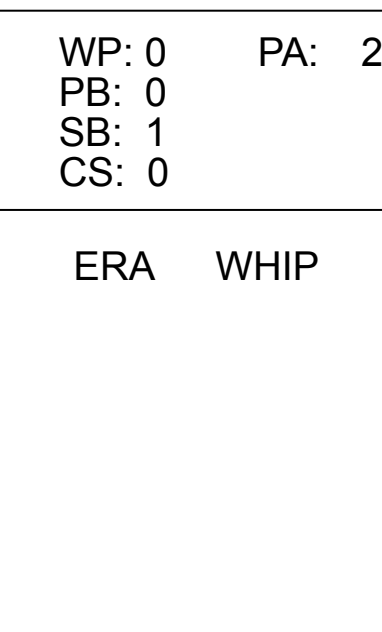
WP: 0 PA: 29
PB: 0
SB: 1
CS: 0



Oakland Athletics @ Los Angeles Angels
Angel Stadium of Anaheim, Anaheim, CA

AB 28
R 1
H 6
RBI 1
BB 1
SO 2
LOB 7

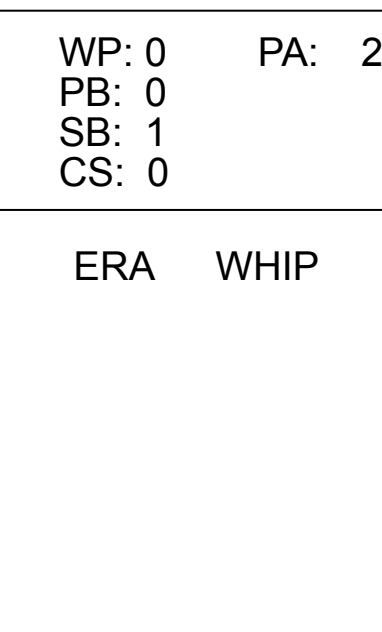
WP: 0 PA: 29
PB: 0
SB: 1
CS: 0



Oakland Athletics @ Los Angeles Angels
Angel Stadium of Anaheim, Anaheim, CA

AB 28
R 1
H 6
RBI 1
BB 1
SO 2
LOB 7

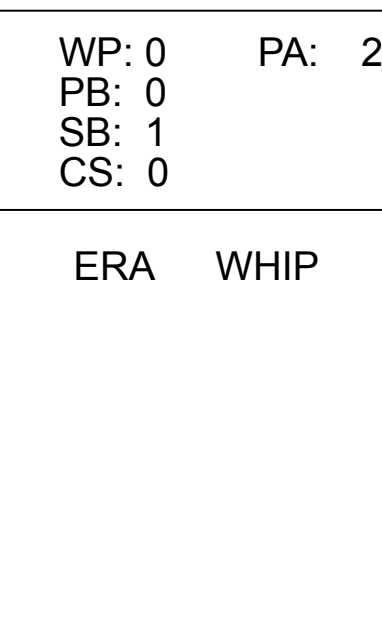
WP: 0 PA: 29
PB: 0
SB: 1
CS: 0



Oakland Athletics @ Los Angeles Angels
Angel Stadium of Anaheim, Anaheim, CA

AB 28
R 1
H 6
RBI 1
BB 1
SO 2
LOB 7

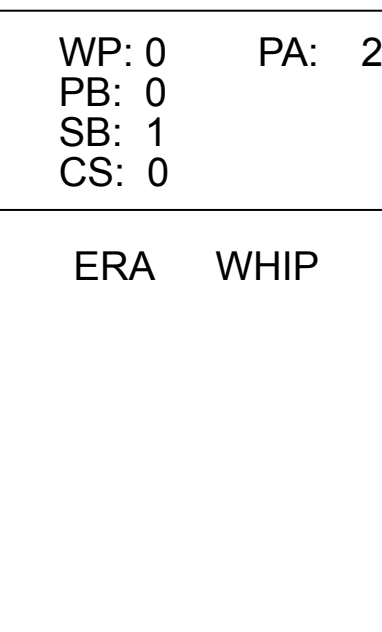
WP: 0 PA: 29
PB: 0
SB: 1
CS: 0



Oakland Athletics @ Los Angeles Angels
Angel Stadium of Anaheim, Anaheim, CA

AB 28
R 1
H 6
RBI 1
BB 1
SO 2
LOB 7

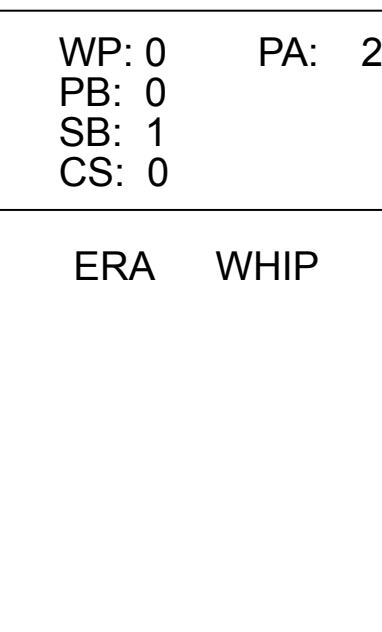
WP: 0 PA: 29
PB: 0
SB: 1
CS: 0



Oakland Athletics @ Los Angeles Angels
Angel Stadium of Anaheim, Anaheim, CA

AB 28
R 1
H 6
RBI 1
BB 1
SO 2
LOB 7

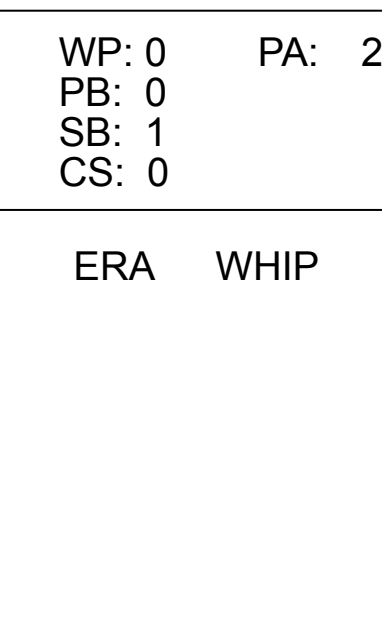
WP: 0 PA: 29
PB: 0
SB: 1
CS: 0



Oakland Athletics @ Los Angeles Angels
Angel Stadium of Anaheim, Anaheim, CA

AB 28
R 1
H 6
RBI 1
BB 1
SO 2
LOB 7

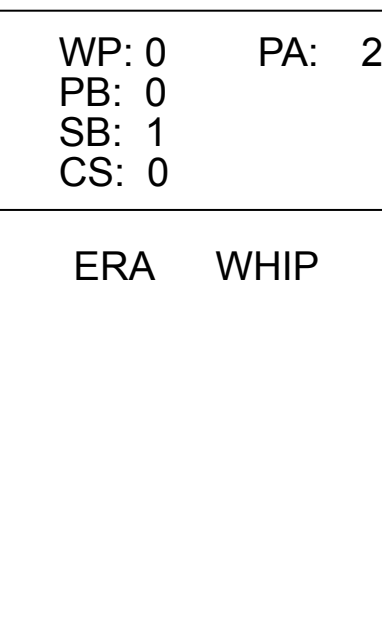
WP: 0 PA: 29
PB: 0
SB: 1
CS: 0



Oakland Athletics @ Los Angeles Angels
Angel Stadium of Anaheim, Anaheim, CA

AB 28
R 1
H 6
RBI 1
BB 1
SO 2
LOB 7

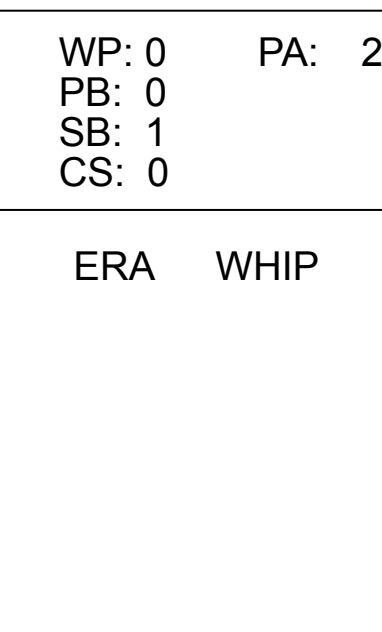
WP: 0 PA: 29
PB: 0
SB: 1
CS: 0



Oakland Athletics @ Los Angeles Angels
Angel Stadium of Anaheim, Anaheim, CA

AB 28
R 1
H 6
RBI 1
BB 1
SO 2
LOB 7

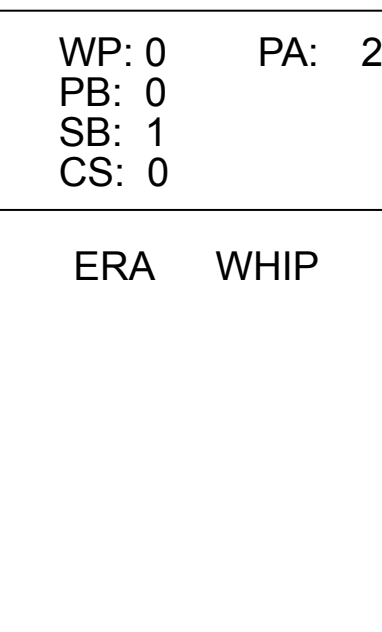
WP: 0 PA: 29
PB: 0
SB: 1
CS: 0



Oakland Athletics @ Los Angeles Angels
Angel Stadium of Anaheim, Anaheim, CA

AB 28
R 1
H 6
RBI 1
BB 1
SO 2
LOB 7

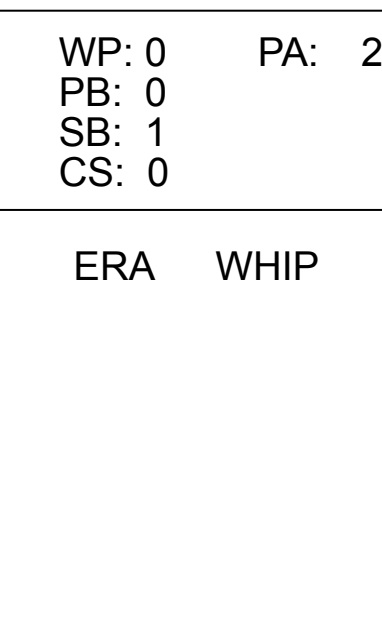
WP: 0 PA: 29
PB: 0
SB: 1
CS: 0



Oakland Athletics @ Los Angeles Angels
Angel Stadium of Anaheim, Anaheim, CA

AB 28
R 1
H 6
RBI 1
BB 1
SO 2
LOB 7

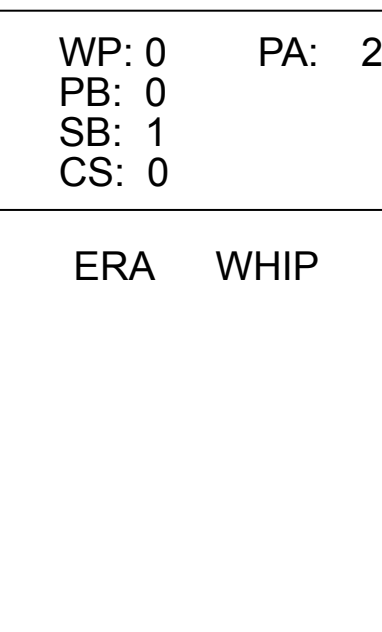
WP: 0 PA: 29
PB: 0
SB: 1
CS: 0



Oakland Athletics @ Los Angeles Angels
Angel Stadium of Anaheim, Anaheim, CA

AB 28
R 1
H 6
RBI 1
BB 1
SO 2
LOB 7

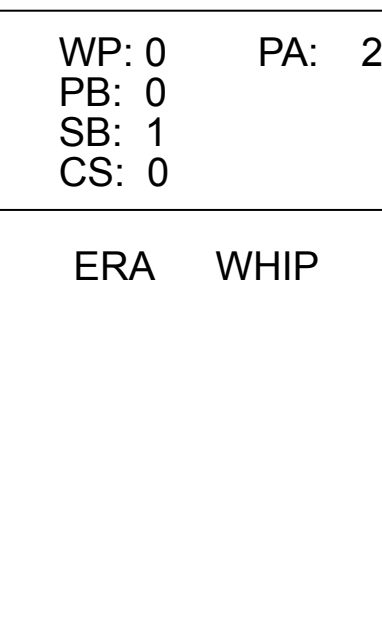
WP: 0 PA: 29
PB: 0
SB: 1
CS: 0



Oakland Athletics @ Los Angeles Angels
Angel Stadium of Anaheim, Anaheim, CA

AB 28
R 1
H 6
RBI 1
BB 1
SO 2
LOB 7

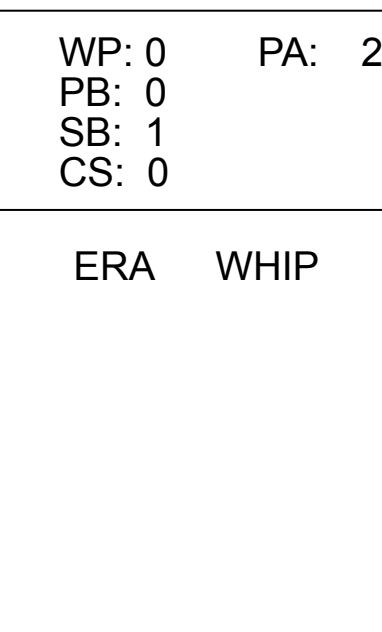
WP: 0 PA: 29
PB: 0
SB: 1
CS: 0



Oakland Athletics @ Los Angeles Angels
Angel Stadium of Anaheim, Anaheim, CA

AB 28
R 1
H 6
RBI 1
BB 1
SO 2
LOB 7

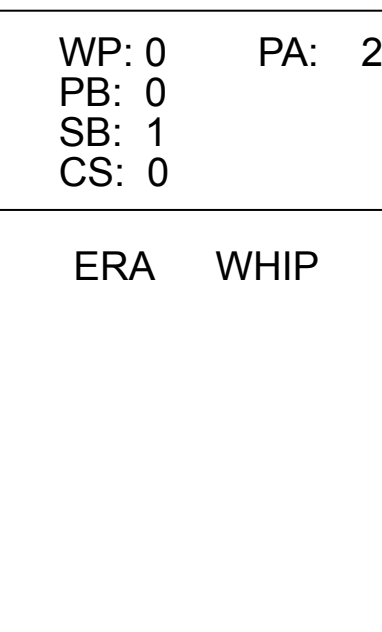
WP: 0 PA: 29
PB: 0
SB: 1
CS: 0



Oakland Athletics @ Los Angeles Angels
Angel Stadium of Anaheim, Anaheim, CA

AB 28
R 1
H 6
RBI 1
BB 1
SO 2
LOB 7

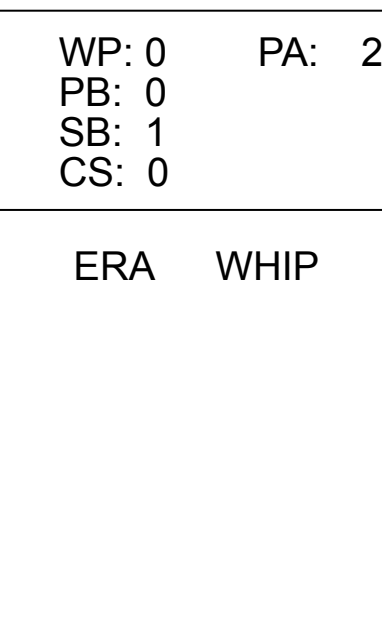
WP: 0 PA: 29
PB: 0
SB: 1
CS: 0



Oakland Athletics @ Los Angeles Angels
Angel Stadium of Anaheim, Anaheim, CA

AB 28
R 1
H 6
RBI 1
BB 1
SO 2
LOB 7

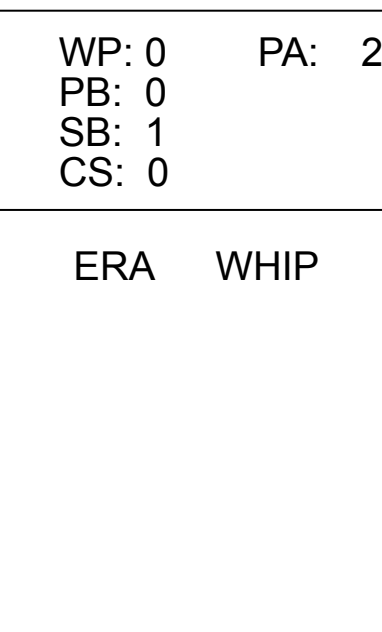
WP: 0 PA: 29
PB: 0
SB: 1
CS: 0



Oakland Athletics @ Los Angeles Angels
Angel Stadium of Anaheim, Anaheim, CA

AB 28
R 1
H 6
RBI 1
BB 1
SO 2
LOB 7

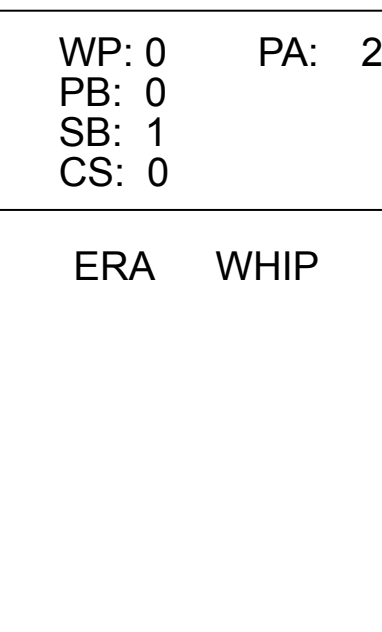
WP: 0 PA: 29
PB: 0
SB: 1
CS: 0



Oakland Athletics @ Los Angeles Angels
Angel Stadium of Anaheim, Anaheim, CA

AB 28
R 1
H 6
RBI 1
BB 1
SO 2
LOB 7

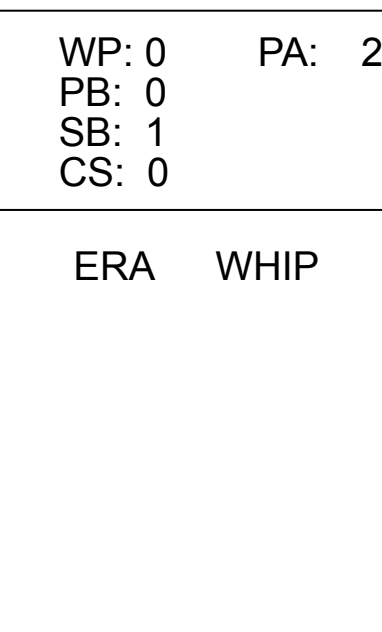
WP: 0 PA: 29
PB: 0
SB: 1
CS: 0



Oakland Athletics @ Los Angeles Angels
Angel Stadium of Anaheim, Anaheim, CA

AB 28
R 1
H 6
RBI 1
BB 1
SO 2
LOB 7

WP: 0 PA: 29
PB: 0
SB: 1
CS: 0



Oakland Athletics @ Los Angeles Angels
Angel Stadium of Anaheim, Anaheim, CA

AB 28
R 1
H 6
RBI 1
BB 1
SO 2
LOB 7

WP: 0 PA: 29
PB: 0
SB: 1
CS: 0

| Batter | 1 | 2 | 3 | 4 | 5 | 6 | 7 | 8 | 9 | AB | R | H | RBI | BB | SO | LOB | TOP | | | | | |
|---|---|----------------------------------|------------------------------|---------------------------------|-------------------------------|----------------------------------|------------------------------|----------------------------------|-------------------------------|----------------------------------|------------------------------|---------------------------------|------------------------------|----------------------------------|------------------------------|----------------------------------|---|-------------------------------|----------------------------------|----------------------------------|------------------------------------|----------------------------------|
| Darin Erstad, L (1,3) Lou Merloni, R (7,3) | K | | BB | | 1B | | | | K | 3 | 2 | 1 | 0 | 1 | 1 | 0 | Los Angeles Angels @ New York Yankees Yankee Stadium, Bronx, NY Tue Apr 26 2005, 7:05 PM EDT Att: 36,328 - Partly Cloudy - 56 F | | | | | |
| 9 Chone Figgins, S (1,4) | G4-3 | | BB | | 2B | | | | | 4 | 0 | 3 | 1 | 1 | 0 | | | | | | | |
| 27 Vladimir Guerrero, R (1,9) Kevin Gregg, R (7,1) Jake Woods, L (8,1) Josh Paul, R (9,PH) | 1B | | 1B | | G6-3 | | | | 1B | 4 | 0 | 2 | 2 | 0 | 0 | 2 | | | | | | |
| 16 Garret Anderson, L (1,7) 20 Juan Rivera, R (7,9) | G3 | | 1B | | L6 | | | | | 3 | 0 | 0 | 1 | 0 | 0 | 4 | | | | | | |
| Steve Finley, L (1,8) 39 Robb Quinlan, R (7,7) | | | G4-3 | | F8 | | | | L6 | 3 | 0 | 0 | 0 | 0 | 0 | 3 | | | | | | |
| Orlando Cabrera, R (1,6) | | | | | | | | | P6 | 4 | 0 | 0 | 0 | 0 | 0 | 0 | | | | | | |
| 8 Dallas McPherson, L (1,5) | | | | | | | | | | 3 | 1 | 1 | 0 | 1 | 0 | 0 | | | | | | |
| José Molina, R (1,2) | | | G6-3 | | K | | | | G1-3 | 3 | 0 | 0 | 0 | 1 | 1 | 1 | | | | | | |
| Jeff DaVanon, S (1,10) | | | 1B | | G5-3 | | | | G1-3 | 4 | 1 | 1 | 0 | 0 | 0 | 3 | | | | | | |
| Inning Stats | R: 0 E: 0 K: 1 S: 9 | H: 1 LOB: 1 BB: 0 P: 14 | R: 0 E: 0 K: 0 S: 7 | H: 0 LOB: 0 BB: 0 P: 8 | R: 2 E: 0 K: 0 S: 10 | H: 2 LOB: 2 BB: 2 P: 21 | R: 0 E: 0 K: 1 S: 9 | H: 1 LOB: 1 BB: 0 P: 16 | R: 1 E: 0 K: 0 S: 13 | H: 2 LOB: 1 BB: 0 P: 20 | R: 0 E: 0 K: 0 S: 5 | H: 0 LOB: 0 BB: 0 P: 7 | R: 0 E: 0 K: 0 S: 8 | H: 1 LOB: 0 BB: 0 P: 13 | R: 0 E: 0 K: 0 S: 7 | H: 0 LOB: 0 BB: 0 P: 12 | | R: 1 E: 0 K: 2 S: 20 | H: 1 LOB: 2 BB: 2 P: 33 | 1B: 6 2B: 2 3B: 0 HR: 0 | SF: 0 SAC: 0 DP: 0 HBP: 0 | WP: 0 PB: 0 SB: 0 CS: 0 |
| PITCHER | IP WLS BF H R ER SO BB IBB HBP BLK WP HR S P ERA WHIP | | | | | | | | | | | | | | | | | | | | | |
| Carl Pavano, R (1,1) Colter Bean, R (8,1) | 7.0 W 30 7 3 3 2 2 0 0 0 0 0 0 27 45 3.86 1.286 | | | | | | | | | | | | | | | | | | | | | |

| Batter | 1 | 2 | 3 | 4 | 5 | 6 | 7 | 8 | 9 | AB | R | H | RBI | BB | SO | LOB | BOTTOM | | | | | |
|--|---|----------------------------------|-------------------------------|----------------------------------|-------------------------------|----------------------------------|-------------------------------|----------------------------------|------------------------------|----------------------------------|-------------------------------|----------------------------------|-------------------------------|----------------------------------|------------------------------|----------------------------------|---|------------------------------|----------------------------------|----------------------------------|------------------------------------|----------------------------------|
| 2 Derek Jeter, R (1,6) | BB | K | | 1B | G6-4-3 | | K | | | 4 | 2 | 1 | 0 | 1 | 2 | 4 | Los Angeles Angels @ New York Yankees Yankee Stadium, Bronx, NY Tue Apr 26 2005, 7:05 PM EDT Att: 36,328 - Partly Cloudy - 56 F | | | | | |
| Bernie Williams, S (1,8) Bubba Crosby, L (7,FR) | P5 | | F8 | E4 | | 55 BB | FC4-6 | | | 5 | 2 | 1 | 1 | 0 | 0 | 3 | | | | | | |
| Gary Sheffield, R (1,9) | F8 | | 13 HR | F7 | | 13 HR | F8 | | 55 FC6-4 | 4 | 1 | 1 | 0 | 1 | 0 | 4 | | | | | | |
| 55 Hideki Matsui, L (1,7) | 13 HR | | F8 | 13 HR | | 25 BB | FC6-4 | | | 2 | 3 | 0 | 0 | 3 | 0 | 3 | | | | | | |
| 13 Alex Rodriguez, R (1,5) Rey Sanchez, R (9,5) | HR | | HR | HR | | 20 G4-3 | | | L8 | 5 | 3 | 4 | 10 | 0 | 0 | 0 | | | | | | |
| 25 Jason Giambi, L (1,10) | K | | BB | F9 | | 20 G4-3 | | | FC6-4 | 3 | 0 | 1 | 0 | 2 | 1 | 0 | | | | | | |
| 20 Jorge Posada, S (1,2) | | P3 | K | | F8 | | G4-3 | | F9 | 5 | 0 | 0 | 1 | 0 | 1 | 4 | | | | | | |
| 12 Andy Phillips, R (1,3) | | G6-3 | | E4 | | | K | | FC6-4 | 5 | 1 | 1 | 0 | 0 | 1 | 3 | | | | | | |
| Tony Womack, L (1,4) | | | | P6 | | | 2B | | FC4-6 | 4 | 0 | 3 | 0 | 0 | 0 | 1 | | | | | | |
| Inning Stats | R: 3 E: 0 K: 1 S: 15 | H: 1 LOB: 2 BB: 0 P: 26 | R: 0 E: 0 K: 1 S: 12 | H: 1 LOB: 0 BB: 0 P: 20 | R: 2 E: 0 K: 1 S: 14 | H: 1 LOB: 1 BB: 2 P: 25 | R: 5 E: 2 K: 0 S: 20 | H: 2 LOB: 0 BB: 1 P: 34 | R: 0 E: 0 K: 1 S: 6 | H: 2 LOB: 1 BB: 0 P: 10 | R: 2 E: 0 K: 1 S: 14 | H: 2 LOB: 2 BB: 2 P: 24 | R: 0 E: 0 K: 1 S: 15 | H: 2 LOB: 2 BB: 0 P: 22 | R: 0 E: 0 K: 0 S: 6 | H: 1 LOB: 1 BB: 0 P: 11 | | R: 0 E: 0 K: 0 S: 6 | H: 0 LOB: 0 BB: 0 P: 11 | 1B: 7 2B: 2 3B: 0 HR: 3 | SF: 0 SAC: 0 DP: 1 HBP: 0 | WP: 0 PB: 0 SB: 0 CS: 0 |
| PITCHER | IP WLS BF H R ER SO BB IBB HBP BLK WP HR S P ERA WHIP | | | | | | | | | | | | | | | | | | | | | |
| 40 Bartolo Colon, R (1,1) Kevin Gregg, R (4,1) Kevin Gregg, R (7,1) Jake Woods, L (8,1) | 3.2 L 23 6 2 2 2 2 0 0 0 0 0 0 37 60 5.40 2.400 | | | | | | | | | | | | | | | | | | | | | |

| Batter | 1 | 2 | 3 | 4 | 5 | 6 | 7 | 8 | 9 | AB | R | H | RBI | BB | SO | LOB | TOP | | | | | |
|--|-------------------------------|----------------------------------|-------------------------------|----------------------------------|------------------------------|----------------------------------|-------------------------------|----------------------------------|-------------------------------|----------------------------------|-------------------------------|----------------------------------|-------------------------------|----------------------------------|-------------------------------|----------------------------------|--|----------------------------------|----------------------------------|------------------------------------|------------------------------------|----------------------------------|
| Darin Erstad, L (1, 3) OBP: 0.316, SLG: 0.429 | F7 | | CI | | L3 | | F7 | | F8 | 4 | 0 | 0 | 0 | 0 | 0 | 2 | Los Angeles Angels @ New York Yankees Yankee Stadium, Bronx, NY Wed Apr 27 2005, 7:05 PM EDT Att: 37,934 - Rain - 59 F | | | | | |
| 9 Chone Figgins, S (1, 4) OBP: 0.318, SLG: 0.457 | 27 WP 27 S 1B | | F7 | | G4-3 | | 27 G4-6-3 1B | | L5 | 5 | 0 | 2 | 0 | 0 | 0 | 2 | | | | | | |
| 27 Vladimir Guerrero, R (1, 9) OBP: 0.399, SLG: 0.639 | 1-3 K | | | 16 1B | | 16 HR 1B | | G4-6-3 | | 4 | 2 | 2 | 0 | 0 | 1 | 3 | | | | | | |
| 16 Garret Anderson, L (1, 7) OBP: 0.315, SLG: 0.430 | G1-3 | | | HR 1B | | 1-H HR | | FC3-6 1B | | 4 | 2 | 3 | 3 | 0 | 0 | 1 | | | | | | |
| Steve Finley, L (1, 8) OBP: 0.259, SLG: 0.373 | | F9 | | HR | | G4-3 | | FC3-6 S 1B | | 4 | 1 | 1 | 2 | 0 | 0 | 1 | | | | | | |
| Orlando Cabrera, R (1, 6) OBP: 0.329, SLG: 0.429 | G4-3 | | | 8 G4-6-3 1B | | F9 | | F7 | | 4 | 0 | 1 | 0 | 0 | 0 | 1 | | | | | | |
| 8 Dallas McPherson, L (1, 5) OBP: 0.250, SLG: 0.308 | K | | | G4-6-3 | | | | G4-3 | | 4 | 0 | 1 | 0 | 0 | 1 | 2 | | | | | | |
| José Molina, R (1, 2) OBP: 0.367, SLG: 0.240 | | | F8 | F8 | | G4-3 | | | S 1B | 4 | 0 | 1 | 0 | 0 | 0 | 1 | | | | | | |
| Jeff DaVanon, S (1, 10) OBP: 0.297, SLG: 0.263 | | | CS BB | | L3 | | | 9 1B | K | 3 | 0 | 1 | 0 | 1 | 1 | 1 | | | | | | |
| Inning Stats | R: 0 E: 0 K: 1 S: 14 | H: 1 LOB: 1 BB: 0 P: 22 | R: 0 E: 0 K: 1 S: 10 | H: 0 LOB: 0 BB: 0 P: 16 | R: 0 E: 1 K: 0 S: 8 | H: 0 LOB: 1 BB: 1 P: 16 | R: 3 E: 0 K: 0 S: 10 | H: 4 LOB: 0 BB: 0 P: 14 | R: 0 E: 0 K: 0 S: 4 | H: 0 LOB: 0 BB: 0 P: 7 | R: 2 E: 0 K: 0 S: 11 | H: 3 LOB: 1 BB: 0 P: 17 | R: 0 E: 0 K: 0 S: 10 | H: 2 LOB: 1 BB: 0 P: 13 | R: 0 E: 0 K: 1 S: 11 | H: 1 LOB: 1 BB: 0 P: 14 | | R: 0 E: 0 K: 1 S: 10 | H: 1 LOB: 1 BB: 0 P: 16 | 1B: 8 2B: 2 3B: 0 HR: 2 | SF: 0 SAC: 0 DP: 2 HBP: 0 | WP: 1 PB: 0 SB: 3 CS: 1 |
| PITCHER | IP | WLS | BF | H | R | ER | SO | BB | IBB | HBP | BLK | WP | HR | S | P | ERA | WHIP | | | | | |
| 35 Mike Mussina, R (1, 1) ERA: 4.97 | 7.0 | L | 30 | 10 | 5 | 5 | 2 | 1 | 0 | 0 | 0 | 1 | 2 | 67 | 105 | 6.43 | 1.571 | | | | | |
| Buddy Groom, L (8, 1) ERA: | 1.0 | | 4 | 1 | 0 | 0 | 0 | 0 | 0 | 0 | 0 | 0 | 0 | 11 | 14 | 0.00 | 1.000 | | | | | |
| Felix Rodriguez, R (9, 1) ERA: 4.5 | 0.1 | | 2 | 1 | 0 | 0 | 1 | 0 | 0 | 0 | 0 | 0 | 0 | 6 | 11 | 0.00 | 3.000 | | | | | |
| Mike Stanton, L (9, 1) ERA: 2.45 | 0.2 | | 2 | 0 | 0 | 0 | 0 | 0 | 0 | 0 | 0 | 0 | 0 | 4 | 5 | 0.00 | 0.000 | | | | | |
| Batter | 1 | 2 | 3 | 4 | 5 | 6 | 7 | 8 | 9 | AB | R | H | RBI | BB | SO | LOB | BOTTOM | | | | | |
| 2 Derek Jeter, R (1, 6) OBP: 0.475, SLG: 0.494 | 2B BB | | G5-4-3 | | 1-2 1B | | FC5-4 | | | 3 | 0 | 1 | 0 | 1 | 0 | 3 | Los Angeles Angels @ New York Yankees Yankee Stadium, Bronx, NY Wed Apr 27 2005, 7:05 PM EDT Att: 37,934 - Rain - 59 F | | | | | |
| Bernie Williams, S (1, 8) OBP: 0.345, SLG: 0.333 | 1-1 2B | | F8 | | F8 | | | G6-3 | | 4 | 0 | 1 | 0 | 0 | 0 | 3 | | | | | | |
| Gary Sheffield, R (1, 9) OBP: 0.406, SLG: 0.488 | K | | | 55 G3-6-3 1B | | 13 1B 2B | | 13 WP 1B | | 4 | 0 | 3 | 0 | 0 | 1 | 1 | | | | | | |
| 55 Hideki Matsui, L (1, 7) OBP: 0.362, SLG: 0.450 | K | | | G3-6-3 | | P6 | | K | | 4 | 0 | 0 | 0 | 0 | 2 | 4 | | | | | | |
| 13 Alex Rodriguez, R (1, 5) OBP: 0.361, SLG: 0.637 | | G4-3 | | HR | | 12 G5-4-3 1B | | K | | 4 | 1 | 2 | 1 | 0 | 1 | 1 | | | | | | |
| 12 Andy Phillips, R (1, 10) OBP: 0.214, SLG: 0.571 | | K | | F9 | | G5-4-3 | | G2-3 | | 3 | 0 | 0 | 0 | 0 | 1 | 2 | | | | | | |
| 25 Jason Giambi, L (9, FH) OBP: 0.403, SLG: 0.390 | | K | | | | 1-2 1B | | | | 1 | 0 | 0 | 0 | 0 | 0 | 0 | | | | | | |
| 20 Jorge Posada, S (1, 2) OBP: 0.325, SLG: 0.333 | | P6 | | | | F9 | | F8 | | 4 | 0 | 0 | 0 | 0 | 0 | 0 | | | | | | |
| Tino Martinez, L (1, 3) OBP: 0.323, SLG: 0.370 | | | 2 G5-4-3 SH 1B | | G1-3 | | | 2 FC5-4 1B | | 4 | 0 | 2 | 0 | 0 | 1 | 0 | | | | | | |
| Tony Womack, L (1, 4) OBP: 0.333, SLG: 0.333 | | | 2 G5-4-3 SH 1B | | 2 1B | | | F8 | | 1 | 0 | 0 | 0 | 1 | 0 | 1 | | | | | | |
| Inning Stats | R: 0 E: 0 K: 2 S: 8 | H: 1 LOB: 1 BB: 1 P: 18 | R: 0 E: 0 K: 1 S: 7 | H: 0 LOB: 0 BB: 0 P: 8 | R: 0 E: 0 K: 0 S: 7 | H: 1 LOB: 1 BB: 0 P: 13 | R: 1 E: 0 K: 0 S: 6 | H: 2 LOB: 0 BB: 0 P: 9 | R: 0 E: 0 K: 0 S: 13 | H: 1 LOB: 2 BB: 1 P: 18 | R: 0 E: 0 K: 0 S: 6 | H: 2 LOB: 1 BB: 0 P: 12 | R: 0 E: 0 K: 2 S: 5 | H: 1 LOB: 1 BB: 0 P: 8 | R: 0 E: 0 K: 1 S: 11 | H: 0 LOB: 0 BB: 0 P: 17 | R: 0 E: 0 K: 1 S: 7 | H: 0 LOB: 0 BB: 0 P: 11 | 1B: 6 2B: 2 3B: 0 HR: 1 | SF: 0 SAC: 1 DP: 3 HBP: 0 | WP: 1 PB: 0 SB: 0 CS: 0 | PA: 35 |
| PITCHER | IP | WLS | BF | H | R | ER | SO | BB | IBB | HBP | BLK | WP | HR | S | P | ERA | WHIP | | | | | |
| Jarrod Washburn, L (1, 1) ERA: 3.38 | 7.2 | W | 31 | 9 | 1 | 1 | 4 | 2 | 0 | 0 | 0 | 1 | 0 | 60 | 99 | 1.17 | 1.435 | | | | | |
| 62 Scott Shields, R (8, 1) ERA: 1.32 | 1.1 | | 4 | 0 | 0 | 0 | 2 | 0 | 0 | 0 | 0 | 1 | 0 | 10 | 15 | 0.00 | 0.000 | | | | | |

| Batter | 1 | 2 | 3 | 4 | 5 | 6 | 7 | 8 | 9 | AB | R | H | RBI | BB | SO | LOB | TOP | | | | | | | | | | |
|--|------------------------------|----------------------------------|------------------------------|----------------------------------|-------------------------------|----------------------------------|-------------------------------|----------------------------------|------------------------------|----------------------------------|------------------------------|----------------------------------|-------------------------------|----------------------------------|-------------------------------|----------------------------------|----------------------------------|------------------------------------|----------------------------------|--------|--|--|--|--|--|--|--|
| Darin Erstad, L (1, 3) OBP: 0.311, SLG: 0.417 | G4-3 | | F7 | | | | G4-3 | | K | 5 | 0 | 1 | 1 | 0 | 1 | 0 | | | | | | | | | | | |
| 9 Chone Figgins, S (1, 4) OBP: 0.326, SLG: 0.459 | 1B | | 1B | | | | K | | | 4 | 1 | 2 | 0 | 0 | 2 | 2 | | | | | | | | | | | |
| 27 Vladimir Guerrero, R (1, 9) OBP: 0.492, SLG: 0.628 | 1B | | 1B | | | | G6-3 | | | 3 | 1 | 1 | 1 | 1 | 0 | 2 | | | | | | | | | | | |
| 16 Garret Anderson, L (1, 7) OBP: 0.312, SLG: 0.433 | F7 | | 1B | | | | | | K | 4 | 0 | 1 | 0 | 0 | 1 | 2 | | | | | | | | | | | |
| Steve Finley, L (1, 8) OBP: 0.247, SLG: 0.354 | L8 | | G3 | | | | G4-3 | | E1 | 4 | 0 | 0 | 0 | 0 | 0 | 3 | | | | | | | | | | | |
| Orlando Cabrera, R (1, 6) OBP: 0.326, SLG: 0.420 | | | P3 | | | | K | | 1B | 4 | 0 | 1 | 0 | 0 | 2 | 1 | | | | | | | | | | | |
| 8 Dallas McPherson, L (1, 5) OBP: 0.281, SLG: 0.367 | | | | | | | G3-1 | | F8 | 4 | 1 | 2 | 0 | 0 | 0 | 1 | | | | | | | | | | | |
| José Molina, R (1, 2) OBP: 0.333, SLG: 0.214 | | | 1B | | | | K | | G4-1 | 3 | 0 | 0 | 0 | 0 | 1 | 1 | | | | | | | | | | | |
| Jeff DaVanon, S (1, 10) OBP: 0.294, SLG: 0.262 | | | 1B | | | | F8 | | K | 4 | 0 | 1 | 0 | 0 | 1 | 1 | | | | | | | | | | | |
| Inning Stats | R: 0 E: 0 K: 0 S: 7 | H: 1 LOB: 2 BB: 1 P: 14 | R: 0 E: 0 K: 1 S: 8 | H: 1 LOB: 1 BB: 0 P: 14 | R: 2 E: 0 K: 0 S: 12 | H: 3 LOB: 1 BB: 0 P: 16 | R: 1 E: 0 K: 1 S: 16 | H: 3 LOB: 2 BB: 0 P: 26 | R: 0 E: 0 K: 1 S: 9 | H: 0 LOB: 0 BB: 0 P: 13 | R: 0 E: 0 K: 1 S: 7 | H: 0 LOB: 0 BB: 0 P: 10 | R: 0 E: 1 K: 1 S: 11 | H: 1 LOB: 1 BB: 0 P: 17 | R: 0 E: 0 K: 2 S: 10 | H: 0 LOB: 0 BB: 0 P: 14 | 1B: 7 2B: 2 3B: 0 HR: 0 | SF: 0 SAC: 1 DP: 0 HBP: 0 | WP: 0 PB: 0 SB: 1 CS: 1 | PA: 37 | | | | | | | |
| PITCHER | IP | WLS | BF | H | R | ER | SO | BB | IBB | HBP | BLK | WP | HR | S | P | ERA | WHIP | | | | | | | | | | |
| Kevin Brown, R (1, 1) ERA: 6.63 | 7.0 | L | 30 | 8 | 3 | 3 | 5 | 1 | 0 | 0 | 0 | 0 | 0 | 68 | 107 | 3.86 | 1.286 | | | | | | | | | | |
| Buddy Groom, L (8, 1) ERA: | 1.0 | | 4 | 1 | 0 | 0 | 1 | 0 | 0 | 0 | 0 | 0 | 0 | 11 | 17 | 0.00 | 1.000 | | | | | | | | | | |
| Tom Gordon, R (9, 1) ERA: 4.5 | 1.0 | | 3 | 0 | 0 | 0 | 2 | 0 | 0 | 0 | 0 | 0 | 0 | 10 | 14 | 0.00 | 0.000 | | | | | | | | | | |

Los Angeles Angels @ New York Yankees
Yankee Stadium, Bronx, NY
Thu Apr 28 2005, 7:05 PM EDT
Att: 51,951 - Cloudy - 53 F

AB 35
R 3
H 9
RBI 2
BB 1
SO 8
LOB 13



| Batter | 1 | 2 | 3 | 4 | 5 | 6 | 7 | 8 | 9 | AB | R | H | RBI | BB | SO | LOB | BOTTOM | | | | | | | | | | |
|---|-------------------------------|----------------------------------|-------------------------------|----------------------------------|------------------------------|----------------------------------|-------------------------------|----------------------------------|-------------------------------|----------------------------------|-------------------------------|----------------------------------|-------------------------------|----------------------------------|-------------------------------|----------------------------------|------------------------------|----------------------------------|----------------------------------|------------------------------------|----------------------------------|--------|--|--|--|--|--|
| 2 Derek Jeter, R (1, 6) OBP: 0.472, SLG: 0.476 | CS | | | | | | F9 | | K | 3 | 1 | 0 | 0 | 1 | 2 | 2 | | | | | | | | | | | |
| Tony Womack, L (1, 4) OBP: 0.338, SLG: 0.338 | 1B | | | | | | G4-3 | | K | 5 | 0 | 2 | 0 | 0 | 1 | 1 | | | | | | | | | | | |
| Gary Sheffield, R (1, 9) OBP: 0.410, SLG: 0.488 | 1B | | | | | | G5-3 | | | 4 | 0 | 2 | 0 | 0 | 0 | 2 | | | | | | | | | | | |
| 55 Hideki Matsui, L (1, 7) OBP: 0.357, SLG: 0.452 | F9 | | | | | | F7 | | | 4 | 0 | 1 | 1 | 0 | 0 | 4 | | | | | | | | | | | |
| 13 Alex Rodriguez, R (1, 5) OBP: 0.347, SLG: 0.611 | | | | | | | G5-3 | | G6-3 | 4 | 0 | 0 | 0 | 0 | 2 | 3 | | | | | | | | | | | |
| 25 Jason Giambi, L (1, 10) OBP: 0.407, SLG: 0.397 | | | | | | | BB | | K | 4 | 0 | 2 | 0 | 0 | 1 | 0 | | | | | | | | | | | |
| 20 Jorge Posada, S (1, 2) OBP: 0.321, SLG: 0.320 | | | | | | | F8 | | BB | 3 | 0 | 0 | 0 | 1 | 2 | 2 | | | | | | | | | | | |
| Tino Martinez, L (1, 3) OBP: 0.333, SLG: 0.368 | | | | | | | BB | | K | 3 | 0 | 1 | 0 | 1 | 1 | 2 | | | | | | | | | | | |
| Bubba Crosby, L (1, 8) OBP: 0.231, SLG: 0.167 | | | | | | | BB | | | 1 | 0 | 0 | 0 | 1 | 0 | 2 | | | | | | | | | | | |
| Bernie Williams, S (6, PH) OBP: 0.337, SLG: 0.325 | | | | | | | BB | | G3 | 2 | 0 | 0 | 0 | 0 | 0 | 1 | | | | | | | | | | | |
| Inning Stats | R: 0 E: 0 K: 1 S: 13 | H: 2 LOB: 2 BB: 1 P: 21 | R: 0 E: 0 K: 2 S: 16 | H: 1 LOB: 2 BB: 1 P: 26 | R: 0 E: 0 K: 0 S: 6 | H: 1 LOB: 0 BB: 0 P: 12 | R: 0 E: 0 K: 1 S: 14 | H: 1 LOB: 2 BB: 1 P: 24 | R: 1 E: 0 K: 0 S: 11 | H: 1 LOB: 1 BB: 0 P: 18 | R: 0 E: 0 K: 1 S: 10 | H: 1 LOB: 1 BB: 0 P: 17 | R: 0 E: 0 K: 0 S: 10 | H: 1 LOB: 1 BB: 0 P: 15 | R: 0 E: 0 K: 2 S: 13 | H: 0 LOB: 1 BB: 1 P: 20 | R: 0 E: 0 K: 2 S: 7 | H: 0 LOB: 0 BB: 0 P: 11 | 1B: 7 2B: 2 3B: 0 HR: 0 | SF: 0 SAC: 0 DP: 1 HBP: 1 | WP: 0 PB: 0 SB: 1 CS: 1 | PA: 38 | | | | | |
| PITCHER | IP | WLS | BF | H | R | ER | SO | BB | IBB | HBP | BLK | WP | HR | S | P | ERA | WHIP | | | | | | | | | | |
| 41 John Lackey, R (1, 1) ERA: 5.61 | 5.1 | W | 25 | 7 | 1 | 1 | 5 | 3 | 0 | 1 | 0 | 0 | 0 | 67 | 112 | 1.69 | 1.875 | | | | | | | | | | |
| Jake Woods, L (6, 1) ERA: 2.16 | 0.1 | H | 1 | 0 | 0 | 0 | 0 | 0 | 0 | 0 | 0 | 0 | 0 | 1 | 3 | 0.00 | 0.000 | | | | | | | | | | |
| Brendan Donnelly, R (6, 1) ERA: 3.75 | 1.1 | H | 5 | 1 | 0 | 0 | 0 | 0 | 0 | 0 | 0 | 0 | 0 | 12 | 18 | 0.00 | 0.750 | | | | | | | | | | |
| 62 Scot Shields, R (8, 1) ERA: 1.23 | 1.0 | H | 4 | 0 | 0 | 0 | 2 | 1 | 0 | 0 | 0 | 0 | 0 | 13 | 20 | 0.00 | 1.000 | | | | | | | | | | |
| Francisco Rodriguez, R (9, 1) ERA: 1.74 | 1.0 | S | 3 | 0 | 0 | 0 | 2 | 0 | 0 | 0 | 0 | 0 | 0 | 7 | 11 | 0.00 | 0.000 | | | | | | | | | | |

Los Angeles Angels @ New York Yankees
Yankee Stadium, Bronx, NY
Thu Apr 28 2005, 7:05 PM EDT
Att: 51,951 - Cloudy - 53 F

AB 33
R 1
H 8
RBI 1
BB 4
SO 9
LOB 19



| Batter | 1 | 2 | 3 | 4 | 5 | 6 | 7 | 8 | 9 | AB | R | H | RBI | BB | SO | LOB | TOP | | | |
|--|---|----------------------------------|-------------------------------|----------------------------------|-------------------------------|----------------------------------|------------------------------|---------------------------------|-------------------------------|----------------------------------|------------------------------|----------------------------------|-------------------------------|----------------------------------|------------------------------|----------------------------------|---|------------------------------------|----------------------------------|--------|
| Darin Erstad, L (1, 3) OBP: 0.315, SLG: 0.426 | | | | | | | | | | 5 | 1 | 2 | 0 | 0 | 0 | 0 | Los Angeles Angels @ Minnesota Twins Hubert H. Humphrey Metrodome, Minneapolis, MN Fri Apr 29 2005, 8:10 PM EDT Att: 29,866 - Dome - 70 F | | | |
| 9 Chone Figgins, S (1, 4) OBP: 0.344, SLG: 0.483 | | | | | | | | | | 4 | 1 | 3 | 1 | 0 | 1 | 0 | | | | |
| 27 Vladimir Guerrero, R (1, 9) OBP: 0.390, SLG: 0.622 | | | | | | | | | | 4 | 1 | 1 | 1 | 0 | 0 | 2 | | | | |
| 16 Garret Anderson, L (1, 7) OBP: 0.330, SLG: 0.441 | | | | | | | | | | 3 | 0 | 2 | 1 | 1 | 1 | 0 | | | | |
| Steve Finley, L (1, 8) OBP: 0.237, SLG: 0.337 | | | | | | | | | | 4 | 0 | 0 | 0 | 0 | 1 | 5 | | | | |
| Orlando Cabrera, R (1, 6) OBP: 0.333, SLG: 0.471 | | | | | | | | | | 4 | 1 | 2 | 1 | 0 | 1 | 1 | | | | |
| 8 Dallas McPherson, L (1, 5) OBP: 0.276, SLG: 0.353 | | | | | | | | | | 4 | 0 | 1 | 0 | 0 | 0 | 1 | | | | |
| Josh Paul, R (1, 2) OBP: 0.125, SLG: 0.125 | | | | | | | | | | 3 | 0 | 1 | 0 | 0 | 0 | 2 | | | | |
| 20 Juan Rivera, R (9, PH) OBP: 0.303, SLG: 0.323 | | | | | | | | | | 1 | 0 | 0 | 0 | 0 | 0 | 0 | | | | |
| Jeff DaVanon, S (1, 10) OBP: 0.278, SLG: 0.246 | | | | | | | | | | 4 | 0 | 0 | 0 | 0 | 1 | 2 | | | | |
| Inning Stats | R: 1 E: 0 K: 1 S: 11 | H: 2 LOB: 0 BB: 0 P: 15 | R: 1 E: 0 K: 1 S: 10 | H: 1 LOB: 0 BB: 0 P: 16 | R: 2 E: 0 K: 0 S: 11 | H: 3 LOB: 1 BB: 0 P: 13 | R: 0 E: 0 K: 0 S: 6 | H: 2 LOB: 1 BB: 0 P: 8 | R: 0 E: 0 K: 1 S: 10 | H: 1 LOB: 1 BB: 0 P: 12 | R: 0 E: 0 K: 1 S: 7 | H: 0 LOB: 0 BB: 0 P: 12 | R: 0 E: 0 K: 1 S: 10 | H: 1 LOB: 1 BB: 0 P: 15 | R: 0 E: 0 K: 0 S: 8 | H: 0 LOB: 0 BB: 0 P: 12 | 1B: 7 2B: 5 3B: 0 HR: 1 | SF: 0 SAC: 0 DP: 2 HBP: 0 | WP: 0 PB: 0 SB: 1 CS: 0 | PA: 37 |
| PITCHER | IP WLS BF H R ER SO BB IBB HBP BLK WP HR S P ERA WHIP | | | | | | | | | | | | | | | | | | | |
| Carlos Silva, R (1, 1) ERA: 3.0 | 7.0 W 30 11 4 4 4 0 0 0 0 0 1 64 94 5.14 1.571 | | | | | | | | | | | | | | | | | | | |
| J.C. Romero, L (8, 1) ERA: 0.93 | 1.0 H 4 1 0 0 1 0 0 0 0 0 0 10 15 0.00 1.000 | | | | | | | | | | | | | | | | | | | |
| 36 Joe Nathan, R (9, 1) ERA: | 1.0 S 3 0 0 0 0 0 0 0 0 0 0 8 12 0.00 0.000 | | | | | | | | | | | | | | | | | | | |

| Batter | 1 | 2 | 3 | 4 | 5 | 6 | 7 | 8 | 9 | AB | R | H | RBI | BB | SO | LOB | BOTTOM | | | |
|---|---|----------------------------------|------------------------------|----------------------------------|------------------------------|---------------------------------|-------------------------------|----------------------------------|-------------------------------|----------------------------------|-------------------------------|----------------------------------|-------------------------------|----------------------------------|-------------------------------|----------------------------------|---|----------------------------------|------------------------------------|----------------------------------|
| Shannon Stewart, R (1, 7) OBP: 0.311, SLG: 0.323 | | | | | | | | | | 5 | 0 | 1 | 1 | 0 | 0 | 2 | Los Angeles Angels @ Minnesota Twins Hubert H. Humphrey Metrodome, Minneapolis, MN Fri Apr 29 2005, 8:10 PM EDT Att: 29,866 - Dome - 70 F | | | |
| Jason Bartlett, R (1, 6) OBP: 0.286, SLG: 0.379 | | | | | | | | | | 4 | 0 | 0 | 0 | 0 | 1 | 1 | | | | |
| 7 Joe Mauer, L (1, 2) OBP: 0.392, SLG: 0.424 | | | | | | | | | | 4 | 1 | 1 | 0 | 0 | 0 | 0 | | | | |
| 33 Justin Morneau, L (1, 3) OBP: 0.436, SLG: 0.595 | | | | | | | | | | 4 | 2 | 3 | 0 | 0 | 0 | 0 | | | | |
| Tori Hunter, R (1, 8) OBP: 0.330, SLG: 0.450 | | | | | | | | | | 4 | 1 | 1 | 0 | 0 | 0 | 4 | | | | |
| Jacque Jones, L (1, 9) OBP: 0.482, SLG: 0.625 | | | | | | | | | | 1 | 2 | 0 | 1 | 2 | 0 | 2 | | | | |
| 20 Lew Ford, R (1, 10) OBP: 0.366, SLG: 0.419 | | | | | | | | | | 3 | 0 | 2 | 2 | 1 | 1 | 1 | | | | |
| 5 Michael Cuddyer, R (1, 5) OBP: 0.289, SLG: 0.304 | | | | | | | | | | 4 | 0 | 2 | 3 | 0 | 1 | 2 | | | | |
| 8 Nick Punto, S (1, 4) OBP: 0.356, SLG: 0.289 | | | | | | | | | | 4 | 1 | 1 | 0 | 0 | 0 | 4 | | | | |
| Inning Stats | R: 0 E: 0 K: 0 S: 10 | H: 0 LOB: 0 BB: 0 P: 13 | R: 1 E: 1 K: 0 S: 9 | H: 2 LOB: 1 BB: 0 P: 15 | R: 0 E: 0 K: 0 S: 6 | H: 0 LOB: 0 BB: 0 P: 7 | R: 1 E: 0 K: 1 S: 13 | H: 2 LOB: 1 BB: 0 P: 17 | R: 1 E: 0 K: 2 S: 10 | H: 1 LOB: 0 BB: 0 P: 14 | R: 2 E: 0 K: 0 S: 14 | H: 3 LOB: 2 BB: 1 P: 24 | R: 0 E: 0 K: 0 S: 11 | H: 1 LOB: 0 BB: 0 P: 16 | R: 2 E: 0 K: 0 S: 12 | H: 2 LOB: 2 BB: 2 P: 23 | | 1B: 7 2B: 4 3B: 0 HR: 0 | SF: 1 SAC: 0 DP: 2 HBP: 0 | WP: 0 PB: 0 SB: 1 CS: 0 |
| PITCHER | IP WLS BF H R ER SO BB IBB HBP BLK WP HR S P ERA WHIP | | | | | | | | | | | | | | | | | | | |
| Paul Byrd, R (1, 1) ERA: 5.29 | 6.2 L 29 9 5 3 3 0 0 0 0 0 0 68 98 4.05 1.350 | | | | | | | | | | | | | | | | | | | |
| Jake Woods, L (7, 1) ERA: 2.0 | 0.2 2 0 0 0 0 0 0 0 0 0 0 6 9 0.00 0.000 | | | | | | | | | | | | | | | | | | | |
| Esteban Yan, R (8, 1) ERA: 3.38 | 0.2 6 2 2 2 0 1 1 0 0 0 0 0 11 22 27.00 4.500 | | | | | | | | | | | | | | | | | | | |

| Batter | 1 | 2 | 3 | 4 | 5 | 6 | 7 | 8 | 9 | AB | R | H | RBI | BB | SO | LOB | TOP | | | | | | | | | | |
|---|---|---|--|---|-------------------------------|----------------------------------|------------------------------|----------------------------------|------------------------------|----------------------------------|------------------------------|----------------------------------|-------------------------------|----------------------------------|---|----------------------------------|---|----------------------------------|------------------------------------|----------------------------------|--------|---|---|----|----|------|-------|
| Darin Erstad, L (1, 3) OBP: 0.330, SLG: 0.438 | 2-2 1B | | 1-1 1B | | 3-2 G6-3 | | | 0-1 1B | | 4 | 1 | 3 | 0 | 0 | 0 | 0 | Los Angeles Angels @ Minnesota Twins Hubert H. Humphrey Metrodome, Minneapolis, MN Sat Apr 30 2005, 7:10 PM EDT Att: 31,576 - Dome - 70 F | | | | | | | | | | |
| 9 Chone Figgins, S (1, 4) OBP: 0.340, SLG: 0.478 | 0-1 F7 | | 0-0 1B | | | 2-3 K | | 0-0 SF8 | | 3 | 0 | 1 | 1 | 0 | 1 | 1 | | | | | | | | | | | |
| 27 Vladimir Guerrero, R (1, 10) OBP: 0.390, SLG: 0.696 | 0-0 1B | | 0-0 1B | | 1-2 G6-3 | | | 3-H K | | 4 | 0 | 1 | 0 | 0 | 1 | 2 | | | | | | | | | | | |
| 16 Garret Anderson, L (1, 7) OBP: 0.327, SLG: 0.443 | 2-2 F9 | | 0-1 F7 | | 1-2 2B | | | 0-2 G4-3 | | 4 | 0 | 1 | 0 | 0 | 0 | 4 | | | | | | | | | | | |
| Steve Finley, L (1, 8) OBP: 0.227, SLG: 0.322 | 1-3 K2-3 | | | 1-2 G6-3 | | | | | 2-1 F8 | 4 | 0 | 0 | 0 | 0 | 1 | 3 | | | | | | | | | | | |
| Orlando Cabrera, R (1, 6) | | 1-1 F9 | | 0-0 F8 | | | | 0-1 G5-3 | | 4 | 0 | 0 | 0 | 0 | 1 | 0 | | | | | | | | | | | |
| 8 Dallas McPherson, L (1, 5) OBP: 0.250, SLG: 0.316 | | 0-1 G5-3 | | 1-3 K | | | | 0-3 K | | 4 | 0 | 0 | 0 | 0 | 2 | 0 | | | | | | | | | | | |
| José Molina, R (1, 2) OBP: 0.306, SLG: 0.194 | | 1-2 G4-3 | | | 3-2 G5-3 | | | 1-2 F9 | | 3 | 0 | 0 | 0 | 0 | 0 | 0 | | | | | | | | | | | |
| Jeff DaVanon, S (1, 9) OBP: 0.280, SLG: 0.265 | | | 1-3 K | | 0-0 G6-3 | | | 0-0 2B | | 3 | 1 | 1 | 0 | 0 | 1 | 0 | | | | | | | | | | | |
| Inning Stats | R: 0 E: 0 K: 1 S: 13 | H: 2 LOB: 2 BB: 0 P: 18 | R: 0 E: 0 K: 0 S: 10 | H: 0 LOB: 0 BB: 0 P: 12 | R: 1 E: 1 K: 1 S: 12 | H: 2 LOB: 1 BB: 0 P: 14 | R: 0 E: 0 K: 1 S: 8 | H: 0 LOB: 0 BB: 0 P: 10 | R: 0 E: 0 K: 0 S: 8 | H: 1 LOB: 1 BB: 0 P: 15 | R: 0 E: 0 K: 1 S: 9 | H: 0 LOB: 0 BB: 0 P: 10 | R: 1 E: 0 K: 1 S: 10 | H: 2 LOB: 1 BB: 0 P: 11 | R: 0 E: 0 K: 1 S: 8 | H: 0 LOB: 0 BB: 0 P: 13 | | 1B: 5 2B: 2 3B: 0 HR: 0 | SF: 1 SAC: 0 DP: 0 HBP: 0 | WP: 0 PB: 0 SB: 0 CS: 0 | PA: 34 | | | | | | |
| PITCHER | IP WLS BF H R ER SO BB IBB HBP BLK WP HR S P ERA WHIP | 7.1 W 29 7 2 1 5 0 0 0 0 0 0 75 97 1.23 0.955 | 0.2 H 2 0 0 0 1 0 0 0 0 0 0 6 7 0.00 0.000 | 1.0 S 3 0 0 0 1 0 0 0 0 0 0 8 13 0.00 0.000 | PITCHER | | | | | | | | | | IP WLS BF H R ER SO BB IBB HBP BLK WP HR S P ERA WHIP | | | | | | | | | | | | |
| Brad Radke, R (1, 1) ERA: 4.39 | | | | | | | | | | | 7.1 | W | 29 | 7 | 2 | 1 | 5 | 0 | 0 | 0 | 0 | 0 | 0 | 75 | 97 | 1.23 | 0.955 |
| Juan Rincon, R (8, 1) ERA: 2.45 | | | | | | | | | | | 0.2 | H | 2 | 0 | 0 | 0 | 1 | 0 | 0 | 0 | 0 | 0 | 0 | 6 | 7 | 0.00 | 0.000 |
| 36 Joe Nathan, R (9, 1) ERA: | | | | | | | | | | | 1.0 | S | 3 | 0 | 0 | 0 | 1 | 0 | 0 | 0 | 0 | 0 | 0 | 8 | 13 | 0.00 | 0.000 |

| Batter | 1 | 2 | 3 | 4 | 5 | 6 | 7 | 8 | 9 | AB | R | H | RBI | BB | SO | LOB | BOTTOM | | | | | | | | | | |
|---|---|---|--|----------------------------------|-------------------------------|----------------------------------|-------------------------------|----------------------------------|------------------------------|----------------------------------|------------------------------|----------------------------------|------------------------------|---|-------------------------------|----------------------------------|---|----------------------------------|------------------------------------|----------------------------------|--------|---|----|----|------|-------|-------|
| Shannon Stewart, R (1, 7) OBP: 0.318, SLG: 0.323 | 1-0 P4 | | 1-1 1B | 4-1 BB | | 1 SAFE F8 | | | | 3 | 1 | 1 | 0 | 1 | 0 | 1 | Los Angeles Angels @ Minnesota Twins Hubert H. Humphrey Metrodome, Minneapolis, MN Sat Apr 30 2005, 7:10 PM EDT Att: 31,576 - Dome - 70 F | | | | | | | | | | |
| Jason Bartlett, R (1, 6) OBP: 0.297, SLG: 0.377 | 4-2 BB | | 0-0 1B | 2-0 BB | | | 1-3 K | | | 3 | 0 | 1 | 0 | 1 | 1 | 2 | | | | | | | | | | | |
| 7 Joe Mauer, L (1, 2) OBP: 0.410, SLG: 0.435 | 4-1 BB | | 1-1 1B | 1-2 1B | | | 1-1 CS | | | 3 | 1 | 2 | 1 | 1 | 0 | 0 | | | | | | | | | | | |
| 33 Justin Morneau, L (1, 3) OBP: 0.442, SLG: 0.707 | 2-0 HR | | 0-3 K | 1-2 3B | | | 0-0 L7 | | | 4 | 1 | 2 | 2 | 0 | 1 | 3 | | | | | | | | | | | |
| Tori Hunter, R (1, 8) OBP: 0.337, SLG: 0.446 | 0-3 K | | 0-0 L7 | 4-0 BB | | | 2-1 CS | 3-2 1B | | 3 | 0 | 1 | 0 | 1 | 1 | 2 | | | | | | | | | | | |
| Jacque Jones, L (1, 9) OBP: 0.471, SLG: 0.603 | | 1-1 G3 | | 3-3 K | 0-0 G4-6-3 | | | 1 SAFE 1B | 2-2 1B | 4 | 0 | 1 | 0 | 0 | 1 | 2 | | | | | | | | | | | |
| 20 Lew Ford, R (1, 10) OBP: 0.360, SLG: 0.410 | | 0-1 G3 | | 0-1 1B | | | | 1 SAFE K | 1-2 K | 4 | 1 | 1 | 0 | 0 | 2 | 1 | | | | | | | | | | | |
| 5 Michael Cuddyer, R (1, 5) OBP: 0.275, SLG: 0.288 | | 3-3 K | | 0-0 F8 | | | | 1 SAFE G4-3 | 2-2 G4-3 | 4 | 0 | 0 | 0 | 0 | 2 | 2 | | | | | | | | | | | |
| 8 Nick Punto, S (1, 4) OBP: 0.375, SLG: 0.366 | | | 0-0 F7 | 1-1 3B | | | | 0-0 1B | | 3 | 0 | 2 | 1 | 0 | 0 | 0 | | | | | | | | | | | |
| Inning Stats | R: 2 E: 0 K: 1 S: 8 | H: 1 LOB: 0 BB: 2 P: 19 | R: 0 E: 0 K: 1 S: 7 | H: 0 LOB: 0 BB: 0 P: 11 | R: 1 E: 0 K: 1 S: 11 | H: 3 LOB: 2 BB: 0 P: 13 | R: 1 E: 0 K: 1 S: 12 | H: 2 LOB: 1 BB: 1 P: 22 | R: 0 E: 0 K: 0 S: 7 | H: 1 LOB: 1 BB: 1 P: 13 | R: 0 E: 0 K: 2 S: 8 | H: 1 LOB: 0 BB: 0 P: 15 | R: 0 E: 0 K: 1 S: 8 | H: 1 LOB: 0 BB: 0 P: 12 | R: 0 E: 0 K: 1 S: 14 | H: 2 LOB: 1 BB: 0 P: 22 | | 1B: 8 2B: 0 3B: 2 HR: 1 | SF: 0 SAC: 0 DP: 1 HBP: 0 | WP: 0 PB: 0 SB: 2 CS: 1 | PA: 36 | | | | | | |
| PITCHER | IP WLS BF H R ER SO BB IBB HBP BLK WP HR S P ERA WHIP | 7.0 L 31 9 4 4 7 4 0 0 0 0 0 1 61 105 5.14 1.857 | 1.0 4 2 0 0 1 0 0 0 0 0 0 0 14 22 0.00 2.000 | PITCHER | | | | | | | | | | IP WLS BF H R ER SO BB IBB HBP BLK WP HR S P ERA WHIP | | | | | | | | | | | | | |
| 45 Kelvim Escobar, R (1, 1) ERA: 2.77 | | | | | | | | | | | 7.0 | L | 31 | 9 | 4 | 4 | 7 | 4 | 0 | 0 | 0 | 0 | 0 | 61 | 105 | 5.14 | 1.857 |
| Kevin Gregg, R (8, 1) ERA: 6.91 | | | | | | | | | | | 1.0 | 4 | 2 | 0 | 0 | 1 | 0 | 0 | 0 | 0 | 0 | 0 | 14 | 22 | 0.00 | 2.000 | |

| Batter | 1 | 2 | 3 | 4 | 5 | 6 | 7 | 8 | 9 | AB | R | H | RBI | BB | SO | LOB | TOP | | | | | | | | | | | | | | | | | | | | | |
|---|---------------------------------------|----------------------------------|--------------------------------------|----------------------------------|---------------------------------------|----------------------------------|---------------------------------------|----------------------------------|--------------------------------------|----------------------------------|---------------------------------------|----------------------------------|--------------------------------------|---------------------------------|---------------------------------------|----------------------------------|--------------------------------------|---------------------------------|----------------------------------|------------------------------------|-----------------------------------|----|-----|----|---|---|----|----|----|-----|-----|-----|----|----|---|---|-----|------|
| Darin Erstad, L (1, 3) OBP: 0.319, SLG: 0.422 | F7 | | | F9 | | G1-3 | | CS | P6 | 4 | 0 | 0 | 0 | 0 | 0 | 0 | | | | | | | | | | | | | | | | | | | | | | |
| 9 Chone Figgins, S (1, 4) OBP: 0.337, SLG: 0.463 | K | | | K | | | | | G4-3 | 3 | 0 | 0 | 0 | 1 | 2 | 0 | | | | | | | | | | | | | | | | | | | | | | |
| 27 Vladimir Guerrero, R (1, 9) OBP: 0.365, SLG: 0.622 | G5-3 | | | HR | | P3 | | | G4-3 | 4 | 1 | 1 | 1 | 0 | 0 | 1 | | | | | | | | | | | | | | | | | | | | | | |
| 16 Garret Anderson, L (1, 10) OBP: 0.317, SLG: 0.430 | | F7 | | G3-1 | | | | | | 3 | 0 | 0 | 0 | 0 | 1 | 0 | | | | | | | | | | | | | | | | | | | | | | |
| 20 Juan Rivera, R (1, 8) OBP: 0.278, SLG: 0.294 | | E3 | | | | F8 | | | F9 | 3 | 0 | 0 | 0 | 0 | 0 | 0 | | | | | | | | | | | | | | | | | | | | | | |
| Orlando Cabrera, R (1, 6) OBP: 0.310, SLG: 0.435 | | P6 | | | | G6-3 | | | F9 | 3 | 0 | 0 | 0 | 0 | 0 | 1 | | | | | | | | | | | | | | | | | | | | | | |
| Lou Merloni, R (1, 5) 8 Dallas McPherson, L (4, 5) OBP: 0.308, SLG: 0.300 | | CS | | K | | F7 | | | K | 1 | 0 | 0 | 0 | 0 | 1 | 0 | | | | | | | | | | | | | | | | | | | | | | |
| José Molina, R (1, 2) OBP: 0.308, SLG: 0.294 | | | | F7 | | | | | K | 3 | 1 | 1 | 1 | 0 | 1 | 0 | | | | | | | | | | | | | | | | | | | | | | |
| 39 Robb Quinlan, R (1, 7) OBP: 0.167, SLG: 0.241 Jeff DaVanon, S (6, 8) OBP: 0.289, SLG: 0.265 | | | | K | | | | | HR | 2 | 0 | 0 | 0 | 0 | 1 | 0 | | | | | | | | | | | | | | | | | | | | | | |
| | | | | | | F9 | | | | 0 | 0 | 0 | 0 | 0 | 1 | 0 | | | | | | | | | | | | | | | | | | | | | | |
| Inning Stats | R: 0 H: 0 E: 0 K: 1 S: 10 | H: 0 LOB: 0 BB: 0 P: 14 | R: 0 H: 0 E: 1 K: 0 S: 6 | H: 0 LOB: 0 BB: 0 P: 11 | R: 0 H: 0 E: 0 K: 2 S: 10 | H: 0 LOB: 0 BB: 0 P: 13 | R: 1 H: 1 E: 0 K: 1 S: 10 | H: 1 LOB: 0 BB: 0 P: 16 | R: 0 H: 0 E: 0 K: 0 S: 7 | H: 0 LOB: 0 BB: 0 P: 12 | R: 1 H: 1 E: 0 K: 1 S: 10 | H: 1 LOB: 1 BB: 1 P: 16 | R: 0 H: 0 E: 0 K: 1 S: 7 | H: 0 LOB: 0 BB: 0 P: 8 | R: 0 H: 0 E: 0 K: 2 S: 12 | H: 0 LOB: 0 BB: 1 P: 20 | R: 0 H: 0 E: 0 K: 0 S: 4 | H: 0 LOB: 0 BB: 0 P: 8 | 1B: 0 2B: 0 3B: 0 HR: 2 | SF: 0 SAC: 0 DP: 0 HBP: 0 | WP: 0 PA: 32 SB: 0 CS: 2 | | | | | | | | | | | | | | | | | |
| PITCHER | IP | WLS | BF | H | R | ER | SO | BB | IBB | HBP | BLK | WP | HR | S | P | ERA | WHIP | PITCHER | | | | IP | WLS | BF | H | R | ER | SO | BB | IBB | HBP | BLK | WP | HR | S | P | ERA | WHIP |
| Johan Santana, L (1, 1) ERA: 3.29 | 8.0 | L | 27 | 2 | 2 | 2 | 7 | 2 | 0 | 0 | 0 | 0 | 2 | 72 | 110 | 2.25 | 0.500 | | | | | | | | | | | | | | | | | | | | | |
| Juan Rincon, R (9, 1) ERA: 2.25 | 1.0 | | 3 | 0 | 0 | 0 | 0 | 0 | 0 | 0 | 0 | 0 | 0 | 4 | 8 | 0.00 | 0.000 | | | | | | | | | | | | | | | | | | | | | |

Los Angeles Angels @ Minnesota Twins
Hubert H. Humphrey Metrodome, Minneapolis, MN

AB 28
R 2
H 2
RBI 2
BB 2
SO 7
LOB 2



Sun May 01 2005, 2:10 PM EDT
Att: 30,837 - Dome - 69 F

| Batter | 1 | 2 | 3 | 4 | 5 | 6 | 7 | 8 | 9 | AB | R | H | RBI | BB | SO | LOB | BOTTOM | | | | | | | | | | | | | | | | | | | | | |
|---|--------------------------------------|----------------------------------|--------------------------------------|---------------------------------|--------------------------------------|---------------------------------|---------------------------------------|----------------------------------|--------------------------------------|----------------------------------|--------------------------------------|----------------------------------|--------------------------------------|----------------------------------|---------------------------------------|----------------------------------|---------------------------------------|----------------------------------|----------------------------------|------------------------------------|-----------------------------------|----|-----|----|---|---|----|----|----|-----|-----|-----|----|----|---|---|-----|------|
| Shannon Stewart, R (1, 7) OBP: 0.324, SLG: 0.359 | G4-3 | | | FC5-4 1B | | G6-3 | | | HR | 4 | 1 | 2 | 1 | 0 | 0 | 0 | | | | | | | | | | | | | | | | | | | | | | |
| Juan Castro, R (1, 6) OBP: 0.255, SLG: 0.308 | G6-3 | | | K | | | | | G3-1 | 3 | 0 | 0 | 0 | 0 | 2 | 1 | | | | | | | | | | | | | | | | | | | | | | |
| 8 Nick Punto, S (9, PH) OBP: 0.397, SLG: 0.357 | | | | | | | | | | 1 | 0 | 0 | 0 | 0 | 0 | 0 | | | | | | | | | | | | | | | | | | | | | | |
| 20 Lew Ford, R (1, 9) OBP: 0.344, SLG: 0.390 | G6-3 | | | FC5-4 1-2 | | F9 | | | G5-3 | 4 | 0 | 0 | 0 | 0 | 0 | 1 | | | | | | | | | | | | | | | | | | | | | | |
| 33 Justin Morneau, L (1, 3) OBP: 0.404, SLG: 0.644 | | G4-3 | | K | | | | | K | 4 | 0 | 0 | 0 | 0 | 3 | 1 | | | | | | | | | | | | | | | | | | | | | | |
| Tori Hunter, R (1, 8) OBP: 0.327, SLG: 0.430 | | G5-3 | | | | G6-3 | | | G4-3 | 3 | 0 | 0 | 0 | 0 | 0 | 0 | | | | | | | | | | | | | | | | | | | | | | |
| Jacque Jones, L (1, 10) OBP: 0.467, SLG: 0.592 | | G4-3 | | | | K | | | 5 1B | 3 | 0 | 1 | 0 | 0 | 1 | 0 | | | | | | | | | | | | | | | | | | | | | | |
| 5 Michael Cuddyer, R (1, 5) OBP: 0.277, SLG: 0.289 | | | | G4-3 | | K | | | 7 BB 1B | 3 | 0 | 1 | 0 | 0 | 1 | 0 | | | | | | | | | | | | | | | | | | | | | | |
| 55 Mike Redmond, R (1, 2) OBP: 0.400, SLG: 0.333 | | | | G3 | | | | | G6-4-3 1B | 2 | 0 | 0 | 0 | 0 | 1 | 0 | | | | | | | | | | | | | | | | | | | | | | |
| 7 Joe Mauer, L (8, PH) OBP: 0.417, SLG: 0.435 | | | | | | K | | | 1-2 BB | 0 | 0 | 0 | 0 | 1 | 0 | 0 | | | | | | | | | | | | | | | | | | | | | | |
| Luis Rivas, R (1, 4) OBP: 0.234, SLG: 0.186 | | | | G6-3 | | | | | G6-4-3 BB | 2 | 0 | 0 | 0 | 0 | 0 | 0 | | | | | | | | | | | | | | | | | | | | | | |
| Matthew LeCroy, R (8, PH) OBP: 0.393, SLG: 0.491 | | | | | | P4 | | | 1-2 | 1 | 0 | 0 | 0 | 0 | 0 | 3 | | | | | | | | | | | | | | | | | | | | | | |
| Jason Bartlett, R (9, 6) OBP: 0.297, SLG: 0.377 | | | | | | | | | 1-2 | 0 | 0 | 0 | 0 | 0 | 0 | 0 | | | | | | | | | | | | | | | | | | | | | | |
| Inning Stats | R: 0 H: 0 E: 0 K: 0 S: 9 | H: 0 LOB: 0 BB: 0 P: 14 | R: 0 H: 0 E: 0 K: 0 S: 6 | H: 0 LOB: 0 BB: 0 P: 8 | R: 0 H: 0 E: 0 K: 0 S: 6 | H: 0 LOB: 0 BB: 0 P: 7 | R: 0 H: 1 E: 0 K: 2 S: 12 | H: 1 LOB: 1 BB: 0 P: 13 | R: 0 H: 0 E: 0 K: 2 S: 8 | H: 0 LOB: 0 BB: 0 P: 11 | R: 0 H: 0 E: 0 K: 1 S: 7 | H: 0 LOB: 0 BB: 0 P: 10 | R: 0 H: 0 E: 0 K: 2 S: 7 | H: 0 LOB: 0 BB: 0 P: 10 | R: 0 H: 2 E: 0 K: 0 S: 13 | H: 2 LOB: 2 BB: 1 P: 25 | R: 1 H: 1 E: 0 K: 1 S: 13 | H: 1 LOB: 0 BB: 0 P: 19 | 1B: 3 2B: 0 3B: 0 HR: 1 | SF: 0 SAC: 0 DP: 1 HBP: 0 | WP: 0 PA: 31 SB: 0 CS: 0 | | | | | | | | | | | | | | | | | |
| PITCHER | IP | WLS | BF | H | R | ER | SO | BB | IBB | HBP | BLK | WP | HR | S | P | ERA | WHIP | PITCHER | | | | IP | WLS | BF | H | R | ER | SO | BB | IBB | HBP | BLK | WP | HR | S | P | ERA | WHIP |
| 40 Bartolo Colon, R (1, 1) ERA: 3.03 | 7.1 | W | 24 | 2 | 0 | 0 | 7 | 0 | 0 | 0 | 0 | 0 | 0 | 62 | 84 | 0.00 | 0.273 | | | | | | | | | | | | | | | | | | | | | |
| 62 Scot Shields, R (8, 1) ERA: 1.23 | 0.0 | | 2 | 1 | 0 | 0 | 0 | 1 | 0 | 0 | 0 | 0 | 0 | 4 | 11 | - | - | | | | | | | | | | | | | | | | | | | | | |
| Francisco Rodriguez, R (8, 1) ERA: 2.25 | 1.2 | S | 5 | 1 | 1 | 1 | 1 | 0 | 0 | 0 | 0 | 0 | 1 | 15 | 22 | 5.40 | 0.600 | | | | | | | | | | | | | | | | | | | | | |

Los Angeles Angels @ Minnesota Twins
Hubert H. Humphrey Metrodome, Minneapolis, MN

AB 30
R 1
H 4
RBI 1
BB 1
SO 8
LOB 6



Sun May 01 2005, 2:10 PM EDT
Att: 30,837 - Dome - 69 F

| Batter | 1 | 2 | 3 | 4 | 5 | 6 | 7 | 8 | 9 | AB | R | H | RBI | BB | SO | LOB | TOP | | | | | |
|--|---|----------------------------------|------------------------------|----------------------------------|------------------------------|---------------------------------|-------------------------------|----------------------------------|------------------------------|----------------------------------|------------------------------|---------------------------------|------------------------------|----------------------------------|------------------------------|----------------------------------|------------------------------|----------------------------------|----------------------------------|------------------------------------|----------------------------------|--------|
| Darin Erstad, L (1, 3) OBP: 0.306, SLG: 0.404 | | | | | | | | | | 5 | 0 | 0 | 0 | 0 | 1 | 0 | | | | | | |
| Orlando Cabrera, R (1, 6) OBP: 0.314, SLG: 0.421 | | | | | | | | | | 3 | 1 | 0 | 0 | 0 | 0 | 0 | | | | | | |
| 27 Vladimir Guerrero, R (1, 9) OBP: 0.380, SLG: 0.604 | | | | | | | | | | 3 | 0 | 0 | 0 | 1 | 1 | 2 | | | | | | |
| 16 Garret Anderson, L (1, 7) OBP: 0.324, SLG: 0.456 | | | | | | | | | | 3 | 2 | 1 | 2 | 1 | 0 | 2 | | | | | | |
| Steve Finley, L (1, 8) OBP: 0.248, SLG: 0.378 | | | | | | | | | | 3 | 2 | 2 | 2 | 1 | 0 | 1 | | | | | | |
| 20 Juan Rivera, R (1, 10) OBP: 0.275, SLG: 0.289 | | | | | | | | | | 4 | 0 | 1 | 1 | 0 | 0 | 1 | | | | | | |
| 8 Dallas McPherson, L (1, 5) OBP: 0.261, SLG: 0.326 | | | | | | | | | | 3 | 0 | 1 | 0 | 1 | 1 | 1 | | | | | | |
| José Molina, R (1, 2) OBP: 0.302, SLG: 0.270 | | | | | | | | | | 3 | 0 | 0 | 0 | 1 | 1 | 1 | | | | | | |
| Adam Kennedy, L (1, 4) OBP: 0.275, SLG: 0.289 | | | | | | | | | | 4 | 0 | 0 | 0 | 0 | 2 | 2 | | | | | | |
| Inning Stats | R: 0 E: 0 K: 1 S: 8 | H: 0 LOB: 1 BB: 1 P: 13 | R: 0 E: 0 K: 1 S: 7 | H: 0 LOB: 1 BB: 2 P: 17 | R: 0 E: 0 K: 1 S: 7 | H: 0 LOB: 0 BB: 0 P: 9 | R: 2 E: 0 K: 0 S: 23 | H: 2 LOB: 2 BB: 2 P: 38 | R: 3 E: 0 K: 0 S: 8 | H: 3 LOB: 1 BB: 0 P: 12 | R: 0 E: 0 K: 1 S: 6 | H: 0 LOB: 1 BB: 0 P: 9 | R: 0 E: 0 K: 1 S: 8 | H: 0 LOB: 1 BB: 0 P: 11 | R: 0 E: 0 K: 1 S: 9 | H: 0 LOB: 0 BB: 0 P: 14 | R: 0 E: 0 K: 0 S: 7 | H: 0 LOB: 0 BB: 0 P: 12 | 1B: 1 2B: 2 3B: 0 HR: 2 | SF: 0 SAC: 0 DP: 1 HBP: 2 | WP: 1 PB: 0 SB: 0 CS: 0 | PA: 38 |
| PITCHER | IP WLS BF H R ER SO BB IBB HBP BLK WP HR S P ERA WHIP | | | | | | | | | | | | | | | | | | | | | |
| Ryan Franklin, R (1, 1) ERA: 4.74 | 5.0 L 25 5 5 5 3 5 0 1 0 0 2 53 89 9.00 2.000 | | | | | | | | | | | | | | | | | | | | | |
| 40 Julio Mateo, R (6, 1) ERA: 0.69 | 2.0 7 0 0 0 2 0 0 1 0 1 0 14 20 0.00 0.000 | | | | | | | | | | | | | | | | | | | | | |
| 20 J.J. Putz, R (8, 1) ERA: 1.29 | 1.0 3 0 0 0 1 0 0 0 0 0 0 9 14 0.00 0.000 | | | | | | | | | | | | | | | | | | | | | |
| Jeff Nelson, R (9, 1) ERA: 3.86 | 1.0 3 0 0 0 0 0 0 0 0 0 0 7 12 0.00 0.000 | | | | | | | | | | | | | | | | | | | | | |

Los Angeles Angels @ Seattle Mariners
Safeco Field, Seattle, WA
Mon May 02 2005, 7:05 PM PDT
Att: 24,184 - Cloudy - 57 F


AB 31
R 5
H 5
RBI 5
BB 5
SO 6
LOB 10



| Batter | 1 | 2 | 3 | 4 | 5 | 6 | 7 | 8 | 9 | AB | R | H | RBI | BB | SO | LOB | BOTTOM | | | | | |
|--|---|----------------------------------|------------------------------|----------------------------------|------------------------------|----------------------------------|-------------------------------|----------------------------------|------------------------------|----------------------------------|-------------------------------|----------------------------------|------------------------------|----------------------------------|-------------------------------|----------------------------------|-------------------------------|----------------------------------|----------------------------------|------------------------------------|----------------------------------|--------|
| 51 Ichiro Suzuki, L (1, 9) OBP: 0.402, SLG: 0.486 | | | | | | | | | | 3 | 0 | 1 | 0 | 1 | 0 | 0 | | | | | | |
| Randy Winn, S (1, 7) OBP: 0.402, SLG: 0.389 | | | | | | | | | | 3 | 0 | 3 | 0 | 1 | 0 | 0 | | | | | | |
| 29 Adrián Beltré, R (1, 5) OBP: 0.264, SLG: 0.333 | | | | | | | | | | 4 | 0 | 0 | 0 | 0 | 0 | 6 | | | | | | |
| Richie Sexson, R (1, 3) OBP: 0.357, SLG: 0.500 | | | | | | | | | | 3 | 0 | 0 | 0 | 1 | 1 | 3 | | | | | | |
| Bret Boone, R (1, 4) OBP: 0.308, SLG: 0.388 | | | | | | | | | | 4 | 0 | 0 | 0 | 0 | 1 | 2 | | | | | | |
| Raul Ibanez, L (1, 10) OBP: 0.377, SLG: 0.418 | | | | | | | | | | 3 | 0 | 0 | 0 | 1 | 1 | 2 | | | | | | |
| Miguel Olivo, R (1, 2) ERA: 2.72 | | | | | | | | | | 3 | 0 | 0 | 0 | 0 | 1 | 0 | | | | | | |
| Shin-Soo Choo, L (9, PH) | | | | | | | | | | 1 | 0 | 0 | 0 | 0 | 0 | 1 | | | | | | |
| 7 Jeremy Reed, L (1, 8) OBP: 0.351, SLG: 0.341 | | | | | | | | | | 3 | 0 | 0 | 0 | 0 | 0 | 0 | | | | | | |
| 39 Wilson Valdez, R (1, 6) OBP: 0.213, SLG: 0.218 | | | | | | | | | | 3 | 0 | 0 | 0 | 0 | 2 | 0 | | | | | | |
| Inning Stats | R: 0 E: 1 K: 1 S: 11 | H: 1 LOB: 2 BB: 1 P: 20 | R: 0 E: 0 K: 0 S: 8 | H: 0 LOB: 0 BB: 0 P: 12 | R: 0 E: 0 K: 1 S: 8 | H: 0 LOB: 0 BB: 0 P: 13 | R: 0 E: 0 K: 0 S: 12 | H: 1 LOB: 2 BB: 1 P: 18 | R: 0 E: 0 K: 2 S: 8 | H: 0 LOB: 0 BB: 0 P: 11 | R: 0 E: 0 K: 0 S: 12 | H: 1 LOB: 1 BB: 0 P: 14 | R: 0 E: 0 K: 1 S: 8 | H: 0 LOB: 0 BB: 0 P: 12 | R: 0 E: 0 K: 0 S: 11 | H: 1 LOB: 2 BB: 1 P: 20 | R: 0 E: 0 K: 1 S: 12 | H: 0 LOB: 1 BB: 1 P: 20 | 1B: 2 2B: 3 3B: 0 HR: 0 | SF: 0 SAC: 0 DP: 1 HBP: 0 | WP: 0 PB: 0 SB: 0 CS: 1 | PA: 34 |
| PITCHER | IP WLS BF H R ER SO BB IBB HBP BLK WP HR S P ERA WHIP | | | | | | | | | | | | | | | | | | | | | |
| Jarrod Washburn, L (1, 1) ERA: 2.72 | 7.2 W 29 4 0 0 5 3 0 0 0 0 0 76 116 0.00 0.913 | | | | | | | | | | | | | | | | | | | | | |
| Brendan Donnelly, R (8, 1) ERA: 3.38 | 1.1 5 0 0 0 1 1 0 0 0 0 0 0 14 24 0.00 0.750 | | | | | | | | | | | | | | | | | | | | | |

Los Angeles Angels @ Seattle Mariners
Safeco Field, Seattle, WA
Mon May 02 2005, 7:05 PM PDT
Att: 24,184 - Cloudy - 57 F

AB 30
R 0
H 4
RBI 0
BB 4
SO 6
LOB 14



| Batter | 1 | 2 | 3 | 4 | 5 | 6 | 7 | 8 | 9 | AB | R | H | RBI | BB | SO | LOB | TOP | | | |
|--|---|---|-------------------------------|----------------------------------|------------------------------|---------------------------------|------------------------------|---------------------------------|------------------------------|----------------------------------|------------------------------|----------------------------------|------------------------------|----------------------------------|-------------------------------|----------------------------------|----------------------------------|------------------------------------|----------------------------------|--------|
| Darin Erstad, L (1, 3) OBP: 0.304, SLG: 0.398 | 3-2 9 1B | 1-2 L5 | | | 0-1 L7 | | 3-3 K | | | 4 | 1 | 1 | 0 | 0 | 1 | 1 | | | | |
| 9 Chone Figgins, S (1, 10) OBP: 0.343, SLG: 0.465 | 1-2 16 PB 16 S FC4 | 3-3 K | | | 2-0 1B | | | 2-2 G6-3 | | 4 | 1 | 2 | 1 | 0 | 1 | 1 | | | | |
| 27 Vladimir Guerrero, R (1, 9) OBP: 0.366, SLG: 0.581 | 0-0 P2 | | | 1-0 F7 | | | 2-3 K | | 1-0 P4 | 4 | 0 | 0 | 0 | 0 | 1 | 2 | | | | |
| 16 Garret Anderson, L (1, 7) OBP: 0.321, SLG: 0.449 | 0-2 FC4 1B | | | 0-2 G6-3 | | 2-0 P5 | | 2-1 HR 1B | | 4 | 2 | 1 | 1 | 0 | 0 | 0 | | | | |
| Steve Finley, L (1, 8) OBP: 0.248, SLG: 0.404 | 1-1 G5-3 | | | 0-0 F9 | | 0-2 G6-3 | | 0-0 HR 1B | | 4 | 1 | 1 | 2 | 0 | 0 | 1 | | | | |
| Orlando Cabrera, R (1, 6) OBP: 0.321, SLG: 0.434 | 0-0 1B | | | 1-2 G1-3 | | 0-0 2B | | 0-0 L9 | | 4 | 0 | 2 | 1 | 0 | 0 | 0 | | | | |
| 8 Dallas McPherson, L (1, 5) OBP: 0.240, SLG: 0.296 | 2-2 F7 | | | 0-2 L5 | | 1-3 K | | | 0-3 K | 4 | 0 | 0 | 0 | 0 | 2 | 2 | | | | |
| José Molina, R (1, 2) OBP: 0.277, SLG: 0.244 | | 0-0 B5-3 | | 1-0 F8 | | | 0-3 K | | 1-3 K | 4 | 0 | 0 | 0 | 0 | 2 | 0 | | | | |
| Adam Kennedy, L (1, 4) OBP: 0.125, SLG: 0.125 | 0-2 1B | | | | 2-1 G3 | | 1-1 F7 | | 1-3 K | 4 | 0 | 1 | 0 | 0 | 1 | 0 | | | | |
| Inning Stats | R: 3 E: 1 K: 0 S: 17 | H: 3 LOB: 1 BB: 0 P: 24 | R: 0 E: 0 K: 1 S: 13 | H: 1 LOB: 1 BB: 0 P: 16 | R: 0 E: 0 K: 0 S: 5 | H: 0 LOB: 0 BB: 0 P: 6 | R: 0 E: 0 K: 0 S: 7 | H: 0 LOB: 0 BB: 0 P: 9 | R: 0 E: 0 K: 1 S: 8 | H: 1 LOB: 1 BB: 0 P: 14 | R: 0 E: 0 K: 1 S: 8 | H: 0 LOB: 0 BB: 0 P: 12 | R: 2 E: 0 K: 0 S: 8 | H: 2 LOB: 0 BB: 0 P: 13 | R: 0 E: 0 K: 3 S: 11 | H: 0 LOB: 0 BB: 0 P: 13 | 1B: 6 2B: 1 3B: 0 HR: 1 | SF: 0 SAC: 0 DP: 0 HBP: 0 | WP: 0 PB: 1 SB: 2 CS: 0 | PA: 36 |
| PITCHER | IP WLS BF H R ER SO BB IBB HBP BLK WP HR S P ERA WHIP | IP WLS BF H R ER SO BB IBB HBP BLK WP HR S P ERA WHIP | | | | | | | | | | | | | | | | | | |
| Gil Meche, R (1, 1) ERA: 5.35 | 8.0 L 33 8 5 5 5 0 0 0 0 0 1 74 105 5.62 1.000 | 1.0 3 0 0 0 0 3 0 0 0 0 0 0 11 13 0.00 0.000 | | | | | | | | | | | | | | | | | | |
| Matt Thornton, L (9, 1) ERA: 4.09 | | | | | | | | | | | | | | | | | | | | |

Los Angeles Angels @ Seattle Mariners
Safeco Field, Seattle, WA
Tue May 03 2005, 7:05 PM PDT
Att: 29,917 - Clear - 62 F

AB 36
R 5
H 8
RBI 5
BB 0
SO 8
LOB 7



| Batter | 1 | 2 | 3 | 4 | 5 | 6 | 7 | 8 | 9 | AB | R | H | RBI | BB | SO | LOB | BOTTOM | | | | | |
|--|---|---|-------------------------------|----------------------------------|---------------------------------|----------------------------------|------------------------------|---------------------------------|-------------------------------|----------------------------------|------------------------------|----------------------------------|-------------------------------|----------------------------------|-------------------------------|----------------------------------|-------------------------------|----------------------------------|----------------------------------|------------------------------------|----------------------------------|--------|
| 51 Ichiro Suzuki, L (1, 9) OBP: 0.393, SLG: 0.482 | 0-2 K | | 2-2 G4-3 | | 2-3 K | | 0-0 2B | | 1-3 K2-3 | 5 | 0 | 1 | 0 | 0 | 3 | 3 | | | | | | |
| 7 Jeremy Reed, L (1, 8) OBP: 0.356, SLG: 0.341 | 1-1 F8 | | 1-1 1B | | 4-2 BB | | 0-3 K | | | 3 | 0 | 1 | 0 | 1 | 1 | 1 | | | | | | |
| 29 Adrian Beltré, R (1, 5) OBP: 0.254, SLG: 0.321 | 0-0 G4-3 | | 2-2 F9 | | 1-3 K | | | 1-2 G5-3 | | 4 | 0 | 0 | 0 | 0 | 1 | 4 | | | | | | |
| Richie Sexson, R (1, 3) OBP: 0.353, SLG: 0.523 | | 1-1 HR | | 1-1 F8 | | 1-0 F9 | | 2-2 G4-3 | | 4 | 1 | 1 | 1 | 0 | 0 | 0 | | | | | | |
| Bret Boone, R (1, 4) OBP: 0.306, SLG: 0.382 | 0-2 P2 | | 1-3 K | | 0-2 1B | | | 2-3 K | | 4 | 0 | 1 | 0 | 0 | 2 | 0 | | | | | | |
| Raul Ibanez, L (1, 10) OBP: 0.364, SLG: 0.400 | 2-2 G3 | | 0-0 G6-3 | | 3-1 F8 | | | 0-2 G4-3 | | 4 | 0 | 0 | 0 | 0 | 0 | 1 | | | | | | |
| Randy Winn, S (1, 7) OBP: 0.405, SLG: 0.394 | 1-1 1B | | | | 1-2 G4-3 | | 0-0 F9 | | 0-1 DI 1B | 4 | 1 | 2 | 0 | 0 | 0 | 1 | | | | | | |
| Miguel Olivo, R (1, 2) OBP: 0.186, SLG: 0.197 | | 2-3 K | | | 1-3 K 7 BB 39 1B | | | 1-3 K | | 3 | 0 | 0 | 0 | 0 | 3 | 1 | | | | | | |
| Greg Dobbs, L (9, PH) OBP: 0.214, SLG: 0.357 | | | | | | | | | 1-3 K | 1 | 0 | 0 | 0 | 0 | 1 | 1 | | | | | | |
| 39 Wilson Valdez, R (1, 6) OBP: 0.217, SLG: 0.222 | | | | | 2-0 1B | | | 0-2 K | | 3 | 0 | 1 | 0 | 0 | 2 | 0 | | | | | | |
| Shin-Soo Choo, L (9, PH) OBP: 0.333, SLG: 0.333 | | | 1-3 K | | 1-2 1B | | | 1-1 1B | | 1 | 0 | 1 | 1 | 0 | 0 | 0 | | | | | | |
| Inning Stats | R: 0 E: 0 K: 1 S: 7 | H: 0 LOB: 0 BB: 0 P: 8 | R: 1 E: 0 K: 1 S: 17 | H: 2 LOB: 1 BB: 0 P: 22 | R: 0 E: 0 K: 1 S: 12 | H: 1 LOB: 0 BB: 0 P: 18 | R: 0 E: 0 K: 1 S: 6 | H: 0 LOB: 0 BB: 0 P: 8 | R: 0 E: 0 K: 3 S: 19 | H: 1 LOB: 3 BB: 1 P: 30 | R: 0 E: 0 K: 0 S: 7 | H: 1 LOB: 1 BB: 0 P: 11 | R: 0 E: 0 K: 3 S: 11 | H: 1 LOB: 1 BB: 0 P: 14 | R: 0 E: 0 K: 1 S: 10 | H: 0 LOB: 0 BB: 0 P: 15 | R: 1 E: 0 K: 2 S: 14 | H: 2 LOB: 1 BB: 0 P: 16 | 1B: 6 2B: 1 3B: 0 HR: 1 | SF: 0 SAC: 0 DP: 0 HBP: 0 | WP: 1 PB: 0 SB: 0 CS: 0 | PA: 37 |
| PITCHER | IP WLS BF H R ER SO BB IBB HBP BLK WP HR S P ERA WHIP | IP WLS BF H R ER SO BB IBB HBP BLK WP HR S P ERA WHIP | | | | | | | | | | | | | | | | | | | | |
| 41 John Lackey, R (1, 1) ERA: 4.73 | 6.2 W 28 6 1 1 9 1 0 0 0 0 0 76 108 1.35 1.050 | 2.1 S 9 2 1 1 4 0 0 0 0 0 0 27 34 3.86 0.857 | | | | | | | | | | | | | | | | | | | | |
| 62 Scott Shields, R (7, 1) ERA: 1.59 | | | | | | | | | | | | | | | | | | | | | | |

Los Angeles Angels @ Seattle Mariners
Safeco Field, Seattle, WA
Tue May 03 2005, 7:05 PM PDT
Att: 29,917 - Clear - 62 F

AB 36
R 2
H 8
RBI 2
BB 1
SO 13
LOB 12



| Batter | 1 | 2 | 3 | 4 | 5 | 6 | 7 | 8 | 9 | AB | R | H | RBI | BB | SO | LOB | TOP | | | |
|--|---|----------------------------------|-------------------------------|----------------------------------|-------------------------------|----------------------------------|-------------------------------|----------------------------------|-------------------------------|----------------------------------|-------------------------------|----------------------------------|-------------------------------|----------------------------------|-------------------------------|----------------------------------|---|------------------------------------|-------------------------|--------|
| Darin Erstad, L (1, 3) OBP: 0.292, SLG: 0.382 | F7 | G4-3 | | L5 | | G4-3 | | G4-3 | | 5 | 0 | 0 | 0 | 0 | 0 | 5 | Los Angeles Angels @ Seattle Mariners Safeco Field, Seattle, WA Wed May 04 2005, 3:35 PM PDT Att: 26,303 - Partly Cloudy - 67 F | | | |
| 9 Chone Figgins, S (1, 10) OBP: 0.354, SLG: 0.461 | 27 HR | | K | F9 | | | 27 CS | 27 S | 16 F | 3 | 2 | 1 | 0 | 2 | 1 | 1 | | | | |
| 27 Vladimir Guerrero, R (1, 9) OBP: 0.365, SLG: 0.620 | 1-H | | 1B | 1B | | 16 F9 | 16 1B | 16 1B | P3 | 3 | 2 | 2 | 2 | 2 | 0 | 1 | | | | |
| 16 Garret Anderson, L (1, 7) OBP: 0.325, SLG: 0.446 | F8 | | F9 | F8 | | | 1-3 | 1B | WP | 5 | 0 | 2 | 1 | 0 | 0 | 2 | | | | |
| Steve Finley, L (1, 8) OBP: 0.255, SLG: 0.398 | F7 | | 1B | | | | F9 | | P3 | 4 | 1 | 1 | 0 | 1 | 0 | 3 | | | | |
| Orlando Cabrera, R (1, 6) OBP: 0.333, SLG: 0.437 | | 8 BB | 8 1B | | | | F9-2 | | | 4 | 0 | 2 | 1 | 1 | 0 | 4 | | | | |
| 8 Dallas McPherson, L (1, 5) OBP: 0.255, SLG: 0.294 | | 1B | 1B | | | | 3-H | | IBB | 4 | 0 | 1 | 1 | 1 | 1 | 2 | | | | |
| Josh Paul, R (1, 2) OBP: 0.211, SLG: 0.118 | | | | | | | F7 | | | 1 | 0 | 0 | 0 | 2 | 1 | 2 | | | | |
| José Molina, R (6, 2) OBP: 0.271, SLG: 0.238 | K | | CS | | | | | | K | 1 | 0 | 0 | 0 | 0 | 1 | 0 | | | | |
| Adam Kennedy, L (1, 4) OBP: 0.167, SLG: 0.167 | L7 | | | | | | FC1-6 | | | 4 | 0 | 1 | 0 | 0 | 0 | 4 | | | | |
| Inning Stats | R: 2 E: 0 K: 0 S: 9 | H: 1 LOB: 0 BB: 1 P: 17 | R: 0 E: 0 K: 1 S: 10 | H: 1 LOB: 2 BB: 1 P: 17 | R: 2 E: 0 K: 1 S: 14 | H: 3 LOB: 1 BB: 1 P: 27 | R: 0 E: 0 K: 0 S: 10 | H: 0 LOB: 1 BB: 1 P: 16 | R: 0 E: 0 K: 0 S: 13 | H: 0 LOB: 1 BB: 1 P: 23 | R: 0 E: 0 K: 0 S: 10 | H: 2 LOB: 2 BB: 1 P: 18 | R: 0 E: 0 K: 1 S: 15 | H: 1 LOB: 1 BB: 0 P: 20 | R: 1 E: 0 K: 1 S: 14 | H: 1 LOB: 2 BB: 2 P: 28 | 1B: 8 2B: 2 3B: 0 HR: 1 | SF: 0 SAC: 0 DP: 1 HBP: 0 | WP: 1 PB: 0 CS: 2 | PA: 44 |
| PITCHER | IP WLS BF H R ER SO BB IBB HBP BLK WP HR S P ERA WHIP | | | | | | | | | | | | | | | | | | | |
| Aaron Sele, R (1, 1) ERA: 5.18 | 4.1 L 23 6 4 4 2 4 1 0 0 0 1 46 84 8.31 2.308 | | | | | | | | | | | | | | | | | | | |
| Shigetoshi Hasegawa, R (5, 1) ERA: 1.38 | 1.2 6 1 0 0 0 1 0 0 0 0 0 17 30 0.00 1.200 | | | | | | | | | | | | | | | | | | | |
| Jeff Nelson, R (7, 1) ERA: 3.68 | 0.1 1 0 0 0 0 1 0 0 0 0 0 2 6 0.00 3.000 | | | | | | | | | | | | | | | | | | | |
| Ron Villone, L (7, 1) ERA: 0.93 | 1.2 7 2 0 0 1 0 0 0 0 0 0 21 28 0.00 1.200 | | | | | | | | | | | | | | | | | | | |
| Eddie Guardado, L (9, 1) ERA: 3.0 | 1.0 6 1 1 1 1 1 1 0 0 1 0 14 28 9.00 2.000 | | | | | | | | | | | | | | | | | | | |

| Batter | 1 | 2 | 3 | 4 | 5 | 6 | 7 | 8 | 9 | AB | R | H | RBI | BB | SO | LOB | BOTTOM | | | | | |
|--|---|----------------------------------|-------------------------------|----------------------------------|-------------------------------|----------------------------------|-------------------------------|----------------------------------|-------------------------------|----------------------------------|------------------------------|----------------------------------|-------------------------------|----------------------------------|------------------------------|----------------------------------|---|---------------------------------|----------------------------------|------------------------------------|-------------------------|--------|
| 51 Ichiro Suzuki, L (1, 9) OBP: 0.381, SLG: 0.466 | G4-3 | FC6 | | | P5 | | F7 | | | 4 | 0 | 0 | 0 | 0 | 0 | 4 | Los Angeles Angels @ Seattle Mariners Safeco Field, Seattle, WA Wed May 04 2005, 3:35 PM PDT Att: 26,303 - Partly Cloudy - 67 F | | | | | |
| Randy Winn, S (1, 7) OBP: 0.409, SLG: 0.398 | G4-3 | | | WP | 29 FC1-6 | | K | | | 4 | 0 | 2 | 0 | 0 | 1 | 1 | | | | | | |
| 29 Adrian Beltré, R (1, 5) OBP: 0.246, SLG: 0.310 | G3 | | F9 | | FC1-6 | | | F9 | | 4 | 0 | 0 | 0 | 0 | 0 | 3 | | | | | | |
| Richie Sexson, R (1, 3) OBP: 0.349, SLG: 0.511 | | K | F9 | | P4 | | | FC6-4 | | 4 | 0 | 1 | 0 | 0 | 1 | 3 | | | | | | |
| Bret Boone, R (1, 4) OBP: 0.304, SLG: 0.377 | | 1B | F7 | | L4 | | | FC6-4 | | 4 | 1 | 1 | 0 | 0 | 0 | 2 | | | | | | |
| Raul Ibanez, L (1, 10) OBP: 0.368, SLG: 0.404 | | 1B | | | G4-3 | | | K | | 4 | 1 | 2 | 0 | 0 | 1 | 1 | | | | | | |
| 7 Jeremy Reed, L (1, 8) OBP: 0.343, SLG: 0.326 | F7 | | | L3 | | | K | | B1-3 | 4 | 0 | 0 | 0 | 0 | 1 | 3 | | | | | | |
| Dan Wilson, R (1, 2) OBP: 0.214, SLG: 0.185 | | | | | | | | | | 3 | 0 | 2 | 1 | 0 | 1 | 0 | | | | | | |
| Miguel Olivo, R (7, PR) OBP: 0.163, SLG: 0.194 | | | | | | | | | K | 1 | 0 | 0 | 0 | 0 | 1 | 0 | | | | | | |
| 39 Wilson Valdez, R (1, 6) OBP: 0.233, SLG: 0.250 | | | | | | | | | | 3 | 0 | 2 | 1 | 0 | 0 | 1 | | | | | | |
| Dave Hansen, L (9, PH) | | | | | | | | | G6-3 | 1 | 0 | 0 | 0 | 0 | 0 | 0 | | | | | | |
| Inning Stats | R: 0 E: 0 K: 0 S: 7 | H: 0 LOB: 0 BB: 0 P: 10 | R: 2 E: 0 K: 1 S: 13 | H: 4 LOB: 2 BB: 0 P: 18 | R: 0 E: 0 K: 1 S: 13 | H: 1 LOB: 1 BB: 0 P: 20 | R: 0 E: 0 K: 1 S: 10 | H: 1 LOB: 0 BB: 0 P: 14 | R: 0 E: 0 K: 1 S: 11 | H: 2 LOB: 2 BB: 0 P: 14 | R: 0 E: 0 K: 1 S: 9 | H: 0 LOB: 0 BB: 0 P: 10 | R: 0 E: 0 K: 1 S: 13 | H: 1 LOB: 1 BB: 0 P: 18 | R: 0 E: 0 K: 1 S: 8 | H: 1 LOB: 0 BB: 0 P: 11 | R: 0 E: 0 K: 1 S: 8 | H: 0 LOB: 0 BB: 0 P: 9 | 1B: 9 2B: 2 3B: 0 HR: 0 | SF: 0 SAC: 0 DP: 1 HBP: 0 | WP: 1 PB: 0 CS: 0 | PA: 36 |
| PITCHER | IP WLS BF H R ER SO BB IBB HBP BLK WP HR S P ERA WHIP | | | | | | | | | | | | | | | | | | | | | |
| Paul Byrd, R (1, 1) ERA: 4.85 | 6.2 W 28 9 2 2 3 9 0 0 0 0 0 0 72 97 2.70 1.350 | | | | | | | | | | | | | | | | | | | | | |
| Jake Woods, L (7, 1) ERA: 1.93 | 0.1 H 1 0 0 0 1 0 0 0 0 0 0 4 7 0.00 0.000 | | | | | | | | | | | | | | | | | | | | | |
| Brendan Donnelly, R (8, 1) ERA: 0.14 | 1.0 H 4 1 0 0 1 0 0 0 0 0 0 8 11 0.00 1.000 | | | | | | | | | | | | | | | | | | | | | |
| Francisco Rodríguez, R (9, 1) ERA: 2.08 | 1.0 S 3 0 0 0 1 0 0 0 0 0 0 8 9 0.00 0.000 | | | | | | | | | | | | | | | | | | | | | |



| Batter | 1 | 2 | 3 | 4 | 5 | 6 | 7 | 8 | 9 | AB R H RBI BB SO LOB | TOP |
|---|---|--|--|--|--|---|---|---|--|---|---|
| 15 Brandon Inge, R OBP: 0.383, SLG: 0.452 | FC9-6 BB | | E1 | | K | | | F9 | BB | 3 0 0 0 2 1 0 | Detroit Tigers @ Los Angeles Angels Angel Stadium of Anaheim, Anaheim, CA Fri May 06 2005, 7:05 PM PDT Att: 44,022 - Partly Cloudy - 66 F |
| Ivan Rodriguez, R OBP: 0.324, SLG: 0.471 | FC9-6 | | F9 | | | G4-1 BB | | F9 | BB | 4 1 1 0 1 0 3 | |
| 9 Carlos Guillen, S OBP: 0.464, SLG: 0.592 | F8 | | G6-4-3 1B | | | F9 | | F9 | 2B | 4 1 2 1 0 0 2 | |
| Rondell White, R OBP: 0.294, SLG: 0.458 | G5-3 | | G6-4-3 | | | G4-1 1B | | G4-1 2B | BB | 3 0 1 0 1 0 3 | |
| Dmitri Young, S OBP: 0.369, SLG: 0.553 | | K | | | G6-3 | G4-1 | | G4-1 2B | BB | 4 0 1 1 0 1 2 | |
| 33 Marcus Thames, R OBP: 0.265, SLG: 0.432 | | HR | | | K | | | K | 2B | 4 1 1 1 0 3 4 | |
| Ramon Martinez, R OBP: 0.308, SLG: 0.308 | | 1B | | | F7 | | | G4-3 | G1-4-3 | 4 0 1 0 0 0 2 | |
| 20 Omar Infante, R OBP: 0.267, SLG: 0.362 | P3 | | | | F8 | | | F7 | | 3 0 0 0 0 0 1 | |
| Carlos Pena, L OBP: 0.317, SLG: 0.326 | | | | | | | | | G3 | 1 0 0 0 0 0 0 | |
| Nook Logan, S OBP: 0.343, SLG: 0.446 | G6-3 | | | | G3 | | | K | K | 4 0 0 0 0 2 1 | |
| Inning Stats | R: 0 H: 0 E: 0 LOB: 1 K: 0 BB: 1 S: 10 P: 16 | R: 1 H: 2 E: 0 LOB: 1 K: 1 BB: 0 S: 10 P: 14 | R: 0 H: 1 E: 1 LOB: 1 K: 0 BB: 0 S: 7 P: 10 | R: 0 H: 0 E: 0 LOB: 0 K: 1 BB: 0 S: 8 P: 16 | R: 0 H: 1 E: 0 LOB: 2 K: 1 BB: 1 S: 9 P: 17 | R: 0 H: 0 E: 0 LOB: 0 K: 1 BB: 0 S: 6 P: 8 | R: 2 H: 3 E: 0 LOB: 2 K: 1 BB: 1 S: 18 P: 33 | R: 0 H: 0 E: 0 LOB: 1 K: 1 BB: 1 S: 14 P: 24 | 1B: 3 SF: 0 2B: 3 SAC: 0 3B: 0 DP: 1 HR: 1 HBP: 0 | WP: 0 PA: 38 PB: 0 SB: 0 CS: 0 | |
| PITCHER | IP WLS BF H R ER SO BB IBB HBP BLK WP HR S P ERA WHIP | PITCHER IP WLS BF H R ER SO BB IBB HBP BLK WP HR S P ERA WHIP | | | | | | | | | |
| 45 Kelvin Escobar, R ERA: 3.1 | 7.1 W 30 6 3 3 5 2 0 0 0 0 0 1 65 103 3.68 1.091 | | | | | | | | | | |
| 62 Scot Shields, R ERA: 1.53 | 0.2 H 4 1 0 0 1 1 0 0 0 0 0 0 11 22 0.00 3.000 | | | | | | | | | | |
| Francisco Rodriguez, R ERA: 1.95 | 1.0 S 4 0 0 0 1 1 0 0 0 0 0 0 0 14 24 0.00 1.000 | | | | | | | | | | |

| Batter | 1 | 2 | 3 | 4 | 5 | 6 | 7 | 8 | 9 | AB R H RBI BB SO LOB | BOTTOM |
|---|---|--|--|---|---|---|---|--|--|---|---|
| Darin Erstad, L OBP: 0.306, SLG: 0.389 | 27 CS 9 BB 1B | | F7 | | FC1-4 1B | | | FC1-6-4 27 BB FC5-4 | | 3 0 2 0 1 0 0 | Detroit Tigers @ Los Angeles Angels Angel Stadium of Anaheim, Anaheim, CA Fri May 06 2005, 7:05 PM PDT Att: 44,022 - Partly Cloudy - 66 F |
| 9 Chone Figgins, S OBP: 0.350, SLG: 0.448 | 16 BB 1B | | K | | FC1-4 27 BB | | FC1-6-4 27 BB FC5-4 | | | 3 1 0 0 1 1 2 | |
| 27 Vladimir Guerrero, R OBP: 0.380, SLG: 0.604 | F8 | | L4 | | L4 | | FC5-4 | | | 3 0 0 0 1 0 3 | |
| 16 Garret Anderson, L OBP: 0.331, SLG: 0.448 | 2H 1B | | 20 BB 1B | | G3 | | G5-3 | | | 4 1 2 1 0 0 2 | |
| 20 Juan Rivera, R OBP: 0.295, SLG: 0.293 | F7 | | 3B 1B | | G3 | | G6-3 | | | 3 2 1 0 1 0 1 | |
| Orlando Cabrera, R OBP: 0.322, SLG: 0.421 | | | K | | F7 | | F7 | | | 4 0 0 0 0 1 3 | |
| Steve Finley, L OBP: 0.265, SLG: 0.436 | G4-3 | | | | 1H 2H 3B | | CS 2B | | | 3 0 2 3 0 0 0 | |
| José Molina, R OBP: 0.255, SLG: 0.222 | | | K | | L6 | | P3 | | | 3 0 0 0 0 1 2 | |
| Adam Kennedy, L OBP: 0.133, SLG: 0.133 | | | F8 | | G6-3 | | K | | | 3 0 0 0 0 1 0 | |
| Inning Stats | R: 1 H: 2 E: 0 LOB: 1 K: 0 BB: 1 S: 14 P: 24 | R: 0 H: 0 E: 0 LOB: 0 K: 2 BB: 0 S: 14 P: 20 | R: 0 H: 0 E: 0 LOB: 0 K: 1 BB: 0 S: 9 P: 16 | R: 2 H: 3 E: 0 LOB: 1 K: 0 BB: 0 S: 19 P: 23 | R: 0 H: 1 E: 0 LOB: 2 K: 0 BB: 1 S: 10 P: 17 | R: 1 H: 1 E: 0 LOB: 1 K: 0 BB: 1 S: 11 P: 21 | R: 0 H: 0 E: 0 LOB: 1 K: 1 BB: 1 S: 12 P: 19 | R: 0 H: 0 E: 0 LOB: 0 K: 0 BB: 0 S: 7 P: 12 | 1B: 5 SF: 0 2B: 1 SAC: 0 3B: 1 DP: 0 HR: 0 HBP: 0 | WP: 0 PA: 33 PB: 0 SB: 0 CS: 3 | |
| PITCHER | IP WLS BF H R ER SO BB IBB HBP BLK WP HR S P ERA WHIP | PITCHER IP WLS BF H R ER SO BB IBB HBP BLK WP HR S P ERA WHIP | | | | | | | | | |
| Wilfredo Ledezma, L ERA: 6.59 | 5.1 L 25 7 4 4 3 3 0 0 0 0 0 0 74 115 6.75 1.875 | | | | | | | | | | |
| Jamie Walker, L ERA: 1.59 | 1.1 4 0 0 0 1 1 0 0 0 0 0 0 14 24 0.00 0.750 | | | | | | | | | | |
| Franklyn German, R ERA: 2.25 | 1.1 4 0 0 0 0 0 0 0 0 0 0 0 8 13 0.00 0.000 | | | | | | | | | | |

| Batter | 1 | 2 | 3 | 4 | 5 | 6 | 7 | 8 | 9 | AB | R | H | RBI | BB | SO | LOB | TOP | | | | | | | |
|--|---------------------------------------|----------------------------------|--------------------------------------|-----------------------------------|--------------------------------------|----------------------------------|--------------------------------------|----------------------------------|--------------------------------------|----------------------------------|--------------------------------------|---------------------------------|--------------------------------------|---------------------------------|--------------------------------------|----------------------------------|--|----------------------------------|----------------------------------|------------------------------------|----------------------------------|-------------------------------------|-----------------------------------|--------------------------|
| 15 Brandon Inge, R OBP: 0.387, SLG: 0.454 | | | | | | | | | | 4 | 0 | 2 | 0 | 0 | 2 | 1 | Detroit Tigers @ Los Angeles Angels Angel Stadium of Anaheim, Anaheim, CA Sat May 07 2005, 7:05 PM PDT Att: 43,876 - Partly Cloudy - 63 F | | | | | | | |
| Ivan Rodriguez, R OBP: 0.313, SLG: 0.458 | | | | | | | | | | 3 | 0 | 0 | 1 | 0 | 1 | 2 | | | | | | | | |
| 9 Carlos Guillen, S OBP: 0.456, SLG: 0.578 | | | | | | | | | | | 4 | 0 | 1 | 0 | 0 | 0 | | | | | | | | |
| Rondell White, R OBP: 0.283, SLG: 0.440 | | | | | | | | | | | 4 | 0 | 0 | 0 | 0 | 0 | | | | | | | | |
| Dmitri Young, S OBP: 0.355, SLG: 0.531 | | | | | | | | | | | 4 | 0 | 0 | 0 | 0 | 1 | | | | | | | | |
| Craig Monroe, R OBP: 0.314, SLG: 0.422 | | | | | | | | | | | 2 | 0 | 0 | 0 | 0 | 0 | | | | | | | | |
| 33 Marcus Thames, R OBP: 0.255, SLG: 0.413 | | | | | | | | | | | 2 | 0 | 0 | 0 | 0 | 1 | | | | | | | | |
| Carlos Pena, L OBP: 0.327, SLG: 0.337 | | | | | | | | | | 3 | 1 | 2 | 0 | 0 | 1 | 0 | | | | | | | | |
| Jason Smith, L OBP: 0.182, SLG: 0.227 | | | | | | | | | | 2 | 0 | 1 | 0 | 0 | 0 | 0 | | | | | | | | |
| Nook Logan, S OBP: 0.357, SLG: 0.456 | | | | | | | | | | 3 | 1 | 2 | 1 | 0 | 0 | 2 | | | | | | | | |
| Inning Stats | R: 0 H: 1 E: 0 K: 2 S: 11 | H: 0 LOB: 0 BB: 0 P: 14 | R: 0 H: 0 E: 0 K: 1 S: 7 | H: 0 LOB: 0 BB: 0 P: 10 | R: 0 H: 1 E: 1 K: 1 S: 8 | H: 1 LOB: 1 BB: 0 P: 13 | R: 0 H: 0 E: 0 K: 0 S: 7 | H: 0 LOB: 0 BB: 0 P: 11 | R: 0 H: 2 E: 0 K: 0 S: 9 | H: 1 LOB: 1 BB: 0 P: 12 | R: 0 H: 1 E: 0 K: 0 S: 7 | H: 0 LOB: 0 BB: 0 P: 9 | R: 0 H: 0 E: 0 K: 0 S: 5 | H: 0 LOB: 0 BB: 0 P: 6 | R: 2 H: 3 E: 1 K: 0 S: 8 | H: 1 LOB: 1 BB: 0 P: 11 | R: 0 H: 0 E: 0 K: 2 S: 12 | H: 0 LOB: 0 BB: 0 P: 20 | 1B: 8 2B: 0 3B: 0 HR: 0 | SF: 1 SAC: 1 DP: 1 HBP: 0 | WP: 0 PB: 0 SB: 0 CS: 0 | PA: 34 | | |
| PITCHER 40 Bartolo Colon, R ERA: 2.83 | IP: 9.0 WLS: L BF: 33 | H: 8 R: 2 ER: 2 SO: 6 | BB: 0 IBB: 0 HBP: 0 BLK: 1 | WP: 0 HR: 0 S: 74 P: 106 | ERA: 2.00 WHIP: 0.889 | PITCHER | | | | | | | | | | | | | | IP: 9.0 WLS: L BF: 33 | H: 8 R: 2 ER: 2 SO: 6 | BB: 0 IBB: 0 HBP: 0 BLK: 1 | WP: 0 HR: 0 S: 74 P: 106 | ERA: 2.00 WHIP: 0.889 |

| Batter | 1 | 2 | 3 | 4 | 5 | 6 | 7 | 8 | 9 | AB | R | H | RBI | BB | SO | LOB | BOTTOM | | | | | | | |
|---|---------------------------------------|----------------------------------|--------------------------------------|-----------------------------------|---------------------------------------|----------------------------------|--------------------------------------|----------------------------------|--------------------------------------|---------------------------------|--------------------------------------|----------------------------------|--------------------------------------|----------------------------------|---------------------------------------|----------------------------------|--|----------------------------------|----------------------------------|------------------------------------|----------------------------------|-------------------------------------|---------------------------------|--------------------------|
| Darin Erstad, L OBP: 0.304, SLG: 0.385 | | | | | | | | | | 4 | 0 | 1 | 0 | 0 | 2 | 2 | Detroit Tigers @ Los Angeles Angels Angel Stadium of Anaheim, Anaheim, CA Sat May 07 2005, 7:05 PM PDT Att: 43,876 - Partly Cloudy - 63 F | | | | | | | |
| 9 Chone Figgins, S OBP: 0.338, SLG: 0.431 | | | | | | | | | | | 4 | 0 | 0 | 0 | 0 | 1 | | | | | | | | |
| 27 Vladimir Guerrero, R OBP: 0.394, SLG: 0.596 | | | | | | | | | | | 3 | 0 | 1 | 0 | 0 | 1 | | | | | | | | |
| 16 Garret Anderson, L OBP: 0.320, SLG: 0.433 | | | | | | | | | | | 4 | 0 | 0 | 0 | 0 | 0 | | | | | | | | |
| Steve Finley, L OBP: 0.265, SLG: 0.429 | | | | | | | | | | | 4 | 0 | 1 | 0 | 0 | 2 | | | | | | | | |
| Orlando Cabrera, R OBP: 0.314, SLG: 0.409 | | | | | | | | | | | 3 | 0 | 0 | 0 | 0 | 0 | | | | | | | | |
| 8 Dallas McPherson, L OBP: 0.259, SLG: 0.352 | | | | | | | | | | 3 | 1 | 1 | 1 | 0 | 0 | 0 | | | | | | | | |
| José Molina, R OBP: 0.245, SLG: 0.213 | | | | | | | | | | 2 | 0 | 0 | 0 | 0 | 0 | 1 | | | | | | | | |
| Jeff DaVanon, S OBP: 0.286, SLG: 0.261 | | | | | | | | | | 1 | 0 | 0 | 0 | 0 | 0 | 0 | | | | | | | | |
| Josh Paul, R OBP: 0.211, SLG: 0.118 | | | | | | | | | | 0 | 0 | 0 | 0 | 0 | 0 | 0 | | | | | | | | |
| Adam Kennedy, L OBP: 0.167, SLG: 0.167 | | | | | | | | | | | 3 | 0 | 1 | 0 | 0 | 1 | | | | | | | | |
| Inning Stats | R: 0 H: 0 E: 0 K: 3 S: 16 | H: 1 LOB: 0 BB: 0 P: 20 | R: 0 H: 1 E: 0 K: 0 S: 6 | H: 1 LOB: 0 BB: 0 P: 7 | R: 1 H: 1 E: 1 K: 0 S: 13 | H: 1 LOB: 1 BB: 0 P: 18 | R: 0 H: 0 E: 0 K: 1 S: 9 | H: 0 LOB: 0 BB: 0 P: 13 | R: 0 H: 0 E: 0 K: 1 S: 9 | H: 0 LOB: 0 BB: 0 P: 8 | R: 0 H: 1 E: 0 K: 1 S: 9 | H: 1 LOB: 1 BB: 0 P: 13 | R: 0 H: 0 E: 0 K: 1 S: 7 | H: 0 LOB: 1 BB: 0 P: 12 | R: 0 H: 1 E: 0 K: 1 S: 11 | H: 1 LOB: 1 BB: 0 P: 19 | R: 0 H: 1 E: 0 K: 0 S: 9 | H: 1 LOB: 1 BB: 0 P: 12 | 1B: 4 2B: 0 3B: 0 HR: 1 | SF: 0 SAC: 0 DP: 2 HBP: 1 | WP: 0 PB: 0 SB: 0 CS: 0 | PA: 32 | | |
| PITCHER 38 Jeremy Bonderman, R ERA: 3.47 | IP: 8.0 WLS: W BF: 28 | H: 4 R: 1 ER: 1 SO: 8 | BB: 0 IBB: 0 HBP: 0 BLK: 0 | WP: 0 HR: 0 S: 77 P: 110 | ERA: 1.12 WHIP: 0.500 | PITCHER | | | | | | | | | | | | | | IP: 1.0 WLS: S BF: 4 | H: 1 R: 0 ER: 0 SO: 0 | BB: 0 IBB: 0 HBP: 0 BLK: 0 | WP: 0 HR: 0 S: 9 P: 12 | ERA: 0.00 WHIP: 1.000 |

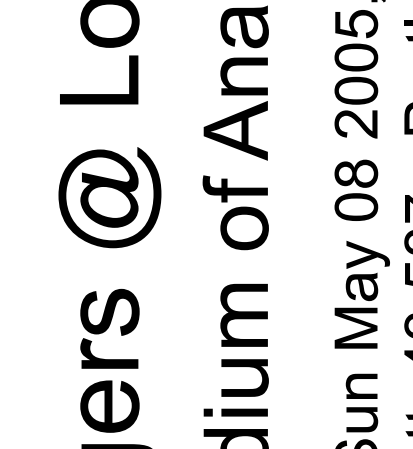
| Batter | 1 | 2 | 3 | 4 | 5 | 6 | 7 | 8 | 9 | AB | R | H | RBI | BB | SO | LOB | TOP | | | | | | | | | | |
|---|-------------------------------|----------------------------------|------------------------------|---------------------------------|-------------------------------|----------------------------------|------------------------------|----------------------------------|------------------------------|---------------------------------|------------------------------|----------------------------------|-------------------------------|----------------------------------|------------------------------|----------------------------------|---|---------------------------------|----------------------------------|------------------------------------|----------------------------------|--------|--|--|--|--|--|
| 15 Brandon Inge, R OBP: 0.395, SLG: 0.482 | 0-1 HR | | 2-2 1B | | | 3-2 F8 | | 1-0 G6-3 | | 4 | 2 | 2 | 2 | 1 | 0 | 0 | Detroit Tigers @ Los Angeles Angels Angel Stadium of Anaheim, Anaheim, CA Sun May 08 2005, 1:05 PM PDT Att: 43,587 - Partly Cloudy - 70 F | | | | | | | | | | |
| Ivan Rodriguez, R OBP: 0.310, SLG: 0.468 | 3-1 G6-3 | | 2-2 3B | | | 1-3 K | | 2-3 K | | 4 | 1 | 1 | 3 | 0 | 2 | 3 | | | | | | | | | | | |
| 13 Vance Wilson, R OBP: 0.286, SLG: 0.167 | | | 1-2 K | | | | | | | 1 | 0 | 0 | 0 | 0 | 1 | 0 | | | | | | | | | | | |
| 9 Carlos Guillen, S OBP: 0.449, SLG: 0.566 | 2-2 CS | | 3-2 G6-3 | 0-3 K | | | | | 1-0 L4-6 | 4 | 0 | 1 | 0 | 0 | 2 | 1 | | | | | | | | | | | |
| Jason Smith, L OBP: 0.217, SLG: 0.261 | | | 1-2 1B | | | | | | 0-0 1B | 1 | 0 | 1 | 0 | 0 | 0 | 0 | | | | | | | | | | | |
| Rondell White, R OBP: 0.291, SLG: 0.442 | 3-2 G5-3 | | 3-1 2B | 3-2 G5-3 | | | | | 0-0 P4 | 4 | 2 | 2 | 1 | 0 | 0 | 1 | | | | | | | | | | | |
| 33 Marcus Thames, R OBP: 0.250, SLG: 0.494 | | | 1-2 E | | | | | | 1-2 1B | 1 | 0 | 0 | 0 | 0 | 0 | 1 | | | | | | | | | | | |
| Dmitri Young, S OBP: 0.366, SLG: 0.544 | | 0-1 F8 | 1-2 E7 | 0-2 P6 | | | | | 0-0 1B | 5 | 1 | 3 | 0 | 0 | 0 | 0 | | | | | | | | | | | |
| Craig Monroe, R OBP: 0.308, SLG: 0.404 | | 0-0 G5-3 | 4-2 BB | | | | | | 2-1 L4-6 | 4 | 2 | 0 | 0 | 1 | 0 | 3 | | | | | | | | | | | |
| Ramon Martinez, R OBP: 0.294, SLG: 0.353 | 0-1 G4-3 | | 0-2 G1-3 | | | | | | 2-2 2B | 4 | 0 | 1 | 1 | 0 | 0 | 2 | | | | | | | | | | | |
| 20 Omar Infante, R OBP: 0.276, SLG: 0.361 | | | 1-2 2-3 | | | | | | | 3 | 1 | 1 | 0 | 1 | 0 | 1 | | | | | | | | | | | |
| Nook Logan, S OBP: 0.365, SLG: 0.451 | | | 1-2 BB | | | | | | 0-0 P6 | 3 | 1 | 1 | 1 | 1 | 0 | 0 | | | | | | | | | | | |
| Inning Stats | R: 1 E: 0 K: 0 S: 13 | H: 2 LOB: 0 BB: 0 P: 21 | R: 0 E: 0 K: 0 S: 5 | H: 0 LOB: 0 BB: 0 P: 5 | R: 7 E: 1 K: 1 S: 27 | H: 6 LOB: 3 BB: 4 P: 55 | R: 0 E: 0 K: 1 S: 9 | H: 0 LOB: 0 BB: 0 P: 12 | R: 0 E: 0 K: 0 S: 5 | H: 0 LOB: 0 BB: 0 P: 6 | R: 0 E: 0 K: 1 S: 7 | H: 0 LOB: 0 BB: 0 P: 11 | R: 2 E: 1 K: 1 S: 21 | H: 3 LOB: 1 BB: 0 P: 31 | R: 0 E: 0 K: 1 S: 6 | H: 0 LOB: 0 BB: 0 P: 10 | R: 0 E: 0 K: 0 S: 5 | H: 2 LOB: 1 BB: 0 P: 8 | 1B: 9 2B: 3 3B: 1 HR: 1 | SF: 0 SAC: 0 DP: 1 HBP: 0 | WP: 0 PB: 0 SB: 0 CS: 1 | PA: 42 | | | | | |
| PITCHER | IP | WLS | BF | H | R | ER | SO | BB | IBB | HBP | BLK | WP | HR | S | P | ERA | WHIP | | | | | | | | | | |
| Jarrod Washburn, L ERA: 4.07 | 2.1 | L | 14 | 8 | 7 | 7 | 0 | 0 | 0 | 0 | 0 | 0 | 1 | 33 | 53 | 27.00 | 3.429 | | | | | | | | | | |
| Kevin Gregg, R ERA: 6.27 | 4.1 | | 20 | 3 | 3 | 2 | 4 | 4 | 0 | 0 | 0 | 0 | 0 | 51 | 83 | 4.15 | 1.615 | | | | | | | | | | |
| Esteban Yan, R ERA: 3.07 | 1.1 | | 4 | 0 | 0 | 0 | 1 | 0 | 0 | 0 | 0 | 0 | 0 | 9 | 15 | 0.00 | 0.000 | | | | | | | | | | |
| Jake Woods, L ERA: 1.74 | 1.0 | | 4 | 2 | 0 | 0 | 0 | 0 | 0 | 0 | 0 | 0 | 0 | 5 | 8 | 0.00 | 2.000 | | | | | | | | | | |

| Batter | 1 | 2 | 3 | 4 | 5 | 6 | 7 | 8 | 9 | AB | R | H | RBI | BB | SO | LOB | BOTTOM | | | | | | | | | | |
|---|------------------------------|----------------------------------|------------------------------|---------------------------------|------------------------------|---------------------------------|------------------------------|----------------------------------|------------------------------|----------------------------------|------------------------------|---------------------------------|-------------------------------|----------------------------------|------------------------------|---------------------------------|---|----------------------------------|----------------------------------|------------------------------------|----------------------------------|--------|--|--|--|--|--|
| Darin Erstad, L OBP: 0.298, SLG: 0.376 | 2-2 G4-3 | | 2-1 G4-3 | | | 1-2 G3-1 | | 0-1 L4 | | 3 | 0 | 0 | 0 | 0 | 0 | 0 | Detroit Tigers @ Los Angeles Angels Angel Stadium of Anaheim, Anaheim, CA Sun May 08 2005, 1:05 PM PDT Att: 43,587 - Partly Cloudy - 70 F | | | | | | | | | | |
| 8 Dallas McPherson, L OBP: 0.254, SLG: 0.345 | | | | | | | | | | 1 | 0 | 0 | 0 | 0 | 0 | 1 | | | | | | | | | | | |
| 9 Chone Figgins, S OBP: 0.338, SLG: 0.420 | 3-2 F9 | | | | | 1-0 F8 | | | 2-1 F8 | 3 | 0 | 0 | 0 | 1 | 0 | 0 | | | | | | | | | | | |
| 27 Vladimir Guerrero, R OBP: 0.380, SLG: 0.595 | 1-0 1B | | 2-2 G5-4-3 | | | 0-0 P6 | | | 0-0 G4-3 | 4 | 0 | 1 | 0 | 0 | 0 | 1 | | | | | | | | | | | |
| 16 Garret Anderson, L OBP: 0.320, SLG: 0.426 | 3-0 G3 | | 2-3 K | | | 4-2 BB | | | 3-1 G6-3 | 2 | 0 | 0 | 0 | 1 | 1 | 1 | | | | | | | | | | | |
| David Matranga, R | | | | | | | | | | 1 | 0 | 0 | 0 | 0 | 0 | 0 | | | | | | | | | | | |
| 20 Juan Rivera, R OBP: 0.277, SLG: 0.273 | | 0-1 F7 | | | | 1-0 G5-3 | | | 2-2 F9 | 3 | 0 | 0 | 0 | 0 | 0 | 1 | | | | | | | | | | | |
| Orlando Cabrera, R OBP: 0.306, SLG: 0.398 | | 1-0 G6-3 | | | | 2-1 G5-3 | | | 2-2 P4 | 3 | 0 | 0 | 0 | 0 | 0 | 1 | | | | | | | | | | | |
| Josh Paul, R OBP: 0.211, SLG: 0.118 | | | | | | | | | | 0 | 0 | 0 | 0 | 0 | 0 | 0 | | | | | | | | | | | |
| Steve Finley, L OBP: 0.261, SLG: 0.421 | | 0-2 G4-3 | | | | 3-3 K | | | 1-1 F8 | 2 | 0 | 0 | 0 | 0 | 1 | 0 | | | | | | | | | | | |
| Jeff DaVanon, S OBP: 0.282, SLG: 0.257 | | | | | | | | | | 1 | 0 | 0 | 0 | 0 | 0 | 0 | | | | | | | | | | | |
| 39 Robb Quinlan, R OBP: 0.182, SLG: 0.344 | | | 1-2 P4 | | | 0-0 HR | | | 1-1 P3 | 3 | 1 | 1 | 1 | 0 | 0 | 0 | | | | | | | | | | | |
| José Molina, R OBP: 0.250, SLG: 0.220 | | | 0-0 L4 | | | 0-0 G5-3 | | | 0-0 1B | 3 | 0 | 1 | 0 | 0 | 0 | 0 | | | | | | | | | | | |
| Inning Stats | R: 0 E: 0 K: 0 S: 8 | H: 1 LOB: 1 BB: 0 P: 17 | R: 0 E: 0 K: 0 S: 6 | H: 0 LOB: 0 BB: 0 P: 7 | R: 0 E: 0 K: 0 S: 6 | H: 0 LOB: 0 BB: 0 P: 9 | R: 0 E: 0 K: 1 S: 7 | H: 0 LOB: 0 BB: 1 P: 15 | R: 0 E: 0 K: 1 S: 6 | H: 0 LOB: 0 BB: 0 P: 12 | R: 1 E: 0 K: 0 S: 7 | H: 1 LOB: 0 BB: 0 P: 9 | R: 0 E: 0 K: 0 S: 12 | H: 0 LOB: 1 BB: 1 P: 20 | R: 0 E: 0 K: 0 S: 7 | H: 1 LOB: 1 BB: 0 P: 9 | R: 0 E: 0 K: 0 S: 5 | H: 0 LOB: 0 BB: 0 P: 10 | 1B: 2 2B: 0 3B: 0 HR: 1 | SF: 0 SAC: 0 DP: 1 HBP: 0 | WP: 0 PB: 0 SB: 0 CS: 0 | PA: 31 | | | | | |
| PITCHER | IP | WLS | BF | H | R | ER | SO | BB | IBB | HBP | BLK | WP | HR | S | P | ERA | WHIP | | | | | | | | | | |
| Mike Maroth, L ERA: 3.83 | 8.0 | W | 28 | 3 | 1 | 1 | 2 | 2 | 0 | 0 | 0 | 0 | 0 | 59 | 98 | 1.12 | 0.625 | | | | | | | | | | |
| Matt Ginter, R ERA: 3.95 | 1.0 | | 3 | 0 | 0 | 0 | 0 | 0 | 0 | 0 | 0 | 0 | 0 | 5 | 10 | 0.00 | 0.000 | | | | | | | | | | |

| | |
|-----|----|
| AB | 38 |
| R | 10 |
| H | 13 |
| RBI | 8 |
| BB | 4 |
| SO | 5 |
| LOB | 12 |



| | |
|-----|----|
| AB | 29 |
| R | 1 |
| H | 3 |
| RBI | 1 |
| BB | 2 |
| SO | 2 |
| LOB | 5 |



| Batter | 1 | 2 | 3 | 4 | 5 | 6 | 7 | 8 | 9 | AB | R | H | RBI | BB | SO | LOB | TOP | | | | |
|---|---|--|---|--|-------------------------------|----------------------------------|-------------------------------|----------------------------------|------------------------------|---------------------------------|------------------------------|----------------------------------|------------------------------|----------------------------------|-------------------------------|----------------------------------|--|------------------------------------|----------------------------------|--------|--|
| Casey Blake, R OBP: 0.288, SLG: 0.361 | 1-3 K | 3-1 F7 | | | 0-0 P6 | | 4-2 BB | | 2-2 F8 | 4 | 0 | 0 | 0 | 1 | 1 | 4 | Cleveland Indians @ Los Angeles Angels Angel Stadium of Anaheim, Anaheim, CA Mon May 09 2005, 7:05 PM PDT Att: 36,763 - Partly Cloudy - 66 F livebaseballscorecards.com | | | | |
| Coco Crisp, S OBP: 0.304, SLG: 0.352 | 4-2 G4-3 41 48 1B | | 2-0 HR | | 0-2 G4-3 | | 0-0 L6 | | | 3 | 2 | 1 | 1 | 1 | 0 | 2 | | | | | |
| 41 Victor Martinez, S OBP: 0.300, SLG: 0.336 | 1-0 G4-3 | | 2-2 K | | 0-0 G4-3 | | | 3-2 G6-3 | | 4 | 0 | 0 | 0 | 0 | 1 | 1 | | | | | |
| 48 Travis Hafner, L OBP: 0.407, SLG: 0.505 | 1-0 1B | | 3-3 K | | | 2-3 K | | 3-1 F7 | | 4 | 0 | 1 | 1 | 0 | 2 | 0 | | | | | |
| Ben Broussard, L OBP: 0.327, SLG: 0.415 | 0-0 G3 | | 3-2 L9 | | | 0-1 G6-3 | | 1-3 K | | 4 | 0 | 0 | 0 | 0 | 1 | 1 | | | | | |
| Ronnie Belliard, R OBP: 0.312, SLG: 0.490 | | 1-2 P4 | | 3-2 HR | | 0-0 F7 | | 1-0 1B | | 4 | 1 | 2 | 1 | 0 | 0 | 0 | | | | | |
| 24 Grady Sizemore, L OBP: 0.295, SLG: 0.410 | | 0-0 B1-3 | | 2-2 L4 | | 4-1 CS BB | | 2-1 F9 | | 3 | 0 | 0 | 0 | 1 | 0 | 1 | | | | | |
| Aaron Boone, R OBP: 0.200, SLG: 0.277 | | 1-1 2B 1B | | 0-0 F7 | | 1-3 K | | 0-0 1B | | 4 | 0 | 2 | 0 | 0 | 1 | 1 | | | | | |
| 2 Jhonny Peralta, R OBP: 0.301, SLG: 0.431 | | 1-0 1B | | 2-2 G6-3 | | 0-2 BB 1B | | 2-3 K | | 4 | 0 | 2 | 0 | 0 | 1 | 2 | | | | | |
| Inning Stats | R: 1 E: 0 K: 1 S: 8 | H: 1 LOB: 1 BB: 1 P: 15 | R: 0 E: 0 K: 0 S: 9 | H: 2 LOB: 2 BB: 0 P: 15 | R: 1 E: 0 K: 2 S: 13 | H: 1 LOB: 0 BB: 0 P: 23 | R: 1 E: 0 K: 0 S: 13 | H: 1 LOB: 0 BB: 0 P: 20 | R: 0 E: 0 K: 0 S: 6 | H: 0 LOB: 0 BB: 0 P: 6 | R: 0 E: 0 K: 1 S: 6 | H: 1 LOB: 2 BB: 2 P: 19 | R: 0 E: 0 K: 1 S: 9 | H: 0 LOB: 0 BB: 0 P: 16 | R: 0 E: 0 K: 1 S: 12 | H: 2 LOB: 2 BB: 0 P: 19 | 1B: 6 2B: 0 3B: 0 HR: 2 | SF: 0 SAC: 0 DP: 0 HBP: 0 | WP: 0 PB: 0 SB: 1 CS: 1 | PA: 37 | |
| PITCHER | IP WLS BF H R ER SO BB IBB HBP BLK WP HR S P ERA WHIP | 7.0 L 29 6 3 3 5 3 0 0 0 0 2 66 106 3.86 1.286 | 1.0 S 3 0 0 0 1 0 0 0 0 0 0 9 16 0.00 0.000 | 1.0 S 5 2 0 0 1 0 0 0 0 0 0 12 19 0.00 2.000 | | | | | | | | | | | | | | | | | |

| Batter | 1 | 2 | 3 | 4 | 5 | 6 | 7 | 8 | 9 | AB | R | H | RBI | BB | SO | LOB | BOTTOM | | | |
|---|---|--|--|---------------------------------|-------------------------------|----------------------------------|------------------------------|----------------------------------|------------------------------|----------------------------------|------------------------------|----------------------------------|------------------------------|----------------------------------|------------------------------|---------------------------------|--|------------------------------------|----------------------------------|--------|
| 9 Chone Figgins, S OBP: 0.333, SLG: 0.414 | 2-2 L5 | | 2-3 K | | | 1-1 B3-1 | | | 0-1 DI 1B | 4 | 0 | 1 | 0 | 0 | 1 | 1 | Cleveland Indians @ Los Angeles Angels Angel Stadium of Anaheim, Anaheim, CA Mon May 09 2005, 7:05 PM PDT Att: 36,763 - Partly Cloudy - 66 F livebaseballscorecards.com | | | |
| Darin Erstad, L OBP: 0.290, SLG: 0.365 | 0-3 K | | 1-2 F8 | | | 2-3 K | | | 1-2 F9 | 4 | 0 | 0 | 0 | 0 | 2 | 2 | | | | |
| 27 Vladimir Guerrero, R OBP: 0.376, SLG: 0.570 | 3-1 16 S HBP | | | 1-0 G4-3 | | 0-0 P3 | | | 0-0 L8 | 3 | 0 | 0 | 0 | 0 | 0 | 1 | | | | |
| 16 Garret Anderson, L OBP: 0.313, SLG: 0.416 | 2-3 K | | | 1-3 K | | 1-1 G6-3 | | | 2-2 F9 | 3 | 0 | 0 | 0 | 0 | 2 | 1 | | | | |
| Steve Finley, L OBP: 0.254, SLG: 0.409 | | 0-3 K | | 3-1 F7 | | 2-2 F9 | | | | 3 | 0 | 0 | 0 | 0 | 1 | 0 | | | | |
| Orlando Cabrera, R OBP: 0.299, SLG: 0.388 | | 0-0 F9 | | | 0-2 G6-3 | | | 2-2 G6-3 | | 3 | 0 | 0 | 0 | 0 | 0 | 0 | | | | |
| 8 Dallas McPherson, L OBP: 0.242, SLG: 0.325 | | 0-3 K | | | 2-0 F7 | | | 0-2 F7 | | 3 | 0 | 0 | 0 | 0 | 1 | 0 | | | | |
| José Molina, R OBP: 0.254, SLG: 0.245 | | | 0-1 K | | 2-3 K | | | 2-2 F9 | | 3 | 0 | 1 | 0 | 0 | 1 | 0 | | | | |
| Adam Kennedy, L OBP: 0.143, SLG: 0.143 | | | 1-2 P6 | | | 0-2 F7 | | | 0-1 G3-4-1 | 3 | 0 | 0 | 0 | 0 | 0 | 1 | | | | |
| Inning Stats | R: 0 E: 0 K: 2 S: 10 | H: 0 LOB: 1 BB: 0 P: 17 | R: 0 E: 0 K: 2 S: 7 | H: 0 LOB: 0 BB: 0 P: 7 | R: 0 E: 0 K: 1 S: 14 | H: 1 LOB: 1 BB: 0 P: 18 | R: 0 E: 0 K: 1 S: 6 | H: 0 LOB: 0 BB: 0 P: 11 | R: 0 E: 0 K: 1 S: 8 | H: 0 LOB: 0 BB: 0 P: 11 | R: 0 E: 0 K: 0 S: 8 | H: 0 LOB: 0 BB: 0 P: 11 | R: 0 E: 0 K: 0 S: 9 | H: 0 LOB: 0 BB: 0 P: 13 | R: 0 E: 0 K: 0 S: 8 | H: 1 LOB: 1 BB: 0 P: 9 | 1B: 1 2B: 1 3B: 0 HR: 0 | SF: 0 SAC: 0 DP: 0 HBP: 1 | WP: 0 PB: 0 SB: 1 CS: 0 | PA: 30 |
| PITCHER | IP WLS BF H R ER SO BB IBB HBP BLK WP HR S P ERA WHIP | 8.0 W 26 1 0 0 8 0 0 0 0 0 0 8 69 0.00 0.125 | 1.0 S 4 1 0 0 0 0 0 0 0 0 0 8 9 0.00 1.000 | | | | | | | | | | | | | | | | | |

| Batter | 1 | 2 | 3 | 4 | 5 | 6 | 7 | 8 | 9 | AB | R | H | RBI | BB | SO | LOB | TOP | | | |
|---|---|----------------------------------|-------------------------------|----------------------------------|-------------------------------|----------------------------------|-------------------------------|----------------------------------|-------------------------------|----------------------------------|------------------------------|---------------------------------|-------------------------------|----------------------------------|-------------------------------|----------------------------------|--|----------------------------------|------------------------------------|----------------------------------|
| Casey Blake, R OBP: 0.278, SLG: 0.347 (1, 9) | | | | | | | | | | 4 | 0 | 0 | 0 | 0 | 1 | 1 | Cleveland Indians @ Los Angeles Angels Angel Stadium of Anaheim, Anaheim, CA Tue May 10 2005, 7:05 PM PDT Att: 38,320 - Clear - 67 F | | | |
| Alex Cora, L OBP: 0.271, SLG: 0.313 (1, 4) | | | | | | | | | | 4 | 0 | 1 | 1 | 0 | 0 | 0 | | | | |
| 41 Victor Martinez, S OBP: 0.290, SLG: 0.324 (1, 2) | | | | | | | | | | 4 | 0 | 0 | 0 | 0 | 1 | 1 | | | | |
| 48 Travis Hafner, L OBP: 0.394, SLG: 0.486 (1, 10) | | | | | | | | | | 4 | 0 | 0 | 0 | 0 | 2 | 0 | | | | |
| Ben Broussard, L OBP: 0.324, SLG: 0.408 (1, 3) | | | | | | | | | | 4 | 0 | 1 | 0 | 0 | 1 | 0 | | | | |
| Coco Crisp, S OBP: 0.317, SLG: 0.394 (1, 7) | | | | | | | | | | 4 | 2 | 3 | 1 | 0 | 0 | 1 | | | | |
| 24 Grady Sizemore, L OBP: 0.303, SLG: 0.433 (1, 8) | | | | | | | | | | 4 | 0 | 2 | 1 | 0 | 1 | 1 | | | | |
| Aaron Boone, R OBP: 0.193, SLG: 0.267 (1, 5) | | | | | | | | | | 4 | 0 | 0 | 0 | 0 | 2 | 3 | | | | |
| 2 Jhonny Peralta, R OBP: 0.312, SLG: 0.493 (1, 6) | | | | | | | | | | 4 | 2 | 2 | 1 | 0 | 0 | 0 | | | | |
| Inning Stats | R: 0 E: 0 K: 1 S: 11 | H: 0 LOB: 0 BB: 0 P: 16 | R: 0 E: 0 K: 1 S: 11 | H: 2 LOB: 2 BB: 0 P: 17 | R: 1 E: 0 K: 0 S: 11 | H: 1 LOB: 0 BB: 0 P: 15 | R: 0 E: 0 K: 0 S: 11 | H: 1 LOB: 1 BB: 0 P: 14 | R: 1 E: 1 K: 1 S: 14 | H: 2 LOB: 1 BB: 0 P: 22 | R: 0 E: 0 K: 0 S: 6 | H: 0 LOB: 0 BB: 0 P: 8 | R: 0 E: 0 K: 3 S: 12 | H: 0 LOB: 0 BB: 0 P: 16 | R: 1 E: 0 K: 2 S: 10 | H: 1 LOB: 0 BB: 0 P: 18 | | 1B: 3 2B: 3 3B: 1 HR: 2 | SF: 0 SAC: 0 DP: 0 HBP: 0 | WP: 0 PB: 0 SB: 1 CS: 1 |
| PITCHER | IP WLS BF H R ER SO BB IBB HBP BLK WP HR S P ERA WHIP | | | | | | | | | | | | | | | | | | | |
| Paul Byrd, R ERA: 4.8 (1, 1) | 6.0 W 26 8 3 3 3 0 0 0 0 0 1 65 96 4.50 1.333 | | | | | | | | | | | | | | | | | | | |
| 62 Scot Shields, R ERA: 1.37 (7, 1) | 2.0 H 6 0 0 0 3 0 0 0 0 0 0 0 18 24 0.00 0.000 | | | | | | | | | | | | | | | | | | | |
| Francisco Rodriguez, R ERA: 2.4 (9, 1) | 1.0 S 4 1 1 1 2 0 0 0 0 0 0 1 10 18 9.00 1.000 | | | | | | | | | | | | | | | | | | | |

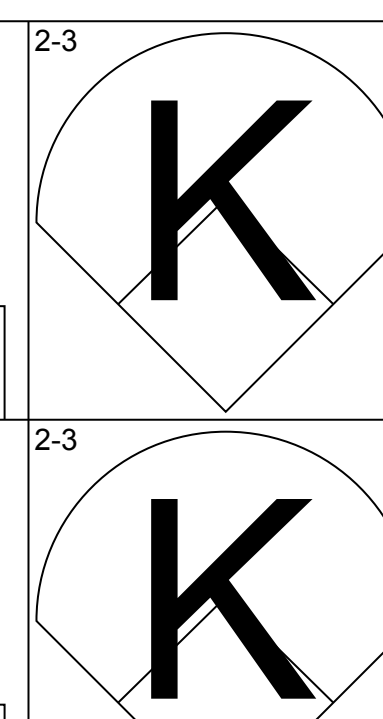
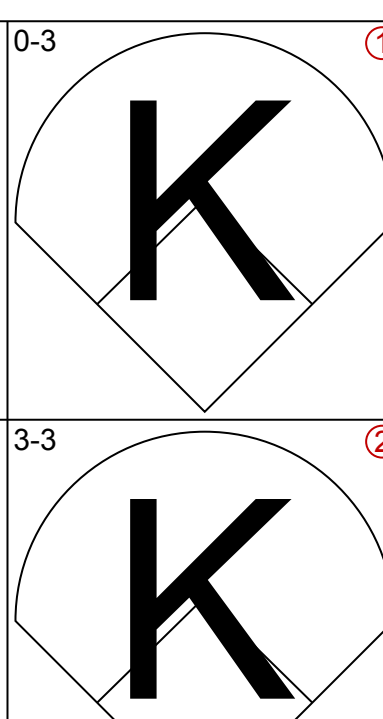
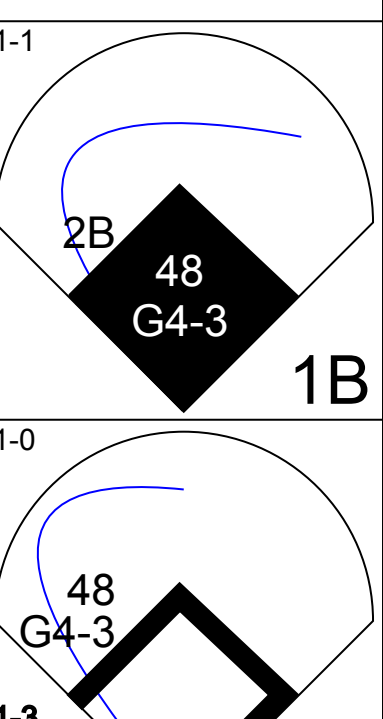
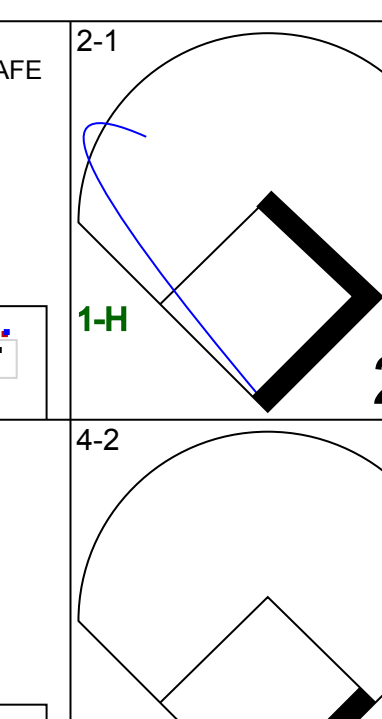
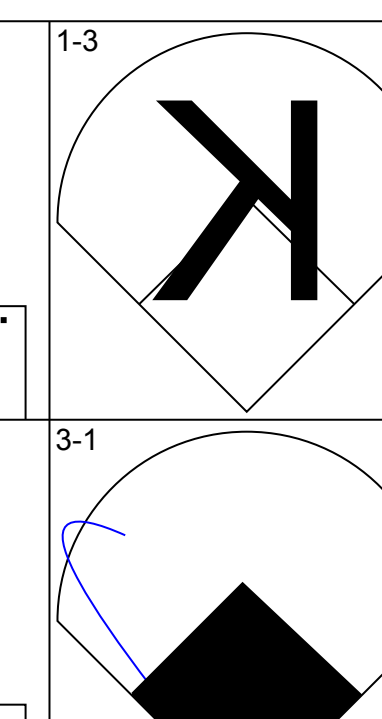
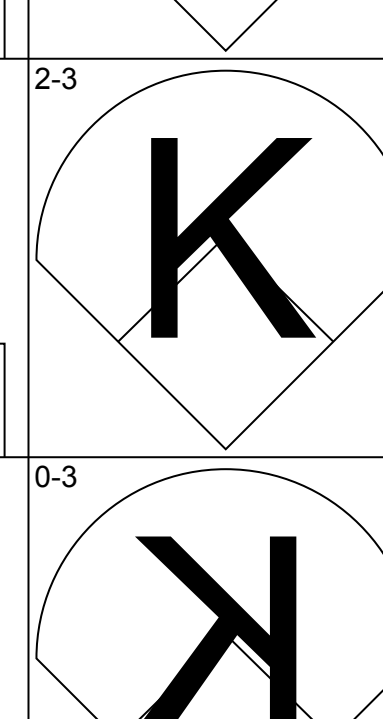
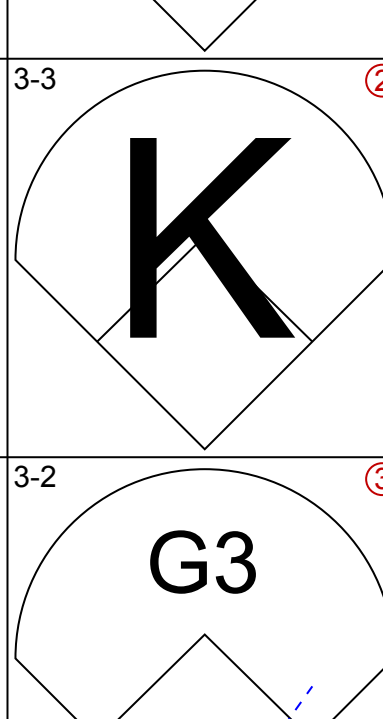
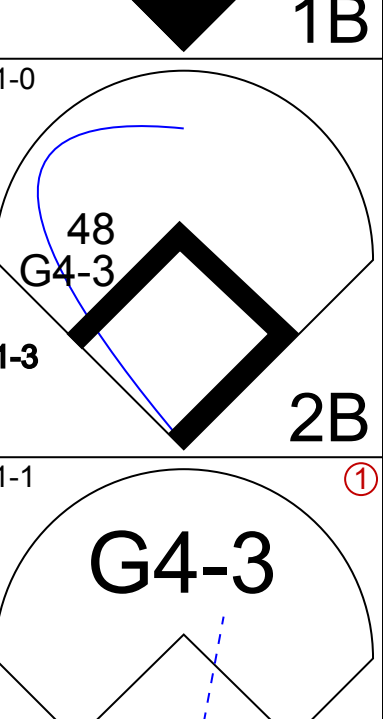
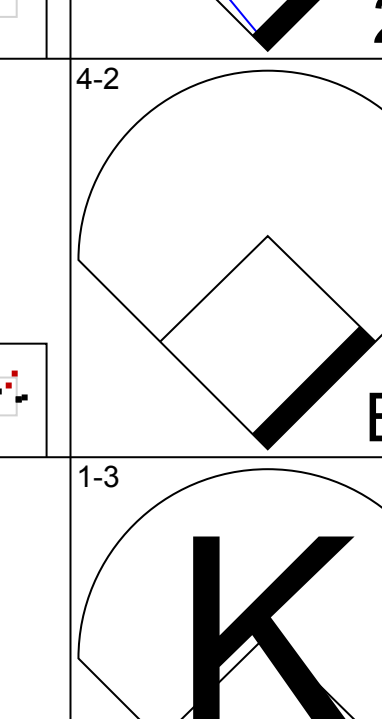
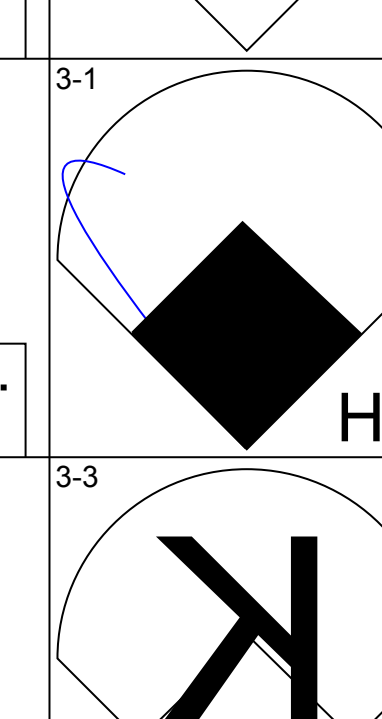
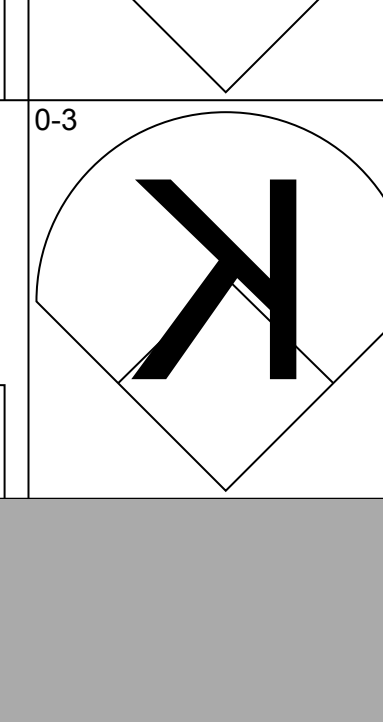
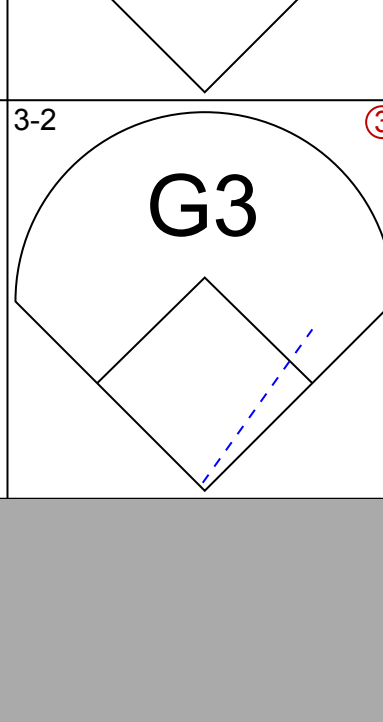
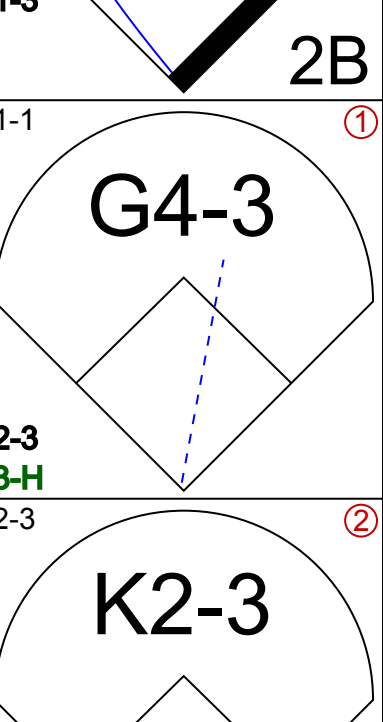
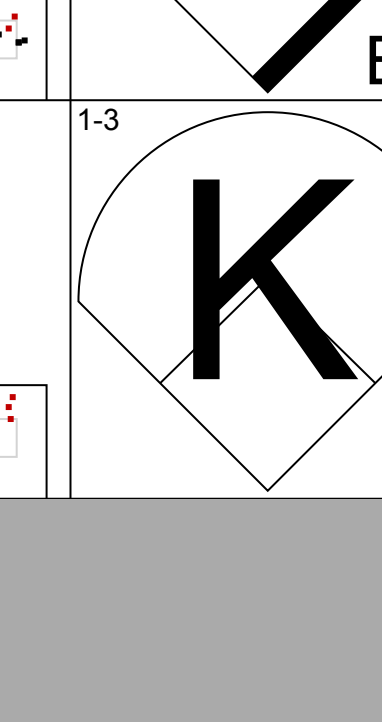
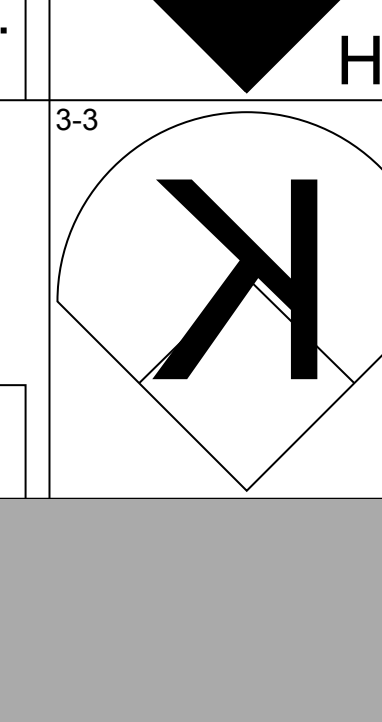
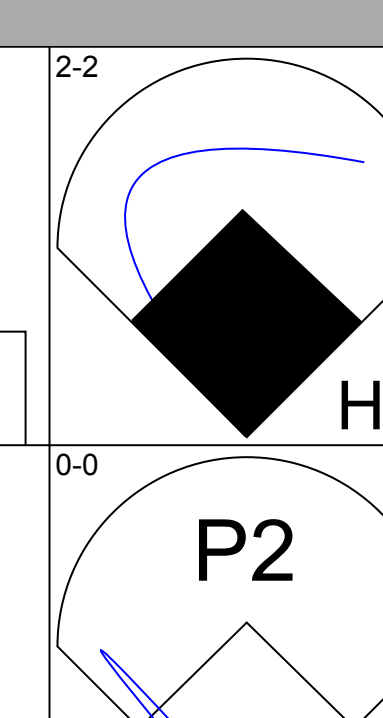
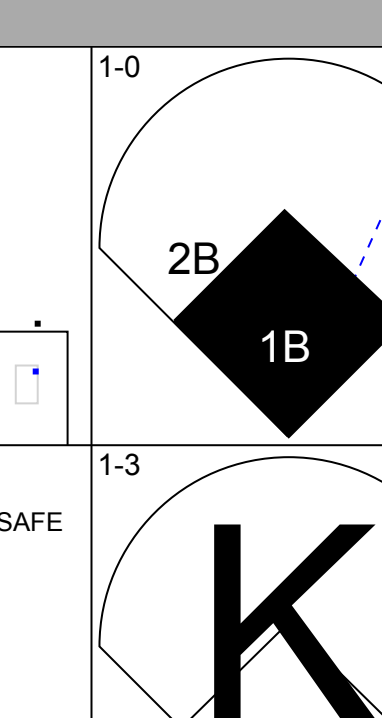
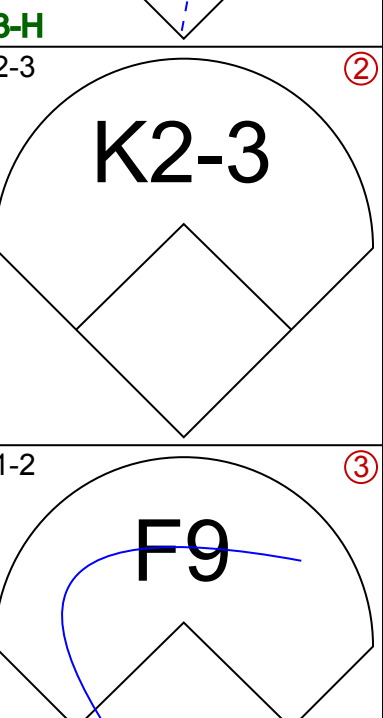
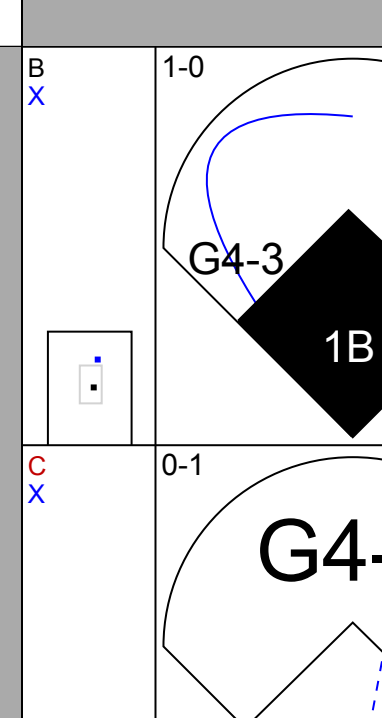
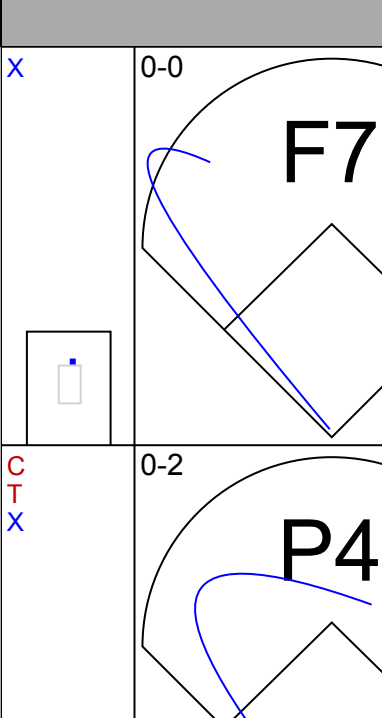
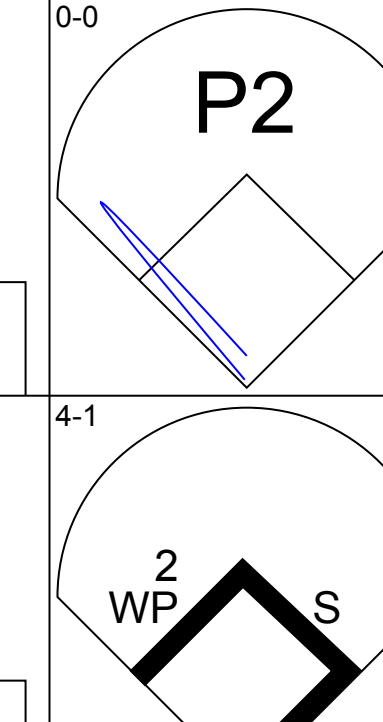
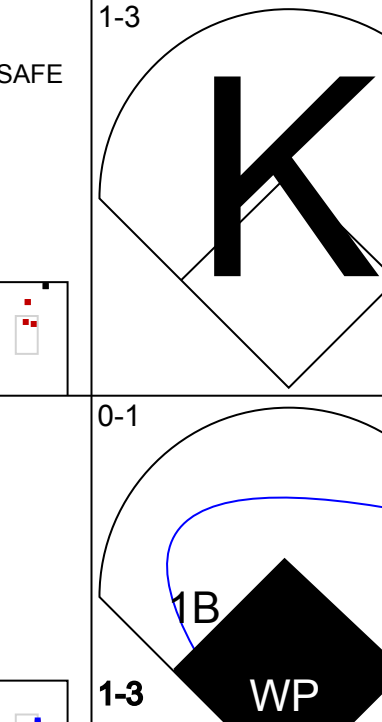
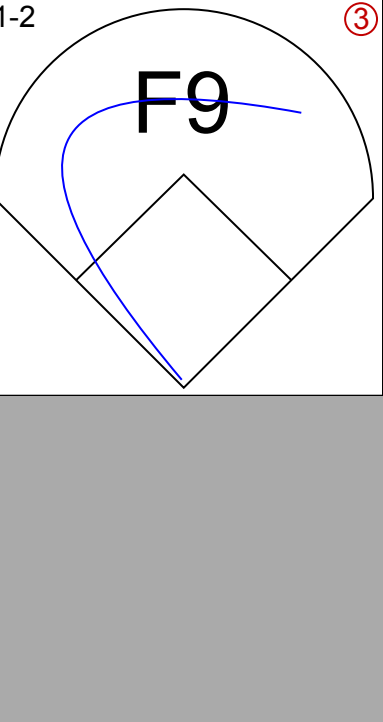
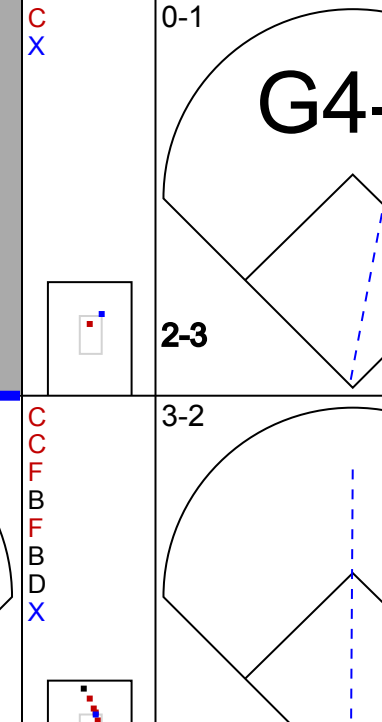
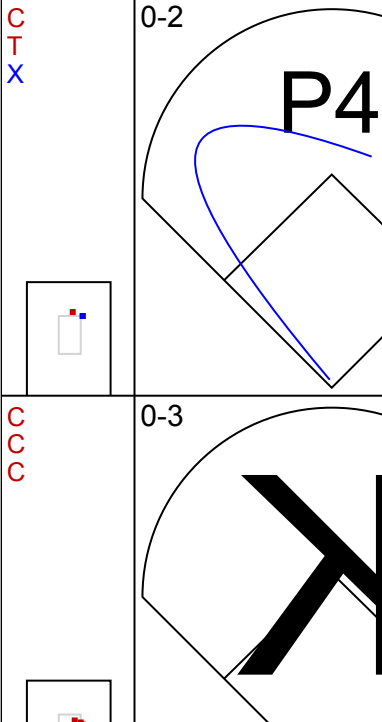
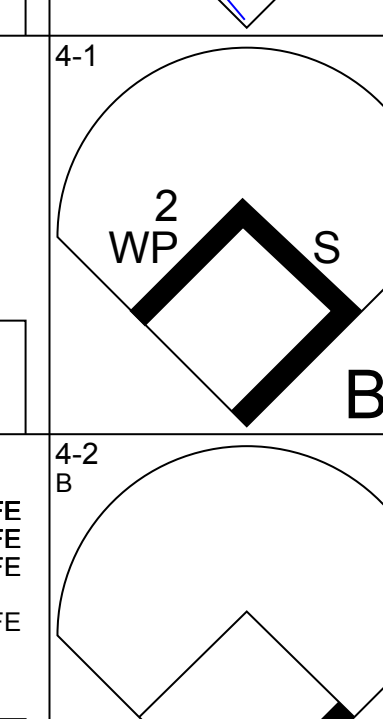
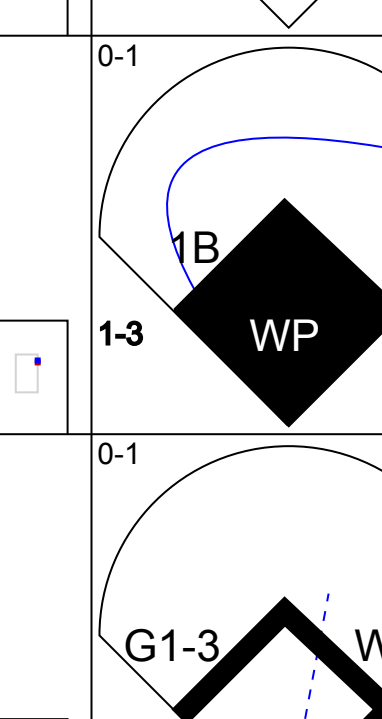
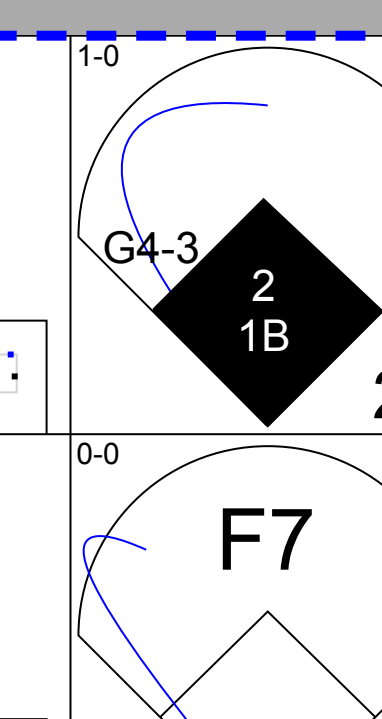
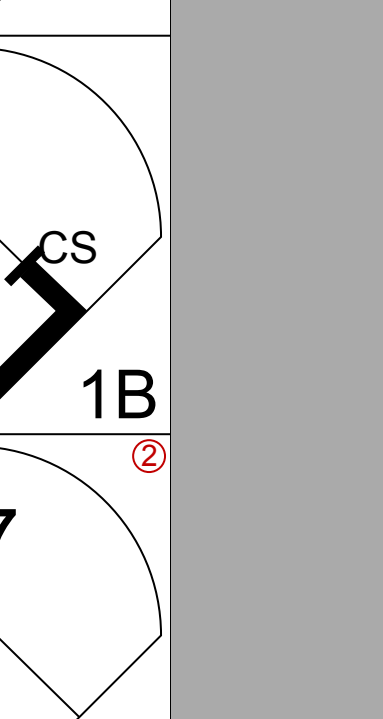
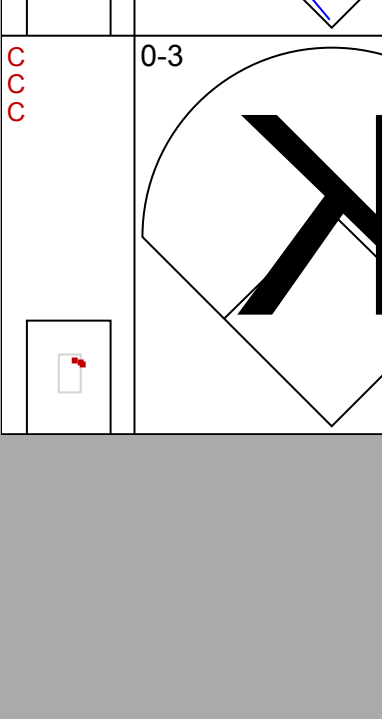
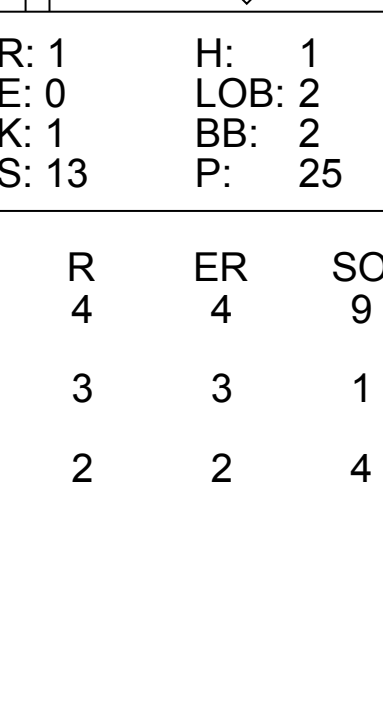
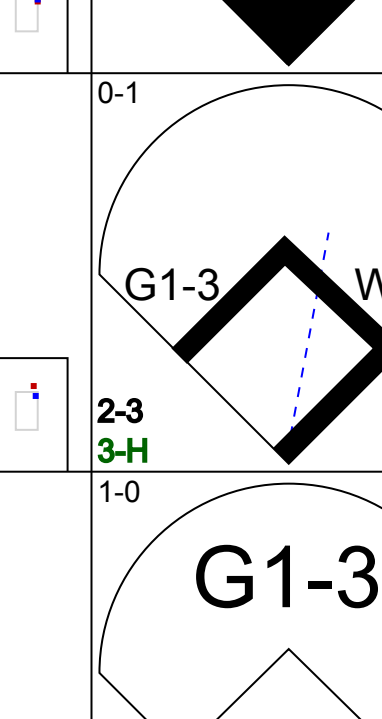
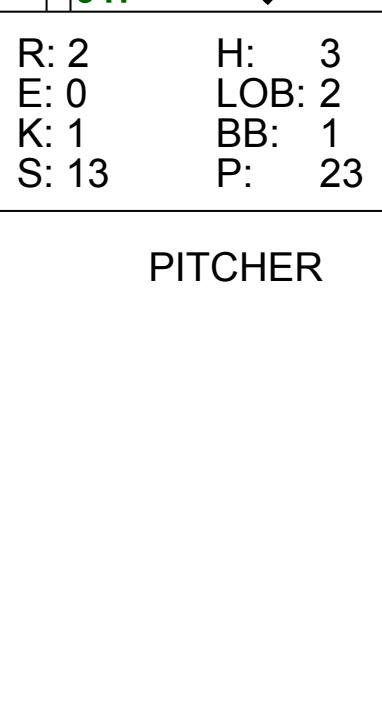
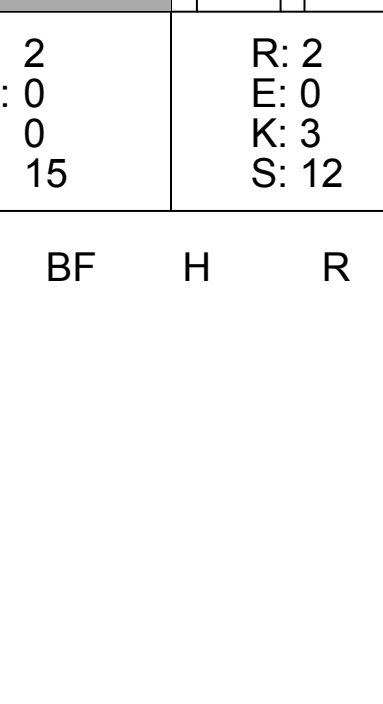
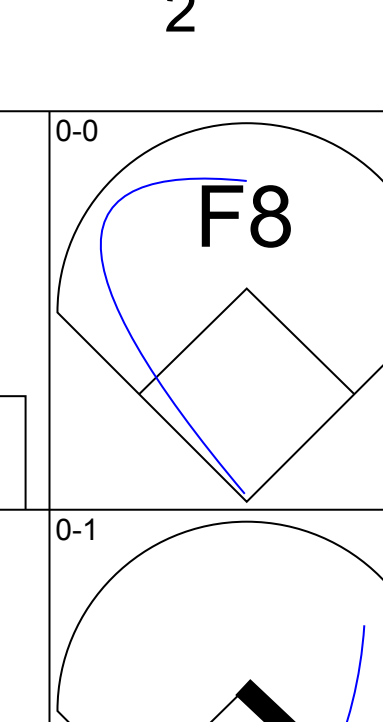
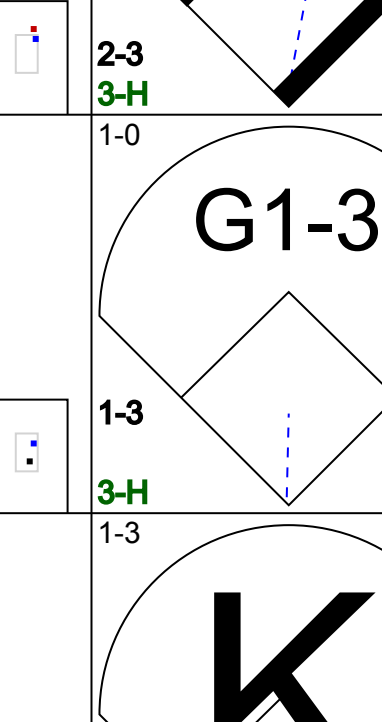

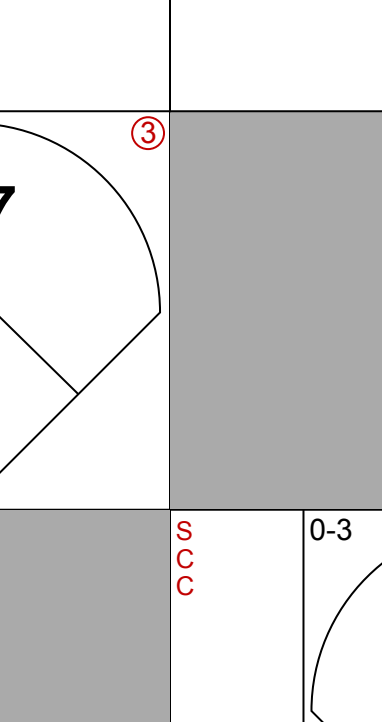
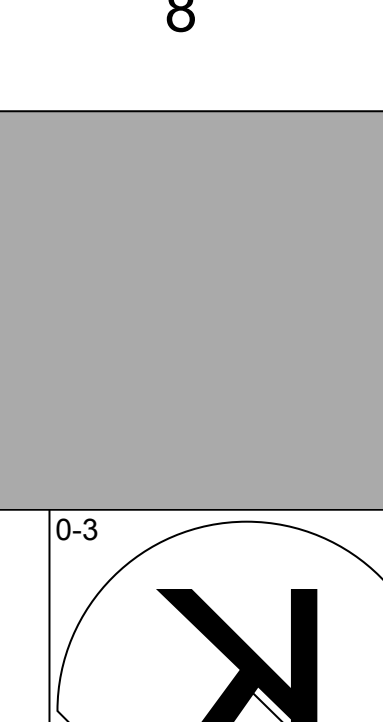
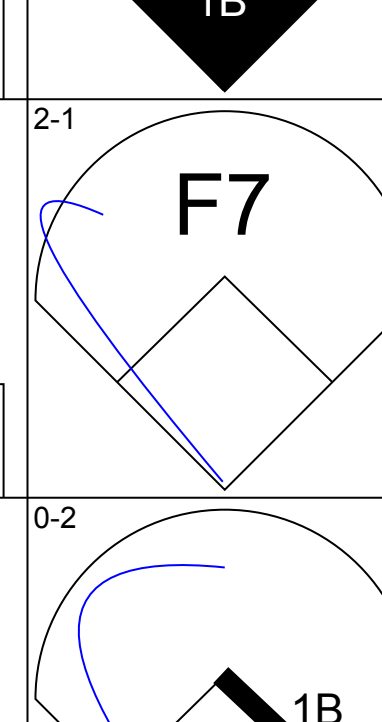
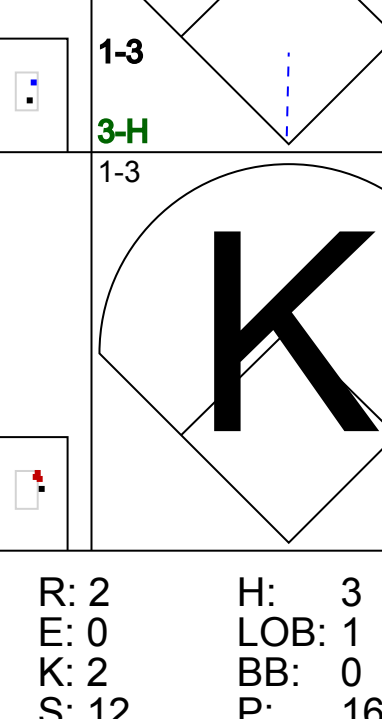
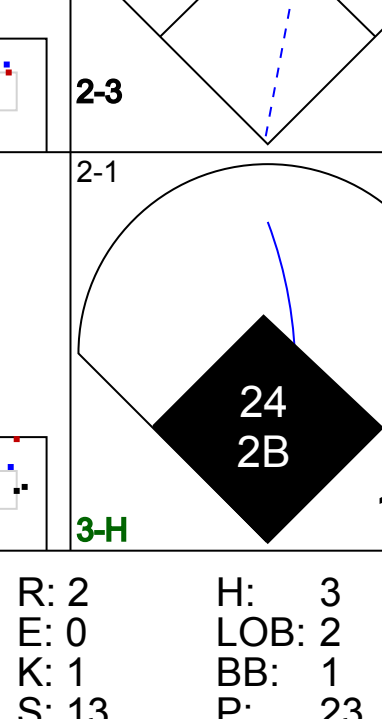
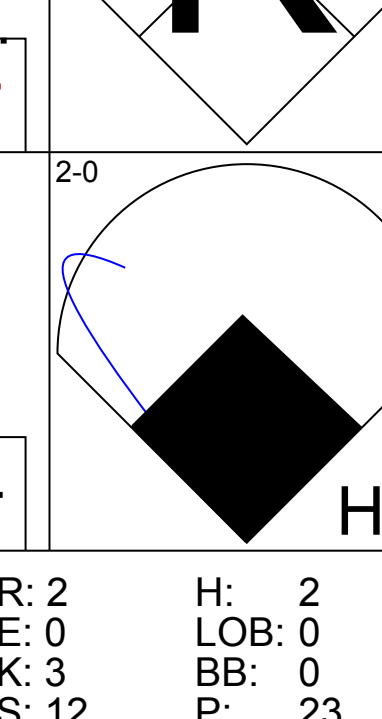
| Batter | 1 | 2 | 3 | 4 | 5 | 6 | 7 | 8 | 9 | AB | R | H | RBI | BB | SO | LOB | BOTTOM | | | |
|--|---|----------------------------------|-------------------------------|----------------------------------|------------------------------|----------------------------------|------------------------------|----------------------------------|-------------------------------|----------------------------------|------------------------------|----------------------------------|-------------------------------|----------------------------------|-------------------------------|----------------------------------|--|----------------------------------|------------------------------------|----------------------------------|
| 9 Chone Figgins, S OBP: 0.331, SLG: 0.403 (1, 4) (7, 5) | | | | | | | | | | 3 | 0 | 0 | 0 | 1 | 0 | 0 | Cleveland Indians @ Los Angeles Angels Angel Stadium of Anaheim, Anaheim, CA Tue May 10 2005, 7:05 PM PDT Att: 38,320 - Clear - 67 F | | | |
| Darin Erstad, L OBP: 0.282, SLG: 0.355 (1, 3) | | | | | | | | | | 4 | 0 | 0 | 0 | 0 | 2 | 3 | | | | |
| 27 Vladimir Guerrero, R OBP: 0.397, SLG: 0.594 (1, 9) | | | | | | | | | | 4 | 1 | 3 | 0 | 0 | 0 | 0 | | | | |
| 16 Garret Anderson, L OBP: 0.319, SLG: 0.438 (1, 7) | | | | | | | | | | 3 | 2 | 1 | 2 | 1 | 2 | 1 | | | | |
| 20 Juan Rivera, R OBP: 0.275, SLG: 0.271 (1, 10) | | | | | | | | | | 4 | 0 | 1 | 0 | 0 | 1 | 1 | | | | |
| Orlando Cabrera, R OBP: 0.298, SLG: 0.378 (1, 6) | | | | | | | | | | 3 | 1 | 0 | 0 | 1 | 0 | 2 | | | | |
| Steve Finley, L OBP: 0.270, SLG: 0.416 (1, 8) | | | | | | | | | | 3 | 0 | 2 | 0 | 1 | 0 | 1 | | | | |
| 39 Robb Quinlan, R OBP: 0.200, SLG: 0.353 Adam Kennedy, L OBP: 0.217, SLG: 0.217 (7, 4) | | | | | | | | | | 2 | 0 | 1 | 0 | 0 | 0 | 1 | | | | |
| Josh Paul, R OBP: 0.238, SLG: 0.316 Jeff DaVanon, S OBP: 0.254 José Molina, R OBP: 0.250, SLG: 0.241 (7, PH) (8, 2) | | | | | | | | | | 2 | 1 | 1 | 2 | 0 | 0 | 0 | | | | |
| Inning Stats | R: 2 E: 0 K: 1 S: 10 | H: 2 LOB: 0 BB: 0 P: 16 | R: 0 E: 0 K: 0 S: 10 | H: 2 LOB: 0 BB: 0 P: 16 | R: 0 E: 0 K: 0 S: 9 | H: 0 LOB: 0 BB: 0 P: 15 | R: 0 E: 0 K: 2 S: 8 | H: 0 LOB: 0 BB: 0 P: 13 | R: 2 E: 0 K: 0 S: 13 | H: 1 LOB: 0 BB: 1 P: 24 | R: 0 E: 0 K: 2 S: 9 | H: 1 LOB: 1 BB: 0 P: 16 | R: 0 E: 0 K: 0 S: 14 | H: 2 LOB: 3 BB: 1 P: 26 | R: 1 E: 0 K: 0 S: 20 | H: 3 LOB: 3 BB: 2 P: 39 | | 1B: 8 2B: 1 3B: 0 HR: 2 | SF: 0 SAC: 0 DP: 0 HBP: 0 | WP: 0 PB: 0 SB: 2 CS: 2 |
| PITCHER | IP WLS BF H R ER SO BB IBB HBP BLK WP HR S P ERA WHIP | | | | | | | | | | | | | | | | | | | |
| CC Sabathia, L ERA: 3.28 (1, 1) | 6.1 L 26 8 4 4 5 1 0 0 0 0 0 0 4 10 0.00 3.000 | | | | | | | | | | | | | | | | | | | |
| David Riske, R ERA: (7, 1) | 0.1 2 0 0 0 0 1 0 0 0 0 0 0 4 10 0.00 3.000 | | | | | | | | | | | | | | | | | | | |
| Scott Sauerbeck, L ERA: 4.82 (7, 1) | 0.1 1 0 0 0 0 0 0 0 0 0 0 0 2 3 0.00 0.000 | | | | | | | | | | | | | | | | | | | |
| 63 Rafael Betancourt, R ERA: 1.65 (8, 1) | 1.0 7 3 1 1 0 2 0 0 0 0 0 0 20 39 9.00 5.000 | | | | | | | | | | | | | | | | | | | |

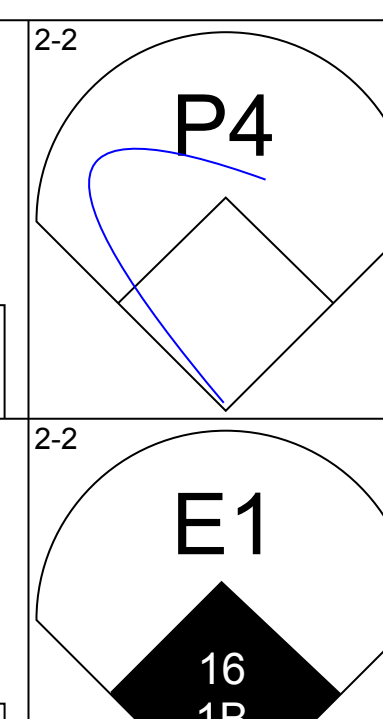
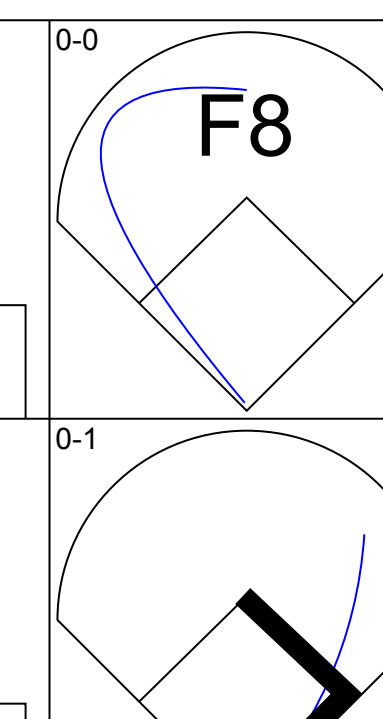
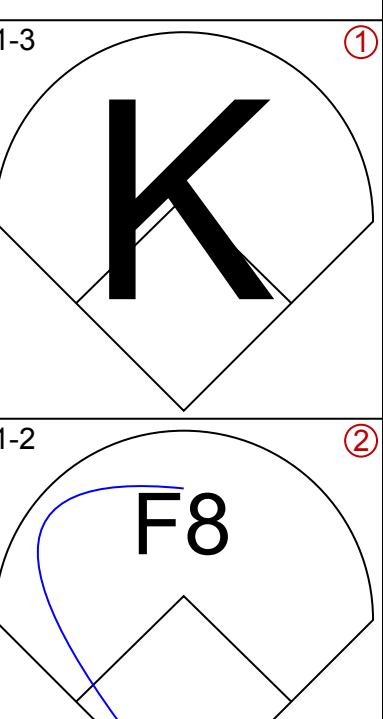
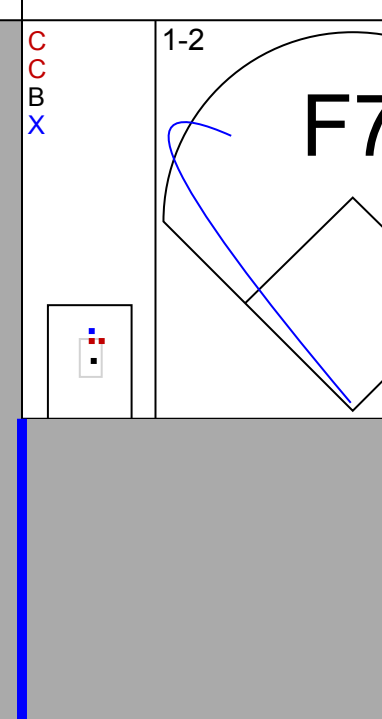
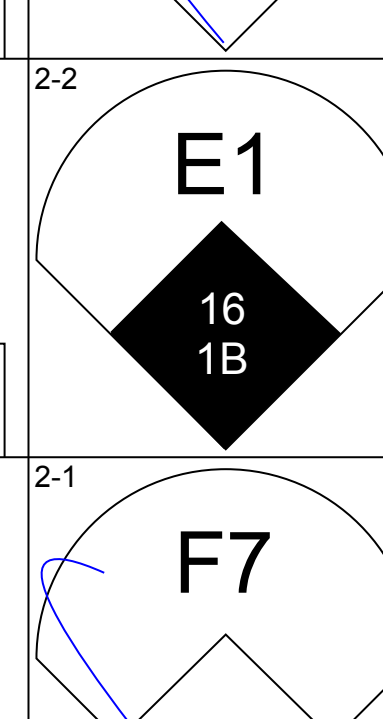
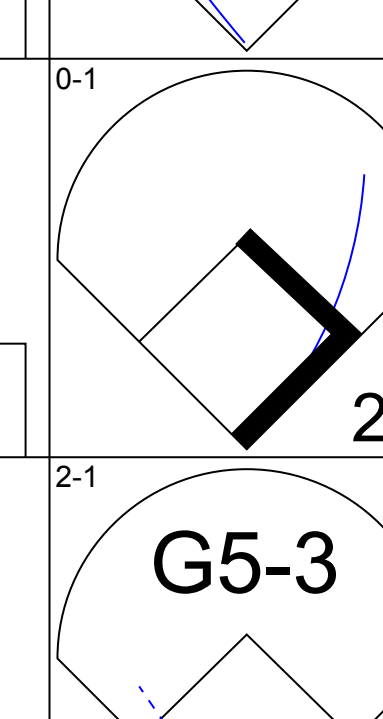
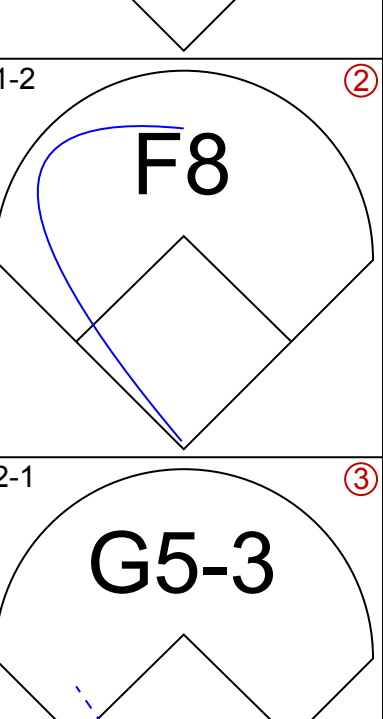
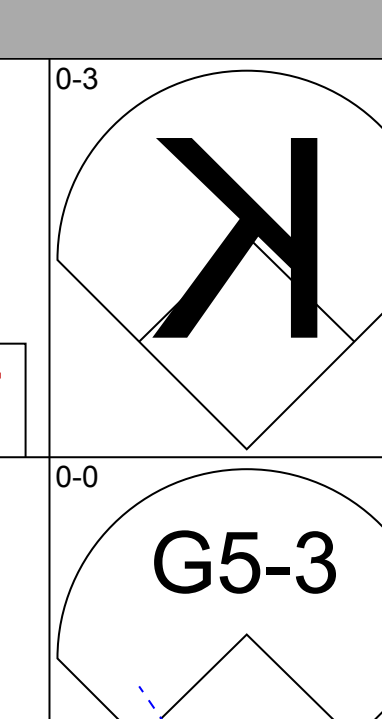
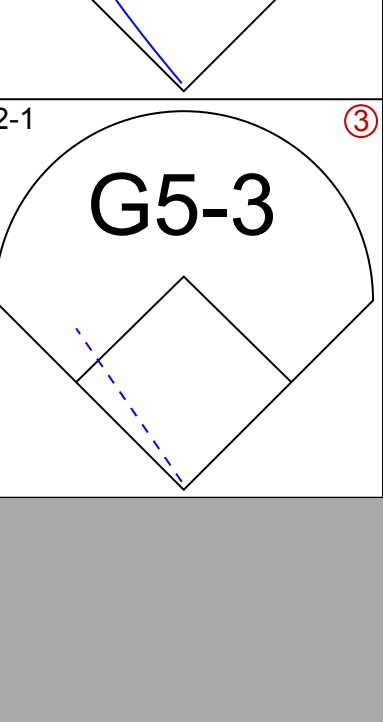
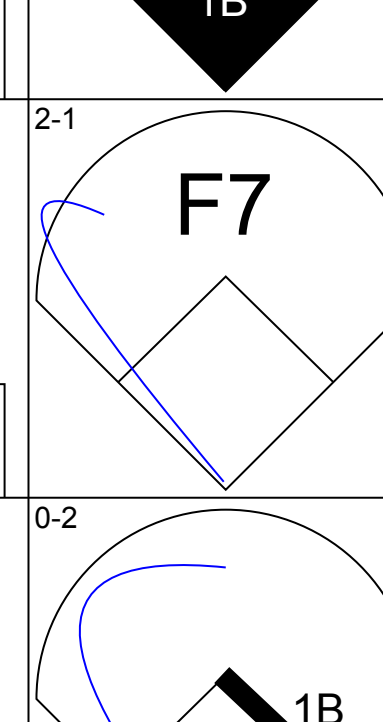
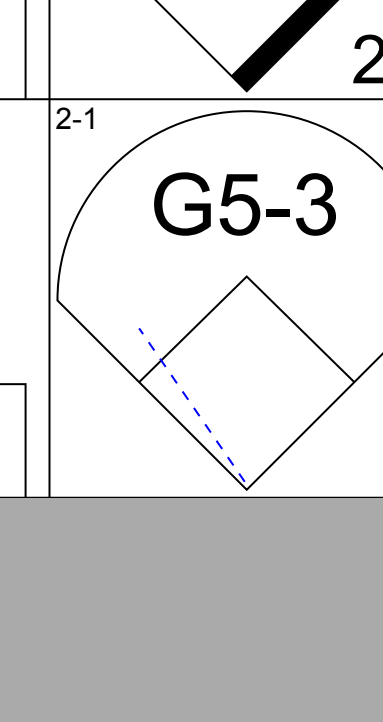

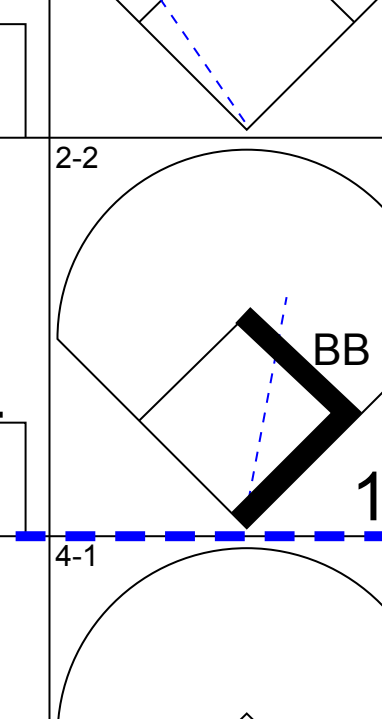
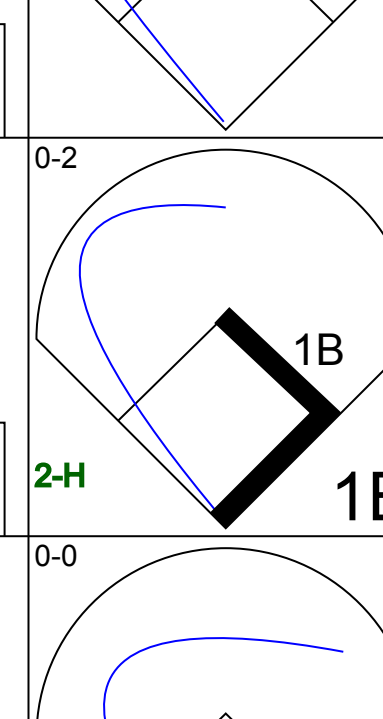
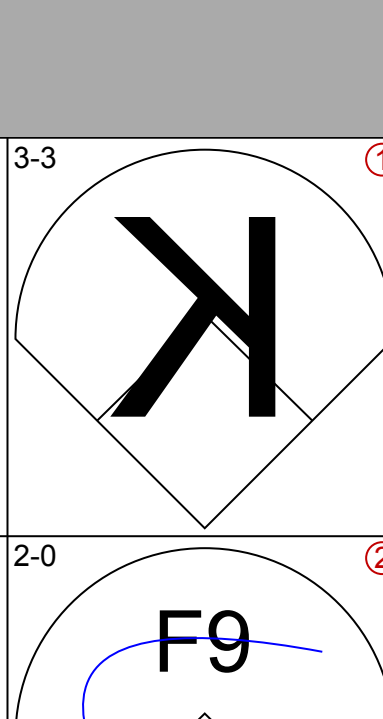
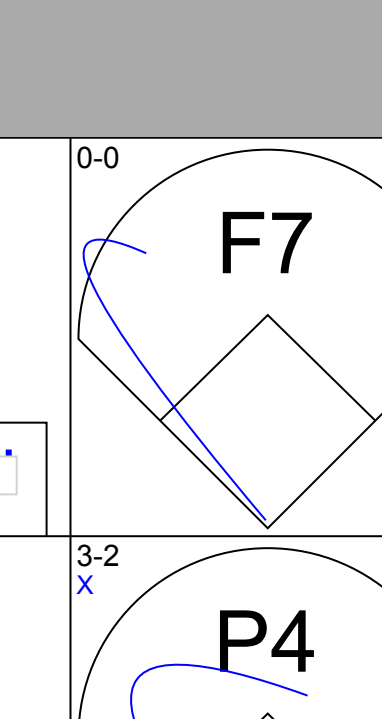
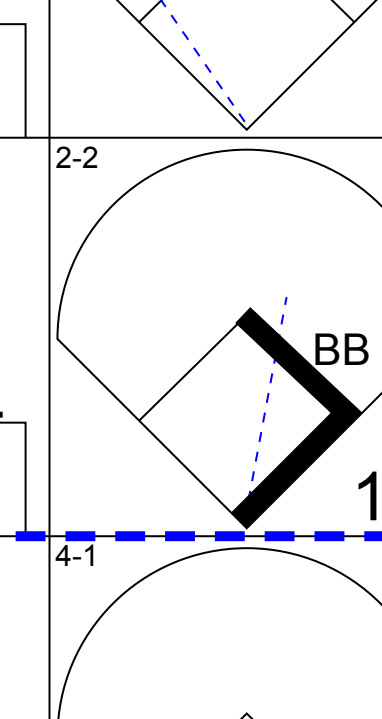
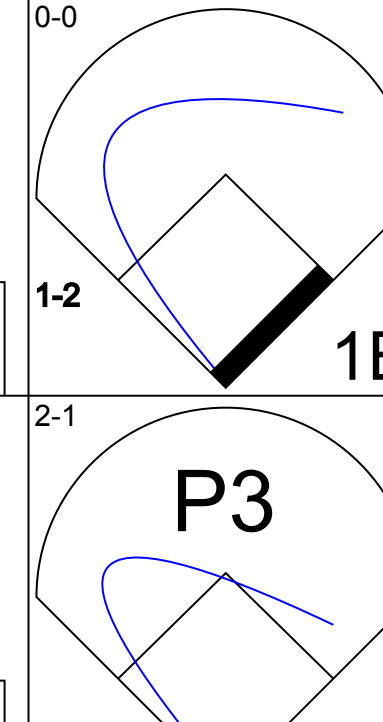
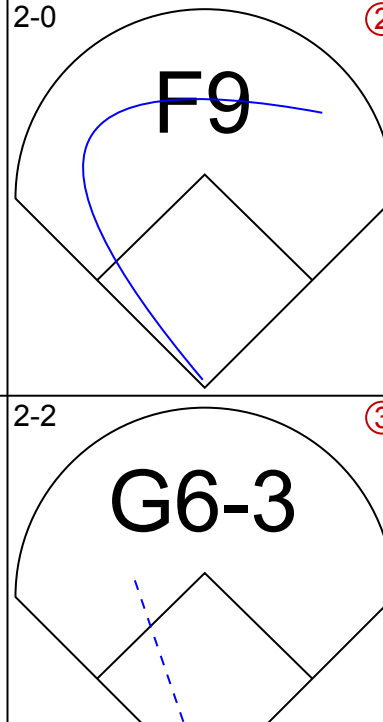
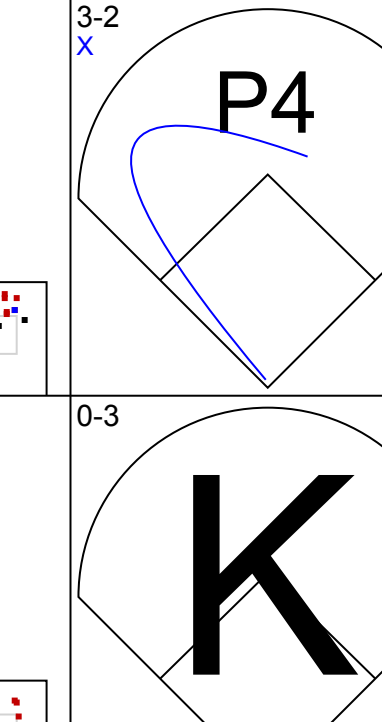
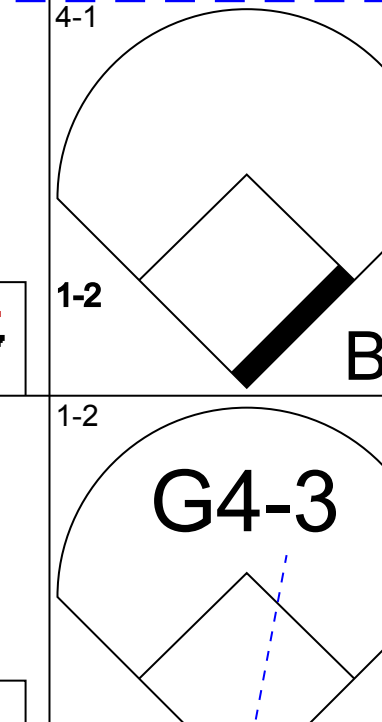
| | |
|-----|----|
| AB | 36 |
| R | 4 |
| H | 9 |
| RBI | 4 |
| BB | 0 |
| SO | 8 |
| LOB | 7 |



| | |
|-----|----|
| AB | 32 |
| R | 5 |
| H | 11 |
| RBI | 5 |
| BB | 4 |
| SO | 5 |
| LOB | 14 |



| Batter | 1 | 2 | 3 | 4 | 5 | 6 | 7 | 8 | 9 | AB | R | H | RBI | BB | SO | LOB | TOP | | | | | | | |
|---|---|---|---|---|---|---|---|---|---|---|---|---|---|---|---|---|--|---|---|---|---|---|---|---|
| 24 Grady Sizemore, L (1, 8) OBP: 0.307, SLG: 0.440 |  | |  | | |  |  |  | | 5 | 1 | 2 | 1 | 0 | 3 | 0 | Cleveland Indians @ Los Angeles Angels Angel Stadium of Anaheim, Anaheim, CA Wed May 11 2005, 1:05 PM PDT Att: 35,508 - Sunny - 73 F | | | | | | | |
| Casey Blake, R (1, 9) OBP: 0.292, SLG: 0.390 |  | |  | | |  |  |  | | 4 | 1 | 2 | 1 | 1 | 2 | 0 | | | | | | | | |
| 48 Travis Hafner, L (1, 10) OBP: 0.379, SLG: 0.464 |  | |  | | |  |  |  | | 5 | 0 | 0 | 1 | 0 | 3 | 3 | | | | | | | | |
| Ben Broussard, L (1, 3) OBP: 0.336, SLG: 0.456 | |  | |  |  | |  | |  | 5 | 3 | 3 | 1 | 0 | 1 | 1 | | | | | | | | |
| Ronnie Belliard, R (1, 4) OBP: 0.298, SLG: 0.467 | |  | |  |  | |  | |  | 5 | 0 | 0 | 0 | 0 | 1 | 3 | | | | | | | | |
| Coco Crisp, S (1, 7) OBP: 0.333, SLG: 0.419 | |  | |  | |  |  | |  | 4 | 2 | 3 | 1 | 1 | 1 | 0 | | | | | | | | |
| Josh Bard, S (1, 2) OBP: 0.250, SLG: 0.391 | |  | |  | |  |  | | | 3 | 0 | 1 | 1 | 1 | 0 | 2 | | | | | | | | |
| Aaron Boone, R (1, 5) OBP: 0.186, SLG: 0.257 | |  | |  | |  |  |  | | 4 | 0 | 0 | 0 | 0 | 1 | 4 | | | | | | | | |
| 2 Jhonny Peralta, R (1, 6) OBP: 0.321, SLG: 0.534 |  | | |  | |  | |  | | 4 | 2 | 2 | 2 | 0 | 2 | 3 | | | | | | | | |
| Inning Stats | R: 0 E: 0 K: 3 S: 9 | H: 0 LOB: 0 BB: 0 P: 13 | R: 1 E: 0 K: 1 S: 13 | H: 1 LOB: 2 BB: 2 P: 25 | R: 0 E: 0 K: 2 S: 11 | H: 0 LOB: 0 BB: 0 P: 17 | R: 2 E: 0 K: 2 S: 12 | H: 3 LOB: 1 BB: 0 P: 16 | R: 1 E: 0 K: 1 S: 14 | H: 2 LOB: 1 BB: 0 P: 20 | R: 2 E: 0 K: 1 S: 13 | H: 3 LOB: 2 BB: 1 P: 23 | R: 1 E: 0 K: 0 S: 9 | H: 2 LOB: 0 BB: 0 P: 15 | R: 2 E: 0 K: 3 S: 12 | H: 2 LOB: 0 BB: 0 P: 23 | R: 0 E: 0 K: 1 S: 7 | H: 0 LOB: 0 BB: 0 P: 7 | 1B: 5 2B: 5 3B: 0 HR: 3 | SF: 0 SAC: 0 DP: 0 HBP: 0 | WP: 2 PB: 0 SB: 1 CS: 1 | PA: 43 | | |
| PITCHER | IP WLS BF H R ER SO BB IBB HBP BLK WP HR S P ERA WHIP | IP WLS BF H R ER SO BB IBB HBP BLK WP HR S P ERA WHIP | IP WLS BF H R ER SO BB IBB HBP BLK WP HR S P ERA WHIP | IP WLS BF H R ER SO BB IBB HBP BLK WP HR S P ERA WHIP | IP WLS BF H R ER SO BB IBB HBP BLK WP HR S P ERA WHIP | IP WLS BF H R ER SO BB IBB HBP BLK WP HR S P ERA WHIP | IP WLS BF H R ER SO BB IBB HBP BLK WP HR S P ERA WHIP | IP WLS BF H R ER SO BB IBB HBP BLK WP HR S P ERA WHIP | IP WLS BF H R ER SO BB IBB HBP BLK WP HR S P ERA WHIP | IP WLS BF H R ER SO BB IBB HBP BLK WP HR S P ERA WHIP | IP WLS BF H R ER SO BB IBB HBP BLK WP HR S P ERA WHIP | IP WLS BF H R ER SO BB IBB HBP BLK WP HR S P ERA WHIP | IP WLS BF H R ER SO BB IBB HBP BLK WP HR S P ERA WHIP | IP WLS BF H R ER SO BB IBB HBP BLK WP HR S P ERA WHIP | IP WLS BF H R ER SO BB IBB HBP BLK WP HR S P ERA WHIP | IP WLS BF H R ER SO BB IBB HBP BLK WP HR S P ERA WHIP | IP WLS BF H R ER SO BB IBB HBP BLK WP HR S P ERA WHIP | IP WLS BF H R ER SO BB IBB HBP BLK WP HR S P ERA WHIP | IP WLS BF H R ER SO BB IBB HBP BLK WP HR S P ERA WHIP | IP WLS BF H R ER SO BB IBB HBP BLK WP HR S P ERA WHIP | IP WLS BF H R ER SO BB IBB HBP BLK WP HR S P ERA WHIP | IP WLS BF H R ER SO BB IBB HBP BLK WP HR S P ERA WHIP | IP WLS BF H R ER SO BB IBB HBP BLK WP HR S P ERA WHIP | IP WLS BF H R ER SO BB IBB HBP BLK WP HR S P ERA WHIP |

| Batter | 1 | 2 | 3 | 4 | 5 | 6 | 7 | 8 | 9 | AB | R | H | RBI | BB | SO | LOB | BOTTOM | | | | | | |
|--|---|---|---|---|---|---|---|---|---|---|---|---|---|---|---|---|--|---|---|---|---|---|---|
| 9 Chone Figgins, S (1, 7) OBP: 0.321, SLG: 0.390 |  |  | | |  | |  | | | 4 | 0 | 0 | 0 | 0 | 1 | 1 | Cleveland Indians @ Los Angeles Angels Angel Stadium of Anaheim, Anaheim, CA Wed May 11 2005, 1:05 PM PDT Att: 35,508 - Sunny - 73 F | | | | | | |
| Steve Finley, L (1, 8) OBP: 0.271, SLG: 0.422 |  |  | | |  | | |  | | 3 | 1 | 1 | 0 | 0 | 0 | 0 | | | | | | | |
| Jeff DaVanon, S (7, 8) OBP: 0.275, SLG: 0.250 | | | | |  | | | | | 1 | 0 | 0 | 0 | 0 | 1 | 0 | | | | | | | |
| 27 Vladimir Guerrero, R (1, 9) OBP: 0.376, SLG: 0.566 |  |  | | |  | | |  | | 4 | 0 | 0 | 0 | 0 | 0 | 2 | | | | | | | |
| 16 Garret Anderson, L (1, 10) OBP: 0.324, SLG: 0.439 |  | |  | | |  | |  | | 4 | 0 | 2 | 1 | 0 | 1 | 0 | | | | | | | |
| Orlando Cabrera, R (1, 6) OBP: 0.304, SLG: 0.377 |  | |  | | |  | |  | | 3 | 0 | 1 | 0 | 1 | 0 | 0 | | | | | | | |
| 39 Robb Quinlan, R (1, 3) OBP: 0.179, SLG: 0.316 | | | | | | | | | | 4 | 0 | 0 | 0 | 0 | 1 | 4 | | | | | | | |
| 8 Dallas McPherson, L (1, 5) OBP: 0.259, SLG: 0.339 | | | | | | | | | | 4 | 1 | 2 | 0 | 0 | 1 | 0 | | | | | | | |
| José Molina, R (1, 2) OBP: 0.254, SLG: 0.298 | | | | | | | | | | 3 | 1 | 1 | 2 | 0 | 1 | 1 | | | | | | | |
| 20 Juan Rivera, R (9, PH) OBP: 0.269, SLG: 0.265 | | | | | | | | | | 1 | 0 | 0 | 0 | 0 | 0 | 0 | | | | | | | |
| Adam Kennedy, L (1, 4) OBP: 0.185, SLG: 0.185 | | | | | | | | | | 4 | 0 | 0 | 0 | 0 | 0 | 1 | | | | | | | |
| Inning Stats | R: 1 E: 1 K: 0 S: 16 | H: 2 LOB: 2 BB: 0 P: 24 | R: 2 E: 0 K: 0 S: 13 | H: 3 LOB: 1 BB: 0 P: 21 | R: 0 E: 0 K: 1 S: 7 | H: 0 LOB: 0 BB: 0 P: 14 | R: 0 E: 0 K: 1 S: 6 | H: 0 LOB: 0 BB: 0 P: 9 | R: 0 E: 0 K: 1 S: 11 | H: 0 LOB: 0 BB: 0 P: 15 | R: 0 E: 0 K: 1 S: 11 | H: 1 LOB: 1 BB: 0 P: 10 | R: 0 E: 0 K: 1 S: 11 | H: 1 LOB: 2 BB: 1 P: 18 | R: 0 E: 0 K: 1 S: 8 | H: 0 LOB: 0 BB: 0 P: 15 | 1B: 5 2B: 1 3B: 0 HR: 1 | SF: 0 SAC: 0 DP: 0 HBP: 0 | WP: 0 PB: 0 SB: 0 CS: 0 | PA: 36 | | | |
| PITCHER | IP WLS BF H R ER SO BB IBB HBP BLK WP HR S P ERA WHIP | IP WLS BF H R ER SO BB IBB HBP BLK WP HR S P ERA WHIP | IP WLS BF H R ER SO BB IBB HBP BLK WP HR S P ERA WHIP | IP WLS BF H R ER SO BB IBB HBP BLK WP HR S P ERA WHIP | IP WLS BF H R ER SO BB IBB HBP BLK WP HR S P ERA WHIP | IP WLS BF H R ER SO BB IBB HBP BLK WP HR S P ERA WHIP | IP WLS BF H R ER SO BB IBB HBP BLK WP HR S P ERA WHIP | IP WLS BF H R ER SO BB IBB HBP BLK WP HR S P ERA WHIP | IP WLS BF H R ER SO BB IBB HBP BLK WP HR S P ERA WHIP | IP WLS BF H R ER SO BB IBB HBP BLK WP HR S P ERA WHIP | IP WLS BF H R ER SO BB IBB HBP BLK WP HR S P ERA WHIP | IP WLS BF H R ER SO BB IBB HBP BLK WP HR S P ERA WHIP | IP WLS BF H R ER SO BB IBB HBP BLK WP HR S P ERA WHIP | IP WLS BF H R ER SO BB IBB HBP BLK WP HR S P ERA WHIP | IP WLS BF H R ER SO BB IBB HBP BLK WP HR S P ERA WHIP | IP WLS BF H R ER SO BB IBB HBP BLK WP HR S P ERA WHIP | IP WLS BF H R ER SO BB IBB HBP BLK WP HR S P ERA WHIP | IP WLS BF H R ER SO BB IBB HBP BLK WP HR S P ERA WHIP | IP WLS BF H R ER SO BB IBB HBP BLK WP HR S P ERA WHIP | IP WLS BF H R ER SO BB IBB HBP BLK WP HR S P ERA WHIP | IP WLS BF H R ER SO BB IBB HBP BLK WP HR S P ERA WHIP | IP WLS BF H R ER SO BB IBB HBP BLK WP HR S P ERA WHIP | IP WLS BF H R ER SO BB IBB HBP BLK WP HR S P ERA WHIP |

| | |
|-----|----|
| AB | 39 |
| R | 9 |
| H | 13 |
| RBI | 8 |
| BB | 3 |
| SO | 14 |
| LOB | 16 |



| | |
|-----|----|
| AB | 35 |
| R | 3 |
| H | 7 |
| RBI | 3 |
| BB | 1 |
| SO | 6 |
| LOB | 9 |



| Batter | 1 | 2 | 3 | 4 | 5 | 6 | 7 | 8 | 9 | AB | R | H | RBI | BB | SO | LOB | TOP | | | | | | | | |
|--|------------------------------|---------------------------------|------------------------------|----------------------------------|------------------------------|----------------------------------|-------------------------------|----------------------------------|------------------------------|----------------------------------|-------------------------------|----------------------------------|-------------------------------|----------------------------------|------------------------------|---------------------------------|---|----------------------------------|----------------------------------|------------------------------------|----------------------------------|--------|--|--|--|
| 9 Chone Figgins, S OBP: 0.312, SLG: 0.378 | 1-1 P4 | | 0-0 F9 | | 1-1 F8 | | 1-2 F7 | | | 4 | 0 | 0 | 0 | 0 | 0 | 3 | Los Angeles Angels @ Detroit Tigers Comerica Park, Detroit, MI Sat May 14 2005, 1:10 PM EDT Att: 33,380 - Cloudy - 62 F | | | | | | | | |
| Darin Erstad, L OBP: 0.278, SLG: 0.367 | 0-1 G4-3 | | 2-2 G1-3 | | | 2-2 G6-3 3B | | 0-2 G5-3 | | 4 | 1 | 1 | 0 | 0 | 2 | | | | | | | | | | |
| Orlando Cabrera, R OBP: 0.301, SLG: 0.369 | 2-1 G6-3 | | | 1-1 20 1B | | 1-1 G6-3 | | 0-2 P4 | | 4 | 0 | 1 | 1 | 0 | 0 | | | | | | | | | | |
| 16 Garret Anderson, L (1, 10) OBP: 0.257, SLG: 0.436 | | 2-1 P2 | | 1-3 K | | 2-2 20 FC6-4 1B | | 0-0 G5-3 | | 4 | 0 | 1 | 0 | 0 | 1 | | | | | | | | | | |
| 20 Juan Rivera, R OBP: 0.273, SLG: 0.269 Adam Kennedy, L (9, PH) OBP: 0.219, SLG: 0.219 | 0-1 P3 | | 0-0 1B | | 2-2 FC6-4 39 CS | | 1-2 F9 | | 1-2 F9 | 3 | 0 | 1 | 0 | 0 | 0 | 1 | | | | | | | | | |
| 39 Robb Quinlan, R OBP: 0.190, SLG: 0.341 Steve Finley, L (9, PH) OBP: 0.276, SLG: 0.417 | 2-3 K | | 1-3 1B | | 1-0 CS | | 3-2 1B | | 0-3 K | 1 | 0 | 0 | 0 | 0 | 2 | | | | | | | | | | |
| 8 Dallas McPherson, L (1, 5) | | | 0-0 SH1-4 HBP 1B | | 3-3 K | | 0-3 K | | 2-3 K | 4 | 0 | 1 | 0 | 0 | 3 | | | | | | | | | | |
| José Molina, R OBP: 0.273, SLG: 0.305 Jeff DaVanon, S (7, PR) OBP: 0.294, SLG: 0.286 | | 1-0 SH1-4 HBP | | 1-3 K | | 1-1 2H 1B | | | | 2 | 0 | 1 | 1 | 0 | 1 | | | | | | | | | | |
| Chris Prieto, L (1, 8) 27 Vladimir Guerrero, R (7, PH) Josh Paul, R (7, 2) OBP: 0.238, SLG: 0.316 | 1-0 SH1-4 | | 1-2 F8 | | 1-2 F9 | | | | | 1 | 0 | 0 | 0 | 0 | 0 | | | | | | | | | | |
| | 1-2 2-3 | | | | | | | | | 1 | 0 | 0 | 0 | 0 | 0 | | | | | | | | | | |
| Inning Stats | R: 0 E: 0 K: 0 S: 6 | H: 0 LOB: 0 BB: 0 P: 9 | R: 0 E: 0 K: 1 S: 7 | H: 0 LOB: 0 BB: 0 P: 11 | R: 0 E: 0 K: 0 S: 7 | H: 1 LOB: 2 BB: 0 P: 11 | R: 0 E: 0 K: 3 S: 12 | H: 2 LOB: 2 BB: 0 P: 18 | R: 0 E: 0 K: 1 S: 9 | H: 0 LOB: 0 BB: 0 P: 12 | R: 1 E: 0 K: 0 S: 15 | H: 2 LOB: 1 BB: 0 P: 23 | R: 1 E: 0 K: 1 S: 15 | H: 2 LOB: 1 BB: 0 P: 20 | R: 0 E: 0 K: 0 S: 8 | H: 0 LOB: 0 BB: 0 P: 8 | R: 0 E: 0 K: 2 S: 9 | H: 0 LOB: 0 BB: 0 P: 12 | 1B: 5 2B: 1 3B: 1 HR: 0 | SF: 0 SAC: 1 DP: 0 HBP: 1 | WP: 0 PB: 0 SB: 0 CS: 1 | PA: 35 | | | |
| PITCHER | IP | WLS | BF | H | R | ER | SO | BB | IBB | HBP | BLK | WP | HR | S | P | ERA | WHIP | | | | | | | | |
| Mike Maroth, L (1, 1) ERA: 3.7 | 6.1 | W | 26 | 7 | 2 | 2 | 6 | 0 | 0 | 1 | 0 | 0 | 0 | 65 | 97 | 2.84 | 1.105 | | | | | | | | |
| Franklyn German, R (7, 1) ERA: 2.51 | 0.2 | H | 2 | 0 | 0 | 0 | 0 | 0 | 0 | 0 | 0 | 0 | 0 | 6 | 7 | 0.00 | 0.000 | | | | | | | | |
| Jamie Walker, L (8, 1) ERA: 2.08 | 0.1 | H | 1 | 0 | 0 | 0 | 0 | 0 | 0 | 0 | 0 | 0 | 0 | 3 | 3 | 0.00 | 0.000 | | | | | | | | |
| Kyle Farnsworth, R (8, 1) ERA: 3.94 | 0.2 | H | 2 | 0 | 0 | 0 | 0 | 0 | 0 | 0 | 0 | 0 | 0 | 5 | 5 | 0.00 | 0.000 | | | | | | | | |
| Ugueth Urbina, R (9, 1) ERA: 3.93 | 1.0 | S | 3 | 0 | 0 | 0 | 2 | 0 | 0 | 0 | 0 | 0 | 0 | 9 | 12 | 0.00 | 0.000 | | | | | | | | |

| Batter | 1 | 2 | 3 | 4 | 5 | 6 | 7 | 8 | 9 | AB | R | H | RBI | BB | SO | LOB | BOTTOM | | | | | | | | |
|---|------------------------------|----------------------------------|-------------------------------|----------------------------------|------------------------------|---------------------------------|-------------------------------|----------------------------------|-------------------------------|----------------------------------|------------------------------|----------------------------------|-------------------------------|----------------------------------|------------------------------|----------------------------------|---|------------------------------------|----------------------------------|--------|--|--|--|--|--|
| Nook Logan, S (1, 8) OBP: 0.387, SLG: 0.478 | 1-0 15 CS 1B | | 0-1 G4-3 | | 1-1 F8 | | 2-2 F8 | | | 4 | 0 | 1 | 0 | 0 | 0 | 1 | Los Angeles Angels @ Detroit Tigers Comerica Park, Detroit, MI Sat May 14 2005, 1:10 PM EDT Att: 33,380 - Cloudy - 62 F | | | | | | | | |
| 15 Brandon Inge, R (1, 5) OBP: 0.408, SLG: 0.504 | 4-2 9 G3-6 BB | | 1-2 K | | 2-1 1H HR | | 2-2 9 1B | | | 3 | 1 | 2 | 2 | 1 | 1 | 0 | | | | | | | | | |
| 9 Carlos Guillen, S (1, 10) OBP: 0.438, SLG: 0.536 | 0-1 G3-6 | | | 1-2 1B | | 1-2 1B | | 1-0 1B | | 4 | 0 | 3 | 0 | 0 | 0 | 1 | | | | | | | | | |
| Dmitri Young, S (1, 3) OBP: 0.353, SLG: 0.496 Carlos Pena, L (9, 3) OBP: 0.328, SLG: 0.330 | | 1-1 G3 | | 0-0 B1 | | 0-1 L5 | | 1-3 K | | 4 | 0 | 0 | 0 | 0 | 1 | 4 | | | | | | | | | |
| Craig Monroe, R (1, 9) OBP: 0.346, SLG: 0.459 | | 2-0 HR | | 4-1 BB | | 1-2 1B | | 4-1 33 WP BB | | 2 | 1 | 2 | 1 | 2 | 0 | 0 | | | | | | | | | |
| 33 Marcus Thames, R (1, 7) OBP: 0.233, SLG: 0.418 | | 3-2 P6 | | 2-2 P6 | | 0-0 F8 | | 2-3 K | | 4 | 0 | 0 | 0 | 0 | 1 | 4 | | | | | | | | | |
| Ramon Martinez, R (1, 6) OBP: 0.241, SLG: 0.250 | | 1-0 1B | | 1-1 F8 | | 0-3 K | | 3-1 P4 | | 4 | 0 | 1 | 0 | 0 | 1 | 4 | | | | | | | | | |
| 13 Vance Wilson, R (1, 2) OBP: 0.280, SLG: 0.143 | | 1-0 P4 | | | 4-2 15 HR BB | | 0-0 F7 | | 1-1 G5-3 | 3 | 1 | 0 | 0 | 1 | 0 | 3 | | | | | | | | | |
| 20 Omar Infante, R (1, 4) OBP: 0.275, SLG: 0.357 | | | 0-1 F9 | | 0-1 P3 | | 0-0 F9 | | | 3 | 0 | 0 | 0 | 0 | 0 | 1 | | | | | | | | | |
| | | | | | | | | | | | | | | | | | | | | | | | | | |
| Inning Stats | R: 0 E: 0 K: 0 S: 9 | H: 1 LOB: 0 BB: 1 P: 14 | R: 1 E: 0 K: 0 S: 11 | H: 2 LOB: 1 BB: 0 P: 19 | R: 0 E: 0 K: 1 S: 7 | H: 0 LOB: 0 BB: 0 P: 8 | R: 0 E: 0 K: 0 S: 11 | H: 1 LOB: 2 BB: 1 P: 19 | R: 2 E: 0 K: 0 S: 15 | H: 2 LOB: 1 BB: 1 P: 23 | R: 0 E: 0 K: 1 S: 9 | H: 1 LOB: 1 BB: 0 P: 10 | R: 0 E: 0 K: 1 S: 13 | H: 2 LOB: 2 BB: 0 P: 19 | R: 0 E: 0 K: 1 S: 8 | H: 0 LOB: 1 BB: 1 P: 18 | 1B: 7 2B: 0 3B: 0 HR: 2 | SF: 0 SAC: 0 DP: 1 HBP: 0 | WP: 1 PB: 0 SB: 0 CS: 1 | PA: 35 | | | | | |
| PITCHER | IP | WLS | BF | H | R | ER | SO | BB | IBB | HBP | BLK | WP | HR | S | P | ERA | WHIP | | | | | | | | |
| Jarrod Washburn, L (1, 1) ERA: 4.04 | 7.0 | L | 31 | 9 | 3 | 3 | 3 | 3 | 0 | 0 | 0 | 1 | 0 | 75 | 112 | 3.86 | 1.714 | | | | | | | | |
| Esteban Yan, R (8, 1) ERA: 4.08 | 1.0 | | 4 | 0 | 0 | 0 | 1 | 1 | 0 | 0 | 0 | 1 | 0 | 8 | 18 | 0.00 | 1.000 | | | | | | | | |

AB 32
R 2
H 7
RBI 2
BB 0
SO 8
LOB 13



AB 31
R 3
H 9
RBI 3
BB 4
SO 4
LOB 18



| Batter | 1 | 2 | 3 | 4 | 5 | 6 | 7 | 8 | 9 | AB | R | H | RBI | BB | SO | LOB | TOP | |
|---|---|---|---------------------------------------|--------------------------------------|---------------------------------------|---------------------------------------|--------------------------------------|---------------------------------------|--------------------------------------|---------------------------------------|--|------------------------------------|-----|----|----|-----|--|--|
| 9 Chone Figgins, S OBP: 0.293, SLG: 0.353 | P3 | | F7 | | | B1-3 | | G5-3 | | 4 | 0 | 0 | 0 | 0 | 0 | 1 | Los Angeles Angels @ Cleveland Indians Jacobs Field, Cleveland, OH Mon May 16 2005, 7:05 PM EDT Att: 13,729 - Clear - 51 F | |
| Darin Erstad, L OBP: 0.283, SLG: 0.359 | P5 | | | 27 BB | | 27 F, 16 BB, 1B | | G6-3 | | 3 | 2 | 1 | 0 | 1 | 0 | 0 | | |
| 27 Vladimir Guerrero, R OBP: 0.374, SLG: 0.549 | P6 | | | 16 L3-6, 1-H, 2B | | E8, 16 BB, 1B | | | | 3 | 1 | 2 | 1 | 1 | 0 | 0 | | |
| 16 Garret Anderson, L OBP: 0.327, SLG: 0.430 | | G3 | | L3-6, 2-2 | | 20 FC5-2-6, 1B | | | | 4 | 0 | 2 | 2 | 0 | 0 | 1 | | |
| 20 Juan Rivera, R OBP: 0.266, SLG: 0.311 | G6-3 | | | F8 | | FC5-2-6, 1B | | F9 | | 4 | 0 | 0 | 0 | 0 | 0 | 3 | | |
| Orlando Cabrera, R OBP: 0.303, SLG: 0.367 | K | | | | | F9, 1B | | | | 4 | 0 | 1 | 0 | 0 | 1 | 2 | | |
| 39 Robb Quinlan, R OBP: 0.204, SLG: 0.319 Chris Prieto, L | | | G4-3 | | F7 | | F8 | | F7 | 3 | 0 | 0 | 0 | 0 | 0 | 1 | | |
| Josh Paul, R OBP: 0.200, SLG: 0.261 | | | F9 | | F8 | | G5-3 | | F9 | 4 | 0 | 0 | 0 | 0 | 0 | 1 | | |
| Adam Kennedy, L OBP: 0.256, SLG: 0.256 | | | | | K | | L6 | | | 3 | 0 | 1 | 0 | 0 | 1 | 1 | | |
| Inning Stats | R: 0, H: 0, E: 0, LOB: 0, K: 0, S: 9 | R: 0, H: 0, E: 0, LOB: 0, K: 1, S: 5 | R: 0, H: 1, E: 0, LOB: 1, K: 0, S: 11 | R: 1, H: 1, E: 0, LOB: 1, K: 0, S: 5 | R: 0, H: 1, E: 0, LOB: 1, K: 1, S: 11 | R: 1, H: 3, E: 1, LOB: 2, K: 0, S: 14 | R: 0, H: 0, E: 0, LOB: 0, K: 0, S: 8 | R: 1, H: 1, E: 0, LOB: 1, K: 0, S: 14 | R: 0, H: 0, E: 0, LOB: 0, K: 0, S: 6 | R: 0, H: 0, E: 0, LOB: 0, K: 2, S: 11 | 1B: 6, SF: 0, 2B: 2, SAC: 0, 3B: 0, DP: 1, HR: 0, HBP: 0 | WP: 0, PA: 35, PB: 0, SB: 1, CS: 0 | | | | | | |
| PITCHER | IP: 7.2, WLS: L, BF: 31, H: 7, R: 3, ER: 2, SO: 2, BB: 2, IBB: 0, HBP: 0, BLK: 0, WP: 0, HR: 0, S: 75, P: 116, ERA: 2.35, WHIP: 1.174 | IP: 1.1, WLS: L, BF: 4, H: 0, R: 0, ER: 0, SO: 0, BB: 0, IBB: 0, HBP: 0, BLK: 0, WP: 0, HR: 0, S: 8, P: 9, ERA: 0.00, WHIP: 0.000 | | | | | | | | | | | | | | | | |

| Batter | 1 | 2 | 3 | 4 | 5 | 6 | 7 | 8 | 9 | AB | R | H | RBI | BB | SO | LOB | BOTTOM | | |
|---|--|---|---|--------------------------------------|--------------------------------------|---------------------------------------|--------------------------------------|---------------------------------------|---------------------------------------|--|------------------------------------|---|-----|----|----|-----|--|--|--|
| 24 Grady Sizemore, L OBP: 0.318, SLG: 0.426 | F8 | | | CS, 1B | | | | | | 3 | 0 | 2 | 1 | 1 | 0 | 0 | Los Angeles Angels @ Cleveland Indians Jacobs Field, Cleveland, OH Mon May 16 2005, 7:05 PM EDT Att: 13,729 - Clear - 51 F | | |
| Casey Blake, R OBP: 0.294, SLG: 0.373 | K | | | K, 1-2 | | P3 | | F9 | | 4 | 0 | 0 | 0 | 0 | 2 | 3 | | | |
| 41 Victor Martinez, S OBP: 0.279, SLG: 0.303 | K | | | HBP | | | | F8 | | 3 | 0 | 0 | 0 | 0 | 1 | 1 | | | |
| 48 Travis Hafner, L OBP: 0.379, SLG: 0.449 | K | | | F7 | | | | F7 | | 4 | 0 | 0 | 0 | 0 | 2 | 1 | | | |
| Ben Broussard, L OBP: 0.336, SLG: 0.448 | L6 | | | K | | | | | G3-1 | 4 | 0 | 1 | 0 | 0 | 1 | 0 | | | |
| Coco Crisp, S OBP: 0.337, SLG: 0.409 | F7 | | | G5-4-3, BB | | FC6-4, BB | | | K | 2 | 0 | 0 | 0 | 2 | 1 | 0 | | | |
| Ronnie Belliard, R OBP: 0.286, SLG: 0.432 | | | | G6-4-3, 1B | | G5-4-3, 1-2 | | FC6-4, 1-2 | | 3 | 0 | 1 | 0 | 0 | 0 | 3 | | | |
| Aaron Boone, R OBP: 0.200, SLG: 0.276 | | | | G6-4-3, 1-2 | | G5-3 | | 24 BB, G5-3, 1B | | 3 | 1 | 1 | 0 | 0 | 0 | 1 | | | |
| 2 Jhonny Peralta, R OBP: 0.326, SLG: 0.529 | G6-3 | | | | | G6-3 | | G5-3 | | 3 | 0 | 0 | 0 | 0 | 0 | 1 | | | |
| Inning Stats | R: 0, H: 0, E: 0, LOB: 0, K: 2, S: 8 | R: 0, H: 0, E: 0, LOB: 0, K: 1, S: 9 | R: 0, H: 1, E: 0, LOB: 0, K: 0, S: 3 | R: 0, H: 1, E: 0, LOB: 1, K: 1, S: 8 | R: 0, H: 0, E: 0, LOB: 0, K: 1, S: 5 | R: 0, H: 0, E: 0, LOB: 1, K: 0, S: 10 | R: 0, H: 1, E: 0, LOB: 2, K: 0, S: 6 | R: 0, H: 2, E: 0, LOB: 1, K: 0, S: 13 | R: 0, H: 0, E: 0, LOB: 0, K: 2, S: 11 | 1B: 5, SF: 0, 2B: 0, SAC: 0, 3B: 0, DP: 2, HR: 0, HBP: 1 | WP: 0, PA: 33, PB: 0, SB: 0, CS: 1 | | | | | | | | |
| PITCHER | IP: 7.0, WLS: W, BF: 25, H: 3, R: 0, ER: 0, SO: 5, BB: 3, IBB: 0, HBP: 0, BLK: 0, WP: 0, HR: 0, S: 49, P: 85, ERA: 0.00, WHIP: 0.857 | IP: 1.0, WLS: H, BF: 5, H: 2, R: 1, ER: 1, SO: 0, BB: 0, IBB: 0, HBP: 0, BLK: 0, WP: 0, HR: 0, S: 13, P: 18, ERA: 9.00, WHIP: 2.000 | IP: 1.0, WLS: S, BF: 3, H: 0, R: 0, ER: 0, SO: 2, BB: 0, IBB: 0, HBP: 0, BLK: 0, WP: 0, HR: 0, S: 11, P: 16, ERA: 0.00, WHIP: 0.000 | | | | | | | | | | | | | | | | |

| Batter | 1 | 2 | 3 | 4 | 5 | 6 | 7 | 8 | 9 | AB | R | H | RBI | BB | SO | LOB | TOP | | | | |
|---|-------------------------------|----------------------------------|------------------------------|----------------------------------|-------------------------------|----------------------------------|-------------------------------|----------------------------------|------------------------------|----------------------------------|-------------------------------|----------------------------------|-------------------------------|----------------------------------|------------------------------|----------------------------------|---|------------------------------------|----------------------------------|--------|--|
| 9 Chone Figgins, S OBP: 0.303, SLG: 0.369 (1, 8) | F7 | | 1B 16 SF7 | F8 | | | | G3-1 20 2B | | 5 | 2 | 3 | 0 | 0 | 0 | 2 | Los Angeles Angels @ Cleveland Indians Jacobs Field, Cleveland, OH Tue May 17 2005, 7:05 PM EDT Att: 15,033 - Cloudy - 57 F | | | | |
| Darin Erstad, L OBP: 0.294, SLG: 0.365 Jeff DaVanon, S OBP: 0.291, SLG: 0.282 (1, 3) (8, PH) | 1B | | 1B | | | K | | G3-1 | | 3 | 1 | 2 | 0 | 1 | 1 | 3 | | | | | |
| 27 Vladimir Guerrero, R OBP: 0.371, SLG: 0.541 20 Juan Rivera, R OBP: 0.277, SLG: 0.339 (1, 9) (8, PH) | 1B | | P3 | | | G6-4-3 | | G5-3 | | 4 | 0 | 1 | 0 | 0 | 0 | 3 | | | | | |
| 16 Garret Anderson, L OBP: 0.325, SLG: 0.434 39 Robb Quinlan, R OBP: 0.200, SLG: 0.313 (1, 7) (8, PH) | 1B | | SF7 | | | G3 | | G6-3 | | 3 | 1 | 1 | 1 | 0 | 0 | 2 | | | | | |
| Steve Finley, L OBP: 0.273, SLG: 0.408 (1, 10) | 1B | | L8 | | | | | | | 5 | 0 | 1 | 1 | 0 | 1 | 2 | | | | | |
| Orlando Cabrera, R OBP: 0.314, SLG: 0.369 Josh Paul, R OBP: 0.231, SLG: 0.292 (1, 6) (8, 7) | P3 | | | | | 1B | | 1B | | 2 | 1 | 1 | 0 | 2 | 0 | 2 | | | | | |
| 8 Dallas McPherson, L OBP: 0.275, SLG: 0.333 (1, 5) | | | F8 | | | K | | E2 | | 5 | 0 | 2 | 0 | 0 | 1 | 2 | | | | | |
| Bengie Molina, R OBP: 0.347, SLG: 0.500 (1, 2) | | | F9 | | | 1B | | G6-3 | | 5 | 0 | 2 | 1 | 0 | 0 | 3 | | | | | |
| Adam Kennedy, L OBP: 0.256, SLG: 0.238 (1, 4) | | | G2-3 | | | F4 | | F7 | | 3 | 0 | 0 | 0 | 0 | 0 | 2 | | | | | |
| Inning Stats | R: 1 E: 0 K: 0 S: 14 | H: 2 LOB: 2 BB: 1 P: 23 | R: 0 E: 0 K: 0 S: 6 | H: 0 LOB: 0 BB: 0 P: 10 | R: 1 E: 0 K: 0 S: 11 | H: 2 LOB: 1 BB: 0 P: 13 | R: 0 E: 0 K: 1 S: 12 | H: 2 LOB: 2 BB: 0 P: 17 | R: 0 E: 0 K: 1 S: 9 | H: 1 LOB: 0 BB: 0 P: 15 | R: 1 E: 0 K: 1 S: 13 | H: 3 LOB: 3 BB: 1 P: 30 | R: 1 E: 0 K: 0 S: 18 | H: 2 LOB: 1 BB: 0 P: 26 | R: 0 E: 0 K: 1 S: 9 | H: 1 LOB: 1 BB: 0 P: 14 | 1B: 12 2B: 3 3B: 0 HR: 0 | SF: 1 SAC: 0 DP: 1 HBP: 1 | WP: 0 PB: 1 SB: 0 CS: 0 | PA: 44 | |
| PITCHER | IP | WLS | BF | H | R | ER | SO | BB | IBB | HBP | BLK | WP | HR | S | P | ERA | WHIP | | | | |
| Scott Elarton, R ERA: 7.05 (1, 1) | 5.2 | W | 26 | 9 | 3 | 3 | 1 | 2 | 0 | 0 | 0 | 0 | 0 | 59 | 95 | 4.76 | 1.941 | | | | |
| Scott Sauerbeck, L ERA: 3.75 (6, 1) | 1.0 | | 8 | 3 | 1 | 0 | 1 | 1 | 0 | 1 | 0 | 0 | 0 | 16 | 31 | 0.00 | 4.000 | | | | |
| David Riske, R ERA: 0.52 (7, 1) | 1.1 | | 6 | 2 | 1 | 1 | 0 | 0 | 0 | 0 | 0 | 0 | 0 | 19 | 27 | 6.75 | 1.500 | | | | |
| Bob Howry, R ERA: 2.76 (9, 1) | 1.0 | | 4 | 1 | 0 | 0 | 1 | 0 | 0 | 0 | 0 | 0 | 0 | 9 | 14 | 0.00 | 1.000 | | | | |

| Batter | 1 | 2 | 3 | 4 | 5 | 6 | 7 | 8 | 9 | AB | R | H | RBI | BB | SO | LOB | BOTTOM | | | | |
|--|-------------------------------|----------------------------------|-------------------------------|----------------------------------|-------------------------------|----------------------------------|-------------------------------|----------------------------------|-------------------------------|----------------------------------|------------------------------|----------------------------------|-------------------------------|----------------------------------|-------------------------------|----------------------------------|---|------------------------------------|----------------------------------|--------|--|
| 24 Grady Sizemore, L OBP: 0.319, SLG: 0.438 (1, 8) | 2B | | | G5-3 | | K | | G5-3 | | 6 | 2 | 2 | 1 | 0 | 1 | 3 | Los Angeles Angels @ Cleveland Indians Jacobs Field, Cleveland, OH Tue May 17 2005, 7:05 PM EDT Att: 15,033 - Cloudy - 57 F | | | | |
| Coco Crisp, S OBP: 0.347, SLG: 0.428 Ryan Ludwick, R OBP: 0.326, SLG: 0.459 (1, 7) (7, 7) | 3B | | | 48 HR | | G3-1 | | K | | 3 | 1 | 2 | 1 | 1 | 0 | 1 | | | | | |
| 48 Travis Hafner, L OBP: 0.393, SLG: 0.484 (1, 10) | 1B | | G4-3 | | | 2B | | K | | 4 | 3 | 3 | 2 | 1 | 0 | 2 | | | | | |
| Ben Broussard, L OBP: 0.338, SLG: 0.471 (1, 3) | HR | | F9 | | | G3 | | K | | 5 | 2 | 2 | 2 | 0 | 1 | 3 | | | | | |
| Josh Bard, S OBP: 0.212, SLG: 0.300 (1, 2) | P3 | | G4-3 | | | P6 | | SF7 | | 4 | 0 | 0 | 1 | 0 | 1 | 2 | | | | | |
| Casey Blake, R OBP: 0.305, SLG: 0.385 (1, 9) | 2B | | 1B | | | 1B | | G4-3 | | 4 | 2 | 2 | 0 | 1 | 0 | 4 | | | | | |
| Ronnie Belliard, R OBP: 0.305, SLG: 0.443 (1, 4) | K2-3 | | 1B | | | 1B | | FC6-4 | | 4 | 1 | 3 | 2 | 1 | 1 | 1 | | | | | |
| Aaron Boone, R OBP: 0.215, SLG: 0.283 (1, 5) | | | BB | | | 24 S | | G6-3 | | 4 | 1 | 2 | 2 | 0 | 0 | 2 | | | | | |
| 2 Jhonny Peralta, R OBP: 0.330, SLG: 0.562 (1, 6) | F9 | | FC6-4 | | | SF7 | | HR | | 4 | 1 | 2 | 2 | 0 | 0 | 3 | | | | | |
| Inning Stats | R: 3 E: 0 K: 1 S: 14 | H: 5 LOB: 1 BB: 0 P: 25 | R: 0 E: 0 K: 0 S: 14 | H: 0 LOB: 2 BB: 1 P: 22 | R: 1 E: 0 K: 0 S: 11 | H: 1 LOB: 2 BB: 2 P: 24 | R: 2 E: 0 K: 0 S: 14 | H: 2 LOB: 0 BB: 0 P: 21 | R: 2 E: 0 K: 1 S: 11 | H: 3 LOB: 1 BB: 0 P: 15 | R: 2 E: 0 K: 1 S: 9 | H: 2 LOB: 1 BB: 1 P: 19 | R: 2 E: 0 K: 1 S: 17 | H: 4 LOB: 2 BB: 0 P: 20 | R: 1 E: 0 K: 1 S: 10 | H: 2 LOB: 1 BB: 0 P: 18 | 1B: 12 2B: 3 3B: 1 HR: 3 | SF: 2 SAC: 0 DP: 0 HBP: 1 | WP: 1 PB: 1 SB: 1 CS: 0 | PA: 47 | |
| PITCHER | IP | WLS | BF | H | R | ER | SO | BB | IBB | HBP | BLK | WP | HR | S | P | ERA | WHIP | | | | |
| 54 Ervin Santana, R ERA: 13.5 (1, 1) | 4.0 | L | 23 | 8 | 6 | 6 | 1 | 3 | 0 | 0 | 0 | 0 | 0 | 19 | 32 | 21.60 | 3.600 | | | | |
| Kevin Gregg, R ERA: 7.09 (5, 1) | 1.2 | | 11 | 5 | 4 | 4 | 2 | 1 | 0 | 0 | 0 | 0 | 0 | 18 | 22 | 13.50 | 3.000 | | | | |
| Esteban Yan, R ERA: 4.74 (6, 1) | 1.1 | | 8 | 4 | 2 | 2 | 1 | 0 | 0 | 0 | 0 | 0 | 1 | 10 | 18 | 0.00 | 2.000 | | | | |
| Jake Woods, L ERA: 2.51 (8, 1) | 1.0 | | 5 | 2 | 1 | 0 | 1 | 0 | 0 | 0 | 0 | 1 | 0 | 10 | 18 | 0.00 | 2.000 | | | | |

| Batter | 1 | 2 | 3 | 4 | 5 | 6 | 7 | 8 | 9 | AB | R | H | RBI | BB | SO | LOB | TOP | | | | | | | | |
|--|------------------------------|----------------------------------|-------------------------------|----------------------------------|------------------------------|----------------------------------|------------------------------|---------------------------------|---|----------------------------------|------------------------------|---------------------------------|-------------------------------|----------------------------------|------------------------------|----------------------------------|-------------------------------|----------------------------------|----------------------------------|------------------------------------|----------------------------------|--------|--|--|--|
| 9 Chone Figgins, S OBP: 0.307, SLG: 0.378 | 1-3 K | 2-2 SF9 3B | | 1-1 F9 | | | 4-0 1B FC1-2 BB | | 0-0 SH5-4 | 3 | 1 | 1 | 3 | 1 | 1 | 0 | | | | | | | | | |
| Darin Erstad, L OBP: 0.307, SLG: 0.370 | 4-0 27 G6-3 BB | 0-0 SF9 | | | 2-1 F8 | | 2-1 FC1-2 BB | | 4-0 20 HR IBB | 2 | 1 | 1 | 1 | 2 | 0 | 0 | | | | | | | | | |
| 8 Dallas McPherson, L OBP: 0.295, SLG: 0.321 | | 3-H | | | 2-3 K | | 1-3 FC1-2 1B | | 4-2 20 HR BB | 3 | 1 | 1 | 1 | 2 | 1 | 2 | | | | | | | | | |
| Jeff DaVanon, S OBP: 0.309, SLG: 0.277 | 1-2 27 G6-3 BB | 3-1 | | | 1-1 E5 2B | | 2-3 K | | 1-2 2-3 3-H | 3 | 0 | 0 | 0 | 0 | 0 | 3 | | | | | | | | | |
| 27 Vladimir Guerrero, R OBP: 0.361, SLG: 0.520 | 2-0 G6-3 | 2-2 G5-3 | | | 0-0 2B | | | | 2-2 L9 | 5 | 0 | 1 | 0 | 0 | 1 | 2 | | | | | | | | | |
| 20 Juan Rivera, R OBP: 0.279, SLG: 0.385 | 1-2 2-3 | 1-2 | | | 1-1 K | | | | 1-1 P6 | 0 | 0 | 0 | 0 | 0 | 0 | 0 | | | | | | | | | |
| Steve Finley, L OBP: 0.270, SLG: 0.403 | 0-1 L7 | | | | 0-0 2B | | | | 0-1 G4-3 | 5 | 0 | 1 | 0 | 0 | 0 | 0 | | | | | | | | | |
| Esteban Yan, R OBP: 0.333, SLG: 0.479 | | 1-2 L8 | | 0-1 P3 | | | | | 1-0 PB 9 3B 1B | 4 | 1 | 1 | 0 | 0 | 0 | 1 | | | | | | | | | |
| Orlando Cabrera, R OBP: 0.305, SLG: 0.356 | | 1-0 | | 0-1 F8 | | | | | 1-1 G5-4-3 | 4 | 2 | 2 | 0 | 0 | 0 | 0 | | | | | | | | | |
| Bengie Molina, R OBP: 0.280, SLG: 0.265 | | 2-1 PB 9 3B 1B | | 1-1 G4-3 | | | | | 0-0 9 SH5-4 39 PB BB 1B | 4 | 2 | 2 | 0 | 0 | 0 | 0 | | | | | | | | | |
| Adam Kennedy, L OBP: 0.280, SLG: 0.265 | | 1-2 PB 9 3B 1B | | 0-2 G4-3 | | | | | 4-2 BB 20 SH5-4 HR BB | 2 | 1 | 0 | 0 | 1 | 0 | 0 | | | | | | | | | |
| Jarrod Washburn, L OBP: 0.216, SLG: 0.313 | | 4-2 9 3B BB | | | | | | | 1-2 2-3 | 0 | 0 | 0 | 0 | 0 | 0 | 0 | | | | | | | | | |
| Brendan Donnelly, R OBP: 0.216, SLG: 0.313 | | | | | | | | | | 0 | 0 | 0 | 0 | 0 | 0 | 0 | | | | | | | | | |
| 39 Robb Quinlan, R OBP: 0.216, SLG: 0.313 | | | | | | | | | | 0 | 1 | 0 | 0 | 1 | 0 | 0 | | | | | | | | | |
| Inning Stats | R: 0 E: 0 K: 1 S: 9 | H: 0 LOB: 2 BB: 2 P: 20 | R: 4 E: 0 K: 0 S: 19 | H: 4 LOB: 1 BB: 1 P: 34 | R: 0 E: 0 K: 1 S: 7 | H: 0 LOB: 0 BB: 0 P: 10 | R: 0 E: 0 K: 0 S: 7 | H: 0 LOB: 0 BB: 0 P: 9 | R: 0 E: 1 K: 1 S: 9 | H: 1 LOB: 2 BB: 0 P: 14 | R: 0 E: 0 K: 0 S: 5 | H: 0 LOB: 0 BB: 0 P: 9 | R: 0 E: 0 K: 1 S: 10 | H: 1 LOB: 2 BB: 1 P: 17 | R: 0 E: 0 K: 0 S: 6 | H: 1 LOB: 0 BB: 0 P: 10 | R: 5 E: 0 K: 0 S: 17 | H: 2 LOB: 0 BB: 3 P: 33 | 1B: 6 2B: 1 3B: 1 HR: 1 | SF: 1 SAC: 1 DP: 1 HBP: 0 | WP: 0 PB: 2 SB: 2 CS: 0 | PA: 42 | | | |
| PITCHER | IP | WLS | BF | H | R | ER | SO | BB | IBB | HBP | BLK | WP | HR | S | P | ERA | WHIP | | | | | | | | |
| Scott Erickson, R ERA: 7.22 | 1.2 | L | 12 | 4 | 4 | 4 | 1 | 3 | 0 | 0 | 0 | 0 | 0 | 24 | 48 | 21.60 | 4.200 | | | | | | | | |
| Wilson Alvarez, L ERA: 9.84 | 4.1 | | 14 | 1 | 0 | 0 | 2 | 0 | 0 | 0 | 0 | 0 | 0 | 32 | 48 | 0.00 | 0.231 | | | | | | | | |
| Duaner Sanchez, R ERA: 2.42 | 2.0 | | 8 | 2 | 0 | 0 | 1 | 1 | 0 | 0 | 0 | 0 | 0 | 16 | 27 | 0.00 | 1.500 | | | | | | | | |
| Kelly Wunsch, L ERA: 4.4 | 0.1 | | 4 | 1 | 3 | 3 | 0 | 1 | 1 | 0 | 0 | 0 | 0 | 4 | 12 | 81.00 | 6.000 | | | | | | | | |
| 43 Yhency Brazoban, R ERA: 4.75 | 0.2 | | 4 | 1 | 2 | 2 | 0 | 1 | 0 | 0 | 0 | 0 | 1 | 13 | 21 | 27.00 | 3.000 | | | | | | | | |

Los Angeles Angels @ Los Angeles Dodgers
 Dodger Stadium, Los Angeles, CA
 Fri May 20 2005, 7:40 PM PDT
 Att: 54,543 - Clear - 70 F

AB 33
 R 9
 H 9
 RBI 9
 BB 7
 SO 4
 LOB 10



| Batter | 1 | 2 | 3 | 4 | 5 | 6 | 7 | 8 | 9 | AB | R | H | RBI | BB | SO | LOB | BOTTOM | | | | | | | | |
|--|------------------------------|----------------------------------|------------------------------|----------------------------------|------------------------------|---------------------------------|-------------------------------|----------------------------------|------------------------------|----------------------------------|-------------------------------|----------------------------------|------------------------------|----------------------------------|-------------------------------|----------------------------------|----------------------------------|------------------------------------|----------------------------------|--------|--|--|--|--|--|
| Cesar Izturis, S OBP: 0.395, SLG: 0.426 | 0-2 17 G5-4-3 1B | | 2-2 F7 | | | 1-1 F7 | | 0-2 G5-3 | | 4 | 0 | 2 | 0 | 0 | 0 | 0 | | | | | | | | | |
| 17 Jason Repko, R OBP: 0.294, SLG: 0.429 | 2-1 G5-4-3 | | | 0-2 F8 | | 1-0 P4 | | | 1-2 G6-3 | 4 | 0 | 0 | 0 | 0 | 0 | 2 | | | | | | | | | |
| J.D. Drew, L OBP: 0.382, SLG: 0.413 | 1-2 K | | | 1-1 G3 | | 3-2 F7 | | | 2-2 WP 1B | 4 | 0 | 1 | 0 | 0 | 1 | 1 | | | | | | | | | |
| 12 Jeff Kent, R OBP: 0.384, SLG: 0.523 | | 2-2 P4 | | 3-2 F9 | | | 2-1 P6 | | 0-0 F7 | 4 | 0 | 0 | 0 | 0 | 0 | 1 | | | | | | | | | |
| Milton Bradley, S OBP: 0.361, SLG: 0.561 | | 0-1 F9 | | | 0-0 G6-3 | | 1-1 P3 | | 4-2 BB | 3 | 0 | 0 | 0 | 1 | 0 | 0 | | | | | | | | | |
| Olmedo Saenz, R OBP: 0.418, SLG: 0.621 | | 0-1 2B | | | 1-1 P3 | | 2-2 1B 2B | | 1-1 F8 | 4 | 0 | 2 | 0 | 0 | 0 | 2 | | | | | | | | | |
| Jason Phillips, R OBP: 0.339, SLG: 0.412 | | 1-1 F7 | | | 4-2 FC6-4 BB | | 0-0 2H 1B | | | 2 | 0 | 1 | 0 | 1 | 0 | 1 | | | | | | | | | |
| Mike Edwards, R OBP: 0.326, SLG: 0.350 | | | 0-1 G5-3 | | 1-2 FC6-4 | | | 2-2 F8 | | 3 | 0 | 0 | 0 | 0 | 0 | 1 | | | | | | | | | |
| Scott Erickson, R ERA: 3.54 | | | 0-1 G1-3 | | | 2-0 G5-3 | | 2-1 F9 | | 0 | 0 | 0 | 0 | 0 | 0 | 0 | | | | | | | | | |
| Antonio Perez, R ERA: 2.79 | | | | | | | | | | 1 | 0 | 0 | 0 | 0 | 0 | 0 | | | | | | | | | |
| Duaner Sanchez, R ERA: 2.79 | | | | | | | | | | 0 | 0 | 0 | 0 | 0 | 0 | 0 | | | | | | | | | |
| Hee-Seop Choi, L ERA: 4.5 | | | | | | | | | | 0 | 0 | 0 | 0 | 0 | 0 | 0 | | | | | | | | | |
| Kelly Wunsch, L ERA: 4.5 | | | | | | | | | | 0 | 0 | 0 | 0 | 0 | 0 | 0 | | | | | | | | | |
| 43 Yhency Brazoban, R ERA: 4.5 | | | | | | | | | | 0 | 0 | 0 | 0 | 0 | 0 | 0 | | | | | | | | | |
| Inning Stats | R: 0 E: 0 K: 1 S: 8 | H: 1 LOB: 0 BB: 0 P: 11 | R: 0 E: 0 K: 0 S: 9 | H: 1 LOB: 1 BB: 0 P: 12 | R: 0 E: 0 K: 0 S: 7 | H: 0 LOB: 0 BB: 0 P: 9 | R: 0 E: 0 K: 0 S: 10 | H: 0 LOB: 0 BB: 0 P: 14 | R: 0 E: 0 K: 0 S: 7 | H: 1 LOB: 1 BB: 0 P: 14 | R: 0 E: 0 K: 0 S: 10 | H: 2 LOB: 2 BB: 0 P: 15 | R: 0 E: 0 K: 0 S: 8 | H: 0 LOB: 0 BB: 0 P: 12 | R: 0 E: 0 K: 0 S: 16 | H: 1 LOB: 2 BB: 1 P: 24 | 1B: 4 2B: 2 3B: 0 HR: 0 | SF: 0 SAC: 0 DP: 1 HBP: 0 | WP: 1 PB: 0 SB: 0 CS: 0 | PA: 33 | | | | | |
| PITCHER | IP | WLS | BF | H | R | ER | SO | BB | IBB | HBP | BLK | WP | HR | S | P | ERA | WHIP | | | | | | | | |
| Jarrod Washburn, L ERA: 2.79 | 7.0 | W | 25 | 5 | 0 | 0 | 1 | 1 | 0 | 0 | 0 | 0 | 0 | 8 | 12 | 0.00 | 0.857 | | | | | | | | |
| Brendan Donnelly, R ERA: 2.79 | 1.0 | | 3 | 0 | 0 | 0 | 0 | 0 | 0 | 0 | 0 | 0 | 0 | 8 | 12 | 0.00 | 0.857 | | | | | | | | |
| Esteban Yan, R ERA: 4.5 | 1.0 | | 5 | 1 | 0 | 0 | 0 | 1 | 0 | 0 | 0 | 1 | 0 | 16 | 24 | 0.00 | 2.000 | | | | | | | | |

Los Angeles Angels @ Los Angeles Dodgers
 Dodger Stadium, Los Angeles, CA
 Fri May 20 2005, 7:40 PM PDT
 Att: 54,543 - Clear - 70 F

AB 31
 R 0
 H 6
 RBI 0
 BB 2
 SO 1
 LOB 8



| Batter | 1 | 2 | 3 | 4 | 5 | 6 | 7 | 8 | 9 | AB | R | H | RBI | BB | SO | LOB | TOP | | | | | | | | | | |
|---|------------------------------|----------------------------------|------------------------------|----------------------------------|-------------------------------|----------------------------------|------------------------------|----------------------------------|-------------------------------|----------------------------------|------------------------------|---------------------------------|-------------------------------|----------------------------------|-------------------------------|----------------------------------|--|------------------------------------|----------------------------------|--------|--|--|--|--|--|--|--|
| 9 Chone Figgins, S OBP: 0.310, SLG: 0.386 (1.5) | G3 | | 1B | | | G6-3 | | BB 1B 2B | G1-3 | 5 | 1 | 2 | 1 | 0 | 0 | 1 | Los Angeles Angels @ Los Angeles Dodgers Dodger Stadium, Los Angeles, CA Sat May 21 2005, 1:10 PM PDT Att: 53,631 - Sunny - 84 F | | | | | | | | | | |
| Darin Erstad, L OBP: 0.311, SLG: 0.369 (1.3) | G6-4-3 1B | | G6-3 | | | G6-3 | | 1B 20 FC6-2 IBB | | 3 | 0 | 1 | 0 | 1 | 0 | 1 | | | | | | | | | | | |
| Jeff DaVanon, S OBP: 0.316, SLG: 0.279 (1.7) | G6-4-3 | | | B3 | | 1B | | 20 FC6-2 1B BB | | 3 | 0 | 1 | 0 | 1 | 0 | 1 | | | | | | | | | | | |
| Steve Finley, L OBP: 0.276, SLG: 0.406 (1.8) | | P3 | | 1B | | K | | 20 FC6-2 1B | | 4 | 0 | 2 | 1 | 0 | 1 | 1 | | | | | | | | | | | |
| 20 Juan Rivera, R OBP: 0.264, SLG: 0.362 (1.9) | G5-3 | | | F9 | | | | 1B FC6-2 | | 4 | 0 | 0 | 0 | 0 | 0 | 4 | | | | | | | | | | | |
| Orlando Cabrera, R OBP: 0.298, SLG: 0.346 (1.6) | G3-1 | | | G1-3 | | | | G1-3 | | 4 | 0 | 0 | 0 | 0 | 0 | 4 | | | | | | | | | | | |
| Adam Kennedy, L OBP: 0.294, SLG: 0.250 Brendan Donnelly, R OBP: 0.271, SLG: 0.316 (7.1) | | | G1-3 | | G5-3 | | | | K | 3 | 0 | 0 | 0 | 0 | 0 | 0 | | | | | | | | | | | |
| 62 Scot Shields, R (8.1) | | | | | | | | | | 1 | 0 | 0 | 0 | 0 | 1 | 0 | | | | | | | | | | | |
| José Molina, R OBP: 0.278, SLG: 0.354 (1.2) | | | HR | | P4 | | | 8 FC1-6 1B | K | 4 | 1 | 2 | 1 | 0 | 1 | 0 | | | | | | | | | | | |
| 41 John Lackey, R 8 Dallas McPherson, L OBP: 0.271, SLG: 0.316 (7.5) | | | G4-3 | | F8 | | | FC1-6 9 WP 2B | | 2 | 0 | 0 | 0 | 0 | 0 | 0 | | | | | | | | | | | |
| Inning Stats | R: 0 E: 0 K: 0 S: 6 | H: 1 LOB: 0 BB: 0 P: 10 | R: 0 E: 0 K: 0 S: 8 | H: 0 LOB: 0 BB: 0 P: 12 | R: 1 E: 0 K: 0 S: 10 | H: 2 LOB: 1 BB: 0 P: 16 | R: 0 E: 0 K: 0 S: 8 | H: 1 LOB: 1 BB: 0 P: 13 | R: 0 E: 0 K: 1 S: 12 | H: 1 LOB: 0 BB: 0 P: 15 | R: 0 E: 0 K: 0 S: 5 | H: 0 LOB: 0 BB: 0 P: 7 | R: 0 E: 0 K: 0 S: 14 | H: 3 LOB: 3 BB: 2 P: 28 | R: 0 E: 0 K: 1 S: 11 | H: 0 LOB: 1 BB: 1 P: 18 | 1B: 6 2B: 1 3B: 0 HR: 1 | SF: 0 SAC: 0 DP: 1 HBP: 0 | WP: 1 PB: 0 SB: 1 CS: 0 | PA: 37 | | | | | | | |
| PITCHER | IP | WLS | BF | H | R | ER | SO | BB | IBB | HBP | BLK | WP | HR | S | P | ERA | WHIP | | | | | | | | | | |
| 31 Brad Penny, R ERA: 3.79 Giovanni Carrara, R ERA: 5.19 Kelly Wunsch, L ERA: 4.44 Duaner Sanchez, R ERA: 2.35 Eric Gagne, R ERA: 9.0 | 7.0 | | 25 | 5 | 1 | 1 | 1 | 0 | 0 | 0 | 0 | 0 | 1 | 54 | 80 | 1.29 | 0.714 | | | | | | | | | | |
| | 0.1 | L | 5 | 2 | 2 | 2 | 0 | 1 | 1 | 0 | 0 | 0 | 0 | 7 | 19 | 54.00 | 9.000 | | | | | | | | | | |
| | 0.0 | | 1 | 1 | 0 | 0 | 0 | 0 | 0 | 0 | 0 | 0 | 0 | 2 | 3 | ∞ | ∞ | | | | | | | | | | |
| | 0.2 | | 2 | 0 | 0 | 0 | 0 | 0 | 0 | 0 | 0 | 0 | 0 | 5 | 6 | 0.00 | 0.000 | | | | | | | | | | |
| | 1.0 | | 4 | 0 | 0 | 0 | 2 | 1 | 0 | 0 | 0 | 0 | 0 | 11 | 18 | 0.00 | 1.000 | | | | | | | | | | |

| Batter | 1 | 2 | 3 | 4 | 5 | 6 | 7 | 8 | 9 | AB | R | H | RBI | BB | SO | LOB | BOTTOM | | | | | | | | | | | |
|---|------------------------------|----------------------------------|------------------------------|----------------------------------|-------------------------------|----------------------------------|-------------------------------|----------------------------------|------------------------------|----------------------------------|-------------------------------|----------------------------------|------------------------------|----------------------------------|-------------------------------|----------------------------------|--|------------------------------------|----------------------------------|--------|--|--|--|--|--|--|--|--|
| Cesar Izturis, S OBP: 0.392, SLG: 0.422 (1.6) | CS 1B | | FC6-4 | | | K | F7 | | | 4 | 0 | 1 | 0 | 0 | 1 | 4 | Los Angeles Angels @ Los Angeles Dodgers Dodger Stadium, Los Angeles, CA Sat May 21 2005, 1:10 PM PDT Att: 53,631 - Sunny - 84 F | | | | | | | | | | | |
| Hee-Seon Choi, L OBP: 0.410, SLG: 0.538 (1.3) | L3 HBP | | K | | | 1B | | F8 | | 3 | 0 | 1 | 0 | 0 | 1 | 2 | | | | | | | | | | | | |
| J.D. Drew, L OBP: 0.374, SLG: 0.401 (1.9) | L3 | | | K | | F8 | | P6 | | 4 | 0 | 0 | 0 | 0 | 1 | 2 | | | | | | | | | | | | |
| 12 Jeff Kent, R OBP: 0.376, SLG: 0.510 (1.4) | | E5 | | K2-3 | | F8 | | P3 | | 4 | 0 | 0 | 0 | 0 | 1 | 1 | | | | | | | | | | | | |
| Milton Bradley, S OBP: 0.364, SLG: 0.571 (1.8) | | K | | K | | WP 1B 2B | | WP 2B | | 4 | 1 | 2 | 0 | 0 | 2 | 1 | | | | | | | | | | | | |
| Ricky Ledee, L OBP: 0.388, SLG: 0.430 (1.7) | G4-6-3 | | | | K | G1-3 | | K | | 4 | 0 | 0 | 0 | 0 | 2 | 3 | | | | | | | | | | | | |
| Antonio Perez, R OBP: 0.364, SLG: 0.364 (1.5) | | | FC6-4 1B | | E5 | | 1B | G6-3 | | 4 | 0 | 2 | 1 | 0 | 0 | 1 | | | | | | | | | | | | |
| Paul Bako, L OBP: 0.372, SLG: 0.324 17 Jason Repko, R OBP: 0.294, SLG: 0.429 (9, PR) | | | FC6-4 BB | | K | | 1B | | | 2 | 0 | 1 | 0 | 2 | 1 | 1 | | | | | | | | | | | | |
| 31 Brad Penny, R ERA: 3.36, SLG: 0.182 Orlando Cabrera, R ERA: 4.85 Giovanni Carrara, R ERA: 5.19 Kelly Wunsch, L ERA: 4.44 Duaner Sanchez, R ERA: 2.35 Eric Gagne, R ERA: 9.0 Jason Phillips, R ERA: 0.409 | 6.1 | | 25 | 5 | 1 | 1 | 10 | 0 | 0 | 0 | 0 | 0 | 0 | 0 | 0 | 0 | 1.42 | 0.947 | | | | | | | | | | |
| | 0.2 | W | 3 | 1 | 0 | 0 | 1 | 0 | 0 | 0 | 0 | 8 | 12 | 0.00 | 1.500 | | | | | | | | | | | | | |
| | 2.0 | S | 8 | 1 | 0 | 0 | 1 | 1 | 0 | 0 | 0 | 17 | 31 | 0.00 | 1.000 | | | | | | | | | | | | | |
| Inning Stats | R: 0 E: 0 K: 0 S: 6 | H: 1 LOB: 0 BB: 0 P: 12 | R: 0 E: 1 K: 1 S: 6 | H: 0 LOB: 0 BB: 0 P: 11 | R: 0 E: 0 K: 2 S: 12 | H: 1 LOB: 2 BB: 1 P: 22 | R: 0 E: 0 K: 3 S: 11 | H: 0 LOB: 0 BB: 0 P: 17 | R: 0 E: 0 K: 1 S: 9 | H: 1 LOB: 1 BB: 0 P: 18 | R: 1 E: 0 K: 1 S: 17 | H: 3 LOB: 2 BB: 0 P: 25 | R: 0 E: 0 K: 0 S: 7 | H: 0 LOB: 0 BB: 0 P: 11 | R: 0 E: 0 K: 1 S: 10 | H: 1 LOB: 2 BB: 1 P: 20 | 1B: 5 2B: 3 3B: 0 HR: 0 | SF: 0 SAC: 0 DP: 2 HBP: 1 | WP: 2 PB: 0 SB: 0 CS: 1 | PA: 36 | | | | | | | | |
| PITCHER | IP | WLS | BF | H | R | ER | SO | BB | IBB | HBP | BLK | WP | HR | S | P | ERA | WHIP | | | | | | | | | | | |
| 41 John Lackey, R ERA: 2.7 Brendan Donnelly, R ERA: 2.7 62 Scot Shields, R ERA: 1.09 | 2.0 | | 8 | 1 | 0 | 0 | 1 | 1 | 0 | 0 | 0 | 1 | 0 | 17 | 31 | 0.00 | 1.000 | | | | | | | | | | | |



| Batter | 1 | 2 | 3 | 4 | 5 | 6 | 7 | 8 | 9 | AB | R | H | RBI | BB | SO | LOB | TOP | | | | | | | | | | |
|---|------------------------------|---------------------------------|-------------------------------|----------------------------------|-------------------------------|----------------------------------|------------------------------|----------------------------------|------------------------------|---------------------------------|-------------------------------|----------------------------------|-------------------------------|----------------------------------|-------------------------------|----------------------------------|--|----------------------------------|----------------------------------|------------------------------------|----------------------------------|--------|--|--|--|--|--|
| 9 Chone Figgins, S OBP: 0.314, SLG: 0.389 | | | | | | | | | | 4 | 1 | 2 | 0 | 0 | 1 | 0 | Los Angeles Angels @ Los Angeles Dodgers Dodger Stadium, Los Angeles, CA Sun May 22 2005, 1:10 PM PDT Att: 53,839 - Sunny - 84 F livebaseballscorecards.com | | | | | | | | | | |
| Adam Kennedy, L OBP: 0.283, SLG: 0.250 | | | | | | | | | | 4 | 0 | 1 | 0 | 0 | 0 | 1 | | | | | | | | | | | |
| Darin Erstad, L OBP: 0.316, SLG: 0.378 | | | | | | | | | | 4 | 0 | 2 | 1 | 0 | 1 | 1 | | | | | | | | | | | |
| 16 Garret Anderson, L OBP: 0.323, SLG: 0.429 39 Robb Quinlan, R OBP: 0.216, SLG: 0.313 | | | | | | | | | | 4 | 0 | 1 | 0 | 0 | 1 | 1 | | | | | | | | | | | |
| 20 Juan Rivera, R OBP: 0.276, SLG: 0.411 | | | | | | | | | | 4 | 1 | 2 | 1 | 0 | 0 | 2 | | | | | | | | | | | |
| 8 Dallas McPherson, L OBP: 0.270, SLG: 0.313 | | | | | | | | | | 4 | 0 | 1 | 0 | 0 | 1 | 3 | | | | | | | | | | | |
| Orlando Cabrera, R OBP: 0.291, SLG: 0.338 | | | | | | | | | | 4 | 0 | 0 | 0 | 0 | 1 | 4 | | | | | | | | | | | |
| Josh Paul, R OBP: 0.214, SLG: 0.269 Curtis Pride, L (7, PH) Kevin Gregg, R (7, 1) Jake Woods, L (7, 1) | | | | | | | | | | 2 | 0 | 0 | 0 | 0 | 2 | 2 | | | | | | | | | | | |
| Paul Byrd, R (1, 1) Steve Finley, L OBP: 0.275, SLG: 0.403 José Molina, R OBP: 0.278, SLG: 0.354 | | | | | | | | | | 2 | 0 | 0 | 0 | 0 | 0 | 1 | | | | | | | | | | | |
| | | | | | | | | | | 1 | 0 | 0 | 0 | 0 | 1 | 0 | | | | | | | | | | | |
| | | | | | | | | | | 0 | 0 | 0 | 0 | 0 | 0 | 0 | | | | | | | | | | | |
| Inning Stats | R: 1 E: 0 K: 0 S: 7 | H: 2 LOB: 0 BB: 0 P: 9 | R: 1 E: 0 K: 1 S: 11 | H: 2 LOB: 1 BB: 0 P: 11 | R: 0 E: 0 K: 2 S: 10 | H: 1 LOB: 1 BB: 0 P: 12 | R: 0 E: 0 K: 1 S: 8 | H: 1 LOB: 1 BB: 0 P: 11 | R: 0 E: 0 K: 0 S: 6 | H: 1 LOB: 2 BB: 0 P: 9 | R: 0 E: 0 K: 1 S: 12 | H: 2 LOB: 2 BB: 0 P: 14 | R: 0 E: 0 K: 2 S: 11 | H: 0 LOB: 0 BB: 0 P: 13 | R: 0 E: 0 K: 1 S: 11 | H: 0 LOB: 0 BB: 0 P: 14 | R: 0 E: 0 K: 1 S: 8 | H: 0 LOB: 0 BB: 0 P: 11 | 1B: 7 2B: 1 3B: 0 HR: 1 | SF: 0 SAC: 0 DP: 1 HBP: 0 | WP: 0 PB: 0 SB: 1 CS: 1 | PA: 34 | | | | | |
| PITCHER | IP | WLS | BF | H | R | ER | SO | BB | IBB | HBP | BLK | WP | HR | S | P | ERA | WHIP | | | | | | | | | | |
| Derek Lowe, R ERA: 3.02 | 7.0 | W | 28 | 9 | 2 | 2 | 7 | 0 | 0 | 0 | 0 | 0 | 1 | 65 | 79 | 2.57 | 1.286 | | | | | | | | | | |
| 43 Yhency Brazoban, R ERA: 4.5 | 1.0 | H | 3 | 0 | 0 | 0 | 1 | 0 | 0 | 0 | 0 | 0 | 0 | 11 | 14 | 0.00 | 0.000 | | | | | | | | | | |
| Eric Gagne, R ERA: 4.5 | 1.0 | | 3 | 0 | 0 | 0 | 1 | 0 | 0 | 0 | 0 | 0 | 0 | 8 | 11 | 0.00 | 0.000 | | | | | | | | | | |

| Batter | 1 | 2 | 3 | 4 | 5 | 6 | 7 | 8 | 9 | AB | R | H | RBI | BB | SO | LOB | BOTTOM | | | | | | | | | | |
|---|------------------------------|---------------------------------|------------------------------|----------------------------------|------------------------------|----------------------------------|-------------------------------|----------------------------------|-------------------------------|----------------------------------|------------------------------|---------------------------------|-------------------------------|----------------------------------|-------------------------------|----------------------------------|--|----------------------------------|----------------------------------|------------------------------------|----------------------------------|--------|--|--|--|--|--|
| Cesar Izturis, S OBP: 0.392, SLG: 0.422 | | | | | | | | | | 5 | 0 | 2 | 1 | 0 | 0 | 3 | Los Angeles Angels @ Los Angeles Dodgers Dodger Stadium, Los Angeles, CA Sun May 22 2005, 1:10 PM PDT Att: 53,839 - Sunny - 84 F livebaseballscorecards.com | | | | | | | | | | |
| J.D. Drew, L OBP: 0.376, SLG: 0.404 | | | | | | | | | | 4 | 0 | 2 | 2 | 0 | 0 | 1 | | | | | | | | | | | |
| Hee-Seop Choi, L OBP: 0.397, SLG: 0.519 | | | | | | | | | | 4 | 0 | 0 | 0 | 0 | 0 | 4 | | | | | | | | | | | |
| 12 Jeff Kent, R OBP: 0.368, SLG: 0.497 | | | | | | | | | | 4 | 0 | 0 | 0 | 0 | 2 | 2 | | | | | | | | | | | |
| Milton Bradley, S OBP: 0.367, SLG: 0.567 | | | | | | | | | | 3 | 1 | 1 | 0 | 1 | 0 | 0 | | | | | | | | | | | |
| Ricky Ledee, L OBP: 0.373, SLG: 0.471 Eric Gagne, R (9, 1) | | | | | | | | | | 4 | 1 | 2 | 1 | 0 | 1 | 1 | | | | | | | | | | | |
| Jason Phillips, R OBP: 0.333, SLG: 0.429 | | | | | | | | | | 4 | 1 | 1 | 1 | 0 | 0 | 2 | | | | | | | | | | | |
| Antonio Perez, R OBP: 0.429, SLG: 0.462 43 Yhency Brazoban, R (8, 1) Olmedo Saenz, R OBP: 0.408, SLG: 0.603 17 Jason Repko, R OBP: 0.294, SLG: 0.429 | | | | | | | | | | 2 | 2 | 1 | 0 | 1 | 0 | 0 | | | | | | | | | | | |
| Derek Lowe, R OBP: 0.143, SLG: 0.143 13 Oscar Robles, L OBP: 0.190, SLG: 0.190 | | | | | | | | | | 0 | 0 | 0 | 0 | 0 | 0 | 0 | | | | | | | | | | | |
| | | | | | | | | | | 2 | 1 | 2 | 1 | 0 | 0 | 0 | | | | | | | | | | | |
| Inning Stats | R: 0 E: 0 K: 0 S: 4 | H: 0 LOB: 0 BB: 0 P: 6 | R: 1 E: 0 K: 0 S: 9 | H: 1 LOB: 0 BB: 0 P: 12 | R: 1 E: 0 K: 0 S: 8 | H: 1 LOB: 1 BB: 1 P: 18 | R: 0 E: 0 K: 1 S: 11 | H: 1 LOB: 1 BB: 1 P: 20 | R: 1 E: 0 K: 0 S: 13 | H: 2 LOB: 1 BB: 0 P: 14 | R: 0 E: 0 K: 1 S: 5 | H: 0 LOB: 0 BB: 0 P: 7 | R: 2 E: 0 K: 1 S: 15 | H: 4 LOB: 2 BB: 0 P: 24 | R: 1 E: 1 K: 0 S: 14 | H: 2 LOB: 2 BB: 0 P: 22 | R: 0 E: 0 K: 0 S: 8 | H: 0 LOB: 0 BB: 0 P: 11 | 1B: 7 2B: 2 3B: 0 HR: 2 | SF: 0 SAC: 2 DP: 0 HBP: 0 | WP: 0 PB: 0 SB: 1 CS: 0 | PA: 37 | | | | | |
| PITCHER | IP | WLS | BF | H | R | ER | SO | BB | IBB | HBP | BLK | WP | HR | S | P | ERA | WHIP | | | | | | | | | | |
| Paul Byrd, R ERA: 4.19 | 6.0 | L | 24 | 5 | 3 | 3 | 2 | 2 | 0 | 0 | 0 | 0 | 1 | 50 | 77 | 4.50 | 1.167 | | | | | | | | | | |
| Kevin Gregg, R ERA: 7.7 | 0.1 | | 4 | 3 | 2 | 2 | 0 | 0 | 0 | 0 | 0 | 0 | 1 | 8 | 11 | 54.00 | 9.000 | | | | | | | | | | |
| Jake Woods, L ERA: 2.25 | 1.2 | | 9 | 3 | 1 | 0 | 1 | 0 | 0 | 0 | 0 | 0 | 0 | 21 | 35 | 0.00 | 1.800 | | | | | | | | | | |

| Batter | 1 | 2 | 3 | 4 | 5 | 6 | 7 | 8 | 9 | AB | R | H | RBI | BB | SO | LOB | TOP | | | | | |
|--|---|----------------------------------|------------------------------|----------------------------------|------------------------------|----------------------------------|------------------------------|----------------------------------|------------------------------|----------------------------------|-------------------------------|----------------------------------|-------------------------------|----------------------------------|------------------------------|---------------------------------|-------------------------------|----------------------------------|----------------------------------|------------------------------------|----------------------------------|--------|
| 22 Scott Podsednik, L (1,7) OBP: 0.381, SLG: 0.319 | K | | | F7 | | L6 | | G3-1 | | 4 | 0 | 0 | 0 | 0 | 1 | 0 | | | | | | |
| Tadahito Iguchi, R (1,4) OBP: 0.348, SLG: 0.450 | P3 | | | 2B | | 1B | | G1-3 | | 4 | 0 | 2 | 0 | 0 | 0 | 0 | | | | | | |
| Carl Everett, S (1,10) OBP: 0.302, SLG: 0.400 | G6-3 | | | L9 | | G4-3 | | G6-3 | | 4 | 0 | 0 | 0 | 0 | 0 | 2 | | | | | | |
| 14 Paul Konerko, R (1,3) OBP: 0.351, SLG: 0.468 | | G5-3 | | K | | 1B | | E5 | | 4 | 0 | 2 | 0 | 0 | 1 | 1 | | | | | | |
| 12 A.J. Pierzynski, L (1,2) OBP: 0.333, SLG: 0.463 | G3 | | | F7 | | G3-6 | | G3 | | 4 | 0 | 0 | 0 | 0 | 0 | 2 | | | | | | |
| 23 Jermaine Dye, R (1,9) OBP: 0.273, SLG: 0.476 | F8 | | | P3 | | BB | | | | 2 | 0 | 0 | 0 | 1 | 0 | 0 | | | | | | |
| Timo Perez, L (1,8) OBP: 0.250, SLG: 0.308 | | | P6 | 1B | | K | | | | 3 | 0 | 1 | 0 | 0 | 1 | 1 | | | | | | |
| 24 Joe Crede, R (1,5) OBP: 0.300, SLG: 0.378 | | | K2-3 | K | | | | K | | 3 | 0 | 0 | 0 | 0 | 3 | 1 | | | | | | |
| 5 Juan Uribe, R (1,6) OBP: 0.274, SLG: 0.391 | | | K | | | F7 | | G4-3 | | 3 | 0 | 0 | 0 | 0 | 1 | 0 | | | | | | |
| Inning Stats | R: 0 E: 0 K: 1 S: 9 | H: 0 LOB: 0 BB: 0 P: 13 | R: 0 E: 0 K: 0 S: 8 | H: 0 LOB: 0 BB: 0 P: 10 | R: 0 E: 0 K: 2 S: 9 | H: 0 LOB: 0 BB: 0 P: 12 | R: 0 E: 0 K: 1 S: 9 | H: 1 LOB: 1 BB: 0 P: 10 | R: 0 E: 0 K: 1 S: 8 | H: 1 LOB: 1 BB: 0 P: 12 | R: 0 E: 0 K: 0 S: 11 | H: 1 LOB: 1 BB: 0 P: 16 | R: 0 E: 0 K: 1 S: 10 | H: 1 LOB: 1 BB: 1 P: 17 | R: 0 E: 0 K: 1 S: 8 | H: 0 LOB: 0 BB: 0 P: 8 | R: 0 E: 1 K: 0 S: 11 | H: 1 LOB: 1 BB: 0 P: 17 | 1B: 4 2B: 1 3B: 0 HR: 0 | SF: 0 SAC: 0 DP: 1 HBP: 0 | WP: 0 PB: 0 SB: 0 CS: 0 | PA: 32 |
| PITCHER 54 Ervin Santana, R (1,1) ERA: 4.15 | IP: 9.0 WLS: W BF: 32 H: 5 R: 0 ER: 0 SO: 7 BB: 1 IBB: 0 HBP: 0 BLK: 0 WP: 0 HR: 0 S: 83 P: 115 ERA: 0.00 WHIP: 0.667 | | | | | | | | | | | | | | | PITCHER | | | | | | |

Chicago White Sox @ Los Angeles Angels
Angel Stadium of Anaheim, Anaheim, CA
Mon May 23 2005, 7:05 PM PDT
Att. 40,991 - Clear - 67 F

| | |
|-----|----|
| AB | 31 |
| R | 0 |
| H | 5 |
| RBI | 0 |
| BB | 1 |
| SO | 7 |
| LOB | 7 |



| Batter | 1 | 2 | 3 | 4 | 5 | 6 | 7 | 8 | 9 | AB | R | H | RBI | BB | SO | LOB | BOTTOM | | | |
|--|--|----------------------------------|-------------------------------|----------------------------------|-------------------------------|----------------------------------|-------------------------------|----------------------------------|-------------------------------|----------------------------------|-------------------------------|----------------------------------|-------------------------------|----------------------------------|-------------------------------|----------------------------------|----------------------------------|------------------------------------|----------------------------------|--------|
| 9 Chone Figgins, S (1,7) OBP: 0.313, SLG: 0.385 | G6-3 | | | | 1B | | G5-3 | | | 4 | 0 | 1 | 0 | 0 | 0 | 1 | | | | |
| Darin Erstad, L (1,3) OBP: 0.325, SLG: 0.392 | 1B | | | 2B | | L4 | | 1B | | 4 | 0 | 3 | 0 | 0 | 0 | 1 | | | | |
| 16 Garret Anderson, L (1,10) OBP: 0.315, SLG: 0.419 | G5-4-3 | | | P4 | | K | | P2 | | 4 | 0 | 0 | 0 | 0 | 1 | 4 | | | | |
| Steve Finley, L (1,8) OBP: 0.274, SLG: 0.406 | G3-1 | | | F8 | | | | G1-3 | | 4 | 1 | 1 | 0 | 0 | 0 | 3 | | | | |
| 20 Juan Rivera, R (1,9) OBP: 0.278, SLG: 0.408 | | | | P3 | | SH1-3 | | K | | 3 | 0 | 1 | 0 | 0 | 1 | 1 | | | | |
| Bengie Molina, R (1,2) OBP: 0.345, SLG: 0.538 | G4-3 | | | K | | 1B | | HR | | 4 | 1 | 2 | 2 | 0 | 1 | 1 | | | | |
| 8 Dallas McPherson, L (1,5) OBP: 0.280, SLG: 0.314 | 1B | 2B | BB | F7 | | K | | E6 | | 3 | 1 | 1 | 0 | 1 | 1 | 1 | | | | |
| Orlando Cabrera, R (1,6) OBP: 0.301, SLG: 0.354 | 2B | 1B | | 2B | | 1B | | P6 | | 4 | 1 | 3 | 0 | 0 | 0 | 1 | | | | |
| Adam Kennedy, L (1,4) OBP: 0.262, SLG: 0.267 | 2B | | | K | | F8 | | K | | 4 | 0 | 1 | 2 | 0 | 2 | 4 | | | | |
| Inning Stats | R: 0 E: 0 K: 0 S: 9 | H: 1 LOB: 1 BB: 0 P: 13 | R: 2 E: 0 K: 0 S: 13 | H: 3 LOB: 1 BB: 1 P: 21 | R: 0 E: 0 K: 2 S: 11 | H: 1 LOB: 1 BB: 0 P: 16 | R: 0 E: 0 K: 1 S: 10 | H: 1 LOB: 1 BB: 0 P: 13 | R: 1 E: 0 K: 0 S: 13 | H: 3 LOB: 2 BB: 0 P: 20 | R: 0 E: 0 K: 0 S: 10 | H: 1 LOB: 1 BB: 0 P: 13 | R: 1 E: 1 K: 2 S: 11 | H: 2 LOB: 1 BB: 0 P: 16 | R: 1 E: 1 K: 0 S: 11 | H: 1 LOB: 1 BB: 0 P: 16 | 1B: 8 2B: 5 3B: 0 HR: 1 | SF: 0 SAC: 1 DP: 1 HBP: 0 | WP: 0 PB: 0 SB: 0 CS: 2 | PA: 36 |
| PITCHER Jon Garland, R (1,1) ERA: 2.57 Luis Vizcaino, R (8,1) ERA: 8.75 Neal Cotts, L (8,1) ERA: 3.46 | IP: 7.0 WLS: L BF: 31 H: 11 R: 3 ER: 3 SO: 4 BB: 1 IBB: 0 HBP: 0 BLK: 0 WP: 0 HR: 1 S: 72 P: 104 ERA: 3.86 WHIP: 1.714 | | | | | | | | | | | | | | | PITCHER | | | | |

Chicago White Sox @ Los Angeles Angels
Angel Stadium of Anaheim, Anaheim, CA
Mon May 23 2005, 7:05 PM PDT
Att. 40,991 - Clear - 67 F

| | |
|-----|----|
| AB | 34 |
| R | 4 |
| H | 13 |
| RBI | 4 |
| BB | 1 |
| SO | 6 |
| LOB | 17 |



| Batter | 1 | 2 | 3 | 4 | 5 | 6 | 7 | 8 | 9 | 10 | 11 | AB | R | H | RBI | BB | SO | LOB |
|---|--------|----------|-----------|---|---|----------|---|---|-----------|----|-----------|----|---|---|-----|----|----|-----|
| 22 Scott Podsednik, L OBP: 0.376, SLG: 0.311 | | | FC6-4 | | | G6-3 | | | | | G6-3 | 4 | 0 | 0 | 0 | 1 | 1 | 2 |
| Tadahito Iguchi, R OBP: 0.345, SLG: 0.451 | | | G5-3 | | | | | | SH5-3 | | WP | 4 | 0 | 1 | 1 | 0 | 2 | 1 |
| Aaron Rowand, R OBP: 0.320, SLG: 0.391 | L3 | | | | | G6-3 | | | FC6-2 | | F7 | 5 | 0 | 0 | 0 | 0 | 0 | 2 |
| 14 Paul Konerko, R OBP: 0.344, SLG: 0.457 | | G6-3 | | | | F9 | | | K | | G4-3 | 4 | 0 | 0 | 0 | 0 | 1 | 1 |
| 12 A.J. Pierzynski, L OBP: 0.331, SLG: 0.457 | | G4-3 | | | | L7 | | | 1B | | | 4 | 0 | 1 | 0 | 0 | 1 | 0 |
| Carl Everett, S OBP: 0.301, SLG: 0.417 | | | | | | F7 | | | F8 | | G4-3 | 4 | 1 | 1 | 1 | 0 | 0 | 1 |
| 23 Jermaine Dye, R OBP: 0.266, SLG: 0.463 | | F7 | | | | G6-3 | | | K | | G1-3 | 4 | 0 | 0 | 0 | 0 | 1 | 0 |
| 24 Joe Crede, R OBP: 0.305, SLG: 0.381 | | | | | | K | | | G3 | | | 4 | 1 | 2 | 0 | 0 | 1 | 0 |
| 5 Juan Uribe, R OBP: 0.269, SLG: 0.382 | | | | | | F8 | | | F7 | | SH5-3 | 3 | 0 | 0 | 0 | 0 | 1 | 1 |

Chicago White Sox @ Los Angeles Angels
 Angel Stadium of Anaheim, Anaheim, CA
 Tue May 24 2005, 7:05 PM PDT
 Att. 35,182 - Clear - 69 F

livebaseballscorecards.com

| | |
|-----|----|
| AB | 36 |
| R | 2 |
| H | 5 |
| RBI | 2 |
| BB | 1 |
| SO | 8 |
| LOB | 8 |

| Inning Stats | R | H | E | K | S | IP | WLS | BF | H | R | ER | SO | BB | IBB | HBP | BLK | WP | HR | S | P | ERA | WHIP |
|--------------|---|---|---|---|----|-----|-----|----|---|---|----|----|----|-----|-----|-----|----|----|----|----|------|-------|
| | 0 | 0 | 0 | 2 | 10 | 7.0 | | 24 | 3 | 1 | 6 | 0 | 0 | 0 | 0 | 0 | 0 | 0 | 7 | 8 | 1.29 | 0.429 |
| | 1 | 1 | 0 | 0 | 14 | 2.0 | | 7 | 0 | 0 | 1 | 1 | 0 | 0 | 0 | 0 | 0 | 0 | 14 | 21 | 0.00 | 0.500 |
| | 0 | 0 | 0 | 0 | 15 | 1.0 | L | 5 | 2 | 1 | 0 | 0 | 0 | 0 | 0 | 0 | 1 | 0 | 9 | 15 | 9.00 | 2.000 |

| Batter | 1 | 2 | 3 | 4 | 5 | 6 | 7 | 8 | 9 | 10 | 11 | AB | R | H | RBI | BB | SO | LOB |
|---|----------|-------|---|----------|---|----------|---|---|-----------|----|----------|----|---|---|-----|----|----|-----|
| 9 Chone Figgins, S OBP: 0.315, SLG: 0.382 | B1-3 | | | | | G5-3 | | | | | F9 | 4 | 1 | 1 | 0 | 1 | 0 | 0 |
| Darin Erstad, L OBP: 0.318, SLG: 0.383 | K | | | G4-3 | | L3 | | | SH2-4 | | G5-3 | 4 | 0 | 0 | 0 | 0 | 1 | 1 |
| Orlando Cabrera, R OBP: 0.300, SLG: 0.348 | L9 | | | G5-3 | | P6 | | | IBB | | | 3 | 0 | 0 | 0 | 1 | 0 | 1 |
| 16 Garret Anderson, L OBP: 0.314, SLG: 0.421 | | K | | | | 2B | | | F5 | | | 4 | 0 | 1 | 1 | 0 | 1 | 2 |
| 20 Juan Rivera, R OBP: 0.277, SLG: 0.400 | | | | | | F7 | | | G3-1 | | | 4 | 0 | 1 | 0 | 0 | 0 | 3 |
| Steve Finley, L OBP: 0.287, SLG: 0.395 | G4-3 | | | | | B1 | | | K | | F8 | 4 | 0 | 0 | 0 | 0 | 1 | 1 |
| Bengie Molina, R OBP: 0.339, SLG: 0.518 | | | | K | | 1B | | | P3 | | P4 | 4 | 0 | 1 | 0 | 0 | 1 | 0 |
| 8 Dallas McPherson, L OBP: 0.268, SLG: 0.300 | | | | K | | K | | | G4-3 | | K | 4 | 0 | 0 | 0 | 0 | 3 | 1 |
| Adam Kennedy, L OBP: 0.250, SLG: 0.254 | | | | G4-3 | | | | | G6-3 | | | 3 | 0 | 0 | 0 | 0 | 0 | 1 |
| 39 Robb Quinlan, R OBP: 0.212, SLG: 0.306 | | | | | | F8 | | | | | F7 | 1 | 0 | 0 | 0 | 0 | 0 | 0 |

Chicago White Sox @ Los Angeles Angels
 Angel Stadium of Anaheim, Anaheim, CA
 Tue May 24 2005, 7:05 PM PDT
 Att. 35,182 - Clear - 69 F

livebaseballscorecards.com

| | |
|-----|----|
| AB | 35 |
| R | 1 |
| H | 4 |
| RBI | 1 |
| BB | 2 |
| SO | 7 |
| LOB | 10 |

| Inning Stats | R | H | E | K | S | IP | WLS | BF | H | R | ER | SO | BB | IBB | HBP | BLK | WP | HR | S | P | ERA | WHIP |
|--------------|---|---|---|---|----|-----|-----|----|---|---|----|----|----|-----|-----|-----|----|----|----|-----|------|-------|
| | 0 | 0 | 0 | 1 | 9 | 9.0 | | 32 | 4 | 1 | 1 | 6 | 1 | 1 | 0 | 0 | 0 | 0 | 84 | 120 | 1.00 | 0.556 |
| | 0 | 0 | 0 | 0 | 10 | 2.0 | W | 6 | 0 | 0 | 0 | 1 | 0 | 0 | 0 | 0 | 0 | 0 | 17 | 23 | 0.00 | 0.000 |

| Batter | 1 | 2 | 3 | 4 | 5 | 6 | 7 | 8 | 9 | AB | R | H | RBI | BB | SO | LOB | TOP | | | |
|--|---|---|------------------------------|----------------------------------|------------------------------|----------------------------------|-------------------------------|----------------------------------|------------------------------|----------------------------------|-------------------------------|----------------------------------|-------------------------------|----------------------------------|-------------------------------|----------------------------------|----------------------------------|------------------------------------|-------------------------|--------|
| 38 Pablo Ozuna, R (1, 7) OBP: 0.351, SLG: 0.281 Timo Perez, L (8, 7) OBP: 0.250, SLG: 0.308 | 2-2 1B HR HBP | 1-0 G1-3 | | 1-0 FC6-4 | | | 2-2 G4-3 | | | 3 | 1 | 0 | 0 | 0 | 0 | 3 | | | | |
| Tadahito Iguchi, R (1, 4) OBP: 0.349, SLG: 0.445 | 3-2 F9 | | 4-0 L5-3 BB | | 4-2 G6-4-3 BB | | 3-3 K | | | 2 | 0 | 0 | 0 | 2 | 1 | 2 | | | | |
| Aaron Rowand, R (1, 8) OBP: 0.319, SLG: 0.388 | 0-1 1B HR | | 3-2 L5-3 | | 0-0 G6-4-3 | | | 1-3 K | | 4 | 1 | 1 | 0 | 0 | 1 | 2 | | | | |
| 14 Paul Konerko, R (1, 3) OBP: 0.347, SLG: 0.476 | 0-0 HR | | 1-0 1B | | 0-3 K | | | 3-2 P2 | | 4 | 1 | 2 | 3 | 0 | 1 | 0 | | | | |
| Carl Everett, S (1, 10) OBP: 0.293, SLG: 0.405 | 2-3 K2-3 | | 0-0 F8 | | 1-2 G5-3 | | | 3-3 K | | 4 | 0 | 0 | 0 | 0 | 2 | 1 | | | | |
| 23 Jermaine Dye, R (1, 9) OBP: 0.285, SLG: 0.454 | 1-1 P4 | | | 4-2 24 F7 BB | | 0-3 K | | 1-3 K | | 3 | 0 | 0 | 0 | 1 | 2 | 0 | | | | |
| 24 Joe Crede, R (1, 5) OBP: 0.298, SLG: 0.371 | | 3-2 G6-3 | | 0-0 F7 | | 0-0 F9 | | 1-2 G3-1 | | 4 | 0 | 0 | 0 | 0 | 0 | 1 | | | | |
| Chris Widger, R (1, 2) OBP: 0.408, SLG: 0.578 | | 0-1 HR | | 2-2 38 FC6-4 1B | | | 2-2 5 CS 1B | | 1-1 P6 | 4 | 1 | 3 | 1 | 0 | 0 | 0 | | | | |
| 5 Juan Uribe, R (1, 6) OBP: 0.270, SLG: 0.388 | | 0-0 G3 | | 0-1 F8 | | | 0-1 38 G4-3 2B | | | 3 | 0 | 1 | 0 | 0 | 0 | 2 | | | | |
| Inning Stats | R: 3 E: 0 K: 1 S: 16 | H: 2 LOB: 0 BB: 0 P: 24 | R: 1 E: 0 K: 0 S: 8 | H: 1 LOB: 0 BB: 0 P: 12 | R: 0 E: 0 K: 0 S: 5 | H: 1 LOB: 1 BB: 1 P: 13 | R: 0 E: 0 K: 0 S: 12 | H: 1 LOB: 2 BB: 1 P: 19 | R: 0 E: 0 K: 1 S: 9 | H: 0 LOB: 0 BB: 0 P: 10 | R: 0 E: 0 K: 1 S: 12 | H: 2 LOB: 1 BB: 0 P: 19 | R: 0 E: 0 K: 2 S: 11 | H: 0 LOB: 0 BB: 0 P: 18 | R: 0 E: 0 K: 1 S: 10 | H: 0 LOB: 0 BB: 0 P: 13 | 1B: 4 2B: 2 3B: 0 HR: 2 | SF: 0 SAC: 0 DP: 2 HBP: 1 | WP: 0 PB: 0 CS: 1 | PA: 35 |
| PITCHER | IP WLS BF H R ER SO BB IBB HBP BLK WP HR S P ERA WHIP | IP WLS BF H R ER SO BB IBB HBP BLK WP HR S P ERA WHIP | | | | | | | | | | | | | | | | | | |
| Jarrod Washburn, L (1, 1) ERA: 3.73 | 6.2 L 28 7 4 4 3 3 0 1 0 0 2 68 104 5.40 1.500 | 2.1 7 0 0 0 4 0 0 0 0 0 0 0 24 37 0.00 0.000 | | | | | | | | | | | | | | | | | | |
| Joel Peralta, R (7, 1) ERA: | | | | | | | | | | | | | | | | | | | | |

Chicago White Sox @ Los Angeles Angels
 Angel Stadium of Anaheim, Anaheim, CA
 Wed May 25 2005, 7:05 PM PDT
 Att. 42,716 - Clear - 73 F

livebaseballscorecards.com

AB 31
 R 4
 H 7
 RBI 4
 BB 3
 SO 7
 LOB 11



| Batter | 1 | 2 | 3 | 4 | 5 | 6 | 7 | 8 | 9 | AB | R | H | RBI | BB | SO | LOB | BOTTOM | | | |
|--|---|---|------------------------------|---------------------------------|------------------------------|----------------------------------|------------------------------|----------------------------------|------------------------------|---------------------------------|-------------------------------|----------------------------------|-------------------------------|----------------------------------|------------------------------|---------------------------------|----------------------------------|------------------------------------|-------------------------|--------|
| 9 Chone Figgins, S (1, 7) OBP: 0.314, SLG: 0.379 | 1-2 F8 | | 0-3 K | | | 0-1 F7 | | 0-0 2B 1B | | 4 | 1 | 1 | 0 | 0 | 1 | 1 | | | | |
| Darin Erstad, L (1, 3) OBP: 0.317, SLG: 0.386 | 2-3 K | | 3-1 F8 | | | 1-2 G6-3 | | 0-2 WP 1-H 2B | | 4 | 0 | 1 | 1 | 0 | 1 | 1 | | | | |
| Jeff DaVanon, S (1, 9) OBP: 0.314, SLG: 0.278 | 3-1 F8 | | | 1-2 16 G3-6-3 1B | | 1-0 F7 | | 2-3 K2-3 | | 4 | 0 | 1 | 0 | 0 | 1 | 1 | | | | |
| 16 Garret Anderson, L (1, 10) OBP: 0.313, SLG: 0.417 | | 0-0 G3 | | 2-2 G3-6-3 | | | 1-0 G4-3 | | 1-0 FC1-4 1B | 4 | 0 | 1 | 0 | 0 | 0 | 1 | | | | |
| Steve Finley, L (1, 8) OBP: 0.261, SLG: 0.384 | | 1-1 P3 | | 2-1 G4-3 | | | 0-1 G4-3 | | 0-1 FC1-4 | 4 | 0 | 0 | 0 | 0 | 0 | 1 | | | | |
| 8 Dallas McPherson, L (1, 5) OBP: 0.270, SLG: 0.323 Benjie Molina, R (9, PH) OBP: 0.333, SLG: 0.509 | | 2-2 K | | | 2-2 G4-3 | | 3-2 3B | | 1-2 F8 | 3 | 0 | 1 | 0 | 0 | 1 | 0 | | | | |
| José Molina, R (1, 2) ERA: 3.41 Curtis Pride, L (9, PH) | | | 0-0 FC6-4 1B | | 2-2 1B | | 1-3 K | | 0-0 F8 | 3 | 0 | 2 | 0 | 0 | 1 | 1 | | | | |
| Orlando Cabrera, R (1, 6) OBP: 0.295, SLG: 0.341 | | | 0-0 FC6-4 2B | | 1-1 F9 | | | 2-2 G5-3 | | 3 | 1 | 0 | 0 | 0 | 2 | | | | | |
| Adam Kennedy, L (1, 4) OBP: 0.254, SLG: 0.273 | | | 0-0 1-H 2B | | 0-0 F9 | | | 1-3 K2-3 | | 3 | 0 | 1 | 1 | 0 | 1 | 1 | | | | |
| Inning Stats | R: 0 E: 0 K: 1 S: 9 | H: 0 LOB: 0 BB: 0 P: 15 | R: 0 E: 0 K: 1 S: 6 | H: 0 LOB: 0 BB: 0 P: 9 | R: 1 E: 0 K: 1 S: 8 | H: 2 LOB: 1 BB: 0 P: 11 | R: 0 E: 0 K: 0 S: 8 | H: 1 LOB: 0 BB: 0 P: 13 | R: 0 E: 0 K: 0 S: 6 | H: 0 LOB: 0 BB: 0 P: 8 | R: 0 E: 0 K: 1 S: 12 | H: 1 LOB: 1 BB: 0 P: 17 | R: 1 E: 0 K: 2 S: 13 | H: 2 LOB: 1 BB: 0 P: 18 | R: 0 E: 0 K: 0 S: 7 | H: 1 LOB: 1 BB: 0 P: 9 | 1B: 5 2B: 2 3B: 1 HR: 0 | SF: 0 SAC: 0 DP: 1 HBP: 0 | WP: 1 PB: 0 CS: 0 | PA: 34 |
| PITCHER | IP WLS BF H R ER SO BB IBB HBP BLK WP HR S P ERA WHIP | IP WLS BF H R ER SO BB IBB HBP BLK WP HR S P ERA WHIP | | | | | | | | | | | | | | | | | | |
| Freddy Garcia, R (1, 1) ERA: 1.89 | 8.0 W 30 7 2 2 6 0 0 0 0 0 0 3 4 0.00 3.000 | 0.1 H 2 1 0 0 0 0 0 0 0 0 0 4 5 0.00 0.000 | | | | | | | | | | | | | | | | | | |
| Damaso Marte, L (9, 1) ERA: | | | | | | | | | | | | | | | | | | | | |
| Dustin Hermanson, R (9, 1) ERA: | | | | | | | | | | | | | | | | | | | | |

Chicago White Sox @ Los Angeles Angels
 Angel Stadium of Anaheim, Anaheim, CA
 Wed May 25 2005, 7:05 PM PDT
 Att. 42,716 - Clear - 73 F

livebaseballscorecards.com

AB 34
 R 2
 H 8
 RBI 2
 BB 0
 SO 6
 LOB 11



| Batter | 1 | 2 | 3 | 4 | 5 | 6 | 7 | 8 | 9 | AB | R | H | RBI | BB | SO | LOB | TOP | | | | | | | | | | |
|---|--------------------------------------|----------------------------------|---------------------------------------|----------------------------------|--------------------------------------|---------------------------------|---------------------------------------|----------------------------------|--------------------------------------|----------------------------------|---------------------------------------|----------------------------------|--------------------------------------|----------------------------------|--------------------------------------|----------------------------------|--|------------------------------------|----------------------------------|--------|--|--|--|--|--|--|--|
| 22 Scott Podsednik, L OBP: 0.379, SLG: 0.322 | K2-3 | | | 1B | F7 | | 1-H | | | 4 | 1 | 2 | 1 | 0 | 1 | 0 | Chicago White Sox @ Los Angeles Angels Angel Stadium of Anaheim, Anaheim, CA Thu May 26 2005, 7:05 PM PDT Att: 39,128 - Clear - 68 F livebaseballscorecards.com | | | | | | | | | | |
| Tadahito Iguchi, R OBP: 0.347, SLG: 0.440 | K | | | 1B | | F9 | CS | K | | 4 | 0 | 1 | 1 | 0 | 2 | 0 | | | | | | | | | | | |
| Aaron Rowand, R OBP: 0.323, SLG: 0.387 | G6-3 | | | 1B | | | | P4 | | 3 | 0 | 1 | 0 | 0 | 0 | 0 | | | | | | | | | | | |
| 14 Paul Konerko, R OBP: 0.350, SLG: 0.479 5 Juan Uribe, R OBP: 0.270, SLG: 0.388 | | F9 | | 1B | | | | | | 3 | 0 | 1 | 0 | 1 | 1 | 2 | | | | | | | | | | | |
| 12 A.J. Pierzynski, L OBP: 0.336, SLG: 0.450 | | G4-3 | | BB | | | | BB | | 0 | 0 | 0 | 0 | 0 | 0 | 0 | | | | | | | | | | | |
| Carl Everett, S OBP: 0.292, SLG: 0.397 | | G4-3 | | BB | | | | BB | | 2 | 0 | 0 | 0 | 2 | 0 | 2 | | | | | | | | | | | |
| 23 Jermaine Dye, R OBP: 0.259, SLG: 0.442 | | | P3 | | K | | | | | 3 | 0 | 0 | 0 | 1 | 1 | 4 | | | | | | | | | | | |
| 24 Joe Crede, R OBP: 0.292, SLG: 0.364 Wille Harris, L OBP: 0.360, SLG: 0.273 | | | F8 | | | | | | | 3 | 0 | 0 | 0 | 0 | 1 | 0 | | | | | | | | | | | |
| 38 Pablo Ozuna, R OBP: 0.350, SLG: 0.286 Timo Perez, L OBP: 0.246, SLG: 0.302 | | | B5-3 | | | | | | | 3 | 1 | 1 | 0 | 0 | 0 | 0 | | | | | | | | | | | |
| | | | | | | | | | | 1 | 0 | 0 | 0 | 0 | 0 | 0 | | | | | | | | | | | |
| Inning Stats | R: 0 H: 0 E: 0 K: 2 S: 9 | H: 0 LOB: 0 BB: 0 P: 13 | R: 0 H: 0 E: 0 K: 0 S: 10 | H: 0 LOB: 0 BB: 0 P: 16 | R: 0 H: 0 E: 0 K: 0 S: 6 | H: 3 LOB: 3 BB: 2 P: 8 | R: 1 H: 3 E: 0 K: 2 S: 15 | H: 0 LOB: 0 BB: 0 P: 11 | R: 0 H: 1 E: 0 K: 0 S: 8 | H: 2 LOB: 2 BB: 0 P: 13 | R: 1 H: 2 E: 0 K: 1 S: 16 | H: 0 LOB: 0 BB: 2 P: 24 | R: 0 H: 0 E: 0 K: 2 S: 9 | H: 0 LOB: 0 BB: 2 P: 22 | R: 0 H: 0 E: 0 K: 1 S: 7 | H: 0 LOB: 0 BB: 1 P: 11 | 1B: 4 2B: 2 3B: 0 HR: 0 | SF: 0 SAC: 0 DP: 0 HBP: 1 | WP: 1 PB: 0 SB: 1 CS: 1 | PA: 37 | | | | | | | |
| PITCHER | IP | WLS | BF | H | R | ER | SO | BB | IBB | HBP | BLK | WP | HR | S | P | ERA | WHIP | | | | | | | | | | |
| 41 John Lackey, R ERA: 3.88 | 7.0 | W | 28 | 6 | 2 | 2 | 5 | 2 | 0 | 1 | 0 | 1 | 0 | 72 | 112 | 2.57 | 1.143 | | | | | | | | | | |
| Brendan Donnelly, R ERA: 2.49 | 0.2 | H | 4 | 0 | 0 | 0 | 1 | 2 | 0 | 0 | 0 | 0 | 0 | 6 | 16 | 0.00 | 3.000 | | | | | | | | | | |
| 62 Scot Shields, R ERA: 0.96 | 1.1 | S | 4 | 0 | 0 | 0 | 2 | 0 | 0 | 0 | 0 | 0 | 0 | 10 | 17 | 0.00 | 0.000 | | | | | | | | | | |

| Batter | 1 | 2 | 3 | 4 | 5 | 6 | 7 | 8 | 9 | AB | R | H | RBI | BB | SO | LOB | BOTTOM | | | | | | | | | | |
|---|--------------------------------------|----------------------------------|--------------------------------------|----------------------------------|--------------------------------------|---------------------------------|---------------------------------------|----------------------------------|---------------------------------------|----------------------------------|--------------------------------------|----------------------------------|---------------------------------------|----------------------------------|---------------------------------------|----------------------------------|--|------------------------------------|----------------------------------|--------|--|--|--|--|--|--|--|
| 9 Chone Figgins, S OBP: 0.312, SLG: 0.387 | G6-3 | | P6 | | | K | | K | | 4 | 1 | 1 | 0 | 0 | 2 | 0 | Chicago White Sox @ Los Angeles Angels Angel Stadium of Anaheim, Anaheim, CA Thu May 26 2005, 7:05 PM PDT Att: 39,128 - Clear - 68 F livebaseballscorecards.com | | | | | | | | | | |
| Darin Erstad, L OBP: 0.315, SLG: 0.383 | G6-3 | | | G6-3 | | K | | | | 4 | 0 | 1 | 1 | 0 | 1 | 0 | | | | | | | | | | | |
| Steve Finley, L OBP: 0.260, SLG: 0.377 | L4 | | | BB | | P2 | | | | 3 | 0 | 0 | 0 | 1 | 1 | 1 | | | | | | | | | | | |
| 16 Garret Anderson, L OBP: 0.313, SLG: 0.415 | K | | | F7 | | | | | | 3 | 1 | 1 | 0 | 0 | 1 | 1 | | | | | | | | | | | |
| Jeff DaVanon, S OBP: 0.308, SLG: 0.272 | | F7 | | | | | | | | 2 | 0 | 0 | 0 | 0 | 1 | 1 | | | | | | | | | | | |
| Bengie Molina, R OBP: 0.318, SLG: 0.483 | | P5 | | | | | | | | 3 | 0 | 0 | 0 | 0 | 0 | 1 | | | | | | | | | | | |
| 8 Dallas McPherson, L OBP: 0.272, SLG: 0.354 | | | | | | | | | | 3 | 1 | 1 | 2 | 0 | 2 | 0 | | | | | | | | | | | |
| Orlando Cabrera, R OBP: 0.296, SLG: 0.347 | | | | | | | | | | 3 | 0 | 1 | 0 | 0 | 2 | 0 | | | | | | | | | | | |
| Adam Kennedy, L OBP: 0.243, SLG: 0.261 | | | | | | | | | | 3 | 0 | 0 | 0 | 0 | 1 | 1 | | | | | | | | | | | |
| | | | | | | | | | | | | | | | | | | | | | | | | | | | |
| Inning Stats | R: 1 H: 1 E: 0 K: 1 S: 7 | H: 1 LOB: 0 BB: 0 P: 11 | R: 0 H: 0 E: 0 K: 1 S: 9 | H: 0 LOB: 0 BB: 0 P: 11 | R: 0 H: 0 E: 0 K: 2 S: 8 | H: 0 LOB: 0 BB: 0 P: 9 | R: 0 H: 0 E: 0 K: 1 S: 10 | H: 0 LOB: 1 BB: 1 P: 19 | R: 0 H: 1 E: 0 K: 1 S: 10 | H: 1 LOB: 1 BB: 0 P: 17 | R: 0 H: 0 E: 0 K: 2 S: 7 | H: 0 LOB: 0 BB: 0 P: 11 | R: 2 H: 2 E: 0 K: 1 S: 14 | H: 2 LOB: 0 BB: 0 P: 17 | R: 0 H: 1 E: 0 K: 2 S: 10 | H: 1 LOB: 1 BB: 0 P: 14 | 1B: 2 2B: 1 3B: 1 HR: 1 | SF: 0 SAC: 1 DP: 0 HBP: 0 | WP: 0 PB: 0 SB: 1 CS: 0 | PA: 30 | | | | | | | |
| PITCHER | IP | WLS | BF | H | R | ER | SO | BB | IBB | HBP | BLK | WP | HR | S | P | ERA | WHIP | | | | | | | | | | |
| 52 Jose Contreras, R ERA: 3.3 | 7.0 | L | 26 | 4 | 3 | 3 | 9 | 1 | 0 | 0 | 0 | 0 | 0 | 65 | 95 | 3.86 | 0.714 | | | | | | | | | | |
| Neal Cottis, L ERA: 3.21 | 1.0 | | 4 | 1 | 0 | 0 | 2 | 0 | 0 | 0 | 0 | 0 | 0 | 10 | 14 | 0.00 | 1.000 | | | | | | | | | | |

| Batter | 1 | 2 | 3 | 4 | 5 | 6 | 7 | 8 | 9 | AB | R | H | RBI | BB | SO | LOB | TOP | | | | | |
|--|------------------------------|---------------------------------|-------------------------------|----------------------------------|------------------------------|----------------------------------|------------------------------|----------------------------------|------------------------------|---------------------------------|-------------------------------|----------------------------------|-------------------------------|----------------------------------|-------------------------------|----------------------------------|-------------------------------|----------------------------------|-----------------------------------|------------------------------------|----------------------------------|--------|
| 4 Angel Berroa, R OBP: 0.291, SLG: 0.369 14 John Buck, R OBP: 0.250, SLG: 0.350 | F9 | | G6-3 | | G1-3 | | G4-3 | F8 | | 5 | 0 | 0 | 0 | 0 | 0 | 1 | | | | | | |
| 9 David DeJesus, L OBP: 0.337, SLG: 0.395 | K | | K | | K | | 29 1B | WP FC1-2 1B | | 5 | 0 | 2 | 0 | 0 | 0 | 3 | | | | | | |
| 29 Mike Sweeney, R OBP: 0.358, SLG: 0.545 | F7 | | F9 | | F7 | | 2B | FC1-2 WP 1B | | 5 | 1 | 2 | 0 | 0 | 0 | 0 | | | | | | |
| Matt Stairs, L OBP: 0.384, SLG: 0.465 | | 1B | | | F8 | | F8 | | | 5 | 1 | 1 | 0 | 0 | 1 | 4 | | | | | | |
| Emil Brown, R OBP: 0.331, SLG: 0.430 | P6 | | | | 1B | | 1B | | | 4 | 2 | 3 | 0 | 1 | 0 | 1 | | | | | | |
| Terrence Long, L OBP: 0.272, SLG: 0.305 Matt Diaz, R OBP: 0.269, SLG: 0.360 | 1B | | | | L5 | | F8 | | | 2 | 0 | 1 | 0 | 0 | 0 | 1 | | | | | | |
| Joe McEwing, R OBP: 0.268, SLG: 0.286 | 1B | | | | | | F9 | | | 3 | 0 | 0 | 0 | 0 | 0 | 5 | | | | | | |
| Tony Graffanino, R OBP: 0.364, SLG: 0.358 | 1B | | | | | | | | | 0 | 0 | 0 | 0 | 0 | 0 | 0 | | | | | | |
| Alberto Castillo, R OBP: 0.224, SLG: 0.333 Ruben Gotay, S OBP: 0.292, SLG: 0.362 | K | | | | F8 | | G3 | | | 3 | 0 | 0 | 0 | 0 | 1 | 6 | | | | | | |
| 24 Mark Teahen, L OBP: 0.278, SLG: 0.374 | K | | | | | | L5 | | | 4 | 1 | 2 | 3 | 0 | 1 | 2 | | | | | | |
| Inning Stats | R: 0 E: 0 K: 1 S: 7 | H: 0 LOB: 0 BB: 0 P: 9 | R: 1 E: 0 K: 2 S: 15 | H: 3 LOB: 2 BB: 0 P: 18 | R: 0 E: 0 K: 1 S: 8 | H: 0 LOB: 0 BB: 0 P: 10 | R: 0 E: 0 K: 0 S: 9 | H: 2 LOB: 2 BB: 0 P: 11 | R: 1 E: 0 K: 1 S: 6 | H: 1 LOB: 0 BB: 0 P: 9 | R: 0 E: 0 K: 0 S: 12 | H: 2 LOB: 2 BB: 0 P: 13 | R: 0 E: 0 K: 0 S: 13 | H: 2 LOB: 2 BB: 0 P: 16 | R: 2 E: 0 K: 1 S: 14 | H: 3 LOB: 1 BB: 0 P: 18 | R: 2 E: 0 K: 2 S: 15 | H: 3 LOB: 2 BB: 1 P: 25 | 1B: 13 2B: 2 3B: 0 HR: 1 | SF: 0 SAC: 0 DP: 0 HBP: 0 | WP: 1 PB: 0 SB: 0 CS: 0 | PA: 44 |
| PITCHER | IP | WLS | BF | H | R | ER | SO | BB | IBB | HBP | BLK | WP | HR | S | P | ERA | WHIP | | | | | |
| 40 Bartolo Colon, R ERA: 2.75 Brendan Donnelly, R ERA: 2.45 62 Scot Shields, R ERA: 1.5 | 7.2 | W | 35 | 12 | 4 | 4 | 6 | 0 | 0 | 0 | 0 | 0 | 1 | 80 | 99 | 4.70 | 1.565 | | | | | |

Kansas City Royals @ Los Angeles Angels
Angel Stadium of Anaheim, Anaheim, CA
Sun May 29 2005, 1:05 PM PDT
Att: 42,345 - Partly Cloudy - 69 F

| | |
|-----|----|
| AB | 43 |
| R | 6 |
| H | 16 |
| RBI | 6 |
| BB | 1 |
| SO | 8 |
| LOB | 24 |



| Batter | 1 | 2 | 3 | 4 | 5 | 6 | 7 | 8 | 9 | AB | R | H | RBI | BB | SO | LOB | BOTTOM | | | | | |
|--|------------------------------|----------------------------------|------------------------------|----------------------------------|-------------------------------|----------------------------------|-------------------------------|----------------------------------|-------------------------------|----------------------------------|-------------------------------|----------------------------------|------------------------------|----------------------------------|------------------------------|----------------------------------|------------------------------|----------------------------------|----------------------------------|------------------------------------|----------------------------------|--------|
| 9 Chone Figgins, S OBP: 0.325, SLG: 0.400 | G6-3 | | BB E | | K | | F9 | | | 3 | 1 | 0 | 0 | 1 | 1 | 2 | | | | | | |
| Darin Erstad, L OBP: 0.321, SLG: 0.379 | CS 1B | | BB E | | 16 1B 2B | | K | | | 3 | 2 | 2 | 0 | 1 | 1 | 0 | | | | | | |
| Steve Finley, L OBP: 0.275, SLG: 0.396 | K | | E3 | | K | | G3 | | | 4 | 1 | 1 | 3 | 0 | 2 | 2 | | | | | | |
| 16 Garret Anderson, L OBP: 0.313, SLG: 0.435 | | K | | | 2B | | G3 | | | 4 | 1 | 2 | 0 | 0 | 1 | 0 | | | | | | |
| 8 Dallas McPherson, L OBP: 0.299, SLG: 0.428 | | | F9 | | K | | K | | | 4 | 0 | 1 | 0 | 0 | 2 | 3 | | | | | | |
| Jeff DaVanon, S OBP: 0.303, SLG: 0.260 | G3-6-3 | | | | L8 | | 2B | | | 3 | 1 | 0 | 0 | 1 | 0 | 1 | | | | | | |
| José Molina, R OBP: 0.333, SLG: 0.411 | | | FC3-6 1B | | 1B | | 1B | | | 4 | 0 | 3 | 3 | 0 | 0 | 0 | | | | | | |
| Orlando Cabrera, R OBP: 0.302, SLG: 0.350 | | | F8 | | 1B | | F8 | | | 4 | 0 | 1 | 0 | 0 | 0 | 2 | | | | | | |
| Adam Kennedy, L OBP: 0.259, SLG: 0.278 | | | FC3-6 BB E | | K | | G3 | | | 3 | 1 | 0 | 0 | 0 | 1 | 3 | | | | | | |
| Inning Stats | R: 0 E: 0 K: 1 S: 7 | H: 1 LOB: 1 BB: 0 P: 12 | R: 0 E: 0 K: 1 S: 6 | H: 1 LOB: 0 BB: 0 P: 10 | R: 4 E: 1 K: 0 S: 21 | H: 3 LOB: 1 BB: 2 P: 37 | R: 0 E: 0 K: 2 S: 15 | H: 2 LOB: 2 BB: 0 P: 17 | R: 3 E: 0 K: 2 S: 19 | H: 3 LOB: 1 BB: 1 P: 30 | R: 0 E: 0 K: 1 S: 12 | H: 0 LOB: 0 BB: 0 P: 16 | R: 0 E: 0 K: 1 S: 7 | H: 0 LOB: 0 BB: 0 P: 11 | R: 0 E: 0 K: 0 S: 8 | H: 0 LOB: 0 BB: 0 P: 12 | R: 0 E: 0 K: 0 S: 8 | H: 0 LOB: 0 BB: 0 P: 12 | 1B: 7 2B: 3 3B: 1 HR: 0 | SF: 0 SAC: 0 DP: 2 HBP: 0 | WP: 0 PB: 0 SB: 0 CS: 1 | PA: 35 |
| PITCHER | IP | WLS | BF | H | R | ER | SO | BB | IBB | HBP | BLK | WP | HR | S | P | ERA | WHIP | | | | | |
| Runelvys Hernandez, R ERA: 3.67 Andrew Sisco, L ERA: 2.83 Mike MacDougal, R ERA: 4.32 | 5.0 | L | 26 | 10 | 7 | 7 | 6 | 3 | 0 | 0 | 0 | 0 | 0 | 12 | 16 | 0.00 | 0.000 | | | | | |

Kansas City Royals @ Los Angeles Angels
Angel Stadium of Anaheim, Anaheim, CA
Sun May 29 2005, 1:05 PM PDT
Att: 42,345 - Partly Cloudy - 69 F

| | |
|-----|----|
| AB | 32 |
| R | 7 |
| H | 10 |
| RBI | 6 |
| BB | 3 |
| SO | 8 |
| LOB | 13 |



| Batter | 1 | 2 | 3 | 4 | 5 | 6 | 7 | 8 | 9 | AB | R | H | RBI | BB | SO | LOB | TOP | | | | | | | |
|---|---|----------------------------------|------------------------------|----------------------------------|------------------------------|---------------------------------|-------------------------------|----------------------------------|------------------------------|----------------------------------|------------------------------|---------------------------------|------------------------------|----------------------------------|------------------------------|---------------------------------|---|----------------------------------|----------------------------------|------------------------------------|----------------------------------|--------|--|--|
| 9 Chone Figgins, S OBP: 0.322, SLG: 0.392 | 1-2 G6-3 | | 0-2 G6-3 | | | 0-1 F9 | | 1-3 K | 4-2 BB | 4 | 0 | 0 | 1 | 1 | 1 | 1 | <p>Los Angeles Angels @ Chicago White Sox</p> <p>U.S. Cellular Field, Chicago, IL</p> <p>Mon May 30 2005, 4:05 PM EDT</p> <p>Att: 38,685 - Sunny - 62 F</p> <p>livebaseballscorecards.com</p> | | | | | | | |
| Steve Finley, L OBP: 0.283, SLG: 0.426 | 0-0 F8 | | | 3-2 HR | | 0-1 1B | | 0-0 1B | 1-2 2-3 3-H | 5 | 2 | 3 | 1 | 0 | 1 | 3 | | | | | | | | |
| Orlando Cabrera, R OBP: 0.299, SLG: 0.346 | 2-2 G5-3 | | | 0-1 F8 | | 0-0 S | | 1-0 F7 | 0-2 F9 | 5 | 0 | 1 | 1 | 0 | 0 | 4 | | | | | | | | |
| 16 Garret Anderson, L OBP: 0.311, SLG: 0.431 | | 2-2 BB | | 0-1 F9 | | 1-0 F9 | | 0-0 P4 | | 4 | 0 | 1 | 0 | 0 | 0 | 2 | | | | | | | | |
| Bengie Molina, R OBP: 0.338, SLG: 0.466 | | 4-1 BB | | 2-2 | | 1-0 F7 | | | 0-1 | 3 | 0 | 2 | 0 | 1 | 0 | 1 | | | | | | | | |
| Adam Kennedy, L OBP: 0.259, SLG: 0.278 | | 1-2 BB | | 1-2 | | 1-2 | | | 20 FC4-6 | 0 | 0 | 0 | 0 | 0 | 0 | 0 | | | | | | | | |
| Josh Paul, R OBP: 0.214, SLG: 0.269 | | 0-0 BB | | 0-1 1B | | | | | 1B | 0 | 0 | 0 | 0 | 0 | 0 | 0 | | | | | | | | |
| 20 Juan Rivera, R OBP: 0.269, SLG: 0.371 | | 0-0 B1 | | 0-1 P2 | | | | | 1B | 4 | 1 | 0 | 0 | 0 | 0 | 4 | | | | | | | | |
| José Molina, R OBP: 0.329, SLG: 0.403 | | 1-0 G5-4-3 | | 2-1 G4-3 | | 0-1 G5-3 | | | 0-0 | 4 | 0 | 1 | 0 | 0 | 0 | 2 | | | | | | | | |
| Jeff DaVanon, S OBP: 0.303, SLG: 0.260 | | 1-2 | | 2-3 K | | 1-0 1B | | | 1-2 | 0 | 1 | 0 | 0 | 0 | 0 | 0 | | | | | | | | |
| 8 Dallas McPherson, L OBP: 0.298, SLG: 0.420 | | | | 2-0 F7 | | 2-3 K | | | 1-2 | 4 | 0 | 1 | 0 | 0 | 1 | 2 | | | | | | | | |
| 39 Robb Quinlan, R OBP: 0.211, SLG: 0.296 | | | | 1-0 E4 | | 0-0 F9 | | | 0-0 | 4 | 0 | 1 | 1 | 0 | 0 | 1 | | | | | | | | |
| Darin Erstad, L OBP: 0.321, SLG: 0.379 | | | | 9 G6-3 | | | | | 1-2 2-3 3-H | 0 | 0 | 0 | 0 | 0 | 0 | 0 | | | | | | | | |
| Inning Stats | R: 0 E: 0 K: 0 S: 10 | H: 0 LOB: 0 BB: 0 P: 13 | R: 0 E: 0 K: 0 S: 6 | H: 1 LOB: 1 BB: 1 P: 13 | R: 0 E: 1 K: 0 S: 6 | H: 0 LOB: 0 BB: 0 P: 9 | R: 1 E: 0 K: 0 S: 14 | H: 2 LOB: 1 BB: 0 P: 19 | R: 0 E: 0 K: 1 S: 6 | H: 0 LOB: 0 BB: 0 P: 10 | R: 1 E: 0 K: 0 S: 7 | H: 2 LOB: 1 BB: 0 P: 9 | R: 0 E: 0 K: 0 S: 7 | H: 1 LOB: 1 BB: 0 P: 10 | R: 0 E: 0 K: 1 S: 6 | H: 1 LOB: 1 BB: 0 P: 8 | R: 2 E: 1 K: 1 S: 22 | H: 3 LOB: 3 BB: 1 P: 30 | 1B: 8 2B: 1 3B: 0 HR: 1 | SF: 0 SAC: 0 DP: 2 HBP: 0 | WP: 0 PB: 0 SB: 1 CS: 0 | PA: 39 | | |
| PITCHER | IP WLS BF H R ER SO BB IBB HBP BLK WP HR S P ERA WHIP | | | | | | | | | | | | | | | | | | | | | | | |
| 56 Mark Buehrle, L ERA: 3.07 | 8.1 | 34 | 9 | 4 | 3 | 2 | 1 | 0 | 0 | 0 | 0 | 0 | 0 | 1 | 69 | 100 | 3.24 | 1.200 | | | | | | |
| Damaso Marte, L ERA: 1.99 | 0.1 | B | 4 | 1 | 0 | 0 | 1 | 0 | 0 | 0 | 0 | 0 | 0 | 0 | 11 | 17 | 0.00 | 6.000 | | | | | | |
| Cliff Politte, R ERA: 1.93 | 0.1 | W | 1 | 0 | 0 | 0 | 0 | 0 | 0 | 0 | 0 | 0 | 0 | 0 | 4 | 4 | 0.00 | 0.000 | | | | | | |

| Batter | 1 | 2 | 3 | 4 | 5 | 6 | 7 | 8 | 9 | AB | R | H | RBI | BB | SO | LOB | BOTTOM | | | | | | | |
|---|---|----------------------------------|-------------------------------|----------------------------------|-------------------------------|----------------------------------|-------------------------------|----------------------------------|------------------------------|----------------------------------|-------------------------------|----------------------------------|-------------------------------|----------------------------------|-------------------------------|----------------------------------|---|-------------------------------|----------------------------------|----------------------------------|------------------------------------|----------------------------------|--------|--|
| 22 Scott Podsednik, L OBP: 0.368, SLG: 0.315 | 1-2 G4-3 | | 0-0 BB | 3-1 1B | | | 2-2 P6 | | 1-1 SH2-3 | 4 | 0 | 2 | 0 | 0 | 0 | 0 | <p>Los Angeles Angels @ Chicago White Sox</p> <p>U.S. Cellular Field, Chicago, IL</p> <p>Mon May 30 2005, 4:05 PM EDT</p> <p>Att: 38,685 - Sunny - 62 F</p> <p>livebaseballscorecards.com</p> | | | | | | | |
| Tadahito Iguchi, R OBP: 0.357, SLG: 0.442 | 3-2 G4-3 | | 4-0 BB | 2-H 1B | | 4-1 | 1-2 | 0-3 K | 2-3 | 2 | 1 | 1 | 0 | 2 | 0 | 0 | | | | | | | | |
| Carl Everett, S OBP: 0.298, SLG: 0.390 | | | 14 G5-2-3 | BB | | 14 G5-4-3 | | 1-2 2B | | 1 | 0 | 0 | 0 | 0 | 1 | 2 | | | | | | | | |
| Frank Thomas, R OBP: 0.246, SLG: 0.298 | 1-0 P3 | | 4-2 BB | 14 G5-2-3 | | 2-1 L7 | | 1-3 K | 1-1 | 2 | 1 | 0 | 0 | 1 | 0 | 1 | | | | | | | | |
| Timo Perez, L OBP: 0.246, SLG: 0.298 | | | 1-2 2-3 BB | | | | | | 2-H 3-H | 2 | 0 | 1 | 2 | 0 | 1 | 1 | | | | | | | | |
| 14 Paul Konerko, R OBP: 0.343, SLG: 0.472 | | 4-2 BB | 1-0 G5-2-3 | | 1-1 G5-4-3 | | | | 2-1 G3 | 3 | 1 | 0 | 0 | 1 | 0 | 4 | | | | | | | | |
| Aaron Rowand, R OBP: 0.333, SLG: 0.408 | | 2-0 BB | 5 SF7 | 1-2 2-3 3-H | | 1-2 G6-3 | | 4-2 BB | | 3 | 0 | 2 | 2 | 1 | 0 | 0 | | | | | | | | |
| 23 Jermaine Dye, R OBP: 0.288, SLG: 0.440 | | 1-1 BB | 5 SF7 | 2-3 K | | 1-2 1B | | 1-2 K | 3-3 | 4 | 0 | 2 | 0 | 0 | 2 | 2 | | | | | | | | |
| Chris Widger, R OBP: 0.396, SLG: 0.551 | | 2-3 K | | 2-2 5 1B | | 0-1 F7 | | 0-1 P3 | | 4 | 0 | 1 | 0 | 0 | 1 | 5 | | | | | | | | |
| 5 Juan Uribe, R OBP: 0.276, SLG: 0.389 | | 0-2 SF7 | | 0-1 22 1B | | 2-2 P4 | | | 4-2 | 2 | 0 | 1 | 1 | 0 | 0 | 1 | | | | | | | | |
| Willie Harris, L OBP: 0.382, SLG: 0.292 | | 1-2 2-3 3-H | | 1-2 24 B1-4 | | 1-2 1B | | | 1-2 | 0 | 1 | 0 | 0 | 1 | 0 | 0 | | | | | | | | |
| 24 Joe Crede, R OBP: 0.285, SLG: 0.350 | | 0-0 L6 | | 0-0 B1-4 | | | | | 4-2 | 3 | 1 | 0 | 0 | 1 | 0 | 4 | | | | | | | | |
| Inning Stats | R: 0 E: 0 K: 0 S: 8 | H: 0 LOB: 0 BB: 0 P: 13 | R: 1 E: 0 K: 1 S: 14 | H: 2 LOB: 2 BB: 1 P: 23 | R: 2 E: 0 K: 1 S: 11 | H: 2 LOB: 1 BB: 2 P: 22 | R: 0 E: 0 K: 0 S: 10 | H: 3 LOB: 2 BB: 0 P: 15 | R: 0 E: 0 K: 0 S: 5 | H: 0 LOB: 0 BB: 1 P: 12 | R: 0 E: 0 K: 1 S: 11 | H: 1 LOB: 1 BB: 0 P: 15 | R: 0 E: 0 K: 1 S: 13 | H: 1 LOB: 1 BB: 0 P: 18 | R: 0 E: 0 K: 1 S: 11 | H: 0 LOB: 1 BB: 1 P: 20 | | R: 2 E: 0 K: 1 S: 12 | H: 1 LOB: 1 BB: 2 P: 22 | 1B: 8 2B: 3 3B: 0 HR: 0 | SF: 1 SAC: 1 DP: 3 HBP: 0 | WP: 0 PB: 1 SB: 2 CS: 0 | PA: 39 | |
| PITCHER | IP WLS BF H R ER SO BB IBB HBP BLK WP HR S P ERA WHIP | | | | | | | | | | | | | | | | | | | | | | | |
| Jarrod Washburn, L ERA: 3.8 | 6.0 | 26 | 8 | 3 | 3 | 2 | 4 | 0 | 0 | 0 | 0 | 0 | 0 | 0 | 24 | 38 | 0.00 | 1.000 | | | | | | |
| Joel Peralta, R ERA | 2.0 | 8 | 1 | 0 | 0 | 2 | 1 | 0 | 0 | 0 | 0 | 0 | 0 | 0 | 12 | 22 | 27.00 | 4.500 | | | | | | |
| 62 Scot Shields, R ERA: 2.05 | 0.2 | L | 5 | 1 | 2 | 2 | 2 | 0 | 0 | 0 | 0 | 0 | 0 | 0 | 0 | 0 | 27.00 | 4.500 | | | | | | |

| Batter | 1 | 2 | 3 | 4 | 5 | 6 | 7 | 8 | 9 | AB | R | H | RBI | BB | SO | LOB | TOP | | | |
|--|---|----------------------------------|------------------------------|----------------------------------|-------------------------------|----------------------------------|-------------------------------|----------------------------------|-------------------------------|----------------------------------|------------------------------|----------------------------------|------------------------------|---------------------------------|------------------------------|----------------------------------|---|--|------------------------------------|----------------------------------|
| 9 Chone Figgins, S OBP: 0.321, SLG: 0.385 (1, 9) | | | | | | | | | | 3 | 1 | 0 | 0 | 1 | 0 | 3 | Los Angeles Angels @ Chicago White Sox U.S. Cellular Field, Chicago, IL Tue May 31 2005, 8:05 PM EDT Att: 19,864 - Clear - 62 F livebaseballscorecards.com | | | |
| Darin Erstad, L OBP: 0.324, SLG: 0.386 (1, 3) | | | | | | | | | | 4 | 1 | 2 | 1 | 0 | 1 | 1 | | | | |
| Steve Finley, L OBP: 0.283, SLG: 0.428 (1, 8) | | | | | | | | | | 4 | 1 | 1 | 0 | 0 | 1 | 2 | | | | |
| 16 Garret Anderson, L OBP: 0.320, SLG: 0.453 (1, 7) | | | | | | | | | | 4 | 1 | 3 | 2 | 0 | 0 | 1 | | | | |
| 8 Dallas McPherson, L OBP: 0.296, SLG: 0.414 (1, 5) | | | | | | | | | | 4 | 0 | 1 | 0 | 0 | 0 | 2 | | | | |
| Bengie Molina, R OBP: 0.333, SLG: 0.455 (1, 2) | | | | | | | | | | 4 | 0 | 1 | 1 | 0 | 0 | 2 | | | | |
| Casey Kotchman, L (1, 10) | | | | | | | | | | 4 | 0 | 0 | 0 | 0 | 0 | 2 | | | | |
| Orlando Cabrera, R OBP: 0.298, SLG: 0.340 (1, 6) | | | | | | | | | | 3 | 0 | 0 | 0 | 1 | 1 | 2 | | | | |
| Adam Kennedy, L OBP: 0.277, SLG: 0.288 39 Robb Quinlan, R (7, PH) Jeff DaVanon, S OBP: 0.300, SLG: 0.258 (7, 9) | | | | | | | | | | 1 | 0 | 1 | 0 | 1 | 0 | 0 | | | | |
| Inning Stats | R: 1 E: 0 K: 0 S: 10 | H: 1 LOB: 0 BB: 1 P: 17 | R: 0 E: 0 K: 0 S: 8 | H: 0 LOB: 0 BB: 0 P: 14 | R: 0 E: 0 K: 1 S: 10 | H: 0 LOB: 1 BB: 1 P: 22 | R: 1 E: 0 K: 1 S: 13 | H: 3 LOB: 2 BB: 0 P: 17 | R: 0 E: 0 K: 1 S: 10 | H: 1 LOB: 0 BB: 0 P: 14 | R: 0 E: 0 K: 0 S: 8 | H: 0 LOB: 1 BB: 1 P: 15 | R: 1 E: 0 K: 0 S: 7 | H: 3 LOB: 1 BB: 0 P: 9 | R: 0 E: 0 K: 1 S: 9 | H: 0 LOB: 0 BB: 0 P: 14 | | 1B: 6 2B: 3 3B: 0 HR: 1 | SF: 0 SAC: 0 DP: 3 HBP: 0 | WP: 0 PB: 0 SB: 2 CS: 0 |
| PITCHER | IP WLS BF H R ER SO BB IBB HBP BLK WP HR S P ERA WHIP | | | | | | | | | | | | | | | | | | | |
| Freddy Garcia, R ERA: 3.53 Neal Cotts, L ERA: 3.33 Damaso Marte, L ERA: 2.29 Cliff Politte, R ERA: 1.77 | (1, 1) (6, 1) (8, 1) (8, 1) | 5.1 1.2 0.1 1.2 | WLS H B W | BF 6 4 4 | H 0 3 0 | R 0 1 0 | ER 3 0 0 | SO 3 0 1 | BB 2 0 0 | IBB 0 0 0 | HBP 0 0 0 | BLK 0 0 0 | WP 0 0 0 | HR 1 11 6 | S 56 19 8 | P 94 19 8 | ERA 5.06 0.00 27.00 0.00 | WHIP 1.500 0.600 9.000 0.000 | | |

| Batter | 1 | 2 | 3 | 4 | 5 | 6 | 7 | 8 | 9 | AB | R | H | RBI | BB | SO | LOB | BOTTOM | | | | | |
|--|---|----------------------------------|-------------------------------|----------------------------------|------------------------------|----------------------------------|------------------------------|---------------------------------|-------------------------------|----------------------------------|------------------------------|----------------------------------|-------------------------------|----------------------------------|------------------------------|---------------------------------|---|------------------------------|---------------------------------|----------------------------------|------------------------------------|----------------------------------|
| 22 Scott Podsednik, L OBP: 0.371, SLG: 0.320 (1, 7) | | | | | | | | | | 4 | 1 | 2 | 0 | 0 | 0 | 0 | Los Angeles Angels @ Chicago White Sox U.S. Cellular Field, Chicago, IL Tue May 31 2005, 8:05 PM EDT Att: 19,864 - Clear - 62 F livebaseballscorecards.com | | | | | |
| Tadahito Iguchi, R OBP: 0.355, SLG: 0.450 (1, 4) | | | | | | | | | | 4 | 1 | 1 | 1 | 0 | 0 | 1 | | | | | | |
| Aaron Rowand, R OBP: 0.337, SLG: 0.410 (1, 8) | | | | | | | | | | 4 | 0 | 2 | 1 | 0 | 1 | 0 | | | | | | |
| 14 Paul Konerko, R OBP: 0.336, SLG: 0.462 (1, 3) | | | | | | | | | | 4 | 0 | 0 | 0 | 0 | 1 | 1 | | | | | | |
| Carl Everett, S OBP: 0.303, SLG: 0.399 (1, 10) | | | | | | | | | | 4 | 1 | 2 | 0 | 0 | 0 | 1 | | | | | | |
| 23 Jermaine Dye, R OBP: 0.279, SLG: 0.462 (1, 9) | | | | | | | | | | 3 | 1 | 2 | 1 | 1 | 0 | 0 | | | | | | |
| 12 A.J. Pierzynski, L OBP: 0.338, SLG: 0.460 (1, 2) | | | | | | | | | | 1 | 0 | 0 | 1 | 1 | 0 | 0 | | | | | | |
| 5 Juan Uribe, R OBP: 0.277, SLG: 0.388 (1, 6) | | | | | | | | | | 3 | 0 | 1 | 0 | 0 | 0 | 4 | | | | | | |
| 24 Joe Crede, R OBP: 0.286, SLG: 0.368 (1, 5) | | | | | | | | | | 3 | 1 | 1 | 1 | 0 | 1 | 1 | | | | | | |
| Inning Stats | R: 2 E: 0 K: 0 S: 10 | H: 3 LOB: 0 BB: 0 P: 12 | R: 0 E: 0 K: 1 S: 11 | H: 1 LOB: 1 BB: 0 P: 19 | R: 0 E: 0 K: 0 S: 9 | H: 1 LOB: 1 BB: 0 P: 14 | R: 1 E: 0 K: 0 S: 6 | H: 2 LOB: 1 BB: 0 P: 9 | R: 1 E: 0 K: 1 S: 14 | H: 1 LOB: 0 BB: 0 P: 19 | R: 0 E: 1 K: 1 S: 7 | H: 1 LOB: 2 BB: 2 P: 16 | R: 0 E: 0 K: 0 S: 11 | H: 1 LOB: 0 BB: 0 P: 15 | R: 0 E: 0 K: 0 S: 5 | H: 0 LOB: 0 BB: 0 P: 7 | | R: 1 E: 0 K: 0 S: 2 | H: 1 LOB: 0 BB: 0 P: 3 | 1B: 7 2B: 1 3B: 1 HR: 2 | SF: 1 SAC: 0 DP: 2 HBP: 0 | WP: 0 PB: 0 SB: 0 CS: 1 |
| PITCHER | IP WLS BF H R ER SO BB IBB HBP BLK WP HR S P ERA WHIP | | | | | | | | | | | | | | | | | | | | | |
| 41 John Lackey, R ERA: 4.01 Brendan Donnelly, R ERA: 2.74 | (1, 1) (8, 1) | 7.0 1.0 | L | BF 29 4 | H 10 1 | R 4 1 | ER 4 1 | SO 3 0 | BB 1 0 | IBB 0 0 | HBP 0 0 | BLK 0 0 | WP 0 0 | HR 1 7 | S 68 7 | P 104 10 | ERA 5.14 9.00 | WHIP 1.571 1.000 | | | | |

| Batter | 1 | 2 | 3 | 4 | 5 | 6 | 7 | 8 | 9 | AB | R | H | RBI | BB | SO | LOB | TOP | | | | | | | | | | | | | | | | | | | | | |
|--|---------------------------------------|----------------------------------|--------------------------------------|-------------------------|---------------------------------------|--------------------------|--------------------------------------|----------------------------------|---------------------------------------|--------------------------|--------------------------------------|---------------------------------|--------------------------------------|-------------------------|---------------------------------------|--------------------------|--|--------------------------|-----------------------------------|------------------------------------|----------------------------------|--------|-----|----|---|---|----|----|----|-----|-----|-----|----|----|---|---|-----|------|
| 9 Chone Figgins, S OBP: 0.333, SLG: 0.410 | G4-3 | | G4-3 2B | | | | G5-4-3 | | | 5 | 1 | 3 | 2 | 0 | 0 | 1 | Los Angeles Angels @ Boston Red Sox Fenway Park, Boston, MA Fri Jun 03 2005, 7:05 PM EDT Att: 35,328 - Cloudy - 72 F | | | | | | | | | | | | | | | | | | | | | |
| Darin Erstad, L OBP: 0.326, SLG: 0.382 | K | | G4-3 | | | | | K | | 5 | 0 | 2 | 1 | 0 | 2 | 1 | | | | | | | | | | | | | | | | | | | | | | |
| Steve Finley, L OBP: 0.289, SLG: 0.423 | K | | P2 | | | | | | | 5 | 0 | 1 | 0 | 0 | 2 | 5 | | | | | | | | | | | | | | | | | | | | | | |
| 16 Garret Anderson, L OBP: 0.321, SLG: 0.445 | | | | | | | | | | 4 | 0 | 1 | 0 | 0 | 0 | 2 | | | | | | | | | | | | | | | | | | | | | | |
| Bengie Molina, R OBP: 0.344, SLG: 0.447 | | | | | | | | | | 3 | 0 | 1 | 0 | 1 | 0 | 0 | | | | | | | | | | | | | | | | | | | | | | |
| 8 Dallas McPherson, L OBP: 0.299, SLG: 0.435 | | | | | | | | | | 4 | 0 | 0 | 0 | 0 | 3 | 5 | | | | | | | | | | | | | | | | | | | | | | |
| 20 Juan Rivera, R OBP: 0.259, SLG: 0.355 | | | | | | | | | | 4 | 0 | 0 | 0 | 0 | 0 | 2 | | | | | | | | | | | | | | | | | | | | | | |
| Orlando Cabrera, R OBP: 0.300, SLG: 0.350 | | | | | | | | | | 4 | 1 | 1 | 0 | 0 | 1 | 0 | | | | | | | | | | | | | | | | | | | | | | |
| Adam Kennedy, L OBP: 0.315, SLG: 0.326 | | | | | | | | | | 4 | 2 | 4 | 1 | 0 | 0 | 0 | | | | | | | | | | | | | | | | | | | | | | |
| Inning Stats | R: 0 H: 0 E: 0 K: 2 S: 14 | H: 0 LOB: 0 BB: 0 P: 18 | R: 0 H: 2 E: 0 K: 1 S: 7 | LOB: 1 BB: 0 P: 8 | R: 1 H: 2 E: 0 K: 0 S: 11 | LOB: 1 BB: 0 P: 14 | R: 0 H: 0 E: 1 K: 1 S: 9 | H: 0 LOB: 0 BB: 0 P: 14 | R: 3 H: 4 E: 0 K: 0 S: 16 | LOB: 1 BB: 0 P: 23 | R: 0 H: 0 E: 0 K: 0 S: 8 | H: 0 LOB: 0 BB: 0 P: 9 | R: 0 H: 1 E: 0 K: 0 S: 8 | LOB: 0 BB: 0 P: 9 | R: 0 H: 1 E: 0 K: 2 S: 14 | LOB: 2 BB: 1 P: 24 | R: 0 H: 3 E: 0 K: 2 S: 18 | LOB: 3 BB: 0 P: 24 | 1B: 10 2B: 2 3B: 0 HR: 1 | SF: 0 SAC: 0 DP: 2 HBP: 0 | WP: 0 PB: 0 SB: 0 CS: 1 | PA: 39 | | | | | | | | | | | | | | | | |
| PITCHER | IP | WLS | BF | H | R | ER | SO | BB | IBB | HBP | BLK | WP | HR | S | P | ERA | WHIP | PITCHER | | | | IP | WLS | BF | H | R | ER | SO | BB | IBB | HBP | BLK | WP | HR | S | P | ERA | WHIP |
| David Wells, L ERA: 5.85 | (1, 1) | 7.0 | | 28 | 9 | 4 | 4 | 4 | 0 | 0 | 0 | 0 | 1 | 73 | 95 | 5.14 | 1.286 | | | | | | | | | | | | | | | | | | | | | |
| Mike Myers, L ERA: 1.54 | (8, 1) | 1.0 | W | 5 | 1 | 0 | 0 | 2 | 0 | 1 | 0 | 0 | 0 | 14 | 24 | 0.00 | 1.000 | | | | | | | | | | | | | | | | | | | | | |
| Keith Foulke, R ERA: 6.23 | (9, 1) | 1.0 | S | 6 | 3 | 0 | 0 | 2 | 0 | 0 | 0 | 0 | 0 | 18 | 24 | 0.00 | 3.000 | | | | | | | | | | | | | | | | | | | | | |

AB 38
R 4
H 13
RBI 4
BB 1
SO 8
LOB 16



| Batter | 1 | 2 | 3 | 4 | 5 | 6 | 7 | 8 | 9 | AB | R | H | RBI | BB | SO | LOB | BOTTOM | | | | | | | | | | | | | | | | | | | | | |
|---|---------------------------------------|----------------------------------|---------------------------------------|--------------------------|--------------------------------------|--------------------------|--------------------------------------|----------------------------------|--------------------------------------|--------------------------|--------------------------------------|--------------------------|---------------------------------------|--------------------------|---------------------------------------|--------------------------|--|------------------------------------|----------------------------------|--------|--|----|-----|----|---|---|----|----|----|-----|-----|-----|----|----|---|---|-----|------|
| 18 Johnny Damon, L OBP: 0.397, SLG: 0.452 | F8 | L3 | | | | | | | | 5 | 0 | 1 | 4 | 0 | 0 | 5 | Los Angeles Angels @ Boston Red Sox Fenway Park, Boston, MA Fri Jun 03 2005, 7:05 PM EDT Att: 35,328 - Cloudy - 72 F | | | | | | | | | | | | | | | | | | | | | |
| Edgar Renteria, R OBP: 0.324, SLG: 0.395 | K | | | | | | | | | 4 | 0 | 0 | 0 | 1 | 3 | 2 | | | | | | | | | | | | | | | | | | | | | | |
| 34 David Ortiz, L OBP: 0.388, SLG: 0.568 | K | | | | | | | | | 3 | 0 | 0 | 1 | 0 | 3 | 0 | | | | | | | | | | | | | | | | | | | | | | |
| Manny Ramirez, R OBP: 0.350, SLG: 0.492 | | | | | | | | | | 4 | 0 | 1 | 0 | 0 | 1 | 1 | | | | | | | | | | | | | | | | | | | | | | |
| Trot Nixon, L OBP: 0.400, SLG: 0.490 | | | | | | | | | | 4 | 1 | 1 | 0 | 0 | 0 | 1 | | | | | | | | | | | | | | | | | | | | | | |
| Jason Varitek, S OBP: 0.368, SLG: 0.554 | | | | | | | | | | 3 | 1 | 0 | 0 | 1 | 1 | 2 | | | | | | | | | | | | | | | | | | | | | | |
| Kevin Millar, R OBP: 0.327, SLG: 0.320 | | | | | | | | | | 4 | 1 | 1 | 0 | 0 | 1 | 2 | | | | | | | | | | | | | | | | | | | | | | |
| John Olerud, L OBP: 0.389, SLG: 0.471 | | | | | | | | | | 0 | 0 | 0 | 0 | 0 | 0 | 0 | | | | | | | | | | | | | | | | | | | | | | |
| Bill Mueller, S OBP: 0.402, SLG: 0.360 | | | | | | | | | | 2 | 2 | 2 | 1 | 2 | 0 | 0 | | | | | | | | | | | | | | | | | | | | | | |
| Mark Bellhorn, S OBP: 0.363, SLG: 0.377 | | | | | | | | | | 2 | 2 | 1 | 1 | 2 | 1 | 1 | | | | | | | | | | | | | | | | | | | | | | |
| Inning Stats | R: 0 H: 0 E: 0 K: 2 S: 10 | H: 0 LOB: 0 BB: 0 P: 16 | R: 1 H: 1 E: 1 K: 1 S: 14 | LOB: 3 BB: 2 P: 27 | R: 0 H: 0 E: 0 K: 2 S: 8 | LOB: 0 BB: 0 P: 10 | R: 0 H: 0 E: 0 K: 1 S: 9 | H: 0 LOB: 0 BB: 0 P: 11 | R: 0 H: 1 E: 0 K: 1 S: 9 | LOB: 1 BB: 0 P: 16 | R: 0 H: 1 E: 0 K: 1 S: 8 | LOB: 1 BB: 0 P: 15 | R: 3 H: 2 E: 0 K: 0 S: 12 | LOB: 1 BB: 2 P: 25 | R: 3 H: 2 E: 0 K: 2 S: 16 | LOB: 1 BB: 2 P: 31 | 1B: 3 2B: 4 3B: 0 HR: 0 | SF: 1 SAC: 0 DP: 0 HBP: 0 | WP: 0 PB: 0 SB: 1 CS: 0 | PA: 38 | | | | | | | | | | | | | | | | | | |
| PITCHER | IP | WLS | BF | H | R | ER | SO | BB | IBB | HBP | BLK | WP | HR | S | P | ERA | WHIP | PITCHER | | | | IP | WLS | BF | H | R | ER | SO | BB | IBB | HBP | BLK | WP | HR | S | P | ERA | WHIP |
| 45 Kelvim Escobar, R ERA: 2.97 | (1, 1) | 6.0 | | 24 | 3 | 1 | 0 | 0 | 2 | 0 | 0 | 0 | 0 | 6 | 14 | 81.00 | 12.000 | | | | | | | | | | | | | | | | | | | | | |
| Brendan Donnelly, R ERA: 4.07 | (7, 1) | 0.1 | H | 5 | 2 | 3 | 3 | 0 | 2 | 0 | 0 | 0 | 0 | 6 | 14 | 81.00 | 12.000 | | | | | | | | | | | | | | | | | | | | | |
| 62 Scot Shields, R ERA: 2.73 | (7, 1) | 1.1 | L | 8 | 2 | 3 | 3 | 1 | 1 | 1 | 0 | 0 | 0 | 18 | 36 | 20.25 | 2.250 | | | | | | | | | | | | | | | | | | | | | |
| Joel Peralta, R ERA: | (8, 1) | 0.1 | | 1 | 0 | 0 | 0 | 1 | 0 | 0 | 0 | 0 | 0 | 4 | 6 | 0.00 | 0.000 | | | | | | | | | | | | | | | | | | | | | |


AB 31
R 7
H 7
RBI 7
BB 6
SO 10
LOB 14



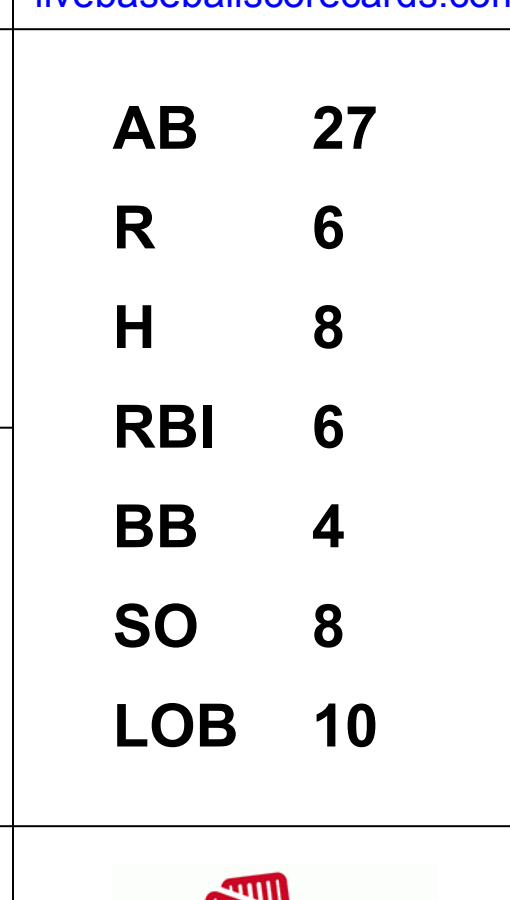
| Batter | 1 | 2 | 3 | 4 | 5 | 6 | 7 | 8 | 9 | AB | R | H | RBI | BB | SO | LOB | TOP | | | | | |
|--|-------------------------------|----------------------------------|-------------------------------|----------------------------------|-------------------------------|----------------------------------|-------------------------------|----------------------------------|-------------------------------|----------------------------------|-------------------------------|----------------------------------|-------------------------------|----------------------------------|-------------------------------|----------------------------------|---|----------------------------------|-----------------------------------|------------------------------------|----------------------------------|--------|
| 9 Chone Figgins, S OBP: 0.330, SLG: 0.420 | | | | | | | | | | 5 | 1 | 1 | 1 | 0 | 1 | 6 | Los Angeles Angels @ Boston Red Sox Fenway Park, Boston, MA Sat Jun 04 2005, 1:20 PM EDT Att: 34,754 - Sunny - 80 F | | | | | |
| Darin Erstad, L OBP: 0.331, SLG: 0.385 | | | | | | | | | | 6 | 2 | 3 | 4 | 0 | 0 | 1 | | | | | | |
| Steve Finley, L OBP: 0.290, SLG: 0.431 | | | | | | | | | | 6 | 2 | 2 | 2 | 0 | 0 | 2 | | | | | | |
| 16 Garret Anderson, L OBP: 0.330, SLG: 0.476 | | | | | | | | | | 6 | 1 | 4 | 4 | 0 | 0 | 1 | | | | | | |
| 8 Dallas McPherson, L OBP: 0.300, SLG: 0.428 | | | | | | | | | | 5 | 1 | 1 | 0 | 0 | 1 | 2 | | | | | | |
| Jeff DaVanon, S OBP: 0.310, SLG: 0.265 | | | | | | | | | | 4 | 1 | 2 | 0 | 1 | 0 | 2 | | | | | | |
| José Molina, R OBP: 0.344, SLG: 0.400 | | | | | | | | | | 3 | 1 | 1 | 0 | 2 | 1 | 1 | | | | | | |
| Orlando Cabrera, R OBP: 0.297, SLG: 0.346 | | | | | | | | | | 5 | 1 | 1 | 1 | 0 | 1 | 4 | | | | | | |
| Adam Kennedy, L OBP: 0.340, SLG: 0.359 | | | | | | | | | | 3 | 3 | 2 | 0 | 2 | 0 | 1 | | | | | | |
| Inning Stats | R: 1 E: 0 K: 0 S: 14 | H: 2 LOB: 2 BB: 0 P: 25 | R: 0 E: 0 K: 0 S: 6 | H: 1 LOB: 1 BB: 0 P: 8 | R: 0 E: 0 K: 1 S: 10 | H: 1 LOB: 1 BB: 0 P: 17 | R: 0 E: 0 K: 1 S: 7 | H: 0 LOB: 0 BB: 1 P: 11 | R: 0 E: 0 K: 0 S: 10 | H: 0 LOB: 1 BB: 1 P: 17 | R: 1 E: 0 K: 1 S: 16 | H: 2 LOB: 1 BB: 0 P: 25 | R: 4 E: 0 K: 1 S: 22 | H: 5 LOB: 2 BB: 1 P: 33 | R: 1 E: 0 K: 0 S: 12 | H: 2 LOB: 1 BB: 0 P: 14 | R: 6 E: 0 K: 1 S: 24 | H: 4 LOB: 1 BB: 3 P: 47 | 1B: 11 2B: 2 3B: 2 HR: 2 | SF: 0 SAC: 1 DP: 0 HBP: 1 | WP: 2 PB: 0 SB: 3 CS: 0 | PA: 50 |
| PITCHER | IP | WLS | BF | H | R | ER | SO | BB | IBB | HBP | BLK | WP | HR | S | P | ERA | WHIP | | | ERA | WHIP | |
| Bronson Arroyo, R ERA: 3.89 | (1, 1) | 6.0 | L | 26 | 6 | 2 | 2 | 2 | 1 | 0 | 1 | 0 | 1 | 1 | 63 | 103 | 3.00 | 1.167 | | | 27.00 | 4.500 |
| Alan Embree, L ERA: 6.75 | (7, 1) | 0.1 | L | 5 | 4 | 4 | 4 | 1 | 0 | 0 | 0 | 0 | 0 | 1 | 17 | 23 | 108.00 | 12.000 | | | | |
| 50 Mike Timlin, R ERA: 1.67 | (7, 1) | 1.0 | L | 7 | 3 | 1 | 1 | 0 | 1 | 0 | 0 | 0 | 1 | 0 | 12 | 17 | 9.00 | 4.000 | | | | |
| Mike Myers, L ERA: 1.54 | (8, 1) | 0.2 | L | 2 | 0 | 0 | 0 | 0 | 0 | 0 | 0 | 0 | 0 | 5 | 7 | 0.00 | 0.000 | | | | | |
| Matt Mantei, R ERA: 4.91 | (9, 1) | 0.1 | L | 5 | 1 | 4 | 4 | 0 | 3 | 0 | 0 | 0 | 0 | 0 | 11 | 27 | 108.00 | 12.000 | | | | |
| 18 Johnny Damon, L OBP: 0.397, SLG: 0.455 | | | | | | | | | | 5 | 0 | 2 | 1 | 0 | 0 | 1 | Los Angeles Angels @ Boston Red Sox Fenway Park, Boston, MA Sat Jun 04 2005, 1:20 PM EDT Att: 34,754 - Sunny - 80 F | | | | | |
| Mark Bellhorn, S OBP: 0.359, SLG: 0.367 | | | | | | | | | | 4 | 0 | 0 | 0 | 1 | 4 | 1 | | | | | | |
| 34 David Ortiz, L OBP: 0.380, SLG: 0.555 | | | | | | | | | | 5 | 0 | 0 | 0 | 0 | 3 | 4 | | | | | | |
| Manny Ramirez, R OBP: 0.346, SLG: 0.485 | | | | | | | | | | 5 | 1 | 1 | 0 | 0 | 0 | 1 | | | | | | |
| Trot Nixon, L OBP: 0.402, SLG: 0.497 | | | | | | | | | | 4 | 1 | 2 | 1 | 0 | 0 | 0 | | | | | | |
| Kevin Millar, R OBP: 0.335, SLG: 0.368 | | | | | | | | | | 4 | 3 | 3 | 3 | 0 | 1 | 1 | | | | | | |
| Bill Mueller, S OBP: 0.404, SLG: 0.364 | | | | | | | | | | 4 | 1 | 2 | 0 | 0 | 0 | 0 | | | | | | |
| Ramón Vázquez, L OBP: 0.250, SLG: 0.259 | | | | | | | | | | 4 | 0 | 1 | 0 | 0 | 3 | 2 | | | | | | |
| Kelly Shoppach, R OBP: 0.371, SLG: 0.554 | | | | | | | | | | 3 | 0 | 0 | 0 | 0 | 3 | 4 | | | | | | |
| Inning Stats | R: 0 E: 0 K: 1 S: 9 | H: 0 LOB: 0 BB: 0 P: 15 | R: 3 E: 1 K: 2 S: 20 | H: 5 LOB: 3 BB: 1 P: 33 | R: 1 E: 0 K: 3 S: 17 | H: 3 LOB: 2 BB: 0 P: 24 | R: 0 E: 0 K: 2 S: 12 | H: 1 LOB: 1 BB: 0 P: 19 | R: 1 E: 0 K: 1 S: 8 | H: 1 LOB: 0 BB: 0 P: 12 | R: 0 E: 0 K: 2 S: 10 | H: 0 LOB: 0 BB: 0 P: 16 | R: 0 E: 0 K: 1 S: 9 | H: 0 LOB: 0 BB: 0 P: 14 | R: 1 E: 0 K: 1 S: 8 | H: 1 LOB: 1 BB: 1 P: 16 | R: 0 E: 0 K: 1 S: 8 | H: 0 LOB: 0 BB: 0 P: 11 | 1B: 6 2B: 3 3B: 0 HR: 2 | SF: 0 SAC: 0 DP: 0 HBP: 0 | WP: 0 PB: 0 SB: 0 CS: 0 | PA: 40 |
| PITCHER | IP | WLS | BF | H | R | ER | SO | BB | IBB | HBP | BLK | WP | HR | S | P | ERA | WHIP | | | ERA | WHIP | |
| 40 Bartolo Colon, R ERA: 3.1 | (1, 1) | 6.0 | W | 29 | 1 | 0 | 5 | 10 | 1 | 0 | 0 | 0 | 0 | 1 | 76 | 119 | 7.50 | 1.833 | | | | |
| Brendan Donnelly, R ERA: 3.91 | (7, 1) | 1.0 | H | 3 | 0 | 0 | 0 | 1 | 0 | 0 | 0 | 0 | 0 | 9 | 14 | 0.00 | 0.000 | | | | | |
| 62 Scot Shields, R ERA: 2.91 | (8, 1) | 1.0 | H | 5 | 1 | 1 | 1 | 1 | 1 | 0 | 0 | 0 | 1 | 8 | 16 | 9.00 | 2.000 | | | | | |
| Joel Peralta, R ERA: | (9, 1) | 1.0 | L | 3 | 0 | 0 | 0 | 1 | 0 | 0 | 0 | 0 | 0 | 8 | 11 | 0.00 | 0.000 | | | | | |

| Batter | 1 | 2 | 3 | 4 | 5 | 6 | 7 | 8 | 9 | AB | R | H | RBI | BB | SO | LOB | TOP | | | | | | | | | | | | | | | | | | | | | | |
|---|------------------------------|---------------------------------|------------------------------|----------------------------------|-------------------------------|----------------------------------|------------------------------|----------------------------------|-------------------------------|----------------------------------|-------------------------------|----------------------------------|-------------------------------|----------------------------------|-------------------------------|----------------------------------|---|---------------------------------|----------------------------------|------------------------------------|----------------------------------|--------|----|-----|----|---|---|----|----|----|-----|-----|-----|----|----|---|---|-----|------|
| 9 Chone Figgins, S OBP: 0.328, SLG: 0.414 (1, 9) (8, 5) | F9 | | 1B | | G3 | | B2 | | F8 | 5 | 0 | 1 | 0 | 0 | 0 | 3 | Los Angeles Angels @ Boston Red Sox Fenway Park, Boston, MA Sun Jun 05 2005, 2:05 PM EDT Att: 35,008 - Sunny - 84 F | | | | | | | | | | | | | | | | | | | | | | |
| Darin Erstad, L OBP: 0.332, SLG: 0.386 (1, 3) | F9 | | 1B | | G4-3 | | | | G3 | 5 | 0 | 2 | 2 | 0 | 0 | 1 | | | | | | | | | | | | | | | | | | | | | | | |
| Steve Finley, L OBP: 0.289, SLG: 0.424 (1, 8) | L3 | | 1B | | | | P6 | | | 3 | 0 | 0 | 0 | 1 | 1 | 4 | | | | | | | | | | | | | | | | | | | | | | | |
| 16 Garret Anderson, L OBP: 0.289, SLG: 0.471 (1, 7) | | | | | L8 | | | | F8 | 4 | 0 | 1 | 0 | 0 | 0 | 3 | | | | | | | | | | | | | | | | | | | | | | | |
| 8 Dallas McPherson, L OBP: 0.301, SLG: 0.432 20 Juan Rivera, R OBP: 0.255, SLG: 0.351 (8, PH) (8, 9) | G4-6-3 | | | | | | G3 | | G6-3 | 3 | 0 | 1 | 0 | 0 | 0 | 1 | | | | | | | | | | | | | | | | | | | | | | | |
| Jeff DaVanon, S OBP: 0.308, SLG: 0.257 (1, 10) | G6-3 | | | | 2B | | | | | 1 | 0 | 0 | 0 | 0 | 0 | 0 | | | | | | | | | | | | | | | | | | | | | | | |
| Bengie Molina, R OBP: 0.301, SLG: 0.500 (1, 2) | | | | | BB | | | | | 3 | 0 | 0 | 0 | 1 | 2 | 0 | | | | | | | | | | | | | | | | | | | | | | | |
| Orlando Cabrera, R OBP: 0.296, SLG: 0.344 (1, 6) | | | | | G5-4-3 | | HR | | 2B | 3 | 1 | 2 | 1 | 1 | 0 | 2 | | | | | | | | | | | | | | | | | | | | | | | |
| Adam Kennedy, L OBP: 0.347, SLG: 0.375 (1, 4) | | | | | | | F9 | | F9 | 4 | 1 | 1 | 0 | 0 | 0 | 2 | | | | | | | | | | | | | | | | | | | | | | | |
| | | | | | | | | | G1-3 | 4 | 1 | 2 | 0 | 0 | 0 | 1 | | | | | | | | | | | | | | | | | | | | | | | |
| Inning Stats | R: 0 E: 0 K: 0 S: 6 | H: 0 LOB: 0 BB: 0 P: 9 | R: 0 E: 0 K: 0 S: 8 | H: 1 LOB: 0 BB: 0 P: 13 | R: 0 E: 0 K: 1 S: 13 | H: 2 LOB: 3 BB: 1 P: 23 | R: 0 E: 0 K: 0 S: 5 | H: 1 LOB: 1 BB: 1 P: 10 | R: 1 E: 0 K: 0 S: 12 | H: 2 LOB: 2 BB: 1 P: 24 | R: 1 E: 0 K: 1 S: 10 | H: 1 LOB: 0 BB: 0 P: 17 | R: 1 E: 0 K: 0 S: 14 | H: 2 LOB: 0 BB: 0 P: 20 | R: 0 E: 0 K: 1 S: 14 | H: 1 LOB: 1 BB: 0 P: 18 | R: 0 E: 0 K: 0 S: 5 | H: 0 LOB: 0 BB: 0 P: 7 | 1B: 6 2B: 3 3B: 0 HR: 1 | SF: 0 SAC: 0 DP: 2 HBP: 0 | WP: 0 PB: 0 SB: 0 CS: 0 | PA: 38 | | | | | | | | | | | | | | | | | |
| PITCHER | IP | WLS | BF | H | R | ER | SO | BB | IBB | HBP | BLK | WP | HR | S | P | ERA | WHIP | PITCHER | | | | | IP | WLS | BF | H | R | ER | SO | BB | IBB | HBP | BLK | WP | HR | S | P | ERA | WHIP |
| Wade Miller, R ERA: 4.73 (1, 1) | 6.1 | | 29 | 9 | 3 | 3 | 2 | 3 | 0 | 0 | 0 | 0 | 1 | 64 | 110 | 4.26 | 1.895 | | | | | | | | | | | | | | | | | | | | | | |
| Mike Myers, L ERA: 1.46 (7, 1) | 0.2 | W | 2 | 0 | 0 | 0 | 0 | 0 | 0 | 0 | 0 | 0 | 0 | 4 | 6 | 0.00 | 0.000 | | | | | | | | | | | | | | | | | | | | | | |
| 50 Mike Timlin, R ERA: 1.61 (8, 1) | 1.0 | H | 4 | 1 | 0 | 0 | 1 | 0 | 0 | 0 | 0 | 0 | 0 | 14 | 18 | 0.00 | 1.000 | | | | | | | | | | | | | | | | | | | | | | |
| Keith Foulke, R ERA: 6.0 (9, 1) | 1.0 | S | 3 | 0 | 0 | 0 | 0 | 0 | 0 | 0 | 0 | 0 | 0 | 5 | 7 | 0.00 | 0.000 | | | | | | | | | | | | | | | | | | | | | | |

| | |
|-----|----|
| AB | 35 |
| R | 3 |
| H | 10 |
| RBI | 3 |
| BB | 3 |
| SO | 3 |
| LOB | 17 |



| Batter | 1 | 2 | 3 | 4 | 5 | 6 | 7 | 8 | 9 | AB | R | H | RBI | BB | SO | LOB | BOTTOM | | | | | | | | | | | | | | | | | | | | | | |
|---|------------------------------|----------------------------------|------------------------------|----------------------------------|------------------------------|----------------------------------|-------------------------------|----------------------------------|------------------------------|----------------------------------|------------------------------|---------------------------------|-------------------------------|----------------------------------|------------------------------|----------------------------------|---|------------------------------------|----------------------------------|--------|--|--|----|-----|----|---|---|----|----|----|-----|-----|-----|----|----|---|---|-----|------|
| Mark Bellhorn, S OBP: 0.352, SLG: 0.361 (1, 4) | K | | K | | F8 | | SF8 | | | 3 | 0 | 0 | 1 | 0 | 2 | 0 | Los Angeles Angels @ Boston Red Sox Fenway Park, Boston, MA Sun Jun 05 2005, 2:05 PM EDT Att: 35,008 - Sunny - 84 F | | | | | | | | | | | | | | | | | | | | | | |
| Edgar Renteria, R OBP: 0.323, SLG: 0.392 (1, 6) | | | | | B2 | | K | | K | 4 | 0 | 1 | 0 | 0 | 2 | 2 | | | | | | | | | | | | | | | | | | | | | | | |
| 34 David Ortiz, L OBP: 0.382, SLG: 0.556 (1, 10) | G4-6-3 | | | | 1B | | 2B | | | 3 | 1 | 1 | 2 | 1 | 1 | 1 | | | | | | | | | | | | | | | | | | | | | | | |
| Manny Ramirez, R OBP: 0.345, SLG: 0.480 (1, 7) | | | | | 2B | | K | | K | 4 | 1 | 1 | 0 | 0 | 2 | 1 | | | | | | | | | | | | | | | | | | | | | | | |
| Kevin Millar, R OBP: 0.340, SLG: 0.378 Trot Nixon, L OBP: 0.405, SLG: 0.497 (6, PR) (7, 9) | P6 | | | | 1B | | | | | 3 | 1 | 2 | 1 | 0 | 0 | 0 | | | | | | | | | | | | | | | | | | | | | | | |
| Jason Varitek, S OBP: 0.374, SLG: 0.547 (1, 2) | | | | | SF7 | | 2B | | G4-6-3 | 0 | 0 | 0 | 0 | 1 | 0 | 0 | | | | | | | | | | | | | | | | | | | | | | | |
| Bill Mueller, S OBP: 0.406, SLG: 0.363 (1, 5) | | | | | 1B | | | | BB | 2 | 0 | 0 | 0 | 2 | 1 | 2 | | | | | | | | | | | | | | | | | | | | | | | |
| John Olerud, L OBP: 0.381, SLG: 0.474 (1, 3) | | | | | | | | | G4-6-3 | 3 | 1 | 1 | 1 | 0 | 0 | 2 | | | | | | | | | | | | | | | | | | | | | | | |
| Jay Payton, R OBP: 0.296, SLG: 0.371 (1, 8) | | | | | | | | | | 2 | 1 | 1 | 1 | 0 | 0 | 0 | | | | | | | | | | | | | | | | | | | | | | | |
| | | | | | | | | | | 3 | 1 | 1 | 0 | 0 | 0 | 2 | | | | | | | | | | | | | | | | | | | | | | | |
| Inning Stats | R: 0 E: 0 K: 1 S: 9 | H: 1 LOB: 0 BB: 0 P: 13 | R: 0 E: 0 K: 0 S: 9 | H: 0 LOB: 1 BB: 1 P: 15 | R: 0 E: 0 K: 1 S: 9 | H: 0 LOB: 0 BB: 0 P: 14 | R: 3 E: 0 K: 0 S: 15 | H: 3 LOB: 2 BB: 2 P: 29 | R: 0 E: 0 K: 2 S: 8 | H: 0 LOB: 0 BB: 0 P: 13 | R: 0 E: 0 K: 1 S: 6 | H: 1 LOB: 1 BB: 0 P: 8 | R: 3 E: 0 K: 2 S: 22 | H: 3 LOB: 1 BB: 0 P: 36 | R: 0 E: 0 K: 1 S: 5 | H: 0 LOB: 0 BB: 1 P: 11 | 1B: 6 2B: 2 3B: 0 HR: 0 | SF: 2 SAC: 0 DP: 3 HBP: 1 | WP: 0 PB: 0 SB: 0 CS: 0 | PA: 34 | | | | | | | | | | | | | | | | | | | |
| PITCHER | IP | WLS | BF | H | R | ER | SO | BB | IBB | HBP | BLK | WP | HR | S | P | ERA | WHIP | PITCHER | | | | | IP | WLS | BF | H | R | ER | SO | BB | IBB | HBP | BLK | WP | HR | S | P | ERA | WHIP |
| Jarrod Washburn, L ERA: 3.86 (7, 1) | 6.0 | | 24 | 5 | 3 | 3 | 0 | 3 | 0 | 0 | 0 | 0 | 0 | 56 | 92 | 4.50 | 1.333 | | | | | | | | | | | | | | | | | | | | | | |
| Jake Woods, L ERA: 3.12 (7, 1) | 0.0 | L | 2 | 1 | 2 | 2 | 0 | 0 | 0 | 1 | 0 | 0 | 0 | 5 | 9 | ∞ | ∞ | | | | | | | | | | | | | | | | | | | | | | |
| Joel Peralta, R ERA: 1.35 (8, 1) | 1.0 | | 5 | 2 | 1 | 1 | 2 | 0 | 0 | 0 | 0 | 0 | 0 | 17 | 27 | 9.00 | 2.000 | | | | | | | | | | | | | | | | | | | | | | |
| Esteban Yan, R ERA: 5.16 (8, 1) | 1.0 | | 3 | 0 | 0 | 0 | 1 | 1 | 0 | 0 | 0 | 0 | 0 | 5 | 11 | 0.00 | 1.000 | | | | | | | | | | | | | | | | | | | | | | |



| Batter | 1 | 2 | 3 | 4 | 5 | 6 | 7 | 8 | 9 | AB | R | H | RBI | BB | SO | LOB | TOP | | | | | | | | | | |
|---|-------------------------------|----------------------------------|------------------------------|----------------------------------|------------------------------|----------------------------------|------------------------------|----------------------------------|------------------------------|----------------------------------|------------------------------|---------------------------------|-------------------------------|----------------------------------|------------------------------|---------------------------------|--|------------------------------------|----------------------------------|--------|--|--|--|--|--|--|--|
| 9 Chone Figgins, S OBP: 0.329, SLG: 0.411 | P6 | | FC5-4 | | | B5-3 | | | | 4 | 0 | 1 | 1 | 0 | 0 | 1 | Los Angeles Angels @ Atlanta Braves Turner Field, Atlanta, GA Tue Jun 07 2005, 7:35 PM EDT Att: 25,276 - Overcast - 74 F | | | | | | | | | | |
| Darin Erstad, L OBP: 0.329, SLG: 0.381 | P3 | | L3 | | | | | F7 | | 4 | 0 | 1 | 0 | 0 | 0 | 2 | | | | | | | | | | | |
| Steve Finley, L OBP: 0.292, SLG: 0.421 | BB | | | | | P5 | | F8 | | 2 | 0 | 0 | 0 | 2 | 0 | 2 | | | | | | | | | | | |
| 16 Garret Anderson, L OBP: 0.326, SLG: 0.468 | K | | | | | G4-3 | | | | 4 | 0 | 0 | 0 | 1 | 3 | | | | | | | | | | | | |
| Bengie Molina, R OBP: 0.362, SLG: 0.521 | | HR | | | | G6-3 | | G6-3 | | 4 | 1 | 1 | 1 | 0 | 0 | 1 | | | | | | | | | | | |
| 20 Juan Rivera, R OBP: 0.248, SLG: 0.340 | G4-3 | | | | | | | | | 3 | 0 | 0 | 0 | 0 | 0 | 1 | | | | | | | | | | | |
| Jeff Davanon, S OBP: 0.311, SLG: 0.262 | | | | | | | | | | 1 | 0 | 0 | 0 | 0 | 0 | 0 | | | | | | | | | | | |
| Orlando Cabrera, R OBP: 0.296, SLG: 0.343 | B1-3 | | | | | F8 | | G6-3 | | 3 | 0 | 0 | 0 | 0 | 0 | 0 | | | | | | | | | | | |
| Adam Kennedy, L OBP: 0.343, SLG: 0.369 | K | | | | | K | | P3 | | 3 | 0 | 0 | 0 | 0 | 2 | 0 | | | | | | | | | | | |
| Paul Byrd, R OBP: 0.250, SLG: 0.250 | | | | | | F8 | | E8 | | 2 | 0 | 1 | 0 | 0 | 0 | 0 | | | | | | | | | | | |
| 39 Robb Quinlan, R OBP: 0.220, SLG: 0.321 | | | | | | | | | | 1 | 1 | 1 | 0 | 0 | 0 | 0 | | | | | | | | | | | |
| Joel Peralta, R OBP: 0.311, SLG: 0.262 | | | | | | | | | | 0 | 0 | 0 | 0 | 0 | 0 | 0 | | | | | | | | | | | |
| Inning Stats | R: 0 E: 0 K: 1 S: 10 | H: 0 LOB: 1 BB: 1 P: 18 | R: 1 E: 0 K: 1 S: 8 | H: 1 LOB: 0 BB: 0 P: 13 | R: 0 E: 0 K: 0 S: 9 | H: 1 LOB: 0 BB: 0 P: 14 | R: 0 E: 0 K: 0 S: 7 | H: 0 LOB: 1 BB: 1 P: 14 | R: 0 E: 0 K: 1 S: 8 | H: 1 LOB: 1 BB: 0 P: 13 | R: 0 E: 0 K: 0 S: 4 | H: 0 LOB: 0 BB: 0 P: 8 | R: 1 E: 1 K: 0 S: 13 | H: 2 LOB: 1 BB: 0 P: 19 | R: 0 E: 0 K: 0 S: 6 | H: 0 LOB: 0 BB: 0 P: 8 | 1B: 2 2B: 3 3B: 0 HR: 1 | SF: 0 SAC: 0 DP: 1 HBP: 0 | WP: 0 PB: 0 SB: 0 CS: 0 | PA: 33 | | | | | | | |
| PITCHER | IP | WLS | BF | H | R | ER | SO | BB | IBB | HBP | BLK | WP | HR | S | P | ERA | WHIP | | | | | | | | | | |
| Horacio Ramirez, L ERA: 5.05 | 8.0 | W | 30 | 5 | 2 | 2 | 3 | 2 | 0 | 0 | 0 | 0 | 1 | 67 | 109 | 2.25 | 0.875 | | | | | | | | | | |
| Chris Reitsma, R ERA: 3.54 | 1.0 | S | 3 | 0 | 0 | 0 | 0 | 0 | 0 | 0 | 0 | 0 | 0 | 6 | 8 | 0.00 | 0.000 | | | | | | | | | | |

| Batter | 1 | 2 | 3 | 4 | 5 | 6 | 7 | 8 | 9 | AB | R | H | RBI | BB | SO | LOB | BOTTOM | | | | | | | | | | |
|--|-------------------------------|----------------------------------|-------------------------------|----------------------------------|------------------------------|----------------------------------|------------------------------|----------------------------------|-------------------------------|----------------------------------|------------------------------|----------------------------------|-------------------------------|----------------------------------|------------------------------|----------------------------------|--|------------------------------------|----------------------------------|--------|--|--|--|--|--|--|--|
| Rafael Furcal, S OBP: 0.279, SLG: 0.338 | F8 | L4 | | | SH5-3 | | | HR | | 3 | 1 | 1 | 1 | 0 | 0 | 2 | Los Angeles Angels @ Atlanta Braves Turner Field, Atlanta, GA Tue Jun 07 2005, 7:35 PM EDT Att: 25,276 - Overcast - 74 F | | | | | | | | | | |
| Wilson Betemit, S OBP: 0.446, SLG: 0.613 | | | | | | | | | | 4 | 1 | 1 | 0 | 0 | 1 | 1 | | | | | | | | | | | |
| Chris Reitsma, R | P3 1B 2B | | | | F8 | | | G1-3 | | 0 | 0 | 0 | 0 | 0 | 0 | 0 | | | | | | | | | | | |
| Brian Jordan, R OBP: 0.275, SLG: 0.296 | P3 | | | | G5-3 | | | E5 | | 4 | 0 | 0 | 0 | 0 | 1 | 2 | | | | | | | | | | | |
| Adam LaRoche, L OBP: 0.317, SLG: 0.447 | | | | | G3-1 | | | G5-3 | | 4 | 0 | 2 | 1 | 0 | 0 | 1 | | | | | | | | | | | |
| Andrew Jones, R OBP: 0.312, SLG: 0.479 | P5 | | | | | | | G5-3 | | 3 | 1 | 0 | 0 | 0 | 0 | 2 | | | | | | | | | | | |
| Ryan Langerhans, L OBP: 0.304, SLG: 0.490 | | | | | | | | F7 | | 4 | 0 | 3 | 0 | 0 | 1 | 0 | | | | | | | | | | | |
| Andy Marte, R | | | | | | | | K | | 3 | 0 | 0 | 1 | 0 | 1 | 3 | | | | | | | | | | | |
| 8 Brayan Peña, S OBP: 0.188, SLG: 0.188 | | | | | | | | F7 | | 3 | 0 | 0 | 0 | 0 | 1 | 3 | | | | | | | | | | | |
| Horacio Ramirez, L OBP: 0.333, SLG: 0.391 | | | | | | | | | | 3 | 0 | 2 | 0 | 0 | 0 | 0 | | | | | | | | | | | |
| Marcus Giles, R OBP: 0.340, SLG: 0.420 | | | | | | | | | | 0 | 0 | 0 | 0 | 0 | 0 | 0 | | | | | | | | | | | |
| Inning Stats | R: 1 E: 0 K: 0 S: 14 | H: 2 LOB: 1 BB: 0 P: 19 | R: 0 E: 0 K: 1 S: 10 | H: 2 LOB: 2 BB: 0 P: 17 | R: 0 E: 0 K: 1 S: 9 | H: 0 LOB: 0 BB: 0 P: 11 | R: 1 E: 0 K: 0 S: 8 | H: 1 LOB: 0 BB: 0 P: 14 | R: 0 E: 0 K: 1 S: 12 | H: 1 LOB: 1 BB: 0 P: 15 | R: 0 E: 0 K: 1 S: 9 | H: 2 LOB: 2 BB: 0 P: 14 | R: 1 E: 1 K: 0 S: 13 | H: 1 LOB: 1 BB: 0 P: 16 | R: 0 E: 0 K: 1 S: 8 | H: 0 LOB: 0 BB: 0 P: 10 | 1B: 7 2B: 2 3B: 0 HR: 1 | SF: 1 SAC: 1 DP: 1 HBP: 1 | WP: 0 PB: 0 SB: 0 CS: 0 | PA: 34 | | | | | | | |
| PITCHER | IP | WLS | BF | H | R | ER | SO | BB | IBB | HBP | BLK | WP | HR | S | P | ERA | WHIP | | | | | | | | | | |
| Paul Byrd, R ERA: 4.38 | 7.0 | L | 31 | 9 | 3 | 3 | 4 | 0 | 0 | 1 | 0 | 0 | 1 | 75 | 106 | 3.86 | 1.286 | | | | | | | | | | |
| Joel Peralta, R ERA: 1.17 | 1.0 | | 3 | 0 | 0 | 0 | 1 | 0 | 0 | 0 | 0 | 0 | 0 | 8 | 10 | 0.00 | 0.000 | | | | | | | | | | |



| Batter | 1 | 2 | 3 | 4 | 5 | 6 | 7 | 8 | 9 | AB | R | H | RBI | BB | SO | LOB | TOP | | | | | |
|---|--|----------------------------------|-------------------------------|----------------------------------|------------------------------|---------------------------------|-------------------------------|----------------------------------|------------------------------|----------------------------------|-------------------------------|----------------------------------|-------------------------------|----------------------------------|-------------------------------|----------------------------------|-------------------------------|----------------------------------|----------------------------------|------------------------------------|----------------------------------|--------|
| 9 Chone Figgins, S OBP: 0.328, SLG: 0.406 | | | | | | | | | | 5 | 1 | 0 | 0 | 1 | 1 | 3 | | | | | | |
| Darin Erstad, L OBP: 0.335, SLG: 0.389 Esteban Yan, R | | | | | | | | | | 5 | 1 | 1 | 2 | 0 | 2 | 2 | | | | | | |
| 27 Vladimir Guerrero, R OBP: 0.389, SLG: 0.522 Casey Kotchman, L | | | | | | | | | | 5 | 3 | 3 | 0 | 0 | 1 | 0 | | | | | | |
| 16 Garret Anderson, L OBP: 0.338, SLG: 0.469 20 Juan Rivera, R OBP: 0.252, SLG: 0.354 | | | | | | | | | | 3 | 2 | 2 | 0 | 2 | 0 | 0 | | | | | | |
| Bengie Molina, R OBP: 0.351, SLG: 0.500 | | | | | | | | | | 2 | 1 | 1 | 1 | 1 | 0 | 1 | | | | | | |
| 8 Dallas McPherson, L OBP: 0.301, SLG: 0.441 Joel Peralta, R Jeff DeVanon, S OBP: 0.320, SLG: 0.259 | | | | | | | | | | 4 | 0 | 0 | 0 | 0 | 2 | 4 | | | | | | |
| Steve Finley, L OBP: 0.300, SLG: 0.437 | | | | | | | | | | 4 | 1 | 3 | 4 | 0 | 1 | 1 | | | | | | |
| Orlando Cabrera, R OBP: 0.297, SLG: 0.360 | | | | | | | | | | 5 | 2 | 2 | 3 | 0 | 0 | 2 | | | | | | |
| 40 Bartolo Colon, R OBP: 0.333, SLG: 0.333 Adam Kennedy, L OBP: 0.357, SLG: 0.364 | | | | | | | | | | 3 | 0 | 1 | 1 | 0 | 2 | 1 | | | | | | |
| Inning Stats | R: 0 E: 0 K: 3 S: 12 | H: 0 LOB: 0 BB: 0 P: 18 | R: 0 E: 0 K: 2 S: 10 | H: 1 LOB: 1 BB: 0 P: 13 | R: 0 E: 0 K: 1 S: 8 | H: 0 LOB: 0 BB: 0 P: 9 | R: 0 E: 0 K: 1 S: 10 | H: 0 LOB: 1 BB: 1 P: 18 | R: 0 E: 0 K: 1 S: 9 | H: 1 LOB: 1 BB: 0 P: 13 | R: 6 E: 0 K: 1 S: 15 | H: 6 LOB: 1 BB: 1 P: 24 | R: 1 E: 0 K: 0 S: 11 | H: 2 LOB: 1 BB: 0 P: 15 | R: 0 E: 1 K: 0 S: 14 | H: 1 LOB: 2 BB: 0 P: 20 | R: 5 E: 0 K: 0 S: 17 | H: 2 LOB: 0 BB: 3 P: 33 | 1B: 9 2B: 1 3B: 0 HR: 3 | SF: 2 SAC: 1 DP: 0 HBP: 0 | WP: 1 PB: 0 SB: 0 CS: 0 | PA: 46 |
| PITCHER | IP WLS BF H R ER SO BB IBB HBP BLK WP HR S P ERA WHIP | | | | | | | | | | | | | | | | | | | | | |
| Kaz Ishii, L ERA: 5.48 | (1, 1) 5.2 L 25 6 5 5 9 2 0 0 0 0 0 2 60 88 7.94 1.412 | | | | | | | | | | | | | | | | | | | | | |
| Mike DeJean, R ERA: 5.09 | (6, 1) 1.0 7 4 2 2 0 0 0 0 0 0 1 0 13 19 18.00 4.000 | | | | | | | | | | | | | | | | | | | | | |
| 43 Royce Ring, L ERA: 3.86 | (7, 1) 1.1 6 1 0 0 0 0 0 0 0 0 0 0 16 23 0.00 0.750 | | | | | | | | | | | | | | | | | | | | | |
| Manny Aybar, R ERA: 6.04 | (9, 1) 1.0 8 2 5 5 0 3 0 0 0 0 0 1 17 33 45.00 5.000 | | | | | | | | | | | | | | | | | | | | | |

Los Angeles Angels @ New York Mets
Shea Stadium, Flushing, NY
Fri Jun 10 2005, 7:10 PM EDT
Att: 31,131 - Cloudy - 75 F

AB 38
R 12
H 13
RBI 12
BB 5
SO 9
LOB 16

| Batter | 1 | 2 | 3 | 4 | 5 | 6 | 7 | 8 | 9 | AB | R | H | RBI | BB | SO | LOB | BOTTOM | | | | | |
|---|--|---------------------------------|-------------------------------|----------------------------------|------------------------------|---------------------------------|------------------------------|---------------------------------|-------------------------------|----------------------------------|-------------------------------|----------------------------------|------------------------------|----------------------------------|------------------------------|----------------------------------|------------------------------|---------------------------------|----------------------------------|------------------------------------|----------------------------------|--------|
| 7 José Reyes, S OBP: 0.297, SLG: 0.412 | | | | | | | | | | 4 | 0 | 2 | 1 | 0 | 0 | 0 | | | | | | |
| Miguel Cairo, R OBP: 0.317, SLG: 0.370 | | | | | | | | | | 3 | 0 | 0 | 1 | 0 | 0 | 1 | | | | | | |
| 15 Carlos Beltrán, S OBP: 0.346, SLG: 0.459 | | | | | | | | | | 4 | 0 | 0 | 0 | 0 | 0 | 3 | | | | | | |
| Cliff Floyd, L OBP: 0.348, SLG: 0.540 | | | | | | | | | | 4 | 0 | 1 | 0 | 0 | 1 | 0 | | | | | | |
| Mike Cameron, R OBP: 0.424, SLG: 0.585 | | | | | | | | | | 4 | 0 | 0 | 0 | 0 | 1 | 1 | | | | | | |
| 5 David Wright, R OBP: 0.395, SLG: 0.529 | | | | | | | | | | 4 | 0 | 1 | 0 | 0 | 1 | 2 | | | | | | |
| Doug Mientkiewicz, L OBP: 0.259, SLG: 0.355 43 Royce Ring, L Manny Aybar, R Kazuo Matsui, S OBP: 0.289, SLG: 0.327 | | | | | | | | | | 3 | 0 | 1 | 0 | 0 | 0 | 2 | | | | | | |
| 11 Ramon Castro, R OBP: 0.327, SLG: 0.286 | | | | | | | | | | 3 | 2 | 2 | 0 | 0 | 1 | 0 | | | | | | |
| Kaz Ishii, L OBP: 0.357, SLG: 0.357 Mike DeJean, R Marlon Anderson, L OBP: 0.379, SLG: 0.350 | | | | | | | | | | 1 | 0 | 0 | 0 | 0 | 0 | 2 | | | | | | |
| Inning Stats | R: 0 E: 0 K: 0 S: 6 | H: 0 LOB: 0 BB: 0 P: 7 | R: 0 E: 0 K: 2 S: 10 | H: 1 LOB: 1 BB: 0 P: 13 | R: 1 E: 0 K: 0 S: 8 | H: 2 LOB: 1 BB: 0 P: 9 | R: 0 E: 0 K: 0 S: 6 | H: 0 LOB: 0 BB: 0 P: 6 | R: 1 E: 0 K: 0 S: 22 | H: 3 LOB: 2 BB: 0 P: 28 | R: 0 E: 0 K: 1 S: 18 | H: 1 LOB: 1 BB: 0 P: 25 | R: 0 E: 0 K: 1 S: 7 | H: 0 LOB: 0 BB: 0 P: 10 | R: 0 E: 0 K: 0 S: 8 | H: 0 LOB: 0 BB: 0 P: 12 | R: 0 E: 1 K: 0 S: 6 | H: 0 LOB: 0 BB: 0 P: 9 | 1B: 5 2B: 2 3B: 0 HR: 0 | SF: 1 SAC: 1 DP: 1 HBP: 0 | WP: 0 PB: 1 SB: 1 CS: 0 | PA: 34 |
| PITCHER | IP WLS BF H R ER SO BB IBB HBP BLK WP HR S P ERA WHIP | | | | | | | | | | | | | | | | | | | | | |
| 40 Bartolo Colon, R ERA: 3.09 | (1, 1) 6.0 W 25 7 2 2 3 0 0 0 0 0 0 0 70 88 3.00 1.167 | | | | | | | | | | | | | | | | | | | | | |
| Joel Peralta, R ERA: 0.93 | (7, 1) 2.0 6 0 0 0 1 0 0 0 0 0 0 0 15 22 0.00 0.000 | | | | | | | | | | | | | | | | | | | | | |
| Esteban Yan, R ERA: 4.94 | (9, 1) 1.0 3 0 0 0 0 0 0 0 0 0 0 0 6 9 0.00 0.000 | | | | | | | | | | | | | | | | | | | | | |

Los Angeles Angels @ New York Mets
Shea Stadium, Flushing, NY
Fri Jun 10 2005, 7:10 PM EDT
Att: 31,131 - Cloudy - 75 F


AB 32
R 2
H 7
RBI 2
BB 0
SO 4
LOB 11

| Batter | 1 | 2 | 3 | 4 | 5 | 6 | 7 | 8 | 9 | 10 | AB | R | H | RBI | BB | SO | LOB | | | | |
|---|------------------------------|----------------------------------|------------------------------|----------------------------------|------------------------------|----------------------------------|-------------------------------|----------------------------------|------------------------------|----------------------------------|------------------------------|----------------------------------|------------------------------|----------------------------------|-------------------------------|----------------------------------|-------------------------------|----------------------------------|----------------------------------|------------------------------------|-----------------|
| Darin Erstad, L OBP: 0.332, SLG: 0.385 (1, 3) | 0-1 G4-3 | | 3-2 F7 | | | 2-2 G5-3 | | | 2-1 F8 | 1-1 1B | 5 | 0 | 1 | 1 | 0 | 0 | 0 | | | | |
| Steve Finley, L OBP: 0.294, SLG: 0.437 Brendan Donnelly, R (10, 1) | 3-2 G6-3 | | | 3-2 G4-3 | | 3-1 F7 | | | 2-2 F9 | 1-2 G4-3 | 5 | 0 | 0 | 0 | 0 | 0 | 2 | | | | |
| 27 Vladimir Guerrero, R OBP: 0.366, SLG: 0.516 (1, 9) | 0-0 L7 | | | 2-3 K | | | | 0-1 P6 | 1-1 1B | | 4 | 0 | 1 | 0 | 0 | 1 | 0 | | | | |
| 16 Garrett Anderson, L OBP: 0.344, SLG: 0.478 Josh Paul, R OBP: 0.214, SLG: 0.269 (10, 2) | | 1-2 8 1B G4-6-3 2B | | 1-1 G6-3 | | | | 1-0 1B | 0-0 1B | | 4 | 1 | 3 | 0 | 0 | 0 | 0 | | | | |
| 8 Dallas McPherson, L OBP: 0.306, SLG: 0.456 (1, 5) | | 1-0 G4-6-3 1B | | 1-2 G4-3 2B | | | | 2-3 K | 2-3 K | | 4 | 1 | 2 | 0 | 0 | 2 | 3 | | | | |
| Bengie Molina, R OBP: 0.342, SLG: 0.486 62 Scot Shields, R (7, 1) | | 1-1 SAFE G4-6-3 | | 0-2 G4-3 | | | | 0-0 F8 | | | 3 | 0 | 0 | 0 | 0 | 0 | 3 | | | | |
| Francisco Rodriguez, R (9, 1) | | | | | | | | | | | 0 | 0 | 0 | 0 | 0 | 0 | 0 | | | | |
| 9 Chone Figgins, S OBP: 0.327, SLG: 0.404 (10, PH) | | 1-2 3-H | | 2-3 G4-3 | | | | | | | 1 | 0 | 0 | 0 | 0 | 0 | 0 | | | | |
| Adam Kennedy, L OBP: 0.353, SLG: 0.364 (1, 4) | | | | 0-0 SF7 | | | | 0-1 F9 | | | 3 | 1 | 1 | 1 | 0 | 0 | 0 | | | | |
| Orlando Cabrera, R OBP: 0.292, SLG: 0.354 (1, 6) | | | | 1-1 G2-3 | | | | 2-1 F8 | | | 4 | 0 | 0 | 0 | 0 | 0 | 1 | | | | |
| Jarrod Washburn, L (1, 1) | | | | | | | | | | | | | | | | | | | | | |
| José Molina, R OBP: 0.341, SLG: 0.395 Jeff DaVanon, S OBP: 0.317, SLG: 0.257 (10, PH) | | | | 0-1 G4-3 | | | | 3-2 K | | | 2 | 0 | 0 | 0 | 0 | 0 | 0 | | | | |
| | | | | | | | | | | | 1 | 0 | 0 | 0 | 0 | 1 | 0 | | | | |
| | | | | | | | | | | | 1 | 0 | 0 | 0 | 0 | 1 | 1 | | | | |
| Inning Stats | R: 0 E: 0 K: 0 S: 9 | H: 0 LOB: 0 BB: 0 P: 12 | R: 1 E: 0 K: 0 S: 8 | H: 2 LOB: 0 BB: 0 P: 12 | R: 0 E: 0 K: 0 S: 9 | H: 0 LOB: 0 BB: 0 P: 14 | R: 0 E: 0 K: 0 S: 11 | H: 0 LOB: 0 BB: 0 P: 17 | R: 1 E: 0 K: 0 S: 9 | H: 1 LOB: 0 BB: 0 P: 11 | R: 0 E: 0 K: 1 S: 8 | H: 0 LOB: 0 BB: 0 P: 13 | R: 0 E: 0 K: 1 S: 7 | H: 1 LOB: 1 BB: 0 P: 11 | R: 0 E: 0 K: 1 S: 11 | H: 2 LOB: 2 BB: 0 P: 18 | R: 1 E: 1 K: 0 S: 16 | H: 2 LOB: 2 BB: 0 P: 27 | 1B: 6 2B: 2 3B: 0 HR: 0 | SF: 1 SAC: 0 DP: 1 HBP: 0 | WP: 0 PA: 38 |
| PITCHER | IP 7.0 | WLS 24 | BF 4 | H 2 | R 2 | ER 2 | SO 2 | BB 0 | IBB 0 | HBP 0 | BLK 0 | WP 0 | HR 0 | S 62 | P 90 | ERA 2.57 | WHIP 0.571 | | | | |
| Kris Benson, R ERA: 3.58 (8, 1) | 2.0 | 8 | 2 | 0 | 0 | 2 | 0 | 0 | 0 | 0 | 0 | 0 | 0 | 18 | 30 | 0.00 | 1.000 | | | | |
| Aaron Heilman, R ERA: 3.64 (10, 1) | 1.0 | W | 6 | 2 | 1 | 0 | 0 | 0 | 0 | 0 | 0 | 0 | 0 | 16 | 27 | 0.00 | 2.000 | | | | |

Los Angeles Angels @ New York Mets
Shea Stadium, Flushing, NY
Sat Jun 11 2005, 7:10 PM EDT
Att: 33,889 - Overcast - 76 F

livebaseballscorecards.com

AB 37
R 3
H 8
RBI 2
BB 0
SO 4
LOB 10




| Batter | 1 | 2 | 3 | 4 | 5 | 6 | 7 | 8 | 9 | 10 | AB | R | H | RBI | BB | SO | LOB | | | | | | |
|--|------------------------------|----------------------------------|-------------------------------|----------------------------------|------------------------------|-----------------------------------|-------------------------------|----------------------------------|------------------------------|--|-------------------------------|----------------------------------|------------------------------|---------------------------------|------------------------------|----------------------------------|-------------------------------|----------------------------------|-------------------------------|----------------------------------|----------------------------------|------------------------------------|-----------------|
| 7 José Reyes, S OBP: 0.296, SLG: 0.408 (1, 6) | 3-1 F9 | 2-2 FC4-6 | | | 2-2 G5-3 | | 0-0 P6 | | | 2-2 S BB HR 1B | 5 | 1 | 1 | 0 | 0 | 0 | 4 | | | | | | |
| Mike Cameron, R OBP: 0.424, SLG: 0.582 (1, 9) | 2-2 P4 | | 0-2 G6-3 | | 1-1 2B | | 0-1 SAFE FC6-4 | | | 4-2 SAFE SAFE SAFE 1-2 HR BB | 4 | 1 | 1 | 0 | 1 | 0 | 1 | | | | | | |
| 15 Carlos Beltrán, S OBP: 0.339, SLG: 0.448 (1, 8) | 0-2 G5-3 | | 1-1 F9 | | 1-1 F9 | | | 3-1 G6-3 | | 1-3 K | 5 | 0 | 0 | 0 | 0 | 1 | 3 | | | | | | |
| 31 Mike Piazza, R OBP: 0.322, SLG: 0.426 (1, 2) | | 2-2 BB 1B BB 1B | 1-1 F7 | | | 1-1 2B | | 1-1 G6-3 | | 2-3 K | 5 | 1 | 2 | 0 | 0 | 1 | 2 | | | | | | |
| Cliff Floyd, L OBP: 0.349, SLG: 0.551 (1, 7) | | 0-1 BB BB 1B | | 1-3 K | | 1-3 K | | 1-2 K | | 3-2 HR | 5 | 1 | 2 | 3 | 0 | 3 | 1 | | | | | | |
| 5 David Wright, R OBP: 0.389, SLG: 0.519 (1, 5) | | 3-2 F7 | | 0-0 G5-3 | | 1-1 F7 | | | 1-3 K | | 4 | 0 | 0 | 0 | 0 | 1 | 3 | | | | | | |
| Chris Woodward, R OBP: 0.351, SLG: 0.414 Marlon Anderson, L OBP: 0.388, SLG: 0.410 Braden Loeper, R (10, 1) | | 2-3 K | | 1-1 1B | | 0-2 G6-3 | | | 3-1 IHR | | 3 | 0 | 1 | 0 | 0 | 1 | 3 | | | | | | |
| Kazuo Matsui, S OBP: 0.288, SLG: 0.322 (1, 4) | | 4-0 BB BB | | 1-2 2-3 BB | | 0-2 SAFE SAFE SAFE P6 | | 0-1 B1-3 | | 0-3 K | 3 | 0 | 0 | 0 | 1 | 1 | 1 | | | | | | |
| Kris Benson, R OBP: 0.389, SLG: 0.333 Miguel Cairo, R OBP: 0.324, SLG: 0.376 Aaron Heilman, R (8, 1) | | 4-0 BB BB | | 1-1 FC4-6 BB | | 1-1 F8 | | 1-1 FC6-4 1B | | 3-3 K | 1 | 0 | 0 | 1 | 1 | 0 | 0 | | | | | | |
| Doug Mientkiewicz, L OBP: 0.297, SLG: 0.353 (10, 3) | | | | | | | | | | | 1 | 0 | 0 | 0 | 0 | 0 | 0 | | | | | | |
| | | | | | | | | | | | 1 | 0 | 0 | 0 | 0 | 1 | 0 | | | | | | |
| Inning Stats | R: 0 E: 0 K: 0 S: 8 | H: 0 LOB: 0 BB: 0 P: 13 | R: 1 E: 0 K: 1 S: 14 | H: 2 LOB: 3 BB: 2 P: 31 | R: 0 E: 0 K: 0 S: 7 | H: 0 LOB: 0 BB: 0 P: 9 | R: 0 E: 0 K: 1 S: 10 | H: 1 LOB: 1 BB: 0 P: 12 | R: 0 E: 0 K: 0 S: 9 | H: 1 LOB: 1 BB: 0 P: 14 | R: 0 E: 0 K: 1 S: 10 | H: 1 LOB: 1 BB: 0 P: 13 | R: 0 E: 0 K: 0 S: 7 | H: 1 LOB: 1 BB: 0 P: 8 | R: 0 E: 0 K: 1 S: 7 | H: 0 LOB: 0 BB: 0 P: 12 | R: 1 E: 1 K: 3 S: 12 | H: 2 LOB: 0 BB: 1 P: 19 | R: 3 E: 0 K: 2 S: 21 | H: 2 LOB: 0 BB: 1 P: 32 | 1B: 5 2B: 2 3B: 0 HR: 2 | SF: 0 SAC: 0 DP: 0 HBP: 0 | WP: 0 PA: 41 |
| PITCHER | IP 6.1 | WLS 27 | BF 6 | H 1 | R 1 | ER 1 | SO 3 | BB 2 | IBB 0 | HBP 0 | BLK 0 | WP 0 | HR 0 | S 62 | P 97 | ERA 1.42 | WHIP 1.263 | | | | | | |
| Jarrod Washburn, L ERA: 3.67 (7, 1) | 1.2 | H | 5 | 0 | 0 | 0 | 1 | 0 | 0 | 0 | 0 | 0 | 0 | 10 | 15 | 0.00 | 0.000 | | | | | | |
| Francisco Rodriguez, R ERA: 2.7 (9, 1) | 1.0 | B | 4 | 1 | 1 | 1 | 3 | 0 | 0 | 0 | 0 | 0 | 0 | 12 | 19 | 9.00 | 1.000 | | | | | | |
| Brendan Donnelly, R ERA: 4.34 (10, 1) | 0.2 | L | 5 | 2 | 3 | 3 | 2 | 1 | 0 | 0 | 0 | 0 | 0 | 1 | 21 | 32 | 40.50 | 4.500 | | | | | |

Los Angeles Angels @ New York Mets
Shea Stadium, Flushing, NY
Sat Jun 11 2005, 7:10 PM EDT
Att: 33,889 - Overcast - 76 F

livebaseballscorecards.com

AB 38
R 5
H 9
RBI 5
BB 3
SO 9
LOB 18



| Batter | 1 | 2 | 3 | 4 | 5 | 6 | 7 | 8 | 9 | AB | R | H | RBI | BB | SO | LOB | TOP | | | | | |
|---|---|----------------------------------|------------------------------|---------------------------------|------------------------------|----------------------------------|------------------------------|---------------------------------|-------------------------------|----------------------------------|-------------------------------|----------------------------------|------------------------------|----------------------------------|-------------------------------|----------------------------------|--|----------------------------------|----------------------------------|------------------------------------|----------------------------------|--------|
| 9 Chone Figgins, S OBP: 0.324, SLG: 0.397 | | | | | | | | | | 4 | 0 | 0 | 0 | 1 | 1 | 4 | Los Angeles Angels @ New York Mets Shea Stadium, Flushing, NY Sun Jun 12 2005, 1:10 PM EDT Att: 43,562 - Cloudy - 88 F | | | | | |
| Darin Erstad, L OBP: 0.333, SLG: 0.386 | | | | | | | | | | 5 | 1 | 2 | 0 | 0 | 0 | 3 | | | | | | |
| 27 Vladimir Guerrero, R OBP: 0.372, SLG: 0.512 | | | | | | | | | | 3 | 1 | 1 | 0 | 2 | 1 | 3 | | | | | | |
| Steve Finley, L OBP: 0.297, SLG: 0.433 | | | | | | | | | | 4 | 0 | 2 | 1 | 0 | 0 | 3 | | | | | | |
| 8 Dallas McPherson, L OBP: 0.299, SLG: 0.438 | | | | | | | | | | 4 | 0 | 0 | 1 | 0 | 2 | 3 | | | | | | |
| Orlando Cabrera, R OBP: 0.291, SLG: 0.361 | | | | | | | | | | 4 | 1 | 1 | 0 | 0 | 0 | 3 | | | | | | |
| Adam Kennedy, L OBP: 0.358, SLG: 0.368 | | | | | | | | | | 4 | 0 | 2 | 1 | 0 | 0 | 2 | | | | | | |
| José Molina, R OBP: 0.333, SLG: 0.386 | | | | | | | | | | 2 | 0 | 0 | 0 | 0 | 0 | 1 | | | | | | |
| Casey Kotchman, L OBP: 0.277, SLG: 0.316 | | | | | | | | | | 0 | 0 | 0 | 0 | 1 | 0 | 0 | | | | | | |
| 39 Robb Quinlan, R OBP: 0.217, SLG: 0.316 | | | | | | | | | | 0 | 1 | 0 | 0 | 0 | 0 | 0 | | | | | | |
| Francisco Rodríguez, R OBP: 0.214, SLG: 0.289 | | | | | | | | | | 0 | 0 | 0 | 0 | 0 | 0 | 0 | | | | | | |
| 41 John Lackey, R OBP: 0.291, SLG: 0.361 | | | | | | | | | | 2 | 0 | 0 | 0 | 0 | 0 | 0 | 1 | | | | | |
| Joel Peralta, R OBP: 0.291, SLG: 0.361 | | | | | | | | | | 0 | 0 | 0 | 0 | 0 | 0 | 0 | | | | | | |
| Jeff DaVanon, S OBP: 0.222, SLG: 0.257 | | | | | | | | | | 0 | 0 | 0 | 0 | 1 | 0 | 0 | | | | | | |
| 62 Scot Shields, R OBP: 0.222, SLG: 0.257 | | | | | | | | | | 0 | 0 | 0 | 0 | 0 | 0 | 0 | | | | | | |
| Josh Paul, R OBP: 0.214, SLG: 0.289 | | | | | | | | | | 0 | 0 | 0 | 0 | 0 | 0 | 0 | | | | | | |
| Inning Stats | R: 0 E: 0 K: 1 S: 8 | H: 1 LOB: 1 BB: 1 P: 14 | R: 0 E: 0 K: 0 S: 6 | H: 0 LOB: 0 BB: 0 P: 7 | R: 0 E: 0 K: 1 S: 7 | H: 0 LOB: 0 BB: 0 P: 11 | R: 0 E: 0 K: 0 S: 5 | H: 0 LOB: 0 BB: 1 P: 9 | R: 1 E: 0 K: 1 S: 14 | H: 2 LOB: 1 BB: 0 P: 18 | R: 2 E: 0 K: 0 S: 14 | H: 2 LOB: 1 BB: 1 P: 31 | R: 0 E: 0 K: 0 S: 5 | H: 1 LOB: 2 BB: 1 P: 13 | R: 0 E: 0 K: 1 S: 12 | H: 2 LOB: 2 BB: 0 P: 14 | R: 1 E: 1 K: 0 S: 9 | H: 0 LOB: 1 BB: 1 P: 14 | 1B: 6 2B: 1 3B: 1 HR: 0 | SF: 0 SAC: 2 DP: 2 HBP: 0 | WP: 0 PB: 0 SB: 0 CS: 0 | PA: 39 |
| PITCHER | IP WLS BF H R ER SO BB IBB HBP BLK WP HR S P ERA WHIP | | | | | | | | | | | | | | | | | | | | | |
| 45 Pedro Martínez, R ERA: 2.98 | (1, 1) 7.0 29 6 3 3 3 4 0 0 0 0 0 0 0 59 103 3.86 1.429 | | | | | | | | | | | | | | | | | | | | | |
| Roberto Hernández, R ERA: 2.33 | (8, 1) 1.0 5 2 0 0 1 0 0 0 0 0 0 0 12 14 0.00 2.000 | | | | | | | | | | | | | | | | | | | | | |
| Braden Looper, R ERA: 3.09 | (9, 1) 1.0 L 5 0 1 0 0 1 0 0 0 0 0 0 0 9 14 0.00 1.000 | | | | | | | | | | | | | | | | | | | | | |

AB 32
R 4
H 8
RBI 3
BB 5
SO 4
LOB 23



| Batter | 1 | 2 | 3 | 4 | 5 | 6 | 7 | 8 | 9 | AB | R | H | RBI | BB | SO | LOB | BOTTOM | | | |
|--|---|----------------------------------|------------------------------|----------------------------------|------------------------------|----------------------------------|-------------------------------|----------------------------------|-------------------------------|----------------------------------|-------------------------------|----------------------------------|------------------------------|----------------------------------|------------------------------|----------------------------------|--|------------------------------------|----------------------------------|--------|
| 7 José Reyes, S OBP: 0.290, SLG: 0.400 | | | | | | | | | | 5 | 0 | 0 | 0 | 0 | 2 | 4 | Los Angeles Angels @ New York Mets Shea Stadium, Flushing, NY Sun Jun 12 2005, 1:10 PM EDT Att: 43,562 - Cloudy - 88 F | | | |
| Mike Cameron, R OBP: 0.426, SLG: 0.584 | | | | | | | | | | 3 | 1 | 1 | 0 | 1 | 2 | 0 | | | | |
| Marlon Anderson, L OBP: 0.382, SLG: 0.403 | | | | | | | | | | 1 | 0 | 0 | 0 | 0 | 0 | 0 | | | | |
| 15 Carlos Beltrán, S OBP: 0.342, SLG: 0.444 | | | | | | | | | | 2 | 0 | 0 | 0 | 2 | 2 | 1 | | | | |
| Cliff Floyd, L OBP: 0.352, SLG: 0.550 | | | | | | | | | | 4 | 0 | 2 | 1 | 0 | 1 | 0 | | | | |
| 31 Mike Piazza, R OBP: 0.321, SLG: 0.424 | | | | | | | | | | 1 | 0 | 0 | 0 | 0 | 1 | 2 | | | | |
| 11 Ramon Castro, R OBP: 0.308, SLG: 0.267 | | | | | | | | | | 3 | 0 | 0 | 0 | 0 | 1 | 2 | | | | |
| 5 David Wright, R OBP: 0.387, SLG: 0.519 | | | | | | | | | | 4 | 1 | 1 | 0 | 0 | 1 | 2 | | | | |
| Doug Mientkiewicz, L OBP: 0.302, SLG: 0.353 | | | | | | | | | | 3 | 1 | 1 | 0 | 1 | 0 | 0 | | | | |
| Miguel Cairo, R OBP: 0.330, SLG: 0.379 | | | | | | | | | | 2 | 0 | 1 | 1 | 1 | 0 | 1 | | | | |
| Braden Looper, R ERA: 3.09 | | | | | | | | | | 0 | 0 | 0 | 0 | 0 | 0 | 0 | | | | |
| 45 Pedro Martínez, R ERA: 2.98 | (1, 1) 5.2 27 6 3 3 3 6 0 0 0 0 0 0 0 67 118 4.76 2.118 | | | | | | | | | | | | | | | | | | | |
| Roberto Hernández, R ERA: 2.33 | (8, 1) 1.0 S 3 0 0 0 1 0 0 0 0 0 0 0 0 7 10 0.00 0.000 | | | | | | | | | | | | | | | | | | | |
| Kazuo Matsui, S OBP: 0.286, SLG: 0.320 | (9, 4) 1.0 S 3 0 0 0 1 0 0 0 0 0 0 0 0 7 10 0.00 0.000 | | | | | | | | | | | | | | | | | | | |
| Inning Stats | R: 1 E: 1 K: 3 S: 16 | H: 2 LOB: 2 BB: 1 P: 31 | R: 0 E: 0 K: 0 S: 7 | H: 1 LOB: 1 BB: 0 P: 10 | R: 0 E: 0 K: 1 S: 6 | H: 0 LOB: 0 BB: 1 P: 13 | R: 2 E: 0 K: 1 S: 15 | H: 2 LOB: 1 BB: 1 P: 24 | R: 0 E: 0 K: 1 S: 11 | H: 1 LOB: 1 BB: 1 P: 18 | R: 0 E: 0 K: 3 S: 11 | H: 0 LOB: 0 BB: 2 P: 15 | R: 0 E: 0 K: 0 S: 7 | H: 1 LOB: 1 BB: 0 P: 11 | R: 0 E: 0 K: 1 S: 7 | H: 0 LOB: 0 BB: 0 P: 10 | 1B: 5 2B: 2 3B: 0 HR: 0 | SF: 1 SAC: 0 DP: 1 HBP: 0 | WP: 2 PB: 0 SB: 0 CS: 1 | PA: 38 |
| PITCHER | IP WLS BF H R ER SO BB IBB HBP BLK WP HR S P ERA WHIP | | | | | | | | | | | | | | | | | | | |
| 41 John Lackey, R ERA: 3.99 | (1, 1) 0.1 1 0 0 0 1 0 0 0 0 0 0 0 3 3 0.00 0.000 | | | | | | | | | | | | | | | | | | | |
| 62 Scot Shields, R ERA: 2.5 | (7, 1) 2.0 W 7 1 0 0 3 0 0 0 0 0 0 0 18 26 0.00 0.500 | | | | | | | | | | | | | | | | | | | |
| Francisco Rodríguez, R ERA: 2.57 | (9, 1) 1.0 S 3 0 0 0 1 0 0 0 0 0 0 0 7 10 0.00 0.000 | | | | | | | | | | | | | | | | | | | |



| Batter | 1 | 2 | 3 | 4 | 5 | 6 | 7 | 8 | 9 | AB | R | H | RBI | BB | SO | LOB | TOP | | | | | |
|---|-------------------------------|----------------------------------|-------------------------------|----------------------------------|-------------------------------|----------------------------------|------------------------------|----------------------------------|------------------------------|---------------------------------|-------------------------------|----------------------------------|------------------------------|----------------------------------|------------------------------|----------------------------------|---|----------------------------------|----------------------------------|------------------------------------|----------------------------------|--------|
| Brad Wilkerson, L (1, 8) OBP: 0.382, SLG: 0.466 | | | | | | | | | | 2 | 1 | 2 | 0 | 1 | 0 | 0 | Washington Nationals @ Los Angeles Angels Angel Stadium of Anaheim, Anaheim, CA Mon Jun 13 2005, 7:05 PM PDT Att: 40,790 - Clear - 76 F | | | | | |
| Tony Blanco, R (7, 7) OBP: 0.297, SLG: 0.429 | | | | | | | | | | 1 | 0 | 0 | 0 | 0 | 1 | 0 | | | | | | |
| Ryan Church, L (1, 7) OBP: 0.388, SLG: 0.511 | | | | | | | | | | 4 | 0 | 0 | 0 | 0 | 1 | 4 | | | | | | |
| Jose Guillen, R (1, 9) OBP: 0.328, SLG: 0.474 | | | | | | | | | | 4 | 0 | 1 | 1 | 0 | 2 | 3 | | | | | | |
| 24 Nick Johnson, L (1, 3) OBP: 0.446, SLG: 0.534 | | | | | | | | | | 3 | 0 | 0 | 0 | 0 | 0 | 2 | | | | | | |
| Wil Cordero, R (6, 3) | | | | | | | | | | 1 | 0 | 0 | 0 | 0 | 1 | 0 | | | | | | |
| Vinny Castilla, R (1, 5) OBP: 0.338, SLG: 0.427 | | | | | | | | | | 3 | 0 | 0 | 0 | 0 | 0 | 1 | | | | | | |
| Carlos Baerga, S (6, 5) OBP: 0.352, SLG: 0.333 | | | | | | | | | | 1 | 0 | 0 | 0 | 0 | 0 | 0 | | | | | | |
| Marlon Byrd, R (1, 10) OBP: 0.376, SLG: 0.377 | | | | | | | | | | 4 | 0 | 1 | 0 | 0 | 1 | 0 | | | | | | |
| Junior Spivey, R (1, 4) OBP: 0.310, SLG: 0.377 | | | | | | | | | | 3 | 0 | 0 | 0 | 0 | 1 | 1 | | | | | | |
| Brian Schneider, L (1, 2) OBP: 0.318, SLG: 0.375 | | | | | | | | | | 3 | 0 | 1 | 0 | 0 | 0 | 1 | | | | | | |
| 15 Cristian Guzman, S (1, 6) OBP: 0.225, SLG: 0.246 | | | | | | | | | | 3 | 0 | 0 | 0 | 0 | 1 | 2 | | | | | | |
| Inning Stats | R: 0 E: 0 K: 1 S: 13 | H: 1 LOB: 1 BB: 0 P: 19 | R: 0 E: 0 K: 1 S: 10 | H: 0 LOB: 0 BB: 1 P: 14 | R: 0 E: 0 K: 1 S: 10 | H: 1 LOB: 2 BB: 1 P: 16 | R: 0 E: 0 K: 0 S: 9 | H: 0 LOB: 0 BB: 0 P: 13 | R: 0 E: 0 K: 0 S: 4 | H: 0 LOB: 0 BB: 0 P: 7 | R: 1 E: 0 K: 0 S: 10 | H: 2 LOB: 1 BB: 0 P: 14 | R: 0 E: 0 K: 0 S: 8 | H: 1 LOB: 1 BB: 0 P: 11 | R: 0 E: 0 K: 2 S: 9 | H: 0 LOB: 0 BB: 0 P: 12 | R: 0 E: 0 K: 2 S: 9 | H: 0 LOB: 0 BB: 0 P: 12 | 1B: 3 2B: 2 3B: 0 HR: 0 | SF: 0 SAC: 0 DP: 0 HBP: 0 | WP: 0 PB: 0 SB: 0 CS: 0 | PA: 33 |
| PITCHER | IP | WLS | BF | H | R | ER | SO | BB | IBB | HBP | BLK | WP | HR | S | P | ERA | WHIP | | | | | |
| Paul Byrd, R (1, 1) ERA: 4.18 | 6.0 | W | 23 | 4 | 1 | 1 | 3 | 1 | 0 | 0 | 0 | 0 | 0 | 56 | 83 | 1.50 | 0.833 | | | | | |
| Esteban Yan, R (7, 1) ERA: 4.56 | 2.0 | | 7 | 1 | 0 | 0 | 3 | 0 | 0 | 0 | 0 | 0 | 0 | 17 | 23 | 0.00 | 0.500 | | | | | |
| Jake Woods, L (9, 1) ERA: 2.84 | 1.0 | | 3 | 0 | 0 | 0 | 2 | 0 | 0 | 0 | 0 | 0 | 0 | 9 | 12 | 0.00 | 0.000 | | | | | |

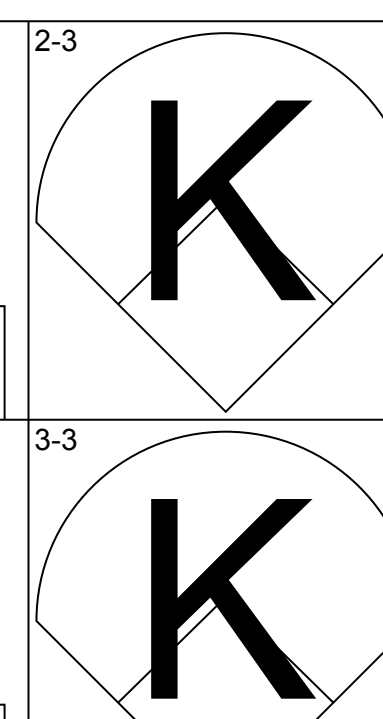
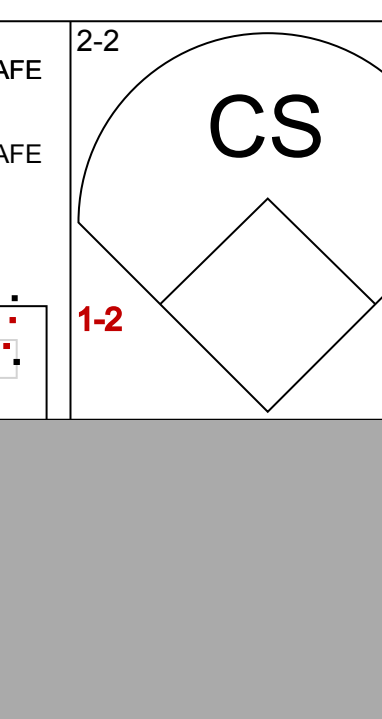
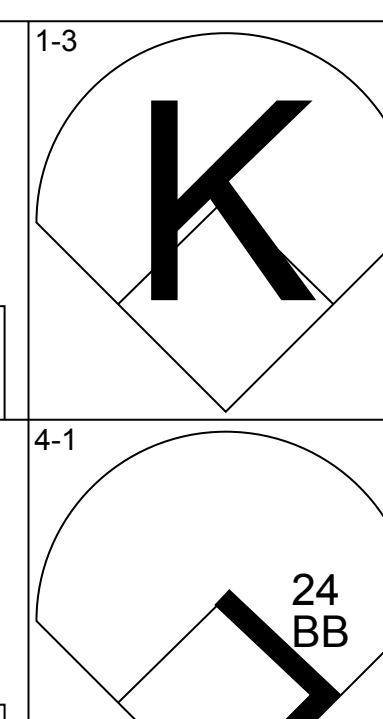
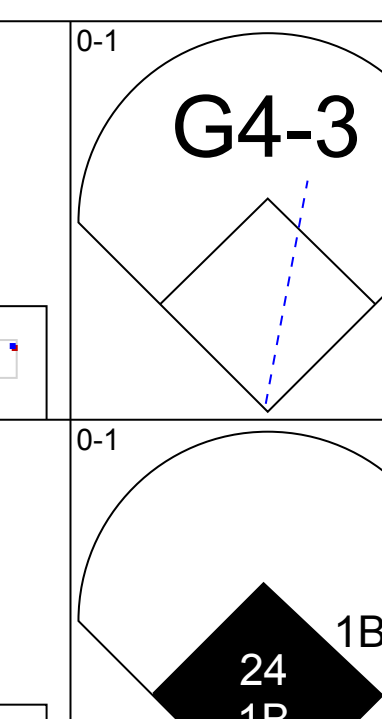

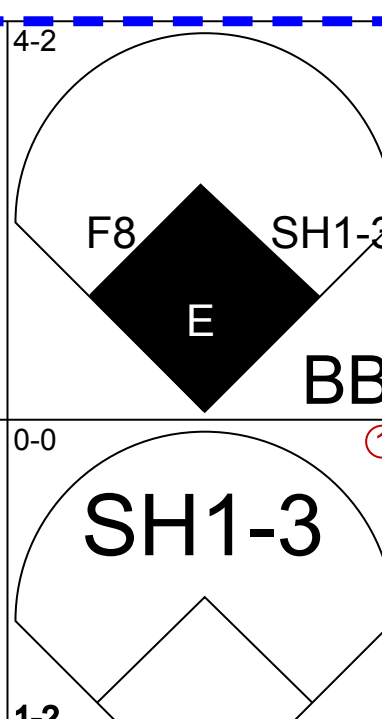
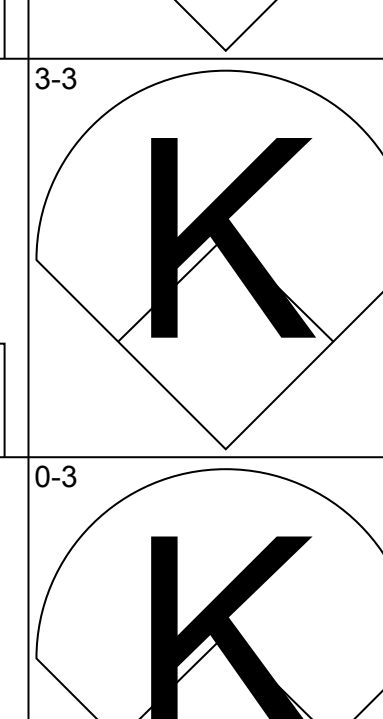
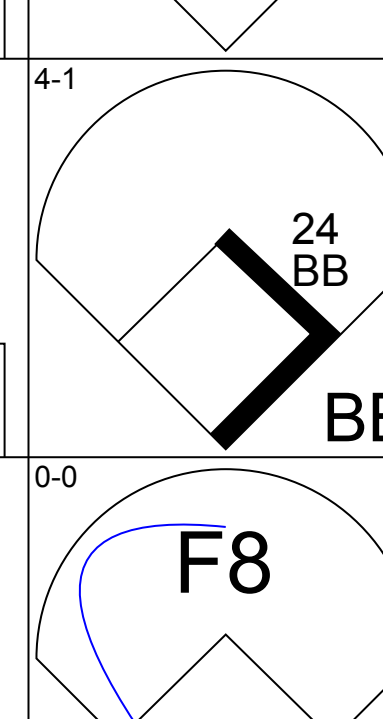
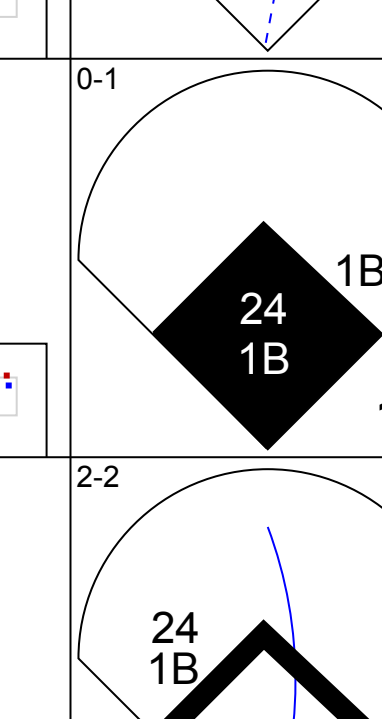
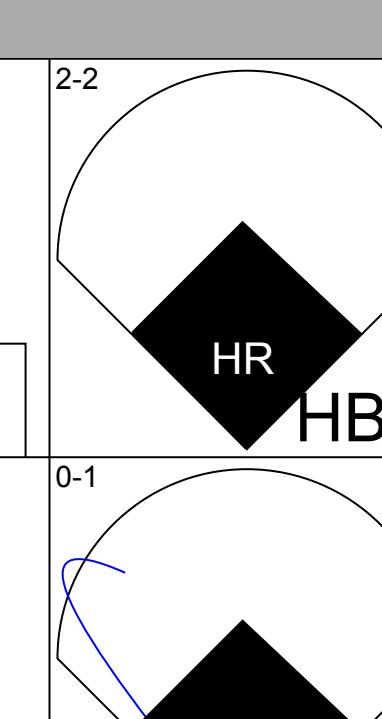
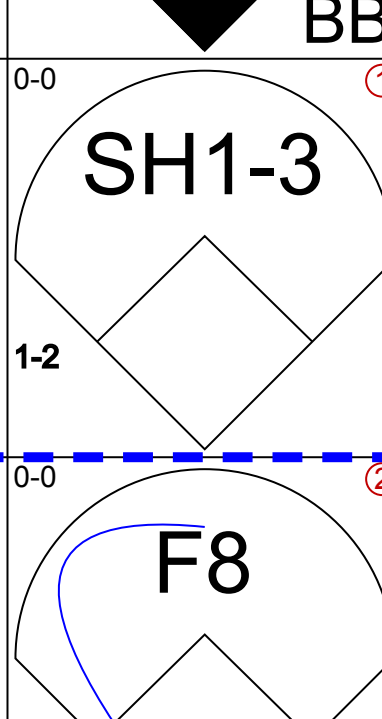
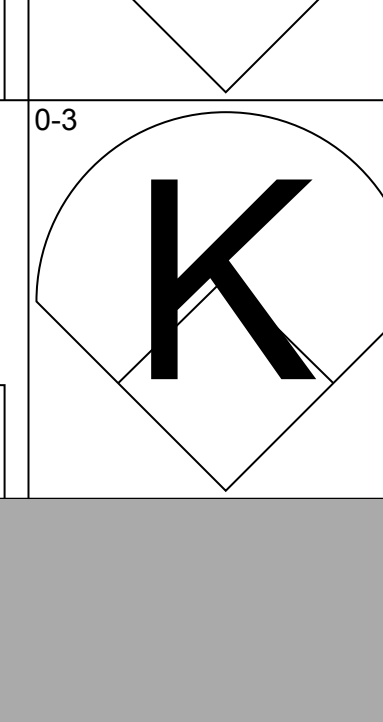
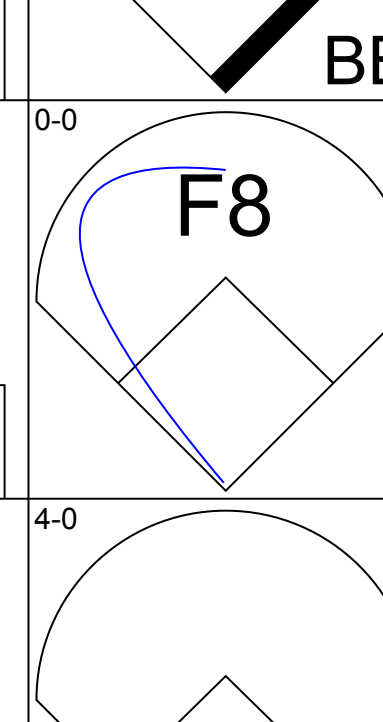
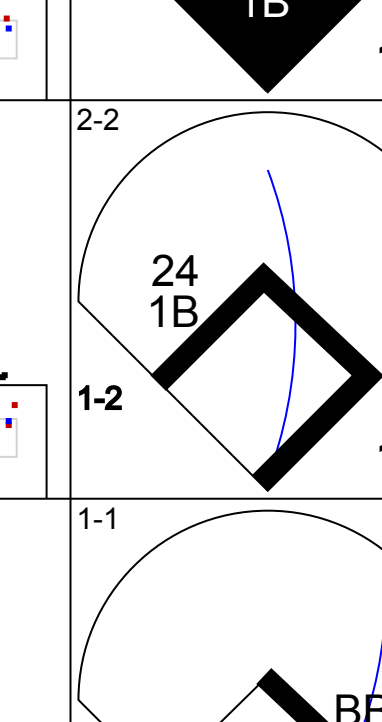
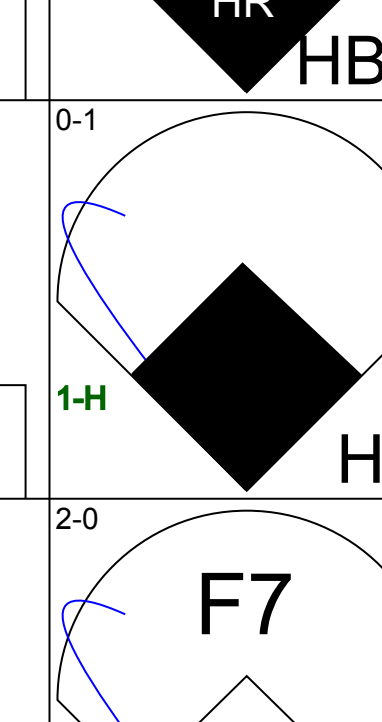
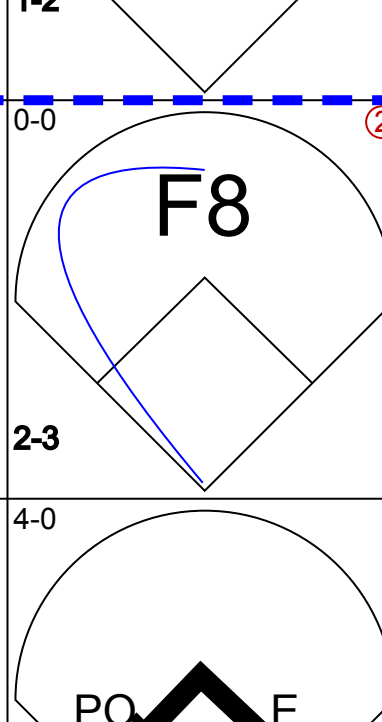
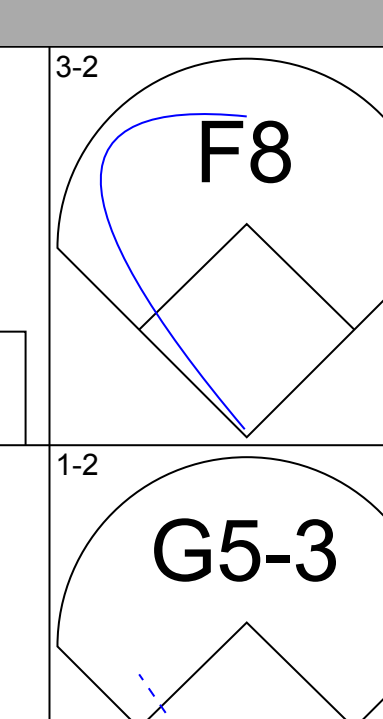
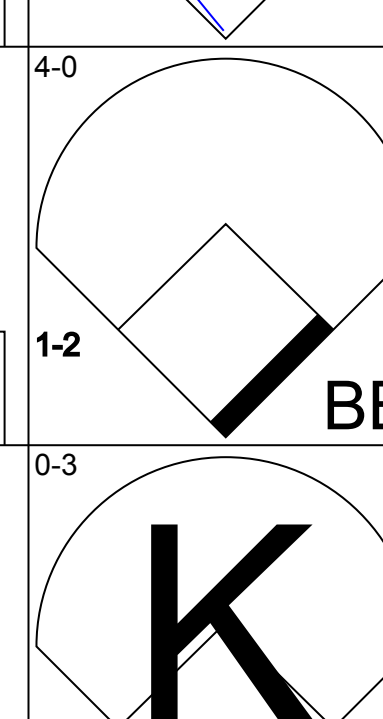
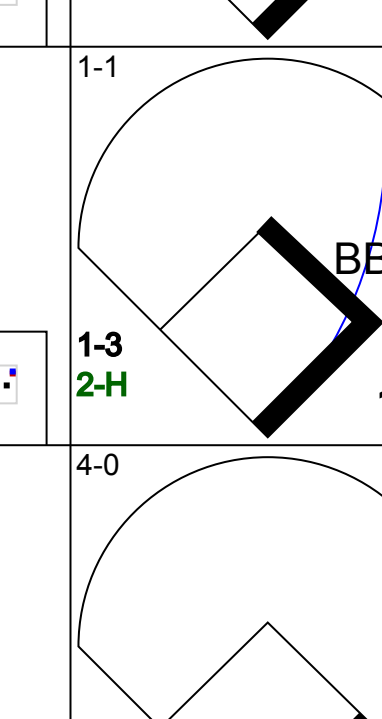
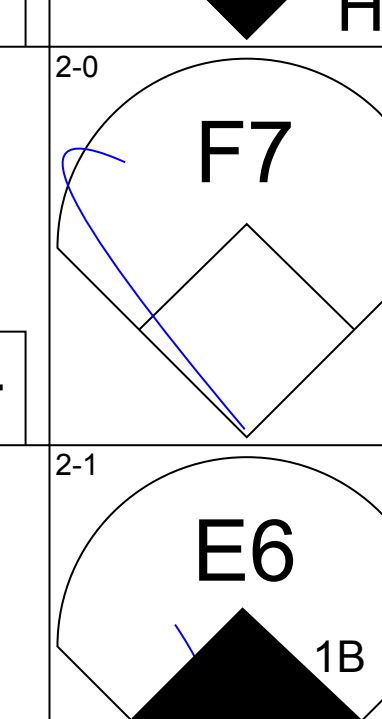
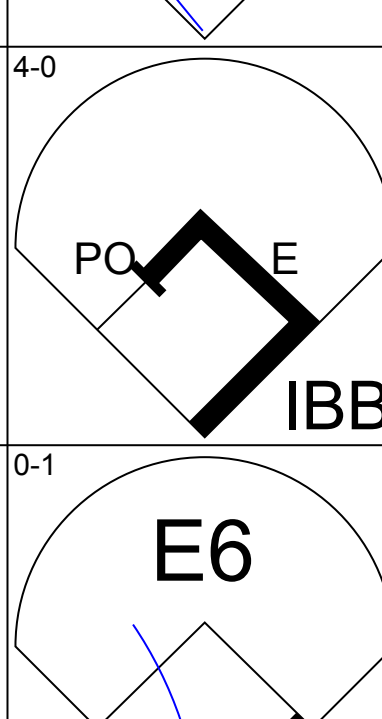
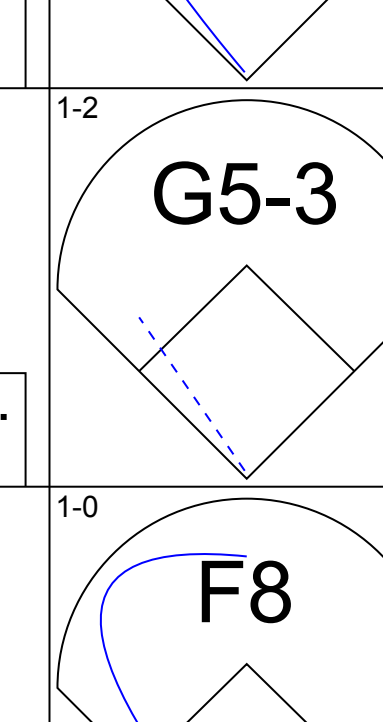
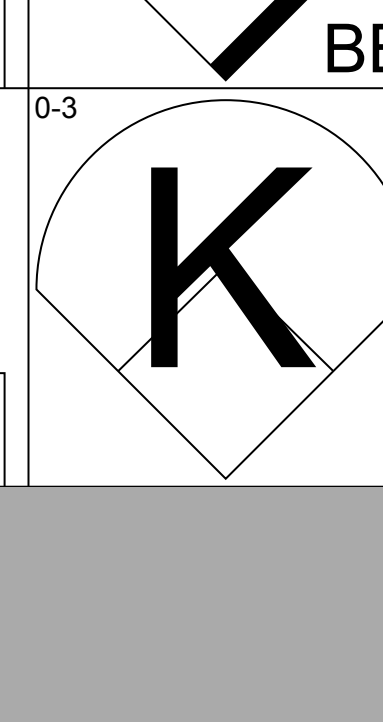
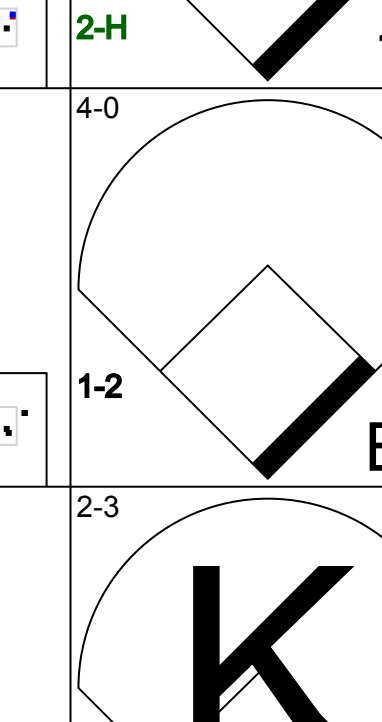
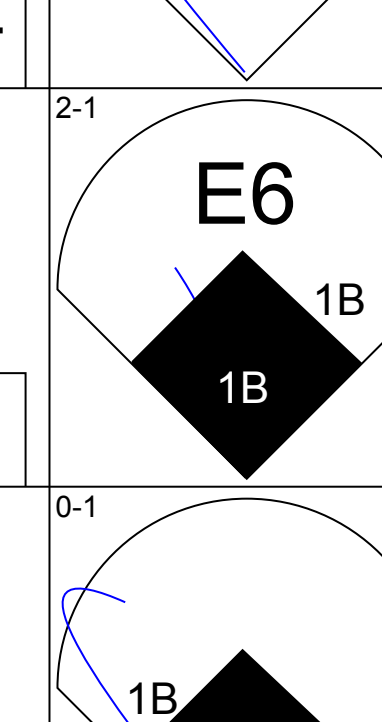
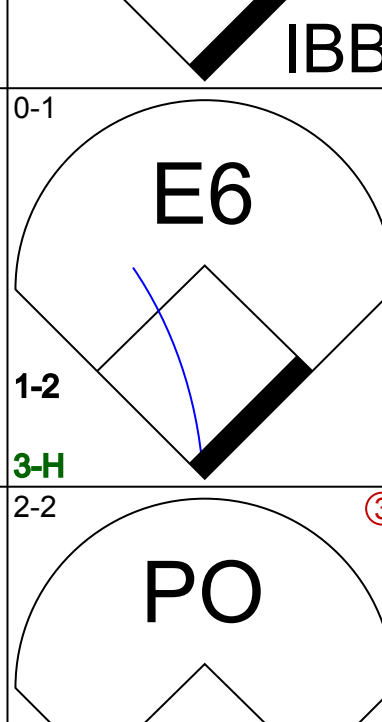
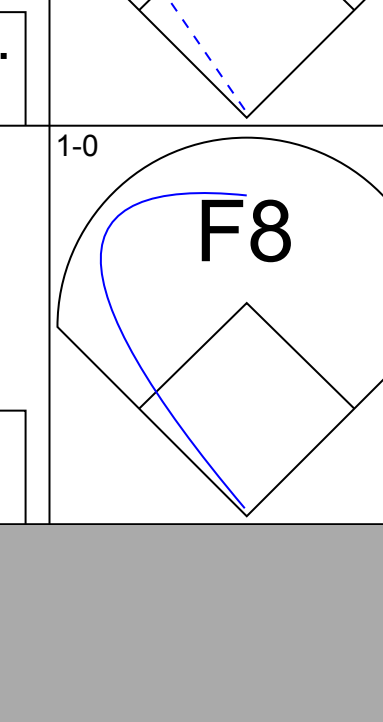
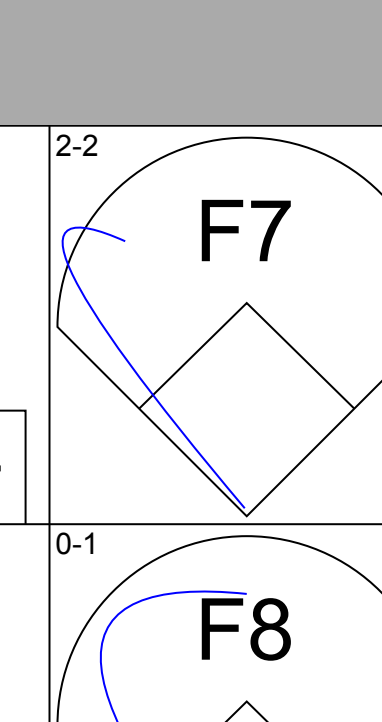
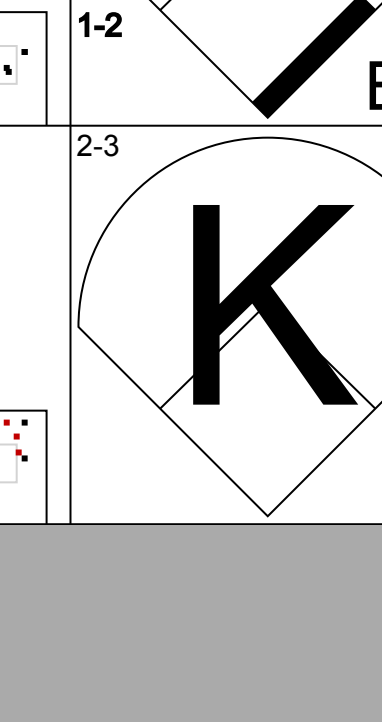
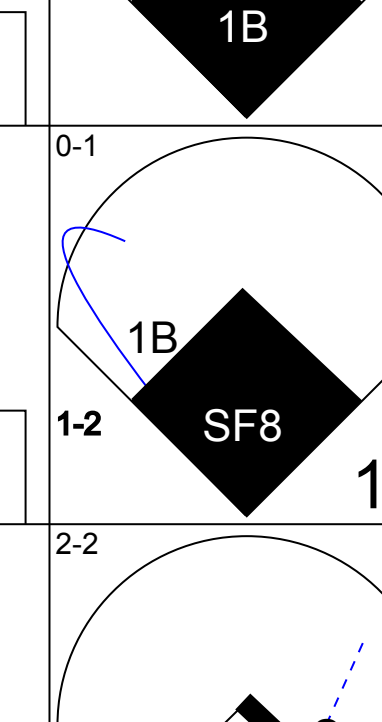
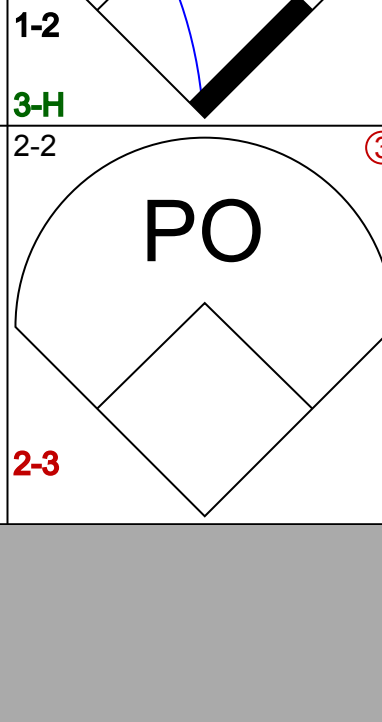
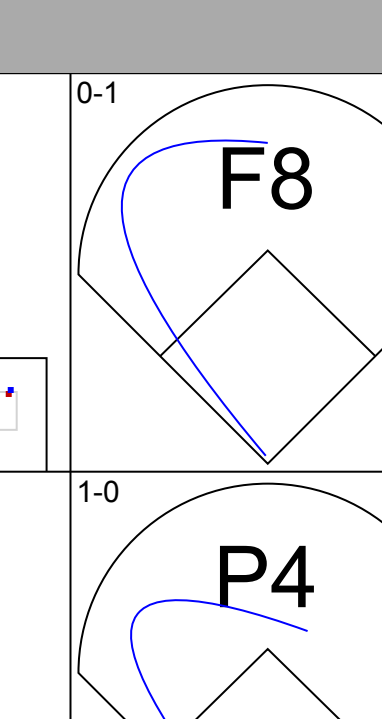
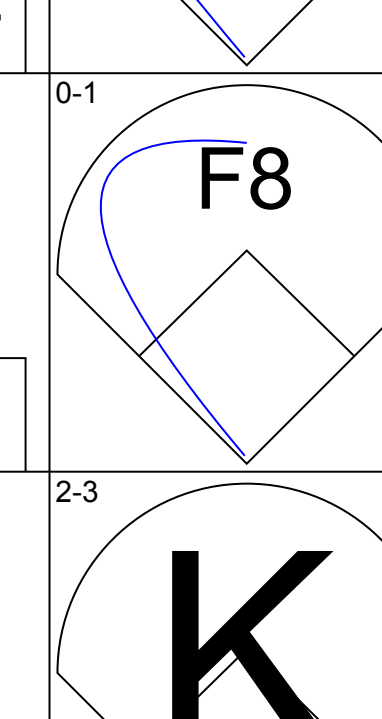
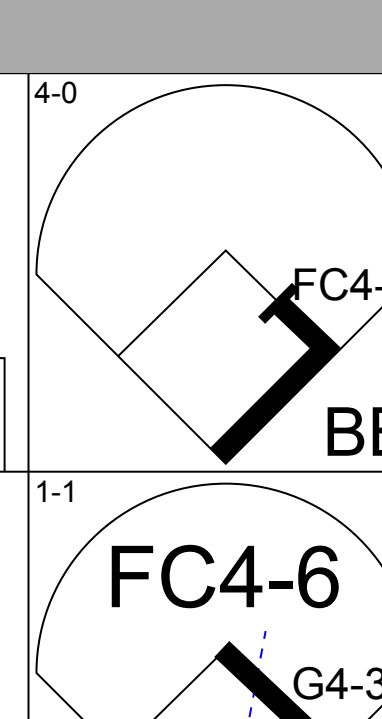
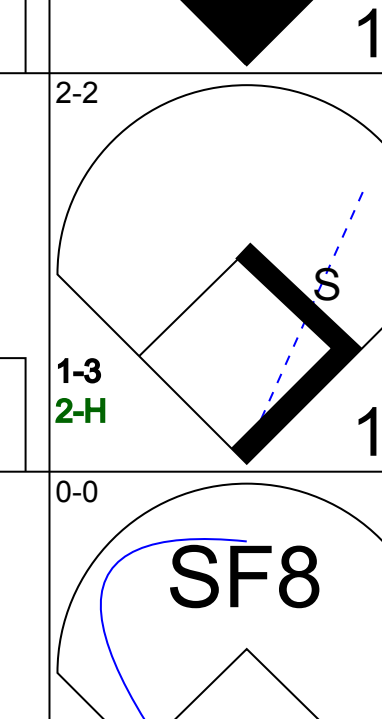
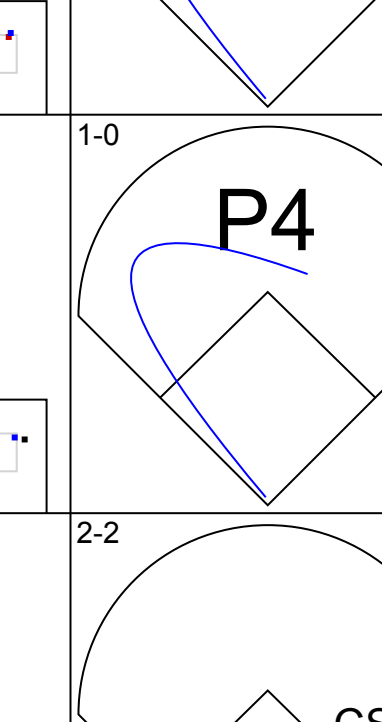
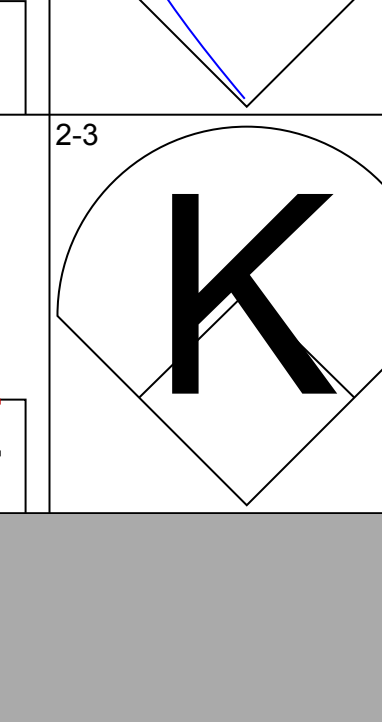
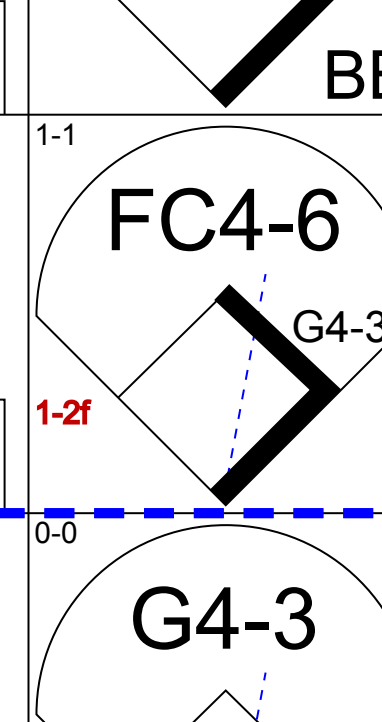
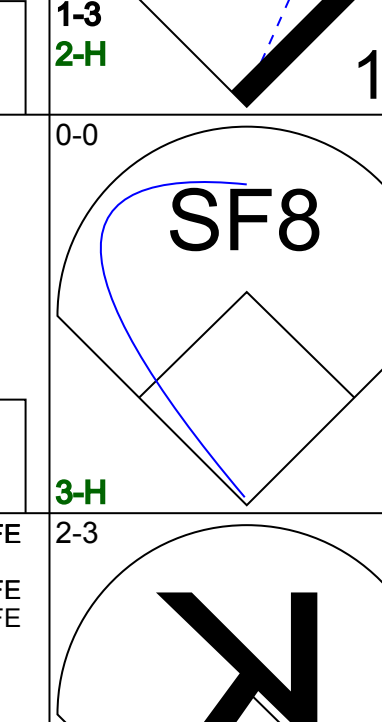
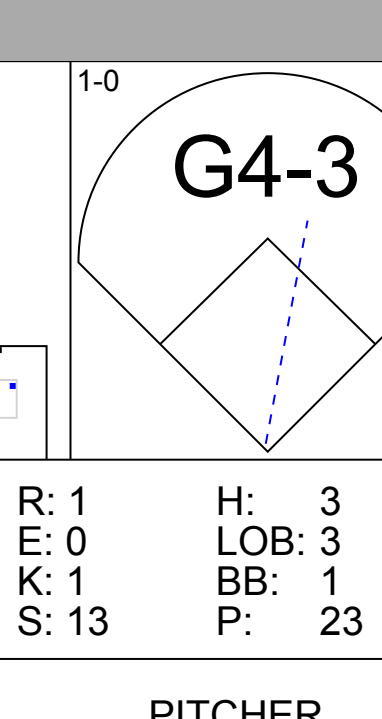
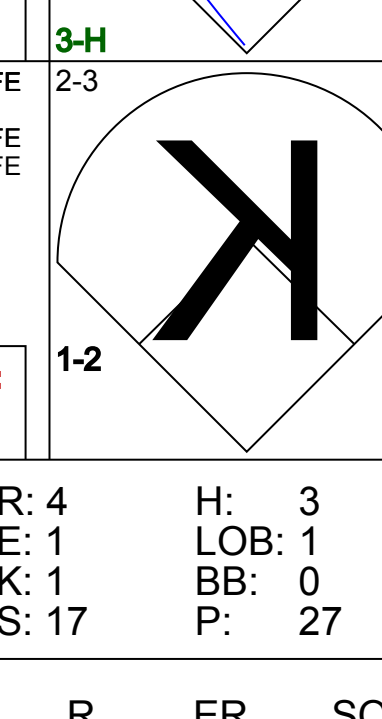
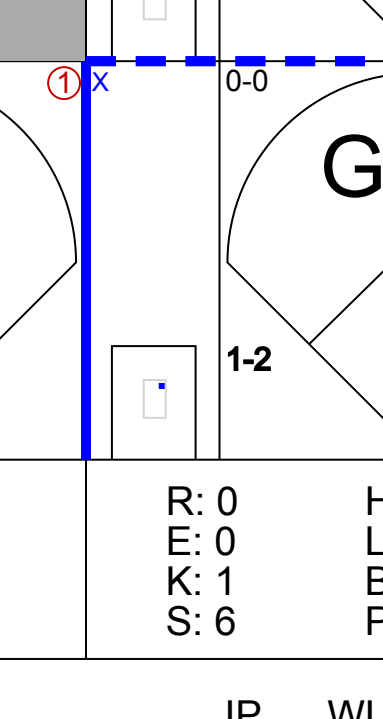
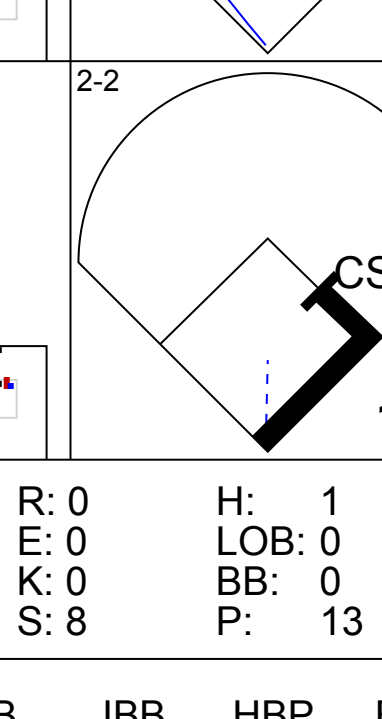
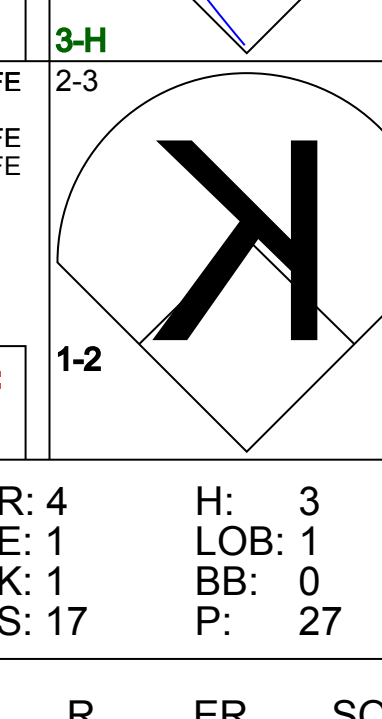
| Batter | 1 | 2 | 3 | 4 | 5 | 6 | 7 | 8 | 9 | AB | R | H | RBI | BB | SO | LOB | BOTTOM | | | | |
|---|-------------------------------|----------------------------------|------------------------------|----------------------------------|------------------------------|----------------------------------|-------------------------------|----------------------------------|------------------------------|----------------------------------|-------------------------------|----------------------------------|------------------------------|---------------------------------|-------------------------------|----------------------------------|---|------------------------------------|----------------------------------|--------|--|
| 9 Chone Figgins, S (1, 7) OBP: 0.330, SLG: 0.408 | | | | | | | | | | 4 | 2 | 2 | 2 | 1 | 0 | 2 | Washington Nationals @ Los Angeles Angels Angel Stadium of Anaheim, Anaheim, CA Mon Jun 13 2005, 7:05 PM PDT Att: 40,790 - Clear - 76 F | | | | |
| Darin Erstad, L (1, 3) OBP: 0.396, SLG: 0.399 | | | | | | | | | | 4 | 3 | 3 | 1 | 0 | 1 | 2 | | | | | |
| 20 Juan Rivera, R (7, 9) OBP: 0.260, SLG: 0.390 | | | | | | | | | | 1 | 1 | 1 | 1 | 0 | 0 | 0 | | | | | |
| 27 Vladimir Guerrero, R (1, 9) OBP: 0.396, SLG: 0.542 | | | | | | | | | | 4 | 2 | 4 | 5 | 0 | 0 | 0 | | | | | |
| Jeff DaVanon, S (7, 8) OBP: 0.328, SLG: 0.273 | | | | | | | | | | 1 | 0 | 1 | 0 | 0 | 0 | 0 | | | | | |
| 16 Garret Anderson, L (1, 10) OBP: 0.341, SLG: 0.472 | | | | | | | | | | 5 | 0 | 1 | 0 | 0 | 2 | 2 | | | | | |
| Steve Finley, L (1, 8) OBP: 0.296, SLG: 0.434 | | | | | | | | | | 4 | 0 | 1 | 1 | 0 | 1 | 0 | | | | | |
| Casey Kotchman, L (7, 3) | | | | | | | | | | 1 | 0 | 0 | 0 | 0 | 0 | 1 | | | | | |
| Bengie Molina, R (1, 2) OBP: 0.336, SLG: 0.473 | | | | | | | | | | 5 | 0 | 1 | 0 | 0 | 1 | 3 | | | | | |
| Josh Paul, R (9, 2) OBP: 0.214, SLG: 0.269 | | | | | | | | | | 0 | 0 | 0 | 0 | 0 | 0 | 0 | | | | | |
| 8 Dallas McPherson, L (1, 5) OBP: 0.304, SLG: 0.459 | | | | | | | | | | 4 | 1 | 2 | 1 | 0 | 0 | 3 | | | | | |
| Orlando Cabrera, R (1, 6) OBP: 0.295, SLG: 0.363 | | | | | | | | | | 4 | 1 | 2 | 0 | 0 | 0 | 1 | | | | | |
| 39 Robb Quinlan, R (8, 7) OBP: 0.217, SLG: 0.316 | | | | | | | | | | 0 | 0 | 0 | 0 | 0 | 0 | 0 | | | | | |
| Adam Kennedy, L (1, 4) OBP: 0.362, SLG: 0.373 | | | | | | | | | | 4 | 1 | 2 | 0 | 0 | 0 | 3 | | | | | |
| Inning Stats | R: 2 E: 0 K: 0 S: 16 | H: 4 LOB: 2 BB: 0 P: 23 | R: 0 E: 0 K: 1 S: 9 | H: 2 LOB: 2 BB: 1 P: 17 | R: 0 E: 0 K: 2 S: 9 | H: 0 LOB: 0 BB: 0 P: 13 | R: 5 E: 0 K: 0 S: 22 | H: 6 LOB: 0 BB: 0 P: 34 | R: 0 E: 0 K: 0 S: 7 | H: 1 LOB: 1 BB: 0 P: 12 | R: 3 E: 0 K: 1 S: 15 | H: 3 LOB: 0 BB: 0 P: 23 | R: 0 E: 0 K: 0 S: 8 | H: 2 LOB: 1 BB: 0 P: 9 | R: 1 E: 0 K: 1 S: 14 | H: 2 LOB: 1 BB: 0 P: 23 | 1B: 12 2B: 4 3B: 1 HR: 3 | SF: 0 SAC: 0 DP: 2 HBP: 0 | WP: 0 PB: 0 SB: 0 CS: 0 | PA: 42 | |
| PITCHER | IP | WLS | BF | H | R | ER | SO | BB | IBB | HBP | BLK | WP | HR | S | P | ERA | WHIP | | | | |
| Esteban Loaiza, R (1, 1) ERA: 3.87 | 3.0 | L | 18 | 9 | 5 | 5 | 3 | 1 | 0 | 0 | 0 | 0 | 0 | 42 | 65 | 15.00 | 3.333 | | | | |
| Sun-Woo Kim, R (4, 1) ERA: 3.19 | 2.0 | | 9 | 4 | 2 | 2 | 0 | 0 | 0 | 0 | 0 | 0 | 0 | 21 | 34 | 9.00 | 2.000 | | | | |
| 52 T.J. Tucker, R (6, 1) ERA: 4.76 | 3.0 | | 15 | 7 | 4 | 4 | 2 | 0 | 0 | 0 | 0 | 0 | 2 | 37 | 55 | 12.00 | 2.333 | | | | |

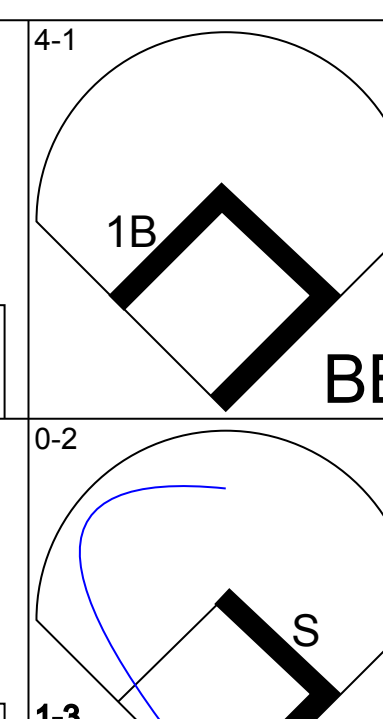
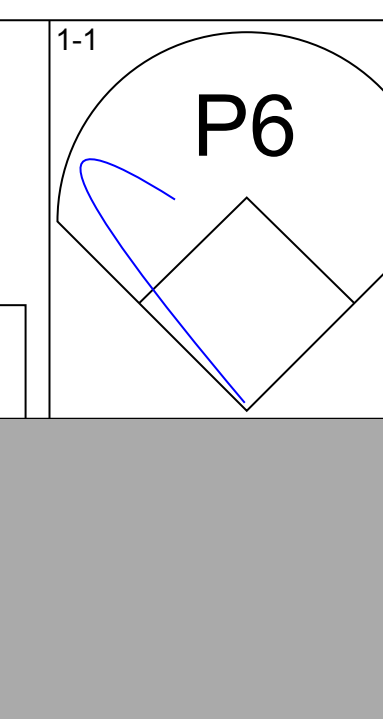
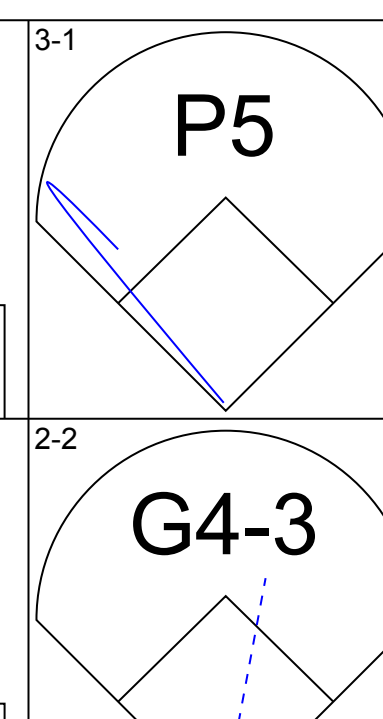
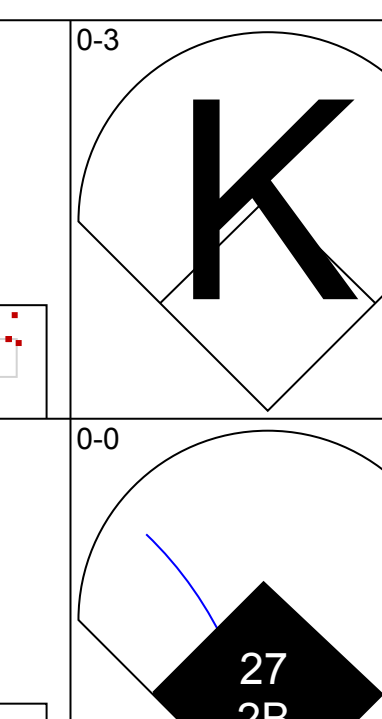
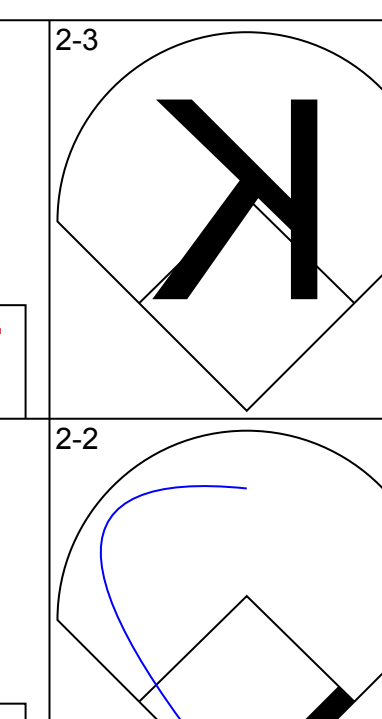
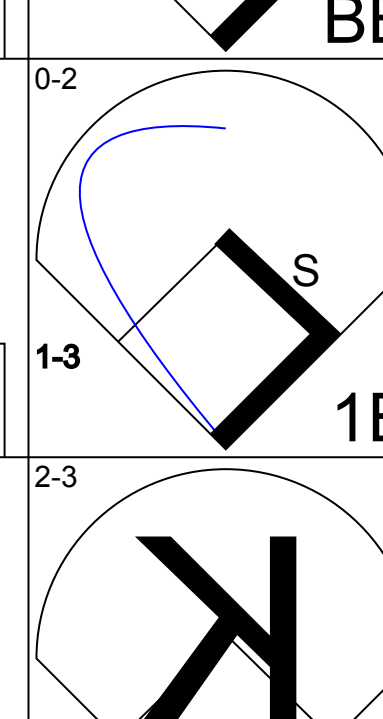
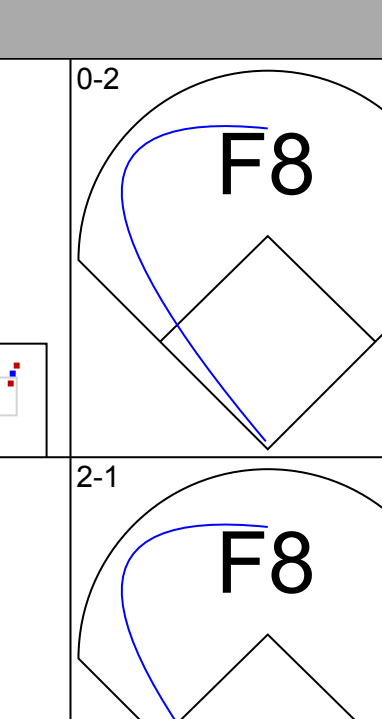
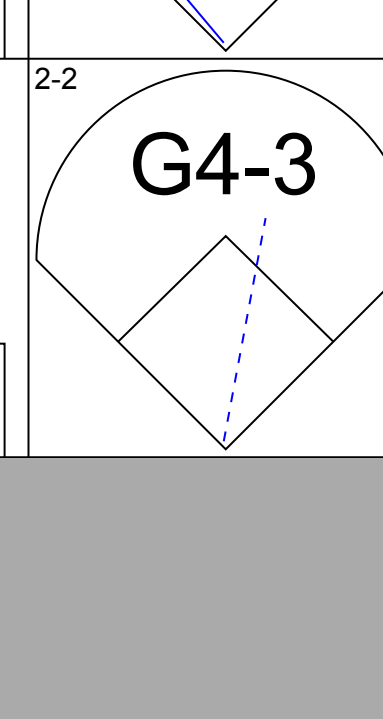
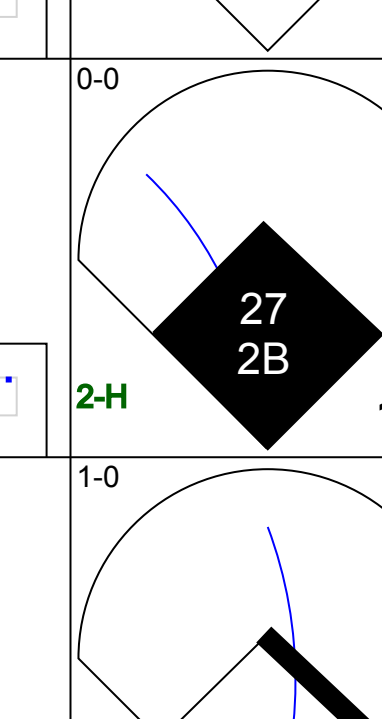
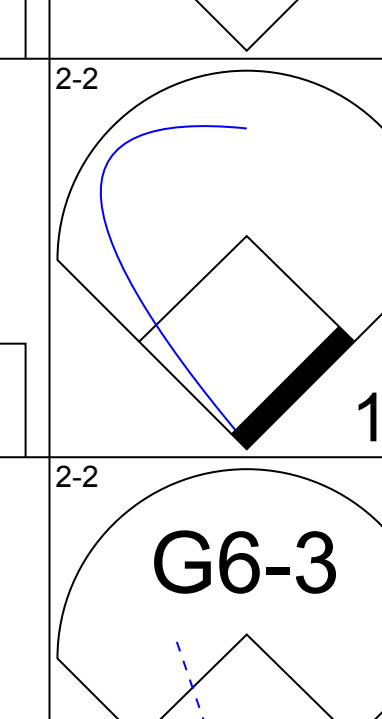
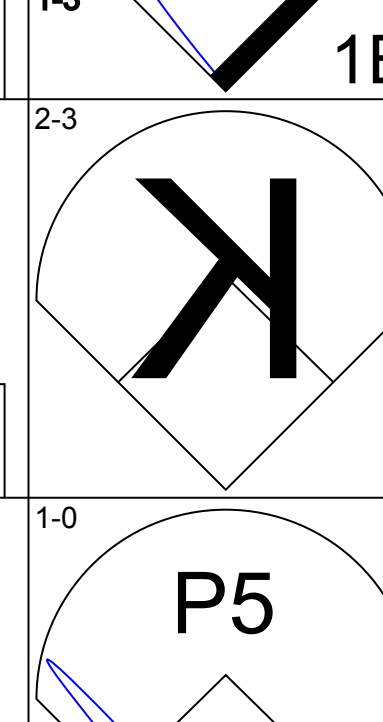
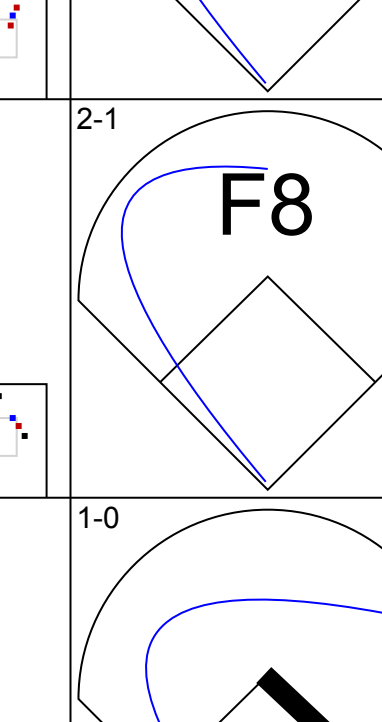
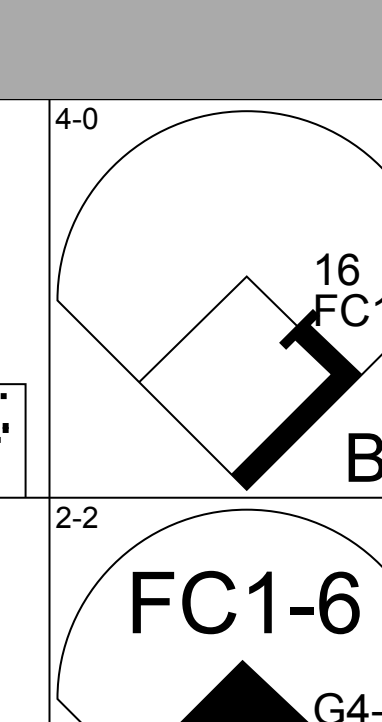
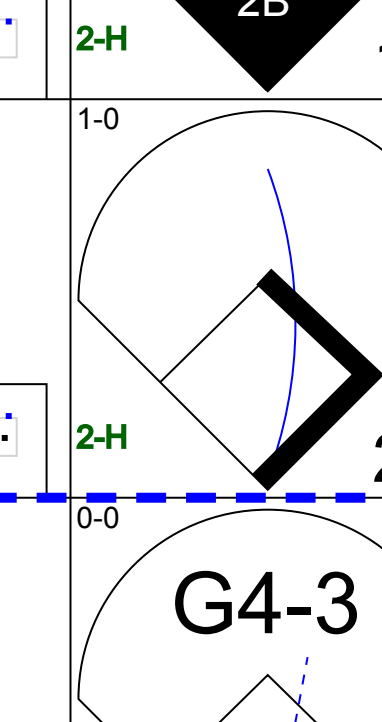
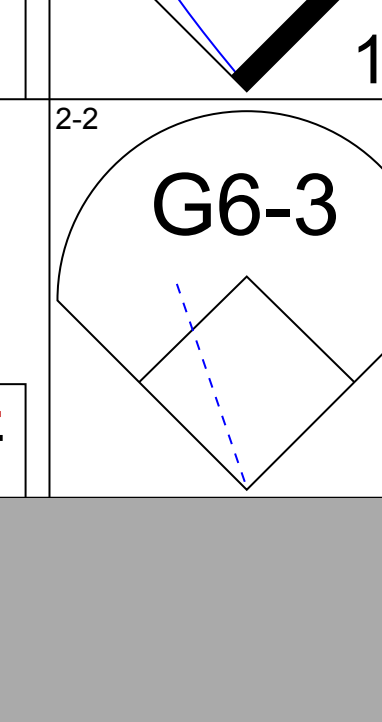
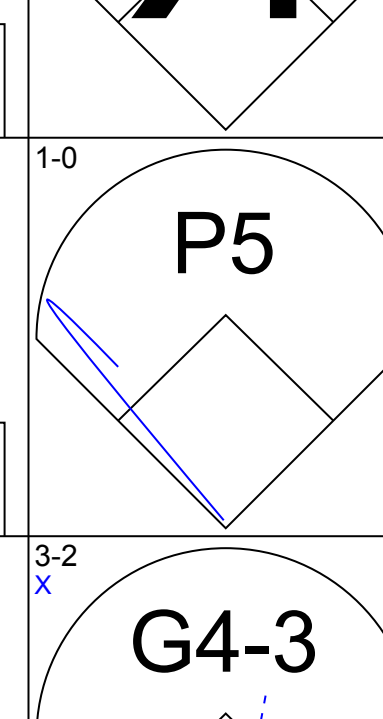
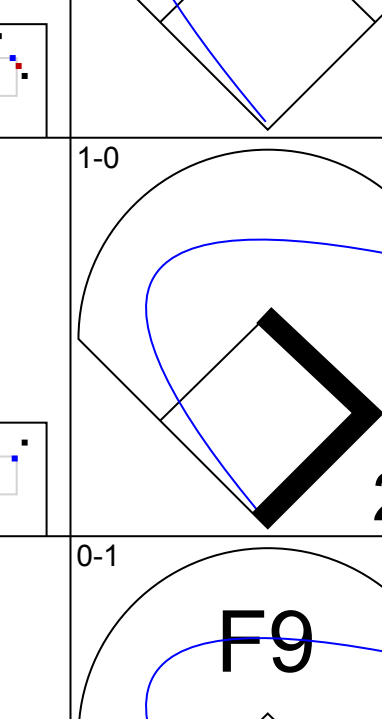
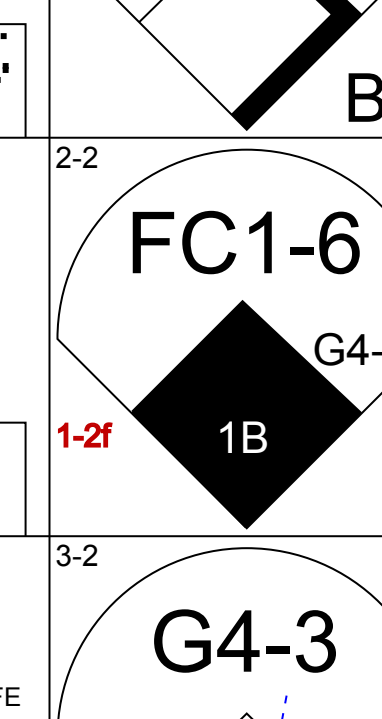
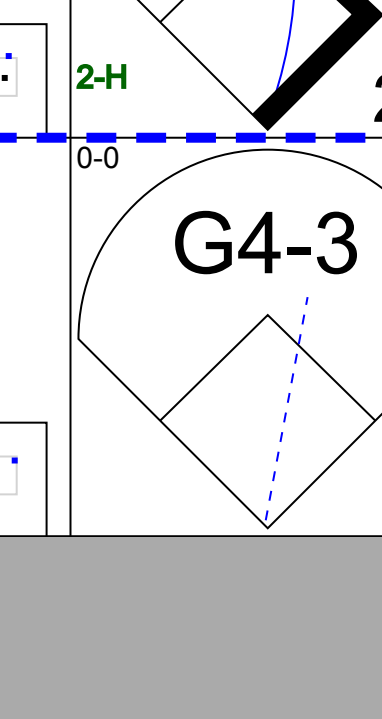

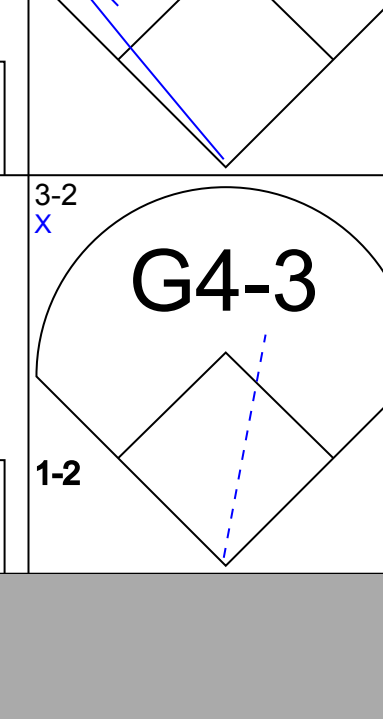
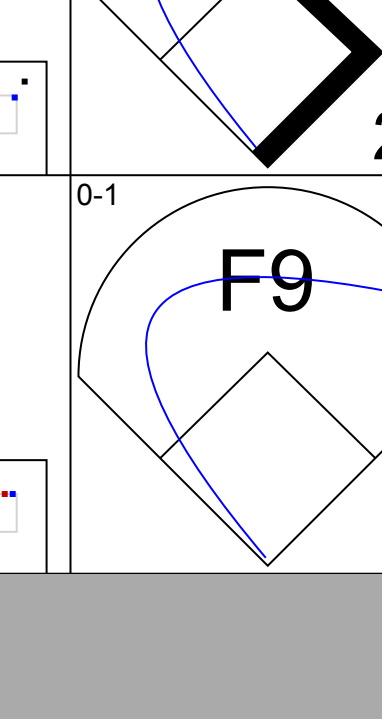
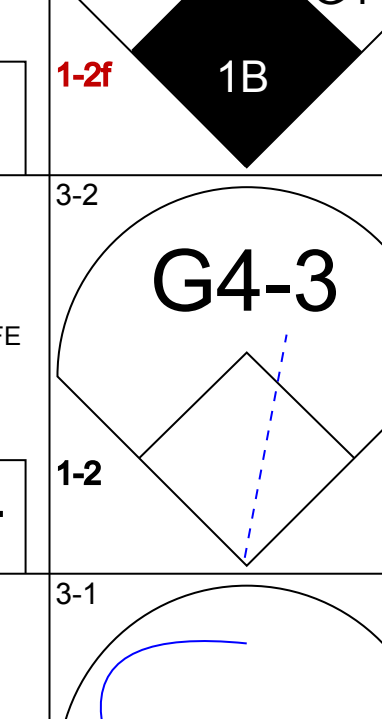
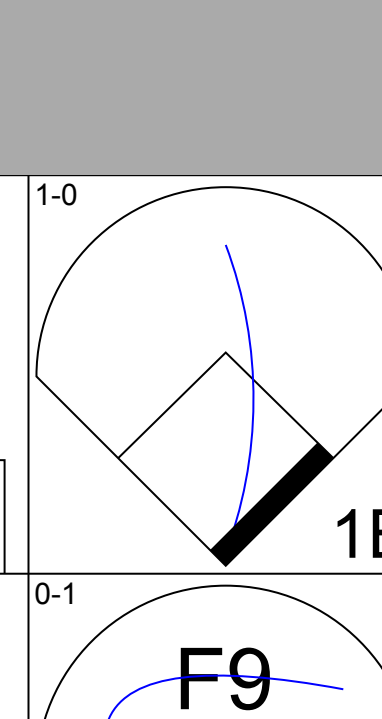
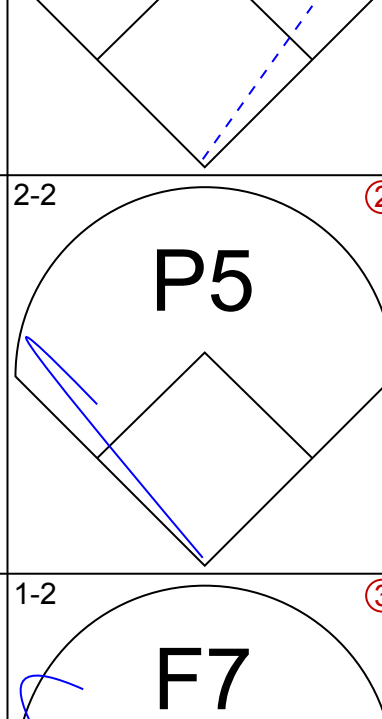
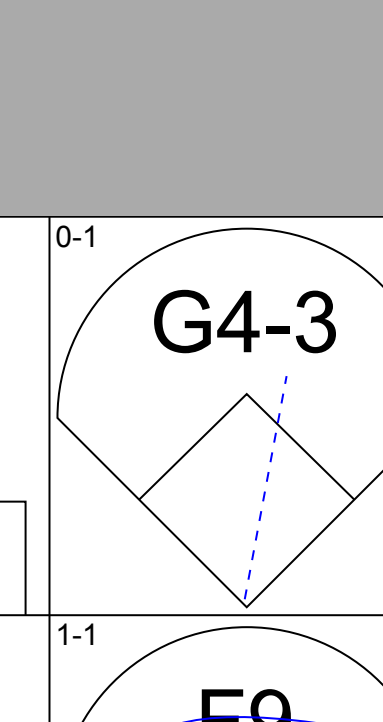
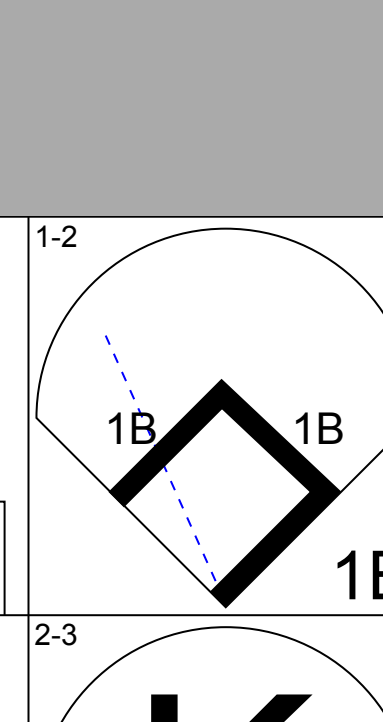
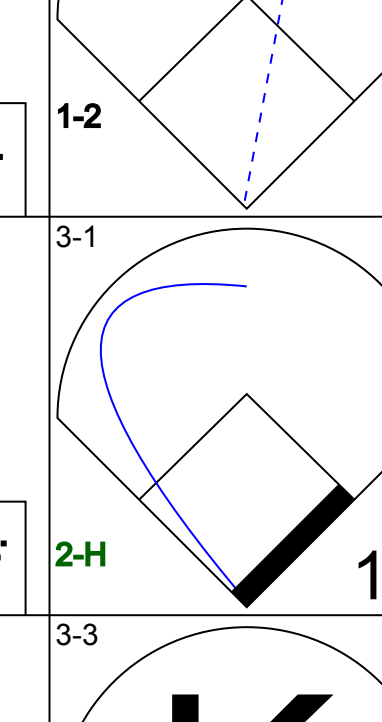


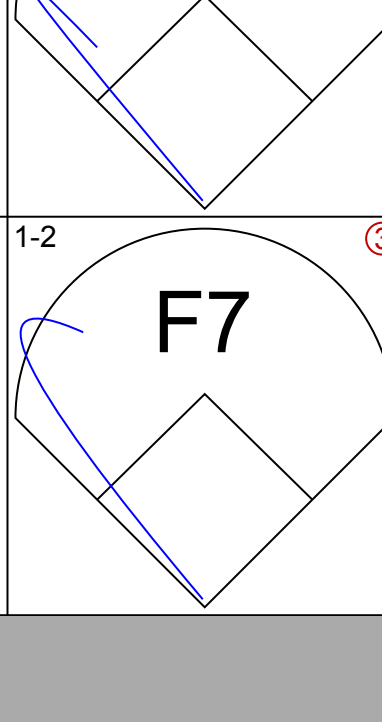


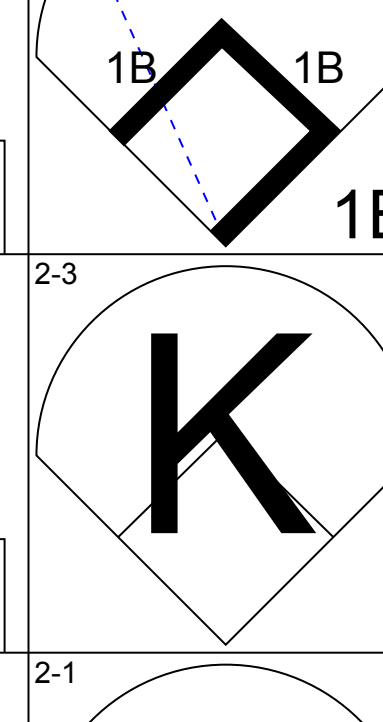

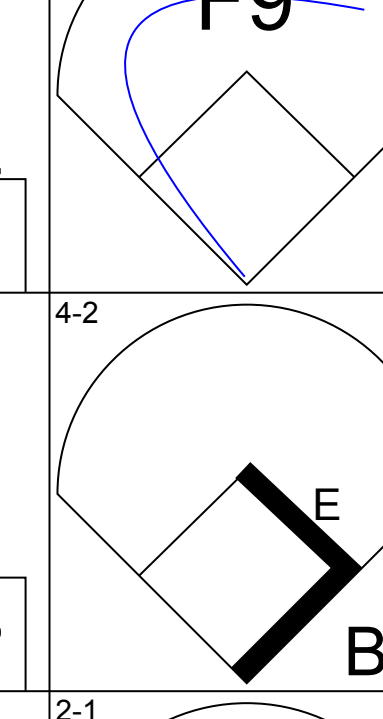
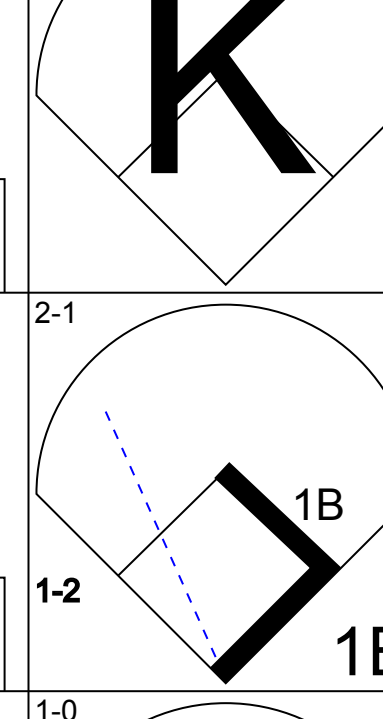
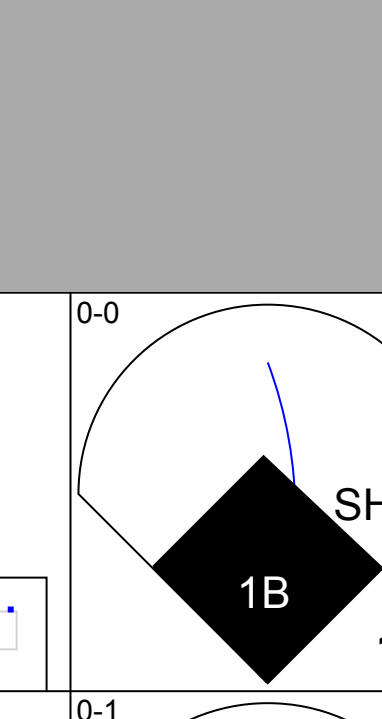
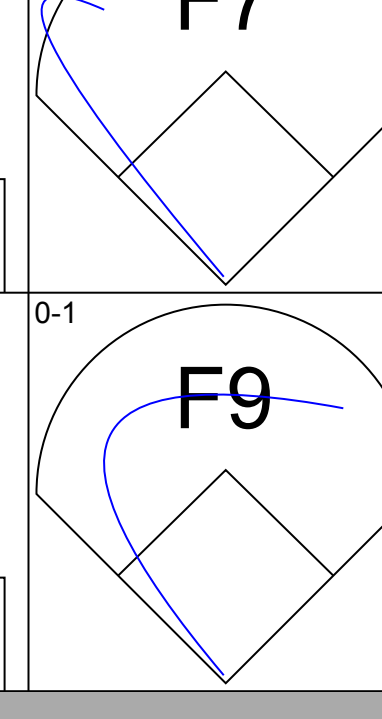
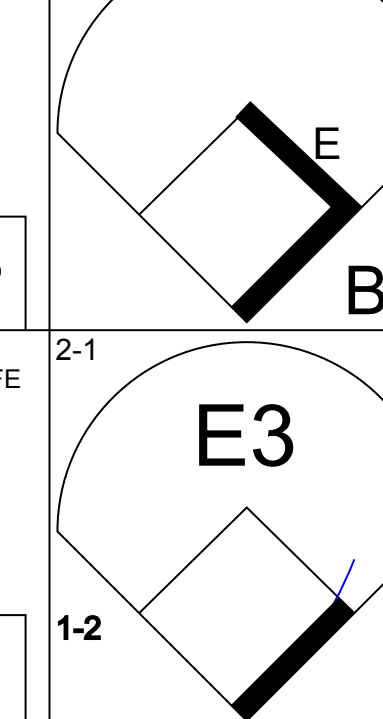
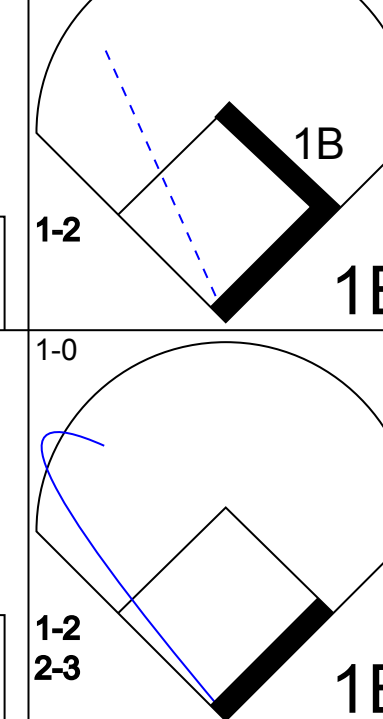
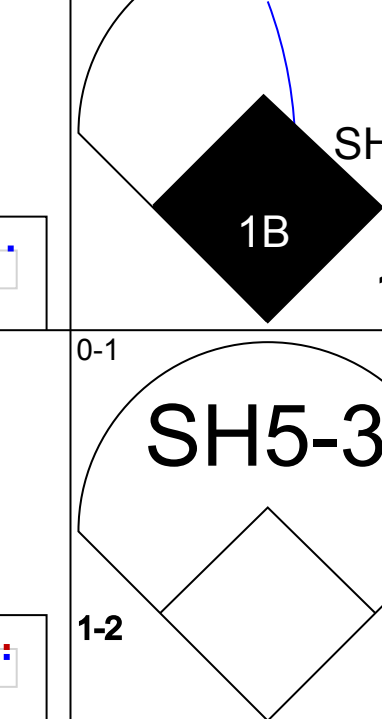
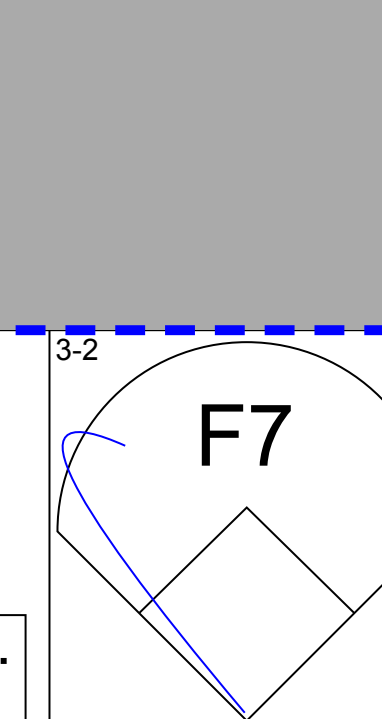
AB 32
R 1
H 5
RBI 1
BB 1
SO 8
LOB 14



AB 41
R 11
H 20
RBI 11
BB 1
SO 5
LOB 17



| Batter | 1 | 2 | 3 | 4 | 5 | 6 | 7 | 8 | 9 | AB | R | H | RBI | BB | SO | LOB | TOP | | | | | |
|--|---|---|---|---|---|---|---|---|---|----------------------------------|-------------------------------|----------------------------------|------------------------------|----------------------------------|-------------------------------|----------------------------------|---|----------------------------------|----------------------------------|------------------------------------|----------------------------------|--------|
| Brad Wilkerson, L (1,8) OBP: 0.379, SLG: 0.458 |  | |  |  | |  |  | |  | 4 | 1 | 0 | 0 | 1 | 3 | 1 | Washington Nationals @ Los Angeles Angels Angel Stadium of Anaheim, Anaheim, CA Tue Jun 14 2005, 7:05 PM PDT Att. 43,874 - Clear - 71 F livebaseballscorecards.com | | | | | |
| Ryan Church, L (1,7) OBP: 0.376, SLG: 0.511 |  | | |  | |  | |  |  | 2 | 2 | 1 | 0 | 1 | 1 | 0 | | | | | | |
| Jose Guillen, R (1,9) OBP: 0.330, SLG: 0.485 |  | | |  | |  | |  |  | 5 | 1 | 2 | 2 | 0 | 1 | 2 | | | | | | |
| 24 Nick Johnson, L (1,3) OBP: 0.449, SLG: 0.531 | |  | | |  | |  |  |  | 3 | 0 | 1 | 1 | 2 | 0 | 0 | | | | | | |
| Vinny Castilla, R (1,5) OBP: 0.335, SLG: 0.419 | |  | | |  | |  |  |  | 4 | 1 | 0 | 0 | 1 | 1 | 3 | | | | | | |
| Wil Cordero, R (1,10) OBP: 0.063, SLG: 0.063 | |  | | | |  |  |  |  | 4 | 1 | 1 | 0 | 0 | 1 | 3 | | | | | | |
| Junior Spivey, R (1,4) OBP: 0.313, SLG: 0.376 | | |  | |  | |  |  | | 3 | 0 | 1 | 1 | 1 | 0 | 0 | | | | | | |
| Brian Schneider, L (1,2) OBP: 0.311, SLG: 0.368 | | |  | |  | |  |  | | 3 | 0 | 0 | 1 | 0 | 1 | 1 | | | | | | |
| 15 Cristian Guzman, S (1,6) OBP: 0.228, SLG: 0.249 | | | | | |  | |  | | 2 | 0 | 1 | 0 | 0 | 0 | 0 | | | | | | |
| Carlos Baerga, S (7,PH) OBP: 0.345, SLG: 0.327 | | | | | | |  | | | 1 | 0 | 0 | 0 | 0 | 0 | 1 | | | | | | |
| Jamey Carroll, R (7,6) OBP: 0.315, SLG: 0.286 | | |  | | | | |  | | 1 | 0 | 0 | 0 | 0 | 1 | 1 | | | | | | |
| Inning Stats | R: 0 E: 0 K: 3 S: 10 | H: 0 LOB: 0 BB: 0 P: 15 | R: 0 E: 0 K: 0 S: 10 | H: 0 LOB: 0 BB: 0 P: 15 | R: 0 E: 0 K: 0 S: 8 | H: 1 LOB: 0 BB: 0 P: 13 | R: 0 E: 0 K: 2 S: 8 | H: 0 LOB: 2 BB: 2 P: 17 | R: 0 E: 0 K: 1 S: 8 | H: 0 LOB: 0 BB: 0 P: 12 | R: 1 E: 0 K: 1 S: 13 | H: 3 LOB: 3 BB: 1 P: 23 | R: 0 E: 0 K: 1 S: 6 | H: 0 LOB: 1 BB: 1 P: 13 | R: 4 E: 1 K: 1 S: 17 | H: 3 LOB: 1 BB: 2 P: 27 | R: 1 E: 1 K: 0 S: 10 | H: 0 LOB: 1 BB: 2 P: 20 | 1B: 6 2B: 0 3B: 0 HR: 1 | SF: 1 SAC: 1 DP: 0 HBP: 1 | WP: 0 PB: 0 SB: 1 CS: 1 | PA: 43 |
| PITCHER | IP | WLS | BF | H | R | ER | SO | BB | IBB | HBP | BLK | WP | HR | S | P | ERA | WHIP | | | | | |
| 54 Ervin Santana, R (1,1) ERA: 3.26 | 6.1 | | 26 | 4 | 1 | 1 | 7 | 4 | 0 | 0 | 0 | 0 | 0 | 59 | 102 | 1.42 | 1.263 | | | | | |
| Brendan Donnelly, R (7,1) ERA: 4.34 | 0.0 | | 0 | 0 | 0 | 0 | 0 | 0 | 0 | 0 | 0 | 0 | 0 | 0 | 0 | ∞ | ∞ | | | | | |
| 62 Scot Shields, R (7,1) ERA: 2.83 | 1.2 | L | 10 | 3 | 4 | 2 | 2 | 0 | 0 | 1 | 0 | 0 | 1 | 21 | 33 | 10.80 | 1.800 | | | | | |
| Jake Woods, L (9,1) ERA: 2.79 | 0.1 | | 2 | 0 | 1 | 0 | 0 | 1 | 0 | 0 | 0 | 0 | 0 | 3 | 7 | 0.00 | 3.000 | | | | | |
| Joel Peralta, R (9,1) ERA: 0.84 | 0.2 | | 3 | 0 | 0 | 0 | 0 | 0 | 1 | 0 | 0 | 0 | 0 | 7 | 13 | 0.00 | 0.000 | | | | | |

| Batter | 1 | 2 | 3 | 4 | 5 | 6 | 7 | 8 | 9 | AB | R | H | RBI | BB | SO | LOB | BOTTOM | | | | | |
|--|---|---|---|---|--|---|---|---|---|----------------------------------|-------------------------------|----------------------------------|------------------------------|----------------------------------|-------------------------------|----------------------------------|---|-------------------------------|----------------------------------|----------------------------------|------------------------------------|----------------------------------|
| 9 Chone Figgins, S (1,7) OBP: 0.327, SLG: 0.401 |  |  | |  | |  | |  | | 4 | 0 | 0 | 0 | 1 | 2 | 6 | Washington Nationals @ Los Angeles Angels Angel Stadium of Anaheim, Anaheim, CA Tue Jun 14 2005, 7:05 PM PDT Att. 43,874 - Clear - 71 F livebaseballscorecards.com | | | | | |
| Darin Erstad, L (1,3) OBP: 0.344, SLG: 0.403 |  | |  |  | |  | |  | | 5 | 1 | 3 | 1 | 0 | 0 | 3 | | | | | | |
| 27 Vladimir Guerrero, R (1,9) OBP: 0.386, SLG: 0.541 |  | |  | |  |  | |  | | 4 | 0 | 1 | 1 | 1 | 1 | 3 | | | | | | |
| 16 Garret Anderson, L (1,10) OBP: 0.339, SLG: 0.471 |  | |  | |  |  | |  | | 5 | 1 | 1 | 0 | 0 | 0 | 4 | | | | | | |
| Steve Finley, L (1,8) OBP: 0.294, SLG: 0.429 |  | |  | |  | |  |  | | 5 | 0 | 1 | 0 | 0 | 0 | 4 | | | | | | |
| Bengie Molina, R (1,2) OBP: 0.339, SLG: 0.470 | |  | |  |  |  | |  |  | 5 | 0 | 2 | 1 | 0 | 0 | 1 | | | | | | |
| 8 Dallas McPherson, L (1,5) OBP: 0.297, SLG: 0.447 |  | |  |  | |  | | | | 4 | 0 | 0 | 0 | 0 | 2 | 3 | | | | | | |
| Orlando Cabrera, R (1,6) OBP: 0.302, SLG: 0.367 | |  | |  | |  |  | | | 3 | 1 | 2 | 0 | 1 | 0 | 1 | | | | | | |
| Adam Kennedy, L (1,4) OBP: 0.362, SLG: 0.372 | |  | |  | |  | |  | | 3 | 0 | 1 | 0 | 0 | 0 | 1 | | | | | | |
| Inning Stats | R: 0 E: 0 K: 1 S: 16 | H: 1 LOB: 2 BB: 1 P: 26 | R: 0 E: 1 K: 0 S: 10 | H: 0 LOB: 2 BB: 1 P: 18 | R: 0 E: 0 K: 0 S: 8 | H: 1 LOB: 1 BB: 0 P: 11 | R: 0 E: 0 K: 1 S: 15 | H: 3 LOB: 3 BB: 0 P: 26 | R: 1 E: 0 K: 1 S: 13 | H: 1 LOB: 1 BB: 1 P: 28 | R: 2 E: 0 K: 1 S: 11 | H: 3 LOB: 1 BB: 0 P: 12 | R: 0 E: 0 K: 0 S: 7 | H: 1 LOB: 1 BB: 0 P: 10 | R: 0 E: 0 K: 1 S: 12 | H: 1 LOB: 0 BB: 0 P: 21 | | R: 0 E: 0 K: 0 S: 11 | H: 0 LOB: 0 BB: 0 P: 17 | 1B: 9 2B: 2 3B: 0 HR: 0 | SF: 0 SAC: 1 DP: 0 HBP: 0 | WP: 0 PB: 0 SB: 1 CS: 0 |
| PITCHER | IP | WLS | BF | H | R | ER | SO | BB | IBB | HBP | BLK | WP | HR | S | P | ERA | WHIP | | | | | |
| Livan Hernandez, R (1,1) ERA: 3.43 | 5.2 | | 30 | 9 | 3 | 3 | 4 | 3 | 0 | 0 | 0 | 0 | 0 | 72 | 120 | 4.76 | 2.118 | | | | | |
| Gary Majewski, R (6,1) ERA: 2.37 | 1.1 | W | 5 | 1 | 0 | 0 | 0 | 0 | 0 | 0 | 0 | 0 | 0 | 8 | 11 | 0.00 | 0.750 | | | | | |
| Luis Ayala, R (8,1) ERA: 2.31 | 1.0 | H | 4 | 1 | 0 | 0 | 1 | 0 | 0 | 0 | 0 | 0 | 0 | 12 | 21 | 0.00 | 1.000 | | | | | |
| 32 Chad Cordero, R (9,1) ERA: 1.09 | 1.0 | S | 3 | 0 | 0 | 0 | 0 | 0 | 0 | 0 | 0 | 0 | 0 | 11 | 17 | 0.00 | 0.000 | | | | | |

| Batter | 1 | 2 | 3 | 4 | 5 | 6 | 7 | 8 | 9 | AB | R | H | RBI | BB | SO | LOB | TOP | | | | |
|---|--|---------------------------------|-------------------------------|----------------------------------|------------------------------|----------------------------------|-------------------------------|----------------------------------|------------------------------|---------------------------------|------------------------------|---------------------------------|------------------------------|---------------------------------|-------------------------------|----------------------------------|--|---------------------------------|----------------------------------|------------------------------------|-----------------------------------|
| Brad Wilkerson, L (1, 8) OBP: 0.378, SLG: 0.456 | F7 | | | F7 | | SH5-3 | | | | 3 | 0 | 1 | 0 | 0 | 0 | 0 | Washington Nationals @ Los Angeles Angels Angel Stadium of Anaheim, Anaheim, CA Wed Jun 15 2005, 7:05 PM PDT Att: 43,505 - Cloudy - 68 F | | | | |
| Ryan Church, L (1, 7) OBP: 0.369, SLG: 0.497 | K | | | G5-3 | | F7 | | F7 | | 4 | 0 | 0 | 0 | 0 | 1 | 3 | | | | | |
| Jose Guillen, R (1, 9) | G6-3 | | | | | L7 | | | | 4 | 0 | 2 | 0 | 0 | 0 | 1 | | | | | |
| 24 Nick Johnson, L (1, 3) OBP: 0.442, SLG: 0.522 | | F7 | | | | | | | | 4 | 0 | 0 | 0 | 0 | 1 | 2 | | | | | |
| Vinny Castilla, R (1, 5) OBP: 0.333, SLG: 0.416 | | G4-3 | | | | | | | | 4 | 0 | 1 | 0 | 0 | 0 | 0 | | | | | |
| Carlos Baerga, S (1, 10) OBP: 0.339, SLG: 0.321 | | | | | | | | | | 4 | 0 | 1 | 0 | 0 | 0 | 0 | | | | | |
| Tony Blanco, R (9, 10) OBP: 0.297, SLG: 0.429 | | | | | | | | | | 0 | 0 | 0 | 0 | 0 | 0 | 0 | | | | | |
| Junior Spivey, R (1, 4) OBP: 0.308, SLG: 0.369 | | | | G5-3 | | | | | | 4 | 0 | 0 | 0 | 0 | 0 | 2 | | | | | |
| Brian Schneider, L (1, 2) OBP: 0.312, SLG: 0.386 | | | | F9 | | | | | | 3 | 1 | 1 | 1 | 0 | 0 | 0 | | | | | |
| 15 Cristian Guzman, S (1, 6) OBP: 0.233, SLG: 0.255 | | | | F7 | | | | | | 3 | 0 | 2 | 0 | 0 | 0 | 0 | | | | | |
| Inning Stats | R: 0 E: 0 K: 1 S: 6 | H: 0 LOB: 0 BB: 0 P: 9 | R: 0 E: 0 K: 0 S: 13 | H: 0 LOB: 0 BB: 0 P: 14 | R: 0 E: 0 K: 0 S: 8 | H: 0 LOB: 0 BB: 0 P: 10 | R: 0 E: 0 K: 1 S: 11 | H: 1 LOB: 1 BB: 0 P: 16 | R: 0 E: 0 K: 0 S: 4 | H: 0 LOB: 0 BB: 0 P: 5 | R: 1 E: 0 K: 0 S: 7 | H: 2 LOB: 1 BB: 0 P: 8 | R: 0 E: 0 K: 0 S: 6 | H: 0 LOB: 0 BB: 0 P: 7 | R: 0 E: 0 K: 0 S: 10 | H: 2 LOB: 2 BB: 0 P: 14 | R: 0 E: 0 K: 0 S: 9 | H: 3 LOB: 3 BB: 0 P: 9 | 1B: 7 2B: 0 3B: 0 HR: 1 | SF: 0 SAC: 1 DP: 1 HBP: 0 | WP: 0 PA: 34 PB: 0 CS: 0 |
| PITCHER 40 Bartolo Colon, R (1, 1) ERA: 2.9 | IP: 9.0 WLS: L BF: 34 H: 8 R: 1 ER: 1 SO: 2 BB: 0 IBB: 0 HBP: 0 BLK: 0 WP: 0 HR: 1 S: 74 P: 92 ERA: 1.00 WHIP: 0.889 | | | | | | | | | | | | | | | | | | | | |

| Batter | 1 | 2 | 3 | 4 | 5 | 6 | 7 | 8 | 9 | AB | R | H | RBI | BB | SO | LOB | BOTTOM | | |
|---|--|----------------------------------|------------------------------|----------------------------------|-------------------------------|----------------------------------|------------------------------|----------------------------------|------------------------------|----------------------------------|------------------------------|----------------------------------|------------------------------|---------------------------------|-------------------------------|----------------------------------|--|----------------------------------|------------------------------------|
| Jeff DaVanon, S (1, 7) OBP: 0.318, SLG: 0.263 | G1-3 | | G4-3 | | | G4-3 | | G4-6-3 | | 4 | 0 | 0 | 0 | 0 | 0 | 2 | Washington Nationals @ Los Angeles Angels Angel Stadium of Anaheim, Anaheim, CA Wed Jun 15 2005, 7:05 PM PDT Att: 43,505 - Cloudy - 68 F | | |
| Darin Erstad, L (1, 3) OBP: 0.353, SLG: 0.405 | | | | | | | | | | 1 | 0 | 1 | 0 | 3 | 0 | 0 | | | |
| 27 Vladimir Guerrero, R (1, 9) OBP: 0.363, SLG: 0.531 | | | | | | | | | | 3 | 0 | 0 | 0 | 1 | 0 | 3 | | | |
| 16 Garret Anderson, L (1, 10) OBP: 0.337, SLG: 0.467 | | G4-3 | | | | | | | | 4 | 0 | 1 | 0 | 0 | 0 | 1 | | | |
| Steve Finley, L (1, 8) OBP: 0.290, SLG: 0.421 | | G4-3 | | | | | | | | 4 | 0 | 0 | 0 | 0 | 1 | 4 | | | |
| Bengie Molina, R (1, 2) OBP: 0.336, SLG: 0.458 | | | | | | | | | | 3 | 0 | 0 | 0 | 1 | 0 | 3 | | | |
| 8 Dallas McPherson, L (1, 5) OBP: 0.290, SLG: 0.436 | | | | | | | | | | 4 | 0 | 0 | 0 | 0 | 3 | 4 | | | |
| Orlando Cabrera, R (1, 6) OBP: 0.302, SLG: 0.367 | | | | | | | | | | 3 | 0 | 1 | 0 | 0 | 0 | 0 | | | |
| Adam Kennedy, L (1, 4) OBP: 0.361, SLG: 0.371 | | | | | | | | | | 3 | 0 | 1 | 0 | 0 | 1 | 1 | | | |
| Inning Stats | R: 0 E: 0 K: 0 S: 4 | H: 0 LOB: 0 BB: 1 P: 10 | R: 0 E: 0 K: 0 S: 8 | H: 0 LOB: 0 BB: 0 P: 12 | R: 0 E: 0 K: 2 S: 10 | H: 1 LOB: 1 BB: 0 P: 15 | R: 0 E: 0 K: 0 S: 8 | H: 0 LOB: 1 BB: 1 P: 18 | R: 0 E: 0 K: 0 S: 7 | H: 0 LOB: 1 BB: 1 P: 17 | R: 0 E: 0 K: 1 S: 9 | H: 0 LOB: 1 BB: 1 P: 13 | R: 0 E: 0 K: 0 S: 3 | H: 1 LOB: 3 BB: 0 P: 6 | R: 0 E: 0 K: 2 S: 18 | H: 2 LOB: 3 BB: 1 P: 27 | | 1B: 4 2B: 0 3B: 0 HR: 0 | SF: 0 SAC: 0 DP: 2 HBP: 0 |
| PITCHER Ryan Drese, R (1, 1) ERA: 5.79 32 Chad Cordero, R (9, 1) ERA: 1.06 | IP: 8.0 WLS: W BF: 28 H: 2 R: 0 ER: 0 SO: 3 BB: 4 IBB: 0 HBP: 0 BLK: 0 WP: 0 HR: 0 S: 55 P: 98 ERA: 0.00 WHIP: 0.750 | | | | | | | | | | | | | | | | | | |

| Batter | 1 | 2 | 3 | 4 | 5 | 6 | 7 | 8 | 9 | 10 | 11 | AB | R | H | RBI | BB | SO | LOB | TOP | | | | |
|---|---|----------------------------------|-------------------------------|----------------------------------|-------------------------------|----------------------------------|------------------------------|----------------------------------|-------------------------------|----------------------------------|-------------------------------|----------------------------------|-------------------------------|----------------------------------|-------------------------------|----------------------------------|-------------------------------|----------------------------------|----------------------------------|------------------------------------|----------------------------------|--------|--|
| Juan Pierre, L OBP: 0.304, SLG: 0.327 (1, 8) | F8 | | G6-3 | F7 | | G6-3 | | | F7 | | G1-3 | 6 | 0 | 0 | 0 | 0 | 0 | 4 | | | | | |
| Luis Castillo, S OBP: 0.425, SLG: 0.415 (1, 4) | F7-4 1B | | HR | | 1B | | P5 | | G4-3 | | 1B | 6 | 1 | 4 | 0 | 0 | 0 | 0 | | | | | |
| Miguel Cabrera, R OBP: 0.388, SLG: 0.566 (1, 7) | 1B | | HR | | 1B | | K | | F9 | | G5-3 | 6 | 1 | 2 | 2 | 0 | 1 | 2 | | | | | |
| Carlos Delgado, L OBP: 0.418, SLG: 0.595 (1, 3) | F7-4 | | K | | L8 | | L8 | | | | F8 2B | 4 | 0 | 1 | 0 | 1 | 1 | 3 | | | | | |
| Mike Lowell, R OBP: 0.283, SLG: 0.363 (1, 5) | | F9 | F8 | | P6 | | F9 | | | | F8 | 5 | 0 | 0 | 0 | 0 | 0 | 3 | | | | | |
| Paul Lo Duca, R OBP: 0.351, SLG: 0.397 (1, 2) | | G6-3 | | G6-3 | | FC5-4 1B | | G6-3 SH3 1B | | | 1B | 4 | 0 | 2 | 0 | 1 | 0 | 0 | | | | | |
| Juan Encarnacion, R OBP: 0.350, SLG: 0.467 (1, 9) | | 1B | | P3 | | F9 | | SH3 | | | K | 4 | 0 | 1 | 0 | 0 | 1 | 3 | | | | | |
| Jeff Conine, R OBP: 0.356, SLG: 0.329 (1, 10) | | 1B | | FC5-4 2B | | G6-3 | | G6-3 | | | G6-3 | 3 | 0 | 0 | 0 | 2 | 0 | 4 | | | | | |
| Alex Gonzalez, R OBP: 0.342, SLG: 0.405 (1, 6) | | K | | 1-2 BB | | K | | K | | | G5-3 | 4 | 0 | 1 | 0 | 1 | 2 | 3 | | | | | |
| Inning Stats | R: 0 E: 0 K: 0 S: 12 | H: 2 LOB: 1 BB: 0 P: 20 | R: 0 E: 0 K: 1 S: 11 | H: 1 LOB: 2 BB: 1 P: 16 | R: 2 E: 0 K: 1 S: 14 | H: 2 LOB: 0 BB: 0 P: 21 | R: 0 E: 0 K: 0 S: 7 | H: 0 LOB: 2 BB: 2 P: 18 | R: 0 E: 0 K: 1 S: 13 | H: 0 LOB: 1 BB: 1 P: 21 | R: 0 E: 0 K: 1 S: 12 | H: 1 LOB: 1 BB: 0 P: 18 | R: 0 E: 0 K: 0 S: 10 | H: 0 LOB: 0 BB: 0 P: 15 | R: 0 E: 0 K: 1 S: 10 | H: 1 LOB: 2 BB: 1 P: 20 | R: 0 E: 0 K: 0 S: 12 | H: 1 LOB: 1 BB: 0 P: 20 | 1B: 7 2B: 4 3B: 0 HR: 1 | SF: 0 SAC: 1 DP: 1 HBP: 0 | WP: 0 PB: 0 SB: 0 CS: 0 | PA: 48 | |
| PITCHER | IP WLS BF H R ER SO BB IBB HBP BLK WP HR S P ERA WHIP | | | | | | | | | | | | | | | | | | | | | | |
| Jarrod Washburn, L ERA: 3.62 (1, 1) | 6.0 | 28 | 8 | 1 | 0 | 0 | 2 | 1 | 0 | 0 | 0 | 0 | 0 | 0 | 26 | 39 | 0.00 | 1.000 | | | | | |
| Joel Peralta, R ERA: 3.71 (7, 1) | 2.0 | 8 | 1 | 0 | 0 | 0 | 2 | 1 | 0 | 0 | 0 | 0 | 0 | 0 | 10 | 15 | 0.00 | 0.000 | | | | | |
| Brendan Donnelly, R ERA: 4.2 (9, 1) | 1.0 | 3 | 0 | 0 | 0 | 0 | 1 | 0 | 0 | 0 | 0 | 0 | 0 | 0 | 10 | 20 | 0.00 | 1.000 | | | | | |
| Francisco Rodriguez, R ERA: 2.46 (10, 1) | 1.0 | 5 | 1 | 0 | 0 | 0 | 1 | 0 | 1 | 0 | 0 | 0 | 0 | 0 | 12 | 20 | 0.00 | 1.000 | | | | | |
| 62 Scot Shields, R ERA: 2.76 (11, 1) | 1.0 | W | 4 | 1 | 0 | 0 | 0 | 0 | 0 | 0 | 0 | 0 | 0 | 0 | 12 | 20 | 0.00 | 1.000 | | | | | |

Florida Marlins @ Los Angeles Angels
Angel Stadium of Anaheim, Anaheim, CA
Fri Jun 17 2005, 7:05 PM PDT
Att: 43,767 - Clear - 68 F

livebaseballscores.com

AB 42
R 2
H 11
RBI 2
BB 5
SO 5
LOB 22




| Batter | 1 | 2 | 3 | 4 | 5 | 6 | 7 | 8 | 9 | 10 | 11 | AB | R | H | RBI | BB | SO | LOB | BOTTOM | | | | | |
|---|---|---------------------------------|-------------------------------|----------------------------------|------------------------------|----------------------------------|-------------------------------|----------------------------------|------------------------------|---------------------------------|------------------------------|----------------------------------|------------------------------|----------------------------------|------------------------------|---------------------------------|------------------------------|----------------------------------|-------------------------------|----------------------------------|----------------------------------|------------------------------------|----------------------------------|--------|
| 9 Chone Figgins, S OBP: 0.328, SLG: 0.413 (1, 7) | HR | | S 1B | | P6 | | | P6 | | P3 | | 5 | 1 | 2 | 1 | 0 | 0 | 1 | | | | | | |
| Darin Erstad, L OBP: 0.351, SLG: 0.402 (1, 3) | G4-3 | | G4-3 | | F8 | | | | | P6 | | 5 | 0 | 1 | 0 | 0 | 0 | 2 | | | | | | |
| 27 Vladimir Guerrero, R OBP: 0.379, SLG: 0.622 (1, 9) | F8 | | | G3-1 | | G5-3 | | G4-3 | | | HBP 1B | 5 | 1 | 1 | 0 | 0 | 0 | 1 | | | | | | |
| 16 Garret Anderson, L OBP: 0.338, SLG: 0.470 (1, 10) | P6 | | | 1B | | F8 | | SH3-4 E 2B | | F8 | | 5 | 1 | 2 | 0 | 0 | 0 | 1 | | | | | | |
| Steve Finley, L OBP: 0.293, SLG: 0.420 (1, 8) | | K | | 1B | | G1-3 | | SH3-4 | | 1B | HBP | 3 | 0 | 1 | 0 | 0 | 1 | 0 | | | | | | |
| Benejé Molina, R OBP: 0.328, SLG: 0.443 (1, 2) | | G3 | | 1B | | | | L3 | | FC6 G1-3 | | 4 | 0 | 0 | 0 | 0 | 0 | 2 | | | | | | |
| Jeff DaVanon, S OBP: 0.323, SLG: 0.270 (9, PR) | | | | P4 | | | | F8 | | | 1B | 1 | 0 | 1 | 1 | 0 | 0 | 0 | | | | | | |
| 8 Dallas McPherson, L OBP: 0.285, SLG: 0.429 (1, 5) | | | | F8 | | | | F8 | | G1-3 | | 3 | 0 | 0 | 0 | 0 | 1 | 2 | | | | | | |
| 39 Robb Quinlan, R OBP: 0.213, SLG: 0.310 (9, PH) | | | | | | | | F8 | | | | 1 | 0 | 0 | 0 | 0 | 0 | 1 | | | | | | |
| José Molina, R OBP: 0.333, SLG: 0.386 (10, 2) | | K | | F8 | | | | G1-3 | | F8 | | 0 | 0 | 0 | 0 | 0 | 0 | 0 | | | | | | |
| Orlando Cabrera, R OBP: 0.298, SLG: 0.361 (1, 6) | | | G6-3 | | L8 | | | G5-3 | | F8 | | 4 | 0 | 0 | 0 | 0 | 0 | 2 | | | | | | |
| Adam Kennedy, L OBP: 0.368, SLG: 0.367 (1, 4) | | | L4 | | S 1B | | | F8 | | G4-3 | | 4 | 0 | 1 | 0 | 0 | 0 | 0 | | | | | | |
| Inning Stats | R: 1 E: 0 K: 0 S: 7 | H: 1 LOB: 0 BB: 0 P: 8 | R: 0 E: 0 K: 2 S: 11 | H: 0 LOB: 0 BB: 0 P: 13 | R: 0 E: 0 K: 0 S: 9 | H: 1 LOB: 1 BB: 0 P: 11 | R: 0 E: 0 K: 0 S: 13 | H: 2 LOB: 2 BB: 0 P: 19 | R: 0 E: 0 K: 0 S: 6 | H: 0 LOB: 0 BB: 0 P: 7 | R: 0 E: 0 K: 0 S: 7 | H: 0 LOB: 0 BB: 0 P: 10 | R: 0 E: 0 K: 0 S: 9 | H: 1 LOB: 1 BB: 0 P: 10 | R: 1 E: 1 K: 0 S: 7 | H: 1 LOB: 2 BB: 0 P: 9 | R: 0 E: 0 K: 0 S: 9 | H: 0 LOB: 0 BB: 0 P: 15 | R: 1 E: 0 K: 0 S: 10 | H: 2 LOB: 2 BB: 0 P: 16 | 1B: 7 2B: 1 3B: 0 HR: 1 | SF: 0 SAC: 1 DP: 0 HBP: 1 | WP: 0 PB: 0 SB: 2 CS: 0 | PA: 42 |
| PITCHER | IP WLS BF H R ER SO BB IBB HBP BLK WP HR S P ERA WHIP | | | | | | | | | | | | | | | | | | | | | | | |
| Brian Moecher, R ERA: 2.7 (1, 1) | 8.1 | 33 | 7 | 2 | 1 | 0 | 2 | 0 | 0 | 0 | 0 | 0 | 0 | 1 | 74 | 92 | 1.08 | 0.840 | | | | | | |
| Valerio De Los Santos, L ERA: (9, 1) | 0.1 | 1 | 0 | 0 | 0 | 0 | 0 | 0 | 0 | 0 | 0 | 0 | 0 | 1 | 1 | 1 | 0.00 | 0.000 | | | | | | |
| Todd Jones, R ERA: 1.24 (9, 1) | 1.1 | 4 | 0 | 0 | 0 | 0 | 0 | 0 | 0 | 0 | 0 | 0 | 0 | 10 | 17 | 0.00 | 0.000 | | | | | | | |
| Jim Mecir, R ERA: 3.86 (11, 1) | 0.1 | L | 4 | 2 | 1 | 1 | 0 | 0 | 0 | 0 | 1 | 0 | 0 | 0 | 10 | 16 | 27.00 | 6.000 | | | | | | |

Florida Marlins @ Los Angeles Angels
Angel Stadium of Anaheim, Anaheim, CA
Fri Jun 17 2005, 7:05 PM PDT
Att: 43,767 - Clear - 68 F

livebaseballscores.com

AB 40
R 3
H 9
RBI 2
BB 0
SO 2
LOB 12



| Batter | 1 | 2 | 3 | 4 | 5 | 6 | 7 | 8 | 9 | AB | R | H | RBI | BB | SO | LOB | TOP | | | | | |
|---|---|---|---|---|---|---|---|---|---|---|---|---|---|---|---|---|---|---|---|---|---|---|
| Juan Pierre, L OBP: 0.300, SLG: 0.330 | 0-1 WP 3B | 0-1 FC3-6 S | 1-2 1B | | 3-2 P4 | | 0-1 F7 | | | 5 | 1 | 2 | 0 | 0 | 0 | 3 | | | | | | |
| Luis Castillo, S OBP: 0.429, SLG: 0.423 | 3-2 G4-3 | 3-1 G6-3 | 0-1 P2 | | 3-2 2B | | 1-2 G3-1 | | | 5 | 0 | 1 | 0 | 0 | 0 | 5 | | | | | | |
| Miguel Cabrera, R OBP: 0.381, SLG: 0.552 | 0-0 1B | 1-3 K | | 0-0 G3 | 1-0 F7 | | | 1-3 K | | 5 | 1 | 1 | 0 | 0 | 2 | 2 | | | | | | |
| Carlos Delgado, L OBP: 0.422, SLG: 0.590 | 0-0 BB 1B | | 4-0 2B HR | 0-1 BB WP 1B | | 1-2 G4-3 | | 1-0 G4-3 | | 4 | 2 | 2 | 0 | 1 | 0 | 0 | | | | | | |
| Mike Lowell, R OBP: 0.281, SLG: 0.359 | 4-0 1B SF8 BB | | 1-2 HR 2B | 2-3 K | | 2-1 G5-3 | | 0-0 G6-3 | | 4 | 2 | 1 | 0 | 1 | 1 | 1 | | | | | | |
| Paul Lo Duca, R OBP: 0.346, SLG: 0.387 | 2-2 1B | | 0-0 P3 | 4-0 BB BB | | 3-2 G6-3 | | | 2-2 G4-3 | 4 | 0 | 1 | 2 | 1 | 0 | 2 | | | | | | |
| Jeff Conine, R OBP: 0.365, SLG: 0.366 | 1-2 SF8 | | 0-0 HR | 4-2 BB BB | | 1-2 1B | | | 2-2 G5-3 | 3 | 1 | 2 | 4 | 1 | 0 | 0 | | | | | | |
| Lenny Harris, L OBP: 0.438, SLG: 0.448 | 3-H K | | 2-H 3-H HR | 1-2 BB | 0-0 G3 | | 0-1 1B | | 4-2 CS BB | 4 | 0 | 1 | 0 | 1 | 1 | 4 | | | | | | |
| Alex Gonzalez, R OBP: 0.339, SLG: 0.399 | | 1-1 FC3-6 1B | 2-3 K | | 1-2 F8 | | 1-0 P6 | | 2-1 CS | 4 | 0 | 1 | 0 | 0 | 1 | 3 | | | | | | |
| Inning Stats | R: 4 E: 0 K: 1 S: 16 | H: 4 LOB: 1 BB: 1 P: 26 | R: 0 E: 0 K: 1 S: 10 | H: 1 LOB: 1 BB: 0 P: 14 | R: 3 E: 1 K: 1 S: 17 | H: 3 LOB: 2 BB: 1 P: 26 | R: 0 E: 0 K: 1 S: 11 | H: 1 LOB: 3 BB: 2 P: 21 | R: 0 E: 0 K: 0 S: 14 | H: 0 LOB: 0 BB: 0 P: 14 | R: 0 E: 0 K: 0 S: 12 | H: 2 LOB: 2 BB: 0 P: 15 | R: 0 E: 0 K: 1 S: 6 | H: 0 LOB: 0 BB: 0 P: 8 | R: 0 E: 0 K: 0 S: 13 | H: 0 LOB: 0 BB: 1 P: 23 | 1B: 8 2B: 2 3B: 1 HR: 1 | SF: 1 SAC: 0 DP: 0 HBP: 0 | WP: 2 PB: 0 SB: 1 CS: 1 | PA: 45 | | |
| PITCHER | IP WLS BF H R ER SO BB IBB HBP BLK WP HR S P ERA WHIP | IP WLS BF H R ER SO BB IBB HBP BLK WP HR S P ERA WHIP | IP WLS BF H R ER SO BB IBB HBP BLK WP HR S P ERA WHIP | IP WLS BF H R ER SO BB IBB HBP BLK WP HR S P ERA WHIP | IP WLS BF H R ER SO BB IBB HBP BLK WP HR S P ERA WHIP | IP WLS BF H R ER SO BB IBB HBP BLK WP HR S P ERA WHIP | IP WLS BF H R ER SO BB IBB HBP BLK WP HR S P ERA WHIP | IP WLS BF H R ER SO BB IBB HBP BLK WP HR S P ERA WHIP | IP WLS BF H R ER SO BB IBB HBP BLK WP HR S P ERA WHIP | IP WLS BF H R ER SO BB IBB HBP BLK WP HR S P ERA WHIP | IP WLS BF H R ER SO BB IBB HBP BLK WP HR S P ERA WHIP | IP WLS BF H R ER SO BB IBB HBP BLK WP HR S P ERA WHIP | IP WLS BF H R ER SO BB IBB HBP BLK WP HR S P ERA WHIP | IP WLS BF H R ER SO BB IBB HBP BLK WP HR S P ERA WHIP | IP WLS BF H R ER SO BB IBB HBP BLK WP HR S P ERA WHIP | IP WLS BF H R ER SO BB IBB HBP BLK WP HR S P ERA WHIP | IP WLS BF H R ER SO BB IBB HBP BLK WP HR S P ERA WHIP | IP WLS BF H R ER SO BB IBB HBP BLK WP HR S P ERA WHIP | IP WLS BF H R ER SO BB IBB HBP BLK WP HR S P ERA WHIP | IP WLS BF H R ER SO BB IBB HBP BLK WP HR S P ERA WHIP | IP WLS BF H R ER SO BB IBB HBP BLK WP HR S P ERA WHIP | IP WLS BF H R ER SO BB IBB HBP BLK WP HR S P ERA WHIP |

Florida Marlins @ Los Angeles Angels
Angel Stadium of Anaheim, Anaheim, CA
Sun Jun 19 2005, 1:05 PM PDT
Att: 43,788 - Sunny - 76 F

AB 38
R 7
H 12
RBI 6
BB 5
SO 5
LOB 20



| Batter | 1 | 2 | 3 | 4 | 5 | 6 | 7 | 8 | 9 | AB | R | H | RBI | BB | SO | LOB | BOTTOM | | | | | |
|---|---|---|---|---|---|---|---|---|---|---|---|---|---|---|---|---|---|---|---|---|---|---|
| 9 Chone Figgins, S OBP: 0.335, SLG: 0.420 | 2-2 FC6-5 2B | | | | 1-2 27 1B 16 G3 BB 1B | | | 3-2 SF9 | | 4 | 1 | 2 | 1 | 0 | 2 | 2 | | | | | | |
| Darin Erstad, L OBP: 0.352, SLG: 0.397 | 1-1 FC6-5 27 1B 2-3 | | 4-1 BB | | 4-0 16 G3 27 1B FC6-5 BB | | 1-1 F8 | 1-2 27 S 1B | | 3 | 1 | 1 | 1 | 2 | 0 | 1 | | | | | | |
| 27 Vladimir Guerrero, R OBP: 0.389, SLG: 0.556 | 3-2 1B | | 2-2 F8 | | 1-1 FC6-5 16 G3 1B | | 1-0 F8 | 4-0 1B IBB | | 4 | 0 | 2 | 0 | 1 | 0 | 1 | | | | | | |
| 16 Garret Anderson, L OBP: 0.335, SLG: 0.459 | 2-3 K | | 0-1 F9 | | 1-2 G3 | | 0-0 F9 | 0-1 F8 | | 5 | 0 | 0 | 1 | 0 | 1 | 8 | | | | | | |
| Orlando Cabrera, R OBP: 0.299, SLG: 0.360 | 2-0 F9 | | 0-1 F7 | | 0-0 FC6-5 S | | | 1-2 FC4-6 20 1B 1B | 0-1 G4-3 | 5 | 1 | 1 | 1 | 0 | 0 | 4 | | | | | | |
| Bengie Molina, R OBP: 0.333, SLG: 0.449 | | 2-3 K | | 1-2 G6-3 | | 4-1 BB | | 1-1 FC4-6 1B 1B | 1-0 F9 | 4 | 0 | 1 | 0 | 1 | 1 | 0 | | | | | | |
| Steve Finley, L OBP: 0.291, SLG: 0.415 | | 2-1 P4 | | 2-1 G3 | | 1-1 F8 | | 0-1 FC4-6 1B 9 SF9 2-3 | 2-2 1B | 5 | 1 | 1 | 0 | 0 | 0 | 4 | | | | | | |
| 20 Juan Rivera, R OBP: 0.277, SLG: 0.402 | | 3-2 2B | | 4-0 BB | | 2-1 P2 | | 2-1 1B 1B | 0-3 K | 3 | 1 | 2 | 1 | 1 | 0 | 0 | | | | | | |
| Jeff DaVanon, S OBP: 0.326, SLG: 0.274 | | | | | | | | 1-2 1B 1B | | 1 | 0 | 0 | 0 | 0 | 1 | 1 | | | | | | |
| 8 Dallas McPherson, L OBP: 0.286, SLG: 0.424 | | 4-1 BB | | 2-1 G3 | | 0-1 G3 | | 3-H 1B | | 2 | 0 | 0 | 0 | 1 | 0 | 1 | | | | | | |
| José Molina, R OBP: 0.344, SLG: 0.388 | | | | | | | | 1-2 2-3 1B | | 0 | 0 | 0 | 0 | 0 | 0 | 0 | | | | | | |
| Adam Kennedy, L OBP: 0.362, SLG: 0.371 | | | | | | | | | | 1 | 0 | 1 | 0 | 0 | 0 | 0 | | | | | | |
| Inning Stats | R: 0 E: 0 K: 1 S: 15 | H: 2 LOB: 2 BB: 0 P: 25 | R: 0 E: 0 K: 2 S: 13 | H: 1 LOB: 2 BB: 1 P: 27 | R: 0 E: 0 K: 0 S: 8 | H: 0 LOB: 1 BB: 1 P: 14 | R: 0 E: 0 K: 0 S: 7 | H: 0 LOB: 1 BB: 1 P: 16 | R: 2 E: 0 K: 0 S: 12 | H: 2 LOB: 2 BB: 2 P: 24 | R: 0 E: 0 K: 1 S: 7 | H: 0 LOB: 0 BB: 0 P: 11 | R: 0 E: 0 K: 0 S: 4 | H: 0 LOB: 0 BB: 0 P: 6 | R: 3 E: 0 K: 0 S: 23 | H: 5 LOB: 3 BB: 1 P: 35 | R: 0 E: 0 K: 1 S: 12 | H: 1 LOB: 1 BB: 0 P: 15 | 1B: 9 2B: 2 3B: 0 HR: 0 | SF: 1 SAC: 0 DP: 0 HBP: 0 | WP: 0 PB: 0 SB: 2 CS: 0 | PA: 44 |
| PITCHER | IP WLS BF H R ER SO BB IBB HBP BLK WP HR S P ERA WHIP | IP WLS BF H R ER SO BB IBB HBP BLK WP HR S P ERA WHIP | IP WLS BF H R ER SO BB IBB HBP BLK WP HR S P ERA WHIP | IP WLS BF H R ER SO BB IBB HBP BLK WP HR S P ERA WHIP | IP WLS BF H R ER SO BB IBB HBP BLK WP HR S P ERA WHIP | IP WLS BF H R ER SO BB IBB HBP BLK WP HR S P ERA WHIP | IP WLS BF H R ER SO BB IBB HBP BLK WP HR S P ERA WHIP | IP WLS BF H R ER SO BB IBB HBP BLK WP HR S P ERA WHIP | IP WLS BF H R ER SO BB IBB HBP BLK WP HR S P ERA WHIP | IP WLS BF H R ER SO BB IBB HBP BLK WP HR S P ERA WHIP | IP WLS BF H R ER SO BB IBB HBP BLK WP HR S P ERA WHIP | IP WLS BF H R ER SO BB IBB HBP BLK WP HR S P ERA WHIP | IP WLS BF H R ER SO BB IBB HBP BLK WP HR S P ERA WHIP | IP WLS BF H R ER SO BB IBB HBP BLK WP HR S P ERA WHIP | IP WLS BF H R ER SO BB IBB HBP BLK WP HR S P ERA WHIP | IP WLS BF H R ER SO BB IBB HBP BLK WP HR S P ERA WHIP | IP WLS BF H R ER SO BB IBB HBP BLK WP HR S P ERA WHIP | IP WLS BF H R ER SO BB IBB HBP BLK WP HR S P ERA WHIP | IP WLS BF H R ER SO BB IBB HBP BLK WP HR S P ERA WHIP | IP WLS BF H R ER SO BB IBB HBP BLK WP HR S P ERA WHIP | IP WLS BF H R ER SO BB IBB HBP BLK WP HR S P ERA WHIP | IP WLS BF H R ER SO BB IBB HBP BLK WP HR S P ERA WHIP |

Florida Marlins @ Los Angeles Angels
Angel Stadium of Anaheim, Anaheim, CA
Sun Jun 19 2005, 1:05 PM PDT
Att: 43,788 - Sunny - 76 F

AB 37
R 5
H 11
RBI 5
BB 6
SO 5
LOB 22



| Batter | 1 | 2 | 3 | 4 | 5 | 6 | 7 | 8 | 9 | AB | R | H | RBI | BB | SO | LOB | TOP | | | | | |
|--|--|----------------------------------|------------------------------|---------------------------------|------------------------------|---------------------------------|------------------------------|---------------------------------|-------------------------------|----------------------------------|------------------------------|---------------------------------|------------------------------|---------------------------------|------------------------------|----------------------------------|------------------------------|---------------------------------|----------------------------------|------------------------------------|----------------------------------|--------|
| David Dellucci, L (1, 10) OBP: 0.409, SLG: 0.505 | 1-2 G5-4-3 1B | | 0-0 HR | | 2-2 F8 | | | 1-0 1B | | 4 | 1 | 3 | 1 | 0 | 0 | 1 | | | | | | |
| 10 Michael Young, R (1, 6) OBP: 0.367, SLG: 0.468 | 1-1 G5-4-3 1-2 | | 0-1 23 S 1B | | | 1-0 F9 | | 2-1 F8 | | 4 | 0 | 1 | 0 | 0 | 0 | 2 | | | | | | |
| 23 Mark Teixeira, S (1, 3) OBP: 0.358, SLG: 0.577 | 0-2 F9 | | 2-0 P5 | | | 2-1 G3-1 | | | 1-1 P4 | 4 | 0 | 0 | 0 | 0 | 0 | 1 | | | | | | |
| 9 Hank Blalock, L (1, 5) OBP: 0.349, SLG: 0.480 | | 1-0 P5 | | 1-0 G3 | | 0-0 G3 | | | 0-3 K | 4 | 0 | 0 | 0 | 0 | 1 | 0 | | | | | | |
| Alfonso Soriano, R (1, 4) OBP: 0.330, SLG: 0.587 | | 0-0 F9 | | 1-3 K | | | 1-3 K | | 0-2 F7 | 4 | 0 | 0 | 0 | 0 | 2 | 0 | | | | | | |
| Kevin Mench, R (1, 7) OBP: 0.367, SLG: 0.573 | | 2-0 1B | | 2-0 G3-1 | | | 0-0 F8 | | | 3 | 0 | 1 | 0 | 0 | 0 | 0 | | | | | | |
| Layne Nix, L (1, 8) OBP: 0.266, SLG: 0.394 | | 2-0 G4-3 | | | 0-2 1B | | 1-2 L6 | | | 3 | 0 | 1 | 0 | 0 | 0 | 1 | | | | | | |
| Richard Hidalgo, R (1, 9) OBP: 0.303, SLG: 0.456 | | | 0-0 P2 | | 2-3 K | | | 0-0 F7 | | 3 | 0 | 0 | 0 | 0 | 1 | 1 | | | | | | |
| Rod Barajas, R (1, 2) OBP: 0.311, SLG: 0.401 | | 1-0 F8 | | 1-2 P3 | | | 0-2 P5 | | | 3 | 0 | 0 | 0 | 0 | 0 | 1 | | | | | | |
| Inning Stats | R: 0 E: 0 K: 0 S: 8 | H: 1 LOB: 0 BB: 0 P: 10 | R: 0 E: 0 K: 0 S: 4 | H: 1 LOB: 1 BB: 0 P: 9 | R: 1 E: 0 K: 0 S: 6 | H: 2 LOB: 1 BB: 0 P: 9 | R: 0 E: 0 K: 1 S: 5 | H: 0 LOB: 0 BB: 0 P: 9 | R: 0 E: 0 K: 1 S: 15 | H: 1 LOB: 1 BB: 0 P: 20 | R: 0 E: 0 K: 0 S: 4 | H: 0 LOB: 0 BB: 0 P: 7 | R: 0 E: 0 K: 1 S: 7 | H: 0 LOB: 0 BB: 0 P: 9 | R: 0 E: 0 K: 0 S: 7 | H: 1 LOB: 1 BB: 0 P: 10 | R: 0 E: 0 K: 1 S: 8 | H: 0 LOB: 0 BB: 0 P: 9 | 1B: 5 2B: 0 3B: 0 HR: 1 | SF: 0 SAC: 0 DP: 1 HBP: 0 | WP: 0 PB: 0 SB: 2 CS: 0 | PA: 32 |
| PITCHER Paul Byrd, R (1, 1) ERA: 3.87 | IP: 9.0 WLS: W BF: 32 H: 6 R: 1 ER: 1 SO: 4 BB: 0 IBB: 0 HBP: 0 BLK: 0 WP: 0 HR: 1 S: 64 P: 92 ERA: 1.00 WHIP: 0.667 | | | | | | | | | | | | | | | PITCHER | | | | | | |

Texas Rangers @ Los Angeles Angels
Angel Stadium of Anaheim, Anaheim, CA
Mon Jun 20 2005, 7:05 PM PDT
Att: 41,007 - Clear - 71 F

AB 32
R 1
H 6
RBI 1
BB 0
SO 4
LOB 7



| Batter | 1 | 2 | 3 | 4 | 5 | 6 | 7 | 8 | 9 | AB | R | H | RBI | BB | SO | LOB | BOTTOM | | | |
|--|---|----------------------------------|-------------------------------|----------------------------------|------------------------------|----------------------------------|----------------------------------|----------------------------------|-------------------------------|----------------------------------|-------------------------------|----------------------------------|-------------------------------|----------------------------------|------------------------------|----------------------------------|-----------------------------------|------------------------------------|----------------------------------|--------|
| 9 Chone Figgins, S (1, 8) OBP: 0.338, SLG: 0.427 | 0-3 K | | 1-0 G3 27 SF8 2B | 0-3 K | | 1-0 27 S 1B | | 1-0 27 CS 1B | | 5 | 1 | 3 | 0 | 0 | 2 | 2 | | | | |
| Darin Erstad, L (1, 3) OBP: 0.353, SLG: 0.401 | 0-1 27 HR 1B | | 0-0 G3 | | 1-2 27 2B | 1-3 K | | 0-0 F7 | | 5 | 2 | 2 | 0 | 0 | 1 | 5 | | | | |
| 27 Vladimir Guerrero, R (1, 9) OBP: 0.390, SLG: 0.575 | 0-0 1H HR | | 0-0 SF8 | | 1-2 FC6-4 2B | 3-1 G4-3 | | 3-2 F7 | | 4 | 1 | 2 | 4 | 0 | 0 | 4 | | | | |
| 16 Garret Anderson, L (1, 7) OBP: 0.337, SLG: 0.460 | 0-0 L3 | | 3-H 2-0 1B | | 3-2 P6 | | | 1-2 1B | | 4 | 0 | 2 | 0 | 0 | 0 | 1 | | | | |
| Steve Finley, L (1, 10) OBP: 0.287, SLG: 0.408 | 0-3 K | | 2-3 K | | 1-2 FC1-6-5 1B | | 0-3 K | | | 4 | 1 | 0 | 0 | 0 | 3 | 3 | | | | |
| Bengie Molina, R (1, 2) OBP: 0.331, SLG: 0.443 | | 3-1 G6-3 | | 1-0 F8 | | 0-0 2H 1B | | 3-2 E4 FC6-4 1B | | 4 | 0 | 1 | 1 | 0 | 0 | 1 | | | | |
| 8 Dallas McPherson, L (1, 5) OBP: 0.285, SLG: 0.425 | | 2-3 K | | 1-0 6 CS 2B | | 1-3 K | | 3-0 P6 | | 4 | 0 | 1 | 0 | 0 | 2 | 3 | | | | |
| 6 Maicer Izturis, S (1, 6) OBP: 0.241, SLG: 0.333 | | 2-2 1B | | 4-2 1B BB | | 3-2 F8 | | 2-2 FC6-4 | | 3 | 0 | 1 | 0 | 1 | 0 | 2 | | | | |
| Adam Kennedy, L (1, 4) OBP: 0.372, SLG: 0.382 | 1 SAFE 1 SAFE G4-3 | | 3-1 1B | | 2-0 1-3 1B | | 2-1 27 WP 9 1B 1B | | 2-2 F7 9 1B 1B | 4 | 0 | 3 | 0 | 0 | 0 | 1 | | | | |
| Inning Stats | R: 2 E: 0 K: 2 S: 10 | H: 2 LOB: 0 BB: 0 P: 10 | R: 0 E: 0 K: 1 S: 12 | H: 1 LOB: 0 BB: 0 P: 22 | R: 1 E: 0 K: 1 S: 7 | H: 2 LOB: 1 BB: 0 P: 12 | R: 0 E: 0 K: 1 S: 9 | H: 2 LOB: 2 BB: 1 P: 17 | R: 2 E: 0 K: 1 S: 16 | H: 3 LOB: 1 BB: 0 P: 23 | R: 0 E: 0 K: 1 S: 12 | H: 2 LOB: 0 BB: 0 P: 22 | R: 0 E: 1 K: 1 S: 13 | H: 1 LOB: 2 BB: 0 P: 21 | R: 0 E: 0 K: 0 S: 9 | H: 2 LOB: 1 BB: 0 P: 14 | 1B: 10 2B: 4 3B: 0 HR: 1 | SF: 1 SAC: 0 DP: 0 HBP: 0 | WP: 1 PB: 0 SB: 1 CS: 2 | PA: 39 |
| PITCHER Chris Young, R (1, 1) ERA: 3.18 Jason Standridge, R (6, 1) ERA: 11.57 Juan Dominguez, R (7, 1) ERA: 1.5 | IP: 5.0 WLS: L BF: 25 H: 10 R: 5 ER: 5 SO: 6 BB: 1 IBB: 0 HBP: 0 BLK: 0 WP: 1 HR: 1 S: 54 P: 84 ERA: 9.00 WHIP: 2.200 | | | | | | | | | | | | | | | PITCHER | | | | |

Texas Rangers @ Los Angeles Angels
Angel Stadium of Anaheim, Anaheim, CA
Mon Jun 20 2005, 7:05 PM PDT
Att: 41,007 - Clear - 71 F

AB 37
R 5
H 15
RBI 5
BB 1
SO 8
LOB 22



| Batter | 1 | 2 | 3 | 4 | 5 | 6 | 7 | 8 | 9 | AB | R | H | RBI | BB | SO | LOB | TOP | | | | |
|--|-------------------------------|----------------------------------|------------------------------|----------------------------------|-------------------------------|----------------------------------|-------------------------------|----------------------------------|------------------------------|----------------------------------|-------------------------------|----------------------------------|------------------------------|----------------------------------|-------------------------------|----------------------------------|----------------------------------|------------------------------------|----------------------------------|--------|--|
| David Dellucci, L (1, 10) OBP: 0.409, SLG: 0.519 | | | | | | | | | | 5 | 1 | 2 | 3 | 0 | 2 | 1 | | | | | |
| Kevin Mench, R (1, 7) OBP: 0.372, SLG: 0.576 | | | | | | | | | | 4 | 2 | 2 | 0 | 1 | 0 | 1 | | | | | |
| 23 Mark Teixeira, S (1, 3) OBP: 0.365, SLG: 0.581 | | | | | | | | | | 3 | 0 | 2 | 2 | 1 | 1 | 0 | | | | | |
| 9 Hank Blalock, L (1, 5) OBP: 0.350, SLG: 0.477 Gary Matthews, S (9, PR) OBP: 0.270, SLG: 0.348 | | | | | | | | | | 4 | 0 | 1 | 1 | 1 | 1 | 3 | | | | | |
| Alfonso Soriano, R (1, 4) OBP: 0.328, SLG: 0.580 | | | | | | | | | | 5 | 0 | 1 | 0 | 0 | 3 | 6 | | | | | |
| Richard Hidalgo, R (1, 9) OBP: 0.296, SLG: 0.445 | | | | | | | | | | 5 | 0 | 0 | 0 | 0 | 2 | 8 | | | | | |
| Laynce Nix, L (1, 8) OBP: 0.265, SLG: 0.397 | | | | | | | | | | 4 | 1 | 1 | 0 | 0 | 1 | 0 | | | | | |
| Mark DeRosa, R (1, 6) OBP: 0.262, SLG: 0.324 | | | | | | | | | | 4 | 1 | 1 | 0 | 0 | 1 | 0 | | | | | |
| Rod Barajas, R (1, 2) OBP: 0.309, SLG: 0.398 | | | | | | | | | | 4 | 1 | 1 | 0 | 0 | 1 | 2 | | | | | |
| Inning Stats | R: 0 E: 0 K: 1 S: 15 | H: 2 LOB: 3 BB: 1 P: 22 | R: 0 E: 0 K: 0 S: 9 | H: 0 LOB: 0 BB: 0 P: 14 | R: 0 E: 0 K: 2 S: 16 | H: 1 LOB: 3 BB: 1 P: 26 | R: 3 E: 0 K: 2 S: 18 | H: 3 LOB: 0 BB: 0 P: 26 | R: 0 E: 0 K: 1 S: 8 | H: 0 LOB: 0 BB: 0 P: 11 | R: 1 E: 0 K: 1 S: 10 | H: 2 LOB: 1 BB: 0 P: 16 | R: 0 E: 0 K: 2 S: 8 | H: 0 LOB: 0 BB: 0 P: 11 | R: 2 E: 0 K: 2 S: 13 | H: 3 LOB: 2 BB: 1 P: 28 | 1B: 7 2B: 3 3B: 0 HR: 1 | SF: 0 SAC: 0 DP: 0 HBP: 1 | WP: 0 PB: 0 SB: 0 CS: 0 | PA: 42 | |
| PITCHER | IP | WLS | BF | H | R | ER | SO | BB | IBB | HBP | BLK | WP | HR | S | P | ERA | WHIP | | | | |
| 40 Bartolo Colon, R (1, 1) ERA: 2.99 | 6.0 | W | 27 | 6 | 3 | 3 | 7 | 2 | 0 | 1 | 0 | 0 | 1 | 73 | 109 | 4.50 | 1.333 | | | | |
| Brendan Donnelly, R (7, 1) ERA: 4.22 | 1.0 | | 5 | 2 | 1 | 1 | 1 | 0 | 0 | 0 | 0 | 0 | 0 | 10 | 16 | 9.00 | 2.000 | | | | |
| 62 Scot Shields, R (8, 1) ERA: 2.7 | 1.0 | | 3 | 0 | 0 | 0 | 2 | 0 | 0 | 0 | 0 | 0 | 0 | 8 | 11 | 0.00 | 0.000 | | | | |
| Francisco Rodriguez, R (9, 1) ERA: 2.88 | 1.0 | | 7 | 3 | 2 | 2 | 2 | 1 | 0 | 0 | 0 | 0 | 0 | 13 | 28 | 18.00 | 4.000 | | | | |

Texas Rangers @ Los Angeles Angels
Angel Stadium of Anaheim, Anaheim, CA
Tue Jun 21 2005, 7:05 PM PDT
Att: 43,025 - Clear - 76 F

AB 38
R 6
H 11
RBI 6
BB 3
SO 12
LOB 21



| Batter | 1 | 2 | 3 | 4 | 5 | 6 | 7 | 8 | 9 | AB | R | H | RBI | BB | SO | LOB | BOTTOM | | | | |
|--|-------------------------------|----------------------------------|------------------------------|----------------------------------|-------------------------------|----------------------------------|------------------------------|---------------------------------|------------------------------|----------------------------------|------------------------------|---------------------------------|------------------------------|----------------------------------|------------------------------|---------------------------------|-----------------------------------|------------------------------------|----------------------------------|--------|--|
| 9 Chone Figgins, S (1, 8) OBP: 0.340, SLG: 0.426 | | | | | | | | | | 5 | 1 | 2 | 0 | 0 | 0 | 2 | | | | | |
| Darin Erstad, L (1, 3) OBP: 0.357, SLG: 0.408 | | | | | | | | | | 5 | 2 | 3 | 0 | 0 | 1 | 0 | | | | | |
| 27 Vladimir Guerrero, R (1, 9) OBP: 0.394, SLG: 0.576 | | | | | | | | | | 5 | 1 | 3 | 1 | 0 | 0 | 0 | | | | | |
| 16 Garret Anderson, L (1, 7) OBP: 0.336, SLG: 0.457 | | | | | | | | | | 4 | 1 | 1 | 0 | 0 | 0 | 3 | | | | | |
| Bengie Molina, R (1, 2) OBP: 0.336, SLG: 0.440 | | | | | | | | | | 3 | 1 | 1 | 2 | 1 | 0 | 0 | | | | | |
| Jeff DaVanon, S (1, 10) OBP: 0.324, SLG: 0.267 | | | | | | | | | | 3 | 1 | 0 | 0 | 1 | 0 | 3 | | | | | |
| 8 Dallas McPherson, L (1, 5) OBP: 0.289, SLG: 0.433 | | | | | | | | | | 4 | 1 | 2 | 3 | 0 | 0 | 0 | | | | | |
| 6 Maicer Izturis, S (1, 6) OBP: 0.273, SLG: 0.355 | | | | | | | | | | 4 | 0 | 2 | 1 | 0 | 0 | 0 | | | | | |
| Adam Kennedy, L (1, 4) OBP: 0.369, SLG: 0.379 | | | | | | | | | | 4 | 0 | 1 | 1 | 0 | 0 | 4 | | | | | |
| Inning Stats | R: 5 E: 0 K: 0 S: 20 | H: 7 LOB: 2 BB: 1 P: 37 | R: 3 E: 0 K: 0 S: 9 | H: 5 LOB: 2 BB: 1 P: 22 | R: 0 E: 0 K: 0 S: 13 | H: 1 LOB: 0 BB: 0 P: 17 | R: 0 E: 0 K: 0 S: 6 | H: 0 LOB: 0 BB: 0 P: 9 | R: 0 E: 0 K: 0 S: 9 | H: 2 LOB: 2 BB: 0 P: 15 | R: 0 E: 0 K: 0 S: 4 | H: 0 LOB: 0 BB: 0 P: 5 | R: 0 E: 1 K: 0 S: 9 | H: 0 LOB: 1 BB: 0 P: 15 | R: 0 E: 0 K: 1 S: 6 | H: 0 LOB: 0 BB: 0 P: 8 | 1B: 13 2B: 2 3B: 0 HR: 0 | SF: 0 SAC: 0 DP: 2 HBP: 0 | WP: 0 PB: 0 SB: 0 CS: 0 | PA: 39 | |
| PITCHER | IP | WLS | BF | H | R | ER | SO | BB | IBB | HBP | BLK | WP | HR | S | P | ERA | WHIP | | | | |
| Chan Ho Park, R (1, 1) ERA: 6.05 | 1.0 | L | 13 | 10 | 8 | 8 | 0 | 1 | 0 | 0 | 0 | 0 | 0 | 24 | 44 | 72.00 | 11.000 | | | | |
| John Waddell, R (2, 1) ERA | 5.1 | | 20 | 5 | 0 | 0 | 0 | 1 | 0 | 0 | 0 | 0 | 0 | 39 | 64 | 0.00 | 1.125 | | | | |
| Brian Shouse, L (7, 1) ERA: 3.46 | 0.2 | | 3 | 0 | 0 | 0 | 0 | 0 | 0 | 0 | 0 | 0 | 0 | 7 | 12 | 0.00 | 0.000 | | | | |
| 43 Kameron Loe, R (8, 1) ERA: 2.7 | 1.0 | | 3 | 0 | 0 | 0 | 1 | 0 | 0 | 0 | 0 | 0 | 0 | 6 | 8 | 0.00 | 0.000 | | | | |

Texas Rangers @ Los Angeles Angels
Angel Stadium of Anaheim, Anaheim, CA
Tue Jun 21 2005, 7:05 PM PDT
Att: 43,025 - Clear - 76 F

AB 37
R 8
H 15
RBI 8
BB 2
SO 1
LOB 12



| Batter | 1 | 2 | 3 | 4 | 5 | 6 | 7 | 8 | 9 | AB | R | H | RBI | BB | SO | LOB | TOP | | |
|---|-------------------------------|----------------------------------|------------------------------|----------------------------------|------------------------------|---------------------------------|------------------------------|----------------------------------|------------------------------|----------------------------------|-------------------------------|----------------------------------|-------------------------------|----------------------------------|-------------------------------|---------------------------------|---|------------------------------------|--|
| Gary Matthews, S OBP: 0.270, SLG: 0.346 | F9 | | G5-3 | | L4 | | | 1B | | 4 | 0 | 1 | 0 | 0 | 0 | 1 | Texas Rangers @ Los Angeles Angels Angel Stadium of Anaheim, Anaheim, CA Wed Jun 22 2005, 7:05 PM PDT Att: 41,763 - Clear - 72 F livebaseballscorecards.com | | |
| Kevin Mench, R OBP: 0.370, SLG: 0.568 | 23 BB | | F9 | | | | F9 | K | | 3 | 0 | 0 | 0 | 1 | 1 | | | | |
| 23 Mark Teixeira, S OBP: 0.364, SLG: 0.576 | FC6-4 | | | | F8 | | K | F8 | | 4 | 0 | 1 | 0 | 0 | 1 | | | | |
| 9 Hank Blalock, L OBP: 0.352, SLG: 0.477 | F8 | | | | 1B | | FC5-4 | 1B | | 4 | 0 | 2 | 0 | 0 | 2 | | | | |
| Alfonso Soriano, R OBP: 0.323, SLG: 0.571 | FC6-4 | | | | K | | FC5-4 | K | | 4 | 0 | 0 | 0 | 0 | 2 | | | | |
| Richard Hidalgo, R OBP: 0.295, SLG: 0.441 | | P6 | | | P4 | | | G4-6-3 | | 4 | 0 | 1 | 0 | 0 | 0 | | | | |
| Rod Barajas, R OBP: 0.305, SLG: 0.391 | | F8 | | | | | G5-3 | G4-6-3 | | 3 | 0 | 0 | 0 | 0 | 0 | | | | |
| Mark DeRosa, R OBP: 0.244, SLG: 0.300 | | G5-3 | | | P3 | | | F9 | | 3 | 0 | 0 | 0 | 0 | 0 | | | | |
| Marshall McDougall, R OBP: 0.250, SLG: 0.250 | | | | | | | | P5 | | 3 | 0 | 1 | 0 | 0 | 1 | | | | |
| Inning Stats | R: 0 E: 0 K: 0 S: 12 | H: 1 LOB: 2 BB: 1 P: 23 | R: 0 E: 0 K: 0 S: 7 | H: 0 LOB: 0 BB: 0 P: 11 | R: 0 E: 0 K: 1 S: 7 | H: 0 LOB: 0 BB: 0 P: 8 | R: 0 E: 0 K: 1 S: 7 | H: 1 LOB: 1 BB: 0 P: 10 | R: 0 E: 0 K: 0 S: 8 | H: 1 LOB: 1 BB: 0 P: 13 | R: 0 E: 0 K: 1 S: 11 | H: 1 LOB: 0 BB: 0 P: 15 | R: 0 E: 0 K: 0 S: 11 | H: 1 LOB: 1 BB: 0 P: 15 | R: 0 E: 0 K: 1 S: 10 | H: 0 LOB: 0 BB: 0 P: 8 | 1B: 6 2B: 0 3B: 0 HR: 0 | SF: 0 SAC: 0 DP: 1 HBP: 0 | WP: 0 PA: 33 PB: 0 SB: 0 CS: 0 |
| PITCHER | IP | WLS | BF | H | R | ER | SO | BB | IBB | HBP | BLK | WP | HR | S | P | ERA | WHIP | | |
| Jarrod Washburn, L ERA: 3.35 | 7.0 | W | 26 | 5 | 0 | 0 | 3 | 1 | 0 | 0 | 0 | 0 | 0 | 63 | 95 | 0.00 | 0.857 | | |
| Joel Peralta, R ERA: 0.66 | 1.0 | | 4 | 1 | 0 | 0 | 1 | 0 | 0 | 0 | 0 | 0 | 0 | 10 | 13 | 0.00 | 1.000 | | |
| Esteban Yan, R ERA: 3.9 | 1.0 | | 3 | 0 | 0 | 0 | 1 | 0 | 0 | 0 | 0 | 0 | 0 | 5 | 8 | 0.00 | 0.000 | | |

| Batter | 1 | 2 | 3 | 4 | 5 | 6 | 7 | 8 | 9 | AB | R | H | RBI | BB | SO | LOB | BOTTOM | | |
|---|-------------------------------|----------------------------------|------------------------------|----------------------------------|-------------------------------|----------------------------------|------------------------------|----------------------------------|------------------------------|----------------------------------|-------------------------------|----------------------------------|------------------------------|----------------------------------|----------------------------------|------------------------------------|---|--|--|
| 9 Chone Figgins, S OBP: 0.334, SLG: 0.419 | G6-3 | G1-3 | FC6-4 | | G1-4-3 | | | FC6-4 | | 5 | 0 | 0 | 0 | 0 | 0 | 4 | Texas Rangers @ Los Angeles Angels Angel Stadium of Anaheim, Anaheim, CA Wed Jun 22 2005, 7:05 PM PDT Att: 41,763 - Clear - 72 F livebaseballscorecards.com | | |
| Darin Erstad, L OBP: 0.358, SLG: 0.404 | 16 BB | P6 | | 16 FC4-6 | 27 BB | | L3 | L6 | | 3 | 2 | 0 | 0 | 2 | 0 | | | | |
| 27 Vladimir Guerrero, R OBP: 0.395, SLG: 0.576 | F7 | | | 16 FC4-6 | 1B | | F7 | G1-3 | | 5 | 0 | 2 | 0 | 0 | 0 | | | | |
| 16 Garret Anderson, L OBP: 0.333, SLG: 0.452 | 20 HR | F7 | | FC4-6 | 20 BB | | G6-3 | K | | 5 | 1 | 1 | 0 | 0 | 1 | | | | |
| Bengie Molina, R OBP: 0.353, SLG: 0.474 | 20 HR | | | 20 BB | 1B | | | 1B | | 3 | 2 | 3 | 2 | 1 | 0 | | | | |
| 20 Juan Rivera, R OBP: 0.284, SLG: 0.432 | HR | | G6-3 | | 1B | | K | | | 4 | 1 | 2 | 4 | 0 | 1 | | | | |
| José Molina, R OBP: 0.350, SLG: 0.393 | 6 BB | | HBP | | F9 | | F9 | | | 4 | 0 | 2 | 0 | 0 | 0 | | | | |
| 6 Maicer Izturis, S OBP: 0.297, SLG: 0.457 | | | F7 | | L6 | | FC6-2 | 3B | | 4 | 0 | 2 | 0 | 0 | 0 | | | | |
| Adam Kennedy, L OBP: 0.373, SLG: 0.378 | G6-3 | | HBP | | FC6-4 | | FC6-2 | FC6-4 | | 3 | 0 | 1 | 0 | 0 | 0 | | | | |
| Inning Stats | R: 4 E: 0 K: 0 S: 18 | H: 5 LOB: 2 BB: 1 P: 30 | R: 0 E: 0 K: 0 S: 9 | H: 1 LOB: 1 BB: 0 P: 10 | R: 1 E: 0 K: 0 S: 12 | H: 2 LOB: 2 BB: 0 P: 22 | R: 1 E: 0 K: 0 S: 9 | H: 2 LOB: 3 BB: 2 P: 23 | R: 0 E: 0 K: 1 S: 9 | H: 1 LOB: 1 BB: 0 P: 13 | R: 0 E: 0 K: 0 S: 13 | H: 1 LOB: 1 BB: 0 P: 20 | R: 0 E: 0 K: 1 S: 8 | H: 0 LOB: 0 BB: 0 P: 11 | 1B: 8 2B: 2 3B: 1 HR: 2 | SF: 0 SAC: 0 DP: 1 HBP: 1 | WP: 0 PA: 40 PB: 0 SB: 0 CS: 0 | | |
| PITCHER | IP | WLS | BF | H | R | ER | SO | BB | IBB | HBP | BLK | WP | HR | S | P | ERA | WHIP | | |
| Kenny Rogers, L ERA: 2.46 | 3.1 | L | 24 | 10 | 6 | 6 | 0 | 3 | 0 | 1 | 0 | 0 | 0 | 2 | 45 | 8.00 | 3.900 | | |
| Doug Brocail, R ERA: 4.26 | 2.2 | | 9 | 2 | 0 | 0 | 1 | 0 | 0 | 0 | 0 | 0 | 0 | 20 | 30 | 0.00 | 0.750 | | |
| Juan Dominguez, R ERA: 1.29 | 1.0 | | 4 | 1 | 0 | 0 | 0 | 0 | 0 | 0 | 0 | 0 | 0 | 13 | 20 | 0.00 | 1.000 | | |
| Francisco Cordero, R ERA: 3.77 | 1.0 | | 3 | 0 | 0 | 0 | 1 | 0 | 0 | 0 | 0 | 0 | 0 | 8 | 11 | 0.00 | 0.000 | | |

| Batter | 1 | 2 | 3 | 4 | 5 | 6 | 7 | 8 | 9 | AB | R | H | RBI | BB | SO | LOB | TOP | | | | | |
|--|-------------------------------|----------------------------------|-------------------------------|----------------------------------|------------------------------|---------------------------------|------------------------------|----------------------------------|-------------------------------|----------------------------------|------------------------------|----------------------------------|-------------------------------|----------------------------------|-------------------------------|----------------------------------|-------------------------------|----------------------------------|----------------------------------|------------------------------------|----------------------------------|--------|
| Cesar Izturis, S (1, 6) OBP: 0.338, SLG: 0.358 | 3-1 G5-3 1B | | 0-0 G5-3 | | | 0-2 G6-3 | | 1-2 K | | 4 | 0 | 1 | 0 | 0 | 1 | 1 | | | | | | |
| Antonio Perez, R (1, 5) OBP: 0.403, SLG: 0.409 | 1-1 G5-3 | | | 1-2 F8 | | 2-2 L9 | | 3-3 K | | 4 | 0 | 0 | 0 | 0 | 1 | 2 | | | | | | |
| Jayson Werth, R (1, 7) OBP: 0.325, SLG: 0.359 | 0-2 G5-3 | | | 3-3 K2-3 | | 1-3 K | | | 2-2 F7 | 4 | 0 | 0 | 0 | 0 | 2 | 1 | | | | | | |
| 12 Jeff Kent, R (1, 4) OBP: 0.370, SLG: 0.515 13 Oscar Robles, L (9, PH) OBP: 0.310, SLG: 0.283 | 1-3 K2-3 | | | 0-0 FC5-4 1B | | | 1-1 2B | | 1-2 1B | 3 | 0 | 2 | 0 | 0 | 1 | 1 | | | | | | |
| Olmedo Saenz, R (1, 10) OBP: 0.367, SLG: 0.539 Mike Edwards, R (9, PH) OBP: 0.365, SLG: 0.420 | | 2-1 G3 | | 2-1 FC5-4 1B | | | 2-3 K | | 0-3 K | 3 | 0 | 0 | 0 | 0 | 1 | 2 | | | | | | |
| Hee-Seop Choi, L (1, 3) OBP: 0.313, SLG: 0.478 | | 2-3 K | | | 4-2 BB | | 1-1 L8 | | 3-3 K | 3 | 0 | 0 | 0 | 1 | 2 | 2 | | | | | | |
| Jason Phillips, R (1, 2) OBP: 0.303, SLG: 0.372 | | 1-3 K | | | 2-3 K | | 0-3 K | | | 3 | 0 | 0 | 0 | 0 | 3 | 2 | | | | | | |
| Cody Ross, R (1, 9) OBP: 0.333, SLG: 0.333 | | | 2-0 P3 | | 2-2 SAFE P4 | | | 1-2 1B | | 3 | 0 | 1 | 0 | 0 | 0 | 1 | | | | | | |
| 17 Jason Repko, R (1, 8) OBP: 0.278, SLG: 0.347 Jason Grabowski, L (8, PH) OBP: 0.259, SLG: 0.356 | | | 1-0 P3 | | 1-3 K | | | 2-3 K | | 2 | 0 | 0 | 0 | 0 | 1 | 1 | | | | | | |
| Inning Stats | R: 0 E: 0 K: 1 S: 10 | H: 1 LOB: 1 BB: 0 P: 15 | R: 0 E: 0 K: 2 S: 12 | H: 0 LOB: 0 BB: 0 P: 17 | R: 0 E: 0 K: 0 S: 3 | H: 0 LOB: 0 BB: 0 P: 6 | R: 0 E: 0 K: 1 S: 9 | H: 1 LOB: 1 BB: 0 P: 15 | R: 0 E: 0 K: 2 S: 15 | H: 0 LOB: 1 BB: 1 P: 24 | R: 0 E: 0 K: 1 S: 9 | H: 0 LOB: 0 BB: 0 P: 12 | R: 0 E: 0 K: 2 S: 10 | H: 1 LOB: 1 BB: 0 P: 14 | R: 0 E: 0 K: 3 S: 18 | H: 1 LOB: 1 BB: 0 P: 25 | R: 0 E: 0 K: 2 S: 17 | H: 1 LOB: 1 BB: 0 P: 23 | 1B: 4 2B: 1 3B: 0 HR: 0 | SF: 0 SAC: 0 DP: 0 HBP: 0 | WP: 0 PB: 0 SB: 0 CS: 0 | PA: 33 |
| PITCHER | IP | WLS | BF | H | R | ER | SO | BB | IBB | HBP | BLK | WP | HR | S | P | ERA | WHIP | | | | | |
| 41 John Lackey, R (1, 1) ERA: 3.5 | 7.0 | W | 25 | 3 | 0 | 0 | 9 | 1 | 0 | 0 | 0 | 0 | 0 | 68 | 103 | 0.00 | 0.571 | | | | | |
| 62 Scot Shields, R (8, 1) ERA: 2.64 | 1.0 | | 4 | 1 | 0 | 0 | 3 | 0 | 0 | 0 | 0 | 0 | 0 | 18 | 25 | 0.00 | 1.000 | | | | | |
| Brendan Donnelly, R (9, 1) ERA: 4.09 | 1.0 | | 4 | 1 | 0 | 0 | 2 | 0 | 0 | 0 | 0 | 0 | 0 | 17 | 23 | 0.00 | 1.000 | | | | | |

Los Angeles Dodgers @ Los Angeles Angels
Angel Stadium of Anaheim, Anaheim, CA

AB 32
R 0
H 5
RBI 0
BB 1
SO 14
LOB 15



WP: 0 PA: 33
PB: 0
SB: 0
CS: 0

Fri Jun 24 2005, 7:05 PM PDT
Att: 44,056 - Clear - 74 F

livebaseballscorecards.com

| Batter | 1 | 2 | 3 | 4 | 5 | 6 | 7 | 8 | 9 | AB | R | H | RBI | BB | SO | LOB | BOTTOM | | | | | |
|--|------------------------------|----------------------------------|------------------------------|----------------------------------|------------------------------|---------------------------------|-------------------------------|----------------------------------|-------------------------------|----------------------------------|-------------------------------|----------------------------------|-------------------------------|----------------------------------|-------------------------------|----------------------------------|------------------------------|----------------------------------|----------------------------------|------------------------------------|----------------------------------|--------|
| 9 Chone Figgins, S (1, 8) OBP: 0.330, SLG: 0.412 | 0-2 F8 | | | 2-2 F9 | 2-0 P6 | | 1-0 F9 | | | 4 | 0 | 0 | 0 | 0 | 0 | 3 | | | | | | |
| Darin Erstad, L (1, 3) OBP: 0.353, SLG: 0.398 | 1-1 F8 | | | 2-2 G6-3 | | 1-3 K | | 0-0 G3 | | 4 | 0 | 0 | 0 | 0 | 1 | 0 | | | | | | |
| 27 Vladimir Guerrero, R (1, 9) OBP: 0.392, SLG: 0.570 20 Juan Rivera, R (9, 9) OBP: 0.284, SLG: 0.432 | 2-0 G5-3 | | | 1-2 G4-3 | | 0-0 F8 | | 0-0 16 1B 8 HR | | 4 | 1 | 1 | 0 | 0 | 0 | 0 | | | | | | |
| 16 Garret Anderson, L (1, 7) OBP: 0.336, SLG: 0.464 Curtis Pride, L (9, 7) OBP: 0.200, SLG: 0.400 | | 2-1 G4-3 | | | 3-2 G3 | 2-1 HR | | 3-2 8 HR 1B | | 4 | 2 | 2 | 1 | 0 | 0 | 0 | | | | | | |
| Bengie Molina, R (1, 2) OBP: 0.344, SLG: 0.461 | | 0-1 F7 | | | 0-2 G4-3 | 0-2 G1-3 | | 1-3 8 HR 1B | | 4 | 0 | 0 | 0 | 0 | 0 | 2 | | | | | | |
| 8 Dallas McPherson, L (1, 5) OBP: 0.289, SLG: 0.445 | | 1-2 F7 | | | 1-2 E6 1B | | 1-2 F7 | 0-0 1-H HR | | 4 | 2 | 1 | 3 | 0 | 0 | 0 | | | | | | |
| Jeff DaVanon, S (1, 10) OBP: 0.329, SLG: 0.274 | | | 0-0 F7 | | 1-2 S 1B | | 2-1 2B 1B | 2-2 E4 | | 4 | 2 | 2 | 1 | 0 | 0 | 0 | | | | | | |
| Orlando Cabrera, R (1, 6) OBP: 0.298, SLG: 0.355 | | | 0-1 P4 | | 4-0 1B BB | | 1-2 F8 | 1-2 F7 | | 3 | 0 | 0 | 0 | 1 | 0 | 2 | | | | | | |
| Adam Kennedy, L (1, 4) OBP: 0.378, SLG: 0.390 | | | 2-3 K | | 0-2 1B | | 0-1 2B | | | 3 | 0 | 2 | 2 | 0 | 1 | 0 | | | | | | |
| Inning Stats | R: 0 E: 0 K: 0 S: 7 | H: 0 LOB: 0 BB: 0 P: 10 | R: 0 E: 0 K: 0 S: 7 | H: 0 LOB: 0 BB: 0 P: 10 | R: 0 E: 0 K: 1 S: 7 | H: 0 LOB: 0 BB: 0 P: 9 | R: 0 E: 0 K: 0 S: 13 | H: 0 LOB: 0 BB: 0 P: 18 | R: 2 E: 1 K: 0 S: 17 | H: 2 LOB: 2 BB: 1 P: 28 | R: 1 E: 0 K: 1 S: 10 | H: 1 LOB: 0 BB: 0 P: 13 | R: 1 E: 0 K: 0 S: 12 | H: 2 LOB: 1 BB: 0 P: 17 | R: 3 E: 1 K: 0 S: 14 | H: 3 LOB: 1 BB: 0 P: 20 | R: 0 E: 0 K: 0 S: 7 | H: 0 LOB: 0 BB: 0 P: 10 | 1B: 5 2B: 1 3B: 0 HR: 2 | SF: 0 SAC: 0 DP: 0 HBP: 0 | WP: 0 PB: 0 SB: 2 CS: 0 | PA: 35 |
| PITCHER | IP | WLS | BF | H | R | ER | SO | BB | IBB | HBP | BLK | WP | HR | S | P | ERA | WHIP | | | | | |
| Jeff Weaver, R (1, 1) ERA: 4.75 | 7.0 | L | 28 | 5 | 4 | 2 | 2 | 1 | 0 | 0 | 0 | 0 | 1 | 73 | 105 | 2.57 | 0.857 | | | | | |
| Franquele Osoria, R (8, 1) ERA: 6.75 | 1.0 | | 7 | 3 | 3 | 3 | 0 | 0 | 0 | 0 | 0 | 0 | 1 | 14 | 20 | 27.00 | 3.000 | | | | | |

Los Angeles Dodgers @ Los Angeles Angels
Angel Stadium of Anaheim, Anaheim, CA

AB 34
R 7
H 8
RBI 7
BB 1
SO 2
LOB 7



WP: 0 PA: 35
PB: 0
SB: 2
CS: 0


Fri Jun 24 2005, 7:05 PM PDT
Att: 44,056 - Clear - 74 F


livebaseballscorecards.com

| Batter | 1 | 2 | 3 | 4 | 5 | 6 | 7 | 8 | 9 | AB | R | H | RBI | BB | SO | LOB | TOP | | | | |
|--|-------------------------------|----------------------------------|-------------------------------|----------------------------------|-------------------------------|----------------------------------|------------------------------|----------------------------------|-------------------------------|----------------------------------|-------------------------------|----------------------------------|-------------------------------|----------------------------------|-------------------------------|----------------------------------|--|----------------------------------|------------------------------------|----------------------------------|--------|
| Cesar Izturis, S (1, 6) OBP: 0.333, SLG: 0.353 | F7 | | G3 | | G1 | | G4-3 | | | 4 | 0 | 0 | 0 | 0 | 0 | 1 | Los Angeles Dodgers @ Los Angeles Angels Angel Stadium of Anaheim, Anaheim, CA Sat Jun 25 2005, 7:05 PM PDT Att: 44,107 - Clear - 68 F livebaseballscorecards.com | | | | |
| Antonio Perez, R (1, 5) OBP: 0.414, SLG: 0.430 | 2B | | 1B | | K | | | 1B | | 4 | 0 | 3 | 0 | 0 | 1 | 0 | | | | | |
| 12 Jeff Kent, R (1, 4) OBP: 0.368, SLG: 0.511 | F7 | | 1B | | K | | | P2 | | 4 | 0 | 1 | 0 | 0 | 1 | 2 | | | | | |
| Olmedo Saenz, R (1, 10) OBP: 0.370, SLG: 0.535 17 Jason Repko, R (8, PR) OBP: 0.276, SLG: 0.347 | G6-3 | | BB | | K | | | G1-6-3 | | 3 | 0 | 1 | 0 | 1 | 1 | 1 | | | | | |
| Jayson Werth, R (1, 8) OBP: 0.322, SLG: 0.383 | | HR | K | | G6-3 | | | G1-6-3 | | 4 | 1 | 1 | 1 | 0 | 1 | 5 | | | | | |
| Hee-Seop Choi, L (1, 3) OBP: 0.316, SLG: 0.476 | | 1B | P2 | | F9 | | | BB | | 3 | 0 | 1 | 0 | 1 | 0 | 3 | | | | | |
| Mike Edwards, R (1, 7) OBP: 0.360, SLG: 0.412 | P4 | | | | G6-3 | | | K | | 4 | 0 | 1 | 0 | 0 | 1 | 2 | | | | | |
| Cody Ross, R (1, 9) OBP: 0.167, SLG: 0.167 Jason Phillips, R (9, PH) OBP: 0.301, SLG: 0.370 | K | | | | F8 | | | G5-4-3 | | 3 | 0 | 0 | 0 | 0 | 1 | 2 | | | | | |
| Mike Rose, S (1, 2) OBP: 0.292, SLG: 0.238 | K | | | | K | | | 2B | | 1 | 0 | 0 | 0 | 0 | 0 | 1 | | | | | |
| Inning Stats | R: 0 E: 0 K: 0 S: 10 | H: 1 LOB: 1 BB: 0 P: 14 | R: 1 E: 0 K: 2 S: 12 | H: 2 LOB: 1 BB: 0 P: 18 | R: 0 E: 0 K: 1 S: 14 | H: 2 LOB: 3 BB: 1 P: 26 | R: 0 E: 0 K: 1 S: 9 | H: 0 LOB: 0 BB: 0 P: 11 | R: 0 E: 0 K: 1 S: 16 | H: 0 LOB: 0 BB: 0 P: 17 | R: 0 E: 0 K: 0 S: 12 | H: 2 LOB: 1 BB: 0 P: 18 | R: 0 E: 0 K: 0 S: 19 | H: 2 LOB: 2 BB: 0 P: 26 | R: 0 E: 0 K: 2 S: 12 | H: 0 LOB: 1 BB: 1 P: 19 | | 1B: 6 2B: 2 3B: 0 HR: 1 | SF: 0 SAC: 0 DP: 2 HBP: 0 | WP: 0 PB: 0 SB: 1 CS: 1 | PA: 36 |
| PITCHER | IP | WLS | BF | H | R | ER | SO | BB | IBB | HBP | BLK | WP | HR | S | P | ERA | WHIP | | | | |
| 54 Ervin Santana, R (1, 1) ERA: 4.71 | 6.2 | W | 27 | 7 | 1 | 1 | 7 | 1 | 0 | 0 | 0 | 0 | 1 | 79 | 111 | 1.35 | 1.200 | | | | |
| 62 Scot Shields, R (7, 1) ERA: 2.56 | 1.1 | H | 5 | 2 | 0 | 0 | 0 | 0 | 0 | 0 | 0 | 0 | 0 | 22 | 30 | 0.00 | 1.500 | | | | |
| Francisco Rodriguez, R (9, 1) ERA: 2.77 | 1.0 | S | 4 | 0 | 0 | 0 | 2 | 1 | 0 | 0 | 0 | 0 | 0 | 12 | 19 | 0.00 | 1.000 | | | | |

| Batter | 1 | 2 | 3 | 4 | 5 | 6 | 7 | 8 | 9 | AB | R | H | RBI | BB | SO | LOB | BOTTOM | | | | |
|--|------------------------------|----------------------------------|-------------------------------|----------------------------------|------------------------------|---------------------------------|-------------------------------|----------------------------------|-------------------------------|----------------------------------|------------------------------|----------------------------------|------------------------------|----------------------------------|------------------------------|---------------------------------|--|----------------------------------|------------------------------------|----------------------------------|--------|
| 9 Chone Figgins, S (1, 8) OBP: 0.328, SLG: 0.410 | F8 | | | G3 | | | G3 | | | 4 | 0 | 1 | 0 | 0 | 0 | 1 | Los Angeles Dodgers @ Los Angeles Angels Angel Stadium of Anaheim, Anaheim, CA Sat Jun 25 2005, 7:05 PM PDT Att: 44,107 - Clear - 68 F livebaseballscorecards.com | | | | |
| Darin Erstad, L (1, 3) OBP: 0.352, SLG: 0.394 | BB | L4 | | | F7 | | | B1-3 | | 3 | 0 | 0 | 0 | 1 | 0 | 2 | | | | | |
| 27 Vladimir Guerrero, R (1, 9) OBP: 0.365, SLG: 0.559 | F8 | P3 | | | K | | | G5-3 | | 4 | 0 | 0 | 0 | 0 | 1 | 3 | | | | | |
| 16 Garret Anderson, L (1, 7) OBP: 0.331, SLG: 0.457 | FC6-4 | | | G4-3 | | | F7 | | | 4 | 0 | 0 | 0 | 0 | 1 | 1 | | | | | |
| Bengie Molina, R (1, 2) OBP: 0.338, SLG: 0.451 | | G5-3 | | G4-3 | | | G4-3 | | | 3 | 0 | 0 | 0 | 0 | 0 | 0 | | | | | |
| 8 Dallas McPherson, L (1, 5) OBP: 0.289, SLG: 0.440 6 Maicer Izturis, S (7, 5) OBP: 0.297, SLG: 0.457 | | 1B | | G4-3 | | | G4-3 | | | 2 | 1 | 0 | 0 | 1 | 0 | 0 | | | | | |
| Jeff DaVanon, S (1, 10) OBP: 0.336, SLG: 0.278 | | BB | | | FC3-6 | | | K | | 2 | 1 | 1 | 0 | 1 | 0 | 0 | | | | | |
| Orlando Cabrera, R (1, 6) OBP: 0.299, SLG: 0.359 | | 1B | | | F7 | | | G6-3 | | 3 | 1 | 1 | 2 | 0 | 0 | 1 | | | | | |
| Adam Kennedy, L (1, 4) OBP: 0.377, SLG: 0.396 | | 2B | | | FC3-6 | | | G4-3 | | 3 | 0 | 1 | 1 | 0 | 0 | 1 | | | | | |
| Inning Stats | R: 0 E: 0 K: 0 S: 7 | H: 0 LOB: 1 BB: 1 P: 16 | R: 3 E: 0 K: 0 S: 26 | H: 4 LOB: 2 BB: 1 P: 39 | R: 0 E: 0 K: 0 S: 7 | H: 0 LOB: 0 BB: 0 P: 8 | R: 0 E: 0 K: 0 S: 11 | H: 0 LOB: 1 BB: 1 P: 17 | R: 0 E: 0 K: 1 S: 14 | H: 0 LOB: 0 BB: 0 P: 19 | R: 0 E: 0 K: 0 S: 7 | H: 0 LOB: 0 BB: 0 P: 12 | R: 0 E: 0 K: 0 S: 5 | H: 0 LOB: 0 BB: 0 P: 10 | R: 0 E: 0 K: 1 S: 5 | H: 0 LOB: 0 BB: 0 P: 8 | | 1B: 2 2B: 2 3B: 0 HR: 0 | SF: 0 SAC: 0 DP: 0 HBP: 0 | WP: 0 PB: 0 SB: 1 CS: 0 | PA: 31 |
| PITCHER | IP | WLS | BF | H | R | ER | SO | BB | IBB | HBP | BLK | WP | HR | S | P | ERA | WHIP | | | | |
| 31 Brad Penny, R (1, 1) ERA: 3.83 | 7.0 | L | 28 | 4 | 3 | 3 | 1 | 3 | 0 | 0 | 0 | 0 | 0 | 5 | 77 | 3.86 | 1.000 | | | | |
| Kelly Wunsch, L (8, 1) ERA: 4.22 | 1.0 | | 3 | 0 | 0 | 0 | 1 | 0 | 0 | 0 | 0 | 0 | 0 | 5 | 8 | 0.00 | 0.000 | | | | |



| Batter | 1 | 2 | 3 | 4 | 5 | 6 | 7 | 8 | 9 | AB | R | H | RBI | BB | SO | LOB | TOP | | | | | | | | | | |
|--|-------------------------------|----------------------------------|------------------------------|---------------------------------|-------------------------------|----------------------------------|-------------------------------|----------------------------------|------------------------------|----------------------------------|------------------------------|----------------------------------|-------------------------------|----------------------------------|------------------------------|---------------------------------|--|-------------------------------|----------------------------------|----------------------------------|------------------------------------|----------------------------------|--------|--|--|--|--|
| Cesar Izturis, S OBP: 0.329, SLG: 0.348 | G1-3 | | G4-3 | | | F8 | | K | | 4 | 0 | 0 | 0 | 0 | 1 | 0 | Los Angeles Dodgers @ Los Angeles Angels Angel Stadium of Anaheim, Anaheim, CA Sun Jun 26 2005, 1:05 PM PDT Att: 44,029 - Sunny - 73 F livebaseballscorecards.com | | | | | | | | | | |
| Antonio Perez, R OBP: 0.409, SLG: 0.424 | K | | 1B | | | F8 | | K | | 4 | 0 | 1 | 0 | 0 | 2 | 0 | | | | | | | | | | | |
| Olmedo Saenz, R OBP: 0.373, SLG: 0.541 13 Oscar Robles, L OBP: 0.310, SLG: 0.263 | HR | | K | | | K | | 1B | | 4 | 1 | 2 | 0 | 0 | 2 | 1 | | | | | | | | | | | |
| Jayson Werth, R OBP: 0.328, SLG: 0.441 | HR | | | | | | | K | | 4 | 2 | 2 | 3 | 0 | 2 | 1 | | | | | | | | | | | |
| Hee-Seop Choi, L OBP: 0.312, SLG: 0.468 12 Jeff Kent, R OBP: 0.367, SLG: 0.509 | L4 | | | | | G1-3 | | P4 | | 3 | 0 | 0 | 0 | 0 | 0 | 0 | | | | | | | | | | | |
| Jason Phillips, R OBP: 0.300, SLG: 0.365 17 Jason Repko, R OBP: 0.278, SLG: 0.347 | | P3 | | | | F8 | | | | 3 | 0 | 0 | 0 | 1 | 1 | 0 | | | | | | | | | | | |
| Mike Edwards, R OBP: 0.395, SLG: 0.398 | | P3 | | | | G1-3 | | G4-3 | | 3 | 0 | 0 | 0 | 1 | 0 | 2 | | | | | | | | | | | |
| Jason Grabowski, L OBP: 0.250, SLG: 0.342 | | | K | | | P3 | | F7 | | 3 | 0 | 0 | 0 | 0 | 1 | 1 | | | | | | | | | | | |
| Cody Ross, R OBP: 0.111, SLG: 0.111 | | | F7 | | | F7 | | F8 | | 3 | 0 | 0 | 0 | 0 | 0 | 0 |  | | | | | | | | | | |
| Inning Stats | R: 2 E: 0 K: 1 S: 16 | H: 2 LOB: 0 BB: 0 P: 24 | R: 0 E: 0 K: 1 S: 9 | H: 0 LOB: 0 BB: 0 P: 9 | R: 0 E: 0 K: 1 S: 12 | H: 1 LOB: 1 BB: 0 P: 18 | R: 0 E: 0 K: 2 S: 10 | H: 0 LOB: 0 BB: 0 P: 11 | R: 0 E: 0 K: 0 S: 7 | H: 0 LOB: 0 BB: 0 P: 10 | R: 0 E: 0 K: 1 S: 9 | H: 0 LOB: 0 BB: 1 P: 13 | R: 1 E: 0 K: 0 S: 14 | H: 1 LOB: 1 BB: 1 P: 22 | R: 0 E: 0 K: 2 S: 8 | H: 0 LOB: 2 BB: 1 P: 9 | | R: 0 E: 0 K: 1 S: 12 | H: 1 LOB: 2 BB: 1 P: 23 | 1B: 2 2B: 1 3B: 0 HR: 2 | SF: 0 SAC: 0 DP: 0 HBP: 0 | WP: 0 PB: 0 SB: 0 CS: 0 | PA: 34 | | | | |
| PITCHER | IP | WLS | BF | H | R | ER | SO | BB | IBB | HBP | BLK | WP | HR | S | P | ERA | WHIP | | | | | | | | | | |
| Paul Byrd, R ERA: 3.97 | (1, 1) | 7.0 | 26 | 4 | 3 | 3 | 6 | 1 | 0 | 0 | 0 | 0 | 2 | 77 | 107 | 3.86 | 0.714 | | | | | | | | | | |
| Brendan Donnelly, R ERA: 3.97 | (8, 1) | 1.0 | W | 3 | 0 | 0 | 2 | 0 | 0 | 0 | 0 | 0 | 0 | 8 | 9 | 0.00 | 0.000 | | | | | | | | | | |
| Francisco Rodriguez, R ERA: 2.67 | (9, 1) | 1.0 | S | 5 | 1 | 0 | 1 | 1 | 0 | 0 | 0 | 0 | 0 | 12 | 23 | 0.00 | 2.000 | | | | | | | | | | |

| Batter | 1 | 2 | 3 | 4 | 5 | 6 | 7 | 8 | 9 | AB | R | H | RBI | BB | SO | LOB | BOTTOM | | | | | | | | | | |
|---|-------------------------------|----------------------------------|-------------------------------|----------------------------------|-------------------------------|----------------------------------|------------------------------|----------------------------------|-------------------------------|----------------------------------|------------------------------|----------------------------------|------------------------------|---------------------------------|-------------------------------|----------------------------------|--|----------------------------------|------------------------------------|----------------------------------|--------|--|--|--|--|--|--|
| 9 Chone Figgins, S OBP: 0.328, SLG: 0.408 | F8 | | K | | | | K | | | 4 | 0 | 1 | 0 | 0 | 2 | 1 | Los Angeles Dodgers @ Los Angeles Angels Angel Stadium of Anaheim, Anaheim, CA Sun Jun 26 2005, 1:05 PM PDT Att: 44,029 - Sunny - 73 F livebaseballscorecards.com | | | | | | | | | | |
| Darin Erstad, L OBP: 0.351, SLG: 0.392 | G3-1 | | FC6-4 27 1B 16 1B | | | G4-6-3 1B | | | | 4 | 2 | 1 | 0 | 0 | 0 | 2 | | | | | | | | | | | |
| 27 Vladimir Guerrero, R OBP: 0.397, SLG: 0.559 | K | | 16 1B | | | G6-3 | | 16 2B | | 4 | 1 | 2 | 0 | 0 | 1 | 0 | | | | | | | | | | | |
| 16 Garret Anderson, L OBP: 0.333, SLG: 0.461 | | G4-3 | | | | P6 | | 16 2B | | 4 | 0 | 2 | 3 | 0 | 0 | 0 | | | | | | | | | | | |
| Jeff DaVanon, S OBP: 0.333, SLG: 0.292 | | F9 | | | | 6 1B | | B4 | | 4 | 1 | 1 | 0 | 0 | 0 | 3 | | | | | | | | | | | |
| 6 Maicer Izturis, S OBP: 0.341, SLG: 0.487 | | WP | | | | G4-3 | | S | | 4 | 0 | 3 | 1 | 0 | 0 | 0 | | | | | | | | | | | |
| José Molina, R OBP: 0.346, SLG: 0.380 | | BB | | | | F8 | | K | | 3 | 0 | 0 | 0 | 1 | 1 | 3 | | | | | | | | | | | |
| Orlando Cabrera, R OBP: 0.294, SLG: 0.354 | | | G6-3 | | | K | | P3 | | 4 | 0 | 0 | 0 | 0 | 1 | 4 | | | | | | | | | | | |
| Adam Kennedy, L OBP: 0.383, SLG: 0.393 | | | | | | L7 | | | | 1 | 1 | 0 | 0 | 2 | 0 | 0 |  | | | | | | | | | | |
| Inning Stats | R: 0 E: 0 K: 1 S: 10 | H: 0 LOB: 0 BB: 0 P: 16 | R: 0 E: 0 K: 0 S: 10 | H: 1 LOB: 2 BB: 1 P: 18 | R: 1 E: 0 K: 1 S: 15 | H: 2 LOB: 1 BB: 1 P: 24 | R: 0 E: 0 K: 1 S: 8 | H: 0 LOB: 0 BB: 0 P: 12 | R: 1 E: 0 K: 0 S: 13 | H: 1 LOB: 0 BB: 1 P: 21 | R: 1 E: 0 K: 0 S: 8 | H: 2 LOB: 0 BB: 0 P: 10 | R: 0 E: 0 K: 1 S: 7 | H: 0 LOB: 0 BB: 0 P: 9 | R: 2 E: 0 K: 1 S: 14 | H: 4 LOB: 2 BB: 0 P: 21 | | 1B: 8 2B: 1 3B: 1 HR: 0 | SF: 0 SAC: 0 DP: 1 HBP: 0 | WP: 1 PB: 0 SB: 3 CS: 1 | PA: 35 | | | | | | |
| PITCHER | IP | WLS | BF | H | R | ER | SO | BB | IBB | HBP | BLK | WP | HR | S | P | ERA | WHIP | | | | | | | | | | |
| Derek Lowe, R ERA: 3.86 | (1, 1) | 7.0 | 28 | 6 | 3 | 3 | 4 | 3 | 0 | 0 | 0 | 0 | 0 | 71 | 110 | 3.86 | 1.286 | | | | | | | | | | |
| Kelly Wunsch, L ERA: 4.64 | (8, 1) | 0.0 | L | 1 | 1 | 1 | 0 | 0 | 0 | 0 | 0 | 0 | 0 | 2 | 4 | ∞ | ∞ | | | | | | | | | | |
| Duaner Sanchez, R ERA: 3.86 | (8, 1) | 1.0 | 6 | 3 | 1 | 1 | 1 | 0 | 0 | 0 | 0 | 0 | 0 | 12 | 17 | 9.00 | 3.000 | | | | | | | | | | |

| Batter | 1 | 2 | 3 | 4 | 5 | 6 | 7 | 8 | 9 | AB | R | H | RBI | BB | SO | LOB | TOP | | | | | | | | | | |
|--|-------------------------------|----------------------------------|------------------------------|----------------------------------|--|---------------------------------|------------------------------|----------------------------------|-------------------------------|----------------------------------|-------------------------------|----------------------------------|-------------------------------|----------------------------------|-------------------------------|----------------------------------|-----------------------------------|------------------------------------|----------------------------------|--------|--|--|--|--|--|--|--|
| 9 Chone Figgins, S OBP: 0.331, SLG: 0.408 | 4-1 2B BB | | 0-0 F9 | | 2-2 27 BB 16 CI G4-6-3 1B | 3-3 K | 1-0 F8 | | 1-2 1-3 2-H 1B | 5 | 2 | 2 | 1 | 1 | 1 | 2 | | | | | | | | | | | |
| Darin Erstad, L OBP: 0.352, SLG: 0.399 | 1-1 2B | | 3-1 F7 | | 2-1 16 CI 27 BB G4-6-3 20 1B | 3-1 2B | | 2-3 K | 0-3 K | 5 | 3 | 2 | 1 | 0 | 2 | 2 | | | | | | | | | | | |
| 27 Vladimir Guerrero, R OBP: 0.396, SLG: 0.584 Curtis Pride, L OBP: 0.167, SLG: 0.333 | 1-0 2B | | 1-1 F7 | | 4-2 16 G4-6-3 BB | 0-0 2B | | 1-0 HR | 2-3 K | 4 | 2 | 3 | 3 | 1 | 0 | 0 | | | | | | | | | | | |
| 16 Garret Anderson, L OBP: 0.334, SLG: 0.460 40 Bartolo Colon, R OBP: 0.333, SLG: 0.333 Jake Woods, L | 0-0 1B | | | 2-0 20 2B 6 1B | 1-0 G4-6-3 | 0-1 G3 | | 0-3 K | | 5 | 1 | 2 | 0 | 0 | 1 | 3 | | | | | | | | | | | |
| 20 Juan Rivera, R OBP: 0.306, SLG: 0.474 | 0-1 G4-6-3 | | | 0-0 6 1B | 0-0 1B | | 0-0 6 1B SF7 | 3-2 2B | | 5 | 2 | 4 | 1 | 0 | 0 | 1 | | | | | | | | | | | |
| 6 Maicer Izturis, S OBP: 0.348, SLG: 0.477 | 0-2 F7 | | | 0-1 6 1B | 0-0 G4-3 | | 1-1 BB | 0-2 L9 | | 5 | 0 | 2 | 2 | 0 | 0 | 2 | | | | | | | | | | | |
| José Molina, R OBP: 0.330, SLG: 0.361 | | 1-1 G6-3 | | 1-2 G6-4-3 | | 0-3 K | 1-1 P2 | | 3-2 L6 | 5 | 0 | 0 | 0 | 0 | 1 | 3 | AB 43 | | | | | | | | | | |
| Jeff DaVanon, S OBP: 0.348, SLG: 0.306 | | 3-2 G6-3 | | 2-0 1B | | 0-0 HR | 4-0 1B | 1-2 BB | 1-2 9 1B 1B | 4 | 2 | 3 | 0 | 1 | 0 | 0 | R 13 | | | | | | | | | | |
| Adam Kennedy, L OBP: 0.383, SLG: 0.416 | | 0-0 B3 | | 0-0 F7 | | 1-0 HR | 1-0 SF7 | | 1-2 9 1B 1B | 4 | 1 | 2 | 3 | 0 | 0 | 1 | H 20 | | | | | | | | | | |
| Inning Stats | R: 3 E: 0 K: 0 S: 10 | H: 3 LOB: 0 BB: 1 P: 16 | R: 0 E: 0 K: 0 S: 8 | H: 0 LOB: 0 BB: 0 P: 12 | R: 0 E: 0 K: 0 S: 5 | H: 0 LOB: 0 BB: 0 P: 9 | R: 2 E: 0 K: 0 S: 7 | H: 4 LOB: 1 BB: 0 P: 13 | R: 2 E: 1 K: 0 S: 10 | H: 2 LOB: 1 BB: 1 P: 19 | R: 3 E: 0 K: 2 S: 13 | H: 4 LOB: 1 BB: 0 P: 20 | R: 1 E: 0 K: 2 S: 13 | H: 2 LOB: 1 BB: 0 P: 15 | R: 1 E: 0 K: 2 S: 25 | H: 3 LOB: 2 BB: 0 P: 33 | 1B: 11 2B: 7 3B: 0 HR: 2 | SF: 1 SAC: 0 DP: 3 HBP: 0 | WP: 0 PB: 0 SB: 0 CS: 0 | PA: 48 | | | | | | | |
| PITCHER | IP | WLS | BF | H | R | ER | SO | BB | IBB | HBP | BLK | WP | HR | S | P | ERA | WHIP | | | | | | | | | | |
| 36 C.J. Wilson, L ERA: 7.15 | 4.2 | L | 22 | 8 | 7 | 5 | 0 | 2 | 0 | 0 | 0 | 0 | 0 | 37 | 66 | 9.64 | 2.143 | | | | | | | | | | |
| Doug Brocail, R ERA: 5.13 | 1.2 | | 13 | 7 | 4 | 4 | 2 | 1 | 0 | 0 | 0 | 0 | 1 | 21 | 34 | 21.60 | 4.800 | | | | | | | | | | |
| Brian Shouse, L ERA: 3.58 | 1.2 | | 7 | 2 | 1 | 1 | 2 | 0 | 0 | 0 | 0 | 0 | 1 | 15 | 23 | 5.40 | 1.200 | | | | | | | | | | |
| 32 Ron Mahay, L ERA: 8.02 | 1.0 | | 6 | 3 | 1 | 1 | 2 | 0 | 0 | 0 | 0 | 0 | 0 | 25 | 33 | 9.00 | 3.000 | | | | | | | | | | |

Los Angeles Angels @ Texas Rangers
 Ameriquest Field, Arlington, TX
 Mon Jun 27 2005, 8:05 PM EDT
 Att: 34,471 - Partly Cloudy - 95 F

| | |
|-----|----|
| AB | 43 |
| R | 13 |
| H | 20 |
| RBI | 11 |
| BB | 3 |
| SO | 6 |
| LOB | 16 |



| Batter | 1 | 2 | 3 | 4 | 5 | 6 | 7 | 8 | 9 | AB | R | H | RBI | BB | SO | LOB | BOTTOM | | | | | | | | | | |
|---|-------------------------------|----------------------------------|------------------------------|---------------------------------|------------------------------|---------------------------------|-------------------------------|----------------------------------|------------------------------|----------------------------------|-------------------------------|----------------------------------|------------------------------|---------------------------------|------------------------------|---------------------------------|-------------------------------|----------------------------------|----------------------------------|------------------------------------|----------------------------------|--------|--|--|--|--|--|
| David Dellucci, L OBP: 0.400, SLG: 0.500 | 1-3 K | | 0-1 F9 | | 3-2 F8 | | 0-3 K | | | 4 | 0 | 0 | 0 | 0 | 2 | 0 | | | | | | | | | | | |
| 10 Michael Young, R OBP: 0.388, SLG: 0.487 Mark DeRosa, R OBP: 0.244, SLG: 0.300 | 2-3 K | | 0-1 F8 | | 0-0 1B | | 0-1 G6-3 | | | 4 | 0 | 1 | 0 | 0 | 1 | 0 | | | | | | | | | | | |
| 23 Mark Teixeira, S OBP: 0.361, SLG: 0.560 | 2-3 K | | | 1-1 9 HR 1B | 0-0 P5 | | 0-0 G3 | | | 4 | 1 | 1 | 0 | 0 | 1 | 1 | | | | | | | | | | | |
| 9 Hank Blalock, L OBP: 0.350, SLG: 0.488 | | 1-0 1B | | 2-1 1-H HR | 1-0 HR | | 2-0 F8 | | | 4 | 2 | 3 | 3 | 0 | 0 | 0 | | | | | | | | | | | |
| Alfonso Soriano, R OBP: 0.313, SLG: 0.554 | | 0-0 F7 | | 1-1 F8 | 0-0 F8 | | 1-1 G6-3 | | | 4 | 0 | 0 | 0 | 0 | 0 | 1 | | | | | | | | | | | |
| Kevin Mench, R OBP: 0.356, SLG: 0.540 | | 1-1 1B | | 0-1 P6 | 1-1 G4-3 | | 3-1 G5-3 | | | 4 | 0 | 1 | 0 | 0 | 0 | 0 | | | | | | | | | | | |
| Laynce Nix, L OBP: 0.276, SLG: 0.416 | | 0-1 F7 | | 1-1 1B | 0-0 1B | | 2-1 F8 | | | 4 | 0 | 2 | 0 | 0 | 0 | 2 | AB 35 | | | | | | | | | | |
| Richard Hidalgo, R OBP: 0.284, SLG: 0.418 | | 0-0 F7 | | 0-2 P4 | 0-3 K | | 4-2 15 DI BB | | | 3 | 0 | 0 | 0 | 1 | 1 | 4 | R 3 | | | | | | | | | | |
| 15 Gerald Laird, R OBP: 0.284, SLG: 0.418 | | | 0-2 F9 | | 1-1 G1-3 | | 0-2 G1-4-3 | | 2-1 F9 | 4 | 0 | 0 | 0 | 0 | 0 | 1 | H 8 | | | | | | | | | | |
| Inning Stats | R: 0 E: 0 K: 3 S: 10 | H: 0 LOB: 0 BB: 0 P: 15 | R: 0 E: 0 K: 0 S: 7 | H: 2 LOB: 0 BB: 0 P: 9 | R: 0 E: 0 K: 0 S: 7 | H: 0 LOB: 0 BB: 0 P: 7 | R: 2 E: 0 K: 0 S: 13 | H: 3 LOB: 1 BB: 0 P: 18 | R: 0 E: 0 K: 1 S: 7 | H: 1 LOB: 1 BB: 0 P: 11 | R: 1 E: 0 K: 1 S: 10 | H: 2 LOB: 1 BB: 0 P: 12 | R: 0 E: 0 K: 1 S: 8 | H: 0 LOB: 0 BB: 0 P: 8 | R: 0 E: 0 K: 0 S: 4 | H: 0 LOB: 0 BB: 0 P: 7 | R: 0 E: 0 K: 0 S: 10 | H: 0 LOB: 1 BB: 1 P: 21 | 1B: 6 2B: 0 3B: 0 HR: 2 | SF: 0 SAC: 0 DP: 0 HBP: 0 | WP: 0 PB: 0 SB: 0 CS: 0 | PA: 36 | | | | | |
| PITCHER | IP | WLS | BF | H | R | ER | SO | BB | IBB | HBP | BLK | WP | HR | S | P | ERA | WHIP | | | | | | | | | | |
| 40 Bartolo Colon, R ERA: 3.02 | 8.0 | W | 32 | 8 | 3 | 3 | 5 | 0 | 0 | 0 | 0 | 0 | 2 | 66 | 87 | 3.38 | 1.000 | | | | | | | | | | |
| 40 Bartolo Colon, R ERA: 3.02 | 8.0 | W | 32 | 8 | 3 | 3 | 5 | 0 | 0 | 0 | 0 | 0 | 2 | 66 | 87 | 3.38 | 1.000 | | | | | | | | | | |
| Jake Woods, L ERA: 2.28 | 1.0 | | 4 | 0 | 0 | 0 | 0 | 1 | 0 | 0 | 0 | 0 | 0 | 10 | 21 | 0.00 | 1.000 | | | | | | | | | | |

Los Angeles Angels @ Texas Rangers
 Ameriquest Field, Arlington, TX
 Mon Jun 27 2005, 8:05 PM EDT
 Att: 34,471 - Partly Cloudy - 95 F

| | |
|-----|----|
| AB | 35 |
| R | 3 |
| H | 8 |
| RBI | 3 |
| BB | 1 |
| SO | 5 |
| LOB | 9 |



| Batter | 1 | 2 | 3 | 4 | 5 | 6 | 7 | 8 | 9 | AB | R | H | RBI | BB | SO | LOB | TOP | | | | | |
|---|---|---|---|---|---|---|---|---|---|---|---|---|---|---|---|---|---|----------------------------------|----------------------------------|------------------------------------|----------------------------------|--------|
| 9 Chone Figgins, S OBP: 0.325, SLG: 0.404 | 0-2 6 2B 20 1B 2B | 1-2 F7 | | | | | | 0-0 6 1B 27 1B 2B | 1-2 L7 | 5 | 2 | 2 | 0 | 0 | 0 | 2 | Los Angeles Angels @ Texas Rangers Ameriquet Field, Arlington, TX Thu Jun 30 2005, 2:05 PM EDT Att: 27,466 - Sunny - 97 F | | | | | |
| 6 Majer Izturis, S OBP: 0.344, SLG: 0.475 | 0-1 20 1B FC5-2 2B | | 2-2 F8 | | | | | 0-0 G6-3 27 1B 1B | 0-0 P4 | 5 | 0 | 2 | 0 | 0 | 0 | 2 | | | | | | |
| 27 Vladimir Guerrero, R OBP: 0.406, SLG: 0.610 | 2-3 K | | 2-1 HR | | | | | 0-0 G6-3 1B | | 4 | 1 | 2 | 2 | 0 | 2 | 2 | | | | | | |
| 16 Garret Anderson, L OBP: 0.330, SLG: 0.468 Josh Paul, R OBP: 0.194, SLG: 0.241 | 4-0 FC5-2 20 1B IBB | | 1-0 HR | | | | | 0-0 G6-3 | 0-0 G6-3 | 2 | 1 | 1 | 1 | 1 | 0 | 0 | | | | | | |
| 20 Juan Rivera, R OBP: 0.296, SLG: 0.446 | 3-2 FC5-2 1B | | 2-3 K | | | | | 0-1 G5-3 | | 4 | 0 | 1 | 1 | 0 | 1 | 1 | | | | | | |
| Jeff DaVanon, S OBP: 0.337, SLG: 0.295 | 0-0 FC5-2 | | 2-2 G3 | | | | | | | 3 | 1 | 0 | 0 | 1 | 0 | 3 | | | | | | |
| 39 Robb Quinlan, R OBP: 0.197, SLG: 0.286 | 1-2 2-3 3-H K | | | | | | | | 4-1 39 G5-3 1B BB | 4 | 0 | 0 | 0 | 0 | 2 | 4 | | | | | | |
| José Molina, R OBP: 0.314, SLG: 0.340 | | 3-2 P6 | | | | | | | 3-2 G5-3 | 4 | 0 | 1 | 1 | 0 | 0 | 0 | | | | | | |
| Adam Kennedy, L OBP: 0.385, SLG: 0.412 | 0-3 K | | 2-3 K | | | | | | 1-2 1B | 4 | 0 | 1 | 0 | 0 | 2 | 0 | | | | | | |
| | | | | | | | | | 1-2 1B | | | | | | | | | | | | | |
| Inning Stats | R: 1 E: 0 K: 2 S: 22 | H: 3 LOB: 3 BB: 1 P: 33 | R: 0 E: 0 K: 1 S: 9 | H: 0 LOB: 0 BB: 0 P: 13 | R: 2 E: 0 K: 1 S: 12 | H: 2 LOB: 0 BB: 0 P: 21 | R: 0 E: 0 K: 2 S: 11 | H: 0 LOB: 0 BB: 0 P: 16 | R: 0 E: 0 K: 1 S: 9 | H: 0 LOB: 0 BB: 0 P: 15 | R: 0 E: 0 K: 0 S: 6 | H: 0 LOB: 0 BB: 0 P: 10 | R: 0 E: 0 K: 0 S: 4 | H: 0 LOB: 0 BB: 0 P: 6 | R: 1 E: 0 K: 0 S: 6 | H: 3 LOB: 1 BB: 0 P: 6 | R: 1 E: 0 K: 0 S: 15 | H: 2 LOB: 2 BB: 1 P: 24 | 1B: 5 2B: 3 3B: 0 HR: 2 | SF: 0 SAC: 0 DP: 1 HBP: 0 | WP: 0 PB: 0 SB: 0 CS: 0 | PA: 38 |
| PITCHER | IP WLS BF H R ER SO BB IBB HBP BLK WP HR S P ERA WHIP | IP WLS BF H R ER SO BB IBB HBP BLK WP HR S P ERA WHIP | IP WLS BF H R ER SO BB IBB HBP BLK WP HR S P ERA WHIP | IP WLS BF H R ER SO BB IBB HBP BLK WP HR S P ERA WHIP | IP WLS BF H R ER SO BB IBB HBP BLK WP HR S P ERA WHIP | IP WLS BF H R ER SO BB IBB HBP BLK WP HR S P ERA WHIP | IP WLS BF H R ER SO BB IBB HBP BLK WP HR S P ERA WHIP | IP WLS BF H R ER SO BB IBB HBP BLK WP HR S P ERA WHIP | IP WLS BF H R ER SO BB IBB HBP BLK WP HR S P ERA WHIP | IP WLS BF H R ER SO BB IBB HBP BLK WP HR S P ERA WHIP | IP WLS BF H R ER SO BB IBB HBP BLK WP HR S P ERA WHIP | IP WLS BF H R ER SO BB IBB HBP BLK WP HR S P ERA WHIP | IP WLS BF H R ER SO BB IBB HBP BLK WP HR S P ERA WHIP | IP WLS BF H R ER SO BB IBB HBP BLK WP HR S P ERA WHIP | IP WLS BF H R ER SO BB IBB HBP BLK WP HR S P ERA WHIP | IP WLS BF H R ER SO BB IBB HBP BLK WP HR S P ERA WHIP | | | | | | |
| Chris Young, R ERA: 3.33 | 5.0 W 21 5 3 3 7 0 1 0 0 0 2 63 98 5.40 1.000 | 2.0 6 0 0 0 0 0 0 0 0 0 0 0 10 16 0.00 0.000 | 1.0 5 3 1 1 0 0 0 0 0 0 0 0 6 6 9.00 3.000 | 1.0 6 2 1 1 0 1 0 0 0 0 0 0 15 24 9.00 3.000 | | | | | | | | | | | | | | | | | | |

| Batter | 1 | 2 | 3 | 4 | 5 | 6 | 7 | 8 | 9 | AB | R | H | RBI | BB | SO | LOB | BOTTOM | | | |
|---|---|---|---|---|---|---|---|---|---|---|---|---|---|---|---|---|---|------------------------------------|----------------------------------|--------|
| David Dellucci, L OBP: 0.412, SLG: 0.512 | 3-1 HR | 1-2 23 HR 1B | 0-0 G4-3 | | | | | 4-1 BB | | 4 | 3 | 2 | 2 | 2 | 0 | 2 | Los Angeles Angels @ Texas Rangers Ameriquet Field, Arlington, TX Thu Jun 30 2005, 2:05 PM EDT Att: 27,466 - Sunny - 97 F | | | |
| 10 Michael Young, R OBP: 0.371, SLG: 0.492 | 3-2 F8 | 1-3 K | | 0-0 F9 | 3-2 G6-3 | | 1-1 G1-3 | 1-3 K | | 6 | 1 | 1 | 1 | 0 | 2 | 3 | | | | |
| 23 Mark Teixeira, S OBP: 0.360, SLG: 0.570 Mark DeRosa, R OBP: 0.239, SLG: 0.293 | 4-2 BB | 1-2 2H HR | | 2-2 L8 | 0-1 2H 3H HR | | 3-3 K | | | 3 | 2 | 2 | 4 | 1 | 0 | 0 | | | | |
| 9 Hank Blalock, L OBP: 0.351, SLG: 0.489 | 1-3 K | 3-3 K | | 4-2 BB | 3-1 L6 | | 2-1 HR | | | 4 | 1 | 1 | 2 | 1 | 2 | 1 | | | | |
| Alfonso Soriano, R OBP: 0.313, SLG: 0.557 Rod Barajas, R OBP: 0.316, SLG: 0.423 | 1-2 P4 | | 0-1 HR | 2-3 K | | | 1-2 HR 1B | 1-0 HR 2B | | 5 | 3 | 3 | 1 | 0 | 1 | 2 | | | | |
| Kevin Mench, R OBP: 0.382, SLG: 0.570 | | 0-1 P3 | 4-0 BB BB | | | | 2-0 HR | 1-1 HR | 2-2 HR | 4 | 3 | 3 | 5 | 1 | 0 | 0 | | | | |
| Laynce Nix, L OBP: 0.272, SLG: 0.396 | | 1-0 2B 1B | 1-2 P2 | | | | 4-2 BB 10 WP BB BB | 2-3 K | 0-0 P4 | 4 | 2 | 1 | 0 | 1 | 1 | 1 | | | | |
| Sandy Alomar Jr., R OBP: 0.324, SLG: 0.324 | | 1-0 1H 2B 2B | 0-0 F8 | | | | 1-1 F8 | 1-0 F8 | | 5 | 1 | 1 | 1 | 0 | 1 | 2 | | | | |
| Gary Matthews, S OBP: 0.267, SLG: 0.348 | | 1-0 2H 1B 2B | 4-1 SAFE SAFE SAFE BB | | | | 4-2 10 WP 10 G6-3 BB BB | 0-0 G6-3 | 2-3 K | 3 | 2 | 1 | 1 | 2 | 1 | 0 | | | | |
| | | | | | | | | | | | | | | | | | | | | |
| Inning Stats | R: 1 E: 0 K: 1 S: 18 | H: 1 LOB: 1 BB: 1 P: 30 | R: 5 E: 0 K: 2 S: 18 | H: 5 LOB: 0 BB: 0 P: 27 | R: 1 E: 0 K: 0 S: 9 | H: 1 LOB: 2 BB: 2 P: 18 | R: 0 E: 0 K: 1 S: 13 | H: 0 LOB: 1 BB: 1 P: 21 | R: 5 E: 0 K: 0 S: 19 | H: 2 LOB: 0 BB: 3 P: 40 | R: 2 E: 0 K: 1 S: 10 | H: 2 LOB: 0 BB: 0 P: 15 | R: 4 E: 0 K: 1 S: 14 | H: 4 LOB: 0 BB: 0 P: 24 | R: 0 E: 0 K: 3 S: 12 | H: 0 LOB: 1 BB: 1 P: 21 | 1B: 4 2B: 3 3B: 0 HR: 8 | SF: 0 SAC: 0 DP: 0 HBP: 0 | WP: 1 PB: 0 SB: 0 CS: 0 | PA: 47 |
| PITCHER | IP WLS BF H R ER SO BB IBB HBP BLK WP HR S P ERA WHIP | IP WLS BF H R ER SO BB IBB HBP BLK WP HR S P ERA WHIP | IP WLS BF H R ER SO BB IBB HBP BLK WP HR S P ERA WHIP | IP WLS BF H R ER SO BB IBB HBP BLK WP HR S P ERA WHIP | IP WLS BF H R ER SO BB IBB HBP BLK WP HR S P ERA WHIP | IP WLS BF H R ER SO BB IBB HBP BLK WP HR S P ERA WHIP | IP WLS BF H R ER SO BB IBB HBP BLK WP HR S P ERA WHIP | IP WLS BF H R ER SO BB IBB HBP BLK WP HR S P ERA WHIP | IP WLS BF H R ER SO BB IBB HBP BLK WP HR S P ERA WHIP | IP WLS BF H R ER SO BB IBB HBP BLK WP HR S P ERA WHIP | IP WLS BF H R ER SO BB IBB HBP BLK WP HR S P ERA WHIP | IP WLS BF H R ER SO BB IBB HBP BLK WP HR S P ERA WHIP | IP WLS BF H R ER SO BB IBB HBP BLK WP HR S P ERA WHIP | IP WLS BF H R ER SO BB IBB HBP BLK WP HR S P ERA WHIP | IP WLS BF H R ER SO BB IBB HBP BLK WP HR S P ERA WHIP | IP WLS BF H R ER SO BB IBB HBP BLK WP HR S P ERA WHIP | | | | |
| 54 Ervin Santana, R ERA: 6.06 | 4.0 L 23 4 3 7 4 0 0 0 0 1 2 19 40 45.00 5.000 | 1.0 8 2 5 5 0 3 0 0 0 0 1 2 19 40 45.00 5.000 | 2.0 12 6 6 6 2 0 0 0 0 0 0 3 24 39 27.00 3.000 | 1.0 4 0 0 0 3 1 0 0 0 0 0 0 12 21 0.00 1.000 | | | | | | | | | | | | | | | | |

| | |
|-----|----|
| AB | 36 |
| R | 5 |
| H | 10 |
| RBI | 5 |
| BB | 2 |
| SO | 7 |
| LOB | 16 |



| | |
|-----|----|
| AB | 39 |
| R | 18 |
| H | 15 |
| RBI | 17 |
| BB | 8 |
| SO | 9 |
| LOB | 12 |



| Batter | 1 | 2 | 3 | 4 | 5 | 6 | 7 | 8 | 9 | AB | R | H | RBI | BB | SO | LOB | TOP | | | | | | | | | | | | | | | | | | | | | |
|---|------------------------------|----------------------------------|-------------------------------|----------------------------------|-------------------------------|----------------------------------|-------------------------------|----------------------------------|------------------------------|---------------------------------|-------------------------------|----------------------------------|------------------------------|---------------------------------|------------------------------|----------------------------------|--|----------------------------------|----------------------------------|------------------------------------|----------------------------------|--------|-----|----|---|---|----|----|----|-----|-----|-----|----|----|---|---|-----|------|
| Shannon Stewart, R (1, 7) OBP: 0.340, SLG: 0.432 | F9 | | F8 | F8 | | F8 | | | F8 | 5 | 1 | 2 | 0 | 0 | 0 | 3 | Minnesota Twins @ Los Angeles Angels Angel Stadium of Anaheim, Anaheim, CA Mon Jul 04 2005, 6:05 PM PDT Att: 44,008 - Clear - 73 F | | | | | | | | | | | | | | | | | | | | | |
| 8 Nick Punto, S (1, 4) OBP: 0.343, SLG: 0.400 | G4-3 | | G6-3 | | L4 | | G3 | | G3 | 4 | 0 | 0 | 0 | 1 | 0 | 1 | | | | | | | | | | | | | | | | | | | | | | |
| 7 Joe Mauer, L (1, 2) OBP: 0.363, SLG: 0.418 | K | | | G3 | G1-3 | | G4-3 | | F7 | 5 | 1 | 1 | 0 | 0 | 1 | 2 | | | | | | | | | | | | | | | | | | | | | | |
| Tori Hunter, R (1, 8) OBP: 0.343, SLG: 0.498 | | | | G3 | K | | | | | 5 | 0 | 3 | 1 | 0 | 1 | 1 | | | | | | | | | | | | | | | | | | | | | | |
| Jacque Jones, L (1, 9) OBP: 0.356, SLG: 0.446 | K | | | G3 | | | CS | | | 3 | 3 | 2 | 2 | 2 | 1 | 1 | | | | | | | | | | | | | | | | | | | | | | |
| 20 Lew Ford, R (1, 10) OBP: 0.350, SLG: 0.400 | K | | | F9 | | | | | F8 | 5 | 1 | 1 | 0 | 0 | 1 | 5 | | | | | | | | | | | | | | | | | | | | | | |
| 33 Justin Morneau, L (1, 3) OBP: 0.333, SLG: 0.493 | K | | | | | | | | | 4 | 1 | 2 | 1 | 0 | 2 | 3 | | | | | | | | | | | | | | | | | | | | | | |
| 38 Luis Antonio Rodriguez, B (1, 5) OBP: 0.354, SLG: 0.427 | | | F7 | | | F7 | | | K | 3 | 0 | 0 | 0 | 1 | 1 | 3 | | | | | | | | | | | | | | | | | | | | | | |
| Juan Castro, R (1, 6) OBP: 0.266, SLG: 0.367 | | | P6 | | | | | | B5-3 | 4 | 0 | 2 | 3 | 0 | 0 | 0 | | | | | | | | | | | | | | | | | | | | | | |
| Inning Stats | R: 0 E: 0 K: 1 S: 8 | H: 0 LOB: 0 BB: 0 P: 10 | R: 0 E: 0 K: 3 S: 12 | H: 1 LOB: 1 BB: 0 P: 18 | R: 0 E: 0 K: 0 S: 12 | H: 1 LOB: 1 BB: 0 P: 20 | R: 3 E: 0 K: 0 S: 14 | H: 4 LOB: 2 BB: 1 P: 24 | R: 0 E: 0 K: 1 S: 8 | H: 0 LOB: 0 BB: 0 P: 9 | R: 2 E: 0 K: 1 S: 16 | H: 2 LOB: 1 BB: 1 P: 25 | R: 0 E: 0 K: 0 S: 4 | H: 1 LOB: 0 BB: 0 P: 6 | R: 1 E: 0 K: 1 S: 8 | H: 2 LOB: 0 BB: 0 P: 14 | R: 1 E: 0 K: 0 S: 10 | H: 2 LOB: 2 BB: 2 P: 23 | 1B: 7 2B: 5 3B: 0 HR: 1 | SF: 0 SAC: 0 DP: 0 HBP: 0 | WP: 1 PB: 0 SB: 1 CS: 2 | PA: 43 | | | | | | | | | | | | | | | | |
| PITCHER | IP | WLS | BF | H | R | ER | SO | BB | IBB | HBP | BLK | WP | HR | S | P | ERA | WHIP | PITCHER | | | | IP | WLS | BF | H | R | ER | SO | BB | IBB | HBP | BLK | WP | HR | S | P | ERA | WHIP |
| 41 John Lackey, R (1, 1) ERA: 4.07 | 5.2 | L | 27 | 8 | 5 | 5 | 6 | 2 | 0 | 0 | 0 | 1 | 0 | 69 | 103 | 7.94 | 1.765 | | | | | | | | | | | | | | | | | | | | | |
| Joel Peralta, R (6, 1) ERA: 3.71 | 2.1 | | 8 | 3 | 1 | 1 | 1 | 0 | 0 | 0 | 0 | 0 | 1 | 13 | 23 | 3.86 | 1.286 | | | | | | | | | | | | | | | | | | | | | |
| Esteban Yan, R (9, 1) ERA: 3.74 | 1.0 | | 7 | 2 | 1 | 1 | 0 | 1 | 1 | 0 | 0 | 0 | 0 | 10 | 23 | 9.00 | 3.000 | | | | | | | | | | | | | | | | | | | | | |

| | |
|-----|----|
| AB | 38 |
| R | 7 |
| H | 13 |
| RBI | 7 |
| BB | 4 |
| SO | 7 |
| LOB | 19 |



| Batter | 1 | 2 | 3 | 4 | 5 | 6 | 7 | 8 | 9 | AB | R | H | RBI | BB | SO | LOB | BOTTOM | | | | | | | | | | | | | | | | | | | | | |
|--|-------------------------------|----------------------------------|-------------------------------|----------------------------------|------------------------------|---------------------------------|-------------------------------|----------------------------------|-------------------------------|----------------------------------|------------------------------|----------------------------------|-------------------------------|----------------------------------|------------------------------|----------------------------------|--|------------------------------------|----------------------------------|--------|--|----|-----|----|---|---|----|----|----|-----|-----|-----|----|----|---|---|-----|------|
| 9 Chone Figgins, S (1, 8) OBP: 0.328, SLG: 0.403 | HR | | P5 | | G3 | | | | | 3 | 1 | 1 | 0 | 2 | 0 | 1 | Minnesota Twins @ Los Angeles Angels Angel Stadium of Anaheim, Anaheim, CA Mon Jul 04 2005, 6:05 PM PDT Att: 44,008 - Clear - 73 F | | | | | | | | | | | | | | | | | | | | | |
| Darin Erstad, L (1, 3) OBP: 0.350, SLG: 0.405 | HR | | K | | | | G4-3 | | F7 | 5 | 1 | 2 | 2 | 0 | 1 | 3 | | | | | | | | | | | | | | | | | | | | | | |
| 27 Vladimir Guerrero, R (1, 9) OBP: 0.405, SLG: 0.697 | P4 | | G5-3 | | | | | | | 4 | 1 | 1 | 1 | 0 | 0 | 0 | | | | | | | | | | | | | | | | | | | | | | |
| 16 Garret Anderson, L (1, 7) OBP: 0.333, SLG: 0.475 | | | | K2-3 | | G3-1 | | G3 | | 4 | 0 | 1 | 0 | 0 | 1 | 0 | | | | | | | | | | | | | | | | | | | | | | |
| Jeff DaVanon, S (1, 10) OBP: 0.343, SLG: 0.305 | K | | | K | | G4-3 | | | | 3 | 1 | 0 | 0 | 1 | 2 | 1 | | | | | | | | | | | | | | | | | | | | | | |
| 6 Maicer Izturis, S (1, 6) OBP: 0.355, SLG: 0.514 | FC6-4 | | | F8 | | G4-1 | | | | 4 | 0 | 1 | 1 | 0 | 0 | 1 | | | | | | | | | | | | | | | | | | | | | | |
| 8 Dallas McPherson, L (1, 5) OBP: 0.305, SLG: 0.465 | | | | | G3 | | | | | 4 | 1 | 2 | 0 | 0 | 2 | 1 | | | | | | | | | | | | | | | | | | | | | | |
| Bengie Molina, R (1, 2) OBP: 0.345, SLG: 0.449 | | G5-3 | | | | | SH3 | | | 3 | 0 | 0 | 0 | 0 | 1 | 1 | | | | | | | | | | | | | | | | | | | | | | |
| Adam Kennedy, L (1, 4) OBP: 0.381, SLG: 0.406 | | | | | | | | | | 4 | 0 | 1 | 1 | 0 | 2 | 1 | | | | | | | | | | | | | | | | | | | | | | |
| Inning Stats | R: 2 E: 0 K: 1 S: 16 | H: 3 LOB: 1 BB: 0 P: 20 | R: 0 E: 0 K: 2 S: 11 | H: 0 LOB: 0 BB: 0 P: 16 | R: 0 E: 0 K: 1 S: 6 | H: 0 LOB: 0 BB: 0 P: 9 | R: 0 E: 0 K: 2 S: 10 | H: 0 LOB: 0 BB: 0 P: 18 | R: 1 E: 0 K: 0 S: 12 | H: 1 LOB: 2 BB: 0 P: 13 | R: 1 E: 0 K: 0 S: 7 | H: 1 LOB: 2 BB: 1 P: 13 | R: 0 E: 0 K: 1 S: 11 | H: 1 LOB: 1 BB: 1 P: 17 | R: 0 E: 0 K: 2 S: 9 | H: 0 LOB: 1 BB: 1 P: 16 | 1B: 4 2B: 3 3B: 0 HR: 2 | SF: 0 SAC: 1 DP: 0 HBP: 0 | WP: 0 PB: 0 SB: 0 CS: 0 | PA: 38 | | | | | | | | | | | | | | | | | | |
| PITCHER | IP | WLS | BF | H | R | ER | SO | BB | IBB | HBP | BLK | WP | HR | S | P | ERA | WHIP | PITCHER | | | | IP | WLS | BF | H | R | ER | SO | BB | IBB | HBP | BLK | WP | HR | S | P | ERA | WHIP |
| Carlos Silva, R (1, 1) ERA: 3.68 | 6.1 | W | 26 | 8 | 4 | 4 | 6 | 0 | 0 | 0 | 0 | 0 | 2 | 68 | 96 | 5.68 | 1.263 | | | | | | | | | | | | | | | | | | | | | |
| J.C. Romero, L (7, 1) ERA: 2.35 | 0.2 | H | 3 | 0 | 0 | 0 | 0 | 1 | 0 | 0 | 0 | 0 | 0 | 4 | 9 | 0.00 | 1.500 | | | | | | | | | | | | | | | | | | | | | |
| Juan Rincon, R (8, 1) ERA: 2.75 | 1.0 | H | 5 | 1 | 1 | 1 | 1 | 1 | 0 | 0 | 0 | 0 | 0 | 11 | 17 | 9.00 | 2.000 | | | | | | | | | | | | | | | | | | | | | |
| 36 Joe Nathan, R (9, 1) ERA: 3.47 | 1.0 | S | 4 | 0 | 0 | 0 | 2 | 1 | 0 | 0 | 0 | 0 | 0 | 9 | 16 | 0.00 | 1.000 | | | | | | | | | | | | | | | | | | | | | |

| | |
|-----|----|
| AB | 34 |
| R | 5 |
| H | 9 |
| RBI | 5 |
| BB | 3 |
| SO | 9 |
| LOB | 9 |



| Batter | 1 | 2 | 3 | 4 | 5 | 6 | 7 | 8 | 9 | AB | R | H | RBI | BB | SO | LOB | TOP | | | | | | | | | | |
|---|-------------------------------|----------------------------------|-------------------------------|----------------------------------|------------------------------|----------------------------------|------------------------------|----------------------------------|-------------------------------|----------------------------------|-------------------------------|----------------------------------|-------------------------------|----------------------------------|-------------------------------|----------------------------------|-------------------------------|----------------------------------|----------------------------------|------------------------------------|----------------------------------|--------|--|--|--|--|--|
| Shannon Stewart, R (1, 7) OBP: 0.344, SLG: 0.435 | | | | | | | | | | 5 | 1 | 3 | 0 | 0 | 1 | 2 | | | | | | | | | | | |
| 8 Nick Punto, S (1, 4) (7, 6) OBP: 0.340, SLG: 0.396 | | | | | | | | | | 4 | 0 | 1 | 0 | 0 | 2 | 2 | | | | | | | | | | | |
| 7 Joe Mauer, L (1, 2) OBP: 0.361, SLG: 0.415 | | | | | | | | | | 4 | 0 | 1 | 1 | 0 | 1 | 2 | | | | | | | | | | | |
| Tori Hunter, R (1, 8) OBP: 0.345, SLG: 0.498 | | | | | | | | | | 4 | 0 | 2 | 0 | 0 | 0 | 0 | | | | | | | | | | | |
| Jacque Jones, L (1, 9) OBP: 0.355, SLG: 0.441 | | | | | | | | | | 3 | 0 | 0 | 0 | 1 | 1 | 3 | | | | | | | | | | | |
| 20 Lew Ford, R (1, 10) OBP: 0.349, SLG: 0.395 | | | | | | | | | | 3 | 0 | 0 | 0 | 1 | 1 | 2 | | | | | | | | | | | |
| 33 Justin Morneau, L (1, 3) OBP: 0.328, SLG: 0.484 | | | | | | | | | | 4 | 0 | 0 | 0 | 0 | 1 | 4 | | | | | | | | | | | |
| 38 Luis Antonio Rodriguez, R (1, 5) OBP: 0.349, SLG: 0.410 | | | | | | | | | | 3 | 0 | 0 | 0 | 1 | 1 | 0 | | | | | | | | | | | |
| Juan Castro, R (1, 6) OBP: 0.263, SLG: 0.363 | | | | | | | | | | 2 | 0 | 0 | 0 | 0 | 0 | 1 | | | | | | | | | | | |
| Michael Ryan, L (7, PH) OBP: 0.276, SLG: 0.231 | | | | | | | | | | 1 | 0 | 0 | 0 | 0 | 0 | 0 | | | | | | | | | | | |
| Luis Rivas, R (7, 4) OBP: 0.279, SLG: 0.229 | | | | | | | | | | 0 | 0 | 0 | 0 | 0 | 0 | 0 | | | | | | | | | | | |
| Matthew LeCroy, R (9, PH) OBP: 0.366, SLG: 0.488 | | | | | | | | | | 1 | 0 | 0 | 0 | 0 | 1 | 1 | | | | | | | | | | | |
| Inning Stats | R: 1 E: 0 K: 2 S: 20 | H: 3 LOB: 3 BB: 1 P: 35 | R: 0 E: 0 K: 0 S: 14 | H: 0 LOB: 0 BB: 1 P: 22 | R: 0 E: 0 K: 1 S: 6 | H: 0 LOB: 0 BB: 0 P: 10 | R: 0 E: 0 K: 1 S: 9 | H: 0 LOB: 0 BB: 0 P: 11 | R: 0 E: 0 K: 0 S: 12 | H: 2 LOB: 2 BB: 0 P: 18 | R: 0 E: 0 K: 0 S: 13 | H: 1 LOB: 1 BB: 0 P: 22 | R: 0 E: 0 K: 1 S: 11 | H: 1 LOB: 1 BB: 0 P: 12 | R: 0 E: 0 K: 1 S: 13 | H: 0 LOB: 1 BB: 1 P: 21 | R: 0 E: 1 K: 3 S: 12 | H: 0 LOB: 1 BB: 0 P: 19 | 1B: 7 2B: 0 3B: 0 HR: 0 | SF: 0 SAC: 0 DP: 0 HBP: 0 | WP: 2 PB: 0 SB: 0 CS: 1 | PA: 38 | | | | | |
| PITCHER | IP | WLS | BF | H | R | ER | SO | BB | IBB | HBP | BLK | WP | HR | S | P | ERA | WHIP | | | | | | | | | | |
| 54 Ervin Santana, R (1, 1) ERA: 5.5 | 5.0 | W | 21 | 5 | 1 | 1 | 3 | 2 | 0 | 0 | 0 | 1 | 0 | 61 | 96 | 1.80 | 1.400 | | | | | | | | | | |
| Kevin Gregg, R (6, 1) ERA: 7.43 | 1.0 | H | 4 | 1 | 0 | 0 | 0 | 0 | 0 | 0 | 0 | 0 | 0 | 13 | 22 | 0.00 | 1.000 | | | | | | | | | | |
| 62 Scot Shields, R (7, 1) ERA: 2.5 | 2.0 | H | 8 | 1 | 0 | 0 | 3 | 1 | 0 | 0 | 0 | 0 | 0 | 24 | 33 | 0.00 | 1.000 | | | | | | | | | | |
| Francisco Rodriguez, R (9, 1) ERA: 2.35 | 1.0 | S | 4 | 0 | 0 | 0 | 3 | 0 | 0 | 0 | 0 | 1 | 0 | 12 | 19 | 0.00 | 0.000 | | | | | | | | | | |

Minnesota Twins @ Los Angeles Angels
Angel Stadium of Anaheim, Anaheim, CA
Tue Jul 05 2005, 7:05 PM PDT
Att: 42,335 - Clear - 76 F

AB 34
R 1
H 7
RBI 1
BB 3
SO 9
LOB 17



| Batter | 1 | 2 | 3 | 4 | 5 | 6 | 7 | 8 | 9 | AB | R | H | RBI | BB | SO | LOB | BOTTOM | | | | | | | | | | |
|--|-------------------------------|----------------------------------|------------------------------|----------------------------------|-------------------------------|----------------------------------|-------------------------------|----------------------------------|------------------------------|----------------------------------|------------------------------|----------------------------------|------------------------------|----------------------------------|------------------------------|----------------------------------|----------------------------------|------------------------------------|----------------------------------|--------|--|--|--|--|--|--|--|
| 9 Chone Figgins, S (1, 10) OBP: 0.331, SLG: 0.407 | | | | | | | | | | 4 | 1 | 2 | 0 | 0 | 0 | 0 | | | | | | | | | | | |
| Darin Erstad, L (1, 3) OBP: 0.349, SLG: 0.401 | | | | | | | | | | 3 | 0 | 0 | 0 | 1 | 1 | 3 | | | | | | | | | | | |
| 27 Vladimir Guerrero, R (1, 9) OBP: 0.399, SLG: 0.597 | | | | | | | | | | 4 | 0 | 0 | 1 | 0 | 0 | 4 | | | | | | | | | | | |
| 16 Garret Anderson, L (1, 7) OBP: 0.329, SLG: 0.469 | | | | | | | | | | 4 | 0 | 0 | 0 | 0 | 1 | 0 | | | | | | | | | | | |
| Jeff DaVanon, S (1, 8) OBP: 0.352, SLG: 0.307 | | | | | | | | | | 2 | 0 | 1 | 0 | 2 | 1 | 0 | | | | | | | | | | | |
| 6 Maicer Izturis, S (1, 6) OBP: 0.363, SLG: 0.506 | | | | | | | | | | 3 | 0 | 1 | 0 | 1 | 1 | 2 | | | | | | | | | | | |
| 8 Dallas McPherson, L (1, 5) OBP: 0.301, SLG: 0.456 | | | | | | | | | | 3 | 0 | 0 | 0 | 0 | 1 | 3 | | | | | | | | | | | |
| Bengie Molina, R (1, 2) OBP: 0.350, SLG: 0.472 | | | | | | | | | | 3 | 1 | 2 | 1 | 0 | 0 | 2 | | | | | | | | | | | |
| Adam Kennedy, L (1, 4) OBP: 0.376, SLG: 0.399 | | | | | | | | | | 3 | 0 | 0 | 0 | 0 | 0 | 1 | | | | | | | | | | | |
| Inning Stats | R: 1 E: 0 K: 0 S: 11 | H: 1 LOB: 0 BB: 0 P: 19 | R: 0 E: 0 K: 2 S: 9 | H: 0 LOB: 0 BB: 1 P: 17 | R: 0 E: 0 K: 1 S: 17 | H: 2 LOB: 2 BB: 0 P: 24 | R: 0 E: 0 K: 2 S: 10 | H: 1 LOB: 1 BB: 0 P: 16 | R: 1 E: 1 K: 0 S: 7 | H: 1 LOB: 1 BB: 1 P: 12 | R: 0 E: 0 K: 0 S: 9 | H: 0 LOB: 2 BB: 2 P: 18 | R: 0 E: 0 K: 0 S: 8 | H: 0 LOB: 0 BB: 0 P: 11 | R: 0 E: 0 K: 0 S: 7 | H: 1 LOB: 1 BB: 0 P: 11 | 1B: 4 2B: 2 3B: 0 HR: 1 | SF: 0 SAC: 0 DP: 2 HBP: 0 | WP: 0 PB: 0 SB: 0 CS: 1 | PA: 33 | | | | | | | |
| PITCHER | IP | WLS | BF | H | R | ER | SO | BB | IBB | HBP | BLK | WP | HR | S | P | ERA | WHIP | | | | | | | | | | |
| 30 Scott Baker, R (1, 1) ERA: 3.0 | 5.0 | L | 21 | 5 | 2 | 2 | 5 | 2 | 0 | 0 | 0 | 0 | 0 | 54 | 88 | 3.60 | 1.400 | | | | | | | | | | |
| Terry Mulholland, L (6, 1) ERA: 4.96 | 3.0 | | 12 | 1 | 0 | 0 | 0 | 2 | 0 | 0 | 0 | 0 | 0 | 24 | 40 | 0.00 | 1.000 | | | | | | | | | | |

Minnesota Twins @ Los Angeles Angels
Angel Stadium of Anaheim, Anaheim, CA
Tue Jul 05 2005, 7:05 PM PDT
Att: 42,335 - Clear - 76 F

AB 29
R 2
H 6
RBI 2
BB 4
SO 5
LOB 15



| Batter | 1 | 2 | 3 | 4 | 5 | 6 | 7 | 8 | 9 | AB | R | H | RBI | BB | SO | LOB | TOP | | | | | | | | |
|---|------------------------------|---------------------------------|-------------------------------|----------------------------------|------------------------------|----------------------------------|------------------------------|---------------------------------|-------------------------------|----------------------------------|-------------------------------|----------------------------------|-------------------------------|----------------------------------|-------------------------------|----------------------------------|--|---------------------------------|----------------------------------|------------------------------------|----------------------------------|--------|--|--|--|
| Shannon Stewart, R (1, 10) OBP: 0.342, SLG: 0.431 | G4-3 | | K | | K | | F8 | | | 5 | 0 | 1 | 1 | 0 | 2 | 0 | Minnesota Twins @ Los Angeles Angels Angel Stadium of Anaheim, Anaheim, CA Wed Jul 06 2005, 1:05 PM PDT Att: 41,534 - Sunny - 77 F | | | | | | | | |
| 8 Nick Punto, S (1, 6) OBP: 0.329, SLG: 0.381 | K | | F7 | | P6 | | F7 | | | 5 | 0 | 0 | 0 | 0 | 1 | 2 | | | | | | | | | |
| Jacque Jones, L (1, 9) OBP: 0.352, SLG: 0.435 | G5-3 | | L8 | | | | G3-1 | | | 4 | 0 | 0 | 0 | 1 | 0 | 0 | | | | | | | | | |
| Tori Hunter, R (1, 8) OBP: 0.345, SLG: 0.500 | | | K | | F7 | | | | | 5 | 1 | 2 | 0 | 0 | 1 | 0 | | | | | | | | | |
| 33 Justin Morneau, L (1, 3) OBP: 0.329, SLG: 0.489 | | | | | G6-3 | | | | | 4 | 1 | 1 | 0 | 0 | 0 | 1 | | | | | | | | | |
| 20 Lew Ford, R (1, 7) OBP: 0.354, SLG: 0.398 | | | | | | | | | | 3 | 2 | 2 | 0 | 1 | 0 | 3 | | | | | | | | | |
| 38 Luis Antonio Rodriguez, R (8, 5) OBP: 0.344, SLG: 0.407 | | | | | G4-3 | | | | | 3 | 0 | 1 | 2 | 0 | 0 | 1 | | | | | | | | | |
| 55 Mike Redmond, R (1, 2) OBP: 0.333, SLG: 0.353 | | | | | | | | | | 4 | 1 | 4 | 3 | 0 | 0 | 0 | | | | | | | | | |
| Juan Castro, R (8, PR) OBP: 0.293, SLG: 0.363 | | | | | | | | | | 0 | 1 | 0 | 0 | 0 | 0 | 0 | | | | | | | | | |
| Luis Rivas, R (1, 4) OBP: 0.271, SLG: 0.222 | | | | | | | | | | 3 | 0 | 0 | 0 | 0 | 0 | 3 | | | | | | | | | |
| Michael Ryan, L (8, PH) OBP: 0.300, SLG: 0.296 | | | | | | | | | | 1 | 0 | 1 | 0 | 0 | 0 | 0 | | | | | | | | | |
| 7 Joe Mauer, L (8, 2) OBP: 0.361, SLG: 0.415 | | | | | | | | | | 0 | 0 | 0 | 0 | 0 | 0 | 0 | | | | | | | | | |
| Inning Stats | R: 0 E: 0 K: 1 S: 6 | H: 0 LOB: 0 BB: 0 P: 9 | R: 2 E: 0 K: 1 S: 19 | H: 2 LOB: 1 BB: 1 P: 29 | R: 0 E: 0 K: 1 S: 9 | H: 0 LOB: 0 BB: 0 P: 12 | R: 0 E: 0 K: 0 S: 6 | H: 1 LOB: 1 BB: 0 P: 9 | R: 1 E: 0 K: 1 S: 11 | H: 1 LOB: 0 BB: 0 P: 12 | R: 2 E: 0 K: 0 S: 13 | H: 4 LOB: 2 BB: 0 P: 16 | R: 0 E: 0 K: 0 S: 18 | H: 1 LOB: 3 BB: 1 P: 25 | R: 1 E: 0 K: 0 S: 12 | H: 3 LOB: 1 BB: 0 P: 15 | R: 0 E: 0 K: 0 S: 4 | H: 0 LOB: 0 BB: 0 P: 5 | 1B: 8 2B: 3 3B: 1 HR: 1 | SF: 1 SAC: 0 DP: 1 HBP: 1 | WP: 0 PB: 0 SB: 0 CS: 0 | PA: 41 | | | |
| PITCHER | IP | WLS | BF | H | R | ER | SO | BB | IBB | HBP | BLK | WP | HR | S | P | ERA | WHIP | | | | | | | | |
| Paul Byrd, R (1, 1) ERA: 3.73 | 6.2 | | 31 | 9 | 5 | 5 | 4 | 2 | 0 | 0 | 0 | 0 | 1 | 80 | 107 | 6.75 | 1.650 | | | | | | | | |
| Jake Woods, L (7, 1) ERA: 4.1 | 0.0 | W | 1 | 0 | 0 | 0 | 0 | 0 | 0 | 1 | 0 | 0 | 0 | 1 | 3 | ∞ | ∞ | | | | | | | | |
| Joel Peralta, R (7, 1) ERA: 3.63 | 0.1 | | | 0 | 0 | 0 | 0 | 0 | 0 | 0 | 0 | 0 | 0 | 1 | 2 | 0.00 | 0.000 | | | | | | | | |
| 62 Scot Shields, R (8, 1) ERA: 2.63 | 1.0 | H | 5 | 3 | 1 | 1 | 0 | 0 | 0 | 0 | 0 | 0 | 0 | 12 | 15 | 9.00 | 3.000 | | | | | | | | |
| Francisco Rodriguez, R (9, 1) ERA: 2.27 | 1.0 | S | 3 | 0 | 0 | 0 | 0 | 0 | 0 | 0 | 0 | 0 | 0 | 4 | 5 | 0.00 | 0.000 | | | | | | | | |

| Batter | 1 | 2 | 3 | 4 | 5 | 6 | 7 | 8 | 9 | AB | R | H | RBI | BB | SO | LOB | BOTTOM | | | | | | | | |
|--|-------------------------------|----------------------------------|------------------------------|---------------------------------|------------------------------|---------------------------------|-------------------------------|----------------------------------|-------------------------------|----------------------------------|------------------------------|---------------------------------|-------------------------------|----------------------------------|-------------------------------|----------------------------------|--|------------------------------------|----------------------------------|--------|--|--|--|--|--|
| 9 Chone Figgins, S (1, 5) OBP: 0.332, SLG: 0.406 | F9 | | P4 | | | | | | | 3 | 2 | 1 | 0 | 1 | 0 | 1 | Minnesota Twins @ Los Angeles Angels Angel Stadium of Anaheim, Anaheim, CA Wed Jul 06 2005, 1:05 PM PDT Att: 41,534 - Sunny - 77 F | | | | | | | | |
| Darin Erstad, L (1, 3) OBP: 0.350, SLG: 0.401 | | | F7 | | | | | | | 5 | 1 | 2 | 0 | 0 | 1 | 3 | | | | | | | | | |
| 27 Vladimir Guerrero, R (1, 9) OBP: 0.403, SLG: 0.597 | | | G6-3 | | | | | | | 5 | 2 | 3 | 1 | 0 | 0 | 2 | | | | | | | | | |
| 16 Garret Anderson, L (1, 7) OBP: 0.333, SLG: 0.478 | | | | | | | | | | 4 | 1 | 2 | 3 | 1 | 1 | 2 | | | | | | | | | |
| Bengie Molina, R (1, 10) OBP: 0.354, SLG: 0.473 | | | | | | | | | | 4 | 0 | 2 | 2 | 0 | 0 | 2 | | | | | | | | | |
| 20 Juan Rivera, R (1, 8) OBP: 0.293, SLG: 0.454 | | | | | | | | | | 4 | 1 | 1 | 1 | 0 | 1 | 3 | | | | | | | | | |
| Jeff DaVanon, S (8, 8) OBP: 0.352, SLG: 0.307 | | | | | | | | | | 0 | 0 | 0 | 0 | 0 | 0 | 0 | | | | | | | | | |
| 6 Maicer Izturis, S (1, 6) OBP: 0.357, SLG: 0.488 | | | | | | | | | | 3 | 0 | 0 | 0 | 1 | 0 | 1 | | | | | | | | | |
| José Molina, R (1, 2) OBP: 0.303, SLG: 0.327 | | | | | | | | | | 4 | 0 | 0 | 0 | 0 | 1 | 1 | | | | | | | | | |
| Adam Kennedy, L (1, 4) OBP: 0.378, SLG: 0.398 | | | | | | | | | | 3 | 0 | 1 | 0 | 1 | 0 | 0 | | | | | | | | | |
| Inning Stats | R: 0 E: 0 K: 0 S: 13 | H: 2 LOB: 2 BB: 0 P: 16 | R: 0 E: 0 K: 1 S: 5 | H: 0 LOB: 0 BB: 0 P: 8 | R: 0 E: 1 K: 0 S: 3 | H: 0 LOB: 1 BB: 1 P: 8 | R: 0 E: 0 K: 1 S: 11 | H: 1 LOB: 1 BB: 0 P: 14 | R: 3 E: 0 K: 0 S: 17 | H: 3 LOB: 2 BB: 2 P: 28 | R: 0 E: 0 K: 0 S: 6 | H: 0 LOB: 0 BB: 0 P: 8 | R: 4 E: 0 K: 2 S: 18 | H: 4 LOB: 1 BB: 1 P: 28 | R: 0 E: 0 K: 0 S: 12 | H: 2 LOB: 2 BB: 0 P: 17 | 1B: 10 2B: 0 3B: 0 HR: 2 | SF: 0 SAC: 1 DP: 0 HBP: 0 | WP: 0 PB: 1 SB: 1 CS: 0 | PA: 40 | | | | | |
| PITCHER | IP | WLS | BF | H | R | ER | SO | BB | IBB | HBP | BLK | WP | HR | S | P | ERA | WHIP | | | | | | | | |
| Johan Santana, L (1, 1) ERA: 3.98 | 6.1 | L | 31 | 9 | 6 | 6 | 3 | 3 | 0 | 0 | 0 | 0 | 1 | 65 | 95 | 8.53 | 1.895 | | | | | | | | |
| 26 Jesse Crain, R (7, 1) ERA: 1.62 | 0.2 | | 4 | 1 | 1 | 1 | 1 | 1 | 0 | 0 | 0 | 0 | 1 | 8 | 15 | 13.50 | 3.000 | | | | | | | | |
| J.C. Romero, L (8, 1) ERA: 2.3 | 0.2 | | 3 | 1 | 0 | 0 | 0 | 0 | 0 | 0 | 0 | 0 | 0 | 7 | 10 | 0.00 | 1.500 | | | | | | | | |
| Juan Rincon, R (8, 1) ERA: 2.72 | 0.1 | | 2 | 1 | 0 | 0 | 0 | 0 | 0 | 0 | 0 | 0 | 0 | 5 | 7 | 0.00 | 3.000 | | | | | | | | |

| | |
|-----|----|
| AB | 37 |
| R | 6 |
| H | 12 |
| RBI | 6 |
| BB | 2 |
| SO | 4 |
| LOB | 10 |



| | |
|-----|----|
| AB | 35 |
| R | 7 |
| H | 12 |
| RBI | 7 |
| BB | 4 |
| SO | 4 |
| LOB | 15 |



| Batter | 1 | 2 | 3 | 4 | 5 | 6 | 7 | 8 | 9 | AB | R | H | RBI | BB | SO | LOB | TOP | | | | | | | |
|--|---|---|--|--|--|-------------------------------------|-------------------------------|----------------------------------|------------------------------|----------------------------------|------------------------------|---------------------------------|-------------------------------|----------------------------------|-------------------------------|----------------------------------|------------------------------|---------------------------------|----------------------------------|------------------------------------|----------------------------------|--------|--|--|
| 51 Ichiro Suzuki, L (1,9) OBP: 0.350, SLG: 0.430 Chris Snelling, L (8,9) | F7 | G6-3 | | F7 | | G4-3 | | HR | | 5 | 1 | 1 | 0 | 0 | 0 | 0 | | | | | | | | |
| Randy Winn, S (1,7) OBP: 0.341, SLG: 0.373 | P6 | 1B 29 2B BB | | 1B | | G6-3 | | HR | | 4 | 2 | 2 | 2 | 1 | 0 | 0 | | | | | | | | |
| Raul Ibanez, L (1,10) OBP: 0.357, SLG: 0.467 | 29 BB 7 2B 1B | 1B 29 2B BB | | F9 | | 29 G5-4-3 7 BB WP 1B | | G6-3 | | 4 | 3 | 2 | 0 | 1 | 0 | 1 | | | | | | | | |
| Richie Sexson, R (1,3) OBP: 0.350, SLG: 0.491 | 7 2B 1B | 29 BB 7 2B 1B | | L9 | | 29 G5-4-3 BB | | 7 G4-6-3 BB | | 3 | 2 | 2 | 0 | 2 | 0 | 1 | | | | | | | | |
| 29 Adrian Beltré, R (1,5) OBP: 0.309, SLG: 0.417 Scott Spiezio, S (9,5) | 7 2B BB | 1-H 2-H 3-H 2B | | G5-3 | | 1-2 2-3 BB | | F7 | | 4 | 1 | 1 | 3 | 1 | 0 | 3 | | | | | | | | |
| 7 Jeremy Reed, L (1,8) OBP: 0.325, SLG: 0.357 | 1-H 2-H 3-H 2B | F7 | | G6-3 | | 4-2 BB | | G4-6-3 | | 4 | 1 | 1 | 3 | 1 | 0 | 2 | | | | | | | | |
| 16 Willie Bloomquist, R (1,6) OBP: 0.302, SLG: 0.360 | 2-H 2B | | | E9 | | 3-H 1-3 BB | | K2-3 | | 4 | 0 | 1 | 1 | 0 | 2 | 1 | | | | | | | | |
| 4 Jose Lopez, R (1,4) OBP: 0.205, SLG: 0.316 | F8 | | | P4 | | F7 | | K | | 4 | 0 | 0 | 0 | 0 | 1 | 2 | | | | | | | | |
| Miguel Olivo, R (1,2) OBP: 0.168, SLG: 0.225 | | | | P3 | | K | | K | | 4 | 0 | 0 | 0 | 0 | 2 | 0 | | | | | | | | |
| Inning Stats | R: 4 E: 0 K: 0 S: 15 | H: 4 LOB: 1 BB: 1 P: 26 | R: 3 E: 0 K: 0 S: 14 | H: 2 LOB: 1 BB: 2 P: 25 | R: 0 E: 0 K: 1 S: 6 | H: 0 LOB: 0 BB: 0 P: 7 | R: 0 E: 0 K: 0 S: 10 | H: 1 LOB: 1 BB: 0 P: 14 | R: 0 E: 1 K: 0 S: 7 | H: 0 LOB: 1 BB: 0 P: 13 | R: 0 E: 0 K: 1 S: 5 | H: 0 LOB: 0 BB: 0 P: 7 | R: 1 E: 0 K: 1 S: 16 | H: 1 LOB: 1 BB: 2 P: 26 | R: 2 E: 0 K: 2 S: 10 | H: 2 LOB: 0 BB: 1 P: 15 | R: 0 E: 0 K: 0 S: 3 | H: 0 LOB: 0 BB: 1 P: 7 | 1B: 6 2B: 3 3B: 0 HR: 1 | SF: 0 SAC: 0 DP: 2 HBP: 0 | WP: 1 PB: 0 SB: 0 CS: 0 | PA: 42 | | |
| PITCHER | IP WLS BF H R ER SO BB IBB HBP BLK WP HR S P ERA WHIP | 6.0 L 29 7 7 7 2 3 0 0 0 0 0 0 57 92 10.50 1.667 | 1.0 5 1 1 1 1 2 0 0 0 0 1 0 16 26 9.00 3.000 | 1.0 5 2 2 2 2 0 0 0 0 0 1 10 15 18.00 2.000 | 1.0 3 0 0 0 0 1 0 0 0 0 0 0 3 7 0.00 1.000 | | | | | | | | | | | | | | | | | | | |

Seattle Mariners @ Los Angeles Angels
Angel Stadium of Anaheim, Anaheim, CA
Thu Jul 07 2005, 7:05 PM PDT
Att: 43,747 - Clear - 73 F

AB 36
R 10
H 10
RBI 9
BB 6
SO 5
LOB 10



| Batter | 1 | 2 | 3 | 4 | 5 | 6 | 7 | 8 | 9 | AB | R | H | RBI | BB | SO | LOB | BOTTOM | | | | | |
|--|---|--|------------------------------|----------------------------------|------------------------------|----------------------------------|-------------------------------|----------------------------------|-------------------------------|----------------------------------|------------------------------|---------------------------------|------------------------------|---------------------------------|------------------------------|----------------------------------|------------------------------|----------------------------------|----------------------------------|------------------------------------|----------------------------------|--------|
| 9 Chone Figgins, S (1,8) OBP: 0.328, SLG: 0.401 | P5 | | | G4-3 | | F8 | | P4 | | 4 | 0 | 0 | 0 | 0 | 0 | 2 | | | | | | |
| Darin Erstad, L (1,3) OBP: 0.353, SLG: 0.408 Jeff DaVanon, S (8, FH) OBP: 0.350, SLG: 0.305 | CI 27 G6-4-3 | | | 27 G4-3 16 G4-3 2B | | 27 G5-4-3 1B | | G3-1 | | 2 | 1 | 2 | 0 | 0 | 0 | 0 | | | | | | |
| 27 Vladimir Guerrero, R (1,9) OBP: 0.399, SLG: 0.590 Curtis Pride, L (9,7) OBP: 0.143, SLG: 0.286 | G6-4-3 | | | G4-3 | | G5-4-3 | | G4-3 | | 3 | 0 | 0 | 0 | 0 | 0 | 3 | | | | | | |
| 16 Garret Anderson, L (1,7) OBP: 0.330, SLG: 0.474 José Molina, R (9,3) OBP: 0.301, SLG: 0.324 | | | | G4-3 | | G4-3 | | P4 | | 3 | 0 | 0 | 1 | 0 | 0 | 0 | | | | | | |
| Bengie Molina, R (1,2) OBP: 0.353, SLG: 0.470 Josh Paul, R (8,2) OBP: 0.219, SLG: 0.367 | | | | F7 | | 3-H 2-2 1B | | G5-3 | | 3 | 0 | 1 | 0 | 0 | 0 | 0 | | | | | | |
| 6 Maicer Izturis, S (1,6) OBP: 0.364, SLG: 0.482 | | | | L3 | | G4-3 | | G4-3 | | 3 | 0 | 1 | 0 | 1 | 0 | 1 | | | | | | |
| 8 Dallas McPherson, L (1,5) OBP: 0.295, SLG: 0.449 | | | | F8 | | G3 | | K | | 4 | 0 | 0 | 0 | 0 | 1 | 2 | | | | | | |
| 20 Juan Rivera, R (1,10) OBP: 0.287, SLG: 0.444 | | | | K | | F8 | | P5 | | 3 | 0 | 0 | 0 | 0 | 1 | 0 | | | | | | |
| Adam Kennedy, L (1,4) OBP: 0.382, SLG: 0.404 | | | | G1-3 | | G1-3 | | BLK 2B | | 2 | 0 | 1 | 0 | 1 | 0 | 0 | | | | | | |
| Inning Stats | R: 0 E: 1 K: 0 S: 7 | H: 0 LOB: 0 BB: 0 P: 13 | R: 0 E: 0 K: 0 S: 6 | H: 0 LOB: 1 BB: 1 P: 13 | R: 0 E: 0 K: 1 S: 8 | H: 0 LOB: 0 BB: 0 P: 11 | R: 0 E: 0 K: 0 S: 13 | H: 2 LOB: 1 BB: 0 P: 17 | R: 0 E: 0 K: 0 S: 12 | H: 0 LOB: 1 BB: 1 P: 22 | R: 0 E: 0 K: 0 S: 6 | H: 1 LOB: 0 BB: 0 P: 9 | R: 0 E: 0 K: 1 S: 6 | H: 0 LOB: 0 BB: 0 P: 9 | R: 0 E: 0 K: 0 S: 7 | H: 1 LOB: 1 BB: 0 P: 16 | R: 1 E: 0 K: 0 S: 8 | H: 2 LOB: 1 BB: 0 P: 10 | 1B: 3 2B: 2 3B: 0 HR: 1 | SF: 0 SAC: 0 DP: 2 HBP: 0 | WP: 0 PB: 0 SB: 0 CS: 0 | PA: 34 |
| PITCHER | IP WLS BF H R ER SO BB IBB HBP BLK WP HR S P ERA WHIP | 9.0 W 34 6 2 2 2 2 0 0 0 0 1 73 120 2.00 0.889 | | | | | | | | | | | | | | | | | | | | |

Seattle Mariners @ Los Angeles Angels
Angel Stadium of Anaheim, Anaheim, CA
Thu Jul 07 2005, 7:05 PM PDT
Att: 43,747 - Clear - 73 F

AB 31
R 2
H 6
RBI 2
BB 2
SO 2
LOB 9



| Batter | 1 | 2 | 3 | 4 | 5 | 6 | 7 | 8 | 9 | AB | R | H | RBI | BB | SO | LOB | TOP | | | | | | | | |
|--|---|---|---|---|---|---|---|---|---|---|---|---|---|---|---|---|--|---|---|---|---|---|---|---|---|
| 51 Ichiro Suzuki, L (1, 9) OBP: 0.393, SLG: 0.430 | G1-3 | | K | | | | G3 | | SF9 | 4 | 1 | 1 | 1 | 0 | 1 | 0 | Seattle Mariners @ Los Angeles Angels Angel Stadium of Anaheim, Anaheim, CA Sat Jul 09 2005, 7:05 PM PDT Att: 44,012 - Clear - 71 F | | | | | | | | |
| Randy Winn, S (1, 7) OBP: 0.336, SLG: 0.376 | P6 | | G4-3 | | | | K | | FC1-2 | 5 | 1 | 1 | 1 | 0 | 1 | 2 | | | | | | | | | |
| Raul Ibanez, L (1, 10) OBP: 0.361, SLG: 0.474 | BB 1B | | | | F7 | | | | P6 | 5 | 1 | 3 | 1 | 0 | 0 | 2 | | | | | | | | | |
| Richie Sexson, R (1, 3) OBP: 0.359, SLG: 0.495 | BB | | | | 29 G5-4-3 1B | | | | | 3 | 0 | 2 | 2 | 1 | 1 | 1 | | | | | | | | | |
| 29 Adrian Beltré, R (1, 5) OBP: 0.304, SLG: 0.409 | K | | | | G5-4-3 1B | | | | | 4 | 0 | 0 | 0 | 0 | 2 | 5 | | | | | | | | | |
| 7 Jeremy Reed, L (1, 8) OBP: 0.326, SLG: 0.356 | | | | | G5-3 | | | | | 4 | 0 | 1 | 0 | 0 | 2 | 1 | | | | | | | | | |
| 16 Willie Bloomquist, R (1, 4) OBP: 0.324, SLG: 0.365 | K | | | | | | | | | 4 | 2 | 2 | 0 | 0 | 1 | 1 | | | | | | | | | |
| 12 Michael Morse, R (1, 6) OBP: 0.415, SLG: 0.441 | K | | | | | | | | | 3 | 0 | 1 | 1 | 1 | 1 | 0 | | | | | | | | | |
| Miguel Olivo, R (1, 2) OBP: 0.171, SLG: 0.226 | | | | | K | | | | | 4 | 1 | 1 | 0 | 0 | 1 | 1 | | | | | | | | | |
| Inning Stats | R: 0 E: 0 K: 1 S: 13 | H: 1 LOB: 2 BB: 1 P: 23 | R: 0 E: 0 K: 3 S: 11 | H: 0 LOB: 0 BB: 0 P: 17 | R: 0 E: 0 K: 2 S: 13 | H: 0 LOB: 0 BB: 0 P: 19 | R: 0 E: 0 K: 0 S: 9 | H: 1 LOB: 0 BB: 0 P: 15 | R: 5 E: 0 K: 0 S: 16 | H: 6 LOB: 1 BB: 0 P: 25 | R: 0 E: 0 K: 0 S: 4 | H: 1 LOB: 0 BB: 0 P: 5 | R: 0 E: 0 K: 1 S: 8 | H: 0 LOB: 0 BB: 0 P: 10 | R: 0 E: 0 K: 3 S: 13 | H: 1 LOB: 0 BB: 0 P: 17 | R: 1 E: 0 K: 0 S: 19 | H: 2 LOB: 2 BB: 1 P: 24 | 1B: 10 2B: 2 HR: 0 | SF: 1 SAC: 0 DP: 1 HBP: 0 | WP: 0 PB: 0 SB: 2 CS: 1 | PA: 39 | | | |
| PITCHER | IP WLS BF H R ER SO BB IBB HBP BLK WP HR S P ERA WHIP | IP WLS BF H R ER SO BB IBB HBP BLK WP HR S P ERA WHIP | IP WLS BF H R ER SO BB IBB HBP BLK WP HR S P ERA WHIP | IP WLS BF H R ER SO BB IBB HBP BLK WP HR S P ERA WHIP | IP WLS BF H R ER SO BB IBB HBP BLK WP HR S P ERA WHIP | IP WLS BF H R ER SO BB IBB HBP BLK WP HR S P ERA WHIP | IP WLS BF H R ER SO BB IBB HBP BLK WP HR S P ERA WHIP | IP WLS BF H R ER SO BB IBB HBP BLK WP HR S P ERA WHIP | IP WLS BF H R ER SO BB IBB HBP BLK WP HR S P ERA WHIP | IP WLS BF H R ER SO BB IBB HBP BLK WP HR S P ERA WHIP | IP WLS BF H R ER SO BB IBB HBP BLK WP HR S P ERA WHIP | IP WLS BF H R ER SO BB IBB HBP BLK WP HR S P ERA WHIP | IP WLS BF H R ER SO BB IBB HBP BLK WP HR S P ERA WHIP | IP WLS BF H R ER SO BB IBB HBP BLK WP HR S P ERA WHIP | IP WLS BF H R ER SO BB IBB HBP BLK WP HR S P ERA WHIP | IP WLS BF H R ER SO BB IBB HBP BLK WP HR S P ERA WHIP | IP WLS BF H R ER SO BB IBB HBP BLK WP HR S P ERA WHIP | IP WLS BF H R ER SO BB IBB HBP BLK WP HR S P ERA WHIP | IP WLS BF H R ER SO BB IBB HBP BLK WP HR S P ERA WHIP | IP WLS BF H R ER SO BB IBB HBP BLK WP HR S P ERA WHIP | IP WLS BF H R ER SO BB IBB HBP BLK WP HR S P ERA WHIP | IP WLS BF H R ER SO BB IBB HBP BLK WP HR S P ERA WHIP | IP WLS BF H R ER SO BB IBB HBP BLK WP HR S P ERA WHIP | IP WLS BF H R ER SO BB IBB HBP BLK WP HR S P ERA WHIP | IP WLS BF H R ER SO BB IBB HBP BLK WP HR S P ERA WHIP |
| 41 John Lackey, R (1, 1) ERA: 4.22 | 7.0 | L | 29 | 9 | 5 | 5 | 7 | 1 | 0 | 0 | 0 | 0 | 0 | 0 | 0 | 0 | 6.43 | 1.429 | | | | | | | |
| Brendan Donnelly, R (8, 1) ERA: 3.55 | 1.0 | | 4 | 1 | 0 | 0 | 3 | 0 | 0 | 0 | 0 | 0 | 0 | 0 | 0 | 0 | 0.00 | 1.000 | | | | | | | |
| Esteban Yan, R (9, 1) ERA: 4.29 | 1.0 | | 6 | 2 | 1 | 1 | 0 | 1 | 0 | 0 | 0 | 0 | 0 | 0 | 0 | 0 | 9.00 | 3.000 | | | | | | | |

| | |
|-----|----|
| AB | 36 |
| R | 6 |
| H | 12 |
| RBI | 6 |
| BB | 2 |
| SO | 10 |
| LOB | 13 |




| Batter | 1 | 2 | 3 | 4 | 5 | 6 | 7 | 8 | 9 | AB | R | H | RBI | BB | SO | LOB | BOTTOM | | | | | | | |
|--|---|---|---|---|---|---|---|---|---|---|---|---|---|---|---|---|--|---|---|---|---|---|---|---|
| 9 Chone Figgins, S (1, 5) OBP: 0.332, SLG: 0.405 | F8 | | G6-3 2B | | | | G5-3 | | | 4 | 0 | 2 | 0 | 0 | 0 | 2 | Seattle Mariners @ Los Angeles Angels Angel Stadium of Anaheim, Anaheim, CA Sat Jul 09 2005, 7:05 PM PDT Att: 44,012 - Clear - 71 F | | | | | | | |
| Darin Erstad, L (1, 3) OBP: 0.350, SLG: 0.401 | F8 | | G6-3 | | | | | | | 4 | 0 | 0 | 1 | 0 | 0 | 2 | | | | | | | | |
| 27 Vladimir Guerrero, R (1, 9) OBP: 0.390, SLG: 0.577 | F8 | | F8 | | | | | | | 4 | 0 | 0 | 0 | 0 | 0 | 1 | | | | | | | | |
| 16 Garret Anderson, L (1, 10) OBP: 0.329, SLG: 0.470 | | | | | G3 | | | | | 3 | 0 | 0 | 0 | 1 | 2 | 0 | | | | | | | | |
| 20 Juan Rivera, R (1, 7) OBP: 0.291, SLG: 0.457 | | | | | F9 | | | | | 4 | 1 | 2 | 1 | 0 | 1 | 0 | | | | | | | | |
| 6 Maicer Izturis, S (1, 6) OBP: 0.354, SLG: 0.456 | | | | | F9 | | | | | 3 | 1 | 1 | 0 | 1 | 0 | 2 | | | | | | | | |
| Jeff DaVanon, S (1, 8) OBP: 0.362, SLG: 0.331 | | | | | G3 | | | | | 3 | 0 | 0 | 0 | 1 | 0 | 2 | | | | | | | | |
| José Molina, R (1, 2) OBP: 0.304, SLG: 0.327 | | | | | | | | | | 2 | 1 | 1 | 0 | 0 | 0 | 0 | | | | | | | | |
| Curtis Priddy, L (7, PH) ERA: 2.52 | | | | | | | | | | 1 | 0 | 0 | 0 | 0 | 0 | 2 | | | | | | | | |
| Bengie Molina, R (8, 2) OBP: 0.349, SLG: 0.480 | | | | | | | | | | 1 | 0 | 0 | 0 | 0 | 0 | 0 | | | | | | | | |
| Adam Kennedy, L (1, 4) OBP: 0.384, SLG: 0.405 | | | | | F8 | | | | | 3 | 0 | 1 | 1 | 0 | 1 | 1 | | | | | | | | |
| Inning Stats | R: 0 E: 0 K: 0 S: 10 | H: 0 LOB: 0 BB: 0 P: 14 | R: 0 E: 0 K: 0 S: 9 | H: 1 LOB: 1 BB: 0 P: 14 | R: 1 E: 0 K: 0 S: 15 | H: 2 LOB: 1 BB: 0 P: 23 | R: 0 E: 0 K: 0 S: 10 | H: 1 LOB: 1 BB: 1 P: 18 | R: 0 E: 0 K: 2 S: 8 | H: 0 LOB: 0 BB: 0 P: 10 | R: 0 E: 0 K: 0 S: 11 | H: 1 LOB: 1 BB: 2 P: 23 | R: 0 E: 0 K: 1 S: 6 | H: 0 LOB: 0 BB: 0 P: 10 | R: 1 E: 0 K: 0 S: 12 | H: 1 LOB: 0 BB: 0 P: 15 | 1B: 5 2B: 1 3B: 0 HR: 1 | SF: 0 SAC: 0 DP: 2 HBP: 0 | WP: 1 PB: 0 SB: 1 CS: 0 | PA: 35 | | | | |
| PITCHER | IP WLS BF H R ER SO BB IBB HBP BLK WP HR S P ERA WHIP | IP WLS BF H R ER SO BB IBB HBP BLK WP HR S P ERA WHIP | IP WLS BF H R ER SO BB IBB HBP BLK WP HR S P ERA WHIP | IP WLS BF H R ER SO BB IBB HBP BLK WP HR S P ERA WHIP | IP WLS BF H R ER SO BB IBB HBP BLK WP HR S P ERA WHIP | IP WLS BF H R ER SO BB IBB HBP BLK WP HR S P ERA WHIP | IP WLS BF H R ER SO BB IBB HBP BLK WP HR S P ERA WHIP | IP WLS BF H R ER SO BB IBB HBP BLK WP HR S P ERA WHIP | IP WLS BF H R ER SO BB IBB HBP BLK WP HR S P ERA WHIP | IP WLS BF H R ER SO BB IBB HBP BLK WP HR S P ERA WHIP | IP WLS BF H R ER SO BB IBB HBP BLK WP HR S P ERA WHIP | IP WLS BF H R ER SO BB IBB HBP BLK WP HR S P ERA WHIP | IP WLS BF H R ER SO BB IBB HBP BLK WP HR S P ERA WHIP | IP WLS BF H R ER SO BB IBB HBP BLK WP HR S P ERA WHIP | IP WLS BF H R ER SO BB IBB HBP BLK WP HR S P ERA WHIP | IP WLS BF H R ER SO BB IBB HBP BLK WP HR S P ERA WHIP | IP WLS BF H R ER SO BB IBB HBP BLK WP HR S P ERA WHIP | IP WLS BF H R ER SO BB IBB HBP BLK WP HR S P ERA WHIP | IP WLS BF H R ER SO BB IBB HBP BLK WP HR S P ERA WHIP | IP WLS BF H R ER SO BB IBB HBP BLK WP HR S P ERA WHIP | IP WLS BF H R ER SO BB IBB HBP BLK WP HR S P ERA WHIP | IP WLS BF H R ER SO BB IBB HBP BLK WP HR S P ERA WHIP | IP WLS BF H R ER SO BB IBB HBP BLK WP HR S P ERA WHIP | IP WLS BF H R ER SO BB IBB HBP BLK WP HR S P ERA WHIP |
| Ryan Franklin, R (1, 1) ERA: 4.35 | 6.1 | W | 26 | 5 | 2 | 2 | 3 | 0 | 0 | 0 | 0 | 0 | 0 | 0 | 0 | 0 | 2.84 | 1.263 | | | | | | |
| Ron Villone, L (7, 1) ERA: 2.52 | 1.2 | H | 5 | 1 | 0 | 0 | 1 | 0 | 0 | 0 | 0 | 0 | 0 | 0 | 0 | 0 | 0.00 | 0.600 | | | | | | |
| 20 J.J. Putz, R (9, 1) ERA: 2.57 | 1.0 | | 4 | 1 | 1 | 1 | 0 | 0 | 0 | 0 | 0 | 1 | 12 | 15 | 9.00 | 1.000 | | | | | | | | |

| | |
|-----|----|
| AB | 32 |
| R | 3 |
| H | 7 |
| RBI | 3 |
| BB | 3 |
| SO | 4 |
| LOB | 12 |



| Batter | 1 | 2 | 3 | 4 | 5 | 6 | 7 | 8 | 9 | AB | R | H | RBI | BB | SO | LOB | TOP | | | | | | | | |
|---|-------------------------------|----------------------------------|------------------------------|---------------------------------|------------------------------|----------------------------------|-------------------------------|----------------------------------|-------------------------------|----------------------------------|-------------------------------|----------------------------------|-------------------------------|----------------------------------|-------------------------------|----------------------------------|---|----------------------------------|----------------------------------|------------------------------------|----------------------------------|--------|--|--|--|
| 9 Chone Figgins, S OBP: 0.333, SLG: 0.403 | G3-1 | | | 16 BB 1B | F8 | | F8 | G6-3 | | 5 | 0 | 1 | 0 | 0 | 0 | 4 | Los Angeles Angels @ Minnesota Twins Hubert H. Humphrey Metrodome, Minneapolis, MN Thu Jul 14 2005, 8:10 PM EDT Att: 21,979 - Dome - 70 F livebaseballscorecards.com | | | | | | | | |
| Darin Erstad, L OBP: 0.351, SLG: 0.397 | G1-3 | | | F7 | 27 BB 1B | | 27 G6-3 BB | G4-3 | | 4 | 0 | 1 | 0 | 1 | 0 | 1 | | | | | | | | | |
| 27 Vladimir Guerrero, R OBP: 0.365, SLG: 0.575 | G6-3 | | | F8 | 16 L-3 BB | | G6-3 | G1-3 | | 4 | 0 | 0 | 0 | 1 | 0 | 3 | | | | | | | | | |
| 16 Garret Anderson, L (1, 10) OBP: 0.329, SLG: 0.463 | | | | F7 | FC6-4 BB | | L3 | K | | 3 | 0 | 0 | 0 | 2 | 1 | 3 | | | | | | | | | |
| Bengie Molina, R OBP: 0.340, SLG: 0.464 | G5-3 | | | FC6-4 BB | | | G5-3 | P3 | | 4 | 0 | 0 | 0 | 0 | 0 | 5 | | | | | | | | | |
| 20 Juan Rivera, R OBP: 0.295, SLG: 0.449 | K | | | | | | | P2 | | 3 | 1 | 1 | 0 | 1 | 1 | 0 | | | | | | | | | |
| Steve Finley, L OBP: 0.290, SLG: 0.414 | | | | G4-6-3 1B | | | 2B BB | L9 | | 4 | 1 | 2 | 1 | 0 | 1 | 1 | | | | | | | | | |
| 6 Maicer Izturis, S OBP: 0.346, SLG: 0.459 | | | | G4-6-3 1-2 | | | 2B 3B 1B | F8 | | 4 | 1 | 2 | 1 | 0 | 0 | 2 | | | | | | | | | |
| Adam Kennedy, L OBP: 0.393, SLG: 0.421 | F8 | | | | | | 27 WP 1B 3H | 27 G6-3 BB | | 3 | 0 | 2 | 1 | 1 | 0 | 0 | | | | | | | | | |
| Inning Stats | R: 0 E: 0 K: 0 S: 10 | H: 0 LOB: 0 BB: 0 P: 14 | R: 0 E: 0 K: 1 S: 7 | H: 0 LOB: 0 BB: 0 P: 9 | R: 0 E: 0 K: 0 S: 8 | H: 1 LOB: 0 BB: 0 P: 12 | R: 0 E: 0 K: 0 S: 13 | H: 1 LOB: 2 BB: 1 P: 22 | R: 3 E: 0 K: 0 S: 18 | H: 5 LOB: 2 BB: 1 P: 29 | R: 0 E: 0 K: 1 S: 11 | H: 0 LOB: 1 BB: 1 P: 20 | R: 0 E: 0 K: 0 S: 12 | H: 1 LOB: 3 BB: 2 P: 25 | R: 0 E: 0 K: 0 S: 10 | H: 1 LOB: 2 BB: 1 P: 19 | R: 0 E: 0 K: 1 S: 10 | H: 0 LOB: 0 BB: 0 P: 14 | 1B: 7 2B: 2 3B: 1 HR: 0 | SF: 0 SAC: 0 DP: 2 HBP: 0 | WP: 1 PB: 0 SB: 1 CS: 0 | PA: 40 | | | |
| PITCHER | IP | WLS | BF | H | R | ER | SO | BB | IBB | HBP | BLK | WP | HR | S | P | ERA | WHIP | | | | | | | | |
| Kyle Lohse, R ERA: 4.42 | 6.0 | L | 26 | 7 | 3 | 3 | 2 | 3 | 0 | 0 | 0 | 1 | 0 | 67 | 106 | 4.50 | 1.667 | | | | | | | | |
| J.C. Romero, L ERA: 2.39 | 0.2 | | 5 | 1 | 0 | 0 | 0 | 1 | 1 | 0 | 0 | 0 | 0 | 11 | 23 | 0.00 | 3.000 | | | | | | | | |
| 2B Jesse Crain, R ERA: 2.36 | 1.1 | | 6 | 1 | 0 | 0 | 0 | 1 | 0 | 0 | 0 | 0 | 0 | 11 | 21 | 0.00 | 1.500 | | | | | | | | |
| Juan Rincon, R ERA: 2.48 | 1.0 | | 3 | 0 | 0 | 0 | 1 | 0 | 0 | 0 | 0 | 0 | 0 | 10 | 14 | 0.00 | 0.000 | | | | | | | | |

| Batter | 1 | 2 | 3 | 4 | 5 | 6 | 7 | 8 | 9 | AB | R | H | RBI | BB | SO | LOB | BOTTOM | | | | | | | | |
|--|-------------------------------|----------------------------------|-------------------------------|----------------------------------|------------------------------|----------------------------------|-------------------------------|----------------------------------|------------------------------|---------------------------------|-------------------------------|----------------------------------|-------------------------------|----------------------------------|-------------------------------|----------------------------------|---|----------------------------------|----------------------------------|------------------------------------|----------------------------------|--------|--|--|--|
| Shannon Stewart, R OBP: 0.340, SLG: 0.422 | 1B | | F9 | | P4 | | 7 FC4-6 HBP | | | 3 | 0 | 1 | 0 | 0 | 0 | 0 | Los Angeles Angels @ Minnesota Twins Hubert H. Humphrey Metrodome, Minneapolis, MN Thu Jul 14 2005, 8:10 PM EDT Att: 21,979 - Dome - 70 F livebaseballscorecards.com | | | | | | | | |
| 7 Joe Mauer, L OBP: 0.371, SLG: 0.424 | K | | | BB 1B 1B | G3 | | FC4-6 1-2 2-3 | | | 4 | 1 | 1 | 0 | 0 | 1 | 3 | | | | | | | | | |
| Bret Boone, R OBP: 0.295, SLG: 0.379 | K | | | F9 | | | F8 | L7 | | 4 | 0 | 0 | 0 | 0 | 1 | 4 | | | | | | | | | |
| Torii Hunter, R OBP: 0.341, SLG: 0.478 | L1 | | | 1B 20 SF9 1B | | | P6 | K | | 4 | 1 | 1 | 0 | 0 | 1 | 1 | | | | | | | | | |
| Matthew LeCroy, R OBP: 0.379, SLG: 0.504 | K | | | 1B BB | | | 1B | K | | 2 | 0 | 1 | 0 | 1 | 1 | 0 | | | | | | | | | |
| 33 Justin Morneau, L (6, PR) OBP: 0.330, SLG: 0.475 | K | | | 1-2 2-3 1B | | | 1B | K | | 1 | 0 | 0 | 0 | 0 | 1 | 0 | | | | | | | | | |
| Jacque Jones, L OBP: 0.352, SLG: 0.425 | K | | | FC4-6 1B | | | 1B | G1-3 | | 4 | 0 | 2 | 1 | 0 | 1 | 0 | | | | | | | | | |
| 20 Lew Ford, R OBP: 0.349, SLG: 0.392 | G5-3 | | | SF9 | | | F7 | | | 3 | 0 | 0 | 1 | 0 | 1 | 2 | | | | | | | | | |
| 8 Nick Punto, S OBP: 0.339, SLG: 0.400 | | | | G5-3 | FC4-6 1-2 | | 7 FC4-6 HBP BB | G3 | | 3 | 0 | 0 | 0 | 1 | 0 | 2 | | | | | | | | | |
| Juan Castro, R OBP: 0.258, SLG: 0.352 | F8 | | | | | | B2 | K | | 3 | 0 | 0 | 0 | 0 | 0 | 1 | | | | | | | | | |
| Michael Ryan, L (9, PH) OBP: 0.297, SLG: 0.324 | | | | | | | | K | | 1 | 0 | 0 | 0 | 0 | 1 | 0 | | | | | | | | | |
| Inning Stats | R: 0 E: 0 K: 2 S: 10 | H: 1 LOB: 1 BB: 0 P: 12 | R: 0 E: 0 K: 2 S: 10 | H: 0 LOB: 0 BB: 0 P: 13 | R: 0 E: 0 K: 0 S: 9 | H: 0 LOB: 0 BB: 0 P: 12 | R: 2 E: 0 K: 0 S: 18 | H: 3 LOB: 2 BB: 1 P: 32 | R: 0 E: 0 K: 0 S: 5 | H: 0 LOB: 0 BB: 0 P: 8 | R: 0 E: 0 K: 0 S: 10 | H: 2 LOB: 2 BB: 0 P: 14 | R: 0 E: 0 K: 0 S: 10 | H: 0 LOB: 2 BB: 1 P: 18 | R: 0 E: 0 K: 2 S: 10 | H: 0 LOB: 0 BB: 0 P: 15 | R: 0 E: 0 K: 2 S: 10 | H: 0 LOB: 0 BB: 0 P: 14 | 1B: 6 2B: 0 3B: 0 HR: 0 | SF: 1 SAC: 0 DP: 0 HBP: 1 | WP: 0 PB: 0 SB: 0 CS: 0 | PA: 36 | | | |
| PITCHER | IP | WLS | BF | H | R | ER | SO | BB | IBB | HBP | BLK | WP | HR | S | P | ERA | WHIP | | | | | | | | |
| Jarrod Washburn, L ERA: 3.23 | 5.2 | W | 24 | 6 | 2 | 2 | 4 | 1 | 0 | 0 | 0 | 0 | 0 | 88 | 88 | 3.18 | 1.235 | | | | | | | | |
| Brendan Donnelly, R ERA: 3.49 | 0.2 | H | 4 | 0 | 0 | 0 | 0 | 1 | 0 | 1 | 0 | 0 | 0 | 8 | 15 | 0.00 | 1.500 | | | | | | | | |
| 62 Scot Shields, R ERA: 2.45 | 1.2 | H | 5 | 0 | 0 | 0 | 2 | 0 | 0 | 0 | 0 | 0 | 0 | 14 | 21 | 0.00 | 0.000 | | | | | | | | |
| Francisco Rodriguez, R ERA: 2.14 | 1.0 | S | 3 | 0 | 0 | 0 | 2 | 0 | 0 | 0 | 0 | 0 | 0 | 10 | 14 | 0.00 | 0.000 | | | | | | | | |



| Batter | 1 | 2 | 3 | 4 | 5 | 6 | 7 | 8 | 9 | AB | R | H | RBI | BB | SO | LOB | TOP | | | | | | | | |
|--|------------------------------|----------------------------------|-------------------------------------|----------------------------------|------------------------------|---------------------------------|-------------------------------|----------------------------------|------------------------------|----------------------------------|-------------------------------|----------------------------------|------------------------------|----------------------------------|------------------------------|---------------------------------|------------------------------|---------------------------------|----------------------------------|------------------------------------|----------------------------------|--------|--|--|--|
| 9 Chone Figgins, S OBP: 0.335, SLG: 0.405 | 1-0 1B | | 0-1 P4 | | | 1-2 1B | | 0-1 F8 | | 4 | 1 | 2 | 0 | 0 | 0 | 0 | | | | | | | | | |
| Darin Erstad, L OBP: 0.352, SLG: 0.401 | 2-1 F9 | | | 1-0 2B | | 1-2 1B | | 1-0 L4 | | 4 | 2 | 2 | 1 | 0 | 0 | 1 | | | | | | | | | |
| 27 Vladimir Guerrero, R OBP: 0.380, SLG: 0.567 | 0-0 F8 | | | 1-3 K | | 0-0 P2 | | 0-0 F7 | 0-1 F7 | 4 | 0 | 0 | 0 | 0 | 1 | 3 | | | | | | | | | |
| Steve Finley, L OBP: 0.286, SLG: 0.409 | 0-3 K | | | 0-1 P4 | | 2-2 SF8 | | 0-2 P3 | | 3 | 0 | 0 | 1 | 0 | 1 | 2 | | | | | | | | | |
| Bengie Molina, R OBP: 0.338, SLG: 0.465 | | 1-1 F9 | | 0-0 2B | | 2-2 G5-3 | | 0-0 F9 | | 4 | 0 | 1 | 1 | 0 | 0 | 0 | | | | | | | | | |
| 20 Juan Rivera, R OBP: 0.290, SLG: 0.441 | | 0-1 G4-3 | | 0-3 K | | | 0-0 F8 | | | 3 | 0 | 0 | 0 | 0 | 1 | 1 | | | | | | | | | |
| 6 Maicer Izturis, S OBP: 0.336, SLG: 0.446 | | 0-1 P5 | | | 0-0 G4-3 | | 1-2 G4-3 | | | 3 | 0 | 0 | 0 | 0 | 0 | 0 | | | | | | | | | |
| Jeff DaVanon, S OBP: 0.349, SLG: 0.317 | | | 2-0 F7 | | 1-2 G3-1 | | 2-2 F8 | | | 3 | 0 | 0 | 0 | 0 | 0 | 0 | | | | | | | | | |
| Adam Kennedy, L OBP: 0.387, SLG: 0.415 | | | 1-0 F8 | | 2-2 P6 | | | 0-2 K | | 3 | 0 | 0 | 0 | 0 | 1 | 0 | | | | | | | | | |
| Inning Stats | R: 0 E: 0 K: 1 S: 7 | H: 1 LOB: 1 BB: 0 P: 10 | R: 0 E: 0 K: 0 S: 6 | H: 0 LOB: 0 BB: 0 P: 7 | R: 0 E: 0 K: 0 S: 4 | H: 0 LOB: 0 BB: 0 P: 7 | R: 1 E: 0 K: 2 S: 12 | H: 2 LOB: 1 BB: 0 P: 14 | R: 0 E: 0 K: 0 S: 7 | H: 0 LOB: 0 BB: 0 P: 10 | R: 2 E: 1 K: 0 S: 15 | H: 2 LOB: 0 BB: 0 P: 21 | R: 0 E: 0 K: 0 S: 8 | H: 0 LOB: 0 BB: 0 P: 11 | R: 0 E: 0 K: 1 S: 8 | H: 0 LOB: 0 BB: 0 P: 9 | R: 0 E: 0 K: 0 S: 6 | H: 0 LOB: 0 BB: 0 P: 6 | 1B: 3 2B: 2 3B: 0 HR: 0 | SF: 1 SAC: 0 DP: 0 HBP: 0 | WP: 0 PB: 0 SB: 1 CS: 0 | PA: 32 | | | |
| PITCHER Brad Radke, R ERA: 4.0 | IP: 9.0 WLS: L BF: 32 | H: 5 R: 3 ER: 2 SO: 4 | BB: 0 IBB: 0 HBP: 0 BLK: 0 | WP: 0 HR: 0 S: 73 P: 95 | ERA: 2.00 WHIP: 0.556 | | | | | | | | | | | | | | | | | | | | |

Los Angeles Angels @ Minnesota Twins
Hubert H. Humphrey Metrodome, Minneapolis, MN

AB 31
R 3
H 5
RBI 3
BB 0
SO 4
LOB 7



WP: 0
PB: 0
SB: 1
CS: 0

PA: 32

| Batter | 1 | 2 | 3 | 4 | 5 | 6 | 7 | 8 | 9 | AB | R | H | RBI | BB | SO | LOB | BOTTOM | | | | | | | | |
|---|------------------------------|---------------------------------|-------------------------------------|----------------------------------|-------------------------------|----------------------------------|------------------------------|---------------------------------|------------------------------|---------------------------------|-------------------------------|----------------------------------|------------------------------|---------------------------------|-------------------------------|----------------------------------|------------------------------|----------------------------------|----------------------------------|------------------------------------|----------------------------------|--------|--|--|--|
| Shannon Stewart, R OBP: 0.342, SLG: 0.425 | 0-1 E6 | | 2-1 SF8 | | | 3-1 2B | | 4-0 CS | | 2 | 0 | 1 | 2 | 1 | 0 | 0 | | | | | | | | | |
| Bret Boone, R OBP: 0.291, SLG: 0.374 | 0-1 G6-4-3 | | 2-3 K | | | 0-1 G6-3 | | 1-2 G6-3 | | 4 | 0 | 0 | 0 | 0 | 1 | 4 | | | | | | | | | |
| 7 Joe Mauer, L OBP: 0.373, SLG: 0.420 | 2-2 G4-3 | | | 0-1 F8 | | 4-1 BB | | 4-2 BB | | 2 | 0 | 0 | 0 | 2 | 0 | 0 | | | | | | | | | |
| 33 Justin Morneau, L OBP: 0.325, SLG: 0.468 | | 1-1 P5 | | 0-0 P5 | | 3-1 FC3-2-5 | | 3-2 F8 | | 4 | 0 | 0 | 0 | 0 | 0 | 3 | | | | | | | | | |
| Tori Hunter, R OBP: 0.337, SLG: 0.472 | | 0-1 G6-3 | | 0-1 G6-3 | | 1-3 P4 | | 0-3 K | | 4 | 0 | 0 | 0 | 0 | 1 | 2 | | | | | | | | | |
| Jacque Jones, L OBP: 0.346, SLG: 0.419 | | 1-2 G4-3 | | | 3-2 G3 | | 0-1 G4-3 | | 2-3 K | 4 | 0 | 0 | 0 | 0 | 1 | 0 | | | | | | | | | |
| 20 Lew Ford, R OBP: 0.351, SLG: 0.389 | | | 2-1 FC6-4 | | 0-0 G5-3 | | 0-0 G4-3 | | 4-2 BB | 2 | 0 | 0 | 0 | 1 | 0 | 0 | | | | | | | | | |
| 8 Nick Punto, S OBP: 0.337, SLG: 0.402 | | | 1-1 FC6-4 | | 0-0 F8 | | 1-1 2B | | 0-0 FC6-4 | 4 | 1 | 1 | 0 | 0 | 0 | 2 | | | | | | | | | |
| 38 Luis Antonio Rodriguez, S OBP: 0.356, SLG: 0.442 | | | 0-1 SF8 | | | 3-2 2B | | 1-0 F9 | | 3 | 1 | 2 | 0 | 0 | 0 | 1 | | | | | | | | | |
| Inning Stats | R: 0 E: 1 K: 0 S: 7 | H: 0 LOB: 0 BB: 0 P: 9 | R: 0 E: 0 K: 0 S: 8 | H: 0 LOB: 0 BB: 0 P: 10 | R: 1 E: 0 K: 1 S: 10 | H: 1 LOB: 1 BB: 0 P: 17 | R: 0 E: 0 K: 0 S: 5 | H: 0 LOB: 0 BB: 0 P: 5 | R: 0 E: 0 K: 0 S: 5 | H: 0 LOB: 0 BB: 0 P: 8 | R: 1 E: 0 K: 0 S: 16 | H: 2 LOB: 2 BB: 1 P: 32 | R: 0 E: 0 K: 0 S: 6 | H: 1 LOB: 1 BB: 0 P: 8 | R: 0 E: 0 K: 0 S: 15 | H: 0 LOB: 1 BB: 2 P: 27 | R: 0 E: 0 K: 2 S: 9 | H: 0 LOB: 1 BB: 1 P: 15 | 1B: 1 2B: 3 3B: 0 HR: 0 | SF: 1 SAC: 0 DP: 1 HBP: 1 | WP: 0 PB: 0 SB: 0 CS: 1 | PA: 35 | | | |
| PITCHER Paul Byrd, R ERA: 3.67 | IP: 7.0 WLS: W BF: 27 | H: 4 R: 2 ER: 2 SO: 1 | BB: 1 IBB: 0 HBP: 0 BLK: 0 | WP: 0 HR: 0 S: 15 P: 27 | ERA: 0.00 WHIP: 2.000 | | | | | | | | | | | | | | | | | | | | |
| 62 Scot Shields, R ERA: 2.41 | IP: 1.0 WLS: H BF: 4 | H: 0 R: 0 ER: 0 SO: 0 | BB: 2 IBB: 0 HBP: 0 BLK: 0 | WP: 0 HR: 0 S: 9 P: 15 | ERA: 0.00 WHIP: 1.000 | | | | | | | | | | | | | | | | | | | | |
| Francisco Rodriguez, R ERA: 2.08 | IP: 1.0 WLS: S BF: 4 | H: 0 R: 0 ER: 0 SO: 2 | BB: 1 IBB: 0 HBP: 0 BLK: 0 | WP: 0 HR: 0 S: 9 P: 15 | ERA: 0.00 WHIP: 1.000 | | | | | | | | | | | | | | | | | | | | |

Los Angeles Angels @ Minnesota Twins
Hubert H. Humphrey Metrodome, Minneapolis, MN

AB 29
R 2
H 4
RBI 2
BB 4
SO 3
LOB 12



WP: 0
PB: 0
SB: 0
CS: 1

PA: 35

Fri Jul 15 2005, 8:10 PM EDT
Att: 25,920 - Dome - 73 F

livebaseballscorecards.com

| Batter | 1 | 2 | 3 | 4 | 5 | 6 | 7 | 8 | 9 | AB | R | H | RBI | BB | SO | LOB | TOP | | | |
|--|---|----------------------------------|------------------------------|----------------------------------|------------------------------|---------------------------------|-------------------------------|----------------------------------|------------------------------|---------------------------------|------------------------------|---------------------------------|-------------------------------|----------------------------------|-------------------------------|----------------------------------|----------------------------------|------------------------------------|----------------------------------|--------|
| 9 Chone Figgins, S OBP: 0.332, SLG: 0.400 | | | | | | | | | | 4 | 1 | 0 | 0 | 0 | 0 | 1 | | | | |
| Darin Erstad, L OBP: 0.349, SLG: 0.397 | | | | | | | | | | 4 | 0 | 0 | 0 | 0 | 0 | 1 | | | | |
| 27 Vladimir Guerrero, R OBP: 0.375, SLG: 0.559 | | | | | | | | | | 4 | 1 | 0 | 1 | 0 | 0 | 0 | | | | |
| 16 Garret Anderson, L OBP: 0.328, SLG: 0.461 | | | | | | | | | | 4 | 1 | 1 | 0 | 0 | 1 | 0 | | | | |
| Bengie Molina, R OBP: 0.337, SLG: 0.460 | | | | | | | | | | 4 | 0 | 1 | 0 | 0 | 2 | 2 | | | | |
| Jeff DaVanon, S OBP: 0.349, SLG: 0.317 | | | | | | | | | | 0 | 0 | 0 | 0 | 0 | 0 | 0 | | | | |
| 20 Juan Rivera, R OBP: 0.285, SLG: 0.436 | | | | | | | | | | | 4 | 0 | 1 | 1 | 0 | 0 | 1 | | | |
| Orlando Cabrera, R OBP: 0.301, SLG: 0.363 | | | | | | | | | | | 4 | 1 | 3 | 1 | 0 | 0 | 0 | | | |
| Zach Sorensen, S OBP: 0.265, SLG: 0.407 | | | | | | | | | | | 3 | 0 | 0 | 0 | 0 | 0 | 3 | | | |
| Steve Finley, L OBP: 0.285, SLG: 0.407 | | | | | | | | | | 1 | 0 | 0 | 0 | 0 | 1 | 1 | | | | |
| Adam Kennedy, L OBP: 0.387, SLG: 0.418 | | | | | | | | | | | 3 | 0 | 1 | 1 | 0 | 1 | 0 | | | |
| Inning Stats | R: 3 E: 2 K: 1 S: 23 | H: 3 LOB: 2 BB: 0 P: 33 | R: 0 E: 0 K: 1 S: 8 | H: 0 LOB: 0 BB: 0 P: 13 | R: 0 E: 0 K: 0 S: 7 | H: 0 LOB: 0 BB: 0 P: 8 | R: 1 E: 0 K: 0 S: 10 | H: 2 LOB: 1 BB: 0 P: 13 | R: 0 E: 0 K: 1 S: 6 | H: 0 LOB: 0 BB: 0 P: 9 | R: 0 E: 0 K: 0 S: 6 | H: 0 LOB: 0 BB: 0 P: 7 | R: 0 E: 0 K: 1 S: 13 | H: 0 LOB: 2 BB: 0 P: 19 | R: 0 E: 0 K: 1 S: 10 | H: 2 LOB: 2 BB: 0 P: 10 | 1B: 5 2B: 2 3B: 0 HR: 0 | SF: 0 SAC: 0 DP: 1 HBP: 0 | WP: 1 PB: 0 SB: 1 CS: 0 | PA: 35 |
| PITCHER | IP WLS BF H R ER SO BB IBB HBP BLK WP HR S P ERA WHIP | | | | | | | | | | | | | | | | | | | |
| Johan Santana, L ERA: 3.84 | 7.0 W 28 5 4 1 3 0 0 0 0 0 1 0 67 95 1.29 0.714 | | | | | | | | | | | | | | | | | | | |
| Juan Rincon, R ERA: 2.41 | 1.0 H 3 0 0 0 1 0 0 0 0 0 0 0 13 19 0.00 0.000 | | | | | | | | | | | | | | | | | | | |
| 36 Joe Nathan, R ERA: 3.35 | 1.0 S 4 2 0 0 1 0 0 0 0 0 0 0 10 10 0.00 2.000 | | | | | | | | | | | | | | | | | | | |

Los Angeles Angels @ Minnesota Twins
Hubert H. Humphrey Metrodome, Minneapolis, MN

Sat Jul 16 2005, 7:10 PM EDT
Att: 34,009 - Dome - 74 F

AB 35
R 4
H 7
RBI 4
BB 0
SO 5
LOB 9



| Batter | 1 | 2 | 3 | 4 | 5 | 6 | 7 | 8 | 9 | AB | R | H | RBI | BB | SO | LOB | BOTTOM | | | |
|---|---|----------------------------------|-------------------------------|----------------------------------|------------------------------|---------------------------------|-------------------------------|----------------------------------|-------------------------------|----------------------------------|------------------------------|---------------------------------|-------------------------------|----------------------------------|-------------------------------|----------------------------------|----------------------------------|------------------------------------|----------------------------------|--------|
| 8 Nick Punto, S OBP: 0.328, SLG: 0.391 | | | | | | | | | | 5 | 0 | 0 | 0 | 0 | 0 | 2 | | | | |
| Bret Boone, R OBP: 0.290, SLG: 0.371 | | | | | | | | | | 5 | 0 | 1 | 1 | 0 | 3 | 1 | | | | |
| Shannon Stewart, R OBP: 0.341, SLG: 0.423 | | | | | | | | | | 4 | 0 | 1 | 0 | 0 | 1 | 1 | | | | |
| 7 Joe Mauer, L OBP: 0.375, SLG: 0.422 | | | | | | | | | | 4 | 1 | 2 | 0 | 0 | 2 | 1 | | | | |
| Tori Hunter, R OBP: 0.339, SLG: 0.471 | | | | | | | | | | 3 | 1 | 1 | 0 | 1 | 0 | 2 | | | | |
| Jacque Jones, L OBP: 0.353, SLG: 0.423 | | | | | | | | | | 2 | 1 | 1 | 1 | 2 | 1 | 2 | | | | |
| 33 Justin Morneau, L OBP: 0.320, SLG: 0.462 | | | | | | | | | | 3 | 0 | 0 | 1 | 0 | 0 | 6 | | | | |
| Michael Ryan, L OBP: 0.341, SLG: 0.432 | | | | | | | | | | 3 | 1 | 2 | 2 | 1 | 0 | 2 | | | | |
| 38 Luis Antonio Rodriguez, S OBP: 0.352, SLG: 0.455 | | | | | | | | | | 4 | 1 | 1 | 0 | 0 | 0 | 4 | | | | |
| Juan Castro, R OBP: 0.258, SLG: 0.352 | | | | | | | | | | 0 | 0 | 0 | 0 | 0 | 0 | 0 | | | | |
| Inning Stats | R: 0 E: 0 K: 2 S: 12 | H: 0 LOB: 0 BB: 0 P: 16 | R: 0 E: 0 K: 1 S: 21 | H: 1 LOB: 3 BB: 2 P: 39 | R: 0 E: 0 K: 1 S: 7 | H: 1 LOB: 1 BB: 0 P: 9 | R: 5 E: 0 K: 0 S: 20 | H: 6 LOB: 1 BB: 0 P: 28 | R: 0 E: 0 K: 1 S: 14 | H: 0 LOB: 2 BB: 1 P: 22 | R: 0 E: 0 K: 0 S: 6 | H: 0 LOB: 0 BB: 0 P: 9 | R: 0 E: 1 K: 1 S: 12 | H: 0 LOB: 2 BB: 1 P: 22 | R: 0 E: 0 K: 1 S: 14 | H: 1 LOB: 1 BB: 0 P: 20 | 1B: 6 2B: 1 3B: 1 HR: 1 | SF: 1 SAC: 0 DP: 0 HBP: 0 | WP: 2 PB: 0 SB: 1 CS: 0 | PA: 38 |
| PITCHER | IP WLS BF H R ER SO BB IBB HBP BLK WP HR S P ERA WHIP | | | | | | | | | | | | | | | | | | | |
| 40 Bartolo Colon, R ERA: 3.64 | 5.0 L 26 8 5 5 5 3 0 0 0 0 0 2 1 74 114 9.00 2.200 | | | | | | | | | | | | | | | | | | | |
| Esteban Yan, R ERA: 4.06 | 2.0 8 0 0 0 1 1 0 0 0 0 0 0 18 31 0.00 0.500 | | | | | | | | | | | | | | | | | | | |
| Joel Peralta, R ERA: 4.5 | 1.0 4 1 0 0 1 0 0 0 0 0 0 0 14 20 0.00 1.000 | | | | | | | | | | | | | | | | | | | |

Los Angeles Angels @ Minnesota Twins
Hubert H. Humphrey Metrodome, Minneapolis, MN

Sat Jul 16 2005, 7:10 PM EDT
Att: 34,009 - Dome - 74 F

AB 33
R 5
H 9
RBI 5
BB 4
SO 7
LOB 21



| Batter | 1 | 2 | 3 | 4 | 5 | 6 | 7 | 8 | 9 | AB | R | H | RBI | BB | SO | LOB | TOP | | | | | |
|---|------------------------------|----------------------------------|-------------------------------|----------------------------------|------------------------------|----------------------------------|------------------------------|---------------------------------|-------------------------------|----------------------------------|------------------------------|----------------------------------|-------------------------------|----------------------------------|------------------------------|----------------------------------|---|------------------------------------|-------------------------|--------|--|--|
| 9 Chone Figgins, S OBP: 0.333, SLG: 0.401 | 1-3 K | | 0-1 G5-3 1B | | | 3-2 F7 | | 2-2 1B | | 4 | 0 | 2 | 0 | 0 | 1 | 0 | Los Angeles Angels @ Minnesota Twins Hubert H. Humphrey Metrodome, Minneapolis, MN Sun Jul 17 2005, 2:10 PM EDT Att: 30,367 - Dome - 70 F livebaseballscorecards.com | | | | | |
| Darin Erstad, L OBP: 0.345, SLG: 0.392 | 2-2 F7 | | 1-2 G5-3 | | | 1-3 K | | 1-0 G3 | | 4 | 0 | 0 | 0 | 0 | 1 | 2 | | | | | | |
| 27 Vladimir Guerrero, R OBP: 0.376, SLG: 0.556 | 0-2 G5-3 | | 0-0 G5-3 | | | 4-1 BB | | | 0-0 G4-1 1B | 3 | 0 | 1 | 0 | 1 | 0 | 1 | | | | | | |
| 16 Garret Anderson, L OBP: 0.324, SLG: 0.455 | | 1-3 K | | 0-0 G4-3 | | 1-2 G4-3 | | | 1-1 P5 | 4 | 0 | 0 | 0 | 0 | 1 | 2 | | | | | | |
| Steve Finley, L OBP: 0.284, SLG: 0.405 | | 0-0 G4-3 | | 2-2 L4 | | 2-1 G4-3 | | | 0-0 G4-1 1B | 4 | 0 | 1 | 0 | 0 | 0 | 0 | | | | | | |
| 6 Maicer Izturis, S OBP: 0.333, SLG: 0.433 | | 4-2 HR BB | | 0-0 G6-3 | | 2-2 F8 | | | 0-2 G4-1 | 3 | 1 | 0 | 0 | 1 | 0 | 2 | | | | | | |
| Jeff DaVanon, S OBP: 0.352, SLG: 0.335 | | 3-1 HR | | | | 1-3 K | | | 4-0 IBB | 3 | 1 | 1 | 2 | 1 | 2 | 0 | | | | | | |
| José Molina, R OBP: 0.295, SLG: 0.316 | | 0-2 G5-3 | | | | 1-3 K | | | 2-2 L6 | 4 | 0 | 0 | 0 | 0 | 1 | 3 | | | | | | |
| Adam Kennedy, L OBP: 0.382, SLG: 0.412 | | | 2-1 G4-3 | | | 1-2 G4-3 | | | 3-3 K | 3 | 0 | 0 | 0 | 0 | 1 | 0 | | | | | | |
| Inning Stats | R: 0 E: 0 K: 1 S: 9 | H: 0 LOB: 0 BB: 0 P: 12 | R: 2 E: 0 K: 1 S: 13 | H: 1 LOB: 0 BB: 1 P: 21 | R: 0 E: 0 K: 0 S: 9 | H: 1 LOB: 0 BB: 0 P: 12 | R: 0 E: 0 K: 0 S: 7 | H: 0 LOB: 0 BB: 0 P: 9 | R: 0 E: 0 K: 1 S: 10 | H: 0 LOB: 1 BB: 1 P: 19 | R: 0 E: 0 K: 1 S: 9 | H: 0 LOB: 0 BB: 0 P: 14 | R: 0 E: 0 K: 1 S: 13 | H: 1 LOB: 1 BB: 0 P: 21 | R: 0 E: 0 K: 0 S: 8 | H: 2 LOB: 3 BB: 1 P: 13 | 1B: 4 2B: 0 3B: 0 HR: 1 | SF: 0 SAC: 0 DP: 0 HBP: 0 | WP: 0 PB: 0 CS: 0 | PA: 35 | | |
| PITCHER | IP | WLS | BF | H | R | ER | SO | BB | IBB | HBP | BLK | WP | HR | S | P | ERA | WHIP | | | | | |
| Joe Mays, R ERA: 4.03 | (1, 1) | 7.0 | L | 25 | 2 | 2 | 2 | 6 | 2 | 0 | 0 | 0 | 0 | 1 | 66 | 99 | 2.57 | 0.571 | | | | |
| J.C. Romero, L ERA: 2.31 | (8, 1) | 1.0 | | 4 | 1 | 0 | 0 | 1 | 0 | 0 | 0 | 0 | 0 | 13 | 21 | 0.00 | 1.000 | | | | | |
| 2B Jesse Crain, R ERA: 2.3 | (9, 1) | 1.0 | | 6 | 2 | 0 | 0 | 0 | 0 | 1 | 0 | 0 | 0 | 8 | 13 | 0.00 | 2.000 | | | | | |

| Batter | 1 | 2 | 3 | 4 | 5 | 6 | 7 | 8 | 9 | AB | R | H | RBI | BB | SO | LOB | BOTTOM | | | | | |
|--|-------------------------------|----------------------------------|-------------------------------|----------------------------------|-------------------------------|----------------------------------|-------------------------------|----------------------------------|------------------------------|----------------------------------|------------------------------|----------------------------------|------------------------------|----------------------------------|-------------------------------|----------------------------------|---|---------------------------------|----------------------------------|------------------------------------|-------------------------|--------|
| 8 Nick Punto, S OBP: 0.321, SLG: 0.382 | 0-1 G4-3 | | 2-3 K | | | 0-3 K | | 2-1 F7 | | 4 | 0 | 0 | 0 | 0 | 2 | 1 | Los Angeles Angels @ Minnesota Twins Hubert H. Humphrey Metrodome, Minneapolis, MN Sun Jul 17 2005, 2:10 PM EDT Att: 30,367 - Dome - 70 F livebaseballscorecards.com | | | | | |
| Bret Boone, R OBP: 0.292, SLG: 0.370 | 3-2 1B HBP | | 1-1 P4 | | 0-0 E8 1B | | | 1-1 G5-3 | | 3 | 0 | 1 | 0 | 0 | 0 | 0 | | | | | | |
| Shannon Stewart, R OBP: 0.343, SLG: 0.424 | 0-0 1-2 1B | | 1-1 1B | | 1-1 G6-3 | | | 1-2 L5 | | 4 | 0 | 2 | 0 | 0 | 0 | 1 | | | | | | |
| 33 Justin Morneau, L OBP: 0.316, SLG: 0.455 | 0-3 K | | 1-3 K | | | 0-1 G1-3 | | 1-3 K | | 4 | 0 | 0 | 0 | 0 | 3 | 3 | | | | | | |
| Tori Hunter, R OBP: 0.335, SLG: 0.465 | 0-0 G6-3 | | | 1-3 K | | 1-3 K | | | 0-0 F9 | 4 | 0 | 0 | 0 | 0 | 2 | 2 | | | | | | |
| Jacque Jones, L OBP: 0.351, SLG: 0.424 | | 2-1 55 55 G4-3 2B | | 0-3 K | | 3-1 G4-3 | | | 1-0 G6-3 | 4 | 1 | 1 | 0 | 0 | 1 | 0 | | | | | | |
| Michael Ryan, L OBP: 0.311, SLG: 0.390 | | 0-3 K | | 2-3 SAFE K | | 1-0 F8 | | | 1-2 G5-3 | 4 | 0 | 0 | 0 | 0 | 2 | 2 | | | | | | |
| 55 Mike Redmond, R OBP: 0.330, SLG: 0.348 | | 2-2 G4-3 2H | | 0-1 G6-3 | | 1-0 F9 | | | 1-0 F9 | 3 | 0 | 0 | 1 | 0 | 0 | 1 | | | | | | |
| Juan Castro, R OBP: 0.259, SLG: 0.351 | | 2-3 K | | | 0-1 F9 | | 2-2 E7 1B | | | 3 | 0 | 1 | 0 | 0 | 1 | 0 | | | | | | |
| Inning Stats | R: 0 E: 0 K: 1 S: 10 | H: 1 LOB: 2 BB: 0 P: 13 | R: 1 E: 1 K: 2 S: 13 | H: 1 LOB: 0 BB: 0 P: 19 | R: 0 E: 0 K: 2 S: 10 | H: 1 LOB: 1 BB: 0 P: 15 | R: 0 E: 0 K: 3 S: 14 | H: 0 LOB: 1 BB: 0 P: 17 | R: 0 E: 1 K: 1 S: 9 | H: 1 LOB: 1 BB: 0 P: 10 | R: 0 E: 0 K: 1 S: 7 | H: 0 LOB: 0 BB: 0 P: 11 | R: 0 E: 1 K: 0 S: 9 | H: 1 LOB: 1 BB: 0 P: 15 | R: 0 E: 0 K: 1 S: 10 | H: 0 LOB: 0 BB: 0 P: 13 | R: 0 E: 0 K: 0 S: 5 | H: 0 LOB: 0 BB: 0 P: 7 | 1B: 4 2B: 1 3B: 0 HR: 0 | SF: 0 SAC: 0 DP: 0 HBP: 1 | WP: 1 PB: 0 CS: 0 | PA: 34 |
| PITCHER | IP | WLS | BF | H | R | ER | SO | BB | IBB | HBP | BLK | WP | HR | S | P | ERA | WHIP | | | | | |
| 41 John Lackey, R ERA: 3.97 | (1, 1) | 7.0 | W | 28 | 5 | 1 | 0 | 10 | 0 | 0 | 1 | 0 | 0 | 1 | 0 | 0 | 0.00 | 0.714 | | | | |
| 62 Scot Shields, R ERA: 2.37 | (8, 1) | 1.0 | H | 3 | 0 | 0 | 0 | 1 | 0 | 0 | 0 | 0 | 0 | 10 | 13 | 0.00 | 0.000 | | | | | |
| Francisco Rodriguez, R ERA: 2.02 | (9, 1) | 1.0 | S | 3 | 0 | 0 | 0 | 0 | 0 | 0 | 0 | 0 | 0 | 5 | 7 | 0.00 | 0.000 | | | | | |

| Batter | 1 | 2 | 3 | 4 | 5 | 6 | 7 | 8 | 9 | AB | R | H | RBI | BB | SO | LOB | TOP | | | | | | | | |
|--|------------------------------|----------------------------------|-------------------------------|----------------------------------|------------------------------|----------------------------------|------------------------------|----------------------------------|-------------------------------|----------------------------------|------------------------------|----------------------------------|------------------------------|----------------------------------|-------------------------------|----------------------------------|-------------------------------|----------------------------------|----------------------------------|------------------------------------|----------------------------------|--------|--|--|--|
| Jason Kendall, R OBP: 0.358, SLG: 0.327 | F9 | | SF8 | | FC5-4 | | G4-3 | | G6-3 | 4 | 0 | 0 | 1 | 0 | 0 | 2 | | | | | | | | | |
| 21 Mark Kotsay, L OBP: 0.322, SLG: 0.394 | K | | F8 | | | G4-3 | F8 | | G3-1 | 5 | 1 | 1 | 0 | 0 | 1 | 1 | | | | | | | | | |
| 7 Bobby Crosby, R OBP: 0.368, SLG: 0.500 | G1-3 | | K | | | G4-3 | | | G4-3 | 3 | 0 | 0 | 0 | 1 | 1 | 0 | | | | | | | | | |
| 3 Eric Chavez, L OBP: 0.340, SLG: 0.452 | | K | | | K | | | | K | 4 | 0 | 0 | 0 | 0 | 3 | 2 | | | | | | | | | |
| 23 Bobby Kielty, S OBP: 0.382, SLG: 0.423 | F7 | | G6-3 | | | G4-3 | | | K | 3 | 0 | 1 | 0 | 1 | 0 | 0 | | | | | | | | | |
| Jay Payton, R OBP: 0.315, SLG: 0.457 | BB | | F9 | | | FC4-6 | | | BB | 4 | 0 | 3 | 1 | 0 | 0 | 0 | | | | | | | | | |
| Nick Swisher, S OBP: 0.312, SLG: 0.447 | BB | | BB | | | K | | | F7 | 3 | 0 | 0 | 0 | 1 | 1 | 4 | | | | | | | | | |
| 29 Dan Johnson, L OBP: 0.365, SLG: 0.463 | P5 | | | | | G3 | | | F8 | 4 | 1 | 1 | 1 | 0 | 0 | 2 | | | | | | | | | |
| 14 Mark Ellis, R OBP: 0.350, SLG: 0.379 | | | SF8 | | | FC5-4 | | | E5 | 3 | 1 | 1 | 0 | 1 | 0 | 0 | | | | | | | | | |
| Inning Stats | R: 0 E: 0 K: 1 S: 8 | H: 0 LOB: 0 BB: 0 P: 13 | R: 0 E: 0 K: 1 S: 11 | H: 1 LOB: 2 BB: 1 P: 20 | R: 1 E: 0 K: 1 S: 9 | H: 1 LOB: 0 BB: 0 P: 12 | R: 0 E: 0 K: 1 S: 8 | H: 0 LOB: 0 BB: 0 P: 10 | R: 0 E: 0 K: 1 S: 10 | H: 0 LOB: 1 BB: 1 P: 18 | R: 1 E: 0 K: 0 S: 7 | H: 2 LOB: 2 BB: 2 P: 18 | R: 1 E: 0 K: 0 S: 8 | H: 1 LOB: 0 BB: 0 P: 10 | R: 0 E: 0 K: 1 S: 15 | H: 2 LOB: 2 BB: 0 P: 22 | R: 0 E: 1 K: 0 S: 12 | H: 0 LOB: 1 BB: 0 P: 17 | 1B: 4 2B: 1 3B: 1 HR: 1 | SF: 1 SAC: 0 DP: 1 HBP: 0 | WP: 1 PB: 0 SB: 0 CS: 0 | PA: 38 | | | |
| PITCHER | IP | WLS | BF | H | R | ER | SO | BB | IBB | HBP | BLK | WP | HR | S | P | ERA | WHIP | | | | | | | | |
| Jarrod Washburn, L ERA: 3.27 | 7.0 | L | 29 | 5 | 3 | 3 | 5 | 4 | 0 | 0 | 0 | 0 | 1 | 61 | 101 | 3.86 | 1.286 | | | | | | | | |
| Joel Peralta, R ERA: 4.29 | 1.0 | | 5 | 2 | 0 | 0 | 1 | 0 | 0 | 0 | 0 | 1 | 0 | 15 | 22 | 0.00 | 2.000 | | | | | | | | |
| Brendan Donnelly, R ERA: 3.4 | 1.0 | | 4 | 0 | 0 | 0 | 0 | 0 | 0 | 0 | 0 | 0 | 0 | 12 | 17 | 0.00 | 0.000 | | | | | | | | |

Oakland Athletics @ Los Angeles Angels
Angel Stadium of Anaheim, Anaheim, CA

AB 33
R 3
H 7
RBI 3
BB 4
SO 6
LOB 11



WP: 1
PB: 0
SB: 0
CS: 0

Oakland Athletics @ Los Angeles Angels
Angel Stadium of Anaheim, Anaheim, CA

AB 31
R 1
H 4
RBI 1
BB 3
SO 8
LOB 11



WP: 0
PB: 0
SB: 1
CS: 1

| Batter | 1 | 2 | 3 | 4 | 5 | 6 | 7 | 8 | 9 | AB | R | H | RBI | BB | SO | LOB | BOTTOM | | | | | | | | |
|---|------------------------------|---------------------------------|------------------------------|----------------------------------|-------------------------------|----------------------------------|------------------------------|---------------------------------|------------------------------|---------------------------------|------------------------------|----------------------------------|-------------------------------|----------------------------------|------------------------------|----------------------------------|-------------------------------|----------------------------------|----------------------------------|------------------------------------|----------------------------------|--------|--|--|--|
| 9 Chone Figgins, S OBP: 0.337, SLG: 0.398 | G4-3 | | S | | G4-3 | | | BB | | 2 | 0 | 0 | 0 | 2 | 0 | 0 | | | | | | | | | |
| Darin Erstad, L OBP: 0.343, SLG: 0.388 | E3 | | BB | | | G5-3 | | G3 | | 3 | 0 | 0 | 0 | 1 | 0 | 1 | | | | | | | | | |
| 27 Vladimir Guerrero, R OBP: 0.367, SLG: 0.543 | F8 | | F3 | | | F8 | | | G5-3 | 4 | 0 | 0 | 0 | 0 | 0 | 3 | | | | | | | | | |
| 16 Garret Anderson, L OBP: 0.323, SLG: 0.454 | K | | K2-3 | | | F7 | | | K | 4 | 0 | 0 | 0 | 0 | 3 | 3 | | | | | | | | | |
| Steve Finley, L OBP: 0.290, SLG: 0.409 | | | G6-3 | | K | | | | BB | 4 | 1 | 2 | 0 | 0 | 2 | 0 | | | | | | | | | |
| Bengie Molina, R OBP: 0.333, SLG: 0.452 | | G6-3 | | | L3 | | | | BB | 4 | 0 | 1 | 1 | 0 | 0 | 1 | | | | | | | | | |
| Josh Paul, R OBP: 0.219, SLG: 0.367 | | | | | | | | | BB | 0 | 0 | 0 | 0 | 0 | 0 | 0 | | | | | | | | | |
| 6 Maicer Izturis, S OBP: 0.322, SLG: 0.417 | | FC1-2-5-1 | | | F8 | | | | F7 | 4 | 0 | 0 | 0 | 0 | 1 | 2 | | | | | | | | | |
| Orlando Cabrera, R OBP: 0.298, SLG: 0.359 | | G6-3 | | | | G5-3 | | | K | 3 | 0 | 0 | 0 | 0 | 1 | 1 | | | | | | | | | |
| Adam Kennedy, L OBP: 0.376, SLG: 0.406 | | | | | | | | | G3-1 | 3 | 0 | 1 | 0 | 0 | 1 | 0 | | | | | | | | | |
| Inning Stats | R: 0 E: 1 K: 1 S: 8 | H: 0 LOB: 1 BB: 0 P: 9 | R: 0 E: 0 K: 0 S: 9 | H: 1 LOB: 1 BB: 0 P: 14 | R: 0 E: 0 K: 1 S: 13 | H: 1 LOB: 2 BB: 2 P: 20 | R: 0 E: 0 K: 1 S: 5 | H: 0 LOB: 0 BB: 0 P: 9 | R: 0 E: 0 K: 0 S: 7 | H: 0 LOB: 0 BB: 0 P: 9 | R: 0 E: 0 K: 0 S: 8 | H: 0 LOB: 0 BB: 0 P: 10 | R: 0 E: 0 K: 2 S: 12 | H: 0 LOB: 0 BB: 0 P: 15 | R: 0 E: 0 K: 1 S: 8 | H: 0 LOB: 1 BB: 1 P: 16 | R: 1 E: 0 K: 1 S: 10 | H: 2 LOB: 1 BB: 0 P: 16 | 1B: 3 2B: 1 3B: 0 HR: 0 | SF: 0 SAC: 0 DP: 0 HBP: 0 | WP: 0 PB: 0 SB: 1 CS: 1 | PA: 34 | | | |
| PITCHER | IP | WLS | BF | H | R | ER | SO | BB | IBB | HBP | BLK | WP | HR | S | P | ERA | WHIP | | | | | | | | |
| 40 Rich Harden, R ERA: 2.11 | 8.2 | | 33 | 4 | 1 | 1 | 8 | 3 | 0 | 0 | 0 | 0 | 0 | 78 | 113 | 1.04 | 0.808 | | | | | | | | |
| 20 Huston Street, R ERA: 1.55 | 0.1 | S | 1 | 0 | 0 | 0 | 0 | 0 | 0 | 0 | 0 | 0 | 0 | 2 | 5 | 0.00 | 0.000 | | | | | | | | |

Oakland Athletics @ Los Angeles Angels
Angel Stadium of Anaheim, Anaheim, CA

WP: 0
PB: 0
SB: 1
CS: 1

Tue Jul 19 2005, 7:05 PM PDT
Att: 42,155 - Clear - 76 F

| Batter | 1 | 2 | 3 | 4 | 5 | 6 | 7 | 8 | 9 | AB | R | H | RBI | BB | SO | LOB | TOP | | | |
|--|---|----------------------------------|------------------------------|---------------------------------|------------------------------|----------------------------------|-------------------------------|----------------------------------|------------------------------|---------------------------------|-------------------------------|----------------------------------|------------------------------|---------------------------------|-------------------------------|----------------------------------|---|------------------------------------|----------------------------------|--------|
| 2 Derek Jeter, R OBP: 0.375, SLG: 0.434 (1, 6) | | | | | | | | | | 3 | 1 | 1 | 0 | 0 | 0 | 0 | New York Yankees @ Los Angeles Angels Angel Stadium of Anaheim, Anaheim, CA Thu Jul 21 2005, 7:05 PM PDT Att: 44,109 - Clear - 87 F livebaseballscorecards.com | | | |
| 24 Robinson Cano, L OBP: 0.327, SLG: 0.477 (1, 4) | | | | | | | | | | 4 | 0 | 1 | 1 | 0 | 0 | 1 | | | | |
| Gary Sheffield, R OBP: 0.395, SLG: 0.542 (1, 9) | | | | | | | | | | 4 | 0 | 0 | 0 | 0 | 1 | 2 | | | | |
| 13 Alex Rodriguez, R OBP: 0.416, SLG: 0.596 (1, 5) | | | | | | | | | | 4 | 1 | 3 | 1 | 0 | 0 | 0 | | | | |
| 55 Hideki Matsui, L OBP: 0.373, SLG: 0.518 (1, 10) | | | | | | | | | | 4 | 1 | 1 | 1 | 0 | 1 | 2 | | | | |
| 25 Jason Giambi, L OBP: 0.438, SLG: 0.528 (1, 3) | | | | | | | | | | 4 | 2 | 2 | 2 | 0 | 2 | 1 | | | | |
| Bernie Williams, S OBP: 0.339, SLG: 0.363 (1, 8) | | | | | | | | | | 3 | 0 | 0 | 0 | 1 | 0 | 0 | | | | |
| John Flaherty, R OBP: 0.192, SLG: 0.203 (1, 2) | | | | | | | | | | 3 | 0 | 0 | 0 | 0 | 0 | 0 | | | | |
| 20 Jorge Posada, S OBP: 0.353, SLG: 0.444 (9, PH) | | | | | | | | | | 1 | 0 | 0 | 0 | 0 | 0 | 2 | | | | |
| Bubba Crosby, L OBP: 0.321, SLG: 0.269 (1, 7) | | | | | | | | | | 3 | 0 | 1 | 0 | 0 | 0 | 0 | | | | |
| Inning Stats | R: 2 E: 0 K: 0 S: 10 | H: 3 LOB: 0 BB: 0 P: 15 | R: 0 E: 0 K: 1 S: 7 | H: 0 LOB: 0 BB: 0 P: 7 | R: 0 E: 0 K: 0 S: 7 | H: 1 LOB: 1 BB: 0 P: 10 | R: 1 E: 0 K: 1 S: 10 | H: 2 LOB: 0 BB: 0 P: 17 | R: 0 E: 0 K: 0 S: 5 | H: 0 LOB: 0 BB: 0 P: 7 | R: 2 E: 0 K: 0 S: 12 | H: 2 LOB: 0 BB: 0 P: 17 | R: 0 E: 0 K: 0 S: 7 | H: 0 LOB: 0 BB: 0 P: 8 | R: 0 E: 0 K: 1 S: 13 | H: 1 LOB: 2 BB: 1 P: 23 | 1B: 3 2B: 2 3B: 1 HR: 4 | SF: 0 SAC: 1 DP: 2 HBP: 0 | WP: 0 PB: 0 SB: 0 CS: 1 | PA: 35 |
| PITCHER | IP WLS BF H R ER SO BB IBB HBP BLK WP HR S P ERA WHIP | | | | | | | | | | | | | | | | | | | |
| 40 Bartolo Colon, R ERA: 3.78 (1, 1) | 7.0 W 27 8 5 5 3 0 0 0 0 0 4 60 87 6.43 1.143 | | | | | | | | | | | | | | | | | | | |
| 62 Scot Shields, R ERA: 2.29 (8, 1) | 1.0 H 3 0 0 0 0 0 0 0 0 0 0 7 8 0.00 0.000 | | | | | | | | | | | | | | | | | | | |
| Francisco Rodriguez, R ERA: 1.91 (9, 1) | 1.0 S 5 1 0 0 1 1 0 0 0 0 0 0 13 23 0.00 2.000 | | | | | | | | | | | | | | | | | | | |

| Batter | 1 | 2 | 3 | 4 | 5 | 6 | 7 | 8 | 9 | AB | R | H | RBI | BB | SO | LOB | BOTTOM | | | |
|---|---|----------------------------------|-------------------------------|----------------------------------|-------------------------------|----------------------------------|------------------------------|----------------------------------|-------------------------------|----------------------------------|-------------------------------|----------------------------------|-------------------------------|----------------------------------|-------------------------------|----------------------------------|---|------------------------------------|----------------------------------|--------|
| 9 Chone Figgins, S OBP: 0.335, SLG: 0.395 (1, 4) | | | | | | | | | | 4 | 1 | 1 | 0 | 0 | 0 | 1 | New York Yankees @ Los Angeles Angels Angel Stadium of Anaheim, Anaheim, CA Thu Jul 21 2005, 7:05 PM PDT Att: 44,109 - Clear - 87 F livebaseballscorecards.com | | | |
| Darin Erstad, L OBP: 0.341, SLG: 0.383 (1, 3) | | | | | | | | | | 3 | 2 | 1 | 0 | 0 | 1 | 3 | | | | |
| 27 Vladimir Guerrero, R OBP: 0.364, SLG: 0.545 (1, 9) | | | | | | | | | | 4 | 1 | 1 | 4 | 0 | 0 | 2 | | | | |
| 16 Garret Anderson, L OBP: 0.324, SLG: 0.452 (1, 7) | | | | | | | | | | 4 | 0 | 2 | 1 | 0 | 0 | 0 | | | | |
| Bengie Molina, R OBP: 0.348, SLG: 0.475 (1, 10) | | | | | | | | | | 3 | 0 | 2 | 1 | 0 | 0 | 0 | | | | |
| Orlando Cabrera, R OBP: 0.301, SLG: 0.354 (1, 6) | | | | | | | | | | 3 | 0 | 0 | 0 | 1 | 0 | 2 | | | | |
| Steve Finley, L OBP: 0.282, SLG: 0.397 (1, 8) | | | | | | | | | | 4 | 0 | 0 | 0 | 0 | 1 | 3 | | | | |
| José Molina, R OBP: 0.290, SLG: 0.311 (1, 2) | | | | | | | | | | 2 | 0 | 0 | 0 | 0 | 2 | 0 | | | | |
| Jeff DaVanon, S OBP: 0.355, SLG: 0.335 (7, PH) | | | | | | | | | | 0 | 1 | 0 | 0 | 1 | 0 | 0 | | | | |
| Josh Paul, R OBP: 0.212, SLG: 0.355 (8, 2) | | | | | | | | | | 1 | 0 | 0 | 0 | 0 | 0 | 0 | | | | |
| 6 Maicer Izturis, S OBP: 0.328, SLG: 0.414 (1, 5) | | | | | | | | | | 3 | 1 | 1 | 0 | 1 | 2 | 0 | | | | |
| Inning Stats | R: 0 E: 0 K: 0 S: 6 | H: 0 LOB: 0 BB: 0 P: 10 | R: 0 E: 0 K: 0 S: 10 | H: 0 LOB: 0 BB: 0 P: 12 | R: 0 E: 0 K: 2 S: 11 | H: 0 LOB: 1 BB: 1 P: 17 | R: 1 E: 0 K: 0 S: 9 | H: 1 LOB: 1 BB: 0 P: 14 | R: 0 E: 0 K: 2 S: 10 | H: 0 LOB: 0 BB: 0 P: 12 | R: 1 E: 0 K: 0 S: 16 | H: 3 LOB: 3 BB: 1 P: 24 | R: 4 E: 0 K: 1 S: 18 | H: 4 LOB: 1 BB: 1 P: 30 | R: 0 E: 0 K: 1 S: 11 | H: 0 LOB: 0 BB: 0 P: 17 | 1B: 6 2B: 1 3B: 0 HR: 1 | SF: 1 SAC: 0 DP: 0 HBP: 1 | WP: 0 PB: 0 SB: 0 CS: 0 | PA: 36 |
| PITCHER | IP WLS BF H R ER SO BB IBB HBP BLK WP HR S P ERA WHIP | | | | | | | | | | | | | | | | | | | |
| Randy Johnson, L ERA: 4.18 (7, 1) | 6.0 1 0 1 1 0 1 0 0 0 0 0 0 5 9 3.00 0.833 | | | | | | | | | | | | | | | | | | | |
| Scott Proctor, R ERA: 5.54 (7, 1) | 0.1 H 3 2 0 0 1 0 0 0 0 0 0 6 10 0.00 6.000 | | | | | | | | | | | | | | | | | | | |
| Buddy Groom, L ERA: 5.11 (7, 1) | 0.2 L 4 2 3 3 0 0 0 0 0 0 0 1 7 11 40.50 3.000 | | | | | | | | | | | | | | | | | | | |
| Tom Gordon, R ERA: 2.85 (8, 1) | 1.0 3 0 0 0 1 0 0 0 0 0 0 0 11 17 0.00 0.000 | | | | | | | | | | | | | | | | | | | |

| Batter | 1 | 2 | 3 | 4 | 5 | 6 | 7 | 8 | 9 | AB | R | H | RBI | BB | SO | LOB | TOP | | | | | | | | |
|---|------------------------------|----------------------------------|-------------------------------|----------------------------------|------------------------------|----------------------------------|-------------------------------|----------------------------------|-------------------------------|----------------------------------|-------------------------------|----------------------------------|-------------------------------|----------------------------------|------------------------------|----------------------------------|-------------------------------|----------------------------------|----------------------------------|------------------------------------|----------------------------------|--------|--|--|--|
| 2 Derek Jeter, R OBP: 0.373, SLG: 0.429 | | | | | | | | | | 4 | 1 | 0 | 0 | 1 | 2 | 2 | | | | | | | | | |
| 24 Robinson Cano, L OBP: 0.330, SLG: 0.481 | | | | | | | | | | 4 | 1 | 2 | 1 | 0 | 0 | 2 | | | | | | | | | |
| Gary Sheffield, R OBP: 0.393, SLG: 0.538 | | | | | | | | | | 3 | 0 | 0 | 0 | 1 | 0 | 3 | | | | | | | | | |
| 13 Alex Rodriguez, R OBP: 0.417, SLG: 0.595 | | | | | | | | | | 4 | 1 | 2 | 0 | 0 | 1 | 2 | | | | | | | | | |
| 55 Hideki Matsui, L OBP: 0.372, SLG: 0.515 | | | | | | | | | | 4 | 0 | 1 | 1 | 0 | 0 | 2 | | | | | | | | | |
| 25 Jason Giambi, L OBP: 0.435, SLG: 0.528 | | | | | | | | | | 4 | 0 | 1 | 1 | 0 | 2 | 3 | | | | | | | | | |
| 20 Jorge Posada, S OBP: 0.349, SLG: 0.438 | | | | | | | | | | 4 | 0 | 0 | 0 | 0 | 2 | 4 | | | | | | | | | |
| Bernie Williams, S OBP: 0.338, SLG: 0.362 | | | | | | | | | | 4 | 0 | 1 | 0 | 0 | 1 | 0 | | | | | | | | | |
| Bubba Crosby, L OBP: 0.323, SLG: 0.250 | | | | | | | | | | 2 | 0 | 0 | 0 | 1 | 1 | 0 | | | | | | | | | |
| Tino Martinez, L OBP: 0.313, SLG: 0.470 | | | | | | | | | | 1 | 0 | 0 | 0 | 0 | 1 | 0 | | | | | | | | | |
| Inning Stats | R: 0 E: 0 K: 1 S: 7 | H: 0 LOB: 0 BB: 0 P: 11 | R: 1 E: 1 K: 1 S: 11 | H: 1 LOB: 0 BB: 0 P: 17 | R: 0 E: 0 K: 2 S: 7 | H: 0 LOB: 0 BB: 0 P: 10 | R: 1 E: 0 K: 2 S: 16 | H: 2 LOB: 2 BB: 1 P: 31 | R: 1 E: 1 K: 1 S: 13 | H: 1 LOB: 1 BB: 1 P: 23 | R: 0 E: 0 K: 1 S: 10 | H: 1 LOB: 1 BB: 0 P: 18 | R: 0 E: 0 K: 0 S: 11 | H: 1 LOB: 2 BB: 1 P: 21 | R: 0 E: 0 K: 1 S: 8 | H: 1 LOB: 1 BB: 0 P: 12 | R: 0 E: 0 K: 1 S: 10 | H: 0 LOB: 0 BB: 0 P: 15 | 1B: 5 2B: 2 3B: 0 HR: 0 | SF: 0 SAC: 0 DP: 0 HBP: 0 | WP: 1 PB: 0 SB: 0 CS: 0 | PA: 37 | | | |
| PITCHER | IP | WLS | BF | H | R | ER | SO | BB | IBB | HBP | BLK | WP | HR | S | P | ERA | WHIP | | | | | | | | |
| 41 John Lackey, R ERA: 3.84 | 5.1 | W | 23 | 5 | 3 | 2 | 7 | 2 | 0 | 0 | 0 | 1 | 0 | 58 | 101 | 3.38 | 1.312 | | | | | | | | |
| Brendan Donnelly, R ERA: 3.21 | 1.1 | H | 6 | 1 | 0 | 0 | 1 | 1 | 0 | 0 | 0 | 0 | 0 | 15 | 28 | 0.00 | 1.500 | | | | | | | | |
| 62 Scot Shields, R ERA: 2.24 | 1.1 | H | 5 | 1 | 0 | 0 | 1 | 0 | 0 | 0 | 0 | 0 | 0 | 14 | 14 | 0.00 | 0.750 | | | | | | | | |
| Francisco Rodriguez, R ERA: 1.86 | 1.0 | S | 3 | 0 | 0 | 0 | 1 | 0 | 0 | 0 | 0 | 0 | 0 | 10 | 15 | 0.00 | 0.000 | | | | | | | | |

New York Yankees @ Los Angeles Angels
Angel Stadium of Anaheim, Anaheim, CA
Fri Jul 22 2005, 7:05 PM PDT
Att: 44,043 - Clear - 79 F

| | |
|-----|----|
| AB | 34 |
| R | 3 |
| H | 7 |
| RBI | 3 |
| BB | 3 |
| SO | 10 |
| LOB | 18 |



| Batter | 1 | 2 | 3 | 4 | 5 | 6 | 7 | 8 | 9 | AB | R | H | RBI | BB | SO | LOB | BOTTOM | | | | | | | | |
|--|------------------------------|----------------------------------|-------------------------------|----------------------------------|-------------------------------|----------------------------------|------------------------------|----------------------------------|------------------------------|----------------------------------|-------------------------------|----------------------------------|-------------------------------|----------------------------------|------------------------------|----------------------------------|------------------------------|----------------------------------|-----------------------------------|------------------------------------|----------------------------------|--------|--|--|--|
| 9 Chone Figgins, S OBP: 0.337, SLG: 0.396 | | | | | | | | | | 4 | 0 | 2 | 1 | 0 | 1 | 1 | | | | | | | | | |
| Darin Erstad, L OBP: 0.341, SLG: 0.382 | | | | | | | | | | 4 | 0 | 1 | 1 | 0 | 0 | 2 | | | | | | | | | |
| 27 Vladimir Guerrero, R OBP: 0.360, SLG: 0.536 | | | | | | | | | | 4 | 0 | 0 | 0 | 0 | 0 | 3 | | | | | | | | | |
| 16 Garret Anderson, L OBP: 0.323, SLG: 0.450 | | | | | | | | | | 4 | 1 | 1 | 0 | 0 | 1 | 1 | | | | | | | | | |
| Bengie Molina, R OBP: 0.351, SLG: 0.473 | | | | | | | | | | 3 | 1 | 1 | 0 | 1 | 0 | 0 | | | | | | | | | |
| Orlando Cabrera, R OBP: 0.300, SLG: 0.352 | | | | | | | | | | 4 | 0 | 1 | 0 | 0 | 0 | 3 | | | | | | | | | |
| José Molina, R OBP: 0.296, SLG: 0.317 | | | | | | | | | | 4 | 1 | 2 | 1 | 0 | 1 | 1 | | | | | | | | | |
| 6 Maicer Izturis, S OBP: 0.333, SLG: 0.412 | | | | | | | | | | 3 | 2 | 1 | 0 | 1 | 0 | 2 | | | | | | | | | |
| Adam Kennedy, L OBP: 0.369, SLG: 0.397 | | | | | | | | | | 4 | 1 | 1 | 2 | 0 | 0 | 3 | | | | | | | | | |
| Inning Stats | R: 0 E: 0 K: 0 S: 9 | H: 1 LOB: 1 BB: 0 P: 14 | R: 4 E: 1 K: 0 S: 16 | H: 4 LOB: 1 BB: 1 P: 29 | R: 1 E: 0 K: 0 S: 10 | H: 2 LOB: 2 BB: 1 P: 19 | R: 0 E: 0 K: 1 S: 6 | H: 0 LOB: 0 BB: 0 P: 13 | R: 0 E: 0 K: 1 S: 7 | H: 1 LOB: 1 BB: 0 P: 11 | R: 1 E: 0 K: 0 S: 14 | H: 2 LOB: 1 BB: 0 P: 18 | R: 0 E: 0 K: 0 S: 12 | H: 0 LOB: 0 BB: 0 P: 19 | R: 0 E: 0 K: 1 S: 6 | H: 0 LOB: 0 BB: 0 P: 10 | R: 0 E: 0 K: 1 S: 6 | H: 0 LOB: 0 BB: 0 P: 10 | 1B: 10 2B: 0 3B: 0 HR: 0 | SF: 0 SAC: 0 DP: 0 HBP: 0 | WP: 0 PB: 0 SB: 0 CS: 0 | PA: 36 | | | |
| PITCHER | IP | WLS | BF | H | R | ER | SO | BB | IBB | HBP | BLK | WP | HR | S | P | ERA | WHIP | | | | | | | | |
| Al Leiter, L ERA: 6.43 | 6.0 | L | 30 | 10 | 6 | 6 | 2 | 2 | 0 | 0 | 0 | 0 | 0 | 62 | 104 | 9.00 | 2.000 | | | | | | | | |
| Scott Proctor, R ERA: 4.6 | 2.0 | | 6 | 0 | 0 | 0 | 1 | 0 | 0 | 0 | 0 | 0 | 0 | 18 | 29 | 0.00 | 0.000 | | | | | | | | |

New York Yankees @ Los Angeles Angels
Angel Stadium of Anaheim, Anaheim, CA
Fri Jul 22 2005, 7:05 PM PDT
Att: 44,043 - Clear - 79 F

| | |
|-----|----|
| AB | 34 |
| R | 6 |
| H | 10 |
| RBI | 5 |
| BB | 2 |
| SO | 3 |
| LOB | 16 |



| Batter | 1 | 2 | 3 | 4 | 5 | 6 | 7 | 8 | 9 | AB | R | H | RBI | BB | SO | LOB | TOP | | | | |
|---|------------------------------|----------------------------------|------------------------------|----------------------------------|------------------------------|----------------------------------|------------------------------|----------------------------------|------------------------------|----------------------------------|-------------------------------|----------------------------------|-------------------------------|----------------------------------|-------------------------------|----------------------------------|----------------------------------|------------------------------------|----------------------------------|--------|--|
| 2 Derek Jeter, R OBP: 0.376, SLG: 0.437 | G6-3 | | K | | | F8 | | K | G5-3 | 5 | 0 | 0 | 0 | 0 | 2 | 2 | | | | | |
| 24 Robinson Cano, L OBP: 0.330, SLG: 0.469 | G4-3 | | | | G3 13 F9-2 | G3-1 | | F7 | | 4 | 0 | 1 | 0 | 0 | 0 | 0 | | | | | |
| Gary Sheffield, R OBP: 0.392, SLG: 0.532 | F9 | | | G3 | | | K | 13 BB | | 4 | 0 | 1 | 0 | 0 | 1 | 1 | | | | | |
| 13 Alex Rodriguez, R OBP: 0.417, SLG: 0.589 | | 20 FC4-6 | | F9-2 | | | 55 HR | | | 2 | 1 | 1 | 0 | 2 | 0 | 1 | | | | | |
| 55 Hideki Matsui, L OBP: 0.371, SLG: 0.518 | F8 | | | | | F9 | | P5 | | 4 | 1 | 1 | 2 | 0 | 0 | 3 | | | | | |
| 25 Jason Giambi, L OBP: 0.437, SLG: 0.534 | P2 | | | | | | | | | 1 | 1 | 0 | 0 | 1 | 0 | 1 | | | | | |
| Tony Womack, L OBP: 0.274, SLG: 0.264 | | | | | HBP | | 20 1B | FC3-6 | 2B | 0 | 1 | 0 | 0 | 0 | 0 | 0 | | | | | |
| 20 Jorge Posada, S OBP: 0.346, SLG: 0.431 | FC4-6 | | | | F8 | | FC3-6 | | P5 | 4 | 0 | 1 | 0 | 0 | 0 | 3 | | | | | |
| Tino Martinez, L OBP: 0.315, SLG: 0.471 | | | F9 | | F9 | | FC3-6 | | | 4 | 0 | 1 | 2 | 0 | 0 | 2 | | | | | |
| Bernie Williams, S OBP: 0.333, SLG: 0.356 | | | G1-3 | | | L6 | | | P6 | 3 | 0 | 0 | 0 | 0 | 0 | 1 | | | | | |
| Bubba Crosby, L OBP: 0.286, SLG: 0.219 | | | | | | | | | | 1 | 0 | 0 | 0 | 0 | 0 | 2 | | | | | |
| Inning Stats | R: 0 E: 0 K: 0 S: 7 | H: 0 LOB: 0 BB: 0 P: 12 | R: 0 E: 0 K: 0 S: 7 | H: 0 LOB: 1 BB: 1 P: 14 | R: 0 E: 0 K: 1 S: 9 | H: 0 LOB: 0 BB: 0 P: 14 | R: 0 E: 0 K: 0 S: 8 | H: 1 LOB: 0 BB: 0 P: 11 | R: 0 E: 0 K: 0 S: 5 | H: 0 LOB: 1 BB: 0 P: 13 | R: 3 E: 0 K: 1 S: 15 | H: 3 LOB: 1 BB: 0 P: 24 | R: 0 E: 0 K: 1 S: 16 | H: 1 LOB: 2 BB: 1 P: 29 | R: 1 E: 0 K: 0 S: 16 | H: 1 LOB: 2 BB: 1 P: 25 | 1B: 3 2B: 3 3B: 0 HR: 1 | SF: 0 SAC: 0 DP: 1 HBP: 2 | WP: 0 PB: 0 SB: 0 CS: 0 | PA: 37 | |
| PITCHER | IP | WLS | BF | H | R | ER | SO | BB | IBB | HBP | BLK | WP | HR | S | P | ERA | WHIP | | | | |
| Jarrod Washburn, L ERA: 3.28 | 7.2 | L | 30 | 5 | 3 | 3 | 3 | 1 | 0 | 2 | 0 | 0 | 1 | 69 | 112 | 3.52 | 0.783 | | | | |
| Joel Peralta, R ERA: 4.43 | 1.1 | | 7 | 1 | 1 | 1 | 0 | 2 | 0 | 0 | 0 | 0 | 0 | 22 | 38 | 6.75 | 2.250 | | | | |

New York Yankees @ Los Angeles Angels
Angel Stadium of Anaheim, Anaheim, CA
Sun Jul 24 2005, 1:05 PM PDT
Att: 44,032 - Partly Cloudy - 84 F

AB 32
R 4
H 6
RBI 4
BB 3
SO 3
LOB 16



| Batter | 1 | 2 | 3 | 4 | 5 | 6 | 7 | 8 | 9 | AB | R | H | RBI | BB | SO | LOB | BOTTOM | | | | | |
|--|-------------------------------|----------------------------------|------------------------------|----------------------------------|-------------------------------|----------------------------------|-------------------------------|----------------------------------|-------------------------------|----------------------------------|------------------------------|----------------------------------|------------------------------|---------------------------------|------------------------------|----------------------------------|----------------------------------|------------------------------------|----------------------------------|--------|--|--|
| 9 Chone Figgins, S OBP: 0.348, SLG: 0.406 | G1-3 27 G5-3 | | 1B | | | | 1B | | | 3 | 1 | 3 | 0 | 1 | 0 | 0 | | | | | | |
| Darin Erstad, L OBP: 0.340, SLG: 0.383 | G1-3 | | K | | P4 | | G5-3 | | | 4 | 0 | 0 | 0 | 0 | 1 | 6 | | | | | | |
| 27 Vladimir Guerrero, R OBP: 0.399, SLG: 0.540 | G5-3 | | F8 | | | F7 | | BB | | 4 | 0 | 1 | 1 | 0 | 0 | 2 | | | | | | |
| 16 Garret Anderson, L OBP: 0.321, SLG: 0.448 | | | P4 | | | K | | P4 | | 4 | 0 | 1 | 0 | 0 | 1 | 3 | | | | | | |
| Steve Finley, L OBP: 0.291, SLG: 0.399 | P4 | | | | G3-1 | | 6 1B | | 6 G1-6-3 | 3 | 0 | 1 | 0 | 1 | 0 | 1 | | | | | | |
| 6 Maicer Izturis, S OBP: 0.338, SLG: 0.415 | | 20 G6-4-3 | | G6-3 | | | | | G1-6-3 | 4 | 0 | 2 | 0 | 0 | 0 | 2 | | | | | | |
| 20 Juan Rivera, R OBP: 0.282, SLG: 0.419 | G6-4-3 | | | K | | | G1-3 | | | 4 | 0 | 0 | 0 | 0 | 2 | 3 | | | | | | |
| José Molina, R OBP: 0.292, SLG: 0.312 | | | | | | | | | | 2 | 0 | 0 | 0 | 0 | 1 | 0 | | | | | | |
| Jeff DaVanon, S OBP: 0.351, SLG: 0.328 | F8 | | | | | | | | F9 | 1 | 0 | 0 | 0 | 0 | 0 | 0 | | | | | | |
| Josh Paul, R OBP: 0.212, SLG: 0.355 | | | | | | | | | | 0 | 0 | 0 | 0 | 0 | 0 | 0 | | | | | | |
| Bengie Molina, R OBP: 0.343, SLG: 0.462 | | | | | | | | | | 1 | 0 | 0 | 0 | 0 | 0 | 0 | | | | | | |
| Adam Kennedy, L OBP: 0.378, SLG: 0.397 | | | | | | | | | | 3 | 0 | 1 | 0 | 1 | 1 | 0 | | | | | | |
| Inning Stats | R: 1 E: 0 K: 0 S: 14 | H: 1 LOB: 1 BB: 1 P: 21 | R: 0 E: 0 K: 0 S: 8 | H: 1 LOB: 0 BB: 0 P: 11 | R: 0 E: 0 K: 1 S: 11 | H: 1 LOB: 2 BB: 1 P: 19 | R: 0 E: 0 K: 1 S: 11 | H: 0 LOB: 0 BB: 0 P: 16 | R: 0 E: 0 K: 1 S: 10 | H: 2 LOB: 1 BB: 0 P: 16 | R: 0 E: 0 K: 0 S: 9 | H: 2 LOB: 1 BB: 0 P: 17 | R: 0 E: 0 K: 0 S: 4 | H: 1 LOB: 1 BB: 1 P: 9 | R: 0 E: 0 K: 2 S: 9 | H: 0 LOB: 0 BB: 0 P: 12 | 1B: 9 2B: 0 3B: 0 HR: 0 | SF: 0 SAC: 0 DP: 3 HBP: 0 | WP: 0 PB: 0 SB: 0 CS: 0 | PA: 36 | | |
| PITCHER | IP | WLS | BF | H | R | ER | SO | BB | IBB | HBP | BLK | WP | HR | S | P | ERA | WHIP | | | | | |
| 35 Mike Mussina, R ERA: 3.83 | 6.1 | W | 27 | 7 | 1 | 1 | 4 | 0 | 0 | 0 | 0 | 0 | 0 | 5 | 9 | 0.00 | 1.500 | | | | | |
| Tanyon Sturtze, R ERA: 3.62 | 0.2 | H | 2 | 1 | 0 | 0 | 0 | 0 | 0 | 0 | 0 | 0 | 0 | 2 | 6 | 0.00 | 6.000 | | | | | |
| Tom Gordon, R ERA: 2.77 | 0.1 | H | 3 | 1 | 0 | 0 | 0 | 1 | 0 | 0 | 0 | 0 | 0 | 11 | 15 | 0.00 | 0.000 | | | | | |
| 42 Mariano Rivera, R ERA: 0.85 | 1.2 | S | 4 | 0 | 0 | 0 | 2 | 0 | 0 | 0 | 0 | 0 | 0 | 0 | 0 | 0 | 0.00 | 0.000 | | | | |

New York Yankees @ Los Angeles Angels
Angel Stadium of Anaheim, Anaheim, CA
Sun Jul 24 2005, 1:05 PM PDT
Att: 44,032 - Partly Cloudy - 84 F

AB 33
R 1
H 9
RBI 1
BB 3
SO 6
LOB 17



| Batter | 1 | 2 | 3 | 4 | 5 | 6 | 7 | 8 | 9 | AB | R | H | RBI | BB | SO | LOB | TOP | | | | | |
|---|---|---|--|----------------------------------|------------------------------|----------------------------------|------------------------------|---------------------------------|------------------------------|----------------------------------|------------------------------|----------------------------------|------------------------------|----------------------------------|-------------------------------|----------------------------------|---|-------------------------------|----------------------------------|----------------------------------|------------------------------------|----------------------------------|
| 9 Chone Figgins, S OBP: 0.347, SLG: 0.404 | 0-1 27 LB BB 1B | | 1-1 F7 | | | 3-1 G6-4-3 | | 1-3 K | | 4 | 0 | 1 | 0 | 0 | 1 | 4 | Los Angeles Angels @ Toronto Blue Jays Rogers Centre, Toronto, ON Tue Jul 26 2005, 7:07 PM EDT Att. 18,754 - Roof Closed - 68 F | | | | | |
| Darin Erstad, L OBP: 0.340, SLG: 0.380 | 4-0 1B | | | 0-1 F7 | | 1-0 G4-3 | | 0-1 G1-3 | | 3 | 0 | 0 | 0 | 1 | 0 | 3 | | | | | | |
| 27 Vladimir Guerrero, R Zach Sorensen, S | 2-1 L8 | | 0-0 16 G4-6-3 1B | | | | 1-1 2B | | 3-2 20 P3 16 1B 1B | 4 | 0 | 3 | 0 | 0 | 0 | 2 | | | | | | |
| 16 Garret Anderson, L Josh Paul, R | 1-1 G6-3 | | 0-1 G4-6-3 | | | | 2-0 F7 | | 0-1 1B | 4 | 0 | 1 | 0 | 0 | 0 | 3 | | | | | | |
| Bengie Molina, R OBP: 0.338, SLG: 0.454 | | 2-2 P6 | | | 2-1 F8 | | 0-0 P6 | | 0-1 L4 | 4 | 0 | 0 | 0 | 0 | 0 | 3 | | | | | | |
| 20 Juan Rivera, R OBP: 0.276, SLG: 0.409 | | 1-3 K | | | 1-0 G6-3 | | 2-2 G5-3 | | 0-0 P3 | 4 | 0 | 0 | 0 | 0 | 1 | 3 | | | | | | |
| Orlando Cabrera, R OBP: 0.296, SLG: 0.346 | | 0-0 G3 | | | 1-2 F8 | | | 2-2 G1-3 | 2-2 F7 | 4 | 0 | 0 | 0 | 0 | 2 | | | | | | | |
| Steve Finley, L OBP: 0.295, SLG: 0.402 | | | 1-3 K | | | 2-1 G6-4-3 1B | | 3-1 6 BB 1B | | 3 | 0 | 2 | 0 | 0 | 1 | 0 | | | | | | |
| 6 Maicer Izturis, S OBP: 0.346, SLG: 0.417 | | | 1-3 K | | | 0-1 G6-4-3 1B | | 4-1 1B | 1-2 BB | 2 | 0 | 1 | 0 | 1 | 1 | 0 | | | | | | |
| Inning Stats | R: 0 E: 0 K: 0 S: 6 | H: 1 LOB: 1 BB: 1 P: 13 | R: 0 E: 0 K: 1 S: 7 | H: 0 LOB: 0 BB: 0 P: 10 | R: 0 E: 0 K: 2 S: 8 | H: 0 LOB: 0 BB: 0 P: 11 | R: 0 E: 0 K: 0 S: 5 | H: 1 LOB: 0 BB: 0 P: 5 | R: 0 E: 0 K: 0 S: 6 | H: 0 LOB: 0 BB: 0 P: 10 | R: 0 E: 0 K: 0 S: 7 | H: 2 LOB: 1 BB: 0 P: 13 | R: 0 E: 0 K: 0 S: 7 | H: 1 LOB: 1 BB: 0 P: 12 | R: 0 E: 0 K: 1 S: 11 | H: 1 LOB: 2 BB: 1 P: 21 | | R: 0 E: 0 K: 0 S: 11 | H: 2 LOB: 3 BB: 0 P: 16 | 1B: 7 2B: 1 3B: 0 HR: 0 | SF: 0 SAC: 0 DP: 2 HBP: 0 | WP: 0 PB: 0 SB: 0 CS: 0 |
| PITCHER | IP WLS BF H R ER SO BB IBB HBP BLK WP HR S P ERA WHIP | 8.0 W 29 6 0 0 4 2 0 0 0 0 0 57 95 0.00 1.000 | 1.0 5 2 0 0 0 0 0 0 0 0 0 0 11 16 0.00 2.000 | PITCHER | | | | | | | | | | | | | | | | | | |
| 39 Gustavo Chacin, L ERA: 3.45 | | | | | | | | | | | | | | | | | | | | | | |
| Miguel Batista, R ERA: 3.11 | | | | | | | | | | | | | | | | | | | | | | |

AB 32
R 0
H 8
RBI 0
BB 2
SO 4
LOB 20



| Batter | 1 | 2 | 3 | 4 | 5 | 6 | 7 | 8 | 9 | AB | R | H | RBI | BB | SO | LOB | BOTTOM | | | |
|---|---|---|---|--|------------------------------|----------------------------------|-------------------------------|----------------------------------|-------------------------------|----------------------------------|------------------------------|---------------------------------|------------------------------|----------------------------------|-------------------------------|----------------------------------|---|-----------------------------------|------------------------------------|----------------------------------|
| 8 Russ Adams, L OBP: 0.329, SLG: 0.422 | 4-2 1B HR | 0-0 1B | | 0-1 G4-3 1B | 4-2 1B | | 0-0 G3 | | | 3 | 2 | 2 | 1 | 2 | 0 | 2 | Los Angeles Angels @ Toronto Blue Jays Rogers Centre, Toronto, ON Tue Jul 26 2005, 7:07 PM EDT Att. 18,754 - Roof Closed - 68 F | | | |
| Frank Catalanotto, L 3 Reed Johnson, R | 0-1 HR | 3-1 G4-3 | | 2-2 G4-3 | 2-3 K | | | 1-3 K | | 4 | 1 | 1 | 0 | 0 | 1 | 6 | | | | |
| 10 Vernon Wells, R OBP: 0.320, SLG: 0.501 | 2-1 F8 | | 0-0 F8 | 2-3 K | | 0-0 P5 | | 0-0 HR | | 5 | 1 | 1 | 1 | 0 | 1 | 3 | | | | |
| Shea Hillenbrand, R OBP: 0.363, SLG: 0.475 | 0-1 HR | | 1-1 1B | 0-0 1B | 2-3 1B | 1-0 F8 | | 1-0 P4 | | 5 | 1 | 3 | 4 | 0 | 0 | 0 | | | | |
| 47 Corey Koskie, L OBP: 0.315, SLG: 0.425 | 2-1 1B | | 0-1 F9 | 3-2 F8 | | 3-2 G4-3 | | 4-2 FC6-4 BB | | 4 | 0 | 1 | 0 | 1 | 0 | 2 | | | | |
| 9 Gregg Zaun, S OBP: 0.376, SLG: 0.417 | 1-2 G6-3 | | 2-2 F9 | | 2-2 G3-6 1B | | 3-1 F7 | 0-2 FC6-4 | | 5 | 0 | 1 | 0 | 0 | 0 | 3 | | | | |
| Eric Hinske, L OBP: 0.326, SLG: 0.423 | | 2-1 G4-3 | | 0-2 15 2B 1B | 1-0 G3-6 | | 4-1 15 HBP BB | | | 3 | 1 | 1 | 0 | 1 | 0 | 1 | | | | |
| 15 Alex Rios, R OBP: 0.331, SLG: 0.425 | | 2-2 G4-3 | | 2-1 2B | 0-0 E5 1B | | 1-1 1B | | 1-2 HBP | 3 | 1 | 1 | 1 | 0 | 0 | 0 | | | | |
| Orlando Hudson, S OBP: 0.327, SLG: 0.421 | | 0-1 1B | | 0-1 8 1B 2B | 2-1 8 BB 1B | | 2-2 L9 | | | 4 | 1 | 3 | 1 | 0 | 0 | 2 | | | | |
| Inning Stats | R: 3 E: 0 K: 0 S: 15 | H: 3 LOB: 0 BB: 1 P: 24 | R: 0 E: 0 K: 0 S: 10 | H: 2 LOB: 2 BB: 0 P: 17 | R: 0 E: 0 K: 1 S: 8 | H: 1 LOB: 1 BB: 0 P: 11 | R: 4 E: 0 K: 1 S: 20 | H: 5 LOB: 1 BB: 0 P: 29 | R: 0 E: 0 K: 1 S: 13 | H: 2 LOB: 3 BB: 1 P: 24 | R: 0 E: 0 K: 0 S: 5 | H: 0 LOB: 0 BB: 0 P: 9 | R: 0 E: 0 K: 0 S: 8 | H: 0 LOB: 2 BB: 1 P: 18 | R: 1 E: 0 K: 1 S: 14 | H: 1 LOB: 1 BB: 1 P: 20 | | 1B: 10 2B: 2 3B: 0 HR: 2 | SF: 0 SAC: 0 DP: 2 HBP: 1 | WP: 0 PB: 0 SB: 0 CS: 0 |
| PITCHER | IP WLS BF H R ER SO BB IBB HBP BLK WP HR S P ERA WHIP | 3.0 L 19 3 0 0 2 2 0 1 0 0 0 33 63 0.00 1.500 | 4.1 3 16 3 0 0 2 2 0 1 0 0 0 33 63 0.00 1.500 | 7.1 7 1 1 1 1 1 0 0 0 0 0 1 18 26 5.40 1.200 | PITCHER | | | | | | | | | | | | | | | |
| Paul Byrd, R ERA: 4.1 | | | | | | | | | | | | | | | | | | | | |
| Kevin Gregg, R ERA: 6.75 | | | | | | | | | | | | | | | | | | | | |
| Joel Peralta, R ERA: 4.5 | | | | | | | | | | | | | | | | | | | | |


AB 37
R 8
H 14
RBI 8
BB 4
SO 3
LOB 19



| Batter | 1 | 2 | 3 | 4 | 5 | 6 | 7 | 8 | 9 | 10 | AB | R | H | RBI | BB | SO | LOB | TOP | | | | |
|---|------------------------------|----------------------------------|------------------------------|----------------------------------|-------------------------------|----------------------------------|------------------------------|----------------------------------|-------------------------------|----------------------------------|-------------------------------|----------------------------------|-------------------------------|----------------------------------|------------------------------|----------------------------------|-------------------------------|----------------------------------|----------------------------------|------------------------------------|----------------------------------|--------|
| 9 Chone Figgins, S OBP: 0.348, SLG: 0.402 | P5 | | K | | SAFE 0-0 G3-6-1 1B | | K | | | P5 | 5 | 0 | 1 | 0 | 0 | 2 | 3 | | | | | |
| Darin Erstad, L OBP: 0.343, SLG: 0.385 | G3-1 | | G3-6-1 | | G3-6-1 | | | | | 1B | 5 | 0 | 3 | 1 | 0 | 0 | 2 | | | | | |
| 27 Vladimir Guerrero, R OBP: 0.364, SLG: 0.552 | HR | | G5-3 | | | | | | | 1B | 4 | 1 | 1 | 1 | 1 | 0 | 2 | | | | | |
| 16 Garret Anderson, L OBP: 0.319, SLG: 0.443 | G3 | | | | E6 | | | | | F7 | 5 | 0 | 1 | 0 | 0 | 0 | 2 | | | | | |
| Steve Finley, L OBP: 0.324, SLG: 0.399 | | F8 | | | F8 | | | | | 1B | 5 | 0 | 1 | 0 | 0 | 1 | 3 | | | | | |
| Bencie Molina, R OBP: 0.331, SLG: 0.443 | | G6-3 | | | P4 | | | | | G1-3 | 5 | 0 | 0 | 0 | 0 | 0 | 6 | | | | | |
| Jeff DaVanon, S OBP: 0.344, SLG: 0.320 | | | | | F7 | | | | | | 4 | 0 | 0 | 0 | 0 | 1 | 1 | | | | | |
| Orlando Cabrera, R OBP: 0.298, SLG: 0.348 | | | | | G6-3 | | | | | F8 | 4 | 0 | 2 | 0 | 0 | 0 | 0 | | | | | |
| Adam Kennedy, L OBP: 0.379, SLG: 0.401 | | | | | F8 | | | | | G4-3 | 3 | 1 | 1 | 0 | 1 | 0 | 1 | | | | | |
| Inning Stats | R: 1 E: 0 K: 0 S: 9 | H: 1 LOB: 0 BB: 0 P: 14 | R: 0 E: 0 K: 1 S: 8 | H: 0 LOB: 0 BB: 0 P: 13 | R: 1 E: 0 K: 1 S: 14 | H: 2 LOB: 1 BB: 0 P: 18 | R: 0 E: 1 K: 0 S: 7 | H: 0 LOB: 1 BB: 0 P: 11 | R: 0 E: 0 K: 0 S: 12 | H: 0 LOB: 0 BB: 0 P: 17 | R: 0 E: 0 K: 1 S: 13 | H: 1 LOB: 2 BB: 1 P: 16 | R: 0 E: 0 K: 1 S: 11 | H: 2 LOB: 2 BB: 0 P: 15 | R: 0 E: 0 K: 0 S: 7 | H: 0 LOB: 0 BB: 0 P: 11 | R: 0 E: 0 K: 0 S: 11 | H: 2 LOB: 3 BB: 1 P: 21 | 1B: 7 2B: 2 3B: 0 HR: 1 | SF: 0 SAC: 0 DP: 1 HBP: 0 | WP: 0 PB: 0 SB: 2 CS: 0 | PA: 42 |
| PITCHER | IP | WLS | BF | H | R | ER | SO | BB | IBB | HBP | BLK | WP | HR | S | P | ERA | WHIP | | | | | |
| Josh Towers, R ERA: 4.6 | 6.2 | | 27 | 6 | 2 | 1 | 2 | 1 | 0 | 0 | 0 | 0 | 1 | 69 | 99 | 1.35 | 1.050 | | | | | |
| Scott Schoeneweis, L ERA: 4.5 | 0.1 | | 2 | 1 | 0 | 0 | 1 | 0 | 0 | 0 | 0 | 0 | 0 | 6 | 8 | 0.00 | 3.000 | | | | | |
| 54 Jason Frasor, R ERA: 4.2 | 1.0 | | 4 | 1 | 0 | 0 | 1 | 0 | 0 | 0 | 0 | 0 | 0 | 8 | 10 | 0.00 | 1.000 | | | | | |
| Miguel Batista, R ERA: 2.98 | 2.0 | W | 9 | 2 | 0 | 0 | 0 | 0 | 1 | 0 | 0 | 0 | 0 | 18 | 32 | 0.00 | 1.000 | | | | | |

Los Angeles Angels @ Toronto Blue Jays
 Rogers Centre, Toronto, ON
 Wed Jul 27 2005, 7:07 PM EDT
 Att. 18,998 - Partly Cloudy - 72 F


AB 40
 R 2
 H 10
 RBI 2
 BB 2
 SO 4
 LOB 20



| Batter | 1 | 2 | 3 | 4 | 5 | 6 | 7 | 8 | 9 | 10 | AB | R | H | RBI | BB | SO | LOB | BOTTOM | | | | |
|--|------------------------------|----------------------------------|-------------------------------|----------------------------------|-------------------------------|----------------------------------|-------------------------------|----------------------------------|------------------------------|----------------------------------|-------------------------------|----------------------------------|------------------------------|----------------------------------|------------------------------|---------------------------------|------------------------------|----------------------------------|----------------------------------|------------------------------------|----------------------------------|--------|
| 8 Russ Adams, L OBP: 0.327, SLG: 0.418 | G4-3 | | F8 | | G3 | | | | | G3 | 5 | 1 | 1 | 0 | 0 | 0 | 2 | | | | | |
| Frank Catalanotto, L OBP: 0.374, SLG: 0.453 | L9 | | 10 1B | | | | | | | SH5-3 | 4 | 0 | 1 | 0 | 0 | 1 | 0 | | | | | |
| 10 Vernon Wells, R OBP: 0.324, SLG: 0.507 | F8 | | 1B | | 47 1B | | | | | 47 WP 2 1B | 4 | 1 | 2 | 0 | 1 | 0 | 0 | | | | | |
| Shea Hillenbrand, R OBP: 0.302, SLG: 0.472 | | | | | P5 | | | | | 47 WP | 4 | 0 | 1 | 0 | 0 | 1 | 3 | | | | | |
| 2 Aaron Hill, R OBP: 0.371, SLG: 0.444 | | | | | F4 | | | | | 47 WP | 1 | 0 | 1 | 0 | 0 | 0 | 0 | | | | | |
| 47 Corey Koskie, L OBP: 0.314, SLG: 0.420 | | | | | L8 | | | | | WP | 5 | 0 | 1 | 1 | 0 | 0 | 5 | | | | | |
| 9 Gregg Zaun, S OBP: 0.377, SLG: 0.414 | | | | | 1B | | | | | | 2 | 1 | 0 | 0 | 2 | 0 | 2 | | | | | |
| Eric Hinske, L OBP: 0.325, SLG: 0.421 | | | | | BB | | | | | | 4 | 0 | 1 | 0 | 0 | 2 | 1 | | | | | |
| 15 Alex Rios, R OBP: 0.330, SLG: 0.422 | | | | | K | | | | | G3-1 | 4 | 0 | 1 | 1 | 0 | 0 | 1 | | | | | |
| Orlando Hudson, S OBP: 0.326, SLG: 0.419 | | | | | F8 | | | | | G4-3 | 4 | 0 | 1 | 1 | 0 | 0 | 1 | | | | | |
| Inning Stats | R: 0 E: 0 K: 0 S: 9 | H: 0 LOB: 0 BB: 0 P: 12 | R: 1 E: 0 K: 1 S: 13 | H: 2 LOB: 2 BB: 1 P: 23 | R: 0 E: 0 K: 0 S: 11 | H: 2 LOB: 2 BB: 1 P: 17 | R: 0 E: 0 K: 1 S: 11 | H: 1 LOB: 2 BB: 1 P: 19 | R: 1 E: 0 K: 0 S: 7 | H: 2 LOB: 1 BB: 0 P: 11 | R: 0 E: 0 K: 2 S: 11 | H: 0 LOB: 0 BB: 0 P: 15 | R: 0 E: 0 K: 1 S: 9 | H: 0 LOB: 0 BB: 0 P: 11 | R: 0 E: 0 K: 0 S: 7 | H: 0 LOB: 0 BB: 0 P: 7 | R: 1 E: 0 K: 0 S: 6 | H: 2 LOB: 2 BB: 1 P: 14 | 1B: 9 2B: 0 3B: 1 HR: 0 | SF: 0 SAC: 1 DP: 1 HBP: 0 | WP: 1 PB: 0 SB: 0 CS: 0 | PA: 41 |
| PITCHER | IP | WLS | BF | H | R | ER | SO | BB | IBB | HBP | BLK | WP | HR | S | P | ERA | WHIP | | | | | |
| 40 Bartolo Colon, R ERA: 3.72 | 7.0 | | 30 | 7 | 2 | 2 | 5 | 2 | 0 | 0 | 0 | 0 | 0 | 71 | 108 | 2.57 | 1.286 | | | | | |
| 62 Scot Shields, R ERA: 3.13 | 2.0 | | 6 | 1 | 0 | 0 | 1 | 0 | 0 | 0 | 0 | 0 | 0 | 14 | 21 | 0.00 | 0.500 | | | | | |
| Brendan Donnelly, R ERA: 3.4 | 0.1 | L | 5 | 2 | 1 | 1 | 0 | 0 | 1 | 0 | 0 | 1 | 0 | 6 | 14 | 27.00 | 6.000 | | | | | |

Los Angeles Angels @ Toronto Blue Jays
 Rogers Centre, Toronto, ON
 Wed Jul 27 2005, 7:07 PM EDT
 Att. 18,998 - Partly Cloudy - 72 F

AB 37
 R 3
 H 10
 RBI 2
 BB 3
 SO 6
 LOB 16



| Batter | 1 | 2 | 3 | 4 | 5 | 6 | 7 | 8 | 9 | 10 | 11 | 12 | 13 | 14 | 15 | 16 | 17 | 18 | AB | R | H | RBI | BB | SO | LOB | | | | | | | | | | | |
|---|------------------------------|-------------------------|------------------------------|-------------------------|-------------------------------|-------------------------|-------------------------------|------------------------|------------------------------|-------------------------|------------------------------|-------------------------|-------------------------------|-------------------------|-------------------------------|-------------------------|-------------------------------|-------------------------|------------------------------|-------------------------|------------------------------|------------------------|------------------------------|-------------------------|-------------------------------|-------------------------|------------------------------|-------------------------|-------------------------------|-------------------------|------------------------------|------------------------|----------------------------------|------------------------------------|-------------------------|--------|
| 9 Chone Figgins, S OBP: 0.342, SLG: 0.396 | | | | | | | | | | | | | | | | | | | 8 | 0 | 1 | 0 | 0 | 3 | 4 | | | | | | | | | | | |
| Darin Erstad, L OBP: 0.338, SLG: 0.383 | | | | | | | | | | | | | | | | | | | 8 | 0 | 1 | 0 | 0 | 1 | 2 | | | | | | | | | | | |
| 20 Juan Rivera, R OBP: 0.275, SLG: 0.417 | | | | | | | | | | | | | | | | | | | 4 | 0 | 1 | 0 | 0 | 0 | 2 | | | | | | | | | | | |
| Jeff DaVanon, S OBP: 0.347, SLG: 0.317 | | | | | | | | | | | | | | | | | | | 2 | 1 | 0 | 0 | 2 | 0 | 0 | | | | | | | | | | | |
| 16 Garret Anderson, L OBP: 0.376, SLG: 0.436 | | | | | | | | | | | | | | | | | | | 7 | 0 | 0 | 0 | 1 | 2 | 4 | | | | | | | | | | | |
| Bengie Molina, R OBP: 0.323, SLG: 0.438 | | | | | | | | | | | | | | | | | | | 3 | 0 | 0 | 0 | 0 | 0 | 0 | | | | | | | | | | | |
| 27 Vladimir Guerrero, R OBP: 0.288, SLG: 0.562 | | | | | | | | | | | | | | | | | | | 0 | 0 | 0 | 0 | 1 | 0 | 0 | | | | | | | | | | | |
| Jose Molina, R OBP: 0.286, SLG: 0.305 | | | | | | | | | | | | | | | | | | | 3 | 0 | 0 | 0 | 0 | 0 | 3 | | | | | | | | | | | |
| Steve Finley, L OBP: 0.290, SLG: 0.392 | | | | | | | | | | | | | | | | | | | 7 | 0 | 1 | 1 | 0 | 0 | 2 | | | | | | | | | | | |
| Orlando Cabrera, R OBP: 0.338, SLG: 0.347 | | | | | | | | | | | | | | | | | | | 7 | 0 | 2 | 0 | 0 | 2 | 3 | | | | | | | | | | | |
| 6 Maicer Irujo, S OBP: 0.338, SLG: 0.405 | | | | | | | | | | | | | | | | | | | 6 | 0 | 1 | 0 | 0 | 0 | 2 | | | | | | | | | | | |
| Adam Kennedy, L OBP: 0.377, SLG: 0.397 | | | | | | | | | | | | | | | | | | | 7 | 0 | 2 | 0 | 0 | 2 | 2 | | | | | | | | | | | |
| Inning Stats | R: 0 E: 0 K: 1 S: 8 | H: 1 LOB: 1 P: 11 | R: 0 E: 0 K: 1 S: 8 | H: 0 LOB: 0 P: 10 | R: 0 E: 0 K: 1 S: 11 | H: 0 LOB: 0 P: 18 | R: 0 E: 0 K: 1 S: 11 | H: 0 LOB: 0 P: 6 | R: 0 E: 0 K: 0 S: 9 | H: 1 LOB: 1 P: 11 | R: 0 E: 0 K: 0 S: 6 | H: 0 LOB: 0 P: 10 | R: 0 E: 0 K: 2 S: 10 | H: 1 LOB: 1 P: 17 | R: 1 E: 0 K: 1 S: 11 | H: 1 LOB: 2 P: 21 | R: 0 E: 0 K: 2 S: 10 | H: 0 LOB: 0 P: 14 | R: 0 E: 0 K: 0 S: 7 | H: 0 LOB: 0 P: 10 | R: 0 E: 0 K: 0 S: 4 | H: 0 LOB: 0 P: 4 | R: 0 E: 0 K: 0 S: 9 | H: 0 LOB: 0 P: 14 | R: 0 E: 0 K: 1 S: 10 | H: 1 LOB: 1 P: 19 | R: 0 E: 0 K: 0 S: 8 | H: 0 LOB: 0 P: 15 | R: 0 E: 0 K: 1 S: 13 | H: 1 LOB: 2 P: 19 | R: 0 E: 0 K: 0 S: 3 | H: 0 LOB: 0 P: 5 | 1B: 7 2B: 1 3B: 0 HR: 0 | SF: 0 SAC: 1 DF: 1 HBP: 0 | WP: 0 PB: 0 CS: 0 | PA: 67 |

| PITCHER | IP | WLS | BF | H | R | ER | SO | BB | IBB | HBP | BLK | WP | HR | S | P | ERA | WHIP |
|-----------------------------------|-----|-----|----|---|---|----|----|----|-----|-----|-----|----|----|----|------|-------|-------|
| Dave Bush, R ERA: 4.33 | 1.1 | 0.1 | 32 | 5 | 1 | 1 | 4 | 0 | 2 | 0 | 0 | 0 | 0 | 65 | 106 | 1.08 | 0.600 |
| Scott Schoeneweis, L ERA: 4.46 | 0.1 | 1 | 0 | 0 | 0 | 0 | 0 | 0 | 0 | 0 | 0 | 0 | 0 | 3 | 4 | 0.00 | 0.000 |
| Justin Speier, R ERA: 2.54 | 1.1 | 4 | 0 | 0 | 0 | 3 | 0 | 0 | 0 | 0 | 0 | 0 | 14 | 18 | 0.00 | 0.000 | |
| Virnie Chalk, R ERA: 3.50 | 3.0 | 9 | 0 | 0 | 0 | 0 | 0 | 0 | 0 | 0 | 0 | 0 | 20 | 28 | 0.00 | 0.000 | |
| 54 Jason Frasor, R ERA: 4.11 | 1.0 | 4 | 0 | 0 | 0 | 1 | 1 | 0 | 0 | 0 | 0 | 0 | 10 | 19 | 0.00 | 1.000 | |
| PITCHER | IP | WLS | BF | H | R | ER | SO | BB | IBB | HBP | BLK | WP | HR | S | P | ERA | WHIP |
| Miguel Batista, R ERA: 3.92 | 1.0 | 1.0 | 4 | 1 | 0 | 0 | 0 | 0 | 0 | 0 | 0 | 0 | 0 | 8 | 15 | 0.00 | 1.000 |
| Pete Walker, R ERA: 2.88 | 3.0 | W | 13 | 3 | 0 | 0 | 2 | 1 | 0 | 0 | 0 | 0 | 0 | 27 | 40 | 0.00 | 1.333 |

| Batter | 1 | 2 | 3 | 4 | 5 | 6 | 7 | 8 | 9 | 10 | 11 | 12 | 13 | 14 | 15 | 16 | 17 | 18 | AB | R | H | RBI | BB | SO | LOB | | | | | | | | | |
|--|------------------------------|-------------------------|------------------------------|------------------------|-------------------------------|-------------------------|-------------------------------|-------------------------|------------------------------|-------------------------|------------------------------|-------------------------|-------------------------------|-------------------------|-------------------------------|-------------------------|------------------------------|-------------------------|------------------------------|------------------------|------------------------------|-------------------------|------------------------------|-------------------------|------------------------------|-------------------------|------------------------------|-------------------------|------------------------------|-------------------------|----------------------------------|------------------------------------|-------------------------|--------|
| 8 Russ Adams, L OBP: 0.326, SLG: 0.412 | | | | | | | | | | | | | | | | | | | 6 | 1 | 1 | 0 | 1 | 1 | 0 | | | | | | | | | |
| Frank Catalanotto, L OBP: 0.369, SLG: 0.443 | | | | | | | | | | | | | | | | | | | 6 | 0 | 0 | 0 | 1 | 2 | 2 | | | | | | | | | |
| 10 Vernon Wells, R OBP: 0.323, SLG: 0.503 | | | | | | | | | | | | | | | | | | | 7 | 0 | 2 | 0 | 0 | 2 | 1 | | | | | | | | | |
| Shea Hillenbrand, R OBP: 0.338, SLG: 0.486 | | | | | | | | | | | | | | | | | | | 7 | 0 | 1 | 1 | 0 | 3 | 2 | | | | | | | | | |
| 47 Corey Koskie, L OBP: 0.313, SLG: 0.411 | | | | | | | | | | | | | | | | | | | 6 | 0 | 1 | 0 | 1 | 3 | 2 | | | | | | | | | |
| 2 Aaron Hill, R OBP: 0.382, SLG: 0.432 | | | | | | | | | | | | | | | | | | | 6 | 0 | 0 | 0 | 0 | 2 | 3 | | | | | | | | | |
| 9 Grego Zaun, S OBP: 0.368, SLG: 0.403 | | | | | | | | | | | | | | | | | | | 7 | 0 | 0 | 0 | 0 | 2 | 4 | | | | | | | | | |
| 3 Reed Johnson, R OBP: 0.344, SLG: 0.450 | | | | | | | | | | | | | | | | | | | 4 | 0 | 1 | 0 | 0 | 1 | 0 | | | | | | | | | |
| Eric Hinske, L OBP: 0.324, SLG: 0.420 | | | | | | | | | | | | | | | | | | | 1 | 0 | 0 | 0 | 0 | 1 | 0 | | | | | | | | | |
| 15 Alex Rios, R OBP: 0.334, SLG: 0.424 | | | | | | | | | | | | | | | | | | | 1 | 1 | 1 | 0 | 1 | 0 | 0 | | | | | | | | | |
| Orlando Hudson, S OBP: 0.325, SLG: 0.416 | | | | | | | | | | | | | | | | | | | 7 | 0 | 2 | 1 | 0 | 0 | 2 | | | | | | | | | |
| Inning Stats | R: 0 E: 0 K: 1 S: 8 | H: 0 LOB: 1 P: 18 | R: 0 E: 0 K: 1 S: 8 | H: 0 LOB: 0 P: 8 | R: 0 E: 0 K: 0 S: 12 | H: 2 LOB: 2 P: 18 | R: 0 E: 0 K: 1 S: 11 | H: 0 LOB: 0 P: 13 | R: 0 E: 0 K: 2 S: 8 | H: 0 LOB: 0 P: 13 | R: 0 E: 0 K: 1 S: 9 | H: 2 LOB: 1 P: 12 | R: 0 E: 0 K: 1 S: 10 | H: 2 LOB: 3 P: 29 | R: 1 E: 0 K: 1 S: 16 | H: 2 LOB: 3 P: 29 | R: 0 E: 0 K: 0 S: 8 | H: 0 LOB: 0 P: 10 | R: 0 E: 0 K: 0 S: 4 | H: 0 LOB: 0 P: 7 | R: 0 E: 0 K: 0 S: 8 | H: 0 LOB: 0 P: 13 | R: 0 E: 0 K: 1 S: 5 | H: 1 LOB: 2 P: 11 | R: 0 E: 0 K: 1 S: 8 | H: 0 LOB: 0 P: 10 | R: 0 E: 0 K: 0 S: 8 | H: 0 LOB: 0 P: 14 | R: 1 E: 0 K: 0 S: 9 | H: 2 LOB: 1 P: 13 | 1B: 9 2B: 1 3B: 0 HR: 0 | SF: 0 SAC: 1 DF: 1 HBP: 0 | WP: 1 PB: 0 CS: 1 | PA: 63 |

| PITCHER | IP | WLS | BF | H | R | ER | SO | BB | IBB | HBP | BLK | WP | HR | S | P | ERA | WHIP |
|-------------------------------------|------|-----|----|---|---|----|----|----|-----|-----|-----|----|----|-----|------|-------|-------|
| 41 John Lackey, R ERA: 3.77 | 8.0 | 27 | 4 | 0 | 0 | 9 | 1 | 0 | 0 | 0 | 0 | 0 | 70 | 109 | 0.00 | 0.625 | |
| Francisco Rodriguez, R ERA: 1.86 | 1.0 | 0 | 7 | 2 | 1 | 1 | 3 | 1 | 1 | 0 | 0 | 0 | 16 | 29 | 9.00 | 3.000 | |
| Brendan Donnelly, R ERA: 3.25 | 2.0 | 6 | 0 | 0 | 0 | 1 | 0 | 0 | 0 | 0 | 0 | 0 | 19 | 28 | 0.00 | 0.000 | |
| Esteban Yan, R ERA: 3.51 | 3.0 | 9 | 0 | 0 | 0 | 3 | 0 | 0 | 0 | 0 | 0 | 0 | 17 | 28 | 0.00 | 0.000 | |
| Joel Pinetta, R ERA: 4.0 | 3.0 | 11 | 1 | 0 | 0 | 1 | 1 | 0 | 0 | 0 | 0 | 0 | 23 | 35 | 0.00 | 0.667 | |
| PITCHER | IP | WLS | BF | H | R | ER | SO | BB | IBB | HBP | BLK | WP | HR | S | P | ERA | WHIP |
| 62 Scott Shields, R ERA: 2.28 | 18.1 | 0.1 | L | 3 | 2 | 1 | 1 | 0 | 0 | 0 | 0 | 0 | 1 | 9 | 13 | 27.00 | 6.000 |

TOP

Los Angeles Angels @ Toronto Blue Jays
Rogers Centre, Toronto, ON
Thu Jul 28 2005, 7:07 PM EDT
Att. 19,706 - Clear - 75 F

| | | | | | | |
|----|---|---|-----|----|----|-----|
| AB | R | H | RBI | BB | SO | LOB |
| 8 | 0 | 1 | 0 | 0 | 3 | 4 |
| 8 | 0 | 1 | 0 | 0 | 1 | 2 |
| 4 | 0 | 1 | 0 | 0 | 0 | 2 |
| 2 | 1 | 0 | 0 | 2 | 0 | 0 |
| 7 | 0 | 0 | 0 | 1 | 2 | 4 |
| 3 | 0 | 0 | 0 | 0 | 0 | 0 |
| 0 | 0 | 0 | 0 | 1 | 0 | 0 |
| 3 | 0 | 0 | 0 | 0 | 0 | 3 |
| 7 | 0 | 1 | 1 | 0 | 0 | 2 |
| 7 | 0 | 2 | 0 | 0 | 2 | 3 |
| 6 | 0 | 1 | 0 | 0 | 0 | 2 |
| 7 | 0 | 2 | 0 | 0 | 2 | 2 |

AB 62
R 1
H 9
RBI 1
BB 4
SO 10
LOB 24

BOTTOM

Los Angeles Angels @ Toronto Blue Jays
Rogers Centre, Toronto, ON
Thu Jul 28 2005, 7:07 PM EDT
Att. 19,706 - Clear - 75 F

| | | | | | | |
|----|---|---|-----|----|----|-----|
| AB | R | H | RBI | BB | SO | LOB |
| 6 | 1 | 1 | 0 | 1 | 1 | 0 |
| 6 | 0 | 0 | 0 | 1 | 2 | 2 |
| 7 | 0 | 2 | 0 | 0 | 2 | 1 |
| 7 | 0 | 1 | 1 | 0 | 3 | 2 |
| 6 | 0 | | | | | |

| Batter | 1 | 2 | 3 | 4 | 5 | 6 | 7 | 8 | 9 | AB | R | H | RBI | BB | SO | LOB | TOP | | | | |
|--|------------------------------|----------------------------------|-------------------------------|----------------------------------|------------------------------|---------------------------------|-------------------------------|----------------------------------|------------------------------|---------------------------------|-------------------------------|----------------------------------|------------------------------|----------------------------------|-------------------------------|----------------------------------|----------------------------------|------------------------------------|----------------------------------|--------|--|
| 9 Chone Figgins, S OBP: 0.341, SLG: 0.395 | | | | | | | | | | 4 | 0 | 1 | 0 | 0 | 0 | 1 | | | | | |
| Orlando Cabrera, R OBP: 0.294, SLG: 0.342 | | | | | | | | | | 4 | 0 | 0 | 0 | 0 | 1 | 2 | | | | | |
| Darin Erstad, L OBP: 0.338, SLG: 0.381 | | | | | | | | | | 4 | 0 | 1 | 0 | 0 | 0 | 1 | | | | | |
| 27 Vladimir Guerrero, R OBP: 0.367, SLG: 0.551 | | | | | | | | | | 4 | 2 | 2 | 0 | 0 | 0 | 1 | | | | | |
| 16 Garret Anderson, L OBP: 0.317, SLG: 0.443 | | | | | | | | | | 4 | 1 | 2 | 2 | 0 | 0 | 0 | | | | | |
| Steve Finley, L OBP: 0.287, SLG: 0.387 | | | | | | | | | | 4 | 0 | 0 | 0 | 0 | 2 | 2 | | | | | |
| 20 Juan Rivera, R OBP: 0.275, SLG: 0.418 | | | | | | | | | | 4 | 0 | 1 | 1 | 0 | 0 | 1 | | | | | |
| Bengie Molina, R OBP: 0.329, SLG: 0.452 | | | | | | | | | | 4 | 1 | 2 | 1 | 0 | 2 | 2 | | | | | |
| Adam Kennedy, L OBP: 0.376, SLG: 0.397 | | | | | | | | | | 3 | 0 | 1 | 0 | 0 | 1 | 1 | | | | | |
| Inning Stats | R: 0 E: 0 K: 1 S: 9 | H: 1 LOB: 0 BB: 0 P: 12 | R: 3 E: 0 K: 1 S: 19 | H: 4 LOB: 1 BB: 0 P: 32 | R: 0 E: 0 K: 0 S: 6 | H: 0 LOB: 0 BB: 0 P: 7 | R: 0 E: 0 K: 2 S: 14 | H: 1 LOB: 1 BB: 0 P: 19 | R: 0 E: 0 K: 1 S: 6 | H: 0 LOB: 0 BB: 0 P: 8 | R: 0 E: 0 K: 0 S: 10 | H: 1 LOB: 0 BB: 0 P: 12 | R: 0 E: 1 K: 0 S: 9 | H: 0 LOB: 0 BB: 0 P: 13 | R: 1 E: 0 K: 1 S: 12 | H: 2 LOB: 1 BB: 0 P: 18 | 1B: 7 2B: 1 3B: 0 HR: 2 | SF: 0 SAC: 0 DP: 2 HBP: 0 | WP: 0 PB: 0 SB: 1 CS: 1 | PA: 35 | |
| PITCHER | IP | WLS | BF | H | R | ER | SO | BB | IBB | HBP | BLK | WP | HR | S | P | ERA | WHIP | | | | |
| 35 Mike Mussina, R ERA: 3.8 | 8.0 | L | 30 | 8 | 3 | 3 | 5 | 0 | 0 | 0 | 0 | 0 | 2 | 81 | 115 | 3.38 | 1.000 | | | | |
| Tanyon Sturtze, R ERA: 4.13 | 1.0 | | 5 | 2 | 1 | 1 | 1 | 0 | 0 | 0 | 0 | 0 | 0 | 12 | 18 | 9.00 | 2.000 | | | | |

Los Angeles Angels @ New York Yankees
Yankee Stadium, Bronx, NY
Fri Jul 29 2005, 7:05 PM EDT
Att: 54,025 - Partly Cloudy - 80 F

| | |
|-----|----|
| AB | 35 |
| R | 4 |
| H | 10 |
| RBI | 4 |
| BB | 0 |
| SO | 6 |
| LOB | 11 |



| Batter | 1 | 2 | 3 | 4 | 5 | 6 | 7 | 8 | 9 | AB | R | H | RBI | BB | SO | LOB | BOTTOM | | | | | |
|---|-------------------------------|----------------------------------|------------------------------|---------------------------------|------------------------------|----------------------------------|-------------------------------|----------------------------------|------------------------------|----------------------------------|-------------------------------|----------------------------------|-------------------------------|----------------------------------|------------------------------|---------------------------------|------------------------------|---------------------------------|----------------------------------|------------------------------------|----------------------------------|--------|
| 2 Derek Jeter, R OBP: 0.380, SLG: 0.438 | | | | | | | | | | 3 | 0 | 2 | 0 | 1 | 1 | 0 | | | | | | |
| 24 Robinson Cano, L OBP: 0.330, SLG: 0.483 | | | | | | | | | | 4 | 0 | 0 | 0 | 0 | 0 | 4 | | | | | | |
| Gary Sheffield, R OBP: 0.393, SLG: 0.534 | | | | | | | | | | 3 | 0 | 1 | 0 | 0 | 0 | 1 | | | | | | |
| 13 Alex Rodriguez, R OBP: 0.419, SLG: 0.588 | | | | | | | | | | 4 | 0 | 1 | 0 | 0 | 1 | 4 | | | | | | |
| 55 Hideki Matsui, L OBP: 0.374, SLG: 0.514 | | | | | | | | | | 3 | 0 | 0 | 0 | 0 | 0 | 3 | | | | | | |
| 25 Jason Giambi, L OBP: 0.431, SLG: 0.510 | | | | | | | | | | 3 | 0 | 0 | 0 | 1 | 2 | 0 | | | | | | |
| 20 Jorge Posada, S OBP: 0.343, SLG: 0.421 | | | | | | | | | | 4 | 0 | 1 | 0 | 0 | 0 | 2 | | | | | | |
| Tino Martinez, L OBP: 0.312, SLG: 0.470 | | | | | | | | | | 4 | 1 | 1 | 1 | 0 | 2 | 1 | | | | | | |
| Tony Womack, L OBP: 0.273, SLG: 0.268 | | | | | | | | | | 4 | 0 | 1 | 0 | 0 | 0 | 0 | | | | | | |
| Inning Stats | R: 0 E: 0 K: 0 S: 13 | H: 2 LOB: 2 BB: 0 P: 21 | R: 0 E: 0 K: 1 S: 6 | H: 0 LOB: 0 BB: 0 P: 8 | R: 0 E: 0 K: 0 S: 8 | H: 1 LOB: 2 BB: 1 P: 14 | R: 0 E: 0 K: 2 S: 11 | H: 1 LOB: 1 BB: 0 P: 16 | R: 0 E: 0 K: 1 S: 8 | H: 0 LOB: 0 BB: 0 P: 13 | R: 0 E: 0 K: 1 S: 11 | H: 0 LOB: 2 BB: 1 P: 21 | R: 1 E: 0 K: 0 S: 13 | H: 2 LOB: 1 BB: 0 P: 18 | R: 0 E: 0 K: 1 S: 7 | H: 1 LOB: 0 BB: 0 P: 9 | R: 0 E: 0 K: 0 S: 5 | H: 0 LOB: 0 BB: 0 P: 6 | 1B: 4 2B: 2 3B: 0 HR: 1 | SF: 0 SAC: 0 DP: 1 HBP: 2 | WP: 0 PB: 0 SB: 0 CS: 2 | PA: 36 |
| PITCHER | IP | WLS | BF | H | R | ER | SO | BB | IBB | HBP | BLK | WP | HR | S | P | ERA | WHIP | | | | | |
| 54 Ervin Santana, R ERA: 5.19 | 0.2 | H | 2 | 0 | 0 | 0 | 0 | 0 | 0 | 0 | 0 | 0 | 0 | 4 | 6 | 0.00 | 0.000 | | | | | |
| Brendan Donnelly, R ERA: 3.2 | 1.0 | H | 3 | 1 | 0 | 0 | 1 | 0 | 0 | 0 | 0 | 0 | 0 | 7 | 9 | 0.00 | 1.000 | | | | | |
| 62 Scot Shields, R ERA: 2.23 | 1.0 | S | 3 | 0 | 0 | 0 | 0 | 0 | 0 | 0 | 0 | 0 | 0 | 5 | 6 | 0.00 | 0.000 | | | | | |

Los Angeles Angels @ New York Yankees
Yankee Stadium, Bronx, NY
Fri Jul 29 2005, 7:05 PM EDT
Att: 54,025 - Partly Cloudy - 80 F

| | |
|-----|----|
| AB | 32 |
| R | 1 |
| H | 7 |
| RBI | 1 |
| BB | 2 |
| SO | 6 |
| LOB | 15 |



| Batter | 1 | 2 | 3 | 4 | 5 | 6 | 7 | 8 | 9 | AB | R | H | RBI | BB | SO | LOB | TOP | | | | | | | | | |
|---|-------------------------------|----------------------------------|-------------------------------|----------------------------------|-------------------------------|----------------------------------|---------------------------------|----------------------------------|------------------------------|----------------------------------|-------------------------------|----------------------------------|-------------------------------|----------------------------------|-------------------------------|----------------------------------|---|----------------------------------|----------------------------------|------------------------------------|------------------------------------|----------------------------------|--------|--|--|--|
| 9 Chone Figgins, S OBP: 0.340, SLG: 0.393 | F8 | | G5-3 PB 1B | | K | | SH 1B | K | | 4 | 2 | 1 | 0 | 0 | 2 | 2 | Los Angeles Angels @ New York Yankees Yankee Stadium, Bronx, NY Sat Jul 30 2005, 1:20 PM EDT Att: 54,220 - Sunny - 80 F | | | | | | | | | |
| Orlando Cabrera, R OBP: 0.295, SLG: 0.340 | F9 | | G5-3 | | G6-3 | | G4-3 27 BLK 27 G4-3 1B | G6-3 | | 5 | 1 | 1 | 2 | 0 | 0 | 3 | | | | | | | | | | |
| Darin Erstad, L OBP: 0.338, SLG: 0.380 | | 1B | | | K | | G4-3 | | K | 4 | 0 | 1 | 0 | 1 | 2 | 2 | | | | | | | | | | |
| 27 Vladimir Guerrero, R OBP: 0.362, SLG: 0.543 | F7 | | K | | | | G1-3 | G4-3 | K | 5 | 0 | 0 | 1 | 0 | 2 | 2 | | | | | | | | | | |
| 16 Garret Anderson, L OBP: 0.316, SLG: 0.440 | | | | G1-3 | | | F9 | K | G3 | 5 | 0 | 1 | 0 | 0 | 1 | 0 | | | | | | | | | | |
| Steve Finley, L OBP: 0.285, SLG: 0.386 | | P5 | | G4-3 | | | 20 S BB | | 20 HR 1B | 3 | 1 | 1 | 0 | 1 | 0 | 1 | | | | | | | | | | |
| 20 Juan Rivera, R OBP: 0.279, SLG: 0.436 | | K | | | | | F9 | | HR | 4 | 1 | 2 | 2 | 0 | 1 | 2 | | | | | | | | | | |
| José Molina, R OBP: 0.282, SLG: 0.300 | | L8 | | | | | | | SH1-3 2B | 2 | 0 | 0 | 0 | 0 | 0 | 2 | | | | | | | | | | |
| Jeff DaVanon, S OBP: 0.350, SLG: 0.317 | | | | P4 | | | | | | 0 | 1 | 0 | 0 | 1 | 0 | 0 | | | | | | | | | | |
| Josh Paul, R OBP: 0.235, SLG: 0.406 | | | | | | | 9 SH 1B BB | | | 1 | 0 | 1 | 0 | 0 | 0 | 0 | | | | | | | | | | |
| Adam Kennedy, L OBP: 0.380, SLG: 0.398 | | | | P4 | | | 9 SH 1B | SH1-3 | | 2 | 1 | 1 | 0 | 1 | 0 | 0 | | | | | | | | | | |
| Inning Stats | R: 0 E: 0 K: 0 S: 8 | H: 1 LOB: 1 BB: 0 P: 14 | R: 0 E: 0 K: 1 S: 11 | H: 1 LOB: 1 BB: 0 P: 17 | R: 1 E: 0 K: 1 S: 11 | H: 1 LOB: 1 BB: 1 P: 25 | R: 0 E: 0 K: 0 S: 9 | H: 1 LOB: 1 BB: 1 P: 13 | R: 0 E: 0 K: 2 S: 8 | H: 0 LOB: 1 BB: 1 P: 19 | R: 0 E: 0 K: 0 S: 9 | H: 0 LOB: 1 BB: 1 P: 16 | R: 4 E: 1 K: 1 S: 16 | H: 2 LOB: 0 BB: 1 P: 22 | R: 2 E: 0 K: 1 S: 13 | H: 3 LOB: 1 BB: 0 P: 19 | R: 0 E: 0 K: 2 S: 10 | H: 0 LOB: 0 BB: 0 P: 14 | 1B: 7 2B: 1 3B: 0 HR: 1 | SF: 0 SAC: 2 DP: 0 HBP: 0 | WP: 0 PB: 1 SB: 3 CS: 0 | PA: 41 | | | | |
| PITCHER | IP | WLS | BF | H | R | ER | SO | BB | IBB | HBP | BLK | WP | HR | S | P | ERA | WHIP | | | | | | | | | |
| Shawn Chacon, R ERA: 3.78 | (1, 1) | 6.0 | 25 | 4 | 1 | 0 | 4 | 3 | 0 | 0 | 0 | 0 | 0 | 56 | 104 | 0.00 | 1.167 | | | | | | | | | |
| Felix Rodriguez, R ERA: 4.5 | (7, 1) | 0.0 | 1 | 0 | 1 | 1 | 0 | 1 | 0 | 0 | 0 | 0 | 0 | 3 | 7 | ∞ | ∞ | | | | | | | | | |
| Alan Embree, L ERA: 7.88 | (7, 1) | 0.0 | 2 | 1 | 0 | 0 | 0 | 0 | 0 | 0 | 0 | 0 | 0 | 4 | 5 | ∞ | ∞ | | | | | | | | | |
| Tom Gordon, R ERA: 3.14 | (7, 1) | 1.0 | B | 7 | 4 | 5 | 4 | 1 | 0 | 0 | 1 | 0 | 1 | 14 | 19 | 36.00 | 4.000 | | | | | | | | | |
| Wayne Franklin, L ERA: 9.64 | (8, 1) | 1.0 | 3 | 0 | 0 | 0 | 1 | 0 | 0 | 0 | 0 | 0 | 0 | 8 | 10 | 0.00 | 0.000 | | | | | | | | | |
| 42 Mariano Rivera, R ERA: 0.81 | (9, 1) | 1.0 | W | 3 | 0 | 0 | 2 | 0 | 0 | 0 | 0 | 0 | 0 | 10 | 14 | 0.00 | 0.000 | | | | | | | | | |
| Batter | 1 | 2 | 3 | 4 | 5 | 6 | 7 | 8 | 9 | AB | R | H | RBI | BB | SO | LOB | BOTTOM | | | | | | | | | |
| 2 Derek Jeter, R OBP: 0.381, SLG: 0.439 | K | | | K | | | F8 | | 13 BB 55 2B WP BB | 4 | 1 | 1 | 2 | 1 | 2 | 1 | Los Angeles Angels @ New York Yankees Yankee Stadium, Bronx, NY Sat Jul 30 2005, 1:20 PM EDT Att: 54,220 - Sunny - 80 F | | | | | | | | | |
| 24 Robinson Canó, L OBP: 0.325, SLG: 0.474 | K | | G4-3 | | G1-3 | | G4-3 | | K | 5 | 0 | 0 | 0 | 0 | 2 | 4 | | | | | | | | | | |
| Gary Sheffield, R OBP: 0.393, SLG: 0.531 | | | | P1 | | | G6-3 | | 13 BB 55 2B BB | 4 | 1 | 1 | 0 | 1 | 0 | 0 | | | | | | | | | | |
| 13 Alex Rodriguez, R OBP: 0.421, SLG: 0.586 | | | | | | | F9 | | 55 2B BB | 3 | 0 | 1 | 1 | 1 | 1 | 0 | | | | | | | | | | |
| 55 Hideki Matsui, L OBP: 0.374, SLG: 0.515 | F8 | | L8 | | G3 | | G3 | | 25 HR 1B | 5 | 1 | 2 | 2 | 0 | 0 | 3 | | | | | | | | | | |
| 25 Jason Giambi, L OBP: 0.438, SLG: 0.528 | | | | | | | | | 25 HR 1B | 3 | 1 | 3 | 2 | 1 | 0 | 0 | | | | | | | | | | |
| 20 Jorge Posada, S OBP: 0.339, SLG: 0.416 | | | | | | | F7 | | G3 | 4 | 0 | 0 | 0 | 0 | 0 | 3 | | | | | | | | | | |
| Bernie Williams, S OBP: 0.335, SLG: 0.369 | | | | | | | | | K | 4 | 2 | 2 | 1 | 0 | 2 | 0 | | | | | | | | | | |
| Tony Womack, L OBP: 0.280, SLG: 0.272 | | | | | | | L3 | | WP 13 BB 2 S BB | 3 | 2 | 2 | 0 | 1 | 0 | 0 | | | | | | | | | | |
| Inning Stats | R: 0 E: 0 K: 2 S: 13 | H: 2 LOB: 2 BB: 0 P: 18 | R: 2 E: 0 K: 0 S: 11 | H: 4 LOB: 1 BB: 0 P: 16 | R: 0 E: 0 K: 0 S: 10 | H: 0 LOB: 2 BB: 1 P: 21 | R: 0 E: 0 K: 2 S: 14 | H: 1 LOB: 1 BB: 0 P: 16 | R: 0 E: 0 K: 0 S: 8 | H: 0 LOB: 0 BB: 0 P: 11 | R: 1 E: 0 K: 0 S: 11 | H: 2 LOB: 0 BB: 0 P: 14 | R: 0 E: 0 K: 0 S: 9 | H: 0 LOB: 0 BB: 0 P: 13 | R: 2 E: 0 K: 2 S: 10 | H: 2 LOB: 2 BB: 0 P: 18 | | R: 3 E: 0 K: 1 S: 11 | H: 1 LOB: 4 BB: 4 P: 30 | 1B: 7 2B: 3 3B: 0 HR: 2 | SF: 0 SAC: 0 DP: 1 HBP: 1 | WP: 1 PB: 0 SB: 3 CS: 0 | PA: 41 | | | |
| PITCHER | IP | WLS | BF | H | R | ER | SO | BB | IBB | HBP | BLK | WP | HR | S | P | ERA | WHIP | | | | | | | | | |
| Paul Byrd, R ERA: 4.08 | (1, 1) | 7.0 | 30 | 9 | 3 | 3 | 4 | 1 | 0 | 1 | 0 | 0 | 1 | 76 | 109 | 3.86 | 1.429 | | | | | | | | | |
| Joel Peralta, R ERA: 3.95 | (8, 1) | 0.1 | 1 | 0 | 0 | 0 | 1 | 0 | 0 | 0 | 0 | 0 | 0 | 3 | 5 | 0.00 | 0.000 | | | | | | | | | |
| Jake Woods, L ERA: 4.56 | (8, 1) | 0.0 | 2 | 2 | 2 | 2 | 0 | 0 | 0 | 0 | 0 | 0 | 1 | 3 | 7 | ∞ | ∞ | | | | | | | | | |
| Francisco Rodríguez, R ERA: 2.53 | (8, 1) | 1.0 | L | 8 | 1 | 3 | 3 | 2 | 4 | 0 | 0 | 0 | 1 | 0 | 15 | 36 | 27.00 | 5.000 | | | | | | | | |

| Batter | 1 | 2 | 3 | 4 | 5 | 6 | 7 | 8 | 9 | 10 | 11 | AB | R | H | RBI | BB | SO | LOB | TOP | | | | | | | |
|---|---|----------------------------------|------------------------------|----------------------------------|-------------------------------|----------------------------------|-------------------------------|----------------------------------|-------------------------------|----------------------------------|------------------------------|---------------------------------|--|---------------------------------|------------------------------|----------------------------------|------------------------------|----------------------------------|------------------------------|----------------------------------|-------------------------------|----------------------------------|----------------------------------|------------------------------------|----------------------------------|--------|
| 9 Chone Figgins, S OBP: 0.341, SLG: 0.399 | | | | | | | | | | | | 4 | 1 | 2 | 0 | 0 | 1 | 0 | | | | | | | | |
| Orlando Cabrera, R OBP: 0.301, SLG: 0.348 | | | | | | | | | | | | 4 | 2 | 3 | 1 | 1 | 0 | 1 | | | | | | | | |
| 27 Vladimir Guerrero, R OBP: 0.363, SLG: 0.539 | | | | | | | | | | | | 4 | 0 | 1 | 1 | 0 | 1 | 2 | | | | | | | | |
| 16 Garret Anderson, L OBP: 0.314, SLG: 0.436 | | | | | | | | | | | | 4 | 0 | 0 | 0 | 1 | 1 | 3 | | | | | | | | |
| 20 Juan Rivera, R OBP: 0.277, SLG: 0.429 | | | | | | | | | | | | 3 | 1 | 0 | 1 | 1 | 1 | 0 | | | | | | | | |
| Bencio Molina, R OBP: 0.327, SLG: 0.459 | | | | | | | | | | | | 5 | 1 | 1 | 3 | 0 | 0 | 0 | | | | | | | | |
| 6 Maicer Izturis, S OBP: 0.326, SLG: 0.389 | | | | | | | | | | | | 5 | 0 | 0 | 0 | 0 | 1 | 0 | | | | | | | | |
| José Molina, R OBP: 0.283, SLG: 0.323 | | | | | | | | | | | | 3 | 1 | 1 | 1 | 0 | 2 | 0 | | | | | | | | |
| Darin Erstad, L OBP: 0.340, SLG: 0.382 | | | | | | | | | | | | 1 | 0 | 1 | 0 | 0 | 0 | 0 | | | | | | | | |
| Adam Kennedy, L OBP: 0.319, SLG: 0.393 | | | | | | | | | | | | 3 | 1 | 0 | 0 | 0 | 1 | 1 | | | | | | | | |
| Inning Stats | R: 0 E: 0 K: 0 S: 9 | H: 1 LOB: 1 BB: 1 P: 16 | R: 0 E: 0 K: 1 S: 9 | H: 0 LOB: 0 BB: 0 P: 12 | R: 0 E: 0 K: 2 S: 11 | H: 0 LOB: 0 BB: 0 P: 19 | R: 3 E: 0 K: 2 S: 22 | H: 2 LOB: 0 BB: 1 P: 31 | R: 1 E: 0 K: 0 S: 12 | H: 2 LOB: 0 BB: 0 P: 15 | R: 0 E: 0 K: 1 S: 7 | H: 0 LOB: 0 BB: 0 P: 8 | R: 0 E: 0 K: 1 S: 6 | H: 0 LOB: 0 BB: 0 P: 7 | R: 2 E: 0 K: 0 S: 9 | H: 1 LOB: 1 BB: 1 P: 17 | R: 0 E: 0 K: 1 S: 9 | H: 1 LOB: 1 BB: 0 P: 13 | R: 1 E: 0 K: 0 S: 6 | H: 2 LOB: 0 BB: 0 P: 11 | R: 0 E: 0 K: 0 S: 10 | H: 0 LOB: 0 BB: 0 P: 11 | 1B: 5 2B: 2 3B: 1 HR: 2 | SF: 1 SAC: 1 DP: 1 HBP: 2 | WP: 0 PB: 0 SB: 4 CS: 3 | PA: 45 |
| PITCHER | IP: 7.1 WLS: 29 BF: 6 H: 6 R: 6 ER: 6 SO: 7 BB: 2 IBB: 0 HBP: 1 BLK: 0 WP: 0 HR: 2 S: 80 P: 114 ERA: 7.36 WHIP: 1.091 | | | | | | | | | | | PITCHER | IP: 11.1 WLS: 3 BF: 0 H: 0 R: 0 ER: 0 SO: 0 BB: 0 IBB: 0 HBP: 0 BLK: 0 WP: 0 HR: 0 S: 10 P: 11 ERA: 0.00 WHIP: 0.000 | | | | | | | | | | | | | |
| Randy Johnson, L ERA: 4.11 | | | | | | | | | | | Tom Gordon, R ERA: 3.08 | | | | | | | | | | | | | | | |
| Tanyon Sturtze, R ERA: 4.13 | | | | | | | | | | | | | | | | | | | | | | | | | | |
| Alan Embree, L ERA: 7.82 | | | | | | | | | | | | | | | | | | | | | | | | | | |
| Felix Rodriguez, R ERA: 4.41 | | | | | | | | | | | | | | | | | | | | | | | | | | |
| 42 Mariano Rivera, R ERA: 0.97 | | | | | | | | | | | | | | | | | | | | | | | | | | |

Los Angeles Angels @ New York Yankees
Yankee Stadium, Bronx, NY
Sun Jul 31 2005, 1:05 PM EDT
Att. 53,653 - Partly Cloudy - 82 F

livebaseballscores.com


AB 36
R 7
H 9
RBI 7
BB 3
SO 8
LOB 7


| Batter | 1 | 2 | 3 | 4 | 5 | 6 | 7 | 8 | 9 | 10 | 11 | AB | R | H | RBI | BB | SO | LOB | BOTTOM | | | | | | | |
|--|---|----------------------------------|-------------------------------|----------------------------------|------------------------------|----------------------------------|------------------------------|----------------------------------|-------------------------------|----------------------------------|------------------------------|---------------------------------|--|----------------------------------|-------------------------------|----------------------------------|-------------------------------|----------------------------------|-------------------------------|----------------------------------|-------------------------------|----------------------------------|----------------------------------|------------------------------------|----------------------------------|--------|
| 2 Derek Jeter, R OBP: 0.386, SLG: 0.443 | | | | | | | | | | | | 5 | 0 | 4 | 1 | 1 | 1 | 0 | | | | | | | | |
| 24 Robinson Cano, L OBP: 0.318, SLG: 0.465 | | | | | | | | | | | | 6 | 0 | 0 | 0 | 0 | 2 | 11 | | | | | | | | |
| Gary Sheffield, R OBP: 0.392, SLG: 0.526 | | | | | | | | | | | | 5 | 1 | 1 | 1 | 1 | 0 | 1 | | | | | | | | |
| 13 Alex Rodriguez, R OBP: 0.418, SLG: 0.580 | | | | | | | | | | | | 6 | 0 | 1 | 0 | 0 | 3 | 3 | | | | | | | | |
| 55 Hideki Matsui, L OBP: 0.374, SLG: 0.518 | | | | | | | | | | | | 6 | 2 | 2 | 1 | 0 | 0 | 2 | | | | | | | | |
| 25 Jason Giambi, L OBP: 0.445, SLG: 0.553 | | | | | | | | | | | | 3 | 3 | 2 | 2 | 3 | 0 | 1 | | | | | | | | |
| Tino Martinez, L OBP: 0.311, SLG: 0.466 | | | | | | | | | | | | 4 | 0 | 1 | 0 | 0 | 1 | 1 | | | | | | | | |
| Bubba Crosby, L ERA: 3.97 | | | | | | | | | | | | 0 | 1 | 0 | 0 | 0 | 0 | 0 | | | | | | | | |
| 12 Andy Phillips, R OBP: 0.147, SLG: 0.353 | | | | | | | | | | | | 2 | 0 | 0 | 0 | 0 | 1 | 4 | | | | | | | | |
| Bernie Williams, S OBP: 0.333, SLG: 0.371 | | | | | | | | | | | | 4 | 0 | 1 | 1 | 0 | 0 | 1 | | | | | | | | |
| Tony Womack, L OBP: 0.283, SLG: 0.275 | | | | | | | | | | | | 1 | 1 | 1 | 1 | 0 | 0 | 0 | | | | | | | | |
| John Flaherty, R ERA: 3.97 | | | | | | | | | | | | 2 | 0 | 0 | 0 | 0 | 0 | 0 | | | | | | | | |
| 20 Jorge Posada, S OBP: 0.342, SLG: 0.414 | | | | | | | | | | | | 1 | 0 | 0 | 0 | 2 | 1 | 1 | | | | | | | | |
| Inning Stats | R: 0 E: 0 K: 0 S: 8 | H: 1 LOB: 0 BB: 0 P: 14 | R: 1 E: 0 K: 1 S: 10 | H: 2 LOB: 1 BB: 0 P: 14 | R: 0 E: 0 K: 2 S: 9 | H: 0 LOB: 0 BB: 0 P: 12 | R: 0 E: 0 K: 0 S: 9 | H: 1 LOB: 1 BB: 0 P: 15 | R: 0 E: 1 K: 0 S: 12 | H: 1 LOB: 2 BB: 0 P: 16 | R: 0 E: 0 K: 0 S: 7 | H: 0 LOB: 0 BB: 0 P: 8 | R: 1 E: 0 K: 1 S: 11 | H: 2 LOB: 2 BB: 1 P: 21 | R: 4 E: 1 K: 1 S: 21 | H: 2 LOB: 3 BB: 3 P: 45 | R: 0 E: 1 K: 0 S: 14 | H: 0 LOB: 2 BB: 1 P: 22 | R: 1 E: 0 K: 3 S: 19 | H: 2 LOB: 2 BB: 1 P: 31 | R: 1 E: 0 K: 1 S: 16 | H: 2 LOB: 2 BB: 1 P: 24 | 1B: 9 2B: 1 3B: 1 HR: 2 | SF: 1 SAC: 0 DP: 1 HBP: 0 | WP: 2 PB: 0 SB: 1 CS: 0 | PA: 53 |
| PITCHER | IP: 6.0 WLS: 4 BF: 5 H: 1 R: 1 ER: 1 SO: 3 BB: 0 IBB: 0 HBP: 0 BLK: 0 WP: 0 HR: 1 S: 55 P: 79 ERA: 1.50 WHIP: 0.833 | | | | | | | | | | | PITCHER | IP: 10.1 WLS: 10 BF: 4 H: 4 R: 2 ER: 2 SO: 4 BB: 1 IBB: 1 HBP: 0 BLK: 0 WP: 1 HR: 0 S: 35 P: 55 ERA: 13.50 WHIP: 3.750 | | | | | | | | | | | | | |
| Chris Bocheck, R ERA: 0.6 | | | | | | | | | | | Kevin Gregg, R ERA: 7.02 | | | | | | | | | | | | | | | |
| Esteban Yan, R ERA: 3.97 | | | | | | | | | | | | | | | | | | | | | | | | | | |
| Brendan Donnelly, R ERA: 3.35 | | | | | | | | | | | | | | | | | | | | | | | | | | |
| 62 Scot Shields, R ERA: 2.2 | | | | | | | | | | | | | | | | | | | | | | | | | | |
| Joel Peralta, R ERA: 3.81 | | | | | | | | | | | | | | | | | | | | | | | | | | |

Los Angeles Angels @ New York Yankees
Yankee Stadium, Bronx, NY
Sun Jul 31 2005, 1:05 PM EDT
Att. 53,653 - Partly Cloudy - 82 F

livebaseballscores.com

AB 45
R 8
H 13
RBI 7
BB 7
SO 9
LOB 25

| Batter | 1 | 2 | 3 | 4 | 5 | 6 | 7 | 8 | 9 | AB | R | H | RBI | BB | SO | LOB | TOP | | | | | | | | | | | | | | | | | | | | |
|--|---------------------------------------|----------------------------------|---------------------------------------|----------------------------------|--------------------------------------|----------------------------------|---------------------------------------|----------------------------------|--------------------------------------|----------------------------------|---------------------------------------|----------------------------------|--------------------------------------|----------------------------------|-----------------------------------|------------------------------------|--|----------------------------------|--------|-----|-----|----|----|---|----|----|----|-----|-----|-----|----|----|---|----|-----|------|-------|
| 1 Brian Roberts, S OBP: 0.402, SLG: 0.552 | G4-3 | | K | | | | | | | 5 | 0 | 3 | 0 | 0 | 1 | 0 | Baltimore Orioles @ Los Angeles Angels Angel Stadium of Anaheim, Anaheim, CA Tue Aug 02 2005, 7:05 PM PDT Att: 43,643 - Clear - 73 F livebaseballscorecards.com | | | | | | | | | | | | | | | | | | | | |
| Eric Byrnes, R OBP: 0.330, SLG: 0.442 | 1B | | G4-3 | | | | | | | 5 | 0 | 2 | 0 | 0 | 0 | 2 | | | | | | | | | | | | | | | | | | | | | |
| 6 Melvin Mora, R Chris Gomez, R OBP: 0.349, SLG: 0.470 OBP: 0.349, SLG: 0.350 | F8 | | K | | | | | | | 4 | 0 | 1 | 0 | 0 | 1 | 3 | | | | | | | | | | | | | | | | | | | | | |
| 10 Miguel Tejada, R OBP: 0.368, SLG: 0.582 | 1B | | | | | | | | | 5 | 0 | 2 | 0 | 0 | 0 | 4 | | | | | | | | | | | | | | | | | | | | | |
| Javy Lopez, R OBP: 0.300, SLG: 0.478 | K | | | | | | | | | 4 | 1 | 1 | 0 | 0 | 1 | 3 | | | | | | | | | | | | | | | | | | | | | |
| Sammy Sosa, R OBP: 0.312, SLG: 0.408 | | | | | | | | | | 4 | 0 | 1 | 0 | 0 | 3 | 1 | | | | | | | | | | | | | | | | | | | | | |
| B.J. Surhoff, L OBP: 0.288, SLG: 0.391 | | | | | | | | | | 4 | 0 | 2 | 1 | 0 | 2 | 0 | | | | | | | | | | | | | | | | | | | | | |
| 31 Jay Gibbons, L OBP: 0.296, SLG: 0.500 | | | | | | | | | | 4 | 0 | 1 | 0 | 0 | 0 | 4 | | | | | | | | | | | | | | | | | | | | | |
| David Newhan, L Midre Cummings, L OBP: 0.265, SLG: 0.306 OBP: 0.265, SLG: 0.306 | F8 | | | | | | | | | 3 | 0 | 0 | 0 | 0 | 0 | 3 |  | | | | | | | | | | | | | | | | | | | | |
| Inning Stats | R: 0 H: 2 E: 0 K: 1 S: 13 | H: 1 LOB: 1 BB: 0 P: 18 | R: 0 H: 0 E: 0 K: 2 S: 14 | H: 1 LOB: 1 BB: 0 P: 21 | R: 0 H: 0 E: 0 K: 2 S: 9 | H: 3 LOB: 2 BB: 0 P: 14 | R: 0 H: 2 E: 0 K: 0 S: 10 | H: 0 LOB: 1 BB: 0 P: 13 | R: 0 H: 2 E: 0 K: 0 S: 8 | H: 2 LOB: 2 BB: 0 P: 12 | R: 0 H: 2 E: 0 K: 1 S: 11 | H: 1 LOB: 2 BB: 1 P: 16 | R: 0 H: 1 E: 0 K: 1 S: 7 | H: 1 LOB: 2 BB: 1 P: 14 | 1B: 10 2B: 3 3B: 0 HR: 0 | SF: 0 SAC: 0 DP: 1 HBP: 0 | | WP: 0 PB: 0 SB: 0 CS: 0 | PA: 40 | | | | | | | | | | | | | | | | | | |
| PITCHER | IP | WLS | BF | H | R | ER | SO | BB | IBB | HBP | BLK | WP | HR | S | P | ERA | WHIP | PITCHER | | IP | WLS | BF | H | R | ER | SO | BB | IBB | HBP | BLK | WP | HR | S | P | ERA | WHIP | |
| 40 Bartolo Colon, R ERA: 3.61 | 7.0 | W | 30 | 10 | 1 | 1 | 7 | 0 | 0 | 0 | 0 | 0 | 0 | 76 | 111 | 1.29 | 1.429 | | | 7.0 | W | 30 | 10 | 1 | 1 | 7 | 0 | 0 | 0 | 0 | 0 | 0 | 0 | 76 | 111 | 1.29 | 1.429 |
| Esteban Yan, R ERA: 3.8 | 2.0 | | 10 | 3 | 0 | 0 | 2 | 1 | 0 | 0 | 0 | 0 | 0 | 18 | 30 | 0.00 | 2.000 | | | 2.0 | | 10 | 3 | 0 | 0 | 2 | 1 | 0 | 0 | 0 | 0 | 0 | 0 | 18 | 30 | 0.00 | 2.000 |
| Esteban Yan, R ERA: 3.8 | 2.0 | | 10 | 3 | 0 | 0 | 2 | 1 | 0 | 0 | 0 | 0 | 0 | 18 | 30 | 0.00 | 2.000 | | | 2.0 | | 10 | 3 | 0 | 0 | 2 | 1 | 0 | 0 | 0 | 0 | 0 | 0 | 18 | 30 | 0.00 | 2.000 |

| Batter | 1 | 2 | 3 | 4 | 5 | 6 | 7 | 8 | 9 | AB | R | H | RBI | BB | SO | LOB | BOTTOM | | | | | | | | | | | | | | | | | | | |
|--|---------------------------------------|----------------------------------|---------------------------------------|----------------------------------|---------------------------------------|----------------------------------|--------------------------------------|---------------------------------|---------------------------------------|----------------------------------|--------------------------------------|----------------------------------|--------------------------------------|----------------------------------|----------------------------------|------------------------------------|--|----------------------------------|--------|-----|-----|----|----|---|----|----|----|-----|-----|-----|----|----|----|-----|-------|-------|
| 9 Chone Figgins, S OBP: 0.344, SLG: 0.402 | G4-3 | G4-3 | | | | | | | | 4 | 3 | 2 | 0 | 1 | 0 | 2 | Baltimore Orioles @ Los Angeles Angels Angel Stadium of Anaheim, Anaheim, CA Tue Aug 02 2005, 7:05 PM PDT Att: 43,643 - Clear - 73 F livebaseballscorecards.com | | | | | | | | | | | | | | | | | | | |
| Orlando Cabrera, R OBP: 0.300, SLG: 0.350 | BB | | | | | | | | | 4 | 0 | 1 | 2 | 0 | 0 | 2 | | | | | | | | | | | | | | | | | | | | |
| 6 Maicer Izturis, S OBP: 0.324, SLG: 0.386 | G6-3 | | | | | | | | | 1 | 0 | 0 | 0 | 0 | 0 | 1 | | | | | | | | | | | | | | | | | | | | |
| Darin Erstad, L José Molina, R OBP: 0.343, SLG: 0.385 OBP: 0.283, SLG: 0.323 | G4-3 | | | | | | | | | 4 | 3 | 2 | 1 | 1 | 0 | 2 | | | | | | | | | | | | | | | | | | | | |
| 27 Vladimir Guerrero, R Esteban Yan, R OBP: 0.369, SLG: 0.560 | 1B | | | | | | | | | 0 | 0 | 0 | 0 | 0 | 0 | 0 | | | | | | | | | | | | | | | | | | | | |
| 16 Garret Anderson, L Jeff DaVanon, S OBP: 0.315, SLG: 0.445 OBP: 0.350, SLG: 0.317 | K | | | | | | | | | 5 | 1 | 2 | 1 | 0 | 1 | 3 | | | | | | | | | | | | | | | | | | | | |
| 20 Juan Rivera, R OBP: 0.275, SLG: 0.423 | F8 | | | | | | | | | 5 | 0 | 1 | 1 | 0 | 0 | 0 | | | | | | | | | | | | | | | | | | | | |
| Steve Finley, L OBP: 0.289, SLG: 0.385 | 1B | | | | | | | | | 4 | 0 | 1 | 0 | 0 | 0 | 0 | | | | | | | | | | | | | | | | | | | | |
| Bengie Molina, R OBP: 0.329, SLG: 0.460 | G5-3 | | | | | | | | | 4 | 1 | 2 | 0 | 0 | 0 | 1 | | | | | | | | | | | | | | | | | | | | |
| Adam Kennedy, L OBP: 0.376, SLG: 0.388 | BB | | | | | | | | | 3 | 0 | 0 | 0 | 1 | 0 | 2 |  | | | | | | | | | | | | | | | | | | | |
| Inning Stats | R: 1 H: 1 E: 0 K: 1 S: 12 | H: 1 LOB: 1 BB: 1 P: 22 | R: 0 H: 1 E: 0 K: 0 S: 12 | H: 1 LOB: 2 BB: 1 P: 24 | R: 3 H: 3 E: 0 K: 0 S: 12 | H: 3 LOB: 0 BB: 0 P: 17 | R: 0 H: 1 E: 0 K: 0 S: 4 | H: 1 LOB: 1 BB: 0 P: 7 | R: 2 H: 3 E: 0 K: 0 S: 10 | H: 1 LOB: 2 BB: 1 P: 18 | R: 0 H: 1 E: 0 K: 0 S: 9 | H: 1 LOB: 1 BB: 0 P: 15 | R: 2 H: 3 E: 1 K: 0 S: 8 | H: 3 LOB: 2 BB: 0 P: 13 | 1B: 7 2B: 4 3B: 0 HR: 3 | SF: 0 SAC: 0 DP: 0 HBP: 0 | | WP: 0 PB: 0 SB: 0 CS: 0 | PA: 42 | | | | | | | | | | | | | | | | | |
| PITCHER | IP | WLS | BF | H | R | ER | SO | BB | IBB | HBP | BLK | WP | HR | S | P | ERA | WHIP | PITCHER | | IP | WLS | BF | H | R | ER | SO | BB | IBB | HBP | BLK | WP | HR | S | P | ERA | WHIP |
| Sidney Ponson, R ERA: 6.12 | 5.1 | L | 29 | 10 | 8 | 8 | 1 | 3 | 0 | 0 | 0 | 0 | 0 | 58 | 100 | 13.50 | 2.438 | | | 5.1 | L | 29 | 10 | 8 | 8 | 1 | 3 | 0 | 0 | 0 | 0 | 0 | 58 | 100 | 13.50 | 2.438 |
| Steve Kline, L ERA: 5.31 | 2.2 | | 13 | 4 | 2 | 0 | 0 | 0 | 1 | 0 | 0 | 0 | 0 | 20 | 37 | 0.00 | 1.500 | | | 2.2 | | 13 | 4 | 2 | 0 | 0 | 0 | 1 | 0 | 0 | 0 | 0 | 20 | 37 | 0.00 | 1.500 |

| Batter | 1 | 2 | 3 | 4 | 5 | 6 | 7 | 8 | 9 | AB | R | H | RBI | BB | SO | LOB | TOP | | | | | | | | |
|--|-------------------------------|----------------------------------|-------------------------------|----------------------------------|------------------------------|----------------------------------|------------------------------|----------------------------------|-------------------------------|----------------------------------|-------------------------------|----------------------------------|-------------------------------|----------------------------------|-------------------------------|----------------------------------|--|----------------------------------|----------------------------------|------------------------------------|----------------------------------|--------|--|--|--|
| 1 Brian Roberts, S OBP: 0.400, SLG: 0.548 | G4-3 | | P6 | | | G1-3 | | FC4-6 | | 5 | 1 | 1 | 2 | 0 | 0 | 3 | Baltimore Orioles @ Los Angeles Angels Angel Stadium of Anaheim, Anaheim, CA Wed Aug 03 2005, 7:05 PM PDT Att: 43,749 - Clear - 75 F | | | | | | | | |
| Eric Byrnes, R OBP: 0.328, SLG: 0.437 | P6 | | F8 | | | | G6-3 | K | | 5 | 0 | 1 | 0 | 0 | 1 | 2 | | | | | | | | | |
| 10 Miguel Tejada, R OBP: 0.368, SLG: 0.582 | K | | | | K | K | | | | 5 | 0 | 2 | 0 | 0 | 3 | 2 | | | | | | | | | |
| Javy Lopez, R OBP: 0.298, SLG: 0.471 | | G5-3 | | | | | | | | 5 | 0 | 1 | 1 | 0 | 3 | 2 | | | | | | | | | |
| 6 Melvin Mora, R OBP: 0.350, SLG: 0.466 | K | | | | | | | | | 3 | 0 | 0 | 0 | 2 | 1 | 3 | | | | | | | | | |
| Sammy Sosa, R OBP: 0.313, SLG: 0.409 | | | | | | | | | | 4 | 0 | 1 | 0 | 1 | 1 | 3 | | | | | | | | | |
| B.J. Surhoff, L OBP: 0.282, SLG: 0.383 | | | | | | | | | | 4 | 1 | 0 | 0 | 0 | 0 | 3 | | | | | | | | | |
| 31 Jay Gibbons, L OBP: 0.298, SLG: 0.503 | | | | | | | | | | 4 | 1 | 2 | 1 | 0 | 0 | 0 | | | | | | | | | |
| Luis Matos, R OBP: 0.343, SLG: 0.386 | | | | | | | | | | 4 | 1 | 3 | 0 | 0 | 1 | 1 | | | | | | | | | |
| Inning Stats | R: 0 E: 0 K: 1 S: 12 | H: 0 LOB: 0 BB: 0 P: 15 | R: 0 E: 0 K: 1 S: 14 | H: 1 LOB: 1 BB: 0 P: 18 | R: 0 E: 0 K: 0 S: 7 | H: 1 LOB: 1 BB: 0 P: 11 | R: 0 E: 0 K: 2 S: 9 | H: 0 LOB: 2 BB: 2 P: 18 | R: 2 E: 0 K: 1 S: 13 | H: 4 LOB: 2 BB: 0 P: 16 | R: 1 E: 1 K: 1 S: 14 | H: 1 LOB: 1 BB: 0 P: 18 | R: 0 E: 0 K: 1 S: 10 | H: 1 LOB: 2 BB: 1 P: 20 | R: 1 E: 0 K: 1 S: 18 | H: 2 LOB: 1 BB: 0 P: 25 | R: 0 E: 0 K: 2 S: 11 | H: 1 LOB: 1 BB: 0 P: 15 | 1B: 7 2B: 4 3B: 0 HR: 0 | SF: 0 SAC: 0 DP: 0 HBP: 0 | WP: 0 PB: 0 SB: 0 CS: 0 | PA: 42 | | | |
| PITCHER | IP | WLS | BF | H | R | ER | SO | BB | IBB | HBP | BLK | WP | HR | S | P | ERA | WHIP | | | | | | | | |
| 41 John Lackey, R ERA: 3.85 | (1, 1) | 6.2 | W | 32 | 8 | 3 | 7 | 3 | 0 | 0 | 0 | 0 | 0 | 78 | 115 | 2.70 | 1.650 | | | | | | | | |
| Brendan Donnelly, R ERA: 3.45 | (7, 1) | 1.1 | | 6 | 2 | 1 | 1 | 0 | 0 | 0 | 0 | 0 | 0 | 19 | 26 | 6.75 | 1.500 | | | | | | | | |
| Joel Peralta, R ERA: 3.88 | (9, 1) | 1.0 | | 4 | 1 | 0 | 2 | 0 | 0 | 0 | 0 | 0 | 0 | 11 | 15 | 0.00 | 1.000 | | | | | | | | |

AB 39
R 4
H 11
RBI 4
BB 3
SO 10
LOB 19



| Batter | 1 | 2 | 3 | 4 | 5 | 6 | 7 | 8 | 9 | AB | R | H | RBI | BB | SO | LOB | BOTTOM | | | | | | | | |
|--|-------------------------------|----------------------------------|------------------------------|----------------------------------|------------------------------|----------------------------------|------------------------------|----------------------------------|-------------------------------|----------------------------------|------------------------------|----------------------------------|-------------------------------|----------------------------------|------------------------------|----------------------------------|--|------------------------------------|----------------------------------|--------|--|--|--|--|--|
| 9 Chone Figgins, S OBP: 0.345, SLG: 0.402 | | | P3 | | | | | | | 5 | 2 | 2 | 0 | 0 | 1 | 0 | Baltimore Orioles @ Los Angeles Angels Angel Stadium of Anaheim, Anaheim, CA Wed Aug 03 2005, 7:05 PM PDT Att: 43,749 - Clear - 75 F | | | | | | | | |
| Orlando Cabrera, R OBP: 0.304, SLG: 0.350 | | | | | | | | | | 3 | 2 | 1 | 1 | 2 | 2 | 1 | | | | | | | | | |
| Darin Erstad, L OBP: 0.341, SLG: 0.383 | | | | | | | | | | 5 | 1 | 1 | 1 | 0 | 1 | 3 | | | | | | | | | |
| 27 Vladimir Guerrero, R OBP: 0.373, SLG: 0.566 | | | | | | | | | | 3 | 1 | 2 | 2 | 1 | 0 | 0 | | | | | | | | | |
| 16 Garret Anderson, L OBP: 0.317, SLG: 0.444 | | | | | | | | | | 3 | 1 | 1 | 2 | 1 | 0 | 1 | | | | | | | | | |
| Bengie Molina, R OBP: 0.332, SLG: 0.458 | | | | | | | | | | 3 | 0 | 1 | 0 | 1 | 1 | 2 | | | | | | | | | |
| Steve Finley, L OBP: 0.288, SLG: 0.383 | | | | | | | | | | 4 | 0 | 1 | 0 | 0 | 0 | 4 | | | | | | | | | |
| José Molina, R OBP: 0.289, SLG: 0.324 | | | | | | | | | | 3 | 1 | 1 | 2 | 1 | 2 | 1 | | | | | | | | | |
| 6 Maicer Izturis, S OBP: 0.315, SLG: 0.375 | | | | | | | | | | 4 | 0 | 0 | 0 | 0 | 1 | 4 | | | | | | | | | |
| Inning Stats | R: 1 E: 0 K: 2 S: 13 | H: 2 LOB: 1 BB: 0 P: 19 | R: 0 E: 0 K: 1 S: 9 | H: 1 LOB: 0 BB: 0 P: 14 | R: 0 E: 0 K: 0 S: 8 | H: 0 LOB: 0 BB: 1 P: 14 | R: 0 E: 0 K: 0 S: 8 | H: 1 LOB: 1 BB: 0 P: 13 | R: 6 E: 0 K: 1 S: 26 | H: 5 LOB: 2 BB: 3 P: 50 | R: 1 E: 0 K: 1 S: 8 | H: 1 LOB: 2 BB: 2 P: 17 | R: 0 E: 0 K: 1 S: 11 | H: 0 LOB: 0 BB: 0 P: 15 | R: 0 E: 0 K: 2 S: 9 | H: 0 LOB: 0 BB: 0 P: 13 | 1B: 8 2B: 2 3B: 0 HR: 0 | SF: 0 SAC: 0 DP: 1 HBP: 0 | WP: 0 PB: 0 SB: 1 CS: 0 | PA: 39 | | | | | |
| PITCHER | IP | WLS | BF | H | R | ER | SO | BB | IBB | HBP | BLK | WP | HR | S | P | ERA | WHIP | | | | | | | | |
| 45 Erik Bedard, L ERA: 2.96 | (1, 1) | 4.1 | L | 24 | 4 | 0 | 0 | 4 | 0 | 0 | 0 | 0 | 0 | 57 | 9 | 14.54 | 2.769 | | | | | | | | |
| Tim Lincecum, L ERA: 1.64 | (5, 1) | 0.1 | | 1 | 0 | 0 | 0 | 0 | 0 | 0 | 0 | 0 | 0 | 2 | 3 | 0.00 | 0.000 | | | | | | | | |
| 37 Chris Ray, R ERA: 2.74 | (5, 1) | 2.1 | | 11 | 2 | 1 | 1 | 1 | 1 | 0 | 0 | 0 | 0 | 24 | 42 | 3.86 | 1.286 | | | | | | | | |
| Jason Grimsley, R ERA: 6.3 | (8, 1) | 1.0 | | 3 | 0 | 0 | 2 | 0 | 0 | 0 | 0 | 0 | 0 | 9 | 13 | 0.00 | 0.000 | | | | | | | | |

AB 33
R 8
H 10
RBI 8
BB 6
SO 8
LOB 16



| Batter | 1 | 2 | 3 | 4 | 5 | 6 | 7 | 8 | 9 | AB | R | H | RBI | BB | SO | LOB | TOP | | | | |
|---|--------------------------------------|----------------------------------|--------------------------------------|----------------------------------|---------------------------------------|----------------------------------|---------------------------------------|----------------------------------|--------------------------------------|----------------------------------|--------------------------------------|----------------------------------|--------------------------------------|----------------------------------|--------------------------------------|----------------------------------|--|------------------------------------|----------------------------------|--------|--|
| 1 Brian Roberts, S (1.4) OBP: 0.399, SLG: 0.544 | F9 | | K | | G6-3 | | IBB | | | 3 | 0 | 0 | 0 | 1 | 1 | 2 | Baltimore Orioles @ Los Angeles Angels Angel Stadium of Anaheim, Anaheim, CA Thu Aug 04 2005, 1:05 PM PDT Att: 43,877 - Sunny - 79 F | | | | |
| Eric Byrnes, R (1.7) OBP: 0.327, SLG: 0.442 | K | | 3B | | F8 | | P5 | | | 4 | 0 | 1 | 2 | 0 | 1 | 3 | | | | | |
| 6 Melvin Mora, R (1.5) OBP: 0.349, SLG: 0.464 | K | | G6-3 | | G5-3 | | | | | 4 | 0 | 1 | 0 | 0 | 1 | 1 | | | | | |
| 10 Miguel Tejada, R (1.6) OBP: 0.365, SLG: 0.577 | | F8 | | G5-3 | | K | | | | 4 | 0 | 0 | 0 | 0 | 2 | 1 | | | | | |
| Javy Lopez, R (1.2) OBP: 0.297, SLG: 0.464 | P3 | | | HR | | K | | | | 3 | 1 | 0 | 0 | 0 | 1 | 1 | | | | | |
| Sammy Sosa, R (1.10) OBP: 0.315, SLG: 0.419 | K | | | HR | | | | | | 4 | 1 | 2 | 2 | 0 | 1 | 1 | | | | | |
| B.J. Surhoff, L (1.3) OBP: 0.286, SLG: 0.382 | | | | F8 | | | | | | 3 | 1 | 1 | 0 | 1 | 0 | 0 | | | | | |
| 31 Jay Gibbons, L (1.9) OBP: 0.295, SLG: 0.497 | | | E3 | G4-3 | | F9 | | | | 4 | 1 | 0 | 0 | 0 | 0 | 3 | | | | | |
| Luis Matos, R (1.8) OBP: 0.337, SLG: 0.379 | | | F8 | | K | | FC6-4 | | | 4 | 0 | 0 | 0 | 0 | 1 | 4 | | | | | |
| Inning Stats | R: 0 H: 0 E: 0 K: 2 S: 7 | H: 0 LOB: 0 BB: 0 P: 11 | R: 0 H: 0 E: 0 K: 1 S: 7 | H: 0 LOB: 0 BB: 0 P: 12 | R: 2 H: 2 E: 1 K: 1 S: 15 | H: 2 LOB: 1 BB: 0 P: 21 | R: 2 H: 1 E: 0 K: 0 S: 12 | H: 1 LOB: 0 BB: 0 P: 20 | R: 0 H: 0 E: 0 K: 1 S: 7 | H: 0 LOB: 0 BB: 0 P: 11 | R: 0 H: 1 E: 0 K: 2 S: 8 | H: 1 LOB: 3 BB: 0 P: 22 | R: 0 H: 1 E: 0 K: 1 S: 9 | H: 1 LOB: 1 BB: 0 P: 11 | R: 0 H: 0 E: 0 K: 0 S: 9 | H: 0 LOB: 0 BB: 0 P: 13 | 1B: 3 2B: 0 3B: 1 HR: 1 | SF: 0 SAC: 0 DP: 0 HBP: 1 | WP: 1 PB: 0 SB: 0 CS: 0 | PA: 36 | |
| PITCHER | IP | WLS | BF | H | R | ER | SO | BB | IBB | HBP | BLK | WP | HR | S | P | ERA | WHIP | | | | |
| 54 Ervin Santana, R (1.1) ERA: 4.91 | 7.0 | L | 29 | 4 | 4 | 2 | 7 | 1 | 1 | 1 | 0 | 1 | 1 | 67 | 111 | 2.57 | 0.714 | | | | |
| Kevin Gregg, R (8.1) ERA: 6.62 | 2.0 | | 7 | 1 | 0 | 0 | 1 | 0 | 0 | 0 | 0 | 0 | 0 | 18 | 24 | 0.00 | 0.500 | | | | |

AB 33
R 4
H 5
RBI 4
BB 2
SO 8
LOB 16



| Batter | 1 | 2 | 3 | 4 | 5 | 6 | 7 | 8 | 9 | AB | R | H | RBI | BB | SO | LOB | BOTTOM | | | | | |
|--|--------------------------------------|----------------------------------|---------------------------------------|----------------------------------|--------------------------------------|----------------------------------|---------------------------------------|----------------------------------|---------------------------------------|----------------------------------|---------------------------------------|----------------------------------|--------------------------------------|----------------------------------|---------------------------------------|----------------------------------|--|----------------------------------|----------------------------------|------------------------------------|----------------------------------|--------|
| 9 Chone Figgins, S (1.5) OBP: 0.341, SLG: 0.398 | G3 | | F8 | | K | | K | | K | 5 | 0 | 0 | 0 | 0 | 3 | 3 | Baltimore Orioles @ Los Angeles Angels Angel Stadium of Anaheim, Anaheim, CA Thu Aug 04 2005, 1:05 PM PDT Att: 43,877 - Sunny - 79 F | | | | | |
| Orlando Cabrera, R (1.6) OBP: 0.300, SLG: 0.345 | P5 | | | F9 | F7 | | | | | 5 | 0 | 0 | 0 | 0 | 1 | 3 | | | | | | |
| Darin Erstad, L (1.3) Casey Kotchman, L (7.3) | F8 | | | 27 1B | K | | | | | 3 | 1 | 1 | 0 | 0 | 1 | 2 | | | | | | |
| 27 Vladimir Guerrero, R (1.9) OBP: 0.377, SLG: 0.567 | | G3-1 | | 16 F9 | 16 WP | | | | | 3 | 0 | 2 | 1 | 1 | 0 | 0 | | | | | | |
| 16 Garret Anderson, L (1.7) OBP: 0.317, SLG: 0.442 | | E3 | | 3-H | F9 | | F7 | | | 4 | 0 | 1 | 0 | 0 | 0 | 2 | | | | | | |
| 20 Juan Rivera, R (1.10) OBP: 0.280, SLG: 0.419 | | F9 | | 4-2 | | | G5-3 | | | 2 | 0 | 0 | 0 | 2 | 0 | 2 | | | | | | |
| Steve Finley, L (1.8) José Molina, R (6. PH) Jeff DaVanon, S (9.8) | | K | | 0-3 | | | G4-3 | | | 3 | 0 | 0 | 0 | 0 | 2 | 4 | | | | | | |
| Bengie Molina, R (1.2) OBP: 0.331, SLG: 0.453 | | | | | | | G4-3 | | | 3 | 0 | 0 | 0 | 1 | 1 | 0 | | | | | | |
| Adam Kennedy, L (1.4) OBP: 0.374, SLG: 0.383 | | B1-3 | | | FC1 | | K | | | 3 | 0 | 0 | 0 | 1 | 1 | 1 | | | | | | |
| Inning Stats | R: 0 H: 0 E: 0 K: 0 S: 7 | H: 0 LOB: 0 BB: 0 P: 13 | R: 0 H: 0 E: 1 K: 1 S: 10 | H: 0 LOB: 1 BB: 0 P: 19 | R: 0 H: 0 E: 0 K: 1 S: 7 | H: 0 LOB: 0 BB: 0 P: 12 | R: 1 H: 2 E: 0 K: 1 S: 17 | H: 2 LOB: 2 BB: 1 P: 25 | R: 0 H: 0 E: 0 K: 2 S: 13 | H: 0 LOB: 1 BB: 1 P: 25 | R: 0 H: 0 E: 0 K: 0 S: 11 | H: 0 LOB: 0 BB: 1 P: 22 | R: 0 H: 0 E: 0 K: 2 S: 9 | H: 0 LOB: 0 BB: 0 P: 12 | R: 0 H: 2 E: 0 K: 1 S: 13 | H: 2 LOB: 1 BB: 1 P: 21 | R: 0 H: 0 E: 0 K: 2 S: 17 | H: 0 LOB: 2 BB: 1 P: 27 | 1B: 3 2B: 0 3B: 1 HR: 0 | SF: 0 SAC: 0 DP: 0 HBP: 0 | WP: 2 PB: 0 SB: 1 CS: 0 | PA: 39 |
| PITCHER | IP | WLS | BF | H | R | ER | SO | BB | IBB | HBP | BLK | WP | HR | S | P | ERA | WHIP | | | | | |
| Rodrigo Lopez, R (1.1) ERA: 4.74 | 5.0 | W | 21 | 2 | 1 | 1 | 5 | 2 | 0 | 0 | 0 | 0 | 0 | 54 | 94 | 1.80 | 0.800 | | | | | |
| Todd Williams, R (6.1) ERA: 3.42 | 1.2 | H | 6 | 0 | 0 | 0 | 1 | 1 | 0 | 0 | 0 | 0 | 0 | 17 | 30 | 0.00 | 0.600 | | | | | |
| Tim Lincecum, L (7.1) ERA: 1.5 | 1.0 | H | 5 | 2 | 0 | 0 | 1 | 0 | 0 | 0 | 0 | 0 | 0 | 11 | 14 | 0.00 | 2.000 | | | | | |
| Jorge Julio, R (8.1) ERA: 4.26 | 0.0 | | 1 | 0 | 0 | 0 | 0 | 1 | 0 | 0 | 0 | 0 | 0 | 2 | 6 | ∞ | ∞ | | | | | |
| B.J. Ryan, L (8.1) ERA: 2.98 | 1.1 | S | 6 | 0 | 0 | 0 | 3 | 1 | 0 | 0 | 0 | 1 | 0 | 20 | 32 | 0.00 | 0.750 | | | | | |

AB 34
R 1
H 4
RBI 1
BB 5
SO 10
LOB 22



| Batter | 1 | 2 | 3 | 4 | 5 | 6 | 7 | 8 | 9 | AB | R | H | RBI | BB | SO | LOB | TOP | | | | | | | | |
|--|------------------------------|----------------------------------|-------------------------------|----------------------------------|-------------------------------|----------------------------------|-------------------------------|----------------------------------|-------------------------------|----------------------------------|------------------------------|---------------------------------|-------------------------------|----------------------------------|------------------------------|----------------------------------|---|------------------------------|----------------------------------|----------------------------------|------------------------------------|----------------------------------|--------|--|--|
| Joey Gathright, L (1, 8) OBP: 0.347, SLG: 0.375 | 0-1 2B | | 4-2 BB | | 0-1 1B | | 3-2 G5-3 | | | 3 | 1 | 2 | 0 | 1 | 0 | 0 | Tampa Bay Devil Rays @ Los Angeles Angels Angel Stadium of Anaheim, Anaheim, CA Fri Aug 05 2005, 7:05 PM PDT Att. 43,873 - Clear - 77 F livebaseballscorecards.com | | | | | | | | |
| 13 Carl Crawford, L (1, 7) OBP: 0.325, SLG: 0.462 | 3-1 F8 | | 0-1 P4 | | 0-0 1B | | | 2-2 G4-3 | | 4 | 0 | 1 | 0 | 0 | 0 | 2 | | | | | | | | | |
| 3 Jorge Cantu, R (1, 5) OBP: 0.314, SLG: 0.475 | 2-1 G6-3 | | 2-3 K | | 1-2 SF9 | | | 2-3 K | | 3 | 0 | 0 | 1 | 0 | 2 | 1 | | | | | | | | | |
| Aubrey Huff, L (1, 10) OBP: 0.332, SLG: 0.439 | 2-0 G4-3 | | | 2-2 HR | 1-1 G4-3 | | | 1-0 F7 | | 4 | 1 | 1 | 1 | 0 | 0 | 2 | | | | | | | | | |
| Julio Lugo, R (1, 6) OBP: 0.357, SLG: 0.397 | | 1-1 F9 | | 2-3 K | | 0-1 L8 | | | 0-3 K | 4 | 0 | 0 | 0 | 0 | 2 | 0 | | | | | | | | | |
| 31 Jonny Gomes, R (1, 9) OBP: 0.361, SLG: 0.544 | | 0-3 K | | 1-1 P4 | | 0-0 F7 | | | 3-1 P6 | 4 | 0 | 0 | 0 | 0 | 1 | 0 | | | | | | | | | |
| Travis Lee, L (1, 3) OBP: 0.336, SLG: 0.380 | | 4-2 BB | | 0-3 K | | 0-1 F8 | | | 1-0 HR | 3 | 1 | 1 | 1 | 1 | 1 | 0 | | | | | | | | | |
| Toby Hall, R (1, 2) OBP: 0.323, SLG: 0.394 | | 2-2 F8 | | | 0-0 P4 | | 1-2 G5-3 | | 0-0 P6 | 4 | 0 | 0 | 0 | 0 | 0 | 1 | | | | | | | | | |
| Nick Green, R (1, 4) OBP: 0.341, SLG: 0.360 | | | 0-2 P4 | | 4-2 BB | | 1-3 K | | | 2 | 1 | 0 | 0 | 1 | 1 | 0 | | | | | | | | | |
| Inning Stats | R: 1 E: 1 K: 0 S: 7 | H: 1 LOB: 0 BB: 0 P: 14 | R: 0 E: 0 K: 1 S: 14 | H: 0 LOB: 1 BB: 1 P: 21 | R: 0 E: 0 K: 1 S: 15 | H: 0 LOB: 1 BB: 1 P: 19 | R: 1 E: 0 K: 2 S: 13 | H: 1 LOB: 0 BB: 0 P: 18 | R: 1 E: 0 K: 0 S: 14 | H: 2 LOB: 2 BB: 1 P: 20 | R: 0 E: 0 K: 0 S: 5 | H: 0 LOB: 0 BB: 0 P: 5 | R: 0 E: 0 K: 1 S: 12 | H: 0 LOB: 0 BB: 0 P: 17 | R: 0 E: 0 K: 1 S: 7 | H: 0 LOB: 0 BB: 0 P: 12 | | R: 1 E: 0 K: 1 S: 7 | H: 1 LOB: 0 BB: 0 P: 11 | 1B: 2 2B: 1 3B: 0 HR: 2 | SF: 1 SAC: 0 DP: 0 HBP: 0 | WP: 0 PB: 0 SB: 1 CS: 0 | PA: 35 | | |
| PITCHER | IP | WLS | BF | H | R | ER | SO | BB | IBB | HBP | BLK | WP | HR | S | P | ERA | WHIP | | | | | | | | |
| Paul Byrd, R (1, 1) ERA: 4.04 | 6.0 | | 25 | 4 | 3 | 2 | 4 | 3 | 0 | 0 | 0 | 0 | 1 | 68 | 97 | 3.00 | 1.167 | | | | | | | | |
| 62 Scot Shields, R (7, 1) ERA: 2.14 | 2.0 | W | 6 | 0 | 0 | 0 | 2 | 0 | 0 | 0 | 0 | 0 | 0 | 19 | 29 | 0.00 | 0.000 | | | | | | | | |
| Francisco Rodriguez, R (9, 1) ERA: 2.68 | 1.0 | S | 4 | 1 | 1 | 1 | 1 | 0 | 0 | 0 | 0 | 0 | 1 | 7 | 11 | 9.00 | 1.000 | | | | | | | | |

| Batter | 1 | 2 | 3 | 4 | 5 | 6 | 7 | 8 | 9 | AB | R | H | RBI | BB | SO | LOB | BOTTOM | | | | | | | | |
|--|-------------------------------|----------------------------------|------------------------------|----------------------------------|------------------------------|----------------------------------|------------------------------|---------------------------------|------------------------------|----------------------------------|------------------------------|----------------------------------|------------------------------|----------------------------------|----------------------------------|------------------------------------|---|----------------------------------|--------|--|--|--|--|--|--|
| 9 Chone Figgins, S (1, 8) OBP: 0.338, SLG: 0.394 | 0-2 G3 | 1-0 FC4-6 | | | 2-1 G4-3 | | 1-0 F7 | | | 4 | 0 | 0 | 0 | 0 | 0 | 1 | Tampa Bay Devil Rays @ Los Angeles Angels Angel Stadium of Anaheim, Anaheim, CA Fri Aug 05 2005, 7:05 PM PDT Att. 43,873 - Clear - 77 F livebaseballscorecards.com | | | | | | | | |
| Orlando Cabrera, R (1, 6) OBP: 0.302, SLG: 0.356 | 0-0 HR | 1-1 CS | 1-1 G6-3 | | 2-2 G4-3 | | | 2-2 E9 | | 4 | 1 | 2 | 1 | 0 | 0 | 0 | | | | | | | | | |
| Jeff DaVanon, S (1, 10) OBP: 0.357, SLG: 0.323 | 4-1 BB | | 1-1 1B | | 2-1 F8 | | | 0-1 1B | | 3 | 2 | 2 | 0 | 1 | 0 | 0 | | | | | | | | | |
| 27 Vladimir Guerrero, R (1, 9) OBP: 0.373, SLG: 0.562 | 1-3 K | | 2-2 1B | | 1-3 K | | | 1-1 G1-4-3 | | 3 | 0 | 0 | 1 | 0 | 2 | 2 | | | | | | | | | |
| 16 Garret Anderson, L (1, 7) OBP: 0.318, SLG: 0.442 | 0-2 1B | | 2-0 F7 | | 2-1 G3 | | | 4-0 IBB | | 3 | 0 | 1 | 1 | 1 | 0 | 0 | | | | | | | | | |
| Bengie Molina, R (1, 2) OBP: 0.333, SLG: 0.466 | 1-2 1B | | | 1-0 F9 | | | 0-0 HR | 0-0 P3 | | 4 | 1 | 2 | 1 | 0 | 0 | 2 | | | | | | | | | |
| Casey Kotchman, L (1, 3) OBP: 0.176, SLG: 0.267 | 0-0 G5-3 | | | 0-1 G3 | | | 2-0 HR | | | 3 | 1 | 1 | 1 | 0 | 0 | 2 | | | | | | | | | |
| 6 Maicer Izturis, S (1, 5) OBP: 0.309, SLG: 0.367 | | 1-3 K | | 1-0 F8 | | | 1-0 F8 | | | 3 | 0 | 0 | 0 | 0 | 1 | 0 | | | | | | | | | |
| Adam Kennedy, L (1, 4) OBP: 0.374, SLG: 0.383 | | 1-2 1B | | | 3-2 F7 | | | 0-1 G4-3 | | 3 | 0 | 1 | 0 | 0 | 0 | 0 | | | | | | | | | |
| Inning Stats | R: 2 E: 0 K: 1 S: 15 | H: 3 LOB: 2 BB: 1 P: 21 | R: 0 E: 0 K: 1 S: 8 | H: 1 LOB: 0 BB: 0 P: 12 | R: 1 E: 0 K: 0 S: 8 | H: 1 LOB: 0 BB: 0 P: 14 | R: 0 E: 0 K: 0 S: 4 | H: 0 LOB: 0 BB: 0 P: 6 | R: 0 E: 0 K: 1 S: 7 | H: 0 LOB: 0 BB: 0 P: 12 | R: 2 E: 0 K: 0 S: 6 | H: 2 LOB: 0 BB: 0 P: 10 | R: 0 E: 1 K: 0 S: 8 | H: 2 LOB: 2 BB: 1 P: 15 | 1B: 6 2B: 0 3B: 0 HR: 3 | SF: 1 SAC: 0 DP: 0 HBP: 0 | | WP: 1 PB: 0 SB: 0 CS: 2 | PA: 34 | | | | | | |
| PITCHER | IP | WLS | BF | H | R | ER | SO | BB | IBB | HBP | BLK | WP | HR | S | P | ERA | WHIP | | | | | | | | |
| Doug Waechter, R (1, 1) ERA: 5.27 | 7.0 | L | 28 | 7 | 5 | 4 | 3 | 1 | 0 | 0 | 1 | 1 | 3 | 60 | 94 | 5.14 | 1.143 | | | | | | | | |
| Jesus Colome, R (8, 1) ERA: 5.73 | 1.0 | | 5 | 2 | 0 | 0 | 0 | 0 | 1 | 0 | 0 | 0 | 0 | 8 | 15 | 0.00 | 2.000 | | | | | | | | |

| Batter | 1 | 2 | 3 | 4 | 5 | 6 | 7 | 8 | 9 | AB | R | H | RBI | BB | SO | LOB | TOP | | | | | |
|--|-------------------------------|----------------------------------|-------------------------------|----------------------------------|------------------------------|---------------------------------|------------------------------|----------------------------------|------------------------------|----------------------------------|------------------------------|----------------------------------|------------------------------|---------------------------------|-------------------------------|----------------------------------|-------------------------------|----------------------------------|----------------------------------|------------------------------------|----------------------------------|--------|
| 9 Chone Figgins, S OBP: 0.338, SLG: 0.394 | | | | | | | | | | 5 | 2 | 3 | 1 | 0 | 1 | 3 | | | | | | |
| Orlando Cabrera, R OBP: 0.311, SLG: 0.360 | | | | | | | | | | 3 | 2 | 1 | 1 | 1 | 1 | 2 | | | | | | |
| Darin Erstad, L OBP: 0.342, SLG: 0.387 | | | | | | | | | | 5 | 1 | 2 | 2 | 0 | 2 | 2 | | | | | | |
| 27 Vladimir Guerrero, R OBP: 0.318, SLG: 0.564 | | | | | | | | | | 4 | 1 | 2 | 5 | 0 | 0 | 0 | | | | | | |
| 16 Garret Anderson, L OBP: 0.371, SLG: 0.436 | | | | | | | | | | 4 | 0 | 1 | 0 | 0 | 2 | 2 | | | | | | |
| 20 Juan Rivera, R OBP: 0.290, SLG: 0.425 | | | | | | | | | | 1 | 0 | 0 | 0 | 0 | 1 | 0 | | | | | | |
| Casey Kotchman, L OBP: 0.333, SLG: 0.560 | | | | | | | | | | 5 | 0 | 1 | 0 | 0 | 1 | 2 | | | | | | |
| Bengie Molina, R OBP: 0.333, SLG: 0.465 | | | | | | | | | | 4 | 1 | 1 | 0 | 0 | 1 | 4 | | | | | | |
| Steve Finley, L OBP: 0.282, SLG: 0.373 | | | | | | | | | | 4 | 1 | 0 | 0 | 0 | 2 | 1 | | | | | | |
| Adam Kennedy, L OBP: 0.379, SLG: 0.395 | | | | | | | | | | 3 | 1 | 1 | 0 | 1 | 1 | 1 | | | | | | |
| Inning Stats | R: 2 E: 1 K: 2 S: 18 | H: 3 LOB: 2 BB: 0 P: 22 | R: 5 E: 1 K: 1 S: 21 | H: 5 LOB: 1 BB: 0 P: 25 | R: 0 E: 0 K: 2 S: 8 | H: 1 LOB: 1 BB: 0 P: 9 | R: 0 E: 0 K: 1 S: 9 | H: 0 LOB: 0 BB: 0 P: 12 | R: 0 E: 0 K: 1 S: 9 | H: 0 LOB: 0 BB: 0 P: 13 | R: 0 E: 0 K: 2 S: 8 | H: 0 LOB: 1 BB: 1 P: 17 | R: 0 E: 0 K: 1 S: 6 | H: 0 LOB: 0 BB: 0 P: 6 | R: 2 E: 0 K: 1 S: 12 | H: 3 LOB: 2 BB: 1 P: 19 | R: 0 E: 0 K: 2 S: 15 | H: 0 LOB: 0 BB: 0 P: 21 | 1B: 9 2B: 2 3B: 0 HR: 1 | SF: 0 SAC: 1 DP: 1 HBP: 0 | WP: 1 PB: 0 SB: 0 CS: 0 | PA: 42 |
| PITCHER | IP | WLS | BF | H | R | ER | SO | BB | IBB | HBP | BLK | WP | HR | S | P | ERA | WHIP | | | | | |
| 40 Rich Harden, R ERA: 2.9 | 6.0 | L | 30 | 9 | 7 | 6 | 9 | 1 | 0 | 0 | 0 | 1 | 1 | 73 | 98 | 9.00 | 1.667 | | | | | |
| Keiichi Yabu, R ERA: 3.94 | 1.0 | | 3 | 0 | 0 | 0 | 1 | 0 | 0 | 0 | 0 | 0 | 0 | 6 | 6 | 0.00 | 0.000 | | | | | |
| Ricardo Rincon, L ERA: 4.94 | 1.0 | | 6 | 3 | 2 | 2 | 1 | 1 | 0 | 0 | 0 | 0 | 0 | 12 | 19 | 18.00 | 4.000 | | | | | |
| 50 Kiko Calero, R ERA: 3.93 | 1.0 | | 3 | 0 | 0 | 0 | 2 | 0 | 0 | 0 | 0 | 0 | 0 | 15 | 21 | 0.00 | 0.000 | | | | | |

Los Angeles Angels @ Oakland Athletics
McAfee Coliseum, Oakland, CA
Tue Aug 09 2005, 10:05 PM EDT
Att: 40,774 - Clear - 65 F

AB 39
R 9
H 12
RBI 9
BB 2
SO 13
LOB 17

| Batter | 1 | 2 | 3 | 4 | 5 | 6 | 7 | 8 | 9 | AB | R | H | RBI | BB | SO | LOB | BOTTOM | | | | | |
|---|-------------------------------|----------------------------------|-------------------------------|----------------------------------|------------------------------|---------------------------------|------------------------------|----------------------------------|-------------------------------|----------------------------------|------------------------------|----------------------------------|------------------------------|----------------------------------|-------------------------------|----------------------------------|------------------------------|---------------------------------|----------------------------------|------------------------------------|----------------------------------|--------|
| Jason Kendall, R OBP: 0.351, SLG: 0.321 | | | | | | | | | | 5 | 0 | 0 | 0 | 0 | 2 | 3 | | | | | | |
| 14 Mark Ellis, R OBP: 0.361, SLG: 0.418 | | | | | | | | | | 4 | 0 | 0 | 0 | 1 | 1 | 0 | | | | | | |
| 7 Bobby Crosby, R OBP: 0.363, SLG: 0.459 | | | | | | | | | | 3 | 1 | 1 | 0 | 1 | 1 | 1 | | | | | | |
| 3 Eric Chavez, L OBP: 0.336, SLG: 0.470 | | | | | | | | | | 4 | 1 | 2 | 2 | 0 | 0 | 2 | | | | | | |
| 29 Dan Johnson, L OBP: 0.407, SLG: 0.543 | | | | | | | | | | 3 | 0 | 1 | 0 | 1 | 0 | 2 | | | | | | |
| Nick Swisher, S OBP: 0.329, SLG: 0.477 | | | | | | | | | | 4 | 0 | 1 | 0 | 0 | 2 | 3 | | | | | | |
| 23 Bobby Kielty, S OBP: 0.371, SLG: 0.404 | | | | | | | | | | 4 | 0 | 1 | 0 | 0 | 0 | 3 | | | | | | |
| Jay Payton, R OBP: 0.310, SLG: 0.470 | | | | | | | | | | 4 | 0 | 0 | 0 | 0 | 1 | 3 | | | | | | |
| 17 Adam Melhuse, S OBP: 0.271, SLG: 0.373 | | | | | | | | | | 4 | 0 | 2 | 0 | 0 | 0 | 0 | | | | | | |
| Inning Stats | R: 0 E: 0 K: 2 S: 11 | H: 0 LOB: 0 BB: 0 P: 14 | R: 0 E: 0 K: 1 S: 18 | H: 1 LOB: 1 BB: 0 P: 22 | R: 0 E: 0 K: 1 S: 8 | H: 0 LOB: 0 BB: 0 P: 9 | R: 0 E: 0 K: 0 S: 7 | H: 1 LOB: 1 BB: 0 P: 11 | R: 0 E: 0 K: 1 S: 13 | H: 2 LOB: 2 BB: 0 P: 17 | R: 0 E: 0 K: 0 S: 9 | H: 0 LOB: 2 BB: 2 P: 22 | R: 0 E: 0 K: 1 S: 9 | H: 1 LOB: 0 BB: 0 P: 12 | R: 2 E: 0 K: 1 S: 16 | H: 3 LOB: 2 BB: 1 P: 26 | R: 0 E: 0 K: 0 S: 6 | H: 0 LOB: 0 BB: 0 P: 8 | 1B: 5 2B: 2 3B: 0 HR: 1 | SF: 0 SAC: 0 DP: 0 HBP: 0 | WP: 0 PB: 0 SB: 0 CS: 0 | PA: 38 |
| PITCHER | IP | WLS | BF | H | R | ER | SO | BB | IBB | HBP | BLK | WP | HR | S | P | ERA | WHIP | | | | | |
| 41 John Lackey, R ERA: 3.48 | 7.0 | W | 28 | 5 | 3 | 2 | 6 | 2 | 0 | 0 | 0 | 0 | 0 | 75 | 107 | 0.00 | 1.000 | | | | | |
| Joel Peralta, R ERA: 4.02 | 1.0 | | 7 | 3 | 2 | 2 | 1 | 1 | 0 | 0 | 0 | 0 | 1 | 16 | 26 | 18.00 | 4.000 | | | | | |
| Esteban Yan, R ERA: 4.01 | 1.0 | | 3 | 0 | 0 | 0 | 0 | 0 | 0 | 0 | 0 | 0 | 0 | 6 | 8 | 0.00 | 0.000 | | | | | |

Los Angeles Angels @ Oakland Athletics
McAfee Coliseum, Oakland, CA
Tue Aug 09 2005, 10:05 PM EDT
Att: 40,774 - Clear - 65 F

AB 35
R 2
H 8
RBI 2
BB 3
SO 7
LOB 17

| Batter | 1 | 2 | 3 | 4 | 5 | 6 | 7 | 8 | 9 | AB | R | H | RBI | BB | SO | LOB | TOP | | | | | | | | |
|--|-------------------------------|----------------------------------|--------------------------------|----------------------------------|-------------------------------|----------------------------------|------------------------------|----------------------------------|-------------------------------|----------------------------------|------------------------------|----------------------------------|------------------------------|----------------------------------|-------------------------------|----------------------------------|-------------------------------|----------------------------------|----------------------------------|------------------------------------|----------------------------------|--------|--|--|--|
| 9 Chone Figgins, S OBP: 0.337, SLG: 0.391 (1, 5) | 1-3 K2-3 | | 0-0 SH1-3 | 4-2 BB | | | 1-0 G4-3 | | 2-3 K | 3 | 0 | 0 | 0 | 1 | 2 | 0 | | | | | | | | | |
| Orlando Cabrera, R OBP: 0.306, SLG: 0.355 (1, 6) | 2-2 G5-3 | | 0-2 P3 | 1-3 K | | | 1-2 G5-3 | | 3-2 G4-3 | 5 | 0 | 0 | 0 | 0 | 1 | 2 | | | | | | | | | |
| Darin Erstad, L OBP: 0.345, SLG: 0.388 (1, 3) | 4-1 BB | | 4-2 27 HBP 2B | | | | 2-2 G4-3 | | | 2 | 1 | 1 | 0 | 2 | 0 | 0 | | | | | | | | | |
| 27 Vladimir Guerrero, R OBP: 0.372, SLG: 0.561 (1, 9) | 4-2 BB | | 3-1 2B HBP | | | | 1-3 K | | | 2 | 0 | 0 | 0 | 1 | 1 | 1 | | | | | | | | | |
| Bengie Molina, R OBP: 0.336, SLG: 0.469 (1, 2) | 1-2 BB | | 0-2 HBP | | | | 2-2 F8 | | 2-2 G4-3 1B | 4 | 0 | 2 | 2 | 0 | 1 | 3 | | | | | | | | | |
| 6 Maicer Izturis, S OBP: 0.307, SLG: 0.364 (8, PR) | 1-3 K | | 1-3 2B | | | | 1-3 F8 | | 1-2 G4-3 1B | 0 | 0 | 0 | 0 | 0 | 0 | 0 | | | | | | | | | |
| Casey Kotchman, L OBP: 0.324, SLG: 0.500 (1, 10) | | | 0-0 G4-3 | | | | 3-2 P4 | | 1-2 G4-3 | 3 | 0 | 0 | 0 | 1 | 0 | 2 | | | | | | | | | |
| Jeff DaVanon, S OBP: 0.314 (1, 7) | | | 3-2 F9 | | | | 0-0 P3 | | 3-3 K | 4 | 0 | 0 | 0 | 0 | 2 | 5 | | | | | | | | | |
| José Molina, R OBP: 0.288, SLG: 0.343 (8, 2) | | | 1-3 K | | | | | | | 0 | 0 | 0 | 0 | 0 | 0 | 0 | | | | | | | | | |
| Steve Finley, L OBP: 0.281, SLG: 0.381 (1, 8) | | | 2-1 G4-3 | | | | 2-2 F9 | | 1-2 HR | 4 | 1 | 1 | 1 | 0 | 0 | 0 | | | | | | | | | |
| Adam Kennedy, L OBP: 0.377, SLG: 0.393 (1, 4) | | | 2-1 27 HBP 9 SH1-3 2B | | | | 3-2 G4-3 | | 1-3 K | 4 | 1 | 1 | 0 | 0 | 1 | 0 | | | | | | | | | |
| Inning Stats | R: 0 E: 0 K: 2 S: 13 | H: 0 LOB: 2 BB: 2 P: 25 | R: 0 E: 0 K: 0 S: 6 | H: 0 LOB: 0 BB: 0 P: 11 | R: 2 E: 0 K: 1 S: 18 | H: 2 LOB: 3 BB: 2 P: 32 | R: 0 E: 0 K: 1 S: 9 | H: 0 LOB: 1 BB: 1 P: 15 | R: 0 E: 0 K: 1 S: 13 | H: 1 LOB: 1 BB: 0 P: 20 | R: 0 E: 0 K: 0 S: 7 | H: 0 LOB: 0 BB: 0 P: 12 | R: 0 E: 0 K: 0 S: 7 | H: 0 LOB: 0 BB: 0 P: 11 | R: 0 E: 0 K: 1 S: 14 | H: 1 LOB: 2 BB: 0 P: 22 | R: 1 E: 0 K: 2 S: 16 | H: 1 LOB: 0 BB: 0 P: 23 | 1B: 3 2B: 1 3B: 0 HR: 1 | SF: 0 SAC: 1 DP: 0 HBP: 1 | WP: 0 PB: 0 SB: 2 CS: 0 | PA: 38 | | | |
| PITCHER | IP | WLS | BF | H | R | ER | SO | BB | IBB | HBP | BLK | WP | HR | S | P | ERA | WHIP | | | | | | | | |
| Barry Zito, L ERA: 3.62 (1, 1) | 6.0 | | 27 | 3 | 2 | 2 | 5 | 5 | 0 | 1 | 0 | 0 | 0 | 66 | 115 | 3.00 | 1.333 | | | | | | | | |
| 58 Justin Duchschere, R ERA: 1.83 (7, 1) | 1.0 | W | 3 | 0 | 0 | 0 | 0 | 0 | 0 | 0 | 0 | 0 | 0 | 7 | 11 | 0.00 | 0.000 | | | | | | | | |
| Jay Witasick, R ERA: 2.28 (8, 1) | 1.0 | H | 4 | 1 | 0 | 0 | 1 | 0 | 0 | 0 | 0 | 0 | 0 | 14 | 22 | 0.00 | 1.000 | | | | | | | | |
| 20 Huston Street, R ERA: 1.45 (9, 1) | 1.0 | S | 4 | 1 | 1 | 1 | 2 | 0 | 0 | 0 | 0 | 0 | 1 | 16 | 23 | 9.00 | 1.000 | | | | | | | | |

Los Angeles Angels @ Oakland Athletics
Mcafee Coliseum, Oakland, CA
Wed Aug 10 2005, 10:05 PM EDT
Att: 45,131 - Clear - 67 F

| | |
|-----|----|
| AB | 31 |
| R | 3 |
| H | 5 |
| RBI | 3 |
| BB | 5 |
| SO | 8 |
| LOB | 13 |



| Batter | 1 | 2 | 3 | 4 | 5 | 6 | 7 | 8 | 9 | AB | R | H | RBI | BB | SO | LOB | BOTTOM | | | | | | | | |
|--|------------------------------|----------------------------------|-------------------------------|----------------------------------|-------------------------------|----------------------------------|------------------------------|----------------------------------|------------------------------|----------------------------------|------------------------------|----------------------------------|-------------------------------|----------------------------------|------------------------------|---------------------------------|----------------------------------|------------------------------------|----------------------------------|--------|--|--|--|--|--|
| Jason Kendall, R OBP: 0.348, SLG: 0.318 (1, 2) | 0-1 L9 | | 1-2 G5-3 | | | | 1-1 F7 | | | 4 | 0 | 0 | 0 | 0 | 0 | 2 | | | | | | | | | |
| 14 Mark Ellis, R OBP: 0.367, SLG: 0.424 (1, 4) | 0-2 BB | | 3-2 P5 | | | | 2-2 1B | | 2-3 3H 2-2 1B | 4 | 0 | 3 | 1 | 0 | 0 | 0 | | | | | | | | | |
| 7 Bobby Crosby, R OBP: 0.361, SLG: 0.453 (1, 6) | 4-1 BB | | 2-3 K | | | | 1-0 F8 | | 2-2 G5-3 | 3 | 0 | 0 | 0 | 1 | 1 | 2 | | | | | | | | | |
| 3 Eric Chavez, L OBP: 0.335, SLG: 0.468 (1, 5) | 2-2 G4-6-3 | | | | | | 1-0 L7 | | 0-2 G1-3 | 4 | 0 | 1 | 0 | 0 | 0 | 3 | | | | | | | | | |
| 29 Dan Johnson, L OBP: 0.404, SLG: 0.535 (1, 3) | | | 4-2 BB | | | | 2-2 G4-3 | | 1-2 F8 | 3 | 0 | 0 | 0 | 1 | 0 | 2 | | | | | | | | | |
| Jay Payton, R OBP: 0.309, SLG: 0.475 (1, 8) | | | 3-2 F7 | | | | 0-1 F9 | | 0-0 F9 | 4 | 1 | 1 | 0 | 0 | 0 | 2 | | | | | | | | | |
| 23 Bobby Kielty, S OBP: 0.368, SLG: 0.490 (1, 7) | | | 3-2 F9 | | | | 1-0 F8 | | | 3 | 0 | 0 | 0 | 0 | 0 | 3 | | | | | | | | | |
| Nick Swisher, S OBP: 0.329, SLG: 0.475 (1, 9) | | | 1-3 K | | | | 2-3 K | | 1-1 F7 17 1B 14 1B | 3 | 1 | 1 | 1 | 0 | 2 | 1 | | | | | | | | | |
| 17 Adam Melhuse, S OBP: 0.288, SLG: 0.429 (1, 10) | | | 2-1 HR | | | | 0-3 K | | 3-H 14 1B 7 WP | 3 | 2 | 2 | 1 | 0 | 1 | 0 | | | | | | | | | |
| Inning Stats | R: 0 E: 0 K: 0 S: 9 | H: 1 LOB: 1 BB: 1 P: 15 | R: 0 E: 0 K: 1 S: 12 | H: 0 LOB: 1 BB: 1 P: 23 | R: 1 E: 0 K: 1 S: 14 | H: 1 LOB: 0 BB: 0 P: 22 | R: 0 E: 0 K: 0 S: 8 | H: 1 LOB: 1 BB: 0 P: 11 | R: 0 E: 0 K: 2 S: 9 | H: 0 LOB: 0 BB: 0 P: 11 | R: 0 E: 0 K: 0 S: 7 | H: 1 LOB: 1 BB: 0 P: 10 | R: 3 E: 0 K: 0 S: 15 | H: 4 LOB: 1 BB: 0 P: 22 | R: 0 E: 0 K: 0 S: 7 | H: 0 LOB: 0 BB: 0 P: 8 | 1B: 6 2B: 0 3B: 1 HR: 1 | SF: 0 SAC: 0 DP: 1 HBP: 0 | WP: 1 PB: 0 SB: 0 CS: 0 | PA: 33 | | | | | |
| PITCHER | IP | WLS | BF | H | R | ER | SO | BB | IBB | HBP | BLK | WP | HR | S | P | ERA | WHIP | | | | | | | | |
| 54 Ervin Santana, R ERA: 4.63 (7, 1) | 6.0 | L | 7 | 4 | 3 | 3 | 0 | 0 | 0 | 0 | 0 | 1 | 0 | 15 | 22 | 27.00 | 4.000 | | | | | | | | |
| 62 Scott Shields, R ERA: 2.5 (8, 1) | 1.0 | | 3 | 0 | 0 | 0 | 0 | 0 | 0 | 0 | 0 | 0 | 0 | 7 | 8 | 0.00 | 0.000 | | | | | | | | |

Los Angeles Angels @ Oakland Athletics
Mcafee Coliseum, Oakland, CA
Wed Aug 10 2005, 10:05 PM EDT
Att: 45,131 - Clear - 67 F

| | |
|-----|----|
| AB | 31 |
| R | 4 |
| H | 8 |
| RBI | 3 |
| BB | 2 |
| SO | 4 |
| LOB | 15 |



| Batter | 1 | 2 | 3 | 4 | 5 | 6 | 7 | 8 | 9 | AB | R | H | RBI | BB | SO | LOB | TOP | | | | | |
|---|------------------------------|----------------------------------|-------------------------------|----------------------------------|-------------------------------|----------------------------------|-------------------------------|----------------------------------|------------------------------|----------------------------------|------------------------------|---------------------------------|-------------------------------|----------------------------------|------------------------------|----------------------------------|-------------------------------|----------------------------------|----------------------------------|------------------------------------|----------------------------------|--------|
| 9 Chone Figgins, S OBP: 0.338, SLG: 0.394 | F7 | | G5-3 | | | | P6 | | | 5 | 0 | 2 | 0 | 0 | 0 | 1 | | | | | | |
| Orlando Cabrera, R OBP: 0.305, SLG: 0.352 | L4 | | L9 | | | | FC1-6-5 | | | 5 | 1 | 1 | 0 | 0 | 1 | 3 | | | | | | |
| Darin Erstad, L OBP: 0.344, SLG: 0.384 | G4-3 | | K | | | | G4-3 | | | 4 | 0 | 0 | 0 | 1 | 1 | 3 | | | | | | |
| 27 Vladimir Guerrero, R OBP: 0.377, SLG: 0.569 | | | | | | | F7 | | | 2 | 2 | 1 | 1 | 3 | 0 | 2 | | | | | | |
| Casey Kotchman, L OBP: 0.324, SLG: 0.467 | | | | | | | FC5-4 | | | 2 | 0 | 0 | 0 | 1 | 0 | 5 | | | | | | |
| Bengie Molina, R OBP: 0.340, SLG: 0.469 | | | | | | | 2B | | | 0 | 0 | 0 | 0 | 2 | 0 | 0 | | | | | | |
| Steve Finley, L OBP: 0.280, SLG: 0.381 | F7 | | | | | | 2B | | | 5 | 0 | 1 | 2 | 0 | 0 | 5 | | | | | | |
| 6 Maicer Izturis, S OBP: 0.312, SLG: 0.371 | | | | | | | L9 | | | 3 | 1 | 1 | 0 | 1 | 0 | 2 | | | | | | |
| José Molina, R OBP: 0.280, SLG: 0.333 | | | | | | | G6-3 | | | 4 | 0 | 0 | 0 | 0 | 0 | 3 | | | | | | |
| Adam Kennedy, L OBP: 0.379, SLG: 0.401 | | | | | | | F8 | | | 4 | 0 | 2 | 1 | 0 | 1 | 0 | | | | | | |
| Inning Stats | R: 0 E: 0 K: 0 S: 7 | H: 0 LOB: 0 BB: 0 P: 12 | R: 1 E: 0 K: 0 S: 10 | H: 1 LOB: 1 BB: 2 P: 24 | R: 0 E: 0 K: 1 S: 12 | H: 2 LOB: 3 BB: 1 P: 22 | R: 1 E: 0 K: 0 S: 10 | H: 2 LOB: 1 BB: 0 P: 17 | R: 0 E: 0 K: 0 S: 9 | H: 1 LOB: 2 BB: 1 P: 16 | R: 0 E: 0 K: 0 S: 5 | H: 0 LOB: 0 BB: 0 P: 9 | R: 2 E: 0 K: 0 S: 14 | H: 2 LOB: 2 BB: 2 P: 30 | R: 0 E: 0 K: 1 S: 7 | H: 0 LOB: 0 BB: 0 P: 10 | R: 0 E: 0 K: 1 S: 12 | H: 0 LOB: 2 BB: 2 P: 20 | 1B: 2 2B: 5 3B: 0 HR: 1 | SF: 0 SAC: 0 DP: 1 HBP: 0 | WP: 0 PB: 0 SB: 3 CS: 0 | PA: 42 |
| PITCHER | IP | WLS | BF | H | R | ER | SO | BB | IBB | HBP | BLK | WP | HR | S | P | ERA | WHIP | | | | | |
| Joe Blanton, R ERA: 4.05 | 6.0 | | 27 | 6 | 2 | 2 | 1 | 3 | 1 | 0 | 0 | 0 | 1 | 53 | 100 | 3.00 | 1.500 | | | | | |
| Joe Kennedy, L ERA: 6.54 | 1.0 | | 7 | 2 | 2 | 2 | 0 | 0 | 2 | 0 | 0 | 0 | 0 | 14 | 30 | 18.00 | 2.000 | | | | | |
| 58 Justin Duchschere, R ERA: 1.77 | 2.0 | W | 8 | 0 | 0 | 0 | 2 | 1 | 1 | 0 | 0 | 0 | 0 | 19 | 30 | 0.00 | 0.500 | | | | | |

Los Angeles Angels @ Oakland Athletics
McAfee Coliseum, Oakland, CA
Thu Aug 11 2005, 3:35 PM EDT
Att: 31,471 - Sunny - 72 F

| | |
|-----|----|
| AB | 34 |
| R | 4 |
| H | 8 |
| RBI | 4 |
| BB | 8 |
| SO | 3 |
| LOB | 24 |



| Batter | 1 | 2 | 3 | 4 | 5 | 6 | 7 | 8 | 9 | AB | R | H | RBI | BB | SO | LOB | BOTTOM | | | | | |
|--|------------------------------|----------------------------------|------------------------------|----------------------------------|-------------------------------|----------------------------------|-------------------------------|----------------------------------|-------------------------------|----------------------------------|-------------------------------|----------------------------------|-------------------------------|----------------------------------|------------------------------|---------------------------------|------------------------------|----------------------------------|-----------------------------------|------------------------------------|----------------------------------|--------|
| Jason Kendall, R OBP: 0.351, SLG: 0.320 | 7 PB 21 SH5-3 HBP | | 21 1B 7 FC1-5 | | | | F8 | | | 4 | 2 | 2 | 0 | 0 | 0 | 2 | | | | | | |
| 21 Mark Kotsay, L OBP: 0.322, SLG: 0.401 | SH5-3 | | 7 FC1-5 1B | | | | F8 | | | 4 | 0 | 2 | 0 | 0 | 0 | 3 | | | | | | |
| 7 Bobby Crosby, R OBP: 0.358, SLG: 0.448 | K | | FC1-5 1B | | | | G3 | | | 4 | 0 | 2 | 0 | 0 | 0 | 3 | | | | | | |
| 3 Eric Chavez, L OBP: 0.335, SLG: 0.473 | G4-3 | | G3 | | | | F9 | | | 5 | 0 | 1 | 1 | 0 | 0 | 2 | | | | | | |
| 29 Dan Johnson, L OBP: 0.410, SLG: 0.539 | | | | | | | G5-3 | | | 4 | 0 | 3 | 0 | 0 | 0 | 0 | | | | | | |
| 23 Bobby Kielty, S OBP: 0.384, SLG: 0.395 | | | | | | | FC6 | | | 4 | 0 | 0 | 0 | 0 | 0 | 3 | | | | | | |
| Nick Swisher, S OBP: 0.328, SLG: 0.473 | | | | | | | K | | | 4 | 0 | 1 | 0 | 0 | 2 | 2 | | | | | | |
| Jay Payton, R OBP: 0.308, SLG: 0.484 | | | | | | | FC5-4 | | | 4 | 1 | 1 | 1 | 0 | 0 | 2 | | | | | | |
| 14 Mark Ellis, R OBP: 0.372, SLG: 0.429 | | | | | | | F9 | | | 4 | 1 | 3 | 0 | 0 | 0 | 0 | | | | | | |
| Inning Stats | R: 0 E: 0 K: 1 S: 7 | H: 2 LOB: 1 BB: 0 P: 12 | R: 0 E: 0 K: 0 S: 8 | H: 2 LOB: 1 BB: 0 P: 13 | R: 0 E: 0 K: 0 S: 16 | H: 2 LOB: 2 BB: 0 P: 24 | R: 0 E: 0 K: 0 S: 11 | H: 1 LOB: 1 BB: 0 P: 17 | R: 0 E: 0 K: 0 S: 15 | H: 2 LOB: 2 BB: 0 P: 20 | R: 0 E: 0 K: 1 S: 13 | H: 1 LOB: 0 BB: 0 P: 18 | R: 4 E: 0 K: 1 S: 15 | H: 4 LOB: 0 BB: 0 P: 18 | R: 0 E: 0 K: 1 S: 7 | H: 0 LOB: 0 BB: 0 P: 8 | R: 1 E: 1 K: 0 S: 9 | H: 2 LOB: 1 BB: 0 P: 15 | 1B: 12 2B: 1 3B: 0 HR: 2 | SF: 0 SAC: 1 DP: 2 HBP: 1 | WP: 0 PB: 0 SB: 0 CS: 1 | PA: 40 |
| PITCHER | IP | WLS | BF | H | R | ER | SO | BB | IBB | HBP | BLK | WP | HR | S | P | ERA | WHIP | | | | | |
| Paul Byrd, R ERA: 3.88 | 6.0 | | 25 | 8 | 0 | 0 | 2 | 0 | 0 | 1 | 0 | 0 | 0 | 70 | 104 | 0.00 | 1.333 | | | | | |
| Brendan Donnelly, R ERA: 4.04 | 1.0 | | 7 | 4 | 4 | 4 | 1 | 0 | 0 | 0 | 0 | 0 | 2 | 15 | 18 | 36.00 | 4.000 | | | | | |
| 62 Scot Shields, R ERA: 2.45 | 1.1 | L | 6 | 2 | 1 | 0 | 1 | 0 | 0 | 0 | 0 | 0 | 0 | 15 | 19 | 0.00 | 1.500 | | | | | |
| Francisco Rodríguez, R ERA: 2.66 | 0.1 | | 2 | 0 | 0 | 0 | 0 | 0 | 0 | 0 | 0 | 0 | 0 | 1 | 4 | 0.00 | 0.000 | | | | | |


Los Angeles Angels @ Oakland Athletics
McAfee Coliseum, Oakland, CA
Thu Aug 11 2005, 3:35 PM EDT
Att: 31,471 - Sunny - 72 F

| | |
|-----|----|
| AB | 38 |
| R | 5 |
| H | 14 |
| RBI | 4 |
| BB | 0 |
| SO | 4 |
| LOB | 25 |



| Batter | 1 | 2 | 3 | 4 | 5 | 6 | 7 | 8 | 9 | AB | R | H | RBI | BB | SO | LOB | TOP | | | | |
|--|------------------------------|----------------------------------|-------------------------------|----------------------------------|-------------------------------|----------------------------------|-------------------------------|----------------------------------|------------------------------|----------------------------------|------------------------------|----------------------------------|-------------------------------|----------------------------------|------------------------------|---------------------------------|--|-----------------------------------|------------------------------------|----------------------------------|--------|
| 9 Chone Figgins, S OBP: 0.337, SLG: 0.392 | F9 | | FC5-4 1B | | F9 | | P4 | 1B | | 5 | 1 | 1 | 1 | 0 | 0 | 3 | Los Angeles Angels @ Seattle Mariners Safeco Field, Seattle, WA Fri Aug 12 2005, 7:05 PM PDT Att: 37,585 - Cloudy - 70 F | | | | |
| Orlando Cabrera, R OBP: 0.306, SLG: 0.353 | G5-3 | | 1B | | G6-3 | | P4 | 1B | | 5 | 0 | 2 | 2 | 0 | 0 | 2 | | | | | |
| Darin Erstad, L OBP: 0.342, SLG: 0.381 | G3 | | K | | P3 | | | K | | 4 | 1 | 0 | 0 | 1 | 2 | 4 | | | | | |
| 27 Vladimir Guerrero, R OBP: 0.380, SLG: 0.586 | | P6 | | | HR | | | 16 1B | K | 5 | 3 | 3 | 2 | 0 | 1 | 0 | | | | | |
| 16 Garret Anderson, L OBP: 0.317, SLG: 0.434 5 Jeff Mathis, R (9, PH) | G4-3 | | F8 | | L4 | | | 20 1B | K | 4 | 1 | 1 | 1 | 0 | 0 | 0 | | | | | |
| Bengie Molina, R OBP: 0.345, SLG: 0.483 | HR | | 1B | | F9 | | | SF9 9 1B | F9 | 5 | 2 | 3 | 2 | 0 | 0 | 0 | | | | | |
| Steve Finley, L OBP: 0.277, SLG: 0.377 | G6-3 | | F9 | | P5 | | | B1 | | 4 | 0 | 0 | 0 | 0 | 0 | 3 | | | | | |
| 20 Juan Rivera, R OBP: 0.289, SLG: 0.422 | | | K | | K | | F9 | 9 1B | | 4 | 1 | 1 | 0 | 0 | 2 | 1 | | | | | |
| Adam Kennedy, L OBP: 0.384, SLG: 0.406 | | | 9 FC5-4 HBP | | G6-3 S 1B | | | SF9 | | 2 | 0 | 2 | 1 | 0 | 0 | 0 | | | | | |
| Inning Stats | R: 0 E: 0 K: 0 S: 8 | H: 0 LOB: 0 BB: 0 P: 11 | R: 1 E: 0 K: 0 S: 12 | H: 1 LOB: 0 BB: 0 P: 15 | R: 1 E: 0 K: 2 S: 13 | H: 1 LOB: 1 BB: 0 P: 19 | R: 1 E: 0 K: 1 S: 16 | H: 2 LOB: 1 BB: 0 P: 26 | R: 0 E: 0 K: 0 S: 7 | H: 1 LOB: 0 BB: 0 P: 13 | R: 0 E: 0 K: 0 S: 8 | H: 1 LOB: 0 BB: 0 P: 12 | R: 5 E: 0 K: 1 S: 23 | H: 6 LOB: 2 BB: 1 P: 39 | R: 0 E: 0 K: 2 S: 8 | H: 0 LOB: 0 BB: 0 P: 8 | | 1B: 10 2B: 0 3B: 0 HR: 3 | SF: 1 SAC: 0 DP: 0 HBP: 1 | WP: 0 PB: 0 SB: 2 CS: 0 | PA: 42 |
| PITCHER | IP | WLS | BF | H | R | ER | SO | BB | IBB | HBP | BLK | WP | HR | S | P | ERA | WHIP | | | | |
| Jamie Moyer, L ERA: 4.34 | (1, 1) | 6.2 | 28 | 7 | 4 | 4 | 3 | 0 | 0 | 1 | 0 | 0 | 3 | 69 | 103 | 5.40 | 1.050 | | | | |
| 20 J.J. Putz, R ERA: 3.66 | (7, 1) | 0.1 | L 5 | 3 | 4 | 4 | 0 | 1 | 0 | 0 | 0 | 0 | 0 | 13 | 24 | 108.00 | 12.000 | | | | |
| George Sherrill, L ERA: 1.69 | (8, 1) | 1.0 | 6 | 3 | 1 | 1 | 1 | 0 | 0 | 0 | 0 | 0 | 0 | 13 | 20 | 9.00 | 3.000 | | | | |
| Shigetoshi Hasegawa, R ERA: 4.73 | (9, 1) | 1.0 | 3 | 0 | 0 | 0 | 2 | 0 | 0 | 0 | 0 | 0 | 0 | 8 | 8 | 0.00 | 0.000 | | | | |

| Batter | 1 | 2 | 3 | 4 | 5 | 6 | 7 | 8 | 9 | AB | R | H | RBI | BB | SO | LOB | BOTTOM | | | | | |
|---|-------------------------------|----------------------------------|---------------------------------|----------------------------------|-------------------------------|----------------------------------|------------------------------|----------------------------------|-------------------------------|----------------------------------|------------------------------|----------------------------------|-------------------------------|----------------------------------|-------------------------------|----------------------------------|--|-------------------------------|----------------------------------|----------------------------------|------------------------------------|----------------------------------|
| 51 Ichiro Suzuki, L OBP: 0.348, SLG: 0.427 | G5-3 | | 16 E 1B | | G4-3 | | | | K | 4 | 1 | 1 | 0 | 1 | 1 | 1 | Los Angeles Angels @ Seattle Mariners Safeco Field, Seattle, WA Fri Aug 12 2005, 7:05 PM PDT Att: 37,585 - Cloudy - 70 F | | | | | |
| 16 Willie Bloomquist, R OBP: 0.309, SLG: 0.344 | F8 | | E1 1B | | F8 | | G4-3 | | | 4 | 0 | 1 | 0 | 0 | 0 | 3 | | | | | | |
| Raul Ibanez, L OBP: 0.356, SLG: 0.455 | K | | G6-3 | | | F7 | | L7 | | 4 | 0 | 0 | 0 | 0 | 1 | 0 | | | | | | |
| Richie Sexson, R OBP: 0.361, SLG: 0.541 | | 29 HR BB | K | | | G6-3 | | F8 | | 3 | 1 | 0 | 0 | 1 | 1 | 0 | | | | | | |
| 29 Adrian Beltré, R OBP: 0.299, SLG: 0.423 | | HR | | | 7 SH5-3 2B | | F9 | | 2B | 4 | 1 | 3 | 2 | 0 | 0 | 0 | | | | | | |
| 7 Jeremy Reed, L OBP: 0.321, SLG: 0.340 | F7 | | SH5-3 | | | | 7 2B BB | K | | 2 | 0 | 0 | 0 | 1 | 1 | 1 | | | | | | |
| 7 Yuniesky Betancourt, R OBP: 0.263, SLG: 0.409 | L5 | | K | | K | | | | G4-3 | 4 | 0 | 1 | 0 | 0 | 1 | 1 | | | | | | |
| Scott Spiezio, S OBP: 0.119, SLG: 0.154 | K | | | | P5 | | | | K | 4 | 0 | 0 | 0 | 0 | 2 | 3 | | | | | | |
| Yorvit Torrealba, R OBP: 0.287, SLG: 0.317 Dave Hansen, L OBP: 0.258, SLG: 0.256 Wiki Gonzalez, R OBP: 0.319, SLG: 0.405 | | | 16 1B 51 1B E BB | | | | | | 1B | 1 | 1 | 0 | 0 | 1 | 0 | 0 | | | | | | |
| Inning Stats | R: 0 E: 0 K: 1 S: 11 | H: 0 LOB: 0 BB: 0 P: 16 | R: 2 E: 0 K: 1 S: 10 | H: 1 LOB: 0 BB: 1 P: 17 | R: 2 E: 1 K: 1 S: 11 | H: 2 LOB: 0 BB: 1 P: 19 | R: 0 E: 0 K: 1 S: 8 | H: 1 LOB: 1 BB: 0 P: 11 | R: 0 E: 0 K: 0 S: 11 | H: 0 LOB: 0 BB: 0 P: 15 | R: 0 E: 0 K: 0 S: 7 | H: 0 LOB: 0 BB: 0 P: 10 | R: 0 E: 0 K: 1 S: 11 | H: 1 LOB: 3 BB: 2 P: 21 | R: 0 E: 0 K: 1 S: 11 | H: 1 LOB: 1 BB: 0 P: 19 | | R: 0 E: 0 K: 2 S: 12 | H: 1 LOB: 1 BB: 0 P: 18 | 1B: 3 2B: 3 3B: 0 HR: 1 | SF: 0 SAC: 1 DP: 0 HBP: 0 | WP: 0 PB: 0 SB: 0 CS: 0 |
| PITCHER | IP | WLS | BF | H | R | ER | SO | BB | IBB | HBP | BLK | WP | HR | S | P | ERA | WHIP | | | | | |
| Jarrod Washburn, L ERA: 3.33 | (1, 1) | 6.1 | 26 | 5 | 4 | 3 | 4 | 3 | 0 | 0 | 0 | 0 | 0 | 62 | 96 | 4.26 | 1.263 | | | | | |
| Brendan Donnelly, R ERA: 3.99 | (7, 1) | 0.2 | W 3 | 0 | 0 | 0 | 1 | 0 | 1 | 0 | 0 | 0 | 0 | 7 | 13 | 0.00 | 0.000 | | | | | |
| Kevin Gregg, R ERA: 5.48 | (8, 1) | 2.0 | 8 | 2 | 0 | 0 | 3 | 0 | 0 | 0 | 0 | 0 | 0 | 23 | 37 | 0.00 | 1.000 | | | | | |



| Batter | 1 | 2 | 3 | 4 | 5 | 6 | 7 | 8 | 9 | AB | R | H | RBI | BB | SO | LOB | TOP | | | | | |
|--|---------------------------------------|----------------------------------|--------------------------------------|----------------------------------|--------------------------------------|---------------------------------|---------------------------------------|----------------------------------|---------------------------------------|----------------------------------|--------------------------------------|----------------------------------|---------------------------------------|----------------------------------|--------------------------------------|----------------------------------|---------------------------------------|----------------------------------|-----------------------------------|------------------------------------|----------------------------------|--------|
| 9 Chone Figgins, S OBP: 0.338, SLG: 0.403 | | | | | | | | | | 5 | 3 | 3 | 1 | 0 | 0 | 2 | | | | | | |
| Orlando Cabrera, R OBP: 0.307, SLG: 0.354 | | | | | | | | | | 5 | 1 | 2 | 0 | 0 | 2 | 0 | | | | | | |
| Darin Erstad, L OBP: 0.342, SLG: 0.380 | | | | | | | | | | 4 | 1 | 1 | 0 | 0 | 1 | 2 | | | | | | |
| Casey Kotchman, L OBP: 0.316, SLG: 0.452 | | | | | | | | | | 1 | 0 | 0 | 0 | 0 | 0 | 0 | | | | | | |
| 27 Vladimir Guerrero, R OBP: 0.381, SLG: 0.585 | | | | | | | | | | 4 | 2 | 2 | 2 | 0 | 0 | 0 | | | | | | |
| Jeff DaVanon, S OBP: 0.356, SLG: 0.313 | | | | | | | | | | 1 | 0 | 0 | 0 | 0 | 1 | 0 | | | | | | |
| 16 Garret Anderson, L OBP: 0.317, SLG: 0.434 | | | | | | | | | | 3 | 0 | 1 | 0 | 0 | 1 | 2 | | | | | | |
| Steve Finley, L OBP: 0.278, SLG: 0.377 | | | | | | | | | | 2 | 0 | 1 | 0 | 0 | 0 | 0 | | | | | | |
| 20 Juan Rivera, R OBP: 0.296, SLG: 0.440 | | | | | | | | | | 5 | 2 | 3 | 3 | 0 | 0 | 1 | | | | | | |
| 6 Maicer Izturis, S OBP: 0.310, SLG: 0.363 | | | | | | | | | | 3 | 0 | 0 | 0 | 1 | 0 | 2 | | | | | | |
| José Molina, R OBP: 0.286, SLG: 0.345 | | | | | | | | | | 4 | 0 | 2 | 2 | 0 | 0 | 0 | | | | | | |
| 5 Jeff Mathis, R | | | | | | | | | | 0 | 0 | 0 | 0 | 0 | 0 | 0 | | | | | | |
| Adam Kennedy, L OBP: 0.379, SLG: 0.400 | | | | | | | | | | 4 | 0 | 0 | 0 | 0 | 3 | 3 | | | | | | |
| Inning Stats | R: 2 H: 5 E: 0 K: 0 S: 14 | H: 5 LOB: 2 BB: 0 P: 19 | R: 1 H: 1 E: 0 K: 1 S: 9 | H: 1 LOB: 0 BB: 0 P: 17 | R: 0 H: 0 E: 0 K: 0 S: 5 | H: 0 LOB: 0 BB: 0 P: 6 | R: 0 H: 1 E: 0 K: 1 S: 12 | H: 1 LOB: 1 BB: 0 P: 17 | R: 5 H: 6 E: 2 K: 1 S: 28 | H: 6 LOB: 2 BB: 1 P: 43 | R: 0 H: 0 E: 0 K: 2 S: 7 | H: 0 LOB: 0 BB: 0 P: 10 | R: 1 H: 1 E: 0 K: 0 S: 14 | H: 1 LOB: 0 BB: 0 P: 22 | R: 0 H: 0 E: 0 K: 2 S: 8 | H: 0 LOB: 0 BB: 0 P: 12 | R: 0 H: 1 E: 0 K: 1 S: 12 | H: 1 LOB: 1 BB: 0 P: 14 | 1B: 11 2B: 2 3B: 0 HR: 2 | SF: 0 SAC: 0 DP: 0 HBP: 0 | WP: 1 PB: 0 SB: 0 CS: 0 | PA: 42 |
| PITCHER | IP | WLS | BF | H | R | ER | SO | BB | IBB | HBP | BLK | WP | HR | S | P | ERA | WHIP | | | | | |
| Ryan Franklin, R ERA: 4.99 | 4.1 | L | 24 | 12 | 8 | 8 | 3 | 0 | 0 | 0 | 0 | 0 | 1 | 61 | 87 | 16.61 | 2.769 | | | | | |
| Jeff Harris, R ERA: 2.51 | 3.2 | | 14 | 2 | 1 | 1 | 4 | 0 | 1 | 0 | 0 | 0 | 1 | 36 | 59 | 2.46 | 0.545 | | | | | |
| Matt Thornton, L ERA: 5.19 | 1.0 | | 4 | 1 | 0 | 0 | 1 | 0 | 0 | 0 | 0 | 1 | 0 | 12 | 14 | 0.00 | 1.000 | | | | | |

Los Angeles Angels @ Seattle Mariners
Safeco Field, Seattle, WA
Sat Aug 13 2005, 1:05 PM PDT
Att: 42,500 - Sunny - 70 F

AB 41
R 9
H 15
RBI 8
BB 1
SO 8
LOB 12



| Batter | 1 | 2 | 3 | 4 | 5 | 6 | 7 | 8 | 9 | AB | R | H | RBI | BB | SO | LOB | BOTTOM | | | | | |
|--|---------------------------------------|----------------------------------|--------------------------------------|----------------------------------|--------------------------------------|----------------------------------|---------------------------------------|----------------------------------|--------------------------------------|---------------------------------|--------------------------------------|---------------------------------|---------------------------------------|----------------------------------|--------------------------------------|---------------------------------|--------------------------------------|---------------------------------|----------------------------------|------------------------------------|----------------------------------|--------|
| 51 Ichiro Suzuki, L OBP: 0.347, SLG: 0.432 | | | | | | | | | | 4 | 1 | 1 | 1 | 0 | 0 | 1 | | | | | | |
| 16 Willie Bloomquist, R OBP: 0.303, SLG: 0.337 | | | | | | | | | | 4 | 0 | 0 | 0 | 0 | 0 | 0 | | | | | | |
| Raul Ibanez, L OBP: 0.356, SLG: 0.453 | | | | | | | | | | 4 | 0 | 1 | 0 | 0 | 0 | 0 | | | | | | |
| Richie Sexson, R OBP: 0.361, SLG: 0.538 | | | | | | | | | | 2 | 0 | 0 | 0 | 1 | 2 | 0 | | | | | | |
| Dave Hansen, L OBP: 0.293, SLG: 0.250 | | | | | | | | | | 1 | 0 | 0 | 0 | 0 | 0 | 0 | | | | | | |
| 29 Adrian Beltré, R OBP: 0.297, SLG: 0.420 | | | | | | | | | | 3 | 0 | 0 | 0 | 0 | 1 | 2 | | | | | | |
| 12 Michael Morse, R OBP: 0.366, SLG: 0.394 | | | | | | | | | | 0 | 0 | 0 | 0 | 0 | 0 | 0 | | | | | | |
| 7 Jeremy Reed, L OBP: 0.322, SLG: 0.340 | | | | | | | | | | 3 | 0 | 1 | 0 | 0 | 1 | 0 | | | | | | |
| 7 Yunesky Betancourt, R OBP: 0.286, SLG: 0.404 | | | | | | | | | | 3 | 0 | 1 | 0 | 0 | 0 | 1 | | | | | | |
| Scott Spiezio, S OBP: 0.111, SLG: 0.143 | | | | | | | | | | 3 | 0 | 0 | 0 | 0 | 1 | 1 | | | | | | |
| Wiki Gonzalez, R OBP: 0.298, SLG: 0.378 | | | | | | | | | | 3 | 0 | 0 | 0 | 0 | 1 | 1 | | | | | | |
| Inning Stats | R: 0 H: 0 E: 0 K: 0 S: 10 | H: 0 LOB: 0 BB: 0 P: 14 | R: 0 H: 0 E: 0 K: 3 S: 9 | H: 0 LOB: 0 BB: 0 P: 12 | R: 0 H: 1 E: 0 K: 1 S: 9 | H: 1 LOB: 1 BB: 0 P: 15 | R: 0 H: 1 E: 0 K: 0 S: 10 | H: 1 LOB: 1 BB: 1 P: 16 | R: 0 H: 0 E: 0 K: 0 S: 5 | H: 0 LOB: 0 BB: 0 P: 6 | R: 1 H: 1 E: 0 K: 0 S: 7 | H: 1 LOB: 0 BB: 0 P: 9 | R: 0 H: 1 E: 0 K: 1 S: 11 | H: 1 LOB: 1 BB: 0 P: 16 | R: 0 H: 0 E: 0 K: 0 S: 5 | H: 0 LOB: 0 BB: 0 P: 5 | R: 0 H: 0 E: 0 K: 0 S: 6 | H: 0 LOB: 0 BB: 0 P: 8 | 1B: 3 2B: 0 3B: 0 HR: 1 | SF: 0 SAC: 0 DP: 1 HBP: 0 | WP: 0 PB: 0 SB: 0 CS: 0 | PA: 31 |
| PITCHER | IP | WLS | BF | H | R | ER | SO | BB | IBB | HBP | BLK | WP | HR | S | P | ERA | WHIP | | | | | |
| 40 Bartolo Colon, R ERA: 3.44 | 8.0 | W | 28 | 4 | 1 | 1 | 5 | 1 | 0 | 0 | 0 | 0 | 0 | 66 | 93 | 1.12 | 0.625 | | | | | |
| Esteban Yan, R ERA: 3.93 | 1.0 | | 3 | 0 | 0 | 0 | 0 | 0 | 0 | 0 | 0 | 0 | 0 | 6 | 8 | 0.00 | 0.000 | | | | | |

Los Angeles Angels @ Seattle Mariners
Safeco Field, Seattle, WA
Sat Aug 13 2005, 1:05 PM PDT
Att: 42,500 - Sunny - 70 F


AB 30
R 1
H 4
RBI 1
BB 1
SO 5
LOB 6



| Batter | 1 | 2 | 3 | 4 | 5 | 6 | 7 | 8 | 9 | AB | R | H | RBI | BB | SO | LOB | TOP | | | | | | | | |
|---|-------------------------------|----------------------------------|-------------------------------|----------------------------------|------------------------------|----------------------------------|-------------------------------|----------------------------------|-------------------------------|----------------------------------|-------------------------------|----------------------------------|-------------------------------|----------------------------------|-------------------------------|----------------------------------|-------------------------------|----------------------------------|-----------------------------------|------------------------------------|----------------------------------|--------|--|--|--|
| 9 Chone Figgins, S OBP: 0.341, SLG: 0.402 | | | | | | | | | | 3 | 1 | 1 | 0 | 1 | 0 | 1 | | | | | | | | | |
| Orlando Cabrera, R OBP: 0.309, SLG: 0.353 | | | | | | | | | | 4 | 1 | 1 | 0 | 1 | 0 | 2 | | | | | | | | | |
| Darin Erstad, L OBP: 0.342, SLG: 0.381 | | | | | | | | | | 4 | 0 | 2 | 2 | 0 | 2 | 1 | | | | | | | | | |
| 27 Vladimir Guerrero, R OBP: 0.384, SLG: 0.593 | | | | | | | | | | 5 | 1 | 3 | 3 | 0 | 0 | 2 | | | | | | | | | |
| Bengie Molina, R OBP: 0.342, SLG: 0.489 | | | | | | | | | | 5 | 1 | 1 | 1 | 0 | 0 | 3 | | | | | | | | | |
| Casey Kotchman, L OBP: 0.349, SLG: 0.543 | | | | | | | | | | 4 | 1 | 2 | 1 | 1 | 0 | 0 | | | | | | | | | |
| 20 Juan Rivera, R OBP: 0.302, SLG: 0.441 | | | | | | | | | | 4 | 0 | 2 | 0 | 1 | 0 | 2 | | | | | | | | | |
| Steve Finley, L OBP: 0.274, SLG: 0.372 | | | | | | | | | | 5 | 0 | 0 | 0 | 0 | 0 | 6 | | | | | | | | | |
| Adam Kennedy, L OBP: 0.383, SLG: 0.403 | | | | | | | | | | 3 | 2 | 2 | 0 | 0 | 0 | 0 | | | | | | | | | |
| Inning Stats | R: 0 E: 0 K: 1 S: 9 | H: 0 LOB: 0 BB: 0 P: 14 | R: 0 E: 0 K: 0 S: 15 | H: 1 LOB: 2 BB: 1 P: 30 | R: 0 E: 0 K: 0 S: 9 | H: 2 LOB: 1 BB: 1 P: 18 | R: 1 E: 0 K: 0 S: 11 | H: 1 LOB: 0 BB: 1 P: 17 | R: 5 E: 0 K: 0 S: 22 | H: 5 LOB: 1 BB: 1 P: 36 | R: 0 E: 0 K: 1 S: 11 | H: 1 LOB: 1 BB: 0 P: 16 | R: 0 E: 0 K: 0 S: 9 | H: 2 LOB: 2 BB: 0 P: 16 | R: 1 E: 0 K: 0 S: 13 | H: 2 LOB: 2 BB: 0 P: 21 | R: 0 E: 0 K: 0 S: 9 | H: 0 LOB: 0 BB: 0 P: 14 | 1B: 11 2B: 0 3B: 0 HR: 3 | SF: 1 SAC: 1 DP: 1 HBP: 1 | WP: 0 PB: 0 SB: 2 CS: 1 | PA: 44 | | | |
| PITCHER | IP | WLS | BF | H | R | ER | SO | BB | IBB | HBP | BLK | WP | HR | S | P | ERA | WHIP | | | | | | | | |
| Gil Meche, R ERA: 5.22 | 4.1 | | 21 | 6 | 4 | 4 | 1 | 4 | 0 | 0 | 0 | 0 | 1 | 50 | 92 | 8.31 | 2.308 | | | | | | | | |
| 40 Julio Mateo, R ERA: 3.07 | 1.1 | | 8 | 4 | 2 | 2 | 0 | 0 | 0 | 0 | 0 | 0 | 2 | 24 | 35 | 13.50 | 3.000 | | | | | | | | |
| Matt Thornton, L ERA: 5.04 | 1.1 | | 6 | 2 | 0 | 0 | 1 | 0 | 0 | 0 | 0 | 0 | 0 | 12 | 20 | 0.00 | 1.500 | | | | | | | | |
| George Sherrill, L ERA: 3.0 | 0.2 | L | 4 | 1 | 1 | 1 | 0 | 0 | 0 | 1 | 0 | 0 | 0 | 10 | 17 | 13.50 | 1.500 | | | | | | | | |
| 20 J.J. Putz, R ERA: 3.59 | 1.1 | | 5 | 1 | 0 | 0 | 0 | 0 | 0 | 0 | 0 | 0 | 0 | 12 | 18 | 0.00 | 0.750 | | | | | | | | |
| Batter | 1 | 2 | 3 | 4 | 5 | 6 | 7 | 8 | 9 | AB | R | H | RBI | BB | SO | LOB | BOTTOM | | | | | | | | |
| 51 Ichiro Suzuki, L OBP: 0.350, SLG: 0.436 | | | | | | | | | | 5 | 3 | 3 | 1 | 0 | 0 | 0 | | | | | | | | | |
| 16 Willie Bloomquist, R OBP: 0.309, SLG: 0.339 | | | | | | | | | | 5 | 1 | 2 | 1 | 0 | 2 | 1 | | | | | | | | | |
| Raul Ibanez, L OBP: 0.357, SLG: 0.453 | | | | | | | | | | 4 | 1 | 2 | 1 | 0 | 0 | 1 | | | | | | | | | |
| Richie Sexson, R OBP: 0.360, SLG: 0.534 | | | | | | | | | | 3 | 0 | 0 | 0 | 1 | 2 | 4 | | | | | | | | | |
| 29 Adrian Beltré, R OBP: 0.297, SLG: 0.421 | | | | | | | | | | 4 | 0 | 1 | 2 | 0 | 1 | 2 | | | | | | | | | |
| 7 Jeremy Reed, L OBP: 0.321, SLG: 0.342 | | | | | | | | | | 4 | 0 | 1 | 0 | 0 | 1 | 1 | | | | | | | | | |
| 7 Yuniesky Betancourt, R OBP: 0.264, SLG: 0.373 | | | | | | | | | | 4 | 0 | 0 | 0 | 0 | 1 | 3 | | | | | | | | | |
| Scott Spiezio, S OBP: 0.122, SLG: 0.133 | | | | | | | | | | 3 | 0 | 0 | 0 | 1 | 0 | 2 | | | | | | | | | |
| Yorvit Torrealba, R OBP: 0.288, SLG: 0.327 | | | | | | | | | | 3 | 1 | 1 | 0 | 0 | 1 | 1 | | | | | | | | | |
| Dave Hansen, L OBP: 0.279, SLG: 0.244 | | | | | | | | | | 1 | 0 | 0 | 0 | 0 | 1 | 0 | | | | | | | | | |
| Inning Stats | R: 3 E: 0 K: 2 S: 15 | H: 4 LOB: 1 BB: 0 P: 23 | R: 0 E: 0 K: 0 S: 5 | H: 0 LOB: 0 BB: 1 P: 10 | R: 0 E: 0 K: 2 S: 9 | H: 1 LOB: 1 BB: 0 P: 11 | R: 0 E: 0 K: 0 S: 7 | H: 0 LOB: 0 BB: 0 P: 9 | R: 1 E: 0 K: 2 S: 12 | H: 2 LOB: 1 BB: 0 P: 15 | R: 0 E: 0 K: 1 S: 9 | H: 0 LOB: 0 BB: 0 P: 15 | R: 2 E: 1 K: 0 S: 19 | H: 2 LOB: 0 BB: 0 P: 32 | R: 0 E: 0 K: 0 S: 9 | H: 1 LOB: 2 BB: 1 P: 14 | R: 0 E: 0 K: 2 S: 10 | H: 0 LOB: 0 BB: 0 P: 16 | 1B: 6 2B: 4 3B: 0 HR: 0 | SF: 0 SAC: 0 DP: 1 HBP: 0 | WP: 1 PB: 0 SB: 3 CS: 1 | PA: 39 | | | |
| PITCHER | IP | WLS | BF | H | R | ER | SO | BB | IBB | HBP | BLK | WP | HR | S | P | ERA | WHIP | | | | | | | | |
| 41 John Lackey, R ERA: 3.63 | 6.1 | | 28 | 9 | 6 | 5 | 7 | 1 | 0 | 0 | 0 | 0 | 0 | 67 | 100 | 7.11 | 1.579 | | | | | | | | |
| Brendan Donnelly, R ERA: 3.93 | 0.2 | W | 2 | 0 | 0 | 0 | 0 | 0 | 0 | 0 | 0 | 1 | 0 | 9 | 15 | 0.00 | 0.000 | | | | | | | | |
| 62 Scot Shields, R ERA: 4.42 | 1.0 | H | 5 | 1 | 0 | 0 | 0 | 1 | 0 | 0 | 0 | 0 | 0 | 9 | 14 | 0.00 | 2.000 | | | | | | | | |
| Francisco Rodríguez, R ERA: 2.6 | 1.0 | S | 3 | 0 | 0 | 0 | 2 | 0 | 0 | 0 | 0 | 0 | 0 | 10 | 16 | 0.00 | 0.000 | | | | | | | | |


Los Angeles Angels @ Seattle Mariners
Safeco Field, Seattle, WA
Sun Aug 14 2005, 1:05 PM PDT
Att: 38,468 - Sunny - 71 F

AB 37
R 7
H 14
RBI 7
BB 4
SO 2
LOB 17



Los Angeles Angels @ Seattle Mariners
Safeco Field, Seattle, WA
Sun Aug 14 2005, 1:05 PM PDT
Att: 38,468 - Sunny - 71 F

AB 36
R 6
H 10
RBI 5
SO 9
LOB 15



| Batter | 1 | 2 | 3 | 4 | 5 | 6 | 7 | 8 | 9 | 10 | 11 | AB | R | H | RBI | BB | SO | LOB | TOP | | | | | | | |
|---|---|----------------------------------|-------------------------------|----------------------------------|------------------------------|----------------------------------|-------------------------------|----------------------------------|-------------------------------|----------------------------------|------------------------------|----------------------------------|-------------------------------|----------------------------------|------------------------------|----------------------------------|-------------------------------|----------------------------------|------------------------------|----------------------------------|------------------------------|----------------------------------|----------------------------------|------------------------------------|----------------------------------|--------|
| 8 Russ Adams, L OBP: 0.345, SLG: 0.431 | F8 | | G3-1 | | K | | SH5-4 | | 1B | | F7 | 5 | 0 | 1 | 0 | 0 | 1 | 2 | | | | | | | | |
| Frank Catalanotto, L 15 Alex Rios, R OBP: 0.359, SLG: 0.424 OBP: 0.330, SLG: 0.428 | F8 | | G4-3 | | F7 | | HBP | | BB | | K | 3 | 0 | 0 | 0 | 0 | 0 | 1 | | | | | | | | |
| 10 Vernon Wells, R OBP: 0.329, SLG: 0.498 | 1B | | | G5-3 | | G6-3 | SF8 | | P6 | | | 4 | 0 | 1 | 1 | 0 | 0 | 3 | | | | | | | | |
| Shea Hillenbrand, R OBP: 0.357, SLG: 0.468 | F8 | | | 47 G4-3 1B | | L9 | | | P4 | | | 5 | 0 | 2 | 1 | 0 | 0 | 4 | | | | | | | | |
| 47 Corey Koskie, L OBP: 0.317, SLG: 0.406 | | G3 | | G4-3 | | BB | | | G1-3 | | G5-3 | 4 | 0 | 0 | 0 | 1 | 0 | 1 | | | | | | | | |
| 9 Greco Zaun, S OBP: 0.359, SLG: 0.394 | F7 | | | G6-3 | | P2 | | | K | | L7 | 5 | 0 | 0 | 0 | 0 | 1 | 2 | | | | | | | | |
| 2 Aaron Hill, R OBP: 0.360, SLG: 0.429 | 1B | | | | | | | | G3-1 | | G5-3 | 4 | 1 | 1 | 0 | 1 | 0 | 0 | | | | | | | | |
| 3 Reed Johnson, R OBP: 0.342, SLG: 0.452 | P3 | | | | | | | | | | G4-3 | 5 | 2 | 1 | 0 | 0 | 1 | 1 | | | | | | | | |
| Orlando Hudson, S OBP: 0.316, SLG: 0.416 | | | G3 | | | | | | | | | 4 | 1 | 3 | 2 | 1 | 0 | 0 | | | | | | | | |
| Inning Stats | R: 0 E: 0 K: 0 S: 8 | H: 1 LOB: 1 BB: 0 P: 13 | R: 0 E: 0 K: 0 S: 13 | H: 1 LOB: 1 BB: 0 P: 18 | R: 0 E: 0 K: 0 S: 8 | H: 0 LOB: 0 BB: 0 P: 10 | R: 0 E: 0 K: 0 S: 11 | H: 1 LOB: 1 BB: 0 P: 16 | R: 1 E: 1 K: 1 S: 14 | H: 1 LOB: 1 BB: 0 P: 21 | R: 0 E: 0 K: 0 S: 7 | H: 0 LOB: 1 BB: 1 P: 16 | R: 3 E: 0 K: 0 S: 18 | H: 3 LOB: 2 BB: 1 P: 29 | R: 0 E: 0 K: 1 S: 9 | H: 0 LOB: 0 BB: 0 P: 12 | R: 0 E: 0 K: 1 S: 11 | H: 1 LOB: 3 BB: 2 P: 20 | R: 0 E: 0 K: 0 S: 9 | H: 0 LOB: 0 BB: 0 P: 15 | R: 0 E: 0 K: 1 S: 9 | H: 1 LOB: 1 BB: 0 P: 12 | 1B: 6 2B: 3 3B: 0 HR: 0 | SF: 1 SAC: 1 DP: 0 HBP: 1 | WP: 0 PB: 0 SB: 0 CS: 0 | PA: 47 |
| PITCHER | IP: 6.0 WLS: 27 BF: 27 H: 6 R: 4 ER: 3 SO: 1 BB: 0 IBB: 0 HBP: 0 BLK: 0 WP: 0 HR: 0 S: 107 ERA: 4.62 WHIP: 1.333 | | | | | | | | | | | | | | | | | | | | | | | | | |

Toronto Blue Jays @ Los Angeles Angels
Angel Stadium of Anaheim, Anaheim, CA
Mon Aug 15 2005, 7:05 PM PDT
Att: 38,936 - Clear - 69 F

livebaseballscorecards.com
AB 40
R 4
H 9
RBI 4
BB 4
SO 4
LOB 15





| Batter | 1 | 2 | 3 | 4 | 5 | 6 | 7 | 8 | 9 | 10 | 11 | AB | R | H | RBI | BB | SO | LOB | BOTTOM | | | | | | | |
|---|--|----------------------------------|-------------------------------|----------------------------------|------------------------------|----------------------------------|-------------------------------|----------------------------------|-------------------------------|----------------------------------|-------------------------------|----------------------------------|-------------------------------|----------------------------------|-------------------------------|----------------------------------|------------------------------|----------------------------------|-------------------------------|----------------------------------|------------------------------|---------------------------------|-----------------------------------|------------------------------------|----------------------------------|--------|
| 9 Chone Figgins, S OBP: 0.339, SLG: 0.399 | G4-3 | | G4-3 | | 27 IBB 1B | | F9 | | FC6-4 | | P4 | 6 | 0 | 1 | 2 | 0 | 0 | 3 | | | | | | | | |
| Orlando Cabrera, R OBP: 0.307, SLG: 0.352 | G3 | | G6-3 | | P2 | | | | G6-3 | | F9 | 6 | 1 | 1 | 0 | 0 | 0 | 2 | | | | | | | | |
| Darin Erstad, L OBP: 0.342, SLG: 0.380 | G5-3 | | G1-3 | | 27 IBB 1B | | | | G3 | | G3 | 6 | 0 | 2 | 1 | 0 | 0 | 0 | | | | | | | | |
| 27 Vladimir Guerrero, R OBP: 0.389, SLG: 0.596 | | G3 20 E 2B | | | F9 | | | | 20 WP 1B | | | 3 | 1 | 2 | 0 | 2 | 0 | 0 | | | | | | | | |
| Bengie Molina, R Casey Kotchman, L 5 Jeff Mathis, R OBP: 0.341, SLG: 0.485 OBP: 0.355, SLG: 0.311 | G3 | | K | | F9 | | | | 20 WP 1B | | F7 | 4 | 0 | 1 | 0 | 0 | 1 | 4 | | | | | | | | |
| 20 Juan Rivera, R OBP: 0.304, SLG: 0.442 | E6 6 BB | | | | | | | | SH3-1 1B 2B | | G4-3 | 4 | 1 | 1 | 1 | 1 | 0 | 3 | | | | | | | | |
| José Molina, R Casey Kotchman, L 5 Jeff Mathis, R OBP: 0.282, SLG: 0.340 OBP: 0.341, SLG: 0.528 | K | | | | | | | | SH3-1 | | F7 | 2 | 0 | 0 | 0 | 0 | 0 | 0 | | | | | | | | |
| 6 Maicer Izturis, S OBP: 0.313, SLG: 0.360 | | | | | | | | | P4 | | 1B 9 FC6-4 1B | 4 | 1 | 1 | 0 | 1 | 2 | 1 | | | | | | | | |
| Adam Kennedy, L OBP: 0.300, SLG: 0.410 | G3 | | | | E1 9 1B | | | | | | | 5 | 1 | 4 | 1 | 0 | 0 | 2 | | | | | | | | |
| Inning Stats | R: 0 E: 0 K: 0 S: 7 | H: 0 LOB: 0 BB: 0 P: 12 | R: 1 E: 1 K: 1 S: 12 | H: 1 LOB: 2 BB: 1 P: 20 | R: 0 E: 0 K: 0 S: 6 | H: 0 LOB: 0 BB: 0 P: 10 | R: 0 E: 0 K: 2 S: 12 | H: 0 LOB: 1 BB: 1 P: 19 | R: 1 E: 1 K: 1 S: 15 | H: 3 LOB: 3 BB: 1 P: 27 | R: 1 E: 0 K: 0 S: 11 | H: 2 LOB: 1 BB: 0 P: 14 | R: 0 E: 0 K: 0 S: 17 | H: 2 LOB: 3 BB: 0 P: 28 | R: 1 E: 0 K: 0 S: 12 | H: 2 LOB: 1 BB: 0 P: 18 | R: 0 E: 0 K: 0 S: 8 | H: 0 LOB: 1 BB: 1 P: 16 | R: 0 E: 0 K: 1 S: 14 | H: 1 LOB: 1 BB: 0 P: 19 | R: 1 E: 0 K: 0 S: 6 | H: 2 LOB: 1 BB: 0 P: 8 | 1B: 10 2B: 3 3B: 0 HR: 0 | SF: 0 SAC: 1 DP: 0 HBP: 0 | WP: 1 PB: 0 SB: 1 CS: 0 | PA: 48 |
| PITCHER | IP: 6.0 WLS: 28 BF: 28 H: 6 R: 3 ER: 3 SO: 4 BB: 2 IBB: 1 HBP: 0 BLK: 0 WP: 0 HR: 0 S: 63 ERA: 4.50 WHIP: 1.333 | | | | | | | | | | | | | | | | | | | | | | | | | |

Toronto Blue Jays @ Los Angeles Angels
Angel Stadium of Anaheim, Anaheim, CA
Mon Aug 15 2005, 7:05 PM PDT
Att: 38,936 - Clear - 69 F

livebaseballscorecards.com
AB 43
R 5
H 13
RBI 5
BB 4
SO 5
LOB 18



| Batter | 1 | 2 | 3 | 4 | 5 | 6 | 7 | 8 | 9 | AB | R | H | RBI | BB | SO | LOB | TOP | | | | | | | | | | | | | | | | | |
|---|---|---------------------------------|------------------------------|----------------------------------|------------------------------|----------------------------------|------------------------------|---------------------------------|-------------------------------|----------------------------------|------------------------------|----------------------------------|------------------------------|----------------------------------|-------------------------------|----------------------------------|--|-------------------------------|----------------------------------|----------------------------------|------------------------------------|----------------------------------|--------|--|--|--|--|--|--|--|--|--|--|--|
| 8 Russ Adams, L (1,6) OBP: 0.343, SLG: 0.426 | L3 | | F7 | | | G4-3 | | FC3-2 BB | F7 | 4 | 0 | 0 | 0 | 1 | 0 | 3 | <p>Toronto Blue Jays @ Los Angeles Angels Angel Stadium of Anaheim, Anaheim, CA</p> <p>Tue Aug 16 2005, 7:05 PM PDT Att. 42,468 - Clear - 73 F</p> <p>livebaseballscores.com</p> <p>AB 32 R 4 H 7 RBI 4 BB 4 SO 2 LOB 13</p>  | | | | | | | | | | | | | | | | | |
| 3 Reed Johnson, R (1,7) OBP: 0.337, SLG: 0.446 | G4-3 | | | G4-3 | | G5-3 | | FC3-2 | | 4 | 0 | 0 | 0 | 0 | 0 | 3 | | | | | | | | | | | | | | | | | | |
| 10 Vernon Wells, R (1,8) OBP: 0.328, SLG: 0.496 | F9 | | | L9 | | | | G5-3 | | 4 | 0 | 1 | 1 | 0 | 0 | 2 | | | | | | | | | | | | | | | | | | |
| Shea Hillenbrand, R (1,3) OBP: 0.359, SLG: 0.475 | | HR | | F8 | | P4 | | | 9 BB 47 BB 1B | 4 | 2 | 2 | 1 | 0 | 0 | 1 | | | | | | | | | | | | | | | | | | |
| 2 Aaron Hill, R (1,10) OBP: 0.356, SLG: 0.424 Eric Hinske, L (9, PH) OBP: 0.332, SLG: 0.409 | G5-3 | | | | | K | | L6 | 47 BB 9 BB 1B SF9 | 3 | 0 | 0 | 0 | 0 | 1 | 0 | | | | | | | | | | | | | | | | | | |
| 9 Greg Zaun, S (1,2) OBP: 0.395, SLG: 0.394 | F9 | | | | | 47 BB | | F8 | 47 BB | 3 | 0 | 1 | 0 | 1 | 0 | 0 | | | | | | | | | | | | | | | | | | |
| 47 Corey Koskie, L (1,5) OBP: 0.320, SLG: 0.405 | | | | K | | 15 G6-4-3 1B | | G3 | 1-2 2-3 3-H | 3 | 0 | 1 | 1 | 1 | 1 | 0 | | | | | | | | | | | | | | | | | | |
| 15 Alex Rios, R (1,9) OBP: 0.328, SLG: 0.425 Frank Catalanotto, L (9, PH) OBP: 0.354, SLG: 0.424 | | | G5-3 | | | G6-4-3 | | G6-3 | SF9 | 3 | 0 | 0 | 0 | 0 | 0 | 2 | | | | | | | | | | | | | | | | | | |
| Orlando Hudson, S (1,4) OBP: 0.318, SLG: 0.420 | | | F9 | | | | | G4-3 | F7 | 4 | 1 | 2 | 0 | 0 | 0 | 2 | | | | | | | | | | | | | | | | | | |
| | | | | | | 8 G4-3 10 BB 2B | | | 3 S 8 BB FC3-2 1B | | | | | | | | | | | | | | | | | | | | | | | | | |
| Inning Stats | R: 0 E: 0 K: 0 S: 5 | H: 0 LOB: 0 BB: 0 P: 6 | R: 1 E: 0 K: 1 S: 8 | H: 1 LOB: 0 BB: 0 P: 14 | R: 0 E: 0 K: 0 S: 9 | H: 0 LOB: 0 BB: 0 P: 15 | R: 0 E: 0 K: 0 S: 3 | H: 0 LOB: 0 BB: 0 P: 6 | R: 0 E: 0 K: 1 S: 11 | H: 1 LOB: 1 BB: 1 P: 17 | R: 1 E: 0 K: 0 S: 9 | H: 2 LOB: 1 BB: 0 P: 12 | R: 0 E: 0 K: 0 S: 9 | H: 0 LOB: 0 BB: 0 P: 11 | R: 0 E: 0 K: 0 S: 11 | H: 1 LOB: 2 BB: 1 P: 22 | | R: 2 E: 0 K: 0 S: 15 | H: 2 LOB: 2 BB: 2 P: 24 | 1B: 5 2B: 1 3B: 0 HR: 1 | SF: 1 SAC: 0 DP: 1 HBP: 0 | WP: 0 PB: 0 SB: 2 CS: 0 | PA: 37 | | | | | | | | | | | |
| PITCHER | IP WLS BF H R ER SO BB IBB HBP BLK WP HR S P ERA WHIP | | | | | | | | | | | | | | | | | | | | | | | | | | | | | | | | | |
| 51 Joe Saunders, L (1,1) ERA: 2.45 | 7.1 | 28 | 5 | 2 | 2 | 2 | 2 | 0 | 0 | 0 | 0 | 0 | 0 | 1 | 60 | 95 | 2.46 | 0.955 | | | | | | | | | | | | | | | | |
| 62 Scot Shields, R (8,1) ERA: 2.33 | 0.2 | H | 2 | 0 | 0 | 0 | 0 | 0 | 0 | 0 | 0 | 0 | 0 | 0 | 5 | 8 | 0.00 | 0.000 | | | | | | | | | | | | | | | | |
| Francisco Rodriguez, R (9,1) ERA: 2.91 | 0.1 | L | 5 | 2 | 2 | 2 | 0 | 2 | 0 | 0 | 0 | 0 | 0 | 0 | 9 | 18 | 54.00 | 12.000 | | | | | | | | | | | | | | | | |
| Kevin Gregg, R (9,1) ERA: 5.26 | 0.2 | | 2 | 0 | 0 | 0 | 0 | 0 | 0 | 0 | 0 | 0 | 0 | 0 | 6 | 6 | 0.00 | 0.000 | | | | | | | | | | | | | | | | |

| Batter | 1 | 2 | 3 | 4 | 5 | 6 | 7 | 8 | 9 | AB | R | H | RBI | BB | SO | LOB | BOTTOM | | | | | | | | | | | | | | | | | |
|--|---|----------------------------------|-------------------------------|----------------------------------|------------------------------|----------------------------------|------------------------------|----------------------------------|-------------------------------|----------------------------------|------------------------------|----------------------------------|-------------------------------|----------------------------------|------------------------------|---------------------------------|--|-------------------------------|----------------------------------|----------------------------------|------------------------------------|----------------------------------|--------|--|--|--|--|--|--|--|--|--|--|--|
| 9 Chone Figgins, S (1,5) OBP: 0.340, SLG: 0.399 | K | | F9 | | | | | | | 3 | 0 | 1 | 1 | 1 | 1 | 0 | <p>Toronto Blue Jays @ Los Angeles Angels Angel Stadium of Anaheim, Anaheim, CA</p> <p>Tue Aug 16 2005, 7:05 PM PDT Att. 42,468 - Clear - 73 F</p> <p>livebaseballscores.com</p> <p>AB 32 R 3 H 6 RBI 2 BB 4 SO 6 LOB 14</p>  | | | | | | | | | | | | | | | | | |
| Orlando Cabrera, R (1,6) OBP: 0.303, SLG: 0.349 | G6-3 | | | L7 | | G4-3 | | G1-3 | | 4 | 0 | 0 | 0 | 0 | 0 | 4 | | | | | | | | | | | | | | | | | | |
| Darin Erstad, L (1,3) OBP: 0.341, SLG: 0.379 | G4-3 | | | G1-3 | | | | G5-3 | | 4 | 0 | 1 | 0 | 0 | 0 | 0 | | | | | | | | | | | | | | | | | | |
| 27 Vladimir Guerrero, R (1,9) OBP: 0.387, SLG: 0.593 | | 1B 20 G6-4-3 1B | | F7 | | P3 | | G6-3 | | 4 | 1 | 1 | 0 | 0 | 0 | 1 | | | | | | | | | | | | | | | | | | |
| Bengie Molina, R (1,2) OBP: 0.340, SLG: 0.482 | | 20 G6-4-3 1B | | | | L8 | | G6-3 | | 4 | 0 | 1 | 0 | 0 | 0 | 1 | | | | | | | | | | | | | | | | | | |
| 20 Juan Rivera, R (1,7) OBP: 0.307, SLG: 0.438 6 Maicer Izturis, S (9, PR) OBP: 0.313, SLG: 0.360 | G6-4-3 | | | | | 1B BB | | K | | 2 | 1 | 0 | 0 | 2 | 1 | 2 | | | | | | | | | | | | | | | | | | |
| Casey Kotchman, L (1,10) OBP: 0.333, SLG: 0.487 Jeff DaVanon, S (9, PR) OBP: 0.355, SLG: 0.311 | K | | | | | 1B BB | | FC4-6 | | 0 | 0 | 0 | 0 | 0 | 0 | 0 | | | | | | | | | | | | | | | | | | |
| Steve Finley, L (1,8) OBP: 0.274, SLG: 0.370 | | | | | | 1B BB | | FC1-6 BB | | 3 | 0 | 0 | 0 | 1 | 2 | 2 | | | | | | | | | | | | | | | | | | |
| Adam Kennedy, L (1,4) OBP: 0.388, SLG: 0.408 | | | | K | | 9 BB 1B | | K | | 4 | 1 | 1 | 0 | 1 | 2 | | | | | | | | | | | | | | | | | | | |
| | | | | G3 | | 9 BB 1B | | | | 4 | 0 | 1 | 1 | 0 | 1 | 2 | | | | | | | | | | | | | | | | | | |
| Inning Stats | R: 0 E: 0 K: 1 S: 6 | H: 0 LOB: 0 BB: 0 P: 10 | R: 1 E: 0 K: 1 S: 11 | H: 2 LOB: 0 BB: 0 P: 14 | R: 0 E: 0 K: 1 S: 7 | H: 0 LOB: 0 BB: 0 P: 10 | R: 0 E: 0 K: 0 S: 8 | H: 0 LOB: 0 BB: 0 P: 11 | R: 2 E: 0 K: 1 S: 13 | H: 3 LOB: 2 BB: 1 P: 22 | R: 0 E: 0 K: 1 S: 7 | H: 1 LOB: 1 BB: 0 P: 11 | R: 0 E: 0 K: 1 S: 10 | H: 0 LOB: 2 BB: 2 P: 21 | R: 0 E: 0 K: 0 S: 3 | H: 0 LOB: 0 BB: 0 P: 6 | | R: 0 E: 0 K: 0 S: 14 | H: 0 LOB: 1 BB: 1 P: 21 | 1B: 6 2B: 0 3B: 0 HR: 0 | SF: 0 SAC: 0 DP: 1 HBP: 0 | WP: 0 PB: 0 SB: 0 CS: 0 | PA: 36 | | | | | | | | | | | |
| PITCHER | IP WLS BF H R ER SO BB IBB HBP BLK WP HR S P ERA WHIP | | | | | | | | | | | | | | | | | | | | | | | | | | | | | | | | | |
| 37 Scott Downs, L (1,1) ERA: 4.89 | 6.2 | 28 | 6 | 3 | 3 | 6 | 3 | 0 | 0 | 0 | 0 | 0 | 0 | 0 | 61 | 98 | 4.05 | 1.350 | | | | | | | | | | | | | | | | |
| 22 Brandon League, R (7,1) ERA: 6.35 | 1.1 | W | 4 | 0 | 0 | 0 | 0 | 0 | 0 | 0 | 0 | 0 | 0 | 0 | 4 | 7 | 0.00 | 0.000 | | | | | | | | | | | | | | | | |
| Miguel Batista, R (9,1) ERA: 3.05 | 1.0 | S | 4 | 0 | 0 | 0 | 0 | 1 | 0 | 0 | 0 | 0 | 0 | 0 | 14 | 21 | 0.00 | 1.000 | | | | | | | | | | | | | | | | |

| Batter | 1 | 2 | 3 | 4 | 5 | 6 | 7 | 8 | 9 | AB | R | H | RBI | BB | SO | LOB | TOP | | | | | |
|---|---|----------------------------------|-------------------------------|----------------------------------|------------------------------|----------------------------------|------------------------------|----------------------------------|-------------------------------|----------------------------------|------------------------------|----------------------------------|-------------------------------|----------------------------------|-------------------------------|----------------------------------|--|---------------------------------|----------------------------------|------------------------------------|----------------------------------|--------|
| 3 Reed Johnson, R OBP: 0.339, SLG: 0.447 | | | | | | | | | | 4 | 1 | 2 | 0 | 0 | 1 | 0 | Toronto Blue Jays @ Los Angeles Angels Angel Stadium of Anaheim, Anaheim, CA Wed Aug 17 2005, 7:05 PM PDT Att: 43,026 - Clear - 75 F | | | | | |
| Orlando Hudson, S OBP: 0.319, SLG: 0.422 | | | | | | | | | | 5 | 1 | 2 | 1 | 0 | 0 | 2 | | | | | | |
| 10 Vernon Wells, R OBP: 0.329, SLG: 0.493 | | | | | | | | | | 4 | 0 | 1 | 1 | 1 | 1 | 2 | | | | | | |
| Shea Hillenbrand, R OBP: 0.360, SLG: 0.475 | | | | | | | | | | 4 | 1 | 2 | 1 | 0 | 0 | 3 | | | | | | |
| 2 Aaron Hill, R OBP: 0.355, SLG: 0.422 | | | | | | | | | | 1 | 0 | 0 | 0 | 0 | 0 | 1 | | | | | | |
| 8 Russ Adams, L OBP: 0.349, SLG: 0.434 | | | | | | | | | | 3 | 0 | 3 | 1 | 0 | 0 | 0 | | | | | | |
| 9 Gregg Zaun, S OBP: 0.386, SLG: 0.389 | | | | | | | | | | 4 | 0 | 0 | 0 | 0 | 1 | 2 | | | | | | |
| 47 Corey Koskie, L OBP: 0.319, SLG: 0.399 | | | | | | | | | | 3 | 0 | 0 | 0 | 1 | 1 | 0 | | | | | | |
| Frank Menechino, R OBP: 0.377, SLG: 0.351 | | | | | | | | | | 1 | 0 | 0 | 0 | 2 | 1 | 0 | | | | | | |
| Eric Hinske, L OBP: 0.331, SLG: 0.408 | | | | | | | | | | 1 | 0 | 0 | 0 | 0 | 0 | 2 | | | | | | |
| 15 Alex Rios, R OBP: 0.327, SLG: 0.423 | | | | | | | | | | 4 | 1 | 1 | 0 | 0 | 0 | 2 | | | | | | |
| Inning Stats | R: 1 E: 0 K: 1 S: 14 | H: 2 LOB: 1 BB: 0 P: 21 | R: 0 E: 0 K: 1 S: 10 | H: 0 LOB: 1 BB: 1 P: 21 | R: 0 E: 0 K: 0 S: 6 | H: 1 LOB: 1 BB: 1 P: 11 | R: 0 E: 0 K: 0 S: 7 | H: 1 LOB: 0 BB: 0 P: 13 | R: 2 E: 0 K: 2 S: 15 | H: 4 LOB: 2 BB: 1 P: 22 | R: 0 E: 0 K: 2 S: 9 | H: 0 LOB: 0 BB: 0 P: 12 | R: 0 E: 0 K: 0 S: 12 | H: 0 LOB: 0 BB: 0 P: 19 | R: 1 E: 0 K: 1 S: 12 | H: 2 LOB: 2 BB: 1 P: 23 | R: 0 E: 0 K: 0 S: 4 | H: 1 LOB: 1 BB: 0 P: 8 | 1B: 9 2B: 2 3B: 0 HR: 0 | SF: 0 SAC: 1 DP: 2 HBP: 0 | WP: 0 PB: 0 SB: 0 CS: 0 | PA: 39 |
| PITCHER | IP WLS BF H R ER SO BB IBB HBP BLK WP HR S P ERA WHIP | | | | | | | | | | | | | | | | | | | | | |
| Jarrod Washburn, L ERA: 3.38 | (1, 1) 6.0 L 26 8 3 3 4 3 0 0 0 0 0 0 61 100 4.50 1.833 | | | | | | | | | | | | | | | | | | | | | |
| Joel Peralta, R ERA: 4.13 | (7, 1) 1.1 6 2 1 1 1 0 0 0 0 0 0 20 31 6.75 1.500 | | | | | | | | | | | | | | | | | | | | | |
| Esteban Yan, R ERA: 3.81 | (8, 1) 1.2 7 1 0 0 0 1 0 0 0 0 0 8 19 0.00 1.200 | | | | | | | | | | | | | | | | | | | | | |

| Batter | 1 | 2 | 3 | 4 | 5 | 6 | 7 | 8 | 9 | AB | R | H | RBI | BB | SO | LOB | BOTTOM | | | | | |
|---|---|----------------------------------|-------------------------------|----------------------------------|-------------------------------|----------------------------------|------------------------------|---------------------------------|------------------------------|---------------------------------|-------------------------------|----------------------------------|------------------------------|---------------------------------|-------------------------------|----------------------------------|--|------------------------------|----------------------------------|----------------------------------|------------------------------------|----------------------------------|
| 9 Chone Figgins, S OBP: 0.341, SLG: 0.400 | | | | | | | | | | 4 | 1 | 2 | 0 | 0 | 0 | 0 | Toronto Blue Jays @ Los Angeles Angels Angel Stadium of Anaheim, Anaheim, CA Wed Aug 17 2005, 7:05 PM PDT Att: 43,026 - Clear - 75 F | | | | | |
| Orlando Cabrera, R OBP: 0.305, SLG: 0.350 | | | | | | | | | | 4 | 0 | 2 | 1 | 0 | 0 | 2 | | | | | | |
| Darin Erstad, L OBP: 0.341, SLG: 0.378 | | | | | | | | | | 4 | 0 | 1 | 0 | 0 | 0 | 1 | | | | | | |
| 27 Vladimir Guerrero, R OBP: 0.386, SLG: 0.589 | | | | | | | | | | 4 | 0 | 1 | 0 | 0 | 0 | 2 | | | | | | |
| Bengie Molina, R OBP: 0.342, SLG: 0.479 | | | | | | | | | | 2 | 0 | 0 | 0 | 1 | 0 | 4 | | | | | | |
| Casey Kotchman, L OBP: 0.327, SLG: 0.465 | | | | | | | | | | 4 | 0 | 1 | 0 | 0 | 0 | 5 | | | | | | |
| 6 Maicer Izturis, S OBP: 0.305, SLG: 0.351 | | | | | | | | | | 4 | 0 | 0 | 0 | 0 | 1 | 3 | | | | | | |
| Steve Finley, L OBP: 0.271, SLG: 0.366 | | | | | | | | | | 4 | 0 | 0 | 0 | 0 | 0 | 2 | | | | | | |
| Adam Kennedy, L OBP: 0.387, SLG: 0.405 | | | | | | | | | | 4 | 0 | 1 | 0 | 0 | 0 | 2 | | | | | | |
| Inning Stats | R: 1 E: 0 K: 0 S: 8 | H: 2 LOB: 0 BB: 0 P: 11 | R: 0 E: 0 K: 0 S: 10 | H: 1 LOB: 2 BB: 1 P: 17 | R: 0 E: 0 K: 0 S: 11 | H: 0 LOB: 1 BB: 0 P: 14 | R: 0 E: 0 K: 0 S: 6 | H: 0 LOB: 0 BB: 0 P: 8 | R: 0 E: 0 K: 0 S: 6 | H: 0 LOB: 0 BB: 0 P: 9 | R: 0 E: 0 K: 0 S: 11 | H: 3 LOB: 2 BB: 0 P: 14 | R: 0 E: 0 K: 1 S: 9 | H: 2 LOB: 2 BB: 0 P: 9 | R: 0 E: 1 K: 0 S: 12 | H: 0 LOB: 1 BB: 0 P: 16 | | R: 0 E: 0 K: 0 S: 7 | H: 0 LOB: 0 BB: 0 P: 12 | 1B: 8 2B: 0 3B: 0 HR: 0 | SF: 0 SAC: 0 DP: 2 HBP: 1 | WP: 0 PB: 0 SB: 1 CS: 0 |
| PITCHER | IP WLS BF H R ER SO BB IBB HBP BLK WP HR S P ERA WHIP | | | | | | | | | | | | | | | | | | | | | |
| Josh Towers, R ERA: 4.12 | (1, 1) 6.2 W 27 7 1 1 1 1 0 0 1 0 0 59 80 1.35 1.200 | | | | | | | | | | | | | | | | | | | | | |
| Scott Schoeneweis, L ERA: 4.14 | (7, 1) 0.0 1 1 0 0 0 0 0 0 0 0 0 1 1 - - - | | | | | | | | | | | | | | | | | | | | | |
| Justin Speier, R ERA: 2.1 | (7, 1) 1.1 H 5 0 0 0 0 0 0 0 0 0 0 13 17 0.00 0.000 | | | | | | | | | | | | | | | | | | | | | |
| Miguel Batista, R ERA: 3.0 | (9, 1) 1.0 S 3 0 0 0 0 0 0 0 0 0 0 7 12 0.00 0.000 | | | | | | | | | | | | | | | | | | | | | |

| Batter | 1 | 2 | 3 | 4 | 5 | 6 | 7 | 8 | 9 | 10 | AB | R | H | RBI | BB | SO | LOB | TOP | | | | |
|--|--|----------------------------------|------------------------------|----------------------------------|-------------------------------|----------------------------------|------------------------------|----------------------------------|-------------------------------|----------------------------------|------------------------------|----------------------------------|-------------------------------|----------------------------------|-------------------------------|----------------------------------|-------------------------------|----------------------------------|-----------------------------------|------------------------------------|----------------------------------|--------|
| 18 Johnny Damon, L OBP: 0.383, SLG: 0.472 | 0-1 BB BB 1B | 0-0 G3 | | 1-1 1B | | 1-2 1B | | 1-2 F9 | | 0-0 G5-3 BB 1B | 6 | 0 | 4 | 1 | 0 | 0 | 1 | | | | | |
| Edgar Renteria, R OBP: 0.342, SLG: 0.384 | 4-2 BB 1-2 BB | 2-3 3-H 2-1 G5-3 | | 2-3 1B | | 3-3 1B | | 1-2 F7 | | 1-3 1B | 5 | 0 | 0 | 0 | 1 | 3 | 5 | | | | | |
| 34 David Ortiz, L OBP: 0.395, SLG: 0.552 Roberto Pelaez, L OBP: 0.400, SLG: 0.476 | 2-2 F7 | | 4-2 1B BB | | 0-1 F8 | 2-2 F9 | | 1-3 1B | | 4-2 B 1-2 2-3 BB | 4 | 0 | 0 | 0 | 1 | 1 | 3 | | | | | |
| Manny Ramirez, R OBP: 0.397, SLG: 0.595 | 4-2 FC4-6 1-2 2-3 BB | | 1-3 1B | | 2-2 WP 2B | 4-0 1B | | 1-2 FC4-6 1B | | 2-2 G5-3 | 4 | 1 | 2 | 1 | 2 | 1 | 3 | | | | | |
| Jason Varitek, S OBP: 0.382, SLG: 0.550 | 2-3 1B | | 0-0 1B | | 4-2 2B | 1-3 1B | | 2-2 FC4-6 1B | | 2-2 G5-3 | 5 | 1 | 1 | 0 | 1 | 2 | 8 | | | | | |
| John Olenud, L OBP: 0.346, SLG: 0.469 Adam Stern, L OBP: 0.188, SLG: 0.333 Kevin Millar, R OBP: 0.353, SLG: 0.363 | 0-1 FC4-6 | | 1-2 F8 | | 2-2 1B 1-H 3-H 2B | 1-1 1B | | 1-0 1B | | 1-2 1B | 5 | 0 | 3 | 2 | 0 | 0 | 5 | | | | | |
| Bill Mueller, S OBP: 0.382, SLG: 0.438 | | 2-2 SH1-3 18 G3 1B | | 0-0 P6 | | 1-1 1B | | 3-3 1B | | | 5 | 1 | 2 | 0 | 0 | 1 | 5 | | | | | |
| 13 Alex Cora, L OBP: 0.256, SLG: 0.307 | | 0-0 18 G3 SH1-3 1B | | 0-0 G6-3 | | 3-1 SAFE L7 | | 1-2 L8 | | 2-2 G3-1 | 5 | 0 | 1 | 0 | 0 | 0 | 5 | | | | | |
| Gabe Kapler, R OBP: 0.333, SLG: 0.396 | | 0-0 SH1-3 | | 3-3 1B | | 0-0 P3 | | 2-1 L9 | | 1-1 BB 18 G5-3 1B | 4 | 1 | 1 | 0 | 0 | 1 | 3 | | | | | |
| Inning Stats | R: 0 E: 0 K: 1 S: 16 | H: 1 LOB: 3 BB: 2 P: 28 | R: 1 E: 0 K: 0 S: 8 | H: 2 LOB: 1 BB: 0 P: 12 | R: 0 E: 0 K: 1 S: 11 | H: 1 LOB: 2 BB: 1 P: 17 | R: 0 E: 0 K: 2 S: 9 | H: 1 LOB: 1 BB: 1 P: 15 | R: 2 E: 0 K: 0 S: 14 | H: 3 LOB: 2 BB: 1 P: 27 | R: 0 E: 0 K: 0 S: 9 | H: 1 LOB: 1 BB: 0 P: 14 | R: 0 E: 0 K: 1 S: 11 | H: 0 LOB: 0 BB: 0 P: 14 | R: 0 E: 0 K: 1 S: 14 | H: 2 LOB: 2 BB: 0 P: 23 | R: 1 E: 0 K: 1 S: 16 | H: 2 LOB: 1 BB: 1 P: 25 | 1B: 12 2B: 2 3B: 0 HR: 0 | SF: 0 SAC: 1 DP: 0 HBP: 0 | WP: 1 PB: 0 SB: 1 CS: 0 | PA: 50 |
| PITCHER | IP 6.0 | WLS 32 | BF 9 | H 3 | R 3 | ER 3 | SO 6 | BB 4 | IBB 1 | HBP 0 | BLK 0 | WP 1 | HR 0 | S 73 | P 124 | ERA 4.50 | WHIP 2.167 | | | | | |
| 41 John Lackey, R ERA: 3.66 Kevin Gregg, R ERA: 3.65 Francisco Rodriguez, R ERA: 2.85 62 Scott Shields, R ERA: 2.42 | (1, 1) 2.0 (7, 1) (9, 1) (10, 1) | | | | | | | | | | | | | | | | | | | | | |

Boston Red Sox @ Los Angeles Angels
Angel Stadium of Anaheim, Anaheim, CA

Fri Aug 19 2005, 7:05 PM PDT
Att: 43,896 - Clear - 75 F

AB 43
R 4
H 14
RBI 4
BB 6
SO 9
LOB 38



| Batter | 1 | 2 | 3 | 4 | 5 | 6 | 7 | 8 | 9 | 10 | AB | R | H | RBI | BB | SO | LOB | BOTTOM | | | | | | |
|--|-----------------------------------|----------------------------------|-------------------------------|----------------------------------|------------------------------|----------------------------------|------------------------------|----------------------------------|------------------------------|----------------------------------|------------------------------|----------------------------------|-------------------------------|----------------------------------|-------------------------------|----------------------------------|------------------------------|----------------------------------|-------------------------------|----------------------------------|----------------------------------|------------------------------------|----------------------------------|--------|
| 9 Chone Figgins, S OBP: 0.340, SLG: 0.400 | 3-2 G3 | | 0-1 G3-6-3 | | 0-0 1B | | | 2-3 K | | 1-3 1B | 5 | 0 | 1 | 0 | 0 | 2 | 1 | | | | | | | |
| Orlando Cabrera, R OBP: 0.308, SLG: 0.392 | 1-3 K | | | 0-0 1B | 0-0 P4 | | | 1-1 S 1B 1B | | 2-3 K | 5 | 1 | 2 | 0 | 0 | 2 | 2 | | | | | | | |
| Darin Erstad, L OBP: 0.340, SLG: 0.376 | 3-3 K | | | 3-2 G4-6-3 1B | 0-0 P6 | 2-2 P5 | | 1-1 P6 | | 0-2 P6 | 5 | 0 | 1 | 0 | 0 | 1 | 1 | | | | | | | |
| 27 Vladimir Guerrero, R OBP: 0.385, SLG: 0.580 | | 2-3 K | | 0-0 P6 | 1-0 F9 | 1-0 F9 | | 4-0 S 1B IBB | | | 3 | 1 | 0 | 0 | 1 | 1 | 2 | | | | | | | |
| Bengie Molina, R OBP: 0.345, SLG: 0.481 | | 3-3 K | | 1-0 G4-6-3 | 1-2 F8 | 1-2 F8 | | 3-2 1-H 2-H 1B | | | 4 | 0 | 1 | 2 | 0 | 1 | 2 | | | | | | | |
| Casey Kotchman, L OBP: 0.393, SLG: 0.580 | | 2-2 1B | | 0-0 FC3 20 G4-3 2B | | | | 2-2 G6-3 | | | 3 | 1 | 2 | 0 | 1 | 0 | 1 | | | | | | | |
| 20 Juan Rivera, R OBP: 0.312, SLG: 0.464 | | 3-1 G5-3 | | 0-0 G4-3 | 2-3 G4-3 | 1-2 F8 | | 1-2 F8 | | 0-0 F9 | 4 | 0 | 0 | 0 | 0 | 0 | 3 | | | | | | | |
| Sveve Finley, L OBP: 0.267, SLG: 0.357 | | | 2-2 G3 | | 0-1 FC3 9 1B | 1-3 K | | 2-3 K | | 2-3 K | 4 | 0 | 0 | 1 | 0 | 2 | 1 | | | | | | | |
| Adam Kennedy, L OBP: 0.380, SLG: 0.398 | | 2-2 G3-6-3 1B | | 1-2 L7 | | | | 1-2 F9 | | 2-3 K | 4 | 0 | 1 | 0 | 0 | 1 | 2 | | | | | | | |
| Inning Stats | R: 0 E: 0 K: 2 S: 12 | H: 0 LOB: 0 BB: 0 P: 19 | R: 0 E: 0 K: 2 S: 12 | H: 1 LOB: 1 BB: 0 P: 22 | R: 0 E: 0 K: 0 S: 9 | H: 1 LOB: 0 BB: 0 P: 13 | R: 0 E: 0 K: 0 S: 7 | H: 2 LOB: 1 BB: 0 P: 11 | R: 1 E: 0 K: 0 S: 9 | H: 2 LOB: 2 BB: 0 P: 10 | R: 0 E: 0 K: 0 S: 8 | H: 0 LOB: 0 BB: 0 P: 12 | R: 0 E: 0 K: 1 S: 12 | H: 0 LOB: 1 BB: 1 P: 19 | R: 2 E: 0 K: 1 S: 14 | H: 2 LOB: 1 BB: 1 P: 27 | R: 0 E: 0 K: 2 S: 9 | H: 0 LOB: 0 BB: 0 P: 13 | R: 0 E: 0 K: 2 S: 11 | H: 0 LOB: 0 BB: 0 P: 14 | 1B: 7 2B: 1 3B: 0 HR: 0 | SF: 0 SAC: 0 DP: 2 HBP: 0 | WP: 0 PB: 0 SB: 3 CS: 0 | PA: 39 |
| PITCHER | IP 7.0 | WLS 27 | BF 6 | H 1 | R 1 | ER 1 | SO 5 | BB 1 | IBB 0 | HBP 0 | BLK 0 | WP 0 | HR 0 | S 69 | P 106 | ERA 1.29 | WHIP 1.000 | | | | | | | |
| 30 Matt Clement, R ERA: 4.38 50 Mike Timlin, R ERA: 1.79 38 Curt Schilling, R ERA: 6.37 | (1, 1) 1.0 (8, 1) (9, 1) | | | | | | | | | | | | | | | | | | | | | | | |

Boston Red Sox @ Los Angeles Angels
Angel Stadium of Anaheim, Anaheim, CA

Fri Aug 19 2005, 7:05 PM PDT
Att: 43,896 - Clear - 75 F

AB 37
R 3
H 8
RBI 3
BB 2
SO 10
LOB 15



| Batter | 1 | 2 | 3 | 4 | 5 | 6 | 7 | 8 | 9 | AB | R | H | RBI | BB | SO | LOB | TOP | | | | | | | | | | |
|---|-------------------------------|----------------------------------|------------------------------|----------------------------------|------------------------------|----------------------------------|------------------------------|----------------------------------|------------------------------|---------------------------------|------------------------------|----------------------------------|------------------------------|----------------------------------|-------------------------------|----------------------------------|---|----------------------------------|----------------------------------|------------------------------------|----------------------------------|--------|--|--|--|--|--|
| 18 Johnny Damon, L (1, 8) OBP: 0.382, SLG: 0.470 | | | | | | | | | | 4 | 0 | 1 | 0 | 0 | 1 | 0 | Boston Red Sox @ Los Angeles Angels Angel Stadium of Anaheim, Anaheim, CA Sat Aug 20 2005, 1:05 PM PDT Att: 44,014 - Sunny - 80 F livebaseballscorecards.com | | | | | | | | | | |
| Edgar Renteria, R (1, 6) OBP: 0.345, SLG: 0.387 | | | | | | | | | | 4 | 0 | 2 | 2 | 0 | 1 | 0 | | | | | | | | | | | |
| 34 David Ortiz, L (1, 10) OBP: 0.394, SLG: 0.581 | | | | | | | | | | 4 | 0 | 1 | 0 | 0 | 2 | 3 | | | | | | | | | | | |
| Manny Ramirez, R (1, 7) OBP: 0.384, SLG: 0.589 | | | | | | | | | | 4 | 0 | 0 | 0 | 0 | 0 | 2 | | | | | | | | | | | |
| Jason Varitek, S (1, 2) OBP: 0.382, SLG: 0.546 | | | | | | | | | | 4 | 0 | 1 | 0 | 0 | 1 | 1 | | | | | | | | | | | |
| Kevin Millar, R (1, 3) OBP: 0.353, SLG: 0.362 (8, 9) | | | | | | | | | | 3 | 1 | 1 | 0 | 0 | 1 | 0 | | | | | | | | | | | |
| John Olerud, L (8, PH) OBP: 0.343, SLG: 0.464 | | | | | | | | | | 1 | 0 | 0 | 0 | 0 | 0 | 1 | | | | | | | | | | | |
| Bill Mueller, S (1, 5) OBP: 0.381, SLG: 0.436 | | | | | | | | | | 4 | 1 | 1 | 0 | 0 | 0 | 1 | | | | | | | | | | | |
| Tony Graffanino, R (1, 4) OBP: 0.375, SLG: 0.410 | | | | | | | | | | 3 | 0 | 0 | 0 | 0 | 0 | 2 | | | | | | | | | | | |
| Gabe Kapler, R (1, 9) OBP: 0.322, SLG: 0.382 (8, PH) | | | | | | | | | | 2 | 0 | 0 | 0 | 0 | 0 | 0 | | | | | | | | | | | |
| Roberto Pelagino, L (8, 3) OBP: 0.355, SLG: 0.455 (8, 3) | | | | | | | | | | 1 | 0 | 0 | 0 | 0 | 0 | 2 | | | | | | | | | | | |
| Inning Stats | R: 0 E: 0 K: 3 S: 14 | H: 0 LOB: 0 BB: 0 P: 17 | R: 0 E: 0 K: 2 S: 7 | H: 0 LOB: 0 BB: 0 P: 12 | R: 0 E: 0 K: 0 S: 8 | H: 0 LOB: 1 BB: 0 P: 13 | R: 0 E: 0 K: 0 S: 9 | H: 1 LOB: 1 BB: 0 P: 11 | R: 0 E: 0 K: 0 S: 7 | H: 0 LOB: 0 BB: 0 P: 9 | R: 0 E: 0 K: 0 S: 6 | H: 0 LOB: 0 BB: 0 P: 10 | R: 0 E: 0 K: 0 S: 9 | H: 1 LOB: 1 BB: 0 P: 15 | R: 2 E: 0 K: 1 S: 20 | H: 4 LOB: 2 BB: 0 P: 32 | R: 0 E: 0 K: 0 S: 10 | H: 1 LOB: 1 BB: 0 P: 15 | 1B: 5 2B: 2 3B: 0 HR: 0 | SF: 0 SAC: 0 DP: 0 HBP: 0 | WP: 1 PB: 0 SB: 0 CS: 0 | PA: 34 | | | | | |
| PITCHER | IP | WLS | BF | H | R | ER | SO | BB | IBB | HBP | BLK | WP | HR | S | P | ERA | WHIP | | | | | | | | | | |
| 54 Ervin Santana, R (1, 1) ERA: 4.41 | 7.2 | W | 28 | 5 | 2 | 2 | 5 | 0 | 0 | 0 | 0 | 0 | 0 | 75 | 111 | 2.35 | 0.652 | | | | | | | | | | |
| 62 Scot Shields, R (8, 1) ERA: 2.41 | 0.1 | H | 2 | 1 | 0 | 0 | 1 | 0 | 0 | 0 | 0 | 0 | 0 | 5 | 8 | 0.00 | 3.000 | | | | | | | | | | |
| Francisco Rodriguez, R (8, 1) ERA: 2.79 | 1.0 | S | 4 | 1 | 0 | 0 | 0 | 0 | 0 | 0 | 0 | 1 | 0 | 10 | 15 | 0.00 | 1.000 | | | | | | | | | | |

| Batter | 1 | 2 | 3 | 4 | 5 | 6 | 7 | 8 | 9 | AB | R | H | RBI | BB | SO | LOB | BOTTOM | | | | | | | | | | |
|--|-------------------------------|----------------------------------|-------------------------------|----------------------------------|-------------------------------|----------------------------------|-------------------------------|----------------------------------|-------------------------------|----------------------------------|------------------------------|----------------------------------|-------------------------------|----------------------------------|------------------------------|----------------------------------|---|----------------------------------|------------------------------------|----------------------------------|--------|--|--|--|--|--|--|
| 9 Chone Figgins, S (1, 8) OBP: 0.341, SLG: 0.399 | | | | | | | | | | 3 | 1 | 1 | 0 | 1 | 1 | 1 | Boston Red Sox @ Los Angeles Angels Angel Stadium of Anaheim, Anaheim, CA Sat Aug 20 2005, 1:05 PM PDT Att: 44,014 - Sunny - 80 F livebaseballscorecards.com | | | | | | | | | | |
| Orlando Cabrera, R (1, 6) OBP: 0.307, SLG: 0.351 | | | | | | | | | | 2 | 1 | 0 | 1 | 1 | 0 | 1 | | | | | | | | | | | |
| Darin Erstad, L (1, 10) OBP: 0.339, SLG: 0.375 | | | | | | | | | | 4 | 0 | 1 | 1 | 0 | 1 | 2 | | | | | | | | | | | |
| 27 Vladimir Guerrero, R (1, 9) OBP: 0.388, SLG: 0.581 | | | | | | | | | | 3 | 0 | 2 | 0 | 1 | 0 | 0 | | | | | | | | | | | |
| Casey Kotchman, L (1, 3) OBP: 0.369, SLG: 0.537 | | | | | | | | | | 4 | 0 | 0 | 0 | 0 | 1 | 6 | | | | | | | | | | | |
| 6 Maicer Izturis, S (1, 5) OBP: 0.304, SLG: 0.348 | | | | | | | | | | 4 | 0 | 1 | 0 | 0 | 0 | 2 | | | | | | | | | | | |
| Jeff DaVanon, S (1, 7) OBP: 0.353, SLG: 0.315 | | | | | | | | | | 4 | 0 | 1 | 0 | 0 | 1 | 1 | | | | | | | | | | | |
| José Molina, R (1, 2) OBP: 0.275, SLG: 0.331 | | | | | | | | | | 4 | 0 | 0 | 0 | 0 | 1 | 1 | | | | | | | | | | | |
| Adam Kennedy, L (1, 4) OBP: 0.382, SLG: 0.397 | | | | | | | | | | 3 | 2 | 1 | 0 | 0 | 0 | 1 | | | | | | | | | | | |
| Inning Stats | R: 0 E: 0 K: 2 S: 12 | H: 0 LOB: 0 BB: 0 P: 17 | R: 0 E: 0 K: 0 S: 14 | H: 1 LOB: 1 BB: 0 P: 23 | R: 2 E: 1 K: 0 S: 14 | H: 1 LOB: 2 BB: 2 P: 29 | R: 0 E: 0 K: 0 S: 10 | H: 1 LOB: 1 BB: 0 P: 17 | R: 0 E: 0 K: 0 S: 11 | H: 1 LOB: 2 BB: 1 P: 17 | R: 0 E: 0 K: 2 S: 9 | H: 0 LOB: 0 BB: 0 P: 13 | R: 2 E: 1 K: 1 S: 18 | H: 3 LOB: 2 BB: 0 P: 26 | R: 0 E: 0 K: 0 S: 9 | H: 0 LOB: 0 BB: 0 P: 15 | | 1B: 6 2B: 1 3B: 0 HR: 0 | SF: 1 SAC: 0 DP: 0 HBP: 1 | WP: 1 PB: 0 SB: 2 CS: 0 | PA: 36 | | | | | | |
| PITCHER | IP | WLS | BF | H | R | ER | SO | BB | IBB | HBP | BLK | WP | HR | S | P | ERA | WHIP | | | | | | | | | | |
| Bronson Arroyo, R (1, 1) ERA: 4.18 | 6.0 | L | 26 | 4 | 2 | 1 | 4 | 4 | 2 | 1 | 4 | 0 | 0 | 8 | 13 | 54.00 | 6.000 | | | | | | | | | | |
| Lenny DiNardo, L (7, 1) ERA: 10.8 | 0.1 | | 3 | 2 | 2 | 2 | 0 | 0 | 0 | 0 | 0 | 0 | 0 | 8 | 13 | 54.00 | 6.000 | | | | | | | | | | |
| Mike Myers, L (7, 1) ERA: 3.49 | 0.0 | | 1 | 0 | 0 | 0 | 0 | 0 | 0 | 0 | 0 | 0 | 0 | 2 | 2 | ∞ | ∞ | | | | | | | | | | |
| Chad Bradford, R (7, 1) ERA: 2.7 | 0.1 | | 2 | 1 | 0 | 0 | 1 | 0 | 0 | 0 | 0 | 1 | 0 | 4 | 5 | 0.00 | 3.000 | | | | | | | | | | |
| Mike Remlinger, L (7, 1) ERA: 6.87 | 0.1 | | 1 | 0 | 0 | 0 | 0 | 0 | 0 | 0 | 0 | 0 | 0 | 4 | 6 | 0.00 | 0.000 | | | | | | | | | | |



| Batter | 1 | 2 | 3 | 4 | 5 | 6 | 7 | 8 | 9 | AB | R | H | RBI | BB | SO | LOB | TOP | | | | |
|--|---|---|---|---|---|---|---|---|---|---|---|---|---|---|---|---|---|---|---|---|---|
| 18 Johnny Damon, L OBP: 0.379, SLG: 0.466 | F8 | | G4-3 | | | G3 | | G5-3 | | 4 | 0 | 0 | 0 | 0 | 0 | 2 | Boston Red Sox @ Los Angeles Angels Angel Stadium of Anaheim, Anaheim, CA Sun Aug 21 2005, 1:05 PM PDT Att: 44,022 - Sunny - 78 F livebaseballscorecards.com | | | | |
| Edgar Renteria, R OBP: 0.344, SLG: 0.397 | F8 | | F8 | | | P6 | | HR | | 4 | 1 | 2 | 3 | 0 | 0 | | | | | | |
| 34 David Ortiz, L OBP: 0.393, SLG: 0.579 | F9 | | P5 | | | G6-3 | | HR | | 4 | 1 | 1 | 0 | 0 | 1 | | | | | | |
| Manny Ramirez, R OBP: 0.383, SLG: 0.593 | K | | | | F7 | | K | HR | | 4 | 1 | 1 | 2 | 0 | 2 | 1 | | | | | |
| Jason Varitek, S OBP: 0.380, SLG: 0.543 | | P5 | | | G4-3 | | G6-4-3 1B | K | | 4 | 0 | 1 | 0 | 0 | 1 | 0 | | | | | |
| John Olerud, L OBP: 0.339, SLG: 0.455 | | FC5 1B | | | G3 | | G6-4-3 1B | | L6 | 4 | 0 | 1 | 0 | 0 | 0 | 1 | | | | | |
| Bill Mueller, S OBP: 0.382, SLG: 0.437 | | 1B | | | P4 | | | FC5-6 1B | F8 | 4 | 0 | 2 | 0 | 0 | 0 | 0 | | | | | |
| Tony Graffanino, R OBP: 0.374, SLG: 0.408 | F8 | | | | G3-1 | | | 18 G5-3 FC5-6 HR 1B | G5-3 | 4 | 1 | 1 | 0 | 0 | 0 | 2 | | | | | |
| Gabe Kapler, R OBP: 0.306, SLG: 0.362 | FC5 | | | | F8 | | | 18 FC5-6 HR 1B | | 3 | 1 | 0 | 0 | 0 | 0 | 4 | | | | | |
| Inning Stats | R: 0 E: 0 K: 1 S: 13 | H: 1 LOB: 1 BB: 0 P: 17 | R: 0 E: 0 K: 0 S: 13 | H: 2 LOB: 2 BB: 0 P: 17 | R: 0 E: 0 K: 0 S: 9 | H: 0 LOB: 0 BB: 0 P: 12 | R: 0 E: 0 K: 0 S: 7 | H: 0 LOB: 0 BB: 0 P: 11 | R: 0 E: 0 K: 0 S: 9 | H: 0 LOB: 0 BB: 0 P: 8 | R: 0 E: 0 K: 1 S: 9 | H: 1 LOB: 0 BB: 0 P: 14 | R: 5 E: 0 K: 1 S: 12 | H: 5 LOB: 0 BB: 0 P: 14 | R: 0 E: 0 K: 0 S: 7 | H: 0 LOB: 0 BB: 0 P: 10 | 1B: 6 2B: 1 3B: 0 HR: 2 | SF: 0 SAC: 0 DP: 1 HBP: 0 | WP: 0 PB: 0 SB: 0 CS: 0 | PA: 35 | |
| PITCHER | IP WLS BF H R ER SO BB IBB HBP BLK WP HR S P ERA WHIP | IP WLS BF H R ER SO BB IBB HBP BLK WP HR S P ERA WHIP | IP WLS BF H R ER SO BB IBB HBP BLK WP HR S P ERA WHIP | IP WLS BF H R ER SO BB IBB HBP BLK WP HR S P ERA WHIP | IP WLS BF H R ER SO BB IBB HBP BLK WP HR S P ERA WHIP | IP WLS BF H R ER SO BB IBB HBP BLK WP HR S P ERA WHIP | IP WLS BF H R ER SO BB IBB HBP BLK WP HR S P ERA WHIP | IP WLS BF H R ER SO BB IBB HBP BLK WP HR S P ERA WHIP | IP WLS BF H R ER SO BB IBB HBP BLK WP HR S P ERA WHIP | IP WLS BF H R ER SO BB IBB HBP BLK WP HR S P ERA WHIP | IP WLS BF H R ER SO BB IBB HBP BLK WP HR S P ERA WHIP | IP WLS BF H R ER SO BB IBB HBP BLK WP HR S P ERA WHIP | IP WLS BF H R ER SO BB IBB HBP BLK WP HR S P ERA WHIP | IP WLS BF H R ER SO BB IBB HBP BLK WP HR S P ERA WHIP | IP WLS BF H R ER SO BB IBB HBP BLK WP HR S P ERA WHIP | IP WLS BF H R ER SO BB IBB HBP BLK WP HR S P ERA WHIP | IP WLS BF H R ER SO BB IBB HBP BLK WP HR S P ERA WHIP | IP WLS BF H R ER SO BB IBB HBP BLK WP HR S P ERA WHIP | IP WLS BF H R ER SO BB IBB HBP BLK WP HR S P ERA WHIP | IP WLS BF H R ER SO BB IBB HBP BLK WP HR S P ERA WHIP | IP WLS BF H R ER SO BB IBB HBP BLK WP HR S P ERA WHIP |


AB 35
R 5
H 9
RBI 5
BB 0
SO 3
LOB 11




| Batter | 1 | 2 | 3 | 4 | 5 | 6 | 7 | 8 | 9 | AB | R | H | RBI | BB | SO | LOB | BOTTOM | | | | | |
|---|---|---|---|---|---|---|---|---|---|---|---|---|---|---|---|---|---|---|---|---|---|--------|
| 9 Chone Figgins, S OBP: 0.340, SLG: 0.396 | G3-1 | | CS BB | | | G3-1 | | G4-3 | F8 | 4 | 0 | 0 | 0 | 1 | 0 | 3 | Boston Red Sox @ Los Angeles Angels Angel Stadium of Anaheim, Anaheim, CA Sun Aug 21 2005, 1:05 PM PDT Att: 44,022 - Sunny - 78 F livebaseballscorecards.com | | | | | |
| Orlando Cabrera, R OBP: 0.309, SLG: 0.355 | G6-3 | | F8 | | | 27 FC5-4 1B | | F7 | | 4 | 0 | 2 | 0 | 0 | 0 | 1 | | | | | | |
| Darin Erstad, L OBP: 0.340, SLG: 0.375 | G6-3 | | CS | | CS 1B | K | | | BB | 3 | 0 | 1 | 0 | 1 | 1 | 2 | | | | | | |
| 27 Vladimir Guerrero, R OBP: 0.387, SLG: 0.576 | FC6-4 IBB | | | | K | FC5-4 1B | | K | | 3 | 0 | 0 | 0 | 1 | 2 | 3 | | | | | | |
| Bengie Molina, R OBP: 0.350, SLG: 0.483 | FC6-4 | | | | BB | 1B | | 1B 2B 1B | | 3 | 1 | 2 | 0 | 1 | 0 | 2 | | | | | | |
| Casey Kotchman, L OBP: 0.362, SLG: 0.517 | | | F7 | | G4-3 | | | 2B 1B | | 4 | 0 | 1 | 0 | 0 | 0 | 3 | | | | | | |
| 20 Juan Rivera, R OBP: 0.307, SLG: 0.456 | | | P3 | | | G4-3 | | K | | 4 | 0 | 0 | 0 | 0 | 1 | 2 | | | | | | |
| Steve Finley, L OBP: 0.270, SLG: 0.362 | | | P2 | | | G5-3 1B | | G1-3 | | 4 | 0 | 2 | 1 | 0 | 0 | 0 | | | | | | |
| Adam Kennedy, L OBP: 0.377, SLG: 0.392 | | | G1-3 | | | G5-3 | | G4-3 | | 4 | 0 | 0 | 0 | 0 | 0 | 3 | | | | | | |
| Inning Stats | R: 0 E: 0 K: 0 S: 10 | H: 1 LOB: 2 BB: 1 P: 18 | R: 0 E: 0 K: 0 S: 9 | H: 0 LOB: 0 BB: 0 P: 14 | R: 0 E: 0 K: 0 S: 4 | H: 0 LOB: 0 BB: 1 P: 11 | R: 0 E: 0 K: 1 S: 10 | H: 1 LOB: 1 BB: 1 P: 20 | R: 0 E: 0 K: 0 S: 16 | H: 1 LOB: 1 BB: 0 P: 23 | R: 0 E: 0 K: 1 S: 12 | H: 2 LOB: 2 BB: 0 P: 16 | R: 0 E: 0 K: 1 S: 13 | H: 0 LOB: 0 BB: 0 P: 20 | R: 0 E: 0 K: 1 S: 7 | H: 0 LOB: 1 BB: 1 P: 14 | R: 1 E: 0 K: 0 S: 17 | H: 3 LOB: 2 BB: 0 P: 24 | 1B: 6 2B: 2 3B: 0 HR: 0 | SF: 0 SAC: 0 DP: 0 HBP: 0 | WP: 0 PB: 0 SB: 0 CS: 2 | PA: 38 |
| PITCHER | IP WLS BF H R ER SO BB IBB HBP BLK WP HR S P ERA WHIP | IP WLS BF H R ER SO BB IBB HBP BLK WP HR S P ERA WHIP | IP WLS BF H R ER SO BB IBB HBP BLK WP HR S P ERA WHIP | IP WLS BF H R ER SO BB IBB HBP BLK WP HR S P ERA WHIP | IP WLS BF H R ER SO BB IBB HBP BLK WP HR S P ERA WHIP | IP WLS BF H R ER SO BB IBB HBP BLK WP HR S P ERA WHIP | IP WLS BF H R ER SO BB IBB HBP BLK WP HR S P ERA WHIP | IP WLS BF H R ER SO BB IBB HBP BLK WP HR S P ERA WHIP | IP WLS BF H R ER SO BB IBB HBP BLK WP HR S P ERA WHIP | IP WLS BF H R ER SO BB IBB HBP BLK WP HR S P ERA WHIP | IP WLS BF H R ER SO BB IBB HBP BLK WP HR S P ERA WHIP | IP WLS BF H R ER SO BB IBB HBP BLK WP HR S P ERA WHIP | IP WLS BF H R ER SO BB IBB HBP BLK WP HR S P ERA WHIP | IP WLS BF H R ER SO BB IBB HBP BLK WP HR S P ERA WHIP | IP WLS BF H R ER SO BB IBB HBP BLK WP HR S P ERA WHIP | IP WLS BF H R ER SO BB IBB HBP BLK WP HR S P ERA WHIP | IP WLS BF H R ER SO BB IBB HBP BLK WP HR S P ERA WHIP | IP WLS BF H R ER SO BB IBB HBP BLK WP HR S P ERA WHIP | IP WLS BF H R ER SO BB IBB HBP BLK WP HR S P ERA WHIP | IP WLS BF H R ER SO BB IBB HBP BLK WP HR S P ERA WHIP | IP WLS BF H R ER SO BB IBB HBP BLK WP HR S P ERA WHIP | |

AB 33
R 1
H 8
RBI 1
BB 4
SO 4
LOB 19



| Batter | 1 | 2 | 3 | 4 | 5 | 6 | 7 | 8 | 9 | AB | R | H | RBI | BB | SO | LOB | TOP | | | | | |
|---|---|---|---|---|---|---|---|---|---|---|---|---|---|---|---|---|--|----------------------------------|-----------------------------------|------------------------------------|----------------------------------|--------|
| 9 Chone Figgins, S OBP: 0.341, SLG: 0.396 | 1-1 CS 1B | 3-2 F8 | 1-1 1B | | | 0-1 G3-1 | | 0-1 F8 | | 5 | 0 | 2 | 1 | 0 | 0 | 4 | Los Angeles Angels @ Baltimore Orioles Oriole Park at Camden Yards, Baltimore, MD Tue Aug 23 2005, 7:05 PM EDT Att: 31,768 - Partly Cloudy - 80 F AB 41 R 7 H 16 RBI 7 BB 2 SO 2 LOB 21  | | | | | |
| Orlando Cabrera, R OBP: 0.312, SLG: 0.360 | 3-2 1B | 1-0 27 HBP 1B | 3-1 1B | | | 0-2 P3 | | 3-0 F8 | | 5 | 0 | 3 | 3 | 0 | 0 | 1 | | | | | | |
| Darin Erstad, L OBP: 0.341, SLG: 0.375 | 2-1 27 BB 1B | 0-1 27 HBP 1B | 2-1 G4-3 | | | 2-2 E7 | | 2-1 F8 | | 5 | 0 | 2 | 0 | 0 | 0 | 2 | | | | | | |
| 27 Vladimir Guerrero, R OBP: 0.387, SLG: 0.572 | 4-1 16 G6-3 BB | 1-0 1B | | | 1-3 K | | | 1-2 G3-1 | | 3 | 0 | 0 | 1 | 1 | 1 | 1 | | | | | | |
| 16 Garret Anderson, L OBP: 0.316, SLG: 0.430 | 2-2 G6-3 | 1-2 G3 | | | 2-2 G4-3 | | | 2-1 F7 | | 4 | 1 | 0 | 0 | 1 | 0 | 6 | | | | | | |
| Bengie Molina, R OBP: 0.351, SLG: 0.481 | | 1-1 39 1B 20 1B 1B | 2-1 F8 | | 2-3 K | | | 2-2 G5-3 | | 5 | 2 | 2 | 0 | 0 | 1 | 0 | | | | | | |
| 20 Juan Rivera, R OBP: 0.317, SLG: 0.467 | | 0-1 39 1B 1B | 3-1 F9 9 1B 1B | | | 1-2 39 G1-6-3 1B | | 0-0 1B | | 5 | 2 | 4 | 2 | 0 | 0 | 0 | | | | | | |
| 39 Robb Quinlan, R OBP: 0.217, SLG: 0.303 | | 2-2 1B 27 HBP 1B | 2-2 9 1B 1B | | | 0-1 G1-6-3 | | 2-2 F7 | | 3 | 2 | 2 | 0 | 0 | 0 | 1 | | | | | | |
| 6 Malcer Izturis, S OBP: 0.301, SLG: 0.344 | | 1-2 1B 2-3 | 1-2 1B | | | 1-2 1B | | 2-1 F7 | | 2 | 0 | 0 | 0 | 0 | 0 | 1 | | | | | | |
| Adam Kennedy, L OBP: 0.376, SLG: 0.390 | | 2-2 P5 | 1-0 F9 | | | 1-0 L6 | | 1-2 BLK 1B | | 4 | 0 | 1 | 0 | 0 | 0 | 5 | | | | | | |
| Inning Stats | R: 0 E: 0 K: 0 S: 12 | H: 3 LOB: 2 BB: 1 P: 24 | R: 3 E: 0 K: 0 S: 20 | H: 5 LOB: 3 BB: 0 P: 31 | R: 2 E: 0 K: 0 S: 14 | H: 4 LOB: 2 BB: 0 P: 28 | R: 0 E: 0 K: 2 S: 11 | H: 0 LOB: 0 BB: 0 P: 16 | R: 0 E: 0 K: 0 S: 6 | H: 1 LOB: 0 BB: 0 P: 8 | R: 0 E: 1 K: 0 S: 13 | H: 0 LOB: 1 BB: 0 P: 16 | R: 0 E: 0 K: 0 S: 9 | H: 0 LOB: 0 BB: 0 P: 16 | R: 0 E: 0 K: 0 S: 9 | H: 1 LOB: 1 BB: 0 P: 15 | R: 2 E: 0 K: 0 S: 9 | H: 2 LOB: 1 BB: 1 P: 19 | 1B: 14 2B: 2 3B: 0 HR: 0 | SF: 0 SAC: 0 DP: 2 HBP: 1 | WP: 0 PB: 0 SB: 0 CS: 1 | PA: 44 |
| PITCHER | IP WLS BF H R ER SO BB IBB HBP BLK WP HR S P ERA WHIP | IP WLS BF H R ER SO BB IBB HBP BLK WP HR S P ERA WHIP | IP WLS BF H R ER SO BB IBB HBP BLK WP HR S P ERA WHIP | IP WLS BF H R ER SO BB IBB HBP BLK WP HR S P ERA WHIP | IP WLS BF H R ER SO BB IBB HBP BLK WP HR S P ERA WHIP | IP WLS BF H R ER SO BB IBB HBP BLK WP HR S P ERA WHIP | IP WLS BF H R ER SO BB IBB HBP BLK WP HR S P ERA WHIP | IP WLS BF H R ER SO BB IBB HBP BLK WP HR S P ERA WHIP | IP WLS BF H R ER SO BB IBB HBP BLK WP HR S P ERA WHIP | IP WLS BF H R ER SO BB IBB HBP BLK WP HR S P ERA WHIP | IP WLS BF H R ER SO BB IBB HBP BLK WP HR S P ERA WHIP | IP WLS BF H R ER SO BB IBB HBP BLK WP HR S P ERA WHIP | IP WLS BF H R ER SO BB IBB HBP BLK WP HR S P ERA WHIP | IP WLS BF H R ER SO BB IBB HBP BLK WP HR S P ERA WHIP | IP WLS BF H R ER SO BB IBB HBP BLK WP HR S P ERA WHIP | IP WLS BF H R ER SO BB IBB HBP BLK WP HR S P ERA WHIP | | | | | | |
| Eric DuBose, L ERA: 6.75 | (1, 1) | 2.0 | L | 14 | 8 | 3 | 3 | 0 | 1 | 0 | 0 | 0 | 0 | 0 | 0 | 32 | 55 | 13.50 | 4.500 | | | |
| John Maine, R ERA: 1.5 | (3, 1) | 5.0 | | 20 | 5 | 2 | 2 | 2 | 0 | 0 | 0 | 0 | 0 | 0 | 0 | 53 | 84 | 3.60 | 1.000 | | | |
| 37 Chris Ray, R ERA: 2.84 | (8, 1) | 1.0 | | 4 | 1 | 0 | 0 | 0 | 0 | 0 | 0 | 0 | 0 | 0 | 0 | 9 | 15 | 0.00 | 1.000 | | | |
| Jorge Julio, R ERA: 4.66 | (9, 1) | 1.0 | | 6 | 2 | 2 | 2 | 0 | 1 | 0 | 0 | 0 | 0 | 0 | 0 | 9 | 19 | 18.00 | 3.000 | | | |

| Batter | 1 | 2 | 3 | 4 | 5 | 6 | 7 | 8 | 9 | AB | R | H | RBI | BB | SO | LOB | BOTTOM | | | |
|---|---|---|---|---|---|---|---|---|---|---|---|---|---|---|---|---|--|-----------------------------------|------------------------------------|----------------------------------|
| 1 Brian Roberts, S OBP: 0.397, SLG: 0.519 | 2-2 F9 | | 4-2 6 FC5-4 BB | | | 2-1 F9 | | | 2-3 K | 4 | 0 | 0 | 0 | 1 | 2 | 6 | Los Angeles Angels @ Baltimore Orioles Oriole Park at Camden Yards, Baltimore, MD Tue Aug 23 2005, 7:05 PM EDT Att: 31,768 - Partly Cloudy - 80 F AB 39 R 6 H 14 RBI 6 BB 1 SO 7 LOB 15  | | | |
| 6 Melvin Mora, R OBP: 0.342, SLG: 0.441 | 1-1 F8 | | 0-1 FC5-4 | | | 0-1 G6-3 | | 0-0 G5-3 | 0-0 10 HR 1B | 5 | 1 | 1 | 0 | 0 | 0 | 4 | | | | |
| 10 Miguel Tejada, R OBP: 0.360, SLG: 0.558 | 1-0 F7 | | | | 1-1 G6-3 | | 1-1 1B | 3-2 HR | 1-2 2-3 1B | 5 | 2 | 3 | 5 | 0 | 0 | 0 | | | | |
| Javy Lopez, R OBP: 0.318, SLG: 0.476 | | 3-2 L8 | | | 2-2 HR | | 0-0 L5 | 3-3 K | 0-3 K2-3 | 5 | 1 | 1 | 1 | 0 | 2 | 0 | | | | |
| 31 Jay Gibbons, L OBP: 0.294, SLG: 0.486 | | 1-0 G4-3 | | | 1-3 K | | 0-0 F8 | 2-2 1B | | 4 | 0 | 1 | 0 | 0 | 1 | 0 | | | | |
| Sammy Sosa, R OBP: 0.297, SLG: 0.379 | | 0-0 1B | | | 2-2 P3 | | | 3-2 K | 0-1 F9 | 4 | 0 | 1 | 0 | 0 | 1 | 1 | | | | |
| Luis Matos, R OBP: 0.356, SLG: 0.399 | | | 1-3 K | | | 1-2 F9 | | 0-0 1B | 1-1 6 1B 10 HR 1B | 4 | 1 | 2 | 0 | 0 | 1 | 0 | | | | |
| Eric Byrnes, R OBP: 0.315, SLG: 0.411 | | | 0-2 F7 | | | 0-1 1B | | 1-2 1B | 1-1 6 1B 10 HR 1B | 4 | 1 | 3 | 0 | 0 | 0 | 0 | | | | |
| Chris Gomez, R OBP: 0.361, SLG: 0.364 | | | 2-2 1 BB 1B | | | 1-2 1B | | 2-1 F8 | 2-2 F9 | 4 | 0 | 2 | 0 | 0 | 0 | 4 | | | | |
| Inning Stats | R: 0 E: 0 K: 0 S: 7 | H: 0 LOB: 0 BB: 0 P: 11 | R: 0 E: 0 K: 0 S: 5 | H: 1 LOB: 1 BB: 0 P: 9 | R: 0 E: 0 K: 1 S: 14 | H: 1 LOB: 2 BB: 1 P: 21 | R: 1 E: 0 K: 1 S: 12 | H: 1 LOB: 0 BB: 0 P: 18 | R: 0 E: 0 K: 0 S: 14 | H: 2 LOB: 2 BB: 0 P: 18 | R: 0 E: 0 K: 2 S: 13 | H: 2 LOB: 2 BB: 0 P: 20 | R: 1 E: 0 K: 1 S: 15 | H: 2 LOB: 1 BB: 0 P: 23 | R: 4 E: 0 K: 2 S: 20 | H: 4 LOB: 0 BB: 0 P: 27 | | 1B: 11 2B: 0 3B: 0 HR: 3 | SF: 0 SAC: 0 DP: 0 HBP: 0 | WP: 0 PB: 0 SB: 0 CS: 0 |
| PITCHER | IP WLS BF H R ER SO BB IBB HBP BLK WP HR S P ERA WHIP | IP WLS BF H R ER SO BB IBB HBP BLK WP HR S P ERA WHIP | IP WLS BF H R ER SO BB IBB HBP BLK WP HR S P ERA WHIP | IP WLS BF H R ER SO BB IBB HBP BLK WP HR S P ERA WHIP | IP WLS BF H R ER SO BB IBB HBP BLK WP HR S P ERA WHIP | IP WLS BF H R ER SO BB IBB HBP BLK WP HR S P ERA WHIP | IP WLS BF H R ER SO BB IBB HBP BLK WP HR S P ERA WHIP | IP WLS BF H R ER SO BB IBB HBP BLK WP HR S P ERA WHIP | IP WLS BF H R ER SO BB IBB HBP BLK WP HR S P ERA WHIP | IP WLS BF H R ER SO BB IBB HBP BLK WP HR S P ERA WHIP | IP WLS BF H R ER SO BB IBB HBP BLK WP HR S P ERA WHIP | IP WLS BF H R ER SO BB IBB HBP BLK WP HR S P ERA WHIP | IP WLS BF H R ER SO BB IBB HBP BLK WP HR S P ERA WHIP | IP WLS BF H R ER SO BB IBB HBP BLK WP HR S P ERA WHIP | IP WLS BF H R ER SO BB IBB HBP BLK WP HR S P ERA WHIP | IP WLS BF H R ER SO BB IBB HBP BLK WP HR S P ERA WHIP | | | | |
| Jarrod Washburn, L ERA: 3.28 | (1, 1) | 6.1 | W | 26 | 8 | 1 | 1 | 3 | 1 | 0 | 0 | 0 | 0 | 0 | 0 | 64 | 94 | 1.42 | 1.421 | |
| Brendan Donnelly, R ERA: 3.88 | (7, 1) | 0.2 | H | 2 | 0 | 0 | 0 | 1 | 0 | 0 | 0 | 0 | 0 | 0 | 5 | 8 | 0.00 | 0.000 | | |
| 62 Scot Shields, R ERA: 2.5 | (8, 1) | 1.0 | | 5 | 2 | 1 | 1 | 1 | 0 | 0 | 0 | 0 | 0 | 0 | 1 | 15 | 23 | 9.00 | 2.000 | |
| Kevin Gregg, R ERA: 5.55 | (9, 1) | 0.2 | | 5 | 3 | 3 | 3 | 1 | 0 | 0 | 0 | 0 | 0 | 0 | 0 | 12 | 18 | 40.50 | 4.500 | |
| Francisco Rodriguez, R ERA: 2.86 | (9, 1) | 0.1 | S | 2 | 1 | 1 | 1 | 1 | 0 | 0 | 0 | 0 | 0 | 0 | 1 | 8 | 9 | 27.00 | 3.000 | |

| Batter | 1 | 2 | 3 | 4 | 5 | 6 | 7 | 8 | 9 | AB | R | H | RBI | BB | SO | LOB | TOP | | | | | | | | | |
|--|------------------------------|----------------------------------|-------------------------------|----------------------------------|-------------------------------|----------------------------------|-------------------------------|----------------------------------|-------------------------------|----------------------------------|------------------------------|----------------------------------|------------------------------|---------------------------------|------------------------------|---------------------------------|-------------------------------|----------------------------------|----------------------------------|------------------------------------|----------------------------------|--------|--|--|--|--|
| 9 Chone Figgins, S OBP: 0.341, SLG: 0.394 | G1-3 | | K | F9 | | G6-4-3 BB | | | E S BB | 3 | 0 | 0 | 0 | 2 | 1 | 2 | | | | | | | | | | |
| Orlando Cabrera, R OBP: 0.313, SLG: 0.359 | F9 | | 1B | 1B | | G6-4-3 | | | F8 | 4 | 1 | 1 | 0 | 1 | 0 | 2 | | | | | | | | | | |
| Darin Erstad, L OBP: 0.342, SLG: 0.375 | 27 FC5-4 BB | | 1B | 1B | | SH1-3 BB | | | K | 3 | 0 | 1 | 0 | 1 | 1 | 1 | | | | | | | | | | |
| 27 Vladimir Guerrero, R OBP: 0.385, SLG: 0.567 | FC5-4 | | F8 | | | 16 1B IBB | | | K | 4 | 1 | 0 | 0 | 1 | 1 | 4 | | | | | | | | | | |
| 16 Garret Anderson, L OBP: 0.316, SLG: 0.428 | | G4-3 | K | | | 20 L9 1B | | | P5 | 4 | 1 | 1 | 1 | 0 | 1 | 2 | | | | | | | | | | |
| Bengie Molina, R OBP: 0.353, SLG: 0.485 | | L8 | | | 20 1B FC5-2 | 39 1B | | | G4-3 | 4 | 0 | 2 | 1 | 0 | 0 | 0 | | | | | | | | | | |
| 20 Juan Rivera, R OBP: 0.320, SLG: 0.466 | | 39 1B BB | | | 2-1 FC5-2 | L9 | | | F8 | 3 | 0 | 1 | 0 | 1 | 0 | 2 | | | | | | | | | | |
| 39 Robb Quinlan, R OBP: 0.236, SLG: 0.319 | | | | | 0-0 L8 | | | | F7 | 3 | 0 | 2 | 1 | 0 | 0 | 2 | | | | | | | | | | |
| 6 Malcer Izturis, S OBP: 0.299, SLG: 0.342 | | | | | 1-2 1B | | | | F7 | 1 | 0 | 0 | 0 | 0 | 0 | 0 | | | | | | | | | | |
| Adam Kennedy, L OBP: 0.371, SLG: 0.386 | | | | | 2-3 K | FC5-2 | | | G6-3 | 4 | 0 | 0 | 0 | 0 | 2 | 6 | | | | | | | | | | |
| Inning Stats | R: 0 E: 0 K: 0 S: 9 | H: 0 LOB: 1 BB: 1 P: 18 | R: 0 E: 0 K: 1 S: 12 | H: 1 LOB: 2 BB: 1 P: 19 | R: 0 E: 0 K: 2 S: 13 | H: 2 LOB: 2 BB: 0 P: 18 | R: 0 E: 0 K: 0 S: 14 | H: 2 LOB: 2 BB: 0 P: 18 | R: 3 E: 0 K: 1 S: 10 | H: 3 LOB: 2 BB: 2 P: 21 | R: 0 E: 0 K: 0 S: 5 | H: 0 LOB: 0 BB: 0 P: 11 | R: 0 E: 0 K: 0 S: 6 | H: 0 LOB: 0 BB: 0 P: 8 | R: 0 E: 0 K: 0 S: 6 | H: 0 LOB: 0 BB: 0 P: 7 | R: 0 E: 1 K: 2 S: 12 | H: 0 LOB: 1 BB: 1 P: 18 | 1B: 7 2B: 1 3B: 0 HR: 0 | SF: 0 SAC: 1 DP: 1 HBP: 0 | WP: 0 PB: 0 SB: 1 CS: 0 | PA: 40 | | | | |
| PITCHER | IP | WLS | BF | H | R | ER | SO | BB | IBB | HBP | BLK | WP | HR | S | P | ERA | WHIP | | | | | | | | | |
| 45 Erik Bedard, L ERA: 3.2 | (1, 1) | 6.0 | L | 30 | 8 | 3 | 3 | 4 | 4 | 1 | 0 | 0 | 0 | 0 | 63 | 105 | 4.50 | 2.000 | | | | | | | | |
| 37 Chris Ray, R ERA: 2.73 | (7, 1) | 1.0 | | 3 | 0 | 0 | 0 | 0 | 0 | 0 | 0 | 0 | 0 | 6 | 8 | 0.00 | 0.000 | | | | | | | | | |
| Todd Williams, R ERA: 3.52 | (8, 1) | 1.0 | | 3 | 0 | 0 | 0 | 0 | 0 | 0 | 0 | 0 | 0 | 6 | 7 | 0.00 | 0.000 | | | | | | | | | |
| B.J. Ryan, L ERA: 2.82 | (9, 1) | 1.0 | | 4 | 0 | 0 | 0 | 2 | 1 | 0 | 0 | 0 | 0 | 12 | 18 | 0.00 | 1.000 | | | | | | | | | |

Los Angeles Angels @ Baltimore Orioles
Oriole Park at Camden Yards, Baltimore, MD

AB 33
R 3
H 8
RBI 3
BB 6
SO 6
LOB 21



Wed Aug 24 2005, 7:05 PM EDT
Att: 27,586 - Clear - 80 F

| Batter | 1 | 2 | 3 | 4 | 5 | 6 | 7 | 8 | 9 | AB | R | H | RBI | BB | SO | LOB | BOTTOM | | | | | | | | |
|--|------------------------------|----------------------------------|------------------------------|----------------------------------|------------------------------|----------------------------------|------------------------------|---------------------------------|------------------------------|----------------------------------|------------------------------|---------------------------------|------------------------------|----------------------------------|-------------------------------|----------------------------------|----------------------------------|------------------------------------|----------------------------------|--------|--|--|--|--|--|
| 1 Brian Roberts, S OBP: 0.396, SLG: 0.516 | F8 | | K | | | 10 FC6-4 BB | | | F8 | 3 | 0 | 0 | 0 | 1 | 1 | 1 | | | | | | | | | |
| 6 Melvin Mora, R OBP: 0.341, SLG: 0.442 | G5-3 | | | | L8 | L4-6 | | | 10 1B SF8 | 4 | 1 | 1 | 0 | 0 | 0 | 2 | | | | | | | | | |
| 10 Miguel Tejada, R OBP: 0.359, SLG: 0.556 | F9 | | | | F9 | FC6-4 | | | FC5-4 1B | 4 | 0 | 1 | 0 | 0 | 0 | 1 | | | | | | | | | |
| Rafael Palmeiro, L OBP: 0.350, SLG: 0.466 | | F7 | | | G3-1 | | | | SF8 | 3 | 0 | 0 | 1 | 0 | 0 | 0 | | | | | | | | | |
| Javy Lopez, R OBP: 0.317, SLG: 0.472 | | G6-3 | | | L5-4 31 1B | G6-3 | | | FC5-4 | 4 | 0 | 1 | 0 | 0 | 0 | 1 | | | | | | | | | |
| 31 Jay Gibbons, L OBP: 0.295, SLG: 0.485 | | F9 | | | 1-2 1B | | | | K | 3 | 0 | 1 | 0 | 0 | 1 | 0 | | | | | | | | | |
| B.J. Surhoff, L OBP: 0.281, SLG: 0.376 | | | | | F8 | F8 | | | L7 | 3 | 0 | 0 | 0 | 0 | 0 | 2 | | | | | | | | | |
| Eric Byrnes, R OBP: 0.313, SLG: 0.407 | | | | | G5-3 | L5-4 | | | G6-3 | 3 | 0 | 0 | 0 | 0 | 0 | 2 | | | | | | | | | |
| Luis Matos, R OBP: 0.359, SLG: 0.400 | | | | | | 6 L4-6 1B HBP | | | G6-3 | 2 | 0 | 1 | 0 | 0 | 0 | 0 | | | | | | | | | |
| Inning Stats | R: 0 E: 0 K: 0 S: 7 | H: 0 LOB: 0 BB: 0 P: 11 | R: 0 E: 0 K: 0 S: 8 | H: 0 LOB: 0 BB: 0 P: 11 | R: 0 E: 0 K: 1 S: 9 | H: 1 LOB: 1 BB: 0 P: 14 | R: 0 E: 0 K: 0 S: 8 | H: 0 LOB: 0 BB: 0 P: 9 | R: 0 E: 0 K: 0 S: 7 | H: 2 LOB: 1 BB: 0 P: 12 | R: 0 E: 0 K: 1 S: 5 | H: 0 LOB: 0 BB: 0 P: 9 | R: 0 E: 0 K: 0 S: 7 | H: 0 LOB: 0 BB: 0 P: 12 | R: 0 E: 0 K: 0 S: 13 | H: 2 LOB: 1 BB: 0 P: 17 | 1B: 4 2B: 3 3B: 0 HR: 0 | SF: 1 SAC: 0 DP: 2 HBP: 1 | WP: 0 PB: 0 SB: 0 CS: 0 | PA: 32 | | | | | |
| PITCHER | IP | WLS | BF | H | R | ER | SO | BB | IBB | HBP | BLK | WP | HR | S | P | ERA | WHIP | | | | | | | | |
| 40 Bartolo Colon, R ERA: 3.34 | (1, 1) | 8.2 | W | 31 | 5 | 1 | 1 | 2 | 1 | 0 | 1 | 0 | 0 | 67 | 103 | 1.04 | 0.692 | | | | | | | | |
| Francisco Rodriguez, R ERA: 2.94 | (9, 1) | 0.1 | S | 1 | 0 | 0 | 0 | 0 | 0 | 0 | 0 | 0 | 0 | 3 | 4 | 0.00 | 0.000 | | | | | | | | |

Los Angeles Angels @ Baltimore Orioles
Oriole Park at Camden Yards, Baltimore, MD

AB 29
R 1
H 5
RBI 1
BB 1
SO 2
LOB 9



Wed Aug 24 2005, 7:05 PM EDT
Att: 27,586 - Clear - 80 F

| Batter | 1 | 2 | 3 | 4 | 5 | 6 | 7 | 8 | 9 | AB | R | H | RBI | BB | SO | LOB | TOP | | | | | | | | |
|--|------------------------------|---------------------------------|------------------------------|---------------------------------|-------------------------------|----------------------------------|------------------------------|----------------------------------|-------------------------------|----------------------------------|------------------------------|---------------------------------|-------------------------------|----------------------------------|------------------------------|---------------------------------|------------------------------|----------------------------------|----------------------------------|------------------------------------|----------------------------------|--------|--|--|--|
| 9 Chone Figgins, S OBP: 0.342, SLG: 0.394 | F9 | | S 1B | | 1B | | K | | G6-3 | 5 | 0 | 2 | 0 | 0 | 1 | 2 | | | | | | | | | |
| Orlando Cabrera, R OBP: 0.313, SLG: 0.358 | F9 | | K | | 1B | | F8 | | | 4 | 0 | 1 | 0 | 0 | 1 | 3 | | | | | | | | | |
| Darin Erstad, L OBP: 0.341, SLG: 0.374 | G6-3 | | | F9 2B | K | | | G3 | | 4 | 0 | 1 | 0 | 0 | 1 | 3 | | | | | | | | | |
| 27 Vladimir Guerrero, R OBP: 0.386, SLG: 0.566 | | G5-4-3 1B | | E6 | K2-3 | | | 16 1B | | 4 | 0 | 2 | 0 | 0 | 1 | 4 | | | | | | | | | |
| 16 Garret Anderson, L OBP: 0.315, SLG: 0.427 | L5 | | | F7 | | | L9 | | G6-4-3 1B | 4 | 0 | 1 | 0 | 0 | 0 | 3 | | | | | | | | | |
| Bengie Molina, R OBP: 0.348, SLG: 0.479 | G5-4-3 | | | F9 | | | P4 | | G6-4-3 | 4 | 0 | 0 | 0 | 0 | 0 | 5 | | | | | | | | | |
| Casey Kotchman, L OBP: 0.356, SLG: 0.500 | | | 9 1B | G4-3 | | | L4 | | K | 4 | 0 | 1 | 0 | 0 | 1 | 2 | | | | | | | | | |
| Steve Finley, L OBP: 0.270, SLG: 0.362 | | | | P4 | | | F9 | | 2B | 3 | 0 | 1 | 0 | 0 | 0 | 1 | | | | | | | | | |
| 39 Robb Quinlan, R OBP: 0.247, SLG: 0.343 | | | | | 9 1B | | | | | 1 | 0 | 1 | 0 | 0 | 0 | 0 | | | | | | | | | |
| Adam Kennedy, L OBP: 0.371, SLG: 0.383 | | | | K | F9 | | | | F8 | 2 | 0 | 0 | 0 | 1 | 1 | 2 | | | | | | | | | |
| 20 Juan Rivera, R OBP: 0.318, SLG: 0.464 | | | | | | | | | | 1 | 0 | 0 | 0 | 0 | 0 | 1 | | | | | | | | | |
| Inning Stats | R: 0 E: 0 K: 0 S: 4 | H: 0 LOB: 0 BB: 0 P: 7 | R: 0 E: 0 K: 0 S: 5 | H: 1 LOB: 0 BB: 0 P: 6 | R: 0 E: 0 K: 2 S: 15 | H: 2 LOB: 2 BB: 0 P: 26 | R: 0 E: 1 K: 0 S: 9 | H: 1 LOB: 2 BB: 0 P: 17 | R: 0 E: 0 K: 2 S: 16 | H: 3 LOB: 3 BB: 0 P: 26 | R: 0 E: 0 K: 0 S: 6 | H: 0 LOB: 1 BB: 0 P: 9 | R: 0 E: 0 K: 1 S: 12 | H: 0 LOB: 1 BB: 1 P: 21 | R: 0 E: 0 K: 0 S: 6 | H: 2 LOB: 1 BB: 0 P: 7 | R: 0 E: 0 K: 1 S: 9 | H: 1 LOB: 1 BB: 0 P: 13 | 1B: 9 2B: 1 3B: 0 HR: 0 | SF: 0 SAC: 0 DP: 2 HBP: 0 | WP: 0 PB: 0 SB: 1 CS: 0 | PA: 37 | | | |
| PITCHER | IP | WLS | BF | H | R | ER | SO | BB | IBB | HBP | BLK | WP | HR | S | P | ERA | WHIP | | | | | | | | |
| Rodrigo Lopez, R ERA: 4.61 | (1, 1) | 7.0 | W | 29 | 7 | 0 | 0 | 5 | 1 | 0 | 0 | 0 | 0 | 0 | 67 | 112 | 0.00 | 1.143 | | | | | | | |
| Tim Byrdak, L ERA: 3.72 | (8, 1) | 0.1 | H | 3 | 2 | 0 | 0 | 0 | 0 | 0 | 0 | 0 | 0 | 4 | 5 | 0.00 | 6.000 | | | | | | | | |
| Todd Williams, R ERA: 3.48 | (8, 1) | 0.2 | H | 1 | 0 | 0 | 0 | 0 | 0 | 0 | 0 | 0 | 0 | 2 | 2 | 0.00 | 0.000 | | | | | | | | |
| B.J. Ryan, L ERA: 2.77 | (9, 1) | 1.0 | S | 4 | 1 | 0 | 0 | 1 | 0 | 0 | 0 | 0 | 0 | 9 | 13 | 0.00 | 1.000 | | | | | | | | |

Los Angeles Angels @ Baltimore Orioles
 Oriole Park at Camden Yards, Baltimore, MD
 Thu Aug 25 2005, 7:05 PM EDT
 Att: 26,832 - Cloudy - 80 F

AB 36
 R 0
 H 10
 RBI 0
 BB 1
 SO 6
 LOB 26



| Batter | 1 | 2 | 3 | 4 | 5 | 6 | 7 | 8 | 9 | AB | R | H | RBI | BB | SO | LOB | BOTTOM | | | | | | | |
|--|-------------------------------|----------------------------------|------------------------------|---------------------------------|-------------------------------|----------------------------------|-------------------------------|----------------------------------|------------------------------|---------------------------------|------------------------------|----------------------------------|------------------------------|----------------------------------|------------------------------|---------------------------------|----------------------------------|------------------------------------|----------------------------------|--------|--|--|--|--|
| 1 Brian Roberts, S OBP: 0.385, SLG: 0.514 | 6 1B | | K | | | K | L7 | | | 4 | 0 | 1 | 0 | 0 | 2 | 3 | | | | | | | | |
| 6 Melvin Mora, R OBP: 0.340, SLG: 0.440 | F9-3 1B | | | G5-3 | | K | | G6-3 | | 4 | 0 | 1 | 0 | 0 | 1 | 0 | | | | | | | | |
| 10 Miguel Tejada, R OBP: 0.360, SLG: 0.558 | K | | | G4-3 HR | | 1B | | F8 | | 4 | 1 | 2 | 0 | 0 | 1 | 2 | | | | | | | | |
| Rafael Palmeiro, L OBP: 0.346, SLG: 0.461 | F9-3 | | | G4-3 | | G4-3 | | P5 | | 4 | 0 | 0 | 0 | 0 | 0 | 4 | | | | | | | | |
| Javy Lopez, R OBP: 0.324, SLG: 0.489 | | G6-4-3 1B | | G4-3 | HR | | 31 1B | | | 3 | 1 | 3 | 2 | 0 | 0 | 0 | | | | | | | | |
| 31 Jay Gibbons, L OBP: 0.295, SLG: 0.484 | P2 | | | G4-3 | | | 1B | | | 3 | 0 | 1 | 0 | 0 | 0 | 1 | | | | | | | | |
| Sammy Sosa, R OBP: 0.295, SLG: 0.376 | G6-4-3 | | | | P3 | | K | | | 3 | 0 | 0 | 0 | 0 | 1 | 3 | | | | | | | | |
| Eric Byrnes, R OBP: 0.313, SLG: 0.406 | | | K | | K | | 1B | | | 3 | 0 | 1 | 0 | 0 | 2 | 0 | | | | | | | | |
| Luis Matos, R OBP: 0.356, SLG: 0.396 | | | G5-3 | | G4-3 | | F4 | | | 3 | 0 | 0 | 0 | 0 | 0 | 3 | | | | | | | | |
| Inning Stats | R: 0 E: 0 K: 1 S: 10 | H: 2 LOB: 1 BB: 0 P: 14 | R: 0 E: 0 K: 0 S: 5 | H: 1 LOB: 0 BB: 0 P: 8 | R: 0 E: 0 K: 2 S: 12 | H: 0 LOB: 0 BB: 0 P: 18 | R: 2 E: 0 K: 0 S: 10 | H: 2 LOB: 0 BB: 0 P: 17 | R: 0 E: 0 K: 1 S: 6 | H: 0 LOB: 0 BB: 0 P: 7 | R: 0 E: 0 K: 2 S: 9 | H: 1 LOB: 1 BB: 0 P: 10 | R: 0 E: 0 K: 1 S: 9 | H: 3 LOB: 3 BB: 0 P: 12 | R: 0 E: 0 K: 0 S: 5 | H: 0 LOB: 0 BB: 0 P: 8 | 1B: 7 2B: 2 3B: 0 HR: 1 | SF: 0 SAC: 0 DP: 2 HBP: 0 | WP: 0 PB: 0 SB: 0 CS: 0 | PA: 31 | | | | |
| PITCHER | IP | WLS | BF | H | R | ER | SO | BB | IBB | HBP | BLK | WP | HR | S | P | ERA | WHIP | | | | | | | |
| 41 John Lackey, R ERA: 3.59 | (1, 1) | 8.0 | L | 31 | 9 | 2 | 2 | 7 | 0 | 0 | 0 | 0 | 1 | 66 | 94 | 2.25 | 1.125 | | | | | | | |

Los Angeles Angels @ Baltimore Orioles
 Oriole Park at Camden Yards, Baltimore, MD
 Thu Aug 25 2005, 7:05 PM EDT
 Att: 26,832 - Cloudy - 80 F

AB 31
 R 2
 H 9
 RBI 2
 BB 0
 SO 7
 LOB 16



| Batter | 1 | 2 | 3 | 4 | 5 | 6 | 7 | 8 | 9 | AB | R | H | RBI | BB | SO | LOB | TOP | | | | | | | | | | |
|--|-------------------------------|----------------------------------|------------------------------|----------------------------------|-------------------------------|----------------------------------|-------------------------------|----------------------------------|-------------------------------|----------------------------------|-------------------------------|----------------------------------|-------------------------------|----------------------------------|-------------------------------|----------------------------------|--|------------------------------------|----------------------------------|-----------------------------------|------------------------------------|----------------------------------|--------|--|--|--|--|
| 9 Chone Figgins, S OBP: 0.340, SLG: 0.392 | | | | | | | | | | 5 | 1 | 1 | 0 | 0 | 2 | 3 | Los Angeles Angels @ Tampa Bay Devil Rays Tropicana Field, St. Petersburg, FL Fri Aug 26 2005, 7:15 PM EDT Att: 13,039 - Dome - 72 F | | | | | | | | | | |
| Orlando Cabrera, R OBP: 0.314, SLG: 0.357 | | | | | | | | | | 4 | 1 | 1 | 0 | 1 | 0 | 2 | | | | | | | | | | | |
| Darin Erstad, L OBP: 0.338, SLG: 0.370 | | | | | | | | | | 5 | 0 | 0 | 0 | 0 | 2 | 5 | | | | | | | | | | | |
| 27 Vladimir Guerrero, R OBP: 0.388, SLG: 0.565 | | | | | | | | | | 4 | 1 | 2 | 0 | 1 | 0 | 0 | | | | | | | | | | | |
| 16 Garret Anderson, L OBP: 0.316, SLG: 0.429 | | | | | | | | | | 5 | 0 | 2 | 0 | 0 | 2 | 4 | | | | | | | | | | | |
| Bengie Molina, R OBP: 0.348, SLG: 0.477 | | | | | | | | | | 5 | 1 | 2 | 2 | 0 | 0 | 3 | | | | | | | | | | | |
| 20 Juan Rivera, R OBP: 0.320, SLG: 0.460 | | | | | | | | | | 4 | 2 | 1 | 1 | 1 | 0 | 2 | | | | | | | | | | | |
| 39 Robb Quinlan, R OBP: 0.282, SLG: 0.378 | | | | | | | | | | 4 | 1 | 3 | 1 | 1 | 0 | 3 | | | | | | | | | | | |
| 6 Maicer Izturis, S OBP: 0.302, SLG: 0.364 | | | | | | | | | | 4 | 1 | 2 | 3 | 0 | 0 | 1 | | | | | | | | | | | |
| Inning Stats | R: 2 E: 1 K: 2 S: 17 | H: 2 LOB: 3 BB: 2 P: 39 | R: 0 E: 0 K: 1 S: 9 | H: 0 LOB: 0 BB: 0 P: 13 | R: 0 E: 0 K: 0 S: 13 | H: 1 LOB: 1 BB: 0 P: 17 | R: 2 E: 0 K: 0 S: 9 | H: 2 LOB: 1 BB: 1 P: 19 | R: 3 E: 0 K: 1 S: 19 | H: 4 LOB: 1 BB: 0 P: 26 | R: 0 E: 0 K: 0 S: 12 | H: 2 LOB: 2 BB: 0 P: 17 | R: 1 E: 1 K: 2 S: 12 | H: 2 LOB: 2 BB: 1 P: 20 | R: 0 E: 0 K: 0 S: 9 | H: 0 LOB: 0 BB: 0 P: 15 | | R: 0 E: 0 K: 0 S: 7 | H: 1 LOB: 0 BB: 0 P: 10 | 1B: 11 2B: 3 3B: 0 HR: 1 | SF: 1 SAC: 0 DP: 1 HBP: 0 | WP: 0 PB: 0 SB: 2 CS: 0 | PA: 45 | | | | |
| PITCHER | IP | WLS | BF | H | R | ER | SO | BB | IBB | HBP | BLK | WP | HR | S | P | ERA | WHIP | | | | | | | | | | |
| Casey Fossum, L ERA: 4.76 | 5.0 | W | 28 | 9 | 7 | 7 | 4 | 2 | 1 | 0 | 0 | 0 | 1 | 67 | 114 | 12.60 | 2.200 | | | | | | | | | | |
| 54 Chad Orville, R ERA: 3.4 | 1.0 | H | 7 | 3 | 1 | 0 | 0 | 1 | 0 | 0 | 0 | 0 | 0 | 14 | 24 | 0.00 | 4.000 | | | | | | | | | | |
| Trever Miller, L ERA: 4.86 | 0.1 | H | 2 | 1 | 0 | 0 | 1 | 0 | 0 | 0 | 0 | 0 | 0 | 5 | 6 | 0.00 | 3.000 | | | | | | | | | | |
| Joe Borowski, R ERA: 2.3 | 1.2 | H | 5 | 0 | 0 | 0 | 1 | 0 | 0 | 0 | 0 | 0 | 0 | 14 | 22 | 0.00 | 0.000 | | | | | | | | | | |
| Danys Baez, R ERA: 2.81 | 1.0 | | 3 | 1 | 0 | 0 | 0 | 0 | 0 | 0 | 0 | 0 | 0 | 7 | 10 | 0.00 | 1.000 | | | | | | | | | | |
| Batter | 1 | 2 | 3 | 4 | 5 | 6 | 7 | 8 | 9 | AB | R | H | RBI | BB | SO | LOB | BOTTOM | | | | | | | | | | |
| Julio Lugo, R OBP: 0.352, SLG: 0.385 | | | | | | | | | | 4 | 1 | 0 | 1 | 1 | 1 | 5 | Los Angeles Angels @ Tampa Bay Devil Rays Tropicana Field, St. Petersburg, FL Fri Aug 26 2005, 7:15 PM EDT Att: 13,039 - Dome - 72 F | | | | | | | | | | |
| 13 Carl Crawford, L OBP: 0.316, SLG: 0.454 | | | | | | | | | | 5 | 2 | 2 | 1 | 0 | 0 | 2 | | | | | | | | | | | |
| 3 Jorge Cantu, R OBP: 0.322, SLG: 0.503 | | | | | | | | | | 5 | 1 | 3 | 5 | 0 | 0 | 0 | | | | | | | | | | | |
| Aubrey Huff, L OBP: 0.320, SLG: 0.434 | | | | | | | | | | 5 | 1 | 2 | 0 | 0 | 0 | 2 | | | | | | | | | | | |
| Damon Hollins, R OBP: 0.311, SLG: 0.439 | | | | | | | | | | 0 | 0 | 0 | 0 | 0 | 0 | 0 | | | | | | | | | | | |
| Travis Lee, L OBP: 0.341, SLG: 0.421 | | | | | | | | | | 5 | 1 | 1 | 2 | 0 | 1 | 2 | | | | | | | | | | | |
| 31 Jonny Gomes, R OBP: 0.387, SLG: 0.563 | | | | | | | | | | 3 | 2 | 2 | 1 | 2 | 0 | 0 | | | | | | | | | | | |
| Alex Gonzalez, R OBP: 0.320, SLG: 0.422 | | | | | | | | | | 4 | 2 | 1 | 0 | 1 | 1 | 2 | | | | | | | | | | | |
| Toby Hall, R OBP: 0.318, SLG: 0.379 | | | | | | | | | | 5 | 1 | 4 | 1 | 0 | 0 | 0 | | | | | | | | | | | |
| Joey Gathright, L OBP: 0.343, SLG: 0.389 | | | | | | | | | | 5 | 1 | 3 | 1 | 0 | 0 | 4 | | | | | | | | | | | |
| Inning Stats | R: 1 E: 0 K: 1 S: 18 | H: 2 LOB: 1 BB: 0 P: 25 | R: 0 E: 1 K: 0 S: 7 | H: 2 LOB: 2 BB: 0 P: 13 | R: 0 E: 0 K: 1 S: 10 | H: 1 LOB: 1 BB: 0 P: 15 | R: 9 E: 0 K: 0 S: 28 | H: 9 LOB: 2 BB: 2 P: 45 | R: 0 E: 0 K: 0 S: 8 | H: 0 LOB: 0 BB: 1 P: 13 | R: 0 E: 0 K: 1 S: 8 | H: 0 LOB: 0 BB: 1 P: 15 | R: 2 E: 0 K: 0 S: 10 | H: 2 LOB: 1 BB: 1 P: 16 | R: 0 E: 0 K: 0 S: 15 | H: 2 LOB: 2 BB: 0 P: 21 | 1B: 9 2B: 6 3B: 0 HR: 3 | SF: 0 SAC: 0 DP: 0 HBP: 0 | WP: 0 PB: 1 SB: 1 CS: 1 | PA: 45 | | | | | | | |
| PITCHER | IP | WLS | BF | H | R | ER | SO | BB | IBB | HBP | BLK | WP | HR | S | P | ERA | WHIP | | | | | | | | | | |
| 54 Ervin Santana, R ERA: 4.94 | 3.2 | L | 22 | 10 | 7 | 7 | 2 | 1 | 0 | 0 | 0 | 0 | 0 | 52 | 79 | 17.18 | 3.000 | | | | | | | | | | |
| Kevin Gregg, R ERA: 5.99 | 1.1 | | 9 | 4 | 3 | 3 | 0 | 1 | 0 | 0 | 0 | 0 | 2 | 19 | 32 | 20.25 | 3.750 | | | | | | | | | | |
| Esteban Yan, R ERA: 3.93 | 2.0 | | 9 | 2 | 2 | 2 | 1 | 2 | 0 | 0 | 0 | 0 | 0 | 18 | 31 | 9.00 | 2.000 | | | | | | | | | | |
| Joel Peralta, R ERA: 4.01 | 1.0 | | 5 | 2 | 0 | 0 | 0 | 0 | 0 | 0 | 0 | 0 | 0 | 15 | 21 | 0.00 | 2.000 | | | | | | | | | | |

| Batter | 1 | 2 | 3 | 4 | 5 | 6 | 7 | 8 | 9 | AB | R | H | RBI | BB | SO | LOB | TOP | | | | | |
|--|------------------------------|----------------------------------|-------------------------------|----------------------------------|------------------------------|---------------------------------|------------------------------|---------------------------------|------------------------------|---------------------------------|-------------------------------|----------------------------------|-------------------------------|----------------------------------|-------------------------------|----------------------------------|----------------------------------|------------------------------------|----------------------------------|--------|--|--|
| 9 Chone Figgins, S OBP: 0.340, SLG: 0.395 | 1-1 L8 | | 1-0 F7 | | 0-2 FC6-4 | | | 1-2 SF9 3B | | 4 | 1 | 1 | 1 | 0 | 0 | 1 | | | | | | |
| Orlando Cabrera, R OBP: 0.311, SLG: 0.354 | 1-3 K | | 0-0 F8 | | | 3-1 F9 | | 0-0 SF9 | | 3 | 0 | 0 | 1 | 0 | 1 | 0 | | | | | | |
| Darin Erstad, L OBP: 0.339, SLG: 0.371 | 3-2 1B | | 1-0 L6 | | | 1-1 F8 | | 3-2 27 FC6-4 1B | | 4 | 0 | 2 | 0 | 0 | 0 | 0 | | | | | | |
| 27 Vladimir Guerrero, R OBP: 0.385, SLG: 0.560 | 0-0 F9 | | | 1-0 P6 | | 0-0 P6 | | 0-0 FC6-4 | | 4 | 0 | 0 | 0 | 0 | 0 | 2 | | | | | | |
| 16 Garret Anderson, L OBP: 0.315, SLG: 0.427 | | 0-1 G1-3 | | 0-0 G4-3 | | | 0-3 K | | 3-2 S 1B | 4 | 0 | 1 | 0 | 0 | 1 | 0 | | | | | | |
| Casey Kotchman, L OBP: 0.351, SLG: 0.530 | | 1-0 HR | | 3-3 K | | 1-1 G3-1 | | 0-3 K | 1-2 | 4 | 1 | 1 | 1 | 0 | 2 | 1 | | | | | | |
| Steve Finley, L OBP: 0.267, SLG: 0.358 | | 1-3 K | | | 0-1 G6-3 | | 3-3 K | | 2-2 P5 | 4 | 0 | 0 | 0 | 0 | 2 | 1 | | | | | | |
| José Molina, R OBP: 0.278, SLG: 0.333 | | 0-1 | | | 0-1 G4-3 | | | 1-0 G3 | 0-1 L8 | 2 | 0 | 1 | 0 | 0 | 0 | 0 | | | | | | |
| Jeff DaVanon, S OBP: 0.351, SLG: 0.313 | | | | | | | | | | 1 | 0 | 0 | 0 | 0 | 0 | 0 | | | | | | |
| Bengie Molina, R OBP: 0.348, SLG: 0.476 | | | | | | | | | | 1 | 0 | 0 | 0 | 0 | 0 | 1 | | | | | | |
| Adam Kennedy, L OBP: 0.374, SLG: 0.386 | | 2-2 G5-3 | | | 1-1 9 FC6-4 1B | | | 2-2 9 3B 1B | | 3 | 1 | 2 | 0 | 0 | 0 | 1 | | | | | | |
| Inning Stats | R: 0 E: 0 K: 1 S: 9 | H: 1 LOB: 1 BB: 0 P: 14 | R: 1 E: 0 K: 1 S: 15 | H: 2 LOB: 1 BB: 0 P: 19 | R: 0 E: 0 K: 1 S: 3 | H: 0 LOB: 0 BB: 0 P: 5 | R: 0 E: 0 K: 1 S: 5 | H: 0 LOB: 0 BB: 0 P: 9 | R: 0 E: 0 K: 0 S: 5 | H: 0 LOB: 0 BB: 0 P: 9 | R: 0 E: 0 K: 2 S: 10 | H: 0 LOB: 0 BB: 0 P: 14 | R: 2 E: 0 K: 0 S: 15 | H: 3 LOB: 1 BB: 0 P: 22 | R: 0 E: 0 K: 1 S: 12 | H: 1 LOB: 1 BB: 0 P: 17 | 1B: 6 2B: 0 3B: 1 HR: 1 | SF: 1 SAC: 0 DP: 0 HBP: 0 | WP: 0 PB: 0 SB: 1 CS: 1 | PA: 35 | | |
| PITCHER | IP | WLS | BF | H | R | ER | SO | BB | IBB | HBP | BLK | WP | HR | S | P | ERA | WHIP | | | | | |
| Doug Waechter, R ERA: 4.94 | (1, 1) | 7.2 | W | 30 | 7 | 3 | 3 | 5 | 0 | 0 | 0 | 0 | 0 | 1 | 70 | 101 | 3.52 | 0.913 | | | | |
| Joe Borowski, R ERA: 2.27 | (8, 1) | 0.1 | H | 1 | 0 | 0 | 0 | 0 | 0 | 0 | 0 | 0 | 0 | 1 | 1 | 0.00 | 0.000 | | | | | |
| Danys Baez, R ERA: 2.76 | (9, 1) | 1.0 | S | 4 | 1 | 0 | 0 | 1 | 0 | 0 | 0 | 0 | 0 | 12 | 17 | 0.00 | 1.000 | | | | | |

Los Angeles Angels @ Tampa Bay Devil Rays
Tropicana Field, St. Petersburg, FL
Sat Aug 27 2005, 6:15 PM EDT
Att: 12,445 - Dome - 72 F

| | |
|-----|----|
| AB | 34 |
| R | 3 |
| H | 8 |
| RBI | 3 |
| BB | 0 |
| SO | 6 |
| LOB | 7 |



| Batter | 1 | 2 | 3 | 4 | 5 | 6 | 7 | 8 | 9 | AB | R | H | RBI | BB | SO | LOB | BOTTOM | | | | | |
|--|------------------------------|---------------------------------|--------------------------------|----------------------------------|-------------------------------|----------------------------------|------------------------------|----------------------------------|------------------------------|---------------------------------|-------------------------------|----------------------------------|-------------------------------|----------------------------------|-------------------------------|----------------------------------|-----------------------------------|------------------------------------|----------------------------------|--------|--|--|
| Julio Lugo, R OBP: 0.356, SLG: 0.391 | 0-2 G6-3 | | 1-2 13 FC4-6 1B | 3-1 E8 2B | | 0-0 1B | | 0-2 2-3 1B | | 5 | 0 | 4 | 0 | 0 | 0 | 0 | | | | | | |
| 13 Carl Crawford, L OBP: 0.315, SLG: 0.452 | 1-0 CS 1B | | 2-2 FC4-6 3 HR 1-2 | 0-0 F8 | | 1 SAFE 0-1 G6-3 | | 0-0 P5 | | 5 | 1 | 1 | 0 | 0 | 0 | 5 | | | | | | |
| 3 Jorge Cantu, R OBP: 0.323, SLG: 0.509 | 0-0 F8 | | 0-2 1-H HR | | 2-1 G6-3 | | 0-2 1B | | | 4 | 1 | 2 | 2 | 0 | 0 | 1 | | | | | | |
| Aubrey Huff, L OBP: 0.319, SLG: 0.432 | 1-0 CS | | 0-1 1B 31 3B 1B | | 0-1 G3 | | 3-1 P5 | | | 4 | 1 | 1 | 0 | 0 | 0 | 1 | | | | | | |
| Toby Hall, R OBP: 0.316, SLG: 0.379 | 1-2 | | | | | | | | | 0 | 0 | 0 | 0 | 0 | 0 | 0 | | | | | | |
| Travis Lee, L OBP: 0.343, SLG: 0.422 | | 1-2 E 1B 1B | 1-1 31 3B 1B | | 0-0 P4 | | 2-2 L9 | | | 4 | 1 | 2 | 0 | 0 | 0 | 1 | | | | | | |
| 31 Jonny Gomes, R OBP: 0.385, SLG: 0.566 | | 1-2 P3 | 2-0 1-H 3B | | | 0-1 P3 | | 2-2 F7 | | 4 | 0 | 1 | 2 | 0 | 0 | 2 | | | | | | |
| Alex Gonzalez, R OBP: 0.323, SLG: 0.421 | | 2-2 E8 1B | 0-1 F9 | | | 4-2 HR BB | | 3-2 G6-3 | | 3 | 1 | 1 | 0 | 1 | 0 | 1 | | | | | | |
| Pete LaForest, L OBP: 0.310, SLG: 0.410 | | 2-3 K | | | 0-0 F7 | | | 1-0 1B G1-3 1B | | 4 | 1 | 2 | 2 | 0 | 1 | 2 | | | | | | |
| Damon Hollins, R OBP: 0.311, SLG: 0.439 | | | | | | | | | | 0 | 0 | 0 | 0 | 0 | 0 | 0 | | | | | | |
| Joey Gathright, L OBP: 0.333, SLG: 0.377 | | | 0-0 B3 | | 1-2 G4-3 | | 0-1 G4-3 | | 0-2 G1-3 | 4 | 0 | 0 | 0 | 0 | 0 | 1 | | | | | | |
| Inning Stats | R: 0 E: 0 K: 0 S: 5 | H: 1 LOB: 0 BB: 0 P: 7 | R: 0 E: 1 K: 1 S: 16 | H: 2 LOB: 2 BB: 0 P: 23 | R: 4 E: 0 K: 0 S: 17 | H: 5 LOB: 1 BB: 0 P: 23 | R: 0 E: 1 K: 0 S: 7 | H: 1 LOB: 1 BB: 0 P: 11 | R: 0 E: 0 K: 0 S: 5 | H: 0 LOB: 0 BB: 0 P: 7 | R: 2 E: 0 K: 0 S: 10 | H: 2 LOB: 1 BB: 1 P: 15 | R: 0 E: 0 K: 0 S: 11 | H: 1 LOB: 1 BB: 0 P: 18 | R: 0 E: 0 K: 0 S: 16 | H: 2 LOB: 2 BB: 0 P: 20 | 1B: 10 2B: 1 3B: 1 HR: 2 | SF: 0 SAC: 0 DP: 0 HBP: 0 | WP: 0 PB: 0 SB: 0 CS: 1 | PA: 39 | | |
| PITCHER | IP | WLS | BF | H | R | ER | SO | BB | IBB | HBP | BLK | WP | HR | S | P | ERA | WHIP | | | | | |
| Paul Byrd, R ERA: 4.11 | (1, 1) | 6.0 | L | 29 | 11 | 6 | 6 | 1 | 0 | 0 | 0 | 0 | 0 | 2 | 60 | 86 | 9.00 | 2.000 | | | | |
| Joel Peralta, R ERA: 3.89 | (7, 1) | 1.0 | | 4 | 1 | 0 | 0 | 0 | 0 | 0 | 0 | 0 | 0 | 11 | 18 | 0.00 | 1.000 | | | | | |
| Brendan Donnelly, R ERA: 3.81 | (8, 1) | 1.0 | | 5 | 2 | 0 | 0 | 0 | 0 | 0 | 0 | 0 | 0 | 16 | 20 | 0.00 | 2.000 | | | | | |

Los Angeles Angels @ Tampa Bay Devil Rays
Tropicana Field, St. Petersburg, FL
Sat Aug 27 2005, 6:15 PM EDT
Att: 12,445 - Dome - 72 F

| | |
|-----|----|
| AB | 37 |
| R | 6 |
| H | 14 |
| RBI | 6 |
| BB | 1 |
| SO | 1 |
| LOB | 14 |




| Batter | 1 | 2 | 3 | 4 | 5 | 6 | 7 | 8 | 9 | 10 | 11 | AB | R | H | RBI | BB | SO | LOB | | | | |
|--|--|---|---|---|---|---|---|---|---|---|---|---|---|---|---|---|---|---|---|---|---|---|
| Jason Kendall, R OBP: 0.336, SLG: 0.305 (1, 2) | | | | | | | | | | | | 5 | 0 | 1 | 0 | 0 | 0 | 2 | | | | |
| 14 Mark Ellis, R OBP: 0.361, SLG: 0.443 (1, 4) | | | | | | | | | | | | 5 | 0 | 0 | 0 | 0 | 1 | 1 | | | | |
| 3 Eric Chavez, L OBP: 0.339, SLG: 0.472 (1, 5) | | | | | | | | | | | | 4 | 1 | 1 | 0 | 0 | 0 | 1 | | | | |
| 29 Dan Johnson, L OBP: 0.390, SLG: 0.511 Freddie Bynum, L (10, PR) (10, 7) | | | | | | | | | | | | 4 | 0 | 2 | 1 | 0 | 1 | 0 | | | | |
| Scott Hatteberg, L OBP: 0.350, SLG: 0.364 (1, 10) | | | | | | | | | | | | 3 | 0 | 2 | 0 | 0 | 0 | 0 | | | | |
| Jay Payton, R OBP: 0.310, SLG: 0.493 (1, 8) | | | | | | | | | | | | 4 | 0 | 0 | 0 | 0 | 0 | 5 | | | | |
| Nick Swisher, S OBP: 0.325, SLG: 0.455 (1, 9) (10, 3) | | | | | | | | | | | | 3 | 0 | 0 | 0 | 1 | 1 | 2 | | | | |
| 23 Bobby Kielty, S OBP: 0.353, SLG: 0.382 (1, 7) (10, 9) | | | | | | | | | | | | 4 | 1 | 1 | 1 | 0 | 1 | 1 | | | | |
| Marco Scutaro, R OBP: 0.313, SLG: 0.365 (1, 6) | | | | | | | | | | | | 4 | 0 | 0 | 0 | 0 | 0 | 2 | | | | |
| Inning Stats | R: 0 E: 0 K: 0 S: 5 | H: 1 LOB: 0 BB: 1 P: 6 | R: 0 E: 0 K: 1 S: 8 | H: 0 LOB: 0 BB: 0 P: 13 | R: 0 E: 1 K: 0 S: 7 | H: 0 LOB: 1 BB: 1 P: 13 | R: 1 E: 0 K: 0 S: 9 | H: 3 LOB: 1 BB: 0 P: 10 | R: 0 E: 0 K: 1 S: 8 | H: 0 LOB: 0 BB: 0 P: 11 | R: 0 E: 0 K: 0 S: 7 | H: 0 LOB: 0 BB: 0 P: 11 | R: 0 E: 0 K: 1 S: 16 | H: 0 LOB: 2 BB: 0 P: 23 | R: 0 E: 0 K: 1 S: 7 | H: 1 LOB: 2 BB: 0 P: 11 | 1B: 4 2B: 2 3B: 0 HR: 1 | SF: 0 SAC: 1 DP: 4 HBP: 0 | WP: 0 PB: 0 SB: 0 CS: 0 | PA: 38 | | |
| PITCHER | IP: 9.1 WLS: 1 BF: 32 ERA: 3.23 | IP: 1.2 WLS: L BF: 6 ERA: 3.02 | IP: 1.1 WLS: L BF: 6 ERA: 3.02 | IP: 1.1 WLS: L BF: 6 ERA: 3.02 | IP: 1.1 WLS: L BF: 6 ERA: 3.02 | IP: 1.1 WLS: L BF: 6 ERA: 3.02 | IP: 1.1 WLS: L BF: 6 ERA: 3.02 | IP: 1.1 WLS: L BF: 6 ERA: 3.02 | IP: 1.1 WLS: L BF: 6 ERA: 3.02 | IP: 1.1 WLS: L BF: 6 ERA: 3.02 | IP: 1.1 WLS: L BF: 6 ERA: 3.02 | IP: 1.1 WLS: L BF: 6 ERA: 3.02 | IP: 1.1 WLS: L BF: 6 ERA: 3.02 | IP: 1.1 WLS: L BF: 6 ERA: 3.02 | IP: 1.1 WLS: L BF: 6 ERA: 3.02 | IP: 1.1 WLS: L BF: 6 ERA: 3.02 | IP: 1.1 WLS: L BF: 6 ERA: 3.02 | IP: 1.1 WLS: L BF: 6 ERA: 3.02 | IP: 1.1 WLS: L BF: 6 ERA: 3.02 | IP: 1.1 WLS: L BF: 6 ERA: 3.02 | IP: 1.1 WLS: L BF: 6 ERA: 3.02 | IP: 1.1 WLS: L BF: 6 ERA: 3.02 |

Oakland Athletics @ Los Angeles Angels
Angel Stadium of Anaheim, Anaheim, CA

Tue Aug 30 2005, 7:05 PM PDT
Att: 42,176 - Clear - 76 F

livebaseballscores.com

| | |
|-----|----|
| AB | 36 |
| R | 2 |
| H | 7 |
| RBI | 2 |
| BB | 1 |
| SO | 4 |
| LOB | 14 |




| Batter | 1 | 2 | 3 | 4 | 5 | 6 | 7 | 8 | 9 | 10 | 11 | AB | R | H | RBI | BB | SO | LOB | | | | |
|--|--|---|---|---|---|---|---|---|---|---|---|---|---|---|---|---|---|---|---|---|---|---|
| 9 Chone Figgins, S OBP: 0.340, SLG: 0.391 (1, 8) | | | | | | | | | | | | 3 | 0 | 0 | 0 | 2 | 2 | 0 | | | | |
| Orlando Cabrera, R OBP: 0.307, SLG: 0.356 (1, 6) | | | | | | | | | | | | 5 | 0 | 0 | 0 | 0 | 0 | 2 | | | | |
| 16 Garret Anderson, L OBP: 0.316, SLG: 0.426 (1, 7) | | | | | | | | | | | | 4 | 0 | 1 | 0 | 1 | 0 | 0 | | | | |
| 27 Vladimir Guerrero, R OBP: 0.382, SLG: 0.552 (1, 9) | | | | | | | | | | | | 5 | 0 | 0 | 0 | 0 | 1 | 3 | | | | |
| Bengie Molina, R OBP: 0.349, SLG: 0.472 (1, 2) | | | | | | | | | | | | 3 | 0 | 1 | 0 | 1 | 1 | 1 | | | | |
| Darin Erstad, L OBP: 0.339, SLG: 0.370 (1, 3) | | | | | | | | | | | | 4 | 0 | 1 | 0 | 0 | 1 | 2 | | | | |
| 20 Juan Rivera, R OBP: 0.312, SLG: 0.448 Casey Kotchman, L OBP: 0.346, SLG: 0.522 (11, 10) | | | | | | | | | | | | 3 | 0 | 0 | 0 | 0 | 1 | 1 | | | | |
| 39 Robb Quinlan, R OBP: 0.271, SLG: 0.395 (1, 5) | | | | | | | | | | | | 4 | 1 | 1 | 1 | 0 | 3 | 1 | | | | |
| Adam Kennedy, L OBP: 0.307, SLG: 0.379 (1, 4) | | | | | | | | | | | | 4 | 0 | 0 | 0 | 0 | 1 | 0 | | | | |
| Inning Stats | R: 0 E: 0 K: 0 S: 5 | H: 0 LOB: 0 BB: 1 P: 11 | R: 0 E: 0 K: 2 S: 8 | H: 0 LOB: 1 BB: 0 P: 14 | R: 0 E: 0 K: 2 S: 11 | H: 0 LOB: 0 BB: 0 P: 15 | R: 0 E: 0 K: 1 S: 7 | H: 1 LOB: 1 BB: 0 P: 9 | R: 0 E: 0 K: 1 S: 12 | H: 0 LOB: 0 BB: 0 P: 17 | R: 1 E: 0 K: 1 S: 10 | H: 1 LOB: 1 BB: 0 P: 16 | R: 0 E: 0 K: 1 S: 9 | H: 0 LOB: 0 BB: 0 P: 13 | R: 0 E: 0 K: 1 S: 7 | H: 1 LOB: 1 BB: 0 P: 14 | 1B: 3 2B: 0 3B: 0 HR: 1 | SF: 0 SAC: 0 DP: 1 HBP: 0 | WP: 0 PB: 0 SB: 0 CS: 0 | PA: 40 | | |
| PITCHER | IP: 9.0 WLS: 1 BF: 31 ERA: 3.37 | IP: 1.0 WLS: W BF: 4 ERA: 3.53 | IP: 1.0 WLS: S BF: 5 ERA: 1.23 | IP: 1.0 WLS: W BF: 4 ERA: 3.53 | IP: 1.0 WLS: S BF: 5 ERA: 1.23 | IP: 1.0 WLS: S BF: 5 ERA: 1.23 | IP: 1.0 WLS: S BF: 5 ERA: 1.23 | IP: 1.0 WLS: S BF: 5 ERA: 1.23 | IP: 1.0 WLS: S BF: 5 ERA: 1.23 | IP: 1.0 WLS: S BF: 5 ERA: 1.23 | IP: 1.0 WLS: S BF: 5 ERA: 1.23 | IP: 1.0 WLS: S BF: 5 ERA: 1.23 | IP: 1.0 WLS: S BF: 5 ERA: 1.23 | IP: 1.0 WLS: S BF: 5 ERA: 1.23 | IP: 1.0 WLS: S BF: 5 ERA: 1.23 | IP: 1.0 WLS: S BF: 5 ERA: 1.23 | IP: 1.0 WLS: S BF: 5 ERA: 1.23 | IP: 1.0 WLS: S BF: 5 ERA: 1.23 | IP: 1.0 WLS: S BF: 5 ERA: 1.23 | IP: 1.0 WLS: S BF: 5 ERA: 1.23 | IP: 1.0 WLS: S BF: 5 ERA: 1.23 | IP: 1.0 WLS: S BF: 5 ERA: 1.23 |

Oakland Athletics @ Los Angeles Angels
Angel Stadium of Anaheim, Anaheim, CA

Tue Aug 30 2005, 7:05 PM PDT
Att: 42,176 - Clear - 76 F

livebaseballscores.com

| | |
|-----|----|
| AB | 36 |
| R | 1 |
| H | 4 |
| RBI | 1 |
| BB | 4 |
| SO | 10 |
| LOB | 11 |



| Batter | 1 | 2 | 3 | 4 | 5 | 6 | 7 | 8 | 9 | AB | R | H | RBI | BB | SO | LOB | TOP | | | | | | | | |
|--|------------------------------|----------------------------------|-------------------------------|----------------------------------|-------------------------------|----------------------------------|------------------------------|----------------------------------|------------------------------|---------------------------------|-------------------------------|----------------------------------|------------------------------|----------------------------------|-------------------------------|----------------------------------|-------------------------------|----------------------------------|----------------------------------|------------------------------------|----------------------------------|--------|--|--|--|
| Jason Kendall, R OBP: 0.335, SLG: 0.304 | 0-1 1B | | 1-1 G6-4-3 | | 0-1 F8 | | 2-2 G5-3 | | 3-2 L8 | 5 | 0 | 1 | 0 | 0 | 0 | 1 | | | | | | | | | |
| 14 Mark Ellis, R OBP: 0.365, SLG: 0.442 | 1-2 F7 | | 4-2 3 BB | | | 3-2 1B 29 BB HBP | | 2-3 K | 2-1 1B | 3 | 0 | 1 | 0 | 1 | 1 | 1 | | | | | | | | | |
| 3 Eric Chavez, L OBP: 0.340, SLG: 0.471 | 0-0 F7 | | 4-1 1-2 BB | | | 0-0 F7 | | 0-0 1B 1B | 0-2 F8 | 4 | 1 | 1 | 0 | 1 | 0 | 3 | | | | | | | | | |
| 29 Dan Johnson, L OBP: 0.389, SLG: 0.506 | 1-1 F9 | | 2-2 G4-3 | | | 4-1 1-2 1B BB | | 0-0 P4 | | 3 | 0 | 0 | 0 | 1 | 0 | 4 | | | | | | | | | |
| Jay Payton, R OBP: 0.309, SLG: 0.490 | | 0-3 K | | 1-3 K | | 1-3 K | | 2-2 23 HBP 1B | 1-2 1B | 4 | 0 | 1 | 0 | 0 | 3 | 2 | | | | | | | | | |
| Scott Hatteberg, L OBP: 0.351, SLG: 0.365 | 1-2 G1-3 | | 1-1 G6-3 | | | 2-1 1-2 2-3 1B | | 0-2 23 HBP 1B | 1-2 2-H 1B | 4 | 0 | 2 | 1 | 0 | 0 | 0 | | | | | | | | | |
| 23 Bobby Kielty, S OBP: 0.354, SLG: 0.380 | 4-2 BB | | 1-3 K | | | 3-2 G4-3 | | 2-1 1-2 2-3 HBP | | 2 | 0 | 0 | 0 | 1 | 1 | 3 | | | | | | | | | |
| Nick Swisher, S OBP: 0.322, SLG: 0.450 | 0-2 L6 | | | | 0-3 K | | 1-3 K | 2-0 F7 | | 4 | 0 | 0 | 0 | 0 | 2 | 4 | | | | | | | | | |
| Marco Scutaro, R OBP: 0.312, SLG: 0.363 | | | 0-1 G6-4-3 1B | | 0-2 P5 | | 1-3 K | | 3-2 G6-3 | 4 | 0 | 1 | 0 | 0 | 1 | 0 | | | | | | | | | |
| Inning Stats | R: 0 E: 0 K: 0 S: 8 | H: 1 LOB: 1 BB: 0 P: 10 | R: 0 E: 0 K: 1 S: 11 | H: 0 LOB: 1 BB: 1 P: 16 | R: 0 E: 0 K: 0 S: 12 | H: 1 LOB: 2 BB: 2 P: 23 | R: 0 E: 0 K: 2 S: 9 | H: 0 LOB: 0 BB: 0 P: 12 | R: 0 E: 0 K: 1 S: 8 | H: 0 LOB: 0 BB: 0 P: 8 | R: 0 E: 0 K: 1 S: 12 | H: 1 LOB: 3 BB: 1 P: 25 | R: 0 E: 0 K: 2 S: 9 | H: 0 LOB: 0 BB: 0 P: 13 | R: 1 E: 0 K: 1 S: 13 | H: 3 LOB: 3 BB: 0 P: 21 | R: 0 E: 0 K: 0 S: 15 | H: 1 LOB: 1 BB: 0 P: 23 | 1B: 7 2B: 0 3B: 0 HR: 0 | SF: 0 SAC: 0 DP: 1 HBP: 2 | WP: 0 PB: 0 SB: 0 CS: 0 | PA: 39 | | | |
| PITCHER | IP | WLS | BF | H | R | ER | SO | BB | IBB | HBP | BLK | WP | HR | S | P | ERA | WHIP | | | | | | | | |
| 41 John Lackey, R ERA: 3.45 | 7.0 | W | 28 | 3 | 0 | 0 | 7 | 4 | 0 | 1 | 0 | 0 | 0 | 69 | 107 | 0.00 | 1.000 | | | | | | | | |
| 62 Scot Shields, R ERA: 2.55 | 1.0 | H | 7 | 3 | 1 | 1 | 1 | 0 | 0 | 1 | 0 | 0 | 0 | 13 | 21 | 9.00 | 3.000 | | | | | | | | |
| Francisco Rodriguez, R ERA: 2.96 | 1.0 | S | 4 | 1 | 0 | 0 | 0 | 0 | 0 | 0 | 0 | 0 | 0 | 15 | 23 | 0.00 | 1.000 | | | | | | | | |

Oakland Athletics @ Los Angeles Angels
Angel Stadium of Anaheim, Anaheim, CA
Wed Aug 31 2005, 7:05 PM PDT
Att: 43,501 - Clear - 72 F

AB 33
R 1
H 7
RBI 1
BB 4
SO 8
LOB 18



| Batter | 1 | 2 | 3 | 4 | 5 | 6 | 7 | 8 | 9 | AB | R | H | RBI | BB | SO | LOB | BOTTOM | | | | | | | | |
|---|-------------------------------|----------------------------------|------------------------------|---------------------------------|------------------------------|----------------------------------|-------------------------------|----------------------------------|-------------------------------|----------------------------------|------------------------------|----------------------------------|------------------------------|----------------------------------|------------------------------|----------------------------------|----------------------------------|------------------------------------|----------------------------------|--------|--|--|--|--|--|
| 9 Chone Figgins, S OBP: 0.337, SLG: 0.388 | 0-0 F9 | | 3-3 K | | 2-3 K | | | 3-3 K | | 4 | 0 | 0 | 0 | 0 | 3 | 0 | | | | | | | | | |
| Orlando Cabrera, R OBP: 0.309, SLG: 0.358 | 4-2 27 1B 16 1B BB | | 1-0 F9 | | 1-1 2B | | | 1-1 F9 | | 3 | 0 | 1 | 0 | 1 | 0 | 0 | | | | | | | | | |
| 16 Garret Anderson, L OBP: 0.315, SLG: 0.425 | 1-2 27 1B 1-2 1B | | 0-3 K | | 1-1 G4-3 | | | 3-1 G3 | | 4 | 0 | 1 | 0 | 0 | 1 | 1 | | | | | | | | | |
| 27 Vladimir Guerrero, R OBP: 0.384, SLG: 0.552 | 2-1 1-2 2-3 1B | | | 1-1 2B 1B | | 0-0 F9 | | 0-0 F9 | | 3 | 1 | 2 | 0 | 0 | 0 | 0 | | | | | | | | | |
| Darin Erstad, L OBP: 0.339, SLG: 0.372 | 1-3 K | | 0-0 F9 6 1B 2B | | 1-2 G3 | | | 1-2 G3 | | 3 | 1 | 1 | 1 | 0 | 1 | 3 | | | | | | | | | |
| Bengie Molina, R OBP: 0.346, SLG: 0.467 | 0-1 G4-3 | | 1-2 F9 | | 1-2 F9 | | | 2-2 G4-3 | | 3 | 0 | 0 | 0 | 0 | 0 | 4 | | | | | | | | | |
| Casey Kotchman, L OBP: 0.333, SLG: 0.500 | | 0-3 K | | 2-3 K | | | | 2-1 G6-3 | | 3 | 0 | 0 | 0 | 0 | 2 | 1 | | | | | | | | | |
| 6 Maicer Izturis, S OBP: 0.303, SLG: 0.363 | | 1-1 G6-3 | | 1-1 1B | | | | 1-3 K | | 3 | 0 | 1 | 1 | 0 | 1 | 0 | | | | | | | | | |
| Adam Kennedy, L OBP: 0.364, SLG: 0.375 | | 0-3 K | | 1-3 K | | | | 1-0 F7 | | 3 | 0 | 0 | 0 | 0 | 2 | 0 | | | | | | | | | |
| Inning Stats | R: 0 E: 0 K: 1 S: 13 | H: 2 LOB: 3 BB: 1 P: 21 | R: 0 E: 0 K: 2 S: 8 | H: 0 LOB: 0 BB: 0 P: 9 | R: 0 E: 0 K: 2 S: 7 | H: 0 LOB: 0 BB: 0 P: 11 | R: 2 E: 0 K: 1 S: 13 | H: 3 LOB: 1 BB: 0 P: 18 | R: 0 E: 0 K: 2 S: 10 | H: 1 LOB: 1 BB: 0 P: 15 | R: 0 E: 0 K: 0 S: 8 | H: 0 LOB: 0 BB: 0 P: 11 | R: 0 E: 0 K: 1 S: 6 | H: 0 LOB: 0 BB: 0 P: 10 | R: 0 E: 0 K: 1 S: 7 | H: 0 LOB: 0 BB: 0 P: 14 | 1B: 4 2B: 2 3B: 0 HR: 0 | SF: 0 SAC: 0 DP: 0 HBP: 0 | WP: 0 PB: 0 SB: 0 CS: 0 | PA: 30 | | | | | |
| PITCHER | IP | WLS | BF | H | R | ER | SO | BB | IBB | HBP | BLK | WP | HR | S | P | ERA | WHIP | | | | | | | | |
| Joe Blanton, R ERA: 3.54 | 8.0 | L | 30 | 6 | 2 | 2 | 10 | 1 | 0 | 0 | 0 | 0 | 0 | 72 | 109 | 2.25 | 0.875 | | | | | | | | |

Oakland Athletics @ Los Angeles Angels
Angel Stadium of Anaheim, Anaheim, CA
Wed Aug 31 2005, 7:05 PM PDT
Att: 43,501 - Clear - 72 F

AB 29
R 2
H 6
RBI 2
BB 1
SO 10
LOB 9



| Batter | 1 | 2 | 3 | 4 | 5 | 6 | 7 | 8 | 9 | AB | R | H | RBI | BB | SO | LOB | TOP | | | | |
|--|---------------------------------------|---------------------------------------|---------------------------------------|---------------------------------------|---------------------------------------|---------------------------------------|---------------------------------------|---------------------------------------|---------------------------------------|---------------------------------------|---------------------------------------|---------------------------------------|---------------------------------------|---------------------------------------|---------------------------------------|---------------------------------------|----------------------------------|------------------------------------|----------------------------------|--------|--|
| 14 Mark Ellis, R OBP: 0.366, SLG: 0.446 | 2-1 SH5-3 2B | | 2-2 1B | | | 1-2 F8 | | 1-2 G6-3 | | 4 | 0 | 2 | 0 | 0 | 0 | 2 | | | | | |
| Marco Soutaro, R OBP: 0.310, SLG: 0.360 | 0-1 SH5-3 | | 0-2 F7 | | | 0-0 P6 | | | 2-2 G5-3 | 3 | 0 | 0 | 0 | 0 | 0 | 1 | | | | | |
| 3 Eric Chavez, L OBP: 0.339, SLG: 0.469 | 0-1 F7 | | | 1-1 P5 | | | 0-0 F7 | | 2-2 2B B1-3 1B | 4 | 0 | 1 | 0 | 0 | 0 | 1 | | | | | |
| 29 Dan Johnson, L OBP: 0.384, SLG: 0.498 | 2-1 F8 | | | 2-2 G4-3 | | | 0-0 G4-3 | | 0-0 B1-3 | 4 | 0 | 0 | 0 | 0 | 0 | 2 | | | | | |
| Jay Payton, R OBP: 0.308, SLG: 0.487 | | 1-0 L7 | | 1-1 P6 | | | 0-1 1B | | 2-2 F8 | 4 | 0 | 1 | 0 | 0 | 0 | 1 | | | | | |
| Scott Hatteberg, L OBP: 0.348, SLG: 0.362 | | 1-1 G4-3 | | | 3-2 G5-3 | | 2-0 FC1-4-6 | | | 3 | 0 | 0 | 0 | 0 | 0 | 1 | | | | | |
| 23 Bobby Kielty, S OBP: 0.351, SLG: 0.377 | | | 3-1 F8 | | 0-1 F7 | | | 3-3 K | | 3 | 0 | 0 | 0 | 0 | 1 | 0 | | | | | |
| Nick Swisher, S OBP: 0.322, SLG: 0.451 | | | | 3-3 K | | 3-3 K | | 0-0 17 1B 2B | | 3 | 0 | 1 | 0 | 0 | 2 | 0 | | | | | |
| 17 Adam Melhuse, S OBP: 0.303, SLG: 0.417 | | | 1-2 G4-3 | | | 2-3 K | | 0-2 14 G6-3 1B | | 3 | 0 | 1 | 0 | 0 | 1 | 0 | | | | | |
| Freddie Bynum, L (8, PR) | | | | | | | | | | 0 | 0 | 0 | 0 | 0 | 0 | 0 | | | | | |
| Jason Kendall, R OBP: 0.335, SLG: 0.304 | | | | | | | | | | 0 | 0 | 0 | 0 | 0 | 0 | 0 | | | | | |
| Inning Stats | R: 0 E: 0 K: 0 S: 8 | H: 1 LOB: 1 BB: 0 P: 12 | R: 0 E: 0 K: 0 S: 5 | H: 0 LOB: 0 BB: 0 P: 10 | R: 0 E: 0 K: 1 S: 15 | H: 1 LOB: 1 BB: 0 P: 21 | R: 0 E: 0 K: 0 S: 7 | H: 0 LOB: 0 BB: 0 P: 11 | R: 0 E: 0 K: 1 S: 9 | H: 0 LOB: 0 BB: 0 P: 15 | R: 0 E: 0 K: 0 S: 8 | H: 1 LOB: 1 BB: 0 P: 7 | R: 0 E: 0 K: 1 S: 10 | H: 2 LOB: 2 BB: 0 P: 14 | R: 0 E: 0 K: 0 S: 12 | H: 1 LOB: 1 BB: 0 P: 18 | 1B: 4 2B: 2 3B: 0 HR: 0 | SF: 0 SAC: 1 DP: 1 HBP: 0 | WP: 0 PB: 0 SB: 0 CS: 0 | PA: 32 | |
| PITCHER | IP WLS BF H R ER SO | IP WLS BF H R ER SO | IP WLS BF H R ER SO | IP WLS BF H R ER SO | IP WLS BF H R ER SO | IP WLS BF H R ER SO | IP WLS BF H R ER SO | IP WLS BF H R ER SO | IP WLS BF H R ER SO | IP WLS BF H R ER SO | IP WLS BF H R ER SO | IP WLS BF H R ER SO | IP WLS BF H R ER SO | IP WLS BF H R ER SO | IP WLS BF H R ER SO | IP WLS BF H R ER SO | ERA WHIP | ERA WHIP | | | |
| 54 Ervin Santana, R ERA: 4.52 | 8.1 W 30 6 0 0 4 | 0.2 S 2 0 0 0 0 | 0 0 0 0 0 0 0 | 0 0 0 0 0 0 0 | 0 0 0 0 0 0 0 | 0 0 0 0 0 0 0 | 0 0 0 0 0 0 0 | 0 0 0 0 0 0 0 | 0 0 0 0 0 0 0 | 0 0 0 0 0 0 0 | 0 0 0 0 0 0 0 | 0 0 0 0 0 0 0 | 0 0 0 0 0 0 0 | 0 0 0 0 0 0 0 | 0 0 0 0 0 0 0 | 0 0 0 0 0 0 0 | 0.00 0.720 | 0.00 0.000 | | | |
| Francisco Rodríguez, R ERA: 2.92 | | | | | | | | | | | | | | | | | | | | | |

Oakland Athletics @ Los Angeles Angels
Angel Stadium of Anaheim, Anaheim, CA
Thu Sep 01 2005, 7:05 PM PDT
Att: 41,632 - Clear - 71 F

| | |
|-----|----|
| AB | 31 |
| R | 0 |
| H | 6 |
| RBI | 0 |
| BB | 0 |
| SO | 4 |
| LOB | 8 |



| Batter | 1 | 2 | 3 | 4 | 5 | 6 | 7 | 8 | 9 | AB | R | H | RBI | BB | SO | LOB | BOTTOM | | | | |
|---|---------------------------------------|---------------------------------------|---------------------------------------|---------------------------------------|---------------------------------------|---------------------------------------|---------------------------------------|---------------------------------------|---------------------------------------|---------------------------------------|---------------------------------------|---------------------------------------|---------------------------------------|---------------------------------------|---------------------------------------|---------------------------------------|----------------------------------|------------------------------------|----------------------------------|--------|--|
| 9 Chone Figgins, S OBP: 0.342, SLG: 0.392 | 4-1 16 1B S BB | | 0-1 16 1B 1B | 1-2 G6-4-3 1B | | | 2-2 S 16 1B 1B | | | 3 | 1 | 3 | 0 | 1 | 0 | 0 | | | | | |
| Orlando Cabrera, R OBP: 0.306, SLG: 0.355 | 1-3 K | | 1-1 L4 | 2-0 G6-4-3 | | | 1-2 G5-3 | | | 4 | 0 | 0 | 0 | 0 | 1 | 5 | | | | | |
| 16 Garret Anderson, L OBP: 0.319, SLG: 0.427 | 3-2 FC6-4 1B | | 0-0 1B | 1-3 1B | | 0-2 F9 | 2-1 1B | | | 4 | 0 | 3 | 0 | 0 | 0 | 0 | | | | | |
| 27 Vladimir Guerrero, R OBP: 0.383, SLG: 0.552 | 1-1 P4 | | 0-0 L6 | | 0-1 F8 | | | 2-2 39 S 2B | | 4 | 1 | 1 | 0 | 0 | 0 | 4 | | | | | |
| Bengie Molina, R OBP: 0.345, SLG: 0.465 | 1-2 FC6-4 | | 1-1 1B | 1-2 1B | | 0-0 L8 | | 0-3 K | | 4 | 0 | 1 | 1 | 0 | 1 | 3 | | | | | |
| Darin Erstad, L OBP: 0.338, SLG: 0.370 | | 1-2 P5 | 2-0 F8 | | | 2-2 F9 | | 4-0 39 S IBB | | 3 | 0 | 0 | 0 | 1 | 0 | 2 | | | | | |
| 20 Juan Rivera, R OBP: 0.312, SLG: 0.447 | | 3-1 1B | | 1-2 G6-3 | | 3-2 G5-3 | | 1-3 K | | 3 | 0 | 1 | 0 | 0 | 0 | 0 | | | | | |
| Casey Kotchman, L OBP: 0.329, SLG: 0.493 | | | | | | | | | | 1 | 0 | 0 | 0 | 0 | 1 | 2 | | | | | |
| 39 Robb Quinlan, R OBP: 0.281, SLG: 0.429 | | 1 SAFE K | 0-3 K | | 0-0 HR | | 2-1 G1-4-3 | | 4-1 1-2 2H BB | 3 | 1 | 1 | 1 | 1 | 1 | 1 | | | | | |
| Adam Kennedy, L OBP: 0.363, SLG: 0.372 | | 2-2 F7 | | 4-2 9 1B BB | | | 0-0 G4-3 | | 2-3 K | 3 | 0 | 0 | 0 | 1 | 1 | 3 | | | | | |
| Inning Stats | R: 0 E: 0 K: 1 S: 12 | H: 1 LOB: 2 BB: 1 P: 22 | R: 0 E: 0 K: 1 S: 14 | H: 1 LOB: 1 BB: 0 P: 20 | R: 1 E: 0 K: 0 S: 9 | H: 3 LOB: 2 BB: 0 P: 13 | R: 1 E: 0 K: 0 S: 14 | H: 2 LOB: 1 BB: 1 P: 22 | R: 0 E: 0 K: 0 S: 6 | H: 0 LOB: 0 BB: 0 P: 6 | R: 0 E: 0 K: 0 S: 9 | H: 0 LOB: 0 BB: 0 P: 16 | R: 0 E: 0 K: 0 S: 9 | H: 2 LOB: 2 BB: 0 P: 14 | R: 1 E: 0 K: 3 S: 15 | H: 1 LOB: 2 BB: 2 P: 28 | 1B: 8 2B: 1 3B: 0 HR: 1 | SF: 0 SAC: 0 DP: 1 HBP: 0 | WP: 0 PB: 0 SB: 4 CS: 0 | PA: 36 | |
| PITCHER | IP WLS BF H R ER SO | IP WLS BF H R ER SO | IP WLS BF H R ER SO | IP WLS BF H R ER SO | IP WLS BF H R ER SO | IP WLS BF H R ER SO | IP WLS BF H R ER SO | IP WLS BF H R ER SO | IP WLS BF H R ER SO | IP WLS BF H R ER SO | IP WLS BF H R ER SO | IP WLS BF H R ER SO | IP WLS BF H R ER SO | IP WLS BF H R ER SO | IP WLS BF H R ER SO | IP WLS BF H R ER SO | ERA WHIP | ERA WHIP | | | |
| Joe Kennedy, L ERA: 6.02 | 1.0 L 26 7 2 2 2 | 1.0 5 3 1 0 0 | 1.0 5 0 0 0 3 | 1 1 0 0 0 0 | 0 0 0 0 0 0 | 0 0 0 0 0 0 | 0 0 0 0 0 0 | 0 0 0 0 0 0 | 0 0 0 0 0 0 | 0 0 0 0 0 0 | 0 0 0 0 0 0 | 0 0 0 0 0 0 | 0 0 0 0 0 0 | 0 0 0 0 0 0 | 0 0 0 0 0 0 | 0 0 0 0 0 0 | 3.00 1.500 | 0.00 3.000 | | | |
| Jay Witasick, R ERA: 2.73 | | | | | | | | | | | | | | | | | | | | | |
| 50 Kiko Calero, R ERA: 3.45 | | | | | | | | | | | | | | | | | | | | | |

Oakland Athletics @ Los Angeles Angels
Angel Stadium of Anaheim, Anaheim, CA
Thu Sep 01 2005, 7:05 PM PDT
Att: 41,632 - Clear - 71 F

| | |
|-----|----|
| AB | 32 |
| R | 3 |
| H | 10 |
| RBI | 2 |
| BB | 4 |
| SO | 5 |
| LOB | 20 |



| Batter | 1 | 2 | 3 | 4 | 5 | 6 | 7 | 8 | 9 | AB | R | H | RBI | BB | SO | LOB | TOP | | | | | | | | | | |
|---|-------------------------------|----------------------------------|-------------------------------|----------------------------------|-------------------------------|----------------------------------|------------------------------|----------------------------------|------------------------------|---------------------------------|------------------------------|---------------------------------|------------------------------|---------------------------------|------------------------------|---------------------------------|--|----------------------------------|----------------------------------|------------------------------------|----------------------------------|--------|--|--|--|--|--|
| 51 Ichiro Suzuki, L (1, 9) OBP: 0.341, SLG: 0.441 | | | | | | | | | | 4 | 1 | 2 | 0 | 0 | 0 | 0 | Seattle Mariners @ Los Angeles Angels Angel Stadium of Anaheim, Anaheim, CA Fri Sep 02 2005, 7:05 PM PDT Att: 42,604 - Clear - 71 F | | | | | | | | | | |
| 7 Jeremy Reed, L (1, 8) OBP: 0.321, SLG: 0.344 | | | | | | | | | | 4 | 0 | 1 | 0 | 0 | 1 | 2 | | | | | | | | | | | |
| Raul Ibanez, L (1, 7) OBP: 0.356, SLG: 0.444 | | | | | | | | | | 4 | 0 | 1 | 0 | 0 | 0 | 3 | | | | | | | | | | | |
| Richie Sexson, R (1, 3) OBP: 0.364, SLG: 0.535 | | | | | | | | | | 4 | 0 | 1 | 1 | 0 | 0 | 2 | | | | | | | | | | | |
| 29 Adrián Beltré, R (1, 5) OBP: 0.304, SLG: 0.432 | | | | | | | | | | 4 | 0 | 0 | 0 | 0 | 0 | 2 | | | | | | | | | | | |
| Dave Hansen, L (1, 10) OBP: 0.306, SLG: 0.311 | | | | | | | | | | 3 | 0 | 0 | 0 | 0 | 0 | 0 | | | | | | | | | | | |
| 4 Jose Lopez, R (1, 4) OBP: 0.265, SLG: 0.366 | | | | | | | | | | 3 | 0 | 1 | 0 | 0 | 0 | 0 | | | | | | | | | | | |
| Yorvit Torrealba, R (1, 2) OBP: 0.309, SLG: 0.347 | | | | | | | | | | 3 | 0 | 0 | 0 | 0 | 1 | 1 | | | | | | | | | | | |
| 7 Yuniesky Betancourt, R (1, 6) OBP: 0.246, SLG: 0.309 | | | | | | | | | | 3 | 0 | 0 | 0 | 0 | 0 | 0 | | | | | | | | | | | |
| Inning Stats | R: 1 E: 0 K: 0 S: 13 | H: 2 LOB: 1 BB: 0 P: 21 | R: 0 E: 0 K: 1 S: 11 | H: 1 LOB: 1 BB: 0 P: 16 | R: 0 E: 0 K: 0 S: 10 | H: 1 LOB: 1 BB: 0 P: 12 | R: 0 E: 0 K: 0 S: 8 | H: 0 LOB: 0 BB: 0 P: 11 | R: 0 E: 0 K: 0 S: 6 | H: 0 LOB: 0 BB: 0 P: 7 | R: 0 E: 0 K: 0 S: 5 | H: 1 LOB: 1 BB: 0 P: 8 | R: 0 E: 0 K: 0 S: 5 | H: 0 LOB: 0 BB: 0 P: 8 | R: 0 E: 0 K: 0 S: 7 | H: 0 LOB: 0 BB: 0 P: 9 | R: 0 E: 0 K: 1 S: 10 | H: 1 LOB: 1 BB: 0 P: 16 | 1B: 4 2B: 3 3B: 0 HR: 0 | SF: 0 SAC: 0 DP: 1 HBP: 0 | WP: 0 PB: 0 SB: 1 CS: 1 | PA: 32 | | | | | |
| PITCHER | IP | WLS | BF | H | R | ER | SO | BB | IBB | HBP | BLK | WP | HR | S | P | ERA | WHIP | | | | | | | | | | |
| Paul Byrd, R (1, 1) ERA: 3.97 | 8.0 | W | 28 | 5 | 1 | 1 | 1 | 0 | 0 | 0 | 0 | 0 | 0 | 65 | 92 | 1.12 | 0.625 | | | | | | | | | | |
| Francisco Rodríguez, R (9, 1) ERA: 2.87 | 1.0 | S | 4 | 1 | 0 | 0 | 1 | 0 | 0 | 0 | 0 | 0 | 0 | 10 | 16 | 0.00 | 1.000 | | | | | | | | | | |

| Batter | 1 | 2 | 3 | 4 | 5 | 6 | 7 | 8 | 9 | AB | R | H | RBI | BB | SO | LOB | BOTTOM | | | | | | | | | | |
|---|------------------------------|---------------------------------|------------------------------|----------------------------------|------------------------------|----------------------------------|------------------------------|----------------------------------|------------------------------|----------------------------------|------------------------------|----------------------------------|-------------------------------|----------------------------------|------------------------------|----------------------------------|--|----------------------------------|----------------------------------|------------------------------------|----------------------------------|--------|--|--|--|--|--|
| 9 Chone Figgins, S (1, 8) OBP: 0.342, SLG: 0.391 | | | | | | | | | | 3 | 1 | 1 | 0 | 0 | 0 | 0 | Seattle Mariners @ Los Angeles Angels Angel Stadium of Anaheim, Anaheim, CA Fri Sep 02 2005, 7:05 PM PDT Att: 42,604 - Clear - 71 F | | | | | | | | | | |
| Orlando Cabrera, R (1, 6) OBP: 0.308, SLG: 0.360 | | | | | | | | | | 3 | 0 | 2 | 1 | 0 | 0 | 0 | | | | | | | | | | | |
| 16 Garret Anderson, L (1, 7) OBP: 0.320, SLG: 0.431 | | | | | | | | | | 3 | 0 | 2 | 1 | 0 | 0 | 1 | | | | | | | | | | | |
| 27 Vladimir Guerrero, R (1, 10) OBP: 0.384, SLG: 0.557 | | | | | | | | | | 3 | 1 | 1 | 1 | 1 | 0 | 2 | | | | | | | | | | | |
| Bengie Molina, R (1, 2) OBP: 0.344, SLG: 0.462 | | | | | | | | | | 4 | 0 | 1 | 0 | 0 | 1 | 3 | | | | | | | | | | | |
| Darin Erstad, L (1, 3) OBP: 0.337, SLG: 0.375 | | | | | | | | | | 4 | 1 | 1 | 1 | 0 | 1 | 4 | | | | | | | | | | | |
| 39 Robb Quinlan, R (1, 5) OBP: 0.290, SLG: 0.443 | | | | | | | | | | 4 | 0 | 2 | 0 | 0 | 0 | 0 | | | | | | | | | | | |
| 20 Juan Rivera, R (1, 9) OBP: 0.308, SLG: 0.440 | | | | | | | | | | 4 | 0 | 0 | 0 | 0 | 0 | 3 | | | | | | | | | | | |
| Adam Kennedy, L (1, 4) OBP: 0.362, SLG: 0.369 | | | | | | | | | | 3 | 1 | 0 | 0 | 1 | 0 | 2 | | | | | | | | | | | |
| Inning Stats | R: 0 E: 0 K: 0 S: 6 | H: 1 LOB: 1 BB: 0 P: 9 | R: 0 E: 0 K: 0 S: 9 | H: 1 LOB: 1 BB: 0 P: 13 | R: 1 E: 0 K: 0 S: 9 | H: 1 LOB: 1 BB: 1 P: 18 | R: 0 E: 0 K: 0 S: 9 | H: 2 LOB: 2 BB: 0 P: 14 | R: 2 E: 0 K: 0 S: 8 | H: 2 LOB: 0 BB: 0 P: 15 | R: 1 E: 0 K: 0 S: 8 | H: 1 LOB: 0 BB: 0 P: 11 | R: 0 E: 0 K: 2 S: 14 | H: 2 LOB: 3 BB: 1 P: 25 | R: 0 E: 0 K: 0 S: 6 | H: 0 LOB: 0 BB: 0 P: 11 | R: 0 E: 0 K: 0 S: 6 | H: 0 LOB: 0 BB: 0 P: 11 | 1B: 5 2B: 3 3B: 0 HR: 2 | SF: 1 SAC: 2 DP: 0 HBP: 0 | WP: 0 PB: 0 SB: 3 CS: 0 | PA: 36 | | | | | |
| PITCHER | IP | WLS | BF | H | R | ER | SO | BB | IBB | HBP | BLK | WP | HR | S | P | ERA | WHIP | | | | | | | | | | |
| Jamie Moyer, L (1, 1) ERA: 4.27 | 6.1 | L | 30 | 10 | 4 | 4 | 0 | 1 | 0 | 0 | 0 | 0 | 2 | 55 | 89 | 5.68 | 1.737 | | | | | | | | | | |
| 40 Julio Mateo, R (7, 1) ERA: 3.07 | 0.2 | | 3 | 0 | 0 | 0 | 2 | 1 | 0 | 0 | 0 | 0 | 0 | 9 | 16 | 0.00 | 1.500 | | | | | | | | | | |
| Shigetoshi Hasegawa, R (8, 1) ERA: 4.26 | 1.0 | | 3 | 0 | 0 | 0 | 0 | 0 | 0 | 0 | 0 | 0 | 0 | 6 | 11 | 0.00 | 0.000 | | | | | | | | | | |

livebaseballscores.com

AB 32
R 1
H 6
RBI 1
BB 0
SO 2
LOB 10

livebaseballscores.com

AB 31
R 4
H 10
RBI 4
BB 2
SO 2
LOB 15

| Batter | 1 | 2 | 3 | 4 | 5 | 6 | 7 | 8 | 9 | AB | R | H | RBI | BB | SO | LOB | TOP | | | | | | | | | | |
|---|------------------------------|----------------------------------|------------------------------|---------------------------------|-------------------------------|----------------------------------|------------------------------|----------------------------------|-------------------------------|----------------------------------|------------------------------|---------------------------------|-------------------------------|----------------------------------|-------------------------------|----------------------------------|----------------------------------|------------------------------------|----------------------------------|--------|--|--|--|--|--|--|--|
| 51 Ichiro Suzuki, L (1, 9) OBP: 0.343, SLG: 0.446 | 1-1 SF8 3B | | 1-2 G5-3 | | 1-2 G3 | | | 0-0 2B 1B | 2-2 2B 1B | 5 | 2 | 3 | 1 | 0 | 0 | 0 | | | | | | | | | | | |
| Jamal Strong, R (1, 8) OBP: 0.333, SLG: 0.417 | 2-1 SF8 | | 4-2 1B | | 2-3 K | | | 2-1 F8 | 2-2 1B | 1 | 0 | 0 | 1 | 1 | 1 | 0 | | | | | | | | | | | |
| Greg Dobbs, L (8, PH) OBP: 0.225, SLG: 0.353 | | | | | | | | | | 2 | 1 | 1 | 1 | 0 | 0 | 2 | | | | | | | | | | | |
| Eddie Guardado, R (9, 1) | | | | | | | | | | 0 | 0 | 0 | 0 | 0 | 0 | 0 | | | | | | | | | | | |
| Raul Ibanez, L (1, 10) OBP: 0.359, SLG: 0.446 | 3-2 G6-3 | | 2-0 1B | | 3-3 K | | | 3-0 2B 1B | 1-1 FC6-4 | 5 | 0 | 3 | 3 | 0 | 1 | 0 | | | | | | | | | | | |
| Richie Sexson, R (1, 3) | 1-0 F9 | | 1-3 K | | 1-2 F7 | | | 0-3 K | 1-1 FC6-4 | 5 | 0 | 0 | 0 | 0 | 2 | 5 | | | | | | | | | | | |
| 29 Adrian Beltré, R (1, 5) OBP: 0.305, SLG: 0.430 | | 0-0 1B | | 0-0 G5-3 | | | | 4-0 1B | 1-1 L9 | 4 | 0 | 1 | 0 | 1 | 0 | 1 | | | | | | | | | | | |
| 4 Jose Lopez, R (1, 4) OBP: 0.225, SLG: 0.354 | 1-0 F7 | | 4-1 12 CS BB | | | | | 1-1 G6-3 | 2-2 G5-3 | 3 | 0 | 0 | 0 | 1 | 0 | 4 | | | | | | | | | | | |
| 12 Michael Morse, R (1, 7) OBP: 0.356, SLG: 0.379 | 0-0 F9 | | 3-2 E5 | | 3-1 G4-3 | | | | 4-2 SH3 1B BB | 3 | 1 | 0 | 0 | 1 | 0 | 2 | | | | | | | | | | | |
| Miguel Ojeda, R (1, 2) OBP: 0.253, SLG: 0.233 | 1-2 P4 | | 1-0 F7 | | 0-0 F8 | | | | 1-2 SH3 | 3 | 0 | 0 | 0 | 0 | 0 | 2 | | | | | | | | | | | |
| 7 Yuniesky Betancourt, R (1, 6) OBP: 0.241, SLG: 0.304 | | | 0-0 G5-3 | | 2-2 G5-3 | | | 1-1 51 1B 2B | 4-0 51 1B 2B BB | 2 | 0 | 0 | 0 | 0 | 0 | 0 | | | | | | | | | | | |
| 7 Jeremy Reed, L (8, PH) OBP: 0.354, SLG: 0.348 | | | | | | | | | | 1 | 2 | 1 | 0 | 1 | 0 | 0 | | | | | | | | | | | |
| Inning Stats | R: 1 E: 0 K: 0 S: 9 | H: 1 LOB: 0 BB: 0 P: 16 | R: 0 E: 0 K: 0 S: 6 | H: 1 LOB: 1 BB: 0 P: 8 | R: 0 E: 0 K: 1 S: 11 | H: 1 LOB: 2 BB: 1 P: 19 | R: 0 E: 1 K: 0 S: 7 | H: 0 LOB: 1 BB: 1 P: 15 | R: 0 E: 0 K: 1 S: 11 | H: 0 LOB: 0 BB: 0 P: 16 | R: 0 E: 0 K: 0 S: 5 | H: 0 LOB: 0 BB: 0 P: 9 | R: 1 E: 0 K: 1 S: 12 | H: 3 LOB: 3 BB: 1 P: 24 | R: 4 E: 0 K: 0 S: 15 | H: 3 LOB: 1 BB: 2 P: 30 | 1B: 6 2B: 2 3B: 1 HR: 0 | SF: 1 SAC: 1 DP: 0 HBP: 0 | WP: 0 PB: 0 SB: 0 CS: 1 | PA: 41 | | | | | | | |
| PITCHER | IP | WLS | BF | H | R | ER | SO | BB | IBB | HBP | BLK | WP | HR | S | P | ERA | WHIP | | | | | | | | | | |
| Jarrod Washburn, L (1, 1) ERA: 3.18 | 7.0 | | 26 | 3 | 1 | 1 | 3 | 2 | 0 | 0 | 0 | 0 | 0 | 57 | 95 | 1.29 | 0.714 | | | | | | | | | | |
| Brendan Donnelly, R (8, 1) ERA: 3.95 | 0.1 | B | 4 | 3 | 1 | 1 | 0 | 0 | 0 | 0 | 0 | 0 | 0 | 6 | 12 | 27.00 | 9.000 | | | | | | | | | | |
| 62 Scot Shields, R (8, 1) ERA: 2.86 | 1.0 | L | 7 | 1 | 3 | 3 | 1 | 3 | 0 | 0 | 0 | 0 | 0 | 12 | 28 | 27.00 | 4.000 | | | | | | | | | | |
| Jason Christiansen, L (9, 1) ERA: 5.57 | 0.0 | | 2 | 2 | 1 | 1 | 0 | 0 | 0 | 0 | 0 | 0 | 0 | 5 | 8 | = | = | | | | | | | | | | |
| Esteban Yan, R (9, 1) ERA: 3.88 | 0.2 | | 2 | 0 | 0 | 0 | 0 | 0 | 0 | 0 | 0 | 0 | 0 | 4 | 6 | 0.00 | 0.000 | | | | | | | | | | |

Seattle Mariners @ Los Angeles Angels
Angel Stadium of Anaheim, Anaheim, CA

AB 34
R 6
H 9
RBI 6
BB 5
SO 4
LOB 16



Sat Sep 03 2005, 7:05 PM PDT
Att: 43,819 - Clear - 75 F

| Batter | 1 | 2 | 3 | 4 | 5 | 6 | 7 | 8 | 9 | AB | R | H | RBI | BB | SO | LOB | BOTTOM | | | | | | | | | | |
|--|-------------------------------|----------------------------------|------------------------------|----------------------------------|------------------------------|----------------------------------|------------------------------|----------------------------------|-------------------------------|----------------------------------|-------------------------------|----------------------------------|------------------------------|----------------------------------|------------------------------|----------------------------------|-------------------------------|----------------------------------|----------------------------------|------------------------------------|----------------------------------|--------|--|--|--|--|--|
| 9 Chone Figgins, S (1, 8) OBP: 0.344, SLG: 0.392 | 0-0 P3 | | 1-0 16 1B 27 FC6-4 | | 2-2 L7 | | | 1-0 16 G4-3 SH3-4 | 4-2 27 2B DI BB | 4 | 2 | 2 | 0 | 1 | 0 | 0 | | | | | | | | | | | |
| Orlando Cabrera, R (1, 6) OBP: 0.310, SLG: 0.359 | 1-1 27 BB 1B | | 1-1 F9 | | 0-0 G5-3 | | | 0-0 SH3-4 | 4-2 27 2B BB | 3 | 1 | 1 | 0 | 1 | 0 | 1 | | | | | | | | | | | |
| 16 Garret Anderson, L (1, 10) OBP: 0.319, SLG: 0.429 | 1-1 P5 | | 1-1 27 FC6-4 1B | | 0-0 E3 27 FC6-4 | | | 2-2 G4-3 | 0-1 F8 | 5 | 0 | 1 | 0 | 0 | 0 | 4 | | | | | | | | | | | |
| 27 Vladimir Guerrero, R (1, 9) OBP: 0.384, SLG: 0.557 | 4-0 1B BB | | 0-2 FC6-4 | | 1-2 FC6-4 | | | 1-0 G5-3 | 0-1 2B | 4 | 0 | 1 | 2 | 1 | 0 | 3 | | | | | | | | | | | |
| Darin Erstad, L (1, 3) OBP: 0.338, SLG: 0.375 | 2-2 1B | | 0-0 G4-3 | | 2-1 F9 | | | 2-1 SH3-4 1B | 0-0 G4-3 | 5 | 0 | 2 | 1 | 0 | 0 | 3 | | | | | | | | | | | |
| Bengie Molina, R (1, 2) OBP: 0.341, SLG: 0.458 | 2-2 F8 | | | | 3-2 F8 | | | 0-3 K | 1-0 SH3-4 | 3 | 0 | 0 | 0 | 0 | 1 | 2 | | | | | | | | | | | |
| 39 Robb Quinlan, R (1, 5) OBP: 0.289, SLG: 0.429 | | 1-1 G6-3 | | 0-0 P5 | | | | 4-2 20 E 20 1B BB | 0-3 K | 3 | 0 | 0 | 0 | 1 | 1 | 1 | | | | | | | | | | | |
| 20 Juan Rivera, R (1, 7) OBP: 0.310, SLG: 0.441 | | 1-0 L7 | | 1-0 1B | | | | 0-0 E9 | 2-2 G6-3 | 4 | 0 | 2 | 0 | 0 | 0 | 1 | | | | | | | | | | | |
| Adam Kennedy, L (1, 4) OBP: 0.358, SLG: 0.364 | | 3-2 K | | 2-1 F7 | | | | 3-2 G3 | 2-2 G6-3 | 4 | 0 | 0 | 0 | 0 | 1 | 3 | | | | | | | | | | | |
| Inning Stats | R: 1 E: 0 K: 0 S: 13 | H: 2 LOB: 2 BB: 1 P: 23 | R: 0 E: 0 K: 1 S: 8 | H: 0 LOB: 0 BB: 0 P: 13 | R: 1 E: 0 K: 0 S: 9 | H: 2 LOB: 1 BB: 0 P: 12 | R: 0 E: 0 K: 0 S: 8 | H: 1 LOB: 0 BB: 0 P: 14 | R: 0 E: 1 K: 1 S: 10 | H: 0 LOB: 1 BB: 0 P: 13 | R: 0 E: 1 K: 1 S: 12 | H: 1 LOB: 2 BB: 1 P: 21 | R: 0 E: 0 K: 0 S: 6 | H: 1 LOB: 1 BB: 0 P: 10 | R: 0 E: 0 K: 1 S: 9 | H: 1 LOB: 2 BB: 0 P: 14 | R: 1 E: 0 K: 0 S: 14 | H: 1 LOB: 2 BB: 2 P: 24 | 1B: 8 2B: 1 3B: 0 HR: 0 | SF: 0 SAC: 2 DP: 0 HBP: 0 | WP: 0 PB: 0 SB: 0 CS: 0 | PA: 41 | | | | | |
| PITCHER | IP | WLS | BF | H | R | ER | SO | BB | IBB | HBP | BLK | WP | HR | S | P | ERA | WHIP | | | | | | | | | | |
| Ryan Franklin, R (1, 1) ERA: 5.24 | 6.1 | | 29 | 7 | 2 | 2 | 2 | 2 | 0 | 0 | 0 | 0 | 0 | 3 | 5 | 0.00 | 0.000 | | | | | | | | | | |
| George Sherrill, L (7, 1) ERA: 3.55 | 0.1 | | 1 | 0 | 0 | 0 | 0 | 0 | 0 | 0 | 0 | 0 | 0 | 3 | 5 | 0.00 | 0.000 | | | | | | | | | | |
| 20 J.J. Putz, R (7, 1) ERA: 3.44 | 1.1 | W | 5 | 1 | 0 | 0 | 1 | 0 | 0 | 0 | 0 | 0 | 0 | 10 | 16 | 0.00 | 0.750 | | | | | | | | | | |
| Eddie Guardado, L (9, 1) ERA: 1.93 | 1.0 | | 6 | 1 | 1 | 1 | 0 | 2 | 0 | 0 | 0 | 0 | 0 | 14 | 24 | 9.00 | 3.000 | | | | | | | | | | |

Seattle Mariners @ Los Angeles Angels
Angel Stadium of Anaheim, Anaheim, CA

AB 35
R 3
H 9
RBI 3
BB 4
SO 3
LOB 18



Sat Sep 03 2005, 7:05 PM PDT
Att: 43,819 - Clear - 75 F


| Batter | 1 | 2 | 3 | 4 | 5 | 6 | 7 | 8 | 9 | AB | R | H | RBI | BB | SO | LOB | TOP | | | | | | | | |
|---|------------------------------|----------------------------------|------------------------------|---------------------------------|------------------------------|----------------------------------|-------------------------------|----------------------------------|-------------------------------|----------------------------------|-------------------------------|----------------------------------|-------------------------------|----------------------------------|------------------------------|----------------------------------|---|----------------------------------|----------------------------------|------------------------------------|----------------------------------|--------|--|--|--|
| 51 Ichiro Suzuki, L (1, 9) OBP: 0.341, SLG: 0.443 | G6-3 | | P4 | | F7 | | F8 | | | 4 | 0 | 0 | 0 | 0 | 0 | 3 | Seattle Mariners @ Los Angeles Angels Angel Stadium of Anaheim, Anaheim, CA Sun Sep 04 2005, 1:05 PM PDT Att: 43,757 - Sunny - 80 F | | | | | | | | |
| 7 Jeremy Reed, L (1, 8) OBP: 0.323, SLG: 0.352 | K | | | F7 | | G6-3 3B | K | | | 4 | 1 | 1 | 0 | 0 | 2 | 0 | | | | | | | | | |
| Raul Ibanez, L (1, 7) OBP: 0.357, SLG: 0.443 | K | | | F9 | | K | | 29 WP BB | | 3 | 0 | 0 | 0 | 1 | 2 | 1 | | | | | | | | | |
| Richie Sexson, R (1, 3) | | F8 | | K | | G6-3 | | K | | 4 | 0 | 0 | 1 | 0 | 2 | 1 | | | | | | | | | |
| 29 Adrian Beltré, R (1, 5) OBP: 0.306, SLG: 0.433 | | P3 | | | E5 1B 4 1B | | K | | K | 4 | 2 | 0 | 0 | 1 | 1 | | | | | | | | | | |
| Greg Dobbs, L (1, 10) OBP: 0.240, SLG: 0.361 | | G3 | | | | 4 1B | 4 1B | | F7 | 4 | 0 | 2 | 1 | 0 | 0 | 1 | | | | | | | | | |
| 4 Jose Lopez, R (1, 4) OBP: 0.274, SLG: 0.360 | | | L9 | | | 1B | 1B | | | 4 | 0 | 2 | 1 | 0 | 1 | 0 | | | | | | | | | |
| Yorvit Torrealba, R (1, 2) OBP: 0.304, SLG: 0.340 | | | | | | 1B | 1B | | | | | | | | | | | | | | | | | | |
| Dave Hansen, L (9, PH) OBP: 0.301, SLG: 0.306 | | | K | | | K | K | | F7 | 3 | 0 | 0 | 0 | 0 | 3 | 4 | | | | | | | | | |
| 7 Yuniesky Betancourt, R (1, 6) OBP: 0.242, SLG: 0.302 | | | | | F7 | | G4-3 | | F8 | 4 | 0 | 1 | 0 | 0 | 0 | 2 | | | | | | | | | |
| Inning Stats | R: 0 E: 0 K: 2 S: 9 | H: 0 LOB: 0 BB: 0 P: 12 | R: 0 E: 0 K: 0 S: 7 | H: 0 LOB: 0 BB: 0 P: 9 | R: 0 E: 0 K: 1 S: 9 | H: 1 LOB: 1 BB: 0 P: 14 | R: 0 E: 0 K: 1 S: 10 | H: 0 LOB: 0 BB: 0 P: 16 | R: 1 E: 1 K: 1 S: 11 | H: 3 LOB: 2 BB: 0 P: 15 | R: 2 E: 0 K: 2 S: 20 | H: 4 LOB: 2 BB: 0 P: 29 | R: 0 E: 0 K: 1 S: 11 | H: 0 LOB: 1 BB: 0 P: 16 | R: 0 E: 0 K: 2 S: 8 | H: 0 LOB: 1 BB: 1 P: 21 | R: 0 E: 0 K: 1 S: 10 | H: 0 LOB: 0 BB: 0 P: 17 | 1B: 6 2B: 1 3B: 1 HR: 0 | SF: 0 SAC: 0 DP: 0 HBP: 0 | WP: 2 PB: 0 SB: 0 CS: 0 | PA: 36 | | | |
| PITCHER | IP | WLS | BF | H | R | ER | SO | BB | IBB | HBP | BLK | WP | HR | S | P | ERA | WHIP | | | | | | | | |
| 40 Bartolo Colon, R (1, 1) ERA: 3.24 | 5.0 | W | 20 | 5 | 2 | 2 | 5 | 0 | 0 | 0 | 0 | 0 | 0 | 19 | 27 | 3.60 | 1.000 | | | | | | | | |
| Esteban Yan, R (6, 1) ERA: 3.97 | 1.0 | | 6 | 3 | 1 | 1 | 2 | 0 | 0 | 0 | 0 | 0 | 0 | 11 | 16 | 0.00 | 0.000 | | | | | | | | |
| Brendan Donnelly, R (7, 1) ERA: 3.88 | 1.0 | H | 3 | 0 | 0 | 0 | 1 | 0 | 0 | 0 | 0 | 0 | 0 | 8 | 21 | 0.00 | 1.000 | | | | | | | | |
| 62 Scot Shields, R (8, 1) ERA: 2.82 | 1.0 | H | 4 | 0 | 0 | 0 | 2 | 1 | 0 | 0 | 0 | 1 | 0 | 10 | 17 | 0.00 | 0.000 | | | | | | | | |
| Francisco Rodriguez, R (9, 1) ERA: 2.82 | 1.0 | S | 3 | 0 | 0 | 0 | 1 | 0 | 0 | 0 | 0 | 0 | 0 | 10 | 17 | 0.00 | 0.000 | | | | | | | | |

| | |
|-----|----|
| AB | 35 |
| R | 3 |
| H | 8 |
| RBI | 3 |
| BB | 1 |
| SO | 11 |
| LOB | 13 |



| Batter | 1 | 2 | 3 | 4 | 5 | 6 | 7 | 8 | 9 | AB | R | H | RBI | BB | SO | LOB | BOTTOM | | | | | | | | | |
|---|------------------------------|---------------------------------|-------------------------------|----------------------------------|-------------------------------|----------------------------------|------------------------------|----------------------------------|------------------------------|----------------------------------|------------------------------|----------------------------------|-------------------------------|----------------------------------|------------------------------|----------------------------------|---|----------------------------------|------------------------------------|----------------------------------|--------|--|--|--|--|--|
| 9 Chone Figgins, S (1, 4) OBP: 0.343, SLG: 0.391 | G6-3 | L3 | | 1B | | | G5-3 | | | 4 | 0 | 1 | 0 | 0 | 0 | 2 | Seattle Mariners @ Los Angeles Angels Angel Stadium of Anaheim, Anaheim, CA Sun Sep 04 2005, 1:05 PM PDT Att: 43,757 - Sunny - 80 F | | | | | | | | | |
| Orlando Cabrera, R (1, 6) OBP: 0.305, SLG: 0.358 | G5-3 | | 16 S 27 HR | K | | | P5 | | | 4 | 1 | 1 | 0 | 0 | 1 | 2 | | | | | | | | | | |
| 16 Garret Anderson, L (1, 7) OBP: 0.316, SLG: 0.425 | F9 | | P4 | | | K | | K | | 4 | 0 | 0 | 0 | 0 | 2 | 2 | | | | | | | | | | |
| 27 Vladimir Guerrero, R (1, 10) OBP: 0.389, SLG: 0.565 | | 20 HR BB | 20 HR BB | | | 20 HR G5-4-3 BB | | 20 HR G6-4-3 BB | | 1 | 2 | 1 | 2 | 3 | 0 | 0 | | | | | | | | | | |
| 20 Juan Rivera, R (1, 9) OBP: 0.310, SLG: 0.438 | | HR | F8 | | G5-4-3 | | G6-4-3 | | | 4 | 1 | 1 | 0 | 0 | 0 | 2 | | | | | | | | | | |
| Casey Kotchman, L (1, 3) OBP: 0.349, SLG: 0.560 | | HR | 1B | | | 39 CS 1B | | G6-3 | | 4 | 1 | 3 | 3 | 0 | 0 | 0 | | | | | | | | | | |
| 39 Robb Quinlan, R (1, 5) OBP: 0.280, SLG: 0.415 | | P3 | G6-3 | | | G5-3 | | | | 3 | 0 | 0 | 0 | 0 | 0 | 2 | | | | | | | | | | |
| José Molina, R (1, 2) OBP: 0.279, SLG: 0.333 | | 9 S 1B | | L5 | | F7 | | | | 3 | 0 | 1 | 0 | 0 | 0 | 0 | | | | | | | | | | |
| Steve Finley, L (1, 8) OBP: 0.268, SLG: 0.357 | | F8 | | G4-3 | | G5-3 1B | | | | 3 | 0 | 1 | 0 | 0 | 0 | 1 | | | | | | | | | | |
| Inning Stats | R: 0 E: 0 K: 0 S: 5 | H: 0 LOB: 0 BB: 0 P: 7 | R: 3 E: 0 K: 0 S: 20 | H: 3 LOB: 1 BB: 1 P: 36 | R: 2 E: 0 K: 0 S: 20 | H: 3 LOB: 1 BB: 0 P: 26 | R: 0 E: 0 K: 1 S: 9 | H: 1 LOB: 1 BB: 0 P: 14 | R: 0 E: 0 K: 0 S: 7 | H: 0 LOB: 0 BB: 1 P: 15 | R: 0 E: 0 K: 0 S: 5 | H: 1 LOB: 0 BB: 0 P: 10 | R: 0 E: 0 K: 1 S: 13 | H: 1 LOB: 1 BB: 0 P: 19 | R: 0 E: 0 K: 0 S: 6 | H: 0 LOB: 0 BB: 1 P: 14 | | 1B: 6 2B: 1 3B: 0 HR: 2 | SF: 0 SAC: 0 DP: 2 HBP: 0 | WP: 0 PB: 0 SB: 2 CS: 1 | PA: 33 | | | | | |
| PITCHER | IP | WLS | BF | H | R | ER | SO | BB | IBB | HBP | BLK | WP | HR | S | P | ERA | WHIP | | | | | | | | | |
| Jeff Harris, R (1, 1) ERA: 3.52 | 3.0 | L | 16 | 6 | 5 | 5 | 0 | 1 | 0 | 0 | 0 | 0 | 0 | 2 | 45 | 69 | 15.00 | 2.333 | | | | | | | | |
| Shigetoshi Hasegawa, R (4, 1) ERA: 4.02 | 3.0 | | 10 | 2 | 0 | 0 | 2 | 1 | 0 | 0 | 0 | 0 | 0 | 21 | 39 | 0.00 | 1.000 | | | | | | | | | |
| Matt Thornton, L (7, 1) ERA: 5.54 | 0.1 | | 2 | 1 | 0 | 0 | 0 | 0 | 0 | 0 | 0 | 0 | 0 | 6 | 10 | 0.00 | 3.000 | | | | | | | | | |
| 40 Julio Mateo, R (7, 1) ERA: 3.0 | 1.2 | | 5 | 0 | 0 | 0 | 1 | 1 | 0 | 0 | 0 | 0 | 0 | 13 | 23 | 0.00 | 0.600 | | | | | | | | | |

| | |
|-----|----|
| AB | 30 |
| R | 5 |
| H | 9 |
| RBI | 5 |
| BB | 3 |
| SO | 3 |
| LOB | 11 |



| Batter | 1 | 2 | 3 | 4 | 5 | 6 | 7 | 8 | 9 | AB | R | H | RBI | BB | SO | LOB | TOP | | |
|--|-------------------------------|----------------------------------|-------------------------------|----------------------------------|------------------------------|----------------------------------|------------------------------|----------------------------------|------------------------------|----------------------------------|------------------------------|---------------------------------|------------------------------|----------------------------------|-------------------------------|----------------------------------|----------------------------------|------------------------------------|--|
| 9 Chone Figgins, S OBP: 0.342, SLG: 0.388 | 0-1 G6-3 | 1-1 1B | | 1-0 F8 | | | 0-1 G4-3 | | 2-3 K | 5 | 0 | 1 | 0 | 0 | 1 | 2 | | | |
| Orlando Cabrera, R OBP: 0.311, SLG: 0.364 | 0-2 G4-3 | 0-0 1B | | | 0-1 G5-3 | | 1-0 F9 | | | 4 | 0 | 1 | 1 | 0 | 0 | 0 | | | |
| 16 Garret Anderson, L OBP: 0.317, SLG: 0.428 | 0-0 27 3B | 0-1 G6-3 | | | 1-1 F9 | | 2-2 G3 | | | 4 | 1 | 1 | 0 | 0 | 0 | 2 | | | |
| 27 Vladimir Guerrero, R OBP: 0.393, SLG: 0.570 | 2-0 1B | | 2-2 F9 | | 3-2 G6-3 | | | 0-1 G4-3 | | 4 | 1 | 1 | 1 | 0 | 0 | 0 | | | |
| Darin Erstad, L OBP: 0.335, SLG: 0.371 | 1-1 1B | | 1-0 G4-3 | | 0-1 G6-3 | | 1-1 G4-3 | | | 4 | 0 | 1 | 1 | 0 | 0 | 0 | | | |
| Bengie Molina, R OBP: 0.336, SLG: 0.453 | 1-3 K | | 0-2 L4 | | 2-2 G4-3 | | 3-2 P4 | | | 4 | 0 | 0 | 0 | 0 | 1 | 1 | | | |
| Casey Kotchman, L OBP: 0.340, SLG: 0.530 | | 0-0 F8 | | 0-1 G3 1B | | 3-1 1B 1B | | 1-3 K | | 4 | 0 | 2 | 0 | 0 | 1 | 0 | | | |
| Jeff DaVanon, S OBP: 0.354, SLG: 0.322 | | 3-3 K | | 3-1 F8 | | 3-2 1B 1B | | 1-0 K | | 4 | 0 | 2 | 0 | 0 | 1 | 1 | | | |
| Adam Kennedy, L OBP: 0.356, SLG: 0.363 | | 3-1 9 1B HBP | | 0-0 G3 | | 0-1 G1-3 | | 0-2 F7 | | 3 | 1 | 0 | 0 | 0 | 0 | 4 | | | |
| Inning Stats | R: 2 E: 0 K: 1 S: 12 | H: 3 LOB: 1 BB: 0 P: 16 | R: 1 E: 0 K: 1 S: 10 | H: 2 LOB: 2 BB: 0 P: 17 | R: 0 E: 0 K: 0 S: 8 | H: 0 LOB: 0 BB: 0 P: 11 | R: 0 E: 0 K: 0 S: 6 | H: 1 LOB: 1 BB: 0 P: 10 | R: 0 E: 0 K: 0 S: 7 | H: 0 LOB: 0 BB: 0 P: 11 | R: 0 E: 0 K: 0 S: 6 | H: 0 LOB: 0 BB: 0 P: 9 | R: 0 E: 0 K: 0 S: 7 | H: 0 LOB: 0 BB: 0 P: 11 | R: 0 E: 0 K: 2 S: 12 | H: 1 LOB: 1 BB: 0 P: 16 | 1B: 7 2B: 1 3B: 1 HR: 0 | SF: 0 SAC: 0 DP: 0 HBP: 1 | WP: 0 PA: 37 PB: 0 SB: 0 CS: 0 |
| PITCHER | IP | WLS | BF | H | R | ER | SO | BB | IBB | HBP | BLK | WP | HR | S | P | ERA | WHIP | | |
| Bronson Arroyo, R ERA: 4.42 | (1, 1) | 8.0 | W | 33 | 8 | 3 | 3 | 2 | 0 | 0 | 1 | 0 | 0 | 68 | 105 | 3.38 | 1.000 | | |
| 50 Mike Timlin, R ERA: 1.9 | (9, 1) | 1.0 | S | 4 | 1 | 0 | 0 | 2 | 0 | 0 | 0 | 0 | 0 | 12 | 16 | 0.00 | 1.000 | | |

Los Angeles Angels @ Boston Red Sox
Fenway Park, Boston, MA
Wed Sep 07 2005, 7:05 PM EDT
Att: 35,423 - Clear - 78 F

| | |
|------------|-----------|
| AB | 36 |
| R | 3 |
| H | 9 |
| RBI | 3 |
| BB | 0 |
| SO | 4 |
| LOB | 10 |



| Batter | 1 | 2 | 3 | 4 | 5 | 6 | 7 | 8 | 9 | AB | R | H | RBI | BB | SO | LOB | BOTTOM | | |
|---|-------------------------------|----------------------------------|-------------------------------|----------------------------------|-------------------------------|----------------------------------|------------------------------|----------------------------------|------------------------------|----------------------------------|------------------------------|---------------------------------|------------------------------|----------------------------------|------------------------------|----------------------------------|----------------------------------|------------------------------------|--|
| 18 Johnny Damon, L OBP: 0.369, SLG: 0.453 | 2-2 G3-1 | | 4-2 1B | 0-0 SF8 | | | 1-2 G5-3 | | | 2 | 1 | 0 | 1 | 1 | 0 | 0 | | | |
| Edgar Renteria, R OBP: 0.345, SLG: 0.390 | 2-2 G5-3 | | 0-2 34 1B BB | 0-1 G6-3 | | | 0-0 F9 | | | 4 | 1 | 1 | 0 | 0 | 0 | 0 | | | |
| 34 David Ortiz, L OBP: 0.394, SLG: 0.591 | 4-2 BB | | 2-2 G4-6-3 1B | 3-2 G4-6-3 1B | | | 1-0 P4 | | | 3 | 0 | 2 | 2 | 1 | 0 | 0 | | | |
| Manny Ramirez, R OBP: 0.380, SLG: 0.561 | 1-3 K | | 1-1 G4-6-3 | 0-2 G4-6-3 | | | 1-0 G4-3 | | | 4 | 0 | 0 | 0 | 0 | 1 | 4 | | | |
| Trot Nixon, L OBP: 0.364, SLG: 0.471 | | 1-3 K | 1-0 2B | 2-2 G4-3 | | | 4-2 BB | | | 3 | 0 | 1 | 1 | 1 | 1 | 0 | | | |
| Gabe Kapler, R OBP: 0.291, SLG: 0.363 | | | 3-3 K | 1-2 2B | | | 1-2 BB | | | 0 | 0 | 0 | 0 | 0 | 0 | 0 | | | |
| Jason Varitek, S OBP: 0.377, SLG: 0.527 | | 0-3 K | 1-2 F8 | | 1-1 G4-3 | | 4-2 BB | | | 3 | 0 | 0 | 0 | 1 | 1 | 1 | | | |
| Kevin Millar, R ERA: 4.87 | | 1-1 HR | | 2-0 F8 | | | 1-2 F7 | | | 4 | 1 | 1 | 1 | 0 | 0 | 2 | | | |
| John Olerud, L OBP: 0.360, SLG: 0.524 | | | | 4-1 13 3B BB | | | 0-1 F8 | | | 2 | 1 | 0 | 0 | 1 | 1 | 0 | | | |
| Bill Mueller, S OBP: 0.368, SLG: 0.433 | | 3-3 K | | 1-2 18 3B BB | | | 0-0 P2 | | | 2 | 1 | 0 | 0 | 1 | 1 | 0 | | | |
| 13 Alex Cora, L OBP: 0.277, SLG: 0.323 | | | 4-2 1B | 1-2 18 SF8 3B | | | 0-1 L6 | | | 2 | 2 | 1 | 1 | 1 | 0 | 0 | | | |
| Inning Stats | R: 0 E: 0 K: 1 S: 14 | H: 0 LOB: 1 BB: 1 P: 23 | R: 1 E: 0 K: 3 S: 12 | H: 1 LOB: 0 BB: 0 P: 17 | R: 3 E: 0 K: 0 S: 16 | H: 3 LOB: 1 BB: 2 P: 29 | R: 2 E: 0 K: 0 S: 8 | H: 1 LOB: 1 BB: 1 P: 15 | R: 0 E: 0 K: 0 S: 9 | H: 0 LOB: 0 BB: 0 P: 11 | R: 0 E: 0 K: 0 S: 6 | H: 0 LOB: 0 BB: 0 P: 7 | R: 0 E: 0 K: 0 S: 7 | H: 0 LOB: 2 BB: 2 P: 17 | R: 0 E: 0 K: 1 S: 7 | H: 0 LOB: 0 BB: 0 P: 17 | 1B: 3 2B: 1 3B: 1 HR: 1 | SF: 1 SAC: 0 DP: 2 HBP: 0 | WP: 0 PA: 34 PB: 0 SB: 0 CS: 0 |
| PITCHER | IP | WLS | BF | H | R | ER | SO | BB | IBB | HBP | BLK | WP | HR | S | P | ERA | WHIP | | |
| 54 Ervin Santana, R ERA: 4.87 | (1, 1) | 4.0 | L | 20 | 5 | 6 | 6 | 4 | 4 | 0 | 0 | 0 | 0 | 84 | 13.50 | 2.250 | | | |
| Kevin Gregg, R ERA: 5.61 | (5, 1) | 3.0 | | 9 | 1 | 0 | 0 | 0 | 0 | 0 | 0 | 0 | 0 | 25 | 33 | 0.00 | 0.333 | | |
| Jason Christiansen, L ERA: 5.48 | (8, 1) | 0.2 | | 3 | 0 | 0 | 0 | 0 | 1 | 0 | 0 | 0 | 0 | 4 | 10 | 0.00 | 1.500 | | |
| 37 Greg Jones, R ERA: 6.75 | (8, 1) | 0.1 | | 2 | 0 | 0 | 0 | 0 | 1 | 0 | 0 | 0 | 0 | 3 | 7 | 0.00 | 3.000 | | |


Los Angeles Angels @ Boston Red Sox
Fenway Park, Boston, MA
Wed Sep 07 2005, 7:05 PM EDT
Att: 35,423 - Clear - 78 F

| | |
|------------|-----------|
| AB | 27 |
| R | 6 |
| H | 6 |
| RBI | 6 |
| BB | 6 |
| SO | 4 |
| LOB | 7 |



| Batter | 1 | 2 | 3 | 4 | 5 | 6 | 7 | 8 | 9 | AB | R | H | RBI | BB | SO | LOB | TOP | | | | | | | | |
|--|------------------------------|---------------------------------|------------------------------|----------------------------------|------------------------------|----------------------------------|------------------------------|----------------------------------|------------------------------|---------------------------------|-------------------------------|----------------------------------|-------------------------------|----------------------------------|------------------------------|----------------------------------|---|----------------------------------|----------------------------------|------------------------------------|----------------------------------|--------|--|--|--|
| 9 Chone Figgins, S OBP: 0.342, SLG: 0.389 | B3 | | | 2B | | F8 | | | L3 | 4 | 1 | 1 | 0 | 1 | 0 | 3 | Los Angeles Angels @ Boston Red Sox Fenway Park, Boston, MA Thu Sep 08 2005, 7:05 PM EDT Att: 35,351 - Clear - 83 F | | | | | | | | |
| Orlando Cabrera, R OBP: 0.310, SLG: 0.365 | K | | | 16 F9-1-6 2H | | G1-3 | G5-3 | | | 4 | 0 | 1 | 1 | 0 | 1 | 4 | | | | | | | | | |
| 16 Garret Anderson, L OBP: 0.317, SLG: 0.427 | P4 | | | F9-1-6 2-2 | | K | | | | 4 | 0 | 1 | 0 | 0 | 1 | 2 | | | | | | | | | |
| 27 Vladimir Guerrero, R OBP: 0.391, SLG: 0.567 | | F9 | | F9 | | | | | G6-4-3 | 3 | 1 | 0 | 0 | 0 | 0 | 1 | | | | | | | | | |
| Darin Erstad, L OBP: 0.334, SLG: 0.370 | | G3-1 | | | G3 | | | | G3-1 | 4 | 1 | 1 | 0 | 0 | 0 | 0 | | | | | | | | | |
| Bengie Molina, R OBP: 0.335, SLG: 0.451 | | F8 | | | G5-3 | | | | | 4 | 0 | 1 | 1 | 0 | 1 | 0 | | | | | | | | | |
| Casey Kotchman, L OBP: 0.347, SLG: 0.540 | | | | G4-3 | | | | | | 4 | 0 | 2 | 0 | 0 | 0 | 2 | | | | | | | | | |
| Jeff DaVanon, S OBP: 0.354, SLG: 0.322 | | | | | | | | | | 0 | 0 | 0 | 0 | 0 | 0 | 0 | | | | | | | | | |
| 39 Robb Quinlan, R OBP: 0.262, SLG: 0.386 | | | | G6-3 | | | | | | 4 | 0 | 0 | 1 | 0 | 1 | 3 | | | | | | | | | |
| Adam Kennedy, L OBP: 0.360, SLG: 0.364 | | | | K | | | | | | 2 | 0 | 1 | 0 | 2 | 1 | 0 | | | | | | | | | |
| Inning Stats | R: 0 E: 0 K: 1 S: 5 | H: 0 LOB: 0 BB: 0 P: 8 | R: 0 E: 0 K: 0 S: 6 | H: 0 LOB: 0 BB: 0 P: 13 | R: 0 E: 0 K: 1 S: 9 | H: 0 LOB: 0 BB: 0 P: 16 | R: 1 E: 0 K: 0 S: 9 | H: 2 LOB: 0 BB: 0 P: 13 | R: 0 E: 0 K: 0 S: 8 | H: 1 LOB: 1 BB: 0 P: 8 | R: 0 E: 0 K: 1 S: 14 | H: 1 LOB: 1 BB: 0 P: 19 | R: 2 E: 0 K: 0 S: 14 | H: 2 LOB: 3 BB: 2 P: 28 | R: 0 E: 0 K: 0 S: 7 | H: 1 LOB: 0 BB: 0 P: 13 | R: 0 E: 0 K: 2 S: 15 | H: 1 LOB: 2 BB: 1 P: 22 | 1B: 5 2B: 4 3B: 0 HR: 0 | SF: 0 SAC: 0 DP: 2 HBP: 1 | WP: 1 PB: 0 SB: 0 CS: 0 | PA: 37 | | | |
| PITCHER | IP | WLS | BF | H | R | ER | SO | BB | IBB | HBP | BLK | WP | HR | S | P | ERA | WHIP | | | | | | | | |
| 30 Matt Clement, R ERA: 4.17 | (1, 1) | 6.2 | L | 28 | 6 | 3 | 3 | 2 | 0 | 1 | 0 | 1 | 0 | 64 | 103 | 4.05 | 1.200 | | | | | | | | |
| Chad Bradford, R ERA: 2.55 | (7, 1) | 0.1 | | 1 | 0 | 0 | 0 | 0 | 0 | 0 | 0 | 0 | 0 | 1 | 2 | 0.00 | 0.000 | | | | | | | | |
| Mike Myers, L ERA: 3.41 | (8, 1) | 0.0 | | 1 | 1 | 0 | 0 | 0 | 0 | 0 | 0 | 0 | 0 | 4 | 7 | ∞ | ∞ | | | | | | | | |
| 58 Jonathan Papelbon, R ERA: 3.27 | (8, 1) | 1.0 | | 2 | 0 | 0 | 0 | 0 | 0 | 0 | 0 | 0 | 0 | 3 | 6 | 0.00 | 0.000 | | | | | | | | |
| Keith Foulke, R ERA: 5.78 | (9, 1) | 1.0 | | 5 | 1 | 0 | 0 | 1 | 0 | 0 | 0 | 0 | 0 | 15 | 22 | 0.00 | 2.000 | | | | | | | | |

| Batter | 1 | 2 | 3 | 4 | 5 | 6 | 7 | 8 | 9 | AB | R | H | RBI | BB | SO | LOB | BOTTOM | | | | | | | | | |
|--|-------------------------------|----------------------------------|-------------------------------|----------------------------------|------------------------------|---------------------------------|-------------------------------|----------------------------------|------------------------------|---------------------------------|------------------------------|---------------------------------|------------------------------|---------------------------------|-------------------------------|----------------------------------|---|----------------------------------|----------------------------------|------------------------------------|----------------------------------|--------|--|--|--|--|
| 18 Johnny Damon, L OBP: 0.369, SLG: 0.450 | G3-1 | | F8 | | | P6 | | | | 3 | 0 | 0 | 0 | 1 | 0 | 0 | Los Angeles Angels @ Boston Red Sox Fenway Park, Boston, MA Thu Sep 08 2005, 7:05 PM EDT Att: 35,351 - Clear - 83 F | | | | | | | | | |
| Edgar Renteria, R OBP: 0.342, SLG: 0.391 | | | K | | | F8 | | | | 4 | 0 | 1 | 0 | 0 | 2 | 3 | | | | | | | | | | |
| 34 David Ortiz, L OBP: 0.393, SLG: 0.588 | | | F7 | | | F7 | | | | 3 | 0 | 0 | 0 | 1 | 1 | 3 | | | | | | | | | | |
| John Olerud, L OBP: 0.357, SLG: 0.515 | | F8 | | | | | | | | 4 | 0 | 1 | 0 | 0 | 1 | 2 | | | | | | | | | | |
| Trot Nixon, L OBP: 0.363, SLG: 0.469 | | | K | | | | | | | 4 | 0 | 1 | 0 | 0 | 1 | 3 | | | | | | | | | | |
| Jason Varitek, S OBP: 0.376, SLG: 0.523 | | | G4-3 | | | G3-6 | | | | 3 | 0 | 0 | 0 | 1 | 0 | 1 | | | | | | | | | | |
| Kevin Millar, R OBP: 0.356, SLG: 0.495 | | | K | | | | | | | 4 | 0 | 1 | 0 | 0 | 3 | 2 | | | | | | | | | | |
| Bill Mueller, S OBP: 0.371, SLG: 0.433 | | | | | | | | | | 2 | 0 | 1 | 0 | 2 | 0 | 0 | | | | | | | | | | |
| Adam Stern, L OBP: 0.188, SLG: 0.333 | | | | | | | | | | 0 | 0 | 0 | 0 | 0 | 0 | 0 | | | | | | | | | | |
| Tony Graffanino, R OBP: 0.371, SLG: 0.404 | | | | | | | | | | 2 | 0 | 0 | 0 | 0 | 0 | 1 | | | | | | | | | | |
| Manny Ramirez, R OBP: 0.379, SLG: 0.560 | | | | | | | | | | 1 | 0 | 0 | 0 | 0 | 1 | 2 | | | | | | | | | | |
| 13 Alex Cora, L OBP: 0.277, SLG: 0.323 | | | | | | | | | | 0 | 0 | 0 | 0 | 0 | 0 | 0 | | | | | | | | | | |
| Roberto Petagine, L OBP: 0.387, SLG: 0.481 | | | | | | | | | | 1 | 0 | 0 | 0 | 0 | 1 | 3 | | | | | | | | | | |
| Inning Stats | R: 0 E: 0 K: 1 S: 14 | H: 1 LOB: 2 BB: 1 P: 23 | R: 0 E: 0 K: 1 S: 12 | H: 1 LOB: 1 BB: 0 P: 15 | R: 0 E: 0 K: 1 S: 6 | H: 0 LOB: 0 BB: 0 P: 7 | R: 0 E: 0 K: 0 S: 11 | H: 0 LOB: 0 BB: 0 P: 17 | R: 0 E: 0 K: 1 S: 6 | H: 0 LOB: 0 BB: 0 P: 7 | R: 0 E: 0 K: 0 S: 5 | H: 0 LOB: 0 BB: 0 P: 8 | R: 0 E: 0 K: 0 S: 7 | H: 1 LOB: 0 BB: 0 P: 9 | R: 0 E: 0 K: 3 S: 14 | H: 1 LOB: 3 BB: 2 P: 28 | R: 0 E: 0 K: 3 S: 13 | H: 1 LOB: 3 BB: 2 P: 26 | 1B: 3 2B: 2 3B: 0 HR: 0 | SF: 0 SAC: 0 DP: 1 HBP: 0 | WP: 1 PB: 0 SB: 0 CS: 0 | PA: 36 | | | | |
| PITCHER | IP | WLS | BF | H | R | ER | SO | BB | IBB | HBP | BLK | WP | HR | S | P | ERA | WHIP | | | | | | | | | |
| Paul Byrd, R ERA: 3.81 | (1, 1) | 7.0 | W | 26 | 4 | 0 | 0 | 4 | 2 | 0 | 0 | 0 | 0 | 64 | 93 | 0.00 | 0.857 | | | | | | | | | |
| 62 Scot Shields, R ERA: 2.89 | (8, 1) | 1.0 | H | 4 | 0 | 0 | 0 | 3 | 1 | 0 | 0 | 0 | 0 | 11 | 21 | 0.00 | 1.000 | | | | | | | | | |
| Francisco Rodriguez, R ERA: 2.77 | (9, 1) | 1.0 | S | 6 | 1 | 0 | 0 | 3 | 2 | 0 | 0 | 0 | 1 | 0 | 13 | 26 | 0.00 | 3.000 | | | | | | | | |



| Batter | 1 | 2 | 3 | 4 | 5 | 6 | 7 | 8 | 9 | 10 | 11 | 12 | AB | R | H | RBI | BB | SO | LOB | TOP | | | | | | |
|--|---|---|---|---|---|---|---|---|---|---|---|---|---|---|---|---|---|---|---|---|---|---|---|---|---|---|
| 9 Chone Figgins, S OBP: 0.344, SLG: 0.388 | F9 | | | | BLK 1B | F9 | | G4-3 | | | | | 4 | 1 | 1 | 1 | 2 | 0 | 2 | | | | | | | |
| Orlando Cabrera, R OBP: 0.310, SLG: 0.365 | F8 | P4 | | | FC3-6 1B | | F7 | | | | F7 | | 6 | 0 | 2 | 1 | 0 | 0 | 2 | | | | | | | |
| 16 Garret Anderson, L OBP: 0.317, SLG: 0.426 | | | G4-3 | | FC3-6 1B | | G4-3 | | | | F8 | | 6 | 1 | 2 | 0 | 0 | 1 | 2 | | | | | | | |
| 27 Vladimir Guerrero, R OBP: 0.393, SLG: 0.567 | 1B | | G5-3 | | FC3-6 1B | | | | | | | | 5 | 2 | 2 | 0 | 1 | 1 | 3 | | | | | | | |
| Benjie Molina, R OBP: 0.333, SLG: 0.447 | 1B | | F9 | | F9 | | | | | | | | 5 | 0 | 1 | 2 | 0 | 0 | 4 | | | | | | | |
| Darin Erstad, L OBP: 0.334, SLG: 0.370 | | | | | G1-3 | | | | | | | | 6 | 0 | 2 | 1 | 0 | 2 | 2 | | | | | | | |
| 20 Juan Rivera, R OBP: 0.303, SLG: 0.429 | P6 | | G6-4-3 | | L5 | | | | | | | | 6 | 0 | 0 | 0 | 0 | 2 | 3 | | | | | | | |
| 39 Robb Quinlan, R OBP: 0.268, SLG: 0.410 | | | G5-3 | | HR | | | | | | | | 4 | 1 | 1 | 1 | 1 | 2 | 0 | | | | | | | |
| Zach Sorensen, S OBP: 0.286, SLG: 0.429 | | | L3 | | | | | | | | | | 4 | 1 | 2 | 0 | 0 | 1 | 0 | | | | | | | |
| Casey Kotchman, L (11, PH) OBP: 0.343, SLG: 0.534 | | | | | | | | | | | | | 1 | 0 | 0 | 0 | 0 | 0 | 0 | | | | | | | |
| Adam Kennedy, L OBP: 0.360, SLG: 0.364 | | | | | | | | | | | | | 0 | 0 | 0 | 0 | 0 | 0 | 0 | | | | | | | |
| Inning Stats | R: 2 E: 0 K: 1 S: 14 | H: 4 LOB: 2 BB: 0 P: 18 | R: 0 E: 0 K: 1 S: 9 | H: 0 LOB: 1 BB: 1 P: 19 | R: 0 E: 0 K: 1 S: 11 | H: 0 LOB: 0 BB: 0 P: 15 | R: 0 E: 0 K: 0 S: 6 | H: 1 LOB: 0 BB: 0 P: 8 | R: 2 E: 0 K: 1 S: 9 | H: 4 LOB: 2 BB: 0 P: 13 | R: 1 E: 0 K: 1 S: 8 | H: 1 LOB: 0 BB: 1 P: 12 | R: 0 E: 0 K: 2 S: 14 | H: 1 LOB: 1 BB: 0 P: 15 | R: 0 E: 0 K: 3 S: 9 | H: 0 LOB: 0 BB: 0 P: 10 | R: 0 E: 0 K: 0 S: 14 | H: 0 LOB: 1 BB: 1 P: 21 | R: 1 E: 0 K: 0 S: 6 | H: 1 LOB: 0 BB: 0 P: 8 | 1B: 10 2B: 2 3B: 0 HR: 1 | SF: 0 SAC: 1 DP: 1 HBP: 0 | WP: 0 PB: 0 SB: 0 CS: 0 | PA: 52 | | |
| PITCHER | IP WLS BF H R ER SO BB IBB HBP BLK WP HR S P ERA WHIP | IP WLS BF H R ER SO BB IBB HBP BLK WP HR S P ERA WHIP | IP WLS BF H R ER SO BB IBB HBP BLK WP HR S P ERA WHIP | IP WLS BF H R ER SO BB IBB HBP BLK WP HR S P ERA WHIP | IP WLS BF H R ER SO BB IBB HBP BLK WP HR S P ERA WHIP | IP WLS BF H R ER SO BB IBB HBP BLK WP HR S P ERA WHIP | IP WLS BF H R ER SO BB IBB HBP BLK WP HR S P ERA WHIP | IP WLS BF H R ER SO BB IBB HBP BLK WP HR S P ERA WHIP | IP WLS BF H R ER SO BB IBB HBP BLK WP HR S P ERA WHIP | IP WLS BF H R ER SO BB IBB HBP BLK WP HR S P ERA WHIP | IP WLS BF H R ER SO BB IBB HBP BLK WP HR S P ERA WHIP | IP WLS BF H R ER SO BB IBB HBP BLK WP HR S P ERA WHIP | IP WLS BF H R ER SO BB IBB HBP BLK WP HR S P ERA WHIP | IP WLS BF H R ER SO BB IBB HBP BLK WP HR S P ERA WHIP | IP WLS BF H R ER SO BB IBB HBP BLK WP HR S P ERA WHIP | IP WLS BF H R ER SO BB IBB HBP BLK WP HR S P ERA WHIP | IP WLS BF H R ER SO BB IBB HBP BLK WP HR S P ERA WHIP | IP WLS BF H R ER SO BB IBB HBP BLK WP HR S P ERA WHIP | IP WLS BF H R ER SO BB IBB HBP BLK WP HR S P ERA WHIP | IP WLS BF H R ER SO BB IBB HBP BLK WP HR S P ERA WHIP | IP WLS BF H R ER SO BB IBB HBP BLK WP HR S P ERA WHIP | IP WLS BF H R ER SO BB IBB HBP BLK WP HR S P ERA WHIP | IP WLS BF H R ER SO BB IBB HBP BLK WP HR S P ERA WHIP | IP WLS BF H R ER SO BB IBB HBP BLK WP HR S P ERA WHIP | IP WLS BF H R ER SO BB IBB HBP BLK WP HR S P ERA WHIP | IP WLS BF H R ER SO BB IBB HBP BLK WP HR S P ERA WHIP |

Los Angeles Angels @ Chicago White Sox
U.S. Cellular Field, Chicago, IL
Fri Sep 09 2005, 8:05 PM EDT
Att. 28,059 - Clear - 75 F

AB 47
R 6
H 13
RBI 6
BB 4
SO 9
LOB 18



| Batter | 1 | 2 | 3 | 4 | 5 | 6 | 7 | 8 | 9 | 10 | 11 | 12 | AB | R | H | RBI | BB | SO | LOB | BOTTOM | | | | | | | |
|--|---|---|---|---|---|---|---|---|---|---|---|---|---|---|---|---|---|---|---|---|---|---|---|---|---|---|---|
| 38 Pablo Ozuna, R OBP: 0.300, SLG: 0.326 | G4-3 | | P3 | | K | | G6-3 | | | F7 | | K | 4 | 0 | 0 | 0 | 0 | 1 | 2 | | | | | | | | |
| Ross Gload, L (10, PH) OBP: 0.154, SLG: 0.160 | | | | | | | | | | | | | 2 | 0 | 0 | 0 | 0 | 1 | 0 | | | | | | | | |
| Tadahito Iguchi, R OBP: 0.347, SLG: 0.443 | K | | K | | G3 | | K | | | | | | 5 | 0 | 0 | 0 | 1 | 4 | 1 | | | | | | | | |
| Carl Everett, S OBP: 0.310, SLG: 0.452 | P6 | | | | F7 | | K2-3 | | | | | | 5 | 0 | 0 | 0 | 1 | 2 | 0 | | | | | | | | |
| 14 Paul Konerko, R OBP: 0.373, SLG: 0.547 | | | | | HR | | | | | | | | 5 | 2 | 3 | 1 | 0 | 0 | 2 | | | | | | | | |
| Aaron Rowand, R OBP: 0.331, SLG: 0.414 | | | | | | | | | | | | | 2 | 1 | 0 | 0 | 3 | 0 | 1 | | | | | | | | |
| 23 Jermaine Dye, R OBP: 0.325, SLG: 0.509 | | | | | | | | | | | | | 5 | 1 | 1 | 2 | 0 | 0 | 3 | | | | | | | | |
| 12 A.J. Pierzynski, L OBP: 0.314, SLG: 0.442 | | | | | | | | | | | | | 4 | 0 | 0 | 1 | 1 | 1 | 1 | | | | | | | | |
| 5 Juan Uribe, R OBP: 0.304, SLG: 0.412 | | | | | | | | | | | | | 4 | 1 | 3 | 1 | 1 | 0 | 0 | | | | | | | | |
| Geoff Blum, S OBP: 0.301, SLG: 0.353 | | | | | | | | | | | | | 5 | 0 | 1 | 0 | 0 | 1 | 4 | | | | | | | | |
| Inning Stats | R: 0 E: 0 K: 1 S: 7 | H: 0 LOB: 0 BB: 0 P: 8 | R: 0 E: 0 K: 1 S: 13 | H: 1 LOB: 1 BB: 0 P: 16 | R: 0 E: 0 K: 1 S: 14 | H: 1 LOB: 1 BB: 0 P: 20 | R: 4 E: 0 K: 1 S: 19 | H: 4 LOB: 1 BB: 1 P: 34 | R: 1 E: 0 K: 1 S: 10 | H: 1 LOB: 0 BB: 0 P: 14 | R: 0 E: 0 K: 2 S: 9 | H: 0 LOB: 0 BB: 1 P: 11 | R: 0 E: 0 K: 1 S: 7 | H: 0 LOB: 0 BB: 1 P: 14 | R: 0 E: 0 K: 1 S: 6 | H: 0 LOB: 0 BB: 0 P: 7 | R: 0 E: 0 K: 0 S: 5 | H: 0 LOB: 1 BB: 2 P: 14 | R: 0 E: 0 K: 0 S: 9 | H: 1 LOB: 2 BB: 2 P: 21 | R: 0 E: 0 K: 3 S: 11 | H: 0 LOB: 0 BB: 0 P: 14 | 1B: 3 2B: 3 3B: 1 HR: 2 | SF: 0 SAC: 0 DP: 2 HBP: 0 | WP: 0 PB: 0 SB: 1 CS: 1 | PA: 48 | |
| PITCHER | IP WLS BF H R ER SO BB IBB HBP BLK WP HR S P ERA WHIP | IP WLS BF H R ER SO BB IBB HBP BLK WP HR S P ERA WHIP | IP WLS BF H R ER SO BB IBB HBP BLK WP HR S P ERA WHIP | IP WLS BF H R ER SO BB IBB HBP BLK WP HR S P ERA WHIP | IP WLS BF H R ER SO BB IBB HBP BLK WP HR S P ERA WHIP | IP WLS BF H R ER SO BB IBB HBP BLK WP HR S P ERA WHIP | IP WLS BF H R ER SO BB IBB HBP BLK WP HR S P ERA WHIP | IP WLS BF H R ER SO BB IBB HBP BLK WP HR S P ERA WHIP | IP WLS BF H R ER SO BB IBB HBP BLK WP HR S P ERA WHIP | IP WLS BF H R ER SO BB IBB HBP BLK WP HR S P ERA WHIP | IP WLS BF H R ER SO BB IBB HBP BLK WP HR S P ERA WHIP | IP WLS BF H R ER SO BB IBB HBP BLK WP HR S P ERA WHIP | IP WLS BF H R ER SO BB IBB HBP BLK WP HR S P ERA WHIP | IP WLS BF H R ER SO BB IBB HBP BLK WP HR S P ERA WHIP | IP WLS BF H R ER SO BB IBB HBP BLK WP HR S P ERA WHIP | IP WLS BF H R ER SO BB IBB HBP BLK WP HR S P ERA WHIP | IP WLS BF H R ER SO BB IBB HBP BLK WP HR S P ERA WHIP | IP WLS BF H R ER SO BB IBB HBP BLK WP HR S P ERA WHIP | IP WLS BF H R ER SO BB IBB HBP BLK WP HR S P ERA WHIP | IP WLS BF H R ER SO BB IBB HBP BLK WP HR S P ERA WHIP | IP WLS BF H R ER SO BB IBB HBP BLK WP HR S P ERA WHIP | IP WLS BF H R ER SO BB IBB HBP BLK WP HR S P ERA WHIP | IP WLS BF H R ER SO BB IBB HBP BLK WP HR S P ERA WHIP | IP WLS BF H R ER SO BB IBB HBP BLK WP HR S P ERA WHIP | IP WLS BF H R ER SO BB IBB HBP BLK WP HR S P ERA WHIP | IP WLS BF H R ER SO BB IBB HBP BLK WP HR S P ERA WHIP | IP WLS BF H R ER SO BB IBB HBP BLK WP HR S P ERA WHIP |

Los Angeles Angels @ Chicago White Sox
U.S. Cellular Field, Chicago, IL
Fri Sep 09 2005, 8:05 PM EDT
Att. 28,059 - Clear - 75 F

AB 41
R 5
H 8
RBI 5
BB 7
SO 10
LOB 14



| Batter | 1 | 2 | 3 | 4 | 5 | 6 | 7 | 8 | 9 | AB | R | H | RBI | BB | SO | LOB | TOP | | | | | |
|--|-------------------------------|----------------------------------|-------------------------------|----------------------------------|------------------------------|----------------------------------|-------------------------------|----------------------------------|------------------------------|----------------------------------|-------------------------------|----------------------------------|-------------------------------|----------------------------------|------------------------------|----------------------------------|---|------------------------------------|----------------------------------|--------|--|--|
| 9 Chone Figgins, S OBP: 0.343, SLG: 0.398 | 2-1 HR | 0-2 SF9 | | | 1-3 K | | 0-1 1B | | 0-0 L5 | 4 | 1 | 2 | 2 | 0 | 1 | 1 | Los Angeles Angels @ Chicago White Sox U.S. Cellular Field, Chicago, IL Sun Sep 11 2005, 3:05 PM EDT Att: 29,321 - Partly Cloudy - 87 F livebaseballscorecards.com | | | | | |
| Orlando Cabrera, R OBP: 0.313, SLG: 0.365 | 2-2 G6-3 | 0-0 F7 | | | 0-1 16 FC6-4 1B | | 1-2 P4 | 1-0 G6-3 | 5 | 0 | 1 | 0 | 0 | 0 | 3 | | | | | | | |
| 16 Garret Anderson, L OBP: 0.317, SLG: 0.438 Jeff DaVanon, S OBP: 0.352, SLG: 0.319 | 0-2 HR | | 2-1 L8 | | 1-2 FC6-4 1-2 1B | | 1-1 G6-3 | | 4 | 1 | 1 | 1 | 0 | 0 | 2 | | | | | | | |
| 27 Vladimir Guerrero, R OBP: 0.388, SLG: 0.566 | 0-2 F8 | | 2-3 K | | 2-3 K | | 0-1 HR | | 4 | 1 | 1 | 1 | 0 | 2 | 1 | | | | | | | |
| Darin Erstad, L OBP: 0.336, SLG: 0.378 | 1-2 HR | | 0-2 K | | 0-2 G6-3 SF9 2B | | 0-3 K | | 4 | 2 | 2 | 1 | 0 | 2 | 0 | | | | | | | |
| Bengie Molina, R OBP: 0.330, SLG: 0.442 | 2-3 K | | | 2-2 L9 | | 2-0 G6-3 | 2-1 G5-3 | | 4 | 0 | 0 | 0 | 0 | 1 | 1 | | | | | | | |
| Casey Kotchman, L OBP: 0.337, SLG: 0.522 | | 1-1 F8 | | 2-3 K | | 0-0 SF9 | 2-2 1B | | 3 | 0 | 1 | 1 | 0 | 1 | 0 | | | | | | | |
| Steve Finley, L OBP: 0.272, SLG: 0.368 | | 2-2 2B 9 SF9 1B | | 1-2 1B | | 0-1 P5 | 2-0 P5 | | 4 | 1 | 2 | 0 | 0 | 0 | 1 | | | | | | | |
| Adam Kennedy, L OBP: 0.361, SLG: 0.366 | | 2-0 9 SF9 2B | | 1-3 K | | 3-3 K | | 4-2 G6-3 BB | 3 | 0 | 1 | 0 | 1 | 2 | 1 | | | | | | | |
| Inning Stats | R: 3 E: 0 K: 1 S: 20 | H: 3 LOB: 0 BB: 0 P: 27 | R: 1 E: 0 K: 0 S: 12 | H: 2 LOB: 1 BB: 0 P: 17 | R: 0 E: 0 K: 2 S: 8 | H: 0 LOB: 0 BB: 0 P: 12 | R: 0 E: 0 K: 2 S: 14 | H: 1 LOB: 1 BB: 0 P: 19 | R: 0 E: 0 K: 0 S: 8 | H: 1 LOB: 0 BB: 0 P: 10 | R: 0 E: 0 K: 1 S: 12 | H: 1 LOB: 1 BB: 0 P: 17 | R: 1 E: 0 K: 1 S: 13 | H: 2 LOB: 1 BB: 1 P: 19 | R: 0 E: 0 K: 0 S: 5 | H: 0 LOB: 0 BB: 1 P: 10 | 1B: 5 2B: 2 3B: 0 HR: 4 | SF: 2 SAC: 0 DP: 1 HBP: 0 | WP: 0 PB: 0 SB: 1 CS: 0 | PA: 38 | | |
| PITCHER | IP | WLS | BF | H | R | ER | SO | BB | IBB | HBP | BLK | WP | HR | S | P | ERA | WHIP | | | | | |
| Orlando Hernandez, R ERA: 5.1 | (1, 1) | 2.0 | L | 11 | 5 | 4 | 4 | 1 | 0 | 0 | 0 | 0 | 0 | 3 | 32 | 44 | 18.00 | 2.500 | | | | |
| Brandon McCarthy, R ERA: 4.84 | (3, 1) | 5.2 | | 23 | 6 | 2 | 2 | 8 | 0 | 0 | 0 | 0 | 1 | 65 | 89 | 3.18 | 1.059 | | | | | |
| Neal Cotts, L ERA: 1.99 | (8, 1) | 0.2 | | 3 | 0 | 0 | 0 | 0 | 1 | 0 | 0 | 0 | 0 | 5 | 11 | 0.00 | 1.500 | | | | | |
| Luis Vizcaino, R ERA: 3.68 | (9, 1) | 0.2 | | 1 | 0 | 0 | 0 | 0 | 0 | 0 | 0 | 0 | 0 | 1 | 2 | 0.00 | 0.000 | | | | | |

| Batter | 1 | 2 | 3 | 4 | 5 | 6 | 7 | 8 | 9 | AB | R | H | RBI | BB | SO | LOB | BOTTOM | | | | |
|---|-------------------------------|----------------------------------|-------------------------------|----------------------------------|-------------------------------|----------------------------------|------------------------------|---------------------------------|-------------------------------|----------------------------------|------------------------------|----------------------------------|------------------------------|----------------------------------|------------------------------|----------------------------------|---|------------------------------------|----------------------------------|--------|--|
| 22 Scott Podsednik, L OBP: 0.352, SLG: 0.348 | 3-2 G6-3 | | 3-2 G6-3 | | 0-1 F7 | | | 2-2 38 BB 1B | | 4 | 0 | 1 | 0 | 0 | 0 | 2 | Los Angeles Angels @ Chicago White Sox U.S. Cellular Field, Chicago, IL Sun Sep 11 2005, 3:05 PM EDT Att: 29,321 - Partly Cloudy - 87 F livebaseballscorecards.com | | | | |
| Willie Harris, L OBP: 0.314, SLG: 0.288 38 Pablo Ozuna, R OBP: 0.312, SLG: 0.326 | 1-2 G4-3 1B | | 3-2 G3 | | 1-3 K | | 4-2 14 G6-4-3 BB | | 3 | 0 | 1 | 0 | 0 | 1 | 2 | | | | | | |
| Aaron Rowand, R OBP: 0.332, SLG: 0.413 | 1-1 G4-3 | | 2-3 K | | 0-1 23 BB 1B | | 2-3 K | | 4 | 0 | 1 | 0 | 0 | 2 | 3 | | | | | | |
| 14 Paul Konerko, R OBP: 0.372, SLG: 0.542 | 4-0 BB | | | 2-1 G1-3 | | 3-2 F8 | | 1-0 G6-4-3 | 3 | 0 | 0 | 0 | 1 | 0 | 3 | | | | | | |
| 23 Jermaine Dye, R OBP: 0.324, SLG: 0.506 | 3-3 K | | | 0-0 F8 | | 1-0 12 G4-6-3 1B | | 1-2 G1-3 | 4 | 0 | 1 | 0 | 0 | 1 | 2 | | | | | | |
| 12 A.J. Pierzynski, L OBP: 0.305, SLG: 0.435 | | 1-1 G4-3 | | 0-0 F7 | | 1-0 G4-6-3 | | 0-0 F7 | 4 | 0 | 0 | 0 | 0 | 0 | 2 | | | | | | |
| 5 Juan Uribe, R OBP: 0.306, SLG: 0.424 | | 2-0 2B | | | 0-1 F8 | | 0-1 F7 | | 1-1 HR | 4 | 1 | 2 | 1 | 0 | 0 | | | | | | |
| Ross Gload, L OBP: 0.188, SLG: 0.194 | | 2-2 F7 | | | 2-2 24 BB 1B | | 2-2 F7 | | 3-1 F7 | 4 | 0 | 1 | 0 | 0 | 1 | | | | | | |
| 24 Joe Crede, R OBP: 0.290, SLG: 0.412 | | 1-2 G6-3 | | | 1-0 1B | | 2-1 G1-3 | | | 3 | 0 | 1 | 0 | 0 | 1 | | | | | | |
| Inning Stats | R: 0 E: 0 K: 1 S: 11 | H: 1 LOB: 2 BB: 1 P: 23 | R: 0 E: 0 K: 0 S: 12 | H: 1 LOB: 1 BB: 0 P: 18 | R: 0 E: 0 K: 1 S: 10 | H: 0 LOB: 0 BB: 0 P: 18 | R: 0 E: 0 K: 0 S: 4 | H: 0 LOB: 0 BB: 0 P: 6 | R: 0 E: 0 K: 1 S: 12 | H: 2 LOB: 2 BB: 0 P: 16 | R: 0 E: 0 K: 0 S: 8 | H: 2 LOB: 1 BB: 0 P: 13 | R: 0 E: 0 K: 1 S: 9 | H: 1 LOB: 1 BB: 1 P: 18 | R: 1 E: 0 K: 0 S: 8 | H: 1 LOB: 0 BB: 0 P: 13 | 1B: 6 2B: 1 3B: 0 HR: 1 | SF: 0 SAC: 0 DP: 2 HBP: 0 | WP: 0 PB: 0 SB: 1 CS: 0 | PA: 35 | |
| PITCHER | IP | WLS | BF | H | R | ER | SO | BB | IBB | HBP | BLK | WP | HR | S | P | ERA | WHIP | | | | |
| 41 John Lackey, R ERA: 3.3 | (1, 1) | 7.0 | W | 27 | 1 | 0 | 0 | 3 | 1 | 0 | 0 | 0 | 0 | 64 | 105 | 0.00 | 1.000 | | | | |
| Jason Christiansen, L ERA: 5.44 | (8, 1) | 0.0 | | 1 | 1 | 0 | 0 | 0 | 0 | 0 | 0 | 0 | 0 | 3 | 5 | - | - | | | | |
| Brendan Donnelly, R ERA: 0.72 | (8, 1) | 1.0 | | 3 | 0 | 0 | 0 | 1 | 1 | 0 | 0 | 0 | 0 | 6 | 13 | 0.00 | 1.000 | | | | |
| 37 Greg Jones, R ERA: 7.71 | (9, 1) | 1.0 | | 4 | 1 | 1 | 1 | 0 | 0 | 0 | 0 | 0 | 1 | 8 | 13 | 9.00 | 1.000 | | | | |

| Batter | 1 | 2 | 3 | 4 | 5 | 6 | 7 | 8 | 9 | AB | R | H | RBI | BB | SO | LOB | TOP | | | | | | | | | | |
|---|------------------------------|---------------------------------|------------------------------|----------------------------------|------------------------------|---------------------------------|------------------------------|----------------------------------|------------------------------|----------------------------------|------------------------------|----------------------------------|------------------------------|---------------------------------|-------------------------------|----------------------------------|--|----------------------------------|----------------------------------|------------------------------------|----------------------------------|--------|--|--|--|--|--|
| 9 Chone Figgins, S OBP: 0.344, SLG: 0.399 | | | | | | | | | | 3 | 1 | 1 | 0 | 1 | 0 | 1 | Los Angeles Angels @ Seattle Mariners Safeco Field, Seattle, WA Mon Sep 12 2005, 7:05 PM PDT Att: 27,952 - Overcast - 66 F | | | | | | | | | | |
| Orlando Cabrera, R OBP: 0.310, SLG: 0.362 | | | | | | | | | | 4 | 0 | 0 | 0 | 0 | 0 | 5 | | | | | | | | | | | |
| 16 Garret Anderson, L OBP: 0.315, SLG: 0.435 | | | | | | | | | | 3 | 0 | 0 | 1 | 0 | 1 | 0 | | | | | | | | | | | |
| 27 Vladimir Guerrero, R OBP: 0.387, SLG: 0.563 Zach Sorenson, S OBP: 0.286, SLG: 0.429 | | | | | | | | | 4 | 0 | 1 | 0 | 0 | 0 | 0 | 0 | | | | | | | | | | | |
| Darin Erstad, L OBP: 0.333, SLG: 0.375 | | | | | | | | | 4 | 0 | 0 | 0 | 0 | 2 | 1 | | | | | | | | | | | | |
| Bengie Molina, R OBP: 0.332, SLG: 0.439 | | | | | | | | | 2 | 0 | 0 | 0 | 2 | 0 | 0 | | | | | | | | | | | | |
| Casey Kotchman, L OBP: 0.324, SLG: 0.500 | | | | | | | | | 4 | 0 | 0 | 0 | 0 | 0 | 3 | | | | | | | | | | | | |
| Steve Finley, L OBP: 0.270, SLG: 0.365 | | | | | | | | | 3 | 0 | 0 | 0 | 0 | 1 | 1 | | | | | | | | | | | | |
| Adam Kennedy, L OBP: 0.363, SLG: 0.371 | | | | | | | | | 3 | 0 | 2 | 0 | 0 | 0 | 0 | | | | | | | | | | | | |
| Inning Stats | R: 1 E: 0 K: 0 S: 6 | H: 1 LOB: 0 BB: 0 P: 9 | R: 0 E: 0 K: 1 S: 6 | H: 0 LOB: 0 BB: 0 P: 10 | R: 0 E: 0 K: 0 S: 6 | H: 1 LOB: 1 BB: 0 P: 9 | R: 0 E: 0 K: 0 S: 7 | H: 0 LOB: 0 BB: 0 P: 10 | R: 0 E: 0 K: 0 S: 8 | H: 0 LOB: 0 BB: 0 P: 11 | R: 0 E: 0 K: 0 S: 9 | H: 0 LOB: 0 BB: 0 P: 12 | R: 0 E: 0 K: 0 S: 6 | H: 0 LOB: 0 BB: 0 P: 9 | R: 0 E: 0 K: 1 S: 12 | H: 1 LOB: 3 BB: 2 P: 24 | R: 0 E: 0 K: 2 S: 12 | H: 1 LOB: 2 BB: 1 P: 21 | 1B: 2 2B: 2 3B: 0 HR: 0 | SF: 1 SAC: 0 DP: 0 HBP: 0 | WP: 0 PB: 0 SB: 1 CS: 0 | PA: 34 | | | | | |
| PITCHER | IP | WLS | BF | H | R | ER | SO | BB | IBB | HBP | BLK | WP | HR | S | P | ERA | WHIP | | | | | | | | | | |
| Joel Pineiro, R ERA: 5.24 | (1, 1) | 7.2 | W | 28 | 3 | 1 | 1 | 2 | 2 | 0 | 0 | 0 | 0 | 57 | 91 | 1.17 | 0.652 | | | | | | | | | | |
| 20 J.J. Putz, R ERA: 3.51 | (8, 1) | 0.1 | H | 1 | 0 | 0 | 0 | 0 | 0 | 0 | 0 | 0 | 0 | 3 | 3 | 0.00 | 0.000 | | | | | | | | | | |
| Eddie Guardado, L ERA: 2.34 | (9, 1) | 1.0 | 5 | 1 | 0 | 0 | 2 | 1 | 0 | 0 | 0 | 0 | 0 | 12 | 21 | 0.00 | 2.000 | | | | | | | | | | |

AB 30
R 1
H 4
RBI 1
BB 3
SO 4
LOB 11



| Batter | 1 | 2 | 3 | 4 | 5 | 6 | 7 | 8 | 9 | AB | R | H | RBI | BB | SO | LOB | BOTTOM | | | | | | | | | | |
|---|-------------------------------|----------------------------------|------------------------------|---------------------------------|-------------------------------|----------------------------------|-------------------------------|----------------------------------|-------------------------------|----------------------------------|-------------------------------|----------------------------------|-------------------------------|----------------------------------|-------------------------------|----------------------------------|--|------------------------------------|----------------------------------|--------|--|--|--|--|--|--|--|
| 51 Ichiro Suzuki, L OBP: 0.349, SLG: 0.443 | | | | | | | | | | 4 | 1 | 1 | 0 | 1 | 0 | 2 | Los Angeles Angels @ Seattle Mariners Safeco Field, Seattle, WA Mon Sep 12 2005, 7:05 PM PDT Att: 27,952 - Overcast - 66 F | | | | | | | | | | |
| 7 Jeremy Reed, L OBP: 0.321, SLG: 0.350 | | | | | | | | | | 5 | 1 | 1 | 1 | 0 | 0 | 4 | | | | | | | | | | | |
| Raul Ibanez, L OBP: 0.359, SLG: 0.449 | | | | | | | | | 5 | 2 | 4 | 2 | 0 | 0 | 1 | | | | | | | | | | | | |
| Richie Sexson, R OBP: 0.368, SLG: 0.542 | | | | | | | | | 4 | 1 | 1 | 2 | 0 | 2 | 2 | | | | | | | | | | | | |
| 29 Adrián Beltré, R OBP: 0.301, SLG: 0.420 | | | | | | | | | 4 | 1 | 2 | 0 | 0 | 0 | 2 | | | | | | | | | | | | |
| Greg Dobbs, L OBP: 0.232, SLG: 0.326 | | | | | | | | | 4 | 0 | 1 | 0 | 0 | 1 | 3 | | | | | | | | | | | | |
| 4 Jose Lopez, R OBP: 0.261, SLG: 0.333 | | | | | | | | | 3 | 1 | 1 | 1 | 0 | 1 | 3 | | | | | | | | | | | | |
| 7 Yuniesky Betancourt, R OBP: 0.240, SLG: 0.312 | | | | | | | | | 4 | 0 | 0 | 0 | 0 | 0 | 4 | | | | | | | | | | | | |
| Yorvit Torrealba, R OBP: 0.306, SLG: 0.345 | | | | | | | | | 4 | 1 | 3 | 1 | 0 | 0 | 2 | | | | | | | | | | | | |
| Inning Stats | R: 0 E: 0 K: 1 S: 11 | H: 1 LOB: 1 BB: 0 P: 16 | R: 0 E: 0 K: 0 S: 6 | H: 2 LOB: 2 BB: 0 P: 8 | R: 2 E: 0 K: 0 S: 11 | H: 2 LOB: 0 BB: 0 P: 17 | R: 1 E: 0 K: 0 S: 11 | H: 1 LOB: 2 BB: 1 P: 22 | R: 1 E: 0 K: 1 S: 14 | H: 1 LOB: 1 BB: 0 P: 25 | R: 0 E: 0 K: 0 S: 10 | H: 1 LOB: 1 BB: 0 P: 15 | R: 2 E: 0 K: 2 S: 17 | H: 3 LOB: 1 BB: 0 P: 28 | R: 2 E: 0 K: 0 S: 10 | H: 3 LOB: 0 BB: 0 P: 18 | 1B: 9 2B: 3 3B: 0 HR: 2 | SF: 0 SAC: 0 DP: 1 HBP: 2 | WP: 0 PB: 1 SB: 4 CS: 0 | PA: 40 | | | | | | | |
| PITCHER | IP | WLS | BF | H | R | ER | SO | BB | IBB | HBP | BLK | WP | HR | S | P | ERA | WHIP | | | | | | | | | | |
| 54 Ervin Santana, R ERA: 4.86 | (1, 1) | 5.1 | L | 27 | 8 | 4 | 4 | 2 | 0 | 1 | 2 | 0 | 0 | 59 | 96 | 6.75 | 1.500 | | | | | | | | | | |
| Jason Christiansen, L ERA: 5.36 | (6, 1) | 0.2 | 2 | 0 | 0 | 0 | 0 | 0 | 0 | 0 | 0 | 0 | 0 | 4 | 7 | 0.00 | 0.000 | | | | | | | | | | |
| Kevin Gregg, R ERA: 5.6 | (7, 1) | 1.0 | 6 | 3 | 2 | 2 | 2 | 0 | 0 | 0 | 0 | 0 | 1 | 17 | 28 | 18.00 | 3.000 | | | | | | | | | | |
| 37 Greg Jones, R ERA: 10.8 | (8, 1) | 1.0 | 5 | 3 | 2 | 2 | 0 | 0 | 0 | 0 | 0 | 0 | 0 | 10 | 18 | 18.00 | 3.000 | | | | | | | | | | |


AB 37
R 8
H 14
RBI 7
BB 1
SO 4
LOB 23



| Batter | 1 | 2 | 3 | 4 | 5 | 6 | 7 | 8 | 9 | AB | R | H | RBI | BB | SO | LOB | TOP | | | | | | | | | | | | | | | | | | |
|--|---|----------------------------------|------------------------------|----------------------------------|------------------------------|----------------------------------|------------------------------|---------------------------------|------------------------------|----------------------------------|------------------------------|----------------------------------|-------------------------------|----------------------------------|------------------------------|---------------------------------|------------------------------|----------------------------------|----------------------------------|------------------------------------|----------------------------------|--------|--|--|--|--|--|--|--|--|--|--|--|--|--|
| 9 Chone Figgins, S OBP: 0.343, SLG: 0.398 (1, 5) | | | | | | | | | | 4 | 0 | 1 | 0 | 0 | 0 | 0 | | | | | | | | | | | | | | | | | | | |
| Orlando Cabrera, R OBP: 0.312, SLG: 0.365 (1, 6) | | | | | | | | | | 4 | 0 | 2 | 0 | 0 | 0 | 0 | | | | | | | | | | | | | | | | | | | |
| 16 Garret Anderson, L OBP: 0.314, SLG: 0.436 (1, 7) | | | | | | | | | | 4 | 0 | 1 | 0 | 0 | 0 | 1 | | | | | | | | | | | | | | | | | | | |
| 27 Vladimir Guerrero, R OBP: 0.388, SLG: 0.562 (1, 9) | | | | | | | | | | 3 | 1 | 1 | 0 | 1 | 0 | 1 | | | | | | | | | | | | | | | | | | | |
| Darin Erstad, L OBP: 0.333, SLG: 0.374 (1, 3) | | | | | | | | | | 4 | 0 | 1 | 0 | 0 | 0 | 3 | | | | | | | | | | | | | | | | | | | |
| Bengie Molina, R OBP: 0.331, SLG: 0.437 (1, 2) | | | | | | | | | | 4 | 0 | 1 | 1 | 0 | 1 | 2 | | | | | | | | | | | | | | | | | | | |
| Steve Finley, L OBP: 0.266, SLG: 0.362 6 Maicer Izturis, S OBP: 0.301, SLG: 0.360 (9, 8) | | | | | | | | | | 3 | 0 | 0 | 0 | 0 | 0 | 2 | AB 32 | | | | | | | | | | | | | | | | | | |
| 20 Juan Rivera, R OBP: 0.304, SLG: 0.428 (1, 10) | | | | | | | | | | 3 | 0 | 1 | 0 | 0 | 0 | 0 | R 1 | | | | | | | | | | | | | | | | | | |
| Adam Kennedy, L OBP: 0.361, SLG: 0.368 (1, 4) | | | | | | | | | | 3 | 0 | 0 | 0 | 0 | 1 | 0 | H 8 | | | | | | | | | | | | | | | | | | |
| Inning Stats | R: 0 E: 0 K: 0 S: 8 | H: 2 LOB: 1 BB: 0 P: 12 | R: 0 E: 0 K: 0 S: 6 | H: 0 LOB: 0 BB: 0 P: 11 | R: 0 E: 0 K: 0 S: 7 | H: 1 LOB: 0 BB: 0 P: 12 | R: 0 E: 0 K: 0 S: 4 | H: 0 LOB: 0 BB: 0 P: 7 | R: 0 E: 0 K: 1 S: 9 | H: 0 LOB: 0 BB: 0 P: 13 | R: 0 E: 0 K: 0 S: 5 | H: 0 LOB: 0 BB: 0 P: 10 | R: 1 E: 0 K: 0 S: 13 | H: 3 LOB: 2 BB: 0 P: 18 | R: 0 E: 0 K: 0 S: 5 | H: 0 LOB: 0 BB: 0 P: 6 | R: 0 E: 0 K: 0 S: 6 | H: 2 LOB: 2 BB: 1 P: 13 | 1B: 6 2B: 2 3B: 0 HR: 0 | SF: 0 SAC: 0 DP: 2 HBP: 0 | WP: 0 PB: 0 SB: 0 CS: 1 | PA: 33 | | | | | | | | | | | | | |
| PITCHER | IP WLS BF H R ER SO BB IBB HBP BLK WP HR S P ERA WHIP | | | | | | | | | | | | | | | | | | | | | | | | | | | | | | | | | | |
| Ryan Franklin, R ERA: 5.06 George Sherrill, L ERA: 3.8 20 J.J. Putz, R ERA: 3.59 | (1, 1) (9, 1) (9, 1) | 8.0 0.2 0.1 | 31 1 W 1 | 8 0 0 | 1 0 0 | 1 0 0 | 1 0 0 | 0 0 0 | 0 0 0 | 0 0 0 | 0 0 0 | 0 0 0 | 0 2 1 | 3 3 3 | 0.00 0.00 0.00 | 1.000 0.000 0.000 | | | | | | | | | | | | | | | | | | | |

Los Angeles Angels @ Seattle Mariners
Safeco Field, Seattle, WA
Tue Sep 13 2005, 7:05 PM PDT
Att: 28,813 - Clear - 70 F


AB 32
R 1
H 8
RBI 1
BB 1
SO 1
LOB 10



| Batter | 1 | 2 | 3 | 4 | 5 | 6 | 7 | 8 | 9 | AB | R | H | RBI | BB | SO | LOB | BOTTOM | | | | | | | | | | | | | | | | | |
|--|---|---------------------------------|------------------------------|----------------------------------|------------------------------|---------------------------------|------------------------------|----------------------------------|------------------------------|---------------------------------|-------------------------------|----------------------------------|------------------------------|----------------------------------|------------------------------|---------------------------------|------------------------------|----------------------------------|----------------------------------|------------------------------------|----------------------------------|--------|--|--|--|--|--|--|--|--|--|--|--|--|
| 51 Ichiro Suzuki, L OBP: 0.348, SLG: 0.442 (1, 9) | | | | | | | | | | 4 | 0 | 1 | 0 | 0 | 0 | 0 | | | | | | | | | | | | | | | | | | |
| 7 Jeremy Reed, L OBP: 0.322, SLG: 0.352 (1, 8) | | | | | | | | | | 4 | 1 | 2 | 0 | 0 | 0 | 1 | | | | | | | | | | | | | | | | | | |
| Raul Ibanez, L OBP: 0.358, SLG: 0.448 (1, 7) | | | | | | | | | | 4 | 0 | 1 | 0 | 0 | 1 | 2 | | | | | | | | | | | | | | | | | | |
| Richie Sexson, R OBP: 0.367, SLG: 0.538 (1, 3) | | | | | | | | | | 3 | 0 | 0 | 0 | 1 | 0 | 3 | | | | | | | | | | | | | | | | | | |
| 29 Adrián Beltré, R OBP: 0.302, SLG: 0.420 (1, 5) | | | | | | | | | | 3 | 0 | 1 | 0 | 1 | 1 | 1 | | | | | | | | | | | | | | | | | | |
| Greg Dobbs, L OBP: 0.242, SLG: 0.333 (1, 10) | | | | | | | | | | 4 | 0 | 2 | 1 | 0 | 0 | 2 | | | | | | | | | | | | | | | | | | |
| 4 Jose Lopez, R OBP: 0.255, SLG: 0.326 (1, 4) | | | | | | | | | | 3 | 0 | 0 | 0 | 0 | 0 | 2 | AB 30 | | | | | | | | | | | | | | | | | |
| 7 Yuniesky Betancourt, R OBP: 0.248, SLG: 0.319 (1, 6) | | | | | | | | | | 3 | 1 | 2 | 0 | 0 | 0 | 0 | R 2 | | | | | | | | | | | | | | | | | |
| Yorvit Torrealba, R OBP: 0.303, SLG: 0.341 (1, 2) | | | | | | | | | | 2 | 0 | 0 | 0 | 0 | 1 | 1 | H 9 | | | | | | | | | | | | | | | | | |
| Inning Stats | R: 0 E: 0 K: 0 S: 7 | H: 0 LOB: 0 BB: 0 P: 9 | R: 0 E: 0 K: 1 S: 8 | H: 0 LOB: 1 BB: 1 P: 14 | R: 1 E: 1 K: 0 S: 7 | H: 2 LOB: 1 BB: 0 P: 9 | R: 0 E: 0 K: 0 S: 8 | H: 1 LOB: 0 BB: 0 P: 11 | R: 0 E: 0 K: 1 S: 7 | H: 1 LOB: 0 BB: 0 P: 7 | R: 0 E: 0 K: 1 S: 10 | H: 1 LOB: 0 BB: 0 P: 11 | R: 0 E: 0 K: 0 S: 7 | H: 1 LOB: 0 BB: 0 P: 12 | R: 0 E: 0 K: 0 S: 6 | H: 0 LOB: 0 BB: 0 P: 7 | R: 1 E: 0 K: 0 S: 9 | H: 3 LOB: 2 BB: 1 P: 14 | 1B: 9 2B: 1 3B: 0 HR: 0 | SF: 0 SAC: 1 DP: 3 HBP: 0 | WP: 0 PB: 0 SB: 0 CS: 1 | PA: 33 | | | | | | | | | | | | |
| PITCHER | IP WLS BF H R ER SO BB IBB HBP BLK WP HR S P ERA WHIP | | | | | | | | | | | | | | | | | | | | | | | | | | | | | | | | | |
| Paul Byrd, R ERA: 3.7 62 Scott Shields, R ERA: 2.83 | (1, 1) (9, 1) | 8.0 0.2 | L 30 3 1 | 8 0 | 2 0 | 1 0 | 3 0 | 0 0 | 0 0 | 0 0 | 0 0 | 0 3 | 66 86 | 1.12 0.00 | 1.125 1.500 | | | | | | | | | | | | | | | | | | | |

Los Angeles Angels @ Seattle Mariners
Safeco Field, Seattle, WA
Tue Sep 13 2005, 7:05 PM PDT
Att: 28,813 - Clear - 70 F

AB 30
R 2
H 9
RBI 1
BB 2
SO 3
LOB 12



| Batter | 1 | 2 | 3 | 4 | 5 | 6 | 7 | 8 | 9 | AB | R | H | RBI | BB | SO | LOB | TOP | | | | | | | | | | | | | | | | | | |
|---|------------------------------|----------------------------------|-------------------------------|----------------------------------|-------------------------------|----------------------------------|------------------------------|---|-------------------------------|----------------------------------|-------------------------------|----------------------------------|------------------------------|----------------------------------|-------------------------------|----------------------------------|-------------------------------|----------------------------------|--------------------------|------------------------------------|----------------------------------|--------|--|--|--|--|--|--|--|--|--|--|--|--|--|
| 9 Chone Figgins, S OBP: 0.347, SLG: 0.401 | P3 | | 1-1 16 1B 27 SF7 | 3-1 CS | 1-2 SAFE SAFE 1-2 | CS | | 4-2 16 E 1B BB | | 4 | 2 | 3 | 0 | 1 | 0 | 0 | | | | | | | | | | | | | | | | | | | |
| Orlando Cabrera, R OBP: 0.311, SLG: 0.363 | G6-3 | | 2-2 P4 | 1-1 SAFE | 1-2 SAFE | G6-3 | | 0-0 16 1B 1-2 | | 5 | 0 | 1 | 0 | 0 | 0 | 4 | | | | | | | | | | | | | | | | | | | |
| 16 Garret Anderson, L OBP: 0.315, SLG: 0.435 | F7 | | 0-0 39 SF7 1B | 0-2 SAFE SAFE | 0-2 SAFE | F7 | | 2-2 1-3 2-H 27 G6-4-3 1B | | 5 | 1 | 2 | 2 | 0 | 0 | 2 | | | | | | | | | | | | | | | | | | | |
| 27 Vladimir Guerrero, R OBP: 0.388, SLG: 0.562 | | 3-2 F9 | 0-0 SF7 | | 0-0 SAFE | 1B | | 0-0 1-2 G6-4-3 | | 3 | 1 | 1 | 1 | 1 | 0 | 2 | | | | | | | | | | | | | | | | | | | |
| 39 Robb Quinlan, R OBP: 0.265, SLG: 0.400 | | 2-0 F8 | 0-1 2-H | | 1-1 SAFE | G5-3 | | 1-2 E5 FC | | 5 | 1 | 1 | 1 | 0 | 1 | 3 | | | | | | | | | | | | | | | | | | | |
| 6 Maicer Izturis, S OBP: 0.301, SLG: 0.360 | | | 1B | | 1-3 | K | | 0-0 FC 1B | | 0 | 0 | 0 | 0 | 0 | 0 | 0 | | | | | | | | | | | | | | | | | | | |
| Casey Kotchman, L OBP: 0.339, SLG: 0.510 | | 0-1 HBP | 0-1 2-H | | 2-0 SAFE | G3-1 1B | | 0-0 FC 1B | | 4 | 1 | 3 | 2 | 0 | 0 | 0 | | | | | | | | | | | | | | | | | | | |
| Zach Sorensen, S OBP: 0.286, SLG: 0.429 | | | 1B | | 2-0 SAFE | 1B | | 1-1 H | | 1 | 1 | 0 | 0 | 0 | 0 | 1 | | | | | | | | | | | | | | | | | | | |
| José Molina, R OBP: 0.287, SLG: 0.341 | | 2-2 HBP | 1-0 FC6-4 | | 0-0 SAFE | G3-1 1B | | 2-2 G6-3 | | 4 | 1 | 2 | 0 | 0 | 1 | 2 | | | | | | | | | | | | | | | | | | | |
| Jeff DaVanon, S OBP: 0.347, SLG: 0.313 | | 1-2 HBP | 0-0 FC6-4 | | 0-2 SAFE | G3-1 | | 1-2 1B | | 4 | 0 | 0 | 0 | 0 | 1 | 6 | | | | | | | | | | | | | | | | | | | |
| Bengie Molina, R OBP: 0.332, SLG: 0.439 | | | F8 | | 0-2 SAFE | G3-1 | | | | 1 | 0 | 1 | 1 | 0 | 0 | 0 | | | | | | | | | | | | | | | | | | | |
| Curtis Pride, L OBP: 0.125, SLG: 0.250 | | | FC6-4 | | 1-2 SAFE | 2-3 | | | | 0 | 0 | 0 | 0 | 0 | 0 | 0 | | | | | | | | | | | | | | | | | | | |
| Darin Erstad, L OBP: 0.333, SLG: 0.374 | | | | | 1-2 SAFE | | | | | 0 | 0 | 0 | 0 | 0 | 0 | 0 | | | | | | | | | | | | | | | | | | | |
| Adam Kennedy, L OBP: 0.362, SLG: 0.372 | | | 3-2 9 1B 16 1B | | 2-1 SAFE | F8 | | | | 4 | 1 | 2 | 2 | 0 | 1 | 0 | | | | | | | | | | | | | | | | | | | |
| 20 Juan Rivera, R OBP: 0.303, SLG: 0.426 | | | 2B | | 3-2 SAFE | 9 CS | | | | 1 | 0 | 0 | 0 | 0 | 0 | 1 | | | | | | | | | | | | | | | | | | | |
| Inning Stats | R: 0 E: 0 K: 0 S: 8 | H: 0 LOB: 0 BB: 0 P: 13 | R: 0 E: 0 K: 0 S: 12 | H: 1 LOB: 2 BB: 0 P: 21 | R: 4 E: 0 K: 0 S: 20 | H: 6 LOB: 2 BB: 0 P: 27 | R: 0 E: 0 K: 0 S: 9 | H: 2 LOB: 1 BB: 0 P: 15 | R: 3 E: 0 K: 0 S: 15 | H: 4 LOB: 0 BB: 0 P: 25 | R: 0 E: 0 K: 1 S: 10 | H: 1 LOB: 2 BB: 1 P: 18 | R: 0 E: 0 K: 2 S: 9 | H: 0 LOB: 0 BB: 0 P: 15 | R: 1 E: 1 K: 1 S: 13 | H: 1 LOB: 1 BB: 1 P: 21 | R: 1 E: 2 K: 0 S: 16 | H: 1 LOB: 1 BB: 0 P: 20 | 1B: 14 2B: 2 HR: 0 | SF: 1 SAC: 1 DP: 1 HBP: 1 | WP: 0 PB: 0 SB: 0 CS: 2 | PA: 46 | | | | | | | | | | | | | |
| PITCHER | IP | WLS | BF | H | R | ER | SO | BB | IBB | HBP | BLK | WP | HR | S | P | ERA | WHIP | | | | | | | | | | | | | | | | | | |
| Jamie Moyer, L ERA: 4.38 | (1, 1) | 5.0 | 27 | 13 | 7 | 7 | 0 | 0 | 0 | 1 | 0 | 0 | 0 | 0 | 64 | 101 | 12.60 | 2.600 | | | | | | | | | | | | | | | | | |
| 40 Julio Mateo, L ERA: 2.85 | (6, 1) | 2.0 | 8 | 1 | 0 | 0 | 3 | 0 | 1 | 0 | 0 | 0 | 0 | 0 | 19 | 33 | 0.00 | 0.500 | | | | | | | | | | | | | | | | | |
| George Sherrill, L ERA: 3.52 | (8, 1) | 0.1 | H | 2 | 0 | 1 | 0 | 1 | 0 | 0 | 0 | 0 | 0 | 0 | 7 | 13 | 0.00 | 3.000 | | | | | | | | | | | | | | | | | |
| 20 J.J. Putz, R ERA: 3.55 | (8, 1) | 0.2 | H | 3 | 1 | 0 | 0 | 0 | 0 | 0 | 0 | 0 | 0 | 0 | 6 | 8 | 0.00 | 1.500 | | | | | | | | | | | | | | | | | |
| Eddie Guardado, L ERA: 2.29 | (9, 1) | 1.0 | W | 5 | 1 | 1 | 0 | 0 | 0 | 0 | 0 | 0 | 0 | 0 | 16 | 20 | 0.00 | 1.000 | | | | | | | | | | | | | | | | | |

Los Angeles Angels @ Seattle Mariners
Safeco Field, Seattle, WA
Wed Sep 14 2005, 1:35 PM PDT
Att: 23,397 - Cloudy - 59 F

| | |
|-----|----|
| AB | 41 |
| R | 9 |
| H | 16 |
| RBI | 9 |
| BB | 2 |
| SO | 4 |
| LOB | 21 |



| Batter | 1 | 2 | 3 | 4 | 5 | 6 | 7 | 8 | 9 | AB | R | H | RBI | BB | SO | LOB | BOTTOM | | | | | | | | | | | | | | | | | | |
|--|-------------------------------|----------------------------------|-------------------------------|----------------------------------|-------------------------------|----------------------------------|------------------------------|----------------------------------|------------------------------|----------------------------------|-------------------------------|----------------------------------|-------------------------------|----------------------------------|-------------------------------|----------------------------------|------------------------------|----------------------------------|--------------------------|------------------------------------|----------------------------------|--------|--|--|--|--|--|--|--|--|--|--|--|--|--|
| 51 Ichiro Suzuki, L OBP: 0.347, SLG: 0.441 | G3 | | 2-2 G5-3 | | | 1-2 7 1B 2B | | 1-2 G6-3 | | 5 | 1 | 1 | 1 | 0 | 0 | 4 | | | | | | | | | | | | | | | | | | | |
| 7 Jeremy Reed, L OBP: 0.325, SLG: 0.355 | 4-1 WP HR | | 1-0 1B 2B | | 2-1 F8 | | 3-0 CS | | 0-1 L5 | | 4 | 2 | 2 | 2 | 1 | 0 | 0 | | | | | | | | | | | | | | | | | | |
| Raul Ibanez, L OBP: 0.362, SLG: 0.456 | 3-0 1-H | | 0-0 2-H | | 0-0 G4-3 | | 2-0 1-2 | | 3-2 WP | | 5 | 1 | 4 | 4 | 0 | 0 | | | | | | | | | | | | | | | | | | | |
| Richie Sexson, R OBP: 0.366, SLG: 0.541 | 3-2 HR | | 3-3 K | | 2-3 K | | 0-1 G1-3 | | 2-3 K | | 5 | 1 | 1 | 1 | 0 | 3 | 3 | | | | | | | | | | | | | | | | | | |
| 29 Adrián Beltré, R OBP: 0.301, SLG: 0.418 | 0-1 G6-3 | | 1-0 BB 7 SF9 | | 1-2 G5-3 | | 0-0 P4 | | 2-3 K | | 5 | 1 | 1 | 0 | 0 | 1 | 0 | | | | | | | | | | | | | | | | | | |
| 4 Jose Lopez, R OBP: 0.281, SLG: 0.336 | 1-2 P4 | | 2-0 BB | | 1-1 G6-3 | | 2-0 F9 | | 3-2 7 1B 2B | | 5 | 0 | 2 | 0 | 0 | 0 | 0 | | | | | | | | | | | | | | | | | | |
| Ramon Santiago, S ERA: 3.66 | | | 1-2 1B | | 1-2 BB | | 4-2 7 1B BB | | 4-0 7 1B IBB | | 2 | 1 | 1 | 0 | 3 | 1 | 0 | | | | | | | | | | | | | | | | | | |
| Greg Dobbs, L OBP: 0.269, SLG: 0.337 | | 3-2 7 2B 1B | | 4-2 BB | | 1-3 K | | 4-2 7 1B BB | | 2 | 1 | 1 | 0 | 3 | 1 | 0 | | | | | | | | | | | | | | | | | | | |
| 7 Yuniesky Betancourt, R OBP: 0.266, SLG: 0.333 | | 4-0 7 2B 1B | | 1-0 SF9 | | 1-0 51 SH1 2B | | 3-2 1-2 | | 3 | 2 | 3 | 2 | 1 | 0 | 0 | | | | | | | | | | | | | | | | | | | |
| Miguel Ojeda, R OBP: 0.255, SLG: 0.229 | | 1-3 K | | 3-H L8 | | 0-0 SH1 | | 0-1 F9 | | 3 | 0 | 0 | 0 | 0 | 1 | 6 | | | | | | | | | | | | | | | | | | | |
| Inning Stats | R: 3 E: 0 K: 0 S: 16 | H: 2 LOB: 1 BB: 1 P: 27 | R: 3 E: 0 K: 2 S: 17 | H: 3 LOB: 1 BB: 1 P: 30 | R: 1 E: 0 K: 0 S: 14 | H: 2 LOB: 2 BB: 1 P: 26 | R: 0 E: 0 K: 1 S: 6 | H: 0 LOB: 0 BB: 0 P: 10 | R: 0 E: 0 K: 1 S: 9 | H: 0 LOB: 0 BB: 0 P: 12 | R: 2 E: 0 K: 0 S: 10 | H: 4 LOB: 1 BB: 0 P: 17 | R: 0 E: 0 K: 0 S: 10 | H: 1 LOB: 2 BB: 1 P: 19 | R: 0 E: 0 K: 1 S: 11 | H: 1 LOB: 1 BB: 0 P: 17 | R: 1 E: 0 K: 1 S: 8 | H: 2 LOB: 2 BB: 1 P: 18 | 1B: 10 2B: 3 HR: 2 | SF: 1 SAC: 1 DP: 0 HBP: 0 | WP: 2 PB: 0 SB: 2 CS: 1 | PA: 44 | | | | | | | | | | | | | |
| PITCHER | IP | WLS | BF | H | R | ER | SO | BB | IBB | HBP | BLK | WP | HR | S | P | ERA | WHIP | | | | | | | | | | | | | | | | | | |
| 51 Joe Saunders, L ERA: 7.71 | (1, 1) | 2.0 | 13 | 5 | 6 | 6 | 2 | 2 | 0 | 0 | 0 | 0 | 0 | 20 | 36 | 4.50 | 1.500 | | | | | | | | | | | | | | | | | | |
| Esteban Yan, R ERA: 4.18 | (3, 1) | 2.0 | 9 | 2 | 1 | 1 | 1 | 1 | 0 | 0 | 0 | 0 | 0 | 0 | 19 | 29 | 9.00 | 2.000 | | | | | | | | | | | | | | | | | |
| 45 Kelvin Escobar, R ERA: 3.42 | (5, 1) | 2.0 | 9 | 4 | 2 | 2 | 1 | 0 | 0 | 0 | 0 | 0 | 0 | 0 | 10 | 19 | 0.00 | 2.000 | | | | | | | | | | | | | | | | | |
| Brendan Donnelly, R ERA: 3.66 | (7, 1) | 1.0 | 5 | 1 | 0 | 0 | 0 | 1 | 0 | 0 | 0 | 0 | 0 | 0 | 10 | 19 | 0.00 | 2.000 | | | | | | | | | | | | | | | | | |
| Francisco Rodríguez, R ERA: 2.81 | (8, 1) | 1.1 | L | 8 | 3 | 1 | 1 | 2 | 0 | 1 | 0 | 0 | 1 | 0 | 19 | 35 | 6.75 | 2.250 | | | | | | | | | | | | | | | | | |

Los Angeles Angels @ Seattle Mariners
Safeco Field, Seattle, WA
Wed Sep 14 2005, 1:35 PM PDT
Att: 23,397 - Cloudy - 59 F


| | |
|-----|----|
| AB | 37 |
| R | 10 |
| H | 15 |
| RBI | 10 |
| BB | 5 |
| SO | 6 |
| LOB | 13 |



| Batter | 1 | 2 | 3 | 4 | 5 | 6 | 7 | 8 | 9 | AB | R | H | RBI | BB | SO | LOB | TOP | | | | | | | |
|---|--|----------------------------------|-------------------------------|----------------------------------|-------------------------------|----------------------------------|------------------------------|----------------------------------|-------------------------------|----------------------------------|------------------------------|---------------------------------|------------------------------|----------------------------------|------------------------------|----------------------------------|---------------------------------------|---|----------------------------------|------------------------------------|----------------------------------|--------|--|--|
| 14 Placido Polanco, R OBP: 0.386, SLG: 0.437 | G1-3 | | F7 | G5-3 | | F8 | | F8 | | 5 | 0 | 0 | 0 | 0 | 0 | 2 | | | | | | | | |
| 15 Brandon Inge, R OBP: 0.335, SLG: 0.418 | 1B | | 1B | | F8 | G6-4-3 | | K | | 5 | 1 | 2 | 0 | 0 | 1 | 1 | | | | | | | | |
| 31 Chris Shelton, R OBP: 0.360, SLG: 0.491 | K | | E8 | | K | | K | | BB | 4 | 0 | 0 | 0 | 1 | 3 | 1 | | | | | | | | |
| 30 Magglio Ordonez, R Nook Logan, S | F8 | | G6-3 | | HR | | BB | | 1B | 4 | 1 | 2 | 1 | 1 | 0 | 2 | | | | | | | | |
| Carlos Pena, L | | F9 | | BB | 1B | | K | | K | 5 | 2 | 2 | 0 | 0 | 2 | 3 | | | | | | | | |
| Ivan Rodriguez, R 13 Vance Wilson, R | K | | 1B | 1B | 1B | | FC6-4 | | K | 1 | 1 | 0 | 0 | 1 | 1 | 0 | | | | | | | | |
| Craig Monroe, R 20 Omar Infante, R | 1B | | K | 2B | | | | | SH3 | 3 | 0 | 0 | 0 | 0 | 0 | 3 | | | | | | | | |
| 28 Curtis Granderson, L | G5-3 | | K | | | | | G4-3 | | 4 | 1 | 2 | 3 | 0 | 1 | 1 | | | | | | | | |
| Inning Stats | R: 0 E: 0 K: 1 S: 11 | H: 1 LOB: 1 BB: 0 P: 15 | R: 0 E: 0 K: 1 S: 10 | H: 1 LOB: 1 BB: 0 P: 13 | R: 1 E: 1 K: 1 S: 12 | H: 1 LOB: 1 BB: 0 P: 16 | R: 3 E: 0 K: 1 S: 9 | H: 2 LOB: 0 BB: 1 P: 15 | R: 4 E: 0 K: 1 S: 13 | H: 4 LOB: 0 BB: 0 P: 19 | R: 0 E: 0 K: 2 S: 5 | H: 1 LOB: 0 BB: 0 P: 6 | R: 0 E: 0 K: 2 S: 9 | H: 0 LOB: 1 BB: 1 P: 17 | R: 0 E: 0 K: 0 S: 8 | H: 1 LOB: 1 BB: 0 P: 15 | R: 0 E: 0 K: 3 S: 14 | H: 1 LOB: 2 BB: 1 P: 22 | 1B: 8 2B: 1 3B: 0 HR: 3 | SF: 0 SAC: 1 DP: 1 HBP: 0 | WP: 0 PB: 0 SB: 1 CS: 0 | PA: 42 | | |
| PITCHER | IP | WLS | BF | H | R | ER | SO | BB | IBB | HBP | BLK | WP | HR | S | P | ERA | WHIP | | | | | | | |
| 40 Bartolo Colon, R Kevin Gregg, R Jason Christiansen, L Brendan Donnelly, R 37 Greg Jones, R | (1, 1) (6, 1) (7, 1) (7, 1) (9, 1) | 5.0 1.1 0.1 1.1 1.0 | L 5 1 5 5 | 9 1 0 1 1 | 8 0 0 0 0 | 7 0 0 0 0 | 5 1 0 0 3 | 1 0 0 0 0 | 0 0 0 0 1 | 0 0 0 0 0 | 0 0 0 0 0 | 0 0 0 0 0 | 0 0 0 0 0 | 2 0 3 9 14 | 55 10 3 17 22 | 78 18 3 17 22 | 12.60 0.00 0.00 0.00 0.00 | 2.000 1.500 0.000 0.750 2.000 | | | | | | |

Detroit Tigers @ Los Angeles Angels
Angel Stadium of Anaheim, Anaheim, CA
Thu Sep 15 2005, 7:05 PM PDT
Att: 41,962 - Clear - 67 F


AB 38
R 8
H 12
RBI 7
BB 3
SO 10
LOB 18



| Batter | 1 | 2 | 3 | 4 | 5 | 6 | 7 | 8 | 9 | AB | R | H | RBI | BB | SO | LOB | BOTTOM | | | | | | | |
|--|--------------------------------------|----------------------------------|-------------------------------|----------------------------------|-------------------------------|----------------------------------|------------------------------|----------------------------------|------------------------------|----------------------------------|-------------------------------|----------------------------------|-------------------------------|----------------------------------|------------------------------|----------------------------------|------------------------------|----------------------------------|----------------------------------|------------------------------------|----------------------------------|--------|--|--|
| 9 Chone Figgins, S | G5-3 | | G5-3 | | G6-3 | | F7 | | F9 | 5 | 0 | 0 | 0 | 0 | 0 | 1 | | | | | | | | |
| Orlando Cabrera, R | G6-3 | | G5-3 | | G4-3 | | G6-3 | | FC6-4 | 5 | 0 | 0 | 0 | 0 | 0 | 1 | | | | | | | | |
| 16 Garret Anderson, L | BB | | K | | L4 | | K | | | 3 | 1 | 0 | 0 | 1 | 2 | 0 | | | | | | | | |
| 27 Vladimir Guerrero, R Jeff DaVanon, S | HR | | HR | | 1B | | 1B | | F8 | 2 | 2 | 2 | 3 | 0 | 0 | 0 | | | | | | | | |
| Bengie Molina, R | G4-3 | | F8 | | 1B | | 1B | | F8 | 4 | 1 | 1 | 0 | 0 | 0 | 0 | | | | | | | | |
| Darin Erstad, L | F9 | | K2-3 | | FC5 | | 1B | | BB | 3 | 0 | 1 | 1 | 1 | 1 | 0 | | | | | | | | |
| 39 Robb Quinlan, R Casey Kotchman, L 6 Maicer Izturis, S | P4 | | G5-3 | | SF7 | | K | | | 2 | 0 | 0 | 1 | 0 | 0 | 0 | | | | | | | | |
| 20 Juan Rivera, R | 1B | | HR | | BB | | FC6-4 | | 1B | 3 | 1 | 3 | 1 | 1 | 0 | 0 | | | | | | | | |
| Adam Kennedy, L | G2 | | G4-3 | | FC5 | | F8 | | | 4 | 0 | 0 | 0 | 0 | 0 | 4 | | | | | | | | |
| Inning Stats | R: 2 E: 0 K: 0 S: 8 | H: 1 LOB: 0 BB: 1 P: 13 | R: 0 E: 0 K: 0 S: 10 | H: 1 LOB: 0 BB: 0 P: 17 | R: 0 E: 0 K: 1 S: 11 | H: 0 LOB: 0 BB: 0 P: 18 | R: 1 E: 0 K: 1 S: 7 | H: 1 LOB: 0 BB: 0 P: 10 | R: 1 E: 0 K: 0 S: 9 | H: 1 LOB: 0 BB: 0 P: 12 | R: 2 E: 0 K: 0 S: 15 | H: 3 LOB: 2 BB: 1 P: 26 | R: 0 E: 0 K: 1 S: 11 | H: 0 LOB: 0 BB: 0 P: 14 | R: 0 E: 0 K: 1 S: 9 | H: 0 LOB: 1 BB: 1 P: 17 | R: 0 E: 0 K: 0 S: 7 | H: 1 LOB: 1 BB: 0 P: 8 | 1B: 5 2B: 0 3B: 0 HR: 3 | SF: 1 SAC: 0 DP: 0 HBP: 0 | WP: 0 PB: 0 SB: 0 CS: 0 | PA: 38 | | |
| PITCHER | IP | WLS | BF | H | R | ER | SO | BB | IBB | HBP | BLK | WP | HR | S | P | ERA | WHIP | | | | | | | |
| Mike Maroth, L Chris Spurling, R Jamie Walker, L Craig Dingman, R | (1, 1) (7, 1) (8, 1) (9, 1) | 6.0 1.2 0.1 1.0 | W H H S | 27 6 1 4 | 6 0 0 1 | 6 0 0 0 | 2 0 0 0 | 2 1 0 0 | 0 0 0 0 | 0 0 0 0 | 0 0 0 0 | 0 0 0 0 | 0 0 0 0 | 3 17 3 7 | 60 27 4 8 | 96 27 4 8 | 9.00 0.00 0.00 0.00 | 1.500 0.600 0.000 1.000 | | | | | | |

Detroit Tigers @ Los Angeles Angels
Angel Stadium of Anaheim, Anaheim, CA
Thu Sep 15 2005, 7:05 PM PDT
Att: 41,962 - Clear - 67 F

AB 34
R 6
H 8
RBI 6
BB 3
SO 4
LOB 7



| Batter | 1 | 2 | 3 | 4 | 5 | 6 | 7 | 8 | 9 | 10 | 11 | 12 | AB | R | H | RBI | BB | SO | LOB | TOP | | | | | | | | |
|---|---|----------------------------------|------------------------------|----------------------------------|------------------------------|---------------------------------|------------------------------|----------------------------------|-------------------------------|----------------------------------|-------------------------------|----------------------------------|------------------------------|---------------------------------|------------------------------|----------------------------------|-------------------------------|----------------------------------|-------------------------------|----------------------------------|------------------------------|---------------------------------|------------------------------|---------------------------------|----------------------------------|------------------------------------|----------------------------------|--------|
| 14 Placido Polanco, R OBP: 0.366, SLG: 0.442 | G6-3 | | L7 | | | HR | F9 | | | | | SH3 | 4 | 1 | 1 | 1 | 1 | 0 | 1 | | | | | | | | | |
| 15 Brandon Inge, R OBP: 0.333, SLG: 0.417 | HR | | F8 | | | G1-5-3 | | F8 | | | | F8 | 6 | 1 | 1 | 0 | 0 | 1 | 4 | | | | | | | | | |
| 31 Chris Shelton, R OBP: 0.359, SLG: 0.497 | HR | | | G4-3 | | HR | | P4 | | | | F9 | 6 | 2 | 2 | 2 | 0 | 1 | 1 | | | | | | | | | |
| 30 Magglio Ordonez, R OBP: 0.379, SLG: 0.469 | F9 | | | G5-3 | | HR | | | | | | | 4 | 1 | 1 | 0 | 1 | 1 | 0 | | | | | | | | | |
| Carlos Pena, L OBP: 0.342, SLG: 0.462 | L3 | | | G6-3 | | HR | | | | | | | 5 | 1 | 1 | 3 | 0 | 1 | 1 | | | | | | | | | |
| Ivan Rodriguez, R OBP: 0.263, SLG: 0.458 | | G3 | | | | K | | G3 | | | | G6-3 | 5 | 0 | 0 | 0 | 0 | 1 | 0 | | | | | | | | | |
| Craig Monroe, R OBP: 0.326, SLG: 0.447 | | P2 | | | | K | | G5-3 | | | | G5-3 | 5 | 0 | 0 | 0 | 0 | 2 | 0 | | | | | | | | | |
| 20 Omar Infante, R OBP: 0.253, SLG: 0.364 | | | | | | | | | | | | | 3 | 0 | 1 | 0 | 0 | 2 | 0 | | | | | | | | | |
| Dmitri Young, S OBP: 0.323, SLG: 0.470 | | | | | | | | | | | | | 1 | 0 | 1 | 0 | 0 | 0 | 0 | | | | | | | | | |
| John McDonald, R OBP: 0.329, SLG: 0.327 | | | | | | | | | | | | | 1 | 0 | 0 | 0 | 0 | 0 | 0 | | | | | | | | | |
| 28 Curtis Granderson, L OBP: 0.333, SLG: 0.396 | | | G1-3 | | | | | G4-3 | | | | | 4 | 0 | 1 | 0 | 1 | 0 | 1 | | | | | | | | | |
| Inning Stats | R: 2 E: 0 K: 0 S: 13 | H: 2 LOB: 0 BB: 0 P: 17 | R: 0 E: 0 K: 1 S: 8 | H: 0 LOB: 0 BB: 0 P: 12 | R: 0 E: 0 K: 0 S: 6 | H: 0 LOB: 0 BB: 0 P: 8 | R: 0 E: 0 K: 0 S: 7 | H: 0 LOB: 0 BB: 0 P: 11 | R: 0 E: 0 K: 3 S: 10 | H: 0 LOB: 0 BB: 0 P: 15 | R: 4 E: 0 K: 0 S: 16 | H: 4 LOB: 0 BB: 0 P: 26 | R: 0 E: 0 K: 0 S: 5 | H: 1 LOB: 1 BB: 0 P: 5 | R: 0 E: 0 K: 0 S: 4 | H: 0 LOB: 1 BB: 1 P: 11 | R: 0 E: 0 K: 2 S: 11 | H: 1 LOB: 3 BB: 2 P: 23 | R: 0 E: 0 K: 3 S: 10 | H: 0 LOB: 0 BB: 0 P: 13 | R: 0 E: 0 K: 0 S: 7 | H: 0 LOB: 0 BB: 0 P: 7 | R: 0 E: 0 K: 0 S: 7 | H: 1 LOB: 1 BB: 0 P: 9 | 1B: 5 2B: 1 3B: 0 HR: 3 | SF: 0 SAC: 1 DP: 0 HBP: 0 | WP: 0 PB: 0 SB: 0 CS: 0 | PA: 48 |
| PITCHER | IP WLS BF H R ER SO BB IBB HBP BLK WP HR S P ERA WHIP | | | | | | | | | | | | | | | | | | | | | | | | | | | |
| 41 John Lackey, R ERA: 3.48 | (1, 1) | 7.0 | 28 | 7 | 6 | 6 | 4 | 0 | 0 | 0 | 0 | 0 | 0 | 0 | 4 | 11 | 0.00 | 1.000 | | | | | | | | | | |
| 62 Scot Shields, R ERA: 2.9 | (8, 1) | 1.0 | 4 | 0 | 0 | 0 | 0 | 1 | 0 | 0 | 0 | 0 | 0 | 0 | 4 | 11 | 0.00 | 1.000 | | | | | | | | | | |
| Francisco Rodriguez, R ERA: 2.76 | (9, 1) | 1.0 | 6 | 1 | 0 | 0 | 2 | 2 | 0 | 0 | 0 | 0 | 0 | 0 | 11 | 23 | 0.00 | 3.000 | | | | | | | | | | |
| 45 Kelvim Escobar, R ERA: 3.22 | (10, 1) | 3.0 | W 10 | 1 | 0 | 0 | 3 | 0 | 0 | 0 | 0 | 0 | 0 | 0 | 24 | 29 | 0.00 | 0.333 | | | | | | | | | | |

Detroit Tigers @ Los Angeles Angels
Angel Stadium of Anaheim, Anaheim, CA

Fri Sep 16 2005, 7:05 PM PDT
Att: 43,144 - Clear - 68 F

AB 44
R 6
H 9
RBI 6
BB 3
SO 9
LOB 8



| Batter | 1 | 2 | 3 | 4 | 5 | 6 | 7 | 8 | 9 | 10 | 11 | 12 | AB | R | H | RBI | BB | SO | LOB | BOTTOM | | | | | | | | |
|---|---|---------------------------------|------------------------------|---------------------------------|-------------------------------|----------------------------------|------------------------------|----------------------------------|-------------------------------|----------------------------------|------------------------------|----------------------------------|-------------------------------|----------------------------------|-------------------------------|----------------------------------|------------------------------|----------------------------------|------------------------------|----------------------------------|------------------------------|----------------------------------|-----------------------------------|------------------------------------|----------------------------------|--------|--|--|
| 9 Chone Figgins, S OBP: 0.346, SLG: 0.397 | G4-3 | | | | | | | | | | | | 5 | 2 | 2 | 1 | 1 | 0 | 1 | | | | | | | | | |
| Orlando Cabrera, R OBP: 0.308, SLG: 0.359 | | | G6-3 | | | | | | | | | | 6 | 1 | 2 | 1 | 0 | 0 | 3 | | | | | | | | | |
| 16 Garret Anderson, L OBP: 0.315, SLG: 0.434 | | | | | | | | | | | | | 6 | 0 | 2 | 2 | 0 | 0 | 2 | | | | | | | | | |
| 27 Vladimir Guerrero, R OBP: 0.391, SLG: 0.576 | | | | | | | | | | | | | 6 | 1 | 3 | 1 | 0 | 0 | 2 | | | | | | | | | |
| Darin Erstad, L OBP: 0.333, SLG: 0.373 | | | | | | | | | | | | | 5 | 0 | 1 | 0 | 0 | 1 | 3 | | | | | | | | | |
| Benoji Molina, R OBP: 0.333, SLG: 0.435 | | | | | | | | | | | | | 4 | 0 | 1 | 0 | 1 | 0 | 2 | | | | | | | | | |
| Steve Finley, L OBP: 0.285, SLG: 0.358 | | | | | | | | | | | | | 4 | 0 | 0 | 0 | 0 | 1 | 3 | | | | | | | | | |
| Casey Kotchman, L OBP: 0.333, SLG: 0.500 | | | | | | | | | | | | | 1 | 0 | 0 | 0 | 0 | 1 | 0 | | | | | | | | | |
| 6 Maicer Izturis, S OBP: 0.305, SLG: 0.360 | | | | | | | | | | | | | 0 | 0 | 0 | 0 | 1 | 0 | 0 | | | | | | | | | |
| 20 Juan Rivera, R OBP: 0.316, SLG: 0.447 | | | | | | | | | | | | | 4 | 1 | 2 | 0 | 1 | 1 | 0 | | | | | | | | | |
| Jeff DaVanon, S OBP: 0.346, SLG: 0.315 | | | | | | | | | | | | | 0 | 0 | 0 | 0 | 0 | 0 | 0 | | | | | | | | | |
| 39 Robb Quinlan, R OBP: 0.264, SLG: 0.398 | | | | | | | | | | | | | 1 | 0 | 1 | 1 | 0 | 0 | 0 | | | | | | | | | |
| Adam Kennedy, L OBP: 0.361, SLG: 0.374 | | | | | | | | | | | | | 5 | 2 | 3 | 0 | 0 | 0 | 3 | | | | | | | | | |
| Inning Stats | R: 0 E: 0 K: 0 S: 5 | H: 1 LOB: 0 BB: 0 P: 8 | R: 0 E: 0 K: 1 S: 7 | H: 0 LOB: 0 BB: 0 P: 9 | R: 1 E: 0 K: 1 S: 13 | H: 2 LOB: 1 BB: 0 P: 23 | R: 0 E: 0 K: 0 S: 9 | H: 2 LOB: 2 BB: 0 P: 13 | R: 3 E: 0 K: 0 S: 15 | H: 3 LOB: 1 BB: 1 P: 25 | R: 0 E: 0 K: 0 S: 9 | H: 2 LOB: 2 BB: 0 P: 13 | R: 2 E: 0 K: 0 S: 19 | H: 2 LOB: 2 BB: 2 P: 32 | R: 0 E: 0 K: 0 S: 11 | H: 1 LOB: 1 BB: 0 P: 14 | R: 0 E: 0 K: 1 S: 8 | H: 1 LOB: 1 BB: 0 P: 12 | R: 0 E: 0 K: 0 S: 9 | H: 0 LOB: 0 BB: 0 P: 15 | R: 1 E: 1 K: 0 S: 5 | H: 2 LOB: 3 BB: 1 P: 10 | 1B: 14 2B: 3 3B: 0 HR: 0 | SF: 0 SAC: 2 DP: 2 HBP: 0 | WP: 1 PB: 0 SB: 4 CS: 0 | PA: 53 | | |
| PITCHER | IP WLS BF H R ER SO BB IBB HBP BLK WP HR S P ERA WHIP | | | | | | | | | | | | | | | | | | | | | | | | | | | |
| Jason Johnson, R ERA: 3.61 | (1, 1) | 6.0 | 27 | 10 | 4 | 4 | 2 | 1 | 0 | 0 | 0 | 0 | 0 | 0 | 11 | 19 | 54.00 | 9.000 | | | | | | | | | | |
| Franklyn German, R ERA: 3.61 | (7, 1) | 0.1 | 4 | 2 | 2 | 2 | 0 | 1 | 0 | 0 | 0 | 0 | 0 | 0 | 3 | 4 | 0.00 | 0.000 | | | | | | | | | | |
| Jamie Walker, L ERA: 3.45 | (7, 1) | 0.1 | 1 | 0 | 0 | 0 | 0 | 0 | 0 | 0 | 0 | 0 | 0 | 0 | 0 | 0 | 0 | 0 | 0 | | | | | | | | | |
| Craig Dingman, R ERA: 3.14 | (7, 1) | 1.0 | 5 | 1 | 0 | 0 | 1 | 1 | 0 | 0 | 0 | 0 | 0 | 0 | 12 | 19 | 0.00 | 2.000 | | | | | | | | | | |
| 56 Fernando Rodney, R ERA: 2.17 | (8, 1) | 1.1 | 5 | 1 | 0 | 0 | 0 | 0 | 0 | 0 | 0 | 0 | 0 | 0 | 15 | 22 | 0.00 | 0.750 | | | | | | | | | | |
| PITCHER | IP WLS BF H R ER SO BB IBB HBP BLK WP HR S P ERA WHIP | | | | | | | | | | | | | | | | | | | | | | | | | | | |
| Chris Spurling, R ERA: 5.16 | (10, 1) | 1.0 | 3 | 1 | 0 | 0 | 1 | 0 | 0 | 0 | 0 | 0 | 0 | 0 | 8 | 12 | 0.00 | 1.000 | | | | | | | | | | |
| Vic Darenbourg, L ERA: 3.1 | (11, 1) | 1.1 | L 8 | 2 | 1 | 1 | 0 | 0 | 0 | 1 | 0 | 0 | 0 | 0 | 14 | 25 | 6.75 | 1.500 | | | | | | | | | | |

Detroit Tigers @ Los Angeles Angels
Angel Stadium of Anaheim, Anaheim, CA

Fri Sep 16 2005, 7:05 PM PDT
Att: 43,144 - Clear - 68 F

AB 47
R 7
H 17
RBI 6
BB 4
SO 4
LOB 19



| Batter | 1 | 2 | 3 | 4 | 5 | 6 | 7 | 8 | 9 | AB | R | H | RBI | BB | SO | LOB | TOP | | | | | |
|---|------------------------------|----------------------------------|------------------------------|----------------------------------|-------------------------------|----------------------------------|------------------------------|---------------------------------|-------------------------------|----------------------------------|-------------------------------|----------------------------------|------------------------------|----------------------------------|-------------------------------|----------------------------------|------------------------------|----------------------------------|----------------------------------|------------------------------------|----------------------------------|--------|
| 14 Placido Polanco, R OBP: 0.385, SLG: 0.439 | F9 | | F7 | | G1 | | | BB | | 3 | 0 | 0 | 0 | 1 | 0 | 2 | | | | | | |
| 15 Brandon Inge, R OBP: 0.331, SLG: 0.414 | K | | P3 | | | G5-3 | | K | | 4 | 0 | 0 | 0 | 0 | 2 | 2 | | | | | | |
| 31 Chris Shelton, R OBP: 0.358, SLG: 0.493 | K | | | F9 | | | BB | K | | 3 | 0 | 0 | 0 | 1 | 2 | 1 | | | | | | |
| Carlos Pena, L OBP: 0.340, SLG: 0.455 | | F7 | | | HBP | | K | | K | 3 | 0 | 0 | 0 | 0 | 2 | 1 | | | | | | |
| Craig Monroe, R OBP: 0.327, SLG: 0.446 | | G6-4-3 1B | | | P6 | | G1-3 | | G6-4-3 33 DI BB | 3 | 0 | 1 | 0 | 1 | 0 | 2 | | | | | | |
| Ivan Rodriguez, R OBP: 0.291, SLG: 0.454 | | G6-4-3 1-2 | | | P4 | | | L5 | | 4 | 0 | 0 | 0 | 0 | 1 | 3 | | | | | | |
| 33 Marcus Thames, R OBP: 0.265, SLG: 0.461 | | | HR | | | 2B | | F9 | | 4 | 1 | 2 | 1 | 0 | 0 | 1 | | | | | | |
| John McDonald, R OBP: 0.335, SLG: 0.329 | | | | | 1B | | | | 28 CS BB | 2 | 0 | 1 | 0 | 1 | 1 | 1 | | | | | | |
| 28 Curtis Granderson, L OBP: 0.324, SLG: 0.539 | | | | L7 | | F7 | | CS | G4-3 | 3 | 0 | 0 | 0 | 0 | 2 | | | | | | | |
| Inning Stats | R: 0 E: 0 K: 2 S: 8 | H: 0 LOB: 0 BB: 0 P: 14 | R: 0 E: 0 K: 0 S: 8 | H: 1 LOB: 0 BB: 0 P: 10 | R: 1 E: 0 K: 0 S: 10 | H: 2 LOB: 1 BB: 0 P: 14 | R: 0 E: 0 K: 0 S: 4 | H: 0 LOB: 1 BB: 0 P: 6 | R: 0 E: 0 K: 1 S: 12 | H: 1 LOB: 1 BB: 0 P: 16 | R: 0 E: 0 K: 1 S: 10 | H: 0 LOB: 0 BB: 1 P: 15 | R: 0 E: 0 K: 1 S: 8 | H: 0 LOB: 0 BB: 1 P: 14 | R: 0 E: 0 K: 2 S: 11 | H: 0 LOB: 1 BB: 1 P: 18 | R: 0 E: 0 K: 1 S: 9 | H: 0 LOB: 1 BB: 1 P: 16 | 1B: 2 2B: 1 3B: 0 HR: 1 | SF: 0 SAC: 0 DP: 1 HBP: 1 | WP: 0 PB: 0 SB: 0 CS: 1 | PA: 35 |
| PITCHER | IP | WLS | BF | H | R | ER | SO | BB | IBB | HBP | BLK | WP | HR | S | P | ERA | WHIP | | | | | |
| 54 Ervin Santana, R ERA: 4.7 | 8.0 | W | 30 | 4 | 1 | 1 | 7 | 3 | 0 | 1 | 0 | 0 | 1 | 71 | 107 | 1.12 | 0.875 | | | | | |
| Francisco Rodriguez, R ERA: 2.72 | 1.0 | S | 4 | 0 | 0 | 0 | 1 | 1 | 0 | 0 | 0 | 0 | 0 | 9 | 16 | 0.00 | 1.000 | | | | | |

Detroit Tigers @ Los Angeles Angels
Angel Stadium of Anaheim, Anaheim, CA
Sat Sep 17 2005, 7:05 PM PDT
Att: 43,831 - Clear - 67 F

AB 29
R 1
H 4
RBI 1
BB 4
SO 8
LOB 15



| Batter | 1 | 2 | 3 | 4 | 5 | 6 | 7 | 8 | 9 | AB | R | H | RBI | BB | SO | LOB | BOTTOM | | | | | |
|---|------------------------------|----------------------------------|-------------------------------|----------------------------------|-------------------------------|----------------------------------|------------------------------|--|------------------------------|----------------------------------|------------------------------|----------------------------------|------------------------------|----------------------------------|-------------------------------|----------------------------------|-------------------------------|----------------------------------|----------------------------------|------------------------------------|----------------------------------|--------|
| 9 Chone Figgins, S OBP: 0.345, SLG: 0.395 | G4-3 | | G3-1 | | | B3 | | FC6-4 BB | | 3 | 0 | 0 | 0 | 1 | 0 | 0 | | | | | | |
| Orlando Cabrera, R OBP: 0.308, SLG: 0.357 | | | G5-3 | | | F8 | | FC6-4 16 S 2B | | 3 | 1 | 0 | 1 | 1 | 0 | 2 | | | | | | |
| 16 Garret Anderson, L OBP: 0.314, SLG: 0.434 | | | G5-3 | | | P5 | | 1-2 2-3 3-H 2-1 1-H 3-H 2B | | 4 | 0 | 1 | 2 | 0 | 1 | 1 | | | | | | |
| 27 Vladimir Guerrero, R OBP: 0.390, SLG: 0.572 | | | G6-3 | | G5-3 | | G5-3 | | IBB | 3 | 0 | 0 | 0 | 1 | 0 | 1 | | | | | | |
| Darin Erstad, L OBP: 0.331, SLG: 0.370 | | G1-3 | | | F8 | | F8 | | P6 | 4 | 0 | 0 | 0 | 0 | 2 | | | | | | | |
| Bengie Molina, R OBP: 0.330, SLG: 0.431 | | G6-3 | | | F8 | | K | | | 3 | 0 | 0 | 0 | 0 | 1 | 0 | | | | | | |
| 20 Juan Rivera, R OBP: 0.316, SLG: 0.446 | | | | | F9 | | | G4-3 | | 3 | 0 | 1 | 0 | 0 | 0 | 0 | | | | | | |
| 6 Maicer Izturis, S OBP: 0.311, SLG: 0.366 | | | | | | K | | 9 BB FC6-4 1B | | 3 | 1 | 2 | 0 | 0 | 1 | 0 | | | | | | |
| Adam Kennedy, L OBP: 0.361, SLG: 0.372 | | | | | G4-3 | | | FC6-4 9 BB 2B | | 2 | 1 | 0 | 0 | 1 | 0 | 2 | | | | | | |
| Inning Stats | R: 0 E: 0 K: 1 S: 9 | H: 0 LOB: 1 BB: 1 P: 17 | R: 0 E: 0 K: 0 S: 15 | H: 2 LOB: 2 BB: 0 P: 24 | R: 0 E: 0 K: 0 S: 10 | H: 0 LOB: 0 BB: 0 P: 16 | R: 0 E: 0 K: 0 S: 8 | H: 0 LOB: 0 BB: 0 P: 11 | R: 0 E: 0 K: 1 S: 8 | H: 0 LOB: 0 BB: 0 P: 12 | R: 0 E: 0 K: 0 S: 9 | H: 0 LOB: 0 BB: 0 P: 15 | R: 0 E: 0 K: 1 S: 9 | H: 0 LOB: 0 BB: 0 P: 12 | R: 3 E: 0 K: 0 S: 10 | H: 2 LOB: 2 BB: 3 P: 27 | R: 0 E: 0 K: 0 S: 10 | H: 0 LOB: 0 BB: 0 P: 16 | 1B: 3 2B: 1 3B: 0 HR: 0 | SF: 0 SAC: 0 DP: 0 HBP: 0 | WP: 0 PB: 0 SB: 2 CS: 0 | PA: 32 |
| PITCHER | IP | WLS | BF | H | R | ER | SO | BB | IBB | HBP | BLK | WP | HR | S | P | ERA | WHIP | | | | | |
| 43 Roman Colon, R ERA: 5.58 | 2.2 | | 10 | 2 | 0 | 0 | 0 | 0 | 0 | 0 | 0 | 0 | 0 | 29 | 45 | 0.00 | 0.750 | | | | | |
| 50 Mark Woodyard, R ERA: 7.17 | 2.2 | | 8 | 0 | 0 | 0 | 1 | 0 | 0 | 0 | 0 | 0 | 0 | 23 | 36 | 0.00 | 0.000 | | | | | |
| Doug Creek, L ERA: 7.17 | 1.1 | L | 6 | 1 | 2 | 2 | 1 | 1 | 0 | 0 | 0 | 0 | 0 | 15 | 23 | 13.50 | 1.500 | | | | | |
| Chris Spurling, R ERA: 3.38 | 0.2 | B | 5 | 1 | 1 | 1 | 0 | 1 | 1 | 0 | 0 | 0 | 0 | 4 | 16 | 13.50 | 3.000 | | | | | |

Detroit Tigers @ Los Angeles Angels
Angel Stadium of Anaheim, Anaheim, CA
Sat Sep 17 2005, 7:05 PM PDT
Att: 43,831 - Clear - 67 F

AB 28
R 3
H 4
RBI 3
BB 4
SO 3
LOB 8



| Batter | 1 | 2 | 3 | 4 | 5 | 6 | 7 | 8 | 9 | AB | R | H | RBI | BB | SO | LOB | TOP | | | |
|---|---|----------------------------------|------------------------------|----------------------------------|------------------------------|----------------------------------|------------------------------|---------------------------------|------------------------------|---------------------------------|-------------------------------|----------------------------------|-------------------------------|----------------------------------|-------------------------------|----------------------------------|--|----------------------------------|------------------------------------|----------------------------------|
| David Dellucci, L (1, 7) OBP: 0.368, SLG: 0.513 Mark DeRosa, R (8, 9) OBP: 0.355, SLG: 0.508 | | | | | | | | | | 4 | 0 | 0 | 0 | 0 | 1 | 2 | Texas Rangers @ Los Angeles Angels Angel Stadium of Anaheim, Anaheim, CA Tue Sep 20 2005, 7:05 PM PDT Att: 36,170 - Partly Cloudy - 69 F livebaseballscorecards.com | | | |
| 10 Michael Young, R (1, 6) OBP: 0.382, SLG: 0.510 | | | | | | | | | | 4 | 1 | 1 | 0 | 0 | 0 | 2 | | | | |
| 23 Mark Teixeira, S (1, 3) OBP: 0.374, SLG: 0.567 | | | | | | | | | | 3 | 0 | 1 | 0 | 1 | 0 | 1 | | | | |
| 9 Hank Blalock, L (1, 5) OBP: 0.321, SLG: 0.439 | | | | | | | | | | 4 | 0 | 0 | 0 | 0 | 1 | 4 | | | | |
| Alfonso Soriano, R (1, 4) OBP: 0.313, SLG: 0.524 | | | | | | | | | | 4 | 0 | 0 | 0 | 0 | 0 | 1 | | | | |
| Kevin Mench, R (1, 9) OBP: 0.340, SLG: 0.493 | | | | | | | | | | 4 | 0 | 2 | 0 | 0 | 0 | 1 | | | | |
| Adrián González, L (1, 10) OBP: 0.252, SLG: 0.410 | | | | | | | | | | 4 | 0 | 0 | 0 | 0 | 4 | 3 | | | | |
| Gary Matthews, S (1, 8) OBP: 0.323, SLG: 0.448 | | | | | | | | | | 2 | 0 | 1 | 0 | 1 | 1 | 0 | | | | |
| 15 Gerald Laird, R (1, 2) OBP: 0.242, SLG: 0.344 | | | | | | | | | | 3 | 0 | 0 | 0 | 0 | 0 | 2 | | | | |
| Inning Stats | R: 0 E: 0 K: 1 S: 13 | H: 1 LOB: 1 BB: 0 P: 20 | R: 0 E: 0 K: 1 S: 6 | H: 1 LOB: 1 BB: 0 P: 13 | R: 0 E: 0 K: 1 S: 8 | H: 0 LOB: 0 BB: 0 P: 10 | R: 0 E: 0 K: 0 S: 5 | H: 0 LOB: 0 BB: 0 P: 8 | R: 0 E: 0 K: 1 S: 6 | H: 0 LOB: 0 BB: 0 P: 7 | R: 1 E: 2 K: 0 S: 14 | H: 1 LOB: 1 BB: 0 P: 20 | R: 0 E: 1 K: 1 S: 12 | H: 0 LOB: 2 BB: 1 P: 22 | R: 0 E: 0 K: 2 S: 11 | H: 1 LOB: 2 BB: 1 P: 20 | | 1B: 3 2B: 3 3B: 0 HR: 0 | SF: 0 SAC: 0 DP: 3 HBP: 0 | WP: 0 PB: 0 SB: 0 CS: 1 |
| PITCHER | IP WLS BF H R ER SO BB IBB HBP BLK WP HR S P ERA WHIP | | | | | | | | | | | | | | | | | | | |
| 40 Bartolo Colon, R (1, 1) ERA: 3.34 | 7.0 W 24 4 1 0 4 0 0 0 0 0 0 57 85 0.00 0.571 | | | | | | | | | | | | | | | | | | | |
| 45 Kelvin Escobar, R (8, 1) ERA: 3.08 | 1.0 H 5 0 0 0 1 1 0 0 0 0 0 12 22 0.00 1.000 | | | | | | | | | | | | | | | | | | | |
| Francisco Rodriguez, R (9, 1) ERA: 2.64 | 1.0 S 5 1 0 0 2 1 0 0 0 0 0 0 11 20 0.00 2.000 | | | | | | | | | | | | | | | | | | | |

| Batter | 1 | 2 | 3 | 4 | 5 | 6 | 7 | 8 | 9 | AB | R | H | RBI | BB | SO | LOB | BOTTOM | | | |
|--|---|----------------------------------|-------------------------------|----------------------------------|------------------------------|----------------------------------|------------------------------|----------------------------------|------------------------------|----------------------------------|-------------------------------|----------------------------------|------------------------------|---------------------------------|------------------------------|----------------------------------|--|----------------------------------|------------------------------------|----------------------------------|
| 9 Chone Figgins, S (1, 8) OBP: 0.345, SLG: 0.394 | | | | | | | | | | 3 | 0 | 1 | 0 | 1 | 0 | 0 | Texas Rangers @ Los Angeles Angels Angel Stadium of Anaheim, Anaheim, CA Tue Sep 20 2005, 7:05 PM PDT Att: 36,170 - Partly Cloudy - 69 F livebaseballscorecards.com | | | |
| Orlando Cabrera, R (1, 6) OBP: 0.312, SLG: 0.363 | | | | | | | | | | 4 | 0 | 2 | 0 | 0 | 0 | 1 | | | | |
| 16 Garret Anderson, L (1, 7) OBP: 0.312, SLG: 0.430 Jeff DaVanon, S (9, 7) OBP: 0.348, SLG: 0.315 | | | | | | | | | | 4 | 0 | 0 | 0 | 0 | 1 | 3 | | | | |
| 27 Vladimir Guerrero, R (1, 9) OBP: 0.394, SLG: 0.574 | | | | | | | | | | 4 | 1 | 2 | 0 | 0 | 0 | 3 | | | | |
| Darin Erstad, L (1, 3) OBP: 0.330, SLG: 0.368 | | | | | | | | | | 4 | 0 | 1 | 0 | 0 | 0 | 1 | | | | |
| Bengie Molina, R (1, 2) OBP: 0.328, SLG: 0.428 | | | | | | | | | | 3 | 0 | 0 | 1 | 0 | 1 | 1 | | | | |
| 20 Juan Rivera, R (1, 10) OBP: 0.319, SLG: 0.455 | | | | | | | | | | 3 | 1 | 1 | 1 | 0 | 1 | 1 | | | | |
| 6 Maicer Izturis, S (1, 5) OBP: 0.305, SLG: 0.354 | | | | | | | | | | 2 | 0 | 0 | 0 | 1 | 0 | 0 | | | | |
| Adam Kennedy, L (1, 4) OBP: 0.358, SLG: 0.371 | | | | | | | | | | 3 | 0 | 0 | 0 | 0 | 0 | 1 | | | | |
| Inning Stats | R: 0 E: 0 K: 0 S: 9 | H: 2 LOB: 1 BB: 0 P: 14 | R: 1 E: 0 K: 0 S: 10 | H: 1 LOB: 1 BB: 1 P: 18 | R: 0 E: 0 K: 1 S: 8 | H: 1 LOB: 1 BB: 0 P: 12 | R: 0 E: 0 K: 1 S: 8 | H: 0 LOB: 0 BB: 0 P: 12 | R: 0 E: 0 K: 0 S: 9 | H: 0 LOB: 1 BB: 1 P: 19 | R: 1 E: 0 K: 1 S: 11 | H: 2 LOB: 1 BB: 0 P: 15 | R: 0 E: 0 K: 0 S: 4 | H: 0 LOB: 0 BB: 0 P: 8 | R: 0 E: 0 K: 1 S: 9 | H: 1 LOB: 1 BB: 0 P: 15 | | 1B: 6 2B: 1 3B: 0 HR: 1 | SF: 0 SAC: 0 DP: 1 HBP: 0 | WP: 0 PB: 1 SB: 2 CS: 0 |
| PITCHER | IP WLS BF H R ER SO BB IBB HBP BLK WP HR S P ERA WHIP | | | | | | | | | | | | | | | | | | | |
| Juan Dominguez, R (1, 1) ERA: 3.9 | 7.0 L 28 6 2 1 2 0 0 0 0 0 0 59 98 0.00 1.143 | | | | | | | | | | | | | | | | | | | |
| John Waddell, R (8, 1) ERA: 4.0 | 1.0 4 1 0 0 1 0 0 0 0 0 0 9 15 0.00 1.000 | | | | | | | | | | | | | | | | | | | |

| Batter | 1 | 2 | 3 | 4 | 5 | 6 | 7 | 8 | 9 | AB | R | H | RBI | BB | SO | LOB | TOP | | | | | | | | | | |
|---|-------------------------------|----------------------------------|------------------------------|----------------------------------|-------------------------------|----------------------------------|-------------------------------|----------------------------------|------------------------------|----------------------------------|-------------------------------|----------------------------------|------------------------------|----------------------------------|------------------------------|----------------------------------|---|----------------------------------|----------------------------------|------------------------------------|----------------------------------|--------|--|--|--|--|--|
| Gary Matthews, S (1, 8) OBP: 0.320, SLG: 0.442 | G4-3 | | G4-3 | | | K | K | | K | 5 | 0 | 0 | 0 | 0 | 3 | 4 | Texas Rangers @ Los Angeles Angels Angel Stadium of Anaheim, Anaheim, CA Wed Sep 21 2005, 7:05 PM PDT Att: 37,776 - Clear - 75 F livebaseballscorecards.com | | | | | | | | | | |
| 10 Michael Young, R (1, 6) OBP: 0.382, SLG: 0.513 | 23 BB | | G5-3 | | | K | | | K | 4 | 1 | 1 | 1 | 1 | 2 | 1 | | | | | | | | | | | |
| 23 Mark Teixeira, S (1, 3) OBP: 0.376, SLG: 0.567 | 1B | | | | | 9 HR | | | G3 | 5 | 2 | 3 | 0 | 0 | 0 | 2 | | | | | | | | | | | |
| 9 Hank Blalock, L (1, 5) OBP: 0.322, SLG: 0.444 | K | | | | | 1B | | | | 4 | 1 | 2 | 2 | 0 | 2 | 2 | | | | | | | | | | | |
| Alfonso Soriano, R (1, 4) OBP: 0.312, SLG: 0.521 | G5-3 | | | | | HR | | | | 4 | 0 | 0 | 0 | 0 | 0 | 4 | | | | | | | | | | | |
| Kevin Mench, R (1, 9) OBP: 0.338, SLG: 0.489 | | | | | | E6 | | | | 4 | 1 | 0 | 1 | 0 | 1 | 1 | | | | | | | | | | | |
| Adrián González, L (1, 10) OBP: 0.259, SLG: 0.421 | 19 BB | | | | | K | | | | 4 | 0 | 2 | 1 | 0 | 2 | 1 | | | | | | | | | | | |
| 19 Jason Botts, S (1, 7) OBP: 0.455, SLG: 0.333 | G6-3 | | | | | | | | | 2 | 0 | 0 | 0 | 1 | 0 | 2 | | | | | | | | | | | |
| Mark DeRosa, R (6, 9) OBP: 0.353, SLG: 0.504 | | | | | | BB | | | | 1 | 0 | 0 | 0 | 0 | 0 | 0 | | | | | | | | | | | |
| Rod Barajas, R (1, 2) OBP: 0.306, SLG: 0.469 | | | | | | | | | | 2 | 0 | 0 | 0 | 2 | 0 | 0 | | | | | | | | | | | |
| Esteban German, R (9, PR) | | | | | | | | | | 0 | 0 | 0 | 0 | 0 | 0 | 0 | | | | | | | | | | | |
| Inning Stats | R: 0 E: 0 K: 1 S: 13 | H: 1 LOB: 2 BB: 1 P: 25 | R: 0 E: 0 K: 0 S: 6 | H: 1 LOB: 0 BB: 0 P: 12 | R: 0 E: 0 K: 0 S: 10 | H: 0 LOB: 0 BB: 0 P: 13 | R: 2 E: 0 K: 0 S: 11 | H: 3 LOB: 1 BB: 0 P: 19 | R: 0 E: 0 K: 2 S: 9 | H: 0 LOB: 0 BB: 0 P: 14 | R: 2 E: 0 K: 2 S: 21 | H: 2 LOB: 2 BB: 2 P: 34 | R: 1 E: 0 K: 1 S: 9 | H: 1 LOB: 0 BB: 0 P: 16 | R: 0 E: 0 K: 2 S: 9 | H: 0 LOB: 0 BB: 0 P: 16 | R: 0 E: 0 K: 12 S: 12 | H: 0 LOB: 2 BB: 1 P: 19 | 1B: 5 2B: 1 3B: 0 HR: 2 | SF: 0 SAC: 0 DP: 1 HBP: 0 | WP: 2 PB: 0 SB: 1 CS: 0 | PA: 39 | | | | | |
| PITCHER | IP | WLS | BF | H | R | ER | SO | BB | IBB | HBP | BLK | WP | HR | S | P | ERA | WHIP | | | | | | | | | | |
| 41 John Lackey, R (1, 1) ERA: 3.85 | 5.2 | | 27 | 7 | 4 | 4 | 4 | 3 | 0 | 0 | 0 | 1 | 1 | 66 | 112 | 6.35 | 1.765 | | | | | | | | | | |
| Brendan Donnelly, R (6, 1) ERA: 3.69 | 0.2 | | 3 | 1 | 1 | 1 | 1 | 0 | 0 | 0 | 0 | 0 | 1 | 8 | 12 | 13.50 | 1.500 | | | | | | | | | | |
| Jason Christiansen, L (7, 1) ERA: 5.28 | 0.1 | | 1 | 0 | 0 | 0 | 1 | 0 | 0 | 0 | 0 | 0 | 0 | 3 | 4 | 0.00 | 0.000 | | | | | | | | | | |
| Esteban Yan, R (7, 1) ERA: 4.15 | 0.1 | W | 1 | 0 | 0 | 0 | 0 | 0 | 0 | 0 | 0 | 0 | 0 | 2 | 5 | 0.00 | 0.000 | | | | | | | | | | |
| 62 Scot Shields, R (8, 1) ERA: 2.96 | 1.0 | H | 3 | 0 | 0 | 0 | 2 | 0 | 0 | 0 | 0 | 0 | 0 | 9 | 16 | 0.00 | 0.000 | | | | | | | | | | |

| Batter | 1 | 2 | 3 | 4 | 5 | 6 | 7 | 8 | 9 | AB | R | H | RBI | BB | SO | LOB | BOTTOM | | | | | | | | | | |
|---|-------------------------------|----------------------------------|------------------------------|----------------------------------|-------------------------------|----------------------------------|-------------------------------|----------------------------------|------------------------------|----------------------------------|-------------------------------|----------------------------------|-------------------------------|----------------------------------|-------------------------------|----------------------------------|---|------------------------------------|----------------------------------|--------|--|--|--|--|--|--|--|
| 9 Chone Figgins, S (1, 8) OBP: 0.346, SLG: 0.394 | G6-3 | | F8 | | | K | | | G6-3 | 5 | 2 | 2 | 0 | 0 | 1 | 2 | Texas Rangers @ Los Angeles Angels Angel Stadium of Anaheim, Anaheim, CA Wed Sep 21 2005, 7:05 PM PDT Att: 37,776 - Clear - 75 F livebaseballscorecards.com | | | | | | | | | | |
| Orlando Cabrera, R (1, 6) OBP: 0.312, SLG: 0.363 | G5-3 | | G5-3 | | | | | | | 4 | 1 | 1 | 3 | 0 | 0 | 0 | | | | | | | | | | | |
| 27 Vladimir Guerrero, R (1, 9) OBP: 0.386, SLG: 0.574 | G4-3 | | | | | | | | | 2 | 0 | 1 | 0 | 2 | 0 | 0 | | | | | | | | | | | |
| Casey Kotchman, L (1, 10) OBP: 0.333, SLG: 0.490 | G4-3 | | | | | | | | | 2 | 1 | 0 | 0 | 1 | 0 | 2 | | | | | | | | | | | |
| José Molina, R (7, PH) OBP: 0.296, SLG: 0.339 | | | | | | | | | | 1 | 0 | 1 | 2 | 0 | 0 | 0 | | | | | | | | | | | |
| Darin Erstad, L (1, 3) OBP: 0.329, SLG: 0.369 | G3 | | | | | | | | | 4 | 0 | 1 | 0 | 0 | 2 | 4 | | | | | | | | | | | |
| 20 Juan Rivera, R (1, 7) OBP: 0.315, SLG: 0.449 | | | | | | | | | | 4 | 0 | 0 | 1 | 0 | 2 | 1 | | | | | | | | | | | |
| Bengie Molina, R (1, 2) OBP: 0.329, SLG: 0.429 | G6-3 | | | | | | | | | 4 | 1 | 2 | 0 | 0 | 1 | 1 | | | | | | | | | | | |
| 6 Maicer Izturis, S (1, 5) OBP: 0.302, SLG: 0.350 | G4-3 | | | | | | | | | 2 | 0 | 0 | 0 | 0 | 1 | 0 | | | | | | | | | | | |
| Jeff DaVanon, S (7, PH) OBP: 0.346, SLG: 0.313 | | | | | | | | | | 1 | 0 | 0 | 0 | 0 | 1 | 1 | | | | | | | | | | | |
| Steve Finley, L (8, 8) OBP: 0.267, SLG: 0.362 | | | | | | | | | | 1 | 0 | 1 | 0 | 0 | 0 | 0 | | | | | | | | | | | |
| Adam Kennedy, L (1, 4) OBP: 0.357, SLG: 0.370 | G4-3 | | | | | | | | | 2 | 0 | 0 | 0 | 0 | 0 | 0 | | | | | | | | | | | |
| 39 Robb Quinlan, R (7, PH) OBP: 0.288, SLG: 0.400 | | | | | | | | | | 2 | 1 | 1 | 0 | 0 | 1 | 2 | | | | | | | | | | | |
| Inning Stats | R: 1 E: 0 K: 0 S: 14 | H: 2 LOB: 1 BB: 0 P: 21 | R: 0 E: 0 K: 1 S: 7 | H: 0 LOB: 0 BB: 0 P: 14 | R: 0 E: 0 K: 0 S: 10 | H: 0 LOB: 0 BB: 0 P: 15 | R: 1 E: 0 K: 1 S: 14 | H: 1 LOB: 1 BB: 1 P: 23 | R: 0 E: 0 K: 2 S: 8 | H: 0 LOB: 0 BB: 0 P: 14 | R: 0 E: 0 K: 1 S: 14 | H: 0 LOB: 1 BB: 1 P: 21 | R: 4 E: 0 K: 2 S: 15 | H: 5 LOB: 2 BB: 1 P: 24 | R: 0 E: 0 K: 2 S: 14 | H: 2 LOB: 2 BB: 0 P: 17 | 1B: 8 2B: 2 3B: 0 HR: 0 | SF: 0 SAC: 0 DP: 0 HBP: 0 | WP: 0 PB: 0 SB: 1 CS: 0 | PA: 37 | | | | | | | |
| PITCHER | IP | WLS | BF | H | R | ER | SO | BB | IBB | HBP | BLK | WP | HR | S | P | ERA | WHIP | | | | | | | | | | |
| 43 Kameron Loe, R (1, 1) ERA: 3.39 | 3.1 | | 12 | 2 | 1 | 1 | 1 | 3 | 1 | 0 | 0 | 0 | 0 | 20 | 34 | 5.40 | 1.200 | | | | | | | | | | |
| 59 Josh Rupe, R (4, 1) ERA: 4.05 | 1.2 | | 7 | 1 | 1 | 1 | 3 | 1 | 0 | 0 | 0 | 0 | 0 | 21 | 29 | 5.40 | 1.200 | | | | | | | | | | |
| 53 Joaquin Benoit, R (6, 1) ERA: 3.84 | 1.2 | H | 7 | 1 | 1 | 1 | 2 | 1 | 0 | 0 | 0 | 0 | 0 | 3 | 3 | ∞ | ∞ | | | | | | | | | | |
| 36 C.J. Wilson, L (7, 1) ERA: 7.15 | 0.0 | | 2 | 2 | 0 | 0 | 0 | 0 | 0 | 0 | 0 | 0 | 0 | 3 | 3 | ∞ | ∞ | | | | | | | | | | |
| 39 Scott Feldman, R (7, 1) ERA: 1.08 | 0.0 | L | 2 | 1 | 1 | 1 | 0 | 0 | 1 | 0 | 0 | 0 | 0 | 1 | 6 | ∞ | ∞ | | | | | | | | | | |

AB 35
R 5
H 8
RBI 5
BB 4
SO 10
LOB 17



AB 34
R 6
H 10
RBI 6
BB 3
SO 9
LOB 13



| Batter | 1 | 2 | 3 | 4 | 5 | 6 | 7 | 8 | 9 | AB | R | H | RBI | BB | SO | LOB | TOP | | | | | | | | |
|---|-------------------------------|----------------------------------|-------------------------------|----------------------------------|-------------------------------|----------------------------------|------------------------------|----------------------------------|-------------------------------|----------------------------------|------------------------------|----------------------------------|------------------------------|---------------------------------|------------------------------|----------------------------------|-------------------------------|----------------------------------|----------------------------------|------------------------------------|----------------------------------|--------|--|--|--|
| Gary Matthews, S (1, 8) OBP: 0.319, SLG: 0.440 | 2-2 10 1B 23 SF8 1B | | 1-1 F7 | | 1-1 P6 | | 0-1 G3 | | 1-1 L6 | 5 | 1 | 1 | 0 | 0 | 0 | 2 | | | | | | | | | |
| 10 Michael Young, R (1, 6) OBP: 0.382, SLG: 0.514 | 1-2 9 G3 1B | | 0-0 23 G3 9 1B 1B | | 2-1 SF8 | | 1-0 P3 | | | 3 | 1 | 2 | 1 | 0 | 0 | 0 | | | | | | | | | |
| 23 Mark Teixeira, S (1, 3) OBP: 0.375, SLG: 0.566 | 1-1 SF8 | | 2-2 G3 | | 3-H 4-1 BB | | | 3-3 K | | 2 | 0 | 0 | 1 | 1 | 1 | 1 | | | | | | | | | |
| 9 Hank Blalock, L (1, 5) OBP: 0.322, SLG: 0.443 | 0-2 G3 | | 0-0 2H 1B | | 2-0 G3 | | | 1-0 F9 | | 4 | 0 | 1 | 1 | 0 | 0 | 2 | | | | | | | | | |
| Alfonso Soriano, R (1, 4) OBP: 0.310, SLG: 0.517 | 0-2 L6 | | 0-3 K | | 0-0 F7 | | | 1-2 G5-3 | | 4 | 0 | 0 | 0 | 0 | 1 | 2 | | | | | | | | | |
| Kevin Mench, R (1, 9) OBP: 0.336, SLG: 0.486 | | 0-1 P3 | | 3-2 F8 | | 2-2 F9 | | | 1-1 F8 | 4 | 0 | 0 | 0 | 0 | 0 | 0 | | | | | | | | | |
| Adrián González, L (1, 10) OBP: 0.273, SLG: 0.442 | | 4-1 BB | | 1-1 G4-3 | | 1-0 1B | | 0-2 19 G4-3 3B | | 3 | 1 | 2 | 0 | 1 | 0 | 0 | | | | | | | | | |
| 19 Jason Botts, S (1, 7) OBP: 0.333, SLG: 0.231 | | 2-2 F7 | | 0-3 K | | 1-3 K | | 0-2 G4-3 | | 4 | 0 | 0 | 1 | 0 | 2 | 2 | | | | | | | | | |
| Rod Barajas, R (1, 2) OBP: 0.308, SLG: 0.470 | 1-2 F9 | | | | 2-2 WP 10 SF8 2B | | 1-0 G5-3 | | 3-H 4-1 DI BB | 3 | 1 | 1 | 0 | 1 | 0 | 1 | | | | | | | | | |
| Inning Stats | R: 1 E: 0 K: 0 S: 17 | H: 2 LOB: 1 BB: 0 P: 21 | R: 0 E: 0 K: 0 S: 13 | H: 0 LOB: 1 BB: 1 P: 20 | R: 1 E: 0 K: 1 S: 10 | H: 2 LOB: 1 BB: 0 P: 13 | R: 0 E: 0 K: 1 S: 8 | H: 0 LOB: 0 BB: 0 P: 12 | R: 1 E: 0 K: 0 S: 11 | H: 1 LOB: 1 BB: 1 P: 22 | R: 0 E: 0 K: 1 S: 8 | H: 1 LOB: 0 BB: 0 P: 12 | R: 0 E: 0 K: 0 S: 4 | H: 0 LOB: 0 BB: 0 P: 6 | R: 0 E: 0 K: 1 S: 8 | H: 0 LOB: 0 BB: 0 P: 13 | R: 1 E: 0 K: 0 S: 11 | H: 1 LOB: 1 BB: 1 P: 17 | 1B: 5 2B: 1 3B: 1 HR: 0 | SF: 2 SAC: 0 DP: 0 HBP: 0 | WP: 1 PB: 0 SB: 0 CS: 0 | PA: 37 | | | |
| PITCHER | IP | WLS | BF | H | R | ER | SO | BB | IBB | HBP | BLK | WP | HR | S | P | ERA | WHIP | | | | | | | | |
| 54 Ervin Santana, R (1, 1) ERA: 4.69 | 6.0 | W | 26 | 6 | 3 | 3 | 3 | 2 | 0 | 0 | 0 | 1 | 0 | 67 | 100 | 4.50 | 1.333 | | | | | | | | |
| 45 Kelvim Escobar, R (7, 1) ERA: 3.07 | 3.0 | S | 11 | 1 | 1 | 1 | 1 | 1 | 0 | 0 | 0 | 0 | 0 | 23 | 36 | 3.00 | 0.667 | | | | | | | | |

Texas Rangers @ Los Angeles Angels
Angel Stadium of Anaheim, Anaheim, CA
Thu Sep 22 2005, 7:05 PM PDT
Att: 36,588 - Clear - 70 F

AB 32
R 4
H 7
RBI 4
BB 3
SO 4
LOB 10



| Batter | 1 | 2 | 3 | 4 | 5 | 6 | 7 | 8 | 9 | AB | R | H | RBI | BB | SO | LOB | BOTTOM | | | | | | | | |
|---|------------------------------|----------------------------------|------------------------------|---------------------------------|-------------------------------|----------------------------------|------------------------------|----------------------------------|-------------------------------|----------------------------------|-------------------------------|----------------------------------|------------------------------|---------------------------------|------------------------------|----------------------------------|----------------------------------|------------------------------------|----------------------------------|--------|--|--|--|--|--|
| 9 Chone Figgins, S (1, 5) OBP: 0.348, SLG: 0.394 | K | | 4-1 27 1B 2B | | 4-2 BB | 2-2 S 1B | | 0-0 G6-3 | | 3 | 1 | 1 | 2 | 2 | 1 | 1 | | | | | | | | | |
| Orlando Cabrera, R (1, 6) OBP: 0.310, SLG: 0.360 | G3 | | 1-2 F9 | | 1-2 L7 | 1-2 G4-3 | | | | 4 | 0 | 0 | 0 | 0 | 0 | 5 | | | | | | | | | |
| 27 Vladimir Guerrero, R (1, 9) OBP: 0.397, SLG: 0.573 | 4-0 BB | | 0-0 2B 1B | | 1-2 F9 | | 3-0 F9 | | | 3 | 1 | 1 | 1 | 1 | 0 | 1 | | | | | | | | | |
| Casey Kotchman, L (1, 10) OBP: 0.331, SLG: 0.491 | 0-0 F8 | | 2-2 1-H 3-H 2B | | 2-1 G4-3 | 1-0 G4-3 | | | | 4 | 0 | 1 | 2 | 0 | 0 | 1 | | | | | | | | | |
| Darin Erstad, L (1, 3) OBP: 0.327, SLG: 0.367 | | 0-1 F7 | 0-1 F8 | | 2-3 K | 0-1 G4-3 | | | | 4 | 0 | 0 | 0 | 0 | 1 | 1 | | | | | | | | | |
| 20 Juan Rivera, R (1, 7) OBP: 0.314, SLG: 0.447 | | 0-2 G5-3 | | 2-2 P2 | | 1-0 BB 1B 1B | | 1-1 G3 | | 4 | 1 | 1 | 0 | 0 | 0 | 0 | | | | | | | | | |
| Bengie Molina, R (1, 2) OBP: 0.331, SLG: 0.437 | 2-0 P3 | | 0-1 L9 | | 0-1 L9 | 1-0 1B 9 1B 1B | | 2-0 HR | | 4 | 2 | 2 | 1 | 0 | 0 | 0 | | | | | | | | | |
| Steve Finley, L (1, 8) OBP: 0.267, SLG: 0.359 | | | 0-0 B4-3 | | 3-3 K | 4-0 9 1B 1B BB | | 0-3 K | | 3 | 1 | 0 | 0 | 1 | 2 | 0 | | | | | | | | | |
| Adam Kennedy, L (1, 4) OBP: 0.360, SLG: 0.379 | | | 1-2 27 1B 2B | | 3-1 L8 | 1-1 9 1B 1B | | 0-1 2B | | 4 | 1 | 3 | 1 | 0 | 0 | 0 | | | | | | | | | |
| Inning Stats | R: 0 E: 0 K: 1 S: 6 | H: 0 LOB: 1 BB: 1 P: 11 | R: 0 E: 0 K: 0 S: 6 | H: 0 LOB: 0 BB: 0 P: 8 | R: 3 E: 0 K: 0 S: 14 | H: 3 LOB: 1 BB: 1 P: 22 | R: 0 E: 0 K: 1 S: 9 | H: 0 LOB: 0 BB: 0 P: 14 | R: 0 E: 0 K: 0 S: 10 | H: 0 LOB: 1 BB: 1 P: 19 | R: 3 E: 0 K: 1 S: 17 | H: 4 LOB: 2 BB: 1 P: 31 | R: 0 E: 0 K: 0 S: 4 | H: 0 LOB: 0 BB: 0 P: 8 | R: 1 E: 0 K: 1 S: 9 | H: 2 LOB: 1 BB: 0 P: 12 | 1B: 5 2B: 3 3B: 0 HR: 1 | SF: 0 SAC: 0 DP: 0 HBP: 0 | WP: 0 PB: 0 SB: 1 CS: 0 | PA: 37 | | | | | |
| PITCHER | IP | WLS | BF | H | R | ER | SO | BB | IBB | HBP | BLK | WP | HR | S | P | ERA | WHIP | | | | | | | | |
| Chris Young, R (1, 1) ERA: 4.23 | 5.0 | | 21 | 3 | 3 | 3 | 2 | 3 | 0 | 0 | 0 | 0 | 0 | 45 | 74 | 5.40 | 1.200 | | | | | | | | |
| 31 Edinson Volquez, R (6, 1) ERA: 13.5 | 0.2 | L | 7 | 4 | 3 | 3 | 1 | 1 | 0 | 0 | 0 | 0 | 0 | 13 | 26 | 40.50 | 7.500 | | | | | | | | |
| Doug Brocail, R (6, 1) ERA: 5.64 | 0.2 | | 2 | 0 | 0 | 0 | 0 | 0 | 0 | 0 | 0 | 0 | 0 | 5 | 9 | 0.00 | 0.000 | | | | | | | | |
| Erasmio Ramirez, L (7, 1) ERA: 4.66 | 1.2 | | 7 | 2 | 1 | 1 | 1 | 0 | 0 | 0 | 0 | 0 | 1 | 12 | 16 | 5.40 | 1.200 | | | | | | | | |

Texas Rangers @ Los Angeles Angels
Angel Stadium of Anaheim, Anaheim, CA
Thu Sep 22 2005, 7:05 PM PDT
Att: 36,588 - Clear - 70 F

AB 33
R 7
H 9
RBI 7
BB 4
SO 4
LOB 9



| Batter | 1 | 2 | 3 | 4 | 5 | 6 | 7 | 8 | 9 | AB | R | H | RBI | BB | SO | LOB | TOP | | | | | | | | | | |
|--|-------------------------------|----------------------------------|------------------------------|----------------------------------|------------------------------|----------------------------------|------------------------------|---------------------------------|------------------------------|----------------------------------|------------------------------|----------------------------------|------------------------------|---------------------------------|------------------------------|----------------------------------|---|----------------------------------|------------------------------------|----------------------------------|--------|--|--|--|--|--|--|
| Julio Lugo, R OBP: 0.356, SLG: 0.394 (1, 6) | 0-1 13 SH 1B | 1-0 13 F8 2B | | | 2-1 B2 | | 3-2 F8 | | | 4 | 1 | 2 | 0 | 0 | 0 | 0 | Tampa Bay Devil Rays @ Los Angeles Angels Angel Stadium of Anaheim, Anaheim, CA Sat Sep 24 2005, 7:05 PM PDT Att: 42,344 - Clear - 68 F livebaseballscorecards.com | | | | | | | | | | |
| 13 Carl Crawford, L OBP: 0.330, SLG: 0.472 (1, 7) | 0-1 SH 1-H | 0-0 F8 2-3 | | | 2-2 G6-3 | | 0-3 K | | | 3 | 1 | 0 | 0 | 0 | 1 | 1 | | | | | | | | | | | |
| 3 Jorge Cantu, R OBP: 0.315, SLG: 0.503 (1, 4) | 1-1 SF8 3-H | 1-1 G6-3 | | | 0-0 F8 | | | 0-1 G5-3 | | 3 | 0 | 0 | 1 | 0 | 0 | 1 | | | | | | | | | | | |
| Eduardo Perez, R OBP: 0.370, SLG: 0.510 (1, 3) | 0-0 F8 | | 1-0 G5-3 | | | 2-0 G5-3 | | 0-0 L1 | | 4 | 0 | 0 | 0 | 0 | 0 | 0 | | | | | | | | | | | |
| Aubrey Huff, L OBP: 0.320, SLG: 0.426 (1, 9) | 2-1 BB 31 HBP 1B | | 0-1 G6-3 | | | 1-2 1B | | 2-0 G3-1 | | 4 | 0 | 2 | 0 | 0 | 0 | 0 | | | | | | | | | | | |
| 31 Jonny Gomes, R OBP: 0.382, SLG: 0.539 (1, 10) | 4-2 BB HBP 1-2 | | 3-3 K | | | 1-1 P3 | | 2-0 WP S G6-3 1B | | 3 | 1 | 1 | 0 | 0 | 1 | 1 | | | | | | | | | | | |
| Alex Gonzalez, R OBP: 0.318, SLG: 0.399 Joey Gathright, L OBP: 0.315, SLG: 0.339 (9, PH) | 4-2 BB 2-3 | | 0-0 F8 | | | 0-2 1B | | 3-2 G6-3 1-H | | 2 | 0 | 1 | 0 | 1 | 0 | 0 | | | | | | | | | | | |
| Toby Hall, R OBP: 0.314, SLG: 0.366 Travis Lee, L OBP: 0.333, SLG: 0.435 (9, PH) | 3-1 F9 | | 0-2 F9 | | | 0-0 P4 | | 2-1 P5 | | 3 | 0 | 0 | 0 | 0 | 0 | 5 | | | | | | | | | | | |
| Damon Hollins, R OBP: 0.297, SLG: 0.418 Eric Munson, L OBP: 0.421, SLG: 0.286 (9, PH) | | 1-2 F9 | | 0-0 G3 | | | 0-0 P4 | | 1-2 G1-3 | 3 | 0 | 0 | 0 | 0 | 0 | 0 | | | | | | | | | | | |
| Inning Stats | R: 2 E: 1 K: 0 S: 15 | H: 2 LOB: 3 BB: 1 P: 29 | R: 0 E: 0 K: 0 S: 7 | H: 1 LOB: 1 BB: 0 P: 10 | R: 0 E: 0 K: 1 S: 6 | H: 0 LOB: 0 BB: 0 P: 10 | R: 0 E: 0 K: 0 S: 5 | H: 0 LOB: 0 BB: 0 P: 5 | R: 0 E: 0 K: 0 S: 7 | H: 2 LOB: 2 BB: 0 P: 16 | R: 0 E: 0 K: 1 S: 7 | H: 0 LOB: 0 BB: 0 P: 10 | R: 0 E: 0 K: 0 S: 4 | H: 0 LOB: 0 BB: 0 P: 6 | R: 1 E: 0 K: 0 S: 9 | H: 1 LOB: 0 BB: 0 P: 17 | | 1B: 5 2B: 1 3B: 0 HR: 0 | SF: 1 SAC: 1 DP: 0 HBP: 1 | WP: 1 PB: 0 SB: 1 CS: 0 | PA: 36 | | | | | | |
| PITCHER | IP | WLS | BF | H | R | ER | SO | BB | IBB | HBP | BLK | WP | HR | S | P | ERA | WHIP | | | | | | | | | | |
| Jarrod Washburn, L ERA: 3.23 (1, 1) | 6.0 | W | 26 | 5 | 2 | 0 | 1 | 1 | 0 | 1 | 0 | 0 | 0 | 52 | 81 | 0.00 | 1.000 | | | | | | | | | | |
| 62 Scot Shields, R ERA: 2.99 (7, 1) | 2.0 | | 6 | 0 | 0 | 0 | 1 | 0 | 0 | 0 | 0 | 0 | 0 | 11 | 16 | 0.00 | 0.000 | | | | | | | | | | |
| Esteban Yan, R ERA: 4.23 (9, 1) | 1.0 | | 4 | 1 | 1 | 1 | 0 | 0 | 0 | 0 | 0 | 1 | 0 | 9 | 17 | 9.00 | 1.000 | | | | | | | | | | |

| Batter | 1 | 2 | 3 | 4 | 5 | 6 | 7 | 8 | 9 | AB | R | H | RBI | BB | SO | LOB | BOTTOM | | | | | | | | | | |
|---|------------------------------|----------------------------------|-------------------------------|----------------------------------|---------------------------------|----------------------------------|------------------------------|----------------------------------|-------------------------------|----------------------------------|-------------------------------|----------------------------------|-------------------------------|----------------------------------|------------------------------|----------------------------------|---|----------------------------------|------------------------------------|----------------------------------|--------|--|--|--|--|--|--|
| 9 Chone Figgins, S OBP: 0.348, SLG: 0.397 (1, 5) | 1-3 K | 2-0 P5 | | | 2-1 G6-3 | | 0-2 16 2B 3B | | | 4 | 1 | 1 | 1 | 0 | 1 | 0 | Tampa Bay Devil Rays @ Los Angeles Angels Angel Stadium of Anaheim, Anaheim, CA Sat Sep 24 2005, 7:05 PM PDT Att: 42,344 - Clear - 68 F livebaseballscorecards.com | | | | | | | | | | |
| Orlando Cabrera, R OBP: 0.309, SLG: 0.361 (1, 6) | 0-1 G5-3 | | 1-2 F7 | | 0-1 F7 | | 4-0 16 2B BB | | | 3 | 0 | 0 | 0 | 1 | 0 | 0 | | | | | | | | | | | |
| 16 Garret Anderson, L OBP: 0.311, SLG: 0.430 Zach Sorensen, S OBP: 0.286, SLG: 0.429 (7, PR) (9, 10) | 2-3 K | | 1-2 F9 | | | 1-2 G3-1 | | 0-1 1-3 3-H 2B | | 4 | 0 | 1 | 1 | 0 | 1 | 0 | | | | | | | | | | | |
| 27 Vladimir Guerrero, R OBP: 0.395, SLG: 0.573 (1, 9) | | 1-1 HR | 0-0 1B | | | 1-2 F8 | | 0-1 G4-3 | | 4 | 1 | 2 | 1 | 0 | 0 | 2 | | | | | | | | | | | |
| Darin Erstad, L OBP: 0.328, SLG: 0.374 (1, 3) | | 2-1 1B HR 1B | | 0-0 F7 | | 0-1 2B 2B | | 0-2 E3 20 G6-4-3 | | 4 | 2 | 2 | 0 | 0 | 0 | 0 | | | | | | | | | | | |
| Bengie Molina, R OBP: 0.332, SLG: 0.441 (1, 2) | | 0-1 HR 1B | | 0-3 K | | 0-0 2B 2B | | 1-1 F8 | | 4 | 1 | 2 | 1 | 0 | 1 | 1 | | | | | | | | | | | |
| 20 Juan Rivera, R OBP: 0.310, SLG: 0.437 (1, 7) | | 0-1 L6 | | 2-2 G5-3 | | 2-0 G5-3 | | 2-2 G6-4-3 1-2 | | 4 | 0 | 0 | 0 | 0 | 4 | | | | | | | | | | | | |
| Steve Finley, L OBP: 0.270, SLG: 0.372 (1, 8) | | 1-2 HR | | | 2-2 SH1-3 9 G6-3 2B | | | 0-0 F8 | | 3 | 2 | 2 | 3 | 0 | 0 | 0 | | | | | | | | | | | |
| Adam Kennedy, L OBP: 0.359, SLG: 0.376 (1, 4) | | 0-3 K | | 1-0 SH1-3 2-3 | | | 0-1 F7 | | | 2 | 0 | 0 | 0 | 1 | 0 | | | | | | | | | | | | |
| Inning Stats | R: 0 E: 0 K: 2 S: 8 | H: 0 LOB: 0 BB: 0 P: 11 | R: 4 E: 0 K: 1 S: 15 | H: 4 LOB: 0 BB: 0 P: 21 | R: 0 E: 0 K: 0 S: 8 | H: 1 LOB: 1 BB: 0 P: 10 | R: 0 E: 0 K: 1 S: 9 | H: 0 LOB: 0 BB: 0 P: 11 | R: 1 E: 0 K: 0 S: 10 | H: 1 LOB: 0 BB: 0 P: 14 | R: 1 E: 0 K: 0 S: 13 | H: 2 LOB: 1 BB: 0 P: 17 | R: 1 E: 0 K: 0 S: 10 | H: 2 LOB: 2 BB: 1 P: 14 | R: 0 E: 1 K: 0 S: 8 | H: 0 LOB: 0 BB: 0 P: 11 | | 1B: 3 2B: 4 3B: 1 HR: 2 | SF: 0 SAC: 1 DP: 1 HBP: 0 | WP: 0 PB: 0 SB: 0 CS: 0 | PA: 34 | | | | | | |
| PITCHER | IP | WLS | BF | H | R | ER | SO | BB | IBB | HBP | BLK | WP | HR | S | P | ERA | WHIP | | | | | | | | | | |
| Doug Waechter, R ERA: 5.41 (1, 1) | 6.0 | L | 25 | 8 | 6 | 6 | 4 | 0 | 0 | 0 | 0 | 0 | 0 | 6 | 6 | 13.50 | 1.500 | | | | | | | | | | |
| Joe Beimel, L ERA: 3.57 (7, 1) | 0.2 | | 3 | 1 | 1 | 1 | 0 | 0 | 0 | 0 | 0 | 0 | 0 | 6 | 6 | 13.50 | 1.500 | | | | | | | | | | |
| Jesus Colome, R ERA: 4.87 (7, 1) | 1.1 | | 6 | 1 | 0 | 0 | 0 | 1 | 0 | 0 | 0 | 0 | 0 | 12 | 19 | 0.00 | 1.500 | | | | | | | | | | |

| Batter | 1 | 2 | 3 | 4 | 5 | 6 | 7 | 8 | 9 | AB | R | H | RBI | BB | SO | LOB | TOP | | | |
|---|---|---|---|---|---|---|---|---|---|---|---|---|---|---|---|---|---|----------------------------------|------------------------------------|-------------------------|
| Julio Lugo, R OBP: 0.358, SLG: 0.398 (1, 6) | 1-1 13 1B 2B | | 1-0 SH5-3 | 4-1 BB | | 0-0 2B | | 0-0 F9 | | 3 | 2 | 1 | 1 | 0 | 0 | | Tampa Bay Devil Rays @ Los Angeles Angels Angel Stadium of Anaheim, Anaheim, CA Sun Sep 25 2005, 1:05 PM PDT Att: 41,733 - Sunny - 76 F livebaseballscorecards.com | | | |
| 13 Carl Crawford, L OBP: 0.332, SLG: 0.471 (1, 7) | 0-2 G4-6-3 1B | | 0-3 K | 0-1 L7 | | 4-2 BB | | 4-0 BB | | 3 | 0 | 1 | 1 | 2 | 1 | 2 | | | | |
| 3 Jorge Cantu, R OBP: 0.314, SLG: 0.505 (1, 4) | 0-3 K | | 0-0 HR | | 3-1 F7 | 0-1 E5 | | 1-2 G5-3 | | 5 | 1 | 1 | 2 | 0 | 1 | 3 | | | | |
| Aubrey Huff, L OBP: 0.321, SLG: 0.430 Damon Hollins, R OBP: 0.297, SLG: 0.418 (9, 9) | 1-0 G4-6-3 | | 0-0 HR | | 0-3 K | 4-0 IBB | | 0-3 K2-3 | | 4 | 1 | 1 | 1 | 1 | 2 | 1 | | | | |
| 31 Jonny Gomes, R OBP: 0.385, SLG: 0.555 (1, 10) | | 3-2 3B | 0-2 1B | | 1-1 HR | 1-0 L5 | | 2-3 K2-3 | | 5 | 1 | 3 | 1 | 0 | 1 | 3 | | | | |
| Travis Lee, L OBP: 0.332, SLG: 0.432 (1, 3) | | 1-3 K | 1-1 F9 | | 0-2 F8 | | 1-3 K | 0-0 1B | | 5 | 0 | 1 | 0 | 0 | 2 | 2 | | | | |
| Nick Green, R OBP: 0.331, SLG: 0.349 (1, 5) | | 0-0 P4 | | 3-2 2B | | 0-0 2B 1B | 3-3 K | 0-3 K | | 5 | 2 | 2 | 0 | 0 | 2 | 2 | | | | |
| Pete Laforest, L OBP: 0.242, SLG: 0.279 Toby Hall, R OBP: 0.314, SLG: 0.366 (9, 2) | | 0-1 F8 | | 1-2 K | | 0-3 K | 2-2 F7 | | | 4 | 0 | 0 | 0 | 0 | 2 | 3 | | | | |
| Joey Gathright, L OBP: 0.318, SLG: 0.347 (1, 8) | | | 0-0 SH5-3 HR 1B | 1-1 CS 2B | | 0-3 K | | 0-0 G1-3 | | 4 | 1 | 2 | 1 | 0 | 1 | 1 | | | | |
| Inning Stats | R: 1 E: 0 K: 1 S: 12 | H: 2 LOB: 0 BB: 0 P: 14 | R: 0 E: 0 K: 1 S: 10 | H: 1 LOB: 1 BB: 0 P: 14 | R: 3 E: 0 K: 1 S: 12 | H: 4 LOB: 1 BB: 0 P: 14 | R: 1 E: 0 K: 1 S: 13 | H: 2 LOB: 1 BB: 1 P: 22 | R: 1 E: 0 K: 1 S: 10 | H: 1 LOB: 0 BB: 0 P: 14 | R: 0 E: 0 K: 2 S: 11 | H: 0 LOB: 0 BB: 0 P: 17 | R: 0 E: 0 K: 0 S: 5 | H: 0 LOB: 1 BB: 1 P: 10 | R: 0 E: 0 K: 3 S: 12 | H: 1 LOB: 1 BB: 0 P: 14 | | 1B: 5 2B: 4 3B: 1 HR: 3 | SF: 0 SAC: 1 DP: 1 HBP: 0 | WP: 0 PB: 0 CS: 1 |
| PITCHER | IP WLS BF H R ER SO BB IBB HBP BLK WP HR S P ERA WHIP | IP WLS BF H R ER SO BB IBB HBP BLK WP HR S P ERA WHIP | IP WLS BF H R ER SO BB IBB HBP BLK WP HR S P ERA WHIP | IP WLS BF H R ER SO BB IBB HBP BLK WP HR S P ERA WHIP | IP WLS BF H R ER SO BB IBB HBP BLK WP HR S P ERA WHIP | IP WLS BF H R ER SO BB IBB HBP BLK WP HR S P ERA WHIP | IP WLS BF H R ER SO BB IBB HBP BLK WP HR S P ERA WHIP | IP WLS BF H R ER SO BB IBB HBP BLK WP HR S P ERA WHIP | IP WLS BF H R ER SO BB IBB HBP BLK WP HR S P ERA WHIP | IP WLS BF H R ER SO BB IBB HBP BLK WP HR S P ERA WHIP | IP WLS BF H R ER SO BB IBB HBP BLK WP HR S P ERA WHIP | IP WLS BF H R ER SO BB IBB HBP BLK WP HR S P ERA WHIP | IP WLS BF H R ER SO BB IBB HBP BLK WP HR S P ERA WHIP | IP WLS BF H R ER SO BB IBB HBP BLK WP HR S P ERA WHIP | IP WLS BF H R ER SO BB IBB HBP BLK WP HR S P ERA WHIP | IP WLS BF H R ER SO BB IBB HBP BLK WP HR S P ERA WHIP | IP WLS BF H R ER SO BB IBB HBP BLK WP HR S P ERA WHIP | | | |
| 40 Bartolo Colon, R ERA: 3.91 Brendan Donnelly, R ERA: 3.77 Jason Christiansen, L ERA: 5.28 Kevin Gregg, R ERA: 5.22 37 Greg Jones, R ERA: 6.75 (1, 1) | 5.0 L 24 10 6 6 5 1 0 0 0 0 3 57 78 10.80 2.200 | 0.2 4 2 2 1 2 0 0 0 0 0 0 0 9 9 13.50 3.000 | 0.0 1 0 0 0 0 1 0 0 0 0 0 2 6 ∞ | 2.1 10 0 0 0 2 1 1 0 0 0 0 19 35 0.00 0.429 | 1.0 4 1 0 0 3 0 0 0 0 0 0 0 12 14 0.00 1.000 | | | | | | | | | | | | | | | |


| Batter | 1 | 2 | 3 | 4 | 5 | 6 | 7 | 8 | 9 | AB | R | H | RBI | BB | SO | LOB | BOTTOM | | | |
|--|---|---|---|---|---|---|---|---|---|---|---|---|---|---|---|---|---|----------------------------------|------------------------------------|-------------------------|
| 9 Chone Figgins, S OBP: 0.348, SLG: 0.396 (1, 8) | 0-1 1B 27 1B 1B | 3-3 K | | 4-1 2B 16 SF8 BB | | 3-2 P3 | | 3-2 P6 | | 4 | 2 | 1 | 0 | 1 | 1 | 4 | Tampa Bay Devil Rays @ Los Angeles Angels Angel Stadium of Anaheim, Anaheim, CA Sun Sep 25 2005, 1:05 PM PDT Att: 41,733 - Sunny - 76 F livebaseballscorecards.com | | | |
| Orlando Cabrera, R OBP: 0.310, SLG: 0.364 (1, 6) | 0-1 27 1B 1B | | 3-2 G5-3 | 2-2 16 SF8 27 G6-3 2B | | 1-1 F8 | | | | 4 | 1 | 2 | 0 | 0 | 0 | 0 | | | | |
| 16 Garret Anderson, L OBP: 0.309, SLG: 0.428 (1, 10) | 0-0 P2 | | 1-1 G6-3 | 1-1 SF8 | | | 1-1 G4-3 | | | 3 | 0 | 0 | 1 | 0 | 0 | 2 | | | | |
| 27 Vladimir Guerrero, R OBP: 0.394, SLG: 0.571 (1, 9) | 1-1 1B | | 2-1 G1-3 | 2-3 3-H 1-0 G6-3 | | | 1-1 L9 | | | 4 | 0 | 1 | 2 | 0 | 0 | 0 | | | | |
| 39 Robb Quinlan, R OBP: 0.262, SLG: 0.385 (1, 5) | 1-3 K | | | 2-1 F9 | 3-2 G6-3 | | 1-2 G3-1 | | | 4 | 0 | 0 | 0 | 0 | 1 | 2 | | | | |
| Bengie Molina, R OBP: 0.331, SLG: 0.439 (1, 2) | 0-0 G5-3 | | | 0-0 G4-3 20 2B 1B | | 1-0 P4 | | 1-1 F8 | | 4 | 1 | 1 | 0 | 0 | 0 | 2 | | | | |
| Darin Erstad, L OBP: 0.327, SLG: 0.373 (1, 3) | | 1-1 F8 | | 1-0 G4-3 | 1-2 G4-3 | | 2-2 G4-3 | 3-2 20 DI 1B | | 4 | 0 | 1 | 0 | 0 | 0 | 1 | | | | |
| 20 Juan Rivera, R OBP: 0.315, SLG: 0.442 (1, 7) | | 1-1 CS 1B 1B | | 3-2 2H 2B | | 0-0 G4-3 | | 4-2 BB | | 3 | 0 | 2 | 1 | 1 | 0 | 0 | | | | |
| Adam Kennedy, L OBP: 0.358, SLG: 0.375 (1, 4) | | 1-1 1B | | 0-0 P4 | | 2-3 K | | 2-3 K | | 4 | 0 | 1 | 0 | 0 | 2 | 3 | | | | |
| Inning Stats | R: 1 E: 0 K: 1 S: 12 | H: 3 LOB: 2 BB: 0 P: 14 | R: 0 E: 0 K: 1 S: 10 | H: 2 LOB: 2 BB: 0 P: 16 | R: 0 E: 0 K: 0 S: 7 | H: 0 LOB: 0 BB: 0 P: 13 | R: 1 E: 0 K: 0 S: 8 | H: 2 LOB: 1 BB: 0 P: 14 | R: 2 E: 0 K: 0 S: 10 | H: 1 LOB: 0 BB: 1 P: 21 | R: 0 E: 0 K: 0 S: 5 | H: 0 LOB: 0 BB: 0 P: 8 | R: 0 E: 0 K: 0 S: 8 | H: 0 LOB: 0 BB: 0 P: 11 | R: 0 E: 0 K: 1 S: 19 | H: 1 LOB: 2 BB: 1 P: 32 | | 1B: 7 2B: 3 3B: 0 HR: 0 | SF: 1 SAC: 0 DP: 1 HBP: 0 | WP: 0 PB: 0 CS: 1 |
| PITCHER | IP WLS BF H R ER SO BB IBB HBP BLK WP HR S P ERA WHIP | IP WLS BF H R ER SO BB IBB HBP BLK WP HR S P ERA WHIP | IP WLS BF H R ER SO BB IBB HBP BLK WP HR S P ERA WHIP | IP WLS BF H R ER SO BB IBB HBP BLK WP HR S P ERA WHIP | IP WLS BF H R ER SO BB IBB HBP BLK WP HR S P ERA WHIP | IP WLS BF H R ER SO BB IBB HBP BLK WP HR S P ERA WHIP | IP WLS BF H R ER SO BB IBB HBP BLK WP HR S P ERA WHIP | IP WLS BF H R ER SO BB IBB HBP BLK WP HR S P ERA WHIP | IP WLS BF H R ER SO BB IBB HBP BLK WP HR S P ERA WHIP | IP WLS BF H R ER SO BB IBB HBP BLK WP HR S P ERA WHIP | IP WLS BF H R ER SO BB IBB HBP BLK WP HR S P ERA WHIP | IP WLS BF H R ER SO BB IBB HBP BLK WP HR S P ERA WHIP | IP WLS BF H R ER SO BB IBB HBP BLK WP HR S P ERA WHIP | IP WLS BF H R ER SO BB IBB HBP BLK WP HR S P ERA WHIP | IP WLS BF H R ER SO BB IBB HBP BLK WP HR S P ERA WHIP | IP WLS BF H R ER SO BB IBB HBP BLK WP HR S P ERA WHIP | IP WLS BF H R ER SO BB IBB HBP BLK WP HR S P ERA WHIP | | | |
| Mark Hendrickson, L ERA: 6.08 Danys Baez, R ERA: 2.82 (1, 1) | 8.0 W 32 8 4 4 3 1 0 0 0 0 0 19 32 4.50 1.125 | 1.0 5 1 0 0 1 1 0 0 0 0 0 0 19 32 0.00 2.000 | | | | | | | | | | | | | | | | | | |

| Batter | 1 | 2 | 3 | 4 | 5 | 6 | 7 | 8 | 9 | AB | R | H | RBI | BB | SO | LOB | TOP | | | | | |
|--|------------------------------|---------------------------------|-------------------------------|----------------------------------|------------------------------|---------------------------------|-------------------------------|----------------------------------|------------------------------|---------------------------------|-------------------------------|----------------------------------|------------------------------|----------------------------------|------------------------------|---------------------------------|----------------------------------|------------------------------------|----------------------------------|--------|--|--|
| 9 Chone Figgins, S OBP: 0.348, SLG: 0.393 (1, 8) | 1-2 P4 | 2-1 F7 | | 3-2 S 1B | | | 2-3 K | | | 4 | 0 | 1 | 1 | 0 | 1 | 2 | | | | | | |
| Orlando Cabrera, R OBP: 0.306, SLG: 0.358 (1, 6) | 0-0 P4 | | 0-3 K | 1-3 K | | | 1-2 L8 | | | 4 | 0 | 0 | 0 | 0 | 2 | 2 | | | | | | |
| 16 Garret Anderson, L OBP: 0.306, SLG: 0.422 (1, 10) | 1-0 F9 | | 2-3 K | | 2-1 G1-3 | | | 0-0 L9 | | 4 | 0 | 0 | 0 | 0 | 1 | 0 | | | | | | |
| 27 Vladimir Guerrero, R OBP: 0.392, SLG: 0.565 (1, 9) | | 1-0 L8 | 0-0 G5-3 | | 1-0 G6-4-3 1B | | | 1-2 G6-3 | | 4 | 0 | 1 | 1 | 0 | 0 | 0 | | | | | | |
| Bengie Molina, R OBP: 0.332, SLG: 0.448 (1, 2) | | 2-0 20 2B | | 0-0 HR | | | 0-0 G6-4-3 | | 1-2 K | 4 | 2 | 2 | 1 | 0 | 1 | 1 | | | | | | |
| 20 Juan Rivera, R OBP: 0.319, SLG: 0.450 (1, 7) | | 3-1 G3-1 39 1B | | 1-1 F7 | | 0-3 K | | 0-0 CS 1B | | 4 | 1 | 2 | 1 | 0 | 1 | 0 | | | | | | |
| Darin Erstad, L OBP: 0.325, SLG: 0.371 (1, 3) | | 0-2 G3-1 | | 0-3 K | | 0-2 L8 | | 1-2 F9 | | 4 | 0 | 0 | 0 | 0 | 1 | 2 | | | | | | |
| 39 Robb Quinlan, R OBP: 0.273, SLG: 0.395 (6, PH) | | 0-0 1B | | 1-1 1B 9 1B | | 3-3 K | | 0-1 G4-3 | | 2 | 1 | 2 | 1 | 0 | 0 | 0 | | | | | | |
| Steve Finley, L OBP: 0.271, SLG: 0.379 (6, 8) | | 3-H 1B | | 0-1 9 1B | | | | | | 2 | 0 | 0 | 0 | 0 | 1 | 0 | | | | | | |
| Adam Kennedy, L OBP: 0.357, SLG: 0.374 (1, 4) | | 1-2 1B | | 1-3 1B | | | 1-1 G3-1 | | | 3 | 0 | 2 | 0 | 0 | 0 | 0 | | | | | | |
| Inning Stats | R: 0 E: 0 K: 0 S: 7 | H: 0 LOB: 0 BB: 0 P: 9 | R: 2 E: 0 K: 0 S: 13 | H: 4 LOB: 2 BB: 0 P: 22 | R: 0 E: 0 K: 2 S: 7 | H: 0 LOB: 0 BB: 0 P: 9 | R: 2 E: 0 K: 2 S: 18 | H: 4 LOB: 2 BB: 0 P: 24 | R: 0 E: 0 K: 0 S: 4 | H: 0 LOB: 0 BB: 0 P: 7 | R: 0 E: 0 K: 2 S: 10 | H: 0 LOB: 0 BB: 0 P: 13 | R: 0 E: 0 K: 1 S: 9 | H: 0 LOB: 0 BB: 0 P: 13 | R: 0 E: 0 K: 0 S: 6 | H: 1 LOB: 0 BB: 0 P: 7 | 1B: 7 2B: 2 3B: 0 HR: 1 | SF: 0 SAC: 0 DP: 1 HBP: 0 | WP: 0 PB: 0 SB: 1 CS: 1 | PA: 35 | | |
| PITCHER | IP | WLS | BF | H | R | ER | SO | BB | IBB | HBP | BLK | WP | HR | S | P | ERA | WHIP | | | | | |
| Joe Kennedy, L ERA: 6.18 | (1, 1) | 3.2 | L | 18 | 7 | 4 | 4 | 3 | 0 | 0 | 0 | 0 | 0 | 1 | 38 | 53 | 9.82 | 1.909 | | | | |
| 58 Justin Duchschere, R ERA: 2.26 | (4, 1) | 2.1 | | 8 | 2 | 0 | 0 | 3 | 0 | 0 | 0 | 0 | 0 | 0 | 21 | 31 | 0.00 | 0.857 | | | | |
| 40 Rich Harden, R ERA: 2.57 | (7, 1) | 2.0 | | 6 | 0 | 0 | 0 | 2 | 0 | 0 | 0 | 0 | 0 | 18 | 24 | 0.00 | 0.000 | | | | | |
| 20 Huston Street, R ERA: 1.63 | (9, 1) | 1.0 | | 3 | 1 | 0 | 0 | 0 | 0 | 0 | 0 | 0 | 0 | 6 | 7 | 0.00 | 1.000 | | | | | |

Los Angeles Angels @ Oakland Athletics
McAfee Coliseum, Oakland, CA
Tue Sep 27 2005, 10:05 PM EDT
Att: 18,416 - Clear - 65 F

livebaseballscores.com

AB 35
R 4
H 10
RBI 4
BB 0
SO 8
LOB 7



| Batter | 1 | 2 | 3 | 4 | 5 | 6 | 7 | 8 | 9 | AB | R | H | RBI | BB | SO | LOB | BOTTOM | | | | | |
|---|-------------------------------|----------------------------------|------------------------------|----------------------------------|-------------------------------|----------------------------------|-------------------------------|----------------------------------|-------------------------------|----------------------------------|------------------------------|----------------------------------|-------------------------------|----------------------------------|------------------------------|----------------------------------|------------------------------|----------------------------------|----------------------------------|------------------------------------|----------------------------------|--------|
| 14 Mark Ellis, R OBP: 0.386, SLG: 0.473 (1, 4) | 1-2 K | | 1-2 L8 | | 1-0 F7 | | 1-2 G5-3 | | | 4 | 0 | 0 | 0 | 0 | 1 | 2 | | | | | | |
| Jason Kendall, R OBP: 0.347, SLG: 0.322 (1, 2) | 0-1 L7 | | 2-2 1B | | 0-2 G4-3 | | | 0-2 G3 | | 4 | 0 | 1 | 0 | 0 | 0 | 0 | | | | | | |
| 21 Mark Kotsay, L OBP: 0.325, SLG: 0.419 (1, 8) | 3-1 3 2B | | 0-0 L3 | | 0-1 7 G1-6-3 1B | | | 0-1 G4-3 | | 4 | 1 | 2 | 0 | 0 | 0 | 1 | | | | | | |
| 3 Eric Chavez, L OBP: 0.330, SLG: 0.463 (1, 5) | 0-0 2H 2B | | | 0-1 F9 | | 2-3 K | | 2-3 K | | 4 | 0 | 1 | 1 | 0 | 2 | 1 | | | | | | |
| 7 Bobby Crosby, R OBP: 0.346, SLG: 0.456 (7, 6) | 3-3 K | | | 4-2 29 2B | | 1-2 G1-6-3 | | | 0-1 HR | 2 | 1 | 0 | 0 | 1 | 1 | 2 | | | | | | |
| Marco Scutaro, R OBP: 0.306, SLG: 0.384 (7, 6) | | | | | | | | | | 1 | 1 | 1 | 1 | 0 | 0 | 0 | | | | | | |
| 29 Dan Johnson, L OBP: 0.365, SLG: 0.468 (1, 3) | | 2-3 K | | 3-2 1-H 2B | | | 0-1 G4-3 | | 1-1 G6-3 | 4 | 0 | 1 | 1 | 0 | 1 | 0 | | | | | | |
| Jay Payton, R OBP: 0.314, SLG: 0.458 (1, 7) | | 0-1 P4 | | 0-0 P3 | | | 1-1 G1-3 | | 1-3 K | 4 | 0 | 0 | 0 | 0 | 1 | 1 | | | | | | |
| 17 Adam Melhuse, S OBP: 0.283, SLG: 0.383 (9, PH) | | 0-2 K | | 0-0 G4-3 | | | 1-1 2B 1B | | 0-0 F7 | 3 | 0 | 1 | 0 | 0 | 1 | 1 | | | | | | |
| 23 Bobby Kirtley, S OBP: 0.348, SLG: 0.382 (9, PH) | | | | | | | | | | 1 | 0 | 0 | 0 | 0 | 0 | 0 | | | | | | |
| Nick Swisher, S OBP: 0.320, SLG: 0.437 (1, 9) | | | 2-3 K | | 1-3 K | | | 2-0 2B | | 3 | 0 | 1 | 0 | 0 | 2 | 0 | | | | | | |
| Inning Stats | R: 1 E: 0 K: 2 S: 14 | H: 2 LOB: 1 BB: 0 P: 21 | R: 0 E: 0 K: 2 S: 8 | H: 0 LOB: 0 BB: 0 P: 10 | R: 0 E: 0 K: 1 S: 11 | H: 1 LOB: 1 BB: 0 P: 16 | R: 1 E: 0 K: 0 S: 13 | H: 1 LOB: 1 BB: 1 P: 20 | R: 0 E: 0 K: 1 S: 10 | H: 0 LOB: 0 BB: 0 P: 12 | R: 0 E: 0 K: 1 S: 8 | H: 1 LOB: 0 BB: 0 P: 11 | R: 0 E: 0 K: 0 S: 10 | H: 2 LOB: 2 BB: 0 P: 15 | R: 0 E: 0 K: 1 S: 8 | H: 0 LOB: 0 BB: 0 P: 10 | R: 1 E: 0 K: 1 S: 8 | H: 1 LOB: 0 BB: 0 P: 10 | 1B: 3 2B: 4 3B: 0 HR: 1 | SF: 0 SAC: 0 DP: 1 HBP: 0 | WP: 0 PB: 0 SB: 0 CS: 0 | PA: 35 |
| PITCHER | IP | WLS | BF | H | R | ER | SO | BB | IBB | HBP | BLK | WP | HR | S | P | ERA | WHIP | | | | | |
| 54 Ervin Santana, R ERA: 4.58 | (1, 1) | 6.2 | W | 27 | 7 | 2 | 2 | 7 | 1 | 0 | 0 | 0 | 0 | 0 | 71 | 101 | 2.70 | 1.200 | | | | |
| 62 Scot Shields, R ERA: 2.82 | (7, 1) | 1.1 | H | 4 | 0 | 0 | 0 | 1 | 0 | 0 | 0 | 0 | 0 | 11 | 14 | 0.00 | 0.000 | | | | | |
| Francisco Rodriguez, R ERA: 2.62 | (9, 1) | 1.0 | S | 4 | 1 | 1 | 1 | 1 | 0 | 0 | 0 | 0 | 1 | 8 | 10 | 9.00 | 1.000 | | | | | |

Los Angeles Angels @ Oakland Athletics
McAfee Coliseum, Oakland, CA
Tue Sep 27 2005, 10:05 PM EDT
Att: 18,416 - Clear - 65 F

livebaseballscores.com

AB 34
R 3
H 8
RBI 3
BB 1
SO 9
LOB 8



| Batter | 1 | 2 | 3 | 4 | 5 | 6 | 7 | 8 | 9 | AB | R | H | RBI | BB | SO | LOB | TOP | | | | | | | | |
|--|-------------------------------|----------------------------------|-------------------------------|----------------------------------|-------------------------------|----------------------------------|-------------------------------|----------------------------------|-------------------------------|----------------------------------|-------------------------------|----------------------------------|-------------------------------|----------------------------------|-------------------------------|----------------------------------|--|----------------------------------|----------------------------------|------------------------------------|----------------------------------|--------|--|--|--|
| 9 Chone Figgins, S OBP: 0.350, SLG: 0.397 | | | | | | | | | | 4 | 1 | 2 | 0 | 1 | 0 | 5 | Los Angeles Angels @ Texas Rangers Ameriquest Field, Arlington, TX Sat Oct 01 2005, 8:05 PM EDT Att: 48,174 - Clear - 86 F | | | | | | | | |
| Orlando Cabrera, R OBP: 0.311, SLG: 0.368 | | | | | | | | | | 5 | 2 | 2 | 1 | 0 | 2 | 3 | | | | | | | | | |
| 6 Maicer Izturis, S OBP: 0.302, SLG: 0.349 | | | | | | | | | | 0 | 0 | 0 | 0 | 0 | 0 | 0 | | | | | | | | | |
| 16 Garret Anderson, L OBP: 0.306, SLG: 0.435 | | | | | | | | | | 4 | 2 | 3 | 2 | 0 | 1 | 0 | | | | | | | | | |
| Jeff DaVanon, S OBP: 0.345, SLG: 0.306 | | | | | | | | | | 1 | 0 | 0 | 0 | 0 | 0 | 0 | | | | | | | | | |
| 20 Juan Rivera, R OBP: 0.317, SLG: 0.449 | | | | | | | | | | 5 | 1 | 2 | 1 | 0 | 1 | 2 | | | | | | | | | |
| Darin Erstad, L OBP: 0.325, SLG: 0.371 | | | | | | | | | | 5 | 1 | 2 | 1 | 0 | 0 | 2 | | | | | | | | | |
| Bengie Molina, R OBP: 0.336, SLG: 0.446 | | | | | | | | | | 3 | 0 | 0 | 0 | 1 | 0 | 2 | | | | | | | | | |
| José Molina, R OBP: 0.287, SLG: 0.350 | | | | | | | | | | 1 | 0 | 0 | 0 | 0 | 0 | 0 | | | | | | | | | |
| Casey Kotchman, L OBP: 0.343, SLG: 0.484 | | | | | | | | | | 4 | 0 | 1 | 1 | 1 | 0 | 1 | | | | | | | | | |
| Steve Finley, L OBP: 0.271, SLG: 0.374 | | | | | | | | | | 5 | 0 | 2 | 0 | 0 | 1 | 2 | | | | | | | | | |
| Adam Kennedy, L OBP: 0.354, SLG: 0.370 | | | | | | | | | | 3 | 0 | 1 | 0 | 0 | 0 | 2 | | | | | | | | | |
| 39 Robb Quinlan, R (7, PH) OBP: 0.273, SLG: 0.403 | | | | | | | | | | 2 | 0 | 0 | 0 | 0 | 0 | 1 | | | | | | | | | |
| Inning Stats | R: 4 E: 1 K: 1 S: 23 | H: 6 LOB: 3 BB: 1 P: 38 | R: 0 E: 0 K: 2 S: 14 | H: 1 LOB: 1 BB: 0 P: 19 | R: 0 E: 0 K: 0 S: 13 | H: 1 LOB: 2 BB: 1 P: 22 | R: 2 E: 0 K: 0 S: 14 | H: 3 LOB: 1 BB: 0 P: 18 | R: 0 E: 0 K: 2 S: 15 | H: 1 LOB: 1 BB: 0 P: 19 | R: 0 E: 0 K: 0 S: 10 | H: 1 LOB: 1 BB: 0 P: 13 | R: 0 E: 1 K: 0 S: 16 | H: 0 LOB: 2 BB: 1 P: 27 | R: 1 E: 0 K: 0 S: 13 | H: 1 LOB: 0 BB: 0 P: 20 | R: 0 E: 0 K: 0 S: 5 | H: 1 LOB: 0 BB: 0 P: 8 | 1B: 9 2B: 2 3B: 1 HR: 3 | SF: 0 SAC: 0 DP: 0 HBP: 0 | WP: 0 PB: 0 SB: 1 CS: 1 | PA: 45 | | | |
| PITCHER | IP | WLS | BF | H | R | ER | SO | BB | IBB | HBP | BLK | WP | HR | S | P | ERA | WHIP | | | | | | | | |
| Juan Dominguez, R ERA: 4.22 | 0.2 | L | 9 | 6 | 4 | 4 | 1 | 1 | 0 | 0 | 0 | 0 | 1 | 16 | 30 | 54.00 | 10.500 | | | | | | | | |
| Erasmó Ramírez, L ERA: 3.91 | 2.1 | | 10 | 2 | 0 | 0 | 2 | 1 | 0 | 0 | 0 | 0 | 0 | 34 | 49 | 0.00 | 1.286 | | | | | | | | |
| Doug Brocail, R ERA: 5.52 | 3.0 | | 14 | 5 | 2 | 2 | 2 | 0 | 0 | 0 | 0 | 0 | 1 | 39 | 50 | 6.00 | 1.667 | | | | | | | | |
| 36 C.J. Wilson, L ERA: 6.94 | 1.0 | | 5 | 0 | 0 | 0 | 0 | 1 | 0 | 0 | 1 | 0 | 0 | 16 | 27 | 0.00 | 1.000 | | | | | | | | |
| John Wassdin, R ERA: 4.28 | 1.0 | | 4 | 1 | 1 | 1 | 0 | 0 | 0 | 0 | 0 | 0 | 1 | 13 | 20 | 9.00 | 1.000 | | | | | | | | |
| Brian Shouse, L ERA: 5.23 | 1.0 | | 3 | 1 | 0 | 0 | 0 | 0 | 0 | 0 | 0 | 0 | 0 | 5 | 8 | 0.00 | 1.000 | | | | | | | | |
| Batter | 1 | 2 | 3 | 4 | 5 | 6 | 7 | 8 | 9 | AB | R | H | RBI | BB | SO | LOB | BOTTOM | | | | | | | | |
| Gary Matthews, S OBP: 0.321, SLG: 0.433 | | | | | | | | | | 4 | 1 | 2 | 1 | 1 | 0 | 1 | Los Angeles Angels @ Texas Rangers Ameriquest Field, Arlington, TX Sat Oct 01 2005, 8:05 PM EDT Att: 48,174 - Clear - 86 F | | | | | | | | |
| 10 Michael Young, R OBP: 0.384, SLG: 0.513 | | | | | | | | | | 4 | 0 | 0 | 0 | 1 | 0 | 5 | | | | | | | | | |
| 23 Mark Teixeira, S OBP: 0.378, SLG: 0.573 | | | | | | | | | | 5 | 1 | 2 | 1 | 0 | 2 | 2 | | | | | | | | | |
| 9 Hank Blalock, L OBP: 0.317, SLG: 0.431 | | | | | | | | | | 4 | 1 | 1 | 1 | 1 | 0 | 1 | | | | | | | | | |
| Alfonso Soriano, R OBP: 0.309, SLG: 0.512 | | | | | | | | | | 5 | 1 | 2 | 3 | 0 | 2 | 3 | | | | | | | | | |
| Kevin Mench, R OBP: 0.331, SLG: 0.472 | | | | | | | | | | 4 | 0 | 0 | 0 | 0 | 0 | 1 | | | | | | | | | |
| Rod Barajas, R OBP: 0.308, SLG: 0.469 | | | | | | | | | | 4 | 1 | 2 | 0 | 0 | 1 | 0 | | | | | | | | | |
| Mark DeRosa, R OBP: 0.327, SLG: 0.444 | | | | | | | | | | 4 | 0 | 1 | 0 | 0 | 2 | 2 | | | | | | | | | |
| 19 Jason Botts, S OBP: 0.393, SLG: 0.320 | | | | | | | | | | 3 | 1 | 1 | 0 | 0 | 2 | 3 | | | | | | | | | |
| David Dellucci, L (8, PH) OBP: 0.370, SLG: 0.517 | | | | | | | | | | 1 | 0 | 0 | 0 | 0 | 1 | 1 | | | | | | | | | |
| Inning Stats | R: 0 E: 0 K: 0 S: 8 | H: 0 LOB: 0 BB: 0 P: 11 | R: 0 E: 0 K: 1 S: 6 | H: 0 LOB: 0 BB: 0 P: 10 | R: 1 E: 1 K: 1 S: 15 | H: 2 LOB: 1 BB: 0 P: 22 | R: 0 E: 0 K: 1 S: 10 | H: 1 LOB: 1 BB: 0 P: 14 | R: 0 E: 0 K: 2 S: 15 | H: 1 LOB: 2 BB: 1 P: 22 | R: 3 E: 0 K: 2 S: 12 | H: 2 LOB: 2 BB: 1 P: 18 | R: 1 E: 0 K: 2 S: 12 | H: 2 LOB: 1 BB: 1 P: 22 | R: 0 E: 0 K: 1 S: 11 | H: 1 LOB: 1 BB: 0 P: 16 | R: 1 E: 0 K: 0 S: 8 | H: 2 LOB: 1 BB: 0 P: 14 | 1B: 5 2B: 3 3B: 2 HR: 1 | SF: 0 SAC: 0 DP: 1 HBP: 0 | WP: 0 PB: 0 SB: 0 CS: 0 | PA: 41 | | | |
| PITCHER | IP | WLS | BF | H | R | ER | SO | BB | IBB | HBP | BLK | WP | HR | S | P | ERA | WHIP | | | | | | | | |
| Jarrod Washburn, L ERA: 3.2 | 2.0 | | 6 | 0 | 0 | 0 | 1 | 0 | 0 | 0 | 0 | 0 | 0 | 14 | 21 | 0.00 | 0.000 | | | | | | | | |
| Kevin Gregg, R ERA: 5.04 | 2.0 | | 9 | 3 | 1 | 1 | 2 | 0 | 0 | 0 | 0 | 0 | 0 | 25 | 36 | 4.50 | 1.500 | | | | | | | | |
| Esteban Yan, R ERA: 4.59 | 2.0 | | 11 | 3 | 3 | 3 | 4 | 2 | 0 | 0 | 0 | 0 | 1 | 27 | 40 | 13.50 | 2.500 | | | | | | | | |
| Brendan Donnelly, R ERA: 3.78 | 0.0 | H | 4 | 1 | 1 | 1 | 1 | 1 | 0 | 0 | 0 | 0 | 0 | 7 | 14 | 13.50 | 3.000 | | | | | | | | |
| Jason Christiansen, L ERA: 5.12 | 0.0 | | 1 | 1 | 0 | 0 | 0 | 0 | 0 | 0 | 0 | 0 | 0 | 2 | 4 | " | " | | | | | | | | |
| 62 Scot Shields, R ERA: 2.78 | 1.1 | | 5 | 1 | 0 | 0 | 0 | 0 | 0 | 0 | 0 | 0 | 0 | 14 | 20 | 0.00 | 0.750 | | | | | | | | |
| Francisco Rodríguez, R ERA: 2.71 | 1.0 | S | 5 | 2 | 1 | 1 | 0 | 0 | 0 | 0 | 0 | 0 | 0 | 8 | 14 | 9.00 | 2.000 | | | | | | | | |

| Batter | 1 | 2 | 3 | 4 | 5 | 6 | 7 | 8 | 9 | AB | R | H | RBI | BB | SO | LOB | TOP | | | |
|--|-------------------------------|----------------------------------|-------------------------------|----------------------------------|------------------------------|----------------------------------|------------------------------|----------------------------------|------------------------------|---------------------------------|------------------------------|---------------------------------|------------------------------|---------------------------------|-------------------------------|----------------------------------|----------------------------------|------------------------------------|----------------------------------|--------|
| 2 Derek Jeter, R OBP: 0.750, SLG: 0.667 | 0-1 G5-3 1B | 1-1 13 HBP 25 2B 1B | | 4-2 13 S BB | | | 0-0 13 G5-4-3 1B | | | 3 | 1 | 2 | 0 | 1 | 0 | 0 | | | | |
| 13 Alex Rodriguez, R (1, 5) | 0-3 K | 3-0 25 2B HBP | | 3-3 K | | | 0-1 G5-4-3 1-2 | | | 3 | 0 | 0 | 0 | 0 | 0 | 2 | | | | |
| 25 Jason Giambi, L Tino Martinez, L (1, 3) (8, 3) | 1-1 55 1B 24 2B 1B | 1-1 2B | | | 2-2 F8 | | | 1-3 K | | 4 | 1 | 2 | 1 | 0 | 1 | 0 | | | | |
| Gary Sheffield, R OBP: 0.500, SLG: 0.500 (1, 9) | 0-2 55 1B 24 2B 1B | 2-3 2B | | | 2-1 55 G4-6-3 1B | | | 1-0 F8 | | 4 | 1 | 2 | 0 | 0 | 1 | 2 | | | | |
| 55 Hideki Matsui, L OBP: 0.250, SLG: 0.250 (1, 7) | 2-2 24 2B 1B | | | | 2-1 G4-6-3 1-2 | | | 1-1 G4-3 | | 4 | 1 | 1 | 0 | 0 | 1 | 1 | | | | |
| 24 Robinson Cano, L OBP: 0.250, SLG: 0.500 (1, 4) | 2-2 2B | | | 0-0 F7 | | | | 1-0 F7 | | 4 | 0 | 1 | 3 | 0 | 0 | 0 | | | | |
| 20 Jorge Posada, S (1, 2) | 0-0 G4-3 | | | 1-1 F7 | | | | 1-2 F7 | | 4 | 0 | 0 | 0 | 0 | 0 | 1 | | | | |
| Bernie Williams, S OBP: 0.250, SLG: 0.500 (1, 10) | | 2-3 K | | 1-0 F9 | | | | 3-2 2B | | 4 | 0 | 1 | 0 | 0 | 1 | 0 | | | | |
| Bubba Crosby, L (1, 8) | | 0-3 K | | 0-1 F8 | | | | 0-0 F7 | | 4 | 0 | 0 | 0 | 0 | 1 | 1 | | | | |
| | | | | | | | | | | | | | | | | | | | | |
| Inning Stats | R: 3 E: 0 K: 1 S: 20 | H: 4 LOB: 1 BB: 0 P: 25 | R: 1 E: 0 K: 3 S: 14 | H: 2 LOB: 2 BB: 0 P: 23 | R: 0 E: 0 K: 1 S: 8 | H: 0 LOB: 0 BB: 0 P: 11 | R: 0 E: 0 K: 1 S: 9 | H: 0 LOB: 1 BB: 1 P: 17 | R: 0 E: 0 K: 0 S: 6 | H: 0 LOB: 0 BB: 0 P: 6 | R: 0 E: 0 K: 0 S: 5 | H: 1 LOB: 0 BB: 0 P: 5 | R: 0 E: 0 K: 1 S: 6 | H: 0 LOB: 0 BB: 0 P: 9 | R: 0 E: 0 K: 0 S: 10 | H: 1 LOB: 1 BB: 0 P: 15 | 1B: 6 2B: 3 3B: 0 HR: 0 | SF: 0 SAC: 0 DP: 2 HBP: 1 | WP: 0 PB: 0 SB: 1 CS: 0 | PA: 36 |
| PITCHER | IP WLS BF L | H R ER 4 | SO 6 | BB 1 | IBB 0 | HBP 1 | BLK 0 | WP 0 | HR 0 | S 69 | P 100 | ERA 5.14 | WHIP 1.286 | | | | | | | |
| 40 Bartolo Colon, R ERA: 5.14 62 Scot Shields, R ERA: | (1, 1) (8, 1) | 7.0 2.0 | 29 7 | 8 1 | 4 0 | 4 0 | 6 1 | 0 0 | 0 0 | 0 16 | 24 | 0.00 | 0.500 | | | | | | | |

New York Yankees @ Los Angeles Angels
Angel Stadium of Anaheim, Anaheim, CA

AB 34
R 4
H 9
RBI 4
BB 1
SO 7
LOB 7



WP: 0 PA: 36
PB: 0
SB: 1
CS: 0

New York Yankees @ Los Angeles Angels
Angel Stadium of Anaheim, Anaheim, CA

AB 33
R 2
H 7
RBI 2
BB 1
SO 6
LOB 9



WP: 0 PA: 35
PB: 0
SB: 1
CS: 1

| Batter | 1 | 2 | 3 | 4 | 5 | 6 | 7 | 8 | 9 | AB | R | H | RBI | BB | SO | LOB | BOTTOM | | | | | |
|--|--|----------------------------------|-------------------------------|----------------------------------|------------------------------|----------------------------------|-------------------------------|----------------------------------|-------------------------------|----------------------------------|---------------------------------------|---|-------------------------------|----------------------------------|------------------------------|----------------------------------|------------------------------|----------------------------------|----------------------------------|------------------------------------|----------------------------------|--------|
| 9 Chone Figgins, S (1, 5) | 1-3 K | | 1-1 G4-3 | | 0-0 F7 | | | 1-3 K | | 4 | 0 | 0 | 0 | 0 | 2 | 1 | | | | | | |
| Orlando Cabrera, R OBP: 0.500, SLG: 0.250 (1, 6) | 2-2 16 G3 1B | | 1-1 P5 | | | 2-2 L5 | | 1-0 F9 | | 4 | 0 | 1 | 0 | 0 | 0 | 0 | | | | | | |
| 16 Garret Anderson, L (1, 7) | 1-0 G3 | | 3-2 G4-3 | | | 2-2 G4-3 | | | 1-1 F8 | 4 | 0 | 0 | 0 | 0 | 0 | 1 | | | | | | |
| 27 Vladimir Guerrero, R OBP: 0.500, SLG: 0.333 (1, 9) | 1-2 G1-3 | | | 3-2 G6-3 | | | 0-2 CS 1B | | 4-2 S 1B BB | 3 | 1 | 1 | 0 | 1 | 0 | 1 | | | | | | |
| Darin Erstad, L OBP: 0.250, SLG: 0.250 (1, 3) | | | 1-3 K | | 2-3 K | | 1-2 CS | | 2-1 FC6-4 1B | 4 | 0 | 1 | 1 | 1 | 0 | 3 | | | | | | |
| Bengie Molina, R OBP: 0.250, SLG: 1.000 Josh Paul, R (9, FR) | | | 1-1 F8 | | 2-2 F8 | | 1-1 HR | | 0-0 FC6-4 1-2 | 4 | 1 | 1 | 1 | 0 | 0 | 1 | | | | | | |
| 20 Juan Rivera, R OBP: 0.500, SLG: 0.667 Casey Kotchman, L (9, PH) | | | 2-1 2B 1B | | | 0-1 1B | | 1-1 G5-3 | | 1-1 P5 | 3 | 0 | 2 | 0 | 0 | 0 | | | | | | |
| Steve Finley, L OBP: 0.333, SLG: 0.667 (1, 8) | | | 3-2 2B | | | 0-3 K | | 2-2 F9 | | | 3 | 0 | 1 | 0 | 0 | 1 | | | | | | |
| Adam Kennedy, L (1, 4) | | | 2-0 F7 | | | 0-0 F7 | | | 1-2 G4-3 | 3 | 0 | 0 | 0 | 0 | 0 | 3 | | | | | | |
| Inning Stats | R: 0 E: 0 K: 1 S: 11 | H: 1 LOB: 1 BB: 0 P: 17 | R: 0 E: 0 K: 1 S: 14 | H: 2 LOB: 2 BB: 0 P: 23 | R: 0 E: 0 K: 0 S: 8 | H: 0 LOB: 0 BB: 0 P: 13 | R: 0 E: 0 K: 1 S: 12 | H: 0 LOB: 0 BB: 0 P: 19 | R: 0 E: 0 K: 1 S: 11 | H: 1 LOB: 1 BB: 0 P: 11 | R: 0 E: 0 K: 0 S: 13 | H: 1 LOB: 0 BB: 0 P: 18 | R: 1 E: 0 K: 1 S: 10 | H: 1 LOB: 0 BB: 0 P: 15 | R: 0 E: 0 K: 1 S: 8 | H: 0 LOB: 0 BB: 0 P: 11 | R: 1 E: 0 K: 0 S: 9 | H: 1 LOB: 1 BB: 1 P: 17 | 1B: 5 2B: 1 3B: 0 HR: 1 | SF: 0 SAC: 0 DP: 0 HBP: 0 | WP: 0 PB: 0 SB: 1 CS: 1 | PA: 35 |
| PITCHER | IP WLS BF | H R ER 0 | SO 4 | BB 0 | IBB 0 | HBP 0 | BLK 0 | WP 0 | HR 0 | S 67 | P 98 | ERA 0.00 | WHIP 0.882 | | | | | | | | | |
| 35 Mike Mussina, R ERA: A J Leiter, L ERA: Tanyon Sturtze, R ERA: 27.0 Tom Gordon, R ERA: 42 Mariano Rivera, R ERA: 9.0 | (1, 1) (6, 1) (7, 1) (7, 1) (9, 1) | 5.2 0.2 0.1 1.1 1.0 | 22 1 2 4 5 | 5 0 1 0 1 | 0 0 0 0 1 | 0 0 0 0 0 | 0 0 0 0 0 | 0 0 1 0 0 | 0 0 4 11 9 | 7 6 16 17 | 0.00 0.00 27.00 0.00 9.00 | 0.000 0.000 3.000 0.000 2.000 | | | | | | | | | | |

New York Yankees @ Los Angeles Angels
Angel Stadium of Anaheim, Anaheim, CA

AB 33
R 2
H 7
RBI 2
BB 1
SO 6
LOB 9



WP: 0 PA: 35
PB: 0
SB: 1
CS: 1

Tue Oct 04 2005, 5:00 PM PDT
Att. 45,142 - Clear - 78 F

livebaseballscorecards.com

livebaseballscorecards.com

| Batter | 1 | 2 | 3 | 4 | 5 | 6 | 7 | 8 | 9 | AB | R | H | RBI | BB | SO | LOB | TOP | | | | | | | | |
|---|------------------------------|----------------------------------|-------------------------------|----------------------------------|------------------------------|----------------------------------|------------------------------|---------------------------------|-------------------------------|----------------------------------|-------------------------------|----------------------------------|------------------------------|----------------------------------|------------------------------|----------------------------------|---|----------------------------------|----------------------------------|------------------------------------|----------------------------------|--------|--|--|--|
| 2 Derek Jeter, R OBP: 0.333, SLG: 0.250 | G5-3 | | K | | K | FC4-6 | | | G6-3 | 5 | 0 | 0 | 0 | 0 | 2 | 2 | New York Yankees @ Los Angeles Angels Angel Stadium of Anaheim, Anaheim, CA Wed Oct 05 2005, 7:00 PM PDT Att: 45,150 - Clear - 81 F livebaseballscorecards.com | | | | | | | | |
| 13 Alex Rodriguez, R (1, 5) | G5-3 | | FC4-6 25 S BB | | 25 2B G5-3 BB | | | 25 CS BB | G5-3 | 2 | 1 | 0 | 0 | 3 | 0 | | | | | | | | | | |
| 25 Jason Giambi, L OBP: 0.500, SLG: 0.714 | L1 | | FC4-6 BB | | 55 WB 2B | | | K | | 3 | 0 | 1 | 0 | 1 | 1 | | | | | | | | | | |
| Gary Sheffield, R OBP: 0.250, SLG: 0.250 | | | F8 | | FC4-6 55 FC4-6 | | | F7 | | 4 | 0 | 0 | 1 | 0 | 0 | | | | | | | | | | |
| 55 Hideki Matsui, L OBP: 0.250, SLG: 0.375 | | | FC4-6 | | G5-3 | | | L4 | | 4 | 1 | 1 | 0 | 0 | 0 | | | | | | | | | | |
| 24 Robinson Cano, L OBP: 0.250, SLG: 0.500 | | | 2B | | G4-3 | | | L8 | | 4 | 0 | 1 | 1 | 0 | 0 | | | | | | | | | | |
| Bernie Williams, S OBP: 0.250, SLG: 0.500 | | | K | | G1-3 | | | F7 | | 4 | 0 | 1 | 0 | 0 | 1 | | | | | | | | | | |
| 20 Jorge Posada, S OBP: 0.375, SLG: 0.714 | | | BB | | FC4-6 1B | | | G3-1 | | 3 | 1 | 2 | 1 | 1 | 0 | | | | | | | | | | |
| Tino Martinez, L (1, 3) | G1-3 | | FC4-6 | | FC4-6 2 BB | | | K | | 3 | 0 | 0 | 0 | 1 | 1 | | | | | | | | | | |
| Inning Stats | R: 0 E: 0 K: 0 S: 8 | H: 0 LOB: 0 BB: 0 P: 13 | R: 1 E: 0 K: 1 S: 12 | H: 2 LOB: 2 BB: 1 P: 21 | R: 0 E: 0 K: 1 S: 9 | H: 0 LOB: 2 BB: 2 P: 20 | R: 0 E: 0 K: 0 S: 8 | H: 1 LOB: 1 BB: 0 P: 9 | R: 1 E: 0 K: 1 S: 11 | H: 1 LOB: 1 BB: 1 P: 20 | R: 0 E: 0 K: 0 S: 10 | H: 1 LOB: 2 BB: 1 P: 17 | R: 0 E: 0 K: 1 S: 8 | H: 0 LOB: 0 BB: 1 P: 16 | R: 0 E: 0 K: 0 S: 6 | H: 0 LOB: 0 BB: 0 P: 12 | R: 1 E: 0 K: 1 S: 11 | H: 1 LOB: 0 BB: 0 P: 18 | 1B: 1 2B: 4 3B: 0 HR: 1 | SF: 0 SAC: 0 DP: 0 HBP: 0 | WP: 1 PB: 0 SB: 1 CS: 1 | PA: 38 | | | |
| PITCHER | IP | WLS | BF | H | R | ER | SO | BB | IBB | HBP | BLK | WP | HR | S | P | ERA | WHIP | | | | | | | | |
| 41 John Lackey, R ERA: 3.18 | 5.2 | | 27 | 5 | 2 | 2 | 3 | 5 | 0 | 0 | 0 | 1 | 0 | 56 | 98 | 3.18 | 1.765 | | | | | | | | |
| 62 Scot Shields, R ERA: | 0.1 | | 1 | 0 | 0 | 0 | 0 | 0 | 0 | 0 | 0 | 0 | 0 | 2 | 2 | 0.00 | 0.000 | | | | | | | | |
| 45 Kelvim Escobar, R ERA: | 2.0 | W | 6 | 0 | 0 | 0 | 1 | 1 | 0 | 0 | 0 | 0 | 0 | 14 | 28 | 0.00 | 0.500 | | | | | | | | |
| Francisco Rodriguez, R ERA: 9.0 | 1.0 | S | 4 | 1 | 1 | 1 | 1 | 0 | 0 | 0 | 0 | 0 | 1 | 11 | 18 | 9.00 | 1.000 | | | | | | | | |

| Batter | 1 | 2 | 3 | 4 | 5 | 6 | 7 | 8 | 9 | AB | R | H | RBI | BB | SO | LOB | BOTTOM | | | | | | | | |
|---|------------------------------|----------------------------------|-------------------------------|----------------------------------|------------------------------|----------------------------------|------------------------------|---------------------------------|-------------------------------|----------------------------------|------------------------------|----------------------------------|-------------------------------|----------------------------------|-------------------------------|----------------------------------|---|------------------------------------|----------------------------------|--------|--|--|--|--|--|
| 9 Chone Figgins, S (1, 5) | G4-3 | | K | | G4-3 | | | | F8 | 4 | 0 | 0 | 0 | 0 | 1 | 4 | New York Yankees @ Los Angeles Angels Angel Stadium of Anaheim, Anaheim, CA Wed Oct 05 2005, 7:00 PM PDT Att: 45,150 - Clear - 81 F livebaseballscorecards.com | | | | | | | | |
| Orlando Cabrera, R OBP: 0.250, SLG: 0.250 | G2-3 | | F9 | | | | | E5 27 G5-3 1B | | 4 | 1 | 1 | 2 | 0 | 0 | | | | | | | | | | |
| 16 Garret Anderson, L (1, 7) | G4-3 | | | | G4-3 | | | P6 | | 4 | 0 | 0 | 0 | 0 | 0 | 2 | | | | | | | | | |
| 27 Vladimir Guerrero, R OBP: 0.375, SLG: 0.167 | | | G5-3 | | G4-3 HBP | | | G5-3 | | 3 | 0 | 0 | 0 | 0 | 0 | 1 | | | | | | | | | |
| Bengie Molina, R OBP: 0.375, SLG: 1.125 | | | G6-3 | | G4-3 | | | G4-3 1B | | 4 | 1 | 2 | 2 | 0 | 0 | 1 | | | | | | | | | |
| Darin Erstad, L OBP: 0.250, SLG: 0.250 | | | 20 E 1B | | L8 | | | G4-3 | | 4 | 0 | 1 | 0 | 0 | 0 | 2 | | | | | | | | | |
| 20 Juan Rivera, R OBP: 0.000, SLG: 1.167 Jeff DaVanon, S (7, PR) | | | FC6 | | | | | G4-3 | | 3 | 1 | 2 | 1 | 0 | 0 | 1 | | | | | | | | | |
| 38 Robb Quinlan, R Casey Kotchman, L (8, PR) | | | FC4-6 | | | | | SH1-3 1B | | 0 | 0 | 0 | 0 | 0 | 0 | 0 | | | | | | | | | |
| Steve Finley, L OBP: 0.200, SLG: 0.400 | | | FC4-6 | | G3 | | | SH 1B | | 2 | 1 | 0 | 0 | 0 | 0 | 2 | | | | | | | | | |
| Adam Kennedy, L OBP: 0.200, SLG: 0.200 | | | | | G5-3 | | | SH1-3 1B | | 2 | 0 | 1 | 0 | 0 | 0 | 0 | | | | | | | | | |
| Inning Stats | R: 0 E: 0 K: 0 S: 7 | H: 0 LOB: 0 BB: 0 P: 10 | R: 0 E: 1 K: 0 S: 13 | H: 1 LOB: 2 BB: 0 P: 18 | R: 0 E: 0 K: 1 S: 6 | H: 1 LOB: 0 BB: 0 P: 10 | R: 0 E: 0 K: 0 S: 4 | H: 0 LOB: 1 BB: 0 P: 6 | R: 1 E: 0 K: 0 S: 11 | H: 1 LOB: 0 BB: 0 P: 14 | R: 1 E: 1 K: 0 S: 8 | H: 1 LOB: 1 BB: 0 P: 13 | R: 2 E: 1 K: 0 S: 12 | H: 2 LOB: 1 BB: 0 P: 18 | R: 1 E: 0 K: 0 S: 12 | H: 1 LOB: 0 BB: 0 P: 16 | 1B: 5 2B: 0 3B: 0 HR: 2 | SF: 0 SAC: 2 DP: 0 HBP: 1 | WP: 0 PB: 0 SB: 0 CS: 1 | PA: 34 | | | | | |
| PITCHER | IP | WLS | BF | H | R | ER | SO | BB | IBB | HBP | BLK | WP | HR | S | P | ERA | WHIP | | | | | | | | |
| 40 Chien-Ming Wang, R ERA: 1.35 | 6.2 | L | 29 | 6 | 4 | 1 | 1 | 0 | 0 | 0 | 0 | 0 | 1 | 58 | 85 | 1.35 | 0.900 | | | | | | | | |
| AJ Leiter, L ERA: 5.4 | 1.0 | | 4 | 1 | 1 | 1 | 0 | 0 | 0 | 0 | 0 | 0 | 1 | 11 | 14 | 9.00 | 1.000 | | | | | | | | |
| Scott Proctor, R ERA: | 0.1 | | 1 | 0 | 0 | 0 | 0 | 0 | 0 | 0 | 0 | 0 | 0 | 4 | 6 | 0.00 | 0.000 | | | | | | | | |

| Batter | 1 | 2 | 3 | 4 | 5 | 6 | 7 | 8 | 9 | AB | R | H | RBI | BB | SO | LOB | TOP | | | | | |
|--|-------------------------------|----------------------------------|-------------------------------|----------------------------------|-------------------------------|----------------------------------|-------------------------------|----------------------------------|------------------------------|---------------------------------|-------------------------------|----------------------------------|-------------------------------|----------------------------------|------------------------------|----------------------------------|-------------------------------|----------------------------------|-----------------------------------|------------------------------------|----------------------------------|--------|
| 9 Chone Figgins, S OBP: 0.143, SLG: 0.286 (1, 8) | F9 | CS | F7 | G4-6-3 | | | | 1B | K | 6 | 1 | 2 | 1 | 0 | 1 | 3 | | | | | | |
| Orlando Cabrera, R OBP: 0.231, SLG: 0.308 (1, 6) | F8 | | HR | | F7 | F9 | | F8 | | 5 | 1 | 1 | 0 | 0 | 0 | 3 | | | | | | |
| 27 Vladimir Guerrero, R OBP: 0.462, SLG: 0.390 (1, 9) | 1B | | G6-3 | | G5-3 | | | 1B | 1B | 4 | 3 | 2 | 0 | 1 | 0 | 1 | | | | | | |
| Bengie Molina, R OBP: 0.500, SLG: 1.273 Jose Molina, R OBP: 1.000, SLG: 1.000 (7, PR) | 1B | | HR | | G5-3 | | | 1B | 1B | 3 | 2 | 2 | 2 | 0 | 0 | 0 | | | | | | |
| 16 Garret Anderson, L OBP: 0.308, SLG: 0.692 (1, 7) | HR | | | | | | | 1B | 1B | 5 | 1 | 4 | 5 | 0 | 0 | 0 | | | | | | |
| 20 Juan Rivera, R OBP: 0.455, SLG: 0.818 (1, 10) | K | | K | | | | | L4 | | 5 | 1 | 1 | 0 | 0 | 2 | 5 | | | | | | |
| Darin Erstad, L OBP: 0.385, SLG: 0.462 (1, 3) | | G6-3 | | | | | | | | 5 | 1 | 3 | 1 | 0 | 1 | 3 | | | | | | |
| 39 Robb Quinlan, R OBP: 0.500, SLG: 0.500 Steve Finley, L OBP: 0.143, SLG: 0.286 (6, PH) | P4 | | | | | | | | | 2 | 0 | 1 | 0 | 0 | 0 | 0 | | | | | | |
| Adam Kennedy, L OBP: 0.300, SLG: 0.300 (1, 4) | | | | | | | | | | 2 | 0 | 0 | 1 | 0 | 1 | 2 | | | | | | |
| Inning Stats | R: 3 E: 0 K: 1 S: 12 | H: 3 LOB: 0 BB: 0 P: 15 | R: 0 E: 0 K: 0 S: 13 | H: 1 LOB: 0 BB: 0 P: 18 | R: 2 E: 0 K: 1 S: 13 | H: 3 LOB: 1 BB: 0 P: 20 | R: 0 E: 0 K: 1 S: 14 | H: 2 LOB: 1 BB: 0 P: 17 | R: 0 E: 0 K: 0 S: 3 | H: 0 LOB: 0 BB: 0 P: 5 | R: 2 E: 0 K: 1 S: 18 | H: 4 LOB: 2 BB: 0 P: 23 | R: 2 E: 2 K: 1 S: 13 | H: 2 LOB: 3 BB: 0 P: 23 | R: 2 E: 0 K: 0 S: 8 | H: 3 LOB: 1 BB: 1 P: 17 | R: 0 E: 0 K: 1 S: 10 | H: 1 LOB: 1 BB: 0 P: 18 | 1B: 12 2B: 4 3B: 2 HR: 2 | SF: 0 SAC: 1 DP: 2 HBP: 1 | WP: 1 PB: 0 SB: 0 CS: 1 | PA: 47 |
| PITCHER | IP | WLS | BF | H | R | ER | SO | BB | IBB | HBP | BLK | WP | HR | S | P | ERA | WHIP | | | | | |
| Randy Johnson, L ERA: 15.0 (1, 1) | 3.0 | | 17 | 9 | 5 | 5 | 2 | 0 | 0 | 0 | 0 | 0 | 2 | 45 | 62 | 15.00 | 3.000 | | | | | |
| Aaron Small, R ERA: 6.75 (4, 1) | 2.2 | L | 11 | 4 | 2 | 2 | 2 | 0 | 0 | 0 | 0 | 0 | 0 | 27 | 35 | 6.75 | 1.500 | | | | | |
| Tanyon Sturtze, R ERA: 13.5 (6, 1) | 0.1 | | 1 | 0 | 0 | 0 | 0 | 0 | 0 | 0 | 0 | 0 | 0 | 1 | 1 | 0.00 | 0.000 | | | | | |
| Tom Gordon, R ERA: 6.75 (7, 1) | 0.0 | | 4 | 2 | 2 | 1 | 0 | 0 | 0 | 1 | 0 | 0 | 0 | 7 | 12 | ∞ | ∞ | | | | | |
| Al Leiter, L ERA: 9.0 (7, 1) | 1.1 | | 6 | 1 | 2 | 2 | 1 | 0 | 1 | 0 | 0 | 0 | 0 | 11 | 23 | 13.50 | 0.750 | | | | | |

Los Angeles Angels @ New York Yankees
Yankee Stadium, Bronx, NY
Fri Oct 07 2005, 8:00 PM EDT
Att. 56,277 - Rain - 74 F

| | |
|-----|----|
| AB | 43 |
| R | 11 |
| H | 19 |
| RBI | 11 |
| BB | 1 |
| SO | 6 |
| LOB | 23 |



| Batter | 1 | 2 | 3 | 4 | 5 | 6 | 7 | 8 | 9 | AB | R | H | RBI | BB | SO | LOB | BOTTOM | | | | | |
|---|-------------------------------|----------------------------------|------------------------------|----------------------------------|-------------------------------|----------------------------------|-------------------------------|----------------------------------|-------------------------------|----------------------------------|-------------------------------|----------------------------------|------------------------------|----------------------------------|------------------------------|----------------------------------|-------------------------------|----------------------------------|----------------------------------|------------------------------------|----------------------------------|--------|
| 2 Derek Jeter, R OBP: 0.397, SLG: 0.538 (1, 6) | K | | FC5-4 | | | | | HR | | 5 | 2 | 2 | 2 | 0 | 2 | 1 | | | | | | |
| 13 Alex Rodriguez, R OBP: 0.500, SLG: 0.333 (1, 5) | | | | | | | | G6-3 | | 4 | 0 | 2 | 0 | 1 | 1 | 1 | | | | | | |
| 25 Jason Giambi, L OBP: 0.462, SLG: 0.583 (1, 10) | F7 | | | | | | | G3 | | 5 | 0 | 2 | 1 | 0 | 1 | 2 | | | | | | |
| Gary Sheffield, R OBP: 0.231, SLG: 0.167 (1, 9) | G4-3 | | F8 | | L8 | | | K | | 4 | 0 | 0 | 0 | 1 | 1 | 5 | | | | | | |
| 55 Hideki Matsui, L OBP: 0.462, SLG: 0.727 (1, 7) | G4-3 | | | | | | | | | 3 | 2 | 2 | 1 | 2 | 0 | 0 | | | | | | |
| 24 Robinson Cano, L OBP: 0.308, SLG: 0.538 (1, 4) | F7 | | | | | | | FC4-6 | | 5 | 2 | 2 | 1 | 0 | 0 | 4 | | | | | | |
| Bernie Williams, S OBP: 0.308, SLG: 0.500 (1, 8) | | | | | | | | F8 | | 4 | 1 | 2 | 1 | 0 | 0 | 1 | | | | | | |
| Tino Martinez, L Ruben Sierra, S (9, PH) | G3 | | | | | | | K | | 4 | 0 | 0 | 0 | 0 | 1 | 3 | | | | | | |
| John Flaherty, R 20 Jorge Posada, S (4, PH) | | | | | | | | K | | 0 | 0 | 0 | 0 | 1 | 0 | 0 | | | | | | |
| Inning Stats | R: 0 E: 0 K: 1 S: 10 | H: 1 LOB: 1 BB: 0 P: 12 | R: 0 E: 0 K: 0 S: 9 | H: 1 LOB: 1 BB: 0 P: 14 | R: 0 E: 0 K: 1 S: 16 | H: 1 LOB: 2 BB: 1 P: 24 | R: 4 E: 0 K: 0 S: 19 | H: 5 LOB: 2 BB: 1 P: 31 | R: 2 E: 1 K: 2 S: 13 | H: 1 LOB: 0 BB: 1 P: 20 | R: 0 E: 0 K: 2 S: 12 | H: 1 LOB: 3 BB: 2 P: 26 | R: 0 E: 0 K: 1 S: 8 | H: 0 LOB: 0 BB: 0 P: 14 | R: 1 E: 0 K: 1 S: 8 | H: 1 LOB: 0 BB: 0 P: 12 | R: 0 E: 0 K: 1 S: 10 | H: 1 LOB: 1 BB: 0 P: 13 | 1B: 8 2B: 2 3B: 0 HR: 2 | SF: 1 SAC: 0 DP: 0 HBP: 0 | WP: 0 PB: 0 SB: 0 CS: 0 | PA: 44 |
| PITCHER | IP | WLS | BF | H | R | ER | SO | BB | IBB | HBP | BLK | WP | HR | S | P | ERA | WHIP | | | | | |
| Paul Byrd, R ERA: 9.82 (1, 1) | 3.2 | | 20 | 7 | 4 | 4 | 2 | 2 | 0 | 0 | 0 | 0 | 0 | 8 | 14 | 27.00 | 9.000 | | | | | |
| Brendan Donnelly, R ERA: 27.0 (5, 1) | 2.0 | W | 9 | 1 | 0 | 0 | 4 | 2 | 0 | 0 | 0 | 0 | 0 | 20 | 36 | 0.00 | 1.500 | | | | | |
| 45 Kelvim Escobar, R ERA: 2.25 (7, 1) | 2.0 | H | 7 | 1 | 1 | 1 | 2 | 0 | 0 | 0 | 0 | 0 | 1 | 16 | 26 | 4.50 | 5.000 | | | | | |
| Francisco Rodriguez, R ERA: 4.5 (9, 1) | 1.0 | | 4 | 1 | 0 | 0 | 1 | 0 | 0 | 0 | 0 | 0 | 0 | 10 | 13 | 0.00 | 1.000 | | | | | |

Los Angeles Angels @ New York Yankees
Yankee Stadium, Bronx, NY
Fri Oct 07 2005, 8:00 PM EDT
Att. 56,277 - Rain - 74 F

| | |
|-----|----|
| AB | 38 |
| R | 7 |
| H | 12 |
| RBI | 7 |
| BB | 5 |
| SO | 9 |
| LOB | 19 |



| Batter | 1 | 2 | 3 | 4 | 5 | 6 | 7 | 8 | 9 | AB | R | H | RBI | BB | SO | LOB | TOP | | | | | |
|---|--------------------------------------|----------------------------------|--------------------------------------|----------------------------------|--------------------------------------|----------------------------------|--------------------------------------|----------------------------------|--------------------------------------|----------------------------------|--------------------------------------|----------------------------------|--------------------------------------|----------------------------------|--------------------------------------|----------------------------------|---------------------------------------|----------------------------------|----------------------------------|------------------------------------|----------------------------------|--------|
| 9 Chone Figgins, S OBP: 0.167, SLG: 0.333 | F8 | | | E7 | | 2B | | | K | 4 | 1 | 1 | 1 | 0 | 1 | 0 | | | | | | |
| Orlando Cabrera, R OBP: 0.235, SLG: 0.353 | K | | | G5-3 | | | | | G1-3 | 4 | 0 | 1 | 1 | 0 | 1 | 1 | | | | | | |
| 27 Vladimir Guerrero, R OBP: 0.412, SLG: 0.286 | K | | | 1B | | | | | G4-3 | 4 | 0 | 1 | 0 | 0 | 2 | 1 | | | | | | |
| 16 Garret Anderson, L OBP: 0.250, SLG: 0.563 | | L8 | | 2-6 | F7 | | | | | 3 | 0 | 0 | 0 | 0 | 0 | 0 | | | | | | |
| Bengie Molina, R OBP: 0.467, SLG: 1.071 | | G4-3 | | | P6 | | | | | 3 | 0 | 1 | 0 | 0 | 0 | 0 | | | | | | |
| Darin Erstad, L OBP: 0.313, SLG: 0.375 | | K | | | G6-3 | | | | G6-4-3 | 3 | 0 | 0 | 0 | 0 | 1 | 1 | | | | | | |
| 20 Juan Rivera, R OBP: 0.429, SLG: 0.692 | | | | | | | | | | 2 | 1 | 0 | 0 | 1 | 0 | 0 | | | | | | |
| Steve Finley, L OBP: 0.111, SLG: 0.222 | | | | F9 | | | | | G4-3 | 2 | 0 | 0 | 0 | 0 | 1 | 0 | | | | | | |
| Adam Kennedy, L OBP: 0.231, SLG: 0.231 | | | | F8 | | | | | K | 2 | 0 | 0 | 0 | 0 | 1 | 0 | | | | | | |
| Inning Stats | R: 0 H: 0 E: 0 K: 2 S: 8 | H: 0 LOB: 0 BB: 0 P: 13 | R: 0 H: 0 E: 0 K: 1 S: 9 | H: 0 LOB: 0 BB: 0 P: 14 | R: 0 H: 0 E: 0 K: 1 S: 9 | H: 0 LOB: 0 BB: 0 P: 14 | R: 0 H: 1 E: 1 K: 0 S: 9 | H: 1 LOB: 1 BB: 0 P: 15 | R: 0 H: 0 E: 0 K: 0 S: 8 | H: 0 LOB: 0 BB: 0 P: 12 | R: 2 H: 2 E: 0 K: 1 S: 8 | H: 2 LOB: 1 BB: 1 P: 14 | R: 0 H: 1 E: 0 K: 0 S: 7 | H: 1 LOB: 0 BB: 0 P: 10 | R: 0 H: 0 E: 0 K: 1 S: 9 | H: 0 LOB: 0 BB: 0 P: 17 | R: 0 H: 0 E: 0 K: 1 S: 12 | H: 0 LOB: 0 BB: 0 P: 18 | 1B: 2 2B: 2 3B: 0 HR: 0 | SF: 0 SAC: 1 DP: 1 HBP: 0 | WP: 0 PB: 0 SB: 0 CS: 1 | PA: 30 |
| PITCHER | IP | WLS | BF | H | R | ER | SO | BB | IBB | HBP | BLK | WP | HR | S | P | ERA | WHIP | | | | | |
| Shawn Chacon, R ERA: 2.84 | 6.1 | | 24 | 4 | 2 | 2 | 5 | 1 | 0 | 0 | 0 | 0 | 0 | 55 | 87 | 2.84 | 0.789 | | | | | |
| AJ Leiter, L ERA: 7.36 | 0.2 | W | 1 | 0 | 0 | 0 | 0 | 0 | 0 | 0 | 0 | 0 | 0 | 3 | 5 | 0.00 | 0.000 | | | | | |
| 42 Mariano Rivera, R ERA: 3.0 | 2.0 | S | 6 | 0 | 0 | 0 | 2 | 0 | 0 | 0 | 0 | 0 | 0 | 21 | 35 | 0.00 | 0.000 | | | | | |

Los Angeles Angels @ New York Yankees
Yankee Stadium, Bronx, NY
Sun Oct 09 2005, 7:30 PM EDT
Att: 56,226 - Cloudy - 61 F

| | |
|-----|----|
| AB | 28 |
| R | 2 |
| H | 4 |
| RBI | 2 |
| BB | 1 |
| SO | 7 |
| LOB | 4 |



| Batter | 1 | 2 | 3 | 4 | 5 | 6 | 7 | 8 | 9 | AB | R | H | RBI | BB | SO | LOB | BOTTOM | | | | |
|--|--------------------------------------|----------------------------------|---------------------------------------|----------------------------------|---------------------------------------|----------------------------------|--------------------------------------|---------------------------------|---------------------------------------|----------------------------------|--------------------------------------|----------------------------------|---------------------------------------|----------------------------------|---------------------------------------|----------------------------------|----------------------------------|------------------------------------|----------------------------------|--------|--|
| 2 Derek Jeter, R OBP: 0.278, SLG: 0.412 | G1-3 | | | | | G6-3 | FC5 | | | 4 | 0 | 0 | 1 | 0 | 1 | 2 | | | | | |
| 13 Alex Rodriguez, R OBP: 0.500, SLG: 0.273 | F7 | | | | | | | | | 2 | 1 | 0 | 0 | 2 | 1 | 1 | | | | | |
| 25 Jason Giambi, L OBP: 0.471, SLG: 0.500 | | | | | | | | | | 2 | 0 | 0 | 0 | 2 | 1 | 4 | | | | | |
| 42 Mariano Rivera, R | | | | | | | | | | 0 | 0 | 0 | 0 | 0 | 0 | 0 | | | | | |
| Gary Sheffield, R OBP: 0.235, SLG: 0.188 | G1-3 | | | | | | | | | 4 | 0 | 1 | 1 | 0 | 0 | 5 | | | | | |
| 55 Hideki Matsui, L OBP: 0.353, SLG: 0.533 | | | | | | | | | | 4 | 0 | 0 | 0 | 0 | 1 | 2 | | | | | |
| 24 Robinson Canó, L OBP: 0.383, SLG: 0.500 | | | | | | | | | | 3 | 1 | 1 | 0 | 1 | 2 | 0 | | | | | |
| Bernie Williams, S OBP: 0.235, SLG: 0.375 | | | | | | | | | | 4 | 0 | 0 | 0 | 0 | 1 | 2 | | | | | |
| 20 Jorge Posada, S OBP: 0.467, SLG: 0.636 | | | | | | | | | | 1 | 1 | 1 | 0 | 3 | 0 | 0 | | | | | |
| Bubba Crosby, L | | | | | | | | | | 1 | 0 | 0 | 0 | 0 | 0 | 1 | | | | | |
| Ruben Sierra, S OBP: 0.500, SLG: 0.500 | | | | | | | | | | 1 | 0 | 1 | 1 | 0 | 0 | 0 | | | | | |
| Tony Womack, L OBP: 0.353, SLG: 0.500 | | | | | | | | | | 0 | 0 | 0 | 0 | 0 | 0 | 0 | | | | | |
| Tino Martinez, L | | | | | | | | | | 1 | 0 | 0 | 0 | 0 | 0 | 2 | | | | | |
| Inning Stats | R: 0 H: 0 E: 0 K: 0 S: 8 | H: 0 LOB: 1 BB: 1 P: 15 | R: 0 H: 0 E: 0 K: 2 S: 10 | H: 0 LOB: 0 BB: 0 P: 14 | R: 0 H: 0 E: 0 K: 2 S: 10 | H: 0 LOB: 1 BB: 1 P: 17 | R: 0 H: 0 E: 0 K: 0 S: 4 | H: 0 LOB: 0 BB: 1 P: 9 | R: 0 H: 1 E: 0 K: 2 S: 11 | H: 1 LOB: 1 BB: 0 P: 14 | R: 1 H: 1 E: 0 K: 0 S: 8 | H: 1 LOB: 1 BB: 1 P: 14 | R: 2 H: 2 E: 0 K: 1 S: 17 | H: 2 LOB: 3 BB: 2 P: 32 | R: 0 H: 0 E: 0 K: 0 S: 13 | H: 0 LOB: 2 BB: 2 P: 23 | 1B: 3 2B: 1 3B: 0 HR: 0 | SF: 0 SAC: 1 DP: 1 HBP: 0 | WP: 3 PB: 0 SB: 0 CS: 0 | PA: 36 | |
| PITCHER | IP | WLS | BF | H | R | ER | SO | BB | IBB | HBP | BLK | WP | HR | S | P | ERA | WHIP | | | | |
| 41 John Lackey, R ERA: 2.38 | 5.2 | | 22 | 2 | 1 | 1 | 6 | 4 | 0 | 0 | 0 | 0 | 0 | 48 | 78 | 1.59 | 1.059 | | | | |
| 62 Scott Shields, R ERA: 3.5 | 0.2 | L | 6 | 2 | 2 | 2 | 0 | 1 | 0 | 0 | 0 | 0 | 0 | 13 | 25 | 27.00 | 4.500 | | | | |
| 45 Kelvim Escobar, R ERA: 1.59 | 1.2 | | 8 | 0 | 0 | 0 | 1 | 3 | 0 | 0 | 0 | 2 | 0 | 20 | 35 | 0.00 | 1.800 | | | | |

Los Angeles Angels @ New York Yankees
Yankee Stadium, Bronx, NY
Sun Oct 09 2005, 7:30 PM EDT
Att: 56,226 - Cloudy - 61 F

| | |
|-----|----|
| AB | 27 |
| R | 3 |
| H | 4 |
| RBI | 3 |
| BB | 8 |
| SO | 7 |
| LOB | 19 |




| Batter | 1 | 2 | 3 | 4 | 5 | 6 | 7 | 8 | 9 | AB | R | H | RBI | BB | SO | LOB | TOP | | | | |
|--|---|---|---|---|---|---|---|---|---|---|---|---|---|---|---|---|---|---|---|---|---|
| 2 Derek Jeter, R OBP: 0.348, SLG: 0.619 | 0-1 1B | 2-2 SF9 | | 0-0 FC6-4 | | | 0-1 HR | | 1-1 13 G5-4-3 | 4 | 1 | 3 | 2 | 0 | 0 | 1 | | | | | |
| 13 Alex Rodriguez, R OBP: 0.435, SLG: 0.200 | 0-0 P4 | 3-3 K | | | 2-1 25 1B HBP | | 1-1 G6-3 | | 1-0 G5-4-3 | 4 | 0 | 0 | 0 | 0 | 0 | 1 | 3 | | | | |
| 25 Jason Giambi, L Mark Bellhorn, S OBP: 0.300, SLG: 0.579 | 3-2 F7 | | 2-1 G4-3 | | 0-0 1-2 1B | | 1-0 2B | | 1-2 1B | 5 | 0 | 3 | 0 | 0 | 0 | 1 | | | | | |
| Gary Sheffield, R Tony Womack, L OBP: 0.318, SLG: 0.286 | 0-2 1-3 1B | | 1-1 1B | | 1-2 F7 | | 3-1 F9 | | 1-1 1-2 1B | 5 | 0 | 3 | 0 | 0 | 0 | 3 | | | | | |
| 55 Hideki Matsui, L OBP: 0.273, SLG: 0.400 | 2-3 K | | 3-1 F7 | | 0-2 F3 | | 1-0 P2 | | 0-2 G3-1 | 5 | 0 | 0 | 0 | 0 | 1 | 8 | | | | | |
| 24 Robinson Cano, L OBP: 0.333, SLG: 0.421 | | 4-2 CS BB | 2-2 F8 | | 1-3 K | | | | 1-3 K2-3 | 3 | 0 | 0 | 0 | 1 | 2 | 3 | | | | | |
| Bernie Williams, S OBP: 0.338, SLG: 0.316 | | 4-2 20 BB 1B BB | 1-2 G3 | | 1-2 F8 | | | | 1-0 F7 | 3 | 1 | 0 | 0 | 1 | 0 | 0 | | | | | |
| 20 Jorge Posada, S OBP: 0.474, SLG: 0.538 | | 4-0 1B 2 SF9 BB | 1-0 G4-3 | | 2-2 F9 | | | | 4-1 BB | 2 | 1 | 0 | 0 | 2 | 0 | 0 | | | | | |
| Bubba Crosby, L Ruben Sierra, S OBP: 0.250, SLG: 0.250 | 1-1 1-3 2-H 1B | | 1-1 2 FC6-4 1B | | 0-1 G6-3 | | | | 0-2 G6-3 | 3 | 0 | 2 | 1 | 0 | 0 | 0 | | | | | |
| Inning Stats | R: 0 E: 0 K: 1 S: 12 | H: 2 LOB: 2 BB: 0 P: 17 | R: 2 E: 0 K: 1 S: 19 | H: 1 LOB: 1 BB: 3 P: 36 | R: 0 E: 0 K: 0 S: 9 | H: 1 LOB: 1 BB: 0 P: 17 | R: 0 E: 0 K: 0 S: 7 | H: 1 LOB: 2 BB: 0 P: 9 | R: 0 E: 0 K: 1 S: 11 | H: 0 LOB: 0 BB: 0 P: 15 | R: 1 E: 0 K: 0 S: 8 | H: 2 LOB: 1 BB: 0 P: 14 | R: 0 E: 0 K: 1 S: 9 | H: 0 LOB: 1 BB: 1 P: 15 | R: 0 E: 0 K: 0 S: 12 | H: 3 LOB: 2 BB: 0 P: 16 | 1B: 9 2B: 1 3B: 0 HR: 1 | SF: 1 SAC: 0 DP: 1 HBP: 1 | WP: 0 PB: 0 SB: 1 CS: 1 | PA: 41 | |
| PITCHER | IP WLS BF H R ER SO BB IBB HBP BLK WP HR S P ERA WHIP | IP WLS BF H R ER SO BB IBB HBP BLK WP HR S P ERA WHIP | IP WLS BF H R ER SO BB IBB HBP BLK WP HR S P ERA WHIP | IP WLS BF H R ER SO BB IBB HBP BLK WP HR S P ERA WHIP | IP WLS BF H R ER SO BB IBB HBP BLK WP HR S P ERA WHIP | IP WLS BF H R ER SO BB IBB HBP BLK WP HR S P ERA WHIP | IP WLS BF H R ER SO BB IBB HBP BLK WP HR S P ERA WHIP | IP WLS BF H R ER SO BB IBB HBP BLK WP HR S P ERA WHIP | IP WLS BF H R ER SO BB IBB HBP BLK WP HR S P ERA WHIP | IP WLS BF H R ER SO BB IBB HBP BLK WP HR S P ERA WHIP | IP WLS BF H R ER SO BB IBB HBP BLK WP HR S P ERA WHIP | IP WLS BF H R ER SO BB IBB HBP BLK WP HR S P ERA WHIP | IP WLS BF H R ER SO BB IBB HBP BLK WP HR S P ERA WHIP | IP WLS BF H R ER SO BB IBB HBP BLK WP HR S P ERA WHIP | IP WLS BF H R ER SO BB IBB HBP BLK WP HR S P ERA WHIP | IP WLS BF H R ER SO BB IBB HBP BLK WP HR S P ERA WHIP | IP WLS BF H R ER SO BB IBB HBP BLK WP HR S P ERA WHIP | IP WLS BF H R ER SO BB IBB HBP BLK WP HR S P ERA WHIP | IP WLS BF H R ER SO BB IBB HBP BLK WP HR S P ERA WHIP | IP WLS BF H R ER SO BB IBB HBP BLK WP HR S P ERA WHIP | IP WLS BF H R ER SO BB IBB HBP BLK WP HR S P ERA WHIP |

New York Yankees @ Los Angeles Angels
Angel Stadium of Anaheim, Anaheim, CA
 Mon Oct 10 2005, 5:00 PM PDT
 Att. 45,133 - Clear - 77 F

livebaseballscorecards.com

AB 35
R 3
H 11
RBI 3
BB 4
SO 4
LOB 20




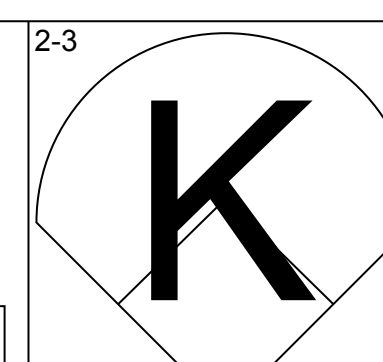
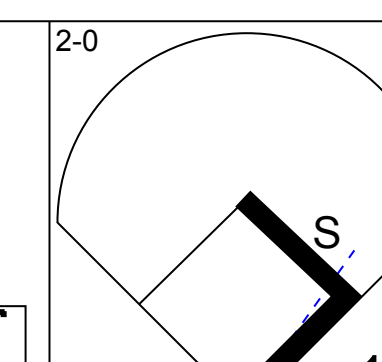
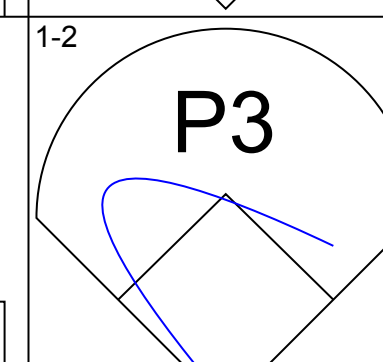
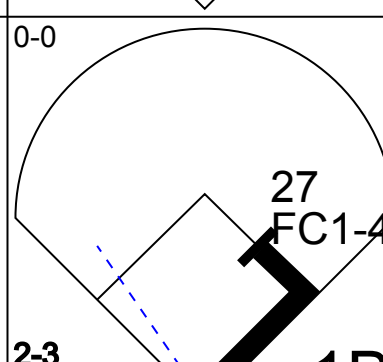
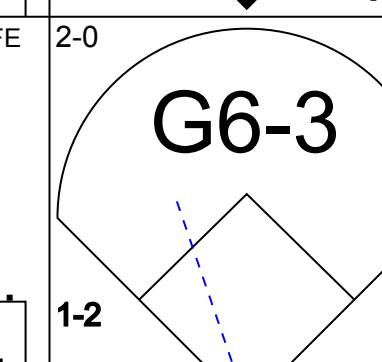
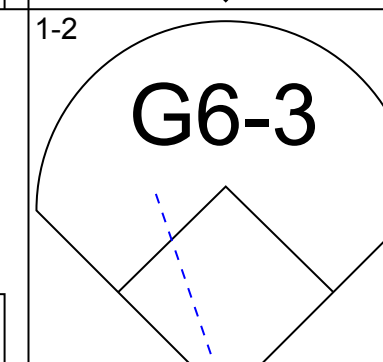
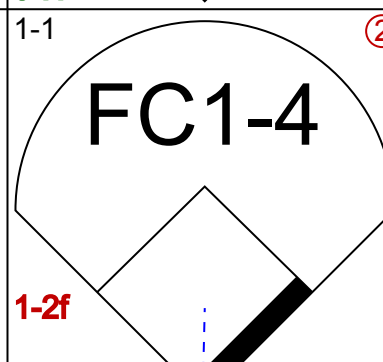
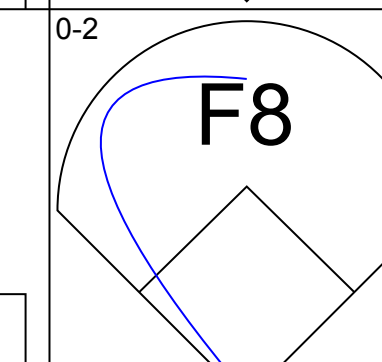
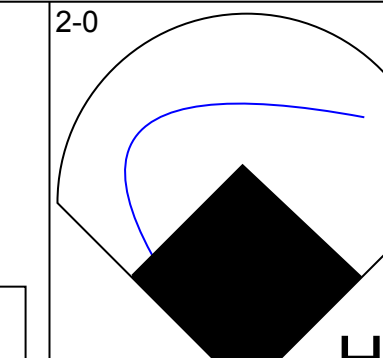
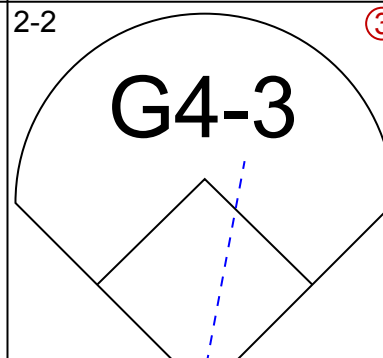
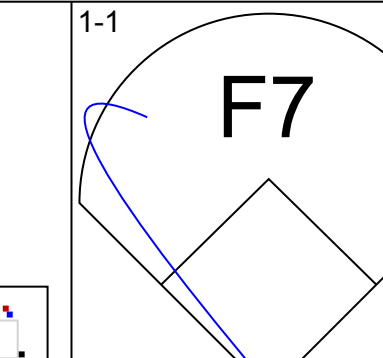
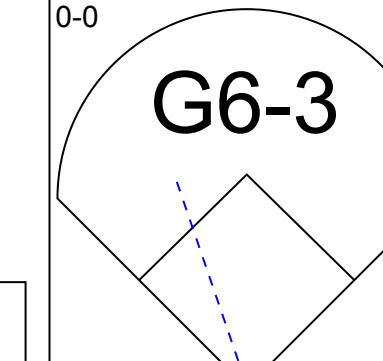
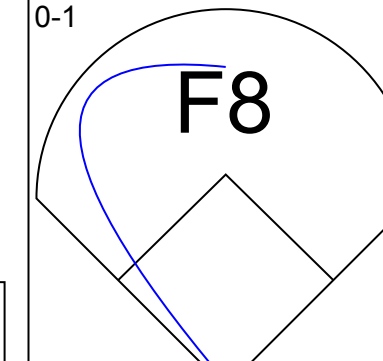
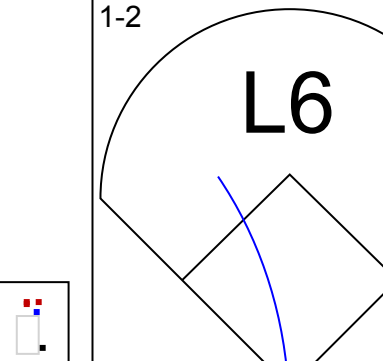
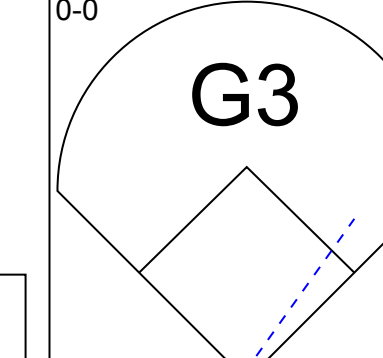
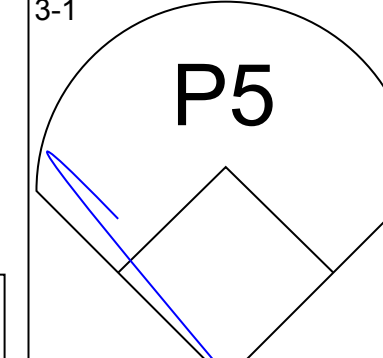
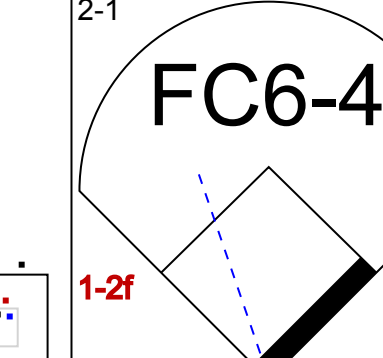
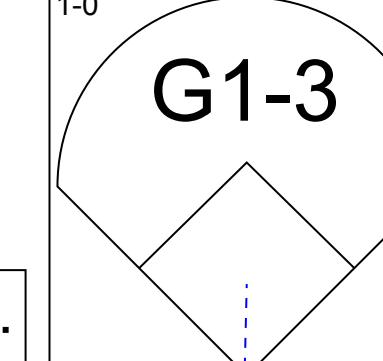
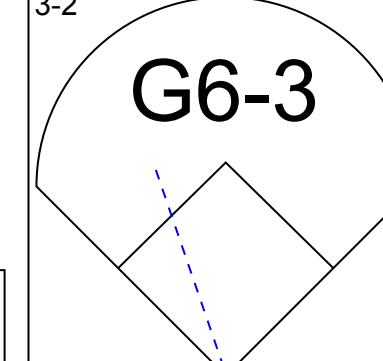
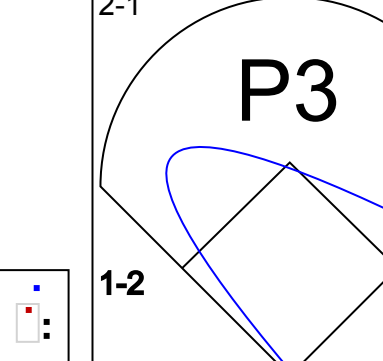
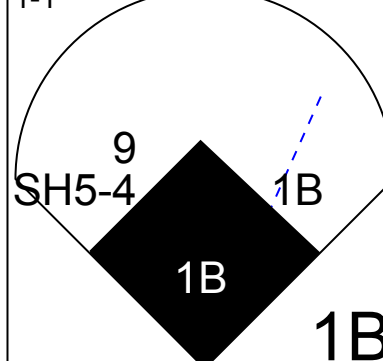
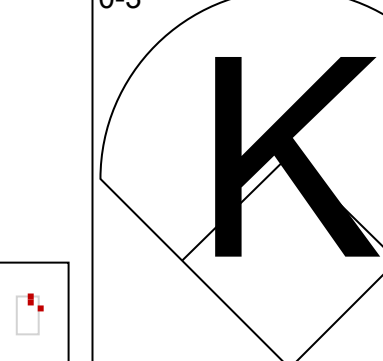
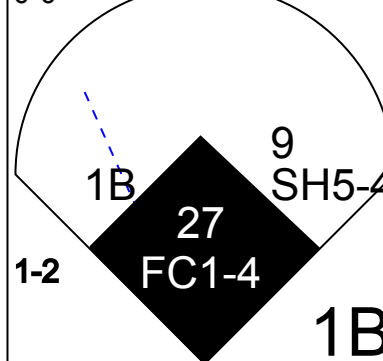
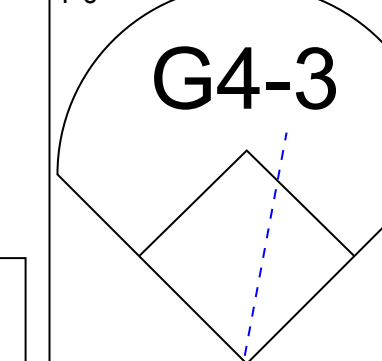
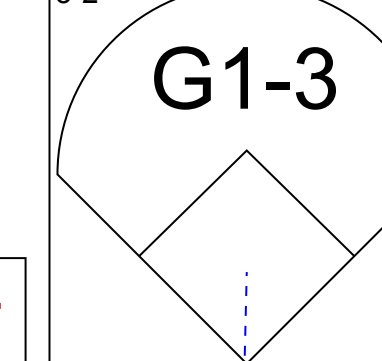
| Batter | 1 | 2 | 3 | 4 | 5 | 6 | 7 | 8 | 9 | AB | R | H | RBI | BB | SO | LOB | BOTTOM | | | | |
|---|---|---|---|---|---|---|---|---|---|---|---|---|---|---|---|---|---|---|---|---|---|
| 9 Chone Figgins, S OBP: 0.182, SLG: 0.286 | 0-3 K | 0-3 K | | 1-3 K | | 4-2 FC5-4 BB | | | | 3 | 0 | 0 | 0 | 1 | 3 | 1 | | | | | |
| Orlando Cabrera, R OBP: 0.238, SLG: 0.333 | 0-0 G6-3 | | 1-0 27 1B 16 SF8 | 2-1 P6 | | 1-2 FC5-4 | | | | 4 | 1 | 1 | 0 | 0 | 0 | 3 | | | | | |
| 27 Vladimir Guerrero, R OBP: 0.429, SLG: 0.333 | 1-0 L7 | | 3-2 1B FC3 | 1-3 1B | 1-1 G6-3 | | 2-2 1B | | | 4 | 1 | 2 | 0 | 0 | 0 | 0 | | | | | |
| 16 Garret Anderson, L OBP: 0.250, SLG: 0.684 | | 3-1 HR | 1-2 SF8 | 3-2 SF8 | 0-1 G4-3 | | 1-1 F9 | | | 3 | 1 | 1 | 2 | 0 | 0 | 1 | | | | | |
| Bengie Molina, R OBP: 0.474, SLG: 0.944 | | 0-0 BB 3B 1B | 0-1 FC3 | 1-3 1B | 0-1 G6-3 | | 0-0 F8 | | | 4 | 1 | 2 | 0 | 0 | 0 | 1 | | | | | |
| Darin Erstad, L OBP: 0.300, SLG: 0.400 | | 1-3 K | 0-2 FC3 | 1-2 2B | 1-2 SH3-4 | | 0-1 F8 | | | 4 | 0 | 1 | 1 | 0 | 1 | 3 | | | | | |
| 20 Juan Rivera, R OBP: 0.389, SLG: 0.588 | | 3-2 P4 | 2-2 F7 | | 1-0 SH3-4 1B | | | | 0-0 G6-3 | 4 | 0 | 1 | 0 | 0 | 0 | 3 | | | | | |
| Steve Finley, L OBP: 0.167, SLG: 0.182 | | 4-2 3B BB | 2-2 G4-3 | | 0-1 SH3-4 | | | | 2-3 K | 2 | 1 | 0 | 0 | 1 | 1 | 2 | | | | | |
| Adam Kennedy, L OBP: 0.235, SLG: 0.353 | | 0-0 1-H 2-H 3B | | 0-1 G3 | | 2-3 K | | | 1-2 G3 | 4 | 0 | 1 | 2 | 0 | 1 | 2 | | | | | |
| Inning Stats | R: 0 E: 0 K: 1 S: 6 | H: 0 LOB: 0 BB: 0 P: 7 | R: 3 E: 0 K: 2 S: 15 | H: 3 LOB: 1 BB: 1 P: 26 | R: 2 E: 0 K: 0 S: 20 | H: 3 LOB: 2 BB: 0 P: 29 | R: 0 E: 0 K: 1 S: 7 | H: 0 LOB: 0 BB: 0 P: 10 | R: 0 E: 0 K: 1 S: 6 | H: 0 LOB: 0 BB: 0 P: 7 | R: 0 E: 0 K: 1 S: 17 | H: 2 LOB: 3 BB: 1 P: 26 | R: 0 E: 0 K: 0 S: 8 | H: 1 LOB: 1 BB: 0 P: 11 | R: 0 E: 0 K: 1 S: 8 | H: 0 LOB: 0 BB: 0 P: 11 | 1B: 6 2B: 1 3B: 1 HR: 1 | SF: 1 SAC: 1 DP: 0 HBP: 0 | WP: 0 PB: 0 SB: 0 CS: 0 | PA: 36 | |
| PITCHER | IP WLS BF H R ER SO BB IBB HBP BLK WP HR S P ERA WHIP | IP WLS BF H R ER SO BB IBB HBP BLK WP HR S P ERA WHIP | IP WLS BF H R ER SO BB IBB HBP BLK WP HR S P ERA WHIP | IP WLS BF H R ER SO BB IBB HBP BLK WP HR S P ERA WHIP | IP WLS BF H R ER SO BB IBB HBP BLK WP HR S P ERA WHIP | IP WLS BF H R ER SO BB IBB HBP BLK WP HR S P ERA WHIP | IP WLS BF H R ER SO BB IBB HBP BLK WP HR S P ERA WHIP | IP WLS BF H R ER SO BB IBB HBP BLK WP HR S P ERA WHIP | IP WLS BF H R ER SO BB IBB HBP BLK WP HR S P ERA WHIP | IP WLS BF H R ER SO BB IBB HBP BLK WP HR S P ERA WHIP | IP WLS BF H R ER SO BB IBB HBP BLK WP HR S P ERA WHIP | IP WLS BF H R ER SO BB IBB HBP BLK WP HR S P ERA WHIP | IP WLS BF H R ER SO BB IBB HBP BLK WP HR S P ERA WHIP | IP WLS BF H R ER SO BB IBB HBP BLK WP HR S P ERA WHIP | IP WLS BF H R ER SO BB IBB HBP BLK WP HR S P ERA WHIP | IP WLS BF H R ER SO BB IBB HBP BLK WP HR S P ERA WHIP | IP WLS BF H R ER SO BB IBB HBP BLK WP HR S P ERA WHIP | IP WLS BF H R ER SO BB IBB HBP BLK WP HR S P ERA WHIP | IP WLS BF H R ER SO BB IBB HBP BLK WP HR S P ERA WHIP | IP WLS BF H R ER SO BB IBB HBP BLK WP HR S P ERA WHIP | IP WLS BF H R ER SO BB IBB HBP BLK WP HR S P ERA WHIP |

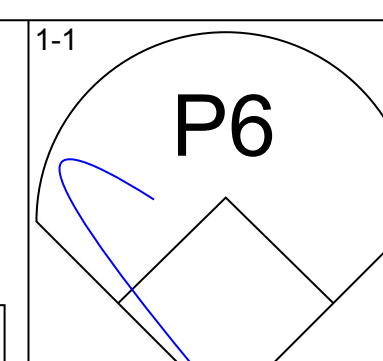
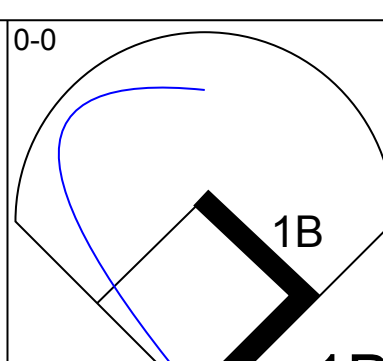
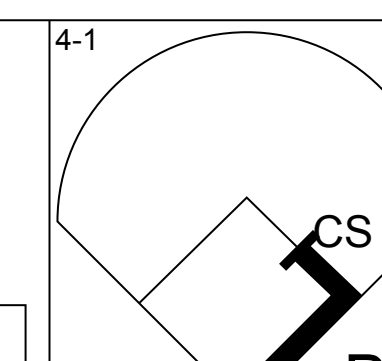
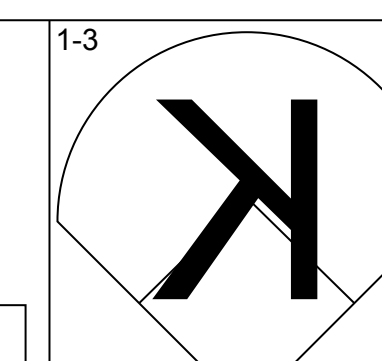
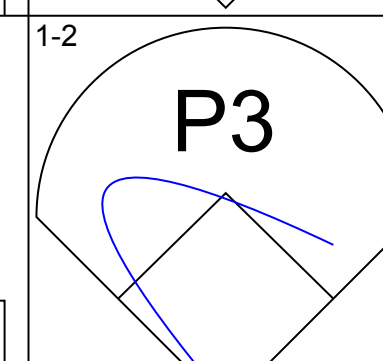
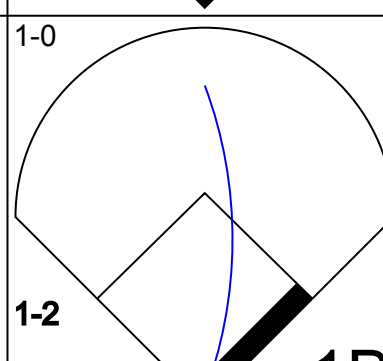
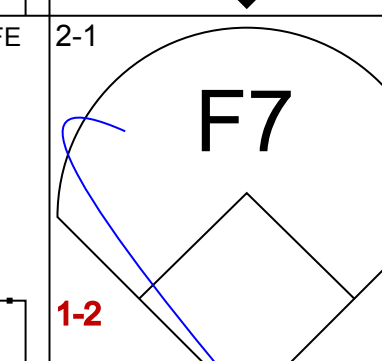
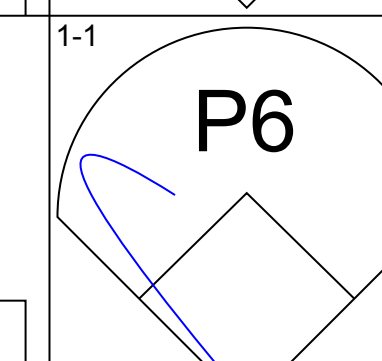
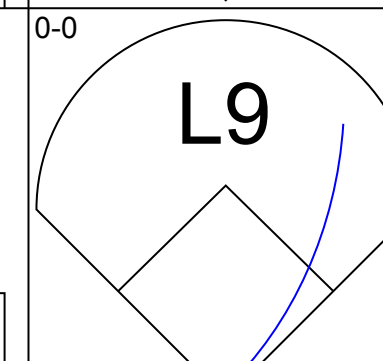
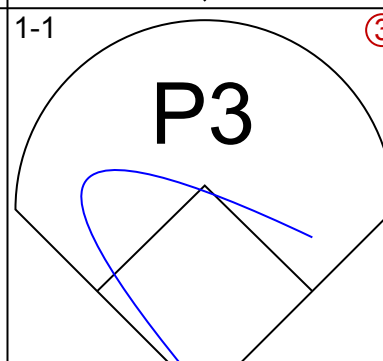
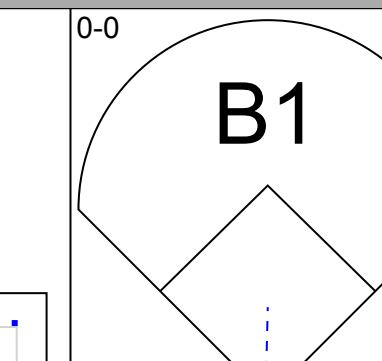
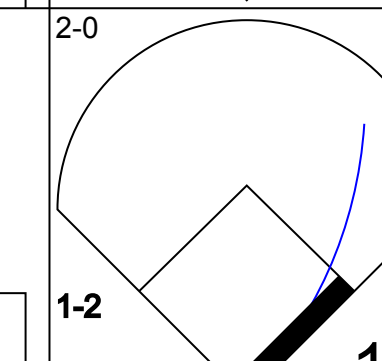
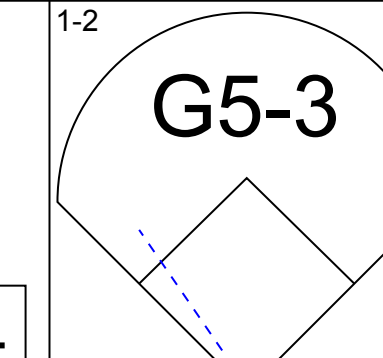
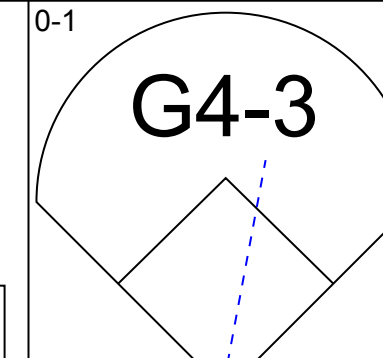
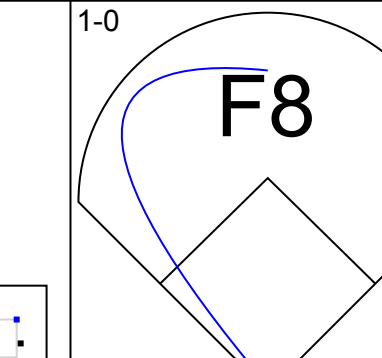
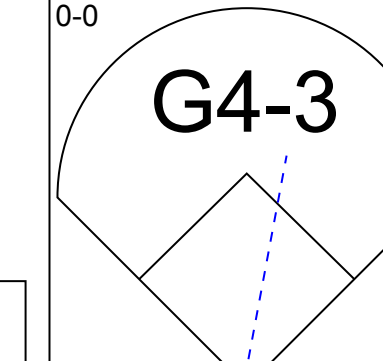
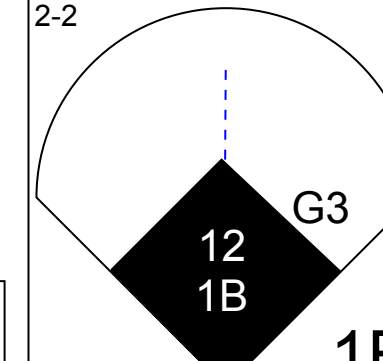
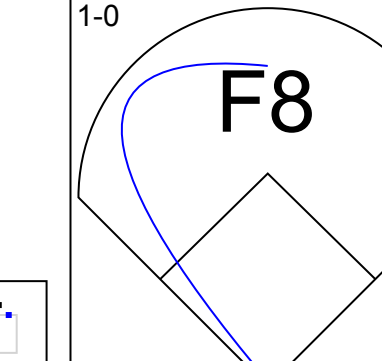
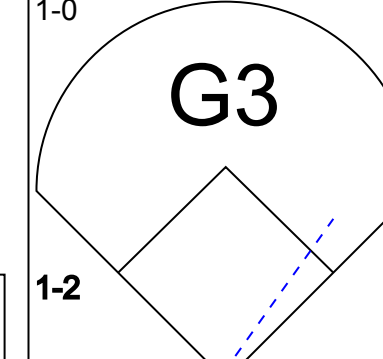
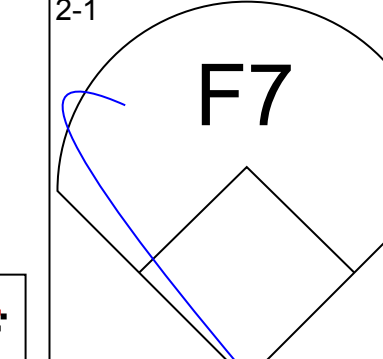
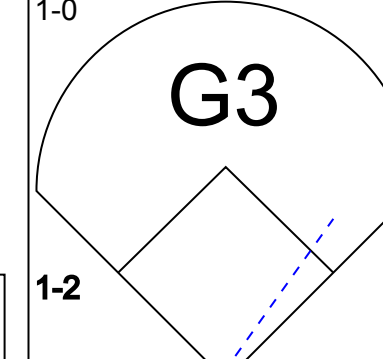
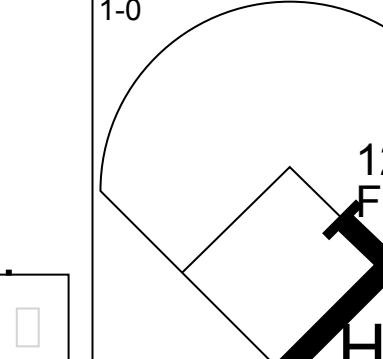
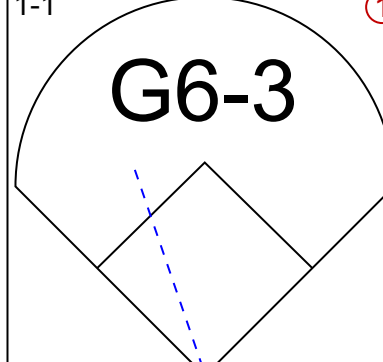

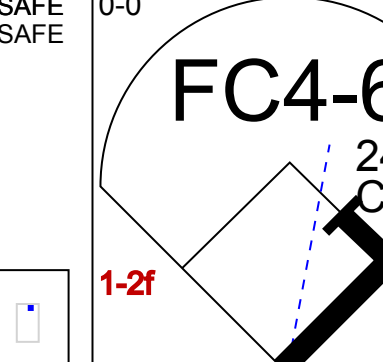
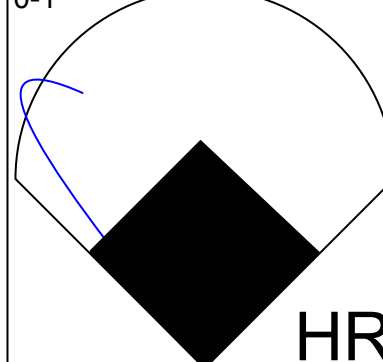
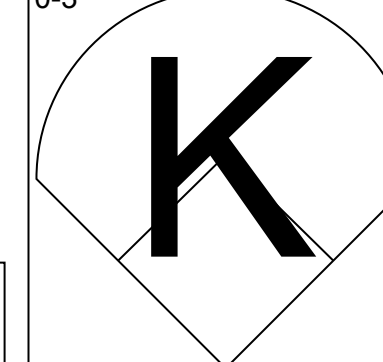
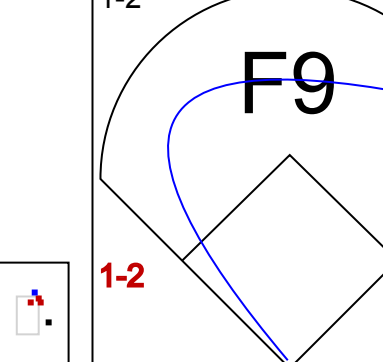
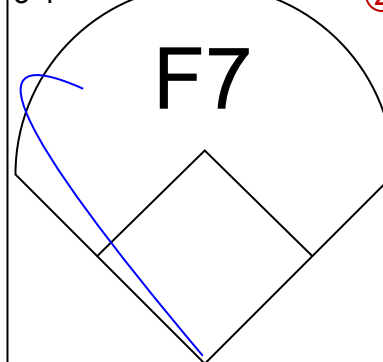
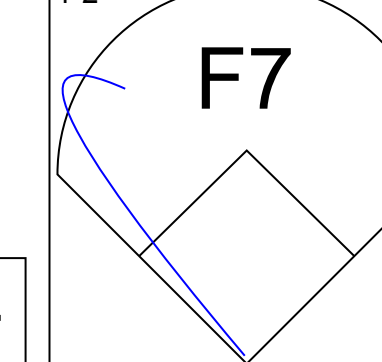
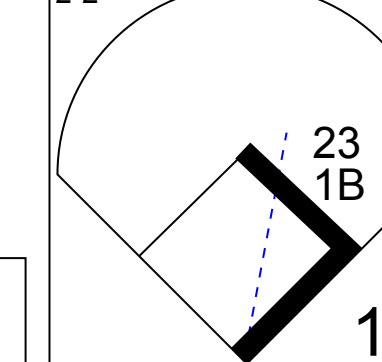
New York Yankees @ Los Angeles Angels
Angel Stadium of Anaheim, Anaheim, CA
 Mon Oct 10 2005, 5:00 PM PDT
 Att. 45,133 - Clear - 77 F

livebaseballscorecards.com

AB 32
R 5
H 9
RBI 5
BB 2
SO 6
LOB 16



| Batter | 1 | 2 | 3 | 4 | 5 | 6 | 7 | 8 | 9 | AB | R | H | RBI | BB | SO | LOB | TOP | | | | |
|---|---|---|--|---------------------------------|--|----------------------------------|------------------------------|--|------------------------------|----------------------------------|-------------------------------|----------------------------------|------------------------------|----------------------------------|------------------------------|----------------------------------|---|------------------------------------|----------------------------------|--------|--|
| 9 Chone Figgins, S OBP: 0.200, SLG: 0.292 |  | | SH5-4 | | G3 | | |  1B | | 3 | 0 | 1 | 0 | 0 | 1 | 0 | Los Angeles Angels @ Chicago White Sox U.S. Cellular Field, Chicago, IL Tue Oct 11 2005, 8:00 PM EDT Att. 40,659 - Clear - 61 F | | | | |
| Orlando Cabrera, R OBP: 0.240, SLG: 0.320 |  | |  1B | | G5-3 | | |  | | 4 | 0 | 1 | 1 | 0 | 0 | 1 | | | | | |
| 27 Vladimir Guerrero, R OBP: 0.360, SLG: 0.273 |  | |  1B | | G6-3 | | |  | | 4 | 0 | 0 | 1 | 0 | 0 | 2 | | | | | |
| 16 Garret Anderson, L OBP: 0.250, SLG: 0.739 | |  |  | | K | | |  | | 4 | 1 | 1 | 1 | 0 | 1 | 1 | | | | | |
| Bengie Molina, R OBP: 0.435, SLG: 0.818 |  | | | |  | | |  | | 4 | 0 | 1 | 0 | 0 | 0 | 0 | | | | | |
| Darin Erstad, L OBP: 0.292, SLG: 0.375 |  | | | |  | | |  1B | | 4 | 0 | 1 | 0 | 0 | 0 | 1 | | | | | |
| 20 Juan Rivera, R OBP: 0.318, SLG: 0.476 |  | | | |  | | |  | | 4 | 0 | 0 | 0 | 0 | 0 | 2 | | | | | |
| Steve Finley, L OBP: 0.200, SLG: 0.214 | | |  1B | | K | | |  | | 3 | 1 | 1 | 0 | 0 | 2 | 1 | | | | | |
| Adam Kennedy, L OBP: 0.250, SLG: 0.350 | | |  1B | |  | | |  | | 3 | 1 | 1 | 0 | 0 | 0 | 0 | | | | | |
| Inning Stats | R: 0 E: 0 K: 1 S: 9 | H: 0 LOB: 0 BB: 0 P: 13 | R: 1 E: 0 K: 0 S: 4 | H: 1 LOB: 0 BB: 0 P: 7 | R: 2 E: 0 K: 0 S: 12 | H: 3 LOB: 1 BB: 0 P: 16 | R: 0 E: 0 K: 0 S: 9 | H: 0 LOB: 0 BB: 0 P: 15 | R: 0 E: 0 K: 1 S: 6 | H: 0 LOB: 0 BB: 0 P: 11 | R: 0 E: 0 K: 1 S: 11 | H: 1 LOB: 1 BB: 0 P: 15 | R: 0 E: 0 K: 0 S: 9 | H: 1 LOB: 1 BB: 0 P: 15 | R: 0 E: 0 K: 0 S: 7 | H: 1 LOB: 1 BB: 0 P: 11 | 1B: 6 2B: 0 3B: 0 HR: 1 | SF: 0 SAC: 1 DP: 0 HBP: 0 | WP: 0 PB: 0 SB: 2 CS: 0 | PA: 34 | |
| PITCHER | IP | WLS | BF | H | R | ER | SO | BB | IBB | HBP | BLK | WP | HR | S | P | ERA | WHIP | | | | |
| 52 Jose Contreras, R ERA: 2.81 | 8.1 | L | 32 | 7 | 3 | 3 | 4 | 0 | 0 | 0 | 0 | 0 | 1 | 69 | 102 | 3.24 | 0.840 | | | | |
| Neal Cotts, L ERA: | 0.2 | | 2 | 0 | 0 | 0 | 0 | 0 | 0 | 0 | 0 | 0 | 0 | 4 | 7 | 0.00 | 0.000 | | | | |

| Batter | 1 | 2 | 3 | 4 | 5 | 6 | 7 | 8 | 9 | AB | R | H | RBI | BB | SO | LOB | BOTTOM | | | | | |
|---|---|---------------------------------|---|---------------------------------|---|----------------------------------|---|--|------------------------------|----------------------------------|------------------------------|---------------------------------|------------------------------|---------------------------------|-------------------------------|----------------------------------|---|----------------------------------|----------------------------------|------------------------------------|----------------------------------|--------|
| 22 Scott Podsednik, L OBP: 0.444, SLG: 0.571 |  | |  | |  1B | | |  | | 3 | 0 | 1 | 0 | 1 | 1 | 1 | Los Angeles Angels @ Chicago White Sox U.S. Cellular Field, Chicago, IL Tue Oct 11 2005, 8:00 PM EDT Att. 40,659 - Clear - 61 F | | | | | |
| Tadahito Iguchi, R OBP: 0.250, SLG: 0.438 |  | |  | |  | | |  | | 4 | 0 | 1 | 0 | 0 | 0 | 2 | | | | | | |
| 23 Jermaine Dye, R OBP: 0.313, SLG: 0.214 |  | |  | | | |  |  | | 4 | 0 | 1 | 0 | 0 | 0 | 2 | | | | | | |
| 14 Paul Konerko, R OBP: 0.188, SLG: 0.563 |  | | | |  | | |  | | 4 | 0 | 0 | 0 | 0 | 0 | 2 | | | | | | |
| Carl Everett, S OBP: 0.313, SLG: 0.267 |  | | | |  1B | | |  | | 4 | 1 | 1 | 0 | 0 | 0 | 0 | | | | | | |
| 38 Pablo Ozuna, R (9, PR) | | | | |  1B | | | | | 0 | 0 | 0 | 0 | 0 | 0 | 0 | | | | | | |
| Aaron Rowand, R OBP: 0.400, SLG: 0.462 |  | | | |  | | |  1B | | 3 | 0 | 0 | 0 | 0 | 0 | 2 | | | | | | |
| 12 A.J. Pierzynski, L OBP: 0.467, SLG: 1.000 | | |  | |  | | |  1B | | 4 | 0 | 1 | 1 | 0 | 0 | 2 | | | | | | |
| 24 Joe Crede, R OBP: 0.214, SLG: 0.385 | | |  | |  | | |  | | 4 | 1 | 1 | 1 | 0 | 2 | 3 | | | | | | |
| 5 Juan Uribe, R OBP: 0.385, SLG: 0.692 |  | | | |  | | |  1B | | 3 | 0 | 1 | 0 | 0 | 0 | 0 | | | | | | |
| Inning Stats | R: 0 E: 0 K: 0 S: 6 | H: 0 LOB: 0 BB: 0 P: 8 | R: 0 E: 0 K: 0 S: 6 | H: 0 LOB: 0 BB: 0 P: 9 | R: 1 E: 0 K: 0 S: 10 | H: 3 LOB: 2 BB: 0 P: 16 | R: 1 E: 0 K: 1 S: 15 | H: 2 LOB: 1 BB: 0 P: 21 | R: 0 E: 0 K: 0 S: 7 | H: 0 LOB: 0 BB: 1 P: 13 | R: 0 E: 0 K: 0 S: 3 | H: 0 LOB: 0 BB: 0 P: 5 | R: 0 E: 0 K: 0 S: 5 | H: 0 LOB: 0 BB: 0 P: 7 | R: 0 E: 0 K: 1 S: 13 | H: 2 LOB: 2 BB: 0 P: 21 | R: 0 E: 1 K: 1 S: 8 | H: 0 LOB: 1 BB: 0 P: 11 | 1B: 6 2B: 0 3B: 0 HR: 1 | SF: 0 SAC: 0 DP: 0 HBP: 1 | WP: 0 PB: 0 SB: 0 CS: 2 | PA: 35 |
| PITCHER | IP | WLS | BF | H | R | ER | SO | BB | IBB | HBP | BLK | WP | HR | S | P | ERA | WHIP | | | | | |
| Paul Byrd, R ERA: 5.59 | 6.0 | W | 24 | 5 | 2 | 2 | 1 | 1 | 0 | 1 | 0 | 0 | 1 | 47 | 73 | 3.00 | 1.000 | | | | | |
| 62 Scot Shields, R ERA: 2.57 | 2.0 | H | 7 | 2 | 0 | 0 | 1 | 0 | 0 | 0 | 0 | 0 | 0 | 18 | 27 | 0.00 | 1.000 | | | | | |
| Francisco Rodriguez, R ERA: 2.08 | 1.0 | S | 4 | 0 | 0 | 0 | 1 | 0 | 0 | 0 | 0 | 0 | 0 | 8 | 11 | 0.00 | 0.000 | | | | | |

| Batter | 1 | 2 | 3 | 4 | 5 | 6 | 7 | 8 | 9 | AB | R | H | RBI | BB | SO | LOB | TOP | | | | | |
|---|--------------------------------------|---------------------------------|---------------------------------------|----------------------------------|--------------------------------------|---|---------------------------------------|----------------------------------|---------------------------------------|----------------------------------|--------------------------------------|----------------------------------|--------------------------------------|---------------------------------|--------------------------------------|----------------------------------|--------------------------------------|---------------------------------|----------------------------------|------------------------------------|----------------------------------|--------|
| 9 Chone Figgins, S OBP: 0.172, SLG: 0.250 (1, 8) | | | | | | | | | | 4 | 0 | 0 | 0 | 0 | 0 | 3 | | | | | | |
| Orlando Cabrera, R OBP: 0.276, SLG: 0.379 (1, 6) | | | | | | | | | | 4 | 0 | 2 | 0 | 0 | 0 | 2 | | | | | | |
| 27 Vladimir Guerrero, R OBP: 0.310, SLG: 0.231 (1, 9) | | | | | | | | | | 4 | 0 | 0 | 0 | 0 | 0 | 2 | | | | | | |
| Bengie Molina, R OBP: 0.407, SLG: 0.720 (1, 10) | | | | | | | | | | 3 | 0 | 0 | 0 | 0 | 1 | 0 | | | | | | |
| 16 Garret Anderson, L OBP: 0.214, SLG: 0.630 (1, 7) | | | | | | | | | | 4 | 0 | 0 | 0 | 0 | 1 | 2 | | | | | | |
| 39 Robb Quinlan, R OBP: 0.400, SLG: 1.000 (1, 5) | | | | | | | | | | 3 | 1 | 1 | 1 | 0 | 2 | 0 | | | | | | |
| Darin Erstad, L OBP: 0.296, SLG: 0.370 (1, 3) | | | | | | | | | | 3 | 0 | 1 | 0 | 0 | 0 | 0 | | | | | | |
| José Molina, R OBP: 0.500, SLG: 0.500 (8, PR) | | | | | | | | | | 3 | 0 | 1 | 0 | 0 | 0 | 1 | | | | | | |
| Jeff DaVanon, S (8, PR) | | | | | | | | | | 0 | 0 | 0 | 0 | 0 | 0 | 0 | | | | | | |
| Josh Paul, R (8, 2) | | | | | | | | | | 0 | 0 | 0 | 0 | 0 | 0 | 0 | | | | | | |
| Adam Kennedy, L OBP: 0.227, SLG: 0.318 (1, 4) | | | | | | | | | | 2 | 0 | 0 | 0 | 0 | 0 | 2 | | | | | | |
| Inning Stats | R: 0 H: 0 E: 0 K: 0 S: 5 | H: 0 LOB: 0 BB: 0 P: 9 | R: 0 H: 0 E: 0 K: 2 S: 12 | H: 0 LOB: 0 BB: 0 P: 14 | R: 0 H: 0 E: 1 K: 0 S: 6 | H: 0 LOB: 0 BB: 0 P: 8 | R: 0 H: 1 E: 0 K: 0 S: 12 | H: 2 LOB: 2 BB: 0 P: 18 | R: 1 H: 2 E: 0 K: 1 S: 11 | H: 2 LOB: 1 BB: 0 P: 14 | R: 0 H: 1 E: 0 K: 1 S: 6 | H: 0 LOB: 0 BB: 0 P: 10 | R: 0 H: 0 E: 0 K: 1 S: 5 | H: 0 LOB: 0 BB: 0 P: 7 | R: 0 H: 1 E: 0 K: 0 S: 8 | H: 1 LOB: 2 BB: 0 P: 11 | R: 0 H: 0 E: 0 K: 0 S: 6 | H: 0 LOB: 0 BB: 0 P: 8 | 1B: 3 2B: 1 3B: 0 HR: 1 | SF: 0 SAC: 1 DP: 2 HBP: 1 | WP: 0 PB: 1 SB: 0 CS: 0 | PA: 32 |
| PITCHER 56 Mark Buehrle, L ERA: 2.81 (1, 1) | IP: 9.0 WLS: W BF: 32 | H: 5 R: 1 ER: 1 SO: 4 | BB: 0 IBB: 0 HBP: 1 BLK: 0 | WP: 0 HR: 1 S: 71 P: 99 | ERA: 1.00 WHIP: 0.556 | PITCHER IP: WLS: BF: H: R: ER: SO: BB: IBB: HBP: BLK: WP: HR: S: P: ERA: WHIP | | | | | | | | | | | | | | | | |

Los Angeles Angels @ Chicago White Sox
U.S. Cellular Field, Chicago, IL
Wed Oct 12 2005, 8:00 PM EDT
Att: 41,013 - Cloudy - 62 F

| | |
|-----|----|
| AB | 30 |
| R | 1 |
| H | 5 |
| RBI | 1 |
| BB | 0 |
| SO | 4 |
| LOB | 12 |



| Batter | 1 | 2 | 3 | 4 | 5 | 6 | 7 | 8 | 9 | AB | R | H | RBI | BB | SO | LOB | BOTTOM | | | | | |
|---|---------------------------------------|----------------------------------|--------------------------------------|----------------------------------|--------------------------------------|---|--------------------------------------|----------------------------------|---------------------------------------|----------------------------------|--------------------------------------|----------------------------------|--------------------------------------|---------------------------------|---------------------------------------|----------------------------------|---------------------------------------|----------------------------------|----------------------------------|------------------------------------|----------------------------------|--------|
| 22 Scott Podsednik, L OBP: 0.409, SLG: 0.500 (1, 7) | | | | | | | | | | 4 | 1 | 1 | 0 | 0 | 1 | 2 | | | | | | |
| Tadahito Iguchi, R OBP: 0.283, SLG: 0.389 (1, 4) | | | | | | | | | | 2 | 0 | 0 | 0 | 0 | 1 | 1 | | | | | | |
| 23 Jermaine Dye, R OBP: 0.300, SLG: 0.222 (1, 9) | | | | | | | | | | 4 | 0 | 1 | 1 | 0 | 1 | 4 | | | | | | |
| 14 Paul Konerko, R OBP: 0.200, SLG: 0.500 (1, 3) | | | | | | | | | | 4 | 0 | 1 | 0 | 0 | 2 | 1 | | | | | | |
| Carl Everett, S OBP: 0.250, SLG: 0.211 (1, 10) | | | | | | | | | | 4 | 0 | 0 | 0 | 0 | 1 | 1 | | | | | | |
| Aaron Rowand, R OBP: 0.368, SLG: 0.471 (1, 8) | | | | | | | | | | 4 | 0 | 1 | 0 | 0 | 1 | 0 | | | | | | |
| 12 A.J. Pierzynski, L ERA: 2.25 38 Pablo Ozuna, R (9, PR) | | | | | | | | | | 3 | 0 | 0 | 0 | 1 | 2 | 0 | | | | | | |
| 24 Joe Crede, R OBP: 0.278, SLG: 0.529 (1, 5) | | | | | | | | | | 4 | 0 | 2 | 1 | 0 | 0 | 1 | | | | | | |
| 5 Juan Uribe, R OBP: 0.375, SLG: 0.625 (1, 6) | | | | | | | | | | 3 | 0 | 1 | 0 | 0 | 0 | 1 | | | | | | |
| Inning Stats | R: 1 H: 1 E: 1 K: 0 S: 14 | H: 1 LOB: 1 BB: 0 P: 17 | R: 0 H: 1 E: 1 K: 1 S: 8 | H: 1 LOB: 0 BB: 0 P: 13 | R: 0 H: 1 E: 0 K: 0 S: 8 | H: 1 LOB: 1 BB: 0 P: 13 | R: 0 H: 0 E: 0 K: 0 S: 9 | H: 0 LOB: 0 BB: 0 P: 14 | R: 0 H: 1 E: 0 K: 1 S: 14 | H: 1 LOB: 3 BB: 1 P: 23 | R: 0 H: 0 E: 0 K: 2 S: 8 | H: 0 LOB: 0 BB: 0 P: 12 | R: 0 H: 1 E: 0 K: 0 S: 5 | H: 1 LOB: 0 BB: 0 P: 9 | R: 0 H: 1 E: 0 K: 3 S: 11 | H: 1 LOB: 1 BB: 0 P: 15 | R: 1 H: 1 E: 1 K: 2 S: 11 | H: 1 LOB: 2 BB: 0 P: 15 | 1B: 4 2B: 4 3B: 0 HR: 0 | SF: 0 SAC: 1 DP: 1 HBP: 1 | WP: 0 PB: 0 SB: 1 CS: 0 | PA: 35 |
| PITCHER Jarrod Washburn, L ERA: 13.5 Brendan Donnelly, R ERA: 13.5 62 Scot Shields, R ERA: 2.25 45 Kelvim Escobar, R ERA: 0.93 (1, 1) | IP: 0.1 WLS: 1 BF: 1 | H: 0 R: 0 ER: 0 SO: 1 | BB: 0 IBB: 0 HBP: 0 BLK: 0 | WP: 0 HR: 0 S: 3 P: 3 | ERA: 0.00 WHIP: 0.000 | PITCHER IP: WLS: BF: H: R: ER: SO: BB: IBB: HBP: BLK: WP: HR: S: P: ERA: WHIP | | | | | | | | | | | | | | | | |

Los Angeles Angels @ Chicago White Sox
U.S. Cellular Field, Chicago, IL
Wed Oct 12 2005, 8:00 PM EDT
Att: 41,013 - Cloudy - 62 F

| | |
|-----|----|
| AB | 32 |
| R | 2 |
| H | 7 |
| RBI | 2 |
| BB | 1 |
| SO | 9 |
| LOB | 11 |



| Batter | 1 | 2 | 3 | 4 | 5 | 6 | 7 | 8 | 9 | AB R H RBI BB SO LOB | TOP | | | | | | | | | | | |
|--|---|----------------------------------|--------------------------------|----------------------------------|-------------------------------|----------------------------------|------------------------------|---------------------------------|------------------------------|----------------------------------|--|---|----------------------------------|------------------------------|----------------------------------|------------------------------|----------------------------------|-------------------------------|----------------------------------|-------------------------|------------------------------------|-------------------------|
| 22 Scott Podsednik, L (1, 7) OBP: 0.407, SLG: 0.478 | 0-2 SH5-3 1B | 1-1 G1-3 | | | 3-1 G5-3 | | 2-3 K | | 3-1 1-2 1B | 5 1 2 0 0 1 1 | Chicago White Sox @ Los Angeles Angels Angel Stadium of Anaheim, Anaheim, CA Fri Oct 14 2005, 5:00 PM PDT Att: 44,725 - Clear - 89 F | | | | | | | | | | | |
| Tadahito Iguchi, R (1, 4) OBP: 0.304, SLG: 0.455 | 0-0 SH5-3 | | 3-2 23 BB 1B | | 0-0 14 1B 2B | | 0-3 K | | 0-3 K | 4 2 2 0 0 2 2 | | | | | | | | | | | | |
| 23 Jermaine Dye, R (1, 9) OBP: 0.375, SLG: 0.300 | 1-0 2H 14 HR 2B | | 4-2 L6-4 1B 1-2 BB | | 2-2 K | | | 4-0 14 1B BB | | 2 1 1 1 2 1 1 | | | | | | | | | | | | |
| 14 Paul Konerko, R (1, 3) OBP: 0.292, SLG: 0.667 | 3-2 2H HR | | 1-3 K | | 0-1 2H 1B | | | 1-1 1-3 G6-3 1B | | 4 1 3 3 0 1 2 | | | | | | | | | | | | |
| Carl Everett, S (1, 10) OBP: 0.250, SLG: 0.217 | 0-0 G4-3 | | 0-0 1-2 2H 1B | | 0-0 F7 | | | 1-3 1-3 K | | 4 0 1 1 0 1 3 | | | | | | | | | | | | |
| Aaron Rowand, R (1, 8) OBP: 0.304, SLG: 0.381 | 1-1 F9 | | 3-2 2-2 L6-4 | | 1-1 G5-3 | | | 1-0 1-2 G6-3 | | 4 0 0 0 0 0 4 | | | | | | | | | | | | |
| 12 A.J. Pierzynski, L (1, 2) OBP: 0.391, SLG: 0.700 | | 0-1 G3 | | 0-3 K | | 3-2 G6-3 | | | 1-0 22 1B 1B | 4 0 1 0 0 1 0 | | | | | | | | | | | | |
| 24 Joe Crede, R (1, 5) OBP: 0.227, SLG: 0.429 | | 2-2 G5-3 | | 0-0 F9 | | 2-0 F9 | | | 1-1 F7 | 4 0 0 0 0 0 1 | | | | | | | | | | | | |
| 5 Juan Uribe, R (1, 6) OBP: 0.350, SLG: 0.550 | | 3-2 1B | | 1-0 P4 | | | 1-3 K | | 0-3 K | 4 0 1 0 0 2 1 | | | | | | | | | | | | |
| Inning Stats | R: 3 E: 0 K: 0 S: 11 | H: 3 LOB: 0 BB: 0 P: 16 | R: 0 E: 0 K: 0 S: 17 | H: 1 LOB: 1 BB: 0 P: 23 | R: 1 E: 0 K: 1 S: 12 | H: 2 LOB: 1 BB: 1 P: 23 | R: 0 E: 0 K: 1 S: 6 | H: 0 LOB: 0 BB: 0 P: 7 | R: 1 E: 0 K: 1 S: 9 | H: 2 LOB: 1 BB: 0 P: 14 | | R: 0 E: 0 K: 3 S: 6 | H: 0 LOB: 0 BB: 0 P: 12 | R: 0 E: 0 K: 1 S: 9 | H: 0 LOB: 0 BB: 0 P: 12 | R: 0 E: 0 K: 1 S: 7 | H: 1 LOB: 1 BB: 1 P: 13 | R: 0 E: 0 K: 2 S: 11 | H: 2 LOB: 2 BB: 0 P: 16 | 1B: 8 2B: 3 HR: 1 | SF: 0 SAC: 1 DP: 2 HBP: 0 | WP: 0 PB: 0 CS: 0 |
| PITCHER | IP WLS BF H R ER SO BB IBB HBP BLK WP HR S P ERA WHIP | | | | | | | | | | | IP WLS BF H R ER SO BB IBB HBP BLK WP HR S P ERA WHIP | | | | | | | | | | |
| 41 John Lackey, R (1, 1) ERA: 4.47 | 5.0 L 23 8 5 5 3 1 0 0 0 0 0 1 55 83 9.00 1.800 | | | | | | | | | | | | | | | | | | | | | |
| Kevin Gregg, R (6, 1) ERA: 3.38 | 2.0 8 1 0 0 3 1 0 0 0 0 0 0 17 31 0.00 1.000 | | | | | | | | | | | | | | | | | | | | | |
| Brendan Donnelly, R (8, 1) | 2.0 7 2 0 0 3 0 0 0 0 0 0 0 16 22 0.00 1.000 | | | | | | | | | | | | | | | | | | | | | |

| | |
|-----|----|
| AB | 35 |
| R | 5 |
| H | 11 |
| RBI | 5 |
| BB | 2 |
| SO | 9 |
| LOB | 15 |



| Batter | 1 | 2 | 3 | 4 | 5 | 6 | 7 | 8 | 9 | AB R H RBI BB SO LOB | BOTTOM | | | | | | | | | | | |
|--|---|----------------------------------|-------------------------------|----------------------------------|------------------------------|---|------------------------------|----------------------------------|------------------------------|----------------------------------|--|---|----------------------------------|-------------------------------|----------------------------------|-------------------------------|----------------------------------|------------------------------|----------------------------------|----------------------------------|------------------------------------|-------------------------|
| 9 Chone Figgins, S (1, 5) OBP: 0.182, SLG: 0.226 | 4-2 27 G4-3 BB | | | 0-0 P4 | | 2-1 1-1 SAFE SAFE SAFE F7 | | | 1-2 F7 | 3 0 0 0 1 0 1 | Chicago White Sox @ Los Angeles Angels Angel Stadium of Anaheim, Anaheim, CA Fri Oct 14 2005, 5:00 PM PDT Att: 44,725 - Clear - 89 F | | | | | | | | | | | |
| Orlando Cabrera, R (1, 6) OBP: 0.273, SLG: 0.455 | 0-3 K | | | 1-3 K | | 1-1 SAFE SAFE SAFE SAFE 2-2 1-H HR | | 3-2 F8 | | 4 1 1 2 0 2 1 | | | | | | | | | | | | |
| 27 Vladimir Guerrero, R (1, 9) OBP: 0.303, SLG: 0.233 | 1-0 1-2 G4-3 | | | 2-0 1B | | 1-3 K | | 0-0 L9 | | 4 0 1 0 0 1 1 | | | | | | | | | | | | |
| 16 Garret Anderson, L (1, 7) OBP: 0.194, SLG: 0.567 | | 3-3 K | | 0-1 G5-3 | | | 1-2 G1-3 | | | 3 0 0 0 0 1 1 | | | | | | | | | | | | |
| Bengie Molina, R (1, 2) OBP: 0.367, SLG: 0.643 | | 1-2 F8 | | | 1-0 G6-3 | | 1-3 K | | | 3 0 0 0 0 1 0 | | | | | | | | | | | | |
| Darin Erstad, L (1, 3) OBP: 0.300, SLG: 0.400 | | 0-1 2B | | | 2-3 K | | 1-2 G5-3 | | | 3 0 1 0 0 1 0 | | | | | | | | | | | | |
| 20 Juan Rivera, R (1, 10) Jeff DaVanon, S (8, PH) (9, 10) | | | | 0-1 G3 | | 1-3 K | | 1-1 G4-3 | | 2 0 0 0 0 1 0 1 0 0 0 0 0 0 | | | | | | | | | | | | |
| Steve Finley, L (1, 8) OBP: 0.167, SLG: 0.176 | | | | 1-1 G1-6-3 | | | 0-1 P5 | 3-2 F9 | | 3 0 0 0 0 0 0 | | | | | | | | | | | | |
| Adam Kennedy, L (1, 4) OBP: 0.240, SLG: 0.320 | | | | 2-2 L6 | | 0-2 HR 1B | | 0-1 G1-3 | | 3 1 1 0 0 0 0 | | | | | | | | | | | | |
| Inning Stats | R: 0 E: 0 K: 1 S: 8 | H: 0 LOB: 0 BB: 1 P: 13 | R: 0 E: 0 K: 1 S: 11 | H: 1 LOB: 0 BB: 0 P: 15 | R: 0 E: 0 K: 0 S: 8 | H: 0 LOB: 0 BB: 0 P: 11 | R: 0 E: 0 K: 1 S: 7 | H: 1 LOB: 0 BB: 0 P: 10 | R: 0 E: 0 K: 2 S: 7 | H: 0 LOB: 0 BB: 0 P: 11 | | R: 2 E: 0 K: 1 S: 13 | H: 2 LOB: 0 BB: 0 P: 18 | R: 0 E: 0 K: 1 S: 10 | H: 0 LOB: 0 BB: 0 P: 13 | R: 0 E: 0 K: 0 S: 10 | H: 0 LOB: 0 BB: 0 P: 14 | R: 0 E: 0 K: 0 S: 9 | H: 0 LOB: 0 BB: 0 P: 13 | 1B: 2 2B: 1 3B: 0 HR: 1 | SF: 0 SAC: 0 DP: 1 HBP: 0 | WP: 0 PB: 0 CS: 0 |
| PITCHER | IP WLS BF H R ER SO BB IBB HBP BLK WP HR S P ERA WHIP | | | | | | | | | | | IP WLS BF H R ER SO BB IBB HBP BLK WP HR S P ERA WHIP | | | | | | | | | | |
| Jon Garland, R (1, 1) ERA: 2.0 | 9.0 W 30 4 2 2 7 1 0 0 0 0 0 1 83 118 2.00 0.556 | | | | | | | | | | | | | | | | | | | | | |

| | |
|-----|----|
| AB | 29 |
| R | 2 |
| H | 4 |
| RBI | 2 |
| BB | 1 |
| SO | 7 |
| LOB | 4 |



| Batter | 1 | 2 | 3 | 4 | 5 | 6 | 7 | 8 | 9 | AB | R | H | RBI | BB | SO | LOB | TOP | | | | | | | |
|---|---|---|---|---|---|---|---|---|---|---|---|---|---|---|---|---|---|---|---|---|---|---|---|---|
| 22 Scott Podsednik, L OBP: 0.469, SLG: 0.560 | 4-2 23 F8 14 HR HBP BB | 1-1 G6-3 | | | 4-2 23 S 1B BB | 0-2 CS | 4-2 23 F9 23 S BB | | 0-2 3B | 2 | 2 | 1 | 0 | 3 | 0 | 1 | | | | | | | | |
| Tadahito Iguchi, R OBP: 0.286, SLG: 0.385 | 2-0 23 F8 14 HR HBP | | 0-2 P4 | | 1-0 F8 | | 0-3 K | | 3-3 K | 4 | 1 | 0 | 0 | 0 | 2 | 3 | | | | | | | | |
| 23 Jermaine Dye, R OBP: 0.310, SLG: 0.240 | 1-0 F8 | | 1-2 E6 1B | | 3-1 G4-3 | | 2-0 F9 | | 2-0 F9 | 5 | 1 | 0 | 0 | 0 | 0 | 5 | | | | | | | | |
| 14 Paul Konerko, R OBP: 0.310, SLG: 0.714 | 3-2 2H 3-H HR | | 0-1 F8 | | 4-0 1B IBB | | 0-0 G6-3 | | 0-2 F9 | 4 | 1 | 1 | 3 | 1 | 0 | 3 | | | | | | | | |
| Carl Everett, S OBP: 0.321, SLG: 0.269 | 3-2 F9 | | 1-2 1B | | 0-0 FC6-4 1B | | 4-2 2B 1B BB | | | 3 | 1 | 2 | 2 | 1 | 0 | 0 | | | | | | | | |
| Aaron Rowand, R OBP: 0.296, SLG: 0.400 | 2-3 K | | | 0-0 G6-3 | 0-0 FC6-4 1B | | 1-1 2B 1B BB | | 1-3 2B | 4 | 1 | 1 | 0 | 0 | 1 | 2 | | | | | | | | |
| 12 A.J. Pierzynski, L OBP: 0.370, SLG: 0.750 | | 3-2 F7 | | 0-1 HR | | 3-2 K | | 1-3 K | 4 | 1 | 1 | 1 | 0 | 2 | 2 | | AB 33 | | | | | | | |
| 24 Joe Crede, R OBP: 0.269, SLG: 0.440 | 0-0 P4 | | 2-3 K | | 0-0 22 CS 1B | | 2-2 5 G5-4-3 1B | | 2-2 2H 3-H 1B | 4 | 0 | 2 | 2 | 0 | 1 | 0 | R 8 | | | | | | | |
| 5 Juan Uribe, R OBP: 0.333, SLG: 0.478 | 4-2 BB | | 1-2 P3 | | 1-1 F8 | | 1-1 F8 | | 0-0 G5-4-3 | 3 | 0 | 0 | 0 | 1 | 0 | 2 | H 8 | | | | | | | |
| | | | | | | | | | | | | | | | | | RBI 8 | | | | | | | |
| | | | | | | | | | | | | | | | | | BB 6 | | | | | | | |
| | | | | | | | | | | | | | | | | | SO 6 | | | | | | | |
| | | | | | | | | | | | | | | | | | LOB 18 | | | | | | | |
| | | | | | | | | | | | | | | | | | | | | | | | | |
| Inning Stats | R: 3 E: 0 K: 1 S: 20 | H: 1 LOB: 0 BB: 1 P: 34 | R: 0 E: 0 K: 0 S: 11 | H: 0 LOB: 1 BB: 1 P: 19 | R: 1 E: 1 K: 0 S: 12 | H: 1 LOB: 0 BB: 0 P: 14 | R: 1 E: 0 K: 1 S: 9 | H: 1 LOB: 2 BB: 0 P: 12 | R: 1 E: 0 K: 0 S: 8 | H: 1 LOB: 1 BB: 1 P: 20 | R: 0 E: 0 K: 1 S: 10 | H: 0 LOB: 1 BB: 1 P: 14 | R: 0 E: 0 K: 1 S: 7 | H: 0 LOB: 1 BB: 1 P: 13 | R: 2 E: 0 K: 1 S: 13 | H: 2 LOB: 0 BB: 0 P: 21 | R: 0 E: 0 K: 1 S: 11 | H: 1 LOB: 1 BB: 0 P: 16 | 1B: 4 2B: 1 3B: 1 HR: 2 | SF: 0 SAC: 0 DP: 1 HBP: 1 | WP: 0 PB: 0 SB: 3 CS: 1 | PA: 41 | | |
| PITCHER | IP WLS BF H R ER SO BB IBB HBP BLK WP HR S P ERA WHIP | IP WLS BF H R ER SO BB IBB HBP BLK WP HR S P ERA WHIP | IP WLS BF H R ER SO BB IBB HBP BLK WP HR S P ERA WHIP | IP WLS BF H R ER SO BB IBB HBP BLK WP HR S P ERA WHIP | IP WLS BF H R ER SO BB IBB HBP BLK WP HR S P ERA WHIP | IP WLS BF H R ER SO BB IBB HBP BLK WP HR S P ERA WHIP | IP WLS BF H R ER SO BB IBB HBP BLK WP HR S P ERA WHIP | IP WLS BF H R ER SO BB IBB HBP BLK WP HR S P ERA WHIP | IP WLS BF H R ER SO BB IBB HBP BLK WP HR S P ERA WHIP | IP WLS BF H R ER SO BB IBB HBP BLK WP HR S P ERA WHIP | IP WLS BF H R ER SO BB IBB HBP BLK WP HR S P ERA WHIP | IP WLS BF H R ER SO BB IBB HBP BLK WP HR S P ERA WHIP | IP WLS BF H R ER SO BB IBB HBP BLK WP HR S P ERA WHIP | IP WLS BF H R ER SO BB IBB HBP BLK WP HR S P ERA WHIP | IP WLS BF H R ER SO BB IBB HBP BLK WP HR S P ERA WHIP | IP WLS BF H R ER SO BB IBB HBP BLK WP HR S P ERA WHIP | IP WLS BF H R ER SO BB IBB HBP BLK WP HR S P ERA WHIP | IP WLS BF H R ER SO BB IBB HBP BLK WP HR S P ERA WHIP | IP WLS BF H R ER SO BB IBB HBP BLK WP HR S P ERA WHIP | IP WLS BF H R ER SO BB IBB HBP BLK WP HR S P ERA WHIP | IP WLS BF H R ER SO BB IBB HBP BLK WP HR S P ERA WHIP | IP WLS BF H R ER SO BB IBB HBP BLK WP HR S P ERA WHIP | IP WLS BF H R ER SO BB IBB HBP BLK WP HR S P ERA WHIP | IP WLS BF H R ER SO BB IBB HBP BLK WP HR S P ERA WHIP |

Chicago White Sox @ Los Angeles Angels
 Angel Stadium of Anaheim, Anaheim, CA
 Sat Oct 15 2005, 4:30 PM PDT
 Att: 44,857 - Partly Cloudy - 69 F


| Batter | 1 | 2 | 3 | 4 | 5 | 6 | 7 | 8 | 9 | AB | R | H | RBI | BB | SO | LOB | BOTTOM | | | | | | | |
|---|---|---|---|---|---|---|---|---|---|---|---|---|---|---|---|---|---|---|---|---|---|---|---|---|
| 9 Chone Figgins, S OBP: 0.162, SLG: 0.200 | 1-3 K | | 3-3 K | | 2-2 F7 | | | 2-2 F7 | | 4 | 0 | 0 | 0 | 0 | 2 | 1 | | | | | | | | |
| Orlando Cabrera, R OBP: 0.243, SLG: 0.405 | 0-0 G5-3 | | 2-2 F7 | | | 2-1 L5 | | 3-1 F8 | | 4 | 0 | 0 | 0 | 0 | 0 | 1 | | | | | | | | |
| 6 Maicer Izturis, S | | | | | | | | | | 0 | 0 | 0 | 0 | 0 | 0 | 0 | | | | | | | | |
| 27 Vladimir Guerrero, R OBP: 0.270, SLG: 0.296 | 0-1 G6-3 | | | 1-1 G6-3 | | 1-0 G5-3 | | | 1-0 G6-3 | 4 | 0 | 0 | 0 | 0 | 0 | 0 | | | | | | | | |
| 16 Garret Anderson, L OBP: 0.200, SLG: 0.529 | | 0-0 F9 | | 2-0 2B 1B | | 1-3 K2-3 | | | 0-3 K | 4 | 1 | 1 | 0 | 0 | 2 | 0 | | | | | | | | |
| Darin Erstad, L OBP: 0.324, SLG: 0.394 | | 4-0 E 1B BB | | 0-2 P6 | | | 1-1 P4 | | 1-1 1B | 3 | 1 | 1 | 0 | 1 | 0 | 1 | | | | | | | | |
| Jeff DaVanon, S | | | | | | | | | | 0 | 0 | 0 | 0 | 0 | 0 | 0 | | | | | | | | |
| Casey Kotchman, L OBP: 0.333, SLG: 0.500 | | 2-1 1B 1B | | 0-0 1H 2B | | | 3-1 F7 | | 1-2 G4-3 | 4 | 0 | 2 | 1 | 0 | 0 | 1 | | | | | | | | |
| Bengie Molina, R OBP: 0.364, SLG: 0.613 | | 0-1 G4-6-3 1B | | 0-0 G6-3 | | | 3-2 G5-3 | | | 3 | 0 | 1 | 1 | 0 | 0 | 1 | | | | | | | | |
| Steve Finley, L OBP: 0.190, SLG: 0.200 | | 0-1 G4-6-3 | | | 3-2 F8 | | | 1-1 G5-4-3 1B | | 3 | 0 | 1 | 0 | 0 | 0 | 2 | | | | | | | | |
| Adam Kennedy, L OBP: 0.214, SLG: 0.286 | | | 0-3 K | | 2-2 G6-3 | | | 0-0 G5-4-3 | | 3 | 0 | 0 | 0 | 0 | 1 | 1 | | | | | | | | |
| | | | | | | | | | | | | | | | | | AB 32 | | | | | | | |
| | | | | | | | | | | | | | | | | | R 2 | | | | | | | |
| | | | | | | | | | | | | | | | | | H 6 | | | | | | | |
| | | | | | | | | | | | | | | | | | RBI 2 | | | | | | | |
| | | | | | | | | | | | | | | | | | BB 1 | | | | | | | |
| | | | | | | | | | | | | | | | | | SO 5 | | | | | | | |
| | | | | | | | | | | | | | | | | | LOB 8 | | | | | | | |
| | | | | | | | | | | | | | | | | | | | | | | | | |
| Inning Stats | R: 0 E: 0 K: 1 S: 6 | H: 0 LOB: 0 BB: 0 P: 7 | R: 1 E: 1 K: 0 S: 7 | H: 2 LOB: 1 BB: 1 P: 13 | R: 0 E: 0 K: 2 S: 10 | H: 0 LOB: 0 BB: 0 P: 15 | R: 1 E: 0 K: 0 S: 8 | H: 2 LOB: 1 BB: 0 P: 11 | R: 0 E: 0 K: 0 S: 13 | H: 0 LOB: 0 BB: 0 P: 20 | R: 0 E: 0 K: 1 S: 6 | H: 0 LOB: 0 BB: 0 P: 10 | R: 0 E: 0 K: 0 S: 7 | H: 0 LOB: 0 BB: 0 P: 14 | R: 0 E: 0 K: 0 S: 8 | H: 1 LOB: 1 BB: 0 P: 14 | R: 0 E: 0 K: 1 S: 9 | H: 1 LOB: 1 BB: 0 P: 12 | 1B: 5 2B: 1 3B: 0 HR: 0 | SF: 0 SAC: 0 DP: 1 HBP: 0 | WP: 0 PB: 0 SB: 0 CS: 0 | PA: 33 | | |
| PITCHER | IP WLS BF H R ER SO BB IBB HBP BLK WP HR S P ERA WHIP | IP WLS BF H R ER SO BB IBB HBP BLK WP HR S P ERA WHIP | IP WLS BF H R ER SO BB IBB HBP BLK WP HR S P ERA WHIP | IP WLS BF H R ER SO BB IBB HBP BLK WP HR S P ERA WHIP | IP WLS BF H R ER SO BB IBB HBP BLK WP HR S P ERA WHIP | IP WLS BF H R ER SO BB IBB HBP BLK WP HR S P ERA WHIP | IP WLS BF H R ER SO BB IBB HBP BLK WP HR S P ERA WHIP | IP WLS BF H R ER SO BB IBB HBP BLK WP HR S P ERA WHIP | IP WLS BF H R ER SO BB IBB HBP BLK WP HR S P ERA WHIP | IP WLS BF H R ER SO BB IBB HBP BLK WP HR S P ERA WHIP | IP WLS BF H R ER SO BB IBB HBP BLK WP HR S P ERA WHIP | IP WLS BF H R ER SO BB IBB HBP BLK WP HR S P ERA WHIP | IP WLS BF H R ER SO BB IBB HBP BLK WP HR S P ERA WHIP | IP WLS BF H R ER SO BB IBB HBP BLK WP HR S P ERA WHIP | IP WLS BF H R ER SO BB IBB HBP BLK WP HR S P ERA WHIP | IP WLS BF H R ER SO BB IBB HBP BLK WP HR S P ERA WHIP | IP WLS BF H R ER SO BB IBB HBP BLK WP HR S P ERA WHIP | IP WLS BF H R ER SO BB IBB HBP BLK WP HR S P ERA WHIP | IP WLS BF H R ER SO BB IBB HBP BLK WP HR S P ERA WHIP | IP WLS BF H R ER SO BB IBB HBP BLK WP HR S P ERA WHIP | IP WLS BF H R ER SO BB IBB HBP BLK WP HR S P ERA WHIP | IP WLS BF H R ER SO BB IBB HBP BLK WP HR S P ERA WHIP | IP WLS BF H R ER SO BB IBB HBP BLK WP HR S P ERA WHIP | IP WLS BF H R ER SO BB IBB HBP BLK WP HR S P ERA WHIP |

Chicago White Sox @ Los Angeles Angels
 Angel Stadium of Anaheim, Anaheim, CA
 Sat Oct 15 2005, 4:30 PM PDT
 Att: 44,857 - Partly Cloudy - 69 F

| Batter | 1 | 2 | 3 | 4 | 5 | 6 | 7 | 8 | 9 | AB | R | H | RBI | BB | SO | LOB | TOP | | | | | |
|---|---|----------------------------------|------------------------------|---------------------------------|-------------------------------|----------------------------------|------------------------------|----------------------------------|-------------------------------|----------------------------------|------------------------------|----------------------------------|-------------------------------|----------------------------------|-------------------------------|----------------------------------|-------------------------------|----------------------------------|----------------------------------|------------------------------------|----------------------------------|--------|
| 22 Scott Podsednik, L (1,7) OBP: 0.459, SLG: 0.500 | | | | | | | | | | 3 | 0 | 0 | 0 | 2 | 2 | 3 | | | | | | |
| Tadahito Iguchi, R (1,4) OBP: 0.393, SLG: 0.345 | | | | | | | | | | 3 | 1 | 0 | 0 | 1 | 1 | 3 | | | | | | |
| 23 Jermaine Dye, R (1,9) OBP: 0.353, SLG: 0.310 | | | | | | | | | | 4 | 1 | 2 | 1 | 1 | 1 | 1 | | | | | | |
| 14 Paul Konerko, R (1,3) OBP: 0.294, SLG: 0.667 | | | | | | | | | | 5 | 0 | 1 | 1 | 0 | 1 | 4 | | | | | | |
| Carl Everett, S (1,10) | | | | | | | | | | 5 | 0 | 1 | 0 | 0 | 2 | 4 | | | | | | |
| Aaron Rowand, R (1,8) | | | | | | | | | | 3 | 2 | 1 | 1 | 1 | 0 | 1 | | | | | | |
| 12 A.J. Pierzynski, L (1,2) | | | | | | | | | | 3 | 0 | 0 | 0 | 0 | 1 | 2 | | | | | | |
| 24 Joe Crede, R (1,5) | | | | | | | | | | 3 | 1 | 2 | 3 | 0 | 0 | 0 | | | | | | |
| 5 Juan Uribe, R (1,6) | | | | | | | | | | 3 | 1 | 1 | 0 | 1 | 1 | 0 | | | | | | |
| Inning Stats | R: 0 E: 0 K: 1 S: 13 | H: 1 LOB: 2 BB: 0 P: 21 | R: 1 E: 0 K: 0 S: 7 | H: 1 LOB: 0 BB: 0 P: 9 | R: 0 E: 0 K: 0 S: 10 | H: 0 LOB: 0 BB: 0 P: 16 | R: 0 E: 0 K: 0 S: 8 | H: 1 LOB: 1 BB: 0 P: 10 | R: 1 E: 0 K: 0 S: 12 | H: 2 LOB: 2 BB: 1 P: 20 | R: 0 E: 0 K: 1 S: 9 | H: 0 LOB: 0 BB: 0 P: 13 | R: 1 E: 0 K: 3 S: 13 | H: 1 LOB: 1 BB: 1 P: 20 | R: 1 E: 1 K: 3 S: 18 | H: 1 LOB: 3 BB: 2 P: 38 | R: 2 E: 0 K: 1 S: 12 | H: 1 LOB: 0 BB: 2 P: 25 | 1B: 3 2B: 5 3B: 0 HR: 1 | SF: 2 SAC: 1 DP: 1 HBP: 1 | WP: 0 PB: 0 SB: 1 CS: 1 | PA: 42 |
| PITCHER | IP WLS BF H R ER SO BB IBB HBP BLK WP HR S P ERA WHIP | | | | | | | | | | | | | | | | | | | | | |
| Paul Byrd, R (1,1) ERA: 5.02 | 4.2 21 5 2 2 1 1 0 1 0 0 0 49 74 3.86 1.286 | | | | | | | | | | | | | | | | | | | | | |
| 62 Scot Shields, R (5,1) ERA: 1.64 | 1.1 4 0 0 0 1 0 0 0 0 0 0 10 15 0.00 0.000 | | | | | | | | | | | | | | | | | | | | | |
| 45 Kelvin Escobar, R (7,1) ERA: 1.59 | 1.2 L 9 1 2 1 5 2 0 0 0 0 0 1 25 42 5.40 1.800 | | | | | | | | | | | | | | | | | | | | | |
| Francisco Rodriguez, R (8,1) ERA: 1.59 | 1.1 8 2 2 0 2 3 0 0 0 0 0 0 18 41 0.00 3.750 | | | | | | | | | | | | | | | | | | | | | |

Chicago White Sox @ Los Angeles Angels
 Angel Stadium of Anaheim, Anaheim, CA
 Sun Oct 16 2005, 4:30 PM PDT
 Att: 44,712 - Cloudy - 64 F

| | |
|-----|----|
| AB | 32 |
| R | 6 |
| H | 8 |
| RBI | 6 |
| BB | 6 |
| SO | 9 |
| LOB | 18 |



| Batter | 1 | 2 | 3 | 4 | 5 | 6 | 7 | 8 | 9 | AB | R | H | RBI | BB | SO | LOB | BOTTOM | | | | | |
|---|---|----------------------------------|------------------------------|----------------------------------|------------------------------|----------------------------------|------------------------------|----------------------------------|-------------------------------|----------------------------------|------------------------------|---------------------------------|------------------------------|----------------------------------|------------------------------|---------------------------------|-------------------------------|----------------------------------|----------------------------------|------------------------------------|----------------------------------|--------|
| 9 Chone Figgins, S (1,5) OBP: 0.175, SLG: 0.237 | | | | | | | | | | 3 | 1 | 1 | 1 | 0 | 0 | 0 | | | | | | |
| Orlando Cabrera, R (1,6) OBP: 0.220, SLG: 0.366 | | | | | | | | | | 4 | 0 | 0 | 0 | 0 | 0 | 2 | | | | | | |
| 16 Garret Anderson, L (1,8) OBP: 0.231, SLG: 0.528 | | | | | | | | | | 2 | 0 | 1 | 1 | 1 | 0 | 0 | | | | | | |
| 27 Vladimir Guerrero, R (1,9) OBP: 0.244, SLG: 0.184 | | | | | | | | | | 4 | 0 | 0 | 0 | 0 | 0 | 3 | | | | | | |
| Darin Erstad, L (1,3) OBP: 0.289, SLG: 0.351 | | | | | | | | | | 4 | 0 | 0 | 0 | 0 | 1 | 0 | | | | | | |
| Bengie Molina, R (1,2) OBP: 0.324, SLG: 0.543 | | | | | | | | | | 4 | 0 | 0 | 0 | 0 | 0 | 0 | | | | | | |
| Casey Kotchman, L (1,10) | | | | | | | | | | 3 | 0 | 0 | 0 | 1 | 1 | 0 | | | | | | |
| 20 Juan Rivera, R (1,7) OBP: 0.296, SLG: 0.462 | | | | | | | | | | 3 | 1 | 1 | 0 | 0 | 0 | 1 | | | | | | |
| Adam Kennedy, L (1,4) OBP: 0.258, SLG: 0.323 | | | | | | | | | | 3 | 1 | 2 | 1 | 0 | 0 | 0 | | | | | | |
| Inning Stats | R: 0 E: 0 K: 0 S: 13 | H: 1 LOB: 1 BB: 0 P: 16 | R: 0 E: 0 K: 2 S: 7 | H: 0 LOB: 0 BB: 0 P: 12 | R: 1 E: 1 K: 0 S: 8 | H: 2 LOB: 2 BB: 1 P: 12 | R: 0 E: 0 K: 0 S: 8 | H: 0 LOB: 1 BB: 1 P: 15 | R: 2 E: 0 K: 0 S: 12 | H: 2 LOB: 0 BB: 0 P: 21 | R: 0 E: 0 K: 0 S: 7 | H: 0 LOB: 0 BB: 0 P: 8 | R: 0 E: 0 K: 0 S: 6 | H: 0 LOB: 0 BB: 0 P: 11 | R: 0 E: 0 K: 0 S: 5 | H: 0 LOB: 0 BB: 0 P: 8 | R: 0 E: 0 K: 0 S: 10 | H: 0 LOB: 0 BB: 0 P: 11 | 1B: 3 2B: 2 3B: 0 HR: 0 | SF: 1 SAC: 1 DP: 0 HBP: 0 | WP: 0 PB: 1 SB: 0 CS: 0 | PA: 34 |
| PITCHER | IP WLS BF H R ER SO BB IBB HBP BLK WP HR S P ERA WHIP | | | | | | | | | | | | | | | | | | | | | |
| 52 Jose Contreras, R (1,1) ERA: 2.88 | 9.0 W 34 5 3 3 2 2 0 0 0 0 0 76 114 3.00 0.778 | | | | | | | | | | | | | | | | | | | | | |

Chicago White Sox @ Los Angeles Angels
 Angel Stadium of Anaheim, Anaheim, CA
 Sun Oct 16 2005, 4:30 PM PDT
 Att: 44,712 - Cloudy - 64 F

| | |
|-----|----|
| AB | 30 |
| R | 3 |
| H | 5 |
| RBI | 3 |
| BB | 2 |
| SO | 2 |
| LOB | 6 |

