

Los Angeles Angels - 2007

Batter	1	2	3	4	5	6	7	8	9	AB	R	H	RBI	BB	SO	LOB	TOP						
6 Maicer Izturis, S OBP: 0.143, SLG: 0.143 32 Brandon Wood, R OBP: 0.400, SLG: 0.600	G4-3		F7		G6-3		55 3B 2B	2 1B		3	0	0	0	0	0	0	Los Angeles Angels @ Colorado Rockies US West Sports Complex, Hi Corbett Field, Tucson, AZ Sat Mar 03 2007, 3:05 PM EST Att: 3,493 - Partly Cloudy - 68 F livebaseballscorecards.com						
47 Howie Kendrick, R OBP: 0.500, SLG: 0.571 2 Hainley Statia, S OBP: 0.500, SLG: 0.500	F8		F8				55 3B BB	53 G6-4-3 1B		2	0	0	0	1	0	0							
Casey Kotchman, L 53 Mike Eytward, R OBP: 0.333, SLG: 0.333				G4-3	F8			P4	G6-4-3	2	0	0	0	1	0	2							
22 Kendrys Morales, S OBP: 0.400, SLG: 0.600 56 Ben Johnson, S OBP: 0.500, SLG: 1.500				G4-3			19 E BB 1B	64 2B 3B	G3	3	0	2	0	0	0	0							
Mike Napoli, R OBP: 0.500, SLG: 0.667 64 Terry Evans, R OBP: 0.333, SLG: 0.500							19 E BB	19 2B 2B	G5-3	2	1	1	0	1	1	0							
39 Robb Quinlan, R OBP: 0.500, SLG: 0.600 19 Curtis Pride, L OBP: 0.400, SLG: 0.500							77 SH3 65 HR 2B	25 G5-3 2B	P5	2	0	1	0	0	1	1							
43 Aaron Peel, R 13 Nathan Haynes, L										2	1	1	1	0	0	2							
77 Reggie Willis, S OBP: 0.500, SLG: 0.500 25 Nick Gorneault, R OBP: 0.333, SLG: 0.333										1	0	0	0	0	0	0							
65 Tommy Murphy, S OBP: 0.571, SLG: 1.286 5 Jeff Mathis, R										2	1	1	2	0	0	1							
32 Erick Aybar, S OBP: 0.286, SLG: 0.714 51 Casey Smith, R										2	0	0	0	0	0	4							
Inning Stats	R: 0 E: 0 K: 0 S: 3	H: 1 LOB: 2 BB: 1 P: 7	R: 1 E: 0 K: 1 S: 6	H: 2 LOB: 0 BB: 0 P: 6	R: 0 E: 0 K: 1 S: 5	H: 0 LOB: 0 BB: 0 P: 3	R: 0 E: 0 K: 1 S: 5	H: 0 LOB: 0 BB: 0 P: 5	R: 3 E: 0 K: 0 S: 7	H: 3 LOB: 2 BB: 1 P: 11	R: 0 E: 1 K: 0 S: 5	H: 1 LOB: 3 BB: 1 P: 9	R: 4 E: 0 K: 0 S: 7	H: 4 LOB: 1 BB: 1 P: 11	R: 1 E: 0 K: 0 S: 5	H: 2 LOB: 0 BB: 0 P: 6	R: 0 E: 0 K: 0 S: 3	H: 0 LOB: 0 BB: 0 P: 3	1B: 4 2B: 8 3B: 1 HR: 1	SF: 0 SAC: 1 DP: 2 HBP: 0	WP: 0 PB: 0 SB: 2 CS: 0	PA: 42	
PITCHER	IP WLS BF H R ER SO BB IBB HBP BLK WP HR S P ERA WHIP																						
49 Byung-Hyun Kim, R ERA: 4.5	2.0	8	3	1	1	1	1	1	0	0	0	0	0	0	0	0	0	0	0	9	13	4.50	2.000
37 Josh Fogg, R ERA: 27.0	2.0	6	0	0	0	1	0	0	0	0	0	0	0	0	0	0	0	0	0	8	8	0.00	0.000
39 Tom Martin, L ERA: 27.0	1.0	L	7	3	3	3	0	1	0	0	0	0	0	1	7	11	27.00	4.000					
51 Juan Morillo, R ERA: 36.0	1.0	6	1	0	0	0	1	0	0	0	0	0	0	0	5	9	0.00	2.000					
74 Josh Newman, L ERA: 36.0	1.0	8	4	4	4	0	1	0	0	0	0	0	0	0	7	11	36.00	5.000					

Batter	1	2	3	4	5	6	7	8	9	AB	R	H	RBI	BB	SO	LOB	BOTTOM					
3 Willy Taveras, R OBP: 0.500, SLG: 0.600 19 Ryan Spilborghs, R	L8		7 S 27 1B BB		21 1B 2B		F9	1-1 HBP		2	2	1	0	1	0	0	Los Angeles Angels @ Colorado Rockies US West Sports Complex, Hi Corbett Field, Tucson, AZ Sat Mar 03 2007, 3:05 PM EST Att: 3,493 - Partly Cloudy - 68 F livebaseballscorecards.com					
7 Kazuo Matsui, S OBP: 0.500, SLG: 0.600 Jamey Carroll, R	21 E 1B		21 1B BB		K		64 S 1B BB	F9-2-4		2	0	1	0	1	1	1						
27 Garrett Atkins, R OBP: 0.625, SLG: 0.857 64 Ian Stewart, L OBP: 0.500, SLG: 0.500			21 1B BB		21 1B BB		73 PO 1B		G3-1	2	1	1	1	1	1	1						
21 Steve Finley, L OBP: 0.500, SLG: 0.400 73 Seth Smith, L OBP: 0.500, SLG: 0.333			L3-1-6-3-1		5 1B 1B BB		SAFE PO		G4-3	2	0	1	1	1	0	2						
5 Matt Holliday, R OBP: 0.500, SLG: 1.000 44 Alexis Gomez, L OBP: 0.250, SLG: 0.250					47 CS 2B		1-2 2H 1B		G4-3	3	0	2	1	0	1	2						
11 Brad Hawpe, L OBP: 0.500, SLG: 0.714 15 Jeff Salazar, L OBP: 0.750, SLG: 1.750					1-3 2H 1B				F7	3	0	2	1	0	1	2						
47 John Mabry, L OBP: 0.333, SLG: 0.333 70 Joe Kosshansky, L OBP: 0.429, SLG: 0.200									15 HR 1B	2	1	1	0	0	1	1						
8 Yorvit Torrealba, R OBP: 0.500, SLG: 0.500 Javy Lopez, R OBP: 0.500, SLG: 1.000										3	0	2	1	0	1	2						
12 Clint Barmes, R OBP: 0.333, SLG: 0.400 6 Omar Quintanilla, L OBP: 0.600, SLG: 0.500										2	0	1	0	0	1	1						
Inning Stats	R: 0 E: 0 K: 2 S: 8	H: 1 LOB: 2 BB: 1 P: 12	R: 0 E: 0 K: 0 S: 3	H: 1 LOB: 1 BB: 1 P: 8	R: 1 E: 0 K: 0 S: 2	H: 1 LOB: 0 BB: 2 P: 10	R: 0 E: 0 K: 1 S: 7	H: 2 LOB: 1 BB: 0 P: 7	R: 2 E: 0 K: 1 S: 7	H: 3 LOB: 2 BB: 1 P: 11	R: 0 E: 0 K: 0 S: 3	H: 0 LOB: 0 BB: 0 P: 3	R: 1 E: 0 K: 0 S: 3	H: 1 LOB: 0 BB: 1 P: 9	R: 3 E: 0 K: 0 S: 6	H: 3 LOB: 2 BB: 2 P: 16		R: 1 E: 0 K: 0 S: 5	H: 2 LOB: 2 BB: 1 P: 9	1B: 9 2B: 5 3B: 1 HR: 1	SF: 0 SAC: 0 DP: 2 HBP: 1	WP: 1 PB: 0 SB: 3 CS: 1
PITCHER	IP WLS BF H R ER SO BB IBB HBP BLK WP HR S P ERA WHIP																					
Hector Carrasco, R ERA: 4.5	1.0	B	8	2	1	1	0	3	0	0	0	0	0	0	5	18	4.50	2.500				
60 Phil Seibel, L ERA: 6.75	1.2	W	9	4	2	2	2	1	0	0	0	0	0	0	13	17	10.80	3.000				
59 Marcus Gwyn, R ERA: 3.86	2.1	8	2	1	1	0	1	0	0	0	0	0	0	7	13	3.86	1.286					
60 Jose Arredondo, R ERA: 81.0	0.1	6	3	3	3	0	2	0	0	0	1	1	4	13	81.00	15.000						

Batter	1	2	3	4	5	6	7	8	9	AB	R	H	RBI	BB	SO	LOB	TOP										
Craig Counsell, L (1, 10) OBP: 0.200, SLG: 0.125										2	0	0	1	0	1	1	Milwaukee Brewers @ Los Angeles Angels Tempe Diablo Stadium, Tempe, AZ Sun Mar 04 2007, 3:05 PM EST Att: 5,409 - Partly Cloudy - 70 F livebaseballscorecards.com										
7 J.J. Hardy, R (1, 6) OBP: 0.426, SLG: 0.538										2	0	2	1	0	0	0											
74 Yohannis Perez, R (6, 6) OBP: 0.250, SLG: 0.286										1	0	0	0	0	0	1											
1 Corey Hart, R (1, 9) OBP: 0.538, SLG: 0.500										2	0	0	0	0	1	2											
21 Drew Anderson, L (6, PH) OBP: 0.333, SLG: 0.500										2	1	1	0	0	0	0											
Kevin Mench, R (1, 7) OBP: 0.600, SLG: 0.429										2	0	0	0	0	0	1											
22 Tony Gwynn Jr., L (6, PH) OBP: 0.167, SLG: 0.490										1	0	0	1	0	0	0											
9 Tony Graffanino, R (1, 5) OBP: 0.222, SLG: 0.333										3	0	0	0	0	0	0											
8 Vinny Rottino, R (6, 3) OBP: 0.333, SLG: 0.500										1	0	0	0	0	0	0											
11 Mike Rivera, R (1, 3) OBP: 0.583, SLG: 0.750										2	0	1	0	0	1	0											
61 Hernan Irizarren, L (6, PH) OBP: 0.500, SLG: 0.750										2	0	0	0	0	0	0											
Brady Clark, R (1, 8) OBP: 0.455, SLG: 0.400										2	0	0	0	0	0	1											
20 Laynce Nix, L (6, 8) OBP: 0.333, SLG: 0.833										2	1	2	1	0	0	0											
55 JD Closser, S (1, 2) OBP: 0.556, SLG: 1.125										1	1	0	0	1	0	1											
64 Lou Palmisano, R (6, 2)										2	0	0	0	0	1	1											
57 Ozzie Chavez, S (1, 4) OBP: 0.400, SLG: 0.333										3	1	1	0	0	0	0											
Inning Stats	R: 0 E: 1 K: 0 S: 3	H: 0 LOB: 1 BB: 0 P: 4	R: 0 E: 0 K: 0 S: 4	H: 1 LOB: 1 BB: 0 P: 4	R: 0 E: 0 K: 2 S: 8	H: 1 LOB: 1 BB: 0 P: 8	R: 0 E: 0 K: 1 S: 5	H: 0 LOB: 0 BB: 0 P: 5	R: 2 E: 0 K: 0 S: 4	H: 2 LOB: 1 BB: 1 P: 9	R: 1 E: 0 K: 0 S: 4	H: 1 LOB: 0 BB: 0 P: 4	R: 1 E: 1 K: 0 S: 5	H: 1 LOB: 1 BB: 0 P: 5	R: 0 E: 0 K: 0 S: 6	H: 0 LOB: 0 BB: 0 P: 9	R: 0 E: 0 K: 1 S: 10	H: 1 LOB: 0 BB: 0 P: 13	1B: 4 2B: 1 3B: 1 HR: 1	SF: 2 SAC: 1 DP: 0 HBP: 1	WP: 1 PB: 0 SB: 0 CS: 1	PA: 36					
PITCHER	IP	WLS	BF	H	R	ER	SO	BB	IBB	HBP	BLK	WP	HR	S	P	ERA	WHIP										
45 Kelvin Escobar, R (1, 1) ERA: 2.0	2.0		8	1	0	0	3	0	0	0	0	0	0	7	13	0.00	0.500										
49 Chris Bootcheck, R (3, 1) ERA: 2.25	2.0	H	7	1	0	0	3	0	0	0	0	0	0	13	13	0.00	0.500										
34 Chris Resop, R (5, 1) ERA: 10.8	1.1		7	3	3	3	0	1	0	0	0	1	0	6	11	20.25	3.000										
90 Nick Adenhardt, R (6, 1) ERA: 3.38	2.2	B	10	1	1	1	0	0	0	0	0	0	1	13	16	3.38	0.375										
73 Matt Wilhite, R (9, 1) ERA: 1.0	1.0	W	3	1	0	0	1	0	0	0	0	0	0	10	13	0.00	1.000										

Batter	1	2	3	4	5	6	7	8	9	AB	R	H	RBI	BB	SO	LOB	BOTTOM										
24 Gary Matthews, S (1, 8) OBP: 0.375, SLG: 0.714										2	0	1	1	1	1	0	Milwaukee Brewers @ Los Angeles Angels Tempe Diablo Stadium, Tempe, AZ Sun Mar 04 2007, 3:05 PM EST Att: 5,409 - Partly Cloudy - 70 F livebaseballscorecards.com										
22 Kendrys Morales, S (6, 3) OBP: 0.429, SLG: 0.571										2	1	1	0	0	0	0											
Orlando Cabrera, R (1, 6) OBP: 0.333, SLG: 0.333										1	0	0	1	1	0	1											
5 Jeff Mathis, R (6, 2)										2	0	0	0	0	1	1											
27 Vladimir Guerrero, R (1, 9) OBP: 0.250, SLG: 0.571										2	0	0	0	1	0	2											
77 Reggie Willits, S (6, 8) OBP: 0.500, SLG: 0.500										2	0	1	1	0	0	0											
Shea Hillenbrand, R (1, 10) OBP: 0.250, SLG: 0.250										3	0	1	0	0	1	3											
63 Matthew Brown, R (7, PH) OBP: 0.333, SLG: 0.500										0	0	0	0	1	0	0											
Casey Kotchman, L (1, 3) OBP: 0.375, SLG: 0.714										3	1	2	1	0	0	0											
32 Brandon Wood, R (6, 5) OBP: 0.333, SLG: 0.500										1	0	0	0	0	0	1											
9 Chone Figgins, S (1, 5) OBP: 0.750, SLG: 1.167										2	1	1	0	1	0	0											
13 Nathan Haynes, L (6, 9)										1	0	0	0	0	0	0											
José Molina, R (1, 2) OBP: 0.333, SLG: 0.400										2	1	0	0	1	0	3											
20 Sean Rodriguez, R (6, 4) OBP: 0.500, SLG: 1.000										1	0	0	0	0	0	0											
25 Nick Gorneault, R (1, 7) OBP: 0.500, SLG: 0.625										2	1	2	0	0	0	0											
39 Robb Quinlan, R (6, 7) OBP: 0.375, SLG: 0.429										2	0	0	0	0	1	0											
32 Erick Aybar, S (1, 4) OBP: 0.273, SLG: 0.556										2	0	0	1	0	0	0											
Inning Stats	R: 0 E: 1 K: 0 S: 4	H: 2 LOB: 2 BB: 0 P: 4	R: 3 E: 0 K: 1 S: 7	H: 2 LOB: 3 BB: 3 P: 20	R: 1 E: 0 K: 0 S: 4	H: 2 LOB: 1 BB: 1 P: 8	R: 0 E: 0 K: 1 S: 4	H: 0 LOB: 0 BB: 1 P: 8	R: 0 E: 0 K: 0 S: 3	H: 0 LOB: 0 BB: 0 P: 3	R: 0 E: 0 K: 1 S: 10	H: 0 LOB: 1 BB: 1 P: 15	R: 0 E: 0 K: 1 S: 6	H: 0 LOB: 0 BB: 0 P: 8	R: 0 E: 0 K: 0 S: 6	H: 0 LOB: 0 BB: 0 P: 9	R: 1 E: 1 K: 0 S: 8	H: 2 LOB: 2 BB: 0 P: 10	1B: 7 2B: 2 3B: 0 HR: 1	SF: 2 SAC: 0 DP: 2 HBP: 1	WP: 0 PB: 0 SB: 0 CS: 0	PA: 39					
PITCHER	IP	WLS	BF	H	R	ER	SO	BB	IBB	HBP	BLK	WP	HR	S	P	ERA	WHIP										
39 Chris Capuano, L (1, 1) ERA: 16.2	1.2		12	4	3	3	0	3	0	0	0	0	0	11	21	16.20	4.200										
Ben Hendrickson, R (2, 1)	2.1		9	2	1	1	2	2	0	0	0	0	0	11	19	3.86	1.714										
50 Chris Spurling, R (5, 1) ERA: 1.0	1.0		4	1	0	0	0	0	0	0	0	0	0	4	4	0.00	1.000										
67 Luther Hackman, R (6, 1) ERA: 1.0	1.0		3	0	0	0	0	0	0	0	0	0	0	3	3	0.00	0.000										
Matt Wise, R (7, 1) ERA: 1.0	1.0		4	0	0	0	1	1	0	0	0	0	0	10	15	0.00	1.000										
PITCHER	IP	WLS	BF	H	R	ER	SO	BB	IBB	HBP	BLK	WP	HR	S	P	ERA	WHIP										
59 Derrick Tumbow, R (8, 1) ERA: 6.75	1.0		4	2	1	0	0	0	0	0	0	0	0	8	10	0.00	6.000										
41 Greg Aquino, R (9, 1) ERA: 6.75	0.1	L	4	2	1	0	0	0	0	0	0	0	0	8	10	0.00	6.000										

Batter	1	2	3	4	5	6	7	8	9	AB	R	H	RBI	BB	SO	LOB	TOP				
77 Reggie Willits, S OBP: 0.625, SLG: 0.714 20 Sean Rodriguez, R OBP: 0.333, SLG: 0.667										3	1	2	0	1	0	2					
32 Erick Aybar, S OBP: 0.294, SLG: 0.385										3	0	0	1	1	0	5					
6 Maicer Izturis, S OBP: 0.250, SLG: 0.250 José Molina, R OBP: 0.250, SLG: 0.286										3	0	1	1	0	0	0					
Casey Kotchman, L OBP: 0.333, SLG: 0.500 53 Mike Eylvard, R OBP: 0.250, SLG: 0.250										3	0	0	0	1	0	1					
39 Robb Quinlan, R OBP: 0.417, SLG: 0.636 63 Matthew Brown, R (5, PH)										2	1	1	0	0	1	1					
22 Kendrys Morales, S OBP: 0.538, SLG: 0.667 43 Aaron Peel, R										2	1	1	0	0	1	1					
65 Tommy Murphy, S OBP: 0.462, SLG: 0.923 13 Nathan Haynes, L										4	0	1	0	0	1	4					
5 Jeff Mathis, R OBP: 0.182, SLG: 0.100 25 Nick Gorneault, R OBP: 0.444, SLG: 0.556										3	0	1	1	0	0	1					
19 Curtis Pride, L OBP: 0.333, SLG: 0.375 64 Terry Evans, R OBP: 0.333, SLG: 0.556										3	1	1	1	0	0	2					
Inning Stats	R: 1 E: 0 K: 0 S: 4	H: 1 LOB: 0 BB: 0 P: 4	R: 2 E: 1 K: 1 S: 8	H: 2 LOB: 2 BB: 0 P: 9	R: 0 E: 0 K: 2 S: 9	H: 1 LOB: 1 BB: 0 P: 9	R: 0 E: 0 K: 0 S: 5	H: 1 LOB: 2 BB: 1 P: 8	R: 1 E: 0 K: 1 S: 8	H: 2 LOB: 1 BB: 0 P: 8	R: 0 E: 0 K: 1 S: 5	H: 0 LOB: 0 BB: 0 P: 5	R: 0 E: 0 K: 1 S: 6	H: 1 LOB: 1 BB: 0 P: 6	R: 0 E: 0 K: 1 S: 5	H: 0 LOB: 1 BB: 1 P: 9	1B: 6 2B: 3 3B: 0 HR: 0	SF: 0 SAC: 1 DP: 0 HBP: 1	WP: 0 PB: 0 SB: 4 CS: 0	PA: 41	
PITCHER	IP WLS BF H R ER SO BB IBB HBP BLK WP HR S P ERA WHIP	IP WLS BF H R ER SO BB IBB HBP BLK WP HR S P ERA WHIP	IP WLS BF H R ER SO BB IBB HBP BLK WP HR S P ERA WHIP	IP WLS BF H R ER SO BB IBB HBP BLK WP HR S P ERA WHIP	IP WLS BF H R ER SO BB IBB HBP BLK WP HR S P ERA WHIP	IP WLS BF H R ER SO BB IBB HBP BLK WP HR S P ERA WHIP	IP WLS BF H R ER SO BB IBB HBP BLK WP HR S P ERA WHIP	IP WLS BF H R ER SO BB IBB HBP BLK WP HR S P ERA WHIP	IP WLS BF H R ER SO BB IBB HBP BLK WP HR S P ERA WHIP	IP WLS BF H R ER SO BB IBB HBP BLK WP HR S P ERA WHIP	IP WLS BF H R ER SO BB IBB HBP BLK WP HR S P ERA WHIP	IP WLS BF H R ER SO BB IBB HBP BLK WP HR S P ERA WHIP	IP WLS BF H R ER SO BB IBB HBP BLK WP HR S P ERA WHIP	IP WLS BF H R ER SO BB IBB HBP BLK WP HR S P ERA WHIP	IP WLS BF H R ER SO BB IBB HBP BLK WP HR S P ERA WHIP	IP WLS BF H R ER SO BB IBB HBP BLK WP HR S P ERA WHIP	IP WLS BF H R ER SO BB IBB HBP BLK WP HR S P ERA WHIP	IP WLS BF H R ER SO BB IBB HBP BLK WP HR S P ERA WHIP	IP WLS BF H R ER SO BB IBB HBP BLK WP HR S P ERA WHIP	IP WLS BF H R ER SO BB IBB HBP BLK WP HR S P ERA WHIP	IP WLS BF H R ER SO BB IBB HBP BLK WP HR S P ERA WHIP

Los Angeles Angels @ San Francisco Giants
 Scottsdale Stadium, Scottsdale, AZ
 Tue Mar 06 2007, 3:05 PM EST
 Att: 6,785 - Partly Cloudy - 77 F

AB	36
R	4
H	9
RBI	4
BB	3
SO	7
LOB	23



Batter	1	2	3	4	5	6	7	8	9	AB	R	H	RBI	BB	SO	LOB	BOTTOM				
20 Fred Lewis, L OBP: 0.214, SLG: 0.231 82 Clay Timpner, L										4	1	1	2	0	1	1					
13 Omar Vizquel, S OBP: 0.500, SLG: 0.250 70 Ivan Ochoa, R OBP: 0.400, SLG: 0.250										3	0	1	1	0	0	0					
Barry Bonds, L OBP: 0.500, SLG: 0.600 Travis Ishikawa, L OBP: 0.333, SLG: 0.667										3	0	2	2	1	0	1					
Pedro Feliz, R OBP: 0.250, SLG: 0.333 8 Scott McClain, R OBP: 0.500, SLG: 0.500										4	0	1	0	0	0	3					
35 Rich Aurilia, R OBP: 0.500, SLG: 0.333										3	0	0	0	0	0	2					
Todd Linden, S OBP: 0.600, SLG: 0.643 Jason Ellison, R OBP: 0.727, SLG: 0.667										3	2	3	0	0	0	0					
57 Nate Schierholz, L OBP: 0.595, SLG: 0.889 40 Daniel Ortmeier, S OBP: 0.429, SLG: 0.400										3	2	2	1	0	0	1					
65 Luis Figueroa, S OBP: 0.143, SLG: 0.167 73 Eugenio Velez, S OBP: 0.286, SLG: 0.286										2	0	0	1	0	0	3					
60 Justin Knoedler, R OBP: 0.714, SLG: 1.000 67 Guillermo Rodriguez, R (7, 2)										2	1	1	0	1	1	0					
Inning Stats	R: 0 E: 0 K: 1 S: 5	H: 0 LOB: 1 BB: 1 P: 9	R: 2 E: 0 K: 0 S: 6	H: 3 LOB: 1 BB: 0 P: 6	R: 0 E: 0 K: 0 S: 4	H: 2 LOB: 1 BB: 0 P: 4	R: 4 E: 0 K: 0 S: 7	H: 4 LOB: 1 BB: 1 P: 11	R: 0 E: 0 K: 0 S: 4	H: 1 LOB: 1 BB: 0 P: 4	R: 1 E: 0 K: 1 S: 6	H: 1 LOB: 1 BB: 0 P: 8	R: 1 E: 0 K: 1 S: 7	H: 2 LOB: 0 BB: 0 P: 8	R: 0 E: 0 K: 1 S: 5	H: 0 LOB: 0 BB: 0 P: 5	1B: 10 2B: 3 3B: 1 HR: 0	SF: 1 SAC: 0 DP: 1 HBP: 1	WP: 2 PB: 0 SB: 0 CS: 1	PA: 38	
PITCHER	IP WLS BF H R ER SO BB IBB HBP BLK WP HR S P ERA WHIP	IP WLS BF H R ER SO BB IBB HBP BLK WP HR S P ERA WHIP	IP WLS BF H R ER SO BB IBB HBP BLK WP HR S P ERA WHIP	IP WLS BF H R ER SO BB IBB HBP BLK WP HR S P ERA WHIP	IP WLS BF H R ER SO BB IBB HBP BLK WP HR S P ERA WHIP	IP WLS BF H R ER SO BB IBB HBP BLK WP HR S P ERA WHIP	IP WLS BF H R ER SO BB IBB HBP BLK WP HR S P ERA WHIP	IP WLS BF H R ER SO BB IBB HBP BLK WP HR S P ERA WHIP	IP WLS BF H R ER SO BB IBB HBP BLK WP HR S P ERA WHIP	IP WLS BF H R ER SO BB IBB HBP BLK WP HR S P ERA WHIP	IP WLS BF H R ER SO BB IBB HBP BLK WP HR S P ERA WHIP	IP WLS BF H R ER SO BB IBB HBP BLK WP HR S P ERA WHIP	IP WLS BF H R ER SO BB IBB HBP BLK WP HR S P ERA WHIP	IP WLS BF H R ER SO BB IBB HBP BLK WP HR S P ERA WHIP	IP WLS BF H R ER SO BB IBB HBP BLK WP HR S P ERA WHIP	IP WLS BF H R ER SO BB IBB HBP BLK WP HR S P ERA WHIP	IP WLS BF H R ER SO BB IBB HBP BLK WP HR S P ERA WHIP	IP WLS BF H R ER SO BB IBB HBP BLK WP HR S P ERA WHIP	IP WLS BF H R ER SO BB IBB HBP BLK WP HR S P ERA WHIP	IP WLS BF H R ER SO BB IBB HBP BLK WP HR S P ERA WHIP	IP WLS BF H R ER SO BB IBB HBP BLK WP HR S P ERA WHIP

Los Angeles Angels @ San Francisco Giants
 Scottsdale Stadium, Scottsdale, AZ
 Tue Mar 06 2007, 3:05 PM EST
 Att: 6,785 - Partly Cloudy - 77 F

AB	34
R	8
H	13
RBI	7
BB	2
SO	4
LOB	12



Batter	1	2	3	4	5	6	7	8	9	AB	R	H	RBI	BB	SO	LOB	TOP										
22 Marcus Giles, R OBP: 0.400, SLG: 0.667 13 Oscar Robles, L OBP: 0.364, SLG: 0.222										3	1	2	0	0	0	2	San Diego Padres @ Los Angeles Angels Tempe Diablo Stadium, Tempe, AZ Fri Mar 09 2007, 3:05 PM EST Att: 7,181 - Sunny - 82 F										
24 Brian Giles, L OBP: 0.333, SLG: 0.462 Vince Sinisi, L (8, PH)										3	0	0	0	0	1	2											
3 Khalil Greene, R OBP: 0.594, SLG: 0.385 62 Luis Alfonso Cruz, R OBP: 0.333, SLG: 0.429										3	0	0	0	0	1	1											
34 Russell Bryanan, L OBP: 0.231, SLG: 0.538 Chase Headley, S										3	1	1	2	0	0	0											
Geoff Blum, S OBP: 0.308, SLG: 0.615 Shawn Wooten, R										3	0	0	0	0	2	0											
Jose Cruz Jr., S OBP: 0.214, SLG: 0.500 80 Adam Bourassa, L										3	1	1	1	0	1	0											
29 Jack Cust, L OBP: 0.308, SLG: 0.538										4	0	1	0	0	2	0											
Rob Bowen, S OBP: 0.091, SLG: 0.091 72 Nick Hundley, R										3	0	1	0	0	1	1											
78 Adam Shabala, L OBP: 0.273, SLG: 0.111										2	0	0	0	1	2	1											
Inning Stats	R: 2 E: 0 K: 2 S: 9	H: 2 LOB: 0 BB: 0 P: 9	R: 1 E: 0 K: 0 S: 4	H: 2 LOB: 1 BB: 1 P: 8	R: 0 E: 0 K: 0 S: 3	H: 0 LOB: 0 BB: 0 P: 3	R: 0 E: 0 K: 3 S: 9	H: 0 LOB: 0 BB: 0 P: 9	R: 0 E: 0 K: 3 S: 10	H: 1 LOB: 1 BB: 0 P: 10	R: 0 E: 0 K: 0 S: 3	H: 1 LOB: 0 BB: 0 P: 6	R: 1 E: 1 K: 1 S: 8	H: 1 LOB: 1 BB: 0 P: 8	R: 0 E: 0 K: 1 S: 5	H: 0 LOB: 0 BB: 0 P: 5		1B: 4 2B: 1 3B: 0 HR: 2	SF: 0 SAC: 0 DP: 1 HBP: 0	WP: 0 PB: 0 SB: 0 CS: 0	PA: 35						
PITCHER	IP	WLS	BF	H	R	ER	SO	BB	IBB	HBP	BLK	WP	HR	S	P	ERA	WHIP										
45 Kelvim Escobar, R ERA: 5.4	3.0	W	13	4	3	3	2	1	0	0	0	0	2	16	20	9.00	1.667										
Francisco Rodriguez, R ERA:	1.0	H	3	0	0	0	3	0	0	0	0	0	0	9	9	0.00	0.000										
62 Scot Shields, R ERA:	1.0	H	4	1	0	0	3	0	0	0	0	0	0	10	10	0.00	1.000										
Darren Oliver, L ERA: 4.5	2.0	H	7	1	0	0	1	0	0	0	0	0	0	9	9	0.00	0.500										
70 Ryan Aldridge, R ERA:	1.0		5	1	1	0	1	0	0	0	1	0	0	8	8	0.00	1.000										

AB	34
R	4
H	7
RBI	3
BB	1
SO	11
LOB	10



Batter	1	2	3	4	5	6	7	8	9	AB	R	H	RBI	BB	SO	LOB	BOTTOM										
24 Gary Matthews, S OBP: 0.278, SLG: 0.375 13 Nathan Haynes, L OBP: 0.500, SLG: 0.600										3	1	1	1	1	0	0	San Diego Padres @ Los Angeles Angels Tempe Diablo Stadium, Tempe, AZ Fri Mar 09 2007, 3:05 PM EST Att: 7,181 - Sunny - 82 F										
Orlando Cabrera, R OBP: 0.438, SLG: 0.455 64 Terry Evans, R OBP: 0.308, SLG: 0.538										2	1	1	0	1	0	1											
27 Vladimir Guerrero, R OBP: 0.313, SLG: 0.667 19 Curtis Pride, L OBP: 0.308, SLG: 0.333										3	1	2	2	0	0	1											
Shea Hillenbrand, R OBP: 0.294, SLG: 0.250 46 Bobby Wilson, R OBP: 0.200, SLG: 0.200										3	0	0	0	0	0	4											
16 Garret Anderson, L OBP: 0.375, SLG: 0.333 20 Sean Rodriguez, R OBP: 0.429, SLG: 0.500										3	0	1	1	0	0	0											
47 Howie Kendrick, R OBP: 0.526, SLG: 0.889 2 Hainley Statia, S OBP: 0.429, SLG: 0.400										3	2	2	0	0	0	1											
Casey Kotchman, L OBP: 0.294, SLG: 0.412 53 Mike Eylward, R OBP: 0.500, SLG: 1.000										2	0	0	1	0	0	1											
Mike Napoli, R OBP: 0.462, SLG: 0.600 96 Flint Wipke, R OBP: 0.333, SLG: 0.667										3	0	1	1	0	2	0											
9 Chone Figgins, S OBP: 0.500, SLG: 0.615 63 Matthew Brown, R OBP: 0.429, SLG: 0.833										3	1	1	0	0	0	1											
Inning Stats	R: 2 E: 0 K: 0 S: 6	H: 3 LOB: 1 BB: 0 P: 6	R: 2 E: 0 K: 1 S: 12	H: 3 LOB: 2 BB: 1 P: 16	R: 1 E: 0 K: 0 S: 5	H: 2 LOB: 1 BB: 0 P: 5	R: 0 E: 0 K: 0 S: 4	H: 0 LOB: 1 BB: 1 P: 9	R: 1 E: 0 K: 1 S: 7	H: 1 LOB: 0 BB: 0 P: 9	R: 0 E: 0 K: 0 S: 3	H: 0 LOB: 0 BB: 0 P: 3	R: 4 E: 1 K: 1 S: 11	H: 5 LOB: 2 BB: 1 P: 15	R: 2 E: 1 K: 1 S: 8	H: 2 LOB: 1 BB: 0 P: 9		1B: 11 2B: 3 3B: 2 HR: 0	SF: 2 SAC: 0 DP: 0 HBP: 0	WP: 2 PB: 1 SB: 8 CS: 0	PA: 44						
PITCHER	IP	WLS	BF	H	R	ER	SO	BB	IBB	HBP	BLK	WP	HR	S	P	ERA	WHIP										
David Wells, L ERA: 16.2	1.2		4	3	3	1	0	0	0	0	0	0	0	6	10	27.00	9.000										
77 Adrian Burnside, L ERA: 6.75	0.1	L	4	2	1	1	0	1	0	0	0	0	0	6	10	27.00	9.000										
39 Mike Thompson, R ERA: 6.75	2.0		9	2	1	1	0	1	0	0	0	1	0	9	14	4.50	1.500										
45 Justin Hampson, L ERA:	1.0		4	1	1	0	1	0	0	0	0	0	0	7	9	0.00	1.000										
64 Ryan Ketchner, L ERA:	1.0		3	0	0	0	0	0	0	0	0	0	0	3	3	0.00	0.000										
PITCHER	IP	WLS	BF	H	R	ER	SO	BB	IBB	HBP	BLK	WP	HR	S	P	ERA	WHIP										
75 Frank Brooks, L ERA: 16.88	0.2		6	3	4	4	0	1	0	0	0	0	0	5	5	0.00	6.000										
58 Andrew Brown, R ERA: 21.6	0.1		3	2	0	0	1	0	0	0	0	0	0	5	5	0.00	6.000										
56 Scott Cassidy, R ERA:	1.0		6	2	2	0	1	0	0	0	0	1	0	8	9	0.00	2.000										

AB	39
R	12
H	16
RBI	11
BB	3
SO	4
LOB	16



Batter	1	2	3	4	5	6	7	8	9	AB	R	H	RBI	BB	SO	LOB	TOP					
32 Erick Aybar, S OBP: 0.414, SLG: 0.625	L3			77 E BB	FC4			2H HR		3	1	2	1	0	1		Los Angeles Angels @ Texas Rangers Surprise Stadium, Surprise, AZ Sun Mar 11 2007, 4:05 PM EDT Att: 5,484 - Sunny - 84 F					
77 Rengie Willis, S OBP: 0.526, SLG: 0.500 43 Aaron Peel, R OBP: 0.455, SLG: 0.800	G4-3			39 FC5 BB			6 G1-6-3 1B	G1-3		2	0	1	0	1	0	0						
6 Maicer Izturis, S OBP: 0.304, SLG: 0.499 20 Sean Rodriguez, R OBP: 0.333, SLG: 0.333	G3			K			G1-6-3	K		3	0	0	0	1	3							
39 Robb Quinlan, R OBP: 0.348, SLG: 0.429 91 Mark Trumbo, R (7.3)		G6-3		FC5			K			3	0	0	0	0	1	2						
22 Kendrys Morales, S OBP: 0.385, SLG: 0.417		L6		K				P3		4	0	0	0	1	4							
5 Jeff Mathis, R OBP: 0.100, SLG: 0.053 46 Bobby Wilson, R OBP: 0.250, SLG: 0.250		L4		F7				P6		3	0	0	0	0	3							
25 Nick Gorneault, R OBP: 0.278, SLG: 0.333 38 Adam Pavkovich, R (8.5)			K		G6-3			G4-3		3	0	0	0	1	0							
32 Brandon Wood, R OBP: 0.300, SLG: 0.400 34 Brad Coon, L (8, PR)			F9		F8					3	0	1	0	0	0	0						
65 Tommy Murphy, S OBP: 0.360, SLG: 0.583			K					65 G6-3 32 HR 1B		0	1	0	0	1	0	0						
										4	0	1	0	0	2	4						
Inning Stats	R: 0 E: 0 K: 0 S: 3	H: 0 LOB: 0 BB: 0 P: 3	R: 0 E: 0 K: 0 S: 3	H: 0 LOB: 0 BB: 0 P: 3	R: 0 E: 0 K: 2 S: 7	H: 0 LOB: 0 BB: 2 P: 7	R: 0 E: 0 K: 2 S: 9	H: 0 LOB: 3 BB: 2 P: 17	R: 0 E: 0 K: 0 S: 4	H: 1 LOB: 1 BB: 0 P: 4	R: 0 E: 0 K: 1 S: 5	H: 1 LOB: 0 BB: 0 P: 5	R: 0 E: 0 K: 0 S: 3	H: 0 LOB: 0 BB: 0 P: 3	R: 2 E: 0 K: 1 S: 7	H: 2 LOB: 1 BB: 0 P: 7	R: 0 E: 0 K: 1 S: 6	H: 1 LOB: 3 BB: 1 P: 11	1B: 4 2B: 0 3B: 0 HR: 1	SF: 0 SAC: 0 DP: 1 HBP: 1	WP: 0 PB: 0 SB: 0 CS: 0	PA: 36
PITCHER	IP WLS BF H R ER SO BB IBB HBP BLK WP HR S P ERA WHIP																					
45 Jamey Wright, R ERA: 3.86	3.0	9	0	0	0	2	0	0	0	0	0	0	0	0	13	13	0.00	0.000				
64 Eric Hurley, R ERA: 3.86	1.0	6	0	0	0	2	2	0	0	0	0	0	0	9	17	0.00	2.000					
29 Mike Wood, R ERA: 3.86	2.0	7	2	0	0	1	0	0	0	0	0	0	0	9	9	0.00	1.000					
47 A.J. Murray, L ERA: 4.5	1.0	3	0	0	0	0	0	0	0	0	0	0	0	3	3	0.00	0.000					
39 Scott Feldman, R ERA: 4.5	2.0	L 11	3	2	2	2	1	0	1	0	0	1	13	18	9.00	2.000						

Batter	1	2	3	4	5	6	7	8	9	AB	R	H	RBI	BB	SO	LOB	BOTTOM			
Kenny Lofton, L OBP: 0.300, SLG: 0.294 22 Marion Byrd, R OBP: 0.391, SLG: 0.550	F9		G4-3		G3-1			G6-3		3	0	0	0	0	3		Los Angeles Angels @ Texas Rangers Surprise Stadium, Surprise, AZ Sun Mar 11 2007, 4:05 PM EDT Att: 5,484 - Sunny - 84 F			
27 Frank Catalanotto, L OBP: 0.398, SLG: 0.411 3 Joaquin Arias, R OBP: 0.385, SLG: 0.385	G6-3		F8				G3			3	0	0	0	0	1					
10 Michael Young, R OBP: 0.355, SLG: 0.478 28 Matt Kata, S OBP: 0.308, SLG: 0.385					23 G3-6-3 1B			G4-6-3		3	0	3	0	0	0	0				
23 Mark Teixeira, S OBP: 0.263, SLG: 0.316 65 Nate Gold, R OBP: 0.375, SLG: 0.333			K		G3-6-3					2	0	0	0	0	1	2				
21 Sammy Sosa, R OBP: 0.500, SLG: 0.810 14 Victor Diaz, R OBP: 0.333, SLG: 0.786					F9					3	0	1	0	0	0	2				
6 Brad Wilkerson, L OBP: 0.444, SLG: 0.357 19 Jason Botts, S OBP: 0.389, SLG: 0.588		G4-6-3								2	0	0	0	1	0	3				
25 Jerry Hairston, R OBP: 0.500, SLG: 0.667 12 Ramón Vázquez, L OBP: 0.267, SLG: 0.357			G5-3							3	0	0	0	1	1					
15 Gerald Laird, R OBP: 0.500, SLG: 0.643 16 Guillermo Quiroz, R OBP: 0.333, SLG: 1.000										1	0	1	0	0	0	0				
5 Ian Kinsler, R OBP: 0.435, SLG: 0.696 2 Drew Meyer, L OBP: 0.444, SLG: 0.556										3	0	1	0	0	1	2				
										0	0	0	0	0	0	0				
Inning Stats	R: 0 E: 0 K: 1 S: 6	H: 1 LOB: 1 BB: 0 P: 6	R: 0 E: 0 K: 0 S: 3	H: 1 LOB: 0 BB: 0 P: 3	R: 0 E: 1 K: 0 S: 4	H: 1 LOB: 1 BB: 0 P: 4	R: 0 E: 0 K: 0 S: 3	H: 1 LOB: 0 BB: 0 P: 3	R: 0 E: 0 K: 0 S: 4	H: 1 LOB: 2 BB: 1 P: 8	R: 0 E: 0 K: 2 S: 8	H: 1 LOB: 1 BB: 0 P: 8	R: 0 E: 0 K: 0 S: 3	H: 1 LOB: 1 BB: 1 P: 7	R: 0 E: 0 K: 0 S: 3	H: 0 LOB: 0 BB: 0 P: 3	1B: 6 2B: 2 3B: 0 HR: 0	SF: 0 SAC: 0 DP: 3 HBP: 0	WP: 0 PB: 0 SB: 0 CS: 0	PA: 35
PITCHER	IP WLS BF H R ER SO BB IBB HBP BLK WP HR S P ERA WHIP																			
58 Dustin Moseley, R ERA: 3.0	5.0	19	5	0	0	1	1	0	0	0	0	0	0	20	24	0.00	1.200			
49 Chris Bootcheck, R ERA: 2.25	2.0	W 9	2	0	0	2	1	0	0	0	0	0	12	16	0.00	1.500				
81 Alex Serrano, R ERA: 1.59	2.0	S 7	1	0	0	0	1	0	0	0	0	0	6	10	0.00	1.000				



Batter	1	2	3	4	5	6	7	8	9	AB	R	H	RBI	BB	SO	LOB	TOP													
9 David DeJesus, L (1.8) OBP: 0.242, SLG: 0.438 2 Joey Gathright, L (6, PH) OBP: 0.452, SLG: 0.407	0-0 1B		G3		G4-3 24 2B	G5-3		93 SF8 86 1B 1-2	K	3	1	2	0	0	0	0	2													
Esteban German, R (1.4) OBP: 0.343, SLG: 0.344 86 Irving Falu, S (7.4) OBP: 0.667, SLG: 0.500	0-3 K		K		G4-3		21 F9 26 E 2B	92 1B 1-2 2-3		4	1	1	0	0	2	2	1													
24 Mark Teahen, L (1.9) OBP: 0.500, SLG: 0.590 93 Adam Greenberg, L (6.9) OBP: 0.500, SLG: 0.590	0-3 K				16 1B 43 1B 1B	16 S 16 SF7 2B	26 1B HBP	SF8		3	2	2	1	0	1	1	0													
16 Reggie Sanders, R (1.10) OBP: 0.381, SLG: 0.526 92 Chris Lubanski, L (8, PH) OBP: 0.571, SLG: 0.590	0-3 K				4 BB 43 1B 1-2 1B	SF7	F9	1-2 2-3 1B		3	0	1	1	0	1	3	1													
11 Ross Gload, L (1.7) OBP: 0.458, SLG: 0.667 21 Billy Butler, R (6.7) OBP: 0.560, SLG: 0.905		F8			F4	L6		F9	F8	3	0	0	0	0	0	2	2													
43 Ryan Shealy, R (1.3) OBP: 0.433, SLG: 0.621 26 Justin Huber, R (6, PR) OBP: 0.440, SLG: 0.571	1B				4 BB 1-2 2-H 1B		4 G3-6-3 1B	1-2 3-H 1B	F8	3	0	3	1	0	0	0	2													
4 Alex Gordon, L (1.5) OBP: 0.500, SLG: 0.524 68 Fernando Cortez, L (6.5) OBP: 0.429, SLG: 0.368	1B				1-2 2-3 BB		G3-6-3	K	64 1B	2	0	1	0	1	0	1	4													
6 Jason LaRue, R (1.2) OBP: 0.375, SLG: 1.000 64 Matt Tupman, R (6, PR) OBP: 0.250, SLG: 0.364	G6-4-3				P5		4 1B 2B	G6-3	1B	3	0	1	0	0	0	5	5													
4 Angel Berroa, R (1.6) OBP: 0.346, SLG: 0.417 13 Andrés Blanco, S (6, PR) OBP: 0.357, SLG: 0.444			K	K			2H 1B	86 1B 93 SF8 BB	K	3	0	1	1	0	2	3	1													
Inning Stats	R: 0 E: 0 K: 3 S: 10	H: 1 LOB: 1 BB: 0 P: 10	R: 0 E: 0 K: 0 S: 4	H: 2 LOB: 1 BB: 0 P: 4	R: 0 E: 0 K: 2 S: 7	H: 0 LOB: 0 BB: 0 P: 7	R: 1 E: 0 K: 1 S: 8	H: 3 LOB: 3 BB: 1 P: 12	R: 2 E: 0 K: 0 S: 6	H: 2 LOB: 0 BB: 0 P: 6	R: 1 E: 0 K: 1 S: 5	H: 3 LOB: 2 BB: 0 P: 5	R: 1 E: 0 K: 1 S: 8	H: 2 LOB: 0 BB: 0 P: 10	R: 2 E: 0 K: 0 S: 5	H: 2 LOB: 2 BB: 2 P: 13	R: 0 E: 0 K: 2 S: 9	H: 2 LOB: 2 BB: 0 P: 9	1B: 14 2B: 3 3B: 0 HR: 0	SF: 2 SAC: 0 DP: 2 HBP: 1	WP: 0 PB: 0 SB: 2 CS: 0	PA: 46								
PITCHER	IP WLS BF H R ER SO BB IBB HBP BLK WP HR S P ERA WHIP	41 John Lackey, R (1.1) ERA: 1.42	73 Matt Wilhite, R (4.1) ERA: 4.29	33 Justin Speier, R (5.1) ERA: 9.0	52 Matt Hensley, R (6.1) ERA: 15.43	59 Marcus Gwyn, R (7.1) ERA: 4.7	IP WLS BF H R ER SO BB IBB HBP BLK WP HR S P ERA WHIP	PITCHER	IP WLS BF H R ER SO BB IBB HBP BLK WP HR S P ERA WHIP	41 John Lackey, R (1.1) ERA: 1.42	73 Matt Wilhite, R (4.1) ERA: 4.29	33 Justin Speier, R (5.1) ERA: 9.0	52 Matt Hensley, R (6.1) ERA: 15.43	59 Marcus Gwyn, R (7.1) ERA: 4.7	IP WLS BF H R ER SO BB IBB HBP BLK WP HR S P ERA WHIP	PITCHER	IP WLS BF H R ER SO BB IBB HBP BLK WP HR S P ERA WHIP	41 John Lackey, R (1.1) ERA: 1.42	73 Matt Wilhite, R (4.1) ERA: 4.29	33 Justin Speier, R (5.1) ERA: 9.0	52 Matt Hensley, R (6.1) ERA: 15.43	59 Marcus Gwyn, R (7.1) ERA: 4.7	IP WLS BF H R ER SO BB IBB HBP BLK WP HR S P ERA WHIP	PITCHER	IP WLS BF H R ER SO BB IBB HBP BLK WP HR S P ERA WHIP	41 John Lackey, R (1.1) ERA: 1.42	73 Matt Wilhite, R (4.1) ERA: 4.29	33 Justin Speier, R (5.1) ERA: 9.0	52 Matt Hensley, R (6.1) ERA: 15.43	59 Marcus Gwyn, R (7.1) ERA: 4.7

Kansas City Royals @ Los Angeles Angels
 Tempe Diablo Stadium, Tempe, AZ
 Tue Mar 13 2007, 4:05 PM EDT
 Att.: 5,536 - Sunny - 86 F

AB	40
R	7
H	17
RBI	6
BB	3
SO	9
LOB	29



Batter	1	2	3	4	5	6	7	8	9	AB	R	H	RBI	BB	SO	LOB	BOTTOM													
24 Gary Matthews, S (1.8) OBP: 0.280, SLG: 0.348 13 Nathan Haynes, L (6.7) OBP: 0.385, SLG: 0.417	G1-3		F7	2B	K					4	1	1	1	0	1	2	1													
Orlando Cabrera, R (1.6) OBP: 0.480, SLG: 0.526 37 Ryan Mount, L (6.4) OBP: 0.390, SLG: 0.478	G6-3		G1-4-3	16 HR 2B	F8			K		4	1	1	1	0	0	2	1													
27 Vladimir Guerrero, R (1.9) OBP: 0.291, SLG: 0.590 6 Maicer Izturis, S (6.6) OBP: 0.320, SLG: 0.417	G4-3		16 1B 2B	K				F7		3	1	1	0	0	1	1	2													
16 Garret Anderson, L (1.7) OBP: 0.533, SLG: 0.833 39 Robb Quinlan, R (6.3) OBP: 0.360, SLG: 0.478		G1-3 47 BB SF8 1B	2B 1B	2B HR			K	32 HR 2B		3	3	3	2	0	0	0	0													
Shea Hillenbrand, R (1.10) OBP: 0.423, SLG: 0.391 32 Brandon Wood, R (6, PH) OBP: 0.370, SLG: 0.652		5 G1-3 2B BB	1-H 2-H 2B	WP 1B			F8	2-H HR		2	2	2	2	1	0	0	0													
Casey Kotchman, L (1.3) OBP: 0.400, SLG: 0.615 77 Reggie Willits, S (6.8) OBP: 0.480, SLG: 0.429		G1-3	G1-3	G4-3			G1-3	25 F8 46 BB 1B		3	0	1	1	0	0	3	3													
47 Howie Kendrick, R (1.4) OBP: 0.464, SLG: 0.789 46 Bobby Wilson, R (6.2) OBP: 0.333, SLG: 0.200		SF8	G6-3		L9			25 WP 25 3B BB		2	0	0	1	0	0	1	0													
5 Jeff Mathis, R (1.2) OBP: 0.259, SLG: 0.480 25 Nick Comeault, R (6.9) OBP: 0.300, SLG: 0.450		2B		K	E5 9 1B			63 SF9 3B		3	0	1	1	0	1	0	1													
9 Chone Figgins, S (1.5) OBP: 0.440, SLG: 0.591 63 Matthew Brown, R (6.5) OBP: 0.400, SLG: 0.833		G6-3		24 1B 3B				SF9	F8	3	1	2	0	0	0	1	2													
Inning Stats	R: 0 E: 0 K: 0 S: 3	H: 0 LOB: 0 BB: 0 P: 3	R: 2 E: 0 K: 0 S: 5	H: 2 LOB: 1 BB: 1 P: 9	R: 3 E: 0 K: 0 S: 7	H: 4 LOB: 1 BB: 0 P: 7	R: 4 E: 0 K: 2 S: 12	H: 5 LOB: 1 BB: 0 P: 13	R: 0 E: 0 K: 1 S: 7	H: 1 LOB: 2 BB: 0 P: 7	R: 0 E: 0 K: 1 S: 5	H: 0 LOB: 0 BB: 0 P: 5	R: 2 E: 0 K: 1 S: 7	H: 2 LOB: 1 BB: 1 P: 12	R: 2 E: 0 K: 0 S: 6	H: 4 LOB: 2 BB: 1 P: 10	R: 0 E: 0 K: 2 S: 9	H: 2 LOB: 2 BB: 0 P: 9	1B: 9 2B: 5 3B: 2 HR: 2	SF: 2 SAC: 0 DP: 0 HBP: 0	WP: 2 PB: 0 SB: 0 CS: 0	PA: 45								
PITCHER	IP WLS BF H R ER SO BB IBB HBP BLK WP HR S P ERA WHIP	Todd Wellemeyer, R (1.1)	56 Jason Shiel, R (3.1) ERA: 11.57	58 Neal Musser, L (4.1) ERA: 9.35	David Riske, R (6.1) ERA: 3.0	88 Jason Standridge, R (7.1) ERA: 7.2	IP WLS BF H R ER SO BB IBB HBP BLK WP HR S P ERA WHIP	PITCHER	IP WLS BF H R ER SO BB IBB HBP BLK WP HR S P ERA WHIP	Todd Wellemeyer, R (1.1)	56 Jason Shiel, R (3.1) ERA: 11.57	58 Neal Musser, L (4.1) ERA: 9.35	David Riske, R (6.1) ERA: 3.0	88 Jason Standridge, R (7.1) ERA: 7.2	IP WLS BF H R ER SO BB IBB HBP BLK WP HR S P ERA WHIP	PITCHER	IP WLS BF H R ER SO BB IBB HBP BLK WP HR S P ERA WHIP	Todd Wellemeyer, R (1.1)	56 Jason Shiel, R (3.1) ERA: 11.57	58 Neal Musser, L (4.1) ERA: 9.35	David Riske, R (6.1) ERA: 3.0	88 Jason Standridge, R (7.1) ERA: 7.2	IP WLS BF H R ER SO BB IBB HBP BLK WP HR S P ERA WHIP	PITCHER	IP WLS BF H R ER SO BB IBB HBP BLK WP HR S P ERA WHIP	Todd Wellemeyer, R (1.1)	56 Jason Shiel, R (3.1) ERA: 11.57	58 Neal Musser, L (4.1) ERA: 9.35	David Riske, R (6.1) ERA: 3.0	88 Jason Standridge, R (7.1) ERA: 7.2

Kansas City Royals @ Los Angeles Angels
 Tempe Diablo Stadium, Tempe, AZ
 Tue Mar 13 2007, 4:05 PM EDT
 Att.: 5,536 - Sunny - 86 F

AB	40
R	13
H	18
RBI	13
BB	3
SO	5
LOB	15



Batter	1	2	3	4	5	6	7	8	9	AB	R	H	RBI	BB	SO	LOB	TOP								
Jason Ellison, R (1, 9) OBP: 0.593, SLG: 0.600	G4-3		K		K		G5-3		56 1B	5	1	1	0	0	2	0	San Francisco Giants @ Los Angeles Angels Tempe Diablo Stadium, Tempe, AZ Wed Mar 14 2007, 4:05 PM EDT Att: 8,481 - Sunny - 85 F livebaseballscorecards.com								
13 Omar Vizquel, S (1, 6) OBP: 0.429, SLG: 0.520							F7		1B	2	1	2	0	1	0	0									
43 Tomas De La Rosa, R (5, 6) OBP: 0.279, SLG: 0.375										1	0	0	0	0	0	0									
56 Chad Santos, L (9, PH) OBP: 0.467, SLG: 0.667	2B		1B						1B	1	0	1	1	0	0	0									
19 Kevin Frandsen, R (9, PR) OBP: 0.363, SLG: 0.351									1B	0	0	0	0	0	0	0									
Barry Bonds, L (1, 10) OBP: 0.381, SLG: 0.778	F9								1B	2	0	0	0	1	1	2									
Ryan Klesko, L (5, PR) OBP: 0.375, SLG: 0.500									1B	2	0	1	1	0	1	0									
35 Rich Aurilia, R (1, 3) OBP: 0.333, SLG: 0.393									1B	3	0	1	0	0	0	3									
9 Mark Sweeney, L (5, 3) OBP: 0.143, SLG: 0.200	G5-3								1B	2	0	0	0	0	0	2									
1 Bengie Molina, R (1, 2) OBP: 0.194, SLG: 0.276									1B	3	0	1	1	0	0	1									
60 Justin Knoedler, R (5, PR) OBP: 0.647, SLG: 0.929									1B	1	0	0	0	0	1	0									
Todd Linden, S (1, 8) OBP: 0.598, SLG: 0.657									1B	2	0	1	0	1	0	2									
82 Clay Timpner, L (6, 8) OBP: 0.222, SLG: 0.222									1B	1	0	0	0	0	0	0									
20 Fred Lewis, L (1, 7) OBP: 0.324, SLG: 0.364									1B	3	0	0	0	1	2	1									
68 Justin Leone, R (1, 5) OBP: 0.368, SLG: 0.200									1B	4	0	0	0	0	0	4									
65 Luis Figueroa, S (1, 4) OBP: 0.143, SLG: 0.154									1B	4	1	1	0	0	0	3									
Inning Stats	R: 0 E: 0 K: 0 S: 13	H: 1 LOB: 1 BB: 0 P: 19	R: 0 E: 0 K: 0 S: 3	H: 0 LOB: 1 BB: 1 P: 7	R: 0 E: 0 K: 2 S: 8	H: 1 LOB: 1 BB: 0 P: 9	R: 0 E: 0 K: 0 S: 10	H: 2 LOB: 3 BB: 1 P: 18	R: 1 E: 0 K: 1 S: 9	H: 1 LOB: 2 BB: 2 P: 21	R: 0 E: 0 K: 1 S: 5	H: 0 LOB: 0 BB: 0 P: 5	R: 0 E: 0 K: 1 S: 6	H: 0 LOB: 0 BB: 0 P: 8	R: 0 E: 0 K: 1 S: 5	H: 0 LOB: 0 BB: 0 P: 5	R: 2 E: 0 K: 1 S: 13	H: 4 LOB: 2 BB: 0 P: 17	1B: 8 2B: 1 3B: 0 HR: 0	SF: 0 SAC: 0 DP: 0 HBP: 0	WP: 0 PB: 0 SB: 0 CS: 0	PA: 40			
PITCHER	IP	WLS	BF	H	R	ER	SO	BB	IBB	HBP	BLK	WP	HR	S	P	ERA	WHIP								
45 Kelvin Escobar, R (1, 1) ERA: 3.24	3.1		16	4	1	0	2	2	0	0	0	0	0	31	47	0.00	1.800								
49 Chris Bootcheck, R (4, 1) ERA: 2.53	2.2	H	11	1	0	1	2	2	0	0	0	0	0	17	32	3.38	1.125								
74 Kasey Olenberger, R (7, 1) ERA: 3.0	1.0	H	3	0	0	0	1	0	0	0	0	0	0	6	8	0.00	0.000								
81 Alex Serrano, R (8, 1) ERA: 3.52	2.0	W	10	4	2	2	2	0	0	0	0	0	0	18	22	9.00	2.000								

Batter	1	2	3	4	5	6	7	8	9	AB	R	H	RBI	BB	SO	LOB	BOTTOM								
24 Gary Matthews, S (1, 8) OBP: 0.321, SLG: 0.500										3	1	2	1	0	0	1	San Francisco Giants @ Los Angeles Angels Tempe Diablo Stadium, Tempe, AZ Wed Mar 14 2007, 4:05 PM EDT Att: 8,481 - Sunny - 85 F livebaseballscorecards.com								
32 Erick Aybar, S (6, 6) OBP: 0.429, SLG: 0.600									1B	2	1	1	1	0	0	1									
Orlando Cabrera, R (1, 6) OBP: 0.429, SLG: 0.455									1B	3	0	0	0	0	1	1									
32 Brandon Wood, R (6, 5) OBP: 0.353, SLG: 0.588	F7		K						1B	1	0	0	0	0	0	1									
27 Vladimir Guerrero, R (1, 9) OBP: 0.269, SLG: 0.460									1B	3	0	1	0	0	0	1									
25 Nick Gorneault, R (5, PR) OBP: 0.333, SLG: 0.476	L8		F8						1B	1	0	1	0	0	0	0									
16 Garret Anderson, L (1, 7) OBP: 0.500, SLG: 0.800									1B	3	0	1	0	0	1	2									
46 Bobby Wilson, R (6, 2) OBP: 0.308, SLG: 0.182									1B	1	0	0	0	0	0	1									
Shea Hillenbrand, R (1, 10) OBP: 0.379, SLG: 0.346									1B	3	0	0	0	0	0	3									
63 Matthew Brown, R (8, PH) OBP: 0.375, SLG: 0.769									1B	1	0	0	0	0	0	0									
Casey Kotchman, L (1, 3) OBP: 0.394, SLG: 0.552									1B	3	0	0	0	0	0	1									
22 Kendrys Morales, S (7, 3) OBP: 0.355, SLG: 0.379									1B	1	0	0	0	0	0	0									
47 Howie Kendrick, R (1, 4) OBP: 0.407, SLG: 0.750									1B	2	1	1	0	0	0	1									
6 Maicer Izturis, S (6, 4) OBP: 0.296, SLG: 0.385									1B	2	0	0	0	0	0	0									
José Molina, R (1, 2) OBP: 0.318, SLG: 0.316									1B	1	0	1	0	1	0	0									
39 Robb Quinlan, R (6, 7) OBP: 0.370, SLG: 0.560									1B	2	0	1	0	0	0	0									
13 Nathan Haynes, L (9, PR) OBP: 0.385, SLG: 0.417									1B	0	1	0	0	0	0	0									
9 Chone Figgins, S (1, 5) OBP: 0.407, SLG: 0.542									1B	2	0	0	0	0	0	3									
77 Reggie Willits, S (6, 8) OBP: 0.481, SLG: 0.409									1B	1	0	0	0	1	0	1									
Inning Stats	R: 0 E: 0 K: 1 S: 10	H: 1 LOB: 1 BB: 0 P: 14	R: 0 E: 1 K: 0 S: 8	H: 0 LOB: 2 BB: 1 P: 13	R: 1 E: 0 K: 1 S: 13	H: 2 LOB: 1 BB: 0 P: 20	R: 0 E: 0 K: 0 S: 5	H: 2 LOB: 1 BB: 0 P: 6	R: 0 E: 0 K: 0 S: 10	H: 0 LOB: 0 BB: 0 P: 13	R: 1 E: 1 K: 0 S: 17	H: 1 LOB: 1 BB: 1 P: 26	R: 0 E: 0 K: 0 S: 4	H: 0 LOB: 0 BB: 0 P: 6	R: 1 E: 0 K: 0 S: 5	H: 2 LOB: 2 BB: 0 P: 8	1B: 6 2B: 1 3B: 1 HR: 1	SF: 0 SAC: 0 DP: 0 HBP: 0	WP: 2 PB: 0 SB: 4 CS: 0	PA: 37					
PITCHER	IP	WLS	BF	H	R	ER	SO	BB	IBB	HBP	BLK	WP	HR	S	P	ERA	WHIP								
48 Russ Ortiz, R (1, 1) ERA: 3.0	3.2		18	5	2	2	2	1	0	0	0	1	0	35	52	4.91	1.636								
54 Scott Munter, R (4, 1) ERA: 5.06	1.1		5	1	0	0	0	0	0	0	0	0	0	6	9	0.00	0.750								
Steve Kline, L (6, 1) ERA: 7.5	1.0		3	0	0	0	0	0	0	0	0	0	0	10	13	0.00	0.000								
32 Kevin Correia, R (7, 1) ERA: 5.14	1.0		5	1	1	0	0	1	0	0	0	0	0	17	26	0.00	2.000								
38 Brian Wilson, R (8, 1) ERA: 3.0	1.0		3	0	0	0	0	0	0	0	0	0	0	4	6	0.00	0.000								
PITCHER	IP	WLS	BF	H	R	ER	SO	BB	IBB	HBP	BLK	WP	HR	S	P	ERA	WHIP								
David Cortes, R (9, 1) ERA: 2.08	0.1	L	3	2	1	1	0	0	0	0	0	0	0	5	8	27.00	6.000								

Batter	1	2	3	4	5	6	7	8	9	AB	R	H	RBI	BB	SO	LOB	TOP											
6 Maicer Izturis, S (1.6) 25 Nick Gorneault, R (6.9) OBP: 0.267, SLG: 0.345 OBP: 0.364, SLG: 0.500	G6-3		F8			K			FC6-4 1B	3	0	0	0	0	1	1	Los Angeles Angels @ Milwaukee Brewers Maryvale Baseball Park, Phoenix, AZ Thu Mar 15 2007, 4:05 PM EDT Att.: 5,534 - Sunny - 83 F											
32 Erick Aybar, S (1.8) 2 Hainley Statia, S (6.6) OBP: 0.421, SLG: 0.576 OBP: 0.333, SLG: 0.462	G3			G6-3		39 WP 2-H 1B			FC6-4 20 DI 1-2	3	0	1	1	0	0	0												
39 Robb Quinlan, R (1.9) Francisco Rodriguez, R (6.1) José Molina, R (7.2) OBP: 0.397, SLG: 0.519 OBP: 0.304, SLG: 0.300	K			47 G4-6-3 HBP		K			F9	2	0	0	0	0	2	1												
47 Howie Kendrick, R (1.4) 20 Sean Rodríguez, R (7.4) OBP: 0.424, SLG: 0.677 OBP: 0.306, SLG: 0.300		E5 22 E		G4-6-3 1-2			G1-4-3		G6-3 1-2	3	0	0	0	0	0	1												
22 Kendrys Morales, S (1.3) 63 Matthew Brown, R (8.3) OBP: 0.324, SLG: 0.344 OBP: 0.375, SLG: 0.769		L6 1-2		G4-3			F7			3	0	0	0	0	0	0												
5 Jeff Mathis, R (1.2) Darren Oliver, R (7.1) 34 Chris Resop, R (8.1) OBP: 0.233, SLG: 0.429 OBP: 0.355, SLG: 0.417		K		K			F7			3	0	0	0	0	2	1												
32 Brandon Wood, R (1.5) OBP: 0.300, SLG: 0.500		F8							F9	3	0	0	0	0	0	1												
19 Curtis Pride, L (1.7) 13 Nathan Haynes, L (8.7) OBP: 0.211, SLG: 0.222 OBP: 0.365, SLG: 0.417			K			E3 77 SH5-3 32 1B			G1-3	3	1	0	0	0	1	0												
54 Ervin Santana, R (1.1) 77 Reggie Willis, S (6, PH) OBP: 0.464, SLG: 0.391			K			SH5-3 1-2			K	1	0	0	0	0	1	0												
Inning Stats	R: 0 E: 0 K: 1 S: 5	H: 0 LOB: 0 BB: 0 P: 5	R: 0 E: 2 K: 1 S: 7	H: 0 LOB: 1 BB: 0 P: 7	R: 0 E: 0 K: 2 S: 7	H: 0 LOB: 0 BB: 0 P: 7	R: 0 E: 0 K: 0 S: 2	H: 0 LOB: 0 BB: 0 P: 4	R: 0 E: 0 K: 1 S: 5	H: 0 LOB: 0 BB: 0 P: 5	R: 1 E: 1 K: 2 S: 9	H: 1 LOB: 1 BB: 0 P: 10	R: 0 E: 0 K: 0 S: 3	H: 0 LOB: 0 BB: 0 P: 3	R: 0 E: 0 K: 1 S: 5	H: 0 LOB: 0 BB: 0 P: 5		R: 0 E: 0 K: 0 S: 5	H: 1 LOB: 1 BB: 0 P: 7	1B: 2 2B: 0 3B: 0 HR: 0	SF: 0 SAC: 1 DP: 1 HBP: 1	WP: 1 PB: 0 SB: 0 CS: 0	PA: 31					
PITCHER	IP	WLS	BF	H	R	ER	SO	BB	IBB	HBP	BLK	WP	HR	S	P	ERA		WHIP										
37 Jeff Suppan, R (1.1) ERA: 4.91	5.0	W	16	0	0	0	5	0	0	1	0	0	0	26	28	0.00		0.000										
67 Luther Hackman, R (6.1) ERA: 4.15	1.0	H	5	1	1	0	2	0	0	0	0	0	1	9	10	0.00	1.000											
52 Jose Capellan, R (7.1) ERA: 5.4	1.0	H	3	0	0	0	0	0	0	0	0	0	0	3	3	0.00	0.000											
Matt Wise, R (8.1) ERA: 12.71	1.0		3	0	0	0	1	0	0	0	0	0	0	5	5	0.00	0.000											
Francisco Cordero, R (9.1) ERA:	1.0		4	1	0	0	0	0	0	0	0	0	0	5	7	0.00	1.000											

Batter	1	2	3	4	5	6	7	8	9	AB	R	H	RBI	BB	SO	LOB	BOTTOM											
23 Rickie Weeks Jr., R (1.4) 21 Drew Anderson, L (7.7) OBP: 0.342, SLG: 0.344 OBP: 0.409, SLG: 0.519	K		K			G5-3			G5-3 1B	3	0	0	0	0	2	0	Los Angeles Angels @ Milwaukee Brewers Maryvale Baseball Park, Phoenix, AZ Thu Mar 15 2007, 4:05 PM EDT Att.: 5,534 - Sunny - 83 F											
7 J.J. Hardy, R (1.6) 8 Vinny Rottino, R (7.2) OBP: 0.316, SLG: 0.405 OBP: 0.300, SLG: 0.333	G5-3		G6-3			28 HR 1B			G3-1	3	1	1	0	0	0	0												
28 Prince Fielder, L (1.3) 22 Tony Gwynn Jr., L (7.8) OBP: 0.571, SLG: 0.947 OBP: 0.400, SLG: 0.455	G6-3					2 CS 1B			61 G 61 1B	3	1	2	2	0	0	0												
2 Bill Hall, R (1.8) 61 Hernan Iribarren, L (7.4) OBP: 0.429, SLG: 0.629 OBP: 0.529, SLG: 0.679		F8				F7			55 G3 1B	3	0	0	0	0	0	1												
Johnny Estrada, S (1.2) 52 Jose Capellan, R (7.1) Matt Wise, R (8.1) 55 JD Closser, S (8, PH) Francisco Cordero, R (9.1) OBP: 0.469, SLG: 0.625 OBP: 0.455, SLG: 0.684		G4-3				K			G3	3	0	0	0	0	2	0												
Geoff Jenkins, L (1.7) Brady Clark, R (7.9) OBP: 0.469, SLG: 0.500 OBP: 0.241, SLG: 0.250						75 1B 37 SF8 1B			F8	1	1	1	0	1	0	0												
1 Corey Hart, R (1.9) Craig Counsell, L (7.6) OBP: 0.424, SLG: 0.571 OBP: 0.290, SLG: 0.276		BB				F8			11 2B 1B	2	0	0	0	0	2	0												
75 Ryan Braun, R (1.5) 9 Tony Graffanino, R (7.5) OBP: 0.480, SLG: 1.125 OBP: 0.316, SLG: 0.409						23 CS 1B			K	2	1	2	1	0	0	0												
37 Jeff Suppan, R (1.1) 67 Luther Hackman, R (6.1) 11 Mike Rivera, R (7.3) OBP: 0.250, SLG: 0.333 OBP: 0.500, SLG: 0.786						21 1B 2B			G3	1	0	0	1	0	0	0												
Inning Stats	R: 0 E: 0 K: 1 S: 5	H: 0 LOB: 0 BB: 0 P: 5	R: 0 E: 0 K: 0 S: 3	H: 0 LOB: 1 BB: 1 P: 7	R: 1 E: 0 K: 1 S: 6	H: 1 LOB: 0 BB: 0 P: 6	R: 0 E: 0 K: 1 S: 6	H: 1 LOB: 0 BB: 0 P: 6	R: 1 E: 1 K: 0 S: 5	H: 2 LOB: 0 BB: 0 P: 6	R: 2 E: 0 K: 1 S: 7	H: 2 LOB: 0 BB: 0 P: 7	R: 1 E: 0 K: 1 S: 8	H: 3 LOB: 2 BB: 0 P: 7	R: 1 E: 0 K: 1 S: 8	H: 2 LOB: 1 BB: 0 P: 8		1B: 8 2B: 1 3B: 0 HR: 2	SF: 1 SAC: 0 DP: 0 HBP: 0	WP: 0 PB: 0 SB: 2 CS: 2	PA: 34							
PITCHER	IP	WLS	BF	H	R	ER	SO	BB	IBB	HBP	BLK	WP	HR	S	P	ERA		WHIP										
54 Ervin Santana, R (1.1) ERA: 2.08	5.0	L	18	4	2	1	3	1	0	0	0	0	1	25	30	1.80		1.000										
Francisco Rodriguez, R (6.1) ERA: 6.0	1.0		5	2	2	2	1	0	0	0	0	0	1	7	7	18.00	2.000											
Darren Oliver, L (7.1) ERA: 4.5	1.0		5	3	1	1	1	0	0	0	0	0	0	7	7	9.00	3.000											
34 Chris Resop, R (8.1) ERA: 15.95	1.0		5	2	1	1	1	0	0	0	0	0	0	8	8	9.00	2.000											



Batter	1	2	3	4	5	6	7	8	9	AB	R	H	RBI	BB	SO	LOB	TOP				
61 Hernan Iribarren, L (1.4) 88 Ryan Crew, R (8.4)										4	0	3	0	0	0	1	Milwaukee Brewers @ Los Angeles Angels Tempe Diablo Stadium, Tempe, AZ Fri Mar 16 2007, 4:05 PM EDT Att: 8,280 - Sunny - 93 F				
57 Ozzie Chavez, S (1.6) 74 Yohannis Perez, R (8.6)										4	0	0	0	0	2	4					
75 Ryan Braun, R (1.5) 96 Adam Heether, R (8.5)										4	0	0	0	0	2	1					
11 Mike Rivera, R (1.2) 55 JD Closser, S (7.2)										3	0	1	0	0	0	0					
18 Gabe Gross, L (1.10)										3	1	1	0	1	1	2					
Brady Clark, R (1.9) 94 Chuckie Caufield, R (8.9)										3	1	3	0	1	0	0					
8 Vinny Rottino, R (1.3) Ned Yost IV, R (8.3)										3	1	1	3	0	0	3					
22 Tony Gwynn Jr., L (1.8) 98 Freddy Parejo, R (8.8)										3	0	1	0	0	1	0					
21 Drew Anderson, L (1.7) Cole Gillespie, R (8.7)										3	0	0	0	0	0	1					
Inning Stats	R: 0 E: 0 K: 2 S: 8	H: 1 LOB: 0 BB: 0 P: 8	R: 0 E: 0 K: 0 S: 4	H: 2 LOB: 1 BB: 0 P: 4	R: 0 E: 0 K: 0 S: 4	H: 1 LOB: 1 BB: 0 P: 4	R: 0 E: 0 K: 0 S: 5	H: 2 LOB: 2 BB: 0 P: 5	R: 0 E: 0 K: 1 S: 6	H: 1 LOB: 1 BB: 0 P: 7	R: 3 E: 0 K: 1 S: 7	H: 2 LOB: 0 BB: 1 P: 11	R: 0 E: 0 K: 1 S: 6	H: 1 LOB: 2 BB: 0 P: 10	R: 0 E: 0 K: 1 S: 5	H: 0 LOB: 0 BB: 0 P: 5		1B: 10 2B: 0 3B: 0 HR: 1	SF: 0 SAC: 0 DP: 1 HBP: 0	WP: 1 PB: 0 SB: 1 CS: 1	PA: 38
PITCHER	IP WLS BF H R ER SO BB IBB HBP BLK WP HR S P ERA WHIP	58 Dustin Moseley, R (1.1) ERA: 1.98	60 Phil Seibel, L (5.1) ERA: 16.88	62 Scot Shields, R (6.1) ERA: 15.0	33 Justin Speier, R (7.1) ERA: 6.75	37 Greg Jones, R (8.1) ERA: 12.71	73 Matt Wilhite, R (9.1) ERA: 3.88	IP WLS BF H R ER SO BB IBB HBP BLK WP HR S P ERA WHIP	73 Matt Wilhite, R (9.1) ERA: 3.88	IP WLS BF H R ER SO BB IBB HBP BLK WP HR S P ERA WHIP	73 Matt Wilhite, R (9.1) ERA: 3.88	IP WLS BF H R ER SO BB IBB HBP BLK WP HR S P ERA WHIP	73 Matt Wilhite, R (9.1) ERA: 3.88	IP WLS BF H R ER SO BB IBB HBP BLK WP HR S P ERA WHIP	73 Matt Wilhite, R (9.1) ERA: 3.88	IP WLS BF H R ER SO BB IBB HBP BLK WP HR S P ERA WHIP	73 Matt Wilhite, R (9.1) ERA: 3.88	IP WLS BF H R ER SO BB IBB HBP BLK WP HR S P ERA WHIP	73 Matt Wilhite, R (9.1) ERA: 3.88	IP WLS BF H R ER SO BB IBB HBP BLK WP HR S P ERA WHIP	73 Matt Wilhite, R (9.1) ERA: 3.88

AB	36
R	3
H	11
RBI	3
BB	2
SO	7
LOB	16



Batter	1	2	3	4	5	6	7	8	9	AB	R	H	RBI	BB	SO	LOB	BOTTOM						
24 Gary Matthews, S (1.8) 65 Tommy Murphy, S (8.9)										3	1	2	1	0	1	0	Milwaukee Brewers @ Los Angeles Angels Tempe Diablo Stadium, Tempe, AZ Fri Mar 16 2007, 4:05 PM EDT Att: 8,280 - Sunny - 93 F						
Orlando Cabrera, R (1.6) 6 Maicer Izturis, S (7.6)										3	0	1	0	0	1	1							
27 Vladimir Guerrero, R (1.9) 19 Curtis Pride, L (8.7) 77 Reggie Willits, S (9. PH)										3	0	0	0	0	0	2							
16 Garret Anderson, L (1.7) 53 Mike Eylward, R (8.3)										2	0	1	1	0	0	0							
Casey Kotchman, L (1.3) 34 Brad Coon, L (8.8)										3	0	0	0	0	0	2							
5 Jeff Mathis, R (9. PH)										1	0	0	0	0	0	0							
47 Howie Kendrick, R (1.4) 61 Carlos Colmenares, S (8.4)										2	0	1	0	1	0	0							
39 Robb Quinlan, R (1.10) 32 Erick Aybar, S (7. PH)										2	0	0	0	0	1	1							
José Molina, R (1.2) 38 Adam Pavkovich, R (8. PR)										2	0	0	0	1	0	1							
9 Chone Figgins, S (1.5) 56 Tim Luff, R (9.2)										0	0	0	0	0	0	0							
Inning Stats	R: 0 E: 0 K: 2 S: 7	H: 0 LOB: 0 BB: 0 P: 7	R: 0 E: 0 K: 0 S: 3	H: 0 LOB: 0 BB: 0 P: 3	R: 0 E: 0 K: 0 S: 3	H: 0 LOB: 0 BB: 0 P: 3	R: 1 E: 0 K: 0 S: 5	H: 2 LOB: 1 BB: 0 P: 5	R: 0 E: 0 K: 1 S: 5	H: 0 LOB: 0 BB: 1 P: 9	R: 1 E: 0 K: 0 S: 4	H: 2 LOB: 0 BB: 0 P: 5	R: 0 E: 0 K: 1 S: 6	H: 2 LOB: 1 BB: 0 P: 6	R: 0 E: 0 K: 0 S: 4	H: 1 LOB: 2 BB: 1 P: 8	R: 0 E: 0 K: 0 S: 3	H: 0 LOB: 0 BB: 0 P: 3	1B: 6 2B: 0 3B: 1 HR: 0	SF: 1 SAC: 0 DP: 2 HBP: 0	WP: 0 PB: 0 SB: 3 CS: 1	PA: 32	
PITCHER	IP WLS BF H R ER SO BB IBB HBP BLK WP HR S P ERA WHIP	46 Claudio Vargas, R (1.1) ERA: 5.93	76 Yovani Gallardo, R (7.1) ERA: 4.7	59 Derrick Turnbow, R (8.1) ERA:	13 Zach Jackson, L (9.1) ERA: 3.24	PITCHER	IP WLS BF H R ER SO BB IBB HBP BLK WP HR S P ERA WHIP	PITCHER	IP WLS BF H R ER SO BB IBB HBP BLK WP HR S P ERA WHIP	PITCHER	IP WLS BF H R ER SO BB IBB HBP BLK WP HR S P ERA WHIP	PITCHER	IP WLS BF H R ER SO BB IBB HBP BLK WP HR S P ERA WHIP	PITCHER	IP WLS BF H R ER SO BB IBB HBP BLK WP HR S P ERA WHIP	PITCHER	IP WLS BF H R ER SO BB IBB HBP BLK WP HR S P ERA WHIP	PITCHER	IP WLS BF H R ER SO BB IBB HBP BLK WP HR S P ERA WHIP	PITCHER	IP WLS BF H R ER SO BB IBB HBP BLK WP HR S P ERA WHIP	PITCHER	IP WLS BF H R ER SO BB IBB HBP BLK WP HR S P ERA WHIP

AB	29
R	2
H	7
RBI	2
BB	2
SO	4
LOB	11



Batter	1	2	3	4	5	6	7	8	9	AB	R	H	RBI	BB	SO	LOB	TOP										
6 Maicer Izturis, S OBP: 0.257, SLG: 0.324 43 Aaron Peel, R OBP: 0.455, SLG: 0.800	F7		32 BLK 1B		G4-3			P3		4	0	1	0	0	0	1											
32 Erick Aybar, S OBP: 0.372, SLG: 0.500 32 Anderson Rosario, R OBP: 0.391, SLG: 0.500	G4-3		K			G6-3		K		4	0	0	0	0	2	1											
47 Howie Kendrick, R OBP: 0.425, SLG: 0.757 Wilberto Ortiz, R	G6-3			F8			G5-3	HR		4	1	1	1	0	0	0											
Casey Kotchman, L OBP: 0.350, SLG: 0.583 38 Adam Pavkovich, R		G6-3 5 S 1B		F8			HR	G6-3		4	1	2	1	0	0	0											
39 Robb Quinlan, R OBP: 0.343, SLG: 0.563 25 Nick Gorneault, R OBP: 0.391, SLG: 0.500		K		F7			HR		22 1B BB	3	1	1	1	0	1	1											
5 Jeff Mathis, R OBP: 0.212, SLG: 0.387 32 Brandon Wood, R OBP: 0.286, SLG: 0.476		G6-3 1-3			G5-3		F8		K	3	0	0	0	0	1	1											
22 Kendrys Morales, S OBP: 0.342, SLG: 0.361		F8				G3-1 65 FC4-6 1B				4	0	2	0	0	0	1											
65 Tommy Murphy, S OBP: 0.303, SLG: 0.563 20 Sean Rodriguez, R OBP: 0.286, SLG: 0.273			G3		FC4-6 77 S 1B		G6-3		F7	3	1	0	0	0	1	1											
77 Reggie Willits, S OBP: 0.438, SLG: 0.370 46 Bobby Wilson, R OBP: 0.286, SLG: 0.167			K				K		F8	3	0	1	1	0	2	0											
Inning Stats	R: 0 E: 0 K: 0 S: 3	H: 0 LOB: 0 BB: 0 P: 3	R: 0 E: 0 K: 1 S: 7	H: 1 LOB: 1 BB: 0 P: 7	R: 0 E: 0 K: 2 S: 8	H: 1 LOB: 1 BB: 0 P: 8	R: 0 E: 0 K: 0 S: 3	H: 0 LOB: 0 BB: 0 P: 3	R: 1 E: 0 K: 0 S: 7	H: 2 LOB: 1 BB: 0 P: 7	R: 2 E: 0 K: 0 S: 5	H: 2 LOB: 0 BB: 0 P: 5	R: 0 E: 0 K: 1 S: 5	H: 0 LOB: 0 BB: 0 P: 5	R: 1 E: 0 K: 1 S: 6	H: 1 LOB: 0 BB: 0 P: 6	R: 0 E: 0 K: 1 S: 6	H: 1 LOB: 2 BB: 1 P: 10	1B: 5 2B: 0 3B: 0 HR: 3	SF: 0 SAC: 0 DP: 0 HBP: 0	WP: 0 PB: 0 SB: 3 CS: 0	PA: 36					
PITCHER	IP	WLS	BF	H	R	ER	SO	BB	IBB	HBP	BLK	WP	HR	S	P	ERA	WHIP										
52 Jose Contreras, R ERA: 4.86	6.0		24	6	3	3	3	0	0	0	1	0	2	33	33	4.50	1.000										
46 Nick Masset, L ERA: 7.35	1.0	3	0	0	0	1	0	0	0	0	0	0	0	5	5	0.00	0.000										
51 Andrew Sisco, L ERA: 2.25	1.0	L	4	1	1	1	1	0	0	0	0	0	1	6	6	9.00	1.000										
54 David Aardsma, R ERA: 9.45	1.0		5	1	0	0	1	1	0	0	0	0	0	6	10	0.00	2.000										

Los Angeles Angels @ Chicago White Sox
Tucson Electric Park, Tucson, AZ
Sat Mar 17 2007, 4:05 PM EDT
Att: 8,723 - Partly Cloudy - 92 F

livebaseballscorecards.com

AB 35
R 4
H 8
RBI 4
BB 1
SO 6
LOB 11




Batter	1	2	3	4	5	6	7	8	9	AB	R	H	RBI	BB	SO	LOB	BOTTOM										
38 Pablo Ozuna, R OBP: 0.333, SLG: 0.444 27 Josh Fields, R OBP: 0.448, SLG: 0.652	F8		F9			17 G4-3 47 1B	HR			3	1	1	0	0	0	0											
17 Darin Erstad, L OBP: 0.326, SLG: 0.364 31 Ryan Sweeney, L OBP: 0.259, SLG: 0.240	G3			G6-3		G4-3	G6-3			3	0	0	0	0	1	0											
25 Jim Thome, L OBP: 0.531, SLG: 0.773 7 Jerry Owens, L OBP: 0.480, SLG: 0.381					14 G5-6-3 BB	47 1B 23 FC5-4 BB		47 G4-3 47 S 1B		2	1	2	0	2	0	0											
14 Paul Konerko, R OBP: 0.488, SLG: 0.576 47 Ernie Young, R OBP: 0.500, SLG: 0.500				F8	G5-6-3	23 FC5-4 1B		G4-3		2	0	0	0	0	2	1											
23 Jermaine Dye, R OBP: 0.343, SLG: 0.656 30 Luis Terrero, R OBP: 0.375, SLG: 0.591		F8		G3		FC5-4 1B		K		3	0	0	1	0	2	2											
Tadahito Iguchi, R OBP: 0.286, SLG: 0.241		G6-3			G6-3	1-2 1B		P4		4	0	1	0	0	2	0											
8 Alex Cintron, S OBP: 0.283, SLG: 0.333		G4-3					F7			4	0	1	0	0	2	0											
32 Brian Anderson, R OBP: 0.353, SLG: 0.448			F9		K			B5-3		4	0	0	0	1	1	0											
66 Gustavo Molina, R OBP: 0.154, SLG: 0.364		G6-3			G5-3			G6-3		4	0	0	0	1	1	0											
Inning Stats	R: 0 E: 0 K: 0 S: 4	H: 1 LOB: 1 BB: 0 P: 4	R: 0 E: 0 K: 0 S: 3	H: 0 LOB: 0 BB: 0 P: 3	R: 0 E: 0 K: 0 S: 3	H: 0 LOB: 0 BB: 0 P: 3	R: 0 E: 0 K: 0 S: 3	H: 0 LOB: 1 BB: 1 P: 7	R: 0 E: 0 K: 1 S: 6	H: 1 LOB: 1 BB: 0 P: 6	R: 2 E: 0 K: 0 S: 6	H: 3 LOB: 2 BB: 1 P: 10	R: 1 E: 0 K: 0 S: 4	H: 1 LOB: 0 BB: 0 P: 4	R: 0 E: 0 K: 1 S: 7	H: 1 LOB: 2 BB: 0 P: 7	R: 0 E: 0 K: 1 S: 5	H: 0 LOB: 0 BB: 0 P: 5	1B: 5 2B: 1 3B: 0 HR: 1	SF: 0 SAC: 0 DP: 0 HBP: 0	WP: 0 PB: 0 SB: 1 CS: 0	PA: 36					
PITCHER	IP	WLS	BF	H	R	ER	SO	BB	IBB	HBP	BLK	WP	HR	S	P	ERA	WHIP										
Hector Carrasco, R ERA: 2.03	5.1		22	4	2	2	1	0	0	0	0	0	0	22	30	3.38	1.125										
52 Matt Hensley, R ERA: 12.79	1.2	W	7	2	1	1	0	0	0	0	0	0	1	7	7	5.40	1.200										
59 Marcus Gwyn, R ERA: 4.15	1.0	H	4	1	0	0	1	0	0	0	0	0	0	7	7	0.00	1.000										
81 Alex Serrano, R ERA: 3.12	1.0	S	3	0	0	0	1	0	0	0	0	0	0	5	5	0.00	0.000										

Los Angeles Angels @ Chicago White Sox
Tucson Electric Park, Tucson, AZ
Sat Mar 17 2007, 4:05 PM EDT
Att: 8,723 - Partly Cloudy - 92 F

livebaseballscorecards.com

AB 34
R 3
H 7
RBI 3
BB 2
SO 3
LOB 14



Batter	1	2	3	4	5	6	7	8	9	AB	R	H	RBI	BB	SO	LOB	TOP										
12 Alfonso Soriano, R OBP: 0.333, SLG: 0.486 (1, 8)	F9		K			F9		F9	F9	4	0	0	0	0	1	1	Chicago Cubs @ Los Angeles Angels Tempe Diablo Stadium, Tempe, AZ Sun Mar 18 2007, 4:05 PM EDT Att: 8,310 - Partly Cloudy - 91 F										
2 Ryan Theriot, R OBP: 0.413, SLG: 0.439 (1, 4)	K2-3			F8		G1-3				3	0	1	0	1	0	1											
15 Cliff Floyd, L OBP: 0.357, SLG: 0.583 (1, 10)	K2-3			G4-3			F9		G4-3	4	0	0	0	0	1	2											
16 Aramis Ramirez, R OBP: 0.405, SLG: 0.636 64 Casey McGehee, R OBP: 0.273, SLG: 0.390 (7, 5)	K			K2-3			F9			3	0	0	0	0	2	1											
32 Daryle Ward, L OBP: 0.143, SLG: 0.222 (1, 3)		F8			F7		K			3	0	0	0	0	1	0											
19 Matt Murton, R OBP: 0.382, SLG: 0.564 (1, 7)		G4-3			F7			G6-3		3	0	0	0	0	0	0											
17 Felix Pie, L OBP: 0.409, SLG: 0.375 (1, 9)		G6-3			K			F7		3	0	0	0	0	1	0											
24 Henry Blanco, R OBP: 0.095, SLG: 0.095 61 Koyie Hill, S OBP: 0.385, SLG: 0.500 (7, 2)			P4			L7		F8		2	0	0	0	0	0	0											
Cesar Izturis, S OBP: 0.517, SLG: 0.409 5 Ronny Cedeno, R OBP: 0.350, SLG: 0.400 (7, 6)			G6-3						K	2	0	1	0	0	0	0											
										1	0	0	0	0	1	0											
Inning Stats	R: 0 E: 0 K: 1 S: 8	H: 1 LOB: 1 BB: 0 P: 8	R: 0 E: 0 K: 0 S: 3	H: 0 LOB: 0 BB: 0 P: 3	R: 0 E: 0 K: 1 S: 5	H: 0 LOB: 0 BB: 0 P: 5	R: 0 E: 0 K: 1 S: 5	H: 0 LOB: 0 BB: 0 P: 5	R: 0 E: 0 K: 0 S: 4	H: 1 LOB: 1 BB: 0 P: 4	R: 0 E: 0 K: 1 S: 5	H: 0 LOB: 0 BB: 0 P: 5	R: 0 E: 0 K: 0 S: 3	H: 0 LOB: 0 BB: 0 P: 3	R: 0 E: 0 K: 1 S: 5	H: 0 LOB: 1 BB: 1 P: 9	1B: 2 2B: 0 3B: 0 HR: 0	SF: 0 SAC: 0 DP: 0 HBP: 0	WP: 0 PB: 0 SB: 1 CS: 0	PA: 30							
PITCHER	IP	WLS	BF	H	R	ER	SO	BB	IBB	HBP	BLK	WP	HR	S	P	ERA	WHIP										
41 John Lackey, R ERA: 0.73 Francisco Rodriguez, R ERA: 4.5 Darren Oliver, L ERA: 3.38 (1, 1)	6.0	W	20	2	0	0	5	0	0	0	0	0	0	30	30	0.00	0.333										
(7, 1)	1.0		3	0	0	0	1	0	0	0	0	0	0	5	5	0.00	0.000										
(8, 1)	2.0		7	0	0	0	1	1	0	0	0	0	0	8	12	0.00	0.500										

Batter	1	2	3	4	5	6	7	8	9	AB	R	H	RBI	BB	SO	LOB	BOTTOM										
24 Gary Matthews, S OBP: 0.343, SLG: 0.485 13 Nathan Haynes, L OBP: 0.385, SLG: 0.417 (8, 8)	F7	FC4-2			F8		G5-3			4	0	1	0	0	0	1	Chicago Cubs @ Los Angeles Angels Tempe Diablo Stadium, Tempe, AZ Sun Mar 18 2007, 4:05 PM EDT Att: 8,310 - Partly Cloudy - 91 F										
Orlando Cabrera, R OBP: 0.371, SLG: 0.379 Dallas Morris, R (8, 5)	K	CS		F8	F8	G5-3				4	0	0	0	0	1	1											
27 Vladimir Guerrero, R OBP: 0.273, SLG: 0.419 Jordan Renz, R (8, 9)					G6-3		L8			3	0	1	0	0	0	2											
16 Garret Anderson, L OBP: 0.435, SLG: 0.684 19 Curtis Pride, L OBP: 0.190, SLG: 0.200 (6, 7)	G3			F7		G4-3	G1-3			2	0	0	0	0	0	2											
Casey Kotchman, L OBP: 0.364, SLG: 0.600 Baltazar Lopez, L (9, 3)			G3-1					G5-3		4	2	2	0	0	0	1											
47 Howie Kendrick, R OBP: 0.485, SLG: 0.756 37 Ryan Mount, L (9, 4)										4	1	3	1	0	0	0											
5 Jeff Mathis, R OBP: 0.222, SLG: 0.382 Bobby Wilson, R OBP: 0.287, SLG: 0.154 (6, PH) (9, 2)		F7		G4-3		E9		G6-3		3	0	1	0	0	0	3											
32 Brandon Wood, R OBP: 0.292, SLG: 0.458 (1, 10)				K						3	1	1	0	0	2	3											
9 Chone Figgins, S OBP: 0.424, SLG: 0.600 P.J. Phillips, R (8, 6)										3	0	1	3	0	1	3											
										0	0	0	0	0	0	0											
Inning Stats	R: 0 E: 0 K: 1 S: 5	H: 0 LOB: 1 BB: 0 P: 6	R: 3 E: 0 K: 0 S: 6	H: 4 LOB: 0 BB: 0 P: 6	R: 0 E: 0 K: 2 S: 8	H: 1 LOB: 1 BB: 0 P: 8	R: 0 E: 0 K: 0 S: 3	H: 0 LOB: 0 BB: 0 P: 3	R: 1 E: 1 K: 1 S: 8	H: 3 LOB: 2 BB: 0 P: 8	R: 0 E: 0 K: 0 S: 4	H: 1 LOB: 2 BB: 0 P: 4	R: 0 E: 0 K: 0 S: 3	H: 0 LOB: 0 BB: 0 P: 3	R: 0 E: 0 K: 1 S: 5	H: 0 LOB: 1 BB: 1 P: 9	1B: 8 2B: 1 3B: 1 HR: 0	SF: 0 SAC: 0 DP: 0 HBP: 1	WP: 0 PB: 0 SB: 0 CS: 1	PA: 35							
PITCHER	IP	WLS	BF	H	R	ER	SO	BB	IBB	HBP	BLK	WP	HR	S	P	ERA	WHIP										
38 Carlos Zambrano, R ERA: 3.88 47 Scott Eyre, L ERA: 4.5 Hector Almonte, R ERA: (1, 1)	5.2	L	26	9	4	4	4	0	0	0	0	0	0	33	34	6.35	1.588										
(6, 1)	1.1		5	1	0	0	0	0	0	0	0	0	0	5	5	0.00	0.750										
(8, 1)	1.0		3	0	0	0	0	0	0	0	0	0	0	3	3	0.00	0.000										

AB 29
R 0
H 2
RBI 0
BB 1
SO 7
LOB 5



AB 33
R 4
H 10
RBI 4
BB 0
SO 4
LOB 18



Batter	1	2	3	4	5	6	7	8	9	AB	R	H	RBI	BB	SO	LOB	TOP								
77 Reggie Willits, S OBP: 0.405, SLG: 0.323	F8			BB	F8		P4		F8	4	0	0	0	1	0	1	Los Angeles Angels @ Oakland Athletics Phoenix Municipal Stadium, Phoenix, AZ Sun Mar 18 2007, 4:05 PM EDT Att: 6,111 - Sunny - 87 F livebaseballscorecards.com								
32 Erick Aybar, S OBP: 0.340, SLG: 0.452 13 Nate Sutton, L (7.4)	G3			P5		K	G6-3			4	0	0	0	0	1	1									
6 Maicer Izturis, S OBP: 0.297 20 Sean Rodriguez, R (6, PR) OBP: 0.286, SLG: 0.273 (8.6)	G4-3			F7		G4-3		E 1B HBP		3	0	0	0	0	0	0									
Mike Napoli, R OBP: 0.500, SLG: 0.800 Jose Molina, R OBP: 0.333, SLG: 0.304	G6-3				HR	39 1B		E6 1B		3	1	2	1	0	0	0									
39 Robb Quinlan, R OBP: 0.368, SLG: 0.657 53 Mike Eylvard, R OBP: 0.400, SLG: 0.667	F8			HR		1B		G5-3		3	1	2	1	0	0	0									
65 Tommy Murphy, S OBP: 0.297, SLG: 0.514	G4-3			E 25 G5-3 HBP		K		P6		3	1	0	0	0	1	5									
22 Kendrys Morales, S (1, 10) 48 Cody Fuller, R (8, PH) (8, 10)			25 L4-3 BB		F7		F7	K		2	0	0	0	1	0	1									
25 Nick Gorneault, R (1, 7) 43 Aaron Peel, R (7, 7)	L4-3				G5-3			HR 1B		3	1	1	0	0	0	2									
Matthew Brown, R (1, 5)	G4-3				E4 2H 1B		1H HR		F9	4	1	2	2	0	0	0									
Inning Stats	R: 0 E: 0 K: 0 S: 3	H: 0 LOB: 0 BB: 0 P: 3	R: 0 E: 0 K: 0 S: 3	H: 0 LOB: 0 BB: 0 P: 3	R: 0 E: 0 K: 0 S: 2	H: 0 LOB: 0 BB: 1 P: 6	R: 0 E: 0 K: 0 S: 3	H: 0 LOB: 0 BB: 1 P: 7	R: 3 E: 1 K: 0 S: 6	H: 3 LOB: 1 BB: 0 P: 7	R: 0 E: 0 K: 2 S: 9	H: 2 LOB: 2 BB: 0 P: 9	R: 2 E: 0 K: 0 S: 5	H: 2 LOB: 0 BB: 0 P: 5	R: 0 E: 1 K: 1 S: 6	H: 1 LOB: 3 BB: 0 P: 7		R: 0 E: 0 K: 0 S: 3	H: 0 LOB: 0 BB: 0 P: 3	1B: 5 2B: 1 3B: 0 HR: 3	SF: 0 SAC: 0 DP: 1 HBP: 2	WP: 0 PB: 0 SB: 0 CS: 1	PA: 37		
PITCHER	IP	WLS	BF	H	R	ER	SO	BB	IBB	HBP	BLK	WP	HR	S	P	ERA	WHIP								
Dan Haren, R (1, 1) ERA: 4.5	5.2		23	5	3	2	1	2	0	0	0	0	2	23	32	3.18	1.235								
47 Ron Flores, L (6, 1) ERA: 5.4	1.1		6	2	2	2	1	0	0	0	0	0	1	8	8	13.50	1.500								
50 Kiko Calero, R (8, 1) ERA:	1.0		5	1	0	0	1	0	0	1	0	0	0	6	7	0.00	1.000								
20 Huston Street, R (9, 1) ERA:	1.0	W	3	0	0	0	0	0	0	0	0	0	0	3	3	0.00	0.000								

Batter	1	2	3	4	5	6	7	8	9	AB	R	H	RBI	BB	SO	LOB	BOTTOM								
Jason Kendall, R (1, 2) OBP: 0.290, SLG: 0.310 6 Kurt Suzuki, R (7, 2) OBP: 0.600, SLG: 0.692	F8	G4-3			FC5-4 22 1B 1-2 3H		30 G6-4-3 1B		SH5-3	3	0	0	1	0	0	2	Los Angeles Angels @ Oakland Athletics Phoenix Municipal Stadium, Phoenix, AZ Sun Mar 18 2007, 4:05 PM EDT Att: 6,111 - Sunny - 87 F livebaseballscorecards.com								
14 Mark Ellis, R (1, 4) OBP: 0.324, SLG: 0.276				31 G6-4-3 BB	F8		P3		30 3B	4	1	2	1	1	0	2									
22 Milton Bradley, S (1, 8) OBP: 0.548, SLG: 0.720 30 Richie Robnett, L (6, 8) OBP: 0.500, SLG: 1.500	K				F8		G6-4-3		2-3 3H 3B	3	0	1	0	0	1	2									
31 Mike Piazza, R (1, 10) OBP: 0.485, SLG: 0.690	F7				G6-4-3		G5-3		1H 3H	4	0	0	0	0	0	4									
3 Eric Chavez, L (1, 5) OBP: 0.242, SLG: 0.406 66 J.J. Furmaniak, R (7, 5) OBP: 0.321, SLG: 0.333						8 G1-6-3 1B		F9		3	0	1	0	0	1	0									
8 Enbiel Durazo, L (1, 3) OBP: 0.353, SLG: 0.516 10 Daric Barton, L (6, PR) OBP: 0.520, SLG: 0.619	G3-1				G1-6-3		67 1B			3	0	1	0	0	0	1									
Marco Scutaro, R (1, 6) OBP: 0.494, SLG: 0.696 83 Cliff Pennington, S (7, 6)					F7		F9			2	1	0	0	1	0	1									
67 Travis Buck, L (1, 9) OBP: 0.472, SLG: 0.536										2	3	2	0	2	0	0									
Danny Putnam, L (1, 7) OBP: 0.750, SLG: 1.000										4	1	3	2	0	0	2									
Inning Stats	R: 0 E: 0 K: 1 S: 6	H: 1 LOB: 1 BB: 0 P: 6	R: 2 E: 0 K: 1 S: 6	H: 1 LOB: 2 BB: 2 P: 14	R: 0 E: 0 K: 0 S: 2	H: 0 LOB: 0 BB: 1 P: 6	R: 0 E: 0 K: 0 S: 3	H: 1 LOB: 0 BB: 0 P: 3	R: 1 E: 0 K: 0 S: 5	H: 2 LOB: 2 BB: 1 P: 9	R: 0 E: 0 K: 0 S: 3	H: 2 LOB: 2 BB: 0 P: 5	R: 0 E: 0 K: 1 S: 5	H: 1 LOB: 1 BB: 1 P: 9	R: 0 E: 0 K: 0 S: 3	H: 0 LOB: 0 BB: 0 P: 3		R: 3 E: 0 K: 0 S: 5	H: 4 LOB: 1 BB: 0 P: 5	1B: 9 2B: 2 3B: 1 HR: 0	SF: 0 SAC: 1 DP: 3 HBP: 0	WP: 0 PB: 0 SB: 0 CS: 0	PA: 39		
PITCHER	IP	WLS	BF	H	R	ER	SO	BB	IBB	HBP	BLK	WP	HR	S	P	ERA	WHIP								
90 Nick Adenhardt, R (1, 1) ERA: 2.79	4.0		16	3	2	2	2	3	0	0	0	0	0	17	29	4.50	1.500								
73 Matt White, R (5, 1) ERA: 3.95	2.0	B	11	4	1	1	0	1	0	0	0	0	0	10	14	4.50	2.500								
49 Chris Bootcheck, R (7, 1) ERA: 4.15	2.1	L	12	5	3	3	1	1	0	0	0	0	0	13	17	11.57	2.571								



Batter	1	2	3	4	5	6	7	8	9	10	AB	R	H	RBI	BB	SO	LOB	TOP															
24 Gary Matthews, S OBP: 0.333, SLG: 0.541 19 Curtis Pride, L OBP: 0.182, SLG: 0.190	G4-3					G6-3	L6											4 1 1 2 0 0 3 1 0 0 0 0 1 1															
Orlando Cabrera, R OBP: 0.359, SLG: 0.364 53 Mike Eilward, R OBP: 0.364, SLG: 0.600			P3						F8									4 1 1 0 0 1 0 1 0 0 0 0 0 0															
27 Vladimir Guerrero, R OBP: 0.276, SLG: 0.412 32 Erick Aybar, S OBP: 0.327, SLG: 0.432	G6-3		F8						P4									3 1 1 0 0 0 1 2 0 0 0 0 0 1															
16 Garret Anderson, L OBP: 0.462, SLG: 0.682 77 Reggie Willits, S OBP: 0.395, SLG: 0.313 33 Justin Speier, R	G3-1								K									3 1 2 0 0 0 1 1 0 0 0 0 0 1 0 0 0 0 0 0 0 1 0 0 0 0 1 0 0 0 0 0 0 0 0															
5 Jeff Mathis, R OBP: 0.216, SLG: 0.371 62 Scot Shields, R									K									4 1 2 1 0 1 1 1 0 0 0 0 1 1															
Casey Kotchman, L OBP: 0.275, SLG: 0.591 65 Tommy Murphy, S OBP: 0.289, SLG: 0.500									K									4 0 0 1 0 1 3															
47 Howie Kendrick, R OBP: 0.408, SLG: 0.889																		5 0 1 0 0 2 0															
Mike Napoli, R OBP: 0.435, SLG: 0.650																		1 2 1 2 2 0 0 2 0 0 0 0 1 0															
9 Chone Figgins, S OBP: 0.472, SLG: 0.710 6 Maicer Izturis, S OBP: 0.244, SLG: 0.282																		2 0 0 0 0 2 3 0 0 0 0 0 0 0 1 0 1 0 0 0 0															
54 Ervin Santana, R OBP: 0.385, SLG: 0.667																		WP: 2 PA: 44 PB: 0 SB: 1 CS: 0															
Inning Stats	R: 0 E: 0 K: 0 S: 4	H: 1 LOB: 1 BB: 0 P: 4	R: 0 E: 0 K: 2 S: 7	H: 0 LOB: 0 BB: 0 P: 7	R: 2 E: 0 K: 0 S: 5	H: 1 LOB: 0 BB: 1 P: 9	R: 1 E: 0 K: 2 S: 4	H: 1 LOB: 0 BB: 0 P: 5	R: 1 E: 0 K: 2 S: 8	H: 1 LOB: 1 BB: 0 P: 8	R: 2 E: 1 K: 0 S: 9	H: 4 LOB: 3 BB: 1 P: 13	R: 1 E: 1 K: 0 S: 5	H: 1 LOB: 1 BB: 0 P: 10	R: 0 E: 0 K: 2 S: 8	H: 0 LOB: 0 BB: 0 P: 8	R: 0 E: 0 K: 1 S: 5	H: 0 LOB: 0 BB: 0 P: 5	1B: 8 SF: 1 2B: 0 SAC: 1 3B: 0 DP: 0 HR: 2 HBP: 0														
PITCHER	IP WLS BF H R ER SO BB IBB HBP BLK WP HR S P ERA WHIP																																
32 Chris Young, R ERA: 5.14	5.0	20	4	4	4	4	1	0	0	0	1	2	28	33	7.20	1.000																	
40 Royce Ring, L ERA: 4.91	0.1	6	4	2	2	0	1	0	0	0	0	0	5	9	54.00	15.000																	
39 Mike Thompson, R ERA: 3.12	0.2	2	0	0	0	1	0	0	0	0	0	0	4	4	0.00	0.000																	
Trevor Hoffman, R ERA: 11.57	1.0	5	1	1	0	0	0	0	0	0	0	5	5	0.00	1.000																		
Scott Strickland, R ERA: 3.52	1.0	4	1	0	0	3	0	0	0	0	0	10	10	0.00	1.000																		
41 Kevin Cameron, R ERA: 3.24 Justin Germano, R ERA: 4.0	1.0	3	0	0	0	1	0	0	0	0	0	5	5	0.00	0.000																		

Los Angeles Angels @ San Diego Padres
Peoria Stadium, Peoria, AZ
Tue Mar 20 2007, 10:05 PM EDT
Att: 6,887 - Clear - 82 F

AB 40
R 7
H 10
RBI 6
BB 2
SO 11
LOB 16



Batter	1	2	3	4	5	6	7	8	9	10	AB	R	H	RBI	BB	SO	LOB	BOTTOM															
22 Marcus Giles, R OBP: 0.357, SLG: 0.571 13 Oscar Robles, L OBP: 0.353, SLG: 0.304			F9						F9									3 1 2 0 0 0 0 2 0 0 0 0 1 2															
24 Brian Giles, L OBP: 0.341, SLG: 0.553 Drew Macias, L OBP: 0.200, SLG: 0.200									F7-3									3 0 2 0 0 0 1 2 0 0 0 0 0 1															
Todd Walker, L OBP: 0.255, SLG: 0.250 67 Royce Huffman, R OBP: 0.280, SLG: 0.273																		4 0 0 1 0 0 2 1 0 0 0 0 1 0															
28 Josh Bard, S OBP: 0.438, SLG: 0.679 Scott Strickland, R 41 Kevin Cameron, R 70 Luke Carlin, S OBP: 0.395, SLG: 0.182																		4 0 0 0 0 1 3 0 0 0 0 0 0 0 0 0 0 0 0 0 0 0 1 0 0 1 0 0															
Mike Cameron, R OBP: 0.200, SLG: 0.382 Vince Sinisi, L OBP: 0.200, SLG: 0.200																		2 1 1 0 1 0 0 2 1 1 0 0 1 1															
5 Kevin Kouzmanoff, R OBP: 0.463, SLG: 0.735																		4 1 1 0 1 0 3															
Geoff Blum, S OBP: 0.387, SLG: 0.679 1 Manny Alexander, R OBP: 0.227, SLG: 0.476																		2 2 2 4 0 0 0 2 0 1 1 0 0 1															
8 Termel Sledge, L OBP: 0.319, SLG: 0.644 Justin Germano, R																		4 1 1 2 0 1 3 0 0 0 0 0 0 0															
32 Chris Young, R 40 Royce Ring, L 39 Mike Thompson, R Rob Bowen, S Trevor Hoffman, R 53 Pete Lofgren, R Yordany Ramirez, R																		2 0 0 0 0 1 2 0 0 0 0 0 0 0 0 0 0 0 0 0 0 1 0 0 0 0 1 1 0 0 0 0 0 0 0 1 0 1 0 0 0 0 0 0 0 0 0 0 0															
Inning Stats	R: 1 E: 0 K: 1 S: 6	H: 2 LOB: 2 BB: 0 P: 6	R: 2 E: 1 K: 1 S: 7	H: 1 LOB: 0 BB: 0 P: 7	R: 0 E: 0 K: 0 S: 4	H: 1 LOB: 1 BB: 1 P: 4	R: 0 E: 0 K: 1 S: 6	H: 1 LOB: 2 BB: 0 P: 7	R: 0 E: 0 K: 0 S: 3	H: 1 LOB: 0 BB: 0 P: 3	R: 4 E: 1 K: 2 S: 10	H: 3 LOB: 1 BB: 1 P: 14	R: 0 E: 0 K: 0 S: 3	H: 0 LOB: 0 BB: 0 P: 3	R: 0 E: 0 K: 0 S: 4	H: 1 LOB: 1 BB: 0 P: 4	R: 0 E: 0 K: 0 S: 3	H: 1 LOB: 1 BB: 0 P: 3	R: 1 E: 0 K: 2 S: 7	H: 1 LOB: 2 BB: 2 P: 15	1B: 6 SF: 0 2B: 6 SAC: 2 3B: 1 DP: 2 HR: 2 HBP: 1												
PITCHER	IP WLS BF H R ER SO BB IBB HBP BLK WP HR S P ERA WHIP																																
54 Ervin Santana, R ERA: 4.42	5.1	26	9	7	6	3	1	0	0	0	0	2	30	35	10.12	1.875																	
34 Chris Resop, R ERA: 14.63	0.2	2	0	0	0	2	0	0	0	0	0	6	6	0.00	0.000																		
33 Justin Speier, R ERA: 4.5	2.0	7	1	0	0	0	0	0	0	0	0	7	7	0.00	0.500																		
62 Scot Shields, R ERA: 11.57	1.2	8	2	1	1	2	2	0	0	0	1	0	10	18	5.40	2.400																	


Los Angeles Angels @ San Diego Padres
Peoria Stadium, Peoria, AZ
Tue Mar 20 2007, 10:05 PM EDT
Att: 6,887 - Clear - 82 F


AB 39
R 8
H 12
RBI 8
BB 3
SO 7
LOB 20



Batter	1	2	3	4	5	6	7	8	9	AB	R	H	RBI	BB	SO	LOB	TOP																			
1 Orlando Hudson, S OBP: 0.476, SLG: 0.676 11 Augie Ojeda, S OBP: 0.375, SLG: 0.357	F8	1B			G4-3		1B		BB	3	0	1	0	0	0	0	Arizona Diamondbacks @ Los Angeles Angels Tempe Diablo Stadium, Tempe, AZ Wed Mar 21 2007, 4:05 PM EDT Att: 8,460 - Partly Cloudy - 79 F																			
Scott Hairston, R OBP: 0.447, SLG: 0.780 Dave Krynzal, L OBP: 0.432, SLG: 0.533	G6-3		K		1B		F9		BB	4	0	1	0	0	1	1																				
34 Conor Jackson, R OBP: 0.413, SLG: 0.524 5 Robby Hammock, R OBP: 0.428, SLG: 0.522	1B		2B		E5		1B		SF7	4	0	3	0	0	0	1																				
22 Eric Byrnes, R OBP: 0.386, SLG: 0.575 70 Chris Carter, L OBP: 0.407, SLG: 0.391	FC4-6		F9		K		G3		F7	4	0	0	0	0	1	6																				
Tony Clark, S OBP: 0.389, SLG: 0.448 14 Brian Barden, R OBP: 0.452, SLG: 0.675		G6-3	F9		K				G6-3	3	0	0	0	0	1	3																				
Chad Tracy, L OBP: 0.366, SLG: 0.571		K			K				G1-3	4	0	0	0	0	3	0																				
24 Chris Young, R OBP: 0.285, SLG: 0.370 68 Justin Upton, R OBP: 0.346, SLG: 0.429			F9		K				K	3	1	1	0	0	1	0																				
13 Alberto Callaspo, S OBP: 0.458, SLG: 0.622 Donnie Sadler, R					G5-3				BB	4	1	3	0	0	0	0																				
26 Miquel Montero, L OBP: 0.484, SLG: 0.571 29 Mark Johnson, L OBP: 0.167, SLG: 0.162					K				F9	3	0	1	2	0	1	1																				
Inning Stats	R: 0 E: 0 K: 0 S: 4	H: 1 LOB: 1 BB: 0 P: 4	R: 2 E: 0 K: 1 S: 9	H: 4 LOB: 2 BB: 0 P: 11	R: 0 E: 0 K: 1 S: 8	H: 1 LOB: 1 BB: 0 P: 13	R: 0 E: 0 K: 2 S: 8	H: 1 LOB: 1 BB: 0 P: 8	R: 0 E: 0 K: 2 S: 7	H: 0 LOB: 0 BB: 0 P: 9	R: 0 E: 0 K: 0 S: 11	H: 2 LOB: 2 BB: 0 P: 18	R: 0 E: 0 K: 1 S: 5	H: 0 LOB: 2 BB: 2 P: 5	R: 1 E: 0 K: 0 S: 4	H: 1 LOB: 2 BB: 2 P: 12		1B: 9 2B: 2 3B: 0 HR: 0	SF: 1 SAC: 0 DP: 0 HBP: 0	WP: 0 PB: 0 SB: 0 CS: 0	PA: 40															
PITCHER	IP	WLS	BF	H	R	ER	SO	BB	IBB	HBP	BLK	WP	HR	S	P	ERA	WHIP	PITCHER		IP	WLS	BF	H	R	ER	SO	BB	IBB	HBP	BLK	WP	HR	S	P	ERA	WHIP
51 Joe Saunders, L ERA: 4.05 59 Marcus Gwyn, R ERA: 3.86 Francisco Rodriguez, R ERA: 3.6 Darren Oliver, L ERA: 3.0 37 Greg Jones, R ERA: 11.05	4.1	2	21	8	2	2	4	0	0	0	0	0	0	0	32	39	4.15	1.846	82 Warner Madrigal, R (9.1)		0.1	1	1	0	0	0	0	0	0	0	0	0	1	1	0.00	0.000

Batter	1	2	3	4	5	6	7	8	9	AB	R	H	RBI	BB	SO	LOB	BOTTOM																			
24 Gary Matthews, S OBP: 0.310, SLG: 0.500 65 Tommy Murphy, S OBP: 0.300, SLG: 0.514	G3	F7		CS	G3-1		SF		1B	3	0	0	0	0	0	1	Arizona Diamondbacks @ Los Angeles Angels Tempe Diablo Stadium, Tempe, AZ Wed Mar 21 2007, 4:05 PM EDT Att: 8,460 - Partly Cloudy - 79 F																			
Orlando Cabrera, R OBP: 0.341, SLG: 0.343 32 Erick Aybar, S OBP: 0.308, SLG: 0.404	F7		L8		G3		P6		G4-3	2	0	0	0	0	0	0																				
27 Vladimir Guerrero, R OBP: 0.289, SLG: 0.417 Mike Napoli, R OBP: 0.440, SLG: 0.619	K				BB		P3			2	0	1	0	0	1	0																				
16 Garret Anderson, L OBP: 0.464, SLG: 0.708 25 Nick Gorneault, R OBP: 0.393, SLG: 0.481		G6-3	FC4-6		1B		K			2	1	1	0	0	0	1																				
Shea Hillenbrand, R OBP: 0.344, SLG: 0.310 22 Kendrys Morales, S OBP: 0.357, SLG: 0.359		G6-3	G4-3		G5-3				BB	3	0	0	0	0	0	4																				
9 Chone Figgins, S OBP: 0.447, SLG: 0.667 39 Robb Quinlan, R OBP: 0.390, SLG: 0.684		G6-3			G3-1		G6-3		BB	2	0	0	1	0	0	0																				
José Molina, R OBP: 0.400, SLG: 0.385 5 Jeff Mathis, R OBP: 0.211, SLG: 0.361					BB		G6-4-3		F9	3	2	3	0	0	0	0																				
77 Reggie Willits, S OBP: 0.405, SLG: 0.314 Julio Perez, R					G4-3		G6-4-3		BB	2	1	1	1	0	0	0																				
6 Maicer Izturis, S OBP: 0.295, SLG: 0.381 Marco Albano, R					1B				K	3	1	3	2	0	0	0																				
Inning Stats	R: 0 E: 0 K: 1 S: 6	H: 0 LOB: 0 BB: 0 P: 11	R: 3 E: 0 K: 0 S: 9	H: 3 LOB: 1 BB: 1 P: 20	R: 0 E: 0 K: 0 S: 4	H: 1 LOB: 1 BB: 0 P: 4	R: 0 E: 0 K: 0 S: 4	H: 2 LOB: 0 BB: 0 P: 6	R: 0 E: 0 K: 0 S: 6	H: 1 LOB: 2 BB: 0 P: 9	R: 1 E: 1 K: 1 S: 7	H: 1 LOB: 1 BB: 0 P: 7	R: 3 E: 0 K: 1 S: 13	H: 4 LOB: 1 BB: 0 P: 19	1B: 10 2B: 2 3B: 1 HR: 0	SF: 1 SAC: 0 DP: 1 HBP: 0		WP: 1 PB: 0 SB: 3 CS: 1	PA: 39																	
PITCHER	IP	WLS	BF	H	R	ER	SO	BB	IBB	HBP	BLK	WP	HR	S	P	ERA	WHIP	PITCHER		IP	WLS	BF	H	R	ER	SO	BB	IBB	HBP	BLK	WP	HR	S	P	ERA	WHIP
48 Enrique Gonzalez, R ERA: 6.0 55 Casey Daigle, R ERA: 5.4 Jorge Julio, R ERA: 5.4	5.0	3	23	7	4	3	1	2	0	0	0	0	0	0	27	51	5.40	1.800	82 Warner Madrigal, R (9.1)		0.1	1	1	0	0	0	0	0	0	0	0	1	1	0.00	0.000	

Batter	1	2	3	4	5	6	7	8	9	AB R H RBI BB SO LOB	TOP																								
											<p>Texas Rangers @ Los Angeles Angels</p> <p>Tempe Diablo Stadium, Tempe, AZ</p> <p>Thu Mar 22 2007, 4:05 PM EDT</p> <p>livebaseballscorecards.com</p> <p>AB 0</p> <p>R 0</p> <p>H 0</p> <p>RBI 0</p> <p>BB 0</p> <p>SO 0</p> <p>LOB 0</p> 																								
Inning Stats										1B: 0 SF: 0 WP: 0 PA: 0 2B: 0 SAC: 0 FB: 0 3B: 0 DP: 0 SB: 0 HR: 0 HBP: 0 CS: 0																									
PITCHER	IP	WLS	BF	H	R	ER	SO	BB	IBB	HBP	BLK	WP	HR	S	P	ERA	WHIP	PITCHER	IP	WLS	BF	H	R	ER	SO	BB	IBB	HBP	BLK	WP	HR	S	P	ERA	WHIP

Batter	1	2	3	4	5	6	7	8	9	AB R H RBI BB SO LOB	BOTTOM																								
											<p>Texas Rangers @ Los Angeles Angels</p> <p>Tempe Diablo Stadium, Tempe, AZ</p> <p>Thu Mar 22 2007, 4:05 PM EDT</p> <p>livebaseballscorecards.com</p> <p>AB 0</p> <p>R 0</p> <p>H 0</p> <p>RBI 0</p> <p>BB 0</p> <p>SO 0</p> <p>LOB 0</p> 																								
Inning Stats										1B: 0 SF: 0 WP: 0 PA: 0 2B: 0 SAC: 0 FB: 0 3B: 0 DP: 0 SB: 0 HR: 0 HBP: 0 CS: 0																									
PITCHER	IP	WLS	BF	H	R	ER	SO	BB	IBB	HBP	BLK	WP	HR	S	P	ERA	WHIP	PITCHER	IP	WLS	BF	H	R	ER	SO	BB	IBB	HBP	BLK	WP	HR	S	P	ERA	WHIP

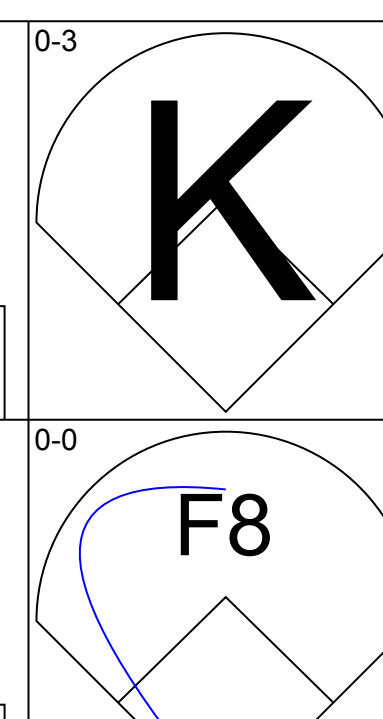
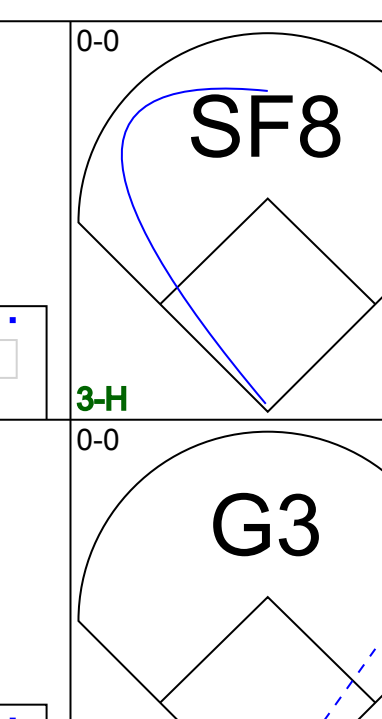
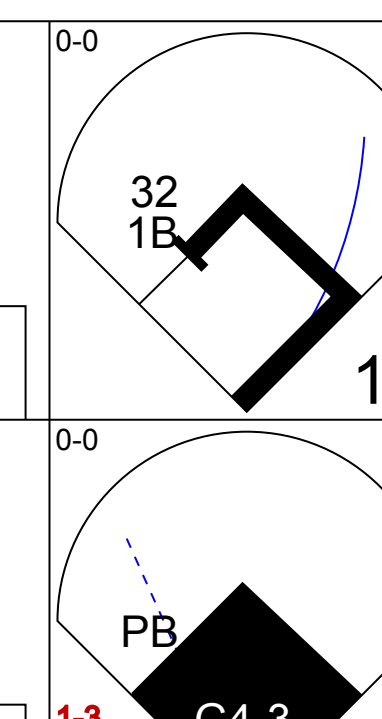
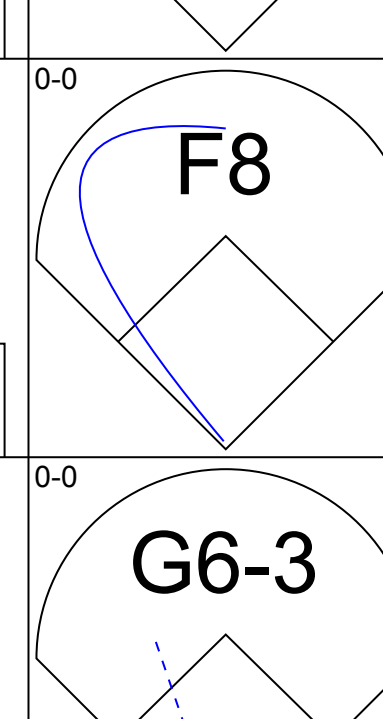
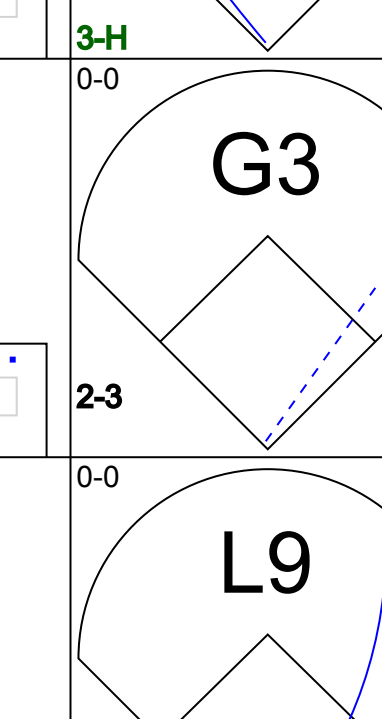
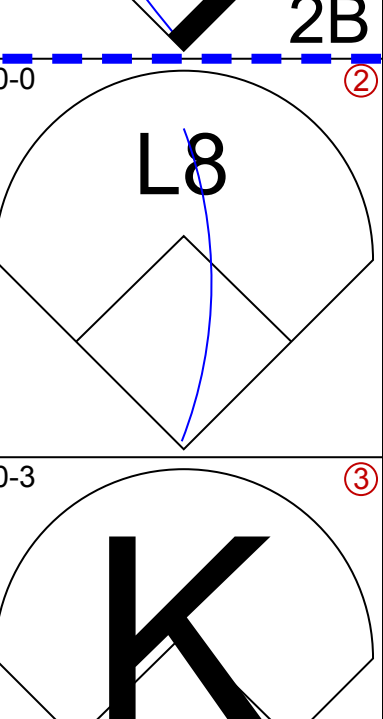
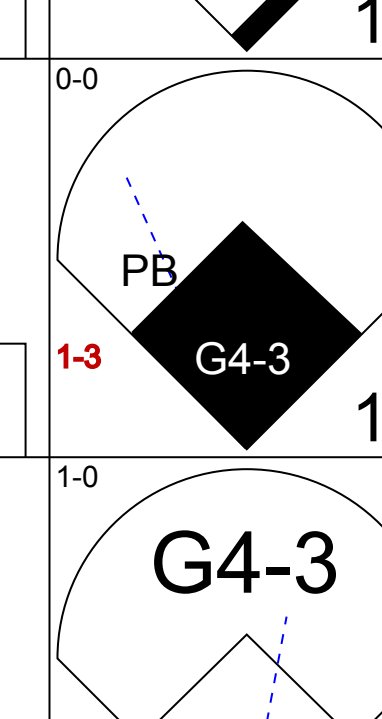
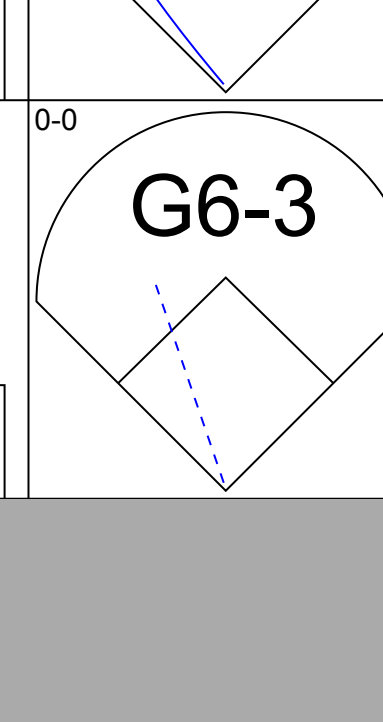
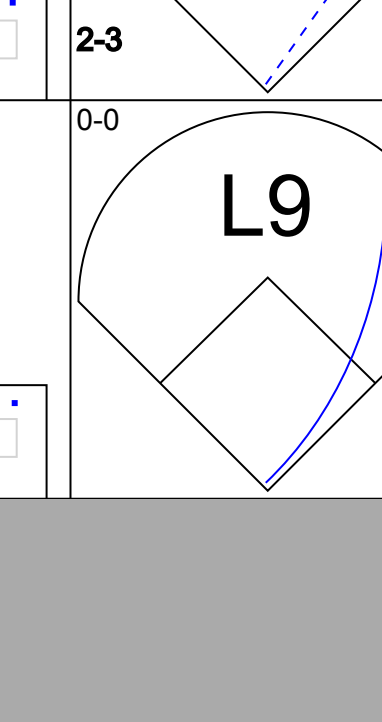

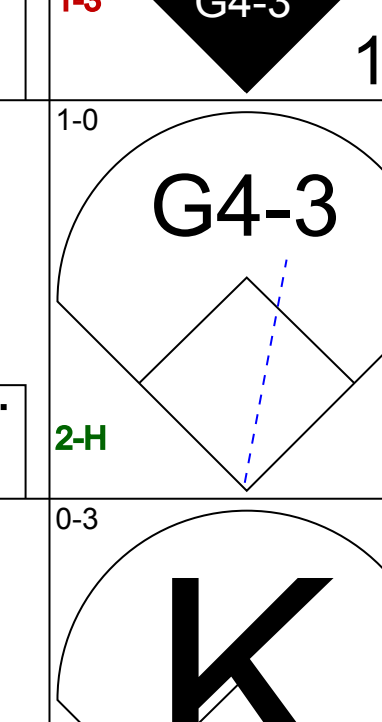
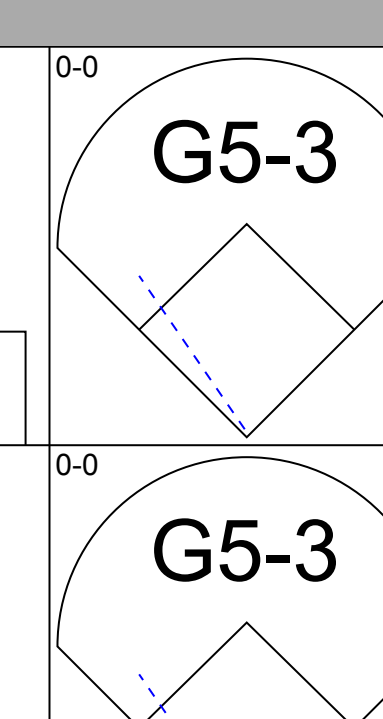
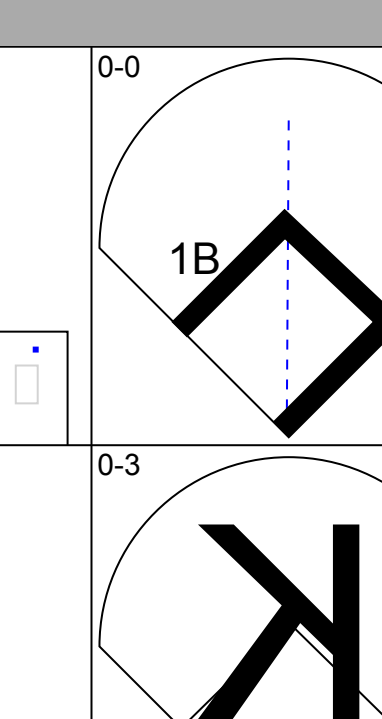
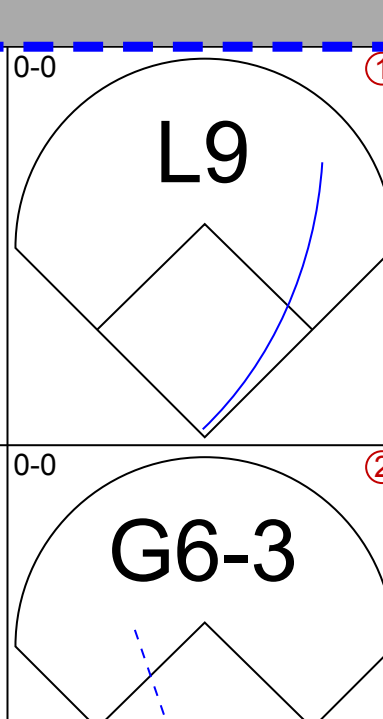
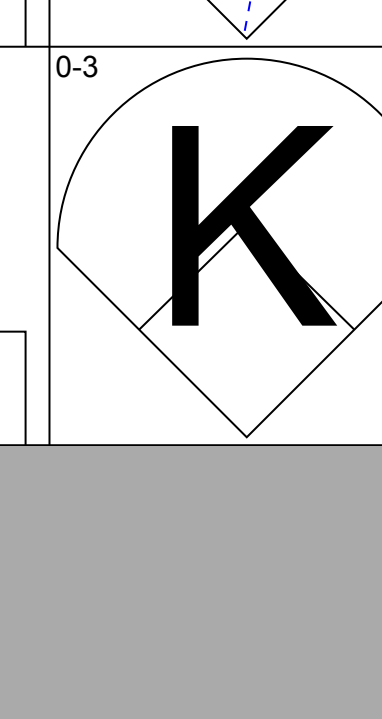
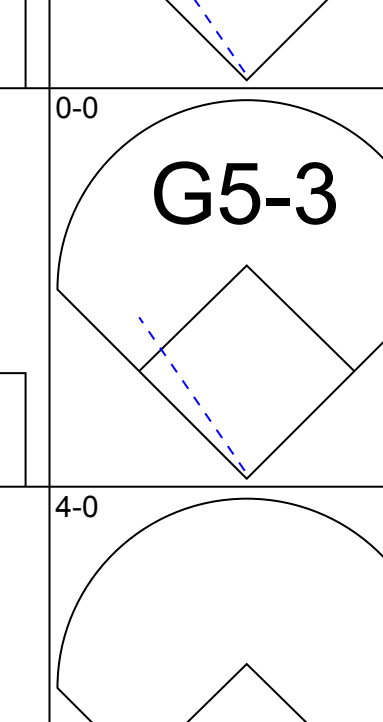
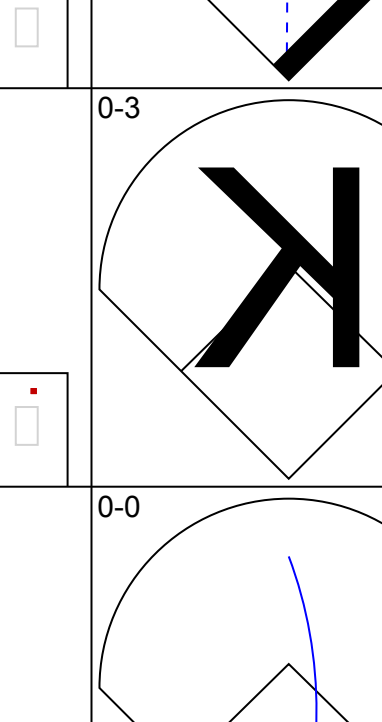
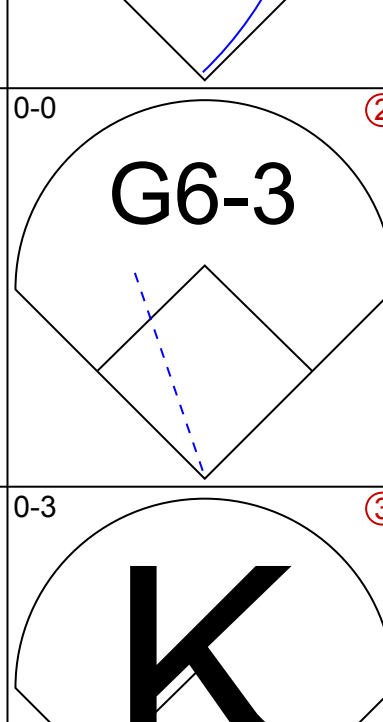
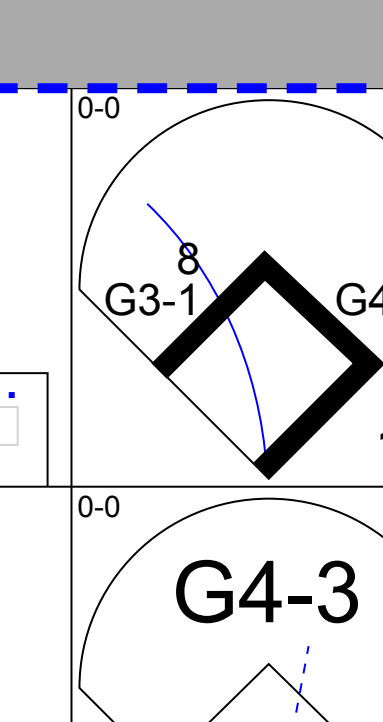
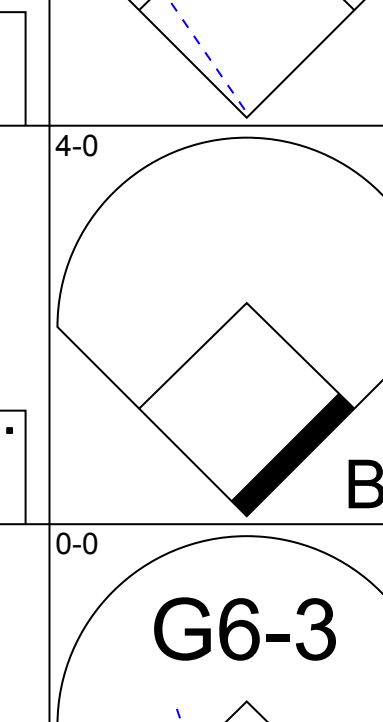
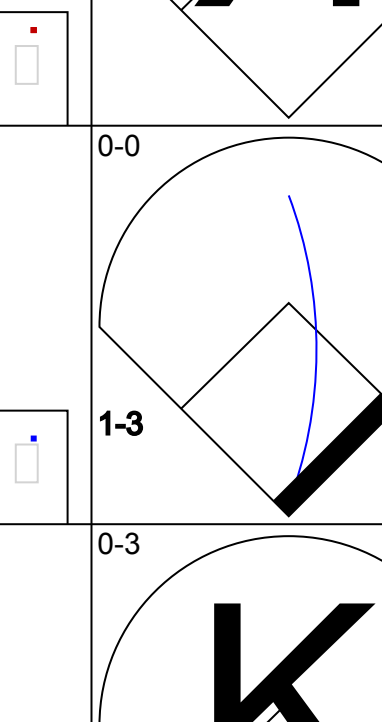
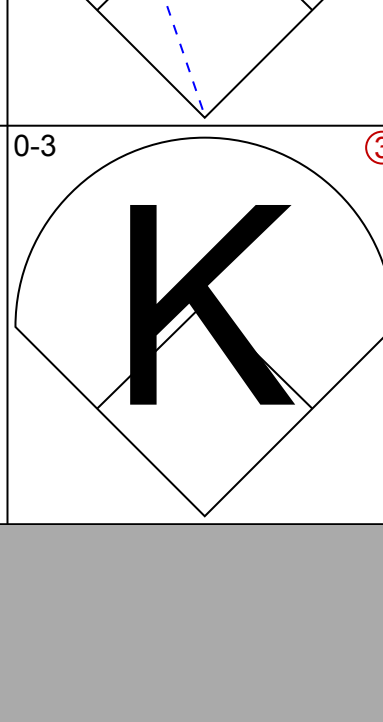
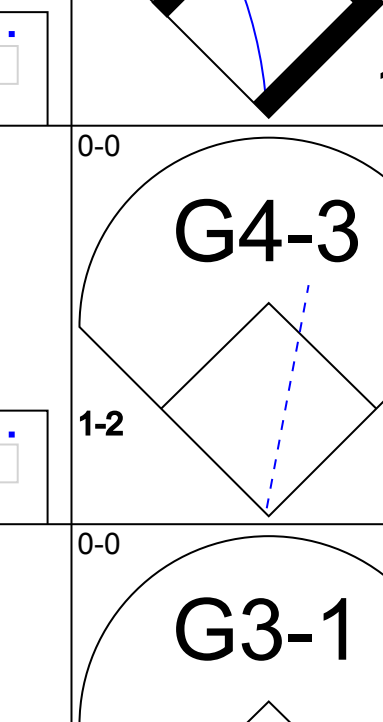
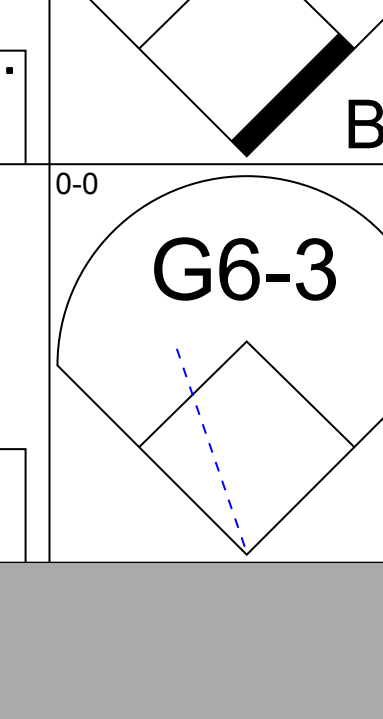
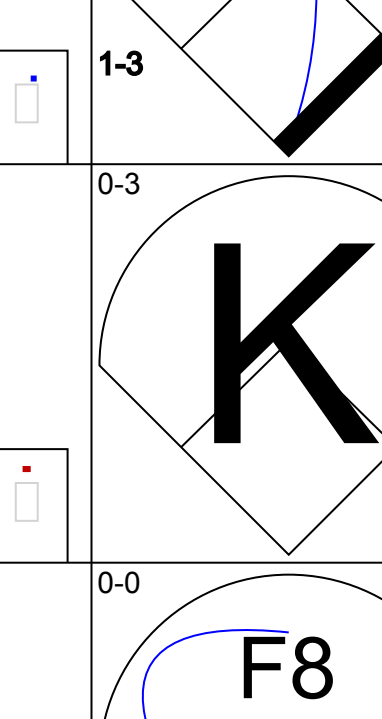

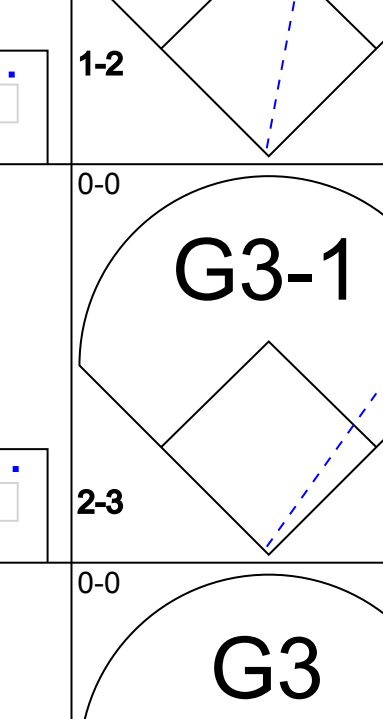
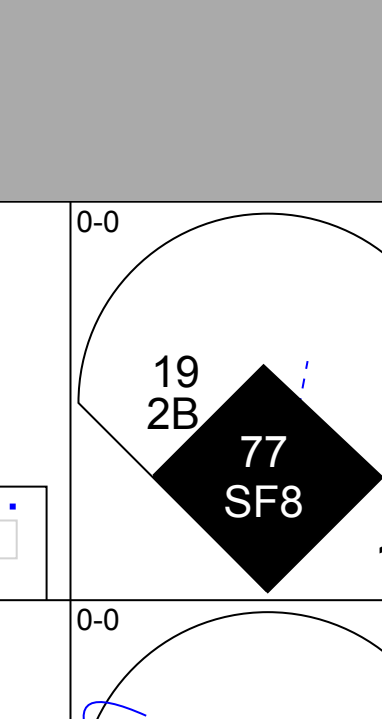


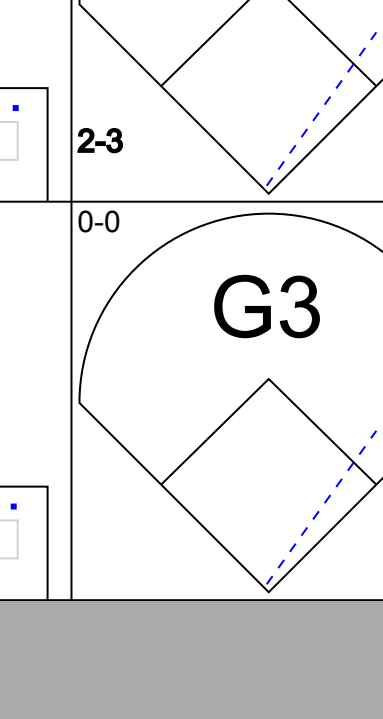

Batter	1	2	3	4	5	6	7	8	9	AB	R	H	RBI	BB	SO	LOB	TOP					
21 Steve Finley, L (1, 8) 19 Ryan Spilborghs, R (6, 8) OBP: 0.333, SLG: 0.474 OBP: 0.462, SLG: 0.870										3	0	1	0	0	1	1	Colorado Rockies @ Los Angeles Angels Tempe Diablo Stadium, Tempe, AZ Sat Mar 24 2007, 4:05 PM EDT Att: 8,720 - Cloudy - 76 F					
7 Kazuo Matsui, S (1, 4) 15 Frank Menechino, R (6, 4) OBP: 0.378, SLG: 0.406 OBP: 0.571, SLG: 0.667										3	0	1	0	0	0	2						
27 Garrett Atkins, R (1, 5) Tim Olson, R (6, PR) OBP: 0.750, SLG: 1.333										3	0	1	0	0	1	2						
47 John Mabry, L (1, 3) 92 Joe Gaetti, R (6, PR) OBP: 0.483, SLG: 0.846 OBP: 0.500, SLG: 0.600										3	1	2	0	0	1	1						
5 Matt Holliday, R (1, 7) 72 Jordan Czarniecki, R (6, PR) OBP: 0.457, SLG: 0.675 OBP: 1.000, SLG: 1.500										3	0	1	0	0	0	2						
10 Jeff Baker, R (1, 9) Russ Johnson, R (8, PH) OBP: 0.333, SLG: 0.575										3	0	1	0	1	1	3						
20 Chris Iannetta, R (1, 10) 44 Alexis Gomez, L (6, PH) OBP: 0.394, SLG: 0.419										1	0	0	1	0	0	1						
8 Yorvit Torrealba, R (1, 2) Geremino Ciri, R (7, 2) OBP: 0.286, SLG: 0.296 OBP: 0.267, SLG: 0.333										2	0	0	0	1	0	3						
Jamey Carroll, R (1, 6) 94 Doug Bernier, R (8, 6) OBP: 0.182, SLG: 0.128										4	1	1	0	0	0	1						
										1	0	0	0	0	1	0						
Inning Stats	R: 0 E: 0 K: 1 S: 5	H: 1 LOB: 0 BB: 0 P: 5	R: 1 E: 0 K: 0 S: 4	H: 1 LOB: 1 BB: 1 P: 8	R: 0 E: 0 K: 0 S: 4	H: 1 LOB: 1 BB: 0 P: 5	R: 0 E: 0 K: 0 S: 4	H: 1 LOB: 1 BB: 0 P: 4	R: 0 E: 0 K: 1 S: 5	H: 0 LOB: 2 BB: 0 P: 9	R: 2 E: 0 K: 1 S: 8	H: 4 LOB: 2 BB: 0 P: 8	R: 3 E: 0 K: 2 S: 11	H: 4 LOB: 2 BB: 1 P: 15	R: 5 E: 0 K: 1 S: 7	H: 2 LOB: 4 BB: 4 P: 24	R: 0 E: 0 K: 1 S: 5	H: 0 LOB: 1 BB: 1 P: 9	1B: 10 2B: 1 3B: 2 HR: 1	SF: 1 SAC: 0 DP: 1 HBP: 1	WP: 0 PB: 0 SB: 2 CS: 1	PA: 48
PITCHER	IP WLS BF H R ER SO BB IBB HBP BLK WP HR S P ERA WHIP	45 Kelvin Escobar, R (1, 1) ERA: 3.27	2.2 11 3 1 1 0 1 1 0 0 0 0 0 12 16 3.38 1.500	Rafael Rodriguez, R (3, 1) ERA: 4.26	1.1 5 1 0 0 0 0 0 0 0 0 0 0 5 6 0.00 0.750	Francisco Rodriguez, R (5, 1) ERA: 15.83	1.1 L 6 1 1 1 2 1 0 0 0 0 0 9 13 6.75 1.500	34 Chris Resop, R (6, 1) ERA: 15.83	1.2 12 7 4 4 2 1 0 0 0 0 1 15 19 21.60 4.800	Kevin Jepsen, R (8, 1) ERA: 135.00	0.1 6 1 5 5 1 3 0 1 0 0 0 0 4 17 135.00 12.000	PITCHER	IP WLS BF H R ER SO BB IBB HBP BLK WP HR S P ERA WHIP	Jason Bulger, R (8, 1) ERA:	0.2 4 1 0 0 0 1 0 0 0 0 0 0 0 3 7 0.00 3.000	82 Warner Madrigal, R (9, 1) ERA:	1.0 4 0 0 0 1 1 0 0 0 0 0 0 5 9 0.00 1.000					
Batter	1	2	3	4	5	6	7	8	9	AB	R	H	RBI	BB	SO	LOB	BOTTOM					
24 Gary Matthews, S (1, 8) 34 Brad Coon, L (8, 8) OBP: 0.265, SLG: 0.435										3	0	0	1	0	1	2	Colorado Rockies @ Los Angeles Angels Tempe Diablo Stadium, Tempe, AZ Sat Mar 24 2007, 4:05 PM EDT Att: 8,720 - Cloudy - 76 F					
Orlando Cabrera, R (1, 6) 32 Brandon Wood, R (8, 5) OBP: 0.340, SLG: 0.341 OBP: 0.320, SLG: 0.458										3	0	2	0	0	0	0						
27 Vladimir Guerrero, R (1, 9) José Molina, R (8, 2) OBP: 0.250, SLG: 0.357 OBP: 0.419, SLG: 0.407										3	0	0	0	0	0	2						
16 Garret Anderson, L (1, 7) 65 Tommy Murphy, S (8, 7) OBP: 0.412, SLG: 0.600 OBP: 0.293, SLG: 0.500										3	0	0	0	0	0	0						
Shea Hillenbrand, R (1, 10) 22 Kendrys Morales, S (8, PH) OBP: 0.368, SLG: 0.371 OBP: 0.364, SLG: 0.366										3	0	2	0	0	0	0						
39 Robb Quinlan, R (1, 3) OBP: 0.348, SLG: 0.605										4	0	0	0	0	1	4						
Mike Napoli, R (1, 2) 25 Nick Gorneault, R (8, 9) OBP: 0.593 OBP: 0.433, SLG: 0.621										3	0	2	0	0	0	1						
6 Maicer Izturis, S (1, 5) Wilberto Ortiz, R (8, 6) OBP: 0.300, SLG: 0.417										3	1	1	0	0	0	3						
32 Erick Aybar, S (1, 4) 38 Adam Pavkovich, R (8, 4) OBP: 0.333, SLG: 0.423										2	0	1	0	0	0	1						
										1	0	0	0	0	1	0						
Inning Stats	R: 0 E: 0 K: 0 S: 3	H: 0 LOB: 0 BB: 0 P: 3	R: 0 E: 0 K: 0 S: 4	H: 1 LOB: 1 BB: 0 P: 4	R: 1 E: 0 K: 0 S: 5	H: 2 LOB: 0 BB: 0 P: 5	R: 0 E: 0 K: 0 S: 5	H: 2 LOB: 2 BB: 0 P: 5	R: 0 E: 0 K: 1 S: 7	H: 2 LOB: 1 BB: 0 P: 8	R: 0 E: 0 K: 1 S: 5	H: 0 LOB: 0 BB: 0 P: 5	R: 0 E: 0 K: 0 S: 4	H: 1 LOB: 1 BB: 0 P: 4	R: 0 E: 0 K: 1 S: 6	H: 1 LOB: 2 BB: 1 P: 10	R: 0 E: 0 K: 1 S: 5	H: 1 LOB: 0 BB: 0 P: 5	1B: 9 2B: 1 3B: 0 HR: 0	SF: 1 SAC: 1 DP: 1 HBP: 0	WP: 0 PB: 0 SB: 1 CS: 1	PA: 36
PITCHER	IP WLS BF H R ER SO BB IBB HBP BLK WP HR S P ERA WHIP	26 Jeff Francis, L (1, 1) ERA: 5.16	6.0 24 4 1 0 0 0 0 0 0 0 0 0 4 4 0.00 1.000	40 Brian Fuentes, L (7, 1) ERA: 2.57	1.0 4 1 0 0 0 0 0 0 0 0 0 0 6 10 0.00 2.000	32 LaTroy Hawkins, R (8, 1) ERA:	1.0 5 1 0 0 1 1 0 0 0 0 0 0 6 10 0.00 2.000	60 Manny Corpas, R (9, 1) ERA:	1.0 3 1 0 0 1 0 0 0 0 0 0 0 5 5 0.00 1.000	PITCHER	IP WLS BF H R ER SO BB IBB HBP BLK WP HR S P ERA WHIP	26 Jeff Francis, L (1, 1) ERA: 5.16	6.0 24 4 1 0 0 0 0 0 0 0 0 0 4 4 0.00 1.000	40 Brian Fuentes, L (7, 1) ERA: 2.57	1.0 5 1 0 0 1 1 0 0 0 0 0 0 6 10 0.00 2.000	60 Manny Corpas, R (9, 1) ERA:	1.0 3 1 0 0 1 0 0 0 0 0 0 0 5 5 0.00 1.000					

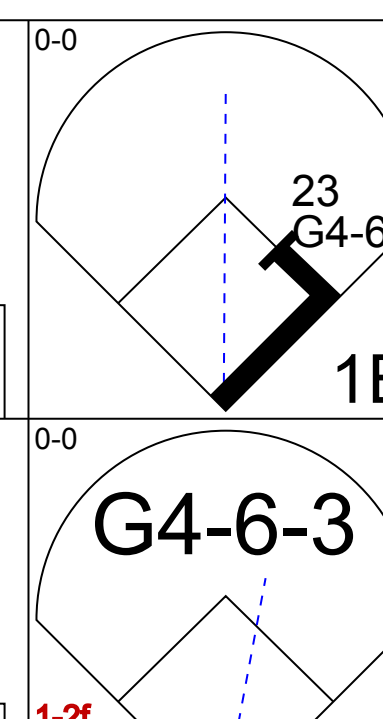
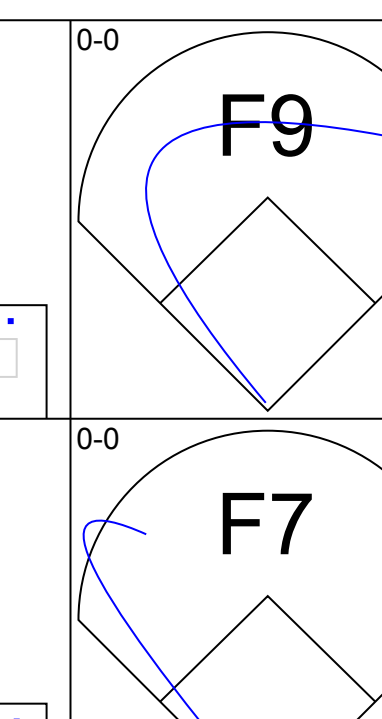
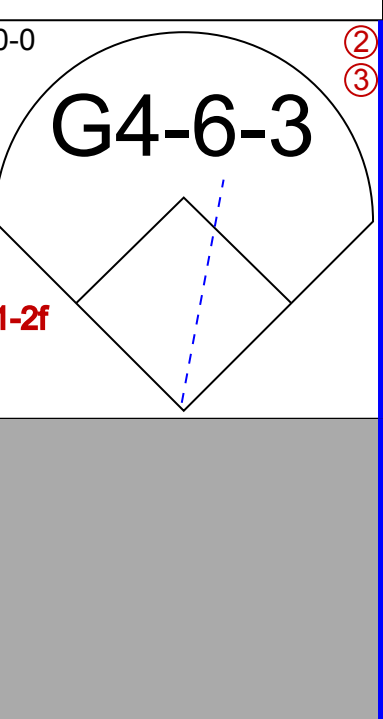
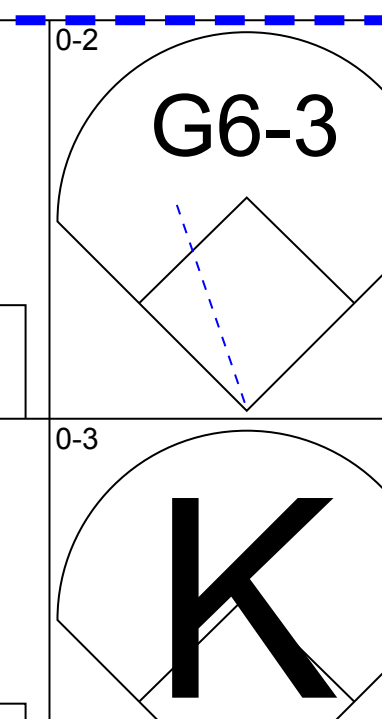
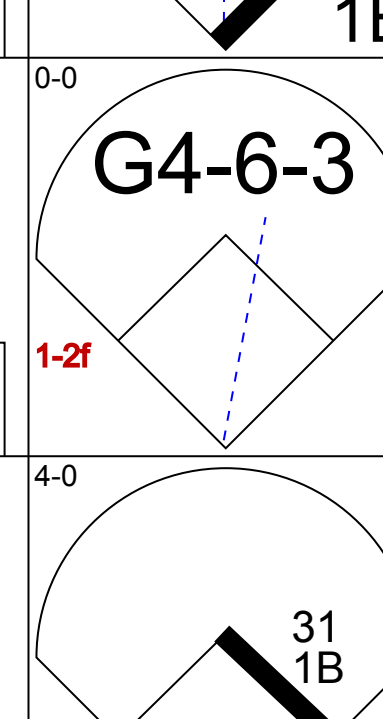
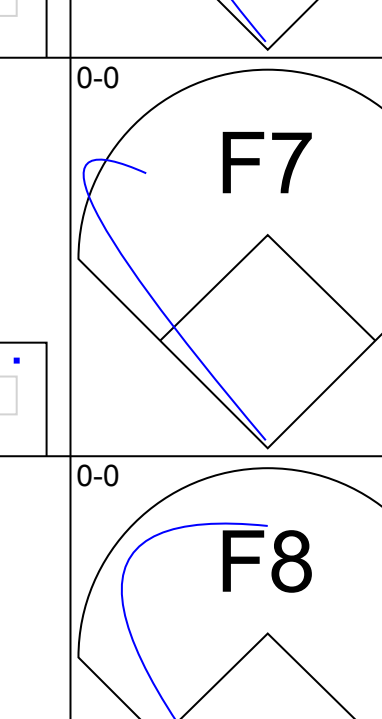
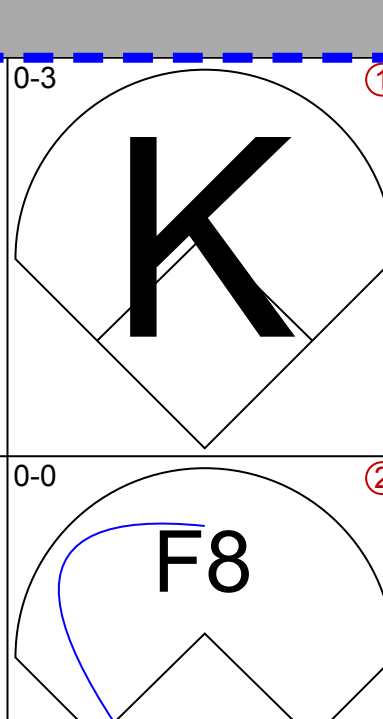
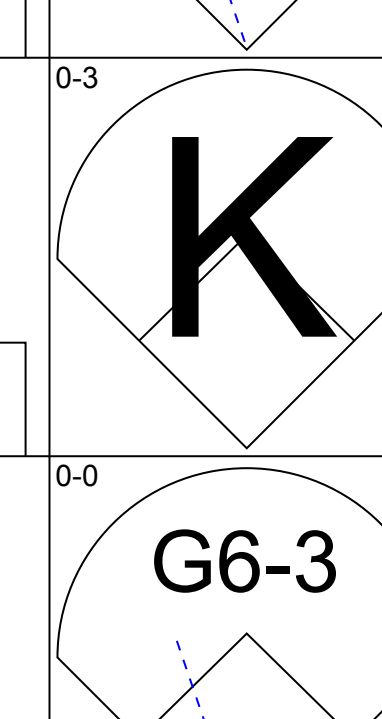
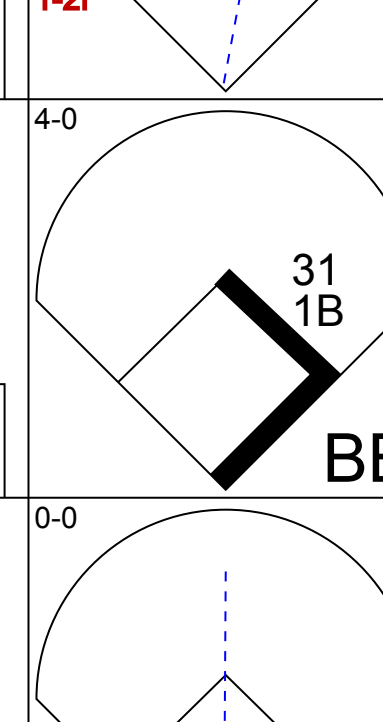
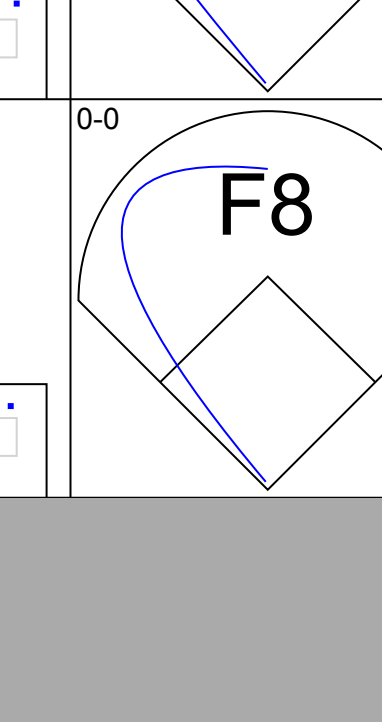
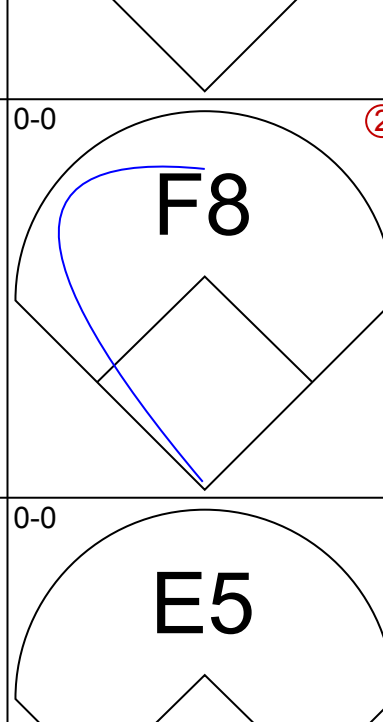
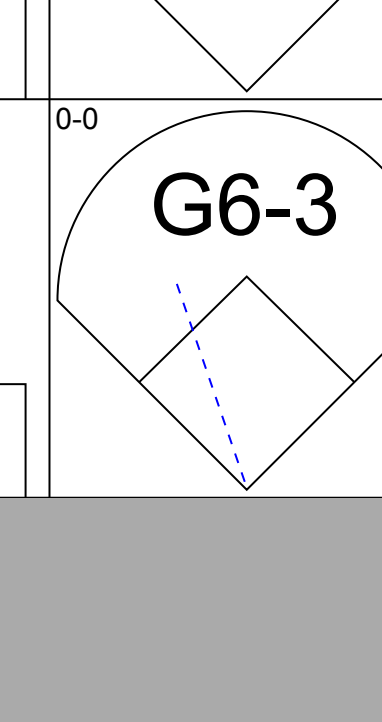
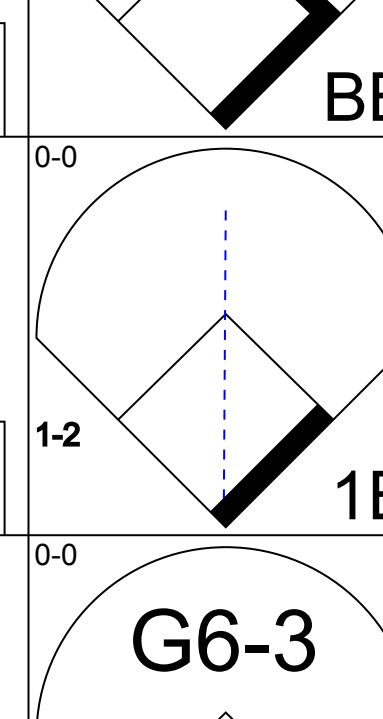
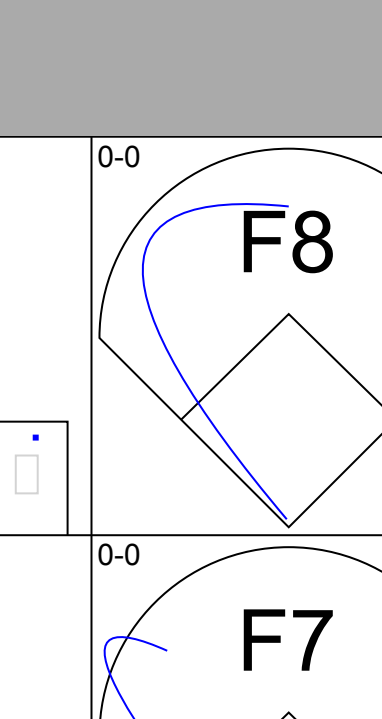
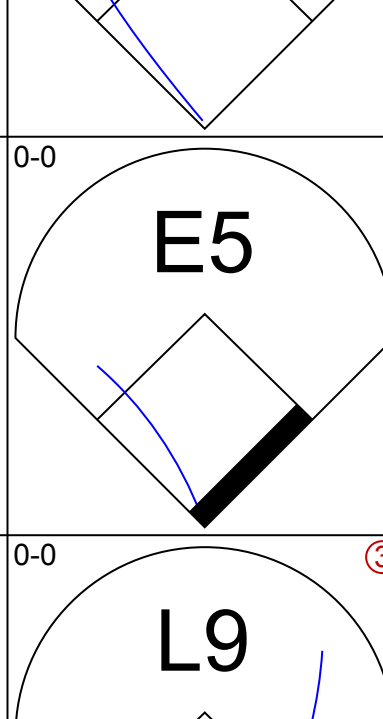

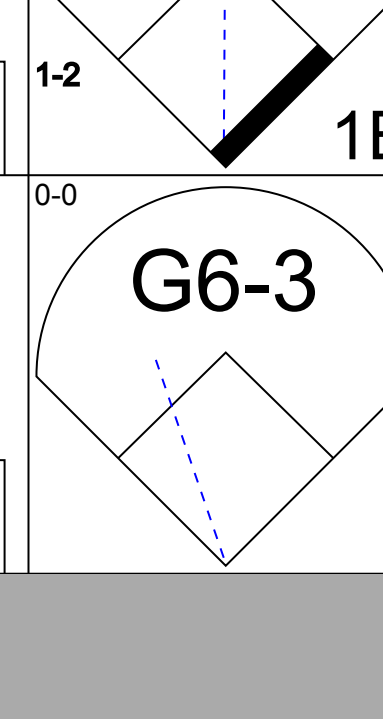
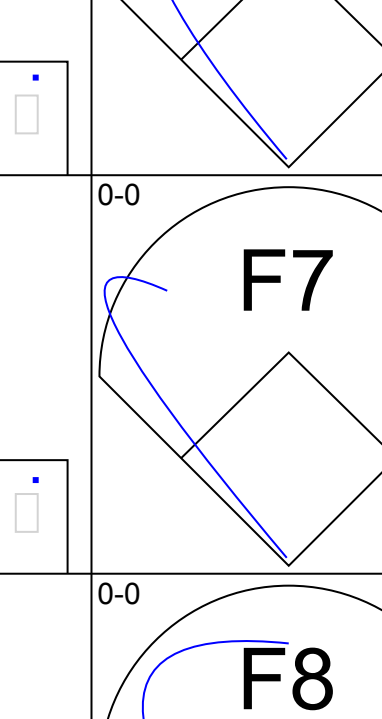
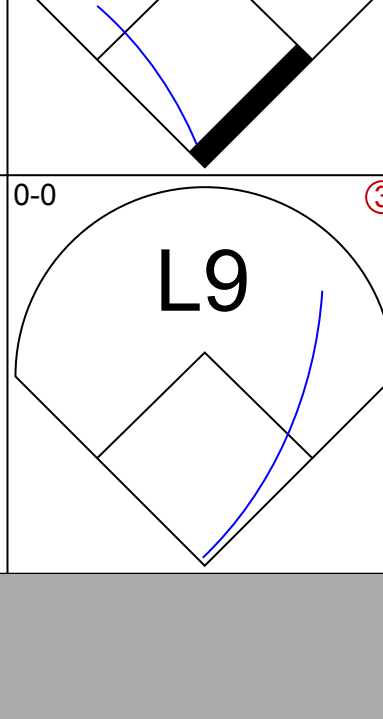
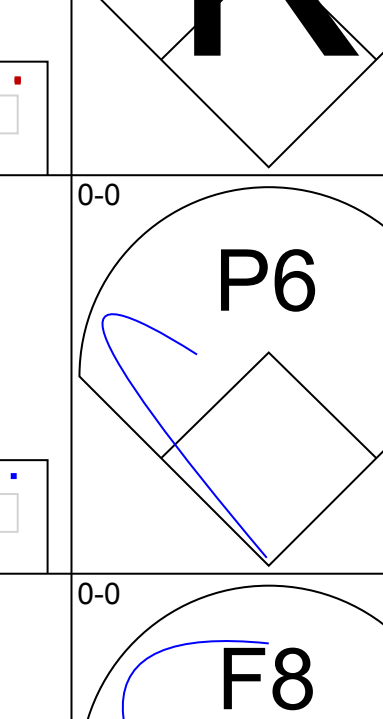
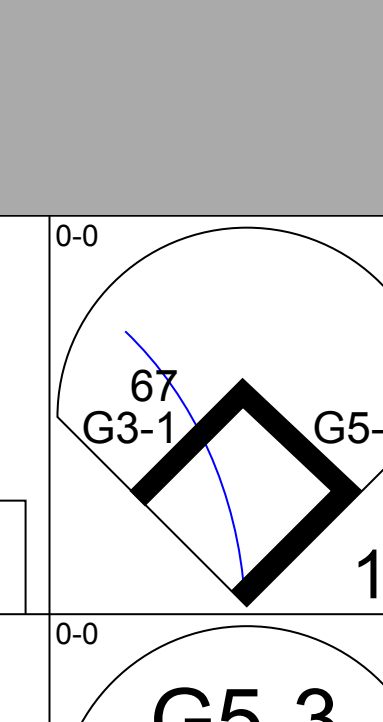
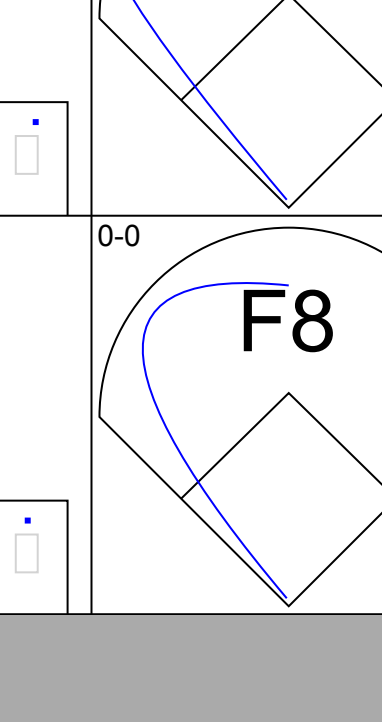
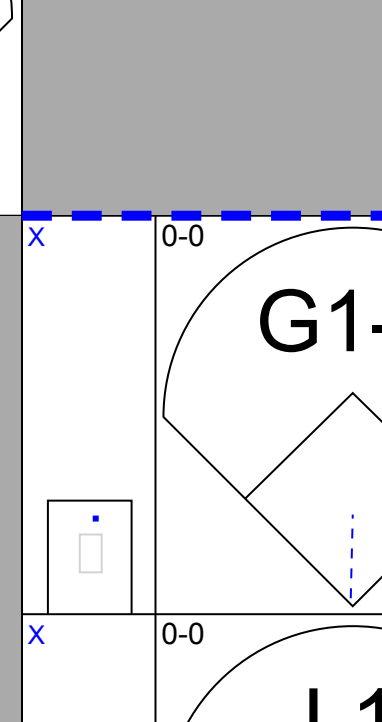
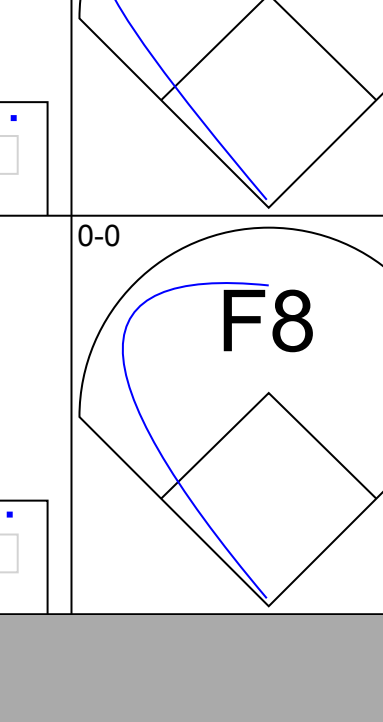
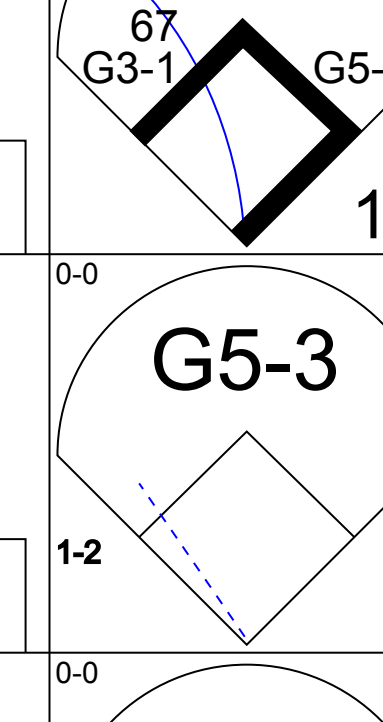
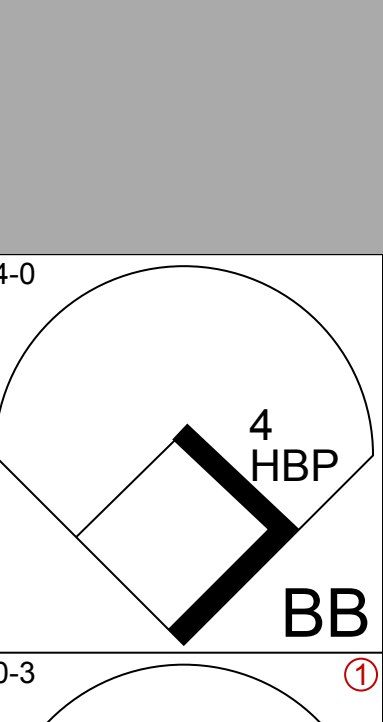
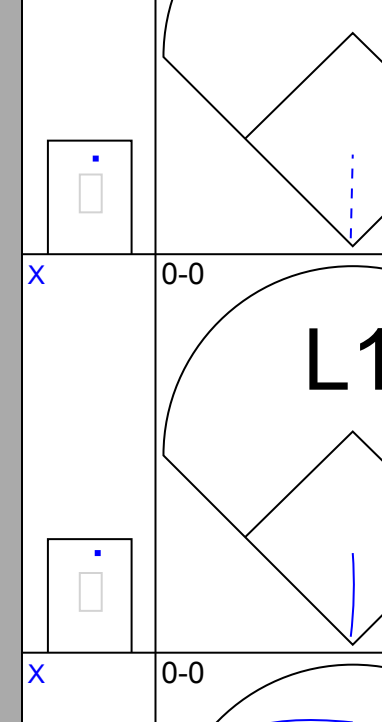
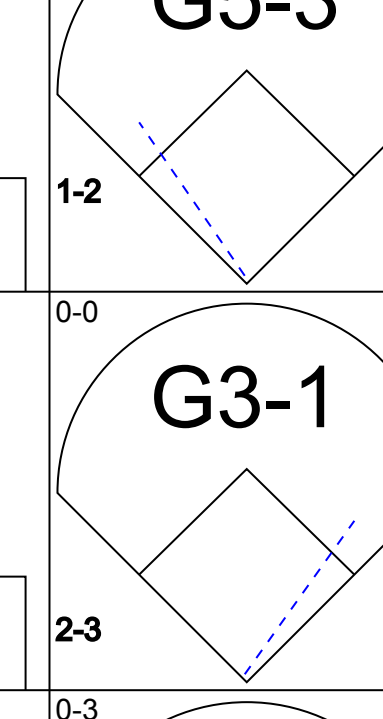
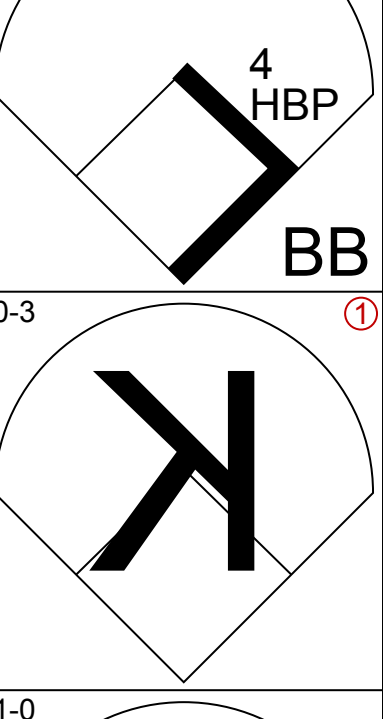
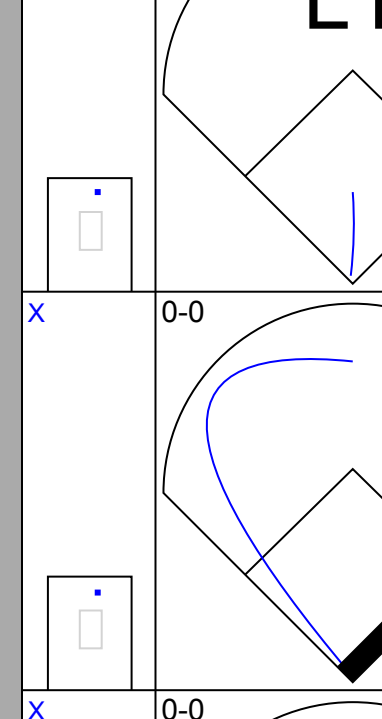
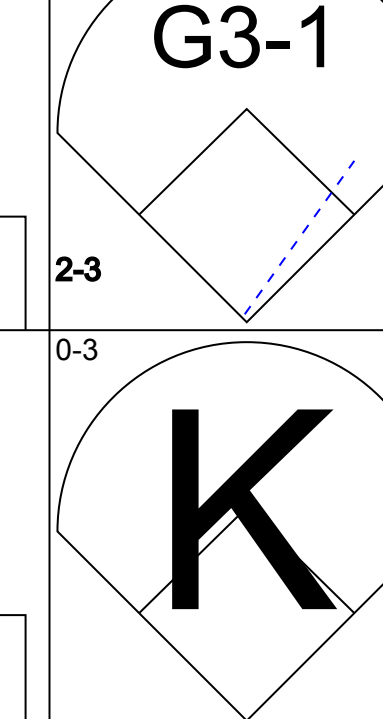
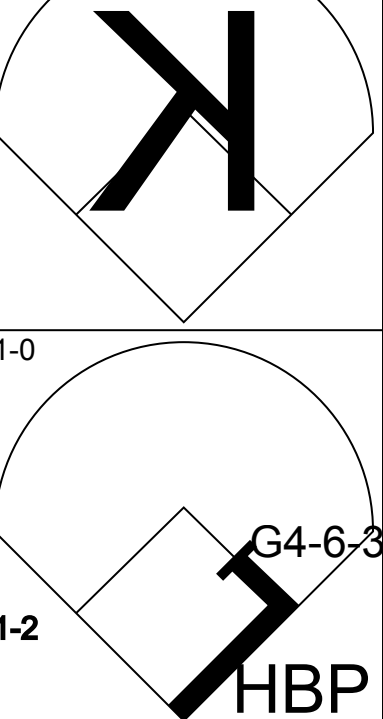
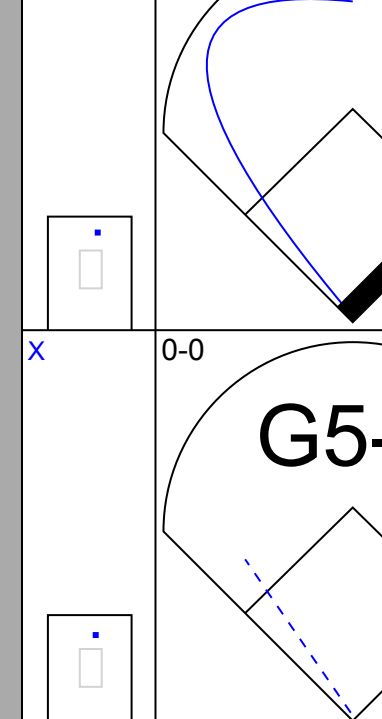
Batter	1	2	3	4	5	6	7	8	9	AB	R	H	RBI	BB	SO	LOB	TOP								
24 Gary Matthews, S OBP: 0.269, SLG: 0.417 77 Reggie Willits, S OBP: 0.386, SLG: 0.297										2	0	0	0	1	1	1	Los Angeles Angels @ Chicago Cubs Hohokam Park, Mesa, AZ Sun Mar 25 2007, 4:05 PM EDT Att. 12,727 - Sunny - 74 F								
Orlando Cabrera, R OBP: 0.320, SLG: 0.318 65 Tommy Murphy, S OBP: 0.286, SLG: 0.487										3	0	0	0	0	0	1									
27 Vladimir Guerrero, R OBP: 0.293, SLG: 0.355 25 Nick Garneau, R OBP: 0.452, SLG: 0.621										3	0	1	0	0	0	1									
16 Garret Anderson, L OBP: 0.417, SLG: 0.594 39 Robb Quinlan, R OBP: 0.333, SLG: 0.578										2	0	1	0	0	0	1									
Shea Hillenbrand, R OBP: 0.341, SLG: 0.342 19 Curtis Pride, L OBP: 0.167, SLG: 0.182										3	0	0	0	0	0	2									
Casey Kotchman, L OBP: 0.377, SLG: 0.571 32 Erick Aybar, S OBP: 0.339, SLG: 0.426										2	0	1	0	0	0	1									
47 Howie Kendrick, R OBP: 0.287, SLG: 0.657 51 Casey Smith, R OBP: 0.200, SLG: 0.200										3	1	1	0	0	0	1									
José Molina, R OBP: 0.412, SLG: 0.433 5 Jeff Mathis, R OBP: 0.205, SLG: 0.351										3	0	1	1	0	0	2									
6 Maicer Izturis, S OBP: 0.288, SLG: 0.400 22 Kendrys Morales, S OBP: 0.378, SLG: 0.452										2	0	0	0	0	2	1									
										1	1	1	2	0	0										
Inning Stats	R: 0 E: 0 K: 0 S: 3	H: 0 LOB: 1 BB: 1 P: 7	R: 0 E: 0 K: 0 S: 4	H: 1 LOB: 1 BB: 0 P: 4	R: 0 E: 0 K: 2 S: 7	H: 0 LOB: 0 BB: 0 P: 7	R: 0 E: 0 K: 0 S: 4	H: 2 LOB: 1 BB: 0 P: 4	R: 0 E: 0 K: 1 S: 6	H: 1 LOB: 1 BB: 0 P: 6	R: 0 E: 0 K: 1 S: 5	H: 0 LOB: 0 BB: 0 P: 5	R: 3 E: 0 K: 1 S: 8	H: 3 LOB: 0 BB: 0 P: 8	R: 0 E: 0 K: 1 S: 6	H: 0 LOB: 1 BB: 0 P: 10		R: 0 E: 0 K: 1 S: 5	H: 0 LOB: 0 BB: 0 P: 5	1B: 5 2B: 1 3B: 0 HR: 1	SF: 0 SAC: 0 DP: 1 HBP: 0	WP: 0 PB: 0 SB: 1 CS: 0	PA: 35		
PITCHER	IP WLS BF H R ER SO BB IBB HBP BLK WP HR S P ERA WHIP																								
30 Ted Lilly, L ERA: 2.75	6.0	22	4	0	0	4	1	0	0	0	0	0	0	0	1	8	8	0.00	0.833						
34 Kerry Wood, R ERA: 12.5	1.0	L	6	3	3	3	1	0	0	0	0	0	0	0	1	8	10	27.00	3.000						
43 Michael Wertz, R ERA: 2.25	1.0		4	0	0	1	1	0	0	0	0	0	0	0	6	10	0.00	1.000							
46 Ryan Dempster, R ERA: 1.29	1.0		3	0	0	1	0	0	0	0	0	0	0	5	5	0.00	0.000								

Batter	1	2	3	4	5	6	7	8	9	AB	R	H	RBI	BB	SO	LOB	BOTTOM							
12 Alfonso Soriano, R OBP: 0.328, SLG: 0.509 17 Felix Pie, L OBP: 0.397, SLG: 0.407										3	0	0	0	0	2	1	Los Angeles Angels @ Chicago Cubs Hohokam Park, Mesa, AZ Sun Mar 25 2007, 4:05 PM EDT Att. 12,727 - Sunny - 74 F							
5 Ronny Cedeno, R OBP: 0.411, SLG: 0.479										3	0	1	0	0	0	0								
Jacque Jones, L OBP: 0.333, SLG: 0.500 29 Angel Pagán, S OBP: 0.378, SLG: 0.227										2	0	0	0	1	0	0								
15 Cliff Floyd, L OBP: 0.414, SLG: 0.600 67 Chris Walker, S OBP: 0.222, SLG: 0.125										3	1	1	2	1	1	3								
32 Daryle Ward, L OBP: 0.214, SLG: 0.390										4	0	0	0	0	0	3								
Michael Barrett, R OBP: 0.383, SLG: 0.605 61 Koyie Hill, S OBP: 0.368, SLG: 0.400										3	0	1	0	0	0	0								
19 Matt Murton, R OBP: 0.328, SLG: 0.491										4	0	1	0	0	0	1								
Mark DeRosa, R OBP: 0.429, SLG: 0.348										4	0	1	0	0	0	1								
Cesar Izturis, S OBP: 0.432, SLG: 0.351										3	1	1	0	0	1	1								
										1	1	1	0	0	1									
Inning Stats	R: 0 E: 0 K: 1 S: 5	H: 0 LOB: 0 BB: 0 P: 5	R: 0 E: 0 K: 1 S: 5	H: 0 LOB: 0 BB: 0 P: 5	R: 0 E: 0 K: 0 S: 3	H: 0 LOB: 0 BB: 0 P: 3	R: 0 E: 0 K: 0 S: 3	H: 0 LOB: 0 BB: 0 P: 3	R: 1 E: 0 K: 0 S: 4	H: 2 LOB: 0 BB: 0 P: 4	R: 0 E: 0 K: 2 S: 9	H: 2 LOB: 3 BB: 1 P: 13	R: 0 E: 0 K: 0 S: 4	H: 1 LOB: 1 BB: 0 P: 4	R: 1 E: 0 K: 0 S: 4	H: 2 LOB: 3 BB: 2 P: 12		R: 0 E: 0 K: 0 S: 3	H: 0 LOB: 0 BB: 0 P: 3	1B: 5 2B: 1 3B: 0 HR: 1	SF: 0 SAC: 1 DP: 2 HBP: 0	WP: 0 PB: 0 SB: 0 CS: 0	PA: 35	
PITCHER	IP WLS BF H R ER SO BB IBB HBP BLK WP HR S P ERA WHIP																							
54 Ervin Santana, R ERA: 3.65	6.1	W	23	4	1	1	4	1	0	0	0	0	0	0	3	3	0.00	1.500						
Hector Carrasco, R ERA: 1.53	1.0	H	6	2	1	1	0	2	0	0	0	0	0	4	12	9.00	4.000							
33 Justin Speier, R ERA: 5.14	1.0	S	3	0	0	0	0	0	0	0	0	0	0	3	3	0.00	0.000							

AB	33
R	3
H	7
RBI	3
BB	2
SO	7
LOB	13



Batter	1	2	3	4	5	6	7	8	9	AB	R	H	RBI	BB	SO	LOB	TOP					
77 Reggie Willis, S OBP: 0.377, SLG: 0.326 48 Cody Fuller, R (8, 7)										3	0	2	1	0	1	0	Los Angeles Angels @ Oakland Athletics Phoenix Municipal Stadium, Phoenix, AZ Wed Mar 28 2007, 4:05 PM EDT Att: 6,243 - Partly Cloudy - 65 F					
32 Erick Aybar, S OBP: 0.333, SLG: 0.422 20 Sean Rodriguez, R (8, PR) OBP: 0.294, SLG: 0.429 (8, 6)										4	0	1	0	0	0	2						
47 Howie Kendrick, R OBP: 0.371, SLG: 0.586 Bobby Wilson, R OBP: 0.235, SLG: 0.133 (1, 4) (6, 2)										3	0	0	0	0	1	2						
Shea Hillenbrand, R OBP: 0.462, SLG: 0.378 53 Mike Eilward, R OBP: 0.308, SLG: 0.500 (1, 3) (4, 3)										2	0	1	0	0	0	0						
39 Robb Quinlan, R OBP: 0.309, SLG: 0.519 32 Brandon Wood, R OBP: 0.346, SLG: 0.480 (1, 5) (6, 5)										3	0	0	0	0	1	1						
Jose Molina, R OBP: 0.421, SLG: 0.424 Ryan Leaty, R (1, 2) (6, 4)										2	0	1	0	1	1	0						
25 Nick Gorneault, R OBP: 0.462, SLG: 0.588 8 Terry Evans, R OBP: 0.316, SLG: 0.444 (1, 7) (8, 8)										3	0	0	0	0	2	3						
65 Tommy Murphy, S OBP: 0.265, SLG: 0.435 (1, 9)										4	1	1	0	0	1	3						
19 Curtis Pride, L OBP: 0.214, SLG: 0.269 (1, 10)										3	0	2	0	0	1	0						
Inning Stats	R: 0 E: 0 K: 1 S: 5	H: 0 LOB: 0 BB: 0 P: 5	R: 0 E: 0 K: 0 S: 3	H: 0 LOB: 1 BB: 1 P: 7	R: 1 E: 0 K: 0 S: 5	H: 2 LOB: 1 BB: 0 P: 5	R: 0 E: 0 K: 2 S: 9	H: 2 LOB: 2 BB: 0 P: 9	R: 0 E: 0 K: 1 S: 7	H: 2 LOB: 1 BB: 0 P: 7	R: 0 E: 0 K: 1 S: 5	H: 0 LOB: 0 BB: 0 P: 5	R: 0 E: 0 K: 3 S: 9	H: 0 LOB: 0 BB: 0 P: 9	R: 1 E: 0 K: 1 S: 6	H: 2 LOB: 1 BB: 0 P: 7	R: 0 E: 0 K: 0 S: 4	H: 1 LOB: 1 BB: 0 P: 4	1B: 7 2B: 2 3B: 0 HR: 0	SF: 1 SAC: 0 DP: 0 HBP: 0	WP: 0 PB: 1 SB: 0 CS: 1	PA: 35
PITCHER	IP WLS BF H R ER SO BB IBB HBP BLK WP HR S P ERA WHIP																					
Dan Haren, R ERA: 5.4 (1, 1)	4.1 L 19 6 1 1 3 1 0 0 0 0 0 0 25 29 2.08 1.615																					
20 Huston Street, R ERA: (5, 1)	0.2 2 0 0 0 1 0 0 0 0 0 0 0 4 4 0.00 0.000																					
Jay Marshall, L ERA: 2.93 (6, 1)	1.0 3 0 0 0 1 0 0 0 0 0 0 0 5 5 0.00 0.000																					
25 Lenny DiNardo, L ERA: 2.57 (7, 1)	2.0 7 2 1 0 4 0 0 0 0 0 0 0 15 16 0.00 1.000																					
64 Michael Mitchell, R ERA: (9, 1)	1.0 4 1 0 0 0 0 0 0 0 0 0 0 4 4 0.00 1.000																					

Batter	1	2	3	4	5	6	7	8	9	AB	R	H	RBI	BB	SO	LOB	BOTTOM					
Jason Kendall, R OBP: 0.260, SLG: 0.255 6 Kurt Suzuki, R OBP: 0.429, SLG: 0.500 (1, 2) (6, 2)										3	0	1	0	0	0	2	Los Angeles Angels @ Oakland Athletics Phoenix Municipal Stadium, Phoenix, AZ Wed Mar 28 2007, 4:05 PM EDT Att: 6,243 - Partly Cloudy - 65 F					
23 Bobby Kielty, S OBP: 0.333, SLG: 0.444 13 Donnie Murphy, R OBP: 0.489, SLG: 0.600 (1, 9) (6, 5)										2	0	0	0	0	1	1						
Nick Swisher, S OBP: 0.425, SLG: 0.650 Jason Perry, L (1, 8) (6, 7)										1	0	0	0	1	0	0						
31 Mike Piazza, R OBP: 0.431, SLG: 0.647 30 Richie Robnett, L OBP: 0.333, SLG: 1.000 (1, 10) (9, PH)										3	0	1	0	0	0	0						
8 Enriquel Durazo, L OBP: 0.300, SLG: 0.457 (1, 3)										4	0	0	0	0	0	3						
14 Mark Ellis, R OBP: 0.316, SLG: 0.385 2 Lou Merloni, R OBP: 0.359, SLG: 0.457 (1, 4) (8, 4)										3	0	1	0	0	0	0						
Marco Scutaro, R OBP: 0.429, SLG: 0.500 Lloyd Turner, R (1, 6) (8, 6)										2	0	0	0	1	0	1						
67 Travis Buck, L OBP: 0.444, SLG: 0.574 (1, 7) (6, 9)										3	0	1	0	0	1	2						
4 Antonio Perez, R OBP: 0.388, SLG: 0.474 (1, 5) (6, 8)										2	0	0	0	1	2	2						
Inning Stats	R: 0 E: 0 K: 0 S: 4	H: 2 LOB: 2 BB: 1 P: 8	R: 0 E: 0 K: 1 S: 6	H: 1 LOB: 0 BB: 0 P: 6	R: 0 E: 0 K: 0 S: 3	H: 0 LOB: 0 BB: 0 P: 3	R: 0 E: 0 K: 0 S: 3	H: 0 LOB: 0 BB: 0 P: 3	R: 0 E: 0 K: 1 S: 4	H: 0 LOB: 1 BB: 1 P: 9	R: 0 E: 1 K: 1 S: 6	H: 0 LOB: 0 BB: 0 P: 6	R: 0 E: 0 K: 0 S: 4	H: 1 LOB: 1 BB: 0 P: 4	R: 0 E: 0 K: 1 S: 7	H: 0 LOB: 0 BB: 0 P: 7	R: 0 E: 0 K: 1 S: 5	H: 0 LOB: 0 BB: 0 P: 5	1B: 4 2B: 0 3B: 0 HR: 0	SF: 0 SAC: 0 DP: 2 HBP: 1	WP: 0 PB: 0 SB: 0 CS: 0	PA: 33
PITCHER	IP WLS BF H R ER SO BB IBB HBP BLK WP HR S P ERA WHIP																					
90 Nick Adenhart, R ERA: 1.84 (1, 1)	5.0 W 19 3 0 0 2 2 0 0 0 0 0 0 20 29 0.00 1.000																					
33 Justin Speier, R ERA: 4.0 (6, 1)	1.0 H 4 0 0 0 1 0 0 0 0 0 0 0 6 6 0.00 0.000																					
Darren Oliver, L ERA: 2.7 (7, 1)	1.0 H 4 1 0 0 0 0 0 0 0 0 0 0 4 4 0.00 1.000																					
49 Chris Bootcheck, R ERA: 3.18 (8, 1)	2.0 S 6 0 0 0 2 0 0 0 0 0 0 0 12 12 0.00 0.000																					

Los Angeles Angels @ Oakland Athletics
Phoenix Municipal Stadium, Phoenix, AZ
Wed Mar 28 2007, 4:05 PM EDT
Att: 6,243 - Partly Cloudy - 65 F

AB 33
R 2
H 9
RBI 2
BB 1
SO 9
LOB 14



Los Angeles Angels @ Oakland Athletics
Phoenix Municipal Stadium, Phoenix, AZ
Wed Mar 28 2007, 4:05 PM EDT
Att: 6,243 - Partly Cloudy - 65 F

AB 30
R 0
H 4
RBI 0
BB 2
SO 5
LOB 11



Batter	1	2	3	4	5	6	7	8	9	AB	R	H	RBI	BB	SO	LOB	TOP				
77 Reggie Williams, S OBP: 0.411, SLG: 0.356 Jordan Renz, R OBP: 1.000, SLG: 4.000	0-0 51 G4-3 1B		0-0 51 1B		4-0 BB			0-0 HR		2	0	2	0	1	0	0					
51 Casey Smith, R OBP: 0.333, SLG: 0.333 Ryan Leaty, R	1-0 G4-3		0-0 39 G6-4-3 1B		0-0 F9			0-0 F9		3	0	1	1	0	0	2					
39 Robb Quinlan, R OBP: 0.293, SLG: 0.491 38 Adam Pavkovich, R	0-0 E4		0-0 G6-4-3		0-0 P4			0-0 G5-3		3	0	0	0	0	0	2					
5 Jeff Mathis, R OBP: 0.186, SLG: 0.317 55 Ben Johnson, S OBP: 0.300, SLG: 0.778	0-0 FC6-4				0-0 G6-3			0-0 P4		3	0	0	0	0	0	1					
53 Mike Eylvard, R OBP: 0.250, SLG: 0.400 P.J. Phillips, R		0-0 G6-3			0-0 G4-3			0-0 F8		3	0	0	0	0	0	0					
13 Nathan Haynes, L OBP: 0.438, SLG: 0.533 Abel Nieves, R		0-3 K			0-0 2B			0-0 G6-3		3	0	2	0	0	1	0					
34 Brad Coon, L		0-3 K			0-0 G4-3			0-0 FC3-6 1B		3	0	0	0	0	1	2					
Gary Patchett, R OBP: 0.333, SLG: 0.667					0-0 G6-3			0-0 G5-4-3		3	1	1	0	0	0	1					
52 Matt Hensley, R Chris Pettit, R 73 Matt Wilhite, R Pedro Liriano, R 43 Aaron Peal, R Darren O'Day, R					0-0 G5-3			0-0 F7		0	0	0	0	0	0	0					
Inning Stats	R: 0 E: 1 K: 0 S: 4	H: 1 LOB: 1 BB: 0 P: 5	R: 0 E: 0 K: 2 S: 7	H: 0 LOB: 0 BB: 0 P: 7	R: 1 E: 0 K: 0 S: 5	H: 3 LOB: 1 BB: 0 P: 5	R: 0 E: 0 K: 0 S: 4	H: 1 LOB: 1 BB: 0 P: 4	R: 0 E: 0 K: 0 S: 3	H: 0 LOB: 0 BB: 1 P: 7	R: 0 E: 0 K: 0 S: 3	H: 1 LOB: 0 BB: 0 P: 3	R: 1 E: 0 K: 0 S: 4	H: 1 LOB: 0 BB: 0 P: 4	R: 0 E: 0 K: 0 S: 3	H: 0 LOB: 0 BB: 0 P: 3	1B: 4 2B: 2 3B: 0 HR: 1	SF: 0 SAC: 0 DP: 2 HBP: 0	WP: 0 PB: 0 SB: 0 CS: 0	PA: 33	
PITCHER	IP	WLS	BF	H	R	ER	SO	BB	IBB	HBP	BLK	WP	HR	S	P	ERA	WHIP				
39 Chris Capuano, L ERA: 7.02	5.0	W	20	5	1	1	2	1	0	0	0	0	0	23	28	1.80	1.200				
Matt Wise, R ERA: 8.0	2.0	H	6	1	0	0	0	0	0	0	0	0	0	6	6	0.00	0.500				
41 Greg Aquino, R ERA: 0.97	1.0	H	4	1	1	1	0	0	0	0	0	0	1	4	4	9.00	1.000				
Francisco Cordero, R ERA: 2.57	1.0	S	3	0	0	0	0	0	0	0	0	0	0	3	3	0.00	0.000				

Los Angeles Angels @ Milwaukee Brewers
Maryvale Baseball Park, Phoenix, AZ
Thu Mar 29 2007, 3:05 PM EDT
Att: 2,942 - Sunny - 78 F

AB	32
R	2
H	7
RBI	2
BB	1
SO	2
LOB	9

WP	0	PA	33
PB	0		
SB	0		
CS	0		

Batter	1	2	3	4	5	6	7	8	9	AB	R	H	RBI	BB	SO	LOB	BOTTOM				
Craig Counsell, L OBP: 0.304, SLG: 0.288 Aldides Escobar, R OBP: 0.250, SLG: 0.250	0-0 G6-3	1-0 CS	0-0 G3		0-0 G4-3			0-0 G5-3		3	0	0	0	0	0	0					
9 Tony Graffanino, R OBP: 0.271, SLG: 0.383 Matt Wise, R	0-0 WP 2B		0-0 F9		0-0 G4-6-3 1B			0-3 K		3	1	2	0	0	0	0					
Brendan Katin, R 41 Greg Aquino, R Francisco Cordero, R										0	0	0	0	0	0	0					
28 Prince Fielder, L OBP: 0.500, SLG: 0.650 Kevin Mench, R OBP: 0.472, SLG: 0.532	4-0 WP 2B	1-0 2B	1-0 2B CS HBP		0-0 G4-6-3			0-0 F9		0	1	0	0	1	0	0					
2 Bill Hall, R OBP: 0.384, SLG: 0.578 11 Mike Rivera, R OBP: 0.400, SLG: 0.600	0-0 F9		0-0 2B		0-0 G6-3			0-0 G6-3		2	0	1	0	0	0	2					
Geoff Jenkins, L OBP: 0.434, SLG: 0.540 1 Corey Hart, R OBP: 0.371, SLG: 0.444	1-0 2B		1-0 CS		0-0 F9			1-0 18 G4-3 2B		3	0	2	3	0	0	0					
18 Gabe Gross, L OBP: 0.400, SLG: 0.615	0-0 F7				4-0 G4-3			0-0 G4-3		2	1	0	0	1	0	2					
22 Tony Gwynn Jr., L OBP: 0.376, SLG: 0.415					0-0 57 1B BB			0-0 G5-3		0	0	0	0	0	0	0					
Damian Miller, R OBP: 0.150, SLG: 0.400 8 Vinny Rottino, R OBP: 0.328, SLG: 0.462					0-0 G4-3			0-0 G5-3		3	0	0	0	0	0	2					
57 Ozzie Chavez, S OBP: 0.250, SLG: 0.205 Callix Crabbe, S					0-0 G4-3			0-0 F8		2	0	1	1	1	0	1					
39 Chris Capuano, L Mat Gamel, L OBP: 0.222, SLG: 0.125					0-0 F8			0-0 P3		2	0	0	0	0	1	2					
Inning Stats	R: 2 E: 0 K: 0 S: 5	H: 2 LOB: 1 BB: 1 P: 10	R: 0 E: 0 K: 1 S: 4	H: 0 LOB: 0 BB: 1 P: 9	R: 0 E: 0 K: 0 S: 3	H: 1 LOB: 0 BB: 0 P: 5	R: 1 E: 0 K: 0 S: 4	H: 1 LOB: 1 BB: 1 P: 8	R: 0 E: 0 K: 0 S: 3	H: 2 LOB: 0 BB: 0 P: 6	R: 0 E: 0 K: 1 S: 5	H: 0 LOB: 0 BB: 0 P: 5	R: 0 E: 0 K: 1 S: 5	H: 0 LOB: 0 BB: 0 P: 5	R: 0 E: 0 K: 1 S: 5	H: 0 LOB: 0 BB: 0 P: 5	1B: 3 2B: 4 3B: 0 HR: 0	SF: 0 SAC: 0 DP: 1 HBP: 1	WP: 2 PB: 0 SB: 0 CS: 2	PA: 34	
PITCHER	IP	WLS	BF	H	R	ER	SO	BB	IBB	HBP	BLK	WP	HR	S	P	ERA	WHIP				
52 Matt Hensley, R ERA: 11.88	2.0	L	9	2	2	2	1	2	0	0	0	0	0	9	19	9.00	2.000				
73 Matt Wilhite, R ERA: 3.18	1.0		4	1	0	0	0	0	0	1	0	0	0	3	5	0.00	1.000				
Pedro Liriano, R ERA: 3.0	4.0		16	4	2	2	1	1	0	0	0	1	0	17	22	4.50	1.250				
Darren O'Day, R ERA:	1.0		3	0	0	0	1	0	0	0	0	0	0	5	5	0.00	0.000				

Los Angeles Angels @ Milwaukee Brewers
Maryvale Baseball Park, Phoenix, AZ
Thu Mar 29 2007, 3:05 PM EDT
Att: 2,942 - Sunny - 78 F

AB	28
R	4
H	7
RBI	4
BB	3
SO	3
LOB	10

WP	2	PA	34
PB	0		
SB	0		
CS	2		

Batter	1	2	3	4	5	6	7	8	9	AB	R	H	RBI	BB	SO	LOB	TOP										
24 Gary Matthews, S (1, 8) OBP: 0.286, SLG: 0.414 65 Tommy Murphy, S (5, 8) OBP: 0.264, SLG: 0.420	K		FC5-4 2B		G6-3	FC6-4			K	3	1	0	0	0	1	1	Los Angeles Angels @ Los Angeles Dodgers Dodger Stadium, Los Angeles, CA Fri Mar 30 2007, 7:40 PM PDT Att: 46,368 - Clear - 66 F										
Orlando Cabrera, R (1, 6) OBP: 0.350, SLG: 0.389 2 Hainley Statia, S (5, PR) OBP: 0.333, SLG: 0.400	G6-3		27 CS 2B		27 G5-3 1B				F7	3	0	2	1	0	0	0											
27 Vladimir Guerrero, R (1, 9) OBP: 0.316, SLG: 0.423 20 Sean Rodriguez, R (5, 4) OBP: 0.278, SLG: 0.400			K		G5-3				K	3	0	1	0	0	1	2											
16 Garret Anderson, L (1, 7) OBP: 0.391, SLG: 0.643 19 Curtis Pride, L (5, 7) OBP: 0.207, SLG: 0.259	F7				G4-3				K	3	1	1	0	0	0	3											
Shea Hillenbrand, R (1, 10) OBP: 0.327, SLG: 0.346 Mike Napoli, R (7, PH) OBP: 0.349, SLG: 0.462		P3			P6				G5-3	3	0	0	0	0	0	1											
Casey Kotchman, L (1, 3) OBP: 0.369, SLG: 0.541 39 Robb Quinlan, R (4, 3) OBP: 0.283, SLG: 0.474					P2				G4-3	2	0	1	0	0	0	1											
47 Howie Kendrick, R (1, 4) OBP: 0.353, SLG: 0.547 77 Reggie Willits, S (5, 9) OBP: 0.414, SLG: 0.362		F8			E5 1B WP				K	2	0	0	0	0	0	1											
José Molina, R (1, 2) OBP: 0.425, SLG: 0.429 5 Jeff Mathis, R (5, 2) OBP: 0.200, SLG: 0.310		L6							K	2	1	1	0	0	1	0											
6 Maicer Izturis, S (1, 5) OBP: 0.349, SLG: 0.500 32 Brandon Wood, R (4, 5) OBP: 0.333, SLG: 0.448					F7				K	1	0	0	0	1	0	2											
Inning Stats	R: 0 E: 0 K: 1 S: 9	H: 1 LOB: 1 BB: 0 P: 14	R: 0 E: 0 K: 0 S: 9	H: 1 LOB: 1 BB: 0 P: 15	R: 1 E: 0 K: 1 S: 13	H: 1 LOB: 0 BB: 1 P: 21	R: 1 E: 1 K: 0 S: 14	H: 2 LOB: 2 BB: 0 P: 22	R: 0 E: 0 K: 0 S: 7	H: 1 LOB: 2 BB: 1 P: 13	R: 2 E: 0 K: 0 S: 13	H: 2 LOB: 1 BB: 1 P: 22	R: 0 E: 0 K: 2 S: 11	H: 0 LOB: 1 BB: 1 P: 19	R: 0 E: 0 K: 2 S: 7	H: 0 LOB: 0 BB: 0 P: 14		R: 0 E: 0 K: 2 S: 10	H: 0 LOB: 0 BB: 0 P: 13	1B: 6 2B: 2 3B: 0 HR: 0	SF: 0 SAC: 0 DP: 0 HBP: 0	WP: 1 PB: 1 SB: 1 CS: 1	PA: 38				
PITCHER	IP	WLS	BF	H	R	ER	SO	BB	IBB	HBP	BLK	WP	HR	S	P	ERA	WHIP										
29 Jason Schmidt, R (1, 1) ERA: 4.5	4.0	W	18	5	2	1	2	1	0	0	0	1	0	45	72	2.25	1.500										
Mark Hendrickson, L (5, 1) ERA: 5.49	2.0		10	3	2	1	0	1	0	0	0	0	0	20	35	4.50	2.000										
38 Rudy Seanez, R (7, 1) ERA: 1.59	1.0		4	0	0	0	2	1	0	0	0	0	0	11	19	0.00	1.000										
51 Jonathan Broxton, R (8, 1) ERA: 8.22	1.0		3	0	0	0	2	0	0	0	0	0	0	7	14	0.00	0.000										
44 Takashi Saito, R (9, 1) ERA: 1.94	1.0		3	0	0	0	2	0	0	0	0	0	0	10	13	0.00	0.000										

Batter	1	2	3	4	5	6	7	8	9	AB	R	H	RBI	BB	SO	LOB	BOTTOM										
9 Juan Pierre, L (1, 8) OBP: 0.397, SLG: 0.464 28 Andy LaRoche, R (5, 5) OBP: 0.246, SLG: 0.214	5 1B 12 1B		12 BB 5 1B		G6-3	G5-4-3				3	1	3	1	0	0	0	Los Angeles Angels @ Los Angeles Dodgers Dodger Stadium, Los Angeles, CA Fri Mar 30 2007, 7:40 PM PDT Att: 46,368 - Clear - 66 F										
55 Russell Martin, R (1, 2) OBP: 0.281, SLG: 0.358 77 Kelly Stinnett, R (6, 2) OBP: 0.235, SLG: 0.226	K	F9	SF8			HR			F7	3	1	1	2	0	1	2											
5 Nomar Garciaparra, R (1, 3) OBP: 0.333, SLG: 0.553 7 James Loney, L (4, 3) OBP: 0.452, SLG: 0.500	12 1B 2B		12 BB 2B						L7	3	1	3	1	0	0	0											
12 Jeff Kent, R (1, 4) OBP: 0.349, SLG: 0.395 65 Tony Abreu, S (3, PR) OBP: 0.340, SLG: 0.580	2B	F8							G3	2	1	1	1	1	0	2											
Luis Gonzalez, L (1, 7) OBP: 0.396, SLG: 0.450 Brady Clark, R (4, 7) OBP: 0.360, SLG: 0.302 88 Larry Barnes, L (6, PR) OBP: 0.267, SLG: 0.267	P6					21 1B 27 HR			82 G4-3 1B	3	1	1	0	0	0	5											
Olmedo Saenz, R (1, 10) OBP: 0.370, SLG: 0.465 21 Marlon Anderson, L (4, PH) OBP: 0.375, SLG: 0.231					G6-3				G4-3	2	2	2	3	0	0	0											
82 Blake DeWitt, L (8, PH) OBP: 0.352 27 Matt Kemp, R (5, 9) OBP: 0.303, SLG: 0.475	HR					27 HR 1B			G6-3	3	2	2	2	0	1	0											
16 Andre Ethier, L (1, 9) OBP: 0.362, SLG: 0.340 81 Iván De Jesus Jr., R (5, 6) OBP: 0.389, SLG: 0.375	F7								G6-3	2	1	1	3	0	0	2											
13 Wilson Valdez, R (1, 6) OBP: 0.352, SLG: 0.536 Adam Godwin, R (6, PH) OBP: 0.259									F9	3	0	0	0	0	2	3											
Inning Stats	R: 5 E: 0 K: 1 S: 14	H: 5 LOB: 0 BB: 0 P: 21	R: 0 E: 0 K: 1 S: 14	H: 2 LOB: 2 BB: 0 P: 20	R: 4 E: 0 K: 0 S: 19	H: 5 LOB: 3 BB: 1 P: 35	R: 0 E: 0 K: 1 S: 6	H: 0 LOB: 0 BB: 0 P: 11	R: 1 E: 0 K: 2 S: 14	H: 2 LOB: 1 BB: 0 P: 23	R: 3 E: 0 K: 0 S: 15	H: 3 LOB: 0 BB: 1 P: 26	R: 0 E: 0 K: 0 S: 10	H: 0 LOB: 0 BB: 0 P: 17	R: 0 E: 0 K: 0 S: 9	H: 1 LOB: 2 BB: 0 P: 13		1B: 11 2B: 4 3B: 0 HR: 3	SF: 1 SAC: 0 DP: 1 HBP: 1	WP: 0 PB: 0 SB: 1 CS: 0	PA: 44						
PITCHER	IP	WLS	BF	H	R	ER	SO	BB	IBB	HBP	BLK	WP	HR	S	P	ERA	WHIP										
54 Ervin Santana, R (1, 1) ERA: 8.33	2.1	L	19	11	9	9	2	0	0	0	0	0	1	27	48	3.38	1.500										
73 Matt White, R (3, 1) ERA: 3.21	2.2		12	3	1	1	3	1	0	0	0	0	1	15	26	27.00	4.000										
62 Scot Shields, R (6, 1) ERA: 10.57	1.0		6	3	3	3	0	1	0	0	0	0	0	10	17	0.00	0.000										
33 Justin Speier, R (7, 1) ERA: 3.6	1.0		3	0	0	0	0	0	0	0	0	0	0	9	13	0.00	1.000										
81 Alex Serrano, R (8, 1) ERA: 2.53	1.0		4	1	0	0	0	0	0	0	0	0	0	9	13	0.00	1.000										

AB	35
R	4
H	8
RBI	3
BB	3
SO	8
LOB	16



Batter	1	2	3	4	5	6	7	8	9	AB	R	H	RBI	BB	SO	LOB	TOP					
Brady Clark, R Adam Godwin, R	F7	P6	G6-3				1B		K	4	0	1	0	0	0	3						
James Loney, L	1B	L7	G4-3				1B			4	1	2	0	0	0	2						
27 Matt Kemp, R	1B	G6-3	G5-3				P6			4	1	1	0	0	0	4						
Wilson Betemit, S Andy LaRoche, R	1B	G5-3	G6-3				G4-3			3	0	1	0	0	0	0						
21 Marlon Anderson, L 82 Blake DeWitt, L	FC4-6	G6-3	G6-3				P6		K	3	0	0	1	0	0	2						
13 Wilson Valdez, R	1B	G6-3	G1-3				G1-3		1B	4	0	3	1	0	0	0						
65 Tony Abreu, S 84 Sergio Garcia, R	G6-3	CS	G4-3				G4-3		F7	3	0	1	0	0	0	2						
18 Ramon Martinez, R 81 Ivan De Jesus, Jr., R	1B	77 1B	77 1B				G6-3		K	2	0	2	0	0	0	0						
77 Kelly Stinnett, R 83 Lucas May, R	1B	1B	F9				F9		F7	3	0	1	0	0	0	1						
Inning Stats	R: 2 H: 4 E: 0 K: 0 S: 17	H: 4 LOB: 2 BB: 0 P: 26	R: 0 H: 2 E: 0 K: 0 S: 15	H: 2 LOB: 2 BB: 0 P: 21	R: 0 H: 1 E: 0 K: 0 S: 6	H: 1 LOB: 0 BB: 0 P: 7	R: 0 H: 2 E: 0 K: 0 S: 7	H: 2 LOB: 1 BB: 0 P: 13	R: 0 H: 0 E: 0 K: 0 S: 9	H: 0 LOB: 0 BB: 0 P: 11	R: 0 H: 0 E: 0 K: 0 S: 5	H: 0 LOB: 0 BB: 0 P: 8	R: 0 H: 2 E: 0 K: 1 S: 14	H: 2 LOB: 2 BB: 0 P: 17	R: 0 H: 1 E: 0 K: 1 S: 9	H: 1 LOB: 1 BB: 0 P: 11	R: 0 H: 0 E: 0 K: 2 S: 8	H: 0 LOB: 0 BB: 0 P: 8	1B: 11 2B: 1 3B: 0 HR: 0	SF: 0 SAC: 0 DP: 0 HBP: 0	WP: 0 PB: 0 SB: 0 CS: 2	PA: 38
PITCHER	IP WLS BF H R ER SO BB IBB HBP BLK WP HR S P ERA WHIP																					
51 Joe Saunders, L 49 Chris Bootcheck, R Chris Resop, R Darren Oliver, L Francisco Rodriguez, R	(1, 1) (5, 1) (6, 1) (8, 1) (9, 1)	4.0 1.0 2.0 1.0 1.0	W L H H S	19 3 8 4 3	9 0 2 0 0	2 0 0 0 0	0 0 0 1 2	0 0 0 0 0	0 0 0 0 0	0 0 0 0 0	0 0 0 0 0	0 0 0 0 0	0 0 0 0 0	0 0 0 0 0	0 0 0 0 0	0 0 0 0 0	4.50 0.00 0.00 0.00 0.00	2.250 0.000 1.000 1.000 0.000				

Los Angeles Dodgers @ Los Angeles Angels
Angel Stadium of Anaheim, Anaheim, CA
Sat Mar 31 2007, 6:05 PM PDT
Att. 43,777 - Clear - 69 F

livebaseballscores.com

AB 37
R 2
H 12
RBI 2
BB 0
SO 3
LOB 15



Batter	1	2	3	4	5	6	7	8	9	AB	R	H	RBI	BB	SO	LOB	BOTTOM					
24 Gary Matthews, S 65 Tommy Murphy, S	G6-3		G4-3	G4-3				1B		2	0	2	0	0	0	0						
19 Curtis Pride, L	2B		2B	2B			BB			0	0	0	0	0	0	0						
Orlando Cabrera, R Nick Gorneault, R	G6-3		L8	B1-3			G1		1B	2	0	0	0	0	0	2						
27 Vladimir Guerrero, R 2 Hainley Statia, S	F9		G5-3				K		K	2	0	0	0	0	0	2						
Shea Hillenbrand, R 8 Terry Evans, R	G5-3		G1-3	G1-3			F8			3	0	1	0	0	0	1						
Casey Kotchman, L 39 Robb Quinlan, R	1B		FC4-6	FC4-6			20 WP			2	1	1	0	0	0	1						
47 Howie Kendrick, R 20 Sean Rodriguez, R	G6-3		6 1B	SF			PB		BB	2	1	1	0	0	0	1						
6 Malcer Izturis, S Jeff Mathis, R	BB		77 HBP	SF			G6-3		P3	2	1	1	1	1	0	0						
Mike Napoli, R 32 Brandon Wood, R	K		SF	G4-3			K		G6-3	2	0	0	1	0	2	1						
77 Reggie Willis, S	F7		F7	G4-3			G6-3		K	3	0	1	0	0	1	0						
Inning Stats	R: 0 H: 1 E: 0 K: 0 S: 6	H: 1 LOB: 1 BB: 0 P: 9	R: 0 H: 1 E: 0 K: 1 S: 7	H: 1 LOB: 1 BB: 1 P: 15	R: 0 H: 1 E: 0 K: 0 S: 7	H: 1 LOB: 0 BB: 0 P: 8	R: 3 H: 3 E: 1 K: 0 S: 16	H: 3 LOB: 2 BB: 0 P: 23	R: 0 H: 1 E: 0 K: 0 S: 10	H: 1 LOB: 2 BB: 1 P: 16	R: 0 H: 1 E: 0 K: 1 S: 12	H: 1 LOB: 2 BB: 1 P: 19	R: 1 H: 1 E: 0 K: 0 S: 11	H: 1 LOB: 1 BB: 1 P: 20	R: 0 H: 1 E: 0 K: 2 S: 13	H: 1 LOB: 2 BB: 0 P: 23	1B: 6 2B: 4 3B: 0 HR: 0	SF: 1 SAC: 0 DP: 1 HBP: 2	WP: 1 PB: 2 SB: 1 CS: 0	PA: 39		
PITCHER	IP WLS BF H R ER SO BB IBB HBP BLK WP HR S P ERA WHIP																					
31 Brad Penny, R Brett Tomko, R 60 Jon Melan, R	(1, 1) (6, 1) (8, 1)	5.0 2.0 1.0	L L L	24 10 5	7 2 1	3 1 0	2 0 2	2 2 0	0 0 1	0 0 0	0 0 0	0 0 0	0 0 0	0 0 0	0 0 0	0 0 0	3.60 0.00 0.00	1.600 2.000 1.000				

Los Angeles Dodgers @ Los Angeles Angels
Angel Stadium of Anaheim, Anaheim, CA
Sat Mar 31 2007, 6:05 PM PDT
Att. 43,777 - Clear - 69 F

livebaseballscores.com

AB 33
R 4
H 10
RBI 3
BB 3
SO 5
LOB 18



Batter	1	2	3	4	5	6	7	8	9	AB	R	H	RBI	BB	SO	LOB	TOP								
Kenny Lofton, L OBP: 0.333, SLG: 0.429	G4-3		G4-3		G6-3	SF8		G4-3		4	0	1	1	0	0	1	Texas Rangers @ Los Angeles Angels Angel Stadium of Anaheim, Anaheim, CA Tue Apr 03 2007, 7:05 PM PDT Att: 42,463 - Clear - 65 F								
27 Frank Catalanotto, L Matt Kata, S	L3		G4-3		G4-3	BB		G3		2	0	0	0	1	0	1									
10 Michael Young, R	K		G2-3		E4	F9		F8		5	0	0	0	0	1	5									
23 Mark Teixeira, S OBP: 0.556, SLG: 0.200	G4-3		G4-3		BB			G5-3		2	0	0	0	3	0	0									
Sammy Sosa, R OBP: 0.250, SLG: 0.143	1B		F9		K					4	0	1	0	0	2	5									
9 Hank Blalock, L OBP: 0.375, SLG: 0.429	K		G4-3		G4-3	SF8		L9		3	1	0	0	1	1	3									
17 Nelson Cruz, R	K		G6-3		G6-3	F9		K		4	0	0	0	0	2	4									
15 Gerald Laird, R OBP: 0.125, SLG: 0.250	G5-3		G5-3		P2	BB		K		4	0	1	0	0	1	0									
5 Ian Kinsler, R OBP: 0.500, SLG: 1.333	HR		G6-3		G6-3	BB		K		2	2	1	1	2	1	0									
Inning Stats	R: 0 E: 0 K: 1 S: 8	H: 0 LOB: 0 BB: 0 P: 12	R: 0 E: 0 K: 2 S: 9	H: 1 LOB: 1 BB: 0 P: 15	R: 1 E: 0 K: 0 S: 8	H: 2 LOB: 1 BB: 0 P: 12	R: 0 E: 0 K: 0 S: 8	H: 0 LOB: 1 BB: 1 P: 16	R: 1 E: 0 K: 0 S: 15	H: 0 LOB: 3 BB: 3 P: 33	R: 1 E: 0 K: 0 S: 16	H: 1 LOB: 3 BB: 3 P: 34	R: 0 E: 0 K: 2 S: 11	H: 0 LOB: 1 BB: 1 P: 20	R: 0 E: 0 K: 2 S: 11	H: 0 LOB: 0 BB: 0 P: 17		R: 0 E: 0 K: 0 S: 7	H: 0 LOB: 0 BB: 0 P: 11	1B: 1 2B: 2 3B: 0 HR: 1	SF: 1 SAC: 0 DP: 0 HBP: 0	WP: 0 PB: 0 SB: 1 CS: 0	PA: 40		
PITCHER	IP	WLS	BF	H	R	ER	SO	BB	IBB	HBP	BLK	WP	HR	S	P	ERA	WHIP								
45 Kelvim Escobar, R ERA: 3.38	5.1	W	25	3	3	2	4	5	0	0	0	0	1	57	103	3.38	1.500								
Hector Carrasco, R ERA	0.0		2	1	0	0	0	1	0	0	0	0	0	3	10	∞	∞								
Darren Oliver, L ERA	0.1	H	2	0	0	0	0	1	0	0	0	0	0	3	8	0.00	3.000								
33 Justin Speier, R ERA	1.1	H	5	0	0	0	2	1	0	0	0	0	0	12	21	0.00	0.750								
62 Scott Shields, R ERA	2.0		6	0	0	0	2	0	0	0	0	0	0	18	28	0.00	0.000								

Batter	1	2	3	4	5	6	7	8	9	AB	R	H	RBI	BB	SO	LOB	BOTTOM								
24 Gary Matthews, S OBP: 0.667, SLG: 0.500	1B		BB		E	1B		F9		3	2	2	1	2	0	2	Texas Rangers @ Los Angeles Angels Angel Stadium of Anaheim, Anaheim, CA Tue Apr 03 2007, 7:05 PM PDT Att: 42,463 - Clear - 65 F								
Orlando Cabrera, R OBP: 0.333, SLG: 0.333	1B		L8		E9	L8		F7		5	2	2	0	0	0	2									
27 Vladimir Guerrero, R OBP: 0.776, SLG: 1.286	1B		HR		1B	1B		1B		4	2	4	3	1	0	0									
16 Garret Anderson, L OBP: 0.111, SLG: 0.222	FC3-6		F7		G3-4-3	P2		G3-6-3		5	0	0	0	0	0	5									
Shea Hillenbrand, R OBP: 0.250, SLG: 0.250	G6-3		G5-3		F9			HBP		4	1	1	0	0	0	2									
Casey Kotchman, L OBP: 0.750, SLG: 1.200	BB		G3		G3	47 FC6-4		47 1B		2	0	1	1	1	0	0									
47 Howie Kendrick, R OBP: 0.250, SLG: 0.250	G4-3		1B		FC6-4	1B		FC1-6		4	0	2	1	0	0	3									
Mike Napoli, R OBP: 0.286, SLG: 0.167	K		G5-4-3		G5-4-3	BB		FC1-6		3	0	0	0	1	1	3									
6 Maicer Izturis, S OBP: 0.286, SLG: 0.286	1B		G4-3		G4-3	FC4-6		P5		4	1	1	0	0	0	3									
Inning Stats	R: 2 E: 1 K: 0 S: 13	H: 2 LOB: 2 BB: 2 P: 26	R: 0 E: 0 K: 1 S: 13	H: 1 LOB: 1 BB: 1 P: 22	R: 1 E: 0 K: 0 S: 7	H: 1 LOB: 0 BB: 0 P: 12	R: 0 E: 0 K: 0 S: 8	H: 1 LOB: 0 BB: 0 P: 12	R: 3 E: 1 K: 0 S: 14	H: 4 LOB: 1 BB: 0 P: 22	R: 1 E: 0 K: 0 S: 11	H: 1 LOB: 2 BB: 2 P: 26	R: 1 E: 0 K: 0 S: 11	H: 2 LOB: 2 BB: 0 P: 17	R: 0 E: 0 K: 0 S: 5	H: 1 LOB: 0 BB: 0 P: 8		1B: 12 2B: 0 3B: 0 HR: 1	SF: 0 SAC: 0 DP: 2 HBP: 1	WP: 0 PB: 1 SB: 1 CS: 0	PA: 40				
PITCHER	IP	WLS	BF	H	R	ER	SO	BB	IBB	HBP	BLK	WP	HR	S	P	ERA	WHIP								
44 Vicente Padilla, R ERA: 11.57	4.2	L	24	9	6	6	1	3	0	0	0	0	0	11	54	11.57	2.571								
39 Scott Feldman, R ERA: 8.0	1.0		6	1	1	1	0	1	1	0	0	0	0	11	24	9.00	2.000								
36 C.J. Wilson, L ERA: 6.75	1.1		7	2	1	1	0	0	0	1	0	0	0	12	20	6.75	1.500								
Bruce Chen, L ERA	1.0		3	1	0	0	0	0	0	0	0	0	0	5	8	0.00	1.000								

AB	31
R	3
H	4
RBI	2
BB	8
SO	8
LOB	19



AB	34
R	8
H	13
RBI	6
BB	5
SO	1
LOB	20



Batter	1	2	3	4	5	6	7	8	9	AB	R	H	RBI	BB	SO	LOB	TOP					
Jason Kendall, R OBP: 0.100, SLG: 0.150	F8		G6-3	L6		FC6-4		G5-3		5	0	0	0	0	0	4						
Shannon Stewart, R OBP: 0.333, SLG: 0.294	G6-4-3		1B						K	5	1	2	0	0	2	0						
22 Milton Bradley, S OBP: 0.444, SLG: 0.688	G6-4-3		1B						P2	4	0	1	0	1	0	1						
31 Mike Piazza, R OBP: 0.278, SLG: 0.471		2B	K						HR	5	2	3	1	0	1	3						
3 Eric Chavez, L OBP: 0.278, SLG: 0.294	K		1B						1B	5	0	2	1	0	1	2						
Nick Swisher, S OBP: 0.611, SLG: 0.417	BB		1B						F7	3	1	2	0	2	0	1						
23 Bobby Kielty, S OBP: 0.500, SLG: 0.571	BB		K							4	0	2	1	0	1	4						
14 Mark Ellis, R OBP: 0.267, SLG: 0.417	K								HBP	2	0	0	1	0	1	2						
Marcio Scutaro, R OBP: 0.167, SLG: 0.167	G6-3									4	0	1	0	0	0	4						
Inning Stats	R: 0 E: 0 K: 0 S: 6	H: 1 LOB: 0 BB: 0 P: 7	R: 1 E: 0 K: 2 S: 15	H: 2 LOB: 2 BB: 1 P: 28	R: 1 E: 0 K: 2 S: 19	H: 4 LOB: 3 BB: 0 P: 28	R: 0 E: 0 K: 0 S: 6	H: 0 LOB: 0 BB: 0 P: 10	R: 0 E: 0 K: 1 S: 7	H: 0 LOB: 0 BB: 1 P: 14	R: 1 E: 0 K: 0 S: 8	H: 2 LOB: 2 BB: 1 P: 16	R: 0 E: 0 K: 0 S: 6	H: 1 LOB: 1 BB: 0 P: 7	R: 0 E: 0 K: 0 S: 12	H: 1 LOB: 2 BB: 0 P: 21	R: 1 E: 0 K: 1 S: 12	H: 2 LOB: 1 BB: 0 P: 20	1B: 10 2B: 2 3B: 0 HR: 1	SF: 1 SAC: 0 DP: 2 HBP: 1	WP: 1 PB: 0 SB: 0 CS: 0	PA: 42
PITCHER	IP	WLS	BF	H	R	ER	SO	BB	IBB	HBP	BLK	WP	HR	S	P	ERA	WHIP					
51 Joe Saunders, L ERA: 4.76	5.2		27	9	3	3	5	3	0	0	0	0	0	60	102	4.76	2.118					
Hector Carrasco, R ERA:	1.1		5	1	0	0	0	0	0	0	0	0	0	7	8	0.00	0.750					
62 Scot Shields, R ERA:	1.0		5	1	0	0	0	0	0	1	0	1	0	12	21	0.00	1.000					
Francisco Rodríguez, R ERA: 6.0	1.0	L	5	2	1	1	1	0	0	0	0	0	1	12	20	9.00	2.000					

Oakland Athletics @ Los Angeles Angels
Angel Stadium of Anaheim, Anaheim, CA
Thu Apr 05 2007, 7:05 PM PDT
Att: 39,234 - Partly Cloudy - 65 F

AB	37
R	4
H	13
RBI	4
BB	3
SO	6
LOB	21



Batter	1	2	3	4	5	6	7	8	9	AB	R	H	RBI	BB	SO	LOB	BOTTOM					
24 Gary Matthews, S OBP: 0.471, SLG: 0.385	G4-3		G3-1						SF8	3	0	0	1	0	0	1						
Orlando Cabrera, R OBP: 0.176, SLG: 0.176	G6-3								P4	4	0	0	0	0	0	2						
27 Vladimir Guerrero, R OBP: 0.589, SLG: 1.067	K								G6-3	4	1	2	1	0	1	0						
16 Garret Anderson, L OBP: 0.235, SLG: 0.529		G1-3							G1-4-3	4	1	1	1	0	0	1						
Casey Kotchman, L OBP: 0.563, SLG: 0.846		2B							G4-3	4	0	1	0	0	0	1						
47 Howie Kendrick, R OBP: 0.313, SLG: 0.267		K							G5-3	4	1	1	0	0	1	1						
6 Maicer Izturis, S OBP: 0.267, SLG: 0.286		1B							G4-3	4	0	1	0	0	0	1						
José Molina, R OBP: 0.286, SLG: 0.286									G4-3	3	0	1	0	0	1	0						
32 Erick Aybar, S OBP: 1.000, SLG: 1.000			K						1B	1	0	1	0	0	0	0						
77 Reggie Williams, S OBP: 0.571, SLG: 0.400			F8						CS	2	0	1	0	1	0	0						
Inning Stats	R: 0 E: 0 K: 1 S: 9	H: 0 LOB: 0 BB: 0 P: 10	R: 0 E: 0 K: 1 S: 10	H: 2 LOB: 2 BB: 0 P: 16	R: 0 E: 0 K: 1 S: 12	H: 0 LOB: 0 BB: 0 P: 19	R: 2 E: 0 K: 0 S: 13	H: 2 LOB: 0 BB: 0 P: 18	R: 0 E: 0 K: 0 S: 8	H: 1 LOB: 1 BB: 0 P: 11	R: 0 E: 0 K: 0 S: 12	H: 1 LOB: 1 BB: 0 P: 17	R: 1 E: 0 K: 0 S: 19	H: 2 LOB: 2 BB: 1 P: 29	R: 0 E: 0 K: 0 S: 7	H: 0 LOB: 0 BB: 0 P: 13	R: 0 E: 0 K: 0 S: 9	H: 1 LOB: 0 BB: 0 P: 12	1B: 5 2B: 2 3B: 0 HR: 2	SF: 1 SAC: 0 DP: 0 HBP: 0	WP: 0 PB: 0 SB: 0 CS: 1	PA: 36
PITCHER	IP	WLS	BF	H	R	ER	SO	BB	IBB	HBP	BLK	WP	HR	S	P	ERA	WHIP					
57 Chad Gaudin, R ERA: 3.6	5.0		19	5	2	2	3	0	0	0	0	0	0	52	74	3.60	1.000					
Alan Embree, L ERA:	1.0	H	4	1	0	0	0	0	0	0	0	0	0	12	17	0.00	1.000					
50 Kiko Calero, R ERA: 54.0	0.1	H	4	2	1	1	0	1	0	0	0	0	0	13	20	27.00	9.000					
58 Justin Duchschere, R ERA: 3.86	1.2	W	5	0	0	0	0	0	0	0	0	0	0	13	22	0.00	0.000					
20 Huston Street, R ERA:	1.0	S	3	1	0	0	0	0	0	0	0	0	0	9	12	0.00	1.000					

Oakland Athletics @ Los Angeles Angels
Angel Stadium of Anaheim, Anaheim, CA
Thu Apr 05 2007, 7:05 PM PDT
Att: 39,234 - Partly Cloudy - 65 F

AB	33
R	3
H	9
RBI	3
BB	1
SO	3
LOB	7



Batter	1	2	3	4	5	6	7	8	9	AB	R	H	RBI	BB	SO	LOB	TOP										
Jason Kendall, R OBP: 0.125, SLG: 0.167										4	0	1	1	0	0	1	Oakland Athletics @ Los Angeles Angels Angel Stadium of Anaheim, Anaheim, CA Sat Apr 07 2007, 6:05 PM PDT Att: 44,007 - Cloudy - 64 F										
Shannon Stewart, R OBP: 0.231, SLG: 0.200										4	0	0	0	0	1	1											
22 Milton Bradley, S OBP: 0.364, SLG: 0.550										4	0	0	0	0	1	0											
31 Mike Piazza, R OBP: 0.385, SLG: 0.583										4	0	2	0	0	1	0											
7 Bobby Crosby, R OBP: 0.333, SLG: 0.273										0	0	0	0	0	0	0											
3 Eric Chavez, L OBP: 0.308, SLG: 0.400										4	0	2	0	0	1	2											
Nick Swisher, S OBP: 0.538, SLG: 0.333										3	0	0	0	0	1	3											
14 Mark Ellis, R OBP: 0.318, SLG: 0.389										3	0	2	0	0	0	2											
6 Travis Buck, L OBP: 0.333, SLG: 0.385										3	1	1	0	0	1	2											
Marco Scutaro, R OBP: 0.182, SLG: 0.100										3	0	0	0	0	1	4											
Inning Stats	R: 0 E: 0 K: 2 S: 9	H: 0 LOB: 0 BB: 0 P: 13	R: 0 E: 0 K: 0 S: 5	H: 1 LOB: 0 BB: 0 P: 8	R: 1 E: 0 K: 0 S: 11	H: 2 LOB: 1 BB: 0 P: 15	R: 0 E: 0 K: 1 S: 9	H: 1 LOB: 1 BB: 0 P: 10	R: 0 E: 0 K: 1 S: 7	H: 0 LOB: 0 BB: 0 P: 12	R: 0 E: 0 K: 1 S: 17	H: 2 LOB: 2 BB: 0 P: 24	R: 0 E: 0 K: 0 S: 8	H: 0 LOB: 0 BB: 0 P: 12	R: 0 E: 0 K: 1 S: 7	H: 1 LOB: 1 BB: 0 P: 8	1B: 6 2B: 2 3B: 0 HR: 0	SF: 0 SAC: 0 DP: 2 HBP: 1	WP: 0 PB: 0 SB: 1 CS: 1	PA: 33							
PITCHER	IP	WLS	BF	H	R	ER	SO	BB	IBB	HBP	BLK	WP	HR	S	P	ERA	WHIP										
41 John Lackey, R ERA: 0.75	7.0	W	27	7	1	1	6	0	0	1	0	0	0	69	106	1.29	1.000										
Hector Carrasco, R ERA:	1.0	H	3	0	0	0	0	0	0	0	0	0	0	8	12	0.00	0.000										
62 Scot Shields, R ERA:	1.0	S	3	1	0	0	1	0	0	0	0	0	0	7	8	0.00	1.000										

AB	32
R	1
H	8
RBI	1
BB	0
SO	7
LOB	15



Batter	1	2	3	4	5	6	7	8	9	AB	R	H	RBI	BB	SO	LOB	BOTTOM										
24 Gary Matthews, S OBP: 0.480, SLG: 0.421										3	1	0	0	1	0	0	Oakland Athletics @ Los Angeles Angels Angel Stadium of Anaheim, Anaheim, CA Sat Apr 07 2007, 6:05 PM PDT Att: 44,007 - Cloudy - 64 F										
Orlando Cabrera, R OBP: 0.280, SLG: 0.304										3	0	2	0	1	0	0											
27 Vladimir Guerrero, R OBP: 0.560, SLG: 1.046										3	0	2	1	0	0	1											
16 Garret Anderson, L OBP: 0.280, SLG: 0.520										4	1	2	0	0	1	3											
Casey Kotchman, L OBP: 0.458, SLG: 0.600										4	0	1	0	0	0	5											
47 Howie Kendrick, R OBP: 0.304, SLG: 0.409										3	0	1	0	0	0	0											
6 Maicer Izturis, S OBP: 0.333, SLG: 0.368										2	0	0	0	1	0	0											
Mike Napoli, R OBP: 0.200, SLG: 0.111										3	0	0	0	0	1	1											
77 Reggie Willis, S OBP: 0.400, SLG: 0.250										3	0	0	0	0	0	1											
Inning Stats	R: 0 E: 0 K: 1 S: 10	H: 1 LOB: 2 BB: 1 P: 18	R: 0 E: 0 K: 0 S: 9	H: 1 LOB: 1 BB: 1 P: 15	R: 1 E: 0 K: 0 S: 13	H: 1 LOB: 1 BB: 1 P: 24	R: 0 E: 0 K: 1 S: 7	H: 0 LOB: 0 BB: 0 P: 13	R: 0 E: 0 K: 0 S: 8	H: 1 LOB: 1 BB: 0 P: 13	R: 1 E: 1 K: 0 S: 7	H: 2 LOB: 0 BB: 0 P: 9	R: 0 E: 0 K: 0 S: 8	H: 0 LOB: 0 BB: 0 P: 10	R: 0 E: 0 K: 0 S: 7	H: 2 LOB: 1 BB: 0 P: 9		1B: 5 2B: 3 3B: 0 HR: 0	SF: 1 SAC: 0 DP: 1 HBP: 0	WP: 0 PB: 0 SB: 0 CS: 1	PA: 32						
PITCHER	IP	WLS	BF	H	R	ER	SO	BB	IBB	HBP	BLK	WP	HR	S	P	ERA	WHIP										
Dan Haren, R ERA: 0.69	7.0	L	28	6	2	1	2	3	0	0	0	0	0	62	102	1.29	1.286										
Alan Embree, L ERA:	1.0		4	2	0	0	0	0	0	0	0	0	0	7	9	0.00	2.000										

AB	28
R	2
H	8
RBI	1
BB	3
SO	2
LOB	11



Batter	1	2	3	4	5	6	7	8	9	AB	R	H	RBI	BB	SO	LOB	TOP				
Jason Kendall, R OBP: 0.172, SLG: 0.207										5	1	2	0	0	0	2					
Shannon Stewart, R OBP: 0.233, SLG: 0.241										4	0	1	1	0	0	2					
22 Milton Bradley, S OBP: 0.308, SLG: 0.458										4	0	0	0	0	2	2					
31 Mike Piazza, R OBP: 0.433, SLG: 0.607										4	1	3	0	0	1	1					
3 Eric Chavez, L OBP: 0.333, SLG: 0.414										4	0	2	0	0	0	1					
Nick Swisher, S OBP: 0.433, SLG: 0.381											3	0	1	1	1	3					
7 Bobby Crosby, R OBP: 0.250, SLG: 0.200										4	0	0	0	0	1	4					
6 Travis Buck, L OBP: 0.316, SLG: 0.353										4	0	1	0	0	2	2					
14 Mark Ellis, R OBP: 0.308, SLG: 0.364										4	0	1	0	0	0	3					
Inning Stats	R: 0 E: 0 K: 2 S: 12	H: 1 LOB: 1 BB: 0 P: 16	R: 0 E: 0 K: 0 S: 7	H: 0 LOB: 0 BB: 1 P: 16	R: 1 E: 0 K: 1 S: 17	H: 2 LOB: 1 BB: 0 P: 27	R: 1 E: 0 K: 1 S: 10	H: 3 LOB: 2 BB: 0 P: 15	R: 0 E: 0 K: 1 S: 7	H: 2 LOB: 1 BB: 0 P: 10	R: 0 E: 0 K: 2 S: 13	H: 1 LOB: 1 BB: 0 P: 19	R: 0 E: 0 K: 2 S: 13	H: 1 LOB: 1 BB: 0 P: 18	R: 0 E: 0 K: 0 S: 11	H: 1 LOB: 1 BB: 0 P: 18	1B: 9 2B: 2 3B: 0 HR: 0	SF: 0 SAC: 0 DP: 2 HBP: 0	WP: 0 PB: 0 SB: 2 CS: 0	PA: 37	
PITCHER	IP WLS BF H R ER SO BB IBB HBP BLK WP HR S P ERA WHIP	IP WLS BF H R ER SO BB IBB HBP BLK WP HR S P ERA WHIP	IP WLS BF H R ER SO BB IBB HBP BLK WP HR S P ERA WHIP	IP WLS BF H R ER SO BB IBB HBP BLK WP HR S P ERA WHIP	IP WLS BF H R ER SO BB IBB HBP BLK WP HR S P ERA WHIP	IP WLS BF H R ER SO BB IBB HBP BLK WP HR S P ERA WHIP	IP WLS BF H R ER SO BB IBB HBP BLK WP HR S P ERA WHIP	IP WLS BF H R ER SO BB IBB HBP BLK WP HR S P ERA WHIP	IP WLS BF H R ER SO BB IBB HBP BLK WP HR S P ERA WHIP	IP WLS BF H R ER SO BB IBB HBP BLK WP HR S P ERA WHIP	IP WLS BF H R ER SO BB IBB HBP BLK WP HR S P ERA WHIP	IP WLS BF H R ER SO BB IBB HBP BLK WP HR S P ERA WHIP	IP WLS BF H R ER SO BB IBB HBP BLK WP HR S P ERA WHIP	IP WLS BF H R ER SO BB IBB HBP BLK WP HR S P ERA WHIP	IP WLS BF H R ER SO BB IBB HBP BLK WP HR S P ERA WHIP	IP WLS BF H R ER SO BB IBB HBP BLK WP HR S P ERA WHIP	IP WLS BF H R ER SO BB IBB HBP BLK WP HR S P ERA WHIP	IP WLS BF H R ER SO BB IBB HBP BLK WP HR S P ERA WHIP	IP WLS BF H R ER SO BB IBB HBP BLK WP HR S P ERA WHIP	IP WLS BF H R ER SO BB IBB HBP BLK WP HR S P ERA WHIP	IP WLS BF H R ER SO BB IBB HBP BLK WP HR S P ERA WHIP

Oakland Athletics @ Los Angeles Angels
Angel Stadium of Anaheim, Anaheim, CA
Sun Apr 08 2007, 12:35 PM PDT
Att: 37,783 - Cloudy - 64 F

AB	36
R	2
H	11
RBI	2
BB	1
SO	7
LOB	20



Batter	1	2	3	4	5	6	7	8	9	AB	R	H	RBI	BB	SO	LOB	BOTTOM							
24 Gary Matthews, S OBP: 0.414, SLG: 0.348										4	0	0	0	0	1	0								
Orlando Cabrera, R OBP: 0.276, SLG: 0.269										3	0	0	0	1	1	1								
27 Vladimir Guerrero, R OBP: 0.483, SLG: 0.880										4	0	0	0	0	0	2								
16 Garret Anderson, L OBP: 0.276, SLG: 0.483										4	1	1	0	0	0	2								
Casey Kotchman, L OBP: 0.464, SLG: 0.625										4	0	2	0	0	0	0								
47 Howie Kendrick, R OBP: 0.299, SLG: 0.346										4	0	0	0	0	2	3								
6 Maicer Izturis, S OBP: 0.400, SLG: 0.409										3	0	2	1	1	1	0								
Mike Napoli, R OBP: 0.214, SLG: 0.154										4	0	1	0	0	1	4								
32 Erick Aybar, S OBP: 0.333, SLG: 0.333										2	0	0	0	0	1	4								
39 Robb Quinlan, R ERA: 2.7									2	0	0	0	0	2	2									
Inning Stats	R: 0 E: 1 K: 0 S: 11	H: 0 LOB: 1 BB: 0 P: 18	R: 0 E: 0 K: 1 S: 11	H: 1 LOB: 1 BB: 1 P: 19	R: 0 E: 0 K: 0 S: 7	H: 0 LOB: 1 BB: 1 P: 14	R: 0 E: 0 K: 0 S: 11	H: 2 LOB: 2 BB: 0 P: 19	R: 0 E: 0 K: 0 S: 8	H: 0 LOB: 0 BB: 0 P: 11	R: 1 E: 0 K: 3 S: 21	H: 3 LOB: 2 BB: 0 P: 34	R: 0 E: 0 K: 2 S: 11	H: 0 LOB: 0 BB: 0 P: 17	R: 0 E: 0 K: 1 S: 8	H: 0 LOB: 0 BB: 0 P: 12	R: 0 E: 0 K: 2 S: 9	H: 0 LOB: 0 BB: 0 P: 12	R: 0 E: 0 K: 0 S: 11	H: 0 LOB: 0 BB: 0 P: 12	1B: 5 2B: 1 3B: 0 HR: 0	SF: 0 SAC: 0 DP: 0 HBP: 0	WP: 0 PB: 0 SB: 0 CS: 0	PA: 36
PITCHER	IP WLS BF H R ER SO BB IBB HBP BLK WP HR S P ERA WHIP	IP WLS BF H R ER SO BB IBB HBP BLK WP HR S P ERA WHIP	IP WLS BF H R ER SO BB IBB HBP BLK WP HR S P ERA WHIP	IP WLS BF H R ER SO BB IBB HBP BLK WP HR S P ERA WHIP	IP WLS BF H R ER SO BB IBB HBP BLK WP HR S P ERA WHIP	IP WLS BF H R ER SO BB IBB HBP BLK WP HR S P ERA WHIP	IP WLS BF H R ER SO BB IBB HBP BLK WP HR S P ERA WHIP	IP WLS BF H R ER SO BB IBB HBP BLK WP HR S P ERA WHIP	IP WLS BF H R ER SO BB IBB HBP BLK WP HR S P ERA WHIP	IP WLS BF H R ER SO BB IBB HBP BLK WP HR S P ERA WHIP	IP WLS BF H R ER SO BB IBB HBP BLK WP HR S P ERA WHIP	IP WLS BF H R ER SO BB IBB HBP BLK WP HR S P ERA WHIP	IP WLS BF H R ER SO BB IBB HBP BLK WP HR S P ERA WHIP	IP WLS BF H R ER SO BB IBB HBP BLK WP HR S P ERA WHIP	IP WLS BF H R ER SO BB IBB HBP BLK WP HR S P ERA WHIP	IP WLS BF H R ER SO BB IBB HBP BLK WP HR S P ERA WHIP	IP WLS BF H R ER SO BB IBB HBP BLK WP HR S P ERA WHIP	IP WLS BF H R ER SO BB IBB HBP BLK WP HR S P ERA WHIP	IP WLS BF H R ER SO BB IBB HBP BLK WP HR S P ERA WHIP	IP WLS BF H R ER SO BB IBB HBP BLK WP HR S P ERA WHIP	IP WLS BF H R ER SO BB IBB HBP BLK WP HR S P ERA WHIP	IP WLS BF H R ER SO BB IBB HBP BLK WP HR S P ERA WHIP		

Oakland Athletics @ Los Angeles Angels
Angel Stadium of Anaheim, Anaheim, CA
Sun Apr 08 2007, 12:35 PM PDT
Att: 37,783 - Cloudy - 64 F

AB	34
R	1
H	6
RBI	1
BB	2
SO	9
LOB	18



Batter	1	2	3	4	5	6	7	8	9	AB	R	H	RBI	BB	SO	LOB	TOP						
24 Gary Matthews, S OBP: 0.410, SLG: 0.344										5	2	2	0	0	0	1							
Orlando Cabrera, R OBP: 0.292, SLG: 0.306										5	0	2	1	0	0	2							
27 Vladimir Guerrero, R OBP: 0.436, SLG: 0.706										4	0	2	0	1	2	2							
16 Garret Anderson, L OBP: 0.333, SLG: 0.474										4	0	1	0	1	2	6							
Shea Hillenbrand, R OBP: 0.176, SLG: 0.176										4	0	0	0	0	1	3							
Casey Kotchman, L OBP: 0.500, SLG: 0.593										2	1	0	0	1	0	1							
47 Howie Kendrick, R OBP: 0.343, SLG: 0.441										4	0	1	0	0	2	2							
Mike Napoli, R OBP: 0.273, SLG: 0.300										4	1	1	1	0	2	2							
6 Maicer Izturis, S OBP: 0.424, SLG: 0.393										3	0	0	0	1	1	0							
Inning Stats	R: 1 E: 1 K: 0 S: 17	H: 1 LOB: 1 BB: 1 P: 26	R: 0 E: 0 K: 1 S: 9	H: 0 LOB: 0 BB: 0 P: 14	R: 0 E: 1 K: 1 S: 7	H: 0 LOB: 1 BB: 1 P: 11	R: 0 E: 0 K: 1 S: 8	H: 1 LOB: 2 BB: 2 P: 20	R: 0 E: 0 K: 1 S: 9	H: 2 LOB: 2 BB: 0 P: 13	R: 2 E: 0 K: 0 S: 10	H: 1 LOB: 0 BB: 0 P: 18	R: 0 E: 0 K: 1 S: 7	H: 0 LOB: 0 BB: 0 P: 11	R: 0 E: 0 K: 2 S: 11	H: 1 LOB: 1 BB: 0 P: 15	R: 1 E: 0 K: 3 S: 19	H: 3 LOB: 2 BB: 0 P: 25	1B: 8 2B: 0 3B: 1 HR: 0	SF: 0 SAC: 0 DP: 2 HBP: 1	WP: 1 PB: 0 SB: 1 CS: 0	PA: 40	
PITCHER	IP WLS BF H R ER SO BB IBB HBP BLK WP HR S P ERA WHIP	6.0 L 27 5 3 2 4 4 0 1 0 1 0 60 102 3.00 1.500	2.0 7 1 0 0 3 0 0 0 0 0 0 18 26 0.00 0.500	0.2 5 3 1 1 2 0 0 0 0 0 0 16 22 13.50 4.500	0.1 1 0 0 0 1 0 0 0 0 0 0 3 3 0.00 0.000																		

Los Angeles Angels @ Cleveland Indians
Miller Park, Milwaukee, WI
Wed Apr 11 2007, 6:05 PM CDT
Att: 16,375 - Roof Closed - 62 F

AB	35
R	4
H	9
RBI	2
BB	4
SO	10
LOB	19

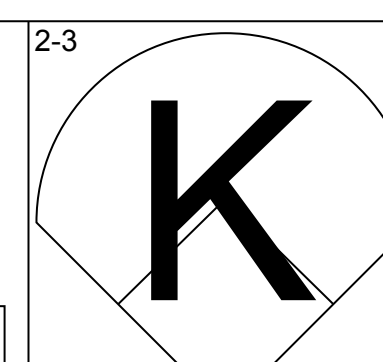
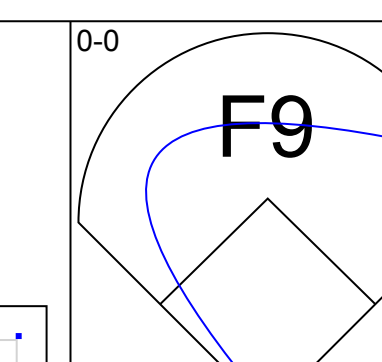
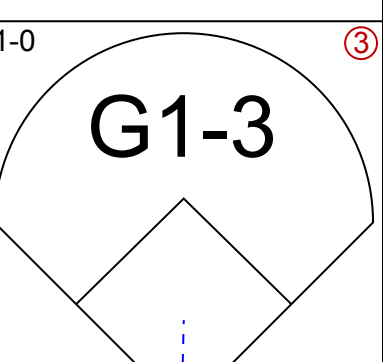
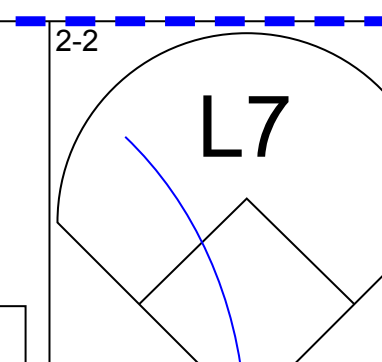
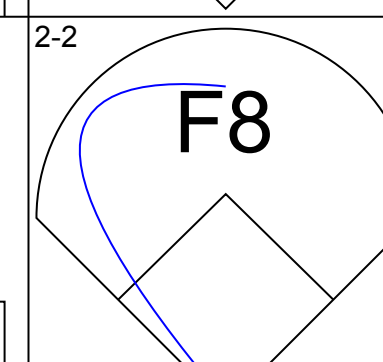
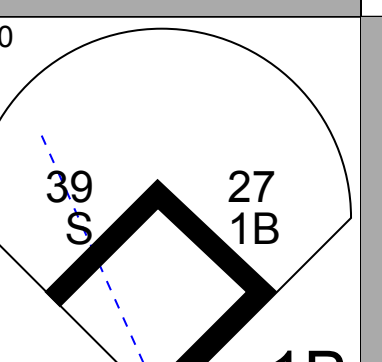
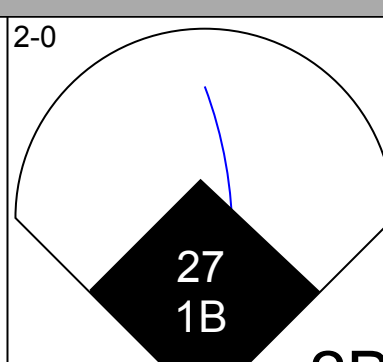
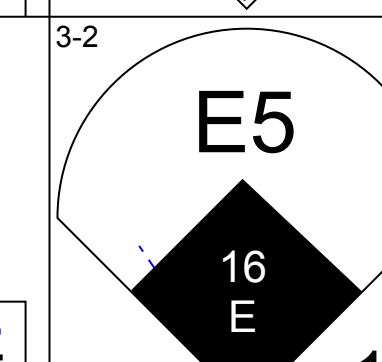
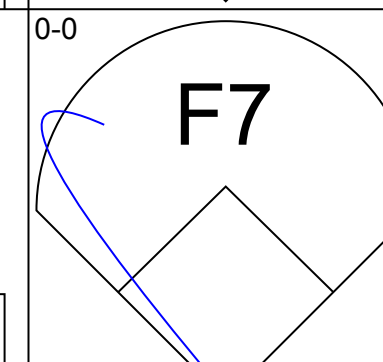
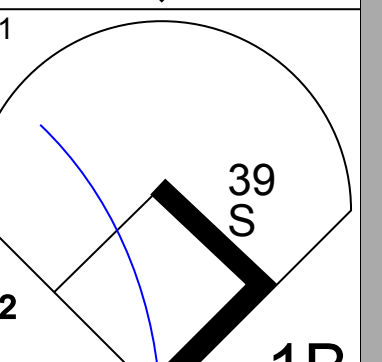
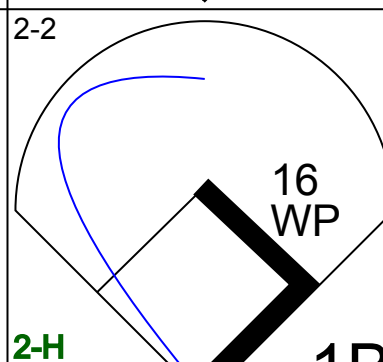
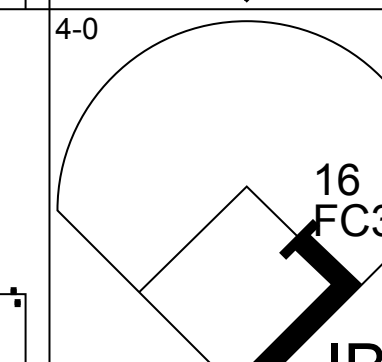
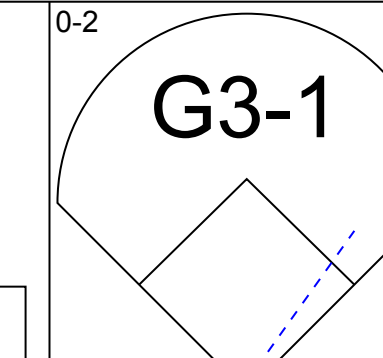
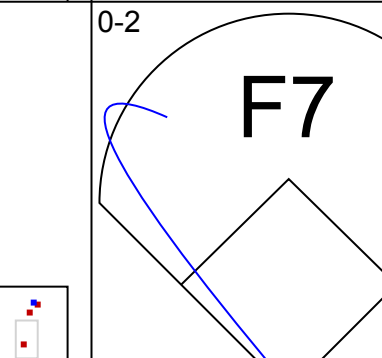
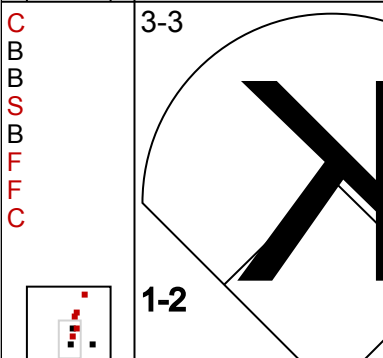
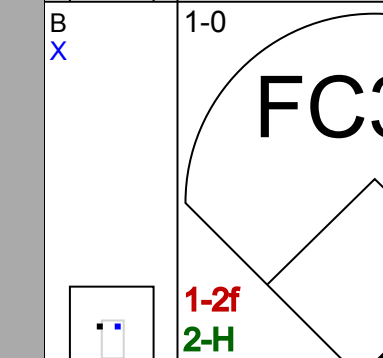
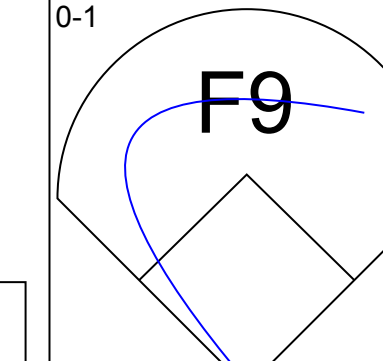
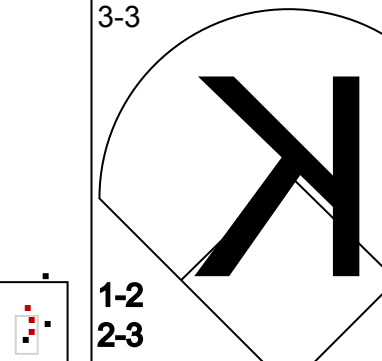
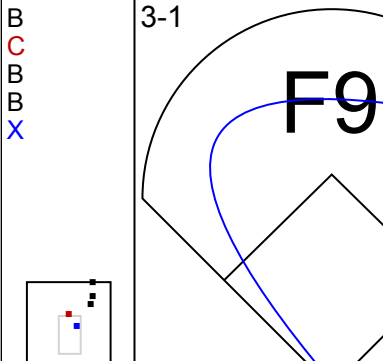
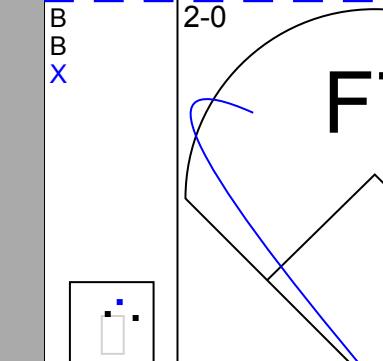
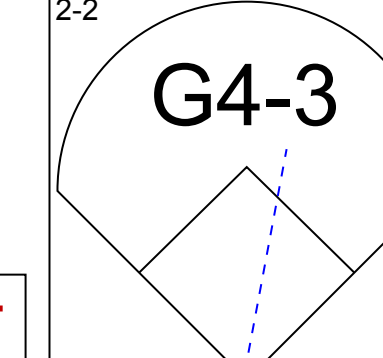
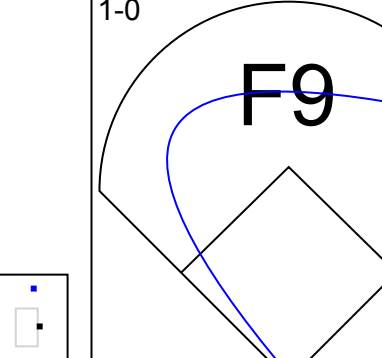
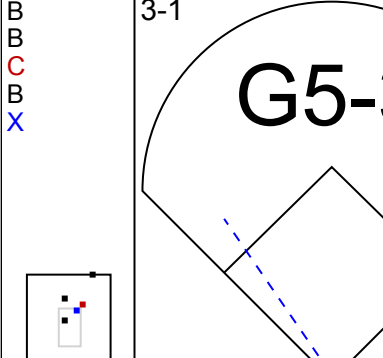




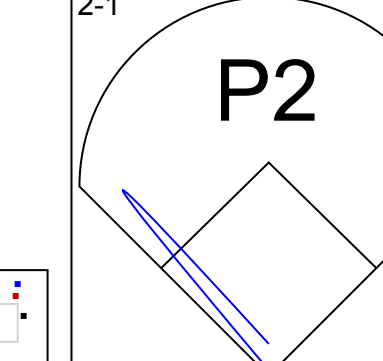
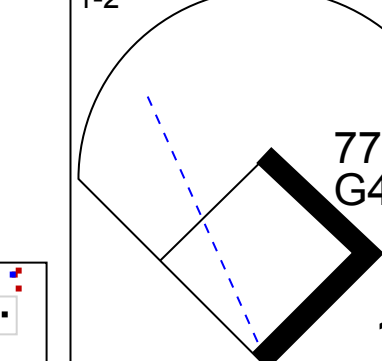
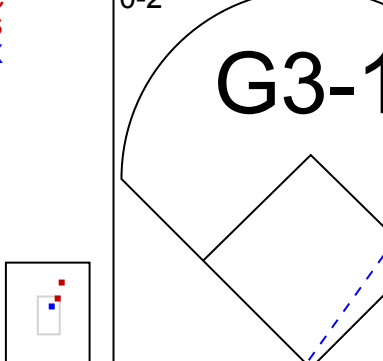
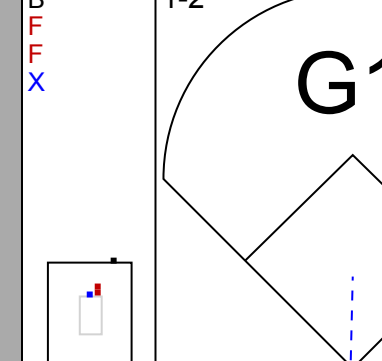
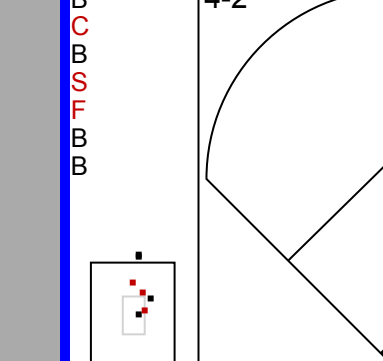
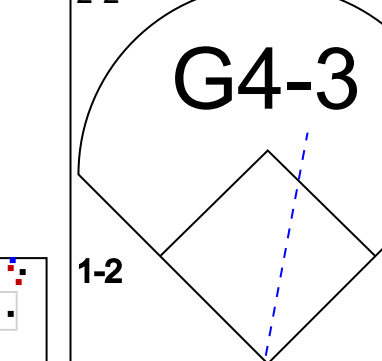
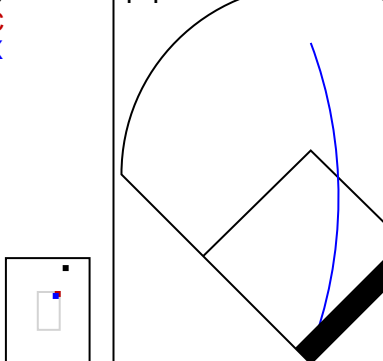
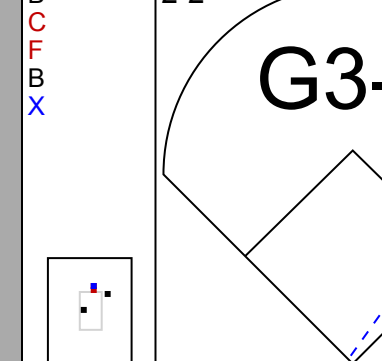
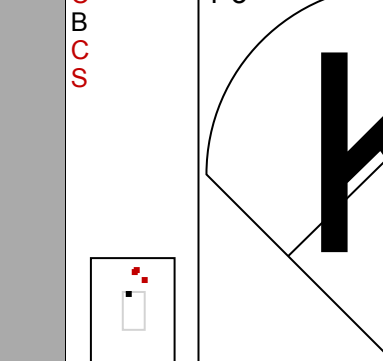
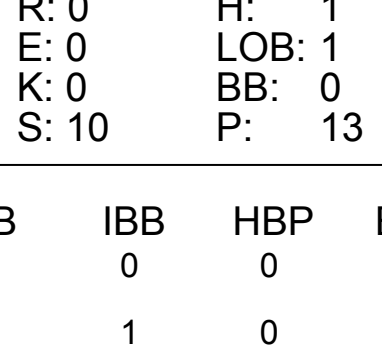
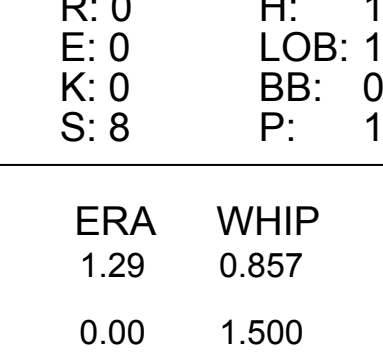
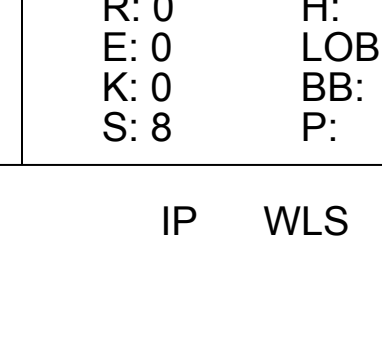
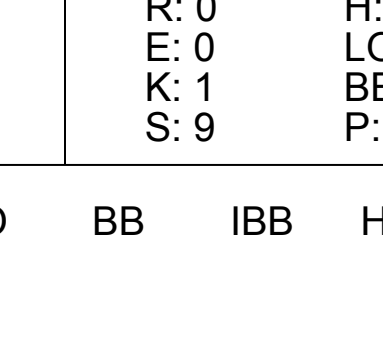




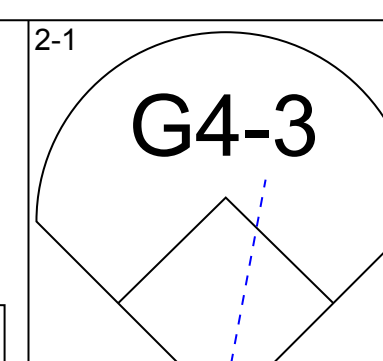
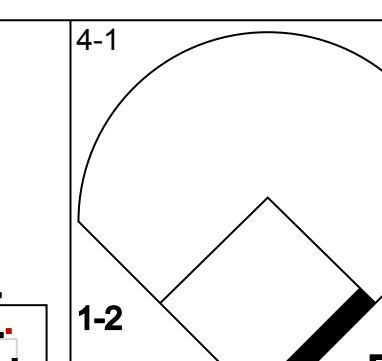
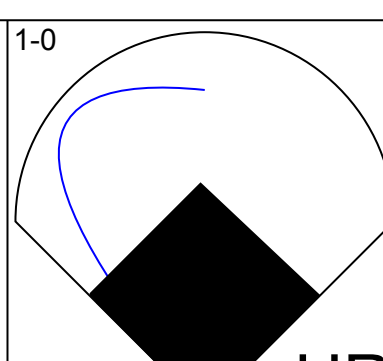
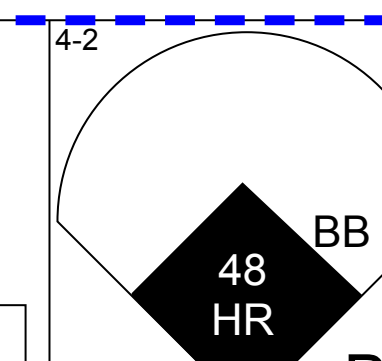
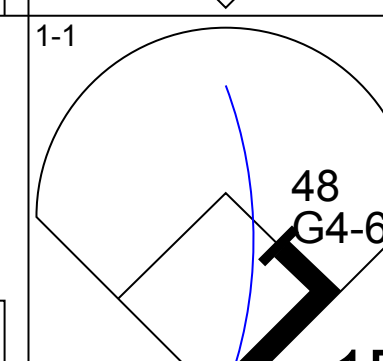
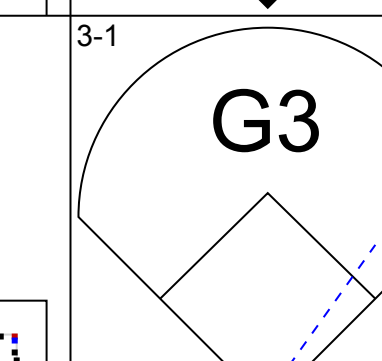
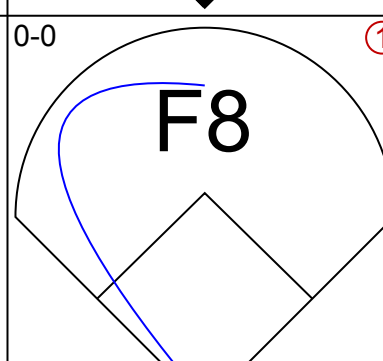
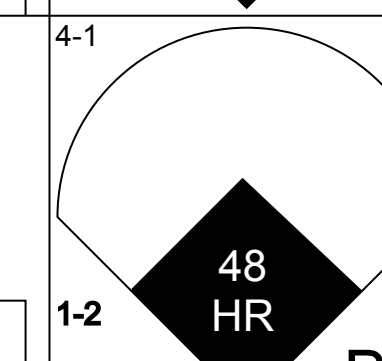
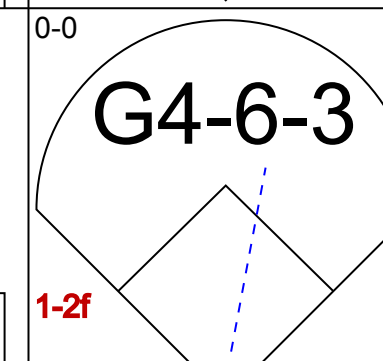
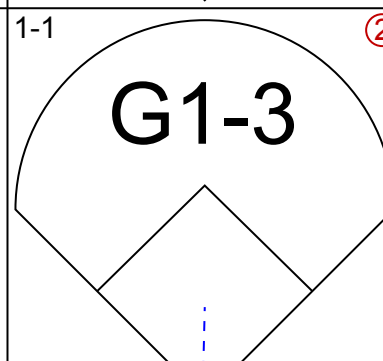
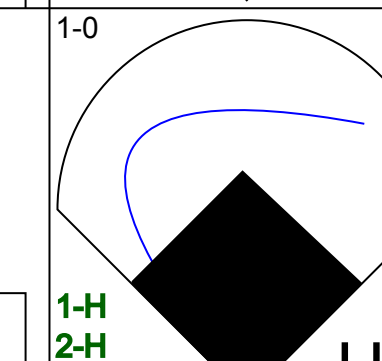

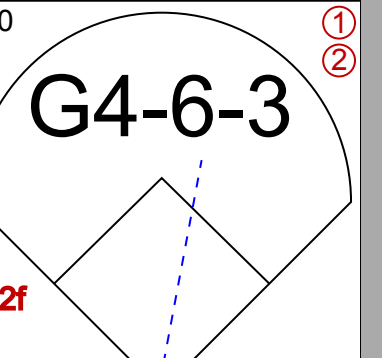
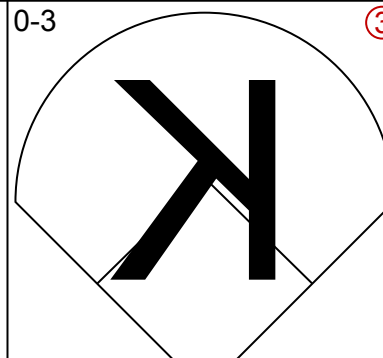
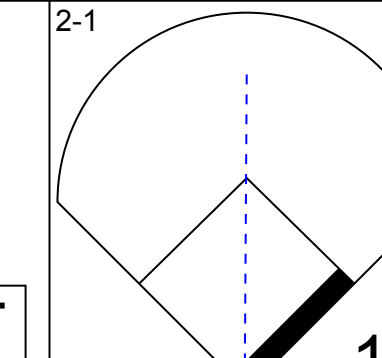
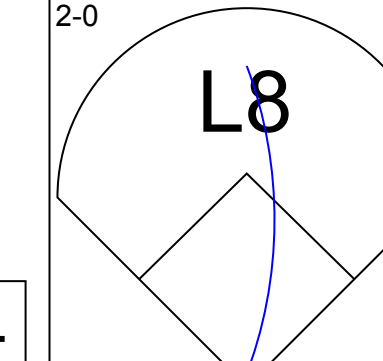
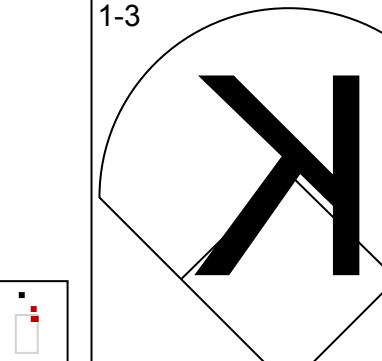

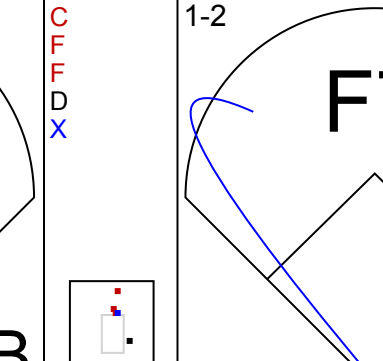
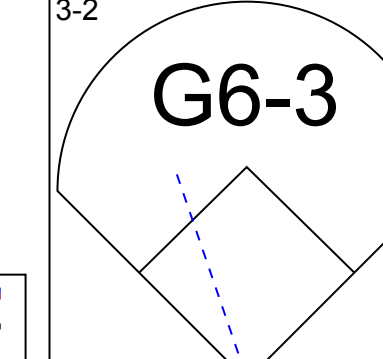

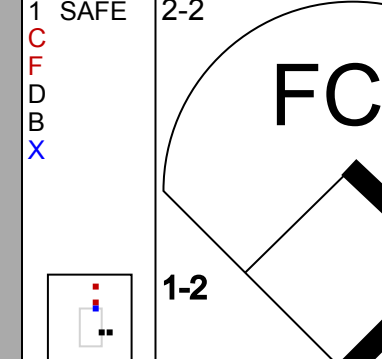
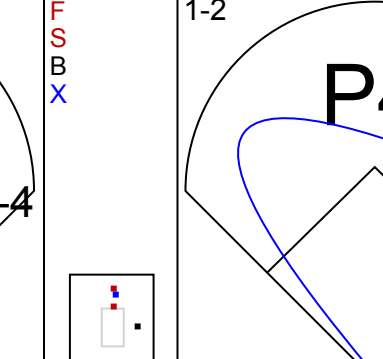

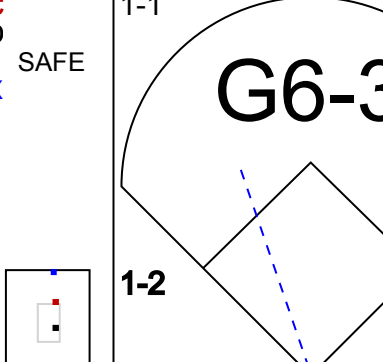
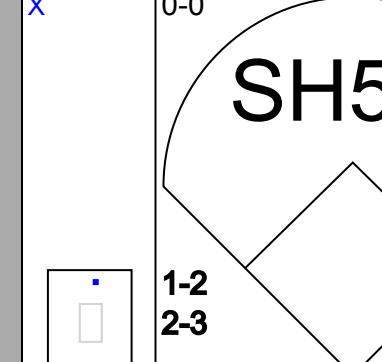
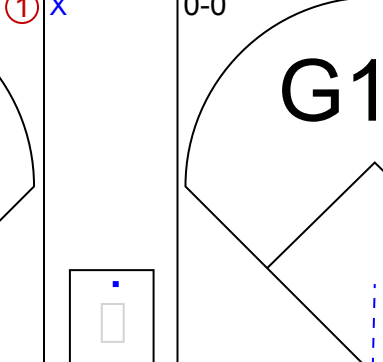
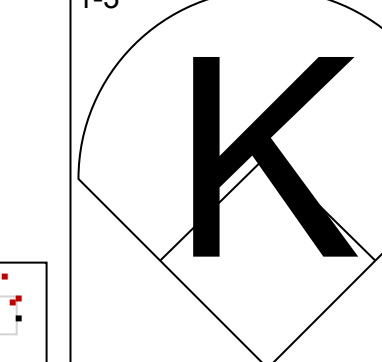
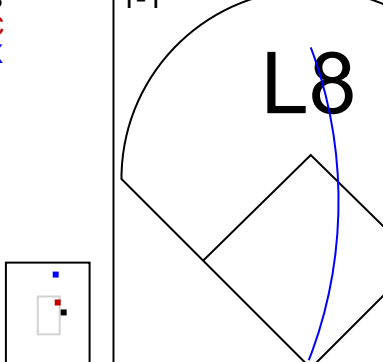
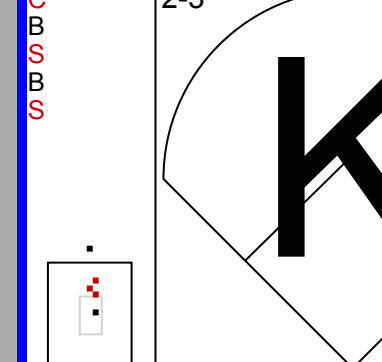

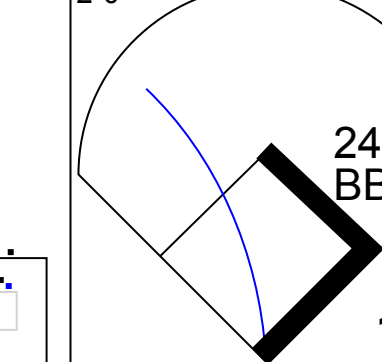
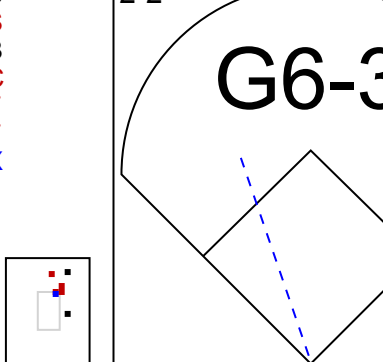
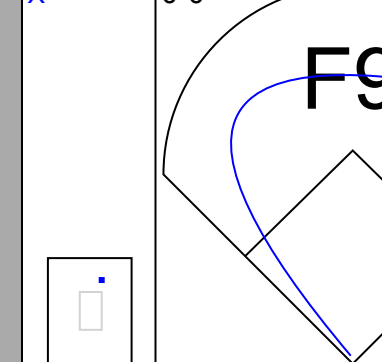
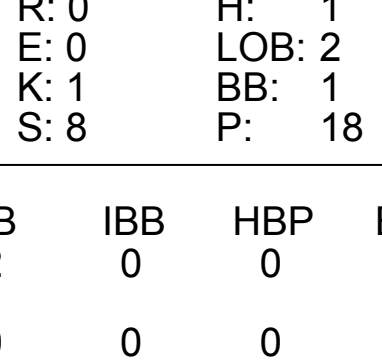
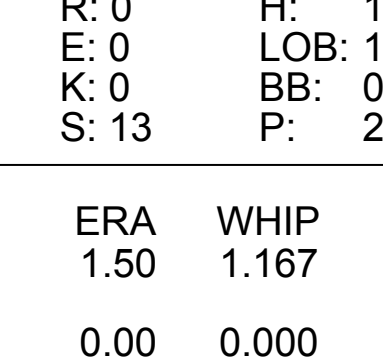
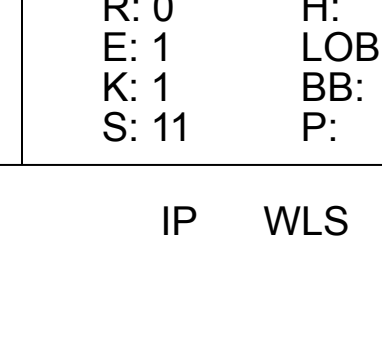

Batter	1	2	3	4	5	6	7	8	9	AB	R	H	RBI	BB	SO	LOB	BOTTOM					
24 Grady Sizemore, L OBP: 0.458, SLG: 0.800										4	0	1	0	0	1	1						
Jason Michaels, R OBP: 0.375, SLG: 0.875										3	0	0	0	0	1	2						
20 David Dellucci, L (8, FH) OBP: 0.333, SLG: 0.308										1	0	0	0	0	1	0						
48 Travis Hafner, L OBP: 0.458, SLG: 0.333										3	0	0	0	1	1	0						
25 Ryan Garko, R OBP: 0.286, SLG: 0.286										4	0	1	0	0	1	3						
Casey Blake, R OBP: 0.348, SLG: 0.474										3	0	0	0	1	0	1						
2 Jhonny Peralta, R OBP: 0.429, SLG: 0.706										4	1	2	1	0	1	0						
29 Josh Barfield, R OBP: 0.182, SLG: 0.238										4	0	0	0	0	1	2						
30 Andy Marte, R OBP: 0.190, SLG: 0.400										3	0	0	0	0	1	2						
10 Kelly Shoppach, R OBP: 0.429, SLG: 0.800										1	0	0	0	2	0	0						
Inning Stats	R: 0 E: 0 K: 1 S: 7	H: 0 LOB: 0 BB: 0 P: 13	R: 0 E: 0 K: 0 S: 8	H: 1 LOB: 2 BB: 1 P: 15	R: 0 E: 0 K: 0 S: 10	H: 1 LOB: 2 BB: 2 P: 24	R: 0 E: 0 K: 1 S: 9	H: 0 LOB: 0 BB: 0 P: 14	R: 0 E: 0 K: 1 S: 5	H: 0 LOB: 0 BB: 0 P: 9	R: 0 E: 0 K: 2 S: 10	H: 1 LOB: 1 BB: 0 P: 16	R: 1 E: 0 K: 0 S: 12	H: 1 LOB: 1 BB: 1 P: 23	R: 0 E: 0 K: 2 S: 10	H: 0 LOB: 0 BB: 0 P: 14	R: 0 E: 0 K: 1 S: 8	H: 0 LOB: 0 BB: 0 P: 12	1B: 3 2B: 0 3B: 0 HR: 1	SF: 0 SAC: 0 DP: 1 HBP: 0	WP: 0 PB: 0 SB: 0 CS: 0	PA: 34
PITCHER	IP WLS BF H R ER SO BB IBB HBP BLK WP HR S P ERA WHIP	6.2 W 27 4 1 1 5 4 0 0 0 0 0 1 58 109 1.35 1.200	0.1 H 1 0 0 0 0 0 0 0 0 0 0 3 5 0.00 0.000	1.0 H 3 0 0 0 2 0 0 0 0 0 0 10 14 0.00 0.000	1.0 S 3 0 0 0 1 0 0 0 0 0 0 0 8 12 0.00 0.000																	

Los Angeles Angels @ Cleveland Indians
Miller Park, Milwaukee, WI
Wed Apr 11 2007, 6:05 PM CDT
Att: 16,375 - Roof Closed - 62 F

AB	30
R	1
H	4
RBI	1
BB	4
SO	8
LOB	11



Batter	1	2	3	4	5	6	7	8	9	AB	R	H	RBI	BB	SO	LOB	TOP					
24 Gary Matthews, S (1, 8) OBP: 0.372, SLG: 0.306										4	0	0	0	0	1	2	Los Angeles Angels @ Cleveland Indians Miller Park, Milwaukee, WI Thu Apr 12 2007, 12:05 PM CDT Att: 17,090 - Roof Closed - 59 F livebaseballscorecards.com					
Orlando Cabrera, R (1, 6) OBP: 0.326, SLG: 0.375										4	2	3	0	0	0	0						
27 Vladimir Guerrero, R (1, 10) OBP: 0.465, SLG: 0.703										3	0	2	1	1	0	0						
16 Garret Anderson, L (1, 7) OBP: 0.302, SLG: 0.429										4	0	0	0	0	1	4						
39 Robb Quinlan, R (1, 5)										3	0	0	0	0	1	3						
6 Maicer Izturis, S (6, 5)										1	0	0	0	0	0	1						
47 Howie Kendrick, R (1, 4) OBP: 0.308, SLG: 0.395										4	0	0	0	0	0	3						
Casey Kotchman, L (1, 3) OBP: 0.447, SLG: 0.516										4	0	0	0	0	0	0						
José Molina, R (1, 2) OBP: 0.286, SLG: 0.286										3	0	1	0	0	0	0						
32 Erick Aybar, S (9, PH) OBP: 0.500, SLG: 0.333										0	0	0	0	1	0	0						
77 Reggie Willits, S (1, 9) OBP: 0.357, SLG: 0.250										4	0	1	0	0	1	2						
Inning Stats	R: 0 E: 0 K: 1 S: 7	H: 0 LOB: 0 BB: 0 P: 11	R: 0 E: 0 K: 0 S: 8	H: 0 LOB: 0 BB: 0 P: 10	R: 0 E: 0 K: 1 S: 10	H: 1 LOB: 1 BB: 0 P: 13	R: 0 E: 0 K: 1 S: 11	H: 2 LOB: 2 BB: 0 P: 17	R: 0 E: 0 K: 0 S: 8	H: 1 LOB: 1 BB: 0 P: 12	R: 1 E: 0 K: 1 S: 13	H: 2 LOB: 1 BB: 0 P: 26	R: 0 E: 0 K: 0 S: 8	H: 0 LOB: 0 BB: 0 P: 13	R: 1 E: 2 K: 0 S: 9	H: 1 LOB: 1 BB: 1 P: 21	R: 0 E: 0 K: 1 S: 9	H: 0 LOB: 1 BB: 1 P: 18	1B: 6 2B: 1 3B: 0 HR: 0	SF: 0 SAC: 0 DP: 0 HBP: 0	WP: 1 PB: 0 SB: 2 CS: 0	PA: 36
PITCHER	IP	WLS	BF	H	R	ER	SO	BB	IBB	HBP	BLK	WP	HR	S	P	ERA	WHIP					
45 Jeremy Sowers, L (1, 1) ERA: 2.08	7.0		27	6	1	1	3	0	0	0	0	1	0	65	102	1.29	0.857					
Roberto Hernandez, R (8, 1) ERA: 9.0	0.2		4	1	1	0	0	0	1	0	0	0	0	8	18	0.00	1.500					
46 Aaron Fultz, L (8, 1) ERA:	0.1	W	1	0	0	0	0	0	0	0	0	0	0	1	3	0.00	0.000					
47 Joe Borowski, R (9, 1) ERA: 6.75	1.0	S	4	0	0	0	1	1	0	0	0	0	0	9	18	0.00	1.000					

Batter	1	2	3	4	5	6	7	8	9	AB	R	H	RBI	BB	SO	LOB	BOTTOM				
24 Grady Sizemore, L (1, 8) OBP: 0.500, SLG: 0.909										2	2	1	1	2	0	0	Los Angeles Angels @ Cleveland Indians Miller Park, Milwaukee, WI Thu Apr 12 2007, 12:05 PM CDT Att: 17,090 - Roof Closed - 59 F livebaseballscorecards.com				
Trot Nixon, L (1, 9) OBP: 0.450, SLG: 0.529										3	0	1	0	1	0	2					
Jason Michaels, R (8, FR) OBP: 0.375, SLG: 0.875										0	1	0	0	0	0	0					
48 Travis Hafner, L (1, 10) OBP: 0.464, SLG: 0.500										4	1	2	3	0	0	1					
20 David Dellucci, L (1, 7) OBP: 0.316, SLG: 0.294										4	0	1	0	0	1	1					
Casey Blake, R (1, 3) OBP: 0.333, SLG: 0.409										3	0	0	0	1	1	1					
2 Jhonny Peralta, R (1, 6) OBP: 0.400, SLG: 0.619										4	0	1	0	0	0	2					
29 Josh Barfield, R (1, 4) OBP: 0.160, SLG: 0.208										3	0	0	0	0	0	2					
30 Andy Marte, R (1, 5) OBP: 0.174, SLG: 0.364										2	0	0	0	0	1	1					
25 Ryan Garko, R (7, PH) OBP: 0.250, SLG: 0.250										1	0	0	0	0	1	2					
10 Kelly Shoppach, R (1, 2) OBP: 0.400, SLG: 0.625										3	0	1	0	0	0	3					
Inning Stats	R: 0 E: 0 K: 0 S: 5	H: 1 LOB: 0 BB: 0 P: 8	R: 0 E: 0 K: 0 S: 8	H: 0 LOB: 0 BB: 0 P: 15	R: 0 E: 0 K: 1 S: 8	H: 1 LOB: 1 BB: 1 P: 18	R: 0 E: 0 K: 1 S: 5	H: 1 LOB: 0 BB: 0 P: 7	R: 0 E: 0 K: 0 S: 13	H: 1 LOB: 1 BB: 0 P: 20	R: 1 E: 0 K: 1 S: 7	H: 1 LOB: 0 BB: 0 P: 9	R: 0 E: 1 K: 1 S: 11	H: 0 LOB: 2 BB: 1 P: 19	R: 3 E: 0 K: 0 S: 15	H: 2 LOB: 1 BB: 2 P: 28	1B: 5 2B: 0 3B: 0 HR: 2	SF: 0 SAC: 1 DP: 2 HBP: 0	WP: 0 PB: 0 SB: 0 CS: 0	PA: 34	
PITCHER	IP	WLS	BF	H	R	ER	SO	BB	IBB	HBP	BLK	WP	HR	S	P	ERA	WHIP				
58 Dustin Moseley, L (1, 1) ERA: 1.5	6.0		24	5	1	1	3	2	0	0	0	0	0	52	89	1.50	1.167				
33 Justin Speier, R (7, 1) ERA: 1.23	1.0		3	0	0	0	1	0	0	0	0	0	0	5	7	0.00	0.000				
62 Scot Shields, R (8, 1) ERA: 3.68	1.0	L	7	2	3	3	0	2	0	0	0	0	1	15	28	27.00	4.000				

Batter	1	2	3	4	5	6	7	8	9	AB	R	H	RBI	BB	SO	LOB	TOP			
24 Gary Matthews, S OBP: 0.309, SLG: 0.250										4	0	1	0	0	2	0	Los Angeles Angels @ Boston Red Sox Fenway Park, Boston, MA Mon Apr 16 2007, 12:05 PM EDT Att. 35,424 - Rain - 47 F			
Orlando Cabrera, R OBP: 0.364, SLG: 0.449										3	1	1	1	1	1	0				
27 Vladimir Guerrero, R OBP: 0.442, SLG: 0.614 77 Reggie Willits, S OBP: 0.353, SLG: 0.267										0	0	0	0	0	0	0				
16 Garret Anderson, L OBP: 0.273, SLG: 0.389										4	0	2	0	0	0	2				
Shea Hillenbrand, R OBP: 0.138, SLG: 0.138										4	0	0	0	0	0	4				
Casey Kotchman, L OBP: 0.380, SLG: 0.419										4	0	1	0	0	1	2				
47 Howie Kendrick, R OBP: 0.367, SLG: 0.511										4	1	2	1	0	0	2				
Mike Napoli, R OBP: 0.250, SLG: 0.308 32 Erick Aybar, S OBP: 0.400, SLG: 0.250										3	0	0	0	0	2	1				
6 Maicer Izturis, S OBP: 0.341, SLG: 0.308										4	0	0	0	0	1	1				
Inning Stats	R: 1 E: 0 K: 1 S: 13	H: 1 LOB: 1 BB: 0 P: 20	R: 0 E: 0 K: 0 S: 13	H: 1 LOB: 1 BB: 0 P: 18	R: 0 E: 0 K: 2 S: 9	H: 0 LOB: 0 BB: 0 P: 15	R: 0 E: 0 K: 0 S: 11	H: 1 LOB: 1 BB: 0 P: 14	R: 0 E: 0 K: 1 S: 10	H: 2 LOB: 2 BB: 0 P: 12	R: 0 E: 0 K: 2 S: 8	H: 0 LOB: 0 BB: 0 P: 9	R: 0 E: 0 K: 0 S: 8	H: 1 LOB: 1 BB: 0 P: 14	R: 1 E: 0 K: 0 S: 8	H: 1 LOB: 0 BB: 0 P: 12		1B: 5 2B: 1 3B: 0 HR: 2	SF: 0 SAC: 0 DP: 0 HBP: 1	WP: 0 PB: 0 SB: 1 CS: 0
PITCHER	IP WLS BF H R ER SO BB IBB HBP BLK WP HR S P ERA WHIP																			
19 Josh Beckett, R ERA: 1.5	6.0 W 25 6 1 1 5 1 0 1 0 0 0 1 67 99 1.50 1.167																			
37 Hideki Okajima, L ERA: 1.59	1.0 3 0 0 0 2 0 0 0 0 0 0 0 8 9 0.00 0.000																			
J.C. Romero, L ERA: 6.23	1.0 4 1 0 0 0 0 0 0 0 0 0 0 8 14 0.00 1.000																			
39 Kyle Snyder, R ERA: 5.4	1.0 4 1 1 1 0 0 0 0 0 0 0 1 8 12 9.00 1.000																			

Batter	1	2	3	4	5	6	7	8	9	AB	R	H	RBI	BB	SO	LOB	BOTTOM			
23 Julio Lugo, R OBP: 0.404, SLG: 0.429 15 Dustin Pedroia, R OBP: 0.382, SLG: 0.222										4	1	2	0	0	0	1	Los Angeles Angels @ Boston Red Sox Fenway Park, Boston, MA Mon Apr 16 2007, 12:05 PM EDT Att. 35,424 - Rain - 47 F			
20 Kevin Youkilis, R OBP: 0.386, SLG: 0.421										3	1	1	1	1	1	1				
34 David Ortiz, L OBP: 0.396, SLG: 0.683										3	2	2	1	1	1	0				
Manny Ramirez, R OBP: 0.304, SLG: 0.225										4	1	1	2	0	2	2				
7 J.D. Drew, L OBP: 0.409, SLG: 0.474										4	1	0	0	0	1	1				
25 Mike Lowell, R OBP: 0.298, SLG: 0.405										4	1	1	1	0	0	0				
Jason Varitek, S OBP: 0.286, SLG: 0.267										3	0	0	0	1	0	1				
Wily Mo Peña, R										3	0	0	0	1	2	2				
13 Alex Cora, L OBP: 0.250, SLG: 0.286										3	0	1	1	0	1	2				
Inning Stats	R: 6 E: 1 K: 0 S: 19	H: 6 LOB: 1 BB: 0 P: 32	R: 0 E: 0 K: 0 S: 8	H: 0 LOB: 2 BB: 2 P: 19	R: 0 E: 0 K: 2 S: 9	H: 0 LOB: 1 BB: 1 P: 16	R: 1 E: 0 K: 2 S: 8	H: 1 LOB: 0 BB: 0 P: 11	R: 0 E: 0 K: 0 S: 4	H: 0 LOB: 0 BB: 0 P: 4	R: 0 E: 0 K: 3 S: 10	H: 1 LOB: 1 BB: 1 P: 21	R: 0 E: 0 K: 1 S: 8	H: 0 LOB: 0 BB: 0 P: 11	R: 0 E: 0 K: 1 S: 8	H: 0 LOB: 0 BB: 0 P: 11		1B: 3 2B: 4 3B: 0 HR: 1	SF: 0 SAC: 0 DP: 2 HBP: 0	WP: 0 PB: 0 SB: 0 CS: 0
PITCHER	IP WLS BF H R ER SO BB IBB HBP BLK WP HR S P ERA WHIP																			
54 Ervin Santana, R ERA: 7.63	4.0 L 22 7 7 5 4 3 0 0 0 0 0 0 15 25 0.00 1.000																			
58 Dustin Moseley, R ERA: 1.29	2.0 7 1 0 0 0 1 0 0 0 0 0 0 10 16 0.00 0.000																			
62 Scot Shields, R ERA: 3.24	1.0 3 0 0 0 3 0 0 0 0 0 0 0 8 11 0.00 0.000																			
Francisco Rodríguez, R ERA: 3.0	1.0 3 0 0 0 1 0 0 0 0 0 0 0 8 11 0.00 0.000																			

Batter	1	2	3	4	5	6	7	8	9	AB	R	H	RBI	BB	SO	LOB	TOP										
24 Gary Matthews, S OBP: 0.302, SLG: 0.250	G1-3		K			K				4	0	1	0	0	2	1	Los Angeles Angels @ Oakland Athletics McAfee Coliseum, Oakland, CA Wed Apr 18 2007, 3:35 PM EDT Att. 17,322 - Sunny - 55 F										
Orlando Cabrera, R OBP: 0.349, SLG: 0.439	2B			P4		1B		G1-3		4	0	2	0	0	0	1											
6 Maicer Izturis, S OBP: 0.348, SLG: 0.348	K			2B		FC1-2-5				4	0	1	0	0	2	3											
16 Garret Anderson, L OBP: 0.238, SLG: 0.339	G4-3			P5		P5				4	0	0	0	0	1	4											
Casey Kotchman, L OBP: 0.298, SLG: 0.353	G4-3			F7				F8		4	0	0	0	0	0	1											
Shea Hillenbrand, R OBP: 0.143, SLG: 0.143	G6-3			P6				F8		3	0	0	0	0	0	0											
32 Erick Aybar, S OBP: 0.222, SLG: 0.125	G4-3			F7				F7		3	0	0	0	0	0	0											
José Molina, R OBP: 0.200, SLG: 0.200			G5-3		G6-3			G6-3		3	0	0	0	0	0	0											
77 Reggie Willits, S OBP: 0.391, SLG: 0.300			P5			1B		K		3	0	1	0	0	1	0											
Inning Stats	R: 0 E: 0 K: 1 S: 14	H: 1 LOB: 1 BB: 0 P: 20	R: 0 E: 0 K: 0 S: 9	H: 0 LOB: 0 BB: 0 P: 14	R: 0 E: 0 K: 1 S: 11	H: 0 LOB: 0 BB: 0 P: 16	R: 0 E: 0 K: 0 S: 6	H: 1 LOB: 1 BB: 0 P: 12	R: 0 E: 0 K: 0 S: 12	H: 0 LOB: 0 BB: 0 P: 18	R: 0 E: 0 K: 1 S: 11	H: 2 LOB: 2 BB: 0 P: 16	R: 0 E: 0 K: 0 S: 7	H: 0 LOB: 0 BB: 0 P: 13	R: 0 E: 0 K: 1 S: 6	H: 1 LOB: 1 BB: 0 P: 9	R: 0 E: 0 K: 2 S: 9	H: 0 LOB: 0 BB: 0 P: 11	1B: 3 2B: 2 3B: 0 HR: 0	SF: 0 SAC: 0 DP: 0 HBP: 0	WP: 0 PB: 0 SB: 0 CS: 0	PA: 32					
PITCHER	IP	WLS	BF	H	R	ER	SO	BB	IBB	HBP	BLK	WP	HR	S	P	ERA	WHIP										
Dan Haren, R ERA: 1.44	7.0	W	25	4	0	0	3	0	0	0	0	0	0	70	109	0.00	0.571										
58 Justin Duchschere, R ERA: 3.68	1.0	H	4	1	0	0	1	0	0	0	0	0	0	6	9	0.00	1.000										
20 Huston Street, R ERA: 2.89	1.0	S	3	0	0	0	2	0	0	0	0	0	0	9	11	0.00	0.000										

Batter	1	2	3	4	5	6	7	8	9	AB	R	H	RBI	BB	SO	LOB	BOTTOM										
Shannon Stewart, R OBP: 0.233, SLG: 0.276	G6-3		FC4-6			1B				3	1	2	0	1	0	0	Los Angeles Angels @ Oakland Athletics McAfee Coliseum, Oakland, CA Wed Apr 18 2007, 3:35 PM EDT Att. 17,322 - Sunny - 55 F										
Nick Swisher, S OBP: 0.415, SLG: 0.360	K		FC4-6		1B			G4-6-3		3	0	0	1	1	1	3											
3 Eric Chavez, L OBP: 0.338, SLG: 0.458	L9		G6-4-3		1B			K		4	0	2	2	0	1	0											
31 Mike Piazza, R OBP: 0.323, SLG: 0.400		F9	G6-4-3		FC6-4			F9		4	0	0	0	0	0	4											
Todd Walker, L OBP: 0.258, SLG: 0.290		1B			F8			F7		4	0	2	0	0	0	0											
7 Bobby Crosby, R OBP: 0.222, SLG: 0.279		F9			K			K		3	0	0	0	0	2	2											
6 Travis Buck, L OBP: 0.386, SLG: 0.444		G3-1			G4-3			K		3	0	0	0	0	1	2											
Jason Kendall, R OBP: 0.217, SLG: 0.193			1B		FC4-6			F8		3	1	1	0	0	0	1											
Marco Scutaro, R OBP: 0.192, SLG: 0.250			1B		FC4-6			G6-3		3	1	1	0	0	0	0											
Inning Stats	R: 0 E: 0 K: 1 S: 8	H: 0 LOB: 0 BB: 0 P: 12	R: 0 E: 0 K: 0 S: 9	H: 1 LOB: 1 BB: 0 P: 14	R: 2 E: 0 K: 0 S: 14	H: 3 LOB: 1 BB: 1 P: 24	R: 0 E: 0 K: 1 S: 10	H: 0 LOB: 0 BB: 0 P: 13	R: 1 E: 0 K: 0 S: 11	H: 2 LOB: 2 BB: 1 P: 20	R: 0 E: 0 K: 2 S: 11	H: 1 LOB: 1 BB: 0 P: 15	R: 0 E: 0 K: 0 S: 5	H: 1 LOB: 0 BB: 0 P: 6	R: 0 E: 0 K: 1 S: 7	H: 0 LOB: 0 BB: 0 P: 8	1B: 7 2B: 1 3B: 0 HR: 0	SF: 0 SAC: 0 DP: 2 HBP: 0	WP: 0 PB: 0 SB: 0 CS: 0	PA: 32							
PITCHER	IP	WLS	BF	H	R	ER	SO	BB	IBB	HBP	BLK	WP	HR	S	P	ERA	WHIP										
41 John Lackey, R ERA: 2.55	7.0	L	29	8	3	3	4	2	0	0	0	0	0	7	8	3.86	1.429										
33 Justin Speier, R ERA: 0.96	1.0		3	0	0	0	1	0	0	0	0	0	0	7	8	0.00	0.000										



Batter	1	2	3	4	5	6	7	8	9	AB	R	H	RBI	BB	SO	LOB	TOP		
51 Ichiro Suzuki, L OBP: 0.353, SLG: 0.500 16 Willie Bloomquist, R (8, 8)	F8		G4-3					P4	F7	4	0	1	0	0	0	0			
29 Adrian Beltré, R OBP: 0.358, SLG: 0.444	CS			F8	G6-3			1B	2B	4	1	2	1	1	0	1			
Jose Vidro, S OBP: 0.340, SLG: 0.408	L7			1B	BB			2B	BB	4	1	2	0	1	0	3			
Raul Ibanez, L OBP: 0.260, SLG: 0.362 Jason Ellison, R OBP: 0.200, SLG: 0.500	CS			F7				E8	K	4	0	2	1	0	1	2			
Richie Sexson, R OBP: 0.311, SLG: 0.564 Ben Broussard, L OBP: 0.200, SLG: 0.200	L3			1B	BB			G4-3		3	0	0	0	1	0	3			
Jose Guillen, R OBP: 0.288, SLG: 0.342				2B				F8		4	0	2	0	0	0	2			
2 Kenji Johjima, R OBP: 0.410, SLG: 0.528			G6-3		F9					4	1	1	0	0	1	4			
7 Yuniesky Betancourt, R OBP: 0.205, SLG: 0.421					F9			P5		4	1	2	0	0	0	0			
4 Jose Lopez, R OBP: 0.268, SLG: 0.325			L3-6		G3			G5-3		4	0	1	1	0	0	1			
	R: 0 E: 0 K: 0 S: 9	H: 1 LOB: 0 BB: 0 P: 17	R: 0 E: 0 K: 0 S: 5	H: 2 LOB: 1 BB: 0 P: 9	R: 0 E: 0 K: 0 S: 6	H: 1 LOB: 0 BB: 0 P: 8	R: 0 E: 0 K: 0 S: 9	H: 1 LOB: 3 BB: 2 P: 25	R: 0 E: 0 K: 1 S: 11	H: 0 LOB: 0 BB: 0 P: 7	R: 2 E: 1 K: 0 S: 10	H: 2 LOB: 1 BB: 1 P: 18	R: 2 E: 0 K: 1 S: 15	H: 4 LOB: 2 BB: 0 P: 23	1B: 8 2B: 7 3B: 0 HR: 0	SF: 0 SAC: 0 DP: 2 HBP: 0	WP: 0 PB: 0 SB: 0 CS: 1	PA: 41	
PITCHER	IP	WLS	BF	H	R	ER	SO	BB	IBB	HBP	BLK	WP	HR	S	P	ERA	WHIP		
51 Joe Saunders, L ERA: 1.96	6.0	W	24	7	0	0	1	2	0	0	0	0	0	50	92	0.00	1.500		
33 Justin Speier, R ERA: 0.87	1.0		3	0	0	0	1	0	0	0	0	0	0	6	7	0.00	0.000		
Hector Carrasco, R ERA: 5.08	1.1		11	6	4	4	0	1	0	0	0	0	0	19	31	27.00	5.250		
Francisco Rodríguez, R ERA: 2.7	0.2	S	2	0	0	0	1	0	0	0	0	0	0	6	10	0.00	0.000		

Seattle Mariners @ Los Angeles Angels
Angel Stadium of Anaheim, Anaheim, CA

AB 37
R 4
H 13
RBI 3
BB 3
SO 3
LOB 20



WP: 0
PB: 0
SB: 0
CS: 1

Seattle Mariners @ Los Angeles Angels
Angel Stadium of Anaheim, Anaheim, CA

AB 37
R 8
H 14
RBI 8
BB 2
SO 3
LOB 14



WP: 1
PB: 0
SB: 0
CS: 0

Batter	1	2	3	4	5	6	7	8	9	AB	R	H	RBI	BB	SO	LOB	BOTTOM			
24 Gary Matthews, S OBP: 0.294, SLG: 0.233	P6	F8		G4-3						4	0	0	0	1	1	3				
Orlando Cabrera, R OBP: 0.338, SLG: 0.410	F8		P6	G5-3				F7		4	0	0	0	1	0	1				
27 Vladimir Guerrero, R OBP: 0.456, SLG: 0.694 77 Reggie Willits, S OBP: 0.391, SLG: 0.300	16 WP 2B		16 2B	FC6-4 1B				F9		5	2	3	1	0	0	2				
16 Garret Anderson, L OBP: 0.254, SLG: 0.364 65 Tommy Murphy, S (8, 7)	2H 2B		FC6-4 1B					F8		4	3	2	1	0	0	1				
Casey Kotchman, L OBP: 0.355, SLG: 0.400 22 Kendrys Morales, S (9, 3)	2H 1B		1B 6 2B	1B				G3-1		4	2	3	1	0	0	0				
Shea Hillenbrand, R OBP: 0.179, SLG: 0.179 39 Robb Quinlan, R (7, PR) (8, 10)	K		6 2B	1B				E6		4	0	2	2	0	1	1				
6 Maicer Izturis, S OBP: 0.339, SLG: 0.367		G4-3						F8		3	0	1	2	0	0	1				
Mike Napoli, R OBP: 0.257, SLG: 0.424			32 G3		K					4	1	2	1	0	1	3				
32 Erick Aybar, S OBP: 0.231, SLG: 0.167		G3		G1-3				F8		4	0	1	0	0	0	1				
	R: 2 E: 0 K: 1 S: 19	H: 3 LOB: 1 BB: 0 P: 27	R: 0 E: 0 K: 0 S: 9	H: 1 LOB: 0 BB: 0 P: 13	R: 2 E: 0 K: 1 S: 15	H: 4 LOB: 2 BB: 0 P: 23	R: 0 E: 0 K: 0 S: 6	H: 0 LOB: 0 BB: 0 P: 12	R: 1 E: 1 K: 0 S: 7	H: 1 LOB: 1 BB: 0 P: 11	R: 1 E: 0 K: 0 S: 8	H: 1 LOB: 1 BB: 1 P: 15	R: 2 E: 0 K: 1 S: 16	H: 4 LOB: 2 BB: 0 P: 24	R: 0 E: 0 K: 0 S: 8	H: 0 LOB: 0 BB: 1 P: 14	1B: 7 2B: 5 3B: 0 HR: 2	SF: 1 SAC: 0 DP: 1 HBP: 0	WP: 1 PB: 0 SB: 0 CS: 0	PA: 40
PITCHER	IP	WLS	BF	H	R	ER	SO	BB	IBB	HBP	BLK	WP	HR	S	P	ERA	WHIP			
43 Miguel Batista, R ERA: 8.83	6.0	L	30	10	6	6	2	1	0	0	0	0	0	24	101	9.00	1.833			
35 Brandon Morrow, R ERA: 7.2	2.0		10	4	2	2	1	1	0	0	0	0	0	24	38	9.00	2.500			

Seattle Mariners @ Los Angeles Angels
Angel Stadium of Anaheim, Anaheim, CA

AB 37
R 8
H 14
RBI 8
BB 2
SO 3
LOB 14



WP: 1
PB: 0
SB: 0
CS: 0

Fri Apr 20 2007, 7:05 PM PDT
Att: 43,359 - Cloudy - 54 F

livebaseballscorecards.com



WP: 0
PB: 0
SB: 0
CS: 1

Batter	1	2	3	4	5	6	7	8	9	AB	R	H	RBI	BB	SO	LOB	TOP										
51 Ichiro Suzuki, L (1,8) OBP: 0.333, SLG: 0.474	L8		G6-3		K		G6-3			4	0	0	0	0	1	3											
16 Willie Bloomquist, R (1,4) OBP: 0.182, SLG: 0.100	K				K			K		4	0	1	0	0	3	1											
Jose Vidro, S (1,10) OBP: 0.323, SLG: 0.379	G4-3						F7	P4		4	0	1	0	0	0	0											
Raul Ibanez, L (1,7) OBP: 0.288, SLG: 0.389										2	0	1	0	2	0	1											
Richie Sexson, R (1,3) OBP: 0.264, SLG: 0.468	P4									4	0	0	0	0	2	5											
Jose Guillen, R (1,9) OBP: 0.285, SLG: 0.326	F9									4	0	1	0	0	0	3											
29 Adrián Beltré, R (1,5) OBP: 0.323, SLG: 0.444	G6-3									4	1	1	1	0	1	2											
7 Yuniesky Betancourt, R (1,6) OBP: 0.217, SLG: 0.400										4	0	0	0	0	0	1											
Jamie Burke, R (1,2) OBP: 0.556, SLG: 0.714										2	0	1	0	0	0	0											
Inning Stats	R: 0 E: 0 K: 1 S: 13	H: 0 LOB: 0 BB: 0 P: 19	R: 0 E: 0 K: 0 S: 7	H: 1 LOB: 1 BB: 0 P: 10	R: 0 E: 0 K: 0 S: 9	H: 0 LOB: 0 BB: 0 P: 13	R: 0 E: 1 K: 1 S: 10	H: 2 LOB: 2 BB: 0 P: 21	R: 1 E: 0 K: 2 S: 12	H: 2 LOB: 1 BB: 0 P: 17	R: 0 E: 0 K: 0 S: 4	H: 0 LOB: 0 BB: 1 P: 8	R: 0 E: 0 K: 1 S: 8	H: 1 LOB: 2 BB: 0 P: 13	R: 0 E: 0 K: 2 S: 12	H: 0 LOB: 1 BB: 0 P: 21	R: 0 E: 0 K: 0 S: 12	H: 0 LOB: 0 BB: 0 P: 17	1B: 3 2B: 1 3B: 1 HR: 1	SF: 0 SAC: 0 DP: 1 HBP: 1	WP: 0 PB: 0 SB: 0 CS: 1	PA: 35					
PITCHER	IP	WLS	BF	H	R	ER	SO	BB	IBB	HBP	BLK	WP	HR	S	P	ERA	WHIP										
54 Ervin Santana, R (1,1) ERA: 5.64	7.0	W	28	6	1	1	5	1	0	1	0	0	1	63	101	1.29	1.000										
33 Justin Speier, R (8,1) ERA: 0.79	1.0		4	0	0	0	2	1	0	0	0	0	0	12	21	0.00	1.000										
58 Dustin Moseley, R (9,1) ERA: 1.2	1.0		3	0	0	0	0	0	0	0	0	0	0	12	17	0.00	0.000										

Seattle Mariners @ Los Angeles Angels
Angel Stadium of Anaheim, Anaheim, CA

Sun Apr 22 2007, 12:35 PM PDT
Att: 43,628 - Cloudy - 61 F

AB 32
R 1
H 6
RBI 1
BB 2
SO 7
LOB 16



Batter	1	2	3	4	5	6	7	8	9	AB	R	H	RBI	BB	SO	LOB	BOTTOM										
24 Gary Matthews, S (1,8) OBP: 0.321, SLG: 0.290	F9									5	0	2	1	0	0	2											
Orlando Cabrera, R (1,6) OBP: 0.351, SLG: 0.412	F7									4	2	1	0	0	1	3											
27 Vladimir Guerrero, R (1,9) OBP: 0.485, SLG: 0.727	G5-3									4	1	2	1	0	0	1											
16 Garret Anderson, L (1,7) OBP: 0.250, SLG: 0.378	G3									3	1	1	2	0	0	2											
Casey Kotchman, L (1,3) OBP: 0.364, SLG: 0.441										4	0	2	1	0	0	2											
6 Maicer Izturis, S (1,5) OBP: 0.313, SLG: 0.333										4	1	0	0	0	1	4											
Shea Hillenbrand, R (1,10) OBP: 0.209, SLG: 0.191										3	1	1	0	0	1	1											
José Molina, R (1,2) OBP: 0.208, SLG: 0.208										4	0	1	0	0	0	3											
32 Erick Aybar, S (1,4) OBP: 0.333, SLG: 0.263										3	0	1	1	1	1	1											
Inning Stats	R: 0 E: 0 K: 0 S: 13	H: 1 LOB: 1 BB: 0 P: 16	R: 2 E: 0 K: 1 S: 23	H: 4 LOB: 2 BB: 0 P: 32	R: 1 E: 0 K: 2 S: 13	H: 2 LOB: 1 BB: 0 P: 20	R: 0 E: 0 K: 1 S: 6	H: 0 LOB: 0 BB: 0 P: 12	R: 2 E: 0 K: 0 S: 9	H: 1 LOB: 0 BB: 0 P: 19	R: 0 E: 0 K: 0 S: 7	H: 0 LOB: 1 BB: 1 P: 15	R: 1 E: 0 K: 0 S: 11	H: 2 LOB: 1 BB: 0 P: 13	R: 0 E: 0 K: 0 S: 15	H: 1 LOB: 1 BB: 0 P: 22	1B: 6 2B: 4 3B: 1 HR: 0	SF: 1 SAC: 0 DP: 1 HBP: 1	WP: 2 PB: 0 SB: 0 CS: 0	PA: 37							
PITCHER	IP	WLS	BF	H	R	ER	SO	BB	IBB	HBP	BLK	WP	HR	S	P	ERA	WHIP										
36 Jeff Weaver, R (1,1) ERA: 13.91	3.0	L	16	7	3	3	3	0	0	0	0	0	0	49	68	9.00	2.333										
46 Sean White, R (4,1) ERA: 6.45	3.0		14	3	3	1	1	1	0	1	0	2	0	27	52	3.00	1.333										
George Sherrill, L (7,1) ERA:	1.0		3	0	0	0	0	0	0	0	0	0	0	6	7	0.00	0.000										
33 Chris Reitsma, R (8,1) ERA: 1.42	1.0		4	1	0	0	0	0	0	0	0	0	0	15	22	0.00	1.000										

Seattle Mariners @ Los Angeles Angels
Angel Stadium of Anaheim, Anaheim, CA

Sun Apr 22 2007, 12:35 PM PDT
Att: 43,628 - Cloudy - 61 F

AB 34
R 6
H 11
RBI 6
BB 1
SO 4
LOB 19



Batter	1	2	3	4	5	6	7	8	9	AB	R	H	RBI	BB	SO	LOB	TOP						
28 Curtis Granderson, L OBP: 0.325, SLG: 0.587										5	2	3	1	0	1	0							
14 Placido Polanco, R OBP: 0.391, SLG: 0.444										4	1	0	0	1	0	1							
3 Gary Sheffield, R OBP: 0.325, SLG: 0.206										4	2	2	1	1	0	0							
30 Magglio Ordonez, R OBP: 0.358, SLG: 0.493										4	3	3	1	1	0	1							
9 Carlos Guillen, S OBP: 0.400, SLG: 0.465										4	1	2	2	0	0	1							
Ivan Rodriguez, R OBP: 0.297, SLG: 0.452										5	0	2	2	0	0	1							
Sean Casey, L OBP: 0.254, SLG: 0.203										3	0	0	0	1	0	3							
Craig Monroe, R OBP: 0.232, SLG: 0.317										4	0	0	0	0	2	2							
15 Brandon Inge, R OBP: 0.194, SLG: 0.283										4	0	0	0	0	2	0							
Inning Stats	R: 2 E: 0 K: 0 S: 19	H: 3 LOB: 2 BB: 1 P: 36	R: 5 E: 1 K: 3 S: 32	H: 4 LOB: 2 BB: 2 P: 53	R: 0 E: 0 K: 1 S: 9	H: 0 LOB: 0 BB: 0 P: 14	R: 1 E: 0 K: 0 S: 10	H: 2 LOB: 1 BB: 0 P: 13	R: 0 E: 0 K: 0 S: 16	H: 1 LOB: 1 BB: 0 P: 22	R: 0 E: 0 K: 0 S: 7	H: 0 LOB: 0 BB: 0 P: 11	R: 0 E: 0 K: 0 S: 6	H: 0 LOB: 0 BB: 0 P: 10	R: 1 E: 0 K: 0 S: 7	H: 2 LOB: 0 BB: 0 P: 10	1B: 7 2B: 5 3B: 0 HR: 1	SF: 1 SAC: 0 DP: 2 HBP: 0	WP: 0 PB: 0 SB: 1 CS: 0	PA: 42			
PITCHER	IP: 1.2 ERA: 9.39	WLS: 1 LOB: 2	BF: 14	H: 7 R: 7 ER: 5 SO: 2	BB: 2 IBB: 0 HBP: 0 BLK: 0	WP: 0 HR: 1 S: 41 P: 70	ERA: 27.00 WHIP: 5.400	PITCHER	IP: 3.0 ERA: 4.51	WLS: 1 LOB: 1	BF: 5	H: 2 R: 1 ER: 0 SO: 3	BB: 1 IBB: 0 HBP: 0 BLK: 0	WP: 0 HR: 0 S: 14 P: 59	ERA: 3.00 WHIP: 1.000	PITCHER	IP: 7.1 ERA: 4.32	WLS: 10 LOB: 1	BF: 21	H: 7 R: 7 ER: 5 SO: 2	BB: 2 IBB: 0 HBP: 0 BLK: 0	WP: 0 HR: 0 S: 21 P: 31	ERA: 3.00 WHIP: 0.667

Detroit Tigers @ Los Angeles Angels
 Angel Stadium of Anaheim, Anaheim, CA
 Mon Apr 23 2007, 7:05 PM PDT
 Att: 40,563 - Clear - 62 F

AB	37
R	9
H	12
RBI	7
BB	4
SO	5
LOB	9



Batter	1	2	3	4	5	6	7	8	9	AB	R	H	RBI	BB	SO	LOB	BOTTOM						
24 Gary Matthews, S OBP: 0.325, SLG: 0.338										5	1	2	2	0	1	2							
Orlando Cabrera, R OBP: 0.329, SLG: 0.389										4	0	0	1	0	0	2							
27 Vladimir Guerrero, R OBP: 0.493, SLG: 0.702										2	0	0	0	3	1	1							
16 Garret Anderson, L OBP: 0.259, SLG: 0.380										5	0	2	0	0	0	2							
39 Robb Quinlan, R OBP: 0.211, SLG: 0.167										3	1	1	0	0	0	3							
32 Erick Aybar, S OBP: 0.348, SLG: 0.286										2	0	1	0	0	1	0							
Shea Hillenbrand, R OBP: 0.226, SLG: 0.212										5	1	2	1	0	0	4							
Casey Kotchman, L OBP: 0.357, SLG: 0.419										3	0	0	0	1	0	2							
Mike Napoli, R OBP: 0.279, SLG: 0.385										3	0	0	0	1	0	4							
6 Maicer Izturis, S OBP: 0.324, SLG: 0.333										3	2	1	1	1	0	1							
Inning Stats	R: 0 E: 0 K: 0 S: 8	H: 1 LOB: 2 BB: 1 P: 18	R: 2 E: 1 K: 0 S: 14	H: 3 LOB: 1 BB: 0 P: 27	R: 1 E: 0 K: 0 S: 10	H: 1 LOB: 1 BB: 1 P: 19	R: 0 E: 0 K: 1 S: 9	H: 0 LOB: 1 BB: 1 P: 16	R: 0 E: 0 K: 0 S: 14	H: 2 LOB: 3 BB: 2 P: 28	R: 1 E: 0 K: 0 S: 11	H: 0 LOB: 0 BB: 1 P: 19	R: 0 E: 0 K: 1 S: 8	H: 0 LOB: 0 BB: 0 P: 9	R: 0 E: 0 K: 0 S: 13	H: 0 LOB: 0 BB: 0 P: 17	R: 1 E: 1 K: 1 S: 10	H: 2 LOB: 2 BB: 0 P: 16	1B: 8 2B: 0 3B: 0 HR: 1	SF: 1 SAC: 0 DP: 0 HBP: 0	WP: 1 PB: 1 SB: 0 CS: 0	PA: 42	
PITCHER	IP: 4.2 ERA: 5.06	WLS: 1 LOB: 2	BF: 25	H: 7 R: 3 ER: 2 SO: 1	BB: 5 IBB: 0 HBP: 0 BLK: 0	WP: 1 HR: 0 S: 54 P: 105	ERA: 3.86 WHIP: 2.571	PITCHER	IP: 2.1 ERA: 5.91	WLS: 0 LOB: 1	BF: 8	H: 0 R: 1 ER: 0 SO: 1	BB: 0 IBB: 0 HBP: 0 BLK: 0	WP: 0 HR: 0 S: 20 P: 31	ERA: 0.00 WHIP: 0.429	PITCHER	IP: 8.1 ERA: 2.7	WLS: 6 LOB: 1	BF: 21	H: 7 R: 7 ER: 5 SO: 2	BB: 2 IBB: 0 HBP: 0 BLK: 0	WP: 0 HR: 1 S: 21 P: 31	ERA: 9.00 WHIP: 2.000

Detroit Tigers @ Los Angeles Angels
 Angel Stadium of Anaheim, Anaheim, CA
 Mon Apr 23 2007, 7:05 PM PDT
 Att: 40,563 - Clear - 62 F

AB	35
R	5
H	9
RBI	5
BB	6
SO	3
LOB	21



Batter	1	2	3	4	5	6	7	8	9	AB	R	H	RBI	BB	SO	LOB	TOP					
5 Rocco Baldelli, R OBP: 0.330, SLG: 0.425 3 Jorge Cantu, R (9, FH)	F8		K				K		P4	4	0	1	0	0	2	0						
Brendan Harris, R OBP: 0.394, SLG: 0.512 (8, 4)	K					FC4-6	G5-3			4	0	1	0	0	1	2						
13 Carl Crawford, L OBP: 0.344, SLG: 0.596 31 Jonny Gomes, R OBP: 0.300, SLG: 0.235 (8, 7)	G4-3		G4-3							4	1	1	0	0	1	1						
Ty Wigginton, R OBP: 0.322, SLG: 0.500 (1, 5)	P3					F7	F7		L7	4	0	0	0	0	0	1						
Delmon Young, R OBP: 0.292, SLG: 0.430 (1, 9)						K				4	0	3	1	0	1	0						
23 Carlos Pena, L OBP: 0.231, SLG: 0.459 (1, 3)						G1-3				4	0	1	0	0	2	2						
35 Elijah Dukes, R OBP: 0.333, SLG: 0.396 (1, 8)										2	0	0	0	2	0	1						
30 Dioner Navarro, S OBP: 0.316, SLG: 0.333 (1, 2)										4	0	1	0	0	1	5						
2 B.J. Upton, R OBP: 0.385, SLG: 0.600 18 Ben Zobrist, S OBP: 0.164, SLG: 0.236 (8, 6)										3	0	0	0	0	2	4						
Inning Stats	R: 0 E: 0 K: 1 S: 7	H: 0 LOB: 0 BB: 0 P: 11	R: 0 E: 0 K: 2 S: 13	H: 1 LOB: 2 BB: 1 P: 20	R: 0 E: 0 K: 1 S: 13	H: 1 LOB: 1 BB: 0 P: 20	R: 0 E: 0 K: 1 S: 8	H: 0 LOB: 0 BB: 0 P: 11	R: 0 E: 0 K: 1 S: 12	H: 2 LOB: 3 BB: 0 P: 15	R: 1 E: 0 K: 1 S: 17	H: 3 LOB: 3 BB: 1 P: 32	R: 0 E: 0 K: 2 S: 11	H: 0 LOB: 0 BB: 0 P: 15	R: 0 E: 0 K: 1 S: 10	H: 1 LOB: 1 BB: 0 P: 12	R: 0 E: 0 K: 1 S: 7	H: 0 LOB: 0 BB: 0 P: 11	1B: 6 2B: 2 HR: 0	SF: 0 SAC: 0 DP: 0 HBP: 0	WP: 0 PB: 0 SB: 1 CS: 0	PA: 37
PITCHER	IP	WLS	BF	H	R	ER	SO	BB	IBB	HBP	BLK	WP	HR	S	P	ERA	WHIP					
41 John Lackey, R ERA: 2.35 33 Justin Speier, R ERA: 1.35 Hector Carrasco, R ERA: 4.3 49 Chris Bootcheck, R ERA: 3.86	6.0	W	27	7	1	1	7	2	0	0	0	0	0	70	109	1.50	1.500					

Tampa Bay Devil Rays @ Los Angeles Angels
Angel Stadium of Anaheim, Anaheim, CA
Wed Apr 25 2007, 7:05 PM PDT
Att: 36,850 - Clear - 74 F

livebaseballscorecards.com

AB 35
R 1
H 8
RBI 1
BB 2
SO 11
LOB 16



Batter	1	2	3	4	5	6	7	8	9	AB	R	H	RBI	BB	SO	LOB	BOTTOM				
24 Gary Matthews, S OBP: 0.355, SLG: 0.366 (1, 8)	G1-3									4	1	2	2	1	1	1					
Orlando Cabrera, R OBP: 0.337, SLG: 0.395 (1, 6)	F8									4	1	0	0	1	0	4					
27 Vladimir Guerrero, R OBP: 0.475, SLG: 0.667 77 Reggie Willits, S OBP: 0.391, SLG: 0.300 (8, 9)	G1-3									4	0	0	0	0	0	4					
16 Garret Anderson, L OBP: 0.244, SLG: 0.364 39 Robb Quinlan, R OBP: 0.211, SLG: 0.167 (8, 7)	F8									4	1	1	2	0	1	1					
Casey Kotchman, L OBP: 0.342, SLG: 0.386 (1, 3)										3	1	1	0	1	1	2					
Shea Hillenbrand, R OBP: 0.246, SLG: 0.232 (1, 10)	P3									4	1	2	2	0	0	2					
6 Maicer Izturis, S OBP: 0.325, SLG: 0.324 (1, 5)	G4-6-3									4	1	1	0	0	0	4					
Mike Napoli, R OBP: 0.298, SLG: 0.395 (1, 2)										4	1	2	0	0	1	2					
32 Erick Aybar, S OBP: 0.344, SLG: 0.333 (1, 4)										4	2	2	1	0	1	1					
Inning Stats	R: 0 E: 0 K: 0 S: 11	H: 1 LOB: 1 BB: 0 P: 15	R: 0 E: 0 K: 0 S: 6	H: 0 LOB: 0 BB: 1 P: 14	R: 0 E: 0 K: 3 S: 9	H: 0 LOB: 0 BB: 0 P: 12	R: 0 E: 0 K: 1 S: 7	H: 0 LOB: 0 BB: 0 P: 9	R: 3 E: 2 K: 0 S: 17	H: 3 LOB: 1 BB: 0 P: 31	R: 0 E: 0 K: 0 S: 8	H: 1 LOB: 1 BB: 0 P: 11	R: 6 E: 1 K: 1 S: 25	H: 5 LOB: 1 BB: 1 P: 39	R: 0 E: 0 K: 0 S: 5	H: 1 LOB: 1 BB: 1 P: 11	1B: 8 2B: 3 3B: 0 HR: 0	SF: 0 SAC: 0 DP: 2 HBP: 0	WP: 0 PB: 0 SB: 0 CS: 0	PA: 38	
PITCHER	IP	WLS	BF	H	R	ER	SO	BB	IBB	HBP	BLK	WP	HR	S	P	ERA	WHIP				
36 Edwin Jackson, R ERA: 6.1 53 Juan Salas, R ERA: 4.35 45 Ruddy Lugo, R ERA: 15.43	6.0	L	27	8	6	3	4	1	0	0	0	0	0	9	17	0.00	6.000				

Tampa Bay Devil Rays @ Los Angeles Angels
Angel Stadium of Anaheim, Anaheim, CA
Wed Apr 25 2007, 7:05 PM PDT
Att: 36,850 - Clear - 74 F

livebaseballscorecards.com

AB 35
R 9
H 11
RBI 7
BB 3
SO 5
LOB 21



Batter	1	2	3	4	5	6	7	8	9	AB	R	H	RBI	BB	SO	LOB	TOP										
24 Gary Matthews, S OBP: 0.368, SLG: 0.415										4	1	1	1	0	1	2	Los Angeles Angels @ Chicago White Sox U.S. Cellular Field, Chicago, IL Sat Apr 28 2007, 7:05 PM EDT Att: 38,208 - Partly Cloudy - 68 F										
Orlando Cabrera, R OBP: 0.337, SLG: 0.385										4	0	0	0	0	0	1											
6 Maicer Izturis, S OBP: 0.294, SLG: 0.289										4	0	0	0	0	0	0											
27 Vladimir Guerrero, R OBP: 0.457, SLG: 0.645										4	0	0	0	0	0	0											
Casey Kotchman, L OBP: 0.341, SLG: 0.451										4	1	2	0	0	0	0											
Shea Hillenbrand, R OBP: 0.275, SLG: 0.269										4	0	0	0	0	0	2											
32 Erick Aybar, S OBP: 0.326, SLG: 0.300										3	1	1	1	0	0	0											
Mike Napoli, R OBP: 0.296, SLG: 0.354										2	0	0	0	1	0	0											
77 Reggie Willits, S OBP: 0.423, SLG: 0.348										3	0	2	1	0	0	0											
Inning Stats	R: 1 E: 0 K: 0 S: 9	H: 1 LOB: 0 BB: 0 P: 15	R: 2 E: 0 K: 0 S: 15	H: 3 LOB: 1 BB: 1 P: 23	R: 0 E: 0 K: 0 S: 6	H: 0 LOB: 0 BB: 0 P: 8	R: 0 E: 0 K: 0 S: 7	H: 0 LOB: 0 BB: 0 P: 10	R: 0 E: 0 K: 0 S: 14	H: 1 LOB: 1 BB: 0 P: 22	R: 0 E: 0 K: 0 S: 4	H: 0 LOB: 0 BB: 0 P: 6	R: 0 E: 0 K: 0 S: 14	H: 0 LOB: 0 BB: 0 P: 18	R: 0 E: 0 K: 1 S: 7	H: 0 LOB: 0 BB: 0 P: 12		R: 0 E: 0 K: 0 S: 4	H: 1 LOB: 1 BB: 0 P: 9	1B: 4 2B: 1 3B: 0 HR: 1	SF: 0 SAC: 0 DP: 0 HBP: 0	WP: 0 PB: 0 SB: 0 CS: 0	PA: 33				
PITCHER	IP	WLS	BF	H	R	ER	SO	BB	IBB	HBP	BLK	WP	HR	S	P	ERA	WHIP										
Jon Garland, R ERA: 3.93	7.0	L	26	5	3	3	0	1	0	0	0	0	1	69	102	3.86	0.857										
57 Boone Logan, L ERA: 2.84	1.1		4	0	0	0	1	0	0	0	0	0	0	8	14	0.00	0.000										
46 Nick Masset, R ERA: 3.86	0.2		3	1	0	0	0	0	0	0	0	0	0	3	7	0.00	1.500										

Batter	1	2	3	4	5	6	7	8	9	AB	R	H	RBI	BB	SO	LOB	BOTTOM										
17 Darin Erstad, L OBP: 0.304, SLG: 0.333										4	0	2	0	0	0	0	Los Angeles Angels @ Chicago White Sox U.S. Cellular Field, Chicago, IL Sat Apr 28 2007, 7:05 PM EDT Att: 38,208 - Partly Cloudy - 68 F										
Tadahito Iguchi, R OBP: 0.346, SLG: 0.394										4	0	0	0	0	1	3											
14 Paul Konerko, R OBP: 0.309, SLG: 0.378										4	0	1	0	0	1	0											
12 A.J. Pierzynski, L OBP: 0.277, SLG: 0.382										4	0	1	0	0	0	1											
23 Jermaine Dye, R OBP: 0.326, SLG: 0.459										4	0	1	0	0	1	1											
Rob Mackowiak, L OBP: 0.279, SLG: 0.359										4	0	1	0	0	2	3											
24 Joe Crede, R OBP: 0.289, SLG: 0.313										3	0	2	0	1	0	1											
8 Alex Cintron, S OBP: 0.136, SLG: 0.050										4	0	0	0	0	3	5											
5 Juan Uribe, R OBP: 0.321, SLG: 0.448										4	0	0	0	0	1	2											
Inning Stats	R: 0 E: 0 K: 0 S: 7	H: 0 LOB: 0 BB: 0 P: 12	R: 0 E: 0 K: 0 S: 15	H: 1 LOB: 1 BB: 0 P: 24	R: 0 E: 0 K: 1 S: 10	H: 1 LOB: 1 BB: 0 P: 15	R: 0 E: 0 K: 1 S: 18	H: 3 LOB: 3 BB: 0 P: 25	R: 0 E: 0 K: 1 S: 7	H: 0 LOB: 0 BB: 0 P: 10	R: 0 E: 0 K: 2 S: 17	H: 1 LOB: 1 BB: 0 P: 24	R: 0 E: 0 K: 1 S: 15	H: 2 LOB: 2 BB: 0 P: 25	R: 0 E: 0 K: 0 S: 8	H: 0 LOB: 0 BB: 0 P: 10		R: 0 E: 0 K: 3 S: 12	H: 0 LOB: 1 BB: 1 P: 17	1B: 8 2B: 0 3B: 0 HR: 0	SF: 0 SAC: 0 DP: 0 HBP: 0	WP: 0 PB: 0 SB: 0 CS: 0	PA: 36				
PITCHER	IP	WLS	BF	H	R	ER	SO	BB	IBB	HBP	BLK	WP	HR	S	P	ERA	WHIP										
36 Jared Weaver, R ERA: 5.4	5.2	W	23	6	0	0	0	0	0	0	0	0	0	72	107	0.00	1.059										
33 Justin Speier, R ERA: 1.76	1.0	H	5	2	0	0	1	0	0	0	0	0	0	14	22	0.00	2.000										
62 Scot Shields, R ERA: 4.63	1.1	H	4	0	0	0	0	0	0	0	0	0	0	11	16	0.00	0.000										
Francisco Rodriguez, R ERA: 3.6	1.0	S	4	0	0	0	3	1	0	0	0	0	0	12	17	0.00	1.000										



Batter	1	2	3	4	5	6	7	8	9	AB	R	H	RBI	BB	SO	LOB	TOP					
24 Gary Matthews, S OBP: 0.378, SLG: 0.418	E4		G1-6-3 1B		K		1B		G1-3 IBB	4	1	2	0	1	1	0	Los Angeles Angels @ Chicago White Sox U.S. Cellular Field, Chicago, IL Sun Apr 29 2007, 2:05 PM EDT Att: 38,513 - Sunny - 73 F livebaseballscorecards.com					
Orlando Cabrera, R OBP: 0.330, SLG: 0.375	F9		G1-6-3		6 1B		F7-5		G1-3	5	1	1	0	0	0	6						
6 Maicer Izturis, S OBP: 0.307, SLG: 0.342 32 Erick Aybar, S OBP: 0.353, SLG: 0.310	K			HR	1B		K		1B	3	1	2	2	0	1	1						
27 Vladimir Guerrero, R OBP: 0.469, SLG: 0.679	K			HR	1B				1B	2	1	1	1	2	1	1						
Shea Hillenbrand, R OBP: 0.274, SLG: 0.288 Casey Kotchman, L OBP: 0.341, SLG: 0.451	K				L5				G5-4-3	4	0	1	0	0	1	3						
39 Robb Quinlan, R OBP: 0.208, SLG: 0.174	K								G5-4-3	0	0	0	0	0	0	0						
José Molina, R OBP: 0.250, SLG: 0.229	E5								1B	4	0	1	0	0	1	1						
Brandon Wood, R OBP: 0.125, SLG: 0.125	K				F7				G1-3 SH3-4 32 1B	4	1	1	0	0	2	2						
77 Reggie Willits, S OBP: 0.414, SLG: 0.346	L8								SH3-4	3	0	1	0	0	1	0						
Inning Stats	R: 0 E: 1 K: 2 S: 12	H: 0 LOB: 1 BB: 0 P: 21	R: 0 E: 1 K: 3 S: 12	H: 0 LOB: 1 BB: 0 P: 17	R: 0 E: 0 K: 0 S: 6	H: 1 LOB: 0 BB: 0 P: 7	R: 2 E: 0 K: 0 S: 12	H: 4 LOB: 1 BB: 0 P: 19	R: 1 E: 0 K: 2 S: 12	H: 2 LOB: 2 BB: 1 P: 19	R: 0 E: 0 K: 1 S: 7	H: 0 LOB: 0 BB: 0 P: 13	R: 0 E: 0 K: 1 S: 8	H: 2 LOB: 1 BB: 0 P: 13	R: 0 E: 0 K: 1 S: 9	H: 1 LOB: 1 BB: 1 P: 19	R: 2 E: 0 K: 0 S: 4	H: 2 LOB: 1 BB: 1 P: 9	1B: 10 2B: 1 3B: 0 HR: 2	SF: 0 SAC: 1 DP: 4 HBP: 0	WP: 0 PB: 0 SB: 1 CS: 0	PA: 39
PITCHER	IP WLS BF L	H R ER SO	BB IBB HBP BLK	WP HR S P	ERA WHIP	PITCHER	IP WLS BF L	H R ER SO	BB IBB HBP BLK	WP HR S P	ERA WHIP											
56 Mark Buehrle, L ERA: 2.97	6.0	9	3	3	8	0	0	0	0	0	0	0	0	0	0	0	4.50	1.500				
54 David Aardsma, R ERA: 1.72	2.0	1	0	0	2	1	0	0	0	0	0	0	0	0	0	0	0.00	1.000				
45 Bobby Jenks, R ERA: 4.26	1.0	2	2	2	0	0	1	0	0	0	0	0	0	0	0	0	18.00	2.000				

Batter	1	2	3	4	5	6	7	8	9	AB	R	H	RBI	BB	SO	LOB	BOTTOM			
17 Darin Erstad, L OBP: 0.313, SLG: 0.375	G4-3		HR					K		4	1	2	2	0	1	1	Los Angeles Angels @ Chicago White Sox U.S. Cellular Field, Chicago, IL Sun Apr 29 2007, 2:05 PM EDT Att: 38,513 - Sunny - 73 F livebaseballscorecards.com			
Rob Mackowiak, L OBP: 0.255, SLG: 0.326	P5		G4-3				G3-6-3 1B		G6-3	4	0	0	0	0	0	1				
14 Paul Konerko, R OBP: 0.297, SLG: 0.360	K				E5		F9		K	4	0	0	0	0	2	0				
12 A.J. Pierzynski, L OBP: 0.276, SLG: 0.375	G4-3				K				G1-3	4	0	1	0	0	1	1				
23 Jermaine Dye, R OBP: 0.315, SLG: 0.442	P2				G5-3		G5-4-3			3	0	0	0	0	0	2				
24 Joe Crede, R OBP: 0.280, SLG: 0.302	F8				F8		L8			3	0	0	0	0	0	1				
8 Alex Cintron, S OBP: 0.160, SLG: 0.087			HR 17 1B		G4-3				P4	3	1	1	0	0	0	0				
5 Juan Uribe, R OBP: 0.309, SLG: 0.429	L8				P5				K	3	0	0	0	0	1	1				
31 Ryan Sweeney, L OBP: 0.280, SLG: 0.302	G5-3				G4-3				BB	2	0	0	0	1	0	1				
Inning Stats	R: 0 E: 0 K: 1 S: 10	H: 0 LOB: 0 BB: 0 P: 16	R: 0 E: 0 K: 0 S: 8	H: 0 LOB: 0 BB: 0 P: 12	R: 2 E: 1 K: 0 S: 11	H: 2 LOB: 0 BB: 0 P: 17	R: 0 E: 1 K: 1 S: 8	H: 0 LOB: 1 BB: 0 P: 11	R: 0 E: 0 K: 0 S: 10	H: 1 LOB: 0 BB: 0 P: 11	R: 0 E: 0 K: 0 S: 7	H: 1 LOB: 0 BB: 0 P: 9	R: 0 E: 0 K: 2 S: 11	H: 0 LOB: 1 BB: 1 P: 20	R: 0 E: 0 K: 1 S: 12	H: 0 LOB: 0 BB: 0 P: 16	1B: 3 2B: 0 3B: 0 HR: 1	SF: 0 SAC: 0 DP: 2 HBP: 0	WP: 0 PB: 0 SB: 0 CS: 0	PA: 31
PITCHER	IP WLS BF L	H R ER SO	BB IBB HBP BLK	WP HR S P	ERA WHIP	PITCHER	IP WLS BF L	H R ER SO	BB IBB HBP BLK	WP HR S P	ERA WHIP									
45 Kelvin Escobar, R ERA: 3.28	7.2	4	2	2	3	1	0	0	0	0	0	0	0	0	0	0	2.35	0.652		
Francisco Rodriguez, R ERA: 3.18	1.1	0	0	0	2	0	0	0	0	0	0	0	0	0	0	0	0.00	0.000		

Batter	1	2	3	4	5	6	7	8	9	AB	R	H	RBI	BB	SO	LOB	TOP				
24 Gary Matthews, S OBP: 0.365, SLG: 0.402	F9	F9		P3			G5-3			4	0	0	0	0	0	2	Los Angeles Angels @ Kansas City Royals Kauffman Stadium, Kansas City, MO Mon Apr 30 2007, 7:10 PM CDT Att: 10,866 - Clear - 81 F livebaseballscorecards.com				
77 Reggie Willits, S OBP: 0.424, SLG: 0.345	1B		G6-4-3	G1-3			K			3	1	1	0	1	1	2					
Orlando Cabrera, R OBP: 0.336, SLG: 0.380	1B		G6-4-3				G6-3			4	1	2	0	0	1	0					
27 Vladimir Guerrero, R OBP: 0.470, SLG: 0.695	2B		G6-4-3				G6-3			4	0	2	2	0	0	2					
Shea Hillenbrand, R OBP: 0.260, SLG: 0.253	F7		F8				P4			4	0	0	0	0	0	2					
32 Erick Aybar, S OBP: 0.347, SLG: 0.326	1B						L6			4	1	2	0	0	0	0					
39 Robb Quinlan, R Casey Kotchman, L OBP: 0.337, SLG: 0.446	G5-3									3	0	2	0	0	0	2					
Mike Napoli, R OBP: 0.276, SLG: 0.327										1	0	0	0	0	0	0					
9 Chone Figgins, S OBP: 0.250, SLG: 0.500										4	0	1	1	0	2	1					
Inning Stats	R: 2 H: 4 E: 0 K: 0 S: 17	H: 4 LOB: 2 BB: 0 P: 23	R: 0 H: 0 E: 0 K: 2 S: 11	H: 0 LOB: 0 BB: 0 P: 16	R: 0 H: 1 E: 0 K: 0 S: 11	H: 1 LOB: 1 BB: 1 P: 20	R: 1 H: 3 E: 0 K: 0 S: 10	H: 3 LOB: 2 BB: 0 P: 19	R: 0 H: 1 E: 0 K: 1 S: 12	H: 1 LOB: 1 BB: 0 P: 17	R: 0 H: 0 E: 0 K: 1 S: 8	H: 0 LOB: 0 BB: 0 P: 10	R: 0 H: 0 E: 0 K: 0 S: 5	H: 0 LOB: 0 BB: 0 P: 9	R: 0 H: 0 E: 0 K: 0 S: 5	H: 0 LOB: 0 BB: 0 P: 8		1B: 6 2B: 4 3B: 0 HR: 0	SF: 0 SAC: 0 DP: 1 HBP: 0	WP: 0 PB: 0 SB: 2 CS: 0	PA: 36
PITCHER	IP	WLS	BF	H	R	ER	SO	BB	IBB	HBP	BLK	WP	HR	S	P	ERA	WHIP				
45 Odalis Perez, L ERA: 6.91	6.0	L	27	10	3	3	4	1	0	0	0	0	0	72	108	4.50	1.833				
Todd Wellemeyer, R ERA: 7.36	3.0		9	0	0	0	1	0	0	0	0	0	0	18	27	0.00	0.000				

Batter	1	2	3	4	5	6	7	8	9	AB	R	H	RBI	BB	SO	LOB	BOTTOM				
9 David DeJesus, L OBP: 0.378, SLG: 0.486	K		K				K			4	0	1	0	0	3	2	Los Angeles Angels @ Kansas City Royals Kauffman Stadium, Kansas City, MO Mon Apr 30 2007, 7:10 PM CDT Att: 10,866 - Clear - 81 F livebaseballscorecards.com				
Esteban German, R OBP: 0.351, SLG: 0.392	F9		G1-6-3			G5-4-3				3	0	1	0	1	0	1					
24 Mark Teahen, L OBP: 0.361, SLG: 0.369	1B		G1-6-3			1B				4	0	2	0	0	0	2					
29 Mike Sweeney, R OBP: 0.345, SLG: 0.375	K					1B				3	0	0	0	1	1	2					
11 Ross Gload, L OBP: 0.309, SLG: 0.453										4	1	2	0	0	1	2					
4 Alex Gordon, L OBP: 0.316, SLG: 0.296	K									4	0	1	0	0	2	2					
14 John Buck, R OBP: 0.426, SLG: 0.680	K									4	0	0	0	0	3	3					
43 Ryan Shealy, R Emil Brown, R OBP: 0.186, SLG: 0.208	2B									1	0	1	1	0	0	0					
1 Tony Pena Jr., R OBP: 0.245, SLG: 0.301	1B									3	0	1	0	0	0	2					
Inning Stats	R: 0 H: 1 E: 0 K: 2 S: 12	H: 3 LOB: 1 BB: 0 P: 16	R: 1 H: 3 E: 0 K: 2 S: 17	H: 3 LOB: 2 BB: 0 P: 28	R: 0 H: 1 E: 0 K: 1 S: 8	H: 1 LOB: 0 BB: 0 P: 11	R: 0 H: 0 E: 0 K: 0 S: 6	H: 0 LOB: 0 BB: 0 P: 11	R: 0 H: 2 E: 1 K: 1 S: 12	H: 2 LOB: 2 BB: 1 P: 19	R: 0 H: 1 E: 1 K: 2 S: 16	H: 1 LOB: 2 BB: 0 P: 25	R: 0 H: 0 E: 0 K: 0 S: 8	H: 0 LOB: 0 BB: 1 P: 14	R: 0 H: 1 E: 0 K: 3 S: 11	H: 1 LOB: 1 BB: 0 P: 17		1B: 6 2B: 3 3B: 0 HR: 0	SF: 0 SAC: 0 DP: 3 HBP: 0	WP: 1 PB: 0 SB: 1 CS: 0	PA: 35
PITCHER	IP	WLS	BF	H	R	ER	SO	BB	IBB	HBP	BLK	WP	HR	S	P	ERA	WHIP				
41 John Lackey, R ERA: 2.19	6.1	W	25	8	1	1	7	1	0	0	0	0	0	69	106	1.42	1.421				
Justin Speier, R ERA: 1.69	0.2	H	3	0	0	0	1	0	0	0	0	0	0	9	14	0.00	0.000				
62 Scot Shields, R ERA: 4.26	1.0	H	3	0	0	0	0	1	0	0	0	0	0	8	14	0.00	1.000				
Francisco Rodriguez, R ERA: 2.92	1.0	S	4	1	0	0	3	0	0	0	0	0	0	11	17	0.00	1.000				

Batter	1	2	3	4	5	6	7	8	9	AB	R	H	RBI	BB	SO	LOB	TOP										
24 Gary Matthews, S (1, 8) OBP: 0.359, SLG: 0.417	G6-3		G3-1			G1-3			G3-1	4	0	0	0	0	0	0	Los Angeles Angels @ Kansas City Royals Kauffman Stadium, Kansas City, MO Thu May 03 2007, 1:10 PM CDT Att: 12,683 - Drizzlie - 64 F livebaseballscorecards.com										
9 Chone Figgins, S (1, 4) OBP: 0.153, SLG: 0.200	F7		K			L5			G4-3	4	0	0	0	0	1	0											
77 Reggie Willits, S (1, 7) OBP: 0.478, SLG: 0.488	27 HR								27 DI	3	1	1	0	1	1	0											
27 Vladimir Guerrero, R (1, 9) OBP: 0.469, SLG: 0.717	1-H					F9			1B	3	1	2	2	1	0	0											
Casey Kotchman, L (1, 3) OBP: 0.307, SLG: 0.407	G4-3					P5			1B	4	0	0	0	0	1	3											
32 Erick Aybar, S (1, 6) OBP: 0.333, SLG: 0.351			K						G3-1	3	0	0	0	0	2	1											
Shea Hillenbrand, R (1, 10) OBP: 0.247, SLG: 0.241	G6-3					G4-3			F7	3	0	0	0	0	0	0											
José Molina, R (1, 2) OBP: 0.209, SLG: 0.190	G4-3					G4-3			K	3	0	0	0	0	1	0											
3 Brandon Wood, R (1, 5) OBP: 0.091, SLG: 0.091			K						G6-3	3	0	0	0	0	1	0											
Inning Stats	R: 2 E: 0 K: 0 S: 15	H: 1 LOB: 0 BB: 1 P: 22	R: 0 E: 0 K: 1 S: 9	H: 0 LOB: 0 BB: 0 P: 12	R: 0 E: 0 K: 2 S: 11	H: 0 LOB: 0 BB: 0 P: 16	R: 0 E: 0 K: 1 S: 11	H: 0 LOB: 0 BB: 0 P: 17	R: 0 E: 0 K: 1 S: 15	H: 0 LOB: 0 BB: 0 P: 20	R: 0 E: 1 K: 1 S: 13	H: 1 LOB: 1 BB: 0 P: 18	R: 0 E: 0 K: 0 S: 8	H: 0 LOB: 0 BB: 1 P: 11	R: 0 E: 0 K: 0 S: 10	H: 1 LOB: 2 BB: 1 P: 21		1B: 2 2B: 0 3B: 0 HR: 1	SF: 0 SAC: 0 DP: 0 HBP: 0	WP: 0 PB: 0 SB: 0 CS: 0	PA: 32						
PITCHER	IP	WLS	BF	H	R	ER	SO	BB	IBB	HBP	BLK	WP	HR	S	P	ERA	WHIP										
55 Gil Meche, R (1, 1) ERA: 2.57	7.0	W	24	2	2	2	6	1	0	0	0	0	1	82	118	2.57	0.429										
31 Brandon Duckworth, R (8, 1) ERA: 1.4	1.0	H	3	0	0	0	1	0	0	0	0	0	0	8	11	0.00	0.000										
48 Joaquin Soria, R (9, 1) ERA: 2.57	1.0	S	5	1	0	0	0	1	0	0	0	0	0	10	21	0.00	2.000										

Batter	1	2	3	4	5	6	7	8	9	AB	R	H	RBI	BB	SO	LOB	BOTTOM										
9 David DeJesus, L (1, 8) OBP: 0.398, SLG: 0.500	BB		F9			K			CS	4	0	1	0	1	2	2	Los Angeles Angels @ Kansas City Royals Kauffman Stadium, Kansas City, MO Thu May 03 2007, 1:10 PM CDT Att: 12,683 - Drizzlie - 64 F livebaseballscorecards.com										
Esteban German, R (1, 4) OBP: 0.343, SLG: 0.422	K		F9			F8			CS	4	0	0	0	0	1	1											
24 Mark Teahen, L (1, 9) OBP: 0.364, SLG: 0.406	P2		G4-3			29 FC6-4			11 2B	3	1	1	0	1	0	1											
29 Mike Sweeney, R (1, 10) OBP: 0.337, SLG: 0.375	K					11 1B			F9	4	1	1	0	0	1	3											
11 Ross Gload, L (1, 3) OBP: 0.350, SLG: 0.507			14 SF9			4 SH5-4			21 1B	4	3	4	2	0	0	0											
21 Billy Butler, R (1, 7) Emil Brown, R (7, FR) (8, 7) OBP: 0.333, SLG: 0.333 OBP: 0.234, SLG: 0.225	K					4 SH5-4			21 1B	4	0	2	1	0	1	2											
4 Alex Gordon, L (1, 5) OBP: 0.321, SLG: 0.281						4 SH5-4			1B	1	0	0	0	2	0	1											
14 John Buck, R (1, 2) OBP: 0.391, SLG: 0.607	SF9					1B			1B	3	0	0	1	0	2	4											
1 Tony Pena Jr., R (1, 6) OBP: 0.264, SLG: 0.308	K								F8	4	0	1	1	0	2	3											
Inning Stats	R: 0 E: 0 K: 2 S: 10	H: 0 LOB: 1 BB: 1 P: 18	R: 1 E: 0 K: 2 S: 13	H: 1 LOB: 1 BB: 1 P: 19	R: 0 E: 0 K: 0 S: 4	H: 0 LOB: 0 BB: 0 P: 8	R: 1 E: 0 K: 2 S: 15	H: 3 LOB: 2 BB: 0 P: 23	R: 0 E: 0 K: 1 S: 10	H: 1 LOB: 1 BB: 0 P: 14	R: 1 E: 0 K: 2 S: 12	H: 2 LOB: 2 BB: 1 P: 27	R: 2 E: 0 K: 0 S: 13	H: 2 LOB: 1 BB: 1 P: 25	R: 0 E: 0 K: 0 S: 10	H: 1 LOB: 0 BB: 0 P: 14		1B: 7 2B: 2 3B: 1 HR: 0	SF: 1 SAC: 1 DP: 0 HBP: 0	WP: 0 PB: 0 SB: 1 CS: 1	PA: 38						
PITCHER	IP	WLS	BF	H	R	ER	SO	BB	IBB	HBP	BLK	WP	HR	S	P	ERA	WHIP										
36 Jared Weaver, R (1, 1) ERA: 5.12	6.0	L	28	7	3	3	9	2	1	0	0	0	0	64	109	4.50	1.500										
58 Dustin Moseley, R (7, 1) ERA: 1.99	1.0		6	2	2	2	0	1	0	0	0	0	0	13	25	18.00	3.000										
49 Chris Bootcheck, R (8, 1) ERA: 3.65	1.0		3	1	0	0	0	0	0	0	0	0	0	10	14	0.00	1.000										

Batter	1	2	3	4	5	6	7	8	9	AB	R	H	RBI	BB	SO	LOB	TOP					
17 Darin Erstad, L (1, 8) OBP: 0.305, SLG: 0.361	F7		FC5-4 1B		G4-3		G4-3			4	0	1	0	0	0	1						
Tadahito Iguchi, R (1, 4) OBP: 0.356, SLG: 0.373	K		FC5-4 23 2B					K		4	1	1	0	0	2	2						
23 Jermaine Dye, R (1, 9) OBP: 0.307, SLG: 0.455	L9							K		4	0	1	1	0	2	1						
14 Paul Konerko, R (1, 3) OBP: 0.292, SLG: 0.378		E6 24 F8 12 WP		F8				G4-3		4	0	1	0	0	0	1						
12 A.J. Pierzynski, L (1, 2) OBP: 0.273, SLG: 0.385					G5-3					3	0	0	0	1	1	1						
24 Joe Crede, R (1, 5) OBP: 0.280, SLG: 0.278										4	0	0	0	0	1	2						
Rob Mackowiak, L (1, 10)										3	0	1	0	1	1	2						
8 Alex Cintron, S (1, 6) OBP: 0.138, SLG: 0.074										3	0	0	0	0	0	4						
31 Ryan Sweeney, L (1, 7) OBP: 0.222, SLG: 0.125										3	0	1	0	0	1	1						
Inning Stats	R: 0 E: 0 K: 1 S: 8	H: 0 LOB: 0 BB: 0 P: 12	R: 0 E: 1 K: 0 S: 10	H: 0 LOB: 2 BB: 1 P: 20	R: 1 E: 0 K: 0 S: 10	H: 3 LOB: 1 BB: 0 P: 19	R: 0 E: 0 K: 0 S: 6	H: 1 LOB: 1 BB: 0 P: 7	R: 0 E: 0 K: 1 S: 11	H: 1 LOB: 1 BB: 0 P: 18	R: 0 E: 0 K: 1 S: 5	H: 1 LOB: 0 BB: 0 P: 7	R: 0 E: 0 K: 1 S: 8	H: 0 LOB: 1 BB: 1 P: 13	R: 0 E: 0 K: 2 S: 10	H: 0 LOB: 0 BB: 0 P: 14	R: 0 E: 0 K: 2 S: 11	H: 0 LOB: 0 BB: 0 P: 17	1B: 5 2B: 1 3B: 0 HR: 0	SF: 0 SAC: 0 DP: 2 HBP: 0	WP: 1 PB: 0 SB: 0 CS: 0	PA: 34
PITCHER	IP	WLS	BF	H	R	ER	SO	BB	IBB	HBP	BLK	WP	HR	S	P	ERA	WHIP					
45 Kelvim Escobar, R (1, 1) ERA: 2.84	7.0	W	28	6	1	1	4	2	0	0	0	1	0	58	96	1.29	1.143					
62 Scott Shields, R (8, 1) ERA: 3.45	2.0	S	6	0	0	0	4	0	0	0	0	0	0	21	31	0.00	0.000					

Chicago White Sox @ Los Angeles Angels
Angel Stadium of Anaheim, Anaheim, CA
Fri May 04 2007, 7:05 PM PDT
Att: 44,126 - Cloudy - 62 F

AB	32
R	1
H	6
RBI	1
BB	2
SO	8
LOB	15



Batter	1	2	3	4	5	6	7	8	9	AB	R	H	RBI	BB	SO	LOB	BOTTOM		
77 Reggie Willits, S (1, 7) OBP: 0.480, SLG: 0.465	1B 24 SF7	F7			G4-3					2	1	0	0	2	0	2			
Orlando Cabrera, R (1, 6) OBP: 0.341, SLG: 0.384										4	0	2	2	0	0	2			
24 Gary Matthews, S (1, 8) OBP: 0.356, SLG: 0.415	SF7	F7								3	1	1	1	0	1	1			
27 Vladimir Guerrero, R (1, 9) OBP: 0.462, SLG: 0.698	G5-3									4	0	1	0	0	0	2			
Casey Kotchman, L (1, 3) OBP: 0.314, SLG: 0.404	P3									3	0	1	1	1	1	2			
32 Erick Aybar, S (1, 4) OBP: 0.328, SLG: 0.344										4	1	1	0	0	2	2			
Shea Hillenbrand, R (1, 10) OBP: 0.247, SLG: 0.242										4	1	1	0	0	1	3			
Mike Napoli, R (1, 2) OBP: 0.286, SLG: 0.339										2	1	1	1	1	1	1			
9 Chone Figgins, S (1, 5) OBP: 0.111, SLG: 0.167										3	0	0	0	0	0	4			
Inning Stats	R: 1 E: 0 K: 0 S: 10	H: 1 LOB: 1 BB: 1 P: 21	R: 3 E: 1 K: 0 S: 15	H: 3 LOB: 0 BB: 0 P: 22	R: 0 E: 0 K: 2 S: 7	H: 1 LOB: 0 BB: 0 P: 10	R: 0 E: 0 K: 1 S: 5	H: 1 LOB: 0 BB: 0 P: 7	R: 0 E: 0 K: 2 S: 13	H: 0 LOB: 1 BB: 1 P: 24	R: 0 E: 0 K: 0 S: 5	H: 0 LOB: 2 BB: 2 P: 14	R: 1 E: 0 K: 0 S: 6	H: 2 LOB: 1 BB: 0 P: 8	1B: 7 2B: 1 3B: 0 HR: 0	SF: 1 SAC: 0 DP: 2 HBP: 0	WP: 0 PB: 0 SB: 4 CS: 1	PA: 34	
PITCHER	IP	WLS	BF	H	R	ER	SO	BB	IBB	HBP	BLK	WP	HR	S	P	ERA	WHIP		
52 Jose Contreras, R (1, 1) ERA: 4.88	6.0	L	26	6	4	1	6	3	0	0	0	0	0	2	6	0.00	3.000		
51 Andrew Sisco, L (7, 1) ERA: 3.24	0.1		2	0	0	0	0	1	0	0	0	0	0	2	6	0.00	3.000		
46 Nick Masset, R (7, 1) ERA: 3.68	0.2		1	0	0	0	0	0	0	0	0	0	0	2	3	0.00	0.000		
57 Boone Logan, L (8, 1) ERA: 3.88	1.0		5	2	1	1	0	0	0	0	0	0	0	6	8	9.00	2.000		

Chicago White Sox @ Los Angeles Angels
Angel Stadium of Anaheim, Anaheim, CA
Fri May 04 2007, 7:05 PM PDT
Att: 44,126 - Cloudy - 62 F

AB	29
R	5
H	8
RBI	5
BB	4
SO	6
LOB	19



Batter	1	2	3	4	5	6	7	8	9	AB R H RBI BB SO LOB	TOP											
24 Grady Sizemore, L OBP: 0.410, SLG: 0.439	F8		G3-1		F8		F8		1B 48 FC4-6 BB	4 1 1 0 1 0 1	Cleveland Indians @ Los Angeles Angels Angel Stadium of Anaheim, Anaheim, CA Tue May 08 2007, 7:05 PM PDT Att: 41,731 - Clear - 78 F livebaseballscorecards.com											
Casey Blake, R OBP: 0.317, SLG: 0.376	48 WP 41 1B BB		G5-3		1B		F8		48 FC4-6 1B	4 1 2 2 1 0 1												
48 Travis Hafner, L OBP: 0.436, SLG: 0.505	K		K		K		K		FC4-6	5 0 0 1 0 4 4												
41 Victor Martinez, S OBP: 0.434, SLG: 0.538	1B				K				G3	4 1 2 2 1 1 2												
Trot Nixon, L OBP: 0.412, SLG: 0.458	F8				HR					3 0 0 0 1 1 2												
2 Jhonny Peralta, R OBP: 0.347, SLG: 0.495		G6-3		K		G6-4-3 BB		F8		4 0 0 0 0 1 2												
20 David Dellucci, L OBP: 0.313, SLG: 0.403		G4-3		2B		1B		G4-3		4 0 2 0 0 0 1												
25 Ryan Garko, R OBP: 0.333, SLG: 0.410				G6-3		FC6-4 1B			L1-3	3 0 0 0 1 0 2												
29 Josh Barfield, R OBP: 0.250, SLG: 0.272	F7				2B		F8		24 BB 1B	4 2 2 0 0 0 1												
Inning Stats	R: 1 H: 1 E: 0 K: 1 S: 12	H: 1 LOB: 1 BB: 1 P: 20	R: 0 H: 0 E: 0 K: 0 S: 10	H: 0 LOB: 1 BB: 1 P: 17	R: 0 H: 0 E: 0 K: 1 S: 6	H: 0 LOB: 0 BB: 0 P: 11	R: 1 H: 2 E: 0 K: 2 S: 10	H: 2 LOB: 1 BB: 0 P: 17	R: 1 H: 2 E: 0 K: 2 S: 12	H: 2 LOB: 1 BB: 0 P: 16	R: 0 H: 1 E: 0 K: 0 S: 6	H: 1 LOB: 1 BB: 0 P: 14	R: 0 H: 1 E: 0 K: 1 S: 11	H: 1 LOB: 1 BB: 0 P: 15	R: 0 H: 0 E: 0 K: 1 S: 10	H: 0 LOB: 1 BB: 1 P: 17	R: 2 H: 2 E: 0 K: 0 S: 11	H: 2 LOB: 1 BB: 1 P: 19	1B: 6 SF: 0 2B: 2 3B: 0 HR: 1	SF: 0 SAC: 0 DP: 1 HBP: 0	WP: 1 PB: 0 SB: 1 CS: 0	PA: 40
PITCHER	IP WLS BF H R ER SO BB IBB HBP BLK WP HR S P ERA WHIP											IP WLS BF H R ER SO BB IBB HBP BLK WP HR S P ERA WHIP										
54 Ervin Santana, R ERA: 5.23	(1, 1) 7.0 L 30 7 3 3 6 3 0 0 0 0 1 1 67 110 3.86 1.429																					
Darren Oliver, L ERA: 8.54	(8, 1) 1.0 4 0 0 0 1 1 0 0 0 0 0 10 17 0.00 1.000																					
Hector Carrasco, R ERA: 5.71	(9, 1) 1.0 6 2 2 2 0 1 0 0 0 0 0 11 19 18.00 3.000																					

Batter	1	2	3	4	5	6	7	8	9	AB R H RBI BB SO LOB	BOTTOM											
77 Reggie Willits, S OBP: 0.453, SLG: 0.418	F8			FC5-4 BB		2H 1B			1B BB	2 0 1 1 2 0 0	Cleveland Indians @ Los Angeles Angels Angel Stadium of Anaheim, Anaheim, CA Tue May 08 2007, 7:05 PM PDT Att: 41,731 - Clear - 78 F livebaseballscorecards.com											
Orlando Cabrera, R OBP: 0.338, SLG: 0.379	P4			FC5-4 24 G6-3		F8			1B	4 0 1 0 0 0 2												
24 Gary Matthews, S OBP: 0.343, SLG: 0.397	K			G6-3				F9	K	4 0 0 0 0 2 3												
27 Vladimir Guerrero, R OBP: 0.454, SLG: 0.660		G5-3		F8		G3-1		F8	F8	4 0 0 0 0 0 2												
39 Robb Quinlan, R OBP: 0.263, SLG: 0.405		F9		G5-3		F7		F8	F8	4 0 0 0 0 0 2												
Shea Hillenbrand, R OBP: 0.248, SLG: 0.245		F8		P3				P5		3 0 0 0 0 0 0												
32 Erick Aybar, S OBP: 0.289, SLG: 0.301				F9		P5		B4-3		3 0 0 0 0 0 0												
Mike Napoli, R OBP: 0.296, SLG: 0.339		G4-3				77 1B 2B			HBP	2 1 1 0 0 0 0												
9 Chone Figgins, S OBP: 0.133, SLG: 0.172		G4-3				P4		F8		3 0 0 0 0 0 2												
Inning Stats	R: 0 H: 0 E: 0 K: 1 S: 9	H: 0 LOB: 0 BB: 0 P: 11	R: 0 H: 0 E: 0 K: 0 S: 7	H: 0 LOB: 0 BB: 0 P: 11	R: 0 H: 0 E: 0 K: 0 S: 8	H: 0 LOB: 0 BB: 0 P: 13	R: 0 H: 0 E: 0 K: 0 S: 6	H: 0 LOB: 0 BB: 1 P: 10	R: 0 H: 2 E: 0 K: 0 S: 8	H: 2 LOB: 1 BB: 0 P: 9	R: 1 H: 2 E: 0 K: 0 S: 8	H: 2 LOB: 1 BB: 0 P: 14	R: 0 H: 0 E: 0 K: 0 S: 3	H: 0 LOB: 0 BB: 0 P: 5	R: 0 H: 0 E: 0 K: 0 S: 9	H: 0 LOB: 0 BB: 0 P: 12	R: 0 H: 1 E: 0 K: 1 S: 11	H: 1 LOB: 2 BB: 1 P: 17	1B: 2 2B: 1 3B: 0 HR: 0	SF: 0 SAC: 0 DP: 1 HBP: 1	WP: 0 PB: 0 SB: 0 CS: 0	PA: 32
PITCHER	IP WLS BF H R ER SO BB IBB HBP BLK WP HR S P ERA WHIP											IP WLS BF H R ER SO BB IBB HBP BLK WP HR S P ERA WHIP										
31 Cliff Lee, L ERA: 3.6	(1, 1) 9.0 W 32 3 1 1 2 2 0 1 0 0 0 67 102 1.00 0.556																					



Batter	1	2	3	4	5	6	7	8	9	AB	R	H	RBI	BB	SO	LOB	TOP			
24 Grady Sizemore, L OBP: 0.405, SLG: 0.432										4	0	1	0	0	2	0	Cleveland Indians @ Los Angeles Angels Angel Stadium of Anaheim, Anaheim, CA Wed May 09 2007, 7:05 PM PDT Att: 40,007 - Clear - 79 F			
Casey Blake, R OBP: 0.331, SLG: 0.393										3	1	2	0	1	1	1				
48 Travis Hafner, L OBP: 0.434, SLG: 0.495										2	1	0	0	1	0	2				
41 Victor Martinez, S OBP: 0.436, SLG: 0.537										4	0	2	1	0	0	1				
Trot Nixon, L OBP: 0.406, SLG: 0.448										4	0	1	0	0	0	3				
2 Jhonny Peralta, R OBP: 0.344, SLG: 0.495										4	0	1	1	0	0	2				
20 David Dellucci, L OBP: 0.310, SLG: 0.388										3	0	0	0	1	0	2				
10 Kelly Shoppach, R OBP: 0.375, SLG: 0.441										3	0	0	0	0	2	3				
Jason Michaels, R OBP: 0.270, SLG: 0.373										1	0	0	0	0	0	0				
29 Josh Barfield, R OBP: 0.243, SLG: 0.264										3	0	0	0	0	1	3				
25 Ryan Garko, R OBP: 0.330, SLG: 0.405										1	0	0	0	0	1	0				
Inning Stats	R: 2 H: 3 E: 1 K: 1 S: 20	H: 3 LOB: 2 BB: 0 P: 32	R: 0 H: 1 E: 0 K: 2 S: 17	H: 1 LOB: 1 BB: 0 P: 24	R: 0 H: 0 E: 0 K: 0 S: 4	H: 0 LOB: 0 BB: 1 P: 9	R: 0 H: 0 E: 0 K: 0 S: 5	H: 0 LOB: 1 BB: 1 P: 11	R: 0 H: 2 E: 0 K: 2 S: 16	H: 2 LOB: 3 BB: 1 P: 28	R: 0 H: 1 E: 0 K: 1 S: 6	H: 0 LOB: 0 BB: 0 P: 8	R: 0 H: 0 E: 0 K: 0 S: 7	H: 0 LOB: 0 BB: 0 P: 8	R: 0 H: 0 E: 0 K: 1 S: 8	H: 0 LOB: 0 BB: 0 P: 13	1B: 5 2B: 2 3B: 0 HR: 0	SF: 0 SAC: 0 DP: 2 HBP: 0	WP: 0 PB: 0 SB: 1 CS: 0	PA: 36
PITCHER	IP WLS BF H R ER SO BB IBB HBP BLK WP HR S P ERA WHIP																			
36 Jared Weaver, R ERA: 4.29	(1, 1) 6.0 27 6 2 1 5 2 1 0 0 0 0 0 69 112 1.50 1.333																			
58 Dustin Moseley, R ERA: 1.77	(7, 1) 2.0 W 6 1 0 0 1 0 0 0 0 0 0 0 13 16 0.00 0.500																			
Francisco Rodriguez, R ERA: 2.76	(9, 1) 1.0 S 3 0 0 0 1 0 0 0 0 0 0 0 8 13 0.00 0.000																			

Batter	1	2	3	4	5	6	7	8	9	AB	R	H	RBI	BB	SO	LOB	BOTTOM	
77 Reggie Willits, S OBP: 0.456, SLG: 0.424										4	0	2	0	0	0	1	Cleveland Indians @ Los Angeles Angels Angel Stadium of Anaheim, Anaheim, CA Wed May 09 2007, 7:05 PM PDT Att: 40,007 - Clear - 79 F	
Orlando Cabrera, R OBP: 0.325, SLG: 0.367										4	0	0	0	0	0	2		
24 Gary Matthews, S OBP: 0.347, SLG: 0.431										4	1	2	1	0	1	1		
27 Vladimir Guerrero, R OBP: 0.455, SLG: 0.673										4	0	2	0	0	1	1		
Casey Kotchman, L OBP: 0.304, SLG: 0.388										4	0	1	0	0	0	2		
32 Erick Aybar, S OBP: 0.300, SLG: 0.312										4	1	2	0	0	0	2		
22 Kendrys Morales, S OBP: 0.444, SLG: 0.750										3	1	1	2	1	0	2		
Mike Napoli, R OBP: 0.293, SLG: 0.333										4	0	1	0	0	3	3		
9 Chone Figgins, S OBP: 0.121, SLG: 0.156										3	0	0	0	0	0	1		
Inning Stats	R: 0 H: 1 E: 0 K: 0 S: 9	H: 1 LOB: 1 BB: 0 P: 10	R: 0 H: 1 E: 0 K: 1 S: 9	H: 1 LOB: 1 BB: 0 P: 11	R: 0 H: 1 E: 0 K: 1 S: 9	H: 1 LOB: 1 BB: 0 P: 14	R: 0 H: 1 E: 0 K: 0 S: 6	H: 1 LOB: 1 BB: 0 P: 10	R: 0 H: 1 E: 0 K: 0 S: 8	H: 1 LOB: 1 BB: 0 P: 12	R: 2 H: 3 E: 0 K: 1 S: 22	H: 3 LOB: 1 BB: 0 P: 29	R: 1 H: 2 E: 0 K: 2 S: 11	H: 2 LOB: 2 BB: 1 P: 18	1B: 5 2B: 4 3B: 0 HR: 2	SF: 0 SAC: 0 DP: 1 HBP: 0		WP: 0 PB: 0 SB: 1 CS: 0
PITCHER	IP WLS BF H R ER SO BB IBB HBP BLK WP HR S P ERA WHIP																	
Paul Byrd, R ERA: 2.84	(1, 1) 7.0 29 7 2 2 3 0 0 0 0 0 0 1 69 95 2.57 1.286																	
Fernando Cabrera, R ERA: 2.7	(8, 1) 1.0 L 6 2 1 1 2 1 0 0 0 0 0 0 1 11 18 9.00 3.000																	

Batter	1	2	3	4	5	6	7	8	9	AB	R	H	RBI	BB	SO	LOB	TOP					
24 Grady Sizemore, L OBP: 0.404, SLG: 0.430 38 Franklin Gutierrez, R (7, 8)										3	0	1	0	0	1	2	Cleveland Indians @ Los Angeles Angels Angel Stadium of Anaheim, Anaheim, CA Thu May 10 2007, 12:35 PM PDT Att: 33,698 - Sunny - 78 F					
Casey Blake, R OBP: 0.326, SLG: 0.388 (1, 5)										4	0	1	0	0	1	1						
48 Travis Hafner, L OBP: 0.435, SLG: 0.496 (1, 10)										4	0	2	0	0	1	0						
41 Victor Martinez, S OBP: 0.425, SLG: 0.520 10 Kelly Shoppach, R OBP: 0.396, SLG: 0.429 (1, 2)										3	0	0	0	0	2	1						
Trot Nixon, L OBP: 0.394, SLG: 0.433 Jason Michaels, R OBP: 0.266, SLG: 0.367 (7, 9)										3	0	0	0	0	1	1						
2 Jhonny Peralta, R OBP: 0.344, SLG: 0.491 (1, 6)										3	0	1	0	0	0	0						
20 David Dellucci, L OBP: 0.300, SLG: 0.373 (1, 7)										3	0	0	0	0	1	1						
25 Ryan Garko, R OBP: 0.330, SLG: 0.402 (1, 3)										3	0	1	0	0	1	1						
Mike Rouse, L OBP: 0.290, SLG: 0.222 (1, 4)										3	0	1	0	0	0	1						
Inning Stats	R: 0 E: 0 K: 1 S: 9	H: 0 LOB: 0 BB: 0 P: 13	R: 0 E: 0 K: 1 S: 6	H: 0 LOB: 0 BB: 0 P: 8	R: 0 E: 0 K: 0 S: 11	H: 2 LOB: 1 BB: 0 P: 13	R: 0 E: 0 K: 2 S: 10	H: 1 LOB: 1 BB: 0 P: 16	R: 0 E: 0 K: 2 S: 10	H: 0 LOB: 0 BB: 0 P: 15	R: 0 E: 0 K: 0 S: 7	H: 1 LOB: 0 BB: 0 P: 10	R: 0 E: 0 K: 2 S: 7	H: 0 LOB: 0 BB: 0 P: 8	R: 0 E: 0 K: 0 S: 6	H: 1 LOB: 1 BB: 0 P: 9		R: 0 E: 0 K: 1 S: 10	H: 2 LOB: 2 BB: 0 P: 11	1B: 7 2B: 1 3B: 0 HR: 0	SF: 0 SAC: 0 DP: 2 HBP: 0	WP: 0 PB: 0 SB: 0 CS: 0
PITCHER 45 Kelvin Escobar, R ERA: 2.21 (1, 1)	IP: 9.0 WLS: W BF: 32 H: 7 R: 0 ER: 0 SO: 9 BB: 0 IBB: 0 HBP: 0 BLK: 0 WP: 0 HR: 0 S: 76 P: 103 ERA: 0.00 WHIP: 0.778																					

AB	32
R	0
H	7
RBI	0
BB	0
SO	9
LOB	12



Batter	1	2	3	4	5	6	7	8	9	AB	R	H	RBI	BB	SO	LOB	BOTTOM			
77 Reggie Willits, S OBP: 0.438, SLG: 0.406 (1, 7)										5	0	1	0	0	0	3	Cleveland Indians @ Los Angeles Angels Angel Stadium of Anaheim, Anaheim, CA Thu May 10 2007, 12:35 PM PDT Att: 33,698 - Sunny - 78 F			
Orlando Cabrera, R OBP: 0.327, SLG: 0.364 63 Matthew Brown, R (8, 5)										4	1	1	0	0	0	3				
27 Vladimir Guerrero, R OBP: 0.497, SLG: 0.673 (1, 10)										3	1	1	2	1	1	1				
39 Robb Quinlan, R OBP: 0.286, SLG: 0.439 (1, 3)										4	1	2	2	0	0	1				
24 Gary Matthews, S OBP: 0.351, SLG: 0.455 (1, 8)										4	1	2	3	0	0	1				
32 Erick Aybar, S OBP: 0.310, SLG: 0.321 (8, 6)										4	0	2	0	0	1	2				
65 Tommy Murphy, S OBP: 0.250, SLG: 0.250 (1, 9)										4	0	0	0	0	1	4				
José Molina, R OBP: 0.245, SLG: 0.250 (1, 2)										4	2	2	0	0	0	1				
9 Chone Figgins, S OBP: 0.162, SLG: 0.222 (8, 4)										4	2	2	0	0	0	1				
Inning Stats	R: 0 E: 0 K: 1 S: 7	H: 0 LOB: 0 BB: 0 P: 11	R: 0 E: 0 K: 0 S: 10	H: 1 LOB: 1 BB: 0 P: 16	R: 5 E: 0 K: 0 S: 14	H: 5 LOB: 1 BB: 1 P: 26	R: 1 E: 0 K: 0 S: 13	H: 2 LOB: 1 BB: 0 P: 16	R: 0 E: 0 K: 1 S: 10	H: 1 LOB: 1 BB: 0 P: 14	R: 2 E: 0 K: 0 S: 17	H: 3 LOB: 1 BB: 0 P: 23	R: 0 E: 0 K: 1 S: 10	H: 1 LOB: 1 BB: 0 P: 13	R: 0 E: 0 K: 0 S: 14	H: 0 LOB: 0 BB: 0 P: 20		1B: 8 2B: 4 3B: 0 HR: 1	SF: 0 SAC: 0 DP: 0 HBP: 0	WP: 0 PB: 0 SB: 3 CS: 0
PITCHER 45 Jeremy Sowers, L ERA: 6.56 (1, 1)	IP: 5.0 WLS: L BF: 25 H: 9 R: 6 ER: 6 SO: 2 BB: 0 IBB: 1 HBP: 0 BLK: 0 WP: 0 HR: 1 S: 54 P: 83 ERA: 10.80 WHIP: 1.800																			
49 Edward Mujica, R ERA: 9.0 (6, 1)	IP: 2.0 WLS: L BF: 10 H: 4 R: 2 ER: 2 SO: 1 BB: 0 IBB: 0 HBP: 0 BLK: 0 WP: 0 HR: 0 S: 27 P: 36 ERA: 9.00 WHIP: 2.000																			
46 Aaron Fultz, L ERA: 2.45 (8, 1)	IP: 1.0 WLS: L BF: 3 H: 0 R: 0 ER: 0 SO: 0 BB: 0 IBB: 0 HBP: 0 BLK: 0 WP: 0 HR: 0 S: 14 P: 20 ERA: 0.00 WHIP: 0.000																			

AB	37
R	8
H	13
RBI	7
BB	1
SO	3
LOB	17



Batter	1	2	3	4	5	6	7	8	9	AB	R	H	RBI	BB	SO	LOB	TOP					
77 Reggie Willits, S OBP: 0.436, SLG: 0.406										5	2	2	0	0	1	0						
Orlando Cabrera, R OBP: 0.331, SLG: 0.375										4	1	2	1	0	0	0						
27 Vladimir Guerrero, R OBP: 0.450, SLG: 0.661										2	0	0	0	2	0	0						
24 Gary Matthews, S OBP: 0.349, SLG: 0.453										3	0	1	2	0	0	1						
Casey Kotchman, L OBP: 0.294, SLG: 0.374										4	0	0	0	0	0	5						
32 Erick Aybar, S OBP: 0.330, SLG: 0.325										2	1	1	0	2	0	0						
22 Kendrys Morales, S (1, 10) OBP: 0.385, SLG: 0.667										4	1	1	1	0	0	3						
Mike Napoli, R OBP: 0.291, SLG: 0.329										4	0	1	0	0	2	0						
9 Chone Figgins, S OBP: 0.171, SLG: 0.225										4	1	1	0	0	0	1						
Inning Stats	R: 0 H: 0 E: 0 K: 1 S: 9	H: 0 LOB: 0 BB: 0 P: 14	R: 0 H: 1 E: 0 K: 0 S: 12	H: 1 LOB: 1 BB: 1 P: 17	R: 2 H: 3 E: 0 K: 1 S: 14	H: 3 LOB: 2 BB: 1 P: 25	R: 0 H: 1 E: 0 K: 0 S: 4	H: 1 LOB: 0 BB: 0 P: 6	R: 2 H: 2 E: 1 K: 0 S: 11	H: 2 LOB: 1 BB: 1 P: 19	R: 0 H: 0 E: 0 K: 1 S: 6	H: 0 LOB: 0 BB: 0 P: 9	R: 0 H: 0 E: 0 K: 0 S: 9	H: 0 LOB: 0 BB: 0 P: 13	R: 0 H: 0 E: 0 K: 0 S: 7	H: 0 LOB: 0 BB: 0 P: 7	R: 2 H: 2 E: 0 K: 0 S: 7	H: 2 LOB: 0 BB: 1 P: 13	1B: 7 2B: 2 3B: 0 HR: 0	SF: 1 SAC: 0 DP: 4 HBP: 0	WP: 0 PB: 1 SB: 0 CS: 0	PA: 37
PITCHER	IP	WLS	BF	H	R	ER	SO	BB	IBB	HBP	BLK	WP	HR	S	P	ERA	WHIP					
44 Vicente Padilla, R ERA: 4.78	7.0	L	29	7	4	3	3	2	1	0	0	0	0	65	103	3.86	1.286					
53 Joaquin Benoit, R ERA: 4.99	1.0		3	0	0	0	0	0	0	0	0	0	0	7	7	0.00	0.000					
32 Ron Mahay, L ERA: 3.86	1.0		5	2	2	2	0	1	0	0	0	0	0	7	13	18.00	3.000					

Los Angeles Angels @ Texas Rangers
Rangers Ballpark in Arlington, Arlington, TX
Fri May 11 2007, 8:05 PM EDT
Att: 30,782 - Partly Cloudy - 83 F

AB 32
R 6
H 9
RBI 4
BB 4
SO 3
LOB 10



Batter	1	2	3	4	5	6	7	8	9	AB	R	H	RBI	BB	SO	LOB	BOTTOM					
Kenny Lofton, L OBP: 0.317, SLG: 0.372										4	1	1	0	0	0	0						
10 Michael Young, R OBP: 0.253, SLG: 0.399										4	1	2	1	0	1	0						
23 Mark Teixeira, S OBP: 0.369, SLG: 0.466										4	0	1	0	0	1	2						
Sammy Sosa, R OBP: 0.346, SLG: 0.548										3	1	1	2	1	1	1						
9 Hank Blalock, L OBP: 0.336, SLG: 0.452										4	0	0	0	0	1	2						
5 Ian Kinsler, R OBP: 0.328, SLG: 0.526										4	0	0	0	0	0	2						
6 Brad Wilkerson, L OBP: 0.307, SLG: 0.429										3	0	0	0	0	1	0						
17 Nelson Cruz, R OBP: 0.261, SLG: 0.238										3	0	0	0	0	1	0						
15 Gerald Laird, R OBP: 0.276, SLG: 0.287										3	0	0	0	0	1	0						
Inning Stats	R: 0 H: 1 E: 0 K: 2 S: 11	H: 0 LOB: 0 BB: 0 P: 14	R: 0 H: 0 E: 0 K: 1 S: 7	H: 0 LOB: 0 BB: 0 P: 11	R: 0 H: 0 E: 0 K: 0 S: 6	H: 0 LOB: 0 BB: 0 P: 9	R: 0 H: 0 E: 0 K: 1 S: 6	H: 0 LOB: 0 BB: 0 P: 8	R: 0 H: 0 E: 0 K: 1 S: 6	H: 0 LOB: 0 BB: 0 P: 8	R: 0 H: 1 E: 0 K: 1 S: 10	H: 1 LOB: 1 BB: 1 P: 14	R: 0 H: 0 E: 0 K: 0 S: 8	H: 0 LOB: 0 BB: 0 P: 13	R: 3 H: 3 E: 0 K: 0 S: 11	H: 3 LOB: 0 BB: 0 P: 14	1B: 3 2B: 1 3B: 0 HR: 1	SF: 0 SAC: 0 DP: 0 HBP: 0	WP: 0 PB: 0 SB: 0 CS: 0	PA: 33		
PITCHER	IP	WLS	BF	H	R	ER	SO	BB	IBB	HBP	BLK	WP	HR	S	P	ERA	WHIP					
41 John Lackey, R ERA: 2.7	8.1	W	31	5	3	3	7	1	0	0	0	0	0	69	97	3.24	0.720					
62 Scott Shields, R ERA: 3.63	0.2		2	0	0	0	0	0	0	0	0	0	0	4	5	0.00	0.000					

Los Angeles Angels @ Texas Rangers
Rangers Ballpark in Arlington, Arlington, TX
Fri May 11 2007, 8:05 PM EDT
Att: 30,782 - Partly Cloudy - 83 F

AB 32
R 3
H 5
RBI 3
BB 1
SO 7
LOB 7



Batter	1	2	3	4	5	6	7	8	9	AB	R	H	RBI	BB	SO	LOB	TOP			
77 Reggie Willits, S OBP: 0.344, SLG: 0.405										5	2	2	0	0	2	1				
Orlando Cabrera, R OBP: 0.340, SLG: 0.390										5	2	3	1	0	0	1				
27 Vladimir Guerrero, R OBP: 0.463, SLG: 0.661										3	0	1	1	2	0	1				
24 Gary Matthews, S OBP: 0.338, SLG: 0.440										4	0	0	1	0	0	3				
Casey Kotchman, L OBP: 0.301, SLG: 0.378										4	1	2	1	0	0	0				
32 Erik Aybar, S OBP: 0.315, SLG: 0.310										4	0	0	0	0	1	3				
Shea Hillenbrand, R OBP: 0.249, SLG: 0.245										4	0	1	0	0	0	0				
José Molina, R OBP: 0.226, SLG: 0.231										4	0	0	0	0	0	2				
9 Chone Figgins, S OBP: 0.200, SLG: 0.233										3	1	1	0	1	0	0				
Inning Stats	R: 2 E: 0 K: 1 S: 12	H: 3 LOB: 1 BB: 1 P: 18	R: 3 E: 1 K: 0 S: 14	H: 3 LOB: 1 BB: 1 P: 21	R: 0 E: 0 K: 0 S: 3	H: 0 LOB: 0 BB: 0 P: 5	R: 0 E: 0 K: 0 S: 5	H: 0 LOB: 0 BB: 0 P: 8	R: 0 E: 0 K: 0 S: 10	H: 1 LOB: 1 BB: 0 P: 13	R: 0 E: 0 K: 0 S: 9	H: 1 LOB: 1 BB: 0 P: 15	R: 1 E: 2 K: 0 S: 12	H: 1 LOB: 1 BB: 0 P: 12	R: 0 E: 0 K: 1 S: 11	H: 1 LOB: 2 BB: 1 P: 23	1B: 8 2B: 2 3B: 0 HR: 0	SF: 1 SAC: 0 DP: 0 HBP: 0	WP: 0 PB: 1 SB: 1 CS: 0	PA: 41
PITCHER	IP	WLS	BF	H	R	ER	SO	BB	IBB	HBP	BLK	WP	HR	S	P	ERA	WHIP			
43 Kameron Loe, R ERA: 5.89	7.0	L	30	8	5	5	2	1	1	0	0	0	0	63	93	6.43	1.286			
40 Akinori Otsuka, R ERA: 1.42	1.0		5	1	1	0	0	0	0	0	0	0	0	12	12	0.00	1.000			
50 Frank Francisco, R ERA: 1.0	1.0		5	1	0	0	1	0	1	0	0	0	0	11	23	0.00	1.000			

Los Angeles Angels @ Texas Rangers
Rangers Ballpark in Arlington, Arlington, TX
Sat May 12 2007, 3:45 PM EDT
Att: 36,474 - Partly Cloudy - 85 F

livebaseballscorecards.com

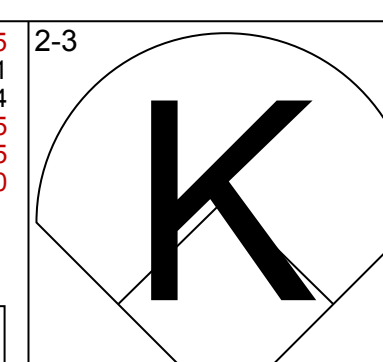
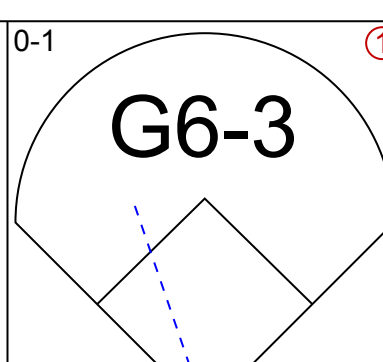
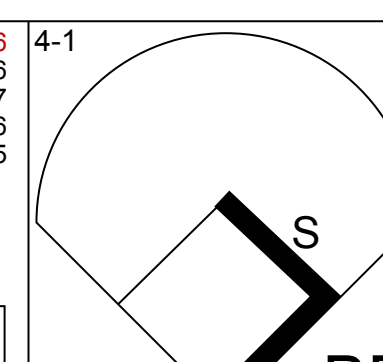
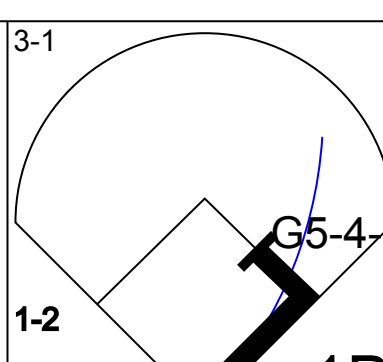
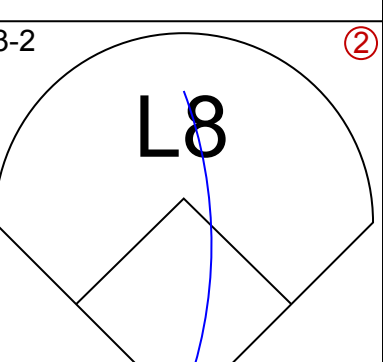
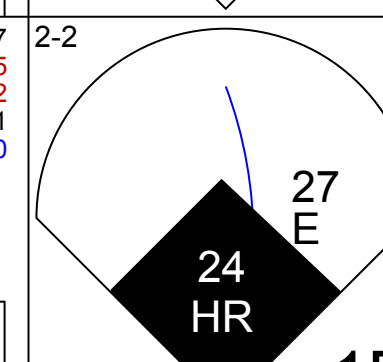
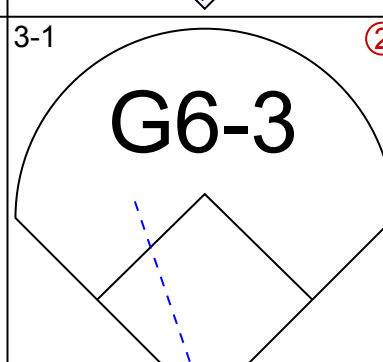
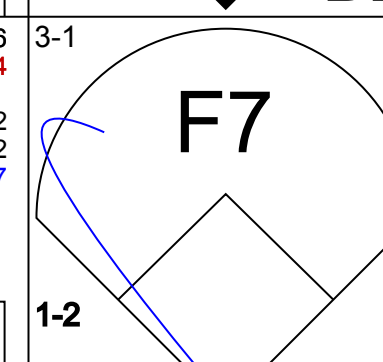
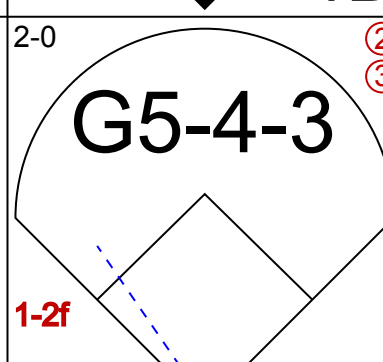
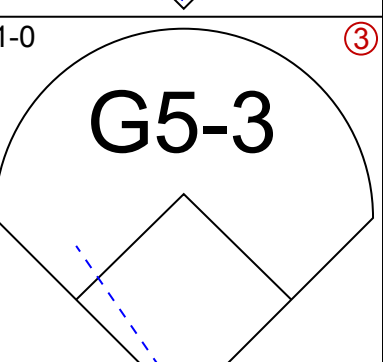
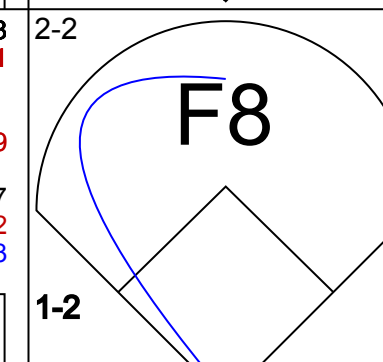
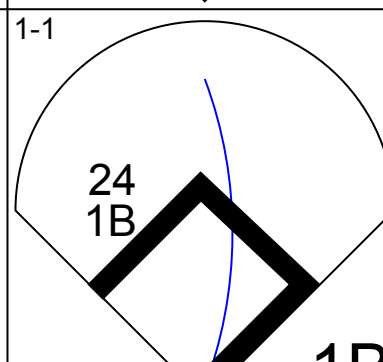
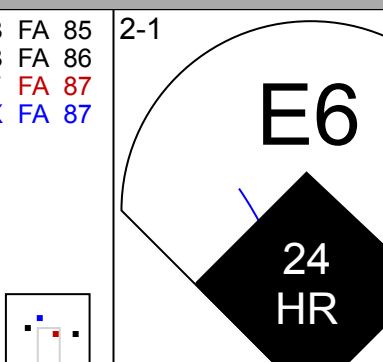
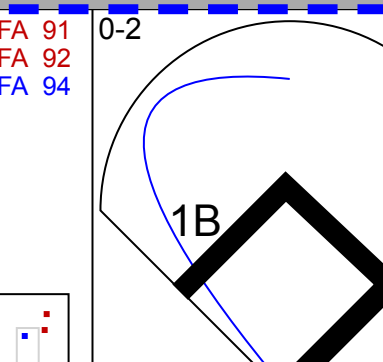
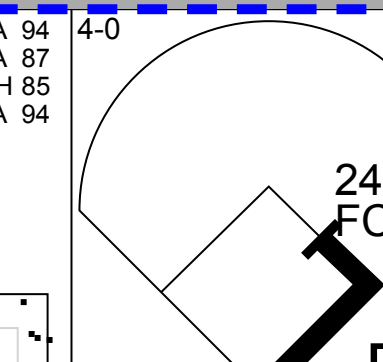
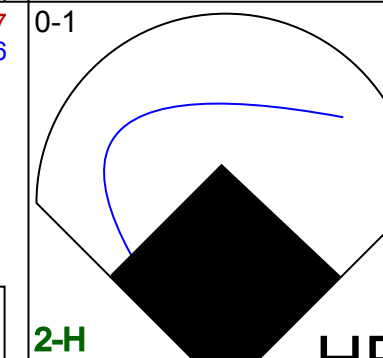
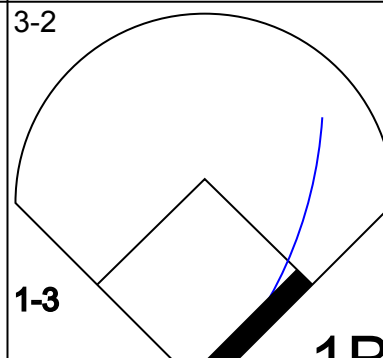
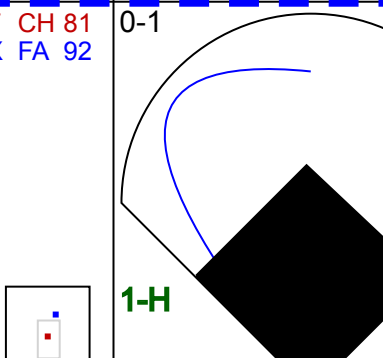
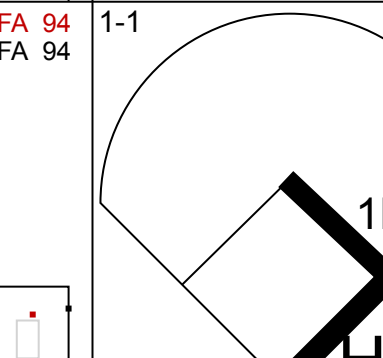
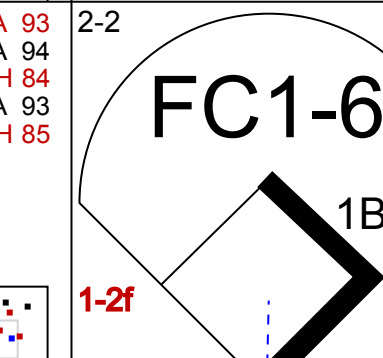
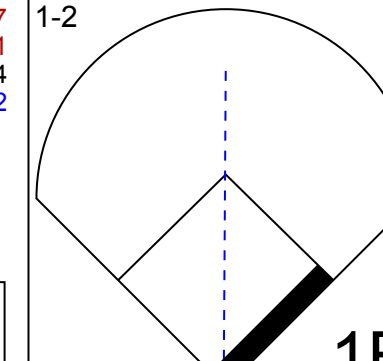
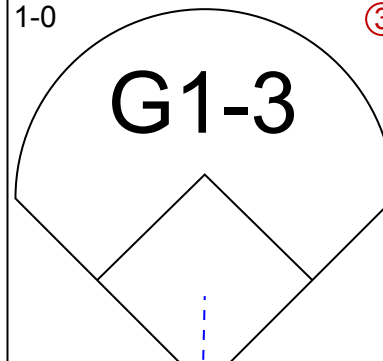
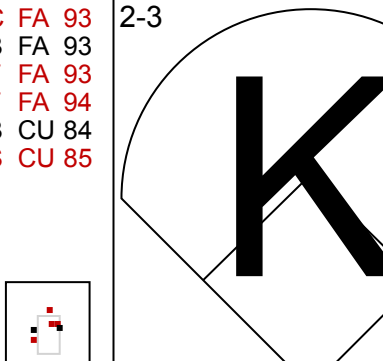
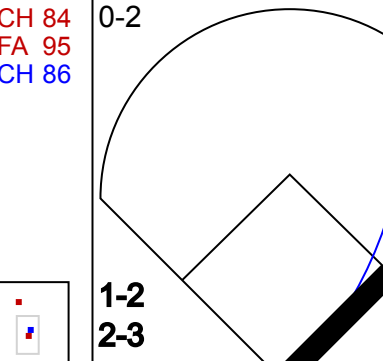
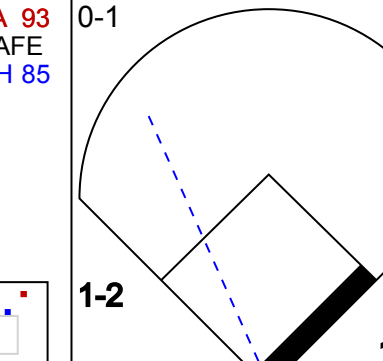
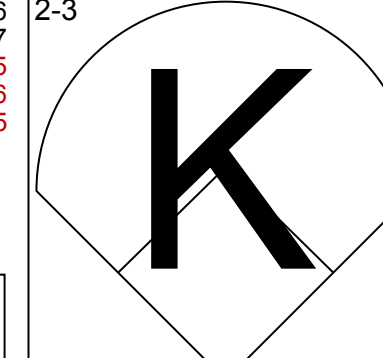

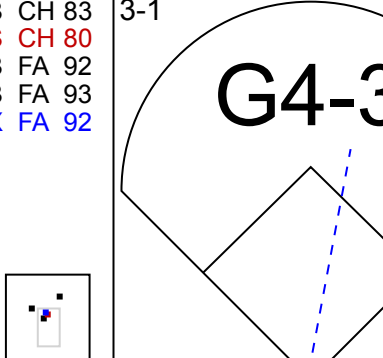
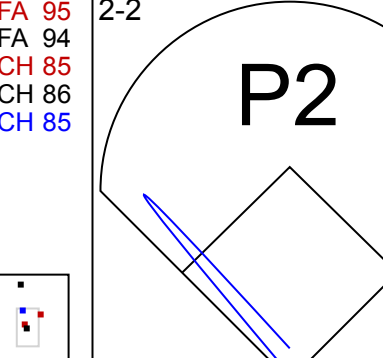
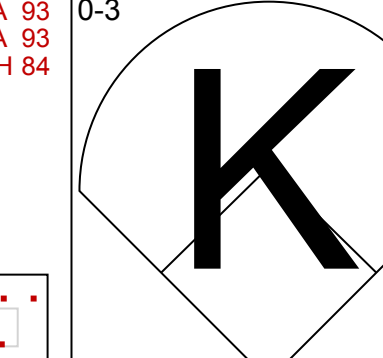

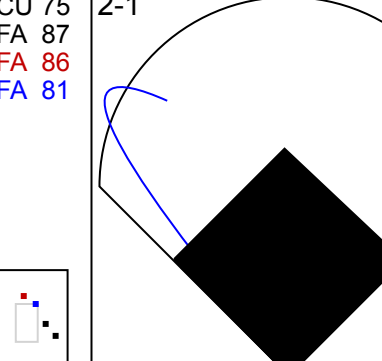
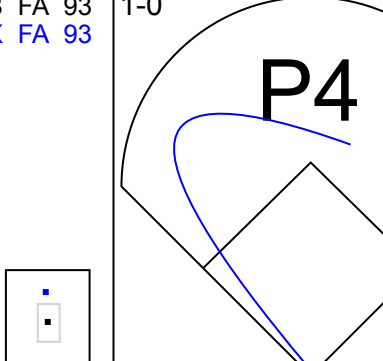
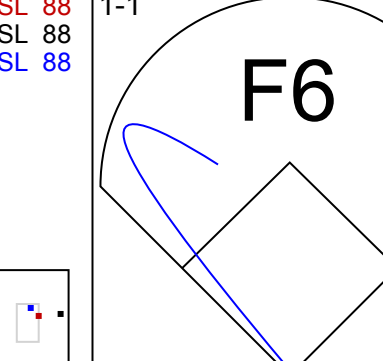
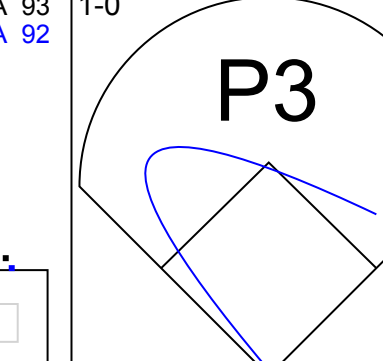

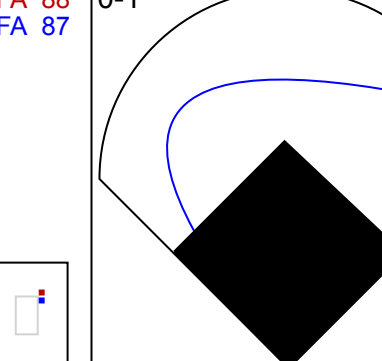
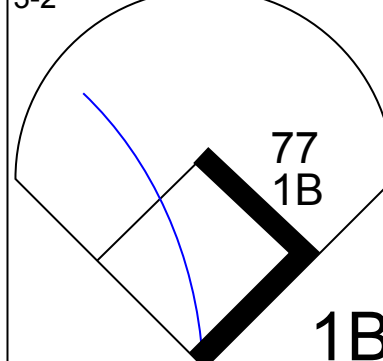
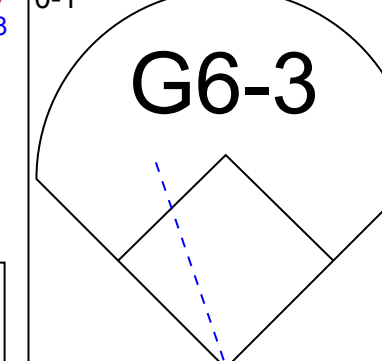


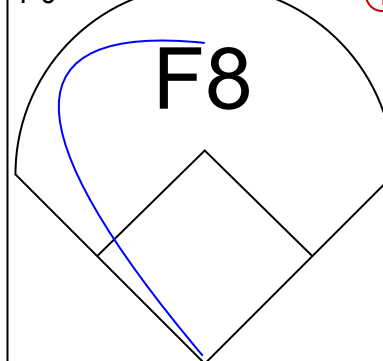
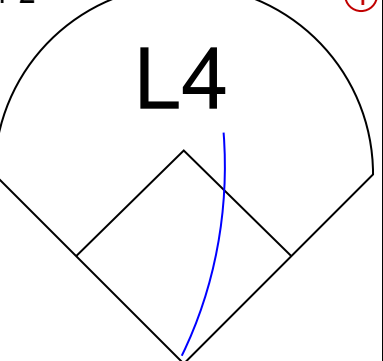
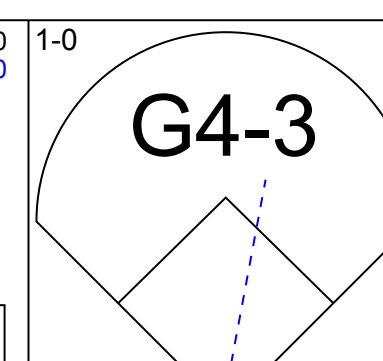
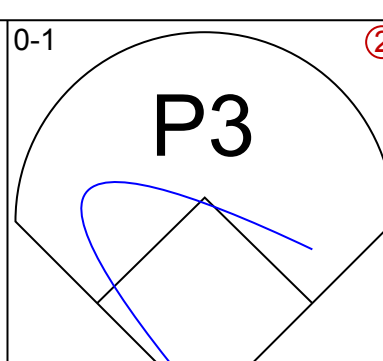
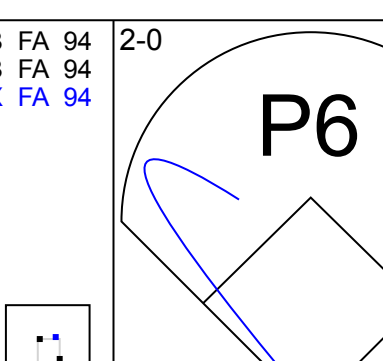
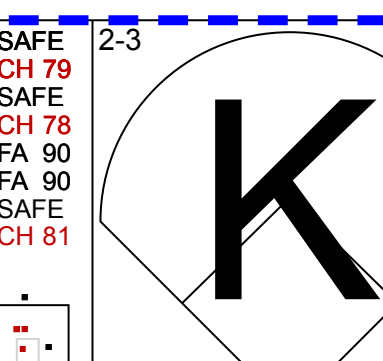
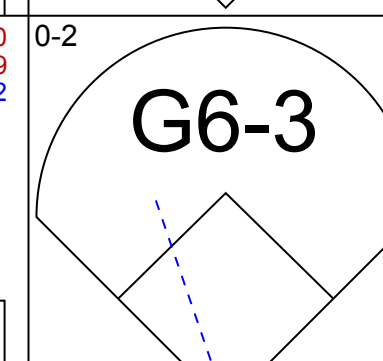
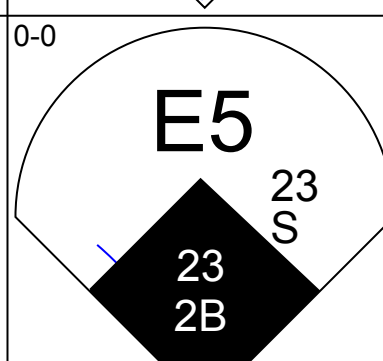
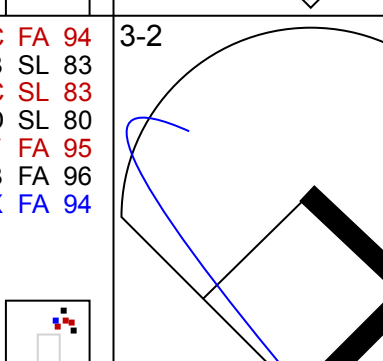
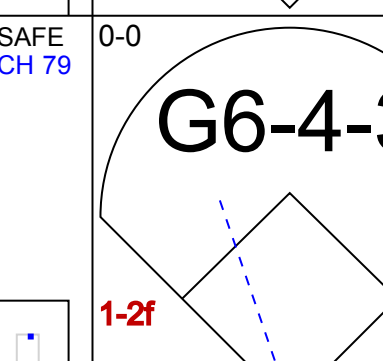
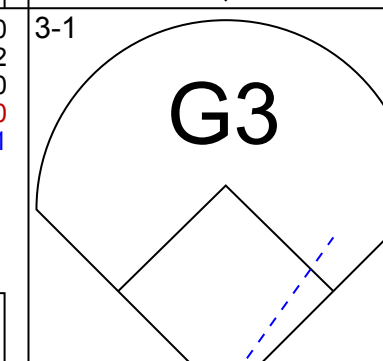
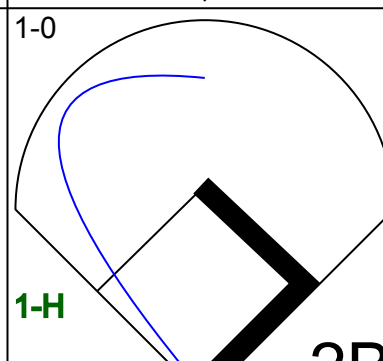
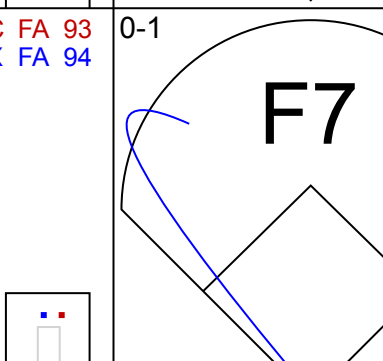

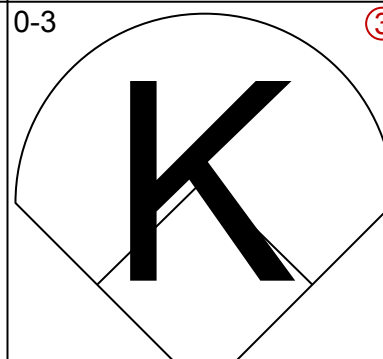




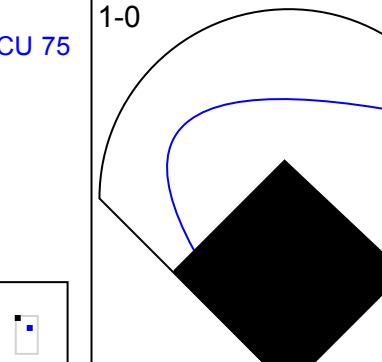
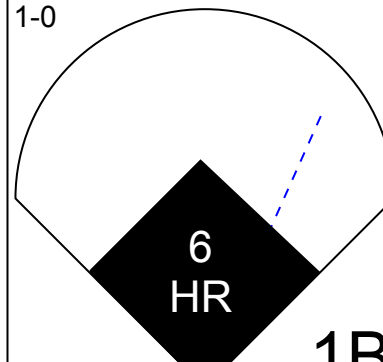
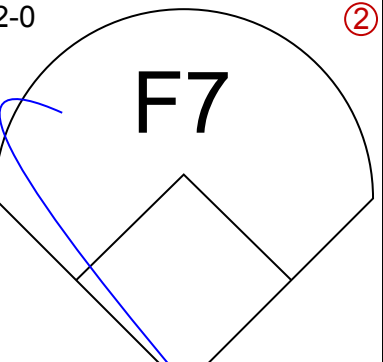




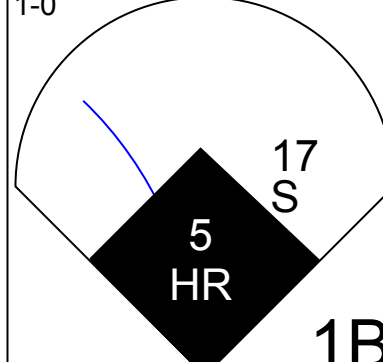


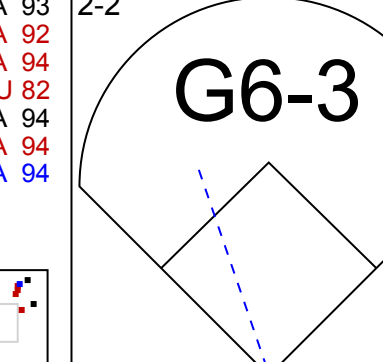
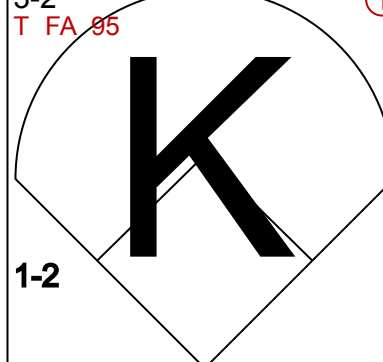


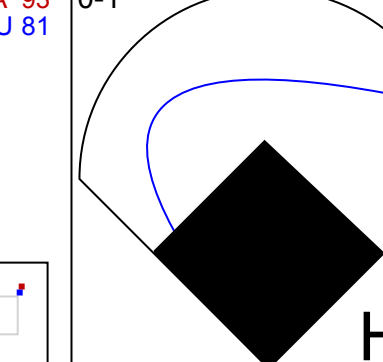
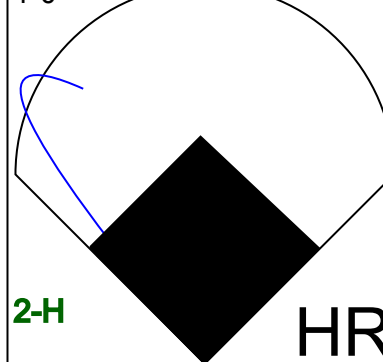
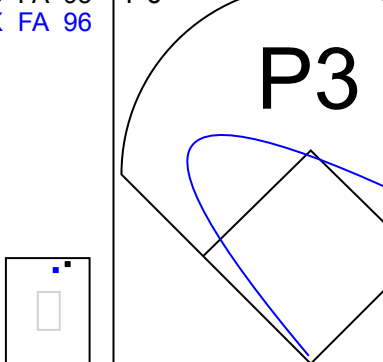
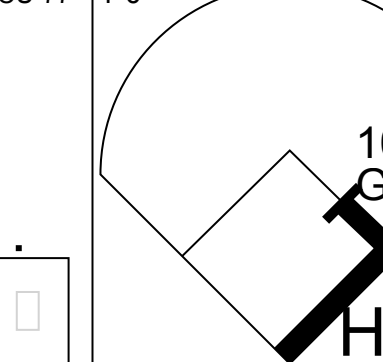
AB 36
R 6
H 10
RBI 4
BB 3
SO 3
LOB 11

Batter	1	2	3	4	5	6	7	8	9	AB	R	H	RBI	BB	SO	LOB	BOTTOM					
Kenny Lofton, L OBP: 0.321, SLG: 0.368										4	1	1	0	1	0	1						
10 Michael Young, R OBP: 0.258, SLG: 0.395										4	1	1	0	1	0	4						
23 Mark Teixeira, S OBP: 0.373, SLG: 0.489										4	1	2	2	0	1	5						
Sammy Sosa, R OBP: 0.344, SLG: 0.538										4	0	1	1	0	1	1						
9 Hank Blalock, L OBP: 0.326, SLG: 0.438										4	0	0	0	0	0	2						
6 Brad Wilkerson, L OBP: 0.315, SLG: 0.418										2	0	0	0	2	1	2						
17 Nelson Cruz, R OBP: 0.261, SLG: 0.238										4	0	1	0	0	1	1						
15 Gerald Laird, R OBP: 0.284, SLG: 0.296										4	0	2	0	0	2	0						
5 Ian Kinsler, R OBP: 0.321, SLG: 0.513										3	0	0	0	0	1	1						
Inning Stats	R: 0 E: 0 K: 1 S: 8	H: 1 LOB: 0 BB: 0 P: 9	R: 0 E: 0 K: 1 S: 9	H: 0 LOB: 0 BB: 0 P: 15	R: 0 E: 0 K: 1 S: 8	H: 0 LOB: 0 BB: 0 P: 13	R: 2 E: 0 K: 0 S: 10	H: 1 LOB: 2 BB: 2 P: 22	R: 0 E: 0 K: 3 S: 9	H: 0 LOB: 0 BB: 0 P: 14	R: 1 E: 0 K: 0 S: 9	H: 3 LOB: 2 BB: 0 P: 13	R: 0 E: 0 K: 1 S: 16	H: 2 LOB: 3 BB: 1 P: 24	R: 0 E: 0 K: 0 S: 9	H: 0 LOB: 1 BB: 1 P: 15	R: 0 E: 0 K: 0 S: 9	H: 1 LOB: 1 BB: 0 P: 15	1B: 7 2B: 0 3B: 0 HR: 1	SF: 0 SAC: 1 DP: 0 HBP: 0	WP: 0 PB: 0 SB: 0 CS: 1	PA: 39
PITCHER	IP	WLS	BF	H	R	ER	SO	BB	IBB	HBP	BLK	WP	HR	S	P	ERA	WHIP					
40 Bartolo Colon, R ERA: 3.68	6.0	W	24	5	3	3	6	2	0	0	0	0	0	8	12	0.00	6.000					
58 Dustin Moseley, R ERA: 1.74	0.1	H	3	2	0	0	0	0	0	0	0	0	0	8	12	0.00	6.000					
62 Scot Shields, R ERA: 3.32	1.2	H	7	0	0	0	1	2	0	0	0	0	0	17	27	0.00	1.200					
Francisco Rodriguez, R ERA: 2.6	1.0	S	4	1	0	0	0	0	0	0	0	0	0	9	15	0.00	1.000					

Los Angeles Angels @ Texas Rangers
Rangers Ballpark in Arlington, Arlington, TX
Sat May 12 2007, 3:45 PM EDT
Att: 36,474 - Partly Cloudy - 85 F

livebaseballscorecards.com

AB 33
R 3
H 8
RBI 3
BB 4
SO 7
LOB 17

Batter	1	2	3	4	5	6	7	8	9	AB	R	H	RBI	BB	SO	LOB	TOP				
77 Reggie Williams, S OBP: 0.432, SLG: 0.397										4	0	1	0	1	1	0					
Orlando Cabrera, R OBP: 0.335, SLG: 0.384										5	1	1	0	0	0	3					
27 Vladimir Guerrero, R OBP: 0.497, SLG: 0.664											4	1	2	0	1	0	1				
24 Gary Matthews, S OBP: 0.352, SLG: 0.490											4	2	3	4	0	0	1				
Casey Kotchman, L OBP: 0.313, SLG: 0.388											5	0	3	0	0	1	2				
32 Erik Aybar, S OBP: 0.299, SLG: 0.293											5	0	0	0	0	2	6				
Shea Hillenbrand, R OBP: 0.240, SLG: 0.270											5	1	1	1	0	1	5				
Mike Napoli, R OBP: 0.301, SLG: 0.378											4	1	2	1	0	0	3				
9 Chone Figgins, S OBP: 0.184, SLG: 0.213											4	0	0	0	0	0	1				
Inning Stats	R: 2 H: 3 E: 1 K: 2 S: 19	H: 3 LOB: 1 BB: 0 P: 28	R: 0 H: 0 E: 0 K: 1 S: 8	H: 0 LOB: 0 BB: 0 P: 11	R: 0 H: 2 E: 0 K: 0 S: 11	H: 2 LOB: 1 BB: 0 P: 24	R: 2 H: 2 E: 0 K: 1 S: 13	H: 2 LOB: 1 BB: 0 P: 19	R: 0 H: 2 E: 0 K: 0 S: 7	H: 2 LOB: 3 BB: 0 P: 18	R: 0 H: 0 E: 0 K: 0 S: 7	H: 0 LOB: 0 BB: 0 P: 12	R: 0 H: 1 E: 0 K: 1 S: 10	H: 1 LOB: 2 BB: 1 P: 17	1B: 8 2B: 1 3B: 0 HR: 4	SF: 0 SAC: 0 DP: 1 HBP: 1	WP: 0 PB: 0 SB: 1 CS: 0	PA: 43			
PITCHER	IP WLS BF H R ER SO BB IBB HBP BLK WP HR S P ERA WHIP	IP WLS BF H R ER SO BB IBB HBP BLK WP HR S P ERA WHIP	IP WLS BF H R ER SO BB IBB HBP BLK WP HR S P ERA WHIP	IP WLS BF H R ER SO BB IBB HBP BLK WP HR S P ERA WHIP	IP WLS BF H R ER SO BB IBB HBP BLK WP HR S P ERA WHIP	IP WLS BF H R ER SO BB IBB HBP BLK WP HR S P ERA WHIP	IP WLS BF H R ER SO BB IBB HBP BLK WP HR S P ERA WHIP	IP WLS BF H R ER SO BB IBB HBP BLK WP HR S P ERA WHIP	IP WLS BF H R ER SO BB IBB HBP BLK WP HR S P ERA WHIP	IP WLS BF H R ER SO BB IBB HBP BLK WP HR S P ERA WHIP	IP WLS BF H R ER SO BB IBB HBP BLK WP HR S P ERA WHIP	IP WLS BF H R ER SO BB IBB HBP BLK WP HR S P ERA WHIP	IP WLS BF H R ER SO BB IBB HBP BLK WP HR S P ERA WHIP	IP WLS BF H R ER SO BB IBB HBP BLK WP HR S P ERA WHIP	IP WLS BF H R ER SO BB IBB HBP BLK WP HR S P ERA WHIP	IP WLS BF H R ER SO BB IBB HBP BLK WP HR S P ERA WHIP	IP WLS BF H R ER SO BB IBB HBP BLK WP HR S P ERA WHIP	IP WLS BF H R ER SO BB IBB HBP BLK WP HR S P ERA WHIP			
29 Mike Wood, R ERA: 7.02	4.0	21	7	5	5	3	1	0	0	0	0	0	0	0	0	0	1	16	31	0.00	1.500
36 C.J. Wilson, L ERA: 2.97	2.0	8	3	1	0	1	0	0	0	0	0	0	0	0	0	0	1	16	31	0.00	1.500
53 Joaquin Benoit, R ERA: 4.58	1.0	6	2	0	0	0	0	0	0	0	0	0	0	0	0	0	0	14	18	0.00	2.000
40 Akinori Otsuka, R ERA: 1.32	1.0	3	0	0	0	0	0	0	0	0	0	0	0	0	0	0	7	12	0.00	0.000	
Eric Gagne, R ERA:	1.0	W 5	1	0	0	1	1	0	0	0	0	0	0	0	0	0	10	17	0.00	2.000	
Batter	1	2	3	4	5	6	7	8	9	AB	R	H	RBI	BB	SO	LOB	BOTTOM				
Kenny Lofton, L OBP: 0.311, SLG: 0.355										4	0	0	0	0	1	1					
10 Michael Young, R OBP: 0.288, SLG: 0.397										4	1	1	0	0	0	1					
23 Mark Teixeira, S OBP: 0.376, SLG: 0.493										3	0	1	1	1	0	1					
Sammy Sosa, R OBP: 0.341, SLG: 0.528											4	0	1	0	0	3	2				
9 Hank Blalock, L OBP: 0.331, SLG: 0.462										4	2	2	1	0	0	2					
6 Brad Wilkerson, L OBP: 0.313, SLG: 0.446										4	1	1	2	0	2	2					
15 Gerald Laird, R OBP: 0.283, SLG: 0.294											4	1	1	0	0	0	0				
17 Nelson Cruz, R OBP: 0.260, SLG: 0.273											4	1	1	1	0	2	1				
5 Ian Kinsler, R OBP: 0.328, SLG: 0.538											2	1	1	2	0	0	0				
Inning Stats	R: 0 H: 0 E: 0 K: 0 S: 6	H: 1 LOB: 0 BB: 0 P: 10	R: 3 H: 3 E: 1 K: 2 S: 15	H: 3 LOB: 1 BB: 0 P: 21	R: 1 H: 1 E: 0 K: 2 S: 8	H: 1 LOB: 0 BB: 0 P: 15	R: 2 H: 2 E: 0 K: 1 S: 10	H: 2 LOB: 0 BB: 0 P: 18	R: 0 H: 0 E: 0 K: 1 S: 4	H: 0 LOB: 0 BB: 0 P: 7	R: 0 H: 0 E: 0 K: 2 S: 9	H: 0 LOB: 1 BB: 1 P: 20	R: 1 H: 1 E: 0 K: 0 S: 7	H: 1 LOB: 0 BB: 0 P: 9	1B: 3 2B: 3 3B: 0 HR: 4	SF: 0 SAC: 0 DP: 2 HBP: 1	WP: 0 PB: 0 SB: 2 CS: 0	PA: 35			
PITCHER	IP WLS BF H R ER SO BB IBB HBP BLK WP HR S P ERA WHIP	IP WLS BF H R ER SO BB IBB HBP BLK WP HR S P ERA WHIP	IP WLS BF H R ER SO BB IBB HBP BLK WP HR S P ERA WHIP	IP WLS BF H R ER SO BB IBB HBP BLK WP HR S P ERA WHIP	IP WLS BF H R ER SO BB IBB HBP BLK WP HR S P ERA WHIP	IP WLS BF H R ER SO BB IBB HBP BLK WP HR S P ERA WHIP	IP WLS BF H R ER SO BB IBB HBP BLK WP HR S P ERA WHIP	IP WLS BF H R ER SO BB IBB HBP BLK WP HR S P ERA WHIP	IP WLS BF H R ER SO BB IBB HBP BLK WP HR S P ERA WHIP	IP WLS BF H R ER SO BB IBB HBP BLK WP HR S P ERA WHIP	IP WLS BF H R ER SO BB IBB HBP BLK WP HR S P ERA WHIP	IP WLS BF H R ER SO BB IBB HBP BLK WP HR S P ERA WHIP	IP WLS BF H R ER SO BB IBB HBP BLK WP HR S P ERA WHIP	IP WLS BF H R ER SO BB IBB HBP BLK WP HR S P ERA WHIP	IP WLS BF H R ER SO BB IBB HBP BLK WP HR S P ERA WHIP	IP WLS BF H R ER SO BB IBB HBP BLK WP HR S P ERA WHIP	IP WLS BF H R ER SO BB IBB HBP BLK WP HR S P ERA WHIP	IP WLS BF H R ER SO BB IBB HBP BLK WP HR S P ERA WHIP			
54 Ervin Santana, R ERA: 5.51	6.0	26	8	6	5	5	0	0	0	0	0	0	0	0	0	0	1	16	29	6.75	1.333
Hector Carrasco, R ERA: 5.71	0.0	1	0	0	0	0	0	0	0	0	0	0	0	0	0	0	0	0	1	∞	∞
58 Dustin Moseley, R ERA: 1.66	1.0	2	0	0	0	1	0	0	0	0	0	0	0	0	0	0	4	6	0.00	0.000	
62 Scot Shields, R ERA: 3.54	1.1	L 6	1	1	1	2	1	0	0	0	0	0	0	0	0	0	1	16	29	6.75	1.500

Los Angeles Angels @ Texas Rangers
Rangers Ballpark in Arlington, Arlington, TX

AB 40
R 6
H 13
RBI 6
BB 2
SO 5
LOB 22



Los Angeles Angels @ Texas Rangers
Rangers Ballpark in Arlington, Arlington, TX

AB 33
R 7
H 9
RBI 7
BB 1
SO 8
LOB 10



Sun May 13 2007, 3:05 PM EDT
Att: 24,847 - Partly Cloudy - 88 F

Sun May 13 2007, 3:05 PM EDT
Att: 24,847 - Partly Cloudy - 88 F

Batter	1	2	3	4	5	6	7	8	9	AB	R	H	RBI	BB	SO	LOB	TOP						
77 Reggie Willits, S OBP: 0.441, SLG: 0.395										3	1	1	0	2	0	1							
Orlando Cabrera, R OBP: 0.337, SLG: 0.384										5	0	2	0	0	1	1							
27 Vladimir Guerrero, R OBP: 0.450, SLG: 0.643										4	1	0	0	0	1	5							
Shea Hillenbrand, R OBP: 0.243, SLG: 0.268										1	0	0	0	0	0	0							
24 Gary Matthews, S OBP: 0.353, SLG: 0.483										4	2	1	0	1	2	0							
Casey Kotchman, L OBP: 0.333, SLG: 0.419										1	2	1	4	3	0	0							
32 Erick Aybar, S OBP: 0.290, SLG: 0.284										3	0	0	0	0	0	2							
Mike Napoli, R OBP: 0.299, SLG: 0.385										4	1	1	1	0	1	2							
65 Tommy Murphy, S OBP: 0.250, SLG: 0.250										4	0	1	2	0	0	1							
9 Chone Figgins, S OBP: 0.170, SLG: 0.196										4	0	0	0	0	0	1							
Inning Stats	R: 4 E: 0 K: 0 S: 16	H: 2 LOB: 0 BB: 2 P: 29	R: 0 E: 0 K: 0 S: 10	H: 1 LOB: 2 BB: 1 P: 19	R: 3 E: 0 K: 0 S: 17	H: 3 LOB: 1 BB: 1 P: 32	R: 0 E: 0 K: 3 S: 11	H: 0 LOB: 0 BB: 0 P: 19	R: 0 E: 0 K: 0 S: 11	H: 0 LOB: 1 BB: 1 P: 17	R: 0 E: 0 K: 0 S: 12	H: 1 LOB: 1 BB: 0 P: 13	R: 0 E: 0 K: 1 S: 12	H: 0 LOB: 1 BB: 1 P: 20	R: 0 E: 0 K: 0 S: 6	H: 0 LOB: 0 BB: 0 P: 11	R: 0 E: 0 K: 1 S: 7	H: 0 LOB: 0 BB: 0 P: 14	1B: 5 2B: 1 3B: 0 HR: 1	SF: 0 SAC: 1 DP: 0 HBP: 0	WP: 1 PB: 0 SB: 0 CS: 0	PA: 40	
PITCHER	IP	WLS	BF	H	R	ER	SO	BB	IBB	HBP	BLK	WP	HR	S	P	ERA	WHIP					ERA	WHIP
33 Kevin Millwood, R ERA: 6.62	1.2	L	11	3	4	4	0	3	0	0	0	0	1	24	45	21.60	3.600						
51 Willie Eyre, R ERA: 3.95	3.1		15	3	3	3	3	2	0	0	0	1	0	41	71	8.10	1.500						
50 Frank Francisco, R ERA: 0.82	2.0		8	1	0	0	1	1	0	0	0	0	0	24	33	0.00	1.000						
36 C.J. Wilson, L ERA: 2.55	2.0		6	0	0	0	1	0	0	0	0	0	0	13	25	0.00	0.000						

Los Angeles Angels @ Texas Rangers
Rangers Ballpark in Arlington, Arlington, TX

Mon May 14 2007, 2:05 PM EDT
Att: 23,421 - Partly Cloudy - 86 F

AB 33
R 7
H 7
RBI 7
BB 6
SO 5
LOB 13



Batter	1	2	3	4	5	6	7	8	9	AB	R	H	RBI	BB	SO	LOB	BOTTOM							
Kenny Lofton, L OBP: 0.309, SLG: 0.352										4	0	1	0	0	0	1								
10 Michael Young, R OBP: 0.258, SLG: 0.394										4	0	1	0	0	0	1								
23 Mark Teixeira, S OBP: 0.373, SLG: 0.486										4	0	1	0	0	2	1								
Sammy Sosa, R OBP: 0.331, SLG: 0.512										4	0	0	0	0	3	2								
9 Hank Blalock, L OBP: 0.342, SLG: 0.489										3	1	2	1	1	0	0								
6 Brad Wilkerson, L OBP: 0.320, SLG: 0.483										4	1	2	1	0	0	2								
15 Gerald Laird, R OBP: 0.291, SLG: 0.295										3	0	1	0	1	0	2								
17 Nelson Cruz, R OBP: 0.250, SLG: 0.261										4	0	0	0	0	1	4								
5 Ian Kinsler, R OBP: 0.319, SLG: 0.520										4	0	0	0	0	1	4								
Inning Stats	R: 0 E: 0 K: 1 S: 8	H: 1 LOB: 1 BB: 0 P: 11	R: 0 E: 0 K: 0 S: 9	H: 2 LOB: 2 BB: 0 P: 12	R: 0 E: 0 K: 0 S: 5	H: 1 LOB: 0 BB: 0 P: 6	R: 1 E: 0 K: 1 S: 9	H: 1 LOB: 0 BB: 0 P: 12	R: 0 E: 0 K: 0 S: 6	H: 0 LOB: 0 BB: 0 P: 13	R: 0 E: 0 K: 1 S: 9	H: 1 LOB: 2 BB: 1 P: 16	R: 0 E: 0 K: 2 S: 11	H: 0 LOB: 1 BB: 1 P: 17	R: 0 E: 0 K: 2 S: 12	H: 0 LOB: 0 BB: 0 P: 17	R: 1 E: 0 K: 0 S: 13	H: 2 LOB: 1 BB: 0 P: 22	1B: 6 2B: 0 3B: 0 HR: 2	SF: 0 SAC: 0 DP: 1 HBP: 0	WP: 0 PB: 0 SB: 0 CS: 0	PA: 36		
PITCHER	IP	WLS	BF	H	R	ER	SO	BB	IBB	HBP	BLK	WP	HR	S	P	ERA	WHIP					ERA	WHIP	
36 Jered Weaver, R ERA: 3.62	7.0	W	28	6	1	1	5	2	0	0	0	0	0	12	17	0.00	0.000							
49 Chris Bootcheck, R ERA: 3.99	1.0		3	0	0	0	2	0	0	0	0	0	0	1	13	22	9.00	2.000						
Darren Oliver, L ERA: 8.68	1.0		5	2	1	1	0	0	0	0	0	0	1	13	22	9.00	2.000							

Los Angeles Angels @ Texas Rangers
Rangers Ballpark in Arlington, Arlington, TX

Mon May 14 2007, 2:05 PM EDT
Att: 23,421 - Partly Cloudy - 86 F


AB 34
R 2
H 8
RBI 2
BB 2
SO 7
LOB 17



Batter	1	2	3	4	5	6	7	8	9	AB	R	H	RBI	BB	SO	LOB	TOP																					
77 Reggie Williams, S OBP: 0.429, SLG: 0.376	F7		L8			G4-3			K	4	0	0	0	1	1	1																						
9 Chone Figgins, S OBP: 0.172, SLG: 0.182	K		24 1B 1B				F7		G3-1	4	1	0	0	1	2	4																						
Orlando Cabrera, R OBP: 0.349, SLG: 0.396 32 Erick Aybar, S OBP: 0.287, SLG: 0.281	24 BB 1B		1B 24 1B				G4-3			3	0	3	2	0	0	0																						
24 Gary Matthews, S OBP: 0.359, SLG: 0.483 39 Robb Quinlan, R OBP: 0.279, SLG: 0.429	1B		1B				G5-3			2	0	1	0	1	0	2																						
Casey Kotchman, L OBP: 0.333, SLG: 0.417 22 Kendrys Morales, S OBP: 0.357, SLG: 0.615	G3		FC5 1B			G1-3			G1-3	3	0	1	1	0	0	2																						
Shea Hillenbrand, R OBP: 0.235, SLG: 0.259		L6	FC5			K			G5-3	4	0	0	0	0	1	3																						
6 Maicer Izturis, S OBP: 0.304, SLG: 0.337	G6-3					2B 1B			P5	4	1	1	0	0	0	0																						
Mike Napoli, R OBP: 0.297, SLG: 0.390	K					1B			P3	4	1	1	0	0	1	0																						
65 Tommy Murphy, S OBP: 0.250, SLG: 0.300									2B	4	0	1	0	0	2	2																						
Inning Stats	R: 0 E: 0 K: 1 S: 10	H: 1 LOB: 2 BB: 1 P: 21	R: 0 E: 0 K: 1 S: 7	H: 0 LOB: 0 BB: 0 P: 13	R: 1 E: 0 K: 1 S: 14	H: 3 LOB: 3 BB: 1 P: 23	R: 2 E: 0 K: 2 S: 16	H: 3 LOB: 2 BB: 1 P: 23	R: 0 E: 0 K: 1 S: 7	H: 0 LOB: 0 BB: 0 P: 10	R: 0 E: 0 K: 0 S: 8	H: 0 LOB: 0 BB: 0 P: 14	R: 0 E: 0 K: 0 S: 5	H: 0 LOB: 0 BB: 0 P: 8	R: 0 E: 0 K: 0 S: 4	H: 0 LOB: 0 BB: 0 P: 5	R: 0 E: 0 K: 1 S: 9	H: 1 LOB: 1 BB: 0 P: 15	1B: 6 2B: 2 3B: 0 HR: 0	SF: 0 SAC: 0 DP: 0 HBP: 0	WP: 0 PB: 0 SB: 0 CS: 0	PA: 38																
PITCHER	IP	WLS	BF	H	R	ER	SO	BB	IBB	HBP	BLK	WP	HR	S	P	ERA	WHIP	PITCHER				IP	WLS	BF	H	R	ER	SO	BB	IBB	HBP	BLK	WP	HR	S	P	ERA	WHIP
34 Félix Hernández, R ERA: 2.57	3.2		21	7	3	3	5	3	0	0	0	0	0	45	78	7.36	2.727																					
46 Sean White, R ERA: 4.82	4.1	W	13	0	0	0	1	0	0	0	0	0	0	26	39	0.00	0.000																					
Jason Davis, R ERA: 4.38	1.0		4	1	0	0	1	0	0	0	0	0	0	9	15	0.00	1.000																					

Los Angeles Angels @ Seattle Mariners
Safeco Field, Seattle, WA
Tue May 15 2007, 7:05 PM PDT
Att: 21,768 - Clear - 73 F


AB 35
R 3
H 8
RBI 3
BB 3
SO 7
LOB 14



Batter	1	2	3	4	5	6	7	8	9	AB	R	H	RBI	BB	SO	LOB	BOTTOM																					
51 Ichiro Suzuki, L OBP: 0.375, SLG: 0.435 16 Willie Bloomquist, R OBP: 0.174, SLG: 0.143	1B 1B		FC4-6 BB				FC6-4 1B			5	1	5	1	0	0	0																						
Jose Vidro, S OBP: 0.353, SLG: 0.371	1B	G3	FC4-6 BB			FC6-4				3	1	1	0	2	0	2																						
Raul Ibanez, L OBP: 0.315, SLG: 0.370 Ben Broussard, L OBP: 0.296, SLG: 0.480	P5		FC4-6 BB				F9			4	1	1	0	0	1	6																						
Richie Sexson, R OBP: 0.279, SLG: 0.378	K						G3			4	1	0	0	1	2	7																						
Jose Guillen, R OBP: 0.369, SLG: 0.477 Jason Ellison, R OBP: 0.250, SLG: 0.250	29 E 2 WP 1B		29 1B 2 SF8 2B				G5-3			4	2	2	2	0	1	0																						
29 Adrian Beltré, R OBP: 0.299, SLG: 0.403	E5 2 WP 1B		7 S 7 S 1B				P6			5	1	1	1	0	1	1																						
2 Kenji Johjima, R OBP: 0.337, SLG: 0.542	G4-3		SF8				G5-3			4	1	2	2	0	0	1																						
7 Yuniesky Betancourt, R OBP: 0.280, SLG: 0.400		F9	4 HR 1B				G5-3			4	1	1	1	0	1	1																						
4 Jose Lopez, R OBP: 0.288, SLG: 0.429	P4						F8			3	2	1	2	0	0	0																						
Inning Stats	R: 3 E: 1 K: 1 S: 14	H: 3 LOB: 1 BB: 0 P: 21	R: 0 E: 0 K: 0 S: 10	H: 1 LOB: 1 BB: 0 P: 16	R: 6 E: 0 K: 1 S: 27	H: 6 LOB: 2 BB: 2 P: 49	R: 1 E: 0 K: 2 S: 11	H: 1 LOB: 0 BB: 0 P: 15	R: 0 E: 0 K: 1 S: 10	H: 1 LOB: 2 BB: 1 P: 16	R: 0 E: 0 K: 1 S: 14	H: 1 LOB: 1 BB: 0 P: 16	R: 1 E: 0 K: 0 S: 12	H: 1 LOB: 1 BB: 0 P: 20	R: 0 E: 0 K: 1 S: 11	H: 0 LOB: 0 BB: 0 P: 12	1B: 10 2B: 2 3B: 0 HR: 2	SF: 1 SAC: 0 DP: 0 HBP: 1	WP: 4 PB: 0 SB: 3 CS: 0	PA: 43																		
PITCHER	IP	WLS	BF	H	R	ER	SO	BB	IBB	HBP	BLK	WP	HR	S	P	ERA	WHIP	PITCHER				IP	WLS	BF	H	R	ER	SO	BB	IBB	HBP	BLK	WP	HR	S	P	ERA	WHIP
45 Kelvim Escobar, R ERA: 3.35	2.1	L	17	8	2	6	1	1	0	0	0	1	2	34	53	6.75	2.250																					
Hector Carrasco, R ERA: 5.85	2.0		9	2	1	1	1	0	0	1	0	1	0	26	36	4.50	1.000																					
49 Chris Bootcheck, R ERA: 3.52	1.0		3	0	0	0	1	0	0	0	0	0	0	11	12	0.00	0.000																					
Darren Oliver, L ERA: 7.84																																						

Los Angeles Angels @ Seattle Mariners
Safeco Field, Seattle, WA
Tue May 15 2007, 7:05 PM PDT
Att: 21,768 - Clear - 73 F

AB 38
R 11
H 14
RBI 9
BB 3
SO 7
LOB 19



Batter	1	2	3	4	5	6	7	8	9	AB	R	H	RBI	BB	SO	LOB	TOP							
77 Reggie Willits, S OBP: 0.427, SLG: 0.389	0-1 WP 24 1B 2B	L8					1-2 F7		2-1 S 1B 1B								5 2 2 1 0 0 1							
Orlando Cabrera, R OBP: 0.351, SLG: 0.396	0-0 L9		1-1 24 G1-3 27 G5-3 1B			3-2 P4		2-1 1-H 2-H 1B	3-2 G4-3								5 0 2 2 0 0 2							
27 Vladimir Guerrero, R OBP: 0.450, SLG: 0.636	4-1 24 1B BB		0-0 G5-3			1-2 E 1B		0-1 G4-3									3 1 1 0 1 0 2							
24 Gary Matthews, S OBP: 0.356, SLG: 0.477	3-2 1B 1B		1-1 G1-3			1-3 K		1-1 G4-3									4 0 1 1 0 1 2							
Casey Kotchman, L OBP: 0.331, SLG: 0.411	1-3 3-H 1B		2-2 P5			0-0 FC4 32 G4-3		2-2 G3									4 0 1 1 0 0 2							
32 Erik Aybar, S OBP: 0.286, SLG: 0.280	0-2 L4					0-1 G4-3		0-0 1B									4 0 1 0 0 0 4							
Shea Hillenbrand, R OBP: 0.230, SLG: 0.236	1-0 P4					1-2 F7		1-1 FC1-6 1B									4 0 1 0 0 0 3							
Mike Napoli, R OBP: 0.295, SLG: 0.395		3-2 F9				1-3 K		0-0 FC1-6 9 BB 1B									4 1 1 0 0 1 1							
9 Chone Figgins, S OBP: 0.177, SLG: 0.172	0-0 F8					2-3 K		4-2 S 77 1B BB									3 1 0 0 1 2 1							
Inning Stats	R: 2 E: 0 K: 0 S: 16	H: 3 LOB: 2 BB: 1 P: 26	R: 0 E: 0 K: 0 S: 6	H: 0 LOB: 0 BB: 0 P: 10	R: 0 E: 0 K: 0 S: 7	H: 1 LOB: 1 BB: 0 P: 10	R: 0 E: 0 K: 1 S: 10	H: 0 LOB: 0 BB: 0 P: 15	R: 0 E: 0 K: 1 S: 10	H: 0 LOB: 0 BB: 0 P: 16	R: 0 E: 1 K: 1 S: 12	H: 1 LOB: 1 BB: 0 P: 14	R: 3 E: 0 K: 0 S: 11	H: 3 LOB: 0 BB: 1 P: 20	R: 0 E: 0 K: 0 S: 10	H: 1 LOB: 1 BB: 0 P: 13	R: 0 E: 0 K: 1 S: 10	H: 1 LOB: 1 BB: 0 P: 16	1B: 8 2B: 2 3B: 0 HR: 0	SF: 0 SAC: 0 DP: 2 HBP: 0	WP: 1 PB: 0 SB: 2 CS: 0	PA: 38		
PITCHER	IP WLS BF H R ER SO BB IBB HBP BLK WP HR S P ERA WHIP	IP WLS BF H R ER SO BB IBB HBP BLK WP HR S P ERA WHIP	IP WLS BF H R ER SO BB IBB HBP BLK WP HR S P ERA WHIP	IP WLS BF H R ER SO BB IBB HBP BLK WP HR S P ERA WHIP	IP WLS BF H R ER SO BB IBB HBP BLK WP HR S P ERA WHIP	IP WLS BF H R ER SO BB IBB HBP BLK WP HR S P ERA WHIP	IP WLS BF H R ER SO BB IBB HBP BLK WP HR S P ERA WHIP	IP WLS BF H R ER SO BB IBB HBP BLK WP HR S P ERA WHIP	IP WLS BF H R ER SO BB IBB HBP BLK WP HR S P ERA WHIP	IP WLS BF H R ER SO BB IBB HBP BLK WP HR S P ERA WHIP	IP WLS BF H R ER SO BB IBB HBP BLK WP HR S P ERA WHIP	IP WLS BF H R ER SO BB IBB HBP BLK WP HR S P ERA WHIP	IP WLS BF H R ER SO BB IBB HBP BLK WP HR S P ERA WHIP	IP WLS BF H R ER SO BB IBB HBP BLK WP HR S P ERA WHIP	IP WLS BF H R ER SO BB IBB HBP BLK WP HR S P ERA WHIP	IP WLS BF H R ER SO BB IBB HBP BLK WP HR S P ERA WHIP	IP WLS BF H R ER SO BB IBB HBP BLK WP HR S P ERA WHIP	IP WLS BF H R ER SO BB IBB HBP BLK WP HR S P ERA WHIP	IP WLS BF H R ER SO BB IBB HBP BLK WP HR S P ERA WHIP	IP WLS BF H R ER SO BB IBB HBP BLK WP HR S P ERA WHIP	IP WLS BF H R ER SO BB IBB HBP BLK WP HR S P ERA WHIP	IP WLS BF H R ER SO BB IBB HBP BLK WP HR S P ERA WHIP	IP WLS BF H R ER SO BB IBB HBP BLK WP HR S P ERA WHIP	IP WLS BF H R ER SO BB IBB HBP BLK WP HR S P ERA WHIP

Los Angeles Angels @ Seattle Mariners
Safeco Field, Seattle, WA
Wed May 16 2007, 7:05 PM PDT
Att: 22,383 - Partly Cloudy - 57 F

AB	36
R	5
H	10
RBI	5
BB	2
SO	4
LOB	18



Batter	1	2	3	4	5	6	7	8	9	AB	R	H	RBI	BB	SO	LOB	BOTTOM							
51 Ichiro Suzuki, L OBP: 0.378, SLG: 0.437	0-0 G4-3 S 1B		1-0 G3			1-2 FC5-2 G4-3 1B		3-2 L7									4 0 2 0 0 0 0							
Jose Vidro, S OBP: 0.344, SLG: 0.361	1-1 G4-3		3-1 G6-3			3-2 G4-3		1-0 G4-3									4 0 0 0 0 0 3							
Raul Ibanez, L OBP: 0.313, SLG: 0.362	3-2 G1-3		1-1 L8			4-0 FC5-2 IBB		2-1 G4-3									3 0 0 0 1 0 1							
Richie Sexson, R OBP: 0.271, SLG: 0.366	3-2 G6-3		1-1 G6-3			0-0 FC5-2		2-2 G3									4 0 0 0 0 0 4							
Jose Guillen, R OBP: 0.357, SLG: 0.460		3-2 F9				2-1 P3		3-1 L5									4 0 0 0 0 1 3							
29 Adrián Beltré, R OBP: 0.293, SLG: 0.394		2-3 K				0-0 F9		2-1 G6-3									3 0 0 0 0 1 0							
2 Kenji Johjima, R OBP: 0.337, SLG: 0.535		0-3 K				0-1 FC4-6 7 1B		0-0 F9									3 0 1 0 0 1 0							
7 Yuniesky Betancourt, R OBP: 0.273, SLG: 0.390			2-3 K			1-0 FC4-6 1-2		0-1 L4									3 0 0 0 0 1 1							
4 Jose Lopez, R OBP: 0.289, SLG: 0.426			0-2 F7			0-2 G4-3 51 1B FC5-2		1-2 L8									3 0 1 0 0 0 0							
Inning Stats	R: 0 E: 0 K: 0 S: 11	H: 1 LOB: 1 BB: 0 P: 18	R: 0 E: 0 K: 2 S: 9	H: 0 LOB: 0 BB: 0 P: 14	R: 0 E: 0 K: 1 S: 8	H: 0 LOB: 0 BB: 0 P: 11	R: 0 E: 0 K: 0 S: 6	H: 0 LOB: 0 BB: 0 P: 11	R: 0 E: 0 K: 1 S: 16	H: 2 LOB: 3 BB: 1 P: 27	R: 0 E: 0 K: 0 S: 5	H: 0 LOB: 0 BB: 0 P: 7	R: 0 E: 0 K: 0 S: 8	H: 0 LOB: 0 BB: 0 P: 13	R: 0 E: 0 K: 0 S: 7	H: 0 LOB: 0 BB: 0 P: 14	1B: 4 2B: 0 3B: 0 HR: 0	SF: 0 SAC: 0 DP: 0 HBP: 0	WP: 0 PB: 0 SB: 1 CS: 0	PA: 32				
PITCHER	IP WLS BF H R ER SO BB IBB HBP BLK WP HR S P ERA WHIP	IP WLS BF H R ER SO BB IBB HBP BLK WP HR S P ERA WHIP	IP WLS BF H R ER SO BB IBB HBP BLK WP HR S P ERA WHIP	IP WLS BF H R ER SO BB IBB HBP BLK WP HR S P ERA WHIP	IP WLS BF H R ER SO BB IBB HBP BLK WP HR S P ERA WHIP	IP WLS BF H R ER SO BB IBB HBP BLK WP HR S P ERA WHIP	IP WLS BF H R ER SO BB IBB HBP BLK WP HR S P ERA WHIP	IP WLS BF H R ER SO BB IBB HBP BLK WP HR S P ERA WHIP	IP WLS BF H R ER SO BB IBB HBP BLK WP HR S P ERA WHIP	IP WLS BF H R ER SO BB IBB HBP BLK WP HR S P ERA WHIP	IP WLS BF H R ER SO BB IBB HBP BLK WP HR S P ERA WHIP	IP WLS BF H R ER SO BB IBB HBP BLK WP HR S P ERA WHIP	IP WLS BF H R ER SO BB IBB HBP BLK WP HR S P ERA WHIP	IP WLS BF H R ER SO BB IBB HBP BLK WP HR S P ERA WHIP	IP WLS BF H R ER SO BB IBB HBP BLK WP HR S P ERA WHIP	IP WLS BF H R ER SO BB IBB HBP BLK WP HR S P ERA WHIP	IP WLS BF H R ER SO BB IBB HBP BLK WP HR S P ERA WHIP	IP WLS BF H R ER SO BB IBB HBP BLK WP HR S P ERA WHIP	IP WLS BF H R ER SO BB IBB HBP BLK WP HR S P ERA WHIP	IP WLS BF H R ER SO BB IBB HBP BLK WP HR S P ERA WHIP	IP WLS BF H R ER SO BB IBB HBP BLK WP HR S P ERA WHIP	IP WLS BF H R ER SO BB IBB HBP BLK WP HR S P ERA WHIP	IP WLS BF H R ER SO BB IBB HBP BLK WP HR S P ERA WHIP	IP WLS BF H R ER SO BB IBB HBP BLK WP HR S P ERA WHIP

Los Angeles Angels @ Seattle Mariners
Safeco Field, Seattle, WA
Wed May 16 2007, 7:05 PM PDT
Att: 22,383 - Partly Cloudy - 57 F

AB	31
R	0
H	4
RBI	0
BB	1
SO	4
LOB	12



Batter	1	2	3	4	5	6	7	8	9	AB	R	H	RBI	BB	SO	LOB	TOP					
15 Rafael Furcal, S OBP: 0.371, SLG: 0.375	F7		1B				F9		1B	4	0	2	0	1	0	0	Los Angeles Dodgers @ Los Angeles Angels Angel Stadium of Anaheim, Anaheim, CA Fri May 18 2007, 7:05 PM PDT Att: 44,342 - Clear - 66 F livebaseballscorecards.com					
9 Juan Pierre, L OBP: 0.307, SLG: 0.311	F7		BB		L4		1B		F9	4	0	1	0	1	0	4						
5 Nomar Garciaparra, R OBP: 0.341, SLG: 0.367	1B		BB		K		G6-3			4	0	1	0	0	2	5						
12 Jeff Kent, R OBP: 0.365, SLG: 0.456	L6				K		P6		F9	4	0	0	0	0	1	3						
Olmedo Saenz, R OBP: 0.375, SLG: 0.515		F8			G3		G5-3		G6-3	4	0	0	0	0	0	0						
Luis Gonzalez, L OBP: 0.373, SLG: 0.407	F7		2B		55 WP 55 2B		BB		P6	3	1	1	0	1	0	0						
55 Russell Martin, R OBP: 0.402, SLG: 0.468	1B		2B		F9		F9		15 1B BB	3	0	2	1	1	0	1						
16 Andre Ethier, L OBP: 0.319, SLG: 0.419	G1-3		L3		F8		F8		K	4	0	0	0	0	1	4						
2B Andy LaRoche, R OBP: 0.488, SLG: 0.333			K		E5		P6		L8	4	0	1	0	0	1	1						
Inning Stats	R: 0 E: 0 K: 0 S: 7	H: 1 LOB: 1 BB: 0 P: 10	R: 0 E: 0 K: 0 S: 9	H: 1 LOB: 1 BB: 0 P: 15	R: 0 E: 0 K: 2 S: 11	H: 1 LOB: 2 BB: 1 P: 20	R: 1 E: 0 K: 1 S: 16	H: 2 LOB: 1 BB: 0 P: 22	R: 0 E: 0 K: 0 S: 6	H: 0 LOB: 1 BB: 0 P: 10	R: 0 E: 0 K: 0 S: 12	H: 1 LOB: 1 BB: 0 P: 18	R: 0 E: 0 K: 0 S: 5	H: 0 LOB: 0 BB: 0 P: 8	R: 0 E: 0 K: 1 S: 9	H: 1 LOB: 2 BB: 1 P: 14	1B: 5 2B: 4 3B: 0 HR: 0	SF: 0 SAC: 0 DP: 1 HBP: 0	WP: 1 PB: 0 SB: 0 CS: 1	PA: 38		
PITCHER	IP WLS BF H R ER SO BB IBB HBP BLK WP HR S P ERA WHIP	IP WLS BF H R ER SO BB IBB HBP BLK WP HR S P ERA WHIP	IP WLS BF H R ER SO BB IBB HBP BLK WP HR S P ERA WHIP	IP WLS BF H R ER SO BB IBB HBP BLK WP HR S P ERA WHIP	IP WLS BF H R ER SO BB IBB HBP BLK WP HR S P ERA WHIP	IP WLS BF H R ER SO BB IBB HBP BLK WP HR S P ERA WHIP	IP WLS BF H R ER SO BB IBB HBP BLK WP HR S P ERA WHIP	IP WLS BF H R ER SO BB IBB HBP BLK WP HR S P ERA WHIP	IP WLS BF H R ER SO BB IBB HBP BLK WP HR S P ERA WHIP	IP WLS BF H R ER SO BB IBB HBP BLK WP HR S P ERA WHIP	IP WLS BF H R ER SO BB IBB HBP BLK WP HR S P ERA WHIP	IP WLS BF H R ER SO BB IBB HBP BLK WP HR S P ERA WHIP	IP WLS BF H R ER SO BB IBB HBP BLK WP HR S P ERA WHIP	IP WLS BF H R ER SO BB IBB HBP BLK WP HR S P ERA WHIP	IP WLS BF H R ER SO BB IBB HBP BLK WP HR S P ERA WHIP	IP WLS BF H R ER SO BB IBB HBP BLK WP HR S P ERA WHIP	IP WLS BF H R ER SO BB IBB HBP BLK WP HR S P ERA WHIP					
54 Ervin Santana, R ERA: 5.06	6.0	W	26	6	1	1	4	3	0	0	0	0	0	0	0	0	1	0	58	95	1.50	1.500
Darren Oliver, L ERA: 8.94	1.0		4	1	0	0	0	0	0	0	0	0	0	0	0	0	0	0	12	18	0.00	1.000
Hector Carrasco, R ERA: 5.32	2.0		8	1	0	0	1	1	0	0	0	0	0	0	0	0	0	0	14	22	0.00	1.000

Batter	1	2	3	4	5	6	7	8	9	AB	R	H	RBI	BB	SO	LOB	BOTTOM					
77 Reggie Willits, S OBP: 0.455, SLG: 0.412	2B		1B		K		1B		F8	4	2	2	2	1	1	0	Los Angeles Dodgers @ Los Angeles Angels Angel Stadium of Anaheim, Anaheim, CA Fri May 18 2007, 7:05 PM PDT Att: 44,342 - Clear - 66 F livebaseballscorecards.com					
Orlando Cabrera, R OBP: 0.344, SLG: 0.393	BB		1B		G5-3		F8		G1-3	4	0	1	1	0	0	2						
39 Robb Quinlan, R OBP: 0.255, SLG: 0.391	G3-1		G6-3		G5-3		F8		G1-3	1	0	0	0	0	0	0						
27 Vladimir Guerrero, R OBP: 0.490, SLG: 0.645	E4		G6-3		G6-3		P5			4	0	0	1	0	0	2						
65 Tommy Murphy, S OBP: 0.250, SLG: 0.300	G3-1		G6-3		G6-3		P5			0	0	0	0	0	0	0						
24 Gary Matthews, S OBP: 0.355, SLG: 0.463	K		G2-3		G2-3		P4			4	1	1	0	0	1	2						
32 Erick Aybar, S OBP: 0.236, SLG: 0.291	K		G2-3		G2-3		P4			0	0	0	0	0	0	0						
Casey Kotchman, L OBP: 0.331, SLG: 0.415	G3-1		G4-3		G4-3		E5		6 1B BB	4	2	2	0	0	0	2						
22 Kendrys Morales, S OBP: 0.357, SLG: 0.615	G3-1		G4-3		G4-3		E5		6 1B BB	0	0	0	0	0	0	0						
6 Maicer Izturis, S OBP: 0.310, SLG: 0.333	F8		G6-3		G6-3		1B		SF8	3	2	2	1	1	0	2						
Shea Hillenbrand, R OBP: 0.252, SLG: 0.263		P4			E		SF8			3	1	2	2	0	0	0						
Mike Napoli, R OBP: 0.293, SLG: 0.393	G6-3		SF9		SF9		FC5-4			3	1	1	2	0	0	1						
9 Chone Figgins, S OBP: 0.167, SLG: 0.161	G6-3		G3		G3		K		F8	4	0	0	0	0	1	3						
Inning Stats	R: 1 E: 1 K: 1 S: 13	H: 1 LOB: 2 BB: 1 P: 21	R: 0 E: 0 K: 0 S: 6	H: 0 LOB: 0 BB: 0 P: 7	R: 1 E: 0 K: 0 S: 9	H: 1 LOB: 0 BB: 0 P: 11	R: 1 E: 1 K: 0 S: 12	H: 1 LOB: 1 BB: 1 P: 17	R: 0 E: 0 K: 1 S: 10	H: 0 LOB: 0 BB: 0 P: 14	R: 5 E: 1 K: 1 S: 27	H: 6 LOB: 1 BB: 0 P: 35	R: 1 E: 0 K: 0 S: 13	H: 2 LOB: 1 BB: 0 P: 20	R: 0 E: 0 K: 0 S: 6	H: 0 LOB: 0 BB: 0 P: 8	1B: 8 2B: 3 3B: 0 HR: 0	SF: 2 SAC: 0 DP: 0 HBP: 0	WP: 0 PB: 0 SB: 2 CS: 0	PA: 38		
PITCHER	IP WLS BF H R ER SO BB IBB HBP BLK WP HR S P ERA WHIP	IP WLS BF H R ER SO BB IBB HBP BLK WP HR S P ERA WHIP	IP WLS BF H R ER SO BB IBB HBP BLK WP HR S P ERA WHIP	IP WLS BF H R ER SO BB IBB HBP BLK WP HR S P ERA WHIP	IP WLS BF H R ER SO BB IBB HBP BLK WP HR S P ERA WHIP	IP WLS BF H R ER SO BB IBB HBP BLK WP HR S P ERA WHIP	IP WLS BF H R ER SO BB IBB HBP BLK WP HR S P ERA WHIP	IP WLS BF H R ER SO BB IBB HBP BLK WP HR S P ERA WHIP	IP WLS BF H R ER SO BB IBB HBP BLK WP HR S P ERA WHIP	IP WLS BF H R ER SO BB IBB HBP BLK WP HR S P ERA WHIP	IP WLS BF H R ER SO BB IBB HBP BLK WP HR S P ERA WHIP	IP WLS BF H R ER SO BB IBB HBP BLK WP HR S P ERA WHIP	IP WLS BF H R ER SO BB IBB HBP BLK WP HR S P ERA WHIP	IP WLS BF H R ER SO BB IBB HBP BLK WP HR S P ERA WHIP	IP WLS BF H R ER SO BB IBB HBP BLK WP HR S P ERA WHIP	IP WLS BF H R ER SO BB IBB HBP BLK WP HR S P ERA WHIP	IP WLS BF H R ER SO BB IBB HBP BLK WP HR S P ERA WHIP					
31 Brad Penny, R ERA: 2.54	5.0	L	26	8	8	2	0	2	0	0	0	0	0	0	0	0	0	0	66	91	14.40	2.000
Rudy Seanez, R ERA: 2.99	1.0		4	1	0	0	1	0	0	0	0	0	0	0	0	0	0	0	11	14	0.00	1.000
56 Hung-Chih Kuo, L ERA: 15.43	2.0		8	2	1	1	0	0	0	0	0	0	0	0	0	0	0	0	19	28	4.50	1.000

Batter	1	2	3	4	5	6	7	8	9	AB	R	H	RBI	BB	SO	LOB	TOP				
15 Rafael Furcal, S OBP: 0.365, SLG: 0.369	F7		1B		F7		L7		FC6-4	5	0	1	0	0	0	3	Los Angeles Dodgers @ Los Angeles Angels Angel Stadium of Anaheim, Anaheim, CA Sat May 19 2007, 6:05 PM PDT Att. 44,380 - Clear - 70 F livebaseballscorecards.com				
9 Juan Pierre, L OBP: 0.305, SLG: 0.315	K		F8		F9			12 G4-3	4	0	1	0	0	0	1						
5 Nomar Garciaparra, R OBP: 0.339, SLG: 0.364	K		1B		F8			G4-3	4	0	1	0	0	0	1						
12 Jeff Kent, R OBP: 0.363, SLG: 0.470		HR	F8		F7			G4-3	4	1	1	1	0	0	3						
Luis Gonzalez, L OBP: 0.370, SLG: 0.399	G5-3		BB		F8			F7	3	1	0	0	1	0	1						
55 Russell Martin, R OBP: 0.393, SLG: 0.455	F7		F8		F8		P3	G5-3	4	0	0	0	0	0	1						
Wilson Betemit, S OBP: 0.319, SLG: 0.400		BB	G3				K	K	3	0	0	0	1	2	1						
16 Andre Ethier, L OBP: 0.324, SLG: 0.422	K		WP				K	1B	4	0	2	1	0	2	1						
Mike Lieberthal, R OBP: 0.250, SLG: 0.261	F8		K				2B	15 FC6-4	3	0	1	0	1	1	1						
Inning Stats	R: 0 E: 0 K: 2 S: 13	H: 0 LOB: 0 BB: 0 P: 17	R: 1 E: 0 K: 1 S: 10	H: 1 LOB: 1 BB: 1 P: 22	R: 0 E: 0 K: 0 S: 8	H: 2 LOB: 2 BB: 0 P: 10	R: 1 E: 0 K: 1 S: 16	H: 1 LOB: 1 BB: 1 P: 25	R: 0 E: 0 K: 0 S: 5	H: 0 LOB: 0 BB: 0 P: 9	R: 0 E: 0 K: 0 S: 7	H: 1 LOB: 1 BB: 0 P: 16	R: 0 E: 0 K: 0 S: 7	H: 1 LOB: 1 BB: 0 P: 8	R: 0 E: 0 K: 1 S: 9	H: 1 LOB: 2 BB: 1 P: 16	1B: 4 2B: 2 3B: 0 HR: 1	SF: 0 SAC: 0 DP: 0 HBP: 0	WP: 1 PB: 0 SB: 1 CS: 0	PA: 37	
PITCHER	IP WLS BF H R ER SO BB IBB HBP BLK WP HR S P ERA WHIP	IP WLS BF H R ER SO BB IBB HBP BLK WP HR S P ERA WHIP	IP WLS BF H R ER SO BB IBB HBP BLK WP HR S P ERA WHIP	IP WLS BF H R ER SO BB IBB HBP BLK WP HR S P ERA WHIP	IP WLS BF H R ER SO BB IBB HBP BLK WP HR S P ERA WHIP	IP WLS BF H R ER SO BB IBB HBP BLK WP HR S P ERA WHIP	IP WLS BF H R ER SO BB IBB HBP BLK WP HR S P ERA WHIP	IP WLS BF H R ER SO BB IBB HBP BLK WP HR S P ERA WHIP	IP WLS BF H R ER SO BB IBB HBP BLK WP HR S P ERA WHIP	IP WLS BF H R ER SO BB IBB HBP BLK WP HR S P ERA WHIP	IP WLS BF H R ER SO BB IBB HBP BLK WP HR S P ERA WHIP	IP WLS BF H R ER SO BB IBB HBP BLK WP HR S P ERA WHIP	IP WLS BF H R ER SO BB IBB HBP BLK WP HR S P ERA WHIP	IP WLS BF H R ER SO BB IBB HBP BLK WP HR S P ERA WHIP	IP WLS BF H R ER SO BB IBB HBP BLK WP HR S P ERA WHIP	IP WLS BF H R ER SO BB IBB HBP BLK WP HR S P ERA WHIP	IP WLS BF H R ER SO BB IBB HBP BLK WP HR S P ERA WHIP	IP WLS BF H R ER SO BB IBB HBP BLK WP HR S P ERA WHIP	IP WLS BF H R ER SO BB IBB HBP BLK WP HR S P ERA WHIP	IP WLS BF H R ER SO BB IBB HBP BLK WP HR S P ERA WHIP	IP WLS BF H R ER SO BB IBB HBP BLK WP HR S P ERA WHIP
36 Jered Weaver, R ERA: 3.48	6.2	W	27	5	2	2	6	2	0	0	0	0	1	1	68	106	2.70	1.050			
62 Scot Shields, R ERA: 3.09	1.1		5	1	0	0	0	0	0	0	0	0	0	0	8	11	0.00	0.750			
Francisco Rodriguez, R ERA: 2.33	1.0		5	1	0	0	1	1	0	0	0	0	0	0	9	16	0.00	2.000			

Batter	1	2	3	4	5	6	7	8	9	AB	R	H	RBI	BB	SO	LOB	BOTTOM				
77 Reggie Willits, S OBP: 0.448, SLG: 0.406	27 E		B1-3		K2-3		G4-3			4	1	1	0	0	1	0	Los Angeles Dodgers @ Los Angeles Angels Angel Stadium of Anaheim, Anaheim, CA Sat May 19 2007, 6:05 PM PDT Att. 44,380 - Clear - 70 F livebaseballscorecards.com				
Orlando Cabrera, R OBP: 0.353, SLG: 0.398	27 FC5-4		1B				P5	27 S	3	0	2	0	1	0	0						
27 Vladimir Guerrero, R OBP: 0.491, SLG: 0.636	FC5-4		L8				24 2B	39 2B	3	1	1	0	1	0	2						
24 Gary Matthews, S OBP: 0.353, SLG: 0.464	G6-4-3		G5-3				39 2B	P6	4	1	1	0	0	0	3						
39 Robb Quinlan, R OBP: 0.260, SLG: 0.408	G6-3		G4-3				1B	G3-1	3	1	1	2	0	0	0						
Casey Kotchman, L OBP: 0.329, SLG: 0.412							2H 3H		1	0	0	0	0	0	0						
Shea Hillenbrand, R OBP: 0.252, SLG: 0.282	P2		F8				2H	G4-3	4	0	1	1	0	0	0						
Mike Napoli, R OBP: 0.311, SLG: 0.435	HR						32 1B	32 C4-6	3	2	2	1	1	1	1						
32 Erick Aybar, S OBP: 0.295, SLG: 0.290	G1-3						9 G6-4-3	FC4-6	4	0	1	0	0	0	2						
9 Chone Figgins, S OBP: 0.199, SLG: 0.154	K		K				G6-4-3	G3	3	0	0	0	0	1	1						
Inning Stats	R: 1 E: 1 K: 0 S: 6	H: 1 LOB: 0 BB: 1 P: 13	R: 1 E: 0 K: 0 S: 6	H: 1 LOB: 0 BB: 0 P: 7	R: 0 E: 0 K: 1 S: 6	H: 1 LOB: 1 BB: 0 P: 9	R: 0 E: 0 K: 0 S: 7	H: 0 LOB: 0 BB: 0 P: 7	R: 1 E: 0 K: 1 S: 12	H: 1 LOB: 0 BB: 1 P: 19	R: 3 E: 0 K: 1 S: 13	H: 4 LOB: 1 BB: 0 P: 15	R: 0 E: 0 K: 0 S: 10	H: 1 LOB: 1 BB: 0 P: 21	R: 0 E: 0 K: 0 S: 10	H: 1 LOB: 0 BB: 0 P: 15	1B: 7 2B: 2 3B: 0 HR: 1	SF: 0 SAC: 0 DP: 2 HBP: 0	WP: 0 PB: 0 SB: 2 CS: 0	PA: 35	
PITCHER	IP WLS BF H R ER SO BB IBB HBP BLK WP HR S P ERA WHIP	IP WLS BF H R ER SO BB IBB HBP BLK WP HR S P ERA WHIP	IP WLS BF H R ER SO BB IBB HBP BLK WP HR S P ERA WHIP	IP WLS BF H R ER SO BB IBB HBP BLK WP HR S P ERA WHIP	IP WLS BF H R ER SO BB IBB HBP BLK WP HR S P ERA WHIP	IP WLS BF H R ER SO BB IBB HBP BLK WP HR S P ERA WHIP	IP WLS BF H R ER SO BB IBB HBP BLK WP HR S P ERA WHIP	IP WLS BF H R ER SO BB IBB HBP BLK WP HR S P ERA WHIP	IP WLS BF H R ER SO BB IBB HBP BLK WP HR S P ERA WHIP	IP WLS BF H R ER SO BB IBB HBP BLK WP HR S P ERA WHIP	IP WLS BF H R ER SO BB IBB HBP BLK WP HR S P ERA WHIP	IP WLS BF H R ER SO BB IBB HBP BLK WP HR S P ERA WHIP	IP WLS BF H R ER SO BB IBB HBP BLK WP HR S P ERA WHIP	IP WLS BF H R ER SO BB IBB HBP BLK WP HR S P ERA WHIP	IP WLS BF H R ER SO BB IBB HBP BLK WP HR S P ERA WHIP	IP WLS BF H R ER SO BB IBB HBP BLK WP HR S P ERA WHIP	IP WLS BF H R ER SO BB IBB HBP BLK WP HR S P ERA WHIP	IP WLS BF H R ER SO BB IBB HBP BLK WP HR S P ERA WHIP	IP WLS BF H R ER SO BB IBB HBP BLK WP HR S P ERA WHIP	IP WLS BF H R ER SO BB IBB HBP BLK WP HR S P ERA WHIP	IP WLS BF H R ER SO BB IBB HBP BLK WP HR S P ERA WHIP
Mark Hendrickson, L ERA: 3.22	6.2	L	29	6	5	3	2	2	0	0	0	0	0	0	0	78	6.75	1.650			
41 Chin-hui Tsao, R ERA: 3.0	0.1		2	0	0	0	0	1	0	0	0	0	0	0	8	13	0.00	3.000			
58 Chad Billingsley, R ERA: 3.63	1.0		4	1	0	0	0	0	0	0	0	0	0	10	15	0.00	1.000				

Batter	1	2	3	4	5	6	7	8	9	AB R H RBI BB SO LOB	TOP									
15 Rafael Furcal, S OBP: 0.369, SLG: 0.368	1-1 5B 1B		4-1 BB			2-0 G3			3-3 K	3 0 1 0 1 1 0	Los Angeles Dodgers @ Los Angeles Angels Angel Stadium of Anaheim, Anaheim, CA Sun May 20 2007, 12:35 PM PDT Att. 44,301 - Overcast - 66 F livebaseballscorecards.com									
9 Juan Pierre, L OBP: 0.305, SLG: 0.314	1-0 P6		1-2 F8			2-2 P5			2-2 12 2B 1B	4 1 1 0 0 0 2										
5 Nomar Garciaparra, R OBP: 0.397, SLG: 0.361	0-1 12 G5-4-3 1B			0-1 F9		0-0 F8			1-0 L6	4 0 1 0 0 0 1										
12 Jeff Kent, R OBP: 0.366, SLG: 0.474	0-1 G5-4-3			2-1 G5-3		4-2 55 G4-6-3 BB			0-0 1-H 2B	3 0 1 1 1 0 2										
Olmedo Saenz, R OBP: 0.341, SLG: 0.459	3-2 P3			2-3 K		1-1 F8			1-3 K	4 0 0 0 0 2 2										
55 Russell Martin, R OBP: 0.392, SLG: 0.453	1-2 G5-3			0-0 16 WP 1B		0-1 G4-6-3				3 0 1 0 0 0 1										
16 Andre Ethier, L OBP: 0.324, SLG: 0.415	2-3 K			3-2 F7				1-1 G3-6-1 HBP		2 0 0 0 0 1 1										
Wilson Betemit, S OBP: 0.309, SLG: 0.385	1-2 G5-3		2-2 G4-3		3-2 K			3-2 F8		3 0 0 0 0 1 2										
Brady Clark, R OBP: 0.333, SLG: 0.349	0-3 K			1-3 K				0-2 G3-6-1		2 0 0 0 0 2 1										
Luis Gonzalez, L OBP: 0.368, SLG: 0.396								1-2		1 0 0 0 0 0 1										
Inning Stats	R: 0 E: 0 K: 0 S: 7	H: 2 LOB: 1 BB: 9 P: 9	R: 0 E: 0 K: 1 S: 10	H: 0 LOB: 0 BB: 16 P: 16	R: 0 E: 0 K: 1 S: 11	H: 0 LOB: 1 BB: 1 P: 18	R: 0 E: 0 K: 1 S: 8	H: 1 LOB: 1 BB: 0 P: 18	R: 0 E: 0 K: 0 S: 8	H: 0 LOB: 0 BB: 12 P: 12	R: 0 E: 0 K: 0 S: 6	H: 0 LOB: 0 BB: 11 P: 11	R: 0 E: 0 K: 0 S: 7	H: 0 LOB: 0 BB: 11 P: 11	R: 1 E: 0 K: 2 S: 11	H: 2 LOB: 1 BB: 18 P: 18	1B: 4 2B: 1 3B: 0 HR: 0	SF: 0 SAC: 0 DP: 3 HBP: 1	WP: 1 PB: 0 SB: 0 CS: 0	PA: 32
PITCHER	IP WLS BF H R ER SO BB IBB HBP BLK WP HR S P ERA WHIP											IP WLS BF H R ER SO BB IBB HBP BLK WP HR S P ERA WHIP								
45 Kelvim Escobar, R ERA: 2.82	(1, 1) 8.0 W 27 3 0 0 5 2 0 1 0 1 0 68 107 0.00 0.625																			
62 Scot Shields, R ERA: 3.38	(9, 1) 0.2 4 2 1 1 1 0 0 0 0 0 0 8 14 13.50 3.000																			
Francisco Rodriguez, R ERA: 2.29	(9, 1) 0.1 S 1 0 0 0 1 0 0 0 0 0 0 3 4 0.00 0.000																			

Batter	1	2	3	4	5	6	7	8	9	AB R H RBI BB SO LOB	BOTTOM									
77 Reggie Willits, S OBP: 0.433, SLG: 0.390	0-0 B1-3		1-1 G4-3		0-3 K		2-1 G6-3			4 0 0 0 0 1 2	Los Angeles Dodgers @ Los Angeles Angels Angel Stadium of Anaheim, Anaheim, CA Sun May 20 2007, 12:35 PM PDT Att. 44,301 - Overcast - 66 F livebaseballscorecards.com									
Orlando Cabrera, R OBP: 0.351, SLG: 0.394	1-2 G6-3		2-2 G6-3		1-0 27 E 24 1B 1B		2-2 F8			4 1 1 0 0 0 0										
27 Vladimir Guerrero, R OBP: 0.452, SLG: 0.641	3-0 24 E 1B 2B		2-2 G6-3		2-1 E6 24 1B 1B			3-1 G6-3		4 1 2 1 0 0 0										
24 Gary Matthews, S OBP: 0.351, SLG: 0.459	0-0 E5 1B			2-2 K	1-2 2-H 3-H 1B			3-3 K		4 0 1 1 0 2 1										
Casey Kotchman, L OBP: 0.333, SLG: 0.430	0-0 1-2 3-H 1B			1-1 G3	1-0 P2			2-0 3B		4 0 2 1 0 0 2										
6 Maicer Izturis, S OBP: 0.298, SLG: 0.319	2-0 G3			2-2 F7		1-0 G1-3		1-0 G5-3		4 0 0 0 0 0 3										
32 Erick Aybar, S OBP: 0.304, SLG: 0.300		1-0 65 CS 1B		0-0 1B 65 FC3-2 1B		0-3 K				3 0 2 0 0 1 0										
José Molina, R OBP: 0.233, SLG: 0.254		1-3 K		1-0 1B 27 1B 1B		0-0 L1-3				3 1 1 0 0 1 2										
65 Tommy Murphy, S OBP: 0.217, SLG: 0.261		2-3 K		1-2 FC3-2 27 1B 1B			1-2 F9			3 1 0 0 0 1 3										
Inning Stats	R: 1 E: 1 K: 0 S: 8	H: 2 LOB: 2 BB: 0 P: 14	R: 0 E: 0 K: 2 S: 8	H: 1 LOB: 1 BB: 0 P: 11	R: 0 E: 0 K: 1 S: 9	H: 0 LOB: 0 BB: 0 P: 14	R: 0 E: 0 K: 1 S: 8	H: 5 LOB: 2 BB: 0 P: 21	R: 0 E: 0 K: 1 S: 6	H: 0 LOB: 0 BB: 0 P: 7		R: 0 E: 0 K: 0 S: 10	H: 0 LOB: 0 BB: 0 P: 15	R: 0 E: 0 K: 1 S: 8	H: 1 LOB: 1 BB: 0 P: 17	R: 0 E: 0 K: 2 S: 11	H: 1 LOB: 1 BB: 0 P: 18	1B: 7 2B: 3 3B: 1 HR: 0	SF: 0 SAC: 0 DP: 2 HBP: 0	WP: 1 PB: 0 SB: 0 CS: 1
PITCHER	IP WLS BF H R ER SO BB IBB HBP BLK WP HR S P ERA WHIP											IP WLS BF H R ER SO BB IBB HBP BLK WP HR S P ERA WHIP								
Derek Lowe, R ERA: 3.84	(1, 1) 8.0 L 33 9 4 3 6 0 0 0 0 1 0 72 112 3.38 1.125																			

Batter	1	2	3	4	5	6	7	8	9	AB	R	H	RBI	BB	SO	LOB	TOP									
77 Reggie Willits, S OBP: 0.423, SLG: 0.383	P4		SH3-4		SF8		F8			2	0	0	1	0	0	0	Los Angeles Angels @ Detroit Tigers Comerica Park, Detroit, MI Tue May 22 2007, 7:05 PM EDT Att: 28,678 - Clear - 72 F									
Orlando Cabrera, R OBP: 0.354, SLG: 0.416	P3		HR		SF8			24 G4-3 27 1B		3	1	2	3	0	0	0										
27 Vladimir Guerrero, R OBP: 0.449, SLG: 0.631	K		G6-3		G4-3			24 G4-3 1B		4	0	1	0	0	1	0										
24 Gary Matthews, S OBP: 0.344, SLG: 0.448		K	G5-3		F8			G4-3		4	0	0	0	0	1	2										
39 Robb Quinlan, R OBP: 0.259, SLG: 0.453	K			F9		HR		F8		4	1	1	1	0	1	2										
Shea Hillenbrand, R OBP: 0.252, SLG: 0.289	2B			F8		G5-3		K		4	0	1	0	0	1	2										
32 Erick Aybar, S OBP: 0.303, SLG: 0.292	K		G6-3		G6-3		CS BB		P5	3	0	0	0	1	1	1										
Mike Napoli, R OBP: 0.327, SLG: 0.474			HR		CS BB		9 E 77 SF8 9 1B	G6-3		3	2	2	1	1	0	0										
9 Chone Figgins, S OBP: 0.178, SLG: 0.188			HR 2B		E5 77 SF8 1-3		L4-3	G6-3		4	2	2	0	0	0	1										
Inning Stats	R: 0 E: 0 K: 1 S: 10	H: 0 LOB: 0 BB: 0 P: 17	R: 0 E: 0 K: 3 S: 12	H: 1 LOB: 1 BB: 0 P: 20	R: 3 E: 0 K: 0 S: 11	H: 3 LOB: 0 BB: 0 P: 15	R: 0 E: 0 K: 0 S: 7	H: 0 LOB: 0 BB: 0 P: 12	R: 2 E: 1 K: 0 S: 8	H: 1 LOB: 0 BB: 1 P: 16	R: 1 E: 0 K: 0 S: 6	H: 1 LOB: 0 BB: 1 P: 15	R: 0 E: 0 K: 0 S: 6	H: 1 LOB: 0 BB: 0 P: 14	R: 0 E: 0 K: 1 S: 15	H: 2 LOB: 2 BB: 0 P: 21	R: 0 E: 0 K: 0 S: 5	H: 0 LOB: 0 BB: 0 P: 7	1B: 4 2B: 3 3B: 0 HR: 3	SF: 2 SAC: 1 DP: 1 HBP: 0	WP: 0 PB: 0 SB: 0 CS: 1	PA: 37				
PITCHER	IP	WLS	BF	H	R	ER	SO	BB	IBB	HBP	BLK	WP	HR	S	P	ERA	WHIP									
Mike Maroth, L ERA: 4.94	(1, 1)	7.0	L	28	7	6	5	4	2	0	0	0	0	3	60	109	6.43	1.286								
Jason Grilli, R ERA: 6.99	(8, 1)	1.0		5	2	0	0	1	0	0	0	0	0	0	15	21	0.00	2.000								
Jose Mesa, R ERA: 10.13	(9, 1)	1.0		3	0	0	0	0	0	0	0	0	0	0	5	7	0.00	0.000								

Batter	1	2	3	4	5	6	7	8	9	AB	R	H	RBI	BB	SO	LOB	BOTTOM									
28 Curtis Granderson, L OBP: 0.333, SLG: 0.563	G4-3		G3-1		K		K		K	5	0	0	0	0	3	4	Los Angeles Angels @ Detroit Tigers Comerica Park, Detroit, MI Tue May 22 2007, 7:05 PM EDT Att: 28,678 - Clear - 72 F									
14 Placido Polanco, R OBP: 0.382, SLG: 0.415	L3		L7		2B		F7		30 BB 1B	5	0	2	1	0	0	1										
3 Gary Sheffield, R OBP: 0.354, SLG: 0.418	K		F7		BB		F7		F6	4	0	0	0	1	1	4										
30 Magglio Ordonez, R OBP: 0.430, SLG: 0.663		G3 9 G4-3 BB		HR	G5-3			K	1-2 2-3 3-H 0-2	3	1	1	2	2	1	2										
9 Carlos Guillen, S OBP: 0.397, SLG: 0.500	G4-3		E9 1B		F8		G5-3		L6	5	0	1	0	0	0	4										
Ivan Rodriguez, R OBP: 0.283, SLG: 0.390	G3		K		1B		G6-3			4	0	1	0	0	1	2										
Sean Casey, L OBP: 0.307, SLG: 0.314		BB BB		F7		F7			15 1B 14 1B BB	2	1	0	0	2	0	2										
Craig Monroe, R OBP: 0.296, SLG: 0.420		BB BB		P3		F8			14 1B 30 BB 15 1B	3	1	1	0	1	0	2										
15 Brandon Inge, R OBP: 0.321, SLG: 0.434	L8		G5-3						30 BB 14 1B	4	0	2	0	0	0	3										
Inning Stats	R: 0 E: 0 K: 1 S: 6	H: 0 LOB: 0 BB: 0 P: 8	R: 0 E: 0 K: 0 S: 21	H: 0 LOB: 3 BB: 3 P: 41	R: 0 E: 0 K: 0 S: 10	H: 0 LOB: 0 BB: 0 P: 15	R: 1 E: 1 K: 1 S: 12	H: 2 LOB: 1 BB: 0 P: 17	R: 0 E: 0 K: 1 S: 12	H: 1 LOB: 2 BB: 1 P: 20	R: 0 E: 0 K: 0 S: 9	H: 1 LOB: 1 BB: 0 P: 12	R: 0 E: 0 K: 1 S: 17	H: 1 LOB: 1 BB: 0 P: 24	R: 0 E: 0 K: 1 S: 5	H: 0 LOB: 0 BB: 0 P: 8	R: 2 E: 0 K: 1 S: 18	H: 3 LOB: 3 BB: 2 P: 29	1B: 6 2B: 1 3B: 0 HR: 1	SF: 0 SAC: 0 DP: 0 HBP: 0	WP: 0 PB: 0 SB: 0 CS: 0	PA: 41				
PITCHER	IP	WLS	BF	H	R	ER	SO	BB	IBB	HBP	BLK	WP	HR	S	P	ERA	WHIP									
41 John Lackey, R ERA: 2.38	(1, 1)	5.0	W	22	3	1	1	3	4	0	0	0	0	0	61	101	1.80	1.400								
58 Dustin Moseley, R ERA: 1.4	(6, 1)	2.0		8	2	0	0	1	0	0	0	0	0	26	36	0.00	1.000									
Darren Oliver, L ERA: 7.62	(8, 1)	1.0		6	2	2	2	1	1	0	0	0	0	10	18	18.00	3.000									
Francisco Rodriguez, R ERA: 2.18	(9, 1)	1.0	S	5	1	0	0	1	1	0	0	0	0	13	19	0.00	2.000									

Batter	1	2	3	4	5	6	7	8	9	AB	R	H	RBI	BB	SO	LOB	TOP				
77 Reggie Willits, S OBP: 0.422, SLG: 0.378										4	1	1	0	1	2	0	Los Angeles Angels @ Detroit Tigers Comerica Park, Detroit, MI Wed May 23 2007, 7:05 PM EDT Att: 28,105 - Clear - 81 F				
Orlando Cabrera, R OBP: 0.360, SLG: 0.437										5	1	3	1	0	0						
27 Vladimir Guerrero, R OBP: 0.441, SLG: 0.617										5	0	1	0	0	1	3					
24 Gary Matthews, S OBP: 0.350, SLG: 0.453										5	2	3	0	0	1	1					
Casey Kotchman, L OBP: 0.344, SLG: 0.442										3	1	2	1	1	0	0					
Mike Napoli, R OBP: 0.324, SLG: 0.495										4	1	1	3	0	1	3					
Shea Hillenbrand, R OBP: 0.252, SLG: 0.399										4	1	1	1	0	1	1					
47 Howie Kendrick, R OBP: 0.357, SLG: 0.509										4	0	1	0	0	1	1					
9 Chone Figgins, S OBP: 0.169, SLG: 0.178										4	0	0	0	0	1	1					
Inning Stats	R: 0 E: 0 K: 2 S: 10	H: 1 LOB: 1 BB: 0 P: 13	R: 0 E: 0 K: 0 S: 9	H: 0 LOB: 0 BB: 0 P: 11	R: 0 E: 0 K: 1 S: 11	H: 0 LOB: 0 BB: 0 P: 15	R: 1 E: 0 K: 0 S: 10	H: 3 LOB: 1 BB: 0 P: 18	R: 1 E: 0 K: 2 S: 12	H: 2 LOB: 2 BB: 1 P: 20	R: 1 E: 0 K: 0 S: 10	H: 0 LOB: 0 BB: 0 P: 13	R: 3 E: 0 K: 3 S: 18	H: 3 LOB: 1 BB: 1 P: 30	R: 1 E: 0 K: 0 S: 9	H: 2 LOB: 0 BB: 0 P: 13	1B: 8 2B: 1 3B: 1 HR: 3	SF: 0 SAC: 0 DP: 2 HBP: 0	WP: 0 PB: 0 SB: 1 CS: 0	PA: 40	
PITCHER	IP	WLS	BF	H	R	ER	SO	BB	IBB	HBP	BLK	WP	HR	S	P	ERA	WHIP				
Chad Durbin, R ERA: 4.74	5.0	W	23	8	3	3	3	1	0	0	0	0	2	55	82	5.40	1.800				
Jason Grilli, R ERA: 6.33	2.0	H	6	0	0	0	2	0	0	0	0	0	0	18	22	0.00	0.000				
Jose Mesa, R ERA: 12.46	0.2	H	6	3	3	3	2	1	0	0	0	0	1	14	25	40.50	6.000				
34 Tim Byrdak, L ERA: 1.59	0.1	H	1	0	0	0	1	0	0	0	0	0	0	4	5	0.00	0.000				
59 Todd Jones, R ERA: 3.43	1.0	S	4	2	1	1	0	0	0	0	0	0	0	9	13	9.00	2.000				

Batter	1	2	3	4	5	6	7	8	9	AB	R	H	RBI	BB	SO	LOB	BOTTOM				
28 Curtis Granderson, L OBP: 0.346, SLG: 0.582										3	2	2	3	2	1	0	Los Angeles Angels @ Detroit Tigers Comerica Park, Detroit, MI Wed May 23 2007, 7:05 PM EDT Att: 28,105 - Clear - 81 F				
14 Placido Polanco, R OBP: 0.382, SLG: 0.415										5	0	2	2	0	0	2					
3 Gary Sheffield, R OBP: 0.355, SLG: 0.423										5	0	2	0	0	1	1					
30 Magglio Ordonez, R OBP: 0.429, SLG: 0.691										5	2	2	2	0	0	4					
9 Carlos Guillen, S OBP: 0.393, SLG: 0.512										4	1	1	1	0	2	0					
Ivan Rodriguez, R OBP: 0.275, SLG: 0.399										4	1	3	0	0	0	0					
Sean Casey, L OBP: 0.312, SLG: 0.319										4	0	2	0	0	0	2					
Craig Monroe, R OBP: 0.301, SLG: 0.418										3	1	1	0	1	1	1					
15 Brandon Inge, R OBP: 0.320, SLG: 0.426										3	1	0	0	1	2	4					
Inning Stats	R: 0 E: 0 K: 1 S: 8	H: 1 LOB: 1 BB: 0 P: 12	R: 4 E: 0 K: 0 S: 20	H: 5 LOB: 2 BB: 1 P: 31	R: 1 E: 0 K: 0 S: 12	H: 2 LOB: 1 BB: 0 P: 17	R: 0 E: 0 K: 0 S: 5	H: 0 LOB: 0 BB: 1 P: 11	R: 1 E: 0 K: 1 S: 14	H: 2 LOB: 0 BB: 0 P: 16	R: 0 E: 0 K: 2 S: 9	H: 0 LOB: 1 BB: 1 P: 17	R: 1 E: 0 K: 3 S: 16	H: 3 LOB: 3 BB: 1 P: 27	R: 1 E: 0 K: 0 S: 9	H: 2 LOB: 0 BB: 0 P: 11	1B: 10 2B: 1 3B: 0 HR: 4	SF: 0 SAC: 0 DP: 3 HBP: 0	WP: 0 PB: 0 SB: 0 CS: 0	PA: 40	
PITCHER	IP	WLS	BF	H	R	ER	SO	BB	IBB	HBP	BLK	WP	HR	S	P	ERA	WHIP				
40 Bartolo Colon, R ERA: 4.57	4.1	L	24	10	6	6	2	2	0	0	0	0	2	54	81	12.46	2.769				
Hector Carrasco, R ERA: 5.11	2.2		12	3	1	1	5	2	0	0	0	0	1	30	50	3.38	1.875				
Darren Oliver, L ERA: 7.9	1.0		4	2	1	1	0	0	0	0	0	0	1	9	11	9.00	2.000				

Batter	1	2	3	4	5	6	7	8	9	AB	R	H	RBI	BB	SO	LOB	TOP							
9 Chone Figgins, S OBP: 0.198, SLG: 0.187	4-1 27 BB 24 G1-2-3 1B BB		1-1 FC6-4 1B	2-2 F9			4-2 BB			2	0	1	0	2	0	3	Los Angeles Angels @ Detroit Tigers Comerica Park, Detroit, MI Thu May 24 2007, 1:05 PM EDT Att: 36,048 - Sunny - 86 F							
Orlando Cabrera, R OBP: 0.380, SLG: 0.435 47 Howie Kendrick, R OBP: 0.351, SLG: 0.500	0-0 24 G1-2-3 27 BB 1B		2-1 FC6-4 27 WP 27 S 1-2		0-1 P4		0-1 F8			3	0	1	0	0	0	1								
27 Vladimir Guerrero, R OBP: 0.444, SLG: 0.613 22 Kendrys Morales, S OBP: 0.333, SLG: 0.571	4-1 24 G1-2-3 1-2 2-3 BB		4-2 1-3 BB		0-0 G4-3			0-3 K2-3		1	0	0	0	2	0	0								
24 Gary Matthews, S OBP: 0.345, SLG: 0.445 39 Robb Quinlan, R OBP: 0.273, SLG: 0.453	0-0 G1-2-3		0-3 K		1-0 G4-3			4-1 G4-6-3 BB		3	0	0	0	0	1	5								
Casey Kotchman, L OBP: 0.342, SLG: 0.437	0-0 F8			0-0 65 HBP 1B			1-2 F7		0-1 G4-6-3 BB	4	0	1	0	0	0	3								
32 Erick Aybar, S OBP: 0.293, SLG: 0.282		0-2 G3		0-3 K			0-3 K2-3		0-1 F9	4	0	0	0	0	2	1								
Shea Hillenbrand, R OBP: 0.245, SLG: 0.301		0-3 K		0-2 F7			0-1 G6-3		3-2 P4	4	0	0	0	0	1	1								
José Molina, R OBP: 0.234, SLG: 0.254		0-3 K		0-0 65 HBP 1-2 1B			1-0 F9		0-3 K	4	0	1	0	0	2	0								
65 Tommy Murphy, S OBP: 0.231, SLG: 0.240			1-0 G4-3	2-1 1-2 2-3 HBP			1-1 G4-3			2	0	0	0	0	0	0								
Inning Stats	R: 0 E: 0 K: 0 S: 5	H: 1 LOB: 2 BB: 2 P: 13	R: 0 E: 0 K: 2 S: 9	H: 0 LOB: 0 BB: 0 P: 9	R: 0 E: 0 K: 1 S: 10	H: 1 LOB: 2 BB: 1 P: 18	R: 0 E: 0 K: 1 S: 12	H: 2 LOB: 0 BB: 0 P: 16	R: 0 E: 0 K: 0 S: 4	H: 0 LOB: 0 BB: 0 P: 5	R: 0 E: 0 K: 1 S: 8	H: 0 LOB: 0 BB: 0 P: 9	R: 0 E: 0 K: 0 S: 8	H: 0 LOB: 1 BB: 1 P: 14	R: 0 E: 0 K: 1 S: 7	H: 0 LOB: 0 BB: 1 P: 11	R: 0 E: 0 K: 1 S: 12	H: 0 LOB: 0 BB: 0 P: 15	1B: 4 2B: 0 3B: 0 HR: 0	SF: 0 SAC: 0 DP: 2 HBP: 1	WP: 1 PB: 0 SB: 1 CS: 0	PA: 35		
PITCHER	IP WLS BF H R ER SO BB IBB HBP BLK WP HR S P ERA WHIP	8.0 W 32 4 0 0 6 5 0 1 0 1 0 63 95 0.00 1.125	1.0 L 3 0 0 0 1 0 0 0 0 0 0 12 15 0.00 0.000																					

AB 29
R 0
H 4
RBI 0
BB 5
SO 7
LOB 15



Batter	1	2	3	4	5	6	7	8	9	AB	R	H	RBI	BB	SO	LOB	BOTTOM						
28 Curtis Granderson, L OBP: 0.347, SLG: 0.583	0-1 F7	2-0 FC4-6		3-2 3 WP 30 2B 1B	1-1 14 3B 2B		2-2 G3-1			5	2	2	1	0	0	1	Los Angeles Angels @ Detroit Tigers Comerica Park, Detroit, MI Thu May 24 2007, 1:05 PM EDT Att: 36,048 - Sunny - 86 F						
14 Placido Polanco, R OBP: 0.383, SLG: 0.422	4-2 3 1B HBP	1-0 F7		0-1 F7	1-1 2H 3B		0-2 P3			4	1	1	1	0	0	2							
3 Gary Sheffield, R OBP: 0.361, SLG: 0.443	1-1 30 1B 9 HR 1B		1-2 HR	4-2 30 2B BB	0-2 G6-3		1-0 F8			4	3	2	1	1	0	1							
30 Magglio Ordonez, R OBP: 0.441, SLG: 0.710 20 Omar Infante, R OBP: 0.324, SLG: 0.432	2-2 9 HR 1B		2-2 9 SF7 2B	0-0 2H 2B		0-0 9 HR 1B	2-2 2B			4	3	4	3	0	0	0							
9 Carlos Guillen, S OBP: 0.401, SLG: 0.552 8 Neifi Perez, S OBP: 0.207, SLG: 0.379	1-0 1H 3H HR		2-1 F8	1-0 HBP		0-0 HR	1-1 F7			3	2	2	5	0	0	1							
Sean Casey, L OBP: 0.314, SLG: 0.317	2-2 F9		4-0 IBB	0-1 G1-3		0-0 FC4-6 1B	1-3 K			4	0	1	0	1	1	3							
Mike Rabelo, S OBP: 0.244, SLG: 0.326	2-3 K		0-0 SF7		1-2 G3	0-1 FC4-6 33 65-4-3				3	0	0	1	0	1	1							
33 Marcus Thames, R OBP: 0.264, SLG: 0.386		4-2 28 FC4-6 BB	3-3 K		1-2 E5 28 2B	0-1 G5-4-3				3	1	0	0	1	1	2							
15 Brandon Inge, R OBP: 0.312, SLG: 0.414		2-3 K		1-1 G5-3	0-3 K		1-1 G6-3			4	0	0	0	0	2	2							
Inning Stats	R: 4 E: 0 K: 1 S: 18	H: 3 LOB: 0 BB: 0 P: 30	R: 0 E: 0 K: 1 S: 8	H: 0 LOB: 1 BB: 1 P: 17	R: 2 E: 0 K: 1 S: 12	H: 2 LOB: 1 BB: 1 P: 22	R: 2 E: 1 K: 1 S: 18	H: 2 LOB: 1 BB: 0 P: 22	R: 2 E: 0 K: 0 S: 7	H: 3 LOB: 0 BB: 0 P: 7	R: 0 E: 0 K: 0 S: 8	H: 0 LOB: 0 BB: 0 P: 11	R: 0 E: 0 K: 1 S: 10	H: 1 LOB: 1 BB: 0 P: 15	1B: 5 2B: 4 3B: 1 HR: 3	SF: 1 SAC: 0 DP: 1 HBP: 2	WP: 1 PB: 0 SB: 0 CS: 0	PA: 42					
PITCHER	IP WLS BF H R ER SO BB IBB HBP BLK WP HR S P ERA WHIP	3.2 L 16 5 4 2 1 0 0 1 0 0 1 35 43 5.40 1.500	1.0 L 4 1 0 0 1 0 0 0 0 0 0 0 10 15 0.00 1.000																				

AB 36
R 12
H 13
RBI 12
BB 3
SO 5
LOB 14




Batter	1	2	3	4	5	6	7	8	9	AB	R	H	RBI	BB	SO	LOB	TOP				
77 Reggie Willits, S (1, 7) OBP: 0.424, SLG: 0.372	4-1 27 1B 24 3B G1-3 BB	4-1 F8 BB		1-2 G1-3			3-2 F9			2	1	0	0	2	0	0					
Orlando Cabrera, R (1, 6) OBP: 0.358, SLG: 0.430	2-1 G1-3	0-0 F8		1-1 G5-3			1-1 G5-3			4	0	0	0	0	0	3					
27 Vladimir Guerrero, R (1, 10) OBP: 0.449, SLG: 0.620	0-0 24 3B 1B	4-0 IBB			0-1 G5-3		1-1 G6-3			3	1	1	0	1	0	0					
24 Gary Matthews, S (1, 8) OBP: 0.340, SLG: 0.450	1-1 1-H 3-H 1B 3B	0-0 L8			0-0 L8			1-1 G5-3		4	1	1	2	0	0	3					
Casey Kotchman, L (1, 3) OBP: 0.365, SLG: 0.480	0-1 1B		0-0 2B		1-2 1B		4-2 47 G6-4-3 BB			3	0	3	1	1	0	0					
47 Howie Kendrick, R (1, 4) OBP: 0.348, SLG: 0.459	0-3 K		1-3 K		1-3 K		0-0 G6-4-3			4	0	0	0	0	3	4					
9 Chone Figgins, S (1, 5) OBP: 0.198, SLG: 0.214	0-0 G3		1-3 K		0-1 G5-3			2-2 F8		4	0	0	0	0	1	2					
José Molina, R (1, 2) OBP: 0.235, SLG: 0.269		0-0 F8 2B	2-2 G5-3		2-3 K		0-0 P4			4	0	1	0	0	1	1					
65 Tommy Murphy, S (1, 9) OBP: 0.200, SLG: 0.206		0-3 K		3-2 G4-3		0-0 P6		0-3 K		4	0	0	0	0	2	1					
Inning Stats	R: 3 E: 0 K: 1 S: 12	H: 3 LOB: 1 BB: 1 P: 19	R: 0 E: 0 K: 1 S: 8	H: 1 LOB: 3 BB: 2 P: 16	R: 0 E: 0 K: 2 S: 12	H: 1 LOB: 1 BB: 0 P: 16	R: 0 E: 0 K: 0 S: 8	H: 0 LOB: 0 BB: 0 P: 13	R: 0 E: 0 K: 1 S: 9	H: 1 LOB: 1 BB: 0 P: 11	R: 0 E: 0 K: 0 S: 8	H: 0 LOB: 0 BB: 0 P: 13	R: 0 E: 0 K: 0 S: 6	H: 0 LOB: 0 BB: 1 P: 11	R: 0 E: 0 K: 1 S: 7	H: 0 LOB: 0 BB: 0 P: 9	1B: 3 2B: 2 3B: 1 HR: 0	SF: 0 SAC: 0 DP: 1 HBP: 0	WP: 0 PB: 0 CS: 0	PA: 36	
PITCHER	IP ERA WHIP	WLS BF	H R ER SO	BB IBB HBP BLK	WP HR S P	ERA WHIP	PITCHER	IP WLS BF	H R ER SO	BB IBB HBP BLK	WP HR S P	ERA WHIP									
40 Chien-Ming Wang, R (1, 1) ERA: 4.13	8.0 L	33	6 3 3 6	3 1 0 0	0 0 7 109	3.38 1.125	42 Mariano Rivera, R (9, 1) ERA: 5.94	1.0	3	0 0 0 1	0 0 0 0	0 0 7 9	0.00 0.000								

Los Angeles Angels @ New York Yankees
 Yankee Stadium, Bronx, NY
 Sat May 26 2007, 1:05 PM EDT
 Att: 52,536 - Partly Cloudy - 85 F

livebaseballscorecards.com

AB 32
 R 3
 H 6
 RBI 3
 BB 4
 SO 7
 LOB 14




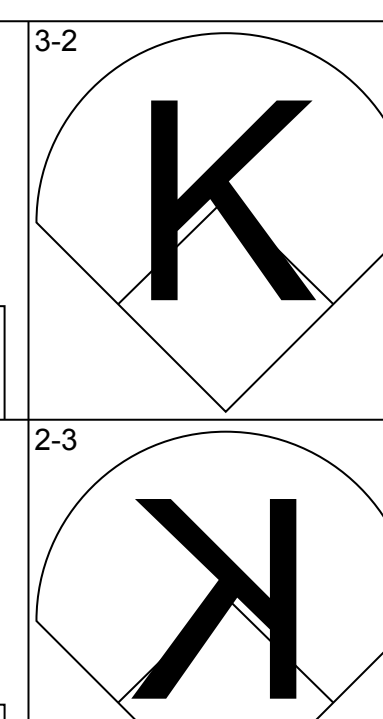
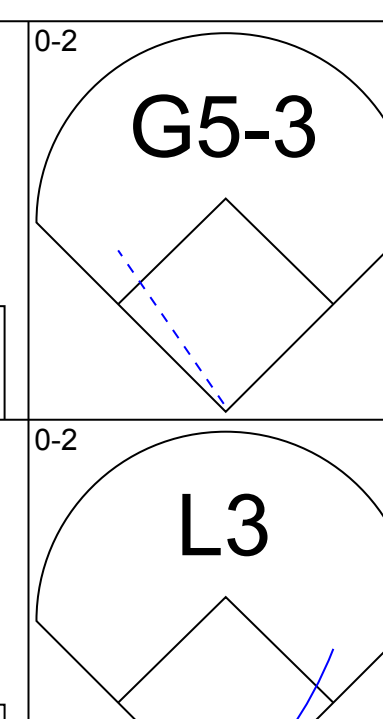
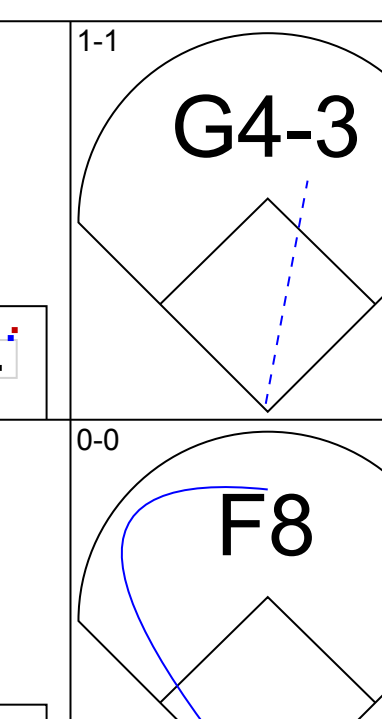
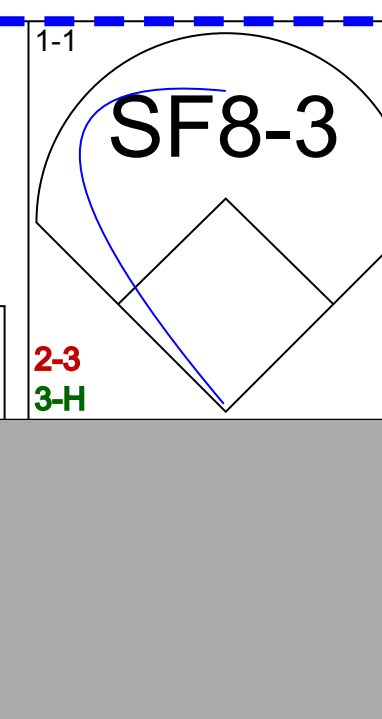
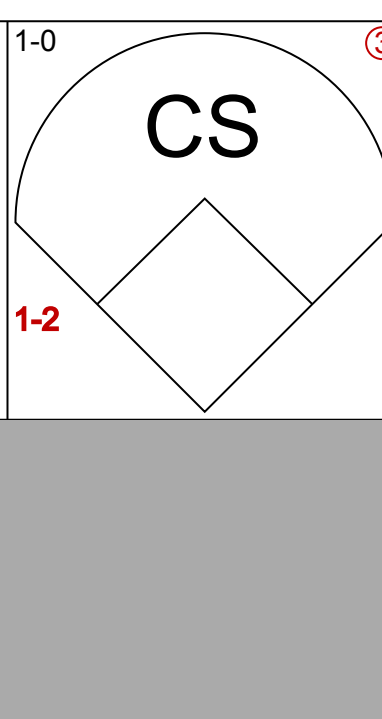
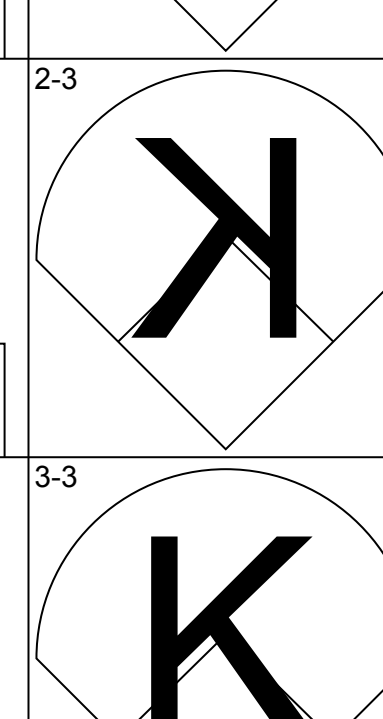
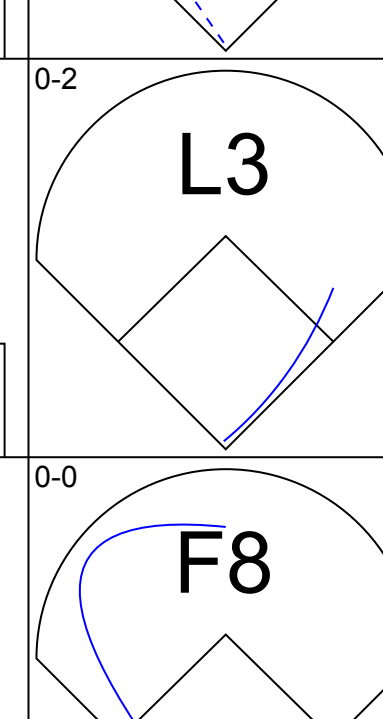
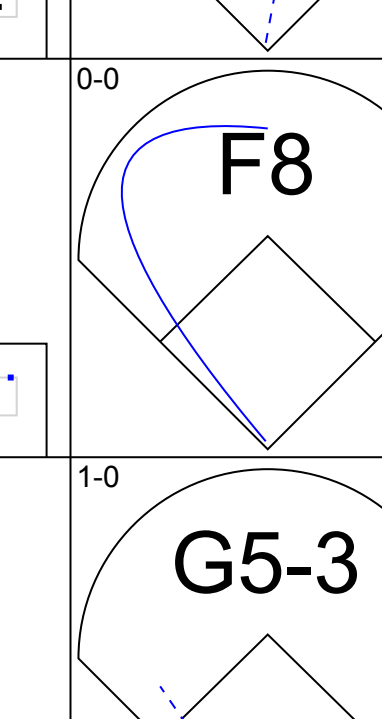
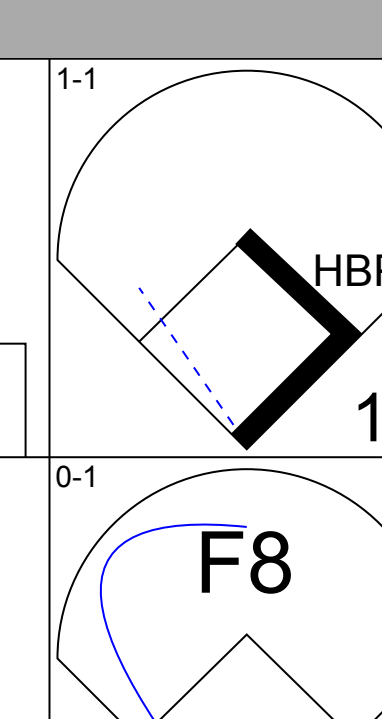
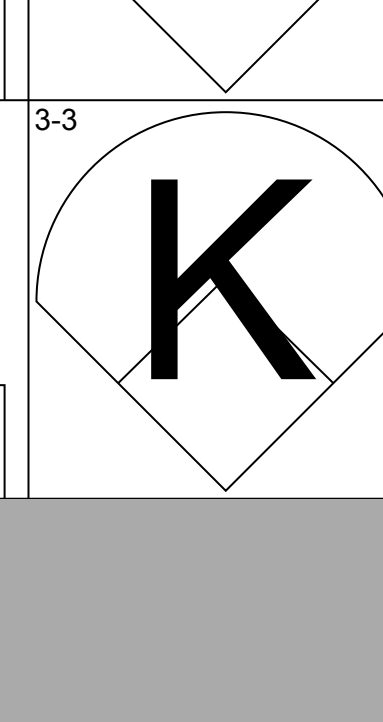
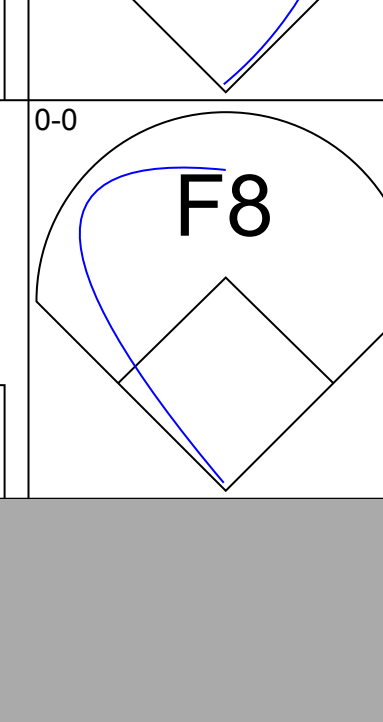
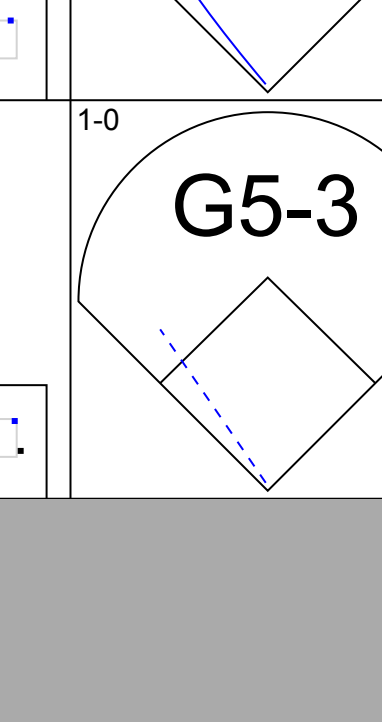
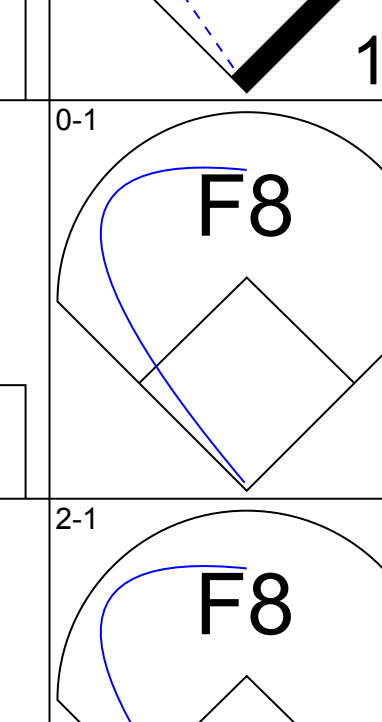
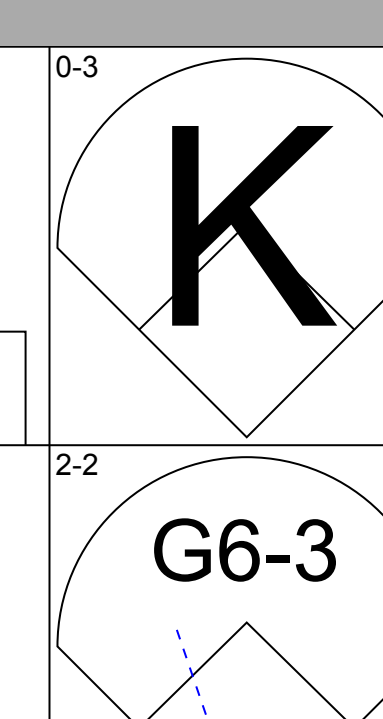
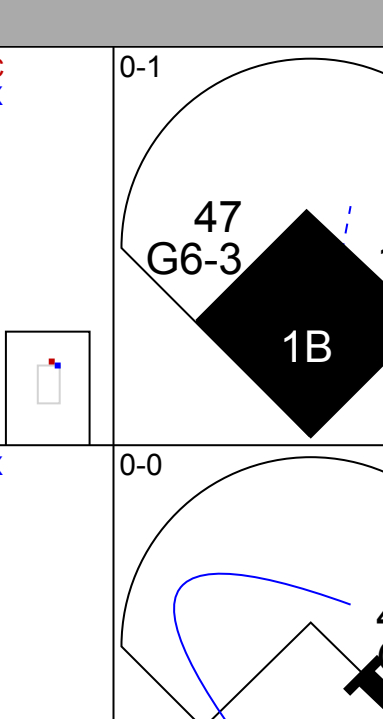
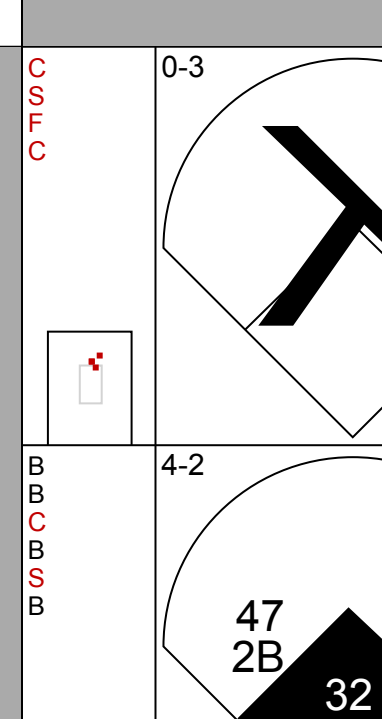
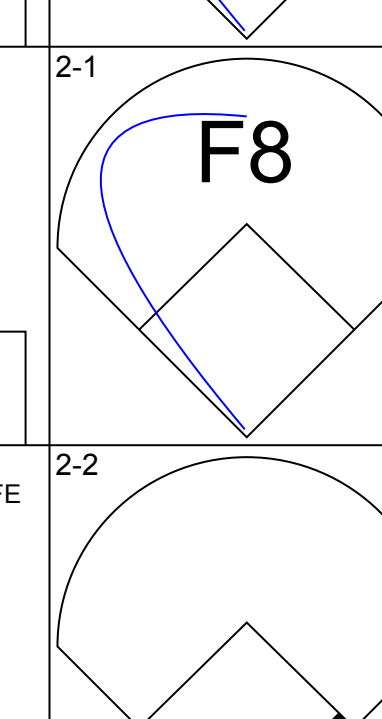
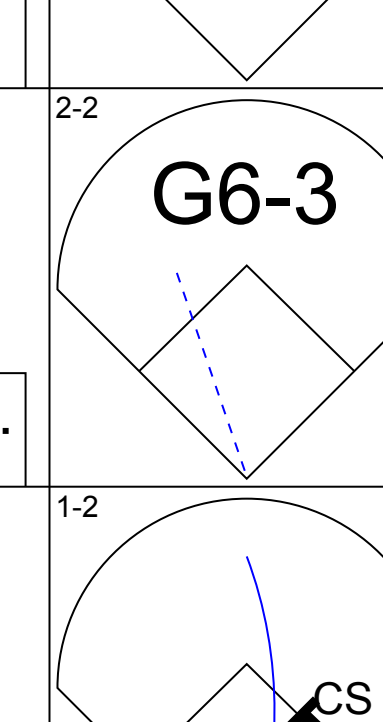
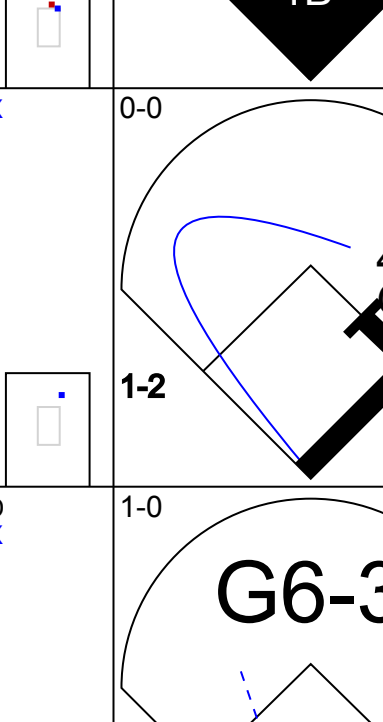
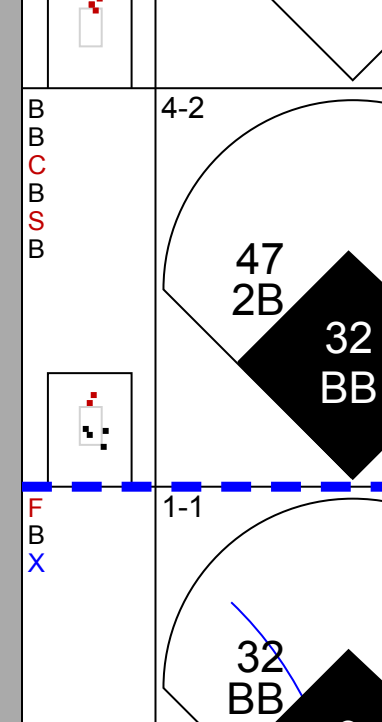
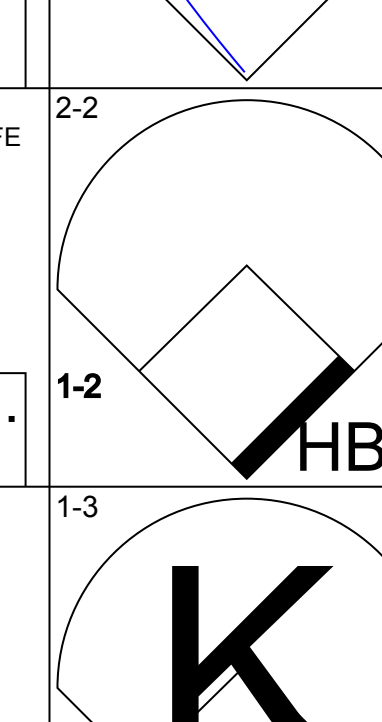
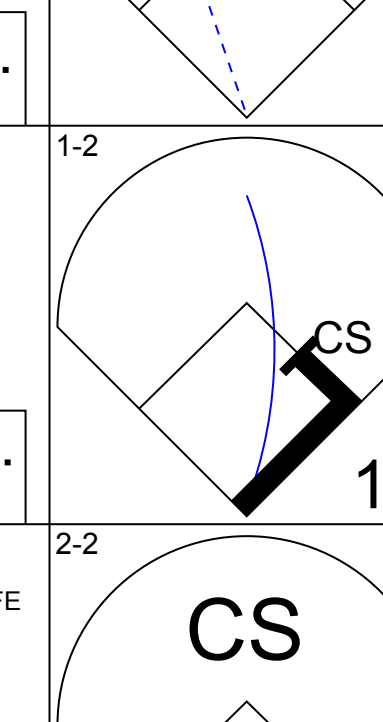

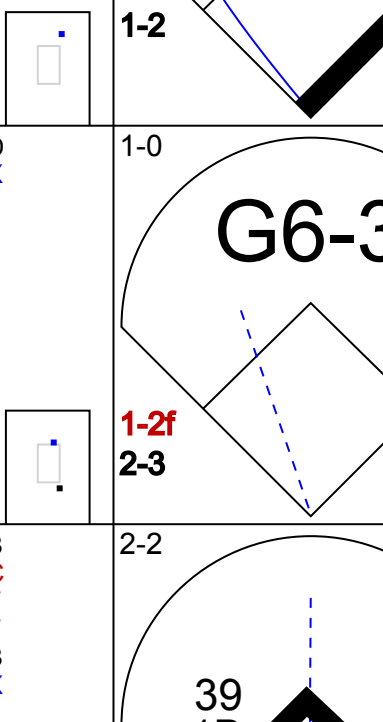
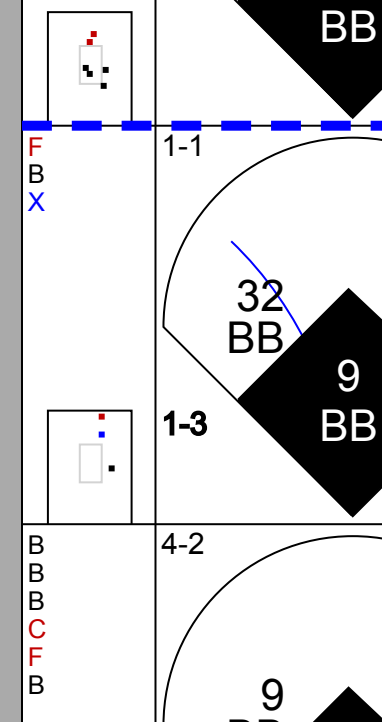
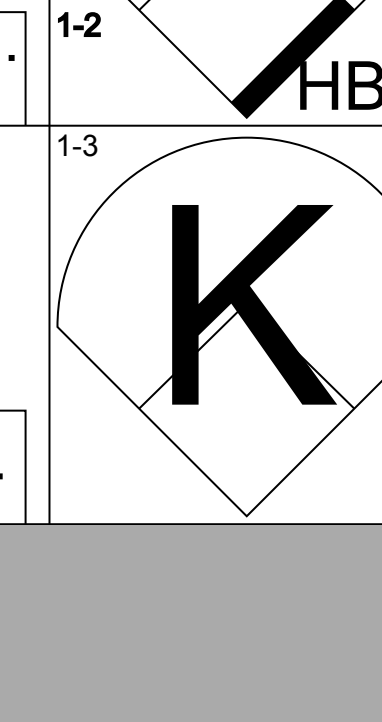
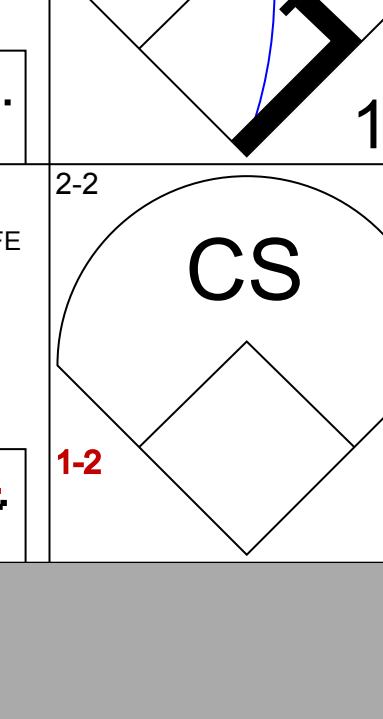
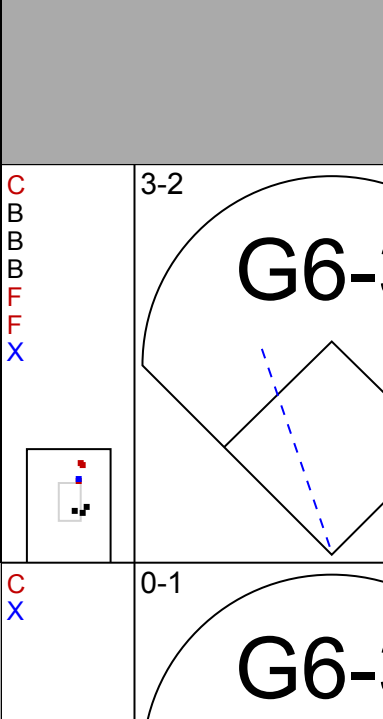
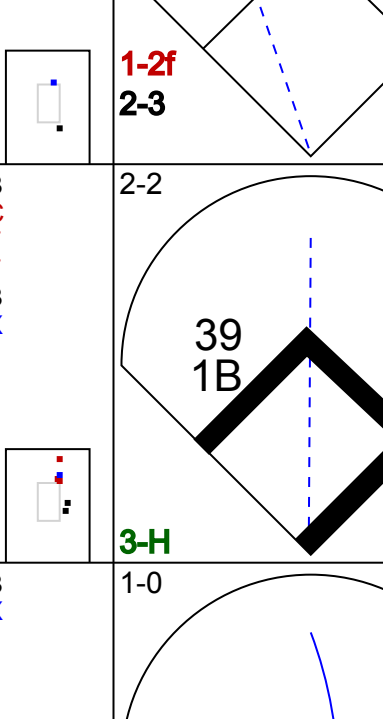
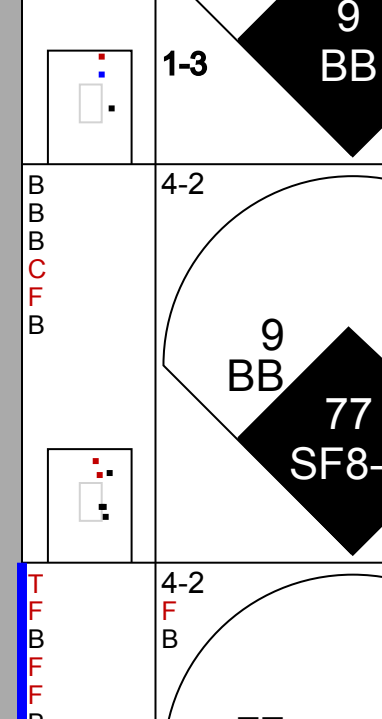

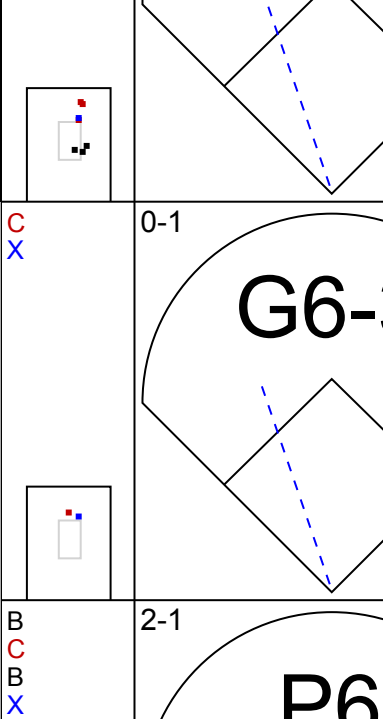
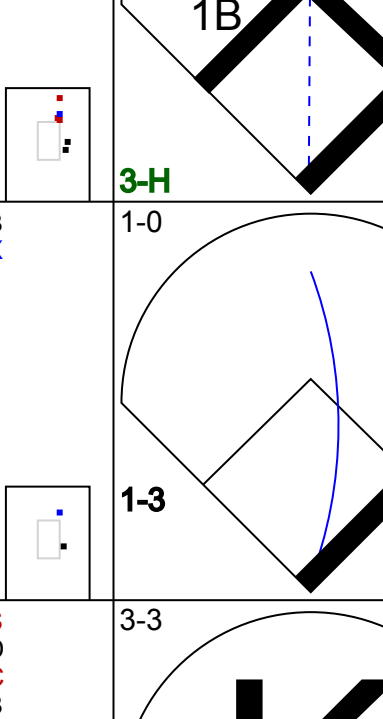
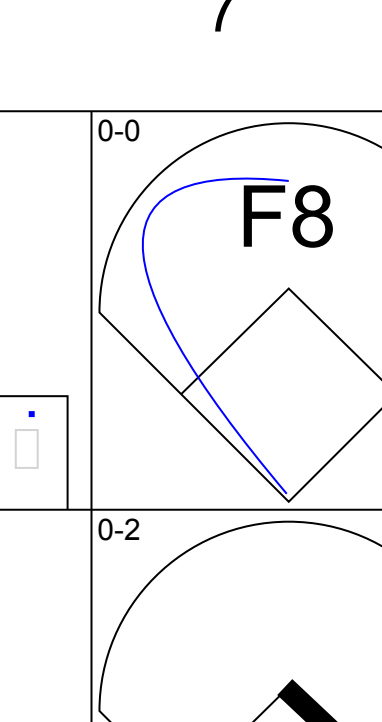
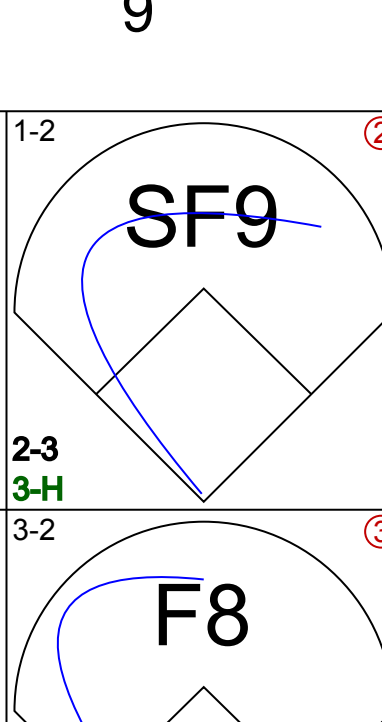
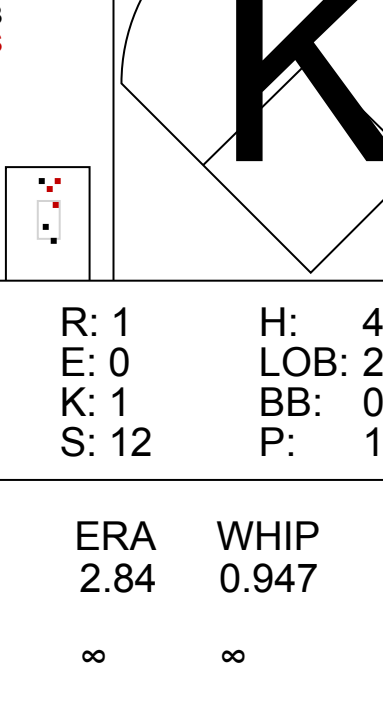
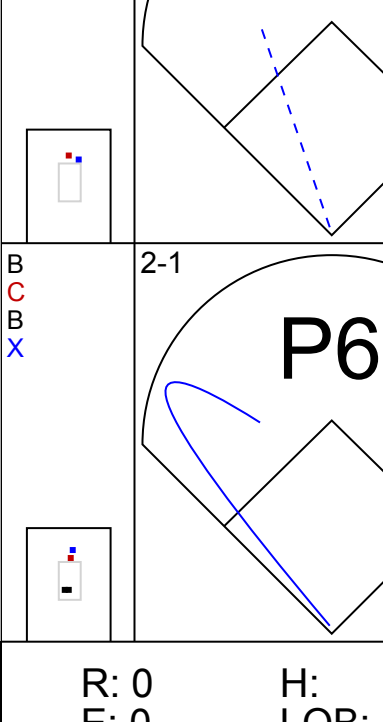

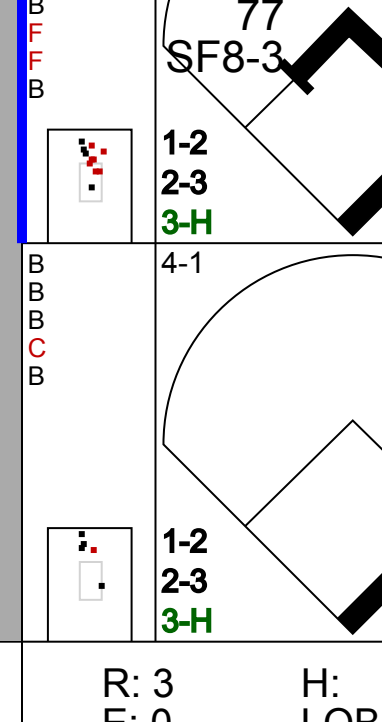

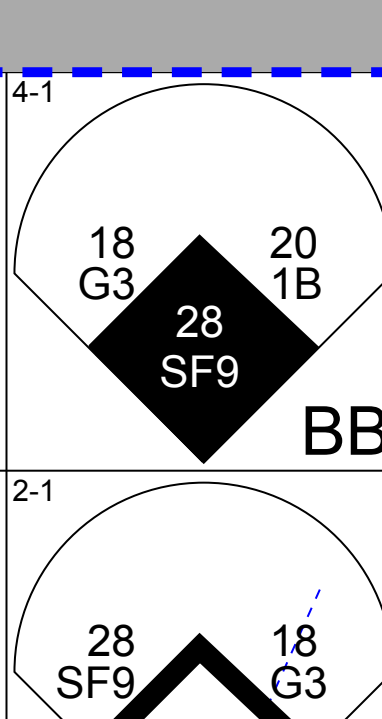
Batter	1	2	3	4	5	6	7	8	9	AB	R	H	RBI	BB	SO	LOB	BOTTOM					
Bobby Abreu, L (1, 9) OBP: 0.316, SLG: 0.299	1-3 K		1-2 G4-3		1-2 55 L4-3 1B		1-2 K		1-3 K	5	0	1	0	0	3	3						
2 Derek Jeter, R (1, 6) OBP: 0.435, SLG: 0.479	1-1 G1-3		0-1 G3-1		0-0 B2		1-0 F8			4	0	0	0	0	0	2						
55 Hideki Matsui, L (1, 7) OBP: 0.379, SLG: 0.480	3-2 1B		0-3 K		0-2 L4-3		4-2 13 G6-4-3 BB			3	0	1	0	1	1	1						
13 Alex Rodriguez, R (1, 5) OBP: 0.393, SLG: 0.674	2-3 K		1-1 20 G4-3 11 1B		1-3 K		1-2 G6-4-3			4	1	1	0	0	2	2						
20 Jorge Posada, S (1, 2) OBP: 0.424, SLG: 0.587		0-1 F7	1-1 G4-3		0-0 2B		1-0 F7			4	0	1	0	0	0	1						
25 Jason Giambi, L (1, 10) OBP: 0.392, SLG: 0.431		2-1 F8	2-0 11 1B HBP		2-3 K		2-3 K		2-3 K	3	0	0	0	0	2	1						
24 Robinson Canó, L (1, 4) OBP: 0.296, SLG: 0.379		0-1 11 1B	0-3 K		1-0 G4-3		0-3 K		0-3 K	4	0	1	0	0	2	3						
11 Doug Mientkiewicz, L (1, 3) ERA: 2.64		0-2 E4	2-1 K		0-2 F7		0-2 F7		2-2 28 1B 28 DI	3	0	1	1	0	0	1						
18 Johnny Damon, L (9, PH) OBP: 0.371, SLG: 0.370		1-3 K	1-2 1B		4-1 S BB		1-0 1B		1-3 1B	1	0	1	0	0	0	0						
28 Melky Cabrera, S (1, 8) OBP: 0.279, SLG: 0.306		1-3 K	1-2 F8							3	0	1	0	1	1	4						
Inning Stats	R: 0 E: 0 K: 2 S: 14	H: 1 LOB: 1 BB: 0 P: 21	R: 0 E: 1 K: 1 S: 12	H: 1 LOB: 2 BB: 0 P: 15	R: 0 E: 0 K: 1 S: 8	H: 0 LOB: 0 BB: 0 P: 9	R: 1 E: 0 K: 1 S: 15	H: 2 LOB: 2 BB: 0 P: 22	R: 0 E: 0 K: 0 S: 7	H: 1 LOB: 1 BB: 0 P: 8	R: 0 E: 0 K: 2 S: 8	H: 1 LOB: 1 BB: 0 P: 12	R: 0 E: 0 K: 1 S: 8	H: 0 LOB: 1 BB: 1 P: 16	R: 0 E: 0 K: 0 S: 8	H: 0 LOB: 0 BB: 1 P: 14	R: 0 E: 0 K: 3 S: 13	H: 2 LOB: 2 BB: 0 P: 19	1B: 7 2B: 2 3B: 0 HR: 0	SF: 0 SAC: 0 DP: 2 HBP: 1	WP: 0 PB: 0 CS: 0	PA: 37
PITCHER	IP ERA WHIP	WLS BF	H R ER SO	BB IBB HBP BLK	WP HR S P	ERA WHIP	PITCHER	IP WLS BF	H R ER SO	BB IBB HBP BLK	WP HR S P	ERA WHIP										
45 Kelvim Escobar, R (1, 1) ERA: 3.04	7.0 W	29	6 1 1 8	1 0 1 0	0 0 8 103	1.29 1.000	62 Scot Shields, R (8, 1) ERA: 3.04	1.0	H	3	0 0 0 0	1 0 0 0	0 0 8 14	0.00 1.000								
Francisco Rodriguez, R (9, 1) ERA: 2.08	1.0	S	5	2	0 0 3	0 0 0	0 0 13	19	0.00 2.000													

Los Angeles Angels @ New York Yankees
 Yankee Stadium, Bronx, NY
 Sat May 26 2007, 1:05 PM EDT
 Att: 52,536 - Partly Cloudy - 85 F

livebaseballscorecards.com


AB 34
 R 1
 H 8
 RBI 1
 BB 2
 SO 11
 LOB 18

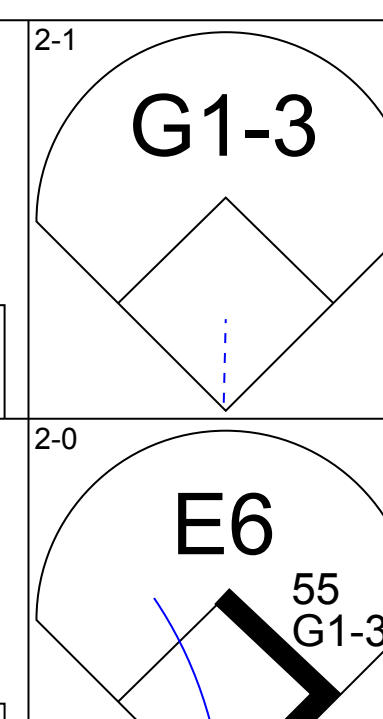
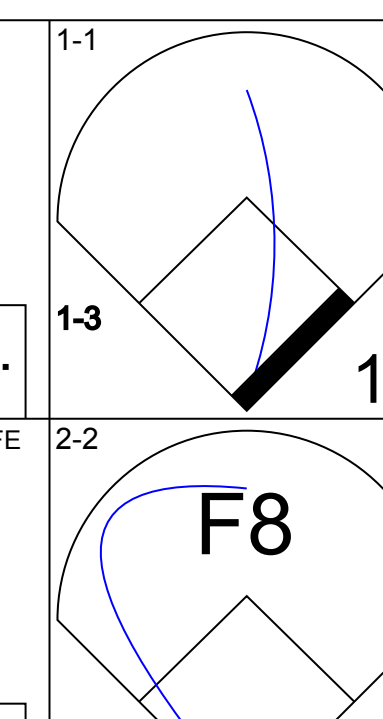
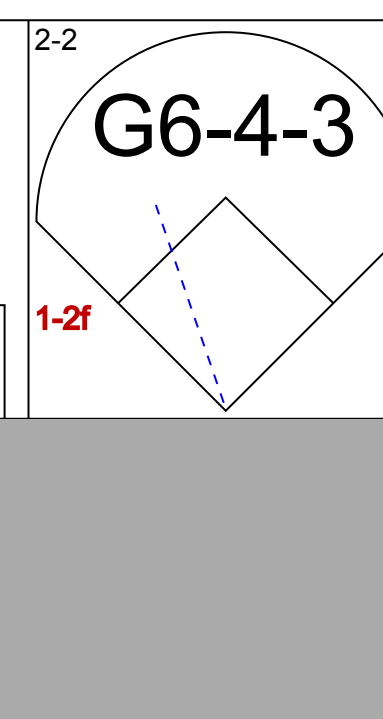
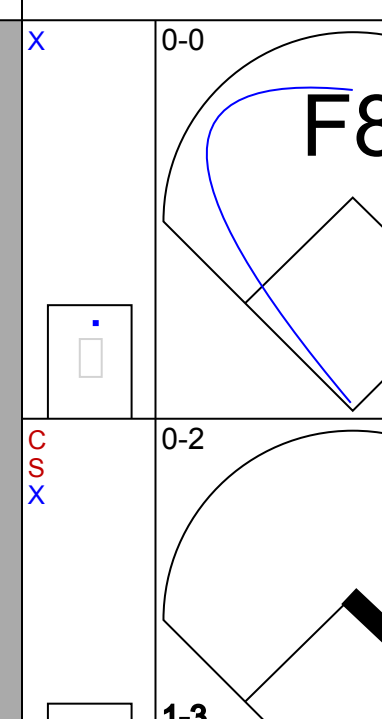
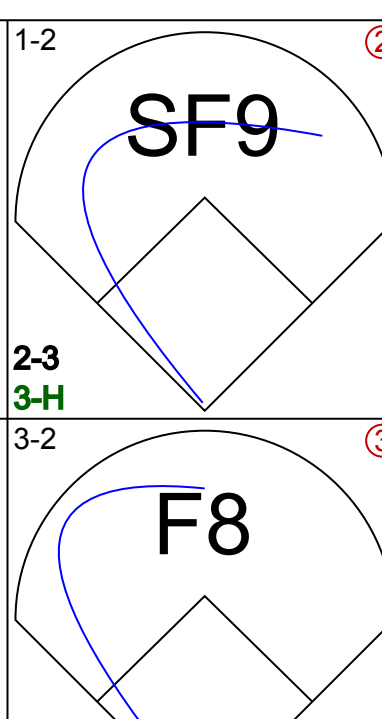
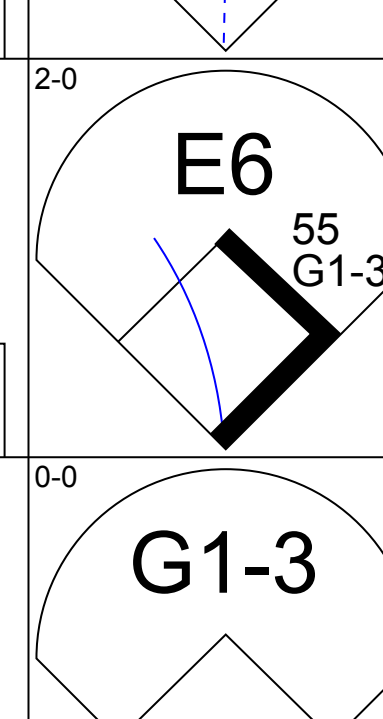
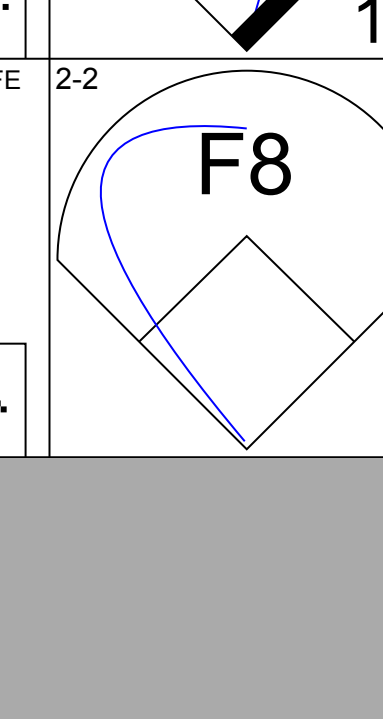
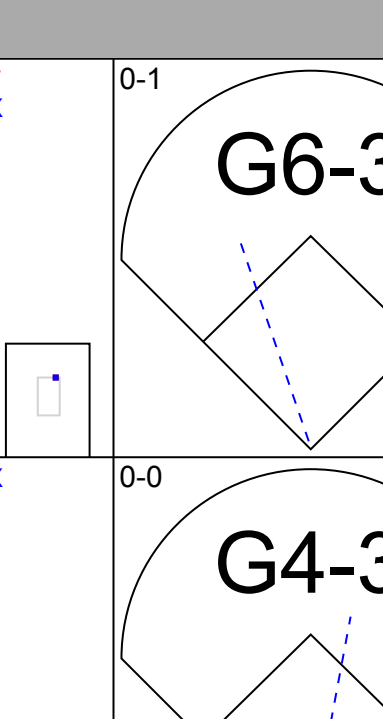
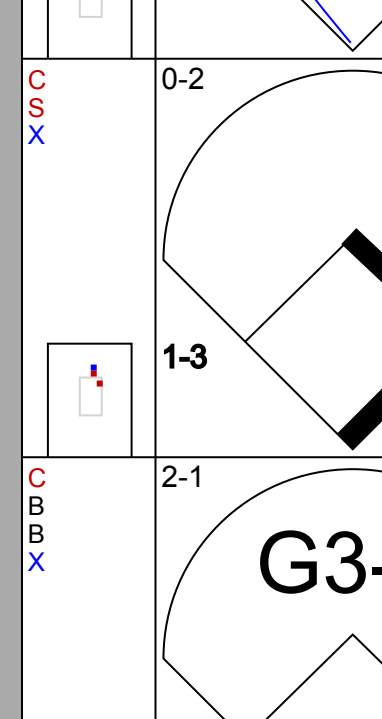
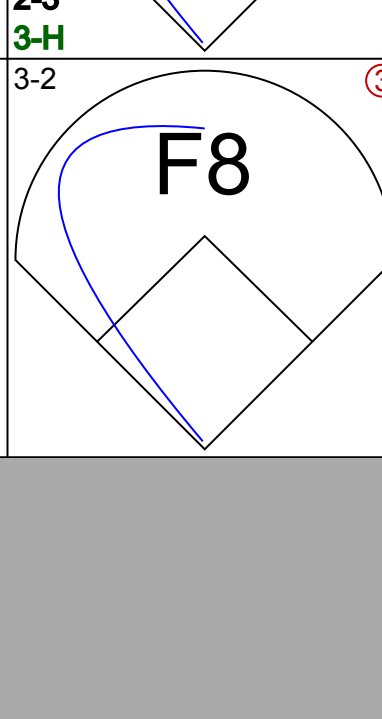
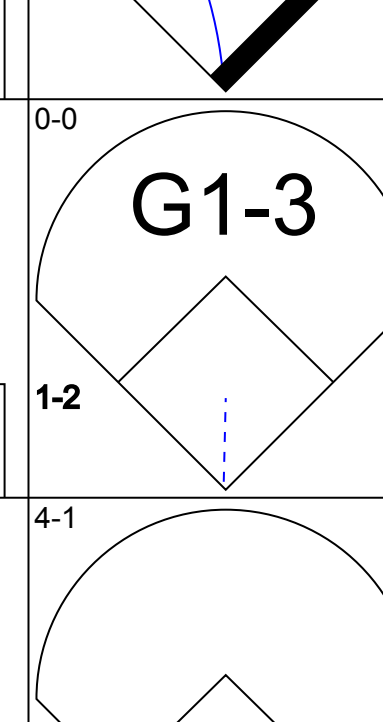
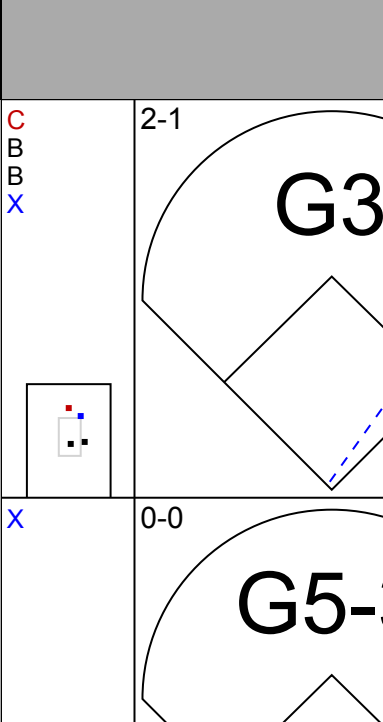
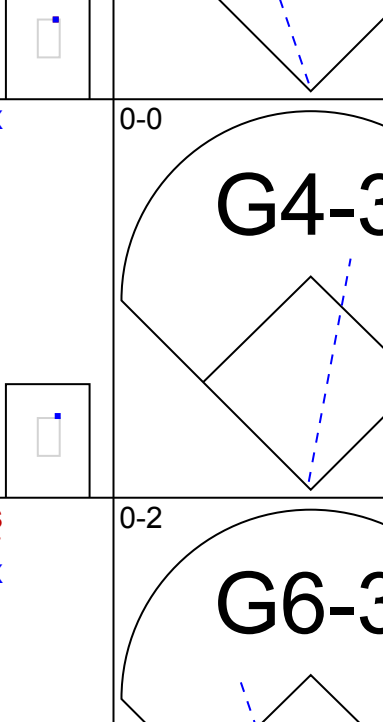
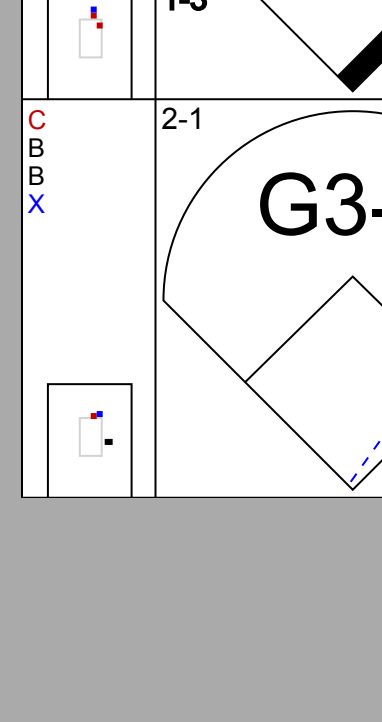
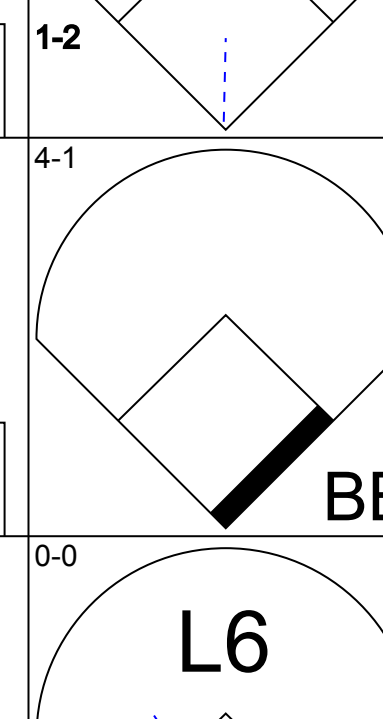
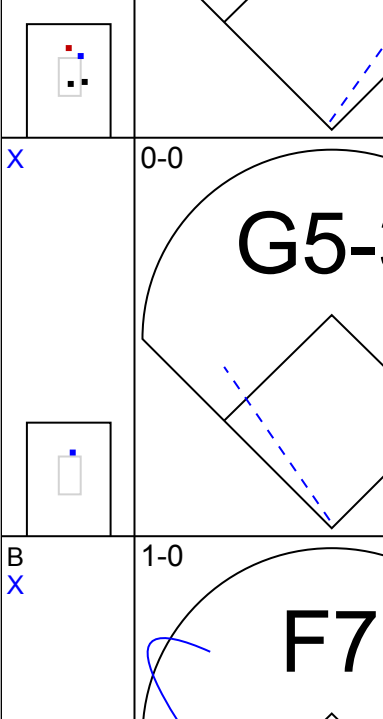
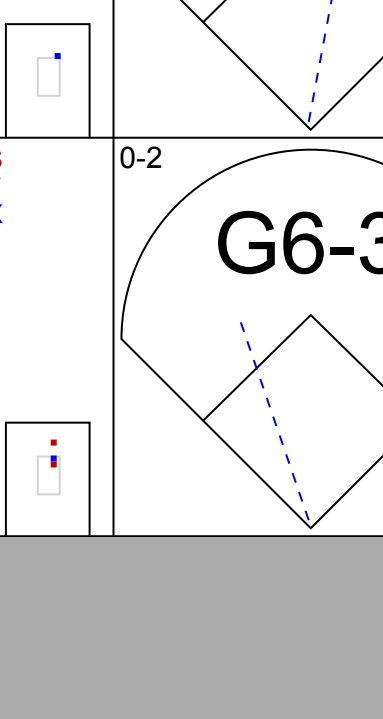
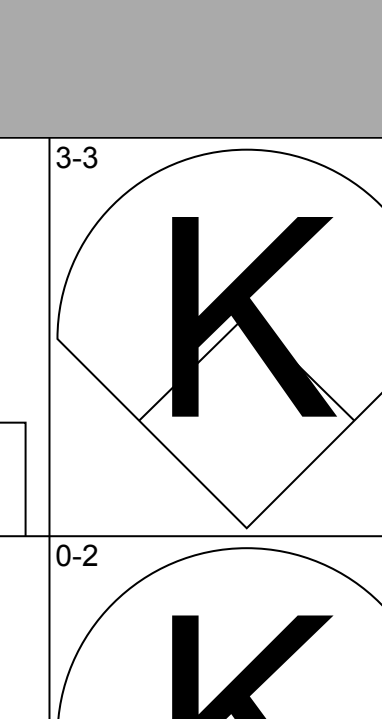
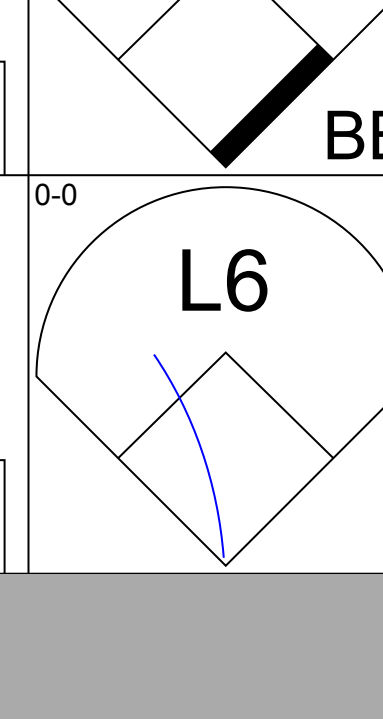
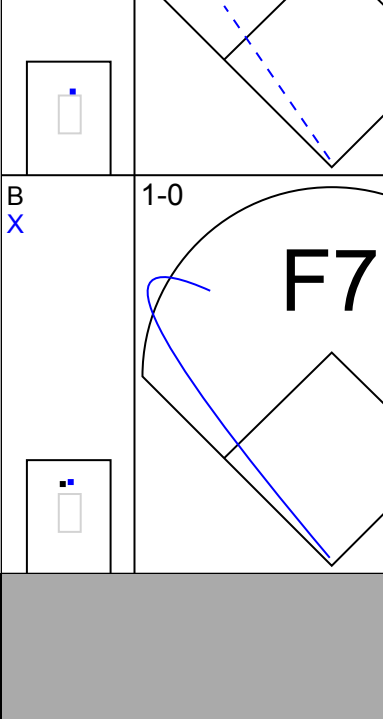
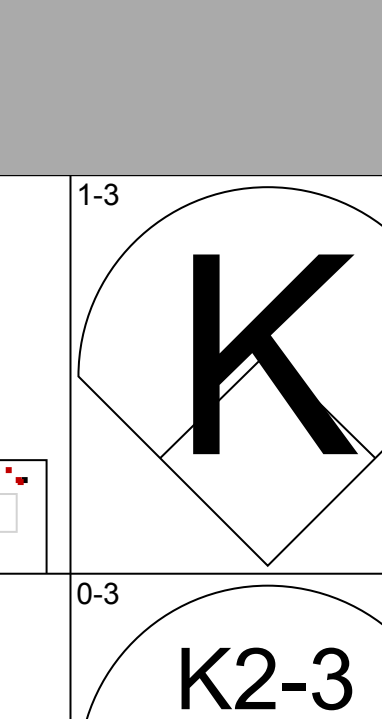
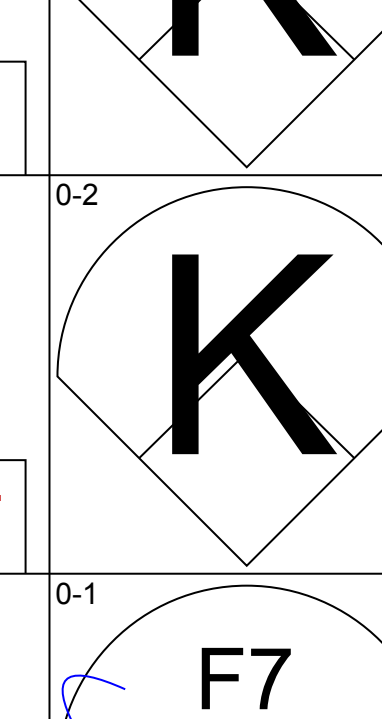
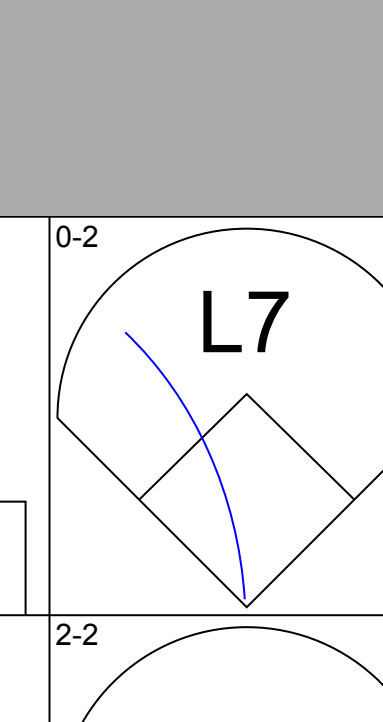
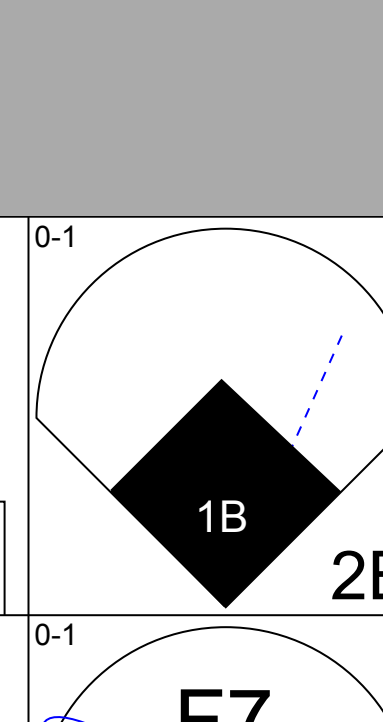
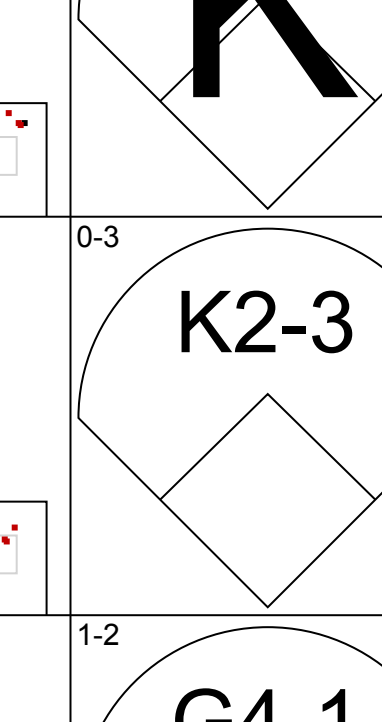
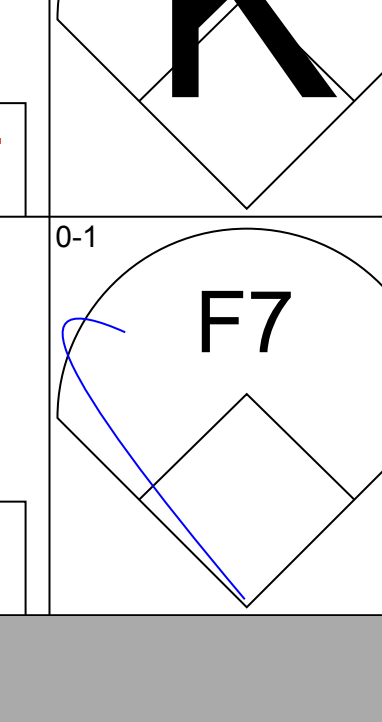


Batter	1	2	3	4	5	6	7	8	9	AB	R	H	RBI	BB	SO	LOB	TOP				
77 Reggie Willits, S OBP: 0.412, SLG: 0.362										3	0	0	1	0	1	0					
Orlando Cabrera, R OBP: 0.356, SLG: 0.426										4	0	1	0	0	0	1					
27 Vladimir Guerrero, R OBP: 0.441, SLG: 0.695										4	0	0	0	0	0	1					
24 Gary Matthews, S OBP: 0.338, SLG: 0.446										4	1	1	0	0	2	1					
Casey Kotchman, L OBP: 0.374, SLG: 0.480										2	1	1	0	1	0	0					
47 Howie Kendrick, R OBP: 0.357, SLG: 0.477										4	1	2	0	0	1	4					
Mike Napoli, R OBP: 0.333, SLG: 0.495										3	1	1	1	1	1	0					
39 Robb Quinlan, R OBP: 0.281, SLG: 0.455										2	0	1	0	0	0	0					
32 Erick Aybar, S OBP: 0.296, SLG: 0.280										1	0	0	1	1	0	0					
65 Tommy Murphy, S OBP: 0.200, SLG: 0.206										0	0	0	0	0	0	0					
9 Chone Figgins, S OBP: 0.211, SLG: 0.218										3	0	1	1	1	1	2					
Inning Stats	R: 0 H: 0 E: 0 K: 3 S: 13	H: 0 LOB: 0 BB: 0 P: 21	R: 0 H: 1 E: 0 K: 1 S: 13	H: 0 LOB: 0 BB: 0 P: 18	R: 0 H: 0 E: 0 K: 0 S: 8	H: 0 LOB: 0 BB: 0 P: 13	R: 0 H: 0 E: 0 K: 0 S: 8	H: 4 LOB: 2 BB: 0 P: 19	R: 0 H: 0 E: 0 K: 0 S: 4	H: 0 LOB: 0 BB: 0 P: 6	R: 3 H: 1 E: 0 K: 1 S: 20	H: 1 LOB: 1 BB: 4 P: 38	R: 0 H: 1 E: 0 K: 1 S: 11	H: 1 LOB: 2 BB: 0 P: 17	R: 0 H: 1 E: 0 K: 1 S: 5	H: 1 LOB: 0 BB: 0 P: 8	1B: 7 2B: 2 3B: 0 HR: 0	SF: 1 SAC: 0 DP: 2 HBP: 1	WP: 0 PB: 0 SB: 0 CS: 2	PA: 38	
PITCHER	IP	WLS	BF	H	R	ER	SO	BB	IBB	HBP	BLK	WP	HR	S	P	ERA	WHIP				
35 Mike Mussina, R ERA: 5.86	6.1		23	5	2	2	6	1	0	0	0	0	0	64	95	2.84	0.947				
Scott Proctor, R ERA: 3.65	0.0	L	4	1	1	1	0	3	0	0	0	0	0	12	25	∞	∞				
33 Brian Bruney, R ERA: 1.57	1.2		6	1	1	1	0	0	0	1	0	0	0	13	20	5.40	0.600				
Kyle Farnsworth, R ERA: 4.87	1.0		3	1	0	0	1	0	0	0	0	0	0	5	8	0.00	1.000				

Los Angeles Angels @ New York Yankees
Yankee Stadium, Bronx, NY
Sun May 27 2007, 1:05 PM EDT
Att: 53,508 - Sunny - 81 F


AB 30
R 4
H 8
RBI 4
BB 4
SO 8
LOB 8



Batter	1	2	3	4	5	6	7	8	9	AB	R	H	RBI	BB	SO	LOB	BOTTOM				
28 Melky Cabrera, S OBP: 0.277, SLG: 0.305										4	0	1	1	0	0	3					
2 Derek Jeter, R OBP: 0.430, SLG: 0.477										5	0	1	0	0	0	3					
55 Hideki Matsui, L OBP: 0.369, SLG: 0.465										4	0	0	0	0	0	3					
13 Alex Rodriguez, R OBP: 0.391, SLG: 0.663										3	0	0	0	1	1	0					
25 Jason Giambi, L OBP: 0.382, SLG: 0.418										4	0	0	0	0	2	2					
24 Robinson Canó, L OBP: 0.295, SLG: 0.381										4	1	1	0	0	1	0					
Bobby Abreu, L OBP: 0.320, SLG: 0.296										2	2	0	0	1	0	1					
11 Doug Mientkiewicz, L OBP: 0.302, SLG: 0.398										2	0	0	0	0	0	1					
20 Jorge Posada, S OBP: 0.428, SLG: 0.590										1	0	1	0	0	0	0					
Wil Nieves, R OBP: 0.133, SLG: 0.103										2	0	2	2	1	0	0					
18 Johnny Damon, L OBP: 0.368, SLG: 0.367										1	0	0	0	0	0	2					
Inning Stats	R: 0 H: 0 E: 1 K: 0 S: 6	H: 2 LOB: 2 BB: 1 P: 14	R: 1 H: 2 E: 0 K: 0 S: 15	H: 0 LOB: 0 BB: 0 P: 24	R: 0 H: 0 E: 0 K: 0 S: 4	H: 0 LOB: 0 BB: 0 P: 7	R: 1 H: 2 E: 0 K: 0 S: 10	H: 2 LOB: 1 BB: 0 P: 14	R: 0 H: 0 E: 0 K: 2 S: 9	H: 0 LOB: 0 BB: 0 P: 11	R: 0 H: 1 E: 0 K: 0 S: 10	H: 1 LOB: 2 BB: 1 P: 18	R: 0 H: 0 E: 0 K: 2 S: 8	H: 0 LOB: 0 BB: 0 P: 11	R: 1 H: 1 E: 0 K: 0 S: 15	H: 1 LOB: 1 BB: 1 P: 28	1B: 4 2B: 2 3B: 0 HR: 0	SF: 1 SAC: 0 DP: 1 HBP: 2	WP: 0 PB: 0 SB: 1 CS: 0	PA: 38	
PITCHER	IP	WLS	BF	H	R	ER	SO	BB	IBB	HBP	BLK	WP	HR	S	P	ERA	WHIP				
41 John Lackey, R ERA: 2.38	8.0		33	5	2	2	4	2	0	2	0	0	0	68	105	2.25	0.875				
Francisco Rodriguez, R ERA: 2.38	1.0	S	5	1	1	1	0	1	0	0	0	0	0	15	28	9.00	2.000				

Los Angeles Angels @ New York Yankees
Yankee Stadium, Bronx, NY
Sun May 27 2007, 1:05 PM EDT
Att: 53,508 - Sunny - 81 F

AB 32
R 3
H 6
RBI 3
BB 3
SO 4
LOB 15



Batter	1	2	3	4	5	6	7	8	9	AB	R	H	RBI	BB	SO	LOB	TOP						
51 Ichiro Suzuki, L (1, 8) OBP: 0.398, SLG: 0.448										4	1	1	0	0	0	1							
Jose Vidro, S (1, 10) OBP: 0.361, SLG: 0.377										4	0	2	0	0	0	1							
Jose Guillen, R (1, 9) OBP: 0.330, SLG: 0.433										4	0	0	1	0	2	2							
Raul Ibanez, L (1, 7) OBP: 0.330, SLG: 0.389										3	0	1	0	1	0	1							
Richie Sexson, R (1, 3) OBP: 0.298, SLG: 0.390										3	0	0	0	1	0	2							
2 Kenji Johjima, R (1, 2) OBP: 0.328, SLG: 0.517										4	0	0	0	0	0	5							
29 Adrian Beltré, R (1, 5) OBP: 0.317, SLG: 0.486										3	0	0	0	0	1	0							
7 Yuniesky Betancourt, R (1, 6) OBP: 0.306, SLG: 0.421										3	0	1	0	0	0	0							
4 Jose Lopez, R (1, 4) OBP: 0.301, SLG: 0.430										3	0	0	0	0	1	1							
Inning Stats	R: 1 E: 0 K: 0 S: 11	H: 2 LOB: 2 BB: 2 P: 26	R: 0 E: 0 K: 1 S: 5	H: 0 LOB: 0 BB: 0 P: 7	R: 0 E: 0 K: 1 S: 9	H: 1 LOB: 1 BB: 0 P: 12	R: 0 E: 0 K: 0 S: 4	H: 0 LOB: 0 BB: 0 P: 9	R: 0 E: 1 K: 1 S: 9	H: 1 LOB: 1 BB: 0 P: 12	R: 0 E: 0 K: 0 S: 11	H: 0 LOB: 1 BB: 0 P: 15	R: 0 E: 0 K: 1 S: 10	H: 0 LOB: 0 BB: 0 P: 16	R: 0 E: 0 K: 1 S: 9	H: 0 LOB: 0 BB: 0 P: 13	R: 0 E: 0 K: 0 S: 11	H: 1 LOB: 0 BB: 0 P: 14	1B: 5 2B: 0 3B: 0 HR: 0	SF: 0 SAC: 0 DP: 2 HBP: 0	WP: 0 PB: 0 SB: 0 CS: 0	PA: 33	
PITCHER	IP WLS BF H R ER SO BB IBB HBP BLK WP HR S P ERA WHIP	7.0 W 27 4 1 1 4 2 0 0 0 0 0 59 97 1.29 0.857	1.0 H 3 0 0 0 1 0 0 0 0 0 0 9 13 0.00 0.000	1.0 S 3 1 0 0 0 0 0 0 0 0 0 11 14 0.00 1.000																			

Seattle Mariners @ Los Angeles Angels
Angel Stadium of Anaheim, Anaheim, CA
Tue May 29 2007, 7:05 PM PDT
Att: 38,174 - Clear - 70 F

AB 31
R 1
H 5
RBI 1
BB 2
SO 5
LOB 13



Batter	1	2	3	4	5	6	7	8	9	AB	R	H	RBI	BB	SO	LOB	BOTTOM			
77 Reggie Willits, S (1, 7) OBP: 0.417, SLG: 0.387										4	1	2	0	0	1	0				
Orlando Cabrera, R (1, 6) OBP: 0.366, SLG: 0.436										4	1	3	0	0	0	0				
27 Vladimir Guerrero, R (1, 9) OBP: 0.452, SLG: 0.695										1	0	0	0	3	0	2				
24 Gary Matthews, S (1, 8) OBP: 0.339, SLG: 0.448										4	0	1	1	0	0	5				
39 Robb Quinlan, R (1, 5) OBP: 0.306, SLG: 0.475										4	1	2	1	0	0	3				
Mike Napoli, R (1, 2) OBP: 0.326, SLG: 0.473										4	0	0	0	0	1	3				
47 Howie Kendrick, R (1, 4) OBP: 0.316, SLG: 0.419										4	0	0	0	0	2	3				
Shea Hillenbrand, R (1, 10) OBP: 0.252, SLG: 0.329										3	1	1	2	0	0	0				
Casey Kotchman, L (1, 3) OBP: 0.374, SLG: 0.478										3	0	0	0	0	0	0				
Inning Stats	R: 1 E: 0 K: 1 S: 9	H: 2 LOB: 2 BB: 1 P: 18	R: 0 E: 0 K: 1 S: 6	H: 0 LOB: 0 BB: 0 P: 10	R: 0 E: 0 K: 0 S: 8	H: 2 LOB: 2 BB: 1 P: 14	R: 2 E: 0 K: 1 S: 12	H: 2 LOB: 0 BB: 0 P: 19	R: 1 E: 0 K: 0 S: 8	H: 2 LOB: 1 BB: 0 P: 13	R: 0 E: 0 K: 0 S: 8	H: 0 LOB: 0 BB: 0 P: 12	R: 0 E: 0 K: 0 S: 7	H: 0 LOB: 0 BB: 0 P: 9	R: 0 E: 0 K: 1 S: 11	H: 1 LOB: 2 BB: 1 P: 19	1B: 5 2B: 3 3B: 0 HR: 1	SF: 0 SAC: 0 DP: 0 HBP: 0	WP: 0 PB: 0 SB: 0 CS: 0	PA: 34
PITCHER	IP WLS BF H R ER SO BB IBB HBP BLK WP HR S P ERA WHIP	6.2 L 28 8 4 4 3 0 0 0 0 0 0 55 91 5.40 1.200	1.1 6 1 0 0 1 1 0 0 0 0 0 14 23 0.00 1.500																	

Seattle Mariners @ Los Angeles Angels
Angel Stadium of Anaheim, Anaheim, CA
Tue May 29 2007, 7:05 PM PDT
Att: 38,174 - Clear - 70 F

AB 31
R 4
H 9
RBI 4
BB 3
SO 4
LOB 16



Batter	1	2	3	4	5	6	7	8	9	AB	R	H	RBI	BB	SO	LOB	TOP										
1 Brian Roberts, S OBP: 0.417, SLG: 0.425										4	2	3	1	1	0	0											
21 Nick Markakis, L OBP: 0.328, SLG: 0.464										3	0	2	3	1	0	1											
10 Miguel Tejada, R OBP: 0.373, SLG: 0.413										5	0	0	1	0	0	5											
17 Aubrey Huff, L OBP: 0.280, SLG: 0.370										4	0	1	0	0	1	2											
3 Freddie Byrum, L OBP: 0.222, SLG: 0.590										0	1	0	0	0	0	0											
Jay Payton, R OBP: 0.338, SLG: 0.380										4	0	1	1	0	0	0											
6 Melvin Mora, R OBP: 0.311, SLG: 0.414										4	0	1	0	0	1	2											
Kevin Millar, R OBP: 0.360, SLG: 0.440										0	1	0	0	3	0	0											
Chris Gomez, R OBP: 0.366, SLG: 0.378										0	1	0	0	0	0	0											
55 Ramon Hernandez, R OBP: 0.367, SLG: 0.380										3	1	1	0	1	0	3											
Corey Patterson, L OBP: 0.280, SLG: 0.304										4	0	0	0	0	1	4											
Inning Stats	R: 1 E: 0 K: 0 S: 11	H: 1 LOB: 0 BB: 1 P: 20	R: 0 E: 0 K: 0 S: 7	H: 1 LOB: 1 BB: 1 P: 15	R: 0 E: 0 K: 0 S: 8	H: 1 LOB: 0 BB: 0 P: 11	R: 0 E: 0 K: 2 S: 8	H: 0 LOB: 0 BB: 0 P: 11	R: 3 E: 0 K: 1 S: 12	H: 3 LOB: 1 BB: 1 P: 20	R: 0 E: 0 K: 0 S: 5	H: 0 LOB: 1 BB: 1 P: 12	R: 0 E: 0 K: 0 S: 6	H: 1 LOB: 0 BB: 0 P: 10	R: 1 E: 0 K: 0 S: 6	H: 2 LOB: 1 BB: 0 P: 10	R: 1 E: 0 K: 0 S: 11	H: 0 LOB: 0 BB: 2 P: 24	1B: 5 2B: 4 3B: 0 HR: 0	SF: 1 DP: 4 HBP: 1	WP: 1 PB: 0 SB: 1 CS: 0	PA: 39					
PITCHER	IP	WLS	BF	H	R	ER	SO	BB	IBB	HBP	BLK	WP	HR	S	P	ERA	WHIP										
45 Kelvin Escobar, R ERA: 3.0	8.0	L	33	9	5	5	3	4	0	0	0	1	0	63	109	5.62	1.625										
Darren Oliver, L ERA: 7.99	1.0		6	0	1	1	0	1	1	1	0	0	0	11	24	9.00	1.000										

Baltimore Orioles @ Los Angeles Angels
Angel Stadium of Anaheim, Anaheim, CA
Thu May 31 2007, 7:05 PM PDT
Att. 42,266 - Clear - 65 F

AB 31
R 6
H 9
RBI 6
BB 6
SO 3
LOB 17



Batter	1	2	3	4	5	6	7	8	9	AB	R	H	RBI	BB	SO	LOB	BOTTOM										
77 Reggie Willits, S OBP: 0.429, SLG: 0.380										2	0	0	0	3	0	1											
Orlando Cabrera, R OBP: 0.372, SLG: 0.446										5	1	1	0	0	1	7											
27 Vladimir Guerrero, R OBP: 0.499, SLG: 0.626										5	0	3	2	0	0	3											
24 Gary Matthews, S OBP: 0.339, SLG: 0.452										4	0	0	0	1	1	5											
39 Robb Quinlan, R OBP: 0.292, SLG: 0.459										2	0	0	0	0	0	2											
Casey Kotchman, L OBP: 0.386, SLG: 0.509										1	0	1	0	1	0	0											
47 Howie Kendrick, R OBP: 0.296, SLG: 0.390										4	0	1	0	0	0	2											
Mike Napoli, R OBP: 0.324, SLG: 0.449										3	0	0	0	0	1	3											
Shea Hillenbrand, R OBP: 0.253, SLG: 0.333										2	0	0	0	1	0	2											
22 Kendrys Morales, S OBP: 0.294, SLG: 0.500										1	0	0	0	0	0	1											
9 Chone Figgins, S OBP: 0.233, SLG: 0.234										4	1	3	0	0	0	1											
Inning Stats	R: 1 E: 0 K: 1 S: 12	H: 2 LOB: 1 BB: 0 P: 19	R: 0 E: 0 K: 1 S: 6	H: 0 LOB: 0 BB: 0 P: 8	R: 0 E: 0 K: 0 S: 10	H: 1 LOB: 1 BB: 0 P: 17	R: 0 E: 0 K: 0 S: 10	H: 0 LOB: 1 BB: 1 P: 18	R: 0 E: 0 K: 1 S: 12	H: 0 LOB: 2 BB: 2 P: 23	R: 0 E: 0 K: 0 S: 7	H: 1 LOB: 1 BB: 1 P: 16	R: 1 E: 0 K: 0 S: 9	H: 2 LOB: 1 BB: 1 P: 16	R: 0 E: 0 K: 0 S: 9	H: 1 LOB: 1 BB: 0 P: 14	R: 0 E: 0 K: 0 S: 10	H: 2 LOB: 2 BB: 1 P: 18	1B: 6 2B: 3 3B: 0 HR: 0	SF: 0 DP: 0 HBP: 1	WP: 0 PB: 0 SB: 3 CS: 2	PA: 42					
PITCHER	IP	WLS	BF	H	R	ER	SO	BB	IBB	HBP	BLK	WP	HR	S	P	ERA	WHIP										
56 Brian Burres, L ERA: 3.08	5.0	W	21	3	1	1	3	3	0	0	0	0	0	7	16	0.00	2.000										
28 Danys Baez, R ERA: 6.09	1.0	H	5	1	0	0	0	1	0	0	0	0	0	7	16	0.00	2.000										
32 Jamie Walker, L ERA: 3.48	1.0	H	6	3	1	1	0	1	0	0	0	0	0	11	19	9.00	4.000										
Chad Bradford, R ERA: 2.35	1.0	H	3	0	0	0	0	0	0	0	0	0	0	7	11	0.00	0.000										
37 Chris Rey, R ERA: 3.38	1.0	H	5	2	0	0	0	1	0	0	0	0	0	10	18	0.00	3.000										

Baltimore Orioles @ Los Angeles Angels
Angel Stadium of Anaheim, Anaheim, CA
Thu May 31 2007, 7:05 PM PDT
Att. 42,266 - Clear - 65 F

AB 33
R 2
H 9
RBI 2
BB 6
SO 3
LOB 27



Batter	1	2	3	4	5	6	7	8	9	AB	R	H	RBI	BB	SO	LOB	TOP				
1 Brian Roberts, S OBP: 0.415, SLG: 0.422	F9		21 BB 1B		F8		F8			4	0	1	0	0	0	2	Baltimore Orioles @ Los Angeles Angels Angel Stadium of Anaheim, Anaheim, CA Fri Jun 01 2007, 7:05 PM PDT Att. 43,012 - Overcast - 66 F				
21 Nick Markakis, L OBP: 0.331, SLG: 0.463	10 HR 1B		BB		G4-3		F8			3	1	1	0	1	0	0					
10 Miguel Tejada, R OBP: 0.371, SLG: 0.424	HR		BB		G5-3		G6-3			4	1	1	2	0	1	2					
17 Aubrey Huff, L OBP: 0.279, SLG: 0.368	G4-3		L8				F7			4	0	1	0	0	0	2					
Kevin Millar, R OBP: 0.377, SLG: 0.435	G1-3				G5-3					4	0	1	0	0	1	1					
3 Freddie Bynum, L OBP: 0.222, SLG: 0.500										0	0	0	0	0	0	0					
6 Melvin Mora, R OBP: 0.305, SLG: 0.406	F8				P4		F8			4	0	0	0	0	0	1					
Jay Payton, R OBP: 0.336, SLG: 0.376	G6-3				L9		55 BB 1B			4	0	1	0	0	0	2					
55 Ramon Hernandez, R OBP: 0.363, SLG: 0.369	G4-3				G4-3					3	0	0	0	1	0	2					
Corey Patterson, L OBP: 0.275, SLG: 0.299					G6-3		K			3	0	0	0	0	2	2					
Inning Stats	R: 2 E: 0 K: 0 S: 11	H: 2 LOB: 0 BB: 0 P: 13	R: 0 E: 0 K: 0 S: 5	H: 0 LOB: 0 BB: 0 P: 8	R: 0 E: 0 K: 2 S: 10	H: 1 LOB: 2 BB: 1 P: 17	R: 0 E: 0 K: 0 S: 5	H: 0 LOB: 0 BB: 0 P: 9	R: 0 E: 0 K: 1 S: 8	H: 1 LOB: 1 BB: 0 P: 10	R: 0 E: 0 K: 1 S: 13	H: 1 LOB: 2 BB: 1 P: 21	R: 0 E: 0 K: 0 S: 12	H: 0 LOB: 0 BB: 0 P: 17	R: 0 E: 0 K: 0 S: 11	H: 1 LOB: 2 BB: 0 P: 19	1B: 5 2B: 0 3B: 0 HR: 1	SF: 0 SAC: 0 DP: 0 HBP: 0	WP: 0 PB: 0 SB: 1 CS: 0	PA: 35	
PITCHER	IP WLS BF H R ER SO BB IBB HBP BLK WP HR S P ERA WHIP	IP WLS BF H R ER SO BB IBB HBP BLK WP HR S P ERA WHIP	IP WLS BF H R ER SO BB IBB HBP BLK WP HR S P ERA WHIP	IP WLS BF H R ER SO BB IBB HBP BLK WP HR S P ERA WHIP	IP WLS BF H R ER SO BB IBB HBP BLK WP HR S P ERA WHIP	IP WLS BF H R ER SO BB IBB HBP BLK WP HR S P ERA WHIP	IP WLS BF H R ER SO BB IBB HBP BLK WP HR S P ERA WHIP	IP WLS BF H R ER SO BB IBB HBP BLK WP HR S P ERA WHIP	IP WLS BF H R ER SO BB IBB HBP BLK WP HR S P ERA WHIP	IP WLS BF H R ER SO BB IBB HBP BLK WP HR S P ERA WHIP	IP WLS BF H R ER SO BB IBB HBP BLK WP HR S P ERA WHIP	IP WLS BF H R ER SO BB IBB HBP BLK WP HR S P ERA WHIP	IP WLS BF H R ER SO BB IBB HBP BLK WP HR S P ERA WHIP	IP WLS BF H R ER SO BB IBB HBP BLK WP HR S P ERA WHIP	IP WLS BF H R ER SO BB IBB HBP BLK WP HR S P ERA WHIP	IP WLS BF H R ER SO BB IBB HBP BLK WP HR S P ERA WHIP	IP WLS BF H R ER SO BB IBB HBP BLK WP HR S P ERA WHIP	IP WLS BF H R ER SO BB IBB HBP BLK WP HR S P ERA WHIP	IP WLS BF H R ER SO BB IBB HBP BLK WP HR S P ERA WHIP	IP WLS BF H R ER SO BB IBB HBP BLK WP HR S P ERA WHIP	IP WLS BF H R ER SO BB IBB HBP BLK WP HR S P ERA WHIP

AB	33
R	2
H	6
RBI	2
BB	2
SO	4
LOB	14



Batter	1	2	3	4	5	6	7	8	9	AB	R	H	RBI	BB	SO	LOB	BOTTOM				
77 Reggie Willits, S OBP: 0.433, SLG: 0.382	27 BB 1B	G4-6-3			27 BB 1B		SH1-4			2	0	1	1	1	0	2	Baltimore Orioles @ Los Angeles Angels Angel Stadium of Anaheim, Anaheim, CA Fri Jun 01 2007, 7:05 PM PDT Att. 43,012 - Overcast - 66 F				
Orlando Cabrera, R OBP: 0.374, SLG: 0.447	27 FC6-4 1B		F8		27 BB 1B		P2			4	0	2	0	0	0	3					
27 Vladimir Guerrero, R OBP: 0.460, SLG: 0.622	FC6-4 24 BB 1B		G5-3		24 BB 1B		24 BB 1B			3	0	1	0	1	0	2					
24 Gary Matthews, S OBP: 0.342, SLG: 0.451	BB		K		G4-6-3		G4-6-3			3	0	1	2	1	1	3					
Casey Kotchman, L OBP: 0.378, SLG: 0.497	K				G6-3		F8			4	0	0	0	0	1	6					
47 Howie Kendrick, R OBP: 0.286, SLG: 0.372	K				K		G5-3			4	0	0	0	0	3	3					
Mike Napoli, R OBP: 0.321, SLG: 0.438					K		F9			3	0	0	0	1	2	0					
Shea Hillenbrand, R OBP: 0.254, SLG: 0.323										3	0	1	0	0	0	1					
Nathan Haynes, L OBP: 0.500, SLG: 0.500	L4				G5-3		77 SH1-4 24 BB 1B			1	1	0	0	0	0	0					
9 Chone Figgins, S OBP: 0.255, SLG: 0.268	77 G4-6-3 1B						77 SH1-4 24 BB 1B			3	2	3	0	0	0	0					
Inning Stats	R: 0 E: 0 K: 2 S: 13	H: 1 LOB: 3 BB: 2 P: 26	R: 0 E: 0 K: 0 S: 8	H: 1 LOB: 1 BB: 1 P: 13	R: 0 E: 0 K: 1 S: 9	H: 0 LOB: 0 BB: 0 P: 10	R: 0 E: 0 K: 2 S: 9	H: 0 LOB: 0 BB: 0 P: 13	R: 1 E: 0 K: 0 S: 12	H: 4 LOB: 2 BB: 0 P: 16	R: 0 E: 0 K: 0 S: 7	H: 0 LOB: 0 BB: 0 P: 13	R: 2 E: 0 K: 0 S: 8	H: 3 LOB: 3 BB: 1 P: 14	R: 0 E: 0 K: 2 S: 8	H: 0 LOB: 0 BB: 0 P: 10	1B: 8 2B: 1 3B: 0 HR: 0	SF: 0 SAC: 1 DP: 2 HBP: 0	WP: 0 PB: 0 SB: 0 CS: 0	PA: 35	
PITCHER	IP WLS BF H R ER SO BB IBB HBP BLK WP HR S P ERA WHIP	IP WLS BF H R ER SO BB IBB HBP BLK WP HR S P ERA WHIP	IP WLS BF H R ER SO BB IBB HBP BLK WP HR S P ERA WHIP	IP WLS BF H R ER SO BB IBB HBP BLK WP HR S P ERA WHIP	IP WLS BF H R ER SO BB IBB HBP BLK WP HR S P ERA WHIP	IP WLS BF H R ER SO BB IBB HBP BLK WP HR S P ERA WHIP	IP WLS BF H R ER SO BB IBB HBP BLK WP HR S P ERA WHIP	IP WLS BF H R ER SO BB IBB HBP BLK WP HR S P ERA WHIP	IP WLS BF H R ER SO BB IBB HBP BLK WP HR S P ERA WHIP	IP WLS BF H R ER SO BB IBB HBP BLK WP HR S P ERA WHIP	IP WLS BF H R ER SO BB IBB HBP BLK WP HR S P ERA WHIP	IP WLS BF H R ER SO BB IBB HBP BLK WP HR S P ERA WHIP	IP WLS BF H R ER SO BB IBB HBP BLK WP HR S P ERA WHIP	IP WLS BF H R ER SO BB IBB HBP BLK WP HR S P ERA WHIP	IP WLS BF H R ER SO BB IBB HBP BLK WP HR S P ERA WHIP	IP WLS BF H R ER SO BB IBB HBP BLK WP HR S P ERA WHIP	IP WLS BF H R ER SO BB IBB HBP BLK WP HR S P ERA WHIP	IP WLS BF H R ER SO BB IBB HBP BLK WP HR S P ERA WHIP	IP WLS BF H R ER SO BB IBB HBP BLK WP HR S P ERA WHIP	IP WLS BF H R ER SO BB IBB HBP BLK WP HR S P ERA WHIP	IP WLS BF H R ER SO BB IBB HBP BLK WP HR S P ERA WHIP

AB	30
R	3
H	9
RBI	3
BB	4
SO	7
LOB	20



Batter	1	2	3	4	5	6	7	8	9	AB	R	H	RBI	BB	SO	LOB	TOP										
1 Brian Roberts, S OBP: 0.408, SLG: 0.414	G6-3	P3		G6-3			G4-3			4	0	0	0	0	0	2	Baltimore Orioles @ Los Angeles Angels Angel Stadium of Anaheim, Anaheim, CA Sat Jun 02 2007, 6:05 PM PDT Att: 42,190 - Clear - 69 F										
Jay Payton, R OBP: 0.333, SLG: 0.380	2B		G6-3		P4		G6-3			4	0	1	0	0	0	0											
21 Nick Markakis, L OBP: 0.325, SLG: 0.454	G5-3		G4-3		G4-3		K			4	0	0	0	0	1	1											
10 Miguel Tejada, R OBP: 0.369, SLG: 0.421	F8			BB	L4-3		L6			4	0	1	0	0	0	1											
Kevin Millar, R OBP: 0.380, SLG: 0.429		6 HBP 55 2B		BB			G5-3		F7	2	1	0	0	2	0	0											
6 Melvin Mora, R OBP: 0.313, SLG: 0.407		55 2B HBP		L5		55 G6-4-3 BB			55 HR 1B	2	2	1	0	1	0	2											
55 Ramon Hernandez, R OBP: 0.367, SLG: 0.411				F8		G6-4-3			HR	4	1	2	4	0	0	1											
31 Jay Gibbons, L OBP: 0.252, SLG: 0.329	G1-3			G3			P5		F7	4	0	0	0	0	0	1											
Chris Gomez, R OBP: 0.364, SLG: 0.375				L4			G6-3		F9	3	0	1	0	0	0	1											
17 Aubrey Huff, L OBP: 0.278, SLG: 0.366					1B					1	0	0	0	0	0	0											
Inning Stats	R: 0 E: 0 K: 0 S: 8	H: 1 LOB: 1 BB: 0 P: 15	R: 2 E: 0 K: 0 S: 11	H: 1 LOB: 1 BB: 1 P: 20	R: 0 E: 0 K: 0 S: 13	H: 1 LOB: 2 BB: 1 P: 25	R: 0 E: 0 K: 0 S: 10	H: 0 LOB: 0 BB: 0 P: 15	R: 0 E: 0 K: 0 S: 8	H: 0 LOB: 0 BB: 0 P: 11	R: 0 E: 0 K: 0 S: 6	H: 0 LOB: 0 BB: 0 P: 15	R: 0 E: 0 K: 1 S: 7	H: 0 LOB: 0 BB: 0 P: 12	R: 2 E: 0 K: 0 S: 8	H: 2 LOB: 0 BB: 0 P: 12	1B: 3 2B: 2 3B: 0 HR: 1	SF: 0 SAC: 0 DP: 1 HBP: 1	WP: 0 PB: 0 SB: 0 CS: 0	PA: 36							
PITCHER	IP	WLS	BF	H	R	ER	SO	BB	IBB	HBP	BLK	WP	HR	S	P	ERA	WHIP										
51 Joe Saunders, L ERA: 2.22	6.0	W	25	4	2	2	0	3	0	1	0	0	0	56	98	3.00	1.167										
58 Dustin Moseley, R ERA: 1.45	2.0		6	0	0	0	1	0	0	0	0	0	0	15	27	0.00	0.000										
Hector Carrasco, R ERA: 6.28	1.0		5	2	2	2	0	0	0	0	0	0	1	8	12	18.00	2.000										

Batter	1	2	3	4	5	6	7	8	9	AB	R	H	RBI	BB	SO	LOB	BOTTOM										
77 Reggie Willits, S OBP: 0.426, SLG: 0.370	G3	S BB		K 27 F8 27 S	G4-3			F8		4	0	0	0	1	1	3	Baltimore Orioles @ Los Angeles Angels Angel Stadium of Anaheim, Anaheim, CA Sat Jun 02 2007, 6:05 PM PDT Att: 42,190 - Clear - 69 F										
Orlando Cabrera, R OBP: 0.370, SLG: 0.441	F8	BB		SF9		G6-3		F9		3	0	0	1	1	0	1											
27 Vladimir Guerrero, R OBP: 0.452, SLG: 0.698	G5-3	F8		F8		G6-3		G6-3		4	0	0	0	0	0	4											
24 Gary Matthews, S OBP: 0.349, SLG: 0.451		G4-3 32 1B BB		CS 1B		K				2	1	1	0	2	1	0											
Casey Kotchman, L OBP: 0.375, SLG: 0.488	G4-3			HR BB		K		G4-3		3	1	0	0	1	1	3											
32 Erick Aybar, S OBP: 0.251, SLG: 0.276	1B	1B		F9		F8		G3		4	1	1	1	0	0	1											
Mike Napoli, R OBP: 0.333, SLG: 0.468	9 PB G3 1B	HR				E S 9 1B BB		K		3	3	2	2	1	1	0											
Shea Hillenbrand, R OBP: 0.260, SLG: 0.323	9 PB G3 1B			G5-3		K2-3				3	0	1	1	1	1	1											
Nathan Haynes, L OBP: 0.500, SLG: 0.500										0	0	0	0	0	0	0											
9 Chone Figgins, S OBP: 0.264, SLG: 0.277	G3					77 WP 77 S SF9 1B		FC4-6		4	1	2	2	0	0	2											
Inning Stats	R: 0 E: 0 K: 0 S: 4	H: 0 LOB: 0 BB: 0 P: 8	R: 3 E: 0 K: 0 S: 19	H: 3 LOB: 3 BB: 3 P: 37	R: 2 E: 0 K: 0 S: 12	H: 2 LOB: 0 BB: 1 P: 22	R: 1 E: 0 K: 2 S: 15	H: 1 LOB: 2 BB: 1 P: 26	R: 0 E: 0 K: 1 S: 12	H: 0 LOB: 0 BB: 1 P: 23	R: 0 E: 0 K: 1 S: 10	H: 0 LOB: 0 BB: 0 P: 15	R: 0 E: 0 K: 1 S: 11	H: 0 LOB: 0 BB: 0 P: 15	R: 0 E: 0 K: 0 S: 7	H: 0 LOB: 1 BB: 1 P: 16	1B: 6 2B: 0 3B: 0 HR: 1	SF: 1 SAC: 0 DP: 0 HBP: 0	WP: 1 PB: 1 SB: 5 CS: 1	PA: 38							
PITCHER	IP	WLS	BF	H	R	ER	SO	BB	IBB	HBP	BLK	WP	HR	S	P	ERA	WHIP										
41 Steve Trachsel, R ERA: 3.89	3.0	L	17	5	5	5	0	4	0	0	0	0	0	35	67	15.00	3.000										
Scott Williamson, R ERA: 1.8	2.0		11	2	2	1	3	2	0	0	0	1	0	27	49	4.50	2.000										
Todd Williams, R ERA: 0.1	2.0		6	0	0	0	2	0	0	0	0	0	0	21	30	0.00	0.000										
28 Danys Baez, R ERA: 5.84	1.0		4	0	0	0	0	1	0	0	0	0	0	7	16	0.00	1.000										



Batter	1	2	3	4	5	6	7	8	9	AB	R	H	RBI	BB	SO	LOB	TOP					
1 Brian Roberts, S OBP: 0.413, SLG: 0.420										4	1	3	0	0	0	0	Baltimore Orioles @ Los Angeles Angels Angel Stadium of Anaheim, Anaheim, CA Sun Jun 03 2007, 12:35 PM PDT Att: 41,026 - Overcast - 71 F					
21 Nick Markakis, L OBP: 0.324, SLG: 0.455										4	0	1	1	0	3	2						
10 Miguel Tejada, R OBP: 0.367, SLG: 0.418										4	1	1	0	0	1	2						
17 Aubrey Huff, L OBP: 0.273, SLG: 0.359										4	0	0	0	0	1	2						
Kevin Millar, R OBP: 0.371, SLG: 0.417 Chris Gomez, R OBP: 0.364, SLG: 0.375										4	0	0	0	0	1	1						
6 Melvin Mora, R OBP: 0.316, SLG: 0.420										0	0	0	0	0	0	0						
Jay Payton, R OBP: 0.331, SLG: 0.376										3	1	1	1	1	0	0						
31 Jay Gibbons, L OBP: 0.247, SLG: 0.322 Corey Patterson, L OBP: 0.274, SLG: 0.297										3	0	0	0	0	2	2						
Paul Bako, L OBP: 0.296, SLG: 0.313 55 Ramon Hernandez, R OBP: 0.367, SLG: 0.411										3	0	0	0	0	1	0						
										0	0	0	0	0	0	0						
Inning Stats	R: 0 E: 0 K: 2 S: 13	H: 1 LOB: 1 BB: 0 P: 17	R: 0 E: 0 K: 0 S: 5	H: 0 LOB: 0 BB: 0 P: 8	R: 1 E: 0 K: 3 S: 16	H: 2 LOB: 1 BB: 0 P: 22	R: 1 E: 0 K: 0 S: 9	H: 1 LOB: 0 BB: 0 P: 17	R: 0 E: 0 K: 2 S: 15	H: 1 LOB: 1 BB: 0 P: 24	R: 1 E: 0 K: 0 S: 10	H: 2 LOB: 2 BB: 1 P: 17	R: 0 E: 0 K: 1 S: 6	H: 0 LOB: 0 BB: 0 P: 6	R: 0 E: 0 K: 1 S: 10	H: 0 LOB: 0 BB: 0 P: 16	R: 0 E: 0 K: 0 S: 12	H: 0 LOB: 0 BB: 0 P: 17	1B: 5 2B: 1 3B: 0 HR: 1	SF: 0 SAC: 0 DP: 0 HBP: 0	WP: 0 PB: 0 SB: 0 CS: 0	PA: 35
PITCHER	IP WLS BF H R ER SO BB IBB HBP BLK WP HR S P ERA WHIP																					
54 Ervin Santana, R ERA: 5.32	(1, 1) 7.0 29 7 3 3 8 1 0 0 0 0 0 1 74 111 3.86 1.143																					
Darren Oliver, L ERA: 7.47	(8, 1) 1.0 3 0 0 0 1 0 0 0 0 0 0 0 10 16 0.00 0.000																					
49 Chris Bootcheck, R ERA: 3.32	(9, 1) 1.0 W 3 0 0 0 0 0 0 0 0 0 0 0 12 17 0.00 0.000																					

Batter	1	2	3	4	5	6	7	8	9	AB	R	H	RBI	BB	SO	LOB	BOTTOM					
77 Reggie Willits, S OBP: 0.416, SLG: 0.360										4	0	0	1	0	1	3	Baltimore Orioles @ Los Angeles Angels Angel Stadium of Anaheim, Anaheim, CA Sun Jun 03 2007, 12:35 PM PDT Att: 41,026 - Overcast - 71 F					
9 Chone Figgins, S OBP: 0.283, SLG: 0.276										4	1	1	0	0	1	1						
27 Vladimir Guerrero, R OBP: 0.449, SLG: 0.617										4	1	1	2	0	0	0						
24 Gary Matthews, S OBP: 0.344, SLG: 0.445										3	0	0	0	0	0	0						
16 Garret Anderson, L OBP: 0.257, SLG: 0.378										3	0	0	0	0	1	0						
32 Erick Aybar, S OBP: 0.292, SLG: 0.271										2	0	0	0	0	0	0						
Shea Hillenbrand, R OBP: 0.261, SLG: 0.324										3	1	1	0	0	1	1						
José Molina, R OBP: 0.243, SLG: 0.275 Casey Kotchman, L OBP: 0.378, SLG: 0.497 Mike Napoli, R OBP: 0.333, SLG: 0.468										2	1	1	0	0	0	0						
47 Howie Kendrick, R OBP: 0.277, SLG: 0.360										1	0	1	0	0	0	0						
										0	0	0	0	0	0	0						
Inning Stats	R: 0 E: 0 K: 0 S: 6	H: 0 LOB: 0 BB: 0 P: 7	R: 0 E: 0 K: 0 S: 3	H: 0 LOB: 0 BB: 0 P: 5	R: 1 E: 1 K: 2 S: 19	H: 1 LOB: 1 BB: 0 P: 27	R: 0 E: 0 K: 0 S: 7	H: 0 LOB: 0 BB: 0 P: 10	R: 0 E: 0 K: 1 S: 6	H: 0 LOB: 0 BB: 0 P: 11	R: 0 E: 0 K: 1 S: 6	H: 0 LOB: 0 BB: 0 P: 8	R: 0 E: 0 K: 1 S: 9	H: 0 LOB: 0 BB: 0 P: 10	R: 0 E: 0 K: 0 S: 9	H: 2 LOB: 2 BB: 0 P: 10	R: 2 E: 0 K: 0 S: 4	H: 2 LOB: 0 BB: 0 P: 7	1B: 3 2B: 2 3B: 0 HR: 1	SF: 0 SAC: 0 DP: 1 HBP: 1	WP: 0 PB: 0 SB: 0 CS: 0	PA: 30
PITCHER	IP WLS BF H R ER SO BB IBB HBP BLK WP HR S P ERA WHIP																					
46 Jeremy Guthrie, R ERA: 2.76	(1, 1) 8.0 28 3 2 1 4 0 0 1 0 0 0 1 65 88 1.12 0.375																					
37 Chris Ray, R ERA: 4.05	(9, 1) 0.0 L 2 2 2 2 0 0 0 0 0 0 0 1 4 7 ∞ ∞																					

Batter	1	2	3	4	5	6	7	8	9	AB	R	H	RBI	BB	SO	LOB	TOP				
Luis Castillo, S OBP: 0.383, SLG: 0.371	G6-3		1B		G1-3			G6-3		4	0	1	0	0	0	0	Minnesota Twins @ Los Angeles Angels Angel Stadium of Anaheim, Anaheim, CA Mon Jun 04 2007, 7:05 PM PDT Att: 37,380 - Partly Cloudy - 75 F				
8 Nick Punto, S OBP: 0.330, SLG: 0.280	F8		K		G4-3			G4-3		4	0	0	0	0	1						
5 Michael Cuddyer, R OBP: 0.376, SLG: 0.462	K		F7		G3-1				1B	4	1	1	0	0	1						
33 Justin Morneau, L OBP: 0.360, SLG: 0.565	K		1B		K				F8	4	0	1	0	0	2						
Tori Hunter, R OBP: 0.348, SLG: 0.563					G5-3					3	1	1	1	0	0						
20 Lew Ford, R OBP: 0.255, SLG: 0.250	HR				G1-3				1B	1	1	1	0	0	0						
55 Mike Redmond, R OBP: 0.351, SLG: 0.388	BB				F8				1B	2	0	0	0	1	0						
41 Chris Heintz, R OBP: 0.318, SLG: 0.250	BB				G4-3				1B	1	0	1	1	0	0						
16 Jason Kubel, L OBP: 0.297, SLG: 0.377	1B				G4-3				E4	4	0	1	0	0	0						
38 Luis Antonio Rodriguez, B OBP: 0.284, SLG: 0.284	F8				G3				1B	4	0	2	1	0	0						
Jason Tyner, L OBP: 0.302, SLG: 0.316	F7				G4-3				G4-3	4	0	0	0	0	5						
Inning Stats	R: 0 E: 0 K: 1 S: 9	H: 0 LOB: 0 BB: 0 P: 14	R: 1 E: 0 K: 1 S: 12	H: 2 LOB: 2 BB: 1 P: 21	R: 0 E: 0 K: 1 S: 11	H: 2 LOB: 2 BB: 0 P: 11	R: 0 E: 0 K: 0 S: 6	H: 1 LOB: 1 BB: 0 P: 9	R: 0 E: 0 K: 0 S: 10	H: 0 LOB: 0 BB: 0 P: 12	R: 0 E: 0 K: 1 S: 11	H: 0 LOB: 0 BB: 0 P: 16	R: 0 E: 0 K: 0 S: 11	H: 0 LOB: 0 BB: 0 P: 13	R: 2 E: 1 K: 0 S: 15	H: 4 LOB: 2 BB: 0 P: 21	1B: 8 2B: 0 3B: 0 HR: 1	SF: 0 SAC: 0 DP: 1 HBP: 0	WP: 0 PB: 0 SB: 0 CS: 0	PA: 36	
PITCHER	IP	WLS	BF	H	R	ER	SO	BB	IBB	HBP	BLK	WP	HR	S	P	ERA	WHIP				
36 Jered Weaver, R ERA: 3.88	7.0	W	26	5	1	1	4	1	0	0	0	0	1	65	91	1.29	0.857				
49 Chris Bootcheck, R ERA: 3.8	2.0		10	4	2	2	0	0	0	0	0	0	0	26	34	9.00	2.000				
49 Chris Bootcheck, R ERA: 3.8	2.0		10	4	2	2	0	0	0	0	0	0	0	26	34	9.00	2.000				

Batter	1	2	3	4	5	6	7	8	9	AB	R	H	RBI	BB	SO	LOB	BOTTOM				
77 Reggie Willis, S OBP: 0.419, SLG: 0.379	G4-3		F7			1B				6	2	3	2	0	1	1	Minnesota Twins @ Los Angeles Angels Angel Stadium of Anaheim, Anaheim, CA Mon Jun 04 2007, 7:05 PM PDT Att: 37,380 - Partly Cloudy - 75 F				
Orlando Cabrera, R OBP: 0.379, SLG: 0.453			F8			2B				5	4	4	2	0	0						
32 Erick Aybar, S OBP: 0.290, SLG: 0.269	1B					1B				1	0	0	0	0	0						
27 Vladimir Guerrero, R OBP: 0.490, SLG: 0.658						1B				3	0	3	2	2	0						
Nathan Haynes, L OBP: 0.333, SLG: 0.333						1B				1	1	0	0	0	0						
24 Gary Matthews, S OBP: 0.353, SLG: 0.466						1B				5	1	4	5	0	0						
16 Garret Anderson, L OBP: 0.255, SLG: 0.388										5	1	1	1	0	0						
49 Chris Bootcheck, R ERA: 3.8										0	0	0	0	0	0						
Casey Kotchman, L OBP: 0.381, SLG: 0.514										4	1	2	1	0	0						
39 Robb Quinlan, R OBP: 0.288, SLG: 0.452										1	0	0	0	0	0						
47 Howie Kendrick, R OBP: 0.283, SLG: 0.355										4	2	1	0	1	0						
Mike Napoli, R OBP: 0.342, SLG: 0.496										5	2	3	2	0	1						
9 Chone Figgins, S OBP: 0.269, SLG: 0.291										5	2	2	1	0	0						
Inning Stats	R: 1 E: 0 K: 0 S: 10	H: 3 LOB: 1 BB: 0 P: 14	R: 0 E: 0 K: 1 S: 9	H: 0 LOB: 0 BB: 0 P: 9	R: 0 E: 0 K: 0 S: 6	H: 0 LOB: 0 BB: 0 P: 8	R: 0 E: 0 K: 0 S: 9	H: 3 LOB: 2 BB: 0 P: 15	R: 2 E: 0 K: 1 S: 12	H: 3 LOB: 1 BB: 0 P: 20	R: 5 E: 0 K: 1 S: 19	H: 6 LOB: 2 BB: 1 P: 37	R: 0 E: 0 K: 0 S: 8	H: 1 LOB: 1 BB: 0 P: 14	R: 8 E: 0 K: 0 S: 28	H: 7 LOB: 2 BB: 2 P: 50	1B: 14 2B: 5 3B: 0 HR: 4	SF: 0 SAC: 0 DP: 0 HBP: 0	WP: 1 PB: 0 SB: 1 CS: 0	PA: 48	
PITCHER	IP	WLS	BF	H	R	ER	SO	BB	IBB	HBP	BLK	WP	HR	S	P	ERA	WHIP				
26 Boof Bonser, R ERA: 4.12	5.1	L	26	12	6	6	1	0	0	0	0	0	2	52	79	10.12	2.250				
Ramon Ortiz, R ERA: 5.6	1.2		10	4	2	2	1	0	1	0	0	0	0	21	38	10.80	2.400				
49 Jason Miller, L ERA: 18.0	0.1		10	7	8	8	0	1	1	0	0	0	2	24	43	216.00	24.000				
17 Pat Neshek, R ERA: 1.3	0.2		2	0	0	0	0	0	0	0	0	0	0	4	7	0.00	0.000				

AB 35
R 3
H 9
RBI 3
BB 1
SO 4
LOB 14



AB 45
R 16
H 23
RBI 16
BB 3
SO 2
LOB 15



Batter	1	2	3	4	5	6	7	8	9	AB	R	H	RBI	BB	SO	LOB	TOP								
Luis Castillo, S OBP: 0.381, SLG: 0.365										3	0	0	0	1	0	2									
Jason Tyner, L OBP: 0.300, SLG: 0.314										4	0	1	0	0	0	1									
5 Michael Cuddyer, R OBP: 0.370, SLG: 0.453										4	0	0	0	0	0	2									
33 Justin Morneau, L OBP: 0.355, SLG: 0.555										4	0	0	0	0	0	2									
Tori Hunter, R OBP: 0.353, SLG: 0.577										2	1	1	1	1	0	0									
16 Jason Kubel, L OBP: 0.298, SLG: 0.376										3	0	1	0	0	1	1									
41 Chris Heintz, R OBP: 0.280, SLG: 0.217										3	0	0	0	0	1	1									
38 Luis Antonio Rodriguez, B OBP: 0.286, SLG: 0.275										2	0	0	0	1	1	0									
Jason Bartlett, R OBP: 0.335, SLG: 0.282										3	0	0	0	0	1	2									
Inning Stats	R: 0 E: 0 K: 0 S: 13	H: 0 LOB: 1 BB: 1 P: 22	R: 0 E: 0 K: 1 S: 6	H: 0 LOB: 0 BB: 1 P: 10	R: 0 E: 0 K: 1 S: 8	H: 0 LOB: 0 BB: 0 P: 9	R: 0 E: 0 K: 0 S: 7	H: 0 LOB: 0 BB: 0 P: 8	R: 1 E: 0 K: 1 S: 13	H: 2 LOB: 2 BB: 1 P: 22	R: 0 E: 0 K: 0 S: 8	H: 1 LOB: 0 BB: 0 P: 9	R: 0 E: 0 K: 1 S: 10	H: 0 LOB: 0 BB: 0 P: 12	R: 0 E: 0 K: 0 S: 7	H: 0 LOB: 0 BB: 0 P: 9	R: 0 E: 0 K: 0 S: 5	H: 0 LOB: 0 BB: 0 P: 6	1B: 2 2B: 0 3B: 0 HR: 1	SF: 0 SAC: 0 DP: 2 HBP: 0	WP: 1 PB: 0 SB: 0 CS: 0	PA: 31			
PITCHER 45 Kelvin Escobar, R ERA: 2.76	IP: 9.0 WLS: W BF: 31	H: 3 R: 1 ER: 1 SO: 4	BB: 3 IBB: 0 HBP: 0 BLK: 0	WP: 1 HR: 1 S: 77 P: 107	ERA: 1.00 WHIP: 0.667																				

Minnesota Twins @ Los Angeles Angels
Angel Stadium of Anaheim, Anaheim, CA
Tue Jun 05 2007, 7:05 PM PDT
Att: 42,001 - Partly Cloudy - 70 F

livebaseballscorecards.com

AB 28
R 1
H 3
RBI 1
BB 3
SO 4
LOB 11

Batter	1	2	3	4	5	6	7	8	9	AB	R	H	RBI	BB	SO	LOB	BOTTOM								
77 Reggie Willits, S OBP: 0.420, SLG: 0.378										3	2	1	0	1	0	3									
Orlando Cabrera, R OBP: 0.381, SLG: 0.454										4	0	2	1	0	0	1									
27 Vladimir Guerrero, R OBP: 0.456, SLG: 0.620										4	0	1	1	0	0	2									
24 Gary Matthews, S OBP: 0.352, SLG: 0.460										3	0	0	0	1	1	1									
16 Garret Anderson, L OBP: 0.245, SLG: 0.383										4	0	0	0	0	2	1									
Casey Kotchman, L OBP: 0.383, SLG: 0.528										3	1	1	1	1	0	0									
47 Howie Kendrick, R OBP: 0.291, SLG: 0.361										4	1	2	0	0	0	1									
José Molina, R OBP: 0.243, SLG: 0.274										4	0	1	0	0	3	1									
9 Chone Figgins, S OBP: 0.278, SLG: 0.301										3	1	2	1	0	0	0									
Inning Stats	R: 1 E: 0 K: 0 S: 7	H: 1 LOB: 1 BB: 2 P: 15	R: 0 E: 0 K: 1 S: 6	H: 0 LOB: 0 BB: 1 P: 12	R: 1 E: 0 K: 0 S: 5	H: 2 LOB: 1 BB: 0 P: 8	R: 0 E: 0 K: 0 S: 7	H: 0 LOB: 0 BB: 0 P: 10	R: 1 E: 0 K: 1 S: 10	H: 2 LOB: 1 BB: 0 P: 17	R: 2 E: 0 K: 2 S: 18	H: 4 LOB: 2 BB: 0 P: 26	R: 0 E: 0 K: 0 S: 5	H: 0 LOB: 0 BB: 0 P: 6	R: 0 E: 0 K: 2 S: 10	H: 1 LOB: 1 BB: 0 P: 13	R: 0 E: 0 K: 0 S: 1	H: 0 LOB: 0 BB: 0 P: 6	1B: 9 2B: 0 3B: 0 HR: 1	SF: 0 SAC: 0 DP: 2 HBP: 0	WP: 0 PB: 0 SB: 0 CS: 0	PA: 35			
PITCHER 30 Scott Baker, R ERA: 6.45 54 Matt Guerrier, R ERA: 1.8 56 Carmen Cali, L ERA: Juan Rincon, R ERA: 2.66	IP: 5.2 WLS: L BF: 26	H: 8 R: 5 ER: 5 SO: 4	BB: 3 IBB: 0 HBP: 0 BLK: 0	WP: 0 HR: 1 S: 51 P: 84	ERA: 7.94 WHIP: 1.941																				

Minnesota Twins @ Los Angeles Angels
Angel Stadium of Anaheim, Anaheim, CA
Tue Jun 05 2007, 7:05 PM PDT
Att: 42,001 - Partly Cloudy - 70 F

livebaseballscorecards.com

AB 32
R 5
H 10
RBI 4
BB 3
SO 6
LOB 10

Batter	1	2	3	4	5	6	7	8	9	AB	R	H	RBI	BB	SO	LOB	TOP					
Luis Castillo, S OBP: 0.386, SLG: 0.371	F7			G4-3	G5-3												5 2 3 0 0 0 0					
Jeff Cirillo, R OBP: 0.298, SLG: 0.324	G5-3						F8										4 1 1 0 1 0 2					
5 Michael Cuddyer, R OBP: 0.379, SLG: 0.478	G4-3							CS									4 1 3 3 1 0 0					
33 Justin Morneau, L OBP: 0.352, SLG: 0.547																	5 0 1 1 0 1 3					
Tori Hunter, R OBP: 0.346, SLG: 0.566																	4 0 0 0 0 2 3					
55 Mike Redmond, R OBP: 0.348, SLG: 0.385																	4 1 1 0 0 0 1					
16 Jason Kubel, L OBP: 0.291, SLG: 0.367																	4 1 0 0 0 0 1					
8 Nick Punto, S OBP: 0.329, SLG: 0.295																	4 1 1 3 0 0 0					
Jason Bartlett, R OBP: 0.333, SLG: 0.300																	4 1 1 1 0 0 0					
Inning Stats	R: 0 E: 0 K: 0 S: 8	H: 0 LOB: 0 BB: 0 P: 14	R: 0 E: 0 K: 1 S: 10	H: 0 LOB: 0 BB: 0 P: 14	R: 0 E: 0 K: 0 S: 8	H: 0 LOB: 0 BB: 0 P: 11	R: 2 E: 0 K: 1 S: 15	H: 2 LOB: 0 BB: 0 P: 21	R: 4 E: 1 K: 0 S: 13	H: 4 LOB: 2 BB: 1 P: 25	R: 0 E: 0 K: 0 S: 6	H: 0 LOB: 0 BB: 0 P: 10	R: 0 E: 0 K: 0 S: 15	H: 1 LOB: 0 BB: 0 P: 18	R: 0 E: 0 K: 1 S: 8	H: 1 LOB: 1 BB: 0 P: 12	R: 2 E: 0 K: 0 S: 15	H: 3 LOB: 2 BB: 1 P: 20	1B: 7 2B: 1 3B: 0 HR: 3	SF: 0 SAC: 0 DP: 0 HBP: 0	WP: 0 PB: 1 SB: 1 CS: 1	PA: 41
PITCHER	IP	WLS	BF	H	R	ER	SO	BB	IBB	HBP	BLK	WP	HR	S	P	ERA	WHIP					
41 John Lackey, R ERA: 2.6	7.0	L	29	7	6	4	2	1	0	0	0	0	2	75	113	5.14	1.143					
58 Dustin Moseley, R ERA: 1.53	1.2		10	4	2	2	1	1	0	0	0	0	1	20	28	10.80	3.000					
Darren Oliver, L ERA: 7.31	0.1		1	0	0	0	0	0	0	0	0	0	0	3	4	0.00	0.000					

Minnesota Twins @ Los Angeles Angels
Angel Stadium of Anaheim, Anaheim, CA
Wed Jun 06 2007, 12:35 PM PDT
Att: 36,453 - Partly Cloudy - 67 F

livebaseballscores.com

AB 38
R 8
H 11
RBI 8
BB 2
SO 3
LOB 10



Batter	1	2	3	4	5	6	7	8	9	AB	R	H	RBI	BB	SO	LOB	BOTTOM					
77 Reggie Willits, S OBP: 0.414, SLG: 0.379	F8			G4-3													5 0 1 1 0 1 0					
9 Chone Figgins, S OBP: 0.276, SLG: 0.297																	5 0 1 0 0 0 1					
Orlando Cabrera, R OBP: 0.381, SLG: 0.453																	5 1 2 0 0 0 1					
27 Vladimir Guerrero, R OBP: 0.449, SLG: 0.608																	4 0 0 0 0 2 3					
Casey Kotchman, L OBP: 0.390, SLG: 0.536																	3 1 2 1 1 1 2					
16 Garret Anderson, L OBP: 0.246, SLG: 0.387																	4 1 1 0 0 0 4					
Mike Napoli, R OBP: 0.346, SLG: 0.496																	4 0 2 2 0 1 2					
47 Howie Kendrick, R OBP: 0.290, SLG: 0.386																	4 2 1 1 0 1 2					
Nathan Haynes, L OBP: 0.143, SLG: 0.143																	4 0 0 0 0 0 1					
Inning Stats	R: 0 E: 1 K: 1 S: 12	H: 1 LOB: 2 BB: 0 P: 13	R: 2 E: 0 K: 0 S: 16	H: 3 LOB: 1 BB: 0 P: 25	R: 2 E: 0 K: 1 S: 14	H: 3 LOB: 1 BB: 0 P: 20	R: 0 E: 0 K: 0 S: 8	H: 0 LOB: 0 BB: 0 P: 13	R: 0 E: 0 K: 1 S: 9	H: 2 LOB: 2 BB: 0 P: 11	R: 1 E: 0 K: 1 S: 10	H: 1 LOB: 0 BB: 0 P: 17	R: 0 E: 0 K: 1 S: 8	H: 0 LOB: 1 BB: 1 P: 15	R: 0 E: 0 K: 2 S: 9	H: 0 LOB: 0 BB: 0 P: 15	R: 0 E: 0 K: 0 S: 11	H: 0 LOB: 0 BB: 0 P: 19	1B: 6 2B: 3 3B: 0 HR: 1	SF: 0 SAC: 0 DP: 0 HBP: 0	WP: 0 PB: 0 SB: 0 CS: 0	PA: 39
PITCHER	IP	WLS	BF	H	R	ER	SO	BB	IBB	HBP	BLK	WP	HR	S	P	ERA	WHIP					
59 Kevin Slowey, R ERA: 4.09	5.0	W	26	10	5	4	2	0	0	0	0	0	0	15	24	0.00	0.000					
54 Matt Guerrier, R ERA: 1.72	1.2	H	5	0	0	0	2	0	0	0	0	0	0	2	6	0.00	3.000					
56 Carmen Cali, L ERA:	0.1	H	2	0	0	0	0	1	0	0	0	0	0	9	15	0.00	0.000					
17 Pat Neshek, R ERA: 1.26	1.0	H	3	0	0	0	2	0	0	0	0	0	0	11	19	0.00	0.000					
36 Joe Nathan, R ERA: 2.05	1.0	S	3	0	0	0	0	0	0	0	0	0	0	11	19	0.00	0.000					

Minnesota Twins @ Los Angeles Angels
Angel Stadium of Anaheim, Anaheim, CA
Wed Jun 06 2007, 12:35 PM PDT
Att: 36,453 - Partly Cloudy - 67 F

livebaseballscores.com

AB 38
R 5
H 10
RBI 5
BB 1
SO 6
LOB 16



Batter	1	2	3	4	5	6	7	8	9	AB R H RBI BB SO LOB	TOP											
9 Chone Figgins, S (1, 5) OBP: 0.318, SLG: 0.343										4 2 2 0 1 0 3	Los Angeles Angels @ Cincinnati Reds Great American Ball Park, Cincinnati, OH Wed Jun 13 2007, 7:10 PM EDT Att: 29,655 - Partly Cloudy - 89 F livebaseballscores.com AB 34 R 6 H 11 RBI 6 BB 3 SO 6 LOB 17 											
Orlando Cabrera, R (1, 6) OBP: 0.380, SLG: 0.451										4 3 3 1 0 0 1												
27 Vladimir Guerrero, R (1, 9) OBP: 0.439, SLG: 0.580										5 0 3 4 0 1 0												
24 Gary Matthews, S (1, 8) OBP: 0.339, SLG: 0.454										3 0 0 0 1 1 1												
Casey Kotchman, L (1, 3) OBP: 0.404, SLG: 0.549										4 0 0 0 0 1 4												
16 Garrett Anderson, L (1, 7) OBP: 0.276, SLG: 0.427										4 0 2 1 0 0 0												
Mike Napoli, R (1, 2) OBP: 0.347, SLG: 0.473										3 0 0 0 1 2 3												
32 Erick Aybar, S (1, 4) OBP: 0.285, SLG: 0.274										3 0 0 0 0 1 3												
41 John Lackey, R (1, 1) 39 Robby Quinlan, R (7, PH) 62 Scot Shields, R (7, 1) 77 Reggie Willits, S (9, PH) Francisco Rodriguez, R (9, 1)										2 0 0 0 0 0 0 1 0 0 0 0 0 2 0 0 0 0 0 0 0 1 1 1 0 0 0 0 0 0 0 0 0 0 0												
Inning Stats	R: 1 E: 0 K: 1 S: 10	H: 1 LOB: 0 BB: 0 P: 15	R: 0 E: 0 K: 0 S: 6	H: 0 LOB: 0 BB: 0 P: 9	R: 0 E: 0 K: 0 S: 9	H: 1 LOB: 0 BB: 0 P: 14	R: 1 E: 0 K: 1 S: 11	H: 2 LOB: 0 BB: 0 P: 16	R: 0 E: 0 K: 2 S: 8	H: 0 LOB: 0 BB: 0 P: 13		R: 2 E: 0 K: 0 S: 12	H: 2 LOB: 1 BB: 1 P: 22	R: 0 E: 0 K: 0 S: 8	H: 1 LOB: 2 BB: 1 P: 16	R: 1 E: 0 K: 1 S: 15	H: 3 LOB: 3 BB: 1 P: 24	R: 1 E: 0 K: 1 S: 10	H: 1 LOB: 0 BB: 0 P: 14	1B: 8 2B: 3 3B: 0 HR: 0	SF: 1 SAC: 1 DP: 0 HBP: 0	WP: 0 PB: 0 SB: 1 CS: 1
PITCHER	IP WLS BF H R ER SO BB IBB HBP BLK WP HR S P ERA WHIP											IP WLS BF H R ER SO BB IBB HBP BLK WP HR S P ERA WHIP										
Kyle Lohse, R (1, 1) ERA: 4.3	7.0 L 28 7 4 4 4 2 0 0 0 0 0 0 64 105 5.14 1.286																					
56 Todd Coffey, R (8, 1) ERA: 5.19	0.0 3 2 1 1 0 0 0 1 0 0 0 0 3 7 ∞ ∞																					
40 Jon Coutlangus, L (8, 1) ERA: 4.37	0.1 2 1 0 0 0 0 0 0 0 0 0 0 7 11 0.00 3.000																					
59 Marcus McBeth, R (8, 1) ERA: 3.6	1.2 6 1 1 1 2 0 0 0 0 0 0 0 15 20 5.40 0.600																					

Batter	1	2	3	4	5	6	7	8	9	AB R H RBI BB SO LOB	BOTTOM											
Scott Hatteberg, L (1, 3) OBP: 0.367, SLG: 0.462										4 1 1 1 0 1 0	Los Angeles Angels @ Cincinnati Reds Great American Ball Park, Cincinnati, OH Wed Jun 13 2007, 7:10 PM EDT Att: 29,655 - Partly Cloudy - 89 F livebaseballscores.com AB 31 R 3 H 4 RBI 1 BB 1 SO 9 LOB 9 											
4 Brandon Phillips, R (1, 4) OBP: 0.329, SLG: 0.483										3 1 1 0 0 1 0												
Ken Griffey Jr., L (1, 9) OBP: 0.385, SLG: 0.544										2 1 0 0 1 2 1												
Adam Dunn, L (1, 7) OBP: 0.344, SLG: 0.513										4 0 1 0 0 2 2												
28 Edwin Encarnación, R (1, 5) OBP: 0.351, SLG: 0.393										4 0 1 0 0 1 2												
33 Josh Hamilton, L (1, 8) OBP: 0.345, SLG: 0.507										4 0 0 0 0 1 3												
2 Alex Gonzalez, R (1, 6) OBP: 0.305, SLG: 0.476										4 0 0 0 0 1 1												
26 David Ross, R (1, 2) OBP: 0.238, SLG: 0.313										3 0 0 0 0 0 0												
Kyle Lohse, R (1, 1) ERA: 2.53 9 Juan Castro, R (7, PH) 56 Todd Coffey, R (8, 1) 40 Jon Coutlangus, L (8, 1) 59 Marcus McBeth, R (8, 1)										2 0 0 0 0 0 0 1 0												
Inning Stats	R: 0 E: 0 K: 0 S: 7	H: 0 LOB: 0 BB: 0 P: 14	R: 0 E: 0 K: 1 S: 11	H: 0 LOB: 0 BB: 0 P: 15	R: 0 E: 0 K: 0 S: 6	H: 0 LOB: 0 BB: 0 P: 9	R: 2 E: 1 K: 0 S: 9	H: 1 LOB: 1 BB: 1 P: 19	R: 1 E: 0 K: 1 S: 15	H: 1 LOB: 0 BB: 0 P: 23		R: 0 E: 0 K: 2 S: 11	H: 1 LOB: 1 BB: 0 P: 17	R: 0 E: 0 K: 0 S: 4	H: 0 LOB: 0 BB: 0 P: 9	R: 0 E: 0 K: 3 S: 15	H: 1 LOB: 1 BB: 0 P: 19	R: 0 E: 0 K: 2 S: 7	H: 0 LOB: 0 BB: 0 P: 9	1B: 3 2B: 0 3B: 0 HR: 1	SF: 0 SAC: 0 DP: 1 HBP: 2	WP: 0 PB: 0 SB: 0 CS: 0
PITCHER	IP WLS BF H R ER SO BB IBB HBP BLK WP HR S P ERA WHIP											IP WLS BF H R ER SO BB IBB HBP BLK WP HR S P ERA WHIP										
41 John Lackey, R (1, 1) ERA: 2.53	6.0 W 24 3 3 1 4 1 0 2 0 0 0 0 19 28 0.00 0.667																					
62 Scot Shields, R (7, 1) ERA: 2.41	2.0 H 7 1 0 0 3 0 0 0 0 0 0 0 7 9 0.00 0.500																					
Francisco Rodriguez, R (9, 1) ERA: 2.28	1.0 S 3 0 0 0 2 0 0 0 0 0 0 0 7 9 0.00 0.000																					

Batter	1	2	3	4	5	6	7	8	9	AB	R	H	RBI	BB	SO	LOB	TOP								
9 Chone Figgins, S OBP: 0.314, SLG: 0.338	G4-3	FC6-4		G4-3			BB 27 1B	G1-4-3		5	1	1	0	0	0	3									
Orlando Cabrera, R OBP: 0.391, SLG: 0.452	L3				G4-3		27 1B 24 SF9	F9		4	2	1	1	1	0	0									
27 Vladimir Guerrero, R OBP: 0.435, SLG: 0.574	F9		SF7				24 SF9 1B		E5	4	1	1	3	0	1	0									
24 Gary Matthews, S OBP: 0.340, SLG: 0.452					F7			SF9	F7	3	1	1	1	1	0	1									
Casey Kotchman, L OBP: 0.408, SLG: 0.555									F8	5	1	3	1	0	0	2									
47 Howie Kendrick, R OBP: 0.310, SLG: 0.410																									
Darren Oliver, R																									
62 Scot Shields, L																									
16 Gamet Anderson, R																									
Francisco Rodriguez, R																									
José Molina, R OBP: 0.285, SLG: 0.305																									
77 Reggie Willits, S OBP: 0.419, SLG: 0.377																									
40 Bartolo Colon, R																									
32 Erick Aybar, S																									
Inning Stats	R: 0 E: 0 K: 0 S: 8	H: 0 LOB: 0 BB: 0 P: 8	R: 2 E: 1 K: 0 S: 21	H: 3 LOB: 2 BB: 1 P: 35	R: 1 E: 0 K: 0 S: 10	H: 3 LOB: 1 BB: 0 P: 15	R: 0 E: 0 K: 0 S: 6	H: 0 LOB: 1 BB: 0 P: 11	R: 0 E: 0 K: 1 S: 7	H: 0 LOB: 0 BB: 0 P: 9	R: 0 E: 0 K: 0 S: 9	H: 1 LOB: 0 BB: 0 P: 12	R: 6 E: 0 K: 0 S: 28	H: 4 LOB: 1 BB: 3 P: 47	R: 0 E: 0 K: 0 S: 8	H: 0 LOB: 0 BB: 0 P: 9	R: 0 E: 1 K: 0 S: 6	H: 0 LOB: 1 BB: 0 P: 8	1B: 9 2B: 2 3B: 0 HR: 0	SF: 2 SAC: 0 DP: 1 HBP: 1	WP: 0 PB: 0 SB: 3 CS: 0	PA: 42			
PITCHER	IP	WLS	BF	H	R	ER	SO	BB	IBB	HBP	BLK	WP	HR	S	P	ERA	WHIP								
34 Homer Bailey, R ERA: 5.73	6.0		27	7	5	5	1	3	0	1	0	0	0	64	101	7.50	1.667								
38 Gary Majewski, R ERA: 15.86	0.0	L	3	2	1	1	0	1	0	0	0	0	0	6	10	∞	∞								
29 Mike Stanton, L ERA: 4.5	1.0		5	2	3	3	0	0	0	0	0	0	0	19	26	27.00	2.000								
56 Todd Coffey, R ERA: 4.78	2.0		7	0	0	0	0	0	0	0	0	0	0	14	17	0.00	0.000								

Los Angeles Angels @ Cincinnati Reds
Great American Ball Park, Cincinnati, OH

Thu Jun 14 2007, 12:35 PM EDT
Att: 32,860 - Sunny - 84 F

AB 35
R 9
H 11
RBI 8
BB 4
SO 1
LOB 14



Batter	1	2	3	4	5	6	7	8	9	AB	R	H	RBI	BB	SO	LOB	BOTTOM								
Scott Hatteberg, L OBP: 0.378, SLG: 0.472	G3 1B									5	1	4	1	0	0	0									
4 Brandon Phillips, R OBP: 0.326, SLG: 0.477	G3									5	1	1	0	0	1	5									
Ken Griffey Jr., L OBP: 0.385, SLG: 0.552										4	1	1	2	1	1	3									
Adam Dunn, L OBP: 0.348, SLG: 0.515										5	0	3	2	0	1	1									
28 Edwin Encarnación, R OBP: 0.344, SLG: 0.385										4	0	0	0	0	1	4									
33 Josh Hamilton, L OBP: 0.341, SLG: 0.500										2	0	0	0	0	0	0									
30 Norris Hopper, R OBP: 0.330, SLG: 0.375										1	1	0	0	1	0	0									
2 Alex Gonzalez, R OBP: 0.304, SLG: 0.485										4	1	1	2	0	1	0									
Chad Moeller, R OBP: 0.205, SLG: 0.308										3	1	0	0	0	2	0									
Javier Valentin, S OBP: 0.310, SLG: 0.355										1	0	0	0	0	0	0									
34 Homer Bailey, R										1	0	0	0	0	1	0									
38 Gary Majewski, R										0	0	0	0	0	0	0									
29 Mike Stanton, L										0	0	0	0	0	0	0									
26 David Ross, R										1	0	0	0	0	0	0									
56 Todd Coffey, R										1	1	1	0	0	0	0									
Jeff Contine, R OBP: 0.256, SLG: 0.471										1	1	1	0	0	0	0									
Inning Stats	R: 1 E: 0 K: 2 S: 12	H: 2 LOB: 1 BB: 0 P: 20	R: 0 E: 0 K: 2 S: 10	H: 0 LOB: 0 BB: 0 P: 12	R: 0 E: 0 K: 2 S: 14	H: 1 LOB: 1 BB: 0 P: 16	R: 0 E: 0 K: 0 S: 7	H: 1 LOB: 0 BB: 0 P: 9	R: 1 E: 2 K: 1 S: 11	H: 1 LOB: 1 BB: 0 P: 16	R: 3 E: 0 K: 1 S: 13	H: 2 LOB: 0 BB: 1 P: 22	R: 1 E: 0 K: 0 S: 11	H: 2 LOB: 2 BB: 1 P: 19	R: 0 E: 0 K: 0 S: 8	H: 0 LOB: 0 BB: 0 P: 12	R: 1 E: 0 K: 1 S: 15	H: 2 LOB: 1 BB: 0 P: 23	1B: 9 2B: 0 3B: 0 HR: 2	SF: 0 SAC: 1 DP: 1 HBP: 0	WP: 0 PB: 0 SB: 1 CS: 0	PA: 40			
PITCHER	IP	WLS	BF	H	R	ER	SO	BB	IBB	HBP	BLK	WP	HR	S	P	ERA	WHIP								
40 Bartolo Colon, R ERA: 5.73	6.0	W	26	7	5	4	7	1	0	0	0	0	0	5	10	13.50	3.000								
Darren Oliver, L ERA: 6.41	0.2		4	1	1	1	0	1	0	0	0	0	0	14	21	0.00	0.750								
62 Scot Shields, R ERA: 2.31	1.1	H	5	1	0	0	0	0	0	0	0	0	0	15	23	9.00	2.000								
Francisco Rodriguez, R ERA: 2.51	1.0	S	5	2	1	1	1	0	0	0	0	0	0	15	23	9.00	2.000								

Los Angeles Angels @ Cincinnati Reds
Great American Ball Park, Cincinnati, OH

Thu Jun 14 2007, 12:35 PM EDT
Att: 32,860 - Sunny - 84 F

AB 37
R 7
H 11
RBI 7
BB 2
SO 8
LOB 13



Batter	1	2	3	4	5	6	7	8	9	AB	R	H	RBI	BB	SO	LOB	TOP										
Craig Biggio, R OBP: 0.277, SLG: 0.396										6	1	1	0	0	2	5	Houston Astros @ Los Angeles Angels Angel Stadium of Anaheim, Anaheim, CA Mon Jun 18 2007, 7:05 PM PDT Att: 42,232 - Clear - 74 F										
9 Hunter Pence, R OBP: 0.358, SLG: 0.560										5	0	1	0	0	1	1											
17 Lance Berkman, S OBP: 0.388, SLG: 0.385										3	1	1	0	2	1	0											
45 Carlos Lee, R OBP: 0.347, SLG: 0.507										4	2	1	0	1	1	3											
Mark Loretta, R OBP: 0.404, SLG: 0.419										5	2	4	3	0	0	2											
Eric Bruntlett, R OBP: 0.750, SLG: 0.500										0	0	0	0	0	0	0											
Mike Lamb, L OBP: 0.383, SLG: 0.512										5	2	2	3	0	2	2											
Luke Scott, L OBP: 0.333, SLG: 0.471										3	1	1	1	1	0	2											
Eric Munson, L OBP: 0.367, SLG: 0.400										4	0	1	0	1	1	3											
Morgan Ensberg, R OBP: 0.314, SLG: 0.378										3	0	0	1	1	1	5											
Inning Stats	R: 0 E: 0 K: 2 S: 10	H: 1 LOB: 2 BB: 1 P: 16	R: 1 E: 0 K: 0 S: 9	H: 1 LOB: 1 BB: 1 P: 17	R: 0 E: 0 K: 0 S: 10	H: 0 LOB: 0 BB: 1 P: 21	R: 0 E: 0 K: 1 S: 8	H: 1 LOB: 1 BB: 0 P: 11	R: 5 E: 0 K: 2 S: 26	H: 5 LOB: 2 BB: 1 P: 43	R: 0 E: 0 K: 0 S: 7	H: 0 LOB: 0 BB: 0 P: 9	R: 3 E: 1 K: 1 S: 13	H: 3 LOB: 1 BB: 0 P: 19	R: 0 E: 0 K: 1 S: 9	H: 0 LOB: 0 BB: 0 P: 12	R: 0 E: 0 K: 2 S: 15	H: 1 LOB: 3 BB: 2 P: 30	1B: 7 2B: 2 3B: 1 HR: 2	SF: 1 SAC: 0 DP: 0 HBP: 1	WP: 2 PB: 0 SB: 1 CS: 1	PA: 47					
PITCHER	IP	WLS	BF	H	R	ER	SO	BB	IBB	HBP	BLK	WP	HR	S	P	ERA	WHIP										
41 John Lackey, R ERA: 2.96	(1, 1)	4.2	26	8	6	6	4	4	0	1	0	1	2	60	103	11.57	2.571										
Hector Carrasco, R ERA: 6.25	(5, 1)	1.2	9	3	3	1	2	0	0	0	0	1	0	20	30	5.40	1.800										
49 Chris Bootcheck, R ERA: 4.44	(7, 1)	0.2	2	0	0	0	0	0	0	0	0	0	0	3	3	0.00	0.000										
62 Scot Shields, R ERA: 2.11	(8, 1)	1.1	6	1	0	0	2	1	0	0	0	0	0	18	28	0.00	1.500										
Francisco Rodriguez, R ERA: 2.37	(9, 1)	0.2	W	3	0	0	1	1	0	0	0	0	0	6	14	0.00	1.500										

AB	38
R	9
H	12
RBI	8
BB	6
SO	9
LOB	23



Batter	1	2	3	4	5	6	7	8	9	AB	R	H	RBI	BB	SO	LOB	BOTTOM										
77 Reggie Willits, S OBP: 0.430, SLG: 0.384										4	1	1	1	1	0	0	Houston Astros @ Los Angeles Angels Angel Stadium of Anaheim, Anaheim, CA Mon Jun 18 2007, 7:05 PM PDT Att: 42,232 - Clear - 74 F										
9 Chone Figgins, S OBP: 0.328, SLG: 0.367										6	1	6	3	0	0	0											
Orlando Cabrera, R OBP: 0.383, SLG: 0.457										5	0	2	1	0	0	4											
27 Vladimir Guerrero, R OBP: 0.437, SLG: 0.560										3	1	1	0	2	0	2											
24 Gary Matthews, S OBP: 0.340, SLG: 0.455										4	1	1	0	1	1	4											
47 Howie Kendrick, R OBP: 0.322, SLG: 0.413										4	3	2	0	1	0	2											
Shea Hillenbrand, R OBP: 0.277, SLG: 0.332										5	1	3	2	0	0	2											
Mike Napoli, R OBP: 0.342, SLG: 0.452										5	1	2	2	0	0	2											
32 Erick Aybar, S OBP: 0.286, SLG: 0.271										5	1	1	1	0	0	4											
Inning Stats	R: 0 E: 0 K: 0 S: 9	H: 2 LOB: 2 BB: 0 P: 12	R: 2 E: 0 K: 0 S: 10	H: 4 LOB: 2 BB: 1 P: 21	R: 1 E: 0 K: 1 S: 14	H: 3 LOB: 2 BB: 1 P: 21	R: 1 E: 0 K: 0 S: 8	H: 2 LOB: 1 BB: 1 P: 16	R: 0 E: 0 K: 0 S: 10	H: 1 LOB: 1 BB: 0 P: 15	R: 5 E: 0 K: 0 S: 22	H: 5 LOB: 1 BB: 1 P: 35	R: 0 E: 0 K: 0 S: 5	H: 0 LOB: 1 BB: 2 P: 14	R: 1 E: 0 K: 0 S: 9	H: 2 LOB: 1 BB: 0 P: 13		1B: 16 2B: 2 3B: 1 HR: 0	SF: 1 SAC: 0 DP: 3 HBP: 0	WP: 1 PB: 0 SB: 2 CS: 0	PA: 47						
PITCHER	IP	WLS	BF	H	R	ER	SO	BB	IBB	HBP	BLK	WP	HR	S	P	ERA	WHIP										
43 Chris Sampson, R ERA: 3.7	(1, 1)	6.0	32	14	6	6	1	2	0	0	0	0	0	62	102	9.00	2.667										
Chad Qualls, R ERA: 4.17	(7, 1)	1.0	B	7	3	3	0	1	0	0	0	1	0	20	31	27.00	4.000										
Dave Borkowski, R ERA: 3.23	(8, 1)	1.2	L	7	1	1	0	2	0	0	0	0	0	12	24	5.40	1.800										
Trever Miller, L ERA: 7.5	(9, 1)	0.0	1	1	0	0	0	0	0	0	0	0	0	2	3	∞	∞										

AB	41
R	10
H	19
RBI	10
BB	5
SO	1
LOB	20



Batter	1	2	3	4	5	6	7	8	9	AB	R	H	RBI	BB	SO	LOB	TOP								
Craig Biggio, R OBP: 0.278, SLG: 0.395 Eric Bruntlett, R OBP: 0.750, SLG: 0.500										6	2	2	1	0	2	2									
9 Hunter Pence, R OBP: 0.397, SLG: 0.582										5	2	3	2	1	0	3									
17 Lance Berkman, S OBP: 0.388, SLG: 0.383										4	0	1	0	0	0	3									
45 Carlos Lee, R OBP: 0.344, SLG: 0.515										4	1	1	4	0	0	3									
Mark Loretta, R OBP: 0.409, SLG: 0.427										4	0	2	0	1	1	4									
Mike Lamb, L OBP: 0.390, SLG: 0.512										4	1	2	0	1	0	0									
Luke Scott, L OBP: 0.474 Chris Burke, R OBP: 0.344, SLG: 0.370										3	0	1	0	0	1	2									
Eric Munson, L OBP: 0.371, SLG: 0.414										4	2	1	1	1	0	1									
Orlando Palmeiro, L OBP: 0.354, SLG: 0.316										5	1	4	1	0	0	2									
Inning Stats	R: 0 E: 0 K: 2 S: 15	H: 1 LOB: 2 BB: 1 P: 23	R: 0 E: 0 K: 1 S: 6	H: 0 LOB: 0 BB: 0 P: 9	R: 3 E: 0 K: 0 S: 15	H: 4 LOB: 2 BB: 1 P: 27	R: 2 E: 1 K: 0 S: 18	H: 2 LOB: 2 BB: 1 P: 27	R: 0 E: 0 K: 0 S: 6	H: 1 LOB: 2 BB: 0 P: 9	R: 2 E: 0 K: 0 S: 12	H: 3 LOB: 1 BB: 0 P: 15	R: 2 E: 0 K: 1 S: 11	H: 3 LOB: 0 BB: 0 P: 20	R: 0 E: 0 K: 1 S: 18	H: 2 LOB: 3 BB: 1 P: 30	R: 0 E: 0 K: 0 S: 9	H: 1 LOB: 1 BB: 0 P: 11	1B: 9 2B: 6 3B: 0 HR: 2	SF: 1 SAC: 0 DP: 0 HBP: 1	WP: 1 PB: 0 SB: 1 CS: 0	PA: 47			
PITCHER	IP	WLS	BF	H	R	ER	SO	BB	IBB	HBP	BLK	WP	HR	S	P	ERA	WHIP								
40 Bartolo Colon, R ERA: 6.17	6.0	L	32	11	7	7	3	3	0	1	0	0	2	72	110	10.50	2.333								
58 Dustin Moseley, R ERA: 2.53	1.0		5	3	2	2	1	0	0	0	0	1	0	11	20	18.00	3.000								
49 Chris Bootcheck, R ERA: 4.13	2.0		10	3	0	0	1	1	0	0	0	0	0	27	41	0.00	2.000								

Houston Astros @ Los Angeles Angels
Angel Stadium of Anaheim, Anaheim, CA
Tue Jun 19 2007, 7:05 PM PDT
Att. 42,156 - Clear - 80 F

AB 41
R 9
H 17
RBI 9
BB 4
SO 5
LOB 24



Batter	1	2	3	4	5	6	7	8	9	AB	R	H	RBI	BB	SO	LOB	BOTTOM								
77 Reggie Willits, S OBP: 0.434, SLG: 0.392										4	1	3	1	0	0	0									
9 Chone Figgins, S OBP: 0.335, SLG: 0.370										4	0	2	0	1	2	2									
Orlando Cabrera, R OBP: 0.380, SLG: 0.453										5	0	1	0	0	1	5									
27 Vladimir Guerrero, R OBP: 0.433, SLG: 0.559										4	1	1	1	0	0	3									
24 Gary Matthews, S OBP: 0.339, SLG: 0.452										4	1	1	1	0	1	1									
47 Howie Kendrick, R OBP: 0.327, SLG: 0.430										4	1	2	1	0	1	0									
Shea Hillenbrand, R OBP: 0.277, SLG: 0.330										4	1	1	0	0	1	1									
39 Robb Quinlan, R OBP: 0.304, SLG: 0.480										4	0	1	1	0	0	2									
José Molina, R OBP: 0.258, SLG: 0.287										4	0	0	0	0	1	3									
Inning Stats	R: 1 E: 0 K: 2 S: 13	H: 2 LOB: 1 BB: 0 P: 17	R: 2 E: 1 K: 1 S: 16	H: 2 LOB: 1 BB: 0 P: 23	R: 2 E: 0 K: 1 S: 12	H: 3 LOB: 1 BB: 0 P: 21	R: 0 E: 0 K: 0 S: 6	H: 2 LOB: 2 BB: 0 P: 8	R: 0 E: 0 K: 0 S: 7	H: 0 LOB: 0 BB: 0 P: 10	R: 0 E: 0 K: 0 S: 10	H: 2 LOB: 2 BB: 1 P: 18	R: 0 E: 0 K: 1 S: 6	H: 0 LOB: 0 BB: 0 P: 11	R: 0 E: 0 K: 1 S: 12	H: 0 LOB: 0 BB: 0 P: 17	R: 0 E: 0 K: 1 S: 10	H: 1 LOB: 1 BB: 0 P: 16	1B: 9 2B: 3 3B: 0 HR: 0	SF: 2 SAC: 0 DP: 1 HBP: 0	WP: 0 PB: 0 SB: 2 CS: 0	PA: 40			
PITCHER	IP	WLS	BF	H	R	ER	SO	BB	IBB	HBP	BLK	WP	HR	S	P	ERA	WHIP								
23 Jason Jennings, R ERA: 3.63	5.2	W	29	11	5	4	4	1	0	0	0	0	0	19	30	0.00	0.000								
Rick White, R ERA: 5.27	2.1	H	7	0	0	0	2	0	0	0	0	0	0	10	16	0.00	1.000								
Dan Wheeler, R ERA: 5.85	1.0		4	1	0	0	1	0	0	0	0	0	0	10	16	0.00	1.000								

Houston Astros @ Los Angeles Angels
Angel Stadium of Anaheim, Anaheim, CA
Tue Jun 19 2007, 7:05 PM PDT
Att. 42,156 - Clear - 80 F

AB 37
R 5
H 12
RBI 5
BB 1
SO 7
LOB 17



Batter	1	2	3	4	5	6	7	8	9	AB	R	H	RBI	BB	SO	LOB	TOP					
Craig Biggio, R OBP: 0.273, SLG: 0.387	F8	K		FC6-4			G5-3	K		5	1	0	0	0	2	6						
9 Hunter Pence, R OBP: 0.373, SLG: 0.598	HR	1B		1B			F8		K	5	1	3	3	0	1	0						
17 Lance Berkman, S OBP: 0.389, SLG: 0.383	F8	1B		K			FC5-4		K	5	0	2	1	0	2	1						
45 Carlos Lee, R OBP: 0.342, SLG: 0.507	2B	FC5-4				P5	FC6-4		G5-3	4	0	0	0	1	0	3						
Mark Loretta, R OBP: 0.411, SLG: 0.434	2B			F8		K		1B		4	0	2	0	0	1	0						
Mike Lamb, L OBP: 0.387, SLG: 0.504	P6			G4-3		K		1B		4	0	1	0	0	1	2						
Luke Scott, L OBP: 0.332, SLG: 0.469		1B		G1-4-3		G4-3		F8		4	1	1	0	0	0	2						
Brad Ausmus, R OBP: 0.348, SLG: 0.369		K				F8		F7		4	0	1	0	0	1	1						
Eric Bruntlett, R OBP: 0.625, SLG: 0.500		1B				G4-3		G4-3		4	1	2	0	0	1	3						
Inning Stats	R: 1 E: 0 K: 0 S: 10	H: 2 LOB: 2 BB: 1 P: 22	R: 2 E: 0 K: 2 S: 19	H: 4 LOB: 2 BB: 0 P: 27	R: 0 E: 0 K: 0 S: 8	H: 0 LOB: 0 BB: 0 P: 11	R: 1 E: 0 K: 1 S: 14	H: 2 LOB: 1 BB: 0 P: 22	R: 0 E: 0 K: 2 S: 8	H: 0 LOB: 0 BB: 0 P: 13	R: 0 E: 0 K: 0 S: 7	H: 0 LOB: 0 BB: 0 P: 8	R: 0 E: 0 K: 0 S: 10	H: 1 LOB: 1 BB: 0 P: 18	R: 0 E: 0 K: 2 S: 14	H: 3 LOB: 3 BB: 0 P: 23	R: 0 E: 0 K: 2 S: 11	H: 0 LOB: 0 BB: 0 P: 17	1B: 10 2B: 1 HR: 1	SF: 0 SAC: 0 DP: 0 HBP: 0	WP: 0 PB: 0 SB: 1 CS: 0	PA: 40
PITCHER	IP	WLS	BF	H	R	ER	SO	BB	IBB	HBP	BLK	WP	HR	S	P	ERA	WHIP					
54 Ervin Santana, R ERA: 5.06	(1, 1)	6.2	30	9	4	4	5	1	0	0	0	0	1	74	118	5.40	1.500					
Hector Carrasco, R ERA: 6.19	(7, 1)	0.1	W	1	0	0	0	0	0	0	0	0	0	2	3	0.00	0.000					
62 Scot Shields, R ERA: 2.06	(8, 1)	1.0		6	3	0	2	0	0	0	0	0	0	14	23	0.00	3.000					
Francisco Rodriguez, R ERA: 2.3	(9, 1)	1.0		3	0	0	2	0	0	0	0	0	0	11	17	0.00	0.000					

Houston Astros @ Los Angeles Angels
Angel Stadium of Anaheim, Anaheim, CA

Wed Jun 20 2007, 7:05 PM PDT
Att: 40,761 - Clear - 82 F



AB 39
R 4
H 12
RBI 4
BB 1
SO 9
LOB 18

Batter	1	2	3	4	5	6	7	8	9	AB	R	H	RBI	BB	SO	LOB	BOTTOM				
77 Reggie Willits, S OBP: 0.435, SLG: 0.391	1B	P3			G5-3		27 HR			3	1	1	1	1	0	0					
9 Chone Figgins, S OBP: 0.344, SLG: 0.375	1B			F9		FC5-4	27 HR			3	1	2	1	1	0	0					
Orlando Cabrera, R OBP: 0.375, SLG: 0.448	K			G6-3		G6-3	SF7			3	0	0	1	0	1	3					
27 Vladimir Guerrero, R OBP: 0.431, SLG: 0.566	F9			G6-3		P6	HR			4	1	1	3	0	0	3					
24 Gary Matthews, S OBP: 0.334, SLG: 0.445	FC4			G5-3		FC5-4	K			4	0	0	0	0	1	3					
39 Robb Quinlan, R OBP: 0.301, SLG: 0.462	G5-3			F7		G5-3	G5-3	47 1B		3	0	0	0	1	0	0					
47 Howie Kendrick, R OBP: 0.325, SLG: 0.425	G6-3			L5		E6	64 BB	77 BB	64 G6-4-3	4	1	1	0	0	0	0					
Mike Napoli, R OBP: 0.346, SLG: 0.450	64 HR			K		77 BB	64 BB	9 BB	K	3	2	1	0	1	2	2					
64 Terry Evans, R OBP: 0.400, SLG: 1.000	HR			P6		9 BB	77 BB	SF7	G6-4-3	3	2	1	2	1	0	2					
Inning Stats	R: 0 E: 0 K: 1 S: 11	H: 2 LOB: 2 BB: 0 P: 17	R: 2 E: 0 K: 0 S: 13	H: 2 LOB: 0 BB: 0 P: 25	R: 0 E: 0 K: 0 S: 5	H: 0 LOB: 0 BB: 0 P: 9	R: 0 E: 0 K: 0 S: 3	H: 0 LOB: 0 BB: 0 P: 5	R: 0 E: 0 K: 1 S: 8	H: 0 LOB: 0 BB: 0 P: 12	R: 0 E: 0 K: 0 S: 10	H: 1 LOB: 1 BB: 0 P: 16	R: 0 E: 1 K: 1 S: 19	H: 1 LOB: 4 BB: 4 P: 39	R: 0 E: 0 K: 1 S: 11	H: 1 LOB: 1 BB: 1 P: 16	1B: 5 2B: 0 3B: 0 HR: 2	SF: 1 SAC: 0 DP: 1 HBP: 0	WP: 0 PB: 0 SB: 0 CS: 0	PA: 36	
PITCHER	IP	WLS	BF	H	R	ER	SO	BB	IBB	HBP	BLK	WP	HR	S	P	ERA	WHIP				
51 Wandy Rodriguez, L ERA: 4.2	(1, 1)	6.1		26	4	4	2	1	0	0	0	0	1	58	97	5.68	0.947				
Dave Borkowski, R ERA: 4.35	(7, 1)	0.1	L	5	1	4	3	3	0	0	0	0	1	8	21	81.00	12.000				
Stephen Randolph, L ERA: 3.86	(7, 1)	1.1		5	1	0	2	1	0	0	0	0	0	14	21	0.00	1.500				

Houston Astros @ Los Angeles Angels
Angel Stadium of Anaheim, Anaheim, CA

Wed Jun 20 2007, 7:05 PM PDT
Att: 40,761 - Clear - 82 F



AB 30
R 8
H 7
RBI 8
BB 5
SO 4
LOB 13

Batter	1	2	3	4	5	6	7	8	9	AB	R	H	RBI	BB	SO	LOB	TOP					
José Bautista, R OBP: 0.353, SLG: 0.425 (1, 5)										3	0	1	0	1	1	1	Pittsburgh Pirates @ Los Angeles Angels Angel Stadium of Anaheim, Anaheim, CA Sat Jun 23 2007, 6:05 PM PDT Att: 44,010 - Clear - 75 F					
6 Chris Duffy, L OBP: 0.305, SLG: 0.359 (1, 8)										3	0	0	0	1	0	4						
12 Freddy Sanchez, R OBP: 0.329, SLG: 0.370 (1, 4)										4	0	0	0	0	0	1						
25 Adam LaRoche, L OBP: 0.301, SLG: 0.369 (1, 3)										4	0	0	0	0	1	1						
Jason Bay, R OBP: 0.351, SLG: 0.470 (1, 7)										3	0	0	0	1	1	0						
41 Ryan Doumit, S OBP: 0.359, SLG: 0.468 (1, 10)										4	0	0	0	0	0	1						
Xavier Nady, R OBP: 0.331, SLG: 0.471 (1, 9)										3	1	1	0	0	0	0						
26 Ronny Paulino, R OBP: 0.270, SLG: 0.349 (1, 2)										3	0	2	1	0	1	0						
2 Jack Wilson, R OBP: 0.313, SLG: 0.358 (1, 6)										3	0	1	0	0	0	1						
Inning Stats	R: 0 E: 0 K: 1 S: 12	H: 0 LOB: 1 BB: 1 P: 21	R: 0 E: 0 K: 0 S: 8	H: 0 LOB: 0 BB: 0 P: 13	R: 0 E: 0 K: 0 S: 10	H: 1 LOB: 0 BB: 0 P: 16	R: 0 E: 0 K: 0 S: 5	H: 0 LOB: 0 BB: 0 P: 9	R: 0 E: 0 K: 0 S: 4	H: 0 LOB: 0 BB: 0 P: 6	R: 0 E: 0 K: 1 S: 6	H: 1 LOB: 1 BB: 0 P: 8	R: 0 E: 0 K: 2 S: 8	H: 0 LOB: 0 BB: 0 P: 11	R: 1 E: 0 K: 0 S: 14	H: 3 LOB: 2 BB: 1 P: 23	R: 0 E: 0 K: 0 S: 8	H: 0 LOB: 1 BB: 1 P: 15	1B: 4 2B: 2 3B: 0 HR: 0	SF: 0 SAC: 0 DP: 2 HBP: 0	WP: 0 PB: 0 SB: 0 CS: 0	PA: 33
PITCHER	IP	WLS	BF	H	R	ER	SO	BB	IBB	HBP	BLK	WP	HR	S	P	ERA	WHIP					
45 Kelvin Escobar, R ERA: 2.81 (1, 1)	8.0	W	29	5	1	1	4	2	0	0	0	0	0	67	107	1.12	0.875					
58 Dustin Moseley, R ERA: 2.95 (9, 1)	1.0		4	0	0	0	0	1	0	0	0	0	0	8	15	0.00	1.000					


Batter	1	2	3	4	5	6	7	8	9	AB	R	H	RBI	BB	SO	LOB	BOTTOM				
77 Reggie Willits, S OBP: 0.449, SLG: 0.420 (1, 7)										3	1	2	1	2	1	0	Pittsburgh Pirates @ Los Angeles Angels Angel Stadium of Anaheim, Anaheim, CA Sat Jun 23 2007, 6:05 PM PDT Att: 44,010 - Clear - 75 F				
9 Chone Figgins, S OBP: 0.345, SLG: 0.385 (1, 5)										5	0	3	1	0	2	1					
Orlando Cabrera, R OBP: 0.372, SLG: 0.452 (1, 6)										5	1	0	1	0	0	6					
32 Erick Aybar, S OBP: 0.286, SLG: 0.271 (9, 6)										0	0	0	0	0	0	0					
27 Vladimir Guerrero, R OBP: 0.430, SLG: 0.571 (1, 9)										2	1	2	0	0	0	0					
39 Robb Quinlan, R OBP: 0.307, SLG: 0.451 (9, 9)										3	0	2	0	0	1	1					
24 Gary Matthews, S OBP: 0.343, SLG: 0.454 (1, 8)										2	1	2	0	0	0	0					
Nathan Haynes, L OBP: 0.400, SLG: 0.357 (3, PR) (4, 7)										3	0	2	0	0	1	1					
47 Howie Kendrick, R OBP: 0.325, SLG: 0.423 (1, 4)										5	3	2	2	0	1	3					
22 Kendrys Morales, S OBP: 0.384, SLG: 0.550 (1, 3)										4	0	2	1	1	1	3					
Shea Hillenbrand, R OBP: 0.275, SLG: 0.325 (1, 10)										5	1	1	2	0	0	4					
Mike Napoli, R OBP: 0.345, SLG: 0.446 (1, 2)										3	1	0	0	1	0	2					
Inning Stats	R: 0 E: 0 K: 2 S: 9	H: 6 LOB: 2 BB: 1 P: 30	R: 0 E: 0 K: 0 S: 9	H: 1 LOB: 1 BB: 0 P: 10	R: 0 E: 0 K: 0 S: 7	H: 1 LOB: 2 BB: 1 P: 17	R: 0 E: 0 K: 1 S: 8	H: 1 LOB: 2 BB: 1 P: 14	R: 0 E: 0 K: 1 S: 13	H: 1 LOB: 1 BB: 0 P: 16	R: 1 E: 0 K: 1 S: 18	H: 3 LOB: 2 BB: 0 P: 24	R: 4 E: 0 K: 0 S: 16	H: 4 LOB: 1 BB: 1 P: 25	1B: 13 2B: 3 3B: 0 HR: 1	SF: 0 SAC: 0 DP: 1 HBP: 0	WP: 0 PB: 0 SB: 2 CS: 0	PA: 44			
PITCHER	IP	WLS	BF	H	R	ER	SO	BB	IBB	HBP	BLK	WP	HR	S	P	ERA	WHIP				
45 Ian Snell, R ERA: 2.92 (1, 1)	6.0	L	30	10	5	5	5	3	0	0	0	0	0	65	100	7.50	2.167				
Tony Armas, R ERA: 8.92 (7, 1)	2.0		14	7	5	5	1	1	0	0	0	0	1	34	49	22.50	4.000				


AB	30
R	1
H	5
RBI	1
BB	3
SO	4
LOB	9



AB	40
R	10
H	17
RBI	10
BB	4
SO	6
LOB	22



Batter	1	2	3	4	5	6	7	8	9	AB	R	H	RBI	BB	SO	LOB	TOP										
9 Chone Figgins, S OBP: 0.374, SLG: 0.418 (1, 5)	G4-3			G5-3 27 2B		G4-3		F8		4	1	1	0	0	0	0	Los Angeles Angels @ Baltimore Orioles Oriole Park at Camden Yards, Baltimore, MD Sun Jul 01 2007, 1:35 PM EDT Att: 25,058 - Partly Cloudy - 82 F AB 31 R 4 H 4 RBI 4 BB 0 SO 8 LOB 2 										
Orlando Cabrera, R OBP: 0.375, SLG: 0.457 (1, 6)	K			G5-3		L8		G6-3		4	0	0	0	0	1	1											
27 Vladimir Guerrero, R OBP: 0.423, SLG: 0.564 (1, 9)	G6-3			G4-3 HR		G4-3		G4-3		4	1	1	1	0	0	0											
24 Gary Matthews, S OBP: 0.340, SLG: 0.442 (1, 10)		F7		F7			F7		K	4	0	0	0	0	1	1											
Casey Kotchman, L OBP: 0.381, SLG: 0.522 (1, 3)		L9		HR		K				3	1	1	2	0	1	0											
47 Howie Kendrick, R OBP: 0.321, SLG: 0.429 (1, 4)		K		G5-3		G5-3				3	0	0	0	0	1	0											
32 Erick Aybar, S OBP: 0.280, SLG: 0.268 25 Nick Gorneault, R (3, 7)			G4-3		K			F9		1	0	0	0	0	0	0											
Mike Napoli, R OBP: 0.340, SLG: 0.446 (1, 2)			K		F8			HR		3	1	1	1	0	1	0											
Nathan Haynes, L OBP: 0.292, SLG: 0.348 (1, 8)			K		K			G1-3		3	0	0	0	0	2	0											
Inning Stats	R: 0 E: 0 K: 1 S: 5	H: 0 LOB: 0 BB: 0 P: 6	R: 0 E: 0 K: 1 S: 9	H: 0 LOB: 0 BB: 0 P: 13	R: 0 E: 0 K: 2 S: 8	H: 0 LOB: 0 BB: 0 P: 14	R: 3 E: 0 K: 0 S: 14	H: 3 LOB: 0 BB: 0 P: 17	R: 0 E: 0 K: 1 S: 10	H: 0 LOB: 0 BB: 0 P: 16	R: 0 E: 0 K: 1 S: 9	H: 0 LOB: 0 BB: 0 P: 13	R: 0 E: 0 K: 1 S: 6	H: 0 LOB: 0 BB: 0 P: 9	R: 1 E: 0 K: 0 S: 12	H: 1 LOB: 0 BB: 0 P: 20		R: 0 E: 0 K: 1 S: 10	H: 0 LOB: 0 BB: 0 P: 15	1B: 1 2B: 1 3B: 0 HR: 2	SF: 0 SAC: 0 DP: 0 HBP: 0	WP: 0 PB: 0 SB: 0 CS: 0	PA: 31				
PITCHER	IP	WLS	BF	H	R	ER	SO	BB	IBB	HBP	BLK	WP	HR	S	P	ERA	WHIP										
46 Jeremy Guthrie, R ERA: 2.63 (1, 1)	8.0	L	28	4	4	4	7	0	0	0	0	0	2	73	108	4.50	0.500										
Chad Bradford, R ERA: 3.39 (9, 1)	0.2		2	0	0	0	0	0	0	0	0	0	0	6	10	0.00	0.000										
32 Jamie Walker, L ERA: 3.23 (9, 1)	0.1		1	0	0	0	1	0	0	0	0	0	0	4	5	0.00	0.000										

Batter	1	2	3	4	5	6	7	8	9	AB	R	H	RBI	BB	SO	LOB	BOTTOM										
Corey Patterson, L OBP: 0.280, SLG: 0.315 (1, 8)	F7		G1-3		G4-3			K		4	0	0	0	0	1	3	Los Angeles Angels @ Baltimore Orioles Oriole Park at Camden Yards, Baltimore, MD Sun Jul 01 2007, 1:35 PM EDT Att: 25,058 - Partly Cloudy - 82 F AB 32 R 3 H 7 RBI 3 BB 3 SO 5 LOB 15 										
12 Brandon Fahey, L OBP: 0.231, SLG: 0.167 Ramon Hernandez, R (8, PH) OBP: 0.355, SLG: 0.382 (9, 2)	G5-3					G5-3		E7 1B		2	0	0	0	1	0	0											
21 Nick Markakis, L OBP: 0.328, SLG: 0.425 (1, 9)	G4-3			BB		G1-3		G4-3		4	0	0	0	0	1	4											
Kevin Millar, R OBP: 0.393, SLG: 0.431 (1, 3)		G6-3 HR 2B				F7		P4		3	1	1	0	1	0	3											
17 Aubrey Huff, L OBP: 0.299, SLG: 0.402 (1, 10)		G6-3		G3-6-1			G3		G6-3	4	0	0	0	0	2	2											
6 Melvin Mora, R OBP: 0.336, SLG: 0.456 (1, 5)		G6-3		P6			G5-3		1B F9-2 2B	4	0	1	0	0	0	1											
Jay Payton, R OBP: 0.322, SLG: 0.382 (1, 7)					P4 HR		K			4	1	2	2	0	1	0											
Paul Bako, L OBP: 0.287, SLG: 0.276 1 Brian Roberts, S (8, PH) OBP: 0.414, SLG: 0.459 (9, 4)					K2-3			1B E 2B		2	0	0	0	0	2	0											
Chris Gomez, R OBP: 0.352, SLG: 0.358 3 Freddie Bynum, L (8, PR) OBP: 0.282, SLG: 0.486 (9, 6)					F8			E 1B		2	0	1	0	1	0	0											
Inning Stats	R: 0 E: 0 K: 0 S: 6	H: 0 LOB: 0 BB: 0 P: 10	R: 2 E: 0 K: 1 S: 13	H: 2 LOB: 0 BB: 0 P: 18	R: 0 E: 0 K: 1 S: 8	H: 0 LOB: 1 BB: 1 P: 16	R: 0 E: 0 K: 0 S: 4	H: 0 LOB: 0 BB: 1 P: 10	R: 0 E: 0 K: 1 S: 8	H: 0 LOB: 0 BB: 1 P: 15	R: 0 E: 0 K: 1 S: 7	H: 0 LOB: 0 BB: 0 P: 9	R: 0 E: 0 K: 1 S: 8	H: 0 LOB: 0 BB: 0 P: 12	R: 1 E: 1 K: 1 S: 14	H: 3 LOB: 3 BB: 0 P: 22		R: 0 E: 0 K: 0 S: 8	H: 2 LOB: 1 BB: 0 P: 12	1B: 3 2B: 4 3B: 0 HR: 1	SF: 0 SAC: 0 DP: 2 HBP: 0	WP: 1 PB: 0 SB: 0 CS: 0	PA: 35				
PITCHER	IP	WLS	BF	H	R	ER	SO	BB	IBB	HBP	BLK	WP	HR	S	P	ERA	WHIP										
41 John Lackey, R ERA: 3.04 (1, 1)	7.1	W	28	4	3	3	5	3	0	0	0	0	1	61	99	3.68	0.955										
62 Scot Shields, R ERA: 1.85 (8, 1)	0.1	H	2	1	0	0	0	0	0	0	0	0	0	6	10	0.00	3.000										
Francisco Rodriguez, R ERA: 2.27 (8, 1)	1.1	S	5	2	0	0	0	0	0	0	0	0	0	9	15	0.00	1.500										

Batter	1	2	3	4	5	6	7	8	9	AB	R	H	RBI	BB	SO	LOB	TOP										
77 Reggie Willits, S OBP: 0.423, SLG: 0.392			G3			F7		P6		4	0	0	0	0	1	1											
9 Chone Figgins, S OBP: 0.368, SLG: 0.410	G5-3		G4-3			F8		G3		4	0	0	0	0	0	1											
Orlando Cabrera, R OBP: 0.371, SLG: 0.452	F8		K			F9			L7	4	0	0	0	0	1	0											
27 Vladimir Guerrero, R OBP: 0.424, SLG: 0.566		G4-3			G6-3			G1-3	2B		3	1	1	0	1	0	0										
24 Gary Matthews, S OBP: 0.336, SLG: 0.436		F7			G4-3			F8			4	0	0	0	0	2											
Casey Kotchman, L OBP: 0.379, SLG: 0.517		2B	47	1B		L7		G1-3			4	1	1	0	0	1											
Garret Anderson, L OBP: 0.267, SLG: 0.417			47	1B	2B			F8			3	1	1	0	0	1											
47 Howie Kendrick, R OBP: 0.327, SLG: 0.433						L9					3	0	2	2	0	0											
José Molina, R OBP: 0.245, SLG: 0.280											2	0	0	0	0	2	1										
6 Maicer Izturis, S OBP: 0.299, SLG: 0.316											1	0	0	0	0	1											
5 Jeff Mathis, R OBP: 0.299, SLG: 0.316											0	0	0	0	0	0											
Inning Stats	R: 0 E: 0 K: 1 S: 6	H: 0 LOB: 0 BB: 0 P: 9	R: 2 E: 0 K: 1 S: 14	H: 3 LOB: 1 BB: 0 P: 19	R: 0 E: 0 K: 1 S: 9	H: 0 LOB: 0 BB: 0 P: 12	R: 0 E: 0 K: 0 S: 9	H: 0 LOB: 0 BB: 0 P: 11	R: 0 E: 0 K: 1 S: 10	H: 0 LOB: 0 BB: 0 P: 17	R: 0 E: 0 K: 0 S: 7	H: 1 LOB: 1 BB: 0 P: 12	R: 0 E: 0 K: 0 S: 7	H: 1 LOB: 1 BB: 0 P: 7	R: 0 E: 0 K: 0 S: 10	H: 1 LOB: 1 BB: 0 P: 18	R: 1 E: 0 K: 0 S: 11	H: 0 LOB: 0 BB: 1 P: 18	1B: 3 2B: 2 3B: 0 HR: 0	SF: 0 SAC: 0 DP: 0 HBP: 0	WP: 2 PB: 1 SB: 0 CS: 0	PA: 33					
PITCHER	IP	WLS	BF	H	R	ER	SO	BB	IBB	HBP	BLK	WP	HR	S	P	ERA	WHIP										
33 Kevin Millwood, R ERA: 6.54	8.0	W	29	5	2	2	4	0	0	0	0	0	0	72	105	2.25	0.625										
50 Frank Francisco, R ERA: 4.02	1.0		4	0	1	1	0	1	0	0	0	1	0	11	18	9.00	1.000										

Los Angeles Angels @ Texas Rangers
Rangers Ballpark in Arlington, Arlington, TX
Tue Jul 03 2007, 8:35 PM EDT
Att: 24,871 - Cloudy - 78 F

AB	32
R	3
H	5
RBI	2
BB	1
SO	4
LOB	8



Batter	1	2	3	4	5	6	7	8	9	AB	R	H	RBI	BB	SO	LOB	BOTTOM										
Kenny Lofton, L OBP: 0.381, SLG: 0.420						E6		F7		4	0	0	0	1	2	1											
Ramón Vázquez, L OBP: 0.317, SLG: 0.398			E4		F7			P5		5	0	1	0	0	1	3											
10 Michael Young, R OBP: 0.342, SLG: 0.397			K					G4-3		4	0	1	0	1	2	2											
22 Marlon Byrd, R OBP: 0.411, SLG: 0.538										4	2	1	0	0	3	3											
Frank Catalanotto, L OBP: 0.296, SLG: 0.396										3	1	1	1	0	1	3											
15 Gerald Laird, R OBP: 0.291, SLG: 0.346										3	1	1	0	0	1	1											
Brad Wilkerson, L OBP: 0.316, SLG: 0.524										4	3	3	6	0	1	0											
Desi Relaford, S OBP: 0.375, SLG: 0.286										4	1	2	0	0	1	0											
30 Travis Metcalf, R OBP: 0.250, SLG: 0.318										3	0	0	0	0	2	1											
Inning Stats	R: 0 E: 0 K: 3 S: 11	H: 1 LOB: 2 BB: 1 P: 18	R: 0 E: 0 K: 3 S: 11	H: 0 LOB: 0 BB: 0 P: 14	R: 0 E: 1 K: 2 S: 16	H: 0 LOB: 1 BB: 0 P: 23	R: 3 E: 0 K: 2 S: 16	H: 3 LOB: 2 BB: 1 P: 30	R: 0 E: 0 K: 1 S: 12	H: 1 LOB: 1 BB: 0 P: 18	R: 2 E: 2 K: 2 S: 13	H: 2 LOB: 1 BB: 0 P: 23	R: 3 E: 0 K: 1 S: 18	H: 3 LOB: 0 BB: 0 P: 24	R: 0 E: 0 K: 0 S: 6	H: 0 LOB: 0 BB: 0 P: 9	1B: 5 2B: 1 3B: 1 HR: 3	SF: 1 SAC: 2 DP: 0 HBP: 0	WP: 1 PB: 0 SB: 0 CS: 0	PA: 39							
PITCHER	IP	WLS	BF	H	R	ER	SO	BB	IBB	HBP	BLK	WP	HR	S	P	ERA	WHIP										
54 Ervin Santana, R ERA: 5.35	5.1	L	27	7	5	4	11	2	0	0	0	0	0	5	10	0.00	0.000										
Darren Oliver, L ERA: 6.17	0.1		2	0	0	0	1	0	0	0	0	0	0	5	10	0.00	0.000										
49 Chris Bootcheck, R ERA: 4.58	1.1		7	3	3	3	2	0	0	0	0	0	1	21	29	20.25	2.250										
34 Chris Resop, R ERA:	1.0		3	0	0	0	0	0	0	0	0	0	0	6	9	0.00	0.000										

Los Angeles Angels @ Texas Rangers
Rangers Ballpark in Arlington, Arlington, TX
Tue Jul 03 2007, 8:35 PM EDT
Att: 24,871 - Cloudy - 78 F

AB	34
R	8
H	10
RBI	7
BB	2
SO	14
LOB	14



Batter	1	2	3	4	5	6	7	8	9	AB	R	H	RBI	BB	SO	LOB	TOP										
77 Reggie Williams, S OBP: 0.420, SLG: 0.386	4-1 FC4-6 BB		3-2 G4-3		1-2 G1-3			1-3 K		3	0	0	0	1	1	0											
9 Chone Figgins, S OBP: 0.370, SLG: 0.412	0-1 FC4-6			0-1 1B		3-2 1B		0-1 G4-3		4	1	2	0	0	0	1											
Orlando Cabrera, R OBP: 0.370, SLG: 0.449	2-1 P5			1-0 1B		2-2 L1-3		0-0 G5-3		4	1	1	0	0	0	2											
27 Vladimir Guerrero, R OBP: 0.422, SLG: 0.561	0-3 K			1-0 1B		0-0 G4-3		2-0 F9		4	0	1	1	0	1	1											
24 Gary Matthews, S OBP: 0.339, SLG: 0.436		4-2 G4-6-3 BB		3-0 1B		1-3 K				2	0	1	0	1	1	0											
Casey Kotchman, L OBP: 0.375, SLG: 0.511	2-3 K			1-2 G4-6-3		1-2 G3-1				3	0	0	0	0	1	3											
Garret Anderson, L OBP: 0.261, SLG: 0.407	0-1 G4-6-3			0-1 G1-3		1-3 K				3	0	0	0	0	1	2											
47 Howie Kendrick, R OBP: 0.322, SLG: 0.426			1-0 G6-3		0-1 G6-3			1-3 K		3	0	0	0	0	1	0											
5 Jeff Mathis, R (1, 2)			1-2 F8		1-0 G5-3			2-3 K		2	0	0	0	0	0	0											
6 Maicer Izturis, S OBP: 0.292, SLG: 0.313										1	0	0	0	0	1	0											
José Molina, R OBP: 0.245, SLG: 0.280										0	0	0	0	0	0	0											
Inning Stats	R: 0 E: 0 K: 1 S: 8	H: 0 LOB: 1 BB: 1 P: 14	R: 0 E: 0 K: 1 S: 8	H: 0 LOB: 0 BB: 1 P: 14	R: 0 E: 0 K: 0 S: 8	H: 0 LOB: 0 BB: 0 P: 13	R: 2 E: 0 K: 0 S: 10	H: 4 LOB: 1 BB: 0 P: 14	R: 0 E: 0 K: 0 S: 6	H: 1 LOB: 0 BB: 0 P: 13	R: 0 E: 0 K: 2 S: 11	H: 0 LOB: 0 BB: 0 P: 14	R: 0 E: 0 K: 3 S: 11	H: 0 LOB: 0 BB: 0 P: 15	R: 0 E: 0 K: 0 S: 4	H: 0 LOB: 0 BB: 0 P: 6	1B: 5 2B: 1 3B: 0 HR: 0	SF: 0 SAC: 0 DP: 3 HBP: 0	WP: 0 PB: 0 SB: 0 CS: 0	PA: 31							
PITCHER	IP	WLS	BF	H	R	ER	SO	BB	IBB	HBP	BLK	WP	HR	S	P	ERA	WHIP										
Jamey Wright, R ERA: 5.55	6.0	W	22	5	2	2	2	2	0	0	0	0	0	48	76	3.00	1.167										
36 C.J. Wilson, L ERA: 2.51	1.0	H	3	0	0	0	2	0	0	0	0	0	0	11	14	0.00	0.000										
53 Joaquin Benoit, R ERA: 3.27	1.0	H	3	0	0	0	3	0	0	0	0	0	0	11	15	0.00	0.000										
Eric Gagne, R ERA: 1.07	1.0	S	3	0	0	0	0	0	0	0	0	0	0	4	6	0.00	0.000										

Los Angeles Angels @ Texas Rangers
Rangers Ballpark in Arlington, Arlington, TX

Wed Jul 04 2007, 8:35 PM EDT
Att: 46,105 - Cloudy - 81 F

AB 29
R 2
H 5
RBI 1
BB 2
SO 7
LOB 9



Batter	1	2	3	4	5	6	7	8	9	AB	R	H	RBI	BB	SO	LOB	BOTTOM										
Kenny Lofton, L OBP: 0.378, SLG: 0.416	1-0 P5		1-2 P3		0-2 G4-3		1-0 SH5-3 1B	2-1 G4-3		5	0	1	0	0	0	2											
Desi Relaford, S OBP: 0.375, SLG: 0.286										0	0	0	0	0	0	0											
3 Jerry Hairston, R OBP: 0.303, SLG: 0.379	2-3 K		0-1 P6		1-2 F9		0-0 SH5-3			3	0	0	0	0	1	0											
10 Michael Young, R OBP: 0.344, SLG: 0.396	4-1 BB		0-0 1B		0-1 G5-3		1-0 F8			3	0	1	0	1	0	1											
Sammy Sosa, R OBP: 0.303, SLG: 0.465	3-2 P4		3-2 G6-3			1-1 1B	2-3 K			4	1	1	0	0	1	3											
Frank Catalanotto, L OBP: 0.306, SLG: 0.405		2-2 F7		1-2 F8 15 SF8 1B		3-2 1B	0-2 22 1B 15 SF7 1B			4	2	3	0	0	0	0											
22 Marlon Byrd, R OBP: 0.428, SLG: 0.556		3-2 2B		4-2 BB		1-2 1B	3-2 1B			3	1	3	1	1	0	0											
Brad Wilkerson, L OBP: 0.314, SLG: 0.524	1-1 2B			2-0 F8		3-H K	1-2 K			4	0	1	1	0	2	6											
15 Gerald Laird, R OBP: 0.286, SLG: 0.343	2-3 K			0-1 SF8		2-2 F4	1-0 SF7			2	0	0	2	0	1	3											
Ramón Vázquez, L OBP: 0.315, SLG: 0.393		3-2 F8		3-H G4-3		3-2 G4-3	0-0 1B			4	0	1	0	0	0	4											
Inning Stats	R: 0 E: 0 K: 1 S: 8	H: 2 LOB: 1 BB: 0 P: 18	R: 1 E: 0 K: 1 S: 17	H: 2 LOB: 1 BB: 0 P: 28	R: 0 E: 0 K: 0 S: 11	H: 1 LOB: 0 BB: 0 P: 15	R: 1 E: 0 K: 0 S: 13	H: 1 LOB: 1 BB: 1 P: 21	R: 0 E: 0 K: 0 S: 8	H: 0 LOB: 0 BB: 0 P: 9	R: 1 E: 0 K: 1 S: 19	H: 3 LOB: 2 BB: 0 P: 30	R: 0 E: 0 K: 1 S: 8	H: 1 LOB: 0 BB: 0 P: 12	R: 1 E: 0 K: 1 S: 13	H: 3 LOB: 2 BB: 0 P: 20	1B: 9 2B: 2 3B: 0 HR: 0	SF: 2 SAC: 1 DP: 0 HBP: 0	WP: 0 PB: 0 SB: 0 CS: 0	PA: 37							
PITCHER	IP	WLS	BF	H	R	ER	SO	BB	IBB	HBP	BLK	WP	HR	S	P	ERA	WHIP										
36 Jared Weaver, R ERA: 3.67	5.0	L	24	7	3	3	2	2	0	0	0	0	0	66	105	5.40	1.800										
Darren Oliver, L ERA: 5.92	1.0		4	1	0	0	1	0	0	0	0	0	0	11	18	0.00	1.000										
34 Chris Resop, R ERA: 3.0	2.0		9	3	1	1	2	0	0	0	0	0	0	20	30	4.50	1.500										

Los Angeles Angels @ Texas Rangers
Rangers Ballpark in Arlington, Arlington, TX

Wed Jul 04 2007, 8:35 PM EDT
Att: 46,105 - Cloudy - 81 F

AB 32
R 4
H 11
RBI 4
BB 2
SO 5
LOB 19



Batter	1	2	3	4	5	6	7	8	9	AB	R	H	RBI	BB	SO	LOB	TOP					
77 Reggie Willits, S OBP: 0.416, SLG: 0.384										4	0	1	1	0	1	0						
9 Chone Figgins, S OBP: 0.366, SLG: 0.404										4	0	0	0	1	0	2						
Orlando Cabrera, R OBP: 0.369, SLG: 0.445										3	1	0	0	1	2	2						
27 Vladimir Guerrero, R OBP: 0.423, SLG: 0.560										4	0	2	1	0	0	0						
24 Gary Matthews, S OBP: 0.344, SLG: 0.442										3	0	2	0	1	0	1						
Casey Kotchman, L OBP: 0.373, SLG: 0.504										3	1	0	0	1	1	4						
Garret Anderson, L OBP: 0.268, SLG: 0.410										4	2	2	0	0	0	1						
6 Maicer Izturis, S OBP: 0.300, SLG: 0.350										4	1	2	2	0	0	0						
José Molina, R OBP: 0.245, SLG: 0.279										4	0	1	1	0	2	1						
Inning Stats	R: 1 E: 0 K: 2 S: 14	H: 2 LOB: 2 BB: 1 P: 24	R: 0 E: 0 K: 1 S: 12	H: 0 LOB: 0 BB: 0 P: 17	R: 0 E: 0 K: 1 S: 11	H: 0 LOB: 0 BB: 0 P: 17	R: 0 E: 0 K: 0 S: 10	H: 1 LOB: 0 BB: 0 P: 14	R: 2 E: 0 K: 1 S: 13	H: 3 LOB: 1 BB: 0 P: 17	R: 2 E: 0 K: 1 S: 11	H: 2 LOB: 1 BB: 2 P: 24	R: 0 E: 0 K: 1 S: 11	H: 0 LOB: 1 BB: 1 P: 19	R: 0 E: 0 K: 0 S: 6	H: 1 LOB: 1 BB: 0 P: 9	R: 0 E: 0 K: 0 S: 8	H: 1 LOB: 1 BB: 0 P: 13	1B: 7 2B: 3 3B: 1 HR: 0	SF: 1 SAC: 0 DP: 2 HBP: 0	WP: 1 PB: 0 SB: 1 CS: 2	PA: 38
PITCHER	IP: 5.1 WLS: L BF: 24	H: 6 R: 5 ER: 5 SO: 4	BB: 3 IBB: 0 HBP: 0 BLK: 0	WP: 1 HR: 0 S: 63 P: 102	ERA: 8.44 WHIP: 1.688	IP: 6.1 WLS: L BF: 14	H: 4 R: 0 ER: 0 SO: 2	BB: 1 IBB: 0 HBP: 0 BLK: 0	WP: 0 HR: 0 S: 33 P: 52	ERA: 0.00 WHIP: 1.364	PITCHER	IP: 5.1 WLS: L BF: 14	H: 4 R: 0 ER: 0 SO: 2	BB: 1 IBB: 0 HBP: 0 BLK: 0	WP: 0 HR: 0 S: 33 P: 52	ERA: 0.00 WHIP: 1.364						

Los Angeles Angels @ Texas Rangers
Rangers Ballpark in Arlington, Arlington, TX
Thu Jul 05 2007, 8:35 PM EDT
Att: 22,062 - Cloudy - 77 F

livebaseballscorecards.com

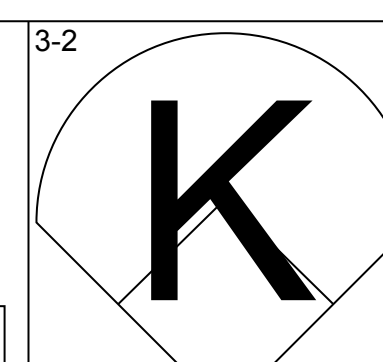
AB 33
R 5
H 10
RBI 5
BB 4
SO 6
LOB 11

Batter	1	2	3	4	5	6	7	8	9	AB	R	H	RBI	BB	SO	LOB	BOTTOM					
3 Jerry Hairston, R OBP: 0.301, SLG: 0.384										4	1	1	0	0	0	1						
Ramón Vázquez, L OBP: 0.316, SLG: 0.408										3	0	1	0	0	1	1						
10 Michael Young, R OBP: 0.343, SLG: 0.394										4	0	1	1	0	1	1						
Sammy Sosa, R OBP: 0.299, SLG: 0.459										4	0	0	0	0	0	1						
Frank Catalanotto, L OBP: 0.283, SLG: 0.401										4	1	1	0	0	0	0						
22 Marlon Byrd, R OBP: 0.443, SLG: 0.560										1	0	1	1	3	0	0						
Brad Wilkerson, L OBP: 0.308, SLG: 0.511										4	0	0	0	0	4	4						
15 Gerald Laird, R OBP: 0.287, SLG: 0.343										3	0	1	0	0	2	1						
Desi Relaford, S OBP: 0.273, SLG: 0.200										3	0	0	0	0	2	1						
Inning Stats	R: 1 E: 0 K: 0 S: 5	H: 2 LOB: 0 BB: 0 P: 9	R: 0 E: 0 K: 2 S: 11	H: 0 LOB: 1 BB: 1 P: 22	R: 0 E: 0 K: 1 S: 7	H: 0 LOB: 0 BB: 0 P: 9	R: 0 E: 0 K: 1 S: 8	H: 0 LOB: 0 BB: 0 P: 8	R: 0 E: 0 K: 1 S: 10	H: 1 LOB: 1 BB: 0 P: 17	R: 0 E: 0 K: 1 S: 12	H: 0 LOB: 1 BB: 0 P: 17	R: 0 E: 0 K: 1 S: 10	H: 0 LOB: 1 BB: 1 P: 20	R: 0 E: 0 K: 1 S: 11	H: 1 LOB: 1 BB: 0 P: 15	R: 0 E: 0 K: 1 S: 16	H: 2 LOB: 1 BB: 0 P: 22	1B: 4 2B: 1 3B: 1 HR: 0	SF: 0 SAC: 1 DP: 1 HBP: 0	WP: 0 PB: 0 SB: 0 CS: 1	PA: 34
PITCHER	IP: 7.0 WLS: W BF: 25	H: 3 R: 1 ER: 1 SO: 8	BB: 3 IBB: 0 HBP: 0 BLK: 0	WP: 0 HR: 0 S: 63 P: 104	ERA: 0.857 WHIP: 1.000	IP: 8.1 WLS: L BF: 4	H: 1 R: 0 ER: 0 SO: 1	BB: 0 IBB: 0 HBP: 0 BLK: 0	WP: 0 HR: 0 S: 11 P: 15	ERA: 0.00 WHIP: 1.000	IP: 9.1 WLS: L BF: 5	H: 2 R: 1 ER: 1 SO: 1	BB: 1 IBB: 0 HBP: 1 BLK: 1	WP: 0 HR: 0 S: 16 P: 22	ERA: 2.000 WHIP: 2.000							

Los Angeles Angels @ Texas Rangers
Rangers Ballpark in Arlington, Arlington, TX
Thu Jul 05 2007, 8:35 PM EDT
Att: 22,062 - Cloudy - 77 F

livebaseballscorecards.com

AB 30
R 2
H 6
RBI 2
BB 3
SO 10
LOB 10

Batter	1	2	3	4	5	6	7	8	9	AB	R	H	RBI	BB	SO	LOB	TOP										
77 Reggie Willits, S OBP: 0.408, SLG: 0.375			G5-3			K	K	K		5	0	0	0	0	3	5	Los Angeles Angels @ New York Yankees Yankee Stadium, Bronx, NY Fri Jul 06 2007, 7:05 PM EDT Att: 52,059 - Cloudy - 82 F										
9 Chone Figgins, S OBP: 0.397, SLG: 0.404	F9		K			1B	1B	G5-3		5	1	2	3	0	2	2											
Orlando Cabrera, R OBP: 0.372, SLG: 0.453	K		2B			1B	S		K	6	0	3	3	0	1	1											
27 Vladimir Guerrero, R OBP: 0.417, SLG: 0.551		G5-3	K2-3			L4			F8	5	0	0	0	0	1	3											
39 Robb Quinlan, R OBP: 0.333, SLG: 0.434	1B								P4	3	1	2	0	0	0	0											
24 Gary Matthews, S OBP: 0.343, SLG: 0.443	G5-4-3									4	1	1	1	0	1	3											
Garret Anderson, L OBP: 0.274, SLG: 0.413										4	2	2	0	0	1	2											
6 Maicer Izturis, S OBP: 0.316, SLG: 0.353										2	3	1	0	2	0	0											
José Molina, R OBP: 0.250, SLG: 0.292										2	1	1	1	0	0	1											
Casey Kotchman, L OBP: 0.372, SLG: 0.502										1	0	0	0	0	1	0											
5 Jeff Mathis, R										0	0	0	0	0	0	0											
Inning Stats	R: 0 E: 0 K: 2 S: 8	H: 0 LOB: 0 BB: 0 P: 13	R: 0 E: 0 K: 0 S: 6	H: 1 LOB: 0 BB: 0 P: 10	R: 3 E: 0 K: 2 S: 18	H: 4 LOB: 1 BB: 0 P: 25	R: 0 E: 0 K: 0 S: 9	H: 0 LOB: 0 BB: 0 P: 14	R: 2 E: 0 K: 1 S: 11	H: 2 LOB: 1 BB: 1 P: 17	R: 0 E: 0 K: 2 S: 10	H: 1 LOB: 2 BB: 0 P: 16	R: 0 E: 0 K: 1 S: 9	H: 0 LOB: 0 BB: 0 P: 11	R: 0 E: 0 K: 1 S: 8	H: 0 LOB: 0 BB: 0 P: 10	1B: 8 2B: 4 3B: 0 HR: 0	SF: 0 SAC: 1 DP: 1 HBP: 1	WP: 1 PB: 0 SB: 1 CS: 0	PA: 41							
PITCHER	IP	WLS	BF	H	R	ER	SO	BB	IBB	HBP	BLK	WP	HR	S	P	ERA	WHIP										
46 Andy Pettitte, L ERA: 4.25	5.0		25	10	8	8	5	1	0	0	0	0	0	57	88	14.40	2.200										
31 Edwar Ramirez, R ERA: 3.86	1.1	W	8	2	1	1	1	1	0	1	0	0	0	15	23	6.75	2.250										
Scott Proctor, R ERA: 3.66	1.2	H	5	0	0	0	3	0	0	0	0	1	0	16	21	0.00	0.000										
47 Ron Villone, L ERA: 3.44	1.0		3	0	0	0	1	0	0	0	0	0	0	8	10	0.00	0.000										

AB	37
R	9
H	12
RBI	8
BB	2
SO	10
LOB	17



Batter	1	2	3	4	5	6	7	8	9	AB	R	H	RBI	BB	SO	LOB	BOTTOM										
18 Johnny Damon, L OBP: 0.341, SLG: 0.355	F8									4	2	2	1	1	0	2	Los Angeles Angels @ New York Yankees Yankee Stadium, Bronx, NY Fri Jul 06 2007, 7:05 PM EDT Att: 52,059 - Cloudy - 82 F										
28 Melky Cabrera, S OBP: 0.336, SLG: 0.392	G5-3									5	3	3	1	0	0	0											
2 Derek Jeter, R OBP: 0.414, SLG: 0.472	K									5	1	2	1	0	2	1											
13 Alex Rodriguez, R OBP: 0.415, SLG: 0.666										4	3	3	2	1	0	0											
55 Hideki Matsui, L OBP: 0.352, SLG: 0.451										3	2	1	1	2	0	2											
20 Jorge Posada, S OBP: 0.398, SLG: 0.507										5	2	3	3	0	0	3											
Bobby Abreu, L OBP: 0.351, SLG: 0.368										3	0	1	1	0	1	3											
24 Robinson Canó, L OBP: 0.317, SLG: 0.420										4	1	3	1	0	0	1											
Miguel Cairo, R OBP: 0.297, SLG: 0.301										3	0	1	2	0	1	3											
Inning Stats	R: 0 E: 0 K: 1 S: 11	H: 0 LOB: 0 BB: 0 P: 16	R: 2 E: 0 K: 1 S: 19	H: 3 LOB: 2 BB: 1 P: 33	R: 6 E: 0 K: 1 S: 14	H: 6 LOB: 1 BB: 1 P: 24	R: 0 E: 0 K: 0 S: 8	H: 0 LOB: 0 BB: 0 P: 10	R: 0 E: 0 K: 1 S: 7	H: 3 LOB: 0 BB: 1 P: 10	R: 3 E: 1 K: 1 S: 15	H: 3 LOB: 0 BB: 1 P: 22	R: 0 E: 0 K: 0 S: 7	H: 1 LOB: 0 BB: 0 P: 9	R: 2 E: 0 K: 0 S: 14	H: 3 LOB: 1 BB: 1 P: 26		1B: 16 2B: 2 3B: 0 HR: 1	SF: 1 SAC: 1 DP: 3 HBP: 0	WP: 0 PB: 0 SB: 3 CS: 0	PA: 42						
PITCHER	IP	WLS	BF	H	R	ER	SO	BB	IBB	HBP	BLK	WP	HR	S	P	ERA	WHIP										
40 Bartolo Colon, R ERA: 6.44	2.0		15	7	7	7	2	2	0	0	0	0	0	22	31	6.75	1.500										
Darren Oliver, L ERA: 6.0	2.2	L	11	4	2	2	1	0	0	0	0	0	1	14	21	40.50	7.500										
49 Chris Bootcheck, R ERA: 5.21	0.2		6	4	3	3	1	1	0	0	0	0	0	20	34	9.00	2.500										
58 Dustin Moseley, R ERA: 2.86	2.0		9	4	2	2	0	1	0	0	0	0	0	3	3	0.00	0.000										
34 Chris Resop, R ERA: 2.45	0.2		1	0	0	0	0	0	0	0	0	0	0	3	3	0.00	0.000										

AB	36
R	14
H	19
RBI	13
BB	4
SO	4
LOB	15




Batter	1	2	3	4	5	6	7	8	9	10	11	12	13	AB	R	H	RBI	BB	SO	LOB	TOP	
77 Reggie Williams, S OBP: 0.407, SLG: 0.371 (1, 7)	L8		G4-3			CS BB			B1-3		E 1B		B2-3	5	0	1	0	1	0	1		
9 Chone Figgins, S OBP: 0.358, SLG: 0.354 (1, 5)	L7		G1-3			F7			G4-3		L7		F7	6	0	0	0	0	0	3		
Orlando Cabrera, R OBP: 0.385, SLG: 0.448 (1, 6)	K		F7			CS	P3		1B		P6		G6-3	6	0	1	0	0	1	2		
27 Vladimir Guerrero, R OBP: 0.416, SLG: 0.549 (1, 9)			E7 1B			F7 1B			L8		F7			5	0	2	0	0	0	1		
24 Gary Matthews, S OBP: 0.338, SLG: 0.435 (1, 8)	G6-4-3		G3-1			G3					E3 SH1-3		K	5	0	0	0	0	1	2		
Casey Kotchman, L OBP: 0.370, SLG: 0.496 (1, 3)			G3			G6-3			K		SH1-3			4	0	1	0	0	1	0		
Nathan Haynes, L (12, PR) OBP: 0.292, SLG: 0.348													1B	0	0	0	0	0	0	0		
22 Kendrys Morales, S (12, 3) OBP: 0.333, SLG: 0.538														0	0	0	0	0	0	0		
Garret Anderson, L (1, 10) OBP: 0.278, SLG: 0.419						G4-3			G4-3		P4		G1-4-3	5	1	2	0	0	0	2		
47 Howie Kendrick, R OBP: 0.324, SLG: 0.431 (1, 4)						G1-4-3 1B					G4-3			5	1	2	0	0	0	3		
5 Jeff Mathis, R (1, 2)																						
6 Maicer Izturis, S (11, PH) OBP: 0.313, SLG: 0.350																						
José Molina, R (11, 2) OBP: 0.248, SLG: 0.290						K			FC6-4 1B				E3 2B	3	0	0	1	0	1	1		
Inning Stats	R: 0 E: 0 K: 1 S: 9	H: 0 LOB: 0 BB: 0 P: 15	R: 0 E: 0 K: 0 S: 4	H: 1 LOB: 0 BB: 0 P: 6	R: 1 E: 0 K: 0 S: 7	H: 1 LOB: 0 BB: 0 P: 12	R: 0 E: 1 K: 0 S: 7	H: 1 LOB: 1 BB: 0 P: 9	R: 0 E: 0 K: 1 S: 8	H: 0 LOB: 0 BB: 1 P: 16	R: 0 E: 0 K: 1 S: 6	H: 1 LOB: 1 BB: 0 P: 11	R: 0 E: 1 K: 0 S: 7	H: 1 LOB: 1 BB: 0 P: 8	R: 0 E: 0 K: 1 S: 8	H: 1 LOB: 1 BB: 0 P: 9	R: 0 E: 1 K: 0 S: 15	H: 1 LOB: 1 BB: 0 P: 18	1B: 7 2B: 2 3B: 0 HR: 0	SF: 0 SAC: 1 DP: 2 HBP: 0	WIP: 0 PB: 0 SB: 0 CS: 1	PA: 49
PITCHER	IP	WLS	BF	H	R	ER	SO	BB	IBB	HBP	BLK	WP	HR	S	P	ERA	WHIP					
22 Roger Clemens, R (1, 1) ERA: 3.63	8.0		27	5	1	1	3	1	0	0	0	0	0	0	58	98	1.12	0.750				
42 Mariano Rivera, R (9, 1) ERA: 3.79	2.0		8	1	0	0	0	0	0	0	0	0	0	11	14	0.00	0.500					
Kyle Farnsworth, R (11, 1) ERA: 4.46	1.0		4	1	0	0	0	0	0	0	0	0	0	7	8	0.00	1.000					
Luis Vizcaino, R (12, 1) ERA: 5.02	2.0	L	9	2	1	0	1	0	0	0	0	0	0	23	27	0.00	1.000					

Los Angeles Angels @ New York Yankees
Yankee Stadium, Bronx, NY

Sat Jul 07 2007, 3:55 PM EDT
Att. 54,497 - Cloudy - 85 F

AB 46
R 2
H 9
RBI 1
BB 1
SO 4
LOB 15




Batter	1	2	3	4	5	6	7	8	9	10	11	12	13	AB	R	H	RBI	BB	SO	LOB	BOTTOM	
18 Johnny Damon, L (1, 10) OBP: 0.338, SLG: 0.345	F8		G5-3			G1-3			G3		P4			5	0	0	0	1	0	2		
28 Melky Cabrera, S (1, 8) OBP: 0.332, SLG: 0.387	K2-3		K			K2-3			K				K	6	0	1	0	0	5	2		
2 Derek Jeter, R (1, 6) OBP: 0.410, SLG: 0.465	HBP		K			G1-3			B1-3		G4-6-3 1B		FC6	5	0	0	0	0	1	3		
13 Alex Rodriguez, R (1, 5) OBP: 0.412, SLG: 0.657	K		K			F8			55 FC4-6 BB				K2-3	4	0	0	0	1	3	1		
55 Hideki Matsui, L (1, 7) OBP: 0.353, SLG: 0.452						G4-3			FC4-6 1B				20 S BB	4	1	1	0	1	0	1		
20 Jorge Posada, S (1, 2) OBP: 0.398, SLG: 0.509									F9				K	5	0	2	0	0	2	3		
Bobby Abreu, L (1, 9) OBP: 0.349, SLG: 0.369														5	0	1	1	0	2	3		
24 Robinson Cano, L (1, 4) OBP: 0.312, SLG: 0.414													G4-3	5	0	0	0	0	1	3		
Miguel Cairo, R (1, 3) OBP: 0.302, SLG: 0.306						G4-3			PO					5	0	2	0	0	0	0		
Inning Stats	R: 0 E: 0 K: 2 S: 12	H: 0 LOB: 1 BB: 0 P: 15	R: 1 E: 0 K: 1 S: 12	H: 3 LOB: 2 BB: 0 P: 19	R: 0 E: 0 K: 3 S: 13	H: 0 LOB: 0 BB: 0 P: 16	R: 0 E: 0 K: 0 S: 5	H: 0 LOB: 0 BB: 0 P: 8	R: 0 E: 0 K: 2 S: 8	H: 1 LOB: 0 BB: 1 P: 10	R: 0 E: 0 K: 1 S: 11	H: 0 LOB: 0 BB: 0 P: 15	R: 0 E: 0 K: 0 S: 6	H: 0 LOB: 0 BB: 0 P: 11	R: 0 E: 0 K: 0 S: 9	H: 0 LOB: 0 BB: 0 P: 13	R: 0 E: 0 K: 2 S: 11	H: 0 LOB: 1 BB: 1 P: 22	1B: 4 2B: 3 3B: 0 HR: 0	SF: 0 SAC: 0 DP: 1 HBP: 1	WIP: 0 PB: 1 SB: 3 CS: 0	PA: 49
PITCHER	IP	WLS	BF	H	R	ER	SO	BB	IBB	HBP	BLK	WP	HR	S	P	ERA	WHIP					
41 John Lackey, R (1, 1) ERA: 2.91	8.0		29	5	1	1	11	0	0	1	0	0	0	77	107	1.12	0.625					
62 Scott Shields, R (9, 1) ERA: 1.7	3.0		10	1	0	0	0	1	0	0	0	0	0	22	34	0.00	0.667					
Francisco Rodriguez, R (12, 1) ERA: 2.33	2.0	W	9	1	0	0	3	2	0	0	0	0	0	21	38	0.00	1.500					

Los Angeles Angels @ New York Yankees
Yankee Stadium, Bronx, NY

Sat Jul 07 2007, 3:55 PM EDT
Att. 54,497 - Cloudy - 85 F

AB 44
R 1
H 7
RBI 1
BB 3
SO 14
LOB 18



Batter	1	2	3	4	5	6	7	8	9	AB	R	H	RBI	BB	SO	LOB	TOP					
Kenny Lofton, L OBP: 0.387, SLG: 0.436	F9		F8					G6-3		4	0	2	0	0	0	0						
10 Michael Young, R OBP: 0.337, SLG: 0.384	G6-3		P4					G6-3		4	0	0	0	0	0	3						
Mark Teixeira, S OBP: 0.406, SLG: 0.556	K									3	0	1	0	1	1	0						
Sammy Sosa, R OBP: 0.292, SLG: 0.445		K								4	0	0	0	0	1	3						
22 Marlon Byrd, R OBP: 0.427, SLG: 0.524		K								4	0	0	0	0	2	1						
Frank Catalanotto, L OBP: 0.314, SLG: 0.415										3	0	1	0	1	0	1						
15 Gerald Laird, R OBP: 0.286, SLG: 0.341										4	1	1	0	0	1	2						
3 Jerry Hairston, R OBP: 0.280, SLG: 0.345										2	0	0	0	0	1	2						
Brad Wilkerson, L OBP: 0.305, SLG: 0.508										1	0	0	0	0	1	1						
Desi Relaford, S OBP: 0.294, SLG: 0.200										0	0	0	0	0	0	0						
Ramón Vázquez, L OBP: 0.306, SLG: 0.388										3	0	1	1	0	1	0						
Inning Stats	R: 0 E: 0 K: 1 S: 8	H: 0 LOB: 0 BB: 0 P: 15	R: 0 E: 1 K: 3 S: 16	H: 1 LOB: 2 BB: 0 P: 24	R: 0 E: 0 K: 0 S: 5	H: 0 LOB: 0 BB: 0 P: 8	R: 0 E: 0 K: 0 S: 8	H: 1 LOB: 1 BB: 0 P: 13	R: 0 E: 0 K: 0 S: 7	H: 3 LOB: 1 BB: 0 P: 13	R: 0 E: 0 K: 0 S: 8	H: 0 LOB: 0 BB: 0 P: 12	R: 0 E: 0 K: 1 S: 5	H: 0 LOB: 0 BB: 0 P: 6	R: 0 E: 0 K: 1 S: 8	H: 1 LOB: 2 BB: 1 P: 19	R: 0 E: 0 K: 2 S: 11	H: 0 LOB: 1 BB: 1 P: 20	1B: 2 2B: 5 3B: 0 HR: 0	SF: 0 SAC: 1 DP: 1 HBP: 0	WP: 0 PB: 0 SB: 0 CS: 0	PA: 35
PITCHER	IP	WLS	BF	H	R	ER	SO	BB	IBB	HBP	BLK	WP	HR	S	P	ERA	WHIP					
45 Kelvim Escobar, R ERA: 3.04	8.0		31	6	1	1	6	0	1	0	0	0	0	65	110	1.12	0.750					
Francisco Rodríguez, R ERA: 2.27	1.0	W	4	0	0	0	2	1	0	0	0	0	0	11	20	0.00	1.000					

Texas Rangers @ Los Angeles Angels
Angel Stadium of Anaheim, Anaheim, CA

livebaseballscorecards.com



AB 32
R 1
H 6
RBI 1
BB 2
SO 8
LOB 13

Texas Rangers @ Los Angeles Angels
Angel Stadium of Anaheim, Anaheim, CA

livebaseballscorecards.com



AB 30
R 2
H 7
RBI 2
BB 4
SO 7
LOB 15

Batter	1	2	3	4	5	6	7	8	9	AB	R	H	RBI	BB	SO	LOB	BOTTOM					
77 Reggie Willits, S OBP: 0.409, SLG: 0.372	G4-3		K					K		3	0	1	0	1	2	0						
9 Chone Figgins, S OBP: 0.347, SLG: 0.381	K							G6-3		4	0	0	0	0	2	2						
Orlando Cabrera, R OBP: 0.367, SLG: 0.444	G4-3							G6-3		3	1	1	0	1	0	1						
27 Vladimir Guerrero, R OBP: 0.417, SLG: 0.549	G6-3							G4-3		4	0	2	0	0	0	2						
24 Gary Matthews, S OBP: 0.346, SLG: 0.441	G6-3							G4-3		3	1	2	1	1	0	0						
Garret Anderson, L OBP: 0.285, SLG: 0.416	G4-6-3							G4-3		3	0	0	0	1	1	5						
Casey Kotchman, L OBP: 0.363, SLG: 0.486	G4-6-3							G4-3		4	0	1	1	0	0	5						
6 Maicer Izturis, S OBP: 0.306, SLG: 0.339										3	0	0	0	0	2	0						
José Molina, R OBP: 0.235, SLG: 0.274										3	0	0	0	0	0	0						
Inning Stats	R: 0 E: 0 K: 1 S: 8	H: 0 LOB: 1 BB: 1 P: 15	R: 0 E: 0 K: 0 S: 4	H: 0 LOB: 0 BB: 1 P: 12	R: 0 E: 0 K: 2 S: 10	H: 0 LOB: 0 BB: 0 P: 17	R: 1 E: 0 K: 2 S: 12	H: 3 LOB: 2 BB: 0 P: 14	R: 0 E: 0 K: 0 S: 10	H: 1 LOB: 1 BB: 0 P: 17	R: 0 E: 0 K: 0 S: 6	H: 1 LOB: 2 BB: 1 P: 15	R: 0 E: 0 K: 2 S: 9	H: 0 LOB: 0 BB: 0 P: 11	R: 0 E: 0 K: 0 S: 5	H: 0 LOB: 0 BB: 1 P: 10	R: 1 E: 0 K: 0 S: 8	H: 2 LOB: 1 BB: 0 P: 12	1B: 4 2B: 3 3B: 0 HR: 0	SF: 0 SAC: 0 DP: 2 HBP: 0	WP: 0 PB: 0 SB: 0 CS: 0	PA: 34
PITCHER	IP	WLS	BF	H	R	ER	SO	BB	IBB	HBP	BLK	WP	HR	S	P	ERA	WHIP					
33 Kevin Millwood, R ERA: 5.77	7.0		28	5	1	1	7	3	0	0	0	0	0	59	101	1.29	1.143					
53 Joaquin Benoit, R ERA: 3.29	1.0	L	4	1	1	1	0	1	0	0	0	0	0	8	14	9.00	2.000					
Ron Mahay, L ERA: 2.32	0.1		2	1	0	0	0	0	0	0	0	0	0	5	8	0.00	3.000					

Fri Jul 13 2007, 7:05 PM PDT
Att: 44,100 - Clear - 87 F

Batter	1	2	3	4	5	6	7	8	9	10	11	AB	R	H	RBI	BB	SO	LOB	TOP								
Kenny Lofton, L OBP: 0.391, SLG: 0.443												4	0	1	0	1	0	1									
10 Michael Young, R OBP: 0.331, SLG: 0.376												5	0	0	0	0	2	3									
Mark Teixeira, S OBP: 0.406, SLG: 0.568												4	2	2	2	1	0	1									
22 Marlon Byrd, R OBP: 0.428, SLG: 0.526												5	1	2	1	0	2	1									
Frank Catalanotto, L OBP: 0.304, SLG: 0.365												4	0	0	0	0	1	1									
3 Jerry Hairston, R OBP: 0.273, SLG: 0.336												0	0	0	0	0	0	0									
Adam Melhuse, S OBP: 0.333, SLG: 0.367												5	0	1	0	0	2	0									
15 Gerald Laird, R OBP: 0.289, SLG: 0.339												0	0	0	0	0	0	0									
Brad Wilkerson, L OBP: 0.298, SLG: 0.495												4	0	0	0	0	0	1									
30 Travis Metcalf, R OBP: 0.242, SLG: 0.298												4	0	0	0	0	2	1									
Ramón Vázquez, L OBP: 0.309, SLG: 0.401												4	2	2	0	0	1	0									
Inning Stats	R: 0 E: 0 K: 1 S: 10	H: 1 LOB: 1 BB: 1 P: 17	R: 0 E: 0 K: 0 S: 7	H: 0 LOB: 0 BB: 0 P: 14	R: 1 E: 1 K: 1 S: 11	H: 1 LOB: 1 BB: 1 P: 20	R: 1 E: 1 K: 0 S: 12	H: 2 LOB: 1 BB: 0 P: 14	R: 0 E: 0 K: 2 S: 7	H: 0 LOB: 0 BB: 0 P: 9	R: 0 E: 0 K: 1 S: 8	H: 0 LOB: 0 BB: 0 P: 12	R: 2 E: 0 K: 1 S: 14	H: 3 LOB: 1 BB: 0 P: 23	R: 0 E: 0 K: 1 S: 9	H: 0 LOB: 0 BB: 0 P: 15	R: 0 E: 0 K: 1 S: 9	H: 0 LOB: 0 BB: 0 P: 15	R: 1 E: 0 K: 1 S: 15	H: 1 LOB: 0 BB: 0 P: 21	1B: 4 2B: 3 3B: 0 HR: 1	SF: 0 SAC: 1 DP: 1 HBP: 0	WP: 0 PB: 0 SB: 0 CS: 0	PA: 42			
36 Jared Weaver, R ERA: 3.36	IP: 7.0	WLS: 2	BF: 26	H: 4	R: 2	ER: 0	SO: 6	BB: 2	IBB: 0	HBP: 0	BLK: 0	WP: 0	HR: 0	S: 62	P: 96	ERA: 0.00	WHIP: 0.857										
62 Scot Shields, R ERA: 1.99	IP: 1.0	WLS: 0	BF: 6	H: 3	R: 2	ER: 2	SO: 1	BB: 0	IBB: 0	HBP: 0	BLK: 0	WP: 0	HR: 0	S: 14	P: 23	ERA: 18.00	WHIP: 3.000										
Francisco Rodríguez, R ERA: 2.16	IP: 2.0	WLS: 0	BF: 6	H: 0	R: 0	ER: 0	SO: 2	BB: 0	IBB: 0	HBP: 0	BLK: 0	WP: 0	HR: 0	S: 18	P: 30	ERA: 0.00	WHIP: 0.000										
33 Justin Speier, R ERA: 2.0	IP: 1.0	WLS: 1	BF: 4	H: 1	R: 1	ER: 1	SO: 1	BB: 0	IBB: 0	HBP: 0	BLK: 0	WP: 0	HR: 1	S: 15	P: 21	ERA: 9.00	WHIP: 1.000										

Texas Rangers @ Los Angeles Angels
Angel Stadium of Anaheim, Anaheim, CA

Sun Jul 15 2007, 12:35 PM PDT
Att: 44,068 - Sunny - 83 F

livebaseballscores.com



AB 39
R 5
H 8
RBI 3
BB 2
SO 10
LOB 9

Batter	1	2	3	4	5	6	7	8	9	10	11	AB	R	H	RBI	BB	SO	LOB	BOTTOM							
77 Reggie Willits, S OBP: 0.412, SLG: 0.369												4	2	0	0	1	2	0								
9 Chone Figgins, S OBP: 0.369, SLG: 0.386												4	1	3	2	1	0	0								
Olando Cabrera, R OBP: 0.360, SLG: 0.434												4	0	0	1	0	0	3								
27 Vladimir Guerrero, R OBP: 0.414, SLG: 0.545												5	0	1	1	0	2	1								
24 Gary Matthews, S OBP: 0.347, SLG: 0.440												4	0	0	0	1	0	1								
Garret Anderson, L OBP: 0.288, SLG: 0.423												4	0	2	0	1	1	1								
Casey Kotchman, L OBP: 0.362, SLG: 0.479												4	0	1	0	1	1	1								
3 Brandon Wood, R OBP: 0.071, SLG: 0.071												3	0	0	0	0	0	2								
6 Maicer Izturis, S OBP: 0.307, SLG: 0.339												2	0	0	0	0	0	3								
5 Jeff Mathis, R OBP: 0.100, SLG: 0.100												4	1	1	0	0	0	3								
22 Kendrys Morales, 31, PH OBP: 0.318, SLG: 0.512												1	0	0	0	0	1	0								
Inning Stats	R: 0 E: 0 K: 1 S: 12	H: 1 LOB: 1 BB: 0 P: 19	R: 0 E: 0 K: 1 S: 9	H: 0 LOB: 0 BB: 0 P: 12	R: 1 E: 0 K: 0 S: 12	H: 1 LOB: 1 BB: 1 P: 21	R: 0 E: 0 K: 1 S: 8	H: 1 LOB: 2 BB: 1 P: 17	R: 3 E: 1 K: 1 S: 14	H: 3 LOB: 1 BB: 0 P: 20	R: 0 E: 0 K: 0 S: 6	H: 0 LOB: 0 BB: 0 P: 6	R: 0 E: 0 K: 1 S: 9	H: 0 LOB: 0 BB: 0 P: 16	R: 0 E: 0 K: 0 S: 9	H: 1 LOB: 3 BB: 1 P: 22	R: 0 E: 0 K: 1 S: 9	H: 0 LOB: 0 BB: 0 P: 13	R: 0 E: 0 K: 0 S: 9	H: 1 LOB: 1 BB: 0 P: 15	R: 0 E: 0 K: 1 S: 8	H: 0 LOB: 0 BB: 0 P: 14	1B: 7 2B: 1 3B: 0 HR: 0	SF: 1 SAC: 1 DP: 1 HBP: 0	WP: 1 PB: 0 SB: 0 CS: 0	PA: 46
20 Brandon McCarthy, R ERA: 5.59	IP: 6.0	WLS: 4	BF: 27	H: 6	R: 4	ER: 3	SO: 4	BB: 2	IBB: 0	HBP: 0	BLK: 0	WP: 0	HR: 0	S: 61	P: 95	ERA: 4.50	WHIP: 1.333									
58 Wes Littleton, R ERA: 4.19	IP: 1.1	WLS: 0	BF: 4	H: 0	R: 0	ER: 0	SO: 1	BB: 1	IBB: 0	HBP: 0	BLK: 0	WP: 0	HR: 0	S: 10	P: 17	ERA: 0.00	WHIP: 0.750									
Ron Mahay, L ERA: 2.32	IP: 0.0	WLS: 3	BF: 1	H: 0	R: 0	ER: 0	SO: 2	BB: 0	IBB: 0	HBP: 0	BLK: 0	WP: 0	HR: 0	S: 3	P: 11	ERA: =	WHIP: =									
53 Joaquin Benoit, R ERA: 3.1	IP: 2.1	WLS: 0	BF: 7	H: 0	R: 0	ER: 0	SO: 1	BB: 0	IBB: 0	HBP: 0	BLK: 0	WP: 0	HR: 0	S: 18	P: 30	ERA: 0.00	WHIP: 0.000									
36 C.J. Wilson, L ERA: 2.88	IP: 0.1	WLS: 2	BF: 2	H: 1	R: 0	ER: 0	SO: 0	BB: 0	IBB: 0	HBP: 0	BLK: 0	WP: 0	HR: 0	S: 5	P: 8	ERA: 0.00	WHIP: 3.000									

Texas Rangers @ Los Angeles Angels
Angel Stadium of Anaheim, Anaheim, CA

Sun Jul 15 2007, 12:35 PM PDT
Att: 44,068 - Sunny - 83 F

livebaseballscores.com



AB 39
R 4
H 8
RBI 4
BB 5
SO 7
LOB 15

Batter	1	2	3	4	5	6	7	8	9	AB	R	H	RBI	BB	SO	LOB	TOP				
77 Reggie Willits, S OBP: 0.407, SLG: 0.368	1-2 SH1-3 G4-3 2B		0-0 B3			2-2 1B		1-2 G4-3		4	1	2	0	0	0	0					
9 Chone Figgins, S OBP: 0.366, SLG: 0.395	2-1 SH1-3			1-3 K		2-3 K		0-1 39 1B 24 1B G5-3	1B	3	1	1	0	0	2	1					
Orlando Cabrera, R OBP: 0.353, SLG: 0.424	0-0 G4-3			1-0 P4		1-1 P4		0-3 K		4	0	0	1	0	1	2					
27 Vladimir Guerrero, R OBP: 0.410, SLG: 0.538	1-2 P4			1-2 39 BB 1B		1-0 F9		1-2 24 G5-3 39 1B 1B		4	0	2	0	0	0	1					
39 Robb Quinlan, R OBP: 0.333, SLG: 0.423		1-3 K		1-0 SAFE BB		0-1 F8		1-2 24 G5-3 1B		3	0	1	0	1	1	0					
24 Gary Matthews, S OBP: 0.342, SLG: 0.432		1-3 K		1-3 K		1-0 F7		0-0 G5-3		4	0	0	1	0	2	4					
6 Maicer Izturis, S OBP: 0.299, SLG: 0.336		1-0 F8				0-1 G4-3		2-1 F8		4	0	0	0	0	0	2					
22 Kendrys Morales, S (1, 10)			2-2 P5			2-1 G6-3		0-2 P6		3	0	0	0	0	0	0					
José Molina, R OBP: 0.246, SLG: 0.293			0-2 G5-3			1-3 K		1-0 G6-3		3	0	0	0	0	1	0					
Inning Stats	R: 1 E: 0 K: 0 S: 11	H: 1 LOB: 0 BB: 0 P: 15	R: 0 E: 0 K: 2 S: 7	H: 0 LOB: 0 BB: 0 P: 10	R: 0 E: 0 K: 0 S: 9	H: 0 LOB: 0 BB: 0 P: 11	R: 0 E: 0 K: 2 S: 13	H: 1 LOB: 2 BB: 1 P: 21	R: 0 E: 0 K: 1 S: 7	H: 0 LOB: 0 BB: 0 P: 10	R: 0 E: 0 K: 1 S: 13	H: 1 LOB: 1 BB: 0 P: 19	R: 0 E: 0 K: 0 S: 5	H: 0 LOB: 0 BB: 0 P: 8	R: 0 E: 0 K: 0 S: 9	H: 0 LOB: 0 BB: 0 P: 11	R: 1 E: 0 K: 1 S: 16	H: 3 LOB: 2 BB: 0 P: 19	1B: 5 2B: 1 3B: 0 HR: 0	SF: 0 SAC: 1 DP: 0 HBP: 0	WP: 0 PA: 34
PITCHER	IP	WLS	BF	H	R	ER	SO	BB	IBB	HBP	BLK	WP	HR	S	P	ERA	WHIP				
19 Scott Kazmir, L ERA: 4.02	7.0	W	25	3	1	1	6	1	0	0	0	0	0	65	94	1.29	0.571				
28 Al Reyes, R ERA: 3.97	1.0		3	0	0	0	0	0	0	0	0	0	0	9	11	0.00	0.000				
22 Shawn Camp, R ERA: 5.89	1.0		6	3	1	1	1	0	0	0	0	0	0	16	19	9.00	3.000				

AB 32
R 2
H 6
RBI 2
BB 1
SO 7
LOB 10



WP: 0
PA: 34
SB: 0
CS: 0

Wed Jul 18 2007, 7:10 PM EDT
Att: 13,521 - Dome - 72 F

Los Angeles Angels @ Tampa Bay Devil Rays
Tropicana Field, St. Petersburg, FL

Batter	1	2	3	4	5	6	7	8	9	AB	R	H	RBI	BB	SO	LOB	BOTTOM				
1 Akinori Iwamura, L OBP: 0.368, SLG: 0.413	2-2 G3-6-3 HBP		1-2 L7		1-0 13 2B 2 G5-3 1B	0-1 2 WP 13 FC6-2 23 2B 1B		3-2 13 1B 1B		4	2	3	0	0	0	0					
13 Carl Crawford, L OBP: 0.334, SLG: 0.438	3-1 G3-6-3		1-3 K		0-0 S	0-1 FC6-2 2 WP 23 2B 1B		0-0 1B		5	2	2	0	0	1	3					
2 B.J. Upton, R OBP: 0.421, SLG: 0.549	4-2 BB			4-2 23 BB 1B	3-2 G5-3	4-0 23 2B IBB		1-3 K		2	2	0	1	3	1	3					
23 Carlos Pena, L OBP: 0.403, SLG: 0.625	0-3 K			4-0 1B 1B 1B	1-2 K	3-2 2B		2-3 K		4	0	1	3	1	3	4					
Delmon Young, R OBP: 0.322, SLG: 0.424		0-2 P3		3-1 1B	1-2 1B	0-1 G3		0-1 1B		4	0	2	1	0	0	1					
Brendan Harris, R OBP: 0.365, SLG: 0.455		4-2 FC6-4 BB		1-2 1B	1-2 K		2-3 K			3	0	1	0	1	2	1					
Ty Wigginton, R OBP: 0.327, SLG: 0.458		0-1 FC6-4		1-3 K		0-0 HR		1-2 G1-3		4	1	1	1	0	1	4					
Josh Wilson, R OBP: 0.297, SLG: 0.319		1-2 FC5-4								0	0	0	0	0	0	0					
31 Jonny Gomes, R OBP: 0.337, SLG: 0.507		2-2 FC5-4		3-3 K		0-1 G6-3		2-2 F7		4	0	0	0	0	1	4					
30 Dioner Navarro, S OBP: 0.241, SLG: 0.250			0-3 K		2-0 P6		4-1 1B 13 FC6-2 BB	1-2 G4-3		3	0	0	0	1	1	3					
Inning Stats	R: 0 E: 0 K: 1 S: 9	H: 0 LOB: 1 BB: 1 P: 18	R: 0 E: 0 K: 0 S: 10	H: 0 LOB: 1 BB: 1 P: 16	R: 0 E: 0 K: 2 S: 11	H: 0 LOB: 0 BB: 0 P: 13	R: 1 E: 0 K: 2 S: 19	H: 2 LOB: 3 BB: 2 P: 37	R: 2 E: 0 K: 0 S: 16	H: 3 LOB: 1 BB: 0 P: 23	R: 4 E: 0 K: 0 S: 14	H: 3 LOB: 1 BB: 2 P: 25	R: 0 E: 0 K: 1 S: 9	H: 0 LOB: 0 BB: 0 P: 14	R: 0 E: 0 K: 2 S: 16	H: 2 LOB: 2 BB: 0 P: 23	R: 0 E: 0 K: 0 S: 16	H: 2 LOB: 0 BB: 0 P: 23	1B: 7 2B: 2 3B: 0 HR: 1	SF: 0 SAC: 0 DP: 1 HBP: 1	WP: 1 PA: 40 SB: 0 CS: 0
PITCHER	IP	WLS	BF	H	R	ER	SO	BB	IBB	HBP	BLK	WP	HR	S	P	ERA	WHIP				
40 Bartolo Colon, R ERA: 6.38	5.0	L	24	5	3	3	7	4	0	1	0	1	1	8	16	54.00	4.500				
58 Dustin Moseley, R ERA: 3.47	0.2		6	2	4	4	0	1	1	0	0	1	1	8	16	54.00	4.500				
Darren Oliver, L ERA: 5.52	1.1		5	1	0	0	1	0	0	0	0	0	0	15	23	0.00	0.750				
49 Chris Bootcheck, R ERA: 4.78	1.0		5	2	0	0	2	0	0	0	0	0	0	16	23	0.00	2.000				

AB 33
R 7
H 10
RBI 6
BB 6
SO 10
LOB 23



WP: 1
PA: 40
SB: 0
CS: 0

Wed Jul 18 2007, 7:10 PM EDT
Att: 13,521 - Dome - 72 F

Los Angeles Angels @ Tampa Bay Devil Rays
Tropicana Field, St. Petersburg, FL

Batter	1	2	3	4	5	6	7	8	9	AB	R	H	RBI	BB	SO	LOB	TOP			
77 Reggie Williams, S OBP: 0.405, SLG: 0.366	0-3 K		1-2 G3-1		1-1 L6		0-1 CS			4	0	1	0	0	1	1	Los Angeles Angels @ Tampa Bay Devil Rays Tropicana Field, St. Petersburg, FL Thu Jul 19 2007, 12:10 PM EDT Att: 18,163 - Dome - 73 F livebaseballscorecards.com			
9 Chone Figgins, S OBP: 0.397, SLG: 0.397	0-1 27 HBP 1B		0-1 G4-3			3-3 K	3-2 CS	1-1 27 G4-3 1B		4	0	2	0	0	1	0				
27 Vladimir Guerrero, R OBP: 0.411, SLG: 0.536	2-1 SAFE 1-2 HBP		1-2 F8			0-1 24 2B 1B		2-1 SAFE 1-2 G4-3		3	1	1	0	0	0	1				
24 Gary Matthews, S OBP: 0.344, SLG: 0.436	0-3 K			0-1 G6-4-3 1B		1-0 1B	1-3 2B	2-2 F7		4	1	2	0	0	1	2				
Garret Anderson, L OBP: 0.301, SLG: 0.427	0-1 F8			0-0 F7		0-0 1B		0-1 G3-6-1 1B		4	0	2	2	0	0	3				
Casey Kotchman, L OBP: 0.364, SLG: 0.479		1-1 6 G3 39 G6-3 2B				0-1 F8		1-2 G3-6-1 1B		4	1	1	0	0	0	3				
6 Maicer Izturis, S OBP: 0.290, SLG: 0.325		2-2 G3			1-2 G3		2-1 F8		1-3 K	4	0	0	0	0	1	2				
39 Robb Quinlan, R OBP: 0.325, SLG: 0.411		3-2 G6-3			1-3 K		1-2 P3			3	0	0	1	0	1	0				
5 Jeff Mathis, R OBP: 0.154, SLG: 0.231		1-3 K			1-2 2B		1-3 K			3	0	1	0	0	2	0				
Inning Stats	R: 0 E: 0 K: 2 S: 14	H: 1 LOB: 2 BB: 0 P: 16	R: 1 E: 0 K: 1 S: 12	H: 1 LOB: 0 BB: 0 P: 19	R: 0 E: 0 K: 0 S: 10	H: 0 LOB: 0 BB: 0 P: 12	R: 0 E: 0 K: 0 S: 7	H: 1 LOB: 0 BB: 0 P: 9	R: 0 E: 0 K: 1 S: 14	H: 3 LOB: 1 BB: 0 P: 18	R: 0 E: 0 K: 1 S: 13	H: 1 LOB: 0 BB: 0 P: 17	R: 0 E: 0 K: 0 S: 7	H: 1 LOB: 0 BB: 0 P: 12	R: 0 E: 0 K: 1 S: 9	H: 1 LOB: 0 BB: 0 P: 11		1B: 7 2B: 3 3B: 0 HR: 0	SF: 0 SAC: 0 DP: 3 HBP: 1	WP: 0 PB: 0 SB: 0 CS: 1
PITCHER	IP WLS BF H R ER SO BB IBB HBP BLK WP HR S P ERA WHIP	IP WLS BF H R ER SO BB IBB HBP BLK WP HR S P ERA WHIP	IP WLS BF H R ER SO BB IBB HBP BLK WP HR S P ERA WHIP	IP WLS BF H R ER SO BB IBB HBP BLK WP HR S P ERA WHIP	IP WLS BF H R ER SO BB IBB HBP BLK WP HR S P ERA WHIP	IP WLS BF H R ER SO BB IBB HBP BLK WP HR S P ERA WHIP	IP WLS BF H R ER SO BB IBB HBP BLK WP HR S P ERA WHIP	IP WLS BF H R ER SO BB IBB HBP BLK WP HR S P ERA WHIP	IP WLS BF H R ER SO BB IBB HBP BLK WP HR S P ERA WHIP	IP WLS BF H R ER SO BB IBB HBP BLK WP HR S P ERA WHIP	IP WLS BF H R ER SO BB IBB HBP BLK WP HR S P ERA WHIP	IP WLS BF H R ER SO BB IBB HBP BLK WP HR S P ERA WHIP	IP WLS BF H R ER SO BB IBB HBP BLK WP HR S P ERA WHIP	IP WLS BF H R ER SO BB IBB HBP BLK WP HR S P ERA WHIP	IP WLS BF H R ER SO BB IBB HBP BLK WP HR S P ERA WHIP	IP WLS BF H R ER SO BB IBB HBP BLK WP HR S P ERA WHIP				
21 Andy Sonnanstine, R ERA: 5.37	7.0	L	28	8	3	3	6	0	0	1	0	0	0	0	82	109	3.86	1.143		
47 Gary Glover, R ERA: 5.06	1.0		3	1	0	0	0	0	0	0	0	0	0	0	7	12	0.00	1.000		
Brian Stokes, R ERA: 6.18	1.0		3	1	0	0	1	0	0	0	0	0	0	0	9	11	0.00	1.000		

Batter	1	2	3	4	5	6	7	8	9	AB	R	H	RBI	BB	SO	LOB	BOTTOM					
1 Akinori Iwamura, L OBP: 0.364, SLG: 0.405	1-1 F8	4-1 13 FC4-6 BB			0-3 K		0-0 FC3-6 13 1B		1-1 G6-3	4	0	0	0	1	1	2	Los Angeles Angels @ Tampa Bay Devil Rays Tropicana Field, St. Petersburg, FL Thu Jul 19 2007, 12:10 PM EDT Att: 18,163 - Dome - 73 F livebaseballscorecards.com					
13 Carl Crawford, L OBP: 0.338, SLG: 0.444	1-1 S 1B	1-2 FC4-6			3-2 2B		3-2 2 CS 1B			4	0	3	0	0	0	3						
2 B.J. Upton, R OBP: 0.418, SLG: 0.544	2-3 K		0-2 P6		3-3 K		1-0 CS	2-2 23 G3-6 1B		4	0	1	0	0	2	2						
23 Carlos Pena, L OBP: 0.401, SLG: 0.617	4-1 BB		0-1 G4-3		1-0 F8		1-0 G3-6	1-2 2B		3	0	0	0	1	0	1						
Delmon Young, R OBP: 0.324, SLG: 0.427	0-3 K		0-0 F9		2-2 1B		0-0 2B			4	0	2	0	0	1	2						
Greg Norton, S OBP: 0.327, SLG: 0.277		0-0 F8		2-1 G4-3		0-2 1B	1-3 1B	2-1 G4-3		4	0	1	0	0	0	1						
Ty Wigginton, R OBP: 0.326, SLG: 0.459		0-0 PB 2B		1-1 F7		0-3 K		0-3 K		4	0	1	0	0	2	2						
Raul Casanova, S OBP: 0.316, SLG: 0.521		4-0 PB BB		0-0 P6		0-1 G4-3		3-3 K		3	0	0	0	1	1	2						
Josh Wilson, R OBP: 0.305, SLG: 0.319		3-2 P6		0-0 G5-3		0-1 1 FC3-6 1B		3-1 1 DI HBP		3	0	1	0	0	0	2						
Inning Stats	R: 0 E: 0 K: 2 S: 12	H: 1 LOB: 2 BB: 1 P: 20	R: 0 E: 0 K: 0 S: 9	H: 1 LOB: 3 BB: 2 P: 21	R: 0 E: 0 K: 0 S: 6	H: 0 LOB: 0 BB: 0 P: 6	R: 0 E: 0 K: 0 S: 5	H: 0 LOB: 0 BB: 0 P: 8	R: 0 E: 0 K: 2 S: 11	H: 1 LOB: 1 BB: 0 P: 17	R: 0 E: 0 K: 1 S: 13	H: 2 LOB: 2 BB: 0 P: 16	R: 0 E: 0 K: 0 S: 6	H: 2 LOB: 0 BB: 0 P: 10	R: 0 E: 0 K: 0 S: 7	H: 2 LOB: 1 BB: 0 P: 12		R: 0 E: 0 K: 2 S: 10	H: 0 LOB: 0 BB: 0 P: 17	1B: 6 2B: 3 3B: 0 HR: 0	SF: 0 SAC: 0 DP: 1 HBP: 1	WP: 0 PB: 1 SB: 2 CS: 1
PITCHER	IP WLS BF H R ER SO BB IBB HBP BLK WP HR S P ERA WHIP	IP WLS BF H R ER SO BB IBB HBP BLK WP HR S P ERA WHIP	IP WLS BF H R ER SO BB IBB HBP BLK WP HR S P ERA WHIP	IP WLS BF H R ER SO BB IBB HBP BLK WP HR S P ERA WHIP	IP WLS BF H R ER SO BB IBB HBP BLK WP HR S P ERA WHIP	IP WLS BF H R ER SO BB IBB HBP BLK WP HR S P ERA WHIP	IP WLS BF H R ER SO BB IBB HBP BLK WP HR S P ERA WHIP	IP WLS BF H R ER SO BB IBB HBP BLK WP HR S P ERA WHIP	IP WLS BF H R ER SO BB IBB HBP BLK WP HR S P ERA WHIP	IP WLS BF H R ER SO BB IBB HBP BLK WP HR S P ERA WHIP	IP WLS BF H R ER SO BB IBB HBP BLK WP HR S P ERA WHIP	IP WLS BF H R ER SO BB IBB HBP BLK WP HR S P ERA WHIP	IP WLS BF H R ER SO BB IBB HBP BLK WP HR S P ERA WHIP	IP WLS BF H R ER SO BB IBB HBP BLK WP HR S P ERA WHIP	IP WLS BF H R ER SO BB IBB HBP BLK WP HR S P ERA WHIP	IP WLS BF H R ER SO BB IBB HBP BLK WP HR S P ERA WHIP						
45 Kelvin Escobar, R ERA: 2.85	7.2	W	32	9	0	0	0	3	0	0	0	0	0	0	67	106	0.00	1.565				
62 Scot Shields, R ERA: 1.98	0.1	H	1	0	0	0	0	0	0	0	0	0	0	2	4	0.00	0.000					
Francisco Rodriguez, R ERA: 2.11	1.0	S	4	0	0	0	2	0	0	0	1	0	0	10	17	0.00	0.000					

Batter	1	2	3	4	5	6	7	8	9	AB	R	H	RBI	BB	SO	LOB	TOP
9 Chone Figgins, S OBP: 0.368, SLG: 0.400	3-2 1B 27 E 2B		4-2 27 E 2B BB	1-1 SF5			2-1 F7		2-2 F7	3	2	1	1	1	0	0	
Orlando Cabrera, R OBP: 0.351, SLG: 0.421	0-1 24 E 1B		1-0 F8	0-0 G1-3			0-1 G6-3		2-3 K	5	1	1	0	0	1	2	
27 Vladimir Guerrero, L OBP: 0.412, SLG: 0.535	1-2 L5		1-2 E6 2B 1B				0-1 F7		0-1 1B	4	1	2	0	0	0	1	
Garret Anderson, L OBP: 0.300, SLG: 0.429	0-0 P6		0-0 2B				2-2 G3		1-1 G4-3	4	0	1	2	0	0	2	
24 Gary Matthews, S OBP: 0.346, SLG: 0.435	2-2 1B		4-2 G4-6-3 BB				0-0 G4-3		0-0 F9	3	0	1	1	1	0	0	
Casey Kotchman, L OBP: 0.362, SLG: 0.474	0-1 G5-3		0-1 G4-6-3				1-1 F7		4-2 BB	3	0	0	0	1	0	3	
6 Maicer Izturis, S OBP: 0.289, SLG: 0.331		1-0 L6		0-1 SH5-4 9 SF5 2B			1-3 K		2-3 K	4	1	1	0	0	2	1	
44 Mike Napoli, R OBP: 0.347, SLG: 0.453		2-2 77 G1-6-3 1B		0-2 9 SF5 77 SH5-4 1B			0-1 1B		3-2 L7	4	0	3	0	0	0	1	
77 Reggie Willits, S OBP: 0.401, SLG: 0.362		1-1 G1-6-3		1-1 SH5-4			0-1 G4-3		1-3 K	3	0	0	0	0	1	2	
Inning Stats	R: 2 H: 3 E: 1 K: 0 S: 15	L: 0 R: 0 ER: 0 SO: 7	H: 1 R: 0 ER: 0 SO: 11	H: 2 R: 2 ER: 1 SO: 13	H: 0 R: 0 ER: 0 SO: 9	H: 1 R: 0 ER: 0 SO: 11	H: 1 R: 0 ER: 0 SO: 11	H: 0 R: 0 ER: 0 SO: 20	H: 0 R: 0 ER: 0 SO: 14	1B: 7 2B: 3 3B: 0 HR: 0	SF: 1 SAC: 1 DP: 2 HBP: 0	WP: 0 PB: 0 SB: 0 CS: 0	PA: 38				
PITCHER	IP WLS BF H R ER SO BB IBB HBP BLK WP HR S P ERA WHIP	IP WLS BF H R ER SO BB IBB HBP BLK WP HR S P ERA WHIP	IP WLS BF H R ER SO BB IBB HBP BLK WP HR S P ERA WHIP	IP WLS BF H R ER SO BB IBB HBP BLK WP HR S P ERA WHIP	IP WLS BF H R ER SO BB IBB HBP BLK WP HR S P ERA WHIP	IP WLS BF H R ER SO BB IBB HBP BLK WP HR S P ERA WHIP	IP WLS BF H R ER SO BB IBB HBP BLK WP HR S P ERA WHIP	IP WLS BF H R ER SO BB IBB HBP BLK WP HR S P ERA WHIP	IP WLS BF H R ER SO BB IBB HBP BLK WP HR S P ERA WHIP								
Carlos Silva, R ERA: 4.6	6.2 W 30	10 R 5	4 ER 4	1 SO 1	2 BB 0	0 IBB 0	0 HBP 0	0 BLK 0	0 WP 0	0 HR 0	68 S 97	5.40 ERA	1.800 WHIP				
37 Denrys Reyes, L ERA: 3.42	0.2 H 3	0 R 0	0 ER 0	0 SO 0	1 BB 0	0 IBB 0	0 HBP 0	0 BLK 0	0 WP 0	7 HR 12	0.00 S 11	0.00 ERA	1.500 WHIP				
Juan Rincon, R ERA: 4.68	0.2 H 2	0 R 0	0 ER 0	1 SO 1	0 BB 0	0 IBB 0	0 HBP 0	0 BLK 0	0 WP 0	6 HR 11	0.00 S 12	0.00 ERA	0.000 WHIP				
36 Joe Nathan, R ERA: 2.09	1.0 S 3	0 R 0	0 ER 0	2 SO 2	0 BB 0	0 IBB 0	0 HBP 0	0 BLK 0	0 WP 0	9 HR 14	0.00 S 14	0.00 ERA	0.000 WHIP				

Los Angeles Angels @ Minnesota Twins
Hubert H. Humphrey Metrodome, Minneapolis, MN

AB 33
R 5
H 10
RBI 4
BB 3
SO 4
LOB 12



WP: 0 PA: 38
PB: 0
SB: 0
CS: 0

Fri Jul 20 2007, 8:10 PM EDT
Att: 35,794 - Dome - 70 F

Batter	1	2	3	4	5	6	7	8	9	AB	R	H	RBI	BB	SO	LOB	BOTTOM
Luis Castillo, S OBP: 0.357, SLG: 0.353	2-2 G6-3		2-1 L8		1-2 G5-3		0-0 G5-3		1-1 1B	5	0	1	0	0	0	0	
Jason Bartlett, R OBP: 0.336, SLG: 0.327	3-1 33 1B 3B		0-2 7 G1-3 1B		0-1 G6-3		3-2 G5-3		1-0 F9	5	2	2	0	0	0	1	
7 Joe Mauer, L OBP: 0.397, SLG: 0.440	3-2 K		2-1 G1-3		3-1 1B		1-2 G4-3		1-1 G4-3	4	0	1	0	0	1	2	
33 Justin Morneau, L OBP: 0.364, SLG: 0.574	0-0 16 3B 1B		1-1 HR		0-0 F7		2-2 F8		1-1 1B	4	2	2	3	0	0	1	
Tori Hunter, R OBP: 0.342, SLG: 0.540	1-0 FC6 16 3B 1B		3-2 16 1B 8 1B		1-0 P6		0-1 16 WP 1B		0-1 1B	4	2	2	0	0	0	1	
16 Jason Kubel, L OBP: 0.310, SLG: 0.424	0-0 3B		0-1 31 BB 1B		1-2 31 S 1B		4-1 BB		1-3 BB	3	1	3	2	1	0	0	
31 Danell McDonald, R OBP: 0.325, SLG: 0.327	0-3 K		4-2 8 1B BB		2-1 G4-3		2-3 K		0-1 B1	2	0	0	0	1	1	2	
50 Garrett Jones, L OBP: 0.240, SLG: 0.182		1-0 G3-1		3-3 K		0-0 P4		4-1 CS BB	3	0	0	0	1	1	4		
8 Nick Punto, S OBP: 0.306, SLG: 0.280		3-1 G3-1		0-1 1B		1-1 G4-3		0-1 B1	4	0	1	2	0	0	1		
Inning Stats	R: 3 H: 3 E: 1 K: 2 S: 16	L: 0 R: 0 ER: 0 SO: 5	H: 0 R: 0 ER: 0 SO: 11	H: 5 R: 4 ER: 0 SO: 21	H: 1 R: 0 ER: 0 SO: 10	H: 1 R: 0 ER: 0 SO: 7	H: 0 R: 0 ER: 0 SO: 6	H: 1 R: 0 ER: 0 SO: 12	H: 1 R: 0 ER: 0 SO: 12	1B: 9 2B: 0 3B: 2 HR: 1	SF: 0 SAC: 0 DP: 0 HBP: 0	WP: 1 PB: 0 SB: 1 CS: 1	PA: 38				
PITCHER	IP WLS BF H R ER SO BB IBB HBP BLK WP HR S P ERA WHIP	IP WLS BF H R ER SO BB IBB HBP BLK WP HR S P ERA WHIP	IP WLS BF H R ER SO BB IBB HBP BLK WP HR S P ERA WHIP	IP WLS BF H R ER SO BB IBB HBP BLK WP HR S P ERA WHIP	IP WLS BF H R ER SO BB IBB HBP BLK WP HR S P ERA WHIP	IP WLS BF H R ER SO BB IBB HBP BLK WP HR S P ERA WHIP	IP WLS BF H R ER SO BB IBB HBP BLK WP HR S P ERA WHIP	IP WLS BF H R ER SO BB IBB HBP BLK WP HR S P ERA WHIP	IP WLS BF H R ER SO BB IBB HBP BLK WP HR S P ERA WHIP								
41 John Lackey, R ERA: 3.21	5.0 L 26	10 R 7	5 ER 0	0 SO 0	1 BB 0	0 IBB 0	0 HBP 0	0 BLK 0	1 WP 1	0 HR 15	59 S 26	9.00 ERA	2.200 WHIP				
Darren Oliver, L ERA: 5.23	1.2 7 1	0 R 0	0 ER 0	0 SO 0	1 BB 0	0 IBB 0	0 HBP 0	0 BLK 0	1 WP 0	0 HR 26	15 S 26	0.00 ERA	1.200 WHIP				
33 Justin Speier, R ERA: 1.86	1.1 5 1	0 R 0	0 ER 0	1 SO 1	1 BB 0	0 IBB 0	0 HBP 0	0 BLK 0	0 WP 0	0 HR 9	9 S 17	0.00 ERA	1.500 WHIP				

Los Angeles Angels @ Minnesota Twins
Hubert H. Humphrey Metrodome, Minneapolis, MN

AB 35
R 7
H 12
RBI 7
BB 3
SO 4
LOB 14



WP: 1 PA: 38
PB: 0
SB: 1
CS: 1

Fri Jul 20 2007, 8:10 PM EDT
Att: 35,794 - Dome - 70 F

Batter	1	2	3	4	5	6	7	8	9	AB	R	H	RBI	BB	SO	LOB	TOP										
9 Chone Figgins, S OBP: 0.370, SLG: 0.409	F8		G6-3			G5-3 1B		1B 3B		4	1	2	1	0	0	1	Los Angeles Angels @ Minnesota Twins Hubert H. Humphrey Metrodome, Minneapolis, MN Sat Jul 21 2007, 7:10 PM EDT Att: 33,868 - Dome - 69 F livebaseballscorecards.com										
Orlando Cabrera, R OBP: 0.350, SLG: 0.420	G5-3			G5-3		G5-3		27 CS 1B		4	0	1	1	0	0	1											
27 Vladimir Guerrero, R OBP: 0.499, SLG: 0.529	G6-3			G1-3		F9		CS	G6-3	4	0	0	0	0	0	1											
Garret Anderson, L OBP: 0.304, SLG: 0.436		G4-3			2B		P5		1B	4	0	2	0	0	0	0											
24 Gary Matthews, S OBP: 0.342, SLG: 0.430		P4			F7		G4-3		F7	4	0	0	0	0	0	2											
Casey Kotchman, L OBP: 0.357, SLG: 0.467		G3				G4-3		G1-3		P6	4	0	0	0	0	1											
6 Maicer Izturis, S OBP: 0.297, SLG: 0.346			G6-3 2B		G4-3			39 FC5-4 1B		3	0	2	0	0	0	0											
José Molina, R OBP: 0.242, SLG: 0.288			G6-3		L3			P6		2	0	0	0	0	0	1											
22 Kendrys Morales, S (8, PH)										1	0	0	0	0	0	1											
44 Mike Napoli, R OBP: 0.347, SLG: 0.453										0	0	0	0	0	0	0											
77 Reggie Willits, S OBP: 0.398, SLG: 0.359										2	0	0	0	0	1	1											
39 Robb Quinlan, R (8, PH)			P4			K		FC5-4 9 3B		1	1	0	0	0	0	1											
Inning Stats	R: 0 E: 0 K: 0 S: 7	H: 0 LOB: 0 BB: 0 P: 12	R: 0 E: 0 K: 0 S: 8	H: 0 LOB: 0 BB: 0 P: 12	R: 0 E: 0 K: 0 S: 9	H: 1 LOB: 1 BB: 0 P: 12	R: 0 E: 0 K: 0 S: 6	H: 1 LOB: 1 BB: 0 P: 14	R: 0 E: 0 K: 1 S: 11	H: 1 LOB: 1 BB: 0 P: 15	R: 0 E: 0 K: 0 S: 7	H: 0 LOB: 0 BB: 0 P: 11	R: 2 E: 0 K: 0 S: 13	H: 3 LOB: 0 BB: 0 P: 20	R: 0 E: 0 K: 0 S: 8	H: 1 LOB: 1 BB: 0 P: 11	1B: 4 2B: 2 3B: 1 HR: 0	SF: 0 SAC: 0 DP: 0 HBP: 0	WP: 0 PB: 0 SB: 0 CS: 1	PA: 34							
PITCHER	IP	WLS	BF	H	R	ER	SO	BB	IBB	HBP	BLK	WP	HR	S	P	ERA	WHIP										
26 Boof Bonser, R ERA: 4.53	7.2		28	5	2	2	1	0	0	0	0	0	0	63	99	2.35	0.652										
17 Pat Neshek, R ERA: 1.48	0.1	W	1	1	0	0	0	0	0	0	0	0	0	5	8	0.00	3.000										
36 Joe Nathan, R ERA: 2.05	1.0	S	4	1	0	0	0	0	0	0	0	0	0	8	11	0.00	1.000										

Batter	1	2	3	4	5	6	7	8	9	AB	R	H	RBI	BB	SO	LOB	BOTTOM										
Luis Castillo, S OBP: 0.356, SLG: 0.349	G3		F8			G6-3		1B 7 IHR BB		3	1	0	0	1	0	0	Los Angeles Angels @ Minnesota Twins Hubert H. Humphrey Metrodome, Minneapolis, MN Sat Jul 21 2007, 7:10 PM EDT Att: 33,868 - Dome - 69 F livebaseballscorecards.com										
Jason Bartlett, R OBP: 0.338, SLG: 0.339	F8		G2-3			HR		7 IHR 1B		4	2	2	1	0	0	0											
7 Joe Mauer, L OBP: 0.395, SLG: 0.448	G3-1				F8		F8		IHR	4	1	1	3	0	0	0											
33 Justin Morneau, L OBP: 0.363, SLG: 0.573		1B 2B			F7		G3-1		K	4	0	1	0	0	1	0											
Tori Hunter, R OBP: 0.344, SLG: 0.549		16 G1-3 1B			F9			K		4	1	2	1	0	1	0											
16 Jason Kubel, L OBP: 0.310, SLG: 0.421		G1-3				G4-3		50 G4-6-3 BB		2	0	0	0	1	0	2											
50 Garrett Jones, L OBP: 0.250, SLG: 0.280								G4-6-3		3	0	1	0	0	1	3											
31 Darrell McDonald, R OBP: 0.250, SLG: 0.280										3	0	0	0	0	1	3											
8 Nick Punto, S OBP: 0.306, SLG: 0.281			F7			G4-3		1B BB 1B		3	0	1	0	0	0	1											
Inning Stats	R: 0 E: 0 K: 0 S: 7	H: 2 LOB: 2 BB: 0 P: 16	R: 0 E: 0 K: 0 S: 16	H: 0 LOB: 0 BB: 0 P: 22	R: 0 E: 0 K: 0 S: 4	H: 0 LOB: 0 BB: 0 P: 8	R: 0 E: 0 K: 1 S: 15	H: 1 LOB: 1 BB: 0 P: 19	R: 1 E: 0 K: 0 S: 10	H: 1 LOB: 0 BB: 0 P: 16	R: 1 E: 0 K: 0 S: 4	H: 1 LOB: 0 BB: 1 P: 8	R: 3 E: 0 K: 2 S: 21	H: 3 LOB: 0 BB: 1 P: 35	R: 0 E: 0 K: 0 S: 8	H: 1 LOB: 1 BB: 0 P: 11		1B: 3 2B: 1 3B: 1 HR: 3	SF: 0 SAC: 0 DP: 1 HBP: 0	WP: 0 PB: 0 SB: 0 CS: 0	PA: 32						
PITCHER	IP	WLS	BF	H	R	ER	SO	BB	IBB	HBP	BLK	WP	HR	S	P	ERA	WHIP										
36 Jered Weaver, R ERA: 3.3	7.0		26	5	2	2	2	1	0	0	0	0	0	65	101	2.57	0.857										
62 Scott Shields, R ERA: 2.5	0.1	L	4	3	3	3	0	1	0	0	0	0	0	15	26	81.00	12.000										
58 Dustin Moseley, R ERA: 3.42	0.2		2	0	0	0	2	0	0	0	0	0	0	6	9	0.00	0.000										

Batter	1	2	3	4	5	6	7	8	9	AB	R	H	RBI	BB	SO	LOB	TOP					
9 Chone Figgins, S OBP: 0.370, SLG: 0.409	F8	F9-6-5 2H 1B		CS	F8		1B SF8 1B	G3-1		5	1	2	1	0	0	1						
Orlando Cabrera, R OBP: 0.351, SLG: 0.419	BB 6 BB 1B	F9-6-5 2-3			G1-3		S 1B	K		5	1	2	0	0	1	3						
27 Vladimir Guerrero, R OBP: 0.465, SLG: 0.527	P4				G1-4-3		K		F8 2B	5	1	1	0	0	2	3						
Garret Anderson, L OBP: 0.312, SLG: 0.454	BB 6 BB 1B				HR		K		F8	4	1	2	1	1	1	1						
Casey Kotchman, L OBP: 0.361, SLG: 0.473	BB 6 BB				G4-3		44 BB 39 BB 1B	SF8	2B	3	1	2	2	1	0	0						
6 Maicer Izturis, S OBP: 0.300, SLG: 0.343					F8		39 BB 44 BB 1B	G4-3	F7	4	0	1	1	1	0	3						
44 Mike Napoli, R OBP: 0.349, SLG: 0.454	L5						L4-6 39 BB 2B		K	4	1	1	0	1	2	4						
39 Robb Quinlan, R OBP: 0.328, SLG: 0.414					F7					3	0	1	2	1	0	0						
77 Reggie Williams, S OBP: 0.398, SLG: 0.359					P3					0	0	0	0	0	0	0						
Nathan Haynes, L OBP: 0.276, SLG: 0.321					E6 9 1B		L4-6 2-2			4	1	1	0	0	1	4						
Inning Stats	R: 1 E: 0 K: 0 S: 20	H: 2 LOB: 3 BB: 2 P: 33	R: 1 E: 1 K: 0 S: 12	H: 1 LOB: 0 BB: 0 P: 18	R: 1 E: 0 K: 0 S: 10	H: 1 LOB: 0 BB: 0 P: 14	R: 0 E: 0 K: 1 S: 9	H: 1 LOB: 0 BB: 0 P: 15	R: 0 E: 0 K: 1 S: 14	H: 2 LOB: 2 BB: 2 P: 26	R: 1 E: 0 K: 1 S: 12	H: 2 LOB: 2 BB: 1 P: 21	R: 1 E: 0 K: 2 S: 13	H: 2 LOB: 1 BB: 0 P: 23	R: 1 E: 0 K: 1 S: 10	H: 2 LOB: 1 BB: 0 P: 13	1B: 8 2B: 6 3B: 0 HR: 1	SF: 1 SAC: 0 DP: 2 HBP: 0	WP: 0 PB: 0 SB: 1 CS: 1	PA: 44		
PITCHER	IP WLS BF H R ER SO BB IBB HBP BLK WP HR S P ERA WHIP	IP WLS BF H R ER SO BB IBB HBP BLK WP HR S P ERA WHIP	IP WLS BF H R ER SO BB IBB HBP BLK WP HR S P ERA WHIP	IP WLS BF H R ER SO BB IBB HBP BLK WP HR S P ERA WHIP	IP WLS BF H R ER SO BB IBB HBP BLK WP HR S P ERA WHIP	IP WLS BF H R ER SO BB IBB HBP BLK WP HR S P ERA WHIP	IP WLS BF H R ER SO BB IBB HBP BLK WP HR S P ERA WHIP	IP WLS BF H R ER SO BB IBB HBP BLK WP HR S P ERA WHIP	IP WLS BF H R ER SO BB IBB HBP BLK WP HR S P ERA WHIP	IP WLS BF H R ER SO BB IBB HBP BLK WP HR S P ERA WHIP	IP WLS BF H R ER SO BB IBB HBP BLK WP HR S P ERA WHIP	IP WLS BF H R ER SO BB IBB HBP BLK WP HR S P ERA WHIP	IP WLS BF H R ER SO BB IBB HBP BLK WP HR S P ERA WHIP	IP WLS BF H R ER SO BB IBB HBP BLK WP HR S P ERA WHIP	IP WLS BF H R ER SO BB IBB HBP BLK WP HR S P ERA WHIP	IP WLS BF H R ER SO BB IBB HBP BLK WP HR S P ERA WHIP	IP WLS BF H R ER SO BB IBB HBP BLK WP HR S P ERA WHIP	IP WLS BF H R ER SO BB IBB HBP BLK WP HR S P ERA WHIP	IP WLS BF H R ER SO BB IBB HBP BLK WP HR S P ERA WHIP	IP WLS BF H R ER SO BB IBB HBP BLK WP HR S P ERA WHIP	IP WLS BF H R ER SO BB IBB HBP BLK WP HR S P ERA WHIP	
21 Matt Garza, R ERA: 1.33	5.1 L	25 7	4 4	3 3	3 3	0 0	0 0	0 0	0 0	0 0	1 10	68 18	106 8	5.06 9.00	1.875 3.000							
Juan Rincon, R ERA: 4.51	1.0	5	2	1	1	1	0	0	0	0	0	10	18	9.00	3.000							
37 Denys Reyes, L ERA: 3.38	0.1	2	0	0	0	0	0	0	0	0	0	3	8	0.00	0.000							
54 Matt Guerrier, R ERA: 1.71	1.1	6	2	1	1	2	0	0	0	0	0	15	25	6.75	1.500							
Ramon Ortiz, R ERA: 5.4	1.0	5	2	1	1	1	0	0	0	0	0	10	13	9.00	2.000							
Batter	1	2	3	4	5	6	7	8	9	AB	R	H	RBI	BB	SO	LOB	BOTTOM					
Jason Bartlett, R OBP: 0.337, SLG: 0.338	G4-3									4	0	1	0	0	0	0						
Jeff Cirillo, R OBP: 0.340, SLG: 0.401	P4									3	1	1	1	0	0	0						
7 Joe Mauer, L OBP: 0.393, SLG: 0.445	F7									4	0	1	0	0	1	3						
33 Justin Morneau, L OBP: 0.361, SLG: 0.570										4	0	1	1	0	1	1						
Tori Hunter, R OBP: 0.343, SLG: 0.545										4	0	1	0	0	1	1						
16 Jason Kubel, L OBP: 0.306, SLG: 0.414										4	0	0	0	0	1	1						
31 Danell McDonald, R OBP: 0.306, SLG: 0.281										4	0	0	0	0	1	1						
38 Luis Antonio Rodriguez, R OBP: 0.271, SLG: 0.271										2	1	1	0	1	0	0						
8 Nick Punto, S OBP: 0.306, SLG: 0.281										3	0	1	0	0	1	1						
Inning Stats	R: 0 E: 0 K: 0 S: 9	H: 0 LOB: 0 BB: 0 P: 11	R: 0 E: 0 K: 2 S: 9	H: 1 LOB: 1 BB: 0 P: 14	R: 1 E: 0 K: 0 S: 14	H: 3 LOB: 1 BB: 0 P: 19	R: 0 E: 0 K: 1 S: 8	H: 0 LOB: 0 BB: 0 P: 13	R: 0 E: 0 K: 1 S: 14	H: 0 LOB: 1 BB: 0 P: 19	R: 1 E: 0 K: 1 S: 12	H: 2 LOB: 1 BB: 0 P: 15	R: 0 E: 0 K: 0 S: 8	H: 0 LOB: 1 BB: 1 P: 12	R: 0 E: 0 K: 0 S: 8	H: 1 LOB: 0 BB: 0 P: 10	R: 0 E: 0 K: 1 S: 9	H: 0 LOB: 0 BB: 0 P: 16	1B: 6 2B: 1 3B: 0 HR: 0	SF: 1 SAC: 0 DP: 1 HBP: 0	WP: 0 PB: 0 SB: 0 CS: 0	PA: 34
PITCHER	IP WLS BF H R ER SO BB IBB HBP BLK WP HR S P ERA WHIP	IP WLS BF H R ER SO BB IBB HBP BLK WP HR S P ERA WHIP	IP WLS BF H R ER SO BB IBB HBP BLK WP HR S P ERA WHIP	IP WLS BF H R ER SO BB IBB HBP BLK WP HR S P ERA WHIP	IP WLS BF H R ER SO BB IBB HBP BLK WP HR S P ERA WHIP	IP WLS BF H R ER SO BB IBB HBP BLK WP HR S P ERA WHIP	IP WLS BF H R ER SO BB IBB HBP BLK WP HR S P ERA WHIP	IP WLS BF H R ER SO BB IBB HBP BLK WP HR S P ERA WHIP	IP WLS BF H R ER SO BB IBB HBP BLK WP HR S P ERA WHIP	IP WLS BF H R ER SO BB IBB HBP BLK WP HR S P ERA WHIP	IP WLS BF H R ER SO BB IBB HBP BLK WP HR S P ERA WHIP	IP WLS BF H R ER SO BB IBB HBP BLK WP HR S P ERA WHIP	IP WLS BF H R ER SO BB IBB HBP BLK WP HR S P ERA WHIP	IP WLS BF H R ER SO BB IBB HBP BLK WP HR S P ERA WHIP	IP WLS BF H R ER SO BB IBB HBP BLK WP HR S P ERA WHIP	IP WLS BF H R ER SO BB IBB HBP BLK WP HR S P ERA WHIP	IP WLS BF H R ER SO BB IBB HBP BLK WP HR S P ERA WHIP	IP WLS BF H R ER SO BB IBB HBP BLK WP HR S P ERA WHIP	IP WLS BF H R ER SO BB IBB HBP BLK WP HR S P ERA WHIP	IP WLS BF H R ER SO BB IBB HBP BLK WP HR S P ERA WHIP	IP WLS BF H R ER SO BB IBB HBP BLK WP HR S P ERA WHIP	
51 Joe Saunders, L ERA: 2.89	7.0	27	6	2	2	5	1	0	0	0	0	0	0	0	0	0						
33 Justin Speier, R ERA: 1.77	1.0	4	1	0	0	0	0	0	0	0	0	8	10	0.00	1.000							
58 Dustin Moseley, R ERA: 3.35	1.0	3	0	0	0	1	0	0	0	0	0	9	16	0.00	0.000							

Los Angeles Angels @ Minnesota Twins
Hubert H. Humphrey Metrodome, Minneapolis, MN

AB 37
R 7
H 13
RBI 7
BB 5
SO 7
LOB 19



WP: 0
PB: 0
SB: 1
CS: 1
PA: 44

Los Angeles Angels @ Minnesota Twins
Hubert H. Humphrey Metrodome, Minneapolis, MN

AB 32
R 2
H 7
RBI 2
BB 1
SO 6
LOB 8



WP: 0
PB: 0
SB: 0
CS: 0
PA: 34

Sun Jul 22 2007, 2:10 PM EDT
Att: 33,217 - Dome - 70 F

Sun Jul 22 2007, 2:10 PM EDT
Att: 33,217 - Dome - 70 F

livebaseballscorecards.com

livebaseballscorecards.com

Batter	1	2	3	4	5	6	7	8	9	AB	R	H	RBI	BB	SO	LOB	TOP					
6 Travis Buck, L OBP: 0.380, SLG: 0.488										5	2	4	3	0	0	1	Oakland Athletics @ Los Angeles Angels Angel Stadium of Anaheim, Anaheim, CA Tue Jul 24 2007, 7:05 PM PDT Att: 43,784 - Partly Cloudy - 81 F livebaseballscorecards.com					
Nick Swisher, S OBP: 0.395, SLG: 0.428										4	0	1	0	1	2	2						
Shannon Stewart, R OBP: 0.368, SLG: 0.404										5	0	2	0	0	0	5						
Mike Piazza, R OBP: 0.338, SLG: 0.403										4	0	1	1	0	0	1						
14 Mark Ellis, R OBP: 0.262, SLG: 0.414										5	0	0	0	0	1	4						
21 Mark Kotsay, L OBP: 0.265, SLG: 0.293										4	0	0	0	1	1	2						
Marco Scutaro, R OBP: 0.289, SLG: 0.349										5	0	1	0	0	0	2						
7 Bobby Crosby, R OBP: 0.278, SLG: 0.341										2	1	2	0	1	0	0						
3 Enc Chavez, L OBP: 0.265, SLG: 0.448										0	1	0	0	0	0	0						
8 Kurt Suzuki, R OBP: 0.296, SLG: 0.391										2	0	0	0	2	0	3						
Inning Stats	R: 1 E: 0 K: 1 S: 13	H: 3 LOB: 2 BB: 0 P: 21	R: 1 E: 0 K: 1 S: 14	H: 1 LOB: 2 BB: 2 P: 24	R: 0 E: 0 K: 0 S: 8	H: 0 LOB: 0 BB: 0 P: 10	R: 0 E: 0 K: 0 S: 7	H: 1 LOB: 1 BB: 0 P: 10	R: 0 E: 0 K: 0 S: 7	H: 0 LOB: 0 BB: 0 P: 11	R: 0 E: 0 K: 0 S: 10	H: 2 LOB: 1 BB: 0 P: 17	R: 1 E: 0 K: 1 S: 12	H: 2 LOB: 1 BB: 0 P: 20	R: 1 E: 0 K: 1 S: 16	H: 1 LOB: 1 BB: 2 P: 31	R: 0 E: 0 K: 0 S: 11	H: 1 LOB: 1 BB: 1 P: 20	1B: 9 2B: 2 3B: 0 HR: 1	SF: 1 SAC: 0 DP: 1 HBP: 1	WP: 0 PB: 0 SB: 3 CS: 0	PA: 43
PITCHER	IP WLS BF H R ER SO BB IBB HBP BLK WP HR S P ERA WHIP	7.0 L 32 9 3 3 3 2 0 0 0 0 0 1 71 113 3.86 1.571	1.0 7 1 1 1 1 2 0 1 0 0 0 0 16 31 9.00 3.000	1.0 4 1 0 0 0 1 0 0 0 0 0 0 11 20 0.00 2.000	PITCHER																	

Batter	1	2	3	4	5	6	7	8	9	AB	R	H	RBI	BB	SO	LOB	BOTTOM					
9 Chone Figgins, S OBP: 0.376, SLG: 0.406										3	0	0	1	0	0	1	Oakland Athletics @ Los Angeles Angels Angel Stadium of Anaheim, Anaheim, CA Tue Jul 24 2007, 7:05 PM PDT Att: 43,784 - Partly Cloudy - 81 F livebaseballscorecards.com					
Orlando Cabrera, R OBP: 0.350, SLG: 0.416										4	1	1	0	0	0	1						
27 Vladimir Guerrero, R OBP: 0.409, SLG: 0.534										4	0	3	0	0	0	0						
39 Robb Quinlan, R OBP: 0.317, SLG: 0.400										3	0	0	1	0	0	2						
Casey Kotchman, L OBP: 0.362, SLG: 0.471										1	0	1	1	0	0	0						
24 Gary Matthews, S OBP: 0.337, SLG: 0.420										4	0	0	0	0	2	3						
Garret Anderson, L OBP: 0.303, SLG: 0.443										4	0	0	0	0	0	1						
44 Mike Napoli, R OBP: 0.348, SLG: 0.461										4	0	0	0	0	1	0						
3 Brandon Wood, R OBP: 0.118, SLG: 0.176										2	0	0	0	0	0	0						
6 Malcer Izturis, S OBP: 0.305, SLG: 0.350										1	1	0	0	1	0	0						
77 Reggie Williams, S OBP: 0.399, SLG: 0.362										2	1	1	0	1	0	0						
Inning Stats	R: 0 E: 0 K: 0 S: 9	H: 0 LOB: 0 BB: 0 P: 15	R: 0 E: 0 K: 1 S: 6	H: 0 LOB: 0 BB: 0 P: 12	R: 0 E: 0 K: 0 S: 10	H: 0 LOB: 1 BB: 1 P: 14	R: 1 E: 0 K: 0 S: 13	H: 2 LOB: 1 BB: 0 P: 16	R: 0 E: 0 K: 0 S: 9	H: 0 LOB: 0 BB: 0 P: 11	R: 0 E: 0 K: 0 S: 11	H: 1 LOB: 1 BB: 0 P: 18	R: 0 E: 0 K: 2 S: 9	H: 0 LOB: 0 BB: 0 P: 12	R: 2 E: 0 K: 0 S: 15	H: 3 LOB: 2 BB: 1 P: 27	R: 0 E: 0 K: 0 S: 8	H: 0 LOB: 0 BB: 0 P: 13	1B: 3 2B: 3 3B: 0 HR: 0	SF: 1 SAC: 0 DP: 0 HBP: 0	WP: 0 PB: 0 SB: 0 CS: 0	PA: 35
PITCHER	IP WLS BF H R ER SO BB IBB HBP BLK WP HR S P ERA WHIP	6.2 W 24 3 1 1 2 1 0 0 0 0 0 0 64 93 1.35 0.600	1.0 H 7 3 2 2 1 1 0 0 0 0 0 0 17 30 18.00 4.000	1.1 S 4 0 0 0 0 0 0 0 0 0 0 0 9 15 0.00 0.000	PITCHER																	

Batter	1	2	3	4	5	6	7	8	9	AB	R	H	RBI	BB	SO	LOB	TOP																	
6 Travis Buck, L OBP: 0.376, SLG: 0.486	L6	K	K	K	FC3-6	FC3-6			1B FC6-4	5	1	1	0	0	2	2																		
Shannon Stewart, R OBP: 0.388, SLG: 0.403	1B		F8	F9		K			FC6-4 1B	5	0	2	0	0	1	1																		
Nick Swisher, S OBP: 0.393, SLG: 0.422	BB		K		L3				FC6-4 1B 21 BB	4	1	0	1	1	2	1																		
Mike Piazza, R OBP: 0.348, SLG: 0.435	K					F8			21 BB 14 BB SF9	5	2	3	1	0	1	2																		
3 Enc Chavez, L OBP: 0.327, SLG: 0.448	K		1B		HR				1B	0	1	0	0	0	0	0																		
14 Mark Ellis, R OBP: 0.327, SLG: 0.410	K2-3		BB	21 BB	B1				21 BB	3	0	0	0	2	1	2																		
21 Mark Kotsay, L OBP: 0.328, SLG: 0.311	F7		BB	1B	2B				BB	4	0	3	1	1	0	0																		
Marco Scutaro, R OBP: 0.293, SLG: 0.349	12 PB 2B		BB	1B	G6-3				F9 SF9	3	1	1	2	1	0	2																		
12 Donnie Murphy, R OBP: 0.182, SLG: 0.200	2B		F8		FC3-6 BB				F8 F7	4	0	1	1	1	0	6																		
8 Kurt Suzuki, R OBP: 0.281, SLG: 0.367	F9					P3				3	0	0	0	0	1	2																		
32 Jack Cust, L OBP: 0.386, SLG: 0.543										1	0	0	0	0	1	1																		
Rob Bowen, S OBP: 0.311, SLG: 0.339										0	0	0	0	0	0	0																		
Inning Stats	R: 0 E: 0 K: 2 S: 14	H: 1 LOB: 2 BB: 1 P: 22	R: 1 E: 0 K: 1 S: 11	H: 2 LOB: 1 BB: 0 P: 19	R: 1 E: 0 K: 1 S: 14	H: 2 LOB: 2 BB: 2 P: 28	R: 0 E: 0 K: 2 S: 8	H: 0 LOB: 0 BB: 0 P: 14	R: 1 E: 0 K: 0 S: 8	H: 2 LOB: 1 BB: 0 P: 12	R: 0 E: 0 K: 1 S: 9	H: 0 LOB: 1 BB: 1 P: 15	R: 0 E: 0 K: 1 S: 10	H: 1 LOB: 1 BB: 0 P: 20	R: 3 E: 0 K: 0 S: 14	H: 3 LOB: 2 BB: 2 P: 28	1B: 7 2B: 3 3B: 0 HR: 1	SF: 1 SAC: 0 DP: 0 HBP: 0	WP: 0 PB: 1 SB: 0 CS: 0	PA: 44														
PITCHER	IP WLS BF H R ER SO BB IBB HBP BLK WP HR S P ERA WHIP																																	
41 John Lackey, R ERA: 3.27	6.0	29	7	3	3	7	4	0	0	0	0	0	1	64	110	4.50	1.833																	
33 Justin Speier, R ERA: 2.01	1.0	3	0	0	0	1	0	0	0	0	0	0	0	8	11	0.00	0.000																	
62 Scot Shields, R ERA: 2.41	1.0	4	1	0	0	1	0	0	0	0	0	0	10	20	0.00	1.000																		
Francisco Rodriguez, R ERA: 2.68	1.0	8	3	3	3	0	2	0	0	0	0	0	0	14	28	27.00	5.000																	

Oakland Athletics @ Los Angeles Angels
Angel Stadium of Anaheim, Anaheim, CA
Wed Jul 25 2007, 12:35 PM PDT
Att: 44,252 - Sunny - 86 F

livebaseballscorecards.com

AB 37
R 6
H 11
RBI 6
BB 6
SO 9
LOB 19



Batter	1	2	3	4	5	6	7	8	9	AB	R	H	RBI	BB	SO	LOB	BOTTOM																			
77 Reggie Willits, S OBP: 0.402, SLG: 0.364	F7		G1-3		G6-3		BB WP		1B 9	4	1	2	0	1	0	0																				
9 Chone Figgins, S OBP: 0.379, SLG: 0.413	1B		F9		1B		K		S 1B	5	2	3	2	0	1	1																				
Orlando Cabrera, R OBP: 0.349, SLG: 0.413	1B			G5-3	G6-3		E6 BB		G5-3	5	0	1	1	0	0	4																				
Garret Anderson, L OBP: 0.315, SLG: 0.454	1B			2B	1B		BB		G4-3	4	1	3	2	1	0	0																				
Casey Kotchman, L OBP: 0.366, SLG: 0.477	G4-6-3			2B	1B		K		6 PB 24 G3 1B	5	1	3	1	0	1	5																				
24 Gary Matthews, S OBP: 0.332, SLG: 0.414	F7		G4-3		F9		F7		G3	5	0	0	0	0	0	7																				
6 Maicer Izturis, S OBP: 0.309, SLG: 0.351	K		G6-3				F8		1B	5	0	2	1	0	1	1																				
39 Robb Quinlan, R OBP: 0.323, SLG: 0.398	G3				FC6-4 CS		FC6-4 CS		77 E 9 S 1B	3	2	1	0	1	0	1																				
5 Jeff Mathis, R OBP: 0.111, SLG: 0.167	G4-3				K		K		F8	4	0	0	0	0	2	3																				
Inning Stats	R: 1 E: 0 K: 0 S: 13	H: 3 LOB: 1 BB: 0 P: 21	R: 0 E: 0 K: 1 S: 11	H: 0 LOB: 0 BB: 0 P: 17	R: 0 E: 0 K: 0 S: 7	H: 0 LOB: 0 BB: 0 P: 10	R: 1 E: 0 K: 0 S: 10	H: 2 LOB: 1 BB: 0 P: 16	R: 3 E: 0 K: 1 S: 13	H: 5 LOB: 2 BB: 0 P: 22	R: 0 E: 0 K: 1 S: 8	H: 1 LOB: 0 BB: 0 P: 10	R: 0 E: 1 K: 2 S: 16	H: 1 LOB: 3 BB: 1 P: 23	R: 1 E: 0 K: 0 S: 12	H: 1 LOB: 2 BB: 2 P: 24	R: 1 E: 0 K: 0 S: 11	H: 2 LOB: 1 BB: 0 P: 19	1B: 12 2B: 3 3B: 0 HR: 0	SF: 0 SAC: 0 DP: 1 HBP: 0	WP: 1 PB: 1 SB: 3 CS: 1	PA: 43														
PITCHER	IP WLS BF H R ER SO BB IBB HBP BLK WP HR S P ERA WHIP																																			
Joe Blanton, R ERA: 3.89	6.0	27	11	5	5	3	0	0	0	0	0	0	0	1	0	16	23	0.00	2.000																	
59 Andrew Brown, R ERA: 4.91	1.0	6	1	0	0	2	1	0	0	0	0	0	0	0	0	12	24	9.00	3.000																	
50 Kiko Calero, R ERA: 6.16	1.0	4	2	1	0	0	0	0	0	0	0	0	0	0	0	11	19	0.00	3.000																	
Joe Kennedy, L ERA: 4.42	0.2	4	2	1	0	0	0	0	0	0	0	0	0	0	0	0	0	0.00	3.000																	

Oakland Athletics @ Los Angeles Angels
Angel Stadium of Anaheim, Anaheim, CA
Wed Jul 25 2007, 12:35 PM PDT
Att: 44,252 - Sunny - 86 F

livebaseballscorecards.com

AB 40
R 7
H 15
RBI 7
BB 3
SO 5
LOB 22



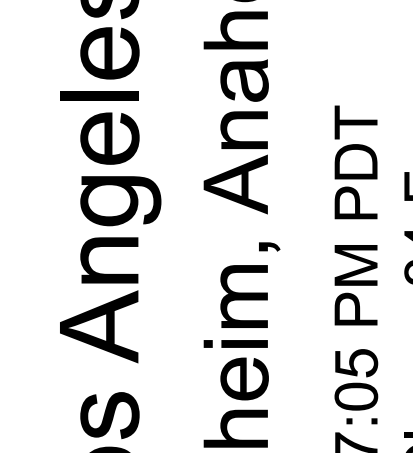
Batter	1	2	3	4	5	6	7	8	9	AB	R	H	RBI	BB	SO	LOB	TOP										
28 Curtis Granderson, L (1, 8) OBP: 0.354, SLG: 0.575										5	2	2	1	0	1	1	Detroit Tigers @ Los Angeles Angels Angel Stadium of Anaheim, Anaheim, CA Fri Jul 27 2007, 7:05 PM PDT Att: 44,042 - Clear - 84 F										
14 Placido Polanco, R (1, 4) OBP: 0.382, SLG: 0.454										5	2	5	1	0	0												
3 Gary Sheffield, R (1, 10) OBP: 0.402, SLG: 0.539										4	0	0	0	1	1	4											
30 Magglio Ordonez, R (1, 9) OBP: 0.430, SLG: 0.574										4	1	1	1	0	1	2											
9 Carlos Guillen, S (1, 6) OBP: 0.358, SLG: 0.530										5	1	3	1	0	0	0											
Ivan Rodriguez, R (1, 2) OBP: 0.297, SLG: 0.434										5	0	1	0	0	2	6											
Sean Casey, L (1, 3) OBP: 0.358, SLG: 0.389										5	0	2	1	0	0	5											
Craig Monroe, R (1, 7) OBP: 0.265, SLG: 0.389										4	0	0	1	0	1	5											
15 Brandon Inge, R (1, 5) OBP: 0.332, SLG: 0.406										4	0	1	0	0	1												
Inning Stats	R: 2 E: 0 K: 0 S: 18	H: 3 LOB: 3 BB: 1 P: 27	R: 0 E: 0 K: 0 S: 11	H: 1 LOB: 1 BB: 0 P: 20	R: 0 E: 0 K: 0 S: 9	H: 1 LOB: 1 BB: 0 P: 14	R: 1 E: 0 K: 2 S: 13	H: 2 LOB: 1 BB: 0 P: 19	R: 2 E: 0 K: 1 S: 10	H: 3 LOB: 1 BB: 0 P: 11	R: 1 E: 0 K: 1 S: 11	H: 1 LOB: 1 BB: 0 P: 16	R: 0 E: 0 K: 1 S: 13	H: 1 LOB: 1 BB: 0 P: 21	R: 0 E: 0 K: 2 S: 15	H: 2 LOB: 2 BB: 0 P: 22		R: 0 E: 0 K: 0 S: 11	H: 1 LOB: 1 BB: 0 P: 15	1B: 11 2B: 2 3B: 0 HR: 2	SF: 1 SAC: 0 DP: 0 HBP: 0	WP: 0 PB: 0 SB: 1 CS: 0	PA: 44				
PITCHER	IP	WLS	BF	H	R	ER	SO	BB	IBB	HBP	BLK	WP	HR	S	P	ERA	WHIP										
36 Jered Weaver, R (1, 1) ERA: 3.68	5.1	W	29	11	6	6	3	1	0	0	0	0	2	66	100	10.12	2.250										
33 Justin Speier, R (6, 1) ERA: 1.95	1.2	H	6	1	0	0	2	0	0	0	0	0	0	19	28	0.00	0.600										
62 Scot Shields, R (8, 1) ERA: 2.36	1.0		5	2	0	0	2	0	0	0	0	0	0	15	22	0.00	2.000										
Darren Oliver, L (9, 1) ERA: 4.63	1.0		4	1	0	0	0	0	0	0	0	0	0	11	15	0.00	1.000										

Batter	1	2	3	4	5	6	7	8	9	AB	R	H	RBI	BB	SO	LOB	BOTTOM										
77 Reggie Willits, S (1, 7) OBP: 0.399, SLG: 0.359										4	1	0	0	0	2	2	Detroit Tigers @ Los Angeles Angels Angel Stadium of Anaheim, Anaheim, CA Fri Jul 27 2007, 7:05 PM PDT Att: 44,042 - Clear - 84 F										
9 Chone Figgins, S (1, 5) OBP: 0.386, SLG: 0.427										5	2	4	1	0	0												
Orlando Cabrera, R (1, 6) OBP: 0.348, SLG: 0.410										3	0	0	0	1	0	2											
27 Vladimir Guerrero, R (1, 9) OBP: 0.409, SLG: 0.530										4	2	1	1	1	1	1											
39 Robb Quinlan, R (1, 3) OBP: 0.323, SLG: 0.397										3	1	1	1	0	0	2											
Casey Kotchman, L (7, PH) OBP: 0.368, SLG: 0.483										1	1	1	0	0	0	0											
24 Gary Matthews, S (1, 8) OBP: 0.337, SLG: 0.421										4	2	3	3	0	1	0											
Garret Anderson, L (1, 10) OBP: 0.319, SLG: 0.452										3	1	1	1	1	1	1											
44 Mike Napoli, R (1, 2) OBP: 0.346, SLG: 0.459										1	0	0	1	0	0	1											
5 Jeff Mathis, R (1, PR) OBP: 0.095, SLG: 0.143										3	1	0	0	0	2	2											
6 Maicer Izturis, S (1, 4) OBP: 0.313, SLG: 0.368										4	0	2	3	0	0	0											
Inning Stats	R: 6 E: 0 K: 0 S: 21	H: 5 LOB: 1 BB: 1 P: 34	R: 2 E: 0 K: 0 S: 13	H: 3 LOB: 1 BB: 1 P: 25	R: 0 E: 0 K: 2 S: 8	H: 0 LOB: 0 BB: 0 P: 11	R: 0 E: 0 K: 0 S: 7	H: 1 LOB: 1 BB: 0 P: 12	R: 0 E: 0 K: 3 S: 10	H: 0 LOB: 0 BB: 0 P: 11	R: 0 E: 0 K: 1 S: 10	H: 1 LOB: 1 BB: 0 P: 18	R: 3 E: 0 K: 1 S: 10	H: 3 LOB: 1 BB: 1 P: 19	R: 0 E: 0 K: 0 S: 7	H: 0 LOB: 0 BB: 0 P: 11	1B: 7 2B: 6 3B: 0 HR: 0	SF: 0 SAC: 1 DP: 0 HBP: 1	WP: 0 PB: 0 SB: 1 CS: 0	PA: 40							
PITCHER	IP	WLS	BF	H	R	ER	SO	BB	IBB	HBP	BLK	WP	HR	S	P	ERA	WHIP										
29 Nate Robertson, L (1, 1) ERA: 5.08	5.2	L	29	10	8	8	6	2	0	1	0	0	0	67	109	12.71	2.118										
Chad Durbin, R (6, 1) ERA: 4.45	1.1		8	3	3	3	1	0	1	0	0	0	0	12	21	20.25	2.250										
43 Macay McBride, L (8, 1) ERA: 3.96	1.0		3	0	0	0	0	0	0	0	0	0	0	7	11	0.00	0.000										

AB 41
R 6
H 15
RBI 6
BB 1
SO 7
LOB 24



AB 35
R 11
H 13
RBI 11
BB 3
SO 7
LOB 11



Batter	1	2	3	4	5	6	7	8	9	AB	R	H	RBI	BB	SO	LOB	TOP										
25 Ryan Raburn, R OBP: 0.433, SLG: 0.778	F9	K			F7		FC4-6		1B	3	0	0	0	0	1	2	Detroit Tigers @ Los Angeles Angels Angel Stadium of Anaheim, Anaheim, CA Sat Jul 28 2007, 12:55 PM PDT Att: 43,122 - Partly Cloudy - 85 F livebaseballscorecards.com										
28 Curtis Granderson, L OBP: 0.356, SLG: 0.575										2	0	1	0	0	0	1											
14 Placido Polanco, R OBP: 0.383, SLG: 0.453		L9			G3		L8		1B	5	1	2	0	0	0	3											
3 Gary Sheffield, R OBP: 0.402, SLG: 0.537					G6-3		P5		1B	5	1	2	0	0	0	3											
30 Magglio Ordonez, R OBP: 0.430, SLG: 0.580	F9				P4		HR			3	1	1	2	1	0	2											
9 Carlos Guillen, S OBP: 0.393, SLG: 0.529					P6					4	0	2	1	0	0	1											
24 Mike Hessman, R OBP: 0.313, SLG: 0.500										2	0	0	0	1	2	3											
Sean Casey, L OBP: 0.357, SLG: 0.388	K						K		G3	1	0	0	0	0	0	1											
Craig Monroe, R OBP: 0.262, SLG: 0.384					G6-4-3		P3		K	4	0	0	0	0	1	3											
15 Brandon Inge, R OBP: 0.332, SLG: 0.404					K					4	0	1	0	0	3	1											
Mike Rabelo, S OBP: 0.340, SLG: 0.418					G5-3				G4-3	4	0	2	0	0	0	0											
Inning Stats	R: 1 E: 0 K: 1 S: 18	H: 3 LOB: 2 BB: 0 P: 26	R: 0 E: 0 K: 1 S: 13	H: 2 LOB: 2 BB: 0 P: 21	R: 0 E: 0 K: 0 S: 7	H: 0 LOB: 0 BB: 0 P: 11	R: 0 E: 0 K: 1 S: 8	H: 0 LOB: 0 BB: 1 P: 15	R: 0 E: 0 K: 0 S: 9	H: 3 LOB: 1 BB: 0 P: 15	R: 0 E: 0 K: 0 S: 12	H: 1 LOB: 1 BB: 0 P: 20	R: 0 E: 0 K: 1 S: 10	H: 0 LOB: 1 BB: 1 P: 19	R: 0 E: 0 K: 1 S: 13	H: 2 LOB: 2 BB: 0 P: 21	1B: 9 2B: 1 3B: 0 HR: 1	SF: 0 SAC: 0 DP: 1 HBP: 0	WP: 0 PB: 0 SB: 3 CS: 0	PA: 39							
PITCHER	IP	WLS	BF	H	R	ER	SO	BB	IBB	HBP	BLK	WP	HR	S	P	ERA	WHIP										
51 Joe Saunders, L ERA: 3.16	5.1		24	8	3	3	4	1	0	0	0	0	1	61	101	5.06	1.688										
49 Chris Bootcheck, R ERA: 4.98	1.1		5	1	0	0	1	0	0	0	0	0	0	17	22	0.00	0.750										
33 Justin Speier, R ERA: 1.85	0.1		1	0	0	0	0	0	0	0	0	0	0	2	5	0.00	0.000										
62 Scot Shields, R ERA: 2.32	1.0	W	4	0	0	0	1	1	0	0	0	0	0	10	19	0.00	1.000										
Darren Oliver, L ERA: 4.5	1.0		5	2	0	0	1	0	0	0	0	0	0	13	21	0.00	2.000										

Batter	1	2	3	4	5	6	7	8	9	AB	R	H	RBI	BB	SO	LOB	BOTTOM										
77 Reggie Willits, S OBP: 0.402, SLG: 0.363			G6-4-3							5	1	3	1	0	1	1	Detroit Tigers @ Los Angeles Angels Angel Stadium of Anaheim, Anaheim, CA Sat Jul 28 2007, 12:55 PM PDT Att: 43,122 - Partly Cloudy - 85 F livebaseballscorecards.com										
9 Chone Figgins, S OBP: 0.386, SLG: 0.425										4	1	1	1	1	2	3											
Orlando Cabrera, R OBP: 0.351, SLG: 0.418										4	2	2	2	1	0	1											
27 Vladimir Guerrero, R OBP: 0.408, SLG: 0.527										4	1	1	0	1	0	3											
39 Robb Quinlan, R OBP: 0.326, SLG: 0.393										1	0	0	0	1	0	1											
Casey Kotchman, L OBP: 0.370, SLG: 0.488										1	1	1	1	0	0	0											
24 Gary Matthews, S OBP: 0.336, SLG: 0.417										3	1	0	0	1	1	2											
Garret Anderson, L OBP: 0.327, SLG: 0.468										2	2	1	3	2	0	0											
5 Jeff Mathis, R OBP: 0.200, SLG: 0.280										4	1	3	1	0	1	0											
3 Brandon Wood, R OBP: 0.143, SLG: 0.190										4	0	1	0	0	1	5											
Inning Stats	R: 0 E: 0 K: 1 S: 9	H: 2 LOB: 1 BB: 0 P: 15	R: 0 E: 0 K: 0 S: 7	H: 0 LOB: 1 BB: 1 P: 12	R: 0 E: 0 K: 1 S: 8	H: 1 LOB: 0 BB: 0 P: 13	R: 0 E: 0 K: 0 S: 14	H: 0 LOB: 1 BB: 1 P: 22	R: 1 E: 0 K: 2 S: 22	H: 2 LOB: 2 BB: 1 P: 31	R: 2 E: 0 K: 0 S: 22	H: 2 LOB: 2 BB: 2 P: 38	R: 0 E: 0 K: 1 S: 9	H: 0 LOB: 0 BB: 1 P: 13	R: 7 E: 1 K: 1 S: 18	H: 6 LOB: 0 BB: 1 P: 33	1B: 9 2B: 2 3B: 0 HR: 2	SF: 0 SAC: 1 DP: 3 HBP: 0	WP: 0 PB: 0 SB: 1 CS: 1	PA: 40							
PITCHER	IP	WLS	BF	H	R	ER	SO	BB	IBB	HBP	BLK	WP	HR	S	P	ERA	WHIP										
48 Andrew Miller, L ERA: 3.76	5.0		21	5	2	2	4	4	0	0	0	0	0	63	100	3.60	1.800										
Jason Grilli, R ERA: 5.59	2.0	L	10	3	2	2	1	1	1	0	0	0	0	30	46	9.00	2.000										
Tim Lincecum, L ERA: 4.03	0.2		7	4	4	2	1	0	1	0	0	0	1	14	29	27.00	6.000										
41 Jose Capellan, R ERA: 4.22	0.1		2	1	2	1	0	0	0	0	0	0	1	2	2	27.00	3.000										

Batter	1	2	3	4	5	6	7	8	9	AB	R	H	RBI	BB	SO	LOB	TOP										
28 Curtis Granderson, L (1.8) OBP: 0.353, SLG: 0.575	F8		K		P6		FC5-2 3B		G4-3	5	0	1	0	0	1	4	Detroit Tigers @ Los Angeles Angels Angel Stadium of Anaheim, Anaheim, CA Sun Jul 29 2007, 5:05 PM PDT Att: 44,019 - Clear - 82 F										
14 Placido Polanco, R (1.4) OBP: 0.381, SLG: 0.451	G6-3		K		K		FC5-2 BB		L5	2	0	0	0	0	1	1											
24 Mike Hessman, R (5.7) OBP: 0.316, SLG: 0.438	G6-3		K		K		FC5-2 BB		L5	2	0	0	0	1	1	3											
3 Gary Sheffield, R (1.10) OBP: 0.403, SLG: 0.535	K		K		K		FC5-2		K	3	1	1	0	1	1	2											
30 Magglio Ordonez, R (1.9) OBP: 0.428, SLG: 0.577	G5-3		F7		F7		K		L3	2	0	0	0	0	0	1											
Craig Monroe, R (4.7) OBP: 0.263, SLG: 0.385	G5-3		F7		F7		K		L3	2	0	1	2	0	1	2											
9 Carlos Guillen, S (1.6) OBP: 0.381, SLG: 0.526	K		G3		G3		L4		L3	2	0	0	0	0	1	1											
20 Omar Infante, R (4.6) OBP: 0.285, SLG: 0.333	K		G3		G3		L4		L3	2	0	0	0	0	2	2											
Ivan Rodriguez, R (1.2) OBP: 0.286, SLG: 0.432	F8		F8		F8		L6		L8	4	0	1	1	0	0	0											
Sean Casey, L (1.3) OBP: 0.355, SLG: 0.384	F8		F8		F8		L6		L8	4	0	1	1	0	0	0											
25 Ryan Raburn, R (1.7) OBP: 0.441, SLG: 0.742	G6-3		G6-3		G6-3		G4-3		G4-3	3	1	0	0	1	0	1											
15 Brandon Inge, R (1.5) OBP: 0.333, SLG: 0.409	SF8		SF8		SF8		P4		G4-3	3	1	2	1	0	0	0											
Inning Stats	R: 0 E: 0 K: 1 S: 7	H: 0 LOB: 0 BB: 0 P: 13	R: 0 E: 0 K: 1 S: 6	H: 0 LOB: 0 BB: 0 P: 7	R: 1 E: 0 K: 2 S: 13	H: 1 LOB: 1 BB: 1 P: 22	R: 1 E: 0 K: 0 S: 13	H: 2 LOB: 1 BB: 0 P: 19	R: 2 E: 0 K: 1 S: 18	H: 3 LOB: 2 BB: 1 P: 30	R: 0 E: 0 K: 1 S: 9	H: 0 LOB: 0 BB: 0 P: 11	R: 0 E: 0 K: 1 S: 15	H: 1 LOB: 2 BB: 1 P: 26	R: 0 E: 0 K: 0 S: 10	H: 0 LOB: 0 BB: 0 P: 15	R: 0 E: 0 K: 0 S: 11	H: 1 LOB: 1 BB: 0 P: 17	1B: 6 2B: 1 3B: 1 HR: 0	SF: 1 SAC: 0 DP: 0 HBP: 0	WP: 2 PB: 0 SB: 0 CS: 0	PA: 38					
PITCHER	IP	WLS	BF	H	R	ER	SO	BB	IBB	HBP	BLK	WP	HR	S	P	ERA	WHIP										
58 Dustin Moseley, R (1.1) ERA: 4.37	4.2		21	5	4	4	5	2	0	0	1	2	0	55	87	7.71	1.500										
49 Chris Bootcheck, R (5.1) ERA: 4.74	2.1	W	10	2	0	0	2	1	0	0	0	0	0	26	41	0.00	1.286										
37 Greg Jones, R (8.1) ERA: 11.25	1.0		3	0	0	0	0	0	0	0	0	0	0	10	15	0.00	0.000										
59 Marcus Gwyn, R (9.1) ERA:	1.0		4	1	0	0	0	0	0	0	0	0	0	11	17	0.00	1.000										

AB	34
R	4
H	8
RBI	4
BB	3
SO	7
LOB	17



Batter	1	2	3	4	5	6	7	8	9	AB	R	H	RBI	BB	SO	LOB	BOTTOM										
9 Chone Figgins, S (1.5) OBP: 0.390, SLG: 0.428	SF8		WP		G4-3		G6-3		G6-3	5	3	3	1	0	0	1	Detroit Tigers @ Los Angeles Angels Angel Stadium of Anaheim, Anaheim, CA Sun Jul 29 2007, 5:05 PM PDT Att: 44,019 - Clear - 82 F										
Orlando Cabrera, R (1.6) OBP: 0.353, SLG: 0.418	K		WP		G4-3		F7		F7	3	2	1	0	2	1	1											
3 Brandon Wood, R (9.6) OBP: 0.143, SLG: 0.190	K		WP		G4-3		F7		F7	0	0	0	0	0	0	0											
27 Vladimir Guerrero, R (1.9) OBP: 0.490, SLG: 0.527	K		K		G6-4-3		G5-3		G5-3	4	2	1	1	0	1	3											
Nathan Haynes, L (8.9) OBP: 0.276, SLG: 0.321	K		K		G6-4-3		G5-3		G5-3	0	0	0	0	0	0	0											
Garret Anderson, L (1.7) OBP: 0.329, SLG: 0.463	K		K		G6-4-3		P6		K	4	1	1	2	1	2	0											
39 Robb Quinlan, R (9.7) OBP: 0.326, SLG: 0.393	K		K		G6-4-3		P6		K	0	0	0	0	0	0	0											
Casey Kotchman, L (1.3) OBP: 0.370, SLG: 0.491	SF8		G3-1		G6-4-3		P6		K	4	1	2	2	0	0	1											
24 Gary Matthews, S (1.8) OBP: 0.337, SLG: 0.422	K		K		G6-4-3		P6		K	3	1	1	3	1	1	1											
6 Maicer Izturis, S (1.4) OBP: 0.316, SLG: 0.376	K		K		G6-4-3		P6		K	5	1	2	1	0	0	2											
5 Jeff Mathis, R (1.2) OBP: 0.276, SLG: 0.321	K		K		G6-4-3		P6		K	3	1	2	0	1	1	2											
77 Reggie Willis, S (1.10) OBP: 0.398, SLG: 0.359	G4-3		G4-3		G4-3		G4-3		G4-3	3	1	0	0	0	0	5											
Inning Stats	R: 4 E: 0 K: 1 S: 14	H: 4 LOB: 2 BB: 2 P: 29	R: 2 E: 0 K: 2 S: 14	H: 2 LOB: 0 BB: 0 P: 22	R: 6 E: 1 K: 1 S: 23	H: 4 LOB: 1 BB: 1 P: 36	R: 0 E: 0 K: 0 S: 13	H: 1 LOB: 1 BB: 0 P: 20	R: 0 E: 0 K: 0 S: 9	H: 0 LOB: 0 BB: 1 P: 16	R: 0 E: 0 K: 1 S: 10	H: 1 LOB: 2 BB: 1 P: 17	R: 0 E: 0 K: 0 S: 5	H: 0 LOB: 0 BB: 0 P: 6	R: 1 E: 0 K: 1 S: 10	H: 1 LOB: 0 BB: 0 P: 15	1B: 9 2B: 3 3B: 1 HR: 0	SF: 2 SAC: 1 DP: 1 HBP: 1	WP: 3 PB: 0 SB: 3 CS: 0	PA: 43							
PITCHER	IP	WLS	BF	H	R	ER	SO	BB	IBB	HBP	BLK	WP	HR	S	P	ERA	WHIP										
38 Jeremy Bonderman, R (1.1) ERA: 4.33	2.1	L	20	9	11	4	4	3	0	0	0	1	0	41	75	42.43	5.143										
Chad Durbin, R (3.1) ERA: 4.47	1.2		8	2	1	0	0	0	0	1	0	0	0	23	32	0.00	1.200										
43 Macay McBride, L (5.1) ERA: 3.63	2.0		8	1	0	0	1	2	0	0	0	0	0	19	33	0.00	1.500										
59 Todd Jones, R (7.1) ERA: 4.78	1.0		3	0	0	0	0	0	0	0	0	0	0	5	6	0.00	0.000										
44 Bobby Seay, L (8.1) ERA: 3.18	1.0		4	1	1	1	1	0	0	0	0	1	0	10	15	9.00	1.000										

AB	34
R	13
H	13
RBI	10
BB	5
SO	6
LOB	16



Batter	1	2	3	4	5	6	7	8	9	AB	R	H	RBI	BB	SO	LOB	TOP										
9 Chone Figgins, S OBP: 0.388, SLG: 0.423	G4-3		K		K					3	0	0	0	1	2	3	Los Angeles Angels @ Seattle Mariners Safeco Field, Seattle, WA Mon Jul 30 2007, 7:05 PM PDT Att: 31,242 - Clear - 70 F										
Orlando Cabrera, R OBP: 0.350, SLG: 0.414	G5-3		F8			G3		L8		4	0	0	0	0	0	3											
27 Vladimir Guerrero, R OBP: 0.407, SLG: 0.524			L7			G4-3			K	4	0	1	0	0	1	2											
Garret Anderson, L OBP: 0.323, SLG: 0.455	G6-3			F9		L4			F7	4	0	0	0	0	0	1											
Casey Kotchman, L OBP: 0.366, SLG: 0.485	G6-3	G3-1				F8			F8	4	0	0	0	0	0	0											
24 Gary Matthews, S OBP: 0.334, SLG: 0.418	G3	G1-3				G4-3				3	0	0	0	0	0	0											
6 Maicer Izturis, S OBP: 0.310, SLG: 0.369	G6-3				L7		P6			3	0	0	0	0	0	0											
5 Jeff Mathis, R OBP: 0.281, SLG: 0.323			77 1B		G6-3			K		3	0	1	0	0	1	0											
77 Reggie Willits, S OBP: 0.401, SLG: 0.363						9 1B		G6-3		3	0	2	0	0	0	0											
Inning Stats	R: 0 E: 0 K: 0 S: 13	H: 1 LOB: 1 BB: 0 P: 18	R: 0 E: 0 K: 0 S: 11	H: 0 LOB: 0 BB: 0 P: 15	R: 0 E: 0 K: 1 S: 14	H: 2 LOB: 2 BB: 0 P: 22	R: 0 E: 0 K: 0 S: 5	H: 0 LOB: 0 BB: 0 P: 8	R: 0 E: 0 K: 1 S: 13	H: 1 LOB: 1 BB: 0 P: 18	R: 0 E: 0 K: 0 S: 8	H: 0 LOB: 0 BB: 0 P: 11	R: 0 E: 0 K: 0 S: 8	H: 0 LOB: 0 BB: 0 P: 12	R: 0 E: 0 K: 1 S: 9	H: 0 LOB: 1 BB: 1 P: 19		R: 0 E: 0 K: 1 S: 5	H: 0 LOB: 0 BB: 0 P: 6	1B: 4 2B: 0 3B: 0 HR: 0	SF: 0 SAC: 0 DP: 0 HBP: 0	WP: 0 PB: 0 SB: 1 CS: 0	PA: 32				
PITCHER	IP	WLS	BF	H	R	ER	SO	BB	IBB	HBP	BLK	WP	HR	S	P	ERA	WHIP										
43 Miguel Batista, R ERA: 4.23	7.0	W	25	4	0	0	2	0	0	0	0	0	0	72	104	0.00	0.571										
35 Brandon Morrow, R ERA: 3.16	1.0	H	4	0	0	0	1	1	0	0	0	0	0	9	19	0.00	1.000										
20 J.J. Putz, R ERA: 0.89	1.0	S	3	0	0	0	1	0	0	0	0	0	0	5	6	0.00	0.000										

Batter	1	2	3	4	5	6	7	8	9	AB	R	H	RBI	BB	SO	LOB	BOTTOM										
51 Ichiro Suzuki, L OBP: 0.398, SLG: 0.442	L8-3 1B		1B 3B		G4-6-3 1-2					4	1	3	1	0	0	1	Los Angeles Angels @ Seattle Mariners Safeco Field, Seattle, WA Mon Jul 30 2007, 7:05 PM PDT Att: 31,242 - Clear - 70 F										
Jose Vidro, S OBP: 0.368, SLG: 0.370	L8-3 1-1		1B			2B	K			4	0	2	1	0	1	3											
Jose Guillen, R OBP: 0.353, SLG: 0.439	P3		F9			K		G6-3		4	0	0	0	0	1	2											
29 Adrian Beltré, R OBP: 0.335, SLG: 0.494	E6 BB		K			F8		G6-3		4	0	0	0	0	1	2											
Raul Ibanez, L OBP: 0.304, SLG: 0.389	K			L8		G6-3		K		4	0	0	0	0	2	2											
Richie Sexson, R OBP: 0.304, SLG: 0.402				K			G5-3			2	0	0	0	1	1	0											
2 Kenji Johjima, R OBP: 0.306, SLG: 0.433	P5			G4-3			7 1B 1B			3	1	1	0	0	0	2											
4 Jose Lopez, R OBP: 0.294, SLG: 0.371	F9				F9		L7			3	0	0	0	0	0	3											
7 Yuniesky Betancourt, R OBP: 0.308, SLG: 0.380			K				51 G4-6-3 1B			3	0	2	0	0	1	0											
Inning Stats	R: 0 E: 0 K: 0 S: 4	H: 1 LOB: 0 BB: 0 P: 6	R: 0 E: 1 K: 1 S: 8	H: 0 LOB: 2 BB: 1 P: 15	R: 1 E: 0 K: 2 S: 13	H: 2 LOB: 1 BB: 0 P: 17	R: 0 E: 0 K: 1 S: 6	H: 0 LOB: 0 BB: 0 P: 12	R: 0 E: 0 K: 1 S: 10	H: 1 LOB: 1 BB: 0 P: 16	R: 1 E: 0 K: 1 S: 15	H: 3 LOB: 2 BB: 0 P: 24	R: 0 E: 0 K: 1 S: 9	H: 0 LOB: 0 BB: 0 P: 13	1B: 6 2B: 2 3B: 1 HR: 0	SF: 0 SAC: 0 DP: 2 HBP: 0		WP: 0 PB: 0 SB: 0 CS: 0	PA: 32								
PITCHER	IP	WLS	BF	H	R	ER	SO	BB	IBB	HBP	BLK	WP	HR	S	P	ERA	WHIP										
45 Kelvim Escobar, R ERA: 2.87	8.0	L	32	8	2	2	7	1	0	0	0	0	0	73	115	2.25	1.125										

AB	31
R	0
H	4
RBI	0
BB	1
SO	4
LOB	9



AB	31
R	2
H	8
RBI	2
BB	1
SO	7
LOB	15



Batter	1	2	3	4	5	6	7	8	9	10	11	12	AB	R	H	RBI	BB	SO	LOB	TOP									
9 Chone Figgins, S OBP: 0.388, SLG: 0.424	G6-3			1B 2B		G3		G3		1B		K	6	1	2	0	0	1	0										
Orlando Cabrera, R OBP: 0.353, SLG: 0.422	G5-3			2B G3		K			1B	P2		F9	6	2	2	0	0	1	2										
27 Vladimir Guerrero, R OBP: 0.406, SLG: 0.522	K			G3 F8-2			HR		1B	G4-3		1B	6	1	4	2	0	1	2										
Garret Anderson, L OBP: 0.316, SLG: 0.455	G6-3			G3			HR		1B	G4-6-3		G4-3	6	1	2	3	0	0	3										
Casey Kotchman, L OBP: 0.365, SLG: 0.479	G6-3			F8-2			K			24 HR		SH3	4	1	1	0	0	1	1										
24 Gary Matthews, S OBP: 0.343, SLG: 0.454	G3						K						4	1	2	2	1	1	0										
6 Maicer Izturis, S OBP: 0.315, SLG: 0.391							K			F7			4	0	0	0	1	1	1										
5 Jeff Mathis, R OBP: 0.244, SLG: 0.300 Nathan Haynes, L (11, PH) 48 Ryan Budde, R (11, 2)	G4-3			G6-4-3			F7			K		K	4	0	0	0	0	2	1										
77 Reggie Willits, S OBP: 0.462, SLG: 0.359	G4-3											G4-3	1	0	0	0	0	1	3										
													4	0	0	0	1	3											
Inning Stats	R: 0 E: 0 K: 1 S: 8	H: 0 LOB: 0 BB: 0 P: 8	R: 0 E: 0 K: 0 S: 6	H: 0 LOB: 0 BB: 10	R: 0 E: 0 K: 0 S: 8	H: 0 LOB: 0 BB: 12	R: 2 E: 0 K: 0 S: 11	H: 3 LOB: 0 BB: 14	R: 0 E: 0 K: 1 S: 10	H: 1 LOB: 0 BB: 13	R: 2 E: 0 K: 2 S: 13	H: 2 LOB: 0 BB: 17	R: 0 E: 0 K: 2 S: 12	H: 0 LOB: 0 BB: 16	R: 3 E: 0 K: 0 S: 13	H: 4 LOB: 0 BB: 19	R: 0 E: 0 K: 1 S: 11	H: 1 LOB: 2 BB: 1	R: 0 E: 0 K: 1 S: 18	H: 1 LOB: 3 BB: 2	R: 0 E: 0 K: 1 S: 9	H: 1 LOB: 1 BB: 0 P: 11	1B: 9 2B: 3 3B: 0 HR: 2	SF: 0 SAC: 1 DP: 3 HBP: 0	WP: 0 PB: 0 SB: 0 CS: 0	PA: 49			
PITCHER	IP WLS BF H R ER SO BB IBB HBP BLK WP HR S P ERA WHIP	34 Félix Hernández, R (1, 1) ERA: 3.29	20 J. J. Putz, R (9, 1) ERA: 1.4	Sean Green, R (10, 1) ERA: 2.59	George Sherrill, L (11, 1) ERA: 1.41	35 Brandon Morrow, R (11, 1) ERA: 3.07	PITCHER	IP WLS BF H R ER SO BB IBB HBP BLK WP HR S P ERA WHIP	59 Eric O'Flaherty, L (12, 1) ERA: 3.25																				

Los Angeles Angels @ Seattle Mariners
Safeco Field, Seattle, WA
Wed Aug 01 2007, 7:05 PM PDT
Att: 34,479 - Clear - 80 F

livebaseballscorecards.com

AB 45
R 7
H 13
RBI 7
BB 3
SO 10
LOB 16



Batter	1	2	3	4	5	6	7	8	9	10	11	12	AB	R	H	RBI	BB	SO	LOB	BOTTOM									
51 Ichiro Suzuki, L OBP: 0.402, SLG: 0.444	F7			1B				1B					6	1	4	1	0	0	1										
Jose Vidro, S (1, 10)	P6			G6-4-3				F7				L8	6	0	2	0	0	0	2										
Jose Guillen, R (1, 9)	F7			G6-4-3									6	1	3	1	0	0	2										
Raul Ibanez, L (1, 7)				2B								G3	6	2	2	1	0	2	4										
29 Adrian Beltré, R (1, 5)				1B									6	2	2	0	0	0	3										
Ben Broussard, L (1, 3) Richie Sexson, R (7, PH) OBP: 0.299, SLG: 0.394 (8, 3)	F8			F9									3	0	1	1	0	0	2										
2 Kenji Johjima, R (1, 2) 16 Willie Bloomquist, R (10, PH) Jamie Burke, R (11, 2) OBP: 0.395, SLG: 0.420	2B			BB									4	1	2	2	1	0	0										
4 Jose Lopez, R (1, 4)	P5			P5									6	0	1	0	0	1	4										
7 Yunesky Betancourt, R (1, 6)													6	1	3	2	0	0	0										
Inning Stats	R: 0 E: 0 K: 0 S: 9	H: 0 LOB: 0 BB: 0 P: 13	R: 3 E: 0 K: 0 S: 13	H: 4 LOB: 1 BB: 18	R: 2 E: 0 K: 0 S: 15	H: 3 LOB: 2 BB: 23	R: 0 E: 0 K: 0 S: 8	H: 2 LOB: 1 BB: 15	R: 0 E: 0 K: 1 S: 11	H: 0 LOB: 0 BB: 16	R: 1 E: 0 K: 2 S: 17	H: 3 LOB: 2 BB: 21	R: 1 E: 0 K: 0 S: 14	H: 2 LOB: 1 BB: 16	R: 0 E: 0 K: 1 S: 9	H: 0 LOB: 0 BB: 14	R: 0 E: 0 K: 0 S: 8	H: 1 LOB: 1 BB: 11	R: 0 E: 0 K: 1 S: 12	H: 2 LOB: 2 BB: 0 P: 17	R: 1 E: 0 K: 1 S: 12	H: 3 LOB: 3 BB: 0 P: 17	1B: 15 2B: 5 3B: 0 HR: 0	SF: 0 SAC: 0 DP: 1 HBP: 1	WP: 2 PB: 0 SB: 0 CS: 1	PA: 54			
PITCHER	IP WLS BF H R ER SO BB IBB HBP BLK WP HR S P ERA WHIP	36 Jared Weaver, R (1, 1) ERA: 4.0	Darren Oliver, L (7, 1) ERA: 4.38	Francisco Rodriguez, R (8, 1) ERA: 2.78	62 Scott Shields, R (10, 1) ERA: 2.24	33 Justin Speier, R (12, 1) ERA: 2.15	PITCHER	IP WLS BF H R ER SO BB IBB HBP BLK WP HR S P ERA WHIP																					

Los Angeles Angels @ Seattle Mariners
Safeco Field, Seattle, WA
Wed Aug 01 2007, 7:05 PM PDT
Att: 34,479 - Clear - 80 F

livebaseballscorecards.com

AB 52
R 8
H 20
RBI 8
BB 1
SO 5
LOB 21



Batter	1	2	3	4	5	6	7	8	9	AB	R	H	RBI	BB	SO	LOB	TOP					
9 Chone Figgins, S OBP: 0.391, SLG: 0.425										4	0	2	0	1	0	1						
Orlando Cabrera, R OBP: 0.351, SLG: 0.418										4	2	0	0	1	0	4						
27 Vladimir Guerrero, R OBP: 0.496, SLG: 0.536										5	2	2	4	0	1	3						
Garret Anderson, L OBP: 0.314, SLG: 0.453										5	0	1	1	0	1	1						
24 Gary Matthews, S OBP: 0.340, SLG: 0.449										4	0	0	0	0	2	1						
Casey Kotchman, L OBP: 0.366, SLG: 0.482										4	1	2	0	0	0	0						
6 Maicer Izturis, S OBP: 0.314, SLG: 0.387										4	0	1	0	0	0	2						
5 Jeff Mathis, R OBP: 0.267, SLG: 0.286										2	0	0	0	2	1	0						
77 Reggie Willis, S OBP: 0.400, SLG: 0.357										4	1	1	1	0	0	3						
Inning Stats	R: 0 E: 0 K: 0 S: 8	H: 1 LOB: 1 BB: 0 P: 14	R: 0 E: 0 K: 0 S: 6	H: 0 LOB: 0 BB: 0 P: 9	R: 0 E: 0 K: 0 S: 9	H: 0 LOB: 1 BB: 1 P: 18	R: 1 E: 0 K: 0 S: 9	H: 2 LOB: 1 BB: 0 P: 15	R: 3 E: 0 K: 2 S: 16	H: 3 LOB: 0 BB: 0 P: 21	R: 0 E: 0 K: 1 S: 14	H: 1 LOB: 2 BB: 1 P: 24	R: 1 E: 1 K: 1 S: 10	H: 1 LOB: 1 BB: 1 P: 20	R: 1 E: 0 K: 0 S: 10	H: 1 LOB: 1 BB: 1 P: 17	R: 0 E: 0 K: 1 S: 10	H: 0 LOB: 0 BB: 0 P: 17	1B: 5 2B: 2 3B: 0 HR: 2	SF: 0 SAC: 0 DP: 0 HBP: 0	WP: 0 PB: 1 SB: 0 CS: 0	PA: 40
PITCHER	IP	WLS	BF	H	R	ER	SO	BB	IBB	HBP	BLK	WP	HR	S	P	ERA	WHIP					
57 Chad Gaudin, R ERA: 3.88	6.0	L	29	7	5	5	3	3	0	0	0	0	2	64	108	7.50	1.667					
59 Andrew Brown, R ERA: 2.84	1.0		3	1	0	0	1	0	0	0	0	0	0	8	13	0.00	1.000					
Joe Kennedy, L ERA: 4.37	1.0		5	1	1	1	0	1	0	0	0	0	0	10	17	9.00	2.000					
50 Kiko Calero, R ERA: 5.56	1.0		3	0	0	0	1	0	0	0	0	0	0	10	17	0.00	0.000					

Los Angeles Angels @ Oakland Athletics
 McAfee Coliseum, Oakland, CA
 Thu Aug 02 2007, 10:05 PM EDT
 Att: 21,654 - Clear - 65 F

AB	36
R	6
H	9
RBI	6
BB	4
SO	5
LOB	15



Batter	1	2	3	4	5	6	7	8	9	AB	R	H	RBI	BB	SO	LOB	BOTTOM					
6 Travis Buck, L OBP: 0.371, SLG: 0.471										5	0	1	0	0	1	0						
Shannon Stewart, R OBP: 0.302, SLG: 0.401										4	0	1	0	0	0	2						
Nick Swisher, S OBP: 0.400, SLG: 0.443										3	0	1	1	1	0	0						
Mike Piazza, R OBP: 0.337, SLG: 0.413										4	0	0	0	0	1	4						
14 Mark Ellis, R OBP: 0.322, SLG: 0.424										4	1	1	1	0	1	2						
Marco Scutaro, R OBP: 0.305, SLG: 0.341										2	1	1	0	2	0	0						
21 Mark Kotsay, L OBP: 0.299, SLG: 0.319										4	0	0	0	0	0	3						
8 Kurt Suzuki, R OBP: 0.329, SLG: 0.364										4	0	0	0	0	1	3						
12 Donnie Murphy, R OBP: 0.275, SLG: 0.417										4	2	2	2	0	1	1						
Inning Stats	R: 0 E: 0 K: 1 S: 12	H: 1 LOB: 2 BB: 1 P: 18	R: 0 E: 0 K: 0 S: 9	H: 1 LOB: 0 BB: 0 P: 12	R: 0 E: 0 K: 0 S: 7	H: 0 LOB: 0 BB: 0 P: 12	R: 1 E: 0 K: 1 S: 11	H: 1 LOB: 0 BB: 0 P: 19	R: 1 E: 0 K: 0 S: 11	H: 3 LOB: 2 BB: 0 P: 19	R: 0 E: 0 K: 0 S: 7	H: 0 LOB: 1 BB: 1 P: 14	R: 0 E: 0 K: 1 S: 6	H: 0 LOB: 0 BB: 0 P: 10	R: 0 E: 0 K: 0 S: 5	H: 0 LOB: 0 BB: 0 P: 8	R: 2 E: 0 K: 2 S: 15	H: 1 LOB: 0 BB: 1 P: 26	1B: 3 2B: 2 3B: 0 HR: 2	SF: 0 SAC: 0 DP: 0 HBP: 0	WP: 0 PB: 0 SB: 0 CS: 0	PA: 37
PITCHER	IP	WLS	BF	H	R	ER	SO	BB	IBB	HBP	BLK	WP	HR	S	P	ERA	WHIP					
51 Joe Saunders, L ERA: 3.1	6.2	W	28	6	2	2	3	2	0	0	0	0	0	61	102	2.70	1.200					
33 Justin Speier, R ERA: 2.08	1.1	H	4	0	0	0	0	0	0	0	0	0	0	7	10	0.00	0.000					
Darren Oliver, L ERA: 4.78	0.2		4	1	2	2	1	1	0	0	0	0	1	12	23	27.00	3.000					
Francisco Rodriguez, R ERA: 2.74	0.1	S	1	0	0	0	1	0	0	0	0	0	0	3	3	0.00	0.000					

Los Angeles Angels @ Oakland Athletics
 McAfee Coliseum, Oakland, CA
 Thu Aug 02 2007, 10:05 PM EDT
 Att: 21,654 - Clear - 65 F

AB	34
R	4
H	7
RBI	4
BB	3
SO	5
LOB	15



Batter	1	2	3	4	5	6	7	8	9	AB	R	H	RBI	BB	SO	LOB	TOP
77 Reggie Williams, S OBP: 0.398, SLG: 0.356	G6-3		G6-3			SF8 1B	K			4	1	1	0	0	1	2	Los Angeles Angels @ Oakland Athletics McAfee Coliseum, Oakland, CA Fri Aug 03 2007, 10:05 PM EDT Att: 21,552 - Clear - 67 F
9 Chone Figgins, S OBP: 0.395, SLG: 0.427				BB FC6-4				G3		3	1	2	0	1	0	0	
Orlando Cabrera, R OBP: 0.348, SLG: 0.415	K			F7		SF8		P3		3	0	0	1	0	1	2	
27 Vladimir Guerrero, R OBP: 0.409, SLG: 0.556				F7		HR		HR		4	2	3	3	0	0	1	
39 Robb Quinlan, R OBP: 0.317, SLG: 0.381				FC6-4		F9		K		4	0	0	0	0	2	2	
24 Gary Matthews, S OBP: 0.338, SLG: 0.447	P6					G6-3				4	0	1	0	0	0	1	
6 Maicer Izturis, S OBP: 0.313, SLG: 0.381						G3		G4-3		3	0	0	0	1	0	1	
43 Matthew Brown, R OBP: 0.313, SLG: 0.381						G5-3		K		3	0	0	0	1	1	2	
48 Ryan Budde, R OBP: 0.313, SLG: 0.381						G6-4-3				2	0	0	0	0	0	1	
Garret Anderson, L OBP: 0.312, SLG: 0.451						G6-3				1	0	0	0	0	1	2	
5 Jeff Mathis, R OBP: 0.267, SLG: 0.286								K		0	0	0	0	0	0	0	
Inning Stats	R: 0 E: 0 K: 1 S: 7	H: 1 LOB: 0 BB: 0 P: 14	R: 0 E: 0 K: 1 S: 14	H: 1 LOB: 1 BB: 0 P: 19	R: 0 E: 0 K: 0 S: 8	H: 0 LOB: 0 BB: 1 P: 13	R: 0 E: 0 K: 0 S: 7	H: 0 LOB: 1 BB: 1 P: 13	R: 0 E: 0 K: 2 S: 13	H: 1 LOB: 2 BB: 1 P: 23	R: 1 E: 0 K: 1 S: 9	H: 1 LOB: 0 BB: 0 P: 18	R: 0 E: 0 K: 1 S: 8	H: 0 LOB: 0 BB: 0 P: 13	1B: 4 2B: 1 3B: 0 HR: 2	SF: 1 SAC: 0 DP: 1 HBP: 0	WP: 0 PA: 35 PB: 0 SB: 2 CS: 1
PITCHER	IP WLS BF H R ER SO BB IBB HBP BLK WP HR S P ERA WHIP																
25 Lenny DiNardo, L ERA: 3.18	6.0 23 5 3 3 2 2 0 0 0 0 1 59 95 4.50 1.167																
Huston Street, R ERA: 3.18	1.0 5 1 0 0 2 1 0 0 0 0 0 13 23 0.00 2.000																
44 Santiago Casilla, R ERA: 2.3	1.0 W 4 1 1 1 1 0 0 0 0 0 1 9 18 9.00 1.000																
Alan Embree, L ERA: 3.38	1.0 3 0 0 0 1 0 0 0 0 0 0 8 13 0.00 0.000																

Batter	1	2	3	4	5	6	7	8	9	AB	R	H	RBI	BB	SO	LOB	BOTTOM		
6 Travis Buck, L OBP: 0.372, SLG: 0.472	G6-3		BB 21 32 G4-3			K				4	1	1	2	1	2	0	Los Angeles Angels @ Oakland Athletics McAfee Coliseum, Oakland, CA Fri Aug 03 2007, 10:05 PM EDT Att: 21,552 - Clear - 67 F		
21 Mark Kotsay, L OBP: 0.296, SLG: 0.321	F7		BB 32 G4-3		F7			2B		5	1	1	1	0	1	2			
32 Jack Cust, L OBP: 0.383, SLG: 0.526	F7		2B							4	0	1	1	0	0	1			
Nick Swisher, S OBP: 0.400, SLG: 0.443			G4-3					F8		0	0	0	0	0	0	0			
Mike Piazza, R OBP: 0.347, SLG: 0.414			G6-3							2	0	1	1	2	0	0			
8 J.J. Furmaniak, R ERA: 4.68			BB 8 FC5 14 1B					1B		0	1	0	0	0	0	0			
14 Mark Ellis, R OBP: 0.322, SLG: 0.422								1B		4	0	1	0	0	1	3			
Marco Scutaro, R OBP: 0.308, SLG: 0.344								F7		4	1	2	0	0	0	2			
29 Dan Johnson, L OBP: 0.353, SLG: 0.410										4	1	1	1	0	0	5			
8 Kurt Suzuki, R OBP: 0.325, SLG: 0.348										3	1	0	0	0	0	5			
Rob Bower, S OBP: 0.310, SLG: 0.336										0	0	0	0	0	0	0			
12 Donnie Murphy, R OBP: 0.295, SLG: 0.410										3	2	1	1	0	1	0			
Inning Stats	R: 0 E: 0 K: 0 S: 3	H: 0 LOB: 0 BB: 0 P: 4	R: 0 E: 0 K: 0 S: 10	H: 1 LOB: 2 BB: 1 P: 19	R: 3 E: 0 K: 1 S: 9	H: 1 LOB: 0 BB: 1 P: 20	R: 0 E: 0 K: 0 S: 6	H: 0 LOB: 0 BB: 0 P: 8	R: 0 E: 0 K: 2 S: 7	H: 0 LOB: 3 BB: 1 P: 10	R: 0 E: 0 K: 0 S: 11	H: 2 LOB: 3 BB: 1 P: 20	R: 0 E: 0 K: 1 S: 8	H: 0 LOB: 0 BB: 0 P: 13	R: 5 E: 1 K: 1 S: 19	H: 5 LOB: 2 BB: 0 P: 32	1B: 6 2B: 3 3B: 0 HR: 0	SF: 0 SAC: 0 DP: 0 HBP: 2	WP: 0 PA: 38 PB: 0 SB: 0 CS: 0
PITCHER	IP WLS BF H R ER SO BB IBB HBP BLK WP HR S P ERA WHIP																		
58 Dustin Moseley, R ERA: 4.43	5.1 24 4 3 3 3 3 0 0 0 0 0 0 5 6 0.00 0.000																		
49 Chris Bootcheck, R ERA: 4.68	0.2 2 0 0 0 0 0 0 0 0 0 0 0 5 6 0.00 0.000																		
33 Justin Speier, R ERA: 2.0	1.0 3 0 0 0 1 0 0 0 0 0 0 0 8 13 0.00 0.000																		
62 Scot Shields, R ERA: 3.0	0.2 L 7 4 5 5 0 0 0 0 1 0 0 0 14 23 67.50 6.000																		
37 Greg Jones, R ERA: 10.38	0.1 2 1 0 0 1 0 0 0 0 0 0 0 5 9 0.00 3.000																		

AB	31
R	4
H	7
RBI	4
BB	3
SO	6
LOB	14



Batter	1	2	3	4	5	6	7	8	9	AB	R	H	RBI	BB	SO	LOB	TOP										
9 Chone Figgins, S OBP: 0.397, SLG: 0.426										3	0	1	0	1	0	0	Los Angeles Angels @ Oakland Athletics McAfee Coliseum, Oakland, CA Sat Aug 04 2007, 3:55 PM EDT Att: 29,144 - Sunny - 72 F										
Orlando Cabrera, R OBP: 0.347, SLG: 0.413										4	0	1	0	0	0	3											
27 Vladimir Guerrero, R OBP: 0.410, SLG: 0.554										3	0	1	0	1	0	0											
Garret Anderson, L OBP: 0.311, SLG: 0.448										4	0	1	0	0	1	2											
24 Gary Matthews, S OBP: 0.336, SLG: 0.442										4	0	0	0	0	0	4											
Casey Kotchman, L OBP: 0.365, SLG: 0.482										4	1	1	0	0	0	0											
6 Maicer Izturis, S OBP: 0.316, SLG: 0.383										4	0	2	0	0	1	0											
5 Jeff Mathis, R OBP: 0.250, SLG: 0.273										2	0	0	1	0	0	1											
39 Robb Quinlan, R OBP: 0.314, SLG: 0.376										1	0	0	0	0	0	0											
77 Reggie Willits, S OBP: 0.398, SLG: 0.355										3	0	1	0	0	0	2											
Inning Stats	R: 0 E: 0 K: 10 S: 10	H: 2 LOB: 2 BB: 0 P: 14	R: 1 E: 0 K: 0 S: 9	H: 2 LOB: 0 BB: 0 P: 12	R: 0 E: 0 K: 0 S: 6	H: 2 LOB: 2 BB: 1 P: 10	R: 0 E: 0 K: 0 S: 10	H: 1 LOB: 1 BB: 0 P: 16	R: 0 E: 0 K: 0 S: 8	H: 0 LOB: 0 BB: 0 P: 14	R: 0 E: 0 K: 0 S: 10	H: 0 LOB: 0 BB: 0 P: 17	R: 0 E: 0 K: 0 S: 15	H: 1 LOB: 2 BB: 1 P: 22	R: 0 E: 0 K: 1 S: 8	H: 0 LOB: 0 BB: 0 P: 12	R: 0 E: 0 K: 1 S: 10	H: 0 LOB: 0 BB: 0 P: 15	1B: 7 2B: 1 3B: 0 HR: 0	SF: 1 SAC: 0 DP: 2 HBP: 0	WP: 0 PB: 0 SB: 0 CS: 0	PA: 35					
PITCHER	IP	WLS	BF	H	R	ER	SO	BB	IBB	HBP	BLK	WP	HR	S	P	ERA	WHIP										
Joe Blanton, R ERA: 3.71	7.0	W	29	8	1	1	0	1	1	0	0	0	0	68	105	1.29	1.286										
Huston Street, R ERA: 3.04	1.0	H	3	0	0	0	1	0	0	0	0	0	0	8	12	0.00	0.000										
Alan Embree, L ERA: 3.31	1.0	S	3	0	0	0	1	0	0	0	0	0	0	10	15	0.00	0.000										

Batter	1	2	3	4	5	6	7	8	9	AB	R	H	RBI	BB	SO	LOB	BOTTOM										
Shannon Stewart, R OBP: 0.361, SLG: 0.398										3	0	0	0	1	0	2	Los Angeles Angels @ Oakland Athletics McAfee Coliseum, Oakland, CA Sat Aug 04 2007, 3:55 PM EDT Att: 29,144 - Sunny - 72 F										
Nick Swisher, S OBP: 0.396, SLG: 0.438										4	0	0	0	0	1	1											
32 Jack Cust, L OBP: 0.388, SLG: 0.526										2	0	1	0	2	1	0											
29 Dan Johnson, L OBP: 0.353, SLG: 0.410										0	0	0	0	0	0	0											
Mike Piazza, R OBP: 0.339, SLG: 0.404										4	0	0	0	0	2	4											
14 Mark Ellis, R OBP: 0.324, SLG: 0.421										1	1	0	0	2	0	0											
21 Mark Kotsay, L OBP: 0.292, SLG: 0.316										3	0	0	0	0	0	2											
Marcio Scutaro, R OBP: 0.309, SLG: 0.341										2	0	0	0	1	0	1											
12 Donnie Murphy, R OBP: 0.298, SLG: 0.390										2	1	0	0	1	0	2											
Rob Bowen, S OBP: 0.308, SLG: 0.333										1	0	0	0	0	1	0											
6 Travis Buck, L OBP: 0.374, SLG: 0.474										1	0	1	1	0	0	0											
8 Kurt Suzuki, R OBP: 0.325, SLG: 0.348										0	0	0	0	0	0	0											
Inning Stats	R: 0 E: 0 K: 1 S: 10	H: 0 LOB: 1 BB: 1 P: 17	R: 0 E: 0 K: 0 S: 8	H: 0 LOB: 0 BB: 1 P: 12	R: 0 E: 0 K: 1 S: 8	H: 0 LOB: 0 BB: 0 P: 13	R: 0 E: 0 K: 0 S: 6	H: 1 LOB: 0 BB: 0 P: 11	R: 0 E: 0 K: 0 S: 9	H: 0 LOB: 0 BB: 0 P: 12	R: 1 E: 1 K: 0 S: 10	H: 0 LOB: 2 BB: 3 P: 22	R: 1 E: 0 K: 0 S: 14	H: 1 LOB: 2 BB: 2 P: 25	R: 0 E: 0 K: 3 S: 10	H: 0 LOB: 0 BB: 0 P: 16	1B: 2 2B: 0 3B: 0 HR: 0	SF: 0 SAC: 1 DP: 2 HBP: 0	WP: 0 PB: 0 SB: 0 CS: 0	PA: 31							
PITCHER	IP	WLS	BF	H	R	ER	SO	BB	IBB	HBP	BLK	WP	HR	S	P	ERA	WHIP										
45 Kelvim Escobar, R ERA: 2.79	7.0	L	28	2	2	1	2	7	0	0	0	0	0	65	112	1.29	1.286										
49 Chris Bootcheck, R ERA: 4.59	1.0		3	0	0	0	3	0	0	0	0	0	0	10	16	0.00	0.000										



Batter	1	2	3	4	5	6	7	8	9	AB	R	H	RBI	BB	SO	LOB	TOP					
9 Chone Figgins, S OBP: 0.394, SLG: 0.423										5	1	1	0	0	2	0						
Orlando Cabrera, R OBP: 0.346, SLG: 0.416										5	2	2	0	0	0	0						
27 Vladimir Guerrero, R OBP: 0.412, SLG: 0.551										2	1	0	0	3	0	0						
Garret Anderson, L OBP: 0.313, SLG: 0.457										4	0	2	3	0	0	0						
24 Gary Matthews, S OBP: 0.335, SLG: 0.439										3	0	0	0	1	2	5						
Casey Kotchman, L OBP: 0.295, SLG: 0.486										4	0	3	1	0	0	0						
6 Maicer Izturis, S OBP: 0.310, SLG: 0.375										4	0	0	0	0	1	5						
39 Robb Quinlan, R OBP: 0.319, SLG: 0.389										4	0	2	0	0	0	2						
5 Jeff Mathis, R OBP: 0.231, SLG: 0.250										4	0	0	0	0	1	2						
Inning Stats	R: 1 H: 1 E: 0 K: 2 S: 9	H: 1 LOB: 1 BB: 1 P: 20	R: 0 H: 1 E: 0 K: 0 S: 12	H: 1 LOB: 1 BB: 0 P: 19	R: 0 H: 0 E: 0 K: 0 S: 10	H: 0 LOB: 0 BB: 0 P: 14	R: 0 H: 1 E: 0 K: 1 S: 9	H: 1 LOB: 2 BB: 1 P: 15	R: 1 H: 2 E: 0 K: 2 S: 15	H: 2 LOB: 1 BB: 1 P: 26	R: 0 H: 2 E: 0 K: 1 S: 11	H: 2 LOB: 1 BB: 0 P: 19	R: 2 H: 3 E: 0 K: 0 S: 17	H: 3 LOB: 2 BB: 1 P: 29	R: 0 H: 0 E: 0 K: 0 S: 6	H: 0 LOB: 0 BB: 0 P: 10	R: 0 H: 0 E: 0 K: 0 S: 7	H: 0 LOB: 0 BB: 0 P: 11	1B: 7 2B: 2 3B: 1 HR: 0	SF: 1 2B: 2 DP: 0 HBP: 0	WP: 0 PB: 0 SB: 1 CS: 1	PA: 40
PITCHER	IP	WLS	BF	H	R	ER	SO	BB	IBB	HBP	BLK	WP	HR	S	P	ERA	WHIP					
Dan Haren, R ERA: 2.46	6.0		27	7	2	2	6	3	0	0	0	0	0	66	113	3.00	1.667					
50 Kiko Calero, R ERA: 5.97	0.2	L	6	3	2	2	0	0	1	0	0	0	0	14	25	27.00	4.500					
59 Andrew Brown, R ERA: 2.4	2.1		7	0	0	0	0	0	0	0	0	0	0	16	25	0.00	0.000					

Los Angeles Angels @ Oakland Athletics
McAfee Coliseum, Oakland, CA
Sun Aug 05 2007, 4:05 PM EDT
Att. 26,782 - Rain - 61 F

AB 35
R 4
H 10
RBI 4
BB 4
SO 6
LOB 14



Batter	1	2	3	4	5	6	7	8	9	AB	R	H	RBI	BB	SO	LOB	BOTTOM					
6 Travis Buck, L OBP: 0.371, SLG: 0.468										5	0	1	0	0	2	0						
Shannon Stewart, R OBP: 0.361, SLG: 0.398										5	0	2	0	0	1	1						
Nick Swisher, S OBP: 0.396, SLG: 0.436										4	0	1	0	1	1	2						
32 Jack Cust, L OBP: 0.399, SLG: 0.530										2	2	2	0	3	0	0						
14 Mark Ellis, R OBP: 0.323, SLG: 0.421										5	0	1	0	0	0	8						
29 Dan Johnson, L OBP: 0.355, SLG: 0.420										3	1	1	2	1	1	0						
Marcio Scutaro, R OBP: 0.308, SLG: 0.335										3	0	0	0	1	0	2						
8 Kurt Suzuki, R OBP: 0.326, SLG: 0.347										3	0	1	0	0	0	1						
Mike Piazza, R OBP: 0.337, SLG: 0.401										1	0	0	0	0	0	1						
Rob Bowen, S OBP: 0.308, SLG: 0.333										0	0	0	0	0	0	0						
8 J.J. Furmaniak, R OBP: 0.308, SLG: 0.333										4	0	0	0	2	2							
Inning Stats	R: 0 H: 0 E: 0 K: 2 S: 10	H: 2 LOB: 0 BB: 1 P: 12	R: 1 H: 2 E: 0 K: 0 S: 13	H: 2 LOB: 1 BB: 1 P: 22	R: 0 H: 2 E: 0 K: 1 S: 13	H: 2 LOB: 3 BB: 1 P: 20	R: 0 H: 0 E: 0 K: 0 S: 8	H: 0 LOB: 0 BB: 0 P: 11	R: 0 H: 1 E: 0 K: 0 S: 6	H: 1 LOB: 1 BB: 0 P: 11	R: 2 H: 3 E: 0 K: 1 S: 14	H: 3 LOB: 1 BB: 0 P: 17	R: 0 H: 1 E: 0 K: 1 S: 9	H: 1 LOB: 2 BB: 1 P: 16	R: 0 H: 0 E: 0 K: 2 S: 11	H: 0 LOB: 1 BB: 1 P: 19	R: 0 H: 0 E: 0 K: 0 S: 13	H: 0 LOB: 2 BB: 2 P: 25	1B: 7 2B: 1 3B: 0 HR: 1	SF: 0 2B: 1 DP: 1 HBP: 0	WP: 1 PB: 0 SB: 0 CS: 0	PA: 41
PITCHER	IP	WLS	BF	H	R	ER	SO	BB	IBB	HBP	BLK	WP	HR	S	P	ERA	WHIP					
41 John Lackey, R ERA: 3.11	6.2		30	9	3	3	5	2	0	0	0	1	0	71	103	4.05	1.650					
33 Justin Speier, R ERA: 1.98	0.1	H	2	0	0	0	0	1	0	0	0	1	0	2	6	0.00	3.000					
62 Scot Shields, R ERA: 2.95	1.0	H	4	0	0	0	2	1	0	0	0	0	0	11	19	0.00	1.000					
Francisco Rodriguez, R ERA: 2.68	1.0	S	5	0	0	0	0	2	0	0	0	0	0	13	25	0.00	2.000					

Los Angeles Angels @ Oakland Athletics
McAfee Coliseum, Oakland, CA
Sun Aug 05 2007, 4:05 PM EDT
Att. 26,782 - Rain - 61 F

AB 35
R 3
H 9
RBI 2
BB 6
SO 7
LOB 17



Batter	1	2	3	4	5	6	7	8	9	AB	R	H	RBI	BB	SO	LOB	TOP										
15 Dustin Pedroia, R OBP: 0.396, SLG: 0.435	G4-3		20 HR BB				F8		E6 34 DI	4	1	1	0	1	0	0	Boston Red Sox @ Los Angeles Angels Angel Stadium of Anaheim, Anaheim, CA Mon Aug 06 2007, 7:05 PM PDT Att. 44,142 - Clear - 77 F										
20 Kevin Youkilis, R OBP: 0.400, SLG: 0.475	BB		HR				F8		F9	4	1	2	2	1	0	3											
34 David Ortiz, L OBP: 0.435, SLG: 0.566	K		G5-3				G5-6-3		F8	4	0	0	0	1	1	4											
Manny Ramirez, R OBP: 0.391, SLG: 0.513	G6-3									2	0	0	0	0	1	1											
44 Brandon Moss, L										2	0	0	0	1	1	2											
7 J.D. Drew, L OBP: 0.357, SLG: 0.380	F9									4	0	3	0	0	0	0											
25 Mike Lowell, R OBP: 0.356, SLG: 0.491	F9									4	0	1	0	0	1	3											
Jason Varitek, S OBP: 0.361, SLG: 0.410	G6-3									4	0	0	0	0	1	5											
Coco Crisp, S OBP: 0.340, SLG: 0.401										4	0	0	0	0	2	4											
23 Julio Lugo, R OBP: 0.291, SLG: 0.331	F9									4	0	1	0	0	0	0											
Inning Stats	R: 0 E: 0 K: 1 S: 9	H: 0 LOB: 1 BB: 1 P: 17	R: 0 E: 0 K: 0 S: 8	H: 0 LOB: 0 BB: 0 P: 12	R: 2 E: 0 K: 0 S: 12	H: 1 LOB: 0 BB: 1 P: 22	R: 0 E: 0 K: 1 S: 11	H: 1 LOB: 1 BB: 0 P: 13	R: 0 E: 0 K: 2 S: 19	H: 2 LOB: 2 BB: 0 P: 18	R: 0 E: 0 K: 0 S: 17	H: 1 LOB: 1 BB: 0 P: 12	R: 0 E: 0 K: 2 S: 13	H: 1 LOB: 2 BB: 1 P: 23	R: 0 E: 1 K: 1 S: 13	H: 0 LOB: 2 BB: 1 P: 24	1B: 7 2B: 0 3B: 0 HR: 1	SF: 0 SAC: 0 DP: 0 HBP: 0	WP: 0 PB: 0 SB: 3 CS: 0	PA: 40							
PITCHER	IP	WLS	BF	H	R	ER	SO	BB	IBB	HBP	BLK	WP	HR	S	P	ERA	WHIP										
36 Jared Weaver, R ERA: 3.84	6.0		26	6	2	2	4	2	0	0	0	0	1	70	107	3.00	1.333										
33 Justin Speier, R ERA: 1.91	1.0	W	4	1	0	0	0	0	0	0	0	0	0	7	12	0.00	1.000										
62 Scot Shields, R ERA: 2.9	1.0	H	5	1	0	0	2	1	0	0	0	0	0	13	23	0.00	2.000										
Francisco Rodriguez, R ERA: 2.63	1.0	S	5	0	0	0	1	1	0	0	0	0	0	13	24	0.00	1.000										
Batter	1	2	3	4	5	6	7	8	9	AB	R	H	RBI <td>BB <td>SO <td>LOB <td>BOTTOM</td> </td></td></td>	BB <td>SO <td>LOB <td>BOTTOM</td> </td></td>	SO <td>LOB <td>BOTTOM</td> </td>	LOB <td>BOTTOM</td>	BOTTOM										
9 Chone Figgins, S OBP: 0.395, SLG: 0.431	27 S 1B									3	0	2	1	0	1	0	Boston Red Sox @ Los Angeles Angels Angel Stadium of Anaheim, Anaheim, CA Mon Aug 06 2007, 7:05 PM PDT Att. 44,142 - Clear - 77 F										
Orlando Cabrera, R OBP: 0.349, SLG: 0.419	L7		G6-3							4	0	2	0	0	0	2											
27 Vladimir Guerrero, R OBP: 0.412, SLG: 0.550	K									3	0	1	0	1	1	2											
Garret Anderson, L OBP: 0.312, SLG: 0.454	G3-1									4	1	1	0	0	1	4											
24 Gary Matthews, S OBP: 0.334, SLG: 0.439										4	1	1	0	0	1	1											
Casey Kotchman, L OBP: 0.368, SLG: 0.483	F8									4	0	1	2	0	0	1											
6 Maicer Izturis, S OBP: 0.309, SLG: 0.388	G6-3									4	1	1	1	0	1	1											
5 Jeff Mathis, R OBP: 0.236, SLG: 0.275										3	1	1	0	0	1	1											
77 Reggie Willis, S OBP: 0.396, SLG: 0.353	P6									2	0	0	0	0	1	0											
Inning Stats	R: 0 E: 0 K: 1 S: 8	H: 1 LOB: 1 BB: 0 P: 11	R: 0 E: 0 K: 1 S: 7	H: 0 LOB: 0 BB: 0 P: 11	R: 0 E: 0 K: 1 S: 10	H: 1 LOB: 1 BB: 0 P: 15	R: 2 E: 0 K: 0 S: 13	H: 3 LOB: 1 BB: 0 P: 17	R: 0 E: 0 K: 2 S: 8	H: 1 LOB: 0 BB: 0 P: 14	R: 0 E: 0 K: 0 S: 5	H: 1 LOB: 0 BB: 0 P: 7	R: 2 E: 0 K: 1 S: 15	H: 3 LOB: 2 BB: 1 P: 26	R: 0 E: 0 K: 1 S: 9	H: 0 LOB: 0 BB: 0 P: 14	1B: 5 2B: 3 3B: 1 HR: 1	SF: 1 SAC: 1 DP: 1 HBP: 0	WP: 0 PB: 0 SB: 1 CS: 0	PA: 34							
PITCHER	IP	WLS	BF	H	R	ER	SO	BB	IBB	HBP	BLK	WP	HR	S	P	ERA	WHIP										
38 Curt Schilling, R ERA: 4.31	6.0	L	26	9	4	4	4	0	0	0	0	0	0	10	18	6.00	1.500										
51 Julian Tavarez, R ERA: 5.05	1.0		5	1	0	0	1	0	1	0	0	0	0	9	14	0.00	0.000										
50 Mike Timlin, R ERA: 3.6	1.0		3	0	0	0	1	0	0	0	0	0	0	9	14	0.00	0.000										

Batter	1	2	3	4	5	6	7	8	9	AB	R	H	RBI	BB	SO	LOB	TOP								
15 Dustin Pedroia, R OBP: 0.397, SLG: 0.436										4	2	2	0	0	0	0	Boston Red Sox @ Los Angeles Angels Angel Stadium of Anaheim, Anaheim, CA Tue Aug 07 2007, 7:05 PM PDT Att. 44,177 - Clear - 74 F livebaseballscorecards.com								
20 Kevin Youkilis, R OBP: 0.400, SLG: 0.478									4	0	2	1	0	0	0										
34 David Ortiz, L OBP: 0.431, SLG: 0.560									4	0	0	0	0	0	1	3									
Manny Ramirez, R OBP: 0.390, SLG: 0.513									4	0	1	1	0	0	2										
44 Brandon Moss, L									0	0	0	0	0	0	0										
25 Mike Lowell, R OBP: 0.355, SLG: 0.489									4	0	1	0	0	1	2										
Coco Crisp, S OBP: 0.350, SLG: 0.402									4	0	1	0	0	1	1										
Wily Mo Peña, R OBP: 0.299, SLG: 0.399									1	1	1	0	1	0	0										
7 J.D. Drew, L OBP: 0.355, SLG: 0.378									2	0	0	0	0	0	1										
28 Doug Mirabeli, R OBP: 0.288, SLG: 0.380									4	1	1	2	0	0	2										
23 Julio Lugo, R OBP: 0.289, SLG: 0.328									4	0	0	0	0	0	1										
Inning Stats	R: 1 E: 0 K: 1 S: 13	H: 2 LOB: 1 BB: 0 P: 22	R: 0 E: 0 K: 1 S: 9	H: 0 LOB: 1 BB: 1 P: 15	R: 0 E: 0 K: 0 S: 6	H: 0 LOB: 0 BB: 0 P: 9	R: 0 E: 0 K: 0 S: 8	H: 0 LOB: 0 BB: 0 P: 10	R: 3 E: 0 K: 0 S: 16	H: 4 LOB: 1 BB: 0 P: 30	R: 0 E: 0 K: 0 S: 6	H: 2 LOB: 1 BB: 0 P: 9	R: 0 E: 0 K: 0 S: 9	H: 0 LOB: 0 BB: 0 P: 13	R: 0 E: 0 K: 1 S: 12	H: 1 LOB: 1 BB: 0 P: 18	R: 0 E: 0 K: 0 S: 6	H: 0 LOB: 0 BB: 0 P: 8	1B: 4 2B: 4 3B: 0 HR: 1	SF: 0 SAC: 0 DP: 0 HBP: 0	WP: 0 PB: 0 SB: 0 CS: 0	PA: 36			
PITCHER	IP	WLS	BF	H	R	ER	SO	BB	IBB	HBP	BLK	WP	HR	S	P	ERA	WHIP								
51 Joe Saunders, L ERA: 3.46	5.1	W	24	8	4	4	2	1	0	0	0	0	1	54	89	6.75	1.688								
49 Chris Bootcheck, R ERA: 4.35	2.2	H	9	1	0	0	1	0	0	0	0	0	0	25	37	0.00	0.375								
Darren Oliver, L ERA: 4.66	1.0		3	0	0	0	0	0	0	0	0	0	0	6	8	0.00	0.000								

Batter	1	2	3	4	5	6	7	8	9	AB	R	H	RBI	BB	SO	LOB	BOTTOM								
9 Chone Figgins, S OBP: 0.395, SLG: 0.429										4	1	1	0	1	1	4	Boston Red Sox @ Los Angeles Angels Angel Stadium of Anaheim, Anaheim, CA Tue Aug 07 2007, 7:05 PM PDT Att. 44,177 - Clear - 74 F livebaseballscorecards.com								
Orlando Cabrera, R OBP: 0.348, SLG: 0.418									5	1	1	1	0	2	4										
27 Vladimir Guerrero, R OBP: 0.414, SLG: 0.551									3	2	1	0	2	0	0										
Garret Anderson, L OBP: 0.306, SLG: 0.444									5	1	0	0	0	0	5										
24 Gary Matthews, S OBP: 0.337, SLG: 0.451									5	3	3	4	0	0	2										
Casey Kotchman, L OBP: 0.371, SLG: 0.489									4	1	2	1	1	0	2										
6 Malcer Izturis, S OBP: 0.317, SLG: 0.393									3	1	2	2	1	0	1										
32 Erick Aybar, S OBP: 0.284, SLG: 0.272									1	0	1	0	0	0	0										
5 Jeff Mathis, R OBP: 0.250, SLG: 0.304									5	0	2	2	0	1	5										
77 Reggie Willis, S OBP: 0.394, SLG: 0.352									4	0	1	0	0	1	2										
Inning Stats	R: 0 E: 0 K: 1 S: 10	H: 1 LOB: 2 BB: 1 P: 19	R: 1 E: 0 K: 0 S: 9	H: 2 LOB: 1 BB: 0 P: 13	R: 0 E: 0 K: 0 S: 7	H: 0 LOB: 0 BB: 0 P: 9	R: 1 E: 0 K: 1 S: 11	H: 2 LOB: 1 BB: 0 P: 19	R: 3 E: 1 K: 1 S: 25	H: 4 LOB: 3 BB: 2 P: 41	R: 2 E: 1 K: 0 S: 5	H: 3 LOB: 1 BB: 1 P: 14	R: 0 E: 0 K: 1 S: 8	H: 0 LOB: 0 BB: 0 P: 9	R: 1 E: 0 K: 1 S: 11	H: 2 LOB: 2 BB: 1 P: 22	1B: 7 2B: 6 3B: 0 HR: 1	SF: 0 SAC: 0 DP: 1 HBP: 0	WP: 0 PB: 0 SB: 2 CS: 0	PA: 44					
PITCHER	IP	WLS	BF	H	R	ER	SO	BB	IBB	HBP	BLK	WP	HR	S	P	ERA	WHIP								
49 Tim Wakefield, R ERA: 4.81	4.0	L	23	7	7	6	2	2	1	0	0	0	0	46	80	13.50	2.250								
17 Manny Delcarmen, R ERA: 2.35	1.0		6	2	0	0	1	0	0	0	0	0	0	16	21	0.00	2.000								
51 Julian Tavaraz, R ERA: 5.17	1.0		6	3	2	2	0	1	0	0	0	0	0	5	14	18.00	4.000								
39 Kyle Snyder, R ERA: 2.91	2.0		9	2	1	1	2	1	0	0	0	0	1	19	31	4.50	1.500								

Batter	1	2	3	4	5	6	7	8	9	AB	R	H	RBI	BB	SO	LOB	TOP					
23 Julio Lugo, R OBP: 0.290, SLG: 0.329										4	1	2	1	0	0	0	Boston Red Sox @ Los Angeles Angels Angel Stadium of Anaheim, Anaheim, CA Wed Aug 08 2007, 7:05 PM PDT Att: 44,243 - Clear - 82 F					
15 Dustin Pedroia, R OBP: 0.399, SLG: 0.447										5	3	3	1	0	0	2						
20 Kevin Youkilis, R OBP: 0.400, SLG: 0.477										3	1	1	1	0	1	0						
Manny Ramirez, R OBP: 0.388, SLG: 0.511										5	1	1	2	0	1	2						
7 J.D. Drew, L OBP: 0.358, SLG: 0.382										4	1	2	1	1	0	0						
25 Mike Lowell, R OBP: 0.382, SLG: 0.501										4	0	4	2	1	0	0						
Jason Varitek, S OBP: 0.356, SLG: 0.403										5	0	0	0	0	0	7						
Wily Mo Peña, R OBP: 0.293, SLG: 0.391										3	0	0	0	0	1	1						
Coco Crisp, S OBP: 0.340, SLG: 0.401										5	1	1	0	0	0	3						
44 Brandon Moss, L OBP: 0.250, SLG: 0.143																						
Inning Stats	R: 0 E: 0 K: 0 S: 12	H: 1 LOB: 0 BB: 0 P: 15	R: 0 E: 0 K: 1 S: 10	H: 1 LOB: 1 BB: 0 P: 12	R: 0 E: 0 K: 0 S: 6	H: 0 LOB: 0 BB: 0 P: 7	R: 4 E: 0 K: 0 S: 12	H: 5 LOB: 1 BB: 0 P: 19	R: 2 E: 0 K: 0 S: 20	H: 3 LOB: 2 BB: 1 P: 36	R: 0 E: 0 K: 1 S: 12	H: 0 LOB: 0 BB: 0 P: 15	R: 1 E: 0 K: 1 S: 16	H: 2 LOB: 2 BB: 1 P: 23	R: 2 E: 0 K: 1 S: 15	H: 1 LOB: 1 BB: 0 P: 26	R: 0 E: 0 K: 0 S: 7	H: 1 LOB: 2 BB: 1 P: 13	1B: 8 2B: 5 3B: 0 HR: 1	SF: 2 SAC: 0 DP: 0 HBP: 0	WP: 1 PB: 1 SB: 2 CS: 0	PA: 45
PITCHER	IP WLS BF H R ER SO BB IBB HBP BLK WP HR S P ERA WHIP																					
58 Dustin Moseley, R ERA: 4.93	(1.1) 4.2 24 10 6 6 1 1 0 0 0 0 0 0 57 83 11.57 2.357																					
Darren Oliver, L ERA: 4.5	(5.1) 1.1 4 0 0 0 0 1 0 0 0 0 0 0 15 21 0.00 0.000																					
33 Justin Speier, R ERA: 2.15	(7.1) 1.0 L 6 2 1 1 1 1 0 0 0 0 0 1 16 23 9.00 3.000																					
62 Scot Shields, R ERA: 2.85	(8.1) 1.0 6 1 2 0 1 0 0 0 1 0 1 0 15 26 0.00 1.000																					
37 Greg Jones, R ERA: 8.44	(9.1) 1.0 5 1 0 0 0 0 1 0 0 0 0 0 0 7 13 0.00 2.000																					

Batter	1	2	3	4	5	6	7	8	9	AB	R	H	RBI	BB	SO	LOB	BOTTOM					
77 Reggie Willits, S OBP: 0.401, SLG: 0.356										2	2	2	0	2	0	0	Boston Red Sox @ Los Angeles Angels Angel Stadium of Anaheim, Anaheim, CA Wed Aug 08 2007, 7:05 PM PDT Att: 44,243 - Clear - 82 F					
48 Ryan Budde, R										4	0	2	3	0	1	3						
9 Chone Figgins, S ERA: 4.5										5	0	0	1	0	1	7						
Orlando Cabrera, R OBP: 0.344, SLG: 0.414										5	1	2	0	0	0	0						
27 Vladimir Guerrero, R OBP: 0.414, SLG: 0.551										5	1	2	0	0	0	0						
39 Robb Quinlan, R OBP: 0.315, SLG: 0.383										2	0	0	0	0	1	1						
Casey Kotchman, L OBP: 0.368, SLG: 0.485										3	0	0	0	0	2	1						
Garet Anderson, L OBP: 0.312, SLG: 0.443										3	1	1	0	2	0	0						
24 Gary Matthews, S OBP: 0.336, SLG: 0.449										4	1	1	1	0	1	3						
5 Jeff Mathis, R OBP: 0.238, SLG: 0.288										3	0	0	0	0	1	3						
6 Maicer Izturis, S OBP: 0.316, SLG: 0.391										1	0	0	0	0	0	0						
32 Erick Aybar, S OBP: 0.301, SLG: 0.286										3	1	3	1	1	0	0						
Inning Stats	R: 1 E: 1 K: 0 S: 13	H: 3 LOB: 1 BB: 0 P: 21	R: 2 E: 0 K: 0 S: 18	H: 4 LOB: 2 BB: 0 P: 30	R: 0 E: 0 K: 2 S: 10	H: 0 LOB: 1 BB: 1 P: 18	R: 2 E: 0 K: 1 S: 16	H: 1 LOB: 0 BB: 2 P: 29	R: 1 E: 0 K: 0 S: 11	H: 1 LOB: 1 BB: 1 P: 18	R: 0 E: 0 K: 1 S: 13	H: 1 LOB: 1 BB: 0 P: 18	R: 0 E: 0 K: 1 S: 10	H: 0 LOB: 0 BB: 0 P: 18	R: 0 E: 0 K: 1 S: 13	H: 1 LOB: 2 BB: 1 P: 24	R: 0 E: 0 K: 1 S: 10	H: 0 LOB: 0 BB: 0 P: 10	1B: 9 2B: 4 3B: 0 HR: 0	SF: 1 SAC: 1 DP: 2 HBP: 0	WP: 0 PB: 0 SB: 3 CS: 0	PA: 42
PITCHER	IP WLS BF H R ER SO BB IBB HBP BLK WP HR S P ERA WHIP																					
31 Jon Lester, L ERA: 6.43	(1.1) 3.1 20 8 5 5 3 3 0 0 0 0 0 0 7 14 9.00 2.000																					
51 Julian Tavarez, R ERA: 5.2	(4.1) 1.0 4 1 1 1 0 1 0 0 0 0 0 0 7 14 9.00 2.000																					
50 Mike Timlin, R ERA: 3.47	(5.1) 1.1 B 5 1 0 0 0 0 0 0 0 0 0 0 17 22 0.00 0.750																					
37 Hideki Okajima, L ERA: 0.98	(6.1) 1.1 W 5 0 0 0 0 2 0 0 0 0 0 0 0 13 23 0.00 0.000																					
Eric Casner, R ERA: 2.48	(8.1) 1.0 H 5 1 0 0 1 1 0 0 0 0 0 0 0 13 24 0.00 2.000																					

Batter	1	2	3	4	5	6	7	8	9	AB	R	H	RBI	BB	SO	LOB	TOP			
25 Alexi Casilla, S OBP: 0.296, SLG: 0.276	G1-3		7 WP 1B BB			E9 1B			G4-3	4	0	1	0	1	1	3				
Jason Bartlett, R OBP: 0.326, SLG: 0.331	F9		7 WP 1B			E9			G4-3	4	0	1	0	0	0	1				
7 Joe Mauer, L OBP: 0.385, SLG: 0.426						G3-1			G3-1	2	0	0	0	2	0	1				
5 Michael Cuddyer, R OBP: 0.359, SLG: 0.441	G3		F8						K	4	0	0	0	0	1	4				
33 Justin Morneau, L OBP: 0.347, SLG: 0.550						G3			G3-1	4	0	0	0	0	1	0				
Torii Hunter, R OBP: 0.326, SLG: 0.541	F9					F9			K	4	1	1	0	0	1	0				
16 Jason Kubel, L OBP: 0.307, SLG: 0.407	G6-3								G4-3	2	0	1	0	1	0	0				
61 Tommy Watkins, R (8, PH)										1	0	0	0	0	0	0				
Rondell White, R OBP: 0.233, SLG: 0.179			G6-3			K			G6-3	4	0	1	1	0	1	1				
8 Nick Punto, S OBP: 0.298, SLG: 0.272	P5					G4-3			P4	3	0	0	0	1	0	0				
Inning Stats	R: 0 E: 0 K: 0 S: 7	H: 0 LOB: 1 BB: 1 P: 12	R: 0 E: 0 K: 1 S: 11	H: 0 LOB: 0 BB: 0 P: 15	R: 0 E: 0 K: 0 S: 10	H: 1 LOB: 3 BB: 2 P: 19	R: 0 E: 0 K: 1 S: 9	H: 1 LOB: 1 BB: 0 P: 13	R: 0 E: 1 K: 0 S: 10	H: 1 LOB: 1 BB: 0 P: 15	R: 1 E: 0 K: 2 S: 17	H: 2 LOB: 2 BB: 2 P: 30	R: 0 E: 0 K: 1 S: 9	H: 0 LOB: 0 BB: 0 P: 13	R: 0 E: 0 K: 0 S: 6	H: 0 LOB: 0 BB: 0 P: 7	1B: 5 2B: 0 3B: 0 HR: 0	SF: 0 SAC: 0 DP: 0 HBP: 0	WP: 1 PB: 0 SB: 0 CS: 0	PA: 37
PITCHER	IP	WLS	BF	H	R	ER	SO	BB	IBB	HBP	BLK	WP	HR	S	P	ERA	WHIP			
45 Kelvim Escobar, R ERA: 2.74	6.0	W	28	5	1	1	4	4	1	0	0	1	0	64	104	1.50	1.500			
33 Justin Speier, R ERA: 2.09	1.0		3	0	0	0	0	0	0	0	0	0	0	7	10	0.00	0.000			
Darren Oliver, L ERA: 4.39	1.0		3	0	0	0	1	0	0	0	0	0	0	9	13	0.00	0.000			
37 Greg Jones, R ERA: 7.11	1.0		3	0	0	0	0	0	0	0	0	0	0	6	7	0.00	0.000			

Minnesota Twins @ Los Angeles Angels
Angel Stadium of Anaheim, Anaheim, CA

AB 32
R 1
H 5
RBI 1
BB 5
SO 5
LOB 10



WP: 1 PA: 37
PB: 0
SB: 0
CS: 0

Fri Aug 10 2007, 7:05 PM PDT
Att: 43,810 - Clear - 76 F

Batter	1	2	3	4	5	6	7	8	9	AB	R	H	RBI	BB	SO	LOB	BOTTOM			
9 Chone Figgins, S OBP: 0.395, SLG: 0.434	K		1B 27 G6-4-3			CS 1B			SF9	4	1	2	1	0	2	2				
Nathan Haynes, L OBP: 0.267, SLG: 0.310										0	0	0	0	0	0	0				
Orlando Cabrera, R OBP: 0.343, SLG: 0.412	P6		27 G6-4-3						F9	4	0	1	1	0	1	4				
32 Erick Aybar, S OBP: 0.299, SLG: 0.284										1	0	0	0	0	0	2				
27 Vladimir Guerrero, R OBP: 0.413, SLG: 0.567	F9		G6-4-3						F9	3	1	0	0	1	0	1				
43 Matthew Brown, R										1	0	0	0	0	0	0				
Garret Anderson, L OBP: 0.311, SLG: 0.440	G6-3		F9						F9	4	1	1	0	0	1	1				
39 Robb Quinlan, R OBP: 0.313, SLG: 0.381										1	0	0	0	0	0	0				
24 Gary Matthews, S OBP: 0.340, SLG: 0.451										3	2	2	0	1	1	0				
48 Ryan Budde, R (8, PH)										1	0	0	0	0	1	0				
Casey Kotchman, L OBP: 0.372, SLG: 0.486	P2									3	2	2	1	1	0	1				
6 Maicer Izturis, S OBP: 0.324, SLG: 0.407										2	2	1	4	2	0	1				
5 Jeff Mathis, R OBP: 0.264, SLG: 0.290	K									3	0	1	1	1	1	2				
77 Reggie Willis, S OBP: 0.407, SLG: 0.360										2	1	2	1	2	0	0				
Inning Stats	R: 0 E: 0 K: 1 S: 8	H: 0 LOB: 0 BB: 0 P: 11	R: 0 E: 0 K: 1 S: 11	H: 1 LOB: 2 BB: 1 P: 17	R: 2 E: 0 K: 0 S: 10	H: 2 LOB: 0 BB: 1 P: 16	R: 0 E: 0 K: 1 S: 9	H: 1 LOB: 0 BB: 0 P: 11	R: 0 E: 0 K: 1 S: 11	H: 2 LOB: 1 BB: 0 P: 13	R: 4 E: 0 K: 1 S: 17	H: 3 LOB: 2 BB: 3 P: 31	R: 4 E: 0 K: 1 S: 12	H: 3 LOB: 2 BB: 3 P: 30	R: 0 E: 0 K: 1 S: 9	H: 0 LOB: 0 BB: 0 P: 12	1B: 11 2B: 0 3B: 0 HR: 1	SF: 1 SAC: 0 DP: 2 HBP: 0	WP: 1 PB: 0 SB: 0 CS: 2	PA: 41
PITCHER	IP	WLS	BF	H	R	ER	SO	BB	IBB	HBP	BLK	WP	HR	S	P	ERA	WHIP			
30 Scott Baker, R ERA: 4.76	5.1	L	25	9	6	6	4	3	0	0	0	0	0	9	21	13.50	4.500			
Juan Rincon, R ERA: 6.35	0.2		5	0	1	1	1	3	0	0	0	0	0	9	21	13.50	4.500			
Carmen Cali, L ERA: 8.22	0.1		4	1	0	0	1	1	1	0	0	1	0	6	17	0.00	6.000			
Ramon Ortiz, R ERA: 5.08	1.2		7	2	3	3	1	0	0	0	0	0	0	14	20	16.20	1.200			

Minnesota Twins @ Los Angeles Angels
Angel Stadium of Anaheim, Anaheim, CA

AB 32
R 10
H 12
RBI 9
BB 8
SO 7
LOB 14



WP: 1 PA: 41
PB: 0
SB: 0
CS: 2

Fri Aug 10 2007, 7:05 PM PDT
Att: 43,810 - Clear - 76 F

Batter	1	2	3	4	5	6	7	8	9	AB	R	H	RBI	BB	SO	LOB	TOP								
Jason Tyner, L (1, 7) OBP: 0.320, SLG: 0.341			G4-3			P6		K		4	0	1	0	0	1	3	Minnesota Twins @ Los Angeles Angels Angel Stadium of Anaheim, Anaheim, CA Sun Aug 12 2007, 12:35 PM PDT Att: 43,911 - Partly Cloudy - 86 F livebaseballscorecards.com								
Jason Bartlett, R (1, 6) OBP: 0.326, SLG: 0.343	F9		P3			SF8				3	0	1	2	0	0	2									
7 Joe Mauer, L (1, 10) OBP: 0.390, SLG: 0.434	F8							K		4	0	2	0	0	1	2									
33 Justin Morneau, L (1, 3) OBP: 0.343, SLG: 0.542	K		G6-3			G6-3				4	0	0	0	0	1	3									
Tori Hunter, R (1, 8) OBP: 0.334, SLG: 0.537		K				P4				4	0	0	0	0	1	0									
5 Michael Cuddyer, R (1, 9) OBP: 0.355, SLG: 0.435	F7									4	0	0	0	0	0	0									
55 Mike Redmond, R (1, 2) OBP: 0.335, SLG: 0.351		K								3	0	0	0	0	1	0									
61 Tommy Watkins, R (1, 5)			E1 G4-3 25 SH1-3							3	0	0	0	0	1	0									
25 Alexi Casilla, S (1, 4) OBP: 0.299, SLG: 0.280			SH1-3							2	2	2	0	0	0	0									
Inning Stats	R: 0 H: 1 E: 0 K: 1 S: 10	H: 1 LOB: 1 BB: 0 P: 15	R: 0 H: 0 E: 0 K: 2 S: 10	H: 0 LOB: 0 BB: 0 P: 16	R: 0 H: 0 E: 1 K: 0 S: 6	H: 0 LOB: 1 BB: 0 P: 6	R: 0 H: 1 E: 0 K: 0 S: 7	H: 1 LOB: 0 BB: 0 P: 11	R: 0 H: 0 E: 0 K: 1 S: 6	H: 0 LOB: 3 BB: 0 P: 6	R: 1 H: 2 E: 0 K: 0 S: 17	H: 2 LOB: 1 BB: 0 P: 22	R: 0 H: 0 E: 0 K: 0 S: 7	H: 0 LOB: 0 BB: 0 P: 9	R: 1 H: 2 E: 0 K: 2 S: 13	H: 2 LOB: 1 BB: 0 P: 18		R: 0 H: 0 E: 0 K: 0 S: 6	H: 0 LOB: 0 BB: 0 P: 8	1B: 4 2B: 1 3B: 1 HR: 0	SF: 1 SAC: 1 DP: 1 HBP: 0	WP: 0 PB: 0 SB: 2 CS: 0	PA: 33		
PITCHER	IP	WLS	BF	H	R	ER	SO	BB	IBB	HBP	BLK	WP	HR	S	P	ERA	WHIP								
36 Jered Weaver, R (1, 1) ERA: 3.85	7.1	W	27	5	2	2	4	0	0	0	0	0	0	68	93	2.46	0.682								
33 Justin Speier, R (8, 1) ERA: 1.97	1.2		6	1	0	0	2	0	0	0	0	0	0	14	18	0.00	0.600								

Batter	1	2	3	4	5	6	7	8	9	AB	R	H	RBI	BB	SO	LOB	BOTTOM								
9 Chone Figgins, S (1, 5) OBP: 0.394, SLG: 0.438	K		G3-1					K		5	2	2	2	0	2	1	Minnesota Twins @ Los Angeles Angels Angel Stadium of Anaheim, Anaheim, CA Sun Aug 12 2007, 12:35 PM PDT Att: 43,911 - Partly Cloudy - 86 F livebaseballscorecards.com								
Orlando Cabrera, R (1, 6) OBP: 0.347, SLG: 0.417			G5-3					FC4		5	0	3	1	0	0	1									
27 Vladimir Guerrero, R (1, 9) OBP: 0.409, SLG: 0.542	G6-4-3							K		4	0	1	0	1	2	4									
Garret Anderson, L (1, 7) OBP: 0.305, SLG: 0.434						K		FC3-6		5	1	1	1	0	2	5									
Casey Kotchman, L (1, 3) OBP: 0.373, SLG: 0.487						F9		G1-3		3	0	1	1	1	0	1									
6 Meicer Izturis, S (1, 10) OBP: 0.327, SLG: 0.417	F8									2	0	0	0	2	0	3									
32 Erick Aybar, S (1, 4) OBP: 0.298, SLG: 0.295						B1-3		F7		4	0	1	0	0	1	3									
5 Jeff Mathis, R (1, 2) OBP: 0.243, SLG: 0.319		P4				G6-3		G6-3		4	1	1	1	0	0	1									
77 Reggie Willis, S (1, 8) OBP: 0.410, SLG: 0.359			K							2	2	1	0	2	1	0									
Inning Stats	R: 0 H: 1 E: 0 K: 1 S: 7	H: 3 LOB: 1 BB: 0 P: 10	R: 1 H: 0 E: 0 K: 0 S: 11	H: 3 LOB: 1 BB: 0 P: 14	R: 0 H: 0 E: 0 K: 1 S: 8	H: 0 LOB: 0 BB: 0 P: 12	R: 0 H: 1 E: 0 K: 1 S: 11	H: 1 LOB: 2 BB: 1 P: 16	R: 2 H: 3 E: 0 K: 0 S: 13	H: 3 LOB: 3 BB: 2 P: 26	R: 2 H: 2 E: 0 K: 1 S: 20	H: 1 LOB: 1 BB: 1 P: 33	R: 0 H: 0 E: 0 K: 1 S: 7	H: 0 LOB: 1 BB: 1 P: 13	R: 1 H: 1 E: 1 K: 3 S: 13	H: 1 LOB: 2 BB: 1 P: 24		R: 0 H: 0 E: 0 K: 0 S: 6	H: 0 LOB: 0 BB: 0 P: 8	1B: 5 2B: 3 3B: 1 HR: 2	SF: 0 SAC: 0 DP: 1 HBP: 0	WP: 0 PB: 0 SB: 1 CS: 0	PA: 40		
PITCHER	IP	WLS	BF	H	R	ER	SO	BB	IBB	HBP	BLK	WP	HR	S	P	ERA	WHIP								
26 Boof Bonser, R (1, 1) ERA: 4.77	5.2	L	28	9	5	5	3	3	1	0	0	0	0	65	103	7.94	2.118								
Juan Rincon, R (6, 1) ERA: 6.3	0.1		2	1	0	0	1	0	0	0	0	0	0	5	8	0.00	3.000								
37 Denny Reyes, L (7, 1) ERA: 4.23	1.0		4	0	0	0	1	1	0	0	0	0	0	7	13	0.00	1.000								
Ramon Ortiz, R (8, 1) ERA: 5.14	0.2		5	1	1	1	2	1	0	0	0	0	1	10	18	13.50	3.000								
Carmen Call, L (8, 1) ERA: 7.89	0.1		1	0	0	0	1	0	0	0	0	0	0	3	6	0.00	0.000								

Batter	1	2	3	4	5	6	7	8	9	AB	R	H	RBI	BB	SO	LOB	TOP
9 Chone Figgins, S OBP: 0.395, SLG: 0.439										4	1	2	0	0	0	1	
77 Reggie Willits, S OBP: 0.406, SLG: 0.354										4	0	0	0	0	0	2	
27 Vladimir Guerrero, R OBP: 0.409, SLG: 0.539										4	0	1	1	0	0	1	
Garret Anderson, L OBP: 0.302, SLG: 0.429										3	0	0	0	0	0	1	
24 Gary Matthews, S OBP: 0.338, SLG: 0.446										2	0	0	0	1	0	0	
Casey Kotchman, L OBP: 0.370, SLG: 0.482										3	0	0	0	0	0	1	
6 Maicer Izturis, S OBP: 0.327, SLG: 0.416										3	0	1	0	0	0	0	
5 Jeff Mathis, R OBP: 0.247, SLG: 0.319										3	0	1	0	0	1	1	
32 Erick Aybar, S OBP: 0.293, SLG: 0.290										3	0	0	0	0	1	1	
Inning Stats	R: 1 E: 0 K: 0 S: 9	H: 2 LOB: 0 BB: 0 P: 13	R: 0 E: 0 K: 0 S: 5	H: 0 LOB: 0 BB: 1 P: 9	R: 0 E: 0 K: 0 S: 7	H: 0 LOB: 0 BB: 0 P: 10	R: 0 E: 0 K: 0 S: 6	H: 1 LOB: 0 BB: 0 P: 5	R: 0 E: 0 K: 1 S: 10	H: 0 LOB: 1 BB: 0 P: 12	R: 0 E: 0 K: 1 S: 14	H: 1 LOB: 1 BB: 0 P: 19	1B: 5 2B: 1 3B: 0 HR: 0	SF: 0 SAC: 0 DP: 2 HBP: 0	WP: 0 PB: 0 SB: 1 CS: 1	PA: 31	
PITCHER 32 Roy Halladay, R ERA: 3.99	IP: 9.0 WLS: W BF: 30	H: 5 R: 1 ER: 1 SO: 2	BB: 1 IBB: 0 HBP: 0 BLK: 0	WP: 0 HR: 0 S: 71 P: 99	ERA: 1.00 WHIP: 0.667	PITCHER IP: WLS: BF: H: R: ER: SO: BB: IBB: HBP: BLK: WP: HR: S: P: ERA: WHIP											

Los Angeles Angels @ Toronto Blue Jays
Rogers Centre, Toronto, ON
Tue Aug 14 2007, 7:07 PM EDT
Att: 31,978 - Clear - 82 F

AB 29
R 1
H 5
RBI 1
BB 1
SO 2
LOB 8

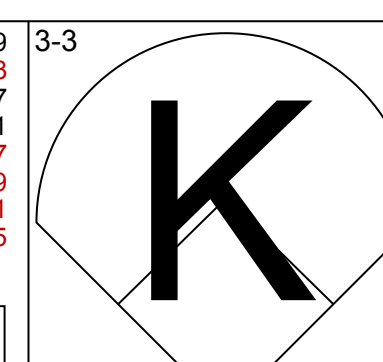
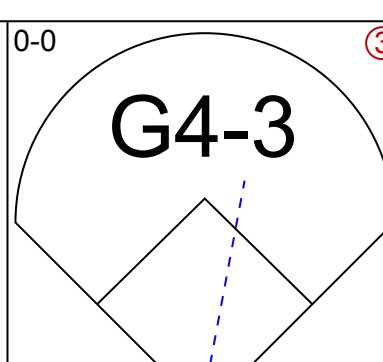
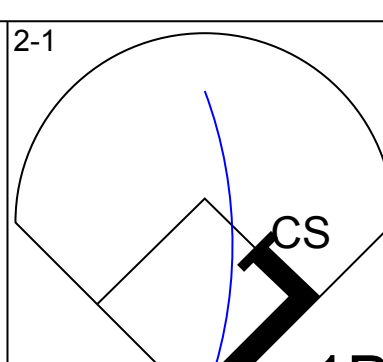
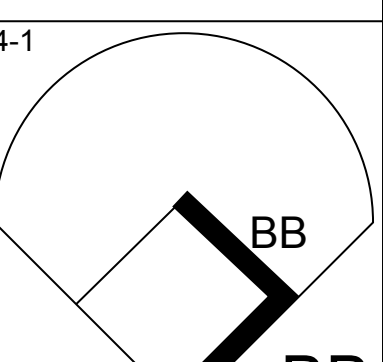
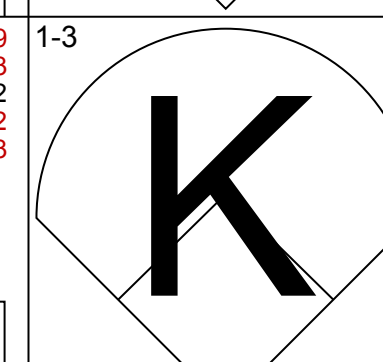
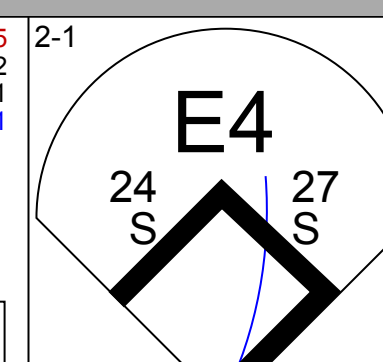
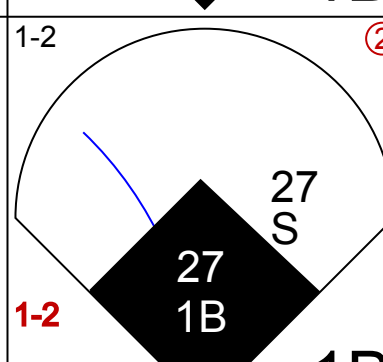
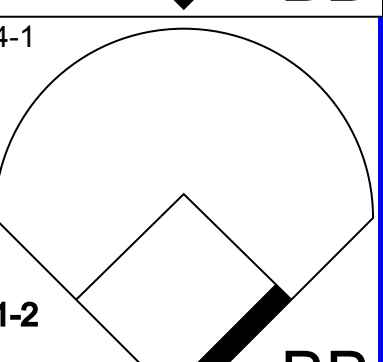
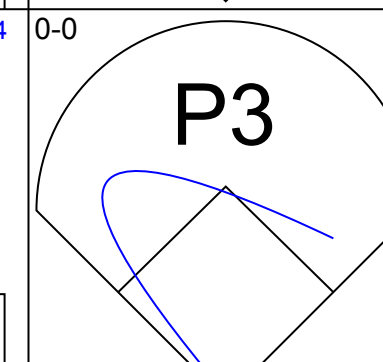
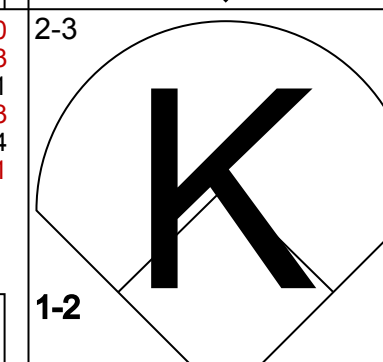
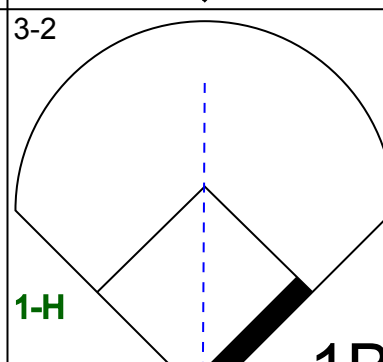
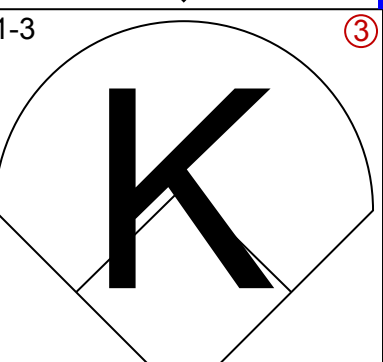
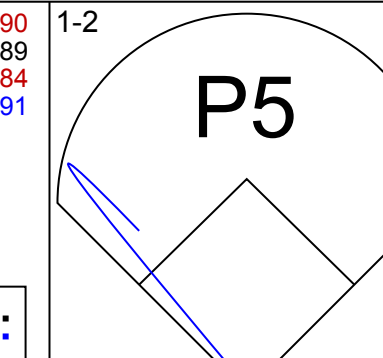
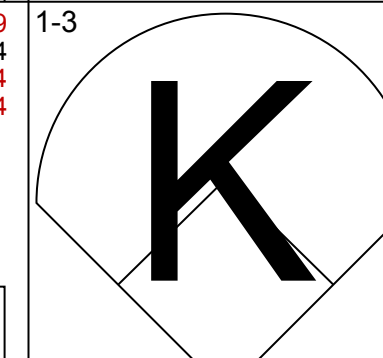
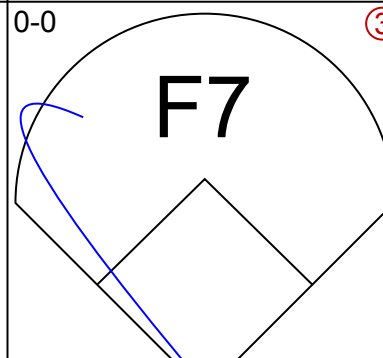
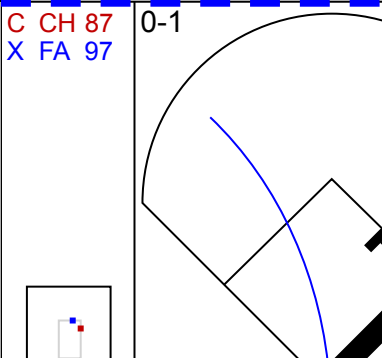

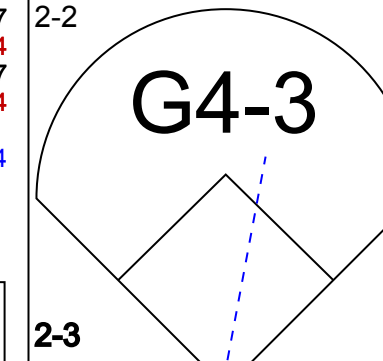
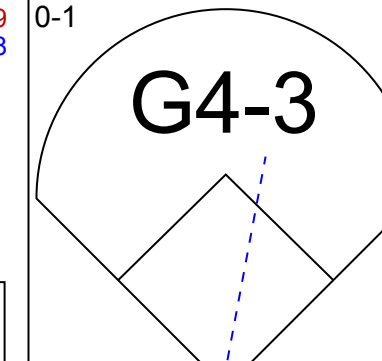
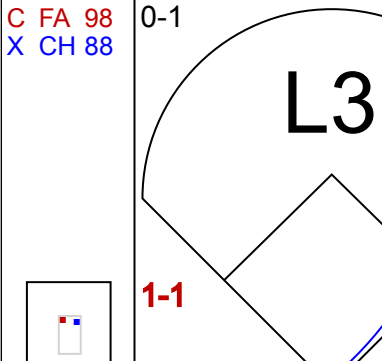

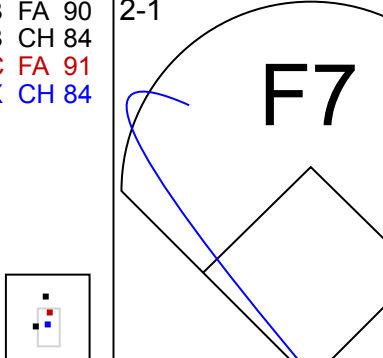
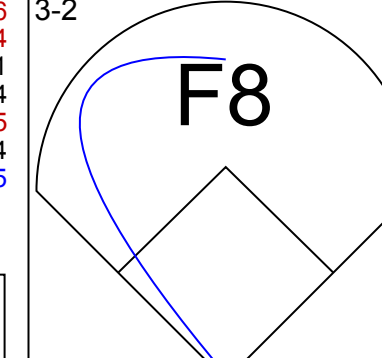
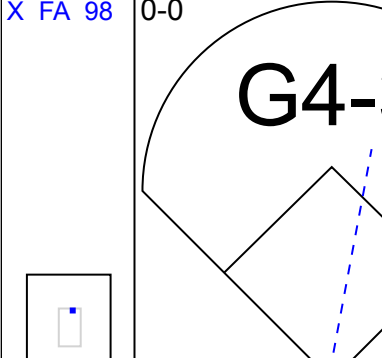
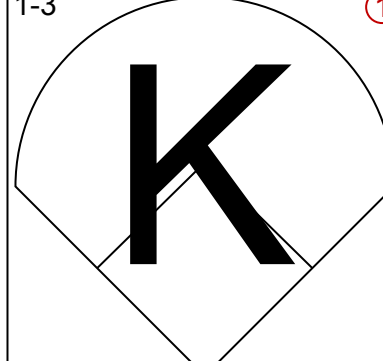
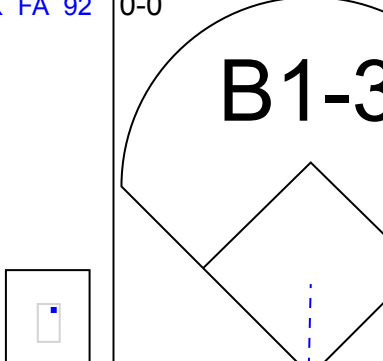
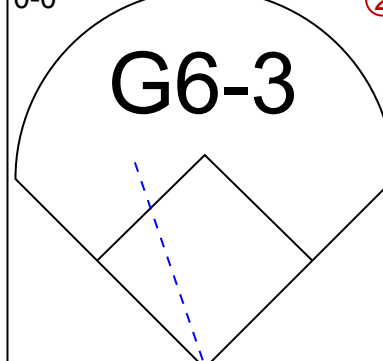
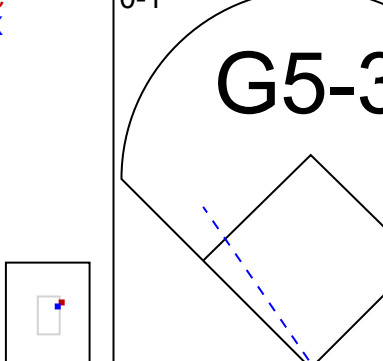
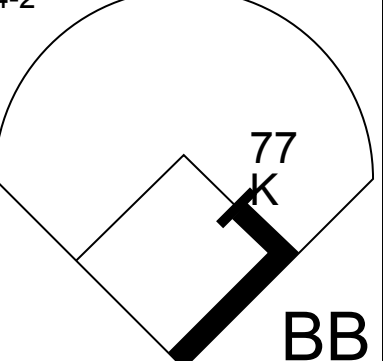
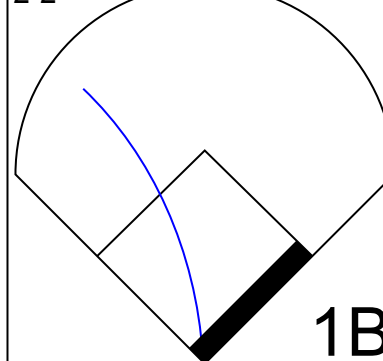
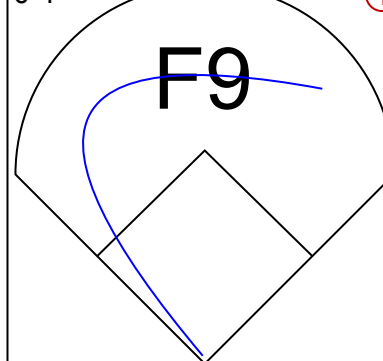
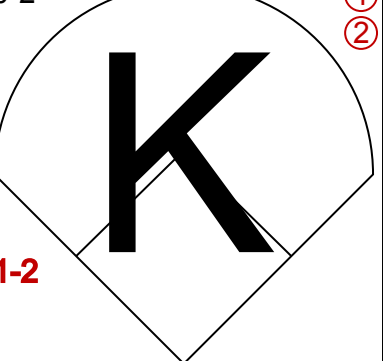


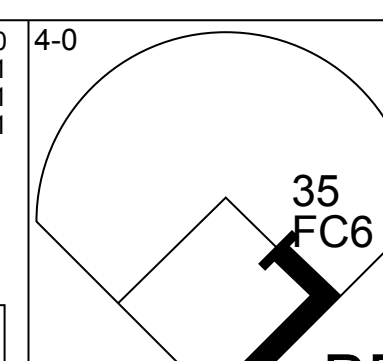
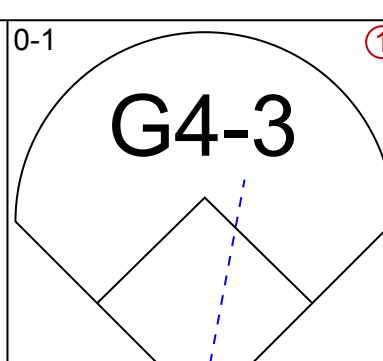
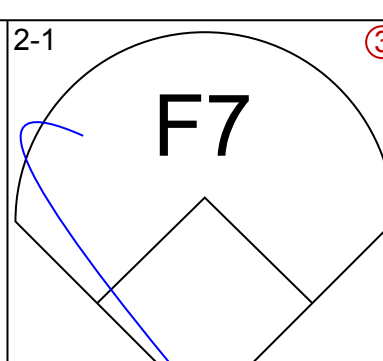
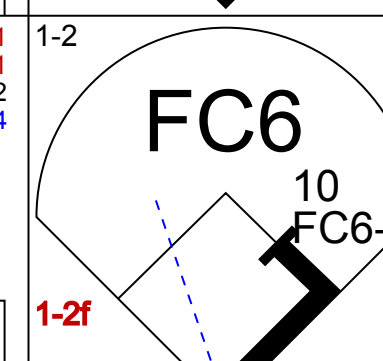
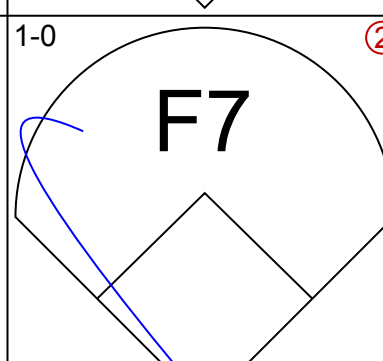
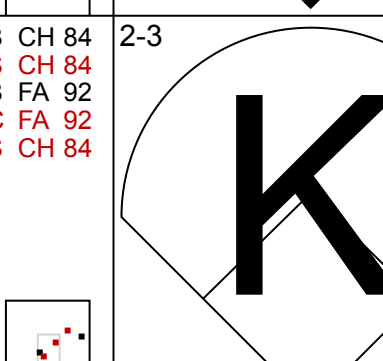
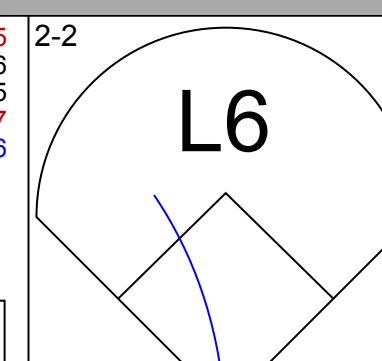
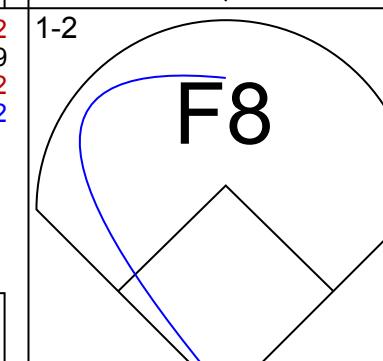
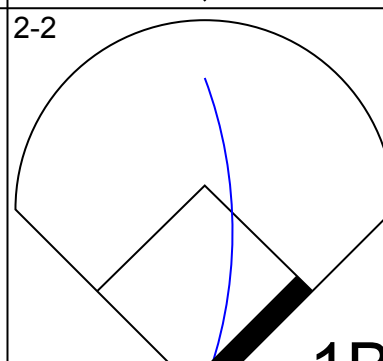
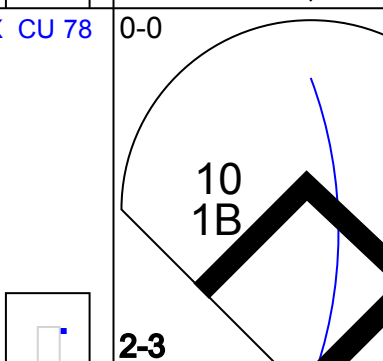
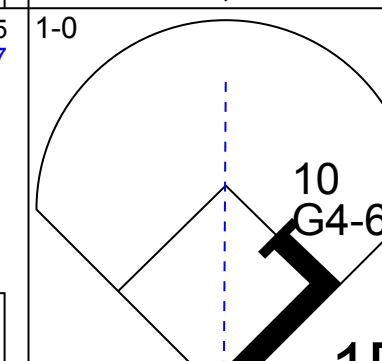
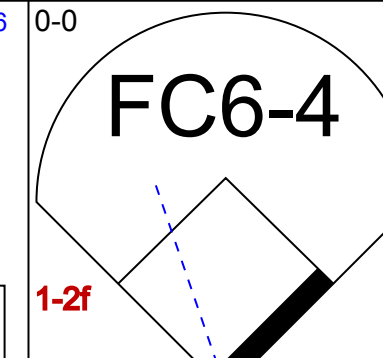
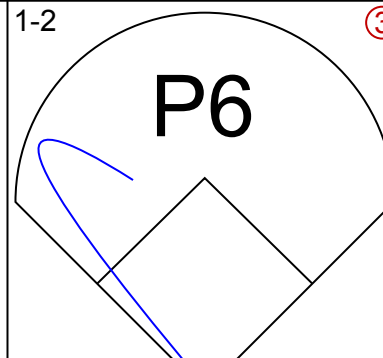
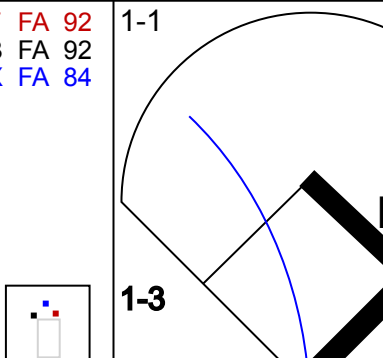
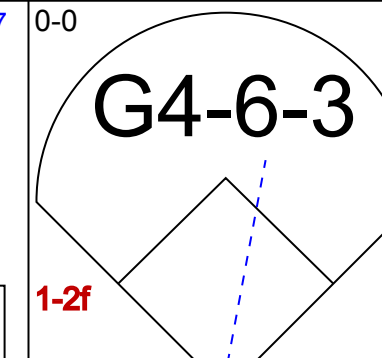
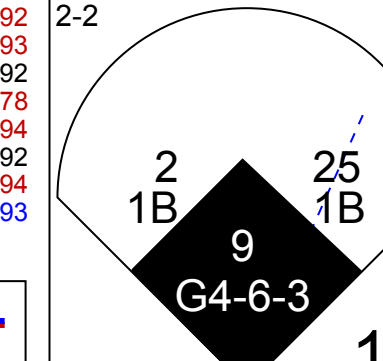
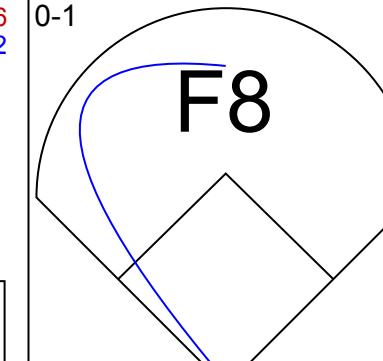

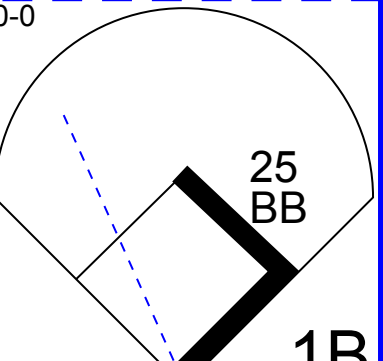
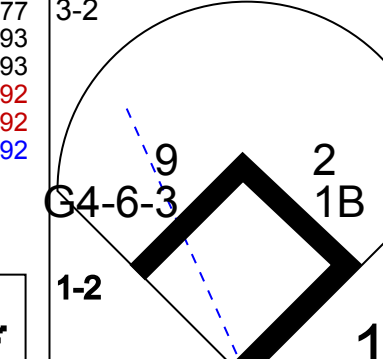
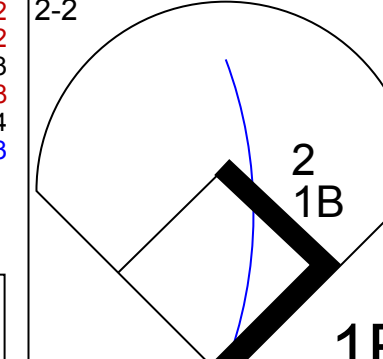

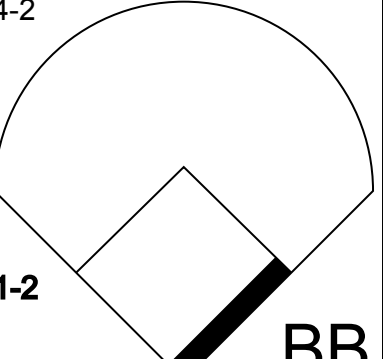
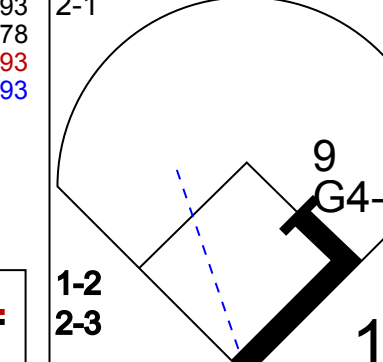
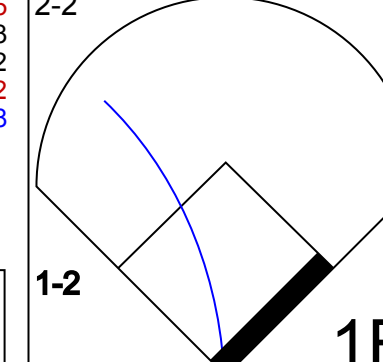

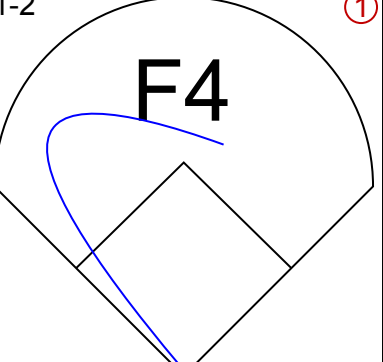
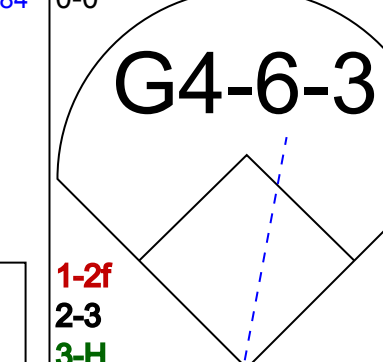
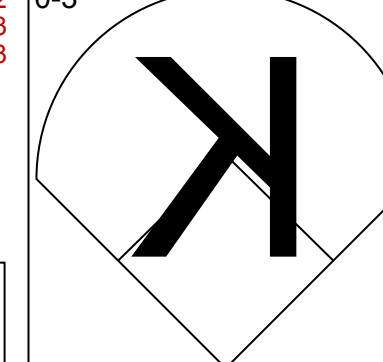
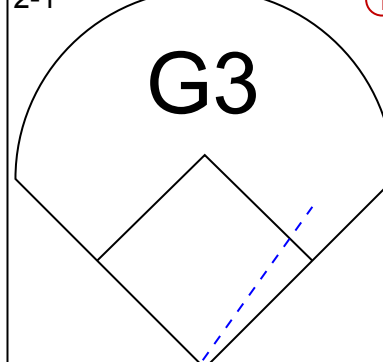
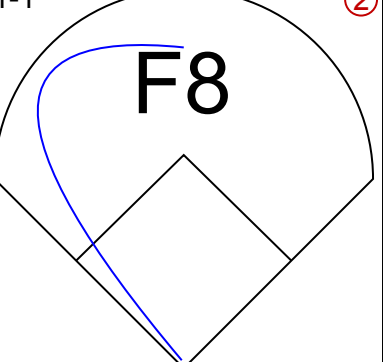

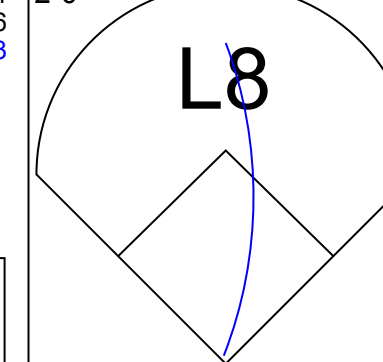
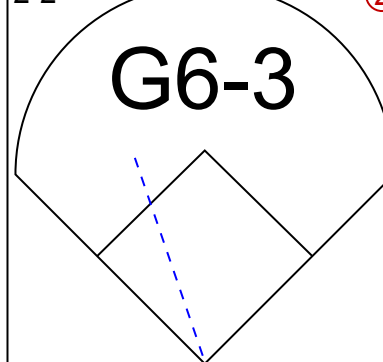
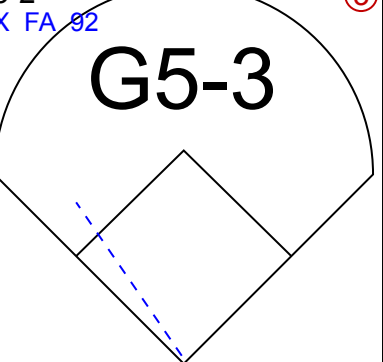
Batter	1	2	3	4	5	6	7	8	9	AB	R	H	RBI	BB	SO	LOB	BOTTOM
Reed Johnson, R OBP: 0.316, SLG: 0.371										4	1	1	0	0	1	1	
35 Lyle Overbay, L OBP: 0.348, SLG: 0.425										4	1	2	1	0	0	0	
15 Alex Rios, R OBP: 0.367, SLG: 0.533										4	1	3	0	0	0	0	
10 Vernon Wells, R OBP: 0.313, SLG: 0.433										4	1	1	0	0	0	4	
Frank Thomas, R OBP: 0.368, SLG: 0.454										3	0	0	1	0	1	2	
2 Aaron Hill, R OBP: 0.317, SLG: 0.435										4	0	1	1	0	0	1	
9 Gregg Zaun, S OBP: 0.337, SLG: 0.422										4	0	0	0	0	1	2	
18 Hector Luna, R OBP: 0.317, SLG: 0.435										2	0	0	1	0	1	1	
6 John McDonald, R OBP: 0.287, SLG: 0.348										3	0	0	0	0	3		
Inning Stats	R: 4 E: 2 K: 0 S: 16	H: 4 LOB: 2 BB: 0 P: 27	R: 0 E: 0 K: 1 S: 8	H: 0 LOB: 0 BB: 0 P: 10	R: 0 E: 1 K: 0 S: 6	H: 0 LOB: 0 BB: 0 P: 10	R: 0 E: 0 K: 0 S: 10	H: 2 LOB: 1 BB: 0 P: 11	R: 0 E: 0 K: 2 S: 8	H: 0 LOB: 0 BB: 0 P: 11	R: 0 E: 0 K: 0 S: 7	H: 0 LOB: 0 BB: 0 P: 11	1B: 6 2B: 1 3B: 1 HR: 0	SF: 2 SAC: 0 DP: 1 HBP: 0	WP: 0 PB: 0 SB: 1 CS: 2	PA: 34	
PITCHER 51 Joe Saunders, L ERA: 3.5 37 Greg Jones, R ERA: 6.14	IP: 7.0 WLS: L BF: 31	H: 8 R: 4 ER: 3 SO: 4	BB: 0 IBB: 0 HBP: 0 BLK: 0	WP: 0 HR: 0 S: 65 P: 102	ERA: 3.86 WHIP: 1.143	PITCHER IP: WLS: BF: H: R: ER: SO: BB: IBB: HBP: BLK: WP: HR: S: P: ERA: WHIP											

Los Angeles Angels @ Toronto Blue Jays
Rogers Centre, Toronto, ON
Tue Aug 14 2007, 7:07 PM EDT
Att: 31,978 - Clear - 82 F

AB 32
R 4
H 8
RBI 4
BB 0
SO 4
LOB 14



Batter	1	2	3	4	5	6	7	8	9	AB	R	H	RBI	BB	SO	LOB	TOP								
9 Chone Figgins, S OBP: 0.398, SLG: 0.438										3	0	1	0	1	1	1	Los Angeles Angels @ Toronto Blue Jays Rogers Centre, Toronto, ON Wed Aug 15 2007, 7:07 PM EDT Att: 30,353 - Overcast - 79 F								
Orlando Cabrera, R OBP: 0.348, SLG: 0.417 48 Ryan Budde, R										3	1	1	0	1	1	0									
27 Vladimir Guerrero, R OBP: 0.497, SLG: 0.536										4	0	1	1	0	2	3									
Garret Anderson, L OBP: 0.301, SLG: 0.426										4	0	1	0	0	1	2									
24 Gary Matthews, S OBP: 0.335, SLG: 0.441										4	0	0	0	0	1	2									
Casey Kotchman, L OBP: 0.366, SLG: 0.477										4	0	0	0	0	0	0									
6 Maicer Izturis, S OBP: 0.323, SLG: 0.410										3	0	0	0	0	1	0									
5 Jeff Mathis, R OBP: 0.241, SLG: 0.311 32 Erick Aybar, S OBP: 0.237, SLG: 0.290										2	0	0	0	0	0	0									
77 Reggie Willits, S OBP: 0.405, SLG: 0.354										3	0	1	0	0	1	1									
Inning Stats	R: 0 E: 0 K: 2 S: 10	H: 0 LOB: 0 BB: 0 P: 14	R: 0 E: 0 K: 1 S: 8	H: 0 LOB: 0 BB: 0 P: 10	R: 0 E: 0 K: 1 S: 8	H: 1 LOB: 1 BB: 0 P: 11	R: 0 E: 1 K: 2 S: 12	H: 0 LOB: 1 BB: 0 P: 19	R: 0 E: 0 K: 0 S: 5	H: 0 LOB: 0 BB: 0 P: 7	R: 1 E: 0 K: 0 S: 11	H: 3 LOB: 1 BB: 0 P: 17	R: 0 E: 0 K: 0 S: 7	H: 0 LOB: 0 BB: 0 P: 11	R: 0 E: 0 K: 2 S: 12	H: 0 LOB: 2 BB: 3 P: 25	R: 0 E: 0 K: 0 S: 5	H: 1 LOB: 0 BB: 0 P: 5	1B: 5 2B: 1 3B: 0 HR: 0	SF: 0 SAC: 0 DP: 1 HBP: 0	WP: 0 PB: 0 SB: 3 CS: 1	PA: 33			
PITCHER	IP	WLS	BF	H	R	ER	SO	BB	IBB	HBP	BLK	WP	HR	S	P	ERA	WHIP								
28 Shaun Marcum, R ERA: 3.31	7.0	W	26	4	1	1	6	1	0	0	0	0	0	65	97	1.29	0.714								
44 Casey Janssen, R ERA: 2.35	1.0	H	4	0	0	0	2	2	0	0	0	0	0	8	17	0.00	2.000								
49 Jeremy Accardo, R ERA: 2.32	1.0	S	3	1	0	0	0	0	0	0	0	0	0	5	5	0.00	1.000								

Batter	1	2	3	4	5	6	7	8	9	AB	R	H	RBI	BB	SO	LOB	BOTTOM								
Matt Stairs, L OBP: 0.365, SLG: 0.547 Reed Johnson, R OBP: 0.316, SLG: 0.371										3	1	1	0	1	0	0	Los Angeles Angels @ Toronto Blue Jays Rogers Centre, Toronto, ON Wed Aug 15 2007, 7:07 PM EDT Att: 30,353 - Overcast - 79 F								
35 Lyle Overbay, L OBP: 0.345, SLG: 0.419										4	0	0	0	0	1	2									
15 Alex Rios, R OBP: 0.370, SLG: 0.535										4	0	3	0	0	0	1									
10 Vernon Wells, R OBP: 0.313, SLG: 0.432										4	0	1	1	0	0	3									
Frank Thomas, R OBP: 0.372, SLG: 0.456 7 Curtis Thigpen, R OBP: 0.339, SLG: 0.315										3	1	2	0	0	0	0									
25 Troy Glaus, R OBP: 0.353, SLG: 0.454										3	0	2	0	1	0	3									
2 Aaron Hill, R OBP: 0.319, SLG: 0.436										4	0	2	0	0	0	5									
9 Gregg Zaun, S OBP: 0.332, SLG: 0.414										4	0	0	0	0	1	6									
6 John McDonald, R OBP: 0.282, SLG: 0.342										4	0	0	0	0	0	5									
Inning Stats	R: 0 E: 0 K: 0 S: 7	H: 0 LOB: 1 BB: 1 P: 13	R: 1 E: 0 K: 0 S: 15	H: 3 LOB: 1 BB: 0 P: 25	R: 0 E: 0 K: 0 S: 10	H: 1 LOB: 1 BB: 0 P: 14	R: 0 E: 0 K: 1 S: 13	H: 2 LOB: 2 BB: 0 P: 19	R: 1 E: 0 K: 0 S: 11	H: 3 LOB: 3 BB: 0 P: 19	R: 0 E: 0 K: 0 S: 7	H: 0 LOB: 0 BB: 0 P: 13	R: 0 E: 0 K: 0 S: 5	H: 1 LOB: 0 BB: 0 P: 8	R: 0 E: 0 K: 0 S: 15	H: 1 LOB: 2 BB: 1 P: 24	R: 0 E: 0 K: 0 S: 15	H: 0 LOB: 0 BB: 0 P: 16	1B: 10 2B: 1 3B: 0 HR: 0	SF: 0 SAC: 0 DP: 2 HBP: 1	WP: 0 PB: 0 SB: 0 CS: 0	PA: 36			
PITCHER	IP	WLS	BF	H	R	ER	SO	BB	IBB	HBP	BLK	WP	HR	S	P	ERA	WHIP								
58 Dustin Moseley, R ERA: 4.84	5.0	L	25	9	2	2	2	1	0	1	0	0	0	56	90	3.60	2.000								
49 Chris Bootcheck, R ERA: 4.2	2.0		6	1	0	0	0	0	0	0	0	0	0	12	21	0.00	0.500								
Darren Oliver, L ERA: 4.29	1.0		5	1	0	0	0	1	0	0	0	0	0	15	24	0.00	2.000								

AB	30
R	1
H	5
RBI	1
BB	3
SO	8
LOB	9



AB	33
R	2
H	11
RBI	1
BB	2
SO	2
LOB	25



Batter	1	2	3	4	5	6	7	8	9	AB	R	H	RBI	BB	SO	LOB	TOP										
9 Chone Figgins, S OBP: 0.394, SLG: 0.439										4	0	1	1	0	2	0											
Orlando Cabrera, R OBP: 0.348, SLG: 0.415										4	0	1	0	0	0	1											
27 Vladimir Guerrero, R OBP: 0.404, SLG: 0.531										4	0	0	0	0	1	2											
Garret Anderson, L OBP: 0.297, SLG: 0.420										4	0	0	0	0	2	0											
24 Gary Matthews, S OBP: 0.338, SLG: 0.449										2	2	1	1	2	0	0											
Casey Kotchman, L OBP: 0.363, SLG: 0.471										4	1	0	0	0	1	1											
6 Maicer Izturis, S OBP: 0.323, SLG: 0.413										3	0	1	1	0	0	1											
5 Jeff Mathis, R OBP: 0.244, SLG: 0.303										2	1	0	0	1	1	1											
77 Reggie Willis, S OBP: 0.402, SLG: 0.351										3	0	0	0	0	1	1											
Inning Stats	R: 0 E: 0 K: 1 S: 6	H: 1 LOB: 0 BB: 0 P: 10	R: 1 E: 0 K: 2 S: 11	H: 1 LOB: 0 BB: 0 P: 16	R: 1 E: 0 K: 0 S: 10	H: 1 LOB: 1 BB: 1 P: 17	R: 0 E: 0 K: 0 S: 9	H: 0 LOB: 0 BB: 0 P: 19	R: 0 E: 0 K: 2 S: 8	H: 0 LOB: 0 BB: 0 P: 13	R: 0 E: 0 K: 2 S: 7	H: 0 LOB: 0 BB: 0 P: 10	R: 2 E: 1 K: 1 S: 12	H: 1 LOB: 0 BB: 1 P: 19	R: 0 E: 0 K: 0 S: 12	H: 0 LOB: 0 BB: 0 P: 19	R: 0 E: 0 K: 0 S: 7	H: 0 LOB: 0 BB: 0 P: 9	1B: 1 2B: 3 3B: 0 HR: 1	SF: 0 SAC: 0 DP: 2 HBP: 0	WP: 1 PB: 0 SB: 1 CS: 0	PA: 33					
PITCHER	IP	WLS	BF	H	R	ER	SO	BB	IBB	HBP	BLK	WP	HR	S	P	ERA	WHIP										
29 Dustin McGowan, R ERA: 4.14	6.0	L	25	4	4	3	7	3	0	0	0	1	1	57	97	4.50	1.167										
40 Brian Wolfe, R ERA: 1.92	2.0		5	0	0	0	1	0	0	0	0	0	0	18	26	0.00	0.000										
37 Scott Downs, L ERA: 2.38	1.0		3	0	0	0	0	0	0	0	0	0	0	7	9	0.00	0.000										

Los Angeles Angels @ Toronto Blue Jays
 Rogers Centre, Toronto, ON
 Thu Aug 16 2007, 7:07 PM EDT
 Att: 27,861 - Clear - 81 F

AB	30
R	4
H	4
RBI	3
BB	3
SO	8
LOB	7



Batter	1	2	3	4	5	6	7	8	9	AB	R	H	RBI	BB	SO	LOB	BOTTOM										
Reed Johnson, R OBP: 0.321, SLG: 0.374										4	0	2	1	0	1	1											
6 John McDonald, R OBP: 0.282, SLG: 0.342										4	0	2	0	0	1	1											
35 Lyle Overbay, L OBP: 0.346, SLG: 0.420										4	0	2	0	0	1	1											
15 Alex Rios, R OBP: 0.367, SLG: 0.530										4	0	0	0	0	2	3											
10 Vernon Wells, R OBP: 0.312, SLG: 0.434										4	1	1	0	0	1	3											
Frank Thomas, R OBP: 0.371, SLG: 0.454										4	0	1	1	0	0	0											
18 Hector Luna, R (9, PR)										0	1	0	0	0	0	0											
25 Troy Glaus, R OBP: 0.352, SLG: 0.450										3	0	0	0	1	2	0											
2 Aaron Hill, R OBP: 0.316, SLG: 0.432										4	0	0	0	0	2	2											
9 Gregg Zaun, S OBP: 0.335, SLG: 0.413										3	0	1	1	1	1	0											
Ray Olmedo, S OBP: 0.333, SLG: 0.556										2	1	1	0	0	1	0											
Matt Stairs, L OBP: 0.362, SLG: 0.542										2	0	0	0	0	1	3											
Inning Stats	R: 0 E: 0 K: 0 S: 9	H: 2 LOB: 1 BB: 0 P: 14	R: 0 E: 0 K: 2 S: 8	H: 0 LOB: 0 BB: 0 P: 13	R: 0 E: 0 K: 2 S: 11	H: 0 LOB: 0 BB: 0 P: 16	R: 0 E: 0 K: 1 S: 8	H: 0 LOB: 0 BB: 0 P: 12	R: 0 E: 0 K: 1 S: 8	H: 0 LOB: 0 BB: 0 P: 12	R: 1 E: 0 K: 2 S: 14	H: 3 LOB: 2 BB: 0 P: 22	R: 0 E: 0 K: 1 S: 11	H: 0 LOB: 0 BB: 0 P: 14	R: 0 E: 0 K: 2 S: 10	H: 0 LOB: 1 BB: 1 P: 16	R: 2 E: 0 K: 1 S: 14	H: 3 LOB: 2 BB: 1 P: 24	1B: 6 2B: 1 3B: 1 HR: 0	SF: 0 SAC: 0 DP: 0 HBP: 0	WP: 0 PB: 0 SB: 0 CS: 0	PA: 36					
PITCHER	IP	WLS	BF	H	R	ER	SO	BB	IBB	HBP	BLK	WP	HR	S	P	ERA	WHIP										
45 Kelvin Escobar, R ERA: 2.68	7.0	W	25	1	1	1	9	0	0	0	0	0	0	69	103	1.29	0.714										
62 Scot Shields, R ERA: 2.8	1.0	H	4	0	0	0	2	1	0	0	0	0	0	10	16	0.00	1.000										
Francisco Rodriguez, R ERA: 2.88	1.0	S	7	3	2	2	1	1	0	0	0	0	0	14	24	18.00	4.000										

Los Angeles Angels @ Toronto Blue Jays
 Rogers Centre, Toronto, ON
 Thu Aug 16 2007, 7:07 PM EDT
 Att: 27,861 - Clear - 81 F

AB	34
R	3
H	8
RBI	3
BB	2
SO	12
LOB	13



Batter	1	2	3	4	5	6	7	8	9	AB	R	H	RBI	BB	SO	LOB	TOP								
9 Chone Figgins, S OBP: 0.397, SLG: 0.438	4-0 27 E G3 BB		4-2 G5-4-3 BB		2-2 27 1B 1B		2-3 K		1-3 K	3	2	1	0	2	2	0									
Orlando Cabrera, R OBP: 0.348, SLG: 0.415	2-1 P6		0-1 G5-4-3 1-2		0-1 27 1B 1B		0-3 K		2-1 27 DI 1B	5	1	2	0	0	1	2									
27 Vladimir Guerrero, R OBP: 0.494, SLG: 0.530	0-0 G3 1-3		0-1 1B		0-0 1B 1B		0-1 L6		2-2 F8	5	0	2	1	0	0	2									
Garret Anderson, L OBP: 0.300, SLG: 0.421	1-1 G3 2-3 3-H		1-3 K		1-0 24 L-3 1B				0-1 1B 1B	4	0	2	2	0	1	2									
24 Gary Matthews, S OBP: 0.335, SLG: 0.444	2-3 K			1-3 K		1-0 L3			2-1 F9	4	0	0	0	0	2	4									
Casey Kotchman, L OBP: 0.369, SLG: 0.483		2-2 5 BB 1B		1-1 2B		1-0 32 B3 5 SF8 2B			2-2 1B	4	1	4	0	0	0	0									
32 Erick Aybar, S OBP: 0.290, SLG: 0.283	1-2 F9		0-2 P4		0-0 B3				0-3 K	4	0	0	0	0	1	5									
5 Jeff Mathis, R OBP: 0.247, SLG: 0.299		4-1 SAFE BB		3-1 G6-3		2-0 SF8			0-1 F8	1	0	0	1	1	0	1									
6 Malcer Izturis, S OBP: 0.322, SLG: 0.411		1-2 BB				3-H K				1	0	0	0	0	0	2									
48 Ryan Budde, R										0	0	0	0	0	0	0									
77 Reggie Willis, S OBP: 0.398, SLG: 0.347		0-2 G4-6-3				0-3 K			2-2 K	4	0	0	0	0	3	2									
Inning Stats	R: 1 E: 1 K: 1 S: 8	H: 0 LOB: 1 BB: 1 P: 17	R: 0 E: 0 K: 0 S: 12	H: 1 LOB: 1 BB: 1 P: 19	R: 0 E: 0 K: 1 S: 10	H: 1 LOB: 1 BB: 0 P: 15	R: 0 E: 0 K: 1 S: 11	H: 1 LOB: 1 BB: 0 P: 16	R: 2 E: 0 K: 1 S: 11	H: 4 LOB: 1 BB: 0 P: 15	R: 1 E: 0 K: 2 S: 6	H: 1 LOB: 0 BB: 0 P: 9	R: 0 E: 0 K: 2 S: 8	H: 0 LOB: 0 BB: 0 P: 10	R: 0 E: 0 K: 1 S: 14	H: 2 LOB: 2 BB: 0 P: 18	R: 0 E: 0 K: 2 S: 14	H: 1 LOB: 1 BB: 0 P: 21	1B: 9 2B: 3 3B: 0 HR: 0	SF: 1 SAC: 0 DP: 3 HBP: 0	WP: 0 PB: 0 SB: 0 CS: 0	PA: 39			
PITCHER	IP WLS BF H R ER SO BB IBB HBP BLK WP HR S P ERA WHIP	6.0 W 27 8 4 3 5 3 0 0 0 0 0 0 58 91 4.50 1.833	1.2 H 7 2 0 0 3 0 0 0 0 0 0 0 20 26 0.00 1.200	1.1 S 5 1 0 0 2 0 0 0 0 0 0 0 16 23 0.00 0.750											IP WLS BF H R ER SO BB IBB HBP BLK WP HR S P ERA WHIP										
61 Clay Buchholz, R ERA: 4.5																									
37 Hideki Okajima, L ERA: 1.23																									
58 Jonathan Papelbon, R ERA: 1.87																									

Los Angeles Angels @ Boston Red Sox
Fenway Park, Boston, MA
Fri Aug 17 2007, 1:05 PM EDT
Att: 36,686 - Cloudy - 76 F

AB 35
R 4
H 11
RBI 4
BB 3
SO 10
LOB 20



Batter	1	2	3	4	5	6	7	8	9	AB	R	H	RBI	BB	SO	LOB	BOTTOM							
15 Dustin Pedroia, R OBP: 0.397, SLG: 0.451	3-4 2B		3-2 G5-3		3-1 F9			2-2 HR		5	2	2	1	0	0	2								
20 Kevin Youkilis, R OBP: 0.395, SLG: 0.456		1-2 K		0-1 7 1B E 1B		3-2 F7		4-2 34 G4-3 BB		4	1	1	0	1	1	1								
34 David Ortiz, L OBP: 0.424, SLG: 0.549	2-2 2-H HR	3-1 7 1B HBP 1B		1-1 P5		2-2 G6-3		3-2 G4-3		5	1	2	2	0	0	2								
Manny Ramirez, R OBP: 0.385, SLG: 0.499	1-1 7 3B 1B	1-2 7 1B HBP		2-1 P3		0-0 1B		1-2 HBP		3	1	2	0	0	0	1								
7 J.D. Drew, L OBP: 0.363, SLG: 0.394	0-0 1-H 25 1B 3B	1-0 FC6-4 1B		1-0 E9 1B		1-0 F8		2-3 K		5	1	3	1	0	1	3								
25 Mike Lowell, R OBP: 0.365, SLG: 0.502	2-1 28 2B 1B	2-2 F8		2-3 K			1-2 F8			4	1	1	1	0	1	4								
Coco Crisp, S OBP: 0.338, SLG: 0.392	3-2 F9	0-0 FC6-4			1-1 BLK 1B		0-2 F7			4	0	1	0	0	0	4								
28 Doug Mirabeli, R OBP: 0.293, SLG: 0.385	3-1 13 2B 2B		1-3 K		1-2 SAFE F7		3-0 F7			1	1	1	1	0	0	0								
Jason Varitek, S OBP: 0.363, SLG: 0.415					1-2 SAFE F7					3	0	0	0	0	1	1								
13 Alex Cora, L OBP: 0.307, SLG: 0.404	2-2 2-H 2B		1-2 P5		2-3 K			0-1 F8		4	0	1	1	0	1	1								
Inning Stats	R: 6 E: 0 K: 1 S: 32	H: 7 LOB: 1 BB: 0 P: 46	R: 0 E: 0 K: 0 S: 11	H: 2 LOB: 3 BB: 0 P: 19	R: 0 E: 0 K: 1 S: 10	H: 0 LOB: 0 BB: 0 P: 15	R: 1 E: 1 K: 1 S: 11	H: 2 LOB: 1 BB: 0 P: 17	R: 0 E: 0 K: 1 S: 10	H: 1 LOB: 1 BB: 0 P: 17	R: 0 E: 0 K: 0 S: 8	H: 1 LOB: 1 BB: 0 P: 14	R: 0 E: 0 K: 0 S: 7	H: 0 LOB: 0 BB: 0 P: 11	R: 1 E: 0 K: 1 S: 18	H: 1 LOB: 2 BB: 1 P: 30	1B: 8 2B: 3 3B: 1 HR: 2	SF: 0 SAC: 0 DP: 0 HBP: 2	WP: 0 PB: 0 SB: 0 CS: 0	PA: 41				
PITCHER	IP WLS BF H R ER SO BB IBB HBP BLK WP HR S P ERA WHIP	4.0 L 24 11 7 6 3 0 0 0 1 0 0 25 42 0.00 0.667	3.0 11 2 0 0 1 0 0 0 0 1 0 0 18 30 9.00 2.000											IP WLS BF H R ER SO BB IBB HBP BLK WP HR S P ERA WHIP										
41 John Lackey, R ERA: 3.32																								
49 Chris Bootcheck, R ERA: 3.99																								
37 Greg Jones, R ERA: 6.48																								

Los Angeles Angels @ Boston Red Sox
Fenway Park, Boston, MA
Fri Aug 17 2007, 1:05 PM EDT
Att: 36,686 - Cloudy - 76 F

AB 38
R 8
H 14
RBI 7
BB 1
SO 5
LOB 19



Batter	1	2	3	4	5	6	7	8	9	AB	R	H	RBI	BB	SO	LOB	TOP								
9 Chone Figgins, S OBP: 0.395, SLG: 0.434	G4-3		K		K		G1-3		27 2B	5	1	1	0	0	2	1	Los Angeles Angels @ Boston Red Sox Fenway Park, Boston, MA Fri Aug 17 2007, 7:05 PM EDT Att: 36,538 - Cloudy - 78 F								
Orlando Cabrera, R OBP: 0.349, SLG: 0.415	E6		27 2B		K		G6-3		27 2B	5	2	2	1	0	1	1									
27 Vladimir Guerrero, R OBP: 0.465, SLG: 0.540	G6-3		1B				E6		SF7	5	2	3	3	0	0	1									
Garret Anderson, L OBP: 0.301, SLG: 0.420	BB		2B				6 1B		L3-6	3	0	1	1	1	0	3									
24 Gary Matthews, S OBP: 0.335, SLG: 0.450	G4-3				K		K		HR	4	1	1	1	0	2	4									
6 Maicer Izturis, S OBP: 0.321, SLG: 0.408					F7				F8	4	0	1	1	0	1	0									
39 Robb Quinlan, R OBP: 0.305, SLG: 0.370					G6-3				F8	4	0	0	0	0	1	2									
48 Ryan Budde, R OBP: 0.143, SLG: 0.143									F8	3	0	1	0	0	1	2									
77 Reggie Williams, S OBP: 0.297, SLG: 0.345	P2								F8	1	0	0	0	0	0	0									
Nathan Haynes, L OBP: 0.242, SLG: 0.281					F7				9 1B	3	0	0	0	0	0	1									
Casey Kotchman, L OBP: 0.371, SLG: 0.483					FC5-6				BB	0	0	0	0	1	0	0									
32 Erick Aybar, S OBP: 0.280, SLG: 0.283										0	1	0	0	0	0	0									
5 Jeff Mathis, R OBP: 0.247, SLG: 0.299										0	0	0	0	0	0	0									
Inning Stats	R: 0 E: 1 K: 0 S: 13	H: 0 LOB: 2 BB: 1 P: 24	R: 0 E: 0 K: 1 S: 8	H: 0 LOB: 0 BB: 0 P: 13	R: 1 E: 0 K: 1 S: 9	H: 2 LOB: 1 BB: 0 P: 14	R: 0 E: 0 K: 1 S: 5	H: 0 LOB: 0 BB: 0 P: 6	R: 0 E: 0 K: 3 S: 12	H: 1 LOB: 1 BB: 0 P: 16	R: 1 E: 1 K: 3 S: 15	H: 2 LOB: 2 BB: 0 P: 22	R: 0 E: 0 K: 0 S: 6	H: 0 LOB: 0 BB: 0 P: 9	R: 2 E: 0 K: 0 S: 9	H: 2 LOB: 2 BB: 0 P: 13	R: 3 E: 0 K: 0 S: 23	H: 3 LOB: 1 BB: 1 P: 34	1B: 6 2B: 3 3B: 1 HR: 1	SF: 1 SAC: 0 DP: 1 HBP: 0	WP: 0 PB: 0 SB: 1 CS: 0	PA: 40			
PITCHER	IP	WLS	BF	H	R	ER	SO	BB	IBB	HBP	BLK	WP	HR	S	P	ERA	WHIP								
19 Josh Beckett, R ERA: 3.15	7.0		29	5	2	1	8	1	0	0	0	0	0	68	104	1.29	0.857								
17 Manny Delcarmen, R ERA: 2.51	1.0	5	2	2	2	0	0	0	0	0	0	0	1	9	13	18.00	2.000								
Eric Gagne, R ERA: 4.12	1.0	L	6	3	3	3	0	1	0	0	0	0	0	23	34	27.00	4.000								

Batter	1	2	3	4	5	6	7	8	9	AB	R	H	RBI	BB	SO	LOB	BOTTOM								
46 Jacoby Ellsbury, L OBP: 0.409, SLG: 0.368	G5-3				G1-3					3	1	0	0	1	0	1	Los Angeles Angels @ Boston Red Sox Fenway Park, Boston, MA Fri Aug 17 2007, 7:05 PM EDT Att: 36,538 - Cloudy - 78 F								
15 Dustin Pedroia, R OBP: 0.395, SLG: 0.449	G4-3				F8					4	0	1	0	0	0	1									
Coco Crisp, S OBP: 0.338, SLG: 0.392										0	1	0	0	0	0	0									
34 David Ortiz, L OBP: 0.424, SLG: 0.551	K				K					4	2	2	2	0	2	0									
Manny Ramirez, R OBP: 0.384, SLG: 0.499					G6-3					4	0	1	1	0	0	1									
13 Alex Cora, L OBP: 0.307, SLG: 0.404										0	0	0	0	0	0	0									
7 J.D. Drew, L OBP: 0.365, SLG: 0.398										4	0	2	0	0	0	2									
25 Mike Lowell, R OBP: 0.362, SLG: 0.498					P3					4	0	0	1	0	0	4									
Jason Varitek, S OBP: 0.359, SLG: 0.410					F9					4	0	0	0	0	2	2									
Eric Hinske, L OBP: 0.303, SLG: 0.411										3	0	0	0	0	2	0									
20 Kevin Youkilis, R OBP: 0.394, SLG: 0.455					K					1	0	0	0	0	1	0									
23 Julio Lugo, R OBP: 0.300, SLG: 0.348					K					3	1	1	0	1	1	0									
Inning Stats	R: 0 E: 0 K: 1 S: 9	H: 0 LOB: 0 BB: 0 P: 15	R: 0 E: 0 K: 0 S: 10	H: 0 LOB: 0 BB: 0 P: 17	R: 0 E: 0 K: 2 S: 8	H: 0 LOB: 0 BB: 0 P: 14	R: 0 E: 0 K: 1 S: 10	H: 1 LOB: 1 BB: 0 P: 11	R: 0 E: 0 K: 0 S: 10	H: 1 LOB: 1 BB: 0 P: 14	R: 1 E: 0 K: 1 S: 13	H: 2 LOB: 1 BB: 0 P: 21	R: 4 E: 0 K: 1 S: 16	H: 3 LOB: 2 BB: 2 P: 32	R: 0 E: 0 K: 1 S: 10	H: 0 LOB: 0 BB: 0 P: 14	1B: 3 2B: 4 3B: 0 HR: 0	SF: 0 SAC: 0 DP: 0 HBP: 0	WP: 1 PB: 0 SB: 0 CS: 0	PA: 36					
PITCHER	IP	WLS	BF	H	R	ER	SO	BB	IBB	HBP	BLK	WP	HR	S	P	ERA	WHIP								
54 Ervin Santana, R ERA: 5.98	6.1		23	4	1	1	5	0	0	0	0	0	0	64	100	1.42	0.632								
33 Justin Speier, R ERA: 1.93	0.2	H	2	0	0	0	1	0	0	0	0	0	0	4	6	0.00	0.000								
62 Scot Shields, R ERA: 3.23	0.1	H	4	1	3	3	1	2	0	0	0	0	0	7	19	81.00	9.000								
Francisco Rodriguez, R ERA: 2.96	1.2	W	7	2	1	1	1	0	0	0	0	1	0	19	27	5.40	1.200								

Batter	1	2	3	4	5	6	7	8	9	AB	R	H	RBI	BB	SO	LOB	TOP					
9 Chone Figgins, S OBP: 0.392, SLG: 0.439										4	1	1	0	0	2	0	Los Angeles Angels @ Boston Red Sox Fenway Park, Boston, MA Sun Aug 19 2007, 2:05 PM EDT Att: 36,346 - Cloudy - 70 F					
Orlando Cabrera, R OBP: 0.351, SLG: 0.416										2	1	0	0	1	1	0						
27 Vladimir Guerrero, R OBP: 0.497, SLG: 0.544										3	0	1	1	1	0	0						
Garret Anderson, L OBP: 0.297, SLG: 0.412										4	0	1	0	0	0	4						
24 Gary Matthews, S OBP: 0.329, SLG: 0.441										4	0	0	1	0	1	4						
Casey Kotchman, L OBP: 0.371, SLG: 0.486										4	1	2	0	0	0	1						
6 Maicer Izturis, S OBP: 0.314, SLG: 0.398										4	0	1	0	0	1	2						
48 Ryan Budde, R OBP: 0.091, SLG: 0.091										4	0	0	0	0	2	4						
32 Erick Aybar, S OBP: 0.286, SLG: 0.278										2	0	0	0	0	0	0						
39 Robb Quinlan, R OBP: 0.303, SLG: 0.367										1	0	0	0	0	0	0						
Inning Stats	R: 2 E: 0 K: 0 S: 9	H: 2 LOB: 1 BB: 1 P: 18	R: 0 E: 0 K: 0 S: 8	H: 0 LOB: 0 BB: 0 P: 15	R: 0 E: 0 K: 1 S: 8	H: 0 LOB: 2 BB: 1 P: 18	R: 0 E: 0 K: 0 S: 6	H: 0 LOB: 0 BB: 0 P: 10	R: 0 E: 0 K: 1 S: 7	H: 0 LOB: 0 BB: 0 P: 9	R: 0 E: 0 K: 0 S: 9	H: 0 LOB: 0 BB: 0 P: 17	R: 1 E: 0 K: 1 S: 9	H: 2 LOB: 0 BB: 0 P: 17	R: 0 E: 0 K: 1 S: 7	H: 0 LOB: 2 BB: 0 P: 10	R: 0 E: 0 K: 3 S: 11	H: 2 LOB: 2 BB: 0 P: 19	1B: 5 2B: 1 3B: 0 HR: 0	SF: 0 SAC: 0 DP: 0 HBP: 1	WP: 1 PB: 0 SB: 0 CS: 1	PA: 35
PITCHER	IP WLS BF H R ER SO BB IBB HBP BLK WP HR S P ERA WHIP																					
51 Julian Tavaraz, R ERA: 5.01	6.0 L 23 2 2 2 2 2 0 0 0 0 0 0 0 0 3.00 0.667																					
39 Kyle Snyder, R ERA: 3.55	2.0 7 2 1 1 2 0 0 0 0 0 1 0 16 27 4.50 1.000																					
Eric Gagne, R ERA: 4.02	1.0 5 2 0 0 3 0 0 0 0 0 0 0 11 19 0.00 2.000																					

AB	32
R	3
H	6
RBI	2
BB	2
SO	7
LOB	15



Batter	1	2	3	4	5	6	7	8	9	AB	R	H	RBI	BB	SO	LOB	BOTTOM					
15 Dustin Pedroia, R OBP: 0.394, SLG: 0.447										4	0	1	0	0	0	0	Los Angeles Angels @ Boston Red Sox Fenway Park, Boston, MA Sun Aug 19 2007, 2:05 PM EDT Att: 36,346 - Cloudy - 70 F					
20 Kevin Youkilis, R OBP: 0.389, SLG: 0.447										4	0	0	0	0	3	1						
34 David Ortiz, L OBP: 0.427, SLG: 0.556										4	1	2	0	0	0	0						
Manny Ramirez, R OBP: 0.383, SLG: 0.495										2	0	0	0	2	0	1						
25 Mike Lowell, R OBP: 0.366, SLG: 0.498										3	0	1	1	1	0	2						
Bobby Kielty, S OBP: 0.302, SLG: 0.263										3	0	2	0	0	1	1						
7 J.D. Drew, L OBP: 0.364, SLG: 0.396										1	0	0	0	0	1	2						
Coco Crisp, S OBP: 0.336, SLG: 0.389											4	0	0	0	2	4						
23 Julio Lugo, R OBP: 0.301, SLG: 0.351											4	0	1	0	0	1						
36 Kevin Cash, R Jason Varitek, S OBP: 0.359, SLG: 0.409											3	0	0	0	2	1						
Inning Stats	R: 0 E: 0 K: 1 S: 9	H: 0 LOB: 0 BB: 0 P: 12	R: 0 E: 0 K: 0 S: 7	H: 1 LOB: 2 BB: 1 P: 15	R: 0 E: 0 K: 2 S: 11	H: 0 LOB: 0 BB: 0 P: 16	R: 0 E: 0 K: 1 S: 10	H: 1 LOB: 2 BB: 1 P: 17	R: 0 E: 0 K: 1 S: 12	H: 1 LOB: 1 BB: 0 P: 17	R: 0 E: 0 K: 1 S: 10	H: 1 LOB: 1 BB: 0 P: 11	R: 0 E: 0 K: 1 S: 7	H: 1 LOB: 0 BB: 0 P: 8	R: 1 E: 0 K: 1 S: 13	H: 2 LOB: 2 BB: 1 P: 23	R: 0 E: 0 K: 2 S: 8	H: 0 LOB: 0 BB: 0 P: 14	1B: 7 2B: 0 3B: 0 HR: 0	SF: 0 SAC: 0 DP: 0 HBP: 0	WP: 0 PB: 0 SB: 0 CS: 1	PA: 37
PITCHER	IP WLS BF H R ER SO BB IBB HBP BLK WP HR S P ERA WHIP																					
51 Joe Saunders, L ERA: 3.25	7.2 W 30 6 1 0 0 0 2 0 0 0 0 0 0 71 103 1.17 1.043																					
62 Scot Shields, R ERA: 3.23	0.0 2 1 0 0 0 1 0 0 0 0 0 0 5 10 " " " "																					
33 Justin Speier, R ERA: 2.91	0.1 H 1 0 0 0 1 0 0 0 0 0 0 0 3 6 0.00 0.000																					
Francisco Rodriguez, R ERA: 2.91	1.0 S 3 0 0 0 2 0 0 0 0 0 0 0 8 14 0.00 0.000																					

AB	33
R	1
H	7
RBI	1
BB	3
SO	10
LOB	14



Batter	1	2	3	4	5	6	7	8	9	10	AB	R	H	RBI	BB	SO	LOB	TOP						
18 Johnny Damon, L OBP: 0.366, SLG: 0.367	F7		F9				G3-6		G4-3		5	0	1	0	0	0	1	New York Yankees @ Los Angeles Angels Angel Stadium of Anaheim, Anaheim, CA Mon Aug 20 2007, 7:05 PM PDT Att: 44,249 - Clear - 88 F livebaseballscorecards.com						
2 Derek Jeter, R OBP: 0.393, SLG: 0.443	13 1B 2B		L9				1B		BLK BB		4	1	2	0	1	1	1							
Bobby Abreu, L OBP: 0.442	K		L8				G4-3		K		5	1	1	0	0	2	3							
13 Alex Rodriguez, R OBP: 0.413, SLG: 0.629											5	2	3	3	0	0	0							
55 Hideki Matsui, L OBP: 0.368, SLG: 0.520	L6										5	1	2	0	0	0	2							
20 Jorge Posada, S OBP: 0.415, SLG: 0.336		F8									4	1	1	3	1	1	0							
24 Robinson Cano, L OBP: 0.355, SLG: 0.486		G3									4	0	0	0	0	1	2							
12 Andy Phillips, R OBP: 0.337, SLG: 0.387											3	0	2	0	0	0	1							
Jason Giambi, L OBP: 0.375, SLG: 0.492											1	0	0	0	0	0	0							
14 Wilson Betemit, S OBP: 0.351, SLG: 0.476											0	0	0	0	0	0	0							
28 Melky Cabrera, S OBP: 0.348, SLG: 0.435	F8										3	0	0	0	1	1	2							
Inning Stats	R: 1 E: 0 K: 1 S: 10	H: 2 LOB: 1 BB: 0 P: 17	R: 0 E: 0 K: 0 S: 8	H: 1 LOB: 1 BB: 0 P: 14	R: 0 E: 0 K: 0 S: 8	H: 0 LOB: 0 BB: 0 P: 14	R: 1 E: 0 K: 1 S: 8	H: 1 LOB: 0 BB: 0 P: 10	R: 0 E: 0 K: 2 S: 12	H: 2 LOB: 1 BB: 0 P: 17	R: 2 E: 0 K: 0 S: 10	H: 3 LOB: 1 BB: 1 P: 20	R: 0 E: 0 K: 0 S: 8	H: 1 LOB: 1 BB: 1 P: 18	R: 2 E: 0 K: 0 S: 12	H: 2 LOB: 0 BB: 0 P: 20	R: 0 E: 0 K: 1 S: 9	H: 0 LOB: 1 BB: 1 P: 20	R: 0 E: 0 K: 1 S: 9	H: 0 LOB: 0 BB: 0 P: 13	1B: 8 2B: 2 3B: 1 HR: 2	SF: 0 SAC: 0 DP: 3 HBP: 0	WP: 0 PB: 0 SB: 0 CS: 1	PA: 42
PITCHER	IP WLS BF H R ER SO BB IBB HBP BLK WP HR S P ERA WHIP	5.0 2.0 1.0 1.0 1.0 1.0	4.76 15 4 0 2.85 3.97	6 10 5 4 0 3	2 2 2 0 0 0	4 0 0 0 0 0	0 2 0 1 0 0	0 0 0 0 0 0	0 0 0 0 0 0	0 1 0 0 0 0	46 18 12 9 9	72 38 20 20 13	3.60 9.00 18.00 0.00 0.00	1.200 3.000 2.000 1.000 0.000										

Batter	1	2	3	4	5	6	7	8	9	10	AB	R	H	RBI	BB	SO	LOB	BOTTOM						
9 Chone Figgins, S OBP: 0.392, SLG: 0.437	F8	G4-3							G4-3		4	1	1	1	1	0	1	New York Yankees @ Los Angeles Angels Angel Stadium of Anaheim, Anaheim, CA Mon Aug 20 2007, 7:05 PM PDT Att: 44,249 - Clear - 88 F livebaseballscorecards.com						
Orlando Cabrera, R OBP: 0.351, SLG: 0.415	E4 27 G6-4-3		P3						P2		4	0	1	1	1	0	0							
27 Vladimir Guerrero, R OBP: 0.465, SLG: 0.541	G6-4-3		G3								5	0	1	1	0	0	3							
Garret Anderson, L OBP: 0.298, SLG: 0.415		G4-3									5	0	2	0	0	0	1							
24 Gary Matthews, S OBP: 0.330, SLG: 0.445			G6-3						G4-3		5	1	2	0	0	0	3							
Casey Kotchman, L OBP: 0.371, SLG: 0.482											3	1	0	0	2	2	0							
47 Howie Kendrick, R OBP: 0.332, SLG: 0.439											3	3	2	0	1	0	0							
5 Jeff Mathis, R OBP: 0.253, SLG: 0.325											3	0	1	3	0	1	1							
6 Maicer Izturis, S OBP: 0.313, SLG: 0.396											1	0	0	0	0	0	2							
48 Ryan Budde, R OBP: 0.167, SLG: 0.250											1	0	1	1	0	0	0							
77 Reggie Willits, S OBP: 0.397, SLG: 0.344											3	1	0	0	1	3	3							
Inning Stats	R: 0 E: 1 K: 0 S: 5	H: 0 LOB: 0 BB: 0 P: 5	R: 3 E: 0 K: 1 S: 12	H: 2 LOB: 1 BB: 2 P: 25	R: 0 E: 0 K: 0 S: 6	H: 1 LOB: 1 BB: 0 P: 10	R: 0 E: 0 K: 1 S: 8	H: 0 LOB: 0 BB: 0 P: 11	R: 0 E: 0 K: 1 S: 10	H: 0 LOB: 1 BB: 1 P: 18	R: 0 E: 0 K: 0 S: 8	H: 0 LOB: 0 BB: 0 P: 12	R: 3 E: 0 K: 0 S: 18	H: 3 LOB: 1 BB: 1 P: 26	R: 0 E: 0 K: 1 S: 8	H: 1 LOB: 2 BB: 1 P: 18	R: 0 E: 0 K: 0 S: 12	H: 2 LOB: 2 BB: 1 P: 17	R: 1 E: 0 K: 1 S: 5	H: 2 LOB: 1 BB: 0 P: 10	1B: 5 2B: 6 3B: 0 HR: 0	SF: 0 SAC: 1 DP: 1 HBP: 0	WP: 0 PB: 0 SB: 1 CS: 1	PA: 44
PITCHER	IP WLS BF H R ER SO BB IBB HBP BLK WP HR S P ERA WHIP	6.1 0.2 1.0 1.0 0.1	4.96 3.84 4.38 3.33 4.29	27 4 5 2 2	5 1 0 0 1	0 0 0 0 0	0 1 0 0 0	0 0 0 0 0	0 0 0 0 0	0 0 0 0 0	55 15 8 12 5	92 15 18 17 10	7.11 13.50 0.00 2.000 27.00	1.421 3.000 2.000 2.000 6.000										

Batter	1	2	3	4	5	6	7	8	9	AB	R	H	RBI	BB	SO	LOB	TOP					
28 Melky Cabrera, S OBP: 0.349, SLG: 0.433										4	2	1	0	1	1	2	New York Yankees @ Los Angeles Angels Angel Stadium of Anaheim, Anaheim, CA Tue Aug 21 2007, 7:05 PM PDT Att: 44,264 - Clear - 88 F					
2 Derek Jeter, R OBP: 0.395, SLG: 0.445										3	1	2	0	0	0	1						
14 Wilson Betemit, S OBP: 0.357, SLG: 0.495										1	1	1	3	1	0	0						
Bobby Abreu, L OBP: 0.366, SLG: 0.444										3	1	1	2	0	2	1						
17 Shelley Duncan, R OBP: 0.367, SLG: 0.705										2	0	0	0	0	0	2						
13 Alex Rodriguez, R OBP: 0.413, SLG: 0.640										5	2	2	3	0	0	2						
55 Hideki Matsui, L OBP: 0.368, SLG: 0.517										4	0	1	1	1	1	0						
Jason Giambi, L OBP: 0.366, SLG: 0.478										5	0	0	0	0	3	2						
24 Robinson Cano, L OBP: 0.355, SLG: 0.494										2	0	0	0	1	0	0						
18 Johnny Damon, L OBP: 0.355, SLG: 0.366										4	0	0	0	0	1	1						
12 Andy Phillips, R OBP: 0.330, SLG: 0.378										4	0	0	0	0	1	1						
26 José Molina, R OBP: 0.259, SLG: 0.308										2	2	1	0	2	0	0						
Inning Stats	R: 0 E: 0 K: 1 S: 8	H: 1 LOB: 0 BB: 9	R: 1 E: 0 K: 2 S: 11	H: 1 LOB: 1 BB: 17	R: 4 E: 0 K: 1 S: 11	H: 2 LOB: 2 BB: 24	R: 0 E: 0 K: 0 S: 7	H: 0 LOB: 0 BB: 7	R: 0 E: 0 K: 1 S: 11	H: 0 LOB: 1 BB: 15	R: 0 E: 0 K: 2 S: 16	H: 0 LOB: 0 BB: 21	R: 0 E: 0 K: 1 S: 11	H: 1 LOB: 2 BB: 17	R: 0 E: 0 K: 0 S: 4	H: 0 LOB: 1 BB: 12	R: 4 E: 1 K: 0 S: 18	H: 3 LOB: 1 BB: 30	1B: 5 2B: 1 3B: 0 HR: 3	SF: 0 SAC: 0 DP: 1 HBP: 0	WP: 1 PB: 0 SB: 0 CS: 0	PA: 42
PITCHER	IP: 6.0 WLS: W BF: 25	H: 5 R: 5 ER: 5 SO: 7	BB: 3 IBB: 0 HBP: 0 BLK: 0	WP: 0 HR: 1 S: 64 P: 93	ERA: 7.50 WHIP: 1.333	IP: 3.0 WLS: S BF: 17	H: 4 R: 4 ER: 2 SO: 1	BB: 3 IBB: 0 HBP: 0 BLK: 0	WP: 1 HR: 2 S: 33 P: 59	ERA: 6.00 WHIP: 2.333	PITCHER	IP: 6.0 WLS: W BF: 25	H: 5 R: 5 ER: 5 SO: 7	BB: 3 IBB: 0 HBP: 0 BLK: 0	WP: 0 HR: 1 S: 64 P: 93	ERA: 7.50 WHIP: 1.333	IP: 3.0 WLS: S BF: 17	H: 4 R: 4 ER: 2 SO: 1	BB: 3 IBB: 0 HBP: 0 BLK: 0	WP: 1 HR: 2 S: 33 P: 59	ERA: 6.00 WHIP: 2.333	

Batter	1	2	3	4	5	6	7	8	9	AB	R	H	RBI	BB	SO	LOB	BOTTOM						
9 Chone Figgins, S OBP: 0.394, SLG: 0.435										1	2	0	1	2	1	1	New York Yankees @ Los Angeles Angels Angel Stadium of Anaheim, Anaheim, CA Tue Aug 21 2007, 7:05 PM PDT Att: 44,264 - Clear - 88 F						
39 Robb Quinlan, R OBP: 0.297, SLG: 0.359										4	2	2	2	1	0	2							
Orlando Cabrera, R OBP: 0.353, SLG: 0.417										4	2	1	1	1	2	6							
27 Vladimir Guerrero, R OBP: 0.403, SLG: 0.540										4	2	1	1	1	2	6							
77 Reggie Willits, S OBP: 0.398, SLG: 0.344										0	0	0	0	1	0	0							
Garret Anderson, L OBP: 0.305, SLG: 0.447										6	3	4	10	0	0	2							
24 Gary Matthews, S OBP: 0.333, SLG: 0.445										3	0	1	1	2	0	1							
Nathan Haynes, L OBP: 0.242, SLG: 0.281										0	0	0	0	0	0	0							
Casey Kotchman, L OBP: 0.397, SLG: 0.475										5	0	0	0	0	1	4							
6 Maicer Izturis, S OBP: 0.323, SLG: 0.403										4	4	3	0	1	0	0							
47 Howie Kendrick, R OBP: 0.343, SLG: 0.453										5	3	4	1	0	0	0							
5 Jeff Mathis, R OBP: 0.271, SLG: 0.356										4	2	2	2	1	2	3							
Inning Stats	R: 2 E: 0 K: 0 S: 11	H: 1 LOB: 1 BB: 2 P: 24	R: 5 E: 0 K: 1 S: 18	H: 6 LOB: 1 BB: 0 P: 27	R: 5 E: 0 K: 2 S: 25	H: 2 LOB: 1 BB: 4 P: 47	R: 1 E: 0 K: 2 S: 15	H: 3 LOB: 0 BB: 0 P: 18	R: 0 E: 0 K: 0 S: 2	H: 0 LOB: 0 BB: 1 P: 8	R: 5 E: 0 K: 1 S: 18	H: 4 LOB: 0 BB: 1 P: 26	R: 0 E: 0 K: 0 S: 5	H: 0 LOB: 0 BB: 9	R: 0 E: 0 K: 0 S: 8	H: 1 LOB: 2 BB: 1 P: 17	1B: 8 2B: 7 3B: 0 HR: 2	SF: 1 SAC: 0 DP: 1 HBP: 0	WP: 1 PB: 0 SB: 1 CS: 0	PA: 49			
PITCHER	IP: 1.2 WLS: L BF: 14	H: 1 R: 1 ER: 1 SO: 0	BB: 2 IBB: 0 HBP: 0 BLK: 0	WP: 0 HR: 0 S: 27 P: 48	ERA: 37.80 WHIP: 5.400	IP: 2.0 WLS: S BF: 11	H: 4 R: 2 ER: 2 SO: 4	BB: 1 IBB: 0 HBP: 0 BLK: 0	WP: 1 HR: 1 S: 28 P: 41	ERA: 9.00 WHIP: 2.500	IP: 3.0 WLS: S BF: 14	H: 5 R: 5 ER: 5 SO: 1	BB: 2 IBB: 0 HBP: 0 BLK: 0	WP: 0 HR: 1 S: 25 P: 43	ERA: 15.00 WHIP: 2.000	IP: 1.0 WLS: S BF: 5	H: 1 R: 0 ER: 0 SO: 0	BB: 1 IBB: 0 HBP: 0 BLK: 0	WP: 0 HR: 2 S: 8 P: 17	1B: 8 2B: 7 3B: 0 HR: 2	SF: 1 SAC: 0 DP: 1 HBP: 0	WP: 1 PB: 0 SB: 1 CS: 0	PA: 49

Batter	1	2	3	4	5	6	7	8	9	AB	R	H	RBI	BB	SO	LOB	TOP						
18 Johnny Damon, L (1, 7) OBP: 0.358, SLG: 0.370										4	0	2	0	1	1	2							
2 Derek Jeter, R (1, 6) OBP: 0.393, SLG: 0.442										5	0	1	1	0	1	4							
Bobby Abreu, L (1, 9) OBP: 0.366, SLG: 0.450										5	2	2	1	0	1	0							
13 Alex Rodriguez, R (1, 5) OBP: 0.415, SLG: 0.637										2	2	0	0	3	1	1							
55 Hideki Matsui, L (1, 10) OBP: 0.371, SLG: 0.521										5	1	3	0	0	0	2							
20 Jorge Posada, S (1, 2) OBP: 0.419, SLG: 0.543										4	2	3	2	1	0	2							
24 Robinson Canó, L (1, 4) OBP: 0.356, SLG: 0.483										5	1	2	1	0	0	4							
14 Wilson Betemit, S (1, 3) OBP: 0.349, SLG: 0.482										5	0	0	0	0	2	5							
28 Melky Cabrera, S (1, 8) OBP: 0.350, SLG: 0.434										4	0	2	2	0	0	0							
Inning Stats	R: 0 E: 0 K: 1 S: 7	H: 1 LOB: 0 BB: 0 P: 12	R: 0 E: 0 K: 0 S: 9	H: 2 LOB: 1 BB: 0 P: 14	R: 0 E: 0 K: 1 S: 6	H: 1 LOB: 1 BB: 0 P: 9	R: 1 E: 1 K: 0 S: 11	H: 1 LOB: 2 BB: 1 P: 20	R: 0 E: 0 K: 2 S: 9	H: 0 LOB: 0 BB: 0 P: 11	R: 0 E: 0 K: 0 S: 9	H: 0 LOB: 0 BB: 1 P: 17	R: 2 E: 0 K: 0 S: 12	H: 3 LOB: 2 BB: 1 P: 20	R: 4 E: 0 K: 1 S: 20	H: 4 LOB: 2 BB: 2 P: 38	R: 1 E: 0 K: 1 S: 13	H: 3 LOB: 2 BB: 0 P: 17	1B: 10 2B: 4 3B: 0 HR: 1	SF: 0 SAC: 0 DP: 2 HBP: 0	WP: 0 PB: 0 SB: 1 CS: 0	PA: 44	
PITCHER	IP WLS BF H R ER SO BB IBB HBP BLK WP HR S P ERA WHIP	IP WLS BF H R ER SO BB IBB HBP BLK WP HR S P ERA WHIP	IP WLS BF H R ER SO BB IBB HBP BLK WP HR S P ERA WHIP	IP WLS BF H R ER SO BB IBB HBP BLK WP HR S P ERA WHIP	IP WLS BF H R ER SO BB IBB HBP BLK WP HR S P ERA WHIP	IP WLS BF H R ER SO BB IBB HBP BLK WP HR S P ERA WHIP	IP WLS BF H R ER SO BB IBB HBP BLK WP HR S P ERA WHIP	IP WLS BF H R ER SO BB IBB HBP BLK WP HR S P ERA WHIP	IP WLS BF H R ER SO BB IBB HBP BLK WP HR S P ERA WHIP	IP WLS BF H R ER SO BB IBB HBP BLK WP HR S P ERA WHIP	IP WLS BF H R ER SO BB IBB HBP BLK WP HR S P ERA WHIP	IP WLS BF H R ER SO BB IBB HBP BLK WP HR S P ERA WHIP	IP WLS BF H R ER SO BB IBB HBP BLK WP HR S P ERA WHIP	IP WLS BF H R ER SO BB IBB HBP BLK WP HR S P ERA WHIP	IP WLS BF H R ER SO BB IBB HBP BLK WP HR S P ERA WHIP	IP WLS BF H R ER SO BB IBB HBP BLK WP HR S P ERA WHIP	IP WLS BF H R ER SO BB IBB HBP BLK WP HR S P ERA WHIP	IP WLS BF H R ER SO BB IBB HBP BLK WP HR S P ERA WHIP	IP WLS BF H R ER SO BB IBB HBP BLK WP HR S P ERA WHIP	IP WLS BF H R ER SO BB IBB HBP BLK WP HR S P ERA WHIP	IP WLS BF H R ER SO BB IBB HBP BLK WP HR S P ERA WHIP	IP WLS BF H R ER SO BB IBB HBP BLK WP HR S P ERA WHIP	IP WLS BF H R ER SO BB IBB HBP BLK WP HR S P ERA WHIP

New York Yankees @ Los Angeles Angels
Angel Stadium of Anaheim, Anaheim, CA
Wed Aug 22 2007, 7:05 PM PDT
Att.: 44,326 - Clear - 80 F

AB 39
R 8
H 15
RBI 7
BB 5
SO 6
LOB 20



Batter	1	2	3	4	5	6	7	8	9	AB	R	H	RBI	BB	SO	LOB	BOTTOM						
77 Reggie Willits, S (1, 7) OBP: 0.397, SLG: 0.343										4	0	1	0	0	3	1							
Orlando Cabrera, R (1, 6) OBP: 0.352, SLG: 0.422										4	1	1	1	0	1	1							
27 Vladimir Guerrero, R (1, 9) OBP: 0.404, SLG: 0.540										4	0	1	0	0	2	1							
Garret Anderson, L (1, 10) OBP: 0.308, SLG: 0.446										3	0	1	0	1	1	0							
47 Howie Kendrick, R (1, 4) OBP: 0.346, SLG: 0.454										4	1	2	0	0	0	3							
24 Gary Matthews, S (1, 8) OBP: 0.332, SLG: 0.443										4	0	1	0	0	0	1							
6 Maicer Izturis, S (1, 5) OBP: 0.325, SLG: 0.404										4	0	2	1	0	1	1							
39 Robb Quinlan, R (1, 3) OBP: 0.291, SLG: 0.352 Casey Kotchman, L (9, PH) OBP: 0.366, SLG: 0.474										3	0	0	0	0	0	2							
5 Jeff Mathis, R (1, 2) OBP: 0.270, SLG: 0.344										3	0	0	0	1	2	3							
Inning Stats	R: 0 E: 0 K: 1 S: 5	H: 0 LOB: 0 BB: 0 P: 8	R: 0 E: 0 K: 0 S: 6	H: 1 LOB: 0 BB: 0 P: 8	R: 0 E: 0 K: 2 S: 12	H: 0 LOB: 1 BB: 1 P: 20	R: 0 E: 0 K: 0 S: 9	H: 1 LOB: 1 BB: 1 P: 16	R: 0 E: 0 K: 1 S: 10	H: 1 LOB: 0 BB: 0 P: 15	R: 1 E: 0 K: 2 S: 9	H: 1 LOB: 0 BB: 0 P: 15	R: 0 E: 0 K: 0 S: 8	H: 1 LOB: 1 BB: 0 P: 13	R: 0 E: 0 K: 3 S: 11	H: 1 LOB: 1 BB: 0 P: 15	R: 1 E: 0 K: 2 S: 18	H: 3 LOB: 2 BB: 0 P: 27	1B: 7 2B: 1 3B: 0 HR: 1	SF: 0 SAC: 0 DP: 2 HBP: 0	WP: 1 PB: 2 SB: 0 CS: 0	PA: 36	
PITCHER	IP WLS BF H R ER SO BB IBB HBP BLK WP HR S P ERA WHIP	IP WLS BF H R ER SO BB IBB HBP BLK WP HR S P ERA WHIP	IP WLS BF H R ER SO BB IBB HBP BLK WP HR S P ERA WHIP	IP WLS BF H R ER SO BB IBB HBP BLK WP HR S P ERA WHIP	IP WLS BF H R ER SO BB IBB HBP BLK WP HR S P ERA WHIP	IP WLS BF H R ER SO BB IBB HBP BLK WP HR S P ERA WHIP	IP WLS BF H R ER SO BB IBB HBP BLK WP HR S P ERA WHIP	IP WLS BF H R ER SO BB IBB HBP BLK WP HR S P ERA WHIP	IP WLS BF H R ER SO BB IBB HBP BLK WP HR S P ERA WHIP	IP WLS BF H R ER SO BB IBB HBP BLK WP HR S P ERA WHIP	IP WLS BF H R ER SO BB IBB HBP BLK WP HR S P ERA WHIP	IP WLS BF H R ER SO BB IBB HBP BLK WP HR S P ERA WHIP	IP WLS BF H R ER SO BB IBB HBP BLK WP HR S P ERA WHIP	IP WLS BF H R ER SO BB IBB HBP BLK WP HR S P ERA WHIP	IP WLS BF H R ER SO BB IBB HBP BLK WP HR S P ERA WHIP	IP WLS BF H R ER SO BB IBB HBP BLK WP HR S P ERA WHIP	IP WLS BF H R ER SO BB IBB HBP BLK WP HR S P ERA WHIP	IP WLS BF H R ER SO BB IBB HBP BLK WP HR S P ERA WHIP	IP WLS BF H R ER SO BB IBB HBP BLK WP HR S P ERA WHIP	IP WLS BF H R ER SO BB IBB HBP BLK WP HR S P ERA WHIP	IP WLS BF H R ER SO BB IBB HBP BLK WP HR S P ERA WHIP	IP WLS BF H R ER SO BB IBB HBP BLK WP HR S P ERA WHIP	IP WLS BF H R ER SO BB IBB HBP BLK WP HR S P ERA WHIP

New York Yankees @ Los Angeles Angels
Angel Stadium of Anaheim, Anaheim, CA
Wed Aug 22 2007, 7:05 PM PDT
Att.: 44,326 - Clear - 80 F

AB 34
R 2
H 9
RBI 2
BB 2
SO 11
LOB 15





Batter	1	2	3	4	5	6	7	8	9	AB	R	H	RBI	BB	SO	LOB	TOP											
Reed Johnson, R OBP: 0.324, SLG: 0.366	F7		K				P4		BB	4	1	1	0	1	1	0	Toronto Blue Jays @ Los Angeles Angels Angel Stadium of Anaheim, Anaheim, CA Thu Aug 23 2007, 7:05 PM PDT Att: 41,009 - Clear - 75 F AB 35 R 5 H 8 RBI 4 BB 3 SO 7 LOB 10											
35 Lyle Overbay, L OBP: 0.343, SLG: 0.416	K						P6		G3	4	2	1	0	1	1													
Matt Stairs, L 15 Alex Rios, R OBP: 0.366, SLG: 0.523	G3									3	1	1	2	0	0													
10 Vernon Wells, R OBP: 0.314, SLG: 0.441		F9								4	1	2	1	0	0													
Frank Thomas, R OBP: 0.371, SLG: 0.470										4	0	2	1	0	0													
25 Troy Glaus, R OBP: 0.345, SLG: 0.445										4	0	0	0	0	2													
2 Aaron Hill, R OBP: 0.310, SLG: 0.429										4	0	1	0	0	1													
9 Gregg Zaun, S OBP: 0.319, SLG: 0.386										4	0	0	0	0	0													
Ray Olmedo, S OBP: 0.231, SLG: 0.385										4	0	0	0	0	2													
Inning Stats	R: 0 H: 0 E: 0 K: 1 S: 5	H: 0 LOB: 0 BB: 0 P: 8	R: 0 H: 1 E: 0 K: 1 S: 9	H: 1 LOB: 1 BB: 0 P: 15	R: 0 H: 0 E: 0 K: 1 S: 7	H: 0 LOB: 0 BB: 0 P: 8	R: 2 H: 2 E: 1 K: 0 S: 9	H: 2 LOB: 1 BB: 1 P: 17	R: 3 H: 4 E: 0 K: 0 S: 16	H: 4 LOB: 1 BB: 0 P: 26	R: 0 H: 1 E: 0 K: 1 S: 7	H: 1 LOB: 1 BB: 0 P: 9	R: 0 H: 0 E: 0 K: 2 S: 11	H: 0 LOB: 0 BB: 0 P: 17	R: 0 H: 0 E: 0 K: 1 S: 8	H: 0 LOB: 0 BB: 1 P: 15		1B: 5 2B: 3 3B: 0 HR: 0	SF: 0 SAC: 0 DP: 0 HBP: 0	WP: 1 PB: 0 SB: 0 CS: 0	PA: 38							
PITCHER	IP	WLS	BF	H	R	ER	SO	BB	IBB	HBP	BLK	WP	HR	S	P	ERA	WHIP											
54 Ervin Santana, R ERA: 6.03	(1, 1)	6.0	L	27	8	5	5	4	1	0	0	0	1	0	53	83	7.50	1.500										
Darren Oliver, L ERA: 3.5	(7, 1)	2.0		7	0	0	0	2	1	0	0	0	0	0	17	30	0.00	0.500										
58 Dustin Moseley, R ERA: 4.7	(9, 1)	1.0		4	0	0	0	1	1	0	0	0	0	0	8	15	0.00	1.000										

Batter	1	2	3	4	5	6	7	8	9	AB	R	H	RBI	BB	SO	LOB	BOTTOM											
77 Reggie Willits, S OBP: 0.400, SLG: 0.342	G4-3									1	1	0	0	2	0	0	Toronto Blue Jays @ Los Angeles Angels Angel Stadium of Anaheim, Anaheim, CA Thu Aug 23 2007, 7:05 PM PDT Att: 41,009 - Clear - 75 F AB 33 R 4 H 8 RBI 4 BB 2 SO 3 LOB 9											
Orlando Cabrera, R OBP: 0.351, SLG: 0.421										4	0	1	0	0	1	4												
27 Vladimir Guerrero, R OBP: 0.404, SLG: 0.552										4	2	2	3	0	0	0												
Garret Anderson, L OBP: 0.307, SLG: 0.444										4	1	1	0	0	0	0												
24 Gary Matthews, S OBP: 0.331, SLG: 0.441										4	0	1	0	0	0	1												
6 Maicer Izturis, S OBP: 0.328, SLG: 0.406										4	0	2	1	0	0	0												
47 Howie Kendrick, R OBP: 0.339, SLG: 0.445										4	0	0	0	0	1	3												
39 Robb Quinlan, R OBP: 0.284, SLG: 0.342										4	0	0	0	0	0	1												
48 Ryan Budde, R OBP: 0.188, SLG: 0.250										4	0	1	0	0	1	0												
Inning Stats	R: 2 H: 3 E: 1 K: 1 S: 15	H: 3 LOB: 2 BB: 0 P: 25	R: 0 H: 0 E: 0 K: 0 S: 10	H: 0 LOB: 0 BB: 0 P: 13	R: 1 H: 1 E: 0 K: 0 S: 12	H: 1 LOB: 0 BB: 0 P: 16	R: 0 H: 2 E: 0 K: 1 S: 16	H: 2 LOB: 3 BB: 1 P: 26	R: 0 H: 0 E: 0 K: 0 S: 4	H: 0 LOB: 0 BB: 0 P: 7	R: 0 H: 0 E: 0 K: 0 S: 5	H: 0 LOB: 0 BB: 0 P: 7	R: 0 H: 0 E: 0 K: 0 S: 6	H: 0 LOB: 0 BB: 1 P: 12	R: 1 H: 2 E: 0 K: 0 S: 8	H: 2 LOB: 0 BB: 0 P: 13		R: 0 H: 0 E: 0 K: 1 S: 10	H: 0 LOB: 0 BB: 0 P: 14	1B: 6 2B: 0 3B: 0 HR: 2	SF: 0 SAC: 0 DP: 1 HBP: 1	WP: 0 PB: 0 SB: 0 CS: 1	PA: 36					
PITCHER	IP	WLS	BF	H	R	ER	SO	BB	IBB	HBP	BLK	WP	HR	S	P	ERA	WHIP											
51 Jesse Litsch, R ERA: 3.44	(1, 1)	6.1		W	28	6	3	2	2	2	0	0	0	1	65	102	2.84	1.263										
44 Casey Janssen, R ERA: 2.32	(7, 1)	1.2	H	5	2	1	1	0	0	0	0	0	1	11	17	5.40	1.200											
49 Jeremy Accardo, R ERA: 2.19	(9, 1)	1.0	S	3	0	0	0	1	0	0	0	0	0	10	14	0.00	0.000											

Batter	1	2	3	4	5	6	7	8	9	AB	R	H	RBI	BB	SO	LOB	TOP								
Reed Johnson, R (1, 7) OBP: 0.323, SLG: 0.364	G4-3		P2					K		4	0	1	0	0	1	1	Toronto Blue Jays @ Los Angeles Angels Angel Stadium of Anaheim, Anaheim, CA Fri Aug 24 2007, 7:05 PM PDT Att: 41,131 - Clear - 76 F								
35 Lyle Overbay, L (1, 3) OBP: 0.342, SLG: 0.414	F8		F8					K		4	0	1	0	0	1	1									
15 Alex Rios, R (1, 9) OBP: 0.365, SLG: 0.520	K							K		3	0	0	0	1	1	2									
Ray Olmedo, S (8, 6) OBP: 0.231, SLG: 0.385								G6-3		0	0	0	0	0	0	0									
10 Vernon Wells, R (1, 8) OBP: 0.312, SLG: 0.437	F8									4	0	0	0	0	0	2									
Frank Thomas, R (1, 10) OBP: 0.372, SLG: 0.469										3	0	1	0	1	1	1									
25 Troy Glaus, R (1, 5) OBP: 0.344, SLG: 0.442	G4-3									3	0	0	0	1	1	1									
2 Aaron Hill, R (1, 4) OBP: 0.310, SLG: 0.430										4	0	1	0	0	0	2									
9 Gregg Zaun, S (1, 2) OBP: 0.314, SLG: 0.379										4	0	0	0	0	2	3									
6 John McDonald, R (1, 6) OBP: 0.281, SLG: 0.336										2	0	1	0	0	1	0									
Matt Stairs, L (8, PH) OBP: 0.365, SLG: 0.555										1	0	1	0	0	0	0									
Inning Stats	R: 0 E: 0 K: 1 S: 12	H: 1 LOB: 1 BB: 0 P: 20	R: 0 E: 0 K: 2 S: 12	H: 1 LOB: 1 BB: 0 P: 19	R: 0 E: 0 K: 1 S: 11	H: 0 LOB: 0 BB: 0 P: 16	R: 0 E: 0 K: 1 S: 10	H: 1 LOB: 1 BB: 0 P: 13	R: 0 E: 0 K: 0 S: 10	H: 2 LOB: 2 BB: 0 P: 17	R: 0 E: 0 K: 0 S: 9	H: 0 LOB: 1 BB: 1 P: 19	R: 0 E: 0 K: 0 S: 10	H: 0 LOB: 0 BB: 0 P: 14	R: 0 E: 0 K: 2 S: 9	H: 1 LOB: 1 BB: 0 P: 14	R: 0 E: 0 K: 1 S: 9	H: 0 LOB: 2 BB: 2 P: 20	1B: 4 2B: 2 HR: 0	SF: 0 SAC: 0 HBP: 0	WP: 2 PB: 0 SB: 1 CS: 0	PA: 35			
PITCHER	IP	WLS	BF	H	R	ER	SO	BB	IBB	HBP	BLK	WP	HR	S	P	ERA	WHIP								
36 Jered Weaver, R (1, 1) ERA: 3.98	6.0	W	23	5	0	0	5	1	0	0	0	0	0	64	104	0.00	1.000								
33 Justin Speier, R (7, 1) ERA: 3.25	1.0	H	3	0	0	0	0	0	0	0	0	0	0	10	14	0.00	0.000								
62 Scot Shields, R (8, 1) ERA: 3.99	1.0	H	4	1	0	0	2	0	0	0	0	1	0	9	14	0.00	1.000								
Francisco Rodriguez, R (9, 1) ERA: 2.8	1.0	S	5	0	0	0	1	2	0	0	0	1	0	9	20	0.00	2.000								

Batter	1	2	3	4	5	6	7	8	9	AB	R	H	RBI	BB	SO	LOB	BOTTOM								
77 Reggie Willits, S (1, 10) OBP: 0.401, SLG: 0.344	G4-3	G1-3								4	1	2	0	0	1	0	Toronto Blue Jays @ Los Angeles Angels Angel Stadium of Anaheim, Anaheim, CA Fri Aug 24 2007, 7:05 PM PDT Att: 41,131 - Clear - 76 F								
Orlando Cabrera, R (1, 6) OBP: 0.353, SLG: 0.421	G4-3									4	0	2	1	0	1	1									
27 Vladimir Guerrero, R (1, 9) OBP: 0.403, SLG: 0.550	F8									4	1	1	1	0	1	3									
Garret Anderson, L (1, 7) OBP: 0.303, SLG: 0.438	P5									4	0	0	0	0	1	3									
24 Gary Matthews, S (1, 8) OBP: 0.331, SLG: 0.440	G4-3									4	0	1	0	0	0	0									
6 Meicer Izturis, S (1, 5) OBP: 0.331, SLG: 0.408	G6-3									4	0	2	1	0	0	0									
19 Kendrys Morales, S (1, 3) OBP: 0.308, SLG: 0.490	G3									4	0	2	0	0	0	3									
47 Howie Kendrick, R (1, 4) OBP: 0.342, SLG: 0.447	F9									4	1	2	0	0	1	1									
5 Jeff Mathis, R (1, 2) OBP: 0.262, SLG: 0.333	P3									3	0	0	0	0	2	2									
Inning Stats	R: 2 E: 0 K: 0 S: 14	H: 4 LOB: 2 BB: 0 P: 20	R: 0 E: 0 K: 0 S: 7	H: 0 LOB: 0 BB: 0 P: 8	R: 0 E: 0 K: 2 S: 7	H: 0 LOB: 0 BB: 0 P: 11	R: 0 E: 0 K: 1 S: 9	H: 1 LOB: 1 BB: 0 P: 14	R: 0 E: 0 K: 2 S: 11	H: 1 LOB: 1 BB: 0 P: 12	R: 0 E: 0 K: 0 S: 7	H: 1 LOB: 2 BB: 0 P: 10	R: 1 E: 0 K: 0 S: 12	H: 3 LOB: 2 BB: 0 P: 23	R: 0 E: 0 K: 0 S: 11	H: 2 LOB: 2 BB: 0 P: 13		1B: 11 2B: 1 3B: 0 HR: 0	SF: 0 SAC: 1 DP: 0 HBP: 0	WP: 0 PB: 0 SB: 1 CS: 0	PA: 36				
PITCHER	IP	WLS	BF	H	R	ER	SO	BB	IBB	HBP	BLK	WP	HR	S	P	ERA	WHIP								
32 Roy Halladay, R (1, 1) ERA: 3.86	8.0	L	36	12	3	3	5	0	0	0	0	0	0	78	111	3.38	1.500								

livebaseballscores.com

Batter	1	2	3	4	5	6	7	8	9	AB	R	H	RBI	BB	SO	LOB	TOP								
Reed Johnson, R OBP: 0.325, SLG: 0.367										4	1	1	0	1	0	3	Toronto Blue Jays @ Los Angeles Angels Angel Stadium of Anaheim, Anaheim, CA Sat Aug 25 2007, 6:05 PM PDT Att: 41,631 - Partly Cloudy - 79 F livebaseballscorecards.com								
35 Lyle Overbay, L OBP: 0.340, SLG: 0.414										5	0	1	0	0	1	3									
15 Alex Rios, R OBP: 0.362, SLG: 0.515										5	0	0	0	0	1	3									
10 Vernon Wells, R OBP: 0.311, SLG: 0.434										4	1	0	0	1	0	1									
Frank Thomas, R OBP: 0.375, SLG: 0.474										4	1	2	2	1	0	0									
8 Russ Adams, L OBP: 0.111, SLG: 0.111										5	3	3	2	0	1	1									
25 Troy Glaus, R OBP: 0.347, SLG: 0.455										3	1	2	1	2	0	1									
2 Aaron Hill, R OBP: 0.315, SLG: 0.433										3	1	1	2	0	1	2									
9 Gregg Zaun, S OBP: 0.313, SLG: 0.383										4	0	2	2	0	0	1									
6 John McDonald, R OBP: 0.284, SLG: 0.339																									
Inning Stats	R: 0 E: 0 K: 0 S: 8	H: 1 LOB: 1 BB: 0 P: 11	R: 0 E: 0 K: 1 S: 10	H: 1 LOB: 1 BB: 0 P: 13	R: 0 E: 0 K: 0 S: 11	H: 1 LOB: 1 BB: 0 P: 14	R: 2 E: 0 K: 0 S: 9	H: 2 LOB: 2 BB: 2 P: 19	R: 0 E: 0 K: 1 S: 9	H: 0 LOB: 0 BB: 0 P: 12	R: 3 E: 0 K: 0 S: 17	H: 4 LOB: 1 BB: 0 P: 24	R: 0 E: 0 K: 0 S: 12	H: 1 LOB: 1 BB: 0 P: 17	R: 0 E: 0 K: 1 S: 7	H: 0 LOB: 0 BB: 1 P: 12	R: 4 E: 0 K: 1 S: 20	H: 2 LOB: 1 BB: 2 P: 36	1B: 4 2B: 7 3B: 0 HR: 1	SF: 1 SAC: 0 DP: 1 HBP: 0	WP: 0 PB: 0 SB: 0 CS: 0	PA: 43			
PITCHER	IP	WLS	BF	H	R	ER	SO	BB	IBB	HBP	BLK	WP	HR	S	P	ERA	WHIP								
51 Joe Saunders, L ERA: 3.62	5.1	L	27	9	5	5	2	2	0	0	0	0	0	58	84	8.44	2.062								
49 Chris Bootcheck, R ERA: 4.15	2.2		10	1	1	1	1	2	0	0	0	0	0	27	44	3.38	1.125								
Darren Oliver, L ERA: 4.28	1.0		6	2	3	3	1	1	0	0	0	0	1	18	30	27.00	3.000								

Batter	1	2	3	4	5	6	7	8	9	AB	R	H	RBI	BB	SO	LOB	BOTTOM								
77 Reggie Willits, S OBP: 0.404, SLG: 0.354										4	1	3	0	0	1	0	Toronto Blue Jays @ Los Angeles Angels Angel Stadium of Anaheim, Anaheim, CA Sat Aug 25 2007, 6:05 PM PDT Att: 41,631 - Partly Cloudy - 79 F livebaseballscorecards.com								
Orlando Cabrera, R OBP: 0.332, SLG: 0.420										4	0	1	1	0	0	0									
27 Vladimir Guerrero, R OBP: 0.492, SLG: 0.547										4	0	1	0	0	0	0									
Garret Anderson, L OBP: 0.303, SLG: 0.434										3	0	0	0	1	0	2									
24 Gary Matthews, S OBP: 0.328, SLG: 0.436										4	0	0	0	0	1	2									
6 Meicer Izturis, S OBP: 0.333, SLG: 0.411										3	1	1	0	1	0	0									
19 Kendrys Morales, S OBP: 0.304, SLG: 0.472										4	0	1	0	0	1	1									
47 Howie Kendrick, R OBP: 0.342, SLG: 0.445										3	0	1	0	0	0	2									
5 Jeff Mathis, R OBP: 0.255, SLG: 0.326										2	0	0	1	0	0	2									
Inning Stats	R: 1 E: 0 K: 1 S: 12	H: 3 LOB: 1 BB: 0 P: 19	R: 1 E: 0 K: 0 S: 11	H: 3 LOB: 2 BB: 0 P: 18	R: 0 E: 0 K: 0 S: 10	H: 0 LOB: 1 BB: 1 P: 18	R: 0 E: 0 K: 0 S: 16	H: 2 LOB: 3 BB: 1 P: 29	R: 0 E: 0 K: 0 S: 6	H: 0 LOB: 0 BB: 0 P: 9	R: 0 E: 0 K: 0 S: 7	H: 0 LOB: 0 BB: 0 P: 9	R: 0 E: 0 K: 1 S: 9	H: 0 LOB: 0 BB: 0 P: 11	R: 0 E: 0 K: 0 S: 7	H: 0 LOB: 0 BB: 0 P: 10	R: 0 E: 0 K: 1 S: 7	H: 0 LOB: 0 BB: 0 P: 7	1B: 5 2B: 3 3B: 0 HR: 0	SF: 1 SAC: 0 DP: 1 HBP: 0	WP: 0 PB: 0 SB: 0 CS: 0	PA: 34			
PITCHER	IP	WLS	BF	H	R	ER	SO	BB	IBB	HBP	BLK	WP	HR	S	P	ERA	WHIP								
28 Shaun Marcum, R ERA: 3.62	6.0	W	25	8	2	2	1	2	0	0	0	0	0	62	102	3.00	1.667								
40 Brian Wolfe, R ERA: 1.95	2.0	H	6	0	0	0	1	0	0	0	0	0	0	16	21	0.00	0.000								
37 Scott Downs, L ERA: 2.19	1.0		3	0	0	0	1	0	0	0	0	0	0	7	7	0.00	0.000								

Batter	1	2	3	4	5	6	7	8	9	AB	R	H	RBI	BB	SO	LOB	TOP										
Reed Johnson, R (1, 7) OBP: 0.318, SLG: 0.359										4	0	0	0	0	0	0	Toronto Blue Jays @ Los Angeles Angels Angel Stadium of Anaheim, Anaheim, CA Sun Aug 26 2007, 12:35 PM PDT Att: 40,565 - Overcast - 78 F										
35 Lyle Overbay, L (1, 3) OBP: 0.338, SLG: 0.412										4	0	1	0	0	0	0											
15 Alex Rios, R (1, 9) OBP: 0.361, SLG: 0.513										4	0	1	0	0	2	1											
10 Vernon Wells, R (1, 8) OBP: 0.310, SLG: 0.432										4	1	1	0	0	0	2											
Frank Thomas, R (1, 10) OBP: 0.374, SLG: 0.473										3	0	1	0	0	1	1											
8 Russ Adams, L (7, PR) OBP: 0.100, SLG: 0.100										1	0	0	0	0	1	0											
25 Troy Glaus, R (1, 5) OBP: 0.344, SLG: 0.451										3	0	0	1	0	1	1											
2 Aaron Hill, R (1, 4) OBP: 0.316, SLG: 0.434										4	0	2	0	0	1	0											
9 Gregg Zaun, S (1, 2) OBP: 0.310, SLG: 0.378										3	0	0	0	0	1	4											
6 John McDonald, R (1, 6) OBP: 0.282, SLG: 0.336										2	0	0	0	0	0	2											
Matt Stairs, L (7, PH) OBP: 0.364, SLG: 0.553										1	0	0	0	0	0	2											
Ray Olmedo, S (7, 6) OBP: 0.231, SLG: 0.385										0	0	0	0	0	0	0											
Inning Stats	R: 0 E: 0 K: 0 S: 8	H: 0 LOB: 0 BB: 0 P: 13	R: 0 E: 0 K: 2 S: 9	H: 2 LOB: 0 BB: 0 P: 13	R: 0 E: 0 K: 2 S: 6	H: 0 LOB: 0 BB: 0 P: 12	R: 0 E: 0 K: 1 S: 7	H: 2 LOB: 2 BB: 0 P: 8	R: 0 E: 0 K: 0 S: 9	H: 1 LOB: 1 BB: 0 P: 13	R: 0 E: 0 K: 1 S: 13	H: 2 LOB: 2 BB: 0 P: 17	R: 0 E: 0 K: 1 S: 7	H: 1 LOB: 1 BB: 0 P: 9	R: 0 E: 0 K: 2 S: 7	H: 0 LOB: 0 BB: 0 P: 11	1B: 6 2B: 0 3B: 0 HR: 0	SF: 1 SAC: 0 DP: 0 HBP: 0	WP: 0 PB: 0 SB: 1 CS: 0	PA: 34							
PITCHER	IP	WLS	BF	H	R	ER	SO	BB	IBB	HBP	BLK	WP	HR	S	P	ERA	WHIP										
45 Kelvim Escobar, R (1, 1) ERA: 2.77	8.0	W	31	6	1	1	5	0	0	0	0	0	0	72	109	1.12	0.750										
Francisco Rodríguez, R (9, 1) ERA: 2.75	1.0	S	3	0	0	0	2	0	0	0	0	0	0	7	11	0.00	0.000										

Batter	1	2	3	4	5	6	7	8	9	AB	R	H	RBI	BB	SO	LOB	BOTTOM										
77 Reggie Willits, S (1, 9) OBP: 0.400, SLG: 0.350										4	0	0	0	0	2	1	Toronto Blue Jays @ Los Angeles Angels Angel Stadium of Anaheim, Anaheim, CA Sun Aug 26 2007, 12:35 PM PDT Att: 40,565 - Overcast - 78 F										
Orlando Cabrera, R (1, 6) OBP: 0.349, SLG: 0.417										4	0	0	0	0	1	0											
27 Vladimir Guerrero, R (1, 10) OBP: 0.399, SLG: 0.543										4	0	0	0	0	0	0											
Garret Anderson, L (1, 7) OBP: 0.306, SLG: 0.449										3	2	2	1	0	0	0											
6 Maicer Izturis, S (1, 5) OBP: 0.333, SLG: 0.410										3	0	1	1	0	0	0											
24 Gary Matthews, S (1, 8) OBP: 0.328, SLG: 0.435										3	1	1	0	0	1	1											
19 Kendrys Morales, S (1, 3) OBP: 0.305, SLG: 0.464										3	0	1	0	0	2	2											
47 Howie Kendrick, R (1, 4) OBP: 0.338, SLG: 0.439										3	0	0	0	0	1	1											
5 Jeff Mathis, R (1, 2) OBP: 0.257, SLG: 0.327										3	0	1	0	0	0	0											
Inning Stats	R: 0 E: 0 K: 1 S: 7	H: 2 LOB: 1 BB: 0 P: 12	R: 1 E: 0 K: 1 S: 13	H: 2 LOB: 1 BB: 0 P: 18	R: 0 E: 0 K: 1 S: 7	H: 0 LOB: 0 BB: 0 P: 10	R: 1 E: 0 K: 2 S: 14	H: 2 LOB: 1 BB: 0 P: 22	R: 0 E: 0 K: 0 S: 10	H: 1 LOB: 1 BB: 0 P: 15	R: 0 E: 0 K: 0 S: 3	H: 0 LOB: 0 BB: 0 P: 7	R: 1 E: 0 K: 1 S: 8	H: 1 LOB: 0 BB: 0 P: 17	R: 0 E: 0 K: 0 S: 4	H: 0 LOB: 0 BB: 0 P: 8		1B: 4 2B: 1 3B: 0 HR: 1	SF: 0 SAC: 0 DP: 0 HBP: 0	WP: 1 PB: 0 SB: 2 CS: 0	PA: 30						
PITCHER	IP	WLS	BF	H	R	ER	SO	BB	IBB	HBP	BLK	WP	HR	S	P	ERA	WHIP										
29 Dustin McGowan, R (1, 1) ERA: 4.18	7.0	L	27	6	3	3	6	0	0	0	0	0	0	0	101	3.86	0.857										
44 Casey Janssen, R (8, 1) ERA: 2.29	1.0		3	0	0	0	0	0	0	0	0	0	0	4	8	0.00	0.000										

AB	33
R	1
H	6
RBI	1
BB	0
SO	7
LOB	13




AB	30
R	3
H	6
RBI	2
BB	0
SO	6
LOB	6



Batter	1	2	3	4	5	6	7	8	9	AB	R	H	RBI	BB	SO	LOB	TOP								
77 Reggie Willits, S OBP: 0.397, SLG: 0.345										3	1	0	0	1	0	2									
Orlando Cabrera, R OBP: 0.392, SLG: 0.418										5	2	3	1	0	1	2									
27 Vladimir Guerrero, R OBP: 0.404, SLG: 0.549										5	0	4	3	0	0	1									
Garret Anderson, L OBP: 0.310, SLG: 0.459										2	0	0	1	2	1	2									
6 Maicer Izturis, S OBP: 0.330, SLG: 0.411										5	0	1	1	0	1	3									
24 Gary Matthews, S OBP: 0.328, SLG: 0.440										4	2	1	1	1	2	0									
19 Kendrys Morales, S OBP: 0.338, SLG: 0.538										5	2	3	2	0	0	0									
47 Howie Kendrick, R OBP: 0.333, SLG: 0.432										4	1	0	0	1	1	2									
5 Jeff Mathis, R OBP: 0.276, SLG: 0.340									3	2	2	0	1	1	1										
Inning Stats	R: 0 E: 0 K: 1 S: 11	H: 2 LOB: 2 BB: 0 P: 16	R: 0 E: 0 K: 1 S: 10	H: 0 LOB: 0 BB: 0 P: 13	R: 1 E: 1 K: 0 S: 12	H: 1 LOB: 1 BB: 1 P: 18	R: 2 E: 0 K: 0 S: 13	H: 2 LOB: 0 BB: 0 P: 19	R: 2 E: 0 K: 0 S: 14	H: 3 LOB: 1 BB: 0 P: 21	R: 0 E: 0 K: 2 S: 9	H: 1 LOB: 1 BB: 0 P: 14	R: 1 E: 0 K: 1 S: 14	H: 1 LOB: 2 BB: 2 P: 29	R: 4 E: 0 K: 1 S: 18	H: 4 LOB: 2 BB: 3 P: 36	R: 0 E: 0 K: 1 S: 5	H: 0 LOB: 0 BB: 0 P: 7	1B: 8 2B: 6 3B: 0 HR: 2	SF: 1 SAC: 1 DP: 2 HBP: 0	WP: 1 PB: 0 SB: 1 CS: 2	PA: 44			
PITCHER	IP	WLS	BF	H	R	ER	SO	BB	IBB	HBP	BLK	WP	HR	S	P	ERA	WHIP								
36 Jeff Weaver, R ERA: 5.62	4.1		21	8	5	4	2	1	0	0	0	0	2	54	77	8.31	2.077								
59 Eric O'Flaherty, L ERA: 3.43	1.0		4	1	0	0	1	0	0	0	0	0	0	12	18	0.00	1.000								
Sean Green, R ERA: 3.54	1.1		6	1	1	1	2	1	1	0	0	0	0	13	28	6.75	1.500								
35 Brandon Morrow, R ERA: 3.25	1.0	L	7	2	4	4	1	2	0	0	0	0	0	20	36	36.00	4.000								
Rick White, R ERA: 7.31	0.1		3	2	0	0	0	0	1	0	0	1	0	2	7	0.00	6.000								

Los Angeles Angels @ Seattle Mariners
Safeco Field, Seattle, WA
Tue Aug 28 2007, 7:05 PM PDT
Att: 44,394 - Clear - 73 F


AB 36
R 10
H 14
RBI 9
BB 6
SO 7
LOB 13



Batter	1	2	3	4	5	6	7	8	9	AB	R	H	RBI	BB	SO	LOB	BOTTOM							
51 Ichiro Suzuki, L OBP: 0.399, SLG: 0.439											5	1	2	1	0	2	1							
Jose Vidro, S OBP: 0.384, SLG: 0.393											3	1	0	0	1	2	1							
Jose Guillen, R OBP: 0.360, SLG: 0.467											3	1	1	2	1	0	0							
Raul Ibanez, L OBP: 0.343, SLG: 0.465										3	1	1	0	1	0	1								
29 Adrián Beltré, R OBP: 0.329, SLG: 0.490										3	1	1	2	1	0	2								
Richie Sexson, R OBP: 0.298, SLG: 0.405										4	0	0	0	0	0	4								
2 Kenji Johjima, R OBP: 0.322, SLG: 0.455										4	0	3	1	0	0	1								
16 Willie Bloomquist, R OBP: 0.324, SLG: 0.351											3	0	0	0	0	1	2							
Benroussard, L OBP: 0.341, SLG: 0.450											1	0	0	0	0	1	1							
7 Yuniesky Betancourt, R OBP: 0.310, SLG: 0.416											4	1	1	0	0	0	2							
Inning Stats	R: 5 E: 0 K: 0 S: 14	H: 4 LOB: 1 BB: 2 P: 27	R: 0 E: 0 K: 2 S: 7	H: 0 LOB: 0 BB: 0 P: 10	R: 0 E: 0 K: 0 S: 3	H: 0 LOB: 0 BB: 1 P: 9	R: 0 E: 0 K: 0 S: 8	H: 1 LOB: 0 BB: 0 P: 12	R: 0 E: 0 K: 0 S: 5	H: 0 LOB: 0 BB: 0 P: 11	R: 0 E: 0 K: 0 S: 6	H: 1 LOB: 1 BB: 0 P: 11	R: 1 E: 0 K: 2 S: 15	H: 2 LOB: 0 BB: 0 P: 23	R: 0 E: 0 K: 0 S: 9	H: 0 LOB: 1 BB: 1 P: 18	R: 0 E: 0 K: 2 S: 11	H: 1 LOB: 0 BB: 0 P: 18	1B: 5 2B: 2 3B: 2 HR: 0	SF: 0 SAC: 0 DP: 1 HBP: 0	WP: 0 PB: 0 SB: 1 CS: 2	PA: 37		
PITCHER	IP	WLS	BF	H	R	ER	SO	BB	IBB	HBP	BLK	WP	HR	S	P	ERA	WHIP							
54 Ervin Santana, R ERA: 6.38	0.1		7	4	5	5	0	2	0	0	0	0	0	10	23	135.00	18.000							
58 Dustin Moseley, R ERA: 4.39	5.1		17	2	0	0	2	1	0	0	0	0	0	32	54	0.00	0.562							
33 Justin Speier, R ERA: 3.38	1.1	W	5	2	1	1	2	0	0	0	0	0	0	16	26	6.75	1.500							
62 Scot Shields, R ERA: 3.48	2.0		8	1	0	0	2	1	0	0	0	0	0	20	36	0.00	1.000							

Los Angeles Angels @ Seattle Mariners
Safeco Field, Seattle, WA
Tue Aug 28 2007, 7:05 PM PDT
Att: 44,394 - Clear - 73 F

AB 33
R 6
H 9
RBI 6
BB 4
SO 6
LOB 15



Batter	1	2	3	4	5	6	7	8	9	10	AB	R	H	RBI	BB	SO	LOB	TOP						
5 Ian Kinsler, R OBP: 0.341, SLG: 0.440	(1,4) B FA 92 C CH 91 X CH 82	1-1 X FA 92	0-0 X CH 82	E7	(1,4) B FA 92 C CH 91 X CH 82	2-2 B FA 92 C CH 91 X CH 82	G4-6-3	(1,4) B FA 92 C CH 91 X CH 82	2-2 B FA 92 C CH 91 X CH 82	P6	(1,4) B FA 92 C CH 91 X CH 82	5	0	3	1	0	0	2						
15 Gerald Laird, R OBP: 0.280, SLG: 0.343	(1,2) C FA 91 B FA 92 S FA 93 X FA 94	1-3 X SL 84	0-0 X SL 84	G5-3	(1,2) C FA 91 B FA 92 S FA 93 X FA 94	2-1 S FA 95 B FA 96 X FA 97	F9	(1,2) C FA 91 B FA 92 S FA 93 X FA 94	0-3 S FA 95 B FA 96 X FA 97	K	(1,2) C FA 91 B FA 92 S FA 93 X FA 94	5	0	0	0	0	2	4						
10 Michael Young, R OBP: 0.358, SLG: 0.412	(1,6) B FA 92 C CH 91 X CH 82	1-0 X CH 82	0-0 X CH 82	1B	(1,6) B FA 92 C CH 91 X CH 82	2-3 B FA 92 C CH 91 X CH 82	1B	(1,6) B FA 92 C CH 91 X CH 82	1-0 X CH 82	1BB	(1,6) B FA 92 C CH 91 X CH 82	4	2	3	0	1	0	0						
Sammy Sosa, R OBP: 0.307, SLG: 0.459	(1,10) C FA 92 B FA 93 S FA 94 X FA 95	1-2 X CH 81	0-0 X CH 81	G6-3	(1,10) C FA 92 B FA 93 S FA 94 X FA 95	0-0 X CH 81	F8	(1,10) C FA 92 B FA 93 S FA 94 X FA 95	0-0 X CH 81	G5-3	(1,10) C FA 92 B FA 93 S FA 94 X FA 95	5	0	1	1	0	1	6						
22 Marlon Byrd, R OBP: 0.313, SLG: 0.450	(1,8) C FA 90 B FA 91 S FA 92 X FA 93	1-3 X CH 81	0-0 X CH 81	G1-3	(1,8) C FA 90 B FA 91 S FA 92 X FA 93	2-2 B FA 92 C CH 83 X FA 94	E	(1,8) C FA 90 B FA 91 S FA 92 X FA 93	1-0 X CH 81	1B	(1,8) C FA 90 B FA 91 S FA 92 X FA 93	5	1	1	0	0	1	3						
Jason Botts, S OBP: 0.313, SLG: 0.304	(1,7) B FA 90 C CH 91 X CH 82	2-2 B FA 90 C CH 91 X CH 82	0-0 X CH 82	G4-3	(1,7) B FA 90 C CH 91 X CH 82	3-3 B FA 90 C CH 91 X CH 82	WP	(1,7) B FA 90 C CH 91 X CH 82	2-2 B FA 90 C CH 91 X CH 82	G6-3	(1,7) B FA 90 C CH 91 X CH 82	5	1	1	0	0	3	3						
7 David Murphy, L OBP: 0.441, SLG: 0.727	(9,7) B FA 90 C CH 91 X CH 82	2-2 B FA 90 C CH 91 X CH 82	0-0 X CH 82	G4-3	(9,7) B FA 90 C CH 91 X CH 82	3-3 B FA 90 C CH 91 X CH 82	1B	(9,7) B FA 90 C CH 91 X CH 82	2-2 B FA 90 C CH 91 X CH 82	K	(9,7) B FA 90 C CH 91 X CH 82	0	0	0	0	0	0	0						
Nelson Cruz, R OBP: 0.278, SLG: 0.353	(1,9) B FA 90 C CH 91 X CH 82	2-2 B FA 90 C CH 91 X CH 82	0-1 X CH 82	G4-3	(1,9) B FA 90 C CH 91 X CH 82	3-2 B FA 90 C CH 91 X CH 82	G3-1	(1,9) B FA 90 C CH 91 X CH 82	2-2 B FA 90 C CH 91 X CH 82	E9	(1,9) B FA 90 C CH 91 X CH 82	5	1	1	1	0	0	1						
25 Jarrod Saltalamacchia, R OBP: 0.313, SLG: 0.429	(8, PR) B FA 90 C CH 91 X CH 82	3-1 B FA 90 C CH 91 X CH 82	0-0 X CH 82	G4-3	(8, PR) B FA 90 C CH 91 X CH 82	2-0 B FA 90 C CH 91 X CH 82	G5-3	(8, PR) B FA 90 C CH 91 X CH 82	1-0 X CH 82	1B	(8, PR) B FA 90 C CH 91 X CH 82	4	1	2	1	0	0	1						
Jerry Hairston, R OBP: 0.251, SLG: 0.300	(8, 5) B FA 90 C CH 91 X CH 82	3-1 B FA 90 C CH 91 X CH 82	0-0 X CH 82	G4-3	(8, 5) B FA 90 C CH 91 X CH 82	2-0 B FA 90 C CH 91 X CH 82	G5-3	(8, 5) B FA 90 C CH 91 X CH 82	1-0 X CH 82	1B	(8, 5) B FA 90 C CH 91 X CH 82	1	0	0	0	0	0	0						
Ramón Vázquez, L OBP: 0.315, SLG: 0.385	(1,5) B FA 90 C CH 91 X CH 82	0-0 X CH 82	0-0 X CH 82	G4-3	(1,5) B FA 90 C CH 91 X CH 82	1-1 B FA 90 C CH 91 X CH 82	G4-3	(1,5) B FA 90 C CH 91 X CH 82	2-2 B FA 90 C CH 91 X CH 82	G5-3	(1,5) B FA 90 C CH 91 X CH 82	3	0	2	0	0	0	0						
Frank Catalanotto, L OBP: 0.345, SLG: 0.462	(8, PH) B FA 90 C CH 91 X CH 82	1-3 B FA 90 C CH 91 X CH 82	0-0 X CH 82	G4-3	(8, PH) B FA 90 C CH 91 X CH 82	1-1 B FA 90 C CH 91 X CH 82	G4-3	(8, PH) B FA 90 C CH 91 X CH 82	0-1 B FA 90 C CH 91 X CH 82	G5-3	(8, PH) B FA 90 C CH 91 X CH 82	1	0	0	0	0	0	1						
Brad Wilkerson, L OBP: 0.307, SLG: 0.479	(8, 3) B FA 90 C CH 91 X CH 82	1-3 B FA 90 C CH 91 X CH 82	0-0 X CH 82	G4-3	(8, 3) B FA 90 C CH 91 X CH 82	1-1 B FA 90 C CH 91 X CH 82	G4-3	(8, 3) B FA 90 C CH 91 X CH 82	0-1 B FA 90 C CH 91 X CH 82	G5-3	(8, 3) B FA 90 C CH 91 X CH 82	1	0	0	0	0	0	0						
Inning Stats	R: 0 E: 0 K: 3 S: 14	H: 2 LOB: 2 BB: 0 P: 19	R: 2 E: 1 K: 0 S: 14	H: 4 LOB: 3 BB: 1 P: 25	R: 0 E: 0 K: 1 S: 8	H: 0 LOB: 0 BB: 0 P: 11	R: 0 E: 0 K: 0 S: 8	H: 1 LOB: 1 BB: 0 P: 15	R: 2 E: 1 K: 1 S: 15	H: 2 LOB: 1 BB: 0 P: 24	R: 0 E: 0 K: 1 S: 9	H: 1 LOB: 0 BB: 0 P: 13	R: 0 E: 0 K: 0 S: 4	H: 0 LOB: 0 BB: 0 P: 5	R: 1 E: 1 K: 0 S: 13	H: 2 LOB: 1 BB: 0 P: 19	R: 1 E: 0 K: 1 S: 14	H: 2 LOB: 1 BB: 0 P: 17	R: 0 E: 0 K: 0 S: 6	H: 0 LOB: 0 BB: 0 P: 13	1B: 11 2B: 2 3B: 0 HR: 1	SF: 0 SAC: 0 DP: 1 HBP: 0	WP: 1 PA: 45	
PITCHER	IP WLS BF H R ER SO ERA WHIP	5.0 1.0 1.1 0.2 1.0	27 2 0 2 5	10 0 1 0 1	4 0 1 0 0	2 0 0 0 0	5 0 0 0 0	0 0 0 0 0	0 0 0 0 0	0 0 0 0 0	0 0 0 0 0	62 6 12 5 14	99 8 17 7 17	3.60 0.00 6.75 0.00 9.00	2.000 0.000 1.500 0.000 2.000	PITCHER	IP WLS BF H R ER SO ERA WHIP	10.1 1.0 1.0 0 0 0 0	3 3 3 0 0 0 0	0 0 0 0 0 0 0	0 0 0 0 0 0 0	6 6 13 6 13	0.00 0.000	0.000
51 Joe Saunders, L ERA: 3.62	(8, 1) 1.0 H: 2 LOB: 2 BB: 0 P: 19	2 0 0 0 1	0 0 0 0 0	1 0 0 0 0	0 0 0 0 0	0 0 0 0 0	0 0 0 0 0	0 0 0 0 0	0 0 0 0 0	0 0 0 0 0	0 0 0 0 0	6 8 12 5 14	99 8 17 7 17	3.60 0.00 6.75 0.00 9.00	2.000 0.000 1.500 0.000 2.000	PITCHER	IP WLS BF H R ER SO ERA WHIP	10.1 1.0 1.0 0 0 0 0	3 3 3 0 0 0 0	0 0 0 0 0 0 0	0 0 0 0 0 0 0	6 6 13 6 13	0.00 0.000	0.000
49 Chris Bouchard, R ERA: 4.03	(7, 1) 1.1 H: 2 LOB: 2 BB: 0 P: 19	0 0 0 0 1	0 0 0 0 0	0 0 0 0 0	0 0 0 0 0	0 0 0 0 0	0 0 0 0 0	0 0 0 0 0	0 0 0 0 0	0 0 0 0 0	0 0 0 0 0	6 8 12 5 14	99 8 17 7 17	3.60 0.00 6.75 0.00 9.00	2.000 0.000 1.500 0.000 2.000	PITCHER	IP WLS BF H R ER SO ERA WHIP	10.1 1.0 1.0 0 0 0 0	3 3 3 0 0 0 0	0 0 0 0 0 0 0	0 0 0 0 0 0 0	6 6 13 6 13	0.00 0.000	0.000
33 Justin Speier, R ERA: 3.49	(8, 1) 0.2 H: 2 LOB: 2 BB: 0 P: 19	0 0 0 0 1	0 0 0 0 1	0 0 0 0 1	0 0 0 0 1	0 0 0 0 1	0 0 0 0 1	0 0 0 0 1	0 0 0 0 1	0 0 0 0 1	0 0 0 0 1	6 8 12 5 14	99 8 17 7 17	3.60 0.00 6.75 0.00 9.00	2.000 0.000 1.500 0.000 2.000	PITCHER	IP WLS BF H R ER SO ERA WHIP	10.1 1.0 1.0 0 0 0 0	3 3 3 0 0 0 0	0 0 0 0 0 0 0	0 0 0 0 0 0 0	6 6 13 6 13	0.00 0.000	0.000
62 Scott Shields, R ERA: 3.44	(8, 1) 1.0 B: 5 LOB: 2 BB: 0 P: 19	2 1 1 1 1	0 0 0 0 0	0 0 0 0 0	0 0 0 0 0	0 0 0 0 0	0 0 0 0 0	0 0 0 0 0	0 0 0 0 0	0 0 0 0 0	0 0 0 0 0	6 8 12 5 14	99 8 17 7 17	3.60 0.00 6.75 0.00 9.00	2.000 0.000 1.500 0.000 2.000	PITCHER	IP WLS BF H R ER SO ERA WHIP	10.1 1.0 1.0 0 0 0 0	3 3 3 0 0 0 0	0 0 0 0 0 0 0	0 0 0 0 0 0 0	6 6 13 6 13	0.00 0.000	0.000
Francisco Rodriguez, R ERA: 2.86	(8, 1) 1.0 B: 5 LOB: 2 BB: 0 P: 19	2 1 1 1 1	0 0 0 0 0	0 0 0 0 0	0 0 0 0 0	0 0 0 0 0	0 0 0 0 0	0 0 0 0 0	0 0 0 0 0	0 0 0 0 0	0 0 0 0 0	6 8 12 5 14	99 8 17 7 17	3.60 0.00 6.75 0.00 9.00	2.000 0.000 1.500 0.000 2.000	PITCHER	IP WLS BF H R ER SO ERA WHIP	10.1 1.0 1.0 0 0 0 0	3 3 3 0 0 0 0	0 0 0 0 0 0 0	0 0 0 0 0 0 0	6 6 13 6 13	0.00 0.000	0.000
24 Gary Matthews, S OBP: 0.326, SLG: 0.435	(1,8) B FA 92 C CH 91 X CH 82	1-2 B FA 92 C CH 91 X CH 82	1-1 B FA 92 C CH 91 X CH 82	F9	(1,8) B FA 92 C CH 91 X CH 82	1-0 B FA 92 C CH 91 X CH 82	F7	(1,8) B FA 92 C CH 91 X CH 82	0-0 B FA 92 C CH 91 X CH 82	G4-3	(1,8) B FA 92 C CH 91 X CH 82	5	0	1	0	0	0	1						
Orlando Cabrera, R OBP: 0.350, SLG: 0.415	(1,6) B FA 90 C CH 91 X CH 82	1-1 B FA 90 C CH 91 X CH 82	0-0 B FA 90 C CH 91 X CH 82	F9	(1,6) B FA 90 C CH 91 X CH 82	1-2 B FA 90 C CH 91 X CH 82	G5-3	(1,6) B FA 90 C CH 91 X CH 82	0-3 B FA 90 C CH 91 X CH 82	G1-3	(1,6) B FA 90 C CH 91 X CH 82	4	0	0	0	0	1	0						
27 Vladimir Guerrero, R OBP: 0.404, SLG: 0.552	(1,9) B FA 90 C CH 91 X CH 82	3-1 B FA 90 C CH 91 X CH 82	0-0 B FA 90 C CH 91 X CH 82	F9	(1,9) B FA 90 C CH 91 X CH 82	2-2 B FA 90 C CH 91 X CH 82	G6-3	(1,9) B FA 90 C CH 91 X CH 82	2-3 B FA 90 C CH 91 X CH 82	1B	(1,9) B FA 90 C CH 91 X CH 82	5	1	2	1	0	1	1						
Garret Anderson, L OBP: 0.318, SLG: 0.474	(1,7) B FA 90 C CH 91 X CH 82	1-0 B FA 90 C CH 91 X CH 82	0-0 B FA 90 C CH 91 X CH 82	F7	(1,7) B FA 90 C CH 91 X CH 82	1-0 B FA 90 C CH 91 X CH 82	L4	(1,7) B FA 90 C CH 91 X CH 82	2-1 B FA 90 C CH 91 X CH 82	G4-3	(1,7) B FA 90 C CH 91 X CH 82	4	2	1	2	1	0	3						
6 Maicer Izturis, S OBP: 0.330, SLG: 0.406	(1,5) B FA 90 C CH 91 X CH 82	4-1 B FA 90 C CH 91 X CH 82	0-0 B FA 90 C CH 91 X CH 82	F9	(1,5) B FA 90 C CH 91 X CH 82	2-0 B FA 90 C CH 91 X CH 82	F9	(1,5) B FA 90 C CH 91 X CH 82	3-2 B FA 90 C CH 91 X CH 82	1B	(1,5) B FA 90 C CH 91 X CH 82	3	2	1	0	1	0	2						
19 Kendry Morales, S OBP: 0.372, SLG: 0.568	(1,10) C CU 91 X FA 92	0-1 C CU 91 X FA 92	0-0 C CU 91 X FA 92	BB	(1,10) C CU 91 X FA 92	2-0 C CU 91 X FA 92	1B	(1,10) C CU 91 X FA 92	0-2 C CU 91 X FA 92	G3	(1,10) C CU 91 X FA 92	4	1	2	0	1	0	0						
Casey Kotchman, L OBP: 0.362, SLG: 0.465	(1,3) C FA 94 X CH 81	0-1 C FA 94 X CH 81	0-0 C FA 94 X CH 81	P6	(1,3) C FA 94 X CH 81	0-1 C FA 94 X CH 81	FC5-4	(1,3) C FA 94 X CH 81	2-2 C FA 94 X CH 81	1BB	(1,3) C FA 94 X CH 81	5	0	1	1	0	0	4						
47 Howie Kendrick, R OBP: 0.344, SLG: 0.441	(1,4) C SL 81 X FA 92	0-1 C SL 81 X FA 92	0-1 C SL 81 X FA 92	P6	(1,4) C SL 81 X FA 92	1-1 C SL 81 X FA 92	FC5-4	(1,4) C SL 81 X FA 92	3-2 C SL 81 X FA 92	1B	(1,4) C SL 81 X FA 92	5	0	3	3	0	0	2						
5 Jeff Mathis, R OBP: 0.280, SLG: 0.366	(1,2) X FA 93	0-0 X FA 93	0-0 X FA 93	G4-3	(1,2) X FA 93	0-1 X FA 93	F7	(1,2) X FA 93	1-2 X FA 93	F7	(1,2) X FA 93	4	1	1	0	0	0	3						
Inning Stats	R: 0 E: 0 K: 0 S: 8	H: 1 LOB: 1 BB: 0 P: 14	R: 2 E: 0 K: 0 S: 10	H: 2 LOB: 1 BB: 1 P: 15	R: 0 E: 0 K: 0 S: 6	H: 0 LOB: 0 BB: 0 P: 7	R: 1 E: 0 K: 0 S: 9	H: 3 LOB: 1 BB: 0 P: 13	R: 2 E: 0 K: 0 S: 8	H: 2 LOB: 0 BB: 0 P: 15	R: 0 E: 0 K: 0 S: 4	H: 0 LOB: 0 BB: 0 P: 5	R: 1 E: 0 K: 0 S: 11	H: 2 LOB: 2 BB: 0 P: 21	R: 0 E: 0 K: 0 S: 10	H: 1 LOB: 1 BB: 0 P: 14	R: 0 E: 0 K: 2 S: 8	H: 0 LOB: 0 BB: 0 P: 11	R: 1 E: 0 K: 0 S: 7	H: 1 LOB: 2 BB: 2 P: 20	1B: 9 2B: 2 3B: 0 HR: 1	SF: 0 SAC: 2 DP: 1 HBP: 0	WP: 0 PA: 44	
PITCHER	IP WLS BF H R ER SO ERA WHIP	6.2 1.1 1.2	31 5 8	10 0 1	6 0 1	6 0 2	0 0 1	0 0 15	84 20 31	8.10 0.00 5.40	1.650 0.750 1.200	PITCHER	IP WLS BF H R ER SO ERA WHIP	6.2 1.1 1.2	31 5 8									

Batter	1	2	3	4	5	6	7	8	9	AB	R	H	RBI	BB	SO	LOB	TOP										
Shannon Stewart, R (1.7) OBP: 0.346, SLG: 0.392										5	2	2	1	0	1	2											
Nick Swisher, S (1.8) OBP: 0.390, SLG: 0.441										5	0	1	0	0	2	2											
32 Jack Cust, L (1.9) OBP: 0.405, SLG: 0.531										3	1	0	0	2	2												
Mike Piazza, R (1.10) OBP: 0.318, SLG: 0.425										4	1	3	3	0	0	1											
29 Dan Johnson, L (1.3) OBP: 0.346, SLG: 0.410										4	1	1	0	1	0	3											
14 Mark Ellis, R (1.4) OBP: 0.322, SLG: 0.420										2	0	0	0	1	0	0											
Rob Bowen, S (7.2) OBP: 0.345, SLG: 0.388										1	0	0	0	0	1	1											
22 Jack Hannahan, L (1.5) OBP: 0.418, SLG: 0.500										1	0	0	0	3	1	2											
Marco Scutaro, R (1.6) OBP: 0.329, SLG: 0.376										4	0	1	1	0	0	4											
8 Kurt Suzuki, R (1.2) OBP: 0.335, SLG: 0.447										3	0	0	0	0	1	4											
12 Donnie Murphy, R (7.4) OBP: 0.294, SLG: 0.453										0	0	0	0	0	0	0											
Jeff DaVanon, S (6. PH) OBP: 0.298, SLG: 0.268										1	0	0	0	0	1	2											
J.J. Furmaniak, R (8.4) OBP: 0.368, SLG: 0.267										0	0	0	0	0	0	0											
Inning Stats	R: 0 E: 0 K: 0 S: 11	H: 0 LOB: 1 BB: 1 P: 20	R: 0 E: 0 K: 1 S: 13	H: 0 LOB: 2 BB: 2 P: 24	R: 0 E: 0 K: 2 S: 8	H: 0 LOB: 0 BB: 0 P: 11	R: 0 E: 0 K: 0 S: 7	H: 1 LOB: 0 BB: 0 P: 11	R: 0 E: 1 K: 1 S: 11	H: 0 LOB: 2 BB: 1 P: 20	R: 0 E: 0 K: 0 S: 7	H: 1 LOB: 0 BB: 0 P: 9	R: 0 E: 0 K: 1 S: 11	H: 0 LOB: 1 BB: 1 P: 23	R: 4 E: 0 K: 3 S: 18	H: 4 LOB: 2 BB: 2 P: 37	R: 1 E: 1 K: 1 S: 11	H: 2 LOB: 1 BB: 0 P: 16	1B: 6 2B: 1 3B: 0 HR: 2	SF: 1 SAC: 0 DP: 2 HBP: 0	WP: 0 PB: 0 SB: 0 CS: 0	PA: 41					
PITCHER	IP	WLS	BF	H	R	ER	SO	BB	IBB	HBP	BLK	WP	HR	S	P	ERA	WHIP										
54 Ervin Santana, R (1.1) ERA: 6.07	6.1	W	25	2	0	0	4	5	0	0	0	0	0	61	105	0.00	1.105										
63 Rich Thompson, R (7.1) ERA: 13.5	1.0		6	2	3	3	2	1	0	0	0	0	2	13	27	27.00	3.000										
52 Jason Bulger, R (8.1) ERA: 6.75	0.1		4	2	1	1	1	0	0	0	0	0	0	9	18	27.00	9.000										
33 Justin Speier, R (8.1) ERA: 3.35	1.1		6	2	1	0	2	0	0	0	0	0	0	14	21	0.00	1.500										

Oakland Athletics @ Los Angeles Angels
Angel Stadium of Anaheim, Anaheim, CA

AB 33
R 5
H 8
RBI 5
BB 7
SO 9
LOB 23



WP: 0 PA: 41
PB: 0
SB: 0
CS: 0

Mon Sep 03 2007, 6:05 PM PDT
Att: 39,164 - Partly Cloudy - 106 F

livebaseballscorecards.com

Batter	1	2	3	4	5	6	7	8	9	AB	R	H	RBI	BB	SO	LOB	BOTTOM										
24 Gary Matthews, S (1.8) OBP: 0.323, SLG: 0.435										4	1	1	1	1	1	0											
Orlando Cabrera, R (1.6) OBP: 0.353, SLG: 0.418										5	1	2	1	0	1	2											
27 Vladimir Guerrero, R (1.9) OBP: 0.494, SLG: 0.546										4	1	1	0	0	0	3											
77 Reggie Willits, S (8.7) OBP: 0.394, SLG: 0.342										0	0	0	0	0	0	0											
Garret Anderson, L (1.7) OBP: 0.320, SLG: 0.485										3	2	1	1	1	0	1											
Nathan Haynes, L (8.9) OBP: 0.242, SLG: 0.281										0	0	0	0	0	0	0											
6 Maicer Izturis, S (1.5) OBP: 0.336, SLG: 0.408										4	1	2	2	0	0	0											
19 Kendrys Morales, S (1.10) OBP: 0.356, SLG: 0.542										4	0	1	0	0	1	2											
Casey Kotchman, L (1.3) OBP: 0.362, SLG: 0.461										2	1	0	1	1	0	1											
47 Howie Kendrick, R (1.4) OBP: 0.351, SLG: 0.456										4	1	2	0	0	1	2											
5 Jeff Mathis, R (1.2) OBP: 0.292, SLG: 0.423										4	1	2	2	0	1	1											
Inning Stats	R: 1 E: 0 K: 0 S: 8	H: 2 LOB: 0 BB: 0 P: 10	R: 1 E: 0 K: 0 S: 10	H: 2 LOB: 1 BB: 0 P: 19	R: 0 E: 0 K: 1 S: 7	H: 0 LOB: 0 BB: 0 P: 11	R: 0 E: 0 K: 0 S: 5	H: 0 LOB: 0 BB: 0 P: 6	R: 5 E: 0 K: 2 S: 18	H: 4 LOB: 1 BB: 2 P: 33	R: 1 E: 0 K: 0 S: 11	H: 2 LOB: 2 BB: 1 P: 19	R: 1 E: 0 K: 1 S: 13	H: 2 LOB: 1 BB: 0 P: 21	R: 0 E: 0 K: 1 S: 7	H: 0 LOB: 0 BB: 0 P: 13	1B: 6 2B: 3 3B: 0 HR: 3	SF: 1 SAC: 0 DP: 1 HBP: 0	WP: 1 PB: 1 SB: 0 CS: 0	PA: 38							
PITCHER	IP	WLS	BF	H	R	ER	SO	BB	IBB	HBP	BLK	WP	HR	S	P	ERA	WHIP										
57 Chad Gaudin, R (1.1) ERA: 4.25	5.0	L	24	4	2	6	3	1	1	0	0	0	1	24	40	9.00	2.500										
Colby Lewis, R (6.1) ERA: 7.55	2.0		11	4	2	2	1	1	0	0	0	0	1	24	40	9.00	2.500										
37 Dan Meyer, L (8.1) ERA: 5.4	1.0		3	0	0	0	1	0	0	0	0	0	0	7	13	0.00	0.000										

Oakland Athletics @ Los Angeles Angels
Angel Stadium of Anaheim, Anaheim, CA

AB 34
R 9
H 12
RBI 8
BB 3
SO 5
LOB 12



WP: 1 PA: 38
PB: 1
SB: 0
CS: 0

Mon Sep 03 2007, 6:05 PM PDT
Att: 39,164 - Partly Cloudy - 106 F

livebaseballscorecards.com

Batter	1	2	3	4	5	6	7	8	9	AB	R	H	RBI	BB	SO	LOB	TOP				
Shannon Stewart, R (1, 7) OBP: 0.345, SLG: 0.397	F9		F8		G4-3		1B 14 1B BB	K		4	1	0	0	1	1	3					
Marco Soutaro, R (1, 5) OBP: 0.335, SLG: 0.377	F8			32 14 HR BB	1B		F9	G5-3		4	1	1	0	1	0	3					
Mike Piazza, R (1, 10) OBP: 0.318, SLG: 0.426	G5-3		L6		1B		14 1B	P2		5	0	2	0	0	0	1					
32 Jack Cust, L (1, 9) OBP: 0.405, SLG: 0.523 J.J. Furmaniak, R (9, PR) OBP: 0.398, SLG: 0.267	K			14 HR 1B	F7		F7			4	1	1	0	1	1	4					
14 Mark Ellis, R (1, 4) OBP: 0.324, SLG: 0.425	L7				P4			P4		5	1	2	4	0	0	3					
Nick Swisher, S (1, 8) OBP: 0.385, SLG: 0.436	K			1-H 2-H HR				G4-3		5	1	1	0	0	2	1					
29 Dan Johnson, L (1, 3) OBP: 0.347, SLG: 0.409			F8					29 12 1B 2B		4	0	2	0	0	0	0					
8 Kurt Suzuki, R (1, 2) OBP: 0.333, SLG: 0.438	L4									3	0	0	0	1	1	2					
12 Donnie Murphy, R (1, 6) OBP: 0.303, SLG: 0.500										4	1	3	2	0	1	2					
Inning Stats	R: 0 E: 0 K: 0 S: 7	H: 0 LOB: 0 BB: 0 P: 11	R: 0 E: 0 K: 2 S: 7	H: 0 LOB: 0 BB: 0 P: 14	R: 0 E: 0 K: 0 S: 11	H: 1 LOB: 1 BB: 0 P: 13	R: 3 E: 0 K: 2 S: 22	H: 3 LOB: 2 BB: 2 P: 39	R: 0 E: 0 K: 0 S: 10	H: 0 LOB: 0 BB: 0 P: 9	R: 2 E: 0 K: 0 S: 14	H: 3 LOB: 2 BB: 1 P: 23	R: 1 E: 0 K: 2 S: 16	H: 3 LOB: 2 BB: 0 P: 21	R: 0 E: 0 K: 0 S: 10	H: 0 LOB: 1 BB: 1 P: 21	1B: 9 2B: 1 3B: 0 HR: 2	SF: 0 SAC: 0 DP: 0 HBP: 0	WP: 1 PB: 0 SB: 0 CS: 0	PA: 42	
PITCHER	IP	WLS	BF	H	R	ER	SO	BB	IBB	HBP	BLK	WP	HR	S	P	ERA	WHIP				
51 Joe Saunders, L (1, 1) ERA: 3.78	6.0	L	27	7	4	4	4	2	0	0	0	0	2	65	102	6.00	1.500				
49 Chris Bootcheck, R (7, 1) ERA: 4.06	1.1		9	5	2	2	1	1	0	0	0	0	0	22	32	13.50	4.500				
63 Rich Thompson, R (8, 1) ERA: 10.13	0.2		2	0	0	0	1	0	0	0	0	1	0	6	9	0.00	0.000				
52 Jason Bulger, R (9, 1) ERA: 3.86	1.0		4	0	0	0	0	1	0	0	0	0	0	10	21	0.00	1.000				

Oakland Athletics @ Los Angeles Angels
Angel Stadium of Anaheim, Anaheim, CA
Wed Sep 05 2007, 12:35 PM PDT
Att: 34,000 - Sunny - 81 F

AB	38
R	6
H	12
RBI	6
BB	4
SO	6
LOB	19



Batter	1	2	3	4	5	6	7	8	9	AB	R	H	RBI	BB	SO	LOB	BOTTOM					
77 Reggie Willits, S (1, 9) OBP: 0.393, SLG: 0.341	1B 1B	G5-3			G4-3			L6		4	1	1	0	0	0	1						
Orlando Cabrera, R (1, 6) OBP: 0.350, SLG: 0.414	1B 6 SF9 1B		P4		G6-3			G6-3		4	1	1	0	0	0	0						
27 Vladimir Guerrero, R (1, 10) OBP: 0.404, SLG: 0.545	K		F8				G3-1			4	0	1	0	0	1	2						
Garret Anderson, L (1, 7) OBP: 0.329, SLG: 0.497										3	0	2	1	1	0	1						
6 Maicer Izturis, S (1, 5) OBP: 0.331, SLG: 0.404	SF9		G4-3				G3-6			3	0	0	1	0	1	3						
Casey Kotchman, L (1, 3) OBP: 0.361, SLG: 0.457	G3				F8		L4			3	0	0	0	1	0	1						
24 Gary Matthews, S (1, 8) OBP: 0.321, SLG: 0.431	F7				G4-3					4	0	1	0	0	1	2						
47 Howie Kendrick, R (1, 4) OBP: 0.349, SLG: 0.463					L7					3	0	1	0	0	0	1						
48 Ryan Budde, R (1, 2) OBP: 0.167, SLG: 0.222 39 Robb Quinlan, R (8, PH) OBP: 0.300, SLG: 0.353 44 Mike Napoli, R (9, 2) OBP: 0.346, SLG: 0.459	F9									2	0	0	0	0	1	1						
Inning Stats	R: 2 E: 0 K: 1 S: 14	H: 3 LOB: 1 BB: 0 P: 19	R: 0 E: 0 K: 0 S: 8	H: 1 LOB: 1 BB: 0 P: 9	R: 0 E: 0 K: 0 S: 6	H: 1 LOB: 1 BB: 0 P: 8	R: 0 E: 0 K: 0 S: 8	H: 0 LOB: 0 BB: 0 P: 13	R: 0 E: 0 K: 1 S: 10	H: 0 LOB: 0 BB: 0 P: 14	R: 0 E: 0 K: 0 S: 5	H: 0 LOB: 0 BB: 1 P: 10	R: 0 E: 0 K: 0 S: 7	H: 1 LOB: 0 BB: 0 P: 11	R: 0 E: 0 K: 1 S: 11	H: 0 LOB: 2 BB: 0 P: 15	R: 0 E: 0 K: 2 S: 10	H: 1 LOB: 2 BB: 1 P: 17	1B: 7 2B: 0 3B: 0 HR: 0	SF: 1 SAC: 0 DP: 2 HBP: 0	WP: 0 PB: 0 SB: 0 CS: 0	PA: 34
PITCHER	IP	WLS	BF	H	R	ER	SO	BB	IBB	HBP	BLK	WP	HR	S	P	ERA	WHIP					
Joe Blanton, R (1, 1) ERA: 3.81	8.0	W	29	6	2	2	3	1	0	0	0	0	0	69	99	2.25	0.875					
Huston Street, R (9, 1) ERA: 3.32	1.0		5	1	0	0	2	1	0	0	0	0	0	10	17	0.00	2.000					

Oakland Athletics @ Los Angeles Angels
Angel Stadium of Anaheim, Anaheim, CA
Wed Sep 05 2007, 12:35 PM PDT
Att: 34,000 - Sunny - 81 F

AB	31
R	2
H	7
RBI	2
BB	2
SO	5
LOB	12



Batter	1	2	3	4	5	6	7	8	9	10	AB	R	H	RBI	BB	SO	LOB	TOP						
24 Grady Sizemore, L OBP: 0.382, SLG: 0.459	(1, 8) C FA 90 4-2 F FA 91 13 WP B FA 93 48 G4-3 F FA 91 13 WP B FA 93 48 G4-3 BB		F CU 77 0-1 X FA 92 F7		C FA 90 2-2 B FA 91 13 S B CH 84 2H S CU 78 1B F FA 92 X FA 92		B FA 91 1-1 F FA 90 G4-3		B FA 92 4-0 B CH 83 1-2 B FA 93 2-3 BB		3	0	1	1	2	0	0							
13 Asdrubal Cabrera, S OBP: 0.358, SLG: 0.460	(1, 4) C FA 92 2-3 1 SAFE B FA 91 13 WP C CU 78 48 B FA 91 13 WP S CU 81 1B		S FA 92 2-2 B FA 91 48 B SL 81 1B C CU 78 1B X CU 78		1 SAFE B FA 91 13 WP C CU 78 48 X CU 77 F7		B FA 90 1-1 C FA 94 48 F FA 86 1B		B FA 90 1-3 C FA 91 48 C FA 91 1B		5	0	1	0	0	2	5							
48 Travis Hafner, L OBP: 0.380, SLG: 0.443	(1, 10) C CU 79 3-2 F FA 91 48 B FA 92 1B B FA 92 1B X CU 80 G4-3			C FA 91 2-1 B FA 91 48 B FA 91 48 X CU 78 G1-3		1 SAFE B FA 91 13 WP C CU 78 48 X CU 80 F7		B FA 84 2-2 B FA 91 48 B SL 84 1B C FA 92 1B F FA 92 1B S SL 82 1B		C CU 77 2-2 B FA 91 48 B FA 91 48 X CU 81 G4-3		5	0	0	0	0	1	3						
41 Victor Martinez, S OBP: 0.373, SLG: 0.505	(1, 2) C CU 79 0-1 X FA 92 G6-3			X FA 91 0-0 1B		C CU 77 1-2 F FA 91 2 WP B CU 79 1B X FA 91 1B		C FA 91 0-3 S FA 86 2 WP S SL 81 1B		C CU 79 2-3 C FA 92 48 B FA 92 1B C FA 92 1B		5	0	2	0	0	2	1						
25 Ryan Garko, R OBP: 0.322, SLG: 0.476	(1, 3) C FA 90 0-3 F FA 90 1B S FA 91 1B			C CU 81 2-3 B FA 91 48 B SL 81 1B S CU 79 1B		C FA 88 3-2 C FA 90 48 B SL 80 1B F FA 90 1B B FA 90 1B X CU 80 F9		F FA 92 2-1 B CU 82 48 X FA 92 1B		C FA 91 1-3 B FA 91 48 F FA 91 1B		5	1	1	1	0	3	2						
2 Jhonny Peralta, R OBP: 0.335, SLG: 0.425	(1, 6) C CU 79 0-3 F FA 90 1B S CU 80 1B			B FA 91 3-2 B SL 81 1B D SL 81 1B C CU 79 1B		B SL 80 2-0 B CU 78 48 X SL 80 G5-3		C FA 93 1-1 B FA 93 48 X FA 94 F8				4	0	1	0	0	1	1						
Kenny Lofton, L OBP: 0.378, SLG: 0.424	(1, 7) C FA 91 0-1 X CH 83 1B			C CU 80 1-0 X CU 80 G3-1		C CU 78 0-1 X FA 90 G4-3		C FA 92 3-3 F CH 84 48 F FA 92 1B B FA 93 1B B CH 88 1B B SL 83 1B S CH 85 1B				4	0	1	0	0	1	3						
Franklin Gutierrez, R OBP: 0.322, SLG: 0.493	(1, 9) C CU 79 0-3 C FA 89 1B C FA 91 1B			B SL 81 2-0 B SL 81 1B X FA 90 G5-3		C SL 70 1-2 F FA 90 48 B SL 73 1B X FA 91 G4-3		B FA 94 4-1 B FA 93 48 B CH 82 1B B CU 81 1B				3	0	0	0	1	1	1						
Chris Gomez, R OBP: 0.344, SLG: 0.398	(1, 5) B FA 90 1-3 C FA 91 48 S SL 81 1B			C FA 90 2-1 C FA 91 48 X FA 90 1B		S CU 80 1-2 C FA 91 48 B CU 79 1B X FA 92 G4-3		C FA 91 1-2 F FA 91 48 F FA 92 1B B CU 82 1B X CU 80 1B				4	1	1	0	0	1	1						
29 Josh Barfield, R OBP: 0.273, SLG: 0.326	(9, PR) C FA 90 0-3 F FA 91 1B S SL 81 1B											0	0	0	0	0	0							
Casey Blake, R OBP: 0.340, SLG: 0.428	(9, 5) C FA 90 0-3 F FA 91 1B S SL 81 1B											0	0	0	0	0	0							
Inning Stats	R: 0 E: 0 K: 1 S: 11	H: 0 LOB: 1 BB: 1 P: 20	R: 0 E: 0 K: 3 S: 11	H: 1 LOB: 0 BB: 1 P: 11	R: 0 E: 0 K: 1 S: 8	H: 0 LOB: 0 BB: 0 P: 11	R: 0 E: 0 K: 1 S: 10	H: 2 LOB: 2 BB: 0 P: 18	R: 1 E: 0 K: 0 S: 10	H: 2 LOB: 1 BB: 0 P: 17	R: 0 E: 0 K: 0 S: 10	H: 0 LOB: 0 BB: 0 P: 12	R: 0 E: 0 K: 2 S: 8	H: 1 LOB: 0 BB: 0 P: 11	R: 1 E: 1 K: 2 S: 17	H: 1 LOB: 3 BB: 2 P: 33	R: 0 E: 0 K: 2 S: 9	H: 0 LOB: 0 BB: 0 P: 14	1B: 6 2B: 1 3B: 0 HR: 1	SF: 0 SAC: 0 DP: 0 HBP: 0	WP: 2 PB: 0 SB: 1 CS: 0	PA: 41		
PITCHER	IP WLS BF H R ER SO BB IBB HBP BLK WP HR S P ERA WHIP	IP WLS BF H R ER SO BB IBB HBP BLK WP HR S P ERA WHIP	IP WLS BF H R ER SO BB IBB HBP BLK WP HR S P ERA WHIP	IP WLS BF H R ER SO BB IBB HBP BLK WP HR S P ERA WHIP	IP WLS BF H R ER SO BB IBB HBP BLK WP HR S P ERA WHIP	IP WLS BF H R ER SO BB IBB HBP BLK WP HR S P ERA WHIP	IP WLS BF H R ER SO BB IBB HBP BLK WP HR S P ERA WHIP	IP WLS BF H R ER SO BB IBB HBP BLK WP HR S P ERA WHIP	IP WLS BF H R ER SO BB IBB HBP BLK WP HR S P ERA WHIP	IP WLS BF H R ER SO BB IBB HBP BLK WP HR S P ERA WHIP	IP WLS BF H R ER SO BB IBB HBP BLK WP HR S P ERA WHIP	IP WLS BF H R ER SO BB IBB HBP BLK WP HR S P ERA WHIP	IP WLS BF H R ER SO BB IBB HBP BLK WP HR S P ERA WHIP	IP WLS BF H R ER SO BB IBB HBP BLK WP HR S P ERA WHIP	IP WLS BF H R ER SO BB IBB HBP BLK WP HR S P ERA WHIP	IP WLS BF H R ER SO BB IBB HBP BLK WP HR S P ERA WHIP	IP WLS BF H R ER SO BB IBB HBP BLK WP HR S P ERA WHIP	IP WLS BF H R ER SO BB IBB HBP BLK WP HR S P ERA WHIP	IP WLS BF H R ER SO BB IBB HBP BLK WP HR S P ERA WHIP	IP WLS BF H R ER SO BB IBB HBP BLK WP HR S P ERA WHIP	IP WLS BF H R ER SO BB IBB HBP BLK WP HR S P ERA WHIP	IP WLS BF H R ER SO BB IBB HBP BLK WP HR S P ERA WHIP	IP WLS BF H R ER SO BB IBB HBP BLK WP HR S P ERA WHIP	IP WLS BF H R ER SO BB IBB HBP BLK WP HR S P ERA WHIP

Cleveland Indians @ Los Angeles Angels
Angel Stadium of Anaheim, Anaheim, CA

AB 38
R 2
H 8
RBI 2
BB 3
SO 12
LOB 17



WP: 2 PA: 41
PB: 0
SB: 1
CS: 0

Fri Sep 07 2007, 7:05 PM PDT
Att: 40,020 - Clear - 76 F

Batter	1	2	3	4	5	6	7	8	9	10	AB	R	H	RBI	BB	SO	LOB	BOTTOM						
9 Chone Figgins, S OBP: 0.399, SLG: 0.444	(1, 5) B CH 88 2-1 F FA 90 48 B SI 87 1B X FA 90 G4-3 1B 2B		B FA 90 3-2 F FA 91 48 B CH 80 1B B FA 91 48 F FA 92 1B F FA 92 1B X FA 92 G6-3			B CU 77 2-0 F FA 90 48 X FA 92 2B 1B		1 SAFE F FA 90 48 B SI 89 1B B SI 89 1B F FA 90 48 F FA 91 48 X FA 90 G5-4-3 BB		X FA 90 0-0 F9 19 1B 2B		4	3	3	0	1	0	0						
Orlando Cabrera, R OBP: 0.349, SLG: 0.413	(1, 6) B FA 90 3-1 CH 80 48 B FA 90 48 C FA 90 1B X FA 90 G4-3		X CU 79 0-0 F8			1 SAFE F FA 90 48 B SI 89 1B B SI 89 1B F FA 90 48 X FA 89 1B 1H 2B		X FA 90 0-0 G5-4-3		M FA 90 0-2 F FA 92 48 X FA 92 F9		5	0	1	1	0	0	4						
Garret Anderson, L OBP: 0.339, SLG: 0.507	(1, 7) B SL 88 3-2 S CH 81 19 B CH 88 48 F SL 88 1B F CH 87 1B X SL 88 G6-4-3 1B			C FA 88 2-1 B FA 90 48 X FA 90 G3		I IN 74 4-0 B FA 90 48 I IN 72 48 I IN 73 1B 19 G3-6-1 IBB		I IN 75 4-0 I IN 75 48 I IN 74 1B 19 FC6-4 IBB		I IN 88 4-0 I IN 87 48 19 1B IBB		2	0	1	1	3	0	0						
19 Kendrys Morales, S OBP: 0.347, SLG: 0.505	(1, 10) B FA 90 1-1 C FA 91 48 X FA 90 G6-4-3			B SI 80 1-0 X FA 91 F7		X FA 91 0-0 G3-6-1		B FA 90 1-1 S FA 89 48 X SL 83 FC6-4		F FA 88 1-2 S FA 91 48 B FA 92 1B X SL 82 1B		5	0	1	1	0	0	5						
Casey Kotchman, L OBP: 0.358, SLG: 0.457	(1, 3) B FA 89 2-3 F FA 89 48 B SL 88 1B S CH 79 1B			B FA 89 1-0 X CH 80 F9		B FA 88 1-1 C FA 90 48 X SL 87 G3-1		B CU 83 1-1 C SL 83 48 X FA 90 F9				4	0	0	0	0	1	0						
6 Maicer Izturis, S OBP: 0.338, SLG: 0.402	(1, 4) C FA 91 3-2 B FA 91 48 S SL 87 1B B FA 91 48 B CH 80 1B X FA 91 G3-1			X FA 89 0-0 F8		B FA 90 1-0 X FA 90 1B		B FA 90 1-0 X FA 91 1B		C FA 89 0-2 C SL 84 48 X SL 83 1B		4	0	2	0	0	0	0						
24 Gary Matthews, S OBP: 0.323, SLG: 0.429	(1, 8) C CU 77 4-1 B FA 91 48 B SL 89 1B B FA 91 48 X FA 91 1B			B FA 89 1-0 X FA 90 G4-3		X FA 90 0-0 F8		X FA 90 0-0 F8		B FA 89 4-1 B FA 89 48 D SL 82 1B C FA 89 1B B SL 82 1B		2	0	0	0	2	0	1						
5 Jeff Mathis, R OBP: 0.297, SLG: 0.421	(1, 2) B FA 89 3-2 C FA 91 48 D SL 80 1B B CH 80 1B X FA 92 G4-3			C FA 91 1-2 C FA 90 48 X CH 82 G1-3		1 SAFE B FA 90 48 C FA 90 48 X FA 89 1B G5-3		1 SAFE B FA 90 48 C FA 90 48 X FA 89 1B G5-3		C FA 92 0-3 S FA 93 48 F FA 91 1B G4-3		4	0	0	0	0	1	4						
77 Reggie Willits, S OBP: 0.394, SLG: 0.346	(1, 9) C SI 89 0-1 X CH 78 G4-3					B CH 88 2-3 C FA 89 48 C FA 90 48 C FA 91 48 X CH 78 1B		B CH 88 4-2 F FA 90 48 B CH 81 1B B FA 90 48 F FA 90 48 F FA 91 48 F FA 92 1B B FA 91 48		B FA 89 2-2 F FA 90 48 B CH 83 1B B FA 92 1B F FA 92 1B F FA 92 1B X FA 92 1B		2	0	0	0	1	1	0						
47 Howie Kendrick, R OBP: 0.345, SLG: 0.458	(9, PH) C FA 90 1-1 B FA 91 48 X FA 91 1B											1	0	0	0	0	2							
Nathan Haynes, L OBP: 0.242, SLG: 0.281	(10, 9) C FA 90 1-1 B FA 91 48 X FA 91 1B											0	0	0	0	0	0							
Inning Stats	R: 1 E: 0 K: 0 S: 10	H: 2 LOB: 0 BB: 0 P: 19	R: 0 E: 0 K: 1 S: 11	H: 0 LOB: 1 BB: 1 P: 23	R: 0 E: 0 K: 0 S: 7	H: 0 LOB: 0 BB: 0 P: 10	R: 0 E: 0 K: 0 S: 4	H: 0 LOB: 0 BB: 0 P: 8	R: 0 E: 0 K: 0 S: 5	H: 2 LOB: 1 BB: 1 P: 7	R: 1 E: 0 K: 1 S: 8	H: 1 LOB: 1 BB: 0 P: 8	R: 0 E: 0 K: 0 S: 9	H: 0 LOB: 2 BB: 3 P: 22	R: 0 E: 0 K: 1 S: 16	H: 1 LOB: 2 BB: 1 P: 23	R: 1 E: 0 K: 0 S: 8	H: 2 LOB: 2 BB: 1 P: 13	1B: 5 2B: 3 3B: 0 HR: 0	SF: 0 SAC: 0 DP: 3 HBP: 0	WP: 0 PB: 0 SB: 3 CS: 0	PA: 40		
PITCHER	IP WLS BF H R ER SO BB IBB HBP BLK WP HR S P ERA WHIP	IP WLS BF H R ER SO BB IBB HBP BLK WP HR S P ERA WHIP	IP WLS BF H R ER SO BB IBB HBP BLK WP HR S P ERA WHIP	IP WLS BF H R ER SO BB IBB HBP BLK WP HR S P ERA WHIP	IP WLS BF H R ER SO BB IBB HBP BLK WP HR S P ERA WHIP	IP WLS BF H R ER SO BB IBB HBP BLK WP HR S P ERA WHIP	IP WLS BF H R ER SO BB IBB HBP BLK WP HR S P ERA WHIP	IP WLS BF H R ER SO BB IBB HBP BLK WP HR S P ERA WHIP	IP WLS BF H R ER SO BB IBB HBP BLK WP HR S P ERA WHIP	IP WLS BF H R ER SO BB IBB HBP BLK WP HR S P ERA WHIP	IP WLS BF H R ER SO BB IBB HBP BLK WP HR S P ERA WHIP	IP WLS BF H R ER SO BB IBB HBP BLK WP HR S P ERA WHIP	IP WLS BF H R ER SO BB IBB HBP BLK WP HR S P ERA WHIP	IP WLS BF H R ER SO BB IBB HBP BLK WP HR S P ERA WHIP	IP WLS BF H R ER SO BB IBB HBP BLK WP HR S P ERA WHIP	IP WLS BF H R ER SO BB IBB HBP BLK WP HR S P ERA WHIP	IP WLS BF H R ER SO BB IBB HBP BLK WP HR S P ERA WHIP	IP WLS BF H R ER SO BB IBB HBP BLK WP HR S P ERA WHIP	IP WLS BF H R ER SO BB IBB HBP BLK WP HR S P ERA WHIP	IP WLS BF H R ER SO BB IBB HBP BLK WP HR S P ERA WHIP	IP WLS BF H R ER SO BB IBB HBP BLK WP HR S P ERA WHIP	IP WLS BF H R ER SO BB IBB HBP BLK WP HR S P ERA WHIP	IP WLS BF H R ER SO BB IBB HBP BLK WP HR S P ERA WHIP	IP WLS BF H R ER SO BB IBB HBP BLK WP HR S P ERA WHIP

Cleveland Indians @ Los Angeles Angels
Angel Stadium of Anaheim, Anaheim, CA

AB 33
R 3
H 8
RBI 3
BB 7
SO 3
LOB 16



WP: 0 PA: 40
PB: 0
SB: 3
CS: 0

Fri Sep 07 2007, 7:05 PM PDT
Att: 40,020 - Clear - 76 F

Batter	1	2	3	4	5	6	7	8	9	AB	R	H	RBI	BB	SO	LOB	TOP					
24 Grady Sizemore, L (1, 8) OBP: 0.382, SLG: 0.464										5	0	2	1	0	2	2	Cleveland Indians @ Los Angeles Angels Angel Stadium of Anaheim, Anaheim, CA Sat Sep 08 2007, 6:05 PM PDT Att: 43,544 - Clear - 78 F					
13 Asdrúbal Cabrera, S (1, 4) OBP: 0.360, SLG: 0.451										4	2	1	0	1	1	2						
48 Travis Hafner, L (1, 10) OBP: 0.379, SLG: 0.443										5	0	1	2	0	1	1						
41 Victor Martinez, S (1, 2)										3	1	1	0	2	0	0						
25 Ryan Garko, R (1, 3)										5	0	0	0	0	1	5						
2 Jhonny Peralta, R (1, 6) OBP: 0.336, SLG: 0.426										4	1	2	1	0	1	3						
Kenny Lofton, L (1, 7) OBP: 0.377, SLG: 0.423										4	0	1	1	0	0	2						
Franklin Gutierrez, R (1, 9) OBP: 0.325, SLG: 0.490										3	1	1	0	1	0	2						
Casey Blake, R (1, 5) OBP: 0.339, SLG: 0.428										4	1	1	0	0	2	2						
Inning Stats	R: 0 E: 0 K: 1 S: 10	H: 0 LOB: 0 BB: 0 P: 17	R: 0 E: 0 K: 1 S: 11	H: 1 LOB: 1 BB: 0 P: 17	R: 0 E: 0 K: 0 S: 11	H: 1 LOB: 1 BB: 0 P: 18	R: 0 E: 0 K: 1 S: 7	H: 0 LOB: 0 BB: 0 P: 11	R: 1 E: 1 K: 2 S: 13	H: 2 LOB: 1 BB: 0 P: 19	R: 2 E: 0 K: 0 S: 13	H: 2 LOB: 2 BB: 2 P: 26	R: 2 E: 0 K: 1 S: 14	H: 3 LOB: 1 BB: 1 P: 28	R: 1 E: 0 K: 2 S: 13	H: 1 LOB: 1 BB: 1 P: 19		R: 0 E: 0 K: 0 S: 4	H: 0 LOB: 0 BB: 0 P: 6	1B: 6 2B: 3 3B: 1 HR: 0	SF: 0 SAC: 0 DP: 0 HBP: 0	WP: 2 PB: 0 SB: 2 CS: 0
PITCHER	IP WLS BF H R ER SO BB IBB HBP BLK WP HR S P ERA WHIP																					
54 Ervin Santana, R (1, 1) ERA: 5.95	5.2 L 25 6 3 2 5 1 1 0 0 0 0 64 105 3.18 1.235																					
49 Chris Bootcheck, R (6, 1) ERA: 4.27	0.2 6 3 2 2 0 0 1 0 0 2 0 8 20 27.00 4.500																					
58 Dustin Moseley, R (7, 1) ERA: 4.5	1.2 7 1 1 1 3 1 0 0 0 0 0 20 30 5.40 1.200																					
63 Rich Thompson, R (9, 1) ERA: 7.36	1.0 3 0 0 0 0 0 0 0 0 0 0 4 6 0.00 0.000																					
Batter	1	2	3	4	5	6	7	8	9	AB	R	H	RBI	BB	SO	LOB	BOTTOM					
77 Reggie Willits, S (1, 8) OBP: 0.390, SLG: 0.342										4	0	0	0	0	1	1	Cleveland Indians @ Los Angeles Angels Angel Stadium of Anaheim, Anaheim, CA Sat Sep 08 2007, 6:05 PM PDT Att: 43,544 - Clear - 78 F					
Orlando Cabrera, R (1, 6) OBP: 0.347, SLG: 0.411										4	0	0	0	0	0	0						
Garret Anderson, L (1, 10) OBP: 0.335, SLG: 0.501										4	0	0	0	0	1	0						
19 Kendrys Morales, S (1, 3) OBP: 0.337, SLG: 0.490										3	0	0	0	0	0	0						
47 Howie Kendrick, R (1, 4) OBP: 0.349, SLG: 0.459										3	1	2	0	0	0	0						
6 Meicer Izturis, S (1, 5) OBP: 0.341, SLG: 0.403										2	0	1	0	1	0	1						
39 Robb Quinlan, R (1, 7) OBP: 0.295, SLG: 0.346										3	0	0	0	0	0	3						
Juan Rivera, R (1, 9) OBP: 0.111, SLG: 0.111										3	0	1	1	0	0	1						
5 Jeff Mathis, R (1, 2) OBP: 0.298, SLG: 0.419										3	0	1	0	0	1	1						
Inning Stats	R: 0 E: 0 K: 1 S: 7	H: 0 LOB: 0 BB: 0 P: 12	R: 0 E: 0 K: 0 S: 4	H: 1 LOB: 0 BB: 0 P: 6	R: 0 E: 1 K: 1 S: 8	H: 1 LOB: 1 BB: 0 P: 10	R: 0 E: 0 K: 0 S: 9	H: 0 LOB: 0 BB: 0 P: 14	R: 0 E: 0 K: 0 S: 7	H: 1 LOB: 0 BB: 0 P: 9	R: 0 E: 0 K: 0 S: 14	H: 0 LOB: 0 BB: 0 P: 20	R: 0 E: 0 K: 0 S: 8	H: 0 LOB: 0 BB: 0 P: 10	R: 1 E: 0 K: 1 S: 9	H: 2 LOB: 1 BB: 1 P: 15		R: 0 E: 0 K: 0 S: 5	H: 0 LOB: 0 BB: 0 P: 7	1B: 5 2B: 0 3B: 0 HR: 0	SF: 0 SAC: 0 DP: 4 HBP: 0	WP: 0 PB: 0 SB: 0 CS: 0
PITCHER	IP WLS BF H R ER SO BB IBB HBP BLK WP HR S P ERA WHIP																					
CC Sabathia, L (1, 1) ERA: 3.15	9.0 W 30 5 1 1 3 1 0 0 0 0 0 71 103 1.00 0.667																					

AB	37
R	6
H	10
RBI	5
BB	4
SO	8
LOB	19



AB	29
R	1
H	5
RBI	1
BB	1
SO	3
LOB	7



Batter	1	2	3	4	5	6	7	8	9	AB	R	H	RBI	BB	SO	LOB	TOP					
9 Chone Figgins, S OBP: 0.408, SLG: 0.451	G3-1		FC6-4 27 BB		F7			F9		3	0	0	0	1	0	1	Los Angeles Angels @ Baltimore Orioles Oriole Park at Camden Yards, Baltimore, MD Thu Sep 13 2007, 7:05 PM EDT Att: 16,359 - Partly Cloudy - 82 F					
Orlando Cabrera, R OBP: 0.348, SLG: 0.405	1B		F9			G6-3		F9		4	0	1	0	0	0	1						
27 Vladimir Guerrero, R OBP: 0.465, SLG: 0.553	1B		FC6-4 6 1-2			G6-3		1B		4	0	2	0	0	0	1						
Garret Anderson, L OBP: 0.334, SLG: 0.505	F7			F8		2B		G4-3		4	0	1	0	0	0	3						
6 Maicer Izturis, S OBP: 0.348, SLG: 0.399	FC6-4 1-2			G4-3		BB		G4-3		3	0	0	0	1	0	2						
Casey Kotchman, L OBP: 0.357, SLG: 0.456		F8		G1-3		G4-3		F9		4	0	0	0	0	0	2						
47 Howie Kendrick, R OBP: 0.340, SLG: 0.449	K				G5-4-3 44 1B		G5-3		G6-3		4	0	1	0	0	1						
44 Mike Napoli, R OBP: 0.339, SLG: 0.445	P4				G5-4-3 1-2		K			3	0	0	0	0	1	1						
77 Reggie Willits, S OBP: 0.392, SLG: 0.340			L9			BB	F7			2	0	0	0	1	0	0						
Inning Stats	R: 0 E: 0 K: 0 S: 15	H: 2 LOB: 2 BB: 0 P: 20	R: 0 E: 0 K: 1 S: 11	H: 0 LOB: 0 BB: 0 P: 17	R: 0 E: 0 K: 0 S: 8	H: 0 LOB: 1 BB: 1 P: 13	R: 0 E: 0 K: 0 S: 7	H: 0 LOB: 0 BB: 0 P: 8	R: 0 E: 0 K: 0 S: 9	H: 1 LOB: 2 BB: 1 P: 15	R: 0 E: 0 K: 1 S: 10	H: 0 LOB: 0 BB: 0 P: 15	R: 0 E: 0 K: 0 S: 8	H: 1 LOB: 1 BB: 0 P: 9	R: 0 E: 0 K: 0 S: 8	H: 0 LOB: 0 BB: 0 P: 10	1B: 4 2B: 1 3B: 0 HR: 0	SF: 0 SAC: 0 DP: 1 HBP: 0	WP: 0 PB: 0 SB: 0 CS: 0	PA: 34		
PITCHER	IP	WLS	BF	H	R	ER	SO	BB	IBB	HBP	BLK	WP	HR	S	P	ERA	WHIP					
Jon Leicester, R ERA: 6.32	(1, 1)	5.2	W	23	4	0	0	1	3	0	0	0	0	0	56	83	0.00	1.235				
27 Jim Hoey, R ERA: 9.72	(6, 1)	1.1	H	4	0	0	0	1	0	0	0	0	0	11	16	0.00	0.000					
Chad Bradford, R ERA: 3.59	(8, 1)	0.2	H	3	1	0	0	0	0	0	0	0	0	6	6	0.00	1.500					
32 Jamie Walker, L ERA: 2.83	(8, 1)	1.1	S	4	0	0	0	0	0	0	0	0	0	10	13	0.00	0.000					


Batter	1	2	3	4	5	6	7	8	9	AB	R	H	RBI	BB	SO	LOB	BOTTOM				
Tike Redman, L OBP: 0.368, SLG: 0.538	G4-3	2 WP 1B			F8		K			4	0	1	1	0	1	0	Los Angeles Angels @ Baltimore Orioles Oriole Park at Camden Yards, Baltimore, MD Thu Sep 13 2007, 7:05 PM EDT Att: 16,359 - Partly Cloudy - 82 F				
2 Luis Hernandez, S OBP: 0.382, SLG: 0.391	1B	P6			21 CS 1B		1B		4	0	3	0	0	0	1						
21 Nick Markakis, L OBP: 0.359, SLG: 0.473	1B		G4-3		K		K2-3		4	0	1	0	0	2	2						
Kevin Millar, R OBP: 0.372, SLG: 0.435	K		G4-3			K		17 G3-1 17 S BB	3	0	0	0	1	2	2						
3 Freddie Bynum, L OBP: 0.295, SLG: 0.457	K								0	0	0	0	0	0	0						
17 Aubrey Huff, L OBP: 0.329, SLG: 0.437	FC4-6 1-2			FC6-4 BB		1B 9 SF7 1B		G3-1 1-3	3	1	1	0	1	0	3						
Jay Payton, R OBP: 0.291, SLG: 0.355			FC6-4 2B		FC6-4 1-2		1B		4	1	2	0	0	1	3						
9 Scott Moore, L OBP: 0.174, SLG: 0.364					K		SF7		3	0	1	2	0	2	2						
Paul Bako, L OBP: 0.280, SLG: 0.258	K			G3-1		K			3	0	0	0	0	2	2						
12 Brandon Fahey, L OBP: 0.234, SLG: 0.267	FC1-5-6 1B				F8		F7		3	1	0	0	0	0	1						
Inning Stats	R: 0 E: 0 K: 1 S: 12	H: 2 LOB: 2 BB: 0 P: 18	R: 2 E: 0 K: 1 S: 16	H: 3 LOB: 1 BB: 0 P: 21	R: 0 E: 0 K: 0 S: 9	H: 0 LOB: 1 BB: 1 P: 16	R: 0 E: 0 K: 1 S: 8	H: 0 LOB: 0 BB: 0 P: 10	R: 0 E: 0 K: 2 S: 14	H: 2 LOB: 1 BB: 0 P: 18	R: 0 E: 0 K: 2 S: 12	H: 1 LOB: 1 BB: 0 P: 19	R: 0 E: 0 K: 2 S: 12	H: 0 LOB: 2 BB: 1 P: 21	1B: 7 2B: 2 3B: 0 HR: 0	SF: 1 SAC: 0 DP: 0 HBP: 0	WP: 1 PB: 0 SB: 2 CS: 1	PA: 34			
PITCHER	IP	WLS	BF	H	R	ER	SO	BB	IBB	HBP	BLK	WP	HR	S	P	ERA	WHIP				
41 John Lackey, R ERA: 3.21	(1, 1)	7.0	L	30	3	3	8	1	0	0	0	0	0	78	112	3.86	1.429				
Francisco Rodriguez, R ERA: 2.98	(8, 1)	1.0		4	0	0	2	1	0	0	0	0	0	12	21	0.00	1.000				

Batter	1	2	3	4	5	6	7	8	9	AB	R	H	RBI	BB	SO	LOB	TOP					
9 Chone Figgins, S OBP: 0.408, SLG: 0.448	1-1 G5-3	1-0 F9	2-3 K	1-0 K	2-3 K	1-0 K	1-0 K	0-3 K		5	0	1	0	0	2	1						
Orlando Cabrera, R OBP: 0.346, SLG: 0.402	2-1 F9		0-3 K	2-2 G5-3	2-1 F8					4	0	0	0	0	1	1						
27 Vladimir Guerrero, R OBP: 0.496, SLG: 0.552	4-2 6 1B BB		0-0 K			2-0 F8			0-0 F9	3	1	1	0	1	0	0						
Garret Anderson, L OBP: 0.338, SLG: 0.508	2-1 6 1B 1B		1-2 G3			0-1 47 1B 1B			0-0 19 2B 1B	4	2	3	0	0	0	0						
6 Maicer Izturis, S OBP: 0.349, SLG: 0.401	0-0 1B					3-2 P4			1-2 F7	4	0	2	1	0	0	2						
Casey Kotchman, L OBP: 0.357, SLG: 0.455	0-1 F7					2-0 G3-6-1			1-1 F7	3	0	1	0	0	0	3						
39 Robb Quinlan, R OBP: 0.305, SLG: 0.348						1-2 G3-6-1			1-1 F7	0	0	0	0	0	0	0						
19 Kendrys Morales, S OBP: 0.349, SLG: 0.505						1-2 G3-6-1			1-1 F7	1	0	1	1	0	0	0						
47 Howie Kendrick, R OBP: 0.342, SLG: 0.453						1-0 2B			1-1 G6-3	4	0	2	1	0	1	1						
5 Jeff Mathis, R OBP: 0.297, SLG: 0.399						1-1 G5-3			0-2 G6-3	4	0	0	0	0	0	1						
77 Reggie Willits, S OBP: 0.391, SLG: 0.339						1-2 F7			3-2 G4-3	4	0	1	0	0	0	0						
Inning Stats	R: 1 E: 0 K: 0 S: 12	H: 2 LOB: 2 BB: 1 P: 21	R: 0 E: 0 K: 1 S: 10	H: 1 LOB: 1 BB: 0 P: 16	R: 0 E: 0 K: 1 S: 9	H: 1 LOB: 0 BB: 0 P: 10	R: 0 E: 0 K: 0 S: 6	H: 2 LOB: 1 BB: 0 P: 11	R: 0 E: 0 K: 1 S: 9	H: 0 LOB: 0 BB: 0 P: 14	R: 1 E: 0 K: 0 S: 13	H: 3 LOB: 1 BB: 0 P: 23	R: 0 E: 0 K: 0 S: 7	H: 1 LOB: 1 BB: 0 P: 12	R: 1 E: 0 K: 0 S: 10	H: 2 LOB: 1 BB: 0 P: 13	R: 0 E: 0 K: 1 S: 9	H: 0 LOB: 0 BB: 0 P: 12	1B: 10 2B: 2 3B: 0 HR: 0	SF: 0 SAC: 0 DP: 1 HBP: 0	WP: 0 PB: 0 SB: 1 CS: 1	PA: 38
PITCHER	IP WLS BF H R ER SO BB IBB HBP BLK WP HR S P ERA WHIP	IP WLS BF H R ER SO BB IBB HBP BLK WP HR S P ERA WHIP	IP WLS BF H R ER SO BB IBB HBP BLK WP HR S P ERA WHIP	IP WLS BF H R ER SO BB IBB HBP BLK WP HR S P ERA WHIP	IP WLS BF H R ER SO BB IBB HBP BLK WP HR S P ERA WHIP	IP WLS BF H R ER SO BB IBB HBP BLK WP HR S P ERA WHIP	IP WLS BF H R ER SO BB IBB HBP BLK WP HR S P ERA WHIP	IP WLS BF H R ER SO BB IBB HBP BLK WP HR S P ERA WHIP	IP WLS BF H R ER SO BB IBB HBP BLK WP HR S P ERA WHIP	IP WLS BF H R ER SO BB IBB HBP BLK WP HR S P ERA WHIP	IP WLS BF H R ER SO BB IBB HBP BLK WP HR S P ERA WHIP	IP WLS BF H R ER SO BB IBB HBP BLK WP HR S P ERA WHIP	IP WLS BF H R ER SO BB IBB HBP BLK WP HR S P ERA WHIP	IP WLS BF H R ER SO BB IBB HBP BLK WP HR S P ERA WHIP	IP WLS BF H R ER SO BB IBB HBP BLK WP HR S P ERA WHIP	IP WLS BF H R ER SO BB IBB HBP BLK WP HR S P ERA WHIP	IP WLS BF H R ER SO BB IBB HBP BLK WP HR S P ERA WHIP	IP WLS BF H R ER SO BB IBB HBP BLK WP HR S P ERA WHIP	IP WLS BF H R ER SO BB IBB HBP BLK WP HR S P ERA WHIP			

Los Angeles Angels @ Chicago White Sox
U.S. Cellular Field, Chicago, IL
Fri Sep 14 2007, 8:11 PM EDT
Att: 33,581 - Cloudy - 61 F

livebaseballscorecards.com

AB 36
R 3
H 12
RBI 3
BB 1
SO 4
LOB 9




Batter	1	2	3	4	5	6	7	8	9	AB	R	H	RBI	BB	SO	LOB	BOTTOM					
7 Jerry Owens, L OBP: 0.311, SLG: 0.293	1-2 G6-3		4-2 25 G3 22 1B BB	1-2 22 G6-3 1B		0-1 G6-3				3	1	1	0	2	0	0						
22 Josh Fields, R OBP: 0.283, SLG: 0.433	0-0 G6-3					2-3 K				5	1	1	0	0	2	4						
Luis Terrero, R OBP: 0.362, SLG: 0.385										0	0	0	0	0	0	0						
25 Jim Thome, L OBP: 0.405, SLG: 0.520	1-3 K		0-0 G3	3-3 K		3-0 P4				4	0	0	0	0	2	4						
14 Paul Konerko, R OBP: 0.357, SLG: 0.498										3	2	2	0	1	1	0						
23 Jermaine Dye, R OBP: 0.316, SLG: 0.489										4	1	2	2	0	1	1						
12 A.J. Pierzynski, L OBP: 0.314, SLG: 0.410										4	0	0	0	0	1	3						
5 Juan Uribe, R OBP: 0.284, SLG: 0.393										3	0	1	1	1	0	3						
1 Danny Richar, L OBP: 0.284, SLG: 0.370										4	0	1	0	0	2	3						
26 Andy González, R OBP: 0.292, SLG: 0.263										4	0	1	0	0	1	3						
Inning Stats	R: 0 E: 0 K: 1 S: 9	H: 0 LOB: 0 BB: 0 P: 11	R: 0 E: 0 K: 1 S: 11	H: 2 LOB: 2 BB: 0 P: 19	R: 4 E: 1 K: 0 S: 15	H: 2 LOB: 1 BB: 2 P: 27	R: 0 E: 0 K: 1 S: 17	H: 2 LOB: 2 BB: 0 P: 27	R: 1 E: 0 K: 2 S: 16	H: 3 LOB: 2 BB: 0 P: 23	R: 0 E: 0 K: 1 S: 6	H: 0 LOB: 0 BB: 0 P: 11	R: 0 E: 0 K: 2 S: 11	H: 0 LOB: 0 BB: 0 P: 17	R: 0 E: 0 K: 2 S: 13	H: 0 LOB: 2 BB: 2 P: 24	R: 0 E: 0 K: 2 S: 9	H: 0 LOB: 2 BB: 0 P: 12	1B: 6 2B: 3 3B: 0 HR: 0	SF: 0 SAC: 0 DP: 0 HBP: 0	WP: 0 PB: 0 SB: 0 CS: 0	PA: 38
PITCHER	IP WLS BF H R ER SO BB IBB HBP BLK WP HR S P ERA WHIP	IP WLS BF H R ER SO BB IBB HBP BLK WP HR S P ERA WHIP	IP WLS BF H R ER SO BB IBB HBP BLK WP HR S P ERA WHIP	IP WLS BF H R ER SO BB IBB HBP BLK WP HR S P ERA WHIP	IP WLS BF H R ER SO BB IBB HBP BLK WP HR S P ERA WHIP	IP WLS BF H R ER SO BB IBB HBP BLK WP HR S P ERA WHIP	IP WLS BF H R ER SO BB IBB HBP BLK WP HR S P ERA WHIP	IP WLS BF H R ER SO BB IBB HBP BLK WP HR S P ERA WHIP	IP WLS BF H R ER SO BB IBB HBP BLK WP HR S P ERA WHIP	IP WLS BF H R ER SO BB IBB HBP BLK WP HR S P ERA WHIP	IP WLS BF H R ER SO BB IBB HBP BLK WP HR S P ERA WHIP	IP WLS BF H R ER SO BB IBB HBP BLK WP HR S P ERA WHIP	IP WLS BF H R ER SO BB IBB HBP BLK WP HR S P ERA WHIP	IP WLS BF H R ER SO BB IBB HBP BLK WP HR S P ERA WHIP	IP WLS BF H R ER SO BB IBB HBP BLK WP HR S P ERA WHIP	IP WLS BF H R ER SO BB IBB HBP BLK WP HR S P ERA WHIP	IP WLS BF H R ER SO BB IBB HBP BLK WP HR S P ERA WHIP	IP WLS BF H R ER SO BB IBB HBP BLK WP HR S P ERA WHIP	IP WLS BF H R ER SO BB IBB HBP BLK WP HR S P ERA WHIP			

Los Angeles Angels @ Chicago White Sox
U.S. Cellular Field, Chicago, IL
Fri Sep 14 2007, 8:11 PM EDT
Att: 33,581 - Cloudy - 61 F

livebaseballscorecards.com

AB 34
R 5
H 9
RBI 3
BB 4
SO 10
LOB 21



Batter	1	2	3	4	5	6	7	8	9	AB	R	H	RBI	BB	SO	LOB	TOP											
9 Chone Figgins, S OBP: 0.407, SLG: 0.448 64 Terry Evans, R OBP: 0.429, SLG: 0.800	3-1 1B		2-2 1B 27 1B	1-0 G3		0-3 K			0-0 SH5-4	4	1	2	0	0	1	1												
Orlando Cabrera, R OBP: 0.346, SLG: 0.402	1-2 27 G1-4-3 1B		0-0 27 1B	1-2 L5			1-0 P6		0-1 FC6-2 27 FC5-4	5	0	2	0	0	0	3												
27 Vladimir Guerrero, R OBP: 0.404, SLG: 0.546	3-2 G1-4-3 1B		1-0 1B		1-1 G1-3		1-0 G5-3		0-0 FC5-4	5	0	1	1	0	0	4												
Garret Anderson, L OBP: 0.335, SLG: 0.503	1-1 G4-3		0-3 K		2-0 P5		1-0 G3			4	0	0	0	0	1	3												
6 Maicer Izturis, S OBP: 0.348, SLG: 0.399		1-2 G3-1	0-3 K		1-1 BB 1B			0-3 K		4	0	1	0	0	2	2												
Casey Kotchman, L OBP: 0.356, SLG: 0.453	4-2 47 1B BB		2-1 L9		4-2 BB		0-0 G6-3			2	0	0	0	2	0	2												
47 Howie Kendrick, R OBP: 0.341, SLG: 0.451	0-1 77 1B			1-1 E5 G4-3 77 1B		0-1 G1-3		1-3 K		4	1	1	0	0	1	2	AB 34 R 2 H 9 RBI 2 BB 4 SO 7 LOB 20											
5 Jeff Mathis, R OBP: 0.296, SLG: 0.391	1-3 K			0-1 G4-3		2-1 G5-3			4-2 9 SH5-4 77 BB FC6-2 BB	3	0	0	0	1	1	3												
77 Reggie Willits, S OBP: 0.394, SLG: 0.342	0-0 1B			2-1 G3		2-3 K			1-2 9 SH5-4 BB	3	0	2	1	1	1	0												
Inning Stats	R: 0 E: 0 K: 0 S: 12	H: 2 LOB: 1 BB: 0 P: 20	R: 0 E: 0 K: 1 S: 12	H: 2 LOB: 2 BB: 1 P: 18	R: 1 E: 0 K: 2 S: 16	H: 3 LOB: 2 BB: 0 P: 21	R: 1 E: 1 K: 0 S: 10	H: 1 LOB: 1 BB: 0 P: 15	R: 0 E: 0 K: 2 S: 10	H: 0 LOB: 0 BB: 0 P: 14	R: 0 E: 0 K: 0 S: 3	H: 0 LOB: 0 BB: 0 P: 6	R: 0 E: 0 K: 2 S: 7	H: 0 LOB: 2 BB: 2 P: 8	R: 0 E: 0 K: 0 S: 11	H: 0 LOB: 2 BB: 2 P: 19	1B: 9 2B: 0 3B: 0 HR: 0	SF: 0 SAC: 1 DP: 1 HBP: 0	WP: 0 PB: 0 SB: 0 CS: 0	PA: 39								
PITCHER	IP	WLS	BF	H	R	ER	SO	BB	IBB	HBP	BLK	WP	HR	S	P	ERA	WHIP											
Jon Garland, R ERA: 4.47	(1, 1)	7.0	L	31	9	2	1	5	2	0	0	0	0	0	74	113	1.29	1.571										
Mike Myers, L ERA: 3.88	(8, 1)	0.2		2	0	0	0	1	0	0	0	0	0	4	4	0.00	0.000											
43 Ehren Wassermann, R ERA: 2.53	(8, 1)	0.1		2	0	0	0	1	0	0	0	0	0	8	13	0.00	3.000											
57 Boone Logan, L ERA: 4.86	(9, 1)	0.1		2	0	0	0	0	0	0	0	0	0	3	7	0.00	3.000											
47 Mike MacDougal, R ERA: 6.69	(9, 1)	0.2		2	0	0	0	0	0	0	0	0	0	3	3	0.00	0.000											



livebaseballscores.com

Los Angeles Angels @ Chicago White Sox
U.S. Cellular Field, Chicago, IL
Sat Sep 15 2007, 7:05 PM EDT
Att: 36,485 - Clear - 61 F

Batter	1	2	3	4	5	6	7	8	9	AB	R	H	RBI	BB	SO	LOB	BOTTOM										
7 Jerry Owens, L OBP: 0.316, SLG: 0.299	3-3 K		2-2 F8 S 2H 1B		2-1 S 1B			0-0 K 1B		4	0	3	1	0	1	0											
Scott Podsednik, L OBP: 0.315, SLG: 0.365	1-2 G5-3		3-2 F8		3-2 G2-3			1-3 K2-3-2		4	0	0	0	0	1	4											
25 Jim Thome, L OBP: 0.404, SLG: 0.516	4-2 BB		2-3 K			1-1 P6			2-3 K	3	0	0	0	1	2	1											
14 Paul Konerko, R OBP: 0.355, SLG: 0.494	0-2 G4-3			3-3 K		2-3 K			3-1 P6	4	0	0	0	0	2	1											
23 Jermaine Dye, R OBP: 0.316, SLG: 0.487 Luis Terrero, R OBP: 0.362, SLG: 0.385		1-3 K		1-3 K		2-2 F7			1-2 12 S 1B	4	0	1	0	0	2	0											
12 A.J. Pierzynski, L OBP: 0.312, SLG: 0.407	0-1 F8		2-2 F8				3-3 K		3-3 K	4	0	0	0	0	2	1											
5 Juan Uribe, R OBP: 0.284, SLG: 0.395	0-0 P4				2-2 7 1B 2B			1-1 F7		3	0	1	0	0	0	0											
1 Danny Richar, L OBP: 0.285, SLG: 0.377			0-1 7 1B 2B		3-2 F9			2-2 G1-3		3	1	1	0	0	0	1											
26 Andy González, R OBP: 0.289, SLG: 0.260 Alex Cintron, S OBP: 0.273, SLG: 0.312			0-3 K		2-3 K			0-1 G3-1		2	0	0	0	0	2	2											
Inning Stats	R: 0 E: 0 K: 1 S: 14	H: 0 LOB: 1 BB: 1 P: 22	R: 0 E: 0 K: 1 S: 6	H: 0 LOB: 0 BB: 0 P: 7	R: 1 E: 0 K: 2 S: 15	H: 2 LOB: 1 BB: 0 P: 21	R: 0 E: 0 K: 2 S: 13	H: 0 LOB: 0 BB: 0 P: 19	R: 0 E: 0 K: 1 S: 18	H: 2 LOB: 2 BB: 0 P: 30	R: 0 E: 0 K: 1 S: 10	H: 0 LOB: 0 BB: 0 P: 15	R: 0 E: 0 K: 1 S: 8	H: 0 LOB: 0 BB: 0 P: 14	R: 0 E: 0 K: 1 S: 6	H: 1 LOB: 1 BB: 0 P: 7	R: 0 E: 0 K: 2 S: 12	H: 1 LOB: 2 BB: 0 P: 21	1B: 4 2B: 3 3B: 0 HR: 0	SF: 0 SAC: 0 DP: 1 HBP: 0	WP: 0 PB: 0 SB: 3 CS: 0	PA: 33					
PITCHER	IP	WLS	BF	H	R	ER	SO	BB	IBB	HBP	BLK	WP	HR	S	P	ERA	WHIP										
36 Jared Weaver, R ERA: 3.9	(1, 1)	6.0	W	23	4	1	1	8	1	0	0	0	0	76	114	1.50	0.833										
Darren Oliver, L ERA: 3.57	(7, 1)	1.0	H	3	0	0	0	1	0	0	0	0	0	8	14	0.00	0.000										
62 Scot Shields, R ERA: 3.73	(8, 1)	1.0	H	3	1	0	0	1	0	0	0	0	0	6	7	0.00	1.000										
Francisco Rodríguez, R ERA: 2.93	(9, 1)	1.0	S	4	1	0	0	2	0	0	0	0	0	12	21	0.00	1.000										



livebaseballscores.com

AB 32
R 1
H 6
RBI 1
BB 1
SO 12
LOB 10

Los Angeles Angels @ Chicago White Sox
U.S. Cellular Field, Chicago, IL
Sat Sep 15 2007, 7:05 PM EDT
Att: 36,485 - Clear - 61 F

Batter	1	2	3	4	5	6	7	8	9	AB	R	H	RBI	BB	SO	LOB	TOP			
77 Reggie Willits, S OBP: 0.392, SLG: 0.342	P3	G1-3		B1-3						5	1	1	0	0	0	6				
Orlando Cabrera, R OBP: 0.309, SLG: 0.403	K		P5		SH5-3					4	0	2	0	0	1	0				
27 Vladimir Guerrero, R OBP: 0.494, SLG: 0.552	HR		G5-3		P3					4	2	1	1	1	0	2				
39 Robb Quinlan, R OBP: 0.309, SLG: 0.352 Casey Kotchman, L OBP: 0.350, SLG: 0.457	1B				FC5-4					4	1	2	1	0	1	1				
6 Maicer Izturis, S OBP: 0.345, SLG: 0.395	P2				G1-3					5	1	1	0	0	0	3				
47 Howie Kendrick, R OBP: 0.345, SLG: 0.453		G4-3		HR						5	1	3	1	0	0	0				
Juan Rivera, R OBP: 0.176, SLG: 0.353 2 Erick Aybar, S OBP: 0.281, SLG: 0.274										4	1	2	2	0	1	2				
44 Mike Napoli, R OBP: 0.353, SLG: 0.450										2	0	2	1	3	0	0				
64 Terry Evans, R OBP: 0.300, SLG: 0.500 19 Kendrys Morales, S(7, PH) OBP: 0.346, SLG: 0.500 Nathan Haynes, L OBP: 0.226, SLG: 0.265										3	0	0	0	0	0	4				
Inning Stats	R: 1 E: 0 K: 1 S: 10	H: 2 LOB: 1 BB: 0 P: 12	R: 0 E: 0 K: 0 S: 10	H: 2 LOB: 2 BB: 0 P: 16	R: 0 E: 0 K: 1 S: 7	H: 0 LOB: 0 BB: 0 P: 11	R: 2 E: 0 K: 0 S: 15	H: 3 LOB: 1 BB: 0 P: 21	R: 0 E: 0 K: 1 S: 11	H: 0 LOB: 1 BB: 1 P: 17	R: 4 E: 1 K: 1 S: 20	H: 4 LOB: 3 BB: 2 P: 33	R: 0 E: 0 K: 0 S: 6	H: 2 LOB: 1 BB: 0 P: 9	R: 0 E: 0 K: 0 S: 7	H: 1 LOB: 1 BB: 1 P: 16	1B: 11 2B: 2 3B: 0 HR: 2	SF: 0 SAC: 1 DP: 2 HBP: 0	WP: 0 PB: 0 SB: 0 CS: 0	PA: 45
PITCHER	IP WLS BF H R ER SO	IP WLS BF H R ER SO	IP WLS BF H R ER SO	IP WLS BF H R ER SO	IP WLS BF H R ER SO	IP WLS BF H R ER SO	IP WLS BF H R ER SO	IP WLS BF H R ER SO	IP WLS BF H R ER SO	IP WLS BF H R ER SO	IP WLS BF H R ER SO	IP WLS BF H R ER SO	IP WLS BF H R ER SO	IP WLS BF H R ER SO	IP WLS BF H R ER SO	IP WLS BF H R ER SO	ERA WHIP	ERA WHIP		
56 Mark Buehrle, L ERA: 3.55	6.1	32	11	7	6	3	1	1	0	0	0	0	0	0	0	0	8.53	1.895		
Ryan Bukvich, R ERA: 5.05	0.0	3	1	0	0	0	1	0	0	0	0	0	0	0	0	0	∞	∞		
37 Matt Thornton, L ERA: 5.05	0.2	2	0	0	0	1	0	0	0	0	0	0	0	0	0	0	0.00	0.000		
47 Mike MacDougal, R ERA: 6.35	2.0	W 8	3	0	0	0	1	0	0	0	0	0	0	0	0	0	0.00	2.000		

Los Angeles Angels @ Chicago White Sox
U.S. Cellular Field, Chicago, IL
Sun Sep 16 2007, 2:05 PM EDT
Att: 29,010 - Sunny - 68 F

AB	40
R	7
H	15
RBI	6
BB	4
SO	4
LOB	23



Batter	1	2	3	4	5	6	7	8	9	AB	R	H	RBI	BB	SO	LOB	BOTTOM			
7 Jerry Owens, L OBP: 0.318, SLG: 0.299	G1-6-3				E8					4	1	1	1	1	1	2				
22 Josh Fields, R OBP: 0.285, SLG: 0.446 Darin Erstad, L OBP: 0.316, SLG: 0.339	K									4	1	2	3	0	2	2				
25 Jim Thome, L OBP: 0.402, SLG: 0.520	G3									5	1	1	2	0	1	1				
14 Paul Konerko, R OBP: 0.356, SLG: 0.495		G5-3								3	0	1	0	1	1	1				
23 Jermaine Dye, R OBP: 0.315, SLG: 0.484										3	0	0	0	1	2	3				
5 Juan Uribe, R OBP: 0.284, SLG: 0.393										3	1	0	0	1	1	2				
1 Danny Richar, L OBP: 0.297, SLG: 0.404										3	3	2	2	1	0	1				
26 Andy González, R OBP: 0.289, SLG: 0.260										4	1	1	0	0	1	1				
Toby Hall, R OBP: 0.223, SLG: 0.240 12 A.J. Pierzynski, L OBP: 0.311, SLG: 0.406										2	0	1	1	1	0	0				
Inning Stats	R: 0 E: 0 K: 1 S: 7	H: 0 LOB: 0 BB: 0 P: 10	R: 0 E: 0 K: 1 S: 9	H: 0 LOB: 1 BB: 1 P: 17	R: 0 E: 0 K: 1 S: 8	H: 0 LOB: 0 BB: 1 P: 16	R: 0 E: 0 K: 2 S: 13	H: 1 LOB: 1 BB: 0 P: 21	R: 1 E: 1 K: 1 S: 13	H: 1 LOB: 2 BB: 2 P: 25	R: 0 E: 0 K: 1 S: 9	H: 0 LOB: 1 BB: 1 P: 17	R: 4 E: 0 K: 1 S: 22	H: 5 LOB: 1 BB: 0 P: 29	R: 2 E: 0 K: 1 S: 13	H: 2 LOB: 0 BB: 0 P: 9	1B: 5 2B: 2 3B: 0 HR: 3	SF: 0 SAC: 0 DP: 0 HBP: 0	WP: 0 PB: 0 SB: 1 CS: 1	PA: 40
PITCHER	IP WLS BF H R ER SO	IP WLS BF H R ER SO	IP WLS BF H R ER SO	IP WLS BF H R ER SO	IP WLS BF H R ER SO	IP WLS BF H R ER SO	IP WLS BF H R ER SO	IP WLS BF H R ER SO	IP WLS BF H R ER SO	IP WLS BF H R ER SO	IP WLS BF H R ER SO	IP WLS BF H R ER SO	IP WLS BF H R ER SO	IP WLS BF H R ER SO	IP WLS BF H R ER SO	IP WLS BF H R ER SO	ERA WHIP	ERA WHIP		
51 Joe Saunders, L ERA: 3.82	6.0	24	2	1	1	0	5	0	0	0	0	0	0	0	0	0	1.50	1.167		
49 Chris Bootcheck, R ERA: 4.7	0.1	5	4	4	4	0	0	0	0	0	1	14	18	108.00	12.000					
33 Justin Speier, R ERA: 3.07	0.2	H 3	1	0	0	1	0	0	0	0	0	8	11	0.00	1.500					
62 Scot Shields, R ERA: 3.93	1.0	B 5	1	2	2	1	1	0	0	0	1	13	25	18.00	2.000					
58 Dustin Moseley, R ERA: 4.6	0.0	L 2	2	2	2	0	0	0	0	0	1	5	9	∞	∞					

Los Angeles Angels @ Chicago White Sox
U.S. Cellular Field, Chicago, IL
Sun Sep 16 2007, 2:05 PM EDT
Att: 29,010 - Sunny - 68 F

AB	33
R	9
H	10
RBI	9
BB	6
SO	9
LOB	13



Batter	1	2	3	4	5	6	7	8	9	AB	R	H	RBI	BB	SO	LOB	TOP										
1 Akinori Iwamura, L OBP: 0.356, SLG: 0.406										4	0	1	0	0	1	2											
Greg Norton, S OBP: 0.357, SLG: 0.345										3	0	0	0	1	3	3											
23 Carlos Pena, L OBP: 0.398, SLG: 0.603										4	0	0	0	0	3	3											
2 B.J. Upton, R OBP: 0.391, SLG: 0.529										4	1	1	0	0	0	1											
Delmon Young, R OBP: 0.321, SLG: 0.411										4	0	1	0	0	3	1											
31 Jonny Gomes, R OBP: 0.321, SLG: 0.460										4	0	0	0	0	1	2											
30 Dioner Navarro, S OBP: 0.291, SLG: 0.356										3	0	0	0	1	1	0											
29 Joel Guzman, R OBP: 0.368, SLG: 0.471										0	0	0	0	0	0	0											
Jorge Velandia, R OBP: 0.688, SLG: 0.923										4	0	3	1	0	0	0											
Josh Wilson, R OBP: 0.301, SLG: 0.352										3	0	0	0	1	1	4											
Inning Stats	R: 0 E: 0 K: 1 S: 9	H: 0 LOB: 1 BB: 1 P: 16	R: 0 E: 0 K: 1 S: 7	H: 0 LOB: 0 BB: 0 P: 7	R: 0 E: 0 K: 2 S: 11	H: 0 LOB: 1 BB: 1 P: 17	R: 0 E: 0 K: 1 S: 9	H: 1 LOB: 1 BB: 0 P: 11	R: 0 E: 0 K: 0 S: 5	H: 0 LOB: 0 BB: 0 P: 9	R: 0 E: 0 K: 2 S: 13	H: 0 LOB: 0 BB: 0 P: 17	R: 0 E: 0 K: 2 S: 10	H: 2 LOB: 2 BB: 0 P: 16	R: 1 E: 0 K: 3 S: 16	H: 2 LOB: 2 BB: 1 P: 29	1B: 4 2B: 2 3B: 0 HR: 0	SF: 0 SAC: 0 DP: 0 HBP: 0	WP: 0 PB: 0 SB: 1 CS: 1	PA: 36							
PITCHER	IP	WLS	BF	H	R	ER	SO	BB	IBB	HBP	BLK	WP	HR	S	P	ERA	WHIP										
41 John Lackey, R ERA: 3.13	8.0	W	31	5	1	1	10	2	0	0	0	0	0	72	105	1.12	0.875										
Francisco Rodriguez, R ERA: 2.98	1.0	S	5	1	0	0	3	1	0	0	0	0	0	14	24	0.00	2.000										

Tampa Bay Devil Rays @ Los Angeles Angels
Angel Stadium of Anaheim, Anaheim, CA
Tue Sep 18 2007, 7:05 PM PDT
Att: 36,313 - Clear - 76 F

livebaseballscorecards.com

AB 33
R 1
H 6
RBI 1
BB 3
SO 13
LOB 16

Batter	1	2	3	4	5	6	7	8	9	AB	R	H	RBI	BB	SO	LOB	BOTTOM										
9 Chone Figgins, S OBP: 0.407, SLG: 0.453										4	1	1	0	0	2	3											
Orlando Cabrera, R OBP: 0.345, SLG: 0.400										4	0	0	0	0	0	1											
27 Vladimir Guerrero, R OBP: 0.400, SLG: 0.544										4	0	0	0	0	1	1											
Garret Anderson, L OBP: 0.347, SLG: 0.514										4	1	3	0	0	1	0											
6 Maicer Izturis, S OBP: 0.346, SLG: 0.394										4	0	0	0	0	0	3											
Casey Kotchman, L OBP: 0.366, SLG: 0.457										2	0	0	0	2	0	0											
47 Howie Kendrick, R OBP: 0.346, SLG: 0.461										3	0	2	1	0	0	1											
44 Mike Napoli, R OBP: 0.348, SLG: 0.444										3	0	0	0	0	1	3											
Nathan Haynes, L OBP: 0.293, SLG: 0.308										2	0	1	0	0	1	1											
77 Reggie Willits, S OBP: 0.393, SLG: 0.342										0	0	0	0	1	0	0											
Inning Stats	R: 1 E: 0 K: 0 S: 13	H: 2 LOB: 1 BB: 0 P: 22	R: 0 E: 0 K: 0 S: 11	H: 2 LOB: 2 BB: 0 P: 14	R: 0 E: 0 K: 0 S: 9	H: 1 LOB: 1 BB: 0 P: 12	R: 0 E: 0 K: 1 S: 9	H: 1 LOB: 1 BB: 1 P: 18	R: 0 E: 0 K: 1 S: 8	H: 0 LOB: 0 BB: 0 P: 12	R: 1 E: 0 K: 1 S: 10	H: 1 LOB: 1 BB: 1 P: 20	R: 0 E: 0 K: 2 S: 9	H: 0 LOB: 1 BB: 1 P: 14	R: 0 E: 0 K: 1 S: 7	H: 0 LOB: 0 BB: 0 P: 11	1B: 5 2B: 2 3B: 0 HR: 0	SF: 0 SAC: 0 DP: 0 HBP: 0	WP: 1 PB: 0 SB: 1 CS: 0	PA: 33							
PITCHER	IP	WLS	BF	H	R	ER	SO	BB	IBB	HBP	BLK	WP	HR	S	P	ERA	WHIP										
49 Jason Hammel, R ERA: 5.88	6.0	L	26	7	2	2	3	1	1	0	0	0	0	4	9	3.00	1.333										
Jon Switzer, L ERA: 9.22	0.1		2	0	0	0	1	1	0	0	0	0	0	4	9	0.00	3.000										
47 Gary Glover, R ERA: 5.13	1.2		5	0	0	0	2	0	0	0	0	0	0	12	16	0.00	0.000										

Tampa Bay Devil Rays @ Los Angeles Angels
Angel Stadium of Anaheim, Anaheim, CA
Tue Sep 18 2007, 7:05 PM PDT
Att: 36,313 - Clear - 76 F

livebaseballscorecards.com

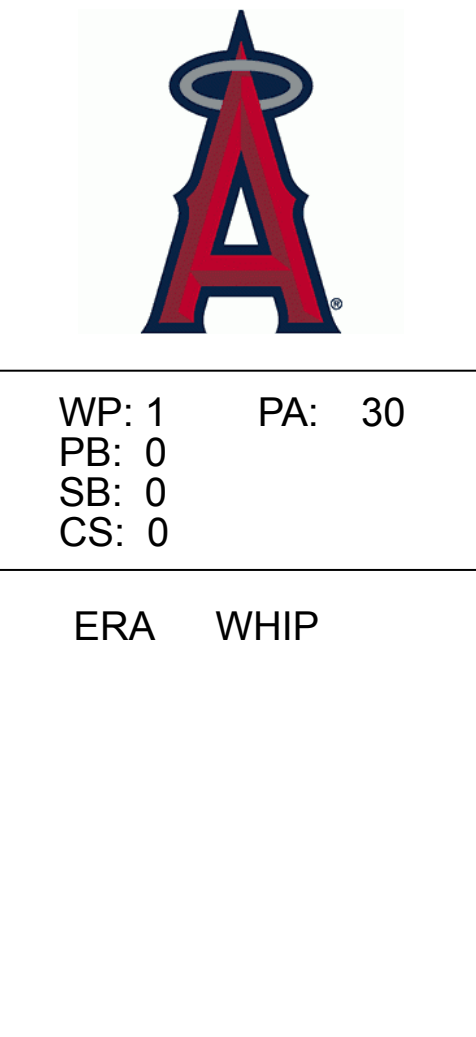
AB 30
R 2
H 7
RBI 1
BB 3
SO 6
LOB 13

Batter	1	2	3	4	5	6	7	8	9	AB	R	H	RBI	BB	SO	LOB	TOP										
1 Akinori Iwamura, L (1, 5) OBP: 0.355, SLG: 0.407										4	0	1	0	0	1	1	Tampa Bay Devil Rays @ Los Angeles Angels Angel Stadium of Anaheim, Anaheim, CA Wed Sep 19 2007, 12:35 PM PDT Att: 33,699 - Cloudy - 70 F										
Greg Norton, S (1, 10) OBP: 0.355, SLG: 0.343										4	0	1	0	0	3	2											
23 Carlos Pena, L (1, 3) OBP: 0.399, SLG: 0.601										3	0	1	0	0	1	1											
2 B.J. Upton, R (1, 8) OBP: 0.390, SLG: 0.527										4	0	1	0	0	2	2											
Delmon Young, R (1, 9) OBP: 0.319, SLG: 0.408										4	0	0	0	0	3	3											
Raul Casanova, S (1, 2) OBP: 0.301, SLG: 0.547										4	0	0	0	0	1	3											
31 Jonny Gomes, R (1, 7) OBP: 0.323, SLG: 0.488										3	1	1	1	1	2	0											
Jorge Velandia, R (1, 4) OBP: 0.700, SLG: 0.867										2	0	1	0	2	0	3											
10 Justin Ruggiano, R (9, PH)										0	0	0	0	0	0	0											
Josh Wilson, R (1, 6) OBP: 0.298, SLG: 0.347										3	0	0	0	0	1	2											
30 Dioner Navarro, S (9, PH) OBP: 0.291, SLG: 0.355										1	0	0	0	0	1	1											
Inning Stats	R: 0 E: 0 K: 2 S: 11	H: 1 LOB: 1 BB: 0 P: 15	R: 0 E: 0 K: 2 S: 8	H: 0 LOB: 0 BB: 0 P: 11	R: 0 E: 0 K: 1 S: 12	H: 2 LOB: 1 BB: 0 P: 19	R: 0 E: 0 K: 2 S: 9	H: 0 LOB: 1 BB: 0 P: 13	R: 1 E: 0 K: 1 S: 11	H: 1 LOB: 1 BB: 1 P: 20	R: 0 E: 0 K: 1 S: 10	H: 2 LOB: 3 BB: 1 P: 17	R: 0 E: 0 K: 2 S: 9	H: 0 LOB: 0 BB: 0 P: 14	R: 0 E: 0 K: 2 S: 9	H: 0 LOB: 0 BB: 0 P: 14	R: 0 E: 0 K: 2 S: 12	H: 0 LOB: 1 BB: 1 P: 20	1B: 4 2B: 1 3B: 0 HR: 1	SF: 0 SAC: 0 DP: 1 HBP: 1	WP: 0 PB: 0 CS: 0	PA: 36					
PITCHER	IP	WLS	BF	H	R	ER	SO	BB	IBB	HBP	BLK	WP	HR	S	P	ERA	WHIP										
54 Ervin Santana, R (1, 1) ERA: 5.63	6.1	W	27	6	1	1	10	2	0	1	0	0	1	64	100	1.42	1.263										
Darren Oliver, L (7, 1) ERA: 3.41	1.0	H	3	0	0	0	2	0	0	0	0	0	0	9	15	0.00	0.000										
33 Justin Speier, R (8, 1) ERA: 2.96	0.2	H	2	0	0	0	1	0	0	0	0	0	0	6	8	0.00	0.000										
Francisco Rodriguez, R (9, 1) ERA: 2.94	1.0	S	4	0	0	0	2	1	0	0	0	0	0	12	20	0.00	1.000										

Batter	1	2	3	4	5	6	7	8	9	AB	R	H	RBI	BB	SO	LOB	BOTTOM										
77 Reggie Willits, S (1, 8) OBP: 0.392, SLG: 0.341										4	0	1	0	0	1	0	Tampa Bay Devil Rays @ Los Angeles Angels Angel Stadium of Anaheim, Anaheim, CA Wed Sep 19 2007, 12:35 PM PDT Att: 33,699 - Cloudy - 70 F										
Orlando Cabrera, R (1, 6) OBP: 0.345, SLG: 0.398										3	0	0	0	1	1	1											
27 Vladimir Guerrero, R (1, 10) OBP: 0.399, SLG: 0.542										4	0	1	0	0	1	1											
Garret Anderson, L (1, 7) OBP: 0.344, SLG: 0.510										3	0	0	0	0	1	3											
39 Robb Quinlan, R (1, 3) OBP: 0.304, SLG: 0.345										3	0	0	0	0	1	2											
Casey Kotchman, L (9, 3) OBP: 0.366, SLG: 0.457										0	0	0	0	0	0	0											
47 Howie Kendrick, R (1, 4) OBP: 0.346, SLG: 0.460										3	1	1	0	0	1	0											
Juan Rivera, R (1, 9) OBP: 0.200, SLG: 0.500										3	0	1	1	0	2	0											
65 Tommy Murphy, S (8, 9) OBP: 0.222, SLG: 0.229										3	0	1	1	0	2	0											
5 Jeff Mathis, R (1, 2) OBP: 0.288, SLG: 0.377										3	0	0	0	0	2	1											
3 Brandon Wood, R (1, 5) OBP: 0.160, SLG: 0.320										3	0	0	0	0	2	1											
Inning Stats	R: 0 E: 0 K: 0 S: 11	H: 1 LOB: 2 BB: 1 P: 19	R: 1 E: 0 K: 3 S: 11	H: 1 LOB: 0 BB: 0 P: 17	R: 0 E: 0 K: 2 S: 16	H: 1 LOB: 1 BB: 0 P: 24	R: 1 E: 0 K: 1 S: 10	H: 2 LOB: 1 BB: 0 P: 17	R: 0 E: 0 K: 1 S: 8	H: 0 LOB: 0 BB: 0 P: 11	R: 0 E: 0 K: 1 S: 7	H: 0 LOB: 0 BB: 0 P: 12	R: 0 E: 0 K: 1 S: 10	H: 0 LOB: 0 BB: 0 P: 14	R: 0 E: 0 K: 1 S: 9	H: 0 LOB: 0 BB: 0 P: 11	1B: 4 2B: 0 3B: 0 HR: 1	SF: 0 SAC: 0 DP: 0 HBP: 0	WP: 1 PB: 0 CS: 0	PA: 30							
PITCHER	IP	WLS	BF	H	R	ER	SO	BB	IBB	HBP	BLK	WP	HR	S	P	ERA	WHIP										
39 J.P. Howell, L (1, 1) ERA: 6.8	6.0	L	24	5	2	2	8	1	0	0	0	0	1	63	100	3.00	1.000										
35 Dan Wheeler, R (7, 1) ERA: 5.43	1.0		3	0	0	0	1	0	0	0	0	0	0	10	14	0.00	0.000										
28 Al Reyes, R (8, 1) ERA: 4.76	1.0		3	0	0	0	1	0	0	0	0	0	0	9	11	0.00	0.000										

AB	32
R	1
H	6
RBI	1
BB	3
SO	15
LOB	18

AB	29
R	2
H	5
RBI	2
BB	1
SO	10
LOB	9



Batter	1	2	3	4	5	6	7	8	9	AB R H RBI BB SO LOB	TOP	
51 Ichiro Suzuki, L OBP: 0.400, SLG: 0.435	G4-3		F7		P2		K		1B	5 0 1 1 0 1 2	Seattle Mariners @ Los Angeles Angels Angel Stadium of Anaheim, Anaheim, CA Thu Sep 20 2007, 7:05 PM PDT Att: 40,016 - Clear - 67 F livebaseballscores.com	
29 Adrián Beltré, R OBP: 0.322, SLG: 0.488	G3-1		2B		F9		F8		1B	5 1 1 0 0 0 2		
Raul Ibanez, L OBP: 0.346, SLG: 0.480	1B		K		HR		K			4 1 2 2 0 2 2		
Jose Guillen, R OBP: 0.353, SLG: 0.449	F9		2B		1B		K			4 0 2 2 0 1 1		
Ben Broussard, L OBP: 0.321, SLG: 0.394	E1		F8		PO		G4-3		G4-3	4 0 0 0 0 0 0		
Jose Vidro, S OBP: 0.322, SLG: 0.400	2B		G4-3		G6-3		G1-3			4 0 1 0 0 0 0		
2 Kenji Johjima, R OBP: 0.351, SLG: 0.446 Charlton Jimerson, R OBP: 1.000, SLG: 2.500	G6-4-3		HBP		1B		1B		1B	3 0 3 0 0 0 0 0 0 0 0 0 0 0		
4 Jose Lopez, R OBP: 0.286, SLG: 0.354	G6-4-3		L4		1B		1B		F7	4 0 1 0 0 0 4		
7 Yuniesky Betancourt, R OBP: 0.311, SLG: 0.423	2B		2B		HR		K		FC1-6	4 3 2 0 0 1 3		
												WP: 0 PA: 39 FB: 0 SB: 0 CS: 0
Inning Stats	R: 0 H: 1 E: 0 LOB: 1 K: 0 BB: 0 S: 18	R: 0 H: 2 E: 1 LOB: 1 K: 0 BB: 0 S: 10	R: 2 H: 3 E: 0 LOB: 1 K: 1 BB: 0 S: 13	R: 0 H: 0 E: 0 LOB: 1 K: 0 BB: 0 S: 7	R: 2 H: 3 E: 0 LOB: 0 K: 0 BB: 0 S: 22	R: 0 H: 2 E: 0 LOB: 2 K: 1 BB: 0 S: 14	R: 0 H: 0 E: 0 LOB: 0 K: 2 BB: 0 S: 7	R: 0 H: 0 E: 0 LOB: 0 K: 1 BB: 0 S: 9	R: 1 H: 2 E: 0 LOB: 2 K: 0 BB: 0 S: 19	1B: 11 SF: 0 2B: 1 SAC: 0 3B: 0 DP: 1 HR: 1 HBP: 1		
PITCHER	IP WLS BF H R ER SO BB IBB HBP BLK WP HR S P ERA WHIP	PITCHER										ERA WHIP
36 Jered Weaver, R ERA: 4.01	5.0 W 22 9 4 4 1 0 0 0 0 0 0 1 70 105 7.20 1.800											
Darren Oliver, L ERA: 3.39	1.0 H 5 2 0 0 1 0 0 0 0 0 0 0 14 19 0.00 2.000											
62 Scot Shields, R ERA: 3.77	2.0 6 0 0 0 3 0 0 0 0 0 0 0 16 21 0.00 0.000											
33 Justin Speier, R ERA: 3.09	1.0 5 2 1 1 0 0 0 0 0 0 0 0 19 30 9.00 2.000											

Batter	1	2	3	4	5	6	7	8	9	AB R H RBI BB SO LOB	BOTTOM	
77 Reggie Willits, S OBP: 0.392, SLG: 0.345	P4		2B		L9		F7		L1	5 1 2 0 0 0 1	Seattle Mariners @ Los Angeles Angels Angel Stadium of Anaheim, Anaheim, CA Thu Sep 20 2007, 7:05 PM PDT Att: 40,016 - Clear - 67 F livebaseballscores.com	
Orlando Cabrera, R OBP: 0.347, SLG: 0.402	P4		2B		HR		1B		F8	4 3 2 1 1 0 1		
27 Vladimir Guerrero, R OBP: 0.402, SLG: 0.549	1B		2B		HR		1B		F9	4 2 3 2 1 0 0		
Garret Anderson, L OBP: 0.346, SLG: 0.513	K		2B		F8		1B			4 1 2 3 0 1 1		
6 Maicer Izturis, S OBP: 0.342, SLG: 0.389	F9		K		F8		G1-3			4 0 0 0 0 1 4		
47 Howie Kendrick, R OBP: 0.351, SLG: 0.463	1B		1B		1B		G6-3			4 1 3 2 0 0 0		
Juan Rivera, R OBP: 0.208, SLG: 0.458 Nathan Haynes, L OBP: 0.293, SLG: 0.308	F8		1B		G5-4-3		L8			4 0 1 1 0 0 2 0 0 0 0 0 0 0		
Casey Kotchman, L OBP: 0.367, SLG: 0.456	F8		P3		SH3		1B			3 1 1 0 1 0 2		
5 Jeff Mathis, R OBP: 0.283, SLG: 0.370	K		K		SH3		K			3 0 0 0 0 3 1		
												WP: 0 PA: 39 FB: 0 SB: 0 CS: 0
Inning Stats	R: 0 H: 2 E: 0 LOB: 1 K: 1 BB: 0 S: 11	R: 0 H: 1 E: 0 LOB: 1 K: 0 BB: 0 S: 8	R: 5 H: 5 E: 0 LOB: 1 K: 2 BB: 1 S: 17	R: 2 H: 2 E: 0 LOB: 0 K: 1 BB: 0 S: 12	R: 0 H: 1 E: 0 LOB: 0 K: 0 BB: 0 S: 10	R: 2 H: 2 E: 0 LOB: 2 K: 0 BB: 2 S: 14	R: 0 H: 1 E: 0 LOB: 1 K: 1 BB: 0 S: 9	R: 0 H: 0 E: 0 LOB: 0 K: 0 BB: 0 S: 6	R: 0 H: 2 E: 0 LOB: 2 K: 0 BB: 0 S: 19	1B: 10 SF: 0 2B: 2 SAC: 1 3B: 1 DP: 1 HR: 1 HBP: 0		
PITCHER	IP WLS BF H R ER SO BB IBB HBP BLK WP HR S P ERA WHIP	PITCHER										ERA WHIP
31 Ryan Feierabend, L ERA: 7.33	3.0 L 17 8 5 5 3 1 0 0 0 0 0 0 1 30 48 15.00 3.000											
Jorge Campillo, R ERA: 5.06	2.2 4 4 4 1 1 0 0 0 0 0 0 1 30 48 13.50 1.875											
Cha Seung Baek, R ERA: 5.54	2.1 2 0 0 1 1 0 0 0 0 0 0 0 21 33 0.00 1.286											

Batter	1	2	3	4	5	6	7	8	9	AB	R	H	RBI	BB	SO	LOB	TOP					
51 Ichiro Suzuki, L (1, 8) OBP: 0.397, SLG: 0.431	F8		G6-3		G5-3		G5-3		G6-3	5	0	0	0	0	0	2	Seattle Mariners @ Los Angeles Angels Angel Stadium of Anaheim, Anaheim, CA Fri Sep 21 2007, 7:05 PM PDT Att: 44,018 - Cloudy - 67 F					
4 Jose Lopez, R (1, 4) OBP: 0.287, SLG: 0.354	1B		F8			1B	F9		G5-3	5	1	2	0	0	0	0						
Raul Ibanez, L (1, 10) OBP: 0.345, SLG: 0.478	K				F7	1B	G3-1			4	1	1	0	0	1	1						
Jose Guillen, R (1, 9) OBP: 0.355, SLG: 0.458	1B				2B	K			HR	4	2	3	1	0	1	2						
29 Adrian Beltré, R (1, 5) OBP: 0.324, SLG: 0.492	FC6-4				1B	1B	1B		L4-6	4	1	3	2	0	0	2						
Jose Vidro, S (1, 3) Charlton Jimerson, R (8, PR) Ben Broussard, L (8, 3) OBP: 0.385, SLG: 0.400 OBP: 1.000, SLG: 2.500 OBP: 0.321, SLG: 0.394	G6-3				G6-4-3	1B	G5-3		1B	4	1	2	2	0	0	1						
Adam Jones, R (1, 7) OBP: 0.333, SLG: 0.418	K				G6-3	BB	G5-3		K	3	0	0	0	1	2	3						
Jamie Burke, R (1, 2) OBP: 0.371, SLG: 0.387	P3				G6-3	G6-3	7 WP		L4-6	4	0	1	1	0	0	3						
7 Yuniesky Betancourt, R (1, 6) OBP: 0.310, SLG: 0.422	F8				F8	F8	F8		1B	4	0	1	0	0	0	2						
Inning Stats	R: 0 E: 0 K: 1 S: 9	H: 2 LOB: 2 BB: 0 P: 13	R: 0 E: 0 K: 1 S: 8	H: 0 LOB: 0 BB: 0 P: 10	R: 0 E: 0 K: 0 S: 5	H: 0 LOB: 0 BB: 0 P: 7	R: 1 E: 0 K: 0 S: 8	H: 2 LOB: 0 BB: 0 P: 12	R: 0 E: 0 K: 0 S: 10	H: 0 LOB: 1 BB: 0 P: 20	R: 4 E: 0 K: 1 S: 23	H: 5 LOB: 1 BB: 0 P: 32	R: 0 E: 0 K: 0 S: 8	H: 0 LOB: 0 BB: 0 P: 12	R: 1 E: 0 K: 1 S: 15	H: 3 LOB: 1 BB: 0 P: 24		R: 0 E: 0 K: 0 S: 7	H: 1 LOB: 0 BB: 0 P: 10	1B: 10 2B: 3 3B: 0 HR: 1	SF: 0 SAC: 0 DP: 3 HBP: 0	WP: 1 PB: 0 SB: 0 CS: 0
PITCHER	IP WLS BF H R ER SO BB IBB HBP BLK WP HR S P ERA WHIP	5.2 L 26 9 5 5 3 1 0 0 0 0 0 0 61 90 7.94 1.765	1.1 7 3 1 1 0 0 0 0 0 0 1 1 18 30 6.75 2.250	2.0 5 1 0 0 1 0 0 0 0 0 0 0 14 20 0.00 0.500	PITCHER										IP WLS BF H R ER SO BB IBB HBP BLK WP HR S P ERA WHIP							

AB	37
R	6
H	13
RBI	6
BB	1
SO	4
LOB	16



Batter	1	2	3	4	5	6	7	8	9	AB	R	H	RBI	BB	SO	LOB	BOTTOM					
9 Chone Figgins, S (1, 5) OBP: 0.404, SLG: 0.448	G4-3		K		G4-3				G4-3	4	0	0	0	0	1	2	Seattle Mariners @ Los Angeles Angels Angel Stadium of Anaheim, Anaheim, CA Fri Sep 21 2007, 7:05 PM PDT Att: 44,018 - Cloudy - 67 F					
Orlando Cabrera, R (1, 6) OBP: 0.345, SLG: 0.400	K		F7			G3-1			G6-3	4	0	0	0	0	1	1						
27 Vladimir Guerrero, R (1, 10) OBP: 0.401, SLG: 0.547	G6-3				1B	F9			G5-3	4	0	1	0	0	0	0						
Garret Anderson, L (1, 7) OBP: 0.345, SLG: 0.510	F7				1B	F9			F9	4	0	1	0	0	0	0						
Juan Rivera, R (1, 9) Nathan Haynes, L (9, 8) OBP: 0.222, SLG: 0.444 OBP: 0.293, SLG: 0.308	1B				F8				F9	3	0	1	0	0	0	2						
47 Howie Kendrick, R (1, 4) OBP: 0.348, SLG: 0.459	F9				G6-4-3				G6-3	3	0	0	0	0	0	3						
39 Robb Quinlan, R (1, 3) OBP: 0.299, SLG: 0.339	K				P5				F7	3	0	0	0	0	1	1						
44 Mike Napoli, R (1, 2) OBP: 0.348, SLG: 0.442	1B				K				P4	3	0	1	0	0	1	0						
77 Reggie Willits, S (1, 8) 19 Kendrys Morales, S (8, PH) OBP: 0.393, SLG: 0.345 OBP: 0.343, SLG: 0.495	P6				E5				F8	2	0	1	0	0	0	1						
Inning Stats	R: 0 E: 0 K: 1 S: 9	H: 0 LOB: 0 BB: 0 P: 14	R: 0 E: 0 K: 1 S: 10	H: 1 LOB: 1 BB: 0 P: 13	R: 0 E: 0 K: 1 S: 10	H: 1 LOB: 1 BB: 0 P: 15	R: 0 E: 0 K: 0 S: 11	H: 2 LOB: 1 BB: 0 P: 16	R: 0 E: 0 K: 0 S: 13	H: 1 LOB: 1 BB: 0 P: 20	R: 0 E: 0 K: 0 S: 5	H: 0 LOB: 0 BB: 0 P: 8	R: 0 E: 0 K: 0 S: 6	H: 0 LOB: 0 BB: 0 P: 9	R: 0 E: 0 K: 0 S: 10	H: 0 LOB: 0 BB: 0 P: 16		R: 0 E: 0 K: 0 S: 5	H: 0 LOB: 0 BB: 0 P: 6	1B: 5 2B: 0 3B: 0 HR: 0	SF: 0 SAC: 0 DP: 1 HBP: 0	WP: 0 PB: 0 SB: 0 CS: 0
PITCHER	IP WLS BF H R ER SO BB IBB HBP BLK WP HR S P ERA WHIP	7.0 W 25 5 0 0 4 0 0 0 0 0 0 0 64 95 0.00 0.714	2.0 6 0 0 0 0 0 0 0 0 0 0 0 0 15 22 0.00 0.000	PITCHER										IP WLS BF H R ER SO BB IBB HBP BLK WP HR S P ERA WHIP								

AB	31
R	0
H	5
RBI	0
BB	0
SO	4
LOB	10



Batter	1	2	3	4	5	6	7	8	9	AB	R	H	RBI	BB	SO	LOB	TOP								
51 Ichiro Suzuki, L (1, 8) OBP: 0.397, SLG: 0.432										4	0	1	0	0	3	2									
29 Adrian Beltré, R (1, 5) OBP: 0.323, SLG: 0.488										4	1	1	0	0	1	1									
Raul Ibanez, L (1, 7) OBP: 0.347, SLG: 0.479										3	2	2	0	1	0	0									
Jose Guillen, R (1, 9) OBP: 0.352, SLG: 0.453										4	0	1	0	0	1	2									
Ben Broussard, L (1, 3) OBP: 0.323, SLG: 0.406										4	1	2	1	0	2	2									
Jose Vidro, S (1, 10) OBP: 0.382, SLG: 0.397										4	0	0	0	0	0	3									
4 Jose Lopez, R (1, 4) OBP: 0.287, SLG: 0.353										4	0	1	1	0	0	0									
Jamie Burke, R (1, 2) OBP: 0.361, SLG: 0.376										3	0	0	0	0	2	1									
7 Yunesky Betancourt, R (9, PH) OBP: 0.308, SLG: 0.419										1	0	0	0	0	1	0									
16 Willie Bloomquist, R (1, 6) OBP: 0.325, SLG: 0.340										3	0	1	0	0	0	0									
8 Jeremy Reed, L (9, PH) OBP: 0.250, SLG: 0.417										1	0	0	0	0	0	0									
Inning Stats	R: 0 E: 0 K: 0 S: 10	H: 2 LOB: 1 BB: 0 P: 14	R: 0 E: 0 K: 1 S: 7	H: 0 LOB: 0 BB: 0 P: 10	R: 0 E: 0 K: 1 S: 9	H: 0 LOB: 0 BB: 0 P: 14	R: 0 E: 0 K: 2 S: 8	H: 0 LOB: 0 BB: 0 P: 11	R: 1 E: 0 K: 2 S: 18	H: 3 LOB: 2 BB: 0 P: 25	R: 1 E: 0 K: 0 S: 10	H: 2 LOB: 1 BB: 0 P: 13	R: 0 E: 0 K: 1 S: 10	H: 0 LOB: 0 BB: 0 P: 14	R: 2 E: 0 K: 2 S: 17	H: 2 LOB: 1 BB: 1 P: 32	R: 0 E: 0 K: 1 S: 6	H: 0 LOB: 0 BB: 0 P: 6	1B: 6 2B: 3 3B: 0 HR: 0	SF: 0 SAC: 0 DP: 1 HBP: 0	WP: 1 PB: 2 SB: 1 CS: 0	PA: 36			
PITCHER	IP WLS BF H R ER SO BB IBB HBP BLK WP HR S P ERA WHIP	IP WLS BF H R ER SO BB IBB HBP BLK WP HR S P ERA WHIP	IP WLS BF H R ER SO BB IBB HBP BLK WP HR S P ERA WHIP	IP WLS BF H R ER SO BB IBB HBP BLK WP HR S P ERA WHIP	IP WLS BF H R ER SO BB IBB HBP BLK WP HR S P ERA WHIP	IP WLS BF H R ER SO BB IBB HBP BLK WP HR S P ERA WHIP	IP WLS BF H R ER SO BB IBB HBP BLK WP HR S P ERA WHIP	IP WLS BF H R ER SO BB IBB HBP BLK WP HR S P ERA WHIP	IP WLS BF H R ER SO BB IBB HBP BLK WP HR S P ERA WHIP	IP WLS BF H R ER SO BB IBB HBP BLK WP HR S P ERA WHIP	IP WLS BF H R ER SO BB IBB HBP BLK WP HR S P ERA WHIP	IP WLS BF H R ER SO BB IBB HBP BLK WP HR S P ERA WHIP	IP WLS BF H R ER SO BB IBB HBP BLK WP HR S P ERA WHIP	IP WLS BF H R ER SO BB IBB HBP BLK WP HR S P ERA WHIP	IP WLS BF H R ER SO BB IBB HBP BLK WP HR S P ERA WHIP	IP WLS BF H R ER SO BB IBB HBP BLK WP HR S P ERA WHIP	IP WLS BF H R ER SO BB IBB HBP BLK WP HR S P ERA WHIP	IP WLS BF H R ER SO BB IBB HBP BLK WP HR S P ERA WHIP	IP WLS BF H R ER SO BB IBB HBP BLK WP HR S P ERA WHIP	IP WLS BF H R ER SO BB IBB HBP BLK WP HR S P ERA WHIP	IP WLS BF H R ER SO BB IBB HBP BLK WP HR S P ERA WHIP	IP WLS BF H R ER SO BB IBB HBP BLK WP HR S P ERA WHIP	IP WLS BF H R ER SO BB IBB HBP BLK WP HR S P ERA WHIP	IP WLS BF H R ER SO BB IBB HBP BLK WP HR S P ERA WHIP	IP WLS BF H R ER SO BB IBB HBP BLK WP HR S P ERA WHIP
9 Chone Figgins, S (1, 9) OBP: 0.404, SLG: 0.450										3	0	0	2	0	1	0									
Orlando Cabrera, R (1, 6) OBP: 0.348, SLG: 0.401										4	0	2	1	0	1	0									
27 Vladimir Guerrero, R (1, 10) OBP: 0.401, SLG: 0.542										3	0	1	0	2	0	1									
Garret Anderson, L (1, 7) OBP: 0.342, SLG: 0.501										5	0	1	0	0	0	7									
Casey Kotchman, L (1, 3) OBP: 0.368, SLG: 0.463										5	2	2	1	0	0	4									
24 Gary Matthews, S (1, 8) OBP: 0.324, SLG: 0.424										3	1	0	0	1	1	1									
6 Maicer Izturis, S (1, 5) OBP: 0.348, SLG: 0.404										4	3	3	2	0	0	0									
47 Howie Kendrick, R (1, 4) OBP: 0.348, SLG: 0.453										2	1	1	1	0	0	0									
5 Jeff Mathis, R (1, 2) OBP: 0.285, SLG: 0.361										2	0	0	0	2	0	1									
Inning Stats	R: 0 E: 0 K: 0 S: 7	H: 1 LOB: 1 BB: 0 P: 13	R: 3 E: 0 K: 1 S: 15	H: 2 LOB: 1 BB: 1 P: 22	R: 0 E: 0 K: 0 S: 8	H: 1 LOB: 1 BB: 0 P: 12	R: 0 E: 0 K: 0 S: 8	H: 0 LOB: 1 BB: 0 P: 13	R: 0 E: 0 K: 0 S: 5	H: 0 LOB: 2 BB: 1 P: 10	R: 2 E: 0 K: 1 S: 15	H: 2 LOB: 3 BB: 2 P: 31	R: 2 E: 1 K: 0 S: 18	H: 3 LOB: 1 BB: 1 P: 32	R: 0 E: 0 K: 1 S: 8	H: 1 LOB: 1 BB: 0 P: 12	1B: 8 2B: 1 3B: 0 HR: 2	SF: 2 SAC: 0 DP: 1 HBP: 3	WP: 0 PB: 0 SB: 0 CS: 0	PA: 41					
PITCHER	IP WLS BF H R ER SO BB IBB HBP BLK WP HR S P ERA WHIP	IP WLS BF H R ER SO BB IBB HBP BLK WP HR S P ERA WHIP	IP WLS BF H R ER SO BB IBB HBP BLK WP HR S P ERA WHIP	IP WLS BF H R ER SO BB IBB HBP BLK WP HR S P ERA WHIP	IP WLS BF H R ER SO BB IBB HBP BLK WP HR S P ERA WHIP	IP WLS BF H R ER SO BB IBB HBP BLK WP HR S P ERA WHIP	IP WLS BF H R ER SO BB IBB HBP BLK WP HR S P ERA WHIP	IP WLS BF H R ER SO BB IBB HBP BLK WP HR S P ERA WHIP	IP WLS BF H R ER SO BB IBB HBP BLK WP HR S P ERA WHIP	IP WLS BF H R ER SO BB IBB HBP BLK WP HR S P ERA WHIP	IP WLS BF H R ER SO BB IBB HBP BLK WP HR S P ERA WHIP	IP WLS BF H R ER SO BB IBB HBP BLK WP HR S P ERA WHIP	IP WLS BF H R ER SO BB IBB HBP BLK WP HR S P ERA WHIP	IP WLS BF H R ER SO BB IBB HBP BLK WP HR S P ERA WHIP	IP WLS BF H R ER SO BB IBB HBP BLK WP HR S P ERA WHIP	IP WLS BF H R ER SO BB IBB HBP BLK WP HR S P ERA WHIP	IP WLS BF H R ER SO BB IBB HBP BLK WP HR S P ERA WHIP	IP WLS BF H R ER SO BB IBB HBP BLK WP HR S P ERA WHIP	IP WLS BF H R ER SO BB IBB HBP BLK WP HR S P ERA WHIP	IP WLS BF H R ER SO BB IBB HBP BLK WP HR S P ERA WHIP	IP WLS BF H R ER SO BB IBB HBP BLK WP HR S P ERA WHIP	IP WLS BF H R ER SO BB IBB HBP BLK WP HR S P ERA WHIP	IP WLS BF H R ER SO BB IBB HBP BLK WP HR S P ERA WHIP	IP WLS BF H R ER SO BB IBB HBP BLK WP HR S P ERA WHIP	IP WLS BF H R ER SO BB IBB HBP BLK WP HR S P ERA WHIP

Seattle Mariners @ Los Angeles Angels
 Angel Stadium of Anaheim, Anaheim, CA
 Sun Sep 23 2007, 12:35 PM PDT
 Att: 44,234 - Partly Cloudy - 71 F

AB 35
 R 4
 H 9
 RBI 2
 BB 1
 SO 10
 LOB 11



Seattle Mariners @ Los Angeles Angels
 Angel Stadium of Anaheim, Anaheim, CA
 Sun Sep 23 2007, 12:35 PM PDT
 Att: 44,234 - Partly Cloudy - 71 F

AB 31
 R 7
 H 10
 RBI 7
 BB 5
 SO 3
 LOB 14



Batter	1	2	3	4	5	6	7	8	9	AB	R	H	RBI	BB	SO	LOB	TOP								
9 Chone Figgins, S OBP: 0.400, SLG: 0.446										4	0	0	1	0	2	1	Los Angeles Angels @ Texas Rangers Rangers Ballpark in Arlington, Arlington, TX Mon Sep 24 2007, 8:05 PM EDT Att: 22,881 - Clear - 89 F								
Orlando Cabrera, R OBP: 0.349, SLG: 0.402										4	2	2	1	0	1	0									
Casey Kotchman, L OBP: 0.371, SLG: 0.470										2	2	1	2	2	0	0									
19 Kendrys Morales, S OBP: 0.330, SLG: 0.477										4	0	0	0	0	1	3									
24 Gary Matthews, S OBP: 0.325, SLG: 0.422										2	0	0	0	2	0	2									
Juan Rivera, R OBP: 0.250, SLG: 0.452										3	1	1	2	1	0	2									
Nathan Haynes, L OBP: 0.293, SLG: 0.308										0	0	0	0	0	0	0									
6 Maicer Izturis, S OBP: 0.350, SLG: 0.403										3	1	1	0	1	0	1									
47 Howie Kendrick, R OBP: 0.350, SLG: 0.457										4	1	2	1	0	1	2									
44 Mike Napoli, R OBP: 0.344, SLG: 0.436										3	0	0	0	0	1	3									
2 Erick Aybar, S OBP: 0.280, SLG: 0.272										1	0	0	0	0	0	0									
Inning Stats	R: 0 E: 0 K: 0 S: 6	H: 0 LOB: 0 BB: 0 P: 10	R: 0 E: 0 K: 1 S: 9	H: 0 LOB: 2 BB: 2 P: 20	R: 0 E: 0 K: 1 S: 6	H: 0 LOB: 0 BB: 0 P: 9	R: 0 E: 0 K: 1 S: 7	H: 0 LOB: 0 BB: 1 P: 15	R: 5 E: 0 K: 1 S: 23	H: 4 LOB: 0 BB: 1 P: 38	R: 0 E: 0 K: 0 S: 7	H: 0 LOB: 0 BB: 0 P: 13	R: 0 E: 0 K: 1 S: 11	H: 1 LOB: 0 BB: 0 P: 18	R: 2 E: 0 K: 0 S: 11	H: 2 LOB: 1 BB: 1 P: 21	R: 0 E: 0 K: 1 S: 9	H: 0 LOB: 0 BB: 0 P: 13	1B: 4 2B: 3 3B: 0 HR: 1	SF: 1 SAC: 0 DP: 2 HBP: 0	WP: 0 PB: 0 SB: 2 CS: 2	PA: 38			
PITCHER	IP	WLS	BF	H	R	ER	SO	BB	IBB	HBP	BLK	WP	HR	S	P	ERA	WHIP								
Armando Galarraga, R ERA: 6.23	4.2		21	4	5	5	4	4	0	0	0	0	1	48	87	9.64	1.714								
Bill White, L ERA: 6.14	1.1	W	4	0	0	0	0	1	0	0	0	0	0	10	18	0.00	0.750								
50 Frank Francisco, R ERA: 4.63	1.0	H	3	1	0	0	1	0	0	0	0	0	0	11	18	0.00	1.000								
Mike Wood, R ERA: 6.04	1.0	H	6	2	2	2	0	1	0	0	0	0	0	11	21	18.00	3.000								
58 Wes Littleton, R ERA: 4.37	1.0	S	3	0	0	0	1	0	0	0	0	0	0	9	13	0.00	0.000								

AB	30
R	7
H	7
RBI	7
BB	6
SO	6
LOB	14



Batter	1	2	3	4	5	6	7	8	9	AB	R	H	RBI	BB	SO	LOB	BOTTOM								
5 Ian Kinsler, R OBP: 0.356, SLG: 0.447										4	1	1	0	1	2	1	Los Angeles Angels @ Texas Rangers Rangers Ballpark in Arlington, Arlington, TX Mon Sep 24 2007, 8:05 PM EDT Att: 22,881 - Clear - 89 F								
15 Gerald Laird, R OBP: 0.276, SLG: 0.340										5	3	3	0	0	2	3									
10 Michael Young, R OBP: 0.364, SLG: 0.418										4	1	2	4	0	0	3									
22 Marlon Byrd, R OBP: 0.357, SLG: 0.460										4	1	1	2	0	1	1									
9 Hank Blalock, L OBP: 0.363, SLG: 0.543										2	1	2	0	2	0	0									
Jason Botts, S OBP: 0.322, SLG: 0.336										4	0	0	0	0	2	5									
7 David Murphy, L OBP: 0.402, SLG: 0.578										0	0	0	0	0	0	0									
Nelson Cruz, R OBP: 0.292, SLG: 0.380										4	0	1	1	0	1	1									
25 Jarrod Saltalamacchia, R OBP: 0.311, SLG: 0.424										4	1	1	0	0	2	1									
Brad Wilkerson, L OBP: 0.316, SLG: 0.471										0	0	0	0	0	0	0									
30 Travis Metcalf, R OBP: 0.284, SLG: 0.389										3	0	1	1	1	0	0									
4 Freddy Guzman, S OBP: 1.000, SLG: 4.000										0	0	0	0	0	0	0									
Ramón Vázquez, L OBP: 0.307, SLG: 0.381										0	0	0	0	0	0	0									
Inning Stats	R: 1 E: 0 K: 0 S: 15	H: 2 LOB: 2 BB: 1 P: 30	R: 0 E: 0 K: 1 S: 9	H: 0 LOB: 0 BB: 0 P: 13	R: 3 E: 0 K: 2 S: 17	H: 4 LOB: 1 BB: 0 P: 29	R: 0 E: 0 K: 1 S: 9	H: 0 LOB: 0 BB: 0 P: 14	R: 2 E: 0 K: 0 S: 10	H: 2 LOB: 2 BB: 1 P: 16	R: 1 E: 0 K: 2 S: 12	H: 2 LOB: 1 BB: 0 P: 21	R: 0 E: 0 K: 2 S: 7	H: 0 LOB: 1 BB: 1 P: 14	1B: 6 2B: 3 3B: 2 HR: 2	SF: 0 SAC: 0 DP: 1 HBP: 0	WP: 1 PB: 0 SB: 0 CS: 1	PA: 38							
PITCHER	IP	WLS	BF	H	R	ER	SO	BB	IBB	HBP	BLK	WP	HR	S	P	ERA	WHIP								
54 Ervin Santana, R ERA: 5.8	5.0	L	24	8	6	6	4	2	0	0	0	0	2	60	102	10.80	2.000								
49 Chris Bootcheck, R ERA: 4.74	1.0		6	2	1	1	2	1	0	0	0	0	0	19	31	9.00	3.000								
52 Jason Bulger, R ERA: 2.84	1.0		5	2	1	1	2	0	0	0	0	1	0	12	21	9.00	2.000								
63 Rich Thompson, R ERA: 6.0	1.0		3	0	0	0	2	1	0	0	0	0	0	7	14	0.00	1.000								

AB	34
R	8
H	12
RBI	8
BB	4
SO	10
LOB	15



Batter	1	2	3	4	5	6	7	8	9	AB	R	H	RBI	BB	SO	LOB	TOP						
9 Chone Figgins, S OBP: 0.398, SLG: 0.443										3	0	0	0	1	1	2							
Orlando Cabrera, R OBP: 0.347, SLG: 0.399										4	0	0	0	0	0	2							
Juan Rivera, R OBP: 0.278, SLG: 0.457										4	0	2	0	0	0	1							
65 Tommy Murphy, S OBP: 0.222, SLG: 0.229										0	0	0	0	0	0	0							
24 Gary Matthews, S OBP: 0.323, SLG: 0.419										4	0	0	0	0	0	3							
47 Howie Kendrick, R OBP: 0.349, SLG: 0.455										4	0	1	0	0	1	2							
39 Robb Quinlan, R OBP: 0.302, SLG: 0.341										2	0	1	0	0	1	0							
19 Kendrys Morales, S OBP: 0.325, SLG: 0.468										2	0	0	0	0	0	2							
2 Erick Aybar, S OBP: 0.281, SLG: 0.290										3	1	1	1	0	0	2							
5 Jeff Mathis, R OBP: 0.282, SLG: 0.357										2	0	0	0	0	2	1							
Casey Kotchman, L OBP: 0.370, SLG: 0.469										1	0	0	0	0	0	1							
44 Mike Napoli, R OBP: 0.344, SLG: 0.436										0	0	0	0	0	0	0							
77 Reggie Willis, S OBP: 0.396, SLG: 0.349										3	0	2	0	0	1	0							
Inning Stats	R: 0 E: 0 K: 0 S: 6	H: 0 LOB: 1 BB: 1 P: 11	R: 0 E: 0 K: 1 S: 14	H: 1 LOB: 1 BB: 0 P: 21	R: 0 E: 0 K: 1 S: 6	H: 1 LOB: 0 BB: 0 P: 11	R: 0 E: 0 K: 0 S: 6	H: 1 LOB: 0 BB: 0 P: 7	R: 1 E: 0 K: 2 S: 13	H: 2 LOB: 1 BB: 0 P: 23	R: 0 E: 0 K: 0 S: 9	H: 0 LOB: 0 BB: 0 P: 12	R: 0 E: 0 K: 0 S: 15	H: 1 LOB: 1 BB: 0 P: 19	R: 0 E: 0 K: 1 S: 7	H: 0 LOB: 0 BB: 0 P: 11	R: 0 E: 0 K: 1 S: 10	H: 1 LOB: 1 BB: 0 P: 14	1B: 6 2B: 1 3B: 0 HR: 1	SF: 0 SAC: 0 DP: 2 HBP: 0	WP: 0 PB: 0 SB: 2 CS: 0	PA: 33	
PITCHER	IP	WLS	BF	H	R	ER	SO	BB	IBB	HBP	BLK	WP	HR	S	P	ERA	WHIP					ERA	WHIP
47 A.J. Murray, L ERA: 4.5	5.0		19	5	1	1	4	1	0	0	0	0	1	45	73	1.80	1.200						
Jaime Wright, R ERA: 3.62	4.0	W	14	2	0	0	2	0	0	0	0	0	0	41	56	0.00	0.500						

Los Angeles Angels @ Texas Rangers
Rangers Ballpark in Arlington, Arlington, TX
Tue Sep 25 2007, 8:05 PM EDT
Att: 30,708 - Partly Cloudy - 90 F

AB	32
R	1
H	7
RBI	1
BB	1
SO	6
LOB	16





Batter	1	2	3	4	5	6	7	8	9	AB	R	H	RBI	BB	SO	LOB	BOTTOM						
Frank Catalanotto, L OBP: 0.341, SLG: 0.450										4	0	0	0	0	0	0							
Nelson Cruz, R OBP: 0.292, SLG: 0.380										0	0	0	0	0	0	0							
5 Ian Kinsler, R OBP: 0.359, SLG: 0.450										4	1	3	0	0	0	0							
10 Michael Young, R OBP: 0.364, SLG: 0.416										3	0	0	0	1	1	2							
22 Marlon Byrd, R OBP: 0.359, SLG: 0.461										3	0	0	0	1	1	2							
9 Hank Bialock, L OBP: 0.361, SLG: 0.537										4	1	2	0	0	0	2							
Jason Botts, S OBP: 0.322, SLG: 0.336										4	1	2	0	0	0	2							
Brad Wilkerson, L OBP: 0.316, SLG: 0.471										4	1	1	1	0	0	3							
7 David Murphy, L OBP: 0.410, SLG: 0.581										3	0	1	0	0	1	1							
25 Jarrod Saltalamacchia, S OBP: 0.308, SLG: 0.420										0	0	0	0	0	0	0							
Ramón Vázquez, L OBP: 0.305, SLG: 0.377										0	0	0	0	0	0	0							
Inning Stats	R: 0 E: 1 K: 0 S: 14	H: 1 LOB: 2 BB: 1 P: 24	R: 0 E: 0 K: 0 S: 6	H: 1 LOB: 0 BB: 0 P: 9	R: 0 E: 0 K: 2 S: 10	H: 1 LOB: 1 BB: 0 P: 15	R: 0 E: 0 K: 1 S: 9	H: 1 LOB: 0 BB: 0 P: 15	R: 0 E: 0 K: 2 S: 7	H: 0 LOB: 0 BB: 0 P: 10	R: 3 E: 0 K: 1 S: 19	H: 4 LOB: 1 BB: 0 P: 29	R: 0 E: 0 K: 1 S: 7	H: 0 LOB: 0 BB: 0 P: 11	R: 0 E: 0 K: 0 S: 8	H: 1 LOB: 1 BB: 0 P: 13	1B: 9 2B: 0 3B: 0 HR: 0	SF: 0 SAC: 0 DP: 1 HBP: 0	WP: 2 PB: 0 SB: 2 CS: 0	PA: 32			
PITCHER	IP	WLS	BF	H	R	ER	SO	BB	IBB	HBP	BLK	WP	HR	S	P	ERA	WHIP					ERA	WHIP
58 Dustin Moseley, R ERA: 4.4	4.0		16	4	0	0	3	1	0	0	0	0	0	39	63	0.00	1.250						
Darren Oliver, L ERA: 3.69	1.1	L	7	3	3	3	2	0	0	0	1	0	0	20	32	20.25	2.250						
62 Scot Shields, R ERA: 3.79	1.2		5	1	0	0	2	0	0	0	0	0	0	13	18	0.00	0.600						
49 Chris Bootcheck, R ERA: 4.68	1.0		4	1	0	0	0	0	0	0	0	0	0	8	13	0.00	1.000						

Los Angeles Angels @ Texas Rangers
Rangers Ballpark in Arlington, Arlington, TX
Tue Sep 25 2007, 8:05 PM EDT
Att: 30,708 - Partly Cloudy - 90 F

AB	31
R	3
H	9
RBI	2
BB	1
SO	7
LOB	10




Batter	1	2	3	4	5	6	7	8	9	AB	R	H	RBI	BB	SO	LOB	TOP			
9 Chone Figgins, S OBP: 0.397, SLG: 0.440 65 Tommy Murphy, S OBP: 0.216, SLG: 0.222	G5-3		L9			F9			L5	3	0	0	0	1	0	1	Los Angeles Angels @ Texas Rangers Rangers Ballpark in Arlington, Arlington, TX Wed Sep 26 2007, 2:05 PM EDT Att: 24,223 - Partly Cloudy - 89 F AB 29 R 2 H 7 RBI 2 BB 4 SO 5 LOB 20 			
6 Maicer Izturis, S OBP: 0.351, SLG: 0.408 3 Brandon Wood, R OBP: 0.154, SLG: 0.308	1B		P5		SF8				FC6-4	3	0	2	1	0	0	1				
27 Vladimir Guerrero, R OBP: 0.323, SLG: 0.540 Juan Rivera, R OBP: 0.270, SLG: 0.444	F9			G4-3					P6	2	0	0	0	0	0	1				
Garret Anderson, L OBP: 0.339, SLG: 0.496 64 Terry Evans, R OBP: 0.300, SLG: 0.500	L7			F8		K			P3	4	0	0	0	0	1	5				
19 Kendrys Morales, S OBP: 0.331, SLG: 0.464	K2-3			G1-4-3					HBP	3	0	1	0	0	1	0				
Casey Kotchman, L OBP: 0.374, SLG: 0.470 39 Robb Quinlan, R OBP: 0.300, SLG: 0.339	1B								G5-4-3	1	1	1	0	2	0	0				
24 Gary Matthews, S OBP: 0.326, SLG: 0.325 Nathan Haynes, L OBP: 0.394, SLG: 0.348	1B								G5-3	0	0	0	0	0	0	0				
77 Reggie Willits, S OBP: 0.394, SLG: 0.348	1B									2	0	0	0	0	0	2				
44 Mike Napoli, R OBP: 0.343, SLG: 0.430	K								K	3	0	0	0	0	3	4				
2 Erick Aybar, S OBP: 0.285, SLG: 0.296	1B								FC6-4	3	0	2	1	0	0	2				
Inning Stats	R: 0 E: 0 K: 0 S: 9	H: 1 LOB: 1 BB: 0 P: 13	R: 0 E: 0 K: 2 S: 10	H: 1 LOB: 2 BB: 1 P: 18	R: 0 E: 0 K: 0 S: 5	H: 1 LOB: 0 BB: 0 P: 7	R: 0 E: 0 K: 0 S: 6	H: 0 LOB: 0 BB: 0 P: 8	R: 2 E: 0 K: 1 S: 13	H: 1 LOB: 3 BB: 2 P: 28	R: 0 E: 0 K: 1 S: 8	H: 1 LOB: 1 BB: 1 P: 17	R: 0 E: 0 K: 0 S: 10	H: 0 LOB: 0 BB: 0 P: 17	R: 0 E: 0 K: 1 S: 11	H: 1 LOB: 1 BB: 0 P: 15	1B: 6 2B: 2 3B: 0 HR: 0	SF: 2 SAC: 0 DP: 2 HBP: 3	WP: 0 PB: 0 SB: 0 CS: 1	PA: 38
PITCHER	IP WLS BF H R ER SO BB IBB HBP BLK WP HR S P ERA WHIP	4.2 W 4 1 0 2 2 3 0 2 0 0 0 6 70 3.86 1.500	5.1 W 2 1 0 0 1 1 0 0 0 0 0 5 11 0.00 0.000	6.1 H 2 0 0 0 1 0 0 0 0 0 0 10 14 0.00 1.000	8.1 W 7 1 0 0 1 0 0 1 0 0 0 21 32 0.00 0.500	PITCHER										IP WLS BF H R ER SO BB IBB HBP BLK WP HR S P ERA WHIP	5.2 W 2 0 0 0 0 3 2 2 2 1 1 1 1 1 0.00 0.000			

Batter	1	2	3	4	5	6	7	8	9	AB	R	H	RBI	BB	SO	LOB	BOTTOM			
5 Ian Kinsler, R OBP: 0.359, SLG: 0.447	F9		F8		G5-4-3				G6-3	5	2	1	0	1	0	2	Los Angeles Angels @ Texas Rangers Rangers Ballpark in Arlington, Arlington, TX Wed Sep 26 2007, 2:05 PM EDT Att: 24,223 - Partly Cloudy - 89 F AB 39 R 16 H 17 RBI 16 BB 6 SO 11 LOB 14 			
15 Gerald Laird, R OBP: 0.280, SLG: 0.352 Guillermo Quiroz, R OBP: 0.500, SLG: 0.571	1B									3	2	2	2	1	1	1				
10 Michael Young, R OBP: 0.365, SLG: 0.418 Ramón Vázquez, L OBP: 0.305, SLG: 0.377	HR									5	3	3	2	0	1	2				
Sammy Sosa, R OBP: 0.311, SLG: 0.471 9 Hank Bialock, L OBP: 0.394, SLG: 0.554	HR									3	2	1	2	1	2	2				
22 Marlon Byrd, R OBP: 0.358, SLG: 0.463 4 Freddy Guzman, S OBP: 0.500, SLG: 2.000	K									4	1	1	2	0	2	1				
Jason Botts, S OBP: 0.335, SLG: 0.346	1B									4	0	3	1	1	1	1				
Nelson Cruz, R OBP: 0.290, SLG: 0.387	F8									5	1	1	2	0	2	4				
Brad Wilkerson, L OBP: 0.319, SLG: 0.472										4	2	2	0	1	0	0				
30 Travis Metcalfe, R OBP: 0.293, SLG: 0.412	L6									4	2	2	2	1	1	1				
Inning Stats	R: 3 E: 0 K: 1 S: 14	H: 4 LOB: 1 BB: 0 P: 24	R: 0 E: 0 K: 1 S: 13	H: 1 LOB: 2 BB: 1 P: 22	R: 2 E: 0 K: 2 S: 13	H: 1 LOB: 0 BB: 1 P: 25	R: 1 E: 0 K: 0 S: 7	H: 1 LOB: 0 BB: 1 P: 13	R: 0 E: 0 K: 2 S: 12	H: 1 LOB: 1 BB: 0 P: 15	R: 5 E: 0 K: 3 S: 24	H: 5 LOB: 1 BB: 1 P: 42	R: 5 E: 0 K: 1 S: 16	H: 4 LOB: 1 BB: 2 P: 31	R: 0 E: 0 K: 1 S: 8	H: 0 LOB: 0 BB: 0 P: 11		1B: 10 2B: 1 3B: 1 HR: 5	SF: 1 SAC: 0 DP: 1 HBP: 0	WP: 0 PB: 0 SB: 0 CS: 0
PITCHER	IP WLS BF H R ER SO BB IBB HBP BLK WP HR S P ERA WHIP	5.0 L 7 4 4 4 2 1 0 0 0 0 1 18 34 54.00 7.500	6.1 W 7 4 4 4 2 1 0 0 0 0 1 18 34 54.00 7.500	6.1 W 10 4 5 5 2 2 0 0 0 0 1 19 34 33.75 4.500	8.1 W 3 0 0 0 1 0 0 0 0 0 0 8 11 0.00 0.000	PITCHER										IP WLS BF H R ER SO BB IBB HBP BLK WP HR S P ERA WHIP	5.2 L 7 4 4 4 2 1 0 0 0 0 1 18 34 54.00 7.500			

Batter	1	2	3	4	5	6	7	8	9	AB	R	H	RBI	BB	SO	LOB	TOP										
9 Chone Figgins, S OBP: 0.395, SLG: 0.434										3	1	0	0	1	1	2											
77 Reggie Willits, S OBP: 0.391, SLG: 0.344										4	0	1	0	0	0	0											
Juan Rivera, R OBP: 0.295, SLG: 0.442										4	0	1	1	0	0	0											
19 Kendrys Morales, S OBP: 0.328, SLG: 0.457										4	0	1	0	0	1	2											
47 Howie Kendrick, R OBP: 0.347, SLG: 0.450										4	1	1	0	0	1	3											
39 Robb Quinlan, R OBP: 0.306, SLG: 0.350										3	1	2	0	0	0	2											
Nathan Haynes, L OBP: 0.333, SLG: 0.333										1	0	1	0	0	0	0											
5 Jeff Mathis, R OBP: 0.276, SLG: 0.351										3	0	0	1	0	2	2											
2 Erick Aybar, S OBP: 0.284, SLG: 0.295										4	0	1	1	0	2	0											
3 Brandon Wood, R OBP: 0.172, SLG: 0.310										3	0	1	0	0	2	1											
Inning Stats	R: 1 H: 2 E: 0 K: 0 S: 13	WLS: 2 BF: 20 LOB: 20	H: 3 R: 1 ER: 1 SO: 3	BB: 1 IBB: 0 HBP: 0 BLK: 0	WP: 0 HR: 0 S: 34 P: 54	ERA: 3.00 WHIP: 1.333	R: 0 H: 1 E: 0 K: 1 S: 6	WLS: 1 BF: 19 LOB: 7	H: 1 R: 0 ER: 0 SO: 7	BB: 1 IBB: 0 HBP: 0 BLK: 0	WP: 0 HR: 0 S: 44 P: 63	ERA: 3.86 WHIP: 1.071	R: 0 H: 0 E: 0 K: 2 S: 9	WLS: 0 BF: 12 LOB: 0	H: 0 R: 0 ER: 0 SO: 12	BB: 0 IBB: 0 HBP: 0 BLK: 0	WP: 0 HR: 0 S: 10 P: 19	1B: 8 SF: 1 2B: 1 3B: 0 HR: 0	SF: 1 SAC: 0 DP: 1 HBP: 0	WP: 0 PB: 0 SB: 0 CS: 1	PA: 35						
PITCHER	IP	WLS	BF	H	R	ER	SO	BB	IBB	HBP	BLK	WP	HR	S	P	ERA	WHIP										
51 Dallas Braden, L ERA: 6.72	3.0		13	3	1	1	3	1	0	0	0	0	0	34	54	3.00	1.333										
25 Lenny DiNardo, L ERA: 4.11	4.2	L	18	5	2	2	4	0	0	0	0	0	0	44	63	3.86	1.071										
Ruddy Lugo, R ERA: 5.4	1.1		4	1	0	0	2	0	0	0	0	0	0	10	13	0.00	0.750										

Los Angeles Angels @ Oakland Athletics
McAfee Coliseum, Oakland, CA
Sat Sep 29 2007, 4:05 PM EDT
Att: 26,480 - Sunny - 68 F

AB 33
R 3
H 9
RBI 3
BB 1
SO 9
LOB 12



Batter	1	2	3	4	5	6	7	8	9	AB	R	H	RBI	BB	SO	LOB	BOTTOM										
Shannon Stewart, R OBP: 0.345, SLG: 0.394										5	1	2	0	0	1	3											
10 Daric Barton, L OBP: 0.438, SLG: 0.618										4	1	2	0	0	0	3											
Nick Swisher, S OBP: 0.382, SLG: 0.455										4	0	1	1	0	1	4											
32 Jack Cust, L OBP: 0.408, SLG: 0.505										3	0	0	0	1	1	3											
Kevin Thompson, R OBP: 0.229, SLG: 0.250										0	0	0	0	0	0	0											
29 Dan Johnson, L OBP: 0.349, SLG: 0.418										4	0	2	1	0	2	0											
22 Jack Hannahan, L OBP: 0.372, SLG: 0.429										4	0	0	0	0	0	3											
Marcio Scutaro, R OBP: 0.332, SLG: 0.358										4	0	1	0	0	1	0											
8 Kurt Suzuki, R OBP: 0.328, SLG: 0.411										2	0	0	0	1	0	0											
J.J. Furmaniak, R OBP: 0.364, SLG: 0.235										2	0	0	0	1	2	0											
Mike Piazza, R OBP: 0.314, SLG: 0.416										1	0	0	0	0	0	1											
Inning Stats	R: 0 H: 1 E: 0 K: 0 S: 6	WLS: 1 BF: 8 LOB: 8	H: 0 R: 0 ER: 0 SO: 15	BB: 2 IBB: 0 HBP: 0 BLK: 0	WP: 0 HR: 0 S: 57 P: 92	ERA: 1.50 WHIP: 1.167	R: 0 H: 0 E: 0 K: 1 S: 10	WLS: 0 BF: 14 LOB: 0	H: 0 R: 0 ER: 0 SO: 14	BB: 0 IBB: 0 HBP: 0 BLK: 0	WP: 0 HR: 0 S: 9 P: 25	ERA: 0.00 WHIP: 0.000	R: 0 H: 1 E: 0 K: 2 S: 6	WLS: 1 BF: 10 LOB: 2	H: 1 R: 0 ER: 0 SO: 10	BB: 2 IBB: 0 HBP: 0 BLK: 0	WP: 0 HR: 0 S: 9 P: 25	1B: 8 SF: 0 2B: 0 3B: 0 HR: 0	SF: 0 SAC: 1 DP: 1 HBP: 0	WP: 1 PB: 0 SB: 0 CS: 0	PA: 37						
PITCHER	IP	WLS	BF	H	R	ER	SO	BB	IBB	HBP	BLK	WP	HR	S	P	ERA	WHIP										
45 Kelvin Escobar, R ERA: 3.4	6.0	W	24	5	1	1	4	2	0	0	0	0	0	7	8	0.00	0.000										
40 Bartolo Colon, R ERA: 6.34	1.0	H	3	0	0	0	2	0	0	0	0	0	0	7	8	0.00	0.000										
62 Scot Shields, R ERA: 3.86	1.0	H	6	2	1	1	2	1	0	0	0	1	0	13	20	9.00	3.000										
Francisco Rodriguez, R ERA: 2.81	1.0	S	4	1	0	0	0	0	0	0	0	0	0	9	10	0.00	1.000										

Los Angeles Angels @ Oakland Athletics
McAfee Coliseum, Oakland, CA
Sat Sep 29 2007, 4:05 PM EDT
Att: 26,480 - Sunny - 68 F


AB 33
R 2
H 8
RBI 2
BB 3
SO 8
LOB 17



Batter	1	2	3	4	5	6	7	8	9	AB	R	H	RBI	BB	SO	LOB	TOP					
9 Chone Figgins, S OBP: 0.250, SLG: 0.250	3-2 G5-3 G6-3 1B		2-3 K			0-1 L8			1-1 L7	4	0	1	0	0	1	0						
Orlando Cabrera, R	0-1 G6-3			1-3 K			2-1 G6-3		0-0 G5-3	4	0	0	0	0	1	1						
27 Vladimir Guerrero, R OBP: 0.500, SLG: 0.500	1-1 G5-3			0-1 G6-3			2-2 FC4-6 1B		0-1 1B	4	0	2	0	0	0	1						
Garret Anderson, L	0-3 K2-3			0-3 K			0-1 P5		0-0 F8	4	0	0	0	0	2	3						
6 Maicer Izturis, S		2-2 G5-3			3-2 P6			1-1 FC4-6		3	0	0	0	0	0	1						
Casey Kotchman, L		0-2 G4-3			1-3 K			0-0 G3-1		3	0	0	0	0	1	0						
47 Howie Kendrick, R OBP: 0.333, SLG: 0.333		2-1 F8			0-0 G4-3			1-2 FC4-6 1B		3	0	1	0	0	0	0						
44 Mike Napoli, R						0-3 K			0-2 FC4-6 19 WP	2	0	0	0	0	1	0						
2 Erick Aybar, S									1-2 K	1	0	0	0	0	0	1						
77 Reggie Willits, S						2-2 F7			1-3 K	2	0	0	0	0	1	0						
19 Kendrys Morales, S(8, PH)									1-2 K	1	0	0	0	0	1	1						
5 Jeff Mathis, R										0	0	0	0	0	0	0						
Inning Stats	R: 0 E: 0 K: 1 S: 10	H: 1 LOB: 1 BB: 0 P: 14	R: 0 E: 0 K: 0 S: 10	H: 0 LOB: 0 BB: 0 P: 14	R: 0 E: 0 K: 1 S: 9	H: 0 LOB: 0 BB: 0 P: 13	R: 0 E: 0 K: 2 S: 9	H: 0 LOB: 0 BB: 0 P: 10	R: 0 E: 0 K: 1 S: 9	H: 0 LOB: 0 BB: 0 P: 13	R: 0 E: 0 K: 2 S: 8	H: 0 LOB: 0 BB: 0 P: 8	R: 0 E: 0 K: 0 S: 11	H: 1 LOB: 1 BB: 0 P: 16	R: 0 E: 0 K: 1 S: 11	H: 1 LOB: 1 BB: 0 P: 13	R: 0 E: 0 K: 0 S: 6	H: 1 LOB: 1 BB: 0 P: 7	1B: 4 2B: 0 3B: 0 HR: 0	SF: 0 SAC: 0 DP: 0 HBP: 0	WP: 1 PB: 0 SB: 0 CS: 0	PA: 31
PITCHER 19 Josh Beckett, R ERA:	IP: 9.0 WLS: W BF: 31	H: 4 R: 0 ER: 0 SO: 8	BB: 0 IBB: 0 HBP: 0 BLK: 0	WP: 1 HR: 0 S: 83 P: 108	ERA: 0.00 WHIP: 0.444	PITCHER										IP: WLS: BF: H: R: ER: SO: BB: IBB: HBP: BLK: WP: HR: S: P: ERA: WHIP						

Los Angeles Angels @ Boston Red Sox
Fenway Park, Boston, MA
Wed Oct 03 2007, 6:30 PM EDT
Att: 37,997 - Cloudy - 65 F

AB 31
R 0
H 4
RBI 0
BB 0
SO 8
LOB 8



Batter	1	2	3	4	5	6	7	8	9	AB	R	H	RBI	BB	SO	LOB	BOTTOM			
15 Dustin Pedroia, R	0-1 G5-3	0-1 SAFE CS	0-0 P6		0-2 G5-3		2-3 K			4	0	0	0	0	1	0				
20 Kevin Youkilis, R OBP: 0.500, SLG: 1.500	2-1 HR		2-1 34 HR 2B		3-3 K			0-0 F9		4	2	2	1	0	1	0				
34 David Ortiz, L OBP: 0.750, SLG: 1.667	3-2 1B		1-0 HR		4-1 BB			3-2 F8		3	1	2	2	1	0	0				
Manny Ramirez, R OBP: 0.500, SLG: 0.333	1-2 1B		4-2 25 WP 25 1B BB		3-3 K			2-1 P5		3	1	1	0	1	1	1				
2 Jacoby Ellsbury, L	1-2 1B									0	0	0	0	0	0	0				
25 Mike Lowell, R OBP: 0.333, SLG: 0.333	0-2 P5		3-2 1B		1-1 G6-3					3	0	1	1	0	0	2				
7 J.D. Drew, L OBP: 0.333, SLG: 0.333	3-1 G5-3		3-1 G4-6-3		0-1 G3-6-1 1B					3	0	1	0	0	0	3				
Jason Varitek, S OBP: 0.333, SLG: 0.333		2-1 G4-3 1B		2-3 K		1-1 G3-6-1				3	0	1	0	0	1	1				
Coco Crisp, S		0-2 G4-3			0-0 P5				0-1 P5	3	0	0	0	0	0	1				
23 Julio Lugo, R OBP: 0.333, SLG: 0.333		2-1 15 CS 1B		2-3 K					1-3 K	3	0	1	0	0	2	0				
Inning Stats	R: 1 E: 0 K: 0 S: 16	H: 3 LOB: 2 BB: 0 P: 25	R: 0 E: 0 K: 0 S: 8	H: 2 LOB: 0 BB: 0 P: 12	R: 3 E: 0 K: 0 S: 12	H: 3 LOB: 0 BB: 1 P: 22	R: 0 E: 0 K: 2 S: 7	H: 0 LOB: 0 BB: 0 P: 11	R: 0 E: 0 K: 2 S: 11	H: 0 LOB: 1 BB: 1 P: 21	R: 0 E: 0 K: 0 S: 6	H: 1 LOB: 0 BB: 0 P: 8	R: 0 E: 0 K: 2 S: 8	H: 0 LOB: 0 BB: 0 P: 11	R: 0 E: 0 K: 0 S: 6	H: 0 LOB: 0 BB: 0 P: 11	1B: 6 2B: 1 3B: 0 HR: 2	SF: 0 SAC: 0 DP: 3 HBP: 0	WP: 1 PB: 0 SB: 0 CS: 1	PA: 32
PITCHER 41 John Lackey, R ERA: 6.0	IP: 6.0 WLS: L BF: 25	H: 9 R: 4 ER: 4 SO: 4	BB: 2 IBB: 0 HBP: 0 BLK: 0	WP: 1 HR: 2 S: 60 P: 99	ERA: 6.00 WHIP: 1.833	PITCHER										IP: WLS: BF: H: R: ER: SO: BB: IBB: HBP: BLK: WP: HR: S: P: ERA: WHIP				
54 Ervin Santana, R ERA:	IP: 2.0 WLS: 6 BF: 6	H: 0 R: 0 ER: 0 SO: 2	BB: 0 IBB: 0 HBP: 0 BLK: 0	WP: 0 HR: 0 S: 14 P: 22	ERA: 0.00 WHIP: 0.000	PITCHER										IP: WLS: BF: H: R: ER: SO: BB: IBB: HBP: BLK: WP: HR: S: P: ERA: WHIP				

Los Angeles Angels @ Boston Red Sox
Fenway Park, Boston, MA
Wed Oct 03 2007, 6:30 PM EDT
Att: 37,997 - Cloudy - 65 F

AB 29
R 4
H 9
RBI 4
BB 2
SO 6
LOB 8



Batter	1	2	3	4	5	6	7	8	9	AB	R	H	RBI	BB	SO	LOB	TOP			
9 Chone Figgins, S OBP: 0.222, SLG: 0.333										5	1	1	1	0	3	3				
Orlando Cabrera, R OBP: 0.222, SLG: 0.250										4	0	1	1	1	0	1				
27 Vladimir Guerrero, R 44 Mike Napoli, R										3	0	0	0	0	0	2				
Garret Anderson, L OBP: 0.333, SLG: 0.375										4	0	2	0	1	0	1				
6 Maicer Izturis, S OBP: 0.125, SLG: 0.125										5	0	1	0	0	2	5				
Casey Kotchman, L (1, 3)										2	1	0	0	2	0	1				
19 Kendrys Morales, S (1, 10)OBP: 0.200, SLG: 0.200										4	1	1	0	0	1	3				
47 Howie Kendrick, R OBP: 0.286, SLG: 0.286										4	0	1	0	0	1	2				
5 Jeff Mathis, R (1, 2)										3	0	0	1	0	0	2				
Juan Rivera, R (8, PH)										0	0	0	0	1	0	0				
77 Reggie Willits, S (8, 8)										0	0	0	0	0	0	0				
Inning Stats	R: 0 E: 0 K: 2 S: 20	H: 1 LOB: 2 BB: 1 P: 31	R: 3 E: 0 K: 1 S: 17	H: 3 LOB: 1 BB: 1 P: 28	R: 0 E: 0 K: 0 S: 7	H: 1 LOB: 0 BB: 0 P: 10	R: 0 E: 0 K: 0 S: 8	H: 1 LOB: 1 BB: 0 P: 10	R: 0 E: 0 K: 1 S: 6	H: 0 LOB: 0 BB: 0 P: 11	R: 0 E: 0 K: 1 S: 13	H: 0 LOB: 1 BB: 0 P: 20	R: 0 E: 1 K: 2 S: 15	H: 0 LOB: 3 BB: 1 P: 24	R: 0 E: 0 K: 0 S: 9	H: 0 LOB: 1 BB: 1 P: 17	1B: 4 2B: 3 3B: 0 HR: 0	SF: 0 SAC: 0 DP: 0 HBP: 1	WP: 1 PB: 0 SB: 5 CS: 0	PA: 41
PITCHER	IP WLS BF H R ER SO BB IBB HBP BLK WP HR S P ERA WHIP	IP WLS BF H R ER SO BB IBB HBP BLK WP HR S P ERA WHIP	IP WLS BF H R ER SO BB IBB HBP BLK WP HR S P ERA WHIP	IP WLS BF H R ER SO BB IBB HBP BLK WP HR S P ERA WHIP	IP WLS BF H R ER SO BB IBB HBP BLK WP HR S P ERA WHIP	IP WLS BF H R ER SO BB IBB HBP BLK WP HR S P ERA WHIP	IP WLS BF H R ER SO BB IBB HBP BLK WP HR S P ERA WHIP	IP WLS BF H R ER SO BB IBB HBP BLK WP HR S P ERA WHIP	IP WLS BF H R ER SO BB IBB HBP BLK WP HR S P ERA WHIP	IP WLS BF H R ER SO BB IBB HBP BLK WP HR S P ERA WHIP	IP WLS BF H R ER SO BB IBB HBP BLK WP HR S P ERA WHIP	IP WLS BF H R ER SO BB IBB HBP BLK WP HR S P ERA WHIP	IP WLS BF H R ER SO BB IBB HBP BLK WP HR S P ERA WHIP	IP WLS BF H R ER SO BB IBB HBP BLK WP HR S P ERA WHIP	IP WLS BF H R ER SO BB IBB HBP BLK WP HR S P ERA WHIP	IP WLS BF H R ER SO BB IBB HBP BLK WP HR S P ERA WHIP	IP WLS BF H R ER SO BB IBB HBP BLK WP HR S P ERA WHIP	IP WLS BF H R ER SO BB IBB HBP BLK WP HR S P ERA WHIP	IP WLS BF H R ER SO BB IBB HBP BLK WP HR S P ERA WHIP	IP WLS BF H R ER SO BB IBB HBP BLK WP HR S P ERA WHIP

Los Angeles Angels @ Boston Red Sox
Fenway Park, Boston, MA
Fri Oct 05 2007, 8:30 PM EDT
Att: 37,706 - Clear - 78 F

AB	35
R	3
H	7
RBI	3
BB	5
SO	7
LOB	20



Batter	1	2	3	4	5	6	7	8	9	AB	R	H	RBI	BB	SO	LOB	BOTTOM					
15 Dustin Pedroia, R OBP: 0.111, SLG: 0.222										5	1	1	0	0	0	1						
20 Kevin Youkilis, R OBP: 0.333, SLG: 0.750										4	1	0	0	1	2	2						
34 David Ortiz, L OBP: 0.889, SLG: 1.500										1	2	1	0	4	0	0						
Manny Ramirez, R OBP: 0.556, SLG: 0.833										3	1	1	3	2	1	3						
25 Mike Lowell, R OBP: 0.286, SLG: 0.200										2	0	0	1	1	0	3						
7 J.D. Drew, L OBP: 0.286, SLG: 0.286										4	0	1	2	0	0	2						
Jason Varitek, S (1, 2)										4	0	0	0	0	1	2						
Coco Crisp, S (1, 8)										3	0	1	0	1	1	0						
23 Julio Lugo, R OBP: 0.286, SLG: 0.286										4	1	1	0	0	2	2						
Inning Stats	R: 2 E: 0 K: 0 S: 17	H: 2 LOB: 2 BB: 2 P: 30	R: 0 E: 0 K: 2 S: 7	H: 0 LOB: 0 BB: 0 P: 10	R: 0 E: 0 K: 2 S: 11	H: 0 LOB: 1 BB: 1 P: 18	R: 0 E: 0 K: 1 S: 12	H: 1 LOB: 1 BB: 0 P: 16	R: 1 E: 0 K: 0 S: 14	H: 1 LOB: 2 BB: 2 P: 27	R: 0 E: 0 K: 1 S: 12	H: 0 LOB: 0 BB: 1 P: 17	R: 0 E: 0 K: 0 S: 12	H: 0 LOB: 2 BB: 2 P: 26	R: 0 E: 0 K: 0 S: 8	H: 0 LOB: 0 BB: 0 P: 10	R: 3 E: 0 K: 1 S: 6	H: 2 LOB: 0 BB: 1 P: 12	1B: 4 2B: 2 3B: 0 HR: 1	SF: 1 SAC: 0 DP: 1 HBP: 0	WP: 0 PB: 0 SB: 1 CS: 0	PA: 40
PITCHER	IP WLS BF H R ER SO BB IBB HBP BLK WP HR S P ERA WHIP	IP WLS BF H R ER SO BB IBB HBP BLK WP HR S P ERA WHIP	IP WLS BF H R ER SO BB IBB HBP BLK WP HR S P ERA WHIP	IP WLS BF H R ER SO BB IBB HBP BLK WP HR S P ERA WHIP	IP WLS BF H R ER SO BB IBB HBP BLK WP HR S P ERA WHIP	IP WLS BF H R ER SO BB IBB HBP BLK WP HR S P ERA WHIP	IP WLS BF H R ER SO BB IBB HBP BLK WP HR S P ERA WHIP	IP WLS BF H R ER SO BB IBB HBP BLK WP HR S P ERA WHIP	IP WLS BF H R ER SO BB IBB HBP BLK WP HR S P ERA WHIP	IP WLS BF H R ER SO BB IBB HBP BLK WP HR S P ERA WHIP	IP WLS BF H R ER SO BB IBB HBP BLK WP HR S P ERA WHIP	IP WLS BF H R ER SO BB IBB HBP BLK WP HR S P ERA WHIP	IP WLS BF H R ER SO BB IBB HBP BLK WP HR S P ERA WHIP	IP WLS BF H R ER SO BB IBB HBP BLK WP HR S P ERA WHIP	IP WLS BF H R ER SO BB IBB HBP BLK WP HR S P ERA WHIP	IP WLS BF H R ER SO BB IBB HBP BLK WP HR S P ERA WHIP	IP WLS BF H R ER SO BB IBB HBP BLK WP HR S P ERA WHIP	IP WLS BF H R ER SO BB IBB HBP BLK WP HR S P ERA WHIP	IP WLS BF H R ER SO BB IBB HBP BLK WP HR S P ERA WHIP	IP WLS BF H R ER SO BB IBB HBP BLK WP HR S P ERA WHIP		

Los Angeles Angels @ Boston Red Sox
Fenway Park, Boston, MA
Fri Oct 05 2007, 8:30 PM EDT
Att: 37,706 - Clear - 78 F

AB	30
R	6
H	6
RBI	6
BB	9
SO	7
LOB	15



Batter	1	2	3	4	5	6	7	8	9	AB	R	H	RBI	BB	SO	LOB	TOP					
15 Dustin Pedroia, R OBP: 0.214, SLG: 0.308	G5-3		K							4	1	1	1	1	1	1	Boston Red Sox @ Los Angeles Angels Angel Stadium of Anaheim, Anaheim, CA Sun Oct 07 2007, 12:00 PM PDT Att: 45,262 - Sunny - 82 F					
20 Kevin Youkilis, R OBP: 0.286, SLG: 0.583	K		F9					SF8		4	0	1	1	0	1	2						
34 David Ortiz, L Eric Hinske, L	K			HR				BB		3	2	2	1	1	1	0						
Manny Ramirez, R 2 Jacoby Ellsbury, L		BB		HR				BB		2	1	1	1	2	0	1						
25 Mike Lowell, R OBP: 0.364, SLG: 0.556		BB		HR				BB		1	1	0	0	0	1	1						
7 J.D. Drew, L OBP: 0.182, SLG: 0.182		2B		P3				BB		4	1	2	1	0	0	1						
Jason Varitek, S				F7				BB		4	1	0	1	0	1	4						
Coco Crisp, S				F8				BB		4	1	1	1	0	2	2						
23 Julio Lugo, R OBP: 0.364, SLG: 0.300				F8				BB		4	0	1	2	0	2	2						
								BB		3	1	1	0	1	0	1						
Inning Stats	R: 0 E: 0 K: 2 S: 9	H: 0 LOB: 0 BB: 0 P: 12	R: 0 E: 0 K: 2 S: 15	H: 1 LOB: 2 BB: 1 P: 24	R: 0 E: 0 K: 1 S: 7	H: 0 LOB: 0 BB: 0 P: 12	R: 2 E: 0 K: 0 S: 18	H: 2 LOB: 0 BB: 0 P: 27	R: 0 E: 0 K: 0 S: 9	H: 1 LOB: 1 BB: 1 P: 14	R: 0 E: 0 K: 0 S: 10	H: 0 LOB: 0 BB: 1 P: 17	R: 0 E: 0 K: 3 S: 10	H: 0 LOB: 0 BB: 0 P: 12	R: 7 E: 0 K: 0 S: 26	H: 5 LOB: 1 BB: 2 P: 40	R: 0 E: 0 K: 1 S: 7	H: 1 LOB: 0 BB: 0 P: 10	1B: 4 2B: 4 3B: 0 HR: 2	SF: 1 SAC: 0 DP: 3 HBP: 0	WP: 0 PB: 0 SB: 1 CS: 0	PA: 40
PITCHER	IP WLS BF H R ER SO BB IBB HBP BLK WP HR S P ERA WHIP	IP WLS BF H R ER SO BB IBB HBP BLK WP HR S P ERA WHIP	IP WLS BF H R ER SO BB IBB HBP BLK WP HR S P ERA WHIP	IP WLS BF H R ER SO BB IBB HBP BLK WP HR S P ERA WHIP	IP WLS BF H R ER SO BB IBB HBP BLK WP HR S P ERA WHIP	IP WLS BF H R ER SO BB IBB HBP BLK WP HR S P ERA WHIP	IP WLS BF H R ER SO BB IBB HBP BLK WP HR S P ERA WHIP	IP WLS BF H R ER SO BB IBB HBP BLK WP HR S P ERA WHIP	IP WLS BF H R ER SO BB IBB HBP BLK WP HR S P ERA WHIP	IP WLS BF H R ER SO BB IBB HBP BLK WP HR S P ERA WHIP	IP WLS BF H R ER SO BB IBB HBP BLK WP HR S P ERA WHIP	IP WLS BF H R ER SO BB IBB HBP BLK WP HR S P ERA WHIP	IP WLS BF H R ER SO BB IBB HBP BLK WP HR S P ERA WHIP	IP WLS BF H R ER SO BB IBB HBP BLK WP HR S P ERA WHIP	IP WLS BF H R ER SO BB IBB HBP BLK WP HR S P ERA WHIP	IP WLS BF H R ER SO BB IBB HBP BLK WP HR S P ERA WHIP						
36 Jered Weaver, R ERA: 3.6	5.0	L	21	4	2	2	5	3	0	0	0	0	0	0	0	0	3.60	1.400				
62 Scott Shields, R ERA: 2.25	2.0		6	0	1	1	3	1	0	0	0	0	0	0	0	0	4.50	0.500				
33 Justin Speier, R ERA: 27.0	0.1		5	3	2	2	0	1	0	0	0	0	0	0	0	0	54.00	12.000				
Darren Oliver, L ERA: 27.0	0.2		5	2	4	4	0	0	0	0	0	0	0	0	0	0	54.00	3.000				
58 Dustin Moseley, R ERA:	1.0		3	1	0	0	1	0	0	0	0	0	0	0	0	0	0.00	1.000				

Batter	1	2	3	4	5	6	7	8	9	AB	R	H	RBI	BB	SO	LOB	BOTTOM					
9 Chone Figgins, S OBP: 0.231, SLG: 0.385	F8		FC3-6							4	0	1	0	0	0	2	Boston Red Sox @ Los Angeles Angels Angel Stadium of Anaheim, Anaheim, CA Sun Oct 07 2007, 12:00 PM PDT Att: 45,262 - Sunny - 82 F					
Orlando Cabrera, R OBP: 0.308, SLG: 0.333										4	0	2	0	0	0	2						
27 Vladimir Guerrero, R OBP: 0.333, SLG: 0.290										3	0	0	0	1	0	2						
Garret Anderson, L 77 Reggie Willits, S										1	0	0	0	0	0	1						
19 Kendrys Morales, S OBP: 0.111, SLG: 0.111										2	0	0	0	1	1	3						
6 Maicer Izturis, S OBP: 0.233, SLG: 0.500										4	0	0	0	0	0	0						
47 Howie Kendrick, R OBP: 0.182, SLG: 0.200										4	1	3	0	0	0	0						
Juan Rivera, R Nathan Haynes, L										3	0	1	0	0	1	1						
44 Mike Napoli, R 39 Robb Quinlan, R										1	0	0	0	0	1	0						
										3	0	1	0	0	2	2						
Inning Stats	R: 0 E: 0 K: 0 S: 11	H: 1 LOB: 1 BB: 0 P: 12	R: 0 E: 0 K: 0 S: 7	H: 1 LOB: 0 BB: 0 P: 10	R: 0 E: 0 K: 1 S: 12	H: 2 LOB: 3 BB: 1 P: 18	R: 0 E: 0 K: 0 S: 9	H: 0 LOB: 0 BB: 0 P: 13	R: 0 E: 0 K: 1 S: 14	H: 1 LOB: 1 BB: 0 P: 17	R: 0 E: 0 K: 1 S: 8	H: 0 LOB: 0 BB: 0 P: 9	R: 0 E: 0 K: 1 S: 15	H: 1 LOB: 1 BB: 0 P: 21	R: 0 E: 0 K: 0 S: 14	H: 1 LOB: 2 BB: 1 P: 23	R: 1 E: 0 K: 1 S: 7	H: 1 LOB: 0 BB: 0 P: 12	1B: 5 2B: 3 3B: 0 HR: 0	SF: 1 SAC: 0 DP: 1 HBP: 0	WP: 1 PB: 0 SB: 0 CS: 0	PA: 36
PITCHER	IP WLS BF H R ER SO BB IBB HBP BLK WP HR S P ERA WHIP	IP WLS BF H R ER SO BB IBB HBP BLK WP HR S P ERA WHIP	IP WLS BF H R ER SO BB IBB HBP BLK WP HR S P ERA WHIP	IP WLS BF H R ER SO BB IBB HBP BLK WP HR S P ERA WHIP	IP WLS BF H R ER SO BB IBB HBP BLK WP HR S P ERA WHIP	IP WLS BF H R ER SO BB IBB HBP BLK WP HR S P ERA WHIP	IP WLS BF H R ER SO BB IBB HBP BLK WP HR S P ERA WHIP	IP WLS BF H R ER SO BB IBB HBP BLK WP HR S P ERA WHIP	IP WLS BF H R ER SO BB IBB HBP BLK WP HR S P ERA WHIP	IP WLS BF H R ER SO BB IBB HBP BLK WP HR S P ERA WHIP	IP WLS BF H R ER SO BB IBB HBP BLK WP HR S P ERA WHIP	IP WLS BF H R ER SO BB IBB HBP BLK WP HR S P ERA WHIP	IP WLS BF H R ER SO BB IBB HBP BLK WP HR S P ERA WHIP	IP WLS BF H R ER SO BB IBB HBP BLK WP HR S P ERA WHIP	IP WLS BF H R ER SO BB IBB HBP BLK WP HR S P ERA WHIP	IP WLS BF H R ER SO BB IBB HBP BLK WP HR S P ERA WHIP						
38 Curt Schilling, R ERA:	7.0	W	27	6	0	0	4	1	0	0	0	0	0	0	0	0	0.00	1.000				
37 Hideki Okajima, L ERA:	1.0		5	1	0	0	0	1	0	0	0	0	0	0	0	0	0.00	2.000				
Eric Gagne, R ERA: 9.0	1.0		4	1	1	1	1	0	0	0	0	0	0	0	0	0	9.00	1.000				

AB	34
R	9
H	10
RBI	9
BB	5
SO	9
LOB	16

AB	33
R	1
H	8
RBI	1
BB	2
SO	5
LOB	17